




San Diego Padres - 2003

Batter	1	2	3	4	5	6	7	8	9	AB R H RBI BB SO LOB	TOP																								
												San Diego Padres @ Stars of the Future Desert Sun Stadium, Yuma, AZ Sun Mar 23 2003, 3:05 PM EST livebaseballscorecards.com																							
		AB 0 R 0 H 0 RBI 0 BB 0 SO 0 LOB 0																																	
																																			
Inning Stats		1B: 0 SF: 0 2B: 0 SAC: 0 3B: 0 DP: 0 HR: 0 HBP: 0	WP: 0 PA: 0 PB: 0 SB: 0 CS: 0																																
PITCHER	IP	WLS	BF	H	R	ER	SO	BB	IBB	HBP	BLK	WP	HR	S	P	ERA	WHIP	PITCHER	IP	WLS	BF	H	R	ER	SO	BB	IBB	HBP	BLK	WP	HR	S	P	ERA	WHIP

Batter	1	2	3	4	5	6	7	8	9	AB R H RBI BB SO LOB	BOTTOM
--------	---	---	---	---	---	---	---	---	---	----------------------	--------

												San Diego Padres @ Stars of the Future Desert Sun Stadium, Yuma, AZ Sun Mar 23 2003, 3:05 PM EST livebaseballscorecards.com
											AB 0 R 0 H 0 RBI 0 BB 0 SO 0 LOB 0	
												
Inning Stats											1B: 0 SF: 0 WP: 0 PA: 0 2B: 0 SAC: 0 PB: 0 3B: 0 DP: 0 SB: 0 HR: 0 HBP: 0 CS: 0	

PITCHER	IP	WLS	BF	H	R	ER	SO	BB	IBB	HBP	BLK	WP	HR	S	P	ERA	WHIP	PITCHER	IP	WLS	BF	H	R	ER	SO	BB	IBB	HBP	BLK	WP	HR	S	P	ERA	WHIP
---------	----	-----	----	---	---	----	----	----	-----	-----	-----	----	----	---	---	-----	------	---------	----	-----	----	---	---	----	----	----	-----	-----	-----	----	----	---	---	-----	------


Batter	1	2	3	4	5	6	7	8	9	AB R H RBI BB SO LOB	TOP																								
												San Diego Padres @ Portland Beavers PGE Park, Portland, OR Fri Mar 28 2003, 7:05 PM EST livebaseballscorecards.com																							
		AB 0 R 0 H 0 RBI 0 BB 0 SO 0 LOB 0																																	
																																			
Inning Stats		1B: 0 SF: 0 2B: 0 SAC: 0 3B: 0 DP: 0 HR: 0 HBP: 0	WP: 0 PA: 0 PB: 0 SB: 0 CS: 0																																
PITCHER	IP	WLS	BF	H	R	ER	SO	BB	IBB	HBP	BLK	WP	HR	S	P	ERA	WHIP	PITCHER	IP	WLS	BF	H	R	ER	SO	BB	IBB	HBP	BLK	WP	HR	S	P	ERA	WHIP

Batter	1	2	3	4	5	6	7	8	9	AB R H RBI BB SO LOB	BOTTOM
--------	---	---	---	---	---	---	---	---	---	----------------------	--------

												San Diego Padres @ Portland Beavers PGE Park, Portland, OR Fri Mar 28 2003, 7:05 PM EST livebaseballscorecards.com
											AB 0 R 0 H 0 RBI 0 BB 0 SO 0 LOB 0	
												

Inning Stats	1B: 0	SF: 0	WP: 0	PA: 0
	2B: 0	SAC: 0	PB: 0	
	3B: 0	DP: 0	SB: 0	
	HR: 0	HBP: 0	CS: 0	

PITCHER	IP	WLS	BF	H	R	ER	SO	BB	IBB	HBP	BLK	WP	HR	S	P	ERA	WHIP	PITCHER	IP	WLS	BF	H	R	ER	SO	BB	IBB	HBP	BLK	WP	HR	S	P	ERA	WHIP
---------	----	-----	----	---	---	----	----	----	-----	-----	-----	----	----	---	---	-----	------	---------	----	-----	----	---	---	----	----	----	-----	-----	-----	----	----	---	---	-----	------

Batter	1	2	3	4	5	6	7	8	9	AB R H RBI BB SO LOB	TOP																								
												<p style="text-align: center;">San Diego Padres @ Lake Elsinore Storm The Diamond, Lake Elsinore, CA Sat Mar 29 2003, 9:05 PM EST</p> <p style="text-align: right;">livebaseballscorecards.com</p> <table style="width: 100%; border-collapse: collapse;"> <tr><td style="width: 50%;">AB</td><td style="width: 50%; text-align: right;">0</td></tr> <tr><td>R</td><td style="text-align: right;">0</td></tr> <tr><td>H</td><td style="text-align: right;">0</td></tr> <tr><td>RBI</td><td style="text-align: right;">0</td></tr> <tr><td>BB</td><td style="text-align: right;">0</td></tr> <tr><td>SO</td><td style="text-align: right;">0</td></tr> <tr><td>LOB</td><td style="text-align: right;">0</td></tr> </table> 	AB	0	R	0	H	0	RBI	0	BB	0	SO	0	LOB	0									
AB											0																								
R											0																								
H											0																								
RBI											0																								
BB											0																								
SO											0																								
LOB											0																								
Inning Stats											1B: 0 SF: 0 2B: 0 SAC: 0 3B: 0 DP: 0 HR: 0 HBP: 0	WP: 0 PA: 0 PB: 0 SB: 0 CS: 0																							
PITCHER	IP	WLS	BF	H	R	ER	SO	BB	IBB	HBP	BLK	WP	HR	S	P	ERA	WHIP	PITCHER	IP	WLS	BF	H	R	ER	SO	BB	IBB	HBP	BLK	WP	HR	S	P	ERA	WHIP

Batter	1	2	3	4	5	6	7	8	9	AB R H RBI BB SO LOB	TOP																									
Ray Durham, S (1, 4) OBP: 0.600, SLG: 1.250	1-2 HR		1-2 IBB WP BB 1B		0-2 G4-3			4-2 2B BB	2-3 K	4 2 2 1 1 1 1																										
José Cruz Jr., S (1, 9) OBP: 0.800, SLG: 1.000	0-1 F7		4-2 WP IBB 1-2 BB		4-1 BB			2-2 1 SAFE 1-3 2B	0-1 1B 2-H 1B	3 0 2 1 2 0 0																										
Rich Aurilia, R (1, 6) OBP: 0.200, SLG: 0.200	2-1 G1-3		3-3 C SAFE 2		1-0 F8			2-1 P6	0-0 1-2 1B	5 0 1 0 0 1 5																										
Barry Bonds, L (1, 7)	1-0 F8		4-0 WP 1-2 2-3 IBB					4-0 G6-4-3 IBB	1-3 K	3 0 0 0 2 2 2																										
Edgardo Alfonzo, R (1, 5)		2-2 E4 G5-4-3	3-2 F8					0-0 G6-4-3 1-2f		4 0 0 0 0 0 5																										
Benito Santiago, R (1, 2) OBP: 0.250, SLG: 1.000		2-1 G5-4-3 1-2f		1-0 B1				0-0 F7	1-0 HR	4 1 1 1 0 0 1																										
J.T. Snow, L (1, 3) OBP: 0.750, SLG: 1.667		0-1 FC6-4 1B		0-1 F7				4-2 G6-4-3 BB	0-0 HR	3 1 2 1 1 0 0																										
Marquis Grissom, R (1, 8) OBP: 0.250, SLG: 0.250		1-1 FC6-4 1-2f		2-1 P4				0-3 K	0-1 SH1-3 1B 1B	4 1 1 0 0 1 2																										
Kirk Rueter, L (1, 1) Joe Nathan, R (6, 1) Marvin Benard, L (7, PH) Scott Eyre, L (7, 1) Felix Rodriguez, R (8, 1) Neifi Perez, S (8, PH) Tim Worrell, R (9, 1)			0-1 F8		0-0 F9			0-1 G6-4-3 1-2f	1-0 SH1-3 1-2	2 0 0 0 0 0 0 0 0 0 0 0 0 0 1 0 0 0 0 0 1 0 0 0 0 0 0 0 0 0 0 0 0 0 0 0 0 0 0 0 0 0 0 0 0 0 0 0 0																										
Inning Stats	R: 1 E: 0 K: 0 S: 9	H: 1 LOB: 0 BB: 0 P: 13	R: 0 E: 1 K: 0 S: 9	H: 1 LOB: 1 BB: 0 P: 14	R: 1 E: 0 K: 1 S: 18	H: 1 LOB: 2 BB: 2 P: 33	R: 0 E: 0 K: 0 S: 5	H: 0 LOB: 0 BB: 0 P: 8	R: 0 E: 0 K: 0 S: 6	H: 0 LOB: 1 BB: 1 P: 11	R: 0 E: 0 K: 1 S: 7	H: 0 LOB: 0 BB: 0 P: 11	R: 0 E: 0 K: 1 S: 7	H: 0 LOB: 0 BB: 1 P: 11	R: 0 E: 0 K: 0 S: 10	H: 1 LOB: 2 BB: 2 P: 22	R: 3 E: 0 K: 2 S: 16	H: 5 LOB: 2 BB: 0 P: 21	1B: 5 2B: 1 3B: 0 HR: 3	SF: 0 SAC: 1 DP: 3 HBP: 0	WP: 1 PB: 0 SB: 0 CS: 0	PA: 40														
PITCHER	IP WLS BF H R ER SO BB IBB HBP BLK WP HR S P ERA WHIP																																			
Brian Lawrence, R (1, 1) ERA: 2.57	7.0		27	3	2	2	3	3	1	0	0	1	1	61	101	2.57	0.857																			
Clay Condrey, R (8, 1) ERA: 27.0	1.0	L	8	4	3	3	0	1	1	0	0	0	2	14	27	27.00	5.000																			
Luther Hackman, R (9, 1) ERA:	1.0		5	2	0	0	2	0	0	0	0	0	0	12	16	0.00	2.000																			

San Francisco Giants @ San Diego Padres
Qualcomm Stadium, San Diego, CA

AB 33
R 5
H 9
RBI 4
BB 6
SO 5
LOB 17



WP: 1 PA: 40
PB: 0
SB: 0
CS: 0

Mon Mar 31 2003, 6:05 PM EST
Att. 61,707 - Sunny - 80 F

livebaseballscorecards.com

Batter	1	2	3	4	5	6	7	8	9	AB R H RBI BB SO LOB
Mark Loretta, R (1, 4) B C B X	2-1 G1-3 ①		1-2 F7 ②		1-1 L9 ③		1-1 E6 FC6-4 1B		1-2 G5-4-3 ② ③ 1-2f	5 0 0 0 0 0 3
Mark Kotsay, L (1, 8) OBP: 0.500, SLG: 0.500 C B X	1-1 P5 ②		2-2 P3 ③			1-1 S 2B 1B	0-0 FC6-4 1B			4 1 2 0 0 0 2
Rondell White, R (1, 7) B B F X	2-2 F8 ③			0-1 G6-3 ①		1 SAFE 4-2 2B 1-2 BB	2-1 FC6-4 ② 1-2f 2-3			3 0 0 0 1 0 2
Ryan Klesko, L (1, 3) OBP: 0.250, SLG: 0.500 B C X		1-1 G6-3 ①		2-2 G1-3 ②		0-1 2B 1-3 2-H	3-0 L3 ③			4 0 1 1 0 0 2
Xavier Nady, R (1, 9) OBP: 0.250, SLG: 0.500 B X		1-0 F8 ②		2-0 2B 2B		0-1 P3 ①		0-0 F7 ①		4 1 1 0 0 0 2
Sean Burroughs, L (1, 5) OBP: 0.500, SLG: 0.667 F X		0-1 G1-3 ③		0-0 2B 2B 2-H		4-0 IBB		2-3 K ②		3 0 1 1 1 1 0
Gary Bennett, R (1, 2)			2-1 G5-3 ①	0-1 F9 ③		2-3 K ②		0-0 F8 ③		4 0 0 0 0 1 4
Ramón Vázquez, L (1, 6) OBP: 0.500, SLG: 0.333 B B B F C C X			4-2 1B BB		2-2 G4-3 ①	2-2 F7 ③			3-2 G5-4-3 1B	3 0 1 0 1 0 3
Brian Lawrence, R (1, 1) OBP: 0.500, SLG: 0.500 Brian Buchanan, R (7, PH) Clay Condrey, R (8, 1) Luther Hackman, R (9, 1) Dave Hansen, L (9, PH)			0-2 1B		2-1 G5-3 ②		2-2 G6-3 ①		0-2 F8 ①	2 0 1 0 0 0 0 1 0 0 0 0 0 0 0 0 0 0 0 0 0 1 0 0 0 0 0 1


Inning Stats	R: 0 E: 0 K: 0 S: 7	H: 0 LOB: 0 BB: 0 P: 12	R: 0 E: 0 K: 0 S: 5	H: 0 LOB: 0 BB: 0 P: 7	R: 0 E: 0 K: 0 S: 14	H: 1 LOB: 2 BB: 1 P: 23	R: 1 E: 0 K: 0 S: 9	H: 2 LOB: 1 BB: 0 P: 13	R: 0 E: 0 K: 0 S: 7	H: 0 LOB: 0 BB: 0 P: 12	R: 1 E: 0 K: 1 S: 18	H: 2 LOB: 3 BB: 2 P: 31	R: 0 E: 1 K: 0 S: 9	H: 1 LOB: 2 BB: 0 P: 17	R: 0 E: 0 K: 1 S: 5	H: 0 LOB: 0 BB: 0 P: 7	R: 0 E: 0 K: 0 S: 10	H: 1 LOB: 0 BB: 0 P: 14	1B: 4 2B: 3 3B: 0 HR: 0	SF: 0 SAC: 0 DP: 1 HBP: 0
--------------	------------------------------	----------------------------------	------------------------------	---------------------------------	-------------------------------	----------------------------------	------------------------------	----------------------------------	------------------------------	----------------------------------	-------------------------------	----------------------------------	------------------------------	----------------------------------	------------------------------	---------------------------------	-------------------------------	----------------------------------	----------------------------------	------------------------------------

BOTTOM

San Francisco Giants @ San Diego Padres
Qualcomm Stadium, San Diego, CA

Mon Mar 31 2003, 6:05 PM EST
Att: 61,707 - Sunny - 80 F

AB	34
R	2
H	7
RBI	2
BB	3
SO	2
LOB	19



PITCHER	IP	WLS	BF	H	R	ER	SO	BB	IBB	HBP	BLK	WP	HR	S	P	ERA	WHIP
Kirk Rueter, L (1, 1) ERA: 3.6	5.0		22	5	2	2	0	2	0	0	0	0	0	50	80	3.60	1.400
Joe Nathan, R (6, 1) ERA:	1.0		4	0	0	0	1	0	1	0	0	0	0	10	18	0.00	0.000
Scott Eyre, L (7, 1) ERA:	1.0		5	1	0	0	0	0	0	0	0	0	0	9	17	0.00	1.000
Felix Rodriguez, R (8, 1) ERA:	1.0	W	3	0	0	0	1	0	0	0	0	0	0	5	7	0.00	0.000
Tim Worrell, R (9, 1) ERA:	1.0	S	3	1	0	0	0	0	0	0	0	0	0	10	14	0.00	1.000

Batter	1	2	3	4	5	6	7	8	9	AB R H RBI BB SO LOB	TOP									
Ray Durham, S (1, 4) OBP: 0.400, SLG: 1.000	0-3 K		1-0 G4-3		2-2 G4-3		0-0 CS	1-1 G5-3	1-0 HR	5 1 1 1 0 1 0										
José Cruz Jr., S (1, 9) OBP: 0.700, SLG: 1.143	0-0 G5-3			2-1 HR	4-2 BB			1-1 HR	0-0 G6-3	4 2 2 1 1 0 0										
Rich Aurilia, R (1, 6) OBP: 0.300, SLG: 0.333	1-0 G4-3			3-2 2B	2-2 FC6-4			4-1 HR	2-2 F8	4 2 1 0 1 0 1										
Barry Bonds, L (1, 7) OBP: 0.444, SLG: 0.667		1-0 F7		4-2 2B		1-3 K		2-1 HR		3 2 1 3 1 1 0										
Edgardo Alfonzo, R (1, 5) OBP: 0.250, SLG: 0.375		3-2 F8		1-1 2B		3-1 F8		1-1 FC6-4		4 0 2 2 0 0 0										
Benito Santiago, R (1, 2) OBP: 0.250, SLG: 1.000		3-1 HR		1-2 P7		0-1 L6		3-2 FC6-4		4 1 1 1 0 0 2										
J.T. Snow, L (1, 3) OBP: 0.500, SLG: 0.857		0-1 F8		1-2 G3-1		1-3 K		0-0 FC4-6		4 0 1 0 0 1 1										
Marquis Grissom, R (1, 8) OBP: 0.250, SLG: 0.250			0-2 G5-3		2-2 G5-3		0-0 CS	1-1 FC4-6		4 0 1 0 0 0 3										
41 Chad Zerbe, L (8, 1)										0 0 0 0 0 0 0										
Jason Schmidt, R (1, 1)			1-1 L9		1-3 K		2-3 K		2-1 G5-3	3 0 0 0 0 2 1										
Ruben Rivera, R (8, 8)										1 0 0 0 0 0 0										
Inning Stats	R: 0 E: 0 K: 1 S: 5	H: 0 LOB: 0 BB: 0 P: 6	R: 1 E: 0 K: 0 S: 8	H: 1 LOB: 0 BB: 0 P: 15	R: 0 E: 0 K: 0 S: 6	H: 0 LOB: 0 BB: 0 P: 8	R: 3 E: 0 K: 0 S: 19	H: 3 LOB: 1 BB: 1 P: 33	R: 0 E: 0 K: 1 S: 7	H: 0 LOB: 0 BB: 0 P: 11	R: 0 E: 0 K: 2 S: 7	H: 1 LOB: 0 BB: 0 P: 10	R: 3 E: 0 K: 0 S: 15	H: 4 LOB: 2 BB: 1 P: 28	R: 1 E: 0 K: 0 S: 7	H: 1 LOB: 0 BB: 0 P: 12	1B: 4 2B: 2 3B: 0 HR: 4	SF: 0 SAC: 0 DP: 0 HBP: 0	WP: 0 PB: 0 SB: 0 CS: 1	PA: 40
PITCHER	IP WLS BF H R ER SO BB IBB HBP BLK WP HR S P ERA WHIP																			
Adam Eaton, R (1, 1) ERA: 6.0	6.0 L 24 4 4 4 3 2 0 0 0 0 0 2 57 94 6.00 1.000																			
Mike Bynum, L (7, 1) ERA: 20.25	1.1 7 3 3 3 2 1 0 0 0 0 0 1 14 25 20.25 3.000																			
Jaret Wright, R (8, 1) ERA:	0.2 4 2 0 0 0 0 0 0 0 0 0 0 8 13 0.00 3.000																			
Brandon Villafuerte, R (9, 1) ERA: 9.0	1.0 4 1 1 1 0 0 0 0 0 0 0 1 7 12 9.00 1.000																			

San Francisco Giants @ San Diego Padres
Qualcomm Stadium, San Diego, CA
Tue Apr 01 2003, 10:05 PM EST
Att. 50,605 - Cloudy - 63 F

AB	36
R	8
H	10
RBI	8
BB	3
SO	5
LOB	8



Batter	1	2	3	4	5	6	7	8	9	AB R H RBI BB SO LOB	TOP											
Ray Durham, S (1, 4) OBP: 0.467, SLG: 0.846 Tim Worrell, R (9, 1)	0-0 F9		4-2 FC1-4 BB	3-1 G5-4-3 1B			0-1 F9 1B		2-1 G5-3	4 0 2 0 1 0 0 0 0 0 0 0 0 0												
José Cruz Jr., S (1, 9) OBP: 0.571, SLG: 0.818	3-2 E7 1B		0-2 FC1-4 2B 1-2f	1-0 G5-4-3 1-2f			3-2 F9 1-3			4 1 1 0 0 0 3												
Rich Aurilia, R (1, 6) OBP: 0.286, SLG: 0.385	0-1 G5-3		1-1 BB 1-H 2B	2-3 K			0-1 P4			4 1 1 1 0 1 2												
Barry Bonds, L (1, 7) OBP: 0.308, SLG: 0.400	2-0 F8		0-0 F8				1-0 P6			4 0 0 0 0 0 3												
Edgardo Alfonzo, R (1, 5) OBP: 0.417, SLG: 0.333		1-2 G4-3	4-0 BB 2B BB			4-1 G6-4-3 BB		4-1 G6-3 BB		1 1 0 0 3 0 0												
Benito Santiago, R (1, 2) OBP: 0.333, SLG: 0.800		4-0 WP BB	4-2 BB 2B BB			2-1 G6-4-3 1-2f		1-3 K		2 1 0 0 2 1 2												
J.T. Snow, L (1, 3) OBP: 0.417, SLG: 0.600		1-3 K	4-0 BB 2B BB			0-3 K		1-2 G6-3 1-2f		3 1 0 1 1 2 2												
Marquis Grissom, R (1, 8) OBP: 0.333, SLG: 0.364		4-2 BB	0-0 1-H 2-H 3-H 2B			2-1 P2		1-0 F8		3 0 1 3 1 0 0												
Damian Moss, R (1, 1) Andres Galarraga, R (8, PH) Joe Nathan, R (6, 1) Scott Eyre, L (6, 1) Felix Rodriguez, R (8, 1) Neifi Perez, S (8, PH) (9, 4)		2-3 K	3-3 K			0-3 K		0-1 P4		2 0 0 0 0 0 2 3 1 0 0 0 0 0 1 0 0 0 0 0 0 0 0 0 0 0 0 0 0 0 0 0 0 0 0 0 0 0 0 0 1 0 0 0 0 0 0 0												
Inning Stats	R: 0 E: 1 K: 0 S: 8	H: 1 LOB: 1 BB: 0 P: 13	R: 0 E: 0 K: 2 S: 14	H: 0 LOB: 2 BB: 2 P: 26	R: 5 E: 0 K: 1 S: 17	H: 2 LOB: 1 BB: 4 P: 37	R: 0 E: 0 K: 1 S: 6	H: 1 LOB: 0 BB: 0 P: 12	R: 0 E: 0 K: 0 S: 4	H: 0 LOB: 0 BB: 1 P: 10	R: 0 E: 0 K: 2 S: 9	H: 0 LOB: 0 BB: 0 P: 11	R: 0 E: 0 K: 0 S: 8	H: 1 LOB: 1 BB: 0 P: 12	R: 0 E: 0 K: 1 S: 7	H: 0 LOB: 0 BB: 1 P: 13	R: 0 E: 0 K: 0 S: 5	H: 0 LOB: 0 BB: 0 P: 8	1B: 3 2B: 2 3B: 0 HR: 0	SF: 0 SAC: 0 DP: 3 HBP: 0	WP: 2 PB: 0 SB: 1 CS: 0	PA: 37
PITCHER	IP WLS BF H R ER SO BB IBB HBP BLK WP HR S P ERA WHIP																					
Oliver Pérez, L (1, 1) ERA: 11.25	4.0 L 21 4 5 5 4 6 0 0 0 1 0 45 88 11.25 2.500																					
Mike Matthews, L (5, 1) ERA:	2.0 6 0 0 0 2 1 0 0 0 0 0 13 21 0.00 0.500																					
Jesse Orosco, L (7, 1) ERA:	1.0 4 1 0 0 0 0 0 0 0 0 0 8 12 0.00 1.000																					
Jaret Wright, R (8, 1) ERA:	1.0 3 0 0 0 1 1 0 0 0 0 0 7 13 0.00 1.000																					
Luther Hackman, R (9, 1) ERA:	1.0 3 0 0 0 0 0 0 0 0 0 0 5 8 0.00 0.000																					

San Francisco Giants @ San Diego Padres
Qualcomm Stadium, San Diego, CA
Wed Apr 02 2003, 10:05 PM EST
Att. 15,899 - Cloudy - 59 F

AB	29
R	5
H	5
RBI	5
BB	8
SO	7
LOB	15



Batter	1	2	3	4	5	6	7	8	9	AB R H RBI BB SO LOB	TOP									
Dave Roberts, L (1, 8) OBP: 0.300, SLG: 0.611	3-2 P5		4-2 E BB		1-2 E3 BB		2-2 F8		1-3 K	4 0 0 0 1 1 0										
Cesar Izturis, S (1, 6) OBP: 0.529, SLG: 0.462	2-3 K		1-2 F9		4-2 BB		3-2 F8		2-3 K	4 0 0 0 1 2 1										
Shawn Green, L (1, 9) OBP: 0.579, SLG: 0.875	1-3 K		1-3 K		1-3 K		1-1 1B			4 0 1 0 0 3 3										
Fred McGriff, L (1, 3) OBP: 0.222, SLG: 0.188		2-3 K		2-3 K		1-3 K		1-3 K		4 0 0 0 0 4 3										
Brian Jordan, R (1, 7) OBP: 0.389, SLG: 0.867		0-0 HR		4-2 BB BB		0-1 G5-3		4-1 F9 BB BB		2 1 1 1 2 0 0										
Todd Hundley, S (1, 2)		4-2 BB		4-1 BB		0-3 K		4-0 G5-4-3 BB		1 0 0 0 3 1 0										
Adrián Beltré, R (1, 5) OBP: 0.118, SLG: 0.188		1-2 P4		0-3 K		2-2 E6		2-2 F9		4 0 0 0 0 1 5										
Alex Cora, L (1, 4) OBP: 0.286, SLG: 0.357		3-3 K		1-2 F9		3-2 E4		0-0 G5-4-3		4 0 0 0 0 1 6										
Paul Quantrill, L (8, 1)								1-2f		0 0 0 0 0 0 0										
Kaz Ishii, L (1, 1)			0-3 K		3-3 K		0-3 K		1-1 G5-3	1 0 0 0 0 1 0										
Andy Ashby, R (4, 1)										1 0 0 0 0 1 0										
Mike Kinkade, R (6, PH)										1 0 0 0 0 1 2										
Steve Colyer, L (6, 1)										0 0 0 0 0 0 0										
Jolbert Cabrera, R (8, 4) OBP: 0.500, SLG: 0.750										1 0 0 0 0 0 0										
Inning Stats	R: 0 E: 0 K: 2 S: 10	H: 0 LOB: 0 BB: 0 P: 16	R: 1 E: 0 K: 2 S: 12	H: 1 LOB: 1 BB: 1 P: 22	R: 0 E: 1 K: 2 S: 12	H: 0 LOB: 1 BB: 1 P: 18	R: 0 E: 0 K: 2 S: 17	H: 0 LOB: 2 BB: 2 P: 28	R: 0 E: 1 K: 3 S: 16	H: 0 LOB: 2 BB: 1 P: 26	R: 0 E: 2 K: 1 S: 11	H: 1 LOB: 1 BB: 0 P: 18	R: 0 E: 0 K: 0 S: 5	H: 0 LOB: 1 BB: 2 P: 15	R: 0 E: 0 K: 2 S: 8	H: 0 LOB: 0 BB: 0 P: 12	1B: 1 2B: 0 3B: 0 HR: 1	SF: 0 SAC: 0 DP: 1 HBP: 0	WP: 0 PB: 0 SB: 0 CS: 0	PA: 38
PITCHER	IP WLS BF H R ER SO BB IBB HBP BLK WP HR S P ERA WHIP																			
44 Jake Peavy, R (1, 1) ERA: 1.8	5.0 W 22 1 1 1 11 5 0 0 0 0 1 67 110 1.80 1.200																			
Mike Bynum, L (6, 1) ERA: 8.1	2.0 11 1 0 0 3 2 0 0 0 0 0 30 50 0.00 1.500																			
Brandon Villafuerte, R (8, 1) ERA: 3.0	2.0 5 0 0 0 2 0 0 0 0 0 0 12 18 0.00 0.000																			

Los Angeles Dodgers @ San Diego Padres
Qualcomm Stadium, San Diego, CA
Thu Apr 03 2003, 5:05 PM EST
Att. 19,863 - Cloudy - 68 F

AB	31
R	1
H	2
RBI	1
BB	7
SO	16
LOB	20



BOTTOM

Los Angeles Dodgers @ San Diego Padres
Qualcomm Stadium, San Diego, CA

AB 35
R 6
H 12
RBI 6
BB 4
SO 3
LOB 16



WP: 0 PA: 39
PB: 0
SB: 1
CS: 0

ERA WHIP

Thu Apr 03 2003, 5:05 PM EST
Att: 19,863 - Cloudy - 68 F

AB R H RBI BB SO LOB

5	1	3	3	0	0	1	
4	0	2	0	1	1	2	
4	0	1	1	0	0	3	
1	0	0	0	0	0	1	
2	1	0	0	1	0	0	
1	0	1	0	0	0	0	
0	0	0	0	0	0	0	
4	1	2	0	0	0	3	
4	0	1	1	0	0	1	
3	1	0	0	1	2	1	
4	1	2	1	0	0	0	
2	1	0	0	0	0	4	
1	0	0	0	1	0	0	
1B: 9	SF: 0	2B: 2	SAC: 0	3B: 1	DP: 2	HR: 0	HBP: 0

Batter	1	2	3	4	5	6	7	8	9							
Mark Loretta, R OBP: 0.294, SLG: 0.375 (1, 4)	0-1 F8		2-1 1-2 1B	1-1 3B		3-2 1B 1B		1-2 G4-6-3 1-2f								
Mark Kotsay, L OBP: 0.444, SLG: 0.400 (1, 8)	1-2 E5 G6-4-3		1-3 K	4-2 BB		3-1 1B 1B 1-3 1B		0-1 2B								
Rondell White, R OBP: 0.176, SLG: 0.067 Shane Victorino, S (7, 7)	1-2 G6-4-3 1-2f			F9 G4-3		F1 SAFE 1-2 3-H 1B 1B		1-1 G5-3								
Brian Buchanan, R Mike Bynum, L Brandon Villafuerte, R (1, 3) (6, 1) (8, 1)		1-2 F9		4-2 2B 1B BB	3-2 F7	0-1 1-2 2-3 1B										
Xavier Nady, R OBP: 0.313, SLG: 0.625 (1, 9)		1-0 F9		0-1 1B 1-3 2B	0-0 S 1B	0-2 P4										
Sean Burroughs, L OBP: 0.438, SLG: 0.385 (1, 5)		3-2 G4-3		2-1 1B 44 FC5-2 2-3 3-H 1B	1-2 L7		2-2 G6-3									
Lou Merloni, R (1, 6) (6, 3)			3-3 K	4-1 44 FC5-2 1B 1-2 3B BB	1-3 K		1-2 G4-3									
Gary Bennett, R OBP: 0.273, SLG: 0.273 (1, 2)			0-2 44 FC1-6 1B	0-0 44 FC5-2 3B 1-2 2-3 3-H 1B		1-0 F9	2-2 G5-3									
44 Jake Peavy, R Ramón Vázquez, L OBP: 0.385, SLG: 0.300 (1, 1) (6, 6)			1-0 FC1-6 1B 1-2f	0-0 FC5-2 3B		1-0 G4-3		4-2 G4-6-3 BB								
Inning Stats	R: 0 E: 1 K: 0 S: 9	H: 0 LOB: 0 BB: 0 P: 11	R: 0 E: 0 K: 0 S: 7	H: 0 LOB: 0 BB: 0 P: 12	R: 0 E: 0 K: 2 S: 13	H: 2 LOB: 2 BB: 0 P: 20	R: 5 E: 0 K: 0 S: 18	H: 4 LOB: 2 BB: 3 P: 37	R: 0 E: 0 K: 1 S: 11	H: 1 LOB: 1 BB: 0 P: 16	R: 1 E: 0 K: 0 S: 16	H: 4 LOB: 3 BB: 0 P: 24	R: 0 E: 0 K: 0 S: 9	H: 0 LOB: 0 BB: 0 P: 14	R: 0 E: 0 K: 0 S: 10	H: 1 LOB: 1 BB: 1 P: 16

PITCHER	IP	WLS	BF	H	R	ER	SO	BB	IBB	HBP	BLK	WP	HR	S	P	ERA	WHIP
Kaz Ishii, L ERA: 12.27 (1, 1)	3.2	L	20	6	5	5	2	3	0	0	0	0	0	46	78	12.27	2.455
Andy Ashby, R ERA: (4, 1)	1.1		5	1	0	0	1	0	0	0	0	0	0	12	18	0.00	0.750
Steve Colyer, L ERA: 3.38 (6, 1)	2.2		13	5	1	1	0	1	0	0	0	0	0	33	51	3.38	2.250
Paul Quantrill, R ERA: (8, 1)	0.1		1	0	0	0	0	0	0	0	0	0	0	2	3	0.00	0.000

Batter	1	2	3	4	5	6	7	8	9	AB R H RBI BB SO LOB	TOP											
Dave Roberts, L (1, 8) OBP: 0.280, SLG: 0.522	0-1 G6-3		3-1 FC5-4		0-0 SH1-3 1B		0-0 B1-3		1-1 G1-3	5 0 1 0 0 0 1												
Paul Lo Duca, R (1, 2) OBP: 0.353, SLG: 0.400	1-1 F8		4-1 BB		1-1 SH1-3		1-0 G6-3			2 0 0 0 1 0 0												
Shawn Green, L (1, 9) OBP: 0.478, SLG: 0.700	2-1 G6-3		1-3 K		1-2 P4			1-1 F8		4 0 0 0 0 1 3												
Fred McGriff, L (1, 3) OBP: 0.318, SLG: 0.389		4-2 1B PB FC3-2 BB	1-0 G4-3		4-1 BB			1-1 HR		2 1 1 1 2 0 2												
Brian Jordan, R (1, 7) OBP: 0.409, SLG: 0.842		1-2 FC5-4 1B		2-0 E 2B		1-1 F7		2-1 G4-3		4 1 2 0 0 0 2												
Adrián Beltré, R (1, 5) OBP: 0.143, SLG: 0.200		0-2 FC5-4 FC3-2 1-2f		0-0 G1-3		0-0 G6-3		1-2 1B		4 0 1 0 0 0 3												
Alex Cora, L (1, 4) OBP: 0.278, SLG: 0.333		1-0 FC3-2		3-2 E9 G4-3 2-H 1B		1-0 F7		1-2 P4		4 0 1 1 0 0 3												
Cesar Izturis, S (1, 6) OBP: 0.429, SLG: 0.353		0-0 G3		1-0 G4-3		0-1 G6-3			2-3 K	4 0 0 0 0 1 3												
37 Darren Dreifort, R (1, 1) OBP: 0.500, SLG: 0.500			2-2 FC5-4		0-3 K		1-2 G4-3		3-2 P6	2 0 1 0 0 1 1												
Jolbert Cabrera, R (7, PH) OBP: 0.400, SLG: 0.600										1 0 0 0 0 0 0												
Guillermo Mota, R (7, 1)										0 0 0 0 0 0 0												
Paul Quantrill, L (8, 1)										0 0 0 0 0 0 0												
Daryle Ward, L (9, PH)										1 0 0 0 0 0 0												
Inning Stats	R: 0 E: 0 K: 0 S: 6	H: 0 LOB: 0 BB: 0 P: 9	R: 0 E: 0 K: 0 S: 12	H: 1 LOB: 2 BB: 1 P: 18	R: 0 E: 0 K: 1 S: 10	H: 1 LOB: 2 BB: 1 P: 21	R: 1 E: 1 K: 1 S: 9	H: 2 LOB: 1 BB: 0 P: 15	R: 0 E: 0 K: 0 S: 9	H: 1 LOB: 2 BB: 1 P: 16	R: 0 E: 0 K: 0 S: 4	H: 0 LOB: 0 BB: 0 P: 5	R: 0 E: 0 K: 0 S: 5	H: 0 LOB: 0 BB: 0 P: 7	R: 1 E: 0 K: 0 S: 12	H: 2 LOB: 1 BB: 0 P: 18	R: 0 E: 0 K: 1 S: 8	H: 0 LOB: 0 BB: 0 P: 14	1B: 5 2B: 1 3B: 0 HR: 1	SF: 0 SAC: 1 DP: 0 HBP: 0	WP: 0 PB: 1 SB: 1 CS: 0	PA: 37
PITCHER	IP WLS BF H R ER SO BB IBB HBP BLK WP HR S P ERA WHIP																					
Clay Condre, R (1, 1) ERA: 6.0	5.0 W 23 5 1 1 2 3 0 0 0 0 0 0 46 79 1.80 1.600																					
Mike Matthews, L (6, 1) ERA: 2.08	2.1 H 8 1 1 1 0 0 0 0 0 0 0 1 13 18 3.86 0.429																					
Luther Hackman, R (8, 1) ERA:	0.2 H 3 1 0 0 0 0 0 0 0 0 0 0 8 12 0.00 1.500																					
Brandon Villafuerte, R (9, 1) ERA: 2.25	1.0 S 3 0 0 0 1 0 0 0 0 0 0 0 8 14 0.00 0.000																					

Los Angeles Dodgers @ San Diego Padres
Qualcomm Stadium, San Diego, CA

AB	33
R	2
H	7
RBI	2
BB	3
SO	3
LOB	18



Fri Apr 04 2003, 10:05 PM EST
Att. 23,820 - Cloudy - 64 F

Batter	1	2	3	4	5	6	7	8	9
Ramón Vázquez, L (1, 6) OBP: 0.389, SLG: 0.286	3-2 G4-3		1-0 F8		4-0 1B BLK BB		0-0 1B PB 1B	1-3 K	
Mark Loretta, R (1, 4) OBP: 0.286, SLG: 0.350	0-0 G5-3		0-1 G5-3		1-3 K		1 SAFE 2-2 1-3 1B		
Mark Kotsay, L (1, 8) OBP: 0.500, SLG: 0.526	3-1 2B		2-0 BB 1B		1-0 G3-1 BLK 1B		2-3 K 1-2		
Dave Hansen, L (1, 3) Luther Hackman, R (8, 1) Brandon Villafuerte, R (9, 1)	0-1 G3-1		4-1 BB		2-1 G3-1		4-2 BB		
Sean Burroughs, L (1, 5) OBP: 0.350, SLG: 0.294			1-2 G4-3		1-3 3-H 0-0 F8		2-3 K		
Xavier Nady, R (1, 9) OBP: 0.300, SLG: 0.700			1-3 K G1-3		0-3 K		0-0 HR	1-1 P4	
Gary Bennett, R (1, 2) OBP: 0.267, SLG: 0.333			0-1 G1-3		0-2 G5-3		0-0 G3	0-2 SH1-4 SH1-3 2B	
Shane Victorino, S (1, 7)			4-1 BB		3-2 G4-3		0-1 G4-3	0-0 SH1-4	
Clay Condrey, R (1, 1) Mike Matthews, L (6, 1) Lou Merloni, R (8, 3)			0-3 K		1-0 1B BB 1B		3-3 K	2-1 SH1-3	

Inning Stats	R: 0	H: 1	E: 0	K: 0	S: 9	R: 0	H: 0	E: 1	K: 3	S: 13	R: 0	H: 1	E: 0	K: 0	S: 8	R: 0	H: 0	E: 0	K: 1	S: 9	R: 2	H: 2	E: 0	K: 1	S: 8	R: 1	H: 1	E: 0	K: 1	S: 7	R: 0	H: 2	E: 0	K: 2	S: 15	R: 1	H: 1	E: 0	K: 1	S: 9
		LOB: 1		BB: 0	P: 15		LOB: 2		BB: 1	P: 18		LOB: 0		BB: 0	P: 12		LOB: 1		BB: 1	P: 17		LOB: 0		BB: 0	P: 10		LOB: 3		BB: 1	P: 26		LOB: 0		BB: 0	P: 12		LOB: 0		BB: 0	P: 12

PITCHER	IP	WLS	BF	H	R	ER	SO	BB	IBB	HBP	BLK	WP	HR	S	P	ERA	WHIP
37 Darren Dreifort, R (1, 1) ERA: 4.5	6.0	L	27	5	3	3	6	3	0	0	1	0	1	54	88	4.50	1.333
Guillermo Mota, R (7, 1) ERA:	1.0		6	2	0	0	2	1	0	0	0	0	0	15	26	0.00	3.000
Paul Quantrill, R (8, 1) ERA: 3.86	1.0		4	1	1	1	1	0	0	0	0	0	0	9	12	9.00	1.000

BOTTOM

Los Angeles Dodgers @ San Diego Padres
Qualcomm Stadium, San Diego, CA

Fri Apr 04 2003, 10:05 PM EST
Att. 23,820 - Cloudy - 64 F

AB	R	H	RBI	BB	SO	LOB
4	1	1	0	1	1	0
4	0	1	0	0	1	2
4	0	3	1	0	1	2
2	0	0	0	2	0	2
0	0	0	0	0	0	0
0	0	0	0	0	0	0
4	0	0	0	0	2	6
4	1	1	1	0	2	3
4	1	1	0	0	0	1
2	0	0	0	1	0	0
2	1	1	0	0	1	2
1	0	0	0	0	1	0
0	0	0	1	0	0	0

AB	31
R	4
H	8
RBI	3
BB	4
SO	9
LOB	18



WP: 0	PA: 37
PB: 1	CS: 0
1B: 5	SF: 0
2B: 2	SAC: 2
3B: 0	DP: 0
HR: 1	HBP: 0

WP	PA	ERA	WHIP
0	37		

Batter	1	2	3	4	5	6	7	8	9	AB R H RBI BB SO LOB	TOP											
Dave Roberts, L (1, 8) OBP: 0.241, SLG: 0.444	0-2 G1-3		1-0 G1-3		2-1 F7			2-2 F8		4 0 0 0 0 0 0	Los Angeles Dodgers @ San Diego Padres Qualcomm Stadium, San Diego, CA Sat Apr 05 2003, 10:05 PM EST Att. 36,005 - Cloudy - 61 F											
Paul Lo Duca, R (1, 2) OBP: 0.333, SLG: 0.368	1-1 F9		2-0 BB 1B			3-2 G6-3		1-1 G6-3		4 0 1 0 0 0 0												
Shawn Green, L (1, 9) OBP: 0.481, SLG: 0.652	2-1 E7		4-0 G4-6-3 BB			1-2 2B 1B		1-2 G4-3		3 0 1 0 1 0 0												
Fred McGriff, L (1, 3) OBP: 0.269, SLG: 0.318	0-2 E3		1-1 G4-6-3			1-2 P6		2-0 P6		4 0 0 0 0 0 4												
Brian Jordan, R (1, 7) OBP: 0.385, SLG: 0.783	1-3 K		1-0 G5-3			1-1 2B		3-2 F8		4 0 1 0 0 1 2												
Adrián Beltré, R (1, 5)		2-1 CS 2B	0-0 P3			3-2 G4-3				3 0 1 0 0 0 0												
Alex Cora, L (1, 4) OBP: 0.286, SLG: 0.300		4-1 CS BB	2-2 K			3-2 F7				2 0 0 0 1 1 0												
Cesar Izturis, S (1, 6) OBP: 0.375, SLG: 0.300		3-3 K	1-0 G4-3			2-1 G3				3 0 0 0 0 1 2												
Hideo Nomo, R (1, 1) Jolbert Cabrera, R (8, PH) Paul Shuey, R (8, 1)		0-3 K2-3	3-2 G6-3			3-2 G5-3				2 0 0 0 0 1 1 1 0 0 0 0 0 0 0 0 0 0 0 0 0												
Inning Stats	R: 0 E: 2 K: 1 S: 14	H: 0 LOB: 2 BB: 0 P: 18	R: 0 E: 0 K: 2 S: 9	H: 1 LOB: 1 BB: 1 P: 18	R: 0 E: 0 K: 0 S: 4	H: 1 LOB: 1 BB: 1 P: 12	R: 0 E: 0 K: 1 S: 5	H: 0 LOB: 0 BB: 0 P: 8	R: 0 E: 0 K: 0 S: 6	H: 0 LOB: 0 BB: 0 P: 12	R: 0 E: 0 K: 0 S: 13	H: 2 LOB: 2 BB: 0 P: 19	R: 0 E: 0 K: 0 S: 9	H: 0 LOB: 0 BB: 0 P: 17	R: 0 E: 0 K: 0 S: 10	H: 0 LOB: 0 BB: 0 P: 16	R: 0 E: 0 K: 0 S: 7	H: 0 LOB: 0 BB: 0 P: 13	1B: 2 2B: 3 3B: 0 HR: 0	SF: 0 SAC: 0 DP: 2 HBP: 0	WP: 0 PB: 0 SB: 0 CS: 2	PA: 32
PITCHER Brian Lawrence, R (1, 1) ERA: 1.2 Jesse Orosco, L (9, 1) ERA:	IP 8.0	WLS W	BF 29	H 4	R 0	ER 0	SO 4	BB 2	IBB 0	HBP 0	BLK 0	WP 0	HR 0	S 70	P 120	ERA 0.00	WHIP 0.750					

livebaseballscorecards.com

AB	30
R	0
H	4
RBI	0
BB	2
SO	4
LOB	9



Batter	1	2	3	4	5	6	7	8	9
Ramón Vázquez, L OBP: 0.455, SLG: 0.313 (1, 6)	4-1 FC3-6 BB		1-1 G1-3 1B		4-0 G3-1 WP BB	3-3 K			
Keith Lockhart, L OBP: 0.500, SLG: 0.429 (1, 4)	2-3 K		1-1 G1-3 1B		1-0 F8		1-0 F7		
Mark Kotsay, L OBP: 0.423, SLG: 0.435 (1, 8)	0-0 FC3-6 1-2f		0-1 G1-3		2-1 G3-1		0-3 K		
Ryan Klesko, L OBP: 0.235, SLG: 0.200 (1, 3)	0-0 G6-3		1-0 G5-3 1B		4-2 BB		0-0 G2-3		
Rondell White, R OBP: 0.250, SLG: 0.167 Shane Victorino, S (6, 7)		1-1 S 1B	0-2 1-2 2-H 1B		2-3 K		0-1 G1-3		
Sean Burroughs, L OBP: 0.292, SLG: 0.238 (1, 5)		0-0 P6	0-1 G5-3		1-3 K		0-2 F8		
Xavier Nady, R OBP: 0.292, SLG: 0.625 (1, 9)		3-3 K		0-0 F7		0-0 1B	1-0 F9		
Gary Bennett, R OBP: 0.333, SLG: 0.353 (1, 2)		4-0 IBB		2-1 G4-3		1-1 1B			
Brian Lawrence, R OBP: 0.200, SLG: 0.200 Jesse Orosco, R (9, 1)		0-2 L8		0-3 K		1-3 K			

AB	R	H	RBI	BB	SO	LOB
2	2	1	0	2	1	2
4	1	1	0	0	1	2
4	0	0	0	0	1	4
3	0	1	1	1	0	1
3	0	2	1	0	1	1
1	0	0	0	0	0	0
4	0	0	0	0	1	3
4	0	1	0	0	1	1
2	0	1	0	1	0	0
3	0	0	0	0	2	4
0	0	0	0	0	0	0
1B: 7	SF: 0					
2B: 0	SAC: 0					
3B: 0	DP: 1					
HR: 0	HBP: 0					

BOTTOM

Los Angeles Dodgers @ San Diego Padres
Qualcomm Stadium, San Diego, CA
 Sat Apr 05 2003, 10:05 PM EST
 Att: 36,005 - Cloudy - 61 F

livebaseballscorecards.com

AB	30
R	3
H	7
RBI	2
BB	4
SO	8
LOB	18



Inning Stats		R: 0	H: 0	E: 0	K: 1	S: 6	R: 0	H: 1	E: 0	K: 1	S: 9	R: 2	H: 4	E: 0	K: 0	S: 12	R: 0	H: 0	E: 0	K: 1	S: 6	R: 1	H: 0	E: 0	K: 1	S: 8	R: 0	H: 2	E: 0	K: 3	S: 13	R: 0	H: 0	E: 0	K: 1	S: 5	R: 0	H: 0	E: 0	K: 0	S: 6	R: 0	H: 0	E: 0	K: 0	S: 6
PITCHER	IP	WLS	BF	H	R	ER	SO	BB	IBB	HBP	BLK	WP	HR	S	P	ERA	WHIP	PITCHER	IP	WLS	BF	H	R	ER	SO	BB	IBB	HBP	BLK	WP	HR	S	P	ERA	WHIP											
Hideo Nomo, R ERA: 1.69 (1, 1)	7.0	L	31	7	3	3	8	3	1	0	0	1	0	59	98	3.86	1.429																													
Paul Shuey, R ERA: 5.4 (8, 1)	1.0		3	0	0	0	0	0	0	0	0	0	0	6	7	0.00	0.000																													

WP: 2	PA: 34
PB: 0	
SB: 1	
CS: 0	

Batter	1	2	3	4	5	6	7	8	9	10	11	12	13	AB R H RBI BB SO LOB
Mark Loretta, R (1, 4) OBP: 0.259, SLG: 0.308	0-1 L7	0-2 G6-3			1-2 G5-3		2-2 BB HBP 1B		1-2 G1-3		1-3 K			6 0 1 0 0 1 2
Mark Kotsay, L (1, 8) OBP: 0.436, SLG: 0.481	3-1 F7		0-1 F7		1-0 G6-3 3B		1-0 BB HBP		4-2 BB		0-0 G4-3			4 1 1 0 1 0 0
Rondell White, R (1, 7) OBP: 0.250, SLG: 0.182 Mike Matthews, L (8, 1) Sean Burroughs, L (9, 5) OBP: 0.269, SLG: 0.217	2-1 E5 1B		1-1 G5-3		0-0 G6-3		2-3 K		2-3 K		1-1 G6-3			4 0 1 1 0 1 3 0 0 0 0 0 0 0 2 0 0 0 0 1 1
Ryan Klesko, L (1, 3) OBP: 0.261, SLG: 0.200	3-3 K		2-1 G6-3 1B		0-0 F8		4-2 BB		0-3 K			2-2 K		5 0 1 1 1 3 2
Xavier Nady, R (1, 9) OBP: 0.367, SLG: 0.621		0-2 BB E 1B	1 SAFE 1 SAFE	0-1 G6-3 1B		2-3 K	1-1 G6-3			1-1 SH1-4 1B		4-2 CS BB		5 1 3 0 1 1 3
Lou Merloni, R (1, 5) OBP: 0.376, SLG: 0.167 Brandon Villalarte, R (9, 1) Keith Lockhart, L (10, PH) Jesse Orosco, R (11, 1) Luther Hackman, R (11, 1) Dave Hansen, L (12, PH) Jaret Wright, R (13, 1)		4-2 SH2-4 E BB	0-1 G6-3			1-2 G1-4-3 1B	3-1 E4 G3-1			0-1 SH1-4		3-2 P6		3 0 1 0 1 0 2 0 0 0 0 0 0 0 0 0 0 0 0 0 0 0 0 0 0 0 0 0 1 0 0 0 0 0 1 0 0 0 0 0 0 0
Gary Bennett, R (1, 2) OBP: 0.250, SLG: 0.261		1-2 F8		3-2 G4-3		2-2 G1-4-3	0-2 G3-1			2-3 K				6 0 0 0 0 1 5
Ramón Vázquez, L (1, 6) OBP: 0.393, SLG: 0.238		1-0 E3 SH2-4		2-3 K			0-0 G1-3		2-3 K2-3		4-0 IBB			5 0 0 0 1 2 2
Adam Eaton, R (1, 1) Brian Buchanan, R (7, PH) Shane Victorino, S (8, 7)		1-1 SH2-4		2-0 P4			0-1 HBP BB 1B		0-0 G3-1		0-3 K			1 0 0 0 0 0 0 1 1 1 0 0 0 0 3 0 0 0 0 2 3


Inning Stats	R: 0	H: 1	E: 1	LOB: 1	K: 1	BB: 0	S: 9	P: 17	R: 1	H: 1	E: 0	LOB: 2	K: 0	BB: 0	S: 14	P: 21	R: 0	H: 2	E: 0	LOB: 2	K: 0	BB: 0	S: 10	P: 13	R: 0	H: 0	E: 0	LOB: 0	K: 1	BB: 0	S: 7	P: 14	R: 1	H: 1	E: 0	LOB: 0	K: 0	BB: 0	S: 6	P: 8	R: 0	H: 1	E: 0	LOB: 0	K: 1	BB: 0	S: 10	P: 15	R: 0	H: 0	E: 1	LOB: 1	K: 1	BB: 0	S: 12	P: 17	R: 0	H: 0	E: 0	LOB: 1	K: 2	BB: 1	S: 16	P: 23	R: 0	H: 1	E: 0	LOB: 2	K: 2	BB: 1	S: 10	P: 17	R: 0	H: 0	E: 0	LOB: 0	K: 1	BB: 0	S: 6	P: 8	R: 0	H: 0	E: 0	LOB: 0	K: 1	BB: 0	S: 9	P: 18	R: 0	H: 0	E: 0	LOB: 0	K: 1	BB: 0	S: 11	P: 15	1B: 8	2B: 0	3B: 1	SF: 0	SAC: 2	DP: 1	HR: 0	HBP: 1	WP: 0	PA: 54
--------------	------	------	------	--------	------	-------	------	-------	------	------	------	--------	------	-------	-------	-------	------	------	------	--------	------	-------	-------	-------	------	------	------	--------	------	-------	------	-------	------	------	------	--------	------	-------	------	------	------	------	------	--------	------	-------	-------	-------	------	------	------	--------	------	-------	-------	-------	------	------	------	--------	------	-------	-------	-------	------	------	------	--------	------	-------	-------	-------	------	------	------	--------	------	-------	------	------	------	------	------	--------	------	-------	------	-------	------	------	------	--------	------	-------	-------	-------	-------	-------	-------	-------	--------	-------	-------	--------	-------	--------

PITCHER	IP	WLS	BF	H	R	ER	SO	BB	IBB	HBP	BLK	WP	HR	S	P	ERA	WHIP
Odalis Perez, L (1, 1) ERA: 4.05	6.1		29	8	3	2	3	1	0	1	0	0	0	62	97	2.84	1.421
Paul Shuey, R (7, 1) ERA: 2.7	1.2	B	7	0	0	0	2	1	0	0	0	0	0	19	31	0.00	0.600
Paul Quantrill, R (9, 1) ERA: 3.38	0.1		1	0	0	0	0	0	0	0	0	0	0	3	4	0.00	0.000
Tom Martin, L (9, 1) ERA:	0.2		3	0	0	0	2	1	0	0	0	0	0	13	19	0.00	1.500
Eric Gagne, R (10, 1) ERA:	2.0		8	1	0	0	3	0	1	0	0	0	0	16	25	0.00	0.500
PITCHER	IP	WLS	BF	H	R	ER	SO	BB	IBB	HBP	BLK	WP	HR	S	P	ERA	WHIP
Guillermo Mota, R (12, 1) ERA:	2.0	W	6	0	0	0	2	1	0	0	0	0	0	20	33	0.00	0.500

Los Angeles Dodgers @ San Diego Padres
Qualcomm Stadium, San Diego, CA
Sun Apr 06 2003, 5:00 PM EDT
Att. 34,553 - Cloudy - 66 F

livebaseballscorecards.com

AB	46
R	3
H	9
RBI	2
BB	5
SO	12
LOB	24



Batter	1	2	3	4	5	6	7	8	9
Ray Durham, S OBP: 0.400, SLG: 0.538 (1, 4)	3-2 F9		4-2 HR BB		2-1 G5-3		1-2 F7		
José Cruz Jr., S OBP: 0.441, SLG: 0.833 (1, 9)	1-0 HR		0-0 HR 1-H		2-2 1B		1-3 K		
Rich Aurilia, R OBP: 0.393, SLG: 0.783 (1, 6)	0-1 L8		0-0 HR		1-2 P4		1-0 HR		
Barry Bonds, L OBP: 0.407, SLG: 0.550 (1, 7)	2-2 F8		2-3 K		2-3 K		4-0 HR S BB		
Edgardo Alfonzo, R OBP: 0.467, SLG: 0.429 (1, 5)		1-0 F9	4-1 BB		1-1 P1		1-2 HR 1-H		
Benito Santiago, R OBP: 0.360, SLG: 0.696 (1, 2)		1-1 FC6-4 1B	1-2 F9		0-1 G6-3		1-1 G5-3		
J.T. Snow, L OBP: 0.520, SLG: 0.579 (1, 3)		2-3 K		2-2 F8		1-0 2B	0-0 P4		
Andres Galarraga, R OBP: 0.333, SLG: 0.200 (8, 3)									
Marquis Grissom, R OBP: 0.267, SLG: 0.250 (1, 8)		1-1 FC6-4 1-2f		1-1 G6-3		0-0 G5-3	0-0 1B		
Jason Schmidt, R (1, 1)			1-2 G5-3		0-3 K		3-2 G1-3	1-3 K	
Scott Eyre, L (6, 1)									
Marvin Benard, L (7, PH)									
Felix Rodriguez, R (8, 1)									
41 Chad Zerbe, L (8, 1)									
Tim Worrell, R (8, 1)									

Inning Stats	R: 1	H: 1	E: 0	K: 0	S: 10	R: 0	H: 1	E: 0	K: 1	S: 9	R: 3	H: 2	E: 0	K: 1	S: 16	R: 0	H: 0	E: 0	K: 1	S: 8	R: 0	H: 1	E: 0	K: 1	S: 14	R: 0	H: 1	E: 0	K: 0	S: 6	R: 0	H: 0	E: 0	K: 1	S: 11	R: 3	H: 3	E: 0	K: 1	S: 14
	LOB: 0	BB: 0	LOB: 1	BB: 0	LOB: 0	LOB: 1	BB: 0	LOB: 0	BB: 0	LOB: 1	LOB: 0	BB: 0	LOB: 0	BB: 0	LOB: 1	LOB: 0	BB: 0	LOB: 0	BB: 0	LOB: 1	LOB: 0	BB: 0	LOB: 1	LOB: 0	BB: 0	LOB: 0	BB: 0	LOB: 1	LOB: 0	BB: 0	LOB: 0	BB: 0	LOB: 1	LOB: 1	BB: 1	LOB: 1	LOB: 0	BB: 1	LOB: 22	

PITCHER	IP	WLS	BF	H	R	ER	SO	BB	IBB	HBP	BLK	WP	HR	S	P	ERA	WHIP
Oliver Pérez, L (1, 1)	5.0		22	5	4	4	4	2	0	0	0	0	3	57	90	7.20	1.400
Jaret Wright, R (6, 1)	2.0		7	1	0	0	1	0	0	0	0	0	0	17	24	0.00	0.500
Mike Bynum, L (8, 1)	1.0	L	7	3	3	3	1	1	0	0	0	0	2	14	22	27.00	4.000

AB	R	H	RBI	BB	SO	LOB
3	1	0	0	1	0	0
4	2	3	3	0	1	0
4	2	2	2	0	0	1
3	1	0	0	1	2	1
3	1	1	2	1	0	0
4	0	1	0	0	0	1
3	0	1	0	0	1	1
1	0	0	0	0	0	0
0	0	0	0	0	0	0
0	0	0	0	0	0	0
1	0	0	0	0	1	1

WP	PA
0	36

1B	2B	3B	HR	SF	SAC	DP	HBP
3	1	0	5	0	0	0	0

AB	R	H	RBI	BB	SO	LOB
33	7	9	7	3	6	7



San Diego Padres @ San Francisco Giants
PacBell Park, San Francisco, CA
Mon Apr 07 2003, 4:15 PM EDT
Att: 41,915 - Sunny - 66 F

livebaseballscorecards.com

Batter	1	2	3	4	5	6	7	8	9	AB	R	H	RBI	BB	SO	LOB	TOP										
Mark Kotsay, L (1, 8) OBP: 0.419, SLG: 0.417	1-0 G4-3		1-0 F7	4-0 BB		1-3 K		3-2 1B	1-2 F7	5	0	1	0	1	1	5											
Mark Loretta, R (1, 4) OBP: 0.265, SLG: 0.364	3-2 L7		3-1 1B 1-3 2B	0-2 G4-3		1-2 F8		0-3 K	1-1 G1-6-3	6	1	1	0	0	1	6											
Rondell White, R (1, 7) Shane Victorino, S (8, 7) OBP: 0.265, SLG: 0.313	1-2 F7		1-2 1B 2-3 3-H FC6-5 1B		1-1 F9		0-0 HR	3-1 G3		5	2	2	2	0	0	1											
Ryan Klesko, L (1, 3) OBP: 0.242, SLG: 0.200		0-0 P3	0-2 FC6-5 1-3 3-H BB 1B		1-1 L9		2-1 G4-3		1-2 F7	5	0	1	1	0	0	0											
Xavier Nady, R (1, 9) OBP: 0.400, SLG: 0.595		2-1 BB 1B	4-2 FC6-5 1-2 BB		3-1 F8		1-1 2B 2B		1-0 1B 2B 1B	4	2	3	0	1	0	0											
Lou Merloni, R (1, 5) OBP: 0.563, SLG: 0.583		4-1 BB	0-0 FC6-5 1-2 2-3f 3-H FC6-4		4-1 44 BB 1B BB		2-2 G6-3		1-1 2B 1B	3	1	1	1	2	0	3											
Gary Bennett, R (1, 2) Brandon Villafuerte, R (9, 1) OBP: 0.241, SLG: 0.286		0-3 K	0-2 FC6-4 1-2f		2-0 F8		1-0 2B		0-0 2B 2B	4	0	1	1	0	1	5											
Ramón Vázquez, L (1, 6) OBP: 0.385, SLG: 0.300	1-0 G4-3		0-2 L6		0-0 44 BB 1B		2-2 F8		2-0 1B 2B	5	1	2	2	0	0	3											
44 Jake Peavy, R (1, 1) Luther Hackman, R (7, 1) Wiki Gonzalez, R (7, 2) Brian Buchanan, R (9, PH) OBP: 0.400, SLG: 0.250			0-1 2B 1B		0-1 G5-3		4-2 1B 2-3 BB		2-1 F8 2-H	2	1	1	0	1	0	0											
Inning Stats	R: 0 E: 0 K: 0 S: 7	H: 0 LOB: 0 BB: 0 P: 12	R: 0 E: 0 K: 1 S: 8	H: 1 LOB: 2 BB: 1 P: 15	R: 3 E: 0 K: 0 S: 18	H: 4 LOB: 2 BB: 1 P: 27	R: 0 E: 0 K: 0 S: 8	H: 0 LOB: 1 BB: 1 P: 12	R: 0 E: 0 K: 0 S: 6	H: 0 LOB: 0 BB: 0 P: 11	R: 0 E: 0 K: 1 S: 12	H: 1 LOB: 3 BB: 2 P: 24	R: 2 E: 0 K: 0 S: 14	H: 3 LOB: 1 BB: 0 P: 22	R: 0 E: 0 K: 1 S: 11	H: 1 LOB: 1 BB: 0 P: 19	R: 4 E: 0 K: 0 S: 15	H: 5 LOB: 1 BB: 0 P: 24	1B: 9 2B: 5 3B: 0 HR: 1	SF: 0 SAC: 0 DP: 0 HBP: 0	WP: 0 PB: 0 SB: 0 CS: 0	PA: 47					
PITCHER	IP	WLS	BF	H	R	ER	SO	BB	IBB	HBP	BLK	WP	HR	S	P	ERA	WHIP										
Damian Moss, L (1, 1) ERA: 4.22	5.2		28	6	3	3	2	5	0	0	0	0	0	56	97	4.76	1.941										
Joe Nathan, R (6, 1) ERA:	0.1		1	0	0	0	0	0	0	0	0	0	0	3	4	0.00	0.000										
Scott Eyre, L (7, 1) ERA: 3.6	1.0	L	6	3	2	2	0	0	0	0	0	0	1	14	22	18.00	3.000										
41 Chad Zerbe, L (8, 1) ERA: 9.82	2.0		12	6	4	4	1	0	0	0	0	0	0	26	43	18.00	3.000										

San Diego Padres @ San Francisco Giants
PacBell Park, San Francisco, CA
Tue Apr 08 2003, 10:15 PM EDT
Att. 36,388 - Sunny - 59 F

AB	42
R	9
H	15
RBI	9
BB	5
SO	3
LOB	23



WP: 0	PA: 47
PB: 0	
SB: 0	
CS: 0	

Batter	1	2	3	4	5	6	7	8	9	AB	R	H	RBI	BB	SO	LOB
Ray Durham, S OBP: 0.343, SLG: 0.452 (1, 4)	2-2 P5	1-0 FC6				2-2 P5			2-2 G4-3	5	0	0	0	0	0	4
José Cruz Jr., S OBP: 0.436, SLG: 0.857 (1, 9)	3-2 L9		1-3 K			2-3 K		0-2 1B	1-0 HR	5	1	2	1	0	2	1
Rich Aurilia, R OBP: 0.394, SLG: 0.714 (1, 6)	2-2 1B		1-2 F9			1-1 IBB 1B		2-1 L1	2-2 K	5	0	2	0	0	1	1
Barry Bonds, L OBP: 0.419, SLG: 0.652 (1, 7)	0-1 F9		2-0 HR			4-0 IBB		3-2 L7		3	1	1	1	1	0	2
Edgardo Alfonzo, R OBP: 0.412, SLG: 0.360 (1, 5)		0-2 F8	0-0 P6			1-2 F9		1-2 F9		4	0	0	0	0	0	4
41 Chad Zerbe, L (8, 1)										0	0	0	0	0	0	0
Benito Santiago, R OBP: 0.379, SLG: 0.741 (1, 2)		1-2 3B 1B		3-1 P3		2-1 1B 3B		0-1 F8		4	2	2	0	0	0	0
J.T. Snow, L OBP: 0.517, SLG: 0.652 (1, 3)		0-0 FC1-5 3B		3-2 F7		0-2 FC3-6 1B		2-1 P6		4	0	2	2	0	0	0
Marquis Grissom, R OBP: 0.235, SLG: 0.219 (1, 8)		1-1 FC1-5 1B		0-1 G5-3		2-1 FC3-6 1B		1-2 F9		4	0	0	0	0	0	2
Damian Moss, R OBP: 0.250, SLG: 0.250 (1, 1)		1-1 FC6 1B			0-0 E5 IBB 1B	2-3 K			0-1 L8	2	0	1	0	0	0	0
Joe Nathan, R (6, 1)										0	0	0	0	0	0	0
Marvin Benard, L (6, PH)										1	0	0	0	0	1	1
Scott Eyre, L (7, 1)										0	0	0	0	0	0	0
Pedro Feliz, R (8, 5)										1	0	0	0	0	0	0

Inning Stats	R: 0	H: 1	E: 0	K: 0	S: 13	R: 1	H: 3	E: 0	K: 0	S: 12	R: 1	H: 1	E: 0	K: 1	S: 10	R: 0	H: 0	E: 0	K: 0	S: 7	R: 0	H: 1	E: 1	K: 1	S: 13	R: 1	H: 2	E: 0	K: 1	S: 13	R: 0	H: 1	E: 0	K: 0	S: 11	R: 0	H: 0	E: 0	K: 0	S: 7	R: 1	H: 1	E: 0	K: 1	S: 9	1B: 6	2B: 0	3B: 2	SF: 0	SAC: 0	DP: 0	HBP: 0	WP: 0	PA: 39
--------------	------	------	------	------	-------	------	------	------	------	-------	------	------	------	------	-------	------	------	------	------	------	------	------	------	------	-------	------	------	------	------	-------	------	------	------	------	-------	------	------	------	------	------	------	------	------	------	------	-------	-------	-------	-------	--------	-------	--------	-------	--------

PITCHER	IP	WLS	BF	H	R	ER	SO	BB	IBB	HBP	BLK	WP	HR	S	P	ERA	WHIP
44 Jake Peavy, R (1, 1) ERA: 3.27	6.0	W	29	9	3	3	3	0	0	0	0	0	1	71	111	4.50	1.500
Luther Hackman, R (7, 1) ERA:	2.0	H	6	0	0	0	0	0	0	0	0	0	0	15	24	0.00	0.000
Brandon Villafuerte, R (9, 1) ERA: 2.84	1.0		4	1	1	1	1	0	0	0	0	0	1	9	14	9.00	1.000

BOTTOM

San Diego Padres @ San Francisco Giants
PacBell Park, San Francisco, CA
Tue Apr 08 2003, 10:15 PM EDT
Att: 36,388 - Sunny - 59 F

livebaseballscorecards.com

AB	38
R	4
H	10
RBI	4
BB	1
SO	4
LOB	15



Batter	1	2	3	4	5	6	7	8	9	AB R H RBI BB SO LOB	TOP																										
Ramón Vázquez, L (1, 6) OBP: 0.419, SLG: 0.324	4-2 1B SF8 BB	3-2 2-H 1B		0-1 G3	0-1 F7			2-1 G6-4-3 1B		4 1 2 1 1 0 1	San Diego Padres @ San Francisco Giants PacBell Park, San Francisco, CA Wed Apr 09 2003, 3:35 PM EDT Att. 35,187 - Cloudy - 59 F																										
Mark Loretta, R (1, 4) OBP: 0.308, SLG: 0.421	1-1 SF8 BB HR 1B	1-2 1B		2-1 G3-1 2B	2-1 L9			1-1 G6-4-3 1-2f		5 1 3 0 0 0 2																											
Mark Kotsay, L (1, 8) OBP: 0.396, SLG: 0.375	4-2 HR BB	0-0 F7		3-2 G3-1 2-3		0-0 G4-3		3-3 K		4 1 0 0 1 1 2																											
Ryan Klesko, L (1, 3) OBP: 0.289, SLG: 0.333	1-0 SF8		3-1 HR	4-1 BB		1-2 P6		1-2 L9 E 1B		3 2 2 2 1 0 0																											
Rondell White, R (1, 7) OBP: 0.262, SLG: 0.389	0-0 HR		2-1 3B HBP	2-1 G6-3		2-2 P4		2-2 E6 1B		4 2 1 3 0 0 3																											
Xavier Nady, R (1, 9) OBP: 0.400, SLG: 0.619	2-2 G6-3		1-0 1B 3B		0-0 BB 2B 1B		0-1 F8		1-0 L9			5 2 2 1 0 0 2																									
Dave Hansen, L (1, 5) OBP: 0.500, SLG: 0.333	2-1 G6-3		0-0 G5-4-3 1B		4-2 2B BB		1-1 BB 1B		1-2 G6-4-3 1B			4 1 3 2 1 0 0																									
Wiki Gonzalez, R (1, 2) OBP: 0.467, SLG: 0.538		3-2 SH1-4 1B	0-2 G5-4-3 1-2f		2-1 SH1-4 1-H 2-H 2B		4-0 G5-4-3 BB		0-1 G6-4-3 1-2f			4 1 2 2 1 0 3																									
Dennis Tankersley, R (1, 1) Jaret Wright, R (1, 1) Sean Burroughs, L (3, PH) Mike Matthews, L (3, 1) Clay Condrey, R (6, 1) Keith Lockhart, L (7, PH) Jesse Orosco, R (7, 1)		0-1 SH1-4	0-1 G6-3		0-1 SH1-4		0-1 G5-4-3					0 0 0 0 0 0 0 0 0 0 0 0 0 0 1 0 0 0 0 0 0 0 0 0 0 0 0 0 0 0 0 0 0 0 0 0 0 0 0 0 0 0 1 0 0 0 0 0 2 0 0 0 0 0 0 0																									
Inning Stats	R: 4 E: 0 K: 0 S: 16	H: 2 LOB: 0 BB: 2 P: 30	R: 1 E: 0 K: 0 S: 14	H: 3 LOB: 1 BB: 0 P: 21	R: 3 E: 0 K: 0 S: 11	H: 3 LOB: 0 BB: 0 P: 17	R: 0 E: 0 K: 0 S: 10	H: 1 LOB: 2 BB: 1 P: 21	R: 2 E: 0 K: 0 S: 11	H: 2 LOB: 1 BB: 1 P: 19	R: 0 E: 0 K: 0 S: 7	H: 0 LOB: 0 BB: 0 P: 10	R: 0 E: 0 K: 0 S: 6	H: 1 LOB: 1 BB: 1 P: 11	R: 0 E: 0 K: 1 S: 7	H: 1 LOB: 0 BB: 0 P: 13	R: 1 E: 1 K: 0 S: 14	H: 2 LOB: 1 BB: 0 P: 19	1B: 10 2B: 2 3B: 1 HR: 2	SF: 1 SAC: 2 DP: 4 HBP: 1	WP: 0 PB: 0 SB: 0 CS: 0	PA: 44															
PITCHER	IP WLS BF H R ER SO BB IBB HBP BLK WP HR S P ERA WHIP																					PITCHER	IP WLS BF H R ER SO BB IBB HBP BLK WP HR S P ERA WHIP														
Ryan Jensen, R (1, 1) ERA: 15.95	2.0		15	7	8	8	0	2	0	1	0	0	2	34	61	36.00	4.500																				
Jim Brower, R (3, 1) ERA: 2.57	3.0		14	4	2	2	0	2	0	0	0	0	0	28	47	6.00	2.000																				
Joe Nathan, R (6, 1) ERA:	2.0	W	7	1	0	0	0	1	0	0	0	0	0	13	21	0.00	1.000																				
Felix Rodriguez, R (8, 1) ERA: 6.75	1.0		3	1	0	0	1	0	0	0	0	0	0	7	13	0.00	1.000																				
Tim Worrell, R (9, 1) ERA: 1.5	1.0		5	2	1	0	0	0	0	0	0	0	0	14	19	0.00	2.000																				

AB	35
R	11
H	15
RBI	11
BB	5
SO	1
LOB	15



Batter	1	2	3	4	5	6	7	8	9	AB R H RBI BB SO LOB	TOP		
Ronnie Belliard, R (1, 4) OBP: 0.353, SLG: 0.344	3-2 1B 17 SF7 2B		3-3 K		1-1 G4-3		1-1 1B	2-3 K		5 1 2 0 0 2 2			
Jay Payton, R (1, 7) OBP: 0.378, SLG: 0.500	2-0 17 SF7 1B		0-0 G4-3		0-2 G1-3		0-1 P2		0-2 FC4-6 1B	5 0 2 0 0 0 1			
17 Todd Helton, L (1, 3) OBP: 0.490, SLG: 0.872	1-2 SF7			0-0 HR	0-1 P5		2-0 F7		0-3 K	4 1 1 2 0 1 2			
Larry Walker, L (1, 9) OBP: 0.370, SLG: 0.513	4-0 G6-4-3 IBB			4-2 G1-3 1B BB		3-2 1B WP HBP		0-0 BB 1B BB	2-0 FC4-6 1-2f	2 1 1 0 2 0 1			
Preston Wilson, R (1, 8) OBP: 0.413, SLG: 0.610	1-0 G6-4-3 1-2f			1-1 G1-3 1B		2-3 K	1-2 K	4-0 BB 1B BB	1-3 K	4 1 1 0 1 2 4			
José Hernández, R (1, 6) OBP: 0.386, SLG: 0.487		1-2 K		0-3 K		0-0 1B		4-1 1B BB		3 0 1 0 1 2 2			
Charles Johnson, R (1, 2) OBP: 0.194, SLG: 0.222		0-3 K		0-1 G1-3		2-3 K		0-0 F5		4 0 0 0 0 2 7			
Chris Stynes, R (1, 5) OBP: 0.366, SLG: 0.457		2-3 K		4-0 FC6-4 IBB		1-1 G1-3		1-2 1B		3 0 1 2 1 1 2			
Darren Oliver, R (1, 1) 40 Brian Fuentes, L (5, 1) Chris Richard, L (7, PH) Dan Miceli, R (7, 1) Greg Norton, S (8, PH) Javier López, L (8, 1)			0-3 K	2-2 FC6-4 1-2f			2-3 K	2-0 F7		2 0 0 0 0 1 3 0 0 0 0 0 0 0 1 0 0 0 0 1 0 0 0 0 0 0 0 0 1 0 0 0 0 0 2 0 0 0 0 0 0 0			
Inning Stats	R: 1 H: 2 E: 0 LOB: 1 K: 0 BB: 1 S: 8 P: 19	R: 0 H: 0 E: 0 LOB: 0 K: 3 BB: 0 S: 10 P: 13	R: 0 H: 0 E: 0 LOB: 0 K: 2 BB: 0 S: 8 P: 11	R: 1 H: 2 E: 0 LOB: 3 K: 1 BB: 2 S: 13 P: 24	R: 0 H: 0 E: 0 LOB: 0 K: 0 BB: 0 S: 8 P: 9	R: 0 H: 1 E: 0 LOB: 2 K: 2 BB: 0 S: 12 P: 20	R: 0 H: 1 E: 0 LOB: 1 K: 1 BB: 0 S: 8 P: 13	R: 2 H: 2 E: 0 LOB: 2 K: 1 BB: 2 S: 11 P: 24	R: 0 H: 1 E: 0 LOB: 1 K: 2 BB: 0 S: 11 P: 14	1B: 7 SF: 1 2B: 1 SAC: 0 3B: 0 DP: 1 HR: 1 HBP: 1	WP: 1 PA: 41 PB: 0 SB: 0 CS: 0		
PITCHER	IP WLS BF H R ER SO BB IBB HBP BLK WP HR S P ERA WHIP											PITCHER	IP WLS BF H R ER SO BB IBB HBP BLK WP HR S P ERA WHIP
Brian Lawrence, R (1, 1) ERA: 1.71	6.0 W 26 5 2 2 8 1 2 1 0 1 1 59 96 3.00 1.000												
Matt Herges, R ERA:	0.2 3 1 0 0 1 0 0 0 0 0 0 7 10 0.00 1.500												
Jesse Orosco, L ERA: 3.6	0.1 2 1 1 1 0 0 0 0 0 0 0 2 4 27.00 3.000												
Luther Hackman, R ERA: 1.42	0.1 4 1 1 1 0 2 0 0 0 0 0 6 15 27.00 9.000												
Brandon Villafuerte, R ERA: 2.25	1.2 S 6 1 0 0 3 0 0 0 0 0 0 0 15 22 0.00 0.600												

Colorado Rockies @ San Diego Padres
Qualcomm Stadium, San Diego, CA
Fri Apr 11 2003, 10:05 PM EDT
Att. 21,190 - Cloudy - 67 F

livebaseballscorecards.com

AB	34
R	4
H	9
RBI	4
BB	5
SO	12
LOB	26



Batter	1	2	3	4	5	6	7	8	9
Mark Loretta, R OBP: 0.295, SLG: 0.381 (1, 4)	0-1 G3	0-1 L6		4-1 1B BB		3-2 F8		2-2 G5-4-3 1-2f	
Mark Kotsay, L OBP: 0.396, SLG: 0.378 (1, 8)	0-1 BB 1B BB	2-2 G4-3		1-2 1B		1-3 K		0-0 G1-6-3	
Rondell White, R OBP: 0.302, SLG: 0.400 Shane Victorino, S (6, PR) (7, 7)	0-0 BB 1B BB		1-2 G2	2-2 F9		0-1 CS 1B			
Brian Buchanan, R OBP: 0.462, SLG: 0.444 Brandon Villafuerte, R (8, 1)	4-0 BB BB SF9 BB		2-1 F8		0-0 FC6-4 1B	2-1 CS	4-2 1B BB		
Xavier Nady, R OBP: 0.408, SLG: 0.600 (1, 9)	4-2 BB BB		2-2 FC6-4 1B		0-0 FC6-4 2B 2B		1-3 K		
Lou Merloni, R OBP: 0.550, SLG: 0.600 (1, 5)	4-1 BB BB		0-0 FC6-4		3-1 2B 2B		0-1 F7		
Gary Bennett, R OBP: 0.303, SLG: 0.419 (1, 2)	0-1 SF9			2-1 FC3-5 2B	1-0 2B		0-0 1B		
Ramón Vázquez, L OBP: 0.383, SLG: 0.289 (1, 6)	3-3 K			0-1 FC3-5 CS	2-1 F8		2-2 F8		
Brian Lawrence, R OBP: 0.250, SLG: 0.625 Matt Herges, L (7, 1) Jesse Orosco, R (7, 1) Luther Hackman, R (8, 1) Dave Hansen, L (8, 3)		0-1 G1-3		0-2 HR	0-3 K		0-0 G5-4-3 1B		

Inning Stats	R: 3 E: 0 K: 1 S: 13	H: 2 LOB: 2 BB: 3 P: 28	R: 0 E: 0 K: 0 S: 9	H: 0 LOB: 0 BB: 0 P: 11	R: 0 E: 0 K: 0 S: 10	H: 1 LOB: 1 BB: 0 P: 15	R: 1 E: 0 K: 0 S: 19	H: 3 LOB: 2 BB: 1 P: 28	R: 2 E: 0 K: 1 S: 11	H: 3 LOB: 1 BB: 0 P: 17	R: 0 E: 0 K: 1 S: 10	H: 1 LOB: 1 BB: 0 P: 16	R: 0 E: 0 K: 1 S: 12	H: 1 LOB: 2 BB: 1 P: 19	R: 0 E: 0 K: 0 S: 7	H: 1 LOB: 0 BB: 0 P: 9
--------------	-------------------------------	----------------------------------	------------------------------	----------------------------------	-------------------------------	----------------------------------	-------------------------------	----------------------------------	-------------------------------	----------------------------------	-------------------------------	----------------------------------	-------------------------------	----------------------------------	------------------------------	---------------------------------

PITCHER	IP	WLS	BF	H	R	ER	SO	BB	IBB	HBP	BLK	WP	HR	S	P	ERA	WHIP
Darren Oliver, L ERA: 7.71 (1, 1)	4.1	L	25	9	6	6	1	4	0	0	0	0	1	56	91	12.46	3.000
40 Brian Fuentes, L ERA: 5.06 (5, 1)	1.2		5	1	0	0	2	0	0	0	0	0	0	16	24	0.00	0.600
Dan Miceli, R ERA: 5.4 (7, 1)	1.0		5	1	0	0	1	1	0	0	0	0	0	12	19	0.00	2.000
Javier López, L ERA: (8, 1)	1.0		3	1	0	0	0	0	0	0	0	0	0	7	9	0.00	1.000

BOTTOM


Colorado Rockies @ San Diego Padres
Qualcomm Stadium, San Diego, CA

Fri Apr 11 2003, 10:05 PM EDT
Att. 21,190 - Cloudy - 67 F

AB	R	H	RBI	BB	SO	LOB
4	0	0	0	1	0	1
5	1	2	0	0	1	0
4	1	2	0	0	0	2
0	0	0	0	0	0	0
2	1	1	0	2	0	0
0	0	0	0	0	0	0
3	1	1	1	1	1	2
3	1	1	1	1	0	2
3	0	3	3	0	0	0
4	0	0	0	0	1	6
3	1	1	1	0	1	1
0	0	0	0	0	0	0
0	0	0	0	0	0	0
0	0	0	0	0	0	0
1	0	1	0	0	0	0

AB	32
R	6
H	12
RBI	6
BB	5
SO	4
LOB	14

WP: 0 PA: 39
PB: 0
SB: 0
CS: 2



PITCHER	IP	WLS	BF	H	R	ER	SO	BB	IBB	HBP	BLK	WP	HR	S	P	ERA	WHIP
---------	----	-----	----	---	---	----	----	----	-----	-----	-----	----	----	---	---	-----	------

Batter	1	2	3	4	5	6	7	8	9	AB R H RBI BB SO LOB	TOP														
Ronnie Belliard, R (1, 4) OBP: 0.333, SLG: 0.306	1-1 F9		0-0 G4-3		3-3 K			2-3 K	4-1 BB	4 0 0 0 1 2 2															
Jay Payton, R (1, 7) OBP: 0.360, SLG: 0.468	3-2 F8-3 1B		0-1 G1-3		2-3 K			2-3 K	2-2 F9	5 0 1 0 0 2 4 0 0 0 0 0 0 0															
17 Todd Helton, L (1, 3) OBP: 0.472, SLG: 0.810	0-0 F8-3			2-2 G4-3		1-0 P6		4-1 BB		3 0 0 0 1 0 1															
Larry Walker, L (1, 9) OBP: 0.360, SLG: 0.476		4-0 G6-4-3 BB		2-2 G3-1		0-0 G1-3		2-1 G1-3		3 0 0 0 1 0 1															
Preston Wilson, R (1, 8) OBP: 0.400, SLG: 0.644		2-0 G6-4-3		1-3 K		0-0 L6			2-0 HR	4 1 1 1 0 1 1															
José Hernández, R (1, 6) OBP: 0.417, SLG: 0.524		1-0 2B		0-0 1B SF7 1B		1-2 G3-1		4-2 1B BB		3 1 2 0 1 0 0															
Bobby Estalella, R (1, 2) OBP: 0.353, SLG: 0.867		2-3 K		2-3 K		4-1 2B BB		0-1 BB 1B		3 1 1 0 1 2 2															
Chris Stynes, R (1, 5) OBP: 0.378, SLG: 0.487			0-2 G5-3		3-1 SF7 1B	2-0 2B		3-1 FC6-2-5 BB		4 0 2 1 0 0 2															
Jason Jennings, L (1, 1) OBP: 0.400, SLG: 1.000			3-2 G4-3		3-2 SF7	2-2 G3		1-3 K		1 0 1 1 0 0 0 0 0 0 0 0 0 0 1 0 0 0 0 0 1 0 0 0 0 0 0 0 1 0 0 0 0 0 1 2															
Steve Reed, R (6, 1)																									
Greg Norton, S (7, PH)																									
Justin Speier, R (7, 1)																									
Gabe Kapler, R (9, PH)																									
Matt Herges, R (9, 7)																									
Inning Stats	R: 0 E: 0 K: 0 S: 6	H: 1 LOB: 0 BB: 0 P: 10	R: 0 E: 0 K: 1 S: 6	H: 1 LOB: 1 BB: 1 P: 15	R: 0 E: 0 K: 0 S: 9	H: 1 LOB: 1 BB: 0 P: 12	R: 0 E: 0 K: 1 S: 9	H: 0 LOB: 0 BB: 0 P: 14	R: 1 E: 0 K: 2 S: 17	H: 2 LOB: 1 BB: 0 P: 28	R: 0 E: 0 K: 1 S: 7	H: 0 LOB: 0 BB: 0 P: 10	R: 1 E: 0 K: 0 S: 9	H: 1 LOB: 1 BB: 1 P: 18	R: 0 E: 0 K: 2 S: 9	H: 0 LOB: 1 BB: 1 P: 19	R: 1 E: 0 K: 1 S: 15	H: 2 LOB: 3 BB: 2 P: 31	1B: 4 2B: 4 3B: 0 HR: 1	SF: 1 SAC: 0 DP: 2 HBP: 0	WP: 0 PB: 0 SB: 0 CS: 0	PA: 38			
PITCHER	IP	WLS	BF	H	R	ER	SO	BB	IBB	HBP	BLK	WP	HR	S	P	ERA	WHIP								
Adam Eaton, R (1, 1) ERA: 4.12	6.2		26	6	2	2	5	2	0	0	0	0	0	60	102	2.70	1.200								
Jaret Wright, R (7, 1) ERA: 3.86	0.1		1	0	0	0	0	0	0	0	0	0	0	3	5	0.00	0.000								
Luther Hackman, R (8, 1) ERA: 1.23	1.0		4	0	0	0	2	1	0	0	0	0	0	9	19	0.00	1.000								
Brandon Villafuerte, R (9, 1) ERA: 3.38	0.0	L	3	2	1	1	0	1	0	0	0	0	1	5	11	∞	∞								
Matt Herges, R (9, 1) ERA:	1.0		4	0	0	0	1	1	0	0	0	0	0	10	20	0.00	1.000								

Colorado Rockies @ San Diego Padres
Qualcomm Stadium, San Diego, CA

AB	32
R	3
H	8
RBI	3
BB	5
SO	8
LOB	16



Sat Apr 12 2003, 10:05 PM EDT
Att. 30,830 - Cloudy - 66 F

WP: 0	PA: 38
PB: 0	
SB: 0	
CS: 0	

Batter	1	2	3	4	5	6	7	8	9	AB	R	H	RBI	BB	SO	LOB
Ramón Vázquez, L OBP: 0.412, SLG: 0.300 (1, 6)	4-1 BB G4-6-3		4-2 BB		0-2 K		1-2 CS 1B			2	0	1	0	2	1	1
Mark Loretta, R OBP: 0.292, SLG: 0.370 (1, 4)	1-1 SAFE G4-6-3 1-2f		3-1 SAFE F9		1-3 K		3-2 SAFE 1B			4	0	1	0	0	1	3
Mark Kotsay, L OBP: 0.404, SLG: 0.375 (1, 8)	0-0 1B			0-1 F7		4-0 E 1B BB	0-2 F7			3	1	1	0	1	0	1
Ryan Klesko, L OBP: 0.310, SLG: 0.333 (1, 3)	2-0 F9			4-2 1B BB		3-2 F7		0-0 FC4-6 1B		3	0	1	0	1	0	2
Rondell White, R OBP: 0.340, SLG: 0.432 Shane Victorino, S (8, PR) (9, 7)		0-0 G6-4-3 1B		0-2 1-2 1B		1-1 SAFE E8 1B 1B		2-1 FC4-6 CS 1-2f		4	1	3	0	0	0	1
Xavier Nady, R OBP: 0.377, SLG: 0.551 (1, 9)		2-1 G6-4-3 1-2f		1-3 K		1-3 K		0-0 P4		4	0	0	0	0	2	6
Sean Burroughs, L OBP: 0.303, SLG: 0.214 (1, 5)		2-3 K		3-1 G6-3		3-2 1B		2-2 CS	2-2 G3	4	0	1	2	0	1	2
Gary Bennett, R OBP: 0.270, SLG: 0.371 (1, 2)			1-0 F8		3-2 E6 SH3		2-2 G1-3		0-2 P6	4	0	0	0	0	0	1
Adam Eaton, R Jaret Wright, R Dave Hansen, L Luther Hackman, R Brandon Villafuerte, R Matt Herges, L Keith Lockhart, L OBP: 0.357, SLG: 0.308 (1, 1) (7, 1) (7, PH) (8, 1) (9, 1) (9, 1) (9, PH)			1-3 K		0-0 SH3		2-2 G4-3		0-0 G3	1	0	0	0	0	1	0

Inning Stats	R: 0	H: 1	E: 0	LOB: 1	K: 0	BB: 1	S: 5	P: 12	R: 0	H: 1	E: 0	LOB: 0	K: 1	BB: 0	S: 7	P: 11	R: 0	H: 0	E: 0	LOB: 1	K: 1	BB: 1	S: 8	P: 17	R: 0	H: 1	E: 0	LOB: 2	K: 1	BB: 1	S: 14	P: 22	R: 0	H: 0	E: 1	LOB: 1	K: 2	BB: 0	S: 10	P: 14	R: 2	H: 2	E: 1	LOB: 1	K: 1	BB: 1	S: 16	P: 30	R: 0	H: 2	E: 0	LOB: 1	K: 0	BB: 0	S: 12	P: 18	R: 0	H: 1	E: 0	LOB: 1	K: 0	BB: 0	S: 7	P: 10	R: 0	H: 0	E: 0	LOB: 0	K: 0	BB: 0	S: 10	P: 12	1B: 8	SF: 0	2B: 0	SAC: 1	3B: 0	DP: 2	HR: 0	HBP: 0	WP: 0	PA: 37
PITCHER	IP	WLS	BF	H	R	ER	SO	BB	IBB	HBP	BLK	WP	HR	S	P	ERA	WHIP																																																																	
Jason Jennings, R ERA: 7.36 (1, 1)	5.2		25	5	2	1	6	4	0	0	0	0	0	57	101	1.59	1.588																																																																	
Steve Reed, R ERA: 1.42 (6, 1)	0.1		1	0	0	0	0	0	0	0	0	0	0	3	5	0.00	0.000																																																																	
Justin Speier, R ERA: 6.43 (7, 1)	2.0	W	7	3	0	0	0	0	0	0	0	0	0	19	28	0.00	1.500																																																																	
Jose Jimenez, R ERA: 7.11 (9, 1)	1.0	S	3	0	0	0	0	0	0	0	0	0	0	10	12	0.00	0.000																																																																	

BOTTOM

Colorado Rockies @ San Diego Padres
Qualcomm Stadium, San Diego, CA
Sat Apr 12 2003, 10:05 PM EDT
Att: 30,830 - Cloudy - 66 F

livebaseballscorecards.com

AB	31
R	2
H	8
RBI	2
BB	4
SO	6
LOB	17



Batter	1	2	3	4	5	6	7	8	9	AB R H RBI BB SO LOB	TOP																
Ronnie Belliard, R (1, 4) OBP: 0.364, SLG: 0.350	4-2 BB		1-2 F8	0-1 2B		1-2 E 2-H 1B		0-1 G1-3		4 0 2 1 1 0 0																	
Jay Payton, R (1, 7) OBP: 0.382, SLG: 0.460	2-2 1B		4-1 BB 17 BB	4-0 BB		1-2 E1 FC5-4		1-3 K	3 0 1 0 2 1 1																		
17 Todd Helton, L (1, 3) OBP: 0.448, SLG: 0.739	1-3 K		4-1 FC5 BB	2-2 G4-3		0-3 K		3-3 K	4 0 0 0 1 3 7																		
Preston Wilson, R (1, 8) OBP: 0.418, SLG: 0.633	2-3 K		4-0 BB		2-0 CS 1B	2-1 FC5-4 1-2f		1-0 FC6-4 1B	4 0 2 0 1 1 4																		
José Hernández, R (1, 6) OBP: 0.396, SLG: 0.553	0-0 L8		3-3 K		3-2 SAFE 1-2 HR		3-2 K	2-2 FC6-4 1-2f	5 1 1 1 0 2 6																		
Gabe Kapler, R (1, 9) OBP: 0.333, SLG: 0.417		3-3 K	0-0 FC5 2-3f		3-1 SAFE G6-3		1-3 K		4 0 0 0 0 2 3																		
Charles Johnson, R (1, 2) OBP: 0.171, SLG: 0.194		0-1 G6-3		3-2 F7		0-3 K		2-1 G4-3	4 0 0 0 0 1 0																		
Chris Stynes, R (1, 5) OBP: 0.429, SLG: 0.487		4-0 28 WP BB		4-2 2B BB		4-2 28 SH3-4 1B HBP		4-2 G4-6-3 BB	0 1 0 0 3 0 0																		
28 Aaron Cook, R (1, 1) OBP: 0.400, SLG: 0.400		2-3 K		0-0 B2		1-1 SAFE SH3-4		1-1 SAFE G4-6-3 1-2f	2 0 0 0 0 1 2																		
Javier López, L (7, 1)									0 0 0 0 0 0 0																		
Todd Jones, L (7, 1)									0 0 0 0 0 0 0																		
Chris Richard, L (8, PH) OBP: 0.250, SLG: 0.429									1 0 0 0 0 0 1																		
40 Brian Fuentes, L (8, 1)									0 0 0 0 0 0 0																		
Inning Stats	R: 0 E: 0 K: 2 S: 12	H: 1 LOB: 2 BB: 1 P: 21	R: 0 E: 0 K: 2 S: 10	H: 0 LOB: 1 BB: 1 P: 19	R: 0 E: 0 K: 1 S: 9	H: 0 LOB: 3 BB: 3 P: 25	R: 0 E: 0 K: 0 S: 11	H: 1 LOB: 3 BB: 2 P: 24	R: 1 E: 0 K: 1 S: 11	H: 2 LOB: 0 BB: 0 P: 19	R: 1 E: 1 K: 1 S: 19	H: 1 LOB: 2 BB: 0 P: 28	R: 0 E: 0 K: 2 S: 8	H: 0 LOB: 0 BB: 0 P: 14	R: 0 E: 0 K: 0 S: 6	H: 0 LOB: 0 BB: 1 P: 11	R: 0 E: 0 K: 2 S: 14	H: 1 LOB: 1 BB: 0 P: 21	1B: 4 2B: 1 3B: 0 HR: 1	SF: 0 SAC: 1 DP: 1 HBP: 1	WP: 1 PB: 0 SB: 0 CS: 1	PA: 41					
PITCHER	IP WLS BF H R ER SO BB IBB HBP BLK WP HR S P ERA WHIP																										
Oliver Pérez, L (1, 1) ERA: 6.75	4.1		23	4	1	1	5	7	0	0	0	1	1	48	100	2.08	2.538										
Clay Condrey, R (5, 1) ERA: 7.27	1.2		8	1	1	1	2	0	0	1	0	0	0	24	36	5.40	0.600										
Jaret Wright, R (7, 1) ERA: 3.0	2.0	W	6	0	0	0	2	1	0	0	0	0	0	14	25	0.00	0.500										
Mike Matthews, L (9, 1) ERA: 3.6	1.0		4	1	0	0	2	0	0	0	0	0	0	14	21	0.00	1.000										

Colorado Rockies @ San Diego Padres
Qualcomm Stadium, San Diego, CA

AB	31
R	2
H	6
RBI	2
BB	8
SO	11
LOB	24



Sun Apr 13 2003, 5:00 PM EDT
Att. 20,316 - Cloudy - 74 F

WP: 1	PA: 41
PB: 0	
SB: 0	
CS: 1	

Batter	1	2	3	4	5	6	7	8	9
Ramón Vázquez, L (1, 6) OBP: 0.429, SLG: 0.364	1-3 K		0-0 L8		0-0 1B 3B		1-1 2B E 1B	4-1 BB	
Keith Lockhart, L (1, 4) OBP: 0.316, SLG: 0.333	2-2 L7		1-0 F8		1-2 P4		1-0 E 2B	2-2 F9	
Mark Kotsay, L (1, 8) OBP: 0.403, SLG: 0.377	1-0 BB 1B		2-2 G6-3		0-1 S 1B		0-0 E4 HR	2-2 G3	
Ryan Klesko, L (1, 3) OBP: 0.326, SLG: 0.359	4-0 BB			1-0 FC6-5 2B	1-1 G3-1		3-3 K		
Rondell White, R (1, 7) Shane Victorino, S (8, 7) OBP: 0.333, SLG: 0.479	2-2 G1-3			0-0 G1-3		2-2 F9	2-1 HR		
Sean Burroughs, L (1, 5) Clay Condrey, R (5, 1) Brian Buchanan, R (6, PH) Jaret Wright, R (7, 1) Mike Matthews, L (9, 1) OBP: 0.286, SLG: 0.200		1-2 K		0-1 FC6-5		0-1 G4-3	3-2 2B		
Xavier Nady, R (1, 9) OBP: 0.368, SLG: 0.528		1-0 G1-3		1-0 G3		0-0 1B 1B	3-3 K		
Wiki Gonzalez, R (1, 2) OBP: 0.474, SLG: 0.529		0-0 1B			0-2 G1-3	2-1 1B	3-2 G5-3		
Oliver Pérez, L (1, 1) Lou Merloni, R (5, 5) OBP: 0.522, SLG: 0.556		0-0 G1-4-3			0-1 3B 1B	0-2 G4-3		0-1 G1-3	

Inning Stats	R: 0	H: 1	E: 0	LOB: 2	K: 1	P: 20	R: 0	H: 1	E: 0	LOB: 1	K: 1	P: 8	R: 0	H: 0	E: 0	LOB: 0	K: 0	P: 9	R: 0	H: 1	E: 0	LOB: 1	K: 0	P: 7	R: 2	H: 3	E: 0	LOB: 1	K: 0	P: 18	R: 0	H: 2	E: 0	LOB: 2	K: 0	P: 15	R: 4	H: 4	E: 1	LOB: 1	K: 2	P: 39	R: 0	H: 0	E: 0	LOB: 1	K: 0	P: 21
	S: 10	BB: 1	S: 6	BB: 0	S: 6	BB: 0	S: 5	BB: 0	S: 16	BB: 0	S: 11	BB: 0	S: 23	BB: 0	S: 14	BB: 1	1B: 7	2B: 3	3B: 1	SF: 0	SAC: 0	DP: 0	HBP: 0	WP: 0	HR: 0	PA: 39	ERA: 6.00	WHIP: 1.833	ERA: 0.00	WHIP: 0.000	ERA: 13.50	WHIP: 3.000	ERA: 0.00	WHIP: 1.000	ERA: 0.00	WHIP: 1.833	ERA: 0.00	WHIP: 3.000	ERA: 0.00	WHIP: 1.833								

PITCHER	IP	WLS	BF	H	R	ER	SO	BB	IBB	HBP	BLK	WP	HR	S	P	ERA	WHIP
28 Aaron Cook, R (1, 1) ERA: 7.8	6.0	L	29	10	4	4	2	1	0	0	0	0	0	57	82	6.00	1.833
Javier López, L (7, 1) ERA:	0.1		2	0	0	0	1	0	0	0	0	0	0	4	7	0.00	0.000
Todd Jones, R (7, 1) ERA: 2.7	0.2		4	2	2	1	1	0	0	0	0	0	1	16	27	13.50	3.000
40 Brian Fuentes, L (8, 1) ERA: 4.26	1.0		4	0	0	0	0	1	0	0	0	0	0	14	21	0.00	1.000

AB R H RBI BB SO LOB

4	2	2	1	1	1	0
5	1	1	0	0	0	2
5	1	2	2	0	0	1
3	0	1	0	1	1	2
4	1	1	2	0	0	3
0	0	0	0	0	0	0
2	0	0	0	0	1	1
0	0	0	0	0	0	0
1	0	0	0	0	0	0
0	0	0	0	0	0	0
4	0	1	0	0	1	2
4	0	2	0	0	0	1
1	0	0	0	0	0	1
3	1	1	0	0	0	2

AB	37
R	6
H	12
RBI	5
BB	2
SO	4
LOB	15



Colorado Rockies @ San Diego Padres
Qualcomm Stadium, San Diego, CA
Sun Apr 13 2003, 5:00 PM EDT
Att: 20,316 - Cloudy - 74 F

livebaseballscorecards.com

Batter	1	2	3	4	5	6	7	8	9	AB R H RBI BB SO LOB	TOP										
Ramón Vázquez, L (1, 6) OBP: 0.426, SLG: 0.340	1-0 G3		4-0 1B BB		0-1 G6-3	4-2 BB BB		1-2 G4-3		3 0 0 0 2 0 1											
Mark Loretta, R (1, 4) OBP: 0.321, SLG: 0.380	1-2 P6		1-0 1B		0-2 1B 1B	4-2 BB		0-3 K		4 1 2 1 1 1 0											
Mark Kotsay, L (1, 8) OBP: 0.388, SLG: 0.362	0-0 G5-3		2-0 G3-1		3-1 1B 1B	0-2 L9		0-3 K		5 0 1 0 0 1 5											
Ryan Klesko, L (1, 3) OBP: 0.333, SLG: 0.364 Jaret Wright, R (9, 1) OBP: 1.000, SLG: 2.000		1-1 1B		3-3 K	1-2 1B L1-3		2-3 K		0-3 K	5 0 2 1 0 3 0 0 0 0 0 0 0 0											
Rondell White, R (1, 7) OBP: 0.327, SLG: 0.519 Shane Victorino, S (7, 7)		0-1 P4		1-2 HR	1-2 L1-3		1-1 G6-3			4 1 1 1 0 0 2 0 0 0 0 0 0 0											
Sean Burroughs, L (1, 5) OBP: 0.308, SLG: 0.242 Matt Herges, L (7, 1) Jesse Orosco, R (8, 1) Brandon Villafuerte, R (8, 1) Dave Hansen, L (9, 3) OBP: 0.500, SLG: 0.364		4-2 BB		0-1 2B		0-3 K	1-0 F8			3 0 1 0 1 1 0 0 0 0 0 0 0 0 0 0 0 0 0 0 0 0 0 0 0 0 0 0 0 0 0 0 0 0 0											
Xavier Nady, R (1, 9) OBP: 0.361, SLG: 0.500		2-3 K		0-0 F8		4-0 SH5-4 BB BB		3-1 F9		3 1 0 0 1 1 2											
Gary Bennett, R (1, 2) OBP: 0.341, SLG: 0.405			0-0 44 B3-4 1B	4-0 IBB		1-1 BB SH5-4 1B		4-2 BB		2 0 2 0 2 0 0											
44 Jake Peavy, R (1, 1) OBP: 0.286, SLG: 0.167 Mike Matthews, L (7, 1) Lou Merloni, R (7, 5) OBP: 0.500, SLG: 0.526			0-0 B3-4	1-3 K		1-2 SH5-4		0-3 K		2 0 0 0 0 1 3 0 0 0 0 0 0 0 1 0 0 0 0 1 1											
Inning Stats	R: 0 E: 0 K: 0 S: 5	H: 0 LOB: 0 BB: 0 P: 7	R: 0 E: 0 K: 1 S: 9	H: 1 LOB: 1 BB: 1 P: 16	R: 0 E: 0 K: 0 S: 4	H: 2 LOB: 2 BB: 1 P: 11	R: 1 E: 0 K: 2 S: 15	H: 2 LOB: 2 BB: 1 P: 24	R: 1 E: 0 K: 1 S: 16	H: 1 LOB: 3 BB: 3 P: 30	R: 0 E: 0 K: 1 S: 6	H: 0 LOB: 0 BB: 0 P: 10	R: 0 E: 0 K: 1 S: 11	H: 0 LOB: 1 BB: 1 P: 19	R: 0 E: 0 K: 3 S: 9	H: 0 LOB: 0 BB: 0 P: 9	1B: 7 2B: 3 3B: 0 HR: 1	SF: 0 SAC: 1 DP: 2 HBP: 0	WP: 0 PB: 0 SB: 0 CS: 0	PA: 40	
PITCHER	IP WLS BF H R ER SO BB IBB HBP BLK WP HR S P ERA WHIP																			PITCHER	IP WLS BF H R ER SO BB IBB HBP BLK WP HR S P ERA WHIP
Hideo Nomo, R (1, 1) ERA: 2.51	5.2 L 29 9 3 3 4 5 1 0 0 0 1 59 105 4.76 2.471																				
Troy Brohawn, L (6, 1) ERA:	1.1 4 0 0 0 1 0 0 0 0 0 0 9 13 0.00 0.000																				
Guillermo Mota, R (8, 1) ERA: 1.17	1.0 4 0 0 0 1 1 0 0 0 0 0 11 19 0.00 1.000																				
Paul Quantrill, R (9, 1) ERA: 3.38	0.1 1 0 0 0 1 0 0 0 0 0 0 3 3 0.00 0.000																				
Tom Martin, L (9, 1) ERA: 1.59	0.2 2 0 0 0 2 0 0 0 0 0 0 6 6 0.00 0.000																				

San Diego Padres @ Los Angeles Dodgers
Dodger Stadium, Los Angeles, CA
Tue Apr 15 2003, 7:10 PM PDT
Att. 25,903 - Sunny - 60 F

AB	32
R	3
H	9
RBI	3
BB	7
SO	9
LOB	14



WP	0	PA	40
PB	0		
SB	0		
CS	0		

PITCHER	IP	WLS	BF	H	R	ER	SO	BB	IBB	HBP	BLK	WP	HR	S	P	ERA	WHIP
---------	----	-----	----	---	---	----	----	----	-----	-----	-----	----	----	---	---	-----	------

BOTTOM

San Diego Padres @ Los Angeles Dodgers
Dodger Stadium, Los Angeles, CA

livebaseballscorecards.com

AB 32
R 2
H 8
RBI 2
BB 4
SO 7
LOB 20



WP: 0 PA: 40
PB: 1
SB: 0
CS: 0

ERA 0.00 WHIP 0.000

Tue Apr 15 2003, 7:10 PM PDT
Att. 25,903 - Sunny - 60 F

AB R H RBI BB SO LOB

4 0 2 0 1 1 3

4 1 2 0 1 0 2

5 0 0 0 0 2 6

5 0 1 1 0 0 5

4 1 1 0 0 1 1

3 0 1 0 0 0 0

2 0 0 0 0 1 0

2 0 0 0 0 1 0
0 0 0 0 0 0 0
0 0 0 0 0 1 0 0
0 0 0 0 0 0 0 0
1 0 0 0 0 0 0 3
0 0 0 0 0 0 0 0
0 0 0 0 0 0 0 0

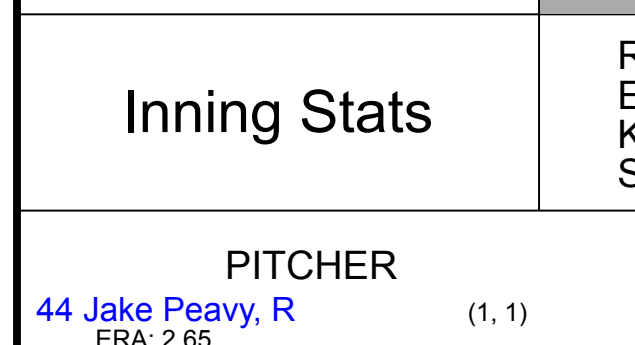
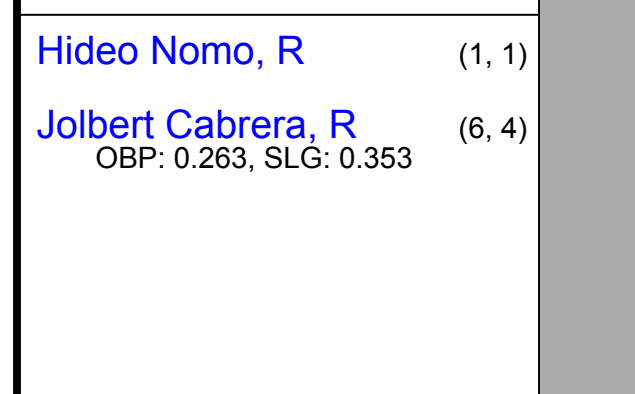
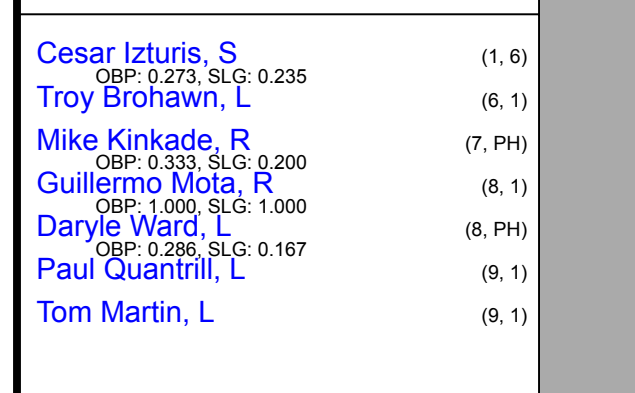
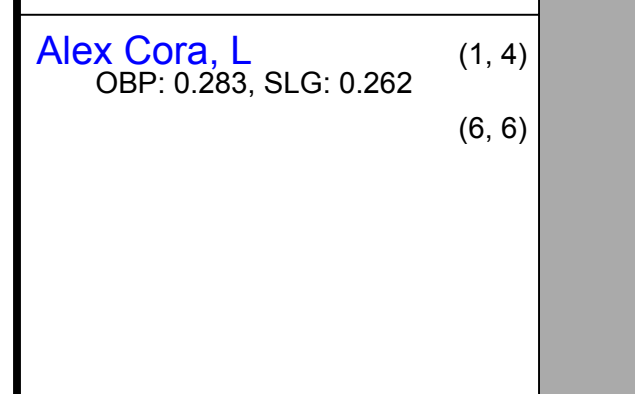
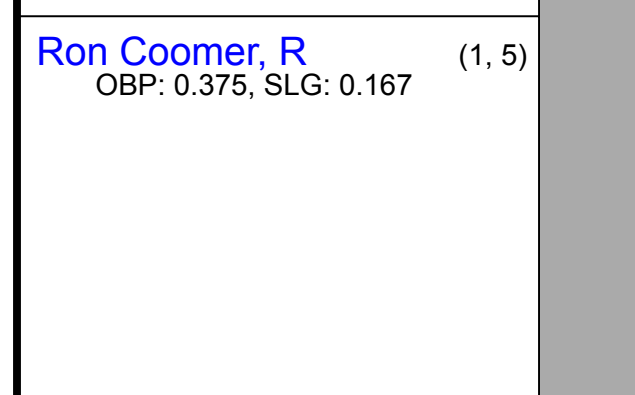
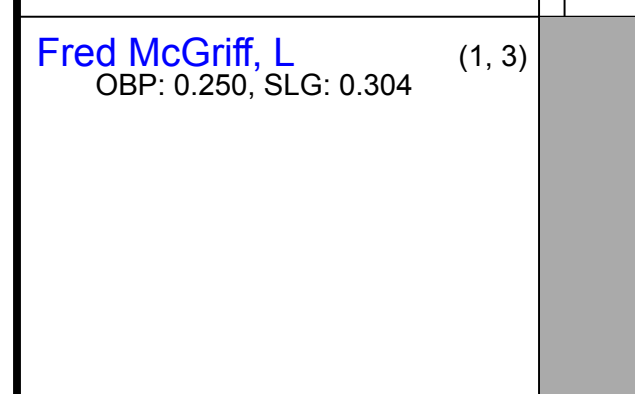
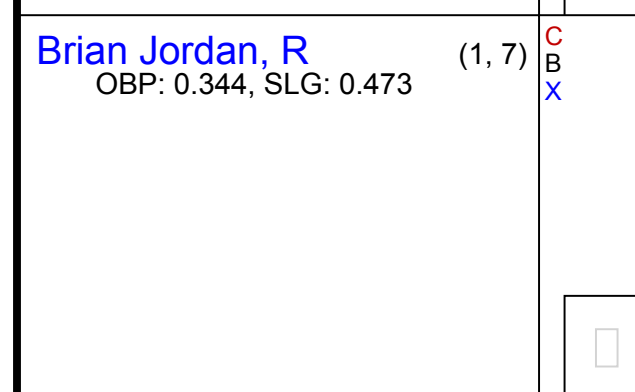
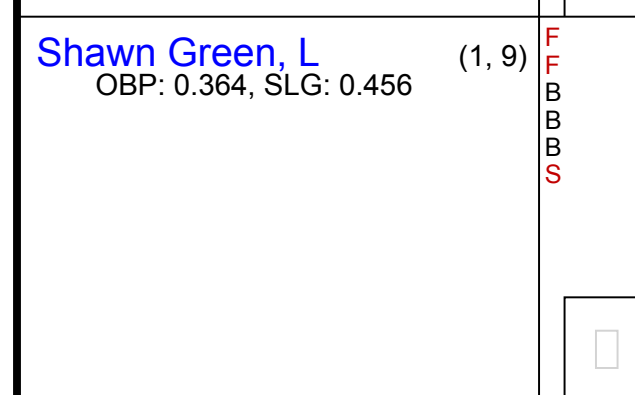
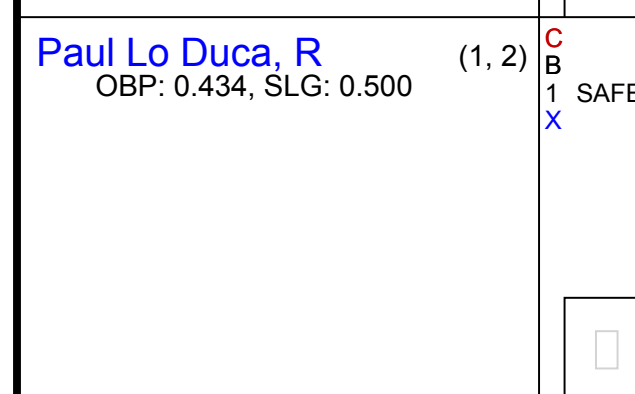
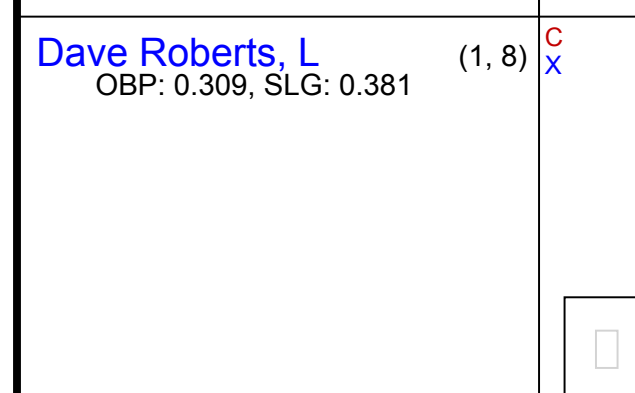

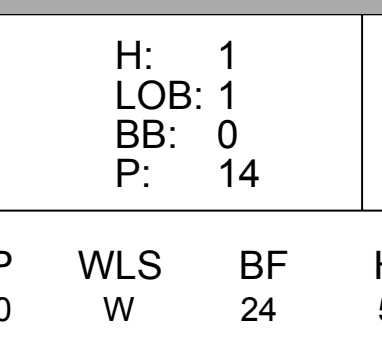



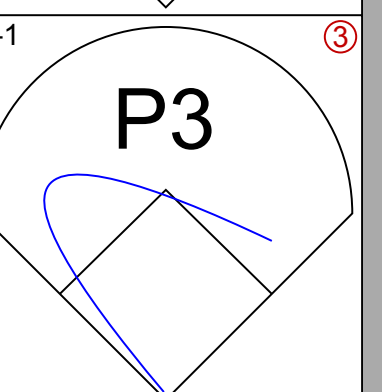
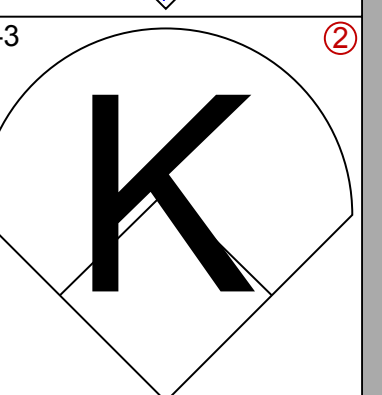
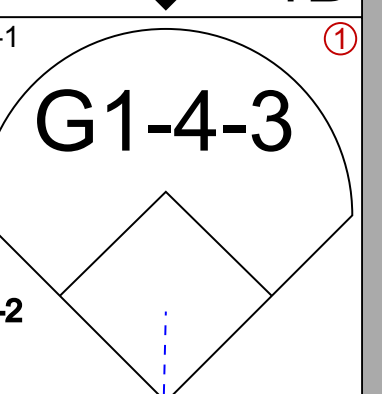
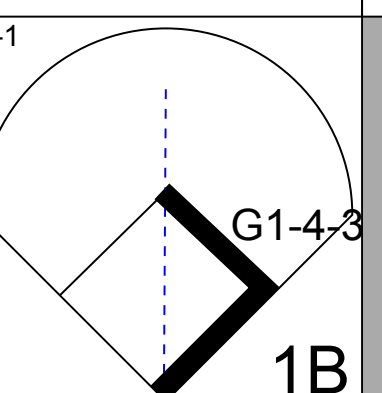

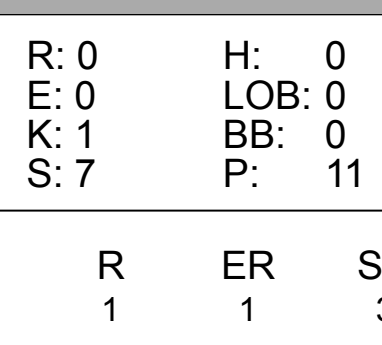

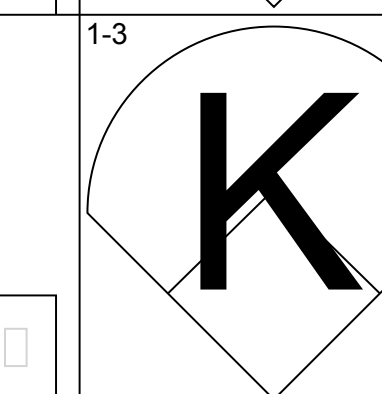
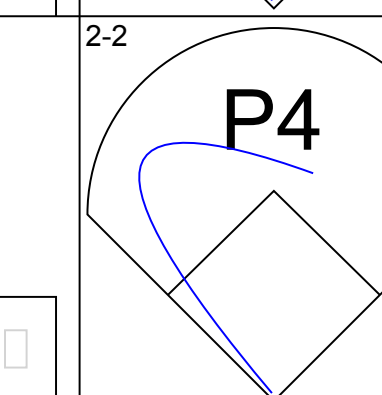
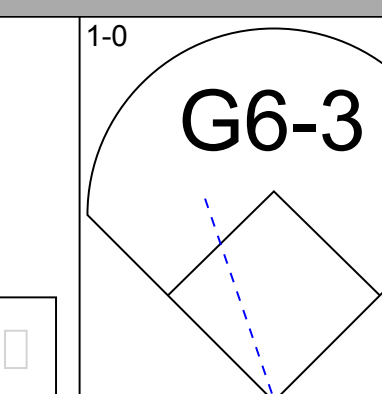


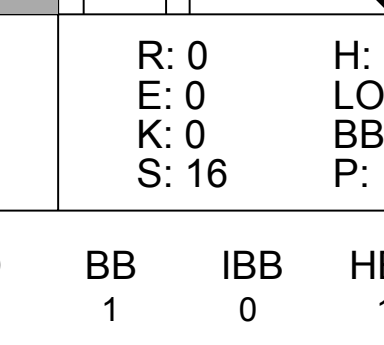
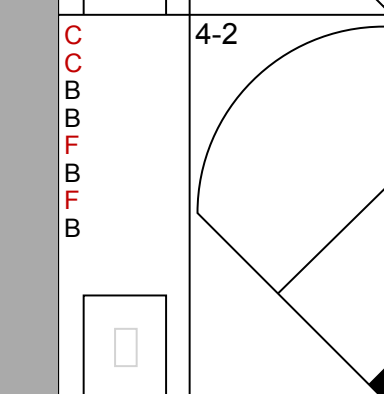
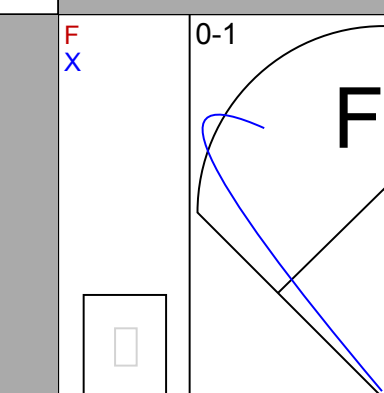
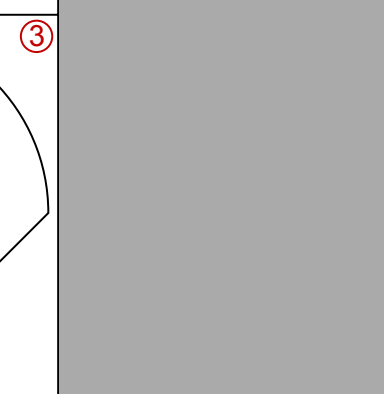
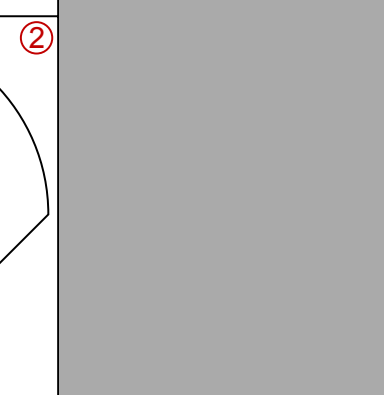
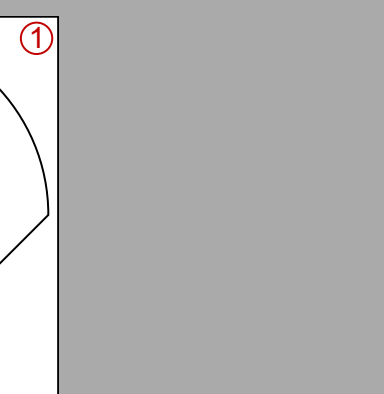

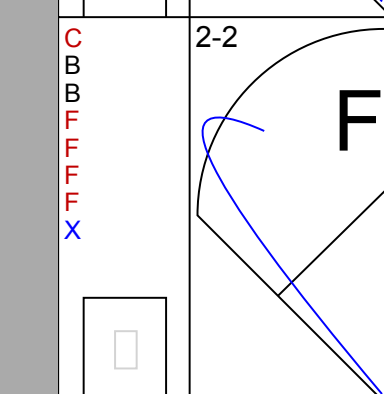
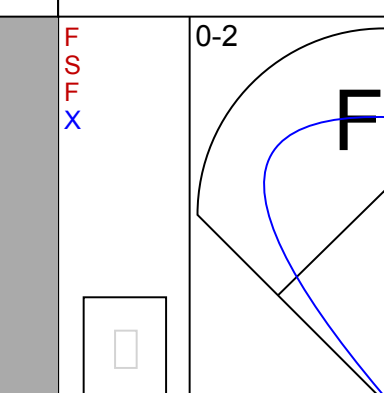

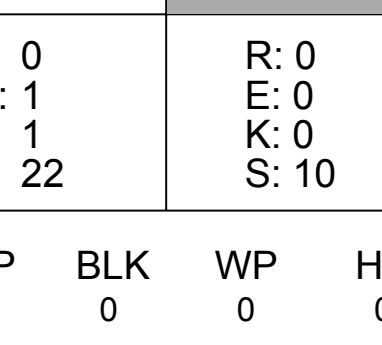
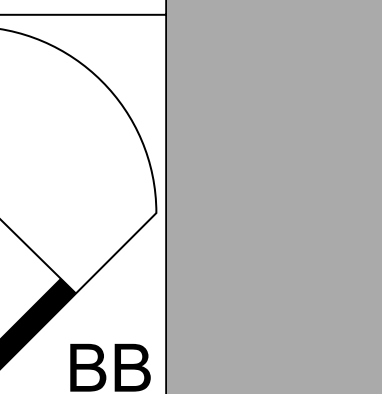
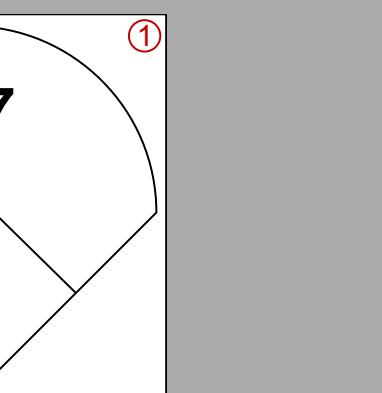

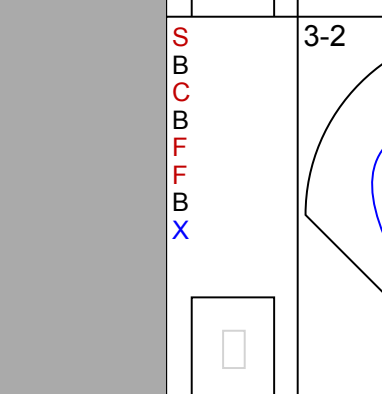
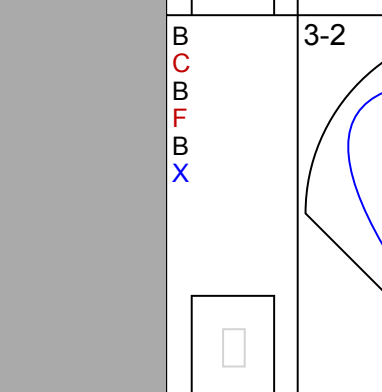
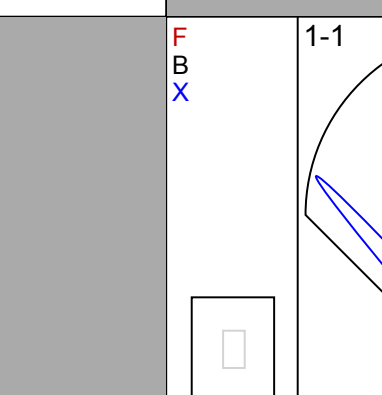
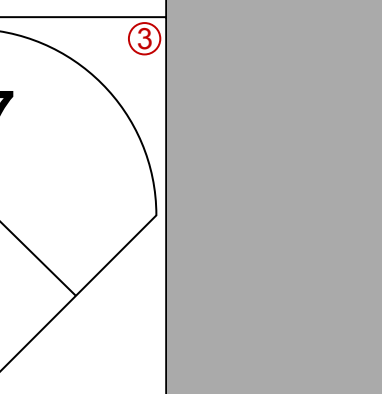
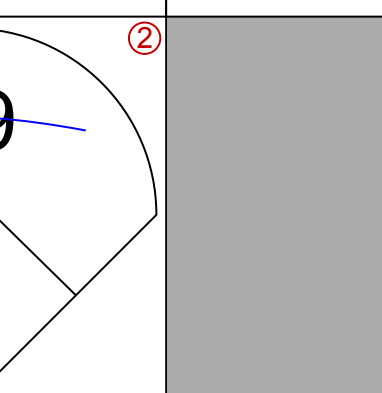

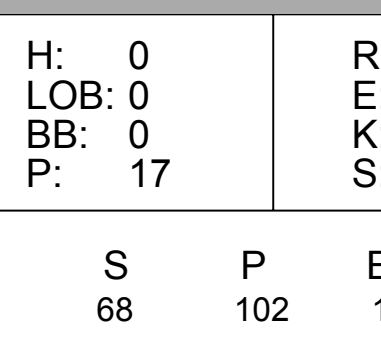


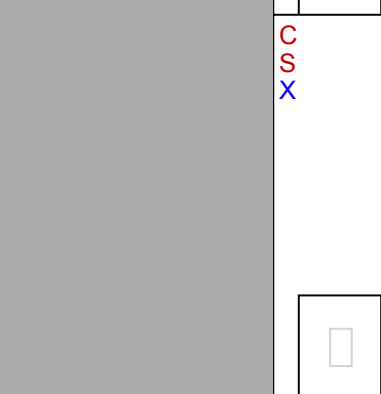

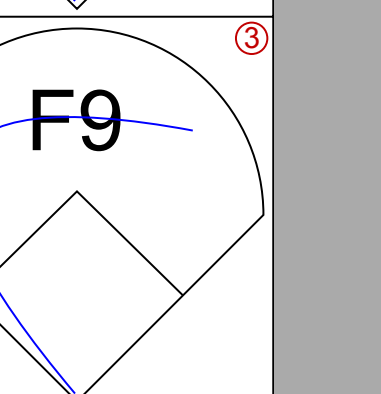
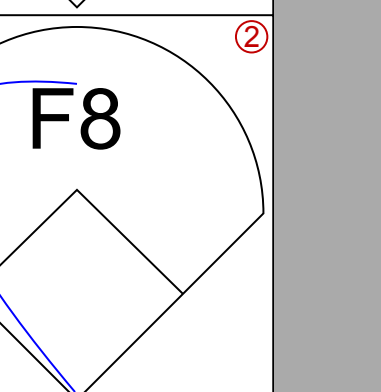
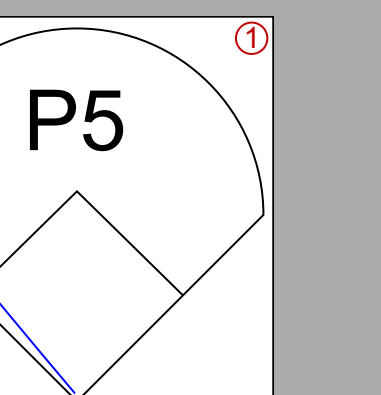


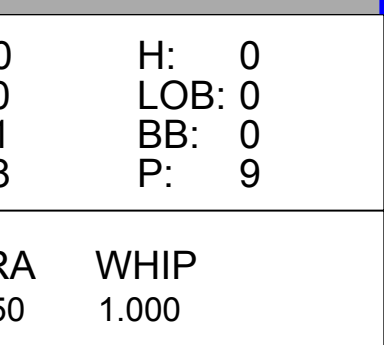

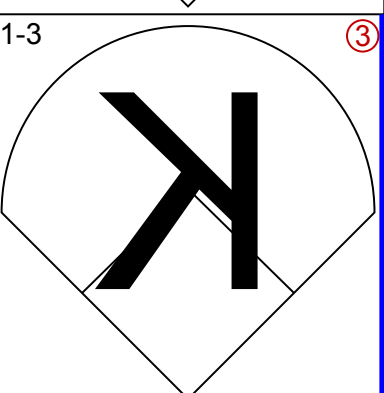
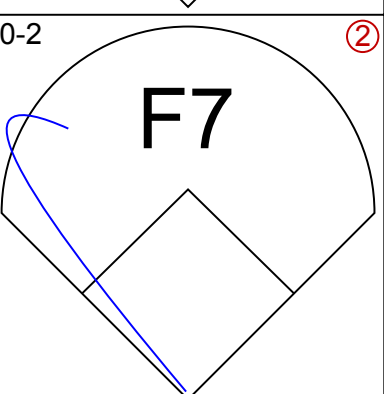
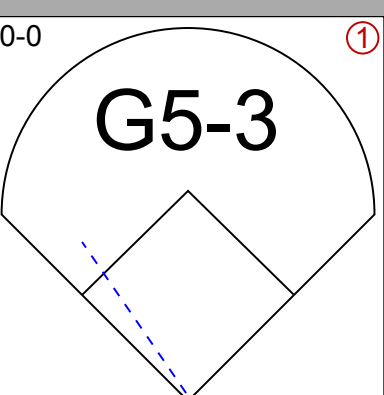


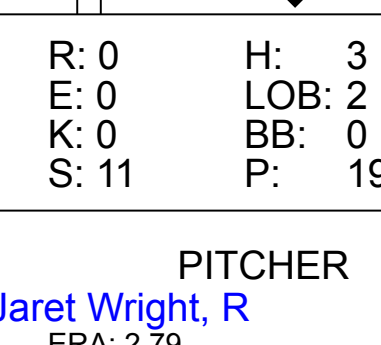
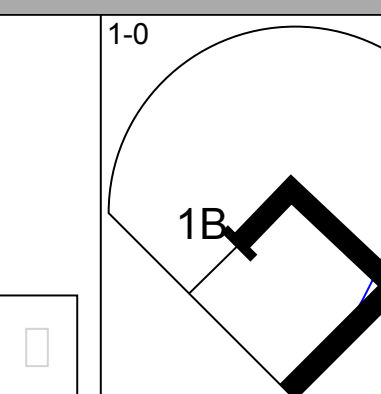

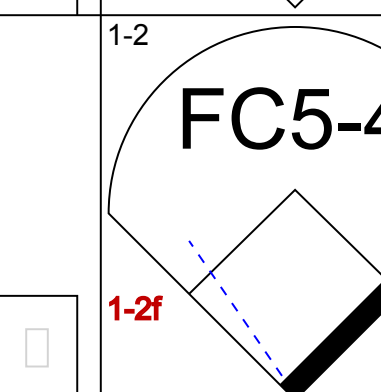
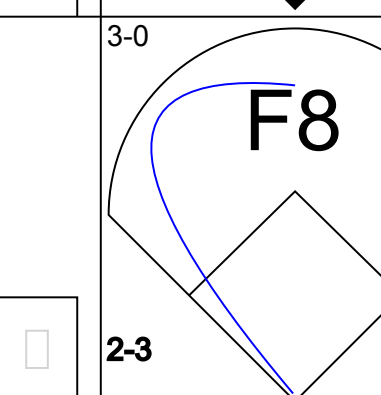
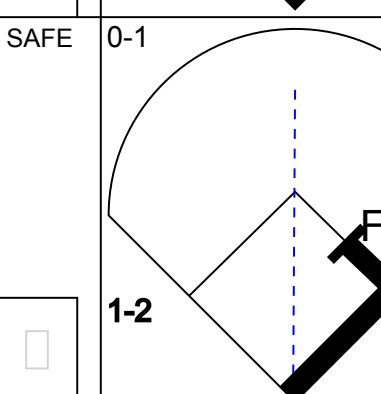
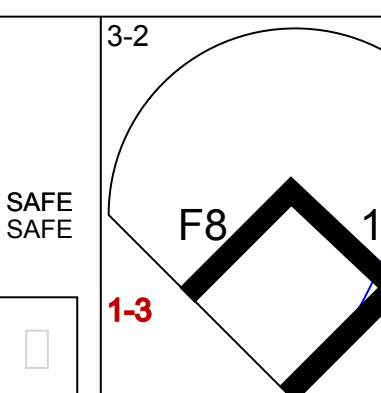
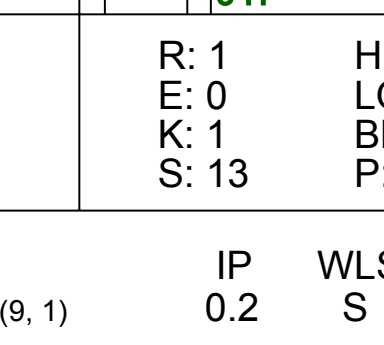
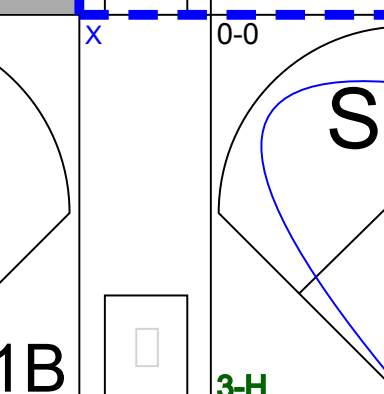
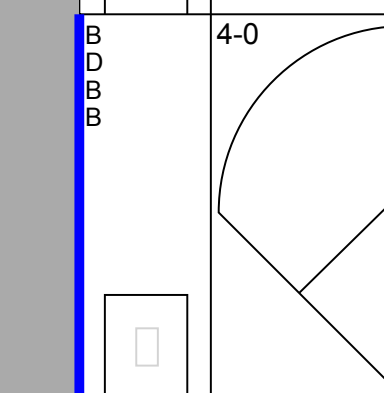
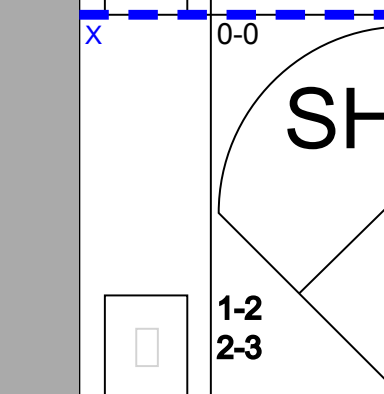
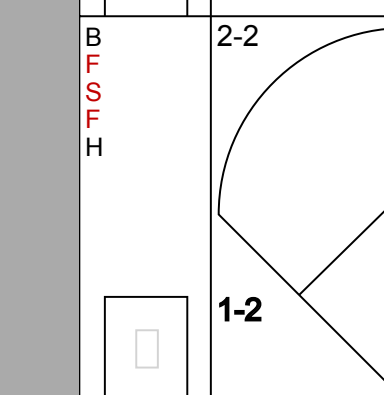
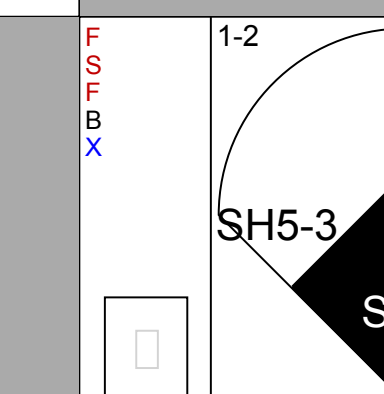
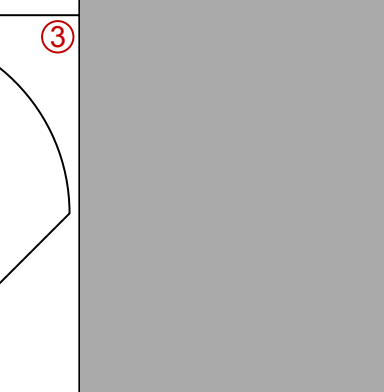
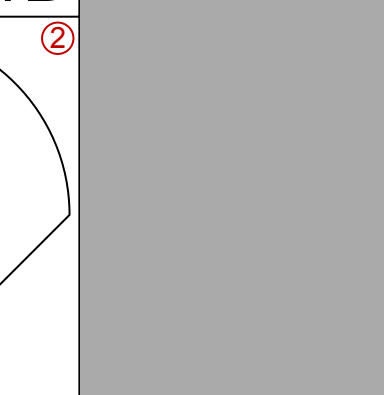
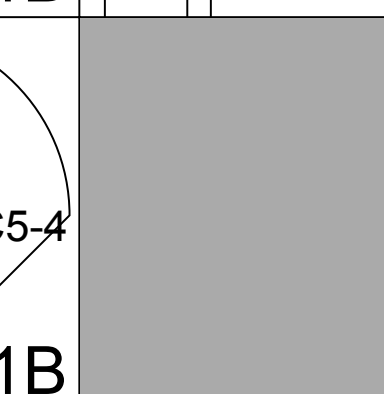
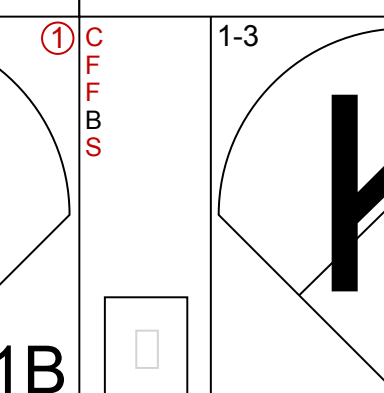
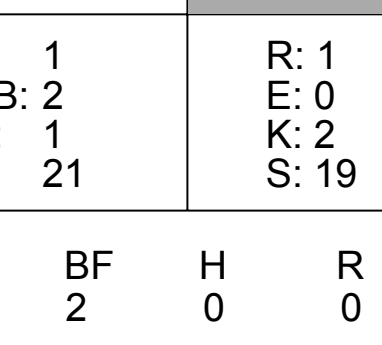
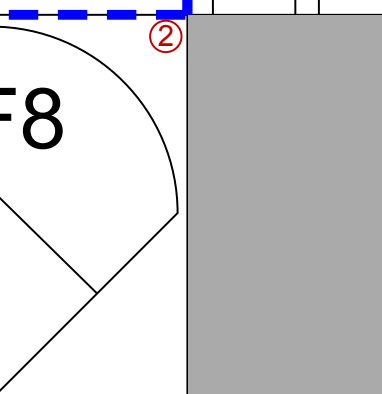
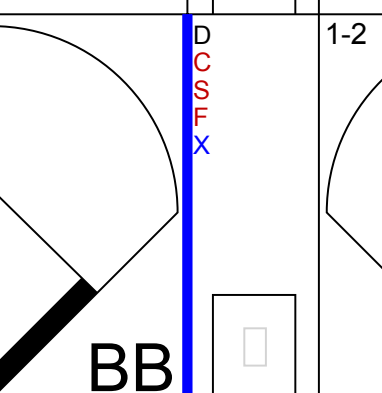
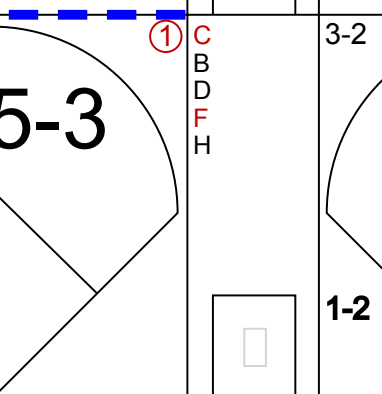
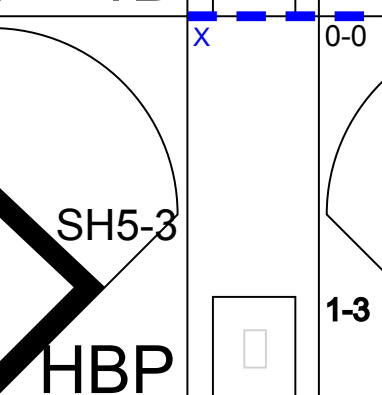
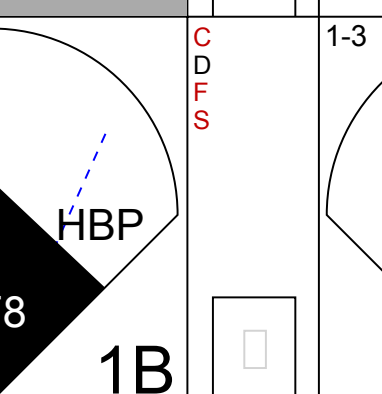
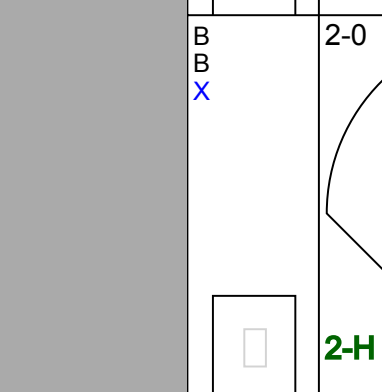
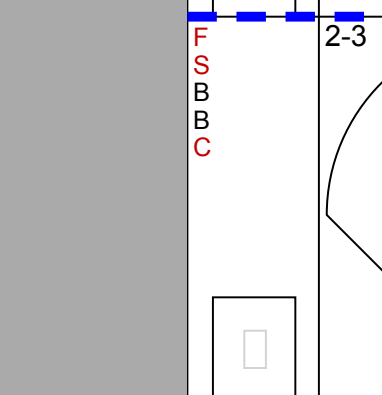
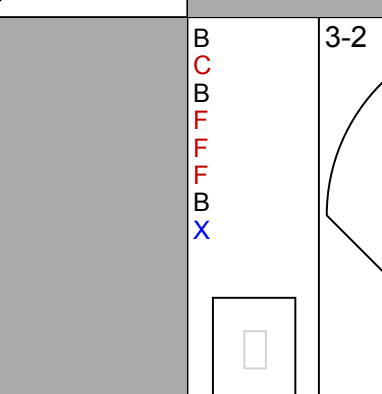
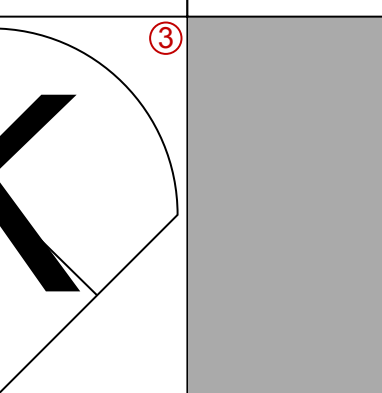
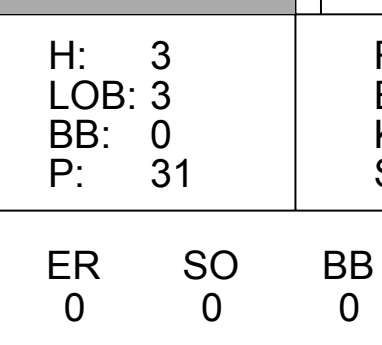

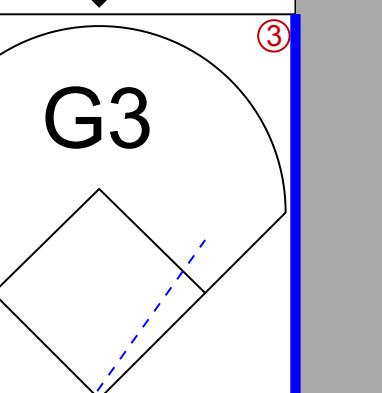
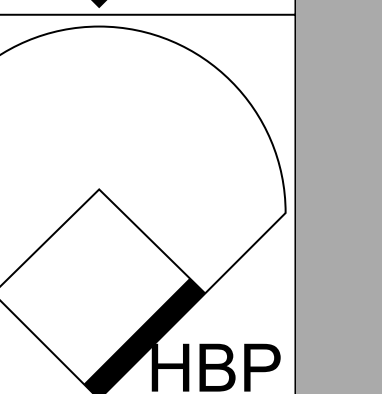
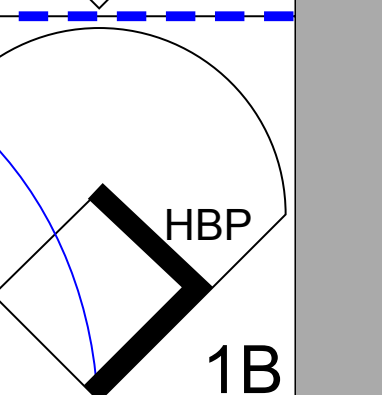
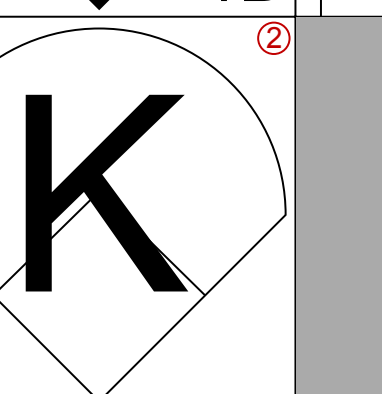
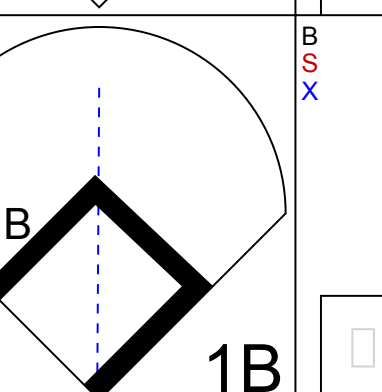
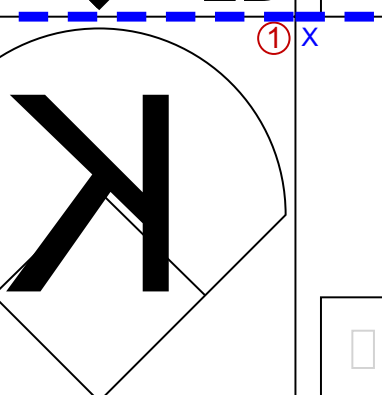
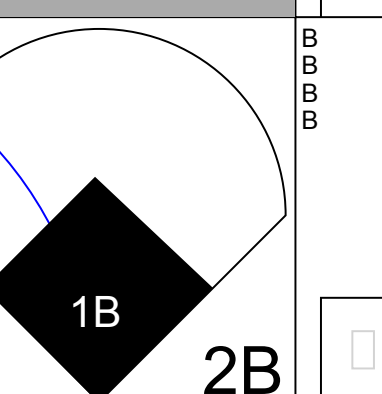

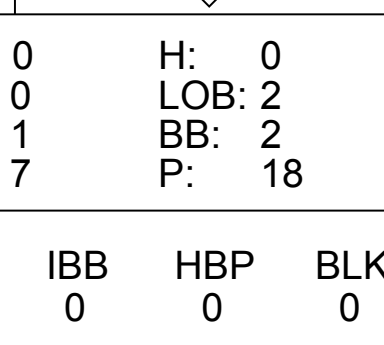
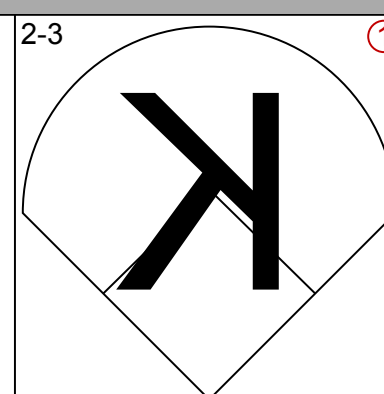

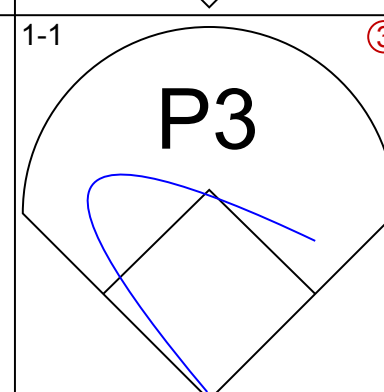
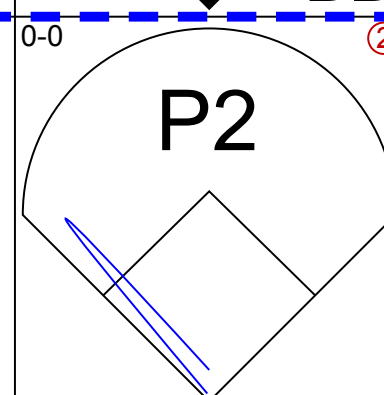
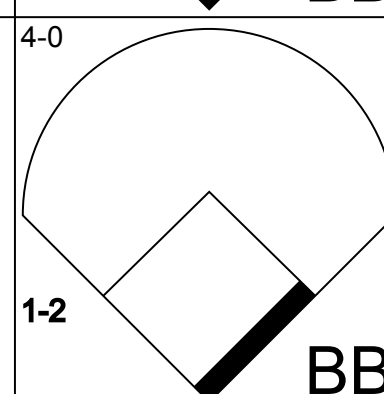
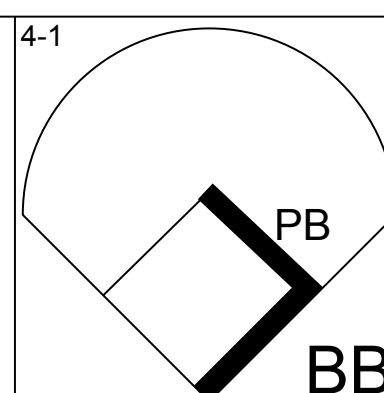
0 0 0 0 1 0 0
2 0 1 1 0 1 0

1B: 7 SF: 1
2B: 1 SAC: 1
3B: 0 DP: 0
HR: 0 HBP: 2

1B: 7 SF: 1
2B: 1 SAC: 1
3B: 0 DP: 0
HR: 0 HBP: 2

WP: 0 PA: 40
PB: 1
SB: 0
CS: 0

ERA 0.00 WHIP 0.000



Dave Roberts, L (1, 8)

OBP: 0.309, SLG: 0.381

Paul Lo Duca, R (1, 2)

OBP: 0.434, SLG: 0.500

Shawn Green, L (1, 9)

OBP: 0.364, SLG: 0.456

Brian Jordan, R (1, 7)

OBP: 0.344, SLG: 0.473

Fred McGriff, L (1, 3)

OBP: 0.250, SLG: 0.304

Ron Coomer, R (1, 5)

OBP: 0.375, SLG: 0.167

Alex Cora, L (1, 4)

OBP: 0.283, SLG: 0.262

Cesar Izturis, S (1, 0)

OBP: 0.273, SLG: 0.235

Troy Brohawn, L (6, 1)

Mike Kinkade, R (7, PH)

OBP: 0.333, SLG: 0.200

Guillermo Mota, R (8, 1)

OBP: 1.000, SLG: 1.000

Daryle Ward, L (8, PH)

OBP: 0.286, SLG: 0.167

Paul Quantrill, L (9, 1)

Tom Martin, L (9, 1)

Hideo Nomo, R (1, 1)

Jolbert Cabrera, R (6, 4)

OBP: 0.263, SLG: 0.353

44 Jake Peavy, R (1, 1)

ERA: 2.65

Mike Matthews, L (7, 1)

ERA: 3.48

Matt Herges, R (7, 1)

ERA: 3.06

Jesse Orosco, L (8, 1)

ERA: 3.18

Brandon Villafuerte, R (8, 1)

ERA: 3.12

Jaret Wright, R (9, 1)

ERA: 2.79

ERA 0.00 WHIP 0.000

Inning Stats

R: 0 H: 1 E: 0 K: 1 S: 9

H: 1 LOB: 1 BB: 0 P: 14

R: 0 H: 0 E: 0 K: 1 S: 7

H: 0 LOB: 0 BB: 0 P: 11

R: 0 H: 0 E: 0 K: 0 S: 16

H: 0 LOB: 1 BB: 1 P: 22

R: 0 H: 0 E: 0 K: 0 S: 10

H: 0 LOB: 0 BB: 0 P: 17

R: 0 H: 0 E: 0 K: 1 S: 8

H: 3 LOB: 2 BB: 0 P: 19

R: 1 H: 1 E: 0 K: 1 S: 13

H: 3 LOB: 3 BB: 0 P: 31

R: 0 H: 0 E: 0 K: 1 S: 7

H: 0 LOB: 2 BB: 2 P: 18

R: 0 H: 0 E: 0 K: 1 S: 7

H: 1 LOB: 2 BB: 1 P: 21

R: 1 H: 3 E: 0 K: 2 S: 19

H: 3 LOB: 3 BB: 0 P: 31

R: 0 H: 0 E: 0 K: 1 S: 7

H: 0 LOB: 2 BB: 2 P: 18

R: 0 H: 0 E: 0 K: 1 S: 7

H: 0 LOB: 2 BB: 2 P: 18

R: 0 H: 0 E: 0 K: 1 S: 7

H: 0 LOB: 2 BB: 2 P: 18

R: 0 H: 0 E: 0 K: 1 S: 7

H: 0 LOB: 2 BB: 2 P: 18

R: 0 H: 0 E: 0 K: 1 S: 7

H: 0 LOB: 2 BB: 2 P: 18

R: 0 H: 0 E: 0 K: 1 S: 7

1B: 7 SF: 1
2B: 1 SAC: 1
3B: 0 DP: 0
HR: 0 HBP: 2

WP: 0 PA: 40
PB: 1
SB: 0
CS: 0

IP WLS BF H R ER SO BB IBB HBP BLK WP HR S P ERA WHIP

6.0 W 24 5 1 1 3 1 0 0 0 0 0 0 68 102 1.50 1.000

0.1 H 2 0 0 0 0 1 0 0 0 0 0 0 1 5 0.00 3.000

0.2 H 3 1 1 1 1 0 0 0 0 0 0 0 10 14 13.50 1.500

0.2 H 3 1 0 0 2 0 0 0 0 0 0 0 7 12 0.00 1.500

0.2 H 6 1 0 0 1 2 0 0 1 0 0 0 0 11 25 0.00 4.500

IP WLS BF H R ER SO BB IBB HBP BLK WP HR S P ERA WHIP

0.2 S 2 0 0 0 0 0 0 0 0 0 0 0 0 0 0.00 0.000

0.2 S 2 0 0 0 0 0 0 0 0 0 0 0 0 0 0.00 0.000

0.2 S 2 0 0 0 0 0 0 0 0 0 0 0 0 0 0.00 0.000

Batter	1	2	3	4	5	6	7	8	9	AB	R	H	RBI	BB	SO	LOB	TOP
Mark Loretta, R (1, 4) <small>OBP: 0.304, SLG: 0.358</small> Keith Lockhart, L (8, PH) <small>OBP: 0.350, SLG: 0.333</small> (8, 4)	1-1 		3-1 			1-2 		1-0 		3	0	0	0	0	0	2	
Mark Kotsay, L (1, 8) <small>OBP: 0.366, SLG: 0.339</small>	0-3 		2-2 			0-3 		2-3 		4	0	0	0	0	3	4	
Rondell White, R (1, 7) <small>OBP: 0.339, SLG: 0.500</small>	3-2 			4-2 			4-1 	2-3 		2	0	0	0	2	1	3	
Brian Buchanan, R (1, 3) <small>OBP: 0.412, SLG: 0.385</small> Dave Hansen, L (9, PH) <small>OBP: 0.467, SLG: 0.333</small>		2-2 		1-3 		3-2 		1-3 		3	0	1	0	0	1	2	
Xavier Nady, R (1, 9) <small>OBP: 0.354, SLG: 0.475</small>		0-0 		3-3 		0-0 		1-1 		3	0	0	0	0	1	3	
Lou Merloni, R (1, 5) <small>OBP: 0.481, SLG: 0.476</small> Mike Matthews, L (7, 1) Ryan Klesko, L (9, PH) <small>OBP: 0.327, SLG: 0.356</small>		4-1 		2-3 		1-0 		0-0 		2	0	0	0	1	1	1	
Gary Bennett, R (1, 2) <small>OBP: 0.326, SLG: 0.385</small> Wiki Gonzalez, R (6, 2) <small>OBP: 0.429, SLG: 0.474</small>		3-0 		0-0 			2-1 	0-3 		2	0	0	0	0	0	1	
Ramón Vázquez, L (1, 6) <small>OBP: 0.438, SLG: 0.360</small>			0-1 		0-2 		1-1 			3	0	2	0	0	0	0	
Brian Lawrence, R (1, 1) <small>OBP: 0.300, SLG: 0.600</small> Sean Burroughs, L (7, 5) <small>OBP: 0.325, SLG: 0.294</small>		2-2 		0-0 		1-1 		1-3 		2	0	1	0	0	0	0	
Inning Stats	R: 0 H: 0 E: 0 LOB: 0 K: 1 BB: 0 S: 10 P: 14	R: 0 H: 1 E: 0 LOB: 1 K: 0 BB: 1 S: 6 P: 15	R: 0 H: 2 E: 0 LOB: 1 K: 0 BB: 0 S: 10 P: 17	R: 0 H: 0 E: 0 LOB: 1 K: 2 BB: 1 S: 10 P: 18	R: 0 H: 0 E: 0 LOB: 0 K: 1 BB: 0 S: 8 P: 10	R: 0 H: 0 E: 0 LOB: 0 K: 1 BB: 0 S: 10 P: 11	R: 0 H: 0 E: 0 LOB: 1 K: 0 BB: 1 S: 8 P: 16	R: 0 H: 2 E: 0 LOB: 3 K: 2 BB: 0 S: 12 P: 21	R: 0 H: 0 E: 0 LOB: 1 K: 2 BB: 0 S: 8 P: 10	1B: 4 SF: 0 2B: 2 SAC: 0 3B: 0 DP: 3 HR: 0 HBP: 2	WP: 0 PA: 34 PB: 0 SB: 0 CS: 1						
PITCHER Kaz Ishii, L (1, 1) <small>ERA: 4.32</small> Tom Martin, L (8, 1) <small>ERA: 1.5</small> Paul Quantrill, R (8, 1) <small>ERA: 3.0</small> Eric Gagne, R (9, 1) <small>ERA:</small>	IP WLS BF H R ER SO BB IBB HBP BLK WP HR S P ERA WHIP 7.0 W 24 3 0 0 5 3 0 0 0 0 0 0 62 101 0.00 0.857 0.1 3 2 0 0 0 0 0 0 0 0 0 0 6 10 0.00 6.000 0.2 3 0 0 0 2 0 0 0 1 0 0 0 6 11 0.00 0.000 1.0 S 4 0 0 0 2 0 0 0 1 0 0 0 8 10 0.00 0.000	PITCHER IP WLS BF H R ER SO BB IBB HBP BLK WP HR S P ERA WHIP 0.1 3 2 0 0 0 0 0 0 0 0 0 0 6 10 0.00 6.000 0.2 3 0 0 0 2 0 0 0 1 0 0 0 6 11 0.00 0.000 1.0 S 4 0 0 0 2 0 0 0 1 0 0 0 8 10 0.00 0.000															

San Diego Padres @ Los Angeles Dodgers
 Dodger Stadium, Los Angeles, CA
 Wed Apr 16 2003, 7:10 PM PDT
 Att. 25,513 - Cloudy - 58 F

AB	29
R	0
H	5
RBI	0
BB	3
SO	9
LOB	18



Batter	1	2	3	4	5	6	7	8	9	AB R H RBI BB SO LOB	TOP	
Ramón Vázquez, L (1, 6) OBP: 0.412, SLG: 0.333	0-1 F7	1-2 G4-3			0-0 G4-3			2-2 L8		4 0 0 0 0 0 1	San Diego Padres @ Los Angeles Dodgers Dodger Stadium, Los Angeles, CA Thu Apr 17 2003, 7:10 PM PDT Att. 23,486 - Cloudy - 57 F	
Mark Loretta, R (1, 4) OBP: 0.317, SLG: 0.368	3-2 BB 1B		0-0 G4-3		0-1 G1		3-2 S 1B		4 0 2 0 0 0 0			
Mark Kotsay, L (1, 8) OBP: 0.360, SLG: 0.323	4-0 BB 1-2 BB		0-3 K		3-2 G1-3		1-3 K		3 0 0 0 1 2 1			
Ryan Klesko, L (1, 3) OBP: 0.321, SLG: 0.347	1-1 P6		0-0 G4-3		1-0 HR 1B		2-1 F8 1-2		4 1 1 0 0 0 3			
Rondell White, R (1, 7) OBP: 0.333, SLG: 0.534	3-2 G6-3		1-3 K		0-0 HR 1-H		1-3 K		4 1 1 2 0 2 2			
Sean Burroughs, L (1, 5) OBP: 0.295, SLG: 0.263		0-2 F8	2-3 K		0-0 G6-3		1-1 G4-3		4 0 0 0 0 1 0			
Xavier Nady, R (1, 9) OBP: 0.348, SLG: 0.452		4-2 2B BB	2-3 K			2-2 G6-3		0-0 P3	3 1 0 0 1 1 0			
Wiki Gonzalez, R (1, 2) OBP: 0.375, SLG: 0.409		2-3 SAFE SAFE K		0-0 P5		0-3 K			3 0 0 0 0 2 1			
Adam Eaton, R (1, 1) OBP: 0.290, SLG: 0.400 Keith Lockhart, L (7, PH) OBP: 0.333, SLG: 0.316 Matt Herges, L (7, 1) Jesse Orosco, R (8, 1) Jaret Wright, R (8, 1) Luther Hackman, R (8, 1)		3-1 1-H 2B		2-2 G1-3		3-3 K			2 0 1 1 0 0 0 1 0 0 0 0 1 0 0 0 0 0 0 0 0 0 0 0 0 0 0 0 0 0 0 0 0 0 0 0 0 0 0 0 0 0			
Inning Stats	R: 0 H: 1 E: 0 LOB: 2 K: 0 BB: 1 S: 11 P: 22	R: 1 H: 1 E: 0 LOB: 1 K: 1 BB: 1 S: 15 P: 25	R: 0 H: 0 E: 0 LOB: 0 K: 1 BB: 0 S: 5 P: 5	R: 0 H: 0 E: 0 LOB: 0 K: 3 BB: 0 S: 9 P: 14	R: 0 H: 0 E: 0 LOB: 0 K: 0 BB: 0 S: 5 P: 7	R: 2 H: 2 E: 0 LOB: 0 K: 0 BB: 0 S: 9 P: 13	R: 0 H: 0 E: 0 LOB: 0 K: 2 BB: 0 S: 12 P: 17	R: 0 H: 1 E: 0 LOB: 1 K: 1 BB: 0 S: 13 P: 21	R: 0 H: 0 E: 0 LOB: 0 K: 1 BB: 0 S: 6 P: 8	1B: 3 SF: 0 2B: 1 SAC: 0 3B: 0 DP: 0 HR: 1 HBP: 0	WP: 0 PA: 34 PB: 0 SB: 1 CS: 0	
PITCHER 37 Darren Dreifort, R (1, 1) ERA: 3.79 Troy Brohawn, L (8, 1) Eric Gagne, R (9, 1) ERA:	IP WLS BF H R ER SO BB IBB HBP BLK WP HR S P ERA WHIP	7.0 0 27 4 3 3 7 2 0 0 0 0 1 66 103 3.86 0.857	1.0 W 4 1 0 0 1 0 0 0 0 0 0 0 13 21 0.00 1.000	1.0 S 3 0 0 0 1 0 0 0 0 0 0 0 6 8 0.00 0.000	PITCHER IP WLS BF H R ER SO BB IBB HBP BLK WP HR S P ERA WHIP							

AB	32
R	3
H	5
RBI	3
BB	2
SO	9
LOB	8



Batter	1	2	3	4	5	6	7	8	9	AB R H RBI BB SO LOB	TOP											
Ramón Vázquez, L (1, 6) OBP: 0.417, SLG: 0.321	4-2 G5-4-3 BB			1-2 G1-3		2-3 K			4-0 1B SF7 BB	2 1 0 0 2 1 0												
Mark Loretta, R (1, 4) OBP: 0.313, SLG: 0.361	1-2 G5-4-3 1-2f			2-0 G5-3		1-1 G4-3			2-2 2B 1-3 1B	4 0 1 0 0 0 1												
Mark Kotsay, L (1, 8) Shane Victorino, S (7, 8) OBP: 0.359, SLG: 0.324	1-3 K			0-2 1B 1B			1-0 F7		0-0 SF7	3 0 1 0 0 0 1 0 0 0 0 1 0 0 0 0												
Ryan Klesko, L (1, 3) Brian Buchanan, R (7, 7) OBP: 0.322, SLG: 0.346		0-0 G1-3		3-1 FC6-4 1-2 1B			3-1 F7		0-0 1-3 2B	3 0 1 0 0 0 0 0 1 0 1 0 0 0 0 0												
Rondell White, R (1, 7) Brandon Villafrute, R (7, 1) Mike Matthews, L (8, 1) Keith Lockhart, L (9, PH) OBP: 0.318, SLG: 0.300		1-1 G4-3		1-0 FC6-4 1-2f			0-0 G6-3		3-2 F8	3 0 0 0 0 0 0 2 0 0 0 0 0 0 0 0 0 0 0 0 0 0 0 0 1 0 0 0 0 0 0 2												
Sean Burroughs, L (1, 5) Luther Hackman, R (5, 1) Dave Hansen, L (7, 3) OBP: 0.283, SLG: 0.250		1-0 G4-3				1-2 F7			4-1 L1-3 BB	2 0 0 0 0 0 0 0 0 0 0 0 0 0 0 0 0 0 0 0 1 0 0 0												
Xavier Nady, R (1, 9) OBP: 0.347, SLG: 0.446			2-1 G1-6-3 1B			0-1 G6-3			0-0 L1-3 1-1	3 0 1 0 0 0 0 1												
Wiki Gonzalez, R (1, 2) OBP: 0.333, SLG: 0.360			1-3 K			2-3 K			0-0 F9	3 0 0 0 0 0 2 1												
Oliver Pérez, L (1, 1) Lou Merloni, R (5, 5) OBP: 0.448, SLG: 0.435			0-1 G1-6-3 1-2f				0-0 G6-3		0-1 G5-3	1 0 0 0 0 0 0 1 2 0 0 0 0 0 0 0												
Inning Stats	R: 0 E: 0 K: 1 S: 8	H: 0 LOB: 0 BB: 1 P: 14	R: 0 E: 0 K: 0 S: 4	H: 0 LOB: 0 BB: 0 P: 6	R: 0 E: 0 K: 1 S: 7	H: 1 LOB: 0 BB: 0 P: 10	R: 0 E: 0 K: 0 S: 11	H: 2 LOB: 2 BB: 0 P: 18	R: 0 E: 0 K: 1 S: 8	H: 0 LOB: 0 BB: 0 P: 11	R: 0 E: 0 K: 0 S: 6	H: 0 LOB: 0 BB: 0 P: 9	R: 0 E: 0 K: 0 S: 4	H: 0 LOB: 0 BB: 0 P: 8	R: 0 E: 0 K: 0 S: 3	H: 0 LOB: 0 BB: 1 P: 7	R: 1 E: 0 K: 0 S: 11	H: 2 LOB: 2 BB: 1 P: 20	1B: 4 2B: 2 3B: 0 HR: 0	SF: 1 SAC: 0 DP: 3 HBP: 0	WP: 0 PB: 0 SB: 0 CS: 0	PA: 32
PITCHER 28 Aaron Cook, R (1, 1) ERA: 5.25	IP: 9.0 WLS: W BF: 32 H: 5 R: 1 ER: 1 SO: 4 BB: 3 IBB: 0 HBP: 0 BLK: 0 WP: 0 HR: 0 S: 62 P: 103 ERA: 1.00 WHIP: 0.889											PITCHER	IP: 9.0 WLS: W BF: 32 H: 5 R: 1 ER: 1 SO: 4 BB: 3 IBB: 0 HBP: 0 BLK: 0 WP: 0 HR: 0 S: 62 P: 103 ERA: 1.00 WHIP: 0.889									

San Diego Padres @ Colorado Rockies
Coors Field, Denver, CO
Fri Apr 18 2003, 7:05 PM MDT
Att. 27,609 - Cloudy - 58 F

AB	28
R	1
H	5
RBI	1
BB	3
SO	4
LOB	8



BOTTOM

San Diego Padres @ Colorado Rockies
Coors Field, Denver, CO

AB 39
R 10
H 14
RBI 10
BB 6
SO 9
LOB 24



WP: 1 PA: 46
PB: 0
SB: 0
CS: 0

Sat Apr 19 2003, 1:05 PM MDT
Att: 27,031 - Cloudy - 45 F

AB R H RBI BB SO LOB

4	1	1	1	1	1	0
4	2	3	0	1	0	2
3	1	0	0	2	0	3
5	1	3	3	0	2	2
4	1	0	0	1	3	6
4	1	2	0	1	1	3
5	2	2	3	0	2	2
4	0	1	1	0	0	2
1	1	0	0	0	0	2
3	0	1	1	0	0	1
0	0	0	0	0	0	0
0	0	0	0	0	0	0
1	0	0	0	0	0	1
0	0	0	0	0	0	0
0	0	0	0	0	0	0
1	0	1	1	0	0	0

Batter	1	2	3	4	5	6	7	8	9
Ronnie Belliard, R OBP: 0.391, SLG: 0.403 (1, 4)	4-1 17 BB 1B BB	1-1 G4-3	1-0 1-2 1B			0-2 G6-3		1-3 K	0-0 SH
Jay Payton, R OBP: 0.367, SLG: 0.528 (1, 7)	2-1 17 BB 1B 1B	2-2 3B 1B	0-1 F8			4-1 1B BB		0-1 2B	
17 Todd Helton, L OBP: 0.464, SLG: 0.677 (1, 3)	4-1 1B 2B BB	0-2 F9			4-1 FC6-4 BB	1-1 F8		2-1 F8	
Larry Walker, L OBP: 0.413, SLG: 0.619 (1, 9)	0-0 2B 1B	2-1 1-H 3B			1-3 K	2-1 1B		2-3 K	
Preston Wilson, R OBP: 0.405, SLG: 0.643 (1, 8)	1-3 K	2-3 K			2-3 K	2-2 G6-3			4-2 1B E BB
José Hernández, R OBP: 0.372, SLG: 0.486 (1, 6)	0-3 K		4-2 1B BB		2-2 FC6-4		2-2 F9 WP 1B	2-1 FC1-6 E 1B	
Bobby Estalella, R OBP: 0.379, SLG: 0.680 (1, 2)	2-1 1-H 2B 2B		1-2 1B 1B			3-3 K	1-3 SAFE K	0-1 E4 FC1-6 1B	
Greg Norton, S OBP: 0.200, SLG: 0.211 Brent Butler, R OBP: 0.296, SLG: 0.174 (1, 5) (8, 5)	1-2 2B		0-0 G1-3			2-2 L9	1-1 F9	1-0 FC1-6 SH	
Nelson Cruz, R OBP: 0.311, SLG: 0.111 40 Brian Fuentes, L Justin Speier, R Chris Richard, L OBP: 0.353, SLG: 0.625 Javier López, L Todd Jones, L Steve Reed, R Chris Stynes, R OBP: 0.403, SLG: 0.518 (1, 1) (6, 1) (7, 1) (7, PH) (8, 1) (8, 1) (9, 1) (9, PH)	2-2 F8		1-0 1B 1B			1-1 G6-3	1-2 P4	3-2 SH 1B	

Inning Stats	R: 5 E: 0 K: 2 S: 20	H: 4 LOB: 1 BB: 2 P: 36	R: 1 E: 0 K: 1 S: 15	H: 2 LOB: 1 BB: 0 P: 22	R: 1 E: 0 K: 0 S: 10	H: 3 LOB: 2 BB: 1 P: 17	R: 0 E: 0 K: 2 S: 12	H: 0 LOB: 1 BB: 1 P: 21	R: 0 E: 0 K: 1 S: 8	H: 0 LOB: 0 BB: 0 P: 14	R: 0 E: 0 K: 0 S: 11	H: 1 LOB: 2 BB: 1 P: 20	R: 0 E: 0 K: 1 S: 11	H: 1 LOB: 1 BB: 0 P: 16	R: 0 E: 0 K: 2 S: 11	H: 1 LOB: 1 BB: 0 P: 16	R: 3 E: 1 K: 0 S: 11	H: 2 LOB: 2 BB: 1 P: 21	1B: 10 2B: 3 3B: 1 HR: 0	SF: 0 SAC: 1 DP: 0 HBP: 0
--------------	-------------------------------	----------------------------------	-------------------------------	----------------------------------	-------------------------------	----------------------------------	-------------------------------	----------------------------------	------------------------------	----------------------------------	-------------------------------	----------------------------------	-------------------------------	----------------------------------	-------------------------------	----------------------------------	-------------------------------	----------------------------------	-----------------------------------	------------------------------------

PITCHER	IP	WLS	BF	H	R	ER	SO	BB	IBB	HBP	BLK	WP	HR	S	P	ERA	WHIP
Clay Condry, R ERA: 9.95 (1, 1)	4.0		24	9	7	7	5	4	0	0	0	0	0	57	96	15.75	3.250
Matt Herges, R ERA: 1.69 (5, 1)	2.0		8	1	0	0	1	1	0	0	0	0	0	19	34	0.00	1.000
Jaret Wright, R ERA: 3.97 (7, 1)	1.1		6	2	0	0	2	0	0	0	0	1	0	16	22	0.00	1.500
Jesse Orosco, L ERA: 5.4 (8, 1)	0.2	H	2	0	0	0	1	0	0	0	0	0	0	6	10	0.00	0.000
Brandon Villafuerte, R ERA: 6.3 (9, 1)	0.1	L	6	2	3	2	0	1	0	0	0	0	0	11	21	54.00	9.000

Batter	1	2	3	4	5	6	7	8	9	AB R H RBI BB SO LOB	TOP											
Ramón Vázquez, L (1, 6) OBP: 0.432, SLG: 0.375	4-2 L3 BB		2-1 G3-1			1-0 FC9-6 1B		1-0 F7		3 0 1 0 1 0 1												
Mark Loretta, R (1, 4) OBP: 0.319, SLG: 0.364	2-2 SAFE L3			1-1 FC4-6 1B		2-2 FC9-6 1B		3-1 P3		4 0 1 0 0 0 2												
Mark Kotsay, L (1, 8) OBP: 0.368, SLG: 0.377	2-2 G4-3			1-3 K		1-0 BB 1B			2-0 L7	4 0 1 0 0 1 1												
Ryan Klesko, L (1, 3) OBP: 0.353, SLG: 0.467		2-3 K		0-1 P5		4-1 BB 1B			0-0 BB 1B	3 0 1 0 1 1 1												
Sean Burroughs, L (1, 5) OBP: 0.259, SLG: 0.292		1-0 G4-3		0-0 FC4-6		2-3 K			0-2 L9	4 0 0 0 0 1 5												
Xavier Nady, R (1, 9) OBP: 0.325, SLG: 0.411		2-3 K		1-2 G6-3			3-2 G5-3		0-2 BB 1B	4 0 1 0 0 1 0												
Wiki Gonzalez, R (1, 2) OBP: 0.300, SLG: 0.321			2-1 P6		2-3 K		0-0 G6-3		4-0 BB	3 0 0 0 0 1 0												
Mike Matthews, L (7, 1)									1-2 2-3 BB	0 0 0 0 0 0 0												
Dave Hansen, L (9, PH) OBP: 0.529, SLG: 0.333										0 0 0 0 1 0 0												
Shane Victorino, S (1, 7) OBP: 0.143, SLG: 0.083			2-2 SH3-4 1B		1-0 P4		3-3 K		1-2 L7	4 0 1 0 0 1 3												
44 Jake Peavy, R (1, 1) OBP: 0.250, SLG: 0.143			0-1 SH3-4		0-2 G4-3					1 0 0 0 0 0 0												
Mike Rivera, R (7, 2) OBP: 0.200, SLG: 0.400								2-1 G5-3		1 0 0 0 0 0 0												
Inning Stats	R: 0 E: 0 K: 0 S: 11	H: 0 LOB: 0 BB: 1 P: 19	R: 0 E: 0 K: 2 S: 7	H: 0 LOB: 0 BB: 0 P: 12	R: 0 E: 0 K: 0 S: 9	H: 1 LOB: 1 BB: 0 P: 15	R: 0 E: 0 K: 1 S: 9	H: 1 LOB: 1 BB: 0 P: 11	R: 0 E: 0 K: 1 S: 7	H: 0 LOB: 0 BB: 0 P: 11	R: 0 E: 0 K: 1 S: 13	H: 2 LOB: 3 BB: 1 P: 23	R: 0 E: 0 K: 1 S: 8	H: 0 LOB: 0 BB: 0 P: 14	R: 0 E: 0 K: 0 S: 5	H: 0 LOB: 0 BB: 0 P: 11	R: 0 E: 0 K: 0 S: 12	H: 2 LOB: 3 BB: 1 P: 19	1B: 6 2B: 1 3B: 0 HR: 0	SF: 0 SAC: 1 DP: 1 HBP: 0	WP: 0 PB: 0 SB: 0 CS: 0	PA: 35
PITCHER	IP WLS BF H R ER SO BB IBB HBP BLK WP HR S P ERA WHIP																					
Shawn Chacon, R (1, 1) ERA: 0.98	7.0 W 26 4 0 0 6 2 0 0 0 0 0 0 64 105 0.00 0.857																					
40 Brian Fuentes, L (8, 1) ERA: 3.0	1.0 3 0 0 0 0 0 0 0 0 0 0 0 5 11 0.00 0.000																					
Jose Jimenez, R (9, 1) ERA: 8.68	1.0 6 2 0 0 0 0 1 0 0 0 0 0 12 19 0.00 3.000																					

San Diego Padres @ Colorado Rockies
Coors Field, Denver, CO
Sun Apr 20 2003, 1:05 PM MDT
Att. 28,005 - Sunny - 52 F

AB	31
R	0
H	6
RBI	0
BB	3
SO	6
LOB	13



Batter	1	2	3	4	5	6	7	8	9
Ronnie Belliard, R (1, 4) OBP: 0.397, SLG: 0.400	2-1 G4-3		1-1 L8	0-1 1B			4-1 HR		
Jay Payton, R (1, 7) OBP: 0.373, SLG: 0.573	3-1 L7		1-0 1B	1-1 SF8			2-2 HR		
17 Todd Helton, L (1, 3) OBP: 0.455, SLG: 0.647	3-1 F7		4-0 1B	1-3 K			2-1 F8		
Larry Walker, L (1, 9) OBP: 0.397, SLG: 0.591		0-1 F8	2-0 F8		0-2 G4-3		2-2 G6-3		
Gabe Kapler, R (7, PH) OBP: 0.361, SLG: 0.333 (8, 9)									
Preston Wilson, R (1, 8) OBP: 0.410, SLG: 0.635		2-2 F8	1-1 1B		0-0 G5-3		3-1 1B		
José Hernández, R (1, 6) OBP: 0.366, SLG: 0.466		4-2 HR	0-0 F9		0-0 L9		0-1 L9		
Charles Johnson, R (1, 2) OBP: 0.269, SLG: 0.356		0-1 HR		2-1 1B		4-2 BB		2-3 K	
Chris Stynes, R (1, 5) OBP: 0.408, SLG: 0.559		1-2 HR		4-2 1B		1-2 G6-4-3		3-2 G6-3	
Shawn Chacon, R (1, 1) OBP: 0.111, SLG: 0.444		0-1 F8		2-3 K		3-2 G6-3		3-2 K	
40 Brian Fuentes, L (8, 1)									
Greg Norton, S (8, PH) OBP: 0.190, SLG: 0.200									
Jose Jimenez, R (9, 1)									


AB	R	H	RBI	BB	SO	LOB
3	1	1	1	1	0	0
3	2	2	3	0	0	0
3	0	0	0	1	1	1
3	0	0	0	0	0	2
1	0	0	0	0	0	0
4	0	2	1	0	0	0
3	1	0	0	1	0	3
3	2	2	2	1	1	0
3	2	1	1	1	0	1
3	0	0	0	0	1	2
0	0	0	0	0	0	0
1	0	0	0	0	1	0
0	0	0	0	0	0	0

BOTTOM

San Diego Padres @ Colorado Rockies
Coors Field, Denver, CO
 Sun Apr 20 2003, 1:05 PM MDT
 Att: 28,005 - Sunny - 52 F

livebaseballscorecards.com

AB	30
R	8
H	8
RBI	8
BB	5
SO	4
LOB	9




Inning Stats	R: 0	H: 0	E: 0	K: 0	S: 6	LOB: 0	BB: 0	P: 14
	R: 3	H: 2	E: 0	K: 0	S: 19	LOB: 0	BB: 1	P: 26
	R: 1	H: 2	E: 0	K: 0	S: 7	LOB: 2	BB: 1	P: 16
	R: 2	H: 2	E: 0	K: 2	S: 16	LOB: 1	BB: 1	P: 26
	R: 0	H: 0	E: 0	K: 0	S: 5	LOB: 0	BB: 0	P: 5
	R: 0	H: 0	E: 0	K: 0	S: 9	LOB: 0	BB: 1	P: 17
	R: 2	H: 2	E: 0	K: 0	S: 13	LOB: 1	BB: 1	P: 26
	R: 0	H: 0	E: 0	K: 2	S: 9	LOB: 0	BB: 0	P: 17

1B: 4	SF: 1
2B: 1	SAC: 0
3B: 0	DP: 1
HR: 3	HBP: 0

WP: 0	PA: 36
PB: 0	
SB: 0	
CS: 0	

PITCHER	IP	WLS	BF	H	R	ER	SO	BB	IBB	HBP	BLK	WP	HR	S	P	ERA	WHIP
44 Jake Peavy, R (1, 1) ERA: 4.3	6.0	L	27	6	6	6	2	4	0	0	0	0	2	62	104	9.00	1.667
Mike Matthews, L (7, 1) ERA: 3.52	2.0		9	2	2	2	2	1	0	0	0	0	1	22	43	9.00	1.500

Batter	1	2	3	4	5	6	7	8	9	AB R H RBI BB SO LOB	TOP		
Ramón Vázquez, L (1, 6) OBP: 0.430, SLG: 0.391	2-2 FC4-6 BB FC3-6 1B		0-0 B1	3-2 G3			0-0 WP 2-H 2B		0-0 G3-1	5 1 2 1 0 0 3			
Mark Loretta, R (1, 4) OBP: 0.315, SLG: 0.348	4-2 FC4-6 1-2 BB		3-2 G4-3		1-2 L4		2-1 G5-3			3 0 0 0 1 0 1			
Mark Kotsay, L (1, 8) OBP: 0.364, SLG: 0.372	1-0 FC4-6 FC3-6 1-2f 2-3		1-2 S 1B		0-3 K		2-3 K			1 0 0 0 0 0 2			
Shane Victorino, S (1, PR) OBP: 0.176, SLG: 0.133										3 0 1 0 0 2 1			
Ryan Klesko, L (1, 3) OBP: 0.347, SLG: 0.453	1-2 FC3-6 BB 1-2f 3-H		3-1 F9		0-1 L9		0-0 L9			4 0 1 1 0 0 3			
Rondell White, R (1, 7) OBP: 0.311, SLG: 0.463	4-2 FC4-6 1-2 BB			2-1 G5-3	1-1 G5-3			2-3 K		3 0 0 0 1 1 1			
Sean Burroughs, L (1, 5) OBP: 0.259, SLG: 0.288	0-3 K			2-2 2B 1B		2-3 K		1-2 F8		4 0 1 0 0 2 2			
Xavier Nady, R (1, 9) OBP: 0.310, SLG: 0.390		0-1 P4		2-2 L9		2-0 G5-3		0-0 P3		4 0 0 0 0 0 1	AB 34 R 2 H 7 RBI 2 BB 3 SO 7 LOB 14		
Wiki Gonzalez, R (1, 2) OBP: 0.294, SLG: 0.344		2-3 K		1-0 2B		3-2 F8		2-1 F8		4 0 1 0 0 1 0			
Brian Lawrence, R (1, 1) OBP: 0.333, SLG: 0.545		1-0 G5-3		4-2 BB			2-2 2B		2-3 K	1 0 0 0 1 0 0			
Lou Merloni, R (7, PH) OBP: 0.484, SLG: 0.500										1 1 1 0 0 0 0			
Brandon Villafuerte, R (7, 1)										0 0 0 0 0 0 0			
Mike Matthews, L (8, 1)										0 0 0 0 0 0 0			
Brian Buchanan, R (9, PH) OBP: 0.400, SLG: 0.438										1 0 0 0 0 1 0			
Inning Stats	R: 1 H: 1 E: 0 LOB: 2 K: 1 BB: 2 S: 20 P: 32	R: 0 H: 0 E: 0 LOB: 0 K: 1 BB: 0 S: 6 P: 9	R: 0 H: 1 E: 0 LOB: 1 K: 0 BB: 0 S: 10 P: 17	R: 0 H: 2 E: 0 LOB: 3 K: 0 BB: 1 S: 18 P: 32	R: 0 H: 1 E: 0 LOB: 1 K: 1 BB: 0 S: 11 P: 13	R: 0 H: 0 E: 0 LOB: 0 K: 1 BB: 0 S: 8 P: 15	R: 1 H: 2 E: 0 LOB: 1 K: 1 BB: 0 S: 10 P: 16	R: 0 H: 0 E: 0 LOB: 0 K: 1 BB: 0 S: 9 P: 12	R: 0 H: 0 E: 0 LOB: 0 K: 1 BB: 0 S: 6 P: 10	1B: 4 SF: 0 2B: 3 SAC: 0 3B: 0 DP: 0 HR: 0 HBP: 0	WP: 1 PA: 37 PB: 0 SB: 1 CS: 0		
PITCHER	IP WLS BF H R ER SO BB IBB HBP BLK WP HR S P ERA WHIP											PITCHER	IP WLS BF H R ER SO BB IBB HBP BLK WP HR S P ERA WHIP
38 Carlos Zambrano, R (1, 1) ERA: 1.85	6.0 W 27 6 2 2 4 3 0 0 0 0 0 0 76 123 3.00 1.500												
Mark Guthrie, L (7, 1) ERA: 1.69	1.0 H 4 1 0 0 1 0 0 0 0 0 1 0 7 11 0.00 1.000												
Kyle Farnsworth, R (8, 1) ERA: 1.93	1.0 H 3 0 0 0 1 0 0 0 0 0 0 0 9 12 0.00 0.000												
Mike Remlinger, L (9, 1) ERA: 3.86	1.0 3 0 0 0 1 0 0 0 0 0 0 0 6 10 0.00 0.000												

San Diego Padres @ Chicago Cubs
Wrigley Field, Chicago, IL
Tue Apr 22 2003, 7:05 PM CDT
Att. 35,185 - Sunny - 38 F

livebaseballscorecards.com

Batter	1	2	3	4	5	6	7	8	9	AB R H RBI BB SO LOB	TOP											
Ramón Vázquez, L (1, 6) OBP: 0.429, SLG: 0.397	4-0 1B BB	0-0 2B			1-3 SAFE	1-2 E6 FC5-2		1-0 SAFE		4 0 1 1 1 1 2												
Mark Loretta, R (1, 4) OBP: 0.295, SLG: 0.324	1-3 SAFE	1-0 G5-3			1-1 SAFE	2-1 FC5-2			2-3	5 0 0 0 0 2 5												
Ryan Klesko, L (1, 3) OBP: 0.351, SLG: 0.433	0-3 K				2-2 BB HBP	2-3 K			4-2 L6-3 BB	3 1 0 0 1 2 3												
Rondell White, R (1, 7) OBP: 0.316, SLG: 0.451	1-0 1B				4-2 1B BB				0-1 L6-3	4 0 1 0 1 1 1												
Sean Burroughs, L (1, 5) OBP: 0.258, SLG: 0.286	1-1 G1-3				0-0 HBP				1-0 G3-1	4 0 1 1 0 0 2												
Xavier Nady, R (1, 9) OBP: 0.330, SLG: 0.392					1-0 FC5-4				3-3 K	2 1 1 0 1 1 0												
Mike Rivera, R (1, 2) OBP: 0.222, SLG: 0.333					1-2 FC5-4				3-1 P4	4 0 1 0 0 1 4												
Shane Victorino, S (1, 8) OBP: 0.238, SLG: 0.167					3-2 G6-3				3-2 E FC5-2 HBP	3 0 1 0 0 1 3												
Adam Eaton, R (1, 1) OBP: 0.125, SLG: 0.250					1-3 K				1-0 SAFE	3 0 0 0 0 3 4												
Brian Buchanan, R (8, PH) OBP: 0.381, SLG: 0.412					2-3 K				2-2 SAFE	1 0 0 0 0 0 1												
Matt Herges, L (8, 1)										0 0 0 0 0 0 0												
Inning Stats	R: 0 E: 0 K: 2 S: 9	H: 1 LOB: 2 BB: 1 P: 16	R: 1 E: 0 K: 2 S: 12	H: 2 LOB: 2 BB: 1 P: 20	R: 0 E: 0 K: 1 S: 8	H: 0 LOB: 0 BB: 0 P: 14	R: 0 E: 0 K: 1 S: 10	H: 1 LOB: 1 BB: 0 P: 16	R: 1 E: 0 K: 2 S: 15	H: 1 LOB: 3 BB: 1 P: 25	R: 0 E: 1 K: 2 S: 15	H: 0 LOB: 2 BB: 0 P: 21	R: 0 E: 0 K: 1 S: 7	H: 0 LOB: 0 BB: 0 P: 12	R: 0 E: 0 K: 0 S: 9	H: 1 LOB: 1 BB: 0 P: 18	R: 0 E: 0 K: 1 S: 7	H: 0 LOB: 0 BB: 1 P: 13	1B: 5 2B: 2 3B: 0 HR: 0	SF: 0 SAC: 0 DP: 1 HBP: 3	WP: 0 PB: 1 SB: 0 CS: 0	PA: 40
PITCHER	IP WLS BF H R ER SO BB IBB HBP BLK WP HR S P ERA WHIP																					
34 Kerry Wood, R (1, 1) ERA: 3.0	7.0 L 33 5 2 2 11 3 0 3 0 0 0 76 124 2.57 1.143																					
Mike Remlinger, L (8, 1) ERA: 3.38	1.0 4 1 0 0 0 0 0 0 0 0 0 9 18 0.00 1.000																					
Joe Borowski, R (9, 1) ERA: 0.77	1.0 3 0 0 0 1 1 0 0 0 0 0 7 13 0.00 1.000																					

San Diego Padres @ Chicago Cubs
Wrigley Field, Chicago, IL
Wed Apr 23 2003, 1:20 PM CDT
Att. 35,768 - Sunny - 45 F

livebaseballscorecards.com

AB	33
R	2
H	6
RBI	2
BB	4
SO	12
LOB	25



Batter	1	2	3	4	5	6	7	8	9	AB R H RBI BB SO LOB	TOP											
Ramón Vázquez, L (1, 6) OBP: 0.442, SLG: 0.408	1-1 G3 1B		3-2 2B 1B		1-2 G5-3			4-2 1 SAFE 1 SAFE SH5-4 BB		3 1 2 0 1 0 0												
Keith Lockhart, L (1, 4) OBP: 0.321, SLG: 0.346	2-3 K		0-1 1B 2B		0-0 G5-3			0-0 SH5-4		3 1 1 1 0 1 1												
Ryan Klesko, L (1, 3) OBP: 0.346, SLG: 0.423	1-0 G3 1-2		2-0 G6-4-3 1B			2-3 K		3-3 K		4 0 1 1 0 2 3												
Rondell White, R (1, 7) OBP: 0.301, SLG: 0.427	0-1 P6		0-2 G6-4-3			1-2 F8		2-3 K		4 0 0 0 0 1 4												
Sean Burroughs, L (1, 5) OBP: 0.258, SLG: 0.300		1-0 2B	0-0 G3-1			1-2 G5-3			1-0 L9	4 0 1 0 0 0 0												
Xavier Nady, R (1, 9) OBP: 0.326, SLG: 0.386		2-2 F9		1-1 G6-3			0-1 G5-4-3 1B		0-2 E6 G6-3	4 0 1 0 0 0 1												
Mike Rivera, R (1, 2) OBP: 0.231, SLG: 0.250		4-1 BB		0-0 L8			1-1 G5-4-3		2-2 G6-3	3 0 0 0 1 0 2												
Shane Victorino, S (1, 8) OBP: 0.200, SLG: 0.136		1-3 K		0-0 B2			0-0 G6-3		1-3 K	4 0 0 0 0 2 3												
Oliver Pérez, L (1, 1)		1-2 G5-3			2-3 K			0-0 SH5-4 BB 1B		2 0 0 0 0 1 2												
Luther Hackman, R (7, 1)										0 0 0 0 0 0 0												
Mike Matthews, L (7, 1)										0 0 0 0 0 0 0												
Brian Buchanan, R (8, PH) OBP: 0.409, SLG: 0.444										1 0 1 0 0 0 0												
Jaret Wright, R (8, 1) OBP: 0.500, SLG: 1.000										0 0 0 0 0 0 0												
Inning Stats	R: 0 E: 0 K: 1 S: 8	H: 1 LOB: 1 BB: 0 P: 12	R: 0 E: 0 K: 1 S: 11	H: 1 LOB: 2 BB: 1 P: 20	R: 2 E: 0 K: 0 S: 11	H: 3 LOB: 0 BB: 0 P: 16	R: 0 E: 0 K: 0 S: 4	H: 0 LOB: 0 BB: 0 P: 5	R: 0 E: 0 K: 1 S: 8	H: 0 LOB: 0 BB: 0 P: 11	R: 0 E: 0 K: 1 S: 9	H: 0 LOB: 0 BB: 0 P: 13	R: 0 E: 0 K: 0 S: 5	H: 1 LOB: 0 BB: 0 P: 6	R: 0 E: 0 K: 2 S: 13	H: 1 LOB: 2 BB: 1 P: 22	R: 0 E: 1 K: 1 S: 10	H: 0 LOB: 1 BB: 0 P: 14	1B: 5 2B: 2 3B: 0 HR: 0	SF: 0 SAC: 1 DP: 2 HBP: 0	WP: 0 PB: 0 SB: 0 CS: 0	PA: 35
PITCHER	IP WLS BF H R ER SO BB IBB HBP BLK WP HR S P ERA WHIP																					
Matt Clement, R (1, 1) ERA: 2.59	7.0 L 26 6 2 2 4 1 0 0 0 0 0 0 56 83 2.57 1.000																					
Mark Guthrie, L (8, 1) ERA: 1.5	0.2 4 1 0 0 1 1 0 0 0 0 0 0 9 16 0.00 3.000																					
Juan Cruz, R (8, 1) ERA: 6.17	1.1 5 0 0 0 2 0 0 0 0 0 0 0 14 20 0.00 0.000																					

San Diego Padres @ Chicago Cubs
Wrigley Field, Chicago, IL
Thu Apr 24 2003, 1:20 PM CDT
Att. 35,673 - Cloudy - 51 F

livebaseballscorecards.com

AB	32
R	2
H	7
RBI	2
BB	2
SO	7
LOB	16



Batter	1	2	3	4	5	6	7	8	9	AB R H RBI BB SO LOB
Tom Goodwin, L (1, 8) OBP: 0.200, SLG: 0.200	1-0 G6-4-3 1B		0-3 K		1-3 K			0-1 WP S G6-3 1B		4 1 2 0 0 2 2
Mark Grudzielanek, R (1, 4) OBP: 0.359, SLG: 0.432	3-2 SAFE G6-4-3 1-2f		2-2 G1-3			0-2 G4-3		2-0 G6-3 1-H		4 0 0 1 0 0 1
Alex Gonzalez, R (1, 6) OBP: 0.358, SLG: 0.409	0-0 1B 1B			1-0 G5-3		4-2 G6-4-3 BB		3-3 K		3 0 1 0 1 1 0
Sammy Sosa, R (1, 9) OBP: 0.495, SLG: 0.648	3-2 1-3 1B		3-1 G6-3		0-1 G6-4-3 1-2f		0-3 K			4 0 1 0 0 1 1
Moises Alou, R (1, 7) OBP: 0.371, SLG: 0.408	3-3 K		1-1 L5			1-2 P4		0-1 L9		4 0 0 0 0 1 2
Eric Karros, R (1, 3) OBP: 0.394, SLG: 0.321		1-0 F9			2-0 SH5-4 BB 1B		0-1 1B 2B	0-0 G6-3		4 0 2 0 0 0 0
Ramon Martinez, R (1, 5) OBP: 0.318, SLG: 0.389		0-3 K			1-3 K		1-1 1B	1-3 K		3 0 1 0 0 2 1
Troy O'Leary, L (9, PH) OBP: 0.222, SLG: 0.133							2-3 1B			1 0 0 0 0 1 0
Damian Miller, R (1, 2) OBP: 0.333, SLG: 0.500		1-0 G5-3			4-1 SH5-4 BB		2-3 K			2 0 0 0 1 1 2
Matt Clement, R (1, 1) Lenny Harris, L (7, PH) Mark Guthrie, R (8, 1) Juan Cruz, R (8, 1)			3-3 K		1-1 SH5-4		0-0 P4			1 0 0 0 0 1 0


Inning Stats	R: 0	H: 3	E: 0	LOB: 2	K: 1	P: 24	R: 0	H: 0	E: 0	LOB: 0	K: 1	P: 7	R: 0	H: 0	E: 0	LOB: 0	K: 2	P: 16	R: 0	H: 0	E: 0	LOB: 0	K: 0	P: 10	R: 0	H: 1	E: 0	LOB: 2	K: 2	P: 19	R: 0	H: 0	E: 0	LOB: 0	K: 0	P: 14	R: 0	H: 2	E: 0	LOB: 2	K: 1	P: 15	R: 1	H: 1	E: 0	LOB: 0	K: 2	P: 15	R: 0	H: 0	E: 0	LOB: 0	K: 1	P: 7	1B: 6	SF: 0	2B: 1	SAC: 1	3B: 0	DP: 2	HR: 0	HBP: 0	WP: 1	PA: 34
--------------	------	------	------	--------	------	-------	------	------	------	--------	------	------	------	------	------	--------	------	-------	------	------	------	--------	------	-------	------	------	------	--------	------	-------	------	------	------	--------	------	-------	------	------	------	--------	------	-------	------	------	------	--------	------	-------	------	------	------	--------	------	------	-------	-------	-------	--------	-------	-------	-------	--------	-------	--------

PITCHER	IP	WLS	BF	H	R	ER	SO	BB	IBB	HBP	BLK	WP	HR	S	P	ERA	WHIP
Oliver Pérez, L (1, 1) ERA: 6.66	6.1	W	25	6	0	0	6	2	0	0	0	0	0	62	99	0.00	1.263
Luther Hackman, R (7, 1) ERA: 2.89	0.1	H	1	0	0	0	1	0	0	0	0	0	0	3	5	0.00	0.000
Mike Matthews, L (7, 1) ERA: 3.38	0.1	H	1	0	0	0	0	0	0	0	0	0	0	1	1	0.00	0.000
Jaret Wright, R (8, 1) ERA: 4.05	2.0	S	7	1	1	1	3	0	0	0	0	1	0	16	22	4.50	0.500

BOTTOM

San Diego Padres @ Chicago Cubs
Wrigley Field, Chicago, IL
 Thu Apr 24 2003, 1:20 PM CDT
 Att: 35,673 - Cloudy - 51 F

AB	31
R	1
H	7
RBI	1
BB	2
SO	10
LOB	11



Batter	1	2	3	4	5	6	7	8	9	AB R H RBI BB SO LOB
Ramón Vázquez, L (1, 6) OBP: 0.430, SLG: 0.392	1-3 		4-1 2B BB		1-0 F9		2-2 SF7		2-0 F8	3 1 0 1 1 1 0
Mark Loretta, R (1, 4) OBP: 0.289, SLG: 0.316	3-3 		1-0 P2		0-2 F7		3-2 G4-3		1-2 BB 1B	5 0 1 0 0 1 1
Ryan Klesko, L (1, 3) OBP: 0.349, SLG: 0.405	3-2 P5		4-1 2B BB		0-1 P5			1-3 K	4-0 BB	3 1 0 0 2 1 0
Rondell White, R (1, 7) OBP: 0.318, SLG: 0.443		0-0 P4	1-2 2B		1-0 E7 G3-1 HR 1B			4-1 1B 2B BB	1-2 L4	4 2 2 2 1 0 2
Sean Burroughs, L (1, 5) OBP: 0.268, SLG: 0.297		4-0 BB BB	0-0 P5		0-1 G3-1			2-2 BB 1B	2-3 K	4 1 1 0 1 1 4
Xavier Nady, R (1, 9) OBP: 0.333, SLG: 0.419		4-0 BB		1-1 L9		0-0 HR		0-3 K		3 1 1 2 1 1 2
Mike Rivera, R (1, 2) OBP: 0.235, SLG: 0.200		1-2 F9		0-3 K		1-3 K		4-1 2B BB		3 0 0 0 1 2 2
Shane Victorino, S (1, 8) OBP: 0.241, SLG: 0.231		1-0 P6		0-2 F8			3-2 E7 44 SH5-4 SF7 1B	0-2 2B		4 1 2 2 0 0 2
44 Jake Peavy, R (1, 1) OBP: 0.200, SLG: 0.111			2-3 K		0-3 K		0-0 SH5-4	0-3 K		2 0 0 0 0 2 0
Mike Matthews, L (7, 1)										0 0 0 0 0 0 0
Luther Hackman, R (7, 1)										1 0 0 0 0 1 2
Jesse Orosco, R (9, 1)										0 0 0 0 0 0 0

Inning Stats	R: 0 E: 0 K: 2 S: 11	H: 0 LOB: 0 BB: 0 P: 18	R: 0 E: 0 K: 0 S: 5	H: 0 LOB: 2 BB: 2 P: 15	R: 2 E: 0 K: 1 S: 13	H: 1 LOB: 1 BB: 2 P: 25	R: 0 E: 0 K: 1 S: 9	H: 0 LOB: 0 BB: 0 P: 10	R: 0 E: 0 K: 1 S: 7	H: 0 LOB: 0 BB: 0 P: 8	R: 2 E: 1 K: 1 S: 9	H: 2 LOB: 0 BB: 0 P: 11	R: 1 E: 1 K: 0 S: 11	H: 1 LOB: 0 BB: 0 P: 19	R: 2 E: 0 K: 3 S: 17	H: 2 LOB: 2 BB: 2 P: 28	R: 0 E: 0 K: 1 S: 10	H: 1 LOB: 2 BB: 1 P: 20	1B: 4 2B: 2 3B: 0 HR: 1	SF: 1 SAC: 1 DP: 0 HBP: 0	WP: 0 PB: 0 SB: 0 CS: 0	PA: 41
--------------	-------------------------------	----------------------------------	------------------------------	----------------------------------	-------------------------------	----------------------------------	------------------------------	----------------------------------	------------------------------	---------------------------------	------------------------------	----------------------------------	-------------------------------	----------------------------------	-------------------------------	----------------------------------	-------------------------------	----------------------------------	----------------------------------	------------------------------------	----------------------------------	--------

PITCHER	IP	WLS	BF	H	R	ER	SO	BB	IBB	HBP	BLK	WP	HR	S	P	ERA	WHIP
Jeff Austin, R (1, 1) ERA: 6.0	6.0	L	25	3	4	4	6	4	0	0	0	0	1	54	87	6.00	1.167
Brian Reith, R (7, 1) ERA: 9.0	2.0		11	3	3	2	3	2	0	0	0	0	0	28	47	9.00	2.500
Kent Mercker, L (9, 1) ERA: 2.7	1.0		5	1	0	0	1	1	0	0	0	0	0	10	20	0.00	2.000

San Diego Padres @ Cincinnati Reds
 Great American Ball Park, Cincinnati, OH
 Fri Apr 25 2003, 7:10 PM EDT
 Att. 22,453 - Cloudy - 54 F

AB	32
R	7
H	7
RBI	7
BB	7
SO	10
LOB	15



Batter	1	2	3	4	5	6	7	8	9	AB	R	H	RBI	BB	SO	LOB
Felipe Lopez, S OBP: 0.321, SLG: 0.333 (1, 6)	1-3 K ①		1-3 K ③			1-0 G6-3 ②		2-3 K ②		4	0	0	0	0	3	1
Jose Guillen, R OBP: 0.235, SLG: 0.485 (1, 9)	0-3 K ②			1-2 G5-3 ①			0-0 HR	2-0 G5-3 ③		4	1	1	1	0	1	0
Sean Casey, L OBP: 0.398, SLG: 0.471 (1, 3)	0-3 K ③			0-0 G4-3 ②			4-1 FC6-4 1B BB		3-1 P5 ①	3	1	0	0	1	1	0
Austin Kearns, R OBP: 0.411, SLG: 0.641 (1, 8)		0-0 L5 ①		0-0 G5-3 ③			3-2 FC6-4 1B		3-3 K ②	4	0	1	0	0	1	0
Aaron Boone, R OBP: 0.286, SLG: 0.429 (1, 5)		2-3 K ②			1-2 P4 ①		1-0 FC6-4 FC4		4-1 DI BB	3	0	0	0	1	1	2
Adam Dunn, L OBP: 0.329, SLG: 0.556 (1, 7)		4-0 BB			4-1 G6-3 BB		0-0 SF9		1-1 G3-1 ③	1	0	0	1	2	0	1
Juan Castro, R OBP: 0.333, SLG: 0.500 (1, 4)		2-3 K ③			0-1 G6-3 ② ③		1-1 FC4			3	0	0	0	0	1	3
Kelly Stinnett, R OBP: 0.316, SLG: 0.632 (1, 2)			3-3 K ①			2-2 G6-3 1B		1-0 F9 ①		3	0	1	0	0	1	0
Jeff Austin, R (1, 1)			2-3 K ②			0-3 K ①		2-2 HR		1	0	0	0	0	1	0
6 Ryan Freel, R (6, PH)										1	0	0	0	0	1	1
Brian Reith, R (7, 1)										0	0	0	0	0	0	0
Reggie Taylor, L (8, PH)										1	1	1	1	0	0	0
Kent Mercker, L (9, 1)										0	0	0	0	0	0	0

Inning Stats	R: 0	H: 0	E: 0	K: 3	S: 9	H: 0	LOB: 0	BB: 0	P: 10	R: 0	H: 0	E: 0	K: 2	S: 8	H: 0	LOB: 1	BB: 1	P: 16	R: 0	H: 0	E: 0	K: 3	S: 9	H: 0	LOB: 0	BB: 0	P: 15	R: 0	H: 0	E: 0	K: 0	S: 5	R: 0	H: 0	E: 0	K: 0	S: 6	R: 0	H: 1	E: 0	K: 1	S: 7	H: 1	LOB: 0	BB: 0	P: 10	R: 2	H: 2	E: 0	K: 0	S: 9	H: 2	LOB: 1	BB: 1	P: 18	R: 1	H: 1	E: 0	K: 1	S: 8	H: 1	LOB: 0	BB: 0	P: 15	R: 0	H: 0	E: 0	K: 1	S: 9	H: 0	LOB: 1	BB: 1	P: 20	1B: 2	SF: 1	2B: 0	SAC: 0	3B: 0	DP: 2	HR: 2	HBP: 0	WP: 0	PA: 33
--------------	------	------	------	------	------	------	--------	-------	-------	------	------	------	------	------	------	--------	-------	-------	------	------	------	------	------	------	--------	-------	-------	------	------	------	------	------	------	------	------	------	------	------	------	------	------	------	------	--------	-------	-------	------	------	------	------	------	------	--------	-------	-------	------	------	------	------	------	------	--------	-------	-------	------	------	------	------	------	------	--------	-------	-------	-------	-------	-------	--------	-------	-------	-------	--------	-------	--------

PITCHER	IP	WLS	BF	H	R	ER	SO	BB	IBB	HBP	BLK	WP	HR	S	P	ERA	WHIP
44 Jake Peavy, R (1, 1) ERA: 3.99	6.1	W	23	3	2	2	9	3	0	0	0	0	1	50	82	2.84	0.947
Mike Matthews, L (7, 1) ERA: 3.31	0.1	H	1	0	0	0	0	0	0	0	0	0	0	1	1	0.00	0.000
Luther Hackman, R (7, 1) ERA: 3.38	1.1	H	5	1	1	1	1	0	0	0	0	0	1	10	18	6.75	0.750
Jesse Orosco, L (9, 1) ERA: 4.7	1.0		4	0	0	0	1	1	0	0	0	0	0	9	20	0.00	1.000

BOTTOM

San Diego Padres @ Cincinnati Reds
Great American Ball Park, Cincinnati, OH

Fri Apr 25 2003, 7:10 PM EDT
Att. 22,453 - Cloudy - 54 F

livebaseballscores.com

AB	28
R	3
H	4
RBI	3
BB	4
SO	11
LOB	8



San Diego Padres @ Cincinnati Reds
Great American Ball Park, Cincinnati, OH

Sat Apr 26 2003, 1:15 PM EDT
Att: 23,521 - Sunny - 65 F

livebaseballscorecards.com

AB	39
R	7
H	10
RBI	7
BB	13
SO	10
LOB	34



WP:	0	PA:	54
PB:	0		
SB:	3		
CS:	0		

Batter	1	2	3	4	5	6	7	8	9	10	AB	R	H	RBI	BB	SO	LOB
6 Ryan Freel, R OBP: 0.429, SLG: 0.200 (1, 4)	G1-3		1B FC1 BB	1-2 BB		1-1 1B S	1-3 K		0-1 B1		4	2	1	0	2	1	4
Jose Guillen, R OBP: 0.300, SLG: 0.500 (1, 9)	K		1-0 FC1 1B	0-1 G6-3		2-2 1B 1-H		0-1 BB BB 1B	4-2 BB BB		5	0	3	1	1	1	2
Sean Casey, L OBP: 0.384, SLG: 0.444 (1, 3)	P6		0-1 P6		1-2 G4-3		1-2 G1-6-3	4-2 BB BB	0-0 L8		5	0	0	0	1	0	4
Aaron Boone, R OBP: 0.298, SLG: 0.427 (1, 5)		4-1 HR BB	1-0 FC1		2-1 G4-3 S 1B		1-1 BB FC6-4 1B	1-2 P5		0-2 P3	5	2	2	1	1	0	3
Adam Dunn, L OBP: 0.363, SLG: 0.595 (1, 7)		3-2 SAFE 1-H HR	0-3 K		4-0 G4-3 IBB		1-0 FC6-4 BB HBP	4-0 BB		4-0 2B BB	2	3	1	2	3	1	2
Wily Mo Peña, R OBP: 0.083, SLG: 0.083 (1, 8) Austin Kearns, R OBP: 0.418, SLG: 0.650 (7, PH) (8, 8)		0-0 F9	2-3 K		0-2 G4-3		4-1 FC6-4 BB	2-3 K		0-1 BB 2B	3	0	0	0	0	1	4
Juan Castro, R OBP: 0.303, SLG: 0.452 (1, 6) Felipe Lopez, S OBP: 0.321, SLG: 0.324 (7, PH) (8, 6)		1-2 G5-3		2-3 K		1-3 K	2-0 FC6-4 BB S	3-3 K		4-0 BB IBB	3	0	0	0	0	2	2
Jason LaRue, R OBP: 0.365, SLG: 0.367 (1, 2) Kelly Stinnett, R OBP: 0.348, SLG: 0.591 (5, 2)		2-1 HBP		2-1 F9		0-3 K	4-2 BB BB		2-0 FC4-6 1B	1-3 K	1	0	0	0	0	0	0
Danny Graves, R Gabe White, L Roggie Taylor, L Kent Mercker, L Scott Sullivan, R Paul Wilson, R Ryan Dempster, R Felix Heredia, L Ruben Mateo, R		2-1 G4-3		0-0 6 BB 1B		0-0 F9	4-1 BB BB		0-1 FC4-6 BB	4-2 BB	3	0	1	0	0	0	1

Inning Stats	R: 0	H: 0	E: 0	K: 1	S: 7	R: 2	H: 1	E: 0	K: 0	S: 13	R: 1	H: 1	E: 0	K: 2	S: 15	R: 0	H: 1	E: 0	K: 1	S: 9	R: 0	H: 1	E: 0	K: 1	S: 11	R: 1	H: 2	E: 0	K: 1	S: 9	R: 2	H: 1	E: 0	K: 1	S: 13	R: 0	H: 1	E: 0	K: 2	S: 13	R: 0	H: 1	E: 0	K: 0	S: 10	R: 1	H: 1	E: 0	K: 1	S: 13	R: 0	H: 1	E: 0	K: 1	S: 13	R: 1	H: 1	E: 0	K: 1	S: 16	R: 1	H: 1	E: 0	K: 1	S: 13	R: 0	H: 1	E: 0	K: 1	S: 26	1B: 8	SF: 0	2B: 1	3B: 0	HR: 1	WP: 0	PA: 54
--------------	------	------	------	------	------	------	------	------	------	-------	------	------	------	------	-------	------	------	------	------	------	------	------	------	------	-------	------	------	------	------	------	------	------	------	------	-------	------	------	------	------	-------	------	------	------	------	-------	------	------	------	------	-------	------	------	------	------	-------	------	------	------	------	-------	------	------	------	------	-------	------	------	------	------	-------	-------	-------	-------	-------	-------	-------	--------

PITCHER	IP	WLS	BF	H	R	ER	SO	BB	IBB	HBP	BLK	WP	HR	S	P	ERA	WHIP
Clay Condrey, R ERA: 8.66 (1, 1)	5.0		25	4	3	3	5	3	1	1	0	0	1	55	93	5.40	1.400
Brandon Villafuerte, R ERA: 7.82 (6, 1)	1.0	B	4	2	1	1	1	0	0	0	0	0	0	9	12	9.00	2.000
Mike Matthews, L ERA: 4.32 (7, 1)	0.1	H	3	1	2	2	0	0	0	1	0	0	0	5	8	54.00	3.000
Matt Herges, R ERA: 1.08 (7, 1)	1.0	B	8	1	0	0	1	4	0	0	0	0	0	15	35	0.00	5.000
Jesse Orosco, L ERA: 4.7 (8, 1)	0.0		1	0	0	0	0	1	0	0	0	0	0	4	4	∞	∞

PITCHER	IP	WLS	BF	H	R	ER	SO	BB	IBB	HBP	BLK	WP	HR	S	P	ERA	WHIP
Jaret Wright, R ERA: 4.11 (8, 1)	2.0	L	11	2	1	1	2	2	1	0	0	0	0	22	41	4.50	2.000
Luther Hackman, R ERA: 3.27 (10, 1)	0.1		2	0	0	0	1	1	0	0	0	0	0	7	12	0.00	3.000

Batter	1	2	3	4	5	6	7	8	9	AB R H RBI BB SO LOB	TOP											
Ramón Vázquez, L (1, 6) OBP: 0.418, SLG: 0.409	3-1 G1-4-3		0-1 F7		0-0 HR		2-2 G5-3		4-0 1B BB	4 1 1 1 1 0 1												
Mark Loretta, R (1, 4) OBP: 0.297, SLG: 0.306	1-2 F9		1-1 1B HBP		0-1 F9		2-2 F8		1-1 1B 2-H	4 0 1 1 0 0 1												
Ryan Klesko, L (1, 3) OBP: 0.365, SLG: 0.530	2-1 HR		3-1 P5		1-0 HR			1-2 G4-3	1-3 K	5 2 2 2 0 1 3												
Rondell White, R (1, 7) OBP: 0.337, SLG: 0.528	1-2 1B		0-0 1B		0-2 G6-3			3-1 HR	1-2 P5	5 1 3 1 0 0 2												
Dave Hansen, L (1, 5) OBP: 0.476, SLG: 0.267	1-3 K		2-2 G1-3			2-2 F8		4-2 FC5-4 BB		3 0 0 0 1 1 3												
Xavier Nady, R (1, 9) OBP: 0.324, SLG: 0.402		1-1 G4-3		3-2 G3-6-3 1B		0-0 L5		2-1 F9		2 0 1 0 0 0 0												
Brian Buchanan, R (5, 9) OBP: 0.360, SLG: 0.381										2 0 0 0 0 0 1												
Wiki Gonzalez, R (1, 2) OBP: 0.289, SLG: 0.361		2-1 G3 2B		3-2 F9		1-1 F9		1-1 FC5-4		4 0 1 0 0 0 2												
Shane Victorino, S (1, 8) OBP: 0.243, SLG: 0.212		0-0 G3		1-1 G3-6-3			1-1 G3		2-2 G4-3	4 0 0 0 0 0 2												
Brian Lawrence, R (1, 1) OBP: 0.286, SLG: 0.462		0-0 G6-3				1-1 G6-3				2 0 0 0 0 0 1												
Brandon Villaluerde, R (5, 1) OBP: 0.367, SLG: 0.370										0 0 0 0 0 0 0												
Keith Lockhart, L (7, PH) OBP: 0.367, SLG: 0.370										1 0 1 0 0 0 0												
Matt Herges, L (7, 1) OBP: 0.367, SLG: 0.370										0 0 0 0 0 0 0												
Jesse Orosco, R (8, 1) OBP: 0.263, SLG: 0.290										0 0 0 0 0 0 0												
Sean Burroughs, L (9, PH) OBP: 0.263, SLG: 0.290										1 1 1 0 0 0 0												
Inning Stats	R: 1 E: 0 K: 1 S: 15	H: 2 LOB: 1 BB: 0 P: 23	R: 0 E: 0 K: 0 S: 6	H: 1 LOB: 1 BB: 0 P: 9	R: 0 E: 0 K: 0 S: 9	H: 1 LOB: 2 BB: 0 P: 15	R: 0 E: 0 K: 0 S: 8	H: 1 LOB: 0 BB: 0 P: 15	R: 2 E: 0 K: 0 S: 9	H: 2 LOB: 0 BB: 0 P: 11	R: 0 E: 0 K: 0 S: 6	H: 0 LOB: 0 BB: 0 P: 9	R: 0 E: 1 K: 0 S: 9	H: 1 LOB: 1 BB: 0 P: 15	R: 1 E: 0 K: 0 S: 11	H: 1 LOB: 1 BB: 1 P: 22	R: 1 E: 0 K: 1 S: 12	H: 2 LOB: 2 BB: 1 P: 21	1B: 6 2B: 1 3B: 0 HR: 4	SF: 0 SAC: 0 DP: 1 HBP: 1	WP: 0 PB: 0 SB: 0 CS: 0	PA: 40
PITCHER	IP WLS BF H R ER SO BB IBB HBP BLK WP HR S P ERA WHIP																					
Paul Wilson, R (1, 1) ERA: 3.48	7.0 W 29 8 3 3 1 0 0 1 0 0 0 3 62 97 3.86 1.143																					
Felix Heredia, L (8, 1) ERA: 2.08	0.1 3 1 1 1 0 1 0 0 0 0 0 1 7 15 27.00 6.000																					
John Riedling, R (8, 1) ERA: 5.54	0.2 H 2 0 0 0 0 0 0 0 0 0 0 0 4 7 0.00 0.000																					
Scott Williamson, R (9, 1) ERA: 1.64	1.0 S 6 2 1 1 1 1 1 0 0 0 0 0 0 12 21 9.00 3.000																					

San Diego Padres @ Cincinnati Reds
Great American Ball Park, Cincinnati, OH
Sun Apr 27 2003, 1:15 PM EDT
Att. 25,466 - Sunny - 65 F

livebaseballscorecards.com

AB	37
R	5
H	11
RBI	5
BB	2
SO	2
LOB	16



Batter	1	2	3	4	5	6	7	8	9	AB	R	H	RBI	BB	SO	LOB
6 Ryan Freel, R OBP: 0.364, SLG: 0.125 Juan Castro, R OBP: 0.294, SLG: 0.438	0-0 F8		3-2 F8	2-2 F9	3-2 FC3-6 1B HBP		0-1 SAFE G5-3			3	0	0	0	0	0	2
Jose Guillen, R OBP: 0.333, SLG: 0.500 Felix Heredia, L John Riedling, R Scott Williamson, R	1-1 G4-3		0-1 BB BB 1B	3-1 BB HBP	1-2 FC3-6 1B		0-1 G6-3			4	0	2	1	0	0	1
Sean Casey, L OBP: 0.385, SLG: 0.430	0-1 L5		4-0 BB BB	4-2 BB BB	2-1 FC3-6		0-2 F7			3	0	0	2	2	0	2
Austin Kearns, R OBP: 0.417, SLG: 0.631		0-0 G1-3	4-1 BB BB	3-1 P3	1-3 K		3-2 1B			4	0	1	0	1	1	5
Aaron Boone, R OBP: 0.294, SLG: 0.416		1-1 2B 1B	2-3 K		0-1 E6 1B BB E	1-2 P2	2-3 K			5	2	1	0	0	2	4
Adam Dunn, L OBP: 0.354, SLG: 0.564		3-3 K	1-2 F9		4-2 E SF9 BB	3-3 K	3-1 G3			4	1	0	0	1	2	5
Felipe Lopez, S OBP: 0.329, SLG: 0.347		1-1 2B 2B			0-1 E1 SF9 1B 1B	0-1 G3-1				4	2	2	1	0	1	0
Kelly Stinnett, R OBP: 0.407, SLG: 0.680		3-1 2B			0-0 HBP BB 2B	4-0 1B FC3-6 6 HBP IBB				3	2	2	1	1	1	0
Paul Wilson, R Reggie Taylor, L OBP: 0.262, SLG: 0.333		0-3 K			4-1 BB HBP BB	2-1 SF9				1	0	0	1	1	1	1
										0	0	0	0	1	0	0

Inning Stats	R: 0	H: 0	E: 0	K: 0	S: 5	R: 2	H: 3	E: 0	K: 2	S: 13	R: 0	H: 1	E: 0	K: 1	S: 13	R: 1	H: 1	E: 0	K: 1	S: 13	R: 4	H: 2	E: 2	K: 1	S: 19	R: 0	H: 0	E: 0	K: 1	S: 8	R: 0	H: 1	E: 0	K: 1	S: 10	R: 0	H: 1	E: 0	K: 1	S: 12	1B: 5	SF: 1	2B: 3	SAC: 0	3B: 0	DP: 0	HR: 0	HBP: 2	WP: 0	PA: 42
--------------	------	------	------	------	------	------	------	------	------	-------	------	------	------	------	-------	------	------	------	------	-------	------	------	------	------	-------	------	------	------	------	------	------	------	------	------	-------	------	------	------	------	-------	-------	-------	-------	--------	-------	-------	-------	--------	-------	--------

PITCHER	IP	WLS	BF	H	R	ER	SO	BB	IBB	HBP	BLK	WP	HR	S	P	ERA	WHIP
Brian Lawrence, R ERA: 3.86	(1, 1)	4.1	L	27	6	7	5	4	5	1	0	0	0	52	103	10.38	2.538
Brandon Villafuerte, R ERA: 6.91	(5, 1)	1.2		7	1	0	2	0	0	1	0	0	0	19	30	0.00	0.600
Matt Hergees, R ERA: 0.9	(7, 1)	1.2		7	1	0	2	1	0	0	0	0	0	20	30	0.00	1.200
Jesse Orosco, L ERA: 4.5	(8, 1)	0.1		1	0	0	0	0	0	0	0	0	0	2	5	0.00	0.000

BOTTOM

San Diego Padres @ Cincinnati Reds
Great American Ball Park, Cincinnati, OH

livebaseballscorecards.com

AB	32
R	7
H	8
RBI	6
BB	7
SO	8
LOB	21



PITCHER	IP	WLS	BF	H	R	ER	SO	BB	IBB	HBP	BLK	WP	HR	S	P	ERA	WHIP
---------	----	-----	----	---	---	----	----	----	-----	-----	-----	----	----	---	---	-----	------

Sun Apr 27 2003, 1:15 PM EDT
Att: 25,466 - Sunny - 65 F

Batter	1	2	3	4	5	6	7	8	9	AB R H RBI BB SO LOB	TOP											
Kenny Lofton, L OBP: 0.263, SLG: 0.301 (1, 8)	1-0 P2	2-0 18 WP 2 1B 1B		1-3 K		2-2 2 SH2-3 1B 2B		2-3 K		5 1 2 0 0 2 0												
2 Jack Wilson, R OBP: 0.318, SLG: 0.325 (1, 6)	3-2 18 HBP 1B	2-2 18 WP 1-2 1B		4-2 18 WP 18 3B BB		2-1 SH2-3		0-1 L9		3 2 2 0 1 0 0												
18 Jason Kendall, R OBP: 0.388, SLG: 0.477 (1, 2)	3-2 WP 1B 1-2 E HBP	3-3 K		1-0 1-H 3B		0-1 G5-3		3-2 1B		4 1 2 1 0 1 3												
Randall Simon, L OBP: 0.344, SLG: 0.475 (1, 3) Kevin Young, R OBP: 0.255, SLG: 0.333 (7, 3)	0-2 WP 1-2 E 2-H 1B	2-1 P3		1-1 P5		0-0 WP 3-H 1B		0-3 K		4 1 2 2 0 0 3 1 0 0 0 0 1 1												
Aramis Ramirez, R OBP: 0.308, SLG: 0.355 (1, 5)	3-2 E5 1B 1-H 2-H		1-0 WP 2B 2B		0-0 F8		1-1 L7 1-3		2-3 K	5 1 1 1 0 1 2												
Matt Stairs, L OBP: 0.327, SLG: 0.311 (1, 9) Brian Boehringer, S (9, 1)	0-2 1-3 1B		1-1 F7		0-1 F8		2-2 F7		0-1 L7	4 0 1 0 0 0 1 0 0 0 0 0 0 0												
Reggie Sanders, R OBP: 0.341, SLG: 0.500 (1, 7)	1-3 K		1-3 K		2-1 3B		3-3 K		1-3 K	5 0 1 0 0 4 3												
Pokey Reese, R OBP: 0.265, SLG: 0.308 (1, 4)	3-3 K		2-0 2-H 2B		4-0 IBB		2-2 P2			3 0 1 1 1 1 2												
Jeff D'Amico, R OBP: 0.222, SLG: 0.222 (1, 1) Brian Meadows, R (7, 1) Dennys Reyes, R (7, 1) Rob Mackowiak, L OBP: 0.262, SLG: 0.333 (7, 9) Abraham Nunez, S (9, PH) OBP: 0.226, SLG: 0.172		3-3 K	0-1 G4-3		2-3 K		1-1 HR			3 0 0 0 0 2 3 0 0 0 0 0 0 0 0 0 0 0 0 0 0 1 1 1 1 0 0 0 1 0 0 0 0 0 0												
Inning Stats	R: 3 E: 1 K: 2 S: 30	H: 3 LOB: 2 BB: 0 P: 44	R: 0 E: 0 K: 2 S: 15	H: 2 LOB: 2 BB: 0 P: 27	R: 1 E: 0 K: 1 S: 10	H: 2 LOB: 1 BB: 0 P: 15	R: 1 E: 0 K: 1 S: 12	H: 1 LOB: 1 BB: 1 P: 19	R: 0 E: 0 K: 1 S: 7	H: 1 LOB: 1 BB: 1 P: 15	R: 1 E: 0 K: 0 S: 11	H: 2 LOB: 1 BB: 0 P: 16	R: 0 E: 0 K: 1 S: 11	H: 0 LOB: 0 BB: 0 P: 18	R: 1 E: 0 K: 2 S: 13	H: 2 LOB: 1 BB: 0 P: 19	R: 0 E: 0 K: 2 S: 8	H: 0 LOB: 0 BB: 0 P: 11	1B: 7 2B: 3 3B: 2 HR: 1	SF: 0 SAC: 1 DP: 0 HBP: 1	WP: 5 PB: 0 SB: 0 CS: 0	PA: 43
PITCHER	IP WLS BF H R ER SO BB IBB HBP BLK WP HR S P ERA WHIP																					
Adam Eaton, R ERA: 3.5 (1, 1)	3.1 L 21 8 5 5 6 1 0 1 0 4 0 64 101 13.50 2.700																					
Mike Matthews, L ERA: 3.93 (4, 1)	1.2 6 1 0 0 1 0 1 0 0 0 0 10 19 0.00 0.600																					
Brandon Villafuerte, R ERA: 6.61 (6, 1)	2.0 8 2 1 1 1 0 0 0 0 1 0 22 34 4.50 1.000																					
Jesse Orosco, L ERA: 5.0 (8, 1)	1.0 5 2 1 1 2 0 0 0 0 0 1 13 19 9.00 2.000																					
Luther Hackman, R ERA: 3.0 (9, 1)	1.0 3 0 0 0 0 2 0 0 0 0 0 8 11 0.00 0.000																					

Pittsburgh Pirates @ San Diego Padres
Qualcomm Stadium, San Diego, CA
Tue Apr 29 2003, 10:05 PM EDT
Att. 15,556 - Cloudy - 63 F

livebaseballscorecards.com

AB	39
R	7
H	13
RBI	6
BB	2
SO	12
LOB	18



Batter	1	2	3	4	5	6	7	8	9	AB	R	H	RBI	BB	SO	LOB
Ramón Vázquez, L OBP: 0.409, SLG: 0.398 (1, 6)	0-1 1B		2-1 F9		2-2 G4-3		0-0 B2		0-0 FC4-6	5	0	1	0	0	0	3
Mark Kotsay, L OBP: 0.344, SLG: 0.349 Jesse Orosco, R Luther Hackman, R Brian Buchanan, R OBP: 0.346, SLG: 0.364 (1, 8) (8, 1) (9, 1) (9, PH)	1-1 L8		0-2 G3		1-2 G3-1		0-0 G4-3		0-1 FC6-4	4	0	0	0	0	0	2
Ryan Klesko, L OBP: 0.350, SLG: 0.506 (1, 3)	2-0 P5		0-0 G4-3				3-3 K		0-0 G3	4	0	0	0	0	1	1
Rondell White, R OBP: 0.324, SLG: 0.505 (1, 7)	2-1 SAFE G5-3			1-2 G6-3		2-2 G6-3		2-3 K		4	0	0	0	0	1	1
Sean Burroughs, L OBP: 0.275, SLG: 0.315 (1, 5)		1-1 P5		0-1 1B		0-0 1B 2B		0-1 P4		4	0	2	0	0	0	0
Xavier Nady, R OBP: 0.321, SLG: 0.396 (1, 9)		2-2 SH1-3		0-3 K		1-0 FC6-4 1B		1-1 G5-3		4	0	1	0	0	1	1
Mark Loretta, R OBP: 0.309, SLG: 0.345 (1, 4)		1-0 SH1-3		4-1 BB		1-1 FC6-4		2-2 HR		2	1	1	1	1	0	2
Mike Rivera, R OBP: 0.320, SLG: 0.304 (1, 2)		2-2 F9		1-3 K			0-0 1B		0-0 FC4-6 1B 1B	4	0	2	0	0	1	3
Adam Eaton, R Mike Matthews, L Keith Lockhart, L Brandon Villaluerte, R Dave Hansen, L Shane Victorino, S OBP: 0.222, SLG: 0.667 OBP: 0.355, SLG: 0.357 OBP: 0.455, SLG: 0.250 OBP: 0.263, SLG: 0.235 (1, 1) (4, 1) (5, PH) (6, 1) (7, PH) (8, 8)			0-1 HR		0-1 F9		1-3 K		0-0 FC4-6 1B	1	1	1	1	0	0	0

Inning Stats	R: 0	H: 1	E: 0	K: 0	S: 7	H: 1	LOB: 1	BB: 0	P: 12	R: 0	H: 0	E: 1	K: 0	S: 9	H: 0	LOB: 1	BB: 0	P: 15	R: 1	H: 1	E: 0	K: 0	S: 8	H: 1	LOB: 0	BB: 0	P: 10	R: 0	H: 1	E: 0	K: 2	S: 13	H: 2	LOB: 2	BB: 0	P: 19	R: 0	H: 0	E: 0	K: 1	S: 10	H: 2	LOB: 0	BB: 0	P: 13	R: 0	H: 2	E: 0	K: 1	S: 12	H: 0	LOB: 2	BB: 0	P: 19	R: 0	H: 1	E: 0	K: 1	S: 7	H: 0	LOB: 1	BB: 0	P: 8	R: 0	H: 0	E: 0	K: 1	S: 6	H: 0	LOB: 0	BB: 0	P: 8	R: 1	H: 3	E: 0	K: 0	S: 11	H: 3	LOB: 2	BB: 0	P: 14	1B: 6	SF: 0	2B: 1	SAC: 1	3B: 0	DP: 0	HR: 2	HBP: 0	WP: 0	PA: 38
--------------	------	------	------	------	------	------	--------	-------	-------	------	------	------	------	------	------	--------	-------	-------	------	------	------	------	------	------	--------	-------	-------	------	------	------	------	-------	------	--------	-------	-------	------	------	------	------	-------	------	--------	-------	-------	------	------	------	------	-------	------	--------	-------	-------	------	------	------	------	------	------	--------	-------	------	------	------	------	------	------	------	--------	-------	------	------	------	------	------	-------	------	--------	-------	-------	-------	-------	-------	--------	-------	-------	-------	--------	-------	--------

PITCHER	IP	WLS	BF	H	R	ER	SO	BB	IBB	HBP	BLK	WP	HR	S	P	ERA	WHIP
Jeff D'Amico, R ERA: 3.62 (1, 1)	6.0	W	25	5	1	1	3	1	0	0	0	0	1	59	88	1.50	1.000
Brian Meadows, R ERA: (7, 1)	0.0		1	1	0	0	0	0	0	0	0	0	0	1	1	∞	∞
Dennys Reyes, L ERA: 1.35 (7, 1)	2.0		6	0	0	0	2	0	0	0	0	0	0	12	15	0.00	0.000
Brian Boehringer, R ERA: 8.71 (9, 1)	1.0		6	3	1	1	0	0	0	0	0	0	1	11	14	9.00	3.000

BOTTOM

Pittsburgh Pirates @ San Diego Padres
Qualcomm Stadium, San Diego, CA

Tue Apr 29 2003, 10:05 PM EDT
Att: 15,556 - Cloudy - 63 F

livebaseballscorecards.com

AB	36
R	2
H	9
RBI	2
BB	1
SO	5
LOB	16



Batter	1	2	3	4	5	6	7	8	9	AB R H RBI BB SO LOB	TOP											
Pokey Reese, R (1, 4) OBP: 0.264, SLG: 0.296	1-2 L3	1-1 SH5-3	4-1 BB		2-3 K			1-3 K		3 0 0 1 1 2 0												
2 Jack Wilson, R (1, 6) OBP: 0.311, SLG: 0.353	1-1 HR	1-2 G4-3	1-2 G4-3		0-2 G5-3			1-2 G1-3		5 1 1 1 0 0 2												
18 Jason Kendall, R (1, 2) OBP: 0.398, SLG: 0.483	1-1 F9		2-1 1B	4-2 BB 1B		2-2 F9 G5-3		2-2 L3		3 1 1 0 1 0 0												
Aramis Ramirez, R (1, 5) OBP: 0.321, SLG: 0.371	1-2 1B		2-2 BB 1B	3-2 F7		0-0 G5-3		2-0 SF8	2B	4 2 2 0 0 0 2												
Reggie Sanders, R (1, 7) OBP: 0.355, SLG: 0.506	1-0 1B		1-2 HR	1-1 BB		2-2 F9		1-2 FC6	SF8	5 1 3 1 0 0 2												
Kevin Young, R (1, 3) OBP: 0.231, SLG: 0.300	0-1 F9		1-2 K	2-3 SAFE		0-0 L4		1-0 G6-3		5 0 0 0 0 2 9												
Craig Wilson, R (1, 9) OBP: 0.366, SLG: 0.406		2-2 FC6-4	4-2 HR	4-2 BB		0-0 F8		1-2 SF8		2 2 1 1 2 0 0												
Adam Hyzdu, R (1, 8) OBP: 0.278, SLG: 0.400		4-1 FC6-4	0-0 BB	1-3 K		0-0 G5-3		1-3 K		3 1 1 4 1 1 3												
Rob Mackowiak, L (9, PH) OBP: 0.256, SLG: 0.325		1-2 BB	1-H 2-H 3-H HR							1 0 0 0 0 1 1												
Kris Benson, R (1, 1) Matt Stairs, L (7, PH) Joe Beimel, L (7, 1) Julian Tavarez, L (7, 1) Scott Sauerbeck, R (8, 1) Brian Boehringer, S (8, 1) Dennys Reyes, R (8, 1) Mike Williams, R (9, 1)		1-0 FC6-4	0-2 L9		1-2 G4-3		1-0 G4-3			3 0 0 0 0 0 2												
Inning Stats	R: 1 E: 0 K: 0 S: 15	H: 3 LOB: 2 BB: 0 P: 20	R: 1 E: 0 K: 0 S: 12	H: 1 LOB: 1 BB: 1 P: 21	R: 5 E: 0 K: 1 S: 22	H: 3 LOB: 1 BB: 2 P: 37	R: 0 E: 0 K: 2 S: 18	H: 1 LOB: 3 BB: 2 P: 33	R: 0 E: 0 K: 1 S: 10	H: 0 LOB: 0 BB: 0 P: 13	R: 0 E: 0 K: 0 S: 7	H: 0 LOB: 1 BB: 0 P: 11	R: 0 E: 0 K: 0 S: 3	H: 0 LOB: 0 BB: 0 P: 4	R: 0 E: 0 K: 1 S: 10	H: 0 LOB: 0 BB: 0 P: 14	R: 1 E: 1 K: 1 S: 11	H: 1 LOB: 1 BB: 0 P: 17	1B: 5 2B: 2 3B: 0 HR: 2	SF: 1 SAC: 1 DP: 0 HBP: 2	WP: 1 PB: 0 SB: 0 CS: 0	PA: 44
PITCHER	IP WLS BF H R ER SO BB IBB HBP BLK WP HR S P ERA WHIP																					
Oliver Pérez, L (1, 1) ERA: 8.23	3.0 L 21 7 7 7 1 4 0 1 0 1 2 52 85 21.00 3.667																					
Brandon Villafuerte, R (4, 1) ERA: 5.89	2.0 8 1 0 0 3 1 0 0 0 0 0 25 39 0.00 1.000																					
Luther Hackman, R (6, 1) ERA: 2.57	2.0 7 0 0 0 0 0 0 1 0 0 0 10 15 0.00 0.000																					
Matt Herges, R (8, 1) ERA: 0.75	2.0 8 1 1 0 2 0 0 0 0 0 0 21 31 0.00 0.500																					

Pittsburgh Pirates @ San Diego Padres
Qualcomm Stadium, San Diego, CA
 Wed Apr 30 2003, 10:05 PM EDT
 Att. 13,845 - Sunny - 63 F

AB	35
R	8
H	9
RBI	8
BB	5
SO	6
LOB	21



1B	5
2B	2
3B	0
HR	2
SF	1
SAC	1
DP	0
HBP	2

BOTTOM

Philadelphia Phillies @ San Diego Padres
Qualcomm Stadium, San Diego, CA

Fri May 02 2003, 10:05 PM EDT
Att. 20,595 - Cloudy - 60 F

livebaseballscorecards.com

AB	38
R	5
H	11
RBI	5
BB	5
SO	10
LOB	17



WP:	0	PA:	43
PB:	0		
SB:	2		
CS:	0		

AB R H RBI BB SO LOB

5 1 2 1 0 0 1

5 0 1 0 0 1 1

3 2 2 1 2 0 1

4 0 0 0 1 2 4

4 1 0 0 1 2 3

5 1 3 0 0 1 0

4 0 2 2 1 0 1

4 0 1 1 0 2 3

1B:	8	SF:	0
2B:	1	SAC:	0
3B:	0	DP:	1
HR:	2	HBP:	0

Batter	1	2	3	4	5	6	7	8	9	10
Ramón Vázquez, L OBP: 0.403, SLG: 0.425 (1, 6)	0-0 S 1B	0-1 G4-3			0-0 HR		0-0 F9		1-2 F8	
Mark Loretta, R OBP: 0.320, SLG: 0.385 (1, 4)	0-3 K		0-2 G6-3 BB 1B		0-1 G1-6-3		3-2 F8		0-1 G4-3	
Ryan Klesko, L OBP: 0.395, SLG: 0.568 (1, 3)	1 SAFE 3-1 P5		4-2 G6-3 BB 1-2		1-2 HR		4-0 BB			0-0 1B BB 1B
Rondell White, R OBP: 0.319, SLG: 0.462 (1, 7)	4-2 BB 1-3		1-2 G6-3 1-2 2-3		2-3 K		1-2 G4-3			1-3 K
Mark Kotsay, L OBP: 0.346, SLG: 0.337 (1, 8)	0-3 K		2-3 K		0-2 G3			2-2 G1-3		4-0 1B BB 1-2
Xavier Nady, R OBP: 0.330, SLG: 0.410 (1, 9)		1-2 F7 1B 2B		1-0 F8 1B		0-0 1B		0-3 K		3-1 1B 1-2 2-3
Sean Burroughs, L OBP: 0.290, SLG: 0.301 (1, 5)		0-0 F7 2-3		2-1 L7		1-0 1B		4-0 BB		0-0 1B 1-2 2-H 3-H
Wiki Gonzalez, R OBP: 0.255, SLG: 0.318 (1, 2)		0-1 1B 3-H		2-3 K2-3		0-1 L9		2-2 K		
Clay Condrey, R OBP: 0.333, SLG: 0.333 (6, PH)		1-3 K			0-3 K		0-0 G5-3		1-1 G6-3	

Inning Stats	R: 0	H: 1	E: 0	K: 2	S: 11	WLS	BF	H	R	ER	SO	BB	IBB	HBP	BLK	WP	HR	S	P	ERA	WHIP
	0	1	0	2	11		27	8	3	3	7	2	0	0	0	0	2	60	85	4.50	1.667
	0	2	0	1	11		18	0	1	0	13	0	0	0	0	0	0	16	32	0.00	1.000
	0	1	0	0	11		3	0	0	0	0	0	0	0	0	0	0	7	9	0.00	0.000
	0	2	0	0	11		5	3	2	2	1	1	0	0	0	0	0	7	15	54.00	12.000

PITCHER	IP	WLS	BF	H	R	ER	SO	BB	IBB	HBP	BLK	WP	HR	S	P	ERA	WHIP
Kevin Millwood, R ERA: 3.63 (1, 1)	6.0		27	8	3	3	7	2	0	0	0	0	2	60	85	4.50	1.667
Rheal Cormier, L ERA: 3.46 (7, 1)	2.0		8	0	0	0	2	2	0	0	0	0	0	16	32	0.00	1.000
Carlos Silva, R ERA: 2.45 (9, 1)	1.0		3	0	0	0	0	0	0	0	0	0	0	7	9	0.00	0.000
Jose Mesa, R ERA: 4.38 (10, 1)	0.1	L	5	3	2	2	1	1	0	0	0	0	0	7	15	54.00	12.000

Batter	1	2	3	4	5	6	7	8	9	10	AB R H RBI BB SO LOB	TOP													
11 Jimmy Rollins, S OBP: 0.342, SLG: 0.394	0-1 G4-6-3 1B			2-2 L7	1-2 2-H 1B			4-2 WP SH1-3 2B BB	3-2 G5-3		4 1 2 1 1 0 1														
Placido Polanco, R OBP: 0.429, SLG: 0.446 Carlos Silva, R Jose Mesa, R	0-1 G4-6-3 1-2f			1-0 E 1B	1-0 L4			1 SAFE SH1-3 1-2	0-1 F7		4 1 1 0 0 0 3 0 0 0 0 0 0 0 0 0 0 0 0 0 0														
Bobby Abreu, L OBP: 0.390, SLG: 0.419	1-2 G6-3			3-1 E6 1-3		0-2 L7		4-0 WP 2B IBB		4-2 FC3-6 1B SF8 BB	3 2 0 0 2 0 1														
Mike Lieberthal, R OBP: 0.423, SLG: 0.552			1-0 F8	1-2 E9 1-3 3-H		1-0 F7		1-1 E 2B 1-H 2-H		2-1 FC3-6 1B	5 0 2 2 0 0 1														
Jim Thome, L OBP: 0.365, SLG: 0.423			0-1 P6	4-0 G6-4-3 IBB		2-0 G3		4-0 E8 IBB		3-2 FC3-6 1-2f 2-3	3 0 0 0 2 0 2														
David Bell, R OBP: 0.317, SLG: 0.314			1-0 G4-3	1-2 G6-4-3 1-2f			1-1 WP 2B 1B	1-1 E8 1-2 2-3		2-0 SF8 3-H	4 0 1 1 0 0 5														
Pat Burrell, R OBP: 0.297, SLG: 0.390				1-1 P5		2-2 G6-3		0-0 P4		1-3 K	5 0 0 0 0 2 4														
Ricky Ledee, L OBP: 0.329, SLG: 0.500 Jason Michaels, R OBP: 0.438, SLG: 0.385			3-2 L9		0-2 39 SH3-4 11 1B		2-2 F7		4-2 SH1-4 BB		3 1 1 0 0 0 1 0 0 0 0 1 0 0														
39 Brett Myers, R OBP: 0.083, SLG: 0.083 2 Tyler Houston, L OBP: 0.397, SLG: 0.414 Dan Plesac, L Terry Adams, R Turk Wendell, L Tomas Perez, S			2-2 P3		0-0 SH3-4 1-2		1-0 2-H 1B		1-0 SH1-4 1-2		1 0 0 0 0 0 0 1 0 1 0 0 0 0 0 0 0 0 0 0 0 0 0 0 0 0 0 0 0 0 0 0 0 0 0 0 0 0 0 0 0 0														
Inning Stats	R: 0 E: 0 K: 0 S: 7	H: 1 LOB: 0 BB: 0 P: 8	R: 0 E: 0 K: 0 S: 4	H: 0 LOB: 0 BB: 0 P: 6	R: 0 E: 0 K: 0 S: 10	H: 0 LOB: 0 BB: 0 P: 16	R: 1 E: 2 K: 0 S: 12	H: 1 LOB: 2 BB: 1 P: 24	R: 0 E: 0 K: 0 S: 6	H: 2 LOB: 1 BB: 0 P: 17	R: 0 E: 0 K: 0 S: 6	H: 0 LOB: 0 BB: 0 P: 9	R: 0 E: 0 K: 0 S: 7	H: 2 LOB: 2 BB: 0 P: 11	R: 2 E: 1 K: 1 S: 12	H: 1 LOB: 2 BB: 3 P: 27	R: 0 E: 0 K: 0 S: 11	H: 0 LOB: 1 BB: 1 P: 19	R: 1 E: 0 K: 1 S: 13	H: 1 LOB: 1 BB: 1 P: 26	1B: 7 2B: 1 3B: 0 HR: 0	SF: 1 SAC: 3 DP: 2 HBP: 0	WP: 2 PB: 0 SB: 0 CS: 0	PA: 43	
PITCHER	IP WLS BF H R ER SO BB IBB HBP BLK WP HR S P ERA WHIP																								
Brian Lawrence, R ERA: 3.53	(1, 1) 6.0																								
Luther Hackman, R ERA: 3.38	(7, 1) 2.0																								
Mike Matthews, L ERA: 4.05	(9, 1) 0.2																								
Jaret Wright, R ERA: 4.86	(9, 1) 0.1	L																							
Jesse Orosco, L ERA: 4.35	(10, 1) 0.1																								
PITCHER	IP WLS BF H R ER SO BB IBB HBP BLK WP HR S P ERA WHIP																								
Matt Herges, R ERA: 0.63	(10, 1) 0.2																								

Philadelphia Phillies @ San Diego Padres
Qualcomm Stadium, San Diego, CA
Sat May 03 2003, 10:05 PM EDT
Att: 29,725 - Cloudy - 61 F

AB	33
R	5
H	8
RBI	4
BB	6
SO	2
LOB	18



Batter	1	2	3	4	5	6	7	8	9	AB R H RBI BB SO LOB	TOP											
11 Jimmy Rollins, S OBP: 0.340, SLG: 0.385 (1, 6)	4-2 G6-3 1B BB	1-3 SAFE SAFE SAFE K			0-0 F7		1-0 G6-4-3 1-2f			3 1 0 0 1 1 3												
Placido Polanco, R OBP: 0.420, SLG: 0.449 (1, 4)	0-0 G6-3 1-2		3-3 K		1-0 1B 2B			1-1 G6-3		4 1 1 1 0 1 1												
Bobby Abreu, L OBP: 0.386, SLG: 0.413 (1, 9)	2-3 K		1-1 G4-3		2-2 1B			0-3 K		4 0 1 1 0 2 1												
Jim Thome, L OBP: 0.362, SLG: 0.417 (1, 3)	2-2 BB 1B		3-3 K		0-1 L8			0-1 G4-3		4 0 1 1 0 1 1												
David Bell, R OBP: 0.315, SLG: 0.306 (1, 5)	4-1 FC4-6 BB			0-2 G5-3		2-0 G5-3			3-3 K	3 0 0 0 1 1 0												
Ricky Ledee, L OBP: 0.325, SLG: 0.480 (1, 7)	0-0 FC4-6 1-2f			0-1 G4-3		4-2 G5-4-3 BB			2-2 F7	3 0 0 0 1 0 2												
Todd Pratt, R OBP: 0.440, SLG: 0.545 (1, 2)				1-2 G5-3		1-0 G5-4-3 1-2f			2-3 K2-3	4 0 0 0 0 1 1												
Marlon Byrd, R OBP: 0.298, SLG: 0.250 (1, 8)				1-1 1B		2-2 K			2-3 K	3 0 1 0 0 2 0												
Randy Wolf, L OBP: 0.222, SLG: 0.235 (1, 1)				0-3 SAFE K		2-1 2B			4-2 11 G6-4-3 BB	2 1 1 0 1 1 1												
Terry Adams, R (7, 1)										0 0 0 0 0 0 0												
Rheal Cormier, L OBP: 1.000, SLG: 1.000 (7, 1)										0 0 0 0 0 0 0												
Carlos Silva, R (8, 1)										0 0 0 0 0 0 0												
Jose Mesa, R (9, 1)										0 0 0 0 0 0 0												
Inning Stats	R: 1 E: 0 K: 1 S: 13	H: 1 LOB: 2 BB: 2 P: 25	R: 0 E: 0 K: 2 S: 12	H: 1 LOB: 1 BB: 0 P: 16	R: 0 E: 0 K: 2 S: 15	H: 0 LOB: 0 BB: 0 P: 22	R: 0 E: 0 K: 0 S: 8	H: 0 LOB: 0 BB: 0 P: 9	R: 2 E: 0 K: 1 S: 13	H: 3 LOB: 1 BB: 0 P: 20	R: 0 E: 0 K: 0 S: 6	H: 0 LOB: 0 BB: 1 P: 13	R: 0 E: 0 K: 1 S: 8	H: 0 LOB: 0 BB: 1 P: 15	R: 0 E: 0 K: 1 S: 7	H: 0 LOB: 0 BB: 0 P: 8	R: 0 E: 0 K: 2 S: 11	H: 0 LOB: 0 BB: 0 P: 18	1B: 3 2B: 2 3B: 0 HR: 0	SF: 0 SAC: 0 DP: 2 HBP: 0	WP: 0 PB: 0 SB: 0 CS: 0	PA: 34
PITCHER	IP WLS BF H R ER SO BB IBB HBP BLK WP HR S P ERA WHIP																					
Adam Eaton, R (1, 1) ERA: 3.73	5.0 L 22 5 3 3 6 2 0 0 0 0 0 0 61 92 5.40 1.400																					
Mike Bynum, L (6, 1) ERA: 7.36	3.0 9 0 0 0 2 2 0 0 0 0 0 0 21 36 0.00 0.667																					
Brandon Villafuerte, R (9, 1) ERA: 5.23	1.0 3 0 0 0 2 0 0 0 0 0 0 0 11 18 0.00 0.000																					

Philadelphia Phillies @ San Diego Padres
Qualcomm Stadium, San Diego, CA
Sun May 04 2003, 5:00 PM EDT
Att. 21,526 - Cloudy - 70 F

livebaseballscorecards.com

AB	30
R	3
H	5
RBI	3
BB	4
SO	10
LOB	10



Batter	1	2	3	4	5	6	7	8	9	AB R H RBI BB SO LOB	TOP											
Ramón Vázquez, L (1, 6) OBP: 0.387, SLG: 0.412	3-3 K			0-0 P6	2-0 F8		1-3 K			4 0 0 0 0 2 2												
Mark Loretta, R (1, 4) OBP: 0.336, SLG: 0.383	0-2 L9			2-2 1B 1B	2-2 FC5-4			3-2 FC6-4 1B		4 1 2 0 0 0 2												
Ryan Klesko, L (1, 3) OBP: 0.384, SLG: 0.538	2-0 P6			2-3 K		0-0 L9		1-1 F9		4 0 0 0 0 1 2												
Rondell White, R (1, 7) OBP: 0.312, SLG: 0.442		1-2 F8		0-0 E 1B 1B		1-3 K		1-2 FC6-4 1-2f		4 0 1 0 0 1 1												
Mark Kotsay, L (1, 8) OBP: 0.350, SLG: 0.330		3-2 G3-1		0-0 E4 1B		1-2 2B 1B		1-0 L8		4 1 2 1 0 0 1												
Sean Burroughs, L (1, 5) OBP: 0.282, SLG: 0.301		2-3 K		0-0 P5		1-0 2B		1-0 G4-3		4 0 1 1 0 1 2												
Xavier Nady, R (1, 9) OBP: 0.333, SLG: 0.395			2-2 G3-1		1-2 HBP 1B	2-0 F9		4-1 G4-3 BB		3 0 1 0 1 0 1												
Wiki Gonzalez, R (1, 2) OBP: 0.245, SLG: 0.286			2-1 L8		1-0 FC5-4 HBP		0-0 G5-6-3	1-1 G4-3		3 0 0 0 0 0 1												
44 Jake Peavy, R (1, 1) OBP: 0.143, SLG: 0.077			3-2 G5-3		0-0 B5		0-0 G4-3	1-3 K2-3		2 0 0 0 0 0 2												
Dave Hansen, L (7, PH) OBP: 0.400, SLG: 0.211										1 0 0 0 0 0 0												
Mike Matthews, L (7, 1)										0 0 0 0 0 0 0												
Luther Hackman, R (8, 1)										0 0 0 0 0 0 0												
Keith Lockhart, L (9, PH) OBP: 0.282, SLG: 0.278										1 0 0 0 0 1 1												
Inning Stats	R: 0 E: 0 K: 1 S: 7	H: 0 LOB: 0 BB: 0 P: 12	R: 0 E: 0 K: 1 S: 13	H: 0 LOB: 0 BB: 0 P: 19	R: 0 E: 0 K: 0 S: 9	H: 0 LOB: 0 BB: 0 P: 16	R: 1 E: 1 K: 1 S: 10	H: 3 LOB: 2 BB: 0 P: 14	R: 0 E: 0 K: 0 S: 8	H: 1 LOB: 2 BB: 0 P: 14	R: 1 E: 0 K: 1 S: 10	H: 2 LOB: 1 BB: 0 P: 15	R: 0 E: 0 K: 1 S: 5	H: 0 LOB: 0 BB: 0 P: 6	R: 0 E: 0 K: 0 S: 9	H: 1 LOB: 1 BB: 0 P: 15	R: 0 E: 0 K: 1 S: 7	H: 0 LOB: 1 BB: 1 P: 14	1B: 6 2B: 1 3B: 0 HR: 0	SF: 0 SAC: 0 DP: 0 HBP: 1	WP: 0 PB: 0 SB: 0 CS: 0	PA: 36
PITCHER	IP WLS BF H R ER SO BB IBB HBP BLK WP HR S P ERA WHIP																					
Livan Hernandez, R (1, 1) ERA: 4.14	7.0 W 29 7 2 2 5 0 0 1 0 0 0 0 65 102 2.57 1.000																					
Scott Stewart, L (8, 1) ERA: 1.2	1.0 H 3 0 0 0 0 0 0 0 0 0 0 0 6 9 0.00 0.000																					
Rocky Biddle, R (9, 1) ERA: 3.86	1.0 S 4 0 0 0 1 1 0 0 0 0 0 0 7 14 0.00 1.000																					

San Diego Padres @ Montreal Expos
Olympic Stadium, Montreal, QB
Tue May 06 2003, 7:05 PM EDT
Att. 5,841 - Dome - 72 F

livebaseballscorecards.com

AB	34
R	2
H	7
RBI	2
BB	1
SO	6
LOB	15



BOTTOM

San Diego Padres @ Montreal Expos
 Olympic Stadium, Montreal, QB
 Tue May 06 2003, 7:05 PM EDT
 Att. 5,841 - Dome - 72 F

livebaseballscorecards.com

AB	33
R	4
H	9
RBI	4
BB	1
SO	5
LOB	12



WP: 0	PA: 34
PB: 0	
SB: 1	
CS: 0	

AB	R	H	RBI	BB	SO	LOB
4	1	2	0	0	0	0
4	0	1	1	0	1	1
0	0	0	0	0	0	0
4	0	1	0	0	0	2
3	1	1	0	1	0	2
4	1	1	0	0	2	4
4	1	3	3	0	1	0
4	0	0	0	0	1	2
3	0	0	0	0	0	1
3	0	0	0	0	0	0
0	0	0	0	0	0	0
0	0	0	0	0	0	0

1B: 5	SF: 0
2B: 2	SAC: 0
3B: 1	DP: 1
HR: 1	HBP: 0

Batter	1	2	3	4	5	6	7	8	9
Endy Chavez, L (1, 8) OBP: 0.320, SLG: 0.422	0-1 G4-3		3-2 1B 3B		0-0 B1-3		2-0 1B		
Jamey Carroll, R (1, 6) OBP: 0.313, SLG: 0.400	1-0 E6 FC6-4		2-2 FC3-6 1B 1B		1-1 F9		0-3 K		
Orlando Cabrera, R (8, 6) OBP: 0.323, SLG: 0.417			3-0 FC3-6 1B				2-2 P3		
Jose Vidro, S (1, 4) OBP: 0.420, SLG: 0.568	1-0 FC6-4 BB 1-2f		1-2 FC3-6 1B		1-1 L9		1-2 P3		
Vladimir Guerrero, R (1, 9) OBP: 0.395, SLG: 0.466	4-1 1-2 BB		1-1 FC3-6 1-2f 2-3		0-0 2B HR 1B		1-0 L8		
Brad Wilkerson, L (1, 7) OBP: 0.391, SLG: 0.516	1-1 G3		0-3 K		2-0 HR 2B		1-3 K		
Wil Cordero, R (1, 3) OBP: 0.325, SLG: 0.391		0-3 K		2-2 G1-4-3 1B		0-0 HR	2-2 2B		
Fernando Tatis, R (1, 5) OBP: 0.304, SLG: 0.321		2-2 G4-3		1-3 K		1-2 G1-3	0-0 G1-3		
Brian Schneider, L (1, 2) OBP: 0.340, SLG: 0.500		2-1 G3-1		2-2 G1-4-3 1-2f		2-2 G1-3			
Livan Hernandez, R (1, 1) OBP: 0.154, SLG: 0.154			0-1 G5-3		3-2 G4-3		0-0 G1-3		
Scott Stewart, R (8, 1)									
Rocky Biddle, R (9, 1)									

Inning Stats	R: 0	H: 0	E: 1	LOB: 2	K: 0	BB: 1	S: 7	R: 0	H: 0	E: 0	LOB: 0	K: 1	BB: 0	S: 10	R: 1	H: 3	E: 0	LOB: 2	K: 1	BB: 0	S: 14	R: 0	H: 1	E: 0	LOB: 0	K: 1	BB: 0	S: 10	R: 3	H: 3	E: 0	LOB: 0	K: 0	BB: 0	S: 11	R: 0	H: 1	E: 0	LOB: 1	K: 1	BB: 0	S: 12	R: 0	H: 1	E: 0	LOB: 1	K: 1	BB: 0	S: 10
--------------	------	------	------	--------	------	-------	------	------	------	------	--------	------	-------	-------	------	------	------	--------	------	-------	-------	------	------	------	--------	------	-------	-------	------	------	------	--------	------	-------	-------	------	------	------	--------	------	-------	-------	------	------	------	--------	------	-------	-------

PITCHER	IP	WLS	BF	H	R	ER	SO	BB	IBB	HBP	BLK	WP	HR	S	P	ERA	WHIP
44 Jake Peavy, R (1, 1) ERA: 4.46	6.0	L	26	7	4	4	3	1	0	0	0	0	1	58	93	6.00	1.333
Mike Matthews, L (7, 1) ERA: 3.86	1.0		4	1	0	0	1	0	0	0	0	0	0	12	16	0.00	1.000
Luther Hackman, R (8, 1) ERA: 3.18	1.0		4	1	0	0	1	0	0	0	0	0	0	10	14	0.00	1.000

BOTTOM

San Diego Padres @ Montreal Expos
 Olympic Stadium, Montreal, QB
 Wed May 07 2003, 7:05 PM EDT
 Att. 5,111 - Dome - 72 F

livebaseballscorecards.com

AB	39
R	12
H	16
RBI	12
BB	8
SO	4
LOB	16



WP:	1	PA:	49
PB:	0		
SB:	1		
CS:	1		

AB R H RBI BB SO LOB

4	1	1	0	2	0	0
6	3	4	2	0	1	2
6	2	3	1	0	0	3
4	3	2	3	2	0	2
2	2	2	4	2	0	0
3	0	2	1	1	0	2
0	1	0	0	0	0	0
0	0	0	0	0	0	0
1	0	0	0	0	0	1
0	0	0	0	0	0	0
5	0	2	0	0	0	1
4	0	0	0	1	1	4
2	0	0	0	0	1	1
0	0	0	0	0	0	0
0	0	0	0	0	0	0
0	0	0	0	0	0	0
1	0	0	1	0	1	0

1B:	6	SF:	1
2B:	7	SAC:	0
3B:	0	DP:	2
HR:	3	HBP:	1

Batter	1	2	3	4	5	6	7	8	9	10
Andy Chavez, L (1, 8) OBP: 0.328, SLG: 0.417	0-1 F9		0-1 G4-3		1-2 G4-3	2-2 E S 2B 1B	4-2 BB			4-2 1B FC4-2 BB
Orlando Cabrera, R (1, 6) OBP: 0.338, SLG: 0.471	1-3 K		0-0 HR		1-0 2B 2B	2-2 BB 1-H 2-1 2B	3-2 G4-3			0-2 FC4-2 1-3 HR 1B
Jose Vidro, S (1, 4) OBP: 0.423, SLG: 0.581	3-2 G4-3		2-0 G4-3 2B		1-0 WP 2B 2B 2-H	1-0 G4-3		2-2 FC5-4 1B		0-0 FC4-2 1-2 HR 3-H
Vladimir Guerrero, R (1, 9) OBP: 0.407, SLG: 0.495		3-1 E5 HR 1B	1-0 G4-3		4-0 WP 2B IBB	4-2 BB BB		0-2 FC5-4 CS 1-2f		1-2 HR 1-H 2-H
Brad Wilkerson, L (1, 7) OBP: 0.417, SLG: 0.567 (8, 3)		0-0 HR 2-H	1-1 FC4 HBP		1-1 2B 2B 1-H 2-H	4-0 BB 1-2 2-3		4-2 BB 1-2		
Wil Cordero, R (1, 3) OBP: 0.346, SLG: 0.431		4-0 1B BB	2-2 FC4		1-1 1B 2B 2-H	2-2 2-1	1-2 L9 SF7 2B	3-2 G4-3		
Jamey Carroll, R (7, PR) OBP: 0.313, SLG: 0.400										
Luis Ayala, R (8, 1)										
Jose Macias, S (8, PH) OBP: 0.297, SLG: 0.333										
Rocky Biddle, R (9, 1)										
Fernando Tatis, R (1, 5) OBP: 0.308, SLG: 0.324		1-2 G4-6-3 1B		0-0 G6-3	3-1 G4-6-3 1B		1-2 L9		1-1 F8	
Brian Schneider, L (1, 2) OBP: 0.328, SLG: 0.458		0-1 G4-6-3		1-1 G4-3	0-0 G4-6-3		4-0 SF7 IBB		1-3 K	
Zach Day, R (1, 1) OBP: 0.333, SLG: 0.390		0-3 K		0-2 G4-3		0-0 G4-3	2-0 SF7		1-3 K	
Joey Eischen, L (6, 1)										
52 T.J. Tucker, R (6, 1)										
Henry Mateo, S (6, PH) OBP: 0.435, SLG: 0.455										
Scott Stewart, R (7, 1)										
Ronald Calloway, L (7, PH) OBP: 0.333, SLG: 0.390										

Inning Stats	R: 0	H: 0	E: 0	K: 1	S: 12	P: 16	R: 2	H: 3	E: 1	K: 1	S: 11	P: 19	R: 1	H: 2	E: 0	K: 0	S: 9	R: 0	H: 0	E: 0	K: 0	S: 6	R: 4	H: 5	E: 0	K: 0	S: 13	R: 1	H: 2	E: 0	K: 0	S: 12	R: 1	H: 1	E: 0	K: 0	S: 14	R: 0	H: 1	E: 0	K: 0	S: 16	R: 0	H: 0	E: 0	K: 2	S: 8	R: 3	H: 2	E: 0	K: 0	S: 13	P: 18	1B: 6	SF: 1	2B: 7	SAC: 0	3B: 0	DP: 2	HR: 3	HBP: 1	WP: 1	PA: 49
--------------	------	------	------	------	-------	-------	------	------	------	------	-------	-------	------	------	------	------	------	------	------	------	------	------	------	------	------	------	-------	------	------	------	------	-------	------	------	------	------	-------	------	------	------	------	-------	------	------	------	------	------	------	------	------	------	-------	-------	-------	-------	-------	--------	-------	-------	-------	--------	-------	--------

PITCHER	IP	WLS	BF	H	R	ER	SO	BB	IBB	HBP	BLK	WP	HR	S	P	ERA	WHIP
Clay Condrey, R (1, 1) ERA: 8.36	4.1		22	7	6	6	2	1	1	1	0	0	2	44	70	12.46	1.846
Mike Matthews, L (5, 1) ERA: 4.29	0.0		1	1	0	0	0	0	0	0	0	1	0	2	3	∞	∞
Brandon Villafuerte, R (5, 1) ERA: 5.06	0.2		3	2	1	1	0	0	0	0	0	0	0	5	9	13.50	3.000
Luther Hackman, R (6, 1) ERA: 3.5	1.0		7	2	1	1	0	2	0	0	0	0	0	12	27	9.00	4.000
Matt Herges, R (7, 1) ERA: 1.1	2.0		10	2	1	1	0	2	1	0	0	0	0	30	54	4.50	2.000

PITCHER	IP	WLS	BF	H	R	ER	SO	BB	IBB	HBP	BLK	WP	HR	S	P	ERA	WHIP
Jesse Orosco, L (9, 1) ERA: 5.56	1.0		5	1	2	2	2	1	0	0	0	0	0	15	22	18.00	2.000
Jaret Wright, R (10, 1) ERA: 5.29	0.1		2	1	1	1	0	0	0	0	0	0	1	6	7	27.00	3.000

Batter	1	2	3	4	5	6	7	8	9	AB R H RBI BB SO LOB	TOP		
Ramón Vázquez, L (1, 6) OBP: 0.375, SLG: 0.398	1-2 P4		4-2 2B G4-3 BB		2-2 F9		0-2 G4-3		3-3 K	4 1 0 0 1 1 1			
Keith Lockhart, L (1, 4) OBP: 0.318, SLG: 0.366	0-0 G4-3		1-1 G4-3 1-3 2B		2-2 L7			1-0 G4-3 2B		4 0 2 0 0 0 0			
Dave Hansen, L (1, 3) OBP: 0.367, SLG: 0.208	1-1 G1-3		3-2 G4-3 2-3 3-H		1-1 G4-3			1-0 G4-3 2-3		4 0 0 1 0 0 2			
Rondell White, R (1, 7) Shane Victorino, S (6, 8) OBP: 0.313, SLG: 0.466 OBP: 0.275, SLG: 0.244		0-0 G6-3	1-1 G6-3		1-1 HR			0-3 K		3 1 1 1 0 0 1 1 0 0 0 0 1 1			
Mark Kotsay, L (1, 8) Mike Matthews, L (6, 1) Wiki Gonzalez, R (8, PH) Jaret Wright, R (8, 1) OBP: 0.352, SLG: 0.342 OBP: 0.500, SLG: 1.000		2-0 1B 2B		0-1 F7		0-2 G1-3		2-2 G6-3		3 1 1 0 0 0 0 0 0 0 0 0 0 0 1 0 0 0 0 0 1 0 0 0 0 0 0 0			
Xavier Nady, R (1, 9) OBP: 0.341, SLG: 0.393		1-1 FC4-6 1B 2-H		4-2 1B BB		1-1 F9			1-1 G5-3	3 0 1 1 1 0 0			
Lou Merloni, R (1, 5) OBP: 0.452, SLG: 0.441		1-2 L7		0-0 G4-6-3 1B			1-1 G6-4-3 1B		0-1 HR 1B	4 1 3 0 0 0 1			
Mike Rivera, R (1, 2) OBP: 0.250, SLG: 0.324		0-0 FC4-6 1-2f		2-2 G4-6-3 1-2f			1-0 G6-4-3 1-2f		0-1 HR	4 1 1 2 0 0 4			
Brian Lawrence, R (1, 1) Brandon Villafuerte, R (3, 1) Brian Buchanan, R (6, 7) OBP: 0.294, SLG: 0.438 OBP: 0.333, SLG: 0.344			0-0 P2		1-3 K		1-1 1B		1-3 K	1 0 0 0 0 0 0 1 0 0 0 0 1 0 2 0 1 0 0 1 0			
Inning Stats	R: 0 E: 0 K: 0 S: 6 H: 0 LOB: 0 BB: 0 P: 8	R: 1 E: 0 K: 0 S: 8 H: 2 LOB: 1 BB: 0 P: 12	R: 1 E: 0 K: 0 S: 11 H: 1 LOB: 1 BB: 1 P: 20	R: 0 E: 0 K: 0 S: 12 H: 1 LOB: 1 BB: 1 P: 18	R: 0 E: 0 K: 1 S: 10 H: 0 LOB: 0 BB: 0 P: 15	R: 1 E: 0 K: 0 S: 9 H: 1 LOB: 0 BB: 0 P: 12	R: 0 E: 0 K: 0 S: 8 H: 2 LOB: 1 BB: 0 P: 11	R: 0 E: 0 K: 1 S: 8 H: 1 LOB: 1 BB: 0 P: 12	R: 2 E: 0 K: 2 S: 12 H: 2 LOB: 0 BB: 0 P: 17	1B: 5 2B: 3 3B: 0 HR: 2 SF: 0 SAC: 0 DP: 2 HBP: 0	WP: 0 PB: 0 SB: 0 CS: 0 PA: 37		
PITCHER	IP WLS BF H R ER SO BB IBB HBP BLK WP HR S P ERA WHIP											PITCHER	IP WLS BF H R ER SO BB IBB HBP BLK WP HR S P ERA WHIP
Tomo Ohka, R (1, 1) ERA: 4.38	8.0 W 32 8 3 3 2 2 0 0 0 0 0 1 72 108 3.38 1.250												
Dan Smith, R (9, 1) ERA: 5.28	1.0 5 2 2 2 2 0 0 0 0 0 1 12 17 18.00 2.000												

San Diego Padres @ Montreal Expos
Olympic Stadium, Montreal, QB
Thu May 08 2003, 7:05 PM EDT
Att. 5,274 - Dome - 72 F

livebaseballscorecards.com

AB	35
R	5
H	10
RBI	5
BB	2
SO	4
LOB	11



San Diego Padres @ Montreal Expos
 Olympic Stadium, Montreal, QB

Thu May 08 2003, 7:05 PM EDT
 Att. 5,274 - Dome - 72 F

AB	38
R	12
H	14
RBI	11
BB	7
SO	6
LOB	25



WP: 0	PA: 46
PB: 0	
SB: 0	
CS: 0	

1B: 9	SF: 0
2B: 5	SAC: 0
3B: 0	DP: 0
HR: 0	HBP: 1

AB	R	H	RBI	BB	SO	LOB
6	0	0	0	0	0	5

3	3	2	0	2	1	0
---	---	---	---	---	---	---

3	2	2	0	1	0	3
0	1	0	0	0	0	0

4	2	3	2	1	0	3
0	1	0	0	0	0	0

5	1	3	3	0	1	2
---	---	---	---	---	---	---

4	1	3	3	0	1	0
1	0	0	1	0	0	2

5	1	1	2	0	0	5
0	0	0	0	0	0	0

3	0	0	0	2	1	1
---	---	---	---	---	---	---

3	0	0	0	1	2	4
1	0	0	0	0	0	0
0	0	0	0	0	0	0

IP	WLS	BF	H	R	ER	SO	BB	IBB	HBP	BLK	WP	HR	S	P	ERA	WHIP
----	-----	----	---	---	----	----	----	-----	-----	-----	----	----	---	---	-----	------

2.2	L	21	9	10	9	2	3	0	0	0	0	0	19	34	0.00	1.286
2.1		10	1	0	0	2	2	0	0	0	0	0	29	53	9.00	2.500
2.0		12	4	2	2	2	1	1	0	0	0	0	3	6	0.00	0.000
1.0		3	0	0	0	0	0	0	0	0	0	0				

IP	WLS	BF	H	R	ER	SO	BB	IBB	HBP	BLK	WP	HR	S	P	ERA	WHIP
----	-----	----	---	---	----	----	----	-----	-----	-----	----	----	---	---	-----	------

2.2		21	9	10	9	2	3	0	0	0	0	0	19	34	0.00	1.286
2.1		10	1	0	0	2	2	0	0	0	0	0	29	53	9.00	2.500
2.0		12	4	2	2	2	1	1	0	0	0	0	3	6	0.00	0.000
1.0		3	0	0	0	0	0	0	0	0	0	0				

IP	WLS	BF	H	R	ER	SO	BB	IBB	HBP	BLK	WP	HR	S	P	ERA	WHIP
----	-----	----	---	---	----	----	----	-----	-----	-----	----	----	---	---	-----	------

2.2		21	9	10	9	2	3	0	0	0	0	0	19	34	0.00	1.286
2.1		10	1	0	0	2	2	0	0	0	0	0	29	53	9.00	2.500
2.0		12	4	2	2	2	1	1	0	0	0	0	3	6	0.00	0.000
1.0		3	0	0	0	0	0	0	0	0	0	0				

IP	WLS	BF	H	R	ER	SO	BB	IBB	HBP	BLK	WP	HR	S	P	ERA	WHIP
----	-----	----	---	---	----	----	----	-----	-----	-----	----	----	---	---	-----	------

2.2		21	9	10	9	2	3	0	0	0	0	0	19	34	0.00	1.286
2.1		10	1	0	0	2	2	0	0	0	0	0	29	53	9.00	2.500
2.0		12	4	2	2	2	1	1	0	0	0	0	3	6	0.00	0.000
1.0		3	0	0	0	0	0	0	0	0	0	0				

IP	WLS	BF	H	R	ER	SO	BB	IBB	HBP	BLK	WP	HR	S	P	ERA	WHIP
----	-----	----	---	---	----	----	----	-----	-----	-----	----	----	---	---	-----	------

2.2		21	9	10	9	2	3	0	0	0	0	0	19	34	0.00	1.286
2.1		10	1	0	0	2	2	0	0	0	0	0	29	53	9.00	2.500
2.0		12	4	2	2	2	1	1	0	0	0	0	3	6	0.00	0.000
1.0		3	0	0	0	0	0	0	0	0	0	0				

IP	WLS	BF	H	R	ER	SO	BB	IBB	HBP	BLK	WP	HR	S	P	ERA	WHIP
----	-----	----	---	---	----	----	----	-----	-----	-----	----	----	---	---	-----	------

2.2		21	9	10	9	2	3	0	0	0	0	0	19	34	0.00	1.286
2.1		10	1	0	0	2	2	0	0	0	0	0	29	53	9.00	2.500
2.0		12	4	2	2	2	1	1	0	0	0	0	3	6	0.00	0.000
1.0		3	0	0	0	0	0	0	0	0	0	0				

IP	WLS	BF	H	R	ER	SO	BB	IBB	HBP	BLK	WP	HR	S	P	ERA	WHIP
----	-----	----	---	---	----	----	----	-----	-----	-----	----	----	---	---	-----	------

2.2		21	9	10	9	2	3	0	0	0	0	0	19	34	0.00	1.286
2.1		10	1	0	0	2	2	0	0	0	0	0	29	53	9.00	2.500
2.0		12	4	2	2	2	1	1	0	0	0	0	3	6	0.00	0.000
1.0		3	0	0	0	0	0	0	0	0	0	0				

IP	WLS	BF	H	R	ER	SO	BB	IBB	HBP	BLK	WP	HR	S	P	ERA	WHIP
----	-----	----	---	---	----	----	----	-----	-----	-----	----	----	---	---	-----	------

2.2		21	9	10	9	2	3	0	0	0	0	0	19	34	0.00	1.286
2.1		10	1	0	0	2	2	0	0	0	0	0	29	53	9.00	2.500
2.0		12	4	2	2	2	1	1	0	0	0	0	3	6	0.00	0.000
1.0		3	0	0	0	0	0	0	0	0	0	0				

IP	WLS	BF	H	R	ER	SO	BB	IBB	HBP	BLK	WP	HR	S	P	ERA	WHIP
----	-----	----	---	---	----	----	----	-----	-----	-----	----	----	---	---	-----	------

2.2		21	9	10	9	2	3	0	0	0	0	0	19	34	0.00	1.286
2.1		10	1	0	0	2	2	0	0	0	0	0	29	53	9.00	2.500
2.0		12	4	2	2	2	1	1	0	0	0	0	3	6	0.00	0.000
1.0		3	0	0	0	0	0	0	0	0	0	0				

IP	WLS	BF	H	R	ER	SO	BB	IBB	HBP	BLK	WP	HR	S	P	ERA	WHIP
----	-----	----	---	---	----	----	----	-----	-----	-----	----	----	---	---	-----	------

2.2		21	9	10	9	2	3	0	0	0	0	0	19	34	0.00	1.286
2.1		10	1	0	0	2	2	0	0	0	0	0	29	53	9.00	2.500
2.0		12	4	2	2	2	1	1	0	0	0	0	3	6	0.00	0.000
1.0		3	0	0	0	0	0	0	0	0	0	0				

IP	WLS	BF	H	R	ER	SO	BB	IBB	HBP	BLK	WP	HR	S	P	ERA	WHIP
----	-----	----	---	---	----	----	----	-----	-----	-----	----	----	---	---	-----	------

2.2		21	9	10	9	2	3	0	0	0	0	0	19	34	0.00	1.286
2.1		10	1	0	0	2	2	0	0	0	0	0	29	53	9.00	2.500
2.0		12	4	2	2	2	1	1	0	0	0	0	3	6	0.00	0.000
1.0		3	0	0	0	0	0	0	0	0	0	0				

IP	WLS	BF	H	R	ER	SO	BB	IBB	HBP	BLK	WP	HR	S	P	ERA	WHIP
----	-----	----	---	---	----	----	----	-----	-----	-----	----	----	---	---	-----	------

2.2		21	9	10	9	2	3	0	0	0	0	0	19	34	0.00	1.286
2.1		10	1	0	0	2	2	0	0	0	0	0	29	53	9.00	2.500
2.0		12	4	2	2	2	1	1	0	0	0	0	3	6	0.00	0.000
1.0		3	0	0	0	0	0	0	0	0	0	0				

IP	WLS	BF	H	R	ER	SO	BB	IBB	HBP	BLK	WP	HR	S	P	ERA	WHIP
----	-----	----	---	---	----	----	----	-----	-----	-----	----	----	---	---	-----	------

2.2		21	9	10	9	2	3	0	0	0	0	0	19	34	0.00	1.286
2.1		10	1	0	0	2	2	0	0	0	0	0	29	53	9.00	2.500
2.0		12	4	2	2	2	1	1	0	0	0	0	3	6	0.00	0.000
1.0		3	0	0	0	0	0	0	0	0	0	0				

IP	WLS	BF	H	R	ER	SO	BB	IBB	HBP	BLK	WP	HR	S	P	ERA	WHIP
----	-----	----	---	---	----	----	----	-----	-----	-----	----	----	---	---	-----	------

2.2		21	9	10	9	2	3	0	0	0	0	0	19	34	0.00	1.286
2.1		10	1	0	0	2	2	0	0	0	0	0	29	53	9.00	2.500
2.0		12	4	2	2	2	1	1	0	0	0	0	3	6	0.00	0.000
1.0		3	0	0	0	0	0	0	0	0	0	0				

IP	WLS	BF	H	R	ER	SO	BB	IBB	HBP	BLK	WP	HR	S	P	ERA	WHIP
----	-----	----	---	---	----	----	----	-----	-----	-----	----	----	---	---	-----	------

2.2		21	9	10	9	2	3	0	0	0	0	0	19	34	0.00	1.286
2.1		10	1	0	0	2	2	0	0	0	0	0	29	53	9.00	2.500
2.0		12	4	2	2	2	1	1	0	0	0	0	3	6	0.00	0.000
1.0		3	0	0	0	0	0	0	0	0	0	0				

IP	WLS	BF	H	R	ER	SO	BB	IBB	HBP	BLK	WP	HR	S	P	ERA	WHIP
----	-----	----	---	---	----	----	----	-----	-----	-----	----	----	---	---	-----	------

2.2		21	9	10	9	2	3	0	0	0	0	0	19	34	0.00	1.286
2.1		10	1	0	0	2	2	0	0	0	0	0	29	53	9.00	2.500
2.0		12	4	2	2	2	1	1	0	0	0	0	3	6	0.00	0.000
1.0		3	0	0	0	0	0	0	0	0	0	0				

IP	WLS	BF	H	R	ER	SO	BB	IBB	HBP	BLK	WP	HR	S	P	ERA	WHIP
----	-----	----	---	---	----	----	----	-----	-----	-----	----	----	---	---	-----	------

2.2		21	9	10	9	2	3	0	0	0	0	0	19	34	0.00	1.286
2.1		10	1	0	0	2	2	0	0	0	0	0	29	53	9.	

San Diego Padres @ New York Mets
 Shea Stadium, Flushing, NY
 Fri May 09 2003, 7:10 PM EDT
 Att. 29,855 - Cloudy - 63 F

livebaseballscorecards.com

AB	33
R	5
H	10
RBI	5
BB	5
SO	6
LOB	19



WP:	0	PA:	40
PB:	0		
SB:	1		
CS:	0		

Batter	1	2	3	4	5	6	7	8	9	AB	R	H	RBI	BB	SO	LOB
Ramón Vázquez, L (1, 6) OBP: 0.376, SLG: 0.398	2-3 K		0-0 2B 1B		1-2 G3 2B 1B	2-0 F9		2-3 K		5	2	2	0	0	2	3
Mark Loretta, R (1, 4) OBP: 0.336, SLG: 0.363	1-1 F7		1-1 F9		4-1 G3 2B BB		4-2 G6-3 BB		1-1 G6-3	3	1	0	0	2	0	1
Ryan Klesko, L (1, 3) OBP: 0.378, SLG: 0.536	1-3 K		2-0 F8		0-1 G3		0-0 F8		1-3 K	5	0	0	0	0	2	4
Rondell White, R (1, 7) OBP: 0.316, SLG: 0.479 Shane Victorino, S (9, 7) OBP: 0.275, SLG: 0.244		0-1 G6-3	1-2 2B		2-2 2B		1-0 G6-3		0-1 P3	5	0	2	3	0	0	1
Mark Kotsay, L (1, 8) OBP: 0.356, SLG: 0.342		4-0 BB 1B BB	2-2 G6-3		2-2 F7			3-2 HR 1B		3	1	1	0	1	0	2
Xavier Nady, R (1, 9) OBP: 0.353, SLG: 0.429		2-2 F8		0-0 G5-4-3 1B		0-0 SH5-4 1B		1-1 HR		4	1	3	2	0	0	1
Lou Merloni, R (1, 5) OBP: 0.478, SLG: 0.459		2-0 BB 1B		2-2 G5-4-3		4-2 SH5-4 BB		1-1 SH1-3 1B		3	0	2	0	1	0	1
Wiki Gonzalez, R (1, 2) OBP: 0.242, SLG: 0.263		4-1 BB 1B		0-2 G4-3		0-0 F8		0-0 SH1-3		2	0	0	0	1	0	2
Mike Bynum, L (1, 1) OBP: 0.333, SLG: 0.333 Luther Hackman, R (7, 1) Dave Hansen, L (8, PH) OBP: 0.355, SLG: 0.200 Matt Herges, L (8, 1) Jesse Orosco, R (9, 1)		3-3 K		0-3 K		0-0 SH5-4		2-1 F8		2	0	0	0	0	2	3
										0	0	0	0	0	0	0
										1	0	0	0	0	0	1
										0	0	0	0	0	0	0
										0	0	0	0	0	0	0

Inning Stats	R: 0	H: 0	E: 0	K: 2	S: 8	P: 12	R: 0	H: 1	E: 0	K: 1	S: 14	P: 29	R: 1	H: 2	E: 0	K: 0	S: 11	P: 17	R: 0	H: 1	E: 0	K: 0	S: 7	P: 9	R: 2	H: 2	E: 0	K: 1	S: 16	P: 25	R: 0	H: 1	E: 0	K: 0	S: 7	P: 13	R: 0	H: 0	E: 0	K: 0	S: 5	P: 10	R: 2	H: 3	E: 0	K: 1	S: 17	P: 26	R: 0	H: 0	E: 0	K: 1	S: 7	P: 9	1B: 7	SF: 0	2B: 2	SAC: 2	3B: 0	DP: 2	HR: 1	HBP: 0	WP: 0	PA: 40
--------------	------	------	------	------	------	-------	------	------	------	------	-------	-------	------	------	------	------	-------	-------	------	------	------	------	------	------	------	------	------	------	-------	-------	------	------	------	------	------	-------	------	------	------	------	------	-------	------	------	------	------	-------	-------	------	------	------	------	------	------	-------	-------	-------	--------	-------	-------	-------	--------	-------	--------

PITCHER	IP	WLS	BF	H	R	ER	SO	BB	IBB	HBP	BLK	WP	HR	S	P	ERA	WHIP
Jae Weong Seo, R (1, 1) ERA: 3.43	5.0		23	6	3	3	4	3	0	0	0	0	0	56	92	5.40	1.800
Jason Middlebrook, R (6, 1) ERA: 9.0	2.0		8	1	0	0	0	2	0	0	0	0	0	12	23	0.00	1.500
David Weathers, R (8, 1) ERA: 3.18	1.0	L	6	3	2	2	1	0	0	0	0	0	1	17	26	18.00	3.000
Armando Benitez, R (9, 1) ERA: 5.21	1.0		3	0	0	0	1	0	0	0	0	0	0	7	9	0.00	0.000

Batter	1	2	3	4	5	6	7	8	9	AB R H RBI BB SO LOB
Roberto Alomar, S OBP: 0.344, SLG: 0.357 (1, 4)	0-3 K		3-2 1-H HR		2-3 K		2-1 F7		2-3 K	5 1 1 2 0 3 6
Raul Gonzalez, R OBP: 0.333, SLG: 0.425 (1, 9) (8, 8)	1-2 G1-3		1-1 G5-3			0-0 B2-3		0-0 31 G3 2B		4 1 1 0 0 0 0
31 Mike Piazza, R OBP: 0.380, SLG: 0.471 (1, 2)	1-2 F9			2-3 K		2-3 K		2-1 G3		4 0 0 0 0 2 1
Cliff Floyd, L OBP: 0.325, SLG: 0.432 (1, 7)		1-1 F7		0-1 G3-1		0-1 G3-1		2-2 G3		4 0 0 1 0 0 0
Tony Clark, S OBP: 0.286, SLG: 0.596 (1, 3)		2-3 K		3-2 F7			4-2 1B G4-3 1B BB	3-2 L6		2 0 0 0 1 1 0
Joe McEwing, R OBP: 0.174, SLG: 0.182 (7, PR)										0 1 0 0 0 0 0
David Weathers, R (8, 1)										0 0 0 0 0 0 0
Vance Wilson, R OBP: 0.300, SLG: 0.556 (8, PH)										1 0 0 0 0 0 0
Armando Benitez, R (9, 1)										0 0 0 0 0 0 0
Ty Wigginton, R OBP: 0.350, SLG: 0.417 (1, 5)		3-1 G6-3			0-1 F8		2-2 G4-3		1-3 K	4 0 0 0 0 1 1
Tsuyoshi Shinjo, R OBP: 0.261, SLG: 0.256 (1, 8)			0-1 G5-3		2-2 G1-3		1-0 1B		1-2 G1-3	2 0 0 0 0 0 0
Roger Cedeno, S OBP: 0.281, SLG: 0.297 (7, PH) (8, 9)							2-3 1B			2 0 1 0 0 0 0
Rey Sanchez, R OBP: 0.235, SLG: 0.237 (1, 6)		1-0 L9			0-0 E1 1B		1-0 BB 1B		1-2 1B 1B	4 0 2 1 0 0 0
Jae Weong Seo, R OBP: 0.214, SLG: 0.154 (1, 1)			4-2 HR BB		2-1 1B		4-2 BB		0-2 SAFE 1B	0 1 0 0 1 0 0
Jason Phillips, R OBP: 0.333, SLG: 0.200 (5, PH)					1-2 1B				1-3 1B	1 0 1 0 0 0 0
Jason Middlebrook, R (6, 1)										0 0 0 0 0 0 0
Jay Bell, R OBP: 0.419, SLG: 0.226 (7, PH) (8, 3)										1 0 1 0 1 0 0

Inning Stats	R: 0	H: 0	E: 0	LOB: 0	K: 1	BB: 11	S: 9	R: 0	H: 0	E: 0	LOB: 0	K: 1	BB: 0	S: 10	R: 2	H: 1	E: 0	LOB: 0	K: 0	BB: 1	S: 11	R: 0	H: 0	E: 0	LOB: 0	K: 1	BB: 0	S: 9	R: 0	H: 1	E: 1	LOB: 2	K: 1	BB: 0	S: 12	R: 0	H: 0	E: 0	LOB: 0	K: 1	BB: 0	S: 6	R: 1	H: 2	E: 0	LOB: 2	K: 0	BB: 2	S: 11	R: 1	H: 1	E: 0	LOB: 0	K: 0	BB: 0	S: 13	R: 0	H: 2	E: 0	LOB: 2	K: 2	BB: 0	S: 19	1B: 5	SF: 0	2B: 1	SAC: 0	3B: 0	DP: 0	HR: 1	HBP: 0	WP: 0	PA: 37
--------------	------	------	------	--------	------	--------	------	------	------	------	--------	------	-------	-------	------	------	------	--------	------	-------	-------	------	------	------	--------	------	-------	------	------	------	------	--------	------	-------	-------	------	------	------	--------	------	-------	------	------	------	------	--------	------	-------	-------	------	------	------	--------	------	-------	-------	------	------	------	--------	------	-------	-------	-------	-------	-------	--------	-------	-------	-------	--------	-------	--------

PITCHER	IP	WLS	BF	H	R	ER	SO	BB	IBB	HBP	BLK	WP	HR	S	P	ERA	WHIP
Mike Bynum, L ERA: 6.08 (1, 1)	6.0		23	2	3	3	5	2	0	0	0	0	1	59	93	4.50	0.667
Luther Hackman, R ERA: 3.32 (7, 1)	1.0	W	5	2	0	0	0	1	0	0	0	0	0	9	19	0.00	3.000
Matt Herges, R ERA: 1.5 (8, 1)	1.2	H	8	3	1	1	1	0	0	0	0	0	0	28	38	5.40	1.800
Jesse Orosco, L ERA: 5.4 (9, 1)	0.1	S	1	0	0	0	1	0	0	0	0	0	0	4	6	0.00	0.000

BOTTOM

San Diego Padres @ New York Mets
Shea Stadium, Flushing, NY

Fri May 09 2003, 7:10 PM EDT
Att. 29,855 - Cloudy - 63 F

livebaseballscores.com

AB	34
R	4
H	7
RBI	4
BB	3
SO	7
LOB	8



Batter	1	2	3	4	5	6	7	8	9	10	AB R H RBI BB SO LOB	TOP																									
Shane Victorino, S (1, 8) OBP: 0.250, SLG: 0.220	B1 (1-0)		F7 (0-1)	P3 (1-0)			G5-3 (2-2)			F8 (0-0)	5 0 0 0 0 0 3	San Diego Padres @ New York Mets Shea Stadium, Flushing, NY Sat May 10 2003, 1:10 PM EDT Att: 32,930 - Cloudy - 57 F																									
Mark Loretta, R (1, 4) OBP: 0.338, SLG: 0.381	G6-3 (2-2)		F8 (1-1)			G5-3 SF8 2B (0-1)	L6 (2-1)			BB 2B (2-1)	5 1 2 0 0 0 0																										
Rondell White, R (1, 7) OBP: 0.312, SLG: 0.464	G6-3 (2-1)		F8 (3-1)			G5-3 (3-2)				BB IBB (4-0)	4 0 0 0 1 0 1																										
Brian Buchanan, R (1, 3) OBP: 0.353, SLG: 0.441			F7 (0-0)							BB (4-2)	2 1 1 2 0 0 0																										
Ryan Klesko, L (8, PH) OBP: 0.380, SLG: 0.531										BB (1-2 2-3)	1 0 0 0 1 0 0																										
Xavier Nady, R (1, 9) OBP: 0.347, SLG: 0.415	P3 (1-0)					1B 58 FC3-2 BB (4-2)	G5-3 (2-2)			K (0-3)	4 0 0 0 1 2 3																										
Lou Merloni, R (1, 5) OBP: 0.480, SLG: 0.450										K (1-3)	3 0 1 0 1 2 0																										
Mike Rivera, R (1, 2) OBP: 0.256, SLG: 0.306											2 0 0 0 1 1 2																										
Dave Hansen, L (9, PH) OBP: 0.375, SLG: 0.231											1 0 1 0 0 0 0																										
Jaret Wright, R (9, 1) OBP: 0.500, SLG: 1.000											0 0 0 0 0 0 0																										
Ramón Vázquez, L (1, 6) OBP: 0.379, SLG: 0.397											3 0 1 0 1 0 1																										
58 Roger Deago, R (1, 1) OBP: 0.294, SLG: 0.316											2 0 0 0 0 1 6																										
Sean Burroughs, L (7, PH) OBP: 0.294, SLG: 0.316											1 0 0 0 0 0 0																										
Brandon Villafuerte, R (7, 1) OBP: 0.238, SLG: 0.259											0 0 0 0 0 0 0																										
Wiki Gonzalez, R (9, 2) OBP: 0.238, SLG: 0.259											1 0 0 0 0 0 0																										
Inning Stats	R: 0 H: 0 E: 0 K: 0 S: 8	H: 0 LOB: 0 BB: 0 P: 13	R: 0 H: 0 E: 0 K: 1 S: 11	H: 0 LOB: 3 BB: 3 P: 25	R: 0 H: 0 E: 0 K: 0 S: 6	H: 0 LOB: 0 BB: 0 P: 10	R: 1 H: 3 E: 0 K: 0 S: 12	H: 3 LOB: 3 BB: 1 P: 18	R: 1 H: 1 E: 0 K: 0 S: 13	H: 1 LOB: 0 BB: 0 P: 21	R: 0 H: 0 E: 0 K: 2 S: 10	H: 0 LOB: 0 BB: 0 P: 14	R: 0 H: 0 E: 0 K: 1 S: 13	H: 0 LOB: 0 BB: 0 P: 18	R: 0 H: 1 E: 0 K: 1 S: 7	H: 1 LOB: 0 BB: 0 P: 11	R: 0 H: 1 E: 0 K: 1 S: 13	H: 1 LOB: 3 BB: 2 P: 24	1B: 3 2B: 2 3B: 0 HR: 1	SF: 1 SAC: 0 DP: 1 HBP: 0	WP: 1 PA: 41																
PITCHER	IP WLS BF H R ER SO BB IBB HBP BLK WP HR S P ERA WHIP																																				
Al Leiter, L (1, 1) ERA: 3.26	7.0	29	4	2	2	3	4	0	0	0	0	1	1	70	117	2.57	1.143																				
Scott Strickland, R (8, 1) ERA: 2.25	0.2	2	0	0	0	0	0	0	0	0	0	0	0	10	13	0.00	0.000																				
Armando Benitez, R (8, 1) ERA: 4.87	1.1	4	1	0	0	2	0	0	0	0	0	0	0	10	16	0.00	0.750																				
Mike Stanton, L (10, 1) ERA: 3.71	1.0	W 6	1	0	0	1	1	1	0	0	0	0	0	13	24	0.00	2.000																				

livebaseballscorecards.com

AB	34
R	2
H	6
RBI	2
BB	6
SO	6
LOB	16



BOTTOM

San Diego Padres @ New York Mets
Shea Stadium, Flushing, NY
Sat May 10 2003, 1:10 PM EDT
Att. 32,930 - Cloudy - 57 F

livebaseballscorecards.com

AB 34
R 4
H 11
RBI 4
BB 3
SO 6
LOB 14



WP: 1 PA: 39
PB: 0
SB: 0
CS: 0

AB R H RBI BB SO LOB

5 0 2 1 0 1 3

3 2 1 0 2 0 2

5 1 2 2 0 0 2

3 0 0 1 0 1 0

4 0 1 0 0 3 1

4 0 1 0 0 1 2

3 0 0 0 0 0 2

1 0 0 0 0 0 1

1 0 0 0 0 0 1
0 0 0 0 0 0 0
0 0 0 0 0 0 0
1 0 1 0 0 0 0
0 0 0 0 0 0 0

1B: 8 SF: 1
2B: 2 SAC: 1
3B: 0 DP: 2
HR: 1 HBP: 0

Batter	1	2	3	4	5	6	7	8	9	10
Raul Gonzalez, R OBP: 0.340, SLG: 0.444 (1, 9) (10, 8)	F8		G6-4-3		31 WP 2B		G6-4-3 1B		K	
Jay Bell, R OBP: 0.438, SLG: 0.235 (1, 4) (10, 8)	F8			31 2B SF9 BB	BB		G6-4-3 1-2f		31 HR 1B	
31 Mike Piazza, R OBP: 0.381, SLG: 0.511 (1, 2) (10, 8)	G5-3			1-3 2B	F9				1-0 HR	
Cliff Floyd, L OBP: 0.315, SLG: 0.421 (1, 7)		K		3-1 SF9		3-2 F7		1-0 G3-1		
Tony Clark, S OBP: 0.283, SLG: 0.571 (1, 3)		FC6-4 1B		3-H K		2-3 K		1-3 K		
Ty Wigginton, R OBP: 0.348, SLG: 0.411 (1, 5)		K		0-1 P4		2-1 1B			0-2 F9	
Tsuyoshi Shinjo, R OBP: 0.245, SLG: 0.239 (9, PH) Roger Cedeno, S OBP: 0.278, SLG: 0.293 (10, 9)		FC6-4 1-2f		1-0 G6-3		1-0 P4			2-1 G6-3	
Joe McEwing, R OBP: 0.296, SLG: 0.280 (1, 6)			1-2 FC5-6 1B		4-2 SH1-4 2B BB		3-2 1B 1B		0-2 1B 1B	
Al Leiter, L Timo Perez, L Scott Strickland, R Armando Benitez, R Roberto Alomar, S Mike Stanton, L			0-0 FC5-6		0-0 SH1-4		1-0 P4		3-1 DI 1B	

Inning Stats	R: 0	H: 0	E: 0	K: 0	S: 5	P: 8	R: 0	H: 1	E: 0	K: 2	S: 12	P: 18	R: 0	H: 1	E: 0	K: 0	S: 8	R: 1	H: 1	E: 0	K: 1	S: 9	P: 21	R: 1	H: 1	E: 0	K: 0	S: 12	P: 24	R: 0	H: 1	E: 0	K: 1	S: 15	P: 23	R: 0	H: 2	E: 0	K: 0	S: 11	P: 18	R: 0	H: 0	E: 0	K: 1	S: 6	P: 8	R: 0	H: 2	E: 0	K: 1	S: 14	P: 21	R: 2	H: 2	E: 0	K: 0	S: 2	P: 4
--------------	------	------	------	------	------	------	------	------	------	------	-------	-------	------	------	------	------	------	------	------	------	------	------	-------	------	------	------	------	-------	-------	------	------	------	------	-------	-------	------	------	------	------	-------	-------	------	------	------	------	------	------	------	------	------	------	-------	-------	------	------	------	------	------	------

PITCHER	IP	WLS	BF	H	R	ER	SO	BB	IBB	HBP	BLK	WP	HR	S	P	ERA	WHIP
58 Roger Deago, L ERA: 3.0	6.0		25	5	2	2	4	3	0	0	0	1	0	61	106	3.00	1.333
Brandon Villafuerte, R ERA: 4.21	2.0		7	2	0	0	1	0	0	0	0	0	0	17	26	0.00	1.000
Jaret Wright, R ERA: 5.68	1.0	L	7	4	2	2	1	0	0	0	0	0	1	16	25	18.00	4.000

PITCHER	IP	WLS	BF	H	R	ER	SO	BB	IBB	HBP	BLK	WP	HR	S	P	ERA	WHIP
---------	----	-----	----	---	---	----	----	----	-----	-----	-----	----	----	---	---	-----	------


Batter	1	2	3	4	5	6	7	8	9	AB	R	H	RBI	BB	SO	LOB	TOP										
Juan Pierre, L (1, 8) OBP: 0.335, SLG: 0.333	3-2 F7		1-1 FC4-6	2-1 G1-3		2-0 G6-3		1-0 P6		5	0	0	0	0	0	6											
Luis Castillo, S (1, 4) OBP: 0.387, SLG: 0.416	3-1 G4-3			3-2 FC6-4 1B	3-2 S 1B		0-2 L7		2-2 1B	5	2	3	0	0	0	0											
Mike Lowell, R (1, 5) OBP: 0.343, SLG: 0.548	2-3 K			4-0 FC6-4 1B	3-2 F8		1-2 P4		2-1 F7	4	0	0	0	1	1	2											
Derrek Lee, R (1, 3) OBP: 0.351, SLG: 0.411		0-1 P4		2-3 K	0-0 G5-3		2-2 1B		1-0 P4	5	0	1	0	0	1	4											
Ivan Rodriguez, R (1, 2) OBP: 0.361, SLG: 0.441		1-2 G5-3		1-2 FC6-4 2B	2-2 HR		0-0 P6		3-3 K	5	2	1	2	0	1	4											
Juan Encarnacion, R (1, 9) OBP: 0.323, SLG: 0.464		0-2 P6		0-0 2B	0-0 F9			4-1 1B		3	1	1	1	1	0	0											
Todd Hollandsworth, L (1, 7) OBP: 0.357, SLG: 0.500			2-2 G1-3	2-2 1B		2-2 G5-3 2B		0-1 1B		4	1	3	2	0	0	0											
Alex Gonzalez, R (1, 6) OBP: 0.377, SLG: 0.630			1-3 K2-3	4-0 1B		1-0 G5-3		0-1 F9		3	0	0	0	1	1	3											
Tommy Phelps, L (1, 1) Ramon Castro, R (4, PH) Allen Levrault, R (4, 1) Mike Mordecai, R (6, PH) Blaine Neal, L (6, 1) Brian Banks, S (8, PH) Tim Spooneybarger, R (8, 1) Armando Almanza, L (9, 1)			4-2 FC4-6 BB	3-2 1B		1-2 G5-3		3-3 K		0	0	0	0	1	0	0											
Inning Stats	R: 0 E: 0 K: 1 S: 9	H: 0 LOB: 0 BB: 0 P: 17	R: 0 E: 0 K: 0 S: 8	H: 0 LOB: 0 BB: 0 P: 9	R: 0 E: 0 K: 1 S: 12	H: 0 LOB: 1 BB: 1 P: 20	R: 4 E: 0 K: 1 S: 22	H: 4 LOB: 2 BB: 2 P: 43	R: 2 E: 0 K: 0 S: 12	H: 2 LOB: 0 BB: 0 P: 20	R: 0 E: 0 K: 0 S: 11	H: 1 LOB: 1 BB: 0 P: 17	R: 0 E: 0 K: 0 S: 11	H: 1 LOB: 1 BB: 0 P: 14	R: 0 E: 0 K: 1 S: 11	H: 1 LOB: 2 BB: 1 P: 19	R: 0 E: 0 K: 1 S: 11	H: 1 LOB: 1 BB: 0 P: 19	1B: 7 2B: 2 3B: 0 HR: 1	SF: 0 SAC: 0 DP: 0 HBP: 0	WP: 0 PB: 0 SB: 1 CS: 0	PA: 41					
PITCHER	IP	WLS	BF	H	R	ER	SO	BB	IBB	HBP	BLK	WP	HR	S	P	ERA	WHIP										
Clay Condrey, R (1, 1) ERA: 8.47	6.0	L	28	7	6	6	3	2	1	0	0	0	1	74	126	9.00	1.500										
Luther Hackman, R (7, 1) ERA: 3.05	1.0		4	1	0	0	0	0	0	0	0	0	0	11	14	0.00	1.000										
Matt Herges, R (8, 1) ERA: 1.42	1.0		5	1	0	0	1	1	0	0	0	0	0	11	19	0.00	2.000										
Jaret Wright, R (9, 1) ERA: 5.4	1.0		4	1	0	0	1	0	0	0	0	0	0	11	19	0.00	1.000										

Florida Marlins @ San Diego Padres
Qualcomm Stadium, San Diego, CA

Mon May 12 2003, 10:05 PM EDT
Att. 15,869 - Cloudy - 69 F

livebaseballscorecards.com

AB 37
R 6
H 10
RBI 6
BB 4
SO 5
LOB 22



Batter	1	2	3	4	5	6	7	8	9	AB R H RBI BB SO LOB
Mark Loretta, R (1, 4) OBP: 0.343, SLG: 0.392	3-2 FC3-6 1B		0-2 1B		1-1 2B		0-1 G1-3		0-2 F8	5 0 3 0 0 0 0
Mark Kotsay, L (1, 8) OBP: 0.355, SLG: 0.325	2-2 FC3-6 CS 1-2f		1-2 F7		4-2 G4-6-3 BB		4-2 1B BB		3-3 K	3 0 0 0 2 1 2
Rondell White, R (1, 7) OBP: 0.320, SLG: 0.466	2-2 1B 1-2		0-0 FC6-4 1B		2-2 F9		1-0 1B		3-2 1B	5 0 4 0 0 0 2
Brian Buchanan, R (1, 3) OBP: 0.333, SLG: 0.432	3-1 1B		2-3 K		1-0 G4-6-3 1-2f		2-2 F6		3-3 K	3 0 1 0 0 1 4 2 0 0 0 0 1 3
Ryan Klesko, L (7, PH) OBP: 0.371, SLG: 0.521	1-2 1B									
Xavier Nady, R (1, 9) OBP: 0.342, SLG: 0.406	2-0 F8		1-2 FC6-4 1-2f			2-1 G6-3		2-2 G5-3		4 0 0 0 0 0 6
Lou Merloni, R (1, 6) OBP: 0.473, SLG: 0.432		1-3 K		2-3 K		0-0 1B SF7		1-0 G6-3		4 1 1 0 0 2 0
Wiki Gonzalez, R (1, 2) OBP: 0.239, SLG: 0.258		3-3 K		1-2 G1-3		3-2 1B FC6-4		0-0 G5-3		4 0 1 0 0 1 0
Sean Burroughs, L (1, 5) OBP: 0.316, SLG: 0.330		2-2 HBP		1-2 E8 1B		1-1 SF7		0-0 1B DI		2 0 2 1 0 0 0
Clay Condrey, R (1, 1) OBP: 0.200, SLG: 0.200		2-2 L4		2-1 G6-3		0-0 FC6-4 1-2f		2-0 G4-3		2 0 0 0 0 0 2 1 0 0 0 0 0 1 0 0 0 0 0 0 0 0 0 0 0 0 0 0 1 0 0 0 0 0 1 0 0 0 0 0 0 0
Dave Hansen, L (6, PH) OBP: 0.362, SLG: 0.222										
Luther Hackman, R (7, 1) ERA: 7.11										
Matt Herges, L (8, 1) ERA: 4.84										
Keith Lockhart, L (8, PH) OBP: 0.313, SLG: 0.356										
Jaret Wright, R (9, 1) OBP: 0.500, SLG: 1.000										

Inning Stats	R: 0 E: 0 K: 0 S: 12	H: 3 LOB: 2 BB: 0 P: 24	R: 0 E: 0 K: 2 S: 13	H: 0 LOB: 1 BB: 0 P: 21	R: 0 E: 0 K: 1 S: 14	H: 2 LOB: 2 BB: 0 P: 18	R: 0 E: 1 K: 1 S: 11	H: 1 LOB: 1 BB: 0 P: 17	R: 0 E: 0 K: 0 S: 8	H: 1 LOB: 1 BB: 1 P: 16	R: 1 E: 0 K: 0 S: 9	H: 2 LOB: 1 BB: 0 P: 15	R: 0 E: 0 K: 0 S: 13	H: 1 LOB: 2 BB: 1 P: 22	R: 0 E: 0 K: 0 S: 4	H: 1 LOB: 1 BB: 0 P: 7	R: 0 E: 0 K: 2 S: 12	H: 1 LOB: 1 BB: 0 P: 21	1B: 11 2B: 1 3B: 0 HR: 0	SF: 1 SAC: 0 DP: 1 HBP: 1	WP: 0 PB: 0 SB: 0 CS: 1	PA: 40
--------------	-------------------------------	----------------------------------	-------------------------------	----------------------------------	-------------------------------	----------------------------------	-------------------------------	----------------------------------	------------------------------	----------------------------------	------------------------------	----------------------------------	-------------------------------	----------------------------------	------------------------------	---------------------------------	-------------------------------	----------------------------------	-----------------------------------	------------------------------------	----------------------------------	--------

PITCHER	IP	WLS	BF	H	R	ER	SO	BB	IBB	HBP	BLK	WP	HR	S	P	ERA	WHIP
Tommy Phelps, L (1, 1) ERA: 1.23	3.0		14	5	0	0	3	0	0	0	0	0	0	39	63	0.00	1.667
Allen Levraut, R (4, 1) ERA: 0.84	2.0	W	8	2	0	0	1	1	0	0	0	0	0	19	33	0.00	1.500
Blaine Neal, R (6, 1) ERA: 7.11	2.0		10	3	1	1	0	1	0	0	0	0	0	22	37	4.50	2.000
Tim Spoonerberger, R (8, 1) ERA: 4.84	1.0		4	1	0	0	0	0	0	0	0	0	0	4	7	0.00	1.000
Armando Almanza, L (9, 1) ERA: 3.1	1.0		4	1	0	0	2	0	0	0	0	0	0	12	21	0.00	1.000

BOTTOM

Florida Marlins @ San Diego Padres
Qualcomm Stadium, San Diego, CA

Mon May 12 2003, 10:05 PM EDT
Att. 15,869 - Cloudy - 69 F

livebaseballscorecards.com

AB	36
R	1
H	12
RBI	1
BB	2
SO	6
LOB	21



Batter	1	2	3	4	5	6	7	8	9	AB	R	H	RBI	BB	SO	LOB	TOP								
Rafael Furcal, S OBP: 0.391, SLG: 0.477 (1, 6)	4-0 FC1-6 BB		4-2 2B 1B BB		1-2 1B 1B		0-0 HR 3B	2-2 G5-3		3	3	2	1	2	0	1									
Marcus Giles, R OBP: 0.416, SLG: 0.586 (1, 4)	1-2 FC1-6 FC5 WP 1-2f		2-1 1B 10 WP 2B		0-0 1B 1B		2-2 HR		2-0 F8	6	3	4	3	0	0	1									
Gary Sheffield, R OBP: 0.444, SLG: 0.637 Jung Keun Bong, L (7, 1)	3-2 G1-3		0-0 FC1-4 10 WP 1B		0-1 1B		0-1 G5-3		1-0 G1-3	5	0	2	2	0	1	2									
Trey Hodges, R (8, 1)										0	0	0	0	0	0	0									
Robert Fick, L OBP: 0.365, SLG: 0.489 Joe Dawley, R (9, 1)	1-2		2-3 3-H 1B							1	0	0	0	0	0	0									
10 Chipper Jones, S OBP: 0.399, SLG: 0.504 (1, 7)	4-1 BB		4-0 FC1-4 BB		4-0 FC5 3B BB	1-0 HBP		2-1 HR 1B	4-1 BB	1	2	1	0	4	0	0									
Andruw Jones, R OBP: 0.360, SLG: 0.528 (1, 8)	1-2 FC5 2-3f		0-1 FC1-4		2-1 FC5 3B	2-3 K		0-0 HR	1-2 F7	6	2	1	3	0	1	8									
Julio Franco, R OBP: 0.405, SLG: 0.397 (1, 3)		0-1 L8	0-3 K		0-2 1B 3B	1-0 FC6		4-1 2B SF9 BB		4	2	1	2	1	1	3									
Javy Lopez, R OBP: 0.283, SLG: 0.500 (1, 2)		1-2 K		3-3 K	4-2 1B 1B BB	0-0 P4		2-2 SF9 2B		4	1	1	0	1	2	1									
Mark DeRosa, R OBP: 0.212, SLG: 0.250 (1, 5)		3-3 K		0-0 F9	1-1 1B SF9 1B		1-0 F8	3-2 SF9		4	1	1	2	0	1	0									
Horacio Ramirez, L OBP: 0.111, SLG: 0.111 Kevin Gryboski, R (6, 1)			1-3 K	0-3 K	1-2 2B 1B		1-1 G4-3	0-3 K		3	1	1	1	0	2	0									
Matt Franco, L OBP: 0.317, SLG: 0.359 Darren Bragg, L OBP: 0.200, SLG: 0.122 (7, 9)										0	0	0	0	0	0	0									
										1	0	0	0	0	1	1									
Inning Stats	R: 0 E: 0 K: 0 S: 10	H: 0 LOB: 2 BB: 2 P: 23	R: 0 E: 0 K: 2 S: 9	H: 0 LOB: 0 BB: 0 P: 13	R: 2 E: 0 K: 2 S: 16	H: 2 LOB: 2 BB: 2 P: 27	R: 0 E: 0 K: 2 S: 7	H: 0 LOB: 0 BB: 0 P: 10	R: 8 E: 0 K: 1 S: 28	H: 7 LOB: 1 BB: 2 P: 44	R: 0 E: 0 K: 1 S: 5	H: 0 LOB: 1 BB: 0 P: 9	R: 2 E: 0 K: 0 S: 9	H: 2 LOB: 0 BB: 0 P: 13	R: 3 E: 0 K: 1 S: 16	H: 3 LOB: 1 BB: 1 P: 29	R: 0 E: 0 K: 0 S: 6	H: 0 LOB: 1 BB: 1 P: 14	1B: 7 2B: 3 3B: 2 HR: 2	SF: 2 SAC: 0 DP: 0 HBP: 1	WP: 2 PB: 0 SB: 0 CS: 0	PA: 50			
PITCHER	IP	WLS	BF	H	R	ER	SO	BB	IBB	HBP	BLK	WP	HR	S	P	ERA	WHIP								
58 Roger Deago, L ERA: 7.84 (1, 1)	4.1	L	24	6	7	7	6	5	0	0	0	2	0	54	92	14.54	2.538								
Jaret Wright, R ERA: 6.56 (5, 1)	2.2		15	5	5	5	2	1	0	1	0	0	1	30	47	16.88	2.250								
Jesse Orosco, L ERA: 7.62 (8, 1)	1.0		7	3	3	3	1	1	0	0	0	0	1	16	29	27.00	4.000								
Wiki Gonzalez, R ERA: (9, 1)	1.0		4	0	0	0	0	1	0	0	0	0	0	6	14	0.00	1.000								

Atlanta Braves @ San Diego Padres
Qualcomm Stadium, San Diego, CA
Thu May 15 2003, 5:05 PM EDT
Att. 15,818 - Cloudy - 65 F

livebaseballscorecards.com

AB	39
R	15
H	14
RBI	14
BB	8
SO	9
LOB	17



Batter	1	2	3	4	5	6	7	8	9
Shane Victorino, S (1, 8) OBP: 0.257, SLG: 0.210	4-0 G6-3 S PB BB	0-1 E6 1B S SF8		2-1 G6-3		1-1 F7		2-3 K	
Mark Loretta, R (1, 4) OBP: 0.347, SLG: 0.412	2-2 G6-3	2-0 FC1-6 1B		2-1 F7		0-2 K		0-1 G6-3	
Mike Rivera, R (9, 2) OBP: 0.265, SLG: 0.273	1-3								
Rondell White, R (1, 7) OBP: 0.327, SLG: 0.482	2-2 BB G4-3 1B	0-0 SF8		2-1 G5-3		1-3 K		0-0 G3-1	
Dave Hansen, L (8, 3) OBP: 0.378, SLG: 0.207	3-H	3-H							
Ryan Klesko, L (1, 3) OBP: 0.360, SLG: 0.496	3-2 FC5 G4-3 BB	2-0 FC1-6			2-2 HR HBP		1-2 BB 1B SF7 1B		2-2 G4-3 2B
Xavier Nady, R (5, PR) OBP: 0.352, SLG: 0.422	1-2	1-2f							
Brian Buchanan, R (1, 9) OBP: 0.365, SLG: 0.467	4-0 G4-3 BB		2-0 L5		1-0 F8		1-0 BB 1B		1-1 F9
Sean Burroughs, L (1, 5) OBP: 0.323, SLG: 0.363	1-0 G4-3		2-2 FC5-4 1B		0-0 HR		2-3 K		0-1 G4-3
Wiki Gonzalez, R (1, 2) OBP: 0.264, SLG: 0.277	4-0 IBB		0-1 FC5-4 58 WP BB		0-1 G4-3 2B		4-0 BB		0-3 K2-3
Ramón Vázquez, L (1, 6) OBP: 0.363, SLG: 0.371	1-0 F7		4-0 58 WP BB		0-1 G4-3		1-0 SF7		
Jesse Orosco, R (8, 1)			1-2 BB		2-3		3-H		
Keith Lockhart, L (9, 4) OBP: 0.327, SLG: 0.356					2-3 K		2-2 F9		
58 Roger Deago, R (1, 1)		1-3 K		2-3 K					
Jaret Wright, R (5, 1) OBP: 0.333, SLG: 0.667				1-2 2-3					
Lou Merloni, R (7, PH) OBP: 0.441, SLG: 0.396									

Inning Stats	R: 2	H: 1	E: 1	LOB: 3	K: 0	P: 33	R: 1	H: 1	E: 1	LOB: 1	K: 1	P: 14	R: 0	H: 1	E: 0	LOB: 2	K: 1	P: 19	R: 0	H: 0	E: 0	LOB: 0	K: 0	P: 12	R: 2	H: 2	E: 0	LOB: 2	K: 1	P: 16	R: 0	H: 0	E: 0	LOB: 0	K: 2	P: 10	R: 1	H: 2	E: 0	LOB: 2	K: 1	P: 24	R: 0	H: 0	E: 0	LOB: 0	K: 1	P: 8	R: 0	H: 0	E: 0	LOB: 0	K: 1	P: 8	R: 0	H: 1	E: 0	LOB: 1	K: 1	P: 13	1B: 5	SF: 2	2B: 2	SAC: 0	3B: 0	DP: 0	HR: 1	HBP: 1
--------------	------	------	------	--------	------	-------	------	------	------	--------	------	-------	------	------	------	--------	------	-------	------	------	------	--------	------	-------	------	------	------	--------	------	-------	------	------	------	--------	------	-------	------	------	------	--------	------	-------	------	------	------	--------	------	------	------	------	------	--------	------	------	------	------	------	--------	------	-------	-------	-------	-------	--------	-------	-------	-------	--------

PITCHER	IP	WLS	BF	H	R	ER	SO	BB	IBB	HBP	BLK	WP	HR	S	P	ERA	WHIP
Horacio Ramirez, L ERA: 3.94	(1, 1)	5.0	27	5	5	3	3	3	1	1	0	1	1	47	94	5.40	1.600
Kevin Gryboski, R ERA: 6.6	(6, 1)	1.0	3	0	0	0	2	0	0	0	0	0	0	8	10	0.00	0.000
Jung Keun Bong, L ERA: 2.57	(7, 1)	1.0	6	2	1	1	1	1	0	0	0	0	0	13	24	9.00	3.000
Trey Hodges, R ERA: 2.79	(8, 1)	1.0	3	0	0	0	1	0	0	0	0	0	0	6	8	0.00	0.000
Joe Dawley, R ERA: 18.0	(9, 1)	1.0	4	1	0	0	1	0	0	0	0	0	0	10	13	0.00	1.000

BOTTOM

Atlanta Braves @ San Diego Padres
Qualcomm Stadium, San Diego, CA

Thu May 15 2003, 5:05 PM EDT
Att: 15,818 - Cloudy - 65 F

AB	R	H	RBI	BB	SO	LOB
4	2	0	0	1	1	0
5	0	1	0	0	1	1
0	0	0	0	0	0	0
3	1	1	1	0	1	0
1	0	0	0	0	0	0
2	0	0	0	0	0	2
2	2	2	0	0	0	0
4	0	1	0	1	0	2
5	1	2	3	0	1	5
3	0	1	0	2	1	2
2	0	0	1	1	0	5
0	0	0	0	0	0	0
0	0	0	0	0	0	0
2	0	0	0	0	2	2
1	0	0	0	0	1	2
1	0	0	0	0	0	2

AB	35
R	6
H	8
RBI	5
BB	5
SO	8
LOB	23

WP: 1 PA: 43
PB: 1
SB: 2
CS: 0



PITCHER	IP	WLS	BF	H	R	ER	SO	BB	IBB	HBP	BLK	WP	HR	S	P	ERA	WHIP
---------	----	-----	----	---	---	----	----	----	-----	-----	-----	----	----	---	---	-----	------

Batter	1	2	3	4	5	6	7	8	9	AB R H RBI BB SO LOB	TOP																
Rafael Furcal, S (1, 6) OBP: 0.396, SLG: 0.508	3-2 F7		0-0 SF8 3B		1-1 HR		1-0 L3 1B	3-1 FC4-6 1-2f		5 2 3 1 0 0 2																	
Marcus Giles, R (1, 4) OBP: 0.416, SLG: 0.587	1-2 WP SF8 2B		0-1 SF8		4-2 10 F8 FC5-2 1B BB		1-0 L3 1-1	1-0 G2-3		3 1 1 1 1 0 1																	
Gary Sheffield, R (1, 9) OBP: 0.443, SLG: 0.630	1-2 SF8 2-H		2-2 P3		1-0 FC5-2 1-2 1B BB		4-2 BB	0-1 G5-3		3 0 1 1 1 0 0																	
10 Chipper Jones, S (1, 7) OBP: 0.399, SLG: 0.503	4-2 FC4-6 BB		2-1 E1 2B		0-0 F8 2-3		2-3 K	3-3 K		4 0 1 0 1 2 3																	
Andruw Jones, R (1, 8) OBP: 0.357, SLG: 0.521	0-1 FC4-6 1-2f		2-3 K		0-1 FC5-2 1-2 3-H			0-0 2B 1B		4 1 1 0 0 1 4																	
Robert Fick, L (1, 3) OBP: 0.361, SLG: 0.490		1-2 G6-3		1-3 K		0-0 F8		0-1 1B E 2B		4 0 1 1 0 1 2																	
Darren Bragg, L (8, PR) OBP: 0.200, SLG: 0.122										0 1 0 0 0 0 0																	
Roberto Hernandez, R (8, 1)										0 0 0 0 0 0 0																	
29 John Smoltz, R (9, 1)										0 0 0 0 0 0 0																	
Javy Lopez, R (1, 2) OBP: 0.291, SLG: 0.527		1-1 HR		0-1 F8		1-2 E5 G5-4-3		3-1 L3-6 E 1B		4 1 2 1 0 0 0																	
Vinny Castilla, R (1, 5) OBP: 0.307, SLG: 0.367		0-0 F8		2-2 K 1B		1-2 G5-4-3 1-2f		2-1 FC5 FC4-6		4 0 1 0 0 0 3																	
Mike Hampton, R (1, 1) OBP: 0.273, SLG: 0.300		2-3 K		3-3 K		3-3 K		1-2 L3-6 3-H		3 0 0 0 0 3 1																	
Kevin Gryboski, R (7, 1)								0-1 2-2		0 0 0 0 0 0 0																	
Julio Franco, R (8, PH) OBP: 0.400, SLG: 0.391										1 0 0 0 0 0 2																	
Inning Stats	R: 1 E: 0 K: 0 S: 17	H: 1 LOB: 1 BB: 1 P: 26	R: 1 E: 0 K: 1 S: 9	H: 1 LOB: 0 BB: 0 P: 13	R: 1 E: 1 K: 1 S: 12	H: 2 LOB: 1 BB: 0 P: 18	R: 0 E: 0 K: 2 S: 11	H: 1 LOB: 1 BB: 0 P: 17	R: 1 E: 0 K: 0 S: 11	H: 2 LOB: 2 BB: 1 P: 17	R: 0 E: 1 K: 1 S: 14	H: 0 LOB: 0 BB: 0 P: 19	R: 0 E: 0 K: 1 S: 7	H: 1 LOB: 1 BB: 1 P: 15	R: 2 E: 1 K: 0 S: 11	H: 3 LOB: 2 BB: 0 P: 19	R: 0 E: 0 K: 1 S: 6	H: 0 LOB: 0 BB: 0 P: 10	1B: 5 2B: 5 3B: 1 HR: 2	SF: 2 SAC: 0 DP: 3 HBP: 0	WP: 1 PB: 0 SB: 0 CS: 0	PA: 40					
PITCHER	IP WLS BF H R ER SO BB IBB HBP BLK WP HR S P ERA WHIP																										
44 Jake Peavy, R (1, 1) ERA: 4.45	6.0		27	7	4	4	5	2	0	0	0	1	2	74	110	6.00	1.500										
Charles Nagy, R (7, 1) ERA: 4.5	2.0	L	10	4	2	1	1	1	0	0	0	0	0	18	34	4.50	2.500										
Matt Herges, R (9, 1) ERA: 1.29	1.0		3	0	0	0	1	0	0	0	0	0	0	6	10	0.00	0.000										

Atlanta Braves @ San Diego Padres
Qualcomm Stadium, San Diego, CA
Fri May 16 2003, 10:05 PM EDT
Att. 24,229 - Cloudy - 63 F

AB	35
R	6
H	11
RBI	5
BB	3
SO	7
LOB	18



Batter	1	2	3	4	5	6	7	8	9	AB R H RBI BB SO LOB
Mark Loretta, R OBP: 0.348, SLG: 0.407 (1, 4)	4-2 G5-4-3 1B BB		3-2 BB 1B	1-2 G6-3			2-2 G5-3		0-3 K	4 1 1 0 1 1 0
Mark Kotsay, L OBP: 0.349, SLG: 0.315 (1, 8)	3-2 G5-4-3 1B		4-2 CS 1B BB	2-2 L5			0-1 G6-3			3 1 1 0 0 1 0 0
Rondell White, R OBP: 0.331, SLG: 0.483 (1, 7)	0-1 G5-4-3 1-2f 2-3		0-0 CS 1B				2-0 1B			4 0 2 1 0 1 2
Brian Buchanan, R OBP: 0.339, SLG: 0.429 (1, 3)	1-3 K		1-3 K				1-3 K			4 0 0 0 0 3 4
Xavier Nady, R OBP: 0.361, SLG: 0.437 (1, 9)		2-1 FC6-4 1B	2-2 IHR 1B				1-1 2B			4 1 3 1 0 0 0
Sean Burroughs, L OBP: 0.321, SLG: 0.385 (1, 5)		2-2 FC6-4 E	2-1 IHR				1-2 F7			4 1 1 2 0 0 2
Lou Merloni, R OBP: 0.435, SLG: 0.392 (7, 1)		1-1 E6	2-1				1-0 F7			3 0 1 0 0 0 1
Keith Lockhart, L OBP: 0.320, SLG: 0.348 (8, PH)		1-2	1B							0 0 0 0 0 0 0
Matt Herges, L (9, 1)										1 0 0 0 0 0 0
Mike Rivera, R OBP: 0.250, SLG: 0.255 (1, 2)		1-3 K	0-1 G1-3				2-3 K			3 0 0 0 0 2 3
Dave Hansen, L OBP: 0.368, SLG: 0.200 (9, PH)										1 0 0 0 0 0 0
44 Jake Peavy, R OBP: 0.158, SLG: 0.111 (1, 1)		2-1 G1-3					1-2 G4-3			2 0 0 0 0 1 2
Ramón Vázquez, L OBP: 0.359, SLG: 0.366 (6, PH)										2 0 0 0 0 1 0

Inning Stats	R: 0	H: 1	E: 0	LOB: 1	K: 1	P: 20	R: 0	H: 1	E: 1	LOB: 2	K: 1	P: 20	R: 4	H: 5	E: 0	LOB: 1	K: 1	P: 33	R: 0	H: 0	E: 0	LOB: 0	K: 1	P: 15	R: 0	H: 1	E: 0	LOB: 1	K: 1	P: 12	R: 0	H: 0	E: 0	LOB: 0	K: 1	P: 13	R: 0	H: 1	E: 0	LOB: 1	K: 1	P: 15	R: 0	H: 0	E: 0	LOB: 0	K: 0	P: 9	R: 0	H: 0	E: 0	LOB: 0	K: 2	P: 10	1B: 7	SF: 0	2B: 1	SAC: 0	3B: 0	DP: 1	HR: 1	HBP: 0
--------------	------	------	------	--------	------	-------	------	------	------	--------	------	-------	------	------	------	--------	------	-------	------	------	------	--------	------	-------	------	------	------	--------	------	-------	------	------	------	--------	------	-------	------	------	------	--------	------	-------	------	------	------	--------	------	------	------	------	------	--------	------	-------	-------	-------	-------	--------	-------	-------	-------	--------

PITCHER	IP	WLS	BF	H	R	ER	SO	BB	IBB	HBP	BLK	WP	HR	S	P	ERA	WHIP
Mike Hampton, L ERA: 3.25 (1, 1)	6.0		27	8	4	4	6	2	0	0	0	0	0	71	113	6.00	1.667
Kevin Gryboski, R ERA: 6.19 (7, 1)	1.0	W	4	1	0	0	1	0	0	0	0	0	0	10	15	0.00	1.000
Roberto Hernandez, R ERA: 2.95 (8, 1)	1.0	H	3	0	0	0	0	0	0	0	0	0	0	6	9	0.00	0.000
29 John Smoltz, R ERA: 1.13 (9, 1)	1.0	S	3	0	0	0	2	0	0	0	0	0	0	7	10	0.00	0.000

BOTTOM

Atlanta Braves @ San Diego Padres
Qualcomm Stadium, San Diego, CA

Fri May 16 2003, 10:05 PM EDT
Att. 24,229 - Cloudy - 63 F

livebaseballscorecards.com

AB	35
R	4
H	9
RBI	4
BB	2
SO	9
LOB	14



WP	HR	S	P	ERA	WHIP
0	0	0	0	0.00	1.000
0	0	0	0	0.00	0.000
0	0	0	0	0.00	0.000

Batter	1	2	3	4	5	6	7	8	9	AB R H RBI BB SO LOB	TOP		
Rafael Furcal, S (1, 6) OBP: 0.394, SLG: 0.519 Darren Holmes, R (9, 1)	1-2 P5		0-0 E1 G4-3 S SF8		2-2 L8	2-3 K		2-0 HR 1B	3-2 HR	6 3 2 1 0 1 0 0 0 0 0 0 0 0			
Marcus Giles, R (1, 4) OBP: 0.424, SLG: 0.585	0-0 10 1B 1B		2-1 G4-3		3-1 1B 10 1B 1B		1-0 G6-3	2-2 HR HBP 1B	2-1 HBP	4 2 2 0 0 0 1			
Gary Sheffield, R (1, 9) OBP: 0.448, SLG: 0.662 Ray King, L (8, 1)	0-2 F9		1-0 SF8		2-1 BB 10 1B 1B		0-0 CS 2B	1-2 HR 1-H 2-H 3-H	0-0 F8	4 2 3 5 0 0 1 0 0 0 0 0 0 0 1 0 0 0 0 0 1			
Mark DeRosa, R (9, PH) OBP: 0.208, SLG: 0.245													
10 Chipper Jones, S (1, 7) OBP: 0.404, SLG: 0.503	1-1 1-2 1B		3-H 0-0 F7		1-0 BB 1-2 1B 3-H 1B		4-0 CS IBB	2-2 F9		4 1 2 1 1 0 0			
Andruw Jones, R (1, 8) OBP: 0.358, SLG: 0.512	2-2 F9				1-1 G5-3		4-0 1B 1-2 2-3 BB	4-1 BB 1-2 2-3	1-3 K	3 0 0 0 2 1 2			
Robert Fick, L (1, 3) OBP: 0.366, SLG: 0.490 Julio Franco, R (8, PH) OBP: 0.395, SLG: 0.385			1-1 L3		1-1 1B 1B		0-0 1-3 2-H 3-H 1B	1-2 P6	0-0 G3-1	4 0 2 2 0 0 2 1 0 0 0 0 0 0			
Javy Lopez, R (1, 2) OBP: 0.295, SLG: 0.538			0-1 G6-3		0-0 1-2 G5-4-3 1B		2-1 F9		1-1 HR 3B	5 1 2 0 0 0 2			
Vinny Castilla, R (1, 5) OBP: 0.316, SLG: 0.417			1-0 1B		0-1 G5-4-3 1-2f		0-0 L3		0-0 HR 3-H	5 2 3 3 0 0 2			
Shane Reynolds, R (1, 1) Matt Franco, L (8, PH) OBP: 0.310, SLG: 0.350 Darren Bragg, L (8, 9) OBP: 0.196, SLG: 0.119			3-3 K				1-3 K	0-3 K	0-1 E6 1B PB HR	0-0 G4-3	3 0 0 0 0 3 1 1 1 0 0 0 0 0 1 0 0 0 0 0 0		
Inning Stats	R: 0 E: 0 K: 0 S: 13 H: 2 LOB: 2 BB: 0 P: 17	R: 0 E: 0 K: 1 S: 9 H: 1 LOB: 1 BB: 0 P: 14	R: 1 E: 1 K: 0 S: 5 H: 0 LOB: 0 BB: 0 P: 8	R: 0 E: 0 K: 0 S: 7 H: 2 LOB: 1 BB: 0 P: 9	R: 3 E: 0 K: 1 S: 14 H: 4 LOB: 2 BB: 1 P: 29	R: 0 E: 0 K: 2 S: 7 H: 0 LOB: 0 BB: 0 P: 9	R: 0 E: 0 K: 0 S: 6 H: 1 LOB: 2 BB: 2 P: 16	R: 6 E: 1 K: 1 S: 20 H: 4 LOB: 0 BB: 0 P: 30	R: 2 E: 0 K: 0 S: 8 H: 2 LOB: 1 BB: 0 P: 14	1B: 10 2B: 1 3B: 1 HR: 4 SF: 1 SAC: 0 DP: 1 HBP: 2	WP: 0 PB: 1 SB: 1 CS: 2 PA: 48		
PITCHER	IP WLS BF H R ER SO BB IBB HBP BLK WP HR S P ERA WHIP											PITCHER	IP WLS BF H R ER SO BB IBB HBP BLK WP HR S P ERA WHIP
Carlton Loewer, R (1, 1) ERA: 4.05	6.2 L 32 10 4 3 4 2 1 0 0 0 0 58 98 4.05 1.800												
Mike Matthews, L (7, 1) ERA: 4.55	0.1 1 0 0 0 0 0 0 0 0 0 0 3 4 0.00 0.000												
Luther Hackman, R (8, 1) ERA: 4.79	0.0 5 3 5 5 0 0 0 0 1 0 0 1 8 14 ∞ ∞												
Mike Bynum, L (8, 1) ERA: 8.84	2.0 10 3 3 2 1 0 0 0 1 0 0 3 20 9.00 1.500												

Atlanta Braves @ San Diego Padres
Qualcomm Stadium, San Diego, CA
Sat May 17 2003, 10:05 PM EDT
Att. 28,551 - Cloudy - 68 F

livebaseballscorecards.com

AB	42
R	12
H	16
RBI	12
BB	3
SO	5
LOB	12



Batter	1	2	3	4	5	6	7	8	9	AB	R	H	RBI	BB	SO	LOB
Ramón Vázquez, L (1, 6) OBP: 0.357, SLG: 0.363	1-2 F8		2-0 F8		2-2 L5			3-1 G6-4-3 1B		4	0	1	0	0	0	0
Mark Loretta, R (1, 4) OBP: 0.346, SLG: 0.410	1-3 K		0-0 2B		0-1 G5-3			0-2 F9		4	0	1	0	0	1	1
Mark Kotsay, L (1, 8) OBP: 0.342, SLG: 0.308 Shane Victorino, S (8, PH) OBP: 0.254, SLG: 0.206 (9, 8)	1-0 G3		1-1 F8		0-0 G4-3			3-2 G6-4-3 1-2f		3	0	0	0	0	0	1
Ryan Klesko, L (1, 3) OBP: 0.373, SLG: 0.504 Brian Buchanan, R (9, 3) OBP: 0.351, SLG: 0.460		0-1 HR 1B	4-0 IBB		1-0 G6-3 1B			1-2 F9 2B		2	1	2	0	1	0	0
Rondell White, R (1, 7) OBP: 0.325, SLG: 0.473 Lou Merloni, R (9, 7) OBP: 0.429, SLG: 0.385		3-2 F8	3-3 K		0-0 G6-3 1-2f			1-3 K 2B		3	0	0	0	0	1	4
Xavier Nady, R (1, 9) OBP: 0.365, SLG: 0.455		0-0 HR		4-1 FC6-4 BB		2-0 G5-3		0-1 F9 2-3		3	1	1	2	1	0	1
Sean Burroughs, L (1, 5) OBP: 0.311, SLG: 0.372		2-0 F9		2-1 FC6-4 1-2f			2-3 K	3-2 G6-3		4	0	0	0	0	1	2
Mike Rivera, R (1, 2) OBP: 0.255, SLG: 0.260 Miguel Ojeda, R (9, 2)		0-1 1B		2-2 F8			2-2 P3			3	0	1	0	0	0	1
Carlton Loewer, R (1, 1) Mike Matthews, L (7, 1) Dave Hansen, L (7, PH) OBP: 0.359, SLG: 0.194 Luther Hackman, R (8, 1) Mike Bynum, L (8, 1) OBP: 0.400, SLG: 0.400		1-3 K		0-3 K			2-1 G4-3			0	0	0	0	0	0	0

Inning Stats	R: 0	H: 0	E: 0	K: 1	S: 9	R: 2	H: 3	E: 0	K: 1	S: 13	R: 0	H: 1	E: 0	K: 1	S: 7	R: 0	H: 0	E: 0	K: 0	S: 10	R: 0	H: 1	E: 0	K: 0	S: 3	R: 0	H: 0	E: 0	K: 1	S: 8	R: 0	H: 1	E: 0	K: 0	S: 9	R: 0	H: 1	E: 0	K: 1	S: 12	1B: 4	2B: 2	3B: 0	HR: 1	SF: 0	SAC: 0	DP: 2	HBP: 0	WP: 0	PB: 0	SB: 0	CS: 0	PA: 34
PITCHER	IP	WLS	BF	H	R	ER	SO	BB	IBB	HBP	BLK	WP	HR	S	P	ERA	WHIP																																				
Shane Reynolds, R (1, 1) ERA: 4.99	7.0	W	27	5	2	2	5	1	1	0	0	0	0	57	95	2.57	0.857																																				
Ray King, L (8, 1) ERA: 3.18	1.0		3	1	0	0	0	0	0	0	0	0	0	9	15	0.00	1.000																																				
Darren Holmes, R (9, 1) ERA: 5.59	1.0		4	1	0	0	1	0	0	0	0	0	0	12	17	0.00	1.000																																				

BOTTOM

Atlanta Braves @ San Diego Padres
Qualcomm Stadium, San Diego, CA

Sat May 17 2003, 10:05 PM EDT
Att: 28,551 - Cloudy - 68 F

livebaseballscorecards.com

AB	32
R	2
H	7
RBI	2
BB	2
SO	6
LOB	14



Batter	1	2	3	4	5	6	7	8	9	AB R H RBI BB SO LOB	TOP											
Rafael Furcal, S OBP: 0.394, SLG: 0.524 (1, 6)	1-0 F9		2-1 G6-3		1-1 SF9 3B	4-1 FC5-4 BB		3-3 K 1-2 2-3		4 1 1 0 1 1 4												
Marcus Giles, R OBP: 0.418, SLG: 0.576 (1, 4)	1-2 G4-3		2-2 1B 2-H 3-H		1-2 SF9 3-H	0-0 FC5-4 1-2f		0-1 F9		4 0 1 3 0 0 3												
Gary Sheffield, R OBP: 0.446, SLG: 0.653 (1, 9) 29 John Smoltz, R (9, 1)	1-0 G5-3		0-1 1B 1-3		1-1 10 1B 1B		0-0 G6-3		0-0 G6-3	5 0 2 0 0 0 0 0 0 0 0 0 0 0												
10 Chipper Jones, S OBP: 0.404, SLG: 0.520 (1, 7)		0-0 F7	2-2 F7		0-2 1B 1-2		2-2 HR		0-0 F7	5 1 2 1 0 0 2												
Andruw Jones, R OBP: 0.354, SLG: 0.503 (1, 8)		0-1 G5-3		1-1 FC5-4 1B	3-3 K		0-0 F9		0-3 K	5 0 1 0 0 2 2												
Robert Fick, L OBP: 0.362, SLG: 0.481 (1, 3)		2-3 K		1-0 L8		3-2 HR 1B		0-0 F9		4 1 1 0 0 1 1												
Javy Lopez, R OBP: 0.294, SLG: 0.529 (1, 2)			1-1 SH1-4 1B 1B	2-1 P3 1 SAFE		0-0 F9		2-3 K		4 1 1 0 0 1 2												
Vinny Castilla, R OBP: 0.327, SLG: 0.446 (1, 5)			1-1 SH1-4 1B 1B	0-0 FC5-4 1-2f		0-0 HR 1-H		0-1 WP 1B 1B		4 2 3 2 0 0 1												
Russ Ortiz, R OBP: 0.200, SLG: 0.292 (1, 1) Matt Franco, L OBP: 0.326, SLG: 0.366 (8, PH) Roberto Hernandez, R (8, 1) Darren Bragg, L OBP: 0.198, SLG: 0.119 (9, 9)			0-2 SH1-4		0-0 F9	0-0 F9		0-1 WP 1B		2 0 0 0 0 0 0 1 0 1 0 0 0 0 0 0 0 0 0 0 0 0 0 0 0 0 0 0												
Inning Stats	R: 0 E: 0 K: 0 S: 5	H: 0 LOB: 0 BB: 0 P: 8	R: 0 E: 0 K: 1 S: 6	H: 0 LOB: 0 BB: 0 P: 8	R: 2 E: 0 K: 0 S: 20	H: 4 LOB: 2 BB: 0 P: 28	R: 0 E: 0 K: 0 S: 6	H: 1 LOB: 1 BB: 0 P: 10	R: 1 E: 0 K: 1 S: 15	H: 3 LOB: 2 BB: 0 P: 21	R: 2 E: 0 K: 0 S: 9	H: 2 LOB: 1 BB: 1 P: 16	R: 1 E: 0 K: 0 S: 6	H: 1 LOB: 0 BB: 0 P: 8	R: 0 E: 0 K: 2 S: 12	H: 2 LOB: 2 BB: 0 P: 17	R: 0 E: 0 K: 1 S: 5	H: 0 LOB: 0 BB: 0 P: 5	1B: 10 2B: 0 3B: 1 HR: 2	SF: 1 SAC: 1 DP: 0 HBP: 0	WP: 1 PB: 0 SB: 0 CS: 0	PA: 41
PITCHER	IP WLS BF H R ER SO BB IBB HBP BLK WP HR S P ERA WHIP																			PITCHER	IP WLS BF H R ER SO BB IBB HBP BLK WP HR S P ERA WHIP	
Brian Lawrence, R ERA: 5.34 (1, 1)	7.0 L 33 11 6 6 2 1 0 0 0 0 2 67 99 7.71 1.714																			Jaret Wright, R ERA: 6.29 (8, 1)	1.0 5 2 0 0 2 0 0 0 0 1 0 12 17 0.00 2.000	
Matt Herges, R ERA: 1.23 (9, 1)	1.0 3 0 0 0 1 0 0 0 0 0 0 5 5 0.00 0.000																					

Atlanta Braves @ San Diego Padres
Qualcomm Stadium, San Diego, CA
Sun May 18 2003, 5:00 PM EDT
Att. 23,776 - Sunny - 65 F

livebaseballscorecards.com

AB	38
R	6
H	13
RBI	6
BB	1
SO	5
LOB	15



Batter	1	2	3	4	5	6	7	8	9	AB	R	H	RBI	BB	SO	LOB
Ramón Vázquez, L (1, 6) OBP: 0.349, SLG: 0.354	3-3 K		3-2 G4-3		0-2 FC4-6			1-2 G4-3		4	0	0	0	0	1	1
Keith Lockhart, L (1, 4) OBP: 0.333, SLG: 0.420	1-1 FC3-6 1B		1-1 F8			1-1 P6		3-2 HR		4	1	2	1	0	0	0
Mark Kotsay, L (1, 8) OBP: 0.340, SLG: 0.301	0-0 FC3-6 1-2f			0-1 G4-3		3-1 F7		4-1 BB		3	0	0	0	1	0	1
Ryan Klesko, L (1, 3) OBP: 0.369, SLG: 0.504	2-3 K			3-3 K		2-2 2B		3-2 K		4	1	1	0	0	3	2
Sean Burroughs, L (1, 5) OBP: 0.324, SLG: 0.392		2-1 1B G4-3 1B		2-2 1B		0-1 2B		2-2 G4-3		4	1	3	1	0	0	1
Xavier Nady, R (1, 9) OBP: 0.362, SLG: 0.449		0-2 G4-3 1B		2-2 G5-3		2-3 K			0-0 F8	4	0	1	0	0	1	2
Brian Buchanan, R (1, 7) OBP: 0.344, SLG: 0.463		2-0 G4-3 1-2f 3-H			1-2 G6-3				0-1 G3 2B	4	0	1	0	0	1	1
Miguel Ojeda, R (1, 2) OBP: 0.250, SLG: 0.250		2-2 F8			1-0 FC4-6 1B			2-2 F7		4	0	1	0	0	0	1
Brian Lawrence, R (1, 1) OBP: 0.286, SLG: 0.450			2-2 F9		1-3 K			3-3 K		2	0	0	0	0	1	1
Dave Hansen, L (7, PH) OBP: 0.350, SLG: 0.188									1-3 K	1	0	0	0	0	1	0
Jaret Wright, R (8, 1) OBP: 0.333, SLG: 0.667										0	0	0	0	0	0	0
Matt Herges, L (9, 1)										0	0	0	0	0	0	0
Mark Loretta, R (9, PH) OBP: 0.344, SLG: 0.407										1	0	0	0	0	1	1

Inning Stats	R: 0	H: 1	E: 0	K: 2	S: 9	H: 1	LOB: 1	BB: 0	P: 15	R: 1	H: 2	E: 0	K: 0	S: 11	R: 0	H: 0	E: 0	K: 0	S: 8	R: 0	H: 1	E: 0	K: 1	S: 13	R: 0	H: 1	E: 0	K: 1	S: 10	R: 1	H: 2	E: 0	K: 1	S: 15	R: 0	H: 0	E: 0	K: 2	S: 11	R: 1	H: 1	E: 0	K: 1	S: 16	R: 0	H: 1	E: 0	K: 1	S: 7	R: 0	H: 1	E: 0	K: 1	S: 7	1B: 5	2B: 3	3B: 0	HR: 1	SF: 0	SAC: 0	DP: 1	HBP: 0	WP: 0	PB: 0	SB: 0	CS: 0	PA: 36
--------------	------	------	------	------	------	------	--------	-------	-------	------	------	------	------	-------	------	------	------	------	------	------	------	------	------	-------	------	------	------	------	-------	------	------	------	------	-------	------	------	------	------	-------	------	------	------	------	-------	------	------	------	------	------	------	------	------	------	------	-------	-------	-------	-------	-------	--------	-------	--------	-------	-------	-------	-------	--------

PITCHER	IP	WLS	BF	H	R	ER	SO	BB	IBB	HBP	BLK	WP	HR	S	P	ERA	WHIP
Russ Ortiz, R (1, 1) ERA: 3.18	7.0	W	27	7	2	2	7	0	0	0	0	0	0	77	118	2.57	1.000
Roberto Hernandez, R (8, 1) ERA: 3.22	1.0		5	1	1	1	1	1	0	0	0	0	1	16	29	9.00	2.000
29 John Smoltz, R (9, 1) ERA: 1.08	1.0	S	4	1	0	0	1	0	0	0	0	0	0	7	9	0.00	1.000

BOTTOM

Atlanta Braves @ San Diego Padres
Qualcomm Stadium, San Diego, CA

Sun May 18 2003, 5:00 PM EDT
Att. 23,776 - Sunny - 65 F

AB	35
R	3
H	9
RBI	2
BB	1
SO	9
LOB	11



WP	PA
0	36

Batter	1	2	3	4	5	6	7	8	9	AB R H RBI BB SO LOB	TOP		
Shane Victorino, S (1, 8) OBP: 0.240, SLG: 0.194 Brian Buchanan, R (9, PH) OBP: 0.355, SLG: 0.473	2-2 G6-3			0-3 K		0-2 G1-3		0-3 K	0-2 BB 1B	4 0 0 0 0 2 1 1 0 1 0 0 0 0			
Mark Loretta, R (1, 4) OBP: 0.339, SLG: 0.396	2-3 K			1-2 P3		3-1 F8		1-3 K	4-2 BB	4 0 0 0 1 2 1			
Ramón Vázquez, L (1, 6) OBP: 0.345, SLG: 0.349	1-1 G3-1			2-2 S 1B		1-2 G4-3		2-1 L8	2-3 K	5 0 1 0 0 1 4			
Ryan Klesko, L (1, 3) OBP: 0.365, SLG: 0.496 Charles Nagy, L (4, 1) Lou Merloni, R (7, PH) OBP: 0.422, SLG: 0.377 Luther Hackman, R (7, 1) Jesse Orosco, R (8, 1) Keith Lockhart, L (9, PH) OBP: 0.327, SLG: 0.412		2-1 G3-1		2-2 G4-3 1-2		2-2 L9		2-1 F9	2-1 F9	2 0 0 0 0 0 1 0 0 0 0 0 0 0 1 0 0 0 0 0 0 0 0 0 0 0 0 0 0 0 0 0 0 0 0 1 0 0 0 0 0 0			
Rondell White, R (1, 7) OBP: 0.335, SLG: 0.477		1-0 L9			1-1 FC1-6 1B		0-2 1B 1B		4-2 1B 2B BB	3 1 2 0 1 0 0			
Sean Burroughs, L (1, 5) OBP: 0.329, SLG: 0.395		0-1 G6-3			0-2 FC1-6 HR		2-1 FC6 1B		0-0 2B 1B	4 2 2 0 0 0 1			
Xavier Nady, R (1, 9) OBP: 0.360, SLG: 0.463			0-0 F8		0-1 HR		0-2 K		2-2 F9	4 1 1 2 0 1 4			
Miguel Ojeda, R (1, 2) OBP: 0.250, SLG: 0.375			1-3 K		2-1 P6		0-1 FC6		0-0 1B 2B	4 1 1 2 0 1 2			
Randy Keisler, L (1, 1) Dave Hansen, L (4, 3) OBP: 0.372, SLG: 0.229			0-1 G6-3		2-1 L7		3-2 1B		0-0 BB 1B	1 0 0 0 0 0 0 3 0 2 1 0 0 0			
Inning Stats	R: 0 H: 0 E: 0 LOB: 0 K: 1 BB: 0 S: 11 P: 16	R: 0 H: 0 E: 0 LOB: 0 K: 0 BB: 0 S: 5 P: 8	R: 0 H: 0 E: 0 LOB: 0 K: 1 BB: 0 S: 6 P: 7	R: 0 H: 1 E: 0 LOB: 1 K: 1 BB: 0 S: 15 P: 20	R: 2 H: 2 E: 0 LOB: 0 K: 0 BB: 0 S: 11 P: 16	R: 0 H: 0 E: 0 LOB: 0 K: 0 BB: 0 S: 8 P: 12	R: 0 H: 2 E: 0 LOB: 2 K: 1 BB: 0 S: 14 P: 18	R: 0 H: 1 E: 0 LOB: 1 K: 2 BB: 0 S: 13 P: 19	R: 3 H: 4 E: 0 LOB: 3 K: 1 BB: 2 S: 22 P: 36	1B: 8 SF: 0 2B: 1 SAC: 0 3B: 0 DP: 0 HR: 1 HBP: 0	WP: 0 PA: 39 PB: 0 SB: 1 CS: 0		
PITCHER	IP WLS BF H R ER SO BB IBB HBP BLK WP HR S P ERA WHIP											PITCHER	IP WLS BF H R ER SO BB IBB HBP BLK WP HR S P ERA WHIP
Matt Kinney, R (1, 1) ERA: 3.43	8.0 W 30 6 2 2 6 0 0 0 0 0 0 1 83 116 2.25 0.750												
Curt Leskanic, R (9, 1) ERA: 3.86	0.2 5 2 3 3 0 1 0 0 0 0 0 0 12 20 40.50 4.500												
Mike DeJean, R (9, 1) ERA: 4.84	0.1 S 4 2 0 0 1 1 0 0 0 0 0 0 10 16 0.00 9.000												

San Diego Padres @ Milwaukee Brewers
 Miller Park, Milwaukee, WI
 Mon May 19 2003, 7:05 PM CDT
 Att. 10,136 - Dome - 72 F

AB	37
R	5
H	10
RBI	5
BB	2
SO	7
LOB	14



Batter	1	2	3	4	5	6	7	8	9	AB R H RBI BB SO LOB	TOP																
Ramón Vázquez, L (1, 6) OBP: 0.347, SLG: 0.368	2-2 L9		0-0 HR		3-2 L3 1B		1-1 B4-3		1-0 E4 3B	5 2 2 2 0 0 0																	
Keith Lockhart, L (1, 4) OBP: 0.350, SLG: 0.407	4-2 BB		1-0 1B 1B		0-0 P4		4-0 2B BB		1-0 P6	3 1 1 0 2 0 2																	
Sean Burroughs, L (1, 5) OBP: 0.338, SLG: 0.425	1-2 F7		0-0 1B 2B		0-0 L3		1-2 2B		1-2 3B	5 1 3 1 0 0 2																	
Dave Hansen, L (1, 3) OBP: 0.375, SLG: 0.250	1-1 F8		0-0 F9			3-2 HR 1B		2-2 BB 1B	1-0 L8	5 1 2 0 0 0 4																	
Xavier Nady, R (1, 9)		0-1 CS 1B	1-1 2B			0-1 HR		1-2 F7		4 1 3 4 0 0 1																	
Brian Buchanan, R (1, 7) OBP: 0.333, SLG: 0.441		3-3 1-2	1-2 G6-3			0-0 F8		0-1 F9		4 0 0 0 0 1 3																	
Mike Rivera, R (1, 2) OBP: 0.241, SLG: 0.245 Jaret Wright, R (6, 1) OBP: 0.253, SLG: 0.667 Mike Matthews, L (6, 1) Ryan Klesko, L (8, PH) OBP: 0.369, SLG: 0.496 Randy Keisler, L (8, PR) Matt Herges, L (8, 1)		3-3 K		1-2 G6-3		0-2 F8		4-1 BB		3 0 0 0 0 1 0 0 0 0 0 0 0 0 0 0 0 0 0 0 0 0 0 0 0 1 0 0 0 0 0 0 0 0 0 0 0 0 0 0 0 0	AB 36 R 7 H 11 RBI 7 BB 4 SO 4 LOB 14																
Shane Victorino, S (1, 8) OBP: 0.228, SLG: 0.183			2-2 L1		1-1 F7		0-3 K		1-2 K	4 0 0 0 0 2 2																	
Adam Eaton, R (1, 1) OBP: 0.250, SLG: 0.545 Miguel Ojeda, R (6, 2) OBP: 0.200, SLG: 0.300			4-2 HR BB		2-2 F9		0-1 F8		2-2 G6-3	1 1 0 0 1 0 0 2 0 0 0 0 0 0																	
Inning Stats	R: 0 E: 0 K: 0 S: 11	H: 0 LOB: 1 BB: 1 P: 19	R: 0 E: 0 K: 2 S: 9	H: 1 LOB: 0 BB: 0 P: 15	R: 4 E: 0 K: 0 S: 17	H: 4 LOB: 1 BB: 1 P: 26	R: 0 E: 0 K: 0 S: 10	H: 0 LOB: 0 BB: 0 P: 14	R: 0 E: 0 K: 1 S: 15	H: 1 LOB: 0 BB: 0 P: 10	R: 2 E: 0 K: 1 S: 15	H: 2 LOB: 0 BB: 0 P: 18	R: 0 E: 0 K: 0 S: 7	H: 1 LOB: 2 BB: 1 P: 13	R: 0 E: 0 K: 1 S: 12	H: 1 LOB: 2 BB: 1 P: 20	R: 1 E: 1 K: 0 S: 10	H: 1 LOB: 1 BB: 0 P: 16	1B: 6 2B: 3 3B: 1 HR: 2	SF: 0 SAC: 0 DP: 1 HBP: 0	WP: 0 PB: 0 SB: 0 CS: 1	PA: 40					
PITCHER	IP WLS BF H R ER SO BB IBB HBP BLK WP HR S P ERA WHIP																										
15 Ben Sheets, R (1, 1) ERA: 4.58	6.0		26	8	6	6	3	2	0	0	0	0	2	69	102	9.00	1.667										
Matt Ford, L (7, 1) ERA: 1.08	1.0		5	2	0	0	0	1	0	0	0	0	0	10	18	0.00	3.000										
Luis Vizcaino, R (8, 1) ERA: 9.72	1.0		4	0	0	0	1	1	0	0	0	0	0	9	15	0.00	1.000										
Mike DeJean, R (9, 1) ERA: 4.63	1.0	W	5	1	1	0	0	0	0	0	0	0	0	10	16	0.00	1.000										

San Diego Padres @ Milwaukee Brewers
Miller Park, Milwaukee, WI
Tue May 20 2003, 7:05 PM CDT
Att: 11,720 - Dome - 72 F

livebaseballscorecards.com




BOTTOM

San Diego Padres @ Milwaukee Brewers
Miller Park, Milwaukee, WI
Tue May 20 2003, 7:05 PM CDT
Att. 11,720 - Dome - 72 F

livebaseballscorecards.com

AB 34
R 8
H 9
RBI 8
BB 6
SO 11
LOB 20



WP: 1 PA: 41
PB: 0
SB: 3
CS: 0

AB R H RBI BB SO LOB

3 1 1 1 2 0 1

5 2 2 0 0 1 5

5 1 1 1 0 1 1

5 0 1 1 0 2 2

5 1 2 1 0 3 3

2 3 1 3 2 0 1

2 0 0 0 1 1 0

3 0 0 0 1 1 4

2 0 0 0 0 2 1
1 0 1 1 0 0 0
0 0 0 0 0 0 0
0 0 0 0 0 0 0
1 0 0 0 0 0 2
0 0 0 0 0 0 0

1B: 6 SF: 0
2B: 1 SAC: 0
3B: 0 DP: 1
HR: 2 HBP: 1

Batter	1	2	3	4	5	6	7	8	9
Eric Young Sr., R OBP: 0.384, SLG: 0.474 (1, 4)	4-2 1B S 1B BB	3-2 P4			3-2 G4-3	4-1 1-2 BB		1-0 1-2 3-H 1B	
Scott Podsednik, L OBP: 0.381, SLG: 0.444 (1, 8)	2-1 BLK 1B 1-3 1B	3-2 G3			2-1 E S 1B	3-3 K		3-2 P6	
Richie Sexson, R OBP: 0.382, SLG: 0.542 (1, 3)	1-0 BLK 1-2 HR 1B		0-2 G6-3		2-3 K		1-0 L8	1-1 L5	
Geoff Jenkins, L OBP: 0.335, SLG: 0.497 (1, 7)	3-2 G3		0-3 K		0-1 1-2 1B		1-3 K	0-0 P5	
John Vander Wal, L OBP: 0.350, SLG: 0.505 (1, 9)	2-3 K		2-1 2B		3-H 2-2 K		0-3 K	3-1 HR	
Wes Helms, R OBP: 0.331, SLG: 0.435 (1, 5)	0-1 HR		2-1 F8		4-2 G6-3 WP 1B BB		4-2 F9 HBP 1B BB		
Keith Osik, R OBP: 0.324, SLG: 0.228 (1, 2)	2-2 P5		1-3 K		4-0 G6-3 1-2 BB		1-0 1B 1-2 HBP		
Royce Clayton, R OBP: 0.294, SLG: 0.338 (1, 6)		4-2 BB	1-1 G6-3		2-2 G6-3 1-2f 2-3		1-3 K		
15 Ben Sheets, R OBP: 0.077, SLG: 0.077 (6, PH) Alex Sanchez, L OBP: 0.318, SLG: 0.383 (7, 1) Matt Ford, S (8, 1) Luis Vizcaino, R OBP: 0.314, SLG: 0.386 (8, PH) Brady Clark, R OBP: 0.314, SLG: 0.386 (9, 1) Mike DeJean, R (9, 1)		0-3 K	2-3 K		1-0 1-2 3-H 1B		2-2 F9		

Inning Stats	R: 4	H: 3	E: 0	K: 1	S: 18	LOB: 0	BB: 1	P: 32	R: 0	H: 0	E: 0	K: 1	S: 12	LOB: 1	BB: 1	P: 22	R: 0	H: 1	E: 0	K: 1	S: 10	LOB: 1	BB: 0	P: 14	R: 0	H: 0	E: 0	K: 2	S: 9	LOB: 0	BB: 0	P: 13	R: 1	H: 2	E: 1	K: 2	S: 17	LOB: 1	BB: 0	P: 26	R: 1	H: 1	E: 0	K: 1	S: 13	LOB: 2	BB: 3	P: 31	R: 0	H: 0	E: 0	K: 2	S: 7	LOB: 0	BB: 0	P: 9	R: 1	H: 1	E: 0	K: 1	S: 14	LOB: 2	BB: 1	P: 26	R: 1	H: 1	E: 0	K: 0	S: 5	LOB: 0	BB: 0	P: 9
--------------	------	------	------	------	-------	--------	-------	-------	------	------	------	------	-------	--------	-------	-------	------	------	------	------	-------	--------	-------	-------	------	------	------	------	------	--------	-------	-------	------	------	------	------	-------	--------	-------	-------	------	------	------	------	-------	--------	-------	-------	------	------	------	------	------	--------	-------	------	------	------	------	------	-------	--------	-------	-------	------	------	------	------	------	--------	-------	------

PITCHER	IP	WLS	BF	H	R	ER	SO	BB	IBB	HBP	BLK	WP	HR	S	P	ERA	WHIP
Adam Eaton, R ERA: 4.3 (1, 1)	5.0		23	6	5	5	7	2	0	0	1	0	1	66	107	9.00	1.600
Jaret Wright, R ERA: 6.48 (6, 1)	0.2	B	5	1	1	1	0	3	0	0	0	1	0	9	24	13.50	6.000
Mike Matthews, L ERA: 4.34 (6, 1)	1.1		4	0	0	0	3	0	0	0	0	0	0	11	16	0.00	0.000
Matt Herges, R ERA: 1.9 (8, 1)	1.2	L	9	2	2	2	1	1	0	1	0	0	1	19	35	10.80	1.800

Batter	1	2	3	4	5	6	7	8	9	AB R H RBI BB SO LOB	TOP
Mark Loretta, R OBP: 0.337, SLG: 0.388 (1, 4)	2-1 F9		2-2 L9			4-0 SAFE 1-2 BB			1-2 F9	3 0 0 0 1 0 1	San Diego Padres @ Milwaukee Brewers Miller Park, Milwaukee, WI Wed May 21 2003, 12:05 PM CDT Att. 18,138 - Dome - 72 F
Lou Merloni, R OBP: 0.397, SLG: 0.351 (1, 6) (8, 5)	1-2 P2				3-2 F8	0-0 G5-4-3			0-2 F7	4 0 0 0 0 0 3	
Xavier Nady, R OBP: 0.360, SLG: 0.482 (1, 9)	2-2 G1-3				0-0 F7				2-3 K	4 0 0 0 0 2 1	
Rondell White, R OBP: 0.335, SLG: 0.474 (1, 7)					0-0 L7				3-2 P5	3 0 1 0 0 0 0	
Brian Buchanan, R OBP: 0.319, SLG: 0.419 (1, 3)						1-0 F8			1-0 G5-3	3 0 0 0 0 1 1	
Sean Burroughs, L OBP: 0.331, SLG: 0.416 Jesse Orosco, R (8, 1) Jaret Wright, R OBP: 0.333, SLG: 0.667 Mike Matthews, L (8, 1)						0-1 G4-3			1-1 G4-3	3 0 0 0 0 1 1 0 0 0 0 0 0 0 0 0 0 0 0 0 0 0 0 0 0 0 0 0	
Miguel Ojeda, R OBP: 0.154, SLG: 0.231 (1, 2)						1-1 G4-3			0-0 G4-3	3 0 0 0 0 0 1	
Shane Victorino, S OBP: 0.232, SLG: 0.178 (1, 8)						4-0 S BB			1-2 G6-3	2 0 0 0 1 0 0	
44 Jake Peavy, R OBP: 0.143, SLG: 0.100 Luther Hackman, R (6, 1) Ramón Vázquez, L OBP: 0.350, SLG: 0.372 (8, 6)						1-2 B3			2-2 1B	2 0 0 0 0 1 1 0 0 0 0 0 0 0 1 0 1 0 0 0 0	
Inning Stats	R: 0 E: 0 K: 0 S: 8 H: 0 LOB: 0 BB: 0 P: 13	R: 0 E: 0 K: 2 S: 12 H: 1 LOB: 1 BB: 0 P: 17	R: 0 E: 0 K: 1 S: 9 H: 0 LOB: 0 BB: 0 P: 11	R: 0 E: 0 K: 0 S: 5 H: 0 LOB: 0 BB: 0 P: 8	R: 0 E: 0 K: 0 S: 5 H: 0 LOB: 0 BB: 0 P: 7	R: 0 E: 0 K: 0 S: 4 H: 0 LOB: 1 BB: 2 P: 13	R: 0 E: 0 K: 1 S: 8 H: 0 LOB: 0 BB: 0 P: 13	R: 0 E: 0 K: 0 S: 6 H: 0 LOB: 0 BB: 0 P: 8	R: 0 E: 0 K: 1 S: 13 H: 1 LOB: 1 BB: 0 P: 18	1B: 2 2B: 0 3B: 0 HR: 0 SF: 0 SAC: 0 DP: 1 HBP: 0	
PITCHER Wayne Franklin, L ERA: 5.61 (1, 1)	IP: 9.0 WLS: W BF: 30 H: 2 R: 0 ER: 0 SO: 5 BB: 2 IBB: 0 HBP: 0 BLK: 0 WP: 0 HR: 0 S: 70 P: 108 ERA: 0.00 WHIP: 0.444	PITCHER IP WLS BF H R ER SO BB IBB HBP BLK WP HR S P ERA WHIP									

livebaseballscorecards.com

AB 28
R 0
H 2
RBI 0
BB 2
SO 5
LOB 9



Batter	1	2	3	4	5	6	7	8	9	AB R H RBI BB SO LOB	TOP																
Ramón Vázquez, L (1, 6) OBP: 0.356, SLG: 0.381	2-2 G3 1B		4-0 WP BB			0-1 1B G5-3 2B	2-2 F7		0-1 F7	4 1 2 0 1 0 1																	
Mark Loretta, R (1, 4) OBP: 0.341, SLG: 0.387	0-1 SAFE G3		1-1 G5-3			1-1 2B G5-3 1B	4-1 FC6-4 BB			3 1 1 0 1 0 2																	
Sean Burroughs, L (1, 5) OBP: 0.323, SLG: 0.404	2-2 F7			1-1 F8		0-0 G5-3	0-0 FC6-4			4 0 0 1 0 0 4																	
Dave Hansen, L (1, 3) OBP: 0.385, SLG: 0.295	1-0 2-3 1B			1-3 K		1-0 FC6-4 2B		2-2 L6		4 0 2 1 0 1 0																	
Rondell White, R (1, 7) OBP: 0.339, SLG: 0.478			0-3 K		1-2 2B		1-2 FC6-4 HBP	0-1 P4		3 0 1 0 0 1 0																	
Xavier Nady, R (1, 9) OBP: 0.353, SLG: 0.471			2-1 G6-3		2-1 G6-3		1-1 FC6-4	1-2 G5-3		4 0 0 0 0 0 3																	
Jason Bay, R (1, 8) OBP: 0.250, SLG: 1.000							0-2 G5-3			4 1 1 1 0 1 2																	
Gary Bennett, R (1, 2) OBP: 0.319, SLG: 0.372			0-3 K B3-6-4		2-3 K		1-1 SH3-4 1B		0-1 HR	4 0 1 0 0 3 0																	
Carlton Loewer, R (1, 1)			0-1 B3-6-4		3-3 K		0-1 SH3-4		1-3 K	2 0 0 0 0 1 1																	
Mike Matthews, L (7, 1)										0 0 0 0 0 0 0																	
Matt Herges, L (8, 1)										0 0 0 0 0 0 0																	
Keith Lockhart, L (9, PH) OBP: 0.344, SLG: 0.400			1-2f							1 0 0 0 0 1 0																	
Inning Stats	R: 0 E: 0 K: 0 S: 9	H: 2 LOB: 2 BB: 0 P: 14	R: 0 E: 0 K: 1 S: 6	H: 0 LOB: 0 BB: 0 P: 8	R: 0 E: 0 K: 1 S: 8	H: 0 LOB: 1 BB: 1 P: 13	R: 0 E: 0 K: 1 S: 10	H: 1 LOB: 1 BB: 0 P: 15	R: 0 E: 0 K: 3 S: 9	H: 0 LOB: 0 BB: 0 P: 15	R: 2 E: 0 K: 0 S: 13	H: 3 LOB: 2 BB: 0 P: 17	R: 0 E: 0 K: 0 S: 9	H: 1 LOB: 2 BB: 1 P: 16	R: 0 E: 0 K: 0 S: 10	H: 0 LOB: 0 BB: 0 P: 13	R: 1 E: 0 K: 2 S: 10	H: 1 LOB: 0 BB: 0 P: 13	1B: 4 2B: 3 3B: 0 HR: 1	SF: 0 SAC: 1 DP: 1 HBP: 1	WP: 2 PB: 0 SB: 0 CS: 0	PA: 37					
PITCHER	IP WLS BF H R ER SO BB IBB HBP BLK WP HR S P ERA WHIP																										
17 Brandon Webb, R (1, 1) ERA: 2.14	6.1		27	7	2	2	6	1	0	1	0	2	0	59	87	2.84	1.263										
Mike Myers, L (7, 1) ERA: 4.61	0.2		3	0	0	0	0	1	0	0	0	0	0	5	11	0.00	1.500										
Mike Koplove, R (8, 1) ERA: 2.17	1.0	W	3	0	0	0	0	0	0	0	0	0	0	10	13	0.00	0.000										
Matt Mantel, R (9, 1) ERA: 3.86	1.0	S	4	1	1	1	2	0	0	0	0	0	1	10	13	9.00	1.000										

San Diego Padres @ Arizona Diamondbacks
 Bank One Ballpark, Phoenix, AZ
 Fri May 23 2003, 10:07 PM EDT
 Att: 30,128 - Cloudy - 100 F

AB	33
R	3
H	8
RBI	3
BB	2
SO	8
LOB	13



Batter	1	2	3	4	5	6	7	8	9	AB	R	H	RBI	BB	SO	LOB
Tony Womack, L OBP: 0.236, SLG: 0.303 (1, 6)	1-2 G3	0-2 L5			0-1 G6-3 1B		2-1 G6-3			4	0	1	0	0	0	0
Junior Spivey, R OBP: 0.321, SLG: 0.435 (1, 4)	1-1 F9		3-2 P6		0-1 G6-3 1-2			0-0 F8		4	0	0	0	0	0	1
Luis Gonzalez, L OBP: 0.386, SLG: 0.555 (1, 7)	3-1 1B 2B		4-0 BB			3-3 K		4-1 1B HR		2	2	1	0	2	1	0
Steve Finley, L OBP: 0.349, SLG: 0.458 (1, 8)	2-1 1B 1B		2-2 F8	SAFE		0-0 1B 1B		0-0 1B HR		4	2	3	0	0	0	1
Danny Bautista, R OBP: 0.303, SLG: 0.355 (1, 9)	2-2 1B 1B		3-2 G6-3			0-0 1B 1B		0-1 1H 2-H HR		4	1	3	4	0	0	1
Lyle Overbay, L OBP: 0.366, SLG: 0.417 (1, 3)	1-1 1B			0-0 F7		2-0 F8		4-2 1B BB		3	0	1	1	1	0	2
Matt Williams, R OBP: 0.310, SLG: 0.390 (1, 5)	2-0 P3			2-0 G6-3		2-0 P3		0-0 1B 1B		4	0	1	0	0	0	4
Chad Moeller, R OBP: 0.377, SLG: 0.542 (1, 2)		2-1 F9		1-0 G6-3			1-0 G5-3	2-2 F3		4	0	0	0	0	0	2
17 Brandon Webb, R (1, 1) Mike Myers, L (7, 1) David Dellucci, L (7, PH) Mike Koplove, R (8, 1) Carlos Baerga, S (8, PH) Matt Mantel, R (9, 1)		2-3 K			1-3 K		2-3 K	1-0 F8		2	0	0	0	0	2	0

Inning Stats	R: 2	H: 4	E: 0	LOB: 2	K: 0	P: 28	R: 0	H: 0	E: 0	LOB: 0	K: 1	P: 12	R: 0	H: 0	E: 0	LOB: 1	K: 0	P: 21	R: 0	H: 0	E: 0	LOB: 0	K: 0	P: 6	R: 0	H: 1	E: 0	LOB: 0	K: 1	P: 8	R: 0	H: 2	E: 0	LOB: 2	K: 1	P: 18	R: 0	H: 0	E: 0	LOB: 0	K: 1	P: 11	R: 3	H: 3	E: 0	LOB: 2	K: 0	P: 26
--------------	------	------	------	--------	------	-------	------	------	------	--------	------	-------	------	------	------	--------	------	-------	------	------	------	--------	------	------	------	------	------	--------	------	------	------	------	------	--------	------	-------	------	------	------	--------	------	-------	------	------	------	--------	------	-------


PITCHER	IP	WLS	BF	H	R	ER	SO	BB	IBB	HBP	BLK	WP	HR	S	P	ERA	WHIP
Carlton Loewer, R (1, 1) ERA: 3.46	6.1		26	7	2	2	3	1	0	0	0	0	0	55	95	2.84	1.263
Mike Matthews, L (7, 1) ERA: 4.99	1.0	L	7	2	3	3	1	2	0	0	0	0	1	15	27	27.00	4.000
Matt Herges, R (8, 1) ERA: 1.85	0.2		3	1	0	0	0	0	0	0	0	0	0	5	8	0.00	1.500

BOTTOM

San Diego Padres @ Arizona Diamondbacks
Bank One Ballpark, Phoenix, AZ

Fri May 23 2003, 10:07 PM EDT
Att. 30,128 - Cloudy - 100 F

AB	33
R	5
H	10
RBI	5
BB	3
SO	4
LOB	13



1B: 8	SF: 0	WP: 0	PA: 36
2B: 1	SAC: 0	PB: 0	
3B: 0	DP: 1	SB: 0	
HR: 1	HBP: 0	CS: 0	

Batter	1	2	3	4	5	6	7	8	9	AB R H RBI BB SO LOB
Ramón Vázquez, L (1, 6) OBP: 0.348, SLG: 0.370	3-3 		1-3 	0-0 G4-3			2-2 G3	1-2 FC4		5 0 0 1 0 2 1
Mark Loretta, R (1, 4) OBP: 0.343, SLG: 0.384	2-1 F9		4-2 	1-0 F9			2-2 	0-2 G5-3		4 1 1 0 1 0 1
Sean Burroughs, L (1, 5) OBP: 0.325, SLG: 0.404	0-1 		1-2 				2-3 K			5 1 2 0 0 2 1
Dave Hansen, L (1, 3) OBP: 0.421, SLG: 0.354	2-2 		2-2 				2-2 			4 0 3 1 1 0 0
Rondell White, R (1, 7) OBP: 0.346, SLG: 0.497	3-3 K		0-0 				1-2 FC5-4			4 1 2 2 1 1 4
Xavier Nady, R (1, 9) OBP: 0.349, SLG: 0.469			1-3 K	1-3 K			0-0 P4			5 1 1 0 0 3 4
Jason Bay, R (1, 8) OBP: 0.333, SLG: 0.750			0-1 F8	4-0 			0-0 B2			4 1 1 1 1 0 2
Gary Bennett, R (1, 2) OBP: 0.314, SLG: 0.383			0-0 	2-3 K			1-3 K			4 0 1 0 0 2 4
Brian Lawrence, R (1, 1) OBP: 0.280, SLG: 0.417			0-3 K				0-3 K			4 0 1 0 0 3 1

Inning Stats	R: 0 E: 0 K: 2 S: 17	H: 2 LOB: 2 BB: 0 P: 27	R: 0 E: 0 K: 2 S: 9	H: 1 LOB: 1 BB: 0 P: 10	R: 2 E: 0 K: 3 S: 24	H: 3 LOB: 3 BB: 2 P: 39	R: 0 E: 0 K: 1 S: 5	H: 0 LOB: 0 BB: 0 P: 6	R: 1 E: 0 K: 0 S: 6	H: 1 LOB: 0 BB: 0 P: 9	R: 0 E: 0 K: 2 S: 7	H: 0 LOB: 0 BB: 0 P: 8	R: 0 E: 0 K: 1 S: 18	H: 2 LOB: 2 BB: 0 P: 27	R: 2 E: 0 K: 0 S: 11	H: 3 LOB: 1 BB: 0 P: 13	R: 0 E: 0 K: 2 S: 13	H: 0 LOB: 2 BB: 2 P: 23	1B: 7 2B: 4 3B: 0 HR: 1	SF: 0 SAC: 0 DP: 0 HBP: 0	WP: 0 PB: 1 SB: 0 CS: 0	PA: 43
--------------	-------------------------------	----------------------------------	------------------------------	----------------------------------	-------------------------------	----------------------------------	------------------------------	---------------------------------	------------------------------	---------------------------------	------------------------------	---------------------------------	-------------------------------	----------------------------------	-------------------------------	----------------------------------	-------------------------------	----------------------------------	----------------------------------	------------------------------------	----------------------------------	--------

PITCHER	IP	WLS	BF	H	R	ER	SO	BB	IBB	HBP	BLK	WP	HR	S	P	ERA	WHIP
Curt Schilling, R (1, 1) ERA: 3.36	7.0	L	32	9	3	3	11	2	0	0	0	0	1	86	126	3.86	1.571
Scott Service, R (8, 1) ERA: 3.0	0.1		4	3	2	2	0	0	0	0	0	0	0	5	6	54.00	9.000
Mike Myers, L (8, 1) ERA: 4.4	0.2		2	0	0	0	0	0	0	0	0	0	0	6	7	0.00	0.000
Oscar Villarreal, R (9, 1) ERA: 3.55	1.0		5	0	0	0	2	2	0	0	0	0	0	13	23	0.00	2.000

TOP

San Diego Padres @ Arizona Diamondbacks
Bank One Ballpark, Phoenix, AZ

Sat May 24 2003, 10:05 PM EDT
Att. 38,173 - Sunny - 99 F

AB	39
R	5
H	12
RBI	5
BB	4
SO	13
LOB	18

Batter	1	2	3	4	5	6	7	8	9	AB R H RBI BB SO LOB	TOP	
Ramón Vázquez, L (1, 6) OBP: 0.349, SLG: 0.371	1-1 1B		3-1 G4-6-3 1B	2-2 F8		2-3 K			3-2 G1-3	5 0 2 0 0 1 2		
Keith Lockhart, L (1, 4) OBP: 0.323, SLG: 0.373 Mark Loretta, R (9, PH) OBP: 0.341, SLG: 0.381	1-3 K		1-2 G4-6-3 1-2f		0-0 F8				1-2 G6-3	4 0 0 0 0 2 2 1 0 0 0 0 0 0		
Sean Burroughs, L (1, 5) OBP: 0.323, SLG: 0.400	2-2 F8		1-3 K		0-0 2B 1B				1-1 G4-3	4 1 1 0 0 1 1		
Dave Hansen, L (1, 3) OBP: 0.426, SLG: 0.373	2-3 K				0-0 G4-3 1-H				4-1 BB	3 0 1 1 1 1 1		
Rondell White, R (1, 7) OBP: 0.350, SLG: 0.494		2-0 WP G6-3 G4-3 1B		2-1 1B 1B 1B HBP		0-3 K			1-0 G6-3	3 2 1 0 0 1 2		
Xavier Nady, R (1, 9) OBP: 0.347, SLG: 0.464		3-2 SAFE G6-3 1-2		2-1 1B 1B		1-1 F7			0-1 G6-3	4 1 1 0 0 0 2		
Jason Bay, R (1, 8) OBP: 0.400, SLG: 0.750 Gary Matthews, S (3, 8) OBP: 0.257, SLG: 0.333		2-2 G4-3 HBP 2-3		2-1 1B 1-2 2-3 SF8 1B		2-1 S 1B			2-0 F7	0 0 0 0 0 0 0 3 1 2 0 0 0 0		
Miguel Ojeda, R (1, 2) OBP: 0.176, SLG: 0.235		0-0 G4-3 1-2 3-H		2-1 SF8 1B 1-3 2-H 3-H		1 SAFE 2-2 F9			1-1 G5-3	4 0 1 3 0 0 2		
Randy Keisler, L (1, 1) Ryan Klesko, L (4, PH) OBP: 0.366, SLG: 0.496 Charles Nagy, L (4, 1) Lou Merloni, R (6, PH) OBP: 0.381, SLG: 0.345 Jaret Wright, R (6, 1) OBP: 0.333, SLG: 0.667 Jesse Orosco, R (8, 1) Brian Buchanan, R (8, 9) OBP: 0.314, SLG: 0.413		0-3 K		2-2 SF8 1-2 3-H		2-3 K			3-1 G6-3	1 0 0 0 0 0 1 1 0 0 0 1 0 0 0 0 0 0 0 0 0 0 0 0 1 0 0 0 0 0 1 1 0 0 0 0 0 0 0 0 0 0 0 0 0 0 0 0 1 0 0 0 0 0 0 0		
Inning Stats	R: 0 H: 1 E: 0 LOB: 1 K: 2 BB: 0 S: 13 P: 19	R: 1 H: 1 E: 0 LOB: 1 K: 1 BB: 0 S: 10 P: 17	R: 0 H: 1 E: 0 LOB: 0 K: 1 BB: 0 S: 9 P: 14	R: 3 H: 3 E: 0 LOB: 1 K: 0 BB: 0 S: 15 P: 26	R: 1 H: 2 E: 0 LOB: 1 K: 1 BB: 0 S: 8 P: 9	R: 0 H: 1 E: 0 LOB: 1 K: 2 BB: 0 S: 12 P: 19	R: 0 H: 0 E: 0 LOB: 1 K: 1 BB: 1 S: 7 P: 14	R: 0 H: 0 E: 0 LOB: 0 K: 0 BB: 0 S: 5 P: 8	R: 0 H: 0 E: 0 LOB: 0 K: 0 BB: 0 S: 10 P: 17	1B: 8 SF: 1 2B: 1 SAC: 0 3B: 0 DP: 1 HR: 0 HBP: 2	WP: 1 PA: 38 PB: 0 SB: 1 CS: 0	
PITCHER	IP WLS BF H R ER SO BB IBB HBP BLK WP HR S P ERA WHIP											
Elmer Dessens, R (1, 1) ERA: 5.03	5.2 W 27 9 5 5 6 0 0 2 0 1 0 64 99 7.94 1.588											
Eddie Oropesa, L (6, 1) ERA: 2.25	1.1 H 5 0 0 0 2 1 0 0 0 0 0 0 10 19 0.00 0.750											
Mike Koplove, R (8, 1) ERA: 2.08	1.1 4 0 0 0 0 0 0 0 0 0 0 0 7 13 0.00 0.000											
Mike Myers, L (9, 1) ERA: 4.2	0.2 2 0 0 0 0 0 0 0 0 0 0 0 8 12 0.00 0.000											

San Diego Padres @ Arizona Diamondbacks
 Bank One Ballpark, Phoenix, AZ
 Sun May 25 2003, 4:37 PM EDT
 Att. 35,137 - Dome - 72 F

AB	34
R	5
H	9
RBI	5
BB	1
SO	8
LOB	14



Batter	1	2	3	4	5	6	7	8	9
Alex Cintron, S OBP: 0.314, SLG: 0.404 (1, 6) (7, 4)	4-1 BB 2B BB	2-1 F9		3-2 2-H 2B		1 SAFE 3-2 G5-3		H 1-0 1B HBP	
Mark Grace, L OBP: 0.324, SLG: 0.453 (1, 3)	4-1 2B 1-2 E BB		4-2 G5-4-3 BB	1-2 P3		3-2 2-H HR		B 1-0 1B	
Carlos Baerga, S OBP: 0.337, SLG: 0.482 Tony Womack, L OBP: 0.234, SLG: 0.298 (1, 4) (7, 6)	3-2 E 1-3 2-H SF7 2B		2-2 G5-4-3		1-2 F7	1-3 K		C 0-3 K	
Danny Bautista, R OBP: 0.294, SLG: 0.342 (1, 9)	0-1 E6 SF7 S 2-3 3-H K		1-1 G5-3		0-1 1B 1B	0-3 K			
Matt Williams, R OBP: 0.309, SLG: 0.380 (1, 5)	1-3 K			4-1 2B BB	1-2 F8		2-1 L1-3 1B		
David Dellucci, L OBP: 0.347, SLG: 0.425 (1, 8) (6, 7)	3-1 SF7			2-2 G3 1-H 1B 2B	0-1 1B	1-2 1B	3-3 K		
Quinton McCracken, S OBP: 0.258, SLG: 0.233 Eddie Oropesa, L Luis Gonzalez, L OBP: 0.377, SLG: 0.540 Mike Koplove, R Mike Myers, L (1, 7) (6, 1) (7, PH) (8, 1) (9, 1)	1-0 G5-3			0-1 G3	2-0 1B		3-2 SAFE L1-3		
Rod Barajas, R OBP: 0.342, SLG: 0.486 (1, 2)			0-1 G4-3	1-2 SH3 2B 1B	3-3 K		B 4-0 L1-3 BB		
Elmer Dessens, R OBP: 0.263, SLG: 0.278 Steve Finley, L OBP: 0.350, SLG: 0.452 (1, 1) (6, 8)			3-3 K	0-0 SH3		4-2 G5-3 HR BB		C 0-1 L1-3	

AB	R	H	RBI	BB	SO	LOB
3	1	1	1	1	0	1
3	2	2	2	2	0	1
4	1	1	1	0	1	1
1	0	0	0	0	1	2
4	1	1	1	0	1	1
3	1	1	0	1	1	3
3	1	2	2	0	1	1
3	0	1	1	0	0	2
0	0	0	0	0	0	0
1	0	0	0	0	0	1
0	0	0	0	0	0	0
3	1	1	1	1	1	2
1	0	0	0	0	1	0
1	1	0	0	1	0	1


BOTTOM

San Diego Padres @ Arizona Diamondbacks
Bank One Ballpark, Phoenix, AZ

Sun May 25 2003, 4:37 PM EDT
Att. 35,137 - Dome - 72 F

livebaseballscores.com

AB	30
R	9
H	10
RBI	9
BB	6
SO	7
LOB	16



Inning Stats	R	H	E	K	S	R	H	E	K	S	R	H	E	K	S	R	H	E	K	S	R	H	E	K	S
	3	1	1	13	29	0	0	0	8	13	0	0	0	7	14	1	3	0	15	22	2	3	0	11	19
	1	0	0	1	2	0	0	0	1	2	0	0	0	6	12	0	1	0	6	12	0	1	0	6	12

PITCHER	IP	WLS	BF	H	R	ER	SO	BB	IBB	HBP	BLK	WP	HR	S	P	ERA	WHIP
Randy Keisler, L ERA: 12.0	3.0		13	1	3	2	2	3	0	0	0	0	0	28	56	6.00	1.333
Charles Nagy, R ERA: 6.43	2.0	L	13	6	4	4	1	1	0	0	0	0	0	31	49	18.00	3.500
Jaret Wright, R ERA: 7.57	2.0		9	2	2	2	3	2	0	0	0	0	1	28	51	9.00	2.000
Jesse Orosco, L ERA: 7.8	1.0		4	1	0	0	1	0	0	1	0	0	0	6	8	0.00	1.000

WP	PA	ERA	WHIP
0	39		
0			
1			
0			

Batter	1	2	3	4	5	6	7	8	9	AB R H RBI BB SO LOB	TOP		
Ramón Vázquez, L (1, 6) OBP: 0.352, SLG: 0.374	2-2 S G1-3 SF8 1B		2-0 FC1-6-5			2-3 K		1-0 FC5 G4-3 1-2 1B		4 1 2 0 0 1 1	San Diego Padres @ Arizona Diamondbacks Bank One Ballpark, Phoenix, AZ Mon May 26 2003, 4:35 PM EDT Att. 32,099 - Dome - 72 F		
Mark Loretta, R (1, 4) OBP: 0.333, SLG: 0.372	0-1 G1-3 1-2		2-3 K			1-3 K		0-1 G4-3 1-2 2-3		4 0 0 0 0 2 4			
Rondell White, R (1, 7) OBP: 0.348, SLG: 0.497	1-1 SF8 2-H					3-3 K		0-0 G5-3 3-H		3 0 1 2 0 1 1			
Dave Hansen, L (1, 3) OBP: 0.431, SLG: 0.370 Matt Herges, L (8, 1)	2-2 F8				0-2 CS 2B	1-1 F9		0-0 WP 1B 1B		3 1 1 0 0 0 1 0 0 0 0 0 0 0			
Xavier Nady, R (1, 9) OBP: 0.340, SLG: 0.455					0-0 SAFE G5-3 2-3			0-2 F8 2-3f		4 0 0 0 0 0 4			
Gary Matthews, S (1, 8) OBP: 0.257, SLG: 0.331					0-1 P3			0-0 1B		4 0 1 0 0 0 1			
Gary Bennett, R (1, 2) OBP: 0.309, SLG: 0.373					1-1 L7			3-3 K		4 0 1 1 0 2 1			
Lou Merloni, R (1, 5) OBP: 0.370, SLG: 0.323					3-3 K			2-1 P4		4 0 0 0 0 2 2			
Adam Eaton, R (1, 1) OBP: 0.357, SLG: 0.923 Jesse Orosco, R (7, 1) Luther Hackman, R (7, 1) Keith Lockhart, L (8, PH) OBP: 0.333, SLG: 0.373 Brian Buchanan, R (8, 3) OBP: 0.310, SLG: 0.406					2-2 F7			4-1 G4-3 G5-3 1B BB		2 1 2 1 0 0 0 0 0 0 0 0 0 0 0 0 0 0 0 0 0 0 1 0 0 1 0 0 1 0 0 0 0 1 1			
Inning Stats	R: 1 H: 1 E: 0 LOB: 0 K: 0 BB: 0 S: 13 P: 18	R: 0 H: 0 E: 0 LOB: 0 K: 1 BB: 0 S: 9 P: 13	R: 0 H: 1 E: 0 LOB: 1 K: 1 BB: 0 S: 11 P: 17	R: 0 H: 1 E: 0 LOB: 0 K: 0 BB: 0 S: 6 P: 7	R: 0 H: 0 E: 0 LOB: 0 K: 1 BB: 0 S: 7 P: 11	R: 1 H: 1 E: 0 LOB: 0 K: 3 BB: 0 S: 15 P: 24	R: 1 H: 2 E: 0 LOB: 1 K: 1 BB: 0 S: 12 P: 16	R: 1 H: 1 E: 0 LOB: 2 K: 0 BB: 1 S: 10 P: 19	R: 0 H: 1 E: 0 LOB: 1 K: 2 BB: 0 S: 9 P: 14	1B: 5 SF: 1 2B: 2 SAC: 0 3B: 0 DP: 0 HR: 1 HBP: 1	WP: 1 PA: 36 PB: 0 SB: 1 CS: 1		
PITCHER	IP WLS BF H R ER SO BB IBB HBP BLK WP HR S P ERA WHIP											PITCHER	IP WLS BF H R ER SO BB IBB HBP BLK WP HR S P ERA WHIP
Andrew Good, R (1, 1) ERA: 5.14	7.0 W 26 6 3 3 7 0 0 0 0 1 1 73 106 3.86 0.857												
Mike Koplove, R (8, 1) ERA: 2.3	1.0 6 1 1 1 0 1 0 0 1 0 0 10 19 9.00 2.000												
Matt Mantei, R (9, 1) ERA: 3.68	1.0 4 1 0 0 2 0 0 0 0 0 0 9 14 0.00 1.000												

AB	33
R	4
H	8
RBI	4
BB	1
SO	9
LOB	16



Batter	1	2	3	4	5	6	7	8	9	AB R H RBI BB SO LOB	TOP																
Eric Young Sr. R (1, 4) OBP: 0.359, SLG: 0.426	2-2 P5		4-2 SH2-3 BB			1-0 G6-3		1-1 G6-4-3 1-2f		3 0 0 0 1 0 1																	
Scott Podsednik, L (1, 8) OBP: 0.347, SLG: 0.394	0-2 1B		0-0 SH2-3 1-2 2-3			2-2 G4-3			2-1 F7	3 0 1 0 0 0 0																	
Richie Sexson, R (1, 3) OBP: 0.378, SLG: 0.528	2-1 L6		1-3 K			2-2 G6-3			0-1 BB 1B 1B	4 1 1 0 0 1 4																	
Geoff Jenkins, L (1, 7) OBP: 0.340, SLG: 0.534	1-3 K						0-1 P6		3-1 BB 1B 1B	4 1 1 0 0 1 1																	
John Vander Wal, L (1, 9) OBP: 0.370, SLG: 0.487		2-3 K				4-2 G6-3 BB			4-2 1B 1B BB	2 1 1 0 2 1 0 0 0 0 0 0 0 0																	
Mike DeJean, R (9, 1)									1-2 2-3																		
Wes Helms, R (1, 5) OBP: 0.326, SLG: 0.410		0-0 G5-3				1-2 G6-3 1-2f			1-3 K	4 0 0 0 0 1 5																	
Keith Osik, R (1, 2) OBP: 0.346, SLG: 0.234							1-0 F8																				
Brady Clark, R (9, PH) OBP: 0.333, SLG: 0.420		3-2 L6					0-0 FC6-4 1-2f		2-2 BB 1B	3 0 0 0 0 0 1 1 1 1 2 0 0 0																	
Royce Clayton, R (1, 6) OBP: 0.288, SLG: 0.341									1-3 2-H 3-H																		
Enrique Cruz, R (3, PR) OBP: 0.241, SLG: 0.192									1-2	0 0 0 0 0 0 0 2 0 0 0 0 2 0																	
Keith Ginter, R (9, PH) OBP: 0.353, SLG: 0.284			2-2 SH2-3 SH3-4 HBP				0-3 K		2-2 K 1B	1 0 1 2 0 0 0																	
Wayne Franklin, L (1, 1) OBP: 0.095, SLG: 0.095									2-H 3-H																		
Brooks Kieschnick, L (8, PH) OBP: 0.500, SLG: 0.800			0-0 SH3-4				2-1 F7		1-1 SAFE F9	1 0 0 0 0 0 0 1 0 1 0 0 0 0 0 0 0 0 0 0 0 1 0 0 0 0 0 1																	
Luis Vizcaino, R (8, 1)																											
Eddie Pérez, R (9, PH) OBP: 0.310, SLG: 0.417																											
Inning Stats	R: 0 E: 0 K: 1 S: 12	H: 1 LOB: 1 BB: 0 P: 16	R: 0 E: 0 K: 1 S: 7	H: 0 LOB: 0 BB: 0 P: 12	R: 0 E: 0 K: 1 S: 9	H: 0 LOB: 3 BB: 1 P: 16	R: 0 E: 0 K: 0 S: 8	H: 0 LOB: 0 BB: 1 P: 15	R: 0 E: 0 K: 1 S: 7	H: 0 LOB: 0 BB: 0 P: 10	R: 0 E: 0 K: 0 S: 8	H: 0 LOB: 0 BB: 0 P: 13	R: 0 E: 0 K: 0 S: 7	H: 1 LOB: 1 BB: 0 P: 10	R: 0 E: 0 K: 1 S: 12	H: 1 LOB: 0 BB: 0 P: 17	R: 4 E: 0 K: 1 S: 19	H: 4 LOB: 1 BB: 1 P: 33	1B: 7 2B: 0 3B: 0 HR: 0	SF: 0 SAC: 2 DP: 2 HBP: 1	WP: 0 PB: 0 SB: 0 CS: 0	PA: 36					
PITCHER	IP WLS BF H R ER SO BB IBB HBP BLK WP HR S P ERA WHIP																										
44 Jake Peavy, R (1, 1) ERA: 4.08	8.1		31	5	2	2	5	2	0	1	0	0	0	76	120	2.16	0.840										
Mike Matthews, L (9, 1) ERA: 5.28	0.0	L	1	0	0	0	0	1	0	0	0	0	0	2	6	∞	∞										
Matt Herges, R (9, 1) ERA: 2.42	0.2	B	4	2	2	2	1	0	0	0	0	0	0	11	16	27.00	3.000										

Milwaukee Brewers @ San Diego Padres
Qualcomm Stadium, San Diego, CA
Tue May 27 2003, 10:05 PM EDT
Att. 13,404 - Sunny - 72 F

AB	30
R	4
H	7
RBI	4
BB	3
SO	6
LOB	13



Batter	1	2	3	4	5	6	7	8	9	AB	R	H	RBI	BB	SO	LOB
Ramón Vázquez, L (1, 6) OBP: 0.351, SLG: 0.373	0-1 G3		0-0 SH1-4		3-2 1B BLK			1-0 G4-3		3	0	1	0	0	0	0
Mark Loretta, R (1, 4) OBP: 0.342, SLG: 0.387	1-1 1B		1-2 S 2B		0-1 1B			1-2 P4		4	0	3	2	0	0	0
Ryan Klesko, L (1, 3) OBP: 0.358, SLG: 0.482	0-2 F7		1-3 K		0-0 G6-3			0-1 G4-3		4	0	0	0	0	1	4
Rondell White, R (1, 7) OBP: 0.346, SLG: 0.491	3-2 G6-3		0-0 F8			1-1 F8			0-2 G4-6-3 1B	4	0	1	0	0	0	2
Xavier Nady, R (1, 9) OBP: 0.333, SLG: 0.445		3-3 K		0-0 F8		0-1 P3			0-1 G4-6-3	4	0	0	0	0	1	1
Gary Bennett, R (1, 2) OBP: 0.293, SLG: 0.352		2-3 K		0-1 F9		0-0 P3			3-3 K	3	0	0	0	0	1	0
Dave Hansen, L (9, PH) OBP: 0.424, SLG: 0.364										1	0	0	0	0	1	0
Gary Matthews, S (1, 8) OBP: 0.253, SLG: 0.326		2-2 F9		0-0 L8				1-0 G6-3		3	0	0	0	0	0	0
Lou Merloni, R (1, 5) OBP: 0.368, SLG: 0.323			1-1 SH1-4 44 HBP 2B 1B		1-1 G4-3			2-1 G5-3		3	1	1	0	0	0	0
44 Jake Peavy, R (1, 1) OBP: 0.167, SLG: 0.091			2-2 SH1-4 2B HBP		0-3 K			2-3 K		2	1	0	0	0	2	0
Mike Matthews, L (9, 1)										0	0	0	0	0	0	0
Matt Herges, L (9, 1)										0	0	0	0	0	0	0

Inning Stats	R: 0	H: 1	E: 0	K: 0	S: 10	R: 0	H: 0	E: 0	K: 2	S: 11	R: 2	H: 2	E: 0	K: 1	S: 13	R: 0	H: 0	E: 0	K: 0	S: 4	R: 0	H: 2	E: 0	K: 1	S: 11	R: 0	H: 0	E: 0	K: 0	S: 5	R: 0	H: 0	E: 0	K: 1	S: 6	R: 0	H: 0	E: 0	K: 0	S: 7	R: 0	H: 1	E: 0	K: 1	S: 8	1B: 5	SF: 0	2B: 1	SAC: 1	3B: 0	DP: 1	HR: 0	HBP: 1	WP: 0	PA: 33
--------------	------	------	------	------	-------	------	------	------	------	-------	------	------	------	------	-------	------	------	------	------	------	------	------	------	------	-------	------	------	------	------	------	------	------	------	------	------	------	------	------	------	------	------	------	------	------	------	-------	-------	-------	--------	-------	-------	-------	--------	-------	--------

PITCHER	IP	WLS	BF	H	R	ER	SO	BB	IBB	HBP	BLK	WP	HR	S	P	ERA	WHIP
Wayne Franklin, L (1, 1) ERA: 5.29	7.0		27	5	2	2	5	0	0	1	1	0	0	60	86	2.57	0.714
Luis Vizcaino, R (8, 1) ERA: 9.64	1.0	W	3	0	0	0	0	0	0	0	0	0	0	7	9	0.00	0.000
Mike DeJean, R (9, 1) ERA: 4.26	1.0	S	3	1	0	0	1	0	0	0	0	0	0	8	11	0.00	1.000

BOTTOM

Milwaukee Brewers @ San Diego Padres
Qualcomm Stadium, San Diego, CA

Tue May 27 2003, 10:05 PM EDT
Att. 13,404 - Sunny - 72 F

livebaseballscorecards.com

AB	31
R	2
H	6
RBI	2
BB	0
SO	6
LOB	7



Milwaukee Brewers @ San Diego Padres
Qualcomm Stadium, San Diego, CA
 Wed May 28 2003, 10:05 PM EDT
 Att. 12,373 - Sunny - 75 F

AB	38
R	6
H	12
RBI	6
BB	1
SO	5
LOB	11



WP:	0	PA:	39
PB:	0		
SB:	2		
CS:	0		

Batter	1	2	3	4	5	6	7	8	9	AB	R	H	RBI	BB	SO	LOB					
Eric Young Sr. R (1, 4) OBP: 0.355, SLG: 0.419	0-1 G4-3	2-2 1B		2-1 G5-3			0-2 G6-3		2-2 G4-3	5	0	1	0	0	0	0					
Scott Podsednik, L (1, 8) OBP: 0.349, SLG: 0.404	3-1 1B	2-2 1B		2-3 K			2-1 G4-3		3-1 G4-3	5	1	2	0	0	1	0					
Richie Sexson, R (1, 3) OBP: 0.374, SLG: 0.520	1-0 1B	1-2 G5-4-3		0-2 G5-3			2-3 K		2-1 G6-3	5	1	1	1	0	1	2					
Geoff Jenkins, L (1, 7) OBP: 0.343, SLG: 0.531	2-2 1B	4-0 BB		3-2 G4-3			2-3 K			3	1	1	0	1	1	0					
John Vander Wal, L (1, 9) Brady Clark, R (4, 9) OBP: 0.371, SLG: 0.488 OBP: 0.339, SLG: 0.423	1-2 1B	1-0 P5		2-1 1B			0-1 F8			2	1	1	0	0	0	2					
Wes Helms, R (1, 5) OBP: 0.325, SLG: 0.406	2-2 P4			1-1 G5-3			1-1 1B			4	1	1	0	0	0	4					
Eddie Pérez, R (1, 2) OBP: 0.315, SLG: 0.444	2-2 HR			1-1 G6-3			0-3 K			4	1	2	4	0	1	0					
Keith Ginter, R (1, 6) OBP: 0.358, SLG: 0.293	2-2 1B			3-2 G1-3			1-3 K			4	0	2	1	0	1	0					
Glendon Rusch, L (1, 1) Brooks Kieschnick, L (6, PH) Jayson Durocher, R (7, 1) Royce Clayton, R (8, PH) Valerio De Los Santos, L (8, 1) Luis Vizcaino, R (9, 1)	0-0 F7			0-0 G4-3			2-2 F7			2	0	0	0	0	0	1					
Inning Stats	R: 5 E: 0 K: 0 S: 21	H: 6 LOB: 1 BB: 0 P: 34	R: 0 E: 0 K: 0 S: 13	H: 2 LOB: 2 BB: 1 P: 23	R: 0 E: 0 K: 0 S: 6	H: 0 LOB: 0 BB: 0 P: 10	R: 0 E: 0 K: 1 S: 6	H: 0 LOB: 0 BB: 0 P: 10	R: 0 E: 0 K: 0 S: 10	H: 1 LOB: 1 BB: 0 P: 16	R: 0 E: 0 K: 2 S: 13	H: 0 LOB: 0 BB: 0 P: 16	R: 0 E: 0 K: 1 S: 8	H: 0 LOB: 0 BB: 0 P: 12	R: 1 E: 0 K: 1 S: 15	H: 3 LOB: 2 BB: 0 P: 22	R: 0 E: 0 K: 0 S: 9	H: 0 LOB: 0 BB: 0 P: 16	1B: 10 2B: 1 3B: 0 HR: 1	SF: 0 SAC: 0 DP: 1 HBP: 0	WP: 0 PA: 39

PITCHER	IP	WLS	BF	H	R	ER	SO	BB	IBB	HBP	BLK	WP	HR	S	P	ERA	WHIP
Carlton Loewer, R (1, 1) ERA: 6.43	1.0		11	8	5	5	0	0	0	0	0	0	1	30	47	45.00	8.000
Charles Nagy, R (2, 1) ERA: 3.75	5.0		16	1	0	0	3	1	0	0	0	0	0	39	62	0.00	0.400
Luther Hackman, R (7, 1) ERA: 4.5	2.0		9	3	1	1	2	0	0	0	0	0	0	23	34	4.50	1.500
Mike Matthews, L (9, 1) ERA: 5.12	1.0	W	3	0	0	0	0	0	0	0	0	0	0	9	16	0.00	0.000

PITCHER	IP	WLS	BF	H	R	ER	SO	BB	IBB	HBP	BLK	WP	HR	S	P	ERA	WHIP
Carlton Loewer, R (1, 1) ERA: 6.43	1.0		11	8	5	5	0	0	0	0	0	0	1	30	47	45.00	8.000
Charles Nagy, R (2, 1) ERA: 3.75	5.0		16	1	0	0	3	1	0	0	0	0	0	39	62	0.00	0.400
Luther Hackman, R (7, 1) ERA: 4.5	2.0		9	3	1	1	2	0	0	0	0	0	0	23	34	4.50	1.500
Mike Matthews, L (9, 1) ERA: 5.12	1.0	W	3	0	0	0	0	0	0	0	0	0	0	9	16	0.00	0.000

BOTTOM

Milwaukee Brewers @ San Diego Padres
Qualcomm Stadium, San Diego, CA

livebaseballscorecards.com

AB 30
R 2
H 5
RBI 2
BB 7
SO 6
LOB 17



WP: 0 PA: 39
PB: 0
SB: 1
CS: 1

ERA WHIP

ERA 3.69
WHIP 1.765

0.00 0.000

0.00 0.000

0.00 2.000

Thu May 29 2003, 5:05 PM EDT
Att. 13,192 - Cloudy - 63 F

AB R H RBI BB SO LOB

5	1	2	0	0	1	2
3	0	0	0	2	0	0
5	0	0	0	0	1	4
1	0	0	0	3	0	0
3	0	0	1	0	0	2
2	1	0	0	2	0	3
4	0	1	0	0	2	3
2	0	0	1	0	1	3
1	0	0	0	0	0	0
3	0	2	0	0	1	0
0	0	0	0	0	0	0
1	0	0	0	0	0	0

Batter	1	2	3	4	5	6	7	8	9
Ramón Vázquez, L OBP: 0.362, SLG: 0.381 (1, 6)	0-2 G4-3 1		1-0 BB BB HBP 1B	0-3 K 3		0-0 G5-3 3			3-2 BB 1B
Mark Loretta, R OBP: 0.345, SLG: 0.377 (1, 4)	0-1 F9 2		1 SAFE 4-1 BB 1 SAFE HBP BB 1-2 BB		1-1 G6-3 1		2-2 G4-3 1	4-2 BB 1-2 BB	
Sean Burroughs, L OBP: 0.314, SLG: 0.387 (1, 5)	1-2 G3-1 3		0-1 L7 2		3-2 G6-3 2		1-3 K 2	2-0 G3 3	
Ryan Klesko, L OBP: 0.367, SLG: 0.478 (1, 3)		4-0 FC5-4 BB	4-1 HBP 1-2 BB 2-3		4-1 BB		0-0 F9 3		
Brian Buchanan, R OBP: 0.338, SLG: 0.472 (1, 9)		3-2 FC5-4 BB 1-2f	2-2 HBP 1-2 BB 2-3 3-H		0-0 P4 3		1-1 G3-1 1		
Gary Matthews, S OBP: 0.263, SLG: 0.326 (1, 8)		4-0 BB 1-2	2-1 P6 3		4-2 E S SF9 BB		3-1 G3-1 2		
Gary Bennett, R OBP: 0.313, SLG: 0.419 (1, 2)		2-1 F5 2		0-2 FC3-6 1B		1-3 K 1-3	2-3 K 3		
Jermaine Clark, L OBP: 0.328, SLG: 0.367 (1, 7) Keith Lockhart, L (9, PH)		2-3 K 3		2-0 FC3-6 CS 1-2f		0-0 SF9 2		3-2 P5 1	
Brian Lawrence, R OBP: 0.321, SLG: 0.481 (1, 1) Matt Herges, L (9, 1) Dave Hansen, L (9, PH)			1-3 K 1	1 SAFE 2-1 BB 1 SAFE K CS 1-2f		2-1 K 2		3-2 F7 2	

Inning Stats	R: 0 H: 0 E: 0 K: 8	H: 0 LOB: 0 BB: 0 P: 9	R: 0 H: 0 E: 0 K: 10	H: 0 LOB: 2 BB: 2 P: 25	R: 1 H: 1 E: 0 K: 12	H: 1 LOB: 3 BB: 2 P: 26	R: 0 H: 2 E: 0 K: 9	H: 2 LOB: 1 BB: 0 P: 13	R: 0 H: 0 E: 0 K: 7	H: 0 LOB: 1 BB: 1 P: 15	R: 1 H: 1 E: 0 K: 12	H: 1 LOB: 1 BB: 1 P: 19	R: 0 H: 0 E: 0 K: 7	H: 0 LOB: 0 BB: 0 P: 10	R: 0 H: 0 E: 0 K: 7	H: 0 LOB: 0 BB: 0 P: 13	R: 0 H: 1 E: 0 K: 14	H: 1 LOB: 2 BB: 1 P: 29
--------------	---------------------	------------------------	----------------------	-------------------------	----------------------	-------------------------	---------------------	-------------------------	---------------------	-------------------------	----------------------	-------------------------	---------------------	-------------------------	---------------------	-------------------------	----------------------	-------------------------

PITCHER	IP	WLS	BF	H	R	ER	SO	BB	IBB	HBP	BLK	WP	HR	S	P	ERA	WHIP
Matt Kinney, R ERA: 3.69 (1, 1)	5.2		27	4	2	2	4	6	0	1	0	0	0	57	106	3.18	1.765
Valerio De Los Santos, L ERA: 4.73 (6, 1)	1.1		4	0	0	0	1	0	0	0	0	0	0	8	11	0.00	0.000
Leo Estrella, R ERA: 1.17 (8, 1)	1.0	W	3	0	0	0	1	0	0	0	0	0	0	7	13	0.00	0.000
Mike DeJean, R ERA: 4.1 (9, 1)	1.0	S	5	1	0	0	0	1	0	0	0	0	0	14	29	0.00	2.000

Batter	1	2	3	4	5	6	7	8	9	AB	R	H	RBI	BB	SO	LOB
Ramón Vázquez, L (1, 6) OBP: 0.356, SLG: 0.374	0-0 G1-6-3		0-1 G4-3			0-0 G6-3		2-1 E8		4	0	0	0	0	0	0
Mark Loretta, R (1, 4) OBP: 0.345, SLG: 0.376 Jaret Wright, R (7, 1) OBP: 0.333, SLG: 0.667 Dave Hansen, L (8, PH) OBP: 0.412, SLG: 0.351 Brian Buchanan, R (8, PH) OBP: 0.346, SLG: 0.472	0-2 G4-3			1-2 F7		0-0 1B		4-2 BB		3	0	1	0	0	0	0
Ryan Klesko, L (1, 3) OBP: 0.364, SLG: 0.479 Scott Linebrink, R (9, 1)	0-0 2B			0-3 K		0-3 K		3-1 P3		4	0	1	0	0	2	3
Rondell White, R (1, 7) OBP: 0.347, SLG: 0.483 Lou Merloni, R (8, 7) OBP: 0.358, SLG: 0.304	0-0 F9			2-2 1B			1-0 F8		0-1 G5-3	3	0	1	0	0	0	1
Sean Burroughs, L (1, 5) OBP: 0.312, SLG: 0.384		0-0 F7		0-0 F7			0-0 G1-3		2-1 1B	4	1	1	0	0	0	1
Xavier Nady, R (1, 9) OBP: 0.335, SLG: 0.447		0-0 G5-3			0-0 L4-6		1-0 G4-3		1-2 1B	4	1	2	0	0	0	0
Gary Matthews, S (1, 8) OBP: 0.263, SLG: 0.324		3-3 K			1-1 L4-6			1-1 G3-1	0-0 FC6-4	4	0	1	1	0	1	1
Gary Bennett, R (1, 2) OBP: 0.304, SLG: 0.406 Miguel Ojeda, R (8, 2) OBP: 0.158, SLG: 0.211			1-2 F7		2-3 K			1-1 F9	0-0 FC6-4	2	0	0	0	0	1	0
Brian Tollberg, R (1, 1) Jesse Orosco, R (6, 1) Keith Lockhart, L (6, PH) OBP: 0.329, SLG: 0.381			2-2 G6-3			1-2 F8		2-0 E	0-1 P2	2	0	0	0	0	0	0

Inning Stats	R: 0	H: 1	E: 0	LOB: 1	K: 0	BB: 0	S: 6	R: 0	H: 0	E: 0	LOB: 0	K: 1	BB: 0	S: 6	R: 0	H: 1	E: 0	LOB: 1	K: 1	BB: 0	S: 11	R: 0	H: 1	E: 0	LOB: 0	K: 1	BB: 0	S: 6	R: 0	H: 1	E: 0	LOB: 1	K: 1	BB: 0	S: 8	R: 0	H: 0	E: 0	LOB: 0	K: 0	BB: 0	S: 3	R: 1	H: 1	E: 1	LOB: 2	K: 0	BB: 1	S: 12	R: 2	H: 3	E: 0	LOB: 1	K: 0	BB: 0	S: 11	1B: 5	SF: 0	2B: 4	SAC: 0	3B: 0	DP: 1	HR: 0	HBP: 0	WP: 0	PA: 36
--------------	------	------	------	--------	------	-------	------	------	------	------	--------	------	-------	------	------	------	------	--------	------	-------	-------	------	------	------	--------	------	-------	------	------	------	------	--------	------	-------	------	------	------	------	--------	------	-------	------	------	------	------	--------	------	-------	-------	------	------	------	--------	------	-------	-------	-------	-------	-------	--------	-------	-------	-------	--------	-------	--------

PITCHER	IP	WLS	BF	H	R	ER	SO	BB	IBB	HBP	BLK	WP	HR	S	P	ERA	WHIP
Curt Schilling, R (1, 1) ERA: 3.04	6.2	W	23	4	0	0	4	0	0	0	0	0	0	50	64	0.00	0.600
Oscar Villarreal, R (7, 1) ERA: 3.19	1.0		5	1	1	0	0	0	0	0	0	0	0	8	15	0.00	1.000
Stephen Randolph, L (8, 1) ERA: 5.94	1.1		8	3	2	2	0	1	0	0	0	0	0	16	26	13.50	3.000

BOTTOM

Arizona Diamondbacks @ San Diego Padres
Qualcomm Stadium, San Diego, CA

AB	35
R	3
H	8
RBI	2
BB	1
SO	4
LOB	8



PITCHER	IP	WLS	BF	H	R	ER	SO	BB	IBB	HBP	BLK	WP	HR	S	P	ERA	WHIP
Curt Schilling, R (1, 1) ERA: 3.04	6.2	W	23	4	0	0	4	0	0	0	0	0	0	50	64	0.00	0.600
Oscar Villarreal, R (7, 1) ERA: 3.19	1.0		5	1	1	0	0	0	0	0	0	0	0	8	15	0.00	1.000
Stephen Randolph, L (8, 1) ERA: 5.94	1.1		8	3	2	2	0	1	0	0	0	0	0	16	26	13.50	3.000

Fri May 30 2003, 10:05 PM EDT
Att: 19,685 - Cloudy - 68 F

livebaseballscorecards.com

Batter	1	2	3	4	5	6	7	8	9
Ramón Vázquez, L OBP: 0.350, SLG: 0.367 Mark Loretta, R OBP: 0.348, SLG: 0.380	G6-3 FC4			G5-3		B1-3		1B 1B	
Keith Lockhart, L OBP: 0.324, SLG: 0.373 Lou Merloni, R OBP: 0.354, SLG: 0.304	1B 1B	G3-1		G6-3		K		SF9	
Rondell White, R OBP: 0.348, SLG: 0.481	1B 1B	F8		G5-3		E6 FC7-2		1B	
Ryan Klesko, L OBP: 0.365, SLG: 0.497	1B 2B 1B	HR			K	K		K	
Sean Burroughs, L OBP: 0.322, SLG: 0.393	F7	E8 1B			1B 1B	1B		1B	
Xavier Nady, R OBP: 0.338, SLG: 0.448 Jesse Orosco, R Matt Herges, L	1B 1B	K			1B	FC7-2			
Gary Matthews, S OBP: 0.268, SLG: 0.333	1B 2B		G3		F8			1B 1B	
Gary Bennett, R OBP: 0.315, SLG: 0.412	1B 1B		G1-3		G5-3			SF9 1B	
Adam Eaton, R OBP: 0.375, SLG: 0.867 Mike Matthews, L Luther Hackman, R Brian Buchanan, R OBP: 0.341, SLG: 0.466	1B FC4 1B		K			G3-1		K	

Inning Stats	R: 5 E: 0 K: 0 S: 23	H: 7 LOB: 2 BB: 0 P: 40	R: 1 E: 1 K: 1 S: 12	H: 2 LOB: 1 BB: 0 P: 16	R: 0 E: 0 K: 1 S: 8	H: 0 LOB: 0 BB: 0 P: 13	R: 0 E: 0 K: 0 S: 8	H: 0 LOB: 0 BB: 0 P: 12	R: 0 E: 0 K: 1 S: 6	H: 2 LOB: 2 BB: 0 P: 11	R: 0 E: 0 K: 1 S: 6	H: 0 LOB: 0 BB: 0 P: 12	R: 0 E: 1 K: 1 S: 9	H: 1 LOB: 1 BB: 0 P: 15	R: 2 E: 0 K: 2 S: 18	H: 4 LOB: 2 BB: 0 P: 25
--------------	-------------------------------	----------------------------------	-------------------------------	----------------------------------	------------------------------	----------------------------------	------------------------------	----------------------------------	------------------------------	----------------------------------	------------------------------	----------------------------------	------------------------------	----------------------------------	-------------------------------	----------------------------------

PITCHER	IP	WLS	BF	H	R	ER	SO	BB	IBB	HBP	BLK	WP	HR	S	P	ERA	WHIP
Elmer Dessens, R ERA: 5.45	(1, 1)	5.0		26	11	6	3	0	0	0	0	0	1	58	92	10.80	2.200
Eddie Oropesa, L ERA: 2.7	(6, 1)	1.1		6	1	0	2	0	0	0	0	0	0	14	25	0.00	0.750
Scott Service, R ERA: 5.79	(7, 1)	1.0	L	4	2	2	1	0	0	0	0	0	0	9	14	18.00	2.000
Mike Myers, L ERA: 4.8	(8, 1)	0.0	B	1	1	0	0	0	0	0	0	0	0	2	3	∞	∞
Oscar Villarreal, R ERA: 3.13	(8, 1)	0.2		3	1	0	1	0	0	0	0	0	0	8	10	0.00	1.500

BOTTOM

AB	R	H	RBI	BB	SO	LOB
4	0	0	0	0	0	2
1	0	1	1	0	0	0
4	1	1	0	0	1	0
0	0	0	1	0	0	0
5	1	2	0	0	0	0
5	2	2	2	0	3	3
4	0	3	0	0	0	2
4	1	2	1	0	1	3
0	0	0	0	0	0	0
0	0	0	0	0	0	0
4	2	2	1	0	0	2
4	1	2	2	0	0	2
2	0	1	0	0	1	0
1	0	0	0	0	0	0
0	0	0	0	0	0	0
1	0	0	0	0	1	2

Arizona Diamondbacks @ San Diego Padres
Qualcomm Stadium, San Diego, CA

Sat May 31 2003, 10:05 PM EDT
Att: 31,735 - Cloudy - 68 F

AB	39
R	8
H	16
RBI	8
BB	0
SO	7
LOB	16



WP	PA
0	40
PB: 0	
SB: 0	
CS: 0	

Batter	1	2	3	4	5	6	7	8	9	AB R H RBI BB SO LOB	TOP		
David Dellucci, L (1, 8) OBP: 0.354, SLG: 0.480 Steve Finley, L (3, 8) OBP: 0.373, SLG: 0.472	0-3 K2-3			4-2 FC2-6 BB	4-1 1B BB	0-1 2B		1-1 P6		1 0 0 0 0 1 0 2 1 1 1 2 0 0			
Alex Cintron, S (1, 6) OBP: 0.333, SLG: 0.479 Tony Womack, L (6, PR) OBP: 0.242, SLG: 0.301	0-2 G6-3			0-0 FC2-6 BB 1B 1-2f	4-1 1B BB	0-0 2B		0-0 F7		3 1 1 2 1 0 1 1 1 0 0 0 0 0			
Danny Bautista, R (1, 9) OBP: 0.307, SLG: 0.350	1-2 F8			0-0 BB 1-2 1B	1-3 K	0-1 1B 2B				5 3 3 1 0 1 3			
Luis Gonzalez, L (1, 7) OBP: 0.371, SLG: 0.559				0-0 F8	2-2 1B	0-1 1B				5 1 3 4 0 0 2			
Shea Hillenbrand, R (1, 5) OBP: 0.337, SLG: 0.436				4-2 1B BB 1-2 2-3	0-0 L5	3-2 G6-3				3 0 0 0 2 1 5			
Mark Grace, L (1, 3) OBP: 0.326, SLG: 0.408				1-0 1B						5 0 1 2 0 0 1			
Carlos Baerga, S (1, 4) OBP: 0.324, SLG: 0.447 Jose Valverde, R (9, 1)				0-1 G4-3	1-0 G6-3					3 1 0 0 1 0 2 0 0 0 0 0 0 0			
Rod Barajas, R (1, 2) OBP: 0.301, SLG: 0.432				0-3 K						4 1 1 0 0 1 1			
31 Edgar Gonzalez, R (1, 1) OBP: 0.500, SLG: 0.500 Oscar Villarreal, L (6, 1) Eddie Oropesa, L (7, 1) Junior Spivey, R (7, 4) Lyle Overbay, L (9, PH) OBP: 0.365, SLG: 0.403				0-0 G6-3						2 1 1 0 0 0 0 0 0 0 0 0 0 0 0 0 0 0 0 0 0 1 0 0 0 0 1 0 1 0 0 0 0 0 0			
Inning Stats	R: 0 H: 0 E: 0 LOB: 0 K: 1 BB: 0 S: 9 P: 10	R: 0 H: 0 E: 0 LOB: 0 K: 1 BB: 0 S: 6 P: 8	R: 0 H: 0 E: 0 LOB: 0 K: 1 BB: 0 S: 6 P: 6	R: 2 H: 2 E: 0 LOB: 2 K: 0 BB: 2 S: 11 P: 21	R: 1 H: 2 E: 0 LOB: 3 K: 1 BB: 2 S: 15 P: 26	R: 5 H: 5 E: 0 LOB: 2 K: 0 BB: 1 S: 19 P: 28	R: 0 H: 0 E: 0 LOB: 0 K: 0 BB: 0 S: 6 P: 9	R: 0 H: 0 E: 0 LOB: 0 K: 1 BB: 0 S: 6 P: 9	R: 2 H: 2 E: 0 LOB: 0 K: 0 BB: 1 S: 15 P: 25	1B: 6 SF: 0 2B: 4 SAC: 1 3B: 0 DP: 1 HR: 1 HBP: 0	WP: 0 PA: 43 PB: 0 SB: 0 CS: 0		
PITCHER	IP WLS BF H R ER SO BB IBB HBP BLK WP HR S P ERA WHIP											PITCHER	IP WLS BF H R ER SO BB IBB HBP BLK WP HR S P ERA WHIP
44 Jake Peavy, R (1, 1) ERA: 4.62	5.2 L 29 7 7 7 4 5 0 0 0 0 0 0 58 88 11.12 2.118												
Charles Nagy, R (6, 1) ERA: 4.38	0.1 3 2 1 1 0 0 0 0 0 0 0 0 8 11 27.00 6.000												
Scott Linebrink, R (7, 1) ERA: 3.89	2.0 6 0 0 0 1 0 0 0 0 0 0 0 12 18 0.00 0.000												
Jaret Wright, R (9, 1) ERA: 8.9	1.0 5 2 2 2 0 1 0 0 0 0 0 0 1 15 25 18.00 3.000												

Arizona Diamondbacks @ San Diego Padres
Qualcomm Stadium, San Diego, CA

Sun Jun 01 2003, 5:00 PM EDT
Att. 24,355 - Sunny - 73 F

AB	36
R	10
H	11
RBI	10
BB	6
SO	5
LOB	15



Batter	1	2	3	4	5	6	7	8	9	AB R H RBI BB SO LOB
Gary Matthews, S OBP: 0.271, SLG: 0.332 (1, 8)	2-2 G4-3 1B		4-2 CS BB		0-0 F8	1-0 F8			2-3 K	4 0 1 0 1 1 3
Mark Loretta, R OBP: 0.359, SLG: 0.404 (1, 4)	0-1 G4-3 1-2f		2-1 CS 1-2	2-1 2B 1B	2-2 G1-3 1B		4-2 1B BB		1-2 HR	4 2 3 1 1 0 1
Rondell White, R OBP: 0.359, SLG: 0.508 (1, 7)	0-1 HR			2-0 1B 2B	0-1 G1-3		0-1 1-2 1B		4-2 1B BB	4 1 3 1 1 0 2
Ryan Klesko, L OBP: 0.361, SLG: 0.487 (1, 3)	2-2 G3-1			2-3 K	3-3 K		2-3 K		0-1 BB 1-3 1B	5 0 1 0 0 3 6
Sean Burroughs, L OBP: 0.335, SLG: 0.398 (1, 5)		0-0 G6-4-3 1B		4-0 1B IBB		0-1 2B 1B	3-1 L5		4-2 1-2 BB	3 1 2 0 2 0 2
Xavier Nady, R OBP: 0.335, SLG: 0.442 (1, 9)		2-0 G6-4-3 1-2f		0-1 1-2 2-3 3-H 1B		0-0 F7	3-3 K		0-3 K	5 0 1 1 0 2 7
Lou Merloni, R OBP: 0.345, SLG: 0.311 (1, 6)		0-0 F9		2-3 K		1-1 1-H 2B		3-3 K	0-3 K	5 0 1 1 0 3 6
Miguel Ojeda, R OBP: 0.130, SLG: 0.174 (1, 2)			0-0 P6	0-1 G6-3		3-2 P6		2-3 K		4 0 0 0 0 1 4
44 Jake Peavy, R OBP: 0.192, SLG: 0.125 Charles Nagy, L (6, PH) Keith Lockhart, L OBP: 0.333, SLG: 0.373 Scott Linebrink, R (7, 1) Brian Buchanan, R OBP: 0.337, SLG: 0.459 Jaret Wright, R OBP: 0.333, SLG: 0.667 (9, 1)			2-3 K		1-1 G1-3 1B	4-2 BB		1-1 P4		2 0 1 0 0 1 0 0 0 0 0 0 0 0 0 0 0 0 1 0 0 0 0 0 0 0 0 0 1 0 0 0 0 0 0 0 0 0 0 0 0 0

Inning Stats	R: 1	H: 2	E: 0	K: 0	S: 11	LOB: 0	BB: 0	P: 15	R: 0	H: 1	E: 0	K: 0	S: 3	LOB: 0	BB: 0	P: 5	R: 0	H: 0	E: 0	K: 1	S: 8	LOB: 0	BB: 1	P: 15	R: 1	H: 3	E: 0	K: 2	S: 13	LOB: 3	BB: 1	P: 25	R: 0	H: 2	E: 0	K: 1	S: 15	LOB: 2	BB: 0	P: 21	R: 1	H: 2	E: 0	K: 0	S: 13	LOB: 2	BB: 1	P: 22	R: 0	H: 1	E: 0	K: 2	S: 16	LOB: 2	BB: 1	P: 28	R: 0	H: 0	E: 0	K: 2	S: 8	LOB: 0	BB: 0	P: 14	R: 1	H: 2	E: 0	K: 3	S: 20	LOB: 3	BB: 2	P: 31	1B: 9	2B: 2	3B: 0	HR: 2	SF: 0	SAC: 0	DP: 2	HBP: 0	WP: 0	PB: 0	SB: 0	CS: 1	PA: 44
--------------	------	------	------	------	-------	--------	-------	-------	------	------	------	------	------	--------	-------	------	------	------	------	------	------	--------	-------	-------	------	------	------	------	-------	--------	-------	-------	------	------	------	------	-------	--------	-------	-------	------	------	------	------	-------	--------	-------	-------	------	------	------	------	-------	--------	-------	-------	------	------	------	------	------	--------	-------	-------	------	------	------	------	-------	--------	-------	-------	-------	-------	-------	-------	-------	--------	-------	--------	-------	-------	-------	-------	--------

PITCHER	IP	WLS	BF	H	R	ER	SO	BB	IBB	HBP	BLK	WP	HR	S	P	ERA	WHIP
31 Edgar Gonzalez, R ERA: 4.76 (1, 1)	5.2	W	27	10	3	3	4	2	1	0	0	0	1	62	101	4.76	2.118
Oscar Villarreal, R ERA: 3.11 (6, 1)	0.1		3	1	0	0	0	1	0	0	0	0	0	9	14	0.00	6.000
Eddie Oropesa, L ERA: 2.08 (7, 1)	2.0		6	0	0	0	4	0	0	0	0	0	0	16	30	0.00	0.000
Jose Valverde, R ERA: 9.0 (9, 1)	1.0		7	2	1	1	3	2	0	0	0	0	1	20	31	9.00	4.000

BOTTOM

Arizona Diamondbacks @ San Diego Padres
Qualcomm Stadium, San Diego, CA

Sun Jun 01 2003, 5:00 PM EDT
Att. 24,355 - Sunny - 73 F

livebaseballscorecards.com

AB	37
R	4
H	13
RBI	4
BB	6
SO	11
LOB	31



Arizona Diamondbacks @ San Diego Padres
Qualcomm Stadium, San Diego, CA

Mon Jun 02 2003, 10:05 PM EDT
Att. 14,496 - Cloudy - 66 F

AB	35
R	1
H	8
RBI	1
BB	1
SO	4
LOB	16



Batter	1	2	3	4	5	6	7	8	9	AB	R	H	RBI	BB	SO	LOB											
Tony Womack, L (1, 6) OBP: 0.242, SLG: 0.299	0-1 L7		2-2 G1-3		2-1 1-H BB 1B		1-1 G6-3			4	0	1	1	0	0	0											
Steve Finley, L (1, 8) OBP: 0.370, SLG: 0.464	2-1 F8		1-3 K		4-1 1-2 BB			2-1 G3		3	0	0	0	1	1	0											
Danny Bautista, R (1, 9) OBP: 0.305, SLG: 0.347	1-1 1B 1B		3-2 G4-3		0-2 F9			2-3 K		4	0	1	0	0	1	2											
Luis Gonzalez, L (1, 7) OBP: 0.373, SLG: 0.558	0-0 FC4 1-2 1B			1-0 G3			3-2 1B		3-2 G3-1		4	0	2	0	0	0											
Shea Hillenbrand, R (1, 5) OBP: 0.335, SLG: 0.432	1-2 FC4 1-2f			0-0 P3		1-0 L7			2-1 G1-3 1B 1B		4	0	1	0	0	3											
Lyle Overbay, L (1, 3) OBP: 0.362, SLG: 0.398		0-0 G4-3		0-0 L9		0-0 F7			1-1 G1-3 1B		4	0	1	0	0	1											
Junior Spivey, R (1, 4) OBP: 0.312, SLG: 0.408		1-2 G5-6-3 1B			1-0 G6-3	1-2 G4-3			2-2 L8		4	0	1	0	0	3											
Chad Moeller, R (1, 2) OBP: 0.381, SLG: 0.528		0-0 G5-6-3			0-1 WP 1B 1B		0-3 K		0-1 G1-3		4	1	1	0	0	1											
John Patterson, R (1, 1) Eddie Oropesa, L (6, 1) Carlos Baerga, S (7, PH) Mike Myers, L (7, 1) Scott Service, R (7, 1) Quinton McCracken, S (9, PH)		1-1 G4-3			1-3 K		2-2 G3-1		0-1 G1-3		2	0	0	0	0	1											
Inning Stats	R: 0 E: 0 K: 0 S: 10	H: 2 LOB: 2 BB: 0 P: 14	R: 0 E: 0 K: 0 S: 7	H: 1 LOB: 1 BB: 0 P: 9	R: 0 E: 0 K: 1 S: 10	H: 0 LOB: 0 BB: 0 P: 16	R: 0 E: 0 K: 0 S: 3	H: 0 LOB: 0 BB: 0 P: 4	R: 1 E: 0 K: 1 S: 14	H: 2 LOB: 2 BB: 1 P: 21	R: 0 E: 0 K: 0 S: 8	H: 1 LOB: 1 BB: 0 P: 13	R: 0 E: 0 K: 1 S: 9	H: 0 LOB: 0 BB: 0 P: 12	R: 0 E: 0 K: 1 S: 8	H: 0 LOB: 0 BB: 0 P: 15	R: 0 E: 0 K: 0 S: 11	H: 2 LOB: 2 BB: 0 P: 16	1B: 8 2B: 0 3B: 0 HR: 0	SF: 0 SAC: 0 DP: 0 HBP: 0	WP: 1 PB: 0 SB: 0 CS: 0	PA: 36					
PITCHER	IP	WLS	BF	H	R	ER	SO	BB	IBB	HBP	BLK	WP	HR	S	P	ERA	WHIP										
Carlton Loewer, R (1, 1) ERA: 5.21	5.0	W	21	5	1	1	2	1	0	0	0	1	0	44	64	1.80	1.200										
Mike Matthews, L (6, 1) ERA: 4.72	1.0	H	4	1	0	0	0	0	0	0	0	0	0	8	13	0.00	1.000										
Luther Hackman, R (7, 1) ERA: 4.76	2.0	H	6	0	0	0	2	0	0	0	0	0	0	17	27	0.00	0.000										
Matt Herges, R (9, 1) ERA: 2.22	1.0	S	5	2	0	0	0	0	0	0	0	0	0	11	16	0.00	2.000										

livebaseballscores.com

Batter	1	2	3	4	5	6	7	8	9	AB	R	H	RBI	BB	SO	LOB
Gary Matthews, S OBP: 0.275, SLG: 0.332 (1, 8)	2-1 F8		4-1 1B BB	1-3 K		0-0 3-H 1B				3	0	1	1	1	1	1
Mark Loretta, R OBP: 0.357, SLG: 0.398 (1, 4)	2-3 K		1-0 F9		4-1 FC3-6 BB	3-1 F8				3	0	0	0	1	1	3
Rondell White, R OBP: 0.357, SLG: 0.503 (1, 7)	2-1 G6-3		2-0 1B		0-0 F8		1-1 G3			4	0	1	0	0	0	1
Ryan Klesko, L OBP: 0.364, SLG: 0.484 (1, 3)		2-2 CS 1B	2-2 P6		0-0 FC3-6 1-2f		4-2 BB			3	0	1	0	1	0	4
Sean Burroughs, L OBP: 0.339, SLG: 0.412 (1, 5)		3-1 1B		0-0 G5-3 3B	1 SAFE FC3-6 1-2f		0-1 P5			4	1	2	0	0	0	2
Xavier Nady, R OBP: 0.333, SLG: 0.443 (1, 9)		3-2 L9		0-1 G5-3		1-0 1B G6-4-3 2B	0-3 K			4	1	1	1	0	1	2
Gary Bennett, R OBP: 0.325, SLG: 0.417 (1, 2)		0-3 K		2-2 2B G4-3 1B		1-1 G6-4-3 1B 1B				4	2	2	0	0	2	1
Lou Merloni, R OBP: 0.352, SLG: 0.325 (1, 6)			1-2 F9	0-0 G4-3 2B		4-0 G6-4-3 1-2 BB				3	0	1	0	1	0	0
Carlton Loewer, R OBP: 0.329, SLG: 0.368 (1, 1)			4-2 1B BB	2-2 G4-3		0-0 G6-4-3				1	0	0	1	1	0	1
Mike Matthews, L OBP: 0.412, SLG: 0.351 (6, PH)										0	0	0	0	0	0	0
Dave Hansen, L OBP: 0.353, SLG: 0.453 (6, PH)										0	0	0	0	0	0	0
Brian Buchanan, R OBP: 0.353, SLG: 0.453 (7, 1)										1	0	0	0	0	0	2
Luther Hackman, R OBP: 0.353, SLG: 0.453 (8, PH)										0	0	0	0	0	0	0
Keith Lockhart, L OBP: 0.329, SLG: 0.368 (8, PH)										1	0	0	0	0	0	0
Matt Herge, L (9, 1)										0	0	0	0	0	0	0

Inning Stats	R: 0	H: 0	E: 0	K: 1	S: 7	R: 0	H: 2	E: 0	K: 1	S: 11	R: 0	H: 1	E: 0	K: 0	S: 13	R: 2	H: 3	E: 0	K: 1	S: 14	R: 0	H: 0	E: 0	K: 0	S: 6	R: 2	H: 3	E: 0	K: 0	S: 7	R: 0	H: 0	E: 0	K: 1	S: 9	R: 0	H: 0	E: 0	K: 1	S: 9	R: 0	H: 0	E: 0	K: 1	S: 9	1B: 6	SF: 0	2B: 2	SAC: 0	3B: 1	DP: 1	HR: 0	HBP: 0	WP: 0	PA: 36
--------------	------	------	------	------	------	------	------	------	------	-------	------	------	------	------	-------	------	------	------	------	-------	------	------	------	------	------	------	------	------	------	------	------	------	------	------	------	------	------	------	------	------	------	------	------	------	------	-------	-------	-------	--------	-------	-------	-------	--------	-------	--------

PITCHER	IP	WLS	BF	H	R	ER	SO	BB	IBB	HBP	BLK	WP	HR	S	P	ERA	WHIP
John Patterson, R ERA: 9.0 (1, 1)	5.0	L	26	8	4	4	3	4	0	0	0	0	0	54	97	7.20	2.400
Eddie Oropesa, L ERA: 1.86 (6, 1)	1.0		3	1	0	0	0	0	0	0	0	0	0	4	7	0.00	1.000
Mike Myers, L ERA: 4.6 (7, 1)	0.2		3	0	0	0	0	1	0	0	0	0	0	6	11	0.00	1.500
Scott Service, R ERA: 5.28 (7, 1)	1.1		4	0	0	0	2	0	0	0	0	0	0	12	18	0.00	0.000

BOTTOM

Arizona Diamondbacks @ San Diego Padres
Qualcomm Stadium, San Diego, CA

Mon Jun 02 2003, 10:05 PM EDT
Att. 14,496 - Cloudy - 66 F

livebaseballscorecards.com

AB	31
R	4
H	9
RBI	3
BB	5
SO	5
LOB	17



Batter	1	2	3	4	5	6	7	8	9	AB R H RBI BB SO LOB	TOP											
Alex Sanchez, L (1, 8) OBP: 0.307, SLG: 0.358	0-1 CS 1B		1-1 SAFE 1-1 G4-3			0-1 G5-3 1B		1-0 G6-3		4 0 2 0 0 0 2												
Ramon Santiago, S (1, 4) OBP: 0.302, SLG: 0.273	1-3 K		1-2 G4-3			0-1 G5-3		0-2 HR 1B		4 1 1 0 0 1 2												
Bobby Higginson, L (1, 9) OBP: 0.357, SLG: 0.374	3-2 F9		1-0 F9			1-0 G1-3		2-2 SAFE HR 1B		4 1 1 0 0 0 1												
Dmitri Young, S (1, 7) OBP: 0.345, SLG: 0.505		2-0 F7		3-2 L8		0-1 G6-3		0-0 HR 1B		4 1 1 3 0 0 0												
Kevin Witt, L (1, 3) OBP: 0.310, SLG: 0.447		2-2 G1-3		1-3 K		0-2 G3		1-3 K		3 0 0 0 0 1 0												
Shane Halter, R (9, PH) OBP: 0.240, SLG: 0.300				3-2 K		1-1 G5-3				1 0 0 0 0 1 0												
15 Brandon Inge, R (1, 2) OBP: 0.216, SLG: 0.273		1-1 G5-3		3-2 G6-3		1-1 G5-3		1-0 G6-3		4 0 0 0 0 0 0												
Eric Munson, L (1, 5) OBP: 0.316, SLG: 0.383			1-2 P6		1-0 1B			0-0 E4 SH1-4		4 0 1 0 0 0 0												
20 Omar Infante, R (1, 6) OBP: 0.272, SLG: 0.247			1-1 1B		1-1 F7			0-0 SH1-4		2 0 1 0 0 0 1												
34 Nate Cornejo, R (1, 1)			2-3 K			1-3 K		2-1 L9		2 0 0 0 0 2 1												
Gene Kingsale, S (8, PH) OBP: 0.284, SLG: 0.299										1 0 0 0 0 0 1												
Chris Spurling, R (8, 1)										0 0 0 0 0 0 0												
Jamie Walker, L (8, 1)										0 0 0 0 0 0 0												
Franklyn German, R (9, 1)										0 0 0 0 0 0 0												
Inning Stats	R: 0 E: 0 K: 1 S: 8	H: 1 LOB: 0 BB: 0 P: 12	R: 0 E: 0 K: 0 S: 6	H: 0 LOB: 0 BB: 0 P: 11	R: 0 E: 0 K: 1 S: 11	H: 1 LOB: 1 BB: 0 P: 16	R: 0 E: 0 K: 0 S: 7	H: 0 LOB: 0 BB: 0 P: 12	R: 0 E: 0 K: 1 S: 9	H: 1 LOB: 1 BB: 0 P: 15	R: 0 E: 0 K: 1 S: 8	H: 1 LOB: 1 BB: 0 P: 10	R: 0 E: 0 K: 0 S: 7	H: 0 LOB: 0 BB: 0 P: 8	R: 0 E: 1 K: 0 S: 5	H: 0 LOB: 1 BB: 0 P: 8	R: 3 E: 0 K: 1 S: 14	H: 3 LOB: 0 BB: 0 P: 19	1B: 6 2B: 1 3B: 0 HR: 1	SF: 0 SAC: 1 DP: 1 HBP: 0	WP: 0 PB: 0 SB: 0 CS: 1	PA: 34
PITCHER	IP WLS BF H R ER SO BB IBB HBP BLK WP HR S P ERA WHIP																					
Brian Lawrence, R (1, 1) ERA: 4.46	8.0 L 31 7 3 3 4 0 0 0 0 0 0 1 69 102 3.38 0.875																					
Jesse Orosco, L (9, 1) ERA: 7.0	1.0 3 0 0 0 1 0 0 0 0 0 0 0 6 9 0.00 0.000																					

Detroit Tigers @ San Diego Padres
Qualcomm Stadium, San Diego, CA
Tue Jun 03 2003, 10:05 PM EDT
Att. 15,521 - Sunny - 63 F

livebaseballscorecards.com

AB	33
R	3
H	7
RBI	3
BB	0
SO	5
LOB	8



Batter	1	2	3	4	5	6	7	8	9	AB R H RBI BB SO LOB
Gary Matthews, S OBP: 0.274, SLG: 0.333 (1, 8) B C B X	2-1 1B 2B		2-1 G3-1			3-1 G6-3	1-1 FC6-4 1-2f		2-3 K	5 0 1 0 0 2 2
Mark Loretta, R OBP: 0.360, SLG: 0.400 (1, 4) B B C L X	3-2 G6-3			0-1 F8 1B 1B		0-3 K		1-3 K	0-0 G4-3	4 0 2 0 0 0 1
Rondell White, R OBP: 0.359, SLG: 0.503 (1, 7) C D X	1-1 G4-6-3 1B			1-2 G6-3 1B		3-2 1B		2-1 F9		4 0 2 0 0 0 1
Ryan Klesko, L OBP: 0.356, SLG: 0.472 (1, 3) B X	1-0 G4-6-3 1-2f			2-1 F8		1-0 L6		0-0 E6		4 0 0 0 0 1 5
Sean Burroughs, L OBP: 0.342, SLG: 0.420 (1, 5) X		0-0 G4-3		1-0 G6-3 1-2f			0-0 F9	2-3 K		4 2 2 0 0 0 2
Xavier Nady, R OBP: 0.336, SLG: 0.449 (1, 9) C X		0-1 G4-3			1-1 1B CS 1B		3-1 2B 2B		0-1 SH1-3 E 1B 1B	4 0 2 1 0 0 1
Gary Bennett, R OBP: 0.313, SLG: 0.400 (1, 2) B B B X S B X		2-2 G4-3			0-0 G4-3		0-0 G6-3 2B		0-0 E4 SH1-3	3 0 0 0 0 0 2
Lou Merloni, R OBP: 0.368, SLG: 0.338 (1, 6) C B C F B X			2-2 G4-3		0-0 CS 1B		0-1 G6-3		0-0 SH1-3	3 0 2 1 1 0 0
Brian Lawrence, R OBP: 0.290, SLG: 0.433 (1, 1) Jesse Orosco, R (9, 1) Dave Hansen, L OBP: 0.406, SLG: 0.345 (9, PH)			0-0 G6-3		1-0 CS		4-0 FC6-4 IBB		1-0 1B 3-H	3 0 0 0 0 0 2 0 0 0 0 0 0 0 1 0 0 0 0 1 2

Inning Stats	R: 0 E: 0 K: 8	H: 2 LOB: 1 BB: 0 P: 15	R: 0 E: 0 K: 6 S: 6	H: 0 LOB: 0 BB: 0 P: 8	R: 0 E: 0 K: 7 S: 7	H: 2 LOB: 1 BB: 0 P: 12	R: 0 E: 0 K: 4 S: 4	H: 2 LOB: 1 BB: 0 P: 6	R: 0 E: 0 K: 1 S: 9	H: 1 LOB: 1 BB: 0 P: 16	R: 1 E: 0 K: 0 S: 8	H: 2 LOB: 2 BB: 1 P: 16	R: 0 E: 1 K: 2 S: 9	H: 0 LOB: 1 BB: 0 P: 14	R: 1 E: 1 K: 1 S: 9	H: 2 LOB: 2 BB: 0 P: 12	1B: 8 2B: 4 3B: 0 HR: 0	SF: 0 SAC: 1 DP: 3 HBP: 0
--------------	----------------------	----------------------------------	------------------------------	---------------------------------	------------------------------	----------------------------------	------------------------------	---------------------------------	------------------------------	----------------------------------	------------------------------	----------------------------------	------------------------------	----------------------------------	------------------------------	----------------------------------	----------------------------------	------------------------------------

PITCHER	IP	WLS	BF	H	R	ER	SO	BB	IBB	HBP	BLK	WP	HR	S	P	ERA	WHIP
34 Nate Cornejo, R ERA: 2.82 (1, 1)	7.0		27	9	1	1	1	0	1	0	0	0	0	50	84	1.29	1.286
Chris Spurling, R ERA: 2.92 (8, 1)	0.2		3	0	0	0	1	0	0	0	0	0	0	6	9	0.00	0.000
Jamie Walker, L ERA: 3.78 (8, 1)	0.1	W	2	1	1	0	1	0	0	0	0	0	0	5	7	0.00	3.000
Franklyn German, R ERA: 2.66 (9, 1)	1.0	S	5	1	0	0	1	0	0	0	0	0	0	7	10	0.00	1.000


BOTTOM

Detroit Tigers @ San Diego Padres
Qualcomm Stadium, San Diego, CA

Tue Jun 03 2003, 10:05 PM EDT
Att. 15,521 - Sunny - 63 F

livebaseballscores.com

AB	35
R	2
H	11
RBI	2
BB	1
SO	4
LOB	18



WP: 0	PA: 38
PB: 0	
SB: 0	
CS: 1	

Batter	1	2	3	4	5	6	7	8	9	AB R H RBI BB SO LOB	TOP																									
Alex Sanchez, L (1, 8) OBP: 0.314, SLG: 0.365	1-1 G4-3			1-1 1B		0-0 1B	1-1 L6-5		1-0 1B	5 1 3 0 0 0 1																										
Ramon Santiago, S (1, 4) OBP: 0.293, SLG: 0.264	2-1 F8			1-1 P5		1-3 K		1-0 G6-3	2-3 K	5 0 0 0 0 2 5																										
Bobby Higginson, L (1, 9) OBP: 0.351, SLG: 0.369	2-1 F8			1-0 G3-1		0-2 SF7		1-1 G5-3		3 0 0 1 0 0 1																										
Dmitri Young, S (1, 7) (6, 3)		2-2 G4-3		0-0 G2-3		4-0 IBB		0-1 HR		3 1 1 1 1 0 1																										
Kevin Witt, L (1, 3) OBP: 0.318, SLG: 0.525		3-2 G3-1			0-2 HR	2-2 E3		1-2 1B		2 1 1 1 0 0 0																										
Craig Monroe, R (6, PH) OBP: 0.272, SLG: 0.336						1-3 2-H				2 0 1 0 0 0 1																										
15 Brandon Inge, R (1, 2) OBP: 0.210, SLG: 0.266		1-3 K			3-2 F8	2-0 F8		1-2 G5-3		4 0 0 0 0 1 3																										
Eric Munson, L (1, 5) OBP: 0.309, SLG: 0.373			0-0 G4-3		2-2 G3		1-3 K		0-0 P6	4 0 0 0 0 1 0	AB 36																									
20 Omar Infante, R (1, 6) OBP: 0.269, SLG: 0.244		2-1 P4			1-2 F8		2-2 E7		1-1 F8	2 0 0 0 0 0 0	R 5																									
Steve Avery, L (7, 1) OBP: 1.000, SLG: 1.000										1 1 1 0 0 0 0	H 10																									
Matt Roney, R (8, 1)										0 0 0 0 0 0 0	RBI 4																									
Gene Kingsale, S (9, PH) OBP: 0.282, SLG: 0.296										1 0 0 0 0 0 0	BB 1																									
Franklyn German, R (9, 1)										0 0 0 0 0 0 0	SO 4																									
Gary Knotts, R (1, 1)			0-0 G6-3			0-0 1B	1-2 WP		2-2 1B	1 0 0 0 0 0 0	LOB 12																									
Wilfredo Ledezma, L (5, 1)										0 0 0 0 0 0 0																										
Shane Halter, R (5, 6) OBP: 0.258, SLG: 0.325										3 1 3 1 0 0 0																										
Steve Avery, L (7, PH) OBP: 1.000, SLG: 1.000										1 1 1 0 0 0 0																										
Inning Stats	R: 0 E: 0 K: 0 S: 6	H: 0 LOB: 0 BB: 0 P: 11	R: 0 E: 0 K: 1 S: 11	H: 0 LOB: 0 BB: 0 P: 17	R: 0 E: 0 K: 0 S: 4	H: 0 LOB: 0 BB: 0 P: 6	R: 0 E: 0 K: 0 S: 6	H: 1 LOB: 1 BB: 0 P: 9	R: 1 E: 0 K: 0 S: 13	H: 1 LOB: 0 BB: 0 P: 19	R: 2 E: 1 K: 1 S: 13	H: 2 LOB: 2 BB: 1 P: 22	R: 1 E: 1 K: 1 S: 11	H: 2 LOB: 0 BB: 0 P: 16	R: 1 E: 0 K: 0 S: 13	H: 2 LOB: 1 BB: 0 P: 19	R: 0 E: 0 K: 1 S: 10	H: 2 LOB: 2 BB: 0 P: 16	1B: 7 2B: 2 3B: 0 HR: 2	SF: 1 SAC: 0 DP: 1 HBP: 0	WP: 1 PB: 0 SB: 4 CS: 0	PA: 38														
PITCHER	IP WLS BF H R ER SO BB IBB HBP BLK WP HR S P ERA WHIP																																			
Brian Tollberg, R (1, 1) ERA: 4.5	5.0		18	3	2	2	1	0	0	0	0	0	1	41	63	3.60	0.600																			
Mike Matthews, L (6, 1) ERA: 4.63	0.2	B	5	1	1	0	1	0	1	0	0	0	0	11	18	0.00	1.500																			
Luther Hackman, R (6, 1) ERA: 4.55	1.1	L	5	2	1	0	1	0	0	0	0	1	0	12	19	0.00	1.500																			
Jesse Orosco, L (8, 1) ERA: 7.23	0.2		3	1	1	1	0	0	0	0	0	0	1	5	7	13.50	1.500																			
Rod Beck, R (8, 1) ERA:	0.1		2	1	0	0	0	0	0	0	0	0	0	8	12	0.00	3.000																			
PITCHER	IP WLS BF H R ER SO BB IBB HBP BLK WP HR S P ERA WHIP																																			
Matt Herges, R (9, 1) ERA: 2.15	1.0		5	2	0	0	1	0	0	0	0	0	0	10	16	0.00	2.000																			

Detroit Tigers @ San Diego Padres
 Qualcomm Stadium, San Diego, CA
 Wed Jun 04 2003, 10:05 PM EDT
 Att. 13,227 - Cloudy - 70 F

livebaseballscorecards.com



Batter	1	2	3	4	5	6	7	8	9	AB	R	H	RBI	BB	SO	LOB						
Gary Matthews, S OBP: 0.281, SLG: 0.337 (1, 8) FC6-4 BB 2B	0-0 S 1B	0-3 K	0-1 L6	0-1 1B	0-1 1B	0-1 F8	0-1 F9	0-1 F8	0-1 L6	4	1	2	0	1	1	1						
Mark Loretta, R OBP: 0.356, SLG: 0.392 (1, 4) FC6-4 BB 1-2	3-1 P2	1-1 F8	0-1 F9	0-1 F8	0-1 F9	0-1 F8	0-1 F9	0-1 F8	0-1 F8	4	0	0	0	1	0	4						
Rondell White, R OBP: 0.356, SLG: 0.495 (1, 7) FC6-4 BB 1-2f 2-3	3-1 F7	0-1 F7	0-1 F7	0-1 F7	0-1 F7	0-1 F7	0-1 F7	0-1 F7	0-1 F7	5	2	1	0	0	0	4						
Ryan Klesko, L OBP: 0.367, SLG: 0.472 (1, 3) 2B BB 1-2	4-2 1B BB BB	4-2 1B BB BB	4-2 1B BB BB	4-2 1B BB BB	4-2 1B BB BB	4-2 1B BB BB	4-2 1B BB BB	4-2 1B BB BB	4-2 1B BB BB	2	0	1	0	3	0	0						
Sean Burroughs, L OBP: 0.344, SLG: 0.425 (1, 5) 2B 1-3 2-H 3-H	1-0 1B	1-0 1B	1-0 1B	1-0 1B	1-0 1B	1-0 1B	1-0 1B	1-0 1B	1-0 1B	5	0	2	2	0	0	3						
Xavier Nady, R OBP: 0.336, SLG: 0.447 (6, 1) Luther Hackman, R OBP: 0.412, SLG: 0.938 (7, PH) Adam Eaton, R OBP: 0.412, SLG: 0.938 (8, 1) Jesse Orosco, R (8, 1) Rod Beck, R (8, 1) Matt Herges, L (9, 1)	0-0 P4	0-0 P4	0-0 P4	0-0 P4	0-0 P4	0-0 P4	0-0 P4	0-0 P4	0-0 P4	3	0	1	1	0	1	4						
Gary Bennett, R OBP: 0.298, SLG: 0.380 (1, 2) G5-3	0-1 L9	0-1 L9	0-1 L9	0-1 L9	0-1 L9	0-1 L9	0-1 L9	0-1 L9	0-1 L9	4	0	0	0	0	0	7						
Lou Merloni, R OBP: 0.374, SLG: 0.337 (1, 6) F9	1-2 F9	1-2 F9	1-2 F9	1-2 F9	1-2 F9	1-2 F9	1-2 F9	1-2 F9	1-2 F9	3	0	1	0	1	0	2						
Brian Tollberg, R (1, 1) Mike Matthews, L (6, 1) Brian Buchanan, R OBP: 0.326, SLG: 0.442 (6, 9) F9	2-2 F9	2-2 F9	2-2 F9	2-2 F9	2-2 F9	2-2 F9	2-2 F9	2-2 F9	2-2 F9	1	0	0	0	0	0	0						
Gary Knotts, R ERA: 4.73 (1, 1) Wilfredo Ledezma, L ERA: 3.57 (5, 1) Steve Avery, L ERA: 3.12 (7, 1) Matt Roney, R ERA: 3.72 (8, 1) Franklyn German, R ERA: 2.55 (9, 1)	0-0 SH1-4 1-2	0-0 SH1-4 1-2	0-0 SH1-4 1-2	0-0 SH1-4 1-2	0-0 SH1-4 1-2	0-0 SH1-4 1-2	0-0 SH1-4 1-2	0-0 SH1-4 1-2	0-0 SH1-4 1-2	1	0	0	0	0	0	0						
Inning Stats	R: 2 E: 0 K: 1 S: 15	H: 1 LOB: 2 BB: 3 P: 31	R: 0 E: 0 K: 0 S: 9	H: 1 LOB: 1 BB: 0 P: 15	R: 0 E: 0 K: 0 S: 8	H: 1 LOB: 2 BB: 1 P: 16	R: 0 E: 0 K: 1 S: 7	H: 0 LOB: 1 BB: 1 P: 12	R: 1 E: 0 K: 0 S: 10	H: 2 LOB: 1 BB: 1 P: 17	R: 0 E: 0 K: 1 S: 13	H: 2 LOB: 2 BB: 0 P: 18	R: 0 E: 0 K: 0 S: 12	H: 2 LOB: 2 BB: 0 P: 18	R: 0 E: 0 K: 0 S: 8	H: 0 LOB: 0 BB: 0 P: 13	R: 0 E: 0 K: 0 S: 6	H: 0 LOB: 0 BB: 0 P: 10	1B: 7 2B: 2 3B: 0 HR: 0	SF: 0 SAC: 1 DP: 1 HBP: 0	WP: 0 PB: 0 SB: 2 CS: 0	PA: 41
PITCHER	IP WLS BF H R ER SO	H R ER SO	H R ER SO	H R ER SO	H R ER SO	H R ER SO	H R ER SO	H R ER SO	H R ER SO	H R ER SO	H R ER SO	H R ER SO	H R ER SO	H R ER SO	H R ER SO	H R ER SO	H R ER SO	H R ER SO	WP HR S P ERA WHIP			
Gary Knotts, R ERA: 4.73 (1, 1)	4.0	3	3	2	6	0	0	0	0	0	0	0	0	0	0	0	0	0	0	6.75	2.500	
Wilfredo Ledezma, L ERA: 3.57 (5, 1)	2.0	W	8	3	0	0	1	0	0	0	0	0	0	0	0	0	0	0	0	0.00	1.500	
Steve Avery, L ERA: 3.12 (7, 1)	1.0	H	5	2	0	0	0	0	0	0	0	0	0	0	0	0	0	0	0	0.00	2.000	
Matt Roney, R ERA: 3.72 (8, 1)	1.0	H	3	0	0	0	0	0	0	0	0	0	0	0	0	0	0	0	0	0.00	0.000	
Franklyn German, R ERA: 2.55 (9, 1)	1.0	S	3	0	0	0	0	0	0	0	0	0	0	0	0	0	0	0	0	0.00	0.000	

BOTTOM

Detroit Tigers @ San Diego Padres
Qualcomm Stadium, San Diego, CA


Wed Jun 04 2003, 10:05 PM EDT
Att: 13,227 - Cloudy - 70 F

AB	34
R	3
H	9
RBI	3
BB	6
SO	3
LOB	26



WP: 0	PA: 41
PB: 0	
SB: 2	
CS: 0	

WP: 0	PA: 41
PB: 0	
SB: 2	
CS: 0	

Batter	1	2	3	4	5	6	7	8	9	AB R H RBI BB SO LOB	TOP	
Alex Sanchez, L (1, 8) OBP: 0.308, SLG: 0.357	1-2 G3-1		0-1 G4-3		2-1 G6-3			1-1 FC6 FC7-2		4 0 0 0 0 0 1		
Gene Kingsale, S (1, 7) OBP: 0.281, SLG: 0.295	0-1 G3 1B		2-1 P5			2-1 F8		2-2 FC7-2		4 1 1 0 0 0 1		
Craig Monroe, R (1, 9) OBP: 0.266, SLG: 0.328 Warren Morris, L (9, PH)	2-1 G3 1-2			1-0 G1-3		3-2 G3-1			1-3 K	3 0 0 0 0 0 1 1 0 0 0 0 1 0		
Dmitri Young, S (1, 5) OBP: 0.346, SLG: 0.512	0-1 FC6-4 1B			1-3 K		2-2 F9			0-1 G4-3	4 0 1 1 0 1 0		
Kevin Witt, L (1, 3) OBP: 0.313, SLG: 0.500	1-2 FC6-4			1-1 BB 1B			2-3 K		0-3 K	4 0 1 0 0 2 1		
Shane Hatter, R (1, 4) OBP: 0.267, SLG: 0.328		3-3 K		4-0 BB		0-1 1B				2 0 1 0 1 1 0		
Matt Walbeck, S (1, 2) OBP: 0.083, SLG: 0.104 Steve Sparks, R (7, 1) Jamie Walker, L (7, 1)		0-0 G1-4-3		2-3 K		0-0 P6				3 0 0 0 0 1 3 0 0 0 0 0 0 0 0 0 0 0 0 0 0	AB 30 R 1 H 4 RBI 1 BB 2 SO 8 LOB 8	
20 Omar Infante, R (1, 6) OBP: 0.264, SLG: 0.239		1-3 K			2-2 G5-3		3-3 K			3 0 0 0 0 2 1		
Adam Bernero, R (1, 1) 15 Brandon Inge, R (7, 2) OBP: 0.215, SLG: 0.266			0-2 G1-3		3-2 G3-1			4-2 FC6 BB		2 0 0 0 0 0 0 0 0 0 0 1 0 0		
Inning Stats	R: 1 H: 2 E: 0 LOB: 1 K: 0 BB: 0 S: 12 P: 16	R: 0 H: 0 E: 0 LOB: 0 K: 2 BB: 0 S: 9 P: 13	R: 0 H: 0 E: 0 LOB: 0 K: 0 BB: 0 S: 7 P: 9	R: 0 H: 1 E: 0 LOB: 2 K: 2 BB: 1 S: 12 P: 21	R: 0 H: 0 E: 0 LOB: 0 K: 0 BB: 0 S: 13 P: 20	R: 0 H: 0 E: 0 LOB: 0 K: 0 BB: 0 S: 10 P: 17	R: 0 H: 1 E: 0 LOB: 1 K: 2 BB: 0 S: 11 P: 16	R: 0 H: 0 E: 0 LOB: 0 K: 0 BB: 1 S: 9 P: 16	R: 0 H: 0 E: 0 LOB: 0 K: 2 BB: 0 S: 8 P: 9	1B: 4 SF: 0 2B: 1 SAC: 0 3B: 0 DP: 1 HR: 0 HBP: 0	WP: 0 PA: 32 PB: 0 SB: 2 CS: 0	
PITCHER	IP WLS BF H R ER SO BB IBB HBP BLK WP HR S P ERA WHIP											
Adam Eaton, R (1, 1) ERA: 4.62	7.0 W 26 4 1 1 6 1 0 0 0 0 0 0 74 112 1.29 0.714											
Scott Linebrink, R (8, 1) ERA: 3.79	1.0 H 3 0 0 0 0 1 0 0 0 0 0 0 9 16 0.00 1.000											
Rod Beck, R (9, 1) ERA:	1.0 3 0 0 0 0 2 0 0 0 0 0 0 8 9 0.00 0.000											

Detroit Tigers @ San Diego Padres
Qualcomm Stadium, San Diego, CA

Thu Jun 05 2003, 5:05 PM EDT
Att. 14,710 - Cloudy - 65 F

livebaseballscorecards.com

Batter	1	2	3	4	5	6	7	8	9	10	11	AB	R	H	RBI	BB	SO	LOB	TOP
Jacque Jones, L (1, 7) OBP: 0.326, SLG: 0.471	F7		G3		L7		1B BB	1B		1B		5	1	2	2	1	0	1	
Cristian Guzman, S (1, 6) OBP: 0.297, SLG: 0.380	G1-3		F9		1B		1B	F7		1B		6	0	3	0	0	0	2	
Corey Koskie, L (1, 5) OBP: 0.363, SLG: 0.419			K		1B					G5-3		3	0	1	1	1	2	2	
Denny Hocking, S (7, 5) OBP: 0.208, SLG: 0.239	BB				2B					G4-3		2	0	0	0	0	0	2	
Torii Hunter, R (1, 8) OBP: 0.337, SLG: 0.437	F8		K		P3		1B			K		6	0	1	1	0	2	3	
Doug Mientkiewicz, L (1, 3) OBP: 0.359, SLG: 0.506			F8 G5-3		S 1B		FC4-6 1B			F8		4	2	3	0	1	0	2	
Bobby Kielty, S (1, 9) OBP: 0.394, SLG: 0.480			G5-3 F8		K 1B		FC4-6 FC1-6			K		6	0	1	0	0	3	4	
A.J. Pierzynski, L (1, 2) OBP: 0.325, SLG: 0.469			F8		G3		FC1-6			G5-3		5	2	1	0	1	0	4	
Chris Gomez, R (1, 4) OBP: 0.333, SLG: 0.429			G5-3		P5		K			E 1B		5	1	2	3	0	1	2	
Kenny Rogers, L (1, 1) Matthew LeCroy, R (8, PH) LaTroy Hawkins, R (8, 1) Eddie Guardado, R (8, 1) Dustan Mohr, R (10, PH) J.C. Romero, S (10, 1)			G4-3		1B 2B BB		G4-3			E5 1B		2	1	0	0	1	0	1	
Inning Stats	R: 0 H: 0 E: 0 K: 0 S: 11	R: 1 H: 2 E: 0 K: 0 S: 9	R: 0 H: 0 E: 0 K: 1 S: 6	R: 0 H: 1 E: 0 K: 2 S: 8	R: 1 H: 2 E: 0 K: 0 S: 12	R: 0 H: 1 E: 0 K: 1 S: 8	R: 1 H: 2 E: 0 K: 1 S: 19	R: 1 H: 2 E: 0 K: 1 S: 17	R: 0 H: 0 E: 0 K: 2 S: 14	R: 1 H: 3 E: 0 K: 1 S: 19	R: 2 H: 1 E: 0 K: 1 S: 14	1B: 11 2B: 3 3B: 0 HR: 0	SF: 0 SAC: 1 DP: 0 HBP: 1	WP: 0 PB: 0 SB: 1 CS: 0	PA: 54				
PITCHER	IP WLS BF H R ER SO BB IBB HBP BLK WP HR S P ERA WHIP																		
44 Jake Peavy, R (1, 1) ERA: 4.57	6.2 31 8 3 3 5 3 0 0 0 0 0 0 72 107 4.05 1.650																		
Mike Matthews, L (7, 1) ERA: 4.58	0.1 1 0 0 0 0 0 0 0 0 0 0 0 1 2 0.00 0.000																		
Luther Hackman, R (8, 1) ERA: 4.26	2.0 10 2 1 0 3 1 0 0 0 0 0 0 31 43 0.00 1.500																		
Matt Herges, R (10, 1) ERA: 2.4	0.2 3 1 1 1 1 0 0 0 0 0 0 0 6 9 13.50 1.500																		
Jesse Orosco, L (10, 1) ERA: 7.11	0.1 3 2 0 0 0 0 0 0 0 0 0 0 13 16 0.00 6.000																		
PITCHER	IP WLS BF H R ER SO BB IBB HBP BLK WP HR S P ERA WHIP																		
Rod Beck, R (11, 1) ERA: 7.71	1.0 6 1 2 2 1 0 1 1 1 0 0 0 14 27 18.00 1.000																		

Minnesota Twins @ San Diego Padres
Qualcomm Stadium, San Diego, CA

Fri Jun 06 2003, 9:05 PM EDT
Att: 54,747 - Cloudy - 62 F

livebaseballscorecards.com

AB	47
R	7
H	14
RBI	7
BB	5
SO	10
LOB	26



Batter	1	2	3	4	5	6	7	8	9	10	11	AB R H RBI BB SO LOB	BOTTOM												
Mark Loretta, R OBP: 0.353, SLG: 0.386 (1, 4)	2-2 L3		3-2 F8		3-1 WP 1B			2-2 G6-4-3 1B	4-0 IBB		3-2 G5-3	5 0 2 1 1 0 0	Minnesota Twins @ San Diego Padres Qualcomm Stadium, San Diego, CA Fri Jun 06 2003, 9:05 PM EDT Att: 54,747 - Cloudy - 62 F												
Mark Kotsay, L OBP: 0.349, SLG: 0.324 (1, 8)	0-0			3-1 G5-3 1B	2-2 F9			2-2 G6-4-3	1-3 K		2-2 1B	5 0 2 0 0 1 4													
Matt Herges, L (10, 1)								1-2f			1B	0 0 0 0 0 0 0													
Jesse Orosco, R (10, 1)											1B	0 0 0 0 0 0 0													
Rod Beck, R (11, 1)											1B	0 0 0 0 0 0 0													
Miguel Ojeda, R OBP: 0.167, SLG: 0.208 (11, PH)											1B	1 0 1 0 0 0 0													
Rondell White, R OBP: 0.353, SLG: 0.490 (1, 7)	3-2 F9			0-0 G5-3			0-3 K	1-2 G5-3		3-2 SH1-4 WP 2B	0-2 FC6-4 1B	6 1 2 0 0 1 2													
Brian Buchanan, R OBP: 0.333, SLG: 0.452 (1, 3)	2-3 K			1-0 G2-3			0-0 WP 1B		1-2 1B 2B	1-2 WP SH1-4 1B	2-1 FC6-4	6 1 3 0 0 1 4													
Xavier Nady, R OBP: 0.339, SLG: 0.446 (1, 9)		2-2 F8		4-2 BB			3-3 K		3-2 2B	0-0 SH1-4		3 1 1 0 1 1 1													
Gary Bennett, R OBP: 0.301, SLG: 0.360 (1, 2)		0-1 G4-3		0-0 G1-3			1-0 F8		0-3 K	4-0 WP IBB		4 0 0 0 1 1 5													
Lou Merloni, R OBP: 0.380, SLG: 0.341 (1, 6)		1-0 F7			0-0 44 SH2-3 1B		1-2 G6-3		1-2 F8	2-3 K		5 1 1 0 0 1 5													
Keith Lockhart, L OBP: 0.337, SLG: 0.432 (1, 5)			2-2 G3		1-0 P5		0-1 G4-3		1-1 2B	2-3 K		3 0 0 0 0 0 1													
Gary Matthews, S OBP: 0.286, SLG: 0.341 (9, PH)									1-H 2B	1-2 2-3 3-H		2 1 1 2 0 1 2													
Luther Hackman, R (8, 1)			0-0 G4-3		0-0 SH2-3		2-3 K2-3		0-0 2B			1 0 0 0 0 0 0													
44 Jake Peavy, R OBP: 0.185, SLG: 0.120 (7, 1)												0 0 0 0 0 0 0													
Mike Matthews, L (7, PH)												0 0 0 0 0 1 0													
Adam Eaton, R OBP: 0.400, SLG: 0.833 (8, 1)												0 0 0 0 0 0 0													
Ryan Klesko, L OBP: 0.363, SLG: 0.473 (9, PH)												1 0 1 1 0 0 0													
Sean Burroughs, L OBP: 0.345, SLG: 0.422 (10, 5)												1 0 0 0 0 0 0													
Inning Stats	R: 0 E: 0 K: 1 S: 11	H: 1 LOB: 1 BB: 0 P: 18	R: 0 E: 0 K: 0 S: 8	H: 0 LOB: 0 BB: 0 P: 11	R: 0 E: 0 K: 0 S: 10	H: 0 LOB: 0 BB: 0 P: 15	R: 0 E: 0 K: 0 S: 8	H: 1 LOB: 2 BB: 1 P: 16	R: 1 E: 0 K: 2 S: 10	H: 2 LOB: 1 BB: 0 P: 14	R: 0 E: 0 K: 2 S: 10	H: 1 LOB: 1 BB: 0 P: 14	R: 0 E: 0 K: 0 S: 9	H: 1 LOB: 0 BB: 0 P: 14	R: 3 E: 0 K: 2 S: 24	H: 4 LOB: 2 BB: 1 P: 35	R: 1 E: 0 K: 2 S: 13	H: 2 LOB: 2 BB: 1 P: 25	R: 0 E: 0 K: 0 S: 13	H: 2 LOB: 2 BB: 0 P: 20	1B: 9 2B: 5 3B: 0 HR: 0	SF: 0 SAC: 2 DP: 1 HBP: 0	WP: 3 PB: 0 SB: 0 CS: 0	PA: 49	
PITCHER	IP WLS BF H R ER SO BB IBB HBP BLK WP HR S P ERA WHIP																								
Kenny Rogers, L ERA: 4.82 (1, 1)	7.0		5	1	1	4	1	0	0	0	2	0	63	99	1.29	0.857									
LaTroy Hawkins, R ERA: 1.27 (8, 1)	1.0	H	3	1	0	0	0	0	0	0	0	0	9	14	0.00	1.000									
Eddie Guardado, L ERA: 2.7 (9, 1)	1.0	B	8	4	3	3	2	0	1	0	0	0	24	35	27.00	4.000									
J.C. Romero, L ERA: 3.76 (10, 1)	2.0	W	11	4	1	1	2	0	1	0	0	1	0	26	45	4.50	2.000								

livebaseballscores.com

AB	44
R	5
H	14
RBI	4
BB	3
SO	8
LOB	24



Batter	1	2	3	4	5	6	7	8	9	AB R H RBI BB SO LOB	TOP			
Jacque Jones, L (1, 7) OBP: 0.332, SLG: 0.498	0-0 HR		1-1 HR	4-2 L3 BB		0-0 P6 1-2 2-3			1-1 G3-1	4 2 2 2 1 0 2				
Cristian Guzman, S (1, 6) OBP: 0.295, SLG: 0.376	0-2 G4-3		1-2 P5	0-0 L3		1-0 P4			1-1 BB 1B	5 0 1 0 0 0 3				
Corey Koskie, L (1, 5) OBP: 0.363, SLG: 0.415	2-2 G4-6-3 HBP		0-1 CS 1B			2-0 P6			2-3 K	4 0 1 0 0 1 1				
Torii Hunter, R (1, 8) OBP: 0.343, SLG: 0.436	1-1 G4-6-3 1-2f		4-2 1B BB			1-3 K			0-1 1B	3 1 1 0 2 1 1				
Doug Mientkiewicz, L (1, 3) OBP: 0.360, SLG: 0.503			1-1 1B 1B			2-1 1B			1-1 L6	5 1 2 0 0 1 3				
Dustin Mohr, R (1, 9) OBP: 0.333, SLG: 0.500			4-2 1B BB			0-2 1B 2B			2-3 K	2 2 1 0 2 1 1				
A.J. Pierzynski, L (1, 2) OBP: 0.328, SLG: 0.470			1-3 K			0-0 P6 1B			0-0 G4-3	4 0 2 3 0 1 1				
Luis Rivas, R (1, 4) OBP: 0.281, SLG: 0.329			1-2 1B			1-3 K			3-2 P3	4 0 1 1 0 1 3				
Johan Santana, L (1, 1) OBP: 0.333, SLG: 0.333 Tony Fiore, R (7, 1) Micheal Nakamura, R (8, 1)			1-3 K2-3			0-1 F8			0-3 K	3 0 1 0 0 1 1 1 0 0 0 0 1 0 0 0 0 0 0 0 0				
Inning Stats	R: 1 E: 0 K: 0 S: 8 H: 1 LOB: 0 BB: 0 P: 11	R: 1 E: 0 K: 2 S: 14 H: 1 LOB: 1 BB: 1 P: 24	R: 3 E: 0 K: 0 S: 19 H: 4 LOB: 2 BB: 2 P: 31	R: 0 E: 0 K: 0 S: 5 H: 0 LOB: 0 BB: 1 P: 9	R: 0 E: 0 K: 1 S: 6 H: 1 LOB: 1 BB: 0 P: 11	R: 1 E: 0 K: 1 S: 13 H: 3 LOB: 2 BB: 0 P: 16	R: 0 E: 0 K: 1 S: 10 H: 1 LOB: 1 BB: 0 P: 14	R: 0 E: 0 K: 1 S: 7 H: 0 LOB: 0 BB: 0 P: 10	R: 0 E: 0 K: 2 S: 11 H: 1 LOB: 2 BB: 1 P: 22	1B: 9 2B: 2 3B: 0 HR: 2 SF: 0 SAC: 0 DP: 2 HBP: 1	WP: 0 PB: 0 SB: 4 CS: 1 PA: 41			
PITCHER	IP WLS BF H R ER SO BB IBB HBP BLK WP HR S P ERA WHIP												PITCHER	IP WLS BF H R ER SO BB IBB HBP BLK WP HR S P ERA WHIP
Carlton Loewer, R (1, 1) ERA: 6.65	2.2 L 15 5 5 5 2 3 0 1 0 0 2 37 61 16.88 3.000													
Scott Linebrink, R (3, 1) ERA: 3.6	4.1 18 6 1 1 3 1 0 0 0 0 0 38 55 2.08 1.615													
Matt Herges, R (8, 1) ERA: 2.32	1.0 3 0 0 0 1 0 0 0 0 0 0 7 10 0.00 0.000													
Jesse Orosco, L (9, 1) ERA: 6.75	1.0 5 1 0 0 2 1 0 0 0 0 0 11 22 0.00 2.000													

Minnesota Twins @ San Diego Padres
Qualcomm Stadium, San Diego, CA
Sat Jun 07 2003, 10:05 PM EDT
Att. 31,617 - Cloudy - 67 F

livebaseballscorecards.com

AB	35
R	6
H	12
RBI	6
BB	5
SO	8
LOB	16



Batter	1	2	3	4	5	6	7	8	9	AB R H RBI BB SO LOB	TOP											
20 Lew Ford, R (1, 9) OBP: 0.300, SLG: 0.556	0-1 G5-3		1-2 G6-3		2-2 G5-3		0-2 F8		0-3 K	5 0 0 0 0 1 2	Minnesota Twins @ San Diego Padres Qualcomm Stadium, San Diego, CA Sun Jun 08 2003, 5:00 PM EDT Att. 19,140 - Cloudy - 64 F											
Cristian Guzman, S (1, 6) OBP: 0.289, SLG: 0.368	0-1 G1-3		1-1 G4-3		0-1 G5-3		0-1 F8		3-2 G3	5 0 0 0 0 0 2												
Jacque Jones, L (1, 7) OBP: 0.331, SLG: 0.493	0-0 FC6-4 1B		3-3 K		1-1 G4-3				0-1 G3	4 0 1 0 0 1 0												
Torii Hunter, R (1, 8) OBP: 0.345, SLG: 0.450	2-1 FC6-4 1-2f				1-1 F8		0-1 HR 1B		1-0 HR	4 2 2 1 0 0 1												
Doug Mientkiewicz, L (1, 3) OBP: 0.363, SLG: 0.520					0-1 1B 1B		0-0 HR 1-H		1-1 G6-3	4 2 2 2 0 0 0												
Matthew LeCroy, R (1, 2) OBP: 0.317, SLG: 0.465					1-2 1B 1B		0-0 G5-3		1-2 F9	4 0 2 0 0 0 0												
Tom Prince, R (8, 2) OBP: 0.345, SLG: 0.375					1-2 E 1B 1B					0 0 0 0 0 0 0												
Denny Hocking, S (1, 5) OBP: 0.212, SLG: 0.240					2-1 E8 1-3 2-H 1B		2-1 G3		0-0 G4-3	4 0 1 1 0 0 1												
Luis Rivas, R (1, 4) OBP: 0.287, SLG: 0.333					0-3 K		2-3 K		0-1 1B 1B	4 0 2 0 0 2 2												
Joe Mays, S (1, 1) OBP: 0.500, SLG: 0.333					1-3 K		0-3 K		0-0 1B	2 0 0 0 0 0 1 4												
Dustan Mohr, R (7, PH) OBP: 0.331, SLG: 0.497										1 0 0 0 0 0 1 0												
Juan Rincon, R (7, 1) OBP: 0.331, SLG: 0.497										0 0 0 0 0 0 0 0												
LaTroy Hawkins, R (7, 1) OBP: 0.331, SLG: 0.497										0 0 0 0 0 0 0 0												
Micheal Nakamura, R (8, 1) OBP: 0.331, SLG: 0.497										0 0 0 0 0 0 0 0												
Bobby Kielty, S (9, PH) OBP: 0.398, SLG: 0.483										1 0 1 0 0 0 0 0												
Inning Stats	R: 0 E: 0 K: 0 S: 7	H: 1 LOB: 1 BB: 0 P: 9	R: 0 E: 0 K: 0 S: 8	H: 2 LOB: 2 BB: 0 P: 12	R: 0 E: 0 K: 1 S: 10	H: 0 LOB: 0 BB: 0 P: 15	R: 1 E: 1 K: 2 S: 15	H: 3 LOB: 2 BB: 0 P: 20	R: 0 E: 0 K: 0 S: 7	H: 0 LOB: 0 BB: 0 P: 10	R: 2 E: 0 K: 1 S: 9	H: 2 LOB: 0 BB: 0 P: 13	R: 0 E: 0 K: 1 S: 8	H: 0 LOB: 0 BB: 0 P: 8	R: 1 E: 0 K: 0 S: 8	H: 1 LOB: 0 BB: 0 P: 11	R: 0 E: 0 K: 1 S: 12	H: 2 LOB: 2 BB: 0 P: 15	1B: 9 2B: 0 3B: 0 HR: 2	SF: 0 SAC: 0 DP: 0 HBP: 0	WP: 0 PB: 0 SB: 0 CS: 0	PA: 38
PITCHER	IP WLS BF H R ER SO BB IBB HBP BLK WP HR S P ERA WHIP																					
Brian Lawrence, R (1, 1) ERA: 4.47	8.0 W 33 9 4 4 5 0 0 0 0 0 2 72 98 4.50 1.125																					
Rod Beck, R (9, 1) ERA: 5.4	1.0 5 2 0 0 1 0 0 0 0 0 0 12 15 0.00 2.000																					

livebaseballscorecards.com

AB	38
R	4
H	11
RBI	4
BB	0
SO	6
LOB	12



Batter	1	2	3	4	5	6	7	8	9
Gary Matthews, S (1, 7) OBP: 0.292, SLG: 0.356	1-2 G3-1		2-2 HR	0-0 G4-3		1-2 F8		0-2 SH1-4 1B	
Mark Kotsay, L (1, 8) OBP: 0.353, SLG: 0.324	1-3 K		0-0 G6-3 1B		4-2 G4-6-3 BB		1-1 F8	0-1 SH1-4	
Mark Loretta, R (1, 4) OBP: 0.371, SLG: 0.419	1-1 2B 1B		0-0 G6-3 1B		0-1 G4-6-3		2-1 2B 1B	1-0 HR 1B	
Ryan Klesko, L (1, 3) OBP: 0.370, SLG: 0.503	1-1 1-3 2B		0-0 G6-3		4-2 FC5 BB		1-1 1B 2B	1-1 1-H HR	
Sean Burroughs, L (1, 5) OBP: 0.350, SLG: 0.420	2-2 G3		3-2 1B		2-1 E5		4-0 1B IBB	2-0 HR 1B	
Xavier Nady, R (1, 9) OBP: 0.331, SLG: 0.434		0-1 G5-3	3-3 K		2-0 FC5		1-0 1B	0-0 1-H HR	
Dave Hansen, L (7, PH) OBP: 0.408, SLG: 0.350									
Brian Buchanan, R (8, 9) OBP: 0.347, SLG: 0.489									
Gary Bennett, R (1, 2) OBP: 0.280, SLG: 0.333		0-2 G1-3		3-1 G4-3		1-2 G4-3	2-3 K	1-2 F7	
Donaldo Mendez, R (1, 6) OBP: 0.600, SLG: 0.500		3-2 1B		2-1 1B		1-0 SH3-4 HBP	1-2 G4-3	0-0 G5-3	
Brian Lawrence, R (1, 1) OBP: 0.273, SLG: 0.406		1-1 G5-3		1-0 F9		0-1 SH3-4		4-2 SH1-4 1B BB	
Keith Lockhart, L (8, PH) OBP: 0.349, SLG: 0.427									
Rod Beck, R (9, 1)									

Inning Stats	R: 0	H: 2	E: 0	K: 1	S: 14	H: 1	LOB: 1	BB: 0	P: 14	R: 2	H: 4	E: 0	K: 1	S: 15	H: 1	LOB: 1	BB: 0	P: 12	R: 0	H: 0	E: 1	K: 0	S: 9	H: 0	LOB: 2	BB: 2	P: 21	R: 0	H: 0	E: 0	K: 0	S: 8	H: 0	LOB: 1	BB: 0	P: 11	R: 1	H: 3	E: 0	K: 1	S: 20	H: 3	LOB: 3	BB: 1	P: 32	R: 6	H: 5	E: 0	K: 0	S: 17	LOB: 0	BB: 1	P: 26
--------------	------	------	------	------	-------	------	--------	-------	-------	------	------	------	------	-------	------	--------	-------	-------	------	------	------	------	------	------	--------	-------	-------	------	------	------	------	------	------	--------	-------	-------	------	------	------	------	-------	------	--------	-------	-------	------	------	------	------	-------	--------	-------	-------

PITCHER	IP	WLS	BF	H	R	ER	SO	BB	IBB	HBP	BLK	WP	HR	S	P	ERA	WHIP
Joe Mays, R (1, 1) ERA: 5.21	6.0		28	8	2	2	2	2	0	0	0	0	1	62	101	3.00	1.667
Juan Rincon, R (7, 1) ERA: 2.88	0.1	H	4	2	1	1	0	0	1	0	0	0	0	6	14	27.00	6.000
LaTroy Hawkins, R (7, 1) ERA: 2.45	1.0	L	8	4	4	4	1	1	0	0	0	0	1	25	35	36.00	5.000
Micheal Nakamura, R (8, 1) ERA: 9.0	0.2		4	2	2	2	0	0	0	0	0	0	1	6	9	27.00	3.000

AB R H RBI BB SO LOB

5 2 2 1 0 0 2

3 1 1 0 1 1 0

5 2 4 2 0 0 1

4 1 3 2 1 0 2

4 1 2 1 1 0 3

3 0 0 0 0 1 3

1 0 1 1 0 0 0

1 1 1 2 0 0 0

5 0 0 0 0 1 3

4 0 2 0 0 0 3

2 0 0 0 0 0 2

0 1 0 0 1 0 0

0 0 0 0 0 0 0


1B: 11 SF: 0
2B: 2 SAC: 2
3B: 0 DP: 2
HR: 3 HBP: 1

WP: 0 PA: 44
PB: 0
SB: 0
CS: 0

AB 37
R 9
H 16
RBI 9
BB 4
SO 3
LOB 19

Minnesota Twins @ San Diego Padres
Qualcomm Stadium, San Diego, CA

Sun Jun 08 2003, 5:00 PM EDT
Att: 19,140 - Cloudy - 64 F




WP	HR	S	P	ERA	WHIP
0	1	25	35	36.00	5.000

Batter	1	2	3	4	5	6	7	8	9	AB R H RBI BB SO LOB	TOP																									
Gary Matthews, S (1, 7) OBP: 0.286, SLG: 0.348	2-3 K	0-0 F7		0-3 K		3-3 K			0-0 G4-3	5 0 0 0 0 3 1	San Diego Padres @ Cleveland Indians Jacobs Field, Cleveland, OH Tue Jun 10 2003, 7:05 PM EDT Att. 19,949 - Overcast - 75 F																									
Mark Kotsay, L (1, 8) OBP: 0.354, SLG: 0.333	2-2 2B 1B	1-0 2B		2-2 L4		1-0 G4-3			0-1 G4-3	5 1 2 0 0 0 1																										
Mark Loretta, R (1, 4) OBP: 0.369, SLG: 0.421	0-1 1B 1-3 2B	1-1 G4-3			1-1 G5-3				1-1 G6-3	4 1 1 0 0 0 1																										
Rondell White, R (1, 10) OBP: 0.354, SLG: 0.484	0-0 1B 2B 1B			3-2 G6-4-3 1B		3-2 F8			0-1 G6-3	4 1 2 1 0 0 0																										
Brian Buchanan, R (1, 3) OBP: 0.363, SLG: 0.533	0-0 2B 1-3 G4-3 1B			2-2 G6-4-3 1-2 1B		1-0 HR			0-3 K	4 2 3 2 0 1 0																										
Xavier Nady, R (1, 9) OBP: 0.333, SLG: 0.444	0-1 G4-3 1-3 2B			1-1 G6-4-3 1-2f 2-3		0-0 2B			1-3 K	4 0 2 1 0 1 2																										
Sean Burroughs, L (1, 5) OBP: 0.348, SLG: 0.414	3-2 G4-3 2-3 3-H			3-2 G6-3		4-2 FC6-4 BB			1-1 F8	3 0 0 1 1 0 2																										
Gary Bennett, R (1, 2) OBP: 0.279, SLG: 0.330	1-1 L6			1-1 G4-3 1B		1-0 FC6-4 1-2f			0-3 K	4 0 1 0 0 1 3																										
Donaldo Mendez, R (1, 6) OBP: 0.375, SLG: 0.286		1-2 F9		0-0 G4-3 1-2		0-1 G5-3			2-3 K	3 0 0 0 0 0 1																										
Dave Hansen, L (9, PH) OBP: 0.403, SLG: 0.344										1 0 0 0 0 1 0																										
Inning Stats	R: 4 E: 0 K: 1 S: 18	H: 5 LOB: 1 BB: 0 P: 26	R: 0 E: 0 K: 0 S: 9	H: 1 LOB: 1 BB: 0 P: 12	R: 0 E: 0 K: 0 S: 15	H: 2 LOB: 1 BB: 0 P: 24	R: 0 E: 0 K: 1 S: 9	H: 1 LOB: 1 BB: 0 P: 12	R: 1 E: 0 K: 0 S: 10	H: 2 LOB: 2 BB: 1 P: 20	R: 0 E: 0 K: 1 S: 6	H: 0 LOB: 0 BB: 0 P: 10	R: 0 E: 0 K: 1 S: 7	H: 0 LOB: 0 BB: 0 P: 8	R: 0 E: 0 K: 2 S: 8	H: 0 LOB: 0 BB: 0 P: 10	R: 0 E: 0 K: 1 S: 6	H: 0 LOB: 0 BB: 0 P: 8	1B: 6 2B: 4 3B: 0 HR: 1	SF: 0 SAC: 0 DP: 1 HBP: 0	WP: 0 PB: 0 SB: 0 CS: 0	PA: 38														
PITCHER	IP WLS BF H R ER SO BB IBB HBP BLK WP HR S P ERA WHIP																																			
Billy Traber, L (1, 1) ERA: 4.75	4.2		25	11	5	5	2	1	0	0	0	0	1	60	92	9.64	2.571																			
37 Jake Westbrook, R (5, 1) ERA: 4.82	2.1	W	7	0	0	0	2	0	0	0	0	0	0	14	20	0.00	0.000																			
David Riske, R (8, 1) ERA: 2.89	1.0	H	3	0	0	0	2	0	0	0	0	0	0	8	10	0.00	0.000																			
Danys Baez, R (9, 1) ERA: 3.9	1.0	S	3	0	0	0	1	0	0	0	0	0	0	6	8	0.00	0.000																			

livebaseballscorecards.com

AB	37
R	5
H	11
RBI	5
BB	1
SO	7
LOB	11



Batter	1	2	3	4	5	6	7	8	9	AB R H RBI BB SO LOB	TOP											
Gary Matthews, S (1, 8) OBP: 0.285, SLG: 0.351	3-2 G3		0-0 P4		2-1 2B		0-1 P3			4 0 1 0 0 0 2												
Mark Loretta, R (1, 4) OBP: 0.371, SLG: 0.422	0-1 1B		1-1 1B		1-1 G4-3			1-1 F8		4 0 2 0 0 0 1												
Rondell White, R (1, 7) OBP: 0.352, SLG: 0.484	1-1 F9		1-0 F8			1-3 K		2-1 G4-3 HR		4 1 1 0 0 1 2												
Ryan Klesko, L (1, 3) OBP: 0.368, SLG: 0.497	2-2 1B		0-0 G4-3			2-2 G4-3		1-2 G4-3		4 0 1 0 0 0 2												
Brian Buchanan, R (1, 10) OBP: 0.358, SLG: 0.552	0-2 F8			1-3 K		3-3 K		0-0 HR		4 1 1 2 0 2 2												
Xavier Nady, R (1, 9) OBP: 0.328, SLG: 0.436		2-1 F9		2-2 G4-3			2-2 P3	1-1 G4-3		4 0 0 0 0 0 0												
Sean Burroughs, L (1, 5) OBP: 0.350, SLG: 0.415		3-2 2B		1-0 F8			3-1 1B		1-2 G4-3	4 0 2 0 0 0 0	AB 36 R 2 H 10 RBI 2 BB 0 SO 4 LOB 11											
Gary Bennett, R (1, 2) OBP: 0.269, SLG: 0.317		2-0 F9			1-2 G6-3		0-0 L9		0-0 G5-3	4 0 0 0 0 0 2												
Donaldo Mendez, R (1, 6) OBP: 0.455, SLG: 0.500 Dave Hansen, L (9, PH) OBP: 0.397, SLG: 0.339		1 SAFE 2B	2-2 1-H		1-3 K		0-2 1B		2-2 G1	3 0 2 0 0 1 0 1 0 0 0 0 0 0												
Inning Stats	R: 0 E: 0 K: 0 S: 13	H: 2 LOB: 2 BB: 0 P: 19	R: 0 E: 0 K: 0 S: 10	H: 2 LOB: 2 BB: 0 P: 19	R: 0 E: 0 K: 0 S: 5	H: 1 LOB: 1 BB: 0 P: 7	R: 0 E: 0 K: 1 S: 7	H: 0 LOB: 0 BB: 0 P: 11	R: 0 E: 0 K: 1 S: 10	H: 1 LOB: 1 BB: 0 P: 15	R: 0 E: 0 K: 2 S: 10	H: 0 LOB: 0 BB: 0 P: 16	R: 0 E: 0 K: 0 S: 13	H: 2 LOB: 2 BB: 0 P: 18	R: 2 E: 0 K: 0 S: 10	H: 2 LOB: 0 BB: 0 P: 15	R: 0 E: 0 K: 0 S: 8	H: 0 LOB: 0 BB: 0 P: 11	1B: 6 2B: 3 3B: 0 HR: 1	SF: 0 SAC: 0 DP: 0 HBP: 0	WP: 0 PB: 0 SB: 0 CS: 0	PA: 36
PITCHER	IP WLS BF H R ER SO BB IBB HBP BLK WP HR S P ERA WHIP												PITCHER	IP WLS BF H R ER SO BB IBB HBP BLK WP HR S P ERA WHIP								
CC Sabathia, L (1, 1) ERA: 3.47	7.2 W 32 10 2 2 4 0 0 0 0 0 1 76 117 2.35 1.304																					
David Riske, R (8, 1) ERA: 2.86	0.1 H 1 0 0 0 0 0 0 0 0 0 0 2 3 0.00 0.000																					
Danys Baez, R (9, 1) ERA: 3.77	1.0 S 3 0 0 0 0 0 0 0 0 0 0 8 11 0.00 0.000																					

San Diego Padres @ Cleveland Indians
 Jacobs Field, Cleveland, OH
 Wed Jun 11 2003, 7:05 PM EDT
 Att. 17,427 - Cloudy - 75 F

livebaseballscorecards.com

Batter	1	2	3	4	5	6	7	8	9	AB R H RBI BB SO LOB	TOP							
Gary Matthews, S OBP: 0.287, SLG: 0.357 (1, 9) C F F F B B X	2-2 G5-3 ①		0-0 F8 ③		0-1 E2 CS 1B ②	0-0 P5		1-1 F8 2B		5 0 2 2 0 0 3								
Mark Kotsay, L OBP: 0.352, SLG: 0.327 Xavier Nady, R OBP: 0.327, SLG: 0.435 (8, PH) C C X	1-2 G3 ②			1-0 L9 ①	1-3 K ①	4-1 1B BB		1-2 F8 2-3 ②		3 0 0 0 1 1 2 1 0 0 0 0 0 1								
Mark Loretta, R OBP: 0.368, SLG: 0.419 (1, 4) C C X	0-2 G6-3 ③			1-3 K ②	0-0 SF9 ②	0-2 1B		1-0 G5-3 ③		4 0 1 3 0 1 1								
Ryan Klesko, L OBP: 0.369, SLG: 0.511 (1, 3) C F F B B X		2-2 P2 ①		2-0 FC6-4 1B	0-0 CS ③	HR K			2-3 K ①	5 1 2 1 0 2 2								
Sean Burroughs, L OBP: 0.342, SLG: 0.405 (1, 5) B B X C C X		2-1 F8 ②		1-2 FC6-4 1-2f ③		2-2 F9 ①	1-2 F8 ①		0-0 L4 ②	5 0 0 0 0 0 1								
Rondell White, R OBP: 0.353, SLG: 0.496 (1, 7) S X		0-1 G4-3 ③			0-1 HR	1B BB E 1B	0-1 G5-3 ②		2-3 K ③	5 2 2 1 0 1 0								
Dave Hansen, L OBP: 0.408, SLG: 0.333 Brian Buchanan, R OBP: 0.364, SLG: 0.552 (7, PH) C F F X			1-2 G6-3 ①		4-1 1B 1B BB 1B	4-0 1B E BB	4-1 BB			1 2 0 0 2 0 0 0 0 0 0 1 0 0								
Gary Bennett, R OBP: 0.277, SLG: 0.324 (1, 2) B X		1-0 G5-3 ②			0-1 1B 1B	2-2 BB E 1B	2-2 G1-3 ③			4 2 2 0 0 0 1								
Donaldo Mendez, R OBP: 0.467, SLG: 0.462 (1, 6) C F F B B B X			4-2 BB		1-2 E 1B SF9 1B	0-2 FC6 BB 1B		2-3 K ①		3 2 1 1 1 1 1								
Inning Stats	R: 0 E: 0 K: 0 S: 12	H: 0 LOB: 0 BB: 0 P: 15	R: 0 E: 0 K: 0 S: 10	H: 0 LOB: 1 BB: 1 P: 14	R: 0 E: 0 K: 1 S: 9	H: 1 LOB: 1 BB: 0 P: 14	R: 4 E: 1 K: 1 S: 14	H: 4 LOB: 2 BB: 2 P: 40	R: 0 E: 0 K: 0 S: 10	H: 0 LOB: 1 BB: 1 P: 17	R: 0 E: 0 K: 1 S: 9	H: 1 LOB: 1 BB: 0 P: 14	R: 0 E: 0 K: 2 S: 10	H: 0 LOB: 0 BB: 0 P: 14	1B: 7 2B: 1 3B: 0 HR: 2	SF: 1 SAC: 0 DP: 0 HBP: 0	WP: 0 PB: 0 SB: 0 CS: 1	PA: 43
PITCHER	IP WLS BF H R ER SO BB IBB HBP BLK WP HR S P ERA WHIP																	
Jason Davis, R ERA: 5.28 (1, 1)	5.1 L 25 7 7 5 2 3 0 0 0 0 0 2 63 96 8.44 1.875																	
Dan Miceli, R ERA: 4.28 (6, 1)	0.1 5 2 2 0 0 1 0 0 0 0 0 0 13 19 0.00 9.000																	
Terry Mulholland, L ERA: 3.93 (6, 1)	2.1 9 1 0 0 2 1 0 0 0 0 0 0 22 34 0.00 0.857																	
Nick Bierbrodt, L ERA: 9.41 (9, 1)	1.0 3 0 0 0 2 0 0 0 0 0 0 0 10 14 0.00 0.000																	

San Diego Padres @ Cleveland Indians
 Jacobs Field, Cleveland, OH
 Thu Jun 12 2003, 7:05 PM EDT
 Att. 17,983 - Cloudy - 70 F

AB	36
R	9
H	10
RBI	8
BB	5
SO	6
LOB	12



WP: 0	PA: 43
-------	--------

ERA	WHIP
-----	------

Batter	1	2	3	4	5	6	7	8	9	AB	R	H	RBI	BB	SO	LOB
Matt Lawton, L OBP: 0.312, SLG: 0.368 (1, 10)	2-3 K		1-2 FC4-2		1-3 K		2-2 F7			4	0	0	0	0	2	1
Coco Crisp, S OBP: 0.154, SLG: 0.231 (1, 7)	2-0 P6		0-0 F9		1-1 G3-1			2-1 WP 2B		4	1	1	0	0	0	1
Jody Gerut, L OBP: 0.323, SLG: 0.574 (1, 9)	0-0 HR			3-2 G4-3	2-1 L6			0-3 K		4	1	1	1	0	1	1
Milton Bradley, S OBP: 0.438, SLG: 0.500 (1, 8)	0-1 G4-3			4-1 HR BB		3-2 F8		3-3 K		3	1	0	0	1	1	0
Ben Broussard, L OBP: 0.356, SLG: 0.519 (1, 3)		0-1 G5-4-3 1B		1-1 HR		1-1 F7		0-0 1B		3	1	2	2	0	0	0
Shane Spencer, R OBP: 0.289, SLG: 0.333 (8, PH) (9, 3)				1-H HR						1	0	1	0	0	0	0
Casey Blake, R OBP: 0.333, SLG: 0.378 (1, 5)		0-1 G5-4-3		1-2 1B		4-2 BB		1-3 K		2	0	1	0	1	0	1
2 Jhonny Peralta, R (8, 5)		1-2 1B		1-1 1B						1	0	0	0	0	1	1
Josh Bard, S OBP: 0.260, SLG: 0.305 (1, 2)		2-1 F7		1-1 P5		3-2 G4-3				4	0	0	0	0	1	2
John McDonald, R OBP: 0.309, SLG: 0.386 (1, 6)			1-1 SH1-4 FC4-2 2B	1-2 1B				0-3 K		4	0	2	0	0	1	0
Brandon Phillips, R OBP: 0.235, SLG: 0.308 (1, 4)			0-0 SH1-4	0-3 K				0-0 F8		3	0	0	0	0	1	2

Inning Stats	R: 1	H: 1	R: 0	H: 1	R: 0	H: 1	R: 2	H: 3	R: 0	H: 0	R: 0	H: 0	R: 0	H: 0	R: 1	H: 2	R: 0	H: 0	R: 0	H: 0	1B: 4	SF: 0	WP: 1	PA: 36
	E: 0	LOB: 0	E: 0	LOB: 0	E: 0	LOB: 1	E: 0	LOB: 2	E: 0	LOB: 0	E: 0	LOB: 1	E: 0	LOB: 0	E: 0	LOB: 1	E: 0	LOB: 0	E: 0	LOB: 0	2B: 2 <td>SAC: 1 <td>PB: 0 <td></td> </td></td>	SAC: 1 <td>PB: 0 <td></td> </td>	PB: 0 <td></td>	
	K: 1	BB: 0	K: 0	BB: 0	K: 0	BB: 0	K: 1	BB: 1	K: 1	BB: 0	K: 3	BB: 0	K: 1	BB: 0	K: 3	BB: 0	K: 1	BB: 0	K: 1	BB: 0	3B: 0	DP: 1	SB: 2	
	S: 10	P: 14	S: 6	P: 8	S: 8	P: 10	S: 18	P: 29	S: 7	P: 11	S: 17	P: 28	S: 7	P: 9	S: 13	P: 19	S: 6	P: 7	S: 6	P: 7	HR: 2	HBP: 0	CS: 0	

PITCHER	IP	WLS	BF	H	R	ER	SO	BB	IBB	HBP	BLK	WP	HR	S	P	ERA	WHIP
44 Jake Peavy, R ERA: 4.59 (1, 1)	5.2		24	6	3	3	3	2	0	0	0	0	2	61	92	4.76	1.412
Luther Hackman, R ERA: 4.09 (6, 1)	1.1		4	0	0	0	1	0	0	0	0	0	0	12	17	0.00	0.000
Jesse Orosco, L ERA: 6.97 (8, 1)	0.2		4	2	1	1	2	0	0	0	0	1	0	10	15	13.50	3.000
Matt Herges, R ERA: 2.51 (8, 1)	0.1		1	0	0	0	1	0	0	0	0	0	0	3	4	0.00	0.000
Rod Beck, R ERA: 4.15 (9, 1)	1.0		3	0	0	0	1	0	0	0	0	0	0	6	7	0.00	0.000

BOTTOM

San Diego Padres @ Cleveland Indians
Jacobs Field, Cleveland, OH
 Thu Jun 12 2003, 7:05 PM EDT
 Att: 17,983 - Cloudy - 70 F

AB	33
R	4
H	8
RBI	3
BB	2
SO	8
LOB	9



PITCHER	IP	WLS	BF	H	R	ER	SO	BB	IBB	HBP	BLK	WP	HR	S	P	ERA	WHIP
44 Jake Peavy, R ERA: 4.59 (1, 1)	5.2		24	6	3	3	3	2	0	0	0	0	2	61	92	4.76	1.412
Luther Hackman, R ERA: 4.09 (6, 1)	1.1		4	0	0	0	1	0	0	0	0	0	0	12	17	0.00	0.000
Jesse Orosco, L ERA: 6.97 (8, 1)	0.2		4	2	1	1	2	0	0	0	0	1	0	10	15	13.50	3.000
Matt Herges, R ERA: 2.51 (8, 1)	0.1		1	0	0	0	1	0	0	0	0	0	0	3	4	0.00	0.000
Rod Beck, R ERA: 4.15 (9, 1)	1.0		3	0	0	0	1	0	0	0	0	0	0	6	7	0.00	0.000

Batter	1	2	3	4	5	6	7	8	9	AB R H RBI BB SO LOB	TOP																		
Gary Matthews, S (1, 9) OBP: 0.286, SLG: 0.353	1-0 2B 1B	1-0 P5			2-2 G3-1		1-3 K	0-3 K		5 1 1 0 0 2 3																			
Mark Kotsay, L (1, 8) OBP: 0.353, SLG: 0.335	2-2 2B 1-3 2B		1-2 3B 1B		2-0 G3		3-2 F8		0-0 F8	5 2 2 0 0 0 0																			
Mark Loretta, R (1, 4) OBP: 0.376, SLG: 0.436	3-2 G5-3		0-0 3B 1B		3-2 FC6 1B		1-1 1B 1B		3-2 1B 1B	5 0 4 1 0 0 2																			
Ryan Klesko, L (1, 3) OBP: 0.369, SLG: 0.514	3-2 2B 2-H 3-H		2-2 G4-3		2-2 FC6 1-2f		0-1 1B 1-2		3-1 F8	5 0 2 2 0 0 3																			
Sean Burroughs, L (1, 5) OBP: 0.335, SLG: 0.395	1-3 K		2-3 K			3-3 K	1-0 F7		0-0 G4-3	5 0 0 0 0 3 5																			
Rondell White, R (1, 7) OBP: 0.352, SLG: 0.491	2-3 K		1-0 G5-3			0-2 HBP 1B		0-0 P2		4 0 1 0 0 1 2																			
Dave Hansen, L (1, 10) OBP: 0.392, SLG: 0.318		1-3 K		2-1 G3		0-3 K		4-0 E S BB		3 0 0 0 0 2 1																			
Brian Buchanan, R (8, PH) OBP: 0.370, SLG: 0.552										0 0 0 0 1 0 0																			
Gary Bennett, R (1, 2) OBP: 0.284, SLG: 0.318		4-2 FC5-4 BB		0-0 F8		H 1-0 1-2 HBP		2-2 F9		2 0 0 0 1 0 1																			
Donaldo Mendez, R (1, 6) OBP: 0.421, SLG: 0.375		0-2 FC5-4 1-2f		1-0 F8		0-3 K		1-2 HBP		3 0 0 0 0 1 3																			
Inning Stats	R: 2 E: 0 K: 2 S: 19	H: 3 LOB: 1 BB: 0 P: 31	R: 0 E: 0 K: 1 S: 10	H: 0 LOB: 1 BB: 1 P: 16	R: 1 E: 0 K: 1 S: 12	H: 2 LOB: 1 BB: 0 P: 18	R: 0 E: 0 K: 0 S: 4	H: 0 LOB: 0 BB: 0 P: 7	R: 0 E: 0 K: 0 S: 14	H: 1 LOB: 1 BB: 0 P: 23	R: 0 E: 0 K: 3 S: 12	H: 1 LOB: 2 BB: 0 P: 16	R: 0 E: 0 K: 1 S: 12	H: 2 LOB: 2 BB: 0 P: 18	R: 0 E: 0 K: 1 S: 12	H: 0 LOB: 2 BB: 1 P: 19	R: 0 E: 0 K: 0 S: 7	H: 1 LOB: 1 BB: 0 P: 13	1B: 7 2B: 2 3B: 1 HR: 0	SF: 0 SAC: 0 DP: 0 HBP: 2	WP: 0 PA: 41 PB: 0 SB: 1 CS: 0								
PITCHER	IP WLS BF H R ER SO BB IBB HBP BLK WP HR S P ERA WHIP																												
Esteban Loaiza, R (1, 1) ERA: 2.24	5.0		22	6	3	3	4	1	0	0	0	0	0	0	59	95	5.40	1.400											
Tom Gordon, R (6, 1) ERA: 4.02	1.2	W	8	2	0	0	4	0	0	1	0	0	0	0	21	30	0.00	1.200											
Damaso Marte, L (7, 1) ERA: 1.35	1.1	H	7	1	0	0	1	1	0	1	0	0	0	0	15	23	0.00	1.500											
Billy Koch, R (9, 1) ERA: 4.94	1.0	S	4	1	0	0	0	0	0	0	0	0	0	0	7	13	0.00	1.000											

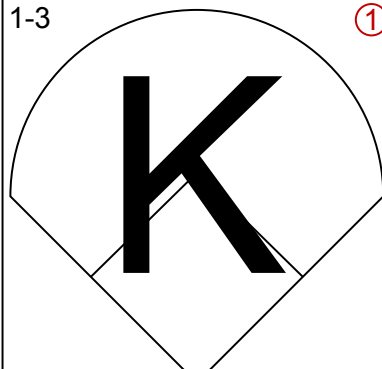
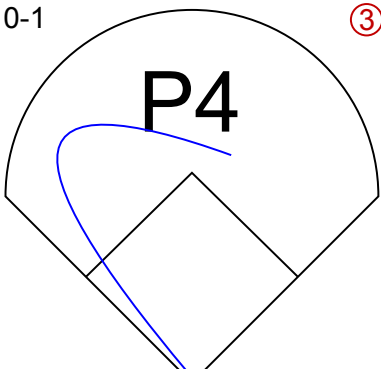
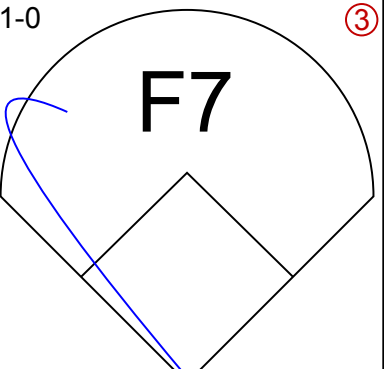
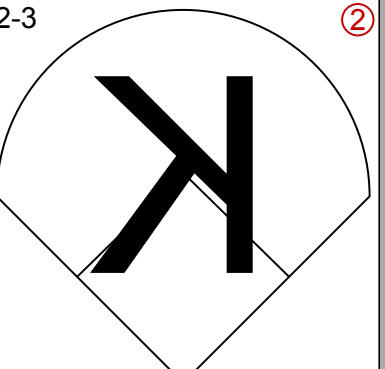
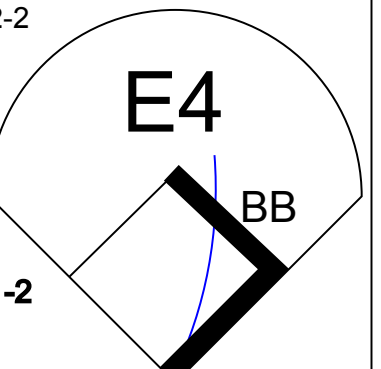
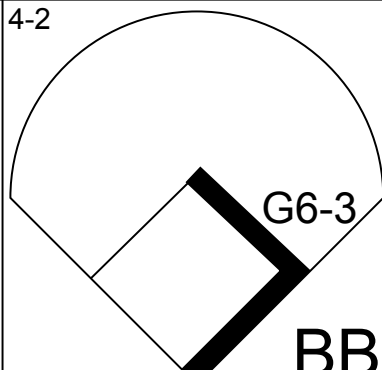
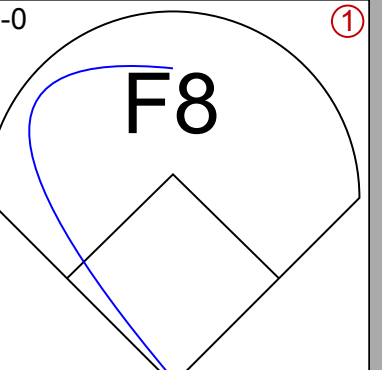
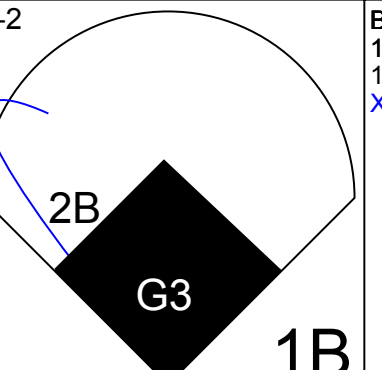
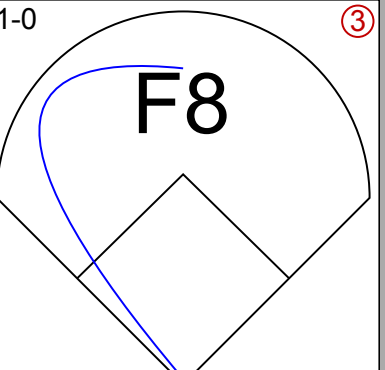
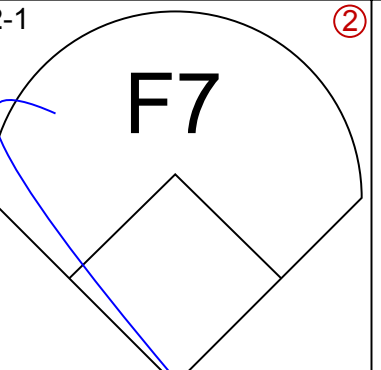
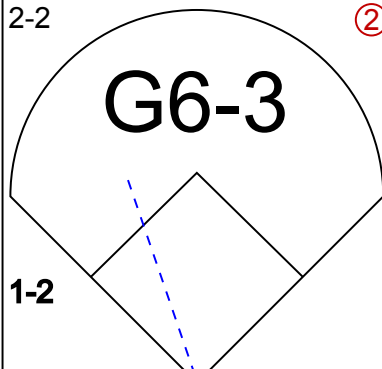
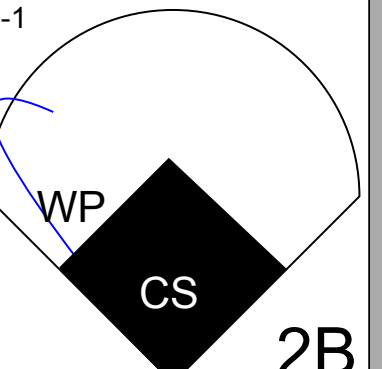
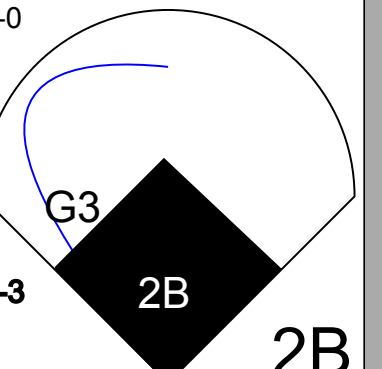
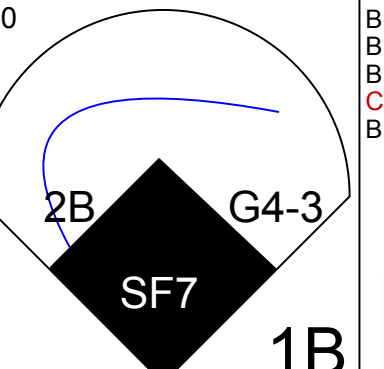
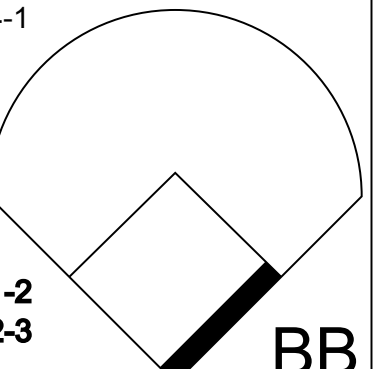
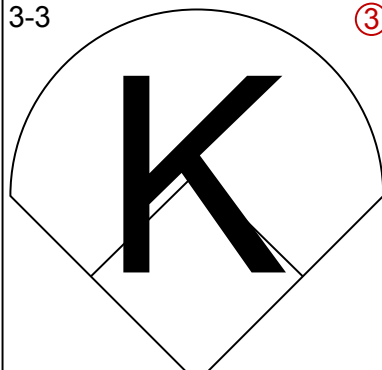
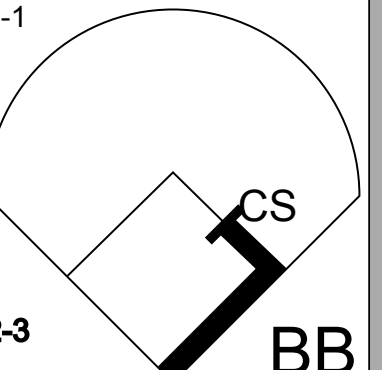
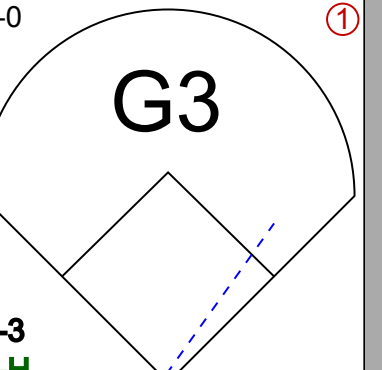
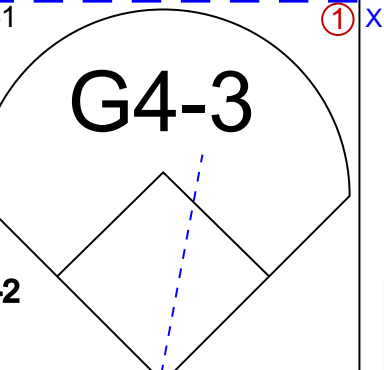
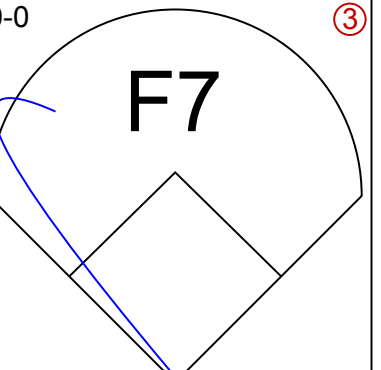
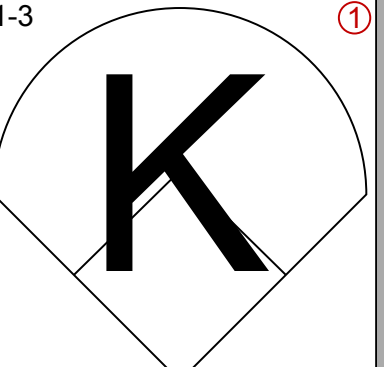
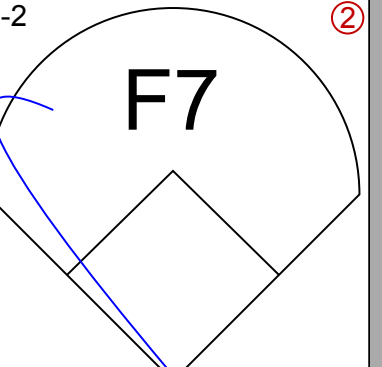
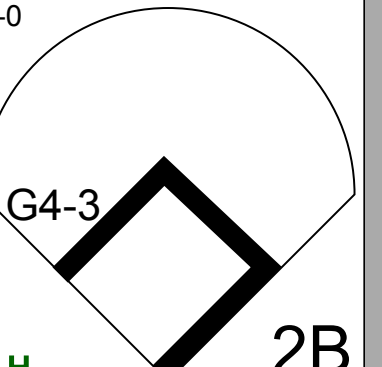
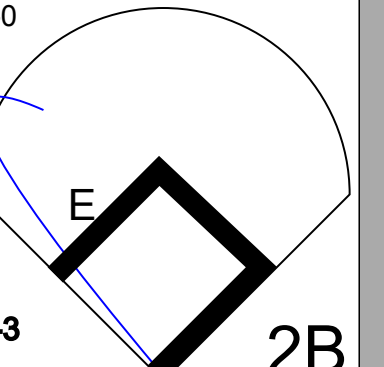
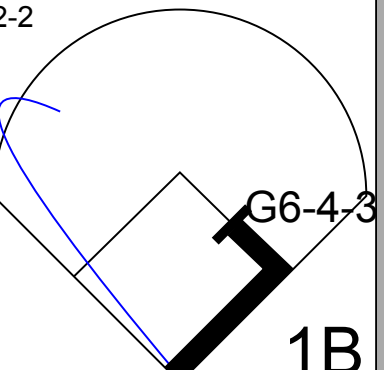
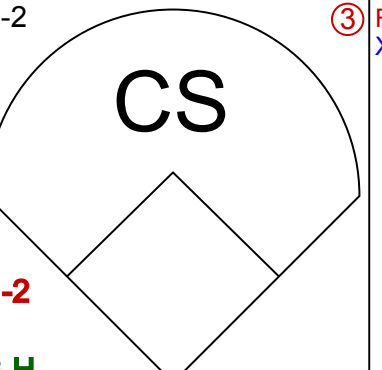
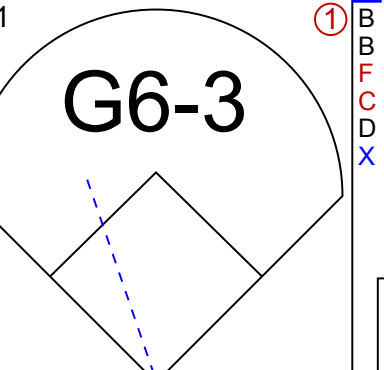
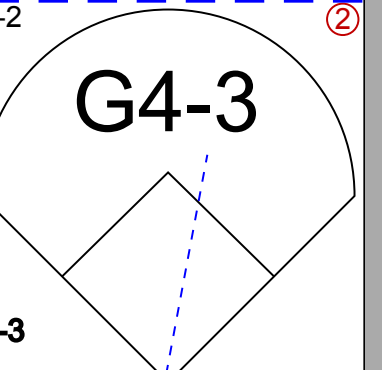
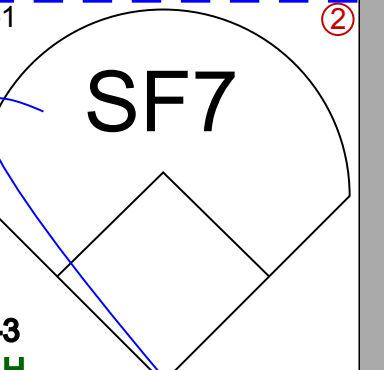
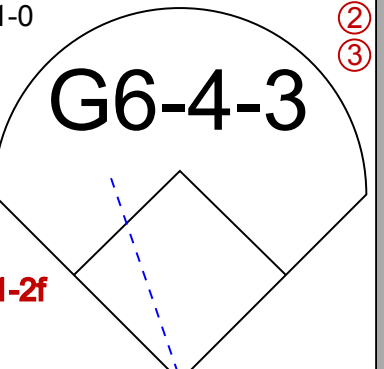
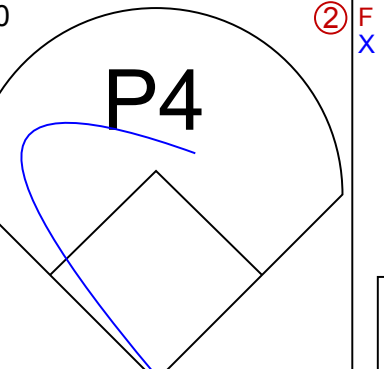
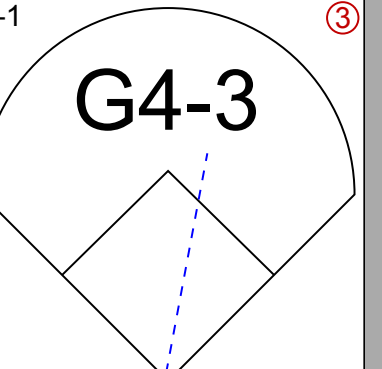
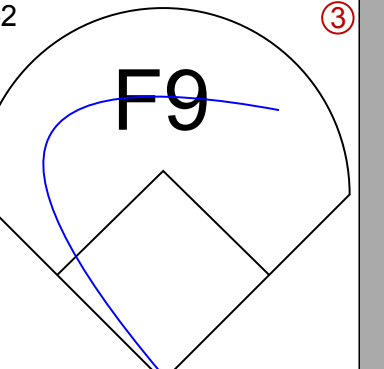
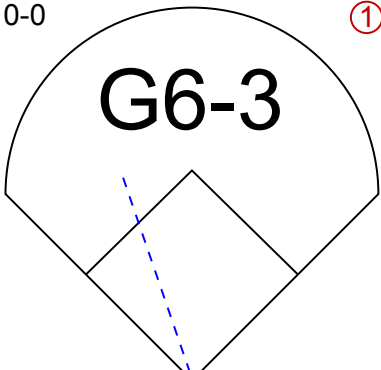
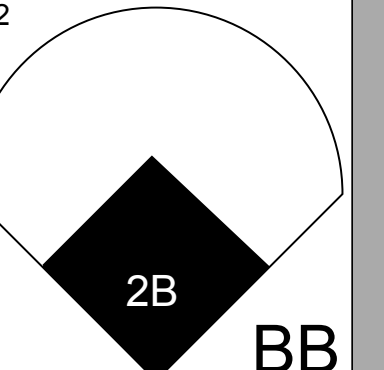
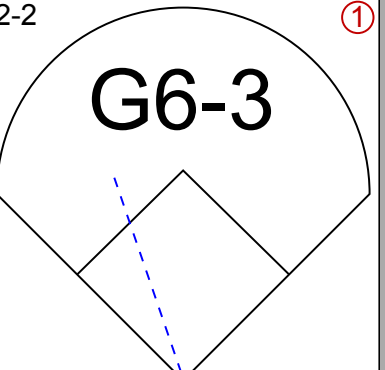
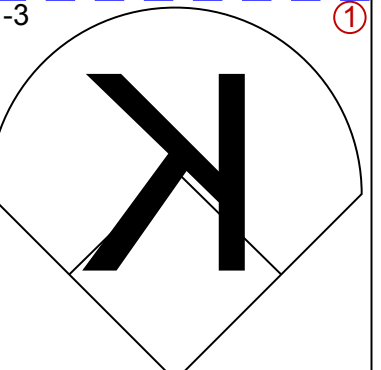
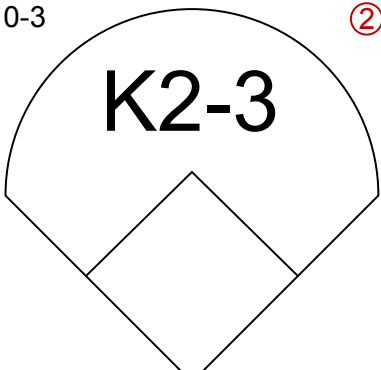
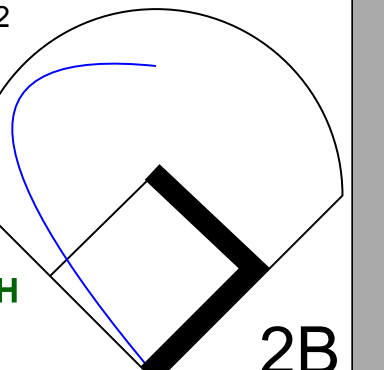
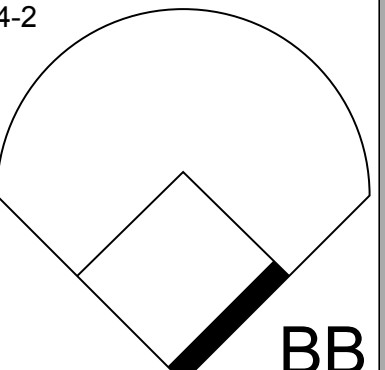
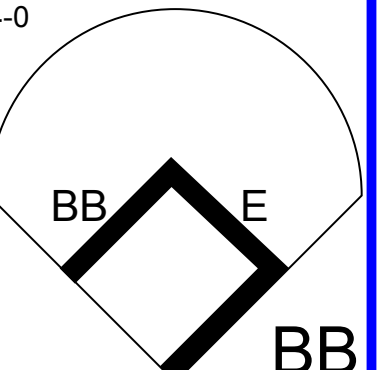
San Diego Padres @ Chicago White Sox
U.S. Cellular Field, Chicago, IL
 Fri Jun 13 2003, 8:05 PM EDT
 Att. 14,162 - Sunny - 66 F

AB	37
R	3
H	10
RBI	3
BB	2
SO	9
LOB	20



WP: 0	PA: 41
PB: 0	
SB: 1	
CS: 0	

PITCHER	IP	WLS	BF	H	R	ER	SO	BB	IBB	HBP	BLK	WP	HR	S	P	ERA	WHIP
Esteban Loaiza, R	5.0		22	6	3	3	4	1	0	0	0	0	0	59	95	5.40	1.400
Tom Gordon, R	1.2	W	8	2	0	0	4	0	0	1	0	0	0	21	30	0.00	1.200
Damaso Marte, L	1.1	H	7	1	0	0	1	1	0	1	0	0	0	15	23	0.00	1.500
Billy Koch, R	1.0	S	4	1	0	0	0	0	0	0	0	0	0	7	13	0.00	1.000

Batter	1	2	3	4	5	6	7	8	9	AB R H RBI BB SO LOB	TOP														
Gary Matthews, S (1, 7) OBP: 0.280, SLG: 0.346	1-3 		0-1 		1-0 		2-3 		2-2 	5 0 0 0 0 2 3															
Mark Kotsay, L (1, 8) OBP: 0.354, SLG: 0.333	4-2 			0-0 		2-2 		1-0 	2-1 	4 1 1 0 1 0 3															
Mark Loretta, R (1, 4) OBP: 0.385, SLG: 0.450	2-2 			2-1 		1-0 		0-0 	4-1 	4 3 3 0 1 0 1															
Ryan Klesko, L (1, 3) OBP: 0.366, SLG: 0.503	3-3 			4-1 		1-0 		1-1 	0-0 	4 0 0 1 1 1 6															
Sean Burroughs, L (1, 5) OBP: 0.338, SLG: 0.407		1-3 		3-2 		0-0 		0-0 		4 0 2 1 0 1 2															
Brian Buchanan, R (1, 10) OBP: 0.366, SLG: 0.545		2-2 		1-2 	0-1 	3-2 		1-1 		3 0 1 1 0 0 1															
Xavier Nady, R (1, 9) OBP: 0.322, SLG: 0.427		1-0 			0-0 	0-1 		2-2 		4 0 0 0 0 0 3															
Gary Bennett, R (1, 2) OBP: 0.286, SLG: 0.312			0-0 		4-2 		2-2 		1-3 	2 1 0 0 1 0 0															
Keith Lockhart, L (9, PH) OBP: 0.345, SLG: 0.421										1 0 0 0 0 1 0															
Donaldo Mendez, R (1, 6) OBP: 0.455, SLG: 0.444			0-3 		0-2 		4-2 		4-0 	2 0 1 1 1 1 0															
Dave Hansen, L (9, PH) OBP: 0.400, SLG: 0.318										0 0 0 0 1 0 0															
Adam Eaton, R (9, PR) OBP: 0.400, SLG: 0.833										0 0 0 0 0 0 0															
Inning Stats	R: 0 E: 0 K: 2 S: 11	H: 0 LOB: 1 BB: 1 P: 21	R: 0 E: 0 K: 1 S: 8	H: 1 LOB: 0 BB: 0 P: 12	R: 0 E: 0 K: 1 S: 6	H: 0 LOB: 0 BB: 0 P: 6	R: 1 E: 0 K: 0 S: 9	H: 1 LOB: 0 BB: 1 P: 19	R: 1 E: 0 K: 0 S: 10	H: 1 LOB: 1 BB: 1 P: 15	R: 2 E: 0 K: 0 S: 11	H: 3 LOB: 1 BB: 0 P: 18	R: 0 E: 0 K: 1 S: 12	H: 0 LOB: 1 BB: 1 P: 21	R: 1 E: 1 K: 0 S: 11	H: 2 LOB: 1 BB: 0 P: 15	R: 0 E: 1 K: 1 S: 11	H: 0 LOB: 3 BB: 2 P: 24	1B: 3 2B: 5 3B: 0 HR: 0	SF: 1 SAC: 0 DP: 1 HBP: 0	WP: 1 PB: 0 SB: 0 CS: 2	PA: 41			
PITCHER	IP	WLS	BF	H	R	ER	SO	BB	IBB	HBP	BLK	WP	HR	S	P	ERA	WHIP								
Dan Wright, R (1, 1) ERA: 6.0	5.1		23	6	4	4	4	3	0	0	0	1	0	50	83	6.75	1.688								
Rick White, R (6, 1) ERA: 7.71	1.2		7	1	1	1	1	1	0	0	0	0	0	18	30	5.40	1.200								
Damaso Marte, L (8, 1) ERA: 1.33	0.1		2	1	0	0	0	0	0	0	0	0	0	3	4	0.00	3.000								
Tom Gordon, R (8, 1) ERA: 3.94	0.2	W	2	0	0	0	0	0	0	0	0	0	0	7	10	0.00	0.000								
Billy Koch, R (9, 1) ERA: 4.76	1.0	S	6	0	0	0	1	2	0	0	0	0	0	11	24	0.00	2.000								

San Diego Padres @ Chicago White Sox
 U.S. Cellular Field, Chicago, IL
 Sat Jun 14 2003, 7:05 PM EDT
 Att. 27,287 - Sunny - 74 F

livebaseballscorecards.com

AB	33
R	5
H	8
RBI	4
BB	6
SO	6
LOB	19



Batter	1	2	3	4	5	6	7	8	9
Jose Valentin, S (1, 6) OBP: 0.316, SLG: 0.442 D'Angelo Jimenez, S (8, PH) OBP: 0.346, SLG: 0.447 (9, 4)	0-0 P8		1-1 2B		2-1 FC6-4 1B			2-2 F8	
Tony Graffanino, R (1, 4) OBP: 0.358, SLG: 0.454 (9, 6)	2-0 F9		0-1 G5-3		1 SAFE 0-1 FC6-4			2-1 HR 1B	
Frank Thomas, R (1, 3) OBP: 0.420, SLG: 0.577 Brian Daubach, L (9, 3) OBP: 0.326, SLG: 0.325	1-1 P3			2-2 HR HBP	3-3 K			1 SAFE 1-1 HR	
Magglio Ordonez, R (1, 9) OBP: 0.337, SLG: 0.488		0-0 HR		4-2 HR BB		0-0 G5-3		2-2 F7	
Carlos Lee, R (1, 7) OBP: 0.322, SLG: 0.462		1-1 G1-3		0-1 HR		1-2 F7		1-2 F8	
Armando Rios, L (1, 8) OBP: 0.258, SLG: 0.330 Aaron Rowand, R (9, 8) OBP: 0.211, SLG: 0.227		4-0 BB	24 CS 14 BB	0-1 G4-3		0-0 G3-1			
14 Paul Konerko, R (1, 10) OBP: 0.272, SLG: 0.284		4-2 BB		0-1 G6-3			0-1 G6-3		
24 Joe Crede, R (1, 5) OBP: 0.262, SLG: 0.339		3-3 K		2-3 K			1-1 F8		
Josh Paul, R (1, 2) OBP: 0.500, SLG: 0.444		0-2 G1-3		2-2 G6-3			2-1 F9		

Inning Stats	R: 0	H: 0	E: 0	K: 0	S: 4	R: 1	H: 1	E: 0	K: 1	S: 11	R: 0	H: 1	E: 0	K: 0	S: 7	R: 3	H: 1	E: 0	K: 1	S: 15	R: 0	H: 1	E: 0	K: 1	S: 13	R: 0	H: 0	E: 0	K: 0	S: 7	R: 0	H: 0	E: 0	K: 0	S: 6	R: 2	H: 2	E: 0	K: 0	S: 15
	LOB: 0	BB: 0	P: 7	LOB: 2	BB: 2	P: 23	LOB: 0	BB: 0	P: 8	LOB: 0	BB: 1	LOB: 1	BB: 0	P: 20	LOB: 0	BB: 0	LOB: 0	BB: 0	P: 8	LOB: 0	BB: 0	LOB: 0	BB: 0	P: 9	LOB: 0	BB: 0	LOB: 0	BB: 0	P: 23	LOB: 0	BB: 0	LOB: 0	BB: 0	P: 23	SF: 0	SAC: 0	DP: 1	HBP: 1		

PITCHER	IP	WLS	BF	H	R	ER	SO	BB	IBB	HBP	BLK	WP	HR	S	P	ERA	WHIP
Brian Lawrence, R (1, 1) ERA: 4.52	7.0		27	4	4	4	3	3	0	1	0	0	2	63	98	5.14	1.000
Mike Matthews, L (8, 1) ERA: 4.26	0.1	H	1	0	0	0	0	0	0	0	0	0	0	5	7	0.00	0.000
Jay Witasick, R (8, 1) ERA: 10.8	0.2	L	4	2	2	2	0	0	0	0	0	0	1	10	16	27.00	3.000

BOTTOM

San Diego Padres @ Chicago White Sox
 U.S. Cellular Field, Chicago, IL


Sat Jun 14 2003, 7:05 PM EDT
 Att. 27,287 - Sunny - 74 F

AB	R	H	RBI	BB	SO	LOB
3	0	2	0	0	0	0
1	0	0	0	0	0	0
4	1	1	0	0	0	1
3	2	1	2	0	1	1
0	0	0	0	0	0	0
3	2	1	1	1	0	0
4	1	1	3	0	0	0
2	0	0	0	1	0	0
0	0	0	0	0	0	0
2	0	0	0	1	0	0
3	0	0	0	0	2	2
3	0	0	0	0	0	0

AB	28
R	6
H	6
RBI	6
BB	3
SO	3
LOB	4

livebaseballscorecards.com

AB 28
R 6
H 6
RBI 6
BB 3
SO 3
LOB 4



WP	PA
0	32

Batter	1	2	3	4	5	6	7	8	9	AB R H RBI BB SO LOB	TOP		
Gary Matthews, S (1, 7) OBP: 0.284, SLG: 0.346	4-2 S 1B BB		1-0 1B G3-1		0-1 G3			3-2 G6-3		3 1 1 0 1 0 1			
Mark Kotsay, L (1, 8) OBP: 0.352, SLG: 0.331	0-0 BB 1-2 1B		3-2 G3-1		1-0 F7			0-1 G4-3		4 0 1 0 0 0 1			
Mark Loretta, R (1, 4) OBP: 0.383, SLG: 0.447	0-2 L5		1-1 1B 2-H		1-2 G6-3			0-2 G6-3		4 0 1 1 0 0 2			
Ryan Klesko, L (1, 10) OBP: 0.364, SLG: 0.495	4-2 G5-4-3 1-2 2-3 BB		2-1 F9		1-3 K			1-1 G6-3		3 0 0 0 1 1 0			
Sean Burroughs, L (1, 5) OBP: 0.341, SLG: 0.403	3-2 G5-4-3 1-2f		1-0 F8		4-2 FC6-4 BB			4-1 S BB		2 0 0 0 2 0 3			
Brian Buchanan, R (1, 3) OBP: 0.353, SLG: 0.524		2-3 K	0-0 G4-3		3-2 F8			0-2 P3		4 0 0 0 0 1 2			
Xavier Nady, R (1, 9) OBP: 0.318, SLG: 0.422		2-1 G6-3		0-0 F9		0-0 F7				3 0 0 0 0 0 1			
Miguel Ojeda, R (1, 2) OBP: 0.138, SLG: 0.172		0-1 G5-3		2-3 K		3-1 FC6-4 1-2f				3 0 0 0 0 1 1			
Donaldo Mendez, R (1, 6) OBP: 0.440, SLG: 0.400			0-3 K		4-2 BB			1-1 G6-3		2 0 0 0 1 1 0			
Inning Stats	R: 0 H: 1 E: 0 LOB: 2 K: 0 BB: 2 S: 12 P: 23	R: 0 H: 0 E: 0 LOB: 0 K: 1 BB: 0 S: 7 P: 11	R: 1 H: 2 E: 0 LOB: 1 K: 1 BB: 0 S: 13 P: 18	R: 0 H: 0 E: 0 LOB: 0 K: 0 BB: 0 S: 4 P: 7	R: 0 H: 0 E: 0 LOB: 1 K: 1 BB: 1 S: 9 P: 15	R: 0 H: 0 E: 0 LOB: 0 K: 1 BB: 0 S: 8 P: 11	R: 0 H: 0 E: 0 LOB: 1 K: 0 BB: 1 S: 8 P: 18	R: 0 H: 0 E: 0 LOB: 0 K: 0 BB: 0 S: 9 P: 13	R: 0 H: 0 E: 0 LOB: 1 K: 0 BB: 1 S: 9 P: 14	1B: 3 SF: 0 2B: 0 SAC: 0 3B: 0 DP: 1 HR: 0 HBP: 0	WP: 0 PA: 33 PB: 0 SB: 2 CS: 0		
PITCHER	IP WLS BF H R ER SO BB IBB HBP BLK WP HR S P ERA WHIP											PITCHER	IP WLS BF H R ER SO BB IBB HBP BLK WP HR S P ERA WHIP
Jon Garland, R (1, 1) ERA: 4.84	8.0 L 29 3 1 1 4 4 0 0 0 0 0 0 70 116 1.12 0.875												
Billy Koch, R (9, 1) ERA: 4.6	1.0 4 0 0 0 0 1 0 0 0 0 0 0 9 14 0.00 1.000												

San Diego Padres @ Chicago White Sox
 U.S. Cellular Field, Chicago, IL
 Sun Jun 15 2003, 2:05 PM EDT
 Att. 26,491 - Sunny - 75 F

AB	28
R	1
H	3
RBI	1
BB	5
SO	4
LOB	11



Batter	1	2	3	4	5	6	7	8	9	AB	R	H	RBI	BB	SO	LOB
Tony Graffano, R (1, 4) OBP: 0.346, SLG: 0.438	2-2 F7		1-3 K		0-1 L7		1-3 K			4	0	0	0	0	2	3
Jose Valentin, S (1, 6) OBP: 0.315, SLG: 0.436	4-1 F9 BB		2-3 K		3-3 K			1-2 F8		3	0	0	0	1	2	1
Frank Thomas, R (1, 10) OBP: 0.418, SLG: 0.569	4-2 1-2 BB		1-0 F8			1-2 F8		3-1 F7		3	0	0	0	1	0	0
Magglio Ordonez, R (1, 9) OBP: 0.339, SLG: 0.490	0-1 F9			2-1 24 1B 2B		0-0 F8		4-1 1B BB		3	0	1	0	1	0	2
Carlos Lee, R (1, 7) OBP: 0.320, SLG: 0.458	1-2 F8			1-2 L8		2-3 K		0-0 1B		4	0	1	0	0	1	3
14 Paul Konerko, R (1, 3) OBP: 0.272, SLG: 0.284		3-1 1B		0-0 F7			3-1 F8	2-1 G6-3		4	0	1	0	0	0	3
24 Joe Crede, R (1, 5) OBP: 0.263, SLG: 0.339		0-2 P4		1-2 1B			3-3 K		4-1 G4-6-3 BB	3	0	1	0	0	1	1
Brian Daubach, L (9, PH) OBP: 0.333, SLG: 0.325										0	0	0	0	1	0	0
Josh Paul, R (9, PR) OBP: 0.500, SLG: 0.444										0	0	0	0	0	0	0
Aaron Rowand, R (1, 8) OBP: 0.227, SLG: 0.257		0-0 F9			3-2 2B		2-0 1B 1B		0-0 B5	4	0	2	0	0	0	2
Miguel Olivo, R (1, 2) OBP: 0.292, SLG: 0.389		0-3 K				2-0 L8		0-2 1B		3	0	1	0	0	1	2
Armando Rios, L (9, PH) OBP: 0.255, SLG: 0.326								1-2 1B		1	0	0	0	0	0	1

Inning Stats	R: 0	H: 0	E: 0	K: 0	S: 13	R: 0	H: 1	E: 0	K: 1	S: 10	R: 0	H: 0	E: 0	K: 2	S: 8	R: 0	H: 2	E: 0	K: 0	S: 10	R: 0	H: 1	E: 0	K: 1	S: 11	R: 0	H: 0	E: 0	K: 1	S: 7	R: 0	H: 2	E: 0	K: 2	S: 16	R: 0	H: 1	E: 0	K: 0	S: 9	R: 0	H: 0	E: 0	K: 0	S: 5	R: 0	H: 0	E: 0	K: 0	S: 5	1B: 5	2B: 2	3B: 0	HR: 0	SF: 0	SAC: 0	DP: 1	HBP: 0	WP: 0	PB: 0	SB: 0	CS: 0	PA: 36
--------------	------	------	------	------	-------	------	------	------	------	-------	------	------	------	------	------	------	------	------	------	-------	------	------	------	------	-------	------	------	------	------	------	------	------	------	------	-------	------	------	------	------	------	------	------	------	------	------	------	------	------	------	------	-------	-------	-------	-------	-------	--------	-------	--------	-------	-------	-------	-------	--------

PITCHER	IP	WLS	BF	H	R	ER	SO	BB	IBB	HBP	BLK	WP	HR	S	P	ERA	WHIP
Oliver Pérez, L (1, 1) ERA: 6.62	6.2	W	26	5	0	0	6	2	0	0	0	0	0	68	109	0.00	1.050
Luther Hackman, R (7, 1) ERA: 3.93	1.1	H	7	2	0	0	1	1	0	0	0	0	0	16	27	0.00	2.250
Rod Beck, R (9, 1) ERA: 3.38	1.0	S	3	0	0	0	0	1	0	0	0	0	0	5	11	0.00	1.000

BOTTOM

San Diego Padres @ Chicago White Sox

U.S. Cellular Field, Chicago, IL

Sun Jun 15 2003, 2:05 PM EDT
Att. 26,491 - Sunny - 75 F

AB	32
R	0
H	7
RBI	0
BB	4
SO	7
LOB	18

PITCHER	IP	WLS	BF	H	R	ER	SO	BB	IBB	HBP	BLK	WP	HR	S	P	ERA	WHIP
---------	----	-----	----	---	---	----	----	----	-----	-----	-----	----	----	---	---	-----	------

Batter	1	2	3	4	5	6	7	8	9
Juan Uribe, R OBP: 0.318, SLG: 0.476 (1, 4)	2-2 P3		0-0 G4-3		2-2 F9		3-2 2-H 1B		
Jay Payton, R OBP: 0.349, SLG: 0.457 (1, 7)	0-0 1B		1-3 K		0-0 P3		2-2 G2-3		
17 Todd Helton, L OBP: 0.431, SLG: 0.565 (1, 3)	0-3 K			1-0 2B	1-0 G3-1			1-1 G6-3	
Preston Wilson, R OBP: 0.373, SLG: 0.574 (1, 8)	1-1 P4			3-1 F7		1-1 L9		1-1 G6-3	
Mark Sweeney, L OBP: 0.375, SLG: 0.510 (1, 9)		1-2 G4-3		2-0 1B		1-2 G3		3-H 2-1 BB	
Chris Stynes, R OBP: 0.368, SLG: 0.438 (8, PH) (9, 5)				2-H 2B				1B	
Greg Norton, S OBP: 0.293, SLG: 0.336 (1, 5)		2-2 F8		2-1 BB		1-2 G6-3		4-1 SAFE BB	
Charles Johnson, R OBP: 0.330, SLG: 0.434 (9, 2)				2-3 1B				1-2 BB	
Bobby Estalella, R OBP: 0.292, SLG: 0.424 (1, 2)		3-1 F8		4-2 BB		4-2 G6-4-3		0-2 F8	
Larry Walker, L OBP: 0.420, SLG: 0.481 (8, PH) (9, 9)				1-2 BB					
José Hernández, R OBP: 0.308, SLG: 0.362 (1, 6)		2-1 G5-3		2-3 K		0-0 G6-4-3		2-2 G6-3	
Denny Neagle, L (1, 1)			1-3 K		0-1 P6		1-0 1B		
Todd Jones, L (7, 1)							2B		
Brent Butler, R OBP: 0.267, SLG: 0.256 (7, PH)									
Javier López, L (8, 1)									
Steve Reed, R (8, 1)									

Inning Stats	R: 0	H: 1	E: 0	LOB: 1	K: 1	P: 12	R: 0	H: 1	E: 0	LOB: 1	K: 0	P: 20	R: 0	H: 0	E: 0	LOB: 0	K: 2	P: 10	R: 1	H: 3	E: 0	LOB: 3	K: 1	P: 28	R: 0	H: 0	E: 0	LOB: 0	K: 0	P: 9	R: 0	H: 0	E: 0	LOB: 0	K: 0	P: 13	R: 1	H: 2	E: 0	LOB: 1	K: 0	P: 23	R: 1	H: 2	E: 0	LOB: 2	K: 0	P: 24	

PITCHER	IP	WLS	BF	H	R	ER	SO	BB	IBB	HBP	BLK	WP	HR	S	P	ERA	WHIP
44 Jake Peavy, R ERA: 4.45 (1, 1)	6.2	W	28	7	2	2	4	2	0	0	0	0	0	69	110	2.70	1.350
Luther Hackman, R ERA: 4.11 (7, 1)	0.2	H	3	1	1	1	0	0	0	0	0	0	0	7	11	13.50	1.500
Mike Matthews, L ERA: 4.26 (8, 1)	0.0		2	1	0	0	0	1	0	0	0	0	0	3	9	∞	∞
Jay Witasick, R ERA: 6.0 (8, 1)	0.2	S	2	0	0	0	0	0	0	0	0	0	0	7	9	0.00	0.000

BOTTOM

San Diego Padres @ Colorado Rockies
Coors Field, Denver, CO

Tue Jun 17 2003, 7:05 PM MDT
Att: 22,178 - Cloudy - 64 F


AB	R	H	RBI	BB	SO	LOB
4	0	1	1	0	0	0
4	0	1	0	0	1	1
4	2	2	0	0	1	1
4	0	0	1	0	0	2
3	0	1	1	0	0	0
1	0	1	0	0	0	0
3	0	2	0	1	0	0
0	0	0	0	0	0	0
1	0	0	0	2	0	1
1	0	0	0	0	0	2
4	0	0	0	0	1	7
2	0	0	0	0	1	3
0	0	0	0	0	0	0
1	1	1	0	0	0	0
0	0	0	0	0	0	0
0	0	0	0	0	0	0

1B:	5	SF:	0
2B:	3	SAC:	0
3B:	1	DP:	1
HR:	0	HBP:	0

WP:	0	PA:	35
PB:	0		
SB:	0		
CS:	0		

livebaseballscorecards.com

AB 32
R 3
H 9
RBI 3
BB 3
SO 4
LOB 17



Batter	1	2	3	4	5	6	7	8	9	AB R H RBI BB SO LOB	TOP											
Gary Matthews, S (1, 7) OBP: 0.285, SLG: 0.344	1-3 K		2-0 G4-6-3			2-1 2B		2-3 K		4 1 1 0 0 2 1												
Mark Kotsay, L (1, 8) OBP: 0.351, SLG: 0.350	0-0 G4-3			1-0 F7		0-1 SF8		0-1 F8		4 1 1 1 0 0 0												
Mark Loretta, R (1, 4) OBP: 0.379, SLG: 0.455	3-2 F9			2-2 P4		1-2 SF8		1-1 L5		3 0 0 1 0 0 0												
Ryan Klesko, L (1, 3) OBP: 0.365, SLG: 0.522		1-0 P6		2-1 P6		1-1 F9			0-0 1B	4 1 1 0 0 0 0												
Sean Burroughs, L (1, 5) OBP: 0.355, SLG: 0.417		1-1 1B			1-0 1B		1-2 G4-3		4-0 FC6-5	3 0 2 0 1 0 0												
Xavier Nady, R (1, 9) OBP: 0.326, SLG: 0.425		1-0 F8			0-3 K		0-0 G5-3		0-0 FC6-5	4 0 2 1 0 1 2												
Gary Bennett, R (1, 2) OBP: 0.288, SLG: 0.300		1-1 F7			2-2 L9		4-0 G5-3		0-0 FC6-5	3 0 0 0 1 0 4												
Adam Eaton, R (9, PR) OBP: 0.391, SLG: 0.750					SAFE				1-2 2-3f	0 0 0 0 0 0 0												
Donaldo Mendez, R (1, 6) OBP: 0.343, SLG: 0.276			2-3 K		3-1 P6		2-2 G5-3		2-3 K	2 0 0 0 0 1 1												
Keith Lockhart, L (7, PH) OBP: 0.337, SLG: 0.410							1-2 2-3		0-3 K	2 0 0 0 0 1 4												
Kevin Jarvis, L (1, 1) Scott Linebrink, R (6, 1) Dave Hansen, L (7, PH) Brian Buchanan, R (7, PH) Matt Herges, L (7, 1) Rondell White, R (9, PH) OBP: 0.350, SLG: 0.489			4-2 G4-6-3			2-3 K	2-3 K		0-3 K	1 0 0 0 0 1 1 0												
										0 0 0 0 0 0 0 0												
										0 0 0 0 0 0 0 0												
										1 0 0 0 0 0 1 2												
										0 0 0 0 0 0 0 0												
										1 0 0 0 0 0 1 2												
Inning Stats	R: 0 E: 0 K: 1 S: 9	H: 0 LOB: 0 BB: 0 P: 13	R: 0 E: 0 K: 0 S: 6	H: 1 LOB: 1 BB: 0 P: 10	R: 0 E: 0 K: 1 S: 6	H: 0 LOB: 0 BB: 1 P: 14	R: 0 E: 0 K: 0 S: 6	H: 0 LOB: 0 BB: 0 P: 11	R: 0 E: 0 K: 1 S: 10	H: 1 LOB: 1 BB: 0 P: 16	R: 2 E: 0 K: 1 S: 13	H: 2 LOB: 0 BB: 0 P: 19	R: 0 E: 0 K: 1 S: 13	H: 1 LOB: 2 BB: 1 P: 22	R: 0 E: 0 K: 1 S: 8	H: 0 LOB: 0 BB: 0 P: 11	R: 1 E: 0 K: 2 S: 11	H: 2 LOB: 2 BB: 1 P: 17	1B: 4 2B: 3 3B: 0 HR: 0	SF: 1 SAC: 0 DP: 1 HBP: 0	WP: 0 PB: 0 SB: 0 CS: 0	PA: 36
PITCHER	IP WLS BF H R ER SO BB IBB HBP BLK WP HR S P ERA WHIP																					
Shawn Chacon, R (1, 1) ERA: 4.1	6.2 W 26 5 2 2 4 2 0 0 0 0 0 0 60 100 2.70 1.050																					
40 Brian Fuentes, L (7, 1) ERA: 2.73	1.1 H 4 0 0 0 2 0 0 0 0 0 0 0 11 16 0.00 0.000																					
Jose Jimenez, R (9, 1) ERA: 6.47	0.0 3 2 1 1 0 1 0 0 0 0 0 0 2 6 ∞ ∞																					
Justin Speier, R (9, 1) ERA: 3.86	1.0 S 3 0 0 0 2 0 0 0 0 0 0 0 9 11 0.00 0.000																					

San Diego Padres @ Colorado Rockies
Coors Field, Denver, CO
Wed Jun 18 2003, 7:05 PM MDT
Att. 22,033 - Overcast - 66 F

AB	32
R	3
H	7
RBI	3
BB	3
SO	8
LOB	16



Batter	1	2	3	4	5	6	7	8	9
Juan Uribe, R OBP: 0.338, SLG: 0.470 (1, 6)	4-2 G6-4-3 BB		0-3 K		2-2 1B 17 SF9 1B		4-0 1B BB	1 SAFE 0-0 L7	
Jay Payton, R OBP: 0.348, SLG: 0.454 (1, 7)	1-0 G6-4-3 1-2f			0-3 K	2-0 1B		0-2 F9		
17 Todd Helton, L OBP: 0.429, SLG: 0.570 (1, 3)	0-1 G6-3			0-0 3B	0-0 SF9		0-0 F7		
Preston Wilson, R OBP: 0.372, SLG: 0.569 (1, 8)		0-0 G4-3		2-3 K	0-3 K		1-1 HBP 1B		
Larry Walker, L OBP: 0.425, SLG: 0.488 (1, 9)		1-1 FC6-4 1B		0-0 G3-1		3-2 1B SF9 2B	1-1 HBP		
Chris Stynes, R OBP: 0.370, SLG: 0.455 (1, 5)		3-2 F8			1-1 HR	3-2 WP E 1B	2-1 F8		
Charles Johnson, R OBP: 0.328, SLG: 0.432 (1, 2)		1 SAFE 2-1 FC6-4 1-2f		1-2 FC5-6 1B	2-0 SF9		3-2 P6		
Brent Butler, R OBP: 0.266, SLG: 0.256 (1, 4)			1-0 G6-3		0-0 FC5-6 1B	1-0 F9	2-0 F7		
Shawn Chacon, R OBP: 0.233, SLG: 0.367 (1, 1)			0-0 G4-3		1-2 FC5-6 1B	2-2 G6-3	4-2 BB		
40 Brian Fuentes, L (7, 1)					1-2 1B				
Greg Vaughn, R (8, PH)									
Jose Jimenez, R (9, 1)									
Justin Speier, R (9, 1)									

Inning Stats	R: 0	H: 0	E: 0	K: 5	S: 5	R: 0	H: 1	E: 0	K: 8	S: 8	R: 0	H: 1	E: 0	K: 2	S: 8	R: 4	H: 5	E: 0	K: 17	S: 17	R: 1	H: 2	E: 1	K: 11	S: 11	R: 0	H: 1	E: 0	K: 9	S: 9	R: 0	H: 0	E: 0	K: 9	S: 9		
	0	0	0	5	5	0	1	0	8	8	0	1	0	2	8	4	5	0	17	17	1	2	1	11	11	0	1	0	0	0	0	0	0	0	0	0	0

PITCHER	IP	WLS	BF	H	R	ER	SO	BB	IBB	HBP	BLK	WP	HR	S	P	ERA	WHIP
Kevin Jarvis, R (1, 1) ERA: 6.3	5.0	L	24	9	5	5	4	1	0	0	0	0	1	49	76	9.00	2.000
Scott Linebrink, R (6, 1) ERA: 3.61	1.0		3	0	0	0	0	0	0	0	0	1	0	5	10	0.00	0.000
Matt Herges, R (7, 1) ERA: 2.62	2.0		10	1	0	0	0	2	0	1	0	0	0	18	35	0.00	1.500

AB R H RBI BB SO LOB

3	1	1	1	2	1	1
4	0	1	1	0	1	2
3	0	1	1	0	0	1
4	0	1	0	0	2	2
3	1	2	0	0	0	1
4	1	2	1	0	0	4
3	0	1	1	0	0	1
4	1	1	0	0	0	1
3	1	0	0	0	0	3
0	0	0	0	0	0	0
0	0	0	0	1	0	0
0	0	0	0	0	0	0
0	0	0	0	0	0	0

AB	31
R	5
H	10
RBI	5
BB	3
SO	4
LOB	16



WP	PA	3B	DP	HBP	1B	SF	SAC	PB	SB	CS
1	37	0	1	1	7	2	0	0	0	0

San Diego Padres @ Colorado Rockies
Coors Field, Denver, CO
Wed Jun 18 2003, 7:05 PM MDT
Att: 22,033 - Overcast - 66 F

livebaseballscores.com

Batter	1	2	3	4	5	6	7	8	9	AB R H RBI BB SO LOB	TOP			
Mark Kotsay, L (1, 8) OBP: 0.348, SLG: 0.352	0-1 F8		1-2 G4-3		1-1 P4		1-0 2B		3-1 G3-1	5 0 1 2 0 0 0				
Gary Bennett, R (1, 2) OBP: 0.279, SLG: 0.290	0-1 F9		1-0 F7			3-2 G5-3	2-3 K			4 0 0 0 0 1 1				
Mark Loretta, R (1, 4) OBP: 0.381, SLG: 0.454	2-2 P3		4-2 BB			3-1 F7		3-2 G1-6-3 1B		3 0 1 0 1 0 0				
Ryan Klesko, L (1, 3)		1-2 P6	2-0 G4-3			2-0 1B		1-2 G1-6-3 1-2f		4 0 1 0 0 0 2				
Rondell White, R (1, 7)		0-1 F8		3-1 G6-3 1B		0-0 F7		0-1 G6-3		4 0 1 0 0 0 1				
Xavier Nady, R (1, 9)		1-0 2B 1B		1-2 G6-3 1-2f			1-2 F9		1-0 HR 1B	4 2 2 0 0 0 1				
Donaldo Mendez, R (1, 6)		0-0 2B		0-2 P3			1-3 K		0-2 HR	4 1 2 3 0 1 0				
Keith Lockhart, L (1, 5)		4-0 FC5-4 BB			0-0 G4-3		4-2 2B BB		0-1 G5-4-3 1B	2 1 1 0 2 0 0				
Brian Lawrence, R (1, 1) Adam Eaton, R (5, PH) Scott Linebrink, R (5, 1) Brian Buchanan, R (7, PH) Jesse Orosco, R (7, 1) Luther Hackman, R (7, 1) Mike Matthews, L (8, 1) Gary Matthews, S (9, PH)		0-0 FC5-4			0-3 K		4-1 2B BB		3-1 G5-4-3 1-2f	1 0 0 0 0 0 2 1 0 0 0 0 0 1 0 0 0 0 0 0 0 0 0 0 0 1 0 0 1 0 0 0 0 0 0 0 0 0 0 0 0 0 0 0 0 0 0 0 0 0 0 0 0 0 0 0 0 0 0 1 0 0 0 0 0 0 0 1				
Inning Stats	R: 0 H: 0 E: 0 LOB: 0 K: 0 BB: 0 S: 7 P: 9	R: 1 H: 2 E: 0 LOB: 2 K: 0 BB: 1 S: 9 P: 15	R: 0 H: 0 E: 0 LOB: 1 K: 0 BB: 1 S: 7 P: 15	R: 0 H: 1 E: 0 LOB: 0 K: 0 BB: 0 S: 8 P: 12	R: 0 H: 0 E: 0 LOB: 0 K: 1 BB: 0 S: 6 P: 7	R: 0 H: 1 E: 0 LOB: 1 K: 0 BB: 0 S: 7 P: 15	R: 2 H: 1 E: 0 LOB: 1 K: 2 BB: 2 S: 16 P: 29	R: 0 H: 1 E: 0 LOB: 0 K: 0 BB: 0 S: 8 P: 12	R: 2 H: 3 E: 0 LOB: 0 K: 0 BB: 0 S: 11 P: 18	1B: 6 SF: 0 2B: 2 SAC: 0 3B: 0 DP: 3 HR: 1 HBP: 0	WP: 0 PA: 37 PB: 0 SB: 0 CS: 0			
PITCHER	IP WLS BF H R ER SO BB IBB HBP BLK WP HR S P ERA WHIP												PITCHER	IP WLS BF H R ER SO BB IBB HBP BLK WP HR S P ERA WHIP
Darren Oliver, L (1, 1) ERA: 5.11	6.2 W 28 5 3 3 2 4 0 0 0 0 0 0 55 95 4.05 1.350													
Nelson Cruz, R (7, 1) ERA: 6.36	1.1 H 4 1 0 0 1 0 0 0 0 0 0 0 13 19 0.00 0.750													
Todd Jones, R (9, 1) ERA: 8.05	0.0 3 3 2 2 0 0 0 0 0 0 0 1 7 8 ∞ ∞													
Javier López, L (9, 1) ERA: 3.62	1.0 2 0 0 0 0 0 0 0 0 0 0 0 4 10 0.00 0.000													

San Diego Padres @ Colorado Rockies
Coors Field, Denver, CO
Thu Jun 19 2003, 7:05 PM MDT
Att. 23,515 - Cloudy - 72 F

livebaseballscorecards.com

AB	33
R	5
H	9
RBI	5
BB	4
SO	3
LOB	8



Batter	1	2	3	4	5	6	7	8	9	AB R H RBI BB SO LOB	TOP			
51 Ichiro Suzuki, L (1, 9) OBP: 0.393, SLG: 0.480	2-2 WP E 1B		1-0 BB BB 1B	0-0 G4-3		0-3 K			0-1 FC5-4 1B	5 1 3 0 0 1 1				
Randy Winn, S (1, 7) OBP: 0.328, SLG: 0.371	0-1 P4		1-1 F7	3-3 K		1-0 G1-6-3 1-2f			2-0 FC5-4 CS 1-2f	5 0 0 0 0 1 4				
Bret Boone, R (1, 4) OBP: 0.379, SLG: 0.600	3-3 SAFE K 1-2		4-2 SAFE 1B BB 2B BB 1-2	1-1 L8			2-2 G6-3		1-1 CS 1-2	3 1 0 0 1 1 1				
John Olerud, L (1, 3) OBP: 0.399, SLG: 0.403	3-2 WP HBP		4-2 1B 2B BB 1-2 2-3	4-0 BB BB		0-0 F7				1 1 0 0 2 0 0				
Mike Cameron, R (1, 8) OBP: 0.364, SLG: 0.483	1-2 F8 1-2 2-3		2-0 2B 1B 1-2 2-3 3-H	0-1 F9		3-3 K				4 0 1 1 0 1 3				
Ben Davis, S (1, 2) OBP: 0.301, SLG: 0.470		2-2 K	2-1 2B 1-3 2-H 3-H	1-0 F9			2-0 FC5-4 1B			4 0 2 2 0 1 1				
Jeff Cirillo, R (1, 5) OBP: 0.313, SLG: 0.309		4-0 BB	1-1 F8	4-2 BB 1-2 BB			3-2 FC5-4 16 G3-6-3 1-2f			2 0 0 0 2 0 3				
16 Willie Bloomquist, R (1, 6) OBP: 0.288, SLG: 0.250		1-3 K	4-0 FC4 IBB	1-3 K			1-1 G3-6-3 1-2f			3 0 0 0 1 2 4				
Gil Meche, R (1, 1) OBP: 0.200, SLG: 0.200	1-0 F9		0-0 FC4			2-2 G1-6-3 1B			0-0 G4-3	3 0 1 0 0 0 4				
Arthur Rhodes, L (8, 1)										0 0 0 0 0 0 0				
23 Luis Ugueto, S (9, PH)										1 0 0 0 0 0 0				
Jeff Nelson, R (9, 1)										0 0 0 0 0 0 0				
Inning Stats	R: 0 H: 1 E: 1 LOB: 2 K: 1 BB: 0 S: 14 P: 23	R: 0 H: 0 E: 0 LOB: 1 K: 2 BB: 1 S: 8 P: 16	R: 3 H: 3 E: 0 LOB: 3 K: 0 BB: 3 S: 13 P: 32	R: 0 H: 0 E: 0 LOB: 0 K: 1 BB: 0 S: 7 P: 11	R: 0 H: 0 E: 0 LOB: 2 K: 1 BB: 2 S: 9 P: 19	R: 0 H: 1 E: 0 LOB: 0 K: 1 BB: 0 S: 9 P: 12	R: 0 H: 0 E: 0 LOB: 0 K: 1 BB: 0 S: 10 P: 15	R: 0 H: 1 E: 0 LOB: 0 K: 0 BB: 0 S: 6 P: 12	R: 0 H: 1 E: 0 LOB: 0 K: 0 BB: 0 S: 5 P: 8	1B: 6 SF: 0 2B: 1 SAC: 0 3B: 0 DP: 2 HR: 0 HBP: 1	WP: 1 PA: 39 PB: 0 SB: 0 CS: 1			
PITCHER	IP WLS BF H R ER SO BB IBB HBP BLK WP HR S P ERA WHIP													
Oliver Pérez, L (1, 1) ERA: 6.46	5.0		4 3 3 5 5 1 1 0 1 0 51 101 5.40 1.800											
Matt Herges, R (6, 1) ERA: 2.48	2.0		6 1 0 0 2 0 0 0 0 0 19 27 0.00 0.500											
Jay Witasick, R (8, 1) ERA: 4.5	1.0		3 1 0 0 0 0 0 0 0 0 6 12 0.00 1.000											
Mike Matthews, L (9, 1) ERA: 4.12	1.0	W	3 1 0 0 0 0 0 0 0 0 5 8 0.00 1.000											

Seattle Mariners @ San Diego Padres
Qualcomm Stadium, San Diego, CA

Fri Jun 20 2003, 10:05 PM EDT
Att. 23,500 - Sunny - 66 F

livebaseballscorecards.com

AB 31
R 3
H 7
RBI 3
BB 6
SO 7
LOB 21



BOTTOM

Seattle Mariners @ San Diego Padres
Qualcomm Stadium, San Diego, CA
Fri Jun 20 2003, 10:05 PM EDT
Att. 23,500 - Sunny - 66 F

livebaseballscorecards.com

AB	34
R	5
H	9
RBI	5
BB	4
SO	7
LOB	17



WP:	1	PA:	40
PB:	0		
SB:	0		
CS:	0		

AB R H RBI BB SO LOB

4	1	0	0	1	0	4
5	1	2	0	0	0	1
3	1	1	1	2	0	1
5	1	1	4	0	0	3
3	0	1	0	0	2	1
4	0	0	0	0	1	3
3	0	1	0	0	1	0
1	1	1	0	0	0	0
4	0	2	0	0	2	2
0	0	0	0	0	0	0
1	0	0	0	0	0	1
0	0	0	0	0	0	0
0	0	0	0	1	0	0
0	0	0	0	0	0	0
0	0	0	0	0	0	0
1	0	0	0	0	1	1

4-1	BB	1B	HR	BB
0-2	BB	1B	HR	1B
4-1	HR	BB		
2-2	HR			
1-0				
1-3	K			
1-0	1B	WP	BB	1B
0-3	K			
2-3	K			
1-2	K			

0-1	F8			
1-1	G4-3	2B		
0-1	G4-3			
0-2	F9			
1-0				
1-3	K			
2-1	P5			
1-0	BB	1B		
4-2	BB			
1-2	BB			

0-1	F8			
0-0	B1-3			
2-0	1B			
2-2	P3			
0-3	K			
1-0	L5			
2-1	P5			
1-0	BB	1B		
4-2	BB			
1-2	BB			

1-1	FC4-6	1-2f		
0-0	B1-3			
2-0	1B			
2-2	P3	SAFE		
0-3	K			
1-0	L5			
2-1	P5			
1-0	BB	1B		
4-2	BB			
1-2	BB			

0-0	G1-3	2-3		
0-1	G5-3			
3-2	G4-3			
0-0	P3			
0-0	1B			
0-0	F8			
2-1	FC4-6	1B		
0-3	K			
1-2	F8			

0-0	G1-3			
0-1	G5-3			
3-2	G4-3			
0-0	P3			
0-0	1B			
0-0	F8			
2-1	FC4-6	1B		
0-3	K			
1-2	F8			

0-1	F8			
2-2	G4-3			
4-0	BB			
1-1	P3			
3-3	K			
1-1	F9			
3-3	K			
1-0	G1-3	SH3-4	1B	
1-0	SH3-4			
1-2	SH3-4			

0-1	F8			
2-2	G4-3			
4-0	BB			
1-1	P3			
3-3	K			
1-1	F9			
3-3	K			
1-0	G1-3	SH3-4	1B	
1-0	SH3-4			
1-2	SH3-4			

0-1	F8			
2-2	G4-3			
4-0	BB			
1-1	P3			
3-3	K			
1-1	F9			
3-3	K			
1-0	G1-3	SH3-4	1B	
1-0	SH3-4			
1-2	SH3-4			

0-1	F8			
2-2	G4-3			
4-0	BB			
1-1	P3			
3-3	K			
1-1	F9			
3-3	K			
1-0	G1-3	SH3-4	1B	
1-0	SH3-4			
1-2	SH3-4			

0-1	F8			
2-2	G4-3			
4-0	BB			
1-1	P3			
3-3	K			
1-1	F9			
3-3	K			
1-0	G1-3	SH3-4	1B	
1-0	SH3-4			
1-2	SH3-4			

R: 0 H: 0 E: 0 K: 7 S: 7

R: 0 H: 0 E: 0 K: 2 S: 9

R: 0 H: 1 E: 0 K: 0 S: 5

R: 0 H: 1 E: 0 K: 1 S: 6

R: 0 H: 1 E: 0 K: 1 S: 10

R: 0 H: 1 E: 0 K: 1 S: 9

R: 0 H: 1 E: 0 K: 0 S: 6

R: 0 H: 1 E: 0 K: 0 S: 5

R: 0 H: 0 E: 0 K: 2 S: 9

R: 0 H: 0 E: 0 K: 1 S: 7

R: 0 H: 0 E: 0 K: 0 S: 7

R: 0 H: 0 E: 0 K: 0 S: 7

IP	WLS	BF	H	R	ER	SO	BB	IBB	HBP	BLK	WP	HR	S	P	ERA	WHIP
7.0		29	6	0	0	4	2	0	0	0	0	0	61	97	0.00	1.143
1.0	H	4	0	0	0	1	0	0	1	0	0	0	8	10	0.00	0.000
0.2	L	7	3	5	5	2	2	0	0	0	1	1	16	29	67.50	7.500

IP	WLS	BF	H	R	ER	SO	BB	IBB	HBP	BLK	WP	HR	S	P	ERA	WHIP
7.0		29	6	0	0	4	2	0	0	0	0	0	61	97	0.00	1.143
1.0	H	4	0	0	0	1	0	0	1	0	0	0	8	10	0.00	0.000
0.2	L	7	3	5	5	2	2	0	0	0	1	1	16	29	67.50	7.500

IP	WLS	BF	H	R	ER	SO	BB	IBB	HBP	BLK	WP	HR	S	P	ERA	WHIP
7.0		29	6	0	0	4	2	0	0	0	0	0	61	97	0.00	1.143
1.0	H	4	0	0	0	1	0	0	1	0	0	0	8	10	0.00	0.000
0.2	L	7	3	5	5	2	2	0	0	0	1	1	16	29	67.50	7.500

IP	WLS	BF	H	R	ER	SO	BB	IBB	HBP	BLK	WP	HR	S	P	ERA	WHIP
7.0		29	6	0	0	4	2	0	0	0	0	0	61	97	0.00	1.143
1.0	H	4	0	0	0	1	0	0	1	0	0	0	8	10	0.00	0.000
0.2	L	7	3	5	5	2	2	0	0	0	1	1	16	29	67.50	7.500

IP	WLS	BF	H	R	ER	SO	BB	IBB	HBP	BLK	WP	HR	S	P	ERA	WHIP
7.0		29	6	0	0	4	2	0	0	0	0	0	61	97	0.00	1.143
1.0	H	4	0	0	0	1	0	0	1	0	0	0	8	10	0.00	0.000
0.2	L	7	3	5	5	2	2	0	0	0	1	1	16	29	67.50	7.500

IP	WLS	BF	H	R	ER	SO	BB	IBB	HBP	BLK	WP	HR	S	P	ERA	WHIP
7.0		29	6	0	0	4	2	0	0	0	0	0	61	97	0.00	1.143
1.0	H	4	0	0	0	1	0	0	1	0	0	0	8	10	0.00	0.000
0.2	L	7	3	5	5	2	2	0	0	0	1	1	16	29	67.50	7.500

IP	WLS	BF	H	R	ER	SO	BB	IBB	HBP	BLK	WP	HR	S	P	ERA	WHIP
7.0		29	6	0	0	4	2	0	0	0	0	0	61	97	0.00	1.143
1.0	H	4	0	0	0	1	0	0	1	0	0	0	8	10	0.00	0.000
0.2	L	7	3	5	5	2	2	0	0	0	1	1	16	29	67.50	7.500

IP	WLS	BF	H	R	ER	SO	BB	IBB	HBP	BLK	WP	HR	S	P	ERA	WHIP
7.0		29	6	0	0	4	2	0	0	0	0	0	61	97	0.00	1.143
1.0	H	4	0	0	0	1	0	0	1	0	0	0	8	10	0.00	0.000
0.2	L	7	3	5	5	2	2	0	0	0	1	1	16	29	67.50	7.500

IP	WLS	BF	H	R	ER	SO	BB	IBB	HBP	BLK	WP	HR	S	P	ERA	WHIP
7.0		29	6	0	0	4	2	0	0	0	0	0	61	97	0.00	1.143
1.0	H	4	0	0	0	1	0	0	1	0	0	0	8	10	0.00	0.000
0.2	L	7	3	5	5	2	2	0	0	0	1	1	16	29	67.50	7.500

IP	WLS	BF	H	R	ER	SO	BB	IBB	HBP	BLK	WP	HR	S	P	ERA	WHIP
7.0		29	6	0	0	4	2	0	0	0	0	0	61	97	0.00	1.143
1.0	H	4	0	0	0	1	0	0	1	0	0	0	8	10	0.00	0.000
0.2	L	7	3	5	5	2	2	0	0	0	1	1	16	29	67.50	7.500

IP	WLS	BF	H	R	ER	SO	BB	IBB	HBP	BLK	WP	HR	S	P	ERA	WHIP
7.0		29	6	0	0	4	2	0	0	0	0	0	61	97	0.00	1.143
1.0	H	4	0	0	0	1	0	0	1	0	0	0	8	10	0.00	0.000
0.2	L	7	3	5	5	2	2	0	0	0	1	1	16	29	67.50	7.500

IP	WLS	BF	H	R	ER	SO	BB	IBB	HBP	BLK	WP	HR	S	P	ERA	WHIP
7.0		29	6	0	0	4	2	0	0	0	0	0	61	97	0.00	1.143
1.0	H	4	0	0	0	1	0	0	1	0	0	0	8	10	0.00	0.000
0.2	L	7	3	5	5	2	2	0	0	0	1	1	16	29	67.50	7.500

PITCHER	IP	WLS	BF	H	R	ER	SO	BB	IBB	HBP	BLK	WP	HR	S	P	ERA	WHIP
Gil Meche, R	(1, 1)	7.0		6	0	0	4	2	0	0	0	0	0	61	97	0.00	1.143
Arthur Rhodes, L	(8, 1)	1.0	H	4	0	0	1	0	0	1	0	0	0	8	10	0.00	0.000
Jeff Nelson, R	(9, 1)	0.2	L	7	3	5	2	2	0	0							

Batter	1	2	3	4	5	6	7	8	9	AB R H RBI BB SO LOB	TOP	
51 Ichiro Suzuki, L (1, 9) OBP: 0.396, SLG: 0.483	0-1 1B 2B	4-0 BB IBB	0-0 B1-3			1-0 G3		1-2 1B		4 1 2 0 1 0 2		
Mark McLemore, S (1, 6) OBP: 0.311, SLG: 0.333 Carlos Guillen, S (8, 6) OBP: 0.355, SLG: 0.399	4-2 E 1B SF8 BB	4-0 BB BB			1-3 K	4-2 L9-3 BB		0-0 G4-3		2 1 0 1 3 1 1 0 0 0 0 0 0 0		
Bret Boone, R (1, 4) OBP: 0.376, SLG: 0.593	1-2 E7 1B	2-3 K			2-2 G6-3	1-0 L9-3			1-0 F8	5 0 1 1 0 1 4		
John Olerud, L (1, 3) OBP: 0.399, SLG: 0.403	1-0 SF8 1B	4-1 BB			3-2 F8		1-2 FC4-6 1B		1-1 P2	3 0 1 2 1 0 0		
Mike Cameron, R (1, 8) OBP: 0.361, SLG: 0.477	1-3 K	1-3 K				1-1 G4-3			3-1 1B	5 0 1 0 0 3 5		
Randy Winn, S (1, 7) OBP: 0.322, SLG: 0.364	0-1 G4-3		2-2 G3-1			2-2 L9		0-0 FC4-6 S	1-1 F7	5 0 0 0 0 0 3		
Ben Davis, S (1, 2) OBP: 0.315, SLG: 0.504		0-0 1B FC5-2 2B	0-0 1B 2B			2-2 2B		1 SAFE 3-3 K		4 0 3 0 0 1 1		
Jeff Cirillo, R (1, 5) OBP: 0.321, SLG: 0.314		1-0 FC5-2 BB 1B	1-2 1B			4-0 IBB		2-2 G1-3		3 1 2 0 1 0 0		
Joel Pineiro, R (1, 1) John Mabry, L (8, PH) OBP: 0.263, SLG: 0.412 Arthur Rhodes, L (8, 1) Shigetoshi Hasegawa, R (9, 1)		1-2 FC5-2 BB BB	0-3 K			1-2 K		0-2 G4-3		3 1 0 0 0 2 6 1 0 0 0 0 0 0 0 0 0 0 0 0 0 0 0 0 0 0 0 0		
Inning Stats	R: 2 H: 2 E: 1 LOB: 1 K: 1 BB: 1 S: 15 P: 22	R: 2 H: 2 E: 0 LOB: 3 K: 2 BB: 3 S: 15 P: 32	R: 0 H: 2 E: 0 LOB: 2 K: 1 BB: 0 S: 12 P: 15	R: 0 H: 0 E: 0 LOB: 0 K: 1 BB: 0 S: 11 P: 17	R: 0 H: 1 E: 0 LOB: 2 K: 1 BB: 1 S: 13 P: 23	R: 0 H: 0 E: 0 LOB: 0 K: 0 BB: 1 S: 5 P: 11	R: 0 H: 1 E: 0 LOB: 1 K: 2 BB: 0 S: 11 P: 18	R: 0 H: 1 E: 0 LOB: 1 K: 0 BB: 0 S: 10 P: 13	R: 0 H: 1 E: 0 LOB: 1 K: 0 BB: 0 S: 7 P: 13	1B: 6 SF: 1 2B: 5 SAC: 0 3B: 0 DP: 1 HR: 0 HBP: 0	WP: 0 PA: 42 PB: 0 SB: 1 CS: 0	
PITCHER	IP WLS BF H R ER SO BB IBB HBP BLK WP HR S P ERA WHIP											
Adam Eaton, R (1, 1) ERA: 4.46	5.0 L 27 7 4 3 6 3 2 0 0 0 0 0 66 109 5.40 2.000											
Scott Linebrink, R (6, 1) ERA: 3.33	2.0 7 1 0 0 2 1 0 0 0 0 0 0 16 29 0.00 1.000											
Luther Hackman, R (8, 1) ERA: 4.19	2.0 8 2 0 0 0 0 0 0 0 0 0 0 17 26 0.00 1.000											

Seattle Mariners @ San Diego Padres
Qualcomm Stadium, San Diego, CA

Sat Jun 21 2003, 10:05 PM EDT
Att. 38,243 - Sunny - 68 F

AB	35
R	4
H	10
RBI	4
BB	6
SO	8
LOB	22



BOTTOM

Seattle Mariners @ San Diego Padres
Qualcomm Stadium, San Diego, CA

AB 32
R 2
H 5
RBI 1
BB 2
SO 8
LOB 12



WP: 1 PA: 34
PB: 0
SB: 0
CS: 0

Sat Jun 21 2003, 10:05 PM EDT
Att. 38,243 - Sunny - 68 F

AB R H RBI BB SO LOB

3 1 1 0 1 0 1

4 1 1 0 0 0 1

3 0 0 0 0 1 2

1 0 0 0 0 1 1

4 0 1 0 0 1 2

4 0 1 1 0 1 1

3 0 0 0 1 0 1

4 0 0 0 0 0 1

3 0 0 0 0 3 1

2 0 1 0 0 0 1

0 0 0 0 0 0 0

1 0 0 0 0 1 0

0 0 0 0 0 0 0

1B: 4 SF: 0
2B: 1 SAC: 0
3B: 0 DP: 0
HR: 0 HBP: 0

Batter	1	2	3	4	5	6	7	8	9
Mark Kotsay, L (1, 8) OBP: 0.347, SLG: 0.344	2-1 1B WP 1B	1-2 F7			2-1 G3-1			4-1 BB	
Mark Loretta, R (1, 4) OBP: 0.379, SLG: 0.453	1-1 1-3 2B WP 1B		3-2 G5-3		2-0 F9			0-2 P3	
Ryan Klesko, L (1, 3) OBP: 0.363, SLG: 0.507 Brian Buchanan, R (8, PH) OBP: 0.360, SLG: 0.532 (9, 3)	0-3 K		2-2 G6-3		1-2 F8			0-3 K	
Rondell White, R (1, 7) OBP: 0.345, SLG: 0.488	2-3 1-2 3-H K		0-0 1B		1-2 G6-3			0-0 P5	
Sean Burroughs, L (1, 5) OBP: 0.356, SLG: 0.417	1-2 2-H 2B		0-0 F8		0-3 K			0-0 G6-3	
Xavier Nady, R (1, 9) OBP: 0.323, SLG: 0.415	1-1 F8		4-2 G4-3 BB		3-2 F9			2-2 G6-3	
Gary Bennett, R (1, 2) OBP: 0.271, SLG: 0.281		0-0 G6-3	2-2 G4-3 1-2		0-1 G5-3			3-1 G6-3	
Donaldo Mendez, R (1, 6) OBP: 0.348, SLG: 0.400		0-3 K	3-3 K		0-3 K				
Adam Eaton, R (1, 1) OBP: 0.385, SLG: 0.696 Scott Linebrink, R (6, 1) Keith Lockhart, L (7, PH) Luther Hackman, R (8, 1)		3-2 1B	0-2 G4-3		0-3 K				

Inning Stats	R: 2	H: 3	E: 0	K: 2	S: 17	LOB: 1	BB: 0	P: 24	R: 0	H: 1	E: 0	K: 1	S: 12	LOB: 1	BB: 0	P: 16	R: 0	H: 1	E: 0	K: 0	S: 9	LOB: 1	BB: 0	P: 14	R: 0	H: 0	E: 0	K: 1	S: 13	LOB: 0	BB: 1	P: 22	R: 0	H: 0	E: 0	K: 0	S: 7	LOB: 0	BB: 0	P: 12	R: 0	H: 0	E: 0	K: 1	S: 13	LOB: 0	BB: 0	P: 17	R: 0	H: 0	E: 0	K: 2	S: 9	LOB: 0	BB: 0	P: 9	R: 0	H: 0	E: 0	K: 1	S: 8	LOB: 1	BB: 1	P: 12	R: 0	H: 0	E: 0	K: 0	S: 6	LOB: 0	BB: 0	P: 11	1B: 4	SF: 0	2B: 1	SAC: 0	3B: 0	DP: 0	HR: 0	HBP: 0	WP: 1	PA: 34
--------------	------	------	------	------	-------	--------	-------	-------	------	------	------	------	-------	--------	-------	-------	------	------	------	------	------	--------	-------	-------	------	------	------	------	-------	--------	-------	-------	------	------	------	------	------	--------	-------	-------	------	------	------	------	-------	--------	-------	-------	------	------	------	------	------	--------	-------	------	------	------	------	------	------	--------	-------	-------	------	------	------	------	------	--------	-------	-------	-------	-------	-------	--------	-------	-------	-------	--------	-------	--------

PITCHER	IP	WLS	BF	H	R	ER	SO	BB	IBB	HBP	BLK	WP	HR	S	P	ERA	WHIP
Joel Pineiro, R (1, 1) ERA: 3.77	7.0	W	27	5	2	2	7	1	0	0	0	1	0	80	114	2.57	0.857
Arthur Rhodes, L (8, 1) ERA: 1.87	1.1	H	5	0	0	0	1	1	0	0	0	0	0	9	13	0.00	0.750
Shigetoshi Hasegawa, R (9, 1) ERA: 1.0	0.2	S	2	0	0	0	0	0	0	0	0	0	0	5	10	0.00	0.000

PITCHER	IP	WLS	BF	H	R	ER	SO	BB	IBB	HBP	BLK	WP	HR	S	P	ERA	WHIP
---------	----	-----	----	---	---	----	----	----	-----	-----	-----	----	----	---	---	-----	------

Batter	1	2	3	4	5	6	7	8	9	AB R H RBI BB SO LOB	TOP											
51 Ichiro Suzuki, L (1, 9) OBP: 0.398, SLG: 0.487	0-0 P4		2-2 2B			0-1 1B		3-1 P2		4 0 2 0 0 0 0												
Carlos Guillen, S (1, 6) OBP: 0.349, SLG: 0.392	2-1 G3		0-0 F8			2-1 G2-3		0-0 G4-3		4 0 0 0 0 0 2												
Bret Boone, R (1, 4) OBP: 0.378, SLG: 0.602	1-0 1B				1-2 G6-3		1-0 G5-3	2-0 HR		4 1 2 1 0 0 1												
John Olerud, L (1, 3) OBP: 0.397, SLG: 0.400	2-2 F8				0-0 1B		2-2 F7	3-2 P5		4 0 1 0 0 0 2												
Ben Davis, S (1, 2) OBP: 0.305, SLG: 0.488		2-1 G6-3			1-0 F8		1-0 L3		2-3 K	4 0 0 0 0 1 1												
Randy Winn, S (1, 8) OBP: 0.321, SLG: 0.360		1-0 G4-3			3-2 G4-3		4-2 BB		1-1 G6-3	3 0 0 0 1 0 1												
Mark McLemore, S (1, 7) OBP: 0.304, SLG: 0.324		1-1 G1-3				2-1 G6-3		2-2 F8	2-1 F7	4 0 0 0 0 0 1												
Jeff Cirillo, R (1, 5) OBP: 0.317, SLG: 0.309			1-2 F8			1-2 G5-3		3-2 E5		3 0 0 0 0 0 1												
Ryan Franklin, R (1, 1) OBP: 0.250, SLG: 0.250			2-1 G4-1			3-2 G4-3		2-3 K		2 0 0 0 0 0 0												
Edgar Martinez, R (7, PH) OBP: 0.403, SLG: 0.543										1 0 0 0 0 1 2												
Rafael Soriano, R (7, 1)										0 0 0 0 0 0 0												
Matt White, R (8, 1)										0 0 0 0 0 0 0												
Inning Stats	R: 0 E: 0 K: 0 S: 7	H: 1 LOB: 1 BB: 0 P: 12	R: 0 E: 0 K: 0 S: 5	H: 0 LOB: 0 BB: 0 P: 9	R: 0 E: 0 K: 0 S: 10	H: 1 LOB: 1 BB: 0 P: 15	R: 0 E: 0 K: 0 S: 8	H: 1 LOB: 1 BB: 0 P: 13	R: 0 E: 0 K: 0 S: 9	H: 0 LOB: 0 BB: 0 P: 15	R: 0 E: 0 K: 0 S: 9	H: 1 LOB: 1 BB: 0 P: 14	R: 0 E: 1 K: 1 S: 18	H: 0 LOB: 2 BB: 1 P: 30	R: 1 E: 0 K: 0 S: 7	H: 1 LOB: 0 BB: 0 P: 15	R: 0 E: 0 K: 1 S: 7	H: 0 LOB: 0 BB: 0 P: 12	1B: 3 2B: 1 3B: 0 HR: 1	SF: 0 SAC: 0 DP: 0 HBP: 0	WP: 0 PB: 0 SB: 1 CS: 0	PA: 34
PITCHER	IP WLS BF H R ER SO BB IBB HBP BLK WP HR S P ERA WHIP																					
44 Jake Peavy, R (1, 1) ERA: 4.15	6.2 W 26 4 0 0 0 1 0 0 0 0 0 0 63 103 0.00 0.750																					
Jay Witasick, R (7, 1) ERA: 5.4	1.0 H 4 1 1 1 1 0 0 0 0 0 0 1 7 14 9.00 1.000																					
Mike Matthews, L (8, 1) ERA: 4.08	0.1 H 1 0 0 0 0 0 0 0 0 0 0 0 3 6 0.00 0.000																					
Rod Beck, R (9, 1) ERA: 2.45	1.0 S 3 0 0 0 1 0 0 0 0 0 0 0 7 12 0.00 0.000																					

Seattle Mariners @ San Diego Padres
Qualcomm Stadium, San Diego, CA
Sun Jun 22 2003, 5:00 PM EDT
Att. 27,163 - Cloudy - 64 F

livebaseballscorecards.com

AB	33
R	1
H	5
RBI	1
BB	1
SO	2
LOB	11



Batter	1	2	3	4	5	6	7	8	9	AB R H RBI BB SO LOB	TOP											
Juan Uribe, R (1, 6) OBP: 0.340, SLG: 0.473	0-2 17 G5-4-3 1B		2-3 K		2-2 2B		0-0 P4		1-1 WP 17 BB 1B	5 0 3 1 0 1 2												
Ronnie Belliard, R (1, 4) OBP: 0.393, SLG: 0.411	0-1 17 G5-4-3 1B		0-0 G6-3		0-0 G5-3		3-2 1B		3-3 K	5 0 2 1 0 1 4												
17 Todd Helton, L (1, 3) OBP: 0.439, SLG: 0.587	2-2 G5-4-3 1-2f 2-3			3-1 G5-3		0-0 HR 2B	4-0 IBB		4-1 WP BB	3 1 1 0 2 0 2												
Preston Wilson, R (1, 8) OBP: 0.373, SLG: 0.575	0-0 F8		2-3 K		1-0 G5-3		1-1 G6-3		1-2 F8	5 0 0 0 0 1 6												
Larry Walker, L (1, 9) OBP: 0.434, SLG: 0.511		2-3 K		2-1 1B		1-1 HR 2B		1-1 F8		4 1 2 2 0 1 0												
Chris Stynes, R (1, 5) OBP: 0.368, SLG: 0.468		2-1 G5-3		2-3 K		0-2 F9		1-0 G5-3		4 0 0 0 0 1 1												
Mark Sweeney, L (1, 7) OBP: 0.333, SLG: 0.446		0-1 G1-3			1-3 K		0-2 F7		3-1 P5	4 0 0 0 0 1 0												
Javier López, L (8, 1)										0 0 0 0 0 0 0												
Jose Jimenez, R (9, 1)										0 0 0 0 0 0 0												
Bobby Estalella, R (1, 2) OBP: 0.308, SLG: 0.422			4-2 BB		4-2 BB 2B		1-2 FC5-6 1B		0-0 1B SH1-3 WP 1B	2 2 2 0 2 0 0												
Darren Oliver, R (1, 1) OBP: 0.250, SLG: 0.267			1-2 F8		0-0 G4-3		0-1 FC5-6 2B		0-0 SH1-3	3 1 0 0 0 0 3												
Justin Speier, R (7, 1)										0 0 0 0 0 0 0												
Jay Payton, R (8, 7) OBP: 0.348, SLG: 0.457										0 0 0 0 0 0 0												
Inning Stats	R: 0 E: 0 K: 0 S: 10	H: 2 LOB: 1 BB: 0 P: 12	R: 0 E: 0 K: 1 S: 7	H: 0 LOB: 0 BB: 0 P: 11	R: 0 E: 0 K: 1 S: 11	H: 0 LOB: 1 BB: 1 P: 18	R: 0 E: 0 K: 2 S: 13	H: 1 LOB: 1 BB: 0 P: 22	R: 1 E: 0 K: 1 S: 11	H: 1 LOB: 1 BB: 1 P: 18	R: 2 E: 0 K: 0 S: 11	H: 2 LOB: 0 BB: 0 P: 13	R: 1 E: 0 K: 0 S: 15	H: 2 LOB: 2 BB: 1 P: 24	R: 0 E: 0 K: 0 S: 5	H: 0 LOB: 0 BB: 0 P: 10	R: 1 E: 0 K: 1 S: 14	H: 2 LOB: 2 BB: 1 P: 23	1B: 6 2B: 3 3B: 0 HR: 1	SF: 0 SAC: 1 DP: 1 HBP: 0	WP: 1 PB: 0 SB: 0 CS: 0	PA: 40
PITCHER	IP WLS BF H R ER SO BB IBB HBP BLK WP HR S P ERA WHIP																				PITCHER	IP WLS BF H R ER SO BB IBB HBP BLK WP HR S P ERA WHIP
Brian Lawrence, R (1, 1) ERA: 4.84	6.0 L 25 6 3 3 5 2 0 0 0 0 1 63 94 4.50 1.333																					
Scott Linebrink, R (7, 1) ERA: 3.38	2.0 9 2 1 1 0 0 0 1 0 0 0 0 20 34 4.50 1.000																					
Jay Witasick, R (9, 1) ERA: 6.35	0.2 4 2 1 1 1 1 0 0 0 0 0 0 7 11 13.50 3.000																					
Jesse Orosco, L (9, 1) ERA: 8.14	0.1 2 0 0 0 0 0 1 0 0 0 1 0 7 12 0.00 3.000																					

Colorado Rockies @ San Diego Padres
Qualcomm Stadium, San Diego, CA
Tue Jun 24 2003, 10:05 PM EDT
Att. 15,915 - Sunny - 68 F

livebaseballscorecards.com

AB	35
R	5
H	10
RBI	4
BB	4
SO	6
LOB	18



Batter	1	2	3	4	5	6	7	8	9	AB	R	H	RBI	BB	SO	LOB
Mark Kotsay, L (1, 8) OBP: 0.338, SLG: 0.335	3-2 G6-3			0-0 F7		1-0 G4-6-3		0-1 G4-3		4	0	0	0	0	0	1
Mark Loretta, R (1, 4) OBP: 0.369, SLG: 0.439	1-2 P3			1-1 G4-3			0-1 1B E 1B		1-3 K	4	1	1	0	0	1	0
Rondell White, R (1, 7) OBP: 0.345, SLG: 0.480	0-1 F9			1-0 G4-3			1-1 E 1B		4-2 E BB BB	3	0	1	0	1	0	0
Brian Buchanan, R (1, 3) OBP: 0.364, SLG: 0.558		0-0 L8			1-1 G6-3		2-2 E3 G4-6-3 1B		4-1 E BB	3	0	1	0	0	0	0
Dave Hansen, L (9, PH) OBP: 0.411, SLG: 0.329							1-2 2-H 1B		1-2 E BB	0	0	0	0	1	0	0
Xavier Nady, R (1, 9) OBP: 0.321, SLG: 0.409			3-0 G6-3		1-2 FC4-6 HBP		2-1 F8		1-2 E3	1	0	0	0	0	0	0
Ryan Klesko, L (7, PH) OBP: 0.362, SLG: 0.513									1-2 2-3	2	0	0	0	0	0	4
Sean Burroughs, L (1, 5) OBP: 0.349, SLG: 0.409		0-1 G3			3-2 F8 1 SAFE 1 SAFE 1 SAFE 1 SAFE		2-1 G4-6-3		2-3 K	4	0	0	0	0	1	6
Miguel Ojeda, R (1, 2) OBP: 0.143, SLG: 0.171			1-2 G6-3		0-1 FC4-6				0-1 G1-3	3	0	0	0	0	0	1
Gary Matthews, S (9, PH) OBP: 0.284, SLG: 0.338					1-2f				3-2 G6-3	1	0	0	0	0	0	3
Donaldo Mendez, R (1, 6) OBP: 0.327, SLG: 0.388		0-1 L9				3-2 G6-3		2-3 K		3	0	0	0	0	1	0
Brian Lawrence, R (1, 1) OBP: 0.257, SLG: 0.382			1-1 G5-3			3-1 G4-6-3 1B		2-0 HR		1	0	0	0	0	0	0
Adam Eaton, R (6, PH) OBP: 0.407, SLG: 0.708										1	0	1	0	0	0	0
Scott Linebrink, R (7, 1) OBP: 0.354, SLG: 0.446										0	0	0	0	0	0	0
Keith Lockhart, L (8, PH) OBP: 0.354, SLG: 0.446										1	1	1	1	0	0	0
Jay Witasick, R (9, 1) OBP: 0.354, SLG: 0.446										0	0	0	0	0	0	0
Jesse Orosco, R (9, 1) OBP: 0.354, SLG: 0.446										0	0	0	0	0	0	0

BOTTOM																	
Colorado Rockies @ San Diego Padres Qualcomm Stadium, San Diego, CA Tue Jun 24 2003, 10:05 PM EDT Att: 15,915 - Sunny - 68 F																	
											AB	31					
											R	2					
											H	5					
											RBI	1					
											BB	2					
											SO	3					
											LOB	15					
											1B	4	SF	0			
											2B	0	SAC	0			
											3B	0	DP	2			
											HR	1	HBP	1			
											WP	0	PA	34			
											PB	0					
											SB	0					
											CS	0					

Inning Stats																	
R: 0	H: 0	R: 0	H: 0	R: 0	H: 0	R: 0	H: 0	R: 0	H: 0	R: 1	H: 3	R: 1	H: 1	R: 0	H: 0	1B: 4	SF: 0
E: 0	LOB: 0	E: 0	LOB: 0	E: 0	LOB: 0	E: 0	LOB: 1	E: 0	LOB: 0	E: 1	LOB: 1	E: 0	LOB: 0	E: 1	LOB: 3	2B: 0	SAC: 0
K: 0	BB: 0	K: 0	BB: 0	K: 0	BB: 0	K: 0	BB: 0	K: 0	BB: 0	K: 0	BB: 1	K: 1	BB: 0	K: 2	BB: 2	3B: 0	DP: 2
S: 8	P: 12	S: 4	P: 7	S: 7	P: 9	S: 4	P: 16	S: 7	P: 14	S: 11	P: 18	S: 8	P: 12	S: 17	P: 32	HR: 1	HBP: 1

PITCHER																	
Darren Oliver, L (1, 1) ERA: 4.86	IP	WLS	BF	H	R	ER	SO	BB	IBB	HBP	BLK	WP	HR	S	P	ERA	WHIP
Justin Speier, R (7, 1) ERA: 3.79	1.2	H	5	1	1	1	1	0	0	0	0	0	1	10	18	5.40	0.600
Javier López, L (8, 1) ERA: 3.45	0.1	H	1	0	0	0	0	0	0	0	0	0	0	2	2	0.00	0.000
Jose Jimenez, R (9, 1) ERA: 6.69	1.0	S	6	0	0	0	2	2	0	0	0	0	0	17	32	0.00	2.000



Batter	1	2	3	4	5	6	7	8	9	AB	R	H	RBI	BB	SO	LOB
Mark Kotsay, L OBP: 0.339, SLG: 0.330 (1, 8)	4-0 BB BB	4-2 1-2 2-3 BB	1-1 F7			3-2 G4-3		0-0 F7		3	0	0	0	2	0	1
Keith Lockhart, L OBP: 0.343, SLG: 0.430 Mark Loretta, R OBP: 0.366, SLG: 0.435 (1, 4) (6, PH) (7, 4)	0-2 P6	3-1 F7		1-2 G3		0-0 G6-3		1-2 G6-3		3	0	0	0	0	0	4
Rondell White, R OBP: 0.346, SLG: 0.476 (1, 7)	4-1 G3-6-1 BB		3-1 SF7 1B	2-2 G6-3		2-1 G5-3		1-3 K		4	1	1	0	1	1	0
Ryan Klesko, L OBP: 0.357, SLG: 0.504 (1, 3)	1-0 G3-6-1 1-2f		1-2 E3 HR	1-1 G4-3			1-2 L8			4	1	0	0	0	0	3
Sean Burroughs, L OBP: 0.347, SLG: 0.408 (1, 5)		0-1 F7	0-0 SF7		0-0 F8		1-1 1B 1B			3	1	1	1	0	0	0
Xavier Nady, R OBP: 0.327, SLG: 0.412 (1, 9)		2-2 FC5-4 1B 1B	1-1 E5 HR		3-2 WP 1B HBP		2-0 1B SF7 1B			3	3	2	0	0	0	1
Miguel Ojeda, R OBP: 0.205, SLG: 0.308 (1, 2)		3-2 FC5-4 1B 1B	1-2 HR		0-0 F7		2-1 1B 1B			4	1	3	4	0	0	1
Donaldo Mendez, R OBP: 0.339, SLG: 0.423 (1, 6)		0-1 FC5-4 WP 1B 1-2f 2-3	1-1 B1-3 2B		1-1 WP 1B		3-1 SF7			3	0	2	1	0	0	2
Oliver Pérez, L OBP: 0.091, SLG: 0.091 Matt Herge, L Jesse Orosco, R Luther Hackman, R Gary Matthews, S OBP: 0.283, SLG: 0.337 Jay Witasick, R Rod Beck, R (1, 1) (6, 1) (7, 1) (7, 1) (7, PH) (8, 1) (9, 1)		0-0 WP 1B	0-0 B1-3		3-1 F7		2-1 F7			3	0	1	1	0	0	3

Inning Stats	R: 0	H: 0	E: 0	K: 6	S: 15	R: 1	H: 3	E: 0	K: 0	S: 20	R: 4	H: 3	E: 2	K: 0	S: 17	R: 0	H: 0	E: 0	K: 9	S: 9	R: 0	H: 1	E: 0	K: 8	S: 15	R: 0	H: 0	E: 0	K: 7	S: 12	R: 2	H: 3	E: 0	K: 0	S: 13	R: 0	H: 0	E: 0	K: 9	S: 11
	LOB: 1	BB: 2	P: 15			LOB: 3	BB: 1	P: 32			LOB: 0	BB: 0	P: 13			LOB: 2	BB: 0	P: 15			LOB: 0	BB: 0	P: 12			LOB: 1	BB: 0	P: 23			LOB: 0	BB: 0	P: 11			LOB: 0	BB: 0	P: 11		

PITCHER	IP	WLS	BF	H	R	ER	SO	BB	IBB	HBP	BLK	WP	HR	S	P	ERA	WHIP
Scott Elarton, R ERA: 6.81 (1, 1)	5.0		27	7	5	1	0	3	3	0	0	2	1	60	100	1.80	2.000
40 Brian Fuentes, L ERA: 2.5 (6, 1)	1.0		3	0	0	0	0	0	0	0	0	0	0	7	12	0.00	0.000
Todd Jones, R ERA: 8.24 (7, 1)	0.1	L	4	3	2	2	0	0	0	0	0	0	0	8	14	54.00	9.000
Justin Speier, R ERA: 3.63 (7, 1)	1.2		5	0	0	0	1	0	0	0	0	0	0	14	20	0.00	0.000

BOTTOM

Colorado Rockies @ San Diego Padres
Qualcomm Stadium, San Diego, CA

Wed Jun 25 2003, 10:05 PM EDT
Att: 19,908 - Sunny - 72 F

AB	33
R	7
H	10
RBI	7
BB	3
SO	1
LOB	16



WP	HR	S	P	ERA	WHIP
2	0	0	39		
1	0	0			
0	0	0			
0	0	0			
0	0	0			
1	0	0			
0	0	0			
0	0	0			
0	0	0			
0	0	0			

Batter	1	2	3	4	5	6	7	8	9	AB R H RBI BB SO LOB	TOP	
Mark Kotsay, L (1, 8) OBP: 0.338, SLG: 0.325	1-2 G1-3			4-2 G6-4-3 BB		1-3 K		1-2 FC6-4 1-2f		3 0 0 0 1 1 2		
Mark Loretta, R (1, 4) OBP: 0.362, SLG: 0.429	2-2 G4-3			1-2 G6-4-3 1-2f		0-2 G1-3			0-3 K	4 0 0 0 0 1 1		
Ryan Klesko, L (1, 3) OBP: 0.352, SLG: 0.496	3-2 G3			0-0 F8			2-3 K		1-1 E6 FC5-4 BB	4 0 0 0 0 1 0		
Dave Hansen, L (1, 10) OBP: 0.398, SLG: 0.316 Brian Buchanan, R (9, PH) OBP: 0.369, SLG: 0.558			3-1 G4-3		0-2 G3		2-2 G6-3		4-1 FC5-4 BB	3 0 0 0 0 0 0 0 0 0 0 1 0 0		
Sean Burroughs, L (1, 5) OBP: 0.346, SLG: 0.405			2-0 G4-3		1-2 HR 1B		1-2 P5		0-1 FC5-4 1-2f 2-3	4 1 1 0 0 0 2		
Rondell White, R (1, 7) OBP: 0.349, SLG: 0.488			3-2 F9		1-2 HR			1-2 F9 1B	1-2 G5-3	4 1 2 2 0 0 2		
Xavier Nady, R (1, 9) OBP: 0.327, SLG: 0.411				0-0 G5-3		2-2 F9		0-0 FC6-4 1B		3 0 1 0 0 0 0		
Miguel Ojeda, R (1, 2) OBP: 0.190, SLG: 0.286			2-2 G6-3		1-2 F8			0-3 K		3 0 0 0 0 1 2		
Donaldo Mendez, R (1, 6) OBP: 0.323, SLG: 0.400				1-3 K			1-2 K	0-0 F9 2-3		3 0 0 0 0 2 2		
Inning Stats	R: 0 E: 0 K: 0 S: 9 H: 0 LOB: 0 BB: 0 P: 15	R: 0 E: 0 K: 0 S: 6 H: 0 LOB: 0 BB: 0 P: 14	R: 0 E: 0 K: 1 S: 10 H: 0 LOB: 0 BB: 0 P: 13	R: 0 E: 0 K: 0 S: 8 H: 0 LOB: 0 BB: 1 P: 13	R: 2 E: 0 K: 0 S: 16 H: 2 LOB: 0 BB: 0 P: 21	R: 0 E: 0 K: 2 S: 10 H: 0 LOB: 0 BB: 0 P: 12	R: 0 E: 0 K: 1 S: 10 H: 0 LOB: 0 BB: 0 P: 15	R: 0 E: 0 K: 1 S: 12 H: 2 LOB: 2 BB: 0 P: 14	R: 0 E: 1 K: 1 S: 11 H: 0 LOB: 2 BB: 1 P: 17	1B: 3 2B: 0 3B: 0 HR: 1 SF: 0 SAC: 0 DP: 1 HBP: 0	WP: 0 PB: 0 SB: 0 CS: 0 PA: 33	
PITCHER	IP WLS BF H R ER SO BB IBB HBP BLK WP HR S P ERA WHIP											
Joel Pineiro, R (1, 1) ERA: 3.67	7.2 W 27 4 2 2 5 1 0 0 0 0 1 78 113 2.35 0.652											
Arthur Rhodes, L (8, 1) ERA: 1.77	1.0 5 0 0 0 1 1 0 0 0 0 0 0 11 17 0.00 1.000											
Jeff Nelson, R (9, 1) ERA: 4.21	0.1 1 0 0 0 0 0 0 0 0 0 0 0 3 4 0.00 0.000											

San Diego Padres @ Seattle Mariners
 Safeco Field, Seattle, WA
 Fri Jun 27 2003, 7:05 PM PDT
 Att. 45,529 - Sunny - 80 F

AB	31
R	2
H	4
RBI	2
BB	2
SO	6
LOB	11



Batter	1	2	3	4	5	6	7	8	9	AB	R	H	RBI	BB	SO	LOB
51 Ichiro Suzuki, L OBP: 0.387, SLG: 0.477 (1, 9)	G4-3		FC5-4			G5-3	G4-3	F8		5	1	1	0	0	0	3
Carlos Guillen, S OBP: 0.362, SLG: 0.409 (1, 6)	BB		BB			F8	G4-3	HR		3	1	1	1	2	0	2
Bret Boone, R OBP: 0.380, SLG: 0.612 (1, 4)	K		F8			G5-3	2B	BB		4	1	2	1	1	1	3
Edgar Martinez, R OBP: 0.413, SLG: 0.552 (1, 10)	G4-3					IBB		P3		4	1	1	1	1	0	3
John Olerud, L OBP: 0.393, SLG: 0.397 (1, 3)		G4-3				K		1B		4	1	2	1	1	1	2
Mike Cameron, R OBP: 0.370, SLG: 0.494 (1, 8)		F9				1B		F8		4	2	1	0	1	0	2
Randy Winn, S OBP: 0.316, SLG: 0.354 (1, 7)		G1-3				BB		K		4	0	0	1	1	1	4
Jeff Cirillo, R OBP: 0.313, SLG: 0.307 (1, 5)			G4-3			F9		1B		4	0	1	2	0	0	4
Ben Davis, S OBP: 0.317, SLG: 0.492 (1, 2)			51 FC5-4			K		P2		3	1	1	0	1	1	1

Inning Stats	R: 0	H: 0	E: 0	K: 1	S: 13	R: 0	H: 0	E: 0	K: 0	S: 9	R: 0	H: 0	E: 0	K: 0	S: 14	R: 3	H: 1	E: 1	K: 1	S: 16	R: 2	H: 4	E: 0	K: 0	S: 20	R: 1	H: 2	E: 0	K: 1	S: 14	R: 1	H: 1	E: 1	K: 0	S: 6	R: 1	H: 2	E: 0	K: 1	S: 13	
	LOB: 1	BB: 1	LOB: 0	BB: 0	LOB: 0	LOB: 2	BB: 2	LOB: 0	BB: 2	LOB: 2	LOB: 0	BB: 2	LOB: 3	LOB: 1	LOB: 1	LOB: 2	LOB: 0	LOB: 2	LOB: 1	LOB: 1	LOB: 3	LOB: 2	LOB: 1	LOB: 2	LOB: 1	LOB: 2	LOB: 1	LOB: 2	LOB: 1	LOB: 1	LOB: 2	LOB: 1	LOB: 2	LOB: 1	LOB: 2	LOB: 1	LOB: 2	LOB: 1	LOB: 2	LOB: 1	LOB: 2

PITCHER	IP	WLS	BF	H	R	ER	SO	BB	IBB	HBP	BLK	WP	HR	S	P	ERA	WHIP
Adam Eaton, R ERA: 4.63 (1, 1)	4.2	L	24	5	5	4	2	5	0	0	0	0	0	68	107	7.71	2.143
Mike Matthews, L ERA: 4.17 (5, 1)	1.1		8	2	1	1	1	1	1	0	0	1	0	18	36	6.75	2.250
Scott Linebrink, R ERA: 3.42 (7, 1)	2.0		11	3	2	1	1	1	0	0	0	0	1	19	29	4.50	2.000


BOTTOM

San Diego Padres @ Seattle Mariners
Safeco Field, Seattle, WA

Fri Jun 27 2003, 7:05 PM PDT
Att: 45,529 - Sunny - 80 F

AB	35
R	8
H	10
RBI	7
BB	8
SO	4
LOB	24

livebaseballscorecards.com



WP	PA	ERA	WHIP
1	43		

Batter	1	2	3	4	5	6	7	8	9	AB R H RBI BB SO LOB	TOP		
Mark Kotsay, L (1, 8) <small>OBP: 0.339, SLG: 0.341</small>	2-2 		0-1 		1-0 		0-2 	3-2 		5 1 2 1 0 0 1			
Mark Loretta, R (1, 4) <small>OBP: 0.360, SLG: 0.424</small>	4-2 		1-2 		0-1 		0-0 	0-0 		3 0 0 0 1 0 2			
Ryan Klesko, L (1, 3) <small>OBP: 0.356, SLG: 0.496</small>	1-0 		3-2 		0-0 		4-0 		1-0 	4 1 2 0 1 0 0			
Rondell White, R (1, 10) <small>OBP: 0.346, SLG: 0.494</small>	0-0 			1-2 		2-1 	1-1 		0-2 	5 1 1 3 0 0 3			
Sean Burroughs, L (1, 5) <small>OBP: 0.354, SLG: 0.424</small>	1-0 			0-1 		4-1 	0-1 		4-0 	3 2 2 1 2 0 2			
Brian Buchanan, R (1, 7) <small>OBP: 0.356, SLG: 0.534</small>			0-2 	3-3 		1 SAFE 	3-3 		1-1 	5 0 0 0 0 2 4			
Xavier Nady, R (1, 9) <small>OBP: 0.328, SLG: 0.411</small>			2-2 	0-1 		1-2 		0-3 	0-3 	5 0 2 1 0 2 2			
Gary Bennett, R (1, 2) <small>OBP: 0.260, SLG: 0.268</small>			2-2 	1 SAFE 		0-2 		1-1 		4 0 1 0 0 0 2			
Donaldo Mendez, R (1, 6) <small>OBP: 0.333, SLG: 0.407</small>			0-0 		3-3 		0-1 	1-1 		4 1 2 0 0 1 1			
Inning Stats	R: 0 H: 1 E: 0 LOB: 2 K: 0 BB: 1 S: 12 P: 20	R: 0 H: 1 E: 0 LOB: 1 K: 0 BB: 0 S: 11 P: 15	R: 0 H: 0 E: 0 LOB: 0 K: 0 BB: 0 S: 9 P: 13	R: 1 H: 2 E: 0 LOB: 1 K: 1 BB: 0 S: 15 P: 19	R: 1 H: 1 E: 0 LOB: 0 K: 1 BB: 0 S: 7 P: 11	R: 1 H: 1 E: 0 LOB: 1 K: 0 BB: 1 S: 14 P: 22	R: 3 H: 3 E: 0 LOB: 1 K: 1 BB: 1 S: 14 P: 22	R: 0 H: 2 E: 0 LOB: 2 K: 1 BB: 0 S: 12 P: 17	R: 0 H: 1 E: 0 LOB: 2 K: 1 BB: 1 S: 9 P: 15	1B: 8 SF: 0 2B: 1 SAC: 1 3B: 0 DP: 0 HR: 3 HBP: 0	WP: 1 PA: 43 PB: 0 SB: 0 CS: 0		
PITCHER Ryan Franklin, R (1, 1) <small>ERA: 3.49</small> Rafael Soriano, R (7, 1) <small>ERA: 2.35</small> 40 Julio Mateo, R (9, 1) <small>ERA: 3.69</small>	IP WLS BF H R ER SO BB IBB HBP BLK WP HR S P ERA WHIP												PITCHER IP WLS BF H R ER SO BB IBB HBP BLK WP HR S P ERA WHIP

San Diego Padres @ Seattle Mariners
 Safeco Field, Seattle, WA
 Sat Jun 28 2003, 7:05 PM PDT
 Att. 45,326 - Sunny - 86 F

livebaseballscorecards.com

AB	38
R	6
H	12
RBI	6
BB	4
SO	5
LOB	17



Batter	1	2	3	4	5	6	7	8	9	AB R H RBI BB SO LOB
51 Ichiro Suzuki, L (1, 9) OBP: 0.383, SLG: 0.471	1-1 G5-3		1-1 L3			0-0 F7			1-0 L7	4 0 0 0 0 0 1
Carlos Guillen, S (1, 6) OBP: 0.357, SLG: 0.402	0-3 K			1-2 L1		2-3 K			2-2 F8	4 0 0 0 0 2 1
Bret Boone, R (1, 4) OBP: 0.382, SLG: 0.610	3-2 FC5-4 1B			2-2 G6-3			1-2 G6-3		4-1 BB BB	3 0 1 0 1 0 0
Edgar Martinez, R (1, 10) OBP: 0.411, SLG: 0.544	0-1 FC5-4			1-1 G5-3			1-2 G6-3		4-1 BB 1-2 BB	3 0 0 0 1 0 1
John Olerud, L (1, 3) OBP: 0.388, SLG: 0.391		2-2 F7			1-2 F8		3-1 F8		3-2 G3	4 0 0 0 0 0 2
Mike Cameron, R (1, 8) OBP: 0.370, SLG: 0.492		1-1 F8			2-3 K			0-0 1B		3 0 1 0 0 1 0
Randy Winn, S (1, 7) OBP: 0.313, SLG: 0.351		2-0 F7			1-1 G6-3			0-1 F8		3 0 0 0 0 0 1
Jeff Cirillo, R (1, 5) OBP: 0.310, SLG: 0.304			0-1 L4			1-2 G5-3		1-3 K		2 0 0 0 0 0 0
John Mabry, L (8, PH) OBP: 0.250, SLG: 0.389										1 0 0 0 0 1 1
16 Willie Bloomquist, R (9, 5) OBP: 0.276, SLG: 0.239										0 0 0 0 0 0 0
Ben Davis, S (1, 2) OBP: 0.317, SLG: 0.489			3-3 K			3-2 1B		1-0 G6-3		3 0 1 0 0 1 1

Inning Stats	R: 0 E: 0 K: 1 S: 11	H: 1 LOB: 1 BB: 0 P: 15	R: 0 E: 0 K: 0 S: 9	H: 0 LOB: 0 BB: 0 P: 14	R: 0 E: 0 K: 1 S: 7	H: 0 LOB: 0 BB: 0 P: 11	R: 0 E: 0 K: 0 S: 8	H: 0 LOB: 0 BB: 0 P: 12	R: 0 E: 0 K: 1 S: 11	H: 0 LOB: 0 BB: 0 P: 15	R: 0 E: 0 K: 1 S: 14	H: 1 LOB: 1 BB: 0 P: 20	R: 0 E: 0 K: 0 S: 8	H: 0 LOB: 0 BB: 0 P: 13	R: 0 E: 0 K: 1 S: 7	H: 1 LOB: 1 BB: 0 P: 9	R: 0 E: 0 K: 0 S: 10	H: 0 LOB: 2 BB: 2 P: 24	1B: 3 2B: 0 3B: 0 HR: 0	SF: 0 SAC: 0 DP: 0 HBP: 0	WP: 0 PB: 0 SB: 0 CS: 0	PA: 32
--------------	-------------------------------	----------------------------------	------------------------------	----------------------------------	------------------------------	----------------------------------	------------------------------	----------------------------------	-------------------------------	----------------------------------	-------------------------------	----------------------------------	------------------------------	----------------------------------	------------------------------	---------------------------------	-------------------------------	----------------------------------	----------------------------------	------------------------------------	----------------------------------	--------

PITCHER	IP	WLS	BF	H	R	ER	SO	BB	IBB	HBP	BLK	WP	HR	S	P	ERA	WHIP
44 Jake Peavy, R (1, 1) ERA: 3.85	8.0	W	27	3	0	0	5	0	0	0	0	0	0	75	109	0.00	0.375
Jesse Orosco, L (9, 1) ERA: 8.31	0.2		3	0	0	0	0	1	0	0	0	0	0	6	13	0.00	1.500
Jay Witasick, R (9, 1) ERA: 5.14	0.1		2	0	0	0	0	1	0	0	0	0	0	4	11	0.00	3.000

BOTTOM

San Diego Padres @ Seattle Mariners
Safeco Field, Seattle, WA
 Sat Jun 28 2003, 7:05 PM PDT
 Att. 45,326 - Sunny - 86 F

livebaseballscorecards.com

AB	30
R	0
H	3
RBI	0
BB	2
SO	5
LOB	8



BOTTOM

San Diego Padres @ Seattle Mariners
Safeco Field, Seattle, WA
 Sun Jun 29 2003, 1:05 PM PDT
 Att: 45,641 - Cloudy - 77 F

livebaseballscorecards.com

AB	36
R	6
H	10
RBI	6
BB	3
SO	6
LOB	14



WP: 0	PA: 39
PB: 0	
SB: 3	
CS: 0	

AB R H RBI BB SO LOB

5	1	2	0	0	0	0
4	1	1	0	1	0	2
5	0	0	0	0	1	5
3	1	1	1	1	2	2
4	2	2	2	0	0	1
4	1	1	3	0	1	0
3	0	1	0	1	0	0
4	0	1	0	0	1	2
3	0	1	0	0	0	2
1	0	0	0	0	1	0

Batter	1	2	3	4	5	6	7	8	9
51 Ichiro Suzuki, L OBP: 0.383, SLG: 0.470 (1, 9)	2-2 G3-1 S FC5-2-5 1B		X 0-0 G3		0-2 S 1B		X 0-0 F8		0-2 L5
Carlos Guillen, S OBP: 0.357, SLG: 0.403 (1, 6)	2-2 G3-1 1-3			0-0 E9 1B	1-2 P1		2-0 G6-3 2B		4-2 BB
Bret Boone, R OBP: 0.376, SLG: 0.600 (1, 4)	0-1 FC5-2-5 3-H			1-2 G5-3	1-2 G6-3		0-2 G6-3 2-3		3-3 K
Edgar Martinez, R OBP: 0.412, SLG: 0.541 (1, 10)	3-3 K			4-1 1B HR BB	2-0 1B		1-3 K		
John Olerud, L OBP: 0.390, SLG: 0.404 (1, 3)		3-1 F7		3-1 HR 1B	0-1 F8		2-1 HR		
Mike Cameron, R OBP: 0.368, SLG: 0.500 (1, 8)		1-3 K		1-1 HR		0-1 P3		0-0 F9	
Mark McLemore, S OBP: 0.307, SLG: 0.329 (1, 7)		1-2 G3-1		4-1 BB		1-0 G5-3 1B		0-1 P5	
Jeff Cirillo, R OBP: 0.309, SLG: 0.303 (1, 5)			0-2 G4-3 1B	0-3 K		1-0 G5-3		1-2 G6-3	
Dan Wilson, R OBP: 0.268, SLG: 0.295 John Mabry, L OBP: 0.244, SLG: 0.378 (9, PH)			2-2 G4-3 1-2f	0-0 F8		3-1 1B		3-3 K	

Inning Stats	R: 0 E: 0 K: 1 S: 12	H: 1 LOB: 1 BB: 0 P: 19	R: 0 E: 0 K: 1 S: 8	H: 0 LOB: 0 BB: 0 P: 13	R: 0 E: 0 K: 0 S: 11	H: 1 LOB: 0 BB: 0 P: 13	R: 4 E: 1 K: 1 S: 16	H: 2 LOB: 1 BB: 2 P: 29	R: 1 E: 0 K: 0 S: 13	H: 2 LOB: 1 BB: 0 P: 17	R: 0 E: 0 K: 1 S: 8	H: 1 LOB: 1 BB: 0 P: 11	R: 1 E: 0 K: 0 S: 8	H: 1 LOB: 0 BB: 0 P: 11	R: 0 E: 0 K: 2 S: 13	H: 0 LOB: 1 BB: 1 P: 23	1B: 7 2B: 1 3B: 0 HR: 2	SF: 0 SAC: 0 DP: 1 HBP: 0
--------------	-------------------------------	----------------------------------	------------------------------	----------------------------------	-------------------------------	----------------------------------	-------------------------------	----------------------------------	-------------------------------	----------------------------------	------------------------------	----------------------------------	------------------------------	----------------------------------	-------------------------------	----------------------------------	----------------------------------	------------------------------------

PITCHER	IP	WLS	BF	H	R	ER	SO	BB	IBB	HBP	BLK	WP	HR	S	P	ERA	WHIP
Kevin Jarvis, R ERA: 6.14 (1, 1)	6.0		27	8	5	4	3	2	0	0	0	0	1	66	102	6.00	1.667
Matt Herges, R ERA: 2.79 (7, 1)	1.0		4	1	0	0	1	0	0	0	0	0	0	8	11	0.00	1.000
Rod Beck, R ERA: 2.7 (8, 1)	1.2	W	7	1	1	1	1	1	0	0	0	0	1	18	28	5.40	1.200
Jay Witasick, R ERA: 4.91 (9, 1)	0.1	S	1	0	0	0	1	0	0	0	0	0	0	3	6	0.00	0.000

Batter	1	2	3	4	5	6	7	8	9	AB R H RBI BB SO LOB	TOP	
Mark Kotsay, L (1, 8) <small>OBP: 0.344, SLG: 0.347</small>	0-0 		1-2 			1-3 	1-0 		0-0 	5 1 3 2 0 1 0	San Diego Padres @ Los Angeles Dodgers Dodger Stadium, Los Angeles, CA Tue Jul 01 2003, 7:10 PM PDT Att. 49,374 - Sunny - 77 F	
Mark Loretta, R (1, 4) <small>OBP: 0.368, SLG: 0.431</small>	2-2 		2-3 			2-0 	1-2 		1-2 	5 0 2 1 0 1 2		
Rondell White, R (1, 7) Luther Hackman, R (7, 1) Brian Buchanan, R (9, PH) Mike Matthews, L (9, 1)	2-3 			1-2 		0-1 	0-1 		1-0 	4 0 0 0 0 1 3 0 0 0 0 0 0 0 1 0 0 0 0 0 2 0 0 0 0 0 0 0		
Ryan Klesko, L (1, 3) <small>OBP: 0.359, SLG: 0.502</small>		1-3 		1-2 			1-2 			3 1 1 2 0 1 0		
Sean Burroughs, L (1, 5) <small>OBP: 0.364, SLG: 0.431</small>	1-0 		1-3 				0-0 	0-1 		4 1 2 0 0 1 0		
Xavier Nady, R (1, 9) <small>OBP: 0.328, SLG: 0.408</small>	0-3 				1-2 		0-0 	1-2 		4 1 2 0 0 1 1		
Gary Bennett, R (1, 2) <small>OBP: 0.259, SLG: 0.262</small>			3-3 		1-0 		4-2 	2-3 		3 1 0 0 1 2 1		
Donaldo Mendez, R (1, 6) <small>OBP: 0.324, SLG: 0.433</small>			0-3 		0-2 		0-0 		2-1 	4 1 1 1 0 1 1		
Brian Lawrence, R (1, 1) Dave Hansen, L (7, PH) Gary Matthews, S (7, 7)			4-2 		0-3 		3-1 		1-2 	1 0 0 0 1 1 1 1 0 1 1 0 0 0 1 1 1 0 0 0 0		
Inning Stats	R: 0 H: 0 E: 0 LOB: 0 K: 1 BB: 0 S: 10 P: 14	R: 0 H: 0 E: 0 LOB: 0 K: 2 BB: 0 S: 7 P: 9	R: 0 H: 1 E: 0 LOB: 2 K: 3 BB: 1 S: 19 P: 29	R: 0 H: 0 E: 0 LOB: 0 K: 1 BB: 0 S: 13 P: 16	R: 0 H: 1 E: 0 LOB: 1 K: 1 BB: 0 S: 12 P: 14	R: 0 H: 0 E: 0 LOB: 0 K: 1 BB: 0 S: 6 P: 9	R: 6 H: 7 E: 0 LOB: 1 K: 0 BB: 1 S: 17 P: 28	R: 0 H: 1 E: 0 LOB: 0 K: 1 BB: 0 S: 10 P: 13	R: 1 H: 3 E: 0 LOB: 1 K: 0 BB: 0 S: 10 P: 15	1B: 12 SF: 1 2B: 1 SAC: 0 3B: 0 DP: 3 HR: 1 HBP: 0		WP: 0 PA: 39 PB: 0 SB: 0 CS: 0
PITCHER	IP WLS BF H R ER SO BB IBB HBP BLK WP HR S P ERA WHIP											IP WLS BF H R ER SO BB IBB HBP BLK WP HR S P ERA WHIP
Hideo Nomo, R (1, 1) <small>ERA: 2.71</small>	6.0 L 27 7 6 6 9 2 0 0 0 0 0 1 75 106 9.00 1.500											
Guillermo Mota, R (7, 1) <small>ERA: 1.89</small>	1.0 4 2 0 0 0 0 0 0 0 0 0 0 9 13 0.00 2.000											
Wilson Alvarez, L (8, 1) <small>ERA: 1.23</small>	1.0 3 1 0 0 1 0 0 0 0 0 0 0 10 13 0.00 1.000											
Tom Martin, L (9, 1) <small>ERA: 3.0</small>	1.0 5 3 1 1 0 0 0 0 0 0 0 0 10 15 9.00 3.000											

AB	36
R	7
H	13
RBI	7
BB	2
SO	10
LOB	11



Batter	1	2	3	4	5	6	7	8	9	AB R H RBI BB SO LOB	TOP									
Mark Kotsay, L (1, 8) OBP: 0.346, SLG: 0.346	1-3 K	0-0 G3		0-0 1B			1-1 G3		1-2 G3-1	5 0 1 1 0 1 1	San Diego Padres @ Los Angeles Dodgers Dodger Stadium, Los Angeles, CA Thu Jul 03 2003, 7:10 PM PDT Att. 31,455 - Sunny - 74 F									
Mark Loretta, R (1, 4) OBP: 0.369, SLG: 0.428	2-2 F8	0-0 1B		1-1 F8			4-2 HR		0-1 G6-3	4 1 1 1 1 0 1										
Ryan Klesko, L (1, 3) OBP: 0.365, SLG: 0.516	1-2 P2	3-1 1B			0-2 F8		1-1 HR			4 1 2 2 0 0 0										
Sean Burroughs, L (1, 5) OBP: 0.361, SLG: 0.423		2B			2-2 F7		2-2 G4-3			4 1 1 0 0 1 2										
Gary Matthews, S (1, 7) OBP: 0.290, SLG: 0.339		0-1 FC4	0-1 G4-6-3		4-0 S		2-1 G5-3			3 1 1 0 1 0 1										
Xavier Nady, R (1, 9) OBP: 0.320, SLG: 0.397		0-3 K	2-2 G4-6-3		1 SAFE 1 SAFE 1 SAFE 1 SAFE 1 B	2-1 G6-3		1-2 G4-3		4 0 0 0 0 1 4										
Gary Bennett, R (1, 2) OBP: 0.259, SLG: 0.268		0-1 2B	2-3 K			1-1 F8		2-2 G3		4 1 1 2 0 1 0										
Donaldo Mendez, R (1, 6) OBP: 0.305, SLG: 0.413		1-0 1B		2-3 K		2-2 F7		1-2 G4-3		4 1 1 1 0 1 0										
Adam Eaton, R (1, 1) OBP: 0.400, SLG: 0.667		1-1 G3		1-3 K		0-0 F7			0-1 G6-3	3 1 1 0 0 1 0										
Jesse Orosco, R (7, 1)										0 0 0 0 0 0 0										
Luther Hackman, R (7, 1)										0 0 0 0 0 0 0										
Dave Hansen, L (9, PH) OBP: 0.406, SLG: 0.321		2-3 1B								1 0 0 0 0 0 0										
Rod Beck, R (9, 1)										0 0 0 0 0 0 0										
Inning Stats	R: 0 E: 0 K: 1 S: 11	H: 0 LOB: 0 BB: 0 P: 15	R: 5 E: 1 K: 2 S: 19	H: 6 LOB: 2 BB: 0 P: 29	R: 0 E: 0 K: 1 S: 8	H: 1 LOB: 0 BB: 0 P: 12	R: 0 E: 0 K: 2 S: 10	H: 1 LOB: 1 BB: 0 P: 14	R: 0 E: 0 K: 0 S: 8	H: 0 LOB: 1 BB: 1 P: 16	R: 2 E: 0 K: 0 S: 12	H: 1 LOB: 0 BB: 1 P: 22	R: 0 E: 0 K: 0 S: 11	H: 0 LOB: 0 BB: 0 P: 15	R: 0 E: 0 K: 0 S: 8	H: 0 LOB: 0 BB: 0 P: 9	1B: 6 2B: 2 3B: 0 HR: 1	SF: 0 SAC: 0 DP: 1 HBP: 0	WP: 0 PB: 0 SB: 1 CS: 0	PA: 38
PITCHER	IP WLS BF H R ER SO BB IBB HBP BLK WP HR S P ERA WHIP																			
Kevin Brown, R (1, 1) ERA: 2.3	5.0 L 24 8 5 2 6 1 0 0 0 0 0 0 56 86 3.60 1.800																			
Guillermo Mota, R (6, 1) ERA: 1.85	1.0 3 0 0 0 0 0 0 0 0 0 0 0 8 11 0.00 0.000																			
Tom Martin, L (7, 1) ERA: 3.55	1.0 5 1 2 2 0 1 0 0 0 0 0 1 12 22 18.00 2.000																			
Paul Quantrill, R (8, 1) ERA: 1.49	1.0 3 0 0 0 0 0 0 0 0 0 0 0 11 15 0.00 0.000																			
Paul Shuey, R (9, 1) ERA: 1.08	1.0 3 0 0 0 0 0 0 0 0 0 0 0 8 9 0.00 0.000																			

livebaseballscorecards.com

AB	36
R	7
H	9
RBI	7
BB	2
SO	6
LOB	9



BOTTOM

San Diego Padres @ Los Angeles Dodgers
Dodger Stadium, Los Angeles, CA

livebaseballscorecards.com

AB 37
R 4
H 9
RBI 4
BB 1
SO 6
LOB 12



WP: 0 PA: 39
PB: 0
SB: 1
CS: 0

ERA WHIP

ERA 1.50 WHIP 1.500
0.00 0.000
0.00 0.000
0.00 1.000

Thu Jul 03 2003, 7:10 PM PDT
Att. 31,455 - Sunny - 74 F

AB R H RBI BB SO LOB

4	1	1	1	0	0	2
1	0	0	0	0	0	1
5	0	1	1	0	0	1
5	0	2	1	0	2	1
4	0	1	0	0	2	3
4	0	0	0	0	1	1
4	0	0	0	0	1	0
3	2	2	0	0	0	0
4	0	1	1	0	0	2
2	1	1	0	0	0	1
0	0	0	0	0	0	0
1	0	0	0	0	0	0
0	0	0	0	0	0	0
0	0	0	0	0	0	0
0	0	0	0	0	0	0
0	0	0	0	0	0	0
0	0	0	0	1	0	0

1B: 8 SF: 0
2B: 1 SAC: 0
3B: 0 DP: 0
HR: 0 HBP: 1

IP WLS BF H R ER SO BB IBB HBP BLK WP HR S P ERA WHIP

Batter 1 2 3 4 5 6 7 8 9

<p>Wilkin Ruan, R (1, 8) OBP: 0.250, SLG: 0.500 Chad Hermansen, R (9, PH)</p>	<p>0-1 P3</p>	<p>1-1 FC5</p>		<p>1-0 1B 1-3 3-H 2B</p>		<p>0-1 F8</p>		<p>1-1 F9</p>
<p>Paul Lo Duca, R (1, 2) OBP: 0.367, SLG: 0.440</p>	<p>3-2 G6-3</p>		<p>1-1 G3-1</p>	<p>2-1 1B 2-3 3-H 1B</p>		<p>2-0 G4-3</p>		<p>2-2 G5-3</p>
<p>Shawn Green, L (1, 9) OBP: 0.310, SLG: 0.421</p>	<p>1-0 1B</p>		<p>1-3 K</p>	<p>2-2 1-2 3-H 1B</p>		<p>0-0 F7</p>		<p>1-3 K</p>
<p>Fred McGriff, L (1, 3) OBP: 0.319, SLG: 0.432</p>	<p>1-0 F9</p>		<p>1-0 1B</p>	<p>3-3 K</p>		<p>2-3 K</p>		<p>2-3 K</p>
<p>Mike Kinkade, R (1, 7) OBP: 0.370, SLG: 0.444</p>		<p>1-0 G6-3</p>	<p>3-2 F9</p>		<p>1-3 K</p>	<p>1-2 G4-3</p>		
<p>Adrian Beltré, R (1, 5) OBP: 0.277, SLG: 0.345</p>		<p>1-2 P6</p>		<p>2-3 K</p>	<p>2-1 F8</p>		<p>2-2 P6</p>	
<p>Alex Cora, L (1, 4) OBP: 0.277, SLG: 0.304</p>		<p>2-2 S 1B</p>		<p>1-1 E 2B HBP</p>	<p>0-0 FC6-4 1B</p>		<p>2-1 G4-3</p>	
<p>Cesar Izturis, S (1, 6) OBP: 0.284, SLG: 0.292</p>		<p>2-2 FC5 1B 1-H</p>		<p>0-0 F8</p>	<p>0-0 FC6-4 1-2f</p>		<p>1-1 G1-3</p>	
<p>Kevin Brown, R (1, 1) Guillermo Mota, R (6, 1) Larry Barnes, L (6, PH) Tom Martin, L (7, 1) Paul Quantrill, L (8, 1) Paul Shuey, R (9, 1) Daryle Ward, L (9, PH)</p>		<p>0-0 1B</p>		<p>1-2 E6 2B 1B</p>		<p>2-2 P6</p>		<p>4-2 G5-3 BB</p>

Inning Stats R: 0 H: 1 E: 0 K: 11 S: 11 H: 1 LOB: 1 BB: 0 P: 16 R: 1 E: 0 K: 13 S: 13 H: 3 LOB: 2 BB: 0 P: 20 R: 0 H: 1 E: 0 K: 1 S: 9 H: 1 LOB: 1 BB: 0 P: 15 R: 3 H: 3 E: 1 K: 2 S: 21 H: 3 LOB: 2 BB: 0 P: 33 R: 0 H: 1 E: 0 K: 7 S: 7 H: 0 LOB: 1 BB: 0 P: 10 R: 0 H: 0 E: 0 K: 1 S: 6 H: 0 LOB: 0 BB: 0 P: 10 R: 0 H: 0 E: 0 K: 1 S: 7 H: 0 LOB: 0 BB: 0 P: 10 R: 0 H: 0 E: 0 K: 7 S: 7 H: 0 LOB: 0 BB: 0 P: 12 R: 0 H: 0 E: 0 K: 1 S: 10 H: 0 LOB: 1 BB: 1 P: 18

<p>PITCHER Adam Eaton, R (1, 1) ERA: 4.44 Jesse Orosco, L (7, 1) ERA: 8.06 Luther Hackman, R (7, 1) ERA: 3.8 Rod Beck, R (9, 1) ERA: 3.0</p>	IP	WLS	BF	H	R	ER	SO	BB	IBB	HBP	BLK	WP	HR	S	P	ERA	WHIP
	6.0	W	29	9	4	1	4	0	0	0	0	0	0	67	104	1.50	1.500
	0.2	H	2	0	0	0	1	0	0	0	0	0	0	4	6	0.00	0.000
	1.1	H	4	0	0	0	0	0	0	0	0	0	0	10	16	0.00	0.000
	1.0	S	4	0	0	0	1	1	0	0	0	0	0	10	18	0.00	1.000

Batter	1	2	3	4	5	6	7	8	9	AB R H RBI BB SO LOB	TOP											
Ray Durham, S (1, 4) OBP: 0.404, SLG: 0.450	0-1 F8		1-2 G5-3	3-2 G3 1-H 2-H 3B		2-3 K		1-2 P5		5 1 1 2 0 1 1												
J.T. Snow, L (1, 3) OBP: 0.388, SLG: 0.443	2-0 F7		2-0 HR	1-2 G3		2-1 G4-3			4-2 FC5-4 BB	4 1 1 2 1 0 0												
Marquis Grissom, R (1, 8) OBP: 0.331, SLG: 0.478	1-2 1B		2-0 1B BB	1-2 HR 1B		0-1 G6-3			0-2 FC5-4 BB 1-2f 1B	5 3 3 0 0 0 1												
Barry Bonds, L (1, 7) OBP: 0.494, SLG: 0.684	3-3 K		4-2 1B BB	2-2 HR 1-H			0-0 F9		4-1 1B BB	3 1 1 2 2 1 1												
Benito Santiago, R (1, 2) OBP: 0.337, SLG: 0.460		0-2 F7-5 BB 1B	0-1 1B	1-0 G1-3			2-3 K		2-3 K	1 0 1 0 0 0 0 4 0 1 1 0 2 2												
Yorvit Torrealba, R (2, 2) OBP: 0.297, SLG: 0.407			1-2 1B																			
José Cruz Jr., S (1, 9) OBP: 0.377, SLG: 0.463		4-0 BB	2-1 P5		0-0 G6-3		2-1 P4		1-1 1B 1-2 2-H	4 0 1 1 1 0 2												
Rich Aurilia, R (1, 6) OBP: 0.312, SLG: 0.392		2-2 F7-5		0-0 F9	2-3 K			2-3 K	0-0 F9	5 0 0 0 0 2 4 0 0 0 0 0 0 0												
Tim Worrell, R (9, 1)																						
Edgardo Alfonzo, R (1, 5) OBP: 0.312, SLG: 0.337		1 SAFE 1 SAFE F9		4-2 1B 3B BB	0-1 2B			1-2 1B		3 1 2 0 1 0 1												
Jesse Foppert, R (1, 1) OBP: 0.126, SLG: 0.174			2-1 G4-3	0-1 3B 1B	2-3 K			1-3 K		3 1 1 0 0 1 1 0 0 0 0 0 0 0 0 0 0 0 0 0 0 1 0 0 0 0 1 1 0 0 0 0 0 0 0 0 0 0 0 0 0 0												
Joe Nathan, R (6, 1)																						
Scott Eyre, L (7, 1)																						
Tony Torcato, L (8, PH)																						
Felix Rodriguez, R (8, 1) OBP: 1.000, SLG: 1.000																						
Neftali Feliz, S (9, 6) OBP: 0.302, SLG: 0.370																						
Inning Stats	R: 0 E: 0 K: 1 S: 9	H: 1 LOB: 1 BB: 0 P: 15	R: 0 E: 0 K: 0 S: 9	H: 1 LOB: 1 BB: 1 P: 16	R: 2 E: 0 K: 0 S: 14	H: 3 LOB: 2 BB: 1 P: 27	R: 5 E: 0 K: 0 S: 20	H: 4 LOB: 0 BB: 1 P: 32	R: 0 E: 0 K: 2 S: 12	H: 1 LOB: 1 BB: 0 P: 16	R: 0 E: 0 K: 1 S: 8	H: 0 LOB: 0 BB: 0 P: 12	R: 0 E: 0 K: 1 S: 6	H: 0 LOB: 0 BB: 0 P: 10	R: 0 E: 0 K: 2 S: 13	H: 1 LOB: 1 BB: 0 P: 18	R: 1 E: 0 K: 1 S: 13	H: 1 LOB: 2 BB: 2 P: 24	1B: 8 2B: 2 3B: 1 HR: 2	SF: 0 SAC: 0 DP: 1 HBP: 0	WP: 0 PB: 0 SB: 0 CS: 0	PA: 43
PITCHER	IP WLS BF H R ER SO BB IBB HBP BLK WP HR S P ERA WHIP																					
44 Jake Peavy, R (1, 1) ERA: 4.27	4.0 L 23 9 7 7 1 3 0 0 0 0 0 2 52 90 15.75 3.000																					
Scott Linebrink, R (5, 1) ERA: 3.3	2.0 7 1 0 0 3 0 0 0 0 0 0 20 28 0.00 0.500																					
Matt Herges, R (7, 1) ERA: 2.59	2.0 7 1 0 0 3 0 0 0 0 0 0 19 28 0.00 0.500																					
Mike Matthews, L (9, 1) ERA: 4.25	0.1 3 0 1 1 0 2 0 0 0 0 0 7 15 27.00 6.000																					
Jay Witasick, R (9, 1) ERA: 3.86	0.2 3 1 0 0 1 0 0 0 0 0 0 6 9 0.00 1.500																					

San Francisco Giants @ San Diego Padres
Qualcomm Stadium, San Diego, CA

AB 38
R 8
H 12
RBI 8
BB 5
SO 8
LOB 14



Fri Jul 04 2003, 9:05 PM EDT
Att. 42,379 - Sunny - 70 F

WP: 0 PA: 43
PB: 0
SB: 0
CS: 0

Batter	1	2	3	4	5	6	7	8	9	AB R H RBI BB SO LOB
Mark Kotsay, L (1, 8) OBP: 0.343, SLG: 0.343	1-3 K	1-0 F9		3-3 K		0-0 WP 1B			1-3 K	5 0 1 1 0 3 3
Lou Merloni, R (1, 4) OBP: 0.365, SLG: 0.327	1-3 K2-3		1-1 WP HR 1B		1-3 K	3-3 WP 1B			0-1 G4-3	5 1 1 0 0 3 1
Rondell White, R (1, 7) OBP: 0.336, SLG: 0.495	2-2 HR		0-1 F9		1-1 WP 1B				1-2 G6-3	4 2 2 1 0 0 1
Ryan Klesko, L (1, 3) OBP: 0.367, SLG: 0.528	2-0 P5		1-1 HR		2-2 G3-1 WP 1B				1-2 G1-3	4 1 2 2 0 0 0
Sean Burroughs, L (1, 5) OBP: 0.363, SLG: 0.430		4-2 44 BB G4-3 BB	2-1 SF7 3B		1-0 G3-1				2-2 G4-3	3 1 1 1 1 0 1
Xavier Nady, R (1, 9) OBP: 0.316, SLG: 0.393		2-2 F8	1-2 SF7		3-2 G5-3				1-0 P4	3 0 0 1 0 0 2
Gary Bennett, R (1, 2) OBP: 0.253, SLG: 0.261		2-2 G4-3	1-1 G5-3			3-3 K			1-0 F8	4 0 0 0 0 1 1
Donaldo Mendez, R (1, 6) OBP: 0.314, SLG: 0.403		4-0 44 BB IBB		1-3 K		4-0 S 1B BB			3-3 K	2 1 0 0 2 2 0
44 Jake Peavy, R (1, 1) Adam Eaton, R (4, PH) Scott Linebrink, R (5, 1) Gary Matthews, S (6, PH) Matt Herges, L (7, 1) Mike Matthews, L (9, 1) Jay Witasick, R (9, 1) Dave Hansen, L (9, PH) OBP: 0.188, SLG: 0.103 OBP: 0.387, SLG: 0.643 OBP: 0.289, SLG: 0.338		4-2 BB		3-3 K		0-3 K			0-3 K	0 0 0 0 1 0 0 1 0 0 0 0 0 1 0 0 0 0 0 0 0 0 0 1 0 0 0 0 0 1 1 0 0 0 0 0 0 0 0 0 0 0 0 0 0 0 0 0 0 0 0 0 0 0 0 1 0 0 0 0 0 1 0

Inning Stats	R: 1 E: 0 K: 2 S: 11	H: 1 LOB: 0 BB: 0 P: 17	R: 0 E: 0 K: 0 S: 16	H: 0 LOB: 3 BB: 3 P: 33	R: 3 E: 0 K: 0 S: 13	H: 3 LOB: 0 BB: 0 P: 19	R: 0 E: 0 K: 3 S: 13	H: 0 LOB: 0 BB: 0 P: 20	R: 1 E: 0 K: 1 S: 12	H: 2 LOB: 1 BB: 0 P: 20	R: 1 E: 0 K: 3 S: 11	H: 1 LOB: 1 BB: 1 P: 21	R: 0 E: 0 K: 0 S: 9	H: 0 LOB: 0 BB: 0 P: 13	R: 0 E: 0 K: 1 S: 5	H: 0 LOB: 0 BB: 0 P: 10	R: 0 E: 0 K: 2 S: 8	H: 0 LOB: 0 BB: 0 P: 9	1B: 4 2B: 0 3B: 1 HR: 2	SF: 1 SAC: 0 DP: 0 HBP: 0
--------------	-------------------------------	----------------------------------	-------------------------------	----------------------------------	-------------------------------	----------------------------------	-------------------------------	----------------------------------	-------------------------------	----------------------------------	-------------------------------	----------------------------------	------------------------------	----------------------------------	------------------------------	----------------------------------	------------------------------	---------------------------------	----------------------------------	------------------------------------

PITCHER	IP	WLS	BF	H	R	ER	SO	BB	IBB	HBP	BLK	WP	HR	S	P	ERA	WHIP
Jesse Foppert, R (1, 1) ERA: 5.21	5.0	W	24	6	5	5	6	2	1	0	0	2	2	65	109	9.00	1.600
Joe Nathan, R (6, 1) ERA: 4.08	1.1	H	6	1	1	1	3	1	0	0	0	1	0	14	25	6.75	1.500
Scott Eyre, L (7, 1) ERA: 3.21	0.2	H	2	0	0	0	0	0	0	0	0	0	0	6	9	0.00	0.000
Felix Rodriguez, R (8, 1) ERA: 3.43	1.0	H	3	0	0	0	1	0	0	0	0	0	0	5	10	0.00	0.000
Tim Worrell, R (9, 1) ERA: 1.6	1.0	S	3	0	0	0	2	0	0	0	0	0	0	8	9	0.00	0.000

BOTTOM

San Francisco Giants @ San Diego Padres
Qualcomm Stadium, San Diego, CA

AB 33
R 6
H 7
RBI 6
BB 4
SO 12
LOB 10

WP: 3 PA: 38
PB: 0
SB: 1
CS: 0



livebaseballscores.com

Fri Jul 04 2003, 9:05 PM EDT
Att: 42,379 - Sunny - 70 F

Batter	1	2	3	4	5	6	7	8	9	AB R H RBI BB SO LOB	TOP		
Ray Durham, S (1, 4) OBP: 0.402, SLG: 0.447	2-1 G4-3		0-3 K			1-1 F7			2-2 1B 1B	4 0 1 0 0 1 0	San Francisco Giants @ San Diego Padres Qualcomm Stadium, San Diego, CA Sat Jul 05 2003, 10:05 PM EDT Att. 56,474 - Cloudy - 70 F livebaseballscorecards.com		
J.T. Snow, L (1, 3) OBP: 0.386, SLG: 0.437	4-2 G6-4-3 BB			3-3 K		2-1 G4-3			0-1 L4	3 0 0 0 1 1 1			
Marquis Grissom, R (1, 8) OBP: 0.333, SLG: 0.481	0-0 G6-4-3 1-2f			0-2 2B		1-1 G6-3			2-1 1B 1-2 1B	4 1 2 0 0 0 1			
Barry Bonds, L (1, 7) OBP: 0.494, SLG: 0.679		3-2 G5-4-3 BB 1B		4-0 2B IBB		3-2 G3			2-3 K	3 1 1 0 1 1 2			
José Cruz Jr., S (1, 9) OBP: 0.375, SLG: 0.458		4-1 G5-4-3 1-2 BB		1-1 F9		0-3 K			2-2 G3	3 0 0 0 1 1 4			
Rich Aurilia, R (1, 6) OBP: 0.312, SLG: 0.395		1-1 G5-4-3 1-2f 2-3		0-2 1-H 2-H 2B		0-0 G1-3				3 0 1 2 0 0 2			
Edgardo Alfonzo, R (1, 5) OBP: 0.309, SLG: 0.333		2-1 G6-3			0-0 F8				0-1 F8	3 0 0 0 0 0 1			
Yorvit Torrealba, R (1, 2) OBP: 0.298, SLG: 0.398			0-2 K		1-0 G6-3				4-0 G5-4-3 BB	2 0 0 0 1 1 0			
Jason Schmidt, R (1, 1) OBP: 0.083, SLG: 0.057 Andres Galarraga, R (8, PH) OBP: 0.346, SLG: 0.500 Jason Christiansen, R (8, 1)			2-2 G6-3		2-2 G6-3				3-2 G5-4-3 1-2f	2 0 0 0 0 0 0 1 0 0 0 0 0 1 0 0 0 0 0 0 0			
Inning Stats	R: 0 E: 0 K: 0 S: 5 H: 0 LOB: 0 BB: 1 P: 11	R: 0 E: 0 K: 0 S: 11 H: 1 LOB: 1 BB: 1 P: 21	R: 0 E: 0 K: 2 S: 9 H: 0 LOB: 0 BB: 0 P: 11	R: 2 E: 0 K: 1 S: 11 H: 2 LOB: 1 BB: 1 P: 19	R: 0 E: 0 K: 0 S: 7 H: 0 LOB: 0 BB: 0 P: 10	R: 0 E: 0 K: 0 S: 6 H: 0 LOB: 0 BB: 0 P: 10	R: 0 E: 0 K: 1 S: 8 H: 0 LOB: 0 BB: 0 P: 11	R: 0 E: 0 K: 0 S: 5 H: 0 LOB: 0 BB: 1 P: 12	R: 0 E: 0 K: 1 S: 15 H: 2 LOB: 2 BB: 0 P: 23	1B: 3 2B: 2 3B: 0 HR: 0 SF: 0 SAC: 0 DP: 3 HBP: 0	WP: 0 PB: 0 SB: 0 CS: 0 PA: 32		
PITCHER	IP WLS BF H R ER SO BB IBB HBP BLK WP HR S P ERA WHIP											PITCHER	IP WLS BF H R ER SO BB IBB HBP BLK WP HR S P ERA WHIP
Kevin Jarvis, R (1, 1) ERA: 5.22	7.1 W 26 3 2 2 4 3 1 0 0 0 0 59 99 2.46 0.818												
Jay Witasick, R (8, 1) ERA: 3.6	0.2 H 1 0 0 0 0 0 0 0 0 0 0 3 6 0.00 0.000												
Rod Beck, R (9, 1) ERA: 2.77	1.0 S 5 2 0 0 1 0 0 0 0 0 0 0 15 23 0.00 2.000												



Batter	1	2	3	4	5	6	7	8	9
Mark Kotsay, L (1, 8) OBP: 0.338, SLG: 0.338	0-0 B5-3		1-0 G3		1-2 K		0-0 F8		
Mark Loretta, R (1, 4) OBP: 0.367, SLG: 0.425	2-1 F9		0-1 G4-3			0-0 1B	1-0 L5		
Ryan Klesko, L (1, 3) OBP: 0.362, SLG: 0.520	1-3 K			2-3 K		1-0 F8	0-0 E1		
Sean Burroughs, L (1, 5) OBP: 0.365, SLG: 0.429		0-0 1B G5-3 1B		4-2 3B G6-3 BB		1 SAFE 2-2 F8	1-3 K		
Gary Matthews, S (1, 9) OBP: 0.291, SLG: 0.338		2-1 G5-3 1B		1-1 G6-3		4-2 1B BB	0-0 F9		
Brian Buchanan, R (1, 7) OBP: 0.364, SLG: 0.553		1-0 G5-3 1B		1-2 2-H 3B		1-1 1B 1B	0-0 G3		
Miguel Ojeda, R (1, 2) OBP: 0.200, SLG: 0.340		1-2 G5-3		2-3 K		2-0 1B	1-1 HR		
Donaldo Mendez, R (1, 6) OBP: 0.300, SLG: 0.383		0-3 K			1-1 P3	2-3 K	0-3 K		
Kevin Jarvis, L (1, 1) OBP: 0.429, SLG: 0.200			1-3 K		1-3 K		4-0 E BB		
Jay Witasick, R (8, 1)									
Rod Beck, R (9, 1)									


AB	R	H	RBI	BB	SO	LOB
4	0	0	0	0	1	1
4	1	1	0	0	0	1
4	0	0	0	0	2	2
3	2	1	0	1	1	3
3	1	1	0	1	0	1
4	0	3	2	0	0	0
4	1	2	2	0	1	3
4	0	0	0	0	3	3
2	0	0	0	1	2	0
0	0	0	0	0	0	0
0	0	0	0	0	0	0

BOTTOM

San Francisco Giants @ San Diego Padres
Qualcomm Stadium, San Diego, CA

Sat Jul 05 2003, 10:05 PM EDT
Att: 56,474 - Cloudy - 70 F

AB	32
R	5
H	8
RBI	4
BB	3
SO	10
LOB	14



Inning Stats		R	H	E	K	S	R	H	E	K	S	R	H	E	K	S	R	H	E	K	S	R	H	E	K	S													
R: 0	H: 0	E: 0	K: 1	S: 7	R: 1	H: 3	E: 0	K: 1	S: 11	R: 0	H: 0	E: 0	K: 1	S: 6	R: 1	H: 1	E: 0	K: 2	S: 17	R: 0	H: 0	E: 0	K: 2	S: 9	R: 2	H: 3	E: 0	K: 1	S: 15	R: 0	H: 0	E: 1	K: 1	S: 6	R: 1	H: 1	E: 0	K: 1	S: 8
LOB: 0	BB: 0	BB: 0	BB: 0	BB: 0	LOB: 1	BB: 0	LOB: 0	BB: 0	LOB: 1	BB: 0	LOB: 0	LOB: 0	LOB: 0	LOB: 0	LOB: 1	BB: 1	LOB: 2	BB: 1	LOB: 2	LOB: 2	LOB: 0	LOB: 0	LOB: 0	LOB: 0	LOB: 0	LOB: 0	LOB: 0	LOB: 0	LOB: 0	LOB: 0	LOB: 0	LOB: 0	LOB: 0	LOB: 0	LOB: 0	LOB: 0	LOB: 0	LOB: 0	

PITCHER		IP	WLS	BF	H	R	ER	SO	BB	IBB	HBP	BLK	WP	HR	S	P	ERA	WHIP
Jason Schmidt, R (1, 1) ERA: 2.3	(1, 1)	7.0	L	31	7	4	4	9	3	0	0	0	0	0	71	111	5.14	1.429
Jason Christiansen, L (8, 1) ERA: 5.0	(8, 1)	1.0		4	1	1	1	1	0	0	0	0	0	1	8	9	9.00	1.000

WP	PA	ERA	WHIP
0	35		

Batter	1	2	3	4	5	6	7	8	9	AB R H RBI BB SO LOB	TOP																									
Ray Durham, S (1, 4) OBP: 0.395, SLG: 0.438	0-1 G4-3		1-1 FC4-6 PB E G4-3	2-2 G1-3			1-1 L9		0-3 K	5 1 0 0 0 1 5	San Francisco Giants @ San Diego Padres Qualcomm Stadium, San Diego, CA Sun Jul 06 2003, 5:00 PM EDT Att. 24,365 - Sunny - 75 F livebaseballscorecards.com																									
J.T. Snow, L (1, 3) OBP: 0.386, SLG: 0.441	0-0 F7		0-1 FC4 G4-3 PB		2-3 K		0-0 2B	1-1 1B	5 0 2 1 0 1 1	5 0 0 1 0 1 4																										
Marquis Grissom, R (1, 8) OBP: 0.328, SLG: 0.474	1-1 F8		1-0 G4-3		0-0 P4		2-2 G6-3	3-2 K	5 0 0 1 0 1 4	3 0 0 0 1 0 0																										
Barry Bonds, L (1, 7) OBP: 0.491, SLG: 0.671		0-0 P2	4-0 IBB		2-1 L5		3-2 F8		3 0 0 0 1 0 0	4 1 2 1 0 1 2																										
Rich Aurilia, R (1, 6) OBP: 0.315, SLG: 0.407		1-2 1B	0-0 F7		1-2 HR		1-3 K		0 0 0 0 0 0 0	0 0 0 0 0 0 0																										
Felix Rodriguez, R (8, 1) OBP: 1.000, SLG: 1.000									0 0 0 0 0 0 0	4 0 1 0 0 0 1																										
Tim Worrell, R (9, 1)									0 0 0 0 0 0 0																											
José Cruz Jr., S (1, 9) OBP: 0.374, SLG: 0.455		0-0 F7		1-2 FC5-4 1B		1-1 G3-1		1-2 F7		4 0 1 0 0 0 1																										
Edgardo Alfonzo, R (1, 5) OBP: 0.308, SLG: 0.330		4-0 BB		1-1 FC5-4 1B		1-1 P3		0-0 G6-3	3 0 0 0 1 0 1	AB 37																										
Yorvit Torrealba, R (1, 2) OBP: 0.306, SLG: 0.402		3-3 K		1-2 1B		1-1 G4-3		2-1 1B	4 1 2 0 0 1 2	R 3																										
Damian Moss, R (1, 1) OBP: 0.296, SLG: 0.269			0-0 FC4-6 1B		0-3 K		0-1 G5-3	1-1 1B	2 0 1 0 0 1 2	H 9																										
Jim Brower, R (5, 1) OBP: 0.286, SLG: 0.286								1-2 1B	0 0 0 0 0 0 0	RBI 3																										
Andres Galarraga, R (7, PH) OBP: 0.343, SLG: 0.499									1 0 0 0 0 0 0	BB 2																										
Joe Nathan, R (7, 1) OBP: 0.343, SLG: 0.499									0 0 0 0 0 0 0	SO 6																										
Scott Eyre, L (7, 1) OBP: 0.343, SLG: 0.499									0 0 0 0 0 0 0	LOB 18																										
Neifi Perez, S (8, 6) OBP: 0.305, SLG: 0.373									1 0 1 0 0 0 0																											
Inning Stats	R: 0 E: 0 K: 0 S: 5	H: 0 LOB: 0 BB: 0 P: 6	R: 0 E: 0 K: 1 S: 9	H: 1 LOB: 2 BB: 1 P: 17	R: 1 E: 1 K: 0 S: 7	H: 1 LOB: 2 BB: 1 P: 13	R: 0 E: 0 K: 1 S: 16	H: 2 LOB: 2 BB: 0 P: 21	R: 0 E: 0 K: 1 S: 6	H: 0 LOB: 0 BB: 0 P: 10	R: 1 E: 0 K: 0 S: 9	H: 1 LOB: 0 BB: 0 P: 13	R: 0 E: 0 K: 0 S: 8	H: 1 LOB: 1 BB: 0 P: 11	R: 0 E: 0 K: 1 S: 9	H: 0 LOB: 0 BB: 0 P: 14	R: 1 E: 0 K: 2 S: 14	H: 3 LOB: 2 BB: 0 P: 21	1B: 7 2B: 1 3B: 0 HR: 1	SF: 0 SAC: 0 DP: 0 HBP: 0	WP: 0 PB: 1 SB: 0 CS: 0	PA: 39														
PITCHER	IP WLS BF H R ER SO BB IBB HBP BLK WP HR S P ERA WHIP																																			
Brian Lawrence, R (1, 1) ERA: 4.48	7.0		30	6	2	1	3	1	1	0	0	0	1	60	91	1.29	1.000																			
Jesse Orosco, L (8, 1) ERA: 7.94	0.1		1	0	0	0	0	0	0	0	0	0	0	3	6	0.00	0.000																			
Luther Hackman, R (8, 1) ERA: 3.88	1.1	L	6	2	1	1	2	0	0	0	0	0	0	14	19	6.75	1.500																			
Mike Matthews, L (9, 1) ERA: 4.25	0.0		1	1	0	0	0	0	0	0	0	0	0	2	3	∞	∞																			
Matt Herges, R (9, 1) ERA: 2.57	0.1		1	0	0	0	1	0	0	0	0	0	0	4	7	0.00	0.000																			



Batter	1	2	3	4	5	6	7	8	9	AB	R	H	RBI	BB	SO	LOB
Gary Matthews, S OBP: 0.293, SLG: 0.340 (1, 8) (8, 9)	1-0 F7 2B		2-0 L9		0-1 P3	1-0 F9		4-2 BB		4	0	1	0	1	0	3
Mark Loretta, R OBP: 0.371, SLG: 0.424 (1, 4)	3-2 F7 2-3		4-2 1B 1B 1-2 BB		4-1 BB HBP 1-2 BB		2-1 G1-3 1B	1-1 G5-3		3	0	1	0	2	0	3
Rondell White, R OBP: 0.337, SLG: 0.491 (1, 7)	3-2 P6		0-2 1B 1-2 1B		3-2 BB 1-2 2-3 HBP		0-2 P4		3-2 P3	4	0	1	1	0	0	2
Brian Buchanan, R OBP: 0.364, SLG: 0.548 (1, 3)	0-3 K		1-0 1B		2-3 K		1-2 G1-3		2-1 G6-3	3	0	1	0	0	2	4
Ryan Klesko, L OBP: 0.359, SLG: 0.516 (7, PH) (8, 3)			1-2 2-3 1B				1-2			2	0	0	0	0	0	1
Sean Burroughs, L OBP: 0.369, SLG: 0.425 (1, 5)		4-1 BB	1-0 G4-3		4-0 BB		4-2 BB		0-1 G4-3	2	0	0	1	3	0	3
Xavier Nady, R OBP: 0.312, SLG: 0.388 (1, 9)		1-2 G6-4-3		1-2 G1-3		3-2 G5-3		0-1 G4-3		4	0	0	0	0	0	6
Luther Hackman, R (8, 1)										0	0	0	0	0	0	0
Mike Matthews, L (9, 1)										0	0	0	0	0	0	0
Matt Herges, L (9, 1)										0	0	0	0	0	0	0
Miguel Ojeda, R OBP: 0.204, SLG: 0.321 (1, 2)		1-0 L7		3-1 F7		2-2 G5-3		4-1 FC1-6 BB		3	0	0	0	1	0	0
Donaldo Mendez, R OBP: 0.298, SLG: 0.369 (1, 6)			4-1 BB 1B BB		2-3 K		0-1 G6-3		0-1 FC1-6 BB	3	1	0	0	1	1	1
Brian Lawrence, R OBP: 0.300, SLG: 0.378 (1, 1)			0-3 K				4-2 HBP BB BB		1-2 F7	2	1	1	0	1	1	1
Jesse Orosco, R (8, 1)										0	0	0	0	0	0	0
Mark Kotsay, L OBP: 0.337, SLG: 0.336 (8, 8)										1	0	0	0	0	0	1

Inning Stats	R: 0	H: 1	E: 0	K: 1	S: 13	H: 0	LOB: 1	BB: 0	P: 20	R: 0	H: 0	E: 0	K: 0	S: 5	H: 0	LOB: 0	BB: 0	P: 11	R: 1	H: 2	E: 0	K: 1	S: 15	H: 0	LOB: 3	BB: 2	P: 27	R: 0	H: 0	E: 0	K: 1	S: 8	H: 0	LOB: 0	BB: 0	P: 14	R: 1	H: 0	E: 0	K: 1	S: 15	H: 0	LOB: 3	BB: 3	P: 35	R: 0	H: 1	E: 0	K: 0	S: 8	H: 1	LOB: 1	BB: 0	P: 12	R: 0	H: 1	E: 0	K: 0	S: 12	H: 1	LOB: 2	BB: 1	P: 19	R: 0	H: 0	E: 0	K: 0	S: 10	H: 0	LOB: 2	BB: 2	P: 20	R: 0	H: 0	E: 0	K: 0	S: 8	H: 0	LOB: 0	BB: 0	P: 13	1B: 4	2B: 1	3B: 0	HR: 0	SF: 0	SAC: 0	DP: 1	HBP: 1	WP: 0	PA: 41
--------------	------	------	------	------	-------	------	--------	-------	-------	------	------	------	------	------	------	--------	-------	-------	------	------	------	------	-------	------	--------	-------	-------	------	------	------	------	------	------	--------	-------	-------	------	------	------	------	-------	------	--------	-------	-------	------	------	------	------	------	------	--------	-------	-------	------	------	------	------	-------	------	--------	-------	-------	------	------	------	------	-------	------	--------	-------	-------	------	------	------	------	------	------	--------	-------	-------	-------	-------	-------	-------	-------	--------	-------	--------	-------	--------


PITCHER	IP	WLS	BF	H	R	ER	SO	BB	IBB	HBP	BLK	WP	HR	S	P	ERA	WHIP
Damian Moss, L ERA: 4.87 (1, 1)	4.2		23	3	2	2	4	6	0	0	0	0	0	53	101	3.86	1.929
Jim Brower, R ERA: 3.73 (5, 1)	1.1		5	1	0	0	0	0	0	0	0	0	0	11	18	0.00	0.750
Joe Nathan, R ERA: 4.05 (7, 1)	0.1		2	1	0	0	0	0	0	0	0	0	0	5	7	0.00	3.000
Scott Eyre, L ERA: 3.09 (7, 1)	1.1		6	0	0	0	0	2	0	0	0	0	0	13	23	0.00	1.500
Felix Rodriguez, R ERA: 3.4 (8, 1)	0.1	W	2	0	0	0	0	1	0	0	0	0	0	4	9	0.00	3.000

BOTTOM

San Francisco Giants @ San Diego Padres
Qualcomm Stadium, San Diego, CA

Sun Jul 06 2003, 5:00 PM EDT
Att. 24,365 - Sunny - 75 F

AB	31
R	2
H	5
RBI	2
BB	9
SO	4
LOB	25



PITCHER	IP	WLS	BF	H	R	ER	SO	BB	IBB	HBP	BLK	WP	HR	S	P	ERA	WHIP
Tim Worrell, R ERA: 1.57 (9, 1)	1.0		3	0	0	0	0	0	0	0	0	0	0	8	13	0.00	0.000

Batter	1	2	3	4	5	6	7	8	9	AB R H RBI BB SO LOB	TOP											
Cesar Izturis, S (1, 6) OBP: 0.284, SLG: 0.289	0-1 G4-3		0-3 K		4-1 BB			0-0 1B		3 0 1 0 1 1 0	Los Angeles Dodgers @ San Diego Padres Qualcomm Stadium, San Diego, CA Mon Jul 07 2003, 10:05 PM EDT Att. 20,657 - Sunny - 72 F											
Jolbert Cabrera, R (1, 4) OBP: 0.316, SLG: 0.431	1-1 F8			2-3 K	0-2 P5			0-0 P4		4 0 0 0 0 1 4												
Shawn Green, L (1, 9) OBP: 0.307, SLG: 0.413	2-3 K			0-0 P6				2-1 F7		4 0 0 0 0 2 1												
Paul Lo Duca, R (1, 3) OBP: 0.370, SLG: 0.446		1-0 F9-3 1B		4-1 BB				2-2 HR		3 1 2 1 1 0 0												
Mike Kinkade, R (1, 7) OBP: 0.355, SLG: 0.420		0-0 F9-3 1-1		0-1 G4-3				0-1 G5-3		4 0 0 0 0 0 2												
Adrián Beltré, R (1, 5) OBP: 0.277, SLG: 0.345		1-1 2B			0-0 G5-3			3-2 L9		3 0 1 0 1 0 0												
David Ross, R (1, 2) OBP: 0.327, SLG: 0.571		1-3 K			2-3 K			0-2 F9		4 0 0 0 0 2 2												
Wilkin Ruan, R (1, 8) OBP: 0.150, SLG: 0.300			0-0 G4-3		1-0 3B			1-0 L8		3 0 1 0 0 0 0												
Andy Ashby, R (1, 1) Chad Hermansen, R (5, PH) Steve Colyer, L (5, 1) Guillermo Mota, R (7, 1) Ron Coomer, R (8, PH) Paul Shuey, R (8, 1)			2-3 K		4-2 BB BB			1-3 K		1 0 0 0 0 1 0 0 0 0 0 1 0 0 0 0 0 0 0 0 0 0 0 0 0 0 0 0 1 0 0 0 0 1 0 0 0 0 0 0 0 0												
Inning Stats	R: 0 E: 0 K: 1 S: 8	H: 0 LOB: 0 BB: 0 P: 11	R: 0 E: 0 K: 1 S: 7	H: 2 LOB: 1 BB: 0 P: 10	R: 0 E: 0 K: 2 S: 8	H: 0 LOB: 0 BB: 0 P: 10	R: 0 E: 0 K: 1 S: 7	H: 0 LOB: 1 BB: 1 P: 13	R: 0 E: 0 K: 1 S: 11	H: 1 LOB: 3 BB: 2 P: 22	R: 0 E: 0 K: 0 S: 8	H: 0 LOB: 0 BB: 0 P: 11	R: 0 E: 0 K: 0 S: 8	H: 0 LOB: 0 BB: 1 P: 13	R: 0 E: 0 K: 1 S: 7	H: 1 LOB: 1 BB: 0 P: 10	R: 1 E: 0 K: 0 S: 12	H: 1 LOB: 0 BB: 0 P: 17	1B: 2 2B: 2 3B: 1 HR: 1	SF: 0 SAC: 0 DP: 2 HBP: 0	WP: 0 PB: 0 SB: 0 CS: 0	PA: 34
PITCHER	IP WLS BF H R ER SO BB IBB HBP BLK WP HR S P ERA WHIP																					
Oliver Pérez, L (1, 1) ERA: 5.01	8.0 W 31 5 1 1 8 4 0 0 0 0 1 67 105 1.12 1.125																					
Scott Linebrink, R (9, 1) ERA: 3.24	1.0 3 0 0 0 0 0 0 0 0 0 0 9 12 0.00 0.000																					

livebaseballscorecards.com

AB	30
R	1
H	5
RBI	1
BB	4
SO	8
LOB	9




Batter	1	2	3	4	5	6	7	8	9
Mark Kotsay, L (1, 8) OBP: 0.331, SLG: 0.329	3-1 F8		1-0 F7	0-2 G6-3		2-2 F8		0-0 G1-3	
Mark Loretta, R (1, 4) OBP: 0.369, SLG: 0.422	3-2 G6-3		1-2 F9	3-1 F9		2-2 1B			
Ryan Klesko, L (1, 3) OBP: 0.358, SLG: 0.523	0-3 K			0-0 HR	0-0 P6	0-3 K			
Sean Burroughs, L (1, 5) OBP: 0.367, SLG: 0.423		2-1 L4		1-0 3B	0-1 F7		0-3 K		
Rondell White, R (1, 7) OBP: 0.335, SLG: 0.495		0-1 L7		0-2 1B	1-3 K		0-1 G5-3		
Gary Matthews, S (8, 7) OBP: 0.293, SLG: 0.340				1-H 1B					
Brian Buchanan, R (1, 9) OBP: 0.374, SLG: 0.554		0-1 FC4-6		1-2 1B		2-2 WP 1B		3-3 K	
Ramón Vázquez, L (1, 6) OBP: 0.352, SLG: 0.369		0-1 FC4-6		3-H 1B		0-1 1B			
Miguel Ojeda, R (1, 2) OBP: 0.241, SLG: 0.339			1-2 G5-3	2-1 G6-3		3-2 1B		4-1 FC4	
Oliver Pérez, L (1, 1) OBP: 0.222, SLG: 0.176			0-0 1B	1-2 G6-3		0-3 K		0-2 FC4	
Scott Linebrink, R (9, 1)				1-2 1B				1-2 FC4	

Inning Stats	R: 0	H: 0	E: 0	K: 1	S: 9	R: 0	H: 1	E: 0	K: 0	S: 8	R: 0	H: 1	E: 0	K: 0	S: 8	R: 5	H: 6	E: 0	K: 0	S: 23	R: 0	H: 0	E: 0	K: 1	S: 6	R: 2	H: 4	E: 0	K: 2	S: 22	R: 0	H: 0	E: 0	K: 2	S: 8	R: 0	H: 0	E: 0	K: 0	S: 8	R: 0	H: 0	E: 0	K: 0	S: 8
	LOB: 0	BB: 0	P: 15	LOB: 1	BB: 0	P: 10	LOB: 1	BB: 0	P: 11	LOB: 1	BB: 0	P: 11	LOB: 0	BB: 0	P: 7	LOB: 2	BB: 0	P: 31	LOB: 0	BB: 0	P: 11	LOB: 1	BB: 1	P: 13	LOB: 0	BB: 0	P: 13	LOB: 1	BB: 0	P: 13	LOB: 0	BB: 0	P: 11	LOB: 0	BB: 0	P: 13	LOB: 1	BB: 1	P: 13	LOB: 0	BB: 0	P: 13			

AB	R	H	RBI	BB	SO	LOB
5	0	0	0	0	0	5
4	0	1	1	0	0	2
4	1	1	1	0	2	2
4	1	1	0	0	1	0
4	1	1	1	0	1	0
0	0	0	0	0	0	0
4	2	3	1	0	1	0
4	2	2	0	0	0	1
3	0	2	2	1	0	0
4	0	1	1	0	1	4
0	0	0	0	0	0	0

Los Angeles Dodgers @ San Diego Padres
Qualcomm Stadium, San Diego, CA
 Mon Jul 07 2003, 10:05 PM EDT
 Att: 20,657 - Sunny - 72 F

AB	36
R	7
H	12
RBI	7
BB	1
SO	6
LOB	14



PITCHER	IP	WLS	BF	H	R	ER	SO	BB	IBB	HBP	BLK	WP	HR	S	P	ERA	WHIP
Andy Ashby, R (1, 1) ERA: 5.35	4.0	L	20	8	5	5	1	0	0	0	0	0	1	48	67	11.25	2.000
Steve Colyer, L (5, 1) ERA: 4.05	2.0		10	4	2	2	3	0	0	0	0	1	0	28	38	9.00	2.000
Guillermo Mota, R (7, 1) ERA: 1.78	1.0		3	0	0	0	2	0	0	0	0	0	0	8	11	0.00	0.000
Paul Shuey, R (8, 1) ERA: 1.27	1.0		4	0	0	0	0	1	0	0	0	0	0	8	13	0.00	1.000

Batter	1	2	3	4	5	6	7	8	9	AB R H RBI BB SO LOB	TOP											
Wilkin Ruan, R (1, 8) <small>OBP: 0.167, SLG: 0.292</small> Jolbert Cabrera, R (9, PH) <small>OBP: 0.320, SLG: 0.435</small>	1-2 G6-3		0-1 G6-3			3-2 G5-3	0-0 1B		1-2 BB 1B	4 0 1 0 0 0 0 1 0 1 0 0 0 0												
Alex Cora, L (1, 4) <small>OBP: 0.273, SLG: 0.298</small>	0-1 G3		0-1 G4-3			2-3 K	1-0 1B		1-0 P6	5 0 1 1 0 1 2												
Shawn Green, L (1, 9) <small>OBP: 0.308, SLG: 0.420</small>	2-3 K				1-2 G1-3	2-0 HR	1-2 G4-3		4-0 BB	4 1 1 1 1 1 2												
Paul Lo Duca, R (1, 2) <small>OBP: 0.374, SLG: 0.450</small>		0-0 E 2B			2-1 P5	1-1 1B		2-1 F8 WP G6-3 HBP	1-2 G4-3	4 2 2 0 0 0 3												
Chad Hermansen, R (1, 7) <small>OBP: 0.273, SLG: 0.200</small>		0-1 G6-3			1-2 1B	0-1 P5		3-2 F8		4 0 1 0 0 0 3												
Adrián Beltré, R (1, 5) <small>OBP: 0.274, SLG: 0.340</small>		2-2 E1 2-H			1-1 L7			1-2 G6-3		4 0 0 1 0 1 1												
Larry Barnes, L (1, 3) <small>OBP: 0.125, SLG: 0.125</small>		1-0 G6-3				0-0 G4-3		0-2 E SF7 1B	1-0 F7	4 1 1 0 0 0 1												
Cesar Izturis, S (1, 6) <small>OBP: 0.287, SLG: 0.290</small>		2-3 K				4-1 G3-6 BB		0-1 E3 1B	2-2 BB 1B 1B	3 1 1 0 1 1 2												
Wilson Alvarez, L (1, 1) Guillermo Mota, R (5, 1) <small>OBP: 0.250, SLG: 0.250</small> Daryle Ward, L (7, PH) <small>OBP: 0.217, SLG: 0.198</small> Paul Quantrill, L (7, 1) Tom Martin, L (8, 1) Mike Kinkade, R (9, PH) <small>OBP: 0.353, SLG: 0.417</small>			1-1 G1-3			2-2 G3-6-1 1-2f		3-1 SF7	2-3 K	2 0 0 0 0 0 1 0 0 0 0 0 0 0 0 0 0 1 0 0 0 0 0 0 0 0 0 0 0 0 0 0 0 0 0 1 0 0 0 0 1 1												
Inning Stats	R: 0 E: 0 K: 1 S: 9	H: 0 LOB: 0 BB: 0 P: 12	R: 1 E: 1 K: 1 S: 11	H: 1 LOB: 1 BB: 0 P: 16	R: 0 E: 0 K: 0 S: 6	H: 0 LOB: 0 BB: 0 P: 7	R: 0 E: 0 K: 0 S: 5	H: 1 LOB: 1 BB: 0 P: 16	R: 0 E: 0 K: 0 S: 5	H: 0 LOB: 0 BB: 1 P: 11	R: 1 E: 0 K: 1 S: 11	H: 2 LOB: 1 BB: 0 P: 19	R: 2 E: 1 K: 1 S: 17	H: 3 LOB: 2 BB: 0 P: 23	R: 1 E: 0 K: 0 S: 12	H: 0 LOB: 0 BB: 0 P: 19	R: 0 E: 0 K: 1 S: 14	H: 2 LOB: 3 BB: 1 P: 25	1B: 7 2B: 1 3B: 0 HR: 1	SF: 1 SAC: 0 DP: 1 HBP: 1	WP: 1 PB: 0 SB: 0 CS: 0	PA: 40
PITCHER	IP WLS BF H R ER SO BB IBB HBP BLK WP HR S P ERA WHIP																					
Adam Eaton, R (1, 1) <small>ERA: 4.24</small> Jay Witasick, R (7, 1) <small>ERA: 3.97</small> Rod Beck, R (9, 1) <small>ERA: 2.57</small>	6.2 W 28 6 4 1 4 1 0 0 0 0 0 1 66 98 1.35 1.050																					

Los Angeles Dodgers @ San Diego Padres
Qualcomm Stadium, San Diego, CA

AB	36
R	5
H	9
RBI	4
BB	2
SO	5
LOB	16



Tue Jul 08 2003, 10:05 PM EDT
Att. 24,843 - Sunny - 72 F

Batter	1	2	3	4	5	6	7	8	9	AB R H RBI BB SO LOB	TOP									
Gary Matthews, S OBP: 0.294, SLG: 0.338 (1, 8) B C X	2-1 G4-3 1		0-1 F7 1		3-1 L4 2			0-0 E 1B X	0-1 F9 3	5 0 1 0 0 0 1										
Mark Loretta, R OBP: 0.378, SLG: 0.440 (1, 4) C X	1-1 E G3 2B		0-2 E 1B		1-2 F9 3			3-2 E5 1-2 X		4 1 2 0 0 0 1										
Rondell White, R OBP: 0.336, SLG: 0.493 (1, 7) C H	1-1 G3 E HBP		1-2 F8 2		1-3 K 1			2-2 F8 2		3 0 0 0 0 1 3										
Brian Buchanan, R OBP: 0.364, SLG: 0.529 (1, 3) (7, 9) B X	1-0 E1 G3 1-2 2-3		2-2 G6-3 3		2-3 K 2			0-0 G4-3 3		4 0 0 0 0 1 5										
Sean Burroughs, L OBP: 0.367, SLG: 0.425 (1, 5) B F X	3-1 G3 1-2 2-3 3-H			0-3 K 1		1-0 P4 3			0-0 1B 2B X	4 1 1 1 0 1 2										
Xavier Nady, R OBP: 0.308, SLG: 0.383 (1, 9) B S C T S	1-3 K 3			0-3 K 2		2-3 K 1			2-1 1B G4-3 1B 2-H X	3 0 0 0 0 3 2 0 0 0 0 0 0 0 1 1 1 1 0 0 0										
Miguel Ojeda, R OBP: 0.267, SLG: 0.351 (9, PH)																				
Lou Merloni, R OBP: 0.361, SLG: 0.324 (1, 6) C T C B B B X				1-2 K 1		0-1 G6-3 2			0-0 G4-3 1B 1-3 X	4 0 2 0 0 1 0										
Gary Bennett, R OBP: 0.247, SLG: 0.255 (1, 2) C T B X				0-1 F8 3		0-0 G3-1 3			0-1 G4-3 1-2 3-H X	4 0 0 1 0 0 2										
44 Jake Peavy, R OBP: 0.176, SLG: 0.097 (1, 1) B B C X						3-3 K 1			0-0 F7 1 B C B X	2 0 0 0 0 1 0 0 0 0 0 0 0 0 0 0 0 0 0 0 0 2 0 0 0 0 0 1										
Scott Linebrink, R (6, 1)																				
Mike Matthews, L (7, 1)																				
Dave Hansen, L OBP: 0.394, SLG: 0.309 (7, 3)																				
Inning Stats	R: 1 E: 1 K: 1 S: 11	H: 1 LOB: 2 BB: 0 P: 20	R: 0 E: 0 K: 1 S: 9	H: 0 LOB: 0 BB: 0 P: 14	R: 0 E: 1 K: 2 S: 12	H: 1 LOB: 1 BB: 0 P: 13	R: 0 E: 0 K: 1 S: 11	H: 0 LOB: 0 BB: 0 P: 18	R: 0 E: 0 K: 2 S: 7	H: 0 LOB: 0 BB: 0 P: 11	R: 0 E: 0 K: 1 S: 6	H: 0 LOB: 0 BB: 0 P: 8	R: 0 E: 1 K: 0 S: 11	H: 1 LOB: 2 BB: 0 P: 16	R: 2 E: 0 K: 0 S: 10	H: 3 LOB: 1 BB: 0 P: 14	1B: 5 2B: 2 3B: 0 HR: 0	SF: 0 SAC: 0 DP: 0 HBP: 1	WP: 0 PB: 0 SB: 0 CS: 0	PA: 37
PITCHER	IP WLS BF H R ER SO BB IBB HBP BLK WP HR S P ERA WHIP																			
Chris Capuano, L ERA: 5.4 (1, 1)	7.0 W 26 3 1 0 8 0 0 1 0 0 0 0 68 99 0.00 0.429																			
Oscar Villarreal, R ERA: 2.89 (8, 1)	1.0 5 1 0 0 0 0 0 0 0 0 0 0 11 16 0.00 1.000																			
Mike Myers, L ERA: 5.7 (9, 1)	1.0 6 3 2 2 0 0 0 0 0 0 0 0 10 14 18.00 3.000																			

San Diego Padres @ Arizona Diamondbacks
 Bank One Ballpark, Phoenix, AZ
 Wed Jul 09 2003, 9:37 PM EDT
 Att. 30,458 - Sunny - 80 F

AB	36
R	3
H	7
RBI	3
BB	0
SO	8
LOB	17



Batter	1	2	3	4	5	6	7	8	9	AB	R	H	RBI	BB	SO	LOB
Craig Counsell, L (1, 4) OBP: 0.391, SLG: 0.398	2-2 F7		2-0 HR		1-2 WP HR 1B		4-0 E SF8 BB			3	3	2	1	1	0	0
David Dellucci, L (1, 9) OBP: 0.338, SLG: 0.417	1-3 K		0-1 F7		1-1 F9		0-3 K			4	0	0	0	0	2	3
Luis Gonzalez, L (1, 7) OBP: 0.397, SLG: 0.572	2-2 HR		0-1 2B		4-0 HR IBB		1-0 E6			3	2	2	1	1	0	1
Shea Hillenbrand, R (1, 5) OBP: 0.354, SLG: 0.530	1-1 G3-1		4-2 G4-6-3 BB		0-1 1-H 2-H HR		1-0 SF8			2	1	1	4	1	0	0
Steve Finley, L (1, 8) OBP: 0.387, SLG: 0.558		2-2 HR	0-1 G4-6-3		3-3 K		0-0 F7			4	1	1	1	0	1	3
Alex Cintron, S (1, 6) OBP: 0.343, SLG: 0.479		2-1 F7		0-1 G3		1-1 P6		1-0 G5-4-3 1B		4	0	1	0	0	0	0
Lyle Overbay, L (1, 3) OBP: 0.369, SLG: 0.420		4-2 BB		2-3 K		1-1 L7		2-0 L9		3	0	0	0	1	1	1
Robby Hammock, R (1, 2) OBP: 0.308, SLG: 0.525		0-3 K		3-3 K		1-1 F9		2-2 G5-4-3		4	0	0	0	0	2	2
Chris Capuano, L (1, 1) Quinton McCracken, S (7, PH) Oscar Villarreal, L (8, 1) Mike Myers, L (9, 1)		1-2 L6		3-2 P5			2-1 E BB 1B			2	0	0	0	0	0	1

Inning Stats	R: 1	H: 1	E: 0	LOB: 0	K: 1	S: 12	P: 18	R: 1	H: 1	E: 0	LOB: 1	K: 1	S: 13	P: 22	R: 1	H: 2	E: 0	LOB: 1	K: 0	S: 9	P: 15	R: 0	H: 0	E: 0	LOB: 0	K: 2	S: 10	P: 15	R: 3	H: 2	E: 0	LOB: 0	K: 1	S: 15	P: 27	R: 0	H: 0	E: 0	LOB: 0	K: 0	S: 6	P: 9	R: 2	H: 1	E: 1	LOB: 1	K: 1	S: 8	P: 16	R: 0	H: 1	E: 0	LOB: 0	K: 0	S: 5	P: 10
1B: 3	SF: 1	2B: 1	SAC: 0	3B: 0	DP: 2	HR: 4	HBP: 0	1B: 3	SF: 1	2B: 1	SAC: 0	3B: 0	DP: 2	HR: 4	HBP: 0	WP: 1	PA: 35	PB: 0	SB: 0	CS: 0																																				

PITCHER	IP	WLS	BF	H	R	ER	SO	BB	IBB	HBP	BLK	WP	HR	S	P	ERA	WHIP
44 Jake Peavy, R (1, 1) ERA: 4.55	5.0	L	23	6	6	6	5	2	1	0	0	1	4	59	97	10.80	1.600
Scott Linebrink, R (6, 1) ERA: 3.19	1.0		5	1	2	0	0	1	0	0	0	0	8	17	0.00	2.000	
Mike Matthews, L (7, 1) ERA: 4.15	1.0		4	0	0	0	1	0	0	0	0	0	6	8	0.00	0.000	
Luther Hackman, R (8, 1) ERA: 3.8	1.0		3	1	0	0	0	0	0	0	0	0	5	10	0.00	1.000	


BOTTOM

San Diego Padres @ Arizona Diamondbacks
Bank One Ballpark, Phoenix, AZ

Wed Jul 09 2003, 9:37 PM EDT
Att: 30,458 - Sunny - 80 F

livebaseballscorecards.com

AB	30
R	8
H	8
RBI	7
BB	4
SO	6
LOB	11



Batter	1	2	3	4	5	6	7	8	9	AB R H RBI BB SO LOB	TOP		
Mark Kotsay, L (1, 8) OBP: 0.335, SLG: 0.337	0-1 FC4-6 1B	1-3 K		X 0-0 FC5-4 1B	3-1 1B 2B		B X 1-0 L8		C X 0-1 G1-3	6 1 3 2 0 1 1			
Mark Loretta, R (1, 4) OBP: 0.381, SLG: 0.442 Matt Herges, L (8, 1)	1 SAFE 3-2 P4	0-0 WP 1B		1 SAFE 0-1 FC5-4 1-2f	1-2 1B			C X 0-2 1B 1B	C X 0-3 K	5 1 3 2 0 0 2 1 0 0 0 0 1 0			
Rondell White, R (1, 7) OBP: 0.335, SLG: 0.490 Jesse Orosco, R (7, 1)	2-1 FC4-6	1-1 WP 1B			F7			X 0-0 1B 1B		4 0 1 1 0 0 2 0 0 0 0 0 0 0 1 1 1 0 0 0 0			
Lou Merloni, R (8, PH) OBP: 0.366, SLG: 0.330	1-2f	1-2 2-H 1B			F8			1-2 HR 1B		3 2 1 1 2 0 3			
Dave Hansen, L (1, 3) OBP: 0.404, SLG: 0.310	1-1 G4-3	2-1 G3-1			4-2 2B 1B BB			C X 3-2 HR 1B		5 3 3 3 0 1 1			
Sean Burroughs, L (1, 5) OBP: 0.371, SLG: 0.446		1-2 1B 2B	3-1 F8		2-2 1B 2B			F X 0-1 HR		5 2 2 1 0 1 1			
Gary Matthews, S (1, 9) OBP: 0.296, SLG: 0.339		1-0 1B G5-3 1B	3-2 G4-3		0-0 BB S 2B 1B			C X 0-1 G3		5 1 1 1 0 0 3			
Ramón Vázquez, L (1, 6) OBP: 0.351, SLG: 0.371		0-0 G5-3 1B	1-1 G4-3		1 SAFE 2-1 L7			B X 1-1 G5-3		4 1 0 1 1 2 1			
Miguel Ojeda, R (1, 2) OBP: 0.262, SLG: 0.328		0-0 G5-3		1-3 K	4-1 BB 2B BB			S X 0-0 G6-3		2 2 1 2 1 0 0 2 0 0 0 0 1 0			
Kevin Jarvis, L (1, 1) OBP: 0.500, SLG: 0.286 Xavier Nady, R (7, PH) OBP: 0.307, SLG: 0.380		1-2 1B 1B		1-1 G6-3	4-2 2B 1B BB			X 0-0 G6-3	S X 1-3 K				
Inning Stats	R: 0 H: 1 E: 0 LOB: 1 K: 0 BB: 0 S: 10 P: 16	R: 4 H: 6 E: 0 LOB: 2 K: 1 BB: 0 S: 17 P: 24	R: 0 H: 0 E: 0 LOB: 0 K: 0 BB: 0 S: 7 P: 14	R: 0 H: 1 E: 0 LOB: 1 K: 1 BB: 0 S: 8 P: 10	R: 6 H: 4 E: 0 LOB: 1 K: 0 BB: 3 S: 23 P: 45	R: 0 H: 0 E: 0 LOB: 1 K: 2 BB: 1 S: 11 P: 21	R: 0 H: 0 E: 0 LOB: 0 K: 1 BB: 0 S: 5 P: 7	R: 4 H: 4 E: 0 LOB: 0 K: 0 BB: 0 S: 14 P: 18	R: 0 H: 0 E: 0 LOB: 0 K: 2 BB: 0 S: 8 P: 9	1B: 12 SF: 0 2B: 3 SAC: 0 3B: 0 DP: 0 HR: 1 HBP: 0	WP: 1 PA: 47 PB: 0 SB: 1 CS: 0		
PITCHER	IP WLS BF H R ER SO BB IBB HBP BLK WP HR S P ERA WHIP											PITCHER	IP WLS BF H R ER SO BB IBB HBP BLK WP HR S P ERA WHIP
Elmer Dessens, R (1, 1) ERA: 5.13	4.1 L 24 10 7 7 2 1 0 0 0 1 0 50 78 14.54 2.538											Jose Valverde, R (9, 1) ERA: 1.13	1.0 3 0 0 0 2 0 0 0 0 0 0 8 9 0.00 0.000
Mike Myers, L (5, 1) ERA: 5.63	0.1 1 0 0 0 0 0 0 0 0 0 0 2 4 0.00 0.000												
Brady Raggio, R (5, 1) ERA: 7.04	0.1 5 2 3 3 0 2 0 0 0 0 0 13 27 81.00 12.000												
Stephen Randolph, L (6, 1) ERA: 3.86	2.0 7 0 0 0 3 1 0 0 0 0 0 16 28 0.00 0.500												
Andrew Good, R (8, 1) ERA: 4.96	1.0 7 4 4 4 0 0 0 0 0 0 1 14 18 36.00 4.000												

San Diego Padres @ Arizona Diamondbacks
 Bank One Ballpark, Phoenix, AZ
 Thu Jul 10 2003, 6:05 PM EDT
 Att. 33,336 - Dome - 72 F

AB	43
R	14
H	16
RBI	14
BB	4
SO	7
LOB	14



WP: 1	PA: 47
PB: 0	
SB: 1	
CS: 0	

ERA	0.00	WHIP	0.000
-----	------	------	-------

Batter	1	2	3	4	5	6	7	8	9	AB R H RBI BB SO LOB
Craig Counsell, L OBP: 0.391, SLG: 0.398 (1, 5)	3-1 2B SF9 1B	2-2 F8		2-1 G4-3		2-2 G5-3			3-1 1B 1B	5 1 2 0 0 0 1
Matt Kata, S OBP: 0.423, SLG: 0.575 (1, 4)	1-1 1-3 2B		4-2 G4-3 G1-3 1B BB	1-0 G3			0-1 P4		1-1 1-2 G6-4-3 1B	4 1 2 0 1 0 0
Luis Gonzalez, L OBP: 0.395, SLG: 0.569 David Dellucci, L OBP: 0.335, SLG: 0.414 (1, 7) (8, 7)	0-2 SF9		1-1 SAFE G1-3		1-2 L9		4-0 BB		0-1 G6-4-3 1-2f	2 0 0 1 1 0 1 1 0 0 0 0 0 2
Shea Hillenbrand, R OBP: 0.353, SLG: 0.525 (1, 3)	2-2 G5-3		0-2 G4-3		0-1 FC6-4 1B		2-1 F8			4 0 1 0 0 0 3
Steve Finley, L OBP: 0.391, SLG: 0.559 Andrew Good, R OBP: 0.125, SLG: 0.125 Jose Valverde, R (9, 1)	4-0 BB		1-0 1B 1B		3-1 FC6-4 1B		0-3 K			3 0 2 1 1 1 1 0 0 0 0 0 0 0 0 0 0 0 0 0 0
Alex Cintron, S OBP: 0.341, SLG: 0.474 (1, 6)	1-1 L5		SAFE 1-1 BB 1B		0-0 FC6-4 1-2f 2-3			0-3 K		4 0 1 0 0 1 4
Chad Moeller, R OBP: 0.363, SLG: 0.475 (1, 2)			1-3 K		1-3 K			1-0 G6-3		3 0 0 0 1 2 2
Quinton McCracken, S OBP: 0.281, SLG: 0.291 (1, 9)			2-2 SH1-4 1B		2-0 G3			0-0 G3		4 0 1 0 0 0 3
Elmer Dessens, R OBP: 0.233, SLG: 0.241 Mike Myers, L Brady Raggio, R Stephen Randolph, L Luis Terrero, R (1, 1) (5, 1) (5, 1) (6, 1) (8, 8)			0-1 SH1-4		0-0 G1-3				0-3 K	1 0 0 0 0 0 0 0 0 0 0 0 0 0 0 0 0 0 0 0 0 1 0 0 0 0 1 0 1 0 0 0 0 1 0

Inning Stats	R: 1	H: 2	E: 0	K: 0	S: 12	H: 2	LOB: 2	BB: 1	P: 23	R: 0	H: 1	E: 0	K: 1	S: 11	H: 1	LOB: 1	BB: 0	P: 16	R: 1	H: 2	E: 0	K: 0	S: 15	H: 2	LOB: 3	BB: 2	P: 28	R: 0	H: 0	E: 0	K: 0	S: 4	H: 2	LOB: 2	BB: 0	P: 17	R: 0	H: 0	E: 0	K: 1	S: 8	H: 0	LOB: 0	BB: 0	P: 11	R: 0	H: 0	E: 0	K: 1	S: 7	H: 0	LOB: 1	BB: 1	P: 13	R: 0	H: 0	E: 0	K: 1	S: 5	H: 0	LOB: 0	BB: 0	P: 6	R: 0	H: 2	E: 0	K: 1	S: 9	H: 2	LOB: 1	BB: 0	P: 13	1B: 8	SF: 1	2B: 1	SAC: 1	3B: 0	DP: 1	HR: 0	HBP: 0	WP: 0	PA: 39
PITCHER	IP	WLS	BF	H	R	ER	SO	BB	IBB	HBP	BLK	WP	HR	S	P	ERA	WHIP																																																																	
Kevin Jarvis, R ERA: 4.84 (1, 1)	6.0		28	7	2	2	3	3	0	0	0	0	0	62	102	3.00	1.667																																																																	
Jesse Orosco, L ERA: 7.61 (7, 1)	1.0		4	0	0	0	1	1	0	0	0	0	0	7	13	0.00	1.000																																																																	
Matt Herges, R ERA: 2.45 (8, 1)	2.0		7	2	0	0	2	0	0	0	0	0	0	14	19	0.00	1.000																																																																	

BOTTOM

San Diego Padres @ Arizona Diamondbacks

Bank One Ballpark, Phoenix, AZ


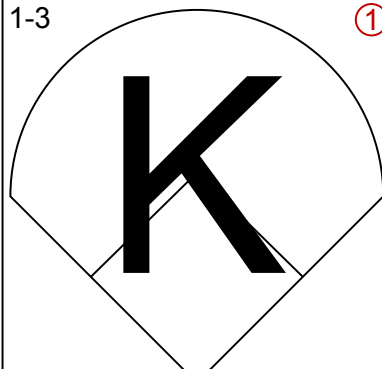
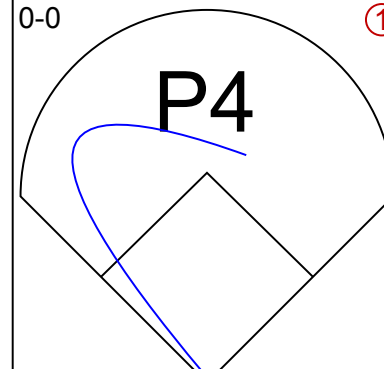
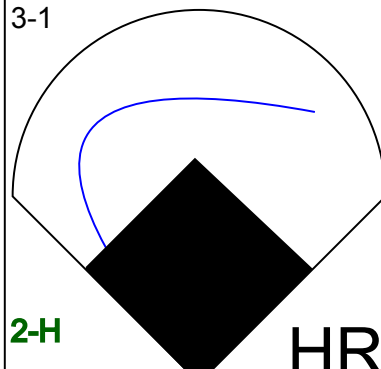
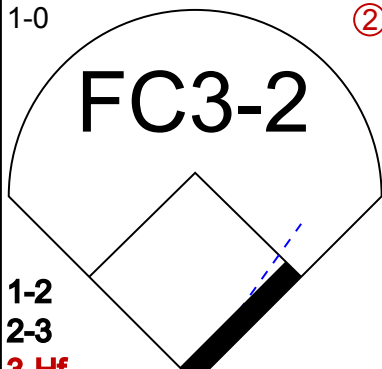

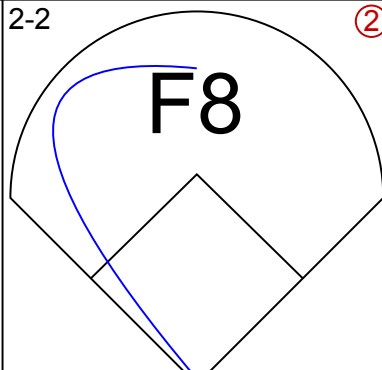
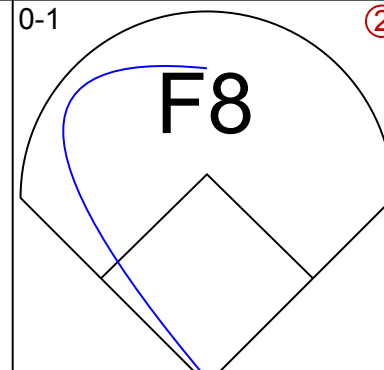
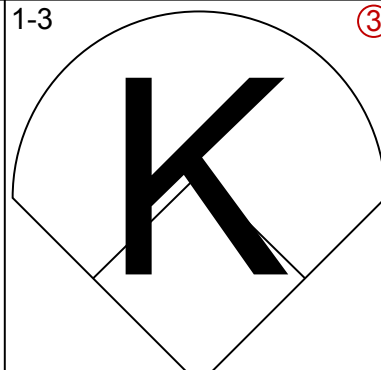
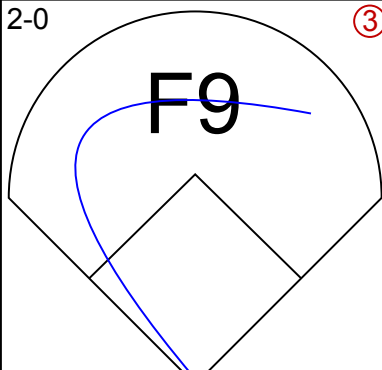

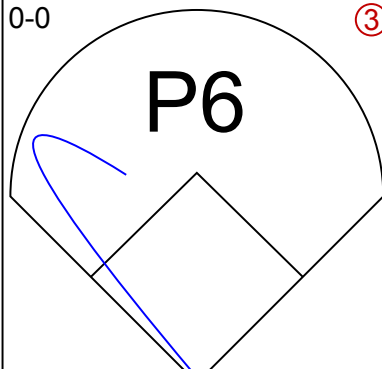
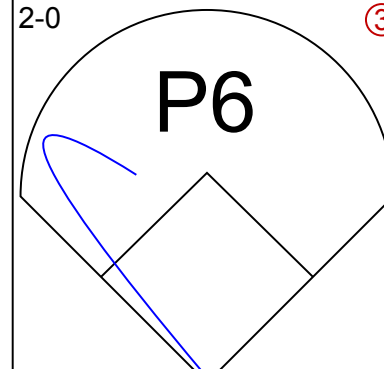
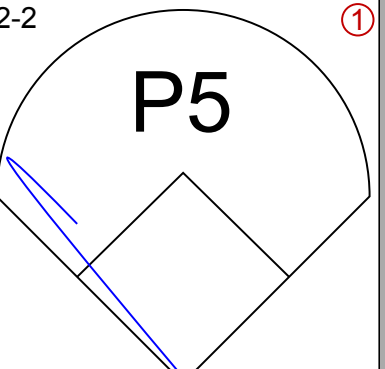
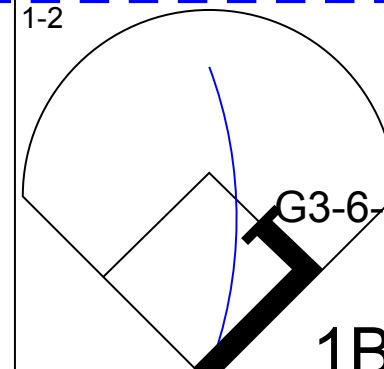

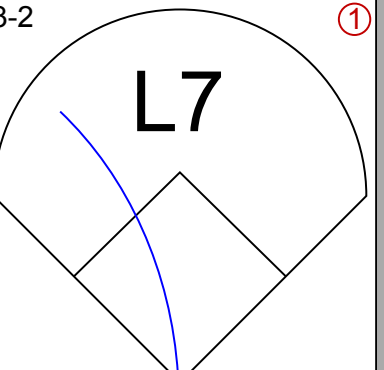
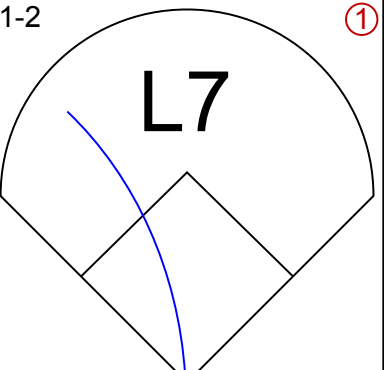
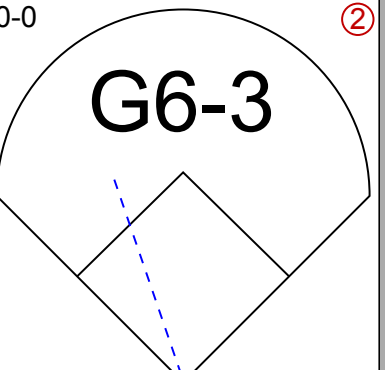
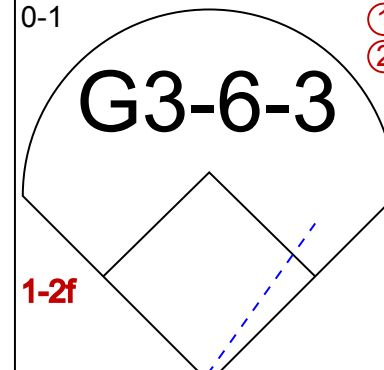

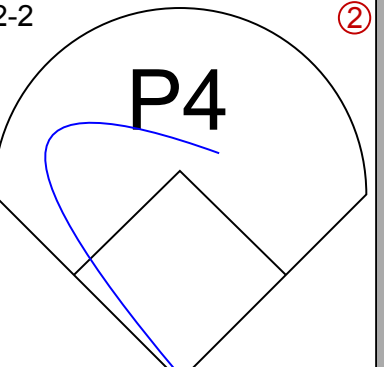
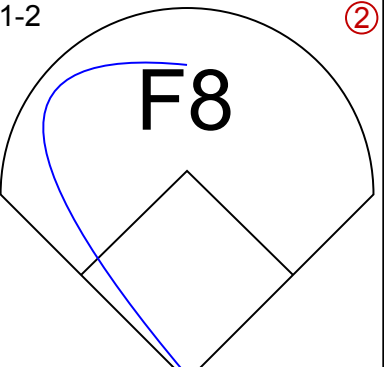
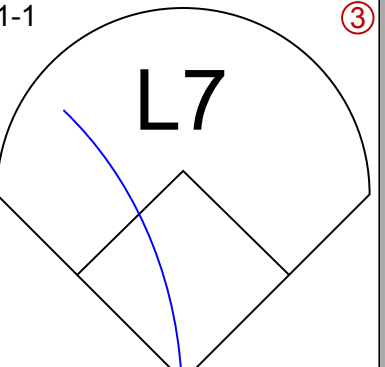
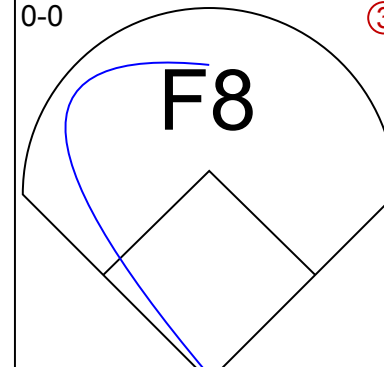

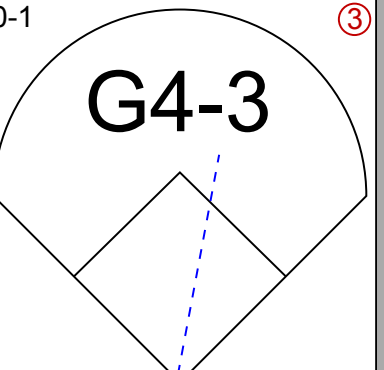
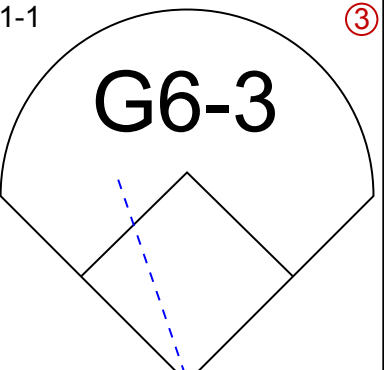
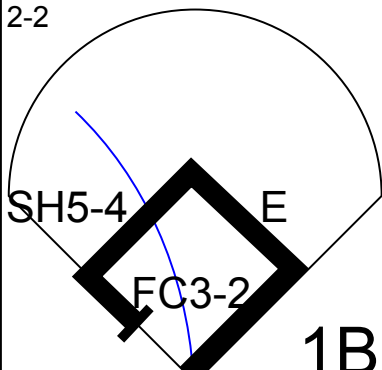

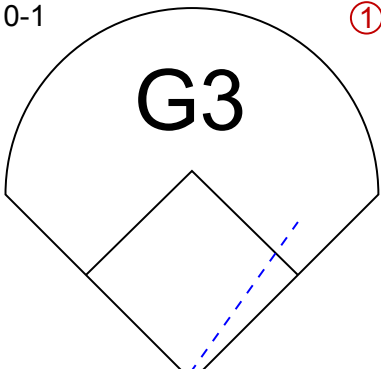
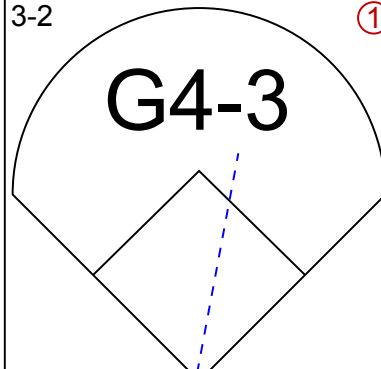
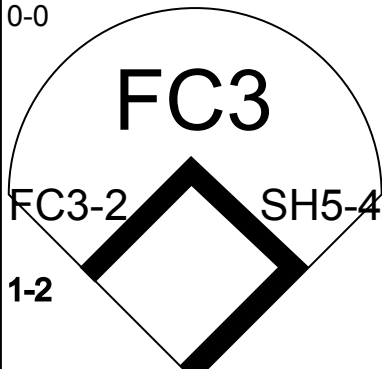

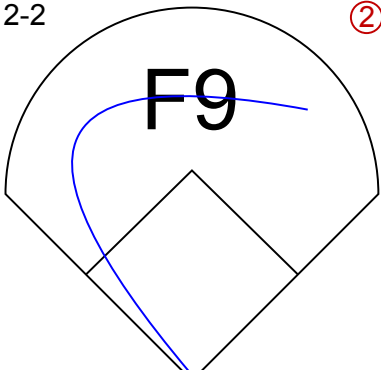
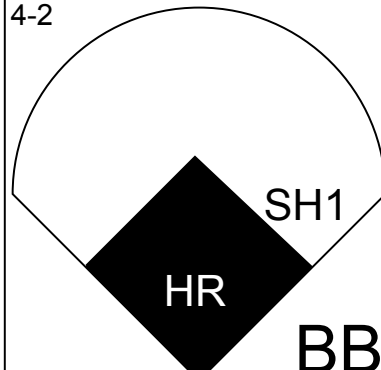
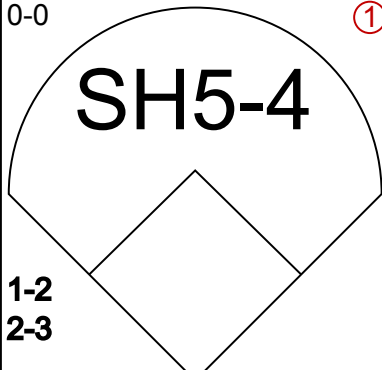
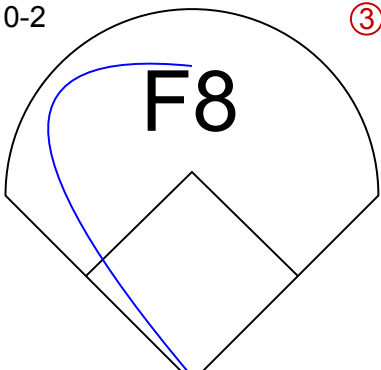
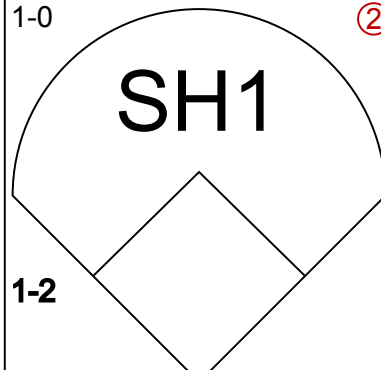
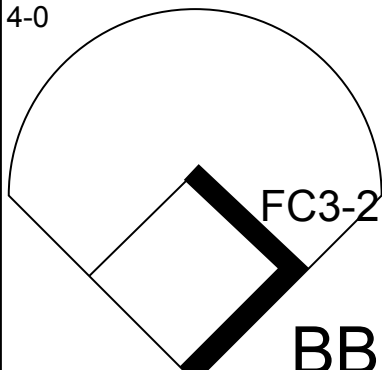
Thu Jul 10 2003, 6:05 PM EDT

Att. 33,336 - Dome - 72 F

livebaseballscorecards.com

AB	33
R	2
H	9
RBI	2
BB	4
SO	6
LOB	17



Batter	1	2	3	4	5	6	7	8	9	AB R H RBI BB SO LOB	TOP
Mark Kotsay, L (1, 8) OBP: 0.333, SLG: 0.348 	1-3 			0-0 		3-1 		1-0 		4 1 1 2 0 1 3	
Mark Loretta, R (1, 4) OBP: 0.377, SLG: 0.437 	2-2 			0-1 		1-3 		2-0 		4 0 0 0 0 1 3	
Sean Burroughs, L (1, 5) OBP: 0.370, SLG: 0.443 	0-0 			2-0 			2-2 		1-2 	4 0 1 0 0 0 0	
Dave Hansen, L (1, 3) OBP: 0.389, SLG: 0.295 		3-2 			1-2 		0-0 		0-1 	4 0 0 0 0 0 1	
Rondell White, R (1, 7) OBP: 0.331, SLG: 0.484 		2-2 			1-2 		1-1 		0-0 	4 0 0 0 0 0 0	
Gary Matthews, S (1, 9) OBP: 0.296, SLG: 0.339 		0-1 			1-1 			2-2 		3 0 1 0 0 0 0	
Ramón Vázquez, L (1, 6) OBP: 0.346, SLG: 0.366 			0-1 			3-2 		0-0 		3 0 0 0 0 0 1	
Gary Bennett, R (1, 2) OBP: 0.250, SLG: 0.253 			2-2 			4-2 		0-0 		1 1 0 0 1 0 0	
Brian Lawrence, R (1, 1) OBP: 0.293, SLG: 0.368 Mike Matthews, L (7, 1) Ryan Klesko, L (8, PH) OBP: 0.360, SLG: 0.523 Jesse Orosco, R (8, 1) Jay Witasick, R (8, 1)			0-2 			1-0 		4-0 		1 0 0 0 0 0 0	
Inning Stats	R: 0 H: 0 E: 0 LOB: 0 K: 1 BB: 0 S: 8 P: 11	R: 0 H: 0 E: 0 LOB: 0 K: 0 BB: 0 S: 10 P: 15	R: 0 H: 0 E: 0 LOB: 0 K: 0 BB: 0 S: 10 P: 12	R: 0 H: 0 E: 0 LOB: 0 K: 0 BB: 0 S: 4 P: 6	R: 0 H: 0 E: 0 LOB: 0 K: 0 BB: 0 S: 8 P: 11	R: 2 H: 1 E: 0 LOB: 0 K: 1 BB: 1 S: 14 P: 26	R: 0 H: 0 E: 0 LOB: 0 K: 0 BB: 0 S: 6 P: 9	R: 0 H: 1 E: 1 LOB: 3 K: 0 BB: 1 S: 7 P: 16	R: 0 H: 1 E: 0 LOB: 0 K: 0 BB: 0 S: 6 P: 7	1B: 2 SF: 0 2B: 0 SAC: 2 3B: 0 DP: 1 HR: 1 HBP: 0	WP: 0 PA: 32 PB: 0 SB: 0 CS: 0
PITCHER Woody Williams, R (1, 1) ERA: 3.01 44 Jason Isringhausen, R (9, 1) ERA: 0.77	IP WLS BF H R ER SO BB IBB HBP BLK WP HR S P ERA WHIP 8.0 W 29 2 2 2 2 2 0 0 0 0 1 67 106 2.25 0.500 1.0 S 3 1 0 0 0 0 0 0 0 0 0 0 6 7 0.00 1.000	PITCHER IP WLS BF H R ER SO BB IBB HBP BLK WP HR S P ERA WHIP									

San Diego Padres @ St. Louis Cardinals
 Busch Stadium, St. Louis, MO
 Fri Jul 11 2003, 7:10 PM CDT
 Att. 33,725 - Cloudy - 88 F

AB	28
R	2
H	3
RBI	2
BB	2
SO	2
LOB	8



Batter	1	2	3	4	5	6	7	8	9
Bo Hart, R OBP: 0.417, SLG: 0.536 (1, 4)	0-1 G1-3 2B		0-0 SH5-4 1-2		1-0 G5-3		1-0 CS 1B		
Orlando Palmeiro, L OBP: 0.356, SLG: 0.344 (1, 7) Eduardo Perez, R OBP: 0.372, SLG: 0.439 (8, PH) 44 Jason Istringhausen, R (9, 1)	1-1 G1-3 2-3		1-2 F7			0-0 G3	0-1 CS 1-2	0-2 F7	
15 Jim Edmonds, L OBP: 0.397, SLG: 0.673 (1, 8)	4-1 G4-6-3 BB		0-3 K			4-1 BB		0-0 HR	
Tino Martinez, L OBP: 0.352, SLG: 0.462 (1, 3) 5 Albert Pujols, R OBP: 0.427, SLG: 0.682 (8, PH) (9, 3)	2-2 G4-6-3 1-2f			2-1 G4-6-3 1B		0-0 F7		3-0 F8	
27 Scott Rolen, R OBP: 0.385, SLG: 0.545 (1, 5)		1-2 G6-3		2-3 K		3-2 G5-3		2-2 L4	
J.D. Drew, L OBP: 0.367, SLG: 0.541 (1, 9)		2-2 L8		0-1 G4-6-3 1-2f			4-1 SH3-4 SF7 BB		
Edgar Renteria, R OBP: 0.389, SLG: 0.494 (1, 6)		0-0 HR			1-2 SH1-3 1B		2-2 SF7 SH3-4 1B		
Mike Matheny, R OBP: 0.334, SLG: 0.376 (1, 2)		2-2 F9			0-1 SH1-3		1-1 SH3-4		
Woody Williams, R OBP: 0.340, SLG: 0.390 (1, 1) Kerry Robinson, L OBP: 0.217, SLG: 0.222 (9, 7)			1-2 SH5-4 1B		3-3 K		2-2 SF7		

AB	R	H	RBI	BB	SO	LOB
3	0	2	1	0	0	1
3	0	0	0	0	0	2
1	0	0	0	0	0	0
0	0	0	0	0	0	0
2	1	1	1	2	1	1
3	0	1	0	0	0	3
1	0	0	0	0	0	0
4	0	0	0	0	1	2
2	1	0	0	1	0	1
3	2	3	1	0	0	0
1	0	0	0	0	0	0
2	0	1	1	0	1	1
0	0	0	0	0	0	0

BOTTOM

San Diego Padres @ St. Louis Cardinals
Busch Stadium, St. Louis, MO

Fri Jul 11 2003, 7:10 PM CDT
Att: 33,725 - Cloudy - 88 F

livebaseballscorecards.com

AB	25
R	4
H	8
RBI	4
BB	3
SO	3
LOB	11



1B: 5	SF: 1
2B: 1	SAC: 3
3B: 0	DP: 2
HR: 2	HBP: 0

WP: 0	PA: 33
PB: 0	
SB: 0	
CS: 1	

Inning Stats		R: 0	H: 1	R: 1	H: 1	R: 0	H: 1	R: 0	H: 1	R: 0	H: 0	R: 2	H: 2	R: 1	H: 1
		E: 0	LOB: 1	E: 0	LOB: 0	E: 0	LOB: 0	E: 0	LOB: 1	E: 0	LOB: 1	E: 0	LOB: 0	E: 0	LOB: 0
		K: 0	BB: 1	K: 0	BB: 0	K: 1	BB: 0	K: 0	BB: 1	K: 0	BB: 1	K: 0	BB: 1	K: 0	BB: 0
		S: 8	P: 15	S: 11	P: 16	S: 7	P: 11	S: 10	P: 15	S: 6	P: 13	S: 12	P: 22	S: 8	P: 13

PITCHER		IP	WLS	BF	H	R	ER	SO	BB	IBB	HBP	BLK	WP	HR	S	P	ERA	WHIP
Brian Lawrence, R ERA: 4.45 (1, 1)		6.2	L	28	7	3	3	3	3	3	0	0	0	1	66	106	4.05	1.500
Mike Matthews, L ERA: 4.12 (7, 1)		0.1		0	0	0	0	0	0	0	0	0	0	1	1		0.00	0.000
Jesse Orosco, L ERA: 7.88 (8, 1)		0.1		2	1	1	1	0	0	0	0	0	0	4	4		27.00	3.000
Jay Witasick, R ERA: 3.75 (8, 1)		0.2		2	0	0	0	0	0	0	0	0	0	4	9		0.00	0.000

Batter	1	2	3	4	5	6	7	8	9	10	11	AB R H RBI BB SO LOB	BOTTOM														
Bo Hart, R OBP: 0.413, SLG: 0.524 (1, 4)	G5-3		G1-3 5 1B		G1-3 5 1B	K			K	G6-3		6 2 2 0 0 2 2	San Diego Padres @ St. Louis Cardinals Busch Stadium, St. Louis, MO Sat Jul 12 2003, 7:10 PM CDT Att. 48,774 - Sunny - 85 F														
J.D. Drew, L OBP: 0.377, SLG: 0.567 (1, 8) (8, 9)	HR		G1-3		G1-3 5 1B 2B BB	B5			2B		G1-3 5 HR 1B	5 3 3 1 1 0 1															
5 Albert Pujols, R OBP: 0.430, SLG: 0.690 (1, 3)	F7		G1-3 1B		G1-3 2B 1B				IBB		G1-3 1B HR	5 2 3 4 1 0 0															
27 Scott Rolen, R OBP: 0.380, SLG: 0.536 (1, 5)	K		F9 1B		K				K		K	5 0 0 0 0 3 5															
Eduardo Perez, R OBP: 0.380, SLG: 0.472 Steve Kline, S (8, 1)		HR			E 2B				K		K	4 2 3 3 0 1 0															
44 Jason Isringhausen, R (9, 1)												0 0 0 0 0 0 0															
Tino Martinez, L OBP: 0.351, SLG: 0.460 Jason Simontacchi, R OBP: 0.125, SLG: 0.156 (10, 1)												0 0 0 0 0 0 0															
Edgar Renteria, R OBP: 0.386, SLG: 0.490 (1, 6)					G1-3				L5		P4	5 0 1 0 0 1 3															
Chris Widger, R OBP: 0.194, SLG: 0.207 (1, 2)					G6-3				F8		G5-3	5 0 0 0 0 1 1															
Orlando Palmeiro, L OBP: 0.351, SLG: 0.338 Cal Eldred, R OBP: 0.500, SLG: 0.500 15 Jim Edmonds, L OBP: 0.400, SLG: 0.673 (8, 8)					K				FC6-4 BB		WP 1B BB	3 0 0 0 0 2 2															
Garrett Stephenson, R OBP: 0.270, SLG: 0.182 Jeff Fassero, L (6, 1)									FC6-4 BB		WP 1B	0 0 0 0 0 0 0															
Kerry Robinson, L OBP: 0.221, SLG: 0.226 (6, 7)												0 0 0 0 0 0 0															
Inning Stats	R: 1 E: 0 K: 1 S: 14	H: 1 LOB: 0 BB: 0 P: 23	R: 1 E: 0 K: 3 S: 12	H: 2 LOB: 1 BB: 0 P: 19	R: 1 E: 0 K: 1 S: 16	H: 3 LOB: 2 BB: 0 P: 20	R: 0 E: 0 K: 2 S: 11	H: 0 LOB: 0 BB: 0 P: 14	R: 4 E: 1 K: 1 S: 18	H: 3 LOB: 1 BB: 1 P: 34	R: 0 E: 0 K: 1 S: 7	H: 0 LOB: 0 BB: 0 P: 11	R: 0 E: 0 K: 1 S: 13	H: 0 LOB: 0 BB: 0 P: 18	R: 0 E: 0 K: 0 S: 11	H: 0 LOB: 1 BB: 1 P: 18	R: 0 E: 0 K: 3 S: 14	H: 1 LOB: 2 BB: 1 P: 25	R: 0 E: 0 K: 0 S: 7	H: 1 LOB: 2 BB: 1 P: 12	R: 2 E: 0 K: 0 S: 5	H: 2 LOB: 0 BB: 0 P: 8	1B: 8 2B: 2 3B: 0 HR: 3	SF: 0 SAC: 0 DP: 0 HBP: 0	WP: 1 PA: 48		
PITCHER	IP	WLS	BF	H	R	ER	SO	BB	IBB	HBP	BLK	WP	HR	S	P	ERA	WHIP										
Oliver Pérez, L ERA: 5.4 (1, 1)	4.0		20	7	5	5	7	1	0	0	0	0	2	56	84	11.25	2.000										
Luther Hackman, R ERA: 3.91 (5, 1)	1.0		6	2	2	1	1	0	0	0	0	0	0	15	26	9.00	2.000										
Mike Matthews, L ERA: 4.03 (6, 1)	1.0		3	0	0	0	1	0	0	0	0	0	0	7	11	0.00	0.000										
Scott Linebrink, R ERA: 3.08 (7, 1)	2.0		7	0	0	0	1	1	0	0	0	0	0	24	36	0.00	0.500										
Jay Witasick, R ERA: 3.21 (9, 1)	2.0		10	2	0	0	3	1	1	0	0	1	0	21	37	0.00	1.500										
PITCHER	IP	WLS	BF	H	R	ER	SO	BB	IBB	HBP	BLK	WP	HR	S	P	ERA	WHIP										
Matt Herges, R ERA: 2.86 (11, 1)	0.0		2	2	2	2	0	0	0	0	0	0	0	0	8	∞	∞										

AB	44
R	9
H	13
RBI	8
BB	4
SO	13
LOB	18



Batter	1	2	3	4	5	6	7	8	9	AB R H RBI BB SO LOB	TOP																									
Mark Kotsay, L (1, 8) OBP: 0.329, SLG: 0.340	1-3 K		0-3 K			0-0 L5-3		2-3 K		4 0 0 0 0 3 2	San Diego Padres @ St. Louis Cardinals Busch Stadium, St. Louis, MO Sun Jul 13 2003, 1:10 PM CDT Att. 48,102 - Cloudy - 81 F																									
Mark Loretta, R (1, 4) OBP: 0.372, SLG: 0.430	1-2 F9		2-1 1B			2-2 E5		0-1 G6-3		4 0 1 0 0 0 0																										
Ryan Klesko, L (1, 3) OBP: 0.361, SLG: 0.520	2-3 K			4-2 G4-6-3 BB		2-0 G1-4-3		3-3 K		3 0 0 0 1 2 1																										
Sean Burroughs, L (1, 5) OBP: 0.367, SLG: 0.443		2-3 K		0-1 F7			1-2 1B 1B		0-0 G6-3	4 1 1 0 0 1 1																										
Gary Matthews, S (1, 7) OBP: 0.295, SLG: 0.340		2-0 L3-6 2B		2-1 G4-6-3 1-2f			1-3 K		0-1 F7	4 0 1 0 0 1 2																										
Ramón Vázquez, L (1, 6) OBP: 0.356, SLG: 0.371		4-1 BB		2-2 G6-4-3 1B		1 SAFE 0-1 1B 1B		0-3 K		3 0 2 0 1 1 0																										
Xavier Nady, R (1, 9) OBP: 0.313, SLG: 0.379		1-1 L3-6 2-2		1-1 G6-4-3 1-2f		0-0 G6-4-3 1-2f		1-3 K		3 0 0 0 0 1 5																										
Gary Bennett, R (1, 2) OBP: 0.249, SLG: 0.252			2-1 1B 1B		1-1 G6-3		1-1 1B 1-2 2-H 1B			0 0 0 0 0 0 0																										
Miguel Ojeda, R (1, 2) OBP: 0.292, SLG: 0.358			2-3 K			1-0 L5-3 1B		0-2 G5-3		3 0 2 1 0 0 0																										
Adam Eaton, R (1, 1) OBP: 0.364, SLG: 0.600										0 0 0 0 0 0 0																										
Luther Hackman, R (1, 1) OBP: 0.091, SLG: 0.091										1 0 0 0 0 1 1																										
Scott Linebrink, R (4, 1) OBP: 0.382, SLG: 0.289										1 0 1 0 0 0 0																										
Dave Hansen, L (7, PH) OBP: 0.382, SLG: 0.289										1 0 0 0 0 0 2																										
Mike Matthews, L (7, 1)										0 0 0 0 0 0 0																										
Rod Beck, R (8, 1)										0 0 0 0 0 0 0																										
Inning Stats	R: 0 E: 0 K: 2 S: 9	H: 0 LOB: 0 BB: 0 P: 13	R: 0 E: 0 K: 1 S: 7	H: 1 LOB: 1 BB: 1 P: 16	R: 0 E: 0 K: 2 S: 10	H: 2 LOB: 2 BB: 0 P: 16	R: 0 E: 0 K: 0 S: 6	H: 0 LOB: 0 BB: 1 P: 12	R: 0 E: 0 K: 0 S: 9	H: 1 LOB: 0 BB: 0 P: 12	R: 1 E: 0 K: 2 S: 18	H: 3 LOB: 2 BB: 0 P: 22	R: 0 E: 0 K: 2 S: 9	H: 0 LOB: 0 BB: 0 P: 14	R: 0 E: 0 K: 1 S: 6	H: 0 LOB: 0 BB: 0 P: 6	1B: 7 2B: 3 HR: 0	SF: 0 SAC: 0 DP: 4 HBP: 0	WP: 0 PB: 0 SB: 0 CS: 0	PA: 33																
PITCHER	IP WLS BF H R ER SO BB IBB HBP BLK WP HR S P ERA WHIP																																			
Dan Haren, R (1, 1) ERA: 5.27	6.0		22	6	1	1	5	2	0	0	0	0	0	51	85	1.50	1.333																			
Jeff Fassero, L (7, 1) ERA: 7.27	0.1	H	2	1	0	0	1	0	0	0	0	0	0	5	6	0.00	3.000																			
Jason Simontacchi, R (7, 1) ERA: 6.04	0.2	W	3	1	0	0	1	0	0	0	0	0	0	9	11	0.00	1.500																			
Steve Kline, L (8, 1) ERA: 3.93	1.0	H	3	0	0	0	2	0	0	0	0	0	0	9	14	0.00	0.000																			
44 Jason Isringhausen, R (9, 1) ERA: 1.32	1.0	S	3	0	0	0	1	0	0	0	0	0	0	6	6	0.00	0.000																			

AB	31
R	1
H	8
RBI	1
BB	2
SO	10
LOB	14



Batter	1	2	3	4	5	6	7	8	9	AB R H RBI BB SO LOB	TOP		
Craig Counsell, L (1, 5) OBP: 0.385, SLG: 0.374	1-3 K	0-3 K		2-2 L6		2-1 FC5-4 1B		0-2 WP 1B		5 0 2 0 0 2 2	Arizona Diamondbacks @ San Diego Padres Qualcomm Stadium, San Diego, CA Thu Jul 17 2003, 5:05 PM EDT Att. 27,346 - Cloudy - 79 F		
Matt Kata, S (1, 4) OBP: 0.396, SLG: 0.560	4-2 E HR BB		2-2 F8	1-2 FC6-4 1-2f		1-0 FC5-4 G1-6-3 1-2f		2-1 F8		4 1 0 0 1 0 4			
Luis Gonzalez, L (1, 7) OBP: 0.393, SLG: 0.556 Stephen Randolph, L (8, 1) Oscar Villarreal, L (9, 1)	1-2 FC3 HR		3-2 2B 1B		4-2 1B 1B BB	2-2 G1-6-3 1-2f		2-1 F8 1-2 2-3		4 3 1 0 1 0 4 0 0 0 0 0 0 0 0 0 0 0 0 0 0			
Shea Hillenbrand, R (1, 3) OBP: 0.351, SLG: 0.518	2-2 L4		1-0 1B 1B 2B 1-H		2-1 P6		0-2 F8 G1-3 1B		1-0 G6-3	5 1 2 1 0 0 3			
Steve Finley, L (1, 8) OBP: 0.390, SLG: 0.563 Luis Tterro, R (7, 8)	3-1 HR 1-H 2-H		1-1 1B 1B 2-3		0-1 1B 1B 3B 1B 1-3		0-0 G1-3 1-2		2-1 L8	4 2 3 3 0 0 1 1 0 0 0 0 0 0			
Alex Cintron, S (1, 6) OBP: 0.354, SLG: 0.475	2-2 F8		1 SAFE 0-2 1B 1-2 3-H		1 SAFE 2-2 3B 1B 1-2 3-H 1-2		2-1 F8 2-3		4-1 BB	4 1 2 2 1 0 1			
Chad Moeller, R (1, 2) OBP: 0.369, SLG: 0.497			1-1 FC5-4 1B 1-2f		2-0 G6-4-3 1-2 SF7 3B 1-H 2-H		1-3 K		0-1 G6-3	5 1 2 2 0 1 4			
Quinton McCracken, S (1, 9) OBP: 0.276, SLG: 0.287			0-2 FC5-4 G1-3 1-2f		1-1 G6-3		0-0 SF7 3-H		1-3 K	3 0 0 1 0 1 1			
Curt Schilling, R (1, 1) OBP: 0.172, SLG: 0.077 David Dellucci, L (8, PH) OBP: 0.345, SLG: 0.418 (8, 7)			1 SAFE 0-1 G1-3		4-1 FC6-4 BB		0-2 G6-3		3-2 WP 1B 1B	2 0 0 0 1 0 1 1 0 1 0 0 0 0			
Inning Stats	R: 3 E: 1 K: 1 S: 18 H: 1 LOB: 0 BB: 1 P: 31	R: 0 E: 0 K: 1 S: 10 H: 1 LOB: 1 BB: 0 P: 11	R: 2 E: 0 K: 0 S: 14 H: 4 LOB: 1 BB: 0 P: 23	R: 0 E: 0 K: 0 S: 12 H: 0 LOB: 1 BB: 1 P: 20	R: 4 E: 0 K: 0 S: 17 H: 3 LOB: 0 BB: 1 P: 26	R: 0 E: 0 K: 0 S: 7 H: 1 LOB: 0 BB: 0 P: 12	R: 0 E: 0 K: 1 S: 11 H: 1 LOB: 1 BB: 0 P: 14	R: 0 E: 0 K: 1 S: 16 H: 2 LOB: 2 BB: 0 P: 24	R: 0 E: 0 K: 0 S: 6 H: 0 LOB: 1 BB: 1 P: 13	1B: 10 2B: 1 3B: 1 HR: 1 SF: 1 SAC: 0 DP: 2 HBP: 0	WP: 1 PA: 43 PB: 0 SB: 0 CS: 0		
PITCHER	IP WLS BF H R ER SO BB IBB HBP BLK WP HR S P ERA WHIP											PITCHER	IP WLS BF H R ER SO BB IBB HBP BLK WP HR S P ERA WHIP
Oliver Pérez, L (1, 1) ERA: 5.72	4.1 L 24 8 8 5 2 3 0 0 0 0 1 64 103 10.38 2.538												
Jaret Wright, R (5, 1) ERA: 8.45	2.2 10 3 1 1 1 0 0 0 0 0 0 0 25 34 3.38 1.125												
Scott Linebrink, R (8, 1) ERA: 2.91	0.2 4 2 0 0 0 1 0 0 0 0 0 0 14 20 0.00 3.000												
Jesse Orosco, L (8, 1) ERA: 7.77	0.1 1 0 0 0 0 0 0 0 0 0 1 0 2 4 0.00 0.000												
Mike Matthews, L (9, 1) ERA: 4.02	1.0 4 0 0 0 0 0 1 0 0 0 0 0 6 13 0.00 1.000												

livebaseballscores.com



Batter	1	2	3	4	5	6	7	8	9	AB	R	H	RBI	BB	SO	LOB
Mark Kotsay, L OBP: 0.325, SLG: 0.335 (1, 8)	0-3 K		2-2 G3-1		0-2 K		2-2 K			4	0	0	0	0	3	1
Mark Loretta, R OBP: 0.376, SLG: 0.437 Scott Linebrink, R OBP: 0.091, SLG: 0.091 Jesse Oroscio, R Lou Merloni, R OBP: 0.366, SLG: 0.330 (1, 4) (8, 1) (8, 1) (9, 4)	2-0 E 1B		0-0 G3 2B		1-2 1B		1-3 K			4	1	3	0	0	1	1
Ryan Klesko, L OBP: 0.357, SLG: 0.513 Mike Matthews, L (1, 3) (9, 1)	1-0 F8		1-1 G3		2-1 P5			1-0 F8		4	0	0	0	0	0	3
Sean Burroughs, L OBP: 0.366, SLG: 0.440 (1, 5)	1-2 1B		2-0 F7		0-1 P4			2-2 G4-1		4	0	1	1	0	0	2
Rondell White, R OBP: 0.331, SLG: 0.478 Gary Matthews, S OBP: 0.294, SLG: 0.339 (1, 7) (7, 7)	1-2 F9			1-0 G6-3 SH1-3 1B		1-2 G6-4-3 1B		2-3 K		3	0	2	0	0	0	1
Ramón Vázquez, L OBP: 0.360, SLG: 0.374 (1, 6)		2-2 G5-3 1B		0-0 SH1-3		0-1 G6-4-3 1B		2-1 BB 1B		3	0	2	0	0	0	1
Xavier Nady, R OBP: 0.309, SLG: 0.375 (1, 9)		0-1 G5-3		0-1 G6-3		1-3 K		0-0 L9		4	0	0	0	0	1	3
Miguel Ojeda, R OBP: 0.303, SLG: 0.348 (1, 2)		1-3 K		4-2 BB		2-3 K		4-1 G4-6-3 BB		2	0	0	0	2	2	1
Oliver Pérez, L OBP: 0.261, SLG: 0.238 Jaret Wright, R OBP: 0.333, SLG: 0.667 Dave Hansen, L OBP: 0.384, SLG: 0.293 (1, 1) (5, 1) (7, PH) (8, 4) (9, 3)		0-2 G1-3		1-3 K		1-1 1B		1-1 G4-6-3		2	0	0	0	0	1	3

Inning Stats	R: 1	H: 2	E: 1	K: 1	S: 13	H: 2	LOB: 1	BB: 0	P: 18	R: 0	H: 1	E: 0	K: 1	S: 11	R: 0	H: 1	E: 0	K: 0	S: 8	R: 0	H: 1	E: 0	K: 1	S: 9	R: 0	H: 1	E: 0	K: 1	S: 11	R: 0	H: 1	E: 0	K: 1	S: 13	R: 0	H: 1	E: 0	K: 3	S: 15	R: 0	H: 0	E: 0	K: 1	S: 10	R: 0	H: 1	E: 0	K: 0	S: 6	R: 0	H: 1	E: 0	K: 0	S: 6	1B: 8	2B: 1	3B: 0	HR: 0	SF: 0	SAC: 1	DP: 2	HBP: 0	WP: 0	PB: 0	SB: 0	CS: 0	PA: 36
--------------	------	------	------	------	-------	------	--------	-------	-------	------	------	------	------	-------	------	------	------	------	------	------	------	------	------	------	------	------	------	------	-------	------	------	------	------	-------	------	------	------	------	-------	------	------	------	------	-------	------	------	------	------	------	------	------	------	------	------	-------	-------	-------	-------	-------	--------	-------	--------	-------	-------	-------	-------	--------

PITCHER	IP	WLS	BF	H	R	ER	SO	BB	IBB	HBP	BLK	WP	HR	S	P	ERA	WHIP
Curt Schilling, R ERA: 3.0 (1, 1)	7.0	W	29	8	1	0	8	1	0	0	0	0	0	80	110	0.00	1.286
Stephen Randolph, L ERA: 4.0 (8, 1)	1.0		3	0	0	0	1	0	0	0	0	0	0	10	15	0.00	0.000
Oscar Villarreal, R ERA: 2.7 (9, 1)	1.0		4	1	0	0	0	1	0	0	0	0	0	6	13	0.00	2.000

BOTTOM

Arizona Diamondbacks @ San Diego Padres
Qualcomm Stadium, San Diego, CA

Thu Jul 17 2003, 5:05 PM EDT
Att. 27,346 - Cloudy - 79 F

AB	33
R	1
H	9
RBI	1
BB	2
SO	9
LOB	18



PITCHER	IP	WLS	BF	H	R	ER	SO	BB	IBB	HBP	BLK	WP	HR	S	P	ERA	WHIP
---------	----	-----	----	---	---	----	----	----	-----	-----	-----	----	----	---	---	-----	------

Batter	1	2	3	4	5	6	7	8	9	AB R H RBI BB SO LOB	TOP
Craig Counsell, L (1, 4) OBP: 0.380, SLG: 0.364	0-1 G6-3		4-2 G4-6-3 BB		1-2 G5-3		0-1 G4-3		1-1 G1-3	4 0 0 0 1 0 0	Arizona Diamondbacks @ San Diego Padres Qualcomm Stadium, San Diego, CA Fri Jul 18 2003, 10:05 PM EDT Att. 24,223 - Sunny - 75 F
David Dellucci, L (1, 9) OBP: 0.341, SLG: 0.411	3-2 G3-1		0-1 G4-6-3 1-2f		0-0 FC6-4 1B		2-0 F7		2-2 F8	5 0 1 0 0 0 1	
Luis Gonzalez, L (1, 7) OBP: 0.393, SLG: 0.554	0-0 FC5-4 1B		1-2 1B HR 1B		2-0 F8		2-0 F8		2-1 G6-3	5 1 2 0 0 0 1	
Shea Hillenbrand, R (1, 5) OBP: 0.353, SLG: 0.529	1-0 FC5-4 1-2f		0-0 HR 1B		0-0 FC6-4 1-2f			1-2 HR		4 2 2 1 0 0 2	
Steve Finley, L (1, 8) OBP: 0.395, SLG: 0.581		4-1 2B BB	1-0 HR 1-H 2-H		0-1 F7			2-2 2B 3B		3 3 2 3 1 0 0	
Alex Cintron, S (1, 6) OBP: 0.357, SLG: 0.478		0-1 1-H 2B	1-1 F9		4-1 G4-3 BB			0-3 K		3 0 1 1 1 1 1	
Chad Moeller, R (1, 2) OBP: 0.367, SLG: 0.490		1-0 G6-4-3 HBP		1-2 G6-3		1-1 G4-3 1-2		0-3 K		3 0 0 0 0 1 2	
Lyle Overbay, L (1, 3) OBP: 0.363, SLG: 0.413		2-3 K		0-1 G3		4-0 IBB		0-1 2B		3 0 1 1 1 1 2	
Miguel Batista, R (1, 1) OBP: 0.061, SLG: 0.031		0-2 G6-4-3 1-2f		0-1 G1-3		2-1 L9		0-1 G5-3		4 0 0 0 0 0 5	
Inning Stats	R: 0 E: 0 K: 0 S: 8 H: 1 LOB: 1 BB: 0 P: 12	R: 1 E: 0 K: 1 S: 9 H: 1 LOB: 1 BB: 1 P: 16	R: 3 E: 0 K: 0 S: 13 H: 3 LOB: 0 BB: 1 P: 20	R: 0 E: 0 K: 0 S: 7 H: 0 LOB: 0 BB: 0 P: 8	R: 0 E: 0 K: 0 S: 6 H: 1 LOB: 1 BB: 0 P: 9	R: 0 E: 0 K: 0 S: 7 H: 0 LOB: 2 BB: 2 P: 18	R: 0 E: 0 K: 0 S: 4 H: 0 LOB: 0 BB: 0 P: 8	R: 2 E: 0 K: 2 S: 18 H: 3 LOB: 1 BB: 0 P: 21	R: 0 E: 0 K: 0 S: 7 H: 0 LOB: 0 BB: 0 P: 12	1B: 4 2B: 2 3B: 1 HR: 2 SF: 0 SAC: 0 DP: 2 HBP: 1	WP: 0 PB: 0 SB: 0 CS: 0 PA: 39
PITCHER	IP WLS BF H R ER SO BB IBB HBP BLK WP HR S P ERA WHIP										
Brian Lawrence, R (1, 1) ERA: 4.52	6.0 L 27 6 4 4 1 3 1 1 0 0 1 50 83 6.00 1.500										
Luther Hackman, R (7, 1) ERA: 3.66	1.0 3 0 0 0 0 0 0 0 0 0 0 4 8 0.00 0.000										
Jay Witasick, R (8, 1) ERA: 4.2	1.0 6 3 2 2 2 0 0 0 0 0 1 18 21 18.00 3.000										
Rod Beck, R (9, 1) ERA: 2.3	1.0 3 0 0 0 0 0 0 0 0 0 0 7 12 0.00 0.000										

livebaseballscores.com

AB	34
R	6
H	9
RBI	6
BB	4
SO	3
LOB	14



Batter	1	2	3	4	5	6	7	8	9	AB	R	H	RBI	BB	SO	LOB	TOP										
Craig Counsell, L (1, 6) OBP: 0.383, SLG: 0.368	1-2 FC3-6 1B		2-2 1B		2-2 G3		0-3 K			4	0	2	0	0	1	2											
David Dellucci, L (1, 9) OBP: 0.335, SLG: 0.403 Quinton McCracken, S (8, PH) OBP: 0.280, SLG: 0.292	1-1 F8		0-0 F7		2-3 K			1-1 1B		3	0	0	0	0	1	3											
Luis Gonzalez, L (1, 7) OBP: 0.391, SLG: 0.553	1-1 FC3-6 1-2f			1-2 2B		3-1 F8		1-2 F8		4	0	1	0	0	0	2											
Shea Hillenbrand, R (1, 5) OBP: 0.355, SLG: 0.530	0-1 F9			1-2 HBP		0-1 2B		1-3 K		3	0	1	0	0	1	2											
Steve Finley, L (1, 8) OBP: 0.393, SLG: 0.577		1-1 CS 1B		0-3 K		0-0 F8		0-0 F9		4	0	1	0	0	1	4											
Robby Hammock, R (1, 2) OBP: 0.304, SLG: 0.500 Mark Grace, L (9, PH) OBP: 0.302, SLG: 0.333		2-3 SAFE K		2-3 K		1-3 K		2-1 G4-3 G5-3 1B		3	0	0	0	0	3	4											
Matt Kata, S (1, 4) OBP: 0.383, SLG: 0.538		1-3 K		1-2 F8		0-0 G5-3		0-1 G5-3		4	0	0	0	0	1	4											
Lyle Overbay, L (1, 3) OBP: 0.362, SLG: 0.407			1-2 G3-1		4-1 G3 SH3-4 BB		3-1 F8		1-2 G4-3		3	0	0	0	1	0											
17 Brandon Webb, R (1, 1) OBP: 0.080, SLG: 0.042 Luis Terrero, R (7, PH) OBP: 0.400, SLG: 0.250 Mike Myers, L (7, 1) Jose Valverde, R (8, 1) Carlos Baerga, S (9, PH) OBP: 0.358, SLG: 0.490			0-3 K		1-1 SH3-4		1-0 1B		3-2 G6-3		1	0	0	0	0	1											
Inning Stats	R: 0 E: 0 K: 0 S: 9	H: 1 LOB: 1 BB: 0 P: 12	R: 0 E: 0 K: 2 S: 8	H: 1 LOB: 0 BB: 0 P: 12	R: 0 E: 0 K: 1 S: 10	H: 1 LOB: 1 BB: 0 P: 13	R: 0 E: 0 K: 2 S: 19	H: 1 LOB: 2 BB: 0 P: 24	R: 0 E: 0 K: 1 S: 10	H: 0 LOB: 1 BB: 1 P: 19	R: 0 E: 0 K: 1 S: 8	H: 1 LOB: 1 BB: 0 P: 12	R: 0 E: 0 K: 1 S: 7	H: 1 LOB: 1 BB: 0 P: 11	R: 0 E: 0 K: 1 S: 9	H: 1 LOB: 1 BB: 0 P: 12	R: 0 E: 0 K: 0 S: 10	H: 1 LOB: 1 BB: 0 P: 16	1B: 6 2B: 2 3B: 0 HR: 0	SF: 0 SAC: 1 DP: 0 HBP: 1	WP: 0 PB: 0 SB: 0 CS: 1	PA: 36					
PITCHER	IP	WLS	BF	H	R	ER	SO	BB	IBB	HBP	BLK	WP	HR	S	P	ERA	WHIP										
Adam Eaton, R (1, 1) ERA: 3.95	6.2	W	27	6	0	0	7	1	0	1	0	0	0	68	100	0.00	1.050										
Mike Matthews, L (7, 1) ERA: 3.97	0.2	H	3	1	0	0	1	0	0	0	0	0	0	8	10	0.00	1.500										
Jay Witasick, R (8, 1) ERA: 4.11	0.1	H	1	0	0	0	1	0	0	0	0	0	0	3	4	0.00	0.000										
Jesse Orosco, L (8, 1) ERA: 7.66	0.1	H	1	0	0	0	0	0	0	0	0	0	0	1	1	0.00	0.000										
Rod Beck, R (9, 1) ERA: 2.16	1.0	S	4	1	0	0	0	0	0	0	0	0	0	10	16	0.00	1.000										

Arizona Diamondbacks @ San Diego Padres
Qualcomm Stadium, San Diego, CA

livebaseballscorecards.com

AB	33
R	0
H	8
RBI	0
BB	1
SO	9
LOB	23



WP: 0	PA: 36
PB: 0	
SB: 0	
CS: 1	

Sat Jul 19 2003, 10:05 PM EDT
Att. 38,901 - Sunny - 81 F

Batter	1	2	3	4	5	6	7	8	9	AB R H RBI BB SO LOB
Ramón Vázquez, L OBP: 0.369, SLG: 0.377 (1, 6)	4-1 WP 1B BB		3-2 G1-3 1B G4-3	4-0 1-2 BB			2-3 K			2 2 1 0 2 1 0
Mark Kotsay, L OBP: 0.326, SLG: 0.336 (1, 8)	1-3 K		0-0 G4-3 G1-3 1B	0-3 K			0-0 F8			4 0 1 0 0 2 4
Mark Loretta, R OBP: 0.371, SLG: 0.429 (1, 4)	0-0 2-H 1B		0-2 G1-3		1-2 G6-3		2-1 G6-3			4 0 1 1 0 0 2
Ryan Klesko, L OBP: 0.348, SLG: 0.498 (1, 3)	1-2 F7		1-1 G4-3		3-1 G4-3		1-2 G4-3			4 0 0 1 0 0 2
Sean Burroughs, L OBP: 0.359, SLG: 0.430 (1, 5)	0-0 G6-3		2-3 3-H K2-3		1-0 L7		2-3 K			4 0 0 0 0 2 2
Rondell White, R OBP: 0.328, SLG: 0.470 (1, 7)		3-3 K		2-1 E5 1B G4-1		0-3 K	1-3 K			4 0 0 0 0 3 0
Gary Matthews, S OBP: 0.292, SLG: 0.333 (1, 9)		4-2 G6-3 BB		1-3 SAFE K		0-0 B1-3				2 0 0 0 1 1 1
Gary Bennett, R OBP: 0.251, SLG: 0.250 (1, 2)		0-0 SAFE G6-3		1-1 SAFE SAFE SAFE G4-1		1-2 E5				3 0 0 0 0 0 2
Adam Eaton, R OBP: 0.361, SLG: 0.576 (1, 1)		2-3 K		0-1 C K		0-3 K				3 0 1 0 0 2 2
Mike Matthews, L (7, 1)										0 0 0 0 0 0 0
Jay Witasick, R (8, 1)										0 0 0 0 0 0 0
Jesse Orosco, R (8, 1)										0 0 0 0 0 0 0
Rod Beck, R (9, 1)				2-3 BB 1B						0 0 0 0 0 0 0

Inning Stats	R: 1	H: 1	E: 0	K: 1	S: 11	LOB: 1	BB: 1	P: 16	R: 0	H: 0	E: 0	K: 2	S: 9	LOB: 1	BB: 1	P: 18	R: 1	H: 2	E: 0	K: 1	S: 13	LOB: 1	BB: 0	P: 17	R: 0	H: 1	E: 1	K: 2	S: 12	LOB: 3	BB: 1	P: 20	R: 0	H: 0	E: 0	K: 0	S: 6	LOB: 0	BB: 0	P: 11	R: 0	H: 0	E: 1	K: 2	S: 10	LOB: 1	BB: 0	P: 11	R: 0	H: 0	E: 0	K: 1	S: 6	LOB: 0	BB: 0	P: 10	R: 0	H: 0	E: 0	K: 2	S: 10	LOB: 0	BB: 0	P: 14
--------------	------	------	------	------	-------	--------	-------	-------	------	------	------	------	------	--------	-------	-------	------	------	------	------	-------	--------	-------	-------	------	------	------	------	-------	--------	-------	-------	------	------	------	------	------	--------	-------	-------	------	------	------	------	-------	--------	-------	-------	------	------	------	------	------	--------	-------	-------	------	------	------	------	-------	--------	-------	-------

PITCHER	IP	WLS	BF	H	R	ER	SO	BB	IBB	HBP	BLK	WP	HR	S	P	ERA	WHIP
17 Brandon Webb, R ERA: 2.45 (1, 1)	6.0	L	27	4	2	2	8	3	0	0	0	1	0	61	93	3.00	1.167
Mike Myers, L ERA: 5.19 (7, 1)	1.2		5	0	0	0	2	0	0	0	0	0	0	13	20	0.00	0.000
Jose Valverde, R ERA: 0.98 (8, 1)	0.1		1	0	0	0	1	0	0	0	0	0	0	3	4	0.00	0.000

BOTTOM

Arizona Diamondbacks @ San Diego Padres
Qualcomm Stadium, San Diego, CA

Sat Jul 19 2003, 10:05 PM EDT
Att: 38,901 - Sunny - 81 F

AB	30
R	2
H	4
RBI	2
BB	3
SO	11
LOB	15



WP	HR	S	P	ERA	WHIP
1	0	0	0	3.00	1.167
0	0	0	0	0.00	0.000
0	0	0	0	0.00	0.000

Batter	1	2	3	4	5	6	7	8	9	AB R H RBI BB SO LOB	TOP												
Craig Counsell, L (1, 6) OBP: 0.385, SLG: 0.367	2-1 F9		4-2 E S 1B BB		1-1 G3			3-2 FC6-4 1B		3 1 1 0 1 0 0	Arizona Diamondbacks @ San Diego Padres Qualcomm Stadium, San Diego, CA Sun Jul 20 2003, 5:00 PM EDT Att. 28,569 - Sunny - 85 F												
Matt Kata, S (1, 4) OBP: 0.378, SLG: 0.528	0-1 G6-3		0-2 SAFE 1-H 1B		1-2 G1			0-1 FC6-4 1B 1-2f 1B		4 1 1 1 0 0 1													
Luis Gonzalez, L (1, 7) OBP: 0.390, SLG: 0.550	0-2 G6-3		1-2 L1			0-0 F8		0-1 SAFE 1B 1-3 1B		4 0 1 0 0 0 1													
Shea Hillenbrand, R (1, 5) OBP: 0.354, SLG: 0.526		0-1 G5-3	0-2 F7			0-1 G4-3		2-1 1-3 3-H 1B		4 0 1 1 0 0 1													
Steve Finley, L (1, 8) OBP: 0.391, SLG: 0.572		2-1 E 1B	2-2 G4-3			1-0 P6		0-1 L7		4 0 1 0 0 0 3													
Chad Moeller, R (1, 2) OBP: 0.360, SLG: 0.480		2-1 SAFE P6		0-0 F8			2-3 K	0-3 K		4 0 0 0 0 2 1													
Mark Grace, L (1, 3) OBP: 0.293, SLG: 0.322		1-1 E5		0-3 K			2-2 P6	0-2 L7		4 0 0 0 0 1 1													
Quinton McCracken, S (1, 9) OBP: 0.281, SLG: 0.288		4-0 Eddie Oropesa, L		0-1 G6-3			0-0 G4-3	1-3 K		2 0 0 0 1 0 0													
Carlos Baerga, S (9, PH) OBP: 0.355, SLG: 0.487		IBB								0 0 0 0 0 0 0													
Randy Johnson, R (1, 1) OBP: 0.273, SLG: 0.273		0-3 K		0-2 G5-3				2-2 F9		2 0 0 0 0 1 3													
Oscar Villarreal, L (7, 1)										0 0 0 0 0 0 0													
Mike Myers, L (7, 1)										0 0 0 0 0 0 0													
Jose Valverde, R (7, 1)										0 0 0 0 0 0 0													
David Dellucci, L (7, 9) OBP: 0.333, SLG: 0.400										1 0 0 0 0 0 0													
Inning Stats	R: 0 E: 0 K: 0 S: 7	H: 0 LOB: 0 BB: 0 P: 9	R: 0 E: 1 K: 1 S: 11	H: 1 LOB: 3 BB: 1 P: 20	R: 1 E: 0 K: 0 S: 16	H: 1 LOB: 1 BB: 1 P: 23	R: 0 E: 0 K: 1 S: 6	H: 0 LOB: 0 BB: 0 P: 6	R: 0 E: 0 K: 0 S: 10	H: 0 LOB: 0 BB: 0 P: 12	R: 0 E: 0 K: 0 S: 4	H: 0 LOB: 0 BB: 0 P: 5	R: 0 E: 0 K: 1 S: 10	H: 0 LOB: 0 BB: 0 P: 14	R: 1 E: 0 K: 0 S: 15	H: 3 LOB: 2 BB: 0 P: 22	R: 0 E: 0 K: 2 S: 9	H: 0 LOB: 0 BB: 0 P: 10	1B: 5 2B: 0 3B: 0 HR: 0	SF: 0 SAC: 0 DP: 0 HBP: 0	WP: 0 PB: 0 SB: 1 CS: 0	PA: 35	
PITCHER	IP WLS BF H R ER SO BB IBB HBP BLK WP HR S P ERA WHIP																					PITCHER	IP WLS BF H R ER SO BB IBB HBP BLK WP HR S P ERA WHIP
Kevin Jarvis, R (1, 1) ERA: 4.43	7.1 W 28 3 2 2 3 1 1 0 0 0 0 71 101 2.46 0.545																						
Mike Matthews, L (8, 1) ERA: 3.94	0.1 H 2 1 0 0 0 0 0 0 0 0 0 0 4 4 0.00 3.000																						
Jay Witasick, R (8, 1) ERA: 4.11	0.0 1 1 0 0 0 0 0 0 0 0 0 0 2 4 ∞ ∞																						
Jesse Orosco, L (8, 1) ERA: 7.56	0.1 H 1 0 0 0 0 0 0 0 0 0 0 0 2 2 0.00 0.000																						
Rod Beck, R (9, 1) ERA: 2.04	1.0 S 3 0 0 0 0 2 0 0 0 0 0 0 9 10 0.00 0.000																						

livebaseballscores.com

AB	33
R	2
H	5
RBI	2
BB	2
SO	5
LOB	11



Batter	1	2	3	4	5	6	7	8	9
Ramón Vázquez, L (1, 6) OBP: 0.369, SLG: 0.379	2-1 2B		1-3 K		1-0 1B HBP	0-2 L7		3-3 K	
Mark Loretta, R (1, 4) OBP: 0.370, SLG: 0.426	1-0 L8		4-2 BLK BB		1-3 K		3-2 G3-1		
Rondell White, R (1, 7) OBP: 0.330, SLG: 0.469	1-2 G5-4-3 HBP		2-2 G5-3		0-0 1B		1-2 P3		
Brian Buchanan, R (1, 3) OBP: 0.357, SLG: 0.518 Ryan Klesko, L (7, PH) OBP: 0.350, SLG: 0.511 (8, 3)	0-0 G5-4-3			1-0 L4	0-0 G6-3		2-1 HR		
Gary Matthews, S (1, 8) OBP: 0.294, SLG: 0.339		1-3 K		1-2 E 2B		0-2 F8	1-1 WP BB 1B		
Miguel Ojeda, R (1, 2) OBP: 0.313, SLG: 0.347		3-2 G6-3		2-3 K		0-0 2B FC3-2 1B	4-2 1 SAFE BB 1-2 BB		
Xavier Nady, R (1, 9) OBP: 0.308, SLG: 0.375		3-3 K		0-2 E5 2-H		1-1 FC3-2 2B	3-3 K		
Lou Merloni, R (1, 5) OBP: 0.370, SLG: 0.358 Rod Beck, R (9, 1)			1-1 HR	1-3 K		4-0 FC3-2 IBB	2-3 K		
Kevin Jarvis, L (1, 1) OBP: 0.385, SLG: 0.200 Mike Matthews, L (8, 1) Jay Witasick, R (8, 1) Jesse Orosco, R (8, 1) Sean Burroughs, L (8, PH) OBP: 0.390, SLG: 0.429 (9, 5)			2-2 P6		0-2 F7	0-2 FC3-2	1-2 K		

AB	R	H	RBI	BB	SO	LOB
4	0	1	0	0	2	3
3	0	0	0	1	1	2
3	0	1	0	0	0	1
3	0	0	0	0	0	4
1	1	1	1	0	0	0
4	1	2	0	0	1	0
3	0	1	0	1	1	1
4	0	1	0	0	2	2
3	1	1	1	1	2	1
0	0	0	0	0	0	0
3	0	0	0	0	0	3
0	0	0	0	0	0	0
0	0	0	0	0	0	0
0	0	0	0	0	0	0
1	0	0	0	0	1	0


AB	R	H	RBI	BB	SO	LOB
32	3	8	2	3	10	17

Inning Stats		R	H	E	K	S	P	IP	WLS	BF	H	R	ER	SO	BB	IBB	HBP	BLK	WP	HR	S	P	ERA	WHIP
Randy Johnson, L (1, 1) ERA: 5.83		0	1	0	6	10	6	6.0	L	28	6	2	1	6	1	1	2	1	0	1	68	100	1.50	1.167
Oscar Villarreal, R (7, 1) ERA: 2.67		0	0	0	0	0	0	0.2		2	0	0	0	0	0	0	0	0	0	6	10	0.00	0.000	
Mike Myers, L (7, 1) ERA: 5.54		0	1	1	0	0	0	0.0		1	1	1	0	0	0	0	0	0	0	2	4	∞	∞	
Jose Valverde, R (7, 1) ERA: 0.95		0	1	0	2	1	0	0.2		4	1	0	0	2	1	0	0	0	1	0	20	29	0.00	3.000
Eddie Oropesa, L (8, 1) ERA: 3.04		0	0	0	0	0	0	0.2		2	0	0	0	2	0	0	0	0	0	6	10	0.00	0.000	

Arizona Diamondbacks @ San Diego Padres
Qualcomm Stadium, San Diego, CA
 Sun Jul 20 2003, 5:00 PM EDT
 Att. 28,569 - Sunny - 85 F

livebaseballscorecards.com

WP: 1 PA: 37
 PB: 0
 SB: 1
 CS: 0



Batter	1	2	3	4	5	6	7	8	9	10	AB	R	H	RBI	BB	SO	LOB	TOP						
Bo Hart, R OBP: 0.370, SLG: 0.452 (1, 4) F B X	1-2 G3		0-1 G4-3	0-1 G5-3			1 SAFE 0-0 SH1-3	0-0 B1-3			4	0	0	0	0	0	4							
J.D. Drew, L OBP: 0.371, SLG: 0.536 (1, 9) C B B F B B (7, 8)	4-2 BB		1-1 G6-3		3-2 F8		1-0 15 BB 5 1B 2-3 1B		1-1 G6-3		4	0	1	0	1	0	1							
5 Albert Pujols, R OBP: 0.438, SLG: 0.696 (1, 7) B X	1-0 F9			4-1 15 BB 1B BB	0-1 G6-4-3		2-1 15 BB 1B		1-2 G1-3		4	1	1	1	1	0	1							
15 Jim Edmonds, L OBP: 0.394, SLG: 0.659 Steve Kline, S Eduardo Perez, R OBP: 0.363, SLG: 0.458 (1, 8) F X (7, 1) (8, 9)	0-1 G4-3			4-2 1B BB 1-2 E BB	3-2 F7		4-2 1-2 2-3 BB		2-1 F8		2	1	0	0	2	0	1							
27 Scott Rolen, R OBP: 0.385, SLG: 0.546 (1, 5) C C B B X		1-3 K		0-3 SAFE K		0-0 F8	0-0 F8			2-0 P6	5	0	0	0	0	2	5							
Tino Martinez, L OBP: 0.348, SLG: 0.446 (1, 3) C X		0-1 G5-4-3 1B		3-2 E9 1H 2-H 1B		3-2 F8	3-2 G4-3			0-0 G6-3	5	1	2	1	0	0	3							
Edgar Renteria, R OBP: 0.376, SLG: 0.477 (1, 6) X		0-0 G5-4-3 1-2f		4-1 1B BB		4-0 BB BB BB BB		1-3 K		0-2 K	3	0	0	0	2	2	1							
Mike Matheny, R OBP: 0.332, SLG: 0.368 (1, 2) C C B B B B			4-2 1B BB	0-3 K		1 SAFE 0-2 P4		0-0 G4-3			3	0	0	0	1	1	3							
Matt Morris, R OBP: 0.231, SLG: 0.297 Jason Simonacchi, R OBP: 0.152, SLG: 0.182 Kerry Robinson, L OBP: 0.235, SLG: 0.260 Esteban Yan, R OBP: 0.400, SLG: 1.000 Orlando Palmeiro, L OBP: 0.346, SLG: 0.333 Cal Eldred, R OBP: 0.500, SLG: 0.500 28 Lance Painter, L (1, 1) (1, 1) (4, PH) (4, 1) (7, PH) (8, 1) (8, 1)			1-0 G4-3 1B	0-1 1B		0-0 1B 5 SH1-3 1B		0-0 1B			0	0	0	0	0	0	0							
Inning Stats	R: 0 E: 0 K: 0 S: 9	H: 0 LOB: 1 BB: 1 P: 15	R: 0 E: 0 K: 1 S: 6	H: 1 LOB: 0 BB: 0 P: 7	R: 0 E: 0 K: 0 S: 8	H: 1 LOB: 1 BB: 1 P: 14	R: 3 E: 1 K: 2 S: 18	H: 2 LOB: 2 BB: 3 P: 33	R: 0 E: 0 K: 0 S: 9	H: 0 LOB: 1 BB: 1 P: 15	R: 1 E: 0 K: 0 S: 12	H: 3 LOB: 3 BB: 1 P: 22	R: 0 E: 0 K: 1 S: 6	H: 1 LOB: 1 BB: 0 P: 7	R: 0 E: 0 K: 0 S: 7	H: 0 LOB: 0 BB: 0 P: 11	R: 0 E: 0 K: 1 S: 5	H: 0 LOB: 0 BB: 0 P: 7	1B: 8 2B: 0 3B: 0 HR: 0	SF: 0 SAC: 1 DP: 1 HBP: 0	WP: 0 PB: 0 SB: 0 CS: 0	PA: 43		
44 Jake Peavy, R ERA: 4.54 Scott Linebrink, R ERA: 2.89 Mike Matthews, L ERA: 3.91 Luther Hackman, R ERA: 3.59 Jay Witasick, R ERA: 3.63	IP 6.1	WLS 28	BF 28	H 5	R 4	ER 3	SO 3	BB 6	IBB 0	HBP 0	BLK 0	WP 0	HR 0	S 59	P 100	ERA 4.26	WHIP 1.737							
	0.1		4	2	0	0	0	1	0	0	0	0	0	6	13	0.00	9.000							
	0.1		1	0	0	0	0	0	0	0	0	0	0	4	7	0.00	0.000							
	1.0		4	1	0	0	1	0	0	0	0	0	0	6	7	0.00	1.000							
	2.0	W	6	0	0	0	1	0	0	0	0	0	0	12	18	0.00	0.000							

St. Louis Cardinals @ San Diego Padres
Qualcomm Stadium, San Diego, CA

Mon Jul 21 2003, 10:05 PM EDT
Att: 26,881 - Cloudy - 77 F

livebaseballscorecards.com

AB	35
R	4
H	8
RBI	3
BB	7
SO	5
LOB	19



Batter	1	2	3	4	5	6	7	8	9	AB R H RBI BB SO LOB
--------	---	---	---	---	---	---	---	---	---	----------------------

Bo Hart, R (1, 4) <small>OBP: 0.371, SLG: 0.450</small>										5 0 2 0 0 2 1
-------------------------------------------------------------------	--	--	--	--	--	--	--	--	--	---------------

Orlando Palmeiro, L (1, 8) <small>OBP: 0.347, SLG: 0.335</small>										5 1 2 0 0 0 3
----------------------------------------------------------------------------	--	--	--	--	--	--	--	--	--	---------------

5 Albert Pujols, R (1, 7) <small>OBP: 0.438, SLG: 0.696</small>										4 1 2 0 0 0 2
---------------------------------------------------------------------------	--	--	--	--	--	--	--	--	--	---------------

27 Scott Rolen, R (1, 5) <small>OBP: 0.387, SLG: 0.546</small>										2 0 1 1 1 0 1
--------------------------------------------------------------------------	--	--	--	--	--	--	--	--	--	---------------

Edgar Renteria, R (1, 6) <small>OBP: 0.378, SLG: 0.478</small>										4 0 2 1 0 0 2
--------------------------------------------------------------------------	--	--	--	--	--	--	--	--	--	---------------

Eduardo Perez, R (1, 9) <small>OBP: 0.361, SLG: 0.450</small>										3 0 0 0 1 1 4
-------------------------------------------------------------------------	--	--	--	--	--	--	--	--	--	---------------

Tino Martinez, L (1, 3) Steve Kline, S (8, 1)										4 0 0 0 0 0 4
----------------------------------------------------------------	--	--	--	--	--	--	--	--	--	---------------

Mike Matheny, R (1, 2) 15 Jim Edmonds, L (9, PH) <small>OBP: 0.329, SLG: 0.364</small> <small>OBP: 0.395, SLG: 0.659</small>										3 0 0 0 0 3 1
-----------------------------------------------------------------------------------------------------------------------------------------------------	--	--	--	--	--	--	--	--	--	---------------

Jeff Fassero, L (1, 1) Wilson Delgado, S (5, PH) Garrett Stephenson, R (5, 1) J.D. Drew, L (7, PH) Mike Crudale, R (7, 1) Kerry Robinson, L (8, 7) <small>OBP: 0.235, SLG: 0.260</small>										1 0 0 0 0 0 1
------------------------------------------------------------------------------------------------------------------------------------------------------------------------------------------------------------------------------------------------------	--	--	--	--	--	--	--	--	--	---------------

Inning Stats	R: 0 H: 2 E: 0 LOB: 2 K: 0 BB: 0 S: 12 P: 19	R: 0 H: 0 E: 0 LOB: 1 K: 1 BB: 1 S: 9 P: 16	R: 0 H: 1 E: 0 LOB: 1 K: 0 BB: 0 S: 11 P: 15	R: 0 H: 0 E: 0 LOB: 0 K: 0 BB: 0 S: 9 P: 10	R: 0 H: 0 E: 0 LOB: 0 K: 3 BB: 0 S: 10 P: 14	R: 2 H: 3 E: 0 LOB: 1 K: 1 BB: 0 S: 15 P: 23	R: 0 H: 1 E: 0 LOB: 1 K: 2 BB: 0 S: 12 P: 15	R: 0 H: 2 E: 0 LOB: 2 K: 0 BB: 1 S: 7 P: 17	R: 0 H: 0 E: 0 LOB: 1 K: 1 BB: 1 S: 7 P: 15	1B: 8 SF: 1 2B: 2 SAC: 1 3B: 0 DP: 1 HR: 0 HBP: 0	WP: 0 PA: 38 PB: 0 SB: 0 CS: 0
--------------	----------------------------------------------	---------------------------------------------	----------------------------------------------	---------------------------------------------	----------------------------------------------	----------------------------------------------	----------------------------------------------	---------------------------------------------	---------------------------------------------	---------------------------------------------------	--------------------------------

PITCHER	IP	WLS	BF	H	R	ER	SO	BB	IBB	HBP	BLK	WP	HR	S	P	ERA	WHIP
Oliver Pérez, L (1, 1) ERA: 5.42	7.0	W	29	7	2	2	7	1	0	0	0	0	0	78	112	2.57	1.143
Luther Hackman, R (8, 1) ERA: 3.54	0.2	H	4	2	0	0	0	1	0	0	0	0	0	6	14	0.00	4.500
Mike Matthews, L (8, 1) ERA: 3.88	0.1	H	1	0	0	0	0	0	0	0	0	0	0	1	3	0.00	0.000
Rod Beck, R (9, 1) ERA: 1.93	1.0	S	4	0	0	0	1	1	0	0	0	0	0	7	15	0.00	1.000

TOP

St. Louis Cardinals @ San Diego Padres
 Qualcomm Stadium, San Diego, CA

Tue Jul 22 2003, 10:05 PM EDT
 Att. 22,291 - Cloudy - 72 F

AB	33
R	2
H	9
RBI	2
BB	3
SO	8
LOB	19



Batter	1	2	3	4	5	6	7	8	9
Ramón Vázquez, L (1, 6) OBP: 0.367, SLG: 0.371	2-3 X 1B	0-0 1-2 1B			4-2 HBP 1B SF8 BB	4-0 BB		0-0 B1-3	
Gary Matthews, S (1, 8) OBP: 0.298, SLG: 0.340	0-0 1B 1B	3-2 P4			0-1 SF8 HBP FC5-4 1B	2-1 G3			
Mark Loretta, R (1, 4) OBP: 0.374, SLG: 0.434	3-2 F8		1-3 K		1-2 FC5-4 HBP		0-0 G5-3		
Ryan Klesko, L (1, 3) OBP: 0.356, SLG: 0.519	2-2 SAFE 1B 1-3 1B		3-2 K		0-0 SF8		4-2 G4-3 BB		
Rondell White, R (1, 7) OBP: 0.331, SLG: 0.466	0-0 1-2 3-H 1B		1-3 K		3-2 FC5-4 1-2f 3-H		0-1 G4-3		
Brian Buchanan, R (1, 9) OBP: 0.362, SLG: 0.517	1-3 K2-3			4-2 WP BB	0-3 K		4-1 BB		
Rod Beck, R (9, 1)									
Gary Bennett, R (1, 2) OBP: 0.247, SLG: 0.246		2-2 G4-3		1-1 F8		2-1 F9		0-1 G6-3	
Lou Merloni, R (1, 5) OBP: 0.377, SLG: 0.360		0-1 1B		2-3 K		1-2 SH1-4 HBP		1-1 G3	
Sean Burroughs, L (8, 5) OBP: 0.351, SLG: 0.422		1B		1-2 K					
Oliver Pérez, L (1, 1) OBP: 0.240, SLG: 0.217		1-3 SAFE K		0-2 G4-3		0-0 SH1-4		0-0 F9	
Luther Hackman, R (8, 1)									
Mike Matthews, L (8, 1)									
Xavier Nady, R (8, PH) (9, 9) OBP: 0.304, SLG: 0.370									

Inning Stats	R: 1	H: 3	E: 0	K: 2	S: 15	H: 3	LOB: 2	BB: 0	P: 23	R: 0	H: 2	E: 0	K: 1	S: 12	H: 2	LOB: 2	BB: 0	P: 18	R: 0	H: 0	E: 0	K: 3	S: 13	H: 0	LOB: 0	BB: 0	P: 18	R: 0	H: 0	E: 0	K: 1	S: 10	R: 2	H: 1	E: 0	K: 1	S: 15	H: 1	LOB: 1	BB: 1	P: 23	R: 0	H: 0	E: 0	K: 0	S: 7	H: 0	LOB: 2	BB: 1	P: 16	R: 0	H: 0	E: 0	K: 0	S: 8	H: 0	LOB: 2	BB: 2	P: 16	R: 0	H: 0	E: 0	K: 0	S: 4	H: 0	LOB: 0	BB: 0	P: 5
--------------	------	------	------	------	-------	------	--------	-------	-------	------	------	------	------	-------	------	--------	-------	-------	------	------	------	------	-------	------	--------	-------	-------	------	------	------	------	-------	------	------	------	------	-------	------	--------	-------	-------	------	------	------	------	------	------	--------	-------	-------	------	------	------	------	------	------	--------	-------	-------	------	------	------	------	------	------	--------	-------	------

PITCHER	IP	WLS	BF	H	R	ER	SO	BB	IBB	HBP	BLK	WP	HR	S	P	ERA	WHIP
Jeff Fassero, L (1, 1) ERA: 6.7	4.0	L	18	5	1	1	7	1	0	0	0	1	0	50	76	2.25	1.500
Garrett Stephenson, R (5, 1) ERA: 4.79	2.0		11	1	2	2	1	2	0	2	0	0	0	22	39	9.00	1.500
Mike Crudate, R (7, 1) ERA: 0.9	1.0		5	0	0	0	0	2	0	0	0	0	0	8	16	0.00	2.000
Steve Kline, L (8, 1) ERA: 4.02	1.0		3	0	0	0	0	0	0	0	0	0	0	4	5	0.00	0.000

AB R H RBI BB SO LOB

BOTTOM

3	1	1	0	2	1	0
4	2	2	0	0	0	4
3	0	0	0	0	1	1
2	0	1	1	1	1	0
4	0	1	2	0	1	2
2	0	0	0	2	2	3
0	0	0	0	0	0	0
4	0	0	0	0	0	3
2	0	1	0	0	1	1
1	0	0	0	0	0	0
2	0	0	0	0	1	2
0	0	0	0	0	0	0
0	0	0	0	0	0	0
1	0	0	0	0	0	0

AB	28
R	3
H	6
RBI	3
BB	5
SO	8
LOB	16



WP: 1	PA: 37
PB: 0	
SB: 0	
CS: 0	

livebaseballscorecards.com

St. Louis Cardinals @ San Diego Padres
Qualcomm Stadium, San Diego, CA
Tue Jul 22 2003, 10:05 PM EDT
Att: 22,291 - Cloudy - 72 F

Batter	1	2	3	4	5	6	7	8	9	AB R H RBI BB SO LOB	TOP										
Bo Hart, R OBP: 0.363, SLG: 0.438 (1, 4)	3-3 K	1-0 G1-3		0-2 G4-3		0-3 K		0-0 5 2B 1B	1-3 K	6 1 1 0 0 3 3											
J.D. Drew, L OBP: 0.365, SLG: 0.524 (1, 8)	3-1 F7		0-2 5 CS 1B		3-2 L4		0-0 L6	1-3 K		5 0 1 0 0 1 1											
5 Albert Pujols, R OBP: 0.440, SLG: 0.697 (1, 7)	4-2 1B E BB		1-2 F9		1-3 K		0-0 1B 27 SF9 1B	1-0 27 PB 1-H 2B		4 2 2 1 1 1 1											
Tino Martinez, L OBP: 0.348, SLG: 0.442 (1, 3)	0-0 E8 1-H 1B		0-0 27 1B 1B		0-0 G4-3		1-0 27 SF9 2B 1B	1-1 P5		5 3 3 0 0 0 1											
27 Scott Rolen, R OBP: 0.389, SLG: 0.547 (1, 5)	0-0 2-H 1B		2-1 1B 1-3 1B			1-2 G5-3	0-0 SF9	4-2 BB		3 0 2 2 1 0 0											
Edgar Renteria, R OBP: 0.380, SLG: 0.482 (1, 6)	3-2 G6-3		0-0 1-2 3-H 1B			3-2 2B G1-4-3 1B	3-1 1B 2-H 2B	2-2 F9		5 1 3 2 0 0 3											
Kerry Robinson, L OBP: 0.252, SLG: 0.286 (1, 9)		1-0 F8	1-0 G3			2-2 G1-4-3 1B 2B	1-2 2-3 1B		1-1 1B	5 1 3 0 0 0 2	AB 42										
Chris Widger, R OBP: 0.231, SLG: 0.222 (1, 2)		1-1 G4-3 1B		3-2 G6-3		0-1 G1-4-3	4-0 IBB		0-1 P4	4 0 1 1 1 0 2	R 8										
Brett Tomko, R Orlando Palmiero, L Esteban Yan, R Steve Kline, S Eduardo Perez, R 28 Lance Palmer, L Cal Eldred, R Wilson Delgado, S Mike Crutcher, R		1-2 G4-3		3-3 K		2-2 3-H 1B	2-3 K		0-0 F7	2 0 0 0 0 0 1 1 1 0 0 1 1 0 0 0 0 0 0 0 0 0 0 0 0 0 0 0 0 0 0 0 0 0 0 1 0 0 0 0 0 0 1 3 0 0 0 0 0 0 0 0 0 0 0 0 0 0 0 0 0 0 1 0 0 0 0 0 0 0 1 0 0 0 0 0 0 0 0 0	H 17										
Inning Stats	R: 2 E: 1 K: 1 S: 16	H: 2 LOB: 1 BB: 1 P: 29	R: 0 E: 0 K: 0 S: 7	H: 1 LOB: 1 BB: 0 P: 11	R: 1 E: 0 K: 0 S: 11	H: 4 LOB: 2 BB: 0 P: 15	R: 0 E: 0 K: 1 S: 9	H: 0 LOB: 0 BB: 0 P: 15	R: 0 E: 0 K: 1 S: 7	H: 0 LOB: 0 BB: 0 P: 11	R: 2 E: 0 K: 1 S: 23	H: 3 LOB: 1 BB: 0 P: 31	R: 2 E: 0 K: 1 S: 15	H: 4 LOB: 3 BB: 1 P: 26	R: 1 E: 0 K: 1 S: 13	H: 2 LOB: 2 BB: 1 P: 22	R: 0 E: 0 K: 1 S: 8	H: 1 LOB: 1 BB: 0 P: 10	1B: 14 2B: 3 3B: 0 HR: 0	SF: 1 SAC: 0 DP: 0 HBP: 0	WP: 0 PA: 46
PITCHER	IP WLS BF H R ER SO BB IBB HBP BLK WP HR S P ERA WHIP																				
Brian Lawrence, R ERA: 4.6 (1, 1)	5.2 L 27 10 5 4 3 1 0 0 0 0 0 0 70 109 6.35 1.941																				
Scott Linebrink, R ERA: 3.22 (6, 1)	1.2 12 6 3 3 3 0 1 0 0 0 0 23 36 16.20 3.600																				
Jaret Wright, R ERA: 8.05 (8, 1)	1.2 7 1 0 0 1 1 0 0 0 0 0 16 25 0.00 1.200																				

St. Louis Cardinals @ San Diego Padres
Qualcomm Stadium, San Diego, CA
Wed Jul 23 2003, 5:05 PM EDT
Att. 20,574 - Sunny - 80 F

livebaseballscorecards.com



Batter	1	2	3	4	5	6	7	8	9	AB R H RBI BB SO LOB	TOP											
Ramón Vázquez, L (1, 6) OBP: 0.359, SLG: 0.365	2-3 K		1-3 K		1 SAFE 2-1 FC5 BB 1-2 1B			2-2 L5		4 0 1 0 0 2 0	San Diego Padres @ San Francisco Giants PacBell Park, San Francisco, CA Sat Jul 26 2003, 10:15 PM EDT Att. 42,521 - Sunny - 65 F											
Mark Kotsay, L (1, 8) OBP: 0.330, SLG: 0.342	0-0 L9-3 1B		1-1 G6-4-3 1B		1 SAFE 4-1 BB 1-2 BB			3-2 P6		3 0 2 0 1 0 0												
Mark Loretta, R (1, 4) OBP: 0.372, SLG: 0.428	1-1 L9-3		1-1 G6-4-3		1-2 FC5 2-3f			4-2 BB		3 0 0 0 1 0 4												
Ryan Klesko, L (1, 3) OBP: 0.357, SLG: 0.512		1-2 HR 1B		2-1 F7		0-2 G4-3		3-2 P6		4 1 1 0 0 0 1												
Phil Nevin, R (1, 9) OBP: 0.545, SLG: 0.778		2-0 HR		3-1 1B		1-3 K		0-0 G3		3 1 2 2 0 1 0												
Gary Matthews, S (8, 9) OBP: 0.298, SLG: 0.337										1 0 0 0 0 0 0												
Rondell White, R (1, 7) OBP: 0.323, SLG: 0.460		0-2 F9		2-3 K		2-1 G6-3		2-3 K		4 0 0 0 0 2 1												
Sean Burroughs, L (1, 5) OBP: 0.351, SLG: 0.418		1-2 G4-3		2-2 F9		0-0 G3		0-1 G1-3		4 0 0 0 0 0 1												
Miguel Ojeda, R (1, 2) OBP: 0.337, SLG: 0.392		4-0 BB		0-1 CS 1B		3-2 G5-3				2 0 1 0 1 0 0												
Kevin Jarvis, L (1, 1) OBP: 0.313, SLG: 0.154		1-2 L8		0-3 K		2-3 K				3 0 0 0 0 2 2												
Rod Beck, R (9, 1)										0 0 0 0 0 0 0												
Inning Stats	R: 0 E: 0 K: 1 S: 6	H: 1 LOB: 0 BB: 0 P: 9	R: 2 E: 0 K: 0 S: 16	H: 2 LOB: 1 BB: 1 P: 25	R: 0 E: 0 K: 1 S: 7	H: 1 LOB: 0 BB: 0 P: 10	R: 0 E: 0 K: 1 S: 13	H: 1 LOB: 1 BB: 0 P: 22	R: 0 E: 0 K: 1 S: 11	H: 2 LOB: 2 BB: 1 P: 18	R: 0 E: 0 K: 1 S: 8	H: 0 LOB: 0 BB: 0 P: 11	R: 0 E: 0 K: 1 S: 8	H: 0 LOB: 0 BB: 0 P: 13	R: 0 E: 0 K: 0 S: 14	H: 0 LOB: 1 BB: 1 P: 26	R: 0 E: 0 K: 1 S: 8	H: 0 LOB: 0 BB: 0 P: 10	1B: 6 2B: 1 3B: 0 HR: 1	SF: 0 SAC: 0 DP: 2 HBP: 0	WP: 0 PB: 0 SB: 0 CS: 1	PA: 34
PITCHER	IP WLS BF H R ER SO BB IBB HBP BLK WP HR S P ERA WHIP																					
Jerome Williams, R (1, 1) ERA: 2.8	7.0 L 27 7 2 2 6 2 0 0 0 0 0 1 69 108 2.57 1.286																					
Jason Christiansen, L (8, 1) ERA: 2.81	1.0 4 0 0 0 0 1 0 0 0 0 0 0 14 26 0.00 1.000																					
Jim Brower, R (9, 1) ERA: 3.63	1.0 3 0 0 0 1 0 0 0 0 0 0 0 8 10 0.00 0.000																					

livebaseballscorecards.com

AB	31
R	2
H	7
RBI	2
BB	3
SO	7
LOB	9



Batter	1	2	3	4	5	6	7	8	9	AB	R	H	RBI	BB	SO	LOB
José Cruz Jr., S OBP: 0.369, SLG: 0.446 (1, 9) C B F S	1-3 K ①		0-0 SH5-3 1-2		0-1 CS 1B			0-0 F8 ①	1-0 L4 ③	4	0	1	0	0	1	1
Neifi Perez, S OBP: 0.300, SLG: 0.362 (1, 4) F B X	1-2 G1-3 ②		1-1 BB 1B		2-1 SAFE 1-2			2-3 K ②		4	0	1	0	0	1	1
Marquis Grissom, R OBP: 0.332, SLG: 0.494 (1, 8) X	0-0 F8 ③		1-0 P4 ②		1-0 G4-3 ③			0-1 1B 2B		4	1	1	0	0	0	2
Barry Bonds, L OBP: 0.507, SLG: 0.738 (1, 7)		0-0 F9 1B 1B	4-1 FC5-4 BB				1-3 K ①	4-0 1B IBB		2	0	1	0	2	1	0
Andres Galarraga, R OBP: 0.361, SLG: 0.510 (1, 3)		1-3 K ①	0-0 FC5-4 1-2f				0-1 G5-3 ②	1-0 1-2 2-H 1B		4	0	1	1	0	1	4
Rich Aurilia, R OBP: 0.316, SLG: 0.413 (1, 6) C X		0-1 1-2 1B		1-1 FC5-4 1B			0-0 P4 ③	2-1 P3 ③		4	0	2	0	0	0	2
Edgardo Alfonzo, R OBP: 0.317, SLG: 0.343 (1, 5) X		0-0 F9 2-3		2-1 SAFE F7			0-1 G1-3 ①		3-1 G5-3 ①	4	0	0	0	0	0	3
Yorvit Torrealba, R OBP: 0.284, SLG: 0.372 (1, 2) X		0-0 G1-3 ③		1-2 SAFE F7			1-3 K ②		0-0 1B	4	0	1	0	0	1	3
Jerome Williams, R OBP: 0.118, SLG: 0.176 (1, 1)			0-0 1B SH5-3 1B		0-0 FC5-4 1-2f			2-2 G6-3 ③		2	0	1	0	0	0	1
Pedro Feliz, R OBP: 0.266, SLG: 0.480 (7, PH)									3-2 F7 ②	1	0	0	0	0	0	0
Jason Christiansen, R (8, 1)										0	0	0	0	0	0	0
Jim Brower, R OBP: 0.267, SLG: 0.214 (9, 1)										0	0	0	0	0	0	0
Ray Durham, S OBP: 0.375, SLG: 0.439 (9, PH)										1	0	0	0	0	0	1

Inning Stats		R: 0	H: 0	E: 0	K: 1	S: 7	R: 0	H: 2	E: 0	K: 1	S: 9	R: 0	H: 2	E: 0	K: 0	S: 7	R: 0	H: 1	E: 0	K: 0	S: 8	R: 0	H: 1	E: 0	K: 1	S: 5	R: 0	H: 0	E: 0	K: 1	S: 6	R: 0	H: 0	E: 0	K: 1	S: 9	R: 1	H: 2	E: 0	K: 1	S: 9	R: 0	H: 1	E: 0	K: 0	S: 8	1B: 8	SF: 0	2B: 1	3B: 0	HR: 0	WP: 0	PB: 0	SB: 0	CS: 1	PA: 37
Kevin Jarvis, R ERA: 3.91 (1, 1)	IP	WLS	BF	H	R	ER	SO	BB	IBB	HBP	BLK	WP	HR	S	P	ERA	WHIP																																							
Rod Beck, R ERA: 1.83 (9, 1)	1.0	S	4	1	0	0	0	0	0	0	0	0	0	8	15	0.00	1.000																																							

BOTTOM


San Diego Padres @ San Francisco Giants
PacBell Park, San Francisco, CA

Sat Jul 26 2003, 10:15 PM EDT
Att: 42,521 - Sunny - 65 F

AB	34
R	1
H	9
RBI	1
BB	2
SO	5
LOB	18

GIANTS

PITCHER		IP	WLS	BF	H	R	ER	SO	BB	IBB	HBP	BLK	WP	HR	S	P	ERA	WHIP
Kevin Jarvis, R ERA: 3.91 (1, 1)	8.0	W	33	8	1	1	5	1	1	0	0	0	0	0	60	89	1.12	1.125
Rod Beck, R ERA: 1.83 (9, 1)	1.0	S	4	1	0	0	0	0	0	0	0	0	0	8	15	0.00	1.000	

Batter	1	2	3	4	5	6	7	8	9	AB R H RBI BB SO LOB	TOP	
Ramón Vázquez, L (1, 6) OBP: 0.361, SLG: 0.368	0-1 F8		1-1 G3 1B 2B		3-3 K		4-0 BB			3 1 1 0 1 1 0		
Mark Kotsay, L (1, 8) OBP: 0.330, SLG: 0.340 Brian Buchanan, R (7, PH) OBP: 0.361, SLG: 0.510 (7, 7)	4-2 E 1B SF9 BB		0-1 G3		2-3 K		0-0 F9			2 1 0 0 1 1 1 1 0 0 0 0 0 2		
Mark Loretta, R (1, 4) OBP: 0.375, SLG: 0.434	0-0 E5 1-3 1B		3-1 3-H 1B		0-0 F7		1-1 2B			4 0 3 1 0 0 0		
Ryan Klesko, L (1, 3) OBP: 0.356, SLG: 0.510	1-2 SF9		1-0 G4-3		3-1 1B		1-3 K			3 0 1 1 0 1 2		
Phil Nevin, R (1, 9) OBP: 0.400, SLG: 0.538	0-3 K			1-3 K2-3		0-3 K	2-2 F9			4 0 0 0 0 3 3		
Sean Burroughs, L (1, 5) OBP: 0.350, SLG: 0.416		2-1 F7-3 1B		0-1 F9		2-1 P5	0-3 K			4 0 1 0 0 1 2		
Gary Matthews, S (1, 7) OBP: 0.295, SLG: 0.333 (7, 8)		0-2 F7-3		3-1 E8		2-2 F9		0-0 P4		4 0 0 0 0 0 1	AB 33 R 2 H 7 RBI 2 BB 2 SO 9 LOB 13	
Gary Bennett, R (1, 2) OBP: 0.250, SLG: 0.254		1-2 G6-3		2-3 K		2-2 2B		1-1 G4-3		4 0 1 0 0 1 1		
44 Jake Peavy, R (1, 1) OBP: 0.184, SLG: 0.114 Dave Hansen, L (7, PH) OBP: 0.367, SLG: 0.280 Jaret Wright, R (7, 1) OBP: 0.333, SLG: 0.667 Joe Roa, R (8, 1) OBP: 0.250, SLG: 0.250 Rondell White, R (9, PH) OBP: 0.322, SLG: 0.459			2-1 F9		0-0 F8		3-3 K		0-0 G6-3	2 0 0 0 0 0 0 1 0 0 0 0 1 1 0 0 0 0 0 0 0 0 0 0 0 0 0 0 1 0 0 0 0 0 0		
Inning Stats	R: 1 H: 1 E: 1 LOB: 1 K: 1 BB: 1 S: 12 P: 17	R: 0 H: 1 E: 0 LOB: 0 K: 0 BB: 0 S: 9 P: 12	R: 1 H: 2 E: 0 LOB: 1 K: 0 BB: 0 S: 9 P: 16	R: 0 H: 0 E: 1 LOB: 1 K: 2 BB: 0 S: 11 P: 17	R: 0 H: 0 E: 0 LOB: 0 K: 2 BB: 0 S: 7 P: 12	R: 0 H: 1 E: 0 LOB: 1 K: 1 BB: 0 S: 9 P: 14	R: 0 H: 1 E: 0 LOB: 2 K: 1 BB: 1 S: 10 P: 21	R: 0 H: 1 E: 0 LOB: 1 K: 2 BB: 0 S: 12 P: 16	R: 0 H: 0 E: 0 LOB: 0 K: 0 BB: 0 S: 4 P: 5	1B: 4 SF: 1 2B: 4 SAC: 0 3B: 0 DP: 1 HR: 0 HBP: 0	WP: 0 PA: 36 PB: 0 SB: 0 CS: 0	
PITCHER	IP WLS BF H R ER SO BB IBB HBP BLK WP HR S P ERA WHIP											
Jesse Foppert, R (1, 1) ERA: 5.22	6.2 W 28 6 2 1 7 2 0 0 0 0 0 0 66 108 1.35 1.200											
Scott Eyre, L (7, 1) ERA: 3.46	0.1 H 1 0 0 0 0 0 0 0 0 0 0 0 1 1 0.00 0.000											
Matt Herges, R (8, 1) ERA: 2.73	2.0 7 1 0 0 0 2 0 0 0 0 0 0 0 16 21 0.00 0.500											

San Diego Padres @ San Francisco Giants
PacBell Park, San Francisco, CA
Sun Jul 27 2003, 4:05 PM EDT
Att. 42,530 - Cloudy - 72 F

livebaseballscorecards.com

Batter	1	2	3	4	5	6	7	8	9
Ray Durham, S OBP: 0.373, SLG: 0.439 (1, 4)	1-2 E 1B 2B		2-3 K 1	1-0 F9 2		3-2 L7 3		2-2 G3-1 3	
José Cruz Jr., S OBP: 0.366, SLG: 0.441 (1, 9)	3-2 P5 1		0-1 E4 1B 1B	3-3 K 3			2-1 F8 1		
Marquis Grissom, R OBP: 0.336, SLG: 0.495 (1, 8)	2-2 BB 2B 1B 2-H		0-0 1B 1B		1-3 K 1		4-2 F8 WP BB		
Barry Bonds, L OBP: 0.509, SLG: 0.740 (1, 7)	4-0 2B BB		4-0 1B 1B FC3-2 IBB		0-1 2B		1-0 F8 2		
Andres Galarraga, R OBP: 0.364, SLG: 0.517 (1, 3)	1-1 L6-4 2B 1-H 2-H		2-2 FC3-2 1B 1B 1-2 2-H 3-H		2-1 P3 2		3-2 K 3		
Rich Aurilia, R OBP: 0.316, SLG: 0.411 (1, 6)	1-2 L6-4 2-2		0-0 FC3-2 1B 1-2 2-3		2-1 P3 3			0-0 P4 1	
Pedro Feliz, R OBP: 0.265, SLG: 0.493 (1, 5)			0-0 FC3-2 1-2 2-3 3-Hf		1-0 HR		2-2 G6-3 2		
Alberto Castillo, R OBP: 0.300, SLG: 0.700 (1, 2)			1-3 K 2	1-0 F9 3		0-2 F9 1		1-1 1B 1B	
Jesse Foppert, R OBP: 0.097, SLG: 0.133 (1, 1)			0-3 K 3		0-3 K 1		0-0 K 2		
Scott Eyre, L (7, 1)								1-2 1B	
Matt Herges, L OBP: 0.333, SLG: 0.333 (8, 1)									

AB	R	H	RBI	BB	SO	LOB
5	1	1	0	0	1	2
4	1	0	0	0	1	1
3	2	2	1	1	1	0
2	1	1	0	2	0	1
4	0	2	4	0	1	2
4	0	1	0	0	0	2
4	1	1	1	0	0	3
4	0	1	0	0	1	3
3	0	0	0	0	3	0
0	0	0	0	0	0	0
1	0	1	0	0	0	0

BOTTOM

San Diego Padres @ San Francisco Giants
PacBell Park, San Francisco, CA
Sun Jul 27 2003, 4:05 PM EDT
Att: 42,530 - Cloudy - 72 F

livebaseballscorecards.com

AB	34
R	6
H	10
RBI	6
BB	3
SO	8
LOB	14



Inning Stats																
R	H	E	K	S	IP	WLS	BF	H	R	ER	SO	BB	IBB	HBP	BLK	WP
3	3	1	0	17	6.0	L	28	8	6	5	7	1	1	0	0	0
0	0	2	8	8	1.0		4	0	0	0	1	1	0	0	0	1
0	0	0	15	8.1	1.0		5	2	0	0	0	0	0	0	0	0

Pitcher																
IP	WLS	BF	H	R	ER	SO	BB	IBB	HBP	BLK	WP	HR	S	P	ERA	WHIP
6.0	L	28	8	6	5	7	1	1	0	0	0	0	68	104	7.50	1.500
1.0		4	0	0	0	1	1	0	0	0	1	0	10	20	0.00	1.000
1.0		5	2	0	0	0	0	0	0	0	0	0	11	16	0.00	2.000

WP	PA	ERA	WHIP
1	37		
0			
0			

Batter	1	2	3	4	5	6	7	8	9	AB R H RBI BB SO LOB	TOP																									
Ramón Vázquez, L (1, 6) OBP: 0.361, SLG: 0.367	1-3 K		2-1 F7		0-1 2B 1B		2-3 K		4-0 1B BB	4 2 1 0 1 2 2																										
Mark Kotsay, L (1, 8) OBP: 0.337, SLG: 0.349	2-0 G6-3 1B			0-2 1B WP 1B	2-0 2B			2-1 G4-3	4-2 1B BB	4 1 3 1 1 0 0																										
Mark Loretta, R (1, 4) OBP: 0.376, SLG: 0.434	3-2 G6-3 1-2f			0-1 G3-1 WP HR 1B	2-2 F9			0-0 G6-3	0-1 BB 1B	5 1 2 2 0 0 2																										
Ryan Klesko, L (1, 3) OBP: 0.353, SLG: 0.503		0-2 P2		2-1 G3-1		0-0 F9		2-3 K	4-2 BB	4 0 0 0 1 1 1																										
Phil Nevin, R (1, 9) OBP: 0.359, SLG: 0.688 Mike Matthews, L (6, 1) Scott Linebrink, R (6, 1) Joe Rosa, R (6, 1) OBP: 0.250, SLG: 0.250 Dave Hansen, L (9, PH) OBP: 0.260, SLG: 0.284 Rod Beck, R (9, 1)		2-0 G6-3		0-2 HR		3-2 G5-3			HR 1B K	3 1 1 2 0 0 0 0 0 0 0 0 0 0 0 0 0 0 0 0 0 0 0 0 0 0 0 0 2 1 1 0 0 1 3 0 0 0 0 0 0 0																										
Rondell White, R (1, 7) OBP: 0.324, SLG: 0.468		2-2 F7		2-0 F9		3-2 1B			0-1 HR	4 1 2 2 0 0 0																										
Sean Burroughs, L (1, 5) OBP: 0.346, SLG: 0.411			2-2 F8		0-0 F7		1-3 K		3-2 G4-3	4 0 0 0 0 1 1																										
Miguel Ojeda, R (1, 2) OBP: 0.333, SLG: 0.378			1-1 SH1-4 HBP		0-3 K		2-0 G5-3		2-3 K	3 0 0 0 0 2 0																										
Oliver Pérez, L (1, 1) OBP: 0.231, SLG: 0.208 Luther Hackman, R (6, 1) Gary Matthews, S (6, 9) OBP: 0.299, SLG: 0.335			0-0 SH1-4		1-1 F7		4-1 CS BB		1-1 BB BB 1B 1B	1 0 0 0 0 0 0 0 0 0 0 0 0 0 1 1 1 0 1 0 0																										
Inning Stats	R: 0 E: 0 K: 1 S: 9	H: 1 LOB: 0 BB: 0 P: 15	R: 0 E: 0 K: 0 S: 8	H: 0 LOB: 0 BB: 0 P: 12	R: 0 E: 0 K: 0 S: 8	H: 0 LOB: 1 BB: 0 P: 13	R: 3 E: 0 K: 0 S: 12	H: 3 LOB: 0 BB: 0 P: 16	R: 1 E: 0 K: 1 S: 12	H: 2 LOB: 1 BB: 0 P: 17	R: 0 E: 0 K: 1 S: 11	H: 1 LOB: 1 BB: 0 P: 18	R: 0 E: 0 K: 1 S: 5	H: 0 LOB: 0 BB: 1 P: 13	R: 0 E: 0 K: 1 S: 6	H: 0 LOB: 0 BB: 0 P: 10	R: 4 E: 0 K: 2 S: 21	H: 4 LOB: 3 BB: 3 P: 42	1B: 8 2B: 1 3B: 0 HR: 2	SF: 0 SAC: 1 DP: 1 HBP: 1	WP: 1 PB: 0 SB: 1 CS: 1	PA: 41														
PITCHER	IP WLS BF H R ER SO BB IBB HBP BLK WP HR S P ERA WHIP																																			
Jeff D'Amico, R (1, 1) ERA: 3.79	6.0		25	7	4	4	3	0	0	1	0	1	1	60	91	6.00	1.167																			
Brian Meadows, R (7, 1) ERA: 5.85	0.1	H	2	0	0	0	0	1	0	0	0	0	0	2	8	0.00	3.000																			
Joe Beimel, L (7, 1) ERA: 3.91	1.2	H	4	0	0	0	2	0	0	0	0	0	0	9	15	0.00	0.000																			
Mike Lincoln, R (9, 1) ERA: 5.17	0.2	L	7	3	4	4	1	2	0	0	0	0	1	13	29	54.00	7.500																			
Brian Boehringer, R (9, 1) ERA: 5.7	0.1		3	1	0	0	1	1	0	0	0	0	0	8	13	0.00	6.000																			

San Diego Padres @ Pittsburgh Pirates
PNC Park, Pittsburgh, PA
Tue Jul 29 2003, 7:05 PM EDT
Att. 15,201 - Sunny - 75 F

livebaseballscorecards.com

AB	35
R	8
H	11
RBI	7
BB	4
SO	7
LOB	9



BOTTOM

San Diego Padres @ Pittsburgh Pirates
PNC Park, Pittsburgh, PA
Tue Jul 29 2003, 7:05 PM EDT
Att. 15,201 - Sunny - 75 F

livebaseballscorecards.com

AB	34
R	7
H	7
RBI	7
BB	8
SO	11
LOB	22



WP:	0	PA:	43
PB:	0		
SB:	0		
CS:	0		

AB R H RBI BB SO LOB

5 1 2 2 0 1 2

3 1 0 0 1 0 2

4 0 2 3 1 0 2

5 1 1 1 0 3 5

1 1 0 0 2 0 1

2 0 0 0 0 1 1

5 0 0 0 0 3 4

4 1 2 0 1 2 0

3 1 0 1 1 1 3

1B:	5	SF:	0
2B:	1	SAC:	0
3B:	0	DP:	1
HR:	1	HBP:	1

1B:	5	SF:	0
2B:	1	SAC:	0
3B:	0	DP:	1
HR:	1	HBP:	1

WP:	0	PA:	43
PB:	0		
SB:	0		
CS:	0		

Batter	1	2	3	4	5	6	7	8	9
Abraham Nunez, S OBP: 0.301, SLG: 0.297 (1, 6)	0-1 F8 BB 1B	0-1 FC4-6 1-2f 2-3			1-2 K	0-1 HBP 2B 1B		0-0 B1-3	
Jeff Reboulet, R OBP: 0.358, SLG: 0.348 (1, 4)	4-0 BB 1-2 BB	1-1 B1-3			2-2 P4	2-2 2B HBP		1-2 F8	
Brian Giles, L OBP: 0.437, SLG: 0.505 (1, 7)	1-0 F8 2-3		4-2 G5-4-3 BB		3-2 1B	3-1 2B		1-0 G3	
Reggie Sanders, R OBP: 0.310, SLG: 0.520 (1, 9)	2-3 K		1-3 K		1-2 F9	2-3 K		0-1 HR	
Craig Wilson, R OBP: 0.346, SLG: 0.420 Carlos Rivera, L OBP: 0.220, SLG: 0.243 (6, PH) (7, 3)	4-1 BB 1-2 BB		2-0 G5-4-3 1-2f			1-3 K		2-2 G4-3	
José Hernández, R OBP: 0.294, SLG: 0.371 (1, 5)	1-2 L6		0-1 G5-3		1-3 K	1-3 K		2-3 K	
Adam Hyzdu, R OBP: 0.324, SLG: 0.339 (1, 8)		4-1 FC4-6 BB BB		2-3 K		1-1 BB 1B 1B		0-3 K	
11 Humberto Cota, R (1, 2)		2-2 SAFE P6		4-2 FC6-4 BB		0-0 E1 BB 1B		2-3 K	
Jeff D'Amico, R OBP: 0.200, SLG: 0.182 Matt Stairs, L OBP: 0.381, SLG: 0.560 Brian Meadows, R Joe Beimel, L Mike Lincoln, R Brian Boehringer, S (1, 1) (6, PH) (7, 1) (7, 1) (9, 1) (9, 1)		4-2 SAFE SAFE FC4-6 BB 1-2		2-2 FC6-4 1-2f		4-1 HBP 1B 2B BB		1-2 G4-3	

Inning Stats	R: 0 E: 0 K: 1 S: 12	H: 1 LOB: 3 BB: 2 P: 24	R: 0 E: 0 K: 0 S: 11	H: 0 LOB: 2 BB: 2 P: 22	R: 0 E: 0 K: 1 S: 7	H: 0 LOB: 0 BB: 1 P: 14	R: 0 E: 0 K: 1 S: 10	H: 0 LOB: 1 BB: 1 P: 18	R: 0 E: 0 K: 1 S: 15	H: 1 LOB: 1 BB: 0 P: 22	R: 6 E: 1 K: 3 S: 24	H: 3 LOB: 1 BB: 2 P: 42	R: 0 E: 0 K: 2 S: 12	H: 1 LOB: 1 BB: 0 P: 17	R: 0 E: 0 K: 0 S: 5	H: 0 LOB: 0 BB: 0 P: 7	R: 1 E: 0 K: 2 S: 11	H: 1 LOB: 0 BB: 0 P: 15	1B: 5 2B: 1 3B: 0 HR: 1	SF: 0 SAC: 0 DP: 1 HBP: 1
--------------	-------------------------------	----------------------------------	-------------------------------	----------------------------------	------------------------------	----------------------------------	-------------------------------	----------------------------------	-------------------------------	----------------------------------	-------------------------------	----------------------------------	-------------------------------	----------------------------------	------------------------------	---------------------------------	-------------------------------	----------------------------------	----------------------------------	------------------------------------

PITCHER	IP	WLS	BF	H	R	ER	SO	BB	IBB	HBP	BLK	WP	HR	S	P	ERA	WHIP
Oliver Pérez, L ERA: 5.2 (1, 1)	5.0		23	2	1	1	4	7	0	0	0	0	0	59	108	1.80	1.800
Luther Hackman, R ERA: 4.19 (6, 1)	0.1		6	2	2	1	1	1	0	1	0	0	0	12	20	27.00	9.000
Mike Matthews, L ERA: 3.88 (6, 1)	0.0	B	1	1	3	3	0	0	0	0	0	0	0	2	5	∞	∞
Scott Linebrink, R ERA: 3.15 (6, 1)	1.2		6	1	0	0	4	0	0	0	0	0	0	18	26	0.00	0.600
Joe Roa, R ERA: 5.14 (8, 1)	1.0	W	3	0	0	0	0	0	0	0	0	0	0	5	7	0.00	0.000

PITCHER	IP	WLS	BF	H	R	ER	SO	BB	IBB	HBP	BLK	WP	HR	S	P	ERA	WHIP
Rod Beck, R ERA: 2.18 (9, 1)	1.0		4	1	1	1	2	0	0	0	0	0	0	11	15	9.00	1.000

Batter	1	2	3	4	5	6	7	8	9	AB R H RBI BB SO LOB	TOP		
Ramón Vázquez, L (1, 6) OBP: 0.360, SLG: 0.363	0-2 G3	0-0 F9			4-1 BB BB		2-2 G6-3			3 0 0 0 1 0 2			
Gary Matthews, S (1, 8) OBP: 0.298, SLG: 0.332	2-2 G6-3		2-3 K		1 SAFE 4-2 1 SAFE B 1-2 BB			3-2 F8		3 0 0 0 1 1 0			
Mark Loretta, R (1, 4) OBP: 0.374, SLG: 0.432	1-2 G1-3		1-0 G6-3		1 SAFE 1-3 K			0-2 1B		4 0 1 0 0 1 2			
Ryan Klesko, L (1, 3) OBP: 0.352, SLG: 0.498		2-1 P4	4-0 BB		2-2 L3			0-3 K		3 0 0 0 1 1 3			
Phil Nevin, R (1, 9) OBP: 0.364, SLG: 0.600		2-1 1B 1B 1B	1-2 F9		1-3 K			1-2 G4-3		4 1 1 0 0 1 2			
Rondell White, R (1, 7) OBP: 0.324, SLG: 0.467		2-2 1B 1B		1-0 F7		1-2 G5-3		1-2 G4-3		3 1 1 0 0 0 0			
Jaret Wright, R (6, 1) OBP: 0.333, SLG: 0.667										0 0 0 0 0 0 0			
Luther Hackman, R (8, 1)										0 0 0 0 0 0 0			
Dave Hansen, L (9, PH) OBP: 0.366, SLG: 0.282		1-2 1B 1B								1 0 0 0 0 0 0			
Sean Burroughs, L (1, 5) OBP: 0.348, SLG: 0.412		0-2 1B 1B		3-2 G4-3		2-0 G3		1-1 FC5-4 1B		4 0 2 0 0 0 0			
Miguel Ojeda, R (1, 2) OBP: 0.320, SLG: 0.360		3-2 F3		0-0 F9			0-0 G5-3		1-2 FC5-4	4 0 0 0 0 0 4			
Brian Lawrence, R (1, 1) OBP: 0.304, SLG: 0.372		0-2 1B			1-2 G1-3			1-3 K		2 0 1 2 0 0 0			
Brian Buchanan, R (6, 7) OBP: 0.357, SLG: 0.503		1-2 2-H 3-H					0-1 G4-3			2 0 0 0 0 1 1			
Inning Stats	R: 0 E: 0 K: 0 S: 12 H: 0 LOB: 0 BB: 0 P: 15	R: 2 E: 0 K: 0 S: 22 H: 4 LOB: 2 BB: 0 P: 31	R: 0 E: 0 K: 1 S: 7 H: 0 LOB: 1 BB: 1 P: 15	R: 0 E: 0 K: 0 S: 10 H: 0 LOB: 0 BB: 0 P: 14	R: 0 E: 0 K: 1 S: 18 H: 0 LOB: 2 BB: 2 P: 30	R: 0 E: 0 K: 1 S: 8 H: 0 LOB: 0 BB: 0 P: 12	R: 0 E: 0 K: 0 S: 7 H: 0 LOB: 0 BB: 0 P: 9	R: 0 E: 0 K: 1 S: 14 H: 1 LOB: 1 BB: 0 P: 18	R: 0 E: 0 K: 1 S: 14 H: 1 LOB: 1 BB: 0 P: 18	1B: 6 2B: 0 3B: 0 HR: 0 SF: 0 SAC: 0 DP: 0 HBP: 0	WP: 0 PB: 0 SB: 0 CS: 0 PA: 36		
PITCHER	IP WLS BF H R ER SO BB IBB HBP BLK WP HR S P ERA WHIP											PITCHER	IP WLS BF H R ER SO BB IBB HBP BLK WP HR S P ERA WHIP
Kip Wells, R (1, 1) ERA: 3.62	6.0 W 25 4 2 2 3 3 0 0 0 0 0 0 77 117 3.00 1.167												
Brian Meadows, R (7, 1) ERA: 5.35	3.0 S 11 2 0 0 2 0 0 0 0 0 0 0 35 45 0.00 0.667												

San Diego Padres @ Pittsburgh Pirates
PNC Park, Pittsburgh, PA
Wed Jul 30 2003, 7:05 PM EDT
Att. 23,709 - Sunny - 79 F

AB	33
R	2
H	6
RBI	2
BB	3
SO	5
LOB	14



WP: 0	PA: 36
PB: 0	
SB: 0	
CS: 0	

ERA	WHIP
-----	------

ERA	WHIP
-----	------

Batter	1	2	3	4	5	6	7	8	9	AB R H RBI BB SO LOB	TOP	
Ramón Vázquez, L (1, 6) OBP: 0.364, SLG: 0.367 Jay Witasick, R (7, 1) Miguel Ojeda, R (9, PH) OBP: 0.327, SLG: 0.379 Mark Kotsay, L (9, 8) OBP: 0.337, SLG: 0.349	1-0 G3-4-1 1B		3-2 F7	1-0 S 2B 1B		0-0 BB 1B	3-2 G4-3		1-2 1B 2B	5 2 3 1 0 0 1 0 0 0 0 0 0 0 1 1 1 0 0 0 0 0 0 0 0 0 0 0		
Sean Burroughs, L (1, 5) OBP: 0.353, SLG: 0.413	1-2 G3-4-1		0-0 2B 1B	4-2 2B BB		4-1 1B BB		1-1 G6-3	0-1 1B	4 2 2 2 2 0 1		
Mark Loretta, R (1, 4) OBP: 0.379, SLG: 0.443	2-2 F8		2-2 HBP 1-H 2B	2-2 1-H 2-H 2B		2-0 F5		1-1 2B	0-0 1B	6 0 4 3 0 0 3		
Phil Nevin, R (1, 9) OBP: 0.393, SLG: 0.542 Rod Beck, R (9, 1)	4-2 BB		4-2 HBP BB		1-2 L9	0-2 1B		3-3 K	1-1 F8	4 0 1 1 2 1 3 0 0 0 0 0 0 0		
Ryan Klesko, L (1, 3) OBP: 0.356, SLG: 0.497	3-2 P5		1-2 FC5-4 HBP		0-1 2B 1B	1-1 F8		4-0 IBB		3 1 1 0 1 0 4		
Rondell White, R (1, 7) OBP: 0.324, SLG: 0.467 Mike Matthews, L (6, 1) Lou Merloni, R (7, 6) OBP: 0.374, SLG: 0.357		2-1 F8	1-0 FC5-4		0-0 HR 2B	2-3 K		1-2 G3-1		4 1 1 1 0 1 5 0 0 0 0 0 0 0 1 0 0 0 0 0 2		
Gary Matthews, S (1, 8) OBP: 0.300, SLG: 0.342 (9, 9)		2-3 K		1-1 G6-3 1B 1B	1-0 HR		1-1 G5-3		0-0 G4-3	5 2 2 2 0 1 0		
Gary Bennett, R (1, 2) OBP: 0.249, SLG: 0.253		1-0 F9		1-2 G6-3	2-1 F8		3-1 G4-3 PB 1B		0-2 G5-3	5 0 1 0 0 0 1		
Adam Eaton, R (1, 1) OBP: 0.317, SLG: 0.500 Scott Linebrink, R (6, 1) OBP: 0.091, SLG: 0.091 Brian Buchanan, R (6, 7) OBP: 0.359, SLG: 0.500			0-2 G6-3	1-2 G6-3	3-1 F7		2-2 G4-3		4-0 2B 1B BB	3 0 0 0 0 0 1 0 0 0 0 0 0 0 1 1 0 0 1 0 1		
Inning Stats	R: 0 H: 1 E: 0 LOB: 2 K: 0 BB: 1 S: 13 P: 24	R: 0 H: 0 E: 0 LOB: 0 K: 1 BB: 0 S: 8 P: 13	R: 1 H: 2 E: 0 LOB: 3 K: 0 BB: 1 S: 19 P: 30	R: 3 H: 3 E: 0 LOB: 1 K: 0 BB: 1 S: 21 P: 30	R: 3 H: 3 E: 0 LOB: 0 K: 0 BB: 0 S: 11 P: 18	R: 1 H: 2 E: 0 LOB: 2 K: 1 BB: 1 S: 12 P: 20	R: 0 H: 1 E: 0 LOB: 1 K: 0 BB: 0 S: 10 P: 19	R: 0 H: 1 E: 0 LOB: 2 K: 1 BB: 1 S: 10 P: 20	R: 2 H: 3 E: 0 LOB: 2 K: 0 BB: 1 S: 13 P: 19	1B: 10 SF: 0 2B: 5 SAC: 0 3B: 0 DP: 0 HR: 1 HBP: 1	WP: 0 PA: 49 PB: 1 SB: 1 CS: 0	
PITCHER	IP WLS BF H R ER SO BB IBB HBP BLK WP HR S P ERA WHIP											
Josh Fogg, R (1, 1) ERA: 5.42	4.0 L 21 6 4 4 1 3 0 1 0 0 0 0 61 97 9.00 2.250											
Duaner Sanchez, R (5, 1) ERA: 13.5	1.0 6 3 3 3 0 0 0 0 0 0 0 1 11 18 27.00 3.000											
Jim Mann, R (6, 1) ERA: 9.0	1.0 6 2 1 1 1 1 0 0 0 0 0 0 12 20 9.00 3.000											
Julian Tavarez, R (7, 1) ERA: 4.34	2.0 9 2 0 0 1 0 1 0 0 0 0 0 20 39 0.00 1.000											
Joe Beimel, L (9, 1) ERA: 4.21	1.0 7 3 2 2 0 1 0 0 0 0 0 0 13 19 18.00 4.000											

San Diego Padres @ Pittsburgh Pirates
PNC Park, Pittsburgh, PA
Thu Jul 31 2003, 12:35 PM EDT
Att. 18,045 - Cloudy - 78 F

AB	42
R	10
H	16
RBI	10
BB	6
SO	3
LOB	22



Batter	1	2	3	4	5	6	7	8	9	AB	R	H	RBI	BB	SO	LOB
Abraham Nunez, S (1, 4) OBP: 0.312, SLG: 0.302	1-2 SH1-3 HR 1B		4-2 F9 G4-3 BB		1-2 G4-3	0-1 2BB 1B		1-1 G1-3		4	2	2	0	1	0	1
2 Jack Wilson, R (1, 6) OBP: 0.292, SLG: 0.331	0-0 SH1-3		0-0 G4-3		1-2 HBP G2 1B	4-1 1B BB		0-0 G6-3		3	0	1	1	1	0	1
Brian Giles, L (1, 8) OBP: 0.437, SLG: 0.511	4-2 HR BB		0-0 F9		1-1 G2	1-0 1B		0-1 P6		4	1	1	1	1	0	2
Matt Stairs, L (1, 9) OBP: 0.393, SLG: 0.584	1-2 HR		2-3 K		4-2 HBP BB	1-3 K		4-1 BB		3	1	1	3	2	2	3
Reggie Sanders, R (1, 7) OBP: 0.311, SLG: 0.533	0-0 F7			1-1 F8	2-2 HBP	1-0 G6-3		2-2 F7		4	0	0	0	0	0	3
Randall Simon, L (1, 3) OBP: 0.305, SLG: 0.411	1-1 F8			1-1 G3-1	0-1 G4-1		1-2 G1-3		1-3 K	5	0	0	0	0	1	4
José Hernández, R (1, 5) OBP: 0.293, SLG: 0.375		0-3 K		4-0 BB		1-0 HR	1-1 P6			3	1	1	1	1	1	0
Craig Wilson, R (1, 2) OBP: 0.338, SLG: 0.426		3-2 P5		1-3 K		1-0 HR	0-0 G4-3			4	1	1	1	0	1	1
Josh Fogg, R (1, 1) Duaner Sanchez, R (5, 1) Kip Wells, R (5, PH) Jim Mann, R (6, 1) Jeff Reboulet, R (6, PH) Julian Tavarez, L (7, 1) Carlos Rivera, L (8, PH) Joe Beimel, L (9, 1)		1-1 G4-3			2-2 G4-3 2BB 1B 2B	0-0 G6-3		0-0 G1-3		1	0	0	0	0	0	0


Inning Stats	R: 3	H: 2	E: 0	K: 0	S: 12	LOB: 0	BB: 1	P: 19	R: 0	H: 0	E: 0	K: 1	S: 9	LOB: 0	BB: 0	P: 13	R: 0	H: 0	E: 0	K: 1	S: 7	LOB: 1	BB: 1	P: 13	R: 0	H: 0	E: 0	K: 1	S: 7	LOB: 1	BB: 1	P: 14	R: 1	H: 2	E: 0	K: 0	S: 19	LOB: 3	BB: 1	P: 30	R: 3	H: 4	E: 0	K: 1	S: 11	LOB: 2	BB: 1	P: 20	R: 0	H: 0	E: 0	K: 0	S: 6	LOB: 0	BB: 0	P: 8	R: 0	H: 0	E: 0	K: 0	S: 4	LOB: 0	BB: 0	P: 5	R: 0	H: 0	E: 0	K: 1	S: 11	LOB: 1	BB: 1	P: 18	1B: 4	SF: 0	2B: 1	SAC: 1	3B: 0	DP: 0	HR: 3	HBP: 1	WP: 0	PA: 42
--------------	------	------	------	------	-------	--------	-------	-------	------	------	------	------	------	--------	-------	-------	------	------	------	------	------	--------	-------	-------	------	------	------	------	------	--------	-------	-------	------	------	------	------	-------	--------	-------	-------	------	------	------	------	-------	--------	-------	-------	------	------	------	------	------	--------	-------	------	------	------	------	------	------	--------	-------	------	------	------	------	------	-------	--------	-------	-------	-------	-------	-------	--------	-------	-------	-------	--------	-------	--------

PITCHER	IP	WLS	BF	H	R	ER	SO	BB	IBB	HBP	BLK	WP	HR	S	P	ERA	WHIP
Adam Eaton, R (1, 1) ERA: 4.15	5.0	W	26	6	6	6	3	4	0	1	0	0	3	56	93	10.80	2.000
Scott Linebrink, R (6, 1) ERA: 3.26	0.1	H	3	1	0	0	0	1	0	0	0	0	4	8	0.00	6.000	
Mike Matthews, L (6, 1) ERA: 3.81	1.0	H	4	1	1	1	1	0	0	0	0	0	8	12	9.00	1.000	
Jay Witasick, R (7, 1) ERA: 4.43	1.2	H	5	0	0	0	0	0	0	0	0	0	7	9	0.00	0.000	
Rod Beck, R (9, 1) ERA: 2.08	1.0	S	4	0	0	0	1	1	0	0	0	0	11	18	0.00	1.000	

BOTTOM

San Diego Padres @ Pittsburgh Pirates
PNC Park, Pittsburgh, PA
 Thu Jul 31 2003, 12:35 PM EDT
 Att: 18,045 - Cloudy - 78 F

AB	34
R	7
H	8
RBI	7
BB	6
SO	5
LOB	15



PITCHER	IP	WLS	BF	H	R	ER	SO	BB	IBB	HBP	BLK	WP	HR	S	P	ERA	WHIP
---------	----	-----	----	---	---	----	----	----	-----	-----	-----	----	----	---	---	-----	------

Batter	1	2	3	4	5	6	7	8	9	AB R H RBI BB SO LOB	TOP	
Ramón Vázquez, L (1, 6) OBP: 0.362, SLG: 0.365	3-3 			3-2 G4-3 			0-0 G5-4-3 1B 		0-0 F8 	4 0 1 0 0 1 1		
Mark Kotsay, L (1, 8) OBP: 0.333, SLG: 0.344	0-3 			2-3 			2-3 		1-3 	4 0 0 0 0 4 2		
Mark Loretta, R (1, 4) OBP: 0.376, SLG: 0.440	1-0 P6 			2-1 G5-3 			1-2 G5-4-3 1-2f 			3 0 0 0 0 0 1		
Phil Nevin, R (1, 9) OBP: 0.355, SLG: 0.481			1-1 G4-3 		1-0 G4-3 			2-1 G6-3 		3 0 0 0 0 0 0		
Ryan Klesko, L (1, 3) OBP: 0.355, SLG: 0.494			0-0 F8 		1-3 			4-1 		2 0 0 0 1 1 0		
Rondell White, R (1, 7) OBP: 0.321, SLG: 0.463			2-1 P3 		1-0 F9 			1-1 P3 		3 0 0 0 0 0 1		
Gary Matthews, S (8, 7) OBP: 0.300, SLG: 0.342										0 0 0 0 0 0 0		
Sean Burroughs, L (1, 5) OBP: 0.350, SLG: 0.409			2-2 G4-3 		1-0 F7 			2-0 F9 		3 0 0 0 0 0 1		
Miguel Ojeda, R (1, 2) OBP: 0.337, SLG: 0.389			2-3 		3-2 G6-3 1B 			2-2 FC3-6 1B 		3 0 2 0 0 1 0		
Kevin Jarvis, L (1, 1) OBP: 0.278, SLG: 0.133			1-3 		0-0 G6-3 1-2f 			2-2 FC3-6 1-2f 		2 0 0 0 0 1 1		
Jaret Wright, R (7, 1) OBP: 0.333, SLG: 0.667										0 0 0 0 0 0 0		
Dave Hansen, L (9, PH) OBP: 0.363, SLG: 0.279										1 0 0 0 0 0 1		
Inning Stats	R: 0 E: 0 K: 2 S: 7 H: 0 LOB: 0 BB: 0 P: 11	R: 0 E: 0 K: 0 S: 5 H: 0 LOB: 0 BB: 0 P: 8	R: 0 E: 0 K: 2 S: 9 H: 0 LOB: 0 BB: 0 P: 14	R: 0 E: 0 K: 1 S: 8 H: 0 LOB: 0 BB: 0 P: 15	R: 0 E: 0 K: 1 S: 5 H: 0 LOB: 0 BB: 0 P: 8	R: 0 E: 0 K: 0 S: 5 H: 1 LOB: 0 BB: 0 P: 9	R: 0 E: 0 K: 1 S: 7 H: 1 LOB: 0 BB: 0 P: 10	R: 0 E: 0 K: 0 S: 6 H: 0 LOB: 1 BB: 1 P: 15	R: 0 E: 0 K: 1 S: 11 H: 1 LOB: 1 BB: 0 P: 16	1B: 3 2B: 0 3B: 0 HR: 0 SF: 0 SAC: 0 DP: 2 HBP: 0	WP: 0 PB: 0 SB: 0 CS: 0 PA: 29	
PITCHER Kevin Millwood, R (1, 1) ERA: 3.76	IP WLS BF H R ER SO BB IBB HBP BLK WP HR S P ERA WHIP	9.0 W 29 3 0 0 8 1 0 0 0 0 0 0 63 106 0.00 0.444										

San Diego Padres @ Philadelphia Phillies
Veterans Stadium, Philadelphia, PA
Fri Aug 01 2003, 7:05 PM EDT
Att. 18,655 - Cloudy - 83 F

AB	28
R	0
H	3
RBI	0
BB	1
SO	8
LOB	8



Batter	1	2	3	4	5	6	7	8	9
Marlon Byrd, R OBP: 0.380, SLG: 0.433 (1, 8)	1-0 G3-1 1B		0-1 BB 1B		1-1 1B 2B		0-0 G4-3	0-1 2B	
Placido Polanco, R OBP: 0.369, SLG: 0.470 (1, 4)	1-2 P4		4-0 BB 1-2 BB		0-0 2B 1B		1-0 BB 1B 2B		
Jim Thome, L OBP: 0.379, SLG: 0.542 (1, 3)	1-0 G3-1		0-2 P4		0-1 G6-3 1-H 3-H		0-2 G1-3		
Bobby Abreu, L OBP: 0.402, SLG: 0.491 (1, 9)	3-2 E S 1B		1-1 G4-3		3-2 G6-3		4-0 BB 1B IBB		
Mike Lieberthal, R OBP: 0.384, SLG: 0.435 (1, 2)	1-1 G6-3			2-3 K	2-2 G6-3		4-0 1B 2-3 BB		
2 Tyler Houston, L OBP: 0.329, SLG: 0.449 (1, 5)		1-1 L8		1-2 G6-3		0-0 F8	3-2 1-3 2-H 3-H 1B		
Tomas Perez, S OBP: 0.342, SLG: 0.406 (7, 5)									
11 Jimmy Rollins, S OBP: 0.320, SLG: 0.384 (1, 6)		2-0 P5		4-2 BB		1-1 G3	3-3 K		
Ricky Ledee, L OBP: 0.327, SLG: 0.430 (1, 7)		1-2 G3		1 SAFE 0-1 F7		1-1 P4		1-2 G3-1	
Kevin Millwood, R OBP: 0.163, SLG: 0.114 (1, 1)			2-2 G4-3		2-2 G5-3		2-1 G4-3 2B 2B	1-3 K	

AB	R	H	RBI	BB	SO	LOB
5	2	4	0	0	0	1
3	2	2	1	1	0	1
4	0	1	2	0	0	4
3	1	1	1	1	0	3
3	0	0	0	1	1	2
3	0	0	0	0	0	0
1	0	1	2	0	0	0
3	0	0	0	1	1	2
4	0	0	0	0	0	1
4	1	1	0	0	1	0

BOTTOM

San Diego Padres @ Philadelphia Phillies
Veterans Stadium, Philadelphia, PA
 Fri Aug 01 2003, 7:05 PM EDT
 Att. 18,655 - Cloudy - 83 F

livebaseballscorecards.com

AB	33
R	6
H	10
RBI	6
BB	4
SO	3
LOB	14



1B: 5	SF: 0
2B: 5	SAC: 0
3B: 0	DP: 0
HR: 0	HBP: 0

WP: 0	PA: 37
PB: 0	
SB: 1	
CS: 0	

Inning Stats	R	H	E	K	S	R	H	E	K	S	R	H	E	K	S	R	H	E	K	S	R	H	E	K	S
	1	2	0	0	10	0	0	0	0	6	0	0	0	0	12	0	0	0	0	7	3	0	0	0	10
	0	1	0	0	17	0	0	0	0	10	0	0	0	0	18	0	0	0	0	24	0	0	0	0	12
	0	0	0	0	17	0	1	0	0	10	0	0	0	0	18	0	0	0	0	7	0	0	0	0	12

PITCHER	IP	WLS	BF	H	R	ER	SO	BB	IBB	HBP	BLK	WP	HR	S	P	ERA	WHIP
Kevin Jarvis, R ERA: 4.26 (1, 1)	6.1	L	29	8	5	5	1	2	0	0	0	0	0	64	102	7.11	1.579
Jaret Wright, R ERA: 7.38 (7, 1)	1.2		8	2	1	1	2	1	1	0	0	0	0	19	35	5.40	1.800

Batter	1	2	3	4	5	6	7	8	9	AB R H RBI BB SO LOB	TOP											
Gary Matthews, S (1, 8) OBP: 0.298, SLG: 0.338	4-1 WP 1B BB	0-2 G4-3			0-0 G6-3		0-1 F7		3-2 G4-3	4 1 0 0 1 0 1												
Sean Burroughs, L (1, 5) OBP: 0.351, SLG: 0.412	1-1 L7		1-3 K		1-2 1B HR 1B		0-2 G4-3 2B		0-0 G3-1	5 1 2 0 0 1 1												
Mark Loretta, R (1, 4) OBP: 0.376, SLG: 0.438	4-2 WP 1-2 E BB		0-1 G3-1		2-2 1-2 HR 1B		0-0 G4-3 2-3		2-2 F9	4 2 1 0 1 0 1												
Phil Nevin, R (1, 3) OBP: 0.371, SLG: 0.581 Dave Hansen, L (8, 3) OBP: 0.363, SLG: 0.279	2-2 E9 1-1 G6-4-3 1B		2-1 G5-3		0-2 1-1 2-H HR		3-3 K			4 1 2 4 0 1 1 0 0 0 0 0 0 0												
Rondell White, R (1, 7) OBP: 0.323, SLG: 0.462	0-0 G6-4-3 1-2f			2-1 G1-3	4-1 BB			0-1 FC5-4 1B		3 0 1 0 1 0 1												
Brian Buchanan, R (1, 9) OBP: 0.356, SLG: 0.490		4-1 1B 44 E BB		2-2 G4-3	1-0 P3			0-0 FC5-4 1-2f BB		3 1 0 0 1 0 2												
Gary Bennett, R (1, 2) OBP: 0.254, SLG: 0.250		2-3 K		4-0 FC5-4 BB		3-2 P3		4-0 1-2 BB		2 0 0 0 2 1 1												
Lou Merloni, R (1, 6) OBP: 0.370, SLG: 0.353		1-1 44 E 1B		2-1 FC5-4 1-2f		0-3 K		0-1 F9		4 0 1 0 0 1 3												
44 Jake Peavy, R (1, 1) OBP: 0.171, SLG: 0.105 Ryan Klesko, L (8, PH) OBP: 0.354, SLG: 0.492 Luther Hackman, R (8, 1) Mike Matthews, L (9, 1) Jay Witasick, R (9, 1)		2-3 K		0-2 F9	1-0 G4-3			1-1 F7		3 0 0 0 0 1 1 1 0 0 0 0 0 2 0 0 0 0 0 0 0 0 0 0 0 0 0 0 0 0 0 0 0 0 0												
Inning Stats	R: 2 E: 1 K: 0 S: 11	H: 1 LOB: 0 BB: 2 P: 22	R: 1 E: 0 K: 2 S: 12	H: 1 LOB: 1 BB: 1 P: 21	R: 0 E: 0 K: 1 S: 7	H: 0 LOB: 0 BB: 0 P: 10	R: 0 E: 0 K: 0 S: 7	H: 0 LOB: 1 BB: 1 P: 17	R: 3 E: 0 K: 0 S: 16	H: 3 LOB: 1 BB: 1 P: 24	R: 0 E: 0 K: 1 S: 7	H: 0 LOB: 0 BB: 0 P: 11	R: 0 E: 0 K: 1 S: 9	H: 1 LOB: 1 BB: 0 P: 12	R: 0 E: 0 K: 0 S: 7	H: 1 LOB: 2 BB: 1 P: 12	R: 0 E: 0 K: 0 S: 9	H: 0 LOB: 0 BB: 0 P: 14	1B: 5 2B: 1 3B: 0 HR: 1	SF: 0 SAC: 0 DP: 1 HBP: 0	WP: 1 PB: 0 SB: 2 CS: 0	PA: 39
PITCHER	IP WLS BF H R ER SO BB IBB HBP BLK WP HR S P ERA WHIP																					
Randy Wolf, L (1, 1) ERA: 3.38	5.0 L 24 5 6 4 3 5 0 0 0 1 1 53 94 7.20 2.000																					
Mike Williams, R (6, 1) ERA: 6.25	2.0 7 1 0 0 2 0 0 0 0 0 0 16 23 0.00 0.500																					
Turk Wendell, R (8, 1) ERA: 2.03	2.0 8 1 0 0 0 1 0 0 0 0 0 16 26 0.00 1.000																					

San Diego Padres @ Philadelphia Phillies
Veterans Stadium, Philadelphia, PA
 Sat Aug 02 2003, 5:05 PM EDT
 Cloudy - 87 F

AB	33
R	6
H	7
RBI	4
BB	6
SO	5
LOB	14



livebaseballscorecards.com

Batter	1	2	3	4	5	6	7	8	9	AB	R	H	RBI	BB	SO	LOB
Marlon Byrd, R OBP: 0.377, SLG: 0.432 (1, 8)	0-1 2B		1-1 FC6-4 1B		0-1 G5-3			0-1 P3	0-3 K	5	0	1	0	0	1	1
Placido Polanco, R OBP: 0.370, SLG: 0.470 (1, 4)	2-3 K		1-2 1B			1-1 G4-3		2-1 FC5 1B		4	0	2	0	0	1	1
Jim Thome, L OBP: 0.378, SLG: 0.538 (1, 3)	4-0 BB		1-3 K			0-0 G6-3		0-0 FC5		3	0	0	0	1	1	3
Bobby Abreu, L OBP: 0.403, SLG: 0.490 (1, 9)	2-3 K		1-0 G4-3			4-2 BB			1-2 1B 2B 1B	3	1	1	0	1	1	4
Mike Lieberthal, R OBP: 0.383, SLG: 0.433 (1, 2)	2-2 L1			1-2 F8		2-1 P5			1-0 FC3-6 1B 1B	4	1	1	0	0	0	3
2 Tyler Houston, L OBP: 0.338, SLG: 0.444 (1, 5)		2-3 K		4-2 G6-4-3 BB			1-1 F8		2-1 FC3-6 1B	3	0	1	1	1	1	0
Pat Burrell, R OBP: 0.310, SLG: 0.380 (1, 7)		1-2 P2		1-2 G6-4-3			0-0 F8		0-0 FC3-6 1B E	3	0	0	0	0	0	1
Turk Wendell, L (8, 1)									1-2 2-3	0	0	0	0	0	0	0
Tomas Perez, S (9, PH)										1	1	0	0	0	0	2
11 Jimmy Rollins, S OBP: 0.319, SLG: 0.383 (1, 6)		2-2 G3-1			0-0 F7		0-1 F7		0-0 E SF8 1B	4	1	1	1	0	0	0
Randy Wolf, L (1, 1)									1-3 3-H	0	0	0	0	1	0	0
Nick Punto, S (5, PH)									3-1	1	0	0	0	0	1	0
Mike Williams, R (6, 1)									1-H	0	0	0	0	0	0	0
Jason Michaels, R (8, 7)									3-H	1	0	0	0	0	0	0
Ricky Ledee, L (9, PH)										0	0	0	1	0	0	0

Inning Stats	R: 0	H: 1	LOB: 2	K: 2	S: 14	P: 24	R: 0	H: 0	LOB: 0	K: 1	S: 14	P: 19	R: 0	H: 1	LOB: 2	K: 1	S: 13	P: 21	R: 0	H: 0	LOB: 0	K: 0	S: 13	P: 19	R: 0	H: 0	LOB: 0	K: 1	S: 8	P: 9	R: 0	H: 0	LOB: 1	K: 0	S: 9	P: 16	R: 0	H: 0	LOB: 0	K: 0	S: 5	P: 6	R: 0	H: 1	LOB: 1	K: 0	S: 7	P: 12	R: 4	H: 4	LOB: 0	K: 1	S: 13	P: 20	1B: 6	SF: 1	2B: 1	SAC: 0	3B: 0	DP: 1	HR: 0	HBP: 0
--------------	------	------	--------	------	-------	-------	------	------	--------	------	-------	-------	------	------	--------	------	-------	-------	------	------	--------	------	-------	-------	------	------	--------	------	------	------	------	------	--------	------	------	-------	------	------	--------	------	------	------	------	------	--------	------	------	-------	------	------	--------	------	-------	-------	-------	-------	-------	--------	-------	-------	-------	--------

PITCHER	IP	WLS	BF	H	R	ER	SO	BB	IBB	HBP	BLK	WP	HR	S	P	ERA	WHIP
44 Jake Peavy, R (1, 1) ERA: 4.43	7.0		26	2	0	0	5	4	0	0	0	0	0	76	114	0.00	0.857
Luther Hackman, R (8, 1) ERA: 4.04	1.0		4	1	0	0	0	0	0	0	0	0	0	7	12	0.00	1.000
Mike Matthews, L (9, 1) ERA: 4.35	0.0		3	3	3	3	0	0	0	0	0	0	0	6	10	∞	∞
Jay Witasick, R (9, 1) ERA: 4.22	1.0		4	1	1	0	1	0	0	0	0	0	0	7	10	0.00	1.000

BOTTOM

San Diego Padres @ Philadelphia Phillies
Veterans Stadium, Philadelphia, PA
 Sat Aug 02 2003, 5:05 PM EDT
 Cloudy - 87 F

AB	32
R	4
H	7
RBI	3
BB	4
SO	6
LOB	15



PITCHER	IP	WLS	BF	H	R	ER	SO	BB	IBB	HBP	BLK	WP	HR	S	P	ERA	WHIP
WP: 0	PA: 37	PB: 0	SB: 0	CS: 0													

Batter	1	2	3	4	5	6	7	8	9	AB R H RBI BB SO LOB	TOP																										
Ramón Vázquez, L (1, 6) OBP: 0.360, SLG: 0.366	1-3 K		2-3 K	0-1 F9		0-3 K			1-1 2B	5 0 1 0 0 3 3																											
Mark Kotsay, L (1, 8) OBP: 0.331, SLG: 0.345	1-2 L5		1-2 S G6-3 2B		1-3 K		0-2 G4-3		1-0 P6	5 1 1 0 0 1 2																											
Mark Loretta, R (1, 4) OBP: 0.376, SLG: 0.436	1-0 G6-3		1-2 G6-3 2-H		1-2 1B		2-2 F8		4-2 BB	4 0 1 1 1 0 0																											
Ryan Klesko, L (1, 3) OBP: 0.352, SLG: 0.486		3-3 K	4-0 E BB		1-0 F7		0-3 K		2-2 F8	4 0 0 0 1 2 4																											
Phil Nevin, R (1, 9) OBP: 0.350, SLG: 0.528		2-2 FC6-4 1B	2-3 K 1-3		1-2 P4			2-3 K	3-3 K	5 0 1 0 0 3 5																											
Sean Burroughs, L (1, 5) OBP: 0.350, SLG: 0.409		1-2 FC6-4 2B 1-2f		0-0 G4-3		4-2 1B G4-3 BB		0-2 G6-3		3 1 0 0 1 0 1																											
Gary Matthews, S (1, 7) OBP: 0.301, SLG: 0.346		1-1 WP 1-H 2B		0-0 1B 2B		2-2 G4-3		1-1 G6-3		4 1 2 1 0 0 1																											
Miguel Ojeda, R (1, 2) OBP: 0.362, SLG: 0.441		4-0 WP IBB		1-1 2-H 1B		0-1 2-3 1B			0-0 HR	3 1 3 2 1 0 0																											
Joe Roa, R (1, 1) OBP: 0.167, SLG: 0.167		3-3 K		0-0 B3		0-1 L6			2-1 2B 1B	2 0 0 0 0 0 1 3 0 0 0 0 0 0 0 0 1 0 0 0 0 0 0 2 0 0 0 0 0 0 0 0 0 0 0 0 0 0 0 0 1 0 1 0 0 0 0 0																											
Scott Linebrink, R (4, 1) OBP: 0.091, SLG: 0.091																																					
Dave Hansen, L (6, PH) OBP: 0.260, SLG: 0.276																																					
Luther Hackman, R (6, 1)																																					
Mike Matthews, L (8, 1)																																					
Brian Buchanan, R (9, PH) OBP: 0.360, SLG: 0.493																																					
Inning Stats	R: 0 E: 0 K: 1 S: 7	H: 0 LOB: 0 BB: 0 P: 10	R: 1 E: 0 K: 2 S: 16	H: 2 LOB: 2 BB: 1 P: 30	R: 1 E: 1 K: 2 S: 15	H: 1 LOB: 1 BB: 1 P: 25	R: 1 E: 0 K: 0 S: 7	H: 2 LOB: 1 BB: 0 P: 8	R: 0 E: 0 K: 1 S: 11	H: 1 LOB: 1 BB: 0 P: 15	R: 0 E: 0 K: 1 S: 14	H: 1 LOB: 2 BB: 1 P: 20	R: 0 E: 0 K: 1 S: 9	H: 0 LOB: 0 BB: 0 P: 11	R: 0 E: 0 K: 1 S: 9	H: 0 LOB: 0 BB: 0 P: 12	R: 1 E: 0 K: 1 S: 17	H: 3 LOB: 3 BB: 1 P: 30	1B: 5 2B: 4 3B: 0 HR: 1	SF: 0 SAC: 0 DP: 0 HBP: 0	WP: 1 PB: 0 SB: 1 CS: 0	PA: 41															
PITCHER	IP WLS BF H R ER SO BB IBB HBP BLK WP HR S P ERA WHIP																					PITCHER	IP WLS BF H R ER SO BB IBB HBP BLK WP HR S P ERA WHIP														
Carlos Silva, R (1, 1) ERA: 4.74	4.0		19	5	3	3	5	1	1	0	0	1	0	45	73	6.75	1.500																				
Terry Adams, R (5, 1) ERA: 2.41	2.0		9	2	0	0	2	1	0	0	0	0	0	25	35	0.00	1.500																				
Rheal Cormier, L (7, 1) ERA: 1.21	2.0	W	6	0	0	0	2	0	0	0	0	0	0	18	23	0.00	0.000																				
Jose Mesa, R (9, 1) ERA: 5.32	0.1		5	3	1	1	0	1	0	0	0	0	1	10	18	27.00	12.000																				
Dan Plesac, L (9, 1) ERA: 1.61	0.2		2	0	0	0	1	0	0	0	0	0	0	7	12	0.00	0.000																				

San Diego Padres @ Philadelphia Phillies
Veterans Stadium, Philadelphia, PA

Sat Aug 02 2003, 5:10 PM EDT
Att. 35,239 - Cloudy - 78 F

livebaseballscorecards.com

AB	37
R	4
H	10
RBI	4
BB	4
SO	10
LOB	21



Batter	1	2	3	4	5	6	7	8	9
Marlon Byrd, R OBP: 0.381, SLG: 0.433 (1, 8)	0-0 L7	0-0 F8		1-0 3B 1B		4-2 P2-3 BB		1-2 1B 1B	
Placido Polanco, R OBP: 0.376, SLG: 0.478 (1, 4)	4-0 BB 1B BB	0-1 1B		0-0 G3 3B		0-1 P2-3 1-f		4-0 1B 1B BB	
Jim Thome, L OBP: 0.378, SLG: 0.534 (1, 3)	4-2 1B BB	3-3 K		1-0 G3			4-1 2B BB	3-3 K	
Bobby Abreu, L OBP: 0.405, SLG: 0.490 (1, 9)	1-1 1B		0-0 G4-3	4-1 CS S BB			1-3 K	1-2 1B 1B	
Ricky Ledee, L OBP: 0.327, SLG: 0.435 (1, 7)	1-3 K		0-0 G4-3	2-2 CS	3-3 K		2-1 2B	2-2 1B	
Jose Mesa, R (9, 1)									
Dan Plesac, L (9, 1)									
11 Jimmy Rollins, S OBP: 0.318, SLG: 0.381 (1, 6)	3-2 P3		1-3 K		0-0 S 1B		3-2 G4-3	1-3 K	
Todd Pratt, R OBP: 0.415, SLG: 0.488 (1, 2)		1-1 1B 1B 2B		4-1 1B 1B BB				0-0 2B 1B 1B	
Tomas Perez, S OBP: 0.339, SLG: 0.400 (1, 5)		3-2 F7		2-0 1B 1B				1-0 F8	
Carlos Silva, R OBP: 0.187, SLG: 0.167 (1, 1)		1-2 1B		0-1 F7				2-1 1B 1B 2B	
Pat Burrell, R OBP: 0.310, SLG: 0.378 (4, PH)									
Terry Adams, R (5, 1)									
Nick Punto, S OBP: 0.274, SLG: 0.279 (6, PH)									
Rheal Cormier, L OBP: 0.000, SLG: 0.500 (7, 1)									
Jason Michaels, R OBP: 0.384, SLG: 0.526 (8, PH)									

Inning Stats	R: 1	H: 1	E: 0	K: 1	S: 11	L: 2	LOB: 2	BB: 2	P: 24	R: 1	H: 3	E: 0	K: 1	S: 15	L: 3	LOB: 2	BB: 0	P: 23	R: 0	H: 0	E: 0	K: 1	S: 6	R: 4	H: 3	E: 0	K: 0	S: 10	R: 0	H: 1	E: 0	K: 3	S: 11	R: 0	H: 0	E: 0	K: 1	S: 7	R: 0	H: 1	E: 0	K: 1	S: 11	R: 4	H: 5	E: 0	K: 2	S: 22
--------------	------	------	------	------	-------	------	--------	-------	-------	------	------	------	------	-------	------	--------	-------	-------	------	------	------	------	------	------	------	------	------	-------	------	------	------	------	-------	------	------	------	------	------	------	------	------	------	-------	------	------	------	------	-------

PITCHER	IP	WLS	BF	H	R	ER	SO	BB	IBB	HBP	BLK	WP	HR	S	P	ERA	WHIP
Joe Roa, R ERA: 6.03 (1, 1)	3.1	L	19	6	5	5	3	3	0	0	0	0	0	37	66	13.50	2.700
Scott Linebrink, R ERA: 3.31 (4, 1)	1.2		7	2	1	1	3	1	0	0	0	0	0	16	29	5.40	1.800
Luther Hackman, R ERA: 3.9 (6, 1)	2.0		7	1	0	0	2	2	0	0	0	0	0	18	33	0.00	1.500
Mike Matthews, L ERA: 4.97 (8, 1)	1.0		9	5	4	4	2	1	0	0	0	0	0	22	37	36.00	6.000

BOTTOM

San Diego Padres @ Philadelphia Phillies
Veterans Stadium, Philadelphia, PA

Sat Aug 02 2003, 5:10 PM EDT
Att: 35,239 - Cloudy - 78 F

AB	R	H	RBI	BB	SO	LOB
4	2	2	2	1	0	2
3	3	2	3	2	0	1
3	0	0	1	2	2	5
4	0	2	3	1	1	1
5	0	2	1	0	2	2
0	0	0	0	0	0	0
0	0	0	0	0	0	0
5	0	1	0	0	2	5
3	3	2	0	1	1	1
4	1	1	0	0	1	3
1	0	1	0	0	0	0
1	0	0	0	0	0	2
0	0	0	0	0	0	0
1	0	0	0	0	1	0
0	0	0	0	0	0	0
1	1	1	0	0	0	0

AB	35
R	10
H	14
RBI	10
BB	7
SO	10
LOB	22

WP: 0 PA: 43
PB: 0
SB: 3
CS: 1



PITCHER	IP	WLS	BF	H	R	ER	SO	BB	IBB	HBP	BLK	WP	HR	S	P	ERA	WHIP
---------	----	-----	----	---	---	----	----	----	-----	-----	-----	----	----	---	---	-----	------

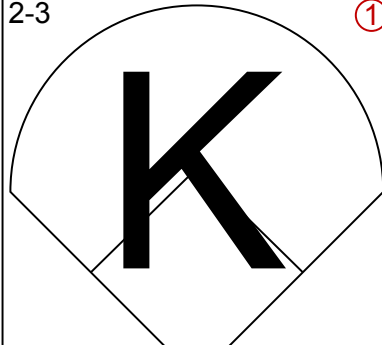
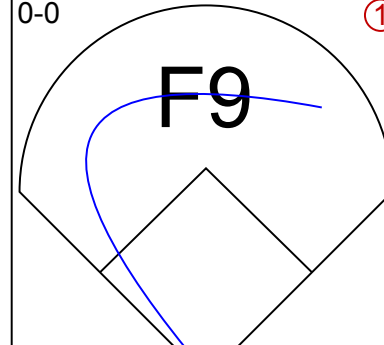
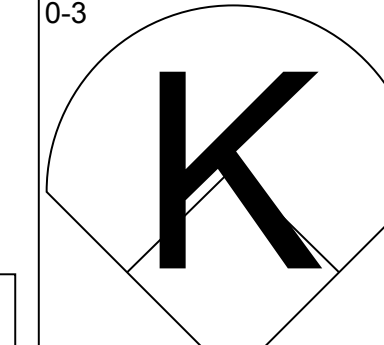
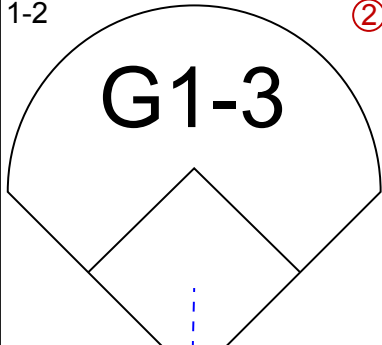
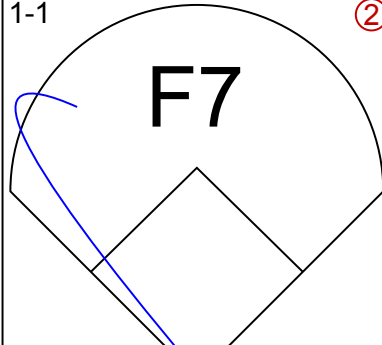
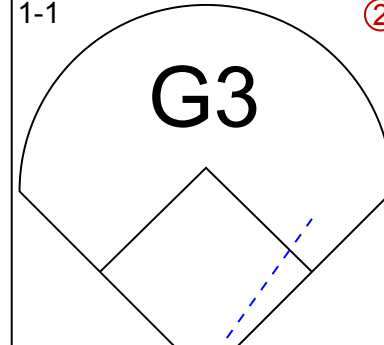
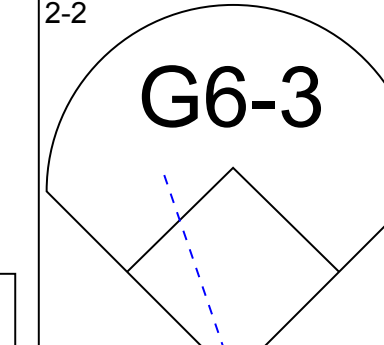
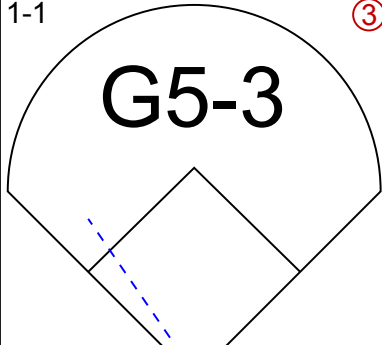
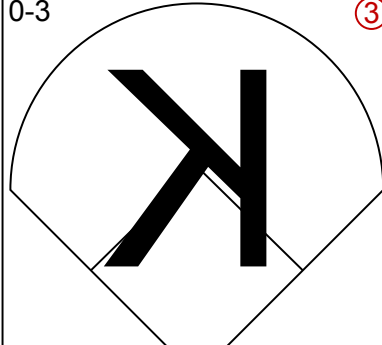
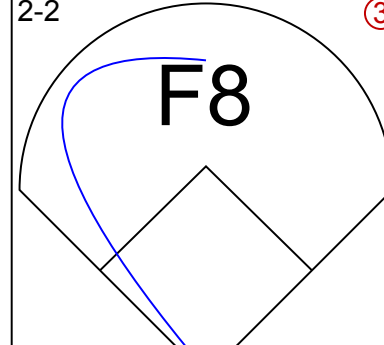
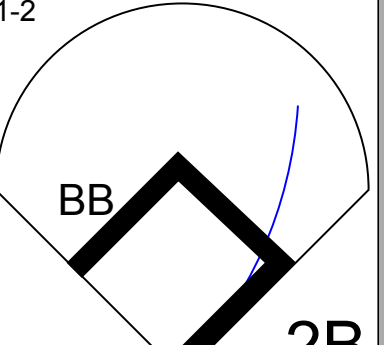
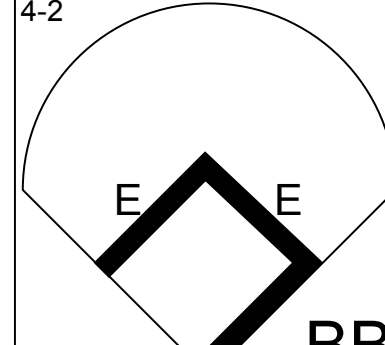
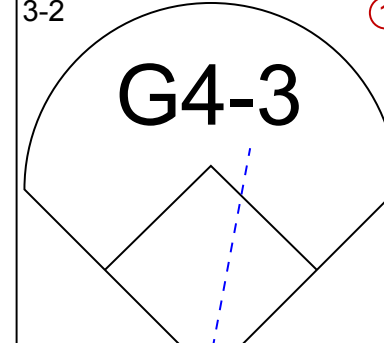
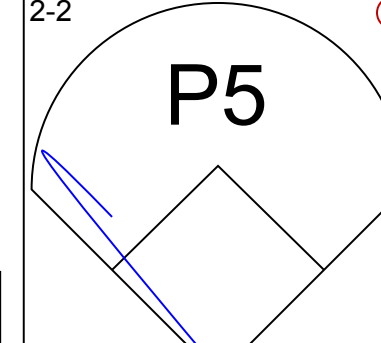
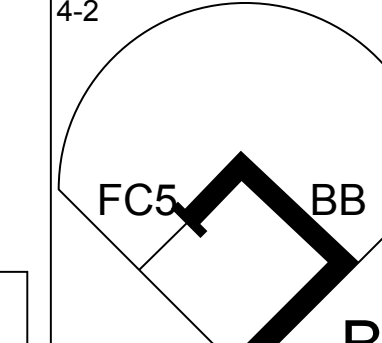
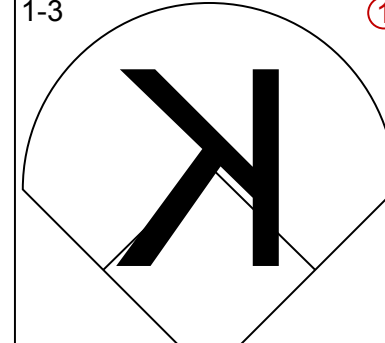
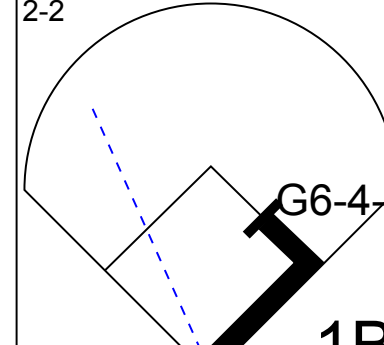
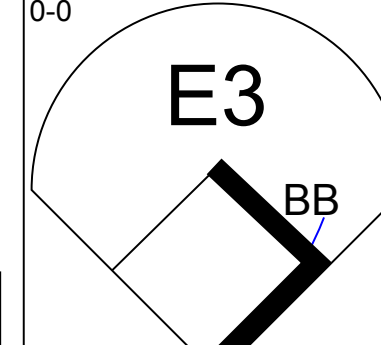
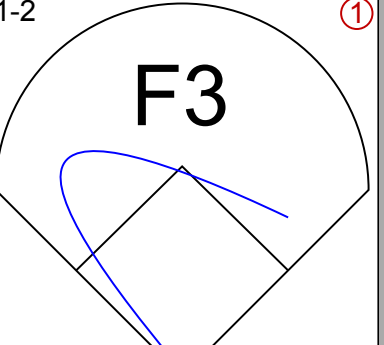
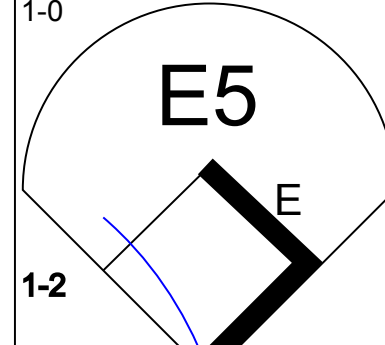
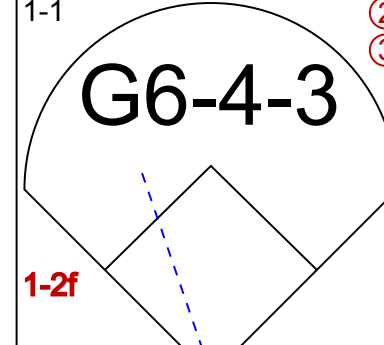
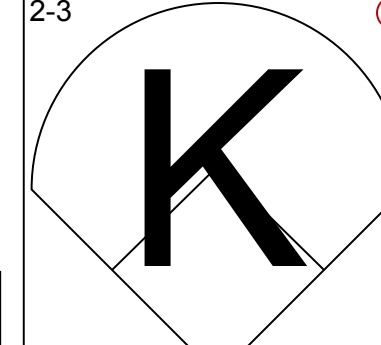
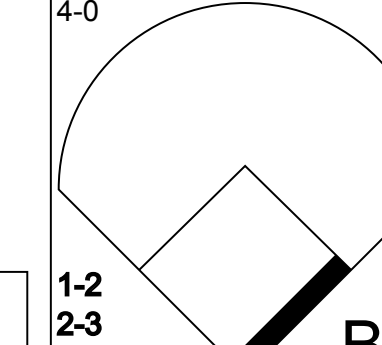
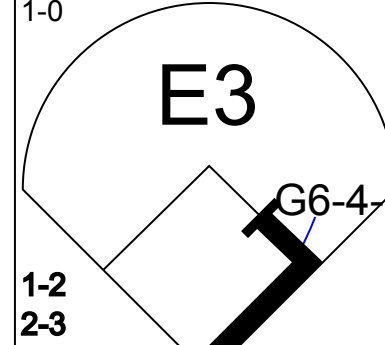
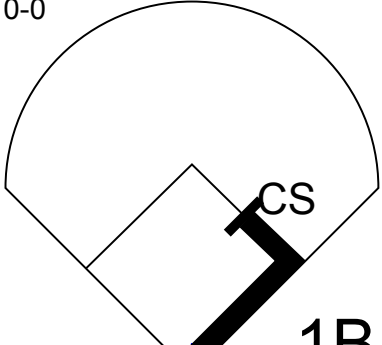
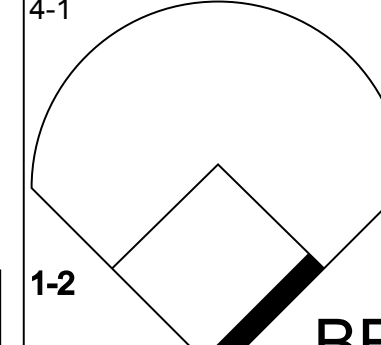
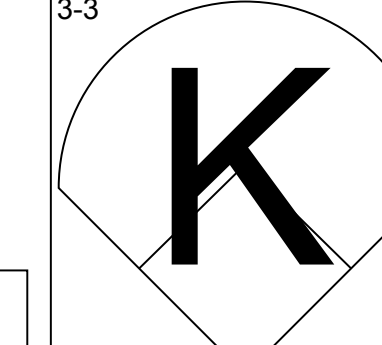
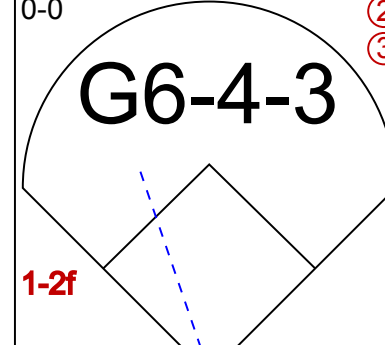
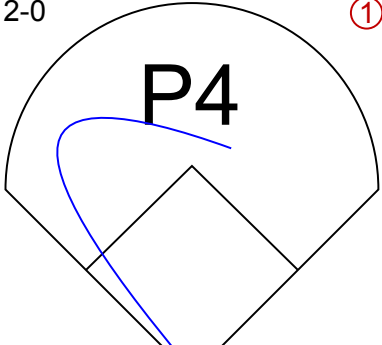
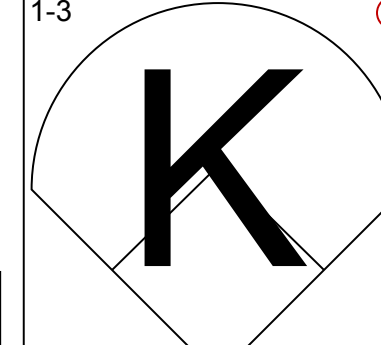
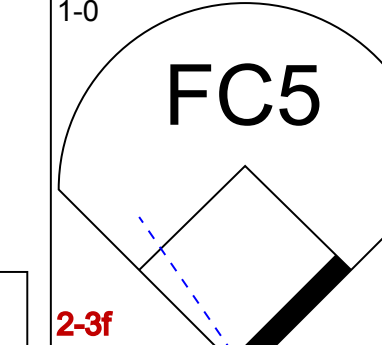
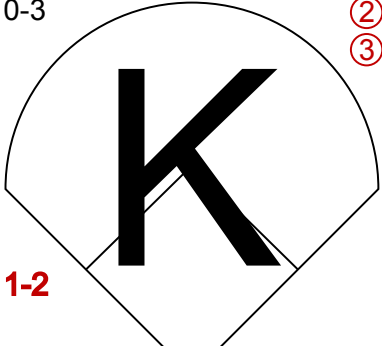
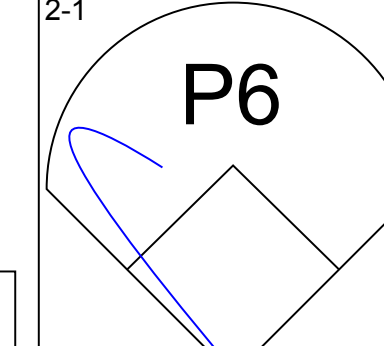
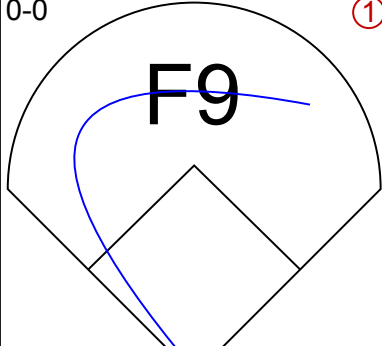
Batter	1	2	3	4	5	6	7	8	9	AB R H RBI BB SO LOB	TOP											
Kenny Lofton, L OBP: 0.331, SLG: 0.440 (1, 8)	3-2 G3-1		0-1 2B 1B		0-0 1-2f G6-4-3			0-1 G1-3		4 1 1 0 0 0 1												
Ramon Martinez, R OBP: 0.354, SLG: 0.420 (1, 4)	0-2 G1-3 1B		1-1 1B 2B		3-2 G6-3			4-0 FC6-4 BB		3 0 2 1 1 0 0												
Sammy Sosa, R OBP: 0.386, SLG: 0.567 (1, 9)	1-1 G1-3 1-2		2-0 BB 1B		1-0 G6-3			0-2 FC6-4 1-2f		4 0 1 0 0 0 2												
Moises Alou, R OBP: 0.361, SLG: 0.488 (1, 7)	1-0 F8		4-0 1-2 BB		0-0 L5			2-1 SH5-3 16 HR 2B		3 1 1 0 1 0 1												
Hee-Seop Choi, L OBP: 0.366, SLG: 0.458 (1, 3)		1-2 G4-3	2-3 K		0-0 G1-3			1-1 SH5-3		3 0 0 0 0 1 2												
16 Aramis Ramirez, R OBP: 0.321, SLG: 0.438 (1, 5)		2-2 1B		1-2 P3			1-0 F8	3-2 HR		4 1 2 2 0 0 0												
Alex Gonzalez, R OBP: 0.288, SLG: 0.401 (1, 6)		1-3 K		3-3 K			0-3 K	2-3 K		4 0 0 0 0 4 1												
Damian Miller, R OBP: 0.315, SLG: 0.347 (1, 2)		2-1 F9		1-1 G5-3			1-3 K	2-1 F8		4 0 0 0 0 1 1												
22 Mark Prior, R OBP: 0.280, SLG: 0.375 Kyle Farnsworth, R Mark Guthrie, R Doug Glanville, R Mike Remlinger, L Joe Borowski, R			0-2 G5-3		0-1 G6-4-3 1B			1-0 P2		2 0 1 0 0 0 0 0 0 0 0 0 0 0 0 0 0 0 0 0 0 1 0 0 0 0 0 0 0 0 0 0 0 0 0 0 0 0 0 0 0 0												
Inning Stats	R: 0 E: 0 K: 0 S: 9	H: 1 LOB: 1 BB: 0 P: 14	R: 0 E: 0 K: 1 S: 17	H: 1 LOB: 1 BB: 0 P: 23	R: 1 E: 0 K: 1 S: 11	H: 3 LOB: 2 BB: 1 P: 20	R: 0 E: 0 K: 1 S: 9	H: 0 LOB: 0 BB: 0 P: 14	R: 0 E: 0 K: 0 S: 6	H: 1 LOB: 0 BB: 0 P: 9	R: 0 E: 0 K: 0 S: 3	H: 0 LOB: 0 BB: 0 P: 4	R: 0 E: 0 K: 2 S: 7	H: 0 LOB: 0 BB: 0 P: 9	R: 0 E: 0 K: 0 S: 7	H: 0 LOB: 1 BB: 1 P: 12	R: 2 E: 0 K: 1 S: 12	H: 2 LOB: 0 BB: 0 P: 22	1B: 5 2B: 2 3B: 0 HR: 1	SF: 0 SAC: 1 DP: 1 HBP: 0	WP: 0 PB: 0 SB: 0 CS: 0	PA: 35
PITCHER	IP WLS BF H R ER SO BB IBB HBP BLK WP HR S P ERA WHIP																					
Brian Lawrence, R ERA: 4.73 (1, 1)	6.0 L 23 6 1 1 3 1 0 0 0 0 0 0 55 84 1.50 1.167																					
Luther Hackman, R ERA: 3.77 (7, 1)	2.0 7 0 0 0 2 1 0 0 0 0 0 0 14 21 0.00 0.500																					
Jaret Wright, R ERA: 7.65 (9, 1)	1.0 5 2 2 2 1 0 0 0 0 0 0 1 12 22 18.00 2.000																					

Chicago Cubs @ San Diego Padres
Qualcomm Stadium, San Diego, CA
Tue Aug 05 2003, 10:05 PM EDT
Att. 30,932 - Sunny - 74 F

livebaseballscorecards.com

AB	32
R	3
H	8
RBI	3
BB	2
SO	6
LOB	8



Batter	1	2	3	4	5	6	7	8	9	AB	R	H	RBI	BB	SO	LOB
Gary Matthews, S (1, 8) OBP: 0.304, SLG: 0.345	2-3 			0-0 		0-3 		1-2 		4	0	0	0	0	2	0
Sean Burroughs, L (1, 5) OBP: 0.347, SLG: 0.402	1-1 			1-1 		2-2 		1-1 		4	0	0	0	0	0	0
Mark Loretta, R (1, 4) OBP: 0.378, SLG: 0.440	0-3 			2-2 			1-2 		4-2 	3	0	1	0	1	1	0
Ryan Klesko, L (1, 3) OBP: 0.352, SLG: 0.482			3-2 		2-2 		4-2 		1-3 	3	0	0	0	1	1	1
Phil Nevin, R (1, 9) OBP: 0.341, SLG: 0.500			2-2 		0-0 		1-2 		1-0 	4	0	1	0	0	0	3
Rondell White, R (1, 7) OBP: 0.321, SLG: 0.457			1-1 		2-3 		4-0 		1-0 	3	0	0	0	1	1	4
Ramón Vázquez, L (1, 6) OBP: 0.360, SLG: 0.362			0-0 		4-1 		3-3 		0-0 	1	0	1	0	1	0	0
Brian Buchanan, R (7, PH) OBP: 0.354, SLG: 0.500										1	0	0	0	0	1	3
Lou Merloni, R (8, 6) OBP: 0.368, SLG: 0.350										1	0	0	0	0	0	3
Gary Bennett, R (1, 2) OBP: 0.250, SLG: 0.246			2-0 		1-3 		1-0 			3	0	0	0	0	1	6
Brian Lawrence, R (1, 1) OBP: 0.298, SLG: 0.364			0-3 		2-1 				0-0 	1	0	0	0	0	1	1
Dave Hansen, L (6, PH) OBP: 0.354, SLG: 0.271										1	0	0	0	0	0	0
Luther Hackman, R (7, 1)										0	0	0	0	0	0	0
Miguel Ojeda, R (8, PH) OBP: 0.369, SLG: 0.433										1	0	0	0	0	0	0
Jaret Wright, R (9, 1) OBP: 0.333, SLG: 0.667										0	0	0	0	0	0	0

Inning Stats	R: 0	H: 0	E: 0	K: 2	S: 8	H: 0	LOB: 0	BB: 0	P: 11	R: 0	H: 1	E: 0	K: 0	S: 10	H: 1	LOB: 0	BB: 0	P: 16	R: 0	H: 0	E: 0	K: 0	S: 7	R: 0	H: 0	E: 1	K: 2	S: 12	H: 0	LOB: 2	BB: 1	P: 21	R: 0	H: 0	E: 0	K: 1	S: 9	H: 0	LOB: 0	BB: 0	P: 13	R: 0	H: 1	E: 0	K: 1	S: 14	H: 0	LOB: 3	BB: 2	P: 28	R: 0	H: 0	E: 0	K: 0	S: 6	H: 0	LOB: 0	BB: 0	P: 8	R: 0	H: 0	E: 2	K: 1	S: 9	H: 0	LOB: 2	BB: 1	P: 16	1B: 2	2B: 1	3B: 0	HR: 0	SF: 0	SAC: 0	DP: 2	HBP: 0	WP: 0	PB: 0	SB: 0	CS: 1	PA: 34
--------------	------	------	------	------	------	------	--------	-------	-------	------	------	------	------	-------	------	--------	-------	-------	------	------	------	------	------	------	------	------	------	-------	------	--------	-------	-------	------	------	------	------	------	------	--------	-------	-------	------	------	------	------	-------	------	--------	-------	-------	------	------	------	------	------	------	--------	-------	------	------	------	------	------	------	------	--------	-------	-------	-------	-------	-------	-------	-------	--------	-------	--------	-------	-------	-------	-------	--------


PITCHER	IP	WLS	BF	H	R	ER	SO	BB	IBB	HBP	BLK	WP	HR	S	P	ERA	WHIP
22 Mark Prior, R (1, 1) ERA: 2.87	6.0	W	20	2	0	0	6	1	0	0	0	0	0	52	79	0.00	0.500
Kyle Farnsworth, R (7, 1) ERA: 3.04	0.1	H	4	1	0	0	0	2	0	0	0	0	0	10	20	0.00	9.000
Mark Guthrie, L (7, 1) ERA: 1.95	0.2	H	2	0	0	0	1	0	0	0	0	0	0	4	8	0.00	0.000
Mike Remlinger, L (8, 1) ERA: 4.05	1.0	H	3	0	0	0	0	0	0	0	0	0	0	6	8	0.00	0.000
Joe Borowski, R (9, 1) ERA: 3.35	1.0	S	5	0	0	0	1	1	0	0	0	0	0	9	16	0.00	1.000

BOTTOM

Chicago Cubs @ San Diego Padres
Qualcomm Stadium, San Diego, CA

Tue Aug 05 2003, 10:05 PM EDT
Att: 30,932 - Sunny - 74 F

AB	30
R	0
H	3
RBI	0
BB	4
SO	8
LOB	21



PITCHER	IP	WLS	BF	H	R	ER	SO	BB	IBB	HBP	BLK	WP	HR	S	P	ERA	WHIP
22 Mark Prior, R (1, 1) ERA: 2.87	6.0	W	20	2	0	0	6	1	0	0	0	0	0	52	79	0.00	0.500
Kyle Farnsworth, R (7, 1) ERA: 3.04	0.1	H	4	1	0	0	0	2	0	0	0	0	0	10	20	0.00	9.000
Mark Guthrie, L (7, 1) ERA: 1.95	0.2	H	2	0	0	0	1	0	0	0	0	0	0	4	8	0.00	0.000
Mike Remlinger, L (8, 1) ERA: 4.05	1.0	H	3	0	0	0	0	0	0	0	0	0	0	6	8	0.00	0.000
Joe Borowski, R (9, 1) ERA: 3.35	1.0	S	5	0	0	0	1	1	0	0	0	0	0	9	16	0.00	1.000

Chicago Cubs @ San Diego Padres
Qualcomm Stadium, San Diego, CA
Wed Aug 06 2003, 10:05 PM EDT
Att. 29,265 - Sunny - 75 F

livebaseballscorecards.com

AB	34
R	3
H	7
RBI	3
BB	2
SO	9
LOB	14



Batter	1	2	3	4	5	6	7	8	9	AB R H RBI BB SO LOB	TOP											
Kenny Lofton, L (1, 8) OBP: 0.330, SLG: 0.438	1-2 G4-3		0-1 G5-3		3-2 FC6-4 2-H 1B		0-1 G6-3			4 0 1 1 0 0 0												
Ramon Martinez, R (1, 4) OBP: 0.352, SLG: 0.416	0-3 K			1-2 HR 1B	2-1 FC6-4 1-2f			3-2 F9		4 1 1 0 0 1 1												
Sammy Sosa, R (1, 9) OBP: 0.385, SLG: 0.573	1-1 F9			1-2 HR 1-H		2-3 K		2-2 L9		4 1 1 2 0 1 0												
Moises Alou, R (1, 7) OBP: 0.362, SLG: 0.487		0-0 1B		2-2 F7		4-2 1B BB		0-3 K		3 0 1 0 0 1 1 0												
Hee-Seop Choi, L (1, 3) OBP: 0.368, SLG: 0.456		3-1 F7		0-1 G4-3		0-0 1B			4-0 1B G6-3 BB	3 0 1 0 0 1 0 1												
16 Aramis Ramirez, R (1, 5) OBP: 0.318, SLG: 0.434		0-0 F9		1-1 P4		2-3 K			3-2 F8	4 0 0 0 0 1 4												
Alex Gonzalez, R (1, 6) OBP: 0.288, SLG: 0.402		1-2 G6-3			0-0 1B 2B	1-3 K			0-1 G6-3	4 1 1 0 0 1 4												
Damian Miller, R (1, 2) OBP: 0.314, SLG: 0.346			1-3 K		1-3 K		0-0 P3		1-1 1B	4 0 1 0 0 2 1												
34 Kerry Wood, R (1, 1) OBP: 0.111, SLG: 0.244			0-3 K		3-3 K		1-1 G4-3		0-0 G3	3 0 0 0 0 2 1												
Mark Guthrie, R (8, 1)										0 0 0 0 0 0 0												
Kyle Farnsworth, R (8, 1)										0 0 0 0 0 0 0												
Troy O'Leary, L (9, PH) OBP: 0.286, SLG: 0.341										1 0 0 0 0 0 2												
Joe Borowski, R (9, 1)										0 0 0 0 0 0 0												
Inning Stats	R: 0 E: 0 K: 1 S: 8	H: 0 LOB: 0 BB: 0 P: 10	R: 0 E: 0 K: 0 S: 7	H: 1 LOB: 1 BB: 0 P: 11	R: 0 E: 0 K: 2 S: 10	H: 0 LOB: 0 BB: 0 P: 11	R: 2 E: 0 K: 0 S: 13	H: 2 LOB: 0 BB: 0 P: 18	R: 1 E: 0 K: 2 S: 14	H: 2 LOB: 1 BB: 0 P: 23	R: 0 E: 0 K: 3 S: 15	H: 1 LOB: 2 BB: 1 P: 24	R: 0 E: 0 K: 0 S: 5	H: 0 LOB: 0 BB: 0 P: 6	R: 0 E: 0 K: 1 S: 9	H: 0 LOB: 0 BB: 0 P: 14	R: 0 E: 0 K: 0 S: 9	H: 1 LOB: 2 BB: 1 P: 17	1B: 5 2B: 1 3B: 0 HR: 1	SF: 0 SAC: 0 DP: 0 HBP: 0	WP: 0 PB: 0 SB: 0 CS: 0	PA: 36
PITCHER	IP WLS BF H R ER SO BB IBB HBP BLK WP HR S P ERA WHIP																					
Adam Eaton, R (1, 1) ERA: 4.14	7.0 L 28 6 3 3 8 1 0 0 0 0 0 1 72 103 3.86 1.000																					
Scott Linebrink, R (8, 1) ERA: 3.25	1.1 5 0 0 0 1 1 0 0 0 0 0 0 13 25 0.00 0.750																					
Jay Witasick, R (9, 1) ERA: 3.75	0.2 3 1 0 0 0 0 0 0 0 0 0 0 5 6 0.00 1.500																					

Batter	1	2	3	4	5	6	7	8	9	AB	R	H	RBI	BB	SO	LOB
Ramón Vázquez, L (1, 6) OBP: 0.356, SLG: 0.357	1-1 G4-3		2-3 K		1-2 K		0-3 K			4	0	0	0	0	3	0
Mark Kotsay, L (1, 8) OBP: 0.328, SLG: 0.339	0-0 L8		0-0 1B		0-3 K		2-3 K			4	0	1	0	0	2	0
Mark Loretta, R (1, 4) OBP: 0.381, SLG: 0.447	4-0 BB		0-0 L7			4-2 BB 1B		3-2 HR		2	2	1	1	2	0	1
Phil Nevin, R (1, 9) OBP: 0.333, SLG: 0.477 Brian Buchanan, R (9, 9) OBP: 0.354, SLG: 0.500	0-1 G6-3		0-0 1B 1B		1-2 F8		0-3 K			4	0	1	0	0	1	2
Ryan Klesko, L (1, 3) OBP: 0.351, SLG: 0.477		0-0 F7		0-1 F9		4-2 1B BB		2-2 P6		3	0	0	0	1	0	1
Rondell White, R (1, 7) OBP: 0.323, SLG: 0.457 Jay Witasick, R (9, 1)		2-2 F8		1-0 1B		3-0 1B		2-2 G4-3		4	0	2	1	0	0	0
Sean Burroughs, L (1, 5) OBP: 0.346, SLG: 0.399		4-2 BB		1-3 K		1-3 K				3	0	0	0	1	2	4
Miguel Ojeda, R (1, 2) OBP: 0.357, SLG: 0.416		3-2 F9		2-2 G6-3		2-2 G6-3				4	0	0	0	0	0	5
Adam Eaton, R (1, 1) OBP: 0.302, SLG: 0.475 Dave Hansen, L (7, PH) OBP: 0.352, SLG: 0.269 Scott Linebrink, R (8, 1) OBP: 0.091, SLG: 0.091 Gary Matthews, S (9, 7) OBP: 0.303, SLG: 0.344			1-3 K		0-3 K		3-1 G4-3			2	0	0	0	0	2	0

Inning Stats	R: 0	H: 0	E: 0	K: 5	S: 5	R: 0	H: 0	E: 0	K: 9	S: 9	R: 0	H: 1	E: 0	K: 10	S: 10	R: 0	H: 2	E: 0	K: 1	S: 10	R: 0	H: 0	E: 0	K: 3	S: 9	R: 1	H: 1	E: 0	K: 16	S: 16	R: 0	H: 0	E: 0	K: 2	S: 8	R: 1	H: 1	E: 0	K: 12	S: 12	R: 0	H: 0	E: 0	K: 7	S: 7	1B: 4	2B: 0	3B: 0	HR: 1	SF: 0	SAC: 0	DP: 0	HBP: 0	WP: 0	PB: 0	SB: 0	CS: 0	PA: 36
--------------	------	------	------	------	------	------	------	------	------	------	------	------	------	-------	-------	------	------	------	------	-------	------	------	------	------	------	------	------	------	-------	-------	------	------	------	------	------	------	------	------	-------	-------	------	------	------	------	------	-------	-------	-------	-------	-------	--------	-------	--------	-------	-------	-------	-------	--------

PITCHER	IP	WLS	BF	H	R	ER	SO	BB	IBB	HBP	BLK	WP	HR	S	P	ERA	WHIP
34 Kerry Wood, R (1, 1) ERA: 3.44	7.1	W	31	5	2	2	10	4	0	0	0	0	1	73	118	2.46	1.227
Mark Guthrie, L (8, 1) ERA: 1.93	0.1	H	1	0	0	0	0	0	0	0	0	0	0	3	5	0.00	0.000
Kyle Farnsworth, R (8, 1) ERA: 3.02	0.1	H	1	0	0	0	0	0	0	0	0	0	0	3	5	0.00	0.000
Joe Borowski, R (9, 1) ERA: 3.29	1.0	S	3	0	0	0	1	0	0	0	0	0	0	7	7	0.00	0.000


BOTTOM

Chicago Cubs @ San Diego Padres
Qualcomm Stadium, San Diego, CA

Wed Aug 06 2003, 10:05 PM EDT
Att: 29,265 - Sunny - 75 F

livebaseballscorecards.com

AB	32
R	2
H	5
RBI	2
BB	4
SO	11
LOB	13



Batter	1	2	3	4	5	6	7	8	9	AB R H RBI BB SO LOB	TOP		
Kenny Lofton, L (1, 8) OBP: 0.333, SLG: 0.439 Doug Glanville, R (5, PH) OBP: 0.291, SLG: 0.352 (5, 8)	0-2 S 2B 1B		0-0 B5-3	1-0 S 1B 1B	1-0 F7			0-1 F8		3 2 2 1 0 0 0 2 0 0 0 0 0 1			
Ramon Martinez, R (1, 4) OBP: 0.353, SLG: 0.416	SAFE 2-3 K		1-1 HR 1B	2-2 1B 1B				1-3 K		5 1 2 2 0 3 1			
Sammy Sosa, R (1, 9) OBP: 0.386, SLG: 0.581 Troy O'Leary, L (6, 9) OBP: 0.284, SLG: 0.338	2-2 F8		1-2 HR	1-1 1B				0-1 G5-3		4 1 2 2 0 1 1 1 0 0 0 0 0 0			
Moises Alou, R (1, 7) OBP: 0.365, SLG: 0.496	1-1 2B		1-1 HR	3-2 G6-3				4-1 BB		4 1 2 2 1 0 2			
16 Aramis Ramirez, R (1, 5) OBP: 0.317, SLG: 0.432	1-2 F9		1-2 G1-3		2-2 HR 1B			0-3 K		5 1 1 0 0 1 2			
Eric Karros, R (1, 3) OBP: 0.377, SLG: 0.500		1-1 F8		1-1 1B 1B	2-2 HR			0-0 P2		4 2 2 2 0 0 0			
Alex Gonzalez, R (1, 6) OBP: 0.285, SLG: 0.399 Mike Remlinger, L (7, 1) Dave Veres, R (8, 1) Antonio Alfonseca, R (9, 1)		0-1 G5-3		0-3 K	2-1 F9			2-2 F9		4 0 0 0 0 1 1 0 0 0 0 0 0 0 0 0 0 0 0 0 0 0 0 0 0 0 0 0			
Paul Bako, L (1, 2) OBP: 0.286, SLG: 0.286		1-3 K		0-0 1B 1B	0-0 38 G3 1B			3-3 K		4 1 2 0 0 2 0			
38 Carlos Zambrano, S (1, 1) OBP: 0.231, SLG: 0.412 Augie Ojeda, S (7, 6)			0-0 G3-1	0-1 F7	1-1 G3			2-0 P4		3 0 0 0 0 0 3 1 0 0 0 0 0 0			
Inning Stats	R: 1 H: 2 E: 0 LOB: 1 K: 1 BB: 0 S: 20 P: 26	R: 0 H: 0 E: 0 LOB: 0 K: 1 BB: 0 S: 8 P: 10	R: 3 H: 3 E: 0 LOB: 0 K: 0 BB: 0 S: 12 P: 16	R: 3 H: 5 E: 0 LOB: 2 K: 1 BB: 0 S: 19 P: 27	R: 2 H: 3 E: 0 LOB: 1 K: 0 BB: 0 S: 12 P: 20	R: 0 H: 0 E: 0 LOB: 0 K: 2 BB: 0 S: 8 P: 12	R: 0 H: 0 E: 0 LOB: 0 K: 0 BB: 0 S: 7 P: 10	R: 0 H: 0 E: 0 LOB: 0 K: 1 BB: 0 S: 6 P: 11	R: 0 H: 0 E: 0 LOB: 1 K: 2 BB: 1 S: 10 P: 15	1B: 9 SF: 0 2B: 1 SAC: 0 3B: 0 DP: 0 HR: 3 HBP: 0	WP: 0 PA: 41 PB: 0 SB: 2 CS: 0		
PITCHER	IP WLS BF H R ER SO BB IBB HBP BLK WP HR S P ERA WHIP											PITCHER	IP WLS BF H R ER SO BB IBB HBP BLK WP HR S P ERA WHIP
Kevin Jarvis, R (1, 1) ERA: 5.04	3.2 L 20 9 7 7 3 0 0 0 0 0 0 2 52 68 17.18 2.455												
Joe Roa, R (4, 1) ERA: 5.97	3.1 14 4 2 2 2 0 0 0 0 0 0 1 34 53 5.40 1.200												
Jaret Wright, R (8, 1) ERA: 7.46	1.0 3 0 0 0 1 0 0 0 0 0 0 0 6 11 0.00 0.000												
Mike Matthews, L (9, 1) ERA: 4.88	1.0 4 0 0 0 2 1 0 0 0 0 0 0 10 15 0.00 1.000												

Chicago Cubs @ San Diego Padres
Qualcomm Stadium, San Diego, CA
Thu Aug 07 2003, 5:05 PM EDT
Att. 27,673 - Cloudy - 75 F

livebaseballscorecards.com

AB 40
R 9
H 13
RBI 9
BB 1
SO 8
LOB 11



Batter	1	2	3	4	5	6	7	8	9	10	11	12	AB	R	H	RBI	BB	SO	LOB	
Lou Merloni, R OBP: 0.361, SLG: 0.339 Ryan Kiesko, L OBP: 0.355, SLG: 0.479	2-1 F9	1-0 F9			1-1 G5-3		1-2 G5-3			2-1 L4		4-0 2B 1-2 BB	5 0 0 0 0 0 0 1	0	0	0	0	0	1	0
Mark Kotsay, L OBP: 0.340, SLG: 0.351	2-2 FC6-4 1B		0-0 G4-3		4-1 1B BB			3-2 F8 WP 1B		4-1 FC5-4 BB		0-1 1-3 2-H 2B	4 0 3 1 2 0 0							
Mark Loretta, R OBP: 0.382, SLG: 0.447	1-0 FC6-4 1B		0-1 F8		2-1 1-2 1B			2-2 F8		1-1 FC5-4 1-2f			5 0 2 0 0 0 0 2							
Phil Nevin, R OBP: 0.310, SLG: 0.426	1-1 FC6-4 HBP		3-1 P4		3-2 G5-3			2-1 F8		2-3 K			5 0 0 0 0 0 1 6							
Rondell White, R OBP: 0.327, SLG: 0.455	4-2 HBP			1-0 CS BB 1B		1-2 G4-3		4-0 IBB		0-1 G5-3			3 0 1 0 1 0 0							
Brian Buchanan, R OBP: 0.349, SLG: 0.488 Gary Matthews, S OBP: 0.303, SLG: 0.343	0-1 P3			4-0 CS BB		2-3 K		2-3 K		2-2 F9			2 0 0 0 0 1 1 3							
Gary Bennett, R OBP: 0.246, SLG: 0.244		1-2 44 FC5-6 1B		3-3 K		2-1 G5-3			0-0 G6-3		1-0 G6-3		5 0 1 0 0 1 2							
Ramón Vázquez, L OBP: 0.349, SLG: 0.346	0-1 F9			1-2 F9		1-1 G1-3		0-3 K		1-2 P6			5 0 0 0 0 0 1 2							
44 Jake Peavy, R OBP: 0.159, SLG: 0.098 Miguel Ojeda, R OBP: 0.350, SLG: 0.400 Jay Witasick, R OBP: 0.350, SLG: 0.400 Rod Beck, R OBP: 0.345, SLG: 0.396	0-2 FC5-6				0-0 F7		1-2 K		1-1 G6-3		4-0 BB 2B BB		3 0 0 0 0 0 1 1							

Inning Stats	R: 0	H: 2	E: 0	LOB: 3	K: 0	P: 23	R: 0	H: 1	E: 0	LOB: 1	K: 0	P: 11	R: 0	H: 0	E: 0	LOB: 0	K: 0	P: 8	R: 0	H: 1	E: 0	LOB: 1	K: 1	P: 20	R: 0	H: 1	E: 0	LOB: 2	K: 0	P: 19	R: 0	H: 0	E: 0	LOB: 0	K: 1	P: 13	R: 0	H: 0	E: 0	LOB: 0	K: 1	P: 12	R: 0	H: 1	E: 0	LOB: 2	K: 1	P: 24	R: 0	H: 0	E: 0	LOB: 0	K: 1	P: 8	R: 0	H: 0	E: 0	LOB: 1	K: 1	P: 19	R: 0	H: 1	E: 0	LOB: 0	K: 0	P: 9	R: 0	H: 1	E: 0	LOB: 2	K: 0	P: 14	1B: 6	SF: 0	2B: 2	SAC: 0	3B: 0	DP: 1	HR: 0	HBP: 1	WP: 1	PA: 47
--------------	------	------	------	--------	------	-------	------	------	------	--------	------	-------	------	------	------	--------	------	------	------	------	------	--------	------	-------	------	------	------	--------	------	-------	------	------	------	--------	------	-------	------	------	------	--------	------	-------	------	------	------	--------	------	-------	------	------	------	--------	------	------	------	------	------	--------	------	-------	------	------	------	--------	------	------	------	------	------	--------	------	-------	-------	-------	-------	--------	-------	-------	-------	--------	-------	--------

PITCHER	IP	WLS	BF	H	R	ER	SO	BB	IBB	HBP	BLK	WP	HR	S	P	ERA	WHIP
John Bale, L ERA: 1.35	(1, 1)	4.2	21	5	0	0	1	2	0	1	0	0	0	44	75	0.00	1.500
Scott Sullivan, R ERA: 3.83	(5, 1)	0.1	1	0	0	0	0	0	0	0	0	0	0	3	6	0.00	0.000
John Riedling, R ERA: 5.0	(6, 1)	2.0	6	0	0	0	2	0	0	0	0	0	0	17	25	0.00	0.000
Ryan Wagner, R ERA: 1.86	(8, 1)	1.0	5	1	0	0	1	0	1	0	0	1	0	11	24	0.00	1.000
Felix Heredia, L ERA: 2.55	(9, 1)	1.2	6	0	0	0	1	1	0	0	0	0	0	12	20	0.00	0.600


BOTTOM

Cincinnati Reds @ San Diego Padres
Qualcomm Stadium, San Diego, CA

Fri Aug 08 2003, 10:05 PM EDT
Att: 24,543 - Sunny - 75 F

livebaseballscorecards.com

AB	40
R	1
H	7
RBI	1
BB	6
SO	6
LOB	19



Batter	1	2	3	4	5	6	7	8	9	AB	R	H	RBI	BB	SO	LOB
Gary Matthews, S (1, 7) OBP: 0.304, SLG: 0.342	1-3 K		0-0 1B			2-1 F7	4-1 BB		2-0 F7	4	0	1	1	1	1	0
Mark Kotsay, L (1, 8) OBP: 0.341, SLG: 0.352	3-2 G4-3		3-2 F8			1-1 BB 1B 2B 1B	2-0 L6-4		0-0 1B	5	1	2	0	0	0	4
Mark Loretta, R (1, 4) OBP: 0.384, SLG: 0.448	0-2 G3		3-2 F9			2-1 BB 1B 2B		4-2 BB 1B BB	3-2 G4-6-3 1B	4	2	2	0	1	0	2
Phil Nevin, R (1, 9) OBP: 0.286, SLG: 0.390		1-1 L6			2-3 K	1-3 K		0-1 F8	0-2 G4-6-3 1B	5	0	0	0	0	2	5
Ryan Klesko, L (1, 3) OBP: 0.356, SLG: 0.476		1-1 F7			0-3 K	4-2 2B 1-2 2-3 BB		4-2 1B 1B BB		2	1	0	0	2	1	0
Sean Burroughs, L (1, 5) OBP: 0.346, SLG: 0.399		0-1 F8			2-2 G4-3	2-0 2B		1-2 1B		4	0	2	3	0	0	0
Miguel Ojeda, R (1, 2) OBP: 0.347, SLG: 0.394			0-0 F8		2-3 K	1-0 F8		2-1 FC6-4 1B		4	0	1	0	0	1	2
Ramón Vázquez, L (1, 6) OBP: 0.349, SLG: 0.347			0-0 1B		2-2 G4-3		4-2 L6-4 BB	0-0 SF7		2	1	1	0	0	0	0
Lou Merloni, R (7, PH) OBP: 0.363, SLG: 0.339			1B 1B					3-H FC6-4		0	0	0	1	1	0	0
Oliver Pérez, L (1, 5) OBP: 0.347, SLG: 0.394			0-0 1B		2-3 K		1-3 K	2-1 FC6-4		2	0	1	0	0	1	0

Inning Stats	R: 0	H: 0	E: 0	K: 1	S: 9	LOB: 0	BB: 0	P: 13	R: 0	H: 0	E: 0	K: 0	S: 6	LOB: 0	BB: 0	P: 8	R: 1	H: 3	E: 0	K: 0	S: 12	LOB: 2	BB: 0	P: 18	R: 0	H: 0	E: 0	K: 2	S: 12	LOB: 0	BB: 0	P: 16	R: 0	H: 3	E: 0	K: 1	S: 13	LOB: 2	BB: 1	P: 26	R: 0	H: 0	E: 0	K: 1	S: 7	LOB: 1	BB: 2	P: 18	R: 2	H: 2	E: 0	K: 0	S: 16	LOB: 2	BB: 2	P: 29	R: 0	H: 2	E: 0	K: 0	S: 12	LOB: 1	BB: 0	P: 17	1B: 9	SF: 1	2B: 2	SAC: 0	3B: 0	DP: 2	HR: 0	HBP: 0	WP: 0	PA: 40
--------------	------	------	------	------	------	--------	-------	-------	------	------	------	------	------	--------	-------	------	------	------	------	------	-------	--------	-------	-------	------	------	------	------	-------	--------	-------	-------	------	------	------	------	-------	--------	-------	-------	------	------	------	------	------	--------	-------	-------	------	------	------	------	-------	--------	-------	-------	------	------	------	------	-------	--------	-------	-------	-------	-------	-------	--------	-------	-------	-------	--------	-------	--------

PITCHER	IP	WLS	BF	H	R	ER	SO	BB	IBB	HBP	BLK	WP	HR	S	P	ERA	WHIP
39 Aaron Harang, R (1, 1) ERA: 5.25	5.2	W	23	5	3	3	6	1	0	0	0	0	0	60	92	4.76	1.059
Kent Mercker, L (6, 1) ERA: 2.43	0.1	H	3	1	0	0	0	1	0	0	0	0	0	4	11	0.00	6.000
Ryan Wagner, R (7, 1) ERA: 3.27	1.1	H	7	1	2	2	1	3	0	0	0	0	0	16	32	13.50	3.000
Scott Sullivan, R (8, 1) ERA: 3.8	0.1		2	1	0	0	0	0	0	0	0	0	0	3	5	0.00	3.000
Felix Heredia, L (8, 1) ERA: 2.54	0.1	H	1	0	0	0	0	0	0	0	0	0	0	2	4	0.00	0.000

BOTTOM

Cincinnati Reds @ San Diego Padres
Qualcomm Stadium, San Diego, CA

Sat Aug 09 2003, 10:05 PM EDT
Att: 36,745 - Cloudy - 79 F

AB	34
R	5
H	10
RBI	5
BB	5
SO	7
LOB	16



PITCHER	IP	WLS	BF	H	R	ER	SO	BB	IBB	HBP	BLK	WP	HR	S	P	ERA	WHIP
Chris Reitsma, R (9, 1) ERA: 4.04	1.0		4	2	0	0	0	0	0	0	0	0	0	12	17	0.00	2.000

Batter	1	2	3	4	5	6	7	8	9	AB R H RBI BB SO LOB	TOP									
D'Angelo Jimenez, S (1, 4) OBP: 0.349, SLG: 0.420	0-1 G6-3		0-0 G3-1		2-1 1B 2B		1-1 G4-3		1-1 1-2 1B	5 0 2 0 0 0 0										
Barry Larkin, R (1, 6) OBP: 0.351, SLG: 0.386	2-2 G4-3		2-2 1B		4-0 1B BB		4-0 G4-3-6 BB		2-2 L9	2 0 1 0 2 0 0										
Kent Mercker, L (7, 1)										0 0 0 0 0 0 0										
John Riedling, R (8, 1) OBP: 0.235, SLG: 0.235										0 0 0 0 0 0 0										
Sean Casey, L (9, PH) OBP: 0.357, SLG: 0.417										1 0 0 0 0 0 2										
Ruben Mateo, R (1, 9) OBP: 0.308, SLG: 0.358	2-2 BB 1B		0-1 1-3 1B		2-1 1-2 2-3 1B		1-2 G4-3-6 1-2f		1-3 K	4 0 3 0 0 0 1										
Russell Branyan, L (9, PH) OBP: 0.372, SLG: 0.521										1 0 0 0 0 1 2										
Adam Dunn, L (1, 3) OBP: 0.354, SLG: 0.462	4-0 1-2 BB		0-0 F7		2-3 K			4-0 G3 WP BB		2 0 0 0 2 1 5										
Brandon Larson, R (1, 7) OBP: 0.213, SLG: 0.169	1-3 K			1-0 E6 G4-3 S		3-1 G1-3		2-2 G3		4 0 0 0 0 1 6										
Kelly Stinnett, R (1, 2) OBP: 0.310, SLG: 0.389		1-2 K		1-2 L9		1-0 F8		1-3 K		4 0 0 0 0 2 2										
Reggie Taylor, L (1, 8) OBP: 0.240, SLG: 0.329		1-0 F7		2-0 G4-3		1-1 G4-3 S 1B		2-0 F7		4 0 1 0 0 0 2										
Juan Castro, R (1, 5) OBP: 0.278, SLG: 0.403		0-1 F7		1-0 F8		1-2 G4-3			2-1 F8	4 0 0 0 0 0 2										
Danny Graves, R (1, 1) OBP: 0.120, SLG: 0.120			2-3 K		0-0 G6-3		0-0 P2		4-1 1B BB	3 0 0 0 0 1 1										
Ray Olmedo, S (7, 6) OBP: 0.318, SLG: 0.320										0 0 0 0 1 0 0										
Inning Stats	R: 0 E: 0 K: 1 S: 11	H: 1 LOB: 2 BB: 1 P: 20	R: 0 E: 0 K: 1 S: 6	H: 0 LOB: 0 BB: 0 P: 8	R: 0 E: 0 K: 1 S: 10	H: 2 LOB: 2 BB: 0 P: 14	R: 0 E: 1 K: 0 S: 7	H: 0 LOB: 1 BB: 0 P: 12	R: 0 E: 0 K: 1 S: 10	H: 2 LOB: 3 BB: 1 P: 23	R: 0 E: 0 K: 0 S: 9	H: 0 LOB: 0 BB: 1 P: 15	R: 0 E: 0 K: 1 S: 8	H: 0 LOB: 1 BB: 1 P: 17	R: 0 E: 0 K: 1 S: 12	H: 1 LOB: 2 BB: 1 P: 22	1B: 6 2B: 1 3B: 0 HR: 0	SF: 0 SAC: 0 DP: 1 HBP: 0	WP: 1 PB: 0 SB: 2 CS: 0	PA: 39
PITCHER	IP WLS BF H R ER SO BB IBB HBP BLK WP HR S P ERA WHIP																			
Brian Lawrence, R (1, 1) ERA: 4.55	6.0 W 27 6 0 0 4 2 0 0 0 0 0 0 51 87 0.00 1.333																			
Luther Hackman, R (7, 1) ERA: 3.65	1.0 H 4 0 0 0 0 2 0 0 0 0 0 0 9 19 0.00 2.000																			
Jay Witasick, R (8, 1) ERA: 3.33	1.0 H 3 0 0 0 1 0 0 0 0 0 1 0 8 13 0.00 0.000																			
Rod Beck, R (9, 1) ERA: 1.82	1.0 S 5 1 0 0 1 1 0 0 0 0 0 0 12 22 0.00 2.000																			

Cincinnati Reds @ San Diego Padres
Qualcomm Stadium, San Diego, CA

Sun Aug 10 2003, 5:00 PM EDT
Att. 24,141 - Sunny - 88 F

livebaseballscorecards.com

AB	34
R	0
H	7
RBI	0
BB	5
SO	6
LOB	23



Batter	1	2	3	4	5	6	7	8	9	AB	R	H	RBI	BB	SO	LOB
Ramón Vázquez, L (1, 6) OBP: 0.346, SLG: 0.343	1-1 G3		1-0 G4-3		2-2 G1-3		2-2 G3-1			4	0	0	0	0	0	0
Mark Kotsay, L (1, 8) OBP: 0.342, SLG: 0.356	1-0 G1-3		2-1 2B		1-2 F7		2-1 G6-4-3 1B			4	0	2	0	0	0	0
Mark Loretta, R (1, 4) OBP: 0.385, SLG: 0.448	1-2 G5-3		3-2 CS 1B			2-1 1B 1B	1-2 G6-4-3			4	1	2	0	0	0	1
Phil Nevin, R (1, 9) OBP: 0.303, SLG: 0.403		0-0 1B	1-1 G6-3			0-0 FC6-4 1B 1B		0-0 F9		3	1	2	0	0	0	2
Gary Matthews, S (7, 9) OBP: 0.303, SLG: 0.341										1	0	0	0	0	0	0
Ryan Klesko, L (1, 3) OBP: 0.358, SLG: 0.476		2-2 BB 1B		3-2 G3		2-3 1B		0-0 1B 1B		4	0	2	0	0	1	2
Rondell White, R (1, 7) OBP: 0.330, SLG: 0.460		1-2 1B		1-0 1B 2B		3-1 FC6-4 1B		1-0 1B		4	0	3	1	0	0	2
Sean Burroughs, L (1, 5) OBP: 0.345, SLG: 0.398		1-3 K		1-0 1B		2-2 FC6-4 1B		0-1 F7		4	0	1	0	0	1	6
Gary Bennett, R (1, 2) OBP: 0.252, SLG: 0.245		4-1 BB		2-0 G5-3		2-0 1B		1-2 F9		3	0	1	1	1	0	3
Brian Lawrence, R (1, 1) OBP: 0.286, SLG: 0.348		0-0 P4				1-2 P2				2	0	0	0	0	1	3
Dave Hansen, L (6, PH) OBP: 0.354, SLG: 0.300										1	0	0	0	0	0	2
Luther Hackman, R (7, 1)										0	0	0	0	0	0	0
Jay Witasick, R (8, 1)										0	0	0	0	0	0	0
Rod Beck, R (9, 1)										0	0	0	0	0	0	0

Inning Stats	R: 0	H: 0	E: 0	K: 0	S: 7	R: 0	H: 2	E: 0	K: 1	S: 11	R: 0	H: 2	E: 0	K: 0	S: 10	R: 0	H: 2	E: 0	K: 0	S: 7	R: 0	H: 0	E: 0	K: 1	S: 10	R: 2	H: 4	E: 0	K: 1	S: 18	R: 0	H: 1	E: 0	K: 0	S: 8	R: 0	H: 2	E: 0	K: 0	S: 8		
	LOB: 0	BB: 0	P: 10	LOB: 3	BB: 1	P: 18	LOB: 1	BB: 0	P: 17	LOB: 1	BB: 0	P: 14	LOB: 2	BB: 0	P: 15	LOB: 0	BB: 0	P: 13	LOB: 0	BB: 0	P: 10	LOB: 2	BB: 0	P: 10	LOB: 0	BB: 0	P: 10	LOB: 0	BB: 0	P: 10	LOB: 0	BB: 0	P: 10	LOB: 0	BB: 0	P: 10	LOB: 0	BB: 0	P: 10	LOB: 0	BB: 0	P: 10

PITCHER	IP	WLS	BF	H	R	ER	SO	BB	IBB	HBP	BLK	WP	HR	S	P	ERA	WHIP
Danny Graves, R (1, 1) ERA: 5.25	6.0	L	27	10	2	2	3	1	0	0	0	0	0	63	104	3.00	1.833
Kent Mercker, L (7, 1) ERA: 2.35	1.1		5	2	0	0	0	0	0	0	0	0	0	10	15	0.00	1.500
John Riedling, R (8, 1) ERA: 4.96	0.2		3	1	0	0	0	0	0	0	0	0	0	6	8	0.00	1.500

BOTTOM

Cincinnati Reds @ San Diego Padres
Qualcomm Stadium, San Diego, CA

Sun Aug 10 2003, 5:00 PM EDT
Att: 24,141 - Sunny - 88 F

AB	34
R	2
H	13
RBI	2
BB	1
SO	3
LOB	21



WP	PA	ERA	WHIP
0	35		

Batter	1	2	3	4	5	6	7	8	9	AB R H RBI BB SO LOB	TOP																					
Ramón Vázquez, L OBP: 0.347, SLG: 0.343 (1, 6)	0-0 G6-3 2B 1B	4-1 1B BB	2-3 K			1-2 2B 1B	0-1 G4-3		E6 1B FC6-4	6 4 2 0 1 1 4																						
Mark Kotsay, L OBP: 0.345, SLG: 0.363 (1, 8)	0-0 G6-3 1B 2B	0-0 F8			1-0 F9	2-0 2B		3-2 G5-3	4-2 1B BB	5 2 2 1 1 0 1																						
Mark Loretta, R OBP: 0.387, SLG: 0.449 (1, 4)	0-0 G6-3 2-3 3-H	1-0 1B 1B			1-1 G6-3	0-1 G5-3		2-2 1B BB	1-0 1B 1B	6 2 3 2 0 0 2																						
Phil Nevin, R OBP: 0.324, SLG: 0.418 Jay Witasick, R Dave Hansen, L OBP: 0.359, SLG: 0.306 (1, 9) (8, 1) (9, PH) (9, 3)	1-1 1B 1B 3-H	0-0 G4-6-3 1B			1-0 E 1B 1B	0-3 K		0-0 F9	3-1 1B 2B 1B	5 1 3 2 0 1 2 0 0 0 0 0 0 0 1 1 1 1 0 0 0																						
Ryan Klesko, L OBP: 0.362, SLG: 0.477 Jaret Wright, R OBP: 0.333, SLG: 0.667 (1, 3) (9, 1)	1-0 1B 1B 1-3	0-0 G4-6-3 1-2f			0-0 E7 1B	4-0 FC5-4 IBB		1 SAFE 1B 1-2 BB	1-0 P5	4 0 2 0 2 0 4 0 0 0 0 0 0 0																						
Rondell White, R OBP: 0.335, SLG: 0.466 (1, 7)	1-1 1B 1-2 3-H		2-1 1B 2B		0-0 G4-3	0-1 FC5-4 1-2f		1-1 1B 1-2 2-H	1-0 2B 1B 1B	6 2 4 3 0 0 4																						
Sean Burroughs, L OBP: 0.347, SLG: 0.397 Lou Merloni, R OBP: 0.365, SLG: 0.349 (1, 5) (7, 5)	0-0 FC5-4 1B		0-0 F7		1-0 G4-3		3-2 G4-6-3 HBP	2-2 P6	0-0 1B PB 2B	3 0 1 0 0 0 1 2 1 1 1 0 0 2	AB 48 R 14 H 24 RBI 13 BB 5 SO 3 LOB 28																					
Gary Bennett, R OBP: 0.259, SLG: 0.252 (1, 2)	1-3 K		1-1 SH1-4 1B		3-1 G6-4-3 1B		0-1 G4-6-3 1-2f		P4	6 0 3 2 0 1 4																						
Adam Eaton, R OBP: 0.289, SLG: 0.452 Scott Linebrink, R OBP: 0.167, SLG: 0.250 Gary Matthews, S OBP: 0.307, SLG: 0.351 (1, 1) (6, 1) (8, 9)	1-1 FC5-4 1-2f		0-1 SH1-4		2-2 G6-4-3 1-2f		0-0 2B		HR FC6-4 BB	2 0 0 0 0 0 4 1 0 1 0 0 0 0 1 1 1 1 1 0 0																						
Inning Stats	R: 3 E: 0 K: 1 S: 14	H: 6 LOB: 3 BB: 0 P: 19	R: 1 E: 0 K: 0 S: 5	H: 2 LOB: 1 BB: 1 P: 10	R: 1 E: 0 K: 1 S: 10	H: 2 LOB: 1 BB: 0 P: 15	R: 0 E: 1 K: 0 S: 6	H: 2 LOB: 2 BB: 0 P: 9	R: 0 E: 0 K: 0 S: 9	H: 1 LOB: 0 BB: 0 P: 14	R: 1 E: 0 K: 1 S: 11	H: 2 LOB: 2 BB: 1 P: 18	R: 0 E: 0 K: 0 S: 7	H: 1 LOB: 1 BB: 0 P: 10	R: 1 E: 0 K: 0 S: 13	H: 2 LOB: 2 BB: 1 P: 25	R: 7 E: 1 K: 0 S: 22	H: 6 LOB: 2 BB: 2 P: 46	1B: 18 2B: 5 3B: 0 HR: 1	SF: 0 SAC: 1 DP: 3 HBP: 1	WP: 0 PA: 55 PB: 1 SB: 1 CS: 0											
PITCHER	IP WLS BF H R ER SO BB IBB HBP BLK WP HR S P ERA WHIP	IP WLS BF H R ER SO BB IBB HBP BLK WP HR S P ERA WHIP																														
Greg Maddux, R ERA: 4.38 Jason Marquis, R ERA: 6.29 Jung Keun Bong, L ERA: 4.67 Will Cunnane, R ERA: 9.0 Roberto Hernandez, R ERA: 4.99	(1, 1) (6, 1) (7, 1) (8, 1) (9, 1)	5.0 1.2 0.1 1.0 0.2	L	27 9 1 6 10	13 3 0 2 6	5 1 0 1 7	5 1 0 1 2	2 1 0 0 0	1 0 0 1 1	0 1 0 0 0	0 1 0 0 0	0 0 0 0 1	0 0 0 0 0	0 0 0 0 0	0 0 0 0 1	44 16 2 13 19	67 26 2 25 37	9.00 5.40 0.00 9.00 27.00	2.800 1.800 0.000 3.000 10.500	Kevin Gryboski, R ERA: 4.15 (9, 1)	0.1		2 0 0 0	0 0 0 0	0 0 0 0	0 0 0 0	1 0 0 0	0 0 0 0	0 0 0 0	3 9	0.00 3.000	

San Diego Padres @ Atlanta Braves
Turner Field, Atlanta, GA
Tue Aug 12 2003, 7:35 PM EDT
Att. 25,422 - Overcast - 75 F

livebaseballscorecards.com



BOTTOM

San Diego Padres @ Atlanta Braves
Turner Field, Atlanta, GA
Tue Aug 12 2003, 7:35 PM EDT
Att. 25,422 - Overcast - 75 F

livebaseballscorecards.com

AB 34
R 4
H 7
RBI 4
BB 2
SO 8
LOB 11



WP: 0 PA: 36
PB: 0
SB: 1
CS: 0

AB R H RBI BB SO LOB

4 0 2 0 0 0 0

2 1 1 0 2 0 1

4 1 1 1 0 1 4

4 2 3 2 0 0 1

4 0 0 0 0 2 3

4 0 0 1 0 1 2

3 0 0 0 0 2 0

1 0 0 0 0 0 0

1B: 3 SF: 0
2B: 2 SAC: 0
3B: 1 DP: 0
HR: 1 HBP: 0

1B: 3 SF: 0
2B: 2 SAC: 0
3B: 1 DP: 0
HR: 1 HBP: 0

Batter	1	2	3	4	5	6	7	8	9
Rafael Furcal, S OBP: 0.346, SLG: 0.447 (1, 6)	1-0 10 S 1B		3-1 1B 1B		0-2 L8		1-2 G2-3		
Marcus Giles, R OBP: 0.389, SLG: 0.521 (1, 4)	0-0 F9		1-2 1B 1-2 1B			4-0 2B BB		4-1 FC5-4 BB	
Gary Sheffield, R OBP: 0.429, SLG: 0.605 (1, 9)	1-3 K		0-1 P4			2-2 10 3B 2B		2-1 FC5-4 10 2B 1-2	
10 Chipper Jones, S OBP: 0.385, SLG: 0.486 (1, 7)	3-2 F9 1-2			2-2 HR		0-0 L3-1 3B		2-0 2B	
Andruw Jones, R OBP: 0.357, SLG: 0.538 (1, 8)		2-3 K		2-2 G6-3		3-3 K		0-0 G1-3	
Robert Fick, L OBP: 0.352, SLG: 0.469 (1, 3)		0-0 P5		2-2 K		1-2 L3-1		1-0 G4-3	
Vinny Castilla, R OBP: 0.313, SLG: 0.468 Mark DeRosa, R OBP: 0.294, SLG: 0.364 (9, PH)		0-2 F8		1-3 K		2-3 K			
Henry Blanco, R OBP: 0.254, SLG: 0.282 (1, 2)			0-2 F7		0-0 F8		1-0 F8		1-1 G5-3
Greg Maddux, R Matt Franco, L Jason Marquis, L Jung Hyun Bae, L Darren Bragg, L Will Cunniff, R Roberto Hernandez, R Kevin Gryboski, R Julio Franco, R			0-0 F9		3-3 K		3-2 K		3-1 G3-1

Inning Stats	R: 0	H: 1	E: 0	K: 1	S: 11	H: 1	LOB: 1	BB: 0	P: 16	R: 0	H: 0	E: 0	K: 1	S: 7	H: 0	LOB: 0	BB: 0	P: 9	R: 0	H: 2	E: 0	K: 0	S: 11	H: 1	LOB: 2	BB: 0	P: 15	R: 1	H: 1	E: 0	K: 2	S: 16	H: 0	LOB: 0	BB: 0	P: 23	R: 0	H: 0	E: 0	K: 1	S: 8	H: 2	LOB: 0	BB: 1	P: 25	R: 3	H: 2	E: 0	K: 2	S: 13	H: 0	LOB: 0	BB: 0	P: 15	R: 0	H: 1	E: 0	K: 0	S: 6	H: 1	LOB: 2	BB: 1	P: 15	R: 0	H: 0	E: 0	K: 0	S: 7	H: 0	LOB: 0	BB: 0	P: 12	R: 0	H: 0	E: 0	K: 0	S: 7	H: 0	LOB: 0	BB: 0	P: 12
--------------	------	------	------	------	-------	------	--------	-------	-------	------	------	------	------	------	------	--------	-------	------	------	------	------	------	-------	------	--------	-------	-------	------	------	------	------	-------	------	--------	-------	-------	------	------	------	------	------	------	--------	-------	-------	------	------	------	------	-------	------	--------	-------	-------	------	------	------	------	------	------	--------	-------	-------	------	------	------	------	------	------	--------	-------	-------	------	------	------	------	------	------	--------	-------	-------

PITCHER	IP	WLS	BF	H	R	ER	SO	BB	IBB	HBP	BLK	WP	HR	S	P	ERA	WHIP
Adam Eaton, R ERA: 4.25 (1, 1)	5.0	W	22	6	4	4	5	1	0	0	0	0	1	57	84	7.20	1.400
Scott Linebrink, R ERA: 3.24 (6, 1)	2.0	H	6	0	0	0	3	0	0	0	0	0	0	19	30	0.00	0.000
Jay Witasick, R ERA: 3.21 (8, 1)	1.0	H	5	1	0	0	0	1	0	0	0	0	0	6	15	0.00	2.000
Jaret Wright, R ERA: 7.87 (9, 1)	1.0		3	0	0	0	0	0	0	0	0	0	0	7	12	0.00	0.000

Batter	1	2	3	4	5	6	7	8	9	AB R H RBI BB SO LOB	TOP											
Gary Matthews, S (1, 7) OBP: 0.306, SLG: 0.352	0-3 K			1-0 1B 2B	2-2 G4-3			1-3 K		4 1 1 0 0 2 3												
Mark Kotsay, L (1, 8) OBP: 0.344, SLG: 0.362	0-0 G4-3			0-1 2-H 1B				0-2 F7		4 0 1 1 0 0 0												
Mark Loretta, R (1, 4) OBP: 0.385, SLG: 0.447	3-3 K			1-2 G1-3				2-2 BB 1B		4 0 1 0 0 1 0												
Phil Nevin, R (1, 3) OBP: 0.311, SLG: 0.400			1-3 K	2-0 G4-3				0-0 F8		3 0 0 0 0 1 0												
Joe Roa, R (6, 1) OBP: 0.286, SLG: 0.286										0 0 0 0 0 0 0												
Gary Bennett, R (9, PH) OBP: 0.258, SLG: 0.251										1 0 0 0 0 0 1												
Brian Buchanan, R (1, 9) OBP: 0.346, SLG: 0.476			2-0 G6-3		2-2 G5-3			3-3 K		3 0 0 0 1 1 0												
Miguel Ojeda, R (1, 2) OBP: 0.344, SLG: 0.384			1-1 G6-3		4-2 BB 1B BB			0-0 F8		3 0 0 0 1 0 2												
Lou Merloni, R (1, 5) OBP: 0.358, SLG: 0.341			1-1 G6-3		0-1 F9			0-0 F9		3 0 0 0 0 0 1												
Ramón Vázquez, L (1, 6) OBP: 0.347, SLG: 0.343			2-2 F7		0-0 BB 1B			0-0 F7		3 0 1 0 0 0 0												
Kevin Jarvis, L (1, 1) OBP: 0.300, SLG: 0.125			2-1 G6-3		4-0 BB			3-1 G3-1		1 0 0 0 1 0 0												
Dave Hansen, L (6, 3) OBP: 0.356, SLG: 0.304					1-2 2-3 BB					1 0 0 0 0 0 0												
Inning Stats	R: 0 E: 0 K: 2 S: 8	H: 0 LOB: 0 BB: 0 P: 11	R: 0 E: 0 K: 1 S: 6	H: 0 LOB: 0 BB: 0 P: 10	R: 0 E: 0 K: 0 S: 7	H: 0 LOB: 0 BB: 0 P: 12	R: 1 E: 0 K: 0 S: 7	H: 2 LOB: 0 BB: 0 P: 11	R: 0 E: 0 K: 0 S: 15	H: 1 LOB: 3 BB: 2 P: 27	R: 0 E: 0 K: 0 S: 6	H: 0 LOB: 0 BB: 0 P: 8	R: 0 E: 0 K: 1 S: 5	H: 0 LOB: 0 BB: 0 P: 8	R: 0 E: 0 K: 1 S: 8	H: 0 LOB: 0 BB: 0 P: 12	R: 0 E: 0 K: 0 S: 10	H: 1 LOB: 2 BB: 1 P: 16	1B: 3 2B: 1 3B: 0 HR: 0	SF: 0 SAC: 0 DP: 0 HBP: 0	WP: 0 PB: 0 SB: 0 CS: 0	PA: 33
PITCHER	IP WLS BF H R ER SO BB IBB HBP BLK WP HR S P ERA WHIP																					
Mike Hampton, L (1, 1) ERA: 4.21	8.0 W 28 3 1 1 5 2 0 0 0 0 0 0 62 99 1.12 0.625																					
Kent Mercker, L (9, 1) ERA: 2.29	1.0 5 1 0 0 0 1 0 0 0 0 0 0 10 16 0.00 2.000																					

San Diego Padres @ Atlanta Braves
 Turner Field, Atlanta, GA
 Wed Aug 13 2003, 7:05 PM EDT
 Att. 20,862 - Cloudy - 78 F

AB	30
R	1
H	4
RBI	1
BB	3
SO	5
LOB	7



WP: 0	PA: 33
-------	--------

Batter	1	2	3	4	5	6	7	8	9
Rafael Furcal, S OBP: 0.350, SLG: 0.451 Darren Bragg, L OBP: 0.298, SLG: 0.261	0-2 2B 1B	1-0 S 1B		0-2 1B 2B 1B		2-2 G4-3		2-1 1B	
Marcus Giles, R OBP: 0.391, SLG: 0.523	1-2 1B 2B	4-1 1B BB		0-0 2B 1B		0-1 G1-3		0-0 F8	
Gary Sheffield, R OBP: 0.429, SLG: 0.605 Kent Mercker, L (9, 1)	1-1 F9 1B	3-3 K		1-0 1B 2B		0-0 P3		0-0 P5	
10 Chipper Jones, S OBP: 0.384, SLG: 0.491	1-3 K		0-0 HR		0-0 F8		2-3 K		
Andruw Jones, R OBP: 0.356, SLG: 0.536	0-1 1B		2-2 G6-3		1-0 G5-3		0-0 F9		
Javy Lopez, R OBP: 0.368, SLG: 0.662	1-2 F9		2-1 G6-3		1-0 G6-3		0-0 1B		
Matt Franco, L OBP: 0.349, SLG: 0.404	0-1 G3		0-0 G4-3		3-2 HR 1B		2-2 1B		
Vinny Castilla, R OBP: 0.312, SLG: 0.473		2-2 G6-3		0-0 G5-3		1-0 HR		0-0 F9	
Mike Hampton, R OBP: 0.261, SLG: 0.372 Mark DeRosa, R OBP: 0.293, SLG: 0.362		2-2 F8		3-3 K		2-2 P3		0-3 K	

Inning Stats	R: 2	H: 4	E: 0	K: 1	S: 19	H: 4	LOB: 2	BB: 0	P: 23	R: 0	H: 1	E: 0	K: 1	S: 11	H: 1	LOB: 0	BB: 1	P: 23	R: 1	H: 1	E: 0	K: 0	S: 8	H: 3	LOB: 1	BB: 0	P: 14	R: 2	H: 2	E: 0	K: 0	S: 9	H: 0	LOB: 0	BB: 0	P: 8	R: 0	H: 2	E: 0	K: 1	S: 9	H: 2	LOB: 2	BB: 0	P: 13	R: 0	H: 1	E: 0	K: 1	S: 7	H: 1	LOB: 1	BB: 0	P: 9
--------------	------	------	------	------	-------	------	--------	-------	-------	------	------	------	------	-------	------	--------	-------	-------	------	------	------	------	------	------	--------	-------	-------	------	------	------	------	------	------	--------	-------	------	------	------	------	------	------	------	--------	-------	-------	------	------	------	------	------	------	--------	-------	------

PITCHER	IP	WLS	BF	H	R	ER	SO	BB	IBB	HBP	BLK	WP	HR	S	P	ERA	WHIP
Kevin Jarvis, R ERA: 5.62	(1, 1)	5.0	L	27	11	7	7	3	1	0	0	0	2	57	89	12.60	2.400
Joe Roa, R ERA: 5.45	(6, 1)	3.0		12	3	0	2	0	0	0	0	0	0	22	30	0.00	1.000

BOTTOM

San Diego Padres @ Atlanta Braves
Turner Field, Atlanta, GA

Wed Aug 13 2003, 7:05 PM EDT
Att: 20,862 - Cloudy - 78 F

AB	R	H	RBI	BB	SO	LOB
5	2	4	0	0	0	0
0	0	0	0	0	0	0
4	2	2	1	1	0	1
5	0	2	3	0	1	3
0	0	0	0	0	0	0
4	1	1	1	0	2	2
4	0	1	0	0	0	0
4	0	1	0	0	0	2
4	1	2	0	0	0	2
4	1	1	2	0	0	2
3	0	0	0	0	1	0
1	0	0	0	0	1	0

1B: 10	SF: 0	WP: 0	PA: 39
2B: 2	SAC: 0	PB: 0	
3B: 0	DP: 0	SB: 1	
HR: 2	HBP: 0	CS: 0	

livebaseballscorecards.com

AB 38
R 7
H 14
RBI 7
BB 1
SO 5
LOB 12



Batter	1	2	3	4	5	6	7	8	9	AB R H RBI BB SO LOB	TOP	
Ramón Vázquez, L (1, 6) OBP: 0.344, SLG: 0.340 Lou Merloni, R (8, PH) OBP: 0.359, SLG: 0.351 (8, 6)	1-3 K2-3		3-3 K			1-2 P6		0-1 G3-1 1B 2B 1-H 2-H	1-2 FC5-4	3 0 0 0 0 2 0 2 1 1 2 0 0 1		
Mark Kotsay, L (1, 8) OBP: 0.340, SLG: 0.357	0-0 G4-3		2-0 G3			1-1 F9		2-2 G3-1 2-3		4 0 0 0 0 0 1		
Mark Loretta, R (1, 4) OBP: 0.386, SLG: 0.446	4-2 BB			3-2 F9-3 1B		1-1 F8		1-2 K		3 0 1 0 1 1 1		
Phil Nevin, R (1, 9) OBP: 0.308, SLG: 0.392	2-1 F9			1-1 F9-3 1-1			0-2 K	2-2 1B 1B 3-H		4 0 1 1 0 1 2		
Ryan Klesko, L (1, 3) OBP: 0.364, SLG: 0.477			1-3 K		2-0 G4-3		3-2 1B	1-1 1B 1-3 1B		4 0 2 0 0 1 0		
Rondell White, R (1, 7) OBP: 0.337, SLG: 0.474 Jaret Wright, R (8, 1) OBP: 0.333, SLG: 0.667		2-1 HR			1-1 1B		0-3 K	1-2 P4		4 1 2 1 0 1 3 0 0 0 0 0 0 0		
Dave Hansen, L (1, 5) OBP: 0.346, SLG: 0.293		1-2 G6-3			3-2 P5		3-2 K		1-2 K	4 0 0 0 0 2 2		
Gary Bennett, R (1, 2) OBP: 0.262, SLG: 0.261		2-3 K			0-0 F8			0-1 2B 2B	0-0 FC5-4 1B	4 1 2 0 0 1 1		
44 Jake Peavy, R (1, 1) OBP: 0.152, SLG: 0.093 Luther Hackman, R (6, 1) Gary Matthews, S (8, PH) OBP: 0.307, SLG: 0.351 (8, 7)			0-2 F9		0-1 G6-3			4-1 2B BB	1-1 F8	2 0 0 0 0 0 1 0 0 0 0 0 0 0 1 1 0 0 1 0 1		
Inning Stats	R: 0 H: 0 E: 0 LOB: 1 K: 1 BB: 1 S: 9 P: 16	R: 1 H: 1 E: 0 LOB: 0 K: 2 BB: 0 S: 12 P: 18	R: 0 H: 0 E: 0 LOB: 0 K: 1 BB: 0 S: 7 P: 12	R: 0 H: 1 E: 0 LOB: 0 K: 0 BB: 0 S: 6 P: 12	R: 0 H: 1 E: 0 LOB: 1 K: 0 BB: 0 S: 8 P: 12	R: 0 H: 0 E: 0 LOB: 0 K: 0 BB: 0 S: 7 P: 10	R: 0 H: 1 E: 0 LOB: 1 K: 3 BB: 0 S: 14 P: 20	R: 3 H: 4 E: 0 LOB: 2 K: 1 BB: 1 S: 20 P: 31	R: 0 H: 1 E: 0 LOB: 1 K: 1 BB: 0 S: 9 P: 12	1B: 6 SF: 0 2B: 3 SAC: 0 3B: 0 DP: 1 HR: 1 HBP: 0	WP: 0 PA: 37 PB: 0 SB: 0 CS: 0	
PITCHER	IP WLS BF H R ER SO BB IBB HBP BLK WP HR S P ERA WHIP											
Russ Ortiz, R (1, 1) ERA: 3.48	7.0 W 27 5 3 3 7 2 0 0 0 0 0 1 66 107 3.86 1.000											
Ray King, L (8, 1) ERA: 3.69	0.1 2 1 0 0 0 0 0 0 0 0 0 0 5 7 0.00 3.000											
Kevin Gryboski, R (8, 1) ERA: 4.12	0.1 H 2 1 1 1 1 0 0 0 0 0 0 0 7 10 27.00 3.000											
29 John Smoltz, R (8, 1) ERA: 0.92	1.1 S 6 2 0 0 1 0 0 0 0 0 0 0 14 19 0.00 1.500											

San Diego Padres @ Atlanta Braves
Turner Field, Atlanta, GA
Thu Aug 14 2003, 7:35 PM EDT
Att. 23,923 - Cloudy - 88 F

livebaseballscorecards.com

AB 35
R 4
H 9
RBI 4
BB 2
SO 9
LOB 13



Batter	1	2	3	4	5	6	7	8	9
Rafael Furcal, S OBP: 0.347, SLG: 0.446 (1, 6)	2-1 F8		2-3 K		1-0 E9	0-1 P5		1-2 G4-3	
Marcus Giles, R OBP: 0.388, SLG: 0.518 (1, 4)	2-2 F9		2-3 K		0-0 F9		3-2 E6 10 G3 10 S 2B		
Gary Sheffield, R OBP: 0.429, SLG: 0.610 (1, 9)	2-2 G4-3			4-1 10 2B BB		3-2 HR	0-1 P6		
10 Chipper Jones, S OBP: 0.385, SLG: 0.501 (1, 7)		3-1 HR		0-0 2B		3-3 K	2-1 G3		
Andrew Jones, R OBP: 0.357, SLG: 0.537 (1, 8)		2-2 L6		1-3 K		4-2 G3 S 1B BB	0-2 2B		
Robert Fick, L OBP: 0.351, SLG: 0.465 (1, 3)		1-1 F8		4-2 BB		1 SAFE 3-1 G3	0-0 P4		
29 John Smoltz, R (8, 1)									
Javy Lopez, R OBP: 0.372, SLG: 0.679 (1, 2)		2-2 HR		2-3 K		4-1 1B BB		2-2 HR	
Vinny Castilla, R OBP: 0.312, SLG: 0.471 (1, 5)		0-2 G4-3			2-2 G1-3	0-0 1B 1B		0-0 G6-3	
Russ Ortiz, R OBP: 0.288, SLG: 0.418 (1, 1)			1-3 K		1-3 K	2-0 1B		1-3 K	
Ray King, L (8, 1)									
Kevin Gryboski, R (8, 1)									
Julio Franco, R OBP: 0.368, SLG: 0.425 (8, 3)						1-2 2-H 1B			

Inning Stats	R: 0	H: 0	E: 0	K: 10	S: 10	R: 2	H: 2	E: 0	K: 14	S: 14	R: 0	H: 0	E: 0	K: 3	S: 9	R: 0	H: 1	E: 0	K: 2	S: 11	R: 0	H: 0	E: 1	K: 1	S: 12	R: 3	H: 3	E: 0	K: 1	S: 16	R: 1	H: 1	E: 1	K: 0	S: 17	R: 1	H: 1	E: 0	K: 1	S: 10	R: 0	H: 0	E: 0	K: 0	S: 0						

PITCHER	IP	WLS	BF	H	R	ER	SO	BB	IBB	HBP	BLK	WP	HR	S	P	ERA	WHIP
44 Jake Peavy, R ERA: 4.25 (1, 1)	5.1	L	23	4	4	4	7	3	0	0	0	0	3	65	109	6.75	1.312
Luther Hackman, R ERA: 3.69 (6, 1)	1.2		10	3	2	1	0	1	0	0	0	0	0	24	38	5.40	2.400
Jaret Wright, R ERA: 7.89 (8, 1)	1.0		4	1	1	1	1	0	0	0	0	0	1	10	14	9.00	1.000

BOTTOM


San Diego Padres @ Atlanta Braves
Turner Field, Atlanta, GA

Thu Aug 14 2003, 7:35 PM EDT
Att: 23,923 - Cloudy - 88 F

AB	R	H	RBI	BB	SO	LOB
5	0	0	0	0	1	2
4	1	0	0	0	1	1
3	1	1	1	1	0	1
4	1	2	1	0	1	1
3	1	1	1	1	1	1
3	0	0	0	1	0	2
0	0	0	0	0	0	0
3	3	2	2	1	1	2
4	0	1	1	0	0	0
3	0	1	1	0	2	0
0	0	0	0	0	0	0
0	0	0	0	0	0	0
1	0	0	0	0	1	0

AB	33
R	7
H	8
RBI	7
BB	4
SO	8
LOB	10

WP: 0 PA: 37
PB: 0
SB: 2
CS: 0



PITCHER	IP	WLS	BF	H	R	ER	SO	BB	IBB	HBP	BLK	WP	HR	S	P	ERA	WHIP
44 Jake Peavy, R ERA: 4.25 (1, 1)	5.1	L	23	4	4	4	7	3	0	0	0	0	3	65	109	6.75	1.312
Luther Hackman, R ERA: 3.69 (6, 1)	1.2		10	3	2	1	0	1	0	0	0	0	0	24	38	5.40	2.400
Jaret Wright, R ERA: 7.89 (8, 1)	1.0		4	1	1	1	1	0	0	0	0	0	1	10	14	9.00	1.000

Batter	1	2	3	4	5	6	7	8	9	AB R H RBI BB SO LOB	TOP											
Ramón Vázquez, L (1, 6) OBP: 0.340, SLG: 0.335	1-2 G1-3		0-2 K			1-3 K		1-1 L9		4 0 0 0 0 2 3	San Diego Padres @ Florida Marlins Pro Player Stadium, Miami, FL Fri Aug 15 2003, 7:35 PM EDT Att. 18,349 - Cloudy - 87 F											
Mark Kotsay, L (1, 8) OBP: 0.337, SLG: 0.353	0-3 K		0-2 G3-1			2-2 F7		2-1 F7		4 0 0 0 0 1 3												
Mark Loretta, R (1, 4) Lou Merloni, R (8, 4) OBP: 0.388, SLG: 0.446 OBP: 0.364, SLG: 0.351	1-1 P3				1-2 G4-6-3 1B	4-2 BB		4-2 FC4-6 BB		2 0 1 0 1 0 0 0 0 0 0 1 0 0												
Phil Nevin, R (1, 9) Brian Buchanan, R (8, 9) OBP: 0.309, SLG: 0.390 OBP: 0.344, SLG: 0.473		1-1 G4-6-3 1B		0-2 G4-6-3 1-2f		3-1 F8		3-2 FC4-6 1B		3 0 1 0 0 0 2 1 0 0 0 0 0 1												
Ryan Klesko, L (1, 3) OBP: 0.363, SLG: 0.474		1-1 G4-6-3 1-2f		1-2 G4-3		1-0 L8		1-2 G4-6-3 1B		4 0 1 0 0 0 1												
Rondell White, R (1, 7) Mike Matthews, L (8, 1) Gary Bennett, R (9, PH) OBP: 0.334, SLG: 0.470 OBP: 0.261, SLG: 0.259		1-3 K		0-3 K		2-1 G5-3		1-2 G4-6-3		3 0 0 0 0 2 0 0 0 0 0 0 0 0 1 0 0 0 0 0 2												
Dave Hansen, L (1, 5) OBP: 0.353, SLG: 0.303			1-1 2B 1B		3-2 S 1B	3-2 L6				3 0 2 0 0 0 0												
Miguel Ojeda, R (1, 2) OBP: 0.344, SLG: 0.391			1-1 2B		1-2 G4-3		2-2 E7			3 0 1 0 0 0 1												
Oliver Pérez, L (1, 1) Scott Linebrink, R (5, 1) Jaret Wright, R (7, 1) Gary Matthews, S (8, PH) OBP: 0.242, SLG: 0.226 OBP: 0.167, SLG: 0.250 OBP: 0.333, SLG: 0.667 OBP: 0.306, SLG: 0.350			1-3 K		1-3 K		2-3 K			2 0 0 0 0 2 3 0 0 0 0 0 0 0 0 0 0 0 0 0 0 1 0 0 0 0 1 1												
Inning Stats	R: 0 E: 0 K: 1 S: 8	H: 0 LOB: 0 BB: 0 P: 10	R: 0 E: 0 K: 1 S: 7	H: 1 LOB: 0 BB: 0 P: 10	R: 0 E: 0 K: 2 S: 14	H: 2 LOB: 2 BB: 0 P: 17	R: 0 E: 0 K: 0 S: 9	H: 1 LOB: 0 BB: 0 P: 11	R: 0 E: 0 K: 2 S: 15	H: 1 LOB: 1 BB: 0 P: 20	R: 0 E: 0 K: 1 S: 10	H: 0 LOB: 1 BB: 1 P: 20	R: 0 E: 0 K: 0 S: 8	H: 0 LOB: 0 BB: 0 P: 14	R: 0 E: 1 K: 1 S: 11	H: 0 LOB: 1 BB: 0 P: 18	R: 0 E: 0 K: 0 S: 14	H: 1 LOB: 1 BB: 1 P: 23	1B: 5 2B: 1 3B: 0 HR: 0	SF: 0 SAC: 0 DP: 3 HBP: 0	WP: 0 PB: 0 SB: 1 CS: 0	PA: 33
PITCHER	IP WLS BF H R ER SO BB IBB HBP BLK WP HR S P ERA WHIP																					
Brad Penny, R (1, 1) ERA: 4.0	7.0 W 25 5 0 0 7 1 0 0 0 0 0 0 71 102 0.00 0.857																					
Ugueth Urbina, R (8, 1) ERA: 3.27	1.0 4 0 0 0 1 0 0 0 0 0 0 0 11 18 0.00 0.000																					
Braden Looper, R (9, 1) ERA: 2.82	1.0 4 1 0 0 0 1 0 0 0 0 0 0 14 23 0.00 2.000																					

AB	31
R	0
H	6
RBI	0
BB	2
SO	8
LOB	17



Batter	1	2	3	4	5	6	7	8	9	AB R H RBI BB SO LOB	TOP																										
Gary Matthews, S (1, 8) OBP: 0.307, SLG: 0.354	1-2 G3		0-1 P3		2-2 2B		0-3 K		1-0 BB 1B	5 0 2 0 0 1 2																											
Lou Merloni, R (1, 5) OBP: 0.371, SLG: 0.370	1-2 F8		1-2 3B		3-1 G5-3		0-2 1B		4-2 BB	4 0 2 1 1 0 1																											
Mark Loretta, R (1, 4) OBP: 0.384, SLG: 0.441	0-2 G4-3		1-0 L4		1-2 P4		1-1 F8		2-2 F3	5 0 0 0 0 0 6																											
Phil Nevin, R (1, 9) OBP: 0.314, SLG: 0.375																																					
Brian Buchanan, R (9, PR) OBP: 0.344, SLG: 0.473																																					
Rondell White, R (1, 7) OBP: 0.333, SLG: 0.469																																					
Miguel Ojeda, R (1, 3) OBP: 0.348, SLG: 0.390																																					
Gary Bennett, R (1, 2) OBP: 0.266, SLG: 0.279																																					
Ryan Klesko, L (8, PH) OBP: 0.362, SLG: 0.473																																					
Ramón Vázquez, L (1, 6) OBP: 0.337, SLG: 0.331																																					
Brian Lawrence, R (1, 1) OBP: 0.308, SLG: 0.367																																					
Jay Witasick, R (7, 1)																																					
Joe Roa, R (8, 1) OBP: 0.286, SLG: 0.286																																					
Dave Hansen, L (9, PH) OBP: 0.350, SLG: 0.300																																					
Inning Stats	R: 0 E: 0 K: 0 S: 9	H: 0 LOB: 0 BB: 0 P: 11	R: 0 E: 0 K: 1 S: 9	H: 1 LOB: 1 BB: 0 P: 17	R: 1 E: 0 K: 0 S: 11	H: 2 LOB: 1 BB: 0 P: 14	R: 2 E: 0 K: 3 S: 15	H: 2 LOB: 0 BB: 0 P: 26	R: 0 E: 0 K: 1 S: 14	H: 1 LOB: 1 BB: 0 P: 22	R: 0 E: 0 K: 1 S: 16	H: 1 LOB: 2 BB: 1 P: 26	R: 0 E: 0 K: 1 S: 12	H: 2 LOB: 2 BB: 0 P: 17	R: 0 E: 0 K: 1 S: 7	H: 0 LOB: 1 BB: 1 P: 13	R: 0 E: 0 K: 1 S: 17	H: 1 LOB: 3 BB: 2 P: 31	1B: 6 2B: 2 3B: 1 HR: 1	SF: 0 SAC: 0 DP: 0 HBP: 0	WP: 0 PA: 41 PB: 0 SB: 0 CS: 0																
PITCHER	IP WLS BF H R ER SO BB IBB HBP BLK WP HR S P ERA WHIP																																				
Dontrelle Willis, L (1, 1) ERA: 3.18	6.0	26	7	3	3	5	1	0	0	0	0	0	1	74	116	4.50	1.333																				
Chad Fox, R (7, 1) ERA: 3.68	1.0	W	5	2	0	0	1	0	0	0	0	0	0	12	17	0.00	2.000																				
Ugueth Urbina, R (8, 1) ERA: 3.21	1.0	H	4	0	0	0	1	1	0	0	0	0	0	7	13	0.00	1.000																				
Braden Looper, R (9, 1) ERA: 2.76	1.0	S	6	1	0	0	1	2	0	0	0	0	0	17	31	0.00	3.000																				

San Diego Padres @ Florida Marlins
 Pro Player Stadium, Miami, FL
 Sat Aug 16 2003, 6:05 PM EDT
 Att. 26,104 - Cloudy - 85 F

livebaseballscorecards.com

AB	37
R	3
H	10
RBI	3
BB	4
SO	8
LOB	22



Batter	1	2	3	4	5	6	7	8	9	AB R H RBI BB SO LOB	TOP		
Gary Matthews, S OBP: 0.306, SLG: 0.354 (1, 7) X	0-0 G6-3		2-2 P4			1-3 K		1-2 2B	0-0 G4-3	5 1 1 0 0 1 2			
Mark Kotsay, L OBP: 0.338, SLG: 0.350 (1, 8) C S B X	1-2 G6-3		2-3 K			2-3 K		4-0 2B	4-1 1B	3 2 0 0 2 2 1			
Mark Loretta, R OBP: 0.382, SLG: 0.438 (1, 4) C B X Mike Matthews, L (7, 1) C S B X Rondell White, R OBP: 0.334, SLG: 0.473 (8, PH) C B X Jaret Wright, R OBP: 0.233, SLG: 0.667 (8, 1) C B X Luther Hackman, R (8, 1) C B X Miguel Ojeda, R OBP: 0.353, SLG: 0.390 (9, PH) C B X	1-1 F7			2-1 G5-3		2-0 L7		0-1 2B	4-2 1B	3 0 0 0 0 0 0 0 0 0 0 0 0 0 1 0 1 2 0 0 0 0 0 0 0 0 0 0 0 0 0 0 0 0 0 0 0 0 0 1 0 0			
Phil Nevin, R OBP: 0.319, SLG: 0.376 (1, 9) C B X		1-3 K		1-1 G5-3			0-0 1B	1-0 G6-3	1-2 1B	5 0 2 2 0 1 1			
Ryan Klesko, L OBP: 0.360, SLG: 0.472 (1, 3) C S B X		1-3 K		0-0 L3			2-1 FC4-6		1-3 2B	5 1 1 0 0 1 3			
Dave Hansen, L OBP: 0.354, SLG: 0.301 (1, 5) C B X		2-0 1B			0-2 G3-1		2-3 K		4-0 2B	3 1 1 0 1 1 1			
Ramón Vázquez, L OBP: 0.336, SLG: 0.328 (1, 6) C B X		3-3 K			1-0 G1-3		2-1 F7		4-2 2B	3 1 0 0 1 1 2			
Gary Bennett, R OBP: 0.270, SLG: 0.288 (1, 2) C C C X			1-2 F9		0-0 1B			0-0 G6-3	0-0 1B	4 1 2 2 0 0 0			
Adam Eaton, R OBP: 0.304, SLG: 0.452 (1, 1) C B X Scott Linebrink, R OBP: 0.167, SLG: 0.250 (4, 1) C B X Sean Burroughs, L OBP: 0.346, SLG: 0.396 (5, PH) C B X Joe Roa, R OBP: 0.286, SLG: 0.286 (5, 1) C B X Lou Merloni, R OBP: 0.366, SLG: 0.368 (7, 4) C B X		4-1 BB			1-3 K			1-0 F9	0-0 SF8	0 0 0 0 1 0 0 0 0 0 0 0 0 0 1 0 0 0 0 1 1 0 0 0 0 0 0 0 1 0 0 1 0 0 0			
Inning Stats	R: 0 H: 0 E: 0 LOB: 0 K: 0 BB: 0 S: 6 P: 8	R: 0 H: 1 E: 0 LOB: 1 K: 3 BB: 0 S: 10 P: 17	R: 0 H: 0 E: 0 LOB: 1 K: 1 BB: 1 S: 11 P: 20	R: 0 H: 0 E: 0 LOB: 0 K: 0 BB: 0 S: 5 P: 8	R: 0 H: 1 E: 0 LOB: 1 K: 1 BB: 0 S: 8 P: 10	R: 0 H: 0 E: 0 LOB: 0 K: 2 BB: 0 S: 7 P: 12	R: 0 H: 1 E: 0 LOB: 1 K: 1 BB: 0 S: 9 P: 15	R: 2 H: 2 E: 0 LOB: 1 K: 0 BB: 1 S: 8 P: 15	R: 5 H: 3 E: 0 LOB: 2 K: 0 BB: 4 S: 17 P: 39	1B: 4 SF: 1 2B: 4 SAC: 0 3B: 0 DP: 0 HR: 0 HBP: 0	WP: 1 PA: 41 PB: 0 SB: 0 CS: 0		
PITCHER	IP WLS BF H R ER SO BB IBB HBP BLK WP HR S P ERA WHIP											PITCHER	IP WLS BF H R ER SO BB IBB HBP BLK WP HR S P ERA WHIP
Josh Beckett, R ERA: 3.38 (1, 1)	8.0 W 31 5 2 2 8 2 0 0 0 1 0 64 105 2.25 0.875												
40 Nate Bump, R ERA: 4.56 (9, 1)	0.2 9 3 5 5 0 4 0 0 0 0 0 14 33 67.50 10.500												
Michael Tejera, L ERA: 4.52 (9, 1)	0.1 S 1 0 0 0 0 0 0 0 0 0 0 3 6 0.00 0.000												

San Diego Padres @ Florida Marlins
Pro Player Stadium, Miami, FL
 Sun Aug 17 2003, 1:35 PM EDT
 Att. 12,052 - Sunny - 86 F

livebaseballscorecards.com

AB	34
R	7
H	8
RBI	7
BB	6
SO	8
LOB	11



Batter	1	2	3	4	5	6	7	8	9	AB	R	H	RBI	BB	SO	LOB
Juan Pierre, L OBP: 0.362, SLG: 0.358 (1, 8)	1-0 2B G4-3 1B	0-1 E3 BB 1-2		1-0 2-H 2B 1B	4-0 3B BB		3-2 F7	0-1 F9		5	3	2	1	1	0	3
Luis Castillo, S OBP: 0.384, SLG: 0.411 (1, 4)	1-0 G4-3 2B	4-0 BB		2-1 SAFE G3 1-2	0-0 1-H 3B 3B		2-0 F8			4	1	2	2	1	0	1
Andy Fox, L OBP: 0.279, SLG: 0.277 (8, 4)	1-3 2B	1-2 2-3 BB		1-2 SAFE	1-2 3B					0	0	0	0	0	0	0
Ivan Rodriguez, R OBP: 0.393, SLG: 0.518 (1, 2)	2-3 K	1-0 P4		2-0 WP 2B	2-1 3B			1-1 1B 1B		5	1	3	2	0	1	5
Mike Lowell, R OBP: 0.361, SLG: 0.563 (1, 5)	1-1 G4-3 2-3 3-H		3-2 F8	4-0 2-3 BB	1-2 P3			2-1 P5		4	0	0	1	1	0	3
Juan Encarnacion, R OBP: 0.318, SLG: 0.442 (1, 9)	4-0 BB		2-2 F8	0-3 SAFE K	0-1 G6-3			0-1 1B 1B 1B		4	1	1	0	1	1	3
Derrek Lee, R OBP: 0.362, SLG: 0.474 (1, 3)	0-1 G3		2-2 HR	0-0 P3		3-2 G5-3		3-1 1B 2B 1B		5	2	2	2	0	0	4
Miguel Cabrera, R OBP: 0.327, SLG: 0.489 (1, 7)		3-1 F8	4-2 FC5-4 BB		1-2 E 2B	1-3 K		0-2 2B 1B		4	1	2	0	1	1	0
Mike Mordecai, R OBP: 0.278, SLG: 0.369 (1, 6)		3-1 F8	1 SAFE 0-0 FC5-4		1-1 SH1-4 E3 2B 3B	0-1 F9		1-1 2B		5	1	1	2	0	0	1
Josh Beckett, R OBP: 0.172, SLG: 0.241 (1, 1)		1-1 BB E 1B		0-2 PB 1B 2B	0-0 SH1-4		3-2 L8	0-0 G5-3		3	1	2	0	0	0	0
Mike Redmond, R OBP: 0.313, SLG: 0.330 (8, PH)										1	0	0	0	0	0	2
40 Nate Bump, L (9, 1)										0	0	0	0	0	0	0
Michael Tejera, L OBP: 0.067, SLG: 0.067 (9, 1)										0	0	0	0	0	0	0

Inning Stats	R: 1	H: 2	E: 0	K: 1	S: 10	H: 2	LOB: 2	BB: 1	P: 19	R: 0	H: 1	E: 1	K: 0	S: 9	H: 1	LOB: 3	BB: 1	P: 21	R: 1	H: 1	E: 0	K: 0	S: 13	R: 2	H: 3	E: 0	K: 1	S: 11	H: 3	LOB: 2	BB: 1	P: 20	R: 4	H: 3	E: 1	K: 0	S: 14	R: 0	H: 0	E: 0	K: 0	S: 8	R: 0	H: 0	E: 0	K: 0	S: 9	R: 3	H: 5	E: 0	K: 0	S: 16	H: 5	LOB: 2	BB: 0	P: 23
--------------	------	------	------	------	-------	------	--------	-------	-------	------	------	------	------	------	------	--------	-------	-------	------	------	------	------	-------	------	------	------	------	-------	------	--------	-------	-------	------	------	------	------	-------	------	------	------	------	------	------	------	------	------	------	------	------	------	------	-------	------	--------	-------	-------

PITCHER	IP	WLS	BF	H	R	ER	SO	BB	IBB	HBP	BLK	WP	HR	S	P	ERA	WHIP
Adam Eaton, R ERA: 4.41 (1, 1)	3.1	L	21	7	4	4	1	3	0	0	0	0	1	39	76	10.80	3.000
Scott Linebrink, R ERA: 3.46 (4, 1)	0.2		3	0	0	0	1	1	0	0	0	1	0	4	8	0.00	1.500
Joe Roa, R ERA: 5.75 (5, 1)	2.0		11	3	4	3	1	1	0	0	0	0	0	22	35	13.50	2.000
Mike Matthews, L ERA: 5.0 (7, 1)	1.0		3	0	0	0	0	0	0	0	0	0	0	9	17	0.00	0.000
Jaret Wright, R ERA: 6.53 (8, 1)	0.1		6	5	3	3	0	0	0	0	0	0	0	13	20	81.00	15.000

BOTTOM

San Diego Padres @ Florida Marlins
 Pro Player Stadium, Miami, FL

Sun Aug 17 2003, 1:35 PM EDT
 Att. 12,052 - Sunny - 86 F

AB	40
R	11
H	15
RBI	10
BB	5
SO	3
LOB	22



PITCHER	IP	WLS	BF	H	R	ER	SO	BB	IBB	HBP	BLK	WP	HR	S	P	ERA	WHIP
Luther Hackman, R ERA: 3.66 (8, 1)	0.2		2	0	0	0	0	0	0	0	0	0	0	3	3	0.00	0.000

BOTTOM

New York Mets @ San Diego Padres
Qualcomm Stadium, San Diego, CA

Tue Aug 19 2003, 10:05 PM EDT
Att: 21,794 - Cloudy - 75 F

livebaseballscorecards.com

AB	28
R	3
H	7
RBI	3
BB	4
SO	8
LOB	15



WP:	0	PA:	34
PB:	0		
SB:	1		
CS:	1		

AB	R	H	RBI	BB	SO	LOB	
4	0	1	0	0	2	3	
3	0	1	1	1	0	1	
1	1	0	0	3	1	2	
4	1	1	2	0	1	4	
4	0	1	0	0	2	2	
4	0	0	0	0	2	1	
3	0	1	0	0	0	0	
3	0	1	0	0	0	1	
1	1	1	0	0	0	0	
1	0	0	0	0	0	1	
0	0	0	0	0	0	0	
0	0	0	0	0	0	0	
1B:	5	SF:	0	WP:	0	PA:	34
2B:	0	SAC:	1	PB:	0		
3B:	1	DP:	1	SB:	1		
HR:	1	HBP:	0	CS:	1		

Batter	1	2	3	4	5	6	7	8	9							
Gary Matthews, S OBP: 0.305, SLG: 0.353 (1, 7)	1-2 1B		0-0 G6-3			2-3 K	3-3 K									
Mark Kotsay, L OBP: 0.339, SLG: 0.356 (1, 8)	0-0 L8		1-1 3B			4-1 BB		0-0 P5								
Mark Loretta, R OBP: 0.385, SLG: 0.438 (1, 4)	4-2 BB		4-0 BB			2-3 K		4-1 HR								
Phil Nevin, R OBP: 0.316, SLG: 0.404 (1, 9)	1-3 K		3-2 G6-4-3			1-1 G6-3		3-2 HR								
Ryan Klesko, L OBP: 0.359, SLG: 0.470 (1, 3)	2-3 K			1-0 G6-3		3-2 1B		2-3 K								
Lou Merloni, R OBP: 0.358, SLG: 0.357 (1, 6)		1-1 G4-3		2-3 K		3-2 CS		2-3 K								
Sean Burroughs, L OBP: 0.346, SLG: 0.396 (1, 5)		0-1 P6		1-0 F8		0-0 CS		3-2 1B								
Gary Bennett, R OBP: 0.271, SLG: 0.288 (1, 2)		0-2 G5-3			1-0 1B			3-2 L9								
Kevin Jarvis, L OBP: 0.333, SLG: 0.176 (1, 1)			2-1 3B													
Miguel Ojeda, R OBP: 0.350, SLG: 0.387 (7, PH)																
Scott Linebrink, R OBP: 0.167, SLG: 0.250 (8, 1)																
Rod Beck, R (9, 1)																
Inning Stats	R: 0 E: 0 K: 2 S: 15	H: 1 LOB: 2 BB: 1 P: 23	R: 0 E: 0 K: 0 S: 8	H: 0 LOB: 0 BB: 0 P: 9	R: 1 E: 0 K: 0 S: 9	H: 2 LOB: 1 BB: 1 P: 19	R: 0 E: 0 K: 1 S: 5	H: 0 LOB: 0 BB: 0 P: 9	R: 0 E: 0 K: 1 S: 9	H: 1 LOB: 2 BB: 1 P: 19	R: 0 E: 0 K: 0 S: 9	H: 1 LOB: 0 BB: 0 P: 16	R: 0 E: 0 K: 1 S: 12	H: 1 LOB: 1 BB: 0 P: 22	R: 2 E: 0 K: 2 S: 12	H: 1 LOB: 0 BB: 1 P: 23

PITCHER	IP	WLS	BF	H	R	ER	SO	BB	IBB	HBP	BLK	WP	HR	S	P	ERA	WHIP
Tom Glavine, L ERA: 4.55 (1, 1)	6.2		27	6	1	1	5	3	0	0	0	0	0	65	111	1.35	1.350
David Weathers, R ERA: 3.54 (7, 1)	0.1	H	1	0	0	0	1	0	0	0	0	0	0	3	6	0.00	0.000
Mike Stanton, L ERA: 4.95 (8, 1)	1.0	L	5	1	2	2	2	1	0	0	0	0	1	12	23	18.00	2.000

New York Mets @ San Diego Padres
Qualcomm Stadium, San Diego, CA

Thu Aug 21 2003, 5:05 PM EDT
Att. 21,958 - Cloudy - 83 F

AB	30
R	5
H	4
RBI	5
BB	3
SO	10
LOB	11



WP:	0	PA:	34
PB:	0		
SB:	0		
CS:	0		

Batter	1	2	3	4	5	6	7	8	9	AB	R	H	RBI	BB	SO	LOB
Roger Cedeno, S OBP: 0.333, SLG: 0.401 David Weathers, R (8, 1)	4-1 HR 7 BB BB	0-2 HR			2-3 K			0-2 G4-3		3	2	1	2	1	1	0
7 José Reyes, S OBP: 0.329, SLG: 0.414 (1, 6)	4-0 HR 1-2 BB	1-2 G5-3			1-1 F8			0-1 F8		3	1	0	0	1	0	0
Jason Phillips, R OBP: 0.394, SLG: 0.482 (1, 2)	0-2 P6			4-2 1B BB	1-0 G5-3			0-0 G4-3		3	0	0	0	1	0	2
Tony Clark, S OBP: 0.305, SLG: 0.517 (1, 3)	1-2 K			0-0 G6-4-3 1B	1-2 F9			1-3 K		4	0	1	0	0	2	2
Ty Wigginton, R OBP: 0.321, SLG: 0.412 (1, 5)	0-1 HR 1-H 2-H			1-3 K	3-3 K			0-0 F8		4	1	1	3	0	2	2
Raul Gonzalez, R OBP: 0.335, SLG: 0.338 (1, 8) Timo Perez, L OBP: 0.319, SLG: 0.369 (8, 9) (9, 9)	1-0 G6-3			1-0 G6-4-3 1-2f	0-1 G5-3			2-2 HBP		3	0	0	0	0	0	2
0-0 G6-3				1-2 G4-3 HR 2B	0-3 K			0-0 F8		4	1	1	0	0	1	1
Joe McEwing, R OBP: 0.309, SLG: 0.302 (1, 7)				2-0 G4-3	3-3 K			2-1 F8		3	0	0	0	0	1	1
Jae Weong Seo, R OBP: 0.150, SLG: 0.105 Jay Bell, R OBP: 0.345, SLG: 0.191 (7, PH) Mike Stanton, L (7, 1) Jeff Duncan, L OBP: 0.367, SLG: 0.337 (8, 8)				2-3 K	1-3 K			2-3 K		2	0	0	0	0	2	1
										1	0	0	0	0	1	0
										0	0	0	0	0	0	0
										0	0	0	0	0	0	0

Inning Stats	R: 3	H: 1	E: 0	LOB: 0	K: 1	BB: 2	S: 16	P: 26	R: 2	H: 2	E: 0	LOB: 0	K: 1	BB: 0	S: 14	P: 19	R: 0	H: 1	E: 0	LOB: 1	K: 1	BB: 1	S: 9	P: 15	R: 0	H: 0	E: 0	LOB: 0	K: 3	BB: 0	S: 9	P: 13	R: 0	H: 0	E: 0	LOB: 0	K: 1	BB: 0	S: 8	P: 12	R: 0	H: 0	E: 0	LOB: 0	K: 1	BB: 0	S: 9	P: 13	R: 0	H: 0	E: 0	LOB: 0	K: 1	BB: 0	S: 6	P: 10	R: 0	H: 0	E: 0	LOB: 0	K: 0	BB: 0	S: 6	P: 6	R: 0	H: 0	E: 0	LOB: 1	K: 1	BB: 0	S: 10	P: 14	1B: 1	SF: 0	2B: 1	SAC: 0	3B: 0	DP: 1	HR: 2	HBP: 1	WP: 0	PA: 34
--------------	------	------	------	--------	------	-------	-------	-------	------	------	------	--------	------	-------	-------	-------	------	------	------	--------	------	-------	------	-------	------	------	------	--------	------	-------	------	-------	------	------	------	--------	------	-------	------	-------	------	------	------	--------	------	-------	------	-------	------	------	------	--------	------	-------	------	-------	------	------	------	--------	------	-------	------	------	------	------	------	--------	------	-------	-------	-------	-------	-------	-------	--------	-------	-------	-------	--------	-------	--------

PITCHER	IP	WLS	BF	H	R	ER	SO	BB	IBB	HBP	BLK	WP	HR	S	P	ERA	WHIP
Oliver Pérez, L ERA: 5.38 (1, 1)	7.0	L	27	4	5	5	9	3	0	0	0	0	2	71	108	6.43	1.000
Mike Matthews, L ERA: 4.91 (8, 1)	1.0		3	0	0	0	0	0	0	0	0	0	0	6	6	0.00	0.000
Luther Hackman, R ERA: 3.6 (9, 1)	1.0		4	0	0	0	1	0	0	1	0	0	0	10	14	0.00	0.000

PITCHER	IP	WLS	BF	H	R	ER	SO	BB	IBB	HBP	BLK	WP	HR	S	P	ERA	WHIP
---------	----	-----	----	---	---	----	----	----	-----	-----	-----	----	----	---	---	-----	------

BOTTOM

New York Mets @ San Diego Padres
Qualcomm Stadium, San Diego, CA

Thu Aug 21 2003, 5:05 PM EDT
Att. 21,958 - Cloudy - 83 F

livebaseballscorecards.com

AB	35
R	1
H	7
RBI	1
BB	2
SO	6
LOB	17



WP:	0	PA:	37
PB:	0		
SB:	0		
CS:	0		

AB R H RBI BB SO LOB

5 0 1 0 0 2 0

4 0 2 0 0 0 1

4 0 0 0 0 0 3

4 0 1 0 0 0 2

2 1 0 0 2 1 0

4 0 1 0 0 1 2

4 0 2 1 0 0 3

3 0 0 0 0 0 4

1 0 0 0 0 0 0

2 0 0 0 0 1 2

1 0 0 0 0 0 0

0 0 0 0 0 0 0

0 0 0 0 0 0 0

1 0 0 0 0 1 0

1B: 3 SF: 0

2B: 3 SAC: 0

3B: 1 DP: 0

HR: 0 HBP: 0

1B: 3 SF: 0

2B: 3 SAC: 0

3B: 1 DP: 0

HR: 0 HBP: 0

1B: 3 SF: 0

2B: 3 SAC: 0

3B: 1 DP: 0

HR: 0 HBP: 0

1B: 3 SF: 0

2B: 3 SAC: 0

3B: 1 DP: 0

HR: 0 HBP: 0

1B: 3 SF: 0

2B: 3 SAC: 0

3B: 1 DP: 0

HR: 0 HBP: 0

1B: 3 SF: 0

2B: 3 SAC: 0

3B: 1 DP: 0

HR: 0 HBP: 0

1B: 3 SF: 0

2B: 3 SAC: 0

3B: 1 DP: 0

HR: 0 HBP: 0

1B: 3 SF: 0

2B: 3 SAC: 0

3B: 1 DP: 0

HR: 0 HBP: 0

1B: 3 SF: 0

2B: 3 SAC: 0

3B: 1 DP: 0

HR: 0 HBP: 0

1B: 3 SF: 0

2B: 3 SAC: 0

3B: 1 DP: 0

HR: 0 HBP: 0

1B: 3 SF: 0

2B: 3 SAC: 0

3B: 1 DP: 0

HR: 0 HBP: 0

1B: 3 SF: 0

2B: 3 SAC: 0

3B: 1 DP: 0

HR: 0 HBP: 0

1B: 3 SF: 0

2B: 3 SAC: 0

3B: 1 DP: 0

HR: 0 HBP: 0

1B: 3 SF: 0

2B: 3 SAC: 0

3B: 1 DP: 0

HR: 0 HBP: 0

1B: 3 SF: 0

2B: 3 SAC: 0

3B: 1 DP: 0

HR: 0 HBP: 0

1B: 3 SF: 0

2B: 3 SAC: 0

3B: 1 DP: 0

HR: 0 HBP: 0

1B: 3 SF: 0

2B: 3 SAC: 0

3B: 1 DP: 0

HR: 0 HBP: 0

1B: 3 SF: 0

2B: 3 SAC: 0

3B: 1 DP: 0

HR: 0 HBP: 0

1B: 3 SF: 0

2B: 3 SAC: 0

3B: 1 DP: 0

HR: 0 HBP: 0

1B: 3 SF: 0

2B: 3 SAC: 0

3B: 1 DP: 0

HR: 0 HBP: 0

1B: 3 SF: 0

2B: 3 SAC: 0

3B: 1 DP: 0

HR: 0 HBP: 0

1B: 3 SF: 0

2B: 3 SAC: 0

3B: 1 DP: 0

HR: 0 HBP: 0

1B: 3 SF: 0

2B: 3 SAC: 0

3B: 1 DP: 0

HR: 0 HBP: 0

1B: 3 SF: 0

2B: 3 SAC: 0

3B: 1 DP: 0

HR: 0 HBP: 0

1B: 3 SF: 0

2B: 3 SAC: 0

3B: 1 DP: 0

HR: 0 HBP: 0

1B: 3 SF: 0

2B: 3 SAC: 0

3B: 1 DP: 0

HR: 0 HBP: 0

1B: 3 SF: 0

2B: 3 SAC: 0

3B: 1 DP: 0

HR: 0 HBP: 0

1B: 3 SF: 0

2B: 3 SAC: 0

3B: 1 DP: 0

HR: 0 HBP: 0

1B: 3 SF: 0

2B: 3 SAC: 0

3B: 1 DP: 0

HR: 0 HBP: 0

1B: 3 SF: 0

2B: 3 SAC: 0

3B: 1 DP: 0

HR: 0 HBP: 0

1B: 3 SF: 0

2B: 3 SAC: 0

3B: 1 DP: 0

HR: 0 HBP: 0

1B: 3 SF: 0

2B: 3 SAC: 0

3B: 1 DP: 0

HR: 0 HBP: 0

1B: 3 SF: 0

2B: 3 SAC: 0

3B: 1 DP: 0

HR: 0 HBP: 0

1B: 3 SF: 0

2B: 3 SAC: 0

3B: 1 DP: 0

HR: 0 HBP: 0

1B: 3 SF: 0

2B: 3 SAC: 0

3B: 1 DP: 0

HR: 0 HBP: 0

1B: 3 SF: 0

2B: 3 SAC: 0

3B: 1 DP: 0

HR: 0 HBP: 0

1B: 3 SF: 0

2B: 3 SAC: 0

3B: 1 DP: 0

HR: 0 HBP: 0

1B: 3 SF: 0

2B: 3 SAC: 0

3B: 1 DP: 0

HR: 0 HBP: 0

1B: 3 SF: 0

2B: 3 SAC: 0

3B: 1 DP: 0

HR: 0 HBP: 0

1B: 3 SF: 0

2B: 3 SAC: 0

3B: 1 DP: 0

HR: 0 HBP: 0

1B: 3 SF: 0

2B: 3 SAC: 0

3B: 1 DP: 0

HR: 0 HBP: 0

1B: 3 SF: 0

2B: 3 SAC: 0

3B: 1 DP: 0

HR: 0 HBP: 0

1B: 3 SF: 0

2B: 3 SAC: 0

3B: 1 DP: 0

HR: 0 HBP: 0

1B: 3 SF: 0

2B: 3 SAC: 0

3B: 1 DP: 0

HR: 0 HBP: 0

1B: 3 SF: 0

2B: 3 SAC: 0

3B: 1 DP: 0

HR: 0 HBP: 0

1B: 3 SF: 0

2B: 3 SAC: 0

3B: 1 DP: 0

HR: 0 HBP: 0

1B: 3 SF: 0

2B: 3 SAC: 0

3B: 1 DP: 0

HR: 0 HBP: 0

1B: 3 SF: 0

2B: 3 SAC: 0

3B: 1 DP: 0

HR: 0 HBP: 0

1B: 3 SF: 0

2B: 3 SAC: 0

3B: 1 DP: 0

HR: 0 HBP: 0

1B: 3 SF: 0

2B: 3 SAC: 0

3B: 1 DP: 0

HR: 0 HBP: 0

1B: 3 SF: 0

2B: 3 SAC: 0

3B: 1 DP: 0

HR: 0 HBP: 0

1B: 3 SF: 0

2B: 3 SAC: 0

3B: 1 DP: 0

HR: 0 HBP: 0

1B: 3 SF: 0

2B: 3 SAC: 0

3B: 1 DP: 0

HR: 0 HBP: 0

1B: 3 SF: 0

2B: 3 SAC: 0

3B: 1 DP: 0

HR: 0 HBP: 0

1B: 3 SF: 0

2B: 3 SAC: 0

3B: 1 DP: 0

HR: 0 HBP: 0

1B: 3 SF: 0

2B: 3 SAC: 0

3B: 1 DP: 0

HR: 0 HBP: 0

1B: 3 SF: 0

2B: 3 SAC: 0

3B: 1 DP: 0

HR: 0 HBP: 0

1B: 3 SF: 0

2B: 3 SAC: 0

3B: 1 DP: 0

HR: 0 HBP: 0

1B: 3 SF: 0

2B: 3 SAC: 0

3B: 1 DP: 0

HR: 0 HBP: 0

1B: 3 SF: 0

2B: 3 SAC: 0

3B: 1 DP: 0

HR: 0 HBP: 0

1B: 3 SF: 0

2B: 3 SAC: 0

3B: 1 DP: 0

HR: 0 HBP: 0

1B: 3 SF: 0

Batter	1	2	3	4	5	6	7	8	9	AB R H RBI BB SO LOB	TOP														
Endy Chavez, L (1, 8) <small>OBP: 0.287, SLG: 0.359</small>	0-1 G6-3	0-0 G4-6-3 1-2f			2-2 G5-3			2-3 K		4 0 0 0 0 1 1															
Jose Vidro, S (1, 4) <small>OBP: 0.405, SLG: 0.482</small>	1-0 2B		0-1 G4-3			2-2 G4-3		0-1 G4-3		4 1 1 0 0 0 0															
Vladimir Guerrero, R (1, 9) <small>OBP: 0.420, SLG: 0.572</small>	3-2 2B		2-1 G5-3			1-1 3B		2-3 K		4 0 2 1 0 1 0															
Orlando Cabrera, R (1, 6) <small>OBP: 0.347, SLG: 0.465</small>	3-2 G6-3		3-1 G5-3			1-0 F9			4-2 FC4-6 BB	3 0 0 0 1 0 2															
Brad Wilkerson, L (1, 7) <small>OBP: 0.367, SLG: 0.454</small>	1-0 G3-1			1-0 F7		0-1 P5			0-1 FC4-6 1-2f	4 0 0 0 0 0 3															
Wil Cordero, R (1, 3) <small>OBP: 0.357, SLG: 0.445</small>		0-1 2B 1B		3-3 K		1-1 FC4-6 1B		1-3 K		4 1 2 0 0 2 1															
Todd Zeile, R (1, 5) <small>OBP: 0.292, SLG: 0.340</small>		1-2 F8		2-3 K		2-1 FC4-6 1-2f		2-2 L5		4 0 0 0 0 1 3															
Brian Schneider, L (1, 2) <small>OBP: 0.322, SLG: 0.419</small>		1-0 1B 2B		1-1 F7		2-0 F8				3 1 1 0 0 0 1															
Tomo Ohka, S (1, 1) <small>OBP: 0.256, SLG: 0.220</small> Ronald Calloway, L (7, PH) <small>OBP: 0.280, SLG: 0.381</small> Joey Eischen, L (7, 1) Hector Almonte, R (7, 1) Luis Ayala, R (7, 1)		0-2 G4-6-3 1B		1-3 K		0-1 FC6-4 1-2f				2 0 1 2 0 1 0															
Inning Stats	R: 1 E: 0 K: 0 S: 11	H: 2 LOB: 1 BB: 0 P: 19	R: 2 E: 0 K: 0 S: 10	H: 3 LOB: 0 BB: 0 P: 12	R: 0 E: 0 K: 0 S: 6	H: 0 LOB: 0 BB: 0 P: 11	R: 0 E: 0 K: 2 S: 7	H: 0 LOB: 0 BB: 0 P: 13	R: 0 E: 0 K: 1 S: 8	H: 0 LOB: 0 BB: 0 P: 12	R: 0 E: 0 K: 0 S: 9	H: 1 LOB: 1 BB: 0 P: 13	R: 0 E: 0 K: 0 S: 7	H: 1 LOB: 1 BB: 0 P: 12	R: 0 E: 0 K: 2 S: 11	H: 0 LOB: 0 BB: 0 P: 15	R: 0 E: 0 K: 1 S: 11	H: 0 LOB: 1 BB: 1 P: 18	1B: 3 2B: 3 3B: 1 HR: 0	SF: 0 SAC: 0 DP: 1 HBP: 0	WP: 0 PB: 0 SB: 1 CS: 0	PA: 34			
PITCHER	IP WLS BF H R ER SO BB IBB HBP BLK WP HR S P ERA WHIP																								
Brian Lawrence, R (1, 1) <small>ERA: 4.54</small>	6.0	W	23	6	3	3	3	0	0	0	0	0	0	51	80	4.50	1.000								
Scott Linebrink, R (7, 1) <small>ERA: 3.38</small>	1.0		4	1	0	0	0	0	0	0	0	0	0	7	12	0.00	1.000								
Jay Witasick, R (8, 1) <small>ERA: 3.98</small>	1.0	H	3	0	0	0	2	0	0	0	0	0	0	11	15	0.00	0.000								
Rod Beck, R (9, 1) <small>ERA: 1.67</small>	1.0	S	4	0	0	0	1	1	0	0	0	0	0	11	18	0.00	1.000								

Montreal Expos @ San Diego Padres
Qualcomm Stadium, San Diego, CA

Fri Aug 22 2003, 10:05 PM EDT
 Att. 17,590 - Cloudy - 72 F

livebaseballscorecards.com

AB 33
R 3
H 7
RBI 3
BB 1
SO 6
LOB 12



Batter	1	2	3	4	5	6	7	8	9
Sean Burroughs, L (1, 5) OBP: 0.354, SLG: 0.406	1-2 1B L9-2 HBP		1-0 1B		0-0 F8		4-2 HR BB	1-1 G3 1B	
Mark Kotsay, L (1, 8) OBP: 0.341, SLG: 0.368	1-1 1-3 1B		2-1 1-2 1B		1-2 G4-3		1-0 1-H HR	1-2 L9	
Mark Loretta, R (1, 4) OBP: 0.379, SLG: 0.436	0-0 L9-2		0-1 L5		2-2 G4-3		0-1 G5-3	1-0 G3 1B	
Phil Nevin, R (1, 9) OBP: 0.318, SLG: 0.384 Gary Matthews, S (7, PR) OBP: 0.303, SLG: 0.351	1-0 F9		1-0 P5		1-2 F8		4-2 HBP FC6-2 BB	1-2 G3	
Ryan Klesko, L (1, 3) OBP: 0.360, SLG: 0.461		1-0 P6	0-0 G4-3		1-2 G3		4-1 FC6-2 HBP BB	4-0 IBB	
Rondell White, R (1, 7) OBP: 0.332, SLG: 0.470		2-2 L8		0-1 G1-3		0-0 3B 2B	2-0 BB FC6-2 HBP	2-3 K	
Ramón Vázquez, L (1, 6) OBP: 0.335, SLG: 0.336		2-2 1B 1B		1-1 G6-3 2B		2-2 1B 3B	1-2 FC6-2 BB		
Gary Bennett, R (1, 2) OBP: 0.283, SLG: 0.292		1-2 1-3 1B		2-0 G6-3		1-1 WP 1B	4-2 1-2 2-3 3-H BB		
Brian Lawrence, R (1, 1) OBP: 0.296, SLG: 0.353 Dave Hansen, L (6, PH) OBP: 0.354, SLG: 0.296 Scott Linebrink, R (7, 1) OBP: 0.167, SLG: 0.250 Brian Buchanan, R (7, PH) OBP: 0.342, SLG: 0.470 Jay Witasick, R (8, 1) Rod Beck, R (9, 1)		1-0 G5-3		0-0 G5-3		2-3 K	0-0 F9		

Inning Stats	R: 0 E: 0 K: 0 S: 7	H: 1 LOB: 1 BB: 0 P: 10	R: 0 E: 0 K: 0 S: 13	H: 2 LOB: 2 BB: 0 P: 20	R: 0 E: 0 K: 0 S: 7	H: 2 LOB: 2 BB: 0 P: 11	R: 0 E: 0 K: 0 S: 6	H: 1 LOB: 1 BB: 0 P: 9	R: 0 E: 0 K: 0 S: 9	H: 0 LOB: 0 BB: 0 P: 12	R: 2 E: 0 K: 1 S: 15	H: 3 LOB: 1 BB: 0 P: 22	R: 3 E: 0 K: 0 S: 15	H: 1 LOB: 3 BB: 4 P: 35	R: 0 E: 0 K: 1 S: 13	H: 2 LOB: 3 BB: 1 P: 23
--------------	------------------------------	----------------------------------	-------------------------------	----------------------------------	------------------------------	----------------------------------	------------------------------	---------------------------------	------------------------------	----------------------------------	-------------------------------	----------------------------------	-------------------------------	----------------------------------	-------------------------------	----------------------------------

PITCHER	IP	WLS	BF	H	R	ER	SO	BB	IBB	HBP	BLK	WP	HR	S	P	ERA	WHIP
Tomo Ohka, R (1, 1) ERA: 4.52	6.0		27	9	2	2	1	0	0	1	0	1	0	57	84	3.00	1.500
Joey Eischen, L (7, 1) ERA: 3.5	0.0	L	2	1	2	2	0	1	0	0	0	0	1	3	8	∞	∞
Hector Almonte, R (7, 1) ERA: 7.83	0.1		4	0	0	0	0	2	0	1	0	1	0	5	15	0.00	6.000
Luis Ayala, R (7, 1) ERA: 3.4	1.2		9	2	1	1	1	1	1	0	0	0	0	20	35	5.40	1.800

BOTTOM


Montreal Expos @ San Diego Padres
Qualcomm Stadium, San Diego, CA

Fri Aug 22 2003, 10:05 PM EDT
Att: 17,590 - Cloudy - 72 F

AB	R	H	RBI	BB	SO	LOB
3	1	2	0	1	0	0
5	1	3	2	0	0	1
5	0	1	0	0	0	4
3	0	0	0	1	0	3
1	0	0	0	0	0	2
3	1	0	0	2	0	2
4	1	1	0	0	1	3
4	1	3	1	0	0	3
3	0	2	2	1	0	1
2	0	0	0	0	0	3
1	0	0	0	0	1	1
0	0	0	0	0	0	0
1	0	0	0	0	0	3
0	0	0	0	0	0	0
0	0	0	0	0	0	0

AB	35
R	5
H	12
RBI	5
BB	5
SO	2
LOB	26

1B	8	SF	0
2B	3	SAC	0
3B	1	DP	1
HR	1	HBP	2
WP	2	PA	42
PB	0		
SB	0		
CS	0		



PITCHER	IP	WLS	BF	H	R	ER	SO	BB	IBB	HBP	BLK	WP	HR	S	P	ERA	WHIP
---------	----	-----	----	---	---	----	----	----	-----	-----	-----	----	----	---	---	-----	------

BOTTOM

Montreal Expos @ San Diego Padres
Qualcomm Stadium, San Diego, CA
Sat Aug 23 2003, 10:05 PM EDT
Att. 29,450 - Cloudy - 78 F

livebaseballscorecards.com

AB 34
R 1
H 5
RBI 1
BB 2
SO 10
LOB 15



WP: 0 PA: 38
PB: 0
SB: 0
CS: 0

AB R H RBI BB SO LOB

4 0 1 0 0 0 2

3 0 0 1 2 1 2

4 0 1 0 0 2 2

4 0 0 0 0 2 3

4 0 0 0 0 2 3

3 0 0 0 0 1 1
0 0 0 0 0 0 0
0 0 0 0 0 0 0
1 0 0 0 0 0 0

4 0 1 0 0 1 0

3 0 1 0 0 0 0
0 1 0 0 0 0 0

2 0 0 0 0 1 0
2 0 1 0 0 0 2

1B: 4 SF: 0
2B: 1 SAC: 1
3B: 0 DP: 0
HR: 0 HBP: 1

Batter	1	2	3	4	5	6	7	8	9	10
Sean Burroughs, L (1, 5) OBP: 0.355, SLG: 0.407	0-1 F9 2B		1-0 P6			1-0 B1-3		0-2 FC4-6		3-2 BB HBP
Mark Kotsay, L (1, 8) OBP: 0.341, SLG: 0.365	4-0 BB		0-1 F7			0-3 K		2-1 F7		4-1 BB
Mark Loretta, R (1, 4) OBP: 0.378, SLG: 0.434	1-1 F9 2-3			0-0 1B		1-3 K			0-3 K	
Phil Nevin, R (1, 9) OBP: 0.306, SLG: 0.369	0-0 P6			1-3 K			1-1 F9		2-3 K	
Ryan Klesko, L (1, 3) OBP: 0.356, SLG: 0.456	1-2 L4			2-2 K			0-0 F7		2-3 K	
Rondell White, R (1, 7) OBP: 0.330, SLG: 0.467		1-1 F9		0-0 P5			0-3 K			1-0 L6
Jay Witasick, R (8, 1)										
Mike Matthews, L (10, 1)										
Dave Hansen, L (10, PH) OBP: 0.351, SLG: 0.294										
Ramón Vázquez, L (1, 6) OBP: 0.334, SLG: 0.335		0-0 F8			0-3 K			1-0 SH FC5 1B		1-2 F8
Gary Bennett, R (1, 2) OBP: 0.284, SLG: 0.293		2-2 F9			1-0 F9			0-0 SH FC4-6 FC5 1-3		3-1 HBP BB 1B
Brian Buchanan, R (10, PR) OBP: 0.342, SLG: 0.470										
Adam Eaton, R (1, 1) OBP: 0.292, SLG: 0.432					0-3 K			1-1 FC5 FC4-6		1-0 BB HBP 1B
Gary Matthews, S (8, 7) OBP: 0.304, SLG: 0.351						1-2 G5-3				

Inning Stats	R: 0	H: 1	E: 0	LOB: 2	K: 0	S: 9	P: 15	R: 0	H: 0	E: 0	LOB: 0	K: 0	S: 8	P: 11	R: 0	H: 0	E: 0	LOB: 0	K: 1	S: 6	P: 7	R: 0	H: 1	E: 0	LOB: 1	K: 2	S: 9	P: 12	R: 0	H: 0	E: 0	LOB: 0	K: 1	S: 7	P: 9	R: 0	H: 0	E: 0	LOB: 0	K: 2	S: 7	P: 9	R: 0	H: 0	E: 0	LOB: 0	K: 1	S: 6	P: 7	R: 0	H: 1	E: 1	LOB: 2	K: 0	S: 10	P: 14	R: 0	H: 0	E: 0	LOB: 0	K: 3	S: 11	P: 15	R: 1	H: 2	E: 0	LOB: 3	K: 0	S: 10	P: 23	1B: 4	SF: 0	2B: 1	SAC: 1	3B: 0	DP: 0	HR: 0	HBP: 1
--------------	------	------	------	--------	------	------	-------	------	------	------	--------	------	------	-------	------	------	------	--------	------	------	------	------	------	------	--------	------	------	-------	------	------	------	--------	------	------	------	------	------	------	--------	------	------	------	------	------	------	--------	------	------	------	------	------	------	--------	------	-------	-------	------	------	------	--------	------	-------	-------	------	------	------	--------	------	-------	-------	-------	-------	-------	--------	-------	-------	-------	--------

PITCHER	IP	WLS	BF	H	R	ER	SO	BB	IBB	HBP	BLK	WP	HR	S	P	ERA	WHIP
Javier Vazquez, R (1, 1) ERA: 3.27	9.0		32	3	0	0	10	1	0	0	0	0	0	73	99	0.00	0.444
Rocky Biddle, R (10, 1) ERA: 4.52	0.2	L	6	2	1	1	0	1	0	1	0	0	0	10	23	13.50	4.500

BOTTOM

Montreal Expos @ San Diego Padres
Qualcomm Stadium, San Diego, CA

Sun Aug 24 2003, 5:00 PM EDT
Att: 24,707 - Cloudy - 77 F

livebaseballscorecards.com

AB	35
R	4
H	9
RBI	2
BB	2
SO	6
LOB	15



WP:	0	PA:	37
PB:	0	SB:	0
CS:	0		

AB R H RBI BB SO LOB

4	1	1	0	1	0	1
4	0	2	0	0	1	2
3	0	0	0	1	0	2
4	0	1	0	0	1	4
4	0	0	0	0	0	2
4	0	0	0	0	1	1
4	2	2	0	0	1	1
4	1	2	2	0	0	0
1	0	0	0	0	0	0
0	0	0	0	0	0	0
1	0	0	0	0	1	1
0	0	0	0	0	0	0
1	0	1	0	0	0	0

Batter	1	2	3	4	5	6	7	8	9
Sean Burroughs, L (1, 5) OBP: 0.355, SLG: 0.406	F7		G4-3		E		BB		G4-6-3
Mark Kotsay, L (1, 8) OBP: 0.343, SLG: 0.369	G3-1			G4-3	E1		K		
Ryan Klesko, L (1, 3) OBP: 0.355, SLG: 0.452	F8			G4-3	G4-3				
Phil Nevin, R (1, 9) OBP: 0.304, SLG: 0.374		G3-1		K		G6-3	L1		
Gary Matthews, S (1, 7) OBP: 0.301, SLG: 0.348		G3-1		P5		G5-3		G6-3	
Ramón Vázquez, L (1, 6) OBP: 0.331, SLG: 0.331		G3			F8	F8		K	
Miguel Ojeda, R (1, 2) OBP: 0.347, SLG: 0.397		K			2B		2B	F9	
Lou Merloni, R (1, 4) OBP: 0.359, SLG: 0.366			F8		1B		1B	L8	
Kevin Jarvis, L (1, 1) OBP: 0.318, SLG: 0.167			F7		K				
Dave Hansen, L (5, PH) OBP: 0.351, SLG: 0.294									
Rondell White, R (5, PH) OBP: 0.329, SLG: 0.466									
Joe Roa, R (6, 1) OBP: 0.286, SLG: 0.296									
Brian Buchanan, R (7, PH) OBP: 0.340, SLG: 0.457									
Luther Hackman, R (8, 1) OBP: 0.379, SLG: 0.436									
Mark Loretta, R (9, PH) OBP: 0.379, SLG: 0.436									

Inning Stats	R: 0	H: 0	E: 0	K: 9	S: 9	P: 14	R: 0	H: 1	E: 0	K: 10	S: 10	P: 14	R: 0	H: 0	E: 0	K: 7	S: 7	R: 3	H: 3	E: 1	K: 19	S: 19	P: 33	R: 0	H: 0	E: 0	K: 6	S: 6	R: 1	H: 3	E: 0	K: 2	S: 16	R: 0	H: 0	E: 0	K: 7	S: 9	R: 0	H: 1	E: 0	K: 6	S: 6	P: 9	R: 0	H: 1	E: 0	K: 9	S: 9	1B: 4	2B: 5	3B: 0	HR: 0	SF: 0	SAC: 0	DP: 1	HBP: 0	WP: 0	PA: 37
--------------	------	------	------	------	------	-------	------	------	------	-------	-------	-------	------	------	------	------	------	------	------	------	-------	-------	-------	------	------	------	------	------	------	------	------	------	-------	------	------	------	------	------	------	------	------	------	------	------	------	------	------	------	------	-------	-------	-------	-------	-------	--------	-------	--------	-------	--------

PITCHER	IP	WLS	BF	H	R	ER	SO	BB	IBB	HBP	BLK	WP	HR	S	P	ERA	WHIP
52 T.J. Tucker, R (1, 1) ERA: 5.04	4.1		17	4	2	1	2	0	0	0	0	0	0	47	67	2.08	0.923
Eric Knott, L (5, 1) ERA: 4.5	1.2	W	8	2	2	1	1	1	0	0	0	0	0	20	31	5.40	1.800
Luis Ayala, R (7, 1) ERA: 3.33	1.0	H	6	2	0	0	2	1	0	0	0	0	0	12	22	0.00	3.000
Joey Eischen, L (8, 1) ERA: 3.35	2.0		6	1	0	0	1	0	0	0	0	0	0	13	18	0.00	0.500

Batter	1	2	3	4	5	6	7	8	9	AB R H RBI BB SO LOB	TOP											
Gary Matthews, S OBP: 0.306, SLG: 0.350 (1, 8) C F B B B B (7, 9)	4-2 S BB		4-2 SF8 1B 1-2 BB		3-1 G2-3 1B 2B	3-2 L3-6 2-2		1-0 G6-3 1B HBP	1-3 K	3 2 1 0 2 1 3												
Lou Merloni, R OBP: 0.360, SLG: 0.362 (1, 6) B B 1 SAFE C C C C	2-3 K 1-2		2-2 1-2 2-3 1B		2-1 G2-3 2-3		4-1 G5-3 1B BB	1-1 G6-3 1-2 2-3 3-H		4 1 1 1 1 1 4												
Mark Loretta, R OBP: 0.377, SLG: 0.434 (1, 4) C F D S	1-3 K		1-1 SF8 2-3 3-H		0-0 B2		0-0 F9	0-0 1B 1B		4 0 1 3 0 1 3												
Phil Nevin, R OBP: 0.308, SLG: 0.375 (1, 3) B C F X	1-2 G6-3		3-2 P3		1-1 1B 1B		2-2 G5-3 1-2	0-2 1B 1B		5 0 2 1 0 0 4												
Rondell White, R OBP: 0.330, SLG: 0.465 (1, 7) C T C					2-1 G6-3 1-2 1B		2-0 BB 1B	1-2 P2		5 0 2 1 0 1 2												
Brian Buchanan, R OBP: 0.348, SLG: 0.471 (1, 9) X					2-2 3B 1B		4-1 BB BB	1-2 F7		3 1 2 0 1 0 2												
Scott Linebrink, R OBP: 0.167, SLG: 0.250 (7, 1) S B F B B X					3-2 G5-3					0 0 0 0 0 0 0												
Ryan Klesko, L OBP: 0.355, SLG: 0.451 (8, PH) B B B B B										1 0 0 0 0 0 2												
Jay Witasick, R (8, 1) B B B B B										0 0 0 0 0 0 0												
Sean Burroughs, L OBP: 0.356, SLG: 0.413 (1, 5) B X										5 1 2 1 0 0 3												
Gary Bennett, R OBP: 0.290, SLG: 0.299 (1, 2) C C C C C C C C										5 2 3 1 0 0 1												
44 Jake Peavy, R OBP: 0.167, SLG: 0.091 (1, 1) M C C										1 0 0 0 0 1 1												
Jaret Wright, R OBP: 0.250, SLG: 0.500 (3, 1) L C										1 0 0 0 0 0 0												
Miguel Ojeda, R OBP: 0.250, SLG: 0.397 (6, PH) C C C										0 0 0 0 0 0 0												
Joe Roa, R OBP: 0.288, SLG: 0.286 (6, 1) C C C										0 0 0 0 0 0 0												
Mike Matthews, L (6, 1) C C C										0 0 0 0 0 0 0												
Mark Kotsay, L OBP: 0.344, SLG: 0.368 (7, 8) C C C										1 1 0 0 1 0 1												
Inning Stats	R: 0 E: 0 K: 2 S: 13	H: 0 LOB: 1 BB: 1 P: 21	R: 0 E: 0 K: 1 S: 5	H: 1 LOB: 0 BB: 0 P: 6	R: 1 E: 0 K: 1 S: 19	H: 2 LOB: 2 BB: 1 P: 31	R: 2 E: 0 K: 0 S: 10	H: 2 LOB: 0 BB: 0 P: 15	R: 1 E: 0 K: 0 S: 13	H: 3 LOB: 2 BB: 0 P: 23	R: 0 E: 0 K: 0 S: 11	H: 1 LOB: 1 BB: 1 P: 19	R: 1 E: 0 K: 0 S: 9	H: 1 LOB: 2 BB: 2 P: 21	R: 3 E: 0 K: 0 S: 16	H: 3 LOB: 2 BB: 1 P: 24	R: 0 E: 0 K: 1 S: 11	H: 1 LOB: 1 BB: 0 P: 13	1B: 11 2B: 3 3B: 1 HR: 0	SF: 1 SAC: 0 DP: 2 HBP: 1	WP: 0 PB: 0 SB: 1 CS: 0	PA: 46
PITCHER	IP WLS BF H R ER SO BB IBB HBP BLK WP HR S P ERA WHIP																					
Randy Johnson, L ERA: 5.05 (1, 1)	5.0 W 24 8 4 4 4 2 0 0 0 0 0 0 60 96 7.20 2.000																					
Eddie Oropesa, L ERA: 3.86 (6, 1)	1.0 4 1 0 0 0 1 0 0 0 0 0 0 11 19 0.00 2.000																					
Oscar Villarreal, R ERA: 2.33 (7, 1)	1.0 6 1 1 1 0 2 0 0 0 0 0 0 9 21 9.00 3.000																					
Mike Myers, L ERA: 6.16 (8, 1)	0.1 5 2 3 3 0 1 0 1 0 0 0 0 7 13 81.00 9.000																					
Matt Mantei, R ERA: 2.28 (8, 1)	1.2 S 7 2 0 0 1 0 0 0 0 0 0 0 20 24 0.00 1.200																					

San Diego Padres @ Arizona Diamondbacks
Bank One Ballpark, Phoenix, AZ
Mon Aug 25 2003, 9:07 PM EDT
Att. 25,550 - Dome - 72 F

AB	38
R	8
H	14
RBI	8
BB	6
SO	5
LOB	26



Batter	1	2	3	4	5	6	7	8	9
Matt Kata, S OBP: 0.335, SLG: 0.470 (1, 5) (8, 4)	0-1 HR 1B	0-0 1B 2B	2-0 P6		1-1 G6-3 1-2f	0-1 WP 1B		2-0 P6	
Alex Cintron, S OBP: 0.354, SLG: 0.491 (1, 6)	1-2 HR 1-H	0-3 K	3-2 WP 1B		0-0 2B 1B	4-2 1-2 3-H BB			
Luis Gonzalez, L OBP: 0.397, SLG: 0.541 (1, 7)	4-2 1B BB SF8	2-2 S 1B 2-H	4-2 FC6-4 BB 1-2		3-1 1-H 2B	3-3 K			
Raul Mondesi, R OBP: 0.335, SLG: 0.455 (1, 9)	4-0 HBP 1B BB 1-2	0-2 F8	0-0 FC6-4 1-2f		2-0 G5-3		1-0 HBP		
Steve Finley, L OBP: 0.362, SLG: 0.504 (1, 8)	2-1 F7	4-2 BB 1-2		2-2 SF8 3B		1-1 G4-3	1-0 P5		
Shea Hillenbrand, R OBP: 0.323, SLG: 0.475 (1, 3)	1-0 HBP 1B 1-2 2-3	0-1 F7		0-1 SF8 3-H		1-2 F8	0-1 P3		
Junior Spivey, R OBP: 0.335, SLG: 0.467 (1, 4) Mike Myers, L (8, 1) Matt Mantei, R (8, 1)	1-1 SF8 3-H		4-0 HR BB	1-0 G4-3		0-1 1B 1B 1B	1-3 K		
Robby Hammock, R OBP: 0.368, SLG: 0.571 (1, 2)	3-2 HBP 1-2 2-3		1-1 HR	2-0 L5		1-2 1B 1B	3-3 K		
Randy Johnson, R OBP: 0.381, SLG: 0.474 (1, 1) Quinton McCracken, S OBP: 0.269, SLG: 0.267 (5, PH) Eddie Christopher, L (6, 1) Carlos Baerga, S OBP: 0.381, SLG: 0.474 (6, PH) Oscar Villarreal, L (7, 1) Craig Counsell, L OBP: 0.347, SLG: 0.326 (8, 5)	0-1 G3		2-3 K		4-2 G6-3 BB	1-0 1B 1B 1B 1-2 2-3 WP	3-3 K		

Inning Stats	R: 3	H: 3	LOB: 3	K: 0	S: 20	P: 36	R: 1	H: 2	LOB: 2	K: 1	S: 18	P: 24	R: 2	H: 2	LOB: 2	K: 1	S: 12	P: 28	R: 1	H: 1	LOB: 0	K: 0	S: 7	P: 12	R: 1	H: 2	LOB: 1	K: 0	S: 8	P: 18	R: 0	H: 0	LOB: 1	K: 1	S: 7	P: 10	R: 0	H: 0	LOB: 0	K: 2	S: 9	P: 17	R: 0	H: 0	LOB: 0	K: 2	S: 9	P: 17
1B: 9	SF: 2	WP: 2	PA: 46	2B: 2	SAC: 0	PB: 0	3B: 1	DP: 1	SB: 1	HR: 2	HBP: 2	CS: 0	3B: 1	DP: 1	SB: 1	HR: 2	HBP: 2	CS: 0	3B: 1	DP: 1	SB: 1	HR: 2	HBP: 2	CS: 0	3B: 1	DP: 1	SB: 1	HR: 2	HBP: 2	CS: 0	3B: 1	DP: 1	SB: 1	HR: 2	HBP: 2	CS: 0	3B: 1	DP: 1	SB: 1	HR: 2	HBP: 2	CS: 0	3B: 1	DP: 1	SB: 1	HR: 2	HBP: 2	CS: 0

PITCHER	IP	WLS	BF	H	R	ER	SO	BB	IBB	HBP	BLK	WP	HR	S	P	ERA	WHIP
44 Jake Peavy, R ERA: 4.35 (1, 1)	2.0	L	17	6	6	6	1	4	0	0	0	0	2	40	67	27.00	5.000
Jaret Wright, R ERA: 8.37 (3, 1)	3.0		14	4	2	2	1	2	0	0	0	1	0	25	51	6.00	2.000
Joe Roa, R ERA: 6.23 (6, 1)	0.2		4	2	2	0	0	0	0	0	0	0	0	10	13	27.00	3.000
Mike Matthews, L ERA: 4.95 (6, 1)	0.1		4	2	1	1	1	1	0	0	0	1	0	8	16	27.00	9.000
Scott Linebrink, R ERA: 3.33 (7, 1)	1.0		4	0	0	0	1	0	0	1	0	0	0	7	10	0.00	0.000


BOTTOM

San Diego Padres @ Arizona Diamondbacks
Bank One Ballpark, Phoenix, AZ

Mon Aug 25 2003, 9:07 PM EDT
Att. 25,550 - Dome - 72 F

livebaseballscorecards.com

AB	35
R	11
H	14
RBI	10
BB	7
SO	6
LOB	18



Batter	1	2	3	4	5	6	7	8	9	AB R H RBI BB SO LOB	TOP																
Sean Burroughs, L (1, 5) OBP: 0.360, SLG: 0.421	2-2 P5		0-0 1B			3-2 G4-6-3 1B		0-0 1-H 2B 3B	4-1 BB	4 1 3 1 1 0 0	San Diego Padres @ Arizona Diamondbacks Bank One Ballpark, Phoenix, AZ Tue Aug 26 2003, 9:37 PM EDT Att: 31,196 - Dome - 72 F livebaseballscorecards.com																
Mark Kotsay, L (1, 8) OBP: 0.340, SLG: 0.363	2-2 F9		2-0 G4-3			2-2 G4-6-3 1-2f		3-1 F7	1-3 K	5 0 0 0 0 1 5																	
Mark Loretta, R (1, 4) OBP: 0.376, SLG: 0.432	3-2 FC6-4 1B				2-2 F7			3-1 F8		4 0 1 0 0 0 1																	
Phil Nevin, R (1, 9) OBP: 0.306, SLG: 0.379	1-0 FC6-4 1-2f				2-3 K			0-2 2B		4 1 1 1 0 1 1																	
Ryan Klesko, L (1, 3) OBP: 0.356, SLG: 0.453					0-0 F9			1-1 F9		3 1 1 1 1 0 0																	
Gary Matthews, S (1, 7) OBP: 0.308, SLG: 0.359						1-1 G6-4-3 1B		1-1 HR BB		4 1 2 2 0 0 1																	
Ramón Vázquez, L (1, 6) OBP: 0.330, SLG: 0.331					0-0 G6-4-3 1B			2-2 G4-3		4 0 1 0 0 1 0																	
Gary Bennett, R (1, 2) OBP: 0.286, SLG: 0.294					1-1 G5-3			3-2 G5-3		4 0 0 0 0 0 2																	
Ben Howard, R (1, 1) Mike Matthews, L (7, 1) Dave Hansen, L (8, PH) Lou Merloni, R (8, PH) Jay Witasick, R (8, 1) Brian Buchanan, R (8, PH) Rod Beck, R (9, 1)					1-2 G1-3			2-2 3B 1B		2 0 0 0 0 0 1 1 0 0 0 0 0 0 0 0 0 0 0 0 0 0 0 0 1 1 1 0 0 0 0 0 0 0 0 0 0 0 0 0 0 0 0 0 0 1 0 0 0 0 0 0 0 0 0 0																	
Inning Stats	R: 0 E: 0 K: 0 S: 13	H: 1 LOB: 1 BB: 0 P: 21	R: 0 E: 0 K: 0 S: 6	H: 0 LOB: 0 BB: 0 P: 10	R: 0 E: 0 K: 0 S: 7	H: 1 LOB: 1 BB: 0 P: 11	R: 0 E: 0 K: 1 S: 8	H: 0 LOB: 0 BB: 0 P: 12	R: 0 E: 0 K: 1 S: 8	H: 2 LOB: 1 BB: 0 P: 11	R: 0 E: 0 K: 0 S: 11	H: 1 LOB: 0 BB: 0 P: 19	R: 2 E: 0 K: 0 S: 15	H: 1 LOB: 0 BB: 1 P: 26	R: 3 E: 0 K: 0 S: 19	H: 4 LOB: 1 BB: 0 P: 28	R: 0 E: 0 K: 2 S: 14	H: 0 LOB: 2 BB: 2 P: 27	1B: 6 2B: 2 3B: 1 HR: 1	SF: 0 SAC: 0 DP: 2 HBP: 0	WP: 0 PB: 0 SB: 0 CS: 0	PA: 38					
PITCHER	IP WLS BF H R ER SO BB IBB HBP BLK WP HR S P ERA WHIP																										
Elmer Dessens, R (1, 1) ERA: 4.82	7.0		26	6	2	2	2	1	0	0	0	0	1	68	110	2.57	1.000										
Eddie Oropesa, L (8, 1) ERA: 4.3	0.1	H	3	2	2	2	0	0	0	0	0	0	0	7	12	54.00	6.000										
Jose Valverde, R (8, 1) ERA: 2.21	0.2	L	4	2	1	1	0	0	0	0	0	0	0	12	16	13.50	3.000										
Stephen Randolph, L (9, 1) ERA: 3.4	1.0		5	0	0	0	2	2	0	0	0	0	0	14	27	0.00	2.000										



Batter	1	2	3	4	5	6	7	8	9	AB	R	H	RBI	BB	SO	LOB
Matt Kata, S OBP: 0.333, SLG: 0.463 (1, 5) BB C X	4-1 HR BB		0-1 P5		0-2 G6-3		1-0 G6-3			3	1	0	0	1	0	1
Alex Cintron, S OBP: 0.356, SLG: 0.488 (1, 6) SAFE C F B 1 F S	1-3 K		4-0 F8 S WP BB		4-2 G4-6-3 BB		3-2 L1			2	1	0	0	2	1	2
Luis Gonzalez, L OBP: 0.394, SLG: 0.536 (1, 7) X	1-0 F8		2-2 F8 1-3		1-0 G4-6-3 1-2f			2-3 K		4	0	0	0	0	1	3
Raul Mondesi, R OBP: 0.337, SLG: 0.464 (1, 9) SAFE S 1 X	0-1 HR 1-H		2-2 2B 3-H		2-1 G5-3			2-1 P4		4	1	2	2	0	0	0
Steve Finley, L OBP: 0.363, SLG: 0.501 (1, 8) C B B X	2-1 F7		1-2 P4		4-0 S BB			4-1 FC6-4 BB		2	0	0	0	2	0	1
Shea Hillenbrand, R OBP: 0.323, SLG: 0.476 (1, 3) C X		0-1 2B		2-2 G6-3		0-1 F7		0-2 FC6-4 1-2f		4	0	1	0	0	0	2
Junior Spivey, R OBP: 0.331, SLG: 0.461 (1, 4) C B C X		3-2 F8		1-1 F8		2-3 K			1-3 K	4	0	0	0	0	2	2
Robby Hammock, R OBP: 0.372, SLG: 0.588 (1, 2) C C C B C X		2-3 K		0-0 HR			4-0 SH1-3 BB		1-1 G1-3	3	1	1	1	1	1	1
Elmer Dessens, R OBP: 0.244, SLG: 0.263 (1, 1) Eddie Oropesa, L (8, 1) Jose Valverde, R (8, 1) Stephen Randolph, L (9, 1) Carlos Baerga, S OBP: 0.379, SLG: 0.472 (9, PH) S B B X		2-2 G4-3		1-1 L4			1-1 SH1-3		2-3 K	2	0	0	0	0	0	1

Inning Stats	R: 2	H: 1	E: 0	LOB: 0	K: 1	S: 11	P: 19	R: 0	H: 1	E: 0	LOB: 1	K: 1	S: 12	P: 19	R: 1	H: 1	E: 0	LOB: 1	K: 0	S: 12	P: 21	R: 1	H: 1	E: 0	LOB: 0	K: 0	S: 8	R: 0	H: 0	E: 0	LOB: 0	K: 0	S: 6	R: 0	H: 0	E: 0	LOB: 1	K: 1	S: 7	R: 0	H: 0	E: 0	LOB: 1	K: 0	S: 6	R: 0	H: 0	E: 0	LOB: 1	K: 1	S: 10	R: 0	H: 0	E: 0	LOB: 0	K: 2	S: 8	1B: 0	SF: 0	2B: 2	SAC: 1	3B: 0	DP: 1	HR: 2	HBP: 0	WP: 1	PA: 36
--------------	------	------	------	--------	------	-------	-------	------	------	------	--------	------	-------	-------	------	------	------	--------	------	-------	-------	------	------	------	--------	------	------	------	------	------	--------	------	------	------	------	------	--------	------	------	------	------	------	--------	------	------	------	------	------	--------	------	-------	------	------	------	--------	------	------	-------	-------	-------	--------	-------	-------	-------	--------	-------	--------

PITCHER	IP	WLS	BF	H	R	ER	SO	BB	IBB	HBP	BLK	WP	HR	S	P	ERA	WHIP
Ben Howard, R ERA: 5.68 (1, 1)	6.1		27	4	4	4	3	5	0	0	0	1	2	58	104	5.68	1.421
Mike Matthews, L ERA: 4.89 (7, 1)	0.2	W	2	0	0	0	0	0	0	0	0	0	0	4	8	0.00	0.000
Jay Witasick, R ERA: 3.57 (8, 1)	1.0	H	4	0	0	0	1	1	0	0	0	0	0	10	18	0.00	1.000
Rod Beck, R ERA: 1.61 (9, 1)	1.0	S	3	0	0	0	2	0	0	0	0	0	0	8	12	0.00	0.000


BOTTOM

San Diego Padres @ Arizona Diamondbacks
Bank One Ballpark, Phoenix, AZ

Tue Aug 26 2003, 9:37 PM EDT
Att: 31,196 - Dome - 72 F

livebaseballscorecards.com

AB	29
R	4
H	4
RBI	3
BB	6
SO	6
LOB	13



Batter	1	2	3	4	5	6	7	8	9	AB R H RBI BB SO LOB	TOP											
Sean Burroughs, L (1, 5) OBP: 0.365, SLG: 0.426	0-0 24 1B 1B		0-0 1B 24 1B 1B	2-1 1-2 1B		3-2 1-3 2-H 1B		0-0 SH1-3 1-2 2-3	2-3 K	5 1 4 1 0 1 1												
Mark Loretta, R (1, 4) OBP: 0.376, SLG: 0.431	0-3 K		1-0 F8 24 1B 1-3 HR 1B	0-0 F7		1-2 F9		1-1 24 BB HR 1B	3-2 G5-3	6 2 2 1 0 1 6												
24 Brian Giles, L (1, 7) OBP: 0.432, SLG: 0.520	2-0 G5-4-3 1-3 1B		0-0 HR 1-2 3-H 1B		0-0 F8		0-3 K	4-1 HR 1-2 BB		4 2 2 1 1 1 0												
Phil Nevin, R (1, 9) OBP: 0.302, SLG: 0.397	0-1 G5-4-3 1-2f		1-0 F8		2-3 K		1-2 F8	2-2 HR		5 1 1 4 0 1 4												
Brian Buchanan, R (8, 9) OBP: 0.352, SLG: 0.471			2-3					1-H 2-H 3-H		0 0 0 0 0 0 0												
Ryan Klesko, L (1, 3) OBP: 0.356, SLG: 0.460		1-2 G4-3	0-0 HR 1-H 3-H		2-0 F9		3-1 1B 1B	2-1 P5		5 1 2 3 0 0 0												
Mark Kotsay, L (1, 8) OBP: 0.343, SLG: 0.369		2-2 F9	1-0 G3			0-0 1B 2B	2-1 1B	0-0 1B		5 1 3 0 0 0 0												
Ramón Vázquez, L (1, 6) OBP: 0.328, SLG: 0.332		1-2 WP 2B		2-2 G4-3		0-3 K2-3	2-2 G5-3	2-1 L4		5 0 1 0 0 1 4												
Luther Hackman, R (8, 1)										0 0 0 0 0 0 0												
Gary Bennett, R (1, 2) OBP: 0.292, SLG: 0.295		1-2 G4-3		2-1 E5 FC1-6		4-1 1B BB		2-1 SH1-3 1B 1B	4-2	3 1 1 0 2 0 1												
Brian Lawrence, R (1, 1) OBP: 0.276, SLG: 0.327			2-3 K	1-1 FC1-6 1B		1-3 K		0-0 E1 1B SH1-3 HR	1-0 F8	4 1 0 0 0 2 4												
Lou Merloni, R (8, 6) OBP: 0.362, SLG: 0.364										1 0 0 0 0 0 1												
Inning Stats	R: 0 E: 0 K: 1 S: 7	H: 2 LOB: 1 BB: 0 P: 9	R: 0 E: 0 K: 0 S: 16	H: 1 LOB: 1 BB: 0 P: 21	R: 4 E: 0 K: 1 S: 9	H: 4 LOB: 0 BB: 0 P: 14	R: 0 E: 1 K: 0 S: 13	H: 1 LOB: 2 BB: 0 P: 20	R: 0 E: 0 K: 1 S: 5	H: 0 LOB: 0 BB: 0 P: 9	R: 1 E: 0 K: 2 S: 15	H: 2 LOB: 2 BB: 1 P: 24	R: 0 E: 0 K: 1 S: 13	H: 2 LOB: 2 BB: 0 P: 21	R: 5 E: 1 K: 0 S: 18	H: 4 LOB: 1 BB: 1 P: 31	R: 0 E: 0 K: 1 S: 10	H: 0 LOB: 1 BB: 1 P: 20	1B: 12 2B: 2 3B: 0 HR: 2	SF: 0 SAC: 1 DP: 1 HBP: 0	WP: 1 PB: 0 SB: 0 CS: 0	PA: 47
PITCHER	IP WLS BF H R ER SO BB IBB HBP BLK WP HR S P ERA WHIP																				PITCHER	IP WLS BF H R ER SO BB IBB HBP BLK WP HR S P ERA WHIP
Curt Schilling, R (1, 1) ERA: 2.79	7.0 L 34 12 5 5 6 1 0 0 0 1 1 78 118 6.43 1.857																					
Oscar Villarreal, R (8, 1) ERA: 2.55	0.1 4 2 3 2 0 0 0 0 0 0 0 0 6 9 54.00 6.000																					
Stephen Randolph, L (8, 1) ERA: 3.71	0.2 5 2 2 2 0 1 0 0 0 0 1 12 22 27.00 4.500																					
Mike Myers, L (9, 1) ERA: 5.97	1.0 4 0 0 0 1 1 0 0 0 0 0 0 10 20 0.00 1.000																					

San Diego Padres @ Arizona Diamondbacks

Bank One Ballpark, Phoenix, AZ

Wed Aug 27 2003, 9:37 PM EDT
Att: 26,565 - Dome - 72 F

AB	43
R	10
H	16
RBI	10
BB	3
SO	7
LOB	21



Batter	1	2	3	4	5	6	7	8	9	AB R H RBI BB SO LOB	TOP										
Sean Burroughs, L OBP: 0.363, SLG: 0.422 (1, 5)	3-2 G3-1	1-2 FC6-4 1B			0-2 G6-3	0-0 G4-3		2-2 F7	0-2 F7	6 0 1 0 0 0 3											
Mark Loretta, R OBP: 0.378, SLG: 0.439 (1, 4)	0-2 HR	2-2 FC6-4 1-2f			0-0 24 BB 1B	1-2 24 G6-3 1B		1-1 F8		5 2 3 1 0 0 2											
24 Brian Giles, L OBP: 0.432, SLG: 0.518 (1, 7)	2-2 G3			0-0 G3-1	4-0 1B 2B BB	0-0 G6-3 1-2f		0-1 1B 1B		4 1 1 0 1 0 1											
Phil Nevin, R OBP: 0.321, SLG: 0.427 Mike Matthews, L (8, 1) Scott Linebrink, R OBP: 0.167, SLG: 0.250 (9, 1)	3-2 HR			4-2 BB	0-0 F9		4-1 2B FC6-2-5 BB	0-2 1-3 2-H 1B		3 1 2 2 2 0 2 0 0 0 0 0 0 0 0 0 0 0 0 0 0											
Ryan Klesko, L OBP: 0.357, SLG: 0.459 (1, 3)	1-0 1B 1B			3-3 K	3-2 2B 1B 1B	1-3 1-3 2-H 1B	1-3 K	0-0 F7		5 1 2 1 0 2 4											
Mark Kotsay, L OBP: 0.345, SLG: 0.377 (1, 8)	0-0 1-2 1B			3-2 G3	0-0 1B E 2B	1-3 3-H 4-2 E BB	2-1 FC6-2-5 2B		0-0 E6 FC5-4	5 1 3 1 0 0 1											
Gary Bennett, R OBP: 0.290, SLG: 0.290 (1, 2)	0-1 F8			2-3 K	4-2 E BB	2-3 3-H FC6-2-5 S	1-0 FC6-2-5		1-2 FC5-4 1B 1-2f	4 0 0 0 1 1 5											
Ramón Vázquez, L OBP: 0.329, SLG: 0.332 (1, 6)		0-1 F8		1-3 K	3-2 E5 1-3 2-H 3-H 1B	2-2 G4-3 1-2		1-1 1-2 1B		5 0 2 1 0 1 2											
Adam Eaton, R OBP: 0.275, SLG: 0.404 Brian Buchanan, R OBP: 0.353, SLG: 0.468 (8, PH) (8, 9)		2-3 K		3-3 K	3-3 K			4-1 24 1B BB	2-3 K	3 0 0 0 0 3 2 1 1 0 0 1 1 2											
Inning Stats	R: 2 E: 0 K: 0 S: 17	H: 4 LOB: 2 BB: 0 P: 26	R: 0 E: 0 K: 1 S: 13	H: 1 LOB: 1 BB: 0 P: 18	R: 0 E: 0 K: 1 S: 12	H: 0 LOB: 1 BB: 1 P: 22	R: 0 E: 0 K: 3 S: 9	H: 0 LOB: 0 BB: 0 P: 15	R: 4 E: 1 K: 1 S: 19	H: 4 LOB: 2 BB: 2 P: 36	R: 0 E: 0 K: 0 S: 6	H: 1 LOB: 0 BB: 0 P: 7	R: 0 E: 0 K: 1 S: 10	H: 1 LOB: 2 BB: 1 P: 20	R: 1 E: 0 K: 0 S: 15	H: 2 LOB: 2 BB: 1 P: 22	R: 0 E: 1 K: 1 S: 12	H: 1 LOB: 2 BB: 0 P: 16	1B: 10 2B: 2 3B: 0 HR: 2	SF: 0 SAC: 0 DP: 1 HBP: 0	WP: 0 PA: 46 PB: 0 SB: 1 CS: 0
PITCHER	IP WLS BF H R ER SO BB IBB HBP BLK WP HR S P ERA WHIP																				
Jerome Robertson, L ERA: 5.18 (1, 1)	4.2 L 24 8 6 5 5 2 0 0 0 0 0 2 60 97 9.64 2.143																				
Rick White, R ERA: 6.0 (5, 1)	2.1 11 3 0 0 2 2 0 0 0 0 0 0 26 47 0.00 2.143																				
Mike Gallo, L ERA: 3.2 (8, 1)	1.0 6 2 1 1 0 1 0 0 0 0 0 0 15 22 9.00 3.000																				
Billy Wagner, L ERA: 1.8 (9, 1)	1.0 5 1 0 0 1 0 0 0 0 0 0 0 12 16 0.00 1.000																				

San Diego Padres @ Houston Astros
Minute Maid Park, Houston, TX

AB	41
R	7
H	14
RBI	6
BB	5
SO	8
LOB	24



Fri Aug 29 2003, 7:05 PM CDT
Att: 26,241 - Dome - 72 F

livebaseballscorecards.com

Batter	1	2	3	4	5	6	7	8	9	AB	R	H	RBI	BB	SO	LOB
Craig Biggio, R OBP: 0.341, SLG: 0.404 (1, 8)	1-0 P4		3-2 1B			0-1 G6-3	1-1 G1-3			4	0	1	0	0	0	2
Jose Vizcaino, S OBP: 0.267, SLG: 0.354 (1, 4)	1-2 G1-3		2-2 F8			2-2 F9		0-2 G6-3		4	0	0	0	0	0	1
5 Jeff Bagwell, R OBP: 0.378, SLG: 0.517 (1, 3)	0-0 HR				3-3 K	1-1 17 BB		3-3 K		4	1	2	1	0	2	0
17 Lance Berkman, S OBP: 0.407, SLG: 0.520 (1, 7)	3-3 K				4-0 1B	4-2 1B		3-2 F7		2	0	0	0	2	1	0
Richard Hidalgo, R OBP: 0.371, SLG: 0.547 (1, 9)		2-0 P3			0-0 1B	1-2 G5-4-3		1-0 F8		4	0	1	0	0	1	2
Geoff Blum, S OBP: 0.295, SLG: 0.390 (1, 5)		1-2 F8			0-2 G5-4-3			1-1 G3		2	0	0	0	0	0	2
Rick White, R (5, 1)										0	0	0	0	0	0	0
Orlando Merced, S OBP: 0.284, SLG: 0.374 (7, PH)										2	0	0	0	0	0	0
Raul Chavez, R OBP: 0.400, SLG: 0.778 (1, 2)		0-2 L5						0-3 K		4	0	0	0	0	1	0
28 Adam Everett, R OBP: 0.304, SLG: 0.375 (1, 6)			1-3 K			0-0 F9		1-2 1B		3	0	1	0	0	1	0
Jerome Robertson, L OBP: 0.159, SLG: 0.140 (1, 1)										1	0	0	0	0	0	0
Morgan Ensberg, R OBP: 0.369, SLG: 0.505 (5, 5)										2	0	1	0	0	0	0
Mike Gallo, L (8, 1)										0	0	0	0	0	0	0
Billy Wagner, L (9, 1)										0	0	0	0	0	0	0

Inning Stats	R: 1	H: 1	E: 0	K: 1	S: 8	LOB: 0	BB: 0	P: 13	R: 0	H: 0	E: 0	K: 0	S: 9	LOB: 0	BB: 0	P: 12	R: 0	H: 1	E: 0	K: 1	S: 11	LOB: 1	BB: 0	P: 17	R: 0	H: 1	E: 0	K: 1	S: 7	LOB: 1	BB: 1	P: 14	R: 0	H: 0	E: 0	K: 0	S: 7	LOB: 0	BB: 0	P: 13	R: 0	H: 1	E: 0	K: 10	S: 18	LOB: 2	BB: 1	R: 0	H: 2	E: 0	K: 1	S: 12	LOB: 2	BB: 0	P: 15	R: 0	H: 0	E: 0	K: 1	S: 14	LOB: 0	BB: 0	P: 20	R: 0	H: 0	E: 0	K: 1	S: 13	LOB: 0	BB: 0	P: 17	1B: 5	SF: 0	2B: 0	SAC: 0	3B: 0	DP: 1	HR: 1	HBP: 0	WP: 0	PA: 34	PB: 0	SB: 0	CS: 0
PITCHER	IP	WLS	BF	H	R	ER	SO	BB	IBB	HBP	BLK	WP	HR	S	P	ERA	WHIP																																																																			
Adam Eaton, R ERA: 4.05 (1, 1)	7.0		28	6	1	1	4	2	0	0	0	0	0	64	102	1.29	1.143																																																																			
Mike Matthews, L ERA: 4.81 (8, 1)	1.0		3	0	0	0	1	0	0	0	0	0	0	14	20	0.00	0.000																																																																			
Scott Linebrink, R ERA: 3.29 (9, 1)	1.0		3	0	0	0	1	0	0	0	0	0	0	13	17	0.00	0.000																																																																			

BOTTOM

San Diego Padres @ Houston Astros
Minute Maid Park, Houston, TX

Fri Aug 29 2003, 7:05 PM CDT
Att. 26,241 - Dome - 72 F

AB	32
R	1
H	6
RBI	1
BB	2
SO	6
LOB	7



PITCHER	IP	WLS	BF	H	R	ER	SO	BB	IBB	HBP	BLK	WP	HR	S	P	ERA	WHIP
Adam Eaton, R ERA: 4.05 (1, 1)	7.0		28	6	1	1	4	2	0	0	0	0	0	64	102	1.29	1.143
Mike Matthews, L ERA: 4.81 (8, 1)	1.0		3	0	0	0	1	0	0	0	0	0	0	14	20	0.00	0.000
Scott Linebrink, R ERA: 3.29 (9, 1)	1.0		3	0	0	0	1	0	0	0	0	0	0	13	17	0.00	0.000

Batter	1	2	3	4	5	6	7	8	9	AB	R	H	RBI	BB	SO	LOB
Craig Biggio, R OBP: 0.341, SLG: 0.404 (1, 8)	1-1 L6	1-0 2B 1B		2-1 E5 1B		1-2 FC6-4 1B		2-1 P3		5	0	2	1	0	0	3
Jose Vizcaino, S OBP: 0.272, SLG: 0.364 (1, 4)	0-0 F7	1-0 F7		0-1 F7		1-0 F7		0-1 FC5-4 1B		4	0	2	2	0	0	1
Octavio Dotel, R (7, 1)										0	0	0	0	0	0	0
Raul Chavez, R OBP: 0.364, SLG: 0.700 (8, 2)		1-3 2-H 2B				1-2 3-H 1B		1-2 1B		1	1	0	0	0	0	1
5 Jeff Bagwell, R OBP: 0.376, SLG: 0.513 (1, 3)	2-0 G5-3	3-3 K				2-3 K		2-1 1B HBP		4	1	0	0	0	2	4
17 Lance Berkman, S OBP: 0.410, SLG: 0.527 (1, 7)		4-2 BB 1B BB	2-2 HR		0-1 F7		4-2 2B FC5 BB	4-2 BB 1B BB		2	3	1	1	3	0	0
Richard Hidalgo, R OBP: 0.373, SLG: 0.550 (1, 9)		0-0 1B BB FC1-2 1B	1-3 K		0-1 G6-3		0-1 FC5 2B	1-1 BB 28 BB 1B		5	1	3	2	0	1	0
Morgan Ensberg, R OBP: 0.372, SLG: 0.513 (1, 5)		4-2 E BB	1-1 L6			3-1 HR	2-0 G6-3	4-2 28 BB BB		3	2	1	1	2	0	2
Brad Ausmus, R OBP: 0.300, SLG: 0.294 (1, 2)		0-1 E 1B 1B	3-2 G1-3			4-1 FC6-4 28 G1-3 1B BB	0-0 FC5	4-1 28 BB BB		3	2	1	1	1	0	2
Billy Wagner, L (8, 1)		1-2 2-3 3-H 1B 1B				2-3 3-H BB	2-3 3-H BB	1-2 2-3 3-H BB		0	0	0	1	1	0	0
28 Adam Everett, R OBP: 0.302, SLG: 0.370 (1, 6)		0-0 P4		2-2 G5-3		0-0 G1-3	0-0 G5-3	4-1 FC6-4 BB		4	0	0	1	1	0	6
Jared Fernandez, R (1, 1)		0-2 FC1-2 1B		0-1 G1-3		4-2 FC6-4 BB		FC5-4 1B		2	1	0	0	0	0	2
Mitch Meluskey, S (6, PH)										0	0	0	0	1	0	0
54 Brad Lidge, R (7, 1)										0	0	0	0	0	0	0
Dan Miceli, R (7, 1)										0	0	0	0	0	0	0
Mike Gallo, L (7, 1)										0	0	0	0	0	0	0
Geoff Blum, S OBP: 0.296, SLG: 0.390 (7, 4)		1-3 2-H 3-H 2B						FC6-4		2	0	1	0	0	0	3

Inning Stats	R: 0	H: 0	E: 0	LOB: 0	K: 0	P: 7	R: 4	H: 4	E: 1	LOB: 2	K: 1	P: 30	R: 1	H: 1	E: 0	LOB: 0	K: 1	P: 20	R: 0	H: 1	E: 1	LOB: 1	K: 0	P: 13	R: 0	H: 0	E: 0	LOB: 0	K: 0	P: 13	R: 2	H: 2	E: 0	LOB: 2	K: 1	P: 28	R: 0	H: 1	E: 0	LOB: 2	K: 0	P: 13	R: 4	H: 2	E: 0	LOB: 3	K: 0	P: 41
	S: 4	BB: 7	S: 17	BB: 2	S: 13	BB: 0	S: 9	BB: 13	S: 10	BB: 0	S: 7	BB: 13	S: 19	BB: 4	1B: 7	2B: 2	3B: 0	HR: 2	SF: 0	SAC: 0	DP: 0	HBP: 1	WP: 0	HR: 0	S: 3	P: 5	ERA: 0.00	WHIP: 0.000	PA: 45																			

PITCHER	IP	WLS	BF	H	R	ER	SO	BB	IBB	HBP	BLK	WP	HR	S	P	ERA	WHIP
Kevin Jarvis, R ERA: 5.75 (1, 1)	5.1	L	26	7	7	7	2	3	0	0	0	0	2	57	94	11.81	1.875
Joe Roa, R ERA: 6.14 (6, 1)	0.2		4	1	0	0	1	1	0	0	0	0	0	9	17	0.00	3.000
Luther Hackman, R ERA: 3.86 (7, 1)	1.2		9	2	2	2	0	1	0	1	0	0	0	15	24	10.80	1.800
Kevin Walker, L ERA: (8, 1)	0.0		1	0	0	0	0	1	0	0	0	0	0	2	6	∞	∞
Jay Witasick, R ERA: 3.82 (8, 1)	0.0		4	1	2	2	0	3	0	0	0	0	0	6	19	∞	∞

San Diego Padres @ Houston Astros
Minute Maid Park, Houston, TX

Sat Aug 30 2003, 6:05 PM CDT
Att: 33,641 - Dome - 72 F

AB	35
R	11
H	11
RBI	10
BB	9
SO	3
LOB	24



PITCHER	IP	WLS	BF	H	R	ER	SO	BB	IBB	HBP	BLK	WP	HR	S	P	ERA	WHIP
Mike Matthews, L ERA: 4.78 (8, 1)	0.1		1	0	0	0	0	0	0	0	0	0	0	3	5	0.00	0.000

Batter	1	2	3	4	5	6	7	8	9	AB R H RBI BB SO LOB	TOP
Sean Burroughs, L (1, 5) OBP: 0.363, SLG: 0.420	G5-3		1B			K	1B BB		G4-6-3	4 0 1 1 1 1 2	
Mark Loretta, R (1, 4) OBP: 0.379, SLG: 0.438	F7		P3			FC3-6 1B	1B			4 0 2 2 0 0 2	
24 Brian Giles, L (1, 7) OBP: 0.428, SLG: 0.514	L6				F8	FC3-6 1-2f	P2			4 0 0 0 0 0 3	
Phil Nevin, R (1, 3) OBP: 0.322, SLG: 0.417		K			G3-1	K		F9		4 0 0 0 0 2 1	
Gary Matthews, S (1, 9) OBP: 0.311, SLG: 0.362		L3 1B			K		G4-3 BB 2B	K		4 1 2 0 0 2 0	
Mark Kotsay, L (1, 8) OBP: 0.342, SLG: 0.373		L3 1-1			K		B2	G6-3		4 0 0 0 0 1 2	
Gary Bennett, R (1, 2) OBP: 0.285, SLG: 0.284			P4		F7		G4-3	G6-3		4 0 0 0 0 0 1	
Ramón Vázquez, L (1, 6) OBP: 0.340, SLG: 0.340			1B 1B		1B		BB BB 1B BB	1B 1B		3 1 3 0 1 0 0	
44 Jake Peavy, R (1, 1) OBP: 0.160, SLG: 0.087 Brian Buchanan, R (7, PH) OBP: 0.355, SLG: 0.466 Scott Linebrink, R (7, 1) OBP: 0.167, SLG: 0.250 Mike Matthews, L (7, 1) Jay Witasick, R (8, 1) Ryan Klesko, L (8, PH) OBP: 0.354, SLG: 0.456 Rod Beck, R (9, 1)			K		P4		1B BB	G4-6-3 1B		2 0 0 0 0 0 1 2 0 1 0 0 0 1 0 0 0 0 0 0 0 0 0 0 0 0 0 0 0 0 0 0 0 0 0 0 0 0 0 0 1 0 1 0 0 0 0 0 0 0 0 0 0 0 0 0	
Inning Stats	R: 0 H: 0 E: 0 LOB: 0 K: 0 BB: 0 S: 8 P: 11	R: 0 H: 1 E: 0 LOB: 0 K: 1 BB: 0 S: 8 P: 13	R: 0 H: 2 E: 0 LOB: 2 K: 1 BB: 0 S: 14 P: 21	R: 0 H: 0 E: 0 LOB: 0 K: 1 BB: 0 S: 7 P: 8	R: 0 H: 1 E: 0 LOB: 1 K: 1 BB: 0 S: 13 P: 19	R: 0 H: 1 E: 0 LOB: 1 K: 2 BB: 0 S: 9 P: 14	R: 3 H: 2 E: 0 LOB: 2 K: 0 BB: 3 S: 19 P: 36	R: 0 H: 0 E: 0 LOB: 0 K: 1 BB: 0 S: 8 P: 13	R: 0 H: 2 E: 0 LOB: 1 K: 0 BB: 0 S: 14 P: 20	1B: 8 SF: 0 2B: 2 SAC: 0 3B: 0 DP: 2 HR: 0 HBP: 0	WP: 0 PA: 37 PB: 0 SB: 0 CS: 0
PITCHER	IP WLS BF H R ER SO BB IBB HBP BLK WP HR S P ERA WHIP										
Ron Villone, L (1, 1) ERA: 3.28	6.2 L 28 6 3 3 6 3 0 0 0 0 0 0 72 115 4.05 1.350										
54 Brad Lidge, R (7, 1) ERA: 3.67	0.1 2 1 0 0 0 0 0 0 0 0 0 0 6 7 0.00 3.000										
Ricky Stone, R (8, 1) ERA: 3.15	2.0 7 2 0 0 1 0 0 0 0 0 0 0 22 33 0.00 1.000										

San Diego Padres @ Houston Astros
Minute Maid Park, Houston, TX
Sun Aug 31 2003, 1:05 PM CDT
Att: 31,408 - Dome - 72 F

livebaseballscorecards.com

AB	34
R	3
H	9
RBI	3
BB	3
SO	7
LOB	13



Batter	1	2	3	4	5	6	7	8	9	AB	R	H	RBI	BB	SO	LOB
Craig Biggio, R OBP: 0.341, SLG: 0.402 (1, 8)	1-1 P6		2-0 5 BB HBP		2-3 K			2-2 G5-3		3	0	0	0	0	1	0
Morgan Ensberg, R OBP: 0.373, SLG: 0.522 (1, 5)	2-1 HR		2-2 F9			1-3 K		1-1 5 1B		4	1	2	1	0	1	1
5 Jeff Bagwell, R OBP: 0.379, SLG: 0.513 (1, 3)	4-2 17 S BB		4-0 FC6-4 BB			0-0 F9		0-1 1B		2	0	1	0	2	0	0
Jeff Kent, R OBP: 0.340, SLG: 0.505 (1, 4)	0-1 F8		1-1 FC6-4			0-0 P3		1-2 F7		4	0	0	0	0	0	5
17 Lance Berkman, S OBP: 0.407, SLG: 0.522 (1, 7)	2-3 K				2-3 K		2-2 F7	2-3 K		4	0	0	0	0	3	3
Richard Hidalgo, R OBP: 0.372, SLG: 0.546 (1, 9)		2-2 K		0-0 F9			4-0 FC6-4 HBP BB		1-3 K	3	0	0	0	1	2	0
Brad Ausmus, R OBP: 0.300, SLG: 0.293 (1, 2) Mitch Meluskey, S (9, PH)		1-3 K		3-3 K			3-2 FC6-4 HBP		0-3 K	2	0	0	0	0	2	0
28 Adam Everett, R OBP: 0.300, SLG: 0.367 (1, 6) Jose Vizcaino, S (7, PH) OBP: 0.269, SLG: 0.360 (8, 6)		2-3 K				3-2 F8		0-1 FC6-4		2	0	0	0	0	1	0
Ron Villone, L OBP: 0.206, SLG: 0.303 (1, 1) 54 Brad Lidge, R (7, 1) 16 Jason Lane, R (7, PH) OBP: 0.333, SLG: 0.667 Ricky Stone, R (8, 1)			2-3 K			1-3 K		0-1 L6		2	0	0	0	0	2	0

Inning Stats	R: 1	H: 1	E: 0	K: 13	S: 13	H: 0	LOB: 1	BB: 1	P: 22	R: 0	H: 0	E: 0	K: 3	S: 11	H: 0	LOB: 0	BB: 0	P: 16	R: 0	H: 0	E: 0	K: 2	S: 11	H: 0	LOB: 0	BB: 0	P: 16	R: 0	H: 0	E: 0	K: 1	S: 5	H: 0	LOB: 0	BB: 0	P: 6	R: 0	H: 0	E: 0	K: 0	S: 12	H: 2	LOB: 2	BB: 0	P: 19	R: 0	H: 0	E: 0	K: 2	S: 8	H: 0	LOB: 0	BB: 0	P: 9	1B: 2	2B: 0	3B: 0	HR: 1	SF: 0	SAC: 0	DP: 0	HBP: 2	WP: 0	PB: 0	SB: 1	CS: 0	PA: 35
--------------	------	------	------	-------	-------	------	--------	-------	-------	------	------	------	------	-------	------	--------	-------	-------	------	------	------	------	-------	------	--------	-------	-------	------	------	------	------	------	------	--------	-------	------	------	------	------	------	-------	------	--------	-------	-------	------	------	------	------	------	------	--------	-------	------	-------	-------	-------	-------	-------	--------	-------	--------	-------	-------	-------	-------	--------


PITCHER	IP	WLS	BF	H	R	ER	SO	BB	IBB	HBP	BLK	WP	HR	S	P	ERA	WHIP
44 Jake Peavy, R ERA: 4.25 (1, 1)	6.0	W	22	1	1	1	10	2	0	1	0	0	1	58	95	1.50	0.500
Scott Linebrink, R ERA: 3.28 (7, 1)	0.1	H	3	0	0	0	0	1	0	1	0	0	0	8	17	0.00	3.000
Mike Matthews, L ERA: 4.73 (7, 1)	0.2	H	2	0	0	0	0	0	0	0	0	0	0	4	4	0.00	0.000
Jay Witasick, R ERA: 3.72 (8, 1)	1.0	H	5	2	0	0	1	0	0	0	0	0	0	13	19	0.00	2.000
Rod Beck, R ERA: 1.55 (9, 1)	1.0	S	3	0	0	0	2	0	0	0	0	0	0	8	9	0.00	0.000

BOTTOM

San Diego Padres @ Houston Astros
Minute Maid Park, Houston, TX

Sun Aug 31 2003, 1:05 PM CDT
Att: 31,408 - Dome - 72 F

AB	30
R	1
H	3
RBI	1
BB	3
SO	13
LOB	13



Batter	1	2	3	4	5	6	7	8	9	AB R H RBI BB SO LOB	TOP												
Craig Counsell, L (1, 4) OBP: 0.338, SLG: 0.315 Junior Spivey, R (9, PH) OBP: 0.331, SLG: 0.454	1-1 1B		1-3 K		0-1 FC4-6		1-0 G4-3		0-0 P4	4 0 1 0 0 1 1 1 0 0 0 0 0 0													
Alex Cintron, S (1, 6) OBP: 0.353, SLG: 0.474	0-0 F8		0-2 L7		1-2 F7			2-0 G6-3		4 0 0 0 0 0 2													
Steve Finley, L (1, 8) OBP: 0.362, SLG: 0.499	2-1 F8		2-1 L7			0-1 G4-3		1-0 FC4-6 HBP		3 0 0 0 0 0 1													
Raul Mondesi, R (1, 9) OBP: 0.343, SLG: 0.468 Danny Bautista, R (5, 9) OBP: 0.315, SLG: 0.342	1-3 K			2-0 F8		4-1 2B BB		0-0 FC4-6		2 0 0 0 0 1 1 1 0 0 0 1 0 1													
Luis Gonzalez, L (1, 7) OBP: 0.392, SLG: 0.528				1-1 1B		1-0 2B		2-1 F7		4 0 2 0 0 0 1													
Shea Hillenbrand, R (1, 5) OBP: 0.315, SLG: 0.468				1-0 HR		0-0 G5-3			1-1 F8	4 1 1 1 0 0 3													
Carlos Baerga, S (1, 3) OBP: 0.385, SLG: 0.471				0-2 1B		2-1 G4-3		2-1 G6-3		4 1 2 0 0 0 3													
Rod Barajas, R (1, 2) OBP: 0.244, SLG: 0.332 Lyle Overbay, L (9, PH) OBP: 0.364, SLG: 0.404				1-3 K		0-1 G6-3		0-1 F8		3 0 0 0 0 1 1 1 0 0 0 0 0 1													
Chris Capuano, L (1, 1) Dennys Reyes, R (4, 1) Quinton McCracken, S (5, PH) John Patterson, R (5, 1) Mark Grace, L (7, PH) Stephen Randolph, L (7, 1) Mike Myers, L (8, 1) Felix Jose, S (9, PH) OBP: 0.500, SLG: 2.000				1-0 P6		0-0 FC4-6 1B		1-2 G3-1		1 0 0 0 0 0 0 1 0 0 0 0 0 0 0 0 1 0 0 1 0 0 0 0 0 0 0 0 0 0 0 0 1 0 0 0 0 0 0 0 0 0 0 0 0 0 0 0 0 0 0 0 0 0 0 0 1 1 1 2 0 0 0 0													
Inning Stats	R: 0 E: 0 K: 1 S: 8	H: 1 LOB: 1 BB: 0 P: 12	R: 1 E: 0 K: 1 S: 9	H: 2 LOB: 1 BB: 0 P: 13	R: 0 E: 0 K: 1 S: 8	H: 0 LOB: 0 BB: 0 P: 11	R: 0 E: 0 K: 0 S: 6	H: 1 LOB: 1 BB: 0 P: 12	R: 0 E: 0 K: 0 S: 8	H: 1 LOB: 1 BB: 0 P: 9	R: 0 E: 0 K: 0 S: 7	H: 1 LOB: 2 BB: 1 P: 14	R: 0 E: 0 K: 0 S: 6	H: 0 LOB: 0 BB: 0 P: 8	R: 0 E: 0 K: 0 S: 4	H: 0 LOB: 1 BB: 0 P: 9	R: 2 E: 0 K: 0 S: 8	H: 2 LOB: 0 BB: 0 P: 12	1B: 5 2B: 1 3B: 0 HR: 2	SF: 0 SAC: 0 DP: 0 HBP: 1	WP: 1 PB: 0 SB: 1 CS: 0	PA: 37	
PITCHER	IP WLS BF H R ER SO BB IBB HBP BLK WP HR S P ERA WHIP																					PITCHER	IP WLS BF H R ER SO BB IBB HBP BLK WP HR S P ERA WHIP
Ben Howard, R (1, 1) ERA: 3.65	6.0 W 25 6 1 1 3 1 0 0 0 0 1 46 71 1.50 1.167																						
Trevor Hoffman, R (7, 1) ERA:	1.0 3 0 0 0 0 0 0 0 0 0 0 6 8 0.00 0.000																						
Mike Matthews, L (8, 1) ERA: 4.65	1.0 4 0 0 0 0 0 0 0 0 1 0 4 9 0.00 0.000																						
Luther Hackman, R (9, 1) ERA: 4.08	0.2 4 2 2 2 0 0 0 0 0 0 1 7 11 27.00 3.000																						
Kevin Walker, L (9, 1) ERA: 27.0	0.1 1 0 0 0 0 0 0 0 0 0 0 1 1 0.00 0.000																						

Arizona Diamondbacks @ San Diego Padres
Qualcomm Stadium, San Diego, CA
Tue Sep 02 2003, 10:05 PM EDT
Att. 15,808 - Sunny - 71 F

AB	35
R	3
H	8
RBI	3
BB	1
SO	3
LOB	16



Batter	1	2	3	4	5	6	7	8	9
Sean Burroughs, L (1, 5) <small>OBP: 0.366, SLG: 0.420</small>	2-2 		1-1 FC4-6 1B HBP	1-0 HBP			0-2 F7	1-2 G4-6-3	
Mark Loretta, R (1, 4) <small>OBP: 0.384, SLG: 0.448</small>	4-2 G1-6-3 BB		2-0 FC4-6 1B	3-1 HBP			3-1 HR		
24 Brian Giles, L (1, 7) <small>OBP: 0.427, SLG: 0.510</small>	1-1 G1-6-3		2-0 FC4-6 1B	2-1 G3-1			4-2 BB		
Phil Nevin, R (1, 3) <small>OBP: 0.327, SLG: 0.441</small>		2-2 HR	0-2 1B		1-2 F8		2-3 K		
Gary Matthews, S (1, 9) <small>OBP: 0.313, SLG: 0.366</small>		0-0 F9 1B 2B	2-3 K		2-3 K		2-2 1B		
Mark Kotsay, L (1, 8) <small>OBP: 0.339, SLG: 0.369</small>		0-2 F9 2-3	3-2 F7		1-3 K		1-0 G5-3		
Gary Bennett, R (1, 2) <small>OBP: 0.288, SLG: 0.287</small>		2-0 G6-3 1B		2-3 K		3-1 L9		2-0 1B 1B	
Ramón Vázquez, L (1, 6) <small>OBP: 0.339, SLG: 0.339</small>		2-2 G6-3		0-1 HBP 1B		0-2 F8		0-1 F8	
Ben Howard, R (1, 1) <small>OBP: 0.250, SLG: 0.250</small> Keith Lockhart, L (6, PH) <small>OBP: 0.347, SLG: 0.432</small> Trevor Hoffman, R (7, 1) <small>OBP: 0.347, SLG: 0.432</small> Mike Matthews, L (8, 1) <small>OBP: 0.347, SLG: 0.432</small> Brian Buchanan, R (8, PH) <small>OBP: 0.347, SLG: 0.432</small> Luther Hackman, R (9, 1) <small>OBP: 0.347, SLG: 0.432</small> Kevin Walker, L (9, 1) <small>OBP: 0.347, SLG: 0.432</small>			2-1 1B FC4-6 HBP 1B	0-0 B5		2-3 K		0-0 G4-6-3 1B	

Inning Stats	R: 0	H: 1	E: 0	LOB: 0	K: 0	P: 7	S: 7	R: 2	H: 3	E: 0	LOB: 0	K: 0	P: 11	R: 2	H: 3	E: 0	LOB: 2	K: 1	P: 28	R: 1	H: 2	E: 0	LOB: 2	K: 1	P: 18	R: 0	H: 0	E: 0	LOB: 0	K: 2	P: 13	R: 0	H: 0	E: 0	LOB: 0	K: 1	P: 17	R: 1	H: 2	E: 0	LOB: 2	K: 1	P: 30	R: 0	H: 2	E: 0	LOB: 1	K: 0	P: 11
--------------	------	------	------	--------	------	------	------	------	------	------	--------	------	-------	------	------	------	--------	------	-------	------	------	------	--------	------	-------	------	------	------	--------	------	-------	------	------	------	--------	------	-------	------	------	------	--------	------	-------	------	------	------	--------	------	-------

PITCHER	IP	WLS	BF	H	R	ER	SO	BB	IBB	HBP	BLK	WP	HR	S	P	ERA	WHIP
Chris Capuano, L (1, 1) ERA: 6.75	3.2	L	20	9	5	5	2	1	0	0	0	0	1	42	73	12.27	2.727
Dennys Reyes, L (4, 1) ERA: 10.13	0.1		1	0	0	0	0	0	0	0	0	0	0	2	4	0.00	0.000
John Patterson, R (5, 1) ERA: 6.6	2.0		6	0	0	0	3	0	0	0	0	0	0	21	30	0.00	0.000
Stephen Randolph, L (7, 1) ERA: 3.81	1.0		6	2	1	1	1	1	0	0	0	0	1	18	30	9.00	3.000
Mike Myers, L (8, 1) ERA: 5.79	1.0		4	2	0	0	0	0	0	0	0	0	0	8	11	0.00	2.000

BOTTOM

AB R H RBI BB SO LOB
 3 1 1 0 0 0 2
 3 1 3 2 1 0 0
 3 0 0 1 1 0 5
 4 1 2 2 0 1 1
 4 1 2 0 0 2 2
 4 0 0 0 0 1 5
 4 0 2 1 0 1 0
 4 1 1 0 0 0 2
 2 1 1 0 0 0 1
 1 0 0 0 0 1 0
 0 0 0 0 0 0 0
 0 0 0 0 0 0 0
 1 0 1 0 0 0 0
 0 0 0 0 0 0 0
 0 0 0 0 0 0 0

Arizona Diamondbacks @ San Diego Padres
 Qualcomm Stadium, San Diego, CA
 Tue Sep 02 2003, 10:05 PM EDT
 Att. 15,808 - Sunny - 71 F

AB 33
R 6
H 13
RBI 6
BB 2
SO 6
LOB 18

PITCHER	IP	WLS	BF	H	R	ER	SO	BB	IBB	HBP	BLK	WP	HR	S	P	ERA	WHIP
Chris Capuano, L (1, 1) ERA: 6.75	3.2	L	20	9	5	5	2	1	0	0	0	0	1	42	73	12.27	2.727

Batter	1	2	3	4	5	6	7	8	9	AB R H RBI BB SO LOB	TOP											
Craig Counsell, L (1, 5) OBP: 0.333, SLG: 0.310	2-1 G4-3		1-2 P5		0-1 G5-3			2-2 G3-1		4 0 0 0 0 0 0	Arizona Diamondbacks @ San Diego Padres Qualcomm Stadium, San Diego, CA Wed Sep 03 2003, 5:05 PM EDT Att. 10,810 - Cloudy - 75 F											
Alex Cintron, S (1, 6) OBP: 0.351, SLG: 0.470 Elmer Dessens, R (5, 1) OBP: 0.244, SLG: 0.263 Robby Hammock, R (7, 7) OBP: 0.354, SLG: 0.552	0-1 P6		1-0 F9		3-2 F7			4-2 BB		3 0 0 0 0 0 0 0 0 0 0 0 0 0 0 0 0 0 1 0 0												
Steve Finley, L (1, 8) OBP: 0.361, SLG: 0.499	0-1 2B		1-3 K			1-3 K		2-2 G6-3		4 0 1 0 0 2 1												
Shea Hillenbrand, R (1, 3) OBP: 0.313, SLG: 0.465 Lyle Overbay, L (7, 3) OBP: 0.366, SLG: 0.406	0-0 G4-3			0-3 K		0-0 G5-3			0-2 FC9-6 1B	3 0 0 0 0 1 1 1 0 1 0 0 0 0												
Luis Gonzalez, L (1, 7) OBP: 0.390, SLG: 0.525 Dennys Reyes, R (7, 1) Mike Myers, L (8, 1) Mark Grace, L (9, PH) OBP: 0.271, SLG: 0.294		2-2 F7		1-2 G4-3		2-2 P3		1-1 FC9-6 1-2f	1-1 FC9-6	3 0 0 0 0 0 0 0 0 0 0 0 0 0 0 0 0 0 0 0 0 1 0 0 0 0 0 1												
Danny Bautista, R (1, 9) OBP: 0.322, SLG: 0.346		1-2 1B		4-2 1B BB		0-1 G6-4-3 1B		1-1 F9		3 0 2 0 1 0 1												
Junior Spivey, R (1, 4) OBP: 0.330, SLG: 0.452		2-2 P3		0-0 1B		3-2 G6-4-3 1-2f		2-3 K		4 0 1 0 0 1 3												
Rod Barajas, R (1, 2) OBP: 0.245, SLG: 0.328		4-0 IBB		1-0 F7		0-1 L4				2 0 0 0 1 0 2												
Miguel Batista, R (1, 1) OBP: 0.100, SLG: 0.102 Quinton McCracken, S (5, PH) OBP: 0.271, SLG: 0.269 Matt Kata, S (5, 6) OBP: 0.316, SLG: 0.436		3-3 K			3-1 F7			0-1 G4-3		1 0 0 0 0 1 2 1 0 0 0 0 0 0 1 0 0 0 0 0 0												
Inning Stats	R: 0 E: 0 K: 0 S: 7	H: 1 LOB: 1 BB: 0 P: 9	R: 0 E: 0 K: 1 S: 13	H: 1 LOB: 2 BB: 1 P: 25	R: 0 E: 0 K: 1 S: 7	H: 0 LOB: 0 BB: 0 P: 10	R: 0 E: 0 K: 1 S: 11	H: 1 LOB: 2 BB: 1 P: 17	R: 0 E: 0 K: 0 S: 9	H: 0 LOB: 0 BB: 0 P: 15		R: 0 E: 0 K: 1 S: 8	H: 0 LOB: 0 BB: 0 P: 11	R: 0 E: 0 K: 0 S: 7	H: 1 LOB: 0 BB: 0 P: 10	R: 0 E: 0 K: 0 S: 11	H: 0 LOB: 1 BB: 1 P: 19	R: 0 E: 0 K: 1 S: 10	H: 1 LOB: 1 BB: 0 P: 14	1B: 4 2B: 1 3B: 0 HR: 0	SF: 0 SAC: 0 DP: 1 HBP: 0	WP: 0 PB: 0 SB: 1 CS: 0
PITCHER	IP WLS BF H R ER SO BB IBB HBP BLK WP HR S P ERA WHIP																					
Brian Lawrence, R (1, 1) ERA: 4.27	7.0 W 26 4 0 0 4 1 1 0 0 0 0 62 97 0.00 0.714																					
Brandon Villafuerte, R (8, 1) ERA: 4.45	1.0 4 0 0 0 0 1 0 0 0 0 0 11 19 0.00 1.000																					
Joe Roa, R (9, 1) ERA: 6.0	1.0 4 1 0 0 1 0 0 0 0 0 0 10 14 0.00 1.000																					

AB	31
R	0
H	5
RBI	0
BB	3
SO	5
LOB	11



Batter	1	2	3	4	5	6	7	8	9
Sean Burroughs, L OBP: 0.366, SLG: 0.422 (1, 5)	1-3 K	2-2 1B 2B	1-3 K			0-0 24 1B 1B	0-3 K		
Mark Loretta, R OBP: 0.386, SLG: 0.450 Brandon Villaflorte, R (8, 1) Miguel Ojeda, R OBP: 0.347, SLG: 0.385 (8, PH) (9, 3)	0-0 24 1B 1B	1-0 24 1B 1B		2-3 K		0-0 24 1B 1B		1-3 K	
24 Brian Giles, L OBP: 0.429, SLG: 0.512 Brian Buchanan, R OBP: 0.361, SLG: 0.469 (1, 7) (8, 7)	1-1 1B	0-0 3B 1B		0-0 G1-3		0-1 E9 SF8 1B		4-2 HR BB	
Phil Nevin, R OBP: 0.325, SLG: 0.435 Dave Hansen, L OBP: 0.356, SLG: 0.323 Joe Roa, R OBP: 0.286, SLG: 0.286 (1, 3) (8, 3) (9, 1)	0-3 K	4-0 3B BB		2-0 G6-3		1-2 SF8		1-0 HR	
Gary Matthews, S OBP: 0.311, SLG: 0.369 (1, 9) (8, 8)	3-2 G4-3	1-2 1B 3B			1-0 F7	1-2 G3		1-2 P6	
Mark Kotsay, L OBP: 0.344, SLG: 0.372 Xavier Nady, R OBP: 0.306, SLG: 0.371 (1, 8) (7, PH) (8, 9)		SH2-3 BB			1-1 1B		3-2 1B 1B	0-0 F9	
Ramón Vázquez, L OBP: 0.336, SLG: 0.337 (1, 6) (8, 4)		SH2-3			2-1 L7		0-3 K		
Gary Bennett, R OBP: 0.288, SLG: 0.288 Humberto Quintero, R OBP: 1.000, SLG: 1.000 (1, 2) (7, PH) (8, 2)		2-0 WP 2B 1B		2-3 K			0-0 1B		
Brian Lawrence, R OBP: 0.262, SLG: 0.310 3 Khalil Greene, R (7, PH) (8, 6)		1-3 K		0-3 K		1-2 F9	3-2 F9		

AB	R	H	RBI	BB	SO	LOB
5	2	2	1	0	3	2
4	2	3	1	0	1	0
0	0	0	0	0	0	0
1	0	0	0	0	1	0
4	2	3	2	0	0	0
0	1	0	0	1	0	0
2	1	0	1	1	1	2
1	1	1	2	0	0	0
0	0	0	0	0	0	0
5	1	1	2	0	0	2
2	1	2	1	1	0	0
2	0	1	0	0	0	0
3	0	0	0	0	1	3
3	1	1	1	0	2	1
1	0	1	0	0	0	0
3	0	0	0	0	2	1
1	0	0	0	0	0	2

Arizona Diamondbacks @ San Diego Padres
Qualcomm Stadium, San Diego, CA
 Wed Sep 03 2003, 5:05 PM EDT
 Att: 10,810 - Cloudy - 75 F

AB	37
R	12
H	15
RBI	11
BB	3
SO	11
LOB	13



Inning	R	H	E	K	S	H	LOB	BB	P
1	0	2	0	13	18	7	1	2	36
2	7	6	0	20	36	7	2	1	36
3	0	0	0	9	12	0	0	0	12
4	0	0	0	5	9	0	0	0	9
5	0	1	0	8	13	1	1	0	13
6	3	3	1	13	16	3	0	0	16
7	0	2	0	15	21	0	0	0	21
8	2	1	0	12	19	0	1	1	19
9	0	1	0	10	18	0	0	0	18

PITCHER	IP	WLS	BF	H	R	ER	SO	BB	IBB	HBP	BLK	WP	HR	S	P	ERA	WHIP
Miguel Batista, R ERA: 3.3	4.0	L	22	8	7	7	7	2	0	0	0	1	0	47	75	15.75	2.500
Elmer Dessens, R ERA: 4.82	2.0		10	4	3	2	1	0	0	0	0	0	0	21	29	9.00	2.000
Dennys Reyes, L ERA: 9.26	1.0		5	2	0	0	2	0	0	0	0	0	0	15	21	0.00	2.000
Mike Myers, L ERA: 6.15	1.0		5	1	2	2	1	1	0	0	0	0	1	12	19	18.00	2.000

WP: 1	PA: 42
PB: 0	SB: 0
CS: 0	

Batter	1	2	3	4	5	6	7	8	9	AB R H RBI BB SO LOB	TOP									
Craig Biggio, R (1, 8) OBP: 0.343, SLG: 0.409	1-1 P6		3-2 HR		2-2 5 HR 1B		1-2 L7		4-1 FC6-4 BB	4 2 2 1 1 0 0										
Geoff Blum, S (1, 5) OBP: 0.302, SLG: 0.396	1-2 G3		1-2 L5		0-0 5 HR 1B		2-2 5 G5-4-3 1B		2-1 FC6-4 1-2f	4 1 2 0 0 0 0 0 0 0 0 0 0 0 1 0 0 0 0 0 1										
Octavio Dotel, R (7, 1) Raul Chavez, R (8, 2) OBP: 0.267, SLG: 0.500																				
5 Jeff Bagwell, R (1, 3) OBP: 0.377, SLG: 0.512	1-3 K		3-0 1B		0-0 1-H 2-H HR		0-1 G5-4-3 1-2f			4 1 2 3 0 1 1										
Jeff Kent, R (1, 4) OBP: 0.343, SLG: 0.513		2-1 P4	3-1 F8		1-3 K		0-0 F9			4 0 0 0 0 1 1										
17 Lance Berkman, S (1, 7) OBP: 0.406, SLG: 0.515		3-1 2B 1B	2-3 K		2-0 G5-3		2-3 K			4 1 1 0 0 2 1										
Richard Hidalgo, R (1, 9) OBP: 0.376, SLG: 0.554		1-1 1-H 2B		4-2 28 G4-3 S BB		0-1 F7		2-2 2B		3 0 2 1 1 0 0										
Brad Ausmus, R (1, 2) OBP: 0.298, SLG: 0.296		1-2 F9		3-3 SAFE K		0-0 F8		1-0 L9		4 0 0 0 0 1 3 0 0 0 0 0 0 0										
Billy Wagner, L (8, 1)																				
28 Adam Everett, R (1, 6) OBP: 0.307, SLG: 0.368		4-0 IBB		3-2 G4-3		3-3 K			0-1 F9	3 0 0 0 1 1 1										
Jared Fernandez, R (1, 1)		0-3 K		0-0 G4-3		1-1 L7			0-0 F7	2 0 0 0 0 1 3 1 0 0 0 0 0 0 0 0 0 0 0 0 0 0 0 0 0 0 0 0 0 0 0 0 0 0 0 1 0 0 0 0 0 0										
Orlando Merced, S (8, PH) OBP: 0.286, SLG: 0.372																				
Dan Miceli, R (6, 1)																				
Mike Gallo, L (6, 1)																				
54 Brad Lidge, R (7, 1)																				
Morgan Ensberg, R (7, 5) OBP: 0.366, SLG: 0.511																				
Inning Stats	R: 0 E: 0 K: 1 S: 9	H: 0 LOB: 0 BB: 0 P: 12	R: 1 E: 0 K: 1 S: 12	H: 2 LOB: 2 BB: 1 P: 23	R: 1 E: 0 K: 1 S: 14	H: 2 LOB: 1 BB: 1 P: 26	R: 0 E: 0 K: 1 S: 10	H: 0 LOB: 1 BB: 1 P: 20	R: 3 E: 0 K: 1 S: 12	H: 3 LOB: 0 BB: 0 P: 17	R: 0 E: 0 K: 0 S: 9	H: 1 LOB: 0 BB: 0 P: 12	R: 0 E: 0 K: 1 S: 8	H: 1 LOB: 1 BB: 0 P: 13	R: 0 E: 0 K: 0 S: 6	H: 0 LOB: 1 BB: 1 P: 12	1B: 5 2B: 2 3B: 0 HR: 2	SF: 0 SAC: 0 DP: 1 HBP: 0	WP: 0 PB: 0 SB: 1 CS: 0	PA: 38
PITCHER	IP WLS BF H R ER SO BB IBB HBP BLK WP HR S P ERA WHIP																			
Adam Eaton, R (1, 1) ERA: 4.18	6.0 L 27 7 5 5 6 1 1 0 0 0 2 64 109 7.50 1.333																			
Scott Linebrink, R (7, 1) ERA: 3.24	1.0 3 1 0 0 0 0 0 0 0 0 0 9 12 0.00 1.000																			
Trevor Hoffman, R (8, 1) ERA:	1.0 4 1 0 0 1 0 0 0 0 0 0 8 13 0.00 1.000																			
Jay Witasick, R (9, 1) ERA: 3.62	1.0 4 0 0 0 0 1 0 0 0 0 0 6 12 0.00 1.000																			

Houston Astros @ San Diego Padres
Qualcomm Stadium, San Diego, CA

Fri Sep 05 2003, 10:05 PM EDT
Att. 20,738 - Cloudy - 81 F

livebaseballscorecards.com

AB 35
R 5
H 9
RBI 5
BB 3
SO 7
LOB 11



Batter	1	2	3	4	5	6	7	8	9	AB R H RBI BB SO LOB
Sean Burroughs, L (1, 5) OBP: 0.369, SLG: 0.422	2-1 1B		4-1 HR 24 1B BB		1-2 F8		0-1 1B		3-2 G1-3	4 1 2 1 1 0 0
Mark Loretta, R (1, 4) OBP: 0.384, SLG: 0.446	1-2 G1-3		2-3 K		0-0 G1-3		2-3 K			4 0 0 0 0 2 3
24 Brian Giles, L (1, 7) OBP: 0.430, SLG: 0.511	4-1 BB		1-2 HR 1B		0-0 F8			1-0 G6-3		3 1 1 0 1 0 0
Phil Nevin, R (1, 3) OBP: 0.323, SLG: 0.451	0-2 F8		3-2 HR 1-H 2-H		1-1 L9			1-2 G1-3		4 1 1 3 0 0 2
Gary Matthews, S (1, 9) OBP: 0.313, SLG: 0.368	0-1 G3		0-0 G3-1		3-2 G5-4-3 1B			4-1 1B BB		3 0 1 0 1 0 2
Mark Kotsay, L (1, 8) OBP: 0.345, SLG: 0.373		0-0 G6-4-3 1B	0-1 F7		1-1 G5-4-3 1-2f			0-1 SAFE 1B		4 0 2 0 0 0 1
3 Khalil Greene, R (1, 6) SAFE		0-0 SAFE G6-4-3 1-2f		2-1 G6-3		2-3 K		0-0 F9		4 0 0 0 0 1 3
Gary Bennett, R (1, 2) OBP: 0.291, SLG: 0.288		1-1 1B		1-2 G4-3		4-2 S 1B BB		1-0 F9		3 1 1 0 1 0 0
Adam Eaton, R (1, 1) OBP: 0.294, SLG: 0.388		3-1 F7		3-2 G6-3		3-3 K		2-2 F8		2 0 0 0 0 0 1
Scott Linebrink, R (7, 1) OBP: 0.167, SLG: 0.250										0 0 0 0 0 0 0
Dave Hansen, L (7, PH) OBP: 0.353, SLG: 0.320										1 0 0 0 0 0 1 1
Trevor Hoffman, R (8, 1)										0 0 0 0 0 0 0 0
Jay Witasick, R (9, 1)										0 0 0 0 0 0 0 0
Brian Buchanan, R (9, PH) OBP: 0.359, SLG: 0.466										1 0 0 0 0 0 0 0

Inning Stats	R: 0	H: 1	E: 0	LOB: 2	K: 0	BB: 1	S: 12	R: 0	H: 2	E: 0	LOB: 1	K: 0	BB: 0	S: 6	R: 3	H: 2	E: 0	LOB: 0	K: 1	BB: 1	S: 13	R: 0	H: 0	E: 0	LOB: 0	K: 0	BB: 0	S: 10	R: 0	H: 1	E: 0	LOB: 0	K: 0	BB: 0	S: 5	R: 0	H: 1	E: 0	LOB: 0	K: 0	BB: 0	S: 7	R: 1	H: 1	E: 0	LOB: 1	K: 3	BB: 1	S: 14	R: 0	H: 1	E: 0	LOB: 2	K: 0	BB: 1	S: 9	R: 0	H: 0	E: 0	LOB: 0	K: 0	BB: 0	S: 8	1B: 7	SF: 0	2B: 0	SAC: 0	3B: 0	DP: 2	HR: 1	HBP: 0
--------------	------	------	------	--------	------	-------	-------	------	------	------	--------	------	-------	------	------	------	------	--------	------	-------	-------	------	------	------	--------	------	-------	-------	------	------	------	--------	------	-------	------	------	------	------	--------	------	-------	------	------	------	------	--------	------	-------	-------	------	------	------	--------	------	-------	------	------	------	------	--------	------	-------	------	-------	-------	-------	--------	-------	-------	-------	--------

PITCHER	IP	WLS	BF	H	R	ER	SO	BB	IBB	HBP	BLK	WP	HR	S	P	ERA	WHIP
Jared Fernandez, R (1, 1) ERA: 4.65	5.0	W	21	5	3	3	1	2	0	0	0	0	0	46	74	5.40	1.400
Dan Miceli, R (6, 1) ERA: 3.3	0.1	H	2	1	0	0	0	0	0	0	0	0	0	5	9	0.00	3.000
Mike Gallo, L (6, 1) ERA: 3.13	0.2	H	1	0	0	0	0	0	0	0	0	0	0	2	3	0.00	0.000
54 Brad Lidge, R (7, 1) ERA: 3.69	0.2	H	4	1	1	1	2	1	0	0	0	0	0	10	19	13.50	3.000
Octavio Dotel, R (7, 1) ERA: 2.82	1.0	H	4	0	0	0	1	1	0	0	0	0	0	10	18	0.00	1.000

BOTTOM

Houston Astros @ San Diego Padres
Qualcomm Stadium, San Diego, CA

Fri Sep 05 2003, 10:05 PM EDT
Att: 20,738 - Cloudy - 81 F

AB	33
R	4
H	8
RBI	4
BB	4
SO	4
LOB	13



PITCHER	IP	WLS	BF	H	R	ER	SO	BB	IBB	HBP	BLK	WP	HR	S	P	ERA	WHIP
Billy Wagner, L (8, 1) ERA: 1.71	1.1	S	5	1	0	0	0	0	0	0	0	0	0	11	17	0.00	0.750

BOTTOM

Houston Astros @ San Diego Padres
Qualcomm Stadium, San Diego, CA

Sat Sep 06 2003, 10:05 PM EDT
Att. 24,383 - Sunny - 78 F

livebaseballscorecards.com

AB	31
R	4
H	5
RBI	4
BB	7
SO	6
LOB	14



WP:	0	PA:	38
PB:	1	SB:	0
CS:	0		

AB R H RBI BB SO LOB

4	0	0	0	1	0	0
3	1	0	0	2	1	1
3	2	1	0	1	0	1
4	1	3	4	0	0	1
3	0	0	0	1	1	1
2	0	0	0	2	1	1
4	0	1	0	0	1	4
3	0	0	0	0	2	2
1	0	0	0	0	0	3
0	0	0	0	0	0	0
0	0	0	0	0	0	0
1	0	0	0	0	0	0
0	0	0	0	0	0	0
1	0	0	0	0	0	0

Batter	1	2	3	4	5	6	7	8	9
Sean Burroughs, L (1, 5) OBP: 0.367, SLG: 0.419	2-2 G4-3	2-2 P3		0-0 F7			4-0 BB		1-2 G5-3
Mark Loretta, R (1, 4) OBP: 0.384, SLG: 0.444	4-2 24 BB HR BB	2-2 K			4-0 G4-6-3 BB		1-2 L9		2-1 G6-3
24 Brian Giles, L (1, 7) OBP: 0.430, SLG: 0.510	4-2 1-2 HR BB		0-0 2B 1B		0-1 F8			0-2 G3	
Phil Nevin, R (1, 3) OBP: 0.333, SLG: 0.486	0-0 1-H 2-H HR		2-1 G4-3 1-H 2B		1-0 G4-6-3 1-2f			2-2 PB BB 1B	
Gary Matthews, S (1, 9) OBP: 0.312, SLG: 0.366	2-3 K		1-2 G4-3		1-0 P3			4-2 PB BB	
Mark Kotsay, L (1, 8) OBP: 0.346, SLG: 0.371	4-2 3 1B BB		0-3 K		3-1 F9			4-0 1-2 2-3 BB	
3 Khalil Greene, R (1, 6) OBP: 0.111, SLG: 0.111	2-1 1-2 1B		0-0 F7		2-0 G5-3			2-3 K	
Gary Bennett, R (1, 2) OBP: 0.288, SLG: 0.285	2-3 K			1-0 G5-3			2-3 K	1-1 P2	
Brian Buchanan, R (8, PH) OBP: 0.357, SLG: 0.463									
Luther Hackman, R (9, 1)									
Mike Bynum, L (9, 1) OBP: 0.400, SLG: 0.400									
Joe Roa, R (9, 1) OBP: 0.286, SLG: 0.286									
Kevin Jarvis, L (1, 1) OBP: 0.280, SLG: 0.143		3-2 F8		0-1 P5			1-1 F8		0-0 L7
Brandon Villaflorte, R (5, 1)									
Scott Linebrink, R (7, 1) OBP: 0.187, SLG: 0.250									
Keith Lockhart, L (7, PH) OBP: 0.343, SLG: 0.427									
Jay Witasick, R (8, 1)									
Humberto Quintero, R (9, 2) OBP: 0.500, SLG: 0.500									

Inning Stats	R: 3	H: 2	E: 0	K: 2	S: 20	LOB: 2	BB: 3	P: 40	R: 0	H: 0	E: 0	K: 1	S: 12	LOB: 0	BB: 0	P: 19	R: 1	H: 2	E: 0	K: 1	S: 10	LOB: 1	BB: 0	P: 13	R: 0	H: 0	E: 0	K: 0	S: 4	LOB: 0	BB: 0	P: 5	R: 0	H: 0	E: 0	K: 0	S: 3	LOB: 0	BB: 1	P: 8	R: 0	H: 0	E: 0	K: 0	S: 4	LOB: 0	BB: 0	P: 10	R: 0	H: 0	E: 0	K: 1	S: 8	LOB: 1	BB: 1	P: 16	R: 0	H: 1	E: 0	K: 1	S: 16	LOB: 3	BB: 2	P: 29	R: 0	H: 0	E: 0	K: 0	S: 6	LOB: 0	BB: 0	P: 9	1B: 3	SF: 0	2B: 1	SAC: 0	3B: 0	DP: 1	HR: 1	HBP: 0	WP: 0	PA: 38
--------------	------	------	------	------	-------	--------	-------	-------	------	------	------	------	-------	--------	-------	-------	------	------	------	------	-------	--------	-------	-------	------	------	------	------	------	--------	-------	------	------	------	------	------	------	--------	-------	------	------	------	------	------	------	--------	-------	-------	------	------	------	------	------	--------	-------	-------	------	------	------	------	-------	--------	-------	-------	------	------	------	------	------	--------	-------	------	-------	-------	-------	--------	-------	-------	-------	--------	-------	--------

PITCHER	IP	WLS	BF	H	R	ER	SO	BB	IBB	HBP	BLK	WP	HR	S	P	ERA	WHIP
Ron Villone, L (1, 1) ERA: 3.63	2.0		13	4	4	4	3	3	0	0	0	0	1	35	64	18.00	3.500
Rick White, R (3, 1) ERA: 5.8	1.0		3	0	0	0	1	0	0	0	0	0	0	7	8	0.00	0.000
Dan Miceli, R (4, 1) ERA: 3.19	2.0		6	0	0	0	0	1	0	0	0	0	0	7	13	0.00	0.500
Mike Gallo, L (6, 1) ERA: 3.0	1.0		3	0	0	0	0	0	0	0	0	0	0	4	10	0.00	0.000
54 Brad Lidge, R (7, 1) ERA: 3.64	1.0	W	4	0	0	0	1	1	0	0	0	0	0	8	16	0.00	1.000

PITCHER	IP	WLS	BF	H	R	ER	SO	BB	IBB	HBP	BLK	WP	HR	S	P	ERA	WHIP
Octavio Dotel, R (8, 1) ERA: 2.81	0.1		3	1	0	0	0	1	0	0	0	0	0	11	17	0.00	6.000
Billy Wagner, L (8, 1) ERA: 1.67	1.2	S	6	0	0	0	1	1	0	0	0	0	0	11	21	0.00	0.600

Batter	1	2	3	4	5	6	7	8	9	AB R H RBI BB SO LOB	TOP											
Craig Biggio, R OBP: 0.344, SLG: 0.411 (1, 8)	4-2 5 G4-3 1B BB		2-3 K		1-2 F9			0-1 G4-3	4-2 1-2 BB	3 0 0 0 2 1 0												
Morgan Ensberg, R OBP: 0.375, SLG: 0.519 (1, 5)	2-2 1-2 5 G4-3 1B			4-2 5 G1-4-3 BB	2-2 K			0-0 G4-3	0-2 F8	4 0 1 0 1 1 2												
5 Jeff Bagwell, R OBP: 0.375, SLG: 0.508 (1, 3)	2-2 1-2f 2-3 G4-3			2-2 1-2f G1-4-3		3-2 P2		3-2 1B 2B		4 0 1 0 0 0 3												
Jeff Kent, R OBP: 0.340, SLG: 0.514 (1, 4)	0-3 K			1-0 HR		2-3 K		2-1 17 BB 1B		4 1 2 1 0 2 1												
17 Lance Berkman, S OBP: 0.408, SLG: 0.511 (1, 7)				4-1 BB BB BB		1-1 P6		4-2 1-2 BB		2 0 0 0 2 0 0												
Richard Hidalgo, R OBP: 0.379, SLG: 0.553 (1, 9)				1 SAFE 1-2 BB BB			0-1 G1-3	3-1 P2		3 0 0 0 1 0 3												
Brad Ausmus, R OBP: 0.304, SLG: 0.298 (1, 2)				4-2 1-2 2-3 BB			2-2 G4-3		1-2 F7	2 0 0 0 1 1 0												
Kirk Saarloos, R (7, 1)										0 0 0 0 0 0 0												
Kirk Bullinger, R (8, 1)										0 0 0 0 0 0 0												
Mitch Meluskey, S (9, PH)										1 0 0 0 0 0 0												
28 Adam Everett, R OBP: 0.309, SLG: 0.366 (1, 6)				0-0 B1		2-3 K		0-2 1B	1-3 K	3 0 1 0 0 1 3												
Raul Chavez, R OBP: 0.250, SLG: 0.467 (7, 2)										1 0 0 0 0 1 0												
Wade Miller, R OBP: 0.172, SLG: 0.161 (1, 1)				1-2 L6		3-2 L5		0-1 G6-3	0-0 E6 PB	2 0 0 0 0 0 0												
Mike Gallo, L (5, 1)										0 0 0 0 0 0 0												
Ricky Stone, R (6, 1)										0 0 0 0 0 0 0												
Jose Vizcaino, S OBP: 0.268, SLG: 0.355 (7, PH) (7, 6)										2 0 0 0 0 0 1												
Inning Stats	R: 0 E: 0 K: 1 S: 12	H: 1 LOB: 1 BB: 1 P: 20	R: 0 E: 0 K: 1 S: 7	H: 0 LOB: 0 BB: 0 P: 12	R: 0 E: 0 K: 1 S: 8	H: 0 LOB: 0 BB: 0 P: 11	R: 1 E: 0 K: 1 S: 16	H: 1 LOB: 3 BB: 4 P: 37	R: 0 E: 0 K: 1 S: 9	H: 0 LOB: 0 BB: 0 P: 15	R: 0 E: 0 K: 1 S: 8	H: 0 LOB: 0 BB: 0 P: 14	R: 0 E: 0 K: 0 S: 12	H: 1 LOB: 1 BB: 0 P: 14	R: 0 E: 0 K: 0 S: 12	H: 2 LOB: 3 BB: 1 P: 24	R: 0 E: 1 K: 1 S: 13	H: 0 LOB: 2 BB: 1 P: 19	1B: 3 2B: 1 3B: 0 HR: 1	SF: 0 SAC: 0 DP: 2 HBP: 0	WP: 0 PB: 1 SB: 0 CS: 0	PA: 38
PITCHER	IP WLS BF H R ER SO BB IBB HBP BLK WP HR S P ERA WHIP																					
44 Jake Peavy, R ERA: 4.15 (1, 1)	6.0 W 23 2 1 1 6 5 0 0 0 0 1 60 109 1.50 1.167																					
Brandon Villafuerte, R ERA: 4.13 (7, 1)	1.0 4 1 0 0 0 0 0 0 0 0 0 12 14 0.00 1.000																					
Joe Roa, R ERA: 5.83 (8, 1)	0.2 4 2 0 0 0 0 0 0 0 0 0 8 13 0.00 3.000																					
Kevin Walker, L ERA: 27.0 (8, 1)	0.0 1 0 0 0 0 1 0 0 0 0 0 2 6 ∞ ∞																					
Scott Linebrink, R ERA: 3.15 (8, 1)	1.1 6 0 0 0 1 1 0 0 0 0 0 15 24 0.00 0.750																					

Houston Astros @ San Diego Padres
Qualcomm Stadium, San Diego, CA

Sun Sep 07 2003, 5:00 PM EDT
Att. 24,761 - Sunny - 83 F

livebaseballscorecards.com

AB 31
R 1
H 5
RBI 1
BB 7
SO 7
LOB 13



BOTTOM

Houston Astros @ San Diego Padres
Qualcomm Stadium, San Diego, CA

Sun Sep 07 2003, 5:00 PM EDT
Att: 24,761 - Sunny - 83 F

AB	29
R	7
H	8
RBI	7
BB	3
SO	7
LOB	11



WP:	0	PA:	37
PB:	0		
SB:	0		
CS:	1		

AB	R	H	RBI	BB	SO	LOB
3	1	1	0	0	0	1
3	0	1	1	0	1	1
3	1	2	3	1	0	1
4	0	0	0	0	1	4
3	1	1	0	1	1	1
3	1	1	0	1	0	0
3	1	0	0	0	1	2
4	2	2	3	0	1	0
1	0	0	0	0	1	0
1	0	0	0	0	0	1
0	0	0	0	0	0	0
0	0	0	0	0	0	0
0	0	0	0	0	0	0
0	0	0	0	0	0	0
1	0	0	0	0	1	0
1B:	4	SF:	0			
2B:	3	SAC:	1			
3B:	0	DP:	1			
HR:	1	HBP:	3			

Batter	1	2	3	4	5	6	7	8	9
Sean Burroughs, L OBP: 0.368, SLG: 0.420 (1, 5) CF X	0-2 24 HR 2B		1-0 F8		H 1-0 24 BB HBP	2-0 G3-4			
Ramón Vázquez, L OBP: 0.338, SLG: 0.337 (1, 4) B X	1-0 F9		2-3 K		H 1-0 24 BB HBP	1-1 1B			
24 Brian Giles, L OBP: 0.433, SLG: 0.520 (1, 7) B C X	1-1 2-H HR			X 0-0 G4-3 2B	B B B B 4-0 G6-4-3 BB	2-0 G4-3			
Phil Nevin, R OBP: 0.325, SLG: 0.473 (1, 3) B S X	1-1 G4-3			X 0-0 G4-3	2-1 G6-4-3		3-3 K		
Gary Matthews, S OBP: 0.314, SLG: 0.366 (1, 9) B C C B B	4-2 CS BB			S T B B S 2-3 K		2-0 1B 2B 1B	1-0 G3		
Mark Kotsay, L OBP: 0.348, SLG: 0.371 (1, 8) B 1 SAFE SAFE C	2-1 CS 1-2			4-0 IBB		1-0 3 HBP 2B 1B	2-2 G4-3		
3 Khalil Greene, R OBP: 0.154, SLG: 0.083 (1, 6) B C B B C X			3-3 K		2-1 L3	2-0 2B HBP		0-1 G5-3	
Gary Bennett, R OBP: 0.291, SLG: 0.292 (1, 2) B C B B C X			2-3 K		B X 1-0 HBP 24 BB SH1-4 1B	0-1 G6-3 1B 2B		1-0 P6	
44 Jake Peavy, R OBP: 0.197, SLG: 0.085 (6, PH) Dave Hansen, L OBP: 0.351, SLG: 0.318 Brandon Villafuerte, R (7, 1) Joe Roa, R OBP: 0.288, SLG: 0.286 Kevin Walker, L (8, 1) Scott Linebrink, R OBP: 0.167, SLG: 0.250 Xavier Nady, R OBP: 0.305, SLG: 0.370 (8, 9)			3-3 K		X 0-0 SH1-4	2-0 G6-3		1-3 K	

Inning	1	2	3	4	5	6	7	8	9
R: 2	R: 0	R: 0	R: 0	R: 0	R: 1	R: 4	R: 0	R: 0	R: 0
H: 2	H: 0	H: 0	H: 0	H: 1	H: 1	H: 4	H: 0	H: 0	H: 0
E: 0	E: 0	E: 0	E: 0	E: 0	E: 0	E: 0	E: 0	E: 0	E: 0
K: 0	K: 2	K: 2	K: 2	K: 1	K: 0	K: 0	K: 1	K: 1	K: 1
S: 11	S: 11	S: 11	S: 9	S: 8	S: 4	S: 9	S: 7	S: 6	S: 8
LOB: 0	LOB: 0	LOB: 0	LOB: 0	LOB: 2	LOB: 2	LOB: 1	LOB: 0	LOB: 0	LOB: 0
BB: 1	BB: 0	BB: 0	BB: 0	BB: 1	BB: 1	BB: 0	BB: 0	BB: 0	BB: 0
P: 20	P: 16	P: 15	P: 15	P: 16	P: 13	P: 21	P: 13	P: 8	P: 8

PITCHER	IP	WLS	BF	H	R	ER	SO	BB	IBB	HBP	BLK	WP	HR	S	P	ERA	WHIP
Wade Miller, R ERA: 4.15 (1, 1)	4.1	L	21	4	3	3	5	2	1	2	0	0	1	41	76	6.23	1.385
Mike Gallo, L ERA: 3.65 (5, 1)	0.2		3	2	2	2	0	0	0	0	0	0	0	4	9	27.00	3.000
Ricky Stone, R ERA: 3.35 (6, 1)	1.0		6	2	2	2	0	0	0	1	0	0	0	7	16	18.00	2.000
Kirk Saarloos, R ERA: 5.52 (7, 1)	1.0		3	0	0	0	1	0	0	0	0	0	0	7	13	0.00	0.000
Kirk Bullinger, R ERA: (8, 1)	1.0		3	0	0	0	1	0	0	0	0	0	0	6	8	0.00	0.000

Batter	1	2	3	4	5	6	7	8	9	AB R H RBI BB SO LOB	TOP
Eric Young Sr. R (1, 4) OBP: 0.339, SLG: 0.401 Ray Durham, S (7, 4) OBP: 0.369, SLG: 0.424	4-1 CS BB		1-2 F9		3-1 F8		0-2 HR 1B	0-0 1B		3 1 1 0 1 0 0 1 0 1 0 0 0 0	San Francisco Giants @ San Diego Padres Qualcomm Stadium, San Diego, CA Tue Sep 09 2003, 10:05 PM EDT Att. 18,952 - Cloudy - 69 F
J.T. Snow, L (1, 3) OBP: 0.387, SLG: 0.415	2-2 F7 1-2		3-2 G3		4-1 1B BB		2-0 HR 1-H	1-2 K		4 1 1 2 1 1 2	
Rich Aurilia, R (1, 6) OBP: 0.322, SLG: 0.415	2-1 G5-3			0-1 HR	2-2 1B 1-3		2-3 K	0-2 G3		5 1 2 1 0 1 1	
Barry Bonds, L (1, 7) OBP: 0.534, SLG: 0.749		2-1 1B		4-0 FC6-4 BB	4-0 1B 1-2		4-0 HR BB	2-1 HR 1B		2 2 2 0 3 0 0	
Edgardo Alfonzo, R (1, 5) OBP: 0.324, SLG: 0.362		0-2 P4		0-0 L7	0-3 K		2-1 F9	2-2 HR 1-H		5 1 1 2 0 1 6	
Marquis Grissom, R (1, 8) OBP: 0.312, SLG: 0.456		2-2 L7		2-0 FC6-4 1-2f S		0-0 F8	2-1 HR 1-H	2-2 P3		5 1 1 2 0 0 2	
José Cruz Jr., S (1, 9) OBP: 0.362, SLG: 0.403		3-2 P3		4-1 BB 1-2		2-3 K	3-1 2B	1-3 K		4 0 1 0 1 2 1	
Yorvit Torrealba, R (1, 2) OBP: 0.304, SLG: 0.381			2-1 HR K	1-3 K		2-1 E6	2-2 G6-3	2-3 K		5 1 1 1 0 2 3	
32 Kevin Correia, R (1, 1) Marvin Benard, L (6, PH) OBP: 0.222, SLG: 0.241 Jim Brower, R (6, 1) OBP: 0.222, SLG: 0.176 Scott Eyre, L (8, 1) OBP: 0.500, SLG: 0.500 Felix Rodriguez, R (9, 1) OBP: 1.000, SLG: 1.000			1-3 K		1-3 K	3-2 F7		2-3 K		2 0 0 0 0 2 0 1 0 0 0 0 0 1 1 0 0 0 0 1 0 0 0 0 0 0 0 0 0 0 0 0 0 0 0	
Inning Stats	R: 0 H: 0 E: 0 K: 0 S: 6 H: 0 LOB: 0 BB: 1 P: 14	R: 0 H: 1 E: 0 K: 0 S: 13 H: 1 LOB: 1 BB: 0 P: 20	R: 1 H: 1 E: 0 K: 1 S: 12 H: 1 LOB: 0 BB: 0 P: 19	R: 1 H: 1 E: 0 K: 1 S: 9 H: 1 LOB: 2 BB: 2 P: 20	R: 0 H: 1 E: 0 K: 2 S: 14 H: 1 LOB: 3 BB: 2 P: 28	R: 0 H: 0 E: 1 K: 1 S: 9 H: 0 LOB: 1 BB: 0 P: 16	R: 4 H: 4 E: 0 K: 1 S: 18 H: 4 LOB: 1 BB: 1 P: 35	R: 0 H: 1 E: 0 K: 2 S: 10 H: 1 LOB: 1 BB: 0 P: 13	R: 2 H: 2 E: 0 K: 2 S: 14 H: 2 LOB: 0 BB: 0 P: 23	1B: 5 SF: 0 2B: 1 SAC: 0 3B: 0 DP: 0 HR: 5 HBP: 0	WP: 0 PA: 44 PB: 0 SB: 1 CS: 1
PITCHER	IP WLS BF H R ER SO BB IBB HBP BLK WP HR S P ERA WHIP										
Ben Howard, R (1, 1) ERA: 3.63	5.0 L 23 4 2 2 4 4 1 0 0 0 0 2 54 101 3.60 1.600										
Luther Hackman, R (6, 1) ERA: 4.95	1.2 10 3 4 4 2 1 0 0 0 0 0 2 21 40 21.60 2.400										
Kevin Walker, L (7, 1) ERA: 13.5	0.1 2 1 0 0 0 0 0 0 0 0 0 0 6 11 0.00 3.000										
Joe Roa, R (8, 1) ERA: 5.7	1.0 4 1 0 0 2 0 0 0 0 0 0 0 10 13 0.00 1.000										
Mike Bynum, L (9, 1) ERA: 9.3	1.0 5 2 2 2 2 0 0 0 0 0 0 1 14 23 18.00 2.000										

AB	38
R	8
H	11
RBI	8
BB	6
SO	10
LOB	16



BOTTOM

San Francisco Giants @ San Diego Padres
Qualcomm Stadium, San Diego, CA

livebaseballscorecards.com

AB 33
R 3
H 9
RBI 3
BB 5
SO 5
LOB 18



WP: 0 PA: 41
PB: 0
SB: 1
CS: 2

ERA WHIP

ERA 2.0 WHIP 1.400
ERA 4.01 WHIP 2.500
ERA 3.42 WHIP 0.000
ERA 3.42 WHIP 1.000

Tue Sep 09 2003, 10:05 PM EDT
Att. 18,952 - Cloudy - 69 F

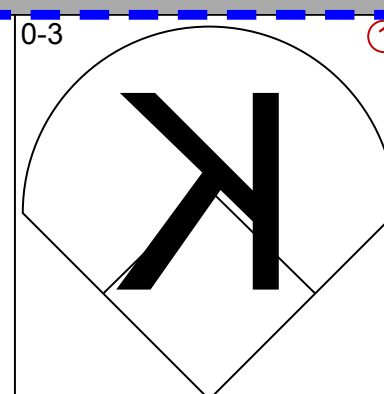

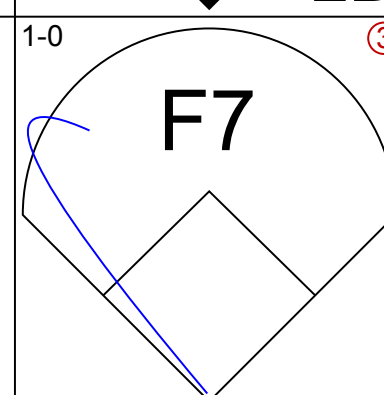
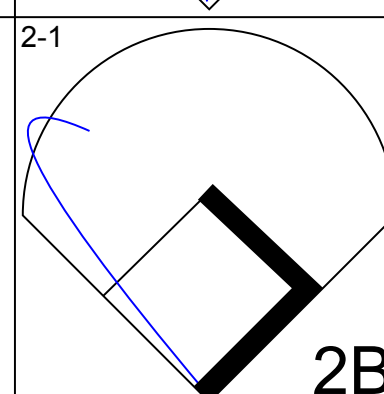
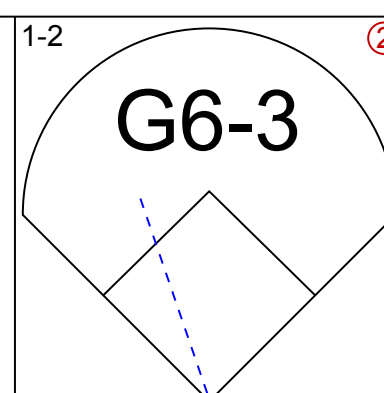
AB R H RBI BB SO LOB

5	0	1	0	0	0	0
4	0	1	0	1	0	1
5	1	2	0	0	1	2
4	1	1	0	0	1	2
3	1	2	1	1	0	0
3	0	1	0	1	0	3
2	0	0	0	1	0	3
0	0	0	1	0	0	0
0	0	0	0	0	0	0
1	0	0	0	0	0	0
0	0	0	0	0	0	0
0	0	0	0	0	0	0
1	0	0	0	0	1	0

1B: 7 SF: 1
2B: 2 SAC: 0
3B: 0 DP: 0
HR: 0 HBP: 0

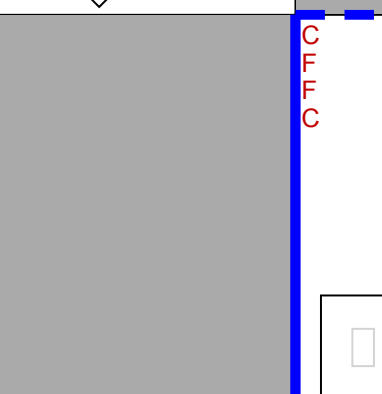

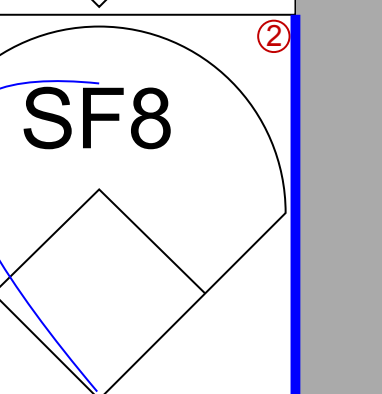
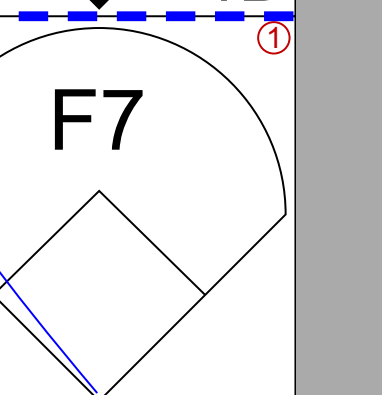
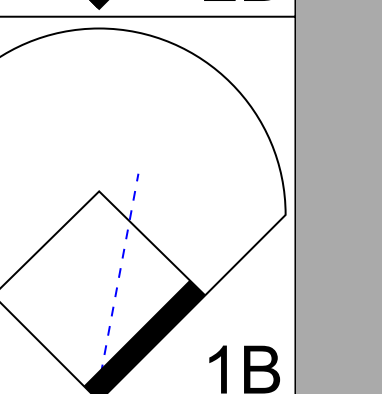
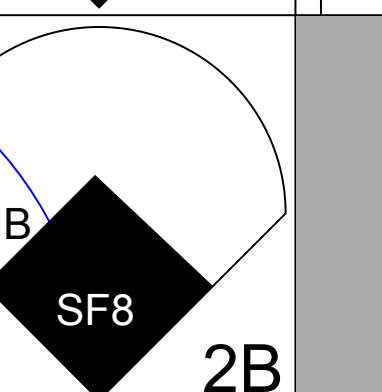
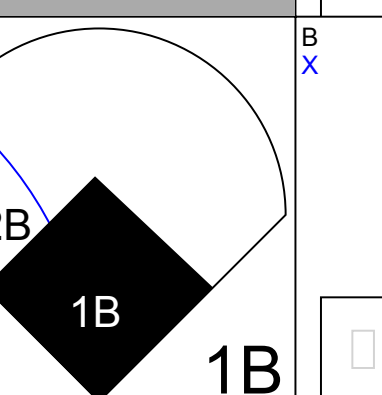
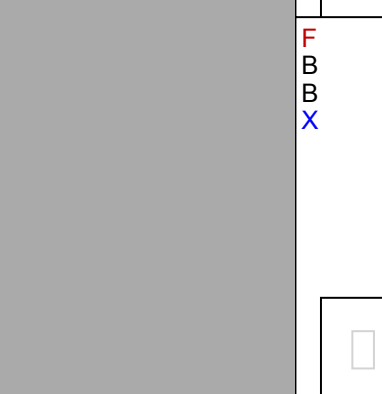

IP WLS BF H R ER SO BB IBB HBP BLK WP HR S P ERA WHIP

1-2



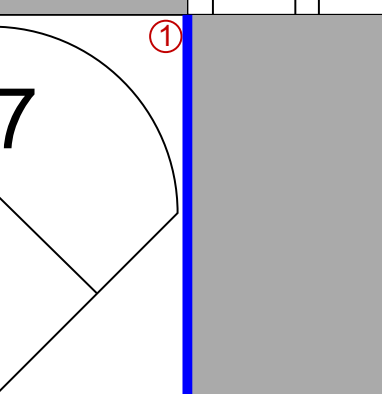
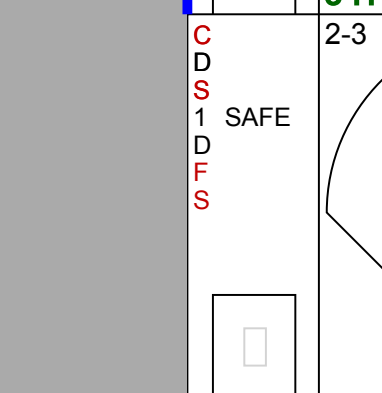
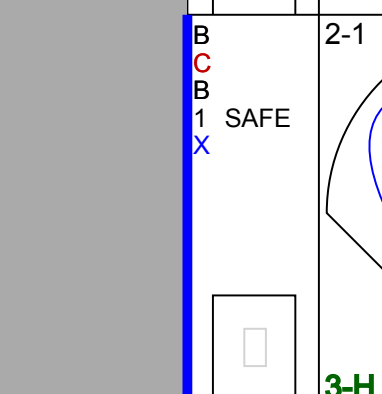
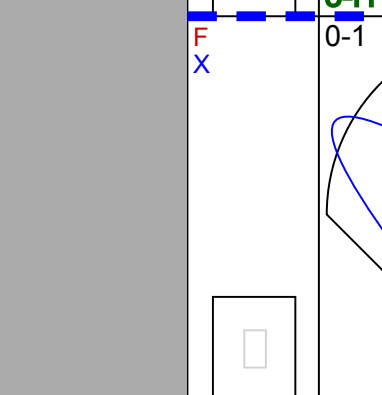
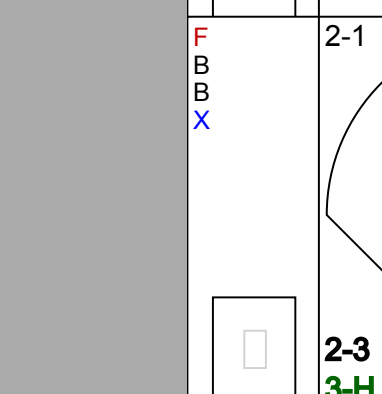
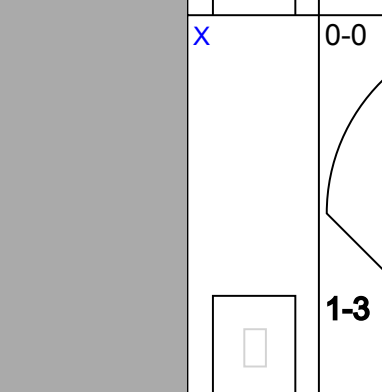
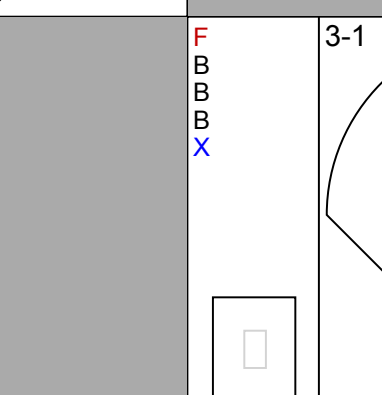
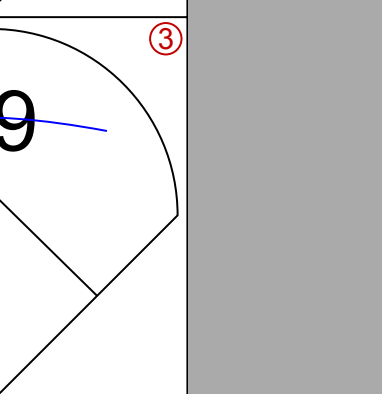
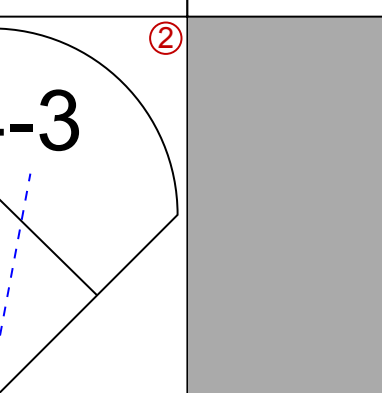
R: 0 H: 1
E: 0 LOB: 1
K: 1 BB: 0
S: 10 P: 14

0-0



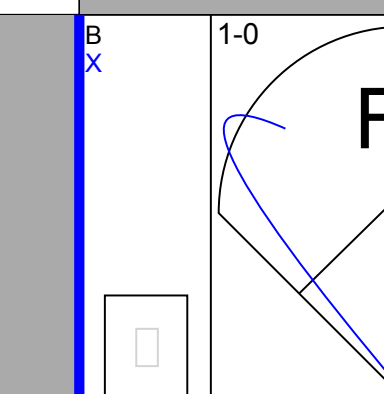
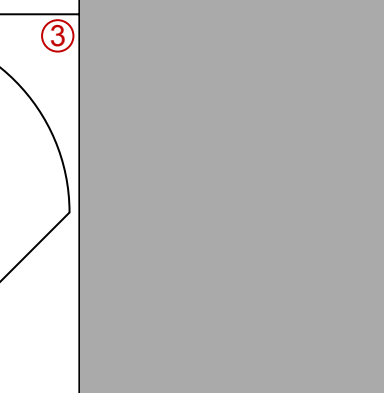
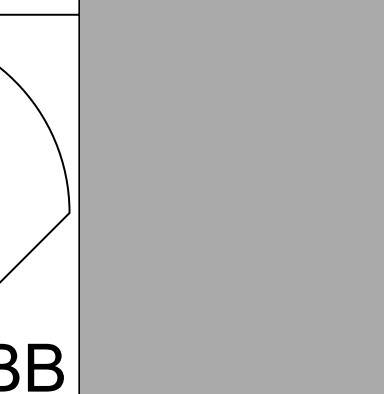
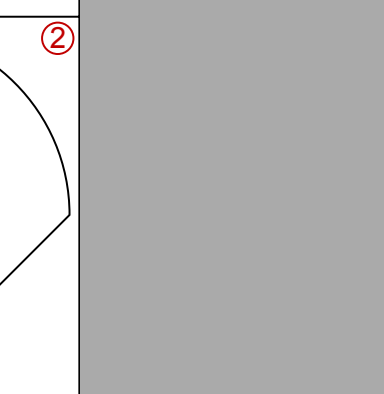
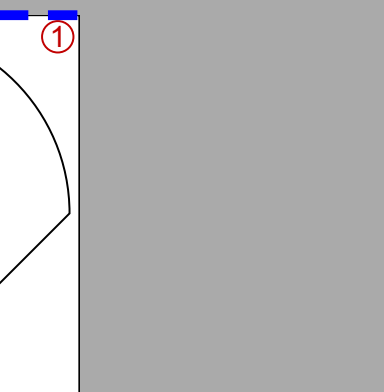

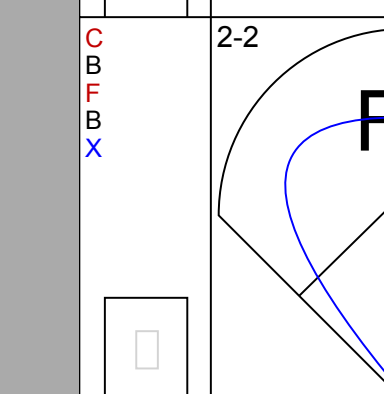
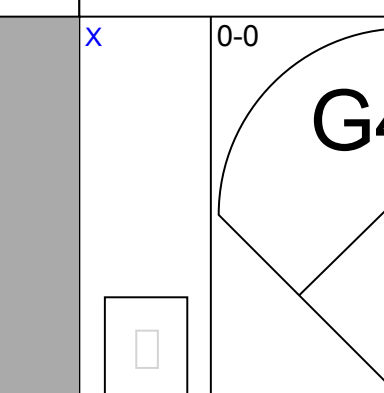
R: 2 H: 3
E: 0 LOB: 1
K: 1 BB: 0
S: 13 P: 22

2-1




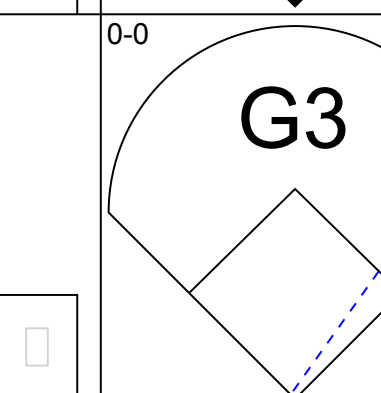
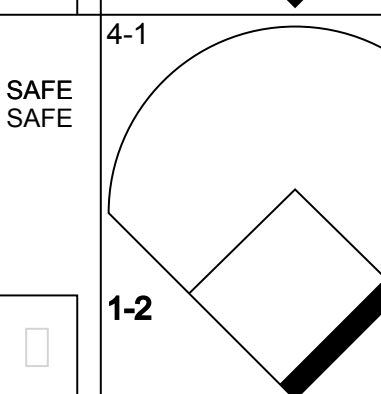
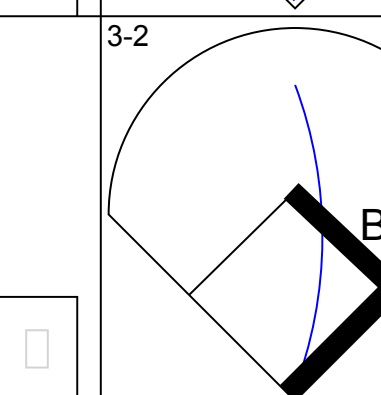
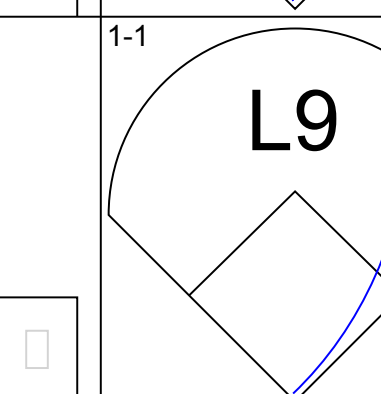
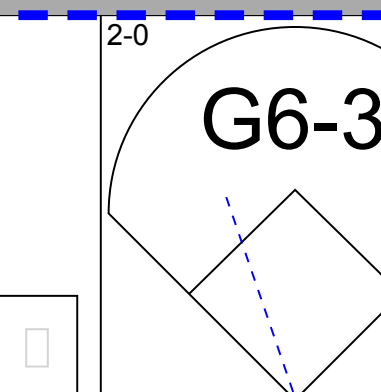

R: 0 H: 1
E: 0 LOB: 2
K: 0 BB: 1
S: 8 P: 18

2-1




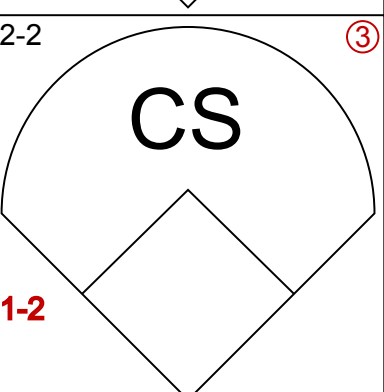
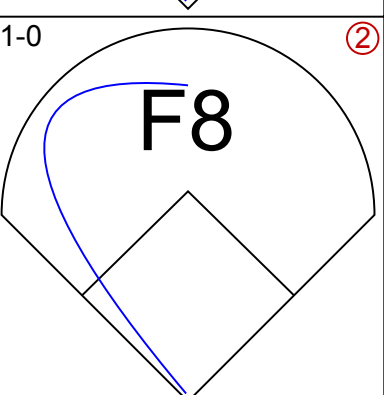
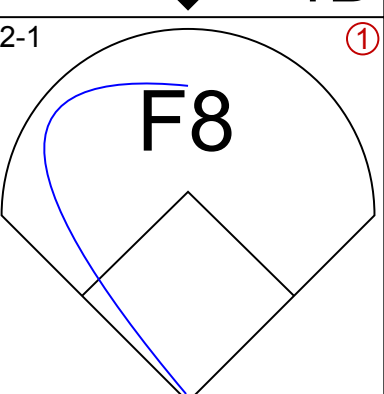
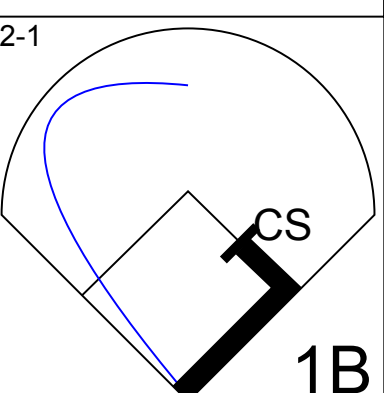
R: 0 H: 0
E: 0 LOB: 0
K: 0 BB: 0
S: 5 P: 8

2-0



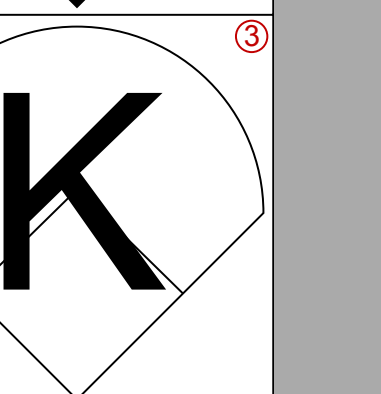

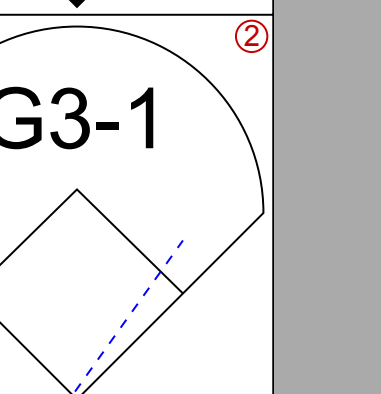
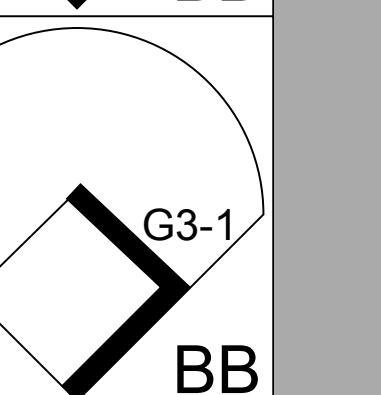
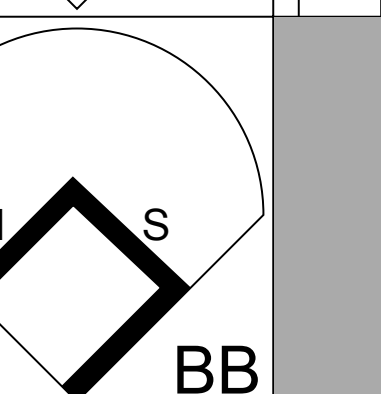
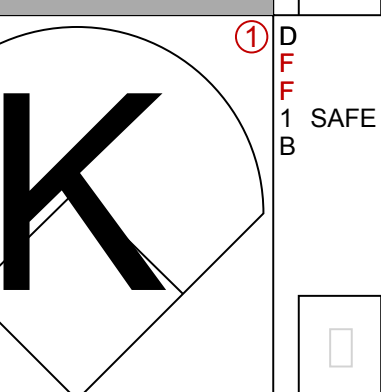
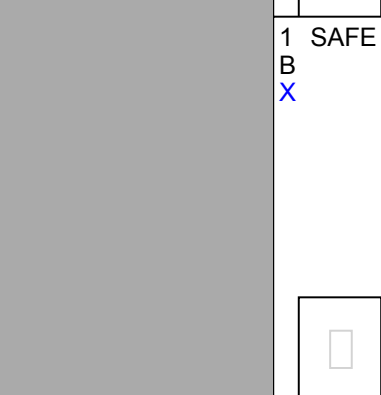
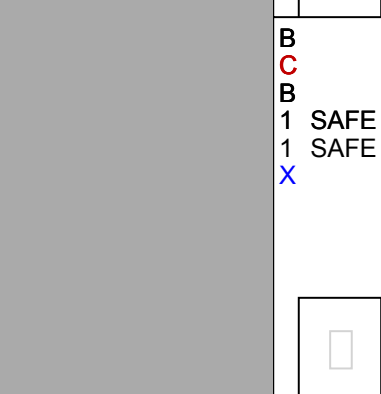
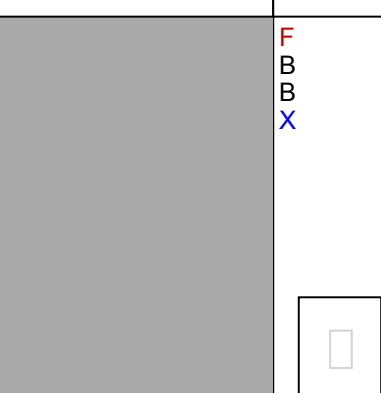
R: 0 H: 1
E: 0 LOB: 0
K: 0 BB: 0
S: 7 P: 14

2-0



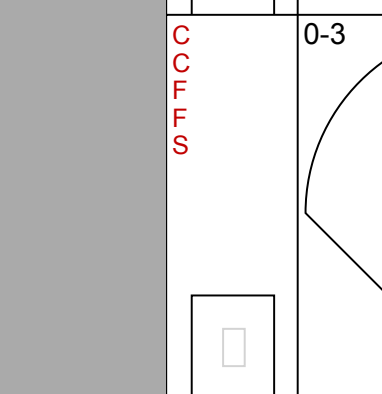
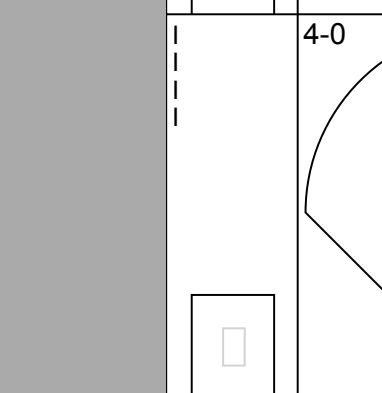
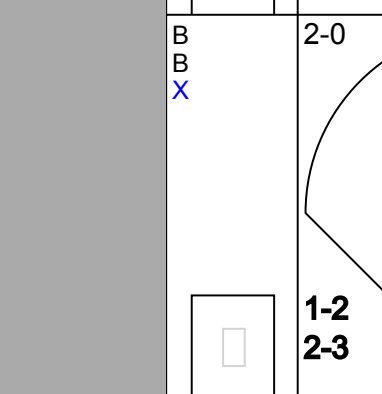
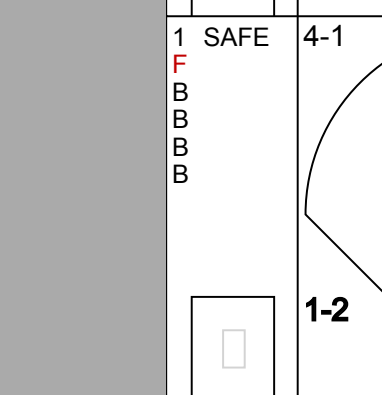
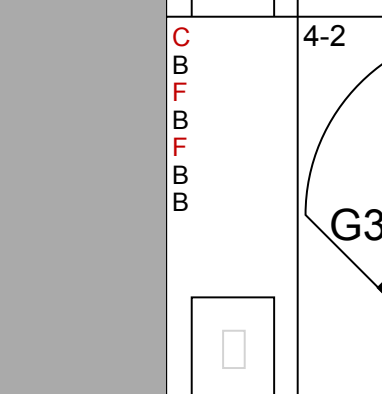
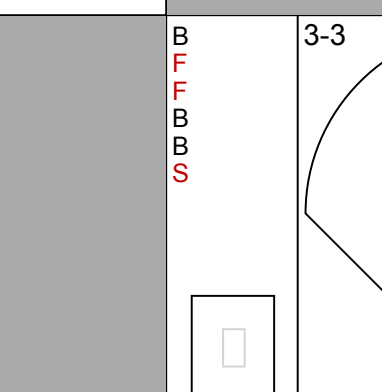
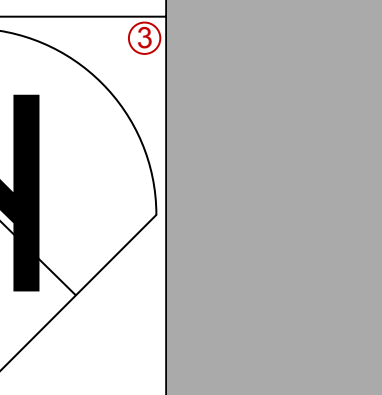
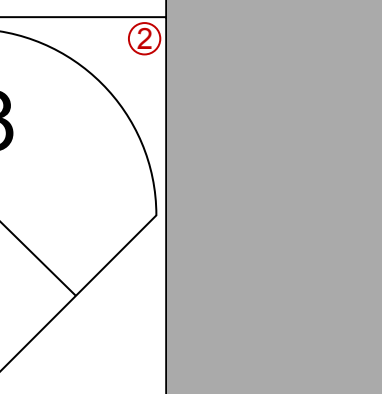
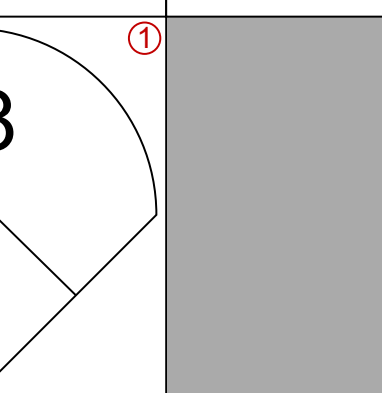
R: 0 H: 0
E: 0 LOB: 3
K: 2 BB: 3
S: 13 P: 30

2-0



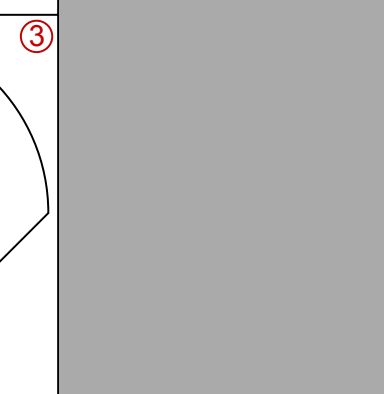
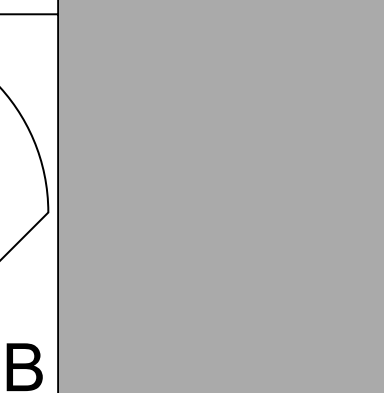
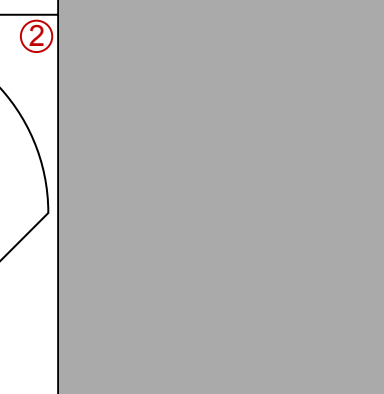
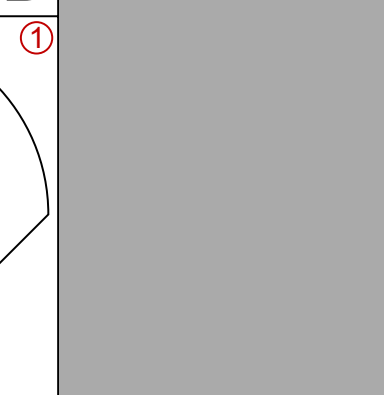
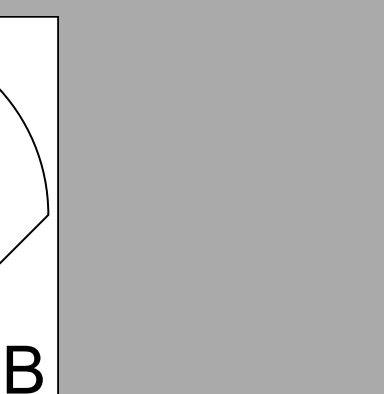

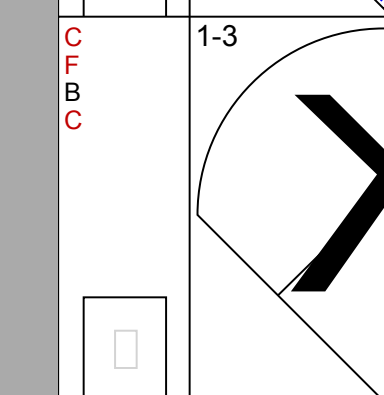
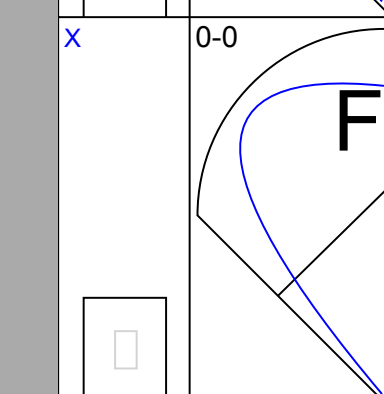
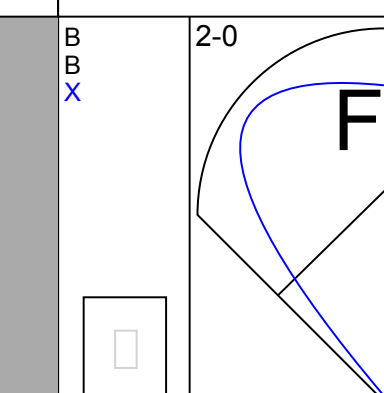
R: 0 H: 0
E: 0 LOB: 0
K: 1 BB: 0
S: 5 P: 8

1-1



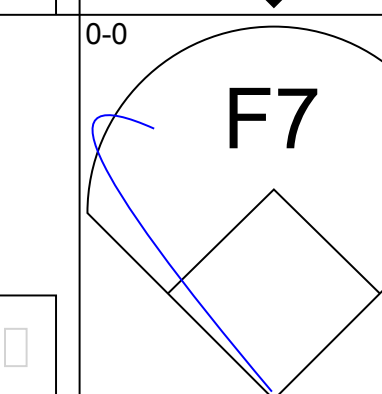
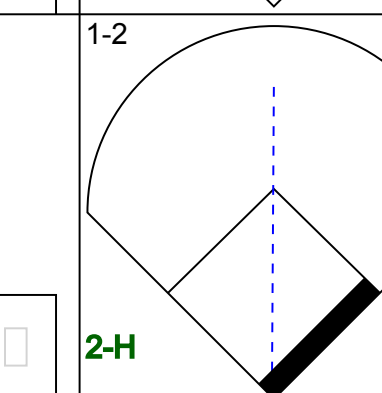
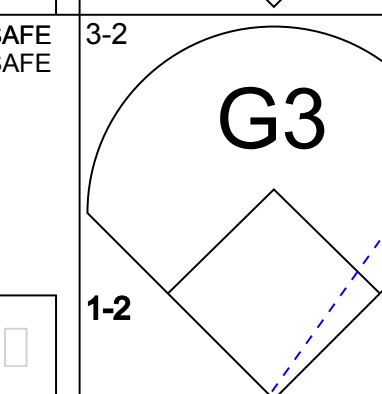
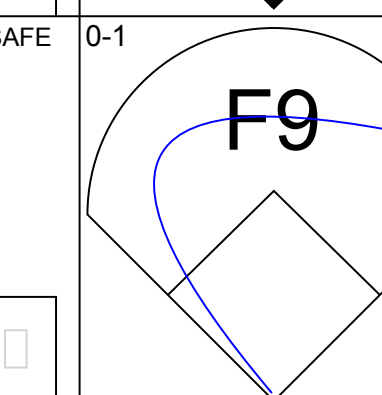
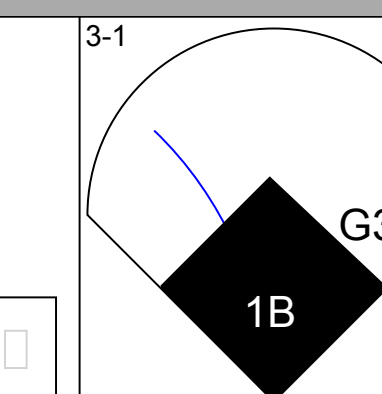

R: 1 H: 2
E: 0 LOB: 1
K: 0 BB: 0
S: 11 P: 18

0-0







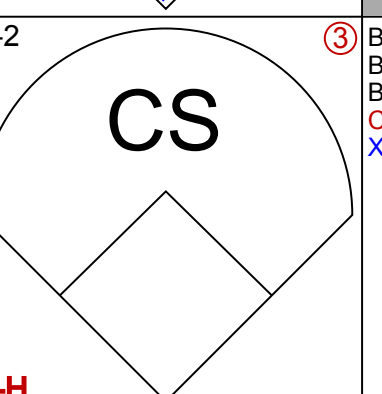
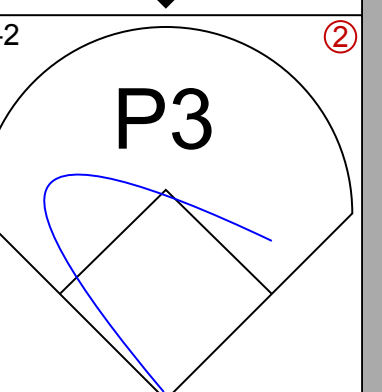
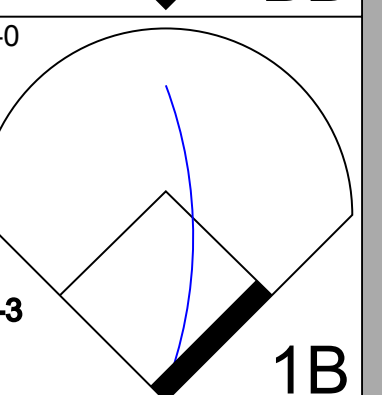
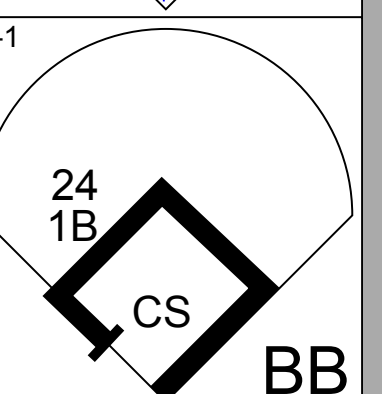
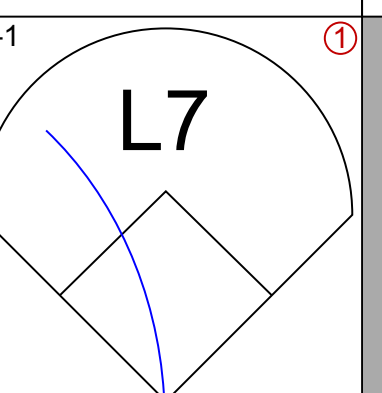
R: 1 H: 2
E: 0 LOB: 1
K: 0 BB: 0
S: 11 P: 18

0-0



R: 0 H: 1
E: 0 LOB: 1
K: 0 BB: 1
S: 9 P: 19

1-1



R: 0 H: 1
E: 0 LOB: 1
K: 0 BB: 1
S: 9 P: 19

(1, 5)
Sean Burroughs, L
OBP: 0.366, SLG: 0.418

(1, 4)
Mark Loretta, R
OBP: 0.384, SLG: 0.444

(1, 7)
24 Brian Giles, L
OBP: 0.432, SLG: 0.519

(1, 3)
Phil Nevin, R
OBP: 0.323, SLG: 0.474

(1, 9)
Gary Matthews, S
OBP: 0.318, SLG: 0.368

(1, 8)
Mark Kotsay, L
OBP: 0.349, SLG: 0.371

(1, 6)
Ramón Vázquez, L
OBP: 0.338, SLG: 0.335

(8, PH)
Miguel Ojeda, R
OBP: 0.344, SLG: 0.385

(9, 6)
3 Khalil Greene, R
OBP: 0.154, SLG: 0.083

(1, 2)
Humberto Quintero, R
OBP: 0.500, SLG: 0.400

(1, 1)
Ben Howard, R
OBP: 0.187, SLG: 0.187

(6, 1)
Luther Hackman, R

(7, 1)
Kevin Walker, L

(7, PH)
Dave Hansen, L
OBP: 0.349, SLG: 0.315

(8, 1)
Joe Roa, R
OBP: 0.288, SLG: 0.296

(9, 1)
Mike Bynum, L
OBP: 0.490, SLG: 0.400

(9, PH)
Keith Lockhart, L
OBP: 0.340, SLG: 0.422

R: 0 H: 1
E: 0 LOB: 1
K: 0 BB: 1
S: 9 P: 19

PITCHER
32 Kevin Correia, R (1, 1) IP 5.0 WLS W BF 21 H 4 R 1 ER 1 SO 3 BB 3 IBB 1 HBP 0 BLK 0 WP 0 HR 0 S 45 P 89 ERA 1.80 WHIP 1.400
Jim Brower, R (6, 1) ERA: 2.0
Scott Eyre, L (8, 1) ERA: 4.01
Felix Rodriguez, R (9, 1) ERA: 3.42

Batter	1	2	3	4	5	6	7	8	9	AB R H RBI BB SO LOB	TOP											
Ray Durham, S (1, 4) OBP: 0.367, SLG: 0.429	1-1 HR	2-3 K		1-3 K			2-3 K		3-3 K	5 1 1 1 0 4 1	San Francisco Giants @ San Diego Padres Qualcomm Stadium, San Diego, CA Wed Sep 10 2003, 10:05 PM EDT Att. 18,848 - Cloudy - 71 F											
J.T. Snow, L (1, 3) OBP: 0.385, SLG: 0.410	2-2 P4	0-0 G3		3-1 F8			1-0 G1-3		4-1 BB	4 0 0 0 1 0 1												
Rich Aurilia, R (1, 6) OBP: 0.319, SLG: 0.410	3-2 G4-3	0-0 G5-3					3-1 G6-3		3-2 G6-3	5 0 0 0 0 0 1												
Barry Bonds, L (1, 7) OBP: 0.535, SLG: 0.754	2-1 1B 2B			1-1 G4-3 2B			3-1 G6-3		2-1 HR HBP	3 2 2 0 0 0 0												
Edgardo Alfonzo, R (1, 5) OBP: 0.325, SLG: 0.370	1-2 1B 2B 1B			0-1 G4-3			1-1 G6-3		1-2 HR	4 2 2 3 0 0 1												
Benito Santiago, R (1, 2) OBP: 0.322, SLG: 0.421	1-2 2B 1B			4-1 L3 BB			3-2 G6-4-3 1B		1-2 F8	3 1 2 0 1 0 0												
Marquis Grissom, R (1, 8) OBP: 0.312, SLG: 0.456	2-2 E 2B			2-1 L3			1-1 G6-4-3		1-1 P3	4 0 1 2 0 0 3												
José Cruz Jr., S (1, 9) OBP: 0.363, SLG: 0.410	0-0 E1 2-3			0-0 1B			1-0 HR		1-3 K	4 1 2 1 0 1 1												
Kirk Rueter, L (1, 1) OBP: 0.163, SLG: 0.128	1-0 G1-3			0-3 K			0-0 G3		2-3 K	3 0 0 0 0 1 3												
Joe Nathan, R (7, 1)										0 0 0 0 0 0 0												
Jason Christiansen, R (8, 1)										0 0 0 0 0 0 0												
Andres Galarraga, R (9, PH) OBP: 0.347, SLG: 0.485										1 0 0 0 0 1 0												
Dustin Hermanson, R (9, 1)										0 0 0 0 0 0 0												
Inning Stats	R: 4 E: 1 K: 0 S: 26	H: 5 LOB: 2 BB: 0 P: 39	R: 0 E: 0 K: 1 S: 6	H: 0 LOB: 0 BB: 0 P: 8	R: 0 E: 0 K: 0 S: 7	H: 1 LOB: 1 BB: 1 P: 14	R: 0 E: 0 K: 2 S: 10	H: 1 LOB: 1 BB: 0 P: 14	R: 0 E: 0 K: 0 S: 5	H: 0 LOB: 0 BB: 0 P: 11	R: 1 E: 0 K: 0 S: 7	H: 2 LOB: 0 BB: 0 P: 12	R: 0 E: 0 K: 1 S: 6	H: 0 LOB: 0 BB: 0 P: 12	R: 2 E: 0 K: 1 S: 15	H: 1 LOB: 0 BB: 0 P: 21	R: 0 E: 0 K: 2 S: 11	H: 0 LOB: 1 BB: 1 P: 23	1B: 4 2B: 4 3B: 0 HR: 3	SF: 0 SAC: 0 DP: 2 HBP: 1	WP: 0 PB: 0 SB: 0 CS: 0	PA: 39
PITCHER	IP WLS BF H R ER SO BB IBB HBP BLK WP HR S P ERA WHIP																					
Brian Lawrence, R (1, 1) ERA: 4.37	6.0 L 27 9 5 5 3 1 0 0 0 0 0 2 61 98 7.50 1.667																					
Mike Matthews, L (7, 1) ERA: 4.57	1.0 3 0 0 0 1 0 0 0 0 0 0 0 6 12 0.00 0.000																					
Joe Roa, R (8, 1) ERA: 5.96	1.0 5 1 2 2 1 0 0 1 0 0 1 15 21 18.00 1.000																					
Trevor Hoffman, R (9, 1) ERA:	1.0 4 0 0 0 2 1 0 0 0 0 0 0 11 23 0.00 1.000																					

livebaseballscorecards.com

AB	36
R	7
H	10
RBI	7
BB	2
SO	7
LOB	11



Batter	1	2	3	4	5	6	7	8	9	AB	R	H	RBI	BB	SO	LOB
Sean Burroughs, L (1, 5) OBP: 0.363, SLG: 0.414	1-1 G1-3			1-0 G4-3		0-0 F7		1-2 F8		4	0	0	0	0	0	1
Mark Loretta, R (1, 4) OBP: 0.381, SLG: 0.441	0-2 F9			3-2 P3		3-1 F9			1-2 K	4	0	0	0	0	1	1
24 Brian Giles, L (1, 7) OBP: 0.431, SLG: 0.516	3-1 G6-3			3-2 1B					1-3 K	4	0	1	0	0	1	0
Phil Nevin, R (1, 3) OBP: 0.322, SLG: 0.487			2-2 G3						2-2 G4-3	4	1	1	1	0	0	1
Xavier Nady, R (1, 9) OBP: 0.305, SLG: 0.370			1-2 P3							3	0	1	0	0	0	0
Mark Kotsay, L (1, 8) OBP: 0.349, SLG: 0.369			3-1 G4-3							2	0	0	0	1	0	1
Gary Bennett, R (1, 2) OBP: 0.292, SLG: 0.293										3	0	1	0	0	1	2
3 Khalil Greene, R (1, 6) OBP: 0.188, SLG: 0.133										3	0	1	0	0	0	1
Brian Lawrence, R (1, 1) OBP: 0.286, SLG: 0.286										1	0	0	0	0	0	0
Brian Buchanan, R (6, PH) OBP: 0.356, SLG: 0.461										1	0	0	0	0	0	1
Mike Matthews, L (7, 1) OBP: 0.324, SLG: 0.369										0	0	0	0	0	0	0
Joe Roa, R (8, 1) OBP: 0.286, SLG: 0.286										0	0	0	0	0	0	0
Todd Sears, L (8, PH) OBP: 0.324, SLG: 0.369										0	0	0	0	0	0	0
Miguel Ojeda, R (8, PH) OBP: 0.342, SLG: 0.382										1	0	0	0	0	0	0
Trevor Hoffman, R (9, 1) OBP: 0.342, SLG: 0.382										0	0	0	0	0	0	0

Inning Stats	R: 0	H: 0	E: 0	K: 0	S: 8	R: 0	H: 0	E: 0	K: 0	S: 8	R: 0	H: 1	E: 0	K: 0	S: 10	R: 0	H: 1	E: 0	K: 0	S: 10	R: 0	H: 1	E: 0	K: 0	S: 9	R: 0	H: 1	E: 0	K: 0	S: 6	R: 1	H: 1	E: 0	K: 1	S: 12	R: 0	H: 0	E: 0	K: 0	S: 7	R: 0	H: 0	E: 0	K: 2	S: 10	1B: 4	SF: 0	2B: 0	SAC: 0	3B: 0	DP: 2	HR: 1	HBP: 0	WP: 0	PA: 31
--------------	------	------	------	------	------	------	------	------	------	------	------	------	------	------	-------	------	------	------	------	-------	------	------	------	------	------	------	------	------	------	------	------	------	------	------	-------	------	------	------	------	------	------	------	------	------	-------	-------	-------	-------	--------	-------	-------	-------	--------	-------	--------

PITCHER	IP	WLS	BF	H	R	ER	SO	BB	IBB	HBP	BLK	WP	HR	S	P	ERA	WHIP
Kirk Rueter, L (1, 1) ERA: 4.82	6.1	W	22	5	1	1	0	0	0	0	0	0	1	57	94	1.42	0.789
Joe Nathan, R (7, 1) ERA: 3.15	1.0		4	0	0	0	1	1	0	0	1	0	0	8	18	0.00	1.000
Jason Christiansen, L (8, 1) ERA: 5.4	0.2		2	0	0	0	0	0	0	0	0	0	0	5	6	0.00	0.000
Dustin Hermanson, R (9, 1) ERA: 4.02	1.0		3	0	0	0	2	0	0	0	0	0	0	10	14	0.00	0.000

BOTTOM

San Francisco Giants @ San Diego Padres
Qualcomm Stadium, San Diego, CA

livebaseballscorecards.com

AB	30
R	1
H	5
RBI	1
BB	1
SO	3
LOB	8



Wed Sep 10 2003, 10:05 PM EDT
Att. 18,848 - Cloudy - 71 F

Batter	1	2	3	4	5	6	7	8	9	10	AB R H RBI BB SO LOB	TOP												
Ray Durham, S (1, 4) OBP: 0.365, SLG: 0.427 Neifi Perez, S (8, 4) OBP: 0.290, SLG: 0.349	2-1 F7	2-3 K			2-2 G4-3			1-1 PB PB 1B		0-0 B5	4 0 1 0 0 1 2 1 0 0 0 0 0 0	San Francisco Giants @ San Diego Padres Qualcomm Stadium, San Diego, CA Thu Sep 11 2003, 10:05 PM EDT Att: 24,365 - Cloudy - 73 F livebaseballscorecards.com												
J.T. Snow, L (1, 3) OBP: 0.382, SLG: 0.416	1-1 G4-3		1-1 F7		2-2 F7		1 SAFE 1 SAFE 3-3 C	1-2 K		2-2 HR	5 1 1 1 0 1 1													
Rich Aurilia, R (1, 6) OBP: 0.318, SLG: 0.408 Tim Worrell, R (10, 1)	2-3 K		3-3 K			0-0 F8		2-3 K		1-1 1B	5 0 1 0 0 3 1 0 0 0 0 0 0 0													
Barry Bonds, L (1, 7) OBP: 0.532, SLG: 0.745		0-0 P5	0-1 G5-3			0-2 G3		4-0 PB IBB		2-0 P5	4 0 0 0 1 0 1													
Edgardo Alfonzo, R (1, 5) OBP: 0.326, SLG: 0.376		4-0 2B SF8 BB		0-0 HR		0-0 G6-3		2-1 G5-3		1-2 2-3	3 2 1 1 1 0 2													
Benito Santiago, R (1, 2) OBP: 0.321, SLG: 0.422 Jim Brower, R (9, 1) OBP: 0.222, SLG: 0.176 Cody Ransom, R (10, 6) OBP: 0.280, SLG: 0.417		1-0 1B 2B		3-3 K			0-0 G5-3		2-3 K		4 1 1 0 0 2 0 0 0 0 0 0 0 0 0 0 0 0 0 0 0													
Marquis Grissom, R (1, 8) OBP: 0.312, SLG: 0.454		4-1 1B BB		1-3 K			0-0 G6-3		2-3 K		3 0 0 0 1 2 0													
José Cruz Jr., S (1, 9) OBP: 0.362, SLG: 0.408		1-2 SF8		0-3 K			4-2 BB		1-2 G3		2 0 0 1 1 1 0													
Jerome Williams, R (1, 1) OBP: 0.097, SLG: 0.129 Jeffrey Hammonds, R (7, PH) OBP: 0.329, SLG: 0.437 Matt Herge, L (7, 1) OBP: 0.333, SLG: 0.333 Scott Eyre, L (7, 1) OBP: 0.500, SLG: 0.500 Felix Rodriguez, R (7, 1) OBP: 1.000, SLG: 1.000 Yorvit Torrealba, R (9, 2) OBP: 0.303, SLG: 0.379		2-2 1B		0-1 G1			1-2 G1-3		0-2 G4-3		2 0 1 1 0 0 0 1 0 0 0 0 0 1 0 0 0 0 0 0 0 0 0 0 0 0 0 0 0 0 0 0 0 0 0 1 0 0 0 0 0 0													
Inning Stats	R: 0 H: 0 E: 0 K: 1 S: 7	H: 0 LOB: 0 BB: 0 P: 12	R: 2 H: 2 E: 0 K: 1 S: 14	H: 2 LOB: 2 BB: 2 P: 28	R: 0 H: 0 E: 0 K: 1 S: 7	H: 0 LOB: 0 BB: 0 P: 11	R: 1 H: 1 E: 0 K: 3 S: 10	H: 1 LOB: 0 BB: 0 P: 14	R: 0 H: 0 E: 0 K: 0 S: 8	H: 0 LOB: 0 BB: 0 P: 12	R: 0 H: 0 E: 0 K: 0 S: 5		H: 0 LOB: 0 BB: 0 P: 5	R: 0 H: 0 E: 0 K: 0 S: 7	H: 0 LOB: 1 BB: 1 P: 12	R: 0 H: 1 E: 0 K: 2 S: 11	LOB: 2 BB: 1 P: 23	R: 0 H: 0 E: 0 K: 2 S: 9	H: 0 LOB: 0 BB: 0 P: 14	R: 1 H: 2 E: 0 K: 0 S: 10	H: 2 LOB: 1 BB: 0 P: 15	1B: 3 2B: 1 3B: 0 HR: 2	SF: 1 SAC: 0 DP: 0 HBP: 0	WP: 0 PB: 2 SB: 0 CS: 0
PITCHER	IP WLS BF H R ER SO BB IBB HBP BLK WP HR S P ERA WHIP																							
Adam Eaton, R (1, 1) ERA: 4.17	7.0		27	3	3	3	6	3	0	0	0	0	0	1	58	94	3.86	0.857						
Jay Witasick, R (8, 1) ERA: 3.89	1.0		5	1	0	0	2	0	1	0	0	0	0	0	11	23	0.00	1.000						
Rod Beck, R (9, 1) ERA: 1.76	1.2		7	2	1	1	2	0	0	0	0	0	0	1	18	26	5.40	1.200						
Mike Matthews, L (10, 1) ERA: 4.55	0.1	W	1	0	0	0	0	0	0	0	0	0	0	0	1	3	0.00	0.000						

San Francisco Giants @ San Diego Padres
Qualcomm Stadium, San Diego, CA
Thu Sep 11 2003, 10:05 PM EDT
Att: 24,365 - Cloudy - 73 F

AB	35
R	4
H	6
RBI	4
BB	4
SO	10
LOB	8



BOTTOM

San Francisco Giants @ San Diego Padres
Qualcomm Stadium, San Diego, CA

Thu Sep 11 2003, 10:05 PM EDT
Att. 24,365 - Cloudy - 73 F

livebaseballscorecards.com

AB 36
R 5
H 11
RBI 5
BB 6
SO 3
LOB 19



WP: 0 PA: 43
PB: 0
SB: 2
CS: 0

AB R H RBI BB SO LOB

4 2 3 0 1 0 2

5 1 2 2 0 0 5

3 1 1 1 1 0 3

4 1 0 0 1 0 1

4 0 0 0 1 2 3

3 0 0 0 2 0 1

3 0 1 0 0 0 0

4 0 1 0 0 0 1

2 0 1 0 0 0 0

0 0 0 0 0 0 0

2 0 1 0 0 0 1

1B: 9 SF: 1
2B: 1 SAC: 0
3B: 0 DP: 2
HR: 1 HBP: 0

Batter	1	2	3	4	5	6	7	8	9	10
Sean Burroughs, L OBP: 0.368, SLG: 0.417 (1, 5)	0-0 24 E 24 SF9 1B		0-1 1-2 1B			4-1 HR BB	2-0 F8		2-1 G5-4-3 1B	
Mark Loretta, R OBP: 0.381, SLG: 0.446 (1, 4)	3-2 F8		1-0 24 G6-4-3 1B			1-2 1-H HR	0-1 L5		1-2 G5-4-3	
24 Brian Giles, L OBP: 0.431, SLG: 0.515 (1, 7)	2-1 SF9 1-H		3-1 G6-4-3			3-1 G5-3		4-2 S BB		0-1 G3-1 BB 1B
Phil Nevin, R OBP: 0.318, SLG: 0.475 (1, 3)	2-0 G5-3			1-0 G6-3		0-0 G6-3		1-1 F7		4-2 G3-1 BB 1B
Gary Matthews, S OBP: 0.316, SLG: 0.364 (1, 9)		0-1 G4-3		1-3 K		4-2 S BB		3-3 K		2-0 G3-1
Mark Kotsay, L OBP: 0.349, SLG: 0.366 (1, 8)		1-1 F7		1-1 G3		3-2 G3		4-2 BB		4-0 1B IBB
Gary Bennett, R OBP: 0.292, SLG: 0.293 (7, PR)		1-2 F9				1-2 G5-3		0-2 3 FC6 1B		3-2 1B
Xavier Nady, R OBP: 0.305, SLG: 0.370 (8, 1)										
Jay Witasick, R OBP: 0.337, SLG: 0.334 (9, 1)										
Ramón Vázquez, L OBP: 0.346, SLG: 0.429 (10, PH)										
3 Khalil Greene, R OBP: 0.200, SLG: 0.211 (1, 6)			0-0 G6-3			2-2 G4-3		2-2 FC6 1B		0-0 FC1-5 2B
Adam Eaton, R OBP: 0.273, SLG: 0.392 (7, PH)			0-1 1B 1B 1B			1-2 L4		0-0 1B		0-1 FC1-5 1B
Dave Hansen, L OBP: 0.349, SLG: 0.315 (7, PH)										
Humberto Quintero, R OBP: 0.500, SLG: 0.429 (8, 2)										

Inning Stats	R: 1	H: 1	R: 0	H: 0	R: 0	H: 3	R: 0	H: 0	R: 2	H: 1	R: 0	H: 2	R: 0	H: 0	R: 0	H: 2	R: 2	H: 2	
E: 1	LOB: 0	E: 0	LOB: 0	E: 0	LOB: 2	E: 0	LOB: 0	E: 0	LOB: 1	E: 0	LOB: 2	E: 0	LOB: 2	E: 0	LOB: 1	E: 0	LOB: 2	E: 0	LOB: 2
K: 0	BB: 0	K: 0	BB: 0	K: 0	BB: 0	K: 1	BB: 0	K: 0	BB: 2	K: 0	BB: 0	K: 0	BB: 2	K: 0	BB: 0	K: 0	BB: 2	K: 0	BB: 2
S: 8	P: 15	S: 11	P: 13	S: 8	P: 12	S: 6	P: 9	S: 11	P: 15	S: 14	P: 28	S: 10	P: 14	S: 12	P: 25	S: 8	P: 11	S: 8	P: 21

PITCHER	IP	WLS	BF	H	R	ER	SO	BB	IBB	HBP	BLK	WP	HR	S	P	ERA	WHIP
Jerome Williams, R ERA: 3.42 (1, 1)	6.0		24	5	3	2	1	2	0	0	0	0	1	58	92	3.00	1.167
Matt Herges, R ERA: 2.92 (7, 1)	0.1		2	1	0	0	0	0	0	0	0	0	0	6	8	0.00	3.000
Scott Eyre, L ERA: 3.4 (7, 1)	0.1		2	1	0	0	0	0	0	0	0	0	0	2	4	0.00	3.000
Felix Rodriguez, R ERA: 3.33 (7, 1)	1.1		6	0	0	0	2	2	0	0	0	0	0	14	27	0.00	1.500
Jim Brower, R ERA: 3.97 (9, 1)	1.0		4	2	0	0	0	0	0	0	0	0	0	8	11	0.00	2.000

PITCHER	IP	WLS	BF	H	R	ER	SO	BB	IBB	HBP	BLK	WP	HR	S	P	ERA	WHIP
Tim Worrell, R ERA: 2.42 (10, 1)	0.1		5	2	2	2	0	1	1	0	0	0	0	8	21	54.00	9.000

Batter	1	2	3	4	5	6	7	8	9	AB R H RBI BB SO LOB	TOP	
Sean Burroughs, L (1, 5) OBP: 0.365, SLG: 0.413	1-2 F7		1-0 P6			0-0 L6			0-2 F7	4 0 0 0 0 0 0	San Diego Padres @ Los Angeles Dodgers Dodger Stadium, Los Angeles, CA Fri Sep 12 2003, 7:10 PM PDT Att. 51,013 - Cloudy - 66 F	
Mark Loretta, R (1, 4) OBP: 0.380, SLG: 0.445	3-2 P4			2-3 K		2-0 P5			1-1 F7	4 0 1 0 0 1 0		
24 Brian Giles, L (1, 7) OBP: 0.431, SLG: 0.514	1-1 1B			4-1 G6-4-3 BB					3-2 F8	3 0 1 0 1 0 1		
Phil Nevin, R (1, 3) OBP: 0.313, SLG: 0.467	2-3 K			0-0 G6-4-3 1-2f					1-2 P3	3 0 0 0 0 1 2		
Gary Matthews, S (1, 8) OBP: 0.314, SLG: 0.362					2-3 K				2-2 G6-3	3 0 0 0 0 2 0		
Xavier Nady, R (1, 9) OBP: 0.305, SLG: 0.370									1-3 K	3 0 1 0 0 1 0		
3 Khalil Greene, R (1, 6) OBP: 0.217, SLG: 0.227									0-0 F7	3 0 1 0 0 1 1		
Humberto Quintero, R (1, 2) OBP: 0.400, SLG: 0.333 Mike Bynum, L (5, 1) OBP: 0.400, SLG: 0.400 Brian Buchanan, R (8, PH) OBP: 0.394, SLG: 0.458 Brandon Villafuerte, R (8, 1)		0-2 CS	0-0 L6			0-2 G3			1-2 P6	2 0 0 0 0 0 1 0 0 0 0 0 0 0 1 0 0 0 0 0 0 0 0 0 0 0 0 0		
Kevin Jarvis, L (1, 1) OBP: 0.269, SLG: 0.136 Miguel Ojeda, R (5, 2) OBP: 0.338, SLG: 0.376			3-2 F8			2-3 K			0-1 G6-3	1 0 0 0 0 0 0 2 0 0 0 0 1 0		
Inning Stats	R: 0 H: 1 E: 0 LOB: 1 K: 1 BB: 0 S: 14 P: 21	R: 0 H: 1 E: 0 LOB: 0 K: 1 BB: 0 S: 13 P: 15	R: 0 H: 0 E: 0 LOB: 0 K: 0 BB: 0 S: 6 P: 10	R: 0 H: 0 E: 0 LOB: 0 K: 1 BB: 1 S: 7 P: 13	R: 0 H: 1 E: 0 LOB: 1 K: 2 BB: 0 S: 12 P: 14	R: 0 H: 0 E: 0 LOB: 0 K: 1 BB: 0 S: 5 P: 9	R: 0 H: 0 E: 0 LOB: 0 K: 0 BB: 0 S: 9 P: 14	R: 0 H: 0 E: 0 LOB: 0 K: 1 BB: 0 S: 8 P: 10	R: 0 H: 1 E: 0 LOB: 1 K: 0 BB: 0 S: 10 P: 14	1B: 4 SF: 0 2B: 0 SAC: 0 3B: 0 DP: 1 HR: 0 HBP: 0		WP: 0 PA: 31 PB: 0 SB: 0 CS: 1
PITCHER Wilson Alvarez, L (1, 1) ERA: 2.16	IP WLS BF H R ER SO BB IBB HBP BLK WP HR S P ERA WHIP	9.0 W 30 4 0 0 7 1 0 0 0 0 0 0 84 120 0.00 0.556										

livebaseballscorecards.com

AB	29
R	0
H	4
RBI	0
BB	1
SO	7
LOB	5



Batter	1	2	3	4	5	6	7	8	9	AB	R	H	RBI	BB	SO	LOB
Dave Roberts, L (1, 8) OBP: 0.330, SLG: 0.302	0-2 G6-3		1-2 E5 WP 1B		0-0 E 1-3 3-H 2B		3-2 F7			4	1	2	1	0	0	0
Paul Lo Duca, R (1, 2) OBP: 0.344, SLG: 0.389	2-0 G5-3		1-0 L9		1-0 G1-3		2-1 FC4-6 1B			4	0	1	0	0	0	3
Shawn Green, L (1, 9) OBP: 0.347, SLG: 0.448	3-1 HR		4-1 BB		4-0 E IBB		2-2 FC4-6 1-2f			2	1	1	1	2	0	1
Fred McGriff, L (1, 3) OBP: 0.328, SLG: 0.443	2-3 K		3-0 L9		2-2 L3		1-3 K			4	0	0	0	0	2	6
Robin Ventura, L (8, 3) OBP: 0.346, SLG: 0.394										0	0	0	0	0	0	0
Adrián Beltré, R (1, 5) OBP: 0.292, SLG: 0.429		1-1 HR		0-2 G4-6-3 1B	1-0 E6 1-2 2-H 3-H		1-1 HR			4	2	3	2	0	0	1
Jeremy Burnitz, L (1, 7) OBP: 0.311, SLG: 0.499		1-1 F8		2-0 G4-6-3 1-2f	0-3 K		2-2 G1-3			4	0	0	0	0	1	3
Jason Romano, R (9, 7) OBP: 0.114, SLG: 0.088										0	0	0	0	0	0	0
Alex Cora, L (1, 4) OBP: 0.279, SLG: 0.324		2-2 L9		0-0 G4-3		0-1 G5-3		4-1 BB		3	0	0	0	1	0	0
Cesar Izturis, S (1, 6) OBP: 0.276, SLG: 0.316		0-1 G4-3			1-2 1B 2B 1B	0-0 G4-3		0-0 F7		4	1	1	0	0	0	1
Wilson Alvarez, L (1, 1) OBP: 0.200, SLG: 0.200			2-3 K		0-0 2B E 1-3 1B	0-3 K		0-1 G1		4	1	1	0	0	2	1

Inning Stats	R: 1	H: 1	E: 0	LOB: 0	K: 1	BB: 0	S: 9	R: 1	H: 1	E: 0	LOB: 0	K: 0	BB: 0	S: 9	R: 0	H: 1	E: 1	LOB: 2	K: 1	BB: 1	S: 9	R: 0	H: 1	E: 0	LOB: 0	K: 0	BB: 0	S: 5	R: 3	H: 3	E: 1	LOB: 2	K: 1	BB: 1	S: 13	R: 0	H: 0	E: 0	LOB: 0	K: 1	BB: 0	S: 6	R: 0	H: 1	E: 0	LOB: 1	K: 0	BB: 1	S: 10	R: 1	H: 1	E: 0	LOB: 1	K: 0	BB: 1	S: 10	1B: 5	SF: 0	2B: 1	SAC: 0	3B: 0	DP: 1	HR: 3	HBP: 0	WP: 1	PA: 36
--------------	------	------	------	--------	------	-------	------	------	------	------	--------	------	-------	------	------	------	------	--------	------	-------	------	------	------	------	--------	------	-------	------	------	------	------	--------	------	-------	-------	------	------	------	--------	------	-------	------	------	------	------	--------	------	-------	-------	------	------	------	--------	------	-------	-------	-------	-------	-------	--------	-------	-------	-------	--------	-------	--------

PITCHER	IP	WLS	BF	H	R	ER	SO	BB	IBB	HBP	BLK	WP	HR	S	P	ERA	WHIP
Kevin Jarvis, R (1, 1) ERA: 5.87	4.1	L	21	7	5	3	2	1	1	0	0	1	2	38	68	6.23	1.846
Mike Bynum, L (5, 1) ERA: 8.22	2.2		10	1	0	0	3	0	0	0	0	0	0	24	35	0.00	0.375
Brandon Villafuerte, R (8, 1) ERA: 4.28	1.0		5	1	1	1	0	1	0	0	0	0	1	10	17	9.00	2.000

BOTTOM

San Diego Padres @ Los Angeles Dodgers
Dodger Stadium, Los Angeles, CA
 Fri Sep 12 2003, 7:10 PM PDT
 Att: 51,013 - Cloudy - 66 F

livebaseballscorecards.com

AB	33
R	6
H	9
RBI	4
BB	3
SO	5
LOB	16



Batter	1	2	3	4	5	6	7	8	9	AB R H RBI BB SO LOB	TOP											
Sean Burroughs, L (1, 5) OBP: 0.364, SLG: 0.412	1-1 1B S 1B		0-3 K ②		0-3 K ③			0-2 G1-3 ①		4 0 1 0 0 2 0	San Diego Padres @ Los Angeles Dodgers Dodger Stadium, Los Angeles, CA Sat Sep 13 2003, 7:10 PM PDT Att. 45,576 - Sunny - 70 F											
Mark Loretta, R (1, 4) OBP: 0.383, SLG: 0.447	3-1 1B S 1B		1-1 24 BB 1B			0-1 24 G4-6-3 1B		1-0 F7 ②		4 0 3 0 0 0 0												
24 Brian Giles, L (1, 7) OBP: 0.430, SLG: 0.510	1-3 K ①		4-1 FC6-4 1-2 BB 1B			0-0 G4-6-3 1-2f ②		1-3 K ③		3 0 0 0 1 2 3												
Phil Nevin, R (1, 3) OBP: 0.317, SLG: 0.461	1-3 K 1-2 ②		0-1 FC6-4 1-2f ③			4-2 1B BB		4-2 FC3-6 BB ①		2 0 0 0 2 1 4												
Gary Matthews, S (1, 9) OBP: 0.314, SLG: 0.361	3-2 L1 ③			0-3 K ①		2-0 1-2 1B ③		0-2 FC3-6 1-2f ①		4 0 1 0 0 1 3												
Mark Kotsay, L (1, 8) OBP: 0.349, SLG: 0.365		0-0 G4-6-3 1B		2-2 G4-3 ②		2-3 K ③		1-3 K ②		4 0 1 0 0 2 3												
Ramón Vázquez, L (1, 6) OBP: 0.334, SLG: 0.331		1-3 SAFE K ①		1-2 G3 ③			1-0 L7 ①	1-2 G1-3 ③		4 0 0 0 0 1 2												
Gary Bennett, R (1, 2) OBP: 0.289, SLG: 0.290		1-1 SAFE G4-6-3 1-2f ②			1-1 F9 ①		0-0 G6-3 ②			3 0 0 0 0 0 1												
44 Jake Peavy, R (1, 1) OBP: 0.154, SLG: 0.083 Todd Sears, L (5, PH) OBP: 0.320, SLG: 0.364 Kevin Walker, L (5, 1) Keith Lockhart, L (7, PH) OBP: 0.363, SLG: 0.624 Luther Hackman, R (7, 1) Trevor Hoffman, R (8, 1)			1-3 K ①		1-3 K ②		0-0 G3-1 ③			1 0 0 0 0 1 0 1 0 0 0 0 1 0 0 0 0 0 0 0 0 1 0 0 0 0 0 0 0 0 0 0 0 0 0 0 0 0 0 0 0 0												
Inning Stats	R: 0 E: 0 K: 2 S: 13	H: 2 LOB: 2 BB: 0 P: 22	R: 0 E: 0 K: 1 S: 6	H: 1 LOB: 0 BB: 0 P: 8	R: 0 E: 0 K: 2 S: 11	H: 1 LOB: 2 BB: 1 P: 17	R: 0 E: 0 K: 1 S: 11	H: 0 LOB: 0 BB: 0 P: 14	R: 0 E: 0 K: 1 S: 9	H: 0 LOB: 0 BB: 0 P: 11	R: 0 E: 0 K: 1 S: 9	H: 2 LOB: 2 BB: 1 P: 17	R: 0 E: 0 K: 0 S: 3	H: 0 LOB: 0 BB: 0 P: 4	R: 0 E: 0 K: 1 S: 7	H: 0 LOB: 0 BB: 0 P: 9	R: 0 E: 0 K: 1 S: 11	H: 0 LOB: 1 BB: 1 P: 17	1B: 6 2B: 0 3B: 0 HR: 0	SF: 0 SAC: 0 DP: 2 HBP: 0	WP: 0 PB: 0 SB: 2 CS: 0	PA: 34
PITCHER	IP WLS BF H R ER SO BB IBB HBP BLK WP HR S P ERA WHIP																					
Kevin Brown, R (1, 1) ERA: 2.35	7.0 W 27 6 0 0 9 2 0 0 0 0 0 0 62 93 0.00 1.143																					
Tom Martin, L (8, 1) ERA: 3.91	1.0 3 0 0 0 1 0 0 0 0 0 0 0 7 9 0.00 0.000																					
Eric Gagne, R (9, 1) ERA: 1.33	1.0 4 0 0 0 1 1 0 0 0 0 0 0 11 17 0.00 1.000																					

livebaseballscorecards.com

AB	31
R	0
H	6
RBI	0
BB	3
SO	11
LOB	16



Batter	1	2	3	4	5	6	7	8	9	AB	R	H	RBI	BB	SO	LOB
Dave Roberts, L (1, 8) OBP: 0.333, SLG: 0.304	4-2 SH1-3 HR BB	1-0 1-2 2-3 1B		1-0 E4 1B		0-0 1B		3-2 F7		4	2	2	0	1	0	2
Paul Lo Duca, R (1, 2) OBP: 0.343, SLG: 0.388	0-0 SH1-3	0-1 F8		1-2 F9 1B		2-2 F8		2-0 F8		4	0	1	1	0	0	6
Shawn Green, L (1, 9) OBP: 0.347, SLG: 0.452	0-1 HR	2-2 F9		1-2 F9			1-1 L9			4	1	1	2	0	0	4
Fred McGriff, L (1, 3) OBP: 0.327, SLG: 0.440 Tom Martin, L (8, 1) Eric Gagne, R (9, 1)	2-1 E7 PB		2-0 F8 SF8 1B	1-1 G3			3-1 F8			4	1	1	0	0	0	1
Adrian Beltré, R (1, 5) OBP: 0.294, SLG: 0.430	2-3 K		1-1 1B		1-2 G1-3		1-2 1B			4	0	2	0	0	1	1
Jeromy Burnitz, L (1, 7) OBP: 0.308, SLG: 0.494 Jason Romano, R (9, 7) OBP: 0.114, SLG: 0.088	0-2 P5		3-2 F8	2-1 P6		2-2 K				4	0	0	0	0	1	4
Alex Cora, L (1, 4) OBP: 0.281, SLG: 0.326		0-1 1B 1B	1 SAFE 0-1 SF8	2-2 G5-3			0-2 BB 1B			3	0	2	1	0	0	0
Cesar Izturis, S (1, 6) OBP: 0.280, SLG: 0.316		0-1 1B	1 SAFE 0-0 F7		0-1 G4-3		4-1 BB			3	0	1	0	1	0	1
Kevin Brown, R (1, 1) OBP: 0.164, SLG: 0.217 Robin Ventura, L (8, 3) OBP: 0.346, SLG: 0.393		0-3 K		2-3 K		1-3 K		1-3 K		3	0	0	0	0	3	2
										1	0	0	0	0	1	2


Inning Stats		R: 2	H: 1	E: 1	LOB: 1	K: 15	S: 15	R: 0	H: 3	E: 0	LOB: 3	K: 14	S: 14	R: 1	H: 2	E: 0	LOB: 1	K: 0	S: 12	R: 1	H: 1	E: 1	LOB: 1	K: 1	S: 14	R: 0	H: 0	E: 0	LOB: 0	K: 0	S: 8	R: 0	H: 1	E: 0	LOB: 1	K: 1	S: 9	R: 0	H: 1	E: 0	LOB: 1	K: 1	S: 13	R: 0	H: 1	E: 0	LOB: 2	K: 13	S: 13
PITCHER	IP	WLS	BF	H	R	ER	SO	BB	IBB	HBP	BLK	WP	HR	S	P	ERA	WHIP																																
44 Jake Peavy, R (1, 1) ERA: 4.21	4.0	L	22	7	4	3	3	1	0	0	0	0	0	1	55	78	6.75	2.000																															
Kevin Walker, L (5, 1) ERA: 3.38	2.0		7	1	0	0	1	0	0	0	0	0	0	0	17	25	0.00	0.500																															
Luther Hackman, R (7, 1) ERA: 4.89	1.0		4	1	0	0	1	0	0	0	0	0	0	0	13	20	0.00	1.000																															
Trevor Hoffman, R (8, 1) ERA:	1.0		5	1	0	0	1	1	0	0	0	0	0	0	13	23	0.00	2.000																															

BOTTOM

San Diego Padres @ Los Angeles Dodgers
Dodger Stadium, Los Angeles, CA

Sat Sep 13 2003, 7:10 PM PDT
 Att. 45,576 - Sunny - 70 F

AB	34
R	4
H	10
RBI	4
BB	2
SO	6
LOB	23



1B: 9	SF: 1	WP: 0	PA: 38
2B: 0	SAC: 1	PB: 1	
3B: 0	DP: 0	SB: 2	
HR: 1	HBP: 0	CS: 0	

Batter	1	2	3	4	5	6	7	8	9	AB R H RBI BB SO LOB
--------	---	---	---	---	---	---	---	---	---	----------------------

Sean Burroughs, L (1, 5) <small>OBP: 0.363, SLG: 0.417</small>	0-0 G4-3		1-0 F7			0-0 HR		2-2 G4-3		4 1 1 1 0 0 0
--------------------------------------------------------------------------	--------------------	--	------------------	--	--	------------------	--	--------------------	--	---------------

Mark Loretta, R (1, 4) <small>OBP: 0.382, SLG: 0.447</small>	1-2 P3			0-3 K		1-2 E6 <small>1B</small>		2-2 2B		4 0 1 0 0 1 0
------------------------------------------------------------------------	------------------	--	--	-----------------	--	---------------------------------------	--	------------------	--	---------------

24 Brian Giles, L (1, 7) <small>OBP: 0.430, SLG: 0.516</small>	2-2 P5			2-2 HR		0-0 F8		1-0 HBP		3 1 1 1 0 0 1
--------------------------------------------------------------------------	------------------	--	--	------------------	--	------------------	--	-------------------	--	---------------

Phil Nevin, R (1, 3) <small>OBP: 0.321, SLG: 0.468</small>		2-2 FC5 <small>2B</small>		1-0 G6-3		1-2 1B		1-1 G6-3		4 0 2 0 0 0 2
----------------------------------------------------------------------	--	----------------------------------------	--	--------------------	--	------------------	--	--------------------	--	---------------

Gary Matthews, S (1, 9) <small>OBP: 0.311, SLG: 0.357</small>		2-1 P5		0-2 F9		0-0 P3		1-1 G6-3		4 0 0 0 0 0 3
-------------------------------------------------------------------------	--	------------------	--	------------------	--	------------------	--	--------------------	--	---------------

Mark Kotsay, L (1, 8) <small>OBP: 0.346, SLG: 0.362</small>		1-3 K2-3		0-3 K		0-3 K		1-3 K		4 0 0 0 0 4 1
-----------------------------------------------------------------------	--	--------------------	--	-----------------	--	-----------------	--	-----------------	--	---------------

3 Khalil Greene, R (1, 6) <small>OBP: 0.185, SLG: 0.192</small>		1-1 FC5 <small>2-3</small>		0-3 K		2-3 K		0-3 K		4 0 0 0 0 3 1
---------------------------------------------------------------------------	--	-----------------------------------------	--	-----------------	--	-----------------	--	-----------------	--	---------------

Humberto Quintero, R (1, 2) <small>OBP: 0.308, SLG: 0.250</small>			1-0 L5		0-0 G4-3		0-0 F8			3 0 0 0 0 0 0
-----------------------------------------------------------------------------	--	--	------------------	--	--------------------	--	------------------	--	--	---------------

Ben Howard, R (1, 1) <small>OBP: 0.143, SLG: 0.143</small> Dave Hansen, L (8, PH) <small>OBP: 0.346, SLG: 0.313</small> Scott Linebrink, R (6, 1) <small>OBP: 0.167, SLG: 0.250</small> Mike Matthews, L (7, 1) Brian Buchanan, R (8, PH) <small>OBP: 0.352, SLG: 0.456</small> Jay Witasick, R (8, 1)			0-3 K		0-3 K		0-2 G6-3			1 0 0 0 0 1 0 1 0 0 0 0 1 0 0 0 0 0 0 0 0 0 0 0 0 0 0 0 1 0 0 0 0 0 0 0 0 0 0 0 0 0
-----------------------------------------------------------------------------------------------------------------------------------------------------------------------------------------------------------------------------------------------------------------------------------------------------------------------------------------------------------------------------	--	--	-----------------	--	-----------------	--	--------------------	--	--	----------------------------------------------------------------------------------------------------

Inning Stats	R: 0 H: 0 E: 0 K: 0 S: 10	H: 0 LOB: 0 BB: 0 P: 13	R: 0 H: 1 E: 0 K: 1 S: 10	H: 1 LOB: 1 BB: 0 P: 16	R: 0 H: 0 E: 0 K: 1 S: 5	H: 0 LOB: 0 BB: 0 P: 7	R: 1 H: 1 E: 0 K: 1 S: 10	H: 1 LOB: 0 BB: 0 P: 13	R: 0 H: 0 E: 0 K: 2 S: 8	H: 0 LOB: 0 BB: 0 P: 8	R: 1 H: 2 E: 1 K: 1 S: 13	H: 2 LOB: 2 BB: 0 P: 15	R: 0 H: 0 E: 0 K: 2 S: 7	H: 0 LOB: 0 BB: 0 P: 9	R: 0 H: 1 E: 0 K: 0 S: 13	H: 1 LOB: 2 BB: 0 P: 19	R: 0 H: 0 E: 0 K: 2 S: 8	H: 0 LOB: 0 BB: 0 P: 10	1B: 1 SF: 0 2B: 2 SAC: 0 3B: 0 DP: 0 HR: 2 HBP: 1	WP: 0 PA: 34 PB: 0 SB: 0 CS: 0
--------------	---------------------------	-------------------------	---------------------------	-------------------------	--------------------------	------------------------	---------------------------	-------------------------	--------------------------	------------------------	---------------------------	-------------------------	--------------------------	------------------------	---------------------------	-------------------------	--------------------------	-------------------------	------------------------------------------------------------	-----------------------------------------

PITCHER	Hideo Nomo, R (1, 1) ERA: 2.88	Guillermo Mota, R (6, 1) ERA: 1.43	Tom Martin, L (8, 1) ERA: 3.86	Paul Quantrill, R (8, 1) ERA: 1.78	Eric Gagne, R (8, 1) ERA: 1.3	
PITCHER	IP: 5.2 WLS: W BF: 22 H: 4 R: 2 ER: 2 SO: 6 BB: 0 IBB: 0 HBP: 0 BLK: 0 WP: 0 HR: 2 S: 55 P: 71 ERA: 3.18 WHIP: 0.706	IP: 1.1 WLS: H BF: 4 H: 0 R: 0 ER: 0 SO: 2 BB: 0 IBB: 0 HBP: 0 BLK: 0 WP: 0 HR: 0 S: 8 P: 10 ERA: 0.00 WHIP: 0.000	IP: 0.2 WLS: H BF: 2 H: 0 R: 0 ER: 0 SO: 0 BB: 0 IBB: 0 HBP: 0 BLK: 0 WP: 0 HR: 0 S: 7 P: 9 ERA: 0.00 WHIP: 0.000	IP: 0.0 WLS: S BF: 1 H: 1 R: 0 ER: 0 SO: 0 BB: 0 IBB: 0 HBP: 0 BLK: 0 WP: 0 HR: 4 S: 6 P: 6 ERA: ∞ WHIP: ∞	IP: 1.1 WLS: S BF: 5 H: 0 R: 0 ER: 0 SO: 2 BB: 0 IBB: 0 HBP: 1 BLK: 0 WP: 0 HR: 0 S: 10 P: 14 ERA: 0.00 WHIP: 0.000	IP: 13.0 WLS: W BF: 55 H: 11 R: 2 ER: 2 SO: 15 BB: 1 IBB: 0 HBP: 0 BLK: 0 WP: 0 HR: 2 S: 55 P: 71 ERA: 3.18 WHIP: 0.706

San Diego Padres @ Los Angeles Dodgers
 Dodger Stadium, Los Angeles, CA
 Sun Sep 14 2003, 1:10 PM PDT
 Att. 45,405 - Sunny - 80 F

AB	33
R	2
H	5
RBI	2
BB	0
SO	10
LOB	8



Batter	1	2	3	4	5	6	7	8	9
Dave Roberts, L (1, 8) OBP: 0.332, SLG: 0.308	0-2 FC8-2 3B	1-1 F8		0-1 G3-1		2-3 K		0-3 K	
Cesar Izturis, S (1, 6) OBP: 0.279, SLG: 0.318	2-0 FC8-2 3-H		1-2 E4 FC3-6	3-3 K			1-0 2B		
Shawn Green, L (1, 9) OBP: 0.349, SLG: 0.453	0-2 1B 1B		0-1 FC3-6 1-2f HR		2-1 1B		4-2 BB		
Robin Ventura, L (1, 3) OBP: 0.347, SLG: 0.402	0-0 1-2 1B		0-0 1-H HR		1-3 K		3-2 F9		
Adrián Beltré, R (1, 5) OBP: 0.292, SLG: 0.426	2-2 F9		1-1 G6-3		0-0 F9		1-0 F8		
Jeromy Burnitz, L (1, 7) OBP: 0.308, SLG: 0.500		0-3 K	1-1 HR		1-3 K		0-0 F9		
Guillermo Mota, R (6, 1) OBP: 0.252, SLG: 0.556									
Ron Coomer, R (7, PH) OBP: 0.307, SLG: 0.374									
Tom Martin, L (8, 1)									
Paul Quantrill, L (8, 1)									
Eric Gagne, R (8, 1)									
David Ross, R (1, 2) OBP: 0.306, SLG: 0.540		2-1 F7	0-1 HR		3-1 HR		4-1 1B BB		
Alex Cora, L (1, 4) OBP: 0.283, SLG: 0.328		0-1 1B 1B	2-3 K		1-3 K		1-1 1 SAFE 1B		
Hideo Nomo, R (1, 1) OBP: 0.182, SLG: 0.206		0-0 1-2 1B		1-1 G5-3		3-2 P4		1-3 K	
Jolbert Cabrera, R (6, 7) OBP: 0.336, SLG: 0.444									

Inning Stats	R: 0	H: 3	E: 0	K: 0	S: 13	LOB: 2	BB: 0	P: 17	R: 0	H: 2	E: 0	K: 1	S: 10	LOB: 2	BB: 0	P: 13	R: 4	H: 3	E: 1	K: 1	S: 15	LOB: 0	BB: 0	P: 20	R: 0	H: 1	E: 0	K: 2	S: 11	LOB: 1	BB: 0	P: 15	R: 1	H: 1	E: 0	K: 2	S: 11	LOB: 0	BB: 0	P: 20	R: 0	H: 1	E: 0	K: 0	S: 9	LOB: 2	BB: 1	P: 18	R: 0	H: 1	E: 0	K: 2	S: 9	LOB: 1	BB: 1	P: 15
--------------	------	------	------	------	-------	--------	-------	-------	------	------	------	------	-------	--------	-------	-------	------	------	------	------	-------	--------	-------	-------	------	------	------	------	-------	--------	-------	-------	------	------	------	------	-------	--------	-------	-------	------	------	------	------	------	--------	-------	-------	------	------	------	------	------	--------	-------	-------

PITCHER	IP	WLS	BF	H	R	ER	SO	BB	IBB	HBP	BLK	WP	HR	S	P	ERA	WHIP
Ben Howard, R (1, 1) ERA: 3.22	5.0	L	24	9	4	1	5	0	0	0	0	0	3	57	77	1.80	1.800
Scott Linebrink, R (6, 1) ERA: 3.22	1.0		4	1	1	1	2	0	0	0	0	0	1	11	20	9.00	1.000
Mike Matthews, L (7, 1) ERA: 4.48	1.0		5	1	0	0	0	1	0	0	0	0	0	9	18	0.00	2.000
Jay Witasick, R (8, 1) ERA: 3.79	1.0		4	1	0	0	2	1	0	0	0	0	0	9	15	0.00	2.000

AB R H RBI BB SO LOB

BOTTOM

5	0	1	0	0	2	3
4	0	1	0	0	1	1
3	1	2	0	1	0	1
4	1	2	2	0	1	3
4	0	0	0	0	0	5
3	1	1	1	0	2	1
0	0	0	0	0	0	0
1	0	0	0	0	0	2
0	0	0	0	0	0	0
0	0	0	0	0	0	0
0	0	0	0	0	0	0

livebaseballscores.com

AB	35
R	5
H	12
RBI	5
BB	2
SO	9
LOB	17



1B: 6	SF: 0	WP: 0	PA: 37
2B: 2	SAC: 0	PB: 0	
3B: 1	DP: 1	SB: 0	
HR: 4	HBP: 0	CS: 0	

San Diego Padres @ Los Angeles Dodgers
Dodger Stadium, Los Angeles, CA
 Sun Sep 14 2003, 1:10 PM PDT
 Att: 45,405 - Sunny - 80 F

Batter	1	2	3	4	5	6	7	8	9	AB R H RBI BB SO LOB	TOP											
Sean Burroughs, L (1, 5) OBP: 0.361, SLG: 0.412	1-1 G3		0-0 G3			0-1 G3		1-2 1B		4 0 1 0 0 0 0	San Diego Padres @ San Francisco Giants PacBell Park, San Francisco, CA Tue Sep 16 2003, 10:15 PM EDT Att. 37,059 - Cloudy - 61 F											
Mark Loretta, R (1, 4) OBP: 0.383, SLG: 0.450	1-2 1B		2-2 F9			1-2 F9		1-1 1B		4 0 2 0 0 0 0												
24 Brian Giles, L (1, 7) OBP: 0.427, SLG: 0.513	1-2 P4				0-2 P6	1-0 F8		2-2 F8		4 0 0 0 0 0 3												
Phil Nevin, R (1, 3) OBP: 0.321, SLG: 0.467	0-3 K				2-2 F9			2-2 L8		4 0 0 0 0 1 3												
Mark Kotsay, L (1, 8) OBP: 0.348, SLG: 0.376		0-1 G4-3			0-0 3B			0-0 HR		4 1 2 1 0 0 0												
Xavier Nady, R (1, 9) OBP: 0.307, SLG: 0.369		4-1 BB			1-1 F7			0-3 K		3 0 1 0 1 1 1												
Gary Bennett, R (1, 2) OBP: 0.287, SLG: 0.287		1-3 K			3-2 G5-3			0-2 L4		2 0 0 0 0 1 1												
Todd Sears, L (7, PH) OBP: 0.325, SLG: 0.368		1-3 K			3-3 K			0-2 L4		1 0 0 0 0 1 1												
Miguel Ojeda, R (7, 2) OBP: 0.335, SLG: 0.373		1-3 K			3-3 K			0-2 L4		0 0 0 0 0 0 0												
Dave Hansen, L (9, PH) OBP: 0.348, SLG: 0.316		1-3 K			3-3 K			0-2 L4		1 0 0 0 0 0 0												
3 Khalil Greene, R (1, 6) OBP: 0.286, SLG: 0.323		2-3 K			0-0 F8			0-2 HR		3 1 1 1 1 1 1												
Adam Eaton, R (1, 1) OBP: 0.263, SLG: 0.377			1-1 G3			2-3 K		2-1 P4		2 0 0 0 0 1 0												
Scott Linebrink, R (7, 1) OBP: 0.167, SLG: 0.250								2-2 FC4		0 0 0 0 0 0 0												
Gary Matthews, S (8, PH) OBP: 0.310, SLG: 0.355								2-2 FC4		1 0 0 0 0 0 0												
Trevor Hoffman, R (8, 1) OBP: 0.310, SLG: 0.355								2-2 FC4		0 0 0 0 0 0 0												
Brian Buchanan, R (9, PH) OBP: 0.349, SLG: 0.449								2-2 FC4		1 0 0 0 0 0 1												
Inning Stats	R: 0 E: 0 K: 1 S: 12	H: 1 LOB: 1 BB: 0 P: 15	R: 0 E: 0 K: 2 S: 10	H: 0 LOB: 1 BB: 1 P: 17	R: 0 E: 0 K: 0 S: 7	H: 0 LOB: 0 BB: 0 P: 10	R: 0 E: 0 K: 0 S: 9	H: 1 LOB: 1 BB: 0 P: 12	R: 0 E: 0 K: 1 S: 11	H: 0 LOB: 0 BB: 0 P: 16	R: 0 E: 0 K: 0 S: 6	H: 0 LOB: 0 BB: 0 P: 8	R: 0 E: 0 K: 1 S: 16	H: 1 LOB: 1 BB: 0 P: 25	R: 1 E: 0 K: 0 S: 18	H: 3 LOB: 2 BB: 0 P: 26	R: 1 E: 0 K: 1 S: 15	H: 1 LOB: 1 BB: 1 P: 21	1B: 4 2B: 0 3B: 1 HR: 2	SF: 0 SAC: 0 DP: 0 HBP: 0	WP: 0 PB: 0 SB: 0 CS: 0	PA: 36
PITCHER	IP WLS BF H R ER SO BB IBB HBP BLK WP HR S P ERA WHIP																					
Jerome Williams, R (1, 1) ERA: 3.3	7.0 W 26 4 1 1 5 1 0 0 0 0 1 75 107 1.29 0.714																					
Scott Eyre, L (8, 1) ERA: 3.5	0.1 H 2 1 0 0 0 0 0 0 0 0 0 6 9 0.00 3.000																					
Joe Nathan, R (8, 1) ERA: 3.12	0.0 1 1 0 0 0 0 0 0 0 0 0 2 3 ∞ ∞																					
Jason Christiansen, L (8, 1) ERA: 5.24	0.1 H 1 0 0 0 0 0 0 0 0 0 0 3 5 0.00 0.000																					
Felix Rodriguez, R (8, 1) ERA: 3.2	0.1 H 1 0 0 0 0 0 0 0 0 0 0 3 5 0.00 0.000																					
PITCHER	IP WLS BF H R ER SO BB IBB HBP BLK WP HR S P ERA WHIP																					
Tim Worrell, R (9, 1) ERA: 2.53	1.0 S 5 1 1 1 1 1 0 0 0 0 0 1 15 21 9.00 2.000																					

AB	34
R	2
H	7
RBI	2
BB	2
SO	6
LOB	11



Batter	1	2	3	4	5	6	7	8	9	AB	R	H	RBI	BB	SO	LOB
Ray Durham, S (1, 4) OBP: 0.366, SLG: 0.426 Neifi Perez, S (8, 4) OBP: 0.291, SLG: 0.361	4-0 1B FC3-2 BB	0-1 G3		2-1 1B 3B		2-1 2B				3	1	2	1	1	0	0
Marquis Grissom, R (1, 8) OBP: 0.314, SLG: 0.452	3-2 FC3-2 BB 1B		4-0 BB BB	0-0 1B		1-3 K				3	1	2	1	1	1	1
Rich Aurilia, R (1, 6) OBP: 0.318, SLG: 0.406	4-1 1B FC3-2 BB		2-3 K	1-2 L9		0-0 G5-3				3	0	0	0	1	1	3
Barry Bonds, L (1, 7) OBP: 0.534, SLG: 0.755	1-1 FC3-2 1B		4-2 BB		0-1 HR		1-3 K			3	1	1	1	1	1	3
Edgardo Alfonzo, R (1, 5) OBP: 0.330, SLG: 0.381	0-0 P3		2-2 F8		1-3 K		1-1 F9			4	0	0	0	0	1	5
Benito Santiago, R (1, 2) OBP: 0.325, SLG: 0.423	1-1 1B		3-2 L9		0-1 G6-3		0-0 P4			4	0	1	1	0	0	2
Andres Galarraga, R (1, 3) OBP: 0.347, SLG: 0.477	0-3 K			1-0 G4-3		4-2 BB		4-2 G3-6-1 BB		2	0	0	0	2	1	3
José Cruz Jr., S (1, 9) OBP: 0.362, SLG: 0.410		2-0 F8		1-1 SH3 3B 1B		0-0 G1-6-3		1-2 G3-6-1		4	1	1	0	0	0	2
Jerome Williams, R (1, 1) OBP: 0.091, SLG: 0.121 Scott Eyre, L (8, 1) OBP: 0.500, SLG: 0.500 Joe Nathan, R (8, 1) Jason Christiansen, R (8, 1) Felix Rodriguez, R (8, 1) Marvin Benard, L (8, PH) OBP: 0.227, SLG: 0.248 Tim Worrell, R (9, 1)		1-3 K		3-2 SH3		0-0 F8		0-0 G6-3		2	0	0	0	0	1	0

Inning Stats	R: 1	H: 2	E: 0	K: 12	S: 12	R: 0	H: 0	E: 0	K: 1	S: 7	R: 0	H: 0	E: 0	K: 1	S: 13	R: 2	H: 3	E: 0	K: 0	S: 12	R: 1	H: 1	E: 0	K: 1	S: 10	R: 0	H: 1	E: 0	K: 1	S: 7	R: 0	H: 0	E: 0	K: 1	S: 6	R: 0	H: 0	E: 0	K: 0	S: 8	R: 0	H: 0	E: 0	K: 0	S: 8	1B: 4	2B: 1	3B: 1	HR: 1	SF: 0	SAC: 1	DP: 1	HBP: 0	WP: 0	PB: 0	SB: 0	CS: 0	PA: 36
--------------	------	------	------	-------	-------	------	------	------	------	------	------	------	------	------	-------	------	------	------	------	-------	------	------	------	------	-------	------	------	------	------	------	------	------	------	------	------	------	------	------	------	------	------	------	------	------	------	-------	-------	-------	-------	-------	--------	-------	--------	-------	-------	-------	-------	--------

PITCHER	IP	WLS	BF	H	R	ER	SO	BB	IBB	HBP	BLK	WP	HR	S	P	ERA	WHIP
Adam Eaton, R (1, 1) ERA: 4.24	6.0	L	30	7	4	4	5	5	0	0	0	0	1	61	108	6.00	2.000
Scott Linebrink, R (7, 1) ERA: 3.18	1.0		3	0	0	0	1	0	0	0	0	0	0	6	8	0.00	0.000
Trevor Hoffman, R (8, 1) ERA:	1.0		3	0	0	0	0	1	0	0	0	0	0	8	13	0.00	1.000


BOTTOM

San Diego Padres @ San Francisco Giants
PacBell Park, San Francisco, CA

Tue Sep 16 2003, 10:15 PM EDT
Att: 37,059 - Cloudy - 61 F

livebaseballscores.com

AB	29
R	4
H	7
RBI	4
BB	6
SO	6
LOB	19



Batter	1	2	3	4	5	6	7	8	9	AB R H RBI BB SO LOB	TOP											
Ramón Vázquez, L (1, 5) OBP: 0.333, SLG: 0.334	0-0 L9	2-1 3B			2-2 F8		0-0 F8			4 0 1 1 0 0 0	San Diego Padres @ San Francisco Giants PacBell Park, San Francisco, CA Wed Sep 17 2003, 10:15 PM EDT Att. 40,014 - Sunny - 67 F											
Mark Loretta, R (1, 4) OBP: 0.382, SLG: 0.454	0-1 HR	1-2 G5-3			1-3 K			0-1 F7		4 1 1 1 0 1 1												
24 Brian Giles, L (1, 7) OBP: 0.424, SLG: 0.509	1-2 P4				3-2 G4-3			2-0 G3-1		4 0 0 0 0 0 0												
Phil Nevin, R (1, 3) OBP: 0.320, SLG: 0.462	2-2 1B				1-3 K			3-2 L4		4 0 1 0 0 2 0												
Mark Kotsay, L (1, 8) OBP: 0.345, SLG: 0.373	0-0 F7				1-3 K			0-1 G1-3		4 0 0 0 0 2 1												
Brian Buchanan, R (1, 9) OBP: 0.352, SLG: 0.460		1-1 1B 3B			0-3 K			1-2 G4-3		4 1 2 0 0 1 0												
3 Khalil Greene, R (1, 6) OBP: 0.282, SLG: 0.343		1-2 G5-3			1-1 WP 2B			0-0 G5-3		4 0 1 0 0 1 2												
Humberto Quintero, R (1, 2) OBP: 0.313, SLG: 0.267		1-2 3B 1B			0-2 K			0-3 K		3 1 1 1 0 2 1												
Mike Bynum, L (1, 1) Joe Roa, R (5, 1) Keith Lockhart, L (7, PH) Brandon Villafuerte, R (7, 1)		0-0 B1			1-3 K			3-3 K		2 0 0 0 0 1 2 0 0 0 0 0 0 0 1 0 0 0 0 1 0 0 0 0 0 0 0 0												
Inning Stats	R: 1 E: 0 K: 0 S: 12	H: 2 LOB: 1 BB: 0 P: 15	R: 2 E: 0 K: 0 S: 15	H: 3 LOB: 1 BB: 0 P: 21	R: 0 E: 0 K: 2 S: 8	H: 0 LOB: 0 BB: 0 P: 9	R: 0 E: 0 K: 3 S: 11	H: 1 LOB: 1 BB: 0 P: 13	R: 0 E: 0 K: 1 S: 11	H: 0 LOB: 0 BB: 0 P: 17	R: 0 E: 0 K: 3 S: 14	H: 1 LOB: 1 BB: 0 P: 16	R: 0 E: 0 K: 2 S: 9	H: 0 LOB: 0 BB: 0 P: 12	R: 0 E: 0 K: 0 S: 6	H: 0 LOB: 0 BB: 0 P: 11	R: 0 E: 0 K: 0 S: 6	H: 0 LOB: 0 BB: 0 P: 7	1B: 3 2B: 1 3B: 2 HR: 1	SF: 0 SAC: 0 DP: 0 HBP: 0	WP: 2 PB: 0 SB: 1 CS: 0	PA: 34
PITCHER	IP WLS BF H R ER SO BB IBB HBP BLK WP HR S P ERA WHIP																					
Jason Schmidt, R (1, 1) ERA: 2.33	7.0 W 28 7 3 3 11 0 0 0 0 2 1 80 103 3.86 1.000																					
Joe Nathan, R (8, 1) ERA: 3.08	1.0 3 0 0 0 0 0 0 0 0 0 0 6 11 0.00 0.000																					
Scott Eyre, L (9, 1) ERA: 3.48	0.1 1 0 0 0 0 0 0 0 0 0 0 2 2 0.00 0.000																					
Felix Rodríguez, R (9, 1) ERA: 3.16	0.2 2 0 0 0 0 0 0 0 0 0 0 4 5 0.00 0.000																					

AB	34
R	3
H	7
RBI	3
BB	0
SO	11
LOB	7



Batter	1	2	3	4	5	6	7	8	9
Ray Durham, S OBP: 0.367, SLG: 0.427 (1, 4)	1-0 G4-3		3-1 HR 1B		3-1 1B 1B		0-1 L4		
Marquis Grissom, R OBP: 0.317, SLG: 0.460 (1, 8)	1-0 1B		2-1 HR 1-H		3-2 1B 1B		0-3 K		
Rich Aurilia, R OBP: 0.318, SLG: 0.405 (1, 6)	1-3 K 1-2		0-1 B3-1		2-1 1B 1B		2-1 G1-3		
Barry Bonds, L OBP: 0.532, SLG: 0.750 (1, 7)		2-1 P4	3-2 P2		1-2 1B		1-0 F7		
Edgardo Alfonzo, R OBP: 0.332, SLG: 0.380 (1, 5)		0-1 F9		4-0 G6-4-3 BB		2-0 F8		4-1 1B G4-3 BB	
Benito Santiago, R OBP: 0.327, SLG: 0.426 (1, 2)		2-2 HR 1B		2-3 K		0-1 F9 SF9 2B		2-1 G4-3	
Andres Galarraga, R OBP: 0.350, SLG: 0.490 (1, 3)		0-0 HR		1-2 G6-4-3 1-2f		0-0 F9		0-0 1B 1B	
José Cruz Jr., S OBP: 0.362, SLG: 0.409 (1, 9)		0-1 G4-3				1-0 G5-3		2-1 SF9 1B	
Jason Schmidt, R OBP: 0.083, SLG: 0.068 (1, 1)			1-1 G4-3			2-3 K		0-1 F9	
Joe Nathan, R (8, 1)									
Jeffrey Hammonds, R OBP: 0.341, SLG: 0.438 (8, PH)									
Scott Eyre, L OBP: 0.500, SLG: 0.500 (9, 1)									
Felix Rodriguez, R OBP: 1.000, SLG: 1.000 (9, 1)									

AB	R	H	RBI	BB	SO	LOB
4	2	2	0	0	0	0
4	2	3	2	0	1	0
4	0	1	1	0	1	1
4	0	1	1	0	0	0
2	1	0	0	2	0	2
4	2	2	0	0	1	2
4	1	2	2	0	0	2
3	0	1	2	0	0	0
3	0	0	0	0	2	0
0	0	0	0	0	0	0
1	0	0	0	0	0	2
0	0	0	0	0	0	0
0	0	0	0	0	0	0
1B: 9	SF: 1					
2B: 1	SAC: 0					
3B: 0	DP: 1					
HR: 2	HBP: 0					

BOTTOM

San Diego Padres @ San Francisco Giants
PacBell Park, San Francisco, CA
Wed Sep 17 2003, 10:15 PM EDT
Att: 40,014 - Sunny - 67 F

livebaseballscorecards.com

AB	33
R	8
H	12
RBI	8
BB	2
SO	5
LOB	9



Inning	R	H	E	K	S	P	IP	WLS	BF	H	R	ER	SO	BB	IBB	HBP	BLK	WP	HR	S	P	ERA	WHIP
1	0	1	0	1	9	7	4.2	L	20	7	6	6	3	1	0	0	0	0	2	43	75	11.57	1.714
2	2	2	0	0	10	6	1.1		7	3	1	1	1	0	0	0	0	0	0	15	23	6.75	2.250
3	0	0	0	0	9	2	2.0		9	2	1	1	1	1	0	0	0	0	0	16	27	4.50	1.500

PITCHER	IP	WLS	BF	H	R	ER	SO	BB	IBB	HBP	BLK	WP	HR	S	P	ERA	WHIP
Mike Bynum, L ERA: 8.78 (1, 1)	4.2	L	20	7	6	6	3	1	0	0	0	0	2	43	75	11.57	1.714
Joe Roa, R ERA: 5.98 (5, 1)	1.1		7	3	1	1	1	0	0	0	0	0	0	15	23	6.75	2.250
Brandon Villafuerte, R ERA: 4.3 (7, 1)	2.0		9	2	1	1	1	1	0	0	0	0	0	16	27	4.50	1.500

WP	PA	ERA	WHIP
0	36		
0			
0			

Batter	1	2	3	4	5	6	7	8	9	AB R H RBI BB SO LOB	TOP		
Ramón Vázquez, L (1, 5) OBP: 0.333, SLG: 0.335	2-1 L5	2-3 K		0-1 FC6-4 1B		1-1 FC6-4 1B		1-1 F8		5 0 2 0 0 1 1	San Diego Padres @ San Francisco Giants PacBell Park, San Francisco, CA Thu Sep 18 2003, 3:35 PM EDT Att. 41,163 - Sunny - 75 F		
Mark Loretta, R (1, 4) OBP: 0.381, SLG: 0.452	0-2 F9	3-3 K		1-1 FC6-4 1B		2-3 K		3-2 G5-3		5 0 1 0 0 2 2			
24 Brian Giles, L (1, 7) OBP: 0.426, SLG: 0.512	0-0 1B 2B 1B			1-1 SF7		0-0 F7		4-1 BB		3 2 2 1 1 0 1			
Phil Nevin, R (1, 3) OBP: 0.317, SLG: 0.455	0-0 2B 1B			0-1 FC6-4		1-0 FC6-4		3-2 G6-3		5 1 1 0 0 0 5			
Gary Matthews, S (1, 9) OBP: 0.308, SLG: 0.355	0-0 2B			2-3 K		2-3 K		0-2 G1-3		5 0 1 2 0 3 3			
Mark Kotsay, L (1, 8) OBP: 0.348, SLG: 0.376	3-2 G6-3			0-0 3 1B 1B		1-1 3 G5-3 2B		4-0 3 2B BB		4 2 2 1 1 0 1			
3 Khalil Greene, R (1, 6) OBP: 0.318, SLG: 0.425				1-2 1B 2B 1B		2-1 G5-3		1-1 1-H 2B		5 1 3 1 0 1 1			
Gary Bennett, R (1, 2) OBP: 0.286, SLG: 0.288				0-0 44 SH3-4 1B		0-0 SF8		3-1 P4		3 0 1 2 0 0 3			
44 Jake Peavy, R (1, 1) OBP: 0.145, SLG: 0.078 Scott Linebrink, R (7, 1) OBP: 0.167, SLG: 0.250 Jay Witasick, R (9, 1)				0-0 SH3-4 1B		0-2 E5 1B 24 SF7 1B		0-3 K		3 1 0 0 0 2 1 0 0 0 0 0 0 0 0 0 0 0 0 0 0			
Inning Stats	R: 2 H: 3 E: 0 LOB: 1 K: 0 BB: 0 S: 11 P: 16	R: 1 H: 2 E: 0 LOB: 1 K: 2 BB: 0 S: 13 P: 19	R: 1 H: 3 E: 0 LOB: 2 K: 1 BB: 0 S: 15 P: 24	R: 1 H: 2 E: 1 LOB: 2 K: 1 BB: 0 S: 14 P: 18	R: 1 H: 1 E: 0 LOB: 0 K: 1 BB: 0 S: 10 P: 15	R: 0 H: 1 E: 0 LOB: 1 K: 1 BB: 0 S: 8 P: 12	R: 1 H: 1 E: 0 LOB: 1 K: 2 BB: 1 S: 13 P: 21	R: 0 H: 0 E: 0 LOB: 1 K: 0 BB: 1 S: 11 P: 22	R: 0 H: 0 E: 0 LOB: 0 K: 1 BB: 0 S: 9 P: 10	1B: 8 SF: 2 2B: 5 SAC: 1 3B: 0 DP: 0 HR: 0 HBP: 0	WP: 0 PA: 43 PB: 0 SB: 0 CS: 0		
PITCHER	IP WLS BF H R ER SO BB IBB HBP BLK WP HR S P ERA WHIP											PITCHER	IP WLS BF H R ER SO BB IBB HBP BLK WP HR S P ERA WHIP
Sidney Ponson, R (1, 1) ERA: 3.79	5.0 L 27 11 6 5 5 0 0 0 0 0 0 0 63 92 9.00 2.200												
41 Chad Zerbe, L (6, 1) ERA: 4.66	2.0 9 2 1 1 3 1 0 0 0 0 0 0 21 33 4.50 1.500												
51 Noah Lowry, L (8, 1) ERA:	2.0 7 0 0 0 1 1 0 0 0 0 0 0 20 32 0.00 0.500												

AB	38
R	7
H	13
RBI	7
BB	2
SO	9
LOB	18



Batter	1	2	3	4	5	6	7	8	9	AB	R	H	RBI	BB	SO	LOB
Eric Young Sr., R OBP: 0.338, SLG: 0.400 (1, 4)	1-0 G6-3 ①		4-2 1B BB ①		2-1 G4-6-3 1-2f ②			2-1 2B ①		3	1	1	0	1	0	1
Neifi Perez, S OBP: 0.287, SLG: 0.356 (1, 6)	1-2 F9 ②		2-1 G3-1 1-2 2-3 ②			1-1 P5 ①		2-2 F8 ①		4	0	0	0	0	0	3
Jeffrey Hammonds, R OBP: 0.338, SLG: 0.431 (1, 8)	0-0 P4 ③		1-1 FC5-4 1B 2-H 3-H ③			0-3 K ②		1-3 K ②		4	0	1	2	0	2	1
Pedro Feliz, R OBP: 0.267, SLG: 0.470 (1, 5)			1-2 FC5-4 1-2f ③			1-1 P2 ③		0-0 G5-3 ③		4	0	0	0	0	1	2
Andres Galarraga, R OBP: 0.352, SLG: 0.490 (1, 3)		1-0 F9 ②		3-1 G4-3 ①			2-1 1B 1B ①		0-2 G6-3 1B ①	4	0	2	0	0	0	0
Todd Linden, S OBP: 0.261, SLG: 0.304 (1, 9)		1-1 G4-3 ③		2-1 G6-3 ②			3-2 F8 ①		0-1 G6-3 1-2f ②	4	0	0	0	0	0	2
Yorvit Torrealba, R OBP: 0.310, SLG: 0.394 Alberto Castillo, R OBP: 0.200, SLG: 0.467 (1, 2) (8, 2)			1-1 HR ①	2-2 G3 ③			1-2 1B ①		0-3 K ③	3	1	2	1	0	0	0
Tony Torcato, L OBP: 0.154, SLG: 0.231 (1, 7)			1-1 G6-3 ①		0-0 G6-3 ①		0-3 K ②			3	0	0	0	0	1	2
Sidney Ponson, R OBP: 0.080, SLG: 0.120 Marvin Benard, L OBP: 0.239, SLG: 0.258 41 Chad Zerbe, L Lance Niekro, R 51 Noah Lowry, R (1, 1) (5, PH) (6, 1) (7, PH) (8, 1)			0-0 G3-1 1B BB 1B ①		3-2 G4-6-3 1B ③		0-0 F8 ③			1	1	1	0	0	0	0

Inning Stats	R: 0	H: 0	E: 0	K: 5	S: 5	LOB: 0	BB: 0	P: 7	R: 0	H: 0	E: 0	K: 1	S: 6	LOB: 0	BB: 0	P: 8	R: 3	H: 3	E: 0	K: 0	S: 14	LOB: 1	BB: 1	P: 24	R: 0	H: 0	E: 0	K: 0	S: 9	LOB: 0	BB: 0	P: 16	R: 0	H: 1	E: 0	K: 0	S: 7	LOB: 0	BB: 0	P: 12	R: 0	H: 0	E: 0	K: 1	S: 7	LOB: 0	BB: 0	P: 9	R: 0	H: 2	E: 0	K: 1	S: 15	LOB: 2	BB: 0	P: 21	R: 0	H: 1	E: 0	K: 1	S: 9	LOB: 1	BB: 0	P: 14	R: 0	H: 1	E: 0	K: 1	S: 8	LOB: 0	BB: 0	P: 8	1B: 6	2B: 1	3B: 0	HR: 1	SF: 0	SAC: 0	DP: 2	HBP: 0	WP: 0	PB: 0	SB: 0	CS: 0	PA: 34
--------------	------	------	------	------	------	--------	-------	------	------	------	------	------	------	--------	-------	------	------	------	------	------	-------	--------	-------	-------	------	------	------	------	------	--------	-------	-------	------	------	------	------	------	--------	-------	-------	------	------	------	------	------	--------	-------	------	------	------	------	------	-------	--------	-------	-------	------	------	------	------	------	--------	-------	-------	------	------	------	------	------	--------	-------	------	-------	-------	-------	-------	-------	--------	-------	--------	-------	-------	-------	-------	--------

PITCHER	IP	WLS	BF	H	R	ER	SO	BB	IBB	HBP	BLK	WP	HR	S	P	ERA	WHIP
44 Jake Peavy, R ERA: 4.21 (1, 1)	6.1	W	25	6	3	3	2	1	0	0	0	0	1	58	92	4.26	1.105
Scott Linebrink, R ERA: 3.12 (7, 1)	1.2	H	6	1	0	0	2	0	0	0	0	0	0	14	19	0.00	0.600
Jay Witasick, R ERA: 4.07 (9, 1)	1.0		3	1	0	0	1	0	0	0	0	0	0	8	8	0.00	1.000


BOTTOM

San Diego Padres @ San Francisco Giants
PacBell Park, San Francisco, CA

Thu Sep 18 2003, 3:35 PM EDT
Att: 41,163 - Sunny - 75 F

AB	33
R	3
H	8
RBI	3
BB	1
SO	5
LOB	13

livebaseballscores.com



Batter	1	2	3	4	5	6	7	8	9	AB R H RBI BB SO LOB	TOP	
Sean Burroughs, L (1, 5) <small>OBP: 0.359, SLG: 0.410</small> Xavier Nady, R (8, PH) <small>OBP: 0.309, SLG: 0.369</small> Trevor Hoffman, R (8, 1) Gary Bennett, R (9, PH) <small>OBP: 0.285, SLG: 0.287</small>	1-1 G4-3 		1-2 F7 			2-1 G3 		4-1 1B BLK BB 	2-1 F8 	3 0 0 0 0 0 0 0 0 0 0 1 0 0 0 0 0 0 0 0 0 1 0 0 0 0 0 1	San Diego Padres @ Colorado Rockies Coors Field, Denver, CO Fri Sep 19 2003, 6:05 PM MDT Att. 31,976 - Sunny - 68 F	
Mark Loretta, R (1, 4) <small>OBP: 0.380, SLG: 0.450</small>	1-2 P3 			1-1 F9 		2-2 G4-3 		0-2 		4 0 1 0 0 0 0		
24 Brian Giles, L (1, 7) <small>OBP: 0.423, SLG: 0.508</small>	1-1 P6 			2-3 K 		0-0 G6-3 		1-3 3-H 1B 3-1 G4-3 		4 0 0 0 0 1 2		
Phil Nevin, R (1, 3) <small>OBP: 0.321, SLG: 0.472</small>		1-2 		1-1 P6 			1-0 G1-3 		2-2 	4 1 2 1 0 0 0		
Mark Kotsay, L (1, 8) <small>OBP: 0.349, SLG: 0.386</small>		1-0 F7 			2-1 		2-1 F7 		3-2 G3-1 3 HR 2B 	4 2 2 1 0 0 1		
Brian Buchanan, R (1, 9) <small>OBP: 0.345, SLG: 0.451</small>		2-1 F7 			0-0 P3 		1-3 K 		1-2 G3-1 	4 0 0 0 0 1 2		
3 Khalil Greene, R (1, 6) <small>OBP: 0.313, SLG: 0.477</small>		1-2 FC6-4 			1-2 F7 			1-3 K 	1-0 	4 1 1 2 0 1 1		
Humberto Quintero, R (1, 2) <small>OBP: 0.333, SLG: 0.294</small> Todd Sears, L (8, PH) <small>OBP: 0.333, SLG: 0.391</small> Ramón Vázquez, L (8, 5) <small>OBP: 0.333, SLG: 0.335</small> Gary Matthews, S (9, PH) <small>OBP: 0.308, SLG: 0.355</small>			0-2 G1-3 			3-1 		3-2 G4-3 BLK 2B 	0-3 K 	2 0 1 0 0 0 0 1 1 1 0 0 0 0 0 0 0 0 0 0 0 1 0 0 0 0 1 0		
Ben Howard, R (1, 1) <small>OBP: 0.111, SLG: 0.111</small> Brandon Villafuerte, R (6, 1) Kevin Walker, L (7, 1) Dave Hansen, L (8, PH) <small>OBP: 0.348, SLG: 0.316</small> Miguel Ojeda, R (8, PH) <small>OBP: 0.338, SLG: 0.375</small>			1-0 G6-3 		0-2 G5-3 			0-1 G4-3 	2-1 	2 0 0 0 0 0 1 0 0 0 0 0 0 0 0 0 0 0 0 0 0 0 0 0 0 0 0 0 2 0 1 0 0 0 1		
Inning Stats	R: 0 H: 0 E: 0 LOB: 0 K: 0 BB: 0 S: 7 P: 10	R: 0 H: 1 E: 0 LOB: 1 K: 0 BB: 0 S: 9 P: 14	R: 0 H: 0 E: 0 LOB: 0 K: 0 BB: 0 S: 7 P: 9	R: 0 H: 0 E: 0 LOB: 0 K: 1 BB: 0 S: 8 P: 12	R: 1 H: 2 E: 0 LOB: 1 K: 0 BB: 0 S: 15 P: 21	R: 0 H: 0 E: 0 LOB: 0 K: 0 BB: 0 S: 6 P: 10	R: 0 H: 0 E: 0 LOB: 0 K: 1 BB: 0 S: 6 P: 10	R: 1 H: 2 E: 0 LOB: 2 K: 1 BB: 1 S: 19 P: 30	R: 3 H: 4 E: 0 LOB: 1 K: 1 BB: 0 S: 20 P: 31	1B: 4 SF: 0 2B: 2 SAC: 0 3B: 0 DP: 0 HR: 3 HBP: 0		WP: 0 PA: 37 PB: 0 SB: 0 CS: 0
PITCHER Scott Elarton, R (1, 1) <small>ERA: 6.42</small> Adam Bernero, R (7, 1) <small>ERA: 5.96</small> Javier López, L (8, 1) <small>ERA: 3.88</small> Justin Speier, R (9, 1) <small>ERA: 3.71</small> 40 Brian Fuentes, L (9, 1) <small>ERA: 2.51</small>	IP WLS BF H R ER SO BB IBB HBP BLK WP HR S P ERA WHIP											PITCHER IP WLS BF H R ER SO BB IBB HBP BLK WP HR S P ERA WHIP

livebaseballscorecards.com

AB	36
R	5
H	9
RBI	4
BB	1
SO	4
LOB	9



BOTTOM

San Diego Padres @ Colorado Rockies

Coors Field, Denver, CO

Fri Sep 19 2003, 6:05 PM MDT

Att: 31,976 - Sunny - 68 F

livebaseballscorecards.com

AB	30
R	6
H	8
RBI	6
BB	5
SO	6
LOB	16



WP:	0	PA:	36
PB:	0	SB:	0
CS:	0		

AB R H RBI BB SO LOB

2 1 1 2 2 0 0

4 0 0 0 0 1 3

0 0 0 0 0 0 0

3 0 1 1 1 0 0

3 0 0 0 1 1 3

4 0 0 0 0 1 4

3 1 0 0 1 0 0

4 3 4 0 0 0 0

4 1 2 2 0 2 3

2	0	0	0	0	1	2
0	0	0	1	0	0	0
0	0	0	0	0	0	0
0	0	0	0	0	0	0
0	0	0	0	0	0	0
1	0	0	0	0	0	1
0	0	0	0	0	0	0
0	0	0	0	0	0	0
0	0	0	0	0	0	0

1B:	3	SF:	1
2B:	5	SAC:	0
3B:	0	DP:	1
HR:	1	HBP:	0

Batter	1	2	3	4	5	6	7	8	9
Pablo Ozuna, R OBP: 0.250, SLG: 0.212 (1, 4)	4-1 BB BB	0-0 B2		0-1 1B			4-1 1B BB		
27 Garrett Atkins, R OBP: 0.210, SLG: 0.190 Chris Stynes, R OBP: 0.340, SLG: 0.424 (1, 5) (8, 5)	1-2 F8		2-2 G4-3	2-3 K			3-1 G5-3		
17 Todd Helton, L OBP: 0.453, SLG: 0.625 (1, 3)	4-1 BB		2-1 G6-3		0-2 F7		3-2 1B		
Preston Wilson, R OBP: 0.346, SLG: 0.536 (1, 8)	0-2 L9		4-2 BB		0-0 P6		1-3 K		
Larry Walker, L OBP: 0.413, SLG: 0.455 (1, 9)	1-3 K		0-0 G3		0-2 G4-3		0-0 F8		
Jay Payton, R OBP: 0.362, SLG: 0.519 (1, 7)		0-0 F8		4-1 1B BB			0-0 F8		
Kit Pellow, R OBP: 0.500, SLG: 0.867 (1, 2)		1-2 HR		0-1 1B 2B			0-1 2B		
Juan Uribe, R OBP: 0.293, SLG: 0.414 (1, 6)		1-1 HR		2-3 K			3-1 2B		
Scott Elarton, R OBP: 0.133, SLG: 0.071 Rene Reyes, S OBP: 0.288, SLG: 0.364 Adam Berro, R (7, 1) Javier Lopez, L OBP: 0.200, SLG: 0.200 Greg Norton, S OBP: 0.316, SLG: 0.425 Justin Speier, R (9, 1) 40 Brian Fuentes, L (9, 1)		2-2 F7		0-3 K			2-2 SF8-3-5		1-2 G4-3

Inning Stats	R: 0	H: 0	E: 0	K: 1	S: 12	L: 0	LOB: 2	BB: 2	P: 22	R: 2	H: 2	E: 0	K: 0	S: 12	L: 0	LOB: 0	BB: 0	P: 16	R: 0	H: 0	E: 0	K: 0	S: 8	R: 2	H: 2	E: 0	K: 3	S: 15	R: 0	H: 0	E: 0	K: 0	S: 8	R: 1	H: 2	E: 0	K: 0	S: 9	R: 1	H: 1	E: 0	K: 1	S: 12	R: 0	H: 1	E: 0	K: 1	S: 14
--------------	------	------	------	------	-------	------	--------	-------	-------	------	------	------	------	-------	------	--------	-------	-------	------	------	------	------	------	------	------	------	------	-------	------	------	------	------	------	------	------	------	------	------	------	------	------	------	-------	------	------	------	------	-------

PITCHER	IP	WLS	BF	H	R	ER	SO	BB	IBB	HBP	BLK	WP	HR	S	P	ERA	WHIP
Ben Howard, R ERA: 4.23 (1, 1)	5.1	L	26	6	5	5	4	4	0	0	0	0	1	60	93	8.44	1.875
Brandon Villafuerte, R ERA: 4.42 (6, 1)	1.0		3	0	1	1	0	1	0	0	0	0	0	7	16	9.00	1.000
Kevin Walker, L ERA: 5.4 (7, 1)	0.2		3	1	0	0	1	0	0	0	0	0	0	9	13	0.00	1.500
Trevor Hoffman, R ERA: (8, 1)	1.0		4	1	0	0	1	0	0	0	0	0	0	14	19	0.00	1.000

Batter	1	2	3	4	5	6	7	8	9	AB R H RBI BB SO LOB	TOP											
Ramón Vázquez, L (1, 5) OBP: 0.333, SLG: 0.334	0-1 F7	0-1 SF8			3-2 G3		0-0 K		4-2 BB	4 1 1 1 1 1 2												
Mark Loretta, R (1, 4) OBP: 0.379, SLG: 0.451	1-2 G4-3	0-1 G4-3			0-0 FC6-4 1B		0-0 HBP 2B	1-0 P4	1-2 F8	6 1 2 1 0 0 3												
24 Brian Giles, L (1, 7) OBP: 0.424, SLG: 0.506	0-2 BB 1B			0-0 F7	1-2 FC6-4 HR		4-0 HBP FC3-2 1B	4-1 G6-4-3 BB		3 1 1 0 2 0 1												
Phil Nevin, R (1, 3) OBP: 0.327, SLG: 0.487	4-1 BB 1-2 BB			2-0 L6	2-2 HR		0-0 FC3-2 HBP 2B 1B	2-1 G6-4-3		4 2 2 3 1 0 1												
Xavier Nady, R (1, 9) OBP: 0.313, SLG: 0.372	4-2 BB 1-2 2-3 BB			0-2 2B	0-0 F9		2-1 FC3-2 2B HBP		1-3 K	3 1 1 1 1 1 0												
Mark Kotsay, L (1, 8) OBP: 0.348, SLG: 0.386	0-0 G1-3			2-0 G3		1-1 F8	3-1 FC3-2 2B		1-0 G6-3 1B 2B	5 2 1 0 0 0 7												
3 Khalil Greene, R (1, 6) OBP: 0.302, SLG: 0.490				2-3 K		0-0 G5-3	1-2 P2		0-0 G6-3	5 1 1 0 0 1 4												
Gary Bennett, R (1, 2) OBP: 0.290, SLG: 0.299				2-0 F7		0-0 F7	0-0 1B 2B		0-0 BB 1B	5 1 3 5 0 0 0												
Brian Lawrence, R (1, 1) OBP: 0.265, SLG: 0.308				1-1 F9					0-0 BB 1B	4 1 2 0 0 1 1												
Scott Linebrink, R (8, 1) OBP: 0.167, SLG: 0.250										0 0 0 0 0 0 0												
Mike Matthews, L (8, 1)										0 0 0 0 0 0 0												
Brian Buchanan, R (9, PH) OBP: 0.348, SLG: 0.454										1 0 1 0 0 0 0												
Rod Beck, R (9, 1)										0 0 0 0 0 0 0												
Inning Stats	R: 0 E: 0 K: 0 S: 12	H: 1 LOB: 3 BB: 2 P: 21	R: 2 E: 0 K: 0 S: 9	H: 2 LOB: 0 BB: 0 P: 12	R: 0 E: 0 K: 2 S: 7	H: 1 LOB: 1 BB: 0 P: 10	R: 0 E: 0 K: 2 S: 7	H: 0 LOB: 0 BB: 0 P: 12	R: 2 E: 0 K: 0 S: 11	H: 2 LOB: 0 BB: 0 P: 17	R: 0 E: 0 K: 0 S: 4	H: 0 LOB: 0 BB: 0 P: 5	R: 6 E: 0 K: 1 S: 19	H: 6 LOB: 2 BB: 1 P: 33	R: 0 E: 0 K: 0 S: 4	H: 0 LOB: 0 BB: 1 P: 11	R: 1 E: 0 K: 1 S: 13	H: 3 LOB: 3 BB: 1 P: 20	1B: 8 2B: 5 3B: 1 HR: 1	SF: 1 SAC: 0 DP: 1 HBP: 1	WP: 0 PB: 0 SB: 0 CS: 0	PA: 47
PITCHER	IP WLS BF H R ER SO BB IBB HBP BLK WP HR S P ERA WHIP																					
Cory Vance, L (1, 1) ERA: 6.33	5.0 L 23 6 4 4 2 2 0 0 0 0 0 1 45 72 7.20 1.600																					
28 Aaron Cook, R (6, 1) ERA: 6.1	1.0 9 4 6 6 0 0 1 1 0 0 0 0 12 21 54.00 4.000																					
Denny Stark, R (7, 1) ERA: 6.07	2.0 8 2 0 0 1 1 0 0 0 0 0 0 15 28 0.00 1.500																					
Jesus Sanchez, L (9, 1) ERA: 9.45	1.0 7 3 1 1 1 1 0 0 0 0 0 0 13 20 9.00 4.000																					

San Diego Padres @ Colorado Rockies
Coors Field, Denver, CO
Sat Sep 20 2003, 1:05 PM MDT
Att. 28,028 - Cloudy - 75 F

livebaseballscorecards.com

AB	40
R	11
H	15
RBI	11
BB	5
SO	4
LOB	19



BOTTOM

San Diego Padres @ Colorado Rockies
Coors Field, Denver, CO

livebaseballscorecards.com

AB 33
R 3
H 8
RBI 3
BB 1
SO 5
LOB 11



WP: 0 PA: 34
PB: 0
SB: 0
CS: 0

ERA WHIP

AB R H RBI BB SO LOB

3 0 0 0 0 1 1
1 0 1 0 0 0 0

4 0 0 0 0 1 2
0 0 0 0 0 0 0

3 0 0 0 1 0 3

4 1 1 1 0 1 1

4 1 2 0 0 1 0

4 1 2 2 0 0 1

4 0 0 0 0 1 2

3 0 1 0 0 0 0

1B: 5 SF: 0
2B: 1 SAC: 0
3B: 0 DP: 3
HR: 2 HBP: 0

1 0 1 0 0 0 0
1 0 0 0 0 0 0
0 0 0 0 0 0 0
0 0 0 0 0 0 0
1 0 0 0 0 0 1

Main table containing batter names, statistics, and play diagrams for each of the 9 innings. Batter names include Pablo Ozuna, Greg Norton, Chris Stynes, Jesus Sanchez, Todd Helton, Preston Wilson, Larry Walker, Jay Payton, Charles Johnson, Juan Uribe, Cory Vance, Mark Swesney, Aaron Cook, Denny Stark, and Mark Bellhorn. Play diagrams show ball counts and outcomes like HR, 1B, 2B, 3B, and G4-6-3.

Inning Stats table with columns for R, H, E, K, S, LOB, BB, P, and SO for each of the 9 innings.

Pitcher stats table with columns for IP, WLS, BF, H, R, ER, SO, BB, IBB, HBP, BLK, WP, HR, S, P, ERA, and WHIP for Brian Lawrence, Scott Linebrink, Mike Matthews, and Rod Beck.

Batter	1	2	3	4	5	6	7	8	9	AB	R	H	RBI	BB	SO	LOB
Chris Stynes, R OBP: 0.335, SLG: 0.416 (1, 4) B C X (7, 5)	2-1 G6-3 ① F X	0-1 F8 ③														
27 Garrett Atkins, R OBP: 0.290, SLG: 0.180 Steve Reed, R (1, 9) C S X (7, 1)	1-2 G4-3 ②															
Javier López, L OBP: 0.200, SLG: 0.200 Greg Norton, S OBP: 0.320, SLG: 0.426 Adam Bernero, R (7, PH) (8, 1)																
17 Todd Helton, L OBP: 0.453, SLG: 0.626 (1, 3) B C X (8, 1)	3-1 F9 ③															
Jay Payton, R OBP: 0.363, SLG: 0.522 (1, 7) B C X (8, 1)																
Larry Walker, L OBP: 0.414, SLG: 0.463 (1, 9) B X (8, 1)																
Rene Reyes, S OBP: 0.296, SLG: 0.392 (1, 8) B C X (8, 1)																
Gregg Zaun, S OBP: 0.301, SLG: 0.333 (1, 2) B C X (8, 1)																
12 Clint Barnes, R OBP: 0.304, SLG: 0.381 (1, 6) B C X (8, 1)																
Chin-hui Tsao, R OBP: 0.154, SLG: 0.231 Mark Bellhorn, S OBP: 0.353, SLG: 0.293 (1, 1) (7, 4)																

4	0	0	0	0	0	1	3
3	0	0	0	0	0	1	0
0	0	0	0	0	0	0	0
0	0	0	0	0	0	0	0
1	0	0	0	0	0	1	2
0	0	0	0	0	0	0	0
0	0	0	0	0	0	0	0
4	1	3	0	0	0	0	0
4	1	1	0	0	0	0	3
3	1	1	2	1	0	1	1
3	2	1	2	1	0	2	2
4	0	1	0	0	0	0	0
1	0	0	1	0	0	0	0
1	0	0	0	0	1	0	0
1	0	1	0	0	0	0	0

BOTTOM

San Diego Padres @ Colorado Rockies
Coors Field, Denver, CO
 Sun Sep 21 2003, 1:05 PM MDT
 Att: 28,167 - Sunny - 72 F

livebaseballscorecards.com

AB	29
R	5
H	8
RBI	5
BB	2
SO	4
LOB	11



1B: 4	SF: 1
2B: 2	SAC: 1
3B: 0	DP: 1
HR: 2	HBP: 1

WP: 0	PA: 34
PB: 0	
SB: 1	
CS: 0	

Inning Stats	R: 0	H: 0	E: 0	K: 0	S: 7	H: 0	LOB: 0	BB: 0	P: 13	R: 3	H: 3	E: 0	K: 0	S: 18	H: 1	LOB: 1	BB: 1	P: 27	R: 0	H: 0	E: 0	K: 1	S: 7	H: 0	LOB: 0	BB: 0	P: 8	R: 0	H: 0	E: 0	K: 1	S: 7	H: 0	LOB: 0	BB: 0	P: 9	R: 0	H: 1	E: 0	K: 0	S: 14	H: 1	LOB: 2	BB: 1	P: 25	R: 0	H: 1	E: 0	K: 2	S: 11	H: 1	LOB: 2	BB: 0	P: 16	R: 2	H: 2	E: 0	K: 0	S: 13	H: 2	LOB: 0	BB: 0	P: 20
PITCHER	IP	WLS	BF	H	R	ER	SO	BB	IBB	HBP	BLK	WP	HR	S	P	ERA	WHIP																			PITCHER	IP	WLS	BF	H	R	ER	SO	BB	IBB	HBP	BLK	WP	HR	S	P	ERA	WHIP										
Adam Eaton, R ERA: 4.24 (1, 1)	6.0	L	24	5	3	3	2	1	1	0	0	0	1	59	93	4.50	1.000																			Adam Eaton, R ERA: 4.24 (1, 1)	6.0	L	24	5	3	3	2	1	1	0	0	0	1	59	93	4.50	1.000										
Scott Linebrink, R ERA: 3.08 (7, 1)	1.0		5	1	0	0	2	0	0	1	0	0	0	11	16	0.00	1.000																			Scott Linebrink, R ERA: 3.08 (7, 1)	1.0		5	1	0	0	2	0	0	1	0	0	11	16	0.00	1.000											
Kevin Walker, L ERA: 8.31 (8, 1)	1.0		5	2	2	2	0	0	0	0	0	0	0	13	20	18.00	2.000																			Kevin Walker, L ERA: 8.31 (8, 1)	1.0		5	2	2	2	0	0	0	0	0	13	20	18.00	2.000												

Batter	1	2	3	4	5	6	7	8	9	AB R H RBI BB SO LOB	TOP																
Cesar Izturis, S (1, 6) OBP: 0.280, SLG: 0.316	0-2 G5-3		1-2 K		1-0 1B		1-0 FC4-6 1B		0-3 K	5 0 1 1 0 2 4																	
Paul Lo Duca, R (1, 2) OBP: 0.343, SLG: 0.385	3-3 K			3-1 1B	0-0 L6		0-1 1B	1-2 3-H 1B	0-2 2B	5 0 3 2 0 1 1																	
Shawn Green, L (1, 9) OBP: 0.345, SLG: 0.452	0-2 G4-3			1-2 1B		4-2 BB	0-0 L7		3-3 K	4 0 0 0 1 1 4																	
Adrián Beltré, R (1, 5) OBP: 0.290, SLG: 0.427		0-2 F8		1-3 K		1-1 F9		1-1 F8		4 0 0 0 0 1 1																	
Ron Coomer, R (1, 3) OBP: 0.303, SLG: 0.375		2-3 K			0-0 3B	3-1 P6		1-2 E3 G5-3		2 1 1 0 0 1 0																	
Robin Ventura, L (6, PH) OBP: 0.344, SLG: 0.410										2 0 0 0 0 0 1																	
Jeremy Burnitz, L (1, 7) OBP: 0.303, SLG: 0.498		2-3 K			1-3 K	3-2 G1-3		2-1 G5-3		4 0 0 0 0 2 3																	
Jolbert Cabrera, R (1, 8) OBP: 0.328, SLG: 0.430			1-2 G6-3		0-0 P4		0-0 FC4-6 1B	0-0 G5-3		4 1 1 0 0 0 2																	
Alex Cora, L (1, 4) OBP: 0.288, SLG: 0.340				0-0 SH2-4 1B	2-1 2B		0-0 FC4-6 1B		1-1 2B	4 2 4 1 0 0 0																	
Odalis Perez, L (1, 1) OBP: 0.113, SLG: 0.096					0-0 SH2-4		1-3 K		0-3 K	0 0 0 0 0 0 0																	
Edwin Jackson, R (2, 1)						0-1 1B				0 0 0 0 0 0 0																	
Mike Kinkade, R (5, PH) OBP: 0.332, SLG: 0.356										1 1 1 1 0 0 0																	
Steve Colyer, L (5, 1)										0 0 0 0 0 0 0																	
Chad Hermansen, R (7, PH) OBP: 0.231, SLG: 0.208										1 0 0 0 0 1 2																	
Masso Kida, R (7, 1)										0 0 0 0 0 0 0																	
Todd Hundley, S (9, PH) OBP: 0.359, SLG: 0.419										1 0 0 0 0 1 1																	
Inning Stats	R: 0 E: 0 K: 1 S: 12	H: 0 LOB: 0 BB: 0 P: 15	R: 0 E: 0 K: 2 S: 9	H: 0 LOB: 0 BB: 0 P: 13	R: 0 E: 0 K: 1 S: 9	H: 1 LOB: 1 BB: 0 P: 11	R: 0 E: 0 K: 1 S: 10	H: 1 LOB: 0 BB: 0 P: 15	R: 3 E: 0 K: 1 S: 12	H: 4 LOB: 1 BB: 0 P: 16	R: 0 E: 0 K: 0 S: 9	H: 0 LOB: 1 BB: 1 P: 20	R: 1 E: 0 K: 1 S: 9	H: 3 LOB: 2 BB: 0 P: 11	R: 0 E: 1 K: 0 S: 9	H: 0 LOB: 1 BB: 0 P: 13	R: 1 E: 0 K: 3 S: 14	H: 2 LOB: 1 BB: 0 P: 18	1B: 6 2B: 4 3B: 1 HR: 0	SF: 0 SAC: 1 DP: 1 HBP: 0	WP: 0 PA: 39						
PITCHER	IP	WLS	BF	H	R	ER	SO	BB	IBB	HBP	BLK	WP	HR	S	P	ERA	WHIP										
Mike Bynum, L (1, 1) ERA: 8.27	5.0	W	20	6	3	3	6	0	0	0	0	0	0	52	70	5.40	1.200										
Luther Hackman, R (6, 1) ERA: 4.92	1.0		5	1	1	1	0	1	0	0	0	0	0	10	21	9.00	2.000										
Mike Matthews, L (7, 1) ERA: 4.41	0.2		3	1	0	0	1	0	0	0	0	0	0	5	7	0.00	1.500										
Jay Witasick, R (7, 1) ERA: 3.95	1.1		6	1	0	0	0	0	0	0	0	0	0	12	16	0.00	0.750										
Trevor Hoffman, R (9, 1) ERA: 1.29	1.0		5	2	1	1	3	0	0	0	0	0	0	14	18	9.00	2.000										

Los Angeles Dodgers @ San Diego Padres
Qualcomm Stadium, San Diego, CA
 Mon Sep 22 2003, 10:05 PM EDT
 Att. 15,429 - Overcast - 73 F

AB	37
R	5
H	11
RBI	5
BB	1
SO	10
LOB	19



Batter	1	2	3	4	5	6	7	8	9
Sean Burroughs, L (1, 5) OBP: 0.357, SLG: 0.412	0-0 G3		0-2 G6-3			0-0 F7		3-2 F8	
Mark Loretta, R (1, 4) OBP: 0.379, SLG: 0.448	1-2 F8			4-2 1B WP BB		1-2 P3		0-1 F8	
24 Brian Giles, L (1, 7) OBP: 0.424, SLG: 0.509	1-0 1B			2-2 P4		1-0 1B		3-2 G3	
Phil Nevin, R (1, 3) OBP: 0.335, SLG: 0.500	0-2 K			0-0 WP 1B		0-0 G5-3		2-2 F9	
Xavier Nady, R (1, 9) OBP: 0.317, SLG: 0.375 Gary Matthews, S (9, PH) OBP: 0.310, SLG: 0.359		2-2 G5-3		2-3 K		1-2 FC3-6 1B		2-3 K	
Mark Kotsay, L (1, 8) OBP: 0.345, SLG: 0.381		0-3 K		1-2 3-H F9		1-0 FC3-6 1B		1-2 F7	
Gary Bennett, R (1, 2) OBP: 0.286, SLG: 0.294		2-2 F8		2-3 K		2-0 F7			
Ramón Vázquez, L (1, 6) OBP: 0.333, SLG: 0.331			0-1 B2		2-0 G3		2-0 FC3-6		
44 Jake Peavy, R (1, 1) OBP: 0.140, SLG: 0.075 Brian Buchanan, R (7, PH) OBP: 0.348, SLG: 0.457 Scott Linebrink, R (8, 1) OBP: 0.167, SLG: 0.250 Mike Matthews, L (8, 1) Rod Beck, R (9, 1)			0-2 F9		0-0 L5		1-2 K		

Inning Stats	R: 0 E: 0 K: 1 S: 9	H: 1 LOB: 1 BB: 0 P: 11	R: 0 E: 0 K: 1 S: 12	H: 0 LOB: 0 BB: 0 P: 16	R: 0 E: 0 K: 0 S: 8	H: 0 LOB: 0 BB: 0 P: 8	R: 1 E: 0 K: 1 S: 11	H: 1 LOB: 1 BB: 1 P: 20	R: 0 E: 0 K: 1 S: 5	H: 0 LOB: 0 BB: 0 P: 9	R: 0 E: 0 K: 0 S: 6	H: 1 LOB: 1 BB: 0 P: 8	R: 0 E: 0 K: 1 S: 10	H: 2 LOB: 2 BB: 0 P: 17	R: 0 E: 0 K: 0 S: 11	H: 0 LOB: 0 BB: 0 P: 17	R: 0 E: 0 K: 1 S: 11	H: 0 LOB: 0 BB: 0 P: 16
--------------	------------------------------	----------------------------------	-------------------------------	----------------------------------	------------------------------	---------------------------------	-------------------------------	----------------------------------	------------------------------	---------------------------------	------------------------------	---------------------------------	-------------------------------	----------------------------------	-------------------------------	----------------------------------	-------------------------------	----------------------------------

PITCHER	IP	WLS	BF	H	R	ER	SO	BB	IBB	HBP	BLK	WP	HR	S	P	ERA	WHIP
Wilson Alvarez, L (1, 1) ERA: 1.94	7.0		27	5	1	1	5	1	0	0	0	1	0	61	89	1.29	0.857
Tom Martin, L (8, 1) ERA: 3.65	1.0	W	3	0	0	0	0	0	0	0	0	0	0	11	17	0.00	0.000
Eric Gagne, R (9, 1) ERA: 1.23	1.0	S	3	0	0	0	1	0	0	0	0	0	0	11	16	0.00	0.000

BOTTOM

Los Angeles Dodgers @ San Diego Padres
Qualcomm Stadium, San Diego, CA

Tue Sep 23 2003, 10:05 PM EDT
Att: 20,044 - Cloudy - 67 F

AB	R	H	RBI	BB	SO	LOB
4	0	0	0	0	0	0
3	1	0	0	1	0	0
4	0	2	0	0	0	1
4	0	1	0	0	1	2
3	0	1	0	0	1	1
4	0	1	0	0	1	1
3	0	0	0	0	1	2
3	0	0	0	0	0	2
2	0	0	0	0	0	0
1	0	0	0	0	1	2
0	0	0	0	0	0	0
0	0	0	0	0	0	0
0	0	0	0	0	0	0

AB 32
R 1
H 5
RBI 0
BB 1
SO 6
LOB 11



WP	PA	ERA	WHIP
1	33		
0			
0			
0			

Batter	1	2	3	4	5	6	7	8	9	10	11	AB R H RBI BB SO LOB	TOP														
Dave Roberts, L (1, 8) OBP: 0.337, SLG: 0.315	0-1 G4-3		3-2 F8			0-1 G5-3			3-2 F9		4-2 1B 2B BB	4 1 0 0 1 0 0	Los Angeles Dodgers @ San Diego Padres Qualcomm Stadium, San Diego, CA Wed Sep 24 2003, 10:05 PM EDT Att: 23,231 - Cloudy - 68 F														
Paul Lo Duca, R (1, 2) OBP: 0.340, SLG: 0.382	1-0 G5-3			2-2 G6-3		1-2 F9			1-0 2B		1-0 L9	5 0 1 0 0 0 1															
Shawn Green, L (1, 9) OBP: 0.350, SLG: 0.458	1-2 HR			2-3 K		0-0 G4-3			4-1 BB		1-1 2B 1B	4 1 2 1 1 1 0															
Robin Ventura, L (1, 3) OBP: 0.340, SLG: 0.404 Jolbert Cabrera, R (11, PH) OBP: 0.330, SLG: 0.435	3-2 G4-3			2-1 G3		1-2 K			0-1 G3		0-0 1B 2B	4 0 0 0 0 1 2 1 0 1 1 0 0 0															
Adrian Beltré, R (1, 5) OBP: 0.291, SLG: 0.429					0-2 G6-3				2-0 F8		0-0 E5 G4-3 IBB	4 0 0 0 1 1 0															
Jeremy Burnitz, L (1, 7) OBP: 0.302, SLG: 0.492					0-0 1B				2-0 G3		1-3 K2-3 K	5 0 1 0 0 3 4															
Alex Cora, L (1, 4) OBP: 0.284, SLG: 0.338					0-2 P2				0-3 K		0-1 FC1 G4-3 G3	5 0 0 0 0 1 5															
Cesar Izturis, S (1, 6) OBP: 0.280, SLG: 0.315					0-1 G3-1				0-1 G1-3		0-0 G4-3 1-2 2-3	4 0 0 0 0 0 3															
Kevin Brown, R Guillermo Mota, R Ron Coomer, R Fred McGriff, R Tom Martin, L Paul Quantrill, L Joe Thurston, L Paul Shuey, R Eric Gagne, R					0-0 B1-3				1-3 K		2-3 K	2 0 0 0 0 0 1 0 0 0 0 0 0 0 0 0 0 0 0 0 0 0 0 0 1 0 0 0 0 0 1 0 0 0 0 0 0 0 0 0 0 0 0 0 0 0 0 0 1 0 0 0 0 0 0 0 0 0 0 0 0 0 0 0 1 0 0 0 0 0 1 2 0 0 0 0 0 0 0 0															
Inning Stats	R: 1 E: 0 K: 0 S: 9	H: 1 LOB: 0 BB: 0 P: 14	R: 0 E: 0 K: 2 S: 10	H: 0 LOB: 0 BB: 0 P: 14	R: 0 E: 0 K: 1 S: 7	H: 0 LOB: 0 BB: 0 P: 12	R: 0 E: 0 K: 1 S: 8	H: 0 LOB: 0 BB: 0 P: 14	R: 0 E: 0 K: 0 S: 9	H: 1 LOB: 1 BB: 0 P: 9	R: 0 E: 0 K: 0 S: 6	H: 0 LOB: 0 BB: 0 P: 7		R: 0 E: 0 K: 1 S: 5	H: 0 LOB: 0 BB: 0 P: 8	R: 0 E: 0 K: 1 S: 6	H: 0 LOB: 0 BB: 0 P: 8	R: 0 E: 0 K: 1 S: 10	H: 1 LOB: 2 BB: 1 P: 19	R: 0 E: 1 K: 2 S: 13	H: 0 LOB: 2 BB: 0 P: 16	R: 1 E: 0 K: 1 S: 12	H: 2 LOB: 3 BB: 2 P: 25	1B: 2 2B: 2 3B: 0 HR: 1	SF: 0 SAC: 0 DP: 0 HBP: 0	WP: 0 PB: 0 SB: 0 CS: 0	PA: 43
PITCHER	IP WLS BF H R ER SO BB IBB HBP BLK WP HR S P ERA WHIP																										
Ben Howard, R (1, 1) ERA: 3.63	7.0 23 2 1 1 5 0 0 0 0 0 0 1 54 78 1.29 0.286																										
Kevin Walker, L (8, 1) ERA: 6.75	1.0 3 0 0 0 1 0 0 0 0 0 0 0 6 8 0.00 0.000																										
Rod Beck, R (9, 1) ERA: 1.87	1.0 5 1 0 0 1 1 0 0 0 0 0 0 10 19 0.00 2.000																										
Jay Witasick, R (10, 1) ERA: 4.03	1.1 L 8 1 1 1 2 1 0 0 0 0 0 0 18 27 6.75 1.500																										
Mike Matthews, L (11, 1) ERA: 4.34	0.2 4 1 0 0 1 0 1 0 0 0 0 0 7 14 0.00 1.500																										

livebaseballscorecards.com

AB	40
R	2
H	5
RBI	2
BB	3
SO	10
LOB	17



Batter	1	2	3	4	5	6	7	8	9	10	11	AB R H RBI BB SO LOB	BOTTOM											
Sean Burroughs, L (1, 5) OBP: 0.355, SLG: 0.410	3-2 L8 ①		1-2 G5-3 1B		2-2 G4-3 ③		1-0 G3 ③			1-3 K ①		5 0 1 0 0 1 3	Los Angeles Dodgers @ San Diego Padres Qualcomm Stadium, San Diego, CA Wed Sep 24 2003, 10:05 PM EDT Att: 23,231 - Cloudy - 68 F											
Mark Loretta, R (1, 4) OBP: 0.376, SLG: 0.444	0-1 L7 ②		3-2 G5-3 1-2			1-2 F9 ①		1-2 K ①		0-1 L9 ②		5 0 0 0 0 1 1												
24 Brian Giles, L (1, 7) OBP: 0.424, SLG: 0.506	4-0 E S BB		1-2 G3 ③			0-0 F9 ②		4-1 G4-3 S BB		0-2 G4-3 ③		3 0 0 0 2 0 1												
Phil Nevin, R (1, 3) OBP: 0.332, SLG: 0.491	3-2 L8 ③			2-3 K ①		0-1 G4-3 ③		1-2 G4-3 ②			4-2 1B BB ①	4 0 0 0 1 1 2												
Gary Matthews, S (1, 9)		4-0 G4-6-3 BB		3-2 G3 ②			0-0 CS 1B		1-2 P5 ③		2-0 P6 ①	4 0 1 0 1 0 2												
Mark Kotsay, L (1, 8) OBP: 0.344, SLG: 0.384		1-1 G4-6-3 ① ②		1-2 G6-3 ③			2-2 1B 3B			3-3 K ①		5 1 1 0 0 2 2												
Ramón Vázquez, L (1, 6) OBP: 0.340, SLG: 0.342		4-1 BB			1-1 G3 2B		2-1 F9 WP 1B			2-2 2B		4 0 4 1 1 0 0												
Humberto Quintero, R (1, 2) OBP: 0.273, SLG: 0.238		0-0 G3-1 ③			0-0 G3 ①		1-0 F9 ②			0-3 K ②		3 0 0 0 0 0 3												
Keith Lockhart, L (9, PH) OBP: 0.333, SLG: 0.411					2-3 K ①		1-3 F9 ②					1 0 0 0 0 1 1												
Gary Bennett, R (10, 2) OBP: 0.285, SLG: 0.293					0-3 K ②		4-0 BB					1 0 0 0 0 0 2												
Ben Howard, R (1, 1) OBP: 0.091, SLG: 0.091			2-3 K ①							1-1 G4-3 ③		2 0 0 0 0 2 1												
Dave Hansen, L (7, PH) OBP: 0.357, SLG: 0.336												0 0 0 0 0 1 0 0												
Xavier Nady, R (7, PH) OBP: 0.317, SLG: 0.375												0 0 0 0 0 0 0 0												
Kevin Walker, L (8, 1)												0 0 0 0 0 0 0 0												
Rod Beck, R (9, 1)												0 0 0 0 0 0 0 0												
Todd Sears, L (9, PH) OBP: 0.365, SLG: 0.380												1 0 0 0 0 0 1 1												
Jay Witasick, R (10, 1)												0 0 0 0 0 0 0 0												
Mike Matthews, L (11, 1)												0 0 0 0 0 0 0 0												
Inning Stats	R: 0 H: 0 E: 0 K: 0 S: 9	H: 0 LOB: 1 BB: 1 P: 19	R: 0 H: 0 E: 0 K: 0 S: 4	H: 0 LOB: 1 BB: 2 P: 13	R: 0 H: 1 E: 0 K: 1 S: 14	H: 1 LOB: 1 BB: 0 P: 21	R: 0 H: 0 E: 0 K: 1 S: 10	H: 0 LOB: 0 BB: 0 P: 16	R: 0 H: 1 E: 0 K: 1 S: 10	H: 1 LOB: 1 BB: 0 P: 13	R: 0 H: 0 E: 0 K: 1 S: 6	H: 0 LOB: 0 BB: 0 P: 7	R: 1 H: 3 E: 0 K: 0 S: 9	H: 3 LOB: 2 BB: 1 P: 19	R: 0 H: 0 E: 0 K: 1 S: 12	H: 0 LOB: 1 BB: 1 P: 19	R: 0 H: 1 E: 0 K: 2 S: 12	H: 1 LOB: 1 BB: 0 P: 18	R: 0 H: 0 E: 0 K: 1 S: 8	H: 0 LOB: 0 BB: 0 P: 9	R: 0 H: 1 E: 0 K: 1 S: 11	H: 1 LOB: 2 BB: 1 P: 22	1B: 4 SF: 0 2B: 2 SAC: 0 3B: 1 DP: 1 HR: 0 HBP: 0	WP: 1 PA: 44 PB: 0 SB: 2 CS: 1
PITCHER	IP WLS BF H R ER SO BB IBB HBP BLK WP HR S P ERA WHIP														IP WLS BF H R ER SO BB IBB HBP BLK WP HR S P ERA WHIP									
Kevin Brown, R (1, 1) ERA: 2.39	7.0 28 5 1 1 3 4 0 0 0 1 0 62 108 1.29 1.286														Eric Gagne, R (11, 1) ERA: 1.22	1.0 5 1 0 0 1 1 0 0 0 0 0 12 19 0.00 1.000								
Guillermo Mota, R (8, 1) ERA: 1.51	1.0 4 0 0 0 1 1 0 0 0 0 0 12 19 0.00 1.000																							
Tom Martin, L (9, 1) ERA: 3.62	0.1 2 1 0 0 1 0 0 0 0 0 0 7 12 0.00 3.000																							
Paul Quantrill, R (9, 1) ERA: 1.67	0.2 2 0 0 0 1 0 0 0 0 0 0 5 6 0.00 0.000																							
Paul Shuey, R (10, 1) ERA: 2.82	1.0 W 3 0 0 0 1 0 0 0 0 0 0 8 9 0.00 0.000																							

AB	38
R	1
H	7
RBI	1
BB	6
SO	8
LOB	19



Batter	1	2	3	4	5	6	7	8	9	AB R H RBI BB SO LOB	TOP											
Dave Roberts, L (1, 8) OBP: 0.336, SLG: 0.313	0-2 G5-4-3 1B		1-1 G6-3		0-0 G3		1-1 G1-3		1-3 K	5 0 1 0 0 1 4												
Paul Lo Duca, R (1, 2) OBP: 0.338, SLG: 0.379	0-0 G5-4-3 1-2f			1-1 F8		0-0 E6 1B FC3-2	2-3 G6-3			4 0 0 0 0 0 2												
Shawn Green, L (1, 9) OBP: 0.352, SLG: 0.458	1-2 L7			4-0 BB		0-0 FC3-2 1B		4-2 G4-6-3 BB		2 0 1 0 2 0 0												
Robin Ventura, L (1, 3) OBP: 0.340, SLG: 0.403 Jolbert Cabrera, R (8, PH) OBP: 0.329, SLG: 0.434 (8, 3)		1-2 G6-4-3 1B		0-3 K		2-3 K		2-1 G4-6-3 1-2f		3 0 1 0 0 2 3 1 0 0 0 0 0 1												
Adrián Beltré, R (1, 5) OBP: 0.291, SLG: 0.428		0-2 G6-4-3 1-2f		0-0 G4-3		0-2 FC3-2 1B		1-0 F8		4 0 1 0 0 0 2												
Jeremy Burnitz, L (1, 7) OBP: 0.303, SLG: 0.498		4-1 BB			0-0 L9	1-1 FC3-2 1-2 2-3 3-Hf		1-1 HR		3 1 1 1 1 0 3												
Alex Cora, L (1, 4) OBP: 0.286, SLG: 0.339		2-2 F7			1-2 SH1-4 1B	0-0 G1-3		0-1 G1-3 1B		4 0 2 0 0 0 4												
Cesar Izturis, S (1, 6) OBP: 0.281, SLG: 0.316			2-1 G6-3		0-0 SH1-4 1B		0-1 G1-3 SH1-4 1B		0-1 G1-3	4 0 2 0 0 0 1												
Hideo Nomo, R (1, 1) OBP: 0.176, SLG: 0.200 Guillermo Mota, R (8, 1) OBP: 0.222, SLG: 0.556 Joe Thurston, L (9, PH) OBP: 0.250, SLG: 0.250			0-3 K		1-2 SH1-4		1-1 SH1-4		0-1 P6	1 0 0 0 0 1 0 0 0 0 0 0 0 0 1 0 0 0 0 0 1												
Inning Stats	R: 0 E: 0 K: 0 S: 8	H: 1 LOB: 0 BB: 0 P: 9	R: 0 E: 0 K: 0 S: 11	H: 1 LOB: 1 BB: 1 P: 18	R: 0 E: 0 K: 1 S: 7	H: 0 LOB: 0 BB: 0 P: 10	R: 0 E: 0 K: 1 S: 7	H: 0 LOB: 1 BB: 1 P: 12	R: 0 E: 0 K: 1 S: 9	H: 2 LOB: 2 BB: 0 P: 11	R: 0 E: 1 K: 1 S: 13	H: 2 LOB: 3 BB: 0 P: 16	R: 0 E: 0 K: 0 S: 8	H: 1 LOB: 1 BB: 0 P: 12	R: 0 E: 0 K: 0 S: 5	H: 0 LOB: 0 BB: 1 P: 12	R: 1 E: 0 K: 1 S: 11	H: 2 LOB: 1 BB: 0 P: 13	1B: 8 2B: 0 3B: 0 HR: 1	SF: 0 SAC: 2 DP: 3 HBP: 0	WP: 0 PB: 0 SB: 0 CS: 0	PA: 37
PITCHER	IP WLS BF H R ER SO BB IBB HBP BLK WP HR S P ERA WHIP												PITCHER	IP WLS BF H R ER SO BB IBB HBP BLK WP HR S P ERA WHIP								
Brian Lawrence, R (1, 1) ERA: 4.19	7.0 W 29 7 0 0 3 2 0 0 0 0 0 0 63 88 0.00 1.286																					
Kevin Walker, L (8, 1) ERA: 6.75	0.0 1 0 0 0 0 1 0 0 0 0 0 0 2 6 ∞ ∞																					
Rod Beck, R (8, 1) ERA: 1.82	1.0 H 2 0 0 0 0 0 0 0 0 0 0 0 3 6 0.00 0.000																					
Trevor Hoffman, R (9, 1) ERA: 2.25	1.0 5 2 1 1 1 0 0 0 0 0 0 0 1 11 9.00 2.000																					

Los Angeles Dodgers @ San Diego Padres
Qualcomm Stadium, San Diego, CA
Thu Sep 25 2003, 10:05 PM EDT
Att. 17,988 - Sunny - 70 F

livebaseballscorecards.com

AB	32
R	1
H	9
RBI	1
BB	3
SO	4
LOB	21



Batter	1	2	3	4	5	6	7	8	9
Sean Burroughs, L (1, 5) OBP: 0.354, SLG: 0.408	1-1 24 S 1B		0-3 K		2-1 F8		0-0 G4-3	0-3 K	
Mark Kotsay, L (1, 8) OBP: 0.343, SLG: 0.383	3-2 F7		0-0 F7			0-3 K		0-0 WP 24 BB 1B	
24 Brian Giles, L (1, 7) OBP: 0.424, SLG: 0.504	4-2 G5-4-3 1-2 BB			2-3 K		2-3 K		4-0 1B WP FC4-2 BB	
Phil Nevin, R (1, 3) OBP: 0.335, SLG: 0.488	0-0 G5-4-3 1-2			1-3 K		0-0 S 1B		4-1 FC4-2 3 1B IBB	
Ramón Vázquez, L (1, 4) OBP: 0.344, SLG: 0.343		3-1 G4-3		4-2 BB BB		4-1 1-2 BB		0-1 3 1B FC4-2 1B	
Xavier Nady, R (1, 9) OBP: 0.319, SLG: 0.383		1-1 HR		4-1 1-2 BB		3-1 P2		FC4-2 3 1B E	
3 Khalil Greene, R (1, 6) OBP: 0.300, SLG: 0.455		2-1 F8		2-3 K			0-0 G5-3	1-2 E7 1B	
Gary Bennett, R (1, 2) OBP: 0.287, SLG: 0.296		0-2 G5-3			0-0 L4		2-1 1B	1-1 1B	
Brian Lawrence, R (1, 1) OBP: 0.257, SLG: 0.299 Dave Hansen, L (7, PH) OBP: 0.354, SLG: 0.333 Kevin Walker, L (8, 1) Rod Beck, R (8, 1) Todd Sears, L (8, PH) OBP: 0.321, SLG: 0.375 Trevor Hoffman, R (9, 1)			0-2 G5-3		0-0 P3		1-3 K	0-0 F7	

AB	R	H	RBI	BB	SO	LOB
5	0	1	0	0	2	2
4	1	1	0	0	1	1
2	0	0	0	2	2	0
3	1	1	0	1	1	2
2	1	1	1	2	0	0
3	2	1	1	1	0	5
4	1	1	2	0	1	2
4	0	2	1	0	0	0
2	0	0	0	0	0	0
1	0	0	0	0	1	1
0	0	0	0	0	0	0
0	0	0	0	0	0	0
1	0	0	0	0	0	1
0	0	0	0	0	0	0

AB	R	H	RBI	BB	SO	LOB
31	6	8	5	6	8	14

Inning Stats	R: 0	H: 1	E: 0	K: 0	S: 9	LOB: 1	BB: 1	P: 17
R: 1	H: 1	E: 0	K: 0	S: 9	LOB: 0	BB: 0	P: 15	
R: 0	H: 0	E: 0	K: 1	S: 7	LOB: 0	BB: 0	P: 7	
R: 0	H: 0	E: 0	K: 3	S: 12	LOB: 2	BB: 2	P: 25	
R: 0	H: 0	E: 0	K: 0	S: 4	LOB: 0	BB: 0	P: 6	
R: 0	H: 1	E: 0	K: 2	S: 10	LOB: 2	BB: 1	P: 19	
R: 0	H: 1	E: 0	K: 1	S: 7	LOB: 1	BB: 0	P: 10	
R: 5	H: 4	E: 1	K: 1	S: 16	LOB: 1	BB: 2	P: 28	

PITCHER	IP	WLS	BF	H	R	ER	SO	BB	IBB	HBP	BLK	WP	HR	S	P	ERA	WHIP
Hideo Nomo, R (1, 1) ERA: 3.09	7.0	L	32	6	5	5	7	5	1	0	0	1	1	62	111	6.43	1.571
Guillermo Mota, R (8, 1) ERA: 1.58	1.0		5	2	1	1	1	0	0	0	0	0	0	12	16	9.00	2.000

PITCHER	IP	WLS	BF	H	R	ER	SO	BB	IBB	HBP	BLK	WP	HR	S	P	ERA	WHIP
WP: 1	PA: 37																
PB: 0	SB: 2																
CS: 0																	

Los Angeles Dodgers @ San Diego Padres
Qualcomm Stadium, San Diego, CA
Thu Sep 25 2003, 10:05 PM EDT
Att. 17,988 - Sunny - 70 F


livebaseballscorecards.com



Batter	1	2	3	4	5	6	7	8	9	AB R H RBI BB SO LOB	TOP											
Pablo Ozuna, R (1, 4) OBP: 0.273, SLG: 0.225	1-2 WP 17 S 1B		3-2 G6-3			0-1 17 BB 1B		1-0 FC6-4 17 WP 1B 1-2f		4 0 2 0 0 0 2												
Juan Uribe, R (1, 6) OBP: 0.296, SLG: 0.419 Greg Norton, S (8, PH) OBP: 0.321, SLG: 0.427 12 Clint Barmes, R (8, PR) OBP: 0.304, SLG: 0.381	1-3 K		1-2 P3			1-1 P2		1-0 17 WP 1B 1-2		3 0 0 0 0 1 3 1 0 1 0 0 0 0 0 0 0 0 0 0 0												
17 Todd Helton, L (1, 3) OBP: 0.456, SLG: 0.631	3-3 K 1-2			1-2 1B		4-2 FC6-4 BB 1-2		2-3 K 1-2 2-3		3 0 1 0 1 2 3												
Preston Wilson, R (1, 8) OBP: 0.344, SLG: 0.534	3-2 F9 2-3			0-2 F8 1B		2-3 K		0-2 G6-3		4 0 0 0 0 1 7												
Jay Payton, R (1, 7) OBP: 0.358, SLG: 0.514		0-1 G4-3		0-0 F9		1-1 FC6-4 1-2f			1-2 27 1B 27 DI 1B	4 0 1 0 0 0 3												
Rene Reyes, S (1, 9) OBP: 0.293, SLG: 0.391		3-2 G5-3		2-0 G5-3			1-3 K		0-3 K	4 0 0 0 0 2 2												
Charles Johnson, R (1, 2) OBP: 0.313, SLG: 0.444		0-0 F8			3-2 P4		2-2 F8		1-1 F8	4 0 0 0 0 0 1												
27 Garrett Atkins, R (1, 5) OBP: 0.205, SLG: 0.188			0-1 SH1-4 1B		0-2 F9		0-1 G6-3		2-2 1B 1-3	4 0 2 0 0 0 0												
Cory Vance, L (1, 1) OBP: 0.286, SLG: 0.429 Javier López, L (7, 1) OBP: 0.200, SLG: 0.200 Steve Reed, R (7, 1) Mark Sweeney, L (8, PH) OBP: 0.396, SLG: 0.396 Justin Speier, R (8, 1) Mark Bellhorn, S (8, PH) OBP: 0.354, SLG: 0.294			0-0 SH1-4		0-0 F8			0-2 FC6-4 1B	3-3 K	1 0 0 0 0 0 0 0 0 0 0 0 0 0 0 0 0 0 0 0 0 0 0 0 1 0 1 0 0 0 0 0 0 0 0 0 0 0 0 0 1 0 0 0 0 0 1 2												
Inning Stats	R: 0 E: 0 K: 2 S: 13	H: 1 LOB: 1 BB: 0 P: 21	R: 0 E: 0 K: 0 S: 10	H: 0 LOB: 0 BB: 0 P: 13	R: 0 E: 0 K: 0 S: 10	H: 1 LOB: 1 BB: 0 P: 14	R: 0 E: 0 K: 0 S: 9	H: 1 LOB: 1 BB: 0 P: 12	R: 0 E: 0 K: 0 S: 7	H: 0 LOB: 0 BB: 0 P: 10	R: 0 E: 0 K: 1 S: 13	H: 1 LOB: 2 BB: 1 P: 21	R: 0 E: 0 K: 1 S: 10	H: 0 LOB: 0 BB: 0 P: 13	R: 0 E: 0 K: 1 S: 12	H: 2 LOB: 3 BB: 0 P: 16	R: 0 E: 0 K: 2 S: 16	H: 2 LOB: 2 BB: 0 P: 23	1B: 8 2B: 0 3B: 0 HR: 0	SF: 0 SAC: 1 DP: 0 HBP: 0	WP: 2 PB: 0 SB: 1 CS: 0	PA: 36
PITCHER	IP WLS BF H R ER SO BB IBB HBP BLK WP HR S P ERA WHIP																					
Adam Eaton, R (1, 1) ERA: 4.08	7.0 W 26 4 0 0 4 1 0 0 0 1 0 72 104 0.00 0.714																					
Scott Linebrink, R (8, 1) ERA: 3.04	0.1 H 3 2 0 0 0 0 0 0 0 0 0 5 7 0.00 6.000																					
Mike Matthews, L (8, 1) ERA: 4.31	0.1 H 1 0 0 0 1 0 0 0 0 1 0 4 6 0.00 0.000																					
Jay Witasick, R (8, 1) ERA: 4.0	0.1 H 1 0 0 0 0 0 0 0 0 0 0 3 3 0.00 0.000																					
Brandon Villafuerte, R (8, 1) ERA: 4.31	1.0 5 2 0 0 2 0 0 0 0 0 0 0 16 23 0.00 2.000																					

Colorado Rockies @ San Diego Padres
Qualcomm Stadium, San Diego, CA

AB	34
R	0
H	8
RBI	0
BB	1
SO	7
LOB	23



Fri Sep 26 2003, 10:05 PM EDT
Att. 45,588 - Overcast - 66 F

livebaseballscorecards.com

Batter	1	2	3	4	5	6	7	8	9	AB R H RBI BB SO LOB	TOP														
Ronnie Belliard, R OBP: 0.350, SLG: 0.411 (1, 4)	3-2 G4-3 1B		1-0 1B 2B	1-2 HR	2-1 FC5 2-3f		0-0 G5-3		2-3 K	6 2 2 3 0 1 3															
Chris Stynes, R OBP: 0.336, SLG: 0.416 Pablo Ozuna, R OBP: 0.273, SLG: 0.225 (1, 5) (8, 8)	4-0 1B FC4 BB		0-0 G6-3	3-2 F7		1-0 G4-3 WP 2B	2-2 1B			4 2 2 1 1 0 1 0 0 0 0 0 0 0															
17 Todd Helton, L OBP: 0.457, SLG: 0.630 (1, 3)	0-0 FC4 1B		0-1 1B 1B	2-3 K		0-3 K	4-1 1B BB			4 0 2 0 1 2 1															
Preston Wilson, R OBP: 0.343, SLG: 0.537 Rene Reyes, S OBP: 0.291, SLG: 0.387 (1, 8) (6, 8) (8, 9)	0-1 FC4 E S 1-2f 3-H		1-2 P5		2-2 HR	2-0 G4-3	1-1 F9			4 1 1 2 0 0 4 1 0 0 0 0 0 2															
Larry Walker, L OBP: 0.424, SLG: 0.479 Jason Young, R OBP: 0.375, SLG: 0.429 Chin-hui Tsao, R OBP: 0.154, SLG: 0.231 (1, 9) (8, 1) (9, 1)	4-2 1B BB		0-0 1B	1-2 1B 3-H	0-0 HR	4-1 BB		0-0 G3		3 1 2 2 2 0 0 0 0 0 0 0 0 0 0 0 0 0 0 0 0															
Jay Payton, R OBP: 0.355, SLG: 0.509 (1, 7)	1-0 F8		3-2 G6-3	1-2 G3-1	0-0 L6			3-3 K		5 0 0 0 0 1 5															
Gregg Zaun, S OBP: 0.310, SLG: 0.352 (1, 2)		3-1 G4-3		1-1 1B HR	4-1 FC2-5 1B BB		3-1 HR	0-3 K		4 2 2 1 1 1 0															
12 Clint Barmes, R OBP: 0.357, SLG: 0.400 (1, 6)		0-1 G4-3		1-2 HR 1B	1-2 FC5 FC2-5 1B		2-3 K	1-0 G6-3 HBP		4 1 2 0 0 1 0															
Denny Stark, R (1, 1) Mark Sweeney, L OBP: 0.314, SLG: 0.412 (7, PH) 28 Aaron Cook, R OBP: 0.226, SLG: 0.172 (7, 1) Mark Bellhorn, S OBP: 0.353, SLG: 0.293 (8, 5)		0-0 F8		0-3 K	0-0 FC2-5		1-2 1B 2B	2-2 G6-3 1-2f		3 0 0 0 0 1 4 1 1 1 0 0 0 0 0 0 0 0 0 0 0 1 0 0 0 0 0 1															
Inning Stats	R: 1 E: 0 K: 0 S: 9	H: 1 LOB: 2 BB: 2 P: 21	R: 0 E: 0 K: 0 S: 5	H: 0 LOB: 0 BB: 0 P: 8	R: 1 E: 0 K: 0 S: 13	H: 3 LOB: 2 BB: 0 P: 18	R: 3 E: 0 K: 2 S: 19	H: 3 LOB: 0 BB: 0 P: 27	R: 2 E: 0 K: 0 S: 19	H: 3 LOB: 2 BB: 1 P: 29	R: 1 E: 0 K: 1 S: 7	H: 1 LOB: 1 BB: 1 P: 14	R: 2 E: 0 K: 1 S: 15	H: 3 LOB: 2 BB: 1 P: 28	R: 0 E: 0 K: 2 S: 7	H: 0 LOB: 0 BB: 0 P: 10	R: 0 E: 0 K: 1 S: 6	H: 0 LOB: 0 BB: 0 P: 11	1B: 7 2B: 3 3B: 0 HR: 4	SF: 0 SAC: 0 DP: 1 HBP: 1	WP: 1 PB: 0 SB: 1 CS: 0	PA: 46			
PITCHER	IP WLS BF H R ER SO BB IBB HBP BLK WP HR S P ERA WHIP	IP WLS BF H R ER SO BB IBB HBP BLK WP HR S P ERA WHIP	IP WLS BF H R ER SO BB IBB HBP BLK WP HR S P ERA WHIP	IP WLS BF H R ER SO BB IBB HBP BLK WP HR S P ERA WHIP	IP WLS BF H R ER SO BB IBB HBP BLK WP HR S P ERA WHIP	IP WLS BF H R ER SO BB IBB HBP BLK WP HR S P ERA WHIP	IP WLS BF H R ER SO BB IBB HBP BLK WP HR S P ERA WHIP	IP WLS BF H R ER SO BB IBB HBP BLK WP HR S P ERA WHIP	IP WLS BF H R ER SO BB IBB HBP BLK WP HR S P ERA WHIP	IP WLS BF H R ER SO BB IBB HBP BLK WP HR S P ERA WHIP	IP WLS BF H R ER SO BB IBB HBP BLK WP HR S P ERA WHIP	IP WLS BF H R ER SO BB IBB HBP BLK WP HR S P ERA WHIP	IP WLS BF H R ER SO BB IBB HBP BLK WP HR S P ERA WHIP	IP WLS BF H R ER SO BB IBB HBP BLK WP HR S P ERA WHIP	IP WLS BF H R ER SO BB IBB HBP BLK WP HR S P ERA WHIP	IP WLS BF H R ER SO BB IBB HBP BLK WP HR S P ERA WHIP	IP WLS BF H R ER SO BB IBB HBP BLK WP HR S P ERA WHIP	IP WLS BF H R ER SO BB IBB HBP BLK WP HR S P ERA WHIP	IP WLS BF H R ER SO BB IBB HBP BLK WP HR S P ERA WHIP	IP WLS BF H R ER SO BB IBB HBP BLK WP HR S P ERA WHIP	IP WLS BF H R ER SO BB IBB HBP BLK WP HR S P ERA WHIP	IP WLS BF H R ER SO BB IBB HBP BLK WP HR S P ERA WHIP	IP WLS BF H R ER SO BB IBB HBP BLK WP HR S P ERA WHIP	IP WLS BF H R ER SO BB IBB HBP BLK WP HR S P ERA WHIP	IP WLS BF H R ER SO BB IBB HBP BLK WP HR S P ERA WHIP

Colorado Rockies @ San Diego Padres
Qualcomm Stadium, San Diego, CA
Sat Sep 27 2003, 10:05 PM EDT
Att. 42,479 - Sunny - 67 F

livebaseballscorecards.com

AB	40
R	10
H	14
RBI	9
BB	5
SO	7
LOB	21



BOTTOM

Colorado Rockies @ San Diego Padres
Qualcomm Stadium, San Diego, CA

Sun Sep 28 2003, 5:00 PM EDT
Att: 60,988 - Cloudy - 66 F

livebaseballscorecards.com

AB	37
R	8
H	13
RBI	8
BB	3
SO	5
LOB	19



WP:	0	PA:	44
PB:	0		
SB:	1		
CS:	0		

AB R H RBI BB SO LOB

4	0	0	0	0	0	2
5	1	1	1	0	0	2
3	2	1	0	1	0	0
4	2	4	1	1	0	0
4	0	2	1	0	0	3
5	3	3	3	0	1	4
3	0	0	0	0	1	2
2	0	0	0	0	0	2
4	0	2	1	1	1	2
2	0	0	1	0	0	2
0	0	0	0	0	0	0
0	0	0	0	0	0	0
0	0	0	0	0	0	0
0	0	0	0	0	0	0
1	0	0	0	0	0	0
0	0	0	0	0	0	0
1B:	8	SF:	1			
2B:	2	SAC:	0			
3B:	1	DP:	2			
HR:	2	HBP:	3			

Batter	1	2	3	4	5	6	7	8	9
Sean Burroughs, L (1, 5) OBP: 0.352, SLG: 0.402	0-2 G4-3	0-0 G4-6-3		H 1-0		2-1 G4-3		0-0 G4-3	
Mark Loretta, R (1, 4) OBP: 0.372, SLG: 0.441	1-0 G5-3		3-2 L9	1-1 F9		1-2 L9		1-2 HR	
24 Brian Giles, L (1, 7) OBP: 0.427, SLG: 0.514	2-1 1B		1-0 1B		4-2 2B	3-1 G6-3		1-0 G6-3	
Phil Nevin, R (1, 3) OBP: 0.339, SLG: 0.487	0-0 E		2-0 G4-3		1-0 SF9	4-1 G1-3		1-0 1B	
Mark Kotsay, L (1, 8) OBP: 0.343, SLG: 0.384	1-0 E9		1-0 G4-3		1-1 SF9	0-0 G1-3		2-1 1B	
Xavier Nady, R (1, 9) OBP: 0.321, SLG: 0.391	0-0 G4-3			0-0 2B	3-2 1B	2-2 HR		1-3 K	
3 Khalil Greene, R (1, 6) OBP: 0.271, SLG: 0.400		3-2 G4-3		0-1 P4	1-3 K	1-3 K		1-3 K	
Ramón Vázquez, L (7, PH) OBP: 0.342, SLG: 0.341									
Gary Bennett, R (1, 2) OBP: 0.296, SLG: 0.306		4-0 44 HBP		2-2 2B	1-2 1B	1-1 G6-3		3-3 K	
44 Jake Peavy, R (1, 1) OBP: 0.150, SLG: 0.073		3-0 44 HBP		0-0 G5-3	2-2 G1-3			0-0 L5	
Jay Witasick, R (7, 1)									
Mike Matthews, L (7, 1)									
Scott Linebrink, R (7, 1) OBP: 0.102, SLG: 0.250									
Rod Beck, R (8, 1)									
Gary Matthews, S (8, PH) OBP: 0.314, SLG: 0.381									
Trevor Hoffman, R (9, 1)									

Inning Stats	R: 1	H: 3	E: 1	K: 0	S: 9	R: 0	H: 0	E: 0	K: 0	S: 4	R: 0	H: 1	E: 0	K: 0	S: 6	R: 1	H: 2	E: 0	K: 0	S: 9	R: 3	H: 3	E: 0	K: 1	S: 17	R: 0	H: 0	E: 0	K: 0	S: 8	R: 2	H: 1	E: 0	K: 1	S: 10	R: 1	H: 1	E: 0	K: 0	S: 6	R: 0	H: 2	E: 0	K: 3	S: 15	1B: 8	2B: 2	3B: 1	HR: 2	SF: 1	SAC: 0	DP: 2	HBP: 3	WP: 0	PB: 0	SB: 1	CS: 0	PA: 44
--------------	------	------	------	------	------	------	------	------	------	------	------	------	------	------	------	------	------	------	------	------	------	------	------	------	-------	------	------	------	------	------	------	------	------	------	-------	------	------	------	------	------	------	------	------	------	-------	-------	-------	-------	-------	-------	--------	-------	--------	-------	-------	-------	-------	--------

PITCHER	IP	WLS	BF	H	R	ER	SO	BB	IBB	HBP	BLK	WP	HR	S	P	ERA	WHIP
Darren Oliver, L (1, 1) ERA: 5.04	4.1		24	8	5	5	0	2	0	3	0	0	0	36	70	10.38	2.308
Steve Reed, R (5, 1) ERA: 3.27	0.2		3	1	0	0	1	0	0	0	0	0	0	9	13	0.00	1.500
Javier López, L (6, 1) ERA: 3.7	1.0	W	3	0	0	0	0	0	0	0	0	0	0	8	14	0.00	0.000
Adam Bernero, R (7, 1) ERA: 5.87	1.0	H	5	1	2	2	1	1	0	0	0	0	1	10	18	18.00	2.000
40 Brian Fuentes, L (8, 1) ERA: 2.75	1.0	H	6	3	1	1	0	0	0	0	0	0	1	9	14	9.00	3.000

PITCHER	IP	WLS	BF	H	R	ER	SO	BB	IBB	HBP	BLK	WP	HR	S	P	ERA	WHIP
Justin Speier, R (9, 1) ERA: 4.05	1.0		3	0	0	0	3	0	0	0	0	0	0	12	17	0.00	0.000