





# San Diego Padres - 2003


Batter	1	2	3	4	5	6	7	8	9	AB R H RBI BB SO LOB	TOP																								
											<p style="text-align: center;"><b>San Diego Padres @ Stars of the Future</b> Desert Sun Stadium, Yuma, AZ Sun Mar 23 2003, 3:05 PM EST</p> <p style="text-align: right;"><a href="http://livebaseballscorecards.com">livebaseballscorecards.com</a></p> <p><b>AB 0</b> <b>R 0</b> <b>H 0</b> <b>RBI 0</b> <b>BB 0</b> <b>SO 0</b> <b>LOB 0</b></p> 																								
<b>Inning Stats</b>										1B: 0 SF: 0 2B: 0 SAC: 0 3B: 0 DP: 0 HR: 0 HBP: 0	WP: 0 PA: 0 PB: 0 SB: 0 CS: 0																								
PITCHER	IP	WLS	BF	H	R	ER	SO	BB	IBB	HBP	BLK	WP	HR	S	P	ERA	WHIP	PITCHER	IP	WLS	BF	H	R	ER	SO	BB	IBB	HBP	BLK	WP	HR	S	P	ERA	WHIP


Batter	1	2	3	4	5	6	7	8	9	AB R H RBI BB SO LOB	BOTTOM																								
											<p style="text-align: center;"><b>San Diego Padres @ Stars of the Future</b> Desert Sun Stadium, Yuma, AZ Sun Mar 23 2003, 3:05 PM EST</p> <p style="text-align: right;"><a href="http://livebaseballscorecards.com">livebaseballscorecards.com</a></p> <p><b>AB 0</b> <b>R 0</b> <b>H 0</b> <b>RBI 0</b> <b>BB 0</b> <b>SO 0</b> <b>LOB 0</b></p> 																								
<b>Inning Stats</b>										1B: 0 SF: 0 2B: 0 SAC: 0 3B: 0 DP: 0 HR: 0 HBP: 0	WP: 0 PA: 0 PB: 0 SB: 0 CS: 0																								
PITCHER	IP	WLS	BF	H	R	ER	SO	BB	IBB	HBP	BLK	WP	HR	S	P	ERA	WHIP	PITCHER	IP	WLS	BF	H	R	ER	SO	BB	IBB	HBP	BLK	WP	HR	S	P	ERA	WHIP



Batter	1	2	3	4	5	6	7	8	9	AB R H RBI BB SO LOB	TOP																								
											<p style="text-align: center;"><b>San Diego Padres @ Portland Beavers</b> PGE Park, Portland, OR Fri Mar 28 2003, 7:05 PM EST</p> <p style="text-align: right;"><a href="http://livebaseballscorecards.com">livebaseballscorecards.com</a></p> <p><b>AB 0</b> <b>R 0</b> <b>H 0</b> <b>RBI 0</b> <b>BB 0</b> <b>SO 0</b> <b>LOB 0</b></p> 																								
Inning Stats										1B: 0 SF: 0 2B: 0 SAC: 0 3B: 0 DP: 0 HR: 0 HBP: 0	WP: 0 PA: 0 PB: 0 SB: 0 CS: 0																								
PITCHER	IP	WLS	BF	H	R	ER	SO	BB	IBB	HBP	BLK	WP	HR	S	P	ERA	WHIP	PITCHER	IP	WLS	BF	H	R	ER	SO	BB	IBB	HBP	BLK	WP	HR	S	P	ERA	WHIP

Batter	1	2	3	4	5	6	7	8	9	AB R H RBI BB SO LOB	BOTTOM																								
											<p style="text-align: center;"><b>San Diego Padres @ Portland Beavers</b> PGE Park, Portland, OR Fri Mar 28 2003, 7:05 PM EST</p> <p style="text-align: right;"><a href="http://livebaseballscorecards.com">livebaseballscorecards.com</a></p> <p><b>AB 0</b> <b>R 0</b> <b>H 0</b> <b>RBI 0</b> <b>BB 0</b> <b>SO 0</b> <b>LOB 0</b></p> 																								
Inning Stats										1B: 0 SF: 0 2B: 0 SAC: 0 3B: 0 DP: 0 HR: 0 HBP: 0	WP: 0 PA: 0 PB: 0 SB: 0 CS: 0																								
PITCHER	IP	WLS	BF	H	R	ER	SO	BB	IBB	HBP	BLK	WP	HR	S	P	ERA	WHIP	PITCHER	IP	WLS	BF	H	R	ER	SO	BB	IBB	HBP	BLK	WP	HR	S	P	ERA	WHIP

Batter	1	2	3	4	5	6	7	8	9	AB R H RBI BB SO LOB	TOP																								
											<p style="text-align: center;"><b>San Diego Padres @ Lake Elsinore Storm</b> The Diamond, Lake Elsinore, CA Sat Mar 29 2003, 9:05 PM EST</p> <p style="text-align: right;"><a href="http://livebaseballscorecards.com">livebaseballscorecards.com</a></p> <p><b>AB 0</b> <b>R 0</b> <b>H 0</b> <b>RBI 0</b> <b>BB 0</b> <b>SO 0</b> <b>LOB 0</b></p> 																								
<b>Inning Stats</b>										1B: 0 SF: 0 WP: 0 PA: 0 2B: 0 SAC: 0 FB: 0 3B: 0 DP: 0 SB: 0 HR: 0 HBP: 0 CS: 0																									
PITCHER	IP	WLS	BF	H	R	ER	SO	BB	IBB	HBP	BLK	WP	HR	S	P	ERA	WHIP	PITCHER	IP	WLS	BF	H	R	ER	SO	BB	IBB	HBP	BLK	WP	HR	S	P	ERA	WHIP

Batter	1	2	3	4	5	6	7	8	9	AB R H RBI BB SO LOB	BOTTOM																								
											<p style="text-align: center;"><b>San Diego Padres @ Lake Elsinore Storm</b> The Diamond, Lake Elsinore, CA Sat Mar 29 2003, 9:05 PM EST</p> <p style="text-align: right;"><a href="http://livebaseballscorecards.com">livebaseballscorecards.com</a></p> <p><b>AB 0</b> <b>R 0</b> <b>H 0</b> <b>RBI 0</b> <b>BB 0</b> <b>SO 0</b> <b>LOB 0</b></p> 																								
<b>Inning Stats</b>										1B: 0 SF: 0 WP: 0 PA: 0 2B: 0 SAC: 0 FB: 0 3B: 0 DP: 0 SB: 0 HR: 0 HBP: 0 CS: 0																									
PITCHER	IP	WLS	BF	H	R	ER	SO	BB	IBB	HBP	BLK	WP	HR	S	P	ERA	WHIP	PITCHER	IP	WLS	BF	H	R	ER	SO	BB	IBB	HBP	BLK	WP	HR	S	P	ERA	WHIP



Batter	1	2	3	4	5	6	7	8	9	AB	R	H	RBI	BB	SO	LOB	TOP					
Ray Durham, S OBP: 0.600, SLG: 1.250	1-2 HR		1-2 IBB WP 1B		0-2 G4-3			4-2 2B BB	2-3 K	4	2	2	1	1	1	1	<b>San Francisco Giants @ San Diego Padres</b> Qualcomm Stadium, San Diego, CA Mon Mar 31 2003, 6:05 PM EST Att: 61,707 - Sunny - 80 F					
José Cruz Jr., S OBP: 0.500, SLG: 1.000	0-1 F7		4-2 WP IBB BB		4-1 BB			1 SAFE 2-2 BB	0-1 1B	3	0	2	1	2	0	0						
Rich Aurilia, R OBP: 0.200, SLG: 0.200	2-1 G1-3		3-3 K		1-0 F8			2-1 P6	0-0 1B	5	0	1	0	0	1	5						
Barry Bonds, L (1, 7)	1-0 F8		4-0 WP IBB			3-3 K		4-0 G6-4-3 IBB	1-3 K	3	0	0	0	2	2	2						
Edgardo Alfonzo, R (1, 5)		2-2 E4 G5-4-3	3-2 F8			1-0 G4-3		0-0 G6-4-3		4	0	0	0	0	0	5						
Benito Santiago, R OBP: 0.250, SLG: 1.000		2-1 G5-4-3		1-0 B1		0-0 F7			1-0 HR	4	1	1	1	0	0	1						
J.T. Snow, L OBP: 0.750, SLG: 1.667	0-1 FC6-4 1B			0-1 F7			4-2 G6-4-3 BB		0-0 HR	3	1	2	1	1	0	0						
Marquis Grissom, R OBP: 0.250, SLG: 0.250	1-1 FC6-4			2-1 P4			0-3 K		0-1 SH1-3 1B	4	1	1	0	0	1	2						
Kirk Rueter, L Joe Nathan, R Marvin Benard, L Scott Eyre, L Felix Rodriguez, R Neifi Perez, S Tim Worrell, R			0-1 F8		0-0 F9		0-1 G6-4-3		1-0 SH1-3	2	0	0	0	0	0	0						
<b>Inning Stats</b>	R: 1 E: 0 K: 0 S: 9	H: 1 LOB: 0 BB: 0 P: 13	R: 0 E: 1 K: 0 S: 9	H: 1 LOB: 1 BB: 0 P: 14	R: 1 E: 0 K: 1 S: 18	H: 1 LOB: 2 BB: 2 P: 33	R: 0 E: 0 K: 0 S: 5	H: 0 LOB: 0 BB: 0 P: 8	R: 0 E: 0 K: 0 S: 6	H: 0 LOB: 1 BB: 1 P: 11	R: 0 E: 0 K: 1 S: 7	H: 0 LOB: 0 BB: 0 P: 11	R: 0 E: 0 K: 1 S: 7	H: 0 LOB: 1 BB: 1 P: 11	R: 0 E: 0 K: 1 S: 10	H: 1 LOB: 2 BB: 2 P: 22		R: 3 E: 0 K: 2 S: 16	H: 5 LOB: 2 BB: 0 P: 21	1B: 5 2B: 1 3B: 0 HR: 3	SF: 0 SAC: 1 DP: 3 HBP: 0	WP: 1 PB: 0 SB: 0 CS: 0
<b>PITCHER</b>	IP WLS BF H R ER SO BB IBB HBP BLK WP HR S P ERA WHIP																					
Brian Lawrence, R ERA: 2.57	(1, 1) 7.0 27 3 2 2 3 3 1 0 0 1 1 61 101 2.57 0.857																					
Clay Condrey, R ERA: 27.0	(8, 1) 1.0 L 8 4 3 3 0 1 1 0 0 0 2 14 27 27.00 5.000																					
Luther Hackman, R ERA:	(9, 1) 1.0 5 2 0 0 2 0 0 0 0 0 0 12 16 0.00 2.000																					

AB	33
R	5
H	9
RBI	4
BB	6
SO	5
LOB	17



Batter	1	2	3	4	5	6	7	8	9	AB	R	H	RBI	BB	SO	LOB	BOTTOM						
Mark Loretta, R (1, 4)	2-1 G1-3		1-2 F7		1-1 L9		1-1 FC6-4 1B		1-2 G5-4-3	5	0	0	0	0	0	3	<b>San Francisco Giants @ San Diego Padres</b> Qualcomm Stadium, San Diego, CA Mon Mar 31 2003, 6:05 PM EST Att: 61,707 - Sunny - 80 F						
Mark Kotsay, L OBP: 0.500, SLG: 0.500	1-1 P5		2-2 P3			1-1 S 2B 1B	0-0 FC6-4 1B			4	1	2	0	0	0	2							
Rondell White, R (1, 7)	2-2 F8			0-1 G6-3		1 SAFE 4-2 2B 1B	2-1 FC6-4			3	0	0	0	1	0	2							
Ryan Klesko, L OBP: 0.250, SLG: 0.500		1-1 G6-3		2-2 G1-3		0-1 2B	3-0 L3			4	0	1	1	0	0	2							
Xavier Nady, R OBP: 0.250, SLG: 0.500		1-0 F8		2-0 2B		0-1 P3		0-0 F7		4	1	1	0	0	0	2							
Sean Burroughs, L OBP: 0.500, SLG: 0.667		0-1 G1-3		0-0 2B		4-0 IBB		2-3 K		3	0	1	1	1	1	0							
Gary Bennett, R (1, 2)			2-1 G5-3	0-1 F9		2-3 K		0-0 F8		4	0	0	0	0	1	4							
Ramón Vázquez, L OBP: 0.500, SLG: 0.333			4-2 1B BB		2-2 G4-3	2-2 F7		3-2 G5-4-3 1B		3	0	1	0	1	0	3							
Brian Lawrence, R OBP: 0.500, SLG: 0.500	(1, 1)		0-2 1B		2-1 G5-3		2-2 G6-3		0-2 F8	2	0	1	0	0	0	0							
Brian Buchanan, R (7, PH)										1	0	0	0	0	0	0							
Clay Condrey, R (8, 1)										0	0	0	0	0	0	0							
Luther Hackman, R (9, 1)										0	0	0	0	0	0	0							
Dave Hansen, L (9, PH)										1	0	0	0	0	0	1							
<b>Inning Stats</b>	R: 0 E: 0 K: 0 S: 7	H: 0 LOB: 0 BB: 0 P: 12	R: 0 E: 0 K: 0 S: 5	H: 0 LOB: 0 BB: 0 P: 7	R: 0 E: 0 K: 0 S: 14	H: 1 LOB: 1 BB: 1 P: 23	R: 1 E: 0 K: 0 S: 9	H: 2 LOB: 1 BB: 0 P: 13	R: 0 E: 0 K: 0 S: 7	H: 0 LOB: 0 BB: 0 P: 12	R: 1 E: 0 K: 1 S: 18	H: 2 LOB: 3 BB: 2 P: 31	R: 0 E: 1 K: 0 S: 9	H: 1 LOB: 2 BB: 0 P: 17	R: 0 E: 0 K: 1 S: 5	H: 0 LOB: 0 BB: 0 P: 7	R: 0 E: 0 K: 0 S: 10	H: 1 LOB: 0 BB: 0 P: 14	1B: 4 2B: 3 3B: 0 HR: 0	SF: 0 SAC: 0	DP: 1 HBP: 0	WP: 0 PB: 0 SB: 1 CS: 0	PA: 37
<b>PITCHER</b>	IP WLS BF H R ER SO BB IBB HBP BLK WP HR S P ERA WHIP																						
Kirk Rueter, L ERA: 3.6	(1, 1) 5.0 22 5 2 2 0 0 0 0 0 0 0 10 18 0.00 0.000																						
Joe Nathan, R ERA:	(6, 1) 1.0 4 0 0 0 1 0 1 0 0 0 0 10 18 0.00 0.000																						
Scott Eyre, L ERA:	(7, 1) 1.0 5 1 0 0 0 0 0 0 0 0 0 9 17 0.00 1.000																						
Felix Rodriguez, R ERA:	(8, 1) 1.0 W 3 0 0 0 1 0 0 0 0 0 0 5 7 0.00 0.000																						
Tim Worrell, R ERA:	(9, 1) 1.0 S 3 1 0 0 0 0 0 0 0 0 0 10 14 0.00 1.000																						









Batter	1	2	3	4	5	6	7	8	9	AB	R	H	RBI	BB	SO	LOB	TOP				
Ray Durham, S OBP: 0.467, SLG: 0.846 Tim Worrell, R (9, 1)	F9		FC1-4 BB	G5-4-3 1B			F9 S 1B		G5-3	4	0	2	0	1	0	0					
José Cruz Jr., S OBP: 0.571, SLG: 0.818 (1, 9)	E7 1B		FC1-4 2B	G5-4-3 1-2			F9 1-3			4	1	1	0	0	0	3					
Rich Aurilia, R OBP: 0.286, SLG: 0.385 (1, 6)	G5-3		BB 1-H 2B	K			P4			4	1	1	1	0	1	2					
Barry Bonds, L OBP: 0.308, SLG: 0.400 (1, 7)	F8		F8				P6			4	0	0	0	0	0	3					
Edgardo Alfonzo, R OBP: 0.417, SLG: 0.333 (1, 5)		G4-3	BB 2B BB				G6-4-3 BB			1	1	0	0	3	0	0					
Benito Santiago, R OBP: 0.333, SLG: 0.800 (1, 2)		WP BB	1-2 2-3 BB	G6-4-3 1-2			K			2	1	0	0	2	1	2					
J.T. Snow, L OBP: 0.417, SLG: 0.600 (1, 3)		K	1-2 2-3 3-H BB				K			3	1	0	1	1	2	2					
Marquis Grissom, R OBP: 0.333, SLG: 0.364 (1, 8)			1-3 BB				P2			3	0	1	3	1	0	0					
Damian Moss, R Andres Galaraga, R Joe Nathan, R Scott Eyre, L Felix Rodriguez, R Nelfi Perez, S (1, 1) (5, PH) (6, 1) (6, 1) (6, 1) (6, PH) (6, PH)			2-3 K				K			2	0	0	0	0	2	3					
<b>Inning Stats</b>	R: 0 E: 1 K: 0 S: 8	H: 1 LOB: 1 BB: 0 P: 13	R: 0 E: 0 K: 2 S: 14	H: 0 LOB: 2 BB: 2 P: 26	R: 5 E: 0 K: 1 S: 17	H: 2 LOB: 1 BB: 4 P: 37	R: 0 E: 0 K: 1 S: 6	H: 1 LOB: 0 BB: 0 P: 12	R: 0 E: 0 K: 0 S: 4	H: 0 LOB: 0 BB: 1 P: 10	R: 0 E: 0 K: 2 S: 9	H: 0 LOB: 0 BB: 0 P: 11	R: 0 E: 0 K: 0 S: 8	H: 1 LOB: 1 BB: 0 P: 12	R: 0 E: 0 K: 1 S: 7	H: 0 LOB: 0 BB: 1 P: 13	R: 0 E: 0 K: 0 S: 5	H: 0 LOB: 0 BB: 0 P: 8	1B: 3 2B: 2 3B: 0 HR: 0	SF: 0 SAC: 0 DP: 3 HBP: 0	WP: 2 PA: 37 PB: 0 CS: 1
<b>PITCHER</b>	IP WLS BF H R ER SO BB IBB HBP BLK WP HR S P ERA WHIP	IP WLS BF H R ER SO BB IBB HBP BLK WP HR S P ERA WHIP	IP WLS BF H R ER SO BB IBB HBP BLK WP HR S P ERA WHIP	IP WLS BF H R ER SO BB IBB HBP BLK WP HR S P ERA WHIP	IP WLS BF H R ER SO BB IBB HBP BLK WP HR S P ERA WHIP	IP WLS BF H R ER SO BB IBB HBP BLK WP HR S P ERA WHIP	IP WLS BF H R ER SO BB IBB HBP BLK WP HR S P ERA WHIP	IP WLS BF H R ER SO BB IBB HBP BLK WP HR S P ERA WHIP	IP WLS BF H R ER SO BB IBB HBP BLK WP HR S P ERA WHIP	IP WLS BF H R ER SO BB IBB HBP BLK WP HR S P ERA WHIP	IP WLS BF H R ER SO BB IBB HBP BLK WP HR S P ERA WHIP	IP WLS BF H R ER SO BB IBB HBP BLK WP HR S P ERA WHIP	IP WLS BF H R ER SO BB IBB HBP BLK WP HR S P ERA WHIP	IP WLS BF H R ER SO BB IBB HBP BLK WP HR S P ERA WHIP	IP WLS BF H R ER SO BB IBB HBP BLK WP HR S P ERA WHIP	IP WLS BF H R ER SO BB IBB HBP BLK WP HR S P ERA WHIP	IP WLS BF H R ER SO BB IBB HBP BLK WP HR S P ERA WHIP	IP WLS BF H R ER SO BB IBB HBP BLK WP HR S P ERA WHIP	IP WLS BF H R ER SO BB IBB HBP BLK WP HR S P ERA WHIP	IP WLS BF H R ER SO BB IBB HBP BLK WP HR S P ERA WHIP	

**San Francisco Giants @ San Diego Padres**  
Qualcomm Stadium, San Diego, CA  
Wed Apr 02 2003, 10:05 PM EST  
Att: 15,899 - Cloudy - 59 F


**AB 29**  
**R 5**  
**H 5**  
**RBI 5**  
**BB 8**  
**SO 7**  
**LOB 15**



Batter	1	2	3	4	5	6	7	8	9	AB	R	H	RBI	BB	SO	LOB	BOTTOM				
Mark Loretta, R OBP: 0.167, SLG: 0.091 Jesse Orosco, R (7, 1)	G5-3		WP E 1B				F9 2-3		G1-6-3 1-2	3	1	1	0	1	0	2					
Jaret Wright, R (8, 1)										0	0	0	0	0	0	0					
Dave Hansen, L (8, PH)										1	0	0	0	0	0	1					
Luther Hackman, R (9, 1)										0	0	0	0	0	0	0					
Mark Kotsay, L OBP: 0.385, SLG: 0.273 (1, 8)	G4-3		E 1-3 BB	K			4-2 BB		G4-3	3	0	0	0	2	1	2					
Rondell White, R (1, 7)	G4-3		E5 1-3 3-H				FC5-4 BB		G4-3	4	0	0	0	1	0	4					
Ryan Klesko, L OBP: 0.154, SLG: 0.167 (1, 3)		K	L9				P6			4	0	0	0	1	1	3					
Xavier Nady, R OBP: 0.250, SLG: 0.583 Shane Victorino, S (9, PR)	G5-3						FC5-4 HR 1-2			5	1	2	1	0	1	1					
Sean Burroughs, L OBP: 0.500, SLG: 0.444 (1, 5)							SH5-3 BB SF8 BB			0	0	0	0	0	0	0					
Sean Burroughs, L OBP: 0.500, SLG: 0.444 (1, 5)							SH5-3 BB			3	1	1	0	2	2	3					
Wiki Gonzalez, R (1, 2)	FC6-4 1-2						SH5-3 BB			3	0	0	0	1	1	2					
Ramón Vázquez, L OBP: 0.364, SLG: 0.333 (1, 6)							SH5-3			2	0	0	0	1	1	0					
Oliver Pérez, L (1, 1)							F9 1B BB			1	0	0	0	0	0	0					
Brian Buchanan, R (4, PH)										0	0	0	1	0	0	0					
Mike Matthews, L (5, 1)										0	0	0	0	0	0	0					
Keith Lockhart, L OBP: 0.750, SLG: 0.667 (7, 4)							3-H BB			2	0	2	0	0	0	0					
<b>Inning Stats</b>	R: 0 E: 0 K: 0 S: 4	H: 0 LOB: 0 BB: 0 P: 8	R: 0 E: 0 K: 1 S: 9	H: 0 LOB: 1 BB: 1 P: 15	R: 1 E: 1 K: 1 S: 17	H: 1 LOB: 2 BB: 1 P: 30	R: 2 E: 0 K: 1 S: 11	H: 1 LOB: 1 BB: 3 P: 27	R: 0 E: 0 K: 1 S: 6	H: 0 LOB: 1 BB: 1 P: 12	R: 0 E: 0 K: 1 S: 10	H: 1 LOB: 3 BB: 2 P: 20	R: 0 E: 0 K: 1 S: 10	H: 1 LOB: 1 BB: 0 P: 16	R: 0 E: 0 K: 0 S: 7	H: 1 LOB: 0 BB: 0 P: 10	R: 0 E: 0 K: 1 S: 11	H: 1 LOB: 2 BB: 1 P: 19	1B: 5 2B: 0 3B: 0 HR: 1	SF: 1 SAC: 1 DP: 1 HBP: 0	WP: 2 PA: 42 PB: 0 SB: 0 CS: 0
<b>PITCHER</b>	IP WLS BF H R ER SO BB IBB HBP BLK WP HR S P ERA WHIP	IP WLS BF H R ER SO BB IBB HBP BLK WP HR S P ERA WHIP	IP WLS BF H R ER SO BB IBB HBP BLK WP HR S P ERA WHIP	IP WLS BF H R ER SO BB IBB HBP BLK WP HR S P ERA WHIP	IP WLS BF H R ER SO BB IBB HBP BLK WP HR S P ERA WHIP	IP WLS BF H R ER SO BB IBB HBP BLK WP HR S P ERA WHIP	IP WLS BF H R ER SO BB IBB HBP BLK WP HR S P ERA WHIP	IP WLS BF H R ER SO BB IBB HBP BLK WP HR S P ERA WHIP	IP WLS BF H R ER SO BB IBB HBP BLK WP HR S P ERA WHIP	IP WLS BF H R ER SO BB IBB HBP BLK WP HR S P ERA WHIP	IP WLS BF H R ER SO BB IBB HBP BLK WP HR S P ERA WHIP	IP WLS BF H R ER SO BB IBB HBP BLK WP HR S P ERA WHIP	IP WLS BF H R ER SO BB IBB HBP BLK WP HR S P ERA WHIP	IP WLS BF H R ER SO BB IBB HBP BLK WP HR S P ERA WHIP	IP WLS BF H R ER SO BB IBB HBP BLK WP HR S P ERA WHIP	IP WLS BF H R ER SO BB IBB HBP BLK WP HR S P ERA WHIP	IP WLS BF H R ER SO BB IBB HBP BLK WP HR S P ERA WHIP	IP WLS BF H R ER SO BB IBB HBP BLK WP HR S P ERA WHIP	IP WLS BF H R ER SO BB IBB HBP BLK WP HR S P ERA WHIP	IP WLS BF H R ER SO BB IBB HBP BLK WP HR S P ERA WHIP	

**San Francisco Giants @ San Diego Padres**  
Qualcomm Stadium, San Diego, CA  
Wed Apr 02 2003, 10:05 PM EST  
Att: 15,899 - Cloudy - 59 F

**AB 31**  
**R 3**  
**H 6**  
**RBI 2**  
**BB 9**  
**SO 7**  
**LOB 18**









Batter	1	2	3	4	5	6	7	8	9	AB	R	H	RBI	BB	SO	LOB	TOP																
Dave Roberts, L (1,8) OBP: 0.280, SLG: 0.522	G6-3		FC5-4				B1-3		G1-3	5	0	1	0	0	0	1	<b>Los Angeles Dodgers @ San Diego Padres</b> Qualcomm Stadium, San Diego, CA Fri Apr 04 2003, 10:05 PM EST Att: 23,820 - Cloudy - 64 F																
Paul Lo Duca, R (1,2) OBP: 0.353, SLG: 0.400	F8					SH1-3	G6-3			2	0	0	0	1	0																		
Shawn Green, L (1,9) OBP: 0.478, SLG: 0.700	G6-3		K			P4		F8		4	0	0	0	0	1																		
Fred McGriff, L (1,3)		1B PB FC3-2 BB	G4-3			BB		HR		2	1	1	1	2	0																		
Brian Jordan, R (1,7) OBP: 0.409, SLG: 0.842		FC5-4 1B		E	2B	F7		G4-3		4	1	2	0	0	2																		
Adrián Beltré, R (1,5) OBP: 0.143, SLG: 0.200		FC5-4 FC3-2 1-2		G1-3			G6-3			4	0	1	0	0	3																		
Alex Cora, L (1,4) OBP: 0.278, SLG: 0.333		FC3-2		E9 G4-3 2H 1B			F7		1B	4	0	1	1	0	3																		
Cesar Izturis, S (1,6) OBP: 0.429, SLG: 0.353		G3		G4-3			G6-3			4	0	0	0	0	1																		
37 Darren Dreifort, R (1,1) OBP: 0.500, SLG: 0.500				K			G4-3		P6	2	0	1	0	0	1																		
Jolbert Cabrera, R (7,PH) OBP: 0.400, SLG: 0.600										1	0	0	0	0	0																		
Guillermo Mota, R (7,1) OBP: 0.400, SLG: 0.600										0	0	0	0	0	0																		
Paul Quantrill, L (8,1) OBP: 0.400, SLG: 0.600										0	0	0	0	0	0																		
Daryle Ward, L (9,PH) OBP: 0.400, SLG: 0.600										1	0	0	0	0	0																		
<b>Inning Stats</b>	R: 0 E: 0 K: 0 S: 6	H: 0 LOB: 0 BB: 0 P: 9	R: 0 E: 0 K: 0 S: 12	H: 1 LOB: 2 BB: 1 P: 18	R: 0 E: 0 K: 1 S: 10	H: 1 LOB: 2 BB: 1 P: 21	R: 1 E: 1 K: 1 S: 9	H: 2 LOB: 1 BB: 0 P: 15	R: 0 E: 0 K: 0 S: 9	H: 0 LOB: 0 BB: 0 P: 5	R: 0 E: 0 K: 0 S: 5	H: 0 LOB: 0 BB: 0 P: 7	R: 1 E: 0 K: 0 S: 12	H: 2 LOB: 1 BB: 0 P: 18	R: 0 E: 0 K: 1 S: 8	H: 0 LOB: 0 BB: 0 P: 14	1B: 5 2B: 1 3B: 0 HR: 1	SF: 0 SAC: 1 DP: 0 HBP: 0	WP: 0 PB: 1 SB: 1 CS: 0	PA: 37													
<b>PITCHER</b>	IP WLS BF H R ER SO BB IBB HBP BLK WP HR S P ERA WHIP																																
Clay Condrey, R (1,1) ERA: 6.0	5.0	W 23	5	1	1	2	3	0	0	0	0	0	0	46	79	1.80	1.600																
Mike Matthews, L (6,1) ERA: 2.08	2.1	H 8	1	1	1	0	0	0	0	0	0	0	1	13	18	3.86	0.429																
Luther Hackman, R (8,1) ERA: 1.500	0.2	H 3	1	0	0	0	0	0	0	0	0	0	0	8	12	0.00	1.500																
Brandon Villafuerte, R (9,1) ERA: 2.25	1.0	S 3	0	0	0	1	0	0	0	0	0	0	0	8	14	0.00	0.000																

Batter	1	2	3	4	5	6	7	8	9	AB	R	H	RBI	BB	SO	LOB	BOTTOM													
Ramón Vázquez, L (1,6) OBP: 0.389, SLG: 0.286	G4-3		F8				1B BLK BB		K	4	1	1	0	1	1	0	<b>Los Angeles Dodgers @ San Diego Padres</b> Qualcomm Stadium, San Diego, CA Fri Apr 04 2003, 10:05 PM EST Att: 23,820 - Cloudy - 64 F													
Mark Loretta, R (1,4) OBP: 0.286, SLG: 0.350	G5-3		G5-3				K			4	0	1	0	0	1															
Mark Kotsay, L (1,8) OBP: 0.500, SLG: 0.526							G3-1 BLK 1B		K	4	0	3	1	0	1															
Dave Hansen, L (1,3) OBP: 0.500, SLG: 0.526	G3-1						G3-1			2	0	0	0	2	0															
Luther Hackman, R (8,1) ERA: 1.500							G3-1			0	0	0	0	0	0															
Brandon Villafuerte, R (9,1) ERA: 2.25							BB			0	0	0	0	0	0															
Sean Burroughs, L (1,5) OBP: 0.350, SLG: 0.294			K				F8		K	4	0	0	0	0	2															
Xavier Nady, R (1,9) OBP: 0.300, SLG: 0.700			K				F8		K	4	1	1	1	0	2															
Gary Bennett, R (1,2) OBP: 0.267, SLG: 0.333			K				P4		HR	4	1	1	1	0	2															
Shane Victorino, S (1,7) OBP: 0.300, SLG: 0.700			G1-3				G3			4	1	1	0	0	0															
Gary Bennett, R (1,2) OBP: 0.267, SLG: 0.333			G1-3				G3			4	1	1	0	0	0															
Shane Victorino, S (1,7) OBP: 0.300, SLG: 0.700			G1-3				G3			2	0	0	0	1	0															
Clay Condrey, R (1,1) ERA: 4.5							G4-3			2	1	1	0	0	1															
Mike Matthews, L (6,1) ERA: 2.08							G4-3			1	0	0	0	0	1															
Lou Merloni, R (8,3) ERA: 3.86							G4-3			0	0	0	1	0	0															
<b>Inning Stats</b>	R: 0 E: 0 K: 0 S: 9	H: 1 LOB: 1 BB: 0 P: 15	R: 0 E: 1 K: 3 S: 13	H: 0 LOB: 2 BB: 1 P: 18	R: 0 E: 0 K: 0 S: 8	H: 1 LOB: 2 BB: 1 P: 16	R: 0 E: 0 K: 1 S: 9	H: 0 LOB: 0 BB: 0 P: 12	R: 2 E: 0 K: 1 S: 8	H: 2 LOB: 1 BB: 1 P: 17	R: 1 E: 0 K: 1 S: 7	H: 1 LOB: 0 BB: 0 P: 10	R: 0 E: 0 K: 2 S: 15	H: 2 LOB: 3 BB: 1 P: 26	R: 1 E: 0 K: 1 S: 9	H: 1 LOB: 0 BB: 0 P: 12	1B: 5 2B: 2 3B: 0 HR: 1	SF: 0 SAC: 2 DP: 0 HBP: 0	WP: 0 PB: 1 SB: 1 CS: 0	PA: 37										
<b>PITCHER</b>	IP WLS BF H R ER SO BB IBB HBP BLK WP HR S P ERA WHIP																													
37 Darren Dreifort, R (1,1) ERA: 4.5	6.0	L 27	5	3	3	6	3	0	0	1	54	88	4.50	1.333																
Guillermo Mota, R (7,1) ERA: 3.86	1.0	6	2	0	0	2	1	0	0	0	15	26	0.00	3.000																
Paul Quantrill, R (8,1) ERA: 3.86	1.0	4	1	1	1	1	0	0	0	0	9	12	9.00	1.000																

AB 33  
R 2  
H 7  
RBI 2  
BB 3  
SO 3  
LOB 18



AB 31  
R 4  
H 8  
RBI 3  
BB 4  
SO 9  
LOB 18







Batter	1	2	3	4	5	6	7	8	9	AB	R	H	RBI	BB	SO	LOB	TOP			
Dave Roberts, L (1,8) OBP: 0.241, SLG: 0.444	G1-3		G1-3		F7			F8		4	0	0	0	0	0	0	<b>Los Angeles Dodgers @ San Diego Padres</b> Qualcomm Stadium, San Diego, CA Sat Apr 05 2003, 10:05 PM EST Att: 36,005 - Cloudy - 61 F			
Paul Lo Duca, R (1,2) OBP: 0.333, SLG: 0.368	F9		BB 1B			G6-3		G6-3		4	0	1	0	0	0	0				
Shawn Green, L (1,9) OBP: 0.481, SLG: 0.652	E7		G4-6-3 BB			1-2 2B 1B		G4-3		3	0	1	0	1	0	0				
Fred McGriff, L (1,3) OBP: 0.269, SLG: 0.318	E3		G4-6-3 1-2			P6		P6		4	0	0	0	0	0	4				
Brian Jordan, R (1,7) OBP: 0.385, SLG: 0.783	K				G5-3			F8		4	0	1	0	0	1	2				
Adrián Beltré, R (1,5)			CS 2B		P3			G4-3		3	0	1	0	0	0	0				
Alex Cora, L (1,4) OBP: 0.286, SLG: 0.300			CS BB		K			F7		2	0	0	0	1	1	0				
Cesar Izturis, S (1,6) OBP: 0.375, SLG: 0.300			K		G4-3			G3		3	0	0	0	0	1	2				
Hideo Nomo, R (1,1)			K2-3		G6-3			G5-3		2	0	0	0	0	1	1				
Jolbert Cabrera, R (8, PH) OBP: 0.333, SLG: 0.500										1	0	0	0	0	0	0				
Paul Shuey, R (8, 1)										0	0	0	0	0	0	0				
<b>Inning Stats</b>	R: 0 E: 2 K: 1 S: 14	H: 0 LOB: 2 BB: 0 P: 18	R: 0 E: 0 K: 2 S: 9	H: 1 LOB: 1 BB: 1 P: 18	R: 0 E: 0 K: 0 S: 4	H: 1 LOB: 1 BB: 1 P: 12	R: 0 E: 0 K: 1 S: 5	H: 0 LOB: 0 BB: 0 P: 8	R: 0 E: 0 K: 0 S: 6	H: 2 LOB: 2 BB: 0 P: 12	R: 0 E: 0 K: 0 S: 13	H: 0 LOB: 0 BB: 0 P: 17	R: 0 E: 0 K: 0 S: 10	H: 0 LOB: 0 BB: 0 P: 16	R: 0 E: 0 K: 0 S: 7	H: 0 LOB: 0 BB: 0 P: 13	1B: 2 2B: 3 3B: 0 HR: 0	SF: 0 SAC: 0 DP: 2 HBP: 0	WP: 0 PB: 0 SB: 0 CS: 2	PA: 32
<b>PITCHER</b>	IP WLS BF H R ER SO BB IBB HBP BLK WP HR S P ERA WHIP																			
Brian Lawrence, R (1, 1) ERA: 1.2	8.0 W 29 4 0 0 4 2 0 0 0 0 0 0 70 120 0.00 0.750																			
Jesse Orosco, L (9, 1) ERA:	1.0 S 3 0 0 0 0 0 0 0 0 0 0 0 7 13 0.00 0.000																			

Batter	1	2	3	4	5	6	7	8	9	AB	R	H	RBI	BB	SO	LOB	BOTTOM			
Ramón Vázquez, L (1,6) OBP: 0.455, SLG: 0.313	FC3-6 BB		G1-3 1B 1B		G3-1 WP BB			K		2	2	1	0	2	1	2	<b>Los Angeles Dodgers @ San Diego Padres</b> Qualcomm Stadium, San Diego, CA Sat Apr 05 2003, 10:05 PM EST Att: 36,005 - Cloudy - 61 F			
Keith Lockhart, L (1,4) OBP: 0.500, SLG: 0.429	K		G1-3 1B 1B		F8			F7		4	1	1	0	0	1	2				
Mark Kotsay, L (1,8) OBP: 0.423, SLG: 0.435	FC3-6 1-2		G1-3 1-2 2-3		G3-1 1-2			K		4	0	0	0	0	1	4				
Ryan Klesko, L (1,3) OBP: 0.235, SLG: 0.200	G6-3		G5-3 1B 1B		G2-3 BB			G2-3		3	0	1	1	1	0	1				
Rondell White, R (1,7) OBP: 0.250, SLG: 0.167			S 1B		K			G1-3		3	0	2	1	0	1	1				
Shane Victorino, S (6, 7)			1-2 2-H 1B							1	0	0	0	0	0	0				
Sean Burroughs, L (1,5) OBP: 0.292, SLG: 0.238			P6 2-3F		G5-3			F8		4	0	0	0	0	1	3				
Xavier Nady, R (1,9) OBP: 0.292, SLG: 0.625			K		F7			F9		4	0	1	0	0	1	1				
Gary Bennett, R (1,2) OBP: 0.333, SLG: 0.353			K 1-2		G4-3			1B 1B		2	0	1	0	1	0	0				
Brian Lawrence, R (1, 1) OBP: 0.200, SLG: 0.200			IBB					1B		3	0	0	0	0	2	4				
Jesse Orosco, R (9, 1) ERA: 5.4			L8		K			K		0	0	0	0	0	0	0				
<b>Inning Stats</b>	R: 0 E: 0 K: 1 S: 6	H: 0 LOB: 1 BB: 1 P: 12	R: 0 E: 0 K: 1 S: 9	H: 1 LOB: 2 BB: 1 P: 17	R: 2 E: 0 K: 0 S: 12	H: 4 LOB: 1 BB: 0 P: 15	R: 0 E: 0 K: 1 S: 6	H: 0 LOB: 0 BB: 0 P: 8	R: 1 E: 0 K: 1 S: 8	H: 0 LOB: 1 BB: 2 P: 21	R: 0 E: 0 K: 3 S: 13	H: 2 LOB: 2 BB: 0 P: 19	R: 0 E: 0 K: 1 S: 5	H: 0 LOB: 0 BB: 0 P: 6	R: 0 E: 0 K: 0 S: 6	H: 0 LOB: 0 BB: 0 P: 7	1B: 7 2B: 0 3B: 0 HR: 0	SF: 0 SAC: 0 DP: 1 HBP: 0	WP: 2 PB: 0 SB: 1 CS: 0	PA: 34
<b>PITCHER</b>	IP WLS BF H R ER SO BB IBB HBP BLK WP HR S P ERA WHIP																			
Hideo Nomo, R (1, 1) ERA: 1.69	7.0 L 31 7 3 3 8 3 1 0 0 0 0 0 6 98 3.86 1.429																			
Paul Shuey, R (8, 1) ERA: 5.4	1.0 3 0 0 0 0 0 0 0 0 0 0 0 6 7 0.00 0.000																			

**AB 30**  
**R 0**  
**H 4**  
**RBI 0**  
**BB 2**  
**SO 4**  
**LOB 9**



**AB 30**  
**R 3**  
**H 7**  
**RBI 2**  
**BB 4**  
**SO 8**  
**LOB 18**





Batter	1	2	3	4	5	6	7	8	9	10	11	12	13	AB R H RBI BB SO LOB	TOP							
Dave Roberts, L OBP: 0.205, SLG: 0.375 Eric Gagne, R Mike Kinkade, R OBP: 0.333, SLG: 0.333	G1-3		G4-3		F7			F9		F7			G5-3 1B	5 0 0 0 0 0 3 0 0 0 0 0 0 0 1 1 1 0 0 0 0								
Cesar Izturis, S OBP: 0.333, SLG: 0.269	B1-3		G5-3			F7			K		G1-3		G5-3 1B	6 0 1 0 0 1 0								
Shawn Green, L OBP: 0.424, SLG: 0.536	K		L8			G4-3			P5		K		G5-3 BB	5 0 0 0 1 2 0								
Brian Jordan, R OBP: 0.375, SLG: 0.679				G1-3		G3			G5-3		HBP		G5-3	5 1 1 1 0 0 2								
Fred McGriff, L OBP: 0.300, SLG: 0.320 Jason Romano, R (10, PR)					F9		G3-1			G3 1B BB			G6-3	3 1 1 0 1 0 0 2 0 0 0 0 1 3								
Adrián Beltré, R OBP: 0.241, SLG: 0.357							G5-3							5 1 3 1 0 0 0								
Todd Hundley, S OBP: 0.225, SLG: 0.300 Paul Shuey, R Paul Quantrill, L Tom Martin, L Robert Cabrera, R Daryle Ward, R Guillermo Mota, R					F8					B1				3 0 1 2 0 0 1 0 0 0 0 0 0 0 0 0 0 0 0 0 0 1 0 0 0 0 0 2 0 0 0 0 1 0 0 0 0 0 0 0 0 0	AB 45 R 4 H 8 RBI 4 BB 4 SO 7 LOB 15							
Alex Cora, L OBP: 0.231, SLG: 0.240	L8-4									G3			G3-6-1 BB	5 0 0 0 0 2 4								
Odalis Perez, L Paulo Lo Duca, R OBP: 0.333, SLG: 0.333	K					G6-3							G4-3	2 0 0 0 0 1 0 2 0 0 0 1 0 0								
<b>Inning Stats</b>	R: 0 E: 1 K: 1 S: 6	H: 0 LOB: 0 BB: 0 P: 10	R: 3 E: 0 K: 1 S: 19	H: 4 LOB: 0 BB: 0 P: 29	R: 0 E: 0 K: 0 S: 8	H: 1 LOB: 1 BB: 0 P: 18	R: 0 E: 0 K: 0 S: 4	H: 0 LOB: 0 BB: 0 P: 15	R: 0 E: 0 K: 1 S: 12	H: 0 LOB: 0 BB: 0 P: 15	R: 0 E: 0 K: 1 S: 9	H: 1 LOB: 3 BB: 2 P: 20	R: 0 E: 0 K: 2 S: 13	H: 0 LOB: 1 BB: 1 P: 16	R: 0 E: 0 K: 0 S: 3	H: 0 LOB: 0 BB: 1 P: 7	R: 1 E: 0 K: 0 S: 10	H: 2 LOB: 2 BB: 1 P: 18	1B: 6 2B: 3 3B: 0 HR: 0	SF: 0 SAC: 0 DP: 2 HBP: 1	W/P: 0 PB: 0 SB: 0 CS: 0	PA: 50
<b>PITCHER</b>	IP WLS BF H R ER SO BB IBB HBP BLK WP HR S P ERA WHIP	7.0 25 5 5 3 3 3 0 0 0 0 0 0 64 97 3.86 0.714	1.2 5 0 0 0 0 2 0 0 0 0 0 0 17 21 0.00 0.000	1.1 7 1 0 0 0 1 1 0 0 0 0 0 11 23 0.00 1.500	0.2 2 0 0 0 0 1 0 0 0 0 0 0 7 8 0.00 0.000	1.1 5 0 0 0 0 1 1 0 0 1 0 0 9 15 0.00 0.750			<b>PITCHER</b> Jaret Wright, R ERA: 3.38	(13, 1) 1.0 L 6 2 1 1 0 0 1 0 0 0 10 18 9.00 3.000												

Los Angeles Dodgers @ San Diego Padres  
Qualcomm Stadium, San Diego, CA  
Sun Apr 06 2003, 5:00 PM EDT  
Att. 34,563 - Cloudy - 66 F



Batter	1	2	3	4	5	6	7	8	9	10	11	12	13	AB R H RBI BB SO LOB	BOTTOM							
Mark Loretta, R OBP: 0.259, SLG: 0.308	L7				G5-3				G1-3					6 0 1 0 0 1 2								
Mark Kotsay, L OBP: 0.438, SLG: 0.481	F7													4 1 1 0 1 0 0								
Rondell White, R OBP: 0.250, SLG: 0.182 Mike Matthews, L	E5				G5-3									4 0 1 1 0 1 3 0 0 0 0 0 0 0 2 0 0 0 0 1 1								
Sean Burroughs, L OBP: 0.269, SLG: 0.217	K													5 0 1 1 1 3 2								
Ryan Klesko, L OBP: 0.261, SLG: 0.200	K													5 1 3 0 1 1 3								
Xavier Nady, R OBP: 0.397, SLG: 0.621														3 0 1 0 1 0 2 0 1 0 0 0 0 0 1 0 0 0 0 0 0 0	AB 46 R 3 H 9 RBI 2 BB 5 SO 12 LOB 24							
Lou Merloni, R OBP: 0.333, SLG: 0.197 Brandon Villaliente, R Keith Lockhart, L Jaret Wright, R Luther Hackman, R Dave Hansen, L Jaret Wright, R														5 0 0 0 0 1 5								
Gary Bennett, R OBP: 0.250, SLG: 0.261	F8													5 0 0 0 1 2 2								
Ramón Vázquez, L OBP: 0.393, SLG: 0.238	E3													1 0 0 0 0 0 0 1 1 1 0 0 0 0 3 0 0 0 0 2 3								
Adam Eaton, R Brian Buchanan, R Shane Victorino, S														1 0 0 0 0 0 0 1 1 1 0 0 0 0 3 0 0 0 0 2 3								
<b>Inning Stats</b>	R: 0 E: 1 K: 1 S: 9	H: 1 LOB: 1 BB: 0 P: 17	R: 1 E: 1 K: 0 S: 14	H: 1 LOB: 2 BB: 1 P: 21	R: 0 E: 0 K: 0 S: 7	H: 0 LOB: 0 BB: 0 P: 14	R: 1 E: 0 K: 0 S: 6	H: 1 LOB: 0 BB: 0 P: 8	R: 0 E: 0 K: 1 S: 10	H: 1 LOB: 3 BB: 1 P: 23	R: 0 E: 0 K: 2 S: 16	H: 0 LOB: 1 BB: 1 P: 23	R: 0 E: 0 K: 2 S: 10	H: 1 LOB: 2 BB: 1 P: 17	R: 0 E: 0 K: 1 S: 9	H: 0 LOB: 0 BB: 1 P: 18	R: 0 E: 0 K: 1 S: 11	H: 0 LOB: 0 BB: 0 P: 15	1B: 8 2B: 0 3B: 1 HR: 0	SF: 0 SAC: 2 DP: 1 HBP: 1	W/P: 0 PB: 0 SB: 0 CS: 1	PA: 54
<b>PITCHER</b>	IP WLS BF H R ER SO BB IBB HBP BLK WP HR S P ERA WHIP	6.1 8 29 8 3 2 3 1 0 0 0 0 0 19 31 2.84 1.421	1.2 7 0 0 0 0 2 1 0 0 0 0 0 3 4 0.00 0.600	0.1 1 0 0 0 0 2 1 0 0 0 0 0 3 4 0.00 0.000	0.2 3 0 0 0 0 2 1 0 0 0 0 0 13 19 0.00 1.500	2.0 8 1 0 0 0 3 0 1 0 0 0 0 16 25 0.00 0.500			<b>PITCHER</b> Guillermo Mota, R ERA:	(12, 1) 2.0 W 6 0 0 0 0 2 1 0 0 0 0 20 33 0.00 0.500												

Los Angeles Dodgers @ San Diego Padres  
Qualcomm Stadium, San Diego, CA  
Sun Apr 06 2003, 5:00 PM EDT  
Att. 34,563 - Cloudy - 66 F





Batter	1	2	3	4	5	6	7	8	9	AB	R	H	RBI	BB	SO	LOB	TOP																
Ramón Vázquez, L (1, 6) OBP: 0.394, SLG: 0.240	F7		1B		L7	F7		2B		4	0	1	0	1	0	1	<b>San Diego Padres @ San Francisco Giants</b> PacBell Park, San Francisco, CA Mon Apr 07 2003, 4:15 PM EDT Att: 41,915 - Sunny - 66 F																
Keith Lockhart, L (1, 4) OBP: 0.417, SLG: 0.364 Mark Loretta, R (8, PH) OBP: 0.286, SLG: 0.370	F8		1B		L7		G1-3	2B		4	0	1	0	0	0	0																	
Mark Kotsay, L (1, 8) OBP: 0.432, SLG: 0.452	K		1B				F8	G6-3		4	0	1	0	1	1	2																	
Ryan Klesko, L (1, 3) OBP: 0.250, SLG: 0.200		K	K				P6		P5	5	0	1	0	0	2	3																	
Rondell White, R (1, 7) OBP: 0.241, SLG: 0.185	G4-3							F8	G6-3	5	0	1	0	0	1	2																	
Sean Burroughs, L (1, 5) OBP: 0.321, SLG: 0.217 Lou Merloni, R (5, 5) OBP: 0.545, SLG: 0.667							1B	2B	1B	0	0	0	0	2	0	0																	
Xavier Nady, R (1, 9) OBP: 0.343, SLG: 0.545	L9						P4	2B	F9	4	1	0	0	1	1	5																	
Wiki Gonzalez, R (1, 2) OBP: 0.375, SLG: 0.429 Shane Victorino, S (8, PR)			G6-3		F8					4	0	2	3	0	0	2																	
Mike Bynum, L (8, 1) OBP: 1.000, SLG: 1.000								G3-1	2B	0	1	0	0	0	0	0																	
Oliver Pérez, L (1, 1) OBP: 0.201, SLG: 0.167 Brian Buchanan, R (8, PH) Jaret Wright, R (8, PH) Dave Hansen, L (8, PH) Gary Bennett, R (8, PH) OBP: 0.190, SLG: 0.250			K		K		F9	G3-1		2	0	0	0	0	2	2																	
<b>Inning Stats</b>	R: 0 E: 0 K: 1 S: 7	H: 0 LOB: 0 BB: 0 P: 11	R: 0 E: 0 K: 1 S: 12	H: 0 LOB: 1 BB: 1 P: 20	R: 0 E: 0 K: 2 S: 20	H: 3 LOB: 3 BB: 0 P: 25	R: 0 E: 0 K: 2 S: 9	H: 1 LOB: 2 BB: 1 P: 16	R: 0 E: 0 K: 1 S: 9	H: 1 LOB: 2 BB: 1 P: 19	R: 1 E: 0 K: 0 S: 14	H: 2 LOB: 1 BB: 0 P: 20	R: 0 E: 0 K: 0 S: 4	H: 0 LOB: 0 BB: 0 P: 7	R: 3 E: 0 K: 0 S: 17	H: 3 LOB: 2 BB: 2 P: 29	R: 0 E: 0 K: 0 S: 9	H: 1 LOB: 1 BB: 0 P: 14	1B: 8 2B: 2 3B: 1 HR: 0	SF: 0 SAC: 0 DP: 0 HBP: 0	WP: 0 PB: 0 CS: 0	PA: 43											
<b>PITCHER</b>	IP WLS BF H R ER SO BB IBB HBP BLK WP HR S P ERA WHIP																																
Jason Schmidt, R (1, 1) ERA: 1.35	5.2	27	7	1	1	7	3	0	0	0	0	0	0	6	9	1.59	1.765																
Scott Eyre, L (6, 1) ERA:	1.1	4	0	0	0	0	0	0	0	0	0	0	0	6	9	0.00	0.000																
Felix Rodriguez, R (8, 1) ERA: 8.31	0.1	4	2	3	3	0	1	0	0	0	0	0	0	9	15	81.00	9.000																
41 Chad Zerbe, L (8, 1) ERA:	0.1	2	0	0	0	0	1	0	0	0	0	0	0	4	10	0.00	3.000																
Tim Worrell, R (8, 1) ERA: 1.8	1.1	6	2	0	0	0	0	0	0	0	0	0	0	13	18	0.00	1.500																
Batter	1	2	3	4	5	6	7	8	9	AB	R	H	RBI	BB	SO	LOB	BOTTOM																
Ray Durham, S (1, 4) OBP: 0.400, SLG: 0.538	F9		HR		G5-3		F7			3	1	0	0	1	0	0	<b>San Diego Padres @ San Francisco Giants</b> PacBell Park, San Francisco, CA Mon Apr 07 2003, 4:15 PM EDT Att: 41,915 - Sunny - 66 F																
José Cruz Jr., S (1, 9) OBP: 0.441, SLG: 0.833	HR		HR		1B		K			4	2	3	3	0	1	0																	
Rich Aurilia, R (1, 6) OBP: 0.393, SLG: 0.783	L8		HR		P4			HR		4	2	2	2	0	0	1																	
Barry Bonds, L (1, 7) OBP: 0.407, SLG: 0.550	F8		K		K			S	HR	3	1	0	0	1	2	1																	
Edgardo Alfonzo, R (1, 5) OBP: 0.467, SLG: 0.429	F9		BB		P1			HR		3	1	1	2	1	0	0																	
Benito Santiago, R (1, 2) OBP: 0.380, SLG: 0.696	FC6-4		F9		G6-3		G5-3			4	0	1	0	0	0	1																	
J.T. Snow, L (1, 3) OBP: 0.500, SLG: 0.579 Andres Galaraga, R (8, 3) OBP: 0.333, SLG: 0.200	K				F8			P4		3	0	1	0	0	1	1																	
Marquis Grissom, R (1, 8) OBP: 0.267, SLG: 0.250	FC6-4				G6-3		G5-3			4	0	1	0	0	0	2																	
Jason Schmidt, R (1, 1) Scott Eyre, L (6, 1) Marvin Benard, L (7, PH) Felix Rodriguez, R (8, 1) 41 Chad Zerbe, L (8, 1) Tim Worrell, R (8, 1)			G5-3		K			G1-3		2	0	0	0	0	1	0																	
<b>Inning Stats</b>	R: 1 E: 0 K: 0 S: 10	H: 1 LOB: 0 BB: 0 P: 16	R: 0 E: 0 K: 1 S: 9	H: 1 LOB: 0 BB: 0 P: 14	R: 3 E: 0 K: 1 S: 16	H: 2 LOB: 1 BB: 2 P: 28	R: 0 E: 0 K: 1 S: 8	H: 0 LOB: 0 BB: 0 P: 11	R: 0 E: 0 K: 0 S: 6	H: 1 LOB: 1 BB: 0 P: 8	R: 0 E: 0 K: 1 S: 11	H: 0 LOB: 0 BB: 0 P: 16	R: 3 E: 0 K: 1 S: 14	H: 3 LOB: 1 BB: 1 P: 22	R: 0 E: 0 K: 0 S: 9	H: 1 LOB: 1 BB: 0 P: 14		1B: 3 2B: 1 3B: 0 HR: 5	SF: 0 SAC: 0 DP: 0 HBP: 0	WP: 0 PB: 1 CS: 0	PA: 36												
<b>PITCHER</b>	IP WLS BF H R ER SO BB IBB HBP BLK WP HR S P ERA WHIP																																
Oliver Pérez, L (1, 1) ERA: 9.0	5.0	22	5	4	4	4	2	0	0	0	0	0	0	17	24	0.00	0.500																
Jaret Wright, R (6, 1) ERA: 1.53	2.0	7	1	0	0	1	0	0	0	0	0	0	0	0	0	0	0																
Mike Bynum, L (8, 1) ERA: 12.46	1.0	7	3	3	3	1	1	0	0	0	2	14	22	27.00	4.000																		
<b>GIANTS</b>																																	



Batter	1	2	3	4	5	6	7	8	9	AB	R	H	RBI	BB	SO	LOB	TOP		
Mark Kotsay, L (1, 8) OBP: 0.419, SLG: 0.417	G4-3		F7			K			F7	5	0	1	0	1	1	5	<b>San Diego Padres @ San Francisco Giants</b> PacBell Park, San Francisco, CA Tue Apr 08 2003, 10:15 PM EDT Att: 36,388 - Sunny - 59 F		
Mark Loretta, R (1, 4) OBP: 0.295, SLG: 0.364	L7		1B	G4-3		F8			G1-6-3	6	1	1	0	0	1	6			
Rondell White, R (1, 7) Shane Victorino, S (8, 7)	F7		1B	FC6-5		F9			G3	5	2	2	2	0	0	1			
Ryan Klesko, L (1, 3) OBP: 0.242, SLG: 0.200		P3	FC6-5			L9			F7	5	0	1	1	0	0	0			
Xavier Nady, R (1, 9) OBP: 0.400, SLG: 0.595		BB	FC6-5			F8			1B	4	2	3	0	1	0	0			
Lou Merten, R (1, 5) OBP: 0.583, SLG: 0.583		BB	FC6-5			44 BB			2B	3	1	1	1	2	0	3			
Gary Bennett, R (1, 2) Brandon Villafuerte, R (9, 1)	K		FC6-4			F8			2B	4	0	1	1	0	1	5			
Ramón Vázquez, L (1, 6) OBP: 0.395, SLG: 0.300	G4-3					44 BB			1B	5	1	2	2	0	0	3			
44 Jake Peavy, R (1, 1) Luther Hackman, R (7, 1)									2B	2	1	1	0	1	0	0			
Wiki Gonzalez, R (7, 2) Brian Buchanan, R (9, PH) OBP: 0.333, SLG: 0.429			2B						1B	2	0	0	0	0	0	0			
<b>Inning Stats</b>	R: 0 E: 0 K: 0 S: 7	H: 0 LOB: 0 BB: 0 P: 12	R: 0 E: 0 K: 1 S: 8	H: 1 LOB: 2 BB: 1 P: 15	R: 3 E: 0 K: 0 S: 18	H: 4 LOB: 2 BB: 1 P: 27	R: 0 E: 0 K: 0 S: 8	H: 0 LOB: 1 BB: 1 P: 12	R: 0 E: 0 K: 1 S: 12	H: 0 LOB: 3 BB: 2 P: 24	R: 2 E: 0 K: 0 S: 14	H: 3 LOB: 1 BB: 0 P: 22	R: 0 E: 0 K: 1 S: 11	H: 1 LOB: 1 BB: 0 P: 19	R: 4 E: 0 K: 0 S: 15	H: 5 LOB: 1 BB: 0 P: 24	1B: 9 2B: 5 3B: 0 HR: 1	SF: 0 SAC: 0 DP: 0 HBP: 0	WP: 0 PA: 47 PB: 0 SB: 0 CS: 0
<b>PITCHER</b>	IP WLS BF H R ER SO BB IBB HBP BLK WP HR S P ERA WHIP																		
Damian Moss, L (1, 1) ERA: 4.22	5.2	28	6	3	3	2	5	0	0	0	0	0	0	0	0	0	4.76	1.941	
Joe Nathan, R (6, 1) ERA:	0.1	1	0	0	0	0	0	0	0	0	0	0	0	1	3	4	0.00	0.000	
Scott Eyre, L (7, 1) ERA: 3.6	1.0	L 6	3	2	2	0	0	0	0	0	1	14	22	18.00	3.000				
41 Chad Zerbe, L (8, 1) ERA: 9.82	2.0	12	6	4	4	1	0	0	0	0	0	26	43	18.00	3.000				

AB	42
R	9
H	15
RBI	9
BB	5
SO	3
LOB	23



Batter	1	2	3	4	5	6	7	8	9	AB	R	H	RBI	BB	SO	LOB	BOTTOM				
Ray Durham, S (1, 4) OBP: 0.343, SLG: 0.452	P5					F7			G4-3	5	0	0	0	0	0	4	<b>San Diego Padres @ San Francisco Giants</b> PacBell Park, San Francisco, CA Tue Apr 08 2003, 10:15 PM EDT Att: 36,388 - Sunny - 59 F				
José Cruz Jr., S (1, 9) OBP: 0.436, SLG: 0.857	L9					K			HR	5	1	2	1	0	2	1					
Rich Aurilia, R (1, 6) OBP: 0.394, SLG: 0.714	1B					F9			K	5	0	2	0	0	1	1					
Barry Bonds, L (1, 7) OBP: 0.419, SLG: 0.652	F9					HR			L1	3	1	1	1	1	0	2					
Edgardo Alfonzo, R (1, 5) 41 Chad Zerbe, L (8, 1) OBP: 0.412, SLG: 0.360	F8					P6			F9	4	0	0	0	0	0	4					
Benito Santiago, R (1, 2) OBP: 0.379, SLG: 0.741	3B					P3			F8	4	2	2	0	0	0	0					
J.T. Snow, L (1, 3) OBP: 0.517, SLG: 0.652	FC1-5					F7			P6	4	0	2	2	0	0	0					
Marquis Grissom, R (1, 8) OBP: 0.235, SLG: 0.219	1B					G5-3			F9	4	0	0	0	0	0	2					
Damian Moss, R (1, 1) Joe Nathan, R (6, 1) OBP: 0.250, SLG: 0.250	FC6					E5			L8	2	0	1	0	0	0	0					
Marvin Benard, L (6, PH) Scott Eyre, L (7, 1) Pedro Feliz, R (8, 5)	1B					1B				1	0	0	0	0	1	1					
<b>Inning Stats</b>	R: 0 E: 0 K: 0 S: 13	H: 1 LOB: 1 BB: 0 P: 20	R: 1 E: 0 K: 0 S: 12	H: 3 LOB: 2 BB: 0 P: 16	R: 1 E: 0 K: 1 S: 10	H: 1 LOB: 0 BB: 0 P: 14	R: 0 E: 0 K: 0 S: 7	H: 0 LOB: 0 BB: 0 P: 13	R: 0 E: 1 K: 1 S: 13	H: 1 LOB: 3 BB: 1 P: 24	R: 1 E: 0 K: 1 S: 13	H: 2 LOB: 1 BB: 0 P: 21	R: 0 E: 0 K: 0 S: 11	H: 1 LOB: 1 BB: 0 P: 17	R: 0 E: 0 K: 0 S: 7	H: 0 LOB: 0 BB: 0 P: 10	R: 1 E: 0 K: 1 S: 9	H: 1 LOB: 0 BB: 0 P: 14	1B: 6 2B: 0 3B: 2 HR: 2	SF: 0 SAC: 0 DP: 0 HBP: 0	WP: 0 PA: 39 PB: 0 SB: 0 CS: 0
<b>PITCHER</b>	IP WLS BF H R ER SO BB IBB HBP BLK WP HR S P ERA WHIP																				
44 Jake Peavy, R (1, 1) ERA: 3.27	6.0	W 29	9	3	3	3	0	1	0	0	0	15	24	0.00	0.000						
Luther Hackman, R (7, 1) ERA:	2.0	H 6	0	0	0	0	0	0	0	0	1	9	14	9.00	1.000						
Brandon Villafuerte, R (9, 1) ERA: 2.84	1.0	4	1	1	1	1	0	0	0	0	1	9	14	9.00	1.000						

AB	38
R	4
H	10
RBI	4
BB	1
SO	4
LOB	15









Batter	1	2	3	4	5	6	7	8	9	AB	R	H	RBI	BB	SO	LOB	TOP		
Ronnie Belliard, R OBP: 0.353, SLG: 0.344	3-2 1B 17 SF7 2B		3-3 K		1-1 G4-3		1-1 1B	2-3 K		5	1	2	0	0	2	2	<b>Colorado Rockies @ San Diego Padres</b> Qualcomm Stadium, San Diego, CA Fri Apr 11 2003, 10:05 PM EDT Att: 21,190 - Cloudy - 67 F		
Jay Payton, R OBP: 0.378, SLG: 0.500	2-0 17 SF7 1B		0-0 G4-3		0-2 G1-3		0-1 P2		0-2 FC4-6 1B	5	0	2	0	0	0	1			
17 Todd Helton, L OBP: 0.490, SLG: 0.872	1-2 SF7			0-0 HR	0-1 P5		2-0 F7		0-3 K	4	1	1	2	0	1	2			
Larry Walker, L OBP: 0.370, SLG: 0.513	4-0 G6-4-3 IBB			4-2 G1-3 1B BB		3-2 1B WP HBP		0-0 BB 1B	2-0 FC4-6	2	1	1	0	2	0	1			
Preston Wilson, R OBP: 0.413, SLG: 0.610	1-0 G6-4-3			1-1 G1-3 1B		2-3 K		4-0 BB 1B	1-3 K	4	1	1	0	1	2	4			
José Hernández, R OBP: 0.386, SLG: 0.487		1-2 K		0-3 K		0-0 1B		4-1 1B 2-3 BB		3	0	1	0	1	2	2			
Charles Johnson, R OBP: 0.194, SLG: 0.222		0-3 K		0-1 G1-3		2-3 K		0-0 F5		4	0	0	0	0	2	7			
Chris Stynes, R OBP: 0.366, SLG: 0.457		2-3 K		4-0 FC6-4 IBB		1-1 G1-3		1-2 1-3 2-H 3-H		3	0	1	2	1	1	2			
Darren Oliver, R 40 Brian Fuentes, L Chris Richard, L Dan Miceli, R Greg Norton, S Javier López, L			0-3 K	2-2 FC6-4			2-3 K	2-0 F7		2	0	0	0	0	1	3			
<b>Inning Stats</b>	R: 1 E: 0 K: 0 S: 8	H: 2 LOB: 1 BB: 1 P: 19	R: 0 E: 0 K: 3 S: 10	H: 0 LOB: 0 BB: 0 P: 13	R: 0 E: 0 K: 2 S: 8	H: 0 LOB: 0 BB: 0 P: 11	R: 1 E: 0 K: 1 S: 13	H: 2 LOB: 3 BB: 2 P: 24	R: 0 E: 0 K: 2 S: 12	H: 1 LOB: 2 BB: 0 P: 20	R: 0 E: 0 K: 1 S: 8	H: 1 LOB: 1 BB: 0 P: 13	R: 2 E: 0 K: 1 S: 11	H: 2 LOB: 2 BB: 2 P: 24	R: 0 E: 0 K: 2 S: 11	H: 1 LOB: 1 BB: 0 P: 14		1B: 7 2B: 1 3B: 0 HR: 1	SF: 1 SAC: 0 DP: 1 HBP: 1
<b>PITCHER</b>	IP WLS BF H R ER SO BB IBB HBP BLK WP HR S P ERA WHIP	IP WLS BF H R ER SO BB IBB HBP BLK WP HR S P ERA WHIP	IP WLS BF H R ER SO BB IBB HBP BLK WP HR S P ERA WHIP	IP WLS BF H R ER SO BB IBB HBP BLK WP HR S P ERA WHIP	IP WLS BF H R ER SO BB IBB HBP BLK WP HR S P ERA WHIP	IP WLS BF H R ER SO BB IBB HBP BLK WP HR S P ERA WHIP	IP WLS BF H R ER SO BB IBB HBP BLK WP HR S P ERA WHIP	IP WLS BF H R ER SO BB IBB HBP BLK WP HR S P ERA WHIP	IP WLS BF H R ER SO BB IBB HBP BLK WP HR S P ERA WHIP	IP WLS BF H R ER SO BB IBB HBP BLK WP HR S P ERA WHIP	IP WLS BF H R ER SO BB IBB HBP BLK WP HR S P ERA WHIP	IP WLS BF H R ER SO BB IBB HBP BLK WP HR S P ERA WHIP	IP WLS BF H R ER SO BB IBB HBP BLK WP HR S P ERA WHIP	IP WLS BF H R ER SO BB IBB HBP BLK WP HR S P ERA WHIP	IP WLS BF H R ER SO BB IBB HBP BLK WP HR S P ERA WHIP	IP WLS BF H R ER SO BB IBB HBP BLK WP HR S P ERA WHIP	IP WLS BF H R ER SO BB IBB HBP BLK WP HR S P ERA WHIP		

AB	34
R	4
H	9
RBI	4
BB	5
SO	12
LOB	26



Batter	1	2	3	4	5	6	7	8	9	AB	R	H	RBI	BB	SO	LOB	BOTTOM		
Mark Loretta, R OBP: 0.295, SLG: 0.381	0-1 G3	0-1 L6		4-1 1B BB		3-2 F8		2-2 G5-4-3		4	0	0	0	1	0	1	<b>Colorado Rockies @ San Diego Padres</b> Qualcomm Stadium, San Diego, CA Fri Apr 11 2003, 10:05 PM EDT Att: 21,190 - Cloudy - 67 F		
Mark Kotsay, L OBP: 0.395, SLG: 0.378	0-1 BB 1B BB	2-2 G4-3		1-2 1B 1B		1-3 K		0-0 G1-6-3		5	1	2	0	0	1	0			
Rondell White, R OBP: 0.302, SLG: 0.400 Shane Victorino, S	0-0 BB BB 1B		1-2 G2	2-2 F9		0-1 CS 1B				4	1	2	0	0	0	2			
Brian Buchanan, R OBP: 0.462, SLG: 0.444 Brandon Villafuerte, R	4-0 BB SF9 BB		2-1 F8		0-0 FC6-4 1B	2-1 CS	4-2 1B BB			2	1	1	0	2	0	0			
Xavier Nady, R OBP: 0.408, SLG: 0.600	4-2 BB BB		2-2 FC6-4 1B		0-0 FC6-4 2B 2B		1-3 K			3	1	1	1	1	1	2			
Lou Merloni, R OBP: 0.550, SLG: 0.600	4-1 BB BB		0-0 FC6-4		3-1 FC6-4 2B 2B		0-1 F7			3	1	1	1	1	0	2			
Gary Bennett, R OBP: 0.303, SLG: 0.419	0-1 SF9			2-1 FC3-5 2B	1-0 2B		0-0 1B			3	0	3	3	0	0	0			
Ramón Vázquez, L OBP: 0.383, SLG: 0.289	3-3 K			0-1 FC3-5 CS	0-1 F8		2-2 F8			4	0	0	0	0	1	6			
Brian Lawrence, R OBP: 0.250, SLG: 0.625 Matt Herges, L Jesse Orosco, R Luther Hackman, R Dave Hansen, L OBP: 0.538, SLG: 0.400		0-1 G1-3		0-2 HR	0-3 K			0-0 G5-4-3 1B		3	1	1	1	0	1	1			
<b>Inning Stats</b>	R: 3 E: 0 K: 1 S: 13	H: 2 LOB: 2 BB: 3 P: 28	R: 0 E: 0 K: 0 S: 9	H: 0 LOB: 0 BB: 0 P: 11	R: 0 E: 0 K: 0 S: 10	H: 1 LOB: 1 BB: 0 P: 15	R: 1 E: 0 K: 0 S: 19	H: 3 LOB: 2 BB: 1 P: 28	R: 2 E: 0 K: 1 S: 11	H: 3 LOB: 1 BB: 0 P: 17	R: 0 E: 0 K: 1 S: 10	H: 1 LOB: 1 BB: 0 P: 16	R: 0 E: 0 K: 1 S: 12	H: 1 LOB: 2 BB: 1 P: 19	R: 0 E: 0 K: 0 S: 7	H: 1 LOB: 0 BB: 0 P: 9		1B: 8 2B: 3 3B: 0 HR: 1	SF: 1 SAC: 0 DP: 1 HBP: 0
<b>PITCHER</b>	IP WLS BF H R ER SO BB IBB HBP BLK WP HR S P ERA WHIP	IP WLS BF H R ER SO BB IBB HBP BLK WP HR S P ERA WHIP	IP WLS BF H R ER SO BB IBB HBP BLK WP HR S P ERA WHIP	IP WLS BF H R ER SO BB IBB HBP BLK WP HR S P ERA WHIP	IP WLS BF H R ER SO BB IBB HBP BLK WP HR S P ERA WHIP	IP WLS BF H R ER SO BB IBB HBP BLK WP HR S P ERA WHIP	IP WLS BF H R ER SO BB IBB HBP BLK WP HR S P ERA WHIP	IP WLS BF H R ER SO BB IBB HBP BLK WP HR S P ERA WHIP	IP WLS BF H R ER SO BB IBB HBP BLK WP HR S P ERA WHIP	IP WLS BF H R ER SO BB IBB HBP BLK WP HR S P ERA WHIP	IP WLS BF H R ER SO BB IBB HBP BLK WP HR S P ERA WHIP	IP WLS BF H R ER SO BB IBB HBP BLK WP HR S P ERA WHIP	IP WLS BF H R ER SO BB IBB HBP BLK WP HR S P ERA WHIP	IP WLS BF H R ER SO BB IBB HBP BLK WP HR S P ERA WHIP	IP WLS BF H R ER SO BB IBB HBP BLK WP HR S P ERA WHIP	IP WLS BF H R ER SO BB IBB HBP BLK WP HR S P ERA WHIP			

AB	32
R	6
H	12
RBI	6
BB	5
SO	4
LOB	14





Batter	1	2	3	4	5	6	7	8	9	AB	R	H	RBI	BB	SO	LOB	TOP													
Ronnie Belliard, R OBP: 0.333, SLG: 0.306 (1, 4)	F9		G4-3		K			K		4	0	0	0	1	2	2	<b>Colorado Rockies @ San Diego Padres</b> Qualcomm Stadium, San Diego, CA Sat Apr 12, 2003, 10:05 PM EDT Att: 30,830 - Cloudy - 66 F													
Jay Payton, R OBP: 0.380, SLG: 0.468 Jose Jimenez, R (9, 1)	F8-3		G1-3				K	K	F9	5	0	1	0	0	2	4														
17 Todd Helton, L OBP: 0.472, SLG: 0.810 (1, 3)	F8-3			G4-3			P6			3	0	0	0	1	0	1														
Larry Walker, L OBP: 0.360, SLG: 0.476 (1, 9)		G6-4-3		G3-1			G1-3			3	0	0	0	1	0	1														
Preston Wilson, R OBP: 0.400, SLG: 0.644 (1, 8)		G6-4-3		K			L6			4	1	1	1	0	1	1														
José Hernández, R OBP: 0.417, SLG: 0.524 (1, 6)							G3-1			3	1	2	0	1	0	0														
Bobby Estalella, R OBP: 0.353, SLG: 0.867 (1, 2)										3	1	1	0	1	2	2														
Chris Stynes, R OBP: 0.378, SLG: 0.487 (1, 5)										4	0	2	1	0	0	2														
Jason Jennings, L Steve Reed, R Greg Norton, S Justin Speier, R Gabe Kapler, R OBP: 0.500, SLG: 0.625 (1, 1) (6, 1) (7, PH) (7, 1) (9, PH) (9, 7)										1	0	1	1	0	0	0														
<b>Inning Stats</b>	R: 0 E: 0 K: 0 S: 6	H: 1 LOB: 0 BB: 0 P: 10	R: 0 E: 0 K: 1 S: 6	H: 1 LOB: 1 BB: 1 P: 15	R: 0 E: 0 K: 1 S: 9	H: 1 LOB: 1 BB: 0 P: 12	R: 0 E: 0 K: 1 S: 9	H: 0 LOB: 0 BB: 0 P: 14	R: 1 E: 0 K: 0 S: 7	H: 1 LOB: 1 BB: 1 P: 18	R: 0 E: 0 K: 2 S: 9	H: 0 LOB: 1 BB: 1 P: 19	R: 1 E: 0 K: 1 S: 15	H: 2 LOB: 3 BB: 2 P: 31	1B: 4 2B: 4 3B: 0 HR: 1	SF: 1 SAC: 0 DP: 2 HBP: 0	WP: 0 PA: 38 PB: 0 SB: 0 CS: 0													
<b>PITCHER</b>	IP WLS BF H R ER SO BB IBB HBP BLK WP HR S P ERA WHIP																													
Adam Eaton, R ERA: 4.12 Jaret Wright, R ERA: 3.86 Luther Hackman, R ERA: 1.23 Brandon Villafuerte, R ERA: 3.38 Matt Herges, R ERA:	(1, 1) (7, 1) (8, 1) (9, 1) (9, 1)	6.2 0.1 1.0 0.0 1.0	26 1 4 L 3 4	6 0 0 2 0	2 0 0 1 0	5 0 2 1 0	2 0 1 0 1	0 0 0 0 0	0 0 0 1 0	0 0 0 1 0	0 0 0 5 10	0 3 9 11 20	2.70 0.00 0.00 =	1.200 0.000 1.000 =																

AB	32
R	3
H	8
RBI	3
BB	5
SO	8
LOB	16



Batter	1	2	3	4	5	6	7	8	9	AB	R	H	RBI	BB	SO	LOB	BOTTOM													
Ramón Vázquez, L OBP: 0.412, SLG: 0.300 (1, 6)	G4-6-3				K					2	0	1	0	2	1	1	<b>Colorado Rockies @ San Diego Padres</b> Qualcomm Stadium, San Diego, CA Sat Apr 12, 2003, 10:05 PM EDT Att: 30,830 - Cloudy - 66 F													
Mark Loretta, R OBP: 0.292, SLG: 0.370 (1, 4)	G4-6-3		F9		K					4	0	1	0	0	1	3														
Mark Kotsay, L OBP: 0.404, SLG: 0.375 (1, 8)					F7					3	1	1	0	1	0	1														
Ryan Klesko, L OBP: 0.310, SLG: 0.333 (1, 3)	F9									3	0	1	0	1	0	2														
Rondell White, R OBP: 0.340, SLG: 0.432 Shane Victorino, S (8, PR) (9, 7)										4	1	3	0	0	0	1														
Xavier Nady, R OBP: 0.377, SLG: 0.551 (1, 9)										4	0	0	0	0	2	6														
Sean Burroughs, L OBP: 0.303, SLG: 0.214 (1, 5)										4	0	1	2	0	1	2														
Gary Bennett, R OBP: 0.270, SLG: 0.371 (1, 2)										4	0	0	0	0	0	1														
Adam Eaton, R Jaret Wright, R Dave Hansen, L Luther Hackman, R Brandon Villafuerte, R Matt Herges, L Keith Lockhart, L OBP: 0.500, SLG: 0.308 (1, 1) (7, PH) (7, PH) (8, 1) (9, 1) (9, PH) (9, PH)										1	0	0	0	0	1	0														
<b>Inning Stats</b>	R: 0 E: 0 K: 0 S: 5	H: 1 LOB: 1 BB: 1 P: 12	R: 0 E: 0 K: 1 S: 7	H: 1 LOB: 0 BB: 0 P: 11	R: 0 E: 0 K: 1 S: 8	H: 0 LOB: 1 BB: 1 P: 17	R: 0 E: 0 K: 1 S: 14	H: 1 LOB: 2 BB: 1 P: 22	R: 0 E: 1 K: 2 S: 10	H: 0 LOB: 1 BB: 0 P: 14	R: 2 E: 1 K: 1 S: 16	H: 2 LOB: 1 BB: 1 P: 30	R: 0 E: 0 K: 0 S: 7	H: 1 LOB: 1 BB: 0 P: 10	R: 0 E: 0 K: 0 S: 10	H: 0 LOB: 0 BB: 0 P: 12	1B: 8 2B: 0 3B: 0 HR: 0	SF: 0 SAC: 1 DP: 2 HBP: 0	WP: 0 PA: 37 PB: 0 SB: 0 CS: 2											
<b>PITCHER</b>	IP WLS BF H R ER SO BB IBB HBP BLK WP HR S P ERA WHIP																													
Jason Jennings, R Steve Reed, R Justin Speier, R Jose Jimenez, R ERA: 7.36 ERA: 1.42 ERA: 6.43 ERA: 7.11	(1, 1) (6, 1) (7, 1) (9, 1)	5.2 0.1 2.0 1.0	25 1 7 3	5 0 3 0	0 0 0 0	6 0 0 0	4 0 0 0	0 0 0 0	0 0 0 0	0 0 0 0	0 0 0 10	0 3 19 10	1.59 0.00 0.00 0.00	1.588 0.000 1.500 0.000																

AB	31
R	2
H	8
RBI	2
BB	4
SO	6
LOB	17













Batter	1	2	3	4	5	6	7	8	9	AB	R	H	RBI	BB	SO	LOB	TOP										
Mark Loretta, R OBP: 0.304, SLG: 0.358 Keith Lockhart, L OBP: 0.350, SLG: 0.333	1-1 G6-3		3-1 G6-4-3			1-2 G4-3		1-0 HBP		3	0	0	0	0	0	2											
Mark Kotsay, L OBP: 0.339, SLG: 0.339	0-3 K		2-2 P5			0-3 K		2-3 K		4	0	0	0	0	3	4											
Rondell White, R OBP: 0.339, SLG: 0.500	3-2 F7			4-2 CS BB			4-1 FC6-4 BB	2-3 K		2	0	0	0	2	1	3											
Brian Buchanan, R OBP: 0.412, SLG: 0.385 Dave Hansen, L OBP: 0.365, SLG: 0.333		2-2 G5-4-3 1B		1-3 K		3-2 P4		1-3 K		3	0	1	0	0	1	2											
Xavier Nady, R OBP: 0.354, SLG: 0.475		0-0 G5-4-3		3-3 K		0-0 L5		1-1 HBP		3	0	0	0	0	1	3											
Lou Merten, R OBP: 0.481, SLG: 0.476 Mike Matthews, L		4-1 BB			2-3 K		1-0 FC6-4	0-0 F7		2	0	0	0	1	1	1											
Ryan Klesko, L OBP: 0.327, SLG: 0.356					0-0 K		1-2 K			1	0	0	0	0	0	1											
Gary Bennett, R OBP: 0.326, SLG: 0.385 Wiki Gonzalez, R OBP: 0.429, SLG: 0.474		3-0 P6		0-0 G2-3				2-1 G4-3	0-3 K	2	0	0	0	0	0	1											
Ramón Vázquez, L OBP: 0.436, SLG: 0.360			0-1 G6-4-3 1B		0-2 F7			1-1 2B 1B		3	0	2	0	0	0	0											
Brian Lawrence, R OBP: 0.300, SLG: 0.600 Sean Burroughs, L OBP: 0.325, SLG: 0.294		2-2 G6-4-3 1B			0-0 P3			1-1 2B		2	0	1	0	0	0	0											
<b>Inning Stats</b>	R: 0 E: 0 K: 1 S: 10	H: 0 LOB: 0 BB: 0 P: 14	R: 0 E: 0 K: 0 S: 6	H: 1 LOB: 1 BB: 1 P: 15	R: 0 E: 0 K: 0 S: 10	H: 2 LOB: 1 BB: 0 P: 17	R: 0 E: 0 K: 2 S: 10	H: 0 LOB: 1 BB: 1 P: 18	R: 0 E: 0 K: 1 S: 8	H: 0 LOB: 0 BB: 0 P: 10	R: 0 E: 0 K: 1 S: 10	H: 0 LOB: 0 BB: 0 P: 11	R: 0 E: 0 K: 0 S: 8	H: 0 LOB: 1 BB: 1 P: 16	R: 0 E: 0 K: 2 S: 12	H: 2 LOB: 3 BB: 0 P: 21	R: 0 E: 0 K: 2 S: 8	H: 0 LOB: 1 BB: 0 P: 10	1B: 4 2B: 2 3B: 0 HR: 0	SF: 0 SAC: 0 DP: 3 HBP: 2	WP: 0 PB: 0 SB: 0 CS: 1	PA: 34					
<b>PITCHER</b>	IP	WLS	BF	H	R	ER	SO	BB	IBB	HBP	BLK	WP	HR	S	P	ERA	WHIP										
Kaz Ishii, L ERA: 4.32	(1, 1)	7.0	W	24	3	0	0	5	3	0	0	0	0	62	101	0.00	0.857										
Tom Martin, L ERA: 1.5	(8, 1)	0.1		3	2	0	0	0	0	0	0	0	0	6	10	0.00	6.000										
Paul Quantrill, R ERA: 3.0	(8, 1)	0.2		3	0	0	0	2	0	0	1	0	0	6	11	0.00	0.000										
Eric Gagne, R ERA:	(9, 1)	1.0	S	4	0	0	0	2	0	0	1	0	0	8	10	0.00	0.000										

San Diego Padres @ Los Angeles Dodgers  
Dodger Stadium, Los Angeles, CA  
Wed Apr 16 2003, 7:10 PM PDT  
Att: 25,513 - Cloudy - 58 F

AB 29  
R 0  
H 5  
RBI 0  
BB 3  
SO 9  
LOB 18



Batter	1	2	3	4	5	6	7	8	9	AB	R	H	RBI	BB	SO	LOB	BOTTOM										
Dave Roberts, L OBP: 0.333, SLG: 0.394	3-2 G4-3 1B		1-1 G3			0-0 S 1B	4-0 CS BB			3	1	2	0	1	0	1											
Paul Lo Duca, R OBP: 0.404, SLG: 0.462	2-3 K		3-1 P5			2-0 F7	1-0 CS	1-0 P4		4	0	0	0	0	1	3											
Shawn Green, L OBP: 0.357, SLG: 0.443	1-2 G4-3			0-0 L6		3-2 2B 1B		1-3 K		4	1	1	1	0	1	1											
Brian Jordan, R OBP: 0.354, SLG: 0.466	1-2 P4			0-3 K		1-0 2B HBP		0-0 1B 1B		3	1	1	0	0	1	1											
Fred McGriff, L OBP: 0.268, SLG: 0.340		3-1 F8		2-2 F8		3-0 2B		1-0 1B		4	0	2	2	0	0	0											
Ron Coomer, R OBP: 0.250, SLG: 0.100 Adrián Beltré, R OBP: 0.245, SLG: 0.388		0-1 F9			0-0 L8	3-2 G6-3		0-2 F9		4	0	0	0	0	0	3											
Alex Cora, L OBP: 0.265, SLG: 0.244		0-0 G4-3			2-2 G3-1	1-3 K				3	0	0	0	0	1	1											
Cesar Izturis, S OBP: 0.293, SLG: 0.278			1-1 G3 SH2-3 1B				2-2 F8			3	0	2	0	0	0	0											
Kaz Ishii, L	(1, 1)				1-0 SH2-3		0-2 G5-3			2	0	0	0	0	1	1											
Tom Martin, L	(8, 1)									0	0	0	0	0	0	0											
Paul Quantrill, L	(8, 1)									0	0	0	0	0	0	0											
Eric Gagne, R	(9, 1)									0	0	0	0	0	0	0											
<b>Inning Stats</b>	R: 0 E: 0 K: 1 S: 13	H: 1 LOB: 1 BB: 0 P: 20	R: 0 E: 0 K: 0 S: 5	H: 0 LOB: 0 BB: 0 P: 8	R: 0 E: 0 K: 0 S: 7	H: 1 LOB: 1 BB: 0 P: 13	R: 0 E: 0 K: 1 S: 7	H: 0 LOB: 0 BB: 0 P: 9	R: 0 E: 0 K: 1 S: 9	H: 1 LOB: 1 BB: 0 P: 12	R: 3 E: 0 K: 0 S: 14	H: 3 LOB: 1 BB: 0 P: 27	R: 0 E: 0 K: 0 S: 10	H: 0 LOB: 0 BB: 1 P: 17	R: 0 E: 0 K: 1 S: 9	H: 2 LOB: 2 BB: 0 P: 12	1B: 6 2B: 2 3B: 0 HR: 0	SF: 0 SAC: 1 DP: 0 HBP: 1	WP: 0 PB: 0 SB: 2 CS: 1	PA: 34							
<b>PITCHER</b>	IP	WLS	BF	H	R	ER	SO	BB	IBB	HBP	BLK	WP	HR	S	P	ERA	WHIP										
Brian Lawrence, R ERA: 2.33	(1, 1)	6.0	L	25	6	3	3	4	0	0	1	0	0	55	89	4.50	1.000										
Mike Matthews, L ERA: 2.92	(7, 1)	2.0		8	2	0	0	1	1	0	0	0	0	19	29	0.00	1.500										

San Diego Padres @ Los Angeles Dodgers  
Dodger Stadium, Los Angeles, CA  
Wed Apr 16 2003, 7:10 PM PDT  
Att: 25,513 - Cloudy - 58 F

AB 30  
R 3  
H 8  
RBI 3  
BB 1  
SO 5  
LOB 11





Batter	1	2	3	4	5	6	7	8	9	AB	R	H	RBI	BB	SO	LOB	TOP																					
Ramón Vázquez, L OBP: 0.412, SLG: 0.333	F7	G4-3			G4-3			L8		4	0	0	0	0	0	1																						
Mark Loretta, R OBP: 0.317, SLG: 0.368	BB 1B		G4-3		G1			BB 1B		4	0	2	0	0	0	0																						
Mark Kotsay, L OBP: 0.360, SLG: 0.323	BB 1-2		K		G1-3			K		3	0	0	0	1	2	1																						
Ryan Klesko, L OBP: 0.321, SLG: 0.347	P6		G4-3		HR 1B			F8		4	1	1	0	0	0	3																						
Rondell White, R OBP: 0.333, SLG: 0.534	G6-3			K	HR 1-H			K		4	1	1	2	0	2	2																						
Sean Burroughs, L OBP: 0.295, SLG: 0.263		F8		K	G6-3			G4-3		4	0	0	0	0	1	0																						
Xavier Nady, R OBP: 0.348, SLG: 0.452		2B BB		K				P3		3	1	0	0	1	1	0																						
Wiki Gonzalez, R OBP: 0.375, SLG: 0.409		K			P5					3	0	0	0	0	2	1																						
Adam Eaton, R Kelli Lockett, L Matt Herge, L Jesse Orosco, R Jaret Wright, R Luther Hackman, R	1-H 2B				G1-3			K		2	0	1	0	0	0	0																						
<b>Inning Stats</b>	R: 0 E: 0 K: 0 S: 11	H: 1 LOB: 2 BB: 1 P: 22	R: 1 E: 0 K: 1 S: 15	H: 1 LOB: 1 BB: 1 P: 25	R: 0 E: 0 K: 1 S: 5	H: 0 LOB: 0 BB: 0 P: 5	R: 0 E: 0 K: 3 S: 9	H: 0 LOB: 0 BB: 0 P: 14	R: 0 E: 0 K: 0 S: 5	H: 0 LOB: 0 BB: 0 P: 7	R: 2 E: 0 K: 0 S: 9	H: 2 LOB: 0 BB: 0 P: 13	R: 0 E: 0 K: 2 S: 12	H: 0 LOB: 1 BB: 0 P: 17	R: 0 E: 0 K: 1 S: 13	H: 1 LOB: 0 BB: 0 P: 21	R: 0 E: 0 K: 1 S: 6	H: 0 LOB: 0 BB: 0 P: 8	1B: 3 2B: 1 3B: 0 HR: 1	SF: 0 SAC: 0 DP: 0 HBP: 0	WP: 0 PB: 0 SB: 1 CS: 0	PA: 34																
<b>PITCHER</b>	IP	WLS	BF	H	R	ER	SO	BB	IBB	HBP	BLK	WP	HR	S	P	ERA	WHIP	<b>PITCHER</b>				IP	WLS	BF	H	R	ER	SO	BB	IBB	HBP	BLK	WP	HR	S	P	ERA	WHIP
37 Darren Dreifort, R ERA: 3.79	7.0		27	4	3	3	7	2	0	0	0	0	1	66	103	3.86	0.857																					
Troy Brohawn, L ERA:	1.0	W	4	1	0	0	1	0	0	0	0	0	0	13	21	0.00	1.000																					
Eric Gagne, R ERA:	1.0	S	3	0	0	0	1	0	0	0	0	0	0	6	8	0.00	0.000																					

San Diego Padres @ Los Angeles Dodgers  
Dodger Stadium, Los Angeles, CA  
Thu Apr 17 2003, 7:10 PM PDT  
Att: 23,486 - Cloudy - 57 F

AB 32  
R 3  
H 5  
RBI 3  
BB 2  
SO 9  
LOB 8



Batter	1	2	3	4	5	6	7	8	9	AB	R	H	RBI	BB	SO	LOB	BOTTOM																					
Dave Roberts, L OBP: 0.351, SLG: 0.391	G1-3		G3 WP BB		F7 S BB		G4-3	BB 1B		3	0	1	0	2	0	0																						
Paul Lo Duca, R OBP: 0.387, SLG: 0.429	F9		K		BB BB		L7	F7		4	0	0	0	1	1	3																						
Shawn Green, L OBP: 0.365, SLG: 0.446	BB 1B		G3		F7			BB 1B		4	1	2	0	0	0	3																						
Brian Jordan, R OBP: 0.362, SLG: 0.459	K		G5-3		BB			BB HR 1B		3	1	1	0	1	1	2																						
Fred McGriff, L Ron Coomer, R	K			2B	G1			F4		4	0	1	0	0	1	5																						
Adrián Beltré, R OBP: 0.246, SLG: 0.396		FC4-6 2B		G6-3		G6-3		K		4	0	1	0	0	1	3																						
Alex Cora, L Daryle Ward, L Jolbert Cabrera, R					F7		K	HR 1B		2	0	0	0	1	1	1																						
Cesar Izturis, S Todd Hundley, S		FC4-6			G5-3		F7	HR		3	0	0	0	0	0	3																						
37 Darren Dreifort, R Mike Kinkade, R Troy Brohawn, L Eric Gagne, R					K		G5-3	BB 1B		2	0	0	0	0	2	2																						
<b>Inning Stats</b>	R: 0 E: 0 K: 1 S: 12	H: 1 LOB: 1 BB: 0 P: 18	R: 0 E: 0 K: 2 S: 13	H: 1 LOB: 2 BB: 1 P: 22	R: 0 E: 0 K: 1 S: 11	H: 0 LOB: 1 BB: 1 P: 21	R: 0 E: 0 K: 0 S: 6	H: 1 LOB: 1 BB: 0 P: 9	R: 0 E: 0 K: 1 S: 14	H: 0 LOB: 3 BB: 3 P: 30	R: 0 E: 0 K: 1 S: 7	H: 0 LOB: 0 BB: 0 P: 11	R: 0 E: 0 K: 0 S: 8	H: 0 LOB: 0 BB: 0 P: 12	R: 4 E: 0 K: 1 S: 26	H: 6 LOB: 2 BB: 0 P: 39	1B: 6 2B: 2 3B: 0 HR: 1	SF: 0 SAC: 0 DP: 0 HBP: 0	WP: 1 PB: 0 SB: 1 CS: 0	PA: 38																		
<b>PITCHER</b>	IP	WLS	BF	H	R	ER	SO	BB	IBB	HBP	BLK	WP	HR	S	P	ERA	WHIP	<b>PITCHER</b>				IP	WLS	BF	H	R	ER	SO	BB	IBB	HBP	BLK	WP	HR	S	P	ERA	WHIP
Adam Eaton, R ERA: 3.16	6.0		26	3	0	0	6	5	0	0	0	0	0	8	12	0.00	0.000																					
Matt Herge, R ERA: 2.1	1.0	H	3	0	0	0	0	0	0	0	0	0	0	8	12	0.00	0.000																					
Jesse Orosco, L ERA: 6.0	0.1	H	3	2	2	2	0	0	0	0	0	0	0	12	18	54.00	6.000																					
Jaret Wright, R ERA: 4.5	0.1	L	5	4	2	2	1	0	0	0	0	0	1	13	20	54.00	12.000																					
Luther Hackman, R ERA: 1.17	0.1		1	0	0	0	0	0	0	0	0	0	0	1	1	0.00	0.000																					

San Diego Padres @ Los Angeles Dodgers  
Dodger Stadium, Los Angeles, CA  
Thu Apr 17 2003, 7:10 PM PDT  
Att: 23,486 - Cloudy - 57 F

AB 33  
R 4  
H 9  
RBI 4  
BB 5  
SO 7  
LOB 22





Batter	1	2	3	4	5	6	7	8	9	AB	R	H	RBI	BB	SO	LOB	TOP			
Ramón Vázquez, L OBP: 0.417, SLG: 0.321	4-2 G5-4-3 BB			1-2 G1-3		2-3 K			4-0 1B SF7 BB	2	1	0	0	2	1	0				
Mark Loretta, R OBP: 0.313, SLG: 0.361	1-2 G5-4-3			2-0 G5-3		1-1 G4-3			2-2 2B 1-3 1B	4	0	1	0	0	0	1				
Mark Kotsay, L OBP: 0.359, SLG: 0.324 Shane Victorino, S (7, 8)	1-3 K			0-2 1B			1-0 F7		0-0 SF7	3	0	1	0	0	1	0				
Ryan Klesko, L OBP: 0.322, SLG: 0.346 Brian Buchanan, R OBP: 0.444, SLG: 0.590		0-0 G1-3		3-1 FC6-4 1B			3-1 F7		0-0 3-H 1-3 2B	3	0	1	0	0	0	0				
Rondell White, R OBP: 0.318, SLG: 0.508 Brandon Villafuerte, R (7, 1) Mike Matthews, L (8, 1) Keith Lockhart, L OBP: 0.318, SLG: 0.300		1-1 G4-3		1-0 FC6-4 1B			0-0 G6-3		3-2 F8	3	0	0	0	0	0	2				
Sean Burroughs, L OBP: 0.283, SLG: 0.250 Luther Hackman, R (5, 1) Dave Hansen, L OBP: 0.500, SLG: 0.333		1-0 G4-3				1-2 F7			4-1 L1-3 BB	2	0	0	0	0	0	0				
Xavier Nady, R OBP: 0.347, SLG: 0.446			2-1 G1-6-3 1B		0-1 G6-3				0-0 L1-3 1-1	3	0	1	0	0	0	1				
Wiki Gonzalez, R OBP: 0.333, SLG: 0.360			1-3 K		2-3 K				0-0 F9	3	0	0	0	0	2	1				
Oliver Pérez, L (1, 1) Lou Merloni, R OBP: 0.448, SLG: 0.435		1-0 G1-6-3				0-0 G6-3			0-1 G5-3	1	0	0	0	0	0	1				
<b>Inning Stats</b>	R: 0 E: 0 K: 1 S: 8	H: 0 LOB: 0 BB: 1 P: 14	R: 0 E: 0 K: 0 S: 4	H: 0 LOB: 0 BB: 0 P: 6	R: 0 E: 0 K: 1 S: 7	H: 1 LOB: 0 BB: 0 P: 10	R: 0 E: 0 K: 0 S: 11	H: 2 LOB: 2 BB: 0 P: 18	R: 0 E: 0 K: 1 S: 8	H: 0 LOB: 0 BB: 0 P: 11	R: 0 E: 0 K: 0 S: 4	H: 0 LOB: 0 BB: 0 P: 8	R: 0 E: 0 K: 0 S: 3	H: 0 LOB: 0 BB: 1 P: 7	R: 1 E: 0 K: 0 S: 11	H: 2 LOB: 2 BB: 1 P: 20	1B: 4 2B: 2 3B: 0 HR: 0	SF: 1 SAC: 0 DP: 3 HBP: 0	WP: 0 PB: 0 SB: 0 CS: 0	PA: 32
<b>PITCHER</b> 2B Aaron Cook, R ERA: 5.25	IP: 9.0 WLS: W BF: 32 H: 5 R: 1 ER: 1 SO: 4 BB: 3 IBB: 0 HBP: 0 BLK: 0 WP: 0 HR: 0 S: 62 P: 103 ERA: 1.00 WHIP: 0.889											<b>PITCHER</b>	IP: 9.0 WLS: W BF: 32 H: 5 R: 1 ER: 1 SO: 4 BB: 3 IBB: 0 HBP: 0 BLK: 0 WP: 0 HR: 0 S: 62 P: 103 ERA: 1.00 WHIP: 0.889							

San Diego Padres @ Colorado Rockies  
Coors Field, Denver, CO  
Fri Apr 18, 2003, 7:05 PM MDT  
Att: 27,609 - Cloudy - 58 F

AB 28  
R 1  
H 5  
RBI 1  
BB 3  
SO 4  
LOB 8



Batter	1	2	3	4	5	6	7	8	9	AB	R	H	RBI	BB	SO	LOB	BOTTOM			
Ronnie Belliard, R OBP: 0.391, SLG: 0.414	1-2 G6-3	1-2 P3		0-0 G4-6-3	4-2 FC5-4 BB		0-3 K			4	0	0	0	1	1	3				
Jay Payton, R OBP: 0.338, SLG: 0.500	2-2 F8		0-2 17 2B		FC5-4 BB		0-2 G6-3			5	2	2	1	0	0	2				
17 Todd Helton, L OBP: 0.468, SLG: 0.710	3-2 F9		0-1 2B		2-2 G6-3	1-0 F7	3-2 HR 1B			5	1	2	1	0	0	0				
Preston Wilson, R OBP: 0.419, SLG: 0.682		2-3 K2-3	4-2 BB		1-2 G3	2-1 1B 2B	1-1 HR			4	2	2	2	1	1	0				
Larry Walker, L OBP: 0.400, SLG: 0.586 Gabe Kapler, R OBP: 0.400, SLG: 0.353		4-2 2B BB	2-3 K		1-2 3B 2B	4-1 1B BB	4-1 BB			2	3	1	0	2	1	2				
José Hernández, R OBP: 0.356, SLG: 0.485		0-3 K	1-2 F8		2-0 1B 3B	3-2 1B BB	0-3 K			5	1	2	2	0	2	4				
Charles Johnson, R OBP: 0.229, SLG: 0.238		2-2 1H 2B	0-3 K		1-0 HR 1B	0-1 L7		1-1 G6-4-3 1B		5	2	3	2	0	1	4				
Chris Stynes, R OBP: 0.394, SLG: 0.509		4-1 2B BB		0-3 K	0-0 K	1-2 HR 1B	1-2 2H 1B		2-1 G6-4-3	4	1	2	3	1	1	1				
2B Aaron Cook, R OBP: 0.500, SLG: 0.500		0-0 1-2 2H 1B		0-0 G4-6-3 1B	1-2 BB 1B	1-2 F9		0-3 K		5	0	3	1	0	1	2				
<b>Inning Stats</b>	R: 0 E: 0 K: 0 S: 11	H: 0 LOB: 0 BB: 0 P: 17	R: 2 E: 0 K: 2 S: 16	H: 2 LOB: 2 BB: 2 P: 29	R: 1 E: 0 K: 2 S: 21	H: 2 LOB: 2 BB: 1 P: 28	R: 0 E: 0 K: 1 S: 5	H: 1 LOB: 0 BB: 0 P: 5	R: 5 E: 0 K: 0 S: 21	H: 6 LOB: 2 BB: 1 P: 34	R: 2 E: 0 K: 0 S: 15	H: 3 LOB: 2 BB: 1 P: 27	R: 2 E: 0 K: 2 S: 15	H: 2 LOB: 1 BB: 1 P: 23	R: 0 E: 0 K: 1 S: 7	H: 1 LOB: 0 BB: 0 P: 10	1B: 8 2B: 4 3B: 2 HR: 3	SF: 0 SAC: 0 DP: 2 HBP: 0	WP: 0 PB: 0 SB: 0 CS: 0	PA: 45
<b>PITCHER</b> Oliver Pérez, L ERA: 9.0 Luther Hackman, R ERA: 3.0 Brandon Villafuerte, R ERA: 4.56 Mike Matthews, L ERA: 2.7	IP: 4.2 WLS: L BF: 27 H: 8 R: 8 ER: 8 SO: 5 BB: 3 IBB: 0 HBP: 0 BLK: 0 WP: 0 HR: 2 S: 71 P: 105 ERA: 15.43 WHIP: 3.000											<b>PITCHER</b>	IP: 4.2 WLS: L BF: 27 H: 8 R: 8 ER: 8 SO: 5 BB: 3 IBB: 0 HBP: 0 BLK: 0 WP: 0 HR: 2 S: 71 P: 105 ERA: 15.43 WHIP: 3.000							

San Diego Padres @ Colorado Rockies  
Coors Field, Denver, CO  
Fri Apr 18, 2003, 7:05 PM MDT  
Att: 27,609 - Cloudy - 58 F

AB 39  
R 12  
H 17  
RBI 12  
BB 6  
SO 8  
LOB 18





Batter	1	2	3	4	5	6	7	8	9	AB	R	H	RBI	BB	SO	LOB	TOP				
Ramón Vázquez, L OBP: 0.429, SLG: 0.377	F7		F7					FC1-6 HR 1B	1B SH1-4	5	2	3	0	0	0	1					
Keith Lockhart, L OBP: 0.320, SLG: 0.304 Lou Merloni, R OBP: 0.467, SLG: 0.435	F9			HR 1B	F7			FC1-6 BB	SH1-4	3	1	1	0	0	0	1					
Mark Kotsay, L OBP: 0.373, SLG: 0.384	F7			HR				FC1-6 HR	1B	5	2	3	2	0	0	2					
Ryan Klesko, L OBP: 0.344, SLG: 0.474		K		HR				HR	CS 1B	5	2	3	5	0	1	1					
Rondell White, R OBP: 0.314, SLG: 0.484 Shane Victorino, S	F8			P5				HR	1B	3	1	0	0	0	1	0					
Sean Burroughs, L OBP: 0.280, SLG: 0.318	G3-1			G3-1				HR		4	1	1	2	0	0	1					
Xavier Nady, R OBP: 0.329, SLG: 0.420			K	G5-3				P5	K	4	0	0	0	0	2	0					
Mike Rivera, R OBP: 0.250, SLG: 0.500			P5		P6			K	2B	4	0	1	0	0	1	0					
Clay Condroy, R OBP: 0.287, SLG: 0.687 Mark Lorietta, R OBP: 0.323, SLG: 0.371 Matt Herges, L OBP: 0.333, SLG: 0.443 Brian Buchanan, R OBP: 0.302, SLG: 1.000 Jaret Wright, R OBP: 0.292, SLG: 1.000 Jesse Orosco, R OBP: 0.280, SLG: 0.318 Brandon Villaflorte, R								K	K	1	0	0	0	0	0	0					
<b>Inning Stats</b>	R: 0 E: 0 K: 0 S: 8	H: 0 LOB: 0 BB: 0 P: 13	R: 0 E: 0 K: 1 S: 8	H: 0 LOB: 0 BB: 0 P: 12	R: 0 E: 0 K: 1 S: 9	H: 1 LOB: 1 BB: 0 P: 12	R: 3 E: 0 K: 0 S: 9	H: 3 LOB: 0 BB: 0 P: 11	R: 0 E: 0 K: 0 S: 9	H: 2 LOB: 1 BB: 0 P: 13	R: 0 E: 0 K: 2 S: 9	H: 1 LOB: 1 BB: 0 P: 13	R: 0 E: 0 K: 2 S: 7	H: 0 LOB: 0 BB: 0 P: 9	R: 5 E: 0 K: 2 S: 24	H: 4 LOB: 1 BB: 2 P: 39	R: 1 E: 0 K: 0 S: 9	H: 3 LOB: 1 BB: 0 P: 10	1B: 8 2B: 1 3B: 1 HR: 4	SF: 0 SAC: 1 DP: 0 HBP: 0	WP: 0 PA: 41
<b>PITCHER</b>	IP WLS BF H R ER SO BB IBB HBP BLK WP HR S P ERA WHIP	IP WLS BF H R ER SO BB IBB HBP BLK WP HR S P ERA WHIP															ERA WHIP				
Nelson Cruz, R ERA: 2.91	5.0	20	6	3	3	2	0	0	0	0	0	0	0	0	0	0	5.40	1.200			
40 Brian Fuentes, L ERA: 3.39	1.0	4	1	0	0	0	0	0	0	0	0	0	0	0	0	0	0.00	1.000			
Justin Speier, R ERA: 4.82	1.0	3	0	0	0	2	0	0	0	0	0	0	0	0	0	0	0.00	0.000			
Javier López, L ERA: 2.84	0.1	3	1	2	2	0	1	0	0	0	0	0	0	6	12	54.00	6.000				
Todd Jones, R ERA: 4.82	0.2	B	6	3	3	2	1	0	0	0	0	2	18	27	40.50	6.000					

San Diego Padres @ Colorado Rockies  
Coors Field, Denver, CO  
Sat Apr 19 2003, 1:05 PM MDT  
Att: 27,031 - Cloudy - 45 F

AB 38  
R 9  
H 14  
RBI 9  
BB 2  
SO 6  
LOB 10



Batter	1	2	3	4	5	6	7	8	9	AB	R	H	RBI	BB	SO	LOB	BOTTOM		
Ronnie Belliard, R OBP: 0.391, SLG: 0.403	17 BB 1B BB	G4-3				G6-3		K	SH	4	1	1	1	1	1	0			
Jay Payton, R OBP: 0.397, SLG: 0.528	17 BB 1B		F8			1B BB				4	2	3	0	1	0	2			
17 Todd Helton, L OBP: 0.464, SLG: 0.677	1B 2B BB	F9				F8		F8		3	1	0	0	2	0	3			
Larry Walker, L OBP: 0.413, SLG: 0.619	2B 1B			K		1B		K		5	1	3	3	0	2	2			
Preston Wilson, R OBP: 0.405, SLG: 0.643	K	K		K		G6-3			1B E BB	4	1	0	0	1	3	6			
José Hernández, R OBP: 0.372, SLG: 0.486	K		1B BB	FC6-4			F9 WP 1B		FC1-6 E 1B	4	1	2	0	1	1	3			
Bobby Estalella, R OBP: 0.379, SLG: 0.680	2B 2B				K		K		E4 FC1-6 1B	5	2	2	3	0	2	2			
Greg Norton, S OBP: 0.200, SLG: 0.211 Brent Butler, R OBP: 0.236, SLG: 0.174			G1-3		L9		F9		FC1-6 1B SH	4	0	1	1	0	0	2			
Nelson Cruz, R OBP: 0.311, SLG: 0.111 40 Brian Fuentes, L Justin Speier, R Chris Richard, L OBP: 0.303, SLG: 0.625 Javier López, L Todd Jones, L Steve Reed, R Chris Stynes, R OBP: 0.280, SLG: 0.518	F8				G6-3		P4		SH 1B	3	0	1	1	0	0	1			
<b>Inning Stats</b>	R: 5 E: 0 K: 2 S: 20	H: 4 LOB: 1 BB: 2 P: 36	R: 1 E: 0 K: 1 S: 15	H: 2 LOB: 1 BB: 0 P: 22	R: 1 E: 0 K: 0 S: 10	H: 3 LOB: 2 BB: 1 P: 17	R: 0 E: 0 K: 2 S: 12	H: 0 LOB: 1 BB: 1 P: 21	R: 0 E: 0 K: 0 S: 11	H: 1 LOB: 2 BB: 1 P: 20	R: 0 E: 0 K: 1 S: 11	H: 1 LOB: 1 BB: 0 P: 16	R: 0 E: 0 K: 2 S: 11	H: 1 LOB: 1 BB: 0 P: 16	R: 3 E: 1 K: 0 S: 11	H: 2 LOB: 2 BB: 1 P: 21	1B: 10 2B: 3 3B: 1 HR: 0	SF: 0 SAC: 1 DP: 0 HBP: 0	WP: 1 PA: 46
<b>PITCHER</b>	IP WLS BF H R ER SO BB IBB HBP BLK WP HR S P ERA WHIP	IP WLS BF H R ER SO BB IBB HBP BLK WP HR S P ERA WHIP															ERA WHIP		
Clay Condroy, R ERA: 9.95	4.0	24	9	7	7	5	4	0	0	0	0	0	0	0	0	0	15.75	3.250	
Matt Herges, R ERA: 1.69	2.0	8	1	0	0	1	1	0	0	0	0	0	0	19	34	0.00	1.000		
Jaret Wright, R ERA: 3.97	1.1	6	2	0	0	2	0	0	0	0	1	0	16	22	0.00	1.500			
Jesse Orosco, L ERA: 5.4	0.2	H	2	0	0	0	1	0	0	0	0	0	6	10	0.00	0.000			
Brandon Villaflorte, R ERA: 8.3	0.1	L	6	2	3	2	1	0	0	0	0	0	11	21	54.00	9.000			

San Diego Padres @ Colorado Rockies  
Coors Field, Denver, CO  
Sat Apr 19 2003, 1:05 PM MDT  
Att: 27,031 - Cloudy - 45 F

AB 39  
R 10  
H 14  
RBI 10  
BB 6  
SO 9  
LOB 24





Batter	1	2	3	4	5	6	7	8	9	AB	R	H	RBI	BB	SO	LOB	TOP		
Ramón Vázquez, L (1, 6) OBP: 0.432, SLG: 0.375	4-2 L3 BB		2-1 G3-1			1-0 FC9-6 1B		1-0 F7		3	0	1	0	1	0	1	<b>San Diego Padres @ Colorado Rockies</b> Coors Field, Denver, CO Sun Apr 20 2003, 1:05 PM MDT Att: 28,005 - Sunny - 52 F		
Mark Loretta, R (1, 4) OBP: 0.319, SLG: 0.364	2-2 L3 1-2			1-1 FC4-6 1B		2-2 FC9-6 1B 1-2		3-1 P3		4	0	1	0	0	0	2			
Mark Kotsay, L (1, 8) OBP: 0.368, SLG: 0.377	2-2 G4-3			1-3 K		1-0 BB 1B 1-3			2-0 L7	4	0	1	0	0	1	1			
Ryan Klesko, L (1, 3) OBP: 0.353, SLG: 0.467		2-3 K		0-1 P5		4-1 BB 1-2 BB			0-0 BB 1B 1B	3	0	1	0	1	1	1			
Sean Burroughs, L (1, 5) OBP: 0.259, SLG: 0.292		1-0 G4-3		0-0 FC4-6 1-2		2-3 K			0-2 L9	4	0	0	0	0	1	5			
Xavier Nady, R (1, 9) OBP: 0.325, SLG: 0.411		2-3 K			1-2 G6-3		3-2 G5-3		0-2 BB 1B	4	0	1	0	0	1	0			
Wiki Gonzalez, R (1, 2) Mike Matthews, L (7, 1) Dave Hansen, L (9, PH) OBP: 0.529, SLG: 0.333			2-1 P6		2-3 K		0-0 G6-3		4-0 BB 1-2 2-3 BB	3	0	0	0	0	1	0			
Shane Victorino, S (1, 7) OBP: 0.143, SLG: 0.083			2-2 44 SH3-4 1B		1-0 P4		3-3 K		1-2 L7	4	0	1	0	0	1	3			
44 Jake Peavy, R (1, 1) Mike Rivera, R (7, 2) OBP: 0.250, SLG: 0.143 OBP: 0.200, SLG: 0.400			0-1 SH3-4 1-2			0-2 G4-3		2-1 G5-3		1	0	0	0	0	0	0			
										1	0	0	0	0	0	0			
<b>Inning Stats</b>	R: 0 E: 0 K: 0 S: 11	H: 0 LOB: 0 BB: 1 P: 19	R: 0 E: 0 K: 2 S: 7	H: 0 LOB: 0 BB: 0 P: 12	R: 0 E: 0 K: 0 S: 9	H: 1 LOB: 1 BB: 0 P: 15	R: 0 E: 0 K: 1 S: 9	H: 1 LOB: 1 BB: 0 P: 11	R: 0 E: 0 K: 1 S: 13	H: 2 LOB: 3 BB: 1 P: 23	R: 0 E: 0 K: 1 S: 8	H: 0 LOB: 0 BB: 0 P: 14	R: 0 E: 0 K: 0 S: 5	H: 0 LOB: 0 BB: 0 P: 11	R: 0 E: 0 K: 0 S: 12	H: 2 LOB: 3 BB: 1 P: 19	1B: 6 2B: 1 3B: 0 HR: 0	SF: 0 SAC: 1 DP: 1 HBP: 0	WP: 0 PA: 35 PB: 0 SB: 0 CS: 0
<b>PITCHER</b>	IP WLS BF H R ER SO BB IBB HBP BLK WP HR S P ERA WHIP	IP WLS BF H R ER SO BB IBB HBP BLK WP HR S P ERA WHIP	IP WLS BF H R ER SO BB IBB HBP BLK WP HR S P ERA WHIP	IP WLS BF H R ER SO BB IBB HBP BLK WP HR S P ERA WHIP	IP WLS BF H R ER SO BB IBB HBP BLK WP HR S P ERA WHIP	IP WLS BF H R ER SO BB IBB HBP BLK WP HR S P ERA WHIP	IP WLS BF H R ER SO BB IBB HBP BLK WP HR S P ERA WHIP	IP WLS BF H R ER SO BB IBB HBP BLK WP HR S P ERA WHIP	IP WLS BF H R ER SO BB IBB HBP BLK WP HR S P ERA WHIP	IP WLS BF H R ER SO BB IBB HBP BLK WP HR S P ERA WHIP	IP WLS BF H R ER SO BB IBB HBP BLK WP HR S P ERA WHIP	IP WLS BF H R ER SO BB IBB HBP BLK WP HR S P ERA WHIP	IP WLS BF H R ER SO BB IBB HBP BLK WP HR S P ERA WHIP	IP WLS BF H R ER SO BB IBB HBP BLK WP HR S P ERA WHIP	IP WLS BF H R ER SO BB IBB HBP BLK WP HR S P ERA WHIP	IP WLS BF H R ER SO BB IBB HBP BLK WP HR S P ERA WHIP	IP WLS BF H R ER SO BB IBB HBP BLK WP HR S P ERA WHIP	IP WLS BF H R ER SO BB IBB HBP BLK WP HR S P ERA WHIP	IP WLS BF H R ER SO BB IBB HBP BLK WP HR S P ERA WHIP
Shawn Chacon, R (1, 1) ERA: 0.98	7.0 W 26	4 0 0 6	2 0 0 0	0 0 0 0	0 0 0 0	0 0 0 0	0 0 0 0	0 0 0 0	0 0 0 0	0 0 0 0	0 0 0 0	0 0 0 0	0 0 0 0	0 0 0 0	0 0 0 0	0 0 0 0	0.00 0.857	0.000	3.000
40 Brian Fuentes, L (8, 1) ERA: 3.0	1.0 3	0 0 0 0	0 0 0 0	0 0 0 0	0 0 0 0	0 0 0 0	0 0 0 0	0 0 0 0	0 0 0 0	0 0 0 0	0 0 0 0	0 0 0 0	0 0 0 0	0 0 0 0	0 0 0 0	0 0 0 0	0.00 0.000	0.000	3.000
Jose Jimenez, R (9, 1) ERA: 8.68	1.0 6	2 0 0 0	1 0 0 0	0 0 0 0	0 0 0 0	0 0 0 0	0 0 0 0	0 0 0 0	0 0 0 0	0 0 0 0	0 0 0 0	0 0 0 0	0 0 0 0	0 0 0 0	0 0 0 0	0 0 0 0	0.00 3.000	0.000	3.000

AB	31
R	0
H	6
RBI	0
BB	3
SO	6
LOB	13



Batter	1	2	3	4	5	6	7	8	9	AB	R	H	RBI	BB	SO	LOB	BOTTOM		
Ronnie Belliard, R (1, 4) OBP: 0.397, SLG: 0.400	2-1 G4-3		1-1 L8	0-1 1B			4-1 HR BB			3	1	1	1	1	0	0	<b>San Diego Padres @ Colorado Rockies</b> Coors Field, Denver, CO Sun Apr 20 2003, 1:05 PM MDT Att: 28,005 - Sunny - 52 F		
Jay Payton, R (1, 7) OBP: 0.373, SLG: 0.573	3-1 L7		1-0 17 BB 1B	1-1 SF8		1-1 1B 3-H	2-2 HR			3	2	2	3	0	0	0			
17 Todd Helton, L (1, 3) OBP: 0.455, SLG: 0.647	3-1 F7		4-0 1B 1-2 BB	1-1 K		2-1 F8				3	0	0	0	1	1	1			
Larry Walker, L (1, 9) Gabe Kapler, R (7, PH) OBP: 0.397, SLG: 0.591 OBP: 0.391, SLG: 0.333		0-1 F8	2-0 F8		0-2 G4-3		2-2 G6-3			3	0	0	0	0	0	2			
Preston Wilson, R (1, 8) OBP: 0.410, SLG: 0.635		2-2 F8	1-1 1B		0-0 G5-3		3-1 1B			4	0	2	1	0	0	0			
José Hernández, R (1, 6) OBP: 0.386, SLG: 0.466		4-2 HR BB	0-0 F9		0-0 L9		0-1 L9			3	1	0	0	1	0	3			
Charles Johnson, R (1, 2) OBP: 0.269, SLG: 0.356		0-1 1-H HR		2-1 1B 2B		4-2 G6-4-3 BB		2-3 K		3	2	2	2	1	1	0			
Chris Stynes, R (1, 5) OBP: 0.408, SLG: 0.559		1-2 HR		4-2 1B SF8 BB		1-2 G6-4-3 1-2		3-2 G6-3		3	2	1	1	1	0	1			
Shawn Chacon, R (1, 1) 40 Brian Fuentes, L (8, 1) Greg Norton, S (6, PH) Jose Jimenez, R (9, 1) OBP: 0.111, SLG: 0.444 OBP: 0.190, SLG: 0.200		0-1 F8		2-3 K		3-2 G6-3		3-2 K		3	0	0	0	0	1	2			
										0	0	0	0	0	0	0			
										1	0	0	0	0	1	0			
										0	0	0	0	0	0	0			
<b>Inning Stats</b>	R: 0 E: 0 K: 0 S: 6	H: 0 LOB: 0 BB: 0 P: 14	R: 3 E: 0 K: 0 S: 19	H: 2 LOB: 0 BB: 1 P: 26	R: 1 E: 0 K: 0 S: 7	H: 2 LOB: 2 BB: 1 P: 16	R: 2 E: 0 K: 2 S: 16	H: 2 LOB: 1 BB: 1 P: 26	R: 0 E: 0 K: 0 S: 5	H: 0 LOB: 0 BB: 0 P: 5	R: 0 E: 0 K: 0 S: 9	H: 0 LOB: 1 BB: 1 P: 17	R: 2 E: 0 K: 0 S: 13	H: 2 LOB: 1 BB: 1 P: 26	R: 0 E: 0 K: 2 S: 9	H: 0 LOB: 0 BB: 0 P: 17	1B: 4 2B: 1 3B: 0 HR: 3	SF: 1 SAC: 0 DP: 1 HBP: 0	WP: 0 PA: 36 PB: 0 SB: 0 CS: 0
<b>PITCHER</b>	IP WLS BF H R ER SO BB IBB HBP BLK WP HR S P ERA WHIP	IP WLS BF H R ER SO BB IBB HBP BLK WP HR S P ERA WHIP	IP WLS BF H R ER SO BB IBB HBP BLK WP HR S P ERA WHIP	IP WLS BF H R ER SO BB IBB HBP BLK WP HR S P ERA WHIP	IP WLS BF H R ER SO BB IBB HBP BLK WP HR S P ERA WHIP	IP WLS BF H R ER SO BB IBB HBP BLK WP HR S P ERA WHIP	IP WLS BF H R ER SO BB IBB HBP BLK WP HR S P ERA WHIP	IP WLS BF H R ER SO BB IBB HBP BLK WP HR S P ERA WHIP	IP WLS BF H R ER SO BB IBB HBP BLK WP HR S P ERA WHIP	IP WLS BF H R ER SO BB IBB HBP BLK WP HR S P ERA WHIP	IP WLS BF H R ER SO BB IBB HBP BLK WP HR S P ERA WHIP	IP WLS BF H R ER SO BB IBB HBP BLK WP HR S P ERA WHIP	IP WLS BF H R ER SO BB IBB HBP BLK WP HR S P ERA WHIP	IP WLS BF H R ER SO BB IBB HBP BLK WP HR S P ERA WHIP	IP WLS BF H R ER SO BB IBB HBP BLK WP HR S P ERA WHIP	IP WLS BF H R ER SO BB IBB HBP BLK WP HR S P ERA WHIP	IP WLS BF H R ER SO BB IBB HBP BLK WP HR S P ERA WHIP	IP WLS BF H R ER SO BB IBB HBP BLK WP HR S P ERA WHIP	IP WLS BF H R ER SO BB IBB HBP BLK WP HR S P ERA WHIP
44 Jake Peavy, R (1, 1) ERA: 4.3	6.0 L 27	6 6 6 2	4 0 0 0	0 0 0 0	0 0 0 0	0 0 0 0	0 0 0 0	0 0 0 0	0 0 0 0	0 0 0 0	0 0 0 0	0 0 0 0	0 0 0 0	0 0 0 0	0 0 0 0	0 0 0 0	9.00 1.667	1.667	4.300
Mike Matthews, L (7, 1) ERA: 3.52	2.0 9	2 2 2 2	1 0 0 0	0 0 0 0	0 0 0 0	0 0 0 0	0 0 0 0	0 0 0 0	0 0 0 0	0 0 0 0	0 0 0 0	0 0 0 0	0 0 0 0	0 0 0 0	0 0 0 0	0 0 0 0	9.00 1.500	1.500	3.520

AB	30
R	8
H	8
RBI	8
BB	5
SO	4
LOB	9

















Batter	1	2	3	4	5	6	7	8	9	AB	R	H	RBI	BB	SO	LOB	TOP				
Ramón Vázquez, L (1, 6) OBP: 0.430, SLG: 0.392	1-3 K		4-1 BB 2B BB		1-0 F9		2-2 SF7		2-0 F8	3	1	0	1	1	1	0					
Mark Loretta, R (1, 4) OBP: 0.269, SLG: 0.316	3-3 K		1-0 P2		0-2 F7		3-2 G4-3		1-2 BB 1B	5	0	1	0	0	1	1					
Ryan Klesko, L (1, 3) OBP: 0.349, SLG: 0.405	3-2 P5		4-1 BB 2B BB		0-1 P5		1-3 K		4-0 BB	3	1	0	0	2	1	0					
Rondell White, R (1, 7) OBP: 0.318, SLG: 0.443		0-0 P4	1-2 2B		1-0 E7 G3-1 HR 1B		4-1 1B 2B BB		1-2 L4	4	2	2	2	1	0	2					
Sean Burroughs, L (1, 5) OBP: 0.268, SLG: 0.297		4-0 BB BB	0-0 P5		0-1 G3-1		2-2 BB 2B 1B		2-3 K	4	1	1	0	1	1	4					
Xavier Nady, R (1, 9) OBP: 0.333, SLG: 0.419		4-0 BB BB		1-1 L9		0-0 HR		0-3 K		3	1	1	2	1	1	2					
Mike Rivera, R (1, 2) OBP: 0.235, SLG: 0.200		1-2 F9		0-3 K		1-3 K		4-1 2B BB		3	0	0	0	1	2	2					
Shane Victorino, S (1, 8) OBP: 0.241, SLG: 0.231		1-0 P6		0-2 F8		3-2 E7 SH5-4 1B		0-2 BB 2B		4	1	2	2	0	0	2					
44 Jake Peavy, R (1, 1) OBP: 0.200, SLG: 0.111			2-3 K		0-3 K		0-0 SH5-4		0-3 K	2	0	0	0	0	0	2					
Mike Matthews, L (7, 1)										0	0	0	0	0	0	0					
Luther Hackman, R (7, 1)										1	0	0	0	0	1	2					
Jesse Orosco, L (9, 1)										0	0	0	0	0	0	0					
<b>Inning Stats</b>	R: 0 H: 0 E: 0 K: 2 S: 11	H: 0 LOB: 0 BB: 0 P: 18	R: 0 H: 0 E: 0 K: 0 S: 5	H: 0 LOB: 2 BB: 2 P: 15	R: 2 H: 1 E: 0 K: 1 S: 13	H: 1 LOB: 1 BB: 2 P: 25	R: 0 H: 0 E: 0 K: 1 S: 9	H: 0 LOB: 0 BB: 0 P: 10	R: 0 H: 0 E: 0 K: 1 S: 7	H: 0 LOB: 0 BB: 0 P: 8	R: 2 H: 2 E: 1 K: 1 S: 9	H: 2 LOB: 0 BB: 0 P: 11	R: 1 H: 1 E: 0 K: 0 S: 11	H: 1 LOB: 0 BB: 0 P: 19	R: 2 H: 2 E: 0 K: 3 S: 17	H: 2 LOB: 2 BB: 2 P: 28	R: 0 H: 1 E: 0 K: 1 S: 10	H: 1 LOB: 2 BB: 1 P: 20	1B: 4 2B: 2 3B: 0 HR: 1	SF: 1 SAC: 1 DP: 0 HBP: 0	WP: 0 PA: 41 PB: 0 SB: 0 CS: 0
<b>PITCHER</b>	IP	WLS	BF	H	R	ER	SO	BB	IBB	HBP	BLK	WP	HR	S	P	ERA	WHIP				
Jeff Austin, R (1, 1) ERA: 6.0	6.0	L	25	3	4	4	6	4	0	0	0	0	1	54	87	6.00	1.167				
Brian Reith, R (7, 1) ERA: 9.0	2.0		11	3	3	2	3	2	0	0	0	0	0	28	47	9.00	2.500				
Kent Mercker, L (9, 1) ERA: 2.7	1.0		5	1	0	0	1	1	0	0	0	0	0	10	20	0.00	2.000				

San Diego Padres @ Cincinnati Reds  
Great American Ball Park, Cincinnati, OH

AB 32  
R 7  
H 7  
RBI 7  
BB 7  
SO 10  
LOB 15



WP: 0 PA: 41  
PB: 0  
SB: 0  
CS: 0

Batter	1	2	3	4	5	6	7	8	9	AB	R	H	RBI	BB	SO	LOB	BOTTOM				
Felipe Lopez, S (1, 6) OBP: 0.521, SLG: 0.333	1-3 K		1-3 K			1-0 G6-3		2-3 K		4	0	0	0	0	3	1					
Jose Guillen, R (1, 9) OBP: 0.235, SLG: 0.485	0-3 K			1-2 G5-3		0-0 HR		2-0 G5-3		4	1	1	1	0	1	0					
Sean Casey, L (1, 3) OBP: 0.398, SLG: 0.471	0-3 K			0-0 G4-3		4-1 FC6-4 BB SF9		3-1 P5		3	1	0	0	1	1	0					
Austin Kearns, R (1, 8) OBP: 0.411, SLG: 0.641		0-0 L5		0-0 G5-3		3-2 FC6-4 1B		3-3 K		4	0	1	0	0	1	0					
Aaron Boone, R (1, 5) OBP: 0.286, SLG: 0.429		2-3 K			1-2 P4	1-0 FC6-4 FC4		4-1 DI BB		3	0	0	0	1	1	2					
Adam Dunn, L (1, 7) OBP: 0.329, SLG: 0.556		4-0 BB		4-1 G6-3 BB		0-0 SF9		1-1 G3-1		1	0	0	1	2	0	1					
Juan Castro, R (1, 4) OBP: 0.333, SLG: 0.500		2-3 K		0-1 G6-3		0-0 FC4				3	0	0	0	0	1	3					
Kelly Stinnett, R (1, 2) OBP: 0.316, SLG: 0.632			3-3 K			2-2 G6-3 1B		1-0 F9		3	0	1	0	0	1	0					
Jeff Austin, R (1, 1)				2-3 K		0-3 K		2-2 HR		1	0	0	0	0	1	0					
6 Ryan Freel, R (6, PH)										1	0	0	0	0	1	1					
Brian Reith, R (7, 1)										0	0	0	0	0	0	0					
Reggie Taylor, L (8, PH)										1	1	1	1	0	0	0					
Kent Mercker, L (9, 1)										0	0	0	0	0	0	0					
<b>Inning Stats</b>	R: 0 H: 0 E: 0 K: 3 S: 9	H: 0 LOB: 0 BB: 0 P: 10	R: 0 H: 0 E: 0 K: 2 S: 8	H: 0 LOB: 1 BB: 1 P: 16	R: 0 H: 0 E: 0 K: 3 S: 9	H: 0 LOB: 0 BB: 0 P: 15	R: 0 H: 0 E: 0 K: 0 S: 5	H: 0 LOB: 0 BB: 0 P: 6	R: 0 H: 0 E: 0 K: 0 S: 6	H: 0 LOB: 0 BB: 1 P: 11	R: 0 H: 1 E: 0 K: 1 S: 7	H: 1 LOB: 0 BB: 0 P: 10	R: 2 H: 2 E: 0 K: 0 S: 9	H: 2 LOB: 1 BB: 1 P: 18	R: 1 H: 1 E: 0 K: 1 S: 8	H: 1 LOB: 0 BB: 0 P: 15	R: 0 H: 0 E: 0 K: 1 S: 9	H: 0 LOB: 1 BB: 1 P: 20	1B: 2 2B: 0 3B: 0 HR: 2	SF: 1 SAC: 0 DP: 2 HBP: 0	WP: 0 PA: 33 PB: 0 SB: 0 CS: 0
<b>PITCHER</b>	IP	WLS	BF	H	R	ER	SO	BB	IBB	HBP	BLK	WP	HR	S	P	ERA	WHIP				
44 Jake Peavy, R (1, 1) ERA: 3.99	6.1		23	3	2	2	9	3	0	0	0	0	1	50	82	2.84	0.947				
Mike Matthews, L (7, 1) ERA: 3.31	0.1	H	1	0	0	0	0	0	0	0	0	0	0	1	1	0.00	0.000				
Luther Hackman, R (7, 1) ERA: 3.38	1.1	H	5	1	1	1	1	0	0	0	0	0	1	10	18	6.75	0.750				
Jesse Orosco, L (9, 1) ERA: 4.7	1.0		4	0	0	0	1	1	0	0	0	0	0	9	20	0.00	1.000				

San Diego Padres @ Cincinnati Reds  
Great American Ball Park, Cincinnati, OH

AB 28  
R 3  
H 4  
RBI 3  
BB 4  
SO 11  
LOB 8




WP: 0 PA: 33  
PB: 0  
SB: 0  
CS: 0



Batter	1	2	3	4	5	6	7	8	9	10	AB	R	H	RBI	BB	SO	LOB	TOP					
Ramón Vázquez, L OBP: 0.419, SLG: 0.381	(1, 6) 2-3 K		(0, 3) K			(0, 1) P5	(1, 1) E9		(2, 3) K		5	0	1	1	0	3	2						
Mark Loretta, R OBP: 0.330, SLG: 0.309 Brandon Villaliente, R OBP: 0.421, SLG: 0.421 Brian Buchanan, R OBP: 0.421, SLG: 0.421 Mike Matthews, L OBP: 0.387, SLG: 0.387 Jesse Orosco, L OBP: 0.387, SLG: 0.387 Mark Kotsay, L OBP: 0.387, SLG: 0.387 Jaret Wright, L OBP: 0.387, SLG: 0.387	(1, 4) 1-2 F7			(1, 2) F9		(4, 1) HR	(0, 1) F7			(0, 0) P5	2	1	0	0	0	1	0	0					
Ryan Kiesko, L OBP: 0.363, SLG: 0.462	(1, 3) 0-1 F9			(0, 0) G4-3		(0, 1) HR				(4, 2) BB	4	1	2	3	1	0	0						
Rondell White, R OBP: 0.323, SLG: 0.488		(0, 0) SH1-3		(2, 1) HR		(0, 0) G6-3			(0, 2) F7	(1, 0) F9	5	1	2	1	0	0	2						
Sean Burroughs, L OBP: 0.253, SLG: 0.279 Luther Hackman, R OBP: 0.279, SLG: 0.279	(1, 5) SH1-3			(2, 3) K		(0, 1) G4-3				(0, 0) G3	4	0	0	0	0	1	2						
Xavier Nady, R OBP: 0.320, SLG: 0.400 Dave Hansen, L OBP: 0.529, SLG: 0.333	(1, 9) G1-3					(1, 2) G4-3					4	0	0	0	0	1	2						
Mike Rivera, R OBP: 0.286, SLG: 0.263	(1, 2) G3-1					(1, 2) G1-6-3					4	1	2	0	0	0	1						
Shane Victorino, S OBP: 0.273, SLG: 0.241				(1, 1) G4-3		(1, 1) G1-6-3					3	1	1	0	1	0	1						
Clay Condrey, R OBP: 0.500, SLG: 0.500 Keith Lockhart, L OBP: 0.345, SLG: 0.346 Lou Merloni, R OBP: 0.455, SLG: 0.462	(1, 1) K										1	0	0	0	0	1	0						
Inning Stats	R: 0 E: 0 K: 1 S: 8	H: 0 LOB: 0 BB: 0 P: 11	R: 0 E: 0 K: 0 S: 7	H: 1 LOB: 1 BB: 0 P: 8	R: 0 E: 0 K: 2 S: 9	H: 0 LOB: 0 BB: 0 P: 10	R: 1 E: 0 K: 1 S: 9	H: 1 LOB: 0 BB: 0 P: 14	R: 0 E: 0 K: 1 S: 9	H: 1 LOB: 0 BB: 0 P: 12	R: 3 E: 0 K: 0 S: 8	H: 1 LOB: 0 BB: 2 P: 16	R: 2 E: 1 K: 0 S: 12	H: 3 LOB: 1 BB: 0 P: 16	R: 0 E: 0 K: 1 S: 12	H: 1 LOB: 1 BB: 0 P: 18	R: 0 E: 0 K: 1 S: 10	H: 0 LOB: 1 BB: 1 P: 22	R: 0 E: 0 K: 0 S: 5	H: 0 LOB: 1 BB: 1 P: 10	1B: 4 2B: 2 3B: 0 HR: 2	SF: 0 SAC: 1 DP: 1 HBP: 0	WP: 0 PA: 41
PITCHER	IP	WLS	BF	H	R	ER	SO	BB	IBB	HBP	BLK	WP	HR	S	P	ERA	WHIP						
Danny Graves, R ERA: 7.81	(1, 1) 6.1		26	6	6	5	4	2	0	0	0	0	2	56	79	7.11	1.263						
Gabe White, L ERA: 2.53	(7, 1) 0.2		3	1	0	0	0	0	0	0	0	0	0	6	8	0.00	1.500						
Kent Mercker, L ERA: 2.7	(8, 1) 0.0		1	1	0	0	0	0	0	0	0	0	0	2	3	∞	∞						
Scott Sullivan, R ERA: 4.05	(8, 1) 2.0		7	0	0	0	2	1	0	0	0	0	0	20	37	0.00	0.500						
Felix Heredia, L ERA: 1.42	(10, 1) 1.0		W	4	0	0	0	1	0	0	0	0	0	5	10	0.00	1.000						

San Diego Padres @ Cincinnati Reds  
Great American Ball Park, Cincinnati, OH  
Sat. Apr. 26 2003, 1:15 PM EDT  
Att. 23,521 - Sunny - 65 F


AB 36  
R 6  
H 8  
RBI 5  
BB 4  
SO 6  
LOB 14



Batter	1	2	3	4	5	6	7	8	9	10	AB	R	H	RBI	BB	SO	LOB	BOTTOM				
6 Ryan Freel, R OBP: 0.429, SLG: 0.200	(1, 4) 0-0 G1-3		(4, 2) 1B	(4, 1) BB		(1, 1) 1B			(0, 1) B1		4	2	1	0	2	1	4					
Jose Guillen, R OBP: 0.300, SLG: 0.500	(1, 9) 2-3 K		(1, 0) FC1	(0, 1) G6-3		(2, 2) 1B			(4, 2) BB	(1, 2) BB	5	0	3	1	1	1	2					
Sean Casey, L OBP: 0.364, SLG: 0.444	(1, 3) 0-1 P6		(0, 1) P6		(1, 2) G4-3				(4, 2) BB	(0, 0) L8	5	0	0	0	1	0	4					
Aaron Boone, R OBP: 0.298, SLG: 0.427		(4, 1) HR	(1, 0) FC1	(2, 1) G4-3		(1, 1) BB			(1, 2) P5	(0, 2) P3	5	2	2	1	1	0	3					
Adam Dunn, L OBP: 0.363, SLG: 0.595	(1, 7) 3-2		(0, 3) K	(4, 0) G4-3		(1, 0) FC6-4			(4, 0) BB	(4, 0) 2B	2	3	1	2	3	1	2					
Wily Mo Peña, R OBP: 0.083, SLG: 0.083 Austin Kearns, R OBP: 0.418, SLG: 0.650	(1, 8) F9		(2, 3) K	(0, 2) G4-3		(4, 1) FC6-4			(2, 3) BB	(0, 1) BB	3	0	0	0	0	1	4					
Juan Castro, R OBP: 0.303, SLG: 0.452 Felipe Lopez, S OBP: 0.321, SLG: 0.324	(1, 6) G5-3			(2, 3) K		(1, 2) FC6-4			(3, 3) K	(4, 0) BB	3	0	0	0	0	2	2					
Jason LaRue, R OBP: 0.365, SLG: 0.367 Kelly Stinnett, R OBP: 0.348, SLG: 0.591	(1, 2) HBP			(2, 1) F9		(0, 3) K			(2, 0) FC6-4	(1, 3) K	1	0	0	0	0	0	0					
Danny Graves, R Gabe White, L Kent Mercker, L Scott Sullivan, R Felix Heredia, L Ryan Dempster, R Felix Heredia, L Ruben Motta, R	(1, 1) G4-3			(0, 0) G4-3		(0, 0) F9			(0, 1) FC4-6	(4, 2) BB	3	0	1	0	0	0	1					
Inning Stats	R: 0 E: 0 K: 1 S: 7	H: 0 LOB: 0 BB: 9 P: 9	R: 2 E: 0 K: 0 S: 13	H: 1 LOB: 1 BB: 1 P: 25	R: 1 E: 0 K: 2 S: 15	H: 1 LOB: 2 BB: 1 P: 17	R: 0 E: 0 K: 1 S: 9	H: 2 LOB: 1 BB: 0 P: 12	R: 2 E: 0 K: 1 S: 13	H: 1 LOB: 3 BB: 3 P: 31	R: 0 E: 0 K: 2 S: 13	H: 1 LOB: 3 BB: 2 P: 27	R: 0 E: 0 K: 0 S: 10	H: 1 LOB: 2 BB: 1 P: 16	R: 1 E: 0 K: 1 S: 13	H: 1 LOB: 3 BB: 3 P: 26	1B: 8 2B: 1 3B: 0 HR: 1	SF: 0 SAC: 0 DP: 0 HBP: 2	WP: 0 PA: 54			
PITCHER	IP	WLS	BF	H	R	ER	SO	BB	IBB	HBP	BLK	WP	HR	S	P	ERA	WHIP					
Clay Condrey, R ERA: 8.66	(1, 1) 5.0		25	4	3	3	5	3	1	1	0	0	0	1	9	5.40	1.400					
Brandon Villaliente, R ERA: 7.82	(8, 1) 1.0		B	4	2	1	1	0	0	0	0	0	0	5	8	54.00	3.000					
Mike Matthews, L ERA: 4.32	(7, 1) 0.1		H	3	1	2	2	0	0	0	1	0	0	5	8	54.00	3.000					
Matt Hergens, R ERA: 1.08	(7, 1) 1.0		B	8	1	0	0	1	4	0	0	0	0	15	35	0.00	5.000					
Jesse Orosco, L ERA: 1.7	(8, 1) 0.0			1	0	0	0	1	0	0	0	0	0	0	4	∞	∞					
PITCHER	IP	WLS	BF	H	R	ER	SO	BB	IBB	HBP	BLK	WP	HR	S	P	ERA	WHIP					
Jaret Wright, R ERA: 4.11	(8, 1) 2.0		L	11	2	0	1	1	2	1	0	0	0	0	22	4.11	2.000					
Luther Hackman, R ERA: 3.27	(10, 1) 0.1			2	0	0	0	1	1	0	0	0	0	7	12	0.00	3.000					

San Diego Padres @ Cincinnati Reds  
Great American Ball Park, Cincinnati, OH  
Sat. Apr. 26 2003, 1:15 PM EDT  
Att. 23,521 - Sunny - 65 F

AB 39  
R 7  
H 10  
RBI 7  
BB 13  
SO 10  
LOB 34





Batter	1	2	3	4	5	6	7	8	9	AB	R	H	RBI	BB	SO	LOB	TOP				
Ramón Vázquez, L OBP: 0.418, SLG: 0.409	G1-4-3		F7				G5-3		1B BB	4	1	1	1	1	0	1	<b>San Diego Padres @ Cincinnati Reds</b> Great American Ball Park, Cincinnati, OH Sun Apr 27 2003, 1:15 PM EDT Att: 25,466 - Sunny - 65 F				
Mark Loretta, R OBP: 0.297, SLG: 0.306	F9		1B HBP				F8		1B 2-H	4	0	1	1	0	0	1					
Ryan Klesko, L OBP: 0.365, SLG: 0.530	HR		P5				HR		G4-3	5	2	2	2	0	1	3					
Rondell White, R OBP: 0.337, SLG: 0.528	1B		1B				G6-3		HR	5	1	3	1	0	0	2					
Dave Hansen, L OBP: 0.476, SLG: 0.267	K		G1-3				F8		FC5-4 BB	3	0	0	0	1	1	3					
Xavier Nady, R OBP: 0.324, SLG: 0.402		G4-3					L5		F9	2	0	1	0	0	0	0					
Brian Buchanan, R OBP: 0.360, SLG: 0.381			1B						F9	2	0	0	0	0	0	1					
Wiki Gonzalez, R OBP: 0.289, SLG: 0.361		G3 2B	F9				F9		FC5-4 1-2	4	0	1	0	0	0	2					
Shane Victorino, S OBP: 0.243, SLG: 0.212		G3	G3-6-3				G3		G4-3	4	0	0	0	0	0	2					
Brian Lawrence, R OBP: 0.286, SLG: 0.442			G6-3				G6-3			2	0	0	0	0	0	1					
Brandon Villafuerte, R ERA: 3.48										0	0	0	0	0	0	0					
Keith Lockhart, L OBP: 0.267, SLG: 0.370										1	0	0	0	0	0	0					
Matt Herges, L ERA: 5.54										0	0	0	0	0	0	0					
Jesse Orosco, R ERA: 6.91										0	0	0	0	0	0	0					
Sean Burroughs, L OBP: 0.200, SLG: 0.226									BB 1B	1	1	1	0	0	0	0					
<b>Inning Stats</b>	R: 1 E: 0 K: 1 S: 15	H: 2 LOB: 1 BB: 0 P: 23	R: 0 E: 0 K: 0 S: 6	H: 1 LOB: 1 BB: 0 P: 9	R: 0 E: 0 K: 0 S: 9	H: 1 LOB: 2 BB: 0 P: 15	R: 0 E: 0 K: 0 S: 8	H: 0 LOB: 0 BB: 0 P: 15	R: 2 E: 0 K: 0 S: 9	H: 2 LOB: 0 BB: 0 P: 11	R: 0 E: 1 K: 0 S: 9	H: 1 LOB: 1 BB: 0 P: 15	R: 1 E: 0 K: 0 S: 11	H: 1 LOB: 1 BB: 1 P: 22	R: 1 E: 0 K: 1 S: 12	H: 2 LOB: 2 BB: 1 P: 21	1B: 6 2B: 1 3B: 0 HR: 4	SF: 0 SAC: 0 DP: 1 HBP: 1	WP: 0 PB: 0 SB: 0 CS: 0	PA: 40	
<b>PITCHER</b>	IP WLS BF H R ER SO BB IBB HBP BLK WP HR S P ERA WHIP	IP WLS BF H R ER SO BB IBB HBP BLK WP HR S P ERA WHIP	IP WLS BF H R ER SO BB IBB HBP BLK WP HR S P ERA WHIP	IP WLS BF H R ER SO BB IBB HBP BLK WP HR S P ERA WHIP	IP WLS BF H R ER SO BB IBB HBP BLK WP HR S P ERA WHIP	IP WLS BF H R ER SO BB IBB HBP BLK WP HR S P ERA WHIP	IP WLS BF H R ER SO BB IBB HBP BLK WP HR S P ERA WHIP	IP WLS BF H R ER SO BB IBB HBP BLK WP HR S P ERA WHIP	IP WLS BF H R ER SO BB IBB HBP BLK WP HR S P ERA WHIP	IP WLS BF H R ER SO BB IBB HBP BLK WP HR S P ERA WHIP	IP WLS BF H R ER SO BB IBB HBP BLK WP HR S P ERA WHIP	IP WLS BF H R ER SO BB IBB HBP BLK WP HR S P ERA WHIP	IP WLS BF H R ER SO BB IBB HBP BLK WP HR S P ERA WHIP	IP WLS BF H R ER SO BB IBB HBP BLK WP HR S P ERA WHIP	IP WLS BF H R ER SO BB IBB HBP BLK WP HR S P ERA WHIP	IP WLS BF H R ER SO BB IBB HBP BLK WP HR S P ERA WHIP	IP WLS BF H R ER SO BB IBB HBP BLK WP HR S P ERA WHIP	IP WLS BF H R ER SO BB IBB HBP BLK WP HR S P ERA WHIP	IP WLS BF H R ER SO BB IBB HBP BLK WP HR S P ERA WHIP	IP WLS BF H R ER SO BB IBB HBP BLK WP HR S P ERA WHIP	IP WLS BF H R ER SO BB IBB HBP BLK WP HR S P ERA WHIP

AB 37  
R 5  
H 11  
RBI 5  
BB 2  
SO 2  
LOB 16



Batter	1	2	3	4	5	6	7	8	9	AB	R	H	RBI	BB	SO	LOB	BOTTOM				
6 Ryan Freel, R OBP: 0.364, SLG: 0.125	F8		F8				G5-3			3	0	0	0	0	0	2	<b>San Diego Padres @ Cincinnati Reds</b> Great American Ball Park, Cincinnati, OH Sun Apr 27 2003, 1:15 PM EDT Att: 25,466 - Sunny - 65 F				
Juan Castro, R OBP: 0.294, SLG: 0.438							1B HBP			1	0	0	0	0	0	1					
Jose Guillen, R OBP: 0.333, SLG: 0.500	G4-3		BB BB				G6-3			4	0	2	1	0	0	1					
Felix Heredia, L ERA: 2.08			1B				1B			0	0	0	0	0	0	0					
John Riedling, R ERA: 5.54			BB BB				1B			0	0	0	0	0	0	0					
Scott Williamson, R ERA: 1.64			1B				1B			0	0	0	0	0	0	0					
Sean Casey, L OBP: 0.385, SLG: 0.430	L5		BB				FC3-6			3	0	0	2	2	0	2					
Austin Kearns, R OBP: 0.417, SLG: 0.631		G1-3	BB				K			4	0	1	0	1	1	5					
Aaron Boone, R OBP: 0.294, SLG: 0.416		BB 1B	K				E6 1B BB E			5	2	1	0	0	2	4					
Adam Dunn, L OBP: 0.354, SLG: 0.564		K	F9				E SF9 BB			4	1	0	0	1	2	5					
Felipe Lopez, S OBP: 0.329, SLG: 0.347		2B					E1 SF9 1B			4	2	2	1	0	1	0					
Kelly Stinnett, R OBP: 0.407, SLG: 0.680		2B					1B 6 HBP FC3-6 IBB			3	2	2	1	1	1	0					
Paul Wilson, R ERA: 3.88		2B					1B BB			1	0	0	1	1	1	1					
Reggie Taylor, L OBP: 0.282, SLG: 0.333		K					SF9			0	0	0	0	1	0	0					
<b>Inning Stats</b>	R: 0 E: 0 K: 0 S: 5	H: 0 LOB: 0 BB: 0 P: 6	R: 2 E: 0 K: 2 S: 13	H: 3 LOB: 1 BB: 0 P: 21	R: 0 E: 0 K: 1 S: 13	H: 1 LOB: 3 BB: 2 P: 27	R: 1 E: 0 K: 1 S: 13	H: 1 LOB: 3 BB: 2 P: 31	R: 4 E: 2 K: 1 S: 19	H: 2 LOB: 2 BB: 2 P: 36	R: 0 E: 0 K: 1 S: 8	H: 0 LOB: 0 BB: 0 P: 12	R: 0 E: 0 K: 1 S: 10	H: 0 LOB: 1 BB: 1 P: 15	R: 0 E: 0 K: 1 S: 12	H: 1 LOB: 1 BB: 0 P: 20	1B: 5 2B: 3 3B: 0 HR: 0	SF: 1 SAC: 0 DP: 0 HBP: 2	WP: 0 PB: 0 SB: 2 CS: 0	PA: 42	
<b>PITCHER</b>	IP WLS BF H R ER SO BB IBB HBP BLK WP HR S P ERA WHIP	IP WLS BF H R ER SO BB IBB HBP BLK WP HR S P ERA WHIP	IP WLS BF H R ER SO BB IBB HBP BLK WP HR S P ERA WHIP	IP WLS BF H R ER SO BB IBB HBP BLK WP HR S P ERA WHIP	IP WLS BF H R ER SO BB IBB HBP BLK WP HR S P ERA WHIP	IP WLS BF H R ER SO BB IBB HBP BLK WP HR S P ERA WHIP	IP WLS BF H R ER SO BB IBB HBP BLK WP HR S P ERA WHIP	IP WLS BF H R ER SO BB IBB HBP BLK WP HR S P ERA WHIP	IP WLS BF H R ER SO BB IBB HBP BLK WP HR S P ERA WHIP	IP WLS BF H R ER SO BB IBB HBP BLK WP HR S P ERA WHIP	IP WLS BF H R ER SO BB IBB HBP BLK WP HR S P ERA WHIP	IP WLS BF H R ER SO BB IBB HBP BLK WP HR S P ERA WHIP	IP WLS BF H R ER SO BB IBB HBP BLK WP HR S P ERA WHIP	IP WLS BF H R ER SO BB IBB HBP BLK WP HR S P ERA WHIP	IP WLS BF H R ER SO BB IBB HBP BLK WP HR S P ERA WHIP	IP WLS BF H R ER SO BB IBB HBP BLK WP HR S P ERA WHIP	IP WLS BF H R ER SO BB IBB HBP BLK WP HR S P ERA WHIP	IP WLS BF H R ER SO BB IBB HBP BLK WP HR S P ERA WHIP	IP WLS BF H R ER SO BB IBB HBP BLK WP HR S P ERA WHIP	IP WLS BF H R ER SO BB IBB HBP BLK WP HR S P ERA WHIP	IP WLS BF H R ER SO BB IBB HBP BLK WP HR S P ERA WHIP

AB 32  
R 7  
H 8  
RBI 6  
BB 7  
SO 8  
LOB 21





Batter	1	2	3	4	5	6	7	8	9	AB	R	H	RBI	BB	SO	LOB	TOP					
<b>Kenny Lofton, L</b> OBP: 0.263, SLG: 0.301	P2	1B		K		SH2-3 1B 2B		K		5	1	2	0	0	2	0	<b>Pittsburgh Pirates @ San Diego Padres</b> Qualcomm Stadium, San Diego, CA Tue Apr 29 2003, 10:05 PM EDT Att: 15,556 - Cloudy - 63 F					
<b>Jack Wilson, R</b> OBP: 0.316, SLG: 0.325	1B	1B		BB		SH2-3		L9		3	2	2	0	1	0	0						
<b>18 Jason Kendall, R</b> OBP: 0.388, SLG: 0.477	1B	1B		BB		G5-3		1B		4	1	2	1	0	1	3						
<b>Randall Simon, L</b> OBP: 0.344, SLG: 0.475	1B					WP		K		4	1	2	2	0	0	3						
<b>Kevin Young, R</b> OBP: 0.295, SLG: 0.333	1B					1B				1	0	0	0	0	1	1						
<b>Aramis Ramirez, R</b> OBP: 0.308, SLG: 0.355	1B					L7		K		5	1	1	1	0	1	2						
<b>Matt Stairs, L</b> OBP: 0.327, SLG: 0.311	1B					F8		L7		4	0	1	0	0	0	1						
<b>Brian Boehringer, S</b>	1B					F8		L7		0	0	0	0	0	0	0						
<b>Reggie Sanders, R</b> OBP: 0.341, SLG: 0.500	K			K		3B		K		5	0	1	0	0	4	3						
<b>Pokey Reese, R</b> OBP: 0.265, SLG: 0.308	K			2B		IBB		P2		3	0	1	1	1	1	2						
<b>Jeff D'Amico, R</b> OBP: 0.222, SLG: 0.222				G4-3		K		HR		3	0	0	0	0	2	3						
<b>Brian Meadows, R</b>										0	0	0	0	0	0	0						
<b>Dennys Reyes, R</b>										0	0	0	0	0	0	0						
<b>Rob Mackowiak, L</b> OBP: 0.262, SLG: 0.333										1	1	1	1	0	0	0						
<b>Abraham Nunez, S</b> OBP: 0.226, SLG: 0.172										1	0	0	0	0	0	0						
<b>Inning Stats</b>	R: 3 E: 1 K: 2 S: 30	H: 3 LOB: 2 BB: 0 P: 44	R: 0 E: 0 K: 2 S: 15	H: 2 LOB: 2 BB: 0 P: 27	R: 1 E: 0 K: 1 S: 10	H: 2 LOB: 1 BB: 0 P: 15	R: 1 E: 0 K: 1 S: 12	H: 1 LOB: 1 BB: 1 P: 19	R: 0 E: 0 K: 1 S: 7	H: 1 LOB: 1 BB: 1 P: 15	R: 1 E: 0 K: 0 S: 11	H: 2 LOB: 1 BB: 0 P: 16	R: 0 E: 0 K: 1 S: 11	H: 0 LOB: 0 BB: 0 P: 18	R: 1 E: 0 K: 2 S: 13	H: 2 LOB: 1 BB: 0 P: 19	R: 0 E: 0 K: 2 S: 8	H: 0 LOB: 0 BB: 0 P: 11	1B: 7 2B: 3 3B: 2 HR: 1	SF: 0 SAC: 1 DP: 0 HBP: 1	WP: 5 PB: 0 SB: 0 CS: 0	PA: 43
<b>PITCHER</b>	IP WLS BF H R ER SO BB IBB HBP BLK WP HR S P ERA WHIP																					
<b>Adam Eaton, R</b> ERA: 3.5	3.1 L 21 8 5 5 6 1 0 1 0 0 4 0 64 101 13.50 2.700																					
<b>Mike Matthews, L</b> ERA: 3.93	1.2 6 1 0 0 1 0 1 0 0 0 0 10 19 0.00 0.600																					
<b>Brandon Villafuerte, R</b> ERA: 6.61	2.0 8 2 1 1 1 0 0 0 0 0 1 0 22 34 4.50 1.000																					
<b>Jesse Orosco, L</b> ERA: 5.0	1.0 5 2 1 1 2 0 0 0 0 0 0 1 13 19 9.00 2.000																					
<b>Luther Hackman, R</b> ERA: 3.0	1.0 3 0 0 0 2 0 0 0 0 0 0 0 8 11 0.00 0.000																					

Batter	1	2	3	4	5	6	7	8	9	AB	R	H	RBI	BB	SO	LOB	BOTTOM					
<b>Ramón Vázquez, L</b> OBP: 0.409, SLG: 0.398	1B		F9		G4-3		B2		FC4-6	5	0	1	0	0	0	3	<b>Pittsburgh Pirates @ San Diego Padres</b> Qualcomm Stadium, San Diego, CA Tue Apr 29 2003, 10:05 PM EDT Att: 15,556 - Cloudy - 63 F					
<b>Mark Kotsay, L</b> OBP: 0.344, SLG: 0.349	L8		G3		G3-1		G4-3		FC6-4	4	0	0	0	0	0	2						
<b>Jesse Orosco, R</b>										0	0	0	0	0	0	0						
<b>Luther Hackman, R</b>										0	0	0	0	0	0	0						
<b>Brian Buchanan, R</b> OBP: 0.346, SLG: 0.364										1	0	0	0	0	0	2						
<b>Ryan Klesko, L</b> OBP: 0.350, SLG: 0.506	P5		G4-3			K		G3		4	0	0	0	0	1	1						
<b>Rondell White, R</b> OBP: 0.324, SLG: 0.505	G5-3				G6-3		G6-3		K	4	0	0	0	0	1	1						
<b>Sean Burroughs, L</b> OBP: 0.275, SLG: 0.315			P5			1B		P4		4	0	2	0	0	0	0						
<b>Xavier Nady, R</b> OBP: 0.321, SLG: 0.396		E1		K				G5-3		4	0	1	0	0	1	1						
<b>Mark Loretta, R</b> OBP: 0.309, SLG: 0.345		SH1-3				FC6-4		HR		2	1	1	1	1	0	2						
<b>Mike Rivera, R</b> OBP: 0.320, SLG: 0.304		F9			K			1B		4	0	2	0	0	1	3						
<b>Adam Eaton, R</b> ERA: 3.67										1	1	1	1	0	0	0						
<b>Mike Matthews, L</b> ERA: 3.62										0	0	0	0	0	0	0						
<b>Keith Lockhart, L</b> ERA: 3.93										1	0	0	0	0	0	0						
<b>Brandon Villafuerte, R</b>										0	0	0	0	0	0	0						
<b>Dave Hansen, L</b> OBP: 0.495, SLG: 0.250										1	0	0	0	0	0	1						
<b>Shane Victorino, S</b> OBP: 0.200, SLG: 0.225										1	0	1	0	0	0	0						
<b>Inning Stats</b>	R: 0 E: 0 K: 0 S: 7	H: 1 LOB: 1 BB: 0 P: 12	R: 0 E: 1 K: 0 S: 9	H: 0 LOB: 1 BB: 0 P: 15	R: 1 E: 0 K: 0 S: 8	H: 1 LOB: 0 BB: 0 P: 10	R: 0 E: 0 K: 2 S: 13	H: 1 LOB: 2 BB: 1 P: 19	R: 0 E: 0 K: 1 S: 7	H: 0 LOB: 0 BB: 0 P: 13	R: 0 E: 0 K: 1 S: 12	H: 2 LOB: 2 BB: 0 P: 19	R: 0 E: 0 K: 1 S: 6	H: 1 LOB: 1 BB: 0 P: 8	R: 0 E: 0 K: 1 S: 6	H: 0 LOB: 0 BB: 0 P: 8	R: 1 E: 0 K: 0 S: 11	H: 3 LOB: 2 BB: 0 P: 14	1B: 6 2B: 1 3B: 0 HR: 2	SF: 0 SAC: 1 DP: 0 HBP: 0	WP: 0 PB: 0 SB: 2 CS: 0	PA: 38
<b>PITCHER</b>	IP WLS BF H R ER SO BB IBB HBP BLK WP HR S P ERA WHIP																					
<b>Jeff D'Amico, R</b> ERA: 3.62	6.0 W 25 5 1 1 3 1 0 0 0 0 0 1 59 88 1.50 1.000																					
<b>Brian Meadows, R</b> ERA:	0.0 1 1 0 0 0 0 0 0 0 0 0 1 1 - - -																					
<b>Dennys Reyes, L</b> ERA: 1.35	2.0 6 0 0 0 2 0 0 0 0 0 0 0 12 15 0.00 0.000																					
<b>Brian Boehringer, R</b> ERA: 8.71	1.0 6 3 1 1 0 0 0 0 0 0 0 1 11 14 9.00 3.000																					



Batter	1	2	3	4	5	6	7	8	9	AB	R	H	RBI	BB	SO	LOB	TOP					
<b>Pokey Reese, R</b> OBP: 0.264, SLG: 0.296 (1, 4)	L3	SH5-3						K		3	0	0	1	1	2	0	<b>Pittsburgh Pirates @ San Diego Padres</b> Qualcomm Stadium, San Diego, CA Wed Apr 30 2003, 10:05 PM EDT Att: 13,845 - Sunny - 63 F					
<b>2 Jack Wilson, R</b> OBP: 0.311, SLG: 0.353 (1, 6)	HR	G4-3	G4-3					G1-3		5	1	1	1	0	0	2						
<b>18 Jason Kendall, R</b> OBP: 0.398, SLG: 0.483 (1, 2)	F9		1B	2B	BB	1B		L3		3	1	1	0	1	0	0						
<b>Aramis Ramirez, R</b> OBP: 0.321, SLG: 0.371 (1, 5)	1B		BB	1B	HR	HBP		G5-3		4	2	2	0	0	0	2						
<b>Reggie Sanders, R</b> OBP: 0.355, SLG: 0.506 (1, 7)	1B		HR	1B	BB			F9		5	1	3	1	0	0	2						
<b>Kevin Young, R</b> OBP: 0.231, SLG: 0.300 (1, 3)	F9		K	K				L4		5	0	0	0	0	2	9						
<b>Craig Wilson, R</b> OBP: 0.366, SLG: 0.406 (1, 9)		FC6-4	SH5-3	1B	HR	BB		F8		2	2	1	1	2	0	0						
<b>Adam Hyzdu, R</b> OBP: 0.278, SLG: 0.400 (9, PH)			FC6-4	BB				G5-3		3	1	1	4	1	1	3						
<b>Rob Mackowiak, L</b> OBP: 0.256, SLG: 0.325 (9, PH)			BB	HR				K		1	0	0	0	0	1	1						
<b>Kris Benson, R</b> OBP: 0.370, SLG: 0.304 (7, PH)		FC6-4	SH5-3	1B				G4-3		3	0	0	0	0	0	2						
<b>Matt Stairs, L</b> OBP: 0.291, SLG: 0.304 (7, PH)										1	0	0	0	0	0	0						
<b>Joe Bernier, L</b> ERA: 2.92 (7, 1)										0	0	0	0	0	0	0						
<b>Julian Tavarez, L</b> ERA: 5.89 (7, 1)										0	0	0	0	0	0	0						
<b>Scott Sauerbeck, R</b> ERA: 2.57 (8, 1)										0	0	0	0	0	0	0						
<b>Brian Boehringer, S</b> ERA: 6.75 (8, 1)										0	0	0	0	0	0	0						
<b>Dennys Reyes, R</b> ERA: 6.75 (8, 1)										0	0	0	0	0	0	0						
<b>Mike Williams, R</b> ERA: 6.75 (8, 1)										0	0	0	0	0	0	0						
<b>Inning Stats</b>	R: 1 E: 0 K: 0 S: 15	H: 3 LOB: 2 BB: 0 P: 20	R: 1 E: 0 K: 0 S: 12	H: 1 LOB: 1 BB: 1 P: 21	R: 5 E: 0 K: 1 S: 22	H: 3 LOB: 1 BB: 2 P: 37	R: 0 E: 0 K: 2 S: 18	H: 1 LOB: 3 BB: 2 P: 33	R: 0 E: 0 K: 1 S: 10	H: 0 LOB: 0 BB: 0 P: 13	R: 0 E: 0 K: 0 S: 7	H: 0 LOB: 1 BB: 0 P: 11	R: 0 E: 0 K: 0 S: 3	H: 0 LOB: 0 BB: 0 P: 4	R: 0 E: 0 K: 1 S: 10	H: 0 LOB: 0 BB: 0 P: 14	R: 1 E: 0 K: 1 S: 11	H: 1 LOB: 1 BB: 0 P: 17	1B: 5 2B: 2 3B: 0 HR: 2	SF: 1 HBP: 2	WP: 1 PB: 0 SB: 0 CS: 0	PA: 44
<b>PITCHER</b>	IP	WLS	BF	H	R	ER	SO	BB	IBB	HBP	BLK	WP	HR	S	P	ERA	WHIP					
<b>Oliver Pérez, L</b> ERA: 8.23 (1, 1)	3.0	L	21	7	7	7	1	4	0	1	0	1	2	52	85	21.00	3.667					
<b>Brandon Villafuerte, R</b> ERA: 5.89 (4, 1)	2.0		8	1	0	0	3	1	0	0	0	0	0	25	39	0.00	1.000					
<b>Luther Hackman, R</b> ERA: 2.57 (6, 1)	2.0		7	0	0	0	0	0	0	1	0	0	0	10	15	0.00	0.000					
<b>Matt Herges, R</b> ERA: 6.75 (8, 1)	2.0		8	1	1	0	2	0	0	0	0	0	0	21	31	0.00	0.500					

AB	35
R	8
H	9
RBI	8
BB	5
SO	6
LOB	21



Batter	1	2	3	4	5	6	7	8	9	AB	R	H	RBI	BB	SO	LOB	BOTTOM					
<b>Ramón Vázquez, L</b> OBP: 0.400, SLG: 0.388 (1, 6)	G6-3		1B					K	G4-3	5	1	1	0	0	1	0	<b>Pittsburgh Pirates @ San Diego Padres</b> Qualcomm Stadium, San Diego, CA Wed Apr 30 2003, 10:05 PM EDT Att: 13,845 - Sunny - 63 F					
<b>Mark Loretta, R</b> OBP: 0.320, SLG: 0.356 (1, 4)			1B							3	1	2	0	0	0	0						
<b>Luther Hackman, R</b> OBP: 0.370, SLG: 0.391 (6, 1)			HR							0	0	0	0	0	0	0						
<b>Brian Buchanan, R</b> OBP: 0.282, SLG: 0.257 (7, PH)			HR							1	0	1	0	0	0	0						
<b>Matt Herges, L</b> OBP: 0.282, SLG: 0.257 (8, PH)			1B							0	0	0	0	0	0	0						
<b>Shane Victorino, S</b> OBP: 0.282, SLG: 0.257 (9, PH)			1B							1	0	1	0	0	0	0						
<b>Ryan Klesko, L</b> OBP: 0.362, SLG: 0.533 (1, 3)	L8		HR							3	2	1	3	2	0	2						
<b>Rondell White, R</b> OBP: 0.327, SLG: 0.495 (1, 7)	K		K							4	0	1	0	1	3	3						
<b>Mark Kotsay, L</b> OBP: 0.357, SLG: 0.356 (1, 8)			G4-6-3	1B				L8		4	1	2	0	1	0	4						
<b>Sean Burroughs, L</b> OBP: 0.274, SLG: 0.303 (1, 5)			G4-6-3					F8		3	0	0	0	1	0	4						
<b>Xavier Nady, R</b> OBP: 0.318, SLG: 0.390 (1, 9)			K					F8		4	0	1	1	0	1	3						
<b>Mike Rivera, R</b> OBP: 0.286, SLG: 0.269 (1, 2)								FC3-6		3	0	0	0	0	1	3						
<b>Dave Hansen, L</b> OBP: 0.455, SLG: 0.250 (8, PH)								BB		0	0	0	0	0	0	0						
<b>Wiki Gonzalez, R</b> OBP: 0.282, SLG: 0.361 (9, 2)								BB		0	0	0	1	0	0	0						
<b>Oliver Pérez, L</b> ERA: 2.9 (4, 1)										1	0	0	0	0	0	0						
<b>Brandon Villafuerte, R</b> ERA: 5.89 (5, PH)										0	0	0	0	0	0	0						
<b>Keith Lockhart, L</b> ERA: 2.57 (8, 4)										1	0	0	0	0	0	0						
<b>Lou Merloni, R</b> OBP: 0.426, SLG: 0.426 (7, PH)										2	0	0	0	0	1	1						
<b>Inning Stats</b>	R: 0 E: 0 K: 1 S: 9	H: 1 LOB: 1 BB: 0 P: 14	R: 0 E: 0 K: 1 S: 5	H: 1 LOB: 0 BB: 0 P: 8	R: 3 E: 0 K: 1 S: 15	H: 3 LOB: 0 BB: 0 P: 24	R: 0 E: 0 K: 0 S: 10	H: 1 LOB: 1 BB: 0 P: 12	R: 0 E: 0 K: 1 S: 7	H: 0 LOB: 0 BB: 0 P: 9	R: 1 E: 0 K: 1 S: 14	H: 2 LOB: 2 BB: 1 P: 24	R: 0 E: 0 K: 2 S: 11	H: 1 LOB: 2 BB: 1 P: 22	R: 1 E: 0 K: 1 S: 10	H: 0 LOB: 1 BB: 2 P: 24	R: 0 E: 0 K: 0 S: 7	H: 1 LOB: 2 BB: 1 P: 14	1B: 9 2B: 0 3B: 0 HR: 1	SF: 1 HBP: 0	WP: 2 PB: 0 SB: 0 CS: 0	PA: 41
<b>PITCHER</b>	IP	WLS	BF	H	R	ER	SO	BB	IBB	HBP	BLK	WP	HR	S	P	ERA	WHIP					
<b>Dennys Reyes, L</b> ERA: 1.23 (8, 1)	1.0		5	1	0	0	0	1	0	0	0	0	0	7	14	0.00	2.000					
<b>Mike Williams, R</b> ERA: 7.45 (9, 1)	1.0	S	5	1	0	0	0	1	0	0	0	0	0	7	14	0.00	2.000					

AB	35
R	5
H	10
RBI	5
BB	5
SO	7
LOB	20





Batter	1	2	3	4	5	6	7	8	9	AB	R	H	RBI	BB	SO	LOB	TOP		
<b>Kenny Lofton, L</b> OBP: 0.279, SLG: 0.302	2-0 1B	4-1 2 HR BB			2-2 G4-3		2-2 L9		4-1 FC5-2 2B BB	3	2	1	0	2	0	1	<b>Pittsburgh Pirates @ San Diego Padres</b> Qualcomm Stadium, San Diego, CA Thu May 01 2003, 5:05 PM EDT Att: 13,420 - Cloudy - 69 F		
<b>2 Jack Wilson, R</b> OBP: 0.395, SLG: 0.378	2-3 K	1-1 1-H 2-H HR			1-3 K		2-3 K		2-2 FC5-2 WP 1B	5	1	1	3	0	3	4			
<b>18 Jason Kendall, R</b> OBP: 0.389, SLG: 0.468	0-3 K	2-1 L5			2-1 G5-3		2-1 F9		1-3 3-H 1-2 1B	5	0	1	1	0	1	2			
<b>Randall Simon, L</b> OBP: 0.338, SLG: 0.462	0-1 1B								4-2 1-2 2-3 BB	4	0	1	0	0	0	0			
<b>Kevin Young, R</b> OBP: 0.245, SLG: 0.300	1-3 1B								1-2 3-H 1B	0	0	0	0	1	0	0			
<b>Aramis Ramirez, R</b> OBP: 0.325, SLG: 0.382	2-3 K				2-1 G4-3		3-2 2B		0-0 FC4-6 1B	5	0	2	0	0	1	5			
<b>Matt Stairs, L</b> OBP: 0.302, SLG: 0.286									3-1 FC4-6 1-2 1B	3	0	0	0	0	0	1			
<b>Adam Hyzdu, R</b> OBP: 0.263, SLG: 0.375					2-2 G4-3		0-0 P3		1-2 FC4-6 1-2 1B	1	0	0	0	0	0	1			
<b>Rob Mackowiak, L</b> OBP: 0.277, SLG: 0.349							3-0 HBP		0-2 G1-3	3	1	1	0	0	1	1			
<b>Abraham Nunez, S</b> OBP: 0.257, SLG: 0.188							1-3 K		4-1 S 2 FC5-2 BB	3	1	1	1	1	1	2			
<b>Mike Williams, R</b> (9, 1)										0	0	0	0	0	0	0			
<b>Kip Wells, R</b> OBP: 0.308, SLG: 0.615									3-3 K	3	0	1	0	0	2	1			
<b>Scott Sauerbeck, R</b> (8, 1)									1-2 K	0	0	0	0	0	0	0			
<b>Julian Tavarez, L</b> (8, 1)										0	0	0	0	0	0	0			
<b>Pokey Reese, R</b> OBP: 0.261, SLG: 0.293									1-2 K	1	0	0	0	0	1	1			
<b>Inning Stats</b>	R: 0 E: 0 K: 3 S: 13	H: 2 LOB: 2 BB: 0 P: 19	R: 4 E: 0 K: 1 S: 15	H: 3 LOB: 0 BB: 1 P: 25	R: 0 E: 0 K: 0 S: 8	H: 0 LOB: 0 BB: 0 P: 12	R: 0 E: 0 K: 2 S: 8	H: 0 LOB: 0 BB: 0 P: 8	R: 0 E: 0 K: 1 S: 9	H: 1 LOB: 2 BB: 0 P: 17	R: 0 E: 0 K: 1 S: 10	H: 1 LOB: 1 BB: 0 P: 16	R: 0 E: 0 K: 0 S: 8	H: 1 LOB: 1 BB: 0 P: 11	R: 1 E: 0 K: 1 S: 22	H: 1 LOB: 3 BB: 3 P: 40	1B: 5 2B: 3 3B: 0 HR: 1	SF: 0 SAC: 0 DP: 0 HBP: 1	WP: 1 PA: 41 PB: 0 SB: 4 CS: 0
<b>PITCHER</b>	IP WLS BF H R ER SO BB IBB HBP BLK WP HR S P ERA WHIP	IP WLS BF H R ER SO BB IBB HBP BLK WP HR S P ERA WHIP	IP WLS BF H R ER SO BB IBB HBP BLK WP HR S P ERA WHIP	IP WLS BF H R ER SO BB IBB HBP BLK WP HR S P ERA WHIP	IP WLS BF H R ER SO BB IBB HBP BLK WP HR S P ERA WHIP	IP WLS BF H R ER SO BB IBB HBP BLK WP HR S P ERA WHIP	IP WLS BF H R ER SO BB IBB HBP BLK WP HR S P ERA WHIP	IP WLS BF H R ER SO BB IBB HBP BLK WP HR S P ERA WHIP	IP WLS BF H R ER SO BB IBB HBP BLK WP HR S P ERA WHIP	IP WLS BF H R ER SO BB IBB HBP BLK WP HR S P ERA WHIP	IP WLS BF H R ER SO BB IBB HBP BLK WP HR S P ERA WHIP	IP WLS BF H R ER SO BB IBB HBP BLK WP HR S P ERA WHIP	IP WLS BF H R ER SO BB IBB HBP BLK WP HR S P ERA WHIP	IP WLS BF H R ER SO BB IBB HBP BLK WP HR S P ERA WHIP	IP WLS BF H R ER SO BB IBB HBP BLK WP HR S P ERA WHIP	IP WLS BF H R ER SO BB IBB HBP BLK WP HR S P ERA WHIP	IP WLS BF H R ER SO BB IBB HBP BLK WP HR S P ERA WHIP		

AB	36
R	5
H	9
RBI	5
BB	4
SO	10
LOB	19



Batter	1	2	3	4	5	6	7	8	9	AB	R	H	RBI	BB	SO	LOB	BOTTOM				
<b>Ramón Vázquez, L</b> OBP: 0.403, SLG: 0.396	0-1 S 1B 2B							2-2 G4-3		3	1	1	0	1	0	0	<b>Pittsburgh Pirates @ San Diego Padres</b> Qualcomm Stadium, San Diego, CA Thu May 01 2003, 5:05 PM EDT Att: 13,420 - Cloudy - 69 F				
<b>Keith Lockhart, L</b> OBP: 0.314, SLG: 0.313	2-3 K							1-3 K		3	0	0	0	0	3	2					
<b>Brian Buchanan, R</b> OBP: 0.357, SLG: 0.375										1	0	0	0	0	1	0					
<b>Jaret Wright, R</b> OBP: 0.500, SLG: 1.000	2-3 K									0	0	0	0	0	0	0					
<b>Ryan Klesko, L</b> OBP: 0.376, SLG: 0.533	0-0 BB 1B							4-1 P5		2	0	1	1	2	0	0					
<b>Rondell White, R</b> OBP: 0.324, SLG: 0.480	4-2 3-H BB							1-0 G4-3		3	0	0	0	1	0	3					
<b>Mark Kotsay, L</b> OBP: 0.353, SLG: 0.352	3-2 G4-6-3 1-2 BB							1-0 K		4	0	1	0	0	1	2					
<b>Sean Burroughs, L</b> OBP: 0.273, SLG: 0.291								1-1 G4-3		3	0	0	0	1	0	0					
<b>Wiki Gonzalez, R</b> OBP: 0.256, SLG: 0.325								1-2 G1-3		4	0	0	0	0	1	1					
<b>Shane Victorino, S</b> OBP: 0.286, SLG: 0.243								1-3 K		2	0	0	0	1	1	1					
<b>44 Jake Peavy, R</b> OBP: 0.167, SLG: 0.091								0-0 K		2	0	0	0	0	2	1					
<b>Jesse Orosco, R</b> (8, 1)										0	0	0	0	0	0	0					
<b>Mark Loretta, R</b> OBP: 0.327, SLG: 0.396										1	1	1	1	0	0	0					
<b>Inning Stats</b>	R: 1 E: 0 K: 1 S: 11	H: 2 LOB: 1 BB: 1 P: 20	R: 0 E: 0 K: 1 S: 7	H: 0 LOB: 1 BB: 1 P: 14	R: 0 E: 0 K: 1 S: 7	H: 0 LOB: 1 BB: 2 P: 17	R: 0 E: 0 K: 1 S: 10	H: 1 LOB: 1 BB: 1 P: 18	R: 0 E: 0 K: 2 S: 9	H: 0 LOB: 0 BB: 0 P: 12	R: 0 E: 0 K: 1 S: 6	H: 0 LOB: 0 BB: 0 P: 9	R: 0 E: 0 K: 1 S: 10	H: 0 LOB: 0 BB: 0 P: 14	R: 1 E: 0 K: 1 S: 9	H: 1 LOB: 1 BB: 1 P: 17	R: 0 E: 0 K: 0 S: 5	H: 0 LOB: 0 BB: 0 P: 7	1B: 2 2B: 1 3B: 0 HR: 1	SF: 0 SAC: 0 DP: 2 HBP: 0	WP: 0 PA: 34 PB: 0 SB: 1 CS: 0
<b>PITCHER</b>	IP WLS BF H R ER SO BB IBB HBP BLK WP HR S P ERA WHIP	IP WLS BF H R ER SO BB IBB HBP BLK WP HR S P ERA WHIP	IP WLS BF H R ER SO BB IBB HBP BLK WP HR S P ERA WHIP	IP WLS BF H R ER SO BB IBB HBP BLK WP HR S P ERA WHIP	IP WLS BF H R ER SO BB IBB HBP BLK WP HR S P ERA WHIP	IP WLS BF H R ER SO BB IBB HBP BLK WP HR S P ERA WHIP	IP WLS BF H R ER SO BB IBB HBP BLK WP HR S P ERA WHIP	IP WLS BF H R ER SO BB IBB HBP BLK WP HR S P ERA WHIP	IP WLS BF H R ER SO BB IBB HBP BLK WP HR S P ERA WHIP	IP WLS BF H R ER SO BB IBB HBP BLK WP HR S P ERA WHIP	IP WLS BF H R ER SO BB IBB HBP BLK WP HR S P ERA WHIP	IP WLS BF H R ER SO BB IBB HBP BLK WP HR S P ERA WHIP	IP WLS BF H R ER SO BB IBB HBP BLK WP HR S P ERA WHIP	IP WLS BF H R ER SO BB IBB HBP BLK WP HR S P ERA WHIP	IP WLS BF H R ER SO BB IBB HBP BLK WP HR S P ERA WHIP	IP WLS BF H R ER SO BB IBB HBP BLK WP HR S P ERA WHIP	IP WLS BF H R ER SO BB IBB HBP BLK WP HR S P ERA WHIP				

AB	28
R	2
H	4
RBI	2
BB	6
SO	9
LOB	10





Batter	1	2	3	4	5	6	7	8	9	10	AB	R	H	RBI	BB	SO	LOB	TOP	
11 Jimmy Rollins, S OBP: 0.333, SLG: 0.391	L8		K			L6		G6-3	K		5	0	0	0	0	2	2		
Placido Polanco, R OBP: 0.438, SLG: 0.459	G1-3		F8			K		BB 1B		1B 2B	5	1	2	0	0	1	1		
Bobby Abreu, L OBP: 0.390, SLG: 0.430	G3-1			F7		1B 2B		1B		1B	4	1	2	1	1	0	0		
Mike Lieberthal, R OBP: 0.425, SLG: 0.549		G5-3		G5-3		1B 2B		K		G1-6-3	5	1	1	0	0	1	3		
Jim Thome, L OBP: 0.304, SLG: 0.435		K		G4-3		1B 2B				K	4	0	1	2	1	2	0		
David Bell, R OBP: 0.322, SLG: 0.317	L7				G5-3	K		L8			4	0	0	0	0	1	4		
Pat Burrell, R OBP: 0.308, SLG: 0.407				HR		FC6-4 BB		K		K	3	1	1	1	1	2	0		
Ricky Ledee, L OBP: 0.329, SLG: 0.507			F8		F8			L8		K	4	0	0	0	0	1	1		
Kevin Millwood, R OBP: 0.208, SLG: 0.077 2 Tyler Pridemore, L OBP: 0.187, SLG: 0.399 Rheal Cormier, L OBP: 0.167, SLG: 0.099 Jason Michaels, R OBP: 0.093, SLG: 0.385 Carlos Silva, R OBP: 0.101, SLG: 0.385 Jose Mesa, R OBP: 0.101, SLG: 0.385					11 PB	FC6-4		K		BB	1	0	0	0	1	0	1		
<b>Inning Stats</b>	R: 0 E: 0 K: 0 S: 6	H: 0 LOB: 0 BB: 0 P: 8	R: 0 E: 0 K: 1 S: 10	H: 0 LOB: 0 BB: 0 P: 15	R: 1 E: 0 K: 1 S: 9	H: 1 LOB: 1 BB: 1 P: 16	R: 0 E: 0 K: 0 S: 9	H: 0 LOB: 0 BB: 0 P: 13	R: 0 E: 0 K: 2 S: 8	H: 0 LOB: 0 BB: 0 P: 9	R: 0 E: 0 K: 1 S: 14	H: 2 LOB: 3 BB: 1 P: 27	R: 0 E: 0 K: 3 S: 13	H: 0 LOB: 1 BB: 0 P: 20	R: 1 E: 0 K: 1 S: 8	H: 2 LOB: 0 BB: 0 P: 14	1B: 4 2B: 2 3B: 0 HR: 1	SF: 0 SAC: 0 DP: 1 HBP: 0	WP: 0 PA: 41 PB: 1 SB: 0 CS: 0
<b>PITCHER</b>	IP WLS BF H R ER SO BB IBB HBP BLK WP HR S P ERA WHIP	IP WLS BF H R ER SO BB IBB HBP BLK WP HR S P ERA WHIP	IP WLS BF H R ER SO BB IBB HBP BLK WP HR S P ERA WHIP	IP WLS BF H R ER SO BB IBB HBP BLK WP HR S P ERA WHIP	IP WLS BF H R ER SO BB IBB HBP BLK WP HR S P ERA WHIP	IP WLS BF H R ER SO BB IBB HBP BLK WP HR S P ERA WHIP	IP WLS BF H R ER SO BB IBB HBP BLK WP HR S P ERA WHIP	IP WLS BF H R ER SO BB IBB HBP BLK WP HR S P ERA WHIP	IP WLS BF H R ER SO BB IBB HBP BLK WP HR S P ERA WHIP	IP WLS BF H R ER SO BB IBB HBP BLK WP HR S P ERA WHIP	IP WLS BF H R ER SO BB IBB HBP BLK WP HR S P ERA WHIP	IP WLS BF H R ER SO BB IBB HBP BLK WP HR S P ERA WHIP	IP WLS BF H R ER SO BB IBB HBP BLK WP HR S P ERA WHIP	IP WLS BF H R ER SO BB IBB HBP BLK WP HR S P ERA WHIP	IP WLS BF H R ER SO BB IBB HBP BLK WP HR S P ERA WHIP	IP WLS BF H R ER SO BB IBB HBP BLK WP HR S P ERA WHIP	IP WLS BF H R ER SO BB IBB HBP BLK WP HR S P ERA WHIP	IP WLS BF H R ER SO BB IBB HBP BLK WP HR S P ERA WHIP	IP WLS BF H R ER SO BB IBB HBP BLK WP HR S P ERA WHIP
Clay Condrey, R ERA: 7.61	6.0	24	3	3	4	3	0	0	0	0	0	1	59	90	4.50	1.000			
Brandon Villaflorte, R ERA: 5.49	1.1	5	1	0	2	0	0	0	0	0	0	0	14	19	0.00	0.750			
Jesse Orosco, L ERA: 4.5	0.0	1	1	0	0	0	0	0	0	0	0	0	2	3	*	*			
Matt Herges, R ERA: 6.66	1.2	7	0	0	4	2	0	0	0	0	0	0	19	34	0.00	1.200			
Mike Matthews, L ERA: 4.19	1.0	W	4	2	1	1	1	0	0	0	0	0	8	14	9.00	2.000			

Philadelphia Phillies @ San Diego Padres  
Qualcomm Stadium, San Diego, CA  
Fri May 02 2003, 10:05 PM EDT  
Att: 20,595 - Cloudy - 60 F

AB 36  
R 4  
H 7  
RBI 4  
BB 5  
SO 11  
LOB 12



Batter	1	2	3	4	5	6	7	8	9	10	AB	R	H	RBI	BB	SO	LOB	BOTTOM			
Ramón Vázquez, L OBP: 0.403, SLG: 0.425	1B	G4-3			HR		F9		F8		5	1	2	1	0	0	1				
Mark Loretta, R OBP: 0.320, SLG: 0.385	K		G6-3 BB		G1-6-3		F8		G4-3		5	0	1	0	0	1	1				
Ryan Klesko, L OBP: 0.395, SLG: 0.568	P5		G6-3 BB		HR		BB			1B BB	3	2	2	1	2	0	1				
Rondell White, R OBP: 0.319, SLG: 0.462	BB	G6-3		K			G4-3			K	4	0	0	0	1	2	4				
Mark Kotsay, L OBP: 0.345, SLG: 0.337	K		K			G3		G1-3		1B BB	4	1	0	0	1	2	3				
Xavier Nady, R OBP: 0.330, SLG: 0.410		F7 1B 2B		F8			1B		K		5	1	3	0	0	1	0				
Sean Burroughs, L OBP: 0.290, SLG: 0.301		F7		L7			1B			1B	4	0	2	2	1	0	1				
Wili Gonzalez, R OBP: 0.255, SLG: 0.318		1B		K2-3			L9		K		4	0	1	1	0	2	3				
Clay Condrey, R ERA: 3.63 Dave Hansen, L ERA: 3.46 Brandon Villaflorte, R ERA: 5.49 Jesse Orosco, R ERA: 4.5 Matt Herges, L ERA: 6.66 Keith Lockhart, L ERA: 4.19 Mike Matthews, L ERA: 4.19		K		K			G5-3		G6-3		2	0	0	0	0	2	1				
<b>Inning Stats</b>	R: 0 E: 0 K: 2 S: 11	H: 1 LOB: 2 BB: 1 P: 18	R: 1 E: 0 K: 1 S: 11	H: 2 LOB: 1 BB: 0 P: 13	R: 0 E: 0 K: 1 S: 11	H: 1 LOB: 1 BB: 1 P: 18	R: 0 E: 0 K: 1 S: 7	H: 0 LOB: 0 BB: 0 P: 12	R: 2 E: 0 K: 2 S: 12	H: 2 LOB: 0 BB: 0 P: 15	R: 0 E: 0 K: 0 S: 8	H: 2 LOB: 2 BB: 0 P: 9	R: 0 E: 0 K: 2 S: 7	H: 0 LOB: 1 BB: 1 P: 15	R: 0 E: 0 K: 0 S: 7	H: 0 LOB: 0 BB: 0 P: 9	R: 2 E: 0 K: 1 S: 7	H: 3 LOB: 2 BB: 1 P: 15	1B: 8 2B: 1 3B: 0 HR: 2	SF: 0 SAC: 0 DP: 1 HBP: 0	WP: 0 PA: 43 PB: 0 SB: 2 CS: 0
<b>PITCHER</b>	IP WLS BF H R ER SO BB IBB HBP BLK WP HR S P ERA WHIP	IP WLS BF H R ER SO BB IBB HBP BLK WP HR S P ERA WHIP	IP WLS BF H R ER SO BB IBB HBP BLK WP HR S P ERA WHIP	IP WLS BF H R ER SO BB IBB HBP BLK WP HR S P ERA WHIP	IP WLS BF H R ER SO BB IBB HBP BLK WP HR S P ERA WHIP	IP WLS BF H R ER SO BB IBB HBP BLK WP HR S P ERA WHIP	IP WLS BF H R ER SO BB IBB HBP BLK WP HR S P ERA WHIP	IP WLS BF H R ER SO BB IBB HBP BLK WP HR S P ERA WHIP	IP WLS BF H R ER SO BB IBB HBP BLK WP HR S P ERA WHIP	IP WLS BF H R ER SO BB IBB HBP BLK WP HR S P ERA WHIP	IP WLS BF H R ER SO BB IBB HBP BLK WP HR S P ERA WHIP	IP WLS BF H R ER SO BB IBB HBP BLK WP HR S P ERA WHIP	IP WLS BF H R ER SO BB IBB HBP BLK WP HR S P ERA WHIP	IP WLS BF H R ER SO BB IBB HBP BLK WP HR S P ERA WHIP	IP WLS BF H R ER SO BB IBB HBP BLK WP HR S P ERA WHIP	IP WLS BF H R ER SO BB IBB HBP BLK WP HR S P ERA WHIP	IP WLS BF H R ER SO BB IBB HBP BLK WP HR S P ERA WHIP	IP WLS BF H R ER SO BB IBB HBP BLK WP HR S P ERA WHIP	IP WLS BF H R ER SO BB IBB HBP BLK WP HR S P ERA WHIP		
Kevin Millwood, R ERA: 3.63	6.0	8	3	3	7	2	0	0	0	0	0	2	60	85	4.50	1.667					
Rheal Cormier, L ERA: 3.46	2.0	8	0	0	2	2	0	0	0	0	0	0	16	32	0.00	1.000					
Carlos Silva, R ERA: 2.45	1.0	3	0	0	0	0	0	0	0	0	0	0	7	9	0.00	0.000					
Jose Mesa, R ERA: 4.38	0.1	L	5	3	2	2	1	1	0	0	0	0	7	15	54.00	12.000					

Philadelphia Phillies @ San Diego Padres  
Qualcomm Stadium, San Diego, CA  
Fri May 02 2003, 10:05 PM EDT  
Att: 20,595 - Cloudy - 60 F

AB 38  
R 5  
H 11  
RBI 5  
BB 5  
SO 10  
LOB 17





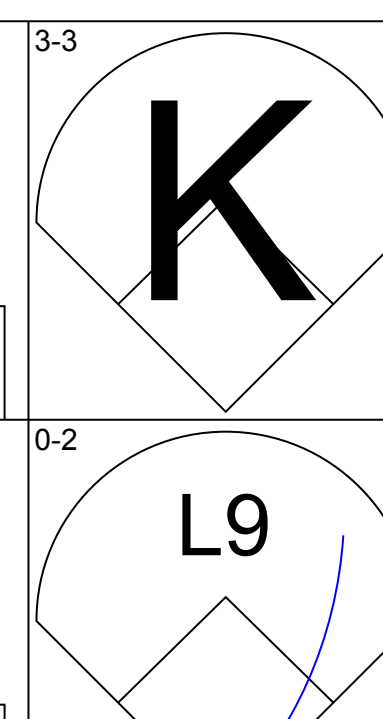
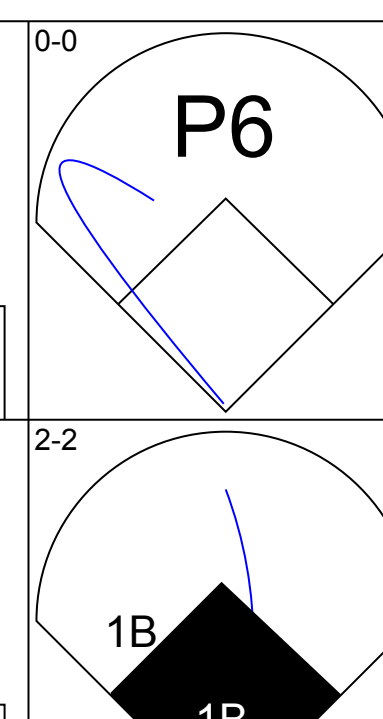
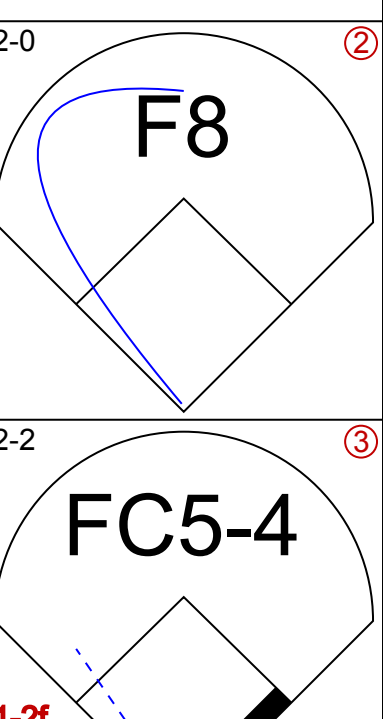

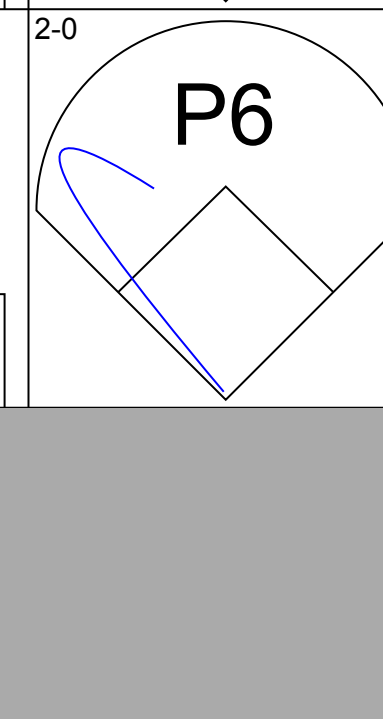
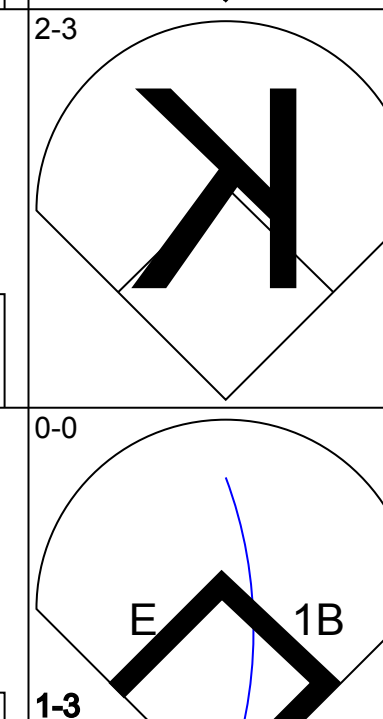

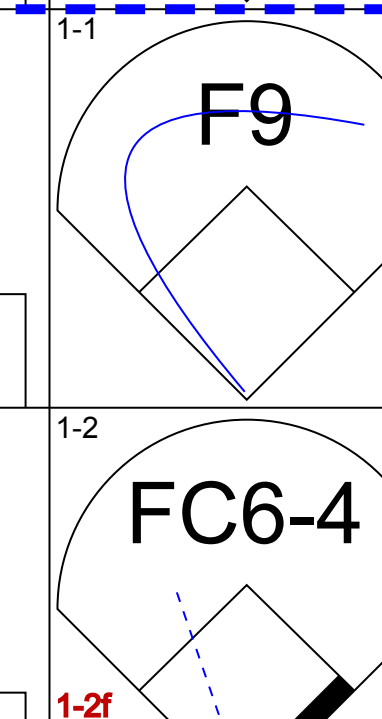

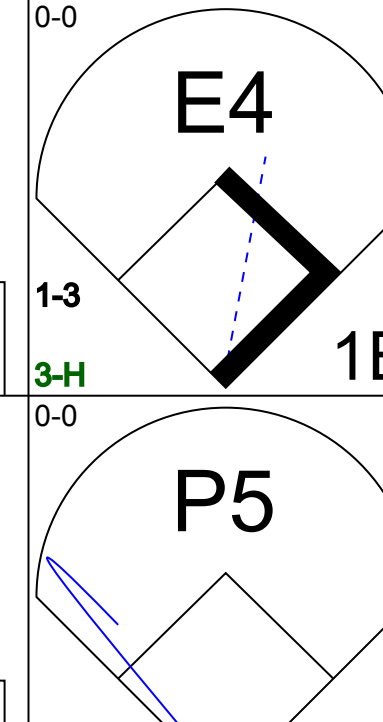
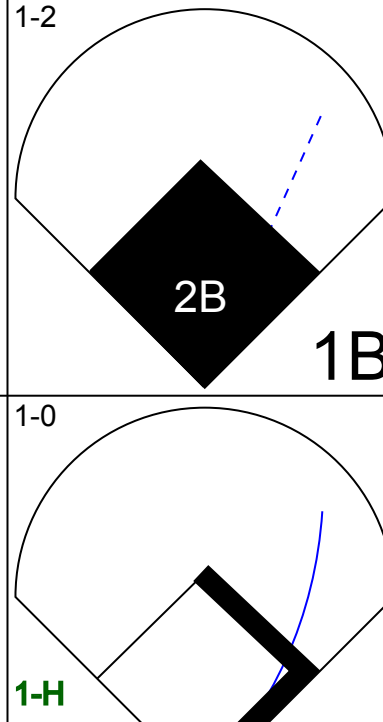
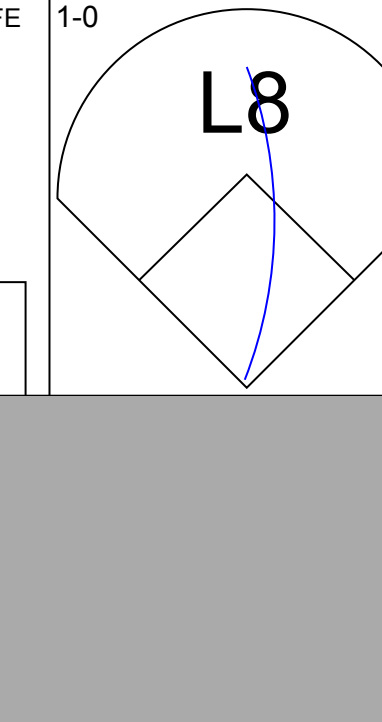
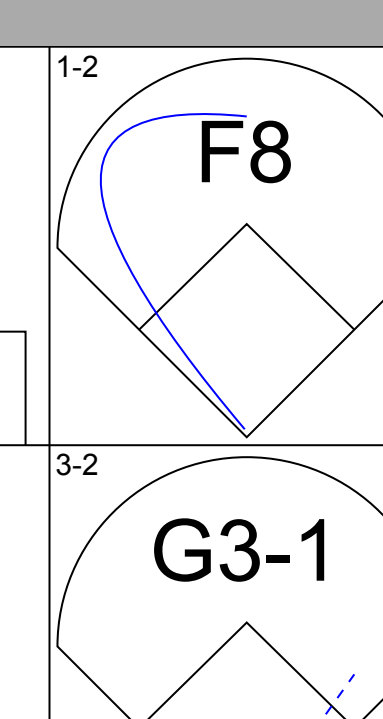
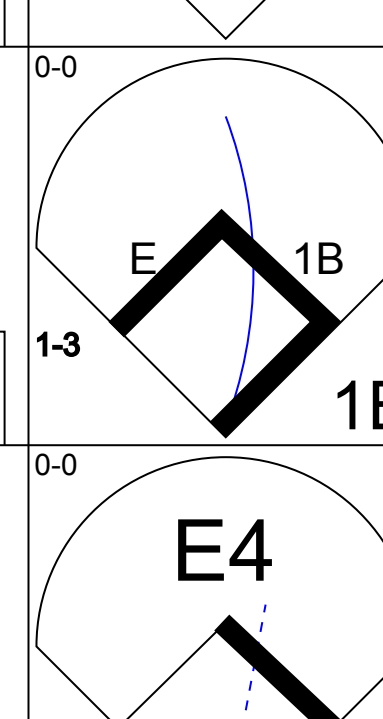
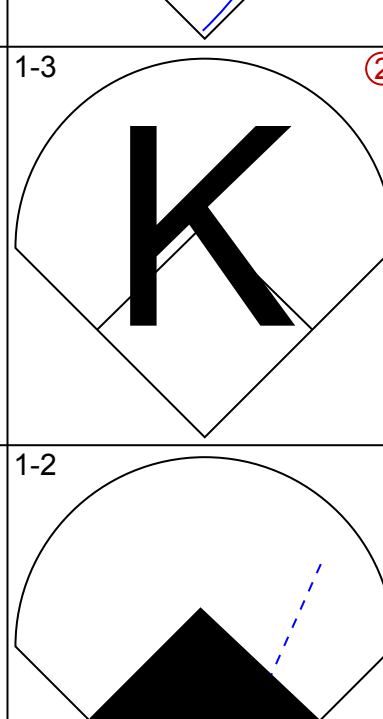
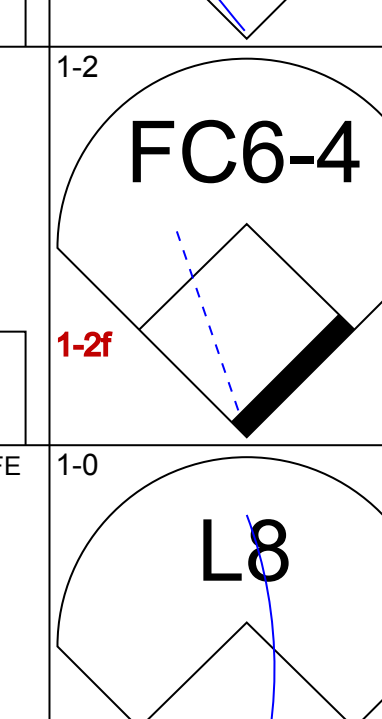
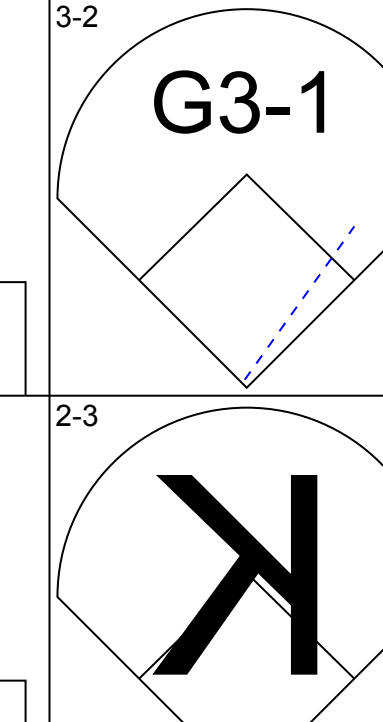
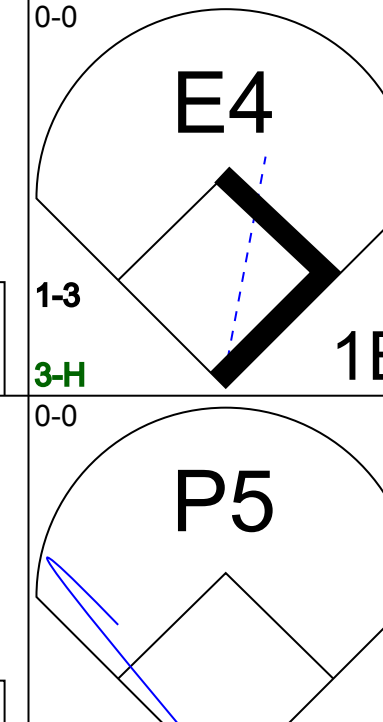
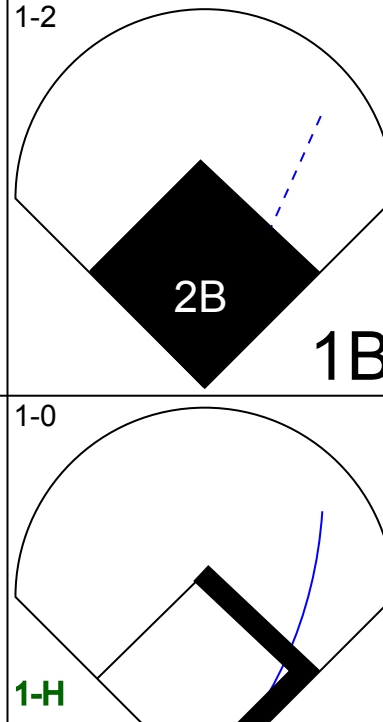
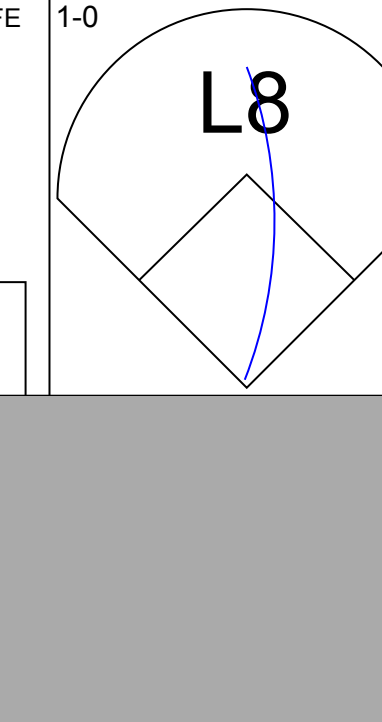

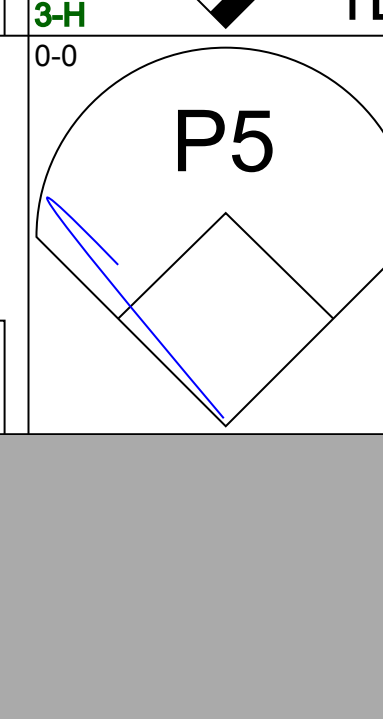
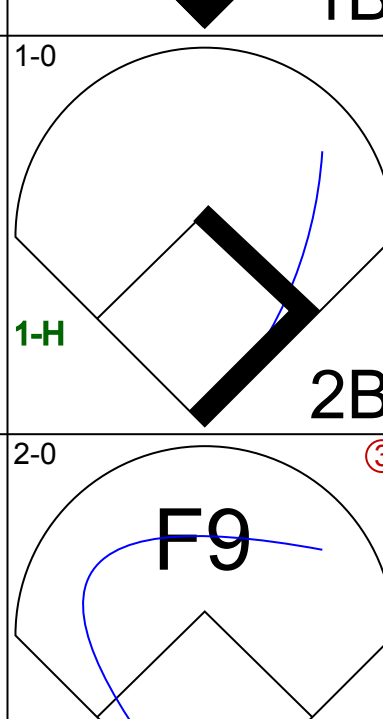
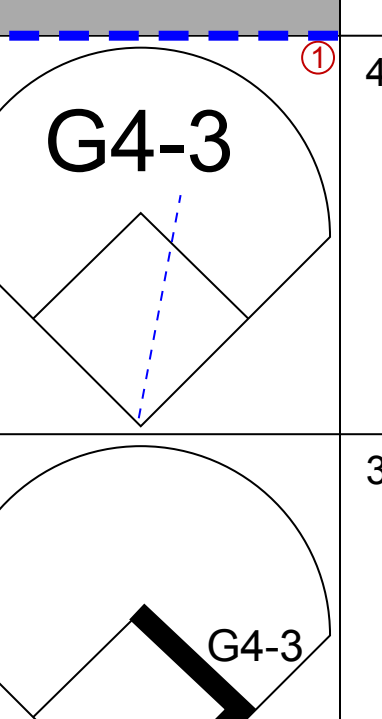
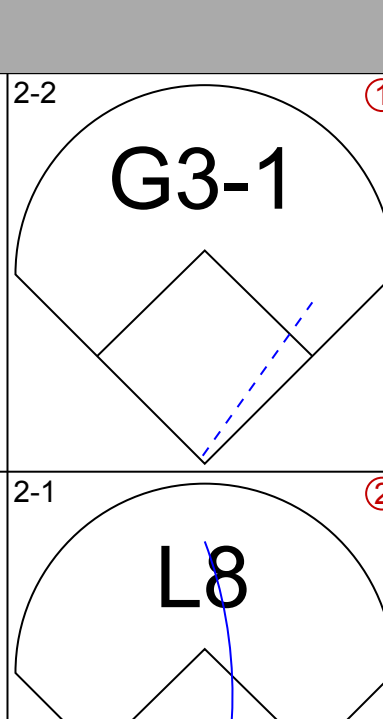
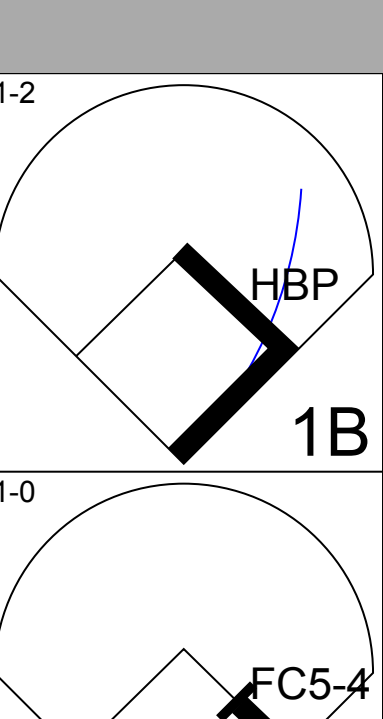
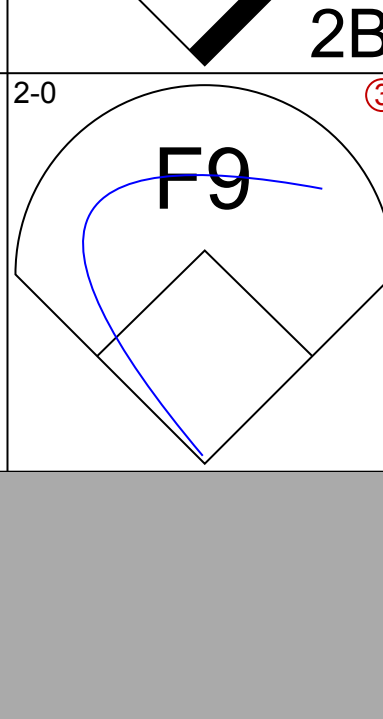
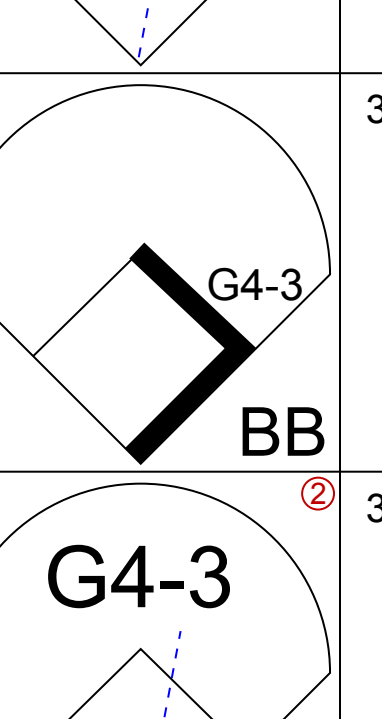
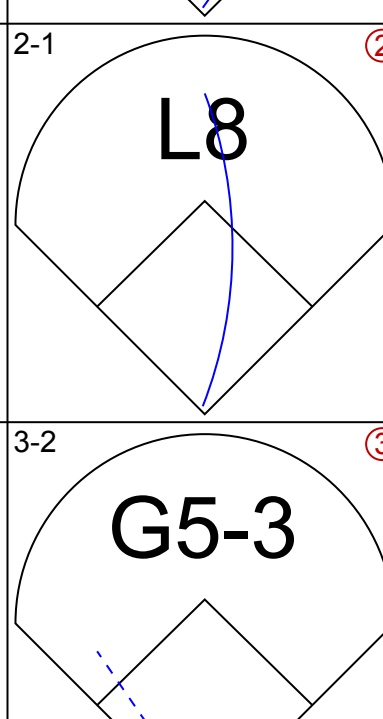
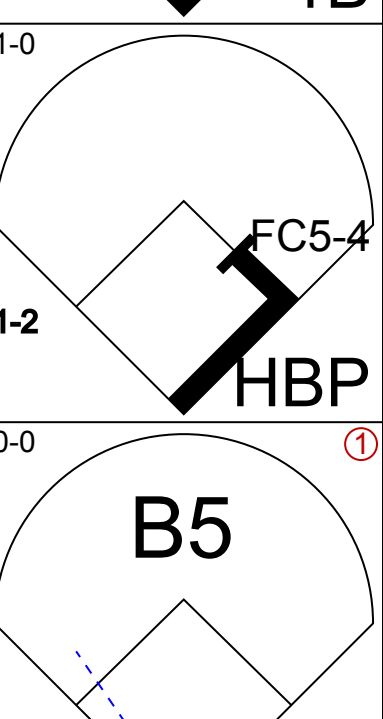
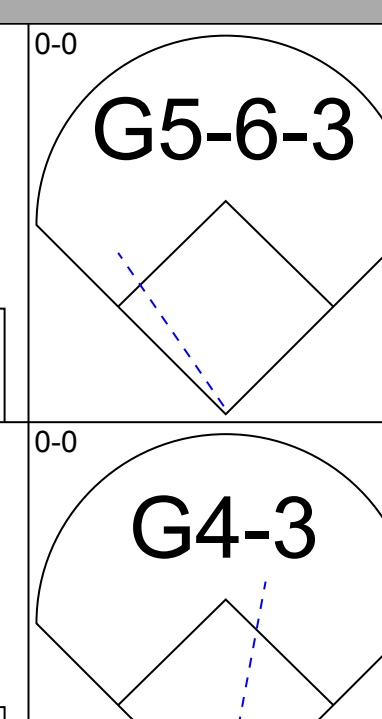
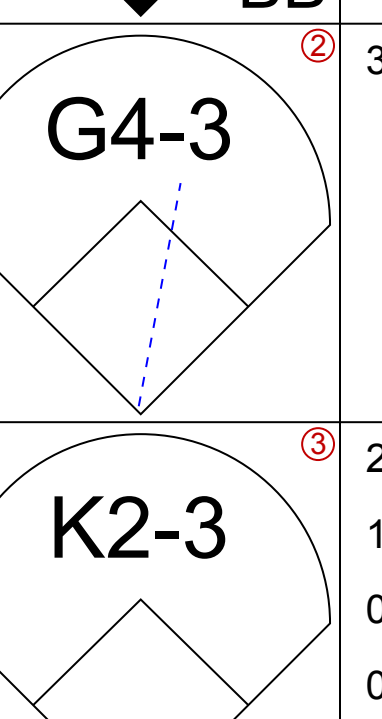
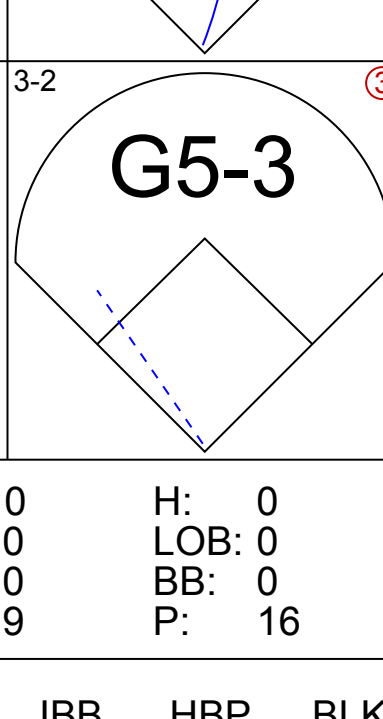
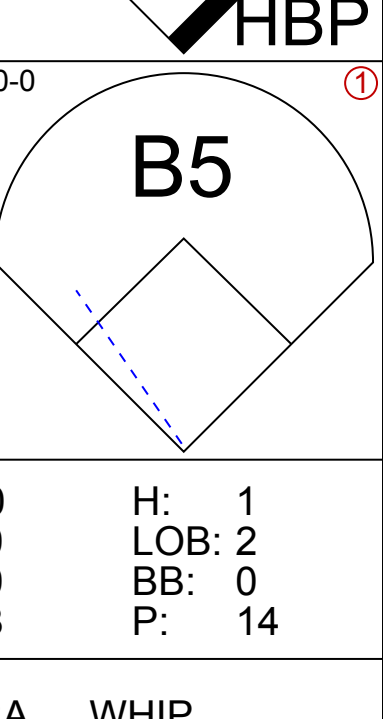
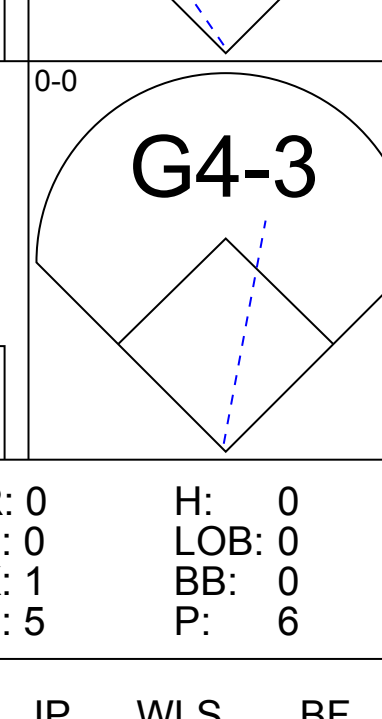
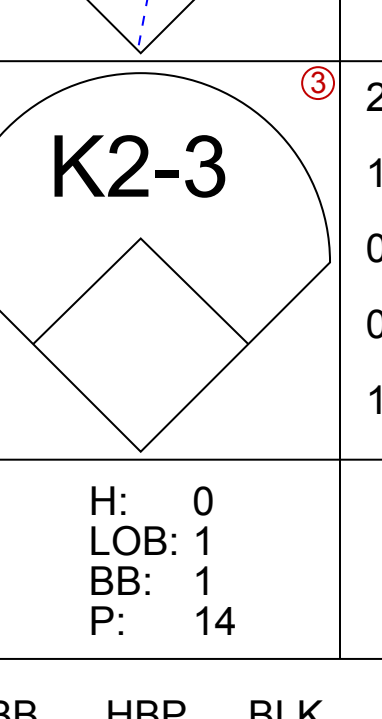




Batter	1	2	3	4	5	6	7	8	9	AB	R	H	RBI	BB	SO	LOB	TOP					
11 Jimmy Rollins, S OBP: 0.340, SLG: 0.385										3	1	0	0	1	1	3	<b>Philadelphia Phillies @ San Diego Padres</b> Qualcomm Stadium, San Diego, CA Sun May 04 2003, 5:00 PM EDT Att: 21,526 - Cloudy - 70 F					
Placido Polanco, R OBP: 0.420, SLG: 0.449										4	1	1	1	0	1	1						
Bobby Abreu, L OBP: 0.386, SLG: 0.413										4	0	1	1	0	2	1						
Jim Thome, L OBP: 0.362, SLG: 0.417										4	0	1	1	0	1	1						
David Bell, R OBP: 0.315, SLG: 0.306										3	0	0	0	1	1	0						
Ricky Ledee, L OBP: 0.325, SLG: 0.480										3	0	0	0	1	0	2						
Todd Pratt, R OBP: 0.440, SLG: 0.545										4	0	0	0	0	1	1						
Marlon Byrd, R OBP: 0.298, SLG: 0.250										3	0	1	0	0	2	0						
Randy Wolf, L OBP: 0.222, SLG: 0.235										2	1	1	0	1	1	1						
Terry Adams, R										0	0	0	0	0	0	0						
Rheal Cormier, L OBP: 1.000, SLG: 1.000										0	0	0	0	0	0	0						
Carlos Silva, R										0	0	0	0	0	0	0						
Jose Mesa, R										0	0	0	0	0	0	0						
<b>Inning Stats</b>	R: 1 E: 0 K: 1 S: 13	H: 1 LOB: 2 BB: 2 P: 25	R: 0 E: 0 K: 2 S: 12	H: 1 LOB: 1 BB: 0 P: 16	R: 0 E: 0 K: 2 S: 15	H: 0 LOB: 0 BB: 0 P: 22	R: 0 E: 0 K: 0 S: 8	H: 0 LOB: 0 BB: 0 P: 9	R: 2 E: 0 K: 1 S: 13	H: 3 LOB: 1 BB: 0 P: 20	R: 0 E: 0 K: 0 S: 6	H: 0 LOB: 0 BB: 1 P: 13	R: 0 E: 0 K: 1 S: 8	H: 0 LOB: 0 BB: 1 P: 15	R: 0 E: 0 K: 1 S: 7	H: 0 LOB: 0 BB: 0 P: 8	R: 0 E: 0 K: 2 S: 11	H: 0 LOB: 0 BB: 0 P: 18	1B: 3 2B: 2 3B: 0 HR: 0	SF: 0 SAC: 0 DP: 2 HBP: 0	WP: 0 PB: 0 SB: 0 CS: 0	PA: 34
<b>PITCHER</b>	IP WLS BF H R ER SO BB IBB HBP BLK WP HR S P ERA WHIP																					
Adam Eaton, R ERA: 3.73	(1, 1)	5.0 L 22 5 3 3 6 2 0 0 0 0 0 0 61 92 5.40 1.400																				
Mike Bynum, L ERA: 7.36	(6, 1)	3.0 9 0 0 0 2 2 0 0 0 0 0 0 21 36 0.00 0.667																				
Brandon Villafuerte, R ERA: 5.23	(9, 1)	1.0 3 0 0 0 2 0 0 0 0 0 0 0 0 11 18 0.00 0.000																				

Batter	1	2	3	4	5	6	7	8	9	AB	R	H	RBI	BB	SO	LOB	BOTTOM					
Ramón Vázquez, L OBP: 0.399, SLG: 0.426										4	0	0	0	0	3	1	<b>Philadelphia Phillies @ San Diego Padres</b> Qualcomm Stadium, San Diego, CA Sun May 04 2003, 5:00 PM EDT Att: 21,526 - Cloudy - 70 F					
Mark Loretta, R OBP: 0.330, SLG: 0.379										3	0	1	0	1	0	1						
Rondell White, R OBP: 0.314, SLG: 0.450										4	0	1	0	0	1	2						
Brian Buchanan, R OBP: 0.333, SLG: 0.345										4	1	1	0	0	1	2						
Mark Kotsay, L OBP: 0.345, SLG: 0.324										3	0	0	0	1	1	1						
Xavier Nady, R OBP: 0.328, SLG: 0.396										2	0	0	0	0	0	1						
Ryan Klesko, L OBP: 0.397, SLG: 0.560										1	0	0	0	1	0	0						
Wiki Gonzalez, R OBP: 0.245, SLG: 0.304										2	0	0	0	0	0	0						
Dave Hansen, L OBP: 0.417, SLG: 0.222										0	0	0	0	0	0	0						
Mike Rivera, R OBP: 0.250, SLG: 0.233										1	0	0	0	0	0	2						
Lou Merloni, R OBP: 0.421, SLG: 0.400										2	0	0	0	1	0	1						
Adam Eaton, R OBP: 0.200, SLG: 0.600	(1, 1)									1	0	0	0	0	1	0						
Mike Bynum, L OBP: 1.000, SLG: 1.000	(6, 1)									0	0	0	0	0	0	0						
Sean Burroughs, L OBP: 0.233, SLG: 0.232	(8, PH)									1	0	0	0	0	0	0						
Brandon Villafuerte, R ERA: 3.77	(9, 1)									0	0	0	0	0	0	0						
<b>Inning Stats</b>	R: 0 E: 0 K: 2 S: 12	H: 0 LOB: 1 BB: 1 P: 21	R: 0 E: 0 K: 1 S: 9	H: 0 LOB: 0 BB: 0 P: 15	R: 0 E: 0 K: 1 S: 11	H: 0 LOB: 1 BB: 1 P: 18	R: 0 E: 0 K: 1 S: 14	H: 1 LOB: 1 BB: 0 P: 20	R: 0 E: 0 K: 1 S: 8	H: 0 LOB: 0 BB: 0 P: 13	R: 0 E: 0 K: 0 S: 7	H: 0 LOB: 0 BB: 0 P: 10	R: 1 E: 0 K: 0 S: 8	H: 1 LOB: 1 BB: 2 P: 17	R: 0 E: 0 K: 1 S: 8	H: 1 LOB: 1 BB: 0 P: 14	R: 0 E: 0 K: 0 S: 6	H: 0 LOB: 0 BB: 0 P: 8	1B: 3 2B: 0 3B: 0 HR: 0	SF: 0 SAC: 1 DP: 1 HBP: 0	WP: 0 PB: 1 SB: 0 CS: 0	PA: 33
<b>PITCHER</b>	IP WLS BF H R ER SO BB IBB HBP BLK WP HR S P ERA WHIP																					
Randy Wolf, L ERA: 3.53	(1, 1)	6.0 W 23 2 1 1 6 3 0 0 0 0 0 0 65 105 1.50 0.833																				
Terry Adams, R ERA: 4.15	(7, 1)	0.0 1 0 0 0 0 1 0 0 0 0 0 0 4 4 0.00 0.000																				
Rheal Cormier, L ERA: 3.07	(7, 1)	1.2 H 4 0 0 0 1 0 0 0 0 0 0 0 10 16 0.00 0.000																				
Carlos Silva, R ERA: 2.31	(8, 1)	0.1 H 2 1 0 0 0 0 0 0 0 0 0 0 2 3 0.00 3.000																				
Jose Mesa, R ERA: 3.77	(9, 1)	1.0 S 3 0 0 0 0 0 0 0 0 0 0 0 6 8 0.00 0.000																				

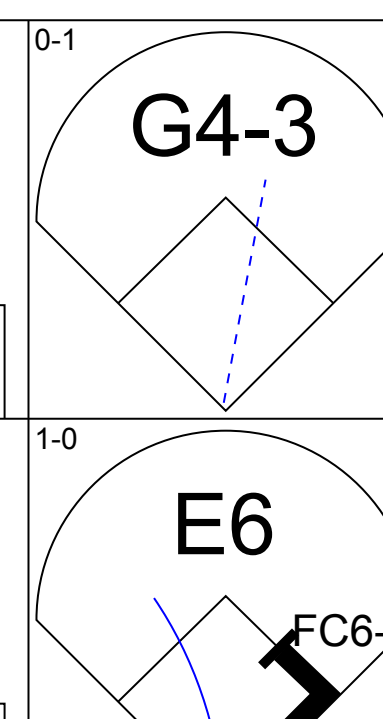
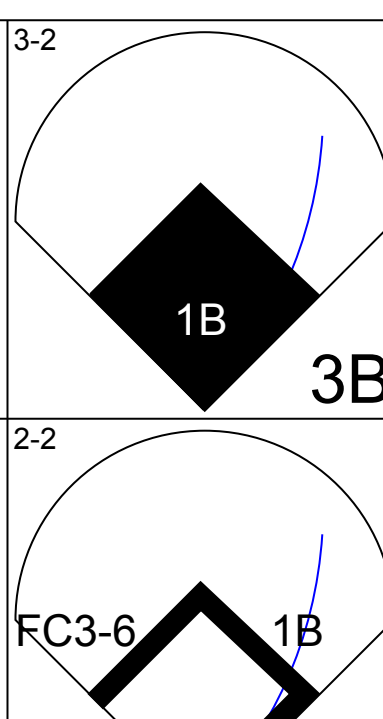
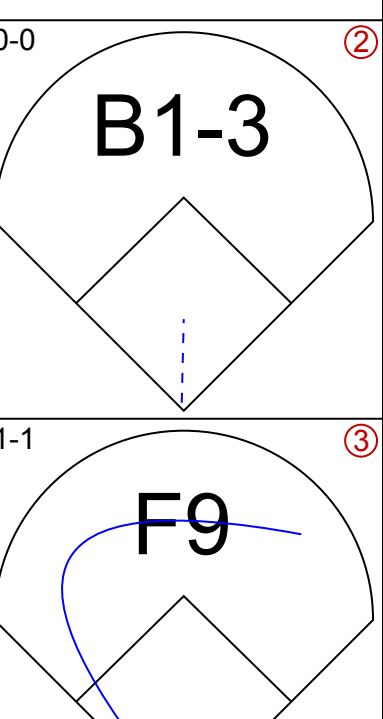
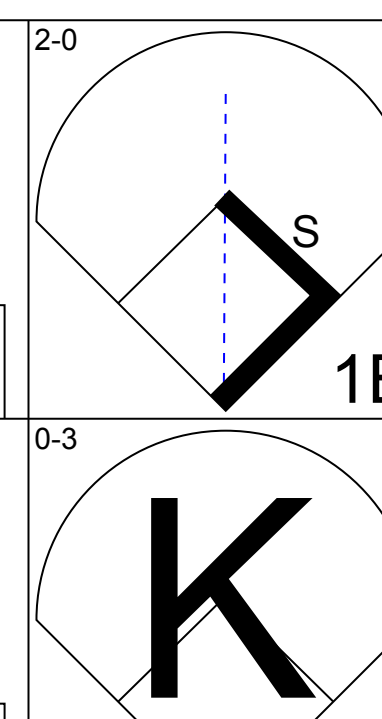
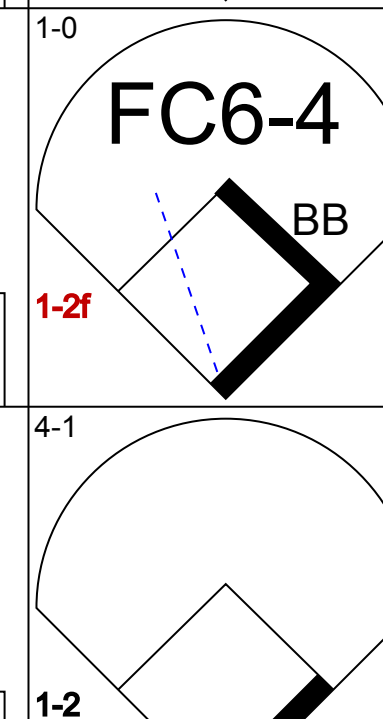
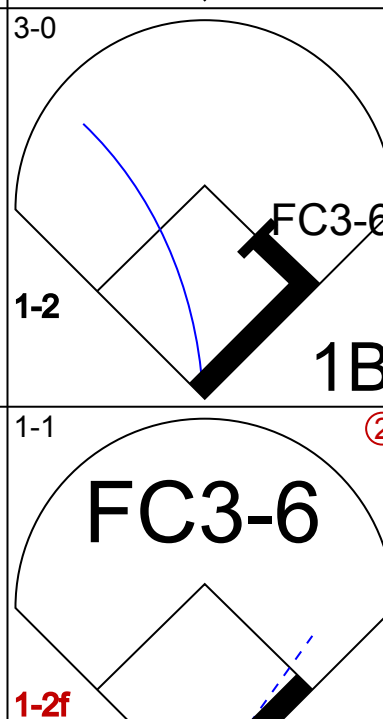

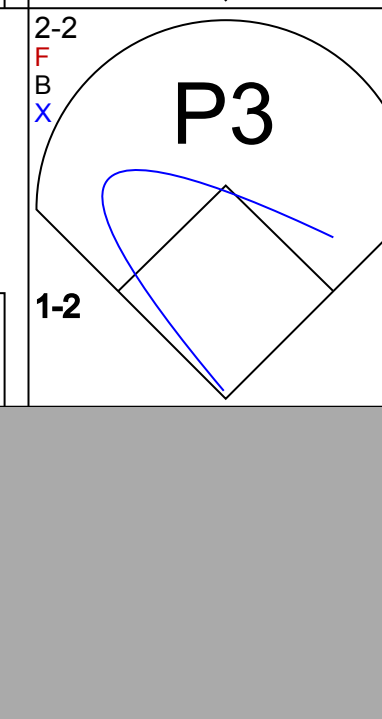
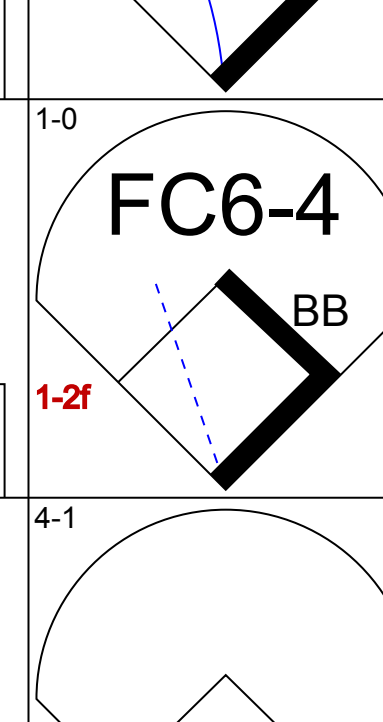
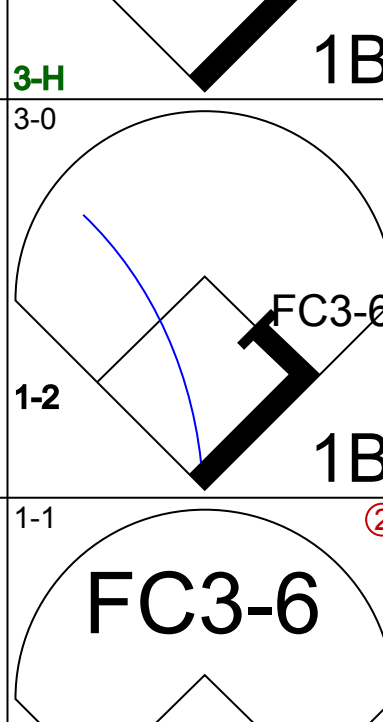
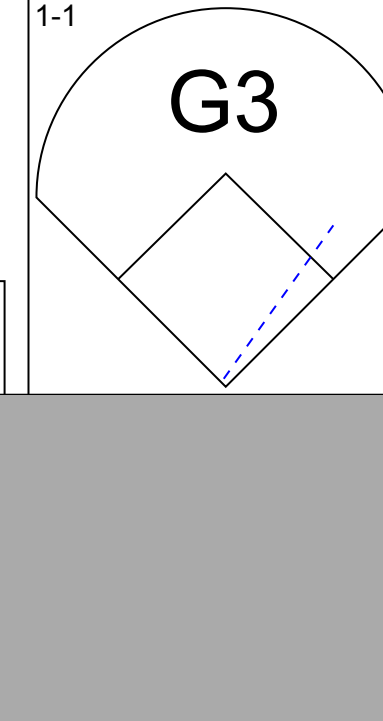

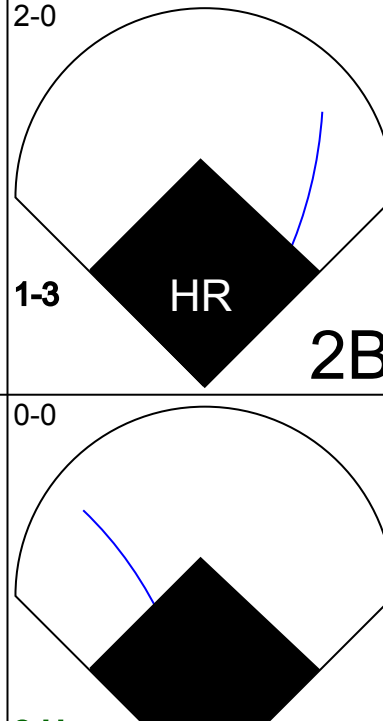



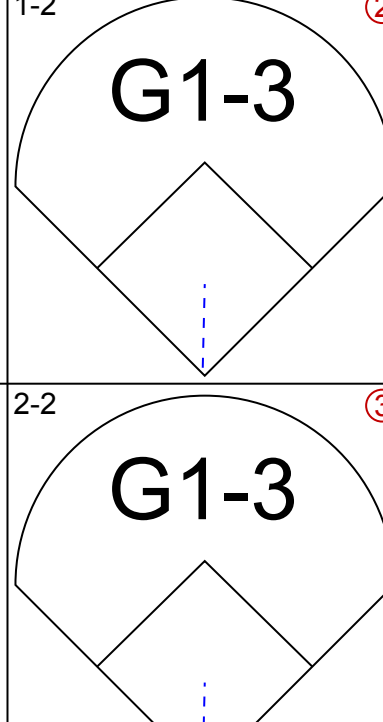

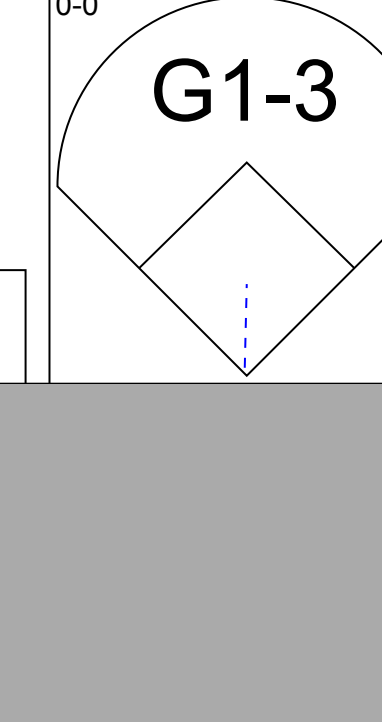

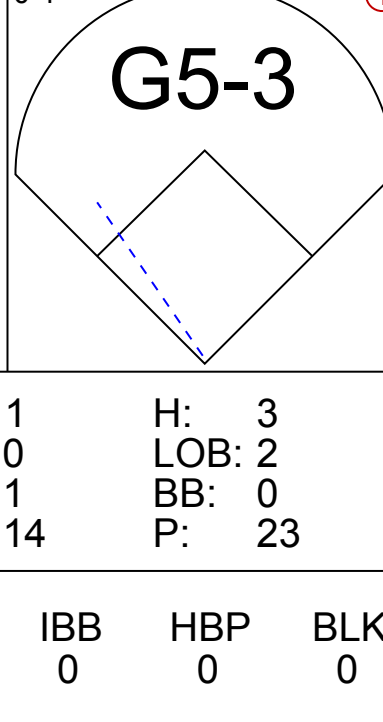

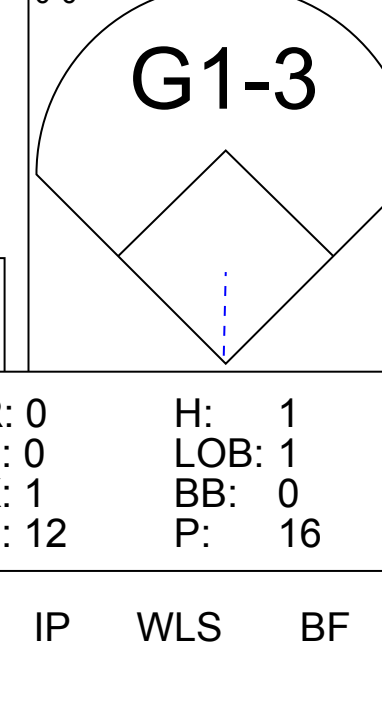
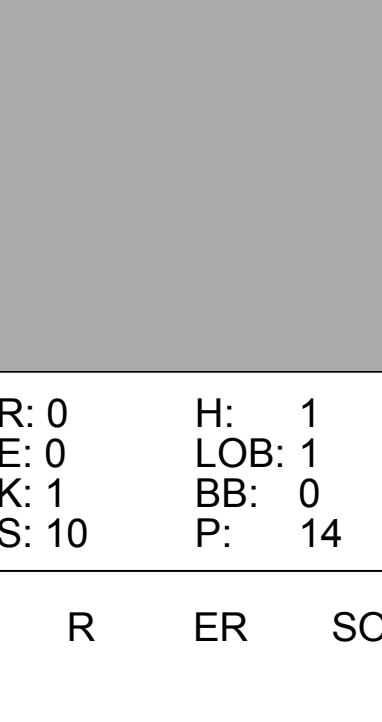
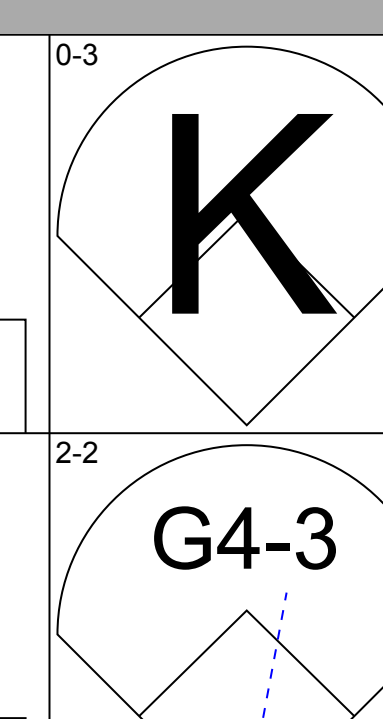
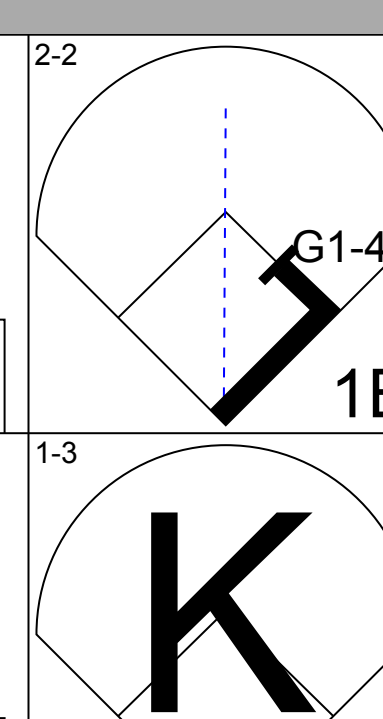
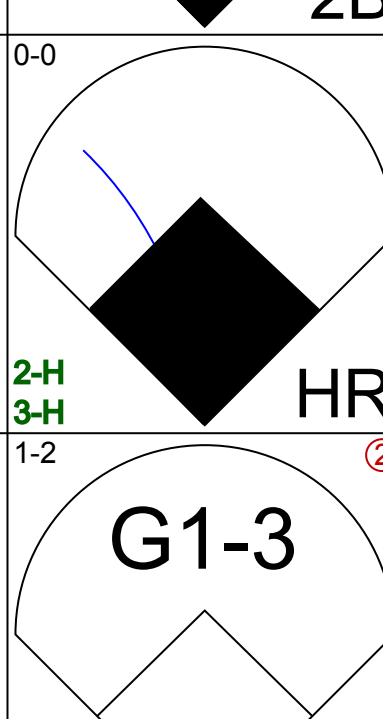

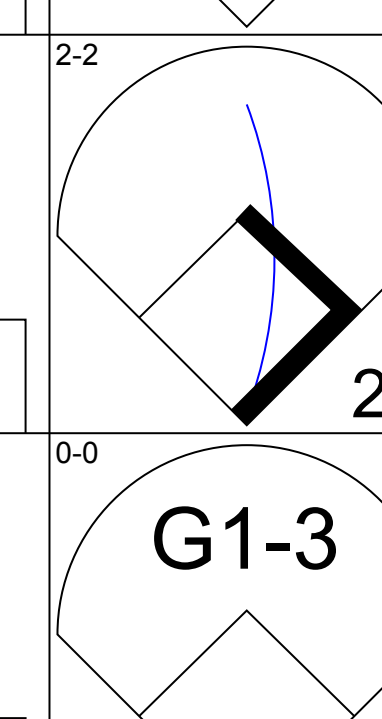
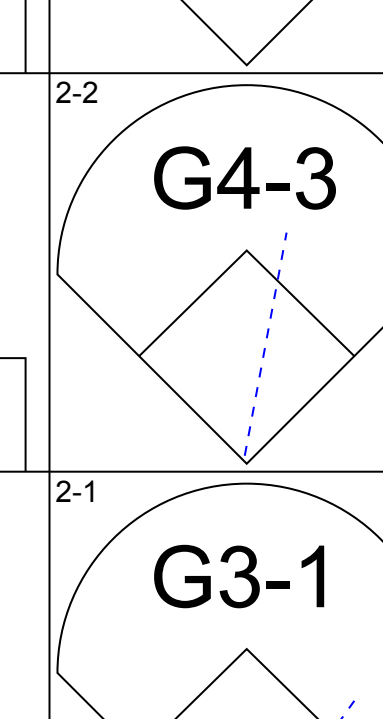
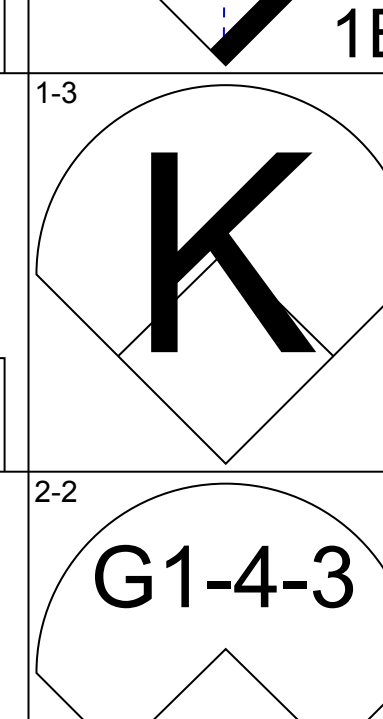
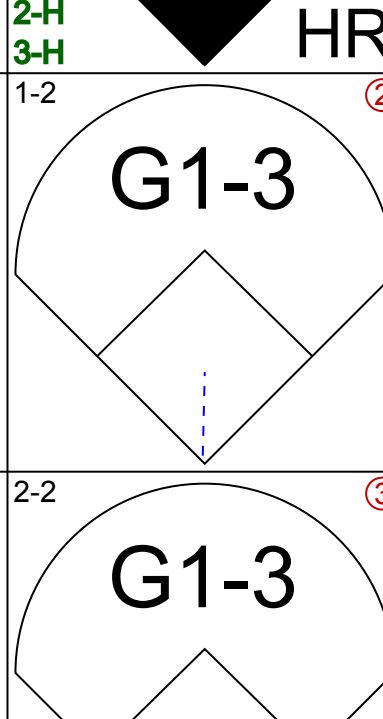

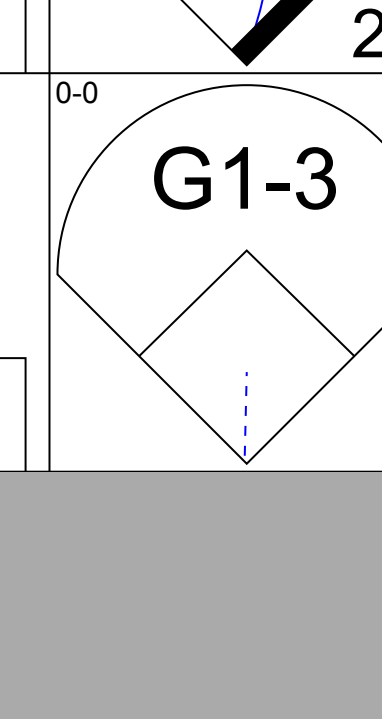
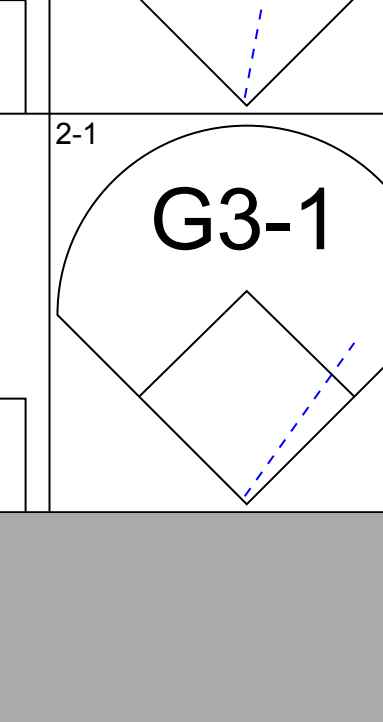
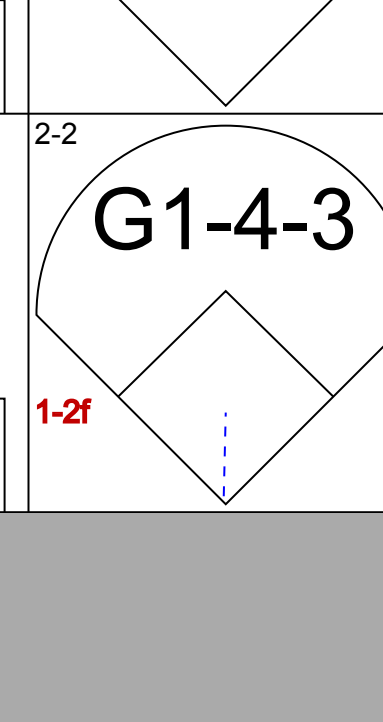
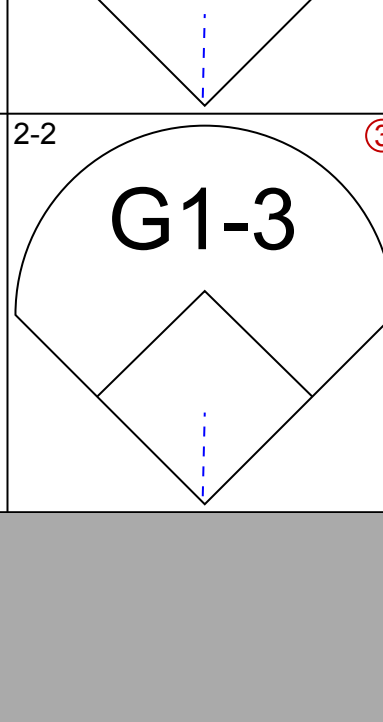
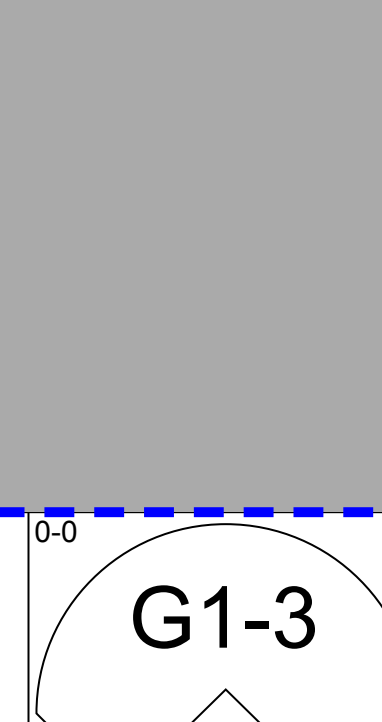
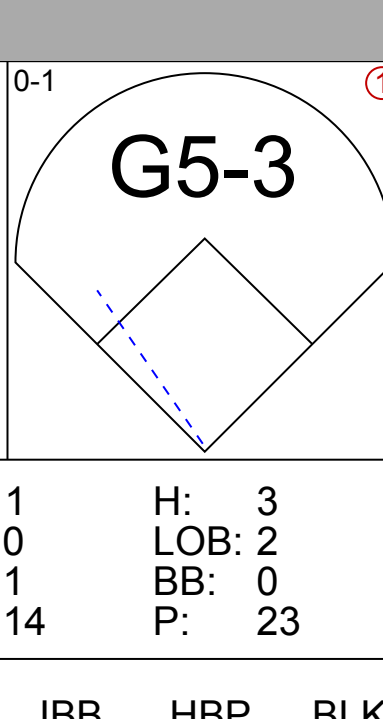
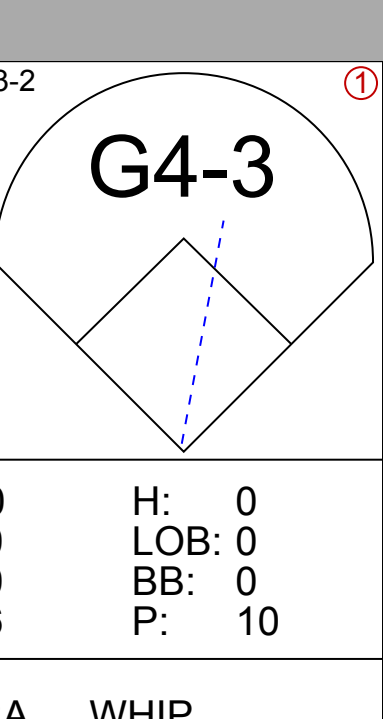
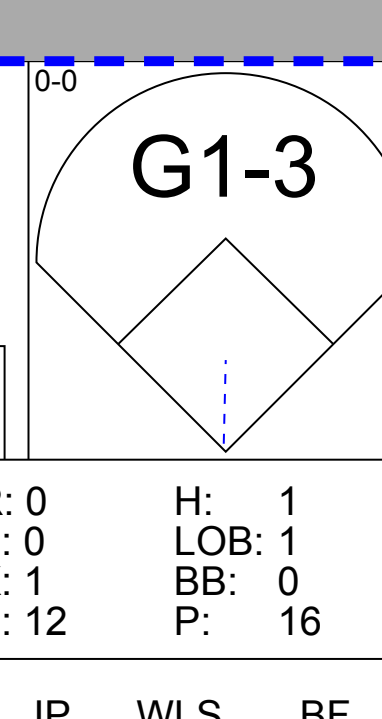


Batter	1	2	3	4	5	6	7	8	9	AB	R	H	RBI	BB	SO	LOB	TOP					
Ramón Vázquez, L (1, 6) OBP: 0.397, SLG: 0.412										4	0	0	0	0	2	2						
Mark Loretta, R (1, 4) OBP: 0.336, SLG: 0.383										4	1	2	0	0	0	2						
Ryan Klesko, L (1, 3) OBP: 0.384, SLG: 0.538										4	0	0	0	0	1	2						
Rondell White, R (1, 7) OBP: 0.312, SLG: 0.442										4	0	1	0	0	1	1						
Mark Kotsay, L (1, 8) OBP: 0.350, SLG: 0.330										4	1	2	1	0	0	1						
Sean Burroughs, L (1, 5) OBP: 0.282, SLG: 0.301										4	0	1	1	0	1	2						
Xavier Nady, R (1, 9) OBP: 0.333, SLG: 0.395										3	0	1	0	1	0	1						
Wiki Gonzalez, R (1, 2) OBP: 0.245, SLG: 0.286										3	0	0	0	0	0	1						
44 Jake Peavy, R (1, 1) OBP: 0.143, SLG: 0.077										2	0	0	0	0	0	2						
Dave Hansen, L (7, PH) OBP: 0.400, SLG: 0.211										1	0	0	0	0	0	0						
Mike Matthews, L (7, 1)										0	0	0	0	0	0	0						
Luther Hackman, R (8, 1)										0	0	0	0	0	0	0						
Keith Lockhart, L (9, PH) OBP: 0.282, SLG: 0.278										1	0	0	0	0	1	1						
<b>Inning Stats</b>	R: 0 E: 0 K: 1 S: 7	H: 0 LOB: 0 BB: 0 P: 12	R: 0 E: 0 K: 1 S: 13	H: 0 LOB: 0 BB: 0 P: 19	R: 0 E: 0 K: 0 S: 9	H: 3 LOB: 0 BB: 0 P: 16	R: 1 E: 1 K: 1 S: 10	H: 3 LOB: 2 BB: 0 P: 14	R: 0 E: 0 K: 0 S: 8	H: 1 LOB: 1 BB: 0 P: 14	R: 1 E: 0 K: 1 S: 10	H: 2 LOB: 1 BB: 0 P: 15	R: 0 E: 0 K: 1 S: 5	H: 0 LOB: 0 BB: 0 P: 6	R: 0 E: 0 K: 0 S: 9	H: 1 LOB: 1 BB: 0 P: 15	R: 0 E: 0 K: 1 S: 7	H: 0 LOB: 1 BB: 1 P: 14	1B: 6 2B: 2 3B: 0 HR: 0	SF: 0 SAC: 0 DP: 0 HBP: 1	WP: 0 PB: 0 SB: 0 CS: 0	PA: 36
<b>PITCHER</b>	IP	WLS	BF	H	R	ER	SO	BB	IBB	HBP	BLK	WP	HR	S	P	ERA	WHIP					
Livan Hernandez, R (1, 1) ERA: 4.14	7.0	W	29	7	2	2	5	0	0	1	0	0	0	65	102	2.57	1.000					
Scott Stewart, L (8, 1) ERA: 1.2	1.0	H	3	0	0	0	0	0	0	0	0	0	0	6	9	0.00	0.000					
Rocky Biddle, R (9, 1) ERA: 3.86	1.0	S	4	0	0	0	1	1	0	0	0	0	0	7	14	0.00	1.000					

San Diego Padres @ Montreal Expos  
Olympic Stadium, Montreal, QB  
Tue May 06 2003, 7:05 PM EDT  
Att. 5,841 - Dome - 72 F

AB 34  
R 2  
H 7  
RBI 2  
BB 1  
SO 6  
LOB 15



Batter	1	2	3	4	5	6	7	8	9	AB	R	H	RBI	BB	SO	LOB	BOTTOM				
Endy Chavez, L (1, 8) OBP: 0.320, SLG: 0.422										4	1	2	0	0	0	0					
Jamey Carroll, R (1, 6) OBP: 0.313, SLG: 0.400										4	0	1	1	0	1	1					
Orlando Cabrera, R (8, 6) OBP: 0.323, SLG: 0.417										0	0	0	0	0	0	0					
Jose Vidro, S (1, 4) OBP: 0.420, SLG: 0.568										4	0	1	0	0	0	2					
Vladimir Guerrero, R (1, 9) OBP: 0.395, SLG: 0.466										3	1	1	0	1	0	2					
Brad Wilkerson, L (1, 7) OBP: 0.391, SLG: 0.516										4	1	1	0	0	2	4					
Wil Cordero, R (1, 3) OBP: 0.325, SLG: 0.391										4	1	3	3	0	1	0					
Fernando Tatis, R (1, 5) OBP: 0.304, SLG: 0.321										4	0	0	0	0	1	2					
Brian Schneider, L (1, 2) OBP: 0.340, SLG: 0.500										3	0	0	0	0	0	1					
Livan Hernandez, R (1, 1) OBP: 0.154, SLG: 0.154										3	0	0	0	0	0	0					
Scott Stewart, R (8, 1)										0	0	0	0	0	0	0					
Rocky Biddle, R (9, 1)										0	0	0	0	0	0	0					
<b>Inning Stats</b>	R: 0 E: 1 K: 0 S: 7	H: 0 LOB: 2 BB: 1 P: 14	R: 0 E: 0 K: 1 S: 10	H: 0 LOB: 0 BB: 0 P: 14	R: 1 E: 0 K: 1 S: 14	H: 3 LOB: 0 BB: 0 P: 23	R: 0 E: 0 K: 1 S: 10	H: 1 LOB: 0 BB: 0 P: 15	R: 0 E: 0 K: 0 S: 6	H: 0 LOB: 0 BB: 0 P: 10	R: 3 E: 0 K: 0 S: 11	H: 3 LOB: 0 BB: 0 P: 17	R: 0 E: 0 K: 1 S: 12	H: 1 LOB: 1 BB: 0 P: 16	R: 0 E: 0 K: 1 S: 10	H: 1 LOB: 1 BB: 0 P: 14	1B: 5 2B: 2 3B: 1 HR: 1	SF: 0 SAC: 0 DP: 1 HBP: 0	WP: 0 PB: 0 SB: 1 CS: 0	PA: 34	
<b>PITCHER</b>	IP	WLS	BF	H	R	ER	SO	BB	IBB	HBP	BLK	WP	HR	S	P	ERA	WHIP				
44 Jake Peavy, R (1, 1) ERA: 4.46	6.0	L	26	7	4	4	3	1	0	0	0	0	0	58	93	6.00	1.333				
Mike Matthews, L (7, 1) ERA: 3.96	1.0		4	1	0	0	1	0	0	0	0	0	0	12	16	0.00	1.000				
Luther Hackman, R (8, 1) ERA: 3.18	1.0		4	1	0	0	1	0	0	0	0	0	0	10	14	0.00	1.000				

San Diego Padres @ Montreal Expos  
Olympic Stadium, Montreal, QB  
Tue May 06 2003, 7:05 PM EDT  
Att. 5,841 - Dome - 72 F

AB 33  
R 4  
H 9  
RBI 4  
BB 1  
SO 5  
LOB 12





Batter	1	2	3	4	5	6	7	8	9	10	AB	R	H	RBI	BB	SO	LOB	TOP																		
Shane Victorino, S OBP: 0.280, SLG: 0.250 Keith Lockhart, L OBP: 0.200, SLG: 0.297 Jesse Orosco, R (9, PH) Lou Marloni, R OBP: 0.421, SLG: 0.400 Jaret Wright, R OBP: 0.500, SLG: 1.000	G6-3 3-2		G4-3 1-0		G6-3 0-1	G1-3 1-2			SH3-4 2B 1B 0-0		4	0	0	0	0	0	1																			
Mark Loretta, R OBP: 0.333, SLG: 0.373	HR BB 4-1		G5-3 0-1		G6-3 3-2		K 1-3		SH3-4 1-0		3	1	0	0	1	1	0																			
Ramón Vázquez, L OBP: 0.381, SLG: 0.411	K SAFE 1-3		F7 1-2		F7 0-0		K 1-3		2B 1-2 2-3		5	0	1	2	0	2	1																			
Ryan Klesko, L OBP: 0.392, SLG: 0.561	HR 1-H 3-0				1B BB 4-1		1B BB 4-1		G1-3 1-0		3	3	1	2	2	0	1																			
Mark Kotsay, L OBP: 0.332, SLG: 0.333	G3-1 1-1		1B BB 3-1		1B FC5-4 1B 1-3		E 1B 1B 1-2		L8 0-1	L6 0-2		5	2	2	0	0	1																			
Sean Burroughs, L OBP: 0.296, SLG: 0.320			1B BB 4-1		1B FC5-4 1B 1-3		F7 3-2		2B 1-2			4	0	2	1	1	2																			
Xavier Nady, R OBP: 0.336, SLG: 0.395			1B 1-2		FC5-4 1B 1-2		E7 1B 1B 1-3		G5-3 3-2			5	1	2	2	0	1																			
Wili Gonzalez, R OBP: 0.241, SLG: 0.278	G1-6-4-3 1-2 2-3		L9 0-0		L9 0-0		1B 2-H 3-H 2-2		F8 1-1			5	0	1	2	0	4																			
Clay Condrey, R OBP: 0.262, SLG: 0.250 Mike Matthews, L (5, PH) Brandon Villafuerte, R OBP: 0.328, SLG: 0.431 Luther Hackman, R (5, PH) Matt Herges, L (7, PH) Dave Hansen, L OBP: 0.423, SLG: 0.250 Ronald White, R OBP: 0.312, SLG: 0.442	K 0-3		K 0-3		K 0-3		F9 SAFE 1-1		SH3-4 1B 2B 1-2			2	0	0	0	0	2																			
<b>Inning Stats</b>	R: 2 E: 0 K: 1 S: 13	H: 1 LOB: 0 BB: 1 P: 25	R: 0 E: 0 K: 1 S: 7	H: 1 LOB: 1 BB: 1 P: 12	R: 0 E: 0 K: 0 S: 6	H: 0 LOB: 0 BB: 0 P: 8	R: 2 E: 0 K: 1 S: 10	H: 2 LOB: 1 BB: 1 P: 21	R: 0 E: 0 K: 0 S: 8	H: 0 LOB: 0 BB: 0 P: 11	R: 3 E: 1 K: 0 S: 17	H: 3 LOB: 1 BB: 1 P: 29	R: 0 E: 0 K: 2 S: 8	H: 0 LOB: 0 BB: 0 P: 11	R: 0 E: 0 K: 0 S: 11	H: 1 LOB: 1 BB: 0 P: 18	R: 2 E: 0 K: 0 S: 13	H: 3 LOB: 0 BB: 0 P: 19	R: 0 E: 0 K: 2 S: 9	H: 0 LOB: 0 BB: 0 P: 14	1B: 8 2B: 2 3B: 0 HR: 1	SF: 0 SAC: 1 DP: 1 HBP: 0	WP: 0 PB: 0 SB: 0 CS: 0	PA: 44												
<b>PITCHER</b>	IP 5.0	WLS 23	BF 23	H 5	R 6	ER 6	SO 3	BB 4	IBB 0	HBP 0	BLK 0	WP 0	HR 1	S 47	P 84	ERA 10.80	WHIP 1.800	<b>PITCHER</b>	IP 2.0	WLS 9	BF 9	H 3	R 2	ER 2	SO 2	BB 0	IBB 0	HBP 0	BLK 0	WP 0	HR 0	S 22	P 33	ERA 9.00	WHIP 1.500	
Zach Day, R ERA: 2.89																		Rocky Biddle, R ERA: 4.42																		
Joey Eischen, L ERA: 0.69																																				
52 T.J. Tucker, R ERA: 3.31																																				
Scott Stewart, L ERA: 1.13																																				
Luis Ayala, R ERA: 4.32																																				

San Diego Padres @ Montreal Expos  
Olympic Stadium, Montreal, QB  
Wed May 07 2003, 7:05 PM EDT  
Att: 5,111 - Dome - 72 F


AB 39  
R 9  
H 11  
RBI 9  
BB 4  
SO 7  
LOB 15



Batter	1	2	3	4	5	6	7	8	9	10	AB	R	H	RBI	BB	SO	LOB	BOTTOM																		
Endy Chavez, L OBP: 0.328, SLG: 0.417	F9 0-1		G4-3 0-1		G4-3 1-2	E 2B 1B 2-2				1B FC4-2 BB 4-2	4	1	1	0	2	0	0																			
Orlando Cabrera, R OBP: 0.338, SLG: 0.471	K 1-3		HR 0-0		2B 2B 1-0	BB 2B 1B 1-H		G4-3 3-2		FC4-2 HR 1B 1-3	6	3	4	2	0	1	2																			
Jose Vidro, S OBP: 0.423, SLG: 0.561	G4-3 3-2		G4-3 2B 2-0		WP 2B 2B 2-H	G4-3 1-0		FC5-4 1B 1-2		FC4-2 HR 1-2	6	2	3	1	0	0	3																			
Vladimir Guerrero, R OBP: 0.497, SLG: 0.455		E5 HR 1B 3-1	G4-3 2-3		WP 2B IBB 4-0	BB BB 4-2		FC5-4 CS 1-2		HR 1-2	4	3	2	3	2	0	2																			
Brad Wilkerson, L OBP: 0.417, SLG: 0.567		HR 2-H 0-0	FC4 HBP 1-1		2B 2B 1-H 2-H	2B BB 4-0		BB 1-2 2-3			2	2	2	4	2	0	0																			
Wil Cordero, R OBP: 0.346, SLG: 0.431			FC4 3-2		1B 2B 1-1	2-1 2-2		G4-3 3-2			3	0	2	1	1	0	2																			
Jamey Carroll, R OBP: 0.313, SLG: 0.400			FC4 1-2		2B 2B 2-H	2-1 2-2		G4-3 3-2			0	1	0	0	0	0	0																			
Luis Ayala, R (8, PH) Jose Macias, S OBP: 0.297, SLG: 0.333 Rocky Biddle, R (9, PH)	G4-6-3 1B BB 1-2		BB 2B 1-2		2B 2B 2-H	2B BB 1-2		L9 SF7 2B 1-2			0	0	0	0	0	0	1																			
Fernando Tatis, R OBP: 0.308, SLG: 0.324			G4-6-3 1B 1-2		G4-6-3 1B 2-3			L9 1-2		F8 1-1	5	0	2	0	0	0	1																			
Brian Schneider, L OBP: 0.328, SLG: 0.458			G4-6-3 1B 1-2		G4-3 0-0	G4-6-3 1B 2-3		SF7 IBB 4-0		K 1-3	4	0	0	0	1	1	4																			
Zach Day, R Joey Eischen, L 52 T.J. Tucker, R Henry Mateo, S Scott Stewart, L Ronald Calloway, L OBP: 0.328, SLG: 0.350			K 0-3		G4-3 0-2			G4-3 0-0		K 1-3	2	0	0	0	0	1	1																			
<b>Inning Stats</b>	R: 0 E: 0 K: 1 S: 12	H: 0 LOB: 0 BB: 0 P: 16	R: 2 E: 1 K: 1 S: 11	H: 3 LOB: 1 BB: 1 P: 19	R: 0 E: 0 K: 0 S: 9	H: 0 LOB: 0 BB: 0 P: 7	R: 4 E: 0 K: 0 S: 13	H: 5 LOB: 1 BB: 1 P: 25	R: 1 E: 0 K: 0 S: 12	H: 2 LOB: 3 BB: 2 P: 27	R: 1 E: 0 K: 0 S: 14	H: 1 LOB: 2 BB: 2 P: 29	R: 0 E: 0 K: 0 S: 16	H: 1 LOB: 1 BB: 1 P: 25	R: 0 E: 0 K: 2 S: 8	H: 0 LOB: 0 BB: 0 P: 11	R: 3 E: 0 K: 0 S: 13	H: 2 LOB: 0 BB: 1 P: 18	1B: 6 2B: 7 3B: 0 HR: 3	SF: 1 SAC: 0 DP: 2 HBP: 1	WP: 1 PB: 0 SB: 1 CS: 1	PA: 49														
<b>PITCHER</b>	IP 4.1	WLS 22	BF 22	H 7	R 6	ER 6	SO 2	BB 1	IBB 1	HBP 1	BLK 0	WP 0	HR 0	S 44	P 70	ERA 12.46	WHIP 1.846	<b>PITCHER</b>	IP 1.0	WLS L	BF 5	H 1	R 2	ER 2	SO 2	BB 1	IBB 0	HBP 0	BLK 0	WP 0	HR 0	S 15	P 22	ERA 18.00	WHIP 2.000	
Clay Condrey, R ERA: 8.36																		Jesse Orosco, L ERA: 5.56																		
Mike Matthews, L ERA: 1.29																		Jaret Wright, R ERA: 5.29																		
Brandon Villafuerte, R ERA: 5.06																																				
Luther Hackman, R ERA: 3.5																																				
Matt Herges, R ERA: 1.1																																				

San Diego Padres @ Montreal Expos  
Olympic Stadium, Montreal, QB  
Wed May 07 2003, 7:05 PM EDT  
Att: 5,111 - Dome - 72 F

AB 39  
R 12  
H 16  
RBI 12  
BB 8  
SO 4  
LOB 16






Batter	1	2	3	4	5	6	7	8	9	AB	R	H	RBI	BB	SO	LOB	TOP					
Ramón Vázquez, L (1,6) OBP: 0.375, SLG: 0.398	1-2 P4		4-2 2B G4-3 BB		2-2 F9		0-2 G4-3		3-3 K	4	1	0	0	1	1	1						
Keith Lockhart, L (1,4) OBP: 0.318, SLG: 0.366	0-0 G4-3		1-1 G4-3 2B		2-2 L7			1-0 G4-3 2B		4	0	2	0	0	0	0						
Dave Hansen, L (1,3) OBP: 0.367, SLG: 0.208	1-1 G1-3		3-2 G4-3			1-1 G4-3		1-0 G4-3		4	0	0	1	0	0	2						
Rondell White, R (1,7) OBP: 0.313, SLG: 0.466		0-0 G6-3	1-1 G6-3			1-1		0-3		3	1	1	1	0	0	1						
Shane Victorino, S (6,8) OBP: 0.275, SLG: 0.244										1	0	0	0	0	1	1						
Mark Kotsay, L (1,8) OBP: 0.352, SLG: 0.342		2-0			0-1 F7			0-2		3	1	1	0	0	0	0						
Mike Matthews, L (6,1)								2-2		0	0	0	0	0	0	0						
Wiki Gonzalez, R (8,PH) OBP: 0.237, SLG: 0.273		1B 2B								1	0	0	0	0	0	1						
Jaret Wright, R (8,1) OBP: 0.500, SLG: 1.000										0	0	0	0	0	0	0						
Xavier Nady, R (1,9) OBP: 0.341, SLG: 0.393	1-1 FC4-6 1B				4-2 1B BB			1-1 F9		3	0	1	1	1	0	0						
Lou Merloni, R (1,5) OBP: 0.452, SLG: 0.441	1-2 L7				0-0 G4-6-3 1B			1-1 G6-4-3 1B		4	1	3	0	0	0	1						
Mike Rivera, R (1,2) OBP: 0.250, SLG: 0.324	0-0 FC4-6				2-2 G4-6-3			1-0 G6-4-3		4	1	1	2	0	0	4						
Brian Lawrence, R (1,1) OBP: 0.294, SLG: 0.438								1-1														
Brandon Villafuerte, R (3,1)																						
Brian Buchanan, R (6,7) OBP: 0.333, SLG: 0.344			0-0 P2					1-1		1	0	0	0	0	0	0						
										2	0	0	0	0	1	0						
<b>Inning Stats</b>	R: 0 E: 0 K: 0 S: 6	H: 0 LOB: 0 BB: 0 P: 8	R: 1 E: 0 K: 0 S: 8	H: 2 LOB: 1 BB: 0 P: 12	R: 1 E: 0 K: 0 S: 11	H: 1 LOB: 1 BB: 1 P: 20	R: 0 E: 0 K: 0 S: 12	H: 1 LOB: 1 BB: 1 P: 18	R: 0 E: 0 K: 1 S: 10	H: 0 LOB: 0 BB: 0 P: 15	R: 1 E: 0 K: 0 S: 9	H: 1 LOB: 0 BB: 0 P: 12	R: 0 E: 0 K: 0 S: 8	H: 2 LOB: 1 BB: 0 P: 11	R: 0 E: 0 K: 1 S: 8	H: 1 LOB: 1 BB: 0 P: 10	R: 2 E: 0 K: 2 S: 12	H: 2 LOB: 0 BB: 0 P: 17	1B: 5 2B: 3 3B: 0 HR: 2	SF: 0 SAC: 0 DP: 2 HBP: 0	WP: 0 PB: 0 SB: 0 CS: 0	PA: 37
<b>PITCHER</b>	IP WLS BF H R ER SO BB IBB HBP BLK WP HR S P ERA WHIP																					
Tomo Ohka, R (1,1) ERA: 4.38	8.0 W 32 8 3 3 2 2 2 0 0 0 0 0 1 72 108 3.38 1.250																					
Dan Smith, R (9,1) ERA: 5.28	1.0 5 2 2 2 2 0 0 0 0 0 0 1 12 17 18.00 2.000																					

San Diego Padres @ Montreal Expos  
Olympic Stadium, Montreal, QB  
Thu May 08 2003, 7:05 PM EDT  
Att. 5,274 - Dome - 72 F


AB 35  
R 5  
H 10  
RBI 5  
BB 2  
SO 4  
LOB 11



Batter	1	2	3	4	5	6	7	8	9	AB	R	H	RBI	BB	SO	LOB	BOTTOM			
Endy Chavez, L (1,8) OBP: 0.313, SLG: 0.397	B1-3		0-0 G6-3		0-0 E5	1-2 G4-3		0-0 F7		6	0	0	0	0	0	5				
Orlando Cabrera, R (1,6) OBP: 0.355, SLG: 0.484	2-1 BB 1B	0-0 1B 2B	4-2 1B HBP BB		4-0 FC3-2 BB		1-3 K			3	3	2	0	2	1	0				
Jose Vidro, S (1,4) OBP: 0.437, SLG: 0.583	2-1 BB 1B	1-2 1B 2B	3-2 1B HBP		1-0 FC3-2 FC5-4		4-0 1B BB			3	2	2	0	1	0	3				
Henry Mateo, S (7,PR) OBP: 0.435, SLG: 0.455	1-2 BB 1B	2-3 2B 1B	1-2 1B HBP		1-2 2-3 3-H		2-1 2B BB			0	1	0	0	0	0	0				
Vladimir Guerrero, R (1,9) OBP: 0.421, SLG: 0.505	4-2 1B BB	1-0 2B 1B	2-0 1B		2-2 FC5-4		2-1 2B G4-3 1B			4	2	3	2	1	0	3				
Jose Macias, S (7,PR) OBP: 0.297, SLG: 0.333	1-2 2-3 1B BB	1-2 2-3 3-H 1B	1-3 2-H 1B		1-2		1-2 G4-3 1B			0	1	0	0	0	0	0				
Brad Wilkerson, L (1,7) OBP: 0.425, SLG: 0.588	3-2 1B 2B	1-1 F7 1B			1-3 K		1-0 G3-1 2B	1-2 G4-3 2B		5	1	3	3	0	1	2				
Wil Cordero, R (1,3) OBP: 0.395, SLG: 0.461	1-2 2-H 3-H 1B	1-1 G5-3 2B			1-3 K		3-2 G3-1 1B	2-1 G4-3		4	1	3	3	0	1	0				
Jeff Liefer, L (6,PR) OBP: 0.212, SLG: 0.302	1-2 2-H 1B	1-1 G5-3 2B			1-3 K		3-2 G3-1 1B	2-1 G4-3		1	0	0	1	0	0	2				
Fernando Tatis, R (1,5) OBP: 0.304, SLG: 0.328	0-1 E 2B	2-0 G5-3			0-1 G6-3		1-1 G3-1	2-3 F7		5	1	1	2	0	0	5				
Jamey Carroll, R (8,5) OBP: 0.313, SLG: 0.400	1-H 2-H E 2B	2-3					1-2 2-3			0	0	0	0	0	0	0				
Michael Barrett, R (1,2) OBP: 0.160, SLG: 0.229	4-0 FC3-6 BB	2-3 K			0-0 F8		4-0 IBB	1-0 F8		3	0	0	0	2	1	1				
Tomo Ohka, S (1,1) OBP: 0.333, SLG: 0.273	0-2 FC3-6				4-2 BB E		2-3 K	2-0 G3-1		3	0	0	0	1	2	4				
Ronald Calloway, L (8,PH) OBP: 0.327, SLG: 0.381	1-2 2-H									1	0	0	0	0	0	0				
Dan Smith, R (9,1) ERA: 5.0	1-2 2-H									0	0	0	0	0	0	0				
<b>Inning Stats</b>	R: 6 E: 1 K: 0 S: 26	H: 5 LOB: 1 BB: 2 P: 43	R: 3 E: 0 K: 1 S: 15	H: 4 LOB: 1 BB: 0 P: 23	R: 1 E: 0 K: 1 S: 13	H: 1 LOB: 2 BB: 1 P: 23	R: 0 E: 0 K: 2 S: 8	H: 0 LOB: 0 BB: 0 P: 10	R: 0 E: 1 K: 0 S: 10	H: 0 LOB: 3 BB: 2 P: 21	R: 0 E: 0 K: 1 S: 16	H: 2 LOB: 2 BB: 1 P: 28	R: 2 E: 0 K: 1 S: 13	H: 2 LOB: 2 BB: 1 P: 25	R: 0 E: 0 K: 0 S: 3	H: 0 LOB: 0 BB: 0 P: 6	1B: 9 2B: 5 3B: 0 HR: 0	SF: 0 SAC: 0 DP: 0 HBP: 1	WP: 0 PB: 0 SB: 0 CS: 0	PA: 46
<b>PITCHER</b>	IP WLS BF H R ER SO BB IBB HBP BLK WP HR S P ERA WHIP																			
Brian Lawrence, R (1,1) ERA: 5.08	2.2 L 21 9 0 0 9 2 3 0 1 0 0 0 0 53 86 30.38 4.500																			
Brandon Villafuerte, R (3,1) ERA: 4.56	2.1 10 1 0 0 2 2 0 0 0 0 0 0 0 19 34 0.00 1.286																			
Mike Matthews, L (6,1) ERA: 4.7	2.0 12 4 2 2 2 1 1 0 0 0 0 0 29 53 9.00 2.500																			
Jaret Wright, R (8,1) ERA: 5.0	1.0 3 0 0 0 0 0 0 0 0 0 0 0 3 6 0.00 0.000																			

San Diego Padres @ Montreal Expos  
Olympic Stadium, Montreal, QB  
Thu May 08 2003, 7:05 PM EDT  
Att. 5,274 - Dome - 72 F

AB 38  
R 12  
H 14  
RBI 11  
BB 7  
SO 6  
LOB 25



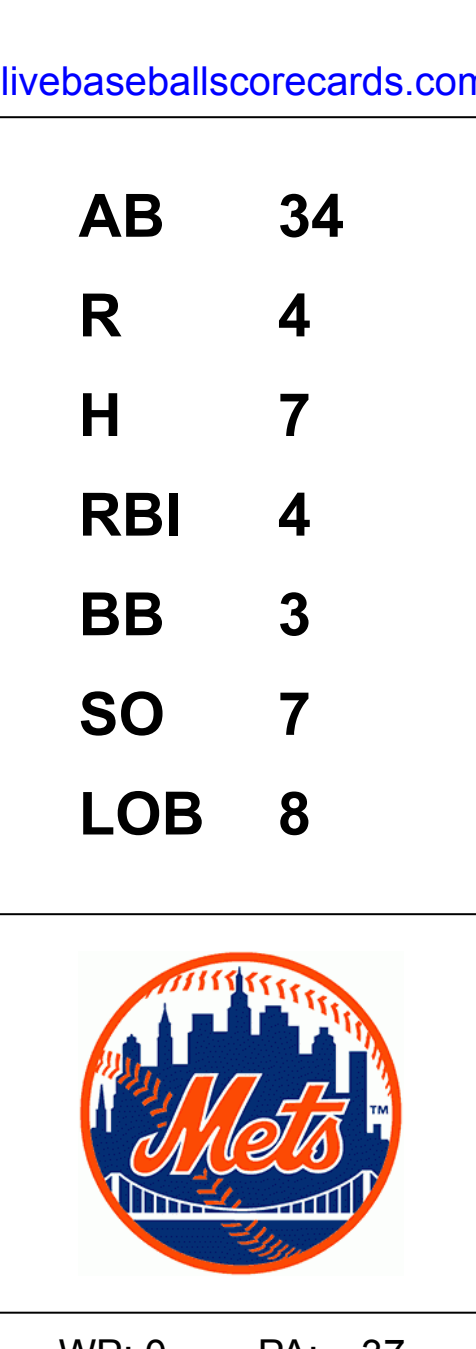


Batter	1	2	3	4	5	6	7	8	9	AB	R	H	RBI	BB	SO	LOB	TOP																			
Ramón Vázquez, L (1, 6) OBP: 0.376, SLG: 0.398										5	2	2	0	0	2	3	<b>San Diego Padres @ New York Mets</b> Shea Stadium, Flushing, NY Fri May 09 2003, 7:10 PM EDT Att: 29,855 - Cloudy - 63 F																			
Mark Loretta, R (1, 4) OBP: 0.356, SLG: 0.363										3	1	0	0	2	0	1																				
Ryan Klesko, L (1, 3) OBP: 0.378, SLG: 0.536										5	0	0	0	0	2	4																				
Rondell White, R (1, 7) OBP: 0.316, SLG: 0.479										5	0	2	3	0	0	1																				
Shane Victorino, S (9, 7) OBP: 0.275, SLG: 0.244										0	0	0	0	0	0	0																				
Mark Kotsay, L (1, 8) OBP: 0.356, SLG: 0.342										3	1	1	0	1	0	2																				
Xavier Nady, R (1, 9) OBP: 0.353, SLG: 0.429										4	1	3	2	0	0	1																				
Lou Merloni, R (1, 5) OBP: 0.478, SLG: 0.459										3	0	2	0	1	0	1																				
Wiki Gonzalez, R (1, 2) OBP: 0.242, SLG: 0.263										2	0	0	0	1	0	2																				
Mike Bynum, L (1, 1) OBP: 0.333, SLG: 0.333										2	0	0	0	0	2	3																				
Luther Hackman, R (7, 1) OBP: 0.355, SLG: 0.200										0	0	0	0	0	0	0																				
Dave Hansen, L (8, PH) OBP: 0.355, SLG: 0.200										1	0	0	0	0	0	1																				
Matt Herges, L (8, 1)										0	0	0	0	0	0	0																				
Jesse Orosco, R (9, 1)										0	0	0	0	0	0	0																				
<b>Inning Stats</b>	R: 0 E: 0 K: 2 S: 8	H: 0 LOB: 0 BB: 0 P: 12	R: 0 E: 0 K: 1 S: 14	H: 1 LOB: 3 BB: 2 P: 29	R: 1 E: 0 K: 0 S: 11	H: 2 LOB: 1 BB: 0 P: 17	R: 0 E: 0 K: 0 S: 7	H: 1 LOB: 0 BB: 0 P: 9	R: 2 E: 0 K: 1 S: 16	H: 2 LOB: 1 BB: 1 P: 25	R: 0 E: 0 K: 0 S: 7	H: 1 LOB: 2 BB: 1 P: 13	R: 0 E: 0 K: 0 S: 5	H: 0 LOB: 0 BB: 1 P: 10	R: 2 E: 0 K: 1 S: 17	H: 3 LOB: 3 BB: 0 P: 26	R: 0 E: 0 K: 1 S: 7	H: 0 LOB: 0 BB: 0 P: 9	1B: 7 2B: 2 3B: 0 HR: 1	SF: 0 SAC: 2 DP: 2 HBP: 0	WP: 0 PB: 0 SB: 1 CS: 0	PA: 40														
<b>PITCHER</b>	IP WLS BF H R ER SO BB IBB HBP BLK WP HR S P ERA WHIP																																			
Jae Weong Seo, R (1, 1) ERA: 3.45	5.0	23	6	3	3	4	3	0	0	0	0	0	0	56	92	5.40	1.800																			
Jason Middlebrook, R (8, 1) ERA: 9.0	2.0	8	1	0	0	0	2	0	0	0	0	0	0	12	23	0.00	1.500																			
David Weathers, R (8, 1) ERA: 3.18	1.0	L 6	3	2	2	1	0	0	0	0	0	0	1	17	26	18.00	3.000																			
Armando Benitez, R (9, 1) ERA: 5.21	1.0	3	0	0	0	1	0	0	0	0	0	0	0	7	9	0.00	0.000																			

AB	33
R	5
H	10
RBI	5
BB	5
SO	6
LOB	19



Batter	1	2	3	4	5	6	7	8	9	AB	R	H	RBI	BB	SO	LOB	BOTTOM																			
Roberto Alomar, S (1, 4) OBP: 0.344, SLG: 0.357										5	1	1	2	0	3	6	<b>San Diego Padres @ New York Mets</b> Shea Stadium, Flushing, NY Fri May 09 2003, 7:10 PM EDT Att: 29,855 - Cloudy - 63 F																			
Raul Gonzalez, R (1, 9) OBP: 0.333, SLG: 0.425										4	1	1	0	0	0	0																				
31 Mike Piazza, R (1, 2) OBP: 0.380, SLG: 0.471										4	0	0	0	0	2	1																				
Cliff Floyd, L (1, 7) OBP: 0.325, SLG: 0.432										4	0	0	1	0	0	0																				
Tony Clark, S (1, 3) OBP: 0.286, SLG: 0.596										2	0	0	0	1	1	0																				
Joe McEwing, R (7, PR) OBP: 0.174, SLG: 0.182										0	1	0	0	0	0	0																				
David Weathers, R (8, 1) OBP: 0.300, SLG: 0.556										0	0	0	0	0	0	0																				
Vance Wilson, R (8, PH) OBP: 0.300, SLG: 0.556										1	0	0	0	0	0	0																				
Armando Benitez, R (9, 1)										0	0	0	0	0	0	0																				
Ty Wigginton, R (1, 5) OBP: 0.350, SLG: 0.417										4	0	0	0	0	1	1																				
Tsuyoshi Shinjo, R (1, 8) OBP: 0.251, SLG: 0.256										2	0	0	0	0	0	0																				
Roger Cedeno, S (7, PH) OBP: 0.281, SLG: 0.297										2	0	1	0	0	0	0																				
Rey Sanchez, R (1, 6) OBP: 0.235, SLG: 0.237										4	0	2	1	0	0	0																				
Jae Weong Seo, R (1, 1) OBP: 0.274, SLG: 0.154										0	1	0	0	1	0	0																				
Jason Phillips, R (8, PH) OBP: 0.333, SLG: 0.200										1	0	1	0	0	0	0																				
Jason Middlebrook, R (6, 1)										0	0	0	0	0	0	0																				
Jay Bell, R (7, PH) OBP: 0.419, SLG: 0.226										1	0	1	0	1	0	0																				
<b>Inning Stats</b>	R: 0 E: 0 K: 1 S: 9	H: 0 LOB: 0 BB: 0 P: 11	R: 0 E: 0 K: 1 S: 10	H: 0 LOB: 0 BB: 0 P: 16	R: 2 E: 0 K: 0 S: 11	H: 1 LOB: 0 BB: 1 P: 20	R: 0 E: 0 K: 1 S: 9	H: 0 LOB: 0 BB: 0 P: 14	R: 0 E: 0 K: 1 S: 12	H: 1 LOB: 2 BB: 0 P: 18	R: 0 E: 0 K: 1 S: 6	H: 0 LOB: 0 BB: 0 P: 8	R: 1 E: 0 K: 0 S: 11	H: 2 LOB: 2 BB: 2 P: 25	R: 1 E: 0 K: 0 S: 13	H: 1 LOB: 0 BB: 0 P: 20	R: 0 E: 0 K: 2 S: 19	H: 2 LOB: 2 BB: 0 P: 24	1B: 5 2B: 1 3B: 0 HR: 1	SF: 0 SAC: 0 DP: 0 HBP: 0	WP: 0 PB: 0 SB: 0 CS: 0	PA: 37														
<b>PITCHER</b>	IP WLS BF H R ER SO BB IBB HBP BLK WP HR S P ERA WHIP																																			
Mike Bynum, L (1, 1) ERA: 6.08	6.0	23	2	3	3	5	2	0	0	0	0	0	0	9	19	0.00	3.000																			
Luther Hackman, R (7, 1) ERA: 3.32	1.0	W 5	2	0	0	0	1	0	0	0	0	0	0	9	19	0.00	3.000																			
Matt Herges, R (8, 1) ERA: 1.5	1.2	H 8	3	1	1	1	0	0	0	0	0	0	0	28	38	5.40	1.800																			
Jesse Orosco, L (9, 1) ERA: 5.4	0.1	S 1	0	0	0	1	0	0	0	0	0	0	0	4	6	0.00	0.000																			





Batter	1	2	3	4	5	6	7	8	9	10	AB	R	H	RBI	BB	SO	LOB	TOP
Shane Victorino, S OBP: 0.250, SLG: 0.220 (1, 8)	B1 1-0		F7 0-1	P3 1-0			G5-3 2-2			F8 0-0	5	0	0	0	0	0	3	
Mark Loretta, R OBP: 0.338, SLG: 0.381 (1, 4)	G6-3 2-2		F8 1-1				L6 2-1			BB 2B 2B	5	1	2	0	0	0	0	
Rondell White, R OBP: 0.312, SLG: 0.464 (1, 7)	G6-3 2-1		F8 3-1							BB IBB	4	0	0	0	1	0	1	
Brian Buchanan, R OBP: 0.333, SLG: 0.441 (8, PH)		F7 0-0									2	1	1	2	0	0	0	
Ryan Klesko, L OBP: 0.380, SLG: 0.531 (8, 3)				HR 4-2							1	0	0	0	1	0	0	
Xavier Nady, R OBP: 0.347, SLG: 0.415 (1, 9)		P3 1-0		1B 58 FC3-2 BB 4-2							4	0	0	0	1	2	3	
Lou Merloni, R OBP: 0.480, SLG: 0.450 (1, 5)		BB WP BB 4-1		58 FC3-2 1B 1-2							3	0	1	0	1	2	0	
Mike Rivera, R OBP: 0.256, SLG: 0.306 (9, PH)				1B 1-1							2	0	0	0	1	1	2	
Dave Hansen, L OBP: 0.375, SLG: 0.231 (9, 1)		BB BB 1-2		P3 0-1							1	0	1	0	0	0	0	
Jaret Wright, R OBP: 0.500, SLG: 1.000 (1, 6)		BB BB 1-2		58 FC3-2 1B 1-2							3	0	1	0	1	0	1	
Ramón Vázquez, L OBP: 0.379, SLG: 0.397 (1, 1)		BB BB 1-3		58 FC3-2 1B 1-2							2	0	0	0	0	1	6	
58 Roger Deago, R OBP: 0.294, SLG: 0.316 (7, PH)				FC3-2 1-2							1	0	0	0	0	0	0	
Sean Burroughs, L OBP: 0.294, SLG: 0.316 (7, 1)				FC3-2 1-2							0	0	0	0	0	0	0	
Wiki Gonzalez, R OBP: 0.238, SLG: 0.259 (9, 2)				FC3-2 1-2							1	0	0	0	0	0	0	
<b>Inning Stats</b>	R: 0 E: 0 K: 0 S: 8	H: 0 LOB: 0 BB: 0 P: 13	R: 0 E: 0 K: 1 S: 11	H: 0 LOB: 3 BB: 3 P: 25	R: 0 E: 0 K: 0 S: 6	H: 0 LOB: 0 BB: 0 P: 10	R: 1 E: 0 K: 2 S: 12	H: 1 LOB: 0 BB: 0 P: 21	R: 0 E: 0 K: 2 S: 10	H: 0 LOB: 0 BB: 0 P: 14	R: 0 E: 0 K: 1 S: 7	H: 1 LOB: 0 BB: 0 P: 11	R: 0 E: 0 K: 1 S: 13	H: 1 LOB: 3 BB: 2 P: 24	1B: 3 2B: 2 3B: 0 HR: 1	SF: 1 SAC: 0 DP: 1 HBP: 0	WP: 1 PB: 0 SB: 0 CS: 0	PA: 41
<b>PITCHER</b>	IP WLS BF H R ER SO BB IBB HBP BLK WP HR S P ERA WHIP	Al Leiter, L ERA: 3.26	Scott Strickland, R ERA: 2.25	Armando Benitez, R ERA: 4.87	Mike Stanton, L ERA: 3.71													

San Diego Padres @ New York Mets  
Shea Stadium, Flushing, NY  
Sat May 10, 2003, 1:10 PM EDT  
Att: 32,930 - Cloudy - 57 F

AB	34
R	2
H	6
RBI	2
BB	6
SO	6
LOB	16



Batter	1	2	3	4	5	6	7	8	9	10	AB	R	H	RBI	BB	SO	LOB	BOTTOM				
Raul Gonzalez, R OBP: 0.340, SLG: 0.444 (1, 9)	F8 1-0		G6-4-3 3-2				31 WP 2B 4-1				5	0	2	1	0	1	3					
Jay Bell, R OBP: 0.438, SLG: 0.235 (1, 4)	F8 2-1			31 2B SF9 BB 4-0							3	2	1	0	2	0	2					
31 Mike Piazza, R OBP: 0.361, SLG: 0.511 (1, 2)	G5-3 0-1										5	1	2	2	0	0	2					
Cliff Floyd, L OBP: 0.315, SLG: 0.421 (1, 7)				SF9 3-1							3	0	0	1	0	1	0					
Tony Clark, S OBP: 0.260, SLG: 0.571 (1, 3)				K 3-1							4	0	1	0	0	3	1					
Ty Wigington, R OBP: 0.348, SLG: 0.411 (1, 5)				K FC6-4 1B 3-3							4	0	1	0	0	1	2					
Tsuyoshi Shinjo, R OBP: 0.245, SLG: 0.239 (9, PH)				P4 0-1							3	0	0	0	0	0	2					
Roger Cedeno, S OBP: 0.278, SLG: 0.293 (10, 9)				P4 1-1							1	0	0	0	0	0	0					
Joe McEwing, R OBP: 0.296, SLG: 0.280 (1, 6)				G6-3 1-2							3	1	3	0	1	0	0					
Al Leiter, L ERA: 3.0				SH1-4 2B BB 4-2							1	0	0	0	0	0	1					
Timo Perez, L OBP: 0.376, SLG: 0.380				SH1-4 0-0							1	0	0	0	0	0	1					
Armando Benitez, R ERA: 4.87				SH1-4 1-3							0	0	0	0	0	0	0					
Roberto Alomar, S OBP: 0.346, SLG: 0.362				SH1-4 1-3							1	0	1	0	0	0	0					
Mike Stanton, L ERA: 3.71				SH1-4 1-3							0	0	0	0	0	0	0					
<b>Inning Stats</b>	R: 0 E: 0 K: 0 S: 5	H: 0 LOB: 0 BB: 0 P: 8	R: 0 E: 0 K: 2 S: 12	H: 1 LOB: 1 BB: 0 P: 18	R: 0 E: 0 K: 0 S: 8	H: 1 LOB: 0 BB: 0 P: 12	R: 1 E: 0 K: 1 S: 9	H: 1 LOB: 1 BB: 1 P: 21	R: 1 E: 0 K: 0 S: 10	H: 1 LOB: 2 BB: 2 P: 24	R: 0 E: 0 K: 1 S: 15	H: 2 LOB: 1 BB: 0 P: 18	R: 0 E: 0 K: 1 S: 6	H: 0 LOB: 0 BB: 0 P: 8	R: 0 E: 0 K: 1 S: 14	H: 2 LOB: 2 BB: 0 P: 21	R: 2 E: 0 K: 0 S: 2	H: 2 LOB: 0 BB: 0 P: 4	1B: 8 2B: 2 3B: 0 HR: 1	SF: 1 SAC: 1 DP: 2 HBP: 0	WP: 1 PB: 0 SB: 0 CS: 0	PA: 39
<b>PITCHER</b>	IP WLS BF H R ER SO BB IBB HBP BLK WP HR S P ERA WHIP	58 Roger Deago, L ERA: 3.0	Brandon Villafuerte, R ERA: 4.21	Jaret Wright, R ERA: 5.68																		

San Diego Padres @ New York Mets  
Shea Stadium, Flushing, NY  
Sat May 10, 2003, 1:10 PM EDT  
Att: 32,930 - Cloudy - 57 F

AB	34
R	4
H	11
RBI	4
BB	3
SO	6
LOB	14





Batter	1	2	3	4	5	6	7	8	9	AB	R	H	RBI	BB	SO	LOB	TOP				
Ramón Vázquez, L (1, 6) OBP: 0.373, SLG: 0.390	E8 1B 2B	G5-3		G1-3			G5-3		P6	5	1	1	0	0	0	6					
Keith Lockhart, L (1, 4) OBP: 0.319, SLG: 0.364	2B SF9		P6		F7		K		P2	3	1	1	0	0	0	0					
Mark Loretta, R (7, PH) OBP: 0.333, SLG: 0.375	2B SF9									2	0	0	0	0	1	2					
Ryan Klesko, L (1, 3) OBP: 0.376, SLG: 0.530	SF9		K		P6		P3			4	0	1	1	0	1	0					
Rondell White, R (1, 7) OBP: 0.303, SLG: 0.453	SF9		K		P4			K		3	0	0	1	0	2	0					
Mark Kotsay, L (1, 8) OBP: 0.353, SLG: 0.333	G4-3			P6				K		3	0	0	0	1	1	1					
Sean Burroughs, L (1, 5) OBP: 0.301, SLG: 0.317	G6-3			P6				F7		3	0	1	0	1	0	1					
Luther Hackman, R (8, 1)				44 1B						0	0	0	0	0	0	0					
Xavier Nady, R (1, 9) OBP: 0.351, SLG: 0.418				44 1B			F7		F7	4	0	2	0	0	0	1					
Mike Rivera, R (1, 2) OBP: 0.262, SLG: 0.289										2	0	0	0	1	0	3					
Dave Hansen, L (9, PH) OBP: 0.394, SLG: 0.231		G5-3		F8					S	0	0	0	0	1	0	0					
Shane Victorino, S (9, FR) OBP: 0.250, SLG: 0.220									S	0	0	0	0	0	0	0					
44 Jake Peavy, R (1, 1) OBP: 0.176, SLG: 0.125										3	0	1	0	0	1	3					
Mike Matthews, L (7, 1)										0	0	0	0	0	0	0					
Lou Merloni, R (8, 5) OBP: 0.490, SLG: 0.450										0	0	0	0	1	0	0					
<b>Inning Stats</b>	R: 2 E: 1 K: 0 S: 12	H: 3 LOB: 1 BB: 0 P: 16	R: 0 E: 0 K: 0 S: 11	H: 1 LOB: 1 BB: 0 P: 19	R: 0 E: 0 K: 2 S: 8	H: 0 LOB: 0 BB: 0 P: 11	R: 0 E: 0 K: 0 S: 18	H: 3 LOB: 3 BB: 0 P: 24	R: 0 E: 0 K: 1 S: 9	H: 0 LOB: 0 BB: 3 P: 22	R: 0 E: 0 K: 1 S: 9	H: 0 LOB: 0 BB: 0 P: 12	R: 0 E: 0 K: 2 S: 8	H: 0 LOB: 0 BB: 0 P: 9	R: 0 E: 0 K: 0 S: 12	H: 0 LOB: 3 BB: 2 P: 25	1B: 6 2B: 1 3B: 0 HR: 0	SF: 1 SAC: 0 DP: 0 HBP: 0	WP: 0 PB: 0 SB: 3 CS: 1	PA: 38	
<b>PITCHER</b>	IP	WLS	BF	H	R	ER	SO	BB	IBB	HBP	BLK	WP	HR	S	P	ERA	WHIP				
Pedro Astacio, R (1, 1) ERA: 6.14	6.0		27	7	2	2	3	3	0	0	0	0	0	62	100	3.00	1.667				
Graeme Lloyd, L (7, 1) ERA: 3.0	2.0	W	6	0	0	0	3	0	0	0	0	0	0	17	21	0.00	0.000				
Armando Benitez, R (9, 1) ERA: 4.64	1.0	S	5	0	0	0	0	2	0	0	0	0	0	12	25	0.00	2.000				

San Diego Padres @ New York Mets  
Shea Stadium, Flushing, NY  
Sun May 11 2003, 1:10 PM EDT  
Att: 30,694 - Overcast - 59 F

AB 32  
R 2  
H 7  
RBI 2  
BB 5  
SO 6  
LOB 17



Batter	1	2	3	4	5	6	7	8	9	AB	R	H	RBI	BB	SO	LOB	BOTTOM				
Roberto Alomar, S (1, 4) OBP: 0.350, SLG: 0.363	F8		BB BB	K				G3-1		5	0	2	0	0	1	3					
Jay Bell, R (1, 5) OBP: 0.462, SLG: 0.250	31 G6-4-3 BB		BB BB		31 1B		P3			2	1	1	0	2	0	2					
31 Mike Piazza, R (1, 2) OBP: 0.376, SLG: 0.500	G6-4-3		F4		1B		F9			4	0	1	0	0	0	3					
Cliff Floyd, L (1, 7) OBP: 0.328, SLG: 0.448		HR	BB					G6-4-3 BB		2	1	1	1	2	1	2					
Tony Clark, S (1, 3) OBP: 0.266, SLG: 0.533	G3-1		K				K		G6-4-3	4	0	0	0	0	2	6					
Timo Perez, L (1, 8) OBP: 0.303, SLG: 0.290								G3		2	0	2	1	0	0	0					
Tsuyoshi Shinjo, R (8, PH) OBP: 0.240, SLG: 0.234										1	0	0	0	0	0	0					
Roger Cedeno, S (1, 9) OBP: 0.287, SLG: 0.316										3	1	1	0	1	2	1					
Joe McEwing, R (1, 6) OBP: 0.258, SLG: 0.241	G4-3				L7		B1-3		G4-3	4	0	0	0	0	0	3					
Pedro Astacio, R (1, 1) OBP: 0.167, SLG: 0.167										2	0	0	0	0	0	2					
Raul Gonzalez, R (6, PH) OBP: 0.353, SLG: 0.444										0	0	0	0	1	0	0					
Graeme Lloyd, L (7, 1) ERA: 4.89										0	0	0	0	0	0	0					
Ty Wigington, R (8, PH) OBP: 0.345, SLG: 0.408										1	0	0	0	0	0	0					
Armando Benitez, R (9, 1) ERA: 3.2										0	0	0	0	0	0	0					
<b>Inning Stats</b>	R: 0 E: 0 K: 0 S: 12	H: 0 LOB: 0 BB: 1 P: 20	R: 1 E: 0 K: 1 S: 13	H: 1 LOB: 1 BB: 0 P: 17	R: 0 E: 0 K: 1 S: 9	H: 1 LOB: 3 BB: 2 P: 22	R: 0 E: 0 K: 1 S: 15	H: 1 LOB: 2 BB: 1 P: 23	R: 1 E: 0 K: 2 S: 13	H: 3 LOB: 1 BB: 0 P: 19	R: 0 E: 0 K: 1 S: 12	H: 1 LOB: 1 BB: 1 P: 17	R: 0 E: 0 K: 0 S: 9	H: 0 LOB: 0 BB: 1 P: 17	R: 1 E: 1 K: 0 S: 14	H: 1 LOB: 1 BB: 0 P: 21	1B: 6 2B: 0 3B: 1 HR: 1	SF: 0 SAC: 0 DP: 2 HBP: 1	WP: 1 PB: 0 SB: 0 CS: 1	PA: 38	
<b>PITCHER</b>	IP	WLS	BF	H	R	ER	SO	BB	IBB	HBP	BLK	WP	HR	S	P	ERA	WHIP				
44 Jake Peavy, R (1, 1) ERA: 4.25	6.1		30	7	2	2	6	5	0	1	0	0	0	79	128	2.84	1.895				
Mike Matthews, L (7, 1) ERA: 4.89	1.0	L	4	1	1	1	0	1	0	0	0	0	0	9	18	9.00	2.000				
Luther Hackman, R (8, 1) ERA: 3.2	0.2		3	0	0	0	0	0	0	0	0	1	0	9	12	0.00	0.000				

San Diego Padres @ New York Mets  
Shea Stadium, Flushing, NY  
Sun May 11 2003, 1:10 PM EDT  
Att: 30,694 - Overcast - 59 F

AB 30  
R 3  
H 8  
RBI 2  
BB 6  
SO 6  
LOB 22









Batter	1	2	3	4	5	6	7	8	9	10	AB	R	H	RBI	BB	SO	LOB	TOP	
Juan Pierre, L OBP: 0.326, SLG: 0.324 (1, 8)	F8		G6-3		F7			G1-3	G6-3		5	0	0	0	0	0	2		
Luis Castillo, S OBP: 0.393, SLG: 0.414 (1, 4)	K		G4-3			G5-3-5 1B		HR BB		E S FC5-2 BB	3	1	1	0	2	1	0		
Mike Lowell, R OBP: 0.344, SLG: 0.580 (1, 5)	HR		K			G5-3-5 1-3f		HR		K	5	2	2	3	0	2	2		
Derrek Lee, R OBP: 0.358, SLG: 0.433 (1, 3)	HR			G5-3 1B		P6		P3		FC5-2 WP BB	4	1	2	1	1	0	0		
Ivan Rodriguez, R OBP: 0.302, SLG: 0.435 (1, 2)	G6-3			G5-3			SH2-3 1B	G3		FC5-2 IBB	4	0	1	0	1	0	1		
Juan Encarnacion, R OBP: 0.325, SLG: 0.459 (1, 9)		2B 1B		F7			SH2-3 BB	G4-3		FC5-2	4	0	1	0	1	0	4		
Todd Hollandsworth, L OBP: 0.361, SLG: 0.517 (1, 7)		SF7 2B		G3-1			SH2-3	SH2-3		F9	4	1	2	0	0	0	4		
Alex Gonzalez, R OBP: 0.366, SLG: 0.615 (1, 6)		SF7			P4		G1-3	G1-3		K	3	0	0	1	0	1	3		
Brad Penny, R OBP: 0.097, SLG: 0.287 Andy Lyle, L OBP: 0.316, SLG: 0.496 Tim Spooneybarger, R OBP: 0.316, SLG: 0.496 Armando Almanza, L OBP: 0.316, SLG: 0.496 Ramon Castro, R OBP: 0.316, SLG: 0.496 Braden Looper, R OBP: 0.316, SLG: 0.496 (1, 11)		G6-3			G6-3		G4-3	G4-3		PB BB	2	0	0	0	0	0	0		
<b>Inning Stats</b>	R: 2 E: 0 K: 1 S: 14	H: 2 LOB: 0 BB: 0 P: 20	R: 1 E: 0 K: 0 S: 9	H: 2 LOB: 0 BB: 0 P: 14	R: 0 E: 0 K: 1 S: 7	H: 0 LOB: 0 BB: 0 P: 9	R: 0 E: 0 K: 0 S: 14	H: 1 LOB: 1 BB: 0 P: 19	R: 0 E: 0 K: 0 S: 9	H: 1 LOB: 2 BB: 1 P: 17	R: 2 E: 0 K: 0 S: 10	H: 1 LOB: 0 BB: 0 P: 19	R: 0 E: 0 K: 1 S: 8	H: 1 LOB: 2 BB: 3 P: 26	R: 0 E: 1 K: 1 S: 8	H: 0 LOB: 3 BB: 3 P: 26	1B: 4 2B: 3 3B: 0 HR: 3	SF: 1 SAC: 1 DP: 1 HBP: 0	WP: 1 PA: 43
<b>PITCHER</b>	IP WLS BF H R ER SO BB IBB HBP BLK WP HR S P ERA WHIP	IP WLS BF H R ER SO BB IBB HBP BLK WP HR S P ERA WHIP	IP WLS BF H R ER SO BB IBB HBP BLK WP HR S P ERA WHIP	IP WLS BF H R ER SO BB IBB HBP BLK WP HR S P ERA WHIP	IP WLS BF H R ER SO BB IBB HBP BLK WP HR S P ERA WHIP	IP WLS BF H R ER SO BB IBB HBP BLK WP HR S P ERA WHIP	IP WLS BF H R ER SO BB IBB HBP BLK WP HR S P ERA WHIP	IP WLS BF H R ER SO BB IBB HBP BLK WP HR S P ERA WHIP	IP WLS BF H R ER SO BB IBB HBP BLK WP HR S P ERA WHIP	IP WLS BF H R ER SO BB IBB HBP BLK WP HR S P ERA WHIP	IP WLS BF H R ER SO BB IBB HBP BLK WP HR S P ERA WHIP	IP WLS BF H R ER SO BB IBB HBP BLK WP HR S P ERA WHIP	IP WLS BF H R ER SO BB IBB HBP BLK WP HR S P ERA WHIP	IP WLS BF H R ER SO BB IBB HBP BLK WP HR S P ERA WHIP	IP WLS BF H R ER SO BB IBB HBP BLK WP HR S P ERA WHIP	IP WLS BF H R ER SO BB IBB HBP BLK WP HR S P ERA WHIP	IP WLS BF H R ER SO BB IBB HBP BLK WP HR S P ERA WHIP	IP WLS BF H R ER SO BB IBB HBP BLK WP HR S P ERA WHIP	

Florida Marlins @ San Diego Padres  
Qualcomm Stadium, San Diego, CA  
Tue May 13 2003, 10:05 PM EDT  
Att. 13,203 - Sunny - 66 F

AB	35
R	5
H	9
RBI	5
BB	6
SO	4
LOB	18



Batter	1	2	3	4	5	6	7	8	9	10	AB	R	H	RBI	BB	SO	LOB	BOTTOM					
Ramón Vázquez, L OBP: 0.374, SLG: 0.386 (1, 6)	P5				F7			F8			4	1	1	1	1	0	0						
Mark Loretta, R OBP: 0.348, SLG: 0.426 (1, 4)	HR				K			F8			4	1	2	3	0	1	0						
Mark Kotsay, L OBP: 0.345, SLG: 0.315 (1, 8)	G3				G3-1			K			4	0	0	0	0	1	1						
Ryan Klesko, L OBP: 0.361, SLG: 0.504 (1, 3)	G4-3				K					L8	4	0	0	0	0	1	0						
Sean Burroughs, L OBP: 0.314, SLG: 0.327 (1, 5)					F7			G4-1		L4	4	0	1	0	0	0	0						
Xavier Nady, R OBP: 0.346, SLG: 0.415 (1, 9)					G6-4-3 1B					G4-3	4	1	2	0	0	0	1						
Mike Rivera, R OBP: 0.267, SLG: 0.293 Keith Lockhart, L OBP: 0.327, SLG: 0.356 (10, PH)					G6-3 1B			G4-3			3	0	1	0	0	0	1						
Shane Victorino, S OBP: 0.267, SLG: 0.226 (10, 9)					G6-3 1B					K	3	1	1	0	1	1	2						
Brian Lawrence, R ERA: 5.02 Mike Matthews, L ERA: 4.81 Jaret Wright, R ERA: 5.23 Jesse Orosco, L ERA: 6.0 Brandon Valaarte, R ERA: 4.28 (1, 11)					G6-3 2B			G6-4-3 1B			2	1	1	2	0	0	0						
<b>Inning Stats</b>	R: 1 E: 0 K: 0 S: 10	H: 1 LOB: 0 BB: 0 P: 16	R: 4 E: 0 K: 0 S: 17	H: 3 LOB: 1 BB: 2 P: 33	R: 0 E: 0 K: 1 S: 9	H: 1 LOB: 0 BB: 0 P: 13	R: 0 E: 0 K: 0 S: 10	H: 1 LOB: 0 BB: 0 P: 13	R: 0 E: 0 K: 1 S: 6	H: 1 LOB: 0 BB: 0 P: 10	R: 0 E: 0 K: 0 S: 4	H: 1 LOB: 0 BB: 0 P: 5	R: 0 E: 0 K: 0 S: 5	H: 1 LOB: 0 BB: 0 P: 7	R: 0 E: 0 K: 1 S: 7	H: 0 LOB: 0 BB: 0 P: 10	R: 0 E: 0 K: 0 S: 10	H: 0 LOB: 0 BB: 0 P: 17	R: 1 E: 0 K: 1 S: 9	H: 2 LOB: 2 BB: 1 P: 17	1B: 6 2B: 3 3B: 0 HR: 1	SF: 0 SAC: 0 DP: 3 HBP: 0	WP: 1 PA: 37
<b>PITCHER</b>	IP WLS BF H R ER SO BB IBB HBP BLK WP HR S P ERA WHIP	IP WLS BF H R ER SO BB IBB HBP BLK WP HR S P ERA WHIP	IP WLS BF H R ER SO BB IBB HBP BLK WP HR S P ERA WHIP	IP WLS BF H R ER SO BB IBB HBP BLK WP HR S P ERA WHIP	IP WLS BF H R ER SO BB IBB HBP BLK WP HR S P ERA WHIP	IP WLS BF H R ER SO BB IBB HBP BLK WP HR S P ERA WHIP	IP WLS BF H R ER SO BB IBB HBP BLK WP HR S P ERA WHIP	IP WLS BF H R ER SO BB IBB HBP BLK WP HR S P ERA WHIP	IP WLS BF H R ER SO BB IBB HBP BLK WP HR S P ERA WHIP	IP WLS BF H R ER SO BB IBB HBP BLK WP HR S P ERA WHIP	IP WLS BF H R ER SO BB IBB HBP BLK WP HR S P ERA WHIP	IP WLS BF H R ER SO BB IBB HBP BLK WP HR S P ERA WHIP	IP WLS BF H R ER SO BB IBB HBP BLK WP HR S P ERA WHIP	IP WLS BF H R ER SO BB IBB HBP BLK WP HR S P ERA WHIP	IP WLS BF H R ER SO BB IBB HBP BLK WP HR S P ERA WHIP	IP WLS BF H R ER SO BB IBB HBP BLK WP HR S P ERA WHIP	IP WLS BF H R ER SO BB IBB HBP BLK WP HR S P ERA WHIP	IP WLS BF H R ER SO BB IBB HBP BLK WP HR S P ERA WHIP					

Florida Marlins @ San Diego Padres  
Qualcomm Stadium, San Diego, CA  
Tue May 13 2003, 10:05 PM EDT  
Att. 13,203 - Sunny - 66 F

AB	34
R	6
H	10
RBI	6
BB	3
SO	4
LOB	6





Batter	1	2	3	4	5	6	7	8	9	AB R H RBI BB SO LOB	TOP											
Juan Pierre, L (1,8) OBP: 0.332, SLG: 0.330	1-1 CS 1B		0-0 B3-4		0-1 FC4-6		1-1 3B 1B		1-1 FC1-6	6 2 3 1 0 0 4	<b>Florida Marlins @ San Diego Padres</b> Qualcomm Stadium, San Diego, CA Wed May 14 2003, 10:05 PM EDT Att: 10,935 - Cloudy - 66 F											
Alex Gonzalez, R (1,6) OBP: 0.364, SLG: 0.617 Toby Borland, R (9,1)	1-1 SAFE F7		1-3 K		0-1 HR 1B	2-2 F8	1-1 3B 1B		0-0 G4-3	6 1 2 1 0 1 2 0 0 0 0 0 0 0												
Mike Lowell, R (1,5) OBP: 0.346, SLG: 0.590	1-3 SAFE K			3-3 K	1-0 HR 1B	4-1 BB	3-1 L7			4 1 1 3 1 2 2												
Derrek Lee, R (1,3) OBP: 0.353, SLG: 0.445		1-3 K		3-1 F9	3-1 HR	0-0 P4			0-3 K	5 1 1 1 0 2 1												
Ivan Rodriguez, R (1,2) OBP: 0.365, SLG: 0.429 Mike Redmond, R (8,PH) OBP: 0.306, SLG: 0.455		4-2 1B BB		4-0 HR BB	3-2 G4-3	2-3 K			1-1 1B 2B	2 1 0 0 2 1 1 1 0 1 0 0 0 0												
Juan Encarnacion, R (1,9) OBP: 0.345, SLG: 0.472		0-0 FC6-4 1B		4-0 HR BB	0-2 BB S 1B		1-2 3B 1B	0-1 G4-3 1B		4 2 4 0 1 0 0												
Brian Banks, S (1,7) OBP: 0.298, SLG: 0.463		3-3 K		1-2 HR 1B	2-1 BB 1B		2-0 1B 3B	1-1 G4-3 1B		5 2 3 4 0 1 4												
Mike Mordecai, R (1,4) OBP: 0.333, SLG: 0.267		2-2 FC6-4 1-2		2-1 1B	2-0 F8		4-1 1B BB		3-1 G6-3	4 0 1 0 1 0 4												
Dontrelle Willis, L (1,1) Tim Sponeybarger, R (8,1) Juan Alvarez, L (8,1) Andy Fox, L (9,PH) OBP: 0.328, SLG: 0.333			1-3 K	0-0 P4	4-1 FC4-6 BB		0-3 K	0-1 FC1-6 1B		2 0 0 0 1 1 1 1 0 0 0 0 1 2 0 0 0 0 0 0 0 1 0 1 0 0 0 0												
<b>Inning Stats</b>	R: 0 E: 0 K: 1 S: 7	H: 1 LOB: 0 BB: 0 P: 10	R: 0 E: 0 K: 2 S: 17	H: 1 LOB: 2 BB: 1 P: 27	R: 0 E: 0 K: 2 S: 8	H: 0 LOB: 0 BB: 0 P: 10	R: 3 E: 0 K: 1 S: 11	H: 2 LOB: 1 BB: 2 P: 28	R: 4 E: 0 K: 0 S: 19	H: 6 LOB: 3 BB: 1 P: 35		R: 0 E: 0 K: 1 S: 8	H: 0 LOB: 1 BB: 1 P: 16	R: 3 E: 0 K: 1 S: 14	H: 4 LOB: 1 BB: 1 P: 26	R: 0 E: 0 K: 1 S: 10	H: 2 LOB: 1 BB: 0 P: 12	R: 0 E: 0 K: 0 S: 7	H: 1 LOB: 1 BB: 0 P: 11	1B: 11 2B: 1 3B: 2 HR: 3	SF: 0 SAC: 0 DP: 1 HBP: 0	WP: 0 PB: 0 SB: 2 CS: 1
<b>PITCHER</b>	IP WLS BF H R ER SO BB IBB HBP BLK WP HR S P ERA WHIP											IP WLS BF H R ER SO BB IBB HBP BLK WP HR S P ERA WHIP										
Mike Bynum, L (1,1) ERA: 8.31	4.0 L 22 8 7 7 6 3 0 0 0 0 0 3 50 86 15.75 2.750																					
Brandon Villafuerte, R (5,1) ERA: 4.6	2.0 13 4 3 3 1 3 0 0 0 0 0 0 25 52 13.50 3.500																					
Mike Matthews, L (7,1) ERA: 4.61	3.0 12 5 0 0 2 0 0 0 0 0 0 0 26 37 0.00 1.667																					

Batter	1	2	3	4	5	6	7	8	9	AB R H RBI BB SO LOB	BOTTOM											
Shane Victorino, S (1,8) OBP: 0.282, SLG: 0.224	1-2 BB 2B 1B	2-2 G5-3			3-3 K		1-0 G4-3		2-1 FC4	5 1 1 0 0 1 4	<b>Florida Marlins @ San Diego Padres</b> Qualcomm Stadium, San Diego, CA Wed May 14 2003, 10:05 PM EDT Att: 10,935 - Cloudy - 66 F											
Mark Loretta, R (1,4) OBP: 0.352, SLG: 0.420 Keith Lockhart, L (9,4) OBP: 0.327, SLG: 0.356	4-1 SAFE 2B BB		2-1 F9		4-2 WP BB		3-2 F9			2 1 0 0 2 0 0 0 0 0 0 0 0 0												
Rondell White, R (1,7) OBP: 0.329, SLG: 0.486 Wiki Gonzalez, R (9,2) OBP: 0.239, SLG: 0.258	2-3 K		0-2 2B 3B		3-2 L8		0-2 BB 1B			4 1 2 0 0 1 3 0 0 0 0 0 0 0												
Brian Buchanan, R (1,3) OBP: 0.362, SLG: 0.488	0-0 CS 1B 2B		2-1 S 2B		1-3 K		4-1 G5-4-3 BB		1-2 BB	3 0 2 3 1 1 1												
Xavier Nady, R (1,9) OBP: 0.344, SLG: 0.407	4-0 BB		1-3 K		1-1 G6-3		0-1 G5-4-3			3 0 0 0 1 1 3												
Lou Merloni, R (1,5) OBP: 0.448, SLG: 0.404	3-3 K		0-3 K		1-3 K		3-2 BB 1B			3 0 0 0 0 3 3												
Mike Rivera, R (1,2) OBP: 0.265, SLG: 0.273		4-2 G5-3 1B BB		0-2 G5-3		3-2 G6-3		2-0 P4		3 0 0 0 1 0 1												
Ramón Vázquez, L (1,6) OBP: 0.366, SLG: 0.376		0-2 F9		3-2 K		2-1 G6-3		0-1 F7		4 0 0 0 0 1 2												
Mike Bynum, L (1,1) OBP: 0.400, SLG: 0.400 Brandon Villafuerte, R (5,1) Mike Matthews, L (7,1) Dave Hansen, L (7,5) Sean Burroughs, L (9,PH) OBP: 0.389, SLG: 0.214		2-1 1B		3-2 F8		2-2 G3		4-0 FC4 BB		2 0 1 0 0 0 0 0 0 0 0 0 0 0 0 0 0 0 0 0 0 1 0 0 0 1 0 0 1 0 1 0 0 0 0												
<b>Inning Stats</b>	R: 2 E: 0 K: 2 S: 13	H: 2 LOB: 2 BB: 2 P: 27	R: 0 E: 0 K: 0 S: 10	H: 1 LOB: 1 BB: 1 P: 18	R: 1 E: 0 K: 2 S: 13	H: 2 LOB: 1 BB: 0 P: 18	R: 0 E: 0 K: 1 S: 9	H: 0 LOB: 0 BB: 0 P: 15	R: 0 E: 0 K: 2 S: 11	H: 0 LOB: 1 BB: 1 P: 22		R: 0 E: 0 K: 1 S: 8	H: 0 LOB: 0 BB: 0 P: 13	R: 0 E: 0 K: 0 S: 6	H: 0 LOB: 0 BB: 0 P: 11	R: 0 E: 0 K: 0 S: 10	H: 1 LOB: 1 BB: 1 P: 17	R: 0 E: 0 K: 0 S: 8	H: 1 LOB: 2 BB: 1 P: 19	1B: 4 2B: 3 3B: 1 HR: 0	SF: 0 SAC: 0 DP: 3 HBP: 0	WP: 1 PB: 0 SB: 1 CS: 1
<b>PITCHER</b>	IP WLS BF H R ER SO BB IBB HBP BLK WP HR S P ERA WHIP											IP WLS BF H R ER SO BB IBB HBP BLK WP HR S P ERA WHIP										
Dontrelle Willis, L (1,1) ERA: 4.91	5.0 W 22 4 0 0 0 1 0 0 0 0 0 1 0 56 100 0.00 0.000																					
Tim Sponeybarger, R (8,1) ERA: 4.38	2.0 6 0 0 0 1 0 0 0 0 0 0 0 14 24 0.00 0.000																					
Juan Alvarez, L (8,1) ERA: 1.8	1.0 4 1 0 0 0 1 0 0 0 0 0 0 10 17 0.00 2.000																					
Toby Borland, R (9,1) ERA: 1.86	1.0 5 1 0 0 0 1 0 0 0 0 0 0 8 19 0.00 2.000																					















Batter	1	2	3	4	5	6	7	8	9	AB	R	H	RBI	BB	SO	LOB	TOP										
Rafael Furcal, S (1, 6) OBP: 0.394, SLG: 0.524	F9		G6-3		SF9	FC5-4		K		4	1	1	0	1	1	4	<b>Atlanta Braves @ San Diego Padres</b> Qualcomm Stadium, San Diego, CA Sun May 18 2003, 5:00 PM EDT Att: 23,776 - Sunny - 65 F										
Marcus Giles, R (1, 4) OBP: 0.418, SLG: 0.576	G4-3		1B		SF9	FC5-4		F9		4	0	1	3	0	0	3											
Gary Sheffield, R (1, 9) 29 John Smoltz, R (9, 1)	G5-3		1B		1B			G6-3		5	0	2	0	0	0	0											
10 Chipper Jones, S (1, 7) OBP: 0.404, SLG: 0.520		F7	F7		1B			F7		5	1	2	1	0	0	2											
Andruw Jones, R (1, 8) OBP: 0.354, SLG: 0.503	G5-3				K			F9		5	0	1	0	0	2	2											
Robert Fick, L (1, 3) OBP: 0.362, SLG: 0.481	K				L8			F9		4	1	1	0	0	1	1											
Javy Lopez, R (1, 2) OBP: 0.294, SLG: 0.529			1B		P3			F9		4	1	1	0	0	1	2											
Vinny Castilla, R (1, 5) OBP: 0.327, SLG: 0.446			1B		FC5-4			WP		4	2	3	2	0	0	1											
Russ Ortiz, R (1, 1) OBP: 0.200, SLG: 0.292 Matt Franco, L (8, PH) Roberto Hernandez, R (8, 1) Darren Bragg, L (9, 9) OBP: 0.196, SLG: 0.119			1B		F9			WP		2	0	0	0	0	0	0											
<b>Inning Stats</b>	R: 0 E: 0 K: 0 S: 5	H: 0 LOB: 0 BB: 0 P: 8	R: 0 E: 0 K: 1 S: 6	H: 0 LOB: 0 BB: 0 P: 8	R: 2 E: 0 K: 0 S: 20	H: 4 LOB: 2 BB: 0 P: 28	R: 0 E: 0 K: 0 S: 6	H: 1 LOB: 1 BB: 0 P: 10	R: 1 E: 0 K: 1 S: 15	H: 3 LOB: 2 BB: 0 P: 21	R: 2 E: 0 K: 0 S: 9	H: 2 LOB: 1 BB: 1 P: 16	R: 1 E: 0 K: 0 S: 6	H: 1 LOB: 0 BB: 0 P: 8	R: 0 E: 0 K: 2 S: 12	H: 2 LOB: 2 BB: 0 P: 17	R: 0 E: 0 K: 1 S: 5	H: 0 LOB: 0 BB: 0 P: 5	1B: 10 2B: 0 3B: 1 HR: 2	SF: 1 SAC: 1 DP: 0 HBP: 0	WP: 1 PB: 0 SB: 0 CS: 0	PA: 41					
<b>PITCHER</b>	IP	WLS	BF	H	R	ER	SO	BB	IBB	HBP	BLK	WP	HR	S	P	ERA	WHIP										
Brian Lawrence, R (1, 1) ERA: 5.34	7.0	L	33	11	6	6	2	1	0	0	0	0	2	67	99	7.71	1.714										
Jaret Wright, R (8, 1) ERA: 5.29	1.0		5	2	0	0	2	0	0	0	0	1	0	12	17	0.00	2.000										
Matt Herges, R (9, 1) ERA: 1.23	1.0	S	3	0	0	0	1	0	0	0	0	0	0	5	5	0.00	0.000										

AB	38
R	6
H	13
RBI	6
BB	1
SO	5
LOB	15



Batter	1	2	3	4	5	6	7	8	9	AB	R	H	RBI	BB	SO	LOB	BOTTOM										
Ramón Vázquez, L (1, 6) OBP: 0.349, SLG: 0.354	K		G4-3		FC4-6			G4-3		4	0	0	0	0	1	1	<b>Atlanta Braves @ San Diego Padres</b> Qualcomm Stadium, San Diego, CA Sun May 18 2003, 5:00 PM EDT Att: 23,776 - Sunny - 65 F										
Keith Lockhart, L (1, 4) OBP: 0.333, SLG: 0.420	FC3-6		F8				P6	HR		4	1	2	1	0	0	0											
Mark Kotsay, L (1, 8) OBP: 0.340, SLG: 0.301	FC3-6				G4-3		F7			3	0	0	0	1	0	1											
Ryan Klesko, L (1, 3) OBP: 0.369, SLG: 0.504	K				K		2B	2B		4	1	1	0	0	3	2											
Sean Burroughs, L (1, 5) OBP: 0.324, SLG: 0.392		1B	G4-3		1B		2B	G4-3		4	1	3	1	0	0	1											
Xavier Nady, R (1, 9) OBP: 0.362, SLG: 0.449		G4-3	G5-3		G5-3		K	F8		4	0	1	0	0	1	2											
Brian Buchanan, R (1, 7) OBP: 0.344, SLG: 0.463		G4-3			G6-3			G3		4	0	1	0	0	1	1											
Miguel Ojeda, R (1, 2) OBP: 0.250, SLG: 0.250		F8			FC4-6		F7	G3		4	0	1	0	0	0	1											
Brian Lawrence, R (1, 1) OBP: 0.286, SLG: 0.450 Dave Hansen, L (7, PH) Jaret Wright, R (8, 1) Matt Herges, L (9, 1) Mark Loretta, R (9, PH) OBP: 0.344, SLG: 0.407			F9		K			K		2	0	0	0	0	1	1											
<b>Inning Stats</b>	R: 0 E: 0 K: 2 S: 9	H: 1 LOB: 1 BB: 0 P: 15	R: 1 E: 0 K: 0 S: 11	H: 2 LOB: 0 BB: 0 P: 17	R: 0 E: 0 K: 0 S: 8	H: 0 LOB: 0 BB: 0 P: 14	R: 0 E: 0 K: 1 S: 13	H: 1 LOB: 1 BB: 0 P: 20	R: 0 E: 0 K: 1 S: 10	H: 1 LOB: 1 BB: 0 P: 13	R: 1 E: 0 K: 1 S: 15	H: 2 LOB: 1 BB: 0 P: 23	R: 0 E: 0 K: 2 S: 11	H: 0 LOB: 0 BB: 0 P: 16	R: 1 E: 0 K: 1 S: 16	H: 1 LOB: 1 BB: 1 P: 29	R: 0 E: 0 K: 1 S: 7	H: 1 LOB: 1 BB: 0 P: 9	1B: 5 2B: 3 3B: 0 HR: 1	SF: 0 SAC: 0 DP: 1 HBP: 0	WP: 0 PB: 0 SB: 0 CS: 0	PA: 36					
<b>PITCHER</b>	IP	WLS	BF	H	R	ER	SO	BB	IBB	HBP	BLK	WP	HR	S	P	ERA	WHIP										
Russ Ortiz, R (1, 1) ERA: 3.18	7.0	W	27	7	2	2	7	0	0	0	0	0	0	77	118	2.57	1.000										
Roberto Hernandez, R (8, 1) ERA: 3.22	1.0		5	1	1	1	1	1	0	0	0	0	1	16	29	9.00	2.000										
29 John Smoltz, R (9, 1) ERA: 1.08	1.0	S	4	1	0	0	1	0	0	0	0	0	0	7	9	0.00	1.000										

AB	35
R	3
H	9
RBI	2
BB	1
SO	9
LOB	11





Batter	1	2	3	4	5	6	7	8	9	AB	R	H	RBI	BB	SO	LOB	TOP							
Shane Victorino, S (1, 8) OBP: 0.240, SLG: 0.194 Brian Buchanan, R (9, PH) OBP: 0.355, SLG: 0.473	2-2 G6-3			0-3 K		0-2 G1-3		0-3 K	0-2 BB 1B	4	0	0	0	0	2	1								
Mark Loretta, R (1, 4) OBP: 0.339, SLG: 0.396	2-3 K			1-2 P3		3-1 F8		1-3 K	4-2 BB 1B	4	0	0	0	1	2	1								
Ramón Vázquez, L (1, 6) OBP: 0.345, SLG: 0.349	1-1 G3-1			2-2 S 1B		1-2 G4-3		2-1 L8	2-3 K	5	0	1	0	0	1	4								
Ryan Klesko, L (1, 3) Charles Nagy, L (4, 1) Lou Merloni, R (7, PH) Luther Hackman, R (7, 1) Jesse Orosco, R (8, 1) Keith Lockhart, L (9, PH) OBP: 0.327, SLG: 0.412		2-1 G3-1		2-2 G4-3				2-2 L9	2-1 F9	2	0	0	0	0	0	1								
Rondell White, R (1, 7) OBP: 0.335, SLG: 0.477		1-0 L9				1-1 FC1-6 1B		0-2 1B 1B	4-2 1B 2B BB	3	1	2	0	1	0	0								
Sean Burroughs, L (1, 5) OBP: 0.329, SLG: 0.395		0-1 G6-3				0-2 FC1-6 HR		2-1 FC6 1B	0-0 2B 1B	4	2	2	0	0	0	1								
Xavier Nady, R (1, 9) OBP: 0.360, SLG: 0.463				0-0 F8		0-1 HR		0-2 K	2-2 F9	4	1	1	2	0	1	4								
Miguel Ojeda, R (1, 2) OBP: 0.250, SLG: 0.375				1-3 K		2-1 P6		0-1 FC6	0-0 1B 2B	4	1	1	2	0	1	2								
Randy Keisler, L (1, 1) Dave Hansen, L (4, 3) OBP: 0.372, SLG: 0.229				0-1 G6-3		2-1 L7			0-0 BB 1B 2B	1	0	0	0	0	0	0								
										3	0	2	1	0	0	0								
<b>Inning Stats</b>	R: 0 H: 0 E: 0 K: 1 S: 11	H: 0 LOB: 0 BB: 0 P: 16	R: 0 H: 0 E: 0 K: 0 S: 5	H: 0 LOB: 0 BB: 0 P: 8	R: 0 H: 0 E: 0 K: 1 S: 6	H: 0 LOB: 0 BB: 0 P: 7	R: 0 H: 1 E: 0 K: 1 S: 15	H: 1 LOB: 1 BB: 0 P: 20	R: 2 H: 2 E: 0 K: 0 S: 11	H: 2 LOB: 0 BB: 0 P: 16	R: 0 H: 0 E: 0 K: 0 S: 8	H: 0 LOB: 0 BB: 0 P: 12	R: 0 H: 2 E: 0 K: 1 S: 14	H: 2 LOB: 2 BB: 0 P: 18	R: 0 H: 1 E: 0 K: 2 S: 13	H: 1 LOB: 1 BB: 0 P: 19	R: 3 H: 4 E: 0 K: 1 S: 22	H: 4 LOB: 3 BB: 2 P: 36	1B: 8 2B: 1 3B: 0 HR: 1	SF: 0 SAC: 0 DP: 0 HBP: 0	WP: 0 PB: 0 SB: 1 CS: 0	PA: 39		
<b>PITCHER</b>	IP	WLS	BF	H	R	ER	SO	BB	IBB	HBP	BLK	WP	HR	S	P	ERA	WHIP							
Matt Kinney, R (1, 1) ERA: 3.43	8.0	W	30	6	2	2	6	0	0	0	0	0	1	83	116	2.25	0.750							
Curt Leskanic, R (9, 1) ERA: 3.86	0.2		5	2	3	3	0	1	0	0	0	0	0	12	20	40.50	4.500							
Mike DeJean, R (9, 1) ERA: 4.84	0.1	S	4	2	0	0	1	1	0	0	0	0	0	10	16	0.00	9.000							

**San Diego Padres @ Milwaukee Brewers**  
Miller Park, Milwaukee, WI  
Mon May 19 2003, 7:05 PM CDT  
Att: 10,136 - Dome - 72 F

AB 37  
R 5  
H 10  
RBI 5  
BB 2  
SO 7  
LOB 14



Batter	1	2	3	4	5	6	7	8	9	AB	R	H	RBI	BB	SO	LOB	BOTTOM							
Eric Young Sr., R (1, 4) OBP: 0.377, SLG: 0.477	4-2 S HR BB	1-2 S HR 2B	4-2 BLK BB			3-2 G4-3		3-2 F8		3	2	1	0	2	0	0								
Scott Podsednik, L (1, 8) OBP: 0.380, SLG: 0.447	3-1 1-H HR	2-3 K	3-2 G6-3			3-1 F7				4	1	1	2	0	1	2								
Richie Sexson, R (1, 3) OBP: 0.386, SLG: 0.552	4-2 2B BB	4-1 HR BB				2-3 K				2	1	0	0	2	2	0								
Geoff Jenkins, L (1, 7) OBP: 0.339, SLG: 0.506	0-1 2B	1-2 1-H 3-H HR				0-0 G6-3		1-3 K		4	1	2	3	0	1	0								
Brady Clark, R (1, 9) OBP: 0.320, SLG: 0.395	0-0 G5-3	1-1 HR				0-1 FC5-4 1B		1-2 G6-3		4	1	2	1	0	0	2								
Wes Helms, R (1, 5) OBP: 0.321, SLG: 0.414	3-2 HBP	1-1 1B				1 SAFE 2-2 FC5-4		2-0 2B		3	0	2	0	0	0	1								
Eddie Pérez, R (1, 2) OBP: 0.305, SLG: 0.420	0-2 F3	1-3 K				0-0 G4-6-3 1B		1-1 L5		4	0	1	0	0	1	5								
Royce Clayton, R (1, 6) OBP: 0.295, SLG: 0.344	0-2 K					1-0 G4-6-3		1-0 F9		4	0	0	0	0	1	4								
Matt Kinney, R (1, 1) Enrique Cruz, R (8, PH) Curt Leskanic, R (9, 1) Mike DeJean, R (9, 1)		0-1 L8				1-1 G1-3		1-3 K		3	0	0	0	0	0	0								
										1	0	0	0	0	1	0								
										0	0	0	0	0	0	0								
										0	0	0	0	0	0	0								
<b>Inning Stats</b>	R: 2 H: 2 E: 0 K: 1 S: 20	H: 2 LOB: 3 BB: 2 P: 34	R: 4 H: 4 E: 0 K: 2 S: 19	H: 4 LOB: 1 BB: 1 P: 30	R: 0 H: 0 E: 0 K: 0 S: 14	H: 0 LOB: 1 BB: 1 P: 24	R: 0 H: 1 E: 0 K: 1 S: 10	H: 1 LOB: 1 BB: 0 P: 12	R: 0 H: 1 E: 0 K: 0 S: 4	H: 1 LOB: 0 BB: 0 P: 6	R: 0 H: 0 E: 0 K: 1 S: 8	H: 0 LOB: 0 BB: 0 P: 16	R: 0 H: 1 E: 0 K: 1 S: 10	H: 1 LOB: 1 BB: 0 P: 15	R: 0 H: 0 E: 0 K: 1 S: 8	H: 0 LOB: 0 BB: 0 P: 13	1B: 3 2B: 3 3B: 0 HR: 3	SF: 0 SAC: 0 DP: 1 HBP: 1	WP: 0 PB: 0 SB: 2 CS: 0	PA: 37				
<b>PITCHER</b>	IP	WLS	BF	H	R	ER	SO	BB	IBB	HBP	BLK	WP	HR	S	P	ERA	WHIP							
Randy Keisler, L (1, 1) ERA: 18.0	3.0	L	20	6	6	6	3	4	0	0	0	0	0	22	34	0.00	0.667							
Charles Nagy, R (4, 1) ERA: 1.8	3.0		10	2	0	0	2	0	0	0	0	0	0	10	15	0.00	1.000							
Luther Hackman, R (7, 1) ERA: 4.57	1.0		4	1	0	0	1	0	0	0	0	0	0	8	13	0.00	0.000							
Jesse Orosco, L (8, 1) ERA: 7.07	1.0		3	0	0	0	1	0	0	0	0	0	0	8	13	0.00	0.000							

**San Diego Padres @ Milwaukee Brewers**  
Miller Park, Milwaukee, WI  
Mon May 19 2003, 7:05 PM CDT  
Att: 10,136 - Dome - 72 F

AB 32  
R 6  
H 9  
RBI 6  
BB 4  
SO 7  
LOB 14









Batter	1	2	3	4	5	6	7	8	9	AB	R	H	RBI	BB	SO	LOB	TOP			
Mark Loretta, R OBP: 0.337, SLG: 0.388 (1, 4)	F9		L9			G5-4-3 BB			F9	3	0	0	0	1	0	1	<b>San Diego Padres @ Milwaukee Brewers</b> Miller Park, Milwaukee, WI Wed May 21 2003, 12:05 PM CDT Att: 18,138 - Dome - 72 F			
Lou Merloni, R OBP: 0.397, SLG: 0.351 (1, 6) (8, 5)	P2			F8		G5-4-3			F7	4	0	0	0	0	0	3				
Xavier Nady, R OBP: 0.360, SLG: 0.482 (1, 9)	G1-3			F7					K	4	0	0	0	0	2	1				
Rondell White, R OBP: 0.335, SLG: 0.474 (1, 7)		1B		L7					P5	3	0	1	0	0	0	0				
Brian Buchanan, R OBP: 0.319, SLG: 0.419 (1, 3)				K		F8			G5-3	3	0	0	0	0	1	1				
Sean Burroughs, L OBP: 0.331, SLG: 0.416 (8, 1)				K		G4-3			G4-3	3	0	0	0	0	1	1				
Jaret Wright, R OBP: 0.353, SLG: 0.667 Mike Matthews, L (8, 1)				K		G4-3			G4-3	0	0	0	0	0	0	0				
Miguel Ojeda, R OBP: 0.154, SLG: 0.231 (1, 2)				G4-3		G4-3			G4-3	3	0	0	0	0	0	1				
Shane Victorino, S OBP: 0.232, SLG: 0.178 (1, 8)				P4					G6-3	2	0	0	0	1	0	0				
44 Jake Peavy, R OBP: 0.143, SLG: 0.100 Luther Hackman, R (6, 1)				K					B3	2	0	0	0	0	1	1				
Ramón Vázquez, L OBP: 0.350, SLG: 0.372 (8, 6)									1B	0	0	0	0	0	0	0				
										1	0	1	0	0	0	0				
<b>Inning Stats</b>	R: 0 E: 0 K: 0 S: 8	H: 0 LOB: 0 BB: 0 P: 13	R: 0 E: 0 K: 2 S: 12	H: 1 LOB: 1 BB: 0 P: 17	R: 0 E: 0 K: 1 S: 9	H: 0 LOB: 0 BB: 0 P: 11	R: 0 E: 0 K: 0 S: 5	H: 0 LOB: 0 BB: 0 P: 8	R: 0 E: 0 K: 0 S: 4	H: 0 LOB: 1 BB: 2 P: 13	R: 0 E: 0 K: 1 S: 8	H: 0 LOB: 0 BB: 0 P: 13	R: 0 E: 0 K: 0 S: 6	H: 0 LOB: 0 BB: 0 P: 8	R: 0 E: 0 K: 1 S: 13	H: 1 LOB: 1 BB: 0 P: 18	1B: 2 2B: 0 3B: 0 HR: 0	SF: 0 SAC: 0 DP: 1 HBP: 0	WP: 0 PB: 0 SB: 1 CS: 0	PA: 30
<b>PITCHER</b> Wayne Franklin, L ERA: 5.61 (1, 1)	IP: 9.0 WLS: W BF: 30 H: 2 R: 0 ER: 0 SO: 5 BB: 2 IBB: 0 HBP: 0 BLK: 0 WP: 0 HR: 0 S: 70 P: 108 ERA: 0.00 WHIP: 0.444															<b>PITCHER</b> Wayne Franklin, L ERA: 5.61 (1, 1)	IP: 9.0 WLS: W BF: 30 H: 2 R: 0 ER: 0 SO: 5 BB: 2 IBB: 0 HBP: 0 BLK: 0 WP: 0 HR: 0 S: 70 P: 108 ERA: 0.00 WHIP: 0.444			

Batter	1	2	3	4	5	6	7	8	9	AB	R	H	RBI	BB	SO	LOB	BOTTOM				
Eric Young Sr., R OBP: 0.384, SLG: 0.468 (1, 4)	G6-4-3 BB		L4		G3		F8	1B		4	1	1	2	1	0	0	<b>San Diego Padres @ Milwaukee Brewers</b> Miller Park, Milwaukee, WI Wed May 21 2003, 12:05 PM CDT Att: 18,138 - Dome - 72 F				
Scott Podsednik, L OBP: 0.382, SLG: 0.442 (1, 8)	G6-4-3		K		S		F7	1B		5	0	2	0	0	1	1					
Richie Sexson, R OBP: 0.382, SLG: 0.555 (1, 3)	E5 HR			G6-3	K		HR	1B		5	2	2	3	0	1	1					
Geoff Jenkins, L OBP: 0.343, SLG: 0.555 (1, 7)	HR			HR		HR	G1-3	1B		5	3	3	4	0	1	2					
John Vander Wal, L OBP: 0.352, SLG: 0.495 (1, 9)	L7			BB		HR	G4-3	1B		4	1	1	0	1	1	2					
Wes Helms, R OBP: 0.335, SLG: 0.433 (1, 5)		L9		F8		BB	BB	1B		3	1	1	0	1	0	1					
Keith Osik, R OBP: 0.361, SLG: 0.241 (1, 2)			G5-4-3		1B		BB	1B		1	1	1	0	3	0	0					
Enrique Cruz, R OBP: 0.259, SLG: 0.208 (1, 6)		G5-4-3		K			BB	1B		3	1	1	1	1	1	3					
Wayne Franklin, L OBP: 0.100, SLG: 0.100 (1, 1)			K		K		G4-3	F7		4	0	0	0	0	2	6					
<b>Inning Stats</b>	R: 2 E: 1 K: 0 S: 12	H: 1 LOB: 0 BB: 1 P: 23	R: 0 E: 0 K: 0 S: 4	H: 1 LOB: 0 BB: 0 P: 4	R: 0 E: 0 K: 2 S: 9	H: 0 LOB: 0 BB: 0 P: 13	R: 1 E: 0 K: 1 S: 8	H: 1 LOB: 2 BB: 2 P: 18	R: 0 E: 0 K: 2 S: 13	H: 1 LOB: 1 BB: 0 P: 17	R: 1 E: 0 K: 0 S: 11	H: 1 LOB: 2 BB: 3 P: 30	R: 1 E: 0 K: 0 S: 6	H: 1 LOB: 0 BB: 0 P: 11	R: 5 E: 0 K: 2 S: 21	H: 6 LOB: 2 BB: 1 P: 34		1B: 8 2B: 0 3B: 0 HR: 4	SF: 0 SAC: 0 DP: 3 HBP: 0	WP: 0 PB: 0 SB: 1 CS: 0	PA: 41
<b>PITCHER</b> 44 Jake Peavy, R ERA: 4.35 Luther Hackman, R ERA: 4.63 Jesse Orosco, L ERA: 8.36 Jaret Wright, R ERA: 7.46 Mike Matthews, L ERA: 4.25 (1, 1)	IP: 5.1 WLS: L BF: 25 H: 5 R: 4 ER: 2 SO: 5 BB: 5 IBB: 0 HBP: 0 BLK: 0 WP: 0 HR: 3 S: 51 P: 93 ERA: 3.38 WHIP: 1.875															<b>PITCHER</b> 44 Jake Peavy, R ERA: 4.35 Luther Hackman, R ERA: 4.63 Jesse Orosco, L ERA: 8.36 Jaret Wright, R ERA: 7.46 Mike Matthews, L ERA: 4.25 (1, 1)		IP: 5.1 WLS: L BF: 25 H: 5 R: 4 ER: 2 SO: 5 BB: 5 IBB: 0 HBP: 0 BLK: 0 WP: 0 HR: 3 S: 51 P: 93 ERA: 3.38 WHIP: 1.875			

AB	28
R	0
H	2
RBI	0
BB	2
SO	5
LOB	9



AB	34
R	10
H	12
RBI	10
BB	7
SO	7
LOB	16





Batter	1	2	3	4	5	6	7	8	9	AB	R	H	RBI	BB	SO	LOB	TOP										
Ramón Vázquez, L (1, 6) OBP: 0.356, SLG: 0.381	2-2 G3 1B		4-0 WP BB			0-1 1B G5-3 2B	2-2 F7		0-1 F7	4	1	2	0	1	0	1	<b>San Diego Padres @ Arizona Diamondbacks</b> Bank One Ballpark, Phoenix, AZ Fri May 23 2003, 10:07 PM EDT Att. 30,128 - Cloudy - 100 F										
Mark Loretta, R (1, 4) OBP: 0.341, SLG: 0.387	0-1 G3		1-1 G5-3			1-1 G5-3 2B 1B	4-1 FC6-4 BB			3	1	1	0	1	0	2											
Sean Burroughs, L (1, 5) OBP: 0.323, SLG: 0.404	2-2 F7			1-1 F8		0-0 G5-3	0-0 FC6-4			4	0	0	1	0	0	4											
Dave Hansen, L (1, 3) OBP: 0.385, SLG: 0.295	1-0 1B			1-3 K		1-0 FC6-4 2B		2-2 L6		4	0	2	1	0	1	0											
Rondell White, R (1, 7)		0-3 K		1-2 2B		1-2 FC6-4 HBP		0-1 P4		3	0	1	0	0	1	0											
Xavier Nady, R (1, 9) OBP: 0.353, SLG: 0.471		2-1 G6-3		2-1 G6-3		1-1 FC6-4		1-2 G5-3		4	0	0	0	0	0	3											
Jason Bay, R (1, 8) OBP: 0.250, SLG: 1.000		0-0 G5-3			1-3 K	0-2 G5-3			0-1 HR	4	1	1	1	0	1	2											
Gary Bennett, R (1, 2) OBP: 0.319, SLG: 0.372			0-3 K B3-6-4		2-3 K		1-1 SH3-4 1B		2-3 K	4	0	1	0	0	3	0											
Carlton Loewer, R (1, 1)			0-1 B3-6-4		3-3 K		0-1 SH3-4		1-3 K	2	0	0	0	0	1	1											
Mike Matthews, L (7, 1)										0	0	0	0	0	0	0											
Matt Herges, L (8, 1)										0	0	0	0	0	0	0											
Keith Lockhart, L (9, PH) OBP: 0.344, SLG: 0.400			1-2			1-2				1	0	0	0	0	1	0											
<b>Inning Stats</b>	R: 0 E: 0 K: 0 S: 9	H: 2 LOB: 2 BB: 0 P: 14	R: 0 E: 0 K: 1 S: 6	H: 0 LOB: 0 BB: 0 P: 8	R: 0 E: 0 K: 1 S: 8	H: 0 LOB: 1 BB: 1 P: 13	R: 0 E: 0 K: 1 S: 10	H: 1 LOB: 1 BB: 0 P: 15	R: 0 E: 0 K: 3 S: 9	H: 0 LOB: 0 BB: 0 P: 15	R: 2 E: 0 K: 0 S: 13	H: 3 LOB: 2 BB: 0 P: 17	R: 0 E: 0 K: 0 S: 9	H: 1 LOB: 2 BB: 1 P: 16	R: 0 E: 0 K: 0 S: 10	H: 0 LOB: 0 BB: 0 P: 13	R: 1 E: 0 K: 2 S: 10	H: 1 LOB: 0 BB: 0 P: 13	1B: 4 2B: 3 3B: 0 HR: 1	SF: 0 SAC: 1 DP: 1 HBP: 1	WP: 2 PB: 0 SB: 0 CS: 0	PA: 37					
<b>PITCHER</b>	IP	WLS	BF	H	R	ER	SO	BB	IBB	HBP	BLK	WP	HR	S	P	ERA	WHIP										
17 Brandon Webb, R (1, 1) ERA: 2.14	6.1		27	7	2	2	6	1	0	1	0	2	0	59	87	2.84	1.263										
Mike Myers, L (7, 1) ERA: 4.51	0.2	3	0	0	0	0	0	1	0	0	0	0	0	5	11	0.00	1.500										
Mike Koplove, R (8, 1) ERA: 2.17	1.0	W	3	0	0	0	0	0	0	0	0	0	0	10	13	0.00	0.000										
Matt Mantei, R (9, 1) ERA: 3.86	1.0	S	4	1	1	1	2	0	0	0	0	0	1	10	13	9.00	1.000										

AB	33
R	3
H	8
RBI	3
BB	2
SO	8
LOB	13

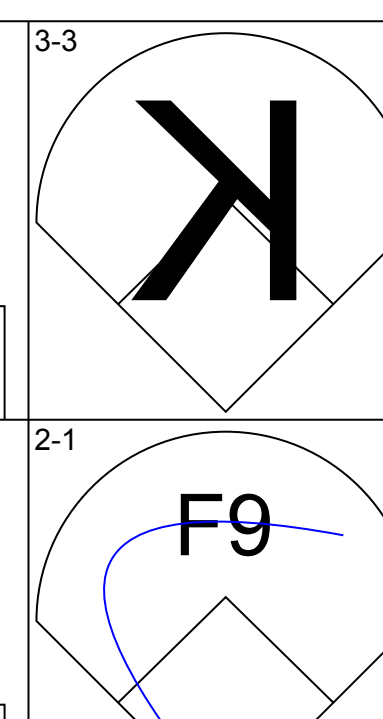
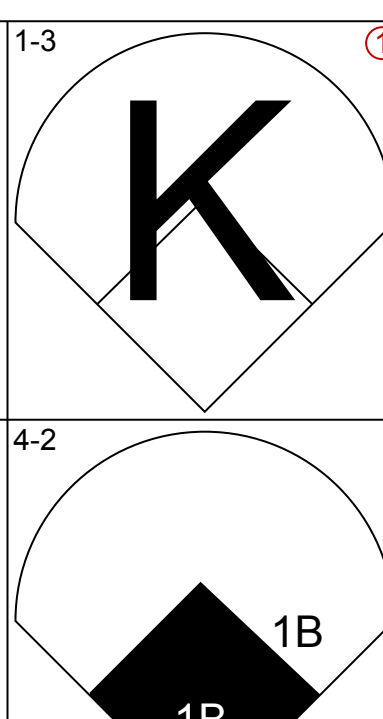
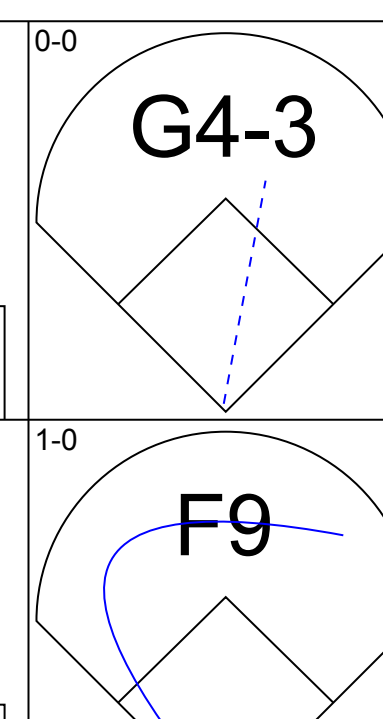
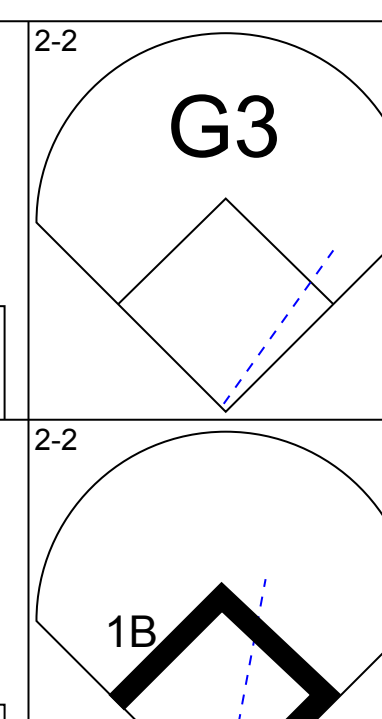
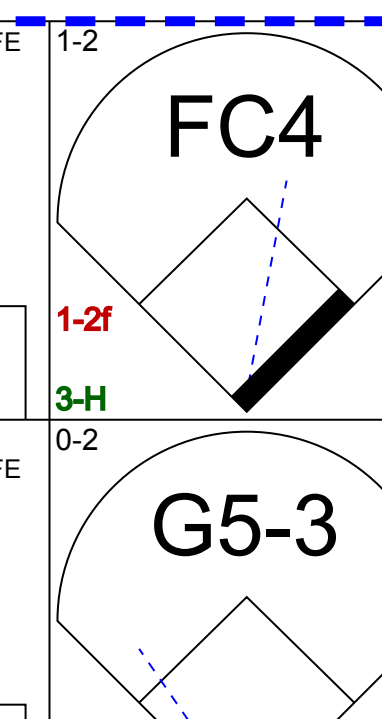
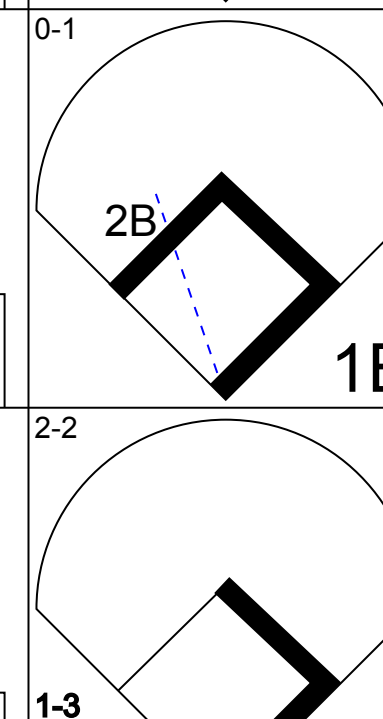
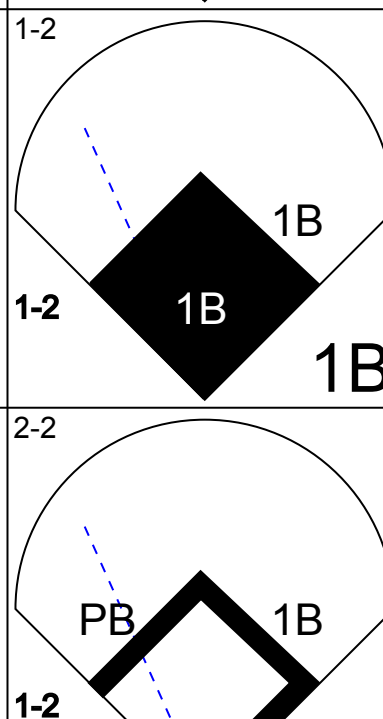

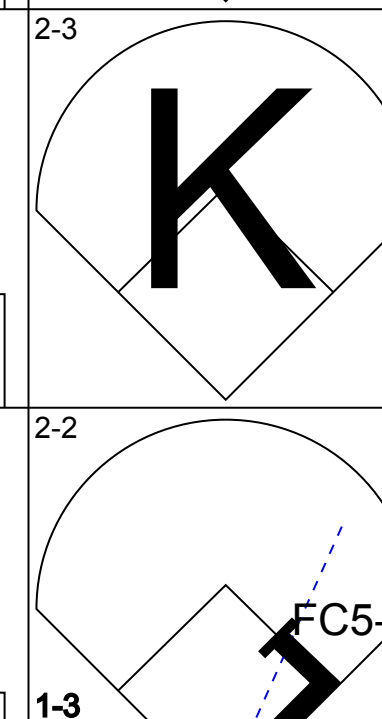

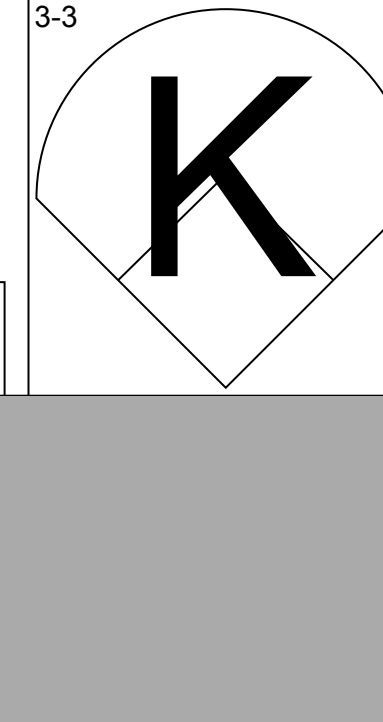
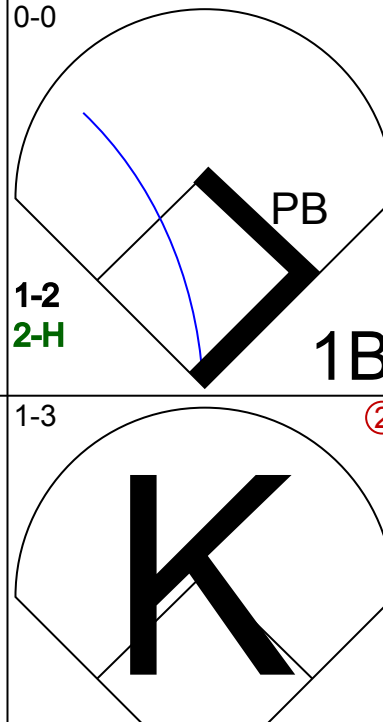
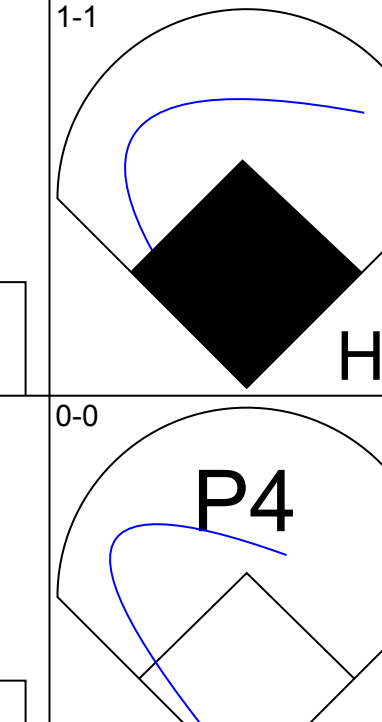
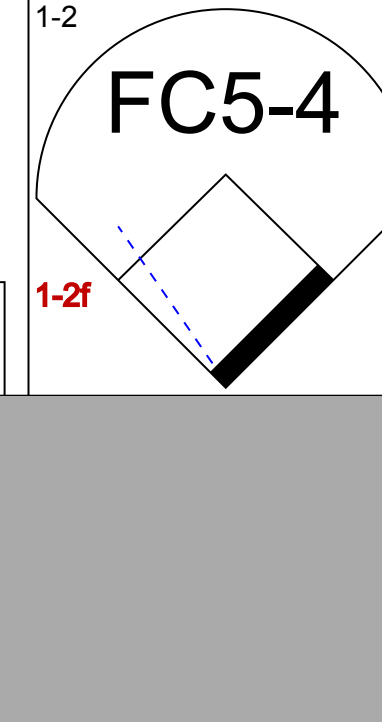
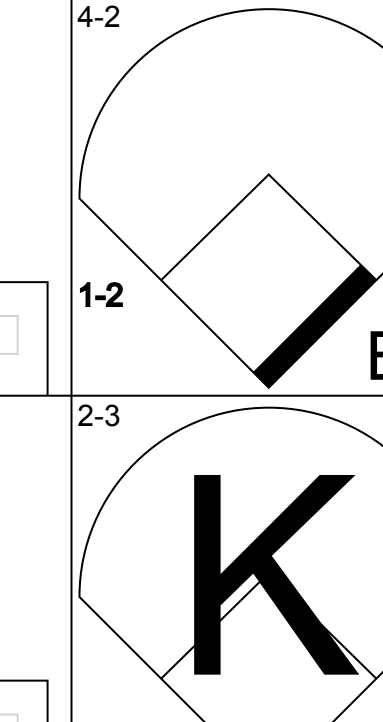

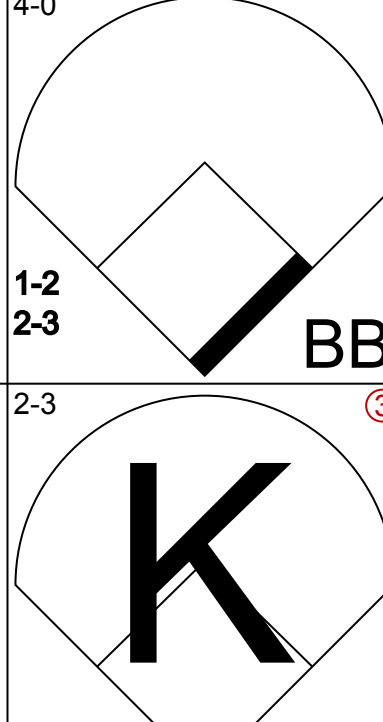


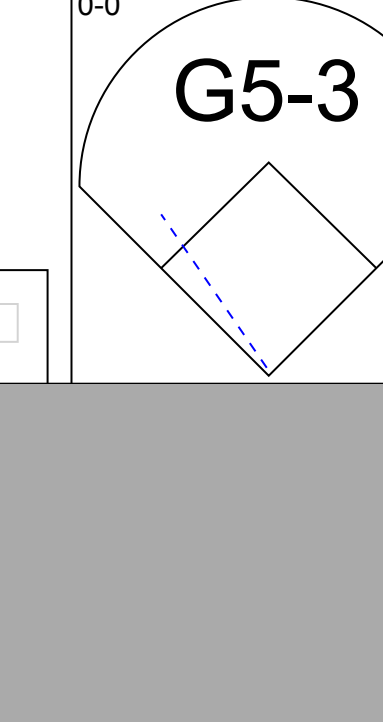

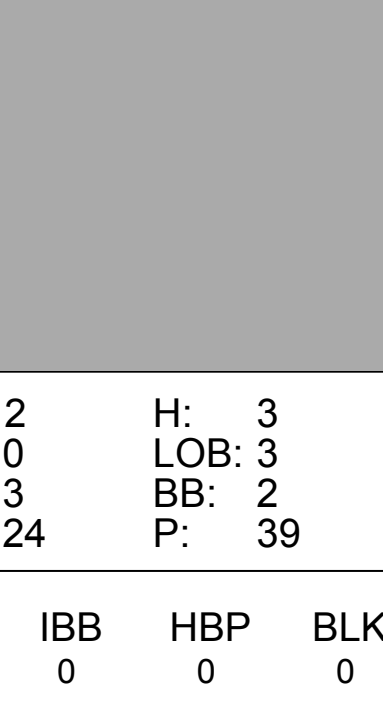

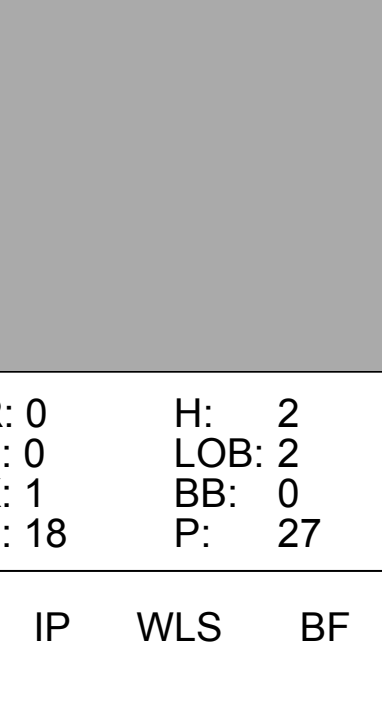
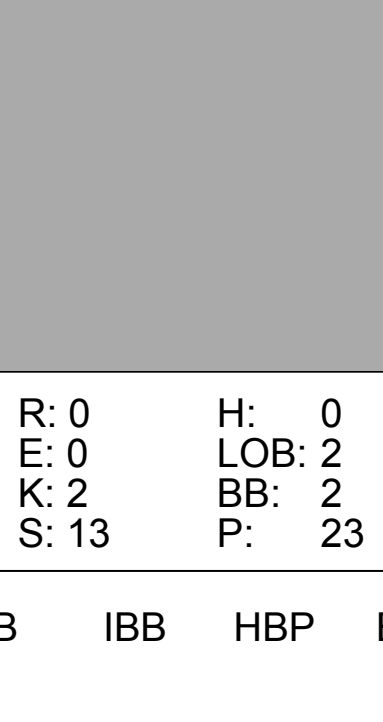
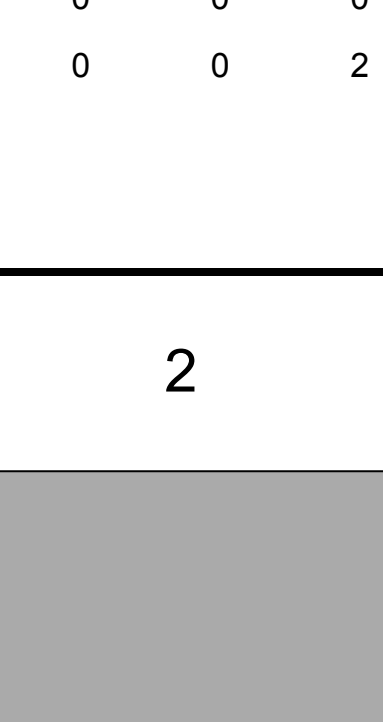
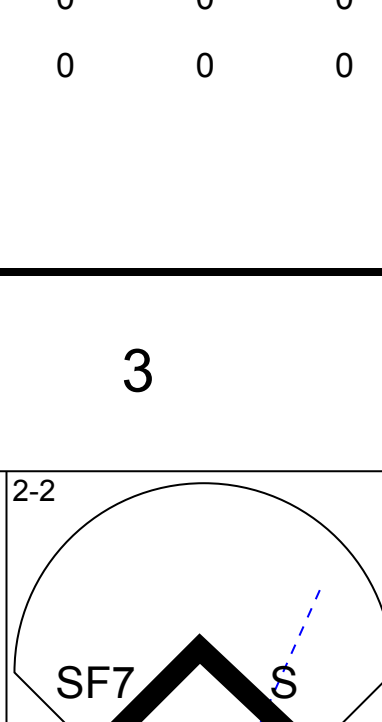
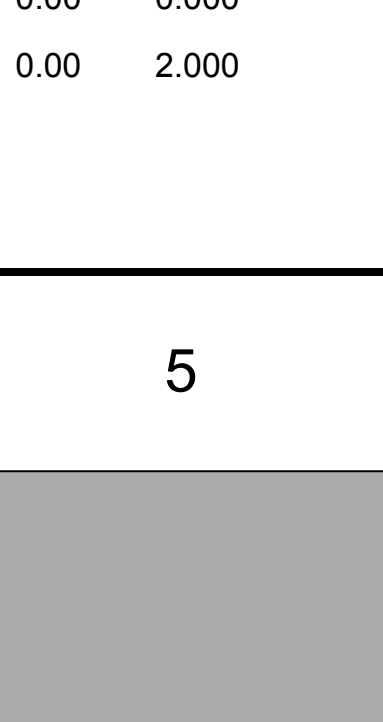
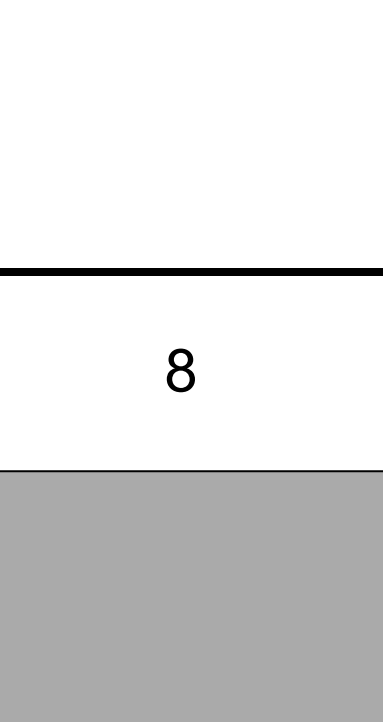
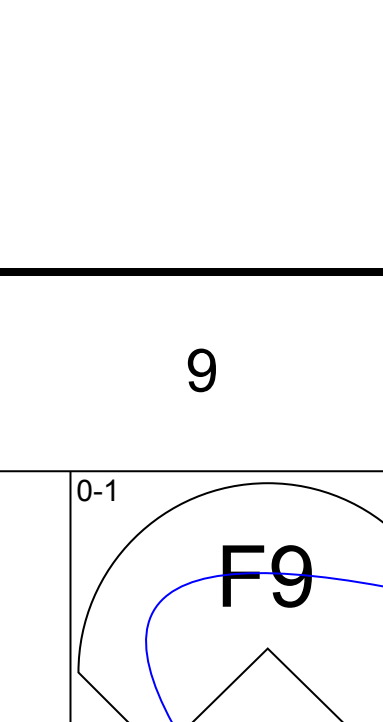
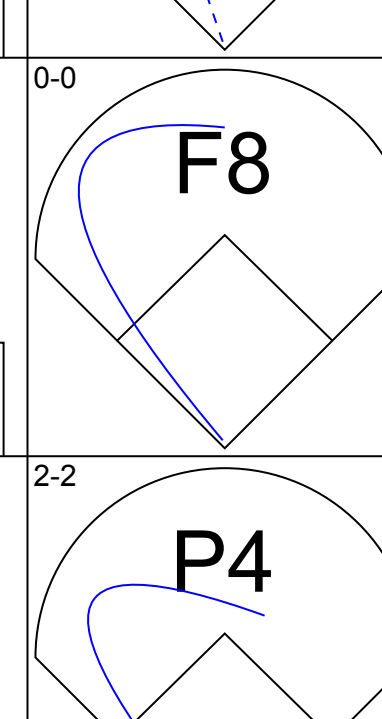
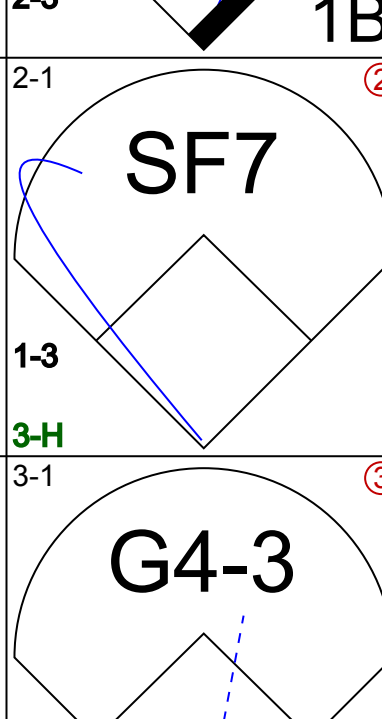
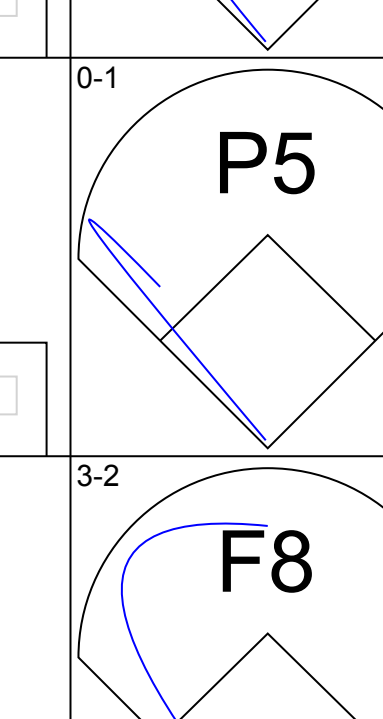

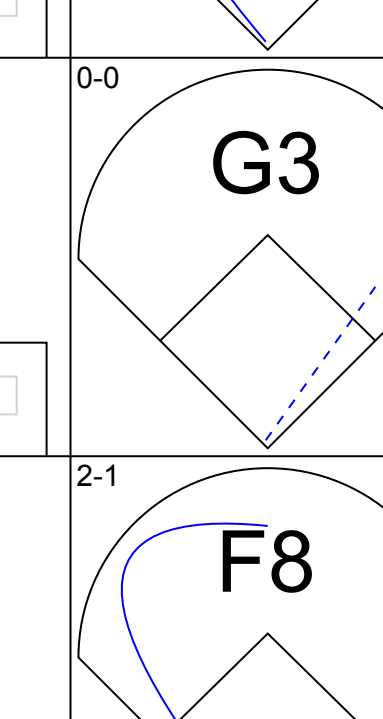





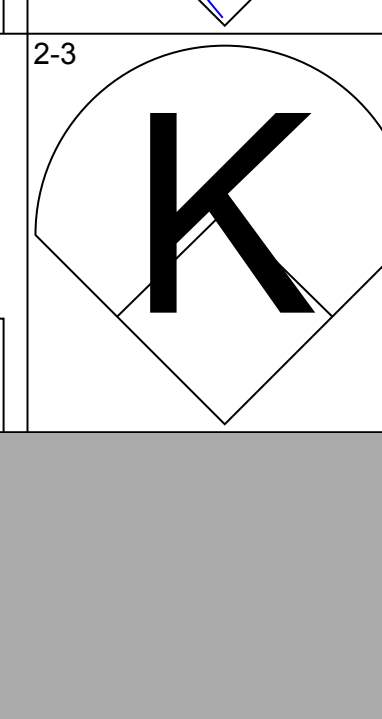

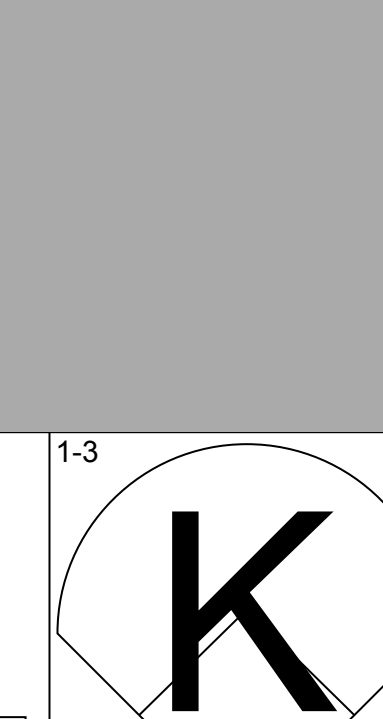


Batter	1	2	3	4	5	6	7	8	9	AB	R	H	RBI	BB	SO	LOB	BOTTOM										
Tony Womack, L (1, 6) OBP: 0.236, SLG: 0.303	1-2 G3	0-2 L5			0-1 G6-3 1B		2-1 G6-3			4	0	1	0	0	0	0	<b>San Diego Padres @ Arizona Diamondbacks</b> Bank One Ballpark, Phoenix, AZ Fri May 23 2003, 10:07 PM EDT Att. 30,128 - Cloudy - 100 F										
Junior Spivey, R (1, 4) OBP: 0.321, SLG: 0.435	1-1 F9		3-2 P6		0-1 G6-3			0-0 F8		4	0	0	0	0	1												
Luis Gonzalez, L (1, 7) OBP: 0.386, SLG: 0.555	3-1 1B 2B		4-0 BB			3-3 K		4-1 1B HR BB		2	2	1	0	2	1												
Steve Finley, L (1, 8) OBP: 0.349, SLG: 0.458	2-1 1B 1B		2-2 F8			0-0 1B		0-0 1B HR		4	2	3	0	0	1												
Danny Bautista, R (1, 9) OBP: 0.303, SLG: 0.355	2-2 1B		3-2 G6-3			0-0 1B		0-1 HR		4	1	3	4	0	1												
Lyle Overbay, L (1, 3) OBP: 0.366, SLG: 0.417	1-1 1B			0-0 F7		1-2 F8		4-2 1B BB		3	0	1	1	1	0												
Matt Williams, R (1, 5) OBP: 0.310, SLG: 0.390	2-0 P3			2-0 G6-3		2-0 P3		0-0 1B		4	0	1	0	0	4												
Chad Moeller, R (1, 2) OBP: 0.377, SLG: 0.542		2-1 F9		1-0 G6-3			1-0 G5-3	2-2 F3		4	0	0	0	0	2												
17 Brandon Webb, R (1, 1) ERA: 3.46		2-3 K			1-3 K		2-3 K	1-0 F8		2	0	0	0	0	2	0											
Mike Myers, L (7, 1) ERA: 4.51										0	0	0	0	0	0	0											
David Dellucci, L (7, PH) ERA: 4.51										0	0	0	0	0	0	0											
Mike Koplove, R (8, 1) ERA: 2.17										0	0	0	0	0	0	0											
Carlos Baerga, S (8, PH) ERA: 3.62										0	0	0	0	0	0	2											
Matt Mantei, R (9, 1) ERA: 3.86										0	0	0	0	0	0	0											
<b>Inning Stats</b>	R: 2 E: 0 K: 0 S: 16	H: 4 LOB: 2 BB: 0 P: 28	R: 0 E: 0 K: 1 S: 8	H: 0 LOB: 0 BB: 0 P: 12	R: 0 E: 0 K: 0 S: 9	H: 0 LOB: 1 BB: 1 P: 21	R: 0 E: 0 K: 0 S: 3	H: 0 LOB: 0 BB: 0 P: 6	R: 0 E: 0 K: 1 S: 7	H: 1 LOB: 0 BB: 0 P: 8	R: 0 E: 0 K: 1 S: 11	H: 2 LOB: 2 BB: 0 P: 18	R: 0 E: 0 K: 1 S: 6	H: 0 LOB: 0 BB: 0 P: 11	R: 3 E: 0 K: 0 S: 15	H: 3 LOB: 2 BB: 2 P: 26	1B: 8 2B: 1 3B: 0 HR: 1	SF: 0 SAC: 0 DP: 1 HBP: 0	WP: 0 PB: 0 SB: 0 CS: 0	PA: 36							
<b>PITCHER</b>	IP	WLS	BF	H	R	ER	SO	BB	IBB	HBP	BLK	WP	HR	S	P	ERA	WHIP										
Carlton Loewer, R (1, 1) ERA: 3.46	6.1		26	7	2	2	3	1	0	0	0	0	1	15	27	27.00	4.000										
Mike Matthews, L (7, 1) ERA: 4.51	1.0	L	7	2	3	3	1	2	0	0	0	0	0	5	8	0.00	1.500										
Matt Herges, R (8, 1) ERA: 1.85	0.2	3	1	0	0	0	0	0	0	0	0	0	0	5	8	0.00	1.500										

AB	33
R	5
H	10
RBI	5
BB	3
SO	4
LOB	13





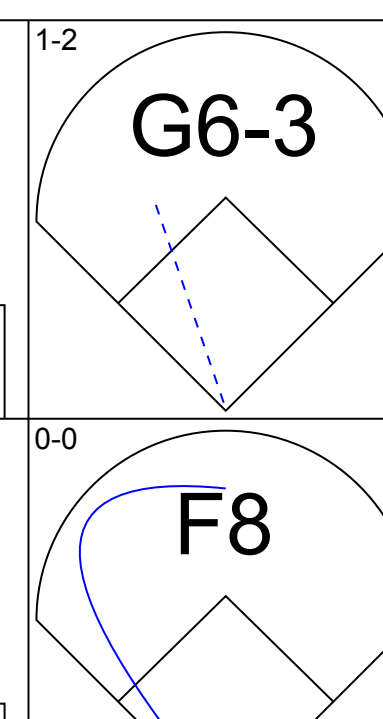
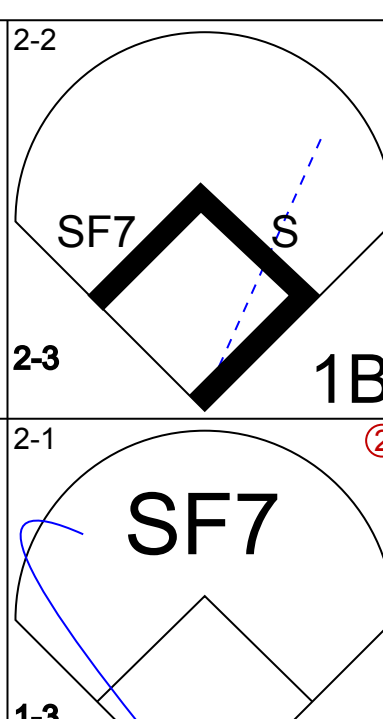
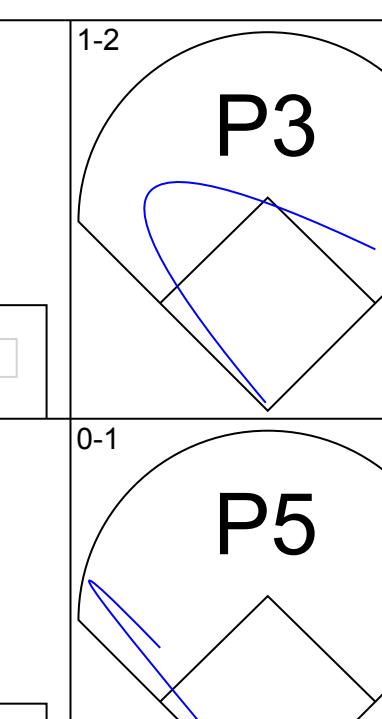
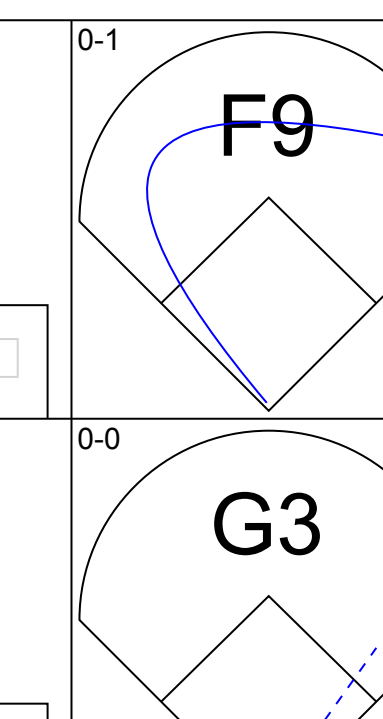
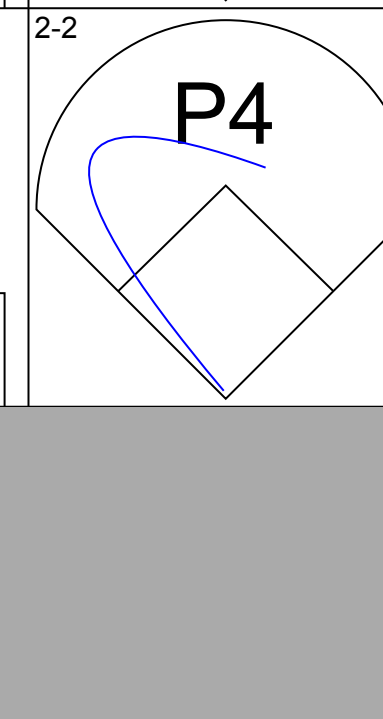
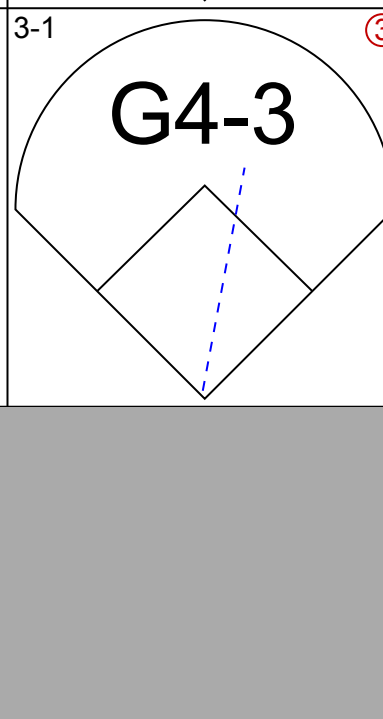
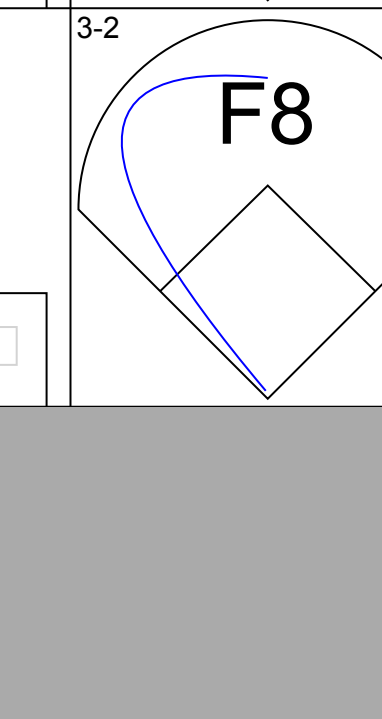
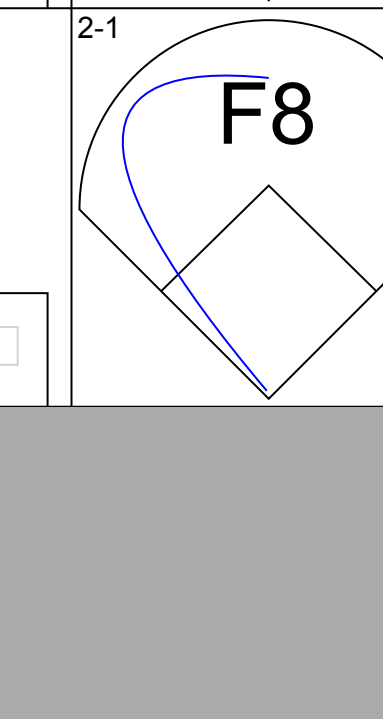




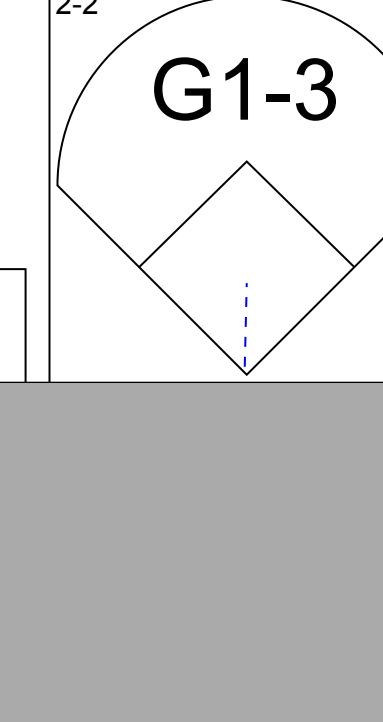


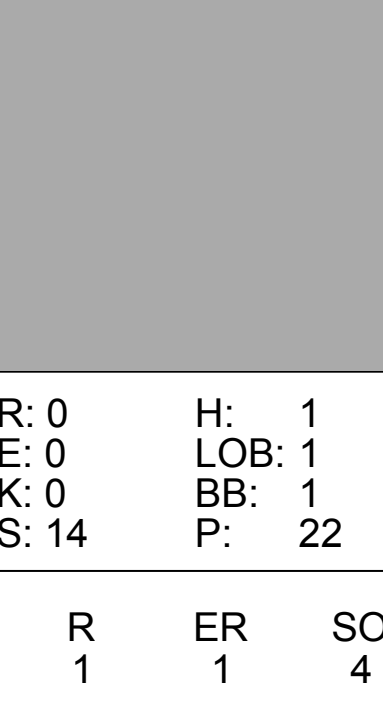





Batter	1	2	3	4	5	6	7	8	9	AB	R	H	RBI	BB	SO	LOB	TOP					
Ramón Vázquez, L OBP: 0.348, SLG: 0.370										5	0	0	1	0	2	1						
Mark Loretta, R OBP: 0.343, SLG: 0.384										4	1	1	0	1	0	1						
Sean Burroughs, L OBP: 0.325, SLG: 0.404										5	1	2	0	0	2	1						
Dave Hansen, L OBP: 0.421, SLG: 0.354										4	0	3	1	1	0	0						
Rondell White, R OBP: 0.346, SLG: 0.497										4	1	2	2	1	1	4						
Xavier Nady, R OBP: 0.345, SLG: 0.469										5	1	1	0	0	3	4						
Jason Bay, R OBP: 0.333, SLG: 0.750										4	1	1	1	1	0	2						
Gary Bennett, R OBP: 0.314, SLG: 0.383										4	0	1	0	0	2	4						
Brian Lawrence, R OBP: 0.280, SLG: 0.417										4	0	1	0	0	3	1						
<b>Inning Stats</b>	R: 0 H: 2 E: 0 K: 2 S: 17	H: 2 LOB: 2 BB: 0 P: 27	R: 0 H: 1 E: 0 K: 2 S: 9	H: 1 LOB: 1 BB: 0 P: 10	R: 2 H: 3 E: 0 K: 3 S: 24	H: 3 LOB: 3 BB: 2 P: 39	R: 0 H: 0 E: 0 K: 1 S: 5	H: 0 LOB: 0 BB: 0 P: 6	R: 1 H: 1 E: 0 K: 0 S: 6	H: 1 LOB: 0 BB: 0 P: 9	R: 0 H: 0 E: 0 K: 2 S: 7	H: 0 LOB: 0 BB: 0 P: 8	R: 0 H: 2 E: 0 K: 1 S: 18	H: 2 LOB: 2 BB: 0 P: 27	R: 2 H: 3 E: 0 K: 0 S: 11	H: 3 LOB: 1 BB: 0 P: 13	R: 0 H: 0 E: 0 K: 2 S: 13	H: 0 LOB: 2 BB: 2 P: 23	1B: 7 2B: 4 3B: 0 HR: 1	SF: 0 SAC: 0 DP: 0 HBP: 0	WP: 0 PB: 1 SB: 0 CS: 0	PA: 43
<b>PITCHER</b>	IP	WLS	BF	H	R	ER	SO	BB	IBB	HBP	BLK	WP	HR	S	P	ERA	WHIP					
Curt Schilling, R ERA: 3.36	(1, 1)	7.0	L	32	9	3	3	11	2	0	0	0	0	1	86	126	3.86	1.571				
Scott Service, R ERA: 3.0	(8, 1)	0.1		4	3	2	2	0	0	0	0	0	0	0	5	6	54.00	9.000				
Mike Myers, L ERA: 4.4	(8, 1)	0.2		2	0	0	0	0	0	0	0	0	0	6	7	0.00	0.000					
Oscar Villarreal, R ERA: 3.55	(9, 1)	1.0		5	0	0	0	2	2	0	0	0	0	13	23	0.00	2.000					

San Diego Padres @ Arizona Diamondbacks  
Bank One Ballpark, Phoenix, AZ  
Sat May 24 2003, 10:05 PM EDT  
Att: 38,173 - Sunny - 99 F

livebaseballscorecards.com

AB 39  
R 5  
H 12  
RBI 5  
BB 4  
SO 13  
LOB 18



Batter	1	2	3	4	5	6	7	8	9	AB	R	H	RBI	BB	SO	LOB	BOTTOM					
Tony Womack, L OBP: 0.236, SLG: 0.301										4	0	1	0	0	0	0						
Alex Cintron, S OBP: 0.283, SLG: 0.386										3	0	0	1	0	0	0						
Luis Gonzalez, L OBP: 0.379, SLG: 0.543										4	0	0	0	0	0	1						
Steve Finley, L OBP: 0.348, SLG: 0.455										3	0	1	0	0	1	0						
Danny Bautista, R OBP: 0.295, SLG: 0.345										3	0	0	0	0	0	1						
Lyle Overbay, L OBP: 0.396, SLG: 0.410										2	0	0	0	1	1	0						
Matt Williams, R OBP: 0.303, SLG: 0.381										3	0	0	0	0	1	1						
Rod Barajas, R OBP: 0.333, SLG: 0.493										2	1	0	0	0	0	0						
Curt Schilling, R OBP: 0.136, SLG: 0.095	(1, 1)									1	0	0	0	0	1	0						
Scott Service, R ERA: 3.0	(8, 1)									0	0	0	0	0	0	0						
Mike Myers, L ERA: 4.4	(8, 1)									0	0	0	0	0	0	0						
Carlos Baerga, S OBP: 0.341, SLG: 0.481	(8, PH)									1	0	0	0	0	0	0						
Oscar Villarreal, L ERA: 3.55	(9, 1)									0	0	0	0	0	0	0						
<b>Inning Stats</b>	R: 0 H: 0 E: 0 K: 0 S: 7	H: 0 LOB: 0 BB: 0 P: 10	R: 0 H: 1 E: 0 K: 0 S: 14	H: 1 LOB: 1 BB: 1 P: 22	R: 1 H: 1 E: 0 K: 0 S: 11	H: 1 LOB: 1 BB: 0 P: 21	R: 0 H: 0 E: 0 K: 1 S: 11	H: 0 LOB: 0 BB: 0 P: 17	R: 0 H: 0 E: 0 K: 1 S: 10	H: 0 LOB: 0 BB: 0 P: 14	R: 0 H: 0 E: 0 K: 0 S: 10	H: 0 LOB: 0 BB: 0 P: 14	R: 0 H: 0 E: 0 K: 1 S: 6	H: 0 LOB: 0 BB: 0 P: 7	R: 0 H: 0 E: 0 K: 1 S: 6	H: 0 LOB: 0 BB: 0 P: 8	R: 0 H: 0 E: 0 K: 0 S: 5	H: 0 LOB: 0 BB: 0 P: 7	1B: 2 2B: 0 3B: 0 HR: 0	SF: 1 SAC: 1 DP: 1 HBP: 1	WP: 0 PB: 0 SB: 1 CS: 0	PA: 30
<b>PITCHER</b>	IP	WLS	BF	H	R	ER	SO	BB	IBB	HBP	BLK	WP	HR	S	P	ERA	WHIP					
Brian Lawrence, R ERA: 4.76	(1, 1)	9.0	W	30	2	1	1	4	1	0	1	0	0	80	120	1.00	0.333					

San Diego Padres @ Arizona Diamondbacks  
Bank One Ballpark, Phoenix, AZ  
Sat May 24 2003, 10:05 PM EDT  
Att: 38,173 - Sunny - 99 F

livebaseballscorecards.com

AB 26  
R 1  
H 2  
RBI 1  
BB 1  
SO 4  
LOB 3









Batter	1	2	3	4	5	6	7	8	9	AB	R	H	RBI	BB	SO	LOB	TOP								
Ramón Vázquez, L (1,6) OBP: 0.352, SLG: 0.374			FC1-6-5 (2-3)							4	1	2	0	0	1	1	<b>San Diego Padres @ Arizona Diamondbacks</b> Bank One Ballpark, Phoenix, AZ Mon May 26 2003, 4:35 PM EDT Att: 32,099 - Dome - 72 F <a href="http://livebaseballscores.com">livebaseballscores.com</a>								
Mark Loretta, R (1,4) OBP: 0.333, SLG: 0.372										4	0	0	0	0	2	4									
Rondell White, R (1,7) OBP: 0.348, SLG: 0.497										3	0	1	2	0	1	1									
Dave Hansen, L (1,3) Matt Herges, L (8,1)										3	1	1	0	0	0	1									
Xavier Nady, R (1,9) OBP: 0.340, SLG: 0.455										4	0	0	0	0	0	4									
Gary Matthews, S (1,8) OBP: 0.257, SLG: 0.331										4	0	1	0	0	0	1									
Gary Bennett, R (1,2) OBP: 0.309, SLG: 0.373										4	0	1	1	0	2	1									
Lou Merloni, R (1,5) OBP: 0.370, SLG: 0.323										4	0	0	0	0	2	2									
Adam Eaton, R (1,1) Jesse Orosco, R (7,1) Luther Hackman, R (7,1) Keith Lockhart, L (8,PH) Brian Buchanan, R (8,3)										2	1	2	1	0	0	0									
<b>Inning Stats</b>	R: 1 E: 0 K: 0 S: 13	H: 1 LOB: 0 BB: 0 P: 18	R: 0 E: 0 K: 1 S: 9	H: 0 LOB: 0 BB: 0 P: 13	R: 0 E: 0 K: 1 S: 11	H: 1 LOB: 1 BB: 0 P: 17	R: 0 E: 0 K: 0 S: 6	H: 1 LOB: 0 BB: 0 P: 7	R: 0 E: 0 K: 1 S: 7	H: 0 LOB: 0 BB: 0 P: 11	R: 1 E: 0 K: 3 S: 15	H: 1 LOB: 0 BB: 0 P: 24	R: 0 E: 0 K: 1 S: 12	H: 2 LOB: 1 BB: 0 P: 16	R: 1 E: 0 K: 0 S: 10	H: 1 LOB: 2 BB: 1 P: 19		R: 0 E: 0 K: 2 S: 9	H: 1 LOB: 1 BB: 0 P: 14	1B: 5 2B: 2 3B: 0 HR: 1	SF: 1 SAC: 0 DP: 0 HBP: 1	WP: 1 PB: 0 SB: 1 CS: 1	PA: 36		
<b>PITCHER</b>	IP	WLS	BF	H	R	ER	SO	BB	IBB	HBP	BLK	WP	HR	S	P	ERA	WHIP								
Andrew Good, R (1,1) ERA: 5.14	7.0	W	26	6	3	3	7	0	0	0	0	1	1	73	106	3.86	0.857								
Mike Koplove, R (8,1) ERA: 2.3	1.0		6	1	1	1	0	1	0	1	0	0	0	10	19	9.00	2.000								
Matt Mantei, R (9,1) ERA: 3.68	1.0		4	1	0	0	2	0	0	0	0	0	0	9	14	0.00	1.000								

Batter	1	2	3	4	5	6	7	8	9	AB	R	H	RBI	BB	SO	LOB	BOTTOM								
Tony Womack, L (1,6) OBP: 0.248, SLG: 0.305										4	2	2	0	1	0	1	<b>San Diego Padres @ Arizona Diamondbacks</b> Bank One Ballpark, Phoenix, AZ Mon May 26 2003, 4:35 PM EDT Att: 32,099 - Dome - 72 F <a href="http://livebaseballscores.com">livebaseballscores.com</a>								
Junior Spivey, R (1,4) OBP: 0.323, SLG: 0.430										4	1	1	0	0	2	1									
Luis Gonzalez, L (1,7) OBP: 0.373, SLG: 0.550										4	1	1	3	0	0	3									
David Dellucci, L (1,8) OBP: 0.368, SLG: 0.484										4	2	3	2	0	1	2									
Danny Bautista, R (1,9) OBP: 0.292, SLG: 0.339										4	0	1	2	0	1	2									
Mark Grace, L (1,3) OBP: 0.346, SLG: 0.446										1	0	0	0	3	0	1									
Alex Cintron, S (1,5) OBP: 0.291, SLG: 0.373										4	0	0	0	0	0	5									
Chad Moeller, R (1,2) OBP: 0.373, SLG: 0.525										3	0	0	0	1	0	0									
Andrew Good, R (1,1) Carlos Baerga, S (7,PH) Mike Koplove, R (8,1) Steve Finley, L (8,PH) Matt Mantei, R (9,1)										2	0	1	0	0	0	3									
<b>Inning Stats</b>	R: 0 E: 0 K: 0 S: 7	H: 0 LOB: 0 BB: 0 P: 11	R: 0 E: 0 K: 1 S: 18	H: 1 LOB: 3 BB: 2 P: 32	R: 3 E: 0 K: 1 S: 15	H: 2 LOB: 1 BB: 2 P: 26	R: 0 E: 0 K: 0 S: 9	H: 1 LOB: 0 BB: 0 P: 12	R: 0 E: 0 K: 1 S: 9	H: 1 LOB: 1 BB: 0 P: 12	R: 0 E: 0 K: 0 S: 11	H: 0 LOB: 0 BB: 1 P: 15	R: 4 E: 1 K: 0 S: 7	H: 3 LOB: 1 BB: 0 P: 16	R: 1 E: 0 K: 1 S: 22	H: 3 LOB: 2 BB: 0 P: 34		R: 0 E: 0 K: 1 S: 9	H: 1 LOB: 1 BB: 0 P: 14	1B: 8 2B: 1 3B: 0 HR: 2	SF: 1 SAC: 0 DP: 2 HBP: 2	WP: 0 PB: 0 SB: 1 CS: 0	PA: 40		
<b>PITCHER</b>	IP	WLS	BF	H	R	ER	SO	BB	IBB	HBP	BLK	WP	HR	S	P	ERA	WHIP								
Adam Eaton, R (1,1) ERA: 4.85	6.0	L	29	7	6	6	3	4	0	0	1	0	0	72	116	9.00	1.833								
Jesse Orosco, L (7,1) ERA: 7.53	0.1		2	0	0	0	0	0	0	1	0	0	0	1	4	0.00	0.000								
Luther Hackman, R (7,1) ERA: 4.5	0.2		3	1	1	0	0	0	0	0	0	0	0	3	4	0.00	1.500								
Matt Herges, R (8,1) ERA: 2.13	1.0		6	3	1	1	1	0	0	0	0	0	0	22	34	9.00	3.000								



Batter	1	2	3	4	5	6	7	8	9	AB	R	H	RBI	BB	SO	LOB	TOP										
<b>Eric Young Sr. R</b> (1,4) OBP: 0.359, SLG: 0.426										3	0	0	0	1	0	1	<b>Milwaukee Brewers @ San Diego Padres</b> Qualcomm Stadium, San Diego, CA Tue May 27 2003, 10:05 PM EDT Att: 13,404 - Sunny - 72 F										
<b>Scott Podsednik L</b> (1,8) OBP: 0.347, SLG: 0.394										3	0	1	0	0	0	0											
<b>Richie Sexson R</b> (1,3) OBP: 0.378, SLG: 0.528										4	1	1	0	0	1	4											
<b>Geoff Jenkins L</b> (1,7) OBP: 0.340, SLG: 0.534										4	1	1	0	0	1	1											
<b>John Vander Wal L</b> (1,9) OBP: 0.370, SLG: 0.487 <b>Mike DeJean R</b> (9,1)										2	1	1	0	2	1	0											
<b>Wes Helms R</b> (1,5) OBP: 0.326, SLG: 0.410										0	0	0	0	0	0	0											
<b>Keith Osk R</b> (1,2) OBP: 0.346, SLG: 0.234 <b>Brady Clark R</b> (9, PH) OBP: 0.333, SLG: 0.420										3	0	0	0	0	0	1											
<b>Royce Clayton R</b> (1,6) OBP: 0.288, SLG: 0.341 <b>Enrique Cruz R</b> (3, PR) OBP: 0.241, SLG: 0.192										0	0	0	0	0	0	0											
<b>Keith Ginter R</b> (9, PH) OBP: 0.353, SLG: 0.284										2	0	0	0	0	2	0											
<b>Wayne Franklin L</b> (1,1) OBP: 0.095, SLG: 0.095 <b>Brooks Kieschnick L</b> (8, PH) OBP: 0.590, SLG: 0.950 <b>Luis Vizcaino R</b> (8,1) <b>Eddie Pérez R</b> (9, PH) OBP: 0.310, SLG: 0.417										1	0	0	0	0	0	0											
<b>Inning Stats</b>	R: 0 E: 0 K: 1 S: 12	H: 1 LOB: 1 BB: 0 P: 16	R: 0 E: 0 K: 1 S: 7	H: 0 LOB: 0 BB: 0 P: 12	R: 0 E: 0 K: 1 S: 9	H: 0 LOB: 3 BB: 1 P: 16	R: 0 E: 0 K: 0 S: 8	H: 0 LOB: 0 BB: 1 P: 15	R: 0 E: 0 K: 1 S: 7	H: 0 LOB: 0 BB: 0 P: 10	R: 0 E: 0 K: 0 S: 8	H: 0 LOB: 0 BB: 0 P: 13	R: 0 E: 0 K: 0 S: 7	H: 1 LOB: 1 BB: 0 P: 10	R: 0 E: 0 K: 1 S: 12	H: 1 LOB: 0 BB: 0 P: 17	R: 4 E: 0 K: 1 S: 19	H: 4 LOB: 1 BB: 1 P: 33	1B: 7 2B: 0 3B: 0 HR: 0	SF: 0 SAC: 2 DP: 2 HBP: 1	WP: 0 PB: 0 SB: 0 CS: 0	PA: 36					
<b>PITCHER</b>	IP	WLS	BF	H	R	ER	SO	BB	IBB	HBP	BLK	WP	HR	S	P	ERA	WHIP										
<b>44 Jake Peavy R</b> (1,1) ERA: 4.08	8.1		31	5	2	2	5	2	0	1	0	0	0	76	120	2.16	0.840										
<b>Mike Matthews L</b> (9,1) ERA: 5.29	0.0	L	1	0	0	0	0	1	0	0	0	0	0	2	6	∞	∞										
<b>Matt Herges R</b> (9,1) ERA: 2.42	0.2	B	4	2	2	2	1	0	0	0	0	0	0	11	16	27.00	3.000										

AB	30
R	4
H	7
RBI	4
BB	3
SO	6
LOB	13



Batter	1	2	3	4	5	6	7	8	9	AB	R	H	RBI	BB	SO	LOB	BOTTOM										
<b>Ramón Vázquez L</b> (1,6) OBP: 0.351, SLG: 0.373										3	0	1	0	0	0	0	<b>Milwaukee Brewers @ San Diego Padres</b> Qualcomm Stadium, San Diego, CA Tue May 27 2003, 10:05 PM EDT Att: 13,404 - Sunny - 72 F										
<b>Mark Loretta R</b> (1,4) OBP: 0.342, SLG: 0.387										4	0	3	2	0	0	0											
<b>Ryan Klesko L</b> (1,3) OBP: 0.358, SLG: 0.482										4	0	0	0	0	1	4											
<b>Rondell White R</b> (1,7) OBP: 0.346, SLG: 0.491										4	0	1	0	0	0	2											
<b>Xavier Nady R</b> (1,9) OBP: 0.333, SLG: 0.445										4	0	0	0	0	1	1											
<b>Gary Bennett R</b> (1,2) OBP: 0.293, SLG: 0.352 <b>Dave Hansen L</b> (9, PH) OBP: 0.424, SLG: 0.364										3	0	0	0	0	1	0											
<b>Gary Matthews S</b> (1,8) OBP: 0.253, SLG: 0.326										3	0	0	0	0	0	0											
<b>Lou Merloni R</b> (1,5) OBP: 0.368, SLG: 0.323										3	1	1	0	0	0	0											
<b>44 Jake Peavy R</b> (1,1) OBP: 0.167, SLG: 0.091 <b>Mike Matthews L</b> (9,1) <b>Matt Herges L</b> (9,1)										2	1	0	0	0	2	0											
<b>Inning Stats</b>	R: 0 E: 0 K: 0 S: 10	H: 1 LOB: 1 BB: 0 P: 14	R: 0 E: 0 K: 2 S: 11	H: 0 LOB: 0 BB: 0 P: 18	R: 2 E: 0 K: 1 S: 13	H: 2 LOB: 1 BB: 0 P: 18	R: 0 E: 0 K: 0 S: 4	H: 0 LOB: 0 BB: 0 P: 4	R: 0 E: 0 K: 1 S: 11	H: 2 LOB: 2 BB: 0 P: 15	R: 0 E: 0 K: 0 S: 5	H: 0 LOB: 0 BB: 0 P: 6	R: 0 E: 0 K: 1 S: 6	H: 0 LOB: 0 BB: 0 P: 11	R: 0 E: 0 K: 0 S: 7	H: 0 LOB: 0 BB: 0 P: 9		R: 0 E: 0 K: 1 S: 8	H: 1 LOB: 0 BB: 0 P: 11	1B: 5 2B: 1 3B: 0 HR: 0	SF: 0 SAC: 1 DP: 1 HBP: 1	WP: 0 PB: 0 SB: 1 CS: 0	PA: 33				
<b>PITCHER</b>	IP	WLS	BF	H	R	ER	SO	BB	IBB	HBP	BLK	WP	HR	S	P	ERA	WHIP										
<b>Wayne Franklin L</b> (1,1) ERA: 5.29	7.0		27	5	2	2	5	0	0	1	1	0	0	60	86	2.57	0.714										
<b>Luis Vizcaino R</b> (8,1) ERA: 9.64	1.0	W	3	0	0	0	0	0	0	0	0	0	0	7	9	0.00	0.000										
<b>Mike DeJean R</b> (9,1) ERA: 4.26	1.0	S	3	1	0	0	1	0	0	0	0	0	0	8	11	0.00	1.000										





Batter	1	2	3	4	5	6	7	8	9	AB	R	H	RBI	BB	SO	LOB	TOP					
<b>Eric Young Sr. R</b> OBP: 0.355, SLG: 0.419	0-1 G4-3	2-2 1B		2-1 G5-3			0-2 G6-3		2-2 G4-3	5	0	1	0	0	0	0	<b>Milwaukee Brewers @ San Diego Padres</b> Qualcomm Stadium, San Diego, CA Wed May 28 2003, 10:05 PM EDT Att: 12,373 - Sunny - 75 F					
<b>Scott Podsednik L</b> OBP: 0.349, SLG: 0.404	3-1 1B	2-2 2B		2-3 K			2-1 G4-3		3-1 G4-3	5	1	2	0	0	1	0						
<b>Richie Sexson R</b> OBP: 0.374, SLG: 0.520	1-0 1B	1-2 G5-4-3			0-2 G5-3		2-3 K		2-1 G6-3	5	1	1	1	0	1	2						
<b>Geoff Jenkins L</b> OBP: 0.343, SLG: 0.531	2-2 1B	4-0 BB			3-2 G4-3			2-3 K		3	1	1	0	1	1	0						
<b>John Vander Wal L</b> OBP: 0.371, SLG: 0.488	1-2 1B	1-0 P5			2-1 1B			0-1 F8		2	1	1	0	0	0	2						
<b>Brady Clark R</b> OBP: 0.339, SLG: 0.423	1-2 1B				1-1 G5-3			1-1 1B		2	0	1	0	0	0	0						
<b>Wes Helms R</b> OBP: 0.325, SLG: 0.406	2-2 P4			0-0 G3-1				1-1 1B		4	1	1	0	0	0	4						
<b>Eddie Pérez R</b> OBP: 0.315, SLG: 0.444	2-2 HR			1-1 G6-3			0-3 K		1-1 1B	4	1	2	4	0	1	0						
<b>Keith Ginter R</b> OBP: 0.356, SLG: 0.293	2-2 1B			3-2 G1-3			1-3 K		3-2 1B	4	0	2	1	0	1	0						
<b>Glendon Rusch L</b> Brooks Kieschnick L Jayson Durocher R Royce Clayton R Valerio De Los Santos L Luis Vizcaino R	0-0 F7			0-0 G4-3			2-2 F7		0-2 G4-3	2	0	0	0	0	0	1						
<b>Inning Stats</b>	R: 5 E: 0 K: 0 S: 21	H: 6 LOB: 1 BB: 0 P: 34	R: 0 E: 0 K: 0 S: 13	H: 2 LOB: 2 BB: 1 P: 23	R: 0 E: 0 K: 1 S: 6	H: 0 LOB: 0 BB: 0 P: 10	R: 0 E: 0 K: 1 S: 6	H: 0 LOB: 0 BB: 0 P: 10	R: 0 E: 0 K: 0 S: 10	H: 1 LOB: 1 BB: 0 P: 16	R: 0 E: 0 K: 2 S: 13	H: 0 LOB: 0 BB: 0 P: 16	R: 0 E: 0 K: 1 S: 8	H: 0 LOB: 0 BB: 0 P: 12	R: 1 E: 0 K: 1 S: 15	H: 3 LOB: 2 BB: 0 P: 22	R: 0 E: 0 K: 0 S: 9	H: 0 LOB: 0 BB: 0 P: 16	1B: 10 2B: 1 3B: 0 HR: 1	SF: 0 SAC: 0 DP: 1 HBP: 0	WP: 0 PB: 0 SB: 2 CS: 0	PA: 39
<b>PITCHER</b>	IP WLS BF H R ER SO BB IBB HBP BLK WP HR S P ERA WHIP																					
<b>Carlton Loewer R</b> ERA: 6.43	(1, 1) 1.0 11 8 5 5 0 0 0 0 0 0 0 1 30 47 45.00 8.000																					
<b>Charles Nagy R</b> ERA: 3.75	(2, 1) 5.0 16 1 0 0 3 1 0 0 0 0 0 0 39 62 0.00 0.400																					
<b>Luther Hackman R</b> ERA: 4.5	(7, 1) 2.0 9 3 1 1 2 0 0 0 0 0 0 0 23 34 4.50 1.500																					
<b>Mike Matthews L</b> ERA: 5.12	(9, 1) 1.0 W 3 0 0 0 0 0 0 0 0 0 0 0 9 16 0.00 0.000																					

Batter	1	2	3	4	5	6	7	8	9	AB	R	H	RBI	BB	SO	LOB	BOTTOM					
<b>Ramón Vázquez L</b> OBP: 0.361, SLG: 0.381	0-0 1B		0-0 HR	4-2 BB		1-2 1B		0-2 L6		4	2	3	0	1	0	1	<b>Milwaukee Brewers @ San Diego Padres</b> Qualcomm Stadium, San Diego, CA Wed May 28 2003, 10:05 PM EDT Att: 12,373 - Sunny - 75 F					
<b>Mark Loretta R</b> OBP: 0.344, SLG: 0.384	2-2 1B		3-2 F9	0-0 F9		1-1 F8		4-1 BB		4	0	1	0	1	0	4						
<b>Rondell White R</b> OBP: 0.347, SLG: 0.486	0-2 P3		1-0 HR	4-2 2B		1-2 P3		0-1 F7		4	2	1	0	1	0	4						
<b>Brian Buchanan R</b> OBP: 0.342, SLG: 0.493	0-0 1B		1-0 HR	0-2 K		0-0 S		3-2 SH3-4		5	3	4	4	0	0	1						
<b>Xavier Nady R</b> OBP: 0.332, SLG: 0.441	0-1 1B		0-2 F8	1-3 K		3-3 K		2-0 SH3-4		4	0	1	0	0	2	2						
<b>Gary Bennett R</b> OBP: 0.317, SLG: 0.431	2-2 G5-3		4-2 BB	0-2 L3		0-0 2B		1-1 HR		4	1	2	3	1	0	2						
<b>Gary Matthews S</b> OBP: 0.258, SLG: 0.330		2-2 FC6-4	3-3 K		0-1 FC3-6		0-0 L6			4	0	2	0	0	1	2						
<b>Lou Merloni R</b> OBP: 0.363, SLG: 0.309		3-2 FC6-4		1-3 K		0-1 F9		4-1 SH1-4		3	0	0	0	1	1	2						
<b>Carlton Loewer R</b> Charles Nagy L Dave Hansen L Luther Hackman R Adam Eaton R Mike Matthews L		0-1 G1-3		1-1 F7		1-1 FC3-6		0-0 SH1-4		0	0	0	0	0	0	0						
<b>Inning Stats</b>	R: 1 E: 1 K: 0 S: 13	H: 3 LOB: 2 BB: 0 P: 17	R: 0 E: 0 K: 0 S: 9	H: 1 LOB: 0 BB: 0 P: 14	R: 3 E: 0 K: 1 S: 21	H: 3 LOB: 1 BB: 1 P: 33	R: 0 E: 0 K: 1 S: 8	H: 0 LOB: 1 BB: 1 P: 14	R: 1 E: 0 K: 0 S: 15	H: 1 LOB: 0 BB: 1 P: 20	R: 0 E: 0 K: 0 S: 11	H: 2 LOB: 2 BB: 0 P: 14	R: 1 E: 0 K: 1 S: 9	H: 2 LOB: 1 BB: 0 P: 13	R: 0 E: 0 K: 0 S: 8	H: 0 LOB: 2 BB: 2 P: 16		R: 2 E: 0 K: 0 S: 7	H: 2 LOB: 0 BB: 0 P: 13	1B: 10 2B: 2 3B: 0 HR: 2	SF: 0 SAC: 2 DP: 0 HBP: 0	WP: 0 PB: 0 SB: 1 CS: 1
<b>PITCHER</b>	IP WLS BF H R ER SO BB IBB HBP BLK WP HR S P ERA WHIP																					
<b>Glendon Rusch L</b> ERA: 7.38	(1, 1) 5.0 24 8 5 5 3 3 0 0 0 0 0 0 0 11 14 0.00 2.000																					
<b>Brooks Kieschnick R</b> ERA: 4.61	(6, 1) 1.0 5 2 0 0 0 0 0 0 0 0 0 0 9 13 9.00 2.000																					
<b>Valerio De Los Santos L</b> ERA: 5.25	(8, 1) 1.0 5 0 0 0 0 2 0 0 0 0 0 0 8 16 0.00 2.000																					
<b>Luis Vizcaino R</b> ERA: 10.42	(9, 1) 0.1 L 3 2 2 2 0 0 0 0 0 0 0 1 7 13 54.00 6.000																					







Batter	1	2	3	4	5	6	7	8	9	AB	R	H	RBI	BB	SO	LOB	TOP										
Tony Womack, L (1, 6) OBP: 0.236, SLG: 0.302	G4-1			G4-3	G6-3			F7		5	1	1	2	0	0	4	<b>Arizona Diamondbacks @ San Diego Padres</b> Qualcomm Stadium, San Diego, CA Fri May 30 2003, 10:05 PM EDT Att: 19,685 - Cloudy - 68 F <a href="http://livebaseballscorecards.com">livebaseballscorecards.com</a>										
Alex Cintron, S (1, 5) OBP: 0.275, SLG: 0.385	L3			F8				P5		5	1	2	1	0	0	0											
Luis Gonzalez, L (1, 7) OBP: 0.361, SLG: 0.522	P3			L1				1B		5	1	1	0	0	1	2											
Steve Finley, L (1, 8) OBP: 0.364, SLG: 0.467		F9						1B		4	2	3	3	1	0	0											
Danny Bautista, R (1, 9) OBP: 0.293, SLG: 0.336	P3							F7		5	1	2	0	0	1	2											
Lyle Overbay, L (1, 3) OBP: 0.371, SLG: 0.416	G1-4-3							G3		4	0	1	0	1	0	3											
Junior Spivey, R (1, 4) OBP: 0.318, SLG: 0.425			F8					F9		4	1	2	1	0	0	1											
Rod Barajas, R (1, 2) OBP: 0.318, SLG: 0.450			K					G5-3		3	0	1	1	0	1	1											
Curt Schilling, R (1, 1) OBP: 0.167, SLG: 0.091	G4-3							K		1	1	0	0	1	0	0											
Oscar Villarreal, L (7, 1)										1	0	0	0	0	1	2											
Stephen Randolph, L (8, 1)										0	0	0	0	0	0	0											
<b>Inning Stats</b>	R: 0 E: 0 K: 0 S: 9	H: 0 LOB: 0 BB: 0 P: 15	R: 0 E: 0 K: 0 S: 11	H: 0 LOB: 0 BB: 0 P: 13	R: 0 E: 0 K: 1 S: 5	H: 0 LOB: 0 BB: 0 P: 7	R: 0 E: 0 K: 0 S: 4	H: 0 LOB: 0 BB: 0 P: 4	R: 2 E: 0 K: 0 S: 10	H: 3 LOB: 2 BB: 1 P: 17	R: 1 E: 0 K: 1 S: 14	H: 3 LOB: 1 BB: 0 P: 21	R: 5 E: 0 K: 1 S: 18	H: 4 LOB: 0 BB: 1 P: 29	R: 0 E: 0 K: 1 S: 11	H: 1 LOB: 2 BB: 1 P: 18	R: 0 E: 0 K: 0 S: 17	H: 2 LOB: 2 BB: 0 P: 22	1B: 10 2B: 1 3B: 1 HR: 1	SF: 1 SAC: 1 DP: 0 HBP: 0	WP: 2 PB: 0 CS: 0	PA: 42					
<b>PITCHER</b>	IP	WLS	BF	H	R	ER	SO	BB	IBB	HBP	BLK	WP	HR	S	P	ERA	WHIP										
Brian Tolberg, R (1, 1) ERA: 5.4	5.0	L	20	4	3	3	1	1	0	0	0	0	0	42	60	5.40	1.000										
Jesse Orosco, L (6, 1) ERA: 7.16	1.0		4	2	0	0	1	0	0	0	0	1	0	11	17	0.00	2.000										
Jaret Wright, R (7, 1) ERA: 8.59	2.0		13	5	5	2	2	2	0	0	0	1	1	29	47	22.50	3.500										
Scott Linebrink, R (9, 1) ERA: 4.13	1.0		5	2	0	0	2	0	0	0	0	0	0	17	22	0.00	2.000										

Batter	1	2	3	4	5	6	7	8	9	AB	R	H	RBI	BB	SO	LOB	BOTTOM										
Ramón Vázquez, L (1, 6) OBP: 0.356, SLG: 0.374	G1-6-3		G4-3					E8		4	0	0	0	0	0	0	<b>Arizona Diamondbacks @ San Diego Padres</b> Qualcomm Stadium, San Diego, CA Fri May 30 2003, 10:05 PM EDT Att: 19,685 - Cloudy - 68 F <a href="http://livebaseballscorecards.com">livebaseballscorecards.com</a>										
Mark Loretta, R (1, 4) OBP: 0.345, SLG: 0.376	G4-3									3	0	1	0	0	0	0											
Jaret Wright, R (7, 1) OBP: 0.333, SLG: 0.667										0	0	0	0	0	0	0											
Dave Hansen, L (6, PH) OBP: 0.412, SLG: 0.351										0	0	0	0	0	0	0											
Brian Buchanan, R (8, PH) OBP: 0.346, SLG: 0.472										0	0	0	0	1	0	0											
Ryan Klesko, L (1, 3) OBP: 0.364, SLG: 0.479										4	0	1	0	0	2	3											
Scott Linebrink, R (9, 1) ERA: 4.13										0	0	0	0	0	0	0											
Rondell White, R (1, 7) OBP: 0.347, SLG: 0.483	F9									3	0	1	0	0	0	1											
Lou Merloni, R (8, 7) OBP: 0.356, SLG: 0.304										1	0	0	0	0	0	0											
Sean Burroughs, L (1, 5) OBP: 0.312, SLG: 0.384		F7								4	1	1	0	0	0	1											
Xavier Nady, R (1, 9) OBP: 0.335, SLG: 0.447		G5-3								4	1	2	0	0	0	0											
Gary Matthews, S (1, 8) OBP: 0.283, SLG: 0.324										4	0	1	1	0	1	1											
Gary Bennett, R (1, 2) OBP: 0.304, SLG: 0.406										2	0	0	0	0	1	0											
Miguel Ojeda, R (8, 2) OBP: 0.155, SLG: 0.211										2	0	0	1	0	0	1											
Brian Tolberg, R (1, 1) ERA: 5.4										1	0	0	0	0	0	0											
Jesse Orosco, R (6, 1) ERA: 3.19										0	0	0	0	0	0	0											
Keith Lockhart, L (6, PH) OBP: 0.329, SLG: 0.381										3	1	1	0	0	0	1											
<b>Inning Stats</b>	R: 0 E: 0 K: 0 S: 6	H: 1 LOB: 1 BB: 0 P: 6	R: 0 E: 0 K: 1 S: 6	H: 0 LOB: 0 BB: 0 P: 9	R: 0 E: 0 K: 0 S: 11	H: 0 LOB: 0 BB: 0 P: 14	R: 0 E: 0 K: 1 S: 11	H: 1 LOB: 1 BB: 0 P: 14	R: 0 E: 0 K: 1 S: 8	H: 1 LOB: 1 BB: 0 P: 9	R: 0 E: 0 K: 0 S: 3	H: 0 LOB: 0 BB: 0 P: 5	R: 1 E: 1 K: 0 S: 12	H: 1 LOB: 2 BB: 1 P: 25	R: 2 E: 0 K: 0 S: 11	H: 3 LOB: 1 BB: 0 P: 14	1B: 5 2B: 4 3B: 0 HR: 0	SF: 0 SAC: 0 DP: 1 HBP: 0	WP: 0 PB: 0 CS: 0	PA: 36							
<b>PITCHER</b>	IP	WLS	BF	H	R	ER	SO	BB	IBB	HBP	BLK	WP	HR	S	P	ERA	WHIP										
Curt Schilling, R (1, 1) ERA: 3.04	6.2	W	23	4	0	0	4	0	0	0	0	0	0	50	64	0.00	0.600										
Oscar Villarreal, R (7, 1) ERA: 3.19	1.0		5	1	1	0	0	0	0	0	0	0	0	8	15	0.00	1.000										
Stephen Randolph, L (8, 1) ERA: 5.34	1.1		8	3	2	2	0	1	0	0	0	0	0	16	26	13.50	3.000										

AB	37
R	8
H	13
RBI	8
BB	3
SO	4
LOB	15

AB	35
R	3
H	8
RBI	2
BB	1
SO	4
LOB	8








Batter	1	2	3	4	5	6	7	8	9	AB	R	H	RBI	BB	SO	LOB	TOP			
David Dellucci, L (1, 8) OBP: 0.354, SLG: 0.480 Steve Finley, L (3, 8) OBP: 0.373, SLG: 0.472	K2-3			FC2-6 BB	1B BB	2B 2B		P6		1	0	0	0	1	0		<b>Arizona Diamondbacks @ San Diego Padres</b> Qualcomm Stadium, San Diego, CA Sun Jun 01 2003, 5:00 PM EDT Att: 24,355 - Sunny - 73 F			
Alex Cintron, S (1, 6) OBP: 0.333, SLG: 0.479 Tony Womack, L (6, FR) OBP: 0.242, SLG: 0.301	G6-3			FC2-6 BB 1B	1B BB	2B 2B		F7		3	1	1	2	1	0	1				
Danny Bautista, R (1, 9) OBP: 0.307, SLG: 0.350	F8			BB 1B	BB	1B 2B				5	3	3	1	0	1	3				
Luis Gonzalez, L (1, 7) OBP: 0.371, SLG: 0.559		P4		F8		1B				5	1	3	4	0	0	2				
Shea Hillenbrand, R (1, 5) OBP: 0.337, SLG: 0.436		K		1B BB	L5	G6-3				3	0	0	0	2	1	5				
Mark Grace, L (1, 3) OBP: 0.326, SLG: 0.408				1B			L4	F7		5	0	1	2	0	0	1				
Carlos Baerga, S (1, 4) OBP: 0.324, SLG: 0.447 Jose Valverde, R (9, 1)			G4-3	G6-3		31 1B 2B		F7		3	1	0	0	1	0	2				
Rod Barajas, R (1, 2) OBP: 0.301, SLG: 0.432			K		31 SH5-4 1B 2B		F8	G6-3		4	1	1	0	0	1	1				
31 Edgar Gonzalez, R (1, 1) OBP: 0.500, SLG: 0.500 Oscar Villarreal, L (6, 1) Eddie Oropesa, L (7, 1) Junior Spivey, R (7, 4) Lyle Overbay, L (9, PH) OBP: 0.313, SLG: 0.412 OBP: 0.305, SLG: 0.403			G6-3		2-3					2	1	1	0	0	0	0				
<b>Inning Stats</b>	R: 0 E: 0 K: 1 S: 9	H: 0 LOB: 0 BB: 0 P: 10	R: 0 E: 0 K: 1 S: 6	H: 0 LOB: 0 BB: 0 P: 8	R: 0 E: 0 K: 1 S: 6	H: 0 LOB: 0 BB: 0 P: 6	R: 2 E: 0 K: 0 S: 11	H: 2 LOB: 3 BB: 2 P: 21	R: 1 E: 0 K: 1 S: 15	H: 2 LOB: 2 BB: 1 P: 26	R: 5 E: 0 K: 0 S: 19	H: 5 LOB: 2 BB: 1 P: 28	R: 0 E: 0 K: 0 S: 6	H: 0 LOB: 0 BB: 0 P: 9	R: 0 E: 0 K: 1 S: 6	H: 0 LOB: 0 BB: 1 P: 25		1B: 6 2B: 4 3B: 0 HR: 1	SF: 0 SAC: 1 DP: 1 HBP: 0	WP: 0 PB: 0 SB: 0 CS: 0
<b>PITCHER</b>	IP WLS BF H R ER SO	IP WLS BF H R ER SO	IP WLS BF H R ER SO	IP WLS BF H R ER SO	IP WLS BF H R ER SO	IP WLS BF H R ER SO	IP WLS BF H R ER SO	IP WLS BF H R ER SO	IP WLS BF H R ER SO	IP WLS BF H R ER SO	IP WLS BF H R ER SO	IP WLS BF H R ER SO	IP WLS BF H R ER SO	IP WLS BF H R ER SO	IP WLS BF H R ER SO	IP WLS BF H R ER SO	ERA WHIP	ERA WHIP		
44 Jake Peavy, R (1, 1) ERA: 4.62 Charles Nagy, R (6, 1) ERA: 4.35 Scott Linebrink, R (7, 1) ERA: 3.89 Jaret Wright, R (9, 1) ERA: 8.9	5.2 L 29 7 7 7 4	0.1 3 2 1 1 0 0	2.0 6 0 0 0 1 0	1.0 5 2 2 2 0 1	0.0 0 0 0 0 0 0	0.0 0 0 0 0 0 0	0.0 0 0 0 0 0 0	0.0 0 0 0 0 0 0	0.0 0 0 0 0 0 0	0.0 0 0 0 0 0 0	0.0 0 0 0 0 0 0	0.0 0 0 0 0 0 0	0.0 0 0 0 0 0 0	0.0 0 0 0 0 0 0	0.0 0 0 0 0 0 0	0.0 0 0 0 0 0 0	11.12 2.118	27.00 6.000	0.00 0.000	18.00 3.000


Batter	1	2	3	4	5	6	7	8	9	AB	R	H	RBI	BB	SO	LOB	BOTTOM					
Gary Matthews, S (1, 8) OBP: 0.271, SLG: 0.332	G4-3 1B			CS BB		F8				4	0	1	0	1	1	3	<b>Arizona Diamondbacks @ San Diego Padres</b> Qualcomm Stadium, San Diego, CA Sun Jun 01 2003, 5:00 PM EDT Att: 24,355 - Sunny - 73 F					
Mark Loretta, R (1, 4) OBP: 0.355, SLG: 0.404	G4-3		CS	2B 1B	G1-3 1B					4	2	3	1	1	0	1						
Rondell White, R (1, 7) OBP: 0.359, SLG: 0.508	HR			1B 2B	G1-3					4	1	3	1	1	0	2						
Ryan Klesko, L (1, 3) OBP: 0.361, SLG: 0.487	G3-1			K	K					5	0	1	0	0	3	6						
Sean Burroughs, L (1, 5) OBP: 0.335, SLG: 0.398		G6-4-3 1B		1B IBB		2B 1B				3	1	2	0	2	0	2						
Xavier Nady, R (1, 9) OBP: 0.335, SLG: 0.442	G6-4-3			1B		F7				5	0	1	1	0	2	7						
Lou Merloni, R (1, 6) OBP: 0.345, SLG: 0.311	F9			K						5	0	1	1	0	3	6						
Miguel Ojeda, R (1, 2) OBP: 0.130, SLG: 0.174			P6	G6-3		P6				4	0	0	0	0	1	4						
44 Jake Peavy, R (1, 1) ERA: 4.75 Charles Nagy, L (6, PH) OBP: 0.333, SLG: 0.375 Scott Linebrink, R (7, 1) Eddie Oropesa, L (7, 4) Jaret Wright, R (9, 1) OBP: 0.333, SLG: 0.467			K		G1-3 1B					2	0	1	0	0	1	0						
<b>Inning Stats</b>	R: 1 E: 0 K: 0 S: 11	H: 2 LOB: 0 BB: 0 P: 15	R: 0 E: 0 K: 0 S: 3	H: 1 LOB: 0 BB: 0 P: 5	R: 0 E: 0 K: 1 S: 8	H: 0 LOB: 0 BB: 1 P: 15	R: 1 E: 0 K: 2 S: 13	H: 3 LOB: 3 BB: 1 P: 25	R: 0 E: 0 K: 1 S: 15	H: 2 LOB: 2 BB: 0 P: 21	R: 1 E: 0 K: 0 S: 13	H: 2 LOB: 2 BB: 1 P: 22	R: 0 E: 0 K: 2 S: 16	H: 1 LOB: 2 BB: 1 P: 28	R: 0 E: 0 K: 2 S: 8	H: 0 LOB: 0 BB: 0 P: 14		R: 1 E: 0 K: 3 S: 20	H: 2 LOB: 2 BB: 2 P: 31	1B: 9 2B: 2 3B: 0 HR: 2	SF: 0 SAC: 0 DP: 2 HBP: 0	WP: 0 PB: 0 SB: 0 CS: 1
<b>PITCHER</b>	IP WLS BF H R ER SO	IP WLS BF H R ER SO	IP WLS BF H R ER SO	IP WLS BF H R ER SO	IP WLS BF H R ER SO	IP WLS BF H R ER SO	IP WLS BF H R ER SO	IP WLS BF H R ER SO	IP WLS BF H R ER SO	IP WLS BF H R ER SO	IP WLS BF H R ER SO	IP WLS BF H R ER SO	IP WLS BF H R ER SO	IP WLS BF H R ER SO	IP WLS BF H R ER SO	IP WLS BF H R ER SO	ERA WHIP	ERA WHIP				
31 Edgar Gonzalez, R (1, 1) ERA: 4.75 Oscar Villarreal, R (6, 1) ERA: 3.11 Eddie Oropesa, L (7, 1) ERA: 2.08 Jose Valverde, R (9, 1) ERA: 9.0	5.2 W 27 10 3 3 4	0.1 3 1 0 0 0 0	2.0 6 0 0 0 4 0	1.0 5 2 1 1 3 2	0.0 0 0 0 0 0 0	0.0 0 0 0 0 0 0	0.0 0 0 0 0 0 0	0.0 0 0 0 0 0 0	0.0 0 0 0 0 0 0	0.0 0 0 0 0 0 0	0.0 0 0 0 0 0 0	0.0 0 0 0 0 0 0	0.0 0 0 0 0 0 0	0.0 0 0 0 0 0 0	0.0 0 0 0 0 0 0	0.0 0 0 0 0 0 0	4.76 2.118	0.00 6.000	0.00 0.000	9.00 4.000		

AB	36
R	10
H	11
RBI	10
BB	6
SO	5
LOB	15





Batter	1	2	3	4	5	6	7	8	9	AB	R	H	RBI	BB	SO	LOB	TOP										
Tony Womack, L (1, 6) OBP: 0.242, SLG: 0.299	L7		G1-3				G6-3			4	0	1	1	0	0	0	<b>Arizona Diamondbacks @ San Diego Padres</b> Qualcomm Stadium, San Diego, CA Mon Jun 02 2003, 10:05 PM EDT Att: 14,496 - Cloudy - 66 F										
Steve Finley, L (1, 8) OBP: 0.370, SLG: 0.464	F8		K					G3		3	0	0	0	1	1	0											
Danny Bautista, R (1, 9) OBP: 0.305, SLG: 0.347	1B		G4-3					K		4	0	1	0	0	1	2											
Luis Gonzalez, L (1, 7) OBP: 0.373, SLG: 0.558	FC4			G3				G3-1		4	0	2	0	0	0	0											
Shea Hillenbrand, R (1, 5) OBP: 0.335, SLG: 0.432	FC4			P3			L7		G1-3	4	0	1	0	0	0	3											
Lyle Overbay, L (1, 3)		G4-3		L9			F7		G1-3	4	0	1	0	0	0	1											
Junior Spivey, R (1, 4) OBP: 0.312, SLG: 0.408			G5-6-3			G6-3	G4-3		L8	4	0	1	0	0	0	3											
Chad Moeller, R (1, 2) OBP: 0.381, SLG: 0.528		G5-6-3				WP		G1-3		4	1	1	0	0	1	3											
John Patterson, R (1, 1) Eddie Oropesa, L (6, 1) Carlos Baerga, S (7, PH) Mike Myers, L (7, 1) Scott Service, R (7, 1) Quinton McCracken, S (8, PH) OBP: 0.291, SLG: 0.328		G4-3				K		G3-1		2	0	0	0	0	0	1											
<b>Inning Stats</b>	R: 0 E: 0 K: 0 S: 10	H: 2 LOB: 2 BB: 0 P: 14	R: 0 E: 0 K: 0 S: 7	H: 1 LOB: 1 BB: 0 P: 9	R: 0 E: 0 K: 1 S: 10	H: 0 LOB: 0 BB: 0 P: 16	R: 0 E: 0 K: 0 S: 3	H: 0 LOB: 0 BB: 0 P: 4	R: 1 E: 0 K: 1 S: 14	H: 2 LOB: 2 BB: 1 P: 21	R: 0 E: 0 K: 0 S: 8	H: 1 LOB: 1 BB: 0 P: 13	R: 0 E: 0 K: 1 S: 9	H: 0 LOB: 0 BB: 0 P: 12	R: 0 E: 0 K: 1 S: 8	H: 0 LOB: 0 BB: 0 P: 15			R: 0 E: 0 K: 0 S: 11	H: 2 LOB: 2 BB: 0 P: 16	1B: 8 2B: 0 3B: 0 HR: 0	SF: 0 SAC: 0 DP: 0 HBP: 0	WP: 1 PB: 0 SB: 0 CS: 0	PA: 36			
<b>PITCHER</b>	IP	WLS	BF	H	R	ER	SO	BB	IBB	HBP	BLK	WP	HR	S	P	ERA	WHIP										
Carlton Loewer, R (1, 1) ERA: 5.21	5.0	W	21	5	1	1	2	1	0	0	0	1	0	44	64	1.80	1.200										
Mike Matthews, L (6, 1) ERA: 4.72	1.0	H	4	1	0	0	0	0	0	0	0	0	0	8	13	0.00	1.000										
Luther Hackman, R (7, 1) ERA: 4.76	2.0	H	6	0	0	0	2	0	0	0	0	0	0	17	27	0.00	0.000										
Matt Herges, R (9, 1) ERA: 2.22	1.0	S	5	2	0	0	0	0	0	0	0	0	0	11	16	0.00	2.000										


Batter	1	2	3	4	5	6	7	8	9	AB	R	H	RBI	BB	SO	LOB	BOTTOM										
Gary Matthews, S (1, 8) OBP: 0.275, SLG: 0.332	F8		1B	K						3	0	1	1	1	1	1	<b>Arizona Diamondbacks @ San Diego Padres</b> Qualcomm Stadium, San Diego, CA Mon Jun 02 2003, 10:05 PM EDT Att: 14,496 - Cloudy - 66 F										
Mark Loretta, R (1, 4) OBP: 0.357, SLG: 0.398	K		F9			FC3-6	F8			3	0	0	0	1	1	3											
Rondell White, R (1, 7) OBP: 0.357, SLG: 0.503	G6-3		1B			F8		G3		4	0	1	0	0	0	1											
Ryan Klesko, L (1, 3) OBP: 0.364, SLG: 0.484		CS	P6			FC3-6				3	0	1	0	1	0	4											
Sean Burroughs, L (1, 5) OBP: 0.339, SLG: 0.412		1B				FC3-6		P5		4	1	2	0	0	0	2											
Xavier Nady, R (1, 9) OBP: 0.333, SLG: 0.443		L9				G5-3		K		4	1	1	1	0	1	2											
Gary Bennett, R (1, 2) OBP: 0.325, SLG: 0.417		K		2B	G4-3			K		4	2	2	0	0	2	1											
Lou Merloni, R (1, 6) OBP: 0.352, SLG: 0.325			F9			G4-3		F9		3	0	1	0	1	0	0											
Carlton Loewer, R (1, 1) Mike Matthews, L (6, 1) Dave Hansen, L (6, PH) Brian Buchanan, R (6, PH) Luther Hackman, R (7, 1) Keith Lockhart, L (8, PH) Matt Herges, L (9, 1) OBP: 0.309, SLG: 0.398			1B	BB		G4-3		F9		1	0	0	1	1	0	1											
<b>Inning Stats</b>	R: 0 E: 0 K: 1 S: 7	H: 0 LOB: 0 BB: 0 P: 13	R: 0 E: 0 K: 1 S: 11	H: 2 LOB: 1 BB: 0 P: 19	R: 0 E: 0 K: 0 S: 13	H: 1 LOB: 3 BB: 2 P: 27	R: 2 E: 0 K: 1 S: 14	H: 3 LOB: 1 BB: 0 P: 19	R: 0 E: 0 K: 0 S: 6	H: 0 LOB: 1 BB: 1 P: 10	R: 2 E: 0 K: 0 S: 7	H: 3 LOB: 1 BB: 1 P: 16	R: 0 E: 0 K: 1 S: 9	H: 0 LOB: 1 BB: 1 P: 14	R: 0 E: 0 K: 1 S: 9	H: 0 LOB: 0 BB: 0 P: 15			1B: 6 2B: 2 3B: 1 HR: 0	SF: 0 SAC: 0 DP: 1 HBP: 0	WP: 0 PB: 0 SB: 0 CS: 1	PA: 36					
<b>PITCHER</b>	IP	WLS	BF	H	R	ER	SO	BB	IBB	HBP	BLK	WP	HR	S	P	ERA	WHIP										
John Patterson, R (1, 1) ERA: 9.0	5.0	L	26	8	4	4	3	4	0	0	0	0	0	54	97	7.20	2.400										
Eddie Oropesa, L (6, 1) ERA: 1.69	1.0		3	1	0	0	0	0	0	0	0	0	0	4	7	0.00	1.000										
Mike Myers, L (7, 1) ERA: 4.6	0.2		3	0	0	0	0	1	0	0	0	0	0	6	11	0.00	1.500										
Scott Service, R (7, 1) ERA: 5.28	1.1		4	0	0	0	2	0	0	0	0	0	0	12	18	0.00	0.000										



Batter	1	2	3	4	5	6	7	8	9	AB	R	H	RBI	BB	SO	LOB	TOP			
Alex Sanchez, L (1, 8) OBP: 0.307, SLG: 0.358	0-1 CS 1B		1-1 SAFE G4-3			0-1 G5-3 1B		1-0 G6-3		4	0	2	0	0	0	2				
Ramon Santiago, S (1, 4) OBP: 0.302, SLG: 0.273	1-3 K			1-2 G4-3		0-1 G5-3			0-2 1B HR	4	1	1	0	0	1	2				
Bobby Higginson, L (1, 9) OBP: 0.357, SLG: 0.374	3-2 F9			1-0 F9		1-0 G1-3			2-2 1B HR	4	1	1	0	0	0	1				
Dmitri Young, S (1, 7) OBP: 0.345, SLG: 0.505		2-0 F7			3-2 L8				0-0 2H HR	4	1	1	3	0	0	0				
Kevin Witt, L (1, 3) OBP: 0.310, SLG: 0.447 Shane Halter, R (9, PH) OBP: 0.240, SLG: 0.300		2-2 G1-3				1-3 K			1-3 K	3	0	0	0	0	1	0				
15 Brandon Inge, R (1, 2) OBP: 0.216, SLG: 0.273		1-1 G5-3				3-2 G6-3			1-0 G6-3	4	0	0	0	0	0	0				
Eric Munson, L (1, 5) OBP: 0.316, SLG: 0.383			1-2 P6		1-0 1B			0-0 E4 SH1-4	1-1 G5-3	4	0	1	0	0	0	0				
20 Omar Infante, R (1, 6) OBP: 0.272, SLG: 0.247			1-1 1B		1-1 F7			0-0 SH1-4		2	0	1	0	0	0	1				
34 Nate Cornejo, R (1, 1) Gene Kingsale, S (8, PH) OBP: 0.284, SLG: 0.299 Chris Spurling, R (8, 1) Jamie Walker, L (8, 1) Franklyn German, R (9, 1)			2-3 K			1-3 K			2-1 L9	2	0	0	0	0	2	1				
<b>Inning Stats</b>	R: 0 E: 0 K: 1 S: 8	H: 1 LOB: 0 BB: 0 P: 12	R: 0 E: 0 K: 0 S: 6	H: 0 LOB: 0 BB: 0 P: 11	R: 0 E: 0 K: 1 S: 11	H: 1 LOB: 1 BB: 0 P: 16	R: 0 E: 0 K: 0 S: 7	H: 0 LOB: 0 BB: 0 P: 12	R: 0 E: 0 K: 1 S: 9	H: 1 LOB: 1 BB: 0 P: 15	R: 0 E: 0 K: 0 S: 7	H: 0 LOB: 0 BB: 0 P: 8	R: 0 E: 1 K: 0 S: 5	H: 0 LOB: 1 BB: 0 P: 8	R: 3 E: 0 K: 1 S: 14	H: 3 LOB: 0 BB: 0 P: 19	1B: 6 2B: 1 3B: 0 HR: 1	SF: 0 SAC: 1 DP: 1 HBP: 0	WP: 0 PA: 34 PB: 0 SB: 0 CS: 1	
<b>PITCHER</b>	IP WLS BF H R ER SO BB IBB HBP BLK WP HR S P ERA WHIP	8.0 L 31 7 3 3 4 0 0 0 0 0 1 69 102 3.38 0.875	1.0 3 0 0 0 1 0 0 0 0 0 0 0 6 9 0.00 0.000																	

Detroit Tigers @ San Diego Padres  
Qualcomm Stadium, San Diego, CA  
Tue Jun 03 2003, 10:05 PM EDT  
Att: 15,521 - Sunny - 63 F


AB	33
R	3
H	7
RBI	3
BB	0
SO	5
LOB	8




Batter	1	2	3	4	5	6	7	8	9	AB	R	H	RBI	BB	SO	LOB	BOTTOM			
Gary Matthews, S (1, 8) OBP: 0.274, SLG: 0.333	2-1 1B 2B		2-1 G3-1			3-1 G6-3	1-1 FC6-4		2-3 K	5	0	1	0	0	2	2				
Mark Loretta, R (1, 4) OBP: 0.360, SLG: 0.400	3-2 G6-3			0-1 F8 1B		0-3 K		1-3 K	0-0 G4-3	4	0	2	0	0	0	1				
Rondell White, R (1, 7) OBP: 0.359, SLG: 0.503	1-1 G4-6-3 1B			1-2 G6-3 1B		3-2 1B		2-1 F9		4	0	2	0	0	0	1				
Ryan Klesko, L (1, 3) OBP: 0.356, SLG: 0.472	1-0 G4-6-3			2-1 F8		1-0 L6		0-0 E6		4	0	0	0	0	1	5				
Sean Burroughs, L (1, 5) OBP: 0.342, SLG: 0.420		0-0 G4-3		1-0 G6-3				0-0 F9	2-3 K	4	2	2	0	0	0	2				
Xavier Nady, R (1, 9) OBP: 0.336, SLG: 0.449		0-1 G4-3			1-1 1B CS 1B		3-1 2B 2B		0-1 SH1-3 E 1B	4	0	2	1	0	0	1				
Gary Bennett, R (1, 2) OBP: 0.313, SLG: 0.400		2-2 G4-3			0-0 G4-3		0-0 G6-3 2B		0-0 E4 SH1-3	3	0	0	0	0	0	2				
Lou Merloni, R (1, 6) OBP: 0.368, SLG: 0.338			2-2 G4-3		0-0 CS 1B		0-1 G6-3		0-0 SH1-3	3	0	2	1	1	0	0				
Brian Lawrence, R (1, 1) OBP: 0.290, SLG: 0.433 Jesse Orosco, R (9, 1) Dave Hansen, L (9, PH) OBP: 0.406, SLG: 0.345				0-0 G6-3		1-0 CS		4-0 FC6-4 IBB	1-0 1B	3	0	0	0	0	0	2				
<b>Inning Stats</b>	R: 0 E: 0 K: 0 S: 8	H: 2 LOB: 1 BB: 0 P: 15	R: 0 E: 0 K: 0 S: 6	H: 0 LOB: 0 BB: 0 P: 8	R: 0 E: 0 K: 0 S: 7	H: 0 LOB: 0 BB: 0 P: 11	R: 0 E: 0 K: 0 S: 8	H: 2 LOB: 1 BB: 0 P: 12	R: 0 E: 0 K: 1 S: 9	H: 2 LOB: 1 BB: 0 P: 16	R: 1 E: 0 K: 0 S: 8	H: 2 LOB: 2 BB: 1 P: 16	R: 0 E: 1 K: 2 S: 9	H: 0 LOB: 1 BB: 0 P: 14	R: 1 E: 1 K: 1 S: 9	H: 2 LOB: 2 BB: 0 P: 12	1B: 8 2B: 4 3B: 0 HR: 0	SF: 0 SAC: 1 DP: 3 HBP: 0	WP: 0 PA: 38 PB: 0 SB: 0 CS: 1	
<b>PITCHER</b>	IP WLS BF H R ER SO BB IBB HBP BLK WP HR S P ERA WHIP	7.0 27 3 0 0 0 1 0 0 0 0 0 0 6 9 0.00 0.000	0.2 3 0 0 0 1 0 0 0 0 0 0 0 5 7 0.00 3.000	0.1 W 2 1 1 0 1 0 0 0 0 0 0 5 7 0.00 3.000	1.0 S 5 1 0 0 1 0 0 0 0 0 0 7 10 0.00 1.000															


Detroit Tigers @ San Diego Padres  
Qualcomm Stadium, San Diego, CA  
Tue Jun 03 2003, 10:05 PM EDT  
Att: 15,521 - Sunny - 63 F

AB	35
R	2
H	11
RBI	2
BB	1
SO	4
LOB	18





Batter	1	2	3	4	5	6	7	8	9	AB	R	H	RBI	BB	SO	LOB	TOP					
Alex Sanchez, L (1.8) OBP: 0.314, SLG: 0.365	G4-3			1B		L6-5			1B	5	1	3	0	0	0	1	<b>Detroit Tigers @ San Diego Padres</b> Qualcomm Stadium, San Diego, CA Wed Jun 04 2003, 10:05 PM EDT Att: 13,227 - Cloudy - 70 F  <b>AB 36</b> <b>R 5</b> <b>H 10</b> <b>RBI 4</b> <b>BB 1</b> <b>SO 4</b> <b>LOB 12</b>  					
Ramon Santiago, S (1.4) OBP: 0.283, SLG: 0.264	F8			P5		K		G6-3	1B	5	0	0	0	0	2	5						
Bobby Higginson, L (1.9) OBP: 0.351, SLG: 0.369	F8			G3-1		SF7		G5-3		3	0	0	1	0	0	1						
Dmitri Young, S (1.7) OBP: 0.348, SLG: 0.517		G4-3		G2-3		IBB		HR		3	1	1	1	1	0	1						
Kevin Witt, L (1.3) OBP: 0.318, SLG: 0.525 Craig Monroe, R (6, PH) OBP: 0.272, SLG: 0.336		G3-1			HR	E3		15 S 1B		2	1	1	1	0	0	0						
15 Brandon Inge, R (1.2) OBP: 0.210, SLG: 0.266					HR	F8		G5-3		4	0	0	0	0	1	3						
Eric Munson, L (1.5) OBP: 0.309, SLG: 0.373				G4-3		G3		K		4	0	0	0	0	1	0						
20 Omar Infante, R (1.6) OBP: 0.269, SLG: 0.244 Steve Avery, L (7.1) OBP: 1.000, SLG: 1.000 Matt Roney, R (8.1)				P4		F8		E7 1B		2	0	0	0	0	0	0						
Gene Kingsale, S (9, PH) OBP: 0.282, SLG: 0.296 Franklyn German, R (9.1)									F8	2	0	0	0	0	0	0						
Gary Knotts, R (1.1) Wilfredo Ledezma, L (5.1) Shane Halter, R (5.6) OBP: 0.258, SLG: 0.325 Steve Avery, L (7, PH) OBP: 1.000, SLG: 1.000				G6-3		1B SF7 2B		WP L6-5 1B		1	0	0	0	0	0	0						
									1B	3	1	3	1	0	0	0						
										1	1	1	0	0	0	0						
<b>Inning Stats</b>	R: 0 E: 0 K: 0 S: 6	H: 0 LOB: 0 BB: 0 P: 11	R: 0 E: 0 K: 1 S: 11	H: 0 LOB: 0 BB: 0 P: 17	R: 0 E: 0 K: 0 S: 4	H: 0 LOB: 0 BB: 0 P: 6	R: 0 E: 0 K: 0 S: 6	H: 1 LOB: 1 BB: 0 P: 9	R: 1 E: 0 K: 0 S: 13	H: 1 LOB: 0 BB: 0 P: 19	R: 2 E: 1 K: 1 S: 13	H: 2 LOB: 2 BB: 1 P: 22	R: 1 E: 1 K: 1 S: 11	H: 2 LOB: 0 BB: 0 P: 16	R: 1 E: 0 K: 0 S: 13	H: 2 LOB: 1 BB: 0 P: 19		R: 0 E: 0 K: 1 S: 10	H: 2 LOB: 2 BB: 0 P: 16	1B: 7 2B: 2 3B: 0 HR: 2	SF: 1 SAC: 0 DP: 1 HBP: 0	WP: 1 PA: 38 PB: 0 SB: 4 CS: 0
<b>PITCHER</b>	IP	WLS	BF	H	R	ER	SO	BB	IBB	HBP	BLK	WP	HR	S	P	ERA		WHIP				
Brian Tolberg, R (1.1) ERA: 4.5	5.0		18	3	2	2	1	0	0	0	0	0	1	41	63	3.60		0.600				
Mike Matthews, L (6.1) ERA: 4.53	0.2	B	5	1	1	0	1	0	1	0	0	0	0	11	18	0.00	1.500					
Luther Hackman, R (6.1) ERA: 4.55	1.1	L	5	2	1	0	1	0	0	0	0	1	0	12	19	0.00	1.500					
Jesse Orosco, L (8.1) ERA: 7.23	0.2		3	1	1	1	0	0	0	0	0	0	1	5	7	13.50	1.500					
Rod Beck, R (8.1) ERA:	0.1		2	1	0	0	0	0	0	0	0	0	0	8	12	0.00	3.000					

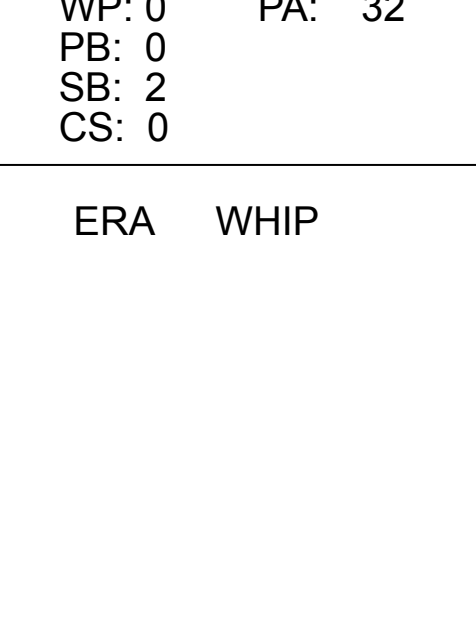
Batter	1	2	3	4	5	6	7	8	9	AB	R	H	RBI	BB	SO	LOB	BOTTOM					
Gary Matthews, S (1.8) OBP: 0.281, SLG: 0.337	FC6-4 2B BB			K				L6		4	1	2	0	1	1	1	<b>Detroit Tigers @ San Diego Padres</b> Qualcomm Stadium, San Diego, CA Wed Jun 04 2003, 10:05 PM EDT Att: 13,227 - Cloudy - 70 F  <b>AB 34</b> <b>R 3</b> <b>H 9</b> <b>RBI 3</b> <b>BB 6</b> <b>SO 3</b> <b>LOB 26</b>  					
Mark Loretta, R (1.4) OBP: 0.356, SLG: 0.392	FC6-4 BB			F8		F9		F8		4	0	0	0	1	0	4						
Rondell White, R (1.7) OBP: 0.356, SLG: 0.495	FC6-4 2B 1-2 2-3			F7		FC5		G6-3		5	2	1	0	0	0	4						
Ryan Klesko, L (1.3) OBP: 0.367, SLG: 0.472	2B BB			1B BB		G5-4-3 BB		G4-3		2	0	1	0	3	0	0						
Sean Burroughs, L (1.5) OBP: 0.344, SLG: 0.425				G5-4-3		FC4-6 2B		G4-3		5	0	2	2	0	0	3						
Xavier Nady, R (1.9) OBP: 0.288, SLG: 0.447 Luther Hackman, R (7, PH) OBP: 0.412, SLG: 0.938 Jesse Orosco, R (8.1) Rod Beck, R (8.1) Matt Herges, L (8.1)				P4		S				3	0	1	1	0	1	4						
Gary Bennett, R (1.2) OBP: 0.298, SLG: 0.380	G5-3			L9		P3		G5-3		4	0	0	0	0	0	7						
Lou Merloni, R (1.6) OBP: 0.374, SLG: 0.337		F9		SH1-4 BB		FC5 1B		F7		3	0	1	0	1	0	2						
Brian Tolberg, R (1.1) Mike Matthews, L (6.1) Brian Buchanan, R (6.9) OBP: 0.326, SLG: 0.442		F9		SH1-4		K		G6-3		1	0	0	0	0	0	0						
										2	0	0	0	0	1	1						
<b>Inning Stats</b>	R: 2 E: 0 K: 1 S: 15	H: 1 LOB: 2 BB: 3 P: 31	R: 0 E: 0 K: 0 S: 9	H: 1 LOB: 0 BB: 0 P: 15	R: 0 E: 0 K: 0 S: 8	H: 1 LOB: 2 BB: 1 P: 16	R: 0 E: 0 K: 1 S: 7	H: 0 LOB: 1 BB: 1 P: 12	R: 1 E: 0 K: 0 S: 10	H: 2 LOB: 1 BB: 1 P: 17	R: 0 E: 0 K: 1 S: 13	H: 2 LOB: 2 BB: 0 P: 18	R: 0 E: 0 K: 0 S: 12	H: 2 LOB: 0 BB: 0 P: 18	R: 0 E: 0 K: 0 S: 8	H: 0 LOB: 0 BB: 0 P: 13		R: 0 E: 0 K: 0 S: 6	H: 0 LOB: 0 BB: 0 P: 10	1B: 7 2B: 2 3B: 0 HR: 0	SF: 0 SAC: 1 DP: 1 HBP: 0	WP: 0 PA: 41 PB: 0 SB: 2 CS: 0
<b>PITCHER</b>	IP	WLS	BF	H	R	ER	SO	BB	IBB	HBP	BLK	WP	HR	S	P	ERA		WHIP				
Gary Knotts, R (1.1) ERA: 4.75	4.0		22	4	3	3	2	6	0	0	0	0	0	43	82	6.75		2.500				
Wilfredo Ledezma, L (5.1) ERA: 3.57	2.0	W	8	3	0	0	1	0	0	0	0	0	0	19	27	0.00		1.500				
Steve Avery, L (7.1) ERA: 3.15	1.0	H	5	2	0	0	0	0	0	0	0	0	0	12	18	0.00		2.000				
Matt Roney, R (8.1) ERA: 3.72	1.0	H	3	0	0	0	0	0	0	0	0	0	0	8	13	0.00	0.000					
Franklyn German, R (9.1) ERA: 2.55	1.0	S	3	0	0	0	0	0	0	0	0	0	0	6	10	0.00	0.000					



Batter	1	2	3	4	5	6	7	8	9	AB	R	H	RBI	BB	SO	LOB	TOP							
Alex Sanchez, L (1, 8) OBP: 0.308, SLG: 0.357	G3-1		G4-3		G6-3			FC6 FC7-2		4	0	0	0	0	0	1								
Gene Kingsale, S (1, 7) OBP: 0.291, SLG: 0.295	G3 1B		P5			F8		FC7-2		4	1	1	0	0	0	1								
Craig Monroe, R (1, 9) Warren Morris, L (9, PH)	G3			G1-3		G3-1			K	3	0	0	0	0	0	1								
Dmitri Young, S (1, 5) OBP: 0.345, SLG: 0.512	FC6-4 2H 1B			K		F9			G4-3	4	0	1	1	0	1	0								
Kevin Witt, L (1, 3) OBP: 0.313, SLG: 0.500	FC6-4 1-2H			K BB 1B			K		K	4	0	1	0	0	2	1								
Shane Halter, R (1, 4) OBP: 0.287, SLG: 0.328		K								2	0	1	0	1	1	0								
Matt Walbeck, S (1, 2) Steve Sparks, R (7, 1) Jamie Walker, L (7, 1)	G1-4-3			K BB			P6			3	0	0	0	0	1	3	AB 30 R 1 H 4 RBI 1 BB 2 SO 8 LOB 8							
20 Omar Infante, R (1, 6) OBP: 0.264, SLG: 0.239	K					G5-3			K	3	0	0	0	0	2	1								
Adam Bernero, R (1, 1) 15 Brandon Inge, R (7, 2) OBP: 0.215, SLG: 0.266			G1-3		G3-1			FC6 BB		2	0	0	0	0	0	0								
<b>Inning Stats</b>	R: 1 E: 0 K: 0 S: 12	H: 2 LOB: 1 BB: 0 P: 16	R: 0 E: 0 K: 2 S: 9	H: 0 LOB: 0 BB: 0 P: 13	R: 0 E: 0 K: 0 S: 7	H: 0 LOB: 0 BB: 0 P: 9	R: 0 E: 0 K: 2 S: 12	H: 1 LOB: 2 BB: 1 P: 21	R: 0 E: 0 K: 0 S: 13	H: 0 LOB: 0 BB: 0 P: 20	R: 0 E: 0 K: 0 S: 10	H: 0 LOB: 0 BB: 0 P: 17	R: 0 E: 0 K: 2 S: 11	H: 1 LOB: 1 BB: 0 P: 16	R: 0 E: 0 K: 0 S: 9	H: 0 LOB: 0 BB: 0 P: 16	R: 0 E: 0 K: 2 S: 8	H: 0 LOB: 0 BB: 0 P: 9	1B: 4 2B: 1 3B: 0 HR: 0	SF: 0 SAC: 0 DP: 1 HBP: 0	WP: 0 PB: 0 SB: 2 CS: 0	PA: 32		
<b>PITCHER</b>	IP WLS BF H R ER SO BB IBB HBP BLK WP HR S P ERA WHIP	IP WLS BF H R ER SO BB IBB HBP BLK WP HR S P ERA WHIP	IP WLS BF H R ER SO BB IBB HBP BLK WP HR S P ERA WHIP	IP WLS BF H R ER SO BB IBB HBP BLK WP HR S P ERA WHIP	IP WLS BF H R ER SO BB IBB HBP BLK WP HR S P ERA WHIP	IP WLS BF H R ER SO BB IBB HBP BLK WP HR S P ERA WHIP	IP WLS BF H R ER SO BB IBB HBP BLK WP HR S P ERA WHIP	IP WLS BF H R ER SO BB IBB HBP BLK WP HR S P ERA WHIP	IP WLS BF H R ER SO BB IBB HBP BLK WP HR S P ERA WHIP	IP WLS BF H R ER SO BB IBB HBP BLK WP HR S P ERA WHIP	IP WLS BF H R ER SO BB IBB HBP BLK WP HR S P ERA WHIP	IP WLS BF H R ER SO BB IBB HBP BLK WP HR S P ERA WHIP	IP WLS BF H R ER SO BB IBB HBP BLK WP HR S P ERA WHIP	IP WLS BF H R ER SO BB IBB HBP BLK WP HR S P ERA WHIP	IP WLS BF H R ER SO BB IBB HBP BLK WP HR S P ERA WHIP	IP WLS BF H R ER SO BB IBB HBP BLK WP HR S P ERA WHIP	IP WLS BF H R ER SO BB IBB HBP BLK WP HR S P ERA WHIP	IP WLS BF H R ER SO BB IBB HBP BLK WP HR S P ERA WHIP	IP WLS BF H R ER SO BB IBB HBP BLK WP HR S P ERA WHIP	IP WLS BF H R ER SO BB IBB HBP BLK WP HR S P ERA WHIP	IP WLS BF H R ER SO BB IBB HBP BLK WP HR S P ERA WHIP	IP WLS BF H R ER SO BB IBB HBP BLK WP HR S P ERA WHIP	IP WLS BF H R ER SO BB IBB HBP BLK WP HR S P ERA WHIP	IP WLS BF H R ER SO BB IBB HBP BLK WP HR S P ERA WHIP

Detroit Tigers @ San Diego Padres  
Qualcomm Stadium, San Diego, CA  
Thu Jun 05 2003, 5:05 PM EDT  
Att: 14,710 - Cloudy - 65 F

livebaseballscorecards.com



Batter	1	2	3	4	5	6	7	8	9	AB	R	H	RBI	BB	SO	LOB	BOTTOM							
Gary Matthews, S (1, 9) OBP: 0.284, SLG: 0.335	G3	F8		F8			1B FC5-4 BB			4	1	1	1	1	0	3								
Mark Kotsay, L (1, 8) OBP: 0.345, SLG: 0.314	1B SF8 2B		FC3-6 BB		F8		FC5-4 1B	F7		4	1	2	0	1	0	2								
Rondell White, R (1, 7) OBP: 0.354, SLG: 0.490	PB 1B		K		G5-3		FC5-4 G3-6-1			4	0	1	1	0	1	2								
Ryan Klesko, L (1, 3) OBP: 0.360, SLG: 0.463	SF8		FC3-6 1-2H		F9		G3-6-1			3	0	0	1	0	0	2								
Sean Burroughs, L (1, 5) Mark Loretta, R (3, 4) OBP: 0.347, SLG: 0.425 OBP: 0.351, SLG: 0.386	HBP		K					G6-3		0	0	0	0	0	0	0								
Keith Lockhart, L (1, 4) OBP: 0.350, SLG: 0.451	G4-3			CS BB		K				3	2	2	1	1	0	2								
Gary Bennett, R (1, 2) OBP: 0.307, SLG: 0.378		K		G4-3 1-2H			HR			3	1	1	0	1	1	1								
Lou Merloni, R (1, 6) OBP: 0.388, SLG: 0.349	SH2-4 1B			BB BB		F8		1B BB		3	0	2	1	1	0	1								
Adam Eaton, R (1, 1) Scott Linebrink, R (8, 1)	SH2-4			BB BB						1	0	0	0	1	0	1								
Brian Buchanan, R (6, PH) Rod Beck, R (9, 1)				BB		G6-3		F9		0	0	0	0	0	0	0								
<b>Inning Stats</b>	R: 1 E: 0 K: 0 S: 9	H: 2 LOB: 2 BB: 0 P: 16	R: 0 E: 0 K: 1 S: 10	H: 1 LOB: 1 BB: 0 P: 14	R: 0 E: 0 K: 2 S: 11	H: 0 LOB: 2 BB: 3 P: 18	R: 0 E: 0 K: 0 S: 11	H: 0 LOB: 2 BB: 3 P: 24	R: 0 E: 0 K: 1 S: 17	H: 2 LOB: 1 BB: 0 P: 22	R: 1 E: 0 K: 0 S: 7	H: 1 LOB: 0 BB: 1 P: 14	R: 2 E: 0 K: 0 S: 14	H: 3 LOB: 2 BB: 1 P: 25	R: 0 E: 0 K: 0 S: 9	H: 0 LOB: 0 BB: 0 P: 9	1B: 6 2B: 1 3B: 1 HR: 1	SF: 1 SAC: 1 DP: 1 HBP: 1	WP: 0 PB: 1 SB: 0 CS: 1	PA: 38				
<b>PITCHER</b>	IP WLS BF H R ER SO BB IBB HBP BLK WP HR S P ERA WHIP	IP WLS BF H R ER SO BB IBB HBP BLK WP HR S P ERA WHIP	IP WLS BF H R ER SO BB IBB HBP BLK WP HR S P ERA WHIP	IP WLS BF H R ER SO BB IBB HBP BLK WP HR S P ERA WHIP	IP WLS BF H R ER SO BB IBB HBP BLK WP HR S P ERA WHIP	IP WLS BF H R ER SO BB IBB HBP BLK WP HR S P ERA WHIP	IP WLS BF H R ER SO BB IBB HBP BLK WP HR S P ERA WHIP	IP WLS BF H R ER SO BB IBB HBP BLK WP HR S P ERA WHIP	IP WLS BF H R ER SO BB IBB HBP BLK WP HR S P ERA WHIP	IP WLS BF H R ER SO BB IBB HBP BLK WP HR S P ERA WHIP	IP WLS BF H R ER SO BB IBB HBP BLK WP HR S P ERA WHIP	IP WLS BF H R ER SO BB IBB HBP BLK WP HR S P ERA WHIP	IP WLS BF H R ER SO BB IBB HBP BLK WP HR S P ERA WHIP	IP WLS BF H R ER SO BB IBB HBP BLK WP HR S P ERA WHIP	IP WLS BF H R ER SO BB IBB HBP BLK WP HR S P ERA WHIP	IP WLS BF H R ER SO BB IBB HBP BLK WP HR S P ERA WHIP	IP WLS BF H R ER SO BB IBB HBP BLK WP HR S P ERA WHIP	IP WLS BF H R ER SO BB IBB HBP BLK WP HR S P ERA WHIP	IP WLS BF H R ER SO BB IBB HBP BLK WP HR S P ERA WHIP	IP WLS BF H R ER SO BB IBB HBP BLK WP HR S P ERA WHIP	IP WLS BF H R ER SO BB IBB HBP BLK WP HR S P ERA WHIP	IP WLS BF H R ER SO BB IBB HBP BLK WP HR S P ERA WHIP	IP WLS BF H R ER SO BB IBB HBP BLK WP HR S P ERA WHIP	IP WLS BF H R ER SO BB IBB HBP BLK WP HR S P ERA WHIP

Detroit Tigers @ San Diego Padres  
Qualcomm Stadium, San Diego, CA  
Thu Jun 05 2003, 5:05 PM EDT  
Att: 14,710 - Cloudy - 65 F

livebaseballscorecards.com





Batter	1	2	3	4	5	6	7	8	9	10	11	AB	R	H	RBI	BB	SO	LOB	TOP							
Jacque Jones, L OBP: 0.326, SLG: 0.471 (1, 7)	F7		G3		L7			1B		1B		5	1	2	2	1	0	1								
Cristian Guzman, S OBP: 0.297, SLG: 0.380 (1, 6)	G1-3		F9		2B		1B	F7		1B		6	0	3	0	0	0	2								
Corey Koskie, L OBP: 0.363, SLG: 0.419 Denny Hocking, S OBP: 0.208, SLG: 0.239 (7, 5)	BB		K		2B				G5-3	G4-3		3	0	1	1	1	2	2								
Torii Hunter, R OBP: 0.337, SLG: 0.437 (1, 8)	F8			K	P3			1B				6	0	1	1	0	2	3								
Doug Mientkiewicz, L OBP: 0.359, SLG: 0.506 (1, 3)		F8	G5-3	2B		FC4-6	1B	F8		BB		4	2	3	0	1	0	2								
Bobby Kistly, S OBP: 0.334, SLG: 0.480 (1, 9)	G5-3	F8	1B			FC4-6	FC1-6			K		6	0	1	0	0	3	4								
A.J. Pierzynski, L OBP: 0.325, SLG: 0.469 (1, 2)	F8		G3			FC1-6			G5-3			5	2	1	0	1	0	4								
Chris Gomez, R OBP: 0.333, SLG: 0.429 (1, 4)	G5-3				P5					SH3-4	1B	5	1	2	3	0	1	2								
Kenny Rogers, L OBP: 0.305, SLG: 0.404 Matthew LeCroy, R OBP: 0.299, SLG: 0.364 Luther Hawkins, R OBP: 0.299, SLG: 0.393 Eddie Cuadrado, R OBP: 0.286, SLG: 0.341 Dustin Mohr, R OBP: 0.305, SLG: 0.446 J.C. Romero, S OBP: 0.305, SLG: 0.422 (1, 1)	G4-3						1B	2B				2	1	0	0	1	0	1								
<b>Inning Stats</b>	R: 0 E: 0 K: 0 S: 11	H: 0 LOB: 1 BB: 1 P: 17	R: 1 E: 0 K: 0 S: 9	H: 2 LOB: 1 BB: 0 P: 13	R: 0 E: 0 K: 1 S: 6	H: 0 LOB: 0 BB: 0 P: 7	R: 0 E: 0 K: 2 S: 8	H: 1 LOB: 1 BB: 1 P: 13	R: 1 E: 0 K: 0 S: 12	H: 2 LOB: 2 BB: 1 P: 19	R: 0 E: 0 K: 1 S: 8	H: 1 LOB: 1 BB: 0 P: 13	R: 1 E: 0 K: 1 S: 19	H: 2 LOB: 2 BB: 1 P: 27	R: 1 E: 0 K: 1 S: 17	H: 2 LOB: 2 BB: 0 P: 23	R: 0 E: 0 K: 2 S: 14	H: 0 LOB: 1 BB: 1 P: 20	R: 1 E: 0 K: 1 S: 19	H: 3 LOB: 2 BB: 0 P: 25	R: 2 E: 0 K: 1 S: 14	H: 1 LOB: 1 BB: 1 P: 27	1B: 11 2B: 3 3B: 0 HR: 0	SF: 0 SAC: 1 DP: 0 HBP: 1	WP: 0 PB: 0 SB: 1 CS: 0	PA: 54
<b>PITCHER</b>	IP WLS BF H R ER SO BB IBB HBP BLK WP HR S P ERA WHIP	44 Jake Peavy, R ERA: 4.57 Mike Matthews, L ERA: 4.58 Luther Hackman, R ERA: 4.25 Matt Herges, R ERA: 2.4 Jesse Orosco, L ERA: 7.11	1.1 6.2 31 8 3 3 5 3 0 0 0 0 0 0 107 4.05 1.650	7.1 0.1 1 0 0 0 0 0 0 0 0 0 0 0 2 0.00 0.000	8.1 2.0 10 2 1 0 3 1 0 0 0 0 0 0 31 43 0.00 1.500	10.1 0.2 3 1 1 1 1 0 0 0 0 0 0 6 9 13.50 1.500	10.1 0.1 3 2 0 0 0 0 0 0 0 0 0 13 16 0.00 6.000	<b>PITCHER</b>	IP WLS BF H R ER SO BB IBB HBP BLK WP HR S P ERA WHIP	Rod Beck, R ERA: 7.71 (11, 1)	1.0 1.0 6 1 2 2 1 0 0 0 0 0 0 27 16.00 1.000															

Minnesota Twins @ San Diego Padres  
Qualcomm Stadium, San Diego, CA  
Fri Jun 06 2003, 9:05 PM EDT  
Att: 54,747 - Cloudy - 62 F

AB	47
R	7
H	14
RBI	7
BB	5
SO	10
LOB	26



Batter	1	2	3	4	5	6	7	8	9	10	11	AB	R	H	RBI	BB	SO	LOB	BOTTOM							
Mark Loretta, R OBP: 0.355, SLG: 0.386 (1, 4)	L3		F8		WP			G6-4-3				5	0	2	1	1	0	0								
Mark Kotsay, L OBP: 0.343, SLG: 0.324 Matt Herges, L (10, 1)				G5-3	F9			G6-4-3				5	0	2	0	0	1	4								
Jesse Orosco, R OBP: 0.167, SLG: 0.208 Rod Beck, R (11, PH)	2B			1B								0	0	0	0	0	0	0								
Miguel Ojeda, R OBP: 0.167, SLG: 0.208 Rondell White, R OBP: 0.353, SLG: 0.490 (1, 7)	F9			G5-3				G5-3				6	1	2	0	0	1	2								
Brian Buchanan, R OBP: 0.333, SLG: 0.452 (1, 3)	K			G2-3								6	1	3	0	0	1	4								
Xavier Nady, R OBP: 0.339, SLG: 0.446 (1, 9)	F8											3	1	1	0	1	1	1								
Gary Bennett, R OBP: 0.301, SLG: 0.360 (1, 2)	G4-3			G1-3								4	0	0	0	1	1	5								
Lou Meroni, R OBP: 0.380, SLG: 0.341 (1, 6)	F7											5	1	1	0	0	1	5								
Keith Lockhart, L OBP: 0.337, SLG: 0.432 Gary Matthews, S OBP: 0.286, SLG: 0.341 (9, PH)	G3				P5							3	0	0	0	0	0	1								
44 Jake Peavy, R OBP: 0.305, SLG: 0.404 Mike Matthews, L OBP: 0.299, SLG: 0.364 Luther Hawkins, R OBP: 0.299, SLG: 0.393 Eddie Cuadrado, R OBP: 0.286, SLG: 0.341 Dustin Mohr, R OBP: 0.305, SLG: 0.446 J.C. Romero, S OBP: 0.305, SLG: 0.422 (1, 1)	G4-3				SH2-3							1	0	0	0	0	0	0								
<b>Inning Stats</b>	R: 0 E: 0 K: 1 S: 11	H: 1 LOB: 1 BB: 0 P: 18	R: 0 E: 0 K: 0 S: 8	H: 0 LOB: 0 BB: 0 P: 11	R: 0 E: 0 K: 0 S: 10	H: 0 LOB: 0 BB: 0 P: 15	R: 0 E: 0 K: 0 S: 8	H: 1 LOB: 2 BB: 1 P: 16	R: 1 E: 0 K: 0 S: 8	H: 0 LOB: 0 BB: 0 P: 11	R: 0 E: 0 K: 0 S: 9	H: 1 LOB: 1 BB: 0 P: 14	R: 0 E: 0 K: 2 S: 10	H: 0 LOB: 0 BB: 0 P: 14	R: 0 E: 0 K: 1 S: 8	H: 0 LOB: 2 BB: 1 P: 11	R: 0 E: 0 K: 2 S: 24	H: 4 LOB: 2 BB: 1 P: 35	R: 1 E: 0 K: 2 S: 13	H: 2 LOB: 2 BB: 1 P: 25	R: 0 E: 0 K: 0 S: 13	H: 2 LOB: 2 BB: 0 P: 20	1B: 9 2B: 5 3B: 0 HR: 0	SF: 0 SAC: 2 DP: 1 HBP: 0	WP: 3 PB: 0 SB: 0 CS: 0	PA: 49
<b>PITCHER</b>	IP WLS BF H R ER SO BB IBB HBP BLK WP HR S P ERA WHIP	Kenny Rogers, L ERA: 4.62 LaTroy Hawkins, R ERA: 1.27 Eddie Cuadrado, L ERA: 2.7 J.C. Romero, L ERA: 3.76	1.1 7.0 1.0 1.0 2.0 1.1 10 7.0 1.0 1.0 10.1 1.1 1.1 1.1 27 1.29 0.857	8.1 1.0 1.0 1.0 2.0 1.1 9 14 24 35 27.00 4.000	9.1 2.0 11 4 1 1 2 0 1 0 0 1 0 26 45 4.50 2.000	<b>PITCHER</b>	IP WLS BF H R ER SO BB IBB HBP BLK WP HR S P ERA WHIP	44 Jake Peavy, R ERA: 7.71 (11, 1)	1.0 1.0 6 1 2 2 1 0 0 0 0 0 0 0 27 16.00 1.000																	

Minnesota Twins @ San Diego Padres  
Qualcomm Stadium, San Diego, CA  
Fri Jun 06 2003, 9:05 PM EDT  
Att: 54,747 - Cloudy - 62 F

AB	44
R	5
H	14
RBI	4
BB	3
SO	8
LOB	24





Batter	1	2	3	4	5	6	7	8	9	AB	R	H	RBI	BB	SO	LOB	TOP				
Jacque Jones, L (1.7) OBP: 0.332, SLG: 0.498	0-0 HR		1-1 HR	4-2 BB		0-0 P6			1-1 G3-1	4	2	2	2	1	0	2	<b>Minnesota Twins @ San Diego Padres</b> Qualcomm Stadium, San Diego, CA Sat Jun 07 2003, 10:05 PM EDT Att: 31,617 - Cloudy - 67 F				
Cristian Guzman, S (1.6) OBP: 0.295, SLG: 0.376	0-2 G4-3		1-2 P5	0-0 L3		1-2 P4			1-1 BB	5	0	1	0	0	0	3					
Corey Koskie, L (1.5) OBP: 0.363, SLG: 0.415	2-2 G4-6-3 HBP		0-1 CS			2-0 P6		1-2 F7	2-3 K	4	0	1	0	0	1	1					
Tori Hunter, R (1.8) OBP: 0.343, SLG: 0.436	1-1 G4-6-3		4-2 1B			1-3 K		0-1 1B	4-1 1B	3	1	1	0	2	1	1					
Doug Mientkiewicz, L (1.3) OBP: 0.360, SLG: 0.503		1-1 G5-3	1-1 1B			2-1 1B		1-1 L6	3-3 K	5	1	2	0	0	1	3					
Dustan Mohr, R (1.9) OBP: 0.333, SLG: 0.500		4-2 1B	4-2 1B			0-2 1B		2-3 K		2	2	1	0	2	1	1					
A.J. Pierzynski, L (1.2) OBP: 0.328, SLG: 0.470		1-3 K	1-2 1B			0-0 P6		0-0 G4-3		4	0	2	3	0	1	1					
Luis Rivas, R (1.4) OBP: 0.281, SLG: 0.329		3-2 1B	0-0 L1-3			1-3 K		3-2 P3		4	0	1	1	0	1	3					
Johan Santana, L (1.1) OBP: 0.333, SLG: 0.333		1-3 K2-3			0-1 F8	1-2 1B		0-3 K		3	0	1	0	0	1	1					
Tony Fiore, R (7.1)										1	0	0	0	0	1	0					
Micheal Nakamura, R (8.1)										0	0	0	0	0	0	0					
<b>Inning Stats</b>	R: 1 E: 0 K: 0 S: 8	H: 1 LOB: 0 BB: 0 P: 11	R: 1 E: 0 K: 2 S: 14	H: 1 LOB: 1 BB: 1 P: 24	R: 3 E: 0 K: 0 S: 19	H: 4 LOB: 2 BB: 2 P: 31	R: 0 E: 0 K: 0 S: 5	H: 0 LOB: 0 BB: 1 P: 9	R: 0 E: 0 K: 1 S: 6	H: 1 LOB: 1 BB: 0 P: 11	R: 0 E: 0 K: 1 S: 10	H: 1 LOB: 1 BB: 0 P: 14	R: 0 E: 0 K: 1 S: 7	H: 0 LOB: 0 BB: 0 P: 10	R: 0 E: 0 K: 2 S: 11	H: 1 LOB: 2 BB: 1 P: 22	1B: 9 2B: 2 3B: 0 HR: 2	SF: 0 SAC: 0 DP: 2 HBP: 1	WP: 0 PB: 0 SB: 4 CS: 1	PA: 41	
<b>PITCHER</b>	IP WLS BF H R ER SO BB IBB HBP BLK WP HR S P ERA WHIP	IP WLS BF H R ER SO BB IBB HBP BLK WP HR S P ERA WHIP	IP WLS BF H R ER SO BB IBB HBP BLK WP HR S P ERA WHIP	IP WLS BF H R ER SO BB IBB HBP BLK WP HR S P ERA WHIP	IP WLS BF H R ER SO BB IBB HBP BLK WP HR S P ERA WHIP	IP WLS BF H R ER SO BB IBB HBP BLK WP HR S P ERA WHIP	IP WLS BF H R ER SO BB IBB HBP BLK WP HR S P ERA WHIP	IP WLS BF H R ER SO BB IBB HBP BLK WP HR S P ERA WHIP	IP WLS BF H R ER SO BB IBB HBP BLK WP HR S P ERA WHIP	IP WLS BF H R ER SO BB IBB HBP BLK WP HR S P ERA WHIP	IP WLS BF H R ER SO BB IBB HBP BLK WP HR S P ERA WHIP	IP WLS BF H R ER SO BB IBB HBP BLK WP HR S P ERA WHIP	IP WLS BF H R ER SO BB IBB HBP BLK WP HR S P ERA WHIP	IP WLS BF H R ER SO BB IBB HBP BLK WP HR S P ERA WHIP	IP WLS BF H R ER SO BB IBB HBP BLK WP HR S P ERA WHIP	IP WLS BF H R ER SO BB IBB HBP BLK WP HR S P ERA WHIP	IP WLS BF H R ER SO BB IBB HBP BLK WP HR S P ERA WHIP	IP WLS BF H R ER SO BB IBB HBP BLK WP HR S P ERA WHIP	IP WLS BF H R ER SO BB IBB HBP BLK WP HR S P ERA WHIP	IP WLS BF H R ER SO BB IBB HBP BLK WP HR S P ERA WHIP	IP WLS BF H R ER SO BB IBB HBP BLK WP HR S P ERA WHIP

AB	35
R	6
H	12
RBI	6
BB	5
SO	8
LOB	16



Batter	1	2	3	4	5	6	7	8	9	AB	R	H	RBI	BB	SO	LOB	BOTTOM					
Gary Matthews, S (1.8) OBP: 0.289, SLG: 0.341	1-2 G1-4-3 WP 1B		1-1 G3			2-3 K		4-0 B1-3 1B BB		3	1	1	0	1	1	0	<b>Minnesota Twins @ San Diego Padres</b> Qualcomm Stadium, San Diego, CA Sat Jun 07 2003, 10:05 PM EDT Att: 31,617 - Cloudy - 67 F					
Mark Loretta, R (1.4) OBP: 0.362, SLG: 0.410	4-2 G1-4-3 BB			3-2 2B		1-0 HR		2-0 B1-3		3	1	2	1	1	0	1						
Rondell White, R (1.7) OBP: 0.352, SLG: 0.484	1-2 G1-4-3			0-0 F9		3-1 G5-3		4-0 1B BB		3	0	0	0	1	0	3						
Brian Buchanan, R (1.3) OBP: 0.340, SLG: 0.448	0-3 K			2-3 K		1-0 HBP		0-2 1B		3	0	1	1	0	2	2						
Xavier Nady, R (1.9) OBP: 0.335, SLG: 0.440		2-2 G6-3		2-0 P4		1-0 P3		1-3 K		3	0	0	0	0	0	2						
Matt Herges, L (8.1)										0	0	0	0	0	0	0						
Dave Hansen, L (8. PH) OBP: 0.400, SLG: 0.339										1	0	0	0	0	1	2						
Jesse Orosco, R (9.1)										0	0	0	0	0	0	0						
Sean Burroughs, L (1.5) OBP: 0.343, SLG: 0.418		2-3 K		1-3 K		1-1 P4		3-2 1B		4	0	1	0	0	2	1						
Lou Merloni, R (1.6) OBP: 0.373, SLG: 0.333		2-1 F8		0-0 F7		4-0 BB		2-3 K		2	0	0	0	0	0	0						
Keith Lockhart, L (6.4) OBP: 0.341, SLG: 0.427						1-2 BB				1	0	0	0	1	1	1						
Miguel Ojeda, R (1.2) OBP: 0.154, SLG: 0.192			1-1 F9		1-0 F7		0-2 G4-3		1-1 F9	2	0	0	0	0	0	0						
Ryan Klesko, L (7. PH) OBP: 0.350, SLG: 0.467								1-2 F9		2	0	0	0	0	0	3						
Carlton Loewer, R (1.1)			1-3 K		0-3 K			1-3 K		0	0	0	0	0	0	0						
Scott Linebrink, R (3.1)										2	0	0	0	0	2	0						
Gary Bennett, R (8.2) OBP: 0.295, SLG: 0.352										2	0	0	0	0	1	1						
<b>Inning Stats</b>	R: 0 E: 0 K: 1 S: 14	H: 1 LOB: 1 BB: 1 P: 20	R: 0 E: 0 K: 1 S: 9	H: 0 LOB: 0 BB: 0 P: 15	R: 0 E: 0 K: 1 S: 7	H: 0 LOB: 0 BB: 0 P: 10	R: 0 E: 0 K: 1 S: 8	H: 1 LOB: 1 BB: 0 P: 15	R: 0 E: 0 K: 1 S: 5	H: 0 LOB: 0 BB: 0 P: 7	R: 1 E: 0 K: 2 S: 9	H: 1 LOB: 0 BB: 0 P: 15	R: 0 E: 0 K: 0 S: 6	H: 0 LOB: 2 BB: 1 P: 13	R: 1 E: 0 K: 2 S: 11	H: 1 LOB: 2 BB: 2 P: 23	R: 0 E: 0 K: 1 S: 12	H: 1 LOB: 1 BB: 0 P: 18	1B: 3 2B: 1 3B: 0 HR: 1	SF: 0 SAC: 0 DP: 1 HBP: 1	WP: 1 PB: 0 SB: 2 CS: 0	PA: 36
<b>PITCHER</b>	IP WLS BF H R ER SO BB IBB HBP BLK WP HR S P ERA WHIP	IP WLS BF H R ER SO BB IBB HBP BLK WP HR S P ERA WHIP	IP WLS BF H R ER SO BB IBB HBP BLK WP HR S P ERA WHIP	IP WLS BF H R ER SO BB IBB HBP BLK WP HR S P ERA WHIP	IP WLS BF H R ER SO BB IBB HBP BLK WP HR S P ERA WHIP	IP WLS BF H R ER SO BB IBB HBP BLK WP HR S P ERA WHIP	IP WLS BF H R ER SO BB IBB HBP BLK WP HR S P ERA WHIP	IP WLS BF H R ER SO BB IBB HBP BLK WP HR S P ERA WHIP	IP WLS BF H R ER SO BB IBB HBP BLK WP HR S P ERA WHIP	IP WLS BF H R ER SO BB IBB HBP BLK WP HR S P ERA WHIP	IP WLS BF H R ER SO BB IBB HBP BLK WP HR S P ERA WHIP	IP WLS BF H R ER SO BB IBB HBP BLK WP HR S P ERA WHIP	IP WLS BF H R ER SO BB IBB HBP BLK WP HR S P ERA WHIP	IP WLS BF H R ER SO BB IBB HBP BLK WP HR S P ERA WHIP	IP WLS BF H R ER SO BB IBB HBP BLK WP HR S P ERA WHIP	IP WLS BF H R ER SO BB IBB HBP BLK WP HR S P ERA WHIP	IP WLS BF H R ER SO BB IBB HBP BLK WP HR S P ERA WHIP	IP WLS BF H R ER SO BB IBB HBP BLK WP HR S P ERA WHIP	IP WLS BF H R ER SO BB IBB HBP BLK WP HR S P ERA WHIP	IP WLS BF H R ER SO BB IBB HBP BLK WP HR S P ERA WHIP	IP WLS BF H R ER SO BB IBB HBP BLK WP HR S P ERA WHIP	

AB	31
R	2
H	5
RBI	2
BB	4
SO	10
LOB	16









Batter	1	2	3	4	5	6	7	8	9	AB	R	H	RBI	BB	SO	LOB	TOP										
<b>Gary Matthews, S</b> OBP: 0.286, SLG: 0.348	2-3 K	0-0 F7		0-3 K		3-3 K			0-0 G4-3	5	0	0	0	0	3	1	<b>San Diego Padres @ Cleveland Indians</b> Jacobs Field, Cleveland, OH Tue Jun 10 2003, 7:05 PM EDT Att. 19,949 - Overcast - 75 F										
<b>Mark Kotsay, L</b> OBP: 0.354, SLG: 0.333	2-2 2B 1B	1-0 2B		2-2 L4		1-0 G4-3			0-1 G4-3	5	1	2	0	0	1												
<b>Mark Loretta, R</b> OBP: 0.369, SLG: 0.421	0-1 1B 1-3 2B	1-1 G4-3			1-1 G5-3			1-1 G6-3		4	1	1	0	0	1												
<b>Rondell White, R</b> OBP: 0.354, SLG: 0.484	0-0 1B 2-3 3-H 2B 1B		3-2 G6-4-3 1B		3-2 F8			0-1 G6-3		4	1	2	1	0	0												
<b>Brian Buchanan, R</b> OBP: 0.363, SLG: 0.533	0-0 2B 1-3 3-H 1B		2-2 G6-4-3 1B		1-0 HR			0-3 K		4	2	3	2	0	1	0											
<b>Xavier Nady, R</b> OBP: 0.333, SLG: 0.444	0-1 G4-3 1-3 3-H 2B		1-1 G6-4-3		0-0 2B			1-3 K		4	0	2	1	0	1	2											
<b>Sean Burroughs, L</b> OBP: 0.348, SLG: 0.414	3-2 G4-3		3-2 G6-3		4-2 FC6-4 BB			1-1 F8		3	0	0	1	1	0	2											
<b>Gary Bennett, R</b> OBP: 0.279, SLG: 0.330	1-1 L6			1-1 G4-3 1B		1-0 FC6-4		0-3 K		4	0	1	0	0	1	3											
<b>Donaldo Mendez, R</b> OBP: 0.375, SLG: 0.286		1-2 F9		0-0 G4-3		0-1 G5-3		2-3 K		3	0	0	0	0	1												
<b>Dave Hansen, L</b> OBP: 0.403, SLG: 0.344				1-2						1	0	0	0	0	1	0											
<b>Inning Stats</b>	R: 4 E: 0 K: 1 S: 18	H: 5 LOB: 1 BB: 0 P: 26	R: 0 E: 0 K: 0 S: 9	H: 1 LOB: 1 BB: 0 P: 12	R: 0 E: 0 K: 0 S: 15	H: 2 LOB: 1 BB: 0 P: 24	R: 0 E: 0 K: 1 S: 9	H: 1 LOB: 1 BB: 0 P: 12	R: 1 E: 0 K: 0 S: 10	H: 2 LOB: 2 BB: 1 P: 20	R: 0 E: 0 K: 1 S: 6	H: 0 LOB: 0 BB: 0 P: 10	R: 0 E: 0 K: 1 S: 7	H: 0 LOB: 0 BB: 0 P: 8	R: 0 E: 0 K: 2 S: 8	H: 0 LOB: 0 BB: 0 P: 10	R: 0 E: 0 K: 1 S: 6	H: 0 LOB: 0 BB: 0 P: 8	1B: 6 2B: 4 3B: 0 HR: 1	SF: 0 SAC: 0 DP: 1 HBP: 0	WP: 0 PB: 0 SB: 0 CS: 0	PA: 38					
<b>PITCHER</b>	IP	WLS	BF	H	R	ER	SO	BB	IBB	HBP	BLK	WP	HR	S	P	ERA	WHIP										
<b>Billy Traber, L</b> ERA: 4.75	4.2		25	11	5	5	2	1	0	0	0	0	1	60	92	9.64	2.571										
<b>37 Jake Westbrook, R</b> ERA: 4.92	2.1	W	7	0	0	0	2	0	0	0	0	0	0	14	20	0.00	0.000										
<b>David Riske, R</b> ERA: 2.89	1.0	H	3	0	0	0	2	0	0	0	0	0	0	8	10	0.00	0.000										
<b>Danys Baez, R</b> ERA: 3.9	1.0	S	3	0	0	0	1	0	0	0	0	0	0	6	8	0.00	0.000										
Batter	1	2	3	4	5	6	7	8	9	AB	R	H	RBI	BB	SO	LOB	BOTTOM										
<b>Coco Crisp, S</b> OBP: 0.200, SLG: 0.200	F8			0-2 F8		0-0 B1-3		1-0 G6-3 1B		5	0	1	1	0	0	1	<b>San Diego Padres @ Cleveland Indians</b> Jacobs Field, Cleveland, OH Tue Jun 10 2003, 7:05 PM EDT Att. 19,949 - Overcast - 75 F										
<b>Omar Vizquel, S</b> OBP: 0.333, SLG: 0.355	4-0 BB BB BB	3-2 F8 WP SF7 1B		3-2 S BB 1B		0-2 G5-3		1-2 G6-3		4	2	2	0	1	0	2											
<b>Jody Gerut, L</b> OBP: 0.328, SLG: 0.544	1-1 BB E 1-2 1B	3-2 F8		4-0 BB BB		3-3 K		1-1 F7		4	1	1	0	1	1	3											
<b>Milton Bradley, S</b> OBP: 0.440, SLG: 0.503	4-0 E 1-2 2-3 1B BB	4-1 SF7 BB		2-3 K		0-1 F8				2	1	0	0	2	1	2											
<b>Matt Lawton, L</b> OBP: 0.317, SLG: 0.378	4-0 1B E WP BB	0-1 SF7		4-2 BB		3-3 K		3-3 K		1	1	0	2	2	1	0											
<b>Ben Broussard, L</b> OBP: 0.333, SLG: 0.474	2-1 E4 WP 1B E	3-3 K		0-3 K		1-3 K				4	1	0	1	0	3	6											
<b>Casey Blake, R</b> OBP: 0.328, SLG: 0.378	0-1 E 1-2 2-3 3-H 1B		0-0 P2		2-2 CS HBP		0-2 1B 1B			3	2	2	1	0	0	0											
<b>Josh Bard, S</b> OBP: 0.269, SLG: 0.316	2-3 K		2-0 G6-3		3-3 SAFE K		0-3 SAFE K			4	0	0	0	0	3	4											
<b>Brandon Phillips, R</b> OBP: 0.237, SLG: 0.312	0-1 E7 2-H 3-H 1B		0-3 K		2-1 G6-3		1-1 G6-3 1B			4	0	2	2	0	1	0											
<b>Inning Stats</b>	R: 6 E: 2 K: 1 S: 17	H: 3 LOB: 3 BB: 3 P: 36	R: 1 E: 0 K: 1 S: 13	H: 1 LOB: 1 BB: 1 P: 26	R: 0 E: 0 K: 1 S: 6	H: 0 LOB: 0 BB: 0 P: 8	R: 0 E: 0 K: 2 S: 15	H: 1 LOB: 2 BB: 2 P: 28	R: 0 E: 0 K: 1 S: 7	H: 0 LOB: 0 BB: 0 P: 14	R: 0 E: 0 K: 1 S: 8	H: 0 LOB: 0 BB: 0 P: 11	R: 0 E: 0 K: 2 S: 8	H: 0 LOB: 0 BB: 0 P: 12	R: 1 E: 0 K: 1 S: 14	H: 3 LOB: 2 BB: 0 P: 18	1B: 8 2B: 1 3B: 0 HR: 0	SF: 1 SAC: 0 DP: 1 HBP: 1	WP: 2 PB: 0 SB: 1 CS: 1	PA: 39							
<b>PITCHER</b>	IP	WLS	BF	H	R	ER	SO	BB	IBB	HBP	BLK	WP	HR	S	P	ERA	WHIP										
<b>Brian Tolberg, R</b> ERA: 6.97	0.1	L	7	2	6	3	0	3	0	0	0	0	0	9	26	81.00	15.000										
<b>Scott Linebrink, R</b> ERA: 3.53	3.1		15	3	1	1	4	2	0	0	0	2	0	37	63	2.70	1.500										
<b>Mike Matthews, L</b> ERA: 4.3	2.1		8	0	0	0	3	1	0	1	0	0	0	20	34	0.00	0.429										
<b>Jay Witasick, R</b> ERA:	1.0		3	0	0	0	2	0	0	0	0	0	0	8	12	0.00	0.000										
<b>Matt Herges, R</b> ERA: 2.53	1.0		6	3	1	1	1	0	0	0	0	0	0	14	18	9.00	3.000										
<b>AB</b>	<b>R</b>	<b>H</b>	<b>RBI</b>	<b>BB</b>	<b>SO</b>	<b>LOB</b>																					
37	5	11	5	1	7	11																					
31	8	8	7	6	10	18																					



Batter	1	2	3	4	5	6	7	8	9	AB	R	H	RBI	BB	SO	LOB	TOP										
<b>Gary Matthews, S</b> (1, 8) OBP: 0.285, SLG: 0.351	G3		P4				P3			4	0	1	0	0	0	2	<b>San Diego Padres @ Cleveland Indians</b> Jacobs Field, Cleveland, OH Wed Jun 11 2008, 7:05 PM EDT Att: 17,427 - Cloudy - 75 F										
<b>Mark Loretta, R</b> (1, 4) OBP: 0.371, SLG: 0.422	1B		1B				G4-3	F8		4	0	2	0	0	0	1											
<b>Rondell White, R</b> (1, 7) OBP: 0.352, SLG: 0.484	F9		F8				K	G4-3 HR		4	1	1	0	0	1	2											
<b>Ryan Klesko, L</b> (1, 3) OBP: 0.368, SLG: 0.497	1B		G4-3				G4-3	G4-3		4	0	1	0	0	0	2											
<b>Brian Buchanan, R</b> (1, 10) OBP: 0.358, SLG: 0.552	F8						K	HR		4	1	1	2	0	2	2											
<b>Xavier Nady, R</b> (1, 9) OBP: 0.328, SLG: 0.436		F9					P3	G4-3		4	0	0	0	0	0	0											
<b>Sean Burroughs, L</b> (1, 5) OBP: 0.350, SLG: 0.415		2B					1B	G4-3		4	0	2	0	0	0	0											
<b>Gary Bennett, R</b> (1, 2) OBP: 0.269, SLG: 0.317	F9						L9	G5-3		4	0	0	0	0	0	2											
<b>Donaldo Mendez, R</b> (1, 6) OBP: 0.455, SLG: 0.500							K	G1		3	0	2	0	0	1	0											
<b>Dave Hansen, L</b> (9, PH) OBP: 0.397, SLG: 0.339	1-H						1B			1	0	0	0	0	0	0											
<b>Inning Stats</b>	R: 0 E: 0 K: 0 S: 13	H: 2 LOB: 2 BB: 0 P: 19	R: 0 E: 0 K: 0 S: 10	H: 2 LOB: 2 BB: 0 P: 19	R: 0 E: 0 K: 0 S: 5	H: 1 LOB: 1 BB: 0 P: 7	R: 0 E: 0 K: 1 S: 7	H: 0 LOB: 0 BB: 0 P: 11	R: 0 E: 0 K: 1 S: 10	H: 1 LOB: 1 BB: 0 P: 15	R: 0 E: 0 K: 2 S: 10	H: 0 LOB: 0 BB: 0 P: 16	R: 0 E: 0 K: 0 S: 13	H: 2 LOB: 2 BB: 0 P: 18	R: 2 E: 0 K: 0 S: 10	H: 2 LOB: 0 BB: 0 P: 15	R: 0 E: 0 K: 0 S: 8	H: 0 LOB: 0 BB: 0 P: 11	1B: 6 2B: 3 HR: 1	SF: 0 SAC: 0 DP: 0 HBP: 0	WP: 0 PB: 0 SB: 0 CS: 0	PA: 36					
<b>PITCHER</b>	IP	WLS	BF	H	R	ER	SO	BB	IBB	HBP	BLK	WP	HR	S	P	ERA	WHIP										
<b>CC Sabathia, L</b> (1, 1) ERA: 3.47	7.2	W	32	10	2	2	4	0	0	0	0	0	1	76	117	2.35	1.304										
<b>David Riske, R</b> (8, 1) ERA: 2.95	0.1	H	1	0	0	0	0	0	0	0	0	0	0	2	3	0.00	0.000										
<b>Danys Baez, R</b> (9, 1) ERA: 3.77	1.0	S	3	0	0	0	0	0	0	0	0	0	0	8	11	0.00	0.000										

AB 36  
R 2  
H 10  
RBI 2  
BB 0  
SO 4  
LOB 11



Batter	1	2	3	4	5	6	7	8	9	AB	R	H	RBI	BB	SO	LOB	BOTTOM										
<b>Coco Crisp, S</b> (1, 10) OBP: 0.111, SLG: 0.111	F8		L8				G1-3			4	0	0	0	0	0	2	<b>San Diego Padres @ Cleveland Indians</b> Jacobs Field, Cleveland, OH Wed Jun 11 2008, 7:05 PM EDT Att: 17,427 - Cloudy - 75 F										
<b>Omar Vizquel, S</b> (1, 6) OBP: 0.332, SLG: 0.351	P5						G4-3	F8		3	1	0	0	1	0	1											
<b>Jody Gerut, L</b> (1, 9) OBP: 0.325, SLG: 0.559	F8						HR	F9		4	1	1	1	0	0	1											
<b>Milton Bradley, S</b> (1, 8) OBP: 0.441, SLG: 0.508							G4-1	K		4	1	2	0	0	1	0											
<b>Matt Lawton, L</b> (1, 7) OBP: 0.317, SLG: 0.374							F9			2	0	0	1	1	0	1											
<b>Ben Broussard, L</b> (1, 3) OBP: 0.345, SLG: 0.474							CS	1B		2	0	1	0	1	0	2											
<b>Casey Blake, R</b> (1, 5) OBP: 0.329, SLG: 0.377							CS	F8		3	0	1	1	0	0	2											
<b>Josh Bard, S</b> (1, 2) OBP: 0.266, SLG: 0.312							CI			2	0	0	0	0	0	0											
<b>Brandon Phillips, R</b> (1, 4) OBP: 0.239, SLG: 0.313							P6			3	0	1	0	0	0	1											
<b>Inning Stats</b>	R: 0 E: 0 K: 0 S: 6	H: 0 LOB: 0 BB: 0 P: 12	R: 0 E: 0 K: 0 S: 8	H: 1 LOB: 1 BB: 1 P: 15	R: 0 E: 0 K: 0 S: 4	H: 0 LOB: 0 BB: 0 P: 5	R: 2 E: 0 K: 0 S: 11	H: 2 LOB: 2 BB: 2 P: 22	R: 0 E: 0 K: 0 S: 5	H: 1 LOB: 1 BB: 0 P: 7	R: 1 E: 0 K: 0 S: 10	H: 2 LOB: 0 BB: 0 P: 19	R: 0 E: 1 K: 0 S: 11	H: 0 LOB: 1 BB: 0 P: 16	R: 0 E: 0 K: 1 S: 8	H: 0 LOB: 0 BB: 0 P: 12	1B: 4 2B: 2 3B: 0 HR: 1	SF: 0 SAC: 0 DP: 1 HBP: 0	WP: 0 PB: 0 SB: 0 CS: 1	PA: 32							
<b>PITCHER</b>	IP	WLS	BF	H	R	ER	SO	BB	IBB	HBP	BLK	WP	HR	S	P	ERA	WHIP										
<b>Adam Eaton, R</b> (1, 1) ERA: 4.48	8.0	L	31	6	3	3	1	3	0	0	0	0	1	63	108	3.38	1.125										

AB 27  
R 3  
H 6  
RBI 3  
BB 3  
SO 1  
LOB 10





Batter	1	2	3	4	5	6	7	8	9	AB	R	H	RBI	BB	SO	LOB	TOP										
<b>Gary Matthews, S</b> OBP: 0.287, SLG: 0.357 (1, 9)	G5-3		F8		E2	P5		F8		5	0	2	2	0	0	3	<b>San Diego Padres @ Cleveland Indians</b> Jacobs Field, Cleveland, OH Thu Jun 12 2003, 7:05 PM EDT Att: 17,983 - Cloudy - 70 F										
<b>Mark Kotsay, L</b> OBP: 0.352, SLG: 0.327 <b>Xavier Nady, R</b> OBP: 0.327, SLG: 0.435 (8, PH)	G3			L9	K			F8		3	0	0	0	1	1	2											
<b>Mark Loretta, R</b> OBP: 0.368, SLG: 0.419 (1, 4)	G6-3			K	SF9			G5-3		4	0	1	3	0	1	1											
<b>Ryan Klesko, L</b> OBP: 0.369, SLG: 0.511 (1, 3)		P2			CS				K	5	1	2	1	0	2	2											
<b>Sean Burroughs, L</b> OBP: 0.342, SLG: 0.405 (1, 5)	F8			FC6-4		F9		F8		5	0	0	0	0	0	1											
<b>Rondell White, R</b> OBP: 0.353, SLG: 0.496 (1, 7)	G4-3				HR			G5-3		5	2	2	1	0	1	0											
<b>Dave Hansen, L</b> OBP: 0.408, SLG: 0.333 <b>Brian Buchanan, R</b> OBP: 0.364, SLG: 0.552 (7, PH)			G6-3		1B	1B				1	2	0	0	2	0	0											
<b>Gary Bennett, R</b> OBP: 0.277, SLG: 0.324 (1, 2)	G5-3				1B	1B		G1-3		4	2	2	0	0	0	1											
<b>Donaldo Mendez, R</b> OBP: 0.467, SLG: 0.462 (1, 6)					SF9	1B		K		3	2	1	1	1	1	1											
<b>Inning Stats</b>	R: 0 E: 0 K: 0 S: 12	H: 0 LOB: 0 BB: 0 P: 15	R: 0 E: 0 K: 0 S: 10	H: 0 LOB: 0 BB: 0 P: 14	R: 0 E: 0 K: 0 S: 9	H: 0 LOB: 1 BB: 1 P: 15	R: 0 E: 0 K: 1 S: 9	H: 1 LOB: 1 BB: 0 P: 14	R: 4 E: 1 K: 1 S: 14	H: 4 LOB: 0 BB: 1 P: 20	R: 5 E: 1 K: 1 S: 25	H: 4 LOB: 2 BB: 2 P: 40	R: 0 E: 0 K: 0 S: 10	H: 0 LOB: 1 BB: 1 P: 17	R: 0 E: 0 K: 1 S: 9	H: 1 LOB: 1 BB: 0 P: 14		R: 0 E: 0 K: 2 S: 10	H: 0 LOB: 0 BB: 0 P: 14	1B: 7 2B: 1 3B: 0 HR: 2	SF: 1 SAC: 0 DP: 0 HBP: 0	WP: 0 PB: 0 SB: 0 CS: 1	PA: 43				
<b>PITCHER</b>	IP	WLS	BF	H	R	ER	SO	BB	IBB	HBP	BLK	WP	HR	S	P	ERA	WHIP										
<b>Jason Davis, R</b> ERA: 5.28 <b>Dan Miceli, R</b> ERA: 4.26 <b>Terry Mulholland, L</b> ERA: 3.93 <b>Nick Bierbrodt, L</b> ERA: 9.41	5.1	L	25	7	7	5	2	3	0	0	0	0	2	63	96	8.44	1.875										

Batter	1	2	3	4	5	6	7	8	9	AB	R	H	RBI	BB	SO	LOB	BOTTOM										
<b>Matt Lawton, L</b> OBP: 0.312, SLG: 0.368 (1, 10)	K		FC4-2		K			F7		4	0	0	0	0	2	1	<b>San Diego Padres @ Cleveland Indians</b> Jacobs Field, Cleveland, OH Thu Jun 12 2003, 7:05 PM EDT Att: 17,983 - Cloudy - 70 F										
<b>Coco Crisp, S</b> OBP: 0.154, SLG: 0.231 (1, 7)	P6		F9		G3-1					4	1	1	0	0	0	1											
<b>Jody Gerut, L</b> OBP: 0.323, SLG: 0.574 (1, 9)				G4-3	L6			K		4	1	1	1	0	1	1											
<b>Milton Bradley, S</b> OBP: 0.438, SLG: 0.500 (1, 8)	G4-3			HR		F8		K		3	1	0	0	1	1	0											
<b>Ben Broussard, L</b> OBP: 0.356, SLG: 0.519 <b>Shane Spencer, R</b> OBP: 0.299, SLG: 0.333 (9, 3)			G5-4-3		HR	F7				3	1	2	2	0	0	0											
<b>Casey Blake, R</b> OBP: 0.333, SLG: 0.378 <b>2 Jhonny Peralta, R</b> (8, 5)			G5-4-3		1B			K		2	0	1	0	1	0	1											
<b>Josh Bard, S</b> OBP: 0.280, SLG: 0.305 (1, 2)	F7				P5			K		4	0	0	0	0	1	2											
<b>John McDonald, R</b> OBP: 0.309, SLG: 0.386 (1, 6)			SH1-4					K		4	0	2	0	0	1	0											
<b>Brandon Phillips, R</b> OBP: 0.235, SLG: 0.308 (1, 4)			SH1-4		K			F8		3	0	0	0	0	1	2											
<b>Inning Stats</b>	R: 1 E: 0 K: 1 S: 10	H: 1 LOB: 0 BB: 0 P: 14	R: 0 E: 0 K: 0 S: 6	H: 1 LOB: 0 BB: 0 P: 8	R: 0 E: 0 K: 0 S: 8	H: 1 LOB: 1 BB: 0 P: 10	R: 2 E: 0 K: 1 S: 18	H: 3 LOB: 2 BB: 1 P: 29	R: 0 E: 0 K: 0 S: 7	H: 0 LOB: 0 BB: 1 P: 11	R: 0 E: 0 K: 0 S: 17	H: 0 LOB: 1 BB: 1 P: 28	R: 0 E: 0 K: 1 S: 7	H: 0 LOB: 0 BB: 0 P: 9	R: 1 E: 0 K: 3 S: 13	H: 2 LOB: 1 BB: 0 P: 19		R: 0 E: 0 K: 1 S: 6	H: 0 LOB: 0 BB: 0 P: 7	1B: 4 2B: 2 3B: 0 HR: 2	SF: 0 SAC: 1 DP: 1 HBP: 0	WP: 1 PB: 0 SB: 2 CS: 0	PA: 36				
<b>PITCHER</b>	IP	WLS	BF	H	R	ER	SO	BB	IBB	HBP	BLK	WP	HR	S	P	ERA	WHIP										
<b>44 Jake Peavy, R</b> ERA: 4.59 <b>Luther Hackman, R</b> ERA: 4.09 <b>Jesse Orosco, L</b> ERA: 6.97 <b>Matt Herges, R</b> ERA: 2.51 <b>Rod Beck, R</b> ERA: 4.15	5.2	W	24	6	3	3	3	2	0	0	0	0	0	12	17	0.00	0.000										



Batter	1	2	3	4	5	6	7	8	9	AB	R	H	RBI	BB	SO	LOB	TOP										
<b>Gary Matthews, S</b> OBP: 0.286, SLG: 0.353										5	1	1	0	0	2	3											
<b>Mark Kotsay, L</b> OBP: 0.335, SLG: 0.335										5	2	2	0	0	0	0											
<b>Mark Loretta, R</b> OBP: 0.376, SLG: 0.436										5	0	4	1	0	0	2											
<b>Ryan Klesko, L</b> OBP: 0.369, SLG: 0.514										5	0	2	2	0	0	3											
<b>Sean Burroughs, L</b> OBP: 0.335, SLG: 0.395										5	0	0	0	0	3	5											
<b>Rondell White, R</b> OBP: 0.352, SLG: 0.491										4	0	1	0	0	1	2											
<b>Dave Hansen, L</b> OBP: 0.392, SLG: 0.318										3	0	0	0	0	2	1											
<b>Brian Buchanan, R</b> OBP: 0.370, SLG: 0.552										2	0	0	0	1	0	1											
<b>Gary Bennett, R</b> OBP: 0.284, SLG: 0.318										2	0	0	0	1	0	1											
<b>Donald Mendez, R</b> OBP: 0.421, SLG: 0.375										3	0	0	0	0	1	3											
<b>Inning Stats</b>	R: 2 E: 0 K: 2 S: 19	H: 3 LOB: 1 BB: 0 P: 31	R: 0 E: 0 K: 1 S: 10	H: 0 LOB: 1 BB: 1 P: 16	R: 1 E: 0 K: 1 S: 12	H: 2 LOB: 1 BB: 0 P: 18	R: 0 E: 0 K: 0 S: 4	H: 0 LOB: 0 BB: 0 P: 7	R: 0 E: 0 K: 3 S: 14	H: 1 LOB: 1 BB: 0 P: 23	R: 0 E: 0 K: 1 S: 12	H: 2 LOB: 2 BB: 0 P: 18	R: 0 E: 0 K: 1 S: 12	H: 0 LOB: 1 BB: 1 P: 19	R: 0 E: 0 K: 0 S: 7	H: 1 LOB: 1 BB: 0 P: 13	1B: 7 2B: 2 3B: 1 HR: 0	SF: 0 SAC: 0 DP: 0 HBP: 2	WP: 0 PB: 0 SB: 1 CS: 1	PA: 41							
<b>PITCHER</b>	IP	WLS	BF	H	R	ER	SO	BB	IBB	HBP	BLK	WP	HR	S	P	ERA	WHIP										
<b>Esteban Loaiza, R</b> ERA: 2.24	(1, 1)	5.0	22	6	3	3	4	1	0	0	0	0	0	59	95	5.40	1.400										
<b>Tom Gordon, R</b> ERA: 4.02	(6, 1)	1.2	W	8	2	0	0	4	0	0	1	0	0	21	30	0.00	1.200										
<b>Damaso Marte, L</b> ERA: 1.35	(7, 1)	1.1	H	7	1	0	0	1	0	0	1	0	0	15	23	0.00	1.500										
<b>Billy Koch, R</b> ERA: 4.94	(9, 1)	1.0	S	4	1	0	0	0	0	0	0	0	0	7	13	0.00	1.000										

**San Diego Padres @ Chicago White Sox**  
U.S. Cellular Field, Chicago, IL  
Fri Jun 13 2003, 8:05 PM EDT  
Att: 14,162 - Sunny - 66 F

livebaseballscorecards.com

AB	37
R	3
H	10
RBI	3
BB	2
SO	9
LOB	20



Batter	1	2	3	4	5	6	7	8	9	AB	R	H	RBI	BB	SO	LOB	BOTTOM										
<b>D'Angelo Jimenez, S</b> OBP: 0.348, SLG: 0.449										4	0	0	0	0	0	0											
<b>Jose Valentin, S</b> OBP: 0.312, SLG: 0.434										4	0	0	0	0	1	0											
<b>Frank Thomas, R</b> OBP: 0.419, SLG: 0.566										4	1	1	1	0	1	0											
<b>Brian Daubach, L</b> OBP: 0.326, SLG: 0.325										0	0	0	0	0	0	0											
<b>Magglio Ordonez, R</b> OBP: 0.335, SLG: 0.477										4	1	2	1	0	0	0											
<b>Carlos Lee, R</b> OBP: 0.323, SLG: 0.452										3	2	2	0	1	0	0											
<b>Armando Rios, L</b> OBP: 0.256, SLG: 0.337										3	1	2	1	0	0	1											
<b>Aaron Rowand, R</b> OBP: 0.211, SLG: 0.227										1	0	0	0	0	1	1											
<b>14 Paul Konerko, R</b> OBP: 0.271, SLG: 0.287										2	0	1	2	0	0	0											
<b>24 Joe Crede, R</b> OBP: 0.265, SLG: 0.344										3	0	1	0	0	0	1											
<b>Miguel Olivo, R</b> OBP: 0.291, SLG: 0.390										3	0	0	0	0	0	3											
<b>Inning Stats</b>	R: 0 E: 0 K: 0 S: 3	H: 0 LOB: 0 BB: 0 P: 7	R: 2 E: 0 K: 0 S: 16	H: 3 LOB: 1 BB: 0 P: 27	R: 0 E: 0 K: 0 S: 9	H: 0 LOB: 0 BB: 0 P: 13	R: 1 E: 0 K: 0 S: 11	H: 3 LOB: 2 BB: 1 P: 21	R: 0 E: 0 K: 1 S: 7	H: 0 LOB: 0 BB: 0 P: 12	R: 1 E: 0 K: 0 S: 9	H: 1 LOB: 0 BB: 0 P: 13	R: 0 E: 0 K: 0 S: 6	H: 0 LOB: 0 BB: 0 P: 7	R: 1 E: 0 K: 2 S: 12	H: 2 LOB: 1 BB: 0 P: 18	1B: 6 2B: 0 3B: 0 HR: 3	SF: 1 SAC: 0 DP: 0 HBP: 0	WP: 0 PB: 0 SB: 1 CS: 1	PA: 33							
<b>PITCHER</b>	IP	WLS	BF	H	R	ER	SO	BB	IBB	HBP	BLK	WP	HR	S	P	ERA	WHIP										
<b>Kevin Jarvis, R</b> ERA: 3.6	(1, 1)	5.0	L	21	6	3	2	1	0	0	0	0	0	46	80	3.60	1.400										
<b>Scott Linebrink, R</b> ERA: 3.69	(6, 1)	3.0	L	12	3	2	2	2	0	0	0	0	2	27	38	6.00	1.000										

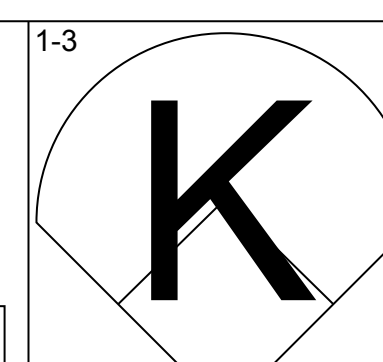
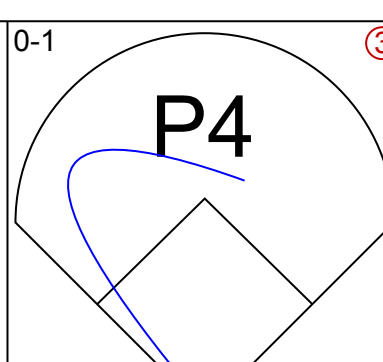
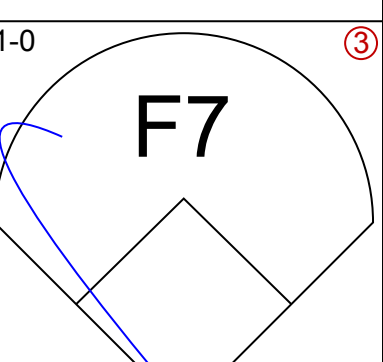
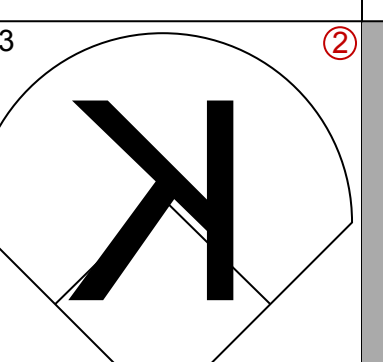
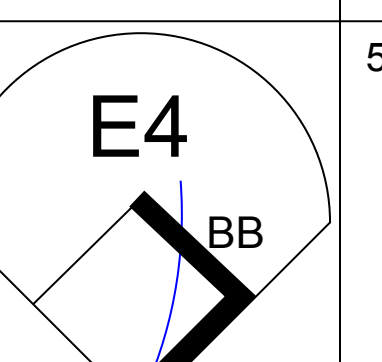
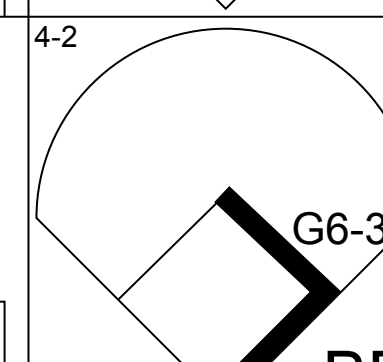
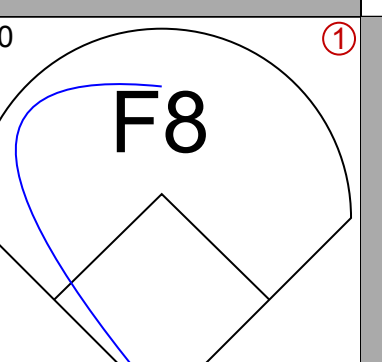
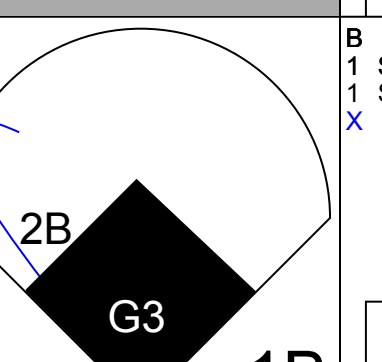
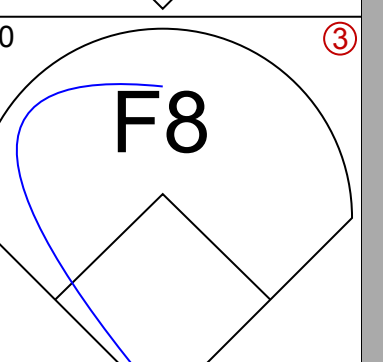
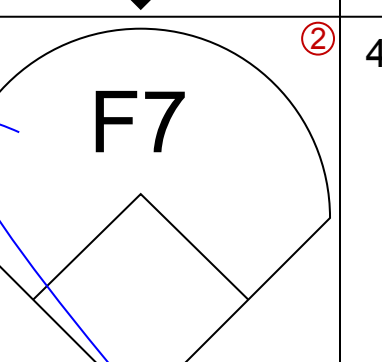
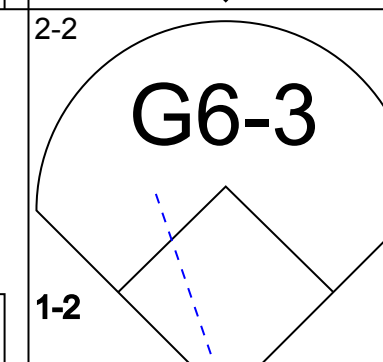
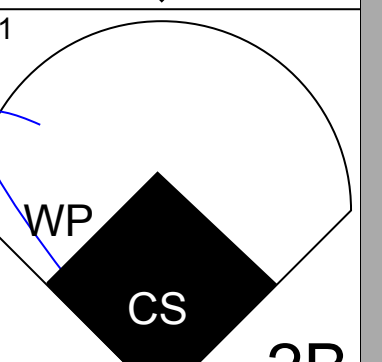
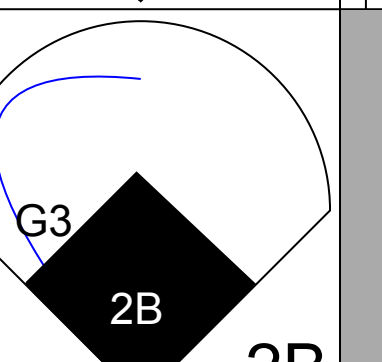
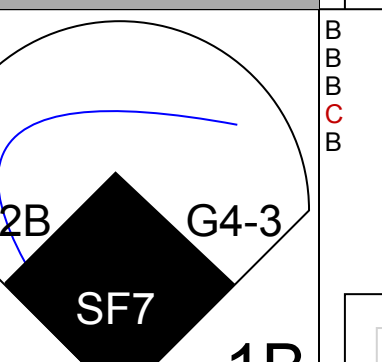
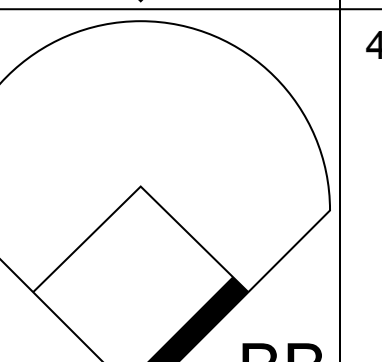
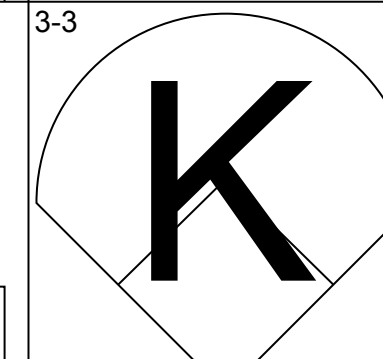
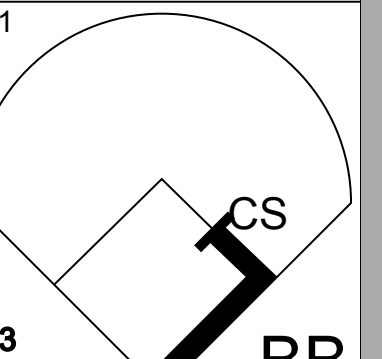
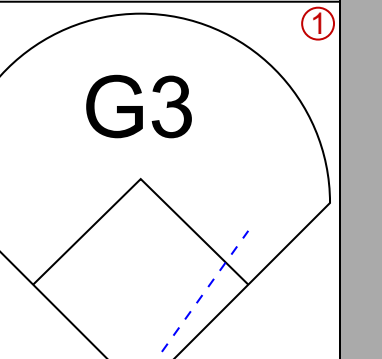
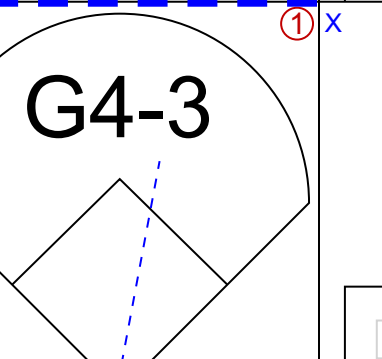
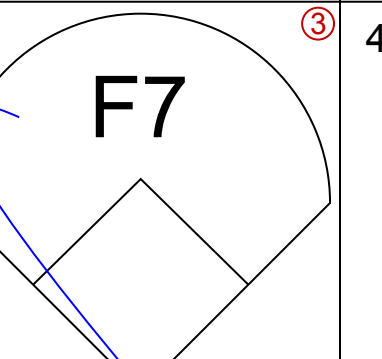
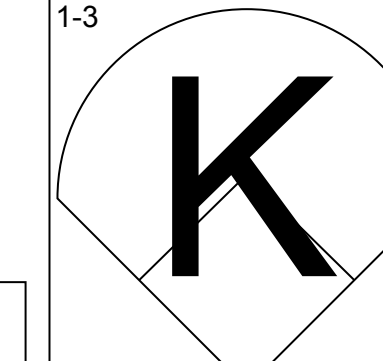
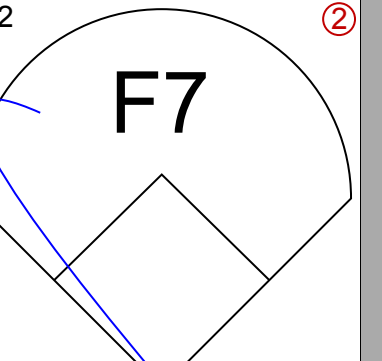
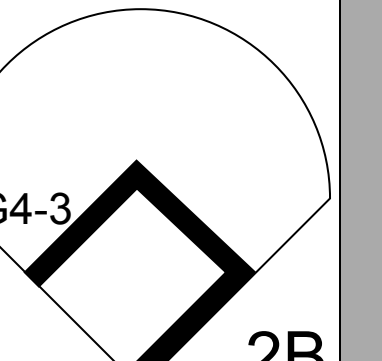
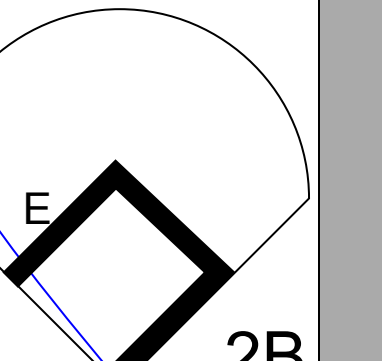
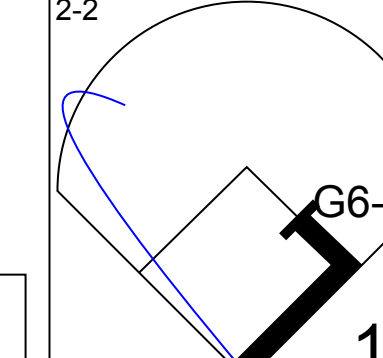
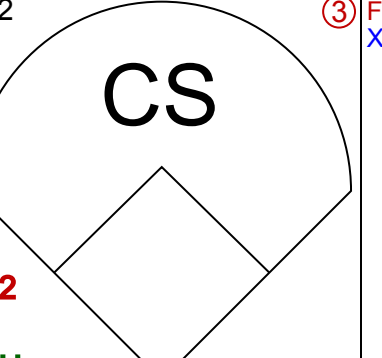
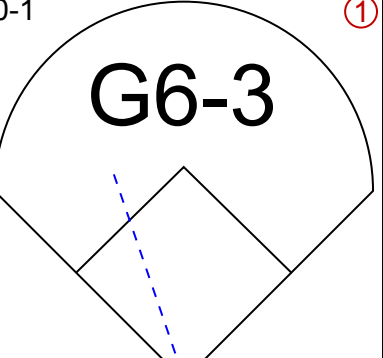
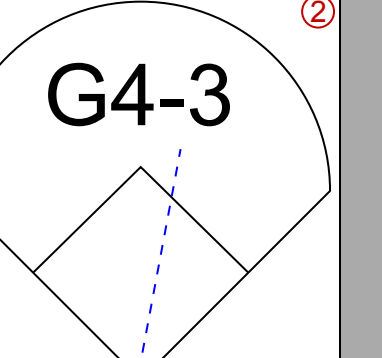
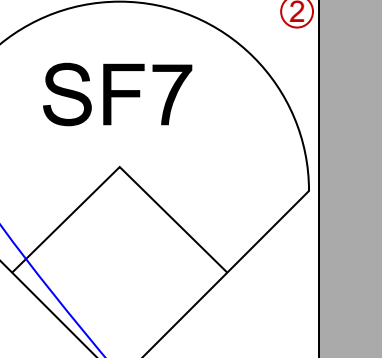
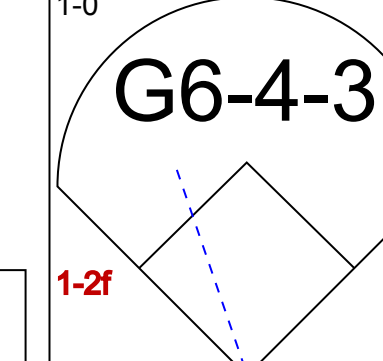
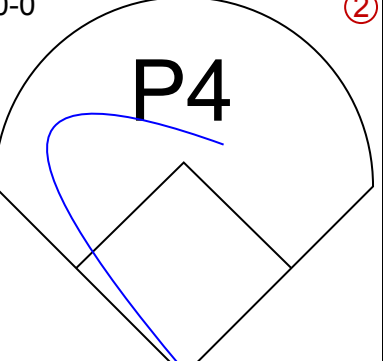
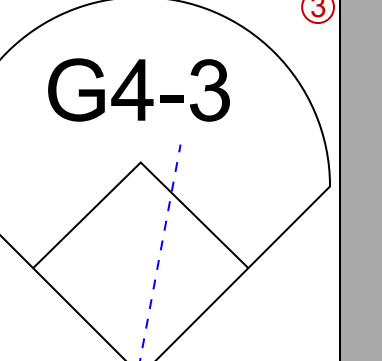
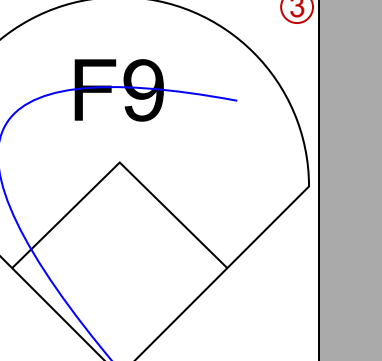
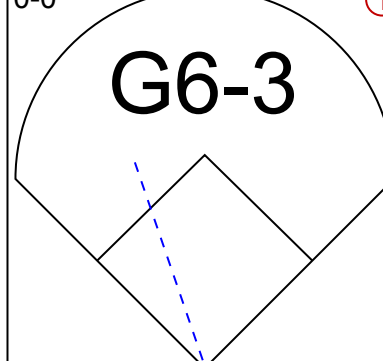
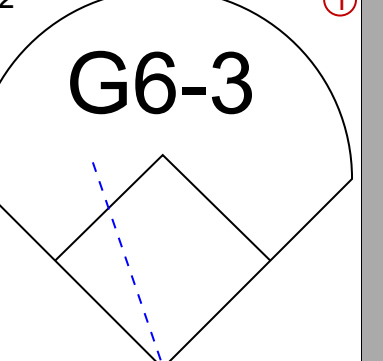
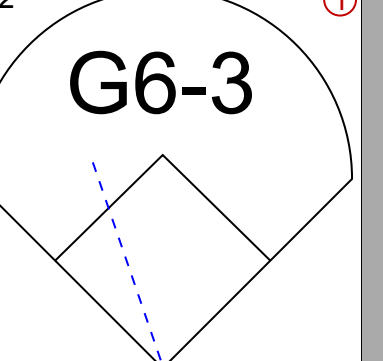
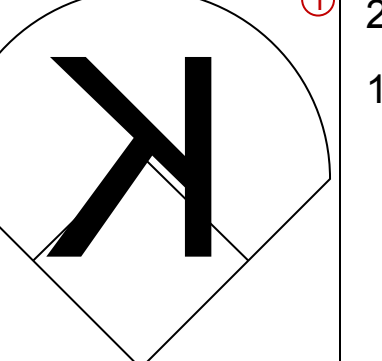
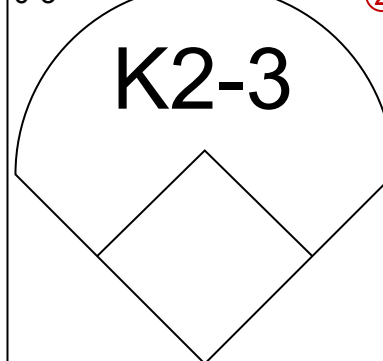
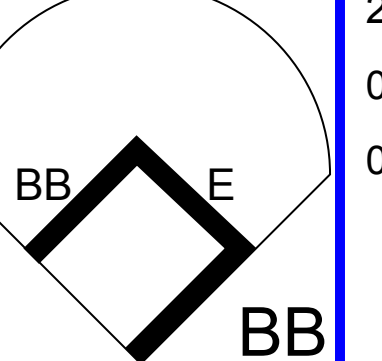
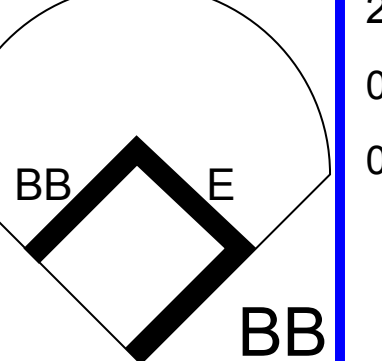
**San Diego Padres @ Chicago White Sox**  
U.S. Cellular Field, Chicago, IL  
Fri Jun 13 2003, 8:05 PM EDT  
Att: 14,162 - Sunny - 66 F

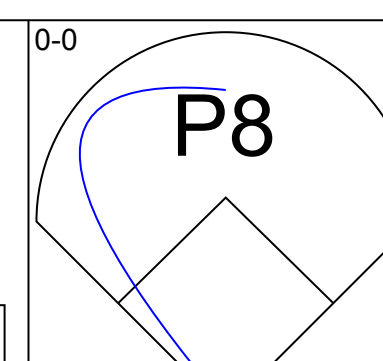
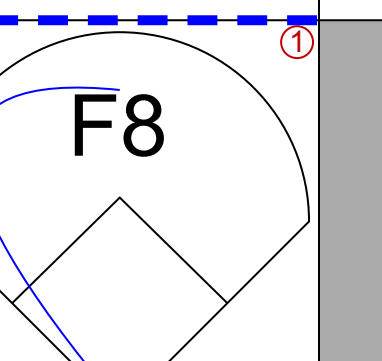
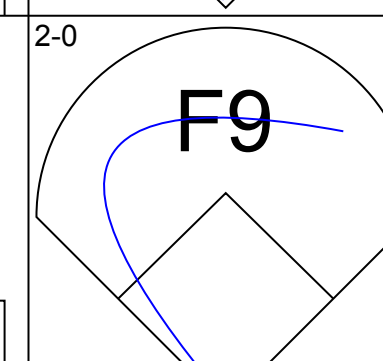
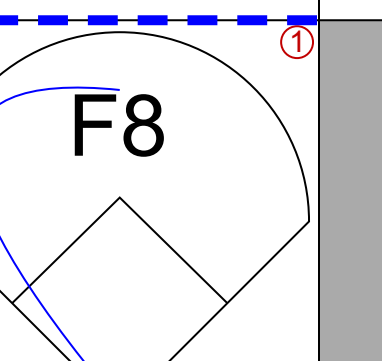
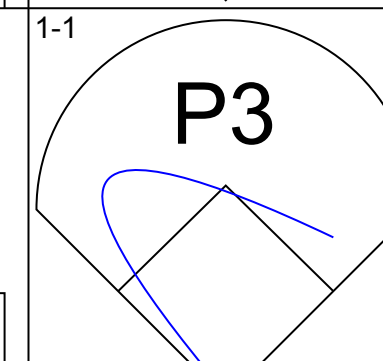
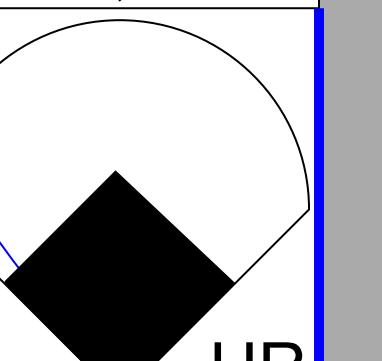
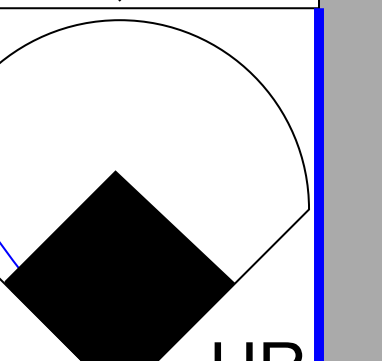
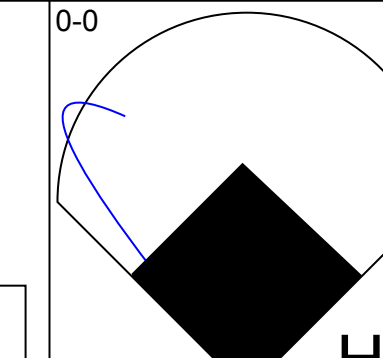
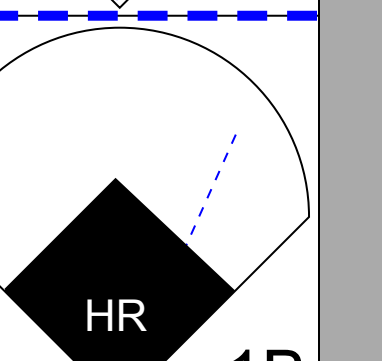
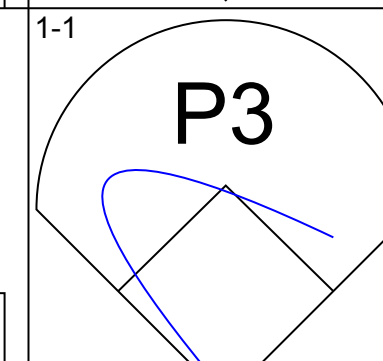
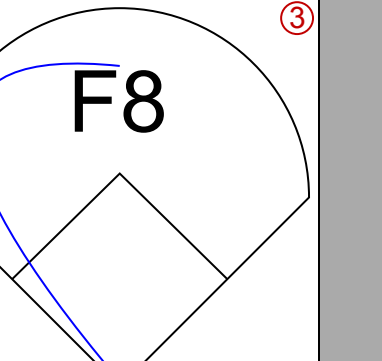
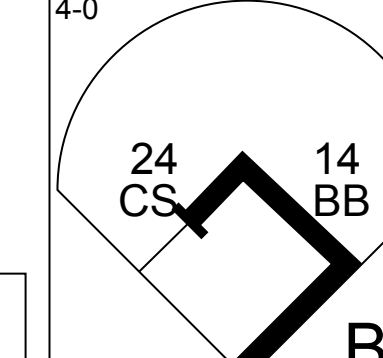
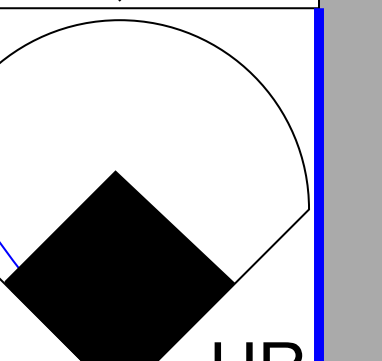
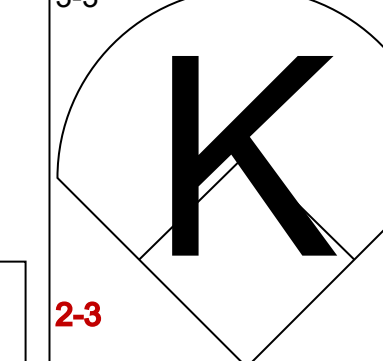
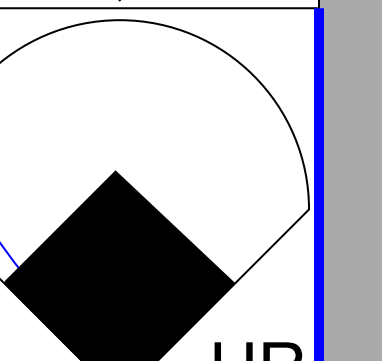
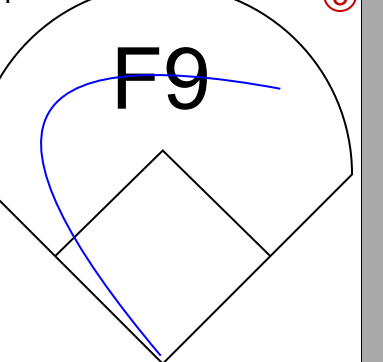
livebaseballscorecards.com

AB	31
R	5
H	9
RBI	5
BB	1
SO	3
LOB	6





Batter	1	2	3	4	5	6	7	8	9	AB	R	H	RBI	BB	SO	LOB	TOP					
<b>Gary Matthews, S</b> (1, 7) OBP: 0.280, SLG: 0.346										5	0	0	0	0	2	3	<b>San Diego Padres @ Chicago White Sox</b> U.S. Cellular Field, Chicago, IL Sat Jun 14 2003, 7:05 PM EDT Att: 27,287 - Sunny - 74 F					
<b>Mark Kotsay, L</b> (1, 8) OBP: 0.354, SLG: 0.333										4	1	1	0	1	0	3						
<b>Mark Loretta, R</b> (1, 4) OBP: 0.385, SLG: 0.450										4	3	3	0	1	0	1						
<b>Ryan Klesko, L</b> (1, 3) OBP: 0.366, SLG: 0.503										4	0	0	1	1	1	6						
<b>Sean Burroughs, L</b> (1, 5) OBP: 0.338, SLG: 0.407										4	0	2	1	0	1	2						
<b>Brian Buchanan, R</b> (1, 10) OBP: 0.365, SLG: 0.545										3	0	1	1	0	0	1						
<b>Xavier Nady, R</b> (1, 9) OBP: 0.322, SLG: 0.427										4	0	0	0	0	0	3						
<b>Gary Bennett, R</b> (1, 2) OBP: 0.286, SLG: 0.312										2	1	0	0	1	0	0						
<b>Keith Lockhart, L</b> (9, PH) OBP: 0.345, SLG: 0.421										1	0	0	0	0	1	0						
<b>Donaldo Mendez, R</b> (1, 6) OBP: 0.455, SLG: 0.444										2	0	1	1	1	1	0						
<b>Dave Hansen, L</b> (9, PH) OBP: 0.400, SLG: 0.318										0	0	0	0	1	0	0						
<b>Adam Eaton, R</b> (9, PR) OBP: 0.400, SLG: 0.833										0	0	0	0	0	0	0						
<b>Inning Stats</b>	R: 0 E: 0 K: 2 S: 11	H: 0 LOB: 1 BB: 1 P: 21	R: 0 E: 0 K: 1 S: 8	H: 1 LOB: 0 BB: 0 P: 12	R: 0 E: 0 K: 1 S: 6	H: 0 LOB: 0 BB: 0 P: 6	R: 1 E: 0 K: 0 S: 9	H: 1 LOB: 0 BB: 1 P: 19	R: 1 E: 0 K: 0 S: 10	H: 1 LOB: 1 BB: 1 P: 15	R: 2 E: 0 K: 0 S: 11	H: 3 LOB: 1 BB: 0 P: 18	R: 0 E: 0 K: 1 S: 12	H: 0 LOB: 1 BB: 1 P: 21	R: 1 E: 1 K: 0 S: 11	H: 2 LOB: 3 BB: 2 P: 15	R: 0 E: 1 K: 1 S: 11	H: 0 LOB: 3 BB: 2 P: 24	1B: 3 2B: 5 3B: 0 HR: 0	SF: 1 SAC: 0 DP: 1 HBP: 0	WP: 1 PB: 0 SB: 0 CS: 2	PA: 41
<b>PITCHER</b>	IP	WLS	BF	H	R	ER	SO	BB	IBB	HBP	BLK	WP	HR	S	P	ERA	WHIP					
<b>Dan Wright, R</b> (1, 1) ERA: 6.0	5.1		23	6	4	4	4	3	0	0	0	1	0	50	83	6.75	1.688					
<b>Rick White, R</b> (6, 1) ERA: 7.71	1.2		7	1	1	1	1	1	0	0	0	0	0	18	30	5.40	1.200					
<b>Damaso Marte, L</b> (8, 1) ERA: 1.33	0.1		2	1	0	0	0	0	0	0	0	0	0	3	4	0.00	3.000					
<b>Tom Gordon, R</b> (8, 1) ERA: 3.94	0.2	W	2	0	0	0	0	0	0	0	0	0	0	7	10	0.00	0.000					
<b>Billy Koch, R</b> (9, 1) ERA: 4.75	1.0	S	6	0	0	0	1	2	0	0	0	0	0	11	24	0.00	2.000					

Batter	1	2	3	4	5	6	7	8	9	AB	R	H	RBI	BB	SO	LOB	BOTTOM				
<b>Jose Valentin, S</b> (1, 6) OBP: 0.316, SLG: 0.442										3	0	2	0	0	0	0	<b>San Diego Padres @ Chicago White Sox</b> U.S. Cellular Field, Chicago, IL Sat Jun 14 2003, 7:05 PM EDT Att: 27,287 - Sunny - 74 F				
<b>D'Angelo Jimenez, S</b> (8, PH) OBP: 0.346, SLG: 0.447										1	0	0	0	0	0	0					
<b>Tony Graffanino, R</b> (1, 4) OBP: 0.355, SLG: 0.454										4	1	1	0	0	0	1					
<b>Frank Thomas, R</b> (1, 3) OBP: 0.420, SLG: 0.577										3	2	1	2	0	1	1					
<b>Brian Daubach, L</b> (9, 3) OBP: 0.326, SLG: 0.325										0	0	0	0	0	0	0					
<b>Magglio Ordonez, R</b> (1, 9) OBP: 0.337, SLG: 0.488										3	2	1	1	1	0	0					
<b>Carlos Lee, R</b> (1, 7) OBP: 0.322, SLG: 0.462										4	1	1	3	0	0	0					
<b>Armando Rios, L</b> (1, 8) OBP: 0.258, SLG: 0.330										2	0	0	0	1	0	0					
<b>Aaron Rowand, R</b> (9, 8) OBP: 0.211, SLG: 0.227										0	0	0	0	0	0	0					
<b>14 Paul Konerko, R</b> (1, 10) OBP: 0.272, SLG: 0.284										2	0	0	0	1	0	0					
<b>24 Joe Crede, R</b> (1, 5) OBP: 0.262, SLG: 0.339										3	0	0	0	0	2	2					
<b>Josh Paul, R</b> (1, 2) OBP: 0.500, SLG: 0.444										3	0	0	0	0	0	0					
<b>Inning Stats</b>	R: 0 E: 0 K: 0 S: 4	H: 0 LOB: 0 BB: 0 P: 7	R: 1 E: 0 K: 1 S: 11	H: 1 LOB: 2 BB: 2 P: 23	R: 0 E: 0 K: 0 S: 7	H: 1 LOB: 0 BB: 0 P: 8	R: 3 E: 0 K: 1 S: 15	H: 1 LOB: 0 BB: 1 P: 23	R: 0 E: 0 K: 0 S: 7	H: 0 LOB: 0 BB: 0 P: 8	R: 0 E: 0 K: 0 S: 6	H: 0 LOB: 0 BB: 0 P: 9	R: 2 E: 0 K: 0 S: 15	H: 2 LOB: 0 BB: 0 P: 23	R: 0 E: 0 K: 0 S: 15	H: 2 LOB: 0 BB: 0 P: 23	1B: 2 2B: 2 3B: 0 HR: 3	SF: 0 SAC: 0 DP: 1 HBP: 1	WP: 0 PB: 0 SB: 1 CS: 1	PA: 32	
<b>PITCHER</b>	IP	WLS	BF	H	R	ER	SO	BB	IBB	HBP	BLK	WP	HR	S	P	ERA	WHIP				
<b>Brian Lawrence, R</b> (1, 1) ERA: 4.52	7.0		27	4	4	4	3	3	0	1	0	0	2	63	98	5.14	1.000				
<b>Mike Matthews, L</b> (8, 1) ERA: 4.29	0.1	H	1	0	0	0	0	0	0	0	0	0	0	5	7	0.00	0.000				
<b>Jay Witasick, R</b> (8, 1) ERA: 10.8	0.2	L	4	2	2	2	0	0	0	0	0	0	1	10	16	27.00	3.000				

AB	33
R	5
H	8
RBI	4
BB	6
SO	6
LOB	19



AB	28
R	6
H	6
RBI	6
BB	3
SO	3
LOB	4






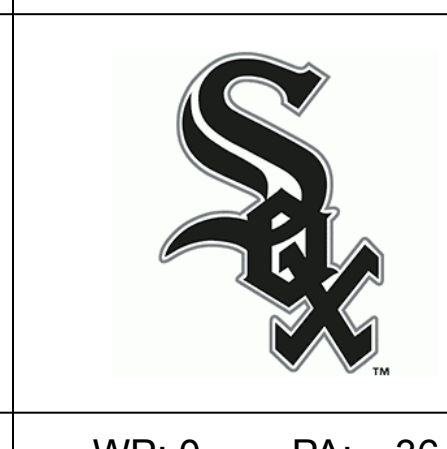
Batter	1	2	3	4	5	6	7	8	9	AB	R	H	RBI	BB	SO	LOB	TOP										
<b>Gary Matthews, S</b> (1, 7) OBP: 0.284, SLG: 0.346	4-2 S 1B BB		1-0 G3-1 1B		0-1 G3			3-2 G6-3		3	1	1	0	1	0	1	<b>San Diego Padres @ Chicago White Sox</b> U.S. Cellular Field, Chicago, IL Sun Jun 15 2003, 2:05 PM EDT Att: 26,491 - Sunny - 75 F										
<b>Mark Kotsay, L</b> (1, 8) OBP: 0.352, SLG: 0.331	0-0 BB 1B		3-2 G3-1 1-2		1-0 F7			0-1 G4-3		4	0	1	0	0	0	1											
<b>Mark Loretta, R</b> (1, 4) OBP: 0.383, SLG: 0.447	0-2 L5		1-1 1B		1-2 G6-3				0-2 G6-3	4	0	1	1	0	0	2											
<b>Ryan Klesko, L</b> (1, 10) OBP: 0.364, SLG: 0.495	4-2 G5-4-3 BB		2-1 F9		1-3 K				1-1 G6-3	3	0	0	0	1	1	0											
<b>Sean Burroughs, L</b> (1, 5) OBP: 0.341, SLG: 0.403	3-2 G5-4-3		1-0 F8		4-2 FC6-4 BB				4-1 S BB	2	0	0	0	2	0	3											
<b>Brian Buchanan, R</b> (1, 3) OBP: 0.353, SLG: 0.524		2-3 K		0-0 G4-3					0-2 P3	4	0	0	0	0	1	2											
<b>Xavier Nady, R</b> (1, 9) OBP: 0.318, SLG: 0.422		2-1 G6-3			0-0 F9					3	0	0	0	0	0	1											
<b>Miguel Ojeda, R</b> (1, 2) OBP: 0.138, SLG: 0.172		0-1 G5-3			2-3 K					3	0	0	0	0	1	1											
<b>Donaldo Mendez, R</b> (1, 6) OBP: 0.440, SLG: 0.400			0-3 K		4-2 BB				1-1 G6-3	2	0	0	0	1	1	0											
<b>Inning Stats</b>	R: 0 E: 0 K: 0 S: 12	H: 1 LOB: 2 BB: 2 P: 23	R: 0 E: 0 K: 1 S: 7	H: 0 LOB: 0 BB: 0 P: 11	R: 1 E: 0 K: 1 S: 13	H: 2 LOB: 1 BB: 0 P: 18	R: 0 E: 0 K: 0 S: 4	H: 0 LOB: 0 BB: 0 P: 7	R: 0 E: 0 K: 1 S: 9	H: 0 LOB: 1 BB: 1 P: 15	R: 0 E: 0 K: 0 S: 8	H: 0 LOB: 0 BB: 0 P: 11	R: 0 E: 0 K: 0 S: 8	H: 0 LOB: 1 BB: 1 P: 18	R: 0 E: 0 K: 0 S: 9	H: 0 LOB: 0 BB: 0 P: 13	R: 0 E: 0 K: 0 S: 9	H: 0 LOB: 1 BB: 1 P: 14	1B: 3 2B: 0 3B: 0 HR: 0	SF: 0 SAC: 0 DP: 1 HBP: 0	WP: 0 PB: 0 SB: 2 CS: 0	PA: 33					
<b>PITCHER</b>	IP	WLS	BF	H	R	ER	SO	BB	IBB	HBP	BLK	WP	HR	S	P	ERA	WHIP										
<b>Jon Garland, R</b> (1, 1) ERA: 4.84	8.0	L	29	3	1	1	4	4	0	0	0	0	0	70	116	1.12	0.875										
<b>Billy Koch, R</b> (9, 1) ERA: 4.6	1.0		4	0	0	0	0	1	0	0	0	0	0	9	14	0.00	1.000										

Batter	1	2	3	4	5	6	7	8	9	AB	R	H	RBI	BB	SO	LOB	BOTTOM										
<b>Tony Graffanino, R</b> (1, 4) OBP: 0.346, SLG: 0.438	2-2 F7		1-3 K		0-1 L7					4	0	0	0	0	2	3	<b>San Diego Padres @ Chicago White Sox</b> U.S. Cellular Field, Chicago, IL Sun Jun 15 2003, 2:05 PM EDT Att: 26,491 - Sunny - 75 F										
<b>Jose Valentin, S</b> (1, 6) OBP: 0.315, SLG: 0.436	4-1 F9 BB BB		2-3 K		3-3 K					3	0	0	0	1	2	1											
<b>Frank Thomas, R</b> (1, 10) OBP: 0.418, SLG: 0.569	4-2 1-2 BB		1-0 F8		1-2 F8					3	0	0	0	1	0	0											
<b>Magglio Ordonez, R</b> (1, 9) OBP: 0.339, SLG: 0.490	0-1 F9		2-1 24 1B 2B		0-0 F8					3	0	1	0	1	0	2											
<b>Carlos Lee, R</b> (1, 7) OBP: 0.320, SLG: 0.458	1-2 F8		1-2 L8		1-2 K					4	0	1	0	0	1	3											
<b>14 Paul Konerko, R</b> (1, 3) OBP: 0.272, SLG: 0.284		3-1 1B		0-0 F7						4	0	1	0	0	0	3											
<b>24 Joe Crede, R</b> (1, 5) OBP: 0.283, SLG: 0.339		0-2 P4		1-2 1B						3	0	1	0	0	1	1											
<b>Brian Daubach, L</b> (9, PH) OBP: 0.333, SLG: 0.325				2-1 1B						0	0	0	0	0	0	0											
<b>Josh Paul, R</b> (9, PR) OBP: 0.500, SLG: 0.444										0	0	0	0	0	0	0											
<b>Aaron Rowand, R</b> (1, 8) OBP: 0.227, SLG: 0.257		0-0 F9			3-2 2B					4	0	2	0	0	0	2											
<b>Miguel Olivo, R</b> (1, 2) OBP: 0.292, SLG: 0.389		0-3 K			2-0 L8					3	0	1	0	0	1	2											
<b>Armando Rios, L</b> (9, PH) OBP: 0.255, SLG: 0.326										1	0	0	0	0	0	1											
<b>Inning Stats</b>	R: 0 E: 0 K: 0 S: 13	H: 0 LOB: 2 BB: 2 P: 24	R: 0 E: 0 K: 1 S: 10	H: 1 LOB: 0 BB: 0 P: 13	R: 0 E: 0 K: 2 S: 8	H: 0 LOB: 0 BB: 0 P: 12	R: 0 E: 0 K: 0 S: 10	H: 2 LOB: 2 BB: 0 P: 14	R: 0 E: 0 K: 1 S: 11	H: 1 LOB: 1 BB: 0 P: 19	R: 0 E: 0 K: 1 S: 7	H: 0 LOB: 0 BB: 0 P: 10	R: 0 E: 0 K: 2 S: 16	H: 2 LOB: 2 BB: 0 P: 25	R: 0 E: 0 K: 0 S: 9	H: 1 LOB: 1 BB: 1 P: 19	R: 0 E: 0 K: 0 S: 5	H: 0 LOB: 1 BB: 1 P: 11	1B: 5 2B: 2 3B: 0 HR: 0	SF: 0 SAC: 0 DP: 1 HBP: 0	WP: 0 PB: 0 SB: 0 CS: 0	PA: 36					
<b>PITCHER</b>	IP	WLS	BF	H	R	ER	SO	BB	IBB	HBP	BLK	WP	HR	S	P	ERA	WHIP										
<b>Oliver Pérez, L</b> (1, 1) ERA: 6.62	6.2	W	26	5	0	0	6	2	0	0	0	0	0	68	109	0.00	1.050										
<b>Luther Hackman, R</b> (7, 1) ERA: 3.93	1.1	H	7	2	0	0	1	1	0	0	0	0	0	16	27	0.00	2.250										
<b>Rod Beck, R</b> (9, 1) ERA: 3.38	1.0	S	3	0	0	0	0	1	0	0	0	0	0	5	11	0.00	1.000										

AB 28  
R 1  
H 3  
RBI 1  
BB 5  
SO 4  
LOB 11



AB 32  
R 0  
H 7  
RBI 0  
BB 4  
SO 7  
LOB 18





Batter	1	2	3	4	5	6	7	8	9	AB	R	H	RBI	BB	SO	LOB	TOP											
Gary Matthews, S OBP: 0.286, SLG: 0.347	G3			HR	G4-3		K		HR	5	2	2	0	0	1	2												
Mark Kotsay, L OBP: 0.354, SLG: 0.347	G3			HR		G4-3	F9		HR	4	2	1	2	1	0	2												
Mark Loretta, R OBP: 0.383, SLG: 0.458	G4-3			2B			L8	G1-3	HR	5	2	2	3	0	0	0												
Ryan Klesko, L OBP: 0.364, SLG: 0.492		P4		F7				G5-3	HR	5	0	2	0	0	0	1												
Sean Burroughs, L OBP: 0.346, SLG: 0.412	G4-3			WP				1B	K	5	1	3	1	0	1	1												
Xavier Nady, R OBP: 0.321, SLG: 0.421	G4-3			G6-4-3				1B		3	0	1	0	1	1	2												
Rod Beck, R				BB			K	1B	IBB	0	0	0	0	0	0	0												
Gary Bennett, R OBP: 0.290, SLG: 0.316			G4-3	G6-4-3				BB	P4	5	0	2	1	0	0	4												
Donald Mendez, R OBP: 0.379, SLG: 0.333			G6-3		G5-3		K	K		4	0	0	0	0	2	3												
Adam Eaton, R OBP: 0.361, SLG: 0.750			G6-3		G6-3				G6-3	2	0	0	0	0	1	0	0											
Jesse Orosco, R										0	0	0	0	0	0	0	0											
Matt Herges, L										0	0	0	0	0	0	0	0											
Mike Matthews, L										0	0	0	0	0	0	0	0											
Jay Witasick, R										0	0	0	0	0	0	0	0											
Brian Buchanan, R OBP: 0.269, SLG: 0.219										1	0	0	0	0	0	0	0											
Dave Hansen, L OBP: 0.001, SLG: 0.318										0	0	0	0	0	1	0	0											
<b>Inning Stats</b>	R: 0 E: 0 K: 0 S: 13	H: 0 LOB: 0 BB: 0 P: 19	R: 0 E: 0 K: 0 S: 5	H: 0 LOB: 0 BB: 0 P: 9	R: 0 E: 0 K: 0 S: 6	H: 0 LOB: 0 BB: 0 P: 12	R: 3 E: 0 K: 0 S: 15	H: 4 LOB: 1 BB: 1 P: 24	R: 0 E: 0 K: 1 S: 7	H: 2 LOB: 0 BB: 0 P: 13	R: 0 E: 0 K: 2 S: 12	H: 1 LOB: 2 BB: 1 P: 18	R: 1 E: 0 K: 0 S: 16	H: 3 LOB: 3 BB: 0 P: 23	R: 3 E: 0 K: 1 S: 15	H: 3 LOB: 2 BB: 2 P: 35	1B: 10 2B: 1 3B: 0 HR: 2	SF: 0 SAC: 0 DP: 1 HBP: 0	WP: 1 PB: 0 SB: 1 CS: 0	PA: 43								
<b>PITCHER</b>	IP	WLS	BF	H	R	ER	SO	BB	IBB	HBP	BLK	WP	HR	S	P	ERA	WHIP											
28 Aaron Cook, R ERA: 5.63	(1, 1)	6.1	27	7	3	3	2	2	0	0	0	1	1	66	107	4.26	1.421											
Nelson Cruz, R ERA: 6.55	(7, 1)	1.2	8	3	1	1	2	0	0	0	0	0	0	21	28	5.40	1.800											
Jose Jimenez, R ERA: 6.19	(9, 1)	0.1	L	5	3	3	3	0	1	0	0	0	0	1	9	22	81.00	12.000										
Justin Speier, R ERA: 3.97	(9, 1)	0.2	3	0	0	0	1	0	1	0	0	0	0	6	13	0.00	0.000											

San Diego Padres @ Colorado Rockies  
Coors Field, Denver, CO  
Mon Jun 16 2003, 7:05 PM MDT  
Att: 22,716 - Overcast - 77 F

AB 39  
R 7  
H 13  
RBI 7  
BB 4  
SO 5  
LOB 15



Batter	1	2	3	4	5	6	7	8	9	AB	R	H	RBI	BB	SO	LOB	BOTTOM										
Juan Uribe, R OBP: 0.323, SLG: 0.492	G4-3		K		F9			L9	K	5	0	0	0	0	2	2											
Jay Payton, R OBP: 0.351, SLG: 0.460	K		2B			F7		1B	P6	5	1	2	0	0	1	1											
17 Todd Helton, L OBP: 0.430, SLG: 0.555	G6-3		G6-3			2B		1B	1B	4	1	2	1	0	0	1											
Preston Wilson, R OBP: 0.378, SLG: 0.583		2B		1B		P6		1B	FC6-4	4	2	3	1	0	0	1											
Larry Walker, L OBP: 0.421, SLG: 0.483		2B		P5		L7		1B	FC6-4	4	0	2	2	0	0	2											
Chris Stynes, R OBP: 0.385, SLG: 0.435	K			F8			G4-3	FC6-4	1B	4	0	0	1	0	1	3											
Charles Johnson, R OBP: 0.330, SLG: 0.434	G5-3			K			F9	G5-3		4	0	0	0	0	1	3											
José Hernández, R OBP: 0.312, SLG: 0.368			K		G6-3		K		1B	4	0	1	0	0	2	1											
28 Aaron Cook, R ERA: 4.41	(1, 1)	7.1	29	7	3	3	7	0	0	0	0	0	0	0	0	0											
Nelson Cruz, R ERA: 7.4	(8, 1)	0.0	1	1	0	0	0	0	0	0	0	0	0	0	0	0											
Matt Herges, R ERA: 2.78	(8, 1)	0.0	1	1	0	0	0	0	0	0	0	0	0	0	0	0											
Mike Matthews, L ERA: 4.26	(8, 1)	0.0	B	1	1	1	0	0	0	0	0	0	0	0	0	0											
Jay Witasick, R ERA: 7.71	(8, 1)	0.2	W	2	0	1	0	0	0	0	0	0	0	0	0	0											
<b>Inning Stats</b>	R: 0 E: 0 K: 1 S: 8	H: 2 LOB: 1 BB: 0 P: 10	R: 1 E: 0 K: 2 S: 13	H: 2 LOB: 1 BB: 0 P: 15	R: 0 E: 0 K: 1 S: 8	H: 1 LOB: 1 BB: 0 P: 12	R: 0 E: 0 K: 1 S: 10	H: 1 LOB: 1 BB: 0 P: 13	R: 0 E: 0 K: 0 S: 8	H: 1 LOB: 1 BB: 0 P: 11	R: 0 E: 0 K: 1 S: 9	H: 0 LOB: 0 BB: 0 P: 13	R: 4 E: 0 K: 0 S: 22	H: 5 LOB: 1 BB: 0 P: 39	R: 0 E: 0 K: 2 S: 15	H: 1 LOB: 1 BB: 0 P: 21	1B: 7 2B: 4 3B: 0 HR: 0	SF: 0 SAC: 0 DP: 0 HBP: 0	WP: 0 PB: 0 SB: 0 CS: 0	PA: 38							
<b>PITCHER</b>	IP	WLS	BF	H	R	ER	SO	BB	IBB	HBP	BLK	WP	HR	S	P	ERA	WHIP										
Adam Eaton, R ERA: 4.41	(1, 1)	7.1	29	7	3	3	7	0	0	0	0	0	0	0	0	0											
Jesse Orosco, L ERA: 7.4	(8, 1)	0.0	1	1	0	0	0	0	0	0	0	0	0	0	0	0											
Matt Herges, R ERA: 2.78	(8, 1)	0.0	1	1	0	0	0	0	0	0	0	0	0	0	0	0											
Mike Matthews, L ERA: 4.26	(8, 1)	0.0	B	1	1	1	0	0	0	0	0	0	0	0	0	0											
Jay Witasick, R ERA: 7.71	(8, 1)	0.2	W	2	0	1	0	0	0	0	0	0	0	0	0	0											
<b>PITCHER</b>	IP	WLS	BF	H	R	ER	SO	BB	IBB	HBP	BLK	WP	HR	S	P	ERA	WHIP										
Rod Beck, R ERA: 2.84	(9, 1)	1.0	S	4	1	0	2	0	0	0	0	0	0	0	0	0											

San Diego Padres @ Colorado Rockies  
Coors Field, Denver, CO  
Mon Jun 16 2003, 7:05 PM MDT  
Att: 22,716 - Overcast - 77 F

AB 38  
R 5  
H 11  
RBI 5  
BB 0  
SO 9  
LOB 15





Batter	1	2	3	4	5	6	7	8	9	AB	R	H	RBI	BB	SO	LOB	TOP										
<b>Gary Matthews, S</b> OBP: 0.285, SLG: 0.345 (1, 8)										4	0	1	0	0	2	0	<b>San Diego Padres @ Colorado Rockies</b> Coors Field, Denver, CO Tue Jun 17 2003, 7:05 PM MDT Att: 22,178 - Cloudy - 64 F										
<b>Sean Burroughs, L</b> OBP: 0.349, SLG: 0.414 (1, 5)										4	0	2	0	0	0	1											
<b>Mark Loretta, R</b> OBP: 0.385, SLG: 0.461 (1, 4)										3	1	1	0	1	0	1											
<b>Ryan Klesko, L</b> OBP: 0.367, SLG: 0.522 (1, 3)										4	2	2	3	0	1	2											
<b>Brian Buchanan, R</b> OBP: 0.364, SLG: 0.547 (1, 7)										2	1	1	1	1	0	0											
<b>Xavier Nady, R</b> OBP: 0.323, SLG: 0.420 (1, 9)										3	0	1	0	1	0	0											
<b>Gary Bennett, R</b> OBP: 0.289, SLG: 0.308 (1, 2)										3	0	0	0	0	1	2											
<b>Donaldo Mendez, R</b> OBP: 0.364, SLG: 0.296 (1, 6)										3	0	0	0	1	0	5											
<b>44 Jake Peavy, R</b> OBP: 0.167, SLG: 0.107 <b>Luther Hackman, R</b> (7, 1)										3	0	0	0	0	1	3											
<b>Mike Matthews, L</b> (8, 1) <b>Jay Witasick, R</b> (8, 1) <b>Mark Kotsay, L</b> OBP: 0.354, SLG: 0.347 (8, 8)										0	0	0	0	0	0	0											
<b>Inning Stats</b>	R: 0 E: 0 K: 1 S: 9	H: 1 LOB: 0 BB: 0 P: 11	R: 1 E: 0 K: 0 S: 12	H: 2 LOB: 2 BB: 1 P: 21	R: 2 E: 0 K: 0 S: 11	H: 3 LOB: 0 BB: 0 P: 17	R: 0 E: 0 K: 0 S: 6	H: 0 LOB: 0 BB: 0 P: 7	R: 0 E: 0 K: 1 S: 10	H: 1 LOB: 2 BB: 1 P: 17	R: 0 E: 0 K: 1 S: 10	H: 0 LOB: 0 BB: 0 P: 15	R: 0 E: 0 K: 1 S: 8	H: 0 LOB: 2 BB: 1 P: 19	R: 0 E: 0 K: 0 S: 0	H: 0 LOB: 0 BB: 0 P: 0	1B: 4 2B: 2 3B: 0 HR: 3	SF: 0 SAC: 0 DP: 3 HBP: 2	WP: 0 PB: 0 SB: 0 CS: 0	PA: 36							
<b>PITCHER</b>	IP	WLS	BF	H	R	ER	SO	BB	IBB	HBP	BLK	WP	HR	S	P	ERA	WHIP										
<b>Denny Neagle, L</b> ERA: 6.0 (1, 1)	6.0	L	27	8	4	4	3	3	0	0	0	0	3	57	92	6.00	1.833										
<b>Todd Jones, R</b> ERA: 7.59 (7, 1)	1.0		3	0	0	0	1	0	0	0	0	0	0	10	15	0.00	0.000										
<b>Javier López, L</b> ERA: 3.76 (8, 1)	0.1		3	0	0	0	1	1	0	1	0	0	0	5	12	0.00	3.000										
<b>Steve Reed, R</b> ERA: 3.89 (8, 1)	0.2		3	0	0	0	0	0	0	1	0	0	0	3	7	0.00	0.000										

AB	30
R	4
H	8
RBI	4
BB	4
SO	5
LOB	14

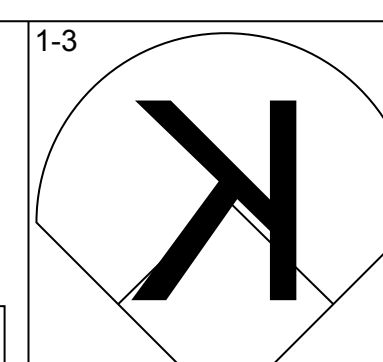
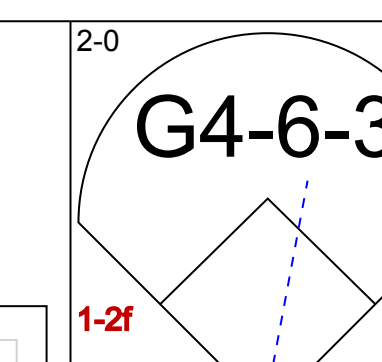
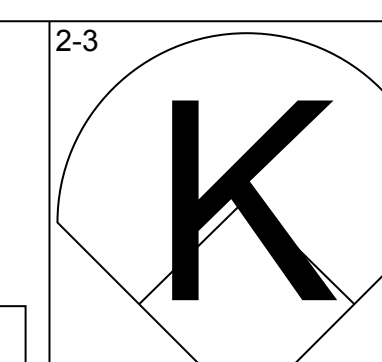
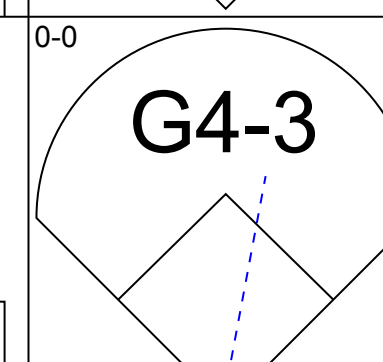
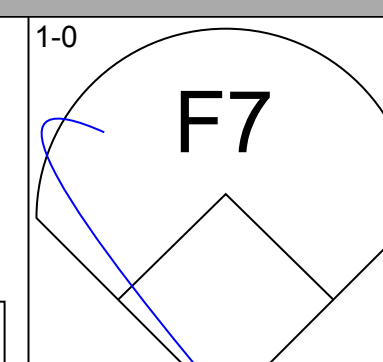
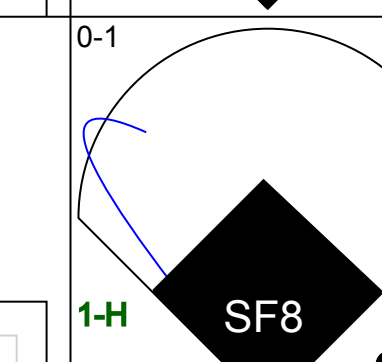
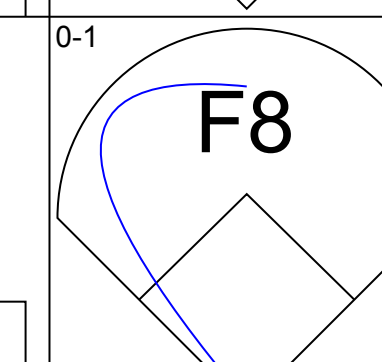
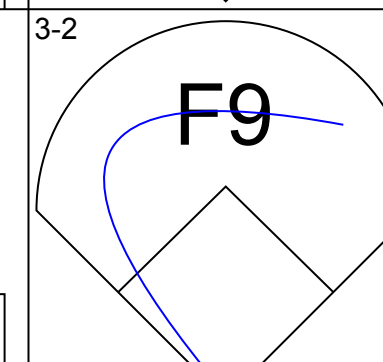
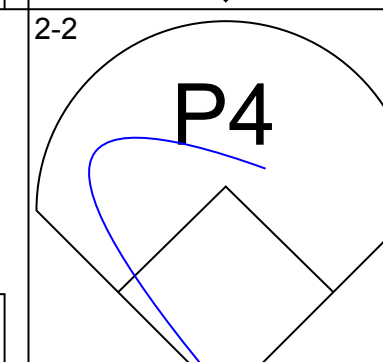
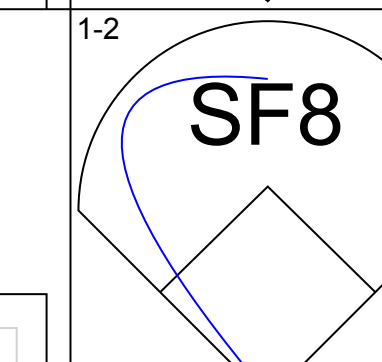
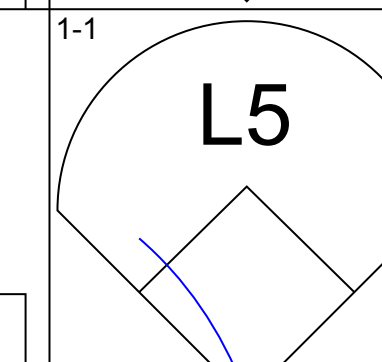
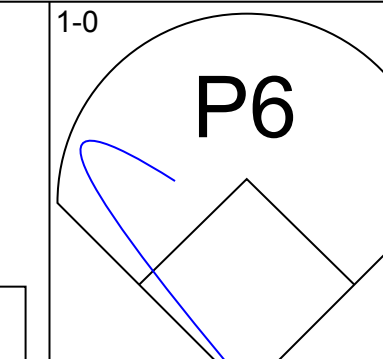
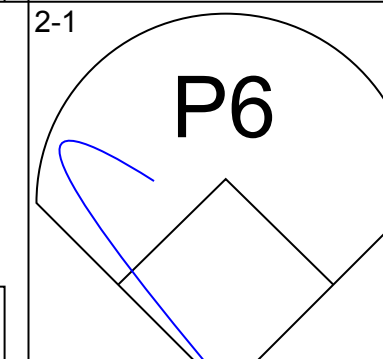
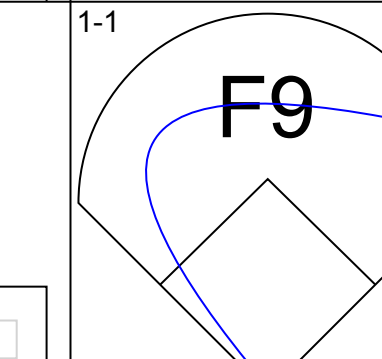
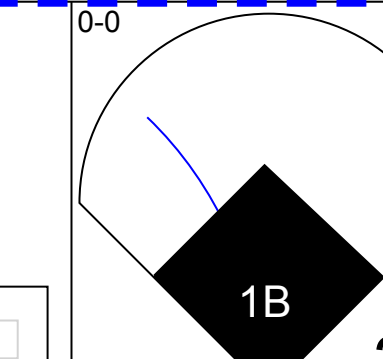
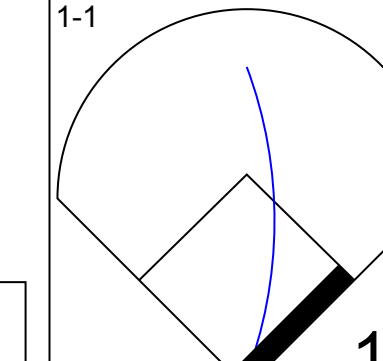
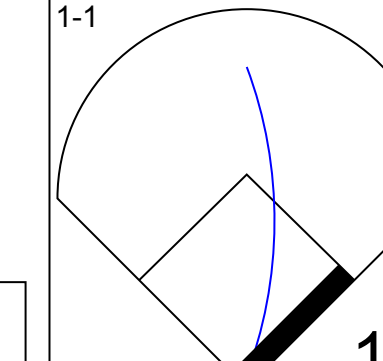
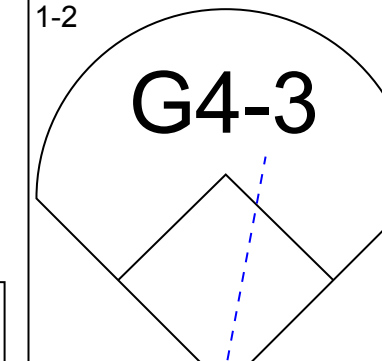
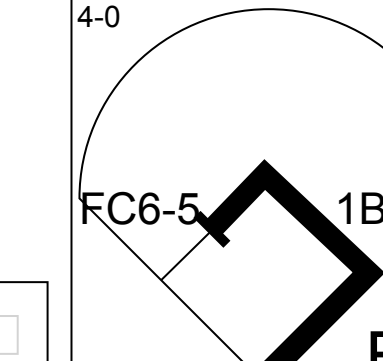
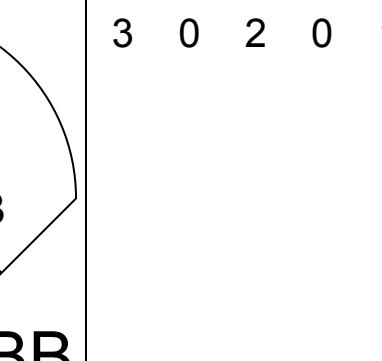
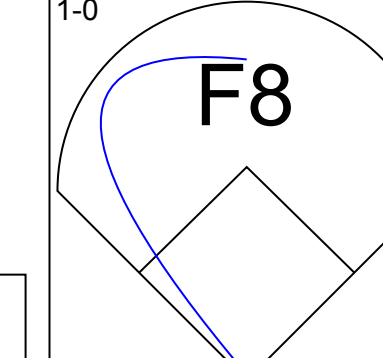
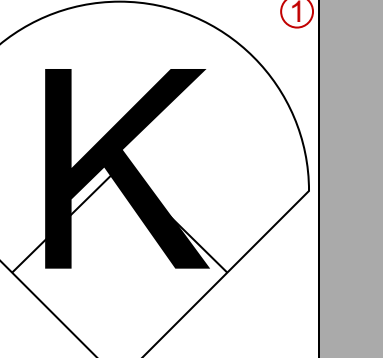
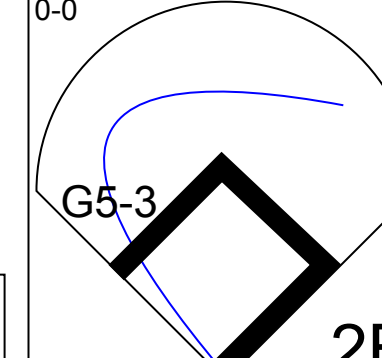
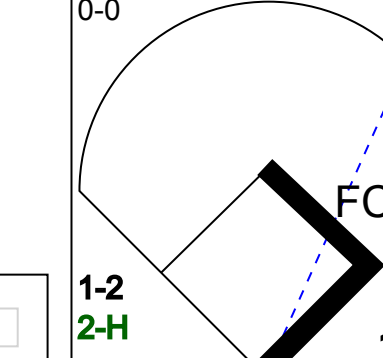
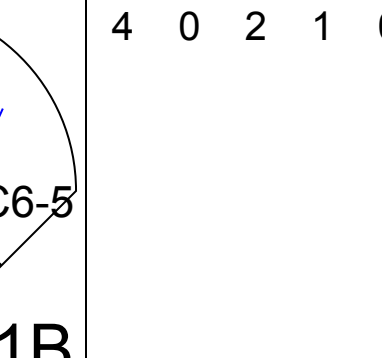
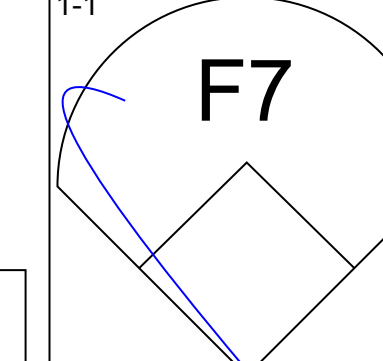
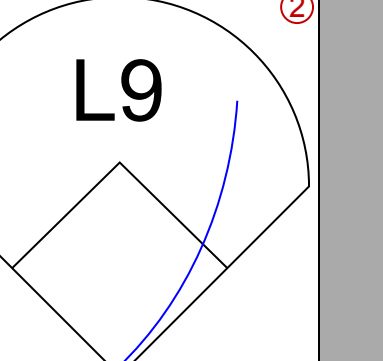
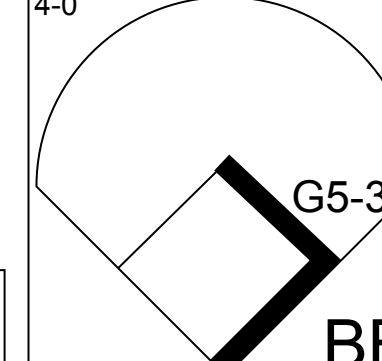
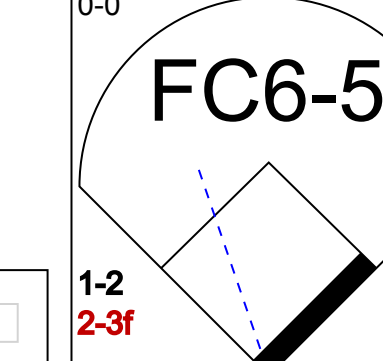
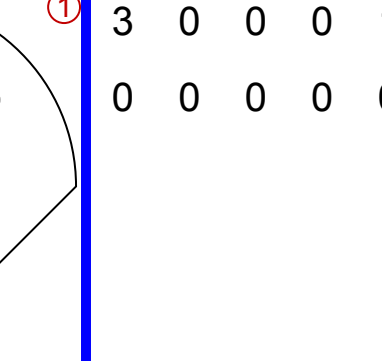
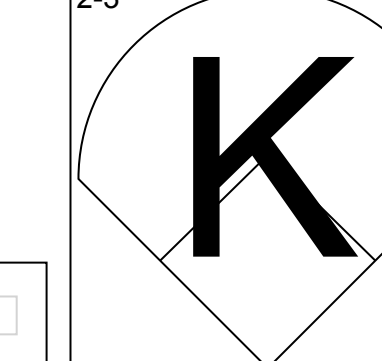
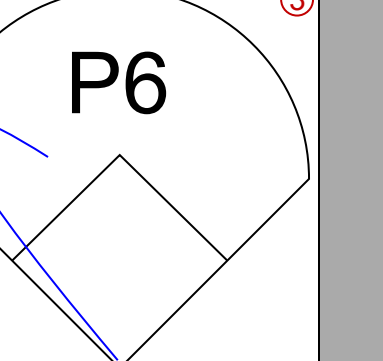
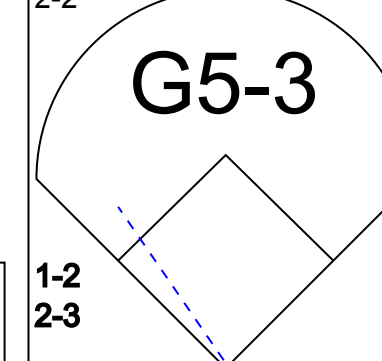
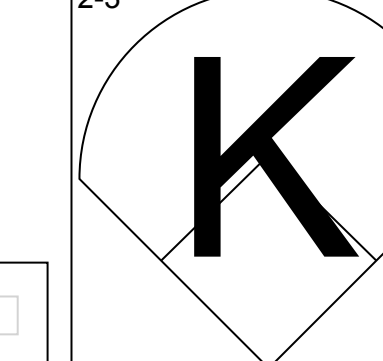
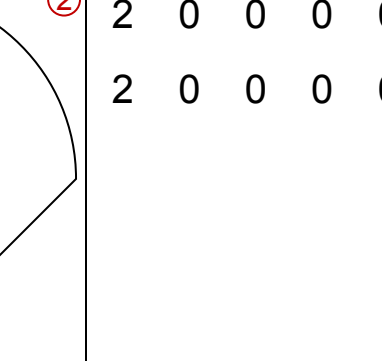
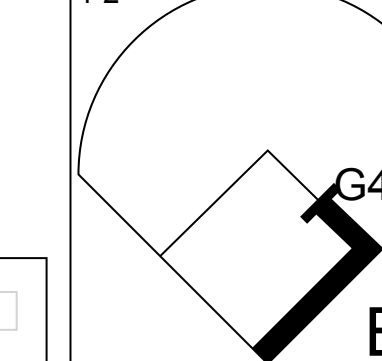
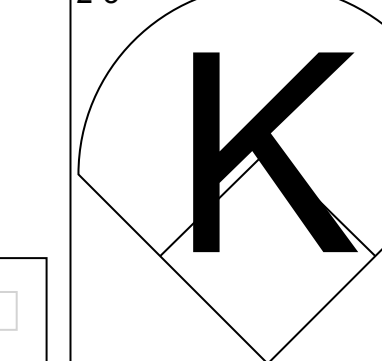
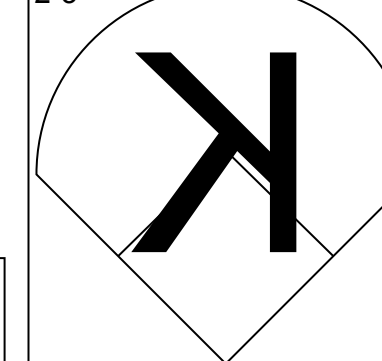
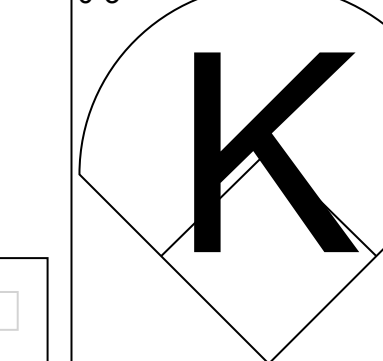


Batter	1	2	3	4	5	6	7	8	9	AB	R	H	RBI	BB	SO	LOB	BOTTOM										
<b>Juan Uribe, R</b> OBP: 0.318, SLG: 0.476 (1, 4)										4	0	1	1	0	0	0	<b>San Diego Padres @ Colorado Rockies</b> Coors Field, Denver, CO Tue Jun 17 2003, 7:05 PM MDT Att: 22,178 - Cloudy - 64 F										
<b>Jay Payton, R</b> OBP: 0.348, SLG: 0.457 (1, 7)										4	0	1	0	0	1	1											
<b>17 Todd Helton, L</b> OBP: 0.431, SLG: 0.565 (1, 3)										4	2	2	0	0	1	1											
<b>Preston Wilson, R</b> OBP: 0.373, SLG: 0.574 (1, 8)										4	0	0	1	0	0	2											
<b>Mark Sweeney, L</b> OBP: 0.375, SLG: 0.510 (8, PH) <b>Chris Stynes, R</b> OBP: 0.368, SLG: 0.438 (9, 5)										3	0	1	1	0	0	0											
<b>Greg Norton, S</b> OBP: 0.293, SLG: 0.336 <b>Charles Johnson, R</b> OBP: 0.330, SLG: 0.434 (9, 2)										3	0	2	0	1	0	0											
<b>Bobby Estalella, R</b> OBP: 0.420, SLG: 0.424 <b>Larry Walker, L</b> OBP: 0.420, SLG: 0.481 (8, PH) (9, 9)										1	0	0	0	2	0	1											
<b>José Hernández, R</b> OBP: 0.308, SLG: 0.362 (1, 6)										4	0	0	0	0	1	7											
<b>Denny Neagle, L</b> (1, 1) <b>Todd Jones, L</b> (7, 1) <b>Brent Butler, R</b> OBP: 0.267, SLG: 0.256 (7, PH) <b>Javier López, L</b> (8, 1) <b>Steve Reed, R</b> (8, 1)										2	0	0	0	0	1	3											
<b>Inning Stats</b>	R: 0 E: 0 K: 1 S: 9	H: 1 LOB: 1 BB: 0 P: 12	R: 0 E: 0 K: 0 S: 12	H: 1 LOB: 0 BB: 0 P: 20	R: 0 E: 0 K: 2 S: 8	H: 0 LOB: 0 BB: 0 P: 10	R: 1 E: 0 K: 1 S: 14	H: 3 LOB: 3 BB: 1 P: 28	R: 0 E: 0 K: 0 S: 6	H: 0 LOB: 0 BB: 0 P: 9	R: 0 E: 0 K: 0 S: 10	H: 0 LOB: 0 BB: 0 P: 13	R: 1 E: 0 K: 0 S: 13	H: 2 LOB: 1 BB: 1 P: 23	R: 1 E: 0 K: 0 S: 14	H: 2 LOB: 2 BB: 1 P: 24		1B: 5 2B: 3 3B: 1 HR: 0	SF: 0 SAC: 0 DP: 1 HBP: 0	WP: 0 PB: 0 SB: 0 CS: 0	PA: 35						
<b>PITCHER</b>	IP	WLS	BF	H	R	ER	SO	BB	IBB	HBP	BLK	WP	HR	S	P	ERA	WHIP										
<b>44 Jake Peavy, R</b> ERA: 4.45 (1, 1)	6.2	W	28	7	2	2	4	2	0	0	0	0	0	69	110	2.70	1.350										
<b>Luther Hackman, R</b> ERA: 4.11 (7, 1)	0.2	H	3	1	1	1	0	0	0	0	0	0	0	7	11	13.50	1.500										
<b>Mike Matthews, L</b> ERA: 4.26 (8, 1)	0.0		2	1	0	0	0	1	0	0	0	0	0	3	9	∞	∞										
<b>Jay Witasick, R</b> ERA: 6.0 (8, 1)	0.2	S	2	0	0	0	0	0	0	0	0	0	0	7	9	0.00	0.000										

AB	32
R	3
H	9
RBI	3
BB	3
SO	4
LOB	17

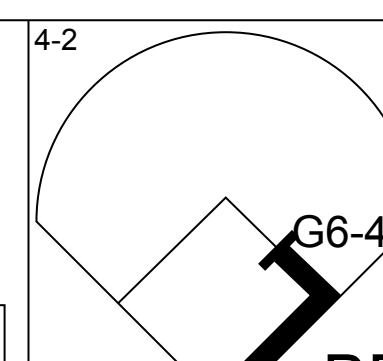
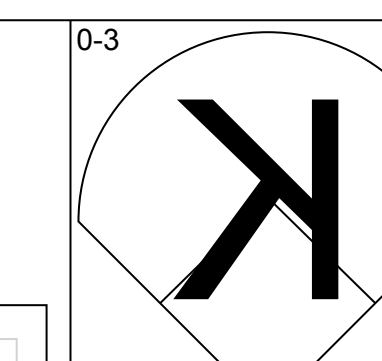
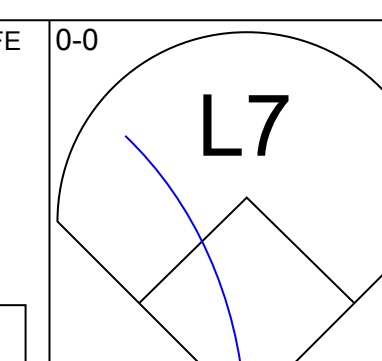
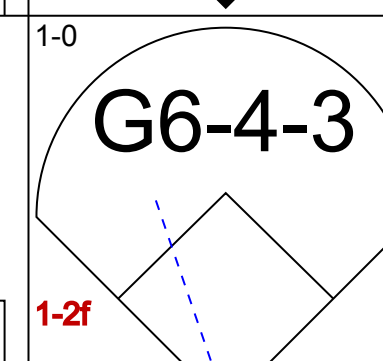
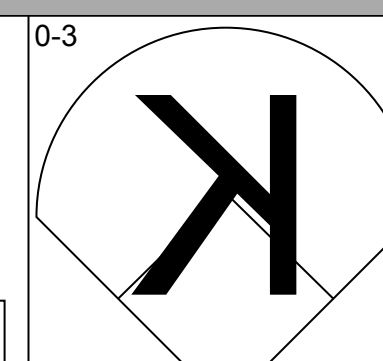
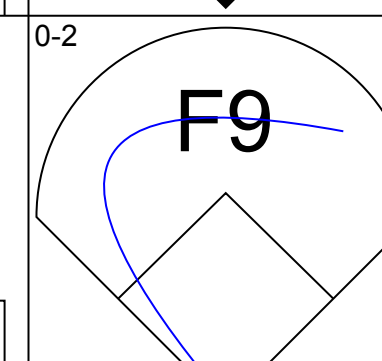

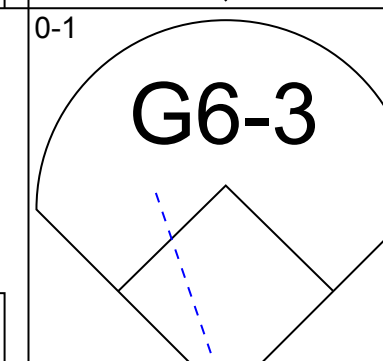
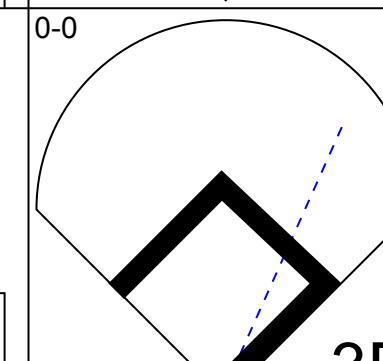
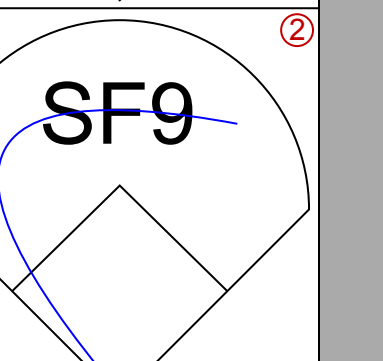
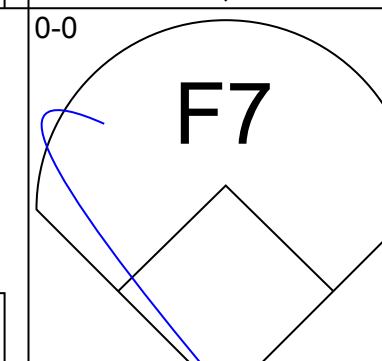
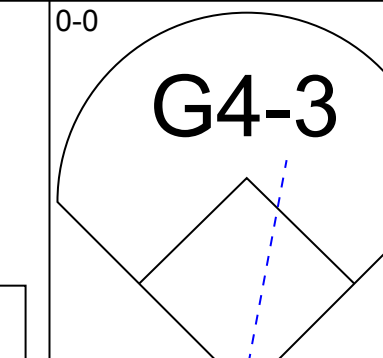
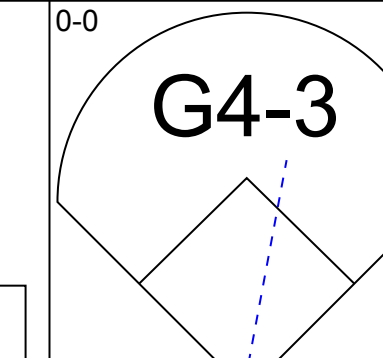
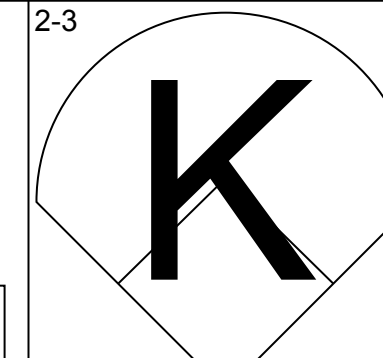
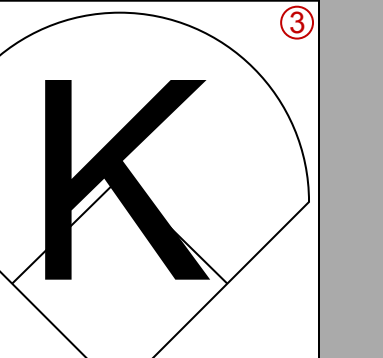
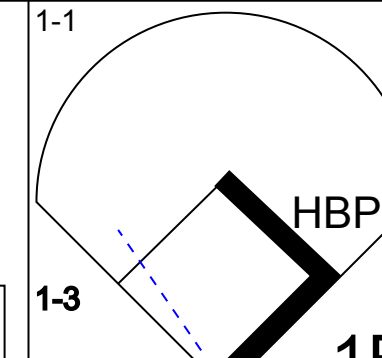

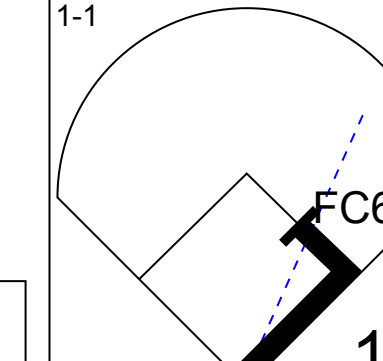
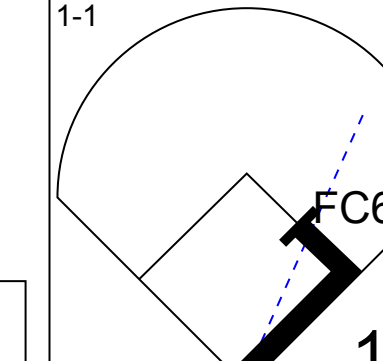
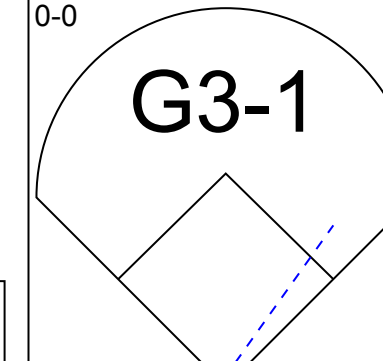
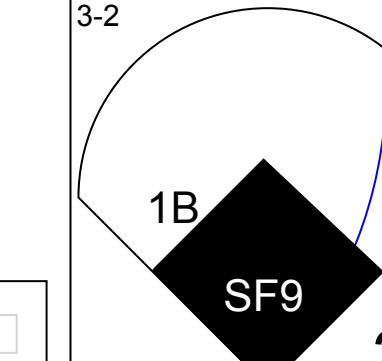
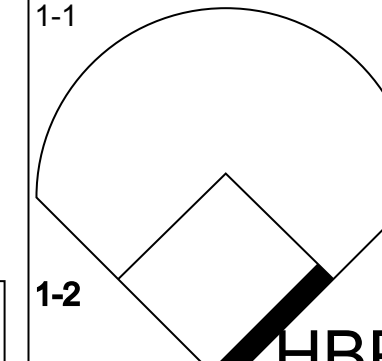

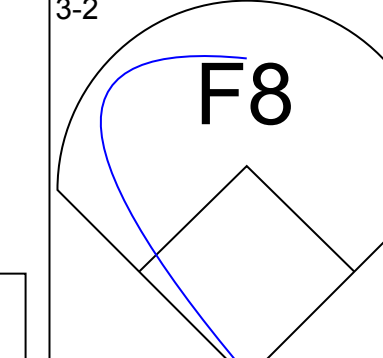
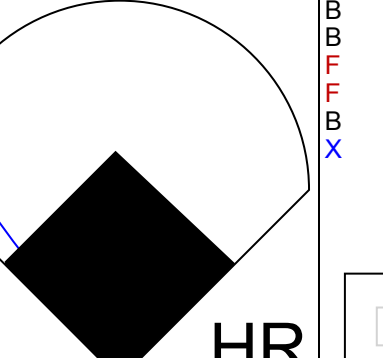
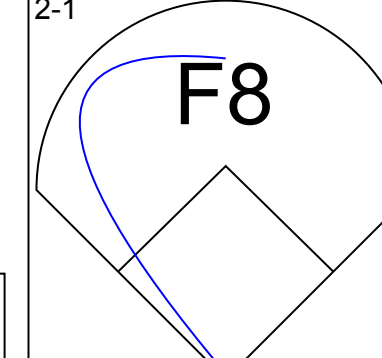
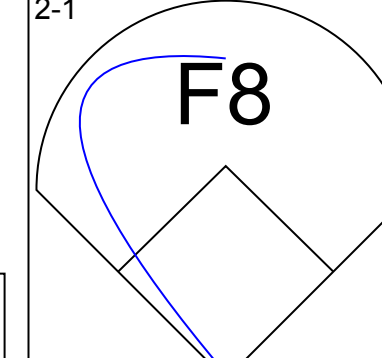
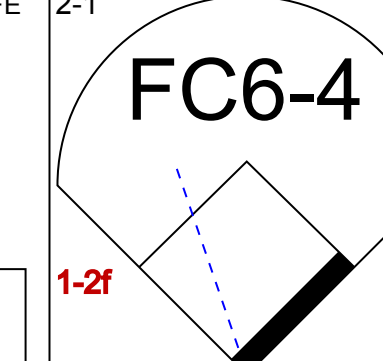
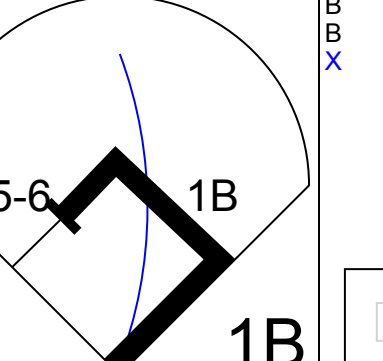
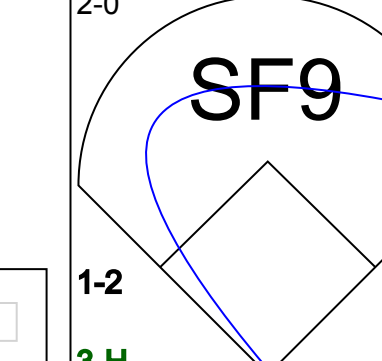
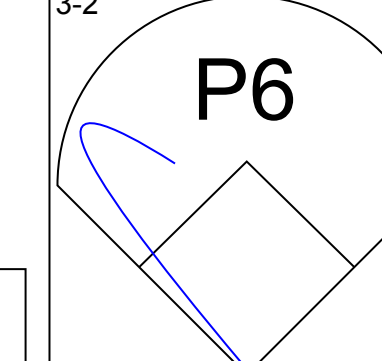
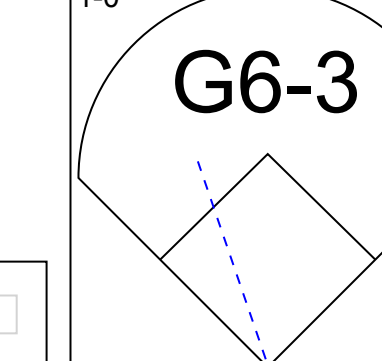
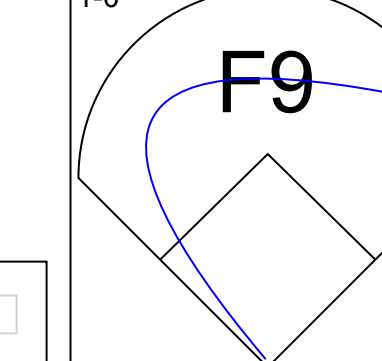
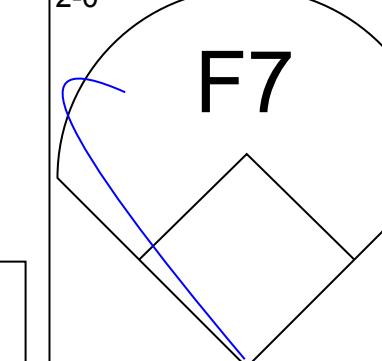
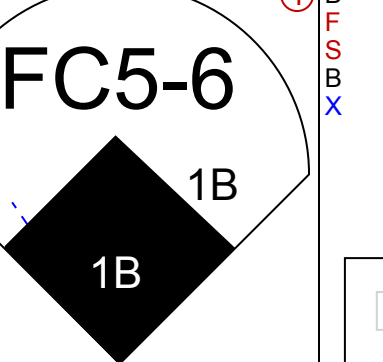
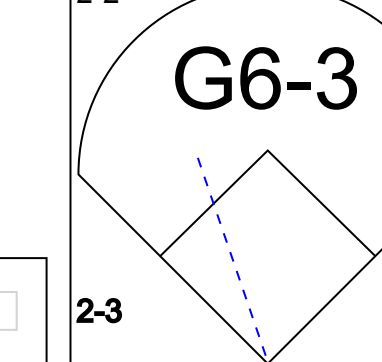
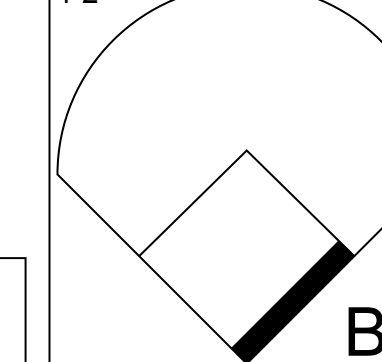
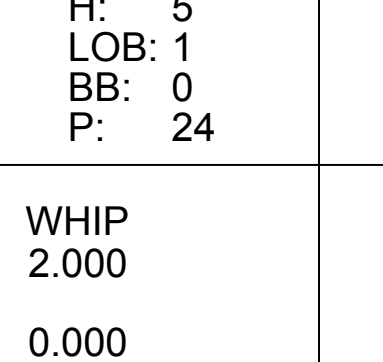
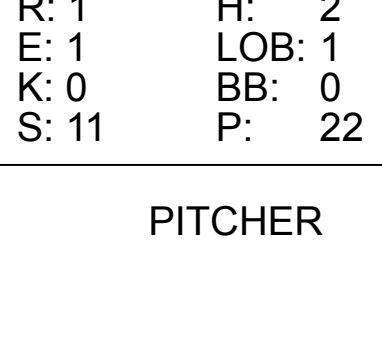
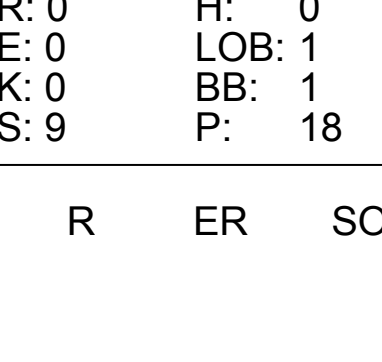




Batter	1	2	3	4	5	6	7	8	9	AB	R	H	RBI	BB	SO	LOB	TOP					
<b>Gary Matthews, S</b> (1, 7) OBP: 0.285, SLG: 0.344										4	1	1	0	0	2	1	<b>San Diego Padres @ Colorado Rockies</b> Coors Field, Denver, CO Wed Jun 18 2003, 7:05 PM MDT Att: 22,033 - Overcast - 66 F					
<b>Mark Kotsay, L</b> (1, 8) OBP: 0.357, SLG: 0.350										4	1	1	1	0	0	0						
<b>Mark Loretta, R</b> (1, 4) OBP: 0.379, SLG: 0.455										3	0	0	1	0	0	0						
<b>Ryan Klesko, L</b> (1, 3) OBP: 0.365, SLG: 0.522										4	1	1	0	0	0	0						
<b>Sean Burroughs, L</b> (1, 5) OBP: 0.355, SLG: 0.417										3	0	2	0	1	0	0						
<b>Xavier Nady, R</b> (1, 9) OBP: 0.326, SLG: 0.425										4	0	2	1	0	1	2						
<b>Gary Bennett, R</b> (1, 2) <b>Adam Eaton, R</b> (0, PR) OBP: 0.391, SLG: 0.750										3	0	0	0	1	0	4						
<b>Donald Mendez, R</b> (1, 6) <b>Keith Lockhart, L</b> (7, PH) OBP: 0.343, SLG: 0.276										2	0	0	0	0	1	1						
<b>Kevin Jarvis, L</b> (1, 1) <b>Scott Linebrink, R</b> (0, 1) <b>Dave Hansen, L</b> (7, PH) <b>Brian Buchanan, R</b> (7, PH) <b>Matt Hergeles, L</b> (7, 1) <b>Rondell White, R</b> (0, PH) OBP: 0.300, SLG: 0.499										1	0	0	0	1	1	0						
<b>Inning Stats</b>	R: 0 E: 0 K: 1 S: 9	H: 0 LOB: 0 BB: 0 P: 13	R: 0 E: 0 K: 0 S: 6	H: 1 LOB: 1 BB: 0 P: 10	R: 0 E: 0 K: 1 S: 6	H: 0 LOB: 0 BB: 1 P: 14	R: 0 E: 0 K: 0 S: 6	H: 0 LOB: 1 BB: 0 P: 11	R: 0 E: 0 K: 1 S: 10	H: 1 LOB: 1 BB: 0 P: 16	R: 2 E: 0 K: 1 S: 13	H: 2 LOB: 0 BB: 0 P: 19	R: 0 E: 0 K: 1 S: 13	H: 1 LOB: 1 BB: 1 P: 22	R: 0 E: 0 K: 1 S: 8	H: 0 LOB: 0 BB: 0 P: 11		R: 1 E: 0 K: 2 S: 11	H: 2 LOB: 2 BB: 1 P: 17	1B: 4 2B: 3 3B: 0 HR: 0	SF: 1 SAC: 0 DP: 1 HBP: 0	WP: 0 PB: 0 SB: 0 CS: 0
<b>PITCHER</b>	IP	WLS	BF	H	R	ER	SO	BB	IBB	HBP	BLK	WP	HR	S	P	ERA	WHIP					
<b>Shawn Chacon, R</b> (1, 1) ERA: 4.1	6.2	W	26	5	2	2	4	2	0	0	0	0	0	60	100	2.70	1.050					
<b>40 Brian Fuentes, L</b> (7, 1) ERA: 2.73	1.1	H	4	0	0	0	2	0	0	0	0	0	0	11	16	0.00	0.000					
<b>Jose Jimenez, R</b> (0, 1) ERA: 6.47	0.0		3	2	1	1	0	1	0	0	0	0	0	2	6	∞	∞					
<b>Justin Speier, R</b> (0, 1) ERA: 3.86	1.0	S	3	0	0	0	2	0	0	0	0	0	0	9	11	0.00	0.000					

AB 32  
R 3  
H 7  
RBI 3  
BB 3  
SO 8  
LOB 16



Batter	1	2	3	4	5	6	7	8	9	AB	R	H	RBI	BB	SO	LOB	BOTTOM				
<b>Juan Uribe, R</b> (1, 6) OBP: 0.338, SLG: 0.470										3	1	1	1	2	1	1	<b>San Diego Padres @ Colorado Rockies</b> Coors Field, Denver, CO Wed Jun 18 2003, 7:05 PM MDT Att: 22,033 - Overcast - 66 F				
<b>Jay Payton, R</b> (1, 7) OBP: 0.348, SLG: 0.454										4	0	1	1	0	1	2					
<b>17 Todd Helton, L</b> (1, 3) OBP: 0.429, SLG: 0.570										3	0	1	1	0	0	1					
<b>Preston Wilson, R</b> (1, 8) OBP: 0.372, SLG: 0.569										4	0	1	0	0	2	2					
<b>Larry Walker, L</b> (1, 9) OBP: 0.425, SLG: 0.488										3	1	2	0	0	0	1					
<b>Chris Stynes, R</b> (1, 5) OBP: 0.370, SLG: 0.455										4	1	2	1	0	0	4					
<b>Charles Johnson, R</b> (1, 2) OBP: 0.328, SLG: 0.432										3	0	1	1	0	0	1					
<b>Brent Butler, R</b> (1, 4) OBP: 0.266, SLG: 0.256										4	1	1	0	0	0	1					
<b>Shawn Chacon, R</b> (1, 1) OBP: 0.233, SLG: 0.367										3	1	0	0	0	0	3					
<b>40 Brian Fuentes, L</b> (7, 1) ERA: 3.61										0	0	0	0	0	0	0					
<b>Greg Vaughn, R</b> (0, PH) OBP: 0.370, SLG: 0.652										0	0	0	0	1	0	0					
<b>Jose Jimenez, R</b> (0, 1) ERA: 2.62										0	0	0	0	0	0	0					
<b>Justin Speier, R</b> (0, 1) ERA: 2.62										0	0	0	0	0	0	0					
<b>Inning Stats</b>	R: 0 E: 0 K: 0 S: 5	H: 0 LOB: 0 BB: 1 P: 10	R: 0 E: 0 K: 0 S: 8	H: 1 LOB: 1 BB: 0 P: 14	R: 0 E: 0 K: 1 S: 5	H: 0 LOB: 0 BB: 0 P: 6	R: 0 E: 0 K: 2 S: 8	H: 1 LOB: 1 BB: 0 P: 10	R: 4 E: 0 K: 1 S: 17	H: 5 LOB: 1 BB: 0 P: 24	R: 1 E: 1 K: 0 S: 11	H: 2 LOB: 1 BB: 0 P: 22	R: 0 E: 0 K: 0 S: 9	H: 1 LOB: 3 BB: 1 P: 17	R: 0 E: 0 K: 0 S: 9	H: 0 LOB: 1 BB: 1 P: 18	1B: 7 2B: 1 3B: 1 HR: 1	SF: 2 SAC: 0 DP: 1 HBP: 1	WP: 1 PB: 0 SB: 0 CS: 0	PA: 37	
<b>PITCHER</b>	IP	WLS	BF	H	R	ER	SO	BB	IBB	HBP	BLK	WP	HR	S	P	ERA	WHIP				
<b>Kevin Jarvis, R</b> (1, 1) ERA: 6.3	5.0	L	24	9	5	5	4	1	0	0	0	0	0	49	76	9.00	2.000				
<b>Scott Linebrink, R</b> (0, 1) ERA: 3.61	1.0		3	0	0	0	0	0	0	0	0	1	0	5	10	0.00	0.000				
<b>Matt Hergeles, R</b> (7, 1) ERA: 2.62	2.0		10	1	0	0	0	2	0	1	0	0	0	18	35	0.00	1.500				

AB 31  
R 5  
H 10  
RBI 5  
BB 3  
SO 4  
LOB 16





Batter	1	2	3	4	5	6	7	8	9	AB	R	H	RBI	BB	SO	LOB	TOP										
Mark Kotsay, L OBP: 0.348, SLG: 0.352 (1, 8)	F8		G4-3		P4				G3-1	5	0	1	2	0	0	0											
Gary Bennett, R OBP: 0.276, SLG: 0.290 (1, 2)	F9		F7			G5-3				4	0	0	0	0	1	1											
Mark Loretta, R OBP: 0.381, SLG: 0.454 (1, 4)	P3									3	0	1	0	1	0	0											
Ryan Klesko, L OBP: 0.363, SLG: 0.517 (1, 3)		P6	G4-3							4	0	1	0	0	0	2											
Rondell White, R OBP: 0.349, SLG: 0.485 (1, 7)	F8									4	0	1	0	0	0	1											
Xavier Nady, R OBP: 0.325, SLG: 0.426 (1, 9)										4	2	2	0	0	0	1											
Donald Mendez, R OBP: 0.359, SLG: 0.424 (1, 6)										4	1	2	3	0	1	0											
Keith Lockhart, L OBP: 0.355, SLG: 0.413 (1, 5)										2	1	1	0	2	0	0											
Brian Lawrence, R Adam Eaton, R Scott Linebrink, R Brian Buchanan, R Jesse Orosco, R Luther Hackman, R Mike Matthews, L Gary Matthews, S (1, 1) (5, PH) (5, 1) (7, PH) (7, 1) (7, 1) (8, 1) (9, PH)										1	0	0	0	0	0	2											
<b>Inning Stats</b>	R: 0 E: 0 K: 0 S: 7	H: 0 LOB: 0 BB: 0 P: 9	R: 1 E: 0 K: 0 S: 9	H: 2 LOB: 2 BB: 1 P: 15	R: 0 E: 0 K: 0 S: 7	H: 0 LOB: 1 BB: 1 P: 15	R: 0 E: 0 K: 0 S: 8	H: 1 LOB: 0 BB: 0 P: 12	R: 0 E: 0 K: 1 S: 6	H: 0 LOB: 0 BB: 0 P: 7	R: 0 E: 0 K: 0 S: 7	H: 1 LOB: 1 BB: 0 P: 15	R: 2 E: 0 K: 2 S: 16	H: 1 LOB: 2 BB: 2 P: 29	R: 0 E: 0 K: 0 S: 8	H: 1 LOB: 0 BB: 0 P: 12	R: 2 E: 0 K: 0 S: 11	H: 3 LOB: 0 BB: 0 P: 18	1B: 6 2B: 2 3B: 0 HR: 1	SF: 0 SAC: 0 DP: 3 HBP: 0	WP: 0 PA: 37 PB: 0 SB: 0 CS: 0						
<b>PITCHER</b>	IP	WLS	BF	H	R	ER	SO	BB	IBB	HBP	BLK	WP	HR	S	P	ERA	WHIP										
Darren Oliver, L ERA: 5.11 (1, 1)	6.2	W	28	5	3	3	2	4	0	0	0	0	0	55	95	4.05	1.350										
Nelson Cruz, R ERA: 6.39 (7, 1)	1.1	H	4	1	0	0	1	0	0	0	0	0	0	13	19	0.00	0.750										
Todd Jones, R ERA: 8.05 (9, 1)	0.0		3	3	2	2	0	0	0	0	0	0	1	7	8	∞	∞										
Javier López, L ERA: 3.62 (9, 1)	1.0		2	0	0	0	0	0	0	0	0	0	0	4	10	0.00	0.000										

San Diego Padres @ Colorado Rockies  
Coors Field, Denver, CO  
Thu Jun 19 2003, 7:05 PM MDT  
Att: 23,515 - Cloudy - 72 F

AB 33  
R 5  
H 9  
RBI 5  
BB 4  
SO 3  
LOB 8



Batter	1	2	3	4	5	6	7	8	9	AB	R	H	RBI	BB	SO	LOB	BOTTOM										
Juan Uribe, R OBP: 0.329, SLG: 0.443 (1, 6)	L4									4	0	0	0	0	0	0											
Jay Payton, R OBP: 0.352, SLG: 0.467 (1, 7)	G6-3									5	2	3	1	0	0	0											
17 Todd Helton, L OBP: 0.434, SLG: 0.582 (1, 3)										5	3	4	0	0	0	2											
Preston Wilson, R OBP: 0.379, SLG: 0.581 (1, 8)										5	2	4	3	0	0	1											
Larry Walker, L OBP: 0.426, SLG: 0.486 (8, PH) Greg Vaughn, R OBP: 0.357, SLG: 0.625 Todd Jones, L Javier López, L (1, 9) (8, PH) (9, 1) (9, 1)										3	1	1	0	1	1	1											
Chris Stynes, R OBP: 0.388, SLG: 0.465 (1, 5)										4	1	1	4	0	0	3											
Charles Johnson, R OBP: 0.327, SLG: 0.430 (1, 2)										3	0	1	1	0	0	1											
Brent Butler, R OBP: 0.276, SLG: 0.300 (1, 4)										4	1	2	1	0	0	1											
Darren Oliver, R OBP: 0.276, SLG: 0.296 (1, 1) Nelson Cruz, R OBP: 0.154, SLG: 0.231 Mark Sweeney, L OBP: 0.368, SLG: 0.500 (6, PH) (9, 9)										3	0	0	0	0	1	0											
<b>Inning Stats</b>	R: 4 E: 0 K: 0 S: 15	H: 3 LOB: 0 BB: 1 P: 27	R: 0 E: 0 K: 0 S: 6	H: 1 LOB: 2 BB: 0 P: 10	R: 0 E: 0 K: 1 S: 10	H: 1 LOB: 1 BB: 0 P: 13	R: 2 E: 0 K: 0 S: 12	H: 3 LOB: 1 BB: 0 P: 18	R: 0 E: 0 K: 0 S: 9	H: 2 LOB: 2 BB: 0 P: 14	R: 0 E: 0 K: 1 S: 5	H: 0 LOB: 0 BB: 0 P: 6	R: 2 E: 0 K: 0 S: 14	H: 3 LOB: 1 BB: 0 P: 22	R: 2 E: 0 K: 0 S: 10	H: 3 LOB: 1 BB: 0 P: 14	1B: 9 2B: 4 3B: 0 HR: 3	SF: 1 SAC: 0 DP: 0 HBP: 1	WP: 0 PA: 41 PB: 0 SB: 0 CS: 0								
<b>PITCHER</b>	IP	WLS	BF	H	R	ER	SO	BB	IBB	HBP	BLK	WP	HR	S	P	ERA	WHIP										
Brian Lawrence, R ERA: 4.86 (5, 1)	2.0		7	2	0	0	1	0	0	0	0	0	0	14	20	0.00	1.000										
Jesse Orosco, L ERA: 8.27 (7, 1)	0.0		3	3	2	2	0	0	0	0	0	0	0	8	12	∞	∞										
Luther Hackman, R ERA: 4.42 (7, 1)	1.2		8	3	2	2	0	0	0	0	0	0	0	14	22	10.80	1.800										
Mike Matthews, L ERA: 4.23 (8, 1)	0.1		1	0	0	0	0	0	0	0	0	0	0	2	2	0.00	0.000										

San Diego Padres @ Colorado Rockies  
Coors Field, Denver, CO  
Thu Jun 19 2003, 7:05 PM MDT  
Att: 23,515 - Cloudy - 72 F

AB 38  
R 10  
H 16  
RBI 10  
BB 1  
SO 2  
LOB 10









Batter	1	2	3	4	5	6	7	8	9	AB	R	H	RBI	BB	SO	LOB	TOP					
51 Ichiro Suzuki, L (1.9) OBP: 0.396, SLG: 0.483										4	1	2	0	1	0	2	<b>Seattle Mariners @ San Diego Padres</b> Qualcomm Stadium, San Diego, CA Sat Jun 21 2003, 10:05 PM EDT Att: 38,243 - Sunny - 68 F					
Mark McLemore, S (1.6) OBP: 0.311, SLG: 0.333										2	1	0	1	3	1	1						
Carlos Guillen, S (8.6) OBP: 0.355, SLG: 0.399										0	0	0	0	0	0	0						
Bret Boone, R (1.4) OBP: 0.376, SLG: 0.593										5	0	1	1	0	1	4						
John Olerud, L (1.3) OBP: 0.399, SLG: 0.403										3	0	1	2	1	0	0						
Mike Cameron, R (1.8) OBP: 0.322, SLG: 0.477										5	0	1	0	0	3	5						
Randy Winn, S (1.7) OBP: 0.322, SLG: 0.364										5	0	0	0	0	0	3						
Ben Davis, S (1.2) OBP: 0.315, SLG: 0.504										4	0	3	0	0	1	1						
Jeff Cirillo, R (1.5) OBP: 0.321, SLG: 0.314										3	1	2	0	1	0	0						
Joel Pineiro, R (1.1) OBP: 0.363, SLG: 0.412										3	1	0	0	0	2	6						
John Mabry, L (8. PH) OBP: 0.253, SLG: 0.412										1	0	0	0	0	0	0						
Arthur Rhodes, L (8.1) OBP: 0.321, SLG: 0.314										0	0	0	0	0	0	0						
Shigetoshi Hasegawa, R (9.1) OBP: 0.321, SLG: 0.314										0	0	0	0	0	0	0						
<b>Inning Stats</b>	R: 2 E: 1 K: 1 S: 15	H: 2 LOB: 1 BB: 1 P: 22	R: 2 E: 0 K: 2 S: 15	H: 2 LOB: 3 BB: 3 P: 32	R: 0 E: 0 K: 1 S: 12	H: 2 LOB: 2 BB: 0 P: 15	R: 0 E: 0 K: 1 S: 11	H: 0 LOB: 0 BB: 0 P: 17	R: 0 E: 0 K: 1 S: 13	H: 1 LOB: 2 BB: 1 P: 23	R: 0 E: 0 K: 0 S: 5	H: 0 LOB: 0 BB: 1 P: 11	R: 0 E: 0 K: 2 S: 11	H: 1 LOB: 1 BB: 0 P: 18	R: 0 E: 0 K: 0 S: 10	H: 1 LOB: 1 BB: 0 P: 13	R: 0 E: 0 K: 0 S: 7	H: 1 LOB: 1 BB: 0 P: 13	1B: 6 2B: 5 3B: 0 HR: 0	SF: 1 SAC: 0 DP: 1 HBP: 0	WP: 0 PB: 0 SB: 1 CS: 0	PA: 42
<b>PITCHER</b>	IP	WLS	BF	H	R	ER	SO	BB	IBB	HBP	BLK	WP	HR	S	P	ERA	WHIP					
Adam Eaton, R (1.1) ERA: 4.46	5.0	L	27	7	4	3	6	3	2	0	0	0	0	66	109	5.40	2.000					
Scott Linebrink, R (6.1) ERA: 3.33	2.0		7	1	0	0	2	1	0	0	0	0	0	16	29	0.00	1.000					
Luther Hackman, R (8.1) ERA: 4.19	2.0		8	2	0	0	0	0	0	0	0	0	0	17	26	0.00	1.000					

AB	35
R	4
H	10
RBI	4
BB	6
SO	8
LOB	22



Batter	1	2	3	4	5	6	7	8	9	AB	R	H	RBI	BB	SO	LOB	BOTTOM					
Mark Kotsay, L (1.8) OBP: 0.347, SLG: 0.344										3	1	1	0	1	0	1	<b>Seattle Mariners @ San Diego Padres</b> Qualcomm Stadium, San Diego, CA Sat Jun 21 2003, 10:05 PM EDT Att: 38,243 - Sunny - 68 F					
Mark Loretta, R (1.4) OBP: 0.379, SLG: 0.453										4	1	1	0	0	0	1						
Ryan Klesko, L (1.3) OBP: 0.363, SLG: 0.597										3	0	0	0	0	1	2						
Brian Buchanan, R (6. PH) OBP: 0.360, SLG: 0.532										1	0	0	0	0	1	1						
Rondell White, R (1.7) OBP: 0.345, SLG: 0.488										4	0	1	0	0	1	2						
Sean Burroughs, L (1.5) OBP: 0.356, SLG: 0.417										4	0	1	1	0	1	1						
Xavier Nady, R (1.9) OBP: 0.323, SLG: 0.415										3	0	0	0	1	0	1						
Gary Bennett, R (1.2) OBP: 0.271, SLG: 0.281										4	0	0	0	0	0	1						
Donaldo Mendez, R (1.6) OBP: 0.348, SLG: 0.400										3	0	0	0	0	3	1						
Adam Eaton, R (1.1) OBP: 0.385, SLG: 0.696										2	0	1	0	0	0	1						
Scott Linebrink, R (6.1) OBP: 0.347, SLG: 0.402										0	0	0	0	0	0	0						
Keith Lockhart, L (7. PH) OBP: 0.347, SLG: 0.402										1	0	0	0	0	1	0						
Luther Hackman, R (8.1) OBP: 0.323, SLG: 0.415										0	0	0	0	0	0	0						
<b>Inning Stats</b>	R: 2 E: 0 K: 2 S: 17	H: 3 LOB: 1 BB: 0 P: 24	R: 0 E: 0 K: 1 S: 12	H: 1 LOB: 0 BB: 0 P: 16	R: 0 E: 0 K: 0 S: 9	H: 1 LOB: 1 BB: 0 P: 14	R: 0 E: 0 K: 1 S: 13	H: 0 LOB: 0 BB: 1 P: 22	R: 0 E: 0 K: 0 S: 7	H: 0 LOB: 0 BB: 0 P: 12	R: 0 E: 0 K: 1 S: 13	H: 0 LOB: 0 BB: 0 P: 17	R: 0 E: 0 K: 2 S: 9	H: 0 LOB: 0 BB: 0 P: 9	R: 0 E: 0 K: 1 S: 8	H: 0 LOB: 1 BB: 1 P: 12	R: 0 E: 0 K: 0 S: 6	H: 0 LOB: 0 BB: 0 P: 11	1B: 4 2B: 1 3B: 0 HR: 0	SF: 0 SAC: 0 DP: 0 HBP: 0	WP: 1 PB: 0 SB: 0 CS: 0	PA: 34
<b>PITCHER</b>	IP	WLS	BF	H	R	ER	SO	BB	IBB	HBP	BLK	WP	HR	S	P	ERA	WHIP					
Joel Pineiro, R (1.1) ERA: 3.77	7.0	W	27	5	2	2	7	1	0	0	0	0	0	9	13	0.00	0.750					
Arthur Rhodes, L (8.1) ERA: 1.87	1.1	H	5	0	0	0	1	1	0	0	0	0	0	9	13	0.00	0.750					
Shigetoshi Hasegawa, R (9.1) ERA: 1.0	0.2	S	2	0	0	0	0	0	0	0	0	0	0	5	10	0.00	0.000					

AB	32
R	2
H	5
RBI	1
BB	2
SO	8
LOB	12





Batter	1	2	3	4	5	6	7	8	9	AB	R	H	RBI	BB	SO	LOB	TOP										
51 Ichiro Suzuki, L (1, 9) OBP: 0.398, SLG: 0.487	P4		2-2 2B			0-1 1B		3-1 P2		4	0	2	0	0	0	0	<b>Seattle Mariners @ San Diego Padres</b> Qualcomm Stadium, San Diego, CA Sun Jun 22 2003, 5:00 PM EDT Att: 27,163 - Cloudy - 64 F										
Carlos Guillen, S (1, 6) OBP: 0.345, SLG: 0.392	G3		0-0 F8			2-1 G2-3		0-0 G4-3		4	0	0	0	0	0	2											
Bret Boone, R (1, 4) OBP: 0.378, SLG: 0.602	1-0 1B			1-2 G6-3		1-0 G5-3		2-0 HR		4	1	2	1	0	0	1											
John Olerud, L (1, 3) OBP: 0.397, SLG: 0.400	2-2 F8			0-0 1B		2-2 F7		3-2 P5		4	0	1	0	0	0	2											
Ben Davis, S (1, 2)		2-1 G6-3		1-0 F8			1-0 L3		2-3 K	4	0	0	0	0	1	1											
Randy Winn, S (1, 8) OBP: 0.321, SLG: 0.360		1-0 G4-3		3-2 G4-3			4-2 E S BB		1-1 G6-3	3	0	0	0	1	0	1											
Mark McLemore, S (1, 7) OBP: 0.304, SLG: 0.324		1-1 G1-3			2-1 G6-3		2-2 F8		2-1 F7	4	0	0	0	0	0	1											
Jeff Cirillo, R (1, 5) OBP: 0.317, SLG: 0.309			1-2 F8		1-2 G5-3		3-2 E5		1-3 K	3	0	0	0	0	0	1											
Ryan Franklin, R (1, 1) OBP: 0.250, SLG: 0.250 (7, PH)			2-1 G4-1		3-2 G4-3		2-3 K			2	0	0	0	0	0	0											
Edgar Martinez, R (7, PH) OBP: 0.403, SLG: 0.543										1	0	0	0	0	1	2											
Rafael Soriano, R (7, 1)										0	0	0	0	0	0	0											
Matt White, R (8, 1)										0	0	0	0	0	0	0											
<b>Inning Stats</b>	R: 0 E: 0 K: 0 S: 7	H: 1 LOB: 1 BB: 0 P: 12	R: 0 E: 0 K: 0 S: 5	H: 0 LOB: 0 BB: 0 P: 9	R: 0 E: 0 K: 0 S: 10	H: 1 LOB: 1 BB: 0 P: 15	R: 0 E: 0 K: 0 S: 8	H: 1 LOB: 1 BB: 0 P: 13	R: 0 E: 0 K: 0 S: 9	H: 0 LOB: 0 BB: 0 P: 15	R: 0 E: 0 K: 0 S: 9	H: 1 LOB: 1 BB: 0 P: 14	R: 0 E: 1 K: 1 S: 18	H: 0 LOB: 2 BB: 1 P: 30	R: 1 E: 0 K: 0 S: 7	H: 1 LOB: 0 BB: 0 P: 15	R: 0 E: 0 K: 1 S: 7	H: 0 LOB: 0 BB: 0 P: 12	1B: 3 2B: 1 3B: 0 HR: 1	SF: 0 SAC: 0 DP: 0 HBP: 0	WP: 0 PB: 0 SB: 1 CS: 0	PA: 34					
<b>PITCHER</b>	IP	WLS	BF	H	R	ER	SO	BB	IBB	HBP	BLK	WP	HR	S	P	ERA	WHIP										
44 Jake Peavy, R (1, 1) ERA: 4.15	6.2	W	26	4	0	0	0	1	0	0	0	0	0	63	103	0.00	0.750										
Jay Witasick, R (7, 1) ERA: 5.4	1.0	H	4	1	1	1	1	0	0	0	0	0	1	7	14	9.00	1.000										
Mike Mathews, L (8, 1) ERA: 4.08	0.1	H	1	0	0	0	0	0	0	0	0	0	0	3	6	0.00	0.000										
Rod Beck, R (9, 1) ERA: 2.45	1.0	S	3	0	0	0	1	0	0	0	0	0	0	7	12	0.00	0.000										

AB	33
R	1
H	5
RBI	1
BB	1
SO	2
LOB	11



Batter	1	2	3	4	5	6	7	8	9	AB	R	H	RBI	BB	SO	LOB	BOTTOM										
Gary Matthews, S (1, 7) OBP: 0.286, SLG: 0.341	K			0-0 F8		1-0 G4-3		4-0 FC6-4 BB		3	0	0	0	1	1	1	<b>Seattle Mariners @ San Diego Padres</b> Qualcomm Stadium, San Diego, CA Sun Jun 22 2003, 5:00 PM EDT Att: 27,163 - Cloudy - 64 F										
Mark Kotsay, L (1, 8) OBP: 0.350, SLG: 0.349	K			4-1 S BB		2-2 2B		0-0 FC6-4 CS		3	0	1	1	1	1	1											
Mark Loretta, R (1, 4) OBP: 0.375, SLG: 0.448	L8			2-3 K		3-H F8		0-0 CS		3	0	0	0	0	1	2											
Ryan Klesko, L (1, 3) OBP: 0.363, SLG: 0.505		0-0 L7		1-0 L7			2-2 2B 1B			3	1	1	0	0	0	1											
Dave Hansen, L (1, 5) OBP: 0.412, SLG: 0.333		0-2 F7			0-2 L5		2-1 G4-3 B3-5 2B			3	0	1	1	0	0	0											
Xavier Nady, R (1, 9) OBP: 0.319, SLG: 0.410			2-2 P3		0-3 K		1-0 G4-3			3	0	0	0	0	1	1											
Gary Bennett, R (1, 2) OBP: 0.286, SLG: 0.275				3-2 G6-3		1-2 F8		1-0 B3-5		3	0	0	0	0	0	1											
Donaldo Mendez, R (1, 6) OBP: 0.347, SLG: 0.419				3-3 K		2-2 SH1-4 2B		2-3 K		3	1	1	0	0	2	0											
44 Jake Peavy, R (1, 1) OBP: 0.181, SLG: 0.100				0-1 L3		0-1 SH1-4		2-2 HR		1	0	0	0	0	0	0											
Jay Witasick, R (7, 1) ERA: 5.4										0	0	0	0	0	0	0											
Mike Mathews, L (8, 1) ERA: 4.08										0	0	0	0	0	0	0											
Keith Lockhart, L (8, PH) OBP: 0.150, SLG: 0.000										0	0	0	0	0	0	0											
Brian Buchanan, R (8, PH) OBP: 0.190, SLG: 0.000										1	1	1	0	0	0	0											
Rod Beck, R (9, 1) ERA: 2.45										0	0	0	0	0	0	0											
<b>Inning Stats</b>	R: 0 E: 0 K: 2 S: 9	H: 0 LOB: 0 BB: 0 P: 14	R: 0 E: 0 K: 0 S: 8	H: 0 LOB: 0 BB: 0 P: 10	R: 0 E: 0 K: 1 S: 10	H: 0 LOB: 0 BB: 0 P: 16	R: 0 E: 0 K: 1 S: 8	H: 0 LOB: 1 BB: 1 P: 14	R: 0 E: 0 K: 1 S: 11	H: 0 LOB: 0 BB: 0 P: 12	R: 1 E: 0 K: 0 S: 12	H: 2 LOB: 1 BB: 0 P: 18	R: 1 E: 0 K: 0 S: 9	H: 2 LOB: 0 BB: 0 P: 15	R: 1 E: 0 K: 1 S: 10	H: 1 LOB: 0 BB: 1 P: 18	1B: 1 2B: 4 3B: 0 HR: 1	SF: 0 SAC: 1 DP: 1 HBP: 0	WP: 0 PB: 0 SB: 1 CS: 1	PA: 30							
<b>PITCHER</b>	IP	WLS	BF	H	R	ER	SO	BB	IBB	HBP	BLK	WP	HR	S	P	ERA	WHIP										
Ryan Franklin, R (1, 1) ERA: 3.18	6.0	L	21	2	1	1	1	0	0	0	0	0	0	13	21	6.75	1.500										
Rafael Soriano, R (7, 1) ERA: 2.84	1.1		5	2	1	1	1	0	0	0	0	0	0	13	21	6.75	1.500										
Matt White, L (8, 1) ERA: 21.6	0.2		3	1	1	1	0	1	0	0	0	0	1	6	12	13.50	3.000										

AB	26
R	3
H	5
RBI	3
BB	2
SO	6
LOB	7









Batter	1	2	3	4	5	6	7	8	9	AB	R	H	RBI	BB	SO	LOB	TOP					
Juan Uribe, R OBP: 0.340, SLG: 0.473 (1, 6)										5	0	3	1	0	1	2						
Ronnie Belliard, R OBP: 0.393, SLG: 0.411 (1, 4)										5	0	2	1	0	1	4						
17 Todd Helton, L OBP: 0.439, SLG: 0.587 (1, 3)										3	1	1	0	2	0	2						
Preston Wilson, R OBP: 0.373, SLG: 0.575 (1, 8)										5	0	0	0	0	1	6						
Larry Walker, L OBP: 0.434, SLG: 0.511 (1, 9)										4	1	2	2	0	1	0						
Chris Stynes, R OBP: 0.368, SLG: 0.468 (1, 5)										4	0	0	0	0	1	1						
Mark Sweeney, L Javier López, L Jose Jimenez, R (8, 1)										4	0	0	0	0	1	0	AB 35 R 5 H 10 RBI 4 BB 4 SO 6 LOB 18					
Bobby Estalella, R OBP: 0.308, SLG: 0.422 (1, 2)										2	2	2	0	2	0	0						
Darren Oliver, R Justin Speier, R Jay Payton, R (8, 7)										3	1	0	0	0	0	3						
<b>Inning Stats</b>	R: 0 E: 0 K: 0 S: 10	H: 2 LOB: 1 BB: 0 P: 12	R: 0 E: 0 K: 1 S: 7	H: 0 LOB: 0 BB: 0 P: 11	R: 0 E: 0 K: 1 S: 11	H: 0 LOB: 1 BB: 1 P: 18	R: 0 E: 0 K: 2 S: 13	H: 1 LOB: 0 BB: 0 P: 22	R: 1 E: 0 K: 1 S: 11	H: 1 LOB: 1 BB: 1 P: 18	R: 2 E: 0 K: 0 S: 11	H: 2 LOB: 0 BB: 0 P: 13	R: 1 E: 0 K: 0 S: 15	H: 2 LOB: 2 BB: 1 P: 24	R: 0 E: 0 K: 0 S: 5	H: 0 LOB: 0 BB: 0 P: 10	R: 1 E: 0 K: 1 S: 14	H: 2 LOB: 2 BB: 1 P: 23	1B: 6 2B: 3 3B: 0 HR: 1	SF: 0 SAC: 1 DP: 1 HBP: 0	WP: 1 PB: 0 SB: 0 CS: 0	PA: 40
<b>PITCHER</b>	IP WLS BF H R ER SO BB IBB HBP BLK WP HR S P ERA WHIP																					
Brian Lawrence, R (1, 1) ERA: 4.84	6.0 L 25 6 3 3 5 2 0 0 0 0 1 63 94 4.50 1.333																					
Scott Linebrink, R (7, 1) ERA: 3.39	2.0 9 2 1 1 0 0 1 0 0 0 0 20 34 4.50 1.000																					
Jay Witasick, R (9, 1) ERA: 6.35	0.2 4 2 1 1 1 0 0 0 0 0 0 7 11 13.50 3.000																					
Jesse Orosco, L (9, 1) ERA: 8.14	0.1 2 0 0 0 0 1 0 0 0 0 1 0 7 12 0.00 3.000																					

Colorado Rockies @ San Diego Padres  
Qualcomm Stadium, San Diego, CA  
Tue Jun 24 2003, 10:05 PM EDT  
Att: 15,915 - Sunny - 68 F

livebaseballscorecards.com

Batter	1	2	3	4	5	6	7	8	9	AB	R	H	RBI	BB	SO	LOB	BOTTOM					
Mark Kotsay, L OBP: 0.338, SLG: 0.335 (1, 8)										4	0	0	0	0	0	1						
Mark Loretta, R OBP: 0.365, SLG: 0.439 (1, 4)										4	1	1	0	0	1	0						
Rondell White, R OBP: 0.345, SLG: 0.480 (1, 7)										3	0	1	0	1	0	0						
Brian Buchanan, R OBP: 0.364, SLG: 0.558 (8, 9)										3	0	1	0	0	0	0						
Dave Hansen, L OBP: 0.411, SLG: 0.329 (9, PH)									0	0	0	0	1	0	0	0						
Xavier Nady, R OBP: 0.321, SLG: 0.409 (7, PH)										1	0	0	0	0	0	0						
Ryan Klesko, L OBP: 0.362, SLG: 0.513 (8, 3)										2	0	0	0	0	0	4						
Sean Burroughs, L OBP: 0.349, SLG: 0.409 (1, 5)										4	0	0	0	0	1	6						
Miguel Ojeda, R OBP: 0.257, SLG: 0.171 (1, 2)										3	0	0	0	0	0	1						
Gary Matthews, S OBP: 0.284, SLG: 0.338 (9, PH)										1	0	0	0	0	0	3	AB 31 R 2 H 5 RBI 1 BB 2 SO 3 LOB 15					
Donaldo Mendez, R OBP: 0.327, SLG: 0.388 (1, 6)										3	0	0	0	0	1	0						
Brian Lawrence, R (1, 1) Adam Eaton, R (6, PH) Scott Linebrink, R (7, 1) Keith Lockhart, L (8, PH) Jay Witasick, R (9, 1) Jesse Orosco, R (9, 1)										1	0	0	0	0	0	0						
<b>Inning Stats</b>	R: 0 E: 0 K: 0 S: 8	H: 0 LOB: 0 BB: 0 P: 12	R: 0 E: 0 K: 0 S: 4	H: 0 LOB: 0 BB: 0 P: 7	R: 0 E: 0 K: 0 S: 7	H: 0 LOB: 0 BB: 0 P: 9	R: 0 E: 0 K: 0 S: 4	H: 0 LOB: 0 BB: 0 P: 6	R: 0 E: 0 K: 0 S: 11	H: 0 LOB: 1 BB: 0 P: 16	R: 0 E: 0 K: 0 S: 7	H: 1 LOB: 0 BB: 0 P: 14	R: 1 E: 1 K: 0 S: 11	H: 3 LOB: 1 BB: 0 P: 18	R: 1 E: 0 K: 1 S: 8	H: 1 LOB: 0 BB: 0 P: 12	R: 0 E: 1 K: 2 S: 17	H: 0 LOB: 3 BB: 2 P: 32	1B: 4 2B: 0 3B: 0 HR: 1	SF: 0 SAC: 0 DP: 2 HBP: 1	WP: 0 PB: 0 SB: 0 CS: 0	PA: 34
<b>PITCHER</b>	IP WLS BF H R ER SO BB IBB HBP BLK WP HR S P ERA WHIP																					
Darren Oliver, L (1, 1) ERA: 4.86	6.0 W 22 4 1 1 1 0 0 0 0 0 1 10 18 5.40 0.667																					
Justin Speier, R (7, 1) ERA: 3.79	1.2 H 5 1 1 1 1 0 0 0 0 0 0 2 2 0.00 0.000																					
Javier López, L (8, 1) ERA: 3.45	0.1 H 1 0 0 0 0 0 0 0 0 0 0 0 2 2 0.00 0.000																					
Jose Jimenez, R (9, 1) ERA: 6.89	1.0 S 6 0 0 0 0 2 0 0 0 0 0 0 17 32 0.00 2.000																					

Colorado Rockies @ San Diego Padres  
Qualcomm Stadium, San Diego, CA  
Tue Jun 24 2003, 10:05 PM EDT  
Att: 15,915 - Sunny - 68 F

livebaseballscorecards.com







Batter	1	2	3	4	5	6	7	8	9	AB	R	H	RBI	BB	SO	LOB	TOP								
Mark Kotsay, L (1, 8) OBP: 0.338, SLG: 0.325	G1-3			G6-4-3 BB		K		FC6-4		3	0	0	0	1	1	2									
Mark Loretta, R (1, 4) OBP: 0.362, SLG: 0.429	G4-3			G6-4-3 1-2f		G1-3			K	4	0	0	0	0	1	1									
Ryan Klesko, L (1, 3) OBP: 0.352, SLG: 0.496	G3			F8			K		E6 FC5-4 BB	4	0	0	0	0	1	0									
Dave Hansen, L (1, 10) OBP: 0.398, SLG: 0.316 Brian Buchanan, R (9, PH) OBP: 0.369, SLG: 0.559		G4-3			G3		G6-3			3	0	0	0	0	0	0									
Sean Burroughs, L (1, 5) OBP: 0.346, SLG: 0.405		G4-3			HR		P5		FC5-4 BB	4	1	1	0	0	0	2									
Rondell White, R (1, 7) OBP: 0.349, SLG: 0.488		F9			HR			F9 1B	G5-3	4	1	2	2	0	0	2									
Xavier Nady, R (1, 9) OBP: 0.327, SLG: 0.411			G5-3		F9			FC6-4 1B		3	0	1	0	0	0	0									
Miguel Ojeda, R (1, 2) OBP: 0.190, SLG: 0.286			G6-3		F8			K		3	0	0	0	0	1	2									
Donald Mendez, R (1, 6) OBP: 0.323, SLG: 0.400			K			K		F9		3	0	0	0	0	2	2									
<b>Inning Stats</b>	R: 0 E: 0 K: 0 S: 9	H: 0 LOB: 0 BB: 0 P: 15	R: 0 E: 0 K: 0 S: 6	H: 0 LOB: 0 BB: 0 P: 14	R: 0 E: 0 K: 1 S: 10	H: 0 LOB: 0 BB: 0 P: 13	R: 0 E: 0 K: 0 S: 8	H: 0 LOB: 0 BB: 1 P: 13	R: 2 E: 0 K: 0 S: 16	H: 2 LOB: 0 BB: 0 P: 21	R: 0 E: 0 K: 2 S: 10	H: 0 LOB: 0 BB: 0 P: 12	R: 0 E: 0 K: 1 S: 10	H: 0 LOB: 0 BB: 0 P: 15	R: 0 E: 0 K: 1 S: 12	H: 2 LOB: 2 BB: 1 P: 14	R: 0 E: 1 K: 1 S: 11	H: 0 LOB: 2 BB: 1 P: 17	1B: 3 2B: 0 3B: 0 HR: 1	SF: 0 SAC: 0 DP: 1 HBP: 0	WP: 0 PB: 0 SB: 0 CS: 0	PA: 33			
<b>PITCHER</b>	IP	WLS	BF	H	R	ER	SO	BB	IBB	HBP	BLK	WP	HR	S	P	ERA	WHIP								
Joel Pineiro, R (1, 1) ERA: 3.67	7.2	W	27	4	2	2	5	1	0	0	0	0	1	78	113	2.35	0.652								
Arthur Rhodes, L (8, 1) ERA: 1.77	1.0		5	0	0	0	1	1	0	0	0	0	0	11	17	0.00	1.000								
Jeff Nelson, R (9, 1) ERA: 4.21	0.1		1	0	0	0	0	0	0	0	0	0	0	3	4	0.00	0.000								

San Diego Padres @ Seattle Mariners  
Safeco Field, Seattle, WA  
Fri Jun 27 2003, 7:05 PM PDT  
Att: 45,529 - Sunny - 80 F

livebaseballscorecards.com

AB	31
R	2
H	4
RBI	2
BB	2
SO	6
LOB	11



Batter	1	2	3	4	5	6	7	8	9	AB	R	H	RBI	BB	SO	LOB	BOTTOM								
51 Ichiro Suzuki, L (1, 9) OBP: 0.397, SLG: 0.477	G4-3		FC5-4 BB		1B G5-3	G4-3	F8			5	1	1	0	0	0	3									
Carlos Guillen, S (1, 6) OBP: 0.362, SLG: 0.409					F8	G4-3		HR		3	1	1	1	2	0	2									
Bret Boone, R (1, 4) OBP: 0.380, SLG: 0.612	K		F8		1B G5-3			1B BB		4	1	2	1	1	1	3									
Edgar Martinez, R (1, 10) OBP: 0.413, SLG: 0.552	G4-3				BB E 1B	G5-3		P3		4	1	1	1	1	0	3									
John Olerud, L (1, 3) OBP: 0.393, SLG: 0.397		G4-3			BB E BB		K	1B		4	1	2	1	1	1	2									
Mike Cameron, R (1, 8) OBP: 0.370, SLG: 0.494	F9				E FC3 G5-3-6 BB			E6 G2-3 1B	F8	4	2	1	0	1	0	2									
Randy Winn, S (1, 7) OBP: 0.316, SLG: 0.354	G1-3				FC3 G5-3-6 BB			G2-3	K	4	0	0	1	1	1	4									
Jeff Cirillo, R (1, 5) OBP: 0.313, SLG: 0.307			G4-3		G5-3-6 1-3f 3-H			F9		4	0	1	2	0	0	4									
Ben Davis, S (1, 2) OBP: 0.317, SLG: 0.492					K			51 G4-3 51 WP 2B 1B	P2	3	1	1	0	1	1	1									
<b>Inning Stats</b>	R: 0 E: 0 K: 1 S: 13	H: 0 LOB: 1 BB: 1 P: 20	R: 0 E: 0 K: 0 S: 9	H: 0 LOB: 0 BB: 0 P: 12	R: 0 E: 0 K: 0 S: 14	H: 0 LOB: 2 BB: 2 P: 24	R: 3 E: 1 K: 1 S: 16	H: 1 LOB: 0 BB: 2 P: 30	R: 2 E: 0 K: 0 S: 20	H: 4 LOB: 3 BB: 1 P: 31	R: 1 E: 0 K: 0 S: 14	H: 2 LOB: 2 BB: 1 P: 26	R: 1 E: 1 K: 0 S: 6	H: 1 LOB: 1 BB: 0 P: 9	R: 1 E: 0 K: 1 S: 13	H: 2 LOB: 2 BB: 1 P: 20	1B: 8 2B: 2 3B: 0 HR: 1	SF: 0 SAC: 0 DP: 1 HBP: 0	WP: 1 PB: 0 SB: 0 CS: 0	PA: 43					
<b>PITCHER</b>	IP	WLS	BF	H	R	ER	SO	BB	IBB	HBP	BLK	WP	HR	S	P	ERA	WHIP								
Adam Eaton, R (1, 1) ERA: 4.63	4.2	L	24	5	5	4	2	5	0	0	0	0	0	68	107	7.71	2.143								
Mike Matthews, L (5, 1) ERA: 4.17	1.1		8	2	1	1	1	1	1	0	0	1	0	18	36	6.75	2.250								
Scott Linebrink, R (7, 1) ERA: 3.42	2.0		11	3	2	1	1	1	0	0	0	0	1	19	29	4.50	2.000								

San Diego Padres @ Seattle Mariners  
Safeco Field, Seattle, WA  
Fri Jun 27 2003, 7:05 PM PDT  
Att: 45,529 - Sunny - 80 F

livebaseballscorecards.com

AB	35
R	8
H	10
RBI	7
BB	8
SO	4
LOB	24





Batter	1	2	3	4	5	6	7	8	9	AB	R	H	RBI	BB	SO	LOB	TOP					
<b>Mark Kotsay, L</b> OBP: 0.339, SLG: 0.341 (1, 8)	F8		G5-3				F8			5	1	2	1	0	0	1	<b>San Diego Padres @ Seattle Mariners</b> Safeco Field, Seattle, WA Sat Jun 28 2003, 7:05 PM PDT Att: 45,326 - Sunny - 86 F					
<b>Mark Loretta, R</b> OBP: 0.360, SLG: 0.424 (1, 4)	1B		G5-3				SH1-3	F8		3	0	0	0	1	0	2						
<b>Ryan Klesko, L</b> OBP: 0.356, SLG: 0.496 (1, 3)	1B		F7							4	1	2	0	1	0	0						
<b>Rondell White, R</b> OBP: 0.346, SLG: 0.494 (1, 10)	P4									5	1	1	3	0	0	3						
<b>Sean Burroughs, L</b> OBP: 0.354, SLG: 0.424 (1, 5)	F9									3	2	2	1	2	0	2						
<b>Brian Buchanan, R</b> OBP: 0.356, SLG: 0.534 (1, 7)										5	0	0	0	0	2	4						
<b>Xavier Nady, R</b> OBP: 0.328, SLG: 0.411 (1, 9)										5	0	2	1	0	2	2						
<b>Gary Bennett, R</b> OBP: 0.260, SLG: 0.268 (1, 2)										4	0	1	0	0	0	2						
<b>Donald Mendez, R</b> OBP: 0.333, SLG: 0.407 (1, 6)	L7									4	1	2	0	0	1	1						
<b>Inning Stats</b>	R: 0 E: 0 K: 0 S: 12	H: 1 LOB: 2 BB: 1 P: 20	R: 0 E: 0 K: 0 S: 11	H: 1 LOB: 1 BB: 0 P: 15	R: 0 E: 0 K: 0 S: 9	H: 0 LOB: 0 BB: 0 P: 13	R: 1 E: 0 K: 1 S: 15	H: 2 LOB: 1 BB: 0 P: 19	R: 1 E: 0 K: 0 S: 7	H: 1 LOB: 0 BB: 0 P: 11	R: 1 E: 0 K: 0 S: 14	H: 1 LOB: 1 BB: 1 P: 22	R: 3 E: 0 K: 1 S: 14	H: 3 LOB: 1 BB: 1 P: 22	R: 0 E: 0 K: 1 S: 12	H: 2 LOB: 2 BB: 0 P: 17	R: 0 E: 0 K: 1 S: 9	H: 1 LOB: 2 BB: 1 P: 15	1B: 8 2B: 1 3B: 0 HR: 3	SF: 0 SAC: 1 DP: 0 HBP: 0	WP: 1 PB: 0 CS: 0	PA: 43
<b>PITCHER</b>	IP	WLS	BF	H	R	ER	SO	BB	IBB	HBP	BLK	WP	HR	S	P	ERA	WHIP					
<b>Ryan Franklin, R</b> ERA: 3.49 (1, 1)	6.2	L	31	8	6	6	2	2	1	0	0	1	3	76	113	8.10	1.500					
<b>Rafael Soriano, R</b> ERA: 2.35 (7, 1)	1.1		7	3	0	0	2	0	0	0	0	0	0	18	26	0.00	2.250					
<b>40 Julio Mateo, R</b> ERA: 3.69 (9, 1)	1.0		5	1	0	0	1	1	0	0	0	0	0	9	15	0.00	2.000					

AB	38
R	6
H	12
RBI	6
BB	4
SO	5
LOB	17



Batter	1	2	3	4	5	6	7	8	9	AB	R	H	RBI	BB	SO	LOB	BOTTOM					
<b>51 Ichiro Suzuki, L</b> OBP: 0.393, SLG: 0.471 (1, 9)	G5-3		L3							4	0	0	0	0	0	1	<b>San Diego Padres @ Seattle Mariners</b> Safeco Field, Seattle, WA Sat Jun 28 2003, 7:05 PM PDT Att: 45,326 - Sunny - 86 F					
<b>Carlos Guillen, S</b> OBP: 0.357, SLG: 0.402 (1, 6)	K									4	0	0	0	0	2	1						
<b>Bret Boone, R</b> OBP: 0.382, SLG: 0.610 (1, 4)	1B									3	0	1	0	1	0	0						
<b>Edgar Martinez, R</b> OBP: 0.411, SLG: 0.544 (1, 10)	1B									3	0	0	0	1	0	1						
<b>John Olerud, L</b> OBP: 0.388, SLG: 0.391 (1, 3)										4	0	0	0	0	0	2						
<b>Mike Cameron, R</b> OBP: 0.370, SLG: 0.492 (1, 8)										3	0	1	0	0	1	0						
<b>Randy Winn, S</b> OBP: 0.313, SLG: 0.351 (1, 7)										3	0	0	0	0	0	1						
<b>Jeff Cirillo, R</b> OBP: 0.310, SLG: 0.304 (1, 5)										2	0	0	0	0	0	0						
<b>John Mabry, L</b> OBP: 0.250, SLG: 0.389 (8, PH)										1	0	0	0	0	1	1						
<b>16 Willie Bloomquist, R</b> OBP: 0.276, SLG: 0.239 (9, 5)										0	0	0	0	0	0	0						
<b>Ben Davis, S</b> OBP: 0.317, SLG: 0.489 (1, 2)										3	0	1	0	0	1	1						
<b>Inning Stats</b>	R: 0 E: 0 K: 1 S: 11	H: 1 LOB: 1 BB: 0 P: 15	R: 0 E: 0 K: 0 S: 9	H: 0 LOB: 0 BB: 0 P: 14	R: 0 E: 0 K: 0 S: 7	H: 0 LOB: 0 BB: 0 P: 11	R: 0 E: 0 K: 0 S: 8	H: 0 LOB: 0 BB: 0 P: 12	R: 0 E: 0 K: 1 S: 11	H: 0 LOB: 0 BB: 0 P: 15	R: 0 E: 0 K: 1 S: 14	H: 1 LOB: 1 BB: 0 P: 20	R: 0 E: 0 K: 0 S: 8	H: 0 LOB: 0 BB: 0 P: 13	R: 0 E: 0 K: 1 S: 7	H: 1 LOB: 1 BB: 0 P: 9	R: 0 E: 0 K: 0 S: 10	H: 0 LOB: 2 BB: 2 P: 24	1B: 3 2B: 0 3B: 0 HR: 0	SF: 0 SAC: 0 DP: 0 HBP: 0	WP: 0 PB: 0 CS: 0	PA: 32
<b>PITCHER</b>	IP	WLS	BF	H	R	ER	SO	BB	IBB	HBP	BLK	WP	HR	S	P	ERA	WHIP					
<b>44 Jake Peavy, R</b> ERA: 3.85 (1, 1)	8.0	W	27	3	0	0	5	0	0	0	0	0	0	75	109	0.00	0.375					
<b>Jesse Orosco, L</b> ERA: 8.31 (9, 1)	0.2		3	0	0	0	0	1	0	0	0	0	0	6	13	0.00	1.500					
<b>Jay Witasick, R</b> ERA: 5.14 (9, 1)	0.1		2	0	0	0	0	1	0	0	0	0	0	4	11	0.00	3.000					

AB	30
R	0
H	3
RBI	0
BB	2
SO	5
LOB	8













Batter	1	2	3	4	5	6	7	8	9	10	AB	R	H	RBI	BB	SO	LOB	TOP						
Mark Kotsay, L OBP: 0.349, SLG: 0.350 (1, 8)											4	3	2	0	1	0	2	<b>San Diego Padres @ Los Angeles Dodgers</b> Dodger Stadium, Los Angeles, CA Wed Jul 02 2003, 7:10 PM PDT Att. 26,408 - Sunny - 76 F <a href="http://livebaseballscorecards.com">livebaseballscorecards.com</a>						
Mark Loretta, R OBP: 0.368, SLG: 0.430 (1, 4)											5	0	2	1	0	1	2							
Rondell White, R OBP: 0.333, SLG: 0.484 (1, 7)											5	0	0	0	0	2	5							
Ryan Klesko, L OBP: 0.363, SLG: 0.504 (1, 3)											3	0	2	2	1	1	1							
Sean Burroughs, L OBP: 0.363, SLG: 0.426 (1, 5)											3	0	0	0	0	0	2							
Xavier Nady, R OBP: 0.324, SLG: 0.403 (9, 1)											4	0	0	0	0	0	3							
Matt Herges, L (9, 1)											0	0	0	0	0	0	0							
Rod Beck, R (10, 1)											0	0	0	0	0	0	0							
Miguel Ojeda, R OBP: 0.174, SLG: 0.261 (1, 2)											4	0	0	0	0	3	0							
Donaldio Mendez, R OBP: 0.308, SLG: 0.408 (1, 6)											4	0	0	0	0	0	0							
Oliver Pérez, L OBP: 0.214, SLG: 0.154 (7, 1)											2	0	1	0	1	0	0							
Jay Witasick, R (7, 1)											0	0	0	0	0	0	0							
Gary Matthews, S OBP: 0.287, SLG: 0.339 (9, 9)											1	1	1	0	0	0	0							
<b>Inning Stats</b>	R: 1 E: 0 K: 1 S: 12	H: 2 LOB: 1 BB: 0 P: 15	R: 0 E: 0 K: 0 S: 8	H: 0 LOB: 0 BB: 0 P: 10	R: 0 E: 0 K: 0 S: 7	H: 1 LOB: 1 BB: 0 P: 13	R: 0 E: 0 K: 0 S: 4	H: 1 LOB: 0 BB: 0 P: 5	R: 0 E: 0 K: 1 S: 11	H: 0 LOB: 0 BB: 0 P: 16	R: 1 E: 0 K: 0 S: 7	H: 2 LOB: 2 BB: 0 P: 14	R: 0 E: 0 K: 1 S: 9	H: 0 LOB: 1 BB: 1 P: 16	R: 0 E: 0 K: 1 S: 6	H: 0 LOB: 0 BB: 0 P: 6	R: 0 E: 0 K: 1 S: 16	H: 2 LOB: 1 BB: 1 P: 29	1B: 8 2B: 0 3B: 0 HR: 0	SF: 1 SAC: 0 DP: 0 HBP: 1	WP: 0 PB: 0 SB: 1 CS: 2	PA: 42		
<b>PITCHER</b>	IP WLS BF H R ER SO BB IBB HBP BLK WP HR S P ERA WHIP	IP WLS BF H R ER SO BB IBB HBP BLK WP HR S P ERA WHIP	IP WLS BF H R ER SO BB IBB HBP BLK WP HR S P ERA WHIP	IP WLS BF H R ER SO BB IBB HBP BLK WP HR S P ERA WHIP	IP WLS BF H R ER SO BB IBB HBP BLK WP HR S P ERA WHIP	IP WLS BF H R ER SO BB IBB HBP BLK WP HR S P ERA WHIP	IP WLS BF H R ER SO BB IBB HBP BLK WP HR S P ERA WHIP	IP WLS BF H R ER SO BB IBB HBP BLK WP HR S P ERA WHIP	IP WLS BF H R ER SO BB IBB HBP BLK WP HR S P ERA WHIP	IP WLS BF H R ER SO BB IBB HBP BLK WP HR S P ERA WHIP	IP WLS BF H R ER SO BB IBB HBP BLK WP HR S P ERA WHIP	IP WLS BF H R ER SO BB IBB HBP BLK WP HR S P ERA WHIP	IP WLS BF H R ER SO BB IBB HBP BLK WP HR S P ERA WHIP	IP WLS BF H R ER SO BB IBB HBP BLK WP HR S P ERA WHIP	IP WLS BF H R ER SO BB IBB HBP BLK WP HR S P ERA WHIP	IP WLS BF H R ER SO BB IBB HBP BLK WP HR S P ERA WHIP	IP WLS BF H R ER SO BB IBB HBP BLK WP HR S P ERA WHIP	IP WLS BF H R ER SO BB IBB HBP BLK WP HR S P ERA WHIP	IP WLS BF H R ER SO BB IBB HBP BLK WP HR S P ERA WHIP	IP WLS BF H R ER SO BB IBB HBP BLK WP HR S P ERA WHIP	IP WLS BF H R ER SO BB IBB HBP BLK WP HR S P ERA WHIP	IP WLS BF H R ER SO BB IBB HBP BLK WP HR S P ERA WHIP	IP WLS BF H R ER SO BB IBB HBP BLK WP HR S P ERA WHIP	IP WLS BF H R ER SO BB IBB HBP BLK WP HR S P ERA WHIP
Andy Ashby, R ERA: 4.64 (1, 1)	6.0	24	6	2	2	2	0	0	0	0	0	0	0	0	0	0	0	3.00	1.000					
Paul Quantrill, R ERA: 1.53 (7, 1)	1.0	4	0	0	0	1	1	0	0	0	0	0	0	0	0	0	0	0.00	1.000					
Paul Shuey, R ERA: 1.11 (8, 1)	1.0	3	0	0	0	1	1	0	0	0	0	0	0	0	0	0	0	0.00	1.000					
Eric Gagne, R ERA: 2.2 (9, 1)	1.2	8	2	2	1	2	0	1	0	0	0	0	0	0	0	0	0	5.40	1.200					
Tom Martin, L ERA: 2.96 (10, 1)	0.1	1	0	0	0	1	0	0	0	0	0	0	0	0	0	0	0	0.00	0.000					

Batter	1	2	3	4	5	6	7	8	9	10	AB	R	H	RBI	BB	SO	LOB	BOTTOM	
Jason Romano, R OBP: 0.091, SLG: 0.091 (1, 8)											3	0	0	0	0	1	2	<b>San Diego Padres @ Los Angeles Dodgers</b> Dodger Stadium, Los Angeles, CA Wed Jul 02 2003, 7:10 PM PDT Att. 26,408 - Sunny - 76 F <a href="http://livebaseballscorecards.com">livebaseballscorecards.com</a>	
Alex Cora, L OBP: 0.270, SLG: 0.300 (7, PH) (8, 4)											2	0	0	0	0	0	3		
Cesar Izturis, S OBP: 0.284, SLG: 0.292 (1, 6)											4	0	0	0	0	2	1		
Paul Lo Duca, R OBP: 0.369, SLG: 0.444 (1, 3)											4	1	1	1	0	0	1		
Shawn Green, L OBP: 0.309, SLG: 0.421 (1, 9)											4	1	1	1	0	1	0		
Mike Kinkade, R OBP: 0.302, SLG: 0.462 (1, 7)											4	1	1	1	0	1	0		
Jolbert Cabrera, R OBP: 0.333, SLG: 0.458 (8, 8)											4	0	0	0	0	0	0		
Adrián Beltré, R OBP: 0.281, SLG: 0.351 (1, 5)												3	0	0	0	1	1		0
David Ross, R OBP: 0.366, SLG: 0.658 (1, 2)												3	1	1	1	1	2		1
Andy Ashby, R ERA: 4.64 (1, 1)	6.2	26	3	2	2	8	2	0	0	0	0	0	0	0	0	0	0		2.70
Jay Witasick, R ERA: 4.15 (7, 1)	1.1	5	1	0	0	0	0	0	0	0	0	0	0	0	0	0	0	0.00	0.750
Matt Herges, R ERA: 2.72 (9, 1)	1.0	3	0	0	0	0	0	0	0	0	0	0	0	0	0	0	0	0.00	0.000
Rod Beck, R ERA: 3.27 (10, 1)	1.0	4	2	1	1	0	0	0	0	0	0	0	0	0	0	0	0	9.00	2.000

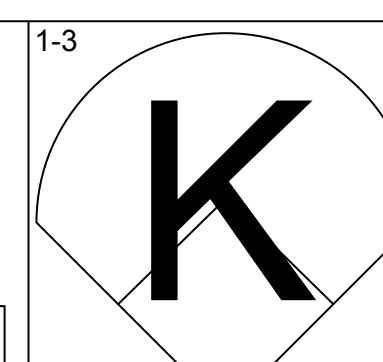
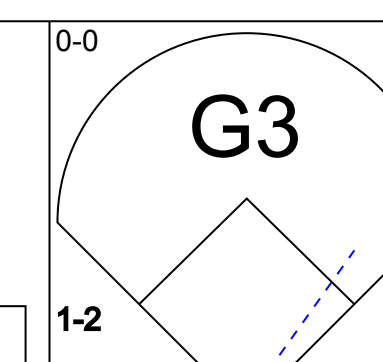
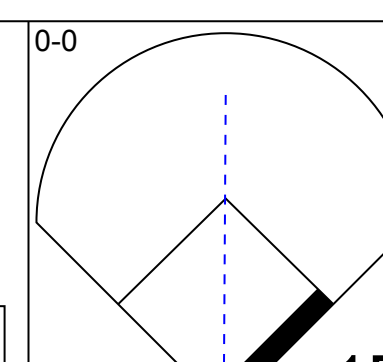
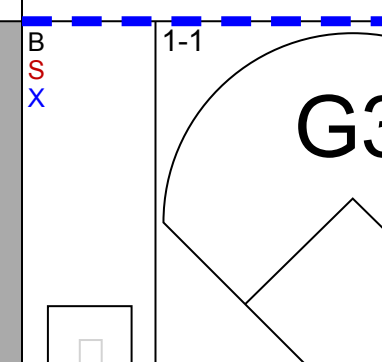
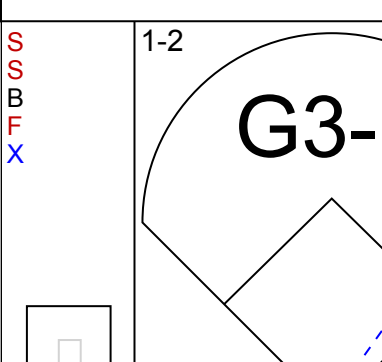
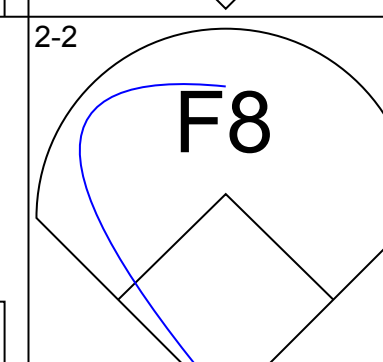
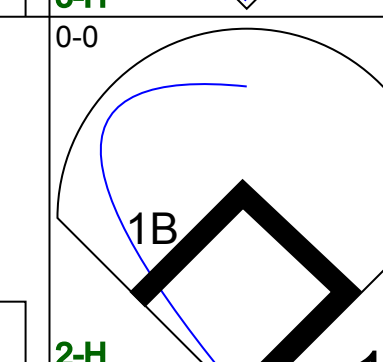
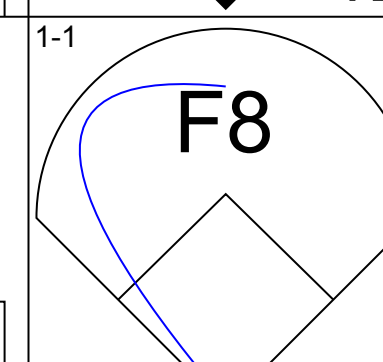
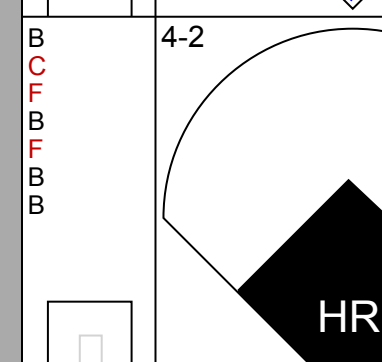
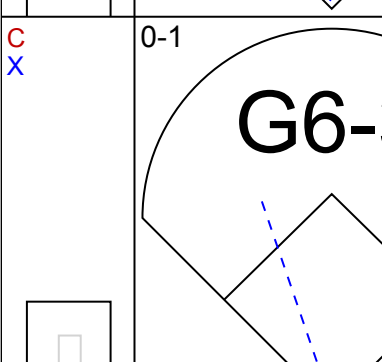
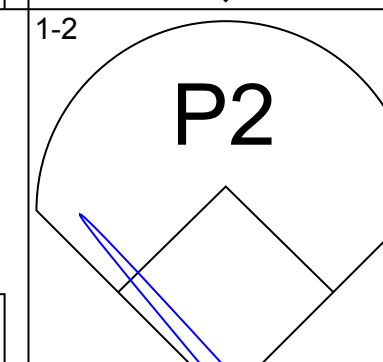
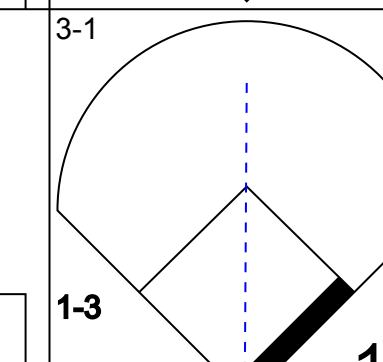
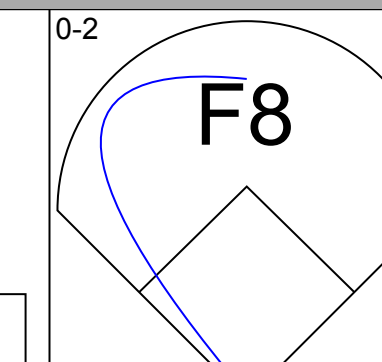
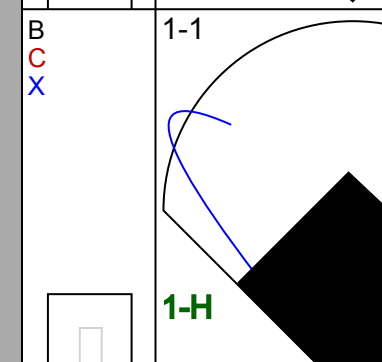
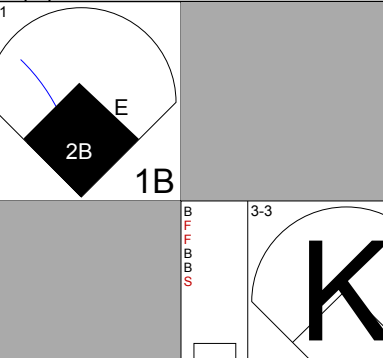
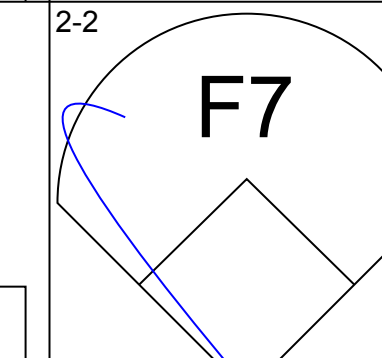
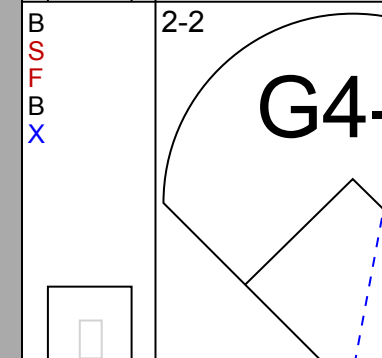
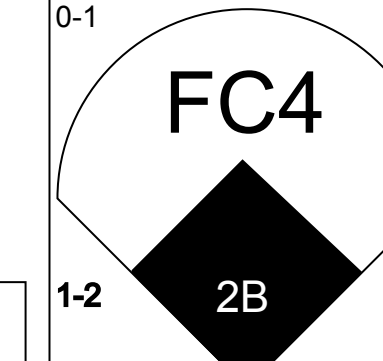
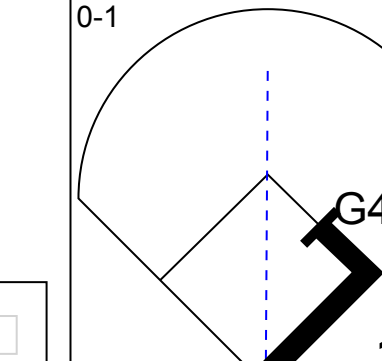
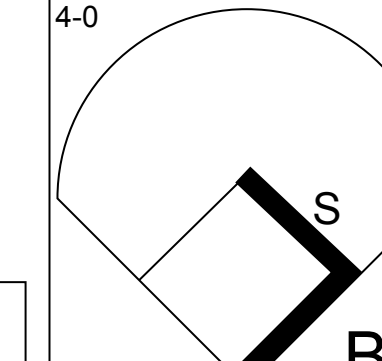
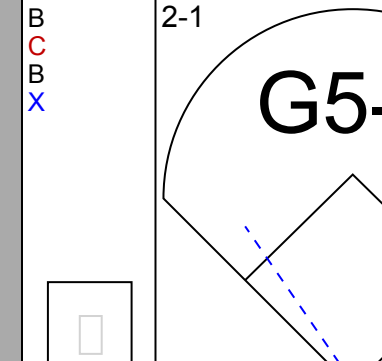

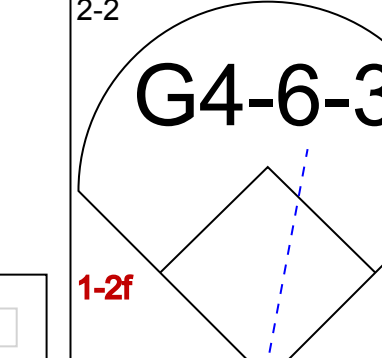
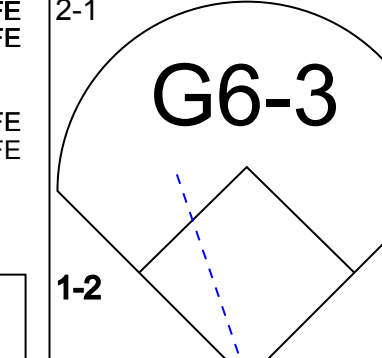
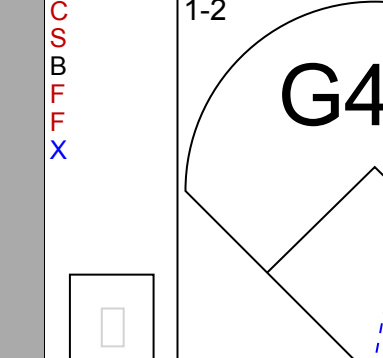
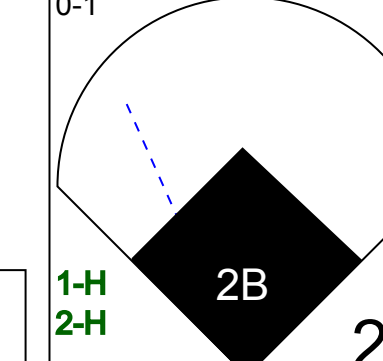
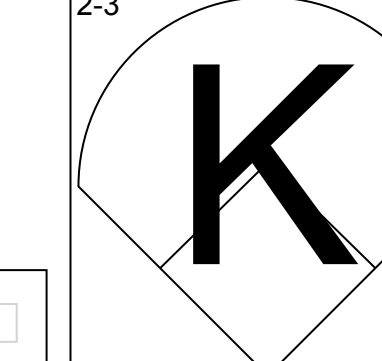
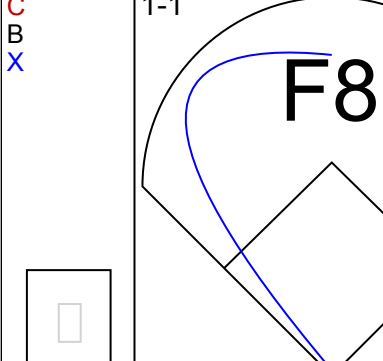
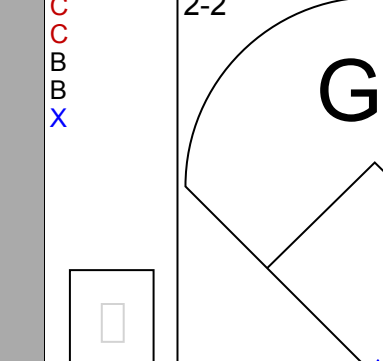
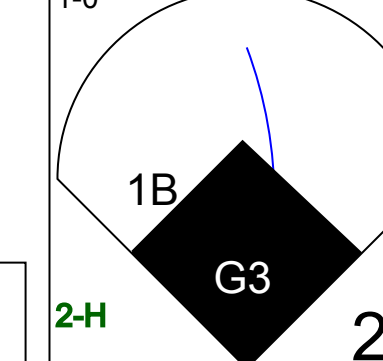
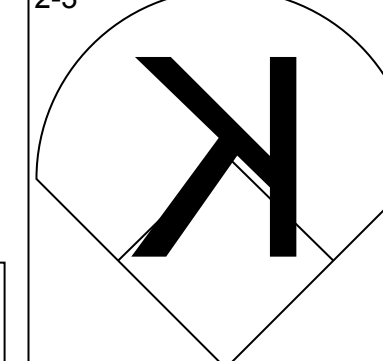
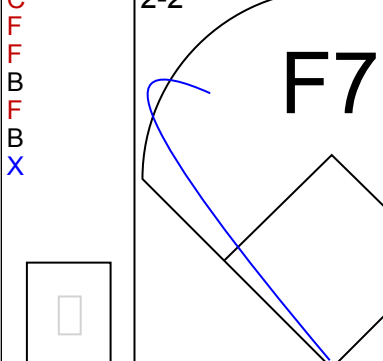
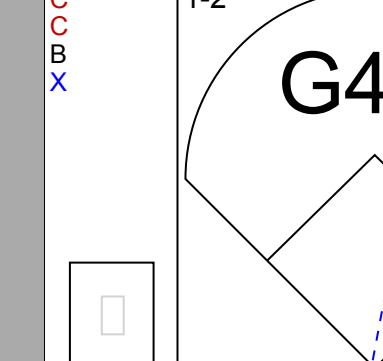
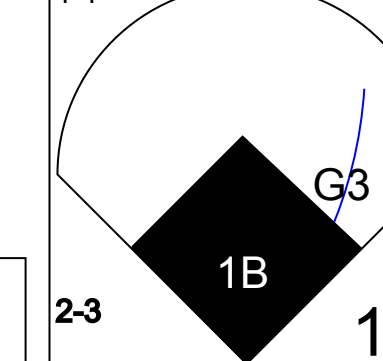
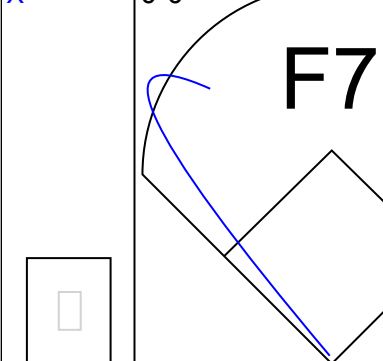
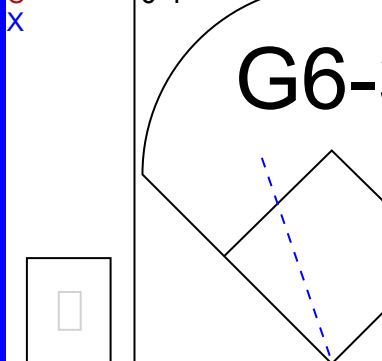
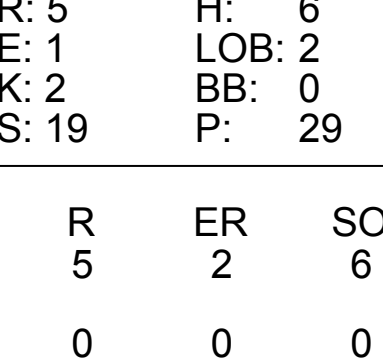
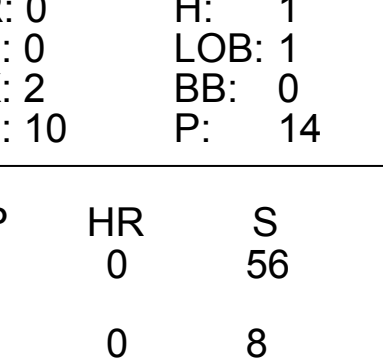
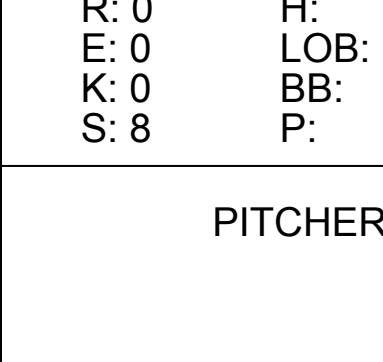
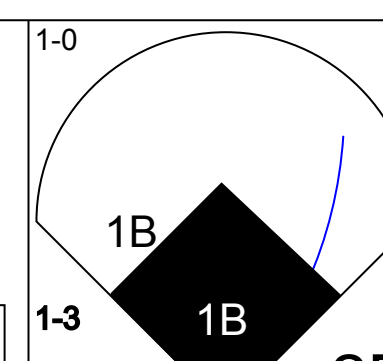
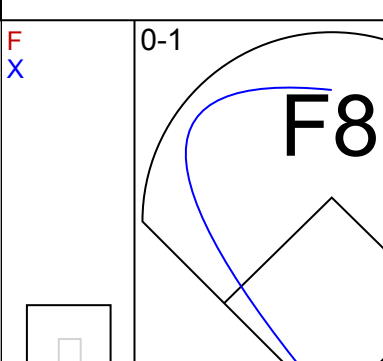
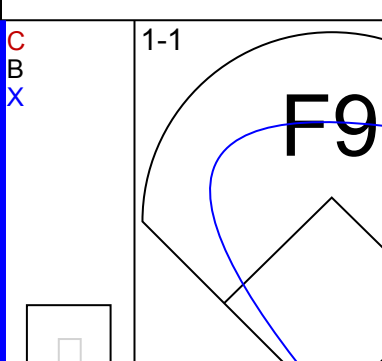
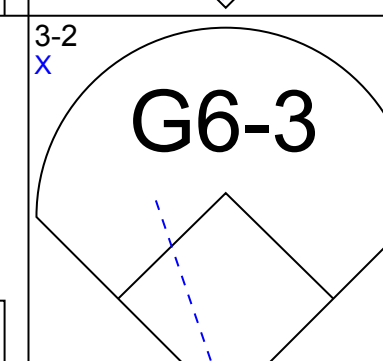

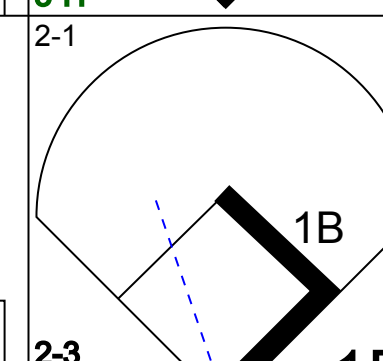
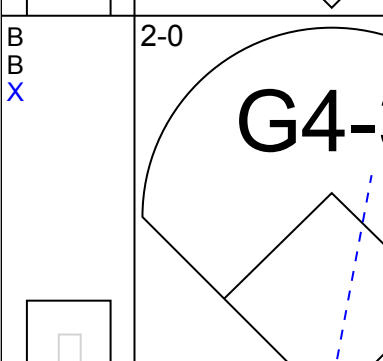

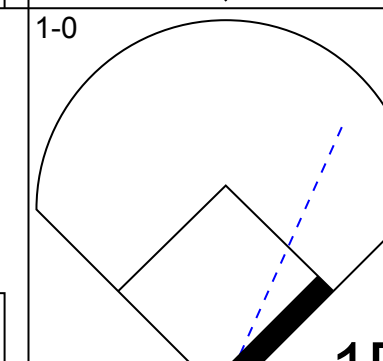
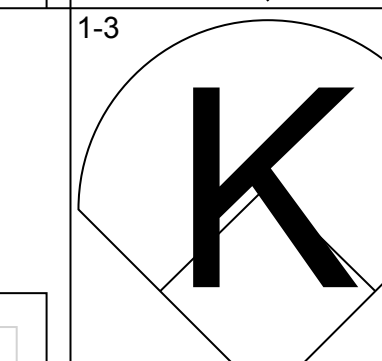
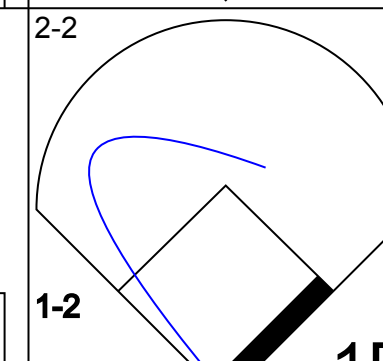

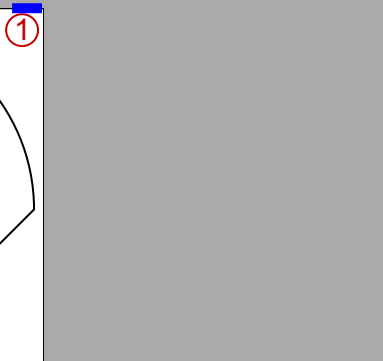
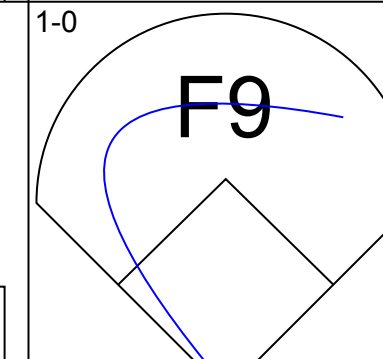
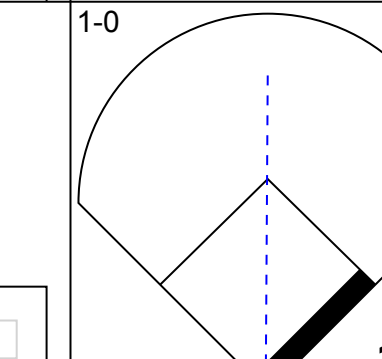
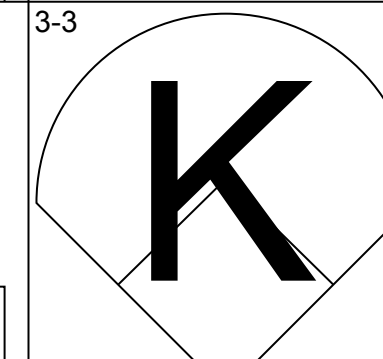

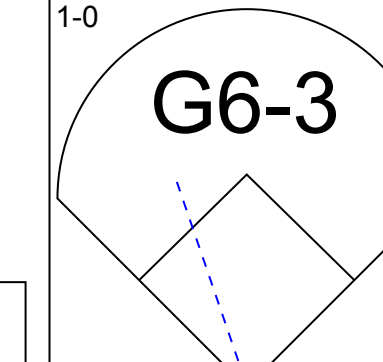
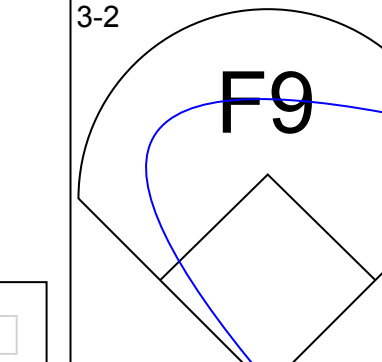
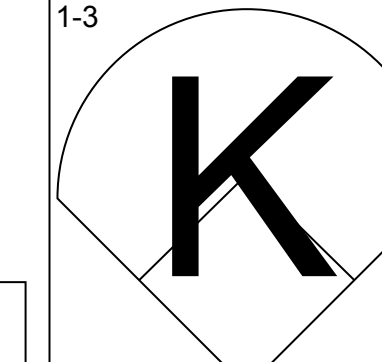
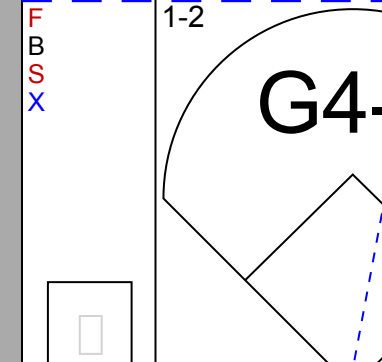
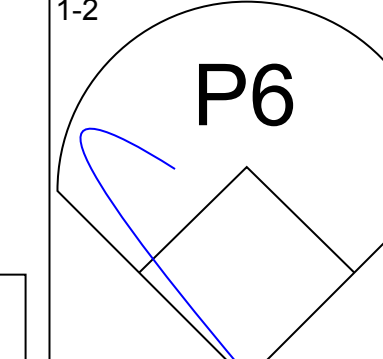
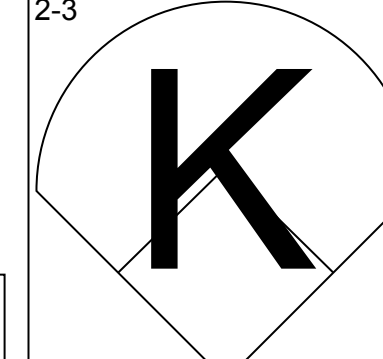
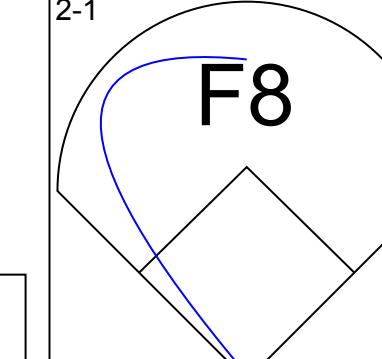
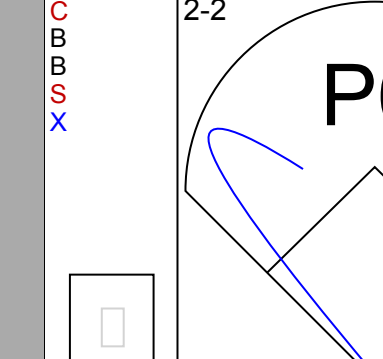
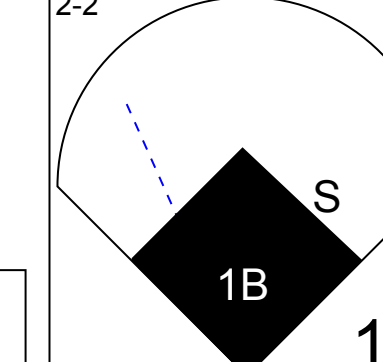
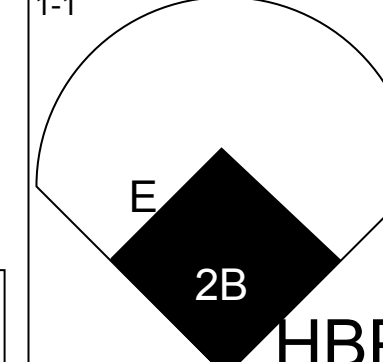
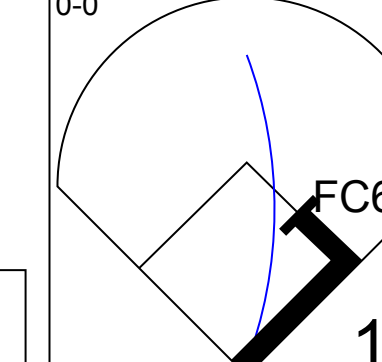
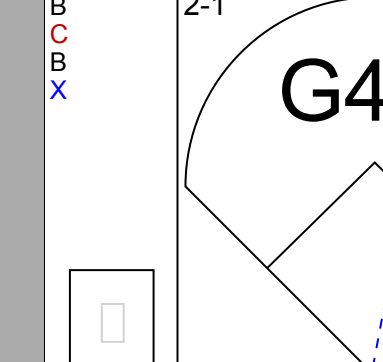
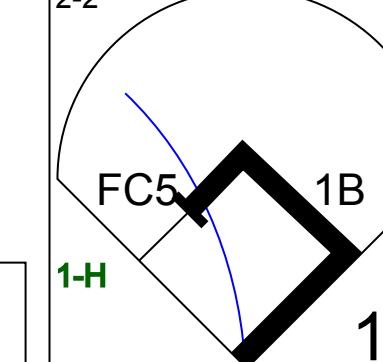
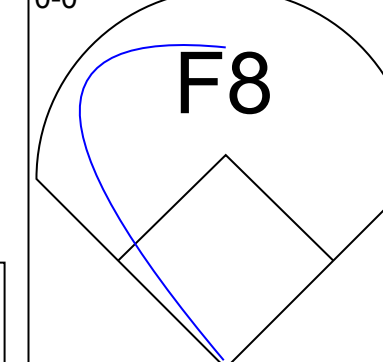
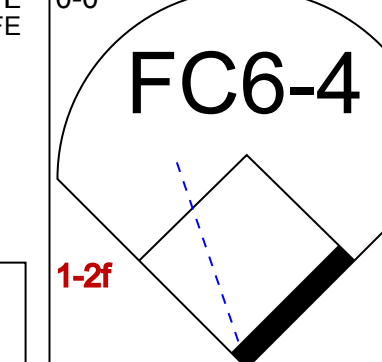
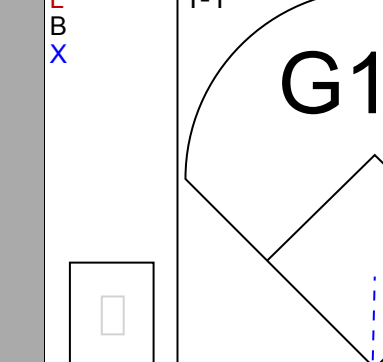
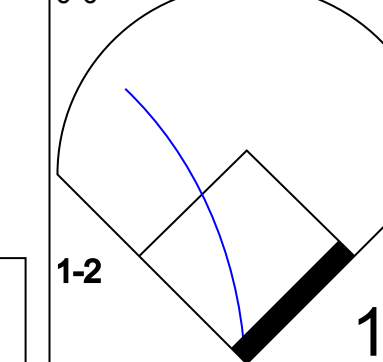
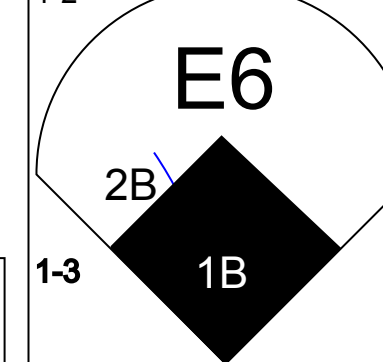
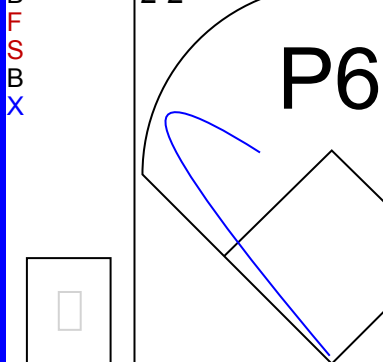
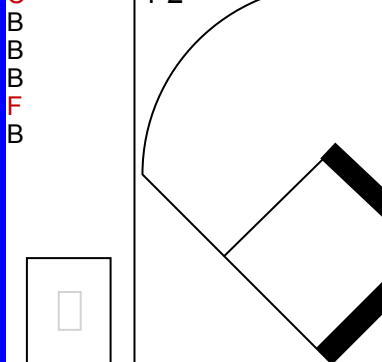
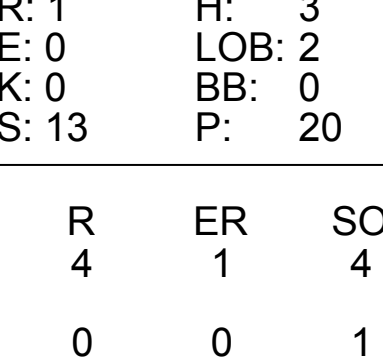
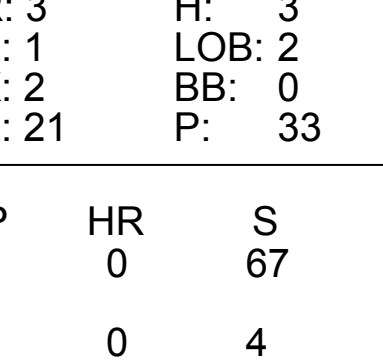
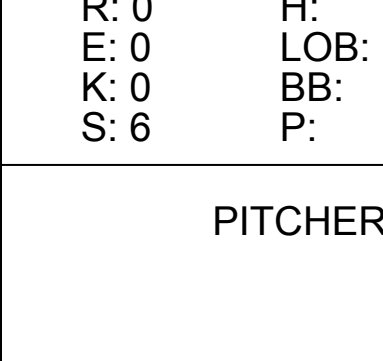
AB	35
R	4
H	8
RBI	3
BB	3
SO	7
LOB	15



AB	34
R	3
H	6
RBI	3
BB	2
SO	8
LOB	10





Batter	1	2	3	4	5	6	7	8	9	AB	R	H	RBI	BB	SO	LOB	TOP				
<b>Mark Kotsay, L</b> (1, 8) <small>OBP: 0.346, SLG: 0.346</small>										5	0	1	1	0	1	1					
<b>Mark Loretta, R</b> (1, 4) <small>OBP: 0.369, SLG: 0.428</small>										4	1	1	1	1	0	1					
<b>Ryan Klesko, L</b> (1, 3) <small>OBP: 0.365, SLG: 0.516</small>										4	1	2	2	0	0	0					
<b>Sean Burroughs, L</b> (1, 5) <small>OBP: 0.361, SLG: 0.423</small>										4	1	1	0	0	1	2					
<b>Gary Matthews, S</b> (1, 7) <small>OBP: 0.290, SLG: 0.339</small>										3	1	1	0	1	0	1					
<b>Xavier Nady, R</b> (1, 9) <small>OBP: 0.320, SLG: 0.397</small>										4	0	0	0	0	1	4					
<b>Gary Bennett, R</b> (1, 2) <small>OBP: 0.259, SLG: 0.268</small>										4	1	1	2	0	1	0					
<b>Donaldo Mendez, R</b> (1, 6) <small>OBP: 0.305, SLG: 0.413</small>										4	1	1	1	0	1	0					
<b>Adam Eaton, R</b> (1, 1) <small>OBP: 0.400, SLG: 0.667</small>										3	1	1	0	0	1	0					
<b>Jesse Orosco, R</b> (7, 1) <b>Luther Hackman, R</b> (7, 1) <b>Dave Hansen, L</b> (9, PH) <b>Rod Beck, R</b> (9, 1)										0	0	0	0	0	0	0					
<b>Inning Stats</b>	R: 0 E: 0 K: 1 S: 11	H: 0 LOB: 0 BB: 0 P: 15	R: 5 E: 1 K: 2 S: 19	H: 6 LOB: 2 BB: 0 P: 29	R: 0 E: 0 K: 1 S: 8	H: 1 LOB: 0 BB: 0 P: 12	R: 0 E: 0 K: 2 S: 10	H: 1 LOB: 1 BB: 0 P: 14	R: 0 E: 0 K: 0 S: 8	H: 0 LOB: 1 BB: 1 P: 11	R: 2 E: 0 K: 0 S: 12	H: 1 LOB: 0 BB: 1 P: 22	R: 0 E: 0 K: 0 S: 11	H: 0 LOB: 0 BB: 0 P: 15	R: 0 E: 0 K: 0 S: 8	H: 0 LOB: 0 BB: 9 P: 9	1B: 6 2B: 2 3B: 0 HR: 1	SF: 0 SAC: 0 DP: 1 HBP: 0	WP: 0 PA: 38 PB: 0 CS: 1		
<b>PITCHER</b>	IP: 5.0 WLS: L BF: 24 H: 8 R: 5 ER: 2 SO: 6	IP: 1.0 WLS: 3 BF: 0 H: 0 R: 0 ER: 0 SO: 0	IP: 1.0 WLS: 5 BF: 1 H: 0 R: 2 ER: 0 SO: 1	IP: 1.0 WLS: 3 BF: 0 H: 0 R: 0 ER: 0 SO: 0	IP: 1.0 WLS: 3 BF: 0 H: 0 R: 0 ER: 0 SO: 0	IP: 1.0 WLS: 3 BF: 0 H: 0 R: 0 ER: 0 SO: 0	IP: 1.0 WLS: 3 BF: 0 H: 0 R: 0 ER: 0 SO: 0	IP: 1.0 WLS: 3 BF: 0 H: 0 R: 0 ER: 0 SO: 0	IP: 1.0 WLS: 3 BF: 0 H: 0 R: 0 ER: 0 SO: 0	IP: 1.0 WLS: 3 BF: 0 H: 0 R: 0 ER: 0 SO: 0	ERA: 2.3 WHIP: 1.800	ERA: 1.85 WHIP: 2.000	ERA: 3.55 WHIP: 0.000	ERA: 1.49 WHIP: 0.000	ERA: 1.09 WHIP: 0.000	ERA: 0.00 WHIP: 0.000	ERA: 0.00 WHIP: 0.000	ERA: 0.00 WHIP: 0.000	ERA: 0.00 WHIP: 0.000	ERA: 0.00 WHIP: 0.000	ERA: 0.00 WHIP: 0.000
<b>Batter</b>	<b>Wilkin Ruan, R</b> (1, 8) <small>OBP: 0.250, SLG: 0.500</small>	<b>Chad Hermansen, R</b> (9, PH)								4	1	1	1	0	0	2					
<b>Paul Lo Duca, R</b> (1, 2) <small>OBP: 0.367, SLG: 0.440</small>										5	0	1	1	0	0	1					
<b>Shawn Green, L</b> (1, 9) <small>OBP: 0.310, SLG: 0.421</small>										5	0	2	1	0	2	1					
<b>Fred McGriff, L</b> (1, 3) <small>OBP: 0.319, SLG: 0.432</small>										4	0	1	0	0	2	3					
<b>Mike Kinkade, R</b> (1, 7) <small>OBP: 0.370, SLG: 0.444</small>										4	0	0	0	0	1	1					
<b>Adrian Beltré, R</b> (1, 5) <small>OBP: 0.277, SLG: 0.345</small>										4	0	0	0	0	1	0					
<b>Alex Cora, L</b> (1, 4) <small>OBP: 0.277, SLG: 0.304</small>										3	2	2	0	0	0	0					
<b>Cesar Izturis, S</b> (1, 6) <small>OBP: 0.284, SLG: 0.292</small>										4	0	1	1	0	0	2					
<b>Kevin Brown, R</b> (1, 1) <small>OBP: 0.199, SLG: 0.250</small>										2	1	1	0	0	0	1					
<b>Larry Sanders, L</b> (9, PH) <b>Tom Martin, L</b> (7, 1) <b>Paul Quantrill, L</b> (9, 1) <b>Paul Shuey, R</b> (9, 1) <b>Danyle Ward, L</b> (9, PH)										0	0	0	0	0	0	0					
<b>Inning Stats</b>	R: 0 E: 0 K: 0 S: 11	H: 1 LOB: 1 BB: 0 P: 16	R: 1 E: 0 K: 0 S: 13	H: 3 LOB: 2 BB: 0 P: 20	R: 0 E: 0 K: 1 S: 9	H: 1 LOB: 1 BB: 0 P: 15	R: 3 E: 1 K: 2 S: 21	H: 3 LOB: 2 BB: 0 P: 33	R: 0 E: 0 K: 1 S: 7	H: 1 LOB: 1 BB: 0 P: 10	R: 0 E: 0 K: 0 S: 6	H: 0 LOB: 0 BB: 0 P: 10	R: 0 E: 0 K: 1 S: 7	H: 0 LOB: 0 BB: 0 P: 10	R: 0 E: 0 K: 0 S: 7	H: 0 LOB: 0 BB: 0 P: 12	R: 0 E: 0 K: 1 S: 10	H: 0 LOB: 1 BB: 1 P: 18	1B: 8 2B: 1 3B: 0 HR: 0	SF: 0 SAC: 0 DP: 0 HBP: 1	WP: 0 PA: 39 PB: 0 CS: 0
<b>PITCHER</b>	IP: 6.0 WLS: W BF: 29 H: 9 R: 4 ER: 1 SO: 4	IP: 0.2 WLS: H BF: 2 H: 0 R: 0 ER: 0 SO: 0	IP: 1.1 WLS: H BF: 4 H: 0 R: 0 ER: 0 SO: 0	IP: 1.0 WLS: S BF: 4 H: 0 R: 0 ER: 0 SO: 1	IP: 1.0 WLS: 9 BF: 4 H: 0 R: 0 ER: 0 SO: 0	IP: 1.0 WLS: 9 BF: 4 H: 0 R: 0 ER: 0 SO: 0	IP: 1.0 WLS: 9 BF: 4 H: 0 R: 0 ER: 0 SO: 0	IP: 1.0 WLS: 9 BF: 4 H: 0 R: 0 ER: 0 SO: 0	IP: 1.0 WLS: 9 BF: 4 H: 0 R: 0 ER: 0 SO: 0	IP: 1.0 WLS: 9 BF: 4 H: 0 R: 0 ER: 0 SO: 0	ERA: 4.44 WHIP: 1.500	ERA: 8.00 WHIP: 0.000	ERA: 3.8 WHIP: 0.000	ERA: 3.0 WHIP: 1.000	ERA: 0.00 WHIP: 0.000	ERA: 0.00 WHIP: 0.000	ERA: 0.00 WHIP: 0.000	ERA: 0.00 WHIP: 0.000	ERA: 0.00 WHIP: 0.000	ERA: 0.00 WHIP: 0.000	ERA: 0.00 WHIP: 0.000

San Diego Padres @ Los Angeles Dodgers  
 Dodger Stadium, Los Angeles, CA  
 Thu Jul 03 2003, 7:10 PM PDT  
 Att: 31,455 - Sunny - 74 F

AB	36
R	7
H	9
RBI	7
BB	2
SO	6
LOB	9



WP	0	PA	38
PB	0	CS	1
SB	0		

San Diego Padres @ Los Angeles Dodgers  
 Dodger Stadium, Los Angeles, CA  
 Thu Jul 03 2003, 7:10 PM PDT  
 Att: 31,455 - Sunny - 74 F

AB	37
R	4
H	9
RBI	4
BB	1
SO	6
LOB	12



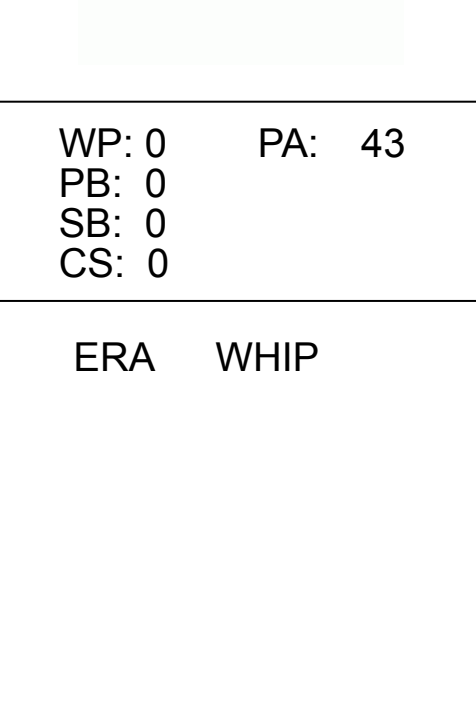
WP	0	PA	39
PB	0	CS	0
SB	1		



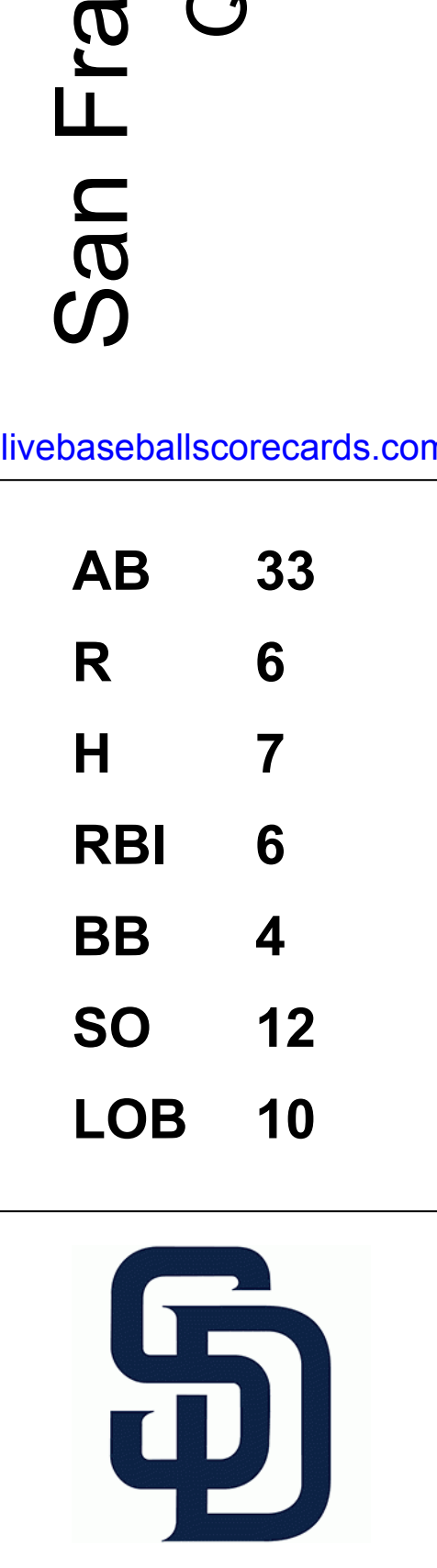
Batter	1	2	3	4	5	6	7	8	9	AB	R	H	RBI	BB	SO	LOB	TOP				
Ray Durham, S OBP: 0.404, SLG: 0.450	F8		G5-3	G3		K		P5		5	1	1	2	0	1	1					
J.T. Snow, L OBP: 0.388, SLG: 0.443	F7		HR	G3		G4-3			FC5-4 BB	4	1	1	2	1	0	0					
Marquis Grissom, R OBP: 0.331, SLG: 0.478	1B		1B	1B		G6-3		FC5-4 BB 1B		5	3	3	0	0	0	1					
Barry Bonds, L OBP: 0.494, SLG: 0.684	K		1B	HR			F9	1B BB		3	1	1	2	2	1	1					
Benito Santiago, R OBP: 0.337, SLG: 0.460		F7-5 BB 1B		G1-3		K		K		1	0	1	0	0	0	0					
Yorvit Torrealba, R OBP: 0.297, SLG: 0.407			1-2 2-H	1B						4	0	1	1	0	2	2					
José Cruz Jr., S OBP: 0.377, SLG: 0.463		P5			G6-3		P4	1-2 2-H	1B	4	0	1	1	1	0	2					
Rich Aurilia, R OBP: 0.312, SLG: 0.392	F7-5				F9	K		F9		5	0	0	0	0	2	4	AB 38				
Tim Worrell, R										0	0	0	0	0	0	0	R 8				
Edgardo Alfonzo, R OBP: 0.312, SLG: 0.337	F9			1B 3B BB				1B		3	1	2	0	1	0	1	H 12				
Jesse Foppert, R OBP: 0.125, SLG: 0.174			G4-3			K				3	1	1	0	0	1	1	RBI 8				
Joe Nathan, R										0	0	0	0	0	0	0	BB 5				
Scott Eyre, L										1	0	0	0	0	0	0	SO 8				
Tony Torcato, L										0	0	0	0	0	0	0	LOB 14				
Felix Rodriguez, R OBP: 0.288, SLG: 0.320										0	0	0	0	0	0	0					
Nellie Pérez, S OBP: 0.302, SLG: 0.370										0	0	0	0	0	0	0					
<b>Inning Stats</b>	R: 0 E: 0 K: 1 S: 9	H: 1 LOB: 1 BB: 0 P: 15	R: 0 E: 0 K: 0 S: 9	H: 1 LOB: 1 BB: 1 P: 16	R: 2 E: 0 K: 0 S: 14	H: 3 LOB: 2 BB: 1 P: 27	R: 5 E: 0 K: 0 S: 20	H: 4 LOB: 0 BB: 1 P: 32	R: 0 E: 0 K: 1 S: 8	H: 0 LOB: 0 BB: 0 P: 10	R: 0 E: 0 K: 1 S: 6	H: 0 LOB: 0 BB: 0 P: 10	R: 0 E: 0 K: 2 S: 13	H: 1 LOB: 1 BB: 0 P: 18	R: 1 E: 0 K: 1 S: 13	H: 1 LOB: 2 BB: 2 P: 24	1B: 8 2B: 2 3B: 1 HR: 2	SF: 0 SAC: 0 DP: 1 HBP: 0	WP: 0 PA: 43 PB: 0 SB: 0 CS: 0		
<b>PITCHER</b>	IP WLS BF H R ER SO BB IBB HBP BLK WP HR S P ERA WHIP																				
44 Jake Peavy, R ERA: 4.27	4.0 L 23 9 7 7 1 3 0 0 0 0 0 2 52 90 15.75 3.000																				
Scott Linebrink, R ERA: 3.3	2.0 7 1 0 0 3 0 0 0 0 0 0 20 28 0.00 0.500																				
Matt Herges, R ERA: 2.59	2.0 7 1 0 0 3 0 0 0 0 0 0 19 28 0.00 0.500																				
Mike Matthews, L ERA: 4.25	0.1 3 0 1 1 0 2 0 0 0 0 0 7 15 27.00 6.000																				
Jay Wilasick, R ERA: 3.69	0.2 3 1 0 0 1 0 0 0 0 0 0 6 9 0.00 1.500																				
<b>Batter</b>	<b>1</b>	<b>2</b>	<b>3</b>	<b>4</b>	<b>5</b>	<b>6</b>	<b>7</b>	<b>8</b>	<b>9</b>	<b>AB</b>	<b>R</b>	<b>H</b>	<b>RBI</b>	<b>BB</b>	<b>SO</b>	<b>LOB</b>	<b>BOTTOM</b>				
Mark Kotsay, L OBP: 0.343, SLG: 0.343	K	F9		K					K	5	0	1	1	0	3	3					
Lou Merloni, R OBP: 0.395, SLG: 0.327	K2-3		WP HR 1B		K				G4-3	5	1	1	0	0	3	1					
Rondell White, R OBP: 0.336, SLG: 0.495	HR		F9		WP G3-1 1B				G6-3	4	2	2	1	0	0	1					
Ryan Klesko, L OBP: 0.367, SLG: 0.528	P5		1-H HR		G3-1 WP 1B				G1-3	4	1	2	2	0	0	0					
Sean Burroughs, L OBP: 0.363, SLG: 0.430		44 BB G4-3 BB	SF7 3B		G3-1				G4-3	3	1	1	1	1	0	1					
Xavier Nady, R OBP: 0.316, SLG: 0.393		F8	SF7		G5-3				P4	3	0	0	1	0	0	2					
Gary Bennett, R OBP: 0.253, SLG: 0.261		G4-3	G5-3			K			F8	4	0	0	0	0	1	1	AB 33				
Donaldo Mendez, R OBP: 0.314, SLG: 0.403		44 BB IBB		K		S 1B BB			K	2	1	0	0	2	2	0	R 6				
44 Jake Peavy, R OBP: 0.138, SLG: 0.193										0	0	0	0	1	0	0	H 7				
Adam Eaton, R										1	0	0	0	0	0	0	RBI 6				
Scott Linebrink, R										0	0	0	0	0	0	0	BB 4				
Gary Matthews, S OBP: 0.288, SLG: 0.338										0	0	0	0	0	0	0	SO 12				
Matt Herges, L										0	0	0	0	0	0	0	LOB 10				
Mike Matthews, L										0	0	0	0	0	0	0					
Jay Wilasick, R										0	0	0	0	0	0	0					
Dave Hansen, L OBP: 0.260, SLG: 0.316										1	0	0	0	1	0	0					
<b>Inning Stats</b>	R: 1 E: 0 K: 2 S: 11	H: 1 LOB: 0 BB: 0 P: 17	R: 0 E: 0 K: 0 S: 16	H: 0 LOB: 3 BB: 3 P: 33	R: 3 E: 0 K: 0 S: 13	H: 3 LOB: 0 BB: 0 P: 19	R: 0 E: 0 K: 3 S: 13	H: 0 LOB: 0 BB: 0 P: 20	R: 1 E: 0 K: 1 S: 12	H: 2 LOB: 1 BB: 0 P: 20	R: 1 E: 0 K: 3 S: 11	H: 1 LOB: 1 BB: 1 P: 21	R: 0 E: 0 K: 0 S: 9	H: 0 LOB: 0 BB: 0 P: 13	R: 0 E: 0 K: 1 S: 5	H: 0 LOB: 0 BB: 0 P: 10	R: 0 E: 0 K: 2 S: 8	H: 0 LOB: 0 BB: 0 P: 9	1B: 4 2B: 0 3B: 1 HR: 2	SF: 1 SAC: 0 DP: 0 HBP: 0	WP: 3 PA: 38 PB: 0 SB: 1 CS: 0
<b>PITCHER</b>	IP WLS BF H R ER SO BB IBB HBP BLK WP HR S P ERA WHIP																				
Jesse Foppert, R ERA: 5.21	5.0 W 24 6 5 5 6 2 1 0 0 0 1 0 65 109 9.00 1.600																				
Joe Nathan, R ERA: 4.08	1.1 H 6 1 1 1 3 1 0 0 0 0 1 0 14 25 6.75 1.500																				
Scott Eyre, L ERA: 3.21	0.2 H 2 0 0 0 0 0 0 0 0 0 0 6 9 0.00 0.000																				
Felix Rodriguez, R ERA: 3.43	1.0 H 3 0 0 0 1 0 0 0 0 0 0 5 10 0.00 0.000																				
Tim Worrell, R ERA: 1.6	1.0 S 3 0 0 0 2 0 0 0 0 0 0 8 9 0.00 0.000																				

San Francisco Giants @ San Diego Padres  
Qualcomm Stadium, San Diego, CA  
Fri Jul 04, 2003, 9:05 PM EDT  
Att: 42,379 - Sunny - 70 F

livebaseballscorecards.com



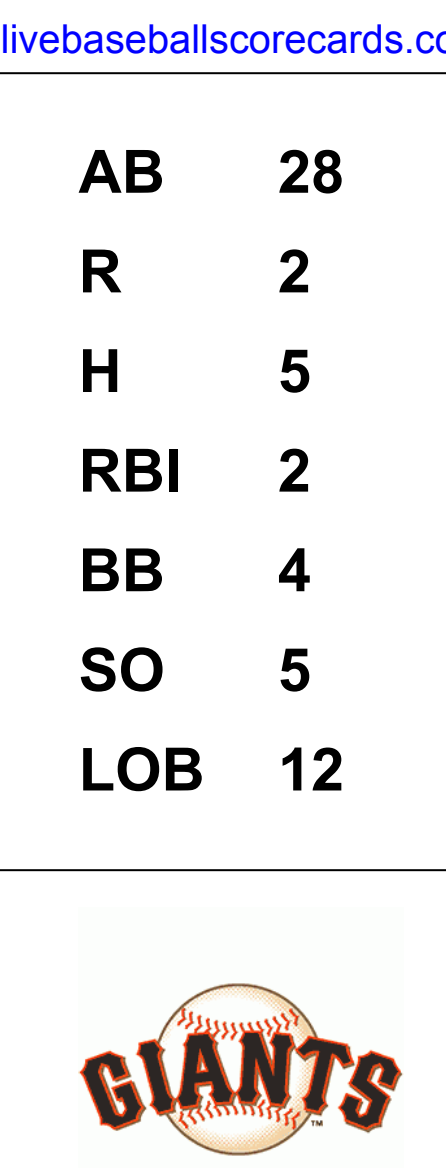
San Francisco Giants @ San Diego Padres  
Qualcomm Stadium, San Diego, CA  
Fri Jul 04, 2003, 9:05 PM EDT  
Att: 42,379 - Sunny - 70 F





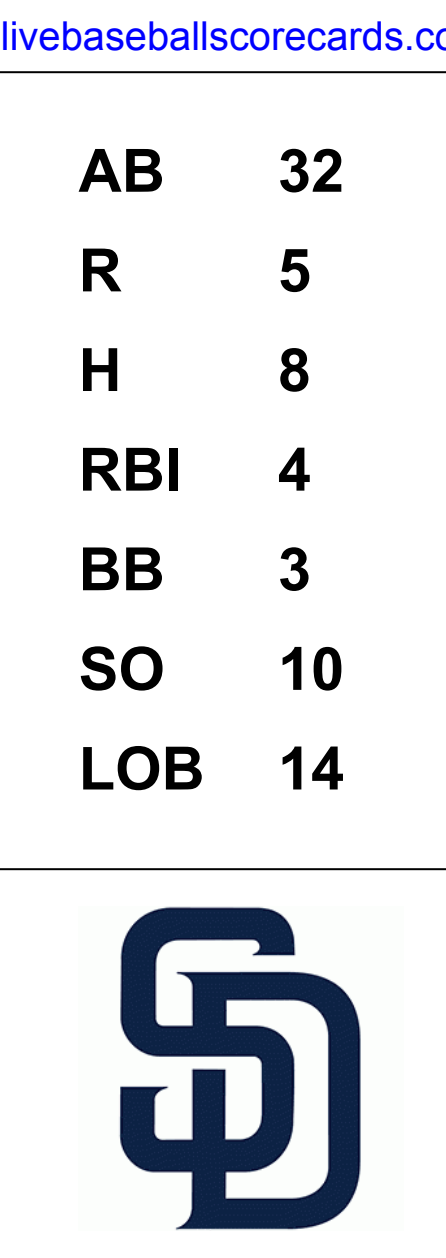
Batter	1	2	3	4	5	6	7	8	9	AB	R	H	RBI	BB	SO	LOB	TOP			
Ray Durham, S OBP: 0.402, SLG: 0.447 (1, 4)	G4-3		K			F7			1B	4	0	1	0	0	1	0				
J.T. Snow, L OBP: 0.386, SLG: 0.437 (1, 3)	G6-4-3 BB			K		G4-3			L4	3	0	0	0	1	1	1				
Marquis Grissom, R OBP: 0.333, SLG: 0.481 (1, 8)	G6-4-3 1-2			2B		G6-3			1B	4	1	2	0	0	0	1				
Barry Bonds, L OBP: 0.494, SLG: 0.679 (1, 7)		G5-4-3 BB 1B		2B		G3			K	3	1	1	0	1	1	2				
José Cruz Jr., S OBP: 0.375, SLG: 0.458 (1, 9)		G5-4-3 BB 1-2		F9		K			G3	3	0	0	0	1	1	4				
Rich Aurilia, R OBP: 0.312, SLG: 0.395 (1, 6)	G5-4-3 1-2 2-3			1-1 2B		G1-3				3	0	1	2	0	0	2				
Edgardo Alfonzo, R OBP: 0.309, SLG: 0.333 (1, 5)	G6-3			F8				F8		3	0	0	0	0	0	1	AB 28 R 2 H 5 RBI 2 BB 4 SO 5 LOB 12			
Yorvit Torrealba, R OBP: 0.298, SLG: 0.398 (1, 2)			K		G6-3			G5-4-3 BB		2	0	0	0	1	1	0				
Jason Schmidt, R OBP: 0.083, SLG: 0.057 (1, 1)			G6-3		G6-3			G5-4-3 1-2		2	0	0	0	0	0	0				
Andres Galarraga, R OBP: 0.346, SLG: 0.560 (8, PH)										1	0	0	0	0	0	1				
Jason Christiansen, R (8, 1)										0	0	0	0	0	0	0				
<b>Inning Stats</b>	R: 0 E: 0 K: 0 S: 5	H: 0 LOB: 0 BB: 1 P: 11	R: 0 E: 0 K: 0 S: 11	H: 1 LOB: 1 BB: 1 P: 21	R: 0 E: 0 K: 2 S: 9	H: 0 LOB: 0 BB: 0 P: 11	R: 2 E: 0 K: 1 S: 11	H: 2 LOB: 1 BB: 1 P: 19	R: 0 E: 0 K: 0 S: 7	H: 0 LOB: 0 BB: 0 P: 10	R: 0 E: 0 K: 1 S: 8	H: 0 LOB: 0 BB: 0 P: 11	R: 0 E: 0 K: 0 S: 5	H: 0 LOB: 0 BB: 1 P: 12	R: 0 E: 0 K: 1 S: 15	H: 2 LOB: 2 BB: 0 P: 23	1B: 3 2B: 2 3B: 0 HR: 0	SF: 0 SAC: 0 DP: 3 HBP: 0	WP: 0 PB: 0 SB: 0 CS: 0	PA: 32
<b>PITCHER</b>	IP	WLS	BF	H	R	ER	SO	BB	IBB	HBP	BLK	WP	HR	S	P	ERA	WHIP			
Kevin Jarvis, R ERA: 5.22 (1, 1)	7.1	W	26	3	2	2	4	3	1	0	0	0	0	59	99	2.46	0.818			
Jay Witasick, R ERA: 3.5 (8, 1)	0.2	H	1	0	0	0	0	0	0	0	0	0	0	3	6	0.00	0.000			
Rod Beck, R ERA: 2.77 (9, 1)	1.0	S	5	2	0	0	1	0	0	0	0	0	0	15	23	0.00	2.000			

San Francisco Giants @ San Diego Padres  
Qualcomm Stadium, San Diego, CA  
Sat Jul 05 2003, 10:05 PM EDT  
Att: 56,474 - Cloudy - 70 F



Batter	1	2	3	4	5	6	7	8	9	AB	R	H	RBI	BB	SO	LOB	BOTTOM			
Mark Kotsay, L OBP: 0.338, SLG: 0.338 (1, 8)	B5-3		G3		K				F8	4	0	0	0	0	1	1				
Mark Loretta, R OBP: 0.397, SLG: 0.425 (1, 4)	F9		G4-3			1B			L5	4	1	1	0	0	0	1				
Ryan Klesko, L OBP: 0.362, SLG: 0.520 (1, 3)	K			K		F8			E1	4	0	0	0	0	2	2				
Sean Burroughs, L OBP: 0.365, SLG: 0.429 (1, 5)		1B G5-3 1B		3B BB		F8			K	3	2	1	0	1	1	3				
Gary Matthews, S OBP: 0.291, SLG: 0.338 (1, 9)		G5-3 1B 1-2 1B		G6-3 1-2		1B BB			F9	3	1	1	0	1	0	1				
Brian Buchanan, R OBP: 0.394, SLG: 0.553 (1, 7)		G5-3 1-2 2-3 1B		2H 3B		1B 1B			G3	4	0	3	2	0	0	0				
Miguel Ojeda, R OBP: 0.200, SLG: 0.340 (1, 2)	G5-3 1-2 2-3 3H			K		1-2 2H 1B			HR	4	1	2	2	0	1	3	AB 32 R 5 H 8 RBI 4 BB 3 SO 10 LOB 14			
Donaldo Mendez, R OBP: 0.300, SLG: 0.383 (1, 6)	K				P3	K			K	4	0	0	0	0	3	3				
Kevin Jarvis, L OBP: 0.429, SLG: 0.200 ERA: 2.9 (1, 1)					K					2	0	0	0	1	2	0				
Jay Witasick, R (8, 1)										0	0	0	0	0	0	0				
Rod Beck, R (9, 1)										0	0	0	0	0	0	0				
<b>Inning Stats</b>	R: 0 E: 0 K: 1 S: 7	H: 3 LOB: 1 BB: 0 P: 15	R: 0 E: 0 K: 1 S: 6	H: 0 LOB: 0 BB: 0 P: 8	R: 1 E: 0 K: 2 S: 17	H: 1 LOB: 1 BB: 1 P: 27	R: 0 E: 0 K: 2 S: 9	H: 0 LOB: 0 BB: 0 P: 12	R: 2 E: 0 K: 1 S: 15	H: 3 LOB: 2 BB: 1 P: 27	R: 0 E: 1 K: 1 S: 6	H: 0 LOB: 2 BB: 1 P: 12	R: 1 E: 0 K: 1 S: 8	H: 1 LOB: 0 BB: 0 P: 9	R: 1 E: 0 K: 1 S: 15	H: 1 LOB: 0 BB: 0 P: 23	1B: 6 2B: 0 3B: 1 HR: 1	SF: 0 SAC: 0 DP: 1 HBP: 0	WP: 0 PB: 0 SB: 1 CS: 0	PA: 35
<b>PITCHER</b>	IP	WLS	BF	H	R	ER	SO	BB	IBB	HBP	BLK	WP	HR	S	P	ERA	WHIP			
Jason Schmidt, R ERA: 2.9 (1, 1)	7.0	L	31	7	4	4	9	3	0	0	0	0	0	71	111	5.14	1.429			
Jason Christiansen, L ERA: 5.0 (8, 1)	1.0		4	1	1	1	1	0	0	0	0	0	1	8	9	9.00	1.000			

San Francisco Giants @ San Diego Padres  
Qualcomm Stadium, San Diego, CA  
Sat Jul 05 2003, 10:05 PM EDT  
Att: 56,474 - Cloudy - 70 F





Batter	1	2	3	4	5	6	7	8	9	AB	R	H	RBI	BB	SO	LOB	TOP								
Ray Durham, S OBP: 0.395, SLG: 0.438	G4-3		FC4-6 PB E G4-3	G1-3			L9		K	5	1	0	0	0	1	5	<b>San Francisco Giants @ San Diego Padres</b> Qualcomm Stadium, San Diego, CA Sun Jul 06 2003, 5:00 PM EDT Att: 24,365 - Sunny - 75 F								
J.T. Snow, L OBP: 0.386, SLG: 0.441	F7		FC4 G4-3 PB				K			5	0	2	1	0	1	1									
Marquis Grissom, R OBP: 0.328, SLG: 0.474	F8		G4-3				P4		K	5	0	0	1	0	1	4									
Barry Bonds, L OBP: 0.491, SLG: 0.671		P2					L5			3	0	0	0	1	0	0									
Rich Aurilia, R OBP: 0.315, SLG: 0.407										4	1	2	1	0	1	2									
Felix Rodriguez, R OBP: 1.000, SLG: 1.000										0	0	0	0	0	0	0									
Tim Worrell, R										0	0	0	0	0	0	0									
José Cruz Jr., S OBP: 0.374, SLG: 0.455										4	0	1	0	0	0	1									
Edgardo Alfonzo, R OBP: 0.308, SLG: 0.330										3	0	0	0	1	0	1									
Yorvit Torrealba, R OBP: 0.306, SLG: 0.402										4	1	2	0	0	1	2									
Damian Moss, R OBP: 0.298, SLG: 0.289										2	0	1	0	0	1	2									
Jim Brower, R OBP: 0.296, SLG: 0.292										0	0	0	0	0	0	0									
Andrés Castiblanco, R OBP: 0.341, SLG: 0.436										1	0	0	0	0	0	0									
Joe Nathan, R OBP: 0.341, SLG: 0.436										0	0	0	0	0	0	0									
Scott Eyre, L OBP: 0.300, SLG: 0.373										1	0	1	0	0	0	0									
Nélfí Páez, S OBP: 0.300, SLG: 0.373										0	0	0	0	0	0	0									
<b>Inning Stats</b>	R: 0 E: 0 K: 0 S: 5	H: 0 LOB: 0 BB: 0 P: 6	R: 0 E: 0 K: 1 S: 9	H: 1 LOB: 2 BB: 1 P: 17	R: 1 E: 1 K: 0 S: 7	H: 1 LOB: 2 BB: 1 P: 13	R: 0 E: 0 K: 1 S: 16	H: 2 LOB: 2 BB: 0 P: 21	R: 0 E: 0 K: 1 S: 6	H: 0 LOB: 0 BB: 0 P: 10	R: 1 E: 0 K: 0 S: 9	H: 1 LOB: 0 BB: 0 P: 13	R: 0 E: 0 K: 0 S: 8	H: 1 LOB: 1 BB: 0 P: 11	R: 0 E: 0 K: 1 S: 9	H: 0 LOB: 0 BB: 0 P: 14	R: 1 E: 0 K: 2 S: 14	H: 3 LOB: 2 BB: 0 P: 21	1B: 7 2B: 1 3B: 0 HR: 1	SF: 0 SAC: 0 DP: 0 HBP: 0	WP: 0 PB: 1 CS: 0	PA: 39			
<b>PITCHER</b>	IP	WLS	BF	H	R	ER	SO	BB	IBB	HBP	BLK	WP	HR	S	P	ERA	WHIP								
Brian Lawrence, R ERA: 4.48	(1, 1)	7.0	30	6	2	1	3	1	1	0	0	0	1	60	91	1.29	1.000								
Jesse Orosco, L ERA: 7.94	(8, 1)	0.1	1	0	0	0	0	0	0	0	0	0	0	3	6	0.00	0.000								
Luther Hackman, R ERA: 3.88	(8, 1)	1.1	L	6	2	1	2	0	0	0	0	0	0	14	19	6.75	1.500								
Mike Matthews, L ERA: 4.25	(9, 1)	0.0	1	1	0	0	0	0	0	0	0	0	0	2	3	∞	∞								
Matt Herges, R ERA: 2.57	(9, 1)	0.1	1	0	0	0	1	0	0	0	0	0	0	4	7	0.00	0.000								

Batter	1	2	3	4	5	6	7	8	9	AB	R	H	RBI	BB	SO	LOB	BOTTOM								
Gary Matthews, S OBP: 0.293, SLG: 0.340	F7 2B		L9				P3			4	0	1	0	1	0	3	<b>San Francisco Giants @ San Diego Padres</b> Qualcomm Stadium, San Diego, CA Sun Jul 06 2003, 5:00 PM EDT Att: 24,365 - Sunny - 75 F								
Mark Loretta, R OBP: 0.371, SLG: 0.424	F7		1B 1B BB				BB HBP BB			3	0	1	0	2	0	3									
Rondell White, R OBP: 0.337, SLG: 0.491	P6		1B				BB HBP			4	0	1	1	0	0	2									
Brian Buchanan, R OBP: 0.364, SLG: 0.548										3	0	1	0	0	2	4									
Ryan Klesko, L OBP: 0.359, SLG: 0.516	K						K			2	0	0	0	0	0	1									
Sean Burroughs, L OBP: 0.369, SLG: 0.425										2	0	0	1	3	0	3									
Xavier Nady, R OBP: 0.312, SLG: 0.388										4	0	0	0	0	0	6									
Luther Hackman, R										0	0	0	0	0	0	0									
Mike Matthews, L										0	0	0	0	0	0	0									
Matt Herges, L										0	0	0	0	0	0	0									
Miguel Ojeda, R OBP: 0.204, SLG: 0.321										3	0	0	0	1	0	0									
Donaldo Mendez, R OBP: 0.298, SLG: 0.369										3	1	0	0	1	1	1									
Brian Lawrence, R OBP: 0.300, SLG: 0.378										2	1	1	0	1	1	1									
Jesse Orosco, R										0	0	0	0	0	0	0									
Mark Kotsay, L OBP: 0.337, SLG: 0.336										1	0	0	0	0	0	1									
<b>Inning Stats</b>	R: 0 E: 0 K: 1 S: 13	H: 1 LOB: 1 BB: 0 P: 20	R: 0 E: 0 K: 0 S: 5	H: 0 LOB: 0 BB: 1 P: 11	R: 1 E: 0 K: 1 S: 15	H: 2 LOB: 3 BB: 2 P: 27	R: 0 E: 0 K: 1 S: 8	H: 0 LOB: 0 BB: 0 P: 14	R: 1 E: 0 K: 1 S: 15	H: 0 LOB: 3 BB: 3 P: 35	R: 0 E: 0 K: 0 S: 8	H: 1 LOB: 1 BB: 0 P: 12	R: 0 E: 0 K: 0 S: 12	H: 1 LOB: 2 BB: 1 P: 19	R: 0 E: 0 K: 0 S: 10	H: 0 LOB: 2 BB: 2 P: 20	R: 0 E: 0 K: 0 S: 8	H: 0 LOB: 0 BB: 0 P: 13	1B: 4 2B: 1 3B: 0 HR: 0	SF: 0 SAC: 0 DP: 1 HBP: 1	WP: 0 PB: 0 CS: 0	PA: 41			
<b>PITCHER</b>	IP	WLS	BF	H	R	ER	SO	BB	IBB	HBP	BLK	WP	HR	S	P	ERA	WHIP								
Damian Moss, L ERA: 4.87	(1, 1)	4.2	23	3	2	2	4	6	0	1	0	0	0	53	101	3.86	1.929								
Jim Brower, R ERA: 3.73	(5, 1)	1.1	5	1	0	0	0	0	0	0	0	0	0	11	18	0.00	0.750								
Joe Nathan, R ERA: 4.05	(7, 1)	0.1	2	1	0	0	0	0	0	0	0	0	0	5	7	0.00	3.000								
Scott Eyre, L ERA: 3.09	(7, 1)	1.1	6	0	0	0	0	2	0	0	0	0	0	13	23	0.00	1.500								
Felix Rodriguez, R ERA: 3.4	(8, 1)	0.1	W	2	0	0	0	1	0	0	0	0	0	4	9	0.00	3.000								





Batter	1	2	3	4	5	6	7	8	9	AB	R	H	RBI	BB	SO	LOB	TOP			
Cesar Izturis, S OBP: 0.284, SLG: 0.289 (1, 6)	G4-3		K														3 0 1 0 1 1 0			
Jolbert Cabrera, R OBP: 0.316, SLG: 0.431 (1, 4)	F8			K	P5												4 0 0 0 0 1 4			
Shawn Green, L OBP: 0.307, SLG: 0.413 (1, 9)	K			P6													4 0 0 0 0 2 1			
Paul Lo Duca, R OBP: 0.370, SLG: 0.446 (1, 3)																	3 1 2 1 1 0 0			
Mike Kinkade, R OBP: 0.355, SLG: 0.420 (1, 7)																	4 0 0 0 0 0 2			
Adrián Beltré, R OBP: 0.277, SLG: 0.345 (1, 5)																	3 0 1 0 1 0 0			
David Ross, R OBP: 0.327, SLG: 0.571 (1, 2)																	4 0 0 0 0 2 2			
Wilkin Ruan, R OBP: 0.150, SLG: 0.300 (1, 8)																	3 0 1 0 0 0 0			
Andy Ashby, R Chad Hermansen, R Steve Colyer, L Guillermo Mota, R Ron Coomer, R Paul Shuey, R (1, 1) (5, PH) (5, L) (7, L) (8, PH) (8, L)																	1 0 0 0 0 1 0 0 0 0 0 0 1 0 0 0 0 0 0 0 0 0 0 0 0 0 0 0 1 0 0 0 0 1 0 0 0 0 0 0 0 0			
<b>Inning Stats</b>	R: 0 E: 0 K: 1 S: 8	H: 0 LOB: 0 BB: 0 P: 11	R: 0 E: 0 K: 1 S: 7	H: 2 LOB: 1 BB: 0 P: 10	R: 0 E: 0 K: 2 S: 8	H: 0 LOB: 0 BB: 0 P: 10	R: 0 E: 0 K: 1 S: 7	H: 0 LOB: 1 BB: 1 P: 13	R: 0 E: 0 K: 1 S: 11	H: 1 LOB: 3 BB: 2 P: 22	R: 0 E: 0 K: 0 S: 8	H: 0 LOB: 0 BB: 1 P: 13	R: 0 E: 0 K: 1 S: 7	H: 1 LOB: 1 BB: 0 P: 10	R: 1 E: 0 K: 0 S: 12	H: 1 LOB: 0 BB: 0 P: 17	1B: 2 2B: 2 3B: 1 HR: 1	SF: 0 SAC: 0 DP: 2 HBP: 0	WP: 0 PB: 0 SB: 0 CS: 0	PA: 34
<b>PITCHER</b>	IP WLS BF H R ER SO BB IBB HBP BLK WP HR S P ERA WHIP																			
Oliver Pérez, L ERA: 5.01 (1, 1)	8.0 W 31 5 1 1 8 4 0 0 0 0 0 1 67 105 1.12 1.125																			
Scott Linebrink, R ERA: 3.24 (9, 1)	1.0 3 0 0 0 0 0 0 0 0 0 0 0 9 12 0.00 0.000																			

Los Angeles Dodgers @ San Diego Padres  
Qualcomm Stadium, San Diego, CA  
Mon Jul 07 2003, 10:05 PM EDT  
Att: 20,657 - Sunny - 72 F


AB 30  
R 1  
H 5  
RBI 1  
BB 4  
SO 8  
LOB 9



Batter	1	2	3	4	5	6	7	8	9	AB	R	H	RBI	BB	SO	LOB	BOTTOM			
Mark Kotsay, L OBP: 0.331, SLG: 0.329 (1, 8)	F8		F7	G6-3													5 0 0 0 0 0 5			
Mark Loretta, R OBP: 0.365, SLG: 0.422 (1, 4)	G6-3		F9	F9													4 0 1 1 0 0 2			
Ryan Klesko, L OBP: 0.358, SLG: 0.523 (1, 3)	K																4 1 1 1 0 2 2			
Sean Burroughs, L OBP: 0.367, SLG: 0.423 (1, 5)																	4 1 1 0 0 1 0			
Rondell White, R OBP: 0.335, SLG: 0.495 Gary Matthews, S OBP: 0.293, SLG: 0.340 (1, 7) (8, 7)																	4 1 1 1 0 1 0 0 0 0 0 0 0 0			
Brian Buchanan, R OBP: 0.374, SLG: 0.554 (1, 9)																	4 2 3 1 0 1 0			
Ramón Vázquez, L OBP: 0.352, SLG: 0.369 (1, 6)																	4 2 2 0 0 0 1			
Miguel Ojeda, R OBP: 0.241, SLG: 0.339 (1, 2)																	3 0 2 2 1 0 0			
Oliver Pérez, L OBP: 0.222, SLG: 0.176 Scott Linebrink, R (1, 1) (9, 1)																	4 0 1 1 0 1 4 0 0 0 0 0 0 0			
<b>Inning Stats</b>	R: 0 E: 0 K: 1 S: 9	H: 0 LOB: 0 BB: 0 P: 15	R: 0 E: 0 K: 0 S: 8	H: 1 LOB: 1 BB: 0 P: 10	R: 0 E: 0 K: 0 S: 8	H: 1 LOB: 1 BB: 0 P: 11	R: 5 E: 0 K: 0 S: 23	H: 6 LOB: 1 BB: 0 P: 31	R: 0 E: 0 K: 1 S: 6	H: 0 LOB: 0 BB: 0 P: 7	R: 2 E: 0 K: 2 S: 22	H: 4 LOB: 2 BB: 0 P: 31	R: 0 E: 0 K: 2 S: 8	H: 0 LOB: 0 BB: 1 P: 11	R: 0 E: 0 K: 0 S: 8	H: 0 LOB: 1 BB: 1 P: 13	1B: 10 2B: 0 3B: 1 HR: 1	SF: 0 SAC: 0 DP: 0 HBP: 0	WP: 1 PB: 0 SB: 0 CS: 0	PA: 37
<b>PITCHER</b>	IP WLS BF H R ER SO BB IBB HBP BLK WP HR S P ERA WHIP																			
Andy Ashby, R ERA: 5.35 (1, 1)	4.0 L 20 8 5 2 3 0 0 0 0 0 1 0 28 38 9.00 2.000																			
Steve Colyer, L ERA: 4.05 (5, 1)	2.0 10 4 2 2 3 0 0 0 0 0 0 0 8 11 0.00 0.000																			
Guillermo Mota, R ERA: 1.78 (7, 1)	1.0 3 0 0 0 2 0 0 0 0 0 0 0 8 11 0.00 0.000																			
Paul Shuey, R ERA: 1.27 (8, 1)	1.0 4 0 0 0 0 0 0 0 0 0 0 0 8 13 0.00 1.000																			

Los Angeles Dodgers @ San Diego Padres  
Qualcomm Stadium, San Diego, CA  
Mon Jul 07 2003, 10:05 PM EDT  
Att: 20,657 - Sunny - 72 F

AB 36  
R 7  
H 12  
RBI 7  
BB 1  
SO 6  
LOB 14





Batter	1	2	3	4	5	6	7	8	9	AB	R	H	RBI	BB	SO	LOB	TOP					
Wilkin Ruan, R (1, 8) OBP: 0.167, SLG: 0.292 Jolbert Cabrera, R (9, PH) OBP: 0.320, SLG: 0.435	G6-3		G6-3			G5-3	1B		1B	4	0	1	0	0	0	0	<b>Los Angeles Dodgers @ San Diego Padres</b> Qualcomm Stadium, San Diego, CA Tue Jul 08, 2003, 10:05 PM EDT Att: 24,843 - Sunny - 72 F <a href="http://livebaseballscorecards.com">livebaseballscorecards.com</a>					
Alex Cora, L (1, 4) OBP: 0.273, SLG: 0.298	G3		G4-3			K	1B		P6	5	0	1	1	0	1	2						
Shawn Green, L (1, 9) OBP: 0.308, SLG: 0.420	K				G1-3	HR			G4-3	4	1	1	1	1	1	2						
Paul Lo Duca, R (1, 2) OBP: 0.374, SLG: 0.450		E			P5				G4-3	4	2	2	0	0	0	3						
Chad Hermansen, R (1, 7) OBP: 0.273, SLG: 0.200	G6-3		G6-3			1B			F8	4	0	1	0	0	0	3						
Adrián Beltré, R (1, 5) OBP: 0.274, SLG: 0.340	E1				L7				G6-3	4	0	0	1	0	1	1						
Larry Barnes, L (1, 3) OBP: 0.125, SLG: 0.125	G6-3								F7	4	1	1	0	0	0	1						
Cesar Izturis, S (1, 6) OBP: 0.287, SLG: 0.290	K								E3	3	1	1	0	1	1	2						
Wilson Alvarez, L (1, 1) Guillermo Mota, R (5, 1) Daryle Winters, R (7, PH) Paul Quantrill, L (7, 1) Tom Martin, L (8, 1) Mike Kinkade, R (9, PH)			G1-3			G3-6-1			SF7	2	0	0	0	0	0	1						
<b>Inning Stats</b>	R: 0 E: 0 K: 1 S: 9	H: 0 LOB: 0 BB: 0 P: 12	R: 1 E: 1 K: 1 S: 11	H: 1 LOB: 1 BB: 0 P: 16	R: 0 E: 0 K: 0 S: 6	H: 0 LOB: 0 BB: 0 P: 7	R: 0 E: 0 K: 0 S: 11	H: 1 LOB: 1 BB: 0 P: 16	R: 0 E: 0 K: 0 S: 5	H: 0 LOB: 0 BB: 1 P: 11	R: 1 E: 0 K: 1 S: 11	H: 2 LOB: 1 BB: 0 P: 19	R: 2 E: 1 K: 1 S: 17	H: 3 LOB: 2 BB: 0 P: 23	R: 1 E: 0 K: 0 S: 12	H: 0 LOB: 0 BB: 0 P: 19		R: 0 E: 0 K: 1 S: 14	H: 2 LOB: 3 BB: 1 P: 25	1B: 7 2B: 1 3B: 0 HR: 1	SF: 1 SAC: 0 DP: 1 HBP: 1	WP: 1 PB: 0 SB: 0 CS: 0
<b>PITCHER</b>	IP	WLS	BF	H	R	ER	SO	BB	IBB	HBP	BLK	WP	HR	S	P	ERA	WHIP					
Adam Eaton, R (1, 1) ERA: 4.24	6.2	W	28	6	4	1	4	1	0	0	0	0	1	66	98	1.35	1.050					
Jay Witasick, R (7, 1) ERA: 3.97	1.1	H	6	1	1	1	0	0	0	1	0	1	0	16	25	6.75	0.750					
Rod Beck, R (9, 1) ERA: 2.57	1.0	S	6	2	0	0	1	1	0	0	0	0	0	14	25	0.00	3.000					

Batter	1	2	3	4	5	6	7	8	9	AB	R	H	RBI	BB	SO	LOB	BOTTOM					
Gary Matthews, S (1, 8) OBP: 0.296, SLG: 0.340	G6-3		E			G3				3	2	1	0	1	0	1	<b>Los Angeles Dodgers @ San Diego Padres</b> Qualcomm Stadium, San Diego, CA Tue Jul 08, 2003, 10:05 PM EDT Att: 24,843 - Sunny - 72 F <a href="http://livebaseballscorecards.com">livebaseballscorecards.com</a>					
Mark Loretta, R (1, 4) OBP: 0.376, SLG: 0.436	2B		E9			1B			CS	4	3	4	2	0	0	0						
Rondell White, R (1, 7) OBP: 0.338, SLG: 0.498	1B		1B			3B			1B	4	1	2	2	0	2	3						
Brian Buchanan, R (1, 3) OBP: 0.371, SLG: 0.541	G5-3		1B			F9				3	0	0	0	1	1	2						
Sean Burroughs, L (1, 5) OBP: 0.369, SLG: 0.424	1B					G4-3			K	4	0	2	3	0	1	1						
Xavier Nady, R (1, 9) OBP: 0.311, SLG: 0.386	F7		K			F8			BB	4	1	1	0	0	1	2						
Lou Merloni, R (1, 6) OBP: 0.356, SLG: 0.317 Jay Witasick, R (7, 1)	F9					F8			1B	3	0	0	0	0	0	0						
Miguel Ojeda, R (8, PH) OBP: 0.254, SLG: 0.339 Rod Beck, R (9, 1)	F9					F8			BB	0	0	0	0	1	0	0						
Gary Bennett, R (1, 2) OBP: 0.253, SLG: 0.261	F7					L4			1B	4	0	1	1	0	0	0						
Adam Eaton, R (1, 1) OBP: 0.364, SLG: 0.600 Ramón Vázquez, L (7, 6) OBP: 0.354, SLG: 0.375			K			K			K	2	0	0	0	0	2	0						
<b>Inning Stats</b>	R: 2 E: 0 K: 0 S: 11	H: 3 LOB: 1 BB: 0 P: 18	R: 0 E: 0 K: 0 S: 3	H: 0 LOB: 0 BB: 0 P: 6	R: 2 E: 1 K: 3 S: 19	H: 3 LOB: 2 BB: 1 P: 28	R: 0 E: 0 K: 1 S: 9	H: 0 LOB: 0 BB: 0 P: 15	R: 2 E: 0 K: 0 S: 12	H: 2 LOB: 0 BB: 1 P: 21	R: 0 E: 0 K: 0 S: 11	H: 0 LOB: 0 BB: 0 P: 16	R: 1 E: 0 K: 1 S: 12	H: 2 LOB: 0 BB: 0 P: 19	R: 1 E: 0 K: 3 S: 13	H: 2 LOB: 2 BB: 1 P: 26	1B: 9 2B: 2 3B: 1 HR: 0	SF: 0 SAC: 0 DP: 1 HBP: 0	WP: 0 PB: 0 SB: 1 CS: 1	PA: 36		
<b>PITCHER</b>	IP	WLS	BF	H	R	ER	SO	BB	IBB	HBP	BLK	WP	HR	S	P	ERA	WHIP					
Wilson Alvarez, L (1, 1) ERA: 3.86	4.0	L	21	8	6	6	4	1	1	0	0	0	0	16	23	0.00	0.000					
Guillermo Mota, R (5, 1) ERA: 1.71	2.0		5	0	0	0	0	0	0	0	0	0	0	16	23	0.00	0.000					
Paul Quantrill, R (7, 1) ERA: 1.55	1.1		5	2	1	1	2	0	0	0	0	0	0	16	25	6.75	1.500					
Tom Martin, L (8, 1) ERA: 4.5	0.2		5	2	1	1	2	1	0	0	0	0	0	9	20	13.50	4.500					













Batter	1	2	3	4	5	6	7	8	9	AB	R	H	RBI	BB	SO	LOB	TOP							
Mark Kotsay, L (1, 8) OBP: 0.333, SLG: 0.348	1-3 K			0-0 P4		3-1 2H HR		1-0 FC3-2		4	1	1	2	0	1	3	<b>San Diego Padres @ St. Louis Cardinals</b> Busch Stadium, St. Louis, MO Fri Jul 11, 2003, 7:10 PM CDT Att: 33,725 - Cloudy - 88 F							
Mark Loretta, R (1, 4) OBP: 0.377, SLG: 0.437	2-2 F8			0-1 F8		1-3 K		1-2 2-3 3H F9		4	0	0	0	0	1	3								
Sean Burroughs, L (1, 5) OBP: 0.370, SLG: 0.443	0-0 P6			2-0 P6			2-2 P5		1-2 G3-6-3 1B	4	0	1	0	0	0	0								
Dave Hansen, L (1, 3) OBP: 0.389, SLG: 0.295		3-2 L7		1-2 L7			0-0 G6-3		0-1 G3-6-3	4	0	0	0	0	0	1								
Rondell White, R (1, 7) OBP: 0.331, SLG: 0.484		2-2 P4		1-2 F8			1-1 L7		0-0 F8	4	0	0	0	0	0	0								
Gary Matthews, S (1, 9) OBP: 0.296, SLG: 0.339		0-1 G4-3		1-1 G6-3				2-2 SH5-4 FC3-2 1B		3	0	1	0	0	0	0								
Ramón Vázquez, L (1, 6) OBP: 0.346, SLG: 0.366			0-1 G3		3-2 G4-3			0-0 FC3 FC3-2 SH5-4		3	0	0	0	0	0	1								
Gary Bennett, R (1, 2) OBP: 0.250, SLG: 0.253			2-2 F9		4-2 SH1 HR BB			0-0 SH5-4		1	1	0	0	1	0	0								
Brian Lawrence, R (1, 1) OBP: 0.293, SLG: 0.368			0-2 F8		1-0 SH1			1-2 2-3 FC3-2 BB		1	0	0	0	0	0	0								
Mike Matthews, L (7, 1) Ryan Klesko, L (8, PH) Jesse Orosco, R (8, 1) Jay Witasick, R (8, 1)					1-2 SH1			4-0 FC3-2 BB		0	0	0	0	0	0	0								
<b>Inning Stats</b>	R: 0 E: 0 K: 1 S: 8	H: 0 LOB: 0 BB: 0 P: 11	R: 0 E: 0 K: 0 S: 10	H: 0 LOB: 0 BB: 0 P: 15	R: 0 E: 0 K: 0 S: 10	H: 0 LOB: 0 BB: 0 P: 12	R: 0 E: 0 K: 0 S: 4	H: 0 LOB: 0 BB: 0 P: 6	R: 0 E: 0 K: 0 S: 8	H: 0 LOB: 0 BB: 0 P: 11	R: 2 E: 0 K: 1 S: 14	H: 1 LOB: 0 BB: 1 P: 26	R: 0 E: 0 K: 0 S: 6	H: 0 LOB: 0 BB: 0 P: 9	R: 0 E: 1 K: 0 S: 7	H: 1 LOB: 3 BB: 1 P: 16	R: 0 E: 0 K: 0 S: 6	H: 1 LOB: 0 BB: 0 P: 7	1B: 2 2B: 0 3B: 0 HR: 1	SF: 0 SAC: 2 DP: 1 HBP: 0	WP: 0 PB: 0 SB: 0 CS: 0	PA: 32		
<b>PITCHER</b>	IP WLS BF H R ER SO BB IBB HBP BLK WP HR S P ERA WHIP	8.0 W 29 2 2 2 2 2 0 0 0 0 1 67 106 2.25 0.500	1.0 S 3 1 0 0 0 0 0 0 0 0 0 6 7 0.00 1.000																					

AB	28
R	2
H	3
RBI	2
BB	2
SO	2
LOB	8



Batter	1	2	3	4	5	6	7	8	9	AB	R	H	RBI	BB	SO	LOB	BOTTOM			
Bo Hart, R (1, 4) OBP: 0.417, SLG: 0.536	0-1 G1-3 2B		0-0 SH5-4		1-0 G5-3		1-0 CS			3	0	2	1	0	0	1	<b>San Diego Padres @ St. Louis Cardinals</b> Busch Stadium, St. Louis, MO Fri Jul 11, 2003, 7:10 PM CDT Att: 33,725 - Cloudy - 88 F			
Orlando Palmeiro, L (1, 7) Eduardo Perez, R (8, PH) 44 Jason Isringhausen, R (9, 1)	1-1 G1-3		1-2 F7		0-0 G3	0-1 SAFE SAFE CS	0-2 F7			3	0	0	0	0	0	2				
15 Jim Edmonds, L (1, 8) OBP: 0.397, SLG: 0.673	4-1 G4-6-3 BB		0-3 K		4-1 BB		0-0 HR			2	1	1	1	2	1	1				
Tino Martinez, L (1, 3) 5 Albert Pujols, R (8, PH) OBP: 0.352, SLG: 0.462 OBP: 0.427, SLG: 0.682	2-2 G4-6-3		2-1 G4-6-3 1B		0-0 F7		3-0 F8			3	0	1	0	0	0	3				
27 Scott Rolen, R (1, 5) OBP: 0.385, SLG: 0.545		1-2 G6-3		2-3 K		3-2 G5-3		2-2 L4		4	0	0	0	0	1	2				
J.D. Drew, L (1, 9) OBP: 0.367, SLG: 0.541		2-2 L8		0-1 G4-6-3			4-1 SH3-4 1B SF7 BB			2	1	0	0	1	0	1				
Edgar Renteria, R (1, 6) OBP: 0.389, SLG: 0.494		0-0 HR		1-2 SH1-3 1B			2-2 SF7 SH3-4 1B			3	2	3	1	0	0	0				
Mike Matheny, R (1, 2) OBP: 0.334, SLG: 0.376		2-2 F9		0-1 SH1-3			1-1 SH3-4			1	0	0	0	0	0	0				
Woody Williams, R (1, 1) Kerry Robinson, L (9, 7) OBP: 0.340, SLG: 0.390 OBP: 0.217, SLG: 0.222			1-2 SH5-4 1B		3-3 K		2-2 SF7			2	0	1	1	0	1	1				
<b>Inning Stats</b>	R: 0 E: 0 K: 0 S: 8	H: 1 LOB: 1 BB: 1 P: 15	R: 1 E: 0 K: 0 S: 11	H: 1 LOB: 0 BB: 0 P: 16	R: 0 E: 0 K: 1 S: 13	H: 1 LOB: 1 BB: 0 P: 15	R: 0 E: 0 K: 1 S: 7	H: 1 LOB: 0 BB: 0 P: 11	R: 0 E: 0 K: 0 S: 10	H: 1 LOB: 1 BB: 0 P: 15	R: 0 E: 0 K: 0 S: 6	H: 0 LOB: 1 BB: 1 P: 13	R: 2 E: 0 K: 0 S: 12	H: 2 LOB: 0 BB: 1 P: 22	R: 1 E: 0 K: 0 S: 8	H: 1 LOB: 0 BB: 0 P: 13		1B: 5 2B: 1 3B: 0 HR: 2	SF: 1 SAC: 3 DP: 2 HBP: 0	WP: 0 PB: 0 SB: 0 CS: 1
<b>PITCHER</b>	IP WLS BF H R ER SO BB IBB HBP BLK WP HR S P ERA WHIP	6.2 L 28 7 3 3 3 3 0 0 0 0 0 1 66 4.05 1.500	0.1 0 0 0 0 0 0 0 0 0 0 0 1 1 0.00 0.000	0.1 2 1 1 1 0 0 0 0 0 0 1 4 4 27.00 3.000	0.2 2 0 0 0 0 0 0 0 0 0 0 4 9 0.00 0.000															

AB	25
R	4
H	8
RBI	4
BB	3
SO	3
LOB	11









Batter	1	2	3	4	5	6	7	8	9	AB	R	H	RBI	BB	SO	LOB	TOP																
Mark Kotsay, L (1, 8) OBP: 0.329, SLG: 0.340	1-3 K		0-3 K			0-0 L5-3		2-3 K		4	0	0	0	0	3	2	<b>San Diego Padres @ St. Louis Cardinals</b> Busch Stadium, St. Louis, MO Sun Jul 13 2003, 1:10 PM CDT Att: 48,102 - Cloudy - 81 F																
Mark Loretta, R (1, 4) OBP: 0.372, SLG: 0.430	1-2 F9		2-1 1B			1-1 E5		0-1 G6-3		4	0	1	0	0	0	0																	
Ryan Klesko, L (1, 3) OBP: 0.361, SLG: 0.520	2-3 K			4-2 G4-6-3 BB		2-0 G1-4-3		3-3 K		3	0	0	0	1	2	1																	
Sean Burroughs, L (1, 5) OBP: 0.367, SLG: 0.443		2-3 K		0-1 F7			1-2 1B		0-0 G6-3	4	1	1	0	0	1	1																	
Gary Matthews, S (1, 7) OBP: 0.295, SLG: 0.340		2-0 L3-6 2B		2-1 G4-6-3			1-3 K		0-1 F7	4	0	1	0	0	1	2																	
Ramón Vázquez, L (1, 6) OBP: 0.356, SLG: 0.371		4-1 BB		2-2 G6-4-3 1B			0-1 1B		0-3 K	3	0	2	0	1	1	0																	
Xavier Nady, R (1, 9) OBP: 0.313, SLG: 0.379	1-1 L3-6				0-0 G6-4-3		1-3 K			3	0	0	0	0	1	5																	
Gary Bennett, R (1, 2) Miguel Ojeda, R (1, 2) OBP: 0.249, SLG: 0.252 OBP: 0.292, SLG: 0.358			2-1 1B		1-1 G6-3		1-1 G6-3		1-2 2H 1B	0	0	0	0	0	0	0																	
Adam Eaton, R (1, 1) Luther Hackman, R (1, 1) Scott Linebrink, R (4, 1) Dave Hanson, L (7, 9) Mike Matthews, L (7, 1) Rod Beck, R (8, 1)			2-3 K			1-0 L5-3 1B		0-2 G5-3		0	0	0	0	0	0	0																	
<b>Inning Stats</b>	R: 0 E: 0 K: 2 S: 9	H: 0 LOB: 0 BB: 0 P: 13	R: 0 E: 0 K: 1 S: 7	H: 1 LOB: 1 BB: 1 P: 16	R: 0 E: 0 K: 2 S: 10	H: 2 LOB: 2 BB: 0 P: 16	R: 0 E: 0 K: 0 S: 6	H: 0 LOB: 0 BB: 1 P: 12	R: 0 E: 1 K: 0 S: 6	H: 1 LOB: 1 BB: 0 P: 11	R: 1 E: 0 K: 2 S: 18	H: 3 LOB: 2 BB: 0 P: 22	R: 0 E: 0 K: 1 S: 9	H: 0 LOB: 0 BB: 0 P: 14	R: 0 E: 0 K: 1 S: 6	H: 0 LOB: 0 BB: 0 P: 6		1B: 7 2B: 3 3B: 0 HR: 0	SF: 0 SAC: 0 DP: 4 HBP: 0	WP: 0 PB: 0 SB: 0 CS: 0	PA: 33												
<b>PITCHER</b>	IP WLS BF H R ER SO BB IBB HBP BLK WP HR S P ERA WHIP																																
Dan Haren, R (1, 1) ERA: 5.27	6.0	22	6	1	1	5	2	0	0	0	0	0	0	51	85	1.50	1.333																
Jeff Fassero, L (7, 1) ERA: 7.27	0.1	H	2	1	0	0	1	0	0	0	0	0	0	9	11	0.00	1.500																
Jason Simontacchi, R (7, 1) ERA: 6.04	0.2	W	3	1	0	0	1	0	0	0	0	0	0	9	11	0.00	1.500																
Steve Kline, L (8, 1) ERA: 3.93	1.0	H	3	0	0	0	2	0	0	0	0	0	0	9	14	0.00	0.000																
44 Jason Istringhausen, R (9, 1) ERA: 1.32	1.0	S	3	0	0	0	1	0	0	0	0	0	0	6	6	0.00	0.000																

AB	31
R	1
H	8
RBI	1
BB	2
SO	10
LOB	14

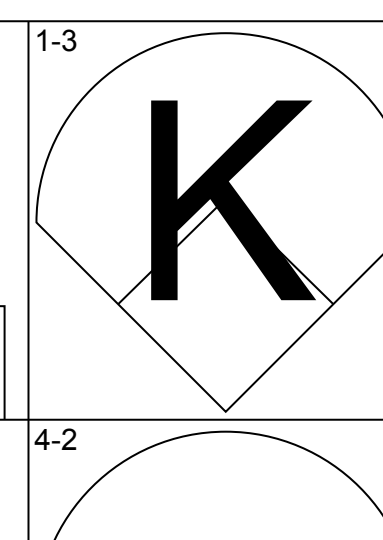
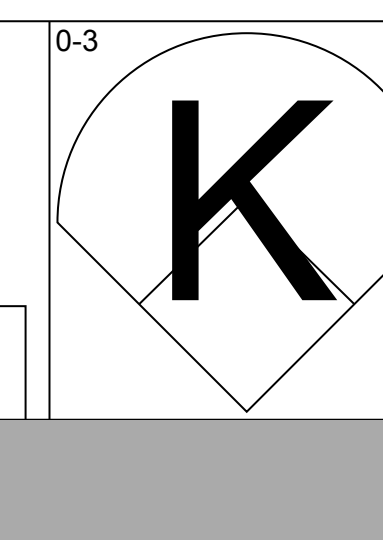
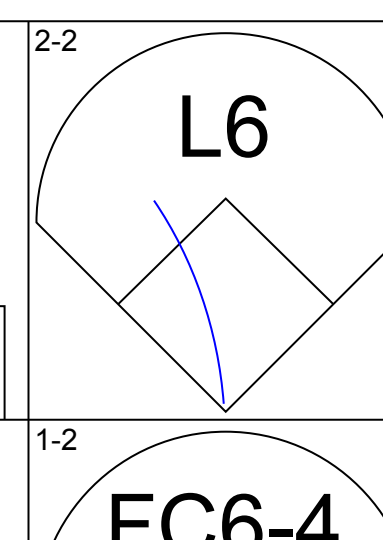
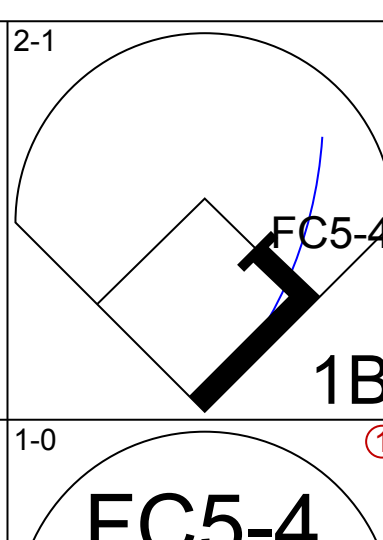
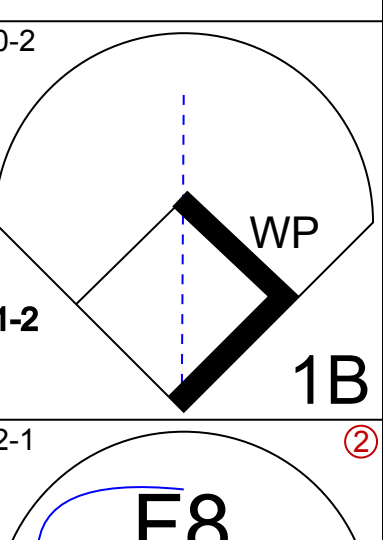
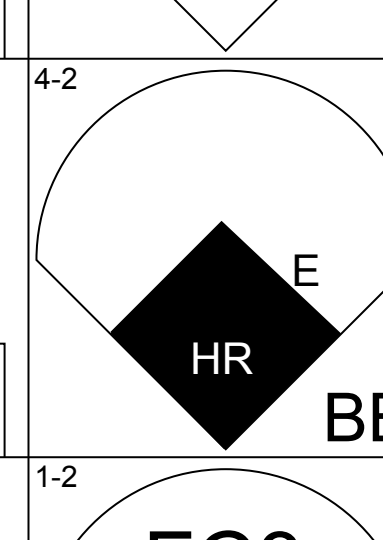
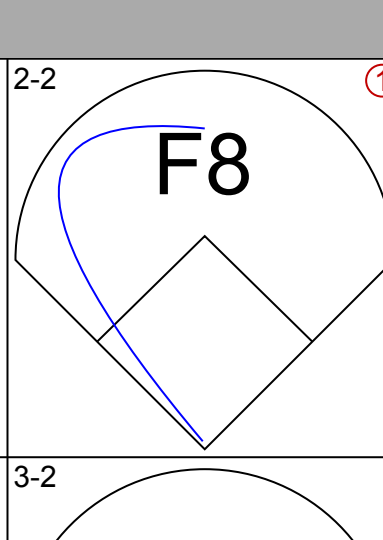
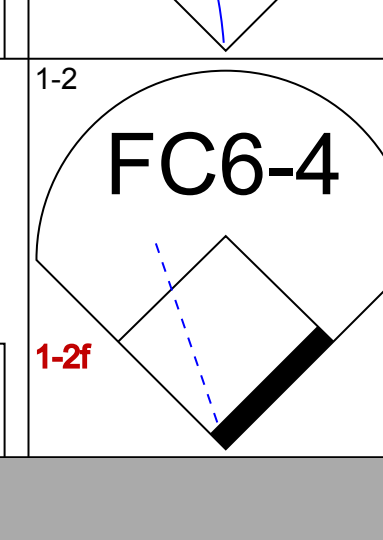
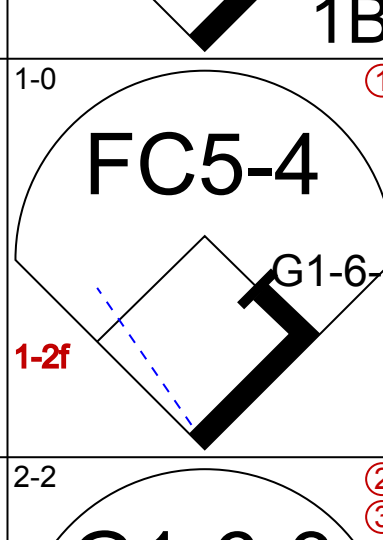
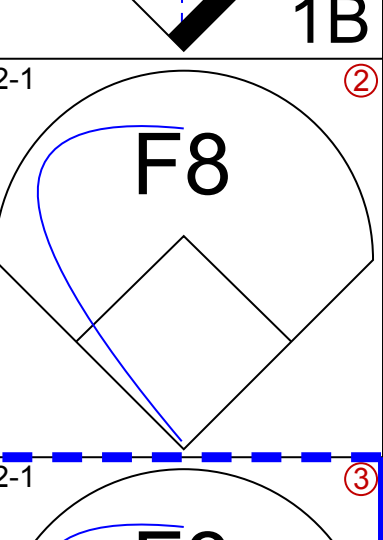
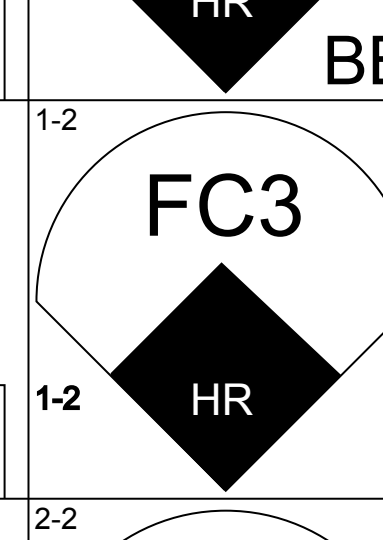
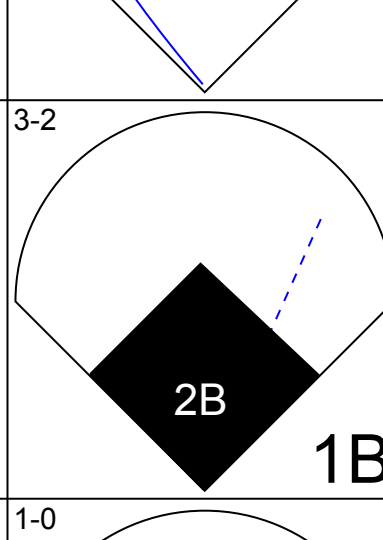
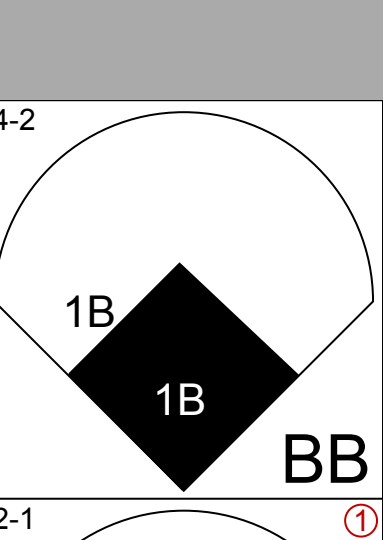
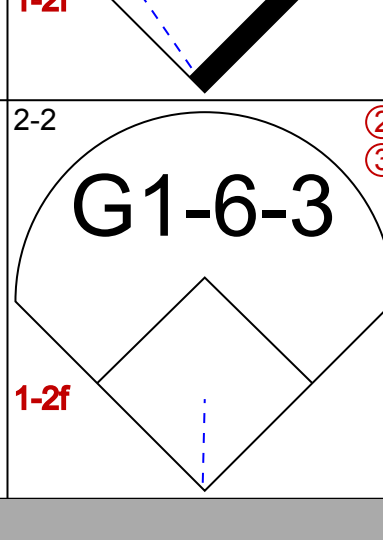
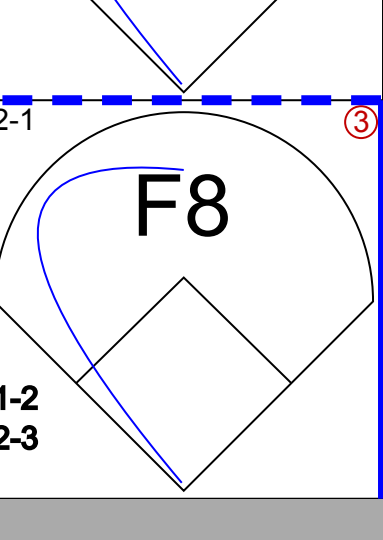
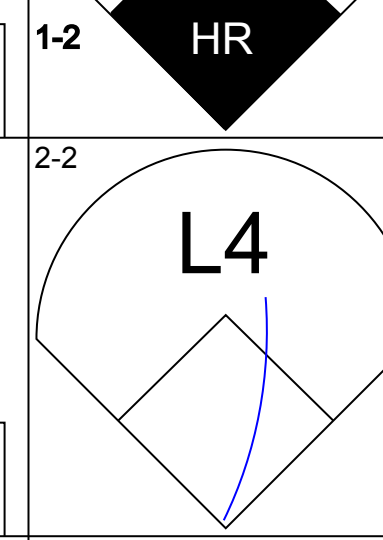
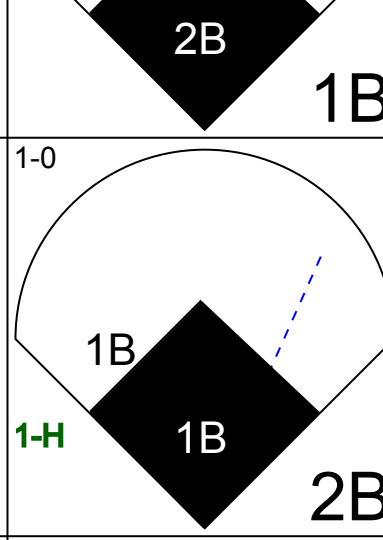
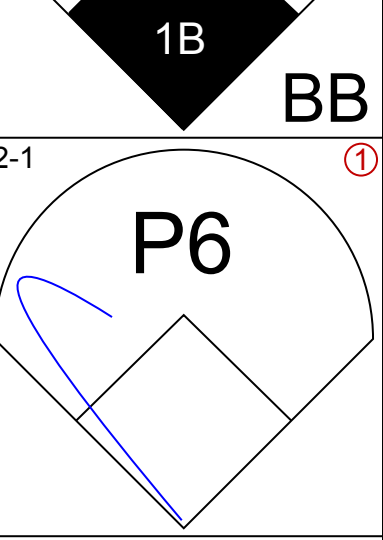
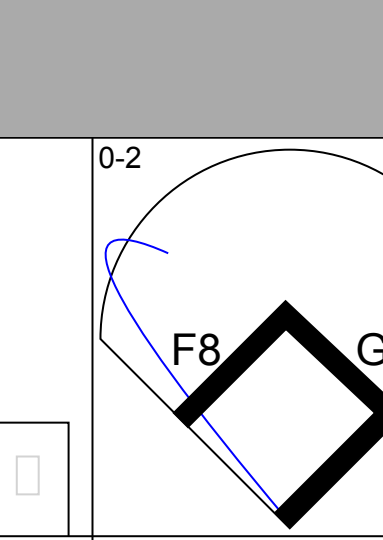
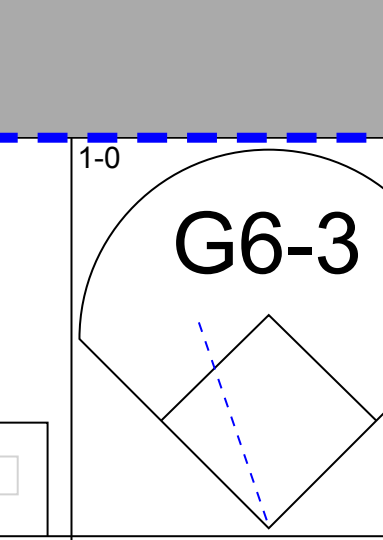
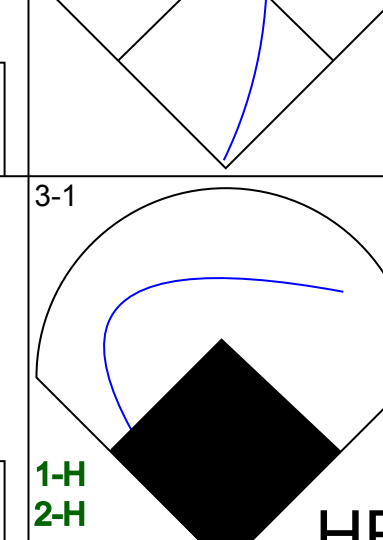
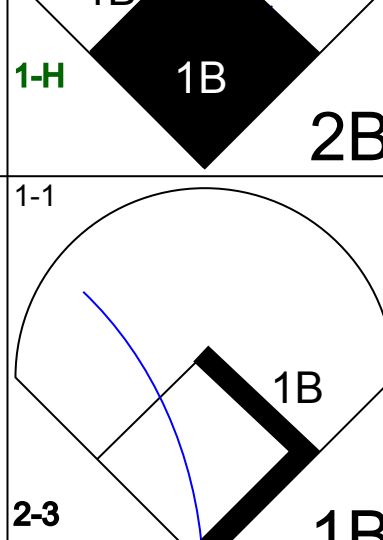
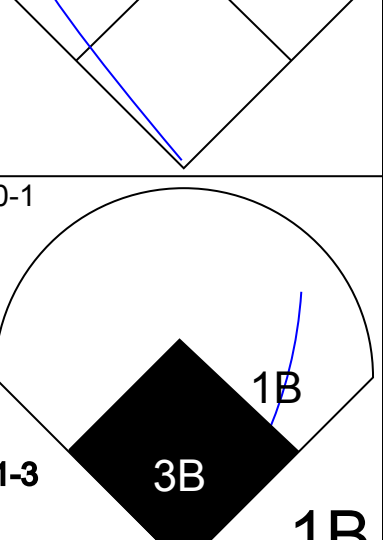
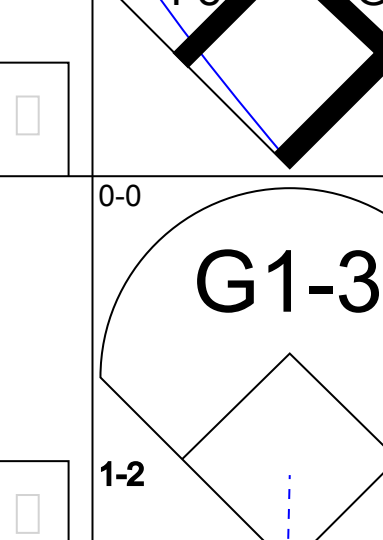
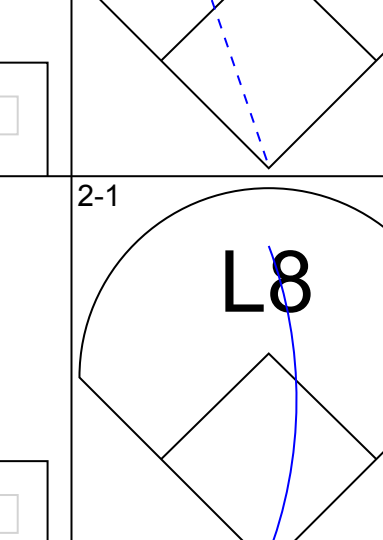
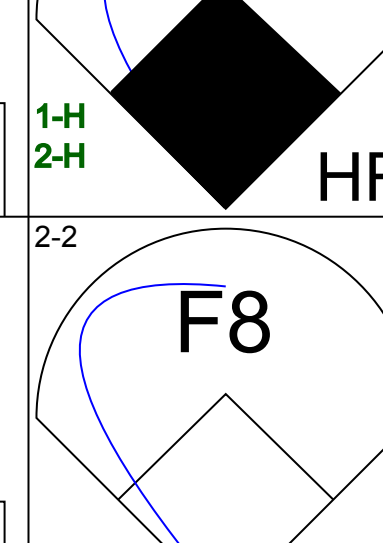
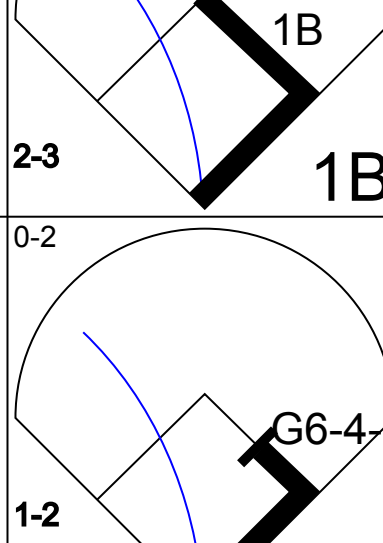
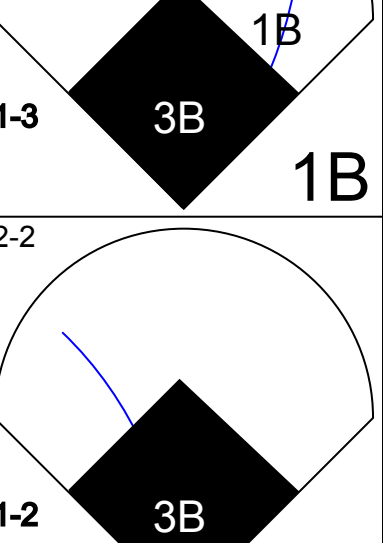
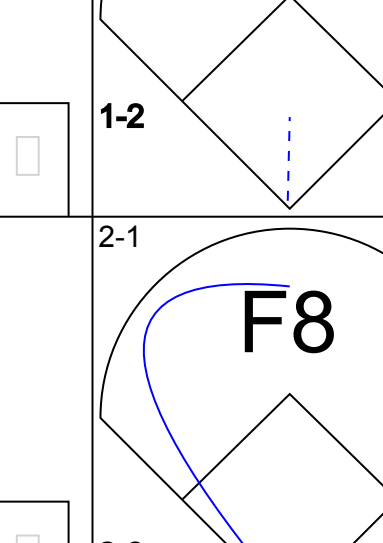
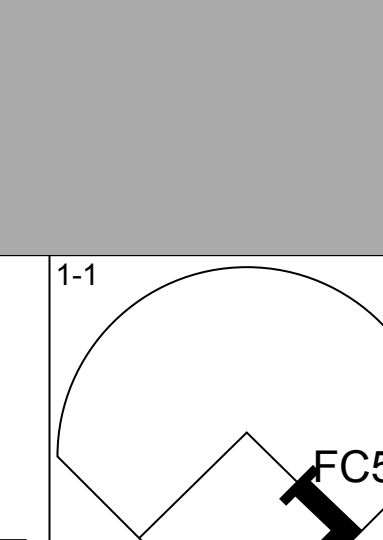
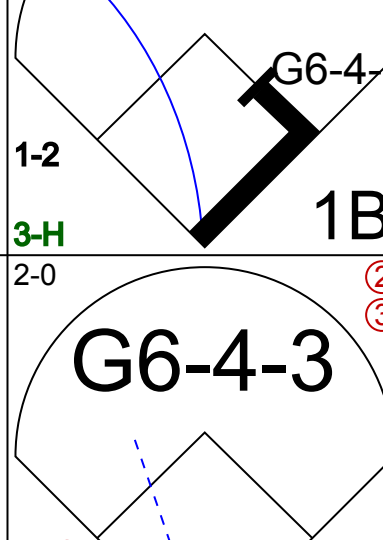
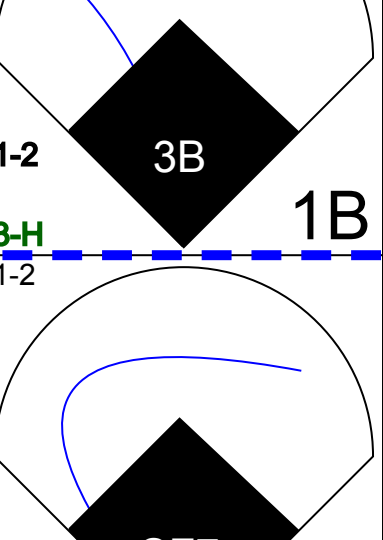
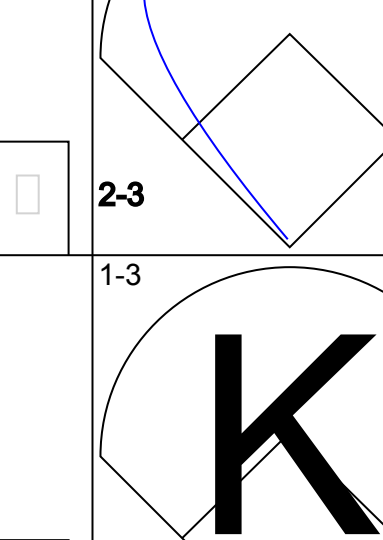
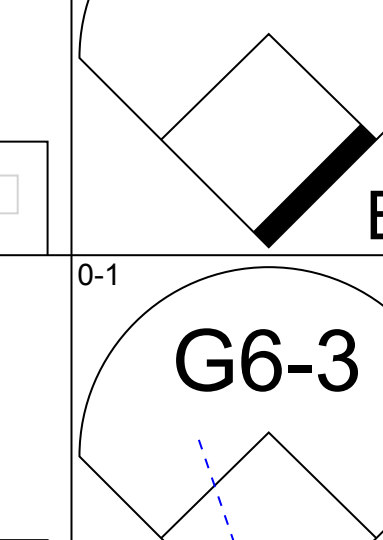
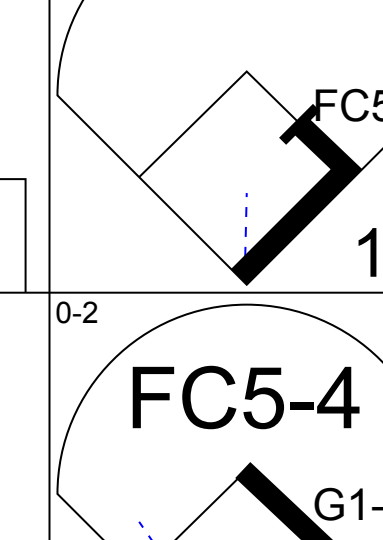
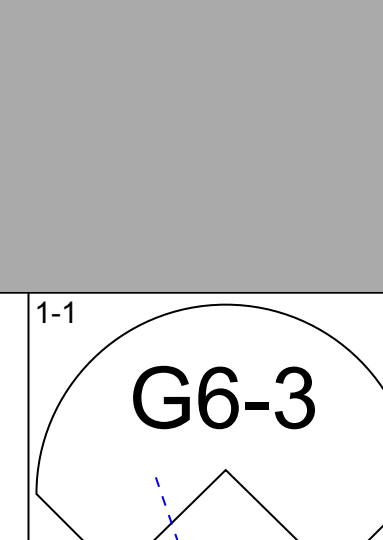
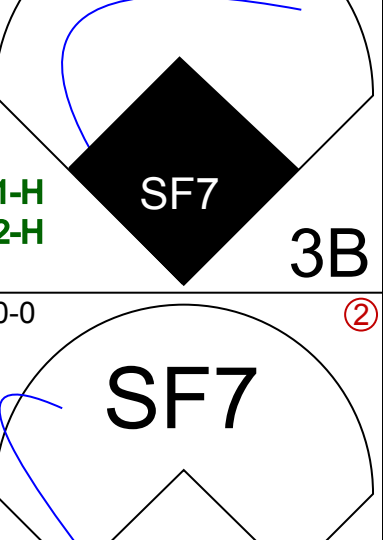
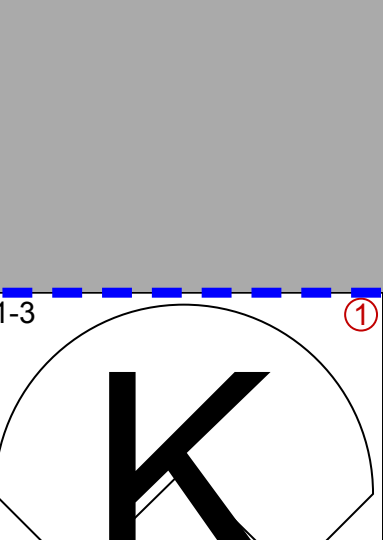

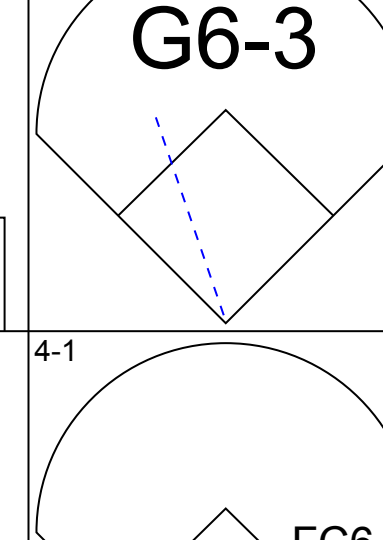
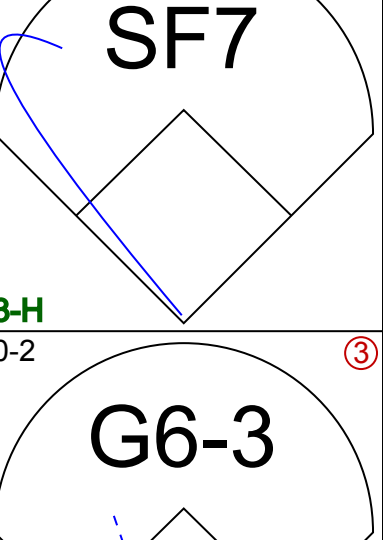
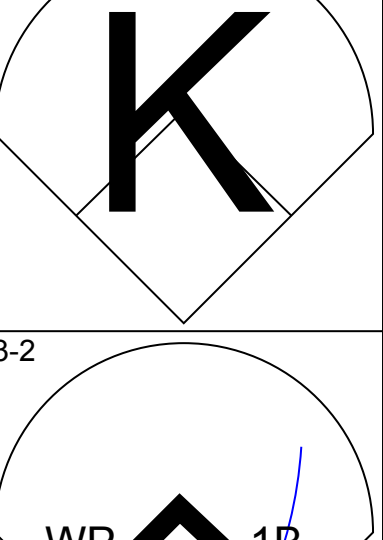


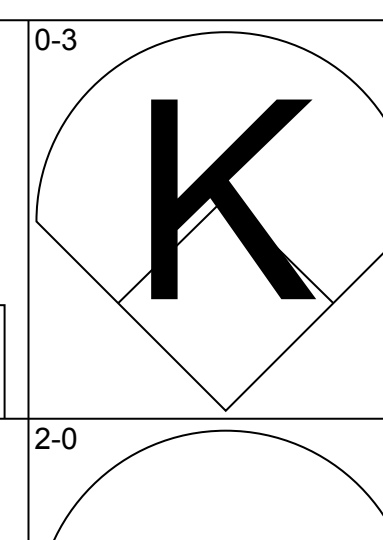
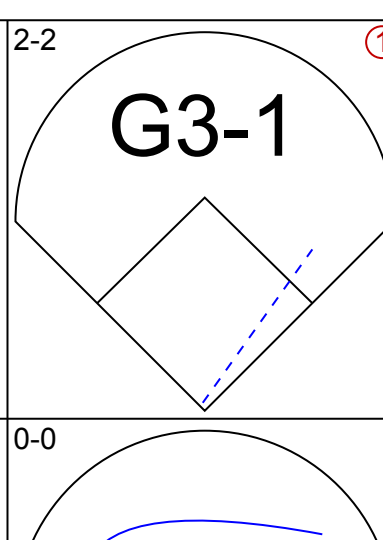
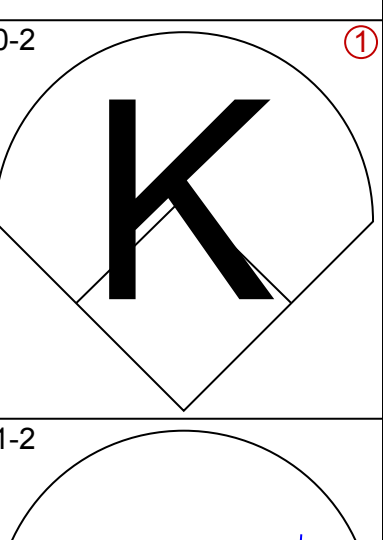
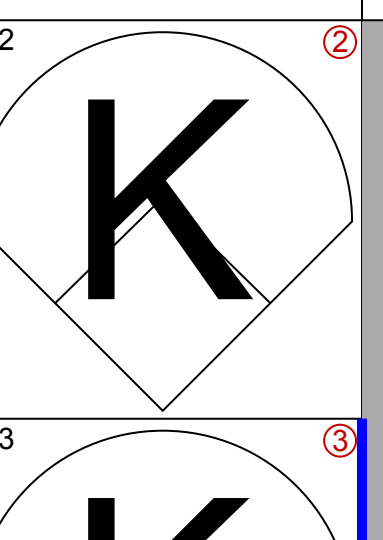
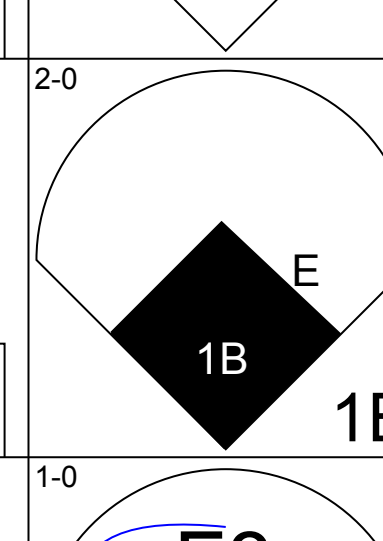
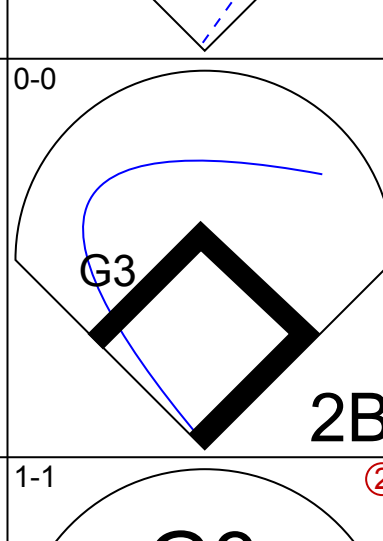
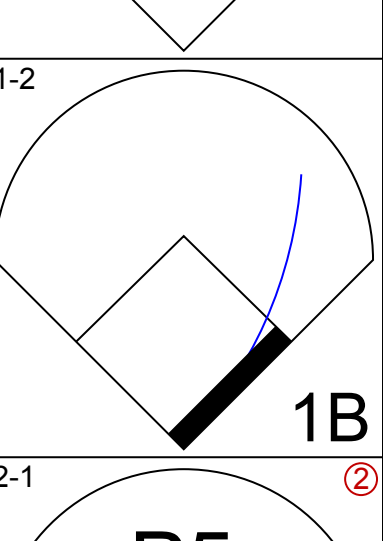
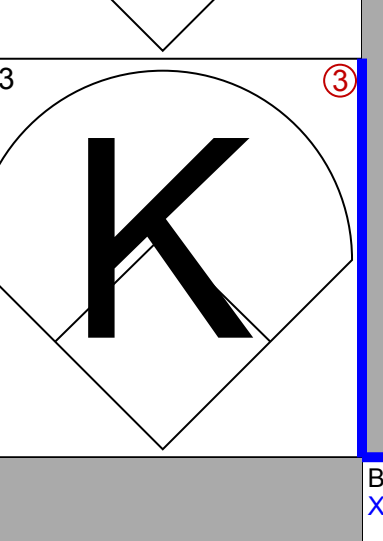
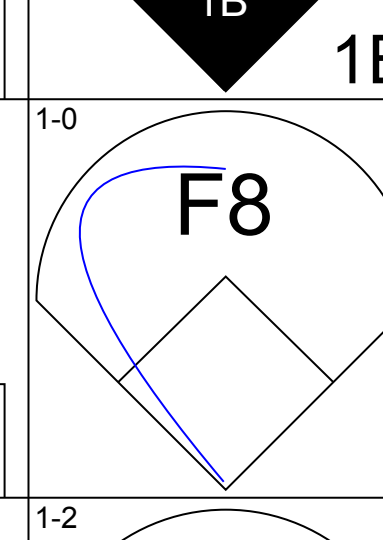
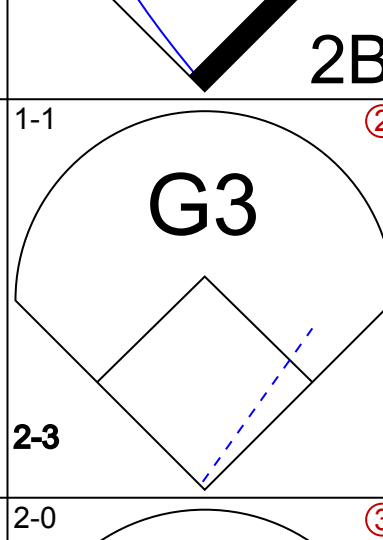
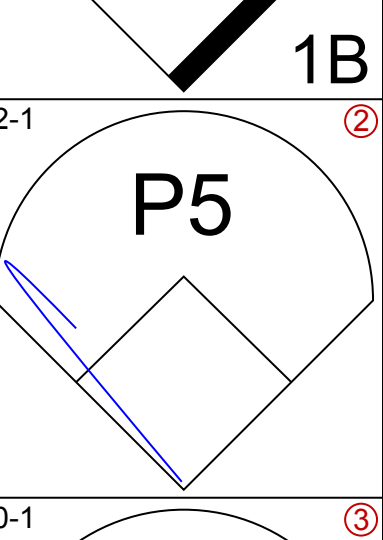
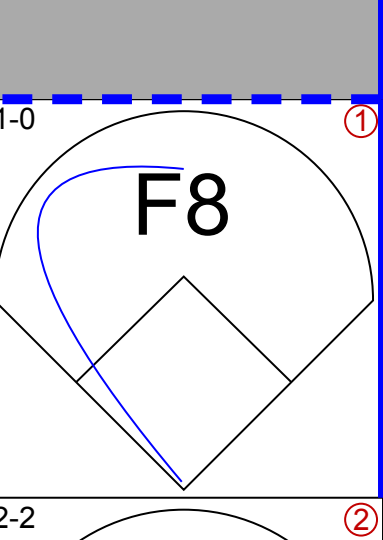
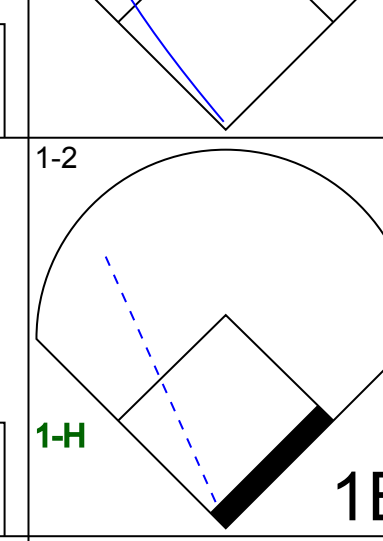
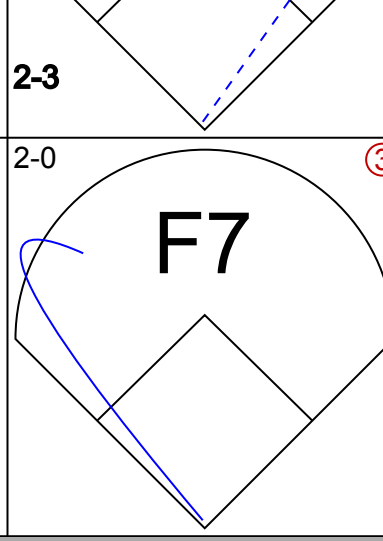
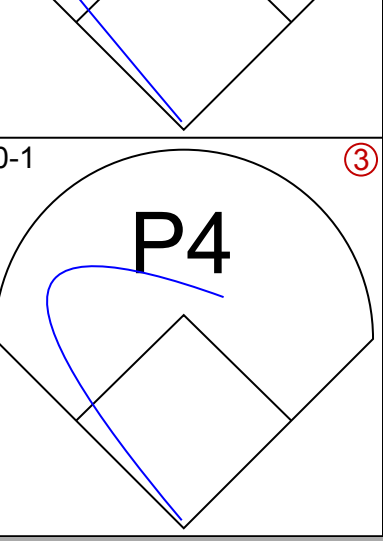
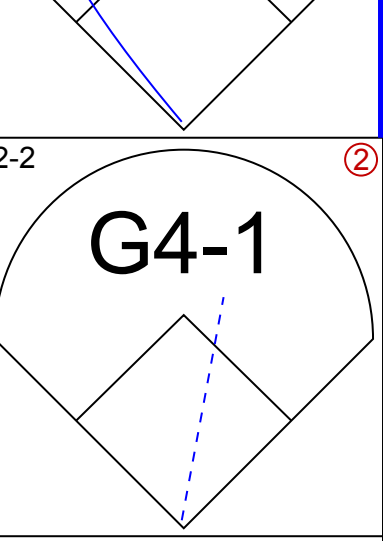
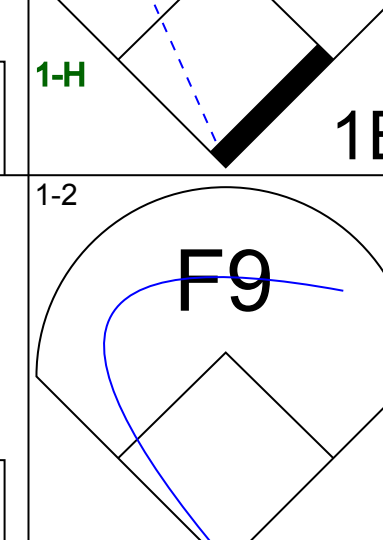
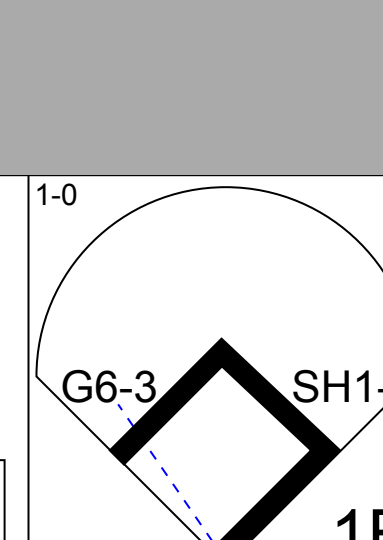
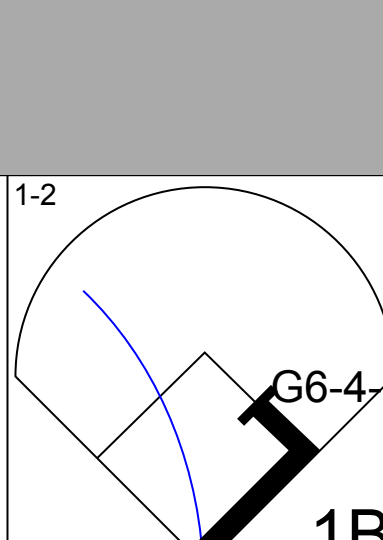
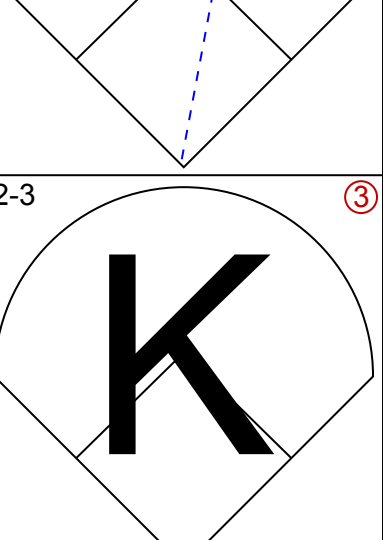
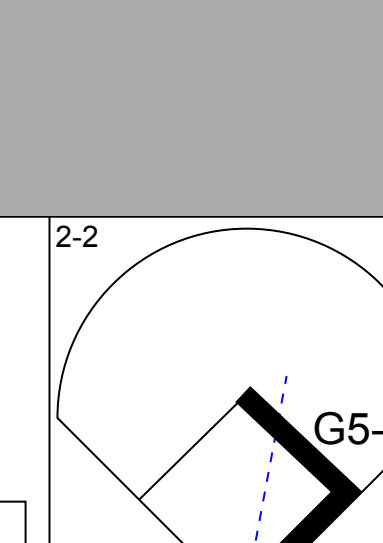
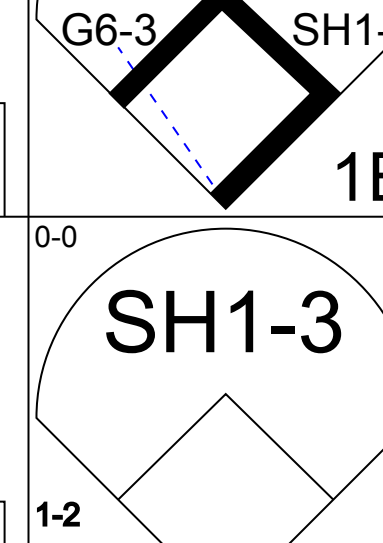
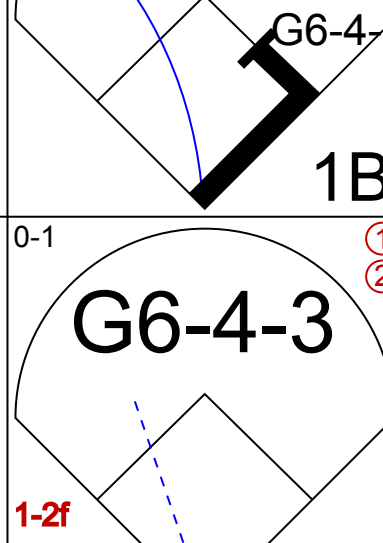
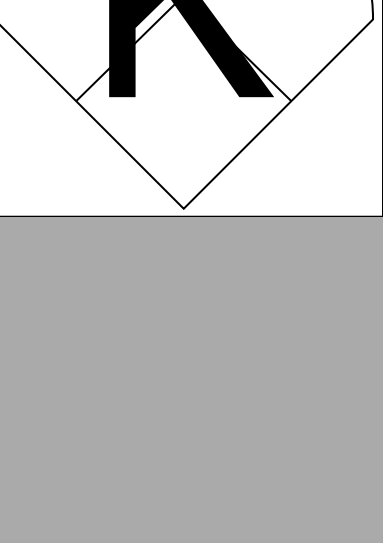
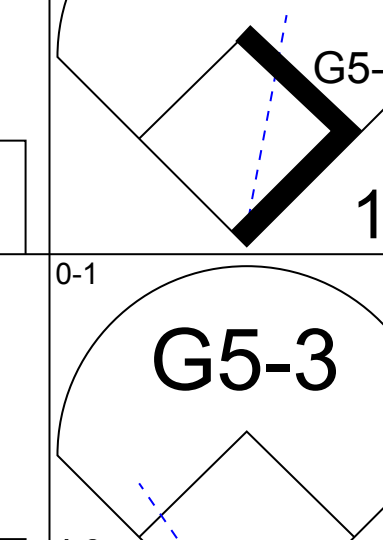
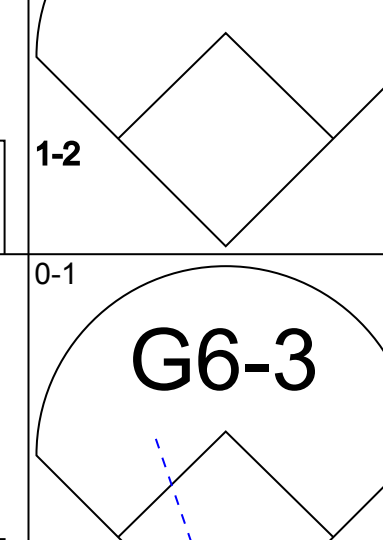
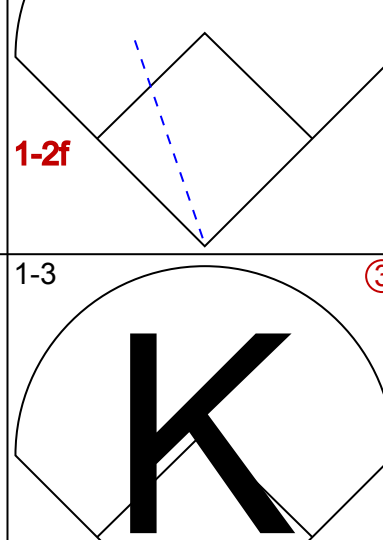

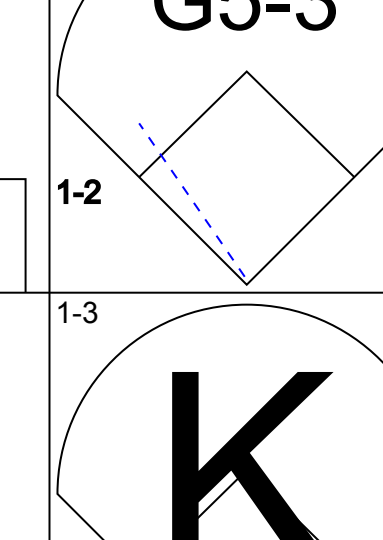



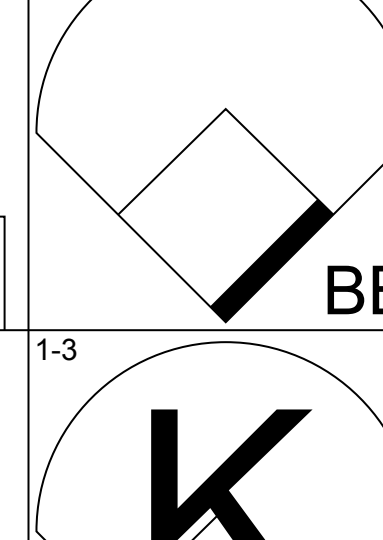

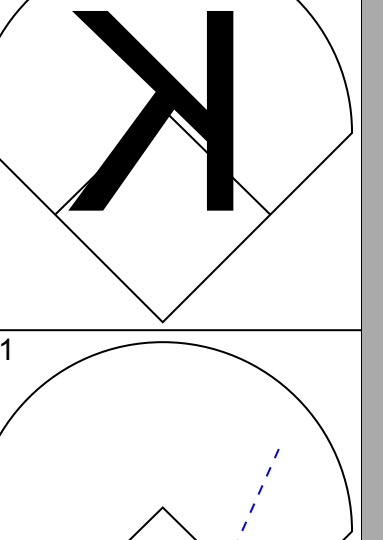
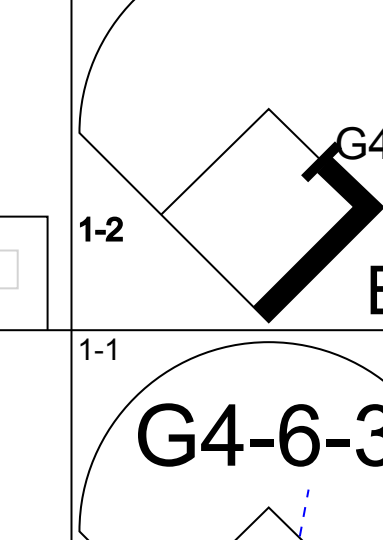
Batter	1	2	3	4	5	6	7	8	9	AB	R	H	RBI	BB	SO	LOB	BOTTOM																
Bo Hart, R (1, 4) OBP: 0.407, SLG: 0.509	2-2 P2		4-1 BB							3	0	0	0	1	0	0	<b>San Diego Padres @ St. Louis Cardinals</b> Busch Stadium, St. Louis, MO Sun Jul 13 2003, 1:10 PM CDT Att: 48,102 - Cloudy - 81 F																
15 Jim Edmonds, L (1, 8) OBP: 0.398, SLG: 0.668	1-2 G6-3		2-2 F8		3-2 L3-1			2-0 G3 E FC3 1B		4	1	1	0	0	0	1																	
5 Albert Pujols, R (1, 7) Orlando Palmeiro, L (1, PR) OBP: 0.432, SLG: 0.690 OBP: 0.351, SLG: 0.338	1-0 PB			2-2 E S G3 1B		1-2 P6		0-0 E5 FC3 G3 1B		0	0	0	0	0	0	0																	
Tino Martinez, L (1, 3) OBP: 0.350, SLG: 0.455	1-1 P2			4-1 G3 E BB			1-3 K		0-2 G3	3	0	0	0	1	1	3																	
Eduardo Perez, R (1, 5) Wilson Delgado, S (7, 5) OBP: 0.374, SLG: 0.463 OBP: 0.215, SLG: 0.216		1-3 K		0-0 L8			1-1 G6-3		0-1 FC3 G6-4-3	3	0	0	0	0	1	2																	
Edgar Renteria, R (1, 6)		3-3 K		0-2 E6 G3			2-2 F9		2-3 3H G6-4-3	4	0	0	0	0	1	4																	
Kerry Robinson, L (1, 9) OBP: 0.224, SLG: 0.250		0-0 G3		0-1 G3					0-0 SF9 3B	3	1	1	1	0	0	2																	
Mike Matheny, R (1, 2) OBP: 0.338, SLG: 0.378			1-1 G6-3 1B						0-1 SF9	1	0	1	1	1	0	0																	
Dan Haren, R (1, 1) Jeff Fassero, L (7, 1) Jason Simontacchi, R (7, 1) 27 Scott Rolen, R (7, 9) Steve Kline, S (8, 1) 44 Jason Istringhausen, R (9, 1)			0-0 G6-3 1B		1-3 K				3-3 K	2	0	0	0	0	0	0																	
<b>Inning Stats</b>	R: 0 E: 0 K: 0 S: 9	H: 0 LOB: 2 BB: 0 P: 14	R: 0 E: 0 K: 2 S: 7	H: 0 LOB: 0 BB: 0 P: 11	R: 0 E: 0 K: 0 S: 7	H: 1 LOB: 1 BB: 1 P: 14	R: 1 E: 1 K: 1 S: 13	H: 1 LOB: 2 BB: 2 P: 24	R: 0 E: 0 K: 0 S: 9	H: 0 LOB: 0 BB: 0 P: 14	R: 1 E: 0 K: 1 S: 10	H: 1 LOB: 1 BB: 0 P: 10	R: 1 E: 1 K: 0 S: 9	H: 1 LOB: 1 BB: 0 P: 11	1B: 3 2B: 0 3B: 1 HR: 0	SF: 1 SAC: 0 DP: 2 HBP: 1		WP: 0 PB: 1 SB: 1 CS: 0	PA: 33														
<b>PITCHER</b>	IP WLS BF H R ER SO BB IBB HBP BLK WP HR S P ERA WHIP																																
Adam Eaton, R (1, 1) ERA: 4.21	0.2		3	0	0	0	2	0	0	0	0	0	20	38	0.00	1.714																	
Luther Hackman, R (1, 1) ERA: 3.73	2.1		10	2	1	0	2	0	1	0	0	0	28	42	0.00	0.000																	
Scott Linebrink, R (4, 1) ERA: 2.94	3.0		11	0	0	0	2	0	1	0	0	0	0	12	17	6.75	1.500																
Mike Matthews, L (7, 1) ERA: 4.11	1.1	L	7	2	2	1	1	0	0	0	0	0	0	4	4	0.00	0.000																
Rod Beck, R (8, 1) ERA: 2.45	0.2		2	0	0	0	0	0	0	0	0	0	0	4	4	0.00	0.000																

AB	28
R	3
H	4
RBI	3
BB	3
SO	5
LOB	18





Batter	1	2	3	4	5	6	7	8	9	AB	R	H	RBI	BB	SO	LOB	TOP					
<b>Craig Counsell, L</b> OBP: 0.395, SLG: 0.374 (1, 5)										5	0	2	0	0	2	2	<b>Arizona Diamondbacks @ San Diego Padres</b> Qualcomm Stadium, San Diego, CA Thu Jul 17 2003, 5:05 PM EDT Att: 27,346 - Cloudy - 79 F					
<b>Matt Kata, S</b> OBP: 0.396, SLG: 0.560 (1, 4)										4	1	0	0	1	0	4						
<b>Luis Gonzalez, L</b> OBP: 0.393, SLG: 0.556 <b>Stephen Randolph, L</b> (8, 1) <b>Oscar Villarreal, L</b> (9, 1)										4	3	1	0	1	0	4						
<b>Shea Hillenbrand, R</b> OBP: 0.351, SLG: 0.518 (1, 3)											5	1	2	1	0	0		3				
<b>Steve Finley, L</b> OBP: 0.390, SLG: 0.563 <b>Luis Tterero, R</b> (7, 8)											4	2	3	3	0	0		1				
<b>Alex Cintron, S</b> OBP: 0.354, SLG: 0.475 (1, 6)											4	1	2	2	1	0		1				
<b>Chad Moeller, R</b> OBP: 0.369, SLG: 0.497 (1, 2)											5	1	2	2	0	1		4				
<b>Quinton McCracken, S</b> OBP: 0.276, SLG: 0.287 (1, 9)										3	0	0	1	0	1	1						
<b>Curt Schilling, R</b> OBP: 0.172, SLG: 0.077 <b>David Dellucci, L</b> OBP: 0.345, SLG: 0.418 (8, PH) (6, 7)										2	0	0	0	1	0	1						
<b>Inning Stats</b>	R: 3 E: 1 K: 1 S: 18	H: 1 LOB: 0 BB: 1 P: 31	R: 0 E: 0 K: 1 S: 10	H: 1 LOB: 1 BB: 0 P: 11	R: 2 E: 0 K: 0 S: 14	H: 4 LOB: 1 BB: 0 P: 23	R: 0 E: 0 K: 0 S: 12	H: 0 LOB: 1 BB: 1 P: 20	R: 4 E: 0 K: 0 S: 17	H: 3 LOB: 0 BB: 1 P: 26	R: 0 E: 0 K: 0 S: 7	H: 1 LOB: 0 BB: 0 P: 12	R: 0 E: 0 K: 1 S: 11	H: 1 LOB: 1 BB: 0 P: 14	R: 0 E: 0 K: 1 S: 16	H: 2 LOB: 2 BB: 0 P: 24		R: 0 E: 0 K: 0 S: 6	H: 0 LOB: 1 BB: 1 P: 13	1B: 10 2B: 1 3B: 1 HR: 1	SF: 1 DP: 2 HBP: 0	WP: 1 PB: 0 CS: 0
<b>PITCHER</b>	IP	WLS	BF	H	R	ER	SO	BB	IBB	HBP	BLK	WP	HR	S	P	ERA	WHIP					
<b>Oliver Pérez, L</b> ERA: 5.72 (1, 1)	4.1	L	24	8	8	5	2	3	0	0	0	0	1	64	103	10.38	2.538					
<b>Jaret Wright, R</b> ERA: 8.45 (5, 1)	2.2		10	3	1	1	1	0	0	0	0	0	0	25	34	3.38	1.125					
<b>Scott Linebrink, R</b> ERA: 2.91 (8, 1)	0.2		4	2	0	0	1	0	0	0	0	0	0	14	20	0.00	3.000					
<b>Jesse Orosco, L</b> ERA: 7.77 (8, 1)	0.1		1	0	0	0	0	0	0	0	0	1	0	2	4	0.00	0.000					
<b>Mike Matthews, L</b> ERA: 4.02 (9, 1)	1.0		4	0	0	0	0	1	0	0	0	0	0	6	13	0.00	1.000					

Batter	1	2	3	4	5	6	7	8	9	AB	R	H	RBI	BB	SO	LOB	BOTTOM				
<b>Mark Kotsay, L</b> OBP: 0.325, SLG: 0.335 (1, 8)										4	0	0	0	0	3	1	<b>Arizona Diamondbacks @ San Diego Padres</b> Qualcomm Stadium, San Diego, CA Thu Jul 17 2003, 5:05 PM EDT Att: 27,346 - Cloudy - 79 F				
<b>Mark Loretta, R</b> OBP: 0.376, SLG: 0.437 <b>Scott Linebrink, R</b> OBP: 0.091, SLG: 0.091 <b>Jesse Orosco, R</b> (8, 1) <b>Lou Merloni, R</b> OBP: 0.366, SLG: 0.330 (9, 4)										4	1	3	0	0	1	1					
<b>Ryan Klesko, L</b> OBP: 0.357, SLG: 0.513 <b>Mike Matthews, L</b> (9, 1)										4	0	0	0	0	0	3					
<b>Sean Burroughs, L</b> OBP: 0.366, SLG: 0.440 (1, 5)										4	0	1	1	0	0	2					
<b>Rondell White, R</b> OBP: 0.331, SLG: 0.478 <b>Gary Matthews, S</b> OBP: 0.294, SLG: 0.339 (7, 7)										3	0	2	0	0	0	1					
<b>Ramón Vázquez, L</b> OBP: 0.360, SLG: 0.374 (1, 6)										3	0	2	0	0	0	1					
<b>Xavier Nady, R</b> OBP: 0.309, SLG: 0.375 (1, 9)										4	0	0	0	0	1	3					
<b>Miguel Ojeda, R</b> OBP: 0.303, SLG: 0.348 (1, 2)										2	0	0	0	2	2	1					
<b>Oliver Pérez, L</b> OBP: 0.261, SLG: 0.238 <b>Jaret Wright, R</b> OBP: 0.333, SLG: 0.667 <b>Dave Hanson, L</b> OBP: 0.384, SLG: 0.293 (7, PH) (8, 4) (9, 3)										2	0	0	0	0	1	3					
<b>Inning Stats</b>	R: 1 E: 1 K: 1 S: 13	H: 2 LOB: 1 BB: 0 P: 18	R: 0 E: 0 K: 1 S: 11	H: 1 LOB: 0 BB: 0 P: 14	R: 0 E: 0 K: 0 S: 8	H: 1 LOB: 1 BB: 0 P: 13	R: 0 E: 0 K: 1 S: 9	H: 1 LOB: 2 BB: 1 P: 15	R: 0 E: 0 K: 1 S: 11	H: 1 LOB: 1 BB: 0 P: 14	R: 0 E: 0 K: 3 S: 15	H: 1 LOB: 1 BB: 0 P: 21	R: 0 E: 0 K: 1 S: 10	H: 0 LOB: 0 BB: 0 P: 15	R: 0 E: 0 K: 0 S: 6	H: 1 LOB: 1 BB: 1 P: 13		1B: 8 2B: 1 3B: 0 HR: 0	SF: 0 DP: 2 HBP: 0	WP: 0 PB: 0 CS: 0	PA: 36
<b>PITCHER</b>	IP	WLS	BF	H	R	ER	SO	BB	IBB	HBP	BLK	WP	HR	S	P	ERA	WHIP				
<b>Curt Schilling, R</b> ERA: 3.0 (1, 1)	7.0	W	29	8	1	0	8	1	0	0	0	0	0	80	110	0.00	1.286				
<b>Stephen Randolph, L</b> ERA: 4.0 (8, 1)	1.0		3	0	0	0	1	0	0	0	0	0	0	10	15	0.00	0.000				
<b>Oscar Villarreal, R</b> ERA: 2.7 (9, 1)	1.0		4	1	0	0	0	1	0	0	0	0	0	6	13	0.00	2.000				



Batter	1	2	3	4	5	6	7	8	9	AB	R	H	RBI	BB	SO	LOB	TOP										
<b>Craig Counsell, L</b> OBP: 0.380, SLG: 0.364 (1, 4)	G6-3 1-2		G4-6-3 BB		G5-3 1-2		G4-3 0-1		G1-3 1-1	4	0	0	0	1	0	0	<b>Arizona Diamondbacks @ San Diego Padres</b> Qualcomm Stadium, San Diego, CA Fri Jul 18 2003, 10:05 PM EDT Att: 24,223 - Sunny - 75 F <a href="http://livebaseballscorecards.com">livebaseballscorecards.com</a>										
<b>David Dellucci, L</b> OBP: 0.341, SLG: 0.411 (1, 9)	G3-1 3-2		G4-6-3 1-2		FC6-4 1B		F7 2-0		F8 2-2	5	0	1	0	0	0	1											
<b>Luis Gonzalez, L</b> OBP: 0.393, SLG: 0.554 (1, 7)	FC5-4 1B		1B HR		F8 2-0		F8 2-0		G6-3 2-1	5	1	2	0	0	0	1											
<b>Shea Hillenbrand, R</b> OBP: 0.353, SLG: 0.529 (1, 5)	FC5-4 1-2		HR 1B		FC6-4 1-2				HR 1-2	4	2	2	1	0	0	2											
<b>Steve Finley, L</b> OBP: 0.395, SLG: 0.581 (1, 8)		2B BB	1-H 2-H HR				F7 0-1		2B 3B	3	3	2	3	1	0	0											
<b>Alex Cintron, S</b> OBP: 0.357, SLG: 0.478 (1, 6)	1-H 2B		F9 1-1				G4-3 BB		K 0-3	3	0	1	1	1	1	1											
<b>Chad Moeller, R</b> OBP: 0.367, SLG: 0.490 (1, 2)	G6-4-3 HBP				G6-3 1-2		G4-3 1-1		K 0-3	3	0	0	0	0	1	2											
<b>Lyle Overbay, L</b> OBP: 0.363, SLG: 0.413 (1, 3)	K 2-3				G3 0-1				2B 3-H	3	0	1	1	1	1	2											
<b>Miguel Batista, R</b> OBP: 0.061, SLG: 0.031 (1, 1)	G6-4-3 1-2				G1-3 0-1		L9 2-1		G5-3 0-1	4	0	0	0	0	0	5											
<b>Inning Stats</b>	R: 0 E: 0 K: 0 S: 8	H: 1 LOB: 1 BB: 0 P: 12	R: 1 E: 0 K: 1 S: 9	H: 1 LOB: 1 BB: 1 P: 16	R: 3 E: 0 K: 0 S: 13	H: 3 LOB: 0 BB: 1 P: 20	R: 0 E: 0 K: 0 S: 7	H: 0 LOB: 0 BB: 0 P: 8	R: 0 E: 0 K: 0 S: 6	H: 1 LOB: 1 BB: 0 P: 9	R: 0 E: 0 K: 0 S: 4	H: 0 LOB: 0 BB: 0 P: 8	R: 0 E: 0 K: 2 S: 18	H: 3 LOB: 1 BB: 0 P: 21	R: 0 E: 0 K: 0 S: 7	H: 0 LOB: 0 BB: 0 P: 12	1B: 4 2B: 2 3B: 1 HR: 2	SF: 0 SAC: 0 DP: 2 HBP: 1	WP: 0 PA: 39 PB: 0 SB: 0 CS: 0								
<b>PITCHER</b>	IP	WLS	BF	H	R	ER	SO	BB	IBB	HBP	BLK	WP	HR	S	P	ERA	WHIP										
<b>Brian Lawrence, R</b> ERA: 4.52 (1, 1)	6.0	L	27	6	4	4	1	3	1	1	0	0	1	50	83	6.00	1.500										
<b>Luther Hackman, R</b> ERA: 3.95 (7, 1)	1.0		3	0	0	0	0	0	0	0	0	0	0	4	8	0.00	0.000										
<b>Jay Witasick, R</b> ERA: 4.2 (8, 1)	1.0		3	0	2	2	2	0	0	0	0	0	1	18	21	18.00	3.000										
<b>Rod Beck, R</b> ERA: 2.3 (9, 1)	1.0		3	0	0	0	0	0	0	0	0	0	0	7	12	0.00	0.000										

Batter	1	2	3	4	5	6	7	8	9	AB	R	H	RBI	BB	SO	LOB	BOTTOM										
<b>Mark Kotsay, L</b> OBP: 0.327, SLG: 0.337 (1, 8)	FC4-6 1B		G4-6-3 1-2				L5-3 1B		G4-3 0-1	4	0	2	0	0	0	2	<b>Arizona Diamondbacks @ San Diego Padres</b> Qualcomm Stadium, San Diego, CA Fri Jul 18 2003, 10:05 PM EDT Att: 24,223 - Sunny - 75 F <a href="http://livebaseballscorecards.com">livebaseballscorecards.com</a>										
<b>Mark Loretta, R</b> OBP: 0.372, SLG: 0.431 (1, 4)	FC4-6 1-2		G1-6-3 1-2		G6-3 0-1		L5-3 1-1		K 1-3	4	0	0	0	0	1	2											
<b>Ryan Klesko, L</b> OBP: 0.353, SLG: 0.505 (1, 3)	G1-6-3 1-2				K 1-3				F7 1-0	4	0	0	0	0	1	1											
<b>Sean Burroughs, L</b> OBP: 0.363, SLG: 0.436 (1, 5)		G3 1-1			K2-3 1-3		G3 0-1			3	0	0	0	0	1	0											
<b>Rondell White, R</b> OBP: 0.331, SLG: 0.476 (1, 7)		G4-3 2-0					FC3-6 1B		F7 1-0	3	0	1	0	0	0	0											
<b>Gary Matthews, S</b> OBP: 0.291, SLG: 0.335 (1, 9)		G3 1-2			FC3-6 1B				G6-3 0-1	3	0	0	0	0	0	1											
<b>Ramón Vázquez, L</b> OBP: 0.363, SLG: 0.376 (1, 6)			1B BB				G4-6-3 1B		K 0-3	2	0	1	0	1	1	0											
<b>Gary Bennett, R</b> OBP: 0.256, SLG: 0.255 (1, 2)			G4-6-3 1B				G4-6-3 1-2		BB 4-2	2	0	1	0	1	0	2											
<b>Brian Lawrence, R</b> OBP: 0.286, SLG: 0.359 (5, PH) <b>Xavier Nady, R</b> OBP: 0.268, SLG: 0.271 (7, 1) <b>Luther Hackman, R</b> OBP: 0.372, SLG: 0.431 (7, 1) <b>Jay Witasick, R</b> OBP: 0.357, SLG: 0.478 (8, 1) <b>Dave Hansen, L</b> OBP: 0.305, SLG: 0.290 (8, PH) <b>Rod Beck, R</b> OBP: 0.367, SLG: 0.490 (9, 1)			K 0-3				G6-3 0-1		G3-1 1-1	1	0	0	0	0	1	2											
<b>Inning Stats</b>	R: 0 E: 0 K: 0 S: 5	H: 1 LOB: 0 BB: 0 P: 7	R: 0 E: 0 K: 0 S: 6	H: 0 LOB: 0 BB: 0 P: 10	R: 0 E: 0 K: 1 S: 7	H: 1 LOB: 1 BB: 1 P: 13	R: 0 E: 0 K: 2 S: 8	H: 0 LOB: 0 BB: 0 P: 10	R: 0 E: 0 K: 0 S: 10	H: 2 LOB: 1 BB: 0 P: 16	R: 0 E: 0 K: 0 S: 7	H: 1 LOB: 0 BB: 0 P: 7	R: 0 E: 0 K: 0 S: 6	H: 0 LOB: 0 BB: 0 P: 8	R: 0 E: 0 K: 1 S: 9	H: 0 LOB: 1 BB: 1 P: 14	R: 0 E: 0 K: 1 S: 6	H: 0 LOB: 0 BB: 0 P: 8	1B: 5 2B: 1 3B: 0 HR: 0	SF: 0 SAC: 0 DP: 4 HBP: 0	WP: 0 PA: 30 PB: 0 SB: 0 CS: 0						
<b>PITCHER</b>	IP	WLS	BF	H	R	ER	SO	BB	IBB	HBP	BLK	WP	HR	S	P	ERA	WHIP										
<b>Miguel Batista, R</b> ERA: 2.77 (1, 1)	9.0	W	30	5	0	0	5	2	0	0	0	0	0	64	93	0.00	0.778										



Batter	1	2	3	4	5	6	7	8	9	AB	R	H	RBI	BB	SO	LOB	TOP								
<b>Craig Counsell, L</b> (1, 6) OBP: 0.393, SLG: 0.368	1-2 FC3-6 1B		2-2 1B		2-2 G3		0-3 K			4	0	2	0	0	1	2	<b>Arizona Diamondbacks @ San Diego Padres</b> Qualcomm Stadium, San Diego, CA Sat Jul 19 2003, 10:05 PM EDT Att: 38,901 - Sunny - 81 F <a href="http://livebaseballscorecards.com">livebaseballscorecards.com</a>								
<b>David Dellucci, L</b> (1, 9) OBP: 0.335, SLG: 0.403	1-1 F8		0-0 F7		2-3 K			1-1 1B		3	0	0	0	0	1	3									
<b>Quinton McCracken, S</b> (8, PH) OBP: 0.280, SLG: 0.292										1	0	1	0	0	0	0									
<b>Luis Gonzalez, L</b> (1, 7) OBP: 0.391, SLG: 0.553	1-1 FC3-6 1-2			1-2 2B		3-1 F8		1-2 F8		4	0	1	0	0	0	2									
<b>Shea Hillenbrand, R</b> (1, 5) OBP: 0.355, SLG: 0.530	0-1 F9			1-2 HBP		0-1 2B		1-3 K		3	0	1	0	0	1	2									
<b>Steve Finley, L</b> (1, 8) OBP: 0.393, SLG: 0.577		1-1 CS 1B		0-3 K		0-0 F8		0-0 F9		4	0	1	0	0	1	4									
<b>Robby Hammock, R</b> (1, 2) OBP: 0.304, SLG: 0.500		2-3 SAFE K		2-3 K		1-3 K			2-1 G4-3 G5-3 1B	3	0	0	0	0	3	4									
<b>Mark Grace, L</b> (9, PH) OBP: 0.302, SLG: 0.333										1	0	1	0	0	0	0									
<b>Matt Kata, S</b> (1, 4) OBP: 0.383, SLG: 0.538			1-3 K		1-2 F8		0-0 G5-3		0-1 G5-3 1-2	4	0	0	0	0	1	4									
<b>Lyle Overbay, L</b> (1, 3) OBP: 0.362, SLG: 0.407				1-2 G3-1		4-1 G3 17 SH3-4 BB		3-1 F8		1-2 G4-3	3	0	0	0	1	0									
<b>17 Brandon Webb, R</b> (1, 1) OBP: 0.080, SLG: 0.042							1-1 SH3-4		3-2 G6-3	1	0	0	0	0	1	0									
<b>Luis Terrero, R</b> (7, PH) OBP: 0.400, SLG: 0.250										1	0	1	0	0	0	0									
<b>Mike Myers, L</b> (7, 1)										0	0	0	0	0	0	0									
<b>Jose Valverde, R</b> (8, 1)										0	0	0	0	0	0	0									
<b>Carlos Baerga, S</b> (9, PH) OBP: 0.358, SLG: 0.490							1-2 1B			1	0	0	0	0	0	1									
<b>Inning Stats</b>	R: 0 E: 0 K: 0 S: 9	H: 1 LOB: 1 BB: 0 P: 12	R: 0 E: 0 K: 2 S: 8	H: 1 LOB: 0 BB: 0 P: 12	R: 0 E: 0 K: 1 S: 10	H: 1 LOB: 1 BB: 0 P: 13	R: 0 E: 0 K: 2 S: 19	H: 1 LOB: 2 BB: 0 P: 24	R: 0 E: 0 K: 1 S: 10	H: 0 LOB: 1 BB: 1 P: 19	R: 0 E: 0 K: 1 S: 8	H: 1 LOB: 1 BB: 0 P: 12	R: 0 E: 0 K: 1 S: 7	H: 1 LOB: 1 BB: 0 P: 11	R: 0 E: 0 K: 1 S: 9	H: 1 LOB: 1 BB: 0 P: 12	R: 0 E: 0 K: 0 S: 10	H: 1 LOB: 1 BB: 0 P: 16	1B: 6 2B: 2 3B: 0 HR: 0	SF: 0 SAC: 1 DP: 0 HBP: 1	WP: 0 PB: 0 SB: 0 CS: 1	PA: 36			
<b>PITCHER</b>	IP	WLS	BF	H	R	ER	SO	BB	IBB	HBP	BLK	WP	HR	S	P	ERA	WHIP								
<b>Adam Eaton, R</b> (1, 1) ERA: 3.95	6.2	W	27	6	0	0	7	1	0	1	0	0	0	68	100	0.00	1.050								
<b>Mike Matthews, L</b> (7, 1) ERA: 3.97	0.2	H	3	1	0	0	1	0	0	0	0	0	0	8	10	0.00	1.500								
<b>Jay Witasick, R</b> (8, 1) ERA: 4.11	0.1	H	1	0	0	0	1	0	0	0	0	0	0	3	4	0.00	0.000								
<b>Jesse Orosco, L</b> (8, 1) ERA: 7.66	0.1	H	1	0	0	0	0	0	0	0	0	0	0	1	1	0.00	0.000								
<b>Rod Beck, R</b> (9, 1) ERA: 2.16	1.0	S	4	1	0	0	0	0	0	0	0	0	0	10	16	0.00	1.000								

Batter	1	2	3	4	5	6	7	8	9	AB	R	H	RBI	BB	SO	LOB	BOTTOM								
<b>Ramón Vázquez, L</b> (1, 6) OBP: 0.369, SLG: 0.377	4-1 WP 1B BB		3-2 G1-3 1B G4-3	4-0 1-2 BB			2-3 K			2	2	1	0	2	1	0	<b>Arizona Diamondbacks @ San Diego Padres</b> Qualcomm Stadium, San Diego, CA Sat Jul 19 2003, 10:05 PM EDT Att: 38,901 - Sunny - 81 F <a href="http://livebaseballscorecards.com">livebaseballscorecards.com</a>								
<b>Mark Kotsay, L</b> (1, 8) OBP: 0.325, SLG: 0.336	1-3 K		0-0 G4-3 G1-3 1B	0-3 K			0-0 F8			4	0	1	0	0	2	4									
<b>Mark Loretta, R</b> (1, 4) OBP: 0.371, SLG: 0.429	0-0 2H 1B		0-2 G1-3		1-2 G6-3		2-1 G6-3			4	0	1	1	0	0	2									
<b>Ryan Klesko, L</b> (1, 3) OBP: 0.348, SLG: 0.498	1-2 F7		1-1 G4-3		3-1 G4-3			1-2 G4-3		4	0	0	1	0	0	2									
<b>Sean Burroughs, L</b> (1, 5) OBP: 0.359, SLG: 0.430	0-0 G6-3		2-3 3H K2-3		1-0 L7			2-3 K		4	0	0	0	0	2	2									
<b>Rondell White, R</b> (1, 7) OBP: 0.328, SLG: 0.470		3-3 K		2-1 E5 1B G4-1		0-3 K		1-3 K		4	0	0	0	0	3	0									
<b>Gary Matthews, S</b> (1, 9) OBP: 0.292, SLG: 0.333		4-2 G6-3 BB		1-3 SAFE K		0-0 B1-3				2	0	0	0	1	1	1									
<b>Gary Bennett, R</b> (1, 2) OBP: 0.251, SLG: 0.250		0-0 SAFE G6-3		1-1 SAFE SAFE G4-1		1-2 E5				3	0	0	0	0	0	2									
<b>Adam Eaton, R</b> (1, 1) OBP: 0.361, SLG: 0.576		2-3 K		0-1 BB		0-3 K				3	0	1	0	0	2	2									
<b>Mike Matthews, L</b> (7, 1)										0	0	0	0	0	0	0									
<b>Jay Witasick, R</b> (8, 1)										0	0	0	0	0	0	0									
<b>Jesse Orosco, R</b> (8, 1)										0	0	0	0	0	0	0									
<b>Rod Beck, R</b> (9, 1)										0	0	0	0	0	0	0									
<b>Inning Stats</b>	R: 1 E: 0 K: 1 S: 11	H: 1 LOB: 1 BB: 1 P: 16	R: 0 E: 0 K: 2 S: 9	H: 0 LOB: 1 BB: 1 P: 18	R: 1 E: 0 K: 1 S: 13	H: 2 LOB: 1 BB: 0 P: 17	R: 0 E: 1 K: 2 S: 12	H: 1 LOB: 3 BB: 1 P: 20	R: 0 E: 0 K: 0 S: 6	H: 0 LOB: 0 BB: 0 P: 11	R: 0 E: 1 K: 2 S: 10	H: 0 LOB: 1 BB: 0 P: 11	R: 0 E: 0 K: 1 S: 6	H: 0 LOB: 0 BB: 0 P: 10	R: 0 E: 0 K: 2 S: 10	H: 0 LOB: 0 BB: 0 P: 14	1B: 4 2B: 0 3B: 0 HR: 0	SF: 0 SAC: 0 DP: 0 HBP: 0	WP: 1 PB: 0 SB: 0 CS: 0	PA: 33					
<b>PITCHER</b>	IP	WLS	BF	H	R	ER	SO	BB	IBB	HBP	BLK	WP	HR	S	P	ERA	WHIP								
<b>17 Brandon Webb, R</b> (1, 1) ERA: 2.45	6.0	L	27	4	2	2	8	3	0	0	0	0	0	61	93	3.00	1.167								
<b>Mike Myers, L</b> (7, 1) ERA: 5.19	1.2		5	0	0	0	2	0	0	0	0	0	0	13	20	0.00	0.000								
<b>Jose Valverde, R</b> (8, 1) ERA: 0.98	0.1		1	0	0	0	1	0	0	0	0	0	0	3	4	0.00	0.000								



Batter	1	2	3	4	5	6	7	8	9	AB	R	H	RBI	BB	SO	LOB	TOP								
<b>Craig Counsell, L</b> OBP: 0.385, SLG: 0.367 (1, 6)	F9		E 1B S BB		G3			FC6-4 1B		3	1	1	0	1	0	0									
<b>Matt Kata, S</b> OBP: 0.378, SLG: 0.528 (1, 4)	G6-3		1-H 1B		G1			FC6-4 1B 1-2		4	1	1	1	0	0	1									
<b>Luis Gonzalez, L</b> OBP: 0.390, SLG: 0.550 (1, 7)	G6-3		L1			F8		1B 1-3 1B		4	0	1	0	0	0	1									
<b>Shea Hillenbrand, R</b> OBP: 0.354, SLG: 0.526 (1, 5)		G5-3	F7		G4-3			1-3 1B		4	0	1	1	0	0	1									
<b>Steve Finley, L</b> OBP: 0.391, SLG: 0.572 (1, 8)		E 1B	G4-3		P6			3-H 0-1 1B		4	0	1	0	0	0	3									
<b>Chad Moeller, R</b> OBP: 0.360, SLG: 0.480 (1, 2)		P6			F8		K			4	0	0	0	0	2	1									
<b>Mark Grace, L</b> OBP: 0.293, SLG: 0.322 (1, 3)		E5			K		P6			4	0	0	0	0	1	1									
<b>Quinton McCracken, S</b> OBP: 0.281, SLG: 0.288 (1, 9)					G6-3		G4-3			2	0	0	0	1	0	0									
<b>Eddie Oropesa, L</b> (8, 1)										0	0	0	0	0	0	0									
<b>Carlos Baerga, S</b> OBP: 0.355, SLG: 0.487 (9, PH)										1	0	0	0	0	1	0									
<b>Randy Johnson, R</b> OBP: 0.273, SLG: 0.273 (1, 1)					G5-3					2	0	0	0	0	1	3									
<b>Oscar Villarreal, L</b> (7, 1)										0	0	0	0	0	0	0									
<b>Mike Myers, L</b> (7, 1)										0	0	0	0	0	0	0									
<b>Jose Valverde, R</b> (7, 1)										0	0	0	0	0	0	0									
<b>David Dellucci, L</b> OBP: 0.333, SLG: 0.400 (7, 9)										1	0	0	0	0	0	0									
<b>Inning Stats</b>	R: 0 E: 0 K: 0 S: 7	H: 0 LOB: 0 BB: 0 P: 9	R: 0 E: 1 K: 1 S: 11	H: 1 LOB: 3 BB: 1 P: 20	R: 1 E: 0 K: 0 S: 16	H: 1 LOB: 1 BB: 1 P: 23	R: 0 E: 0 K: 1 S: 6	H: 0 LOB: 0 BB: 0 P: 6	R: 0 E: 0 K: 0 S: 10	H: 0 LOB: 0 BB: 0 P: 12	R: 0 E: 0 K: 1 S: 4	H: 0 LOB: 0 BB: 0 P: 5	R: 0 E: 0 K: 1 S: 10	H: 0 LOB: 0 BB: 0 P: 14	R: 1 E: 0 K: 0 S: 15	H: 3 LOB: 2 BB: 0 P: 22	R: 0 E: 0 K: 2 S: 9	H: 0 LOB: 0 BB: 0 P: 10	1B: 5 2B: 0 3B: 0 HR: 0	SF: 0 SAC: 0 DP: 0 HBP: 0	WP: 0 PB: 0 SB: 1 CS: 1	PA: 35			
<b>PITCHER</b>	IP	WLS	BF	H	R	ER	SO	BB	IBB	HBP	BLK	WP	HR	S	P	ERA	WHIP								
<b>Kevin Jarvis, R</b> ERA: 4.43 (1, 1)	7.1	W	28	3	2	2	3	1	1	0	0	0	0	71	101	2.46	0.545								
<b>Mike Matthews, L</b> ERA: 3.94 (8, 1)	0.1	H	2	1	0	0	0	0	0	0	0	0	0	4	4	0.00	3.000								
<b>Jay Witasick, R</b> ERA: 4.11 (8, 1)	0.0		1	1	0	0	0	0	0	0	0	0	0	2	4	∞	∞								
<b>Jesse Orosco, L</b> ERA: 7.56 (9, 1)	1.0	S	3	0	0	0	2	0	0	0	0	0	0	9	10	0.00	0.000								
<b>Rod Beck, R</b> ERA: 2.04 (9, 1)																									

Arizona Diamondbacks @ San Diego Padres  
Qualcomm Stadium, San Diego, CA  
Sun Jul 20 2003, 5:00 PM EDT  
Att: 28,569 - Sunny - 85 F

livebaseballscores.com

AB 33  
R 2  
H 5  
RBI 2  
BB 2  
SO 5  
LOB 11



Batter	1	2	3	4	5	6	7	8	9	AB	R	H	RBI	BB	SO	LOB	BOTTOM									
<b>Ramón Vázquez, L</b> OBP: 0.369, SLG: 0.379 (1, 6)			K			L7 1B HBP		K		4	0	1	0	0	2	3										
<b>Mark Loretta, R</b> OBP: 0.370, SLG: 0.426 (1, 4)	L8		BLK BB		K			G3-1		3	0	0	0	1	1	2										
<b>Rondell White, R</b> OBP: 0.330, SLG: 0.469 (1, 7)	G5-4 HBP		G5-3			P3				3	0	1	0	0	0	1										
<b>Brian Buchanan, R</b> OBP: 0.357, SLG: 0.518 (1, 3)					L4					3	0	0	0	0	0	4										
<b>Ryan Klesko, L</b> OBP: 0.350, SLG: 0.511 (7, PH) (8, 3)	G5-4-3 1-2				G6-3			HR		1	1	1	1	0	0	0										
<b>Gary Matthews, S</b> OBP: 0.294, SLG: 0.339 (1, 8)		K			E 2B			F8 1B		4	1	2	0	0	1	0										
<b>Miguel Ojeda, R</b> OBP: 0.313, SLG: 0.347 (1, 2)		G6-3			K			2B FC3-2 1B		3	0	1	0	1	1	1										
<b>Xavier Nady, R</b> OBP: 0.308, SLG: 0.375 (1, 9)			K		E5 2-H			FC3-2 2B		4	0	1	0	0	2	2										
<b>Lou Merloni, R</b> OBP: 0.370, SLG: 0.358 (9, 1)					HR			FC3-2 IBB		3	1	1	1	1	2	1										
<b>Rod Beck, R</b> (9, 1)										0	0	0	0	0	0	0										
<b>Kevin Jarvis, L</b> ERA: 5.85 (1, 1)	6.0	L	28	6	2	1	6	1	1	2	1	6	1	100	100	1.50	1.167									
<b>Oscar Villarreal, R</b> ERA: 2.67 (7, 1)	0.2		2	0	0	0	0	0	0	0	0	0	0	6	10	0.00	0.000									
<b>Mike Myers, L</b> ERA: 5.64 (7, 1)	0.0		1	1	1	1	0	0	0	0	0	0	0	1	2	4	∞	∞								
<b>Jose Valverde, R</b> ERA: 0.95 (7, 1)	0.2		4	1	0	0	2	1	0	0	0	0	1	20	29	0.00	3.000									
<b>Eddie Oropesa, L</b> ERA: 3.04 (8, 1)	0.2		2	0	0	0	2	0	0	0	0	0	0	6	10	0.00	0.000									
<b>Inning Stats</b>	R: 0 E: 0 K: 0 S: 6	H: 1 LOB: 1 BB: 0 P: 10	R: 0 E: 0 K: 2 S: 13	H: 0 LOB: 0 BB: 0 P: 20	R: 1 E: 0 K: 1 S: 14	H: 1 LOB: 1 BB: 1 P: 24	R: 1 E: 1 K: 2 S: 14	H: 1 LOB: 1 BB: 0 P: 19	R: 0 E: 0 K: 1 S: 9	H: 1 LOB: 2 BB: 0 P: 10	R: 0 E: 0 K: 0 S: 12	H: 2 LOB: 3 BB: 1 P: 17	R: 1 E: 0 K: 1 S: 24	H: 2 LOB: 2 BB: 1 P: 37	R: 0 E: 0 K: 3 S: 10	H: 0 LOB: 0 BB: 0 P: 16	1B: 3 2B: 3 3B: 0 HR: 2	SF: 0 SAC: 0 DP: 1 HBP: 2	WP: 1 PB: 0 SB: 1 CS: 0	PA: 37						
<b>PITCHER</b>	IP	WLS	BF	H	R	ER	SO	BB	IBB	HBP	BLK	WP	HR	S	P	ERA	WHIP									
<b>Randy Johnson, L</b> ERA: 5.85 (1, 1)	6.0	L	28	6	2	1	6	1	1	2	1	6	1	100	100	1.50	1.167									
<b>Oscar Villarreal, R</b> ERA: 2.67 (7, 1)	0.2		2	0	0	0	0	0	0	0	0	0	0	6	10	0.00	0.000									
<b>Mike Myers, L</b> ERA: 5.64 (7, 1)	0.0		1	1	1	1	0	0	0	0	0	0	0	1	2	4	∞	∞								
<b>Jose Valverde, R</b> ERA: 0.95 (7, 1)	0.2		4	1	0	0	2	1	0	0	0	0	1	20	29	0.00	3.000									
<b>Eddie Oropesa, L</b> ERA: 3.04 (8, 1)	0.2		2	0	0	0	2	0	0	0	0	0	0	6	10	0.00	0.000									

Arizona Diamondbacks @ San Diego Padres  
Qualcomm Stadium, San Diego, CA  
Sun Jul 20 2003, 5:00 PM EDT  
Att: 28,569 - Sunny - 85 F

livebaseballscores.com

AB 32  
R 3  
H 8  
RBI 2  
BB 3  
SO 10  
LOB 17





Batter	1	2	3	4	5	6	7	8	9	10	AB	R	H	RBI	BB	SO	LOB	TOP	
<b>Bo Hart, R</b> OBP: 0.370, SLG: 0.452 (1,4)	G3		G4-3	G5-3			SH1-3	B1-3			4	0	0	0	0	0	4	<b>St. Louis Cardinals @ San Diego Padres</b> Qualcomm Stadium, San Diego, CA Mon Jul 21 2003, 10:05 PM EDT Att: 26,881 - Cloudy - 77 F	
<b>J.D. Drew, L</b> OBP: 0.371, SLG: 0.536 (1,9) (7,8)			G6-3				15 BB 5 1B		G6-3		4	0	1	0	1	0	1		
<b>5 Albert Pujols, R</b> OBP: 0.438, SLG: 0.696 (1,7)	F9			15 BB 1B	G6-4-3		15 BB 1B		G1-3		4	1	1	1	1	0	1		
<b>15 Jim Edmonds, L</b> OBP: 0.394, SLG: 0.659 Steve Kline, S (7,1)	G4-3			1B	F7				F8		2	1	0	0	2	0	1		
<b>Eduardo Perez, R</b> OBP: 0.363, SLG: 0.458 (8,9)				1B							0	0	0	0	0	0	0		
<b>27 Scott Rolen, R</b> OBP: 0.365, SLG: 0.546 (1,5)							F8	F8			5	0	0	0	0	2	5		
<b>Tino Martinez, L</b> OBP: 0.348, SLG: 0.446 (1,3)							F8	G4-3			5	1	2	1	0	0	3		
<b>Edgar Renteria, R</b> OBP: 0.376, SLG: 0.477 (1,6)											3	0	0	0	2	2	1		
<b>Mike Matheny, R</b> OBP: 0.332, SLG: 0.368 (1,2)											3	0	0	0	1	1	3		
<b>Matt Morris, R</b> OBP: 0.291, SLG: 0.297 Jason Simonacchi, R Kerry Robinson, L Esteban Yan, R Orlando Palmeiro, L Cal Eldred, R Lance Painter, L (1,1) (4,PH) (4,1) (7,PH) (7,9) (8,1)											0	0	0	0	0	0	0		
<b>Inning Stats</b>	R: 0 E: 0 K: 0 S: 9	H: 0 LOB: 1 BB: 1 P: 15	R: 0 E: 0 K: 1 S: 6	H: 1 LOB: 0 BB: 0 P: 7	R: 0 E: 0 K: 0 S: 8	H: 1 LOB: 1 BB: 1 P: 14	R: 0 E: 0 K: 0 S: 9	H: 0 LOB: 0 BB: 0 P: 15	R: 0 E: 0 K: 0 S: 7	H: 0 LOB: 1 BB: 1 P: 14	R: 1 E: 0 K: 0 S: 12	H: 3 LOB: 3 BB: 1 P: 22	R: 0 E: 0 K: 1 S: 6	H: 1 LOB: 1 BB: 0 P: 7	R: 0 E: 0 K: 0 S: 5	H: 0 LOB: 0 BB: 0 P: 7	1B: 8 2B: 0 3B: 0 HR: 0	SF: 0 SAC: 1 DP: 1 HBP: 0	WP: 0 PA: 43 PB: 0 SB: 0 CS: 0
<b>PITCHER</b>	IP WLS BF H R ER SO ERA WHIP	IP WLS BF H R ER SO ERA WHIP	IP WLS BF H R ER SO ERA WHIP	IP WLS BF H R ER SO ERA WHIP	IP WLS BF H R ER SO ERA WHIP	IP WLS BF H R ER SO ERA WHIP	IP WLS BF H R ER SO ERA WHIP	IP WLS BF H R ER SO ERA WHIP	IP WLS BF H R ER SO ERA WHIP	IP WLS BF H R ER SO ERA WHIP	IP WLS BF H R ER SO ERA WHIP	IP WLS BF H R ER SO ERA WHIP	IP WLS BF H R ER SO ERA WHIP	IP WLS BF H R ER SO ERA WHIP	IP WLS BF H R ER SO ERA WHIP	IP WLS BF H R ER SO ERA WHIP	IP WLS BF H R ER SO ERA WHIP	IP WLS BF H R ER SO ERA WHIP	IP WLS BF H R ER SO ERA WHIP
<b>44 Jake Peavy, R</b> ERA: 4.54 (1,1)	6.1	4	2	0	0	0	1	0	0	0	0	0	6	13	0.00	9.000			
<b>Scott Linebrink, R</b> ERA: 2.89 (7,1)	0.1	1	0	0	0	0	0	0	0	0	0	0	4	7	0.00	0.000			
<b>Mike Matthews, L</b> ERA: 3.91 (7,1)	0.1	1	0	0	0	0	0	0	0	0	0	0	4	7	0.00	0.000			
<b>Luther Hackman, R</b> ERA: 3.59 (8,1)	1.0	4	1	0	0	1	0	0	0	0	0	0	6	7	0.00	1.000			
<b>Jay Witasick, R</b> ERA: 3.63 (9,1)	2.0	W	6	0	0	0	1	0	0	0	0	0	12	18	0.00	0.000			

**St. Louis Cardinals @ San Diego Padres**  
Qualcomm Stadium, San Diego, CA  
Mon Jul 21 2003, 10:05 PM EDT  
Att: 26,881 - Cloudy - 77 F

AB 35  
R 4  
H 8  
RBI 3  
BB 7  
SO 5  
LOB 19



Batter	1	2	3	4	5	6	7	8	9	10	AB	R	H	RBI	BB	SO	LOB	BOTTOM	
<b>Ramón Vázquez, L</b> OBP: 0.363, SLG: 0.371 (1,6)	K	G1-3			P2		G6-3		K		5	0	0	0	0	2	3	<b>St. Louis Cardinals @ San Diego Padres</b> Qualcomm Stadium, San Diego, CA Mon Jul 21 2003, 10:05 PM EDT Att: 26,881 - Cloudy - 77 F	
<b>Mark Kotsay, L</b> OBP: 0.327, SLG: 0.335 (1,8)	G1-5-3		2B	1B	1B	SF9		K	K		4	2	1	0	1	2	1		
<b>Mark Loretta, R</b> OBP: 0.375, SLG: 0.438 (1,4)	2B		F9		SF9		1B	SF9	3B		4	2	3	0	1	0	1		
<b>Ryan Klesko, L</b> OBP: 0.354, SLG: 0.519 (1,3)	2B		G3	2B	SF9		P5		IBB		3	0	2	3	1	0	1		
<b>Sean Burroughs, L</b> OBP: 0.352, SLG: 0.424 (1,5)	L8		G3		K		SF9		BB		4	0	0	1	0	1	6		
<b>Gary Matthews, S</b> OBP: 0.296, SLG: 0.338 (1,7)		L8	G3-1				L3-6 G4-3 1B		P3		4	0	1	0	1	0	1		
<b>Xavier Nady, R</b> OBP: 0.298, SLG: 0.372 Scott Linebrink, R Mike Matthews, L Luther Hackman, R Rondell White, R Miguel Ojeda, R (1,9) (7,1) (7,1) (8,1) (8,PH) (9,2)		F9			K		G4-3		HR		3	0	0	0	0	1	1		
<b>Gary Bennett, R</b> OBP: 0.253, SLG: 0.251 Dave Hansen, L Jay Witasick, R (1,2) (8,PH) (9,1)		44 BB 1B			K		L3-6		BB		3	0	1	0	0	1	1		
<b>44 Jake Peavy, R</b> OBP: 0.194, SLG: 0.121 Brian Buchanan, R (1,1) (7,9)			G4-3				K		2B		2	0	1	0	0	0	0		
<b>Inning Stats</b>	R: 1 E: 0 K: 1 S: 14	H: 2 LOB: 1 BB: 0 P: 20	R: 0 E: 0 K: 0 S: 11	H: 2 LOB: 2 BB: 0 P: 18	R: 0 E: 0 K: 2 S: 10	H: 0 LOB: 0 BB: 0 P: 12	R: 0 E: 0 K: 0 S: 4	H: 1 LOB: 0 BB: 0 P: 5	R: 0 E: 0 K: 2 S: 9	H: 0 LOB: 0 BB: 0 P: 15	R: 1 E: 0 K: 1 S: 13	H: 1 LOB: 2 BB: 2 P: 27	R: 0 E: 0 K: 2 S: 11	H: 1 LOB: 3 BB: 2 P: 26	R: 1 E: 0 K: 0 S: 6	H: 1 LOB: 0 BB: 0 P: 10	1B: 5 2B: 5 3B: 1 HR: 1		SF: 2 SAC: 0 DP: 1 HBP: 0
<b>PITCHER</b>	IP WLS BF H R ER SO ERA WHIP	IP WLS BF H R ER SO ERA WHIP	IP WLS BF H R ER SO ERA WHIP	IP WLS BF H R ER SO ERA WHIP	IP WLS BF H R ER SO ERA WHIP	IP WLS BF H R ER SO ERA WHIP	IP WLS BF H R ER SO ERA WHIP	IP WLS BF H R ER SO ERA WHIP	IP WLS BF H R ER SO ERA WHIP	IP WLS BF H R ER SO ERA WHIP	IP WLS BF H R ER SO ERA WHIP	IP WLS BF H R ER SO ERA WHIP	IP WLS BF H R ER SO ERA WHIP	IP WLS BF H R ER SO ERA WHIP	IP WLS BF H R ER SO ERA WHIP	IP WLS BF H R ER SO ERA WHIP	IP WLS BF H R ER SO ERA WHIP	IP WLS BF H R ER SO ERA WHIP	
<b>Matt Morris, R</b> ERA: 4.16 (1,1)	2.1	13	6	2	2	0	0	0	0	0	0	0	32	48	7.71	2.571			
<b>Jason Simonacchi, R</b> ERA: 3.02 (4,1)	3.0	11	2	1	1	3	1	0	0	0	0	0	23	32	3.00	1.000			
<b>Esteban Yan, R</b> ERA: 5.36 (7,1)	1.2	B	7	1	1	1	2	1	0	0	0	0	16	30	5.40	1.200			
<b>Steve Kline, L</b> ERA: 4.12 (8,1)	0.2	4	1	0	0	2	1	0	0	0	0	0	12	23	0.00	3.000			
<b>28 Lance Painter, L</b> ERA: 5.17 (9,1)	1.0	L	6	1	1	1	1	1	1	1	1	1	1	1	1	1	1	1	

**St. Louis Cardinals @ San Diego Padres**  
Qualcomm Stadium, San Diego, CA  
Mon Jul 21 2003, 10:05 PM EDT  
Att: 26,881 - Cloudy - 77 F

AB 36  
R 5  
H 11  
RBI 5  
BB 5  
SO 9  
LOB 17





Batter	1	2	3	4	5	6	7	8	9	AB	R	H	RBI	BB	SO	LOB	TOP					
<b>Bo Hart, R</b> OBP: 0.371, SLG: 0.450 (1, 4)	1-2 27 1B		1-2 G4-3			0-3 K		0-0 1B		1-3 K	5	0	2	0	0	2	1					
<b>Orlando Palmeiro, L</b> OBP: 0.347, SLG: 0.335 (1, 8)	1-0 B5		1-2 1B			1-2 5 2B 27 SF9 1B		1-2 G1-3		3-1 G4-3	5	1	2	0	0	0	3					
<b>5 Albert Pujols, R</b> OBP: 0.438, SLG: 0.696 (1, 7) (8, 3)	2-0 F9		0-1 F9			1-1 27 SF9 1B 2B		3-2 1B 27 BB 1B			4	1	2	0	0	0	2					
<b>27 Scott Rolen, R</b> OBP: 0.387, SLG: 0.546 (1, 5)	2-2 1B		2-2 F8			2-1 SF9		4-1 L4-6 1B BB			2	0	1	1	1	0	1					
<b>Edgar Renteria, R</b> OBP: 0.378, SLG: 0.478 (1, 6)	1-1 F9			1-2 F8		1-2 3-H 1B		0-0 1B		1-2 2-3 1B	4	0	2	1	0	0	2					
<b>Eduardo Perez, R</b> OBP: 0.361, SLG: 0.450 (1, 9)		4-1 FC3-6 BB		0-0 P2		1 SAFE 2-3 K		1-0 L4-6		1-0 2-3 1B	3	0	0	0	1	1	4					
<b>Tino Martinez, L</b> OBP: 0.440 (1, 3)		0-1 FC3-6		0-2 G6-3		1-1 G4-3				2-2 F9	4	0	0	0	0	0	4					
<b>Steve Kline, S</b> (8, 1)		1-2 FC4									0	0	0	0	0	0	0					
<b>Mike Matheny, R</b> OBP: 0.329, SLG: 0.364 (1, 2)		2-3 K				1-3 K				4-0 SH1-3 BB	3	0	0	0	0	3	1					
<b>15 Jim Edmonds, L</b> OBP: 0.395, SLG: 0.659 (9, PH)											0	0	0	0	1	0	0					
<b>Jeff Fassero, L</b> (1, 1)		1-1 FC4				3-3 K				0-1 SH1-3	1	0	0	0	0	0	1					
<b>Wilson Delgado, S</b> (5, PH)										1-2	1	0	0	0	0	1	0					
<b>Garrett Stephenson, R</b> (5, 1)											0	0	0	0	0	0	0					
<b>J.D. Drew, R</b> (7, PH)											1	0	0	0	0	1	0					
<b>Mike Crudale, R</b> (7, 1)											0	0	0	0	0	0	0					
<b>Kerry Robinson, L</b> (8, 7)											0	0	0	0	0	0	0					
<b>Inning Stats</b>	R: 0 E: 0 K: 0 S: 12	H: 2 LOB: 2 BB: 0 P: 19	R: 0 E: 0 K: 1 S: 9	H: 0 LOB: 1 BB: 1 P: 16	R: 0 E: 0 K: 0 S: 11	H: 1 LOB: 1 BB: 0 P: 15	R: 0 E: 0 K: 0 S: 9	H: 0 LOB: 0 BB: 0 P: 10	R: 0 E: 0 K: 3 S: 10	H: 0 LOB: 0 BB: 0 P: 14	R: 2 E: 0 K: 1 S: 15	H: 3 LOB: 1 BB: 0 P: 23	R: 0 E: 0 K: 2 S: 12	H: 1 LOB: 1 BB: 0 P: 15	R: 0 E: 0 K: 0 S: 7	H: 2 LOB: 2 BB: 1 P: 17	R: 0 E: 0 K: 1 S: 7	H: 0 LOB: 1 BB: 1 P: 15	1B: 8 2B: 2 3B: 0 HR: 0	SF: 1 SAC: 1 DP: 1 HBP: 0	WP: 0 PB: 0 SB: 0 CS: 0	PA: 38
<b>PITCHER</b>	IP	WLS	BF	H	R	ER	SO	BB	IBB	HBP	BLK	WP	HR	S	P	ERA	WHIP					
<b>Oliver Pérez, L</b> ERA: 5.42	(1, 1)	7.0	W	29	7	2	2	7	1	0	0	0	0	0	78	112	2.57	1.143				
<b>Luther Hackman, R</b> ERA: 3.54	(8, 1)	0.2	H	4	2	0	0	0	1	0	0	0	0	6	14	0.00	4.500					
<b>Mike Matthews, L</b> ERA: 3.88	(8, 1)	0.1	H	1	0	0	0	0	0	0	0	0	0	1	3	0.00	0.000					
<b>Rod Beck, R</b> ERA: 1.93	(9, 1)	1.0	S	4	0	0	0	1	1	0	0	0	0	7	15	0.00	1.000					

St. Louis Cardinals @ San Diego Padres  
Qualcomm Stadium, San Diego, CA  
Tue Jul 22, 2003, 10:05 PM EDT  
Att: 22,291 - Cloudy - 72 F

AB 33  
R 2  
H 9  
RBI 2  
BB 3  
SO 8  
LOB 19



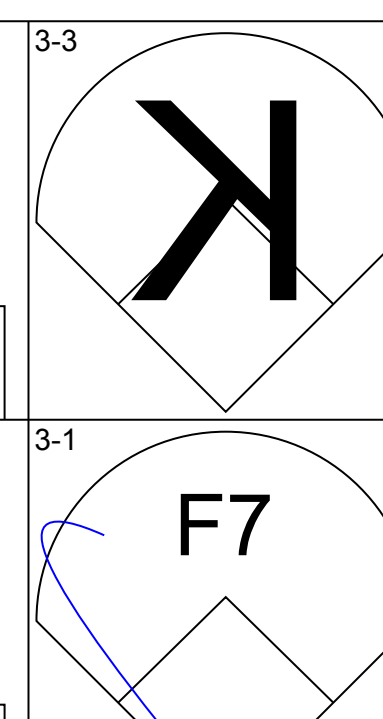
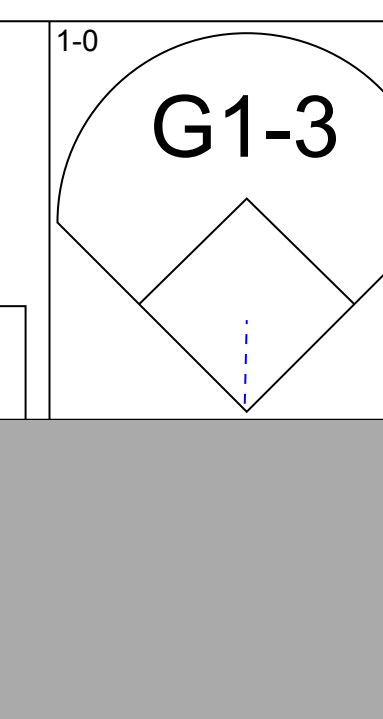
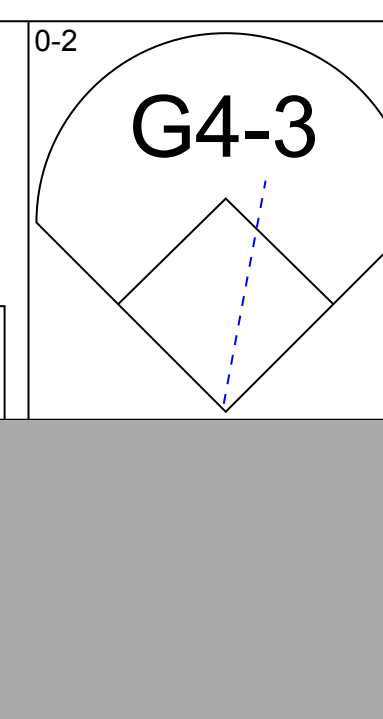

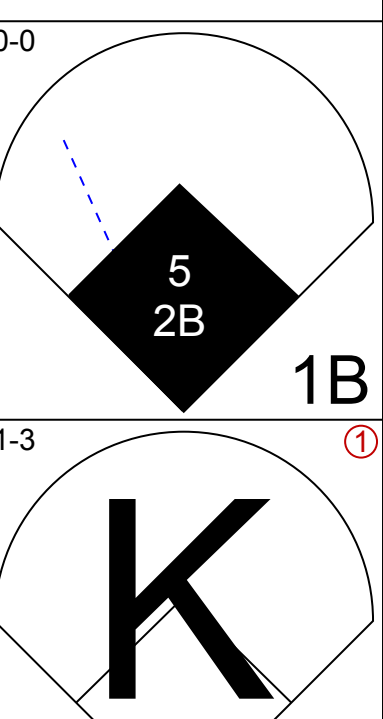

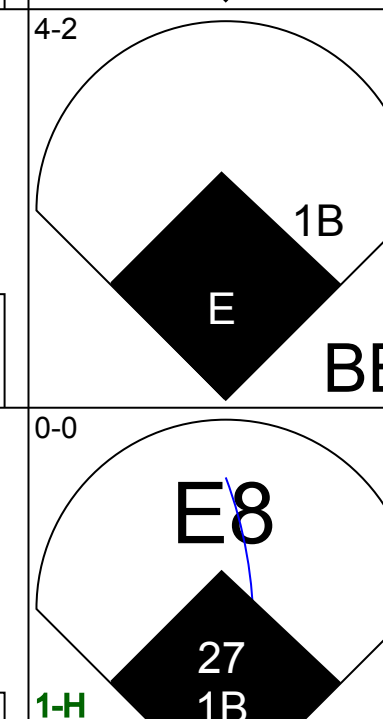
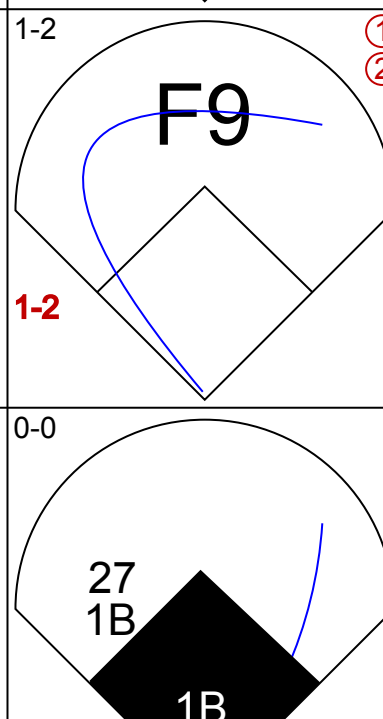
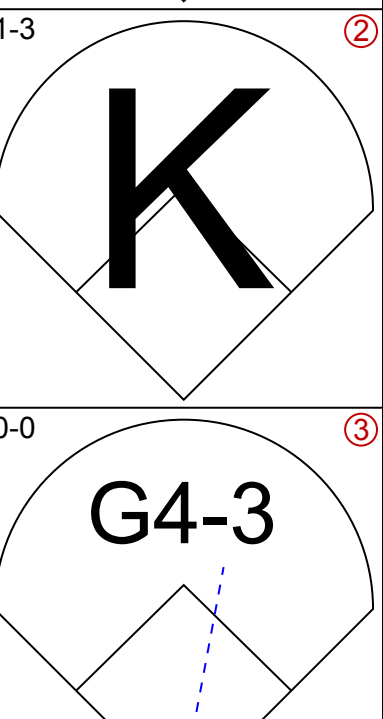
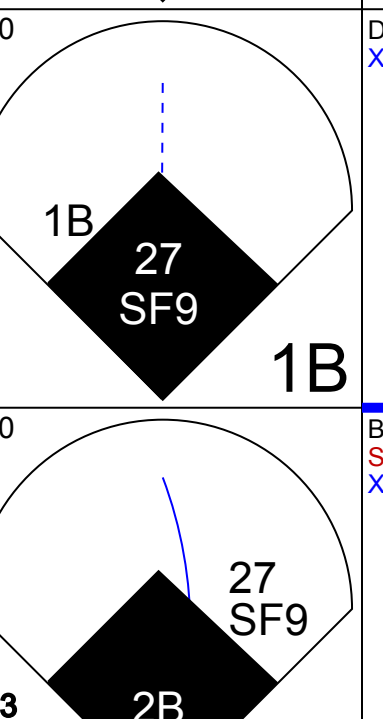
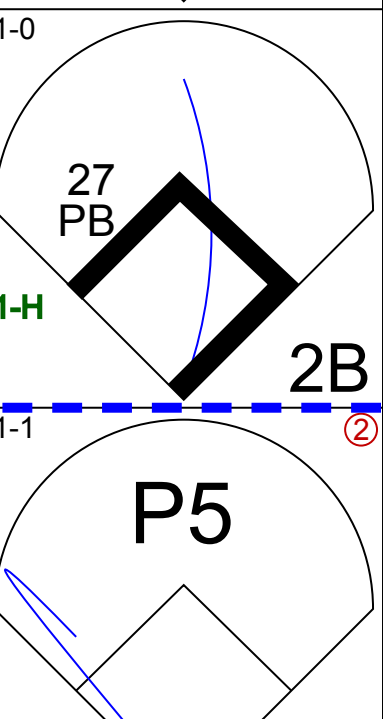
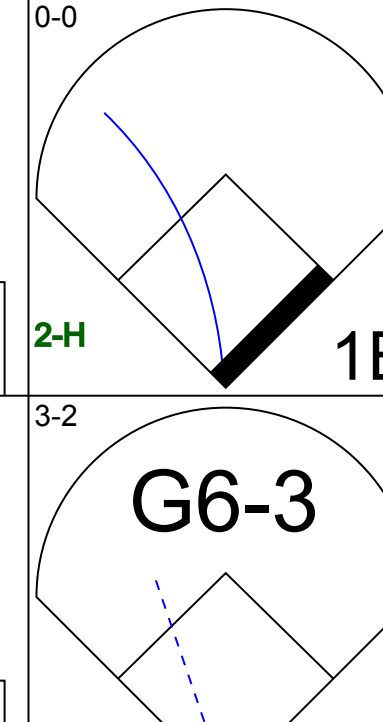
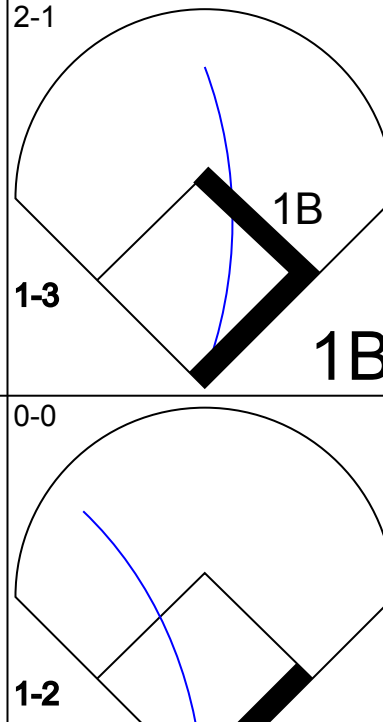

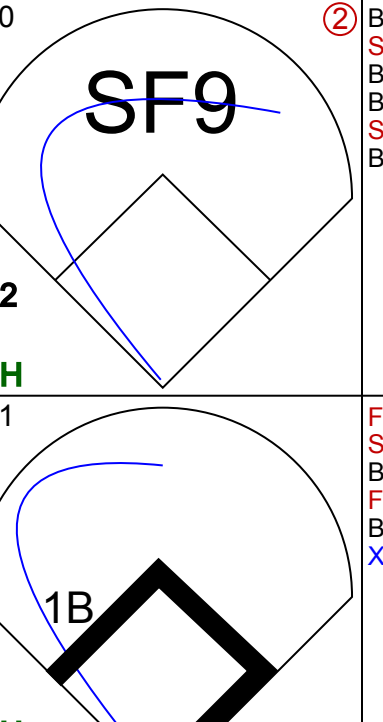
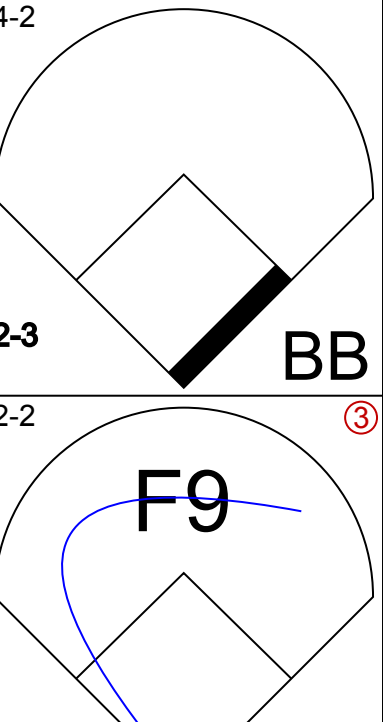

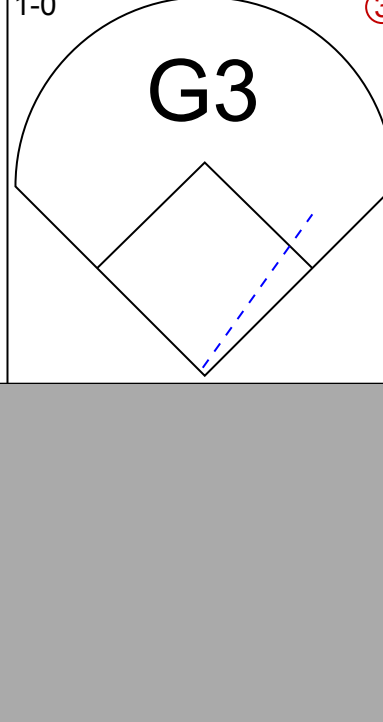

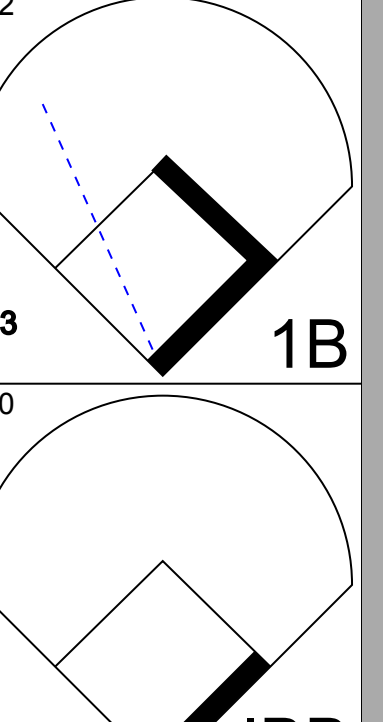



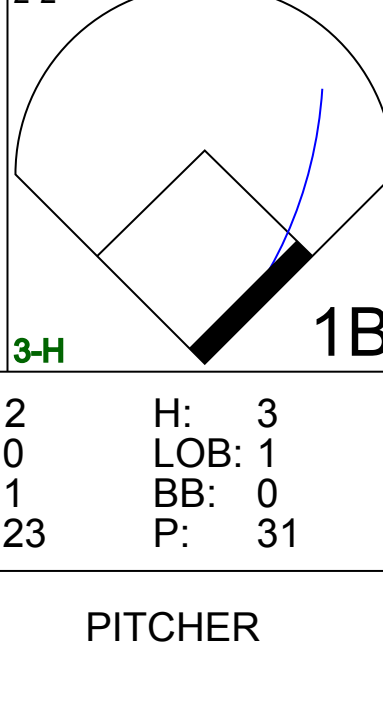
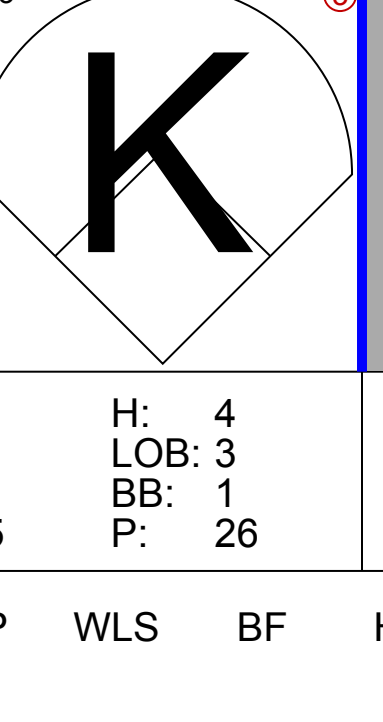
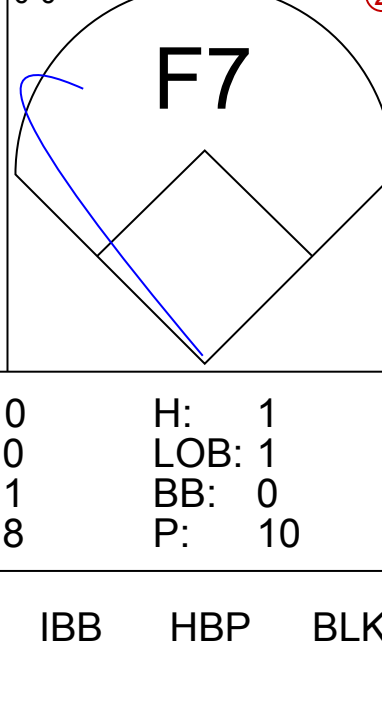
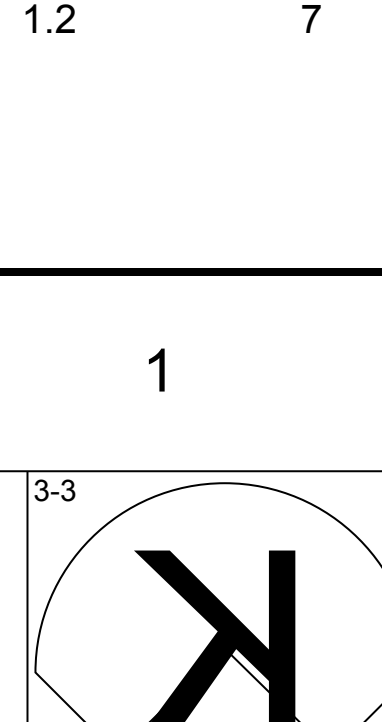
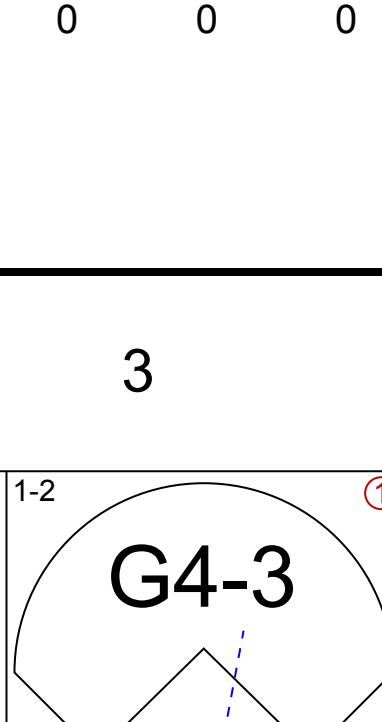
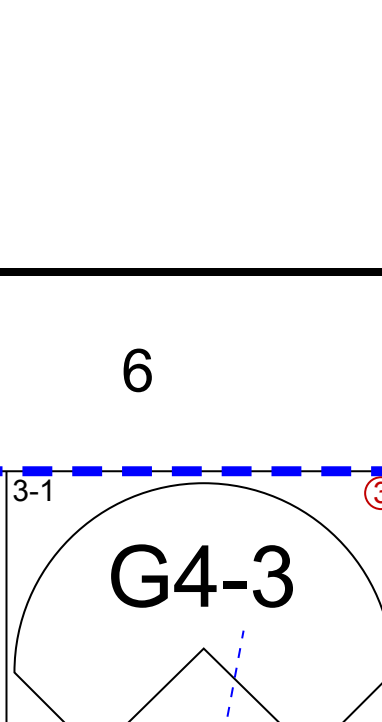
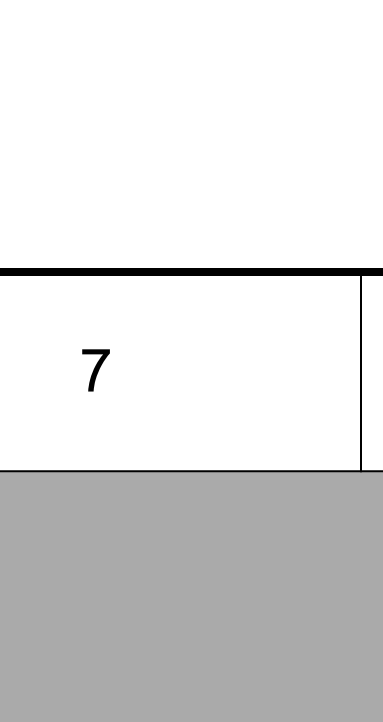
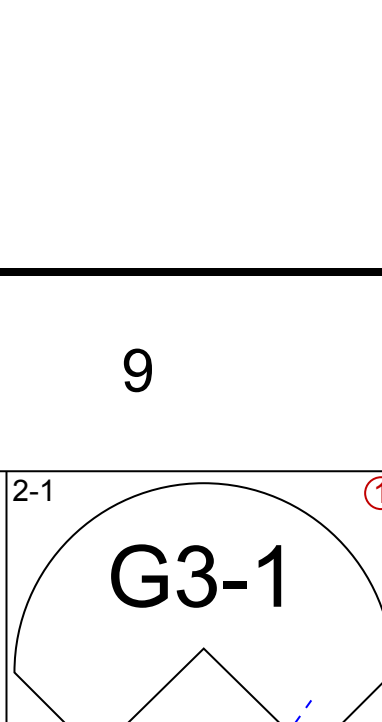
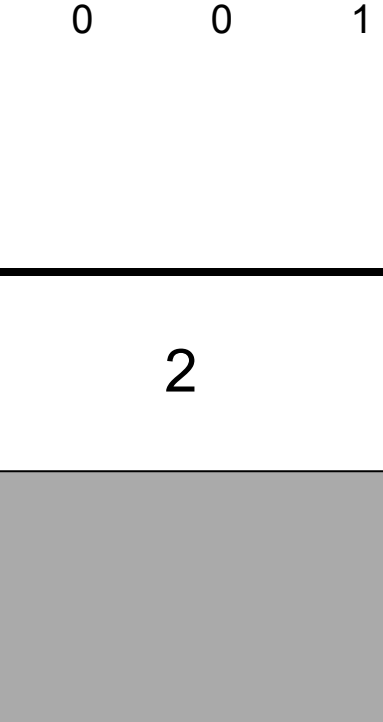
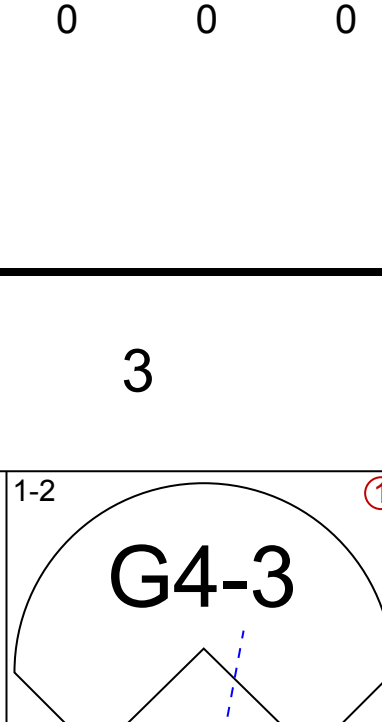
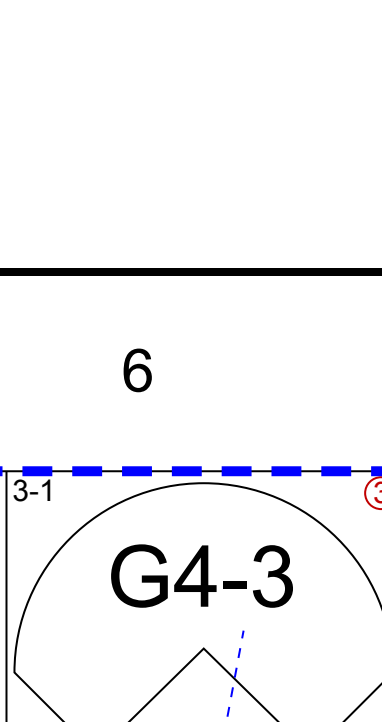
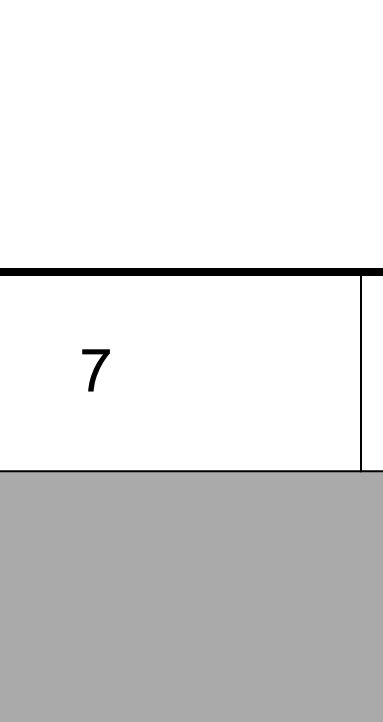
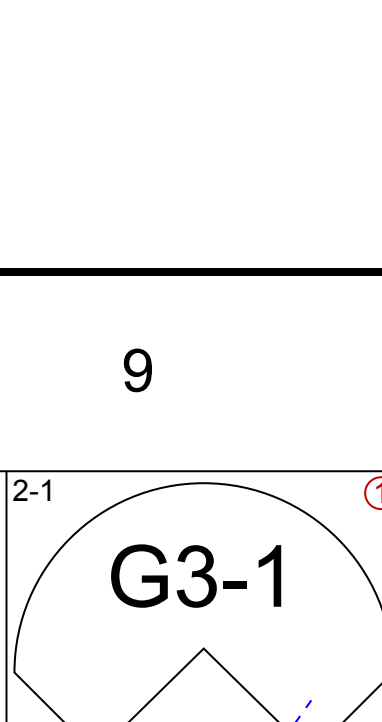



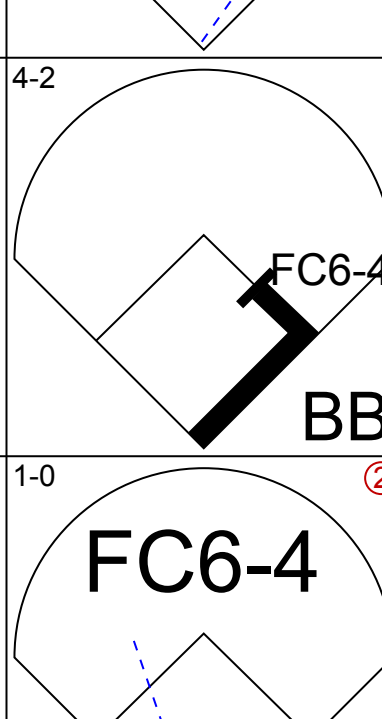
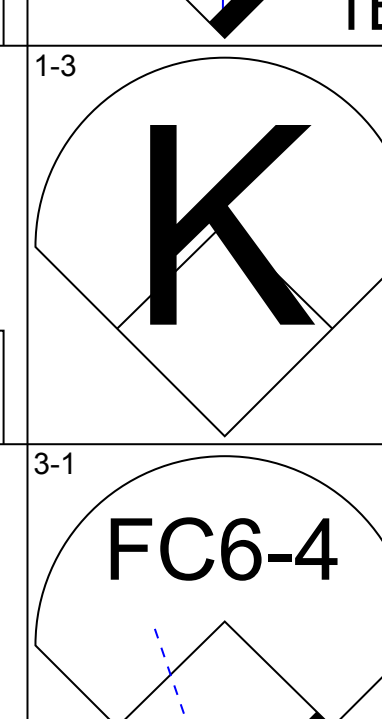


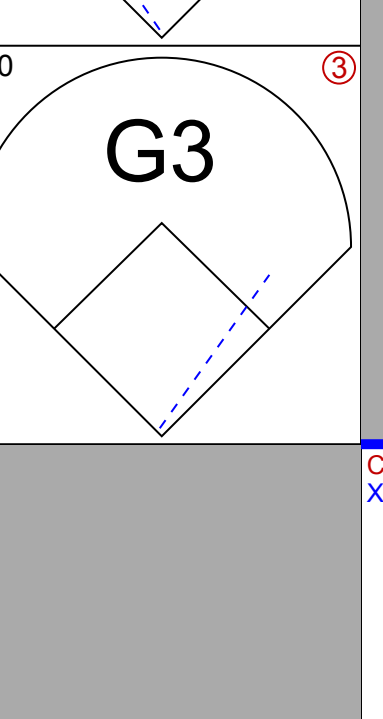
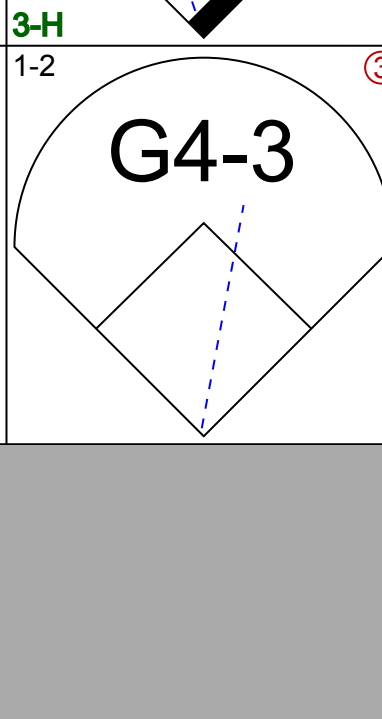
Batter	1	2	3	4	5	6	7	8	9	AB	R	H	RBI	BB	SO	LOB	BOTTOM				
<b>Ramón Vázquez, L</b> OBP: 0.367, SLG: 0.371 (1, 6)	2-3 K		0-0 1B			4-2 HBP 1B SF8 BB		4-0 BB		0-0 B1-3	3	1	1	0	2	1	0				
<b>Gary Matthews, S</b> OBP: 0.285, SLG: 0.340 (1, 8)	0-0 1B		3-2 P4			0-1 SF8 HBP FC5-4 1B		2-1 G3			4	2	2	0	0	0	4				
<b>Mark Loretta, R</b> OBP: 0.374, SLG: 0.434 (1, 4)	3-2 F8			1-3 K		1-2 FC5-4 HBP		0-0 G5-3			3	0	0	0	0	1	1				
<b>Ryan Klesko, L</b> OBP: 0.356, SLG: 0.519 (1, 3)	2-2 1B		3-2 K			0-0 SF8		4-2 G4-3 BB			2	0	1	1	1	1	0				
<b>Rondell White, R</b> OBP: 0.331, SLG: 0.466 (1, 7)	0-0 1B		1-3 K			2-3 FC5-4		3-2 G4-3			4	0	1	2	0	1	2				
<b>Brian Buchanan, R</b> OBP: 0.362, SLG: 0.517 (1, 9)	1-3 K2-3				4-2 WP BB		0-3 K		4-1 BB		2	0	0	0	2	2	3				
<b>Rod Beck, R</b> (9, 1)										0	0	0	0	0	0	0	0				
<b>Gary Bennett, R</b> OBP: 0.247, SLG: 0.246 (1, 2)		2-2 G4-3		1-1 F8				2-1 F9		0-1 G6-3	4	0	0	0	0	0	3				
<b>Lou Merloni, R</b> OBP: 0.377, SLG: 0.360 (1, 5)		0-1 1B		2-3 K				1-2 SH1-4 HBP		1-1 G3	2	0	1	0	0	1	1				
<b>Sean Burroughs, L</b> OBP: 0.351, SLG: 0.422 (8, 5)											1	0	0	0	0	0	0				
<b>Oliver Pérez, L</b> OBP: 0.240, SLG: 0.217 (1, 1)		1-3 K		0-2 G4-3				0-0 F9			2	0	0	0	0	1	2				
<b>Luther Hackman, R</b> (8, 1)											0	0	0	0	0	0	0				
<b>Mike Matthews, L</b> (8, 1)											0	0	0	0	0	0	0				
<b>Xavier Nady, R</b> OBP: 0.304, SLG: 0.370 (8, PH)								1-2 F9			1	0	0	0	0	0	0				
<b>Rod Beck, R</b> (9, 9)																					
<b>Inning Stats</b>	R: 1 E: 0 K: 2 S: 15	H: 3 LOB: 2 BB: 0 P: 23	R: 0 E: 0 K: 1 S: 12	H: 2 LOB: 2 BB: 0 P: 18	R: 0 E: 0 K: 3 S: 13	H: 0 LOB: 0 BB: 0 P: 18	R: 0 E: 0 K: 1 S: 10	H: 0 LOB: 1 BB: 1 P: 17	R: 2 E: 0 K: 0 S: 15	H: 1 LOB: 1 BB: 1 P: 23	R: 0 E: 0 K: 0 S: 7	H: 0 LOB: 2 BB: 1 P: 16	R: 0 E: 0 K: 0 S: 8	H: 0 LOB: 2 BB: 2 P: 16	R: 0 E: 0 K: 0 S: 4	H: 0 LOB: 0 BB: 0 P: 5	1B: 6 2B: 0 3B: 0 HR: 0	SF: 1 SAC: 1 DP: 0 HBP: 2	WP: 1 PB: 0 SB: 0 CS: 0	PA: 37	
<b>PITCHER</b>	IP	WLS	BF	H	R	ER	SO	BB	IBB	HBP	BLK	WP	HR	S	P	ERA	WHIP				
<b>Jeff Fassero, L</b> ERA: 6.7	(1, 1)	4.0	L	18	5	1	1	7	1	0	0	0	0	50	76	2.25	1.500				
<b>Garrett Stephenson, R</b> ERA: 4.79	(5, 1)	2.0		11	1	2	2	1	2	0	2	0	0	22	39	9.00	1.500				
<b>Mike Crudale, R</b> ERA: 0.9	(7, 1)	1.0		5	0	0	0	0	2	0	0	0	0	8	16	0.00	2.000				
<b>Steve Kline, L</b> ERA: 4.02	(8, 1)	1.0		3	0	0	0	0	0	0	0	0	0	4	5	0.00	0.000				

St. Louis Cardinals @ San Diego Padres  
Qualcomm Stadium, San Diego, CA  
Tue Jul 22, 2003, 10:05 PM EDT  
Att: 22,291 - Cloudy - 72 F

AB 28  
R 3  
H 6  
RBI 3  
BB 5  
SO 8  
LOB 16

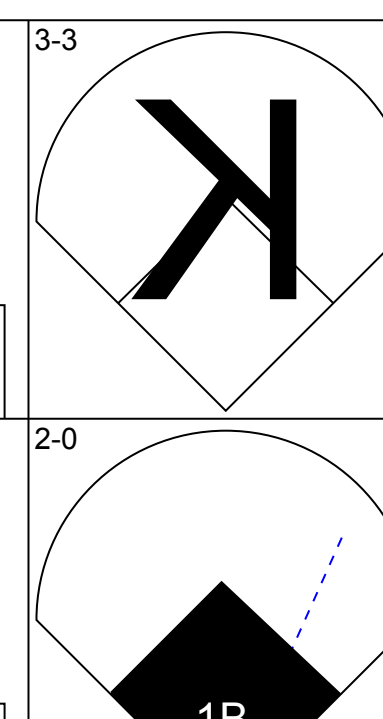
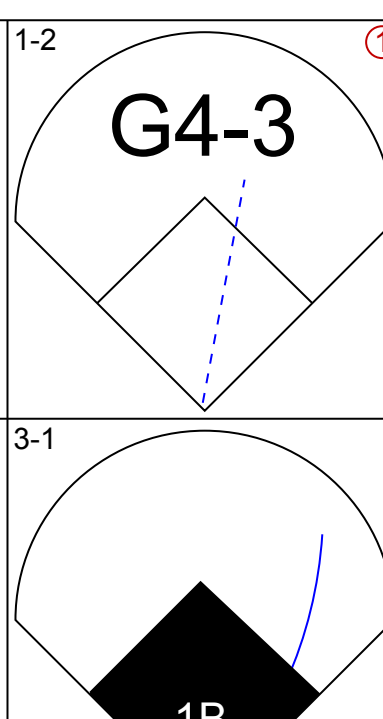
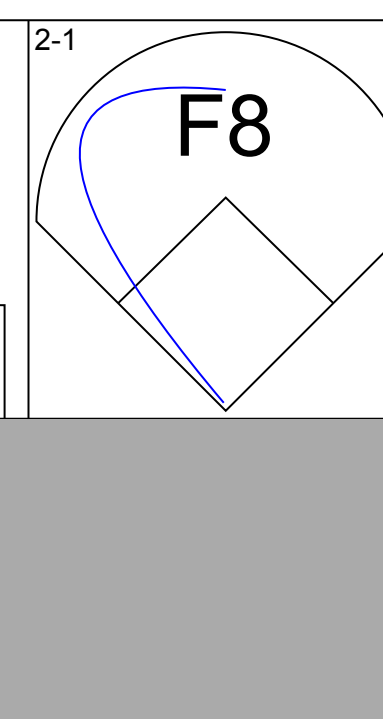
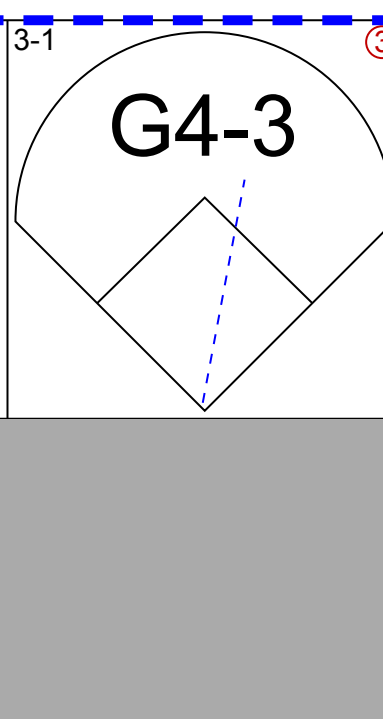
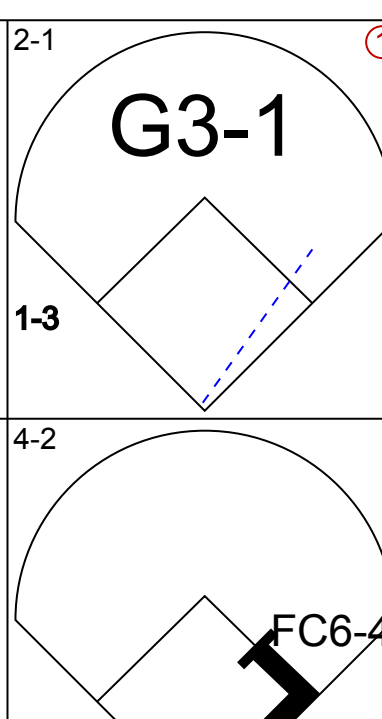
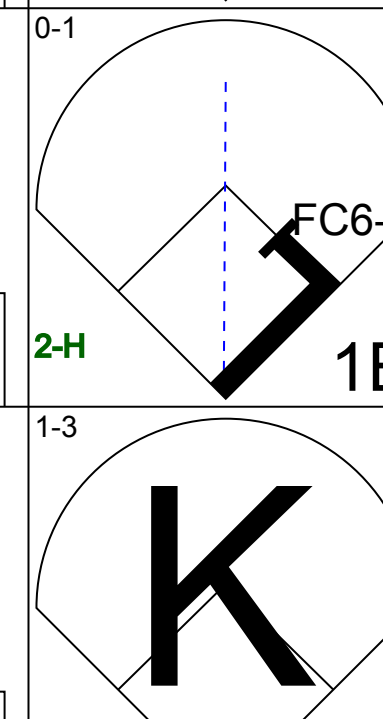
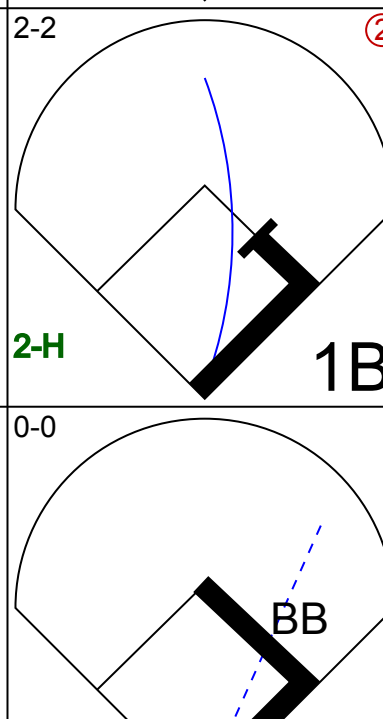
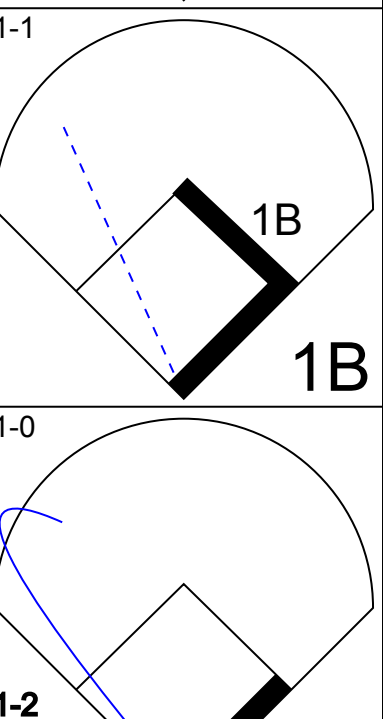
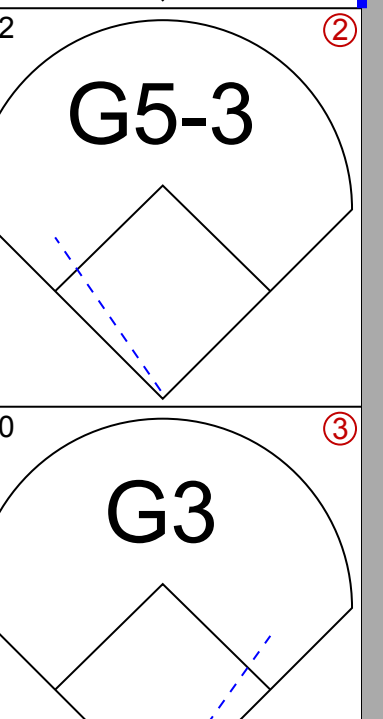
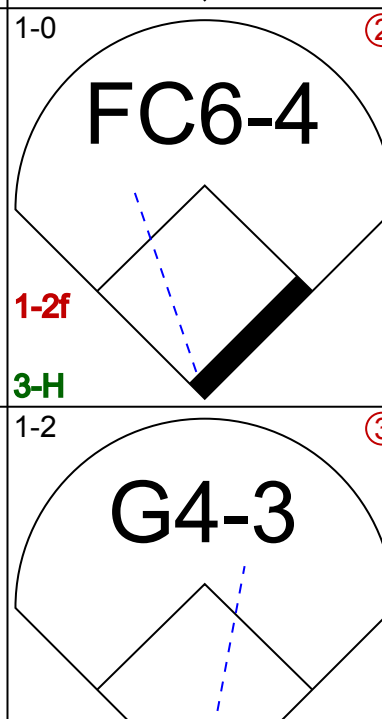
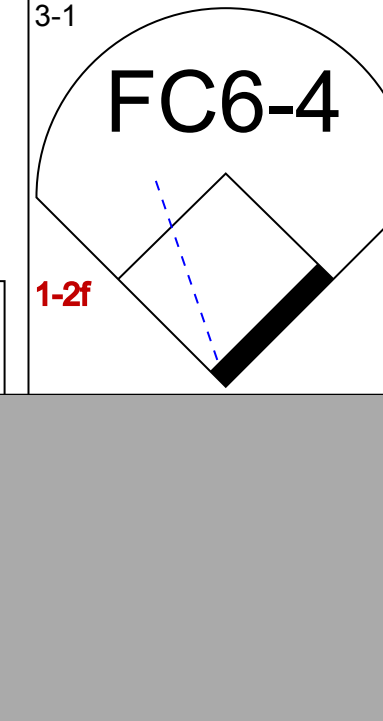





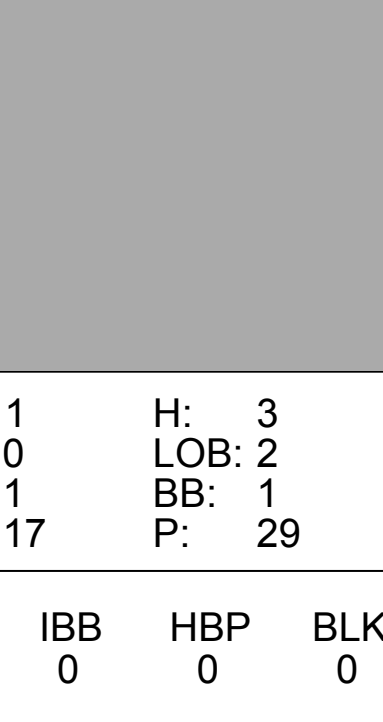
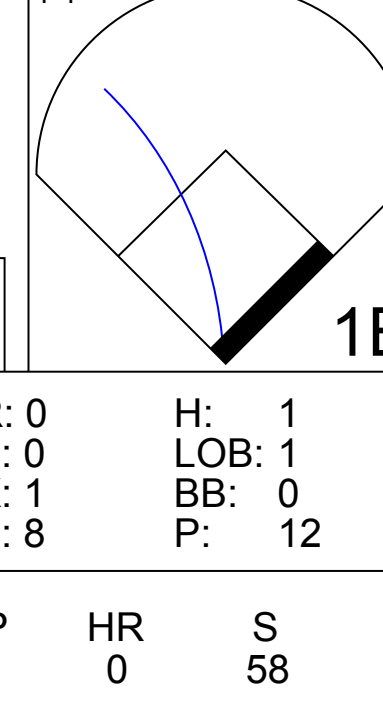
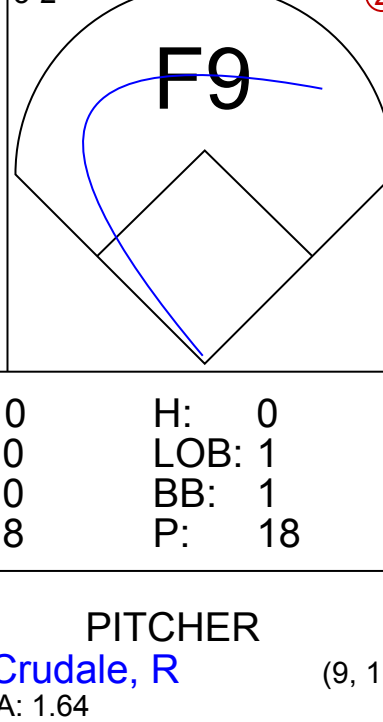

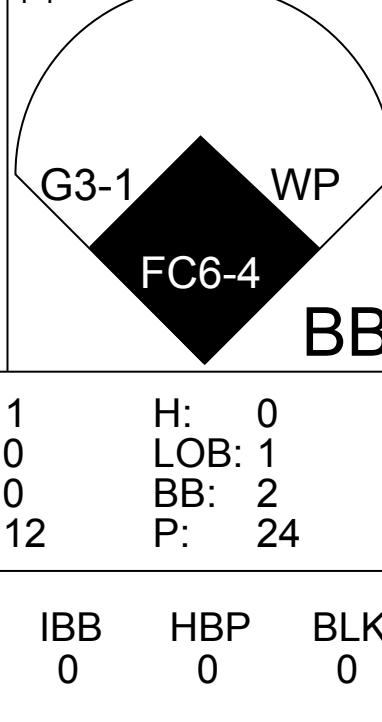










Batter	1	2	3	4	5	6	7	8	9	AB	R	H	RBI	BB	SO	LOB	TOP
<b>Bo Hart, R</b> OBP: 0.363, SLG: 0.438 (1.4)										6	1	1	0	0	3	3	<b>St. Louis Cardinals @ San Diego Padres</b> Qualcomm Stadium, San Diego, CA Wed Jul 23 2003, 5:05 PM EDT Att: 20,574 - Sunny - 80 F
<b>J.D. Drew, L</b> OBP: 0.365, SLG: 0.524 (1.8)										5	0	1	0	0	1	1	
<b>5 Albert Pujols, R</b> OBP: 0.440, SLG: 0.697 (1.7)										4	2	2	1	1	1	1	
<b>Tino Martinez, L</b> OBP: 0.348, SLG: 0.442 (1.3)										5	3	3	0	0	0	1	
<b>27 Scott Rolen, R</b> OBP: 0.389, SLG: 0.547 (1.5)										3	0	2	2	1	0	0	
<b>Edgar Renteria, R</b> OBP: 0.380, SLG: 0.482 (1.6)										5	1	3	2	0	0	3	
<b>Kerry Robinson, L</b> OBP: 0.252, SLG: 0.286 (1.9)										5	1	3	0	0	0	2	
<b>Chris Widger, R</b> OBP: 0.231, SLG: 0.222 (1.2)										4	0	1	1	1	0	2	
<b>Brett Tomko, R</b> OBP: 0.353, SLG: 0.422 (1.1)										3	0	0	0	0	0	1	
<b>Wade Wilson, R</b> OBP: 0.288, SLG: 0.351 (1.1)										1	0	0	0	0	0	1	
<b>Inning Stats</b>	R: 2 H: 2 E: 1 K: 1 S: 16	H: 2 R: 1 ER: 0 BB: 1 P: 29	H: 1 R: 0 ER: 0 BB: 0 P: 11	H: 4 R: 1 ER: 0 BB: 0 P: 15	H: 0 R: 0 ER: 0 BB: 0 P: 15	H: 0 R: 0 ER: 0 BB: 0 P: 11	H: 3 R: 0 ER: 0 BB: 1 S: 23	H: 4 R: 2 ER: 0 BB: 1 P: 26	H: 2 R: 0 ER: 0 BB: 1 S: 13	H: 1 R: 0 ER: 0 BB: 0 P: 10	1B: 14 2B: 3 3B: 0 HR: 0	SF: 1 DP: 0 HBP: 0	WP: 0 PB: 1 SB: 0 CS: 1	PA: 46			
<b>PITCHER</b>	IP WLS BF H R ER SO BB IBB HBP BLK WP HR S P ERA WHIP																
<b>Brian Lawrence, R</b> (1.1)	5.2 L 27 10 5 4 3 1 0 0 0 0 0 70 109 6.35 1.941																
<b>Scott Linebrink, R</b> (6.1)	1.2 12 6 3 3 3 0 1 0 0 0 0 23 36 16.20 3.600																
<b>Jaret Wright, R</b> (8.1)	1.2 7 1 0 0 1 1 0 0 0 0 0 16 25 0.00 1.200																

AB	42
R	8
H	17
RBI	7
BB	3
SO	7
LOB	18



Batter	1	2	3	4	5	6	7	8	9	AB	R	H	RBI	BB	SO	LOB	BOTTOM
<b>Ramón Vázquez, L</b> OBP: 0.361, SLG: 0.363 (1.6)										5	0	0	0	0	1	3	<b>St. Louis Cardinals @ San Diego Padres</b> Qualcomm Stadium, San Diego, CA Wed Jul 23 2003, 5:05 PM EDT Att: 20,574 - Sunny - 80 F
<b>Mark Kotsay, L</b> OBP: 0.325, SLG: 0.344 (1.8)										4	2	2	0	0	0	0	
<b>Jaret Wright, R</b> OBP: 0.333, SLG: 0.667 (8.1)										0	0	0	0	0	0	0	
<b>Sean Burroughs, L</b> OBP: 0.353, SLG: 0.422 (9, PH)										0	0	0	0	1	0	0	
<b>Kevin Jarvis, L</b> OBP: 0.385, SLG: 0.200 (9, PR)										0	0	0	0	0	0	0	
<b>Mark Loretta, R</b> OBP: 0.377, SLG: 0.436 (1.4)										5	0	3	3	0	0	1	
<b>Ryan Klesko, L</b> OBP: 0.356, SLG: 0.517 (1.3)										5	0	2	0	0	1	2	
<b>Phil Nevin, R</b> OBP: 0.500, SLG: 0.333 (1.9)										3	0	1	0	1	0	3	
<b>Rondell White, R</b> OBP: 0.331, SLG: 0.471 (1.7)										3	1	1	0	0	2	4	
<b>Scott Linebrink, R</b> OBP: 0.091, SLG: 0.091 (6.1)										0	0	0	0	0	0	0	
<b>Brian Buchanan, R</b> OBP: 0.350, SLG: 0.514 (8.7)										1	0	0	0	0	0	1	
<b>Dave Hansen, L</b> OBP: 0.373, SLG: 0.286 (1.5)										4	0	1	0	0	1	1	
<b>Miguel Ojeda, R</b> OBP: 0.329, SLG: 0.395 (1.2)										3	0	1	1	1	2	1	
<b>Brian Lawrence, R</b> OBP: 0.295, SLG: 0.366 (1.1)										2	0	1	0	0	0	1	
<b>Gary Matthews, S</b> OBP: 0.299, SLG: 0.338 (6.7)										1	1	0	0	1	0	1	
<b>Cal Eldred, R</b> OBP: 0.299, SLG: 0.338 (6.8)																	
<b>Inning Stats</b>	R: 1 H: 2 E: 0 K: 2 S: 13	H: 2 R: 1 ER: 0 BB: 0 P: 22	H: 2 R: 0 ER: 0 BB: 0 P: 13	H: 3 R: 1 ER: 0 BB: 1 P: 29	H: 1 R: 0 ER: 0 BB: 0 P: 12	H: 2 R: 0 ER: 0 BB: 0 P: 16	H: 0 R: 0 ER: 0 BB: 1 S: 8	H: 0 R: 0 ER: 0 BB: 0 P: 13	H: 2 R: 0 ER: 0 BB: 0 P: 14	H: 0 R: 1 ER: 0 BB: 2 P: 24	1B: 9 2B: 2 3B: 1 HR: 0	SF: 0 DP: 2 HBP: 0	WP: 1 PB: 0 SB: 0 CS: 0	PA: 40			
<b>PITCHER</b>	IP WLS BF H R ER SO BB IBB HBP BLK WP HR S P ERA WHIP																
<b>Brett Tomko, R</b> (1.1)	5.0 W 24 10 3 3 3 1 0 0 0 0 0 6 58 92 5.40 2.200																
<b>Esteban Yan, R</b> (6.1)	0.2 H 3 0 0 0 0 0 0 0 0 0 0 6 13 0.00 1.500																
<b>Steve Kline, L</b> (6.1)	0.1 H 1 0 0 0 0 0 0 0 0 0 0 2 5 0.00 0.000																
<b>2B Lance Painter, L</b> (7.1)	1.0 3 0 0 0 0 0 0 0 0 0 0 7 13 0.00 0.000																
<b>Cal Eldred, R</b> (8.1)	1.0 4 2 0 0 1 0 0 0 0 0 0 11 14 0.00 2.000																

AB	36
R	4
H	12
RBI	4
BB	4
SO	7
LOB	18






Batter	1	2	3	4	5	6	7	8	9	AB	R	H	RBI	BB	SO	LOB	TOP					
Ramón Vázquez, L OBP: 0.360, SLG: 0.367 (1, 6)										3	1	1	0	0	1	0	<b>San Diego Padres @ San Francisco Giants</b> PacBell Park, San Francisco, CA Fri Jul 25 2003, 10:15 PM EDT Att: 41,552 - Sunny - 66 F					
Mark Kotsay, L OBP: 0.325, SLG: 0.339 (1, 8)										4	0	0	0	0	0	2						
Mark Loretta, R OBP: 0.373, SLG: 0.432 (1, 4)										4	0	0	1	0	0	0						
Ryan Klesko, L OBP: 0.358, SLG: 0.515 (1, 3)										3	0	1	0	1	1	1						
Phil Nevin, R OBP: 0.500, SLG: 0.333 Jay Witasick, R (8, 1)										3	0	1	0	1	0	3						
Rondell White, R OBP: 0.327, SLG: 0.465 (1, 7)										4	0	0	0	0	0	2						
Sean Burroughs, L OBP: 0.355, SLG: 0.423 (1, 5)										4	0	2	0	0	0	1						
Gary Bennett, R OBP: 0.250, SLG: 0.249 Dave Hansen, L OBP: 0.364, SLG: 0.283 Miguel Ojeda, R OBP: 0.326, SLG: 0.390 (7, PH)										2	0	1	0	0	0	0						
Adam Eaton, R OBP: 0.342, SLG: 0.543 Brian Buchanan, R OBP: 0.364, SLG: 0.514 Gary Matthews, S OBP: 0.299, SLG: 0.338 (8, PH)										1	0	0	0	0	0	0						
<b>Inning Stats</b>	R: 1 E: 0 K: 0 S: 15	H: 1 LOB: 1 BB: 1 P: 26	R: 0 E: 0 K: 1 S: 11	H: 1 LOB: 1 BB: 0 P: 17	R: 0 E: 0 K: 1 S: 9	H: 0 LOB: 0 BB: 0 P: 13	R: 0 E: 0 K: 1 S: 11	H: 0 LOB: 1 BB: 1 P: 20	R: 0 E: 0 K: 0 S: 7	H: 0 LOB: 0 BB: 0 P: 9	R: 0 E: 1 K: 0 S: 6	H: 0 LOB: 0 BB: 0 P: 10	R: 0 E: 0 K: 0 S: 8	H: 2 LOB: 1 BB: 0 P: 13	R: 1 E: 1 K: 0 S: 9	H: 1 LOB: 2 BB: 1 P: 15		R: 0 E: 0 K: 0 S: 5	H: 1 LOB: 0 BB: 0 P: 8	1B: 5 2B: 1 3B: 0 HR: 0	SF: 0 SAC: 1 DP: 3 HBP: 0	WP: 0 PB: 0 SB: 0 CS: 0
<b>PITCHER</b>	IP	WLS	BF	H	R	ER	SO	BB	IBB	HBP	BLK	WP	HR	S	P	ERA	WHIP					
Kirk Rueter, L ERA: 4.3 (1, 1)	6.0		22	2	1	1	3	2	0	0	0	0	0	59	95	1.50	0.667					
Joe Nathan, R ERA: 3.54 (7, 1)	1.0	H	4	2	0	0	0	0	0	0	0	0	0	8	13	0.00	2.000					
Scott Eyre, L ERA: 3.48 (8, 1)	1.0	B	6	1	1	0	0	1	0	0	0	0	0	9	15	0.00	2.000					
Felix Rodriguez, R ERA: 3.09 (9, 1)	1.0	W	3	1	0	0	0	0	0	0	0	0	0	5	8	0.00	1.000					

AB	31
R	2
H	6
RBI	1
BB	3
SO	3
LOB	13



Batter	1	2	3	4	5	6	7	8	9	AB	R	H	RBI	BB	SO	LOB	BOTTOM					
Ray Durham, S OBP: 0.376, SLG: 0.441 (1, 4)										2	1	0	0	2	1	0	<b>San Diego Padres @ San Francisco Giants</b> PacBell Park, San Francisco, CA Fri Jul 25 2003, 10:15 PM EDT Att: 41,552 - Sunny - 66 F					
J.T. Snow, L OBP: 0.386, SLG: 0.426 Alberto Castillo, R OBP: 0.333, SLG: 1.000 (8, PH)										3	1	1	0	0	1	1						
Marquis Grissom, R OBP: 0.333, SLG: 0.494 (1, 8)										4	0	0	0	0	0	3						
José Cruz Jr., S OBP: 0.370, SLG: 0.448 (1, 9)										3	1	0	0	1	1	3						
Edgardo Alfonzo, R OBP: 0.320, SLG: 0.347 (1, 5)										3	0	1	2	0	0	0						
Neftali Pérez, S OBP: 0.301, SLG: 0.364 (1, 6)										3	1	1	0	1	0	1						
Pedro Feliz, R OBP: 0.268, SLG: 0.483 (9, 3)										4	1	1	3	0	0	1						
Yorvit Torrealba, R OBP: 0.285, SLG: 0.376 (9, 7)										3	0	1	0	0	0	0						
Kirk Rueter, L OBP: 0.171, SLG: 0.128 Joe Nathan, R OBP: 0.364, SLG: 0.518 Scott Eyre, L OBP: 0.326, SLG: 0.390 (7, PH)										2	0	0	0	0	1	2						
Felix Rodriguez, R OBP: 1.000, SLG: 1.000 (9, 1)										0	0	0	0	0	0	0						
<b>Inning Stats</b>	R: 0 E: 0 K: 1 S: 12	H: 0 LOB: 1 BB: 1 P: 21	R: 0 E: 0 K: 1 S: 9	H: 2 LOB: 2 BB: 0 P: 12	R: 2 E: 0 K: 0 S: 10	H: 2 LOB: 1 BB: 1 P: 23	R: 0 E: 0 K: 0 S: 5	H: 0 LOB: 0 BB: 0 P: 7	R: 0 E: 0 K: 1 S: 7	H: 0 LOB: 0 BB: 0 P: 11	R: 0 E: 0 K: 0 S: 6	H: 0 LOB: 0 BB: 0 P: 8	R: 0 E: 0 K: 0 S: 7	H: 0 LOB: 0 BB: 0 P: 11	R: 0 E: 0 K: 1 S: 5	H: 0 LOB: 0 BB: 0 P: 8	R: 3 E: 0 K: 0 S: 5	H: 1 LOB: 2 BB: 2 P: 16	1B: 3 2B: 1 3B: 0 HR: 1	SF: 0 SAC: 1 DP: 0 HBP: 0	WP: 1 PB: 0 SB: 0 CS: 0	PA: 34
<b>PITCHER</b>	IP	WLS	BF	H	R	ER	SO	BB	IBB	HBP	BLK	WP	HR	S	P	ERA	WHIP					
Adam Eaton, R ERA: 3.87 (1, 1)	7.0		27	4	2	2	3	2	0	0	0	0	0	56	93	2.57	0.857					
Jay Witasick, R ERA: 4.82 (8, 1)	1.1	L	7	1	3	3	1	1	1	0	0	1	1	10	24	20.25	1.500					

AB	29
R	5
H	5
RBI	5
BB	4
SO	4
LOB	11







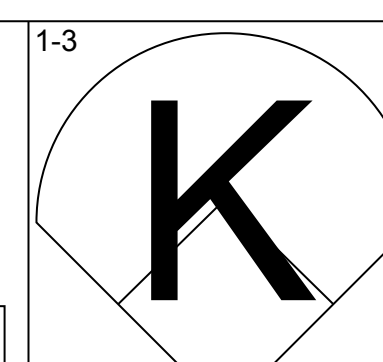
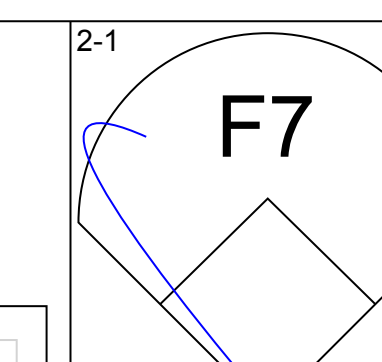
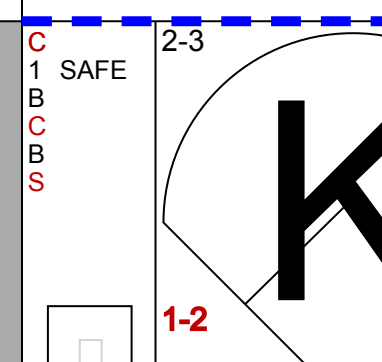
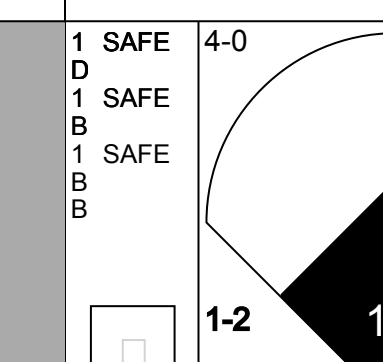
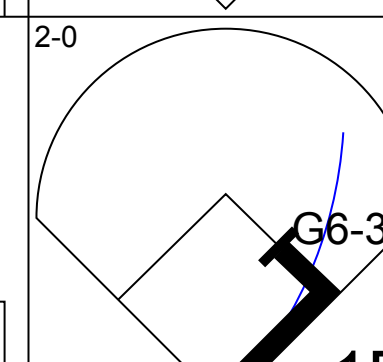
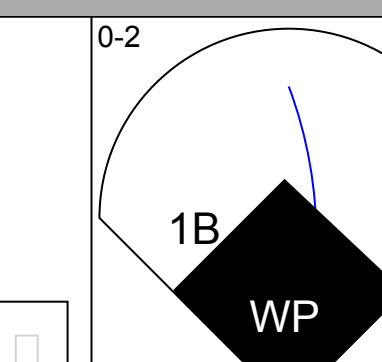
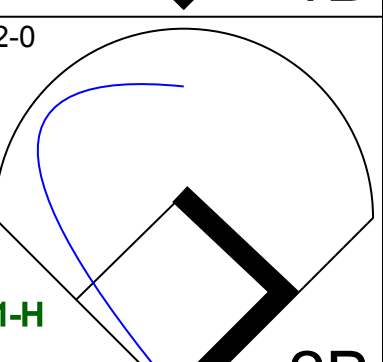
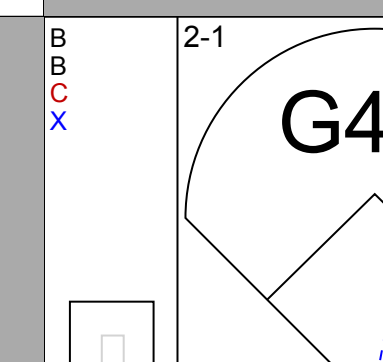
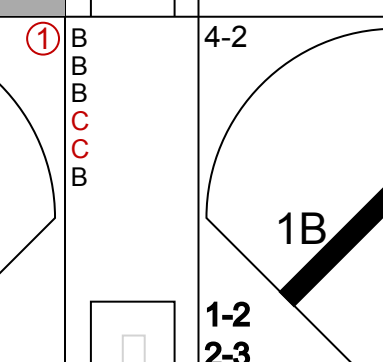
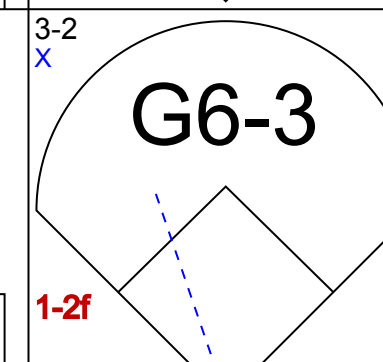
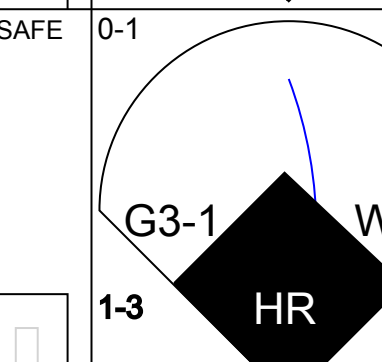
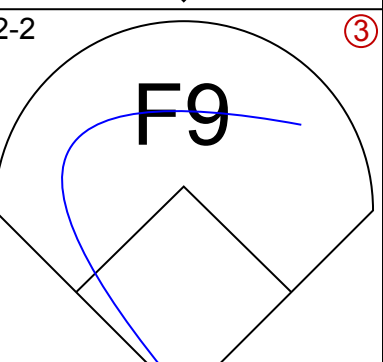
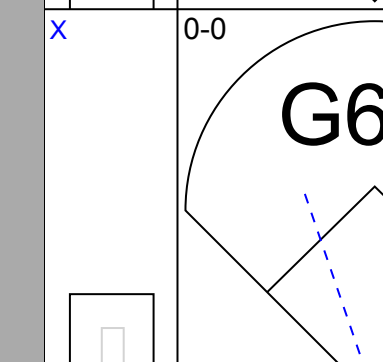
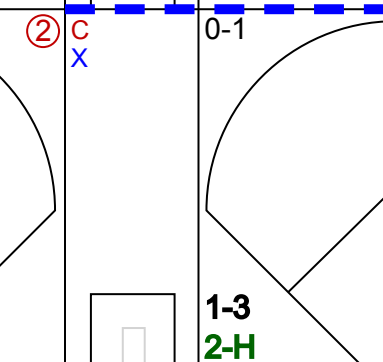
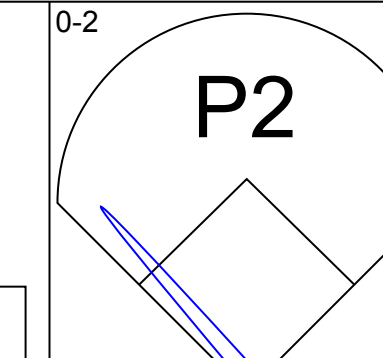
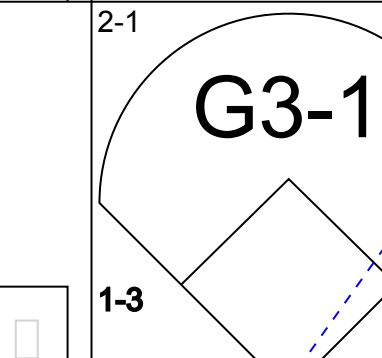
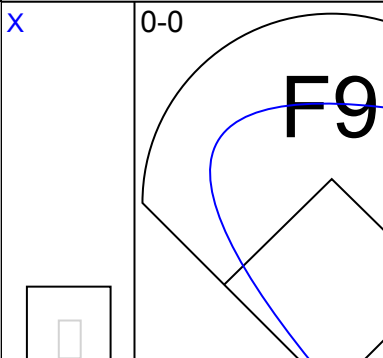
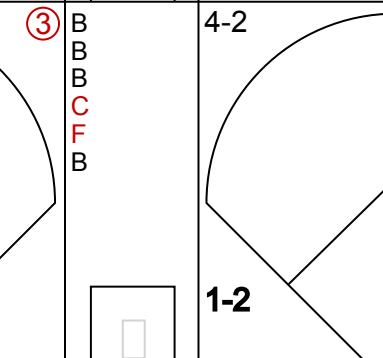

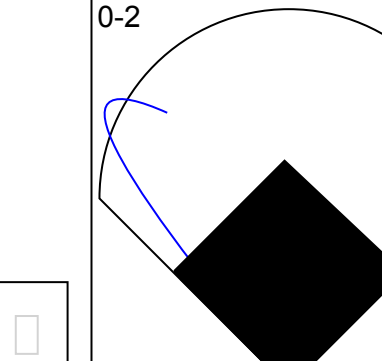
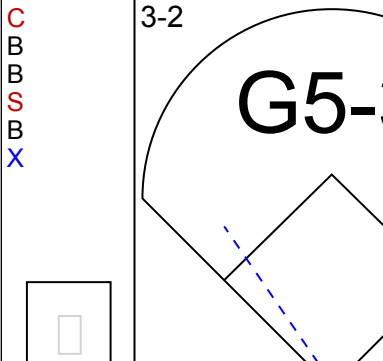
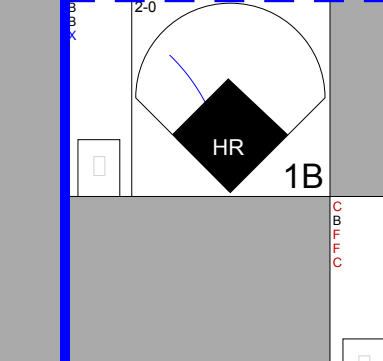

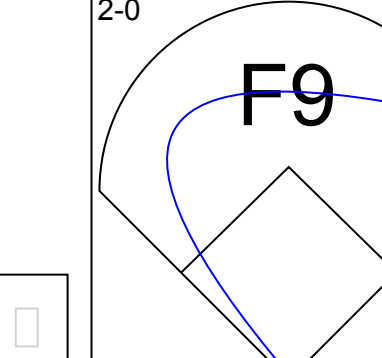
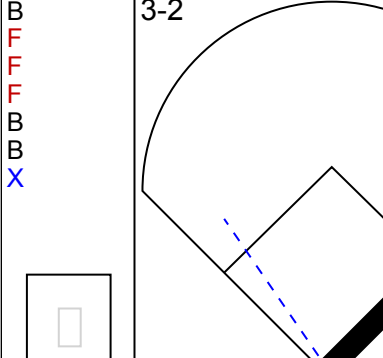
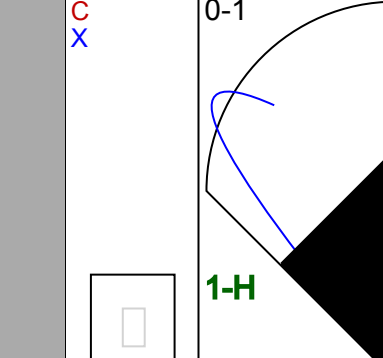
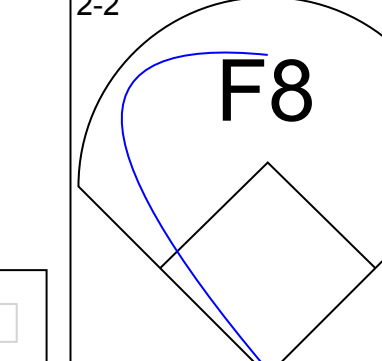
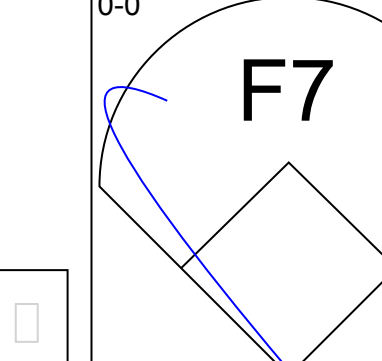
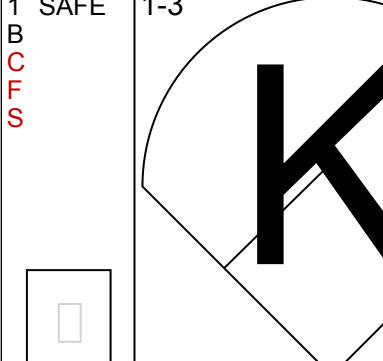
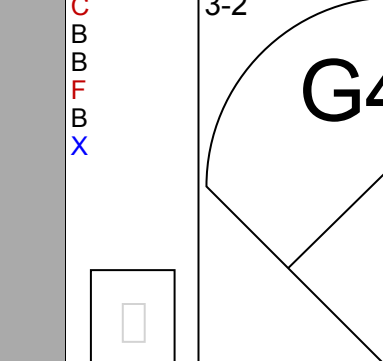
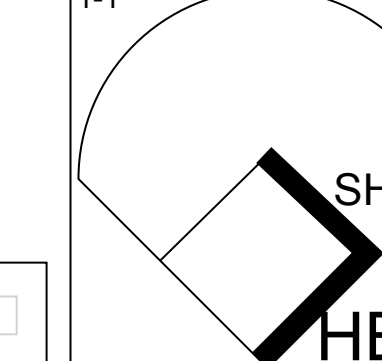
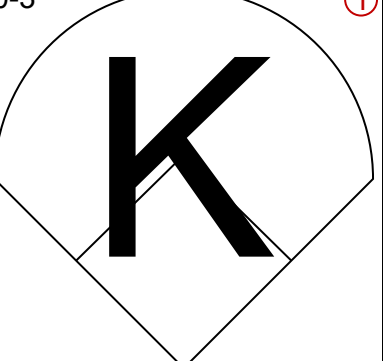
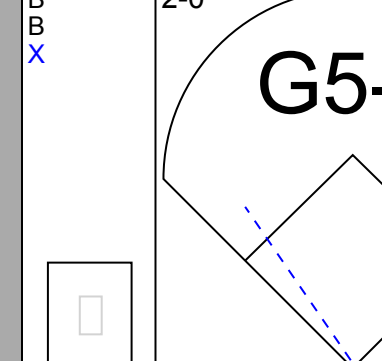
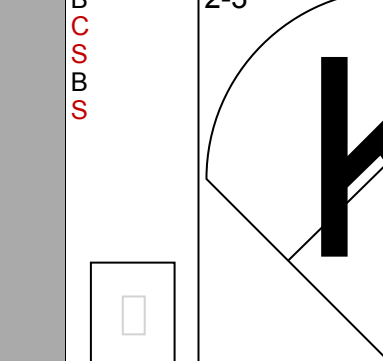
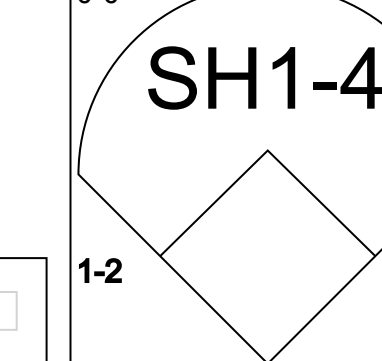
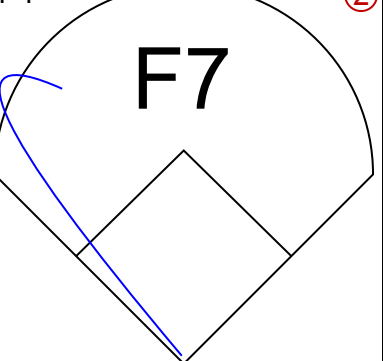
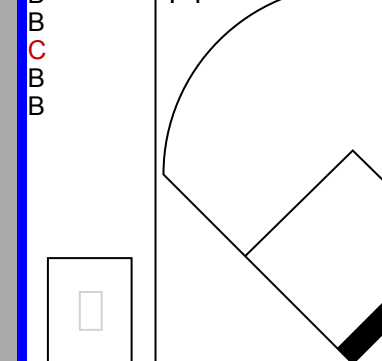
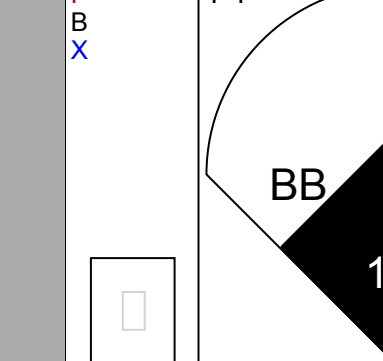


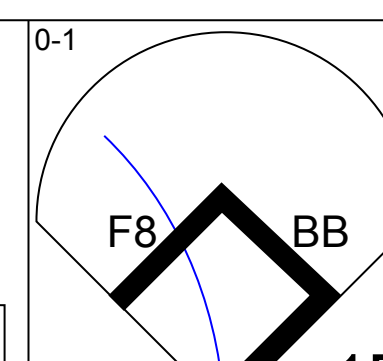
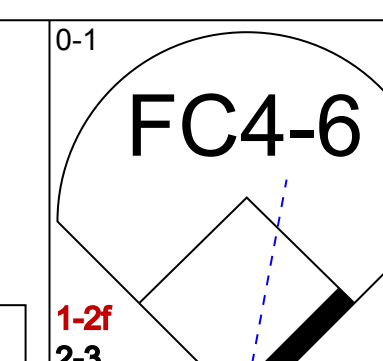
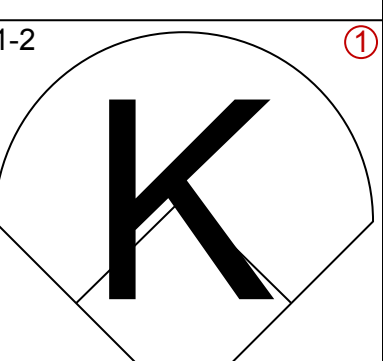
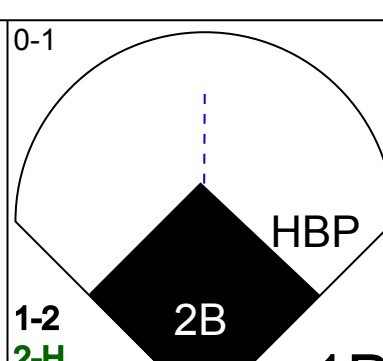
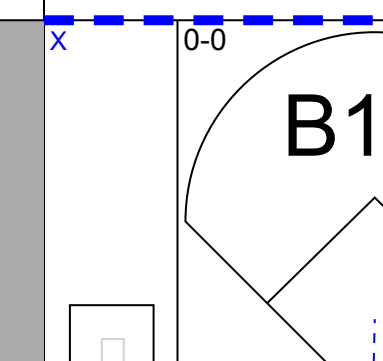
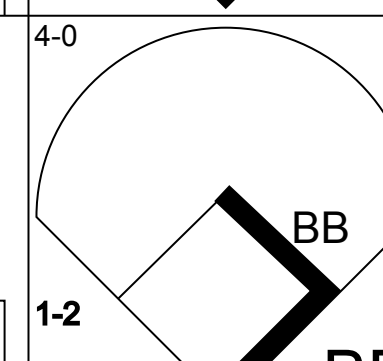
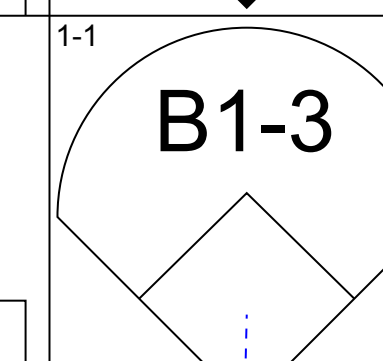
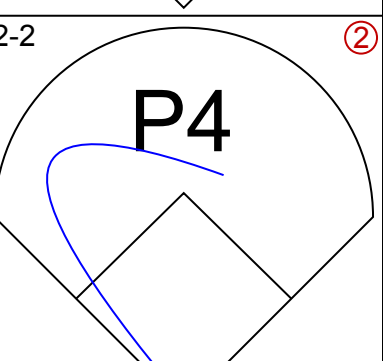
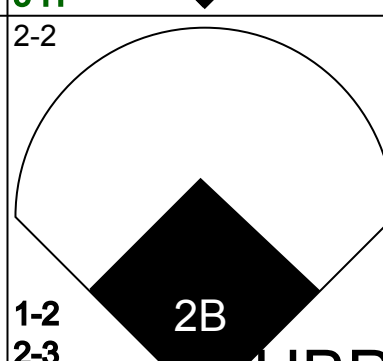
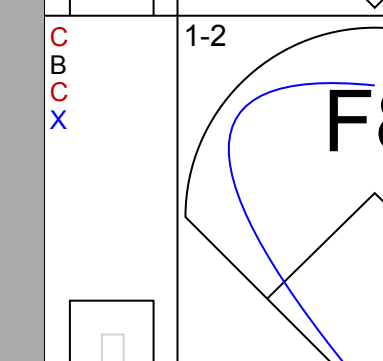
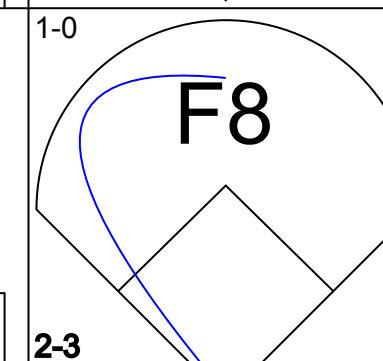
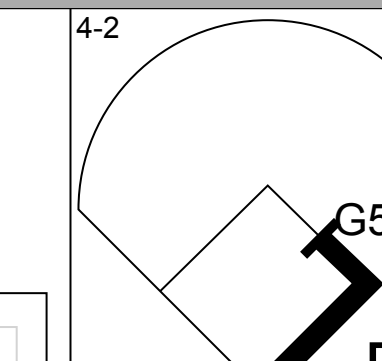
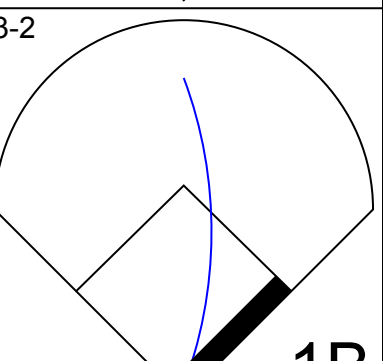
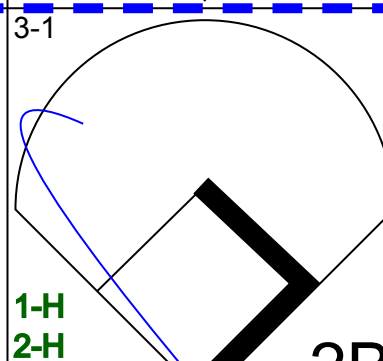
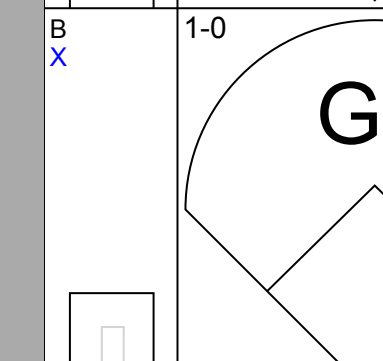
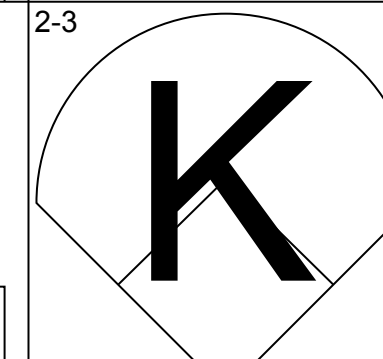
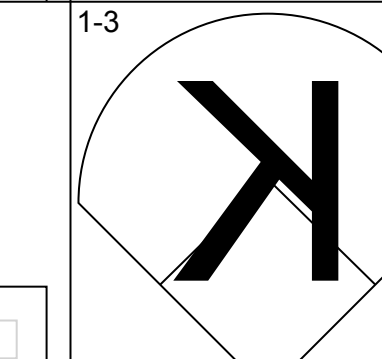
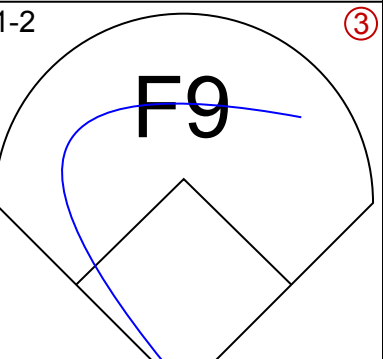
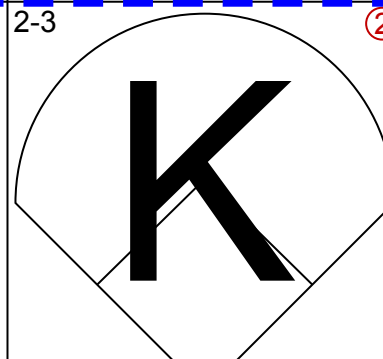
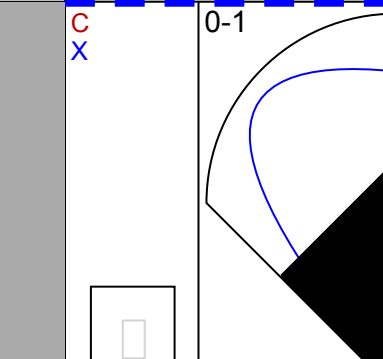
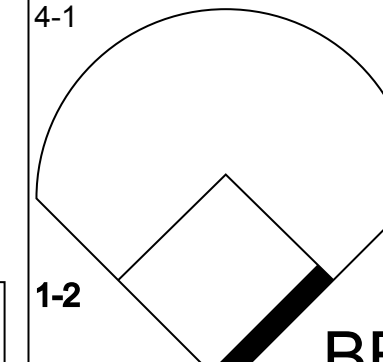
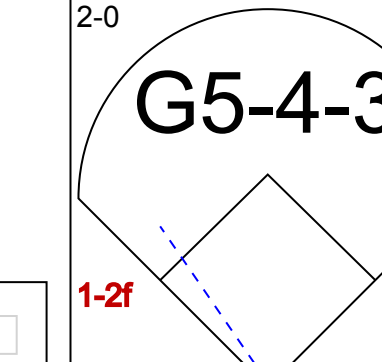

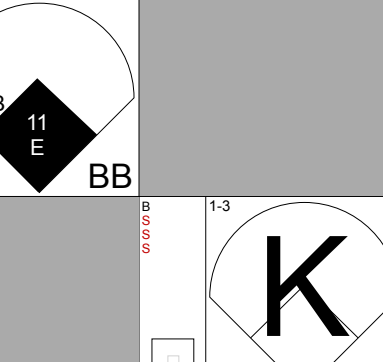
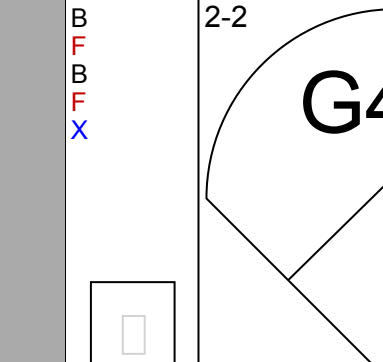
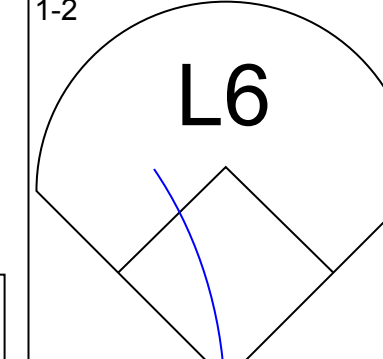
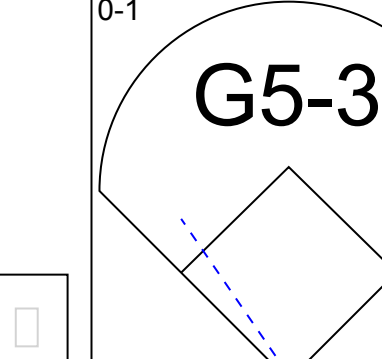
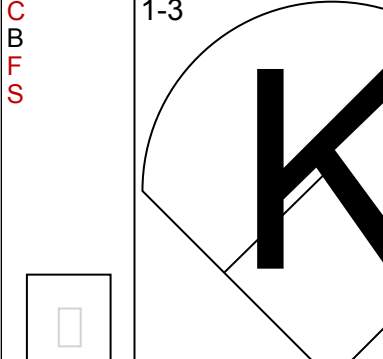
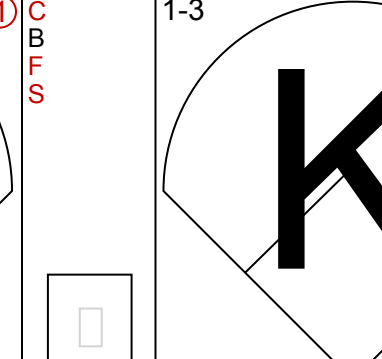
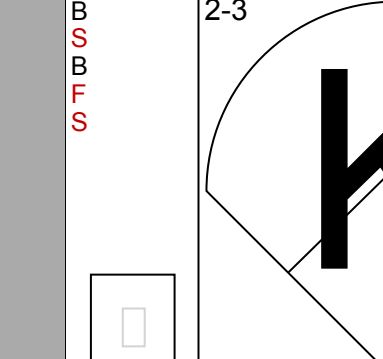
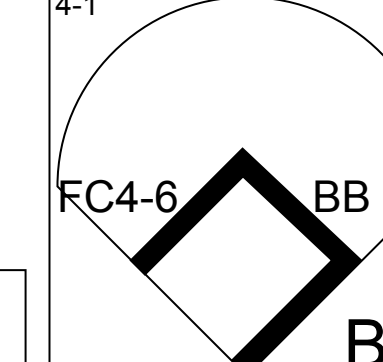
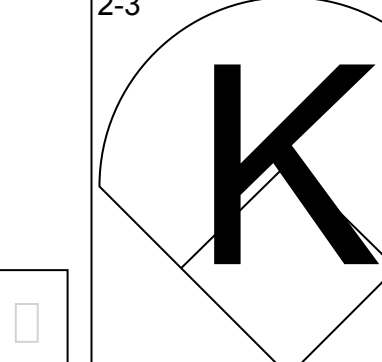
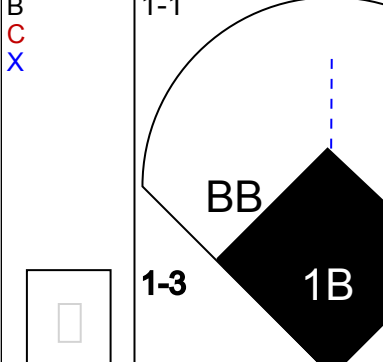
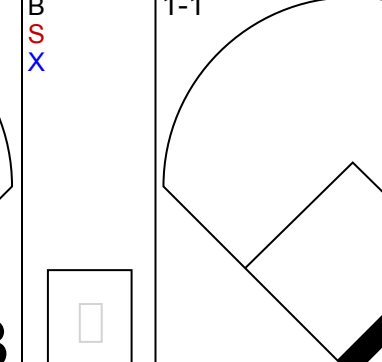
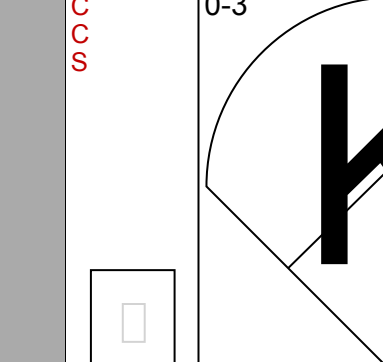
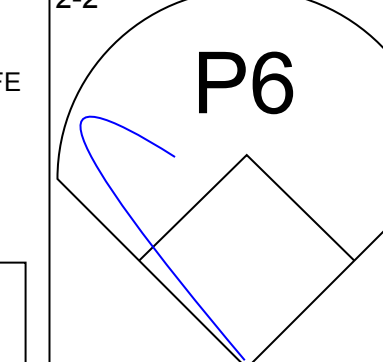
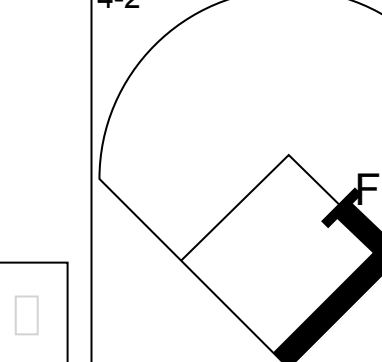
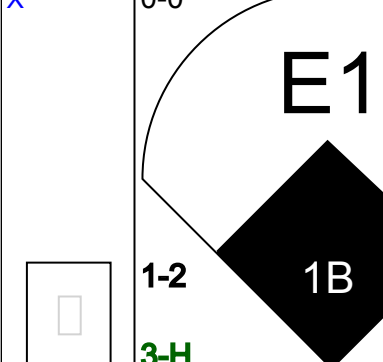
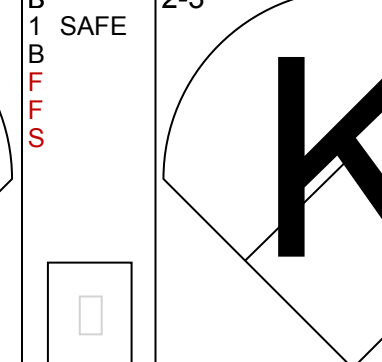

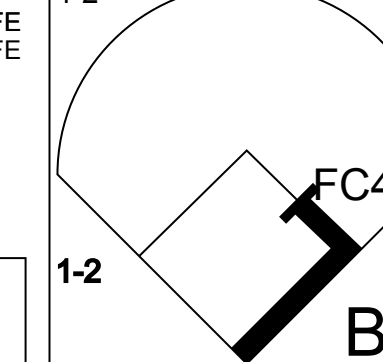
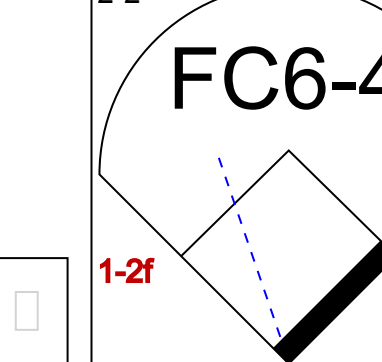
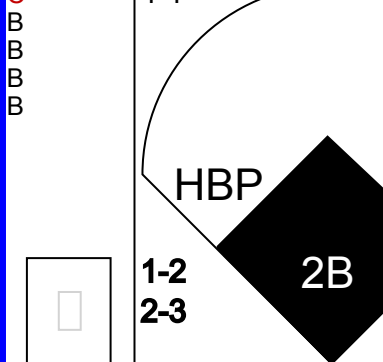
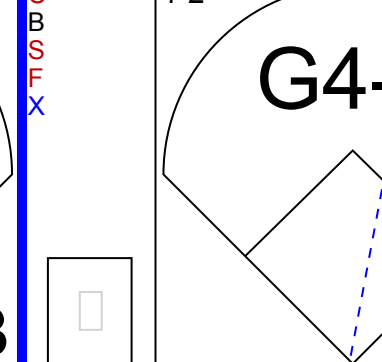
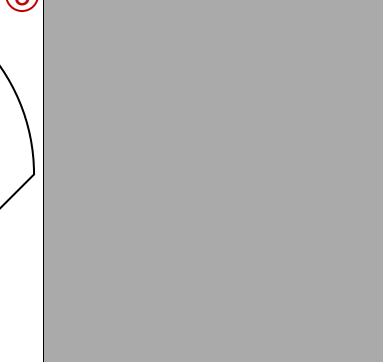
Batter	1	2	3	4	5	6	7	8	9	AB	R	H	RBI	BB	SO	LOB	TOP			
Ramón Vázquez, L (1, 6) OBP: 0.361, SLG: 0.368	F8		G3 1B 2B		K					3	1	1	0	1	1	0	<b>San Diego Padres @ San Francisco Giants</b> Sun Jul 27 2003, 4:05 PM EDT Att: 42,530 - Cloudy - 72 F <a href="http://livebaseballscorecards.com">livebaseballscorecards.com</a>			
Mark Kotsay, L (1, 8) OBP: 0.330, SLG: 0.340 Brian Buchanan, R (7, PH) OBP: 0.361, SLG: 0.510	F 1B SF9 BB		G3		K		F9			2	1	0	0	1	1	1				
Mark Loretta, R (1, 4) OBP: 0.375, SLG: 0.434	E5									4	0	3	1	0	0	0				
Ryan Klesko, L (1, 3) OBP: 0.356, SLG: 0.510	SF9		G4-3							3	0	1	1	0	1	2				
Phil Nevin, R (1, 9) OBP: 0.400, SLG: 0.538	K									4	0	0	0	0	3	3				
Sean Burroughs, L (1, 5) OBP: 0.350, SLG: 0.416										4	0	1	0	0	1	2				
Gary Matthews, S (1, 7) OBP: 0.295, SLG: 0.333										4	0	0	0	0	0	1				
Gary Bennett, R (1, 2) OBP: 0.250, SLG: 0.254										4	0	1	0	0	1	1				
44 Jake Peavy, R (1, 1) OBP: 0.184, SLG: 0.114 Dave Hansen, L (7, PH) OBP: 0.367, SLG: 0.280 Jaret Wright, R (7, 1) OBP: 0.333, SLG: 0.667 Joe Roa, R (8, 1) OBP: 0.250, SLG: 0.250 Rondell White, R (9, PH) OBP: 0.322, SLG: 0.459			F9							2	0	0	0	0	0	0				
										1	0	0	0	0	1	1				
										0	0	0	0	0	0	0				
										1	0	0	0	0	0	0				
<b>Inning Stats</b>	R: 1 E: 1 K: 1 S: 12	H: 1 LOB: 1 BB: 1 P: 17	R: 0 E: 0 K: 0 S: 9	H: 1 LOB: 0 BB: 0 P: 12	R: 1 E: 0 K: 0 S: 9	H: 2 LOB: 1 BB: 0 P: 16	R: 0 E: 1 K: 2 S: 11	H: 0 LOB: 1 BB: 0 P: 17	R: 0 E: 0 K: 1 S: 7	H: 1 LOB: 1 BB: 0 P: 14	R: 0 E: 0 K: 1 S: 10	H: 1 LOB: 2 BB: 1 P: 21	R: 0 E: 0 K: 2 S: 12	H: 1 LOB: 1 BB: 0 P: 16	R: 0 E: 0 K: 0 S: 4	H: 0 LOB: 0 BB: 0 P: 5	1B: 4 2B: 4 3B: 0 HR: 0	SF: 1 SAC: 0 DP: 1 HBP: 0	WP: 0 PB: 0 SB: 0 CS: 0	PA: 36
<b>PITCHER</b>	IP WLS BF H R ER SO BB IBB HBP BLK WP HR S P ERA WHIP	IP WLS BF H R ER SO BB IBB HBP BLK WP HR S P ERA WHIP																		
Jesse Foppert, R (1, 1) ERA: 5.22	6.2	W	28	6	2	1	7	2	0	0	0	0	0	0	66	108	1.35	1.200		
Scott Eyre, L (7, 1) ERA: 3.46	0.1	H	1	0	0	0	0	0	0	0	0	0	0	0	1	1	0.00	0.000		
Matt Herges, R (8, 1) ERA: 2.73	2.0		7	1	0	0	2	0	0	0	0	0	0	0	16	21	0.00	0.500		

Batter	1	2	3	4	5	6	7	8	9	AB	R	H	RBI	BB	SO	LOB	BOTTOM			
Ray Durham, S (1, 4) OBP: 0.373, SLG: 0.439	F 1B 2B		K							5	1	1	0	0	1	2	<b>San Diego Padres @ San Francisco Giants</b> Sun Jul 27 2003, 4:05 PM EDT Att: 42,530 - Cloudy - 72 F <a href="http://livebaseballscorecards.com">livebaseballscorecards.com</a>			
José Cruz Jr., S (1, 9) OBP: 0.366, SLG: 0.441	P5		E4 1B							4	1	0	0	0	1	1				
Marquis Grissom, R (1, 8) OBP: 0.336, SLG: 0.495										3	2	2	1	1	1	0				
Barry Bonds, L (1, 7) OBP: 0.509, SLG: 0.740										2	1	1	0	2	0	1				
Andres Galarraga, R (1, 3) OBP: 0.364, SLG: 0.517										4	0	2	4	0	1	2				
Rich Aurilia, R (1, 6) OBP: 0.316, SLG: 0.411										4	0	1	0	0	0	2				
Pedro Feliz, R (1, 5) OBP: 0.265, SLG: 0.493										4	1	1	1	0	0	3				
Alberto Castillo, R (1, 2) OBP: 0.300, SLG: 0.700										4	0	1	0	0	1	3				
Jesse Foppert, R (1, 1) OBP: 0.097, SLG: 0.133 Scott Eyre, L (7, 1) ERA: 7.52 Matt Herges, L (8, 1) OBP: 0.333, SLG: 0.333										3	0	0	0	0	3	0				
										0	0	0	0	0	0	0				
										1	0	1	0	0	0	0				
<b>Inning Stats</b>	R: 3 E: 1 K: 0 S: 17	H: 3 LOB: 0 BB: 1 P: 29	R: 0 E: 0 K: 2 S: 8	H: 0 LOB: 0 BB: 0 P: 10	R: 2 E: 1 K: 1 S: 15	H: 3 LOB: 3 BB: 1 P: 24	R: 0 E: 0 K: 2 S: 9	H: 0 LOB: 0 BB: 0 P: 13	R: 0 E: 0 K: 1 S: 9	H: 1 LOB: 1 BB: 0 P: 14	R: 1 E: 0 K: 1 S: 10	H: 1 LOB: 0 BB: 0 P: 14	R: 0 E: 0 K: 1 S: 10	H: 0 LOB: 1 BB: 1 P: 20	R: 0 E: 0 K: 0 S: 11	H: 2 LOB: 2 BB: 0 P: 16	1B: 6 2B: 4 3B: 0 HR: 1	SF: 0 SAC: 0 DP: 1 HBP: 0	WP: 1 PB: 0 SB: 0 CS: 0	PA: 37
<b>PITCHER</b>	IP WLS BF H R ER SO BB IBB HBP BLK WP HR S P ERA WHIP	IP WLS BF H R ER SO BB IBB HBP BLK WP HR S P ERA WHIP																		
44 Jake Peavy, R (1, 1) ERA: 4.67	6.0	L	28	8	6	5	7	1	1	0	0	0	1	0	10	20	0.00	1.000		
Jaret Wright, R (7, 1) ERA: 7.52	1.0		4	0	0	0	1	1	0	0	0	0	0	0	10	20	0.00	1.000		
Joe Roa, R (8, 1) ERA: 5.33	1.0		5	2	0	0	0	0	0	0	0	0	0	11	16	0.00	2.000			





Batter	1	2	3	4	5	6	7	8	9	AB	R	H	RBI	BB	SO	LOB	TOP								
Ramón Vázquez, L (1.6) OBP: 0.361, SLG: 0.367										4	2	1	0	1	2	2	<b>San Diego Padres @ Pittsburgh Pirates</b> PNC Park, Pittsburgh, PA Tue Jul 29 2003, 7:05 PM EDT Att: 15,201 - Sunny - 75 F								
Mark Kotsay, L (1.8) OBP: 0.337, SLG: 0.349										4	1	3	1	1	0	0									
Mark Loretta, R (1.4) OBP: 0.376, SLG: 0.434										5	1	2	2	0	0	2									
Ryan Klesko, L (1.3) OBP: 0.353, SLG: 0.503										4	0	0	0	1	1	1									
Phil Nevin, R (1.9) OBP: 0.285, SLG: 0.888 Mike Matthews, L (8.1) Scott Linebrink, R (8.1) Joe Roa, R (8.1) Dave Hansen, L (8.1) Rod Beck, R (9.1)										3	1	1	2	0	0	0									
Rondell White, R (1.7) OBP: 0.324, SLG: 0.468										4	1	2	2	0	0	0									
Sean Burroughs, L (1.5) OBP: 0.346, SLG: 0.411										4	0	0	0	0	1	1									
Miguel Ojeda, R (1.2) OBP: 0.333, SLG: 0.378										3	0	0	0	0	2	0									
Oliver Pérez, L (1.1) OBP: 0.231, SLG: 0.208 Luther Hackman, R (6.1) Gary Matthews, S (6.9) OBP: 0.299, SLG: 0.335										1	0	0	0	0	0	0									
<b>Inning Stats</b>	R: 0 E: 0 K: 1 S: 9	H: 1 LOB: 0 BB: 0 P: 15	R: 0 E: 0 K: 0 S: 8	H: 0 LOB: 0 BB: 0 P: 12	R: 0 E: 0 K: 0 S: 8	H: 0 LOB: 1 BB: 0 P: 13	R: 3 E: 0 K: 0 S: 12	H: 3 LOB: 0 BB: 0 P: 16	R: 1 E: 0 K: 1 S: 12	H: 2 LOB: 1 BB: 0 P: 17	R: 0 E: 0 K: 1 S: 11	H: 1 LOB: 0 BB: 0 P: 18	R: 0 E: 0 K: 1 S: 5	H: 0 LOB: 0 BB: 1 P: 13	R: 0 E: 0 K: 1 S: 6	H: 0 LOB: 0 BB: 0 P: 10		R: 4 E: 0 K: 2 S: 21	H: 4 LOB: 3 BB: 3 P: 42	1B: 8 2B: 1 3B: 0 HR: 2	SF: 0 SAC: 1 DP: 1 HBP: 1	WP: 1 PB: 0 SB: 1 CS: 1	PA: 41		
<b>PITCHER</b>	IP	WLS	BF	H	R	ER	SO	BB	IBB	HBP	BLK	WP	HR	S	P	ERA	WHIP								
Jeff D'Amico, R (1.1) ERA: 3.79	6.0		25	7	4	4	3	0	0	1	0	1	1	60	91	6.00	1.167								
Brian Meadows, R (7.1) ERA: 5.85	0.1	H	2	0	0	0	0	1	0	0	0	0	0	2	8	0.00	3.000								
Joe Beimel, L (7.1) ERA: 3.91	1.2	H	4	0	0	0	2	0	0	0	0	0	0	9	15	0.00	0.000								
Mike Lincoln, R (9.1) ERA: 5.17	0.2	L	7	3	4	4	1	2	0	0	0	0	1	13	29	54.00	7.500								
Brian Boehringer, R (9.1) ERA: 5.7	0.1		3	1	0	0	1	1	0	0	0	0	0	8	13	0.00	6.000								

Batter	1	2	3	4	5	6	7	8	9	AB	R	H	RBI	BB	SO	LOB	BOTTOM								
Abraham Nunez, S (1.6) OBP: 0.301, SLG: 0.297										5	1	2	2	0	1	2	<b>San Diego Padres @ Pittsburgh Pirates</b> PNC Park, Pittsburgh, PA Tue Jul 29 2003, 7:05 PM EDT Att: 15,201 - Sunny - 75 F								
Jeff Reboulet, R (1.4) OBP: 0.356, SLG: 0.348										3	1	0	0	1	0	2									
Brian Giles, L (1.7) OBP: 0.437, SLG: 0.505										4	0	2	3	1	0	2									
Reggie Sanders, R (1.9) OBP: 0.310, SLG: 0.520										5	1	1	1	0	3	5									
Craig Wilson, R (1.3) OBP: 0.346, SLG: 0.420 Carlos Rivera, L (6.1) OBP: 0.220, SLG: 0.243										1	1	0	0	2	0	1									
José Hernández, R (1.5) OBP: 0.294, SLG: 0.371										5	0	0	0	0	3	4									
Adam Hyzdu, R (1.8) OBP: 0.324, SLG: 0.339										4	1	2	0	1	2	0									
11 Humberto Cota, R (1.2)										3	1	0	1	1	1	3									
Jeff D'Amico, R (1.1) ERA: 2.20, SLG: 0.152 Matt Stairs, R (6.1) OBP: 0.381, SLG: 0.500 Brian Meadows, R (7.1) Joe Beimel, L (7.1) Mike Lincoln, R (9.1) Brian Boehringer, S (9.1)										1	0	0	0	1	0	1									
<b>Inning Stats</b>	R: 0 E: 0 K: 1 S: 12	H: 1 LOB: 3 BB: 2 P: 24	R: 0 E: 0 K: 0 S: 11	H: 0 LOB: 2 BB: 2 P: 22	R: 0 E: 0 K: 1 S: 7	H: 0 LOB: 0 BB: 1 P: 14	R: 0 E: 0 K: 1 S: 10	H: 0 LOB: 1 BB: 1 P: 18	R: 0 E: 0 K: 3 S: 15	H: 1 LOB: 1 BB: 0 P: 22	R: 6 E: 1 K: 3 S: 24	H: 3 LOB: 1 BB: 2 P: 42	R: 0 E: 0 K: 2 S: 12	H: 1 LOB: 1 BB: 0 P: 17	R: 0 E: 0 K: 0 S: 5	H: 0 LOB: 0 BB: 0 P: 7		R: 1 E: 0 K: 2 S: 11	H: 1 LOB: 0 BB: 0 P: 15	1B: 5 2B: 1 3B: 0 HR: 1	SF: 0 SAC: 0 DP: 1 HBP: 1	WP: 0 PB: 0 SB: 0 CS: 0	PA: 43		
<b>PITCHER</b>	IP	WLS	BF	H	R	ER	SO	BB	IBB	HBP	BLK	WP	HR	S	P	ERA	WHIP								
Oliver Pérez, L (1.1) ERA: 5.2	5.0		23	7	1	1	4	7	0	0	0	0	0	59	108	1.80	1.800								
Luther Hackman, R (6.1) ERA: 4.19	0.1		6	2	2	1	1	1	0	1	0	0	0	12	20	27.00	9.000								
Mike Matthews, L (6.1) ERA: 3.88	0.0	B	1	1	3	3	0	0	0	0	0	0	0	2	5	∞	∞								
Scott Linebrink, R (6.1) ERA: 3.15	1.2		6	1	0	0	4	0	0	0	0	0	0	18	26	0.00	0.600								
Joe Roa, R (8.1) ERA: 5.14	1.0	W	3	0	0	0	0	0	0	0	0	0	0	5	7	0.00	0.000								
<b>PITCHER</b>	IP	WLS	BF	H	R	ER	SO	BB	IBB	HBP	BLK	WP	HR	S	P	ERA	WHIP								
Rod Beck, R (9.1) ERA: 2.18	1.0		4	1	1	1	2	0	0	0	0	0	0	11	15	9.00	1.000								



Batter	1	2	3	4	5	6	7	8	9	AB	R	H	RBI	BB	SO	LOB	TOP					
Ramón Vázquez, L OBP: 0.360, SLG: 0.363 (1, 6)	G3	F9					G6-3			3	0	0	0	1	0	2	<b>San Diego Padres @ Pittsburgh Pirates</b> PNC Park, Pittsburgh, PA Wed Jul 30 2003, 7:05 PM EDT Att: 23,709 - Sunny - 79 F					
Gary Matthews, S OBP: 0.236, SLG: 0.332 (1, 8)	G6-3		K					F8		3	0	0	0	1	1	0						
Mark Loretta, R OBP: 0.374, SLG: 0.432 (1, 4)	G1-3		G6-3					1B		4	0	1	0	0	1	2						
Ryan Klesko, L OBP: 0.352, SLG: 0.498 (1, 3)		P4			L3			K		3	0	0	0	1	1	3						
Phil Nevin, R OBP: 0.364, SLG: 0.600 (1, 9)		1B	F9					G4-3		4	1	1	0	0	1	2						
Rondell White, R OBP: 0.324, SLG: 0.467 (1, 7)										3	1	1	0	0	0	0						
Jaret Wright, R OBP: 0.333, SLG: 0.667 (6, 1)										0	0	0	0	0	0	0						
Luther Hackman, R (8, 1)										0	0	0	0	0	0	0						
Dave Hansen, L OBP: 0.366, SLG: 0.282 (9, FH)										1	0	0	0	0	0	0						
Sean Burroughs, L OBP: 0.348, SLG: 0.412 (1, 5)										4	0	2	0	0	0	0						
Miguel Ojeda, R OBP: 0.320, SLG: 0.360 (1, 2)		F3						FC5-4		4	0	0	0	0	0	4						
Brian Lawrence, R OBP: 0.304, SLG: 0.372 (1, 1)										2	0	1	2	0	0	0						
Brian Buchanan, R OBP: 0.357, SLG: 0.503 (6, 7)										2	0	0	0	0	1	1						
<b>Inning Stats</b>	R: 0 H: 0 E: 0 K: 0 S: 12	H: 0 LOB: 0 BB: 0 P: 15	R: 2 H: 4 E: 0 K: 0 S: 22	H: 4 LOB: 2 BB: 0 P: 31	R: 0 H: 0 E: 0 K: 1 S: 7	H: 0 LOB: 1 BB: 1 P: 15	R: 0 H: 0 E: 0 K: 0 S: 10	H: 0 LOB: 0 BB: 0 P: 14	R: 0 H: 0 E: 0 K: 1 S: 18	H: 0 LOB: 2 BB: 2 P: 30	R: 0 H: 0 E: 0 K: 0 S: 8	H: 0 LOB: 0 BB: 0 P: 12	R: 0 H: 0 E: 0 K: 1 S: 14	H: 1 LOB: 1 BB: 0 P: 18	R: 0 H: 1 E: 0 K: 1 S: 14	H: 1 LOB: 1 BB: 0 P: 18	1B: 6 2B: 0 3B: 0 HR: 0	SF: 0 SAC: 0 DP: 0 HBP: 0	WP: 0 PB: 0 SB: 0 CS: 0	PA: 36		
<b>PITCHER</b>	IP WLS BF H R ER SO BB IBB HBP BLK WP HR S P ERA WHIP	IP WLS BF H R ER SO BB IBB HBP BLK WP HR S P ERA WHIP	IP WLS BF H R ER SO BB IBB HBP BLK WP HR S P ERA WHIP	IP WLS BF H R ER SO BB IBB HBP BLK WP HR S P ERA WHIP	IP WLS BF H R ER SO BB IBB HBP BLK WP HR S P ERA WHIP	IP WLS BF H R ER SO BB IBB HBP BLK WP HR S P ERA WHIP	IP WLS BF H R ER SO BB IBB HBP BLK WP HR S P ERA WHIP	IP WLS BF H R ER SO BB IBB HBP BLK WP HR S P ERA WHIP	IP WLS BF H R ER SO BB IBB HBP BLK WP HR S P ERA WHIP	IP WLS BF H R ER SO BB IBB HBP BLK WP HR S P ERA WHIP	IP WLS BF H R ER SO BB IBB HBP BLK WP HR S P ERA WHIP	IP WLS BF H R ER SO BB IBB HBP BLK WP HR S P ERA WHIP	IP WLS BF H R ER SO BB IBB HBP BLK WP HR S P ERA WHIP	IP WLS BF H R ER SO BB IBB HBP BLK WP HR S P ERA WHIP	IP WLS BF H R ER SO BB IBB HBP BLK WP HR S P ERA WHIP	IP WLS BF H R ER SO BB IBB HBP BLK WP HR S P ERA WHIP	IP WLS BF H R ER SO BB IBB HBP BLK WP HR S P ERA WHIP	IP WLS BF H R ER SO BB IBB HBP BLK WP HR S P ERA WHIP	IP WLS BF H R ER SO BB IBB HBP BLK WP HR S P ERA WHIP	IP WLS BF H R ER SO BB IBB HBP BLK WP HR S P ERA WHIP	IP WLS BF H R ER SO BB IBB HBP BLK WP HR S P ERA WHIP	IP WLS BF H R ER SO BB IBB HBP BLK WP HR S P ERA WHIP

AB 33  
R 2  
H 6  
RBI 2  
BB 3  
SO 5  
LOB 14



Batter	1	2	3	4	5	6	7	8	9	AB	R	H	RBI	BB	SO	LOB	BOTTOM					
Abraham Nunez, S OBP: 0.305, SLG: 0.298 (1, 4)	G4-3			HR		HR				3	2	1	0	1	1	0	<b>San Diego Padres @ Pittsburgh Pirates</b> PNC Park, Pittsburgh, PA Wed Jul 30 2003, 7:05 PM EDT Att: 23,709 - Sunny - 79 F					
2 Jack Wilson, R OBP: 0.290, SLG: 0.331 (1, 6)	P4			F8		K				4	0	0	0	0	2	2						
Brian Giles, L OBP: 0.437, SLG: 0.515 (1, 8)				F7		HR				4	1	2	2	0	1	1						
Matt Stairs, L OBP: 0.388, SLG: 0.572 (1, 9)				HR		HR				3	2	2	0	1	1	0						
Reggie Sanders, R OBP: 0.313, SLG: 0.540 (1, 7)	P4			HR		HR				4	2	2	5	0	0	1						
Randall Simon, L OBP: 0.310, SLG: 0.419 (1, 3)				HR		HR				3	0	1	0	1	0	0						
Carlos Rivera, L OBP: 0.220, SLG: 0.243 (9, 3)	P4			G6-3		FC6-4				0	0	0	0	0	0	0						
José Hernández, R OBP: 0.291, SLG: 0.367 (1, 5)				K		K				4	0	0	0	0	4	3						
Craig Wilson, R OBP: 0.340, SLG: 0.412 (1, 2)				K		FC6-4				3	0	0	0	0	2	1						
Kip Wells, R OBP: 0.205, SLG: 0.318 (1, 1)				G4-3						2	0	0	0	0	0	0						
Brian Meadows, R (7, 1)										1	0	0	0	0	1	0						
<b>Inning Stats</b>	R: 0 H: 1 E: 0 K: 0 S: 5	H: 0 LOB: 1 BB: 0 P: 6	R: 0 H: 0 E: 0 K: 1 S: 7	H: 0 LOB: 0 BB: 0 P: 12	R: 0 H: 0 E: 0 K: 2 S: 9	H: 0 LOB: 0 BB: 0 P: 13	R: 3 H: 2 E: 0 K: 0 S: 9	H: 2 LOB: 0 BB: 1 P: 15	R: 0 H: 0 E: 0 K: 2 S: 7	H: 0 LOB: 0 BB: 0 P: 11	R: 4 H: 4 E: 0 K: 2 S: 19	H: 4 LOB: 1 BB: 1 P: 30	R: 0 H: 0 E: 0 K: 3 S: 11	H: 0 LOB: 0 BB: 0 P: 18	R: 0 H: 1 E: 0 K: 2 S: 12	H: 1 LOB: 2 BB: 1 P: 23	1B: 3 2B: 2 3B: 0 HR: 3	SF: 0 SAC: 0 DP: 0 HBP: 0	WP: 0 PB: 0 SB: 0 CS: 0	PA: 34		
<b>PITCHER</b>	IP WLS BF H R ER SO BB IBB HBP BLK WP HR S P ERA WHIP	IP WLS BF H R ER SO BB IBB HBP BLK WP HR S P ERA WHIP	IP WLS BF H R ER SO BB IBB HBP BLK WP HR S P ERA WHIP	IP WLS BF H R ER SO BB IBB HBP BLK WP HR S P ERA WHIP	IP WLS BF H R ER SO BB IBB HBP BLK WP HR S P ERA WHIP	IP WLS BF H R ER SO BB IBB HBP BLK WP HR S P ERA WHIP	IP WLS BF H R ER SO BB IBB HBP BLK WP HR S P ERA WHIP	IP WLS BF H R ER SO BB IBB HBP BLK WP HR S P ERA WHIP	IP WLS BF H R ER SO BB IBB HBP BLK WP HR S P ERA WHIP	IP WLS BF H R ER SO BB IBB HBP BLK WP HR S P ERA WHIP	IP WLS BF H R ER SO BB IBB HBP BLK WP HR S P ERA WHIP	IP WLS BF H R ER SO BB IBB HBP BLK WP HR S P ERA WHIP	IP WLS BF H R ER SO BB IBB HBP BLK WP HR S P ERA WHIP	IP WLS BF H R ER SO BB IBB HBP BLK WP HR S P ERA WHIP	IP WLS BF H R ER SO BB IBB HBP BLK WP HR S P ERA WHIP	IP WLS BF H R ER SO BB IBB HBP BLK WP HR S P ERA WHIP	IP WLS BF H R ER SO BB IBB HBP BLK WP HR S P ERA WHIP	IP WLS BF H R ER SO BB IBB HBP BLK WP HR S P ERA WHIP	IP WLS BF H R ER SO BB IBB HBP BLK WP HR S P ERA WHIP	IP WLS BF H R ER SO BB IBB HBP BLK WP HR S P ERA WHIP	IP WLS BF H R ER SO BB IBB HBP BLK WP HR S P ERA WHIP	IP WLS BF H R ER SO BB IBB HBP BLK WP HR S P ERA WHIP

AB 31  
R 7  
H 8  
RBI 7  
BB 3  
SO 12  
LOB 8





Batter	1	2	3	4	5	6	7	8	9	AB	R	H	RBI	BB	SO	LOB	TOP						
Ramón Vázquez, L (1,6) OBP: 0.364, SLG: 0.367 Jay Witasick, R (7,1) Miguel Ojeda, R (9,PH) OBP: 0.327, SLG: 0.379 Mark Kotsay, L (9,8) OBP: 0.337, SLG: 0.349	1-0 G3-4 1B		3-2 F7	1-0 2B 1B		0-0 BB 1B	3-2 G4-3		1-2 1B 2B	5	2	3	1	0	0	1	<b>San Diego Padres @ Pittsburgh Pirates</b> PNC Park, Pittsburgh, PA Thu Jul 31, 2003, 12:35 PM EDT Att: 18,045 - Cloudy - 78 F						
Sean Burroughs, L (1,5) OBP: 0.353, SLG: 0.413	1-2 G3-4-1		0-0 2B 1B	4-2 2B BB		4-1 1B BB		1-1 G6-3	0-1 1B	4	2	2	2	2	0	1							
Mark Loretta, R (1,4) OBP: 0.379, SLG: 0.443	2-2 F8		2-2 HBP 1-H 2B	2-2 1-H 2-H 2B		2-0 F5		1-1 2B	0-0 2-H 3-H 1B	6	0	4	3	0	0	3							
Phil Nevin, R (1,9) OBP: 0.393, SLG: 0.542 Rod Beck, R (9,1)	4-2 BB		4-2 HBP BB		1-2 L9	0-2 1-3 2-H 1B		3-3 K	1-1 F8	4	0	1	1	2	1	3							
Ryan Klesko, L (1,3) OBP: 0.356, SLG: 0.497	3-2 P5		1-2 FC5-4 HBP		0-1 2B 1B	1-1 F8		4-0 IBB		3	1	1	0	1	0	4							
Rondell White, R (1,7) OBP: 0.324, SLG: 0.467 Mike Matthews, L (6,1) Lou Merloni, R (7,6) OBP: 0.374, SLG: 0.357	2-1 F8		1-0 FC5-4 1-2 1-2		0-0 HR 2B	2-3 K		1-2 G3-1		4	1	1	1	0	1	5							
Gary Matthews, S (1,8) OBP: 0.300, SLG: 0.342	2-3 K			1-1 G6-3 1B	1-0 HR		1-1 G5-3		0-0 G4-3	5	2	2	2	0	1	0							
Gary Bennett, R (1,2) OBP: 0.249, SLG: 0.253	1-0 F9			1-2 G6-3	2-1 F8		3-1 G4-3 PB 1B		0-2 G5-3	5	0	1	0	0	0	1							
Adam Eaton, R (1,1) OBP: 0.317, SLG: 0.500 Scott Linebrink, R (6,1) OBP: 0.091, SLG: 0.091 Brian Buchanan, R (6,7) OBP: 0.359, SLG: 0.500			0-2 G6-3	1-2 G6-3	3-1 F7		2-2 G4-3		4-0 2B 1B BB	3	0	0	0	0	0	1							
<b>Inning Stats</b>	R: 0 E: 0 K: 0 S: 13	H: 1 LOB: 2 BB: 1 P: 24	R: 0 E: 0 K: 1 S: 8	H: 0 LOB: 0 BB: 0 P: 13	R: 1 E: 0 K: 0 S: 19	H: 2 LOB: 3 BB: 1 P: 30	R: 3 E: 0 K: 0 S: 21	H: 3 LOB: 1 BB: 1 P: 30	R: 3 E: 0 K: 1 S: 11	H: 3 LOB: 0 BB: 0 P: 18	R: 1 E: 0 K: 1 S: 12	H: 2 LOB: 1 BB: 1 P: 20	R: 0 E: 0 K: 0 S: 10	H: 1 LOB: 1 BB: 0 P: 19	R: 0 E: 0 K: 1 S: 10	H: 1 LOB: 2 BB: 1 P: 20		R: 2 E: 0 K: 0 S: 13	H: 3 LOB: 2 BB: 1 P: 19	1B: 10 2B: 5 3B: 0 HR: 1	SF: 0 SAC: 0 DP: 0 HBP: 1	WP: 0 PB: 1 CS: 1	PA: 49
<b>PITCHER</b>	IP WLS BF H R ER SO BB IBB HBP BLK WP HR S P ERA WHIP	IP WLS BF H R ER SO BB IBB HBP BLK WP HR S P ERA WHIP																IP WLS BF H R ER SO BB IBB HBP BLK WP HR S P ERA WHIP					
Josh Fogg, R (1,1) ERA: 5.42	4.0 L 21 6 4 4 1 3 0 1 0 0 0 0 61 97 9.00 2.250																						
Duaner Sanchez, R (5,1) ERA: 13.5	1.0 6 3 3 3 0 0 0 0 0 1 11 18 27.00 3.000																						
Jim Mann, R (6,1) ERA: 9.0	1.0 6 2 1 1 1 1 0 0 0 0 0 12 20 9.00 3.000																						
Julian Tavarez, R (7,1) ERA: 4.34	2.0 9 2 0 0 1 0 1 0 0 0 0 20 39 0.00 1.000																						
Joe Beimel, L (9,1) ERA: 4.21	1.0 7 3 2 2 0 1 0 0 0 0 0 13 19 18.00 4.000																						

AB 42  
R 10  
H 16  
RBI 10  
BB 6  
SO 3  
LOB 22



Batter	1	2	3	4	5	6	7	8	9	AB	R	H	RBI	BB	SO	LOB	BOTTOM						
Abraham Nunez, S (1,4) OBP: 0.312, SLG: 0.302	1-2 SH1-3 HR 1B		4-2 F9 G4-3 BB		1-2 G4-3	0-1 2B BB 1B		1-1 G1-3		4	2	2	0	1	0	1	<b>San Diego Padres @ Pittsburgh Pirates</b> PNC Park, Pittsburgh, PA Thu Jul 31, 2003, 12:35 PM EDT Att: 18,045 - Cloudy - 78 F						
Jack Wilson, R (1,6) OBP: 0.292, SLG: 0.331	0-0 SH1-3		0-0 G4-3		1-2 HBP G2 1B BB		0-0 G6-3			3	0	1	1	1	0	1							
Brian Giles, L (1,8) OBP: 0.437, SLG: 0.511	4-2 HR BB		0-0 F9		1-1 G2	1-0 1-2 2-H 1B		0-1 P6		4	1	1	1	1	0	2							
Matt Stairs, L (1,9) OBP: 0.393, SLG: 0.584	1-2 1-H 2-H HR		2-3 K		4-2 HBP BB		1-3 K		4-1 BB	3	1	1	3	2	2	3							
Reggie Sanders, R (1,7) OBP: 0.311, SLG: 0.533	0-0 F7			1-1 F8	2-2 HBP	1-0 G6-3		2-2 F7		4	0	0	0	0	0	3							
Randall Simon, L (1,3) OBP: 0.305, SLG: 0.411	1-1 F8			1-1 G3-1	0-1 G4-1		1-2 G1-3		1-3 K	5	0	0	0	0	1	4							
José Hernández, R (1,5) OBP: 0.293, SLG: 0.375		0-3 K		4-0 BB		1-0 HR	1-1 P6			3	1	1	1	1	1	0							
Craig Wilson, R (1,2) OBP: 0.338, SLG: 0.426		3-2 P5		1-3 K		1-0 HR	0-0 G4-3			4	1	1	1	0	1	1							
Josh Fogg, R (1,1) ERA: 5.42 Duaner Sanchez, R (5,1) ERA: 13.5 Kip Wells, R (6,1) OBP: 0.359, SLG: 0.356 Jim Mann, R (6,1) ERA: 9.0 Jeff Reboulet, R (7,1) OBP: 0.348, SLG: 0.348 Julian Tavarez, L (7,1) OBP: 0.359, SLG: 0.500 Carlos Rivera, L (9,1) OBP: 0.292, SLG: 0.237 Joe Beimel, L (9,1) ERA: 4.21	1-1 G4-3		2-2 G4-3 2B		0-0 G6-3		0-0 G1-3			1	0	0	0	0	0	0							
<b>Inning Stats</b>	R: 3 E: 0 K: 0 S: 12	H: 2 LOB: 0 BB: 1 P: 19	R: 0 E: 0 K: 1 S: 9	H: 0 LOB: 0 BB: 0 P: 13	R: 0 E: 0 K: 1 S: 7	H: 0 LOB: 1 BB: 1 P: 13	R: 0 E: 0 K: 1 S: 7	H: 0 LOB: 1 BB: 1 P: 14	R: 1 E: 0 K: 0 S: 19	H: 2 LOB: 3 BB: 1 P: 30	R: 3 E: 0 K: 1 S: 11	H: 4 LOB: 2 BB: 1 P: 20	R: 0 E: 0 K: 0 S: 6	H: 0 LOB: 0 BB: 0 P: 8	R: 0 E: 0 K: 0 S: 4	H: 0 LOB: 0 BB: 0 P: 5		R: 0 E: 0 K: 1 S: 11	H: 0 LOB: 1 BB: 1 P: 18	1B: 4 2B: 1 3B: 0 HR: 3	SF: 0 SAC: 1 DP: 0 HBP: 1	WP: 0 PB: 0 CS: 0	PA: 42
<b>PITCHER</b>	IP WLS BF H R ER SO BB IBB HBP BLK WP HR S P ERA WHIP	IP WLS BF H R ER SO BB IBB HBP BLK WP HR S P ERA WHIP																IP WLS BF H R ER SO BB IBB HBP BLK WP HR S P ERA WHIP					
Adam Eaton, R (1,1) ERA: 4.15	5.0 W 26 6 6 6 3 4 0 1 0 0 0 0 56 93 10.80 2.000																						
Scott Linebrink, R (6,1) ERA: 3.59	0.1 H 3 1 0 0 0 1 0 0 0 0 0 4 8 0.00 6.000																						
Mike Matthews, L (6,1) ERA: 3.81	1.0 H 4 1 1 1 1 0 0 0 0 0 8 12 9.00 1.000																						
Jay Witasick, R (7,1) ERA: 4.43	1.2 H 5 0 0 0 0 0 0 0 0 0 7 9 0.00 0.000																						
Rod Beck, R (9,1) ERA: 2.08	1.0 S 4 0 0 0 1 1 0 0 0 0 11 18 0.00 1.000																						

AB 34  
R 7  
H 8  
RBI 7  
BB 6  
SO 5  
LOB 15





Batter	1	2	3	4	5	6	7	8	9	AB	R	H	RBI	BB	SO	LOB	TOP		
Ramón Vázquez, L (1,6) OBP: 0.362, SLG: 0.365										4	0	1	0	0	1	1	<b>San Diego Padres @ Philadelphia Phillies</b> Veterans Stadium, Philadelphia, PA Fri Aug 01 2003, 7:05 PM EDT Att: 18,655 - Cloudy - 83 F		
Mark Kotsay, L (1,8) OBP: 0.333, SLG: 0.344										4	0	0	0	0	4	2			
Mark Loretta, R (1,4) OBP: 0.376, SLG: 0.440										3	0	0	0	0	0	1			
Phil Nevin, R (1,9) OBP: 0.355, SLG: 0.481										3	0	0	0	0	0	0			
Ryan Klesko, L (1,3) OBP: 0.355, SLG: 0.494										2	0	0	0	1	1	0			
Rondell White, R (1,7) OBP: 0.321, SLG: 0.463										3	0	0	0	0	0	1			
Gary Matthews, S (8,7) OBP: 0.300, SLG: 0.342										0	0	0	0	0	0	0			
Sean Burroughs, L (1,5) OBP: 0.350, SLG: 0.409										3	0	0	0	0	0	1			
Miguel Ojeda, R (1,2) OBP: 0.337, SLG: 0.389										3	0	2	0	0	1	0			
Kevin Jarvis, L (1,1) OBP: 0.278, SLG: 0.133										2	0	0	0	0	1	1			
Jaret Wright, R (7,1) OBP: 0.333, SLG: 0.667										0	0	0	0	0	0	0			
Dave Hanson, L (9, PH) OBP: 0.363, SLG: 0.279										1	0	0	0	0	0	1			
<b>Inning Stats</b>	R: 0 E: 0 K: 2 S: 7	H: 0 LOB: 0 BB: 0 P: 11	R: 0 E: 0 K: 0 S: 5	H: 0 LOB: 0 BB: 0 P: 8	R: 0 E: 0 K: 2 S: 9	H: 0 LOB: 0 BB: 0 P: 14	R: 0 E: 0 K: 1 S: 8	H: 0 LOB: 0 BB: 0 P: 15	R: 0 E: 0 K: 1 S: 5	H: 1 LOB: 0 BB: 0 P: 9	R: 0 E: 0 K: 1 S: 7	H: 1 LOB: 0 BB: 0 P: 10	R: 0 E: 0 K: 0 S: 6	H: 0 LOB: 1 BB: 1 P: 15	R: 0 E: 0 K: 1 S: 11	H: 1 LOB: 1 BB: 0 P: 16	1B: 3 2B: 0 3B: 0 HR: 0	SF: 0 SAC: 0 DP: 2 HBP: 0	WP: 0 PA: 29 PB: 0 SB: 0 CS: 0
<b>PITCHER</b> Kevin Millwood, R (1,1) ERA: 3.76	IP: 9.0 WLS: W BF: 29 H: 3 R: 0 ER: 0 SO: 8 BB: 1 IBB: 0 HBP: 0 BLK: 0 WP: 0 HR: 0 S: 63 P: 106 ERA: 0.00 WHIP: 0.444															<b>PITCHER</b>			

Batter	1	2	3	4	5	6	7	8	9	AB	R	H	RBI	BB	SO	LOB	BOTTOM		
Marlon Byrd, R (1,8) OBP: 0.380, SLG: 0.433										5	2	4	0	0	0	1	<b>San Diego Padres @ Philadelphia Phillies</b> Veterans Stadium, Philadelphia, PA Fri Aug 01 2003, 7:05 PM EDT Att: 18,655 - Cloudy - 83 F		
Placido Polanco, R (1,4) OBP: 0.369, SLG: 0.470										3	2	2	1	1	0	1			
Jim Thome, L (1,3) OBP: 0.379, SLG: 0.542										4	0	1	2	0	0	4			
Bobby Abreu, L (1,9) OBP: 0.402, SLG: 0.491										3	1	1	1	1	0	3			
Mike Lieberthal, R (1,2) OBP: 0.384, SLG: 0.435										3	0	0	0	1	1	2			
2 Tyler Houston, L (1,5) OBP: 0.329, SLG: 0.449										3	0	0	0	0	0	0			
Tomas Perez, S (7,5) OBP: 0.342, SLG: 0.406										1	0	1	2	0	0	0			
11 Jimmy Rollins, S (1,6) OBP: 0.320, SLG: 0.384										3	0	0	0	1	1	2			
Ricky Ledee, L (1,7) OBP: 0.327, SLG: 0.430										4	0	0	0	0	0	1			
Kevin Millwood, R (1,1) OBP: 0.163, SLG: 0.114										4	1	1	0	0	1	0			
<b>Inning Stats</b>	R: 1 E: 0 K: 0 S: 10	H: 2 LOB: 1 BB: 0 P: 17	R: 0 E: 0 K: 0 S: 6	H: 0 LOB: 0 BB: 0 P: 10	R: 0 E: 0 K: 0 S: 11	H: 1 LOB: 2 BB: 1 P: 18	R: 0 E: 0 K: 1 S: 12	H: 0 LOB: 1 BB: 1 P: 19	R: 2 E: 0 K: 0 S: 16	H: 3 LOB: 1 BB: 0 P: 24	R: 0 E: 0 K: 0 S: 5	H: 0 LOB: 0 BB: 0 P: 7	R: 3 E: 0 K: 1 S: 13	H: 3 LOB: 2 BB: 2 P: 30	R: 0 E: 0 K: 1 S: 10	H: 1 LOB: 1 BB: 0 P: 12	1B: 5 2B: 5 3B: 0 HR: 0	SF: 0 SAC: 0 DP: 0 HBP: 0	WP: 0 PA: 37 PB: 0 SB: 1 CS: 0
<b>PITCHER</b> Kevin Jarvis, R (1,1) ERA: 4.26	IP: 6.1 WLS: L BF: 29 H: 8 R: 5 ER: 5 SO: 1 BB: 2 IBB: 0 HBP: 0 BLK: 0 WP: 0 HR: 0 S: 64 P: 102 ERA: 5.40 WHIP: 1.579															<b>PITCHER</b>			
<b>PITCHER</b> Jaret Wright, R (7,1) ERA: 7.36	IP: 1.2 WLS: L BF: 8 H: 2 R: 1 ER: 1 SO: 2 BB: 1 IBB: 1 HBP: 0 BLK: 0 WP: 0 HR: 0 S: 19 P: 35 ERA: 5.40 WHIP: 1.800															<b>PITCHER</b>			





Batter	1	2	3	4	5	6	7	8	9	AB	R	H	RBI	BB	SO	LOB	TOP					
<b>Gary Matthews, S</b> OBP: 0.298, SLG: 0.338	4-1 WP 1B BB	0-2 G4-3			0-0 G6-3		0-1 F7		3-2 G4-3	4	1	0	0	1	0	1	<b>San Diego Padres @ Philadelphia Phillies</b> Veterans Stadium, Philadelphia, PA Sat Aug 02 2003, 5:05 PM EDT Cloudy - 87 F					
<b>Sean Burroughs, L</b> OBP: 0.351, SLG: 0.412	1-1 L7		1-3 K		1-2 1B HR		0-2 G4-3 2B		0-0 G3-1	5	1	2	0	0	1	1						
<b>Mark Loretta, R</b> OBP: 0.376, SLG: 0.438	4-2 WP E BB		0-1 G3-1		2-2 1B HR		0-0 G4-3		2-2 F9	4	2	1	0	1	0	1						
<b>Phil Nevin, R</b> OBP: 0.371, SLG: 0.581	2-2 E9		2-1 G5-3		0-2 1B HR		3-3 K			4	1	2	4	0	1	1						
<b>Dave Hansen, L</b> OBP: 0.353, SLG: 0.279	1-2 G6-4-3 1B									0	0	0	0	0	0	0						
<b>Rondell White, R</b> OBP: 0.323, SLG: 0.462	0-0 G6-4-3			2-1 G1-3	4-1 BB			0-1 FC5-4 1B		3	0	1	0	1	0	1						
<b>Brian Buchanan, R</b> OBP: 0.356, SLG: 0.490		4-1 1B 44 E BB		2-2 G4-3	1-0 P3			0-0 FC5-4 BB		3	1	0	0	1	0	2						
<b>Gary Bennett, R</b> OBP: 0.254, SLG: 0.250		2-3 K		4-0 FC5-4 BB		3-2 P3		4-0 BB		2	0	0	0	2	1	1						
<b>Lou Merloni, R</b> OBP: 0.370, SLG: 0.353	1-1 44 S 1B		2-1 FC5-4		0-3 K		0-1 F9			4	0	1	0	0	1	3						
<b>44 Jake Peavy, R</b> OBP: 0.171, SLG: 0.105	2-3 K		2-3 K		0-2 F9	1-0 G4-3		1-1 F7		3	0	0	0	0	1	1						
<b>Ryan Klesko, L</b> OBP: 0.354, SLG: 0.492										1	0	0	0	0	0	2						
<b>Luther Hackman, R</b> OBP: 0.376, SLG: 0.438										0	0	0	0	0	0	0						
<b>Mike Matthews, L</b> OBP: 0.376, SLG: 0.438										0	0	0	0	0	0	0						
<b>Jay Witasick, R</b> OBP: 0.376, SLG: 0.438										0	0	0	0	0	0	0						
<b>Inning Stats</b>	R: 2 E: 1 K: 0 S: 11	H: 1 LOB: 0 BB: 2 P: 22	R: 1 E: 0 K: 2 S: 12	H: 1 LOB: 1 BB: 1 P: 21	R: 0 E: 0 K: 1 S: 7	H: 0 LOB: 0 BB: 0 P: 10	R: 0 E: 0 K: 0 S: 7	H: 0 LOB: 1 BB: 1 P: 17	R: 3 E: 0 K: 1 S: 16	H: 3 LOB: 1 BB: 0 P: 24	R: 0 E: 0 K: 1 S: 7	H: 0 LOB: 1 BB: 0 P: 11	R: 0 E: 0 K: 1 S: 9	H: 1 LOB: 1 BB: 0 P: 12	R: 0 E: 0 K: 0 S: 7	H: 1 LOB: 2 BB: 1 P: 14	1B: 5 2B: 1 3B: 0 HR: 1	SF: 0 SAC: 0 DP: 1 HBP: 0	WP: 1 PB: 0 SB: 2 CS: 0	PA: 39		
<b>PITCHER</b>	IP WLS BF H R ER SO BB IBB HBP BLK WP HR S P ERA WHIP	IP WLS BF H R ER SO BB IBB HBP BLK WP HR S P ERA WHIP	IP WLS BF H R ER SO BB IBB HBP BLK WP HR S P ERA WHIP	IP WLS BF H R ER SO BB IBB HBP BLK WP HR S P ERA WHIP	IP WLS BF H R ER SO BB IBB HBP BLK WP HR S P ERA WHIP	IP WLS BF H R ER SO BB IBB HBP BLK WP HR S P ERA WHIP	IP WLS BF H R ER SO BB IBB HBP BLK WP HR S P ERA WHIP	IP WLS BF H R ER SO BB IBB HBP BLK WP HR S P ERA WHIP	IP WLS BF H R ER SO BB IBB HBP BLK WP HR S P ERA WHIP	IP WLS BF H R ER SO BB IBB HBP BLK WP HR S P ERA WHIP	IP WLS BF H R ER SO BB IBB HBP BLK WP HR S P ERA WHIP	IP WLS BF H R ER SO BB IBB HBP BLK WP HR S P ERA WHIP	IP WLS BF H R ER SO BB IBB HBP BLK WP HR S P ERA WHIP	IP WLS BF H R ER SO BB IBB HBP BLK WP HR S P ERA WHIP	IP WLS BF H R ER SO BB IBB HBP BLK WP HR S P ERA WHIP	IP WLS BF H R ER SO BB IBB HBP BLK WP HR S P ERA WHIP	IP WLS BF H R ER SO BB IBB HBP BLK WP HR S P ERA WHIP	IP WLS BF H R ER SO BB IBB HBP BLK WP HR S P ERA WHIP	IP WLS BF H R ER SO BB IBB HBP BLK WP HR S P ERA WHIP	IP WLS BF H R ER SO BB IBB HBP BLK WP HR S P ERA WHIP	IP WLS BF H R ER SO BB IBB HBP BLK WP HR S P ERA WHIP	
<b>Randy Wolf, L</b> ERA: 3.38	5.0	L	24	5	6	4	3	5	0	0	0	0	0	0	0	0	1	1	53	94	7.20	2.000
<b>Mike Williams, R</b> ERA: 6.25	2.0	7	1	0	0	2	0	0	0	0	0	0	0	0	0	0	0	0	16	23	0.00	0.500
<b>Turk Wendell, R</b> ERA: 2.03	2.0	8	1	0	0	0	1	0	0	0	0	0	0	0	0	0	0	0	16	26	0.00	1.000

AB	33
R	6
H	7
RBI	4
BB	6
SO	5
LOB	14



Batter	1	2	3	4	5	6	7	8	9	AB	R	H	RBI	BB	SO	LOB	BOTTOM				
<b>Marlon Byrd, R</b> OBP: 0.377, SLG: 0.432	0-1 2B		1-1 FC6-4 1B		0-1 G5-3			0-1 P3	0-3 K	5	0	1	0	0	1	1	<b>San Diego Padres @ Philadelphia Phillies</b> Veterans Stadium, Philadelphia, PA Sat Aug 02 2003, 5:05 PM EDT Cloudy - 87 F				
<b>Placido Polanco, R</b> OBP: 0.370, SLG: 0.470	2-3 K		1-2 1B			1-1 G4-3		2-1 FC5 1B		4	0	2	0	0	1	1					
<b>Jim Thome, L</b> OBP: 0.378, SLG: 0.538	4-0 BB		1-3 K			0-0 G6-3		0-0 FC5		3	0	0	0	1	1	3					
<b>Bobby Abreu, L</b> OBP: 0.403, SLG: 0.490	2-3 K		1-0 G4-3			4-2 BB		1-2 2 1B 1B		3	1	1	0	1	1	4					
<b>Mike Lieberthal, R</b> OBP: 0.383, SLG: 0.433	2-2 L1			1-2 F8		2-1 P5		1-0 FC3-6 11 1B 1B		4	1	1	0	0	0	3					
<b>2 Tyler Houston, L</b> OBP: 0.336, SLG: 0.444		2-3 K		4-2 G6-4-3 BB			1-1 F8	2-1 FC3-6 1B		3	0	1	1	1	1	0					
<b>Pat Burrell, R</b> OBP: 0.310, SLG: 0.380		1-2 P2		1-2 G6-4-3			0-0 F8	0-0 FC3-6 1B		3	0	0	0	0	0	1					
<b>Turk Wendell, L</b> OBP: 0.278, SLG: 0.284				1-2 G6-4-3			0-0 F8	1-2 E		0	0	0	0	0	0	0					
<b>Tomas Perez, S</b> OBP: 0.341, SLG: 0.404				1-2 G6-4-3			0-0 F8	1-2 E		1	1	0	0	0	0	2					
<b>11 Jimmy Rollins, S</b> OBP: 0.319, SLG: 0.383		2-2 G3-1			0-0 F7		0-1 F7	0-0 E SF8 1B		4	1	1	1	0	0	0					
<b>Randy Wolf, L</b> ERA: 4.43	7.0	W	26	2	0	0	0	4	0	0	0	0	0	0	0	0					
<b>Nick Punto, S</b> ERA: 4.04	1.0	4	1	0	0	0	0	0	0	0	7	12	0.00	1.000							
<b>Mike Williams, R</b> ERA: 4.35	0.0	3	3	3	3	0	0	0	0	0	6	10	∞	∞							
<b>Jason Michaels, R</b> OBP: 0.376, SLG: 0.507	1.0	4	1	1	0	1	0	0	0	0	7	10	0.00	1.000							
<b>Ricky Ledesma, L</b> OBP: 0.326, SLG: 0.430																					
<b>Inning Stats</b>	R: 0 E: 0 K: 2 S: 14	H: 1 LOB: 2 BB: 1 P: 24	R: 0 E: 0 K: 1 S: 14	H: 0 LOB: 0 BB: 0 P: 19	R: 0 E: 0 K: 1 S: 13	H: 1 LOB: 2 BB: 1 P: 21	R: 0 E: 0 K: 0 S: 13	H: 0 LOB: 0 BB: 1 P: 19	R: 0 E: 0 K: 0 S: 9	H: 0 LOB: 1 BB: 1 P: 16	R: 0 E: 0 K: 0 S: 5	H: 0 LOB: 0 BB: 0 P: 6	R: 0 E: 0 K: 0 S: 7	H: 1 LOB: 1 BB: 0 P: 12	R: 4 E: 1 K: 1 S: 13	H: 4 LOB: 0 BB: 0 P: 20	1B: 6 2B: 1 3B: 0 HR: 0	SF: 1 SAC: 0 DP: 1 HBP: 0	WP: 0 PB: 0 SB: 0 CS: 0	PA: 37	
<b>PITCHER</b>	IP WLS BF H R ER SO BB IBB HBP BLK WP HR S P ERA WHIP	IP WLS BF H R ER SO BB IBB HBP BLK WP HR S P ERA WHIP	IP WLS BF H R ER SO BB IBB HBP BLK WP HR S P ERA WHIP	IP WLS BF H R ER SO BB IBB HBP BLK WP HR S P ERA WHIP	IP WLS BF H R ER SO BB IBB HBP BLK WP HR S P ERA WHIP	IP WLS BF H R ER SO BB IBB HBP BLK WP HR S P ERA WHIP	IP WLS BF H R ER SO BB IBB HBP BLK WP HR S P ERA WHIP	IP WLS BF H R ER SO BB IBB HBP BLK WP HR S P ERA WHIP	IP WLS BF H R ER SO BB IBB HBP BLK WP HR S P ERA WHIP	IP WLS BF H R ER SO BB IBB HBP BLK WP HR S P ERA WHIP	IP WLS BF H R ER SO BB IBB HBP BLK WP HR S P ERA WHIP	IP WLS BF H R ER SO BB IBB HBP BLK WP HR S P ERA WHIP	IP WLS BF H R ER SO BB IBB HBP BLK WP HR S P ERA WHIP	IP WLS BF H R ER SO BB IBB HBP BLK WP HR S P ERA WHIP	IP WLS BF H R ER SO BB IBB HBP BLK WP HR S P ERA WHIP	IP WLS BF H R ER SO BB IBB HBP BLK WP HR S P ERA WHIP	IP WLS BF H R ER SO BB IBB HBP BLK WP HR S P ERA WHIP	IP WLS BF H R ER SO BB IBB HBP BLK WP HR S P ERA WHIP	IP WLS BF H R ER SO BB IBB HBP BLK WP HR S P ERA WHIP	IP WLS BF H R ER SO BB IBB HBP BLK WP HR S P ERA WHIP	IP WLS BF H R ER SO BB IBB HBP BLK WP HR S P ERA WHIP
<b>44 Jake Peavy, R</b> ERA: 4.43	1.0	4	1	0	0	0	0	0	0	0	7	12	0.00	1.000							
<b>Luther Hackman, R</b> ERA: 4.04	0.0	3	3	3	3	0	0	0	0	0	6	10	∞	∞							
<b>Mike Matthews, L</b> ERA: 4.35	1.0	4	1	1	0	1	0	0	0	0	7	10	0.00	1.000							

AB	32
R	4
H	7
RBI	3
BB	4
SO	6
LOB	15





Batter	1	2	3	4	5	6	7	8	9	AB	R	H	RBI	BB	SO	LOB	TOP					
Ramón Vázquez, L OBP: 0.360, SLG: 0.366										5	0	1	0	0	3	3						
Mark Kotsay, L OBP: 0.331, SLG: 0.345										5	1	1	0	0	1	2						
Mark Loretta, R OBP: 0.376, SLG: 0.436										4	0	1	1	1	0	0						
Ryan Klesko, L OBP: 0.352, SLG: 0.486										4	0	0	0	1	2	4						
Phil Nevin, R OBP: 0.350, SLG: 0.528										5	0	1	0	0	3	5						
Sean Burroughs, L OBP: 0.350, SLG: 0.409										3	1	0	0	1	0	1						
Gary Matthews, S OBP: 0.301, SLG: 0.346										4	1	2	1	0	0	1						
Miguel Ojeda, R OBP: 0.362, SLG: 0.441										3	1	3	2	1	0	0						
Joe Roa, R OBP: 0.187, SLG: 0.187										2	0	0	0	0	1	3						
Scott Linebrink, R OBP: 0.299, SLG: 0.299										0	0	0	0	0	0	0						
Dave Hightower, R OBP: 0.236, SLG: 0.236										0	0	0	0	0	0	2						
Luther Hackman, R OBP: 0.292, SLG: 0.292										0	0	0	0	0	0	0						
Mike Matthews, L OBP: 0.300, SLG: 0.400										0	0	0	0	0	0	0						
Brian Buchanan, R OBP: 0.300, SLG: 0.400										1	0	1	0	0	0	0						
<b>Inning Stats</b>	R: 0 E: 0 K: 1 S: 7	H: 0 LOB: 0 BB: 0 P: 10	R: 1 E: 0 K: 2 S: 16	H: 2 LOB: 2 BB: 1 P: 30	R: 1 E: 1 K: 2 S: 15	H: 1 LOB: 1 BB: 1 P: 25	R: 1 E: 0 K: 0 S: 7	H: 2 LOB: 1 BB: 0 P: 8	R: 0 E: 0 K: 1 S: 11	H: 1 LOB: 1 BB: 0 P: 15	R: 0 E: 0 K: 1 S: 14	H: 1 LOB: 2 BB: 1 P: 20	R: 0 E: 0 K: 1 S: 9	H: 0 LOB: 0 BB: 0 P: 11	R: 0 E: 0 K: 1 S: 9	H: 0 LOB: 0 BB: 0 P: 12	R: 1 E: 0 K: 1 S: 17	H: 3 LOB: 3 BB: 1 P: 30	1B: 5 2B: 4 3B: 0 HR: 1	SF: 0 SAC: 0 DP: 0 HBP: 0	WP: 1 PB: 0 SB: 1 CS: 0	PA: 41
<b>PITCHER</b>	IP WLS BF H R ER SO BB IBB HBP BLK WP HR S P ERA WHIP																					
Carlos Silva, R ERA: 4.74	(1, 1) 4.0 19 5 3 3 5 1 1 0 0 1 0 45 73 6.75 1.500																					
Terry Adams, R ERA: 2.41	(5, 1) 2.0 9 2 0 0 2 1 0 0 0 0 0 25 35 0.00 1.500																					
Rheal Cormier, L ERA: 1.21	(7, 1) 2.0 W 6 0 0 0 2 0 0 0 0 0 0 18 23 0.00 0.000																					
Jose Mesa, R ERA: 5.32	(9, 1) 0.1 5 3 1 1 0 1 0 0 0 0 1 10 18 27.00 12.000																					
Dan Plesac, L ERA: 1.61	(9, 1) 0.2 2 0 0 0 1 0 0 0 0 0 0 7 12 0.00 0.000																					

San Diego Padres @ Philadelphia Phillies  
Veterans Stadium, Philadelphia, PA  
Sat Aug 02 2003, 5:10 PM EDT  
Att: 35,239 - Cloudy - 78 F


AB	37
R	4
H	10
RBI	4
BB	4
SO	10
LOB	21



Batter	1	2	3	4	5	6	7	8	9	AB	R	H	RBI	BB	SO	LOB	BOTTOM			
Marlon Byrd, R OBP: 0.381, SLG: 0.433										4	2	2	2	1	0	2				
Placido Polanco, R OBP: 0.376, SLG: 0.478										3	3	2	3	2	0	1				
Jim Thome, L OBP: 0.378, SLG: 0.534										3	0	0	1	2	2	5				
Bobby Abreu, L OBP: 0.405, SLG: 0.490										4	0	2	3	1	1	1				
Ricky Ledee, L OBP: 0.327, SLG: 0.435										5	0	2	1	0	2	2				
Jose Mesa, R ERA: 5.32										0	0	0	0	0	0	0				
Dan Plesac, L ERA: 1.61										0	0	0	0	0	0	0				
11 Jimmy Rollins, S OBP: 0.318, SLG: 0.381										5	0	1	0	0	2	5				
Todd Pratt, R OBP: 0.415, SLG: 0.488										3	3	2	0	1	1	1				
Tomas Perez, S OBP: 0.339, SLG: 0.400										4	1	1	0	0	1	3				
Carlos Silva, R OBP: 0.187, SLG: 0.187										1	0	1	0	0	0	0				
Pat Burrell, R OBP: 0.316, SLG: 0.378										1	0	0	0	0	0	2				
Terry Adams, R ERA: 2.41										0	0	0	0	0	0	0				
Nick Punto, S OBP: 0.274, SLG: 0.279										1	0	0	0	0	1	0				
Rheal Cormier, L OBP: 0.292, SLG: 0.292										0	0	0	0	0	0	0				
Jason Michaels, R OBP: 0.304, SLG: 0.325										1	1	1	0	0	0	0				
<b>Inning Stats</b>	R: 1 E: 0 K: 1 S: 11	H: 1 LOB: 2 BB: 2 P: 24	R: 1 E: 0 K: 1 S: 15	H: 3 LOB: 0 BB: 0 P: 23	R: 0 E: 0 K: 1 S: 6	H: 0 LOB: 0 BB: 0 P: 7	R: 4 E: 0 K: 0 S: 10	H: 3 LOB: 0 BB: 2 P: 24	R: 0 E: 0 K: 3 S: 11	H: 1 LOB: 1 BB: 0 P: 17	R: 0 E: 0 K: 1 S: 7	H: 0 LOB: 0 BB: 1 P: 12	R: 0 E: 0 K: 1 S: 11	H: 1 LOB: 1 BB: 1 P: 21	R: 4 E: 0 K: 2 S: 22	H: 5 LOB: 2 BB: 1 P: 37	1B: 10 2B: 4 3B: 1 HR: 0	SF: 0 SAC: 0 DP: 1 HBP: 0	WP: 0 PB: 0 SB: 3 CS: 1	PA: 43
<b>PITCHER</b>	IP WLS BF H R ER SO BB IBB HBP BLK WP HR S P ERA WHIP																			
Joe Roa, R ERA: 6.03	(1, 1) 3.1 L 7 2 1 1 3 1 0 0 0 0 0 16 29 5.40 1.800																			
Scott Linebrink, R ERA: 3.31	(4, 1) 1.2 7 2 1 1 3 1 0 0 0 0 0 16 29 5.40 1.800																			
Luther Hackman, R ERA: 3.9	(6, 1) 2.0 7 1 0 0 2 2 0 0 0 0 0 18 33 0.00 1.500																			
Mike Matthews, L ERA: 4.97	(8, 1) 1.0 9 5 4 4 2 1 0 0 0 0 0 22 37 36.00 6.000																			

San Diego Padres @ Philadelphia Phillies  
Veterans Stadium, Philadelphia, PA  
Sat Aug 02 2003, 5:10 PM EDT  
Att: 35,239 - Cloudy - 78 F

AB	35
R	10
H	14
RBI	10
BB	7
SO	10
LOB	22









Batter	1	2	3	4	5	6	7	8	9	AB	R	H	RBI	BB	SO	LOB	TOP		
<b>Kenny Lofton, L</b> OBP: 0.331, SLG: 0.440 (1, 8)	G3-1		2B 1B		G6-4-3			G1-3		4	1	1	0	0	0	1	<b>Chicago Cubs @ San Diego Padres</b> Qualcomm Stadium, San Diego, CA Tue Aug 05 2003, 10:05 PM EDT Att: 30,932 - Sunny - 74 F		
<b>Ramon Martinez, R</b> OBP: 0.354, SLG: 0.420 (1, 4)	G1-3 1B		1B 2B		G6-3			FC6-4 BB		3	0	2	1	1	0	0			
<b>Sammy Sosa, R</b> OBP: 0.386, SLG: 0.567 (1, 9)	G1-3		BB 1B		G6-3			FC6-4		4	0	1	0	0	0	2			
<b>Moises Alou, R</b> OBP: 0.361, SLG: 0.488 (1, 7)	F8		BB		L5			SH5-3 16 HR 2B		3	1	1	0	1	0	1			
<b>Hee-Seop Choi, L</b> OBP: 0.366, SLG: 0.458 (1, 3)		G4-3	K		G1-3			SH5-3		3	0	0	0	0	1	2			
<b>16 Alanis Ramirez, R</b> OBP: 0.321, SLG: 0.438 (1, 5)		1B			P3			HR		4	1	2	2	0	0	0			
<b>Alex Gonzalez, R</b> OBP: 0.288, SLG: 0.401 (1, 6)		K			K			K		4	0	0	0	0	4	1			
<b>Damian Miller, R</b> OBP: 0.315, SLG: 0.347 (1, 2)		F9			G5-3			F8		4	0	0	0	0	1	1			
<b>22 Mark Prior, R</b> ERA: 2.86, SLG: 0.375 (7, 1) <b>Kyle Farnsworth, R</b> ERA: 3.04 (7, 1) <b>Mark Guthrie, L</b> ERA: 1.95 (8, PH) <b>Doug Glanville, R</b> ERA: 4.05 (8, 1) <b>Mike Remlinger, L</b> ERA: 3.35 (9, 1) <b>Joe Borowski, R</b> ERA: 3.35 (9, 1)		G5-3			G6-4-3 1B			P2		2	0	1	0	0	0	0			
<b>Inning Stats</b>	R: 0 E: 0 K: 0 S: 9	H: 1 LOB: 1 BB: 0 P: 14	R: 0 E: 0 K: 1 S: 17	H: 1 LOB: 1 BB: 0 P: 23	R: 1 E: 0 K: 1 S: 11	H: 3 LOB: 2 BB: 1 P: 20	R: 0 E: 0 K: 1 S: 9	H: 0 LOB: 0 BB: 0 P: 14	R: 0 E: 0 K: 2 S: 6	H: 0 LOB: 0 BB: 0 P: 9	R: 0 E: 0 K: 2 S: 7	H: 0 LOB: 0 BB: 0 P: 9	R: 0 E: 0 K: 2 S: 7	H: 0 LOB: 1 BB: 1 P: 12	R: 2 E: 0 K: 1 S: 12	H: 2 LOB: 0 BB: 0 P: 22	1B: 5 2B: 2 3B: 0 HR: 1	SF: 0 SAC: 1 DP: 1 HBP: 0	WP: 0 PA: 35 PB: 0 SB: 0 CS: 0
<b>PITCHER</b>	IP	WLS	BF	H	R	ER	SO	BB	IBB	HBP	BLK	WP	HR	S	P	ERA	WHIP		
<b>Brian Lawrence, R</b> ERA: 4.73 (1, 1)	6.0	L	23	6	1	1	3	1	0	0	0	0	0	55	84	1.50	1.167		
<b>Luther Hackman, R</b> ERA: 3.77 (7, 1)	2.0		7	0	0	0	2	1	0	0	0	0	0	14	21	0.00	0.500		
<b>Jaret Wright, R</b> ERA: 7.65 (9, 1)	1.0		5	2	2	2	1	0	0	0	0	0	1	12	22	18.00	2.000		

AB	32
R	3
H	8
RBI	3
BB	2
SO	6
LOB	8



Batter	1	2	3	4	5	6	7	8	9	AB	R	H	RBI	BB	SO	LOB	BOTTOM				
<b>Gary Matthews, S</b> OBP: 0.304, SLG: 0.345 (1, 8)	K				F9			G1-3		4	0	0	0	0	2	0	<b>Chicago Cubs @ San Diego Padres</b> Qualcomm Stadium, San Diego, CA Tue Aug 05 2003, 10:05 PM EDT Att: 30,932 - Sunny - 74 F				
<b>Sean Burroughs, L</b> OBP: 0.347, SLG: 0.402 (1, 5)	F7				G3			G5-3		4	0	0	0	0	0	0					
<b>Mark Loretta, R</b> OBP: 0.378, SLG: 0.440 (1, 4)	K				F8			BB 2B		3	0	1	0	1	1	0					
<b>Ryan Klesko, L</b> OBP: 0.352, SLG: 0.482 (1, 3)		G4-3			P5			FC5 BB BB		3	0	0	0	1	1	1					
<b>Phil Nevin, R</b> OBP: 0.341, SLG: 0.500 (1, 9)		G6-4-3 1B			E3 BB			F3		4	0	1	0	0	0	3					
<b>Rondell White, R</b> OBP: 0.321, SLG: 0.457 (1, 7)		G6-4-3			K			BB		3	0	0	0	1	1	4					
<b>Ramón Vázquez, L</b> OBP: 0.360, SLG: 0.382 (1, 6)								K		1	0	1	0	1	0	0					
<b>Brian Buchanan, R</b> OBP: 0.354, SLG: 0.500 (7, PH) <b>Lou Merloni, R</b> OBP: 0.368, SLG: 0.350 (8, 6)					CS 1B			G6-4-3		1	0	0	0	0	1	3					
<b>Gary Bennett, R</b> OBP: 0.250, SLG: 0.246 (1, 2)					P4			FC5		3	0	0	0	0	1	6					
<b>Brian Lawrence, R</b> OBP: 0.298, SLG: 0.364 (1, 1) <b>Dave Hansen, L</b> OBP: 0.354, SLG: 0.271 (6, PH) <b>Luther Hackman, R</b> ERA: 3.04 (7, 1) <b>Miguel Ojeda, R</b> OBP: 0.369, SLG: 0.433 (8, PH) <b>Jaret Wright, R</b> OBP: 0.333, SLG: 0.667 (9, 1)					K			P6		1	0	0	0	0	1	1					
<b>Inning Stats</b>	R: 0 E: 0 K: 2 S: 8	H: 0 LOB: 0 BB: 0 P: 11	R: 0 E: 0 K: 0 S: 10	H: 1 LOB: 0 BB: 0 P: 16	R: 0 E: 0 K: 1 S: 6	H: 1 LOB: 0 BB: 0 P: 8	R: 0 E: 0 K: 0 S: 7	H: 0 LOB: 0 BB: 0 P: 10	R: 0 E: 0 K: 2 S: 12	H: 0 LOB: 0 BB: 1 P: 21	R: 0 E: 0 K: 1 S: 9	H: 0 LOB: 0 BB: 0 P: 13	R: 0 E: 0 K: 1 S: 14	H: 1 LOB: 3 BB: 2 P: 28	R: 0 E: 0 K: 0 S: 6	H: 0 LOB: 0 BB: 0 P: 8	R: 0 E: 2 K: 1 S: 9	H: 0 LOB: 2 BB: 1 P: 16	1B: 2 2B: 1 3B: 0 HR: 0	SF: 0 SAC: 0 DP: 2 HBP: 0	WP: 0 PA: 34 PB: 0 SB: 0 CS: 1
<b>PITCHER</b>	IP	WLS	BF	H	R	ER	SO	BB	IBB	HBP	BLK	WP	HR	S	P	ERA	WHIP				
<b>22 Mark Prior, R</b> ERA: 2.87 (1, 1)	0.1	H	4	1	0	0	0	2	0	0	0	0	0	10	20	0.00	9.000				
<b>Kyle Farnsworth, R</b> ERA: 3.04 (7, 1)	0.2	H	2	0	0	0	1	0	0	0	0	0	0	4	8	0.00	0.000				
<b>Mike Remlinger, L</b> ERA: 4.05 (8, 1)	1.0	H	3	0	0	0	0	0	0	0	0	0	0	6	8	0.00	0.000				
<b>Joe Borowski, R</b> ERA: 3.35 (9, 1)	1.0	S	5	0	0	0	1	1	0	0	0	0	0	9	16	0.00	1.000				

AB	30
R	0
H	3
RBI	0
BB	4
SO	8
LOB	21





Batter	1	2	3	4	5	6	7	8	9	AB	R	H	RBI	BB	SO	LOB	TOP				
<b>Kenny Lofton, L</b> OBP: 0.330, SLG: 0.438 (1, 8)	G4-3		G5-3				G6-3			4	0	1	1	0	0	0	<b>Chicago Cubs @ San Diego Padres</b> Qualcomm Stadium, San Diego, CA Wed Aug 06 2003, 10:05 PM EDT Att: 29,265 - Sunny - 75 F				
<b>Ramon Martinez, R</b> OBP: 0.352, SLG: 0.416 (1, 4)	K			HR	FC6-4			F9		4	1	1	0	0	1						
<b>Sammy Sosa, R</b> OBP: 0.385, SLG: 0.573 (1, 9)	F9			HR			K	L9		4	1	1	2	0	1						
<b>Moises Alou, R</b> OBP: 0.362, SLG: 0.487 (1, 7)				F7				K		3	0	1	0	1	1						
<b>Hee-Seop Choi, L</b> OBP: 0.368, SLG: 0.456 (1, 3)	F7			G4-3				K		3	0	1	0	1	0						
<b>16 Aramis Ramirez, R</b> OBP: 0.318, SLG: 0.434 (1, 5)	F9			P4			K			4	0	0	0	0	1						
<b>Alex Gonzalez, R</b> OBP: 0.288, SLG: 0.402 (1, 6)	G6-3				1B		K	G6-3		4	1	1	0	0	1						
<b>Damian Miller, R</b> OBP: 0.314, SLG: 0.346 (1, 2)			K		K		P3			4	0	1	0	0	2						
<b>34 Kerry Wood, R</b> OBP: 0.111, SLG: 0.244 (1, 1)			K		K		G4-3			3	0	0	0	0	2						
<b>Mark Guthrie, R</b> (8, 1)								G3		0	0	0	0	0	0						
<b>Kyle Farnsworth, R</b> (8, 1)										0	0	0	0	0	0						
<b>Troy O'Leary, L</b> OBP: 0.286, SLG: 0.341 (9, PH)										1	0	0	0	0	2						
<b>Joe Borowski, R</b> (9, 1)										0	0	0	0	0	0						
<b>Inning Stats</b>	R: 0 E: 0 K: 1 S: 8	H: 0 LOB: 0 BB: 0 P: 10	R: 0 E: 0 K: 0 S: 7	H: 1 LOB: 1 BB: 0 P: 11	R: 0 E: 0 K: 2 S: 10	H: 0 LOB: 0 BB: 0 P: 11	R: 2 E: 0 K: 0 S: 13	H: 2 LOB: 0 BB: 0 P: 18	R: 1 E: 0 K: 2 S: 14	H: 2 LOB: 1 BB: 0 P: 23	R: 0 E: 0 K: 3 S: 15	H: 1 LOB: 2 BB: 1 P: 24	R: 0 E: 0 K: 0 S: 5	H: 0 LOB: 0 BB: 0 P: 6	R: 0 E: 0 K: 1 S: 9	H: 0 LOB: 0 BB: 0 P: 14	R: 0 E: 0 K: 0 S: 9	H: 1 LOB: 2 BB: 1 P: 17	1B: 5 2B: 1 3B: 0 HR: 1	SF: 0 SAC: 0 DP: 0 HBP: 0	WP: 0 PA: 36 PB: 0 SB: 0 CS: 0
<b>PITCHER</b>	IP WLS BF H R ER SO BB IBB HBP BLK WP HR S P ERA WHIP																				
<b>Adam Eaton, R</b> ERA: 4.14 (1, 1)	7.0 L 28 6 3 3 8 1 0 0 0 0 0 1 72 103 3.86 1.000																				
<b>Scott Linebrink, R</b> ERA: 3.25 (8, 1)	1.1 5 0 0 0 1 1 0 0 0 0 0 0 13 25 0.00 0.750																				
<b>Jay Witasick, R</b> ERA: 3.75 (9, 1)	0.2 3 1 0 0 0 0 0 0 0 0 0 0 5 6 0.00 1.500																				

AB 34  
R 3  
H 7  
RBI 3  
BB 2  
SO 9  
LOB 14



Batter	1	2	3	4	5	6	7	8	9	AB	R	H	RBI	BB	SO	LOB	BOTTOM				
<b>Ramón Vázquez, L</b> OBP: 0.356, SLG: 0.357 (1, 6)	G4-3		K				K			4	0	0	0	0	3	0	<b>Chicago Cubs @ San Diego Padres</b> Qualcomm Stadium, San Diego, CA Wed Aug 06 2003, 10:05 PM EDT Att: 29,265 - Sunny - 75 F				
<b>Mark Kotsay, L</b> OBP: 0.325, SLG: 0.339 (1, 8)	L8					K		K		4	0	1	0	0	2						
<b>Mark Loretta, R</b> OBP: 0.381, SLG: 0.447 (1, 4)			1B							2	2	1	1	2	0						
<b>Phil Nevin, R</b> OBP: 0.333, SLG: 0.477 (1, 9)										4	0	1	0	0	1						
<b>Brian Buchanan, R</b> OBP: 0.354, SLG: 0.500 (9, 9)	G6-3									0	0	0	0	0	0						
<b>Ryan Klesko, L</b> OBP: 0.351, SLG: 0.477 (1, 3)										3	0	0	0	1	0						
<b>Rondell White, R</b> OBP: 0.323, SLG: 0.457 (1, 7)										4	0	2	1	0	0						
<b>Jay Witasick, R</b> (9, 1)										0	0	0	0	0	0						
<b>Sean Burroughs, L</b> OBP: 0.346, SLG: 0.399 (1, 5)										3	0	0	0	1	2						
<b>Miguel Ojeda, R</b> OBP: 0.357, SLG: 0.416 (1, 2)										4	0	0	0	0	5						
<b>Adam Eaton, R</b> OBP: 0.302, SLG: 0.475 (1, 1)										2	0	0	0	0	2						
<b>Dave Hansen, L</b> OBP: 0.352, SLG: 0.269 (7, PH)										1	0	0	0	0	0						
<b>Scott Linebrink, R</b> OBP: 0.091, SLG: 0.091 (8, 1)										0	0	0	0	0	0						
<b>Gary Matthews, S</b> OBP: 0.303, SLG: 0.344 (9, 7)										1	0	0	0	1	0						
<b>Inning Stats</b>	R: 0 E: 0 K: 0 S: 5	H: 0 LOB: 1 BB: 1 P: 10	R: 0 E: 0 K: 0 S: 9	H: 0 LOB: 1 BB: 1 P: 18	R: 0 E: 0 K: 2 S: 10	H: 1 LOB: 1 BB: 0 P: 13	R: 0 E: 0 K: 1 S: 10	H: 2 LOB: 2 BB: 0 P: 14	R: 0 E: 0 K: 3 S: 9	H: 0 LOB: 0 BB: 0 P: 10	R: 1 E: 0 K: 1 S: 16	H: 1 LOB: 2 BB: 2 P: 31	R: 0 E: 0 K: 2 S: 8	H: 0 LOB: 0 BB: 0 P: 13	R: 1 E: 0 K: 1 S: 12	H: 1 LOB: 0 BB: 0 P: 19	R: 0 E: 0 K: 1 S: 7	H: 0 LOB: 0 BB: 0 P: 7	1B: 4 2B: 0 3B: 0 HR: 1	SF: 0 SAC: 0 DP: 0 HBP: 0	WP: 0 PA: 36 PB: 0 SB: 0 CS: 0
<b>PITCHER</b>	IP WLS BF H R ER SO BB IBB HBP BLK WP HR S P ERA WHIP																				
<b>34 Kerry Wood, R</b> ERA: 3.44 (1, 1)	7.1 W 31 5 2 2 10 4 0 0 0 0 0 0 73 118 2.46 1.227																				
<b>Mark Guthrie, L</b> ERA: 1.53 (8, 1)	0.1 H 1 0 0 0 0 0 0 0 0 0 0 0 3 5 0.00 0.000																				
<b>Kyle Farnsworth, R</b> ERA: 3.02 (8, 1)	0.1 H 1 0 0 0 0 0 0 0 0 0 0 0 3 5 0.00 0.000																				
<b>Joe Borowski, R</b> ERA: 3.29 (9, 1)	1.0 S 3 0 0 0 1 0 0 0 0 0 0 0 7 7 0.00 0.000																				

AB 32  
R 2  
H 5  
RBI 2  
BB 4  
SO 11  
LOB 13





Batter	1	2	3	4	5	6	7	8	9	AB	R	H	RBI	BB	SO	LOB	TOP					
<b>Kenny Lofton, L</b> (1, 8) OBP: 0.333, SLG: 0.439										3	2	2	1	0	0	0	<b>Chicago Cubs @ San Diego Padres</b> Qualcomm Stadium, San Diego, CA Thu Aug 07 2003, 5:05 PM EDT Att: 27,673 - Cloudy - 75 F					
<b>Doug Glanville, R</b> (5, 8) OBP: 0.291, SLG: 0.352										5	1	2	2	0	3	1						
<b>Ramon Martinez, R</b> (1, 4) OBP: 0.366, SLG: 0.416										4	1	2	2	0	1	1						
<b>Sammy Sosa, R</b> (1, 9) OBP: 0.386, SLG: 0.581										1	0	0	0	0	0	0						
<b>Troy O'Leary, L</b> (6, 9) OBP: 0.284, SLG: 0.338										1	0	0	0	0	0	0						
<b>Moises Alou, R</b> (1, 7) OBP: 0.365, SLG: 0.496										4	1	2	2	1	0	2						
<b>16 Aramis Ramirez, R</b> (1, 5) OBP: 0.317, SLG: 0.432										5	1	1	0	0	1	2						
<b>Eric Karras, R</b> (1, 3) OBP: 0.377, SLG: 0.500										4	2	2	2	0	0	0						
<b>Alex Gonzalez, R</b> (1, 6) OBP: 0.285, SLG: 0.399										4	0	0	0	0	1	1						
<b>Mike Remlinger, L</b> (7, 1)										0	0	0	0	0	0	0						
<b>Dave Veres, R</b> (8, 1)										4	1	2	0	0	2	0						
<b>Paul Bako, L</b> (1, 2) OBP: 0.286, SLG: 0.286										3	0	0	0	0	0	3						
<b>3B Carlos Zambrano, S</b> (1, 1) OBP: 0.231, SLG: 0.412										1	0	0	0	0	0	0						
<b>Augie Ojeda, S</b> (7, 6)										1	0	0	0	0	0	0						
<b>Inning Stats</b>	R: 1 E: 0 K: 1 S: 20	H: 2 LOB: 1 BB: 0 P: 26	R: 0 E: 0 K: 1 S: 8	H: 0 LOB: 0 BB: 0 P: 10	R: 3 E: 0 K: 0 S: 12	H: 3 LOB: 0 BB: 0 P: 16	R: 3 E: 0 K: 1 S: 19	H: 5 LOB: 2 BB: 0 P: 27	R: 2 E: 0 K: 0 S: 12	H: 3 LOB: 1 BB: 0 P: 20	R: 0 E: 0 K: 2 S: 8	H: 0 LOB: 0 BB: 0 P: 12	R: 0 E: 0 K: 0 S: 7	H: 0 LOB: 0 BB: 0 P: 10	R: 0 E: 0 K: 1 S: 6	H: 0 LOB: 0 BB: 0 P: 11	R: 0 E: 0 K: 2 S: 10	H: 0 LOB: 1 BB: 1 P: 15	1B: 9 2B: 1 3B: 0 HR: 3	SF: 0 SAC: 0 DP: 0 HBP: 0	WP: 0 PB: 0 SB: 2 CS: 0	PA: 41
<b>PITCHER</b>	IP	WLS	BF	H	R	ER	SO	BB	IBB	HBP	BLK	WP	HR	S	P	ERA	WHIP					
<b>Kevin Jarvis, R</b> (1, 1) ERA: 5.04	3.2	L	20	9	7	7	3	0	0	0	0	0	2	52	68	17.18	2.455					
<b>Joe Roa, R</b> (4, 1) ERA: 5.97	3.1		14	4	2	2	2	0	0	0	0	0	1	34	53	5.40	1.200					
<b>Jaret Wright, R</b> (8, 1) ERA: 7.46	1.0		3	0	0	0	1	0	0	0	0	0	0	6	11	0.00	0.000					
<b>Mike Matthews, L</b> (9, 1) ERA: 4.88	1.0		4	0	0	0	2	1	0	0	0	0	0	10	15	0.00	1.000					

Batter	1	2	3	4	5	6	7	8	9	AB	R	H	RBI	BB	SO	LOB	BOTTOM					
<b>Ramón Vázquez, L</b> (1, 6) OBP: 0.354, SLG: 0.352										4	0	0	0	1	1	1	<b>Chicago Cubs @ San Diego Padres</b> Qualcomm Stadium, San Diego, CA Thu Aug 07 2003, 5:05 PM EDT Att: 27,673 - Cloudy - 75 F					
<b>Mark Kotsay, L</b> (1, 8) OBP: 0.331, SLG: 0.343										5	1	3	0	0	1	0						
<b>Mark Loretta, R</b> (1, 4) OBP: 0.382, SLG: 0.448										2	0	1	0	0	0	3						
<b>Lou Merloni, R</b> (6, 7) OBP: 0.374, SLG: 0.353										2	1	1	0	1	1	2						
<b>Phil Nevin, R</b> (1, 9) OBP: 0.340, SLG: 0.469										5	0	2	1	0	2	6						
<b>Ryan Klesko, L</b> (1, 3) OBP: 0.353, SLG: 0.479										3	0	2	1	0	1	0						
<b>Brian Buchanan, R</b> (7, 9) OBP: 0.350, SLG: 0.494										2	0	0	0	0	2	2						
<b>Rondell White, R</b> (1, 7) OBP: 0.323, SLG: 0.456										3	0	1	0	0	1	1						
<b>Jaret Wright, R</b> (8, 1) OBP: 0.333, SLG: 0.667										0	0	0	0	0	0	0						
<b>Gary Bennett, R</b> (8, 7) OBP: 0.249, SLG: 0.245										1	0	0	0	0	0	0						
<b>Mike Matthews, L</b> (9, 1)										0	0	0	0	0	0	0						
<b>Sean Burroughs, L</b> (1, 5) OBP: 0.343, SLG: 0.396										3	0	0	0	0	3	3						
<b>Dave Hansen, L</b> (7, 5) OBP: 0.357, SLG: 0.303										1	1	1	1	0	0	0						
<b>Miguel Ojeda, R</b> (1, 2) OBP: 0.353, SLG: 0.404										3	0	0	0	1	0	3						
<b>Kevin Jarvis, L</b> (1, 1) OBP: 0.278, SLG: 0.133										0	0	0	0	0	0	0						
<b>Joe Roa, R</b> (4, 1) OBP: 0.286, SLG: 0.286										1	0	1	0	0	0	0						
<b>Gary Matthews, S</b> (7, 7) OBP: 0.304, SLG: 0.345										2	0	1	0	0	1	0						
<b>Inning Stats</b>	R: 0 E: 0 K: 3 S: 17	H: 1 LOB: 1 BB: 0 P: 23	R: 0 E: 0 K: 1 S: 7	H: 1 LOB: 0 BB: 0 P: 10	R: 0 E: 0 K: 0 S: 14	H: 1 LOB: 3 BB: 2 P: 25	R: 0 E: 0 K: 3 S: 10	H: 0 LOB: 0 BB: 0 P: 15	R: 0 E: 0 K: 0 S: 9	H: 1 LOB: 0 BB: 0 P: 13	R: 1 E: 0 K: 1 S: 22	H: 3 LOB: 3 BB: 1 P: 34	R: 0 E: 0 K: 3 S: 15	H: 1 LOB: 2 BB: 0 P: 20	R: 1 E: 0 K: 1 S: 9	H: 1 LOB: 0 BB: 0 P: 15	R: 1 E: 0 K: 1 S: 11	H: 4 LOB: 2 BB: 0 P: 13	1B: 12 2B: 0 3B: 0 HR: 1	SF: 0 SAC: 1 DP: 2 HBP: 0	WP: 0 PB: 0 SB: 0 CS: 0	PA: 41
<b>PITCHER</b>	IP	WLS	BF	H	R	ER	SO	BB	IBB	HBP	BLK	WP	HR	S	P	ERA	WHIP					
<b>3B Carlos Zambrano, R</b> (1, 1) ERA: 3.25	6.0	W	26	7	1	1	8	3	0	0	0	0	0	79	120	1.50	1.667					
<b>Mike Remlinger, L</b> (7, 1) ERA: 3.97	1.0		5	1	0	0	3	0	0	0	0	0	0	15	20	0.00	1.000					
<b>Dave Veres, R</b> (8, 1) ERA: 3.92	1.0		4	1	1	1	1	0	0	0	0	0	1	9	15	9.00	1.000					
<b>Antonio Alfonseca, R</b> (9, 1) ERA: 5.04	1.0		6	4	1	1	1	0	0	0	0	0	0	11	13	9.00	4.000					

AB	40
R	9
H	13
RBI	9
BB	1
SO	8
LOB	11









Batter	1	2	3	4	5	6	7	8	9	AB	R	H	RBI	BB	SO	LOB	TOP					
D'Angelo Jimenez, S OBP: 0.349, SLG: 0.418	F7			1B BB	F8		1B	HR		4	3	2	0	1	0	0	<b>Cincinnati Reds @ San Diego Padres</b> Qualcomm Stadium, San Diego, CA Sat Aug 09 2003, 10:05 PM EDT Att: 36,745 - Cloudy - 79 F					
Barry Larkin, R OBP: 0.344, SLG: 0.385 Reggie Taylor, L OBP: 0.240, SLG: 0.331	G4-3			BB 1B	1B	1B	WP 1B	HR		4	1	3	0	0	0	0						
Sean Casey, L OBP: 0.358, SLG: 0.418	K			BB	1B	1B	WP	G4-3		5	1	3	1	0	1	0						
Brandon Larson, R OBP: 0.224, SLG: 0.178		K		FC5-4	BB	1B	SF9	2B		4	1	2	2	1	2	2						
Jason LaRue, R OBP: 0.334, SLG: 0.470	L7			K		1B	K	K		5	0	1	1	0	3	7						
Ruben Mateo, R OBP: 0.295, SLG: 0.345 Scott Sullivan, R	K			K		SF9	P2		G4-3	3	0	0	1	0	2	6						
Felix Heredia, L OBP: 0.333, SLG: 0.333 Russell Branyan, L OBP: 0.376, SLG: 0.529 Chris Reitsma, R OBP: 0.125, SLG: 0.125	K			K		SF9			G4-3	0	0	0	0	0	0	0						
Juan Castro, R OBP: 0.283, SLG: 0.410			K	FC5-4		K		WP	G4-3	5	1	1	0	0	2	4						
Wily Mo Peña, R OBP: 0.186, SLG: 0.224			K2-3		K	FC6-4		K	G6-3	5	0	1	0	0	3	1						
39 Aaron Harang, R Kent Mercker, L Ryan Wagner, R Adam Dunn, L OBP: 0.353, SLG: 0.464	K		K		K	FC6-4		HR		3	0	0	0	0	2	2						
<b>Inning Stats</b>	R: 0 E: 0 K: 1 S: 9	H: 0 LOB: 0 BB: 0 P: 16	R: 0 E: 0 K: 2 S: 8	H: 0 LOB: 0 BB: 0 P: 10	R: 0 E: 0 K: 3 S: 12	H: 3 LOB: 3 BB: 1 P: 19	R: 1 E: 0 K: 2 S: 17	H: 3 LOB: 3 BB: 1 P: 24	R: 0 E: 0 K: 2 S: 8	H: 0 LOB: 0 BB: 0 P: 10	R: 3 E: 0 K: 1 S: 16	H: 5 LOB: 2 BB: 0 P: 24	R: 1 E: 0 K: 2 S: 18	H: 3 LOB: 3 BB: 0 P: 27	R: 4 E: 0 K: 2 S: 20	H: 3 LOB: 1 BB: 2 P: 41	R: 0 E: 0 K: 0 S: 10	H: 0 LOB: 0 BB: 0 P: 13	1B: 12 2B: 1 3B: 0 HR: 1	SF: 1 SAC: 0 DP: 0 HBP: 0	WP: 3 PB: 0 SB: 0 CS: 0	PA: 44
<b>PITCHER</b>	IP	WLS	BF	H	R	ER	SO	BB	IBB	HBP	BLK	WP	HR	S	P	ERA	WHIP			ERA	WHIP	
Oliver Pérez, L ERA: 5.05	6.0	L	27	8	4	4	11	1	0	0	0	0	0	70	103	6.00	1.500			0.00	0.000	
Scott Linebrink, R ERA: 3.33	1.0		6	3	1	1	2	0	0	0	0	1	0	18	27	9.00	3.000					
Jaret Wright, R ERA: 8.06	0.1		4	1	3	3	1	2	0	0	0	1	0	10	24	81.00	9.000					
Mike Matthews, L ERA: 5.02	0.1		3	2	1	1	0	0	0	0	0	0	1	7	13	27.00	6.000					
Joe Roa, R ERA: 5.91	0.1		1	0	0	0	1	0	0	0	0	0	0	3	4	0.00	0.000					

AB	40
R	9
H	14
RBI	9
BB	3
SO	15
LOB	22



Batter	1	2	3	4	5	6	7	8	9	AB	R	H	RBI	BB	SO	LOB	BOTTOM					
Gary Matthews, S OBP: 0.304, SLG: 0.342	K					F7			F7	4	0	1	1	1	1	0	<b>Cincinnati Reds @ San Diego Padres</b> Qualcomm Stadium, San Diego, CA Sat Aug 09 2003, 10:05 PM EDT Att: 36,745 - Cloudy - 79 F					
Mark Kotsay, L OBP: 0.341, SLG: 0.352	G4-3					BB 1B			1B	5	1	2	0	0	0	4						
Mark Loretta, R OBP: 0.384, SLG: 0.448	G3					BB 1B			G4-6-3	4	2	2	0	1	0	2						
Phil Nevin, R OBP: 0.286, SLG: 0.390	L6					K			G4-6-3	5	0	0	0	0	2	5						
Ryan Klesko, L OBP: 0.356, SLG: 0.476	F7					K				2	1	0	0	2	1	0						
Sean Burroughs, L OBP: 0.346, SLG: 0.399	F8					G4-3				4	0	2	3	0	0	0						
Miguel Ojeda, R OBP: 0.347, SLG: 0.394						F8			F8	4	0	1	0	0	1	2						
Ramón Vázquez, L OBP: 0.349, SLG: 0.347 Lou Merloni, R OBP: 0.353, SLG: 0.339						G4-3			SF7	2	1	1	0	0	0	0						
Oliver Pérez, L ERA: 5.05 Scott Linebrink, R ERA: 3.33 Jaret Wright, R ERA: 8.06 Mike Matthews, L ERA: 5.02 Joe Roa, R ERA: 5.91						K			FC6-4	2	0	1	0	0	0	0						
<b>Inning Stats</b>	R: 0 E: 0 K: 1 S: 9	H: 0 LOB: 0 BB: 0 P: 13	R: 0 E: 0 K: 0 S: 6	H: 0 LOB: 0 BB: 0 P: 8	R: 1 E: 0 K: 0 S: 12	H: 3 LOB: 2 BB: 0 P: 18	R: 0 E: 0 K: 2 S: 12	H: 0 LOB: 0 BB: 0 P: 16	R: 0 E: 0 K: 2 S: 10	H: 0 LOB: 0 BB: 0 P: 16	R: 2 E: 0 K: 1 S: 13	H: 3 LOB: 2 BB: 1 P: 26	R: 0 E: 0 K: 1 S: 7	H: 0 LOB: 1 BB: 2 P: 18	R: 2 E: 0 K: 0 S: 16	H: 2 LOB: 1 BB: 2 P: 29		R: 0 E: 0 K: 0 S: 12	H: 2 LOB: 1 BB: 0 P: 17	1B: 9 2B: 2 3B: 0 HR: 0	SF: 1 SAC: 0 DP: 2 HBP: 0	WP: 0 PB: 0 SB: 0 CS: 0
<b>PITCHER</b>	IP	WLS	BF	H	R	ER	SO	BB	IBB	HBP	BLK	WP	HR	S	P	ERA	WHIP			ERA	WHIP	
39 Aaron Harang, R ERA: 5.25	5.2	W	23	5	3	3	6	1	0	0	0	0	0	60	92	4.76	1.059			0.00	2.000	
Kent Mercker, L ERA: 2.43	0.1	H	3	1	0	0	0	1	0	0	0	0	0	4	11	0.00	6.000					
Ryan Wagner, R ERA: 3.27	1.1	H	7	1	2	2	1	3	0	0	0	0	0	16	32	13.50	3.000					
Scott Sullivan, R ERA: 3.8	0.1		2	1	0	0	0	0	0	0	0	0	0	3	5	0.00	3.000					
Felix Heredia, L ERA: 2.54	0.1	H	1	0	0	0	0	0	0	0	0	0	0	2	4	0.00	0.000					





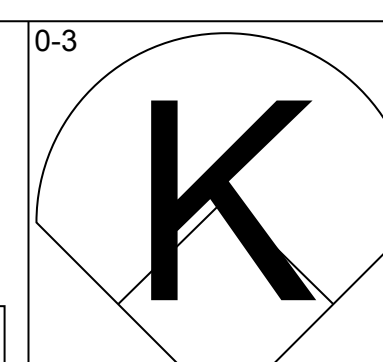
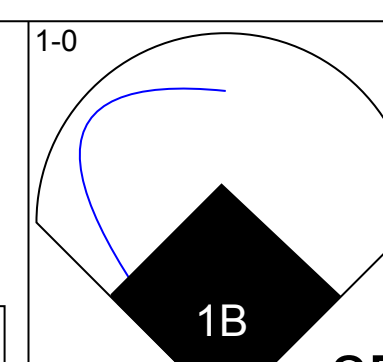
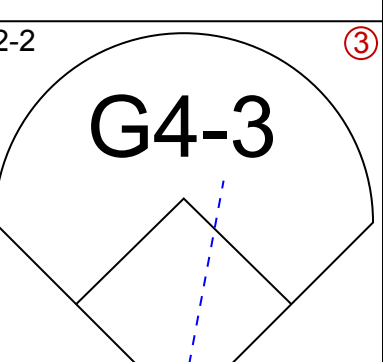
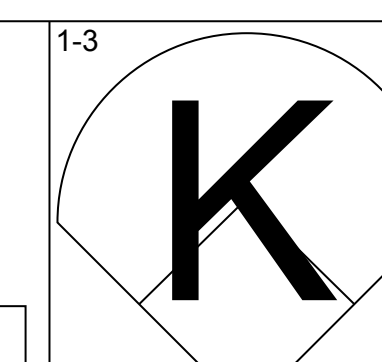
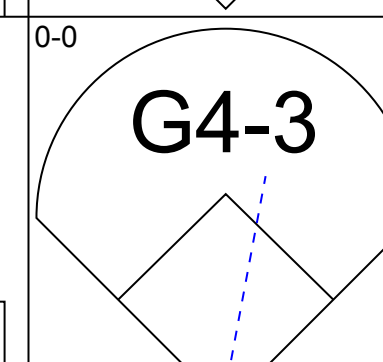
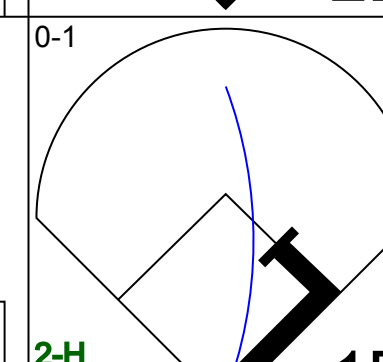
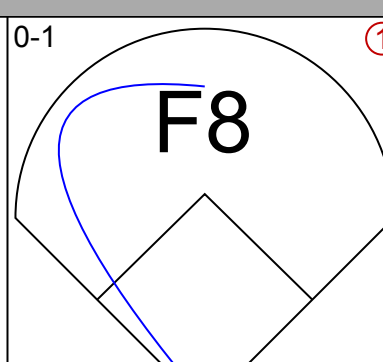
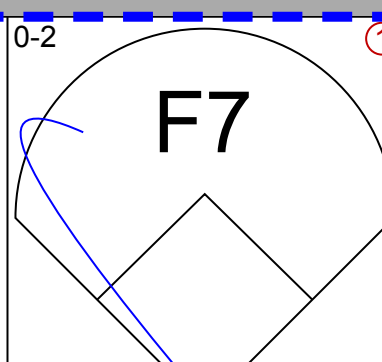
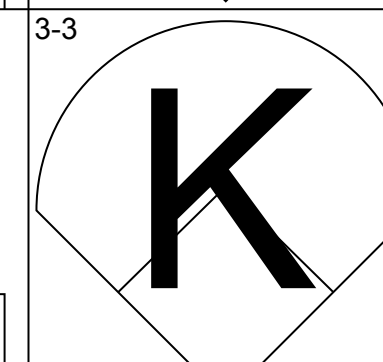
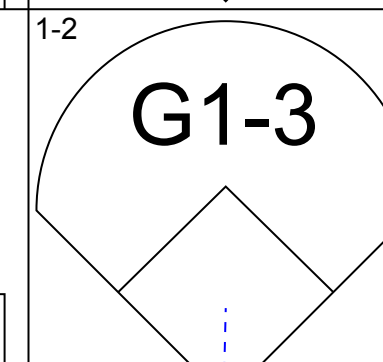
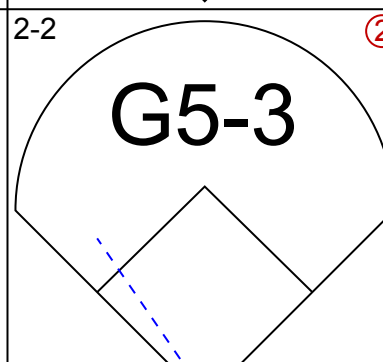
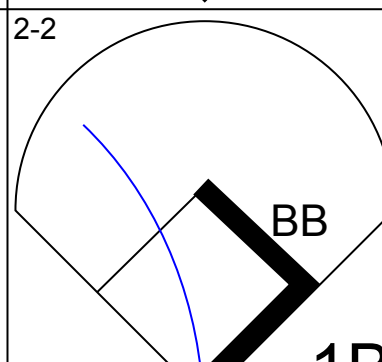
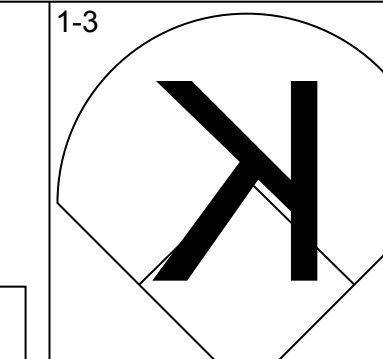
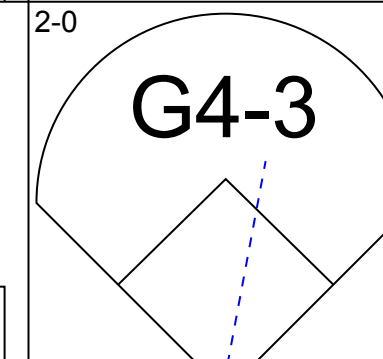
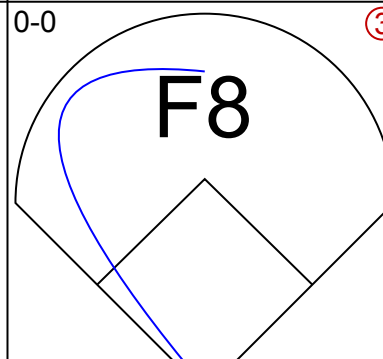
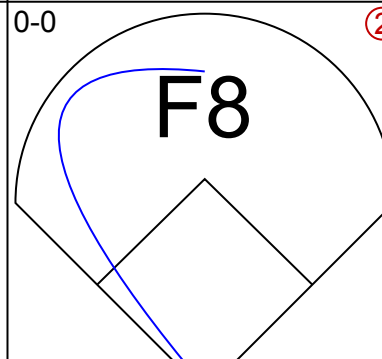
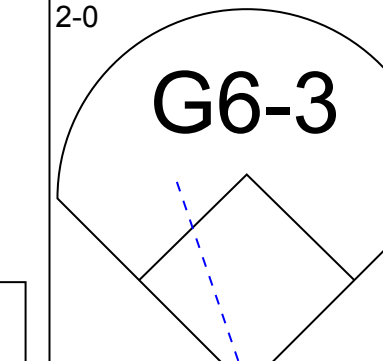
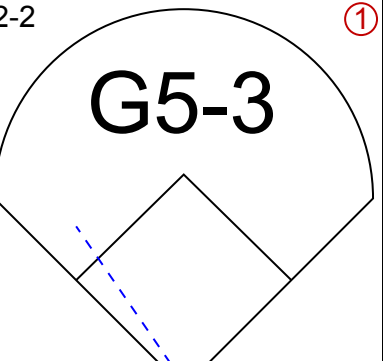
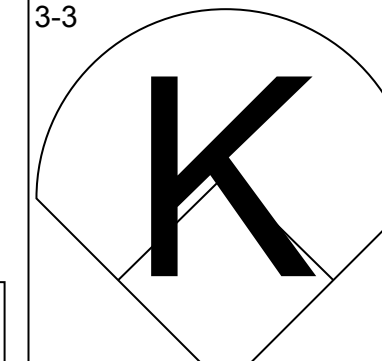
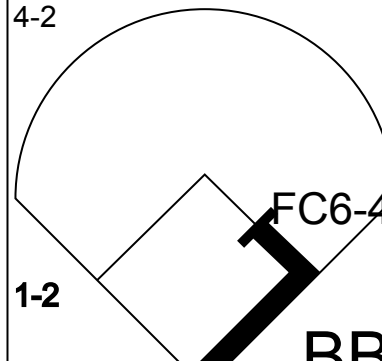
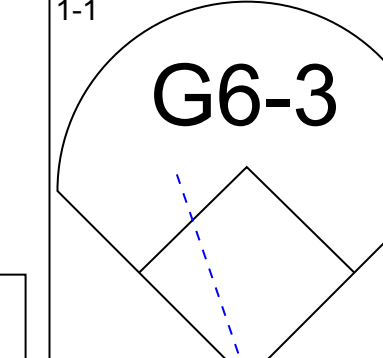
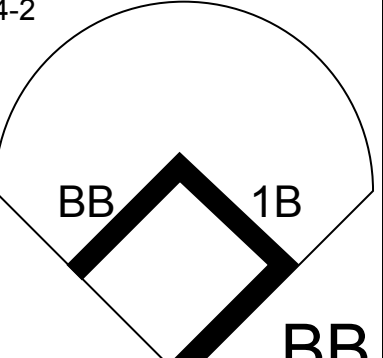
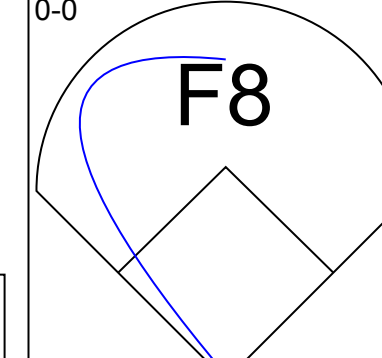
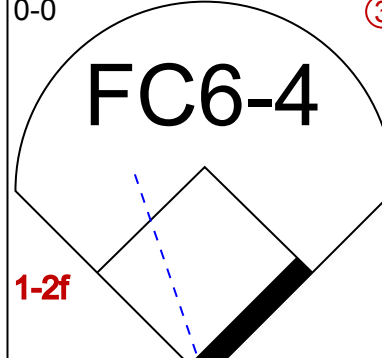
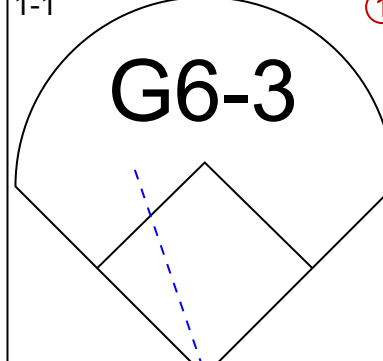
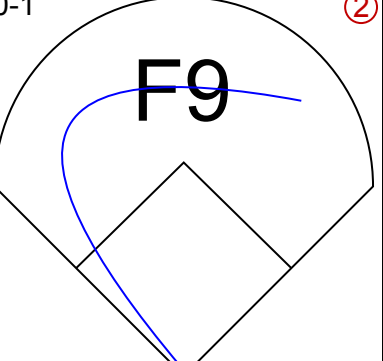
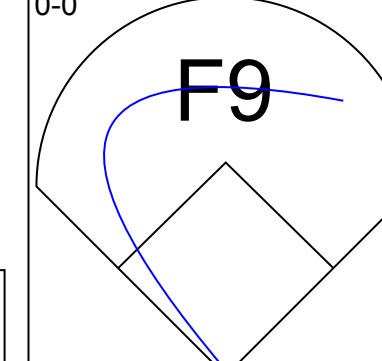
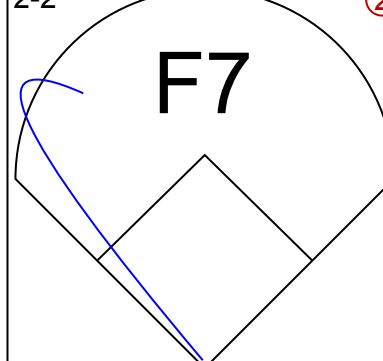
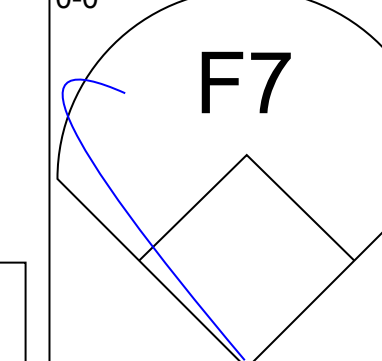
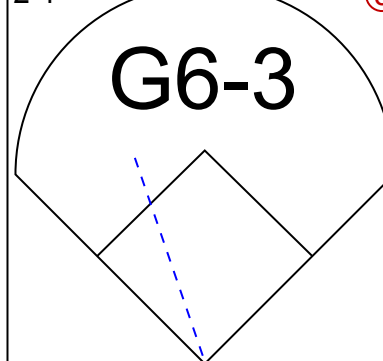
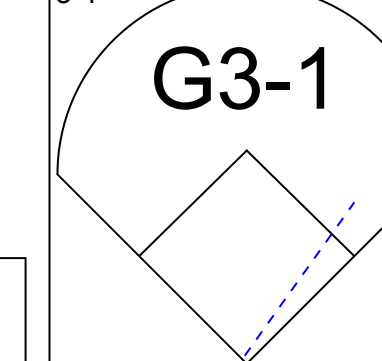
Batter	1	2	3	4	5	6	7	8	9	AB	R	H	RBI	BB	SO	LOB	TOP				
D'Angelo Jimenez, S OBP: 0.349, SLG: 0.420	G6-3		G3-1				G4-3			5	0	2	0	0	0	0	<b>Cincinnati Reds @ San Diego Padres</b> Qualcomm Stadium, San Diego, CA Sun Aug 10 2003, 5:00 PM EDT Att: 24,141 - Sunny - 88 F				
Barry Larkin, R OBP: 0.351, SLG: 0.386 Kent Mercker, L (7, 1)	G4-3								L9	2	0	1	0	2	0	0					
John Riedling, R OBP: 0.235, SLG: 0.235 Sean Casey, L OBP: 0.357, SLG: 0.417			1B							0	0	0	0	0	0	0					
Ruben Mateo, R OBP: 0.308, SLG: 0.358 Russell Branyan, L OBP: 0.372, SLG: 0.521			1B							0	0	0	0	0	0	0					
Adam Dunn, L OBP: 0.354, SLG: 0.462			1B							1	0	0	0	0	0	2					
Brandon Larson, R OBP: 0.213, SLG: 0.169										4	0	3	0	0	0	1					
Kelly Stinnett, R OBP: 0.310, SLG: 0.389										1	0	0	0	0	1	2					
Reggie Taylor, L OBP: 0.240, SLG: 0.329										4	0	0	0	0	2	2					
Juan Castro, R OBP: 0.278, SLG: 0.403										4	0	1	0	0	0	2					
Danny Graves, R OBP: 0.120, SLG: 0.120 Ray Olmedo, S OBP: 0.318, SLG: 0.320										4	0	0	0	0	0	2					
Inning Stats	R: 0 E: 0 K: 1 S: 11	H: 1 LOB: 2 BB: 1 P: 20	R: 0 E: 0 K: 1 S: 6	H: 0 LOB: 0 BB: 0 P: 8	R: 0 E: 0 K: 1 S: 10	H: 2 LOB: 2 BB: 0 P: 14	R: 0 E: 1 K: 0 S: 7	H: 0 LOB: 1 BB: 0 P: 12	R: 0 E: 0 K: 1 S: 10	H: 2 LOB: 3 BB: 1 P: 23	R: 0 E: 0 K: 0 S: 9	H: 0 LOB: 0 BB: 1 P: 15	R: 0 E: 0 K: 1 S: 8	H: 0 LOB: 1 BB: 1 P: 17	R: 0 E: 0 K: 1 S: 12	H: 1 LOB: 2 BB: 1 P: 22	1B: 6 2B: 1 3B: 0 HR: 0	SF: 0 SAC: 0 DP: 1 HBP: 0	WP: 1 PB: 0 SB: 2 CS: 0	PA: 39	
PITCHER	IP	WLS	BF	H	R	ER	SO	BB	IBB	HBP	BLK	WP	HR	S	P	ERA	WHIP				
Brian Lawrence, R ERA: 4.55	6.0	W	27	6	0	0	4	2	0	0	0	0	0	51	87	0.00	1.333				
Luther Hackman, R ERA: 3.55	1.0	H	4	0	0	0	0	2	0	0	0	0	0	9	19	0.00	2.000				
Jay Witasick, R ERA: 3.33	1.0	H	3	0	0	0	1	0	0	0	0	1	0	8	13	0.00	0.000				
Rod Beck, R ERA: 1.82	1.0	S	5	1	0	0	1	1	0	0	0	0	0	12	22	0.00	2.000				

Batter	1	2	3	4	5	6	7	8	9	AB	R	H	RBI	BB	SO	LOB	BOTTOM				
Ramón Vázquez, L OBP: 0.346, SLG: 0.343	G3		G4-3				G3-1			4	0	0	0	0	0	0	<b>Cincinnati Reds @ San Diego Padres</b> Qualcomm Stadium, San Diego, CA Sun Aug 10 2003, 5:00 PM EDT Att: 24,141 - Sunny - 88 F				
Mark Kotsay, L OBP: 0.342, SLG: 0.356	G1-3									4	0	2	0	0	0	0					
Mark Loretta, R OBP: 0.385, SLG: 0.448	G5-3									4	1	2	0	0	0	1					
Phil Nevin, R OBP: 0.303, SLG: 0.403 Gary Matthews, S OBP: 0.303, SLG: 0.341										3	1	2	0	0	0	2					
Ryan Klesko, L OBP: 0.358, SLG: 0.476										1	0	0	0	0	0	0					
Rondell White, R OBP: 0.330, SLG: 0.460										4	0	2	0	0	1	2					
Sean Burroughs, L OBP: 0.345, SLG: 0.398										4	0	3	1	0	0	2					
Gary Bennett, R OBP: 0.252, SLG: 0.245										4	0	1	0	0	1	6					
Brian Lawrence, R OBP: 0.286, SLG: 0.348 Dave Hansen, L OBP: 0.354, SLG: 0.300 Luther Hackman, R OBP: 0.354, SLG: 0.300 Jay Witasick, R OBP: 0.354, SLG: 0.300 Rod Beck, R OBP: 0.354, SLG: 0.300										3	0	1	1	1	0	3					
Inning Stats	R: 0 E: 0 K: 0 S: 7	H: 0 LOB: 0 BB: 0 P: 10	R: 0 E: 0 K: 1 S: 11	H: 2 LOB: 3 BB: 1 P: 18	R: 0 E: 0 K: 0 S: 10	H: 2 LOB: 1 BB: 0 P: 17	R: 0 E: 0 K: 0 S: 7	H: 2 LOB: 1 BB: 0 P: 14	R: 0 E: 0 K: 1 S: 10	H: 0 LOB: 0 BB: 0 P: 15	R: 2 E: 0 K: 1 S: 18	H: 4 LOB: 2 BB: 0 P: 30	R: 0 E: 0 K: 0 S: 8	H: 1 LOB: 0 BB: 0 P: 13	R: 0 E: 0 K: 0 S: 8	H: 2 LOB: 2 BB: 0 P: 10		1B: 11 2B: 2 3B: 0 HR: 0	SF: 0 SAC: 0 DP: 1 HBP: 0	WP: 0 PB: 0 SB: 1 CS: 1	PA: 35
PITCHER	IP	WLS	BF	H	R	ER	SO	BB	IBB	HBP	BLK	WP	HR	S	P	ERA	WHIP				
Danny Graves, R ERA: 5.25	6.0	L	27	10	2	2	3	1	0	0	0	0	0	10	15	0.00	1.500				
Kent Mercker, L ERA: 2.35	1.1		5	2	0	0	0	0	0	0	0	0	0	6	8	0.00	1.500				
John Riedling, R ERA: 4.96	0.2		3	1	0	0	0	0	0	0	0	0	0	6	8	0.00	1.500				



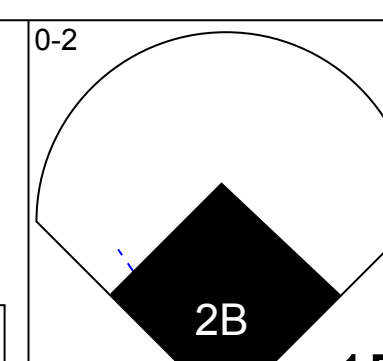
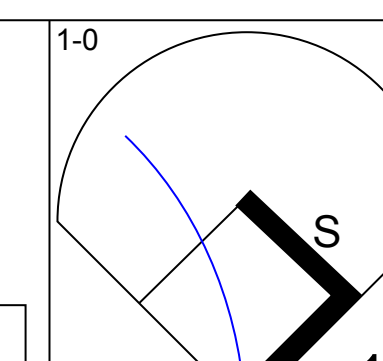
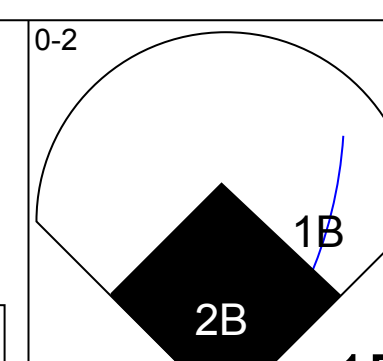
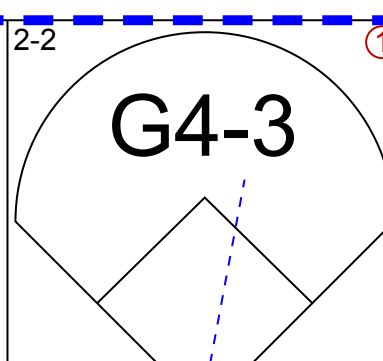
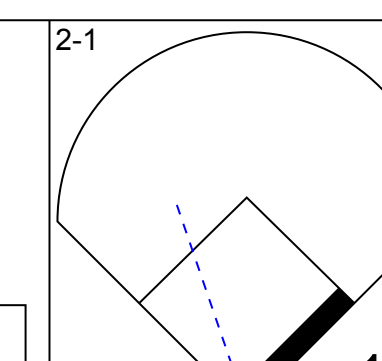
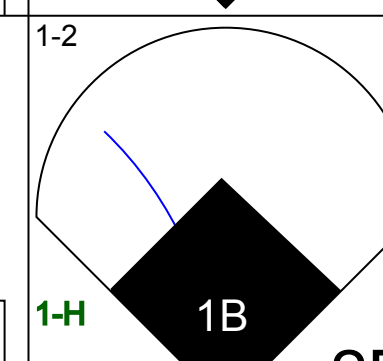
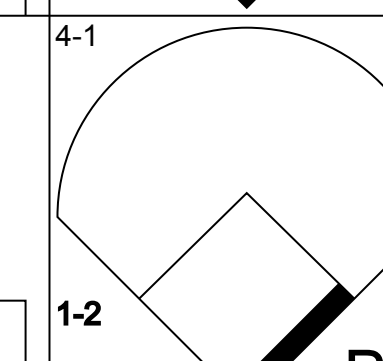
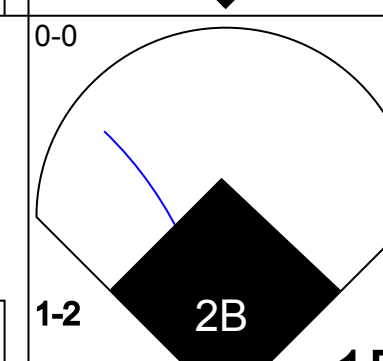
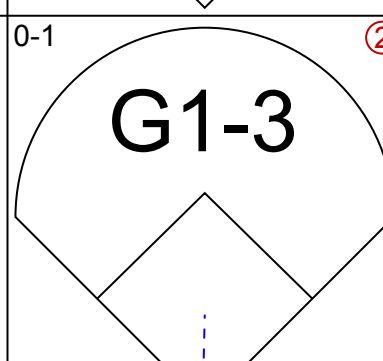
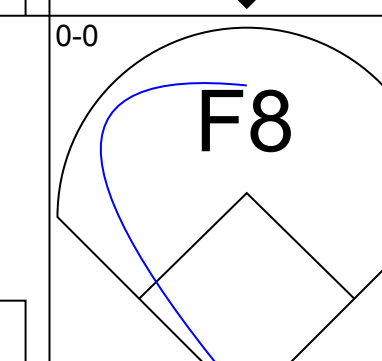
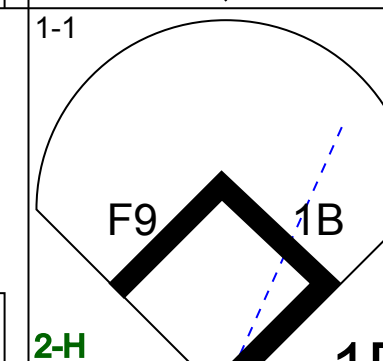
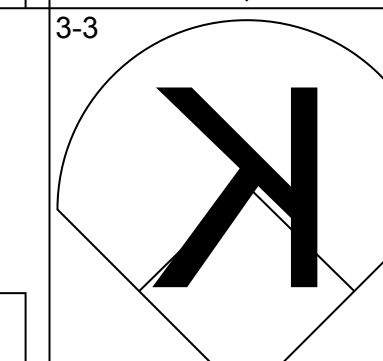
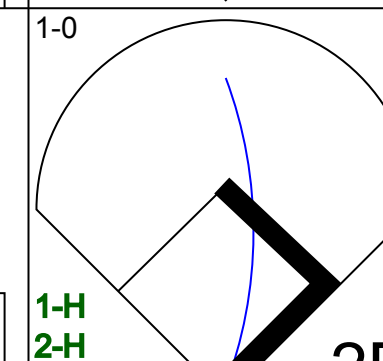
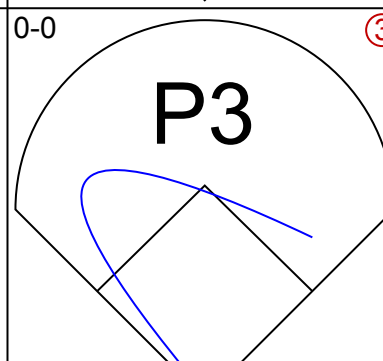
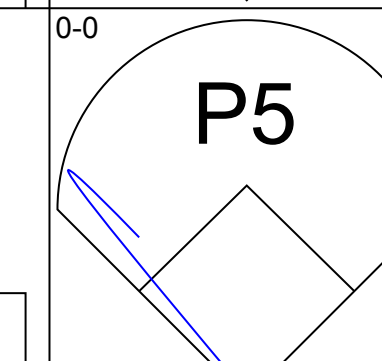
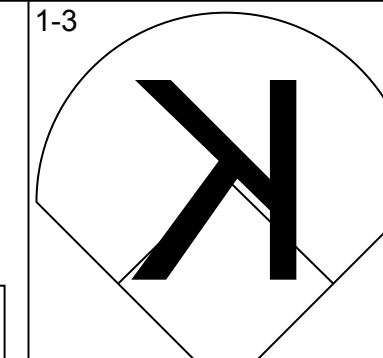
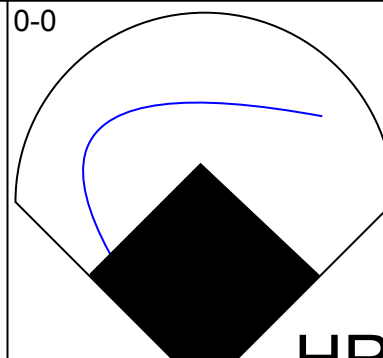
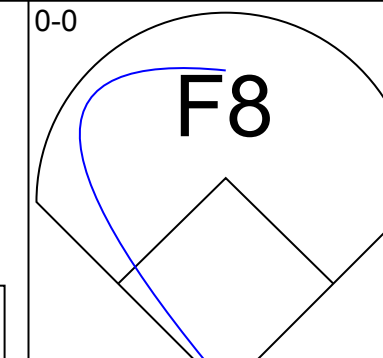
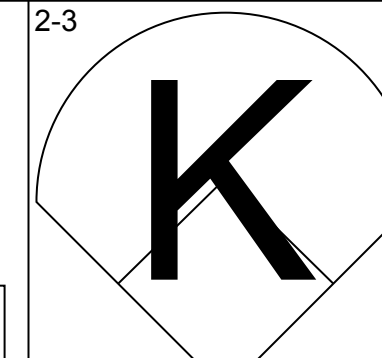
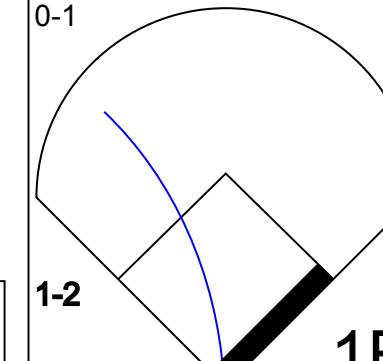
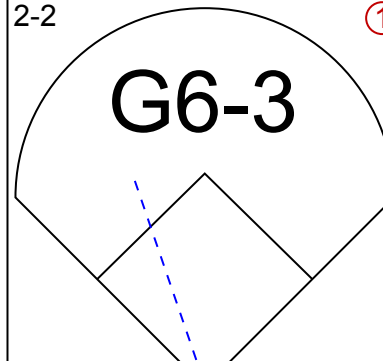
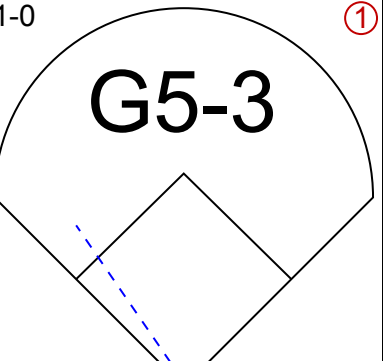
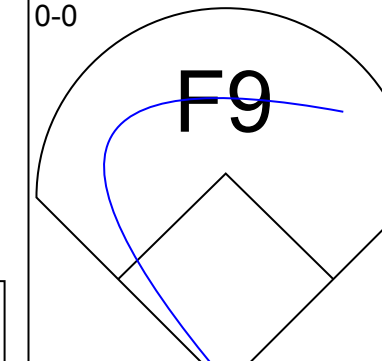
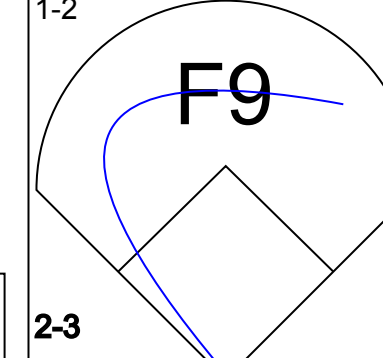
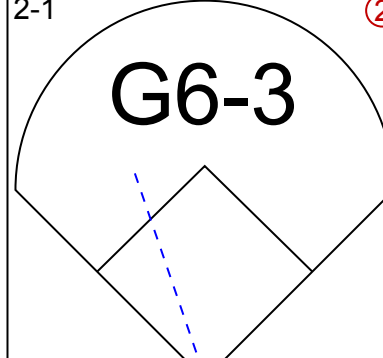
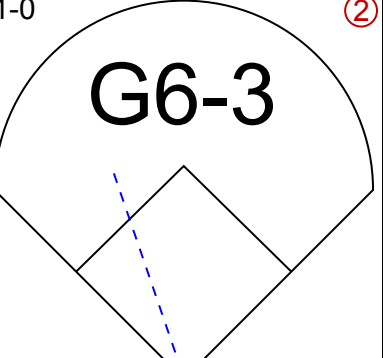
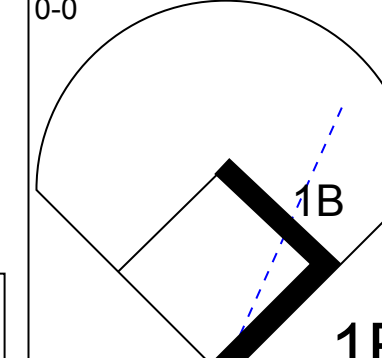
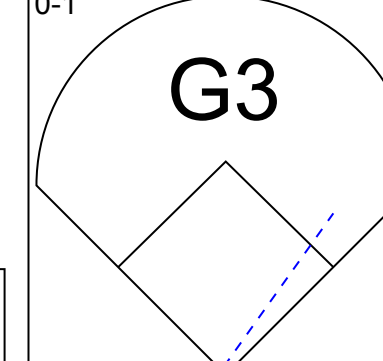
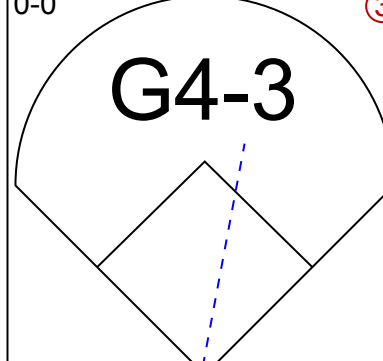
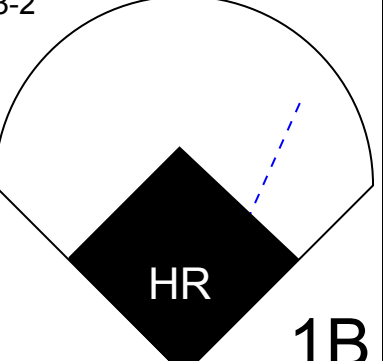
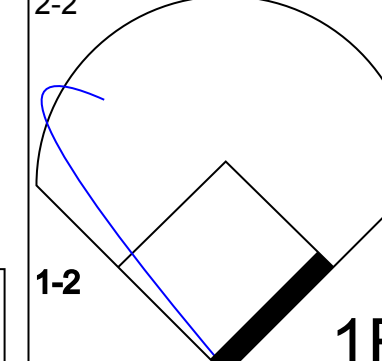
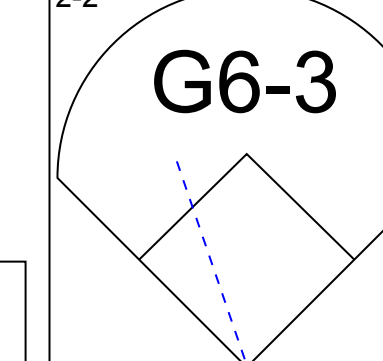
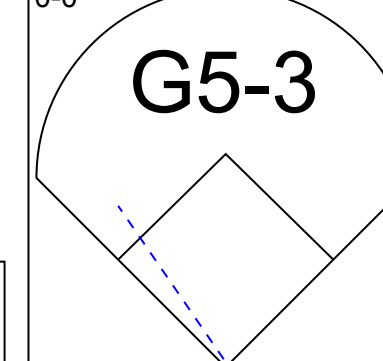
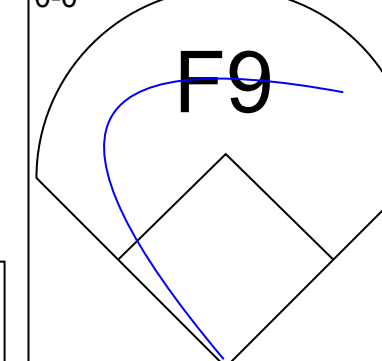
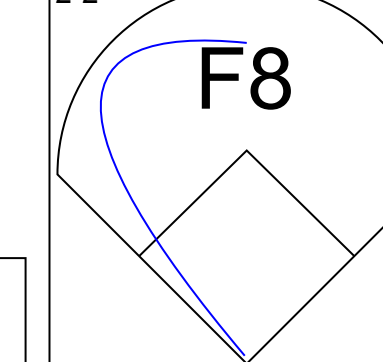
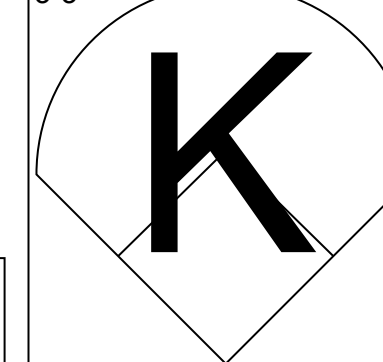
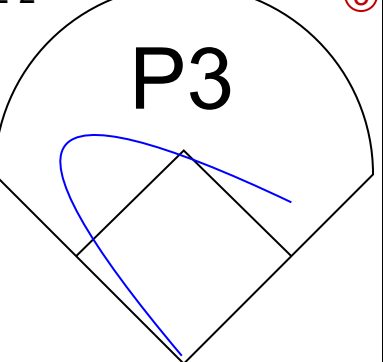
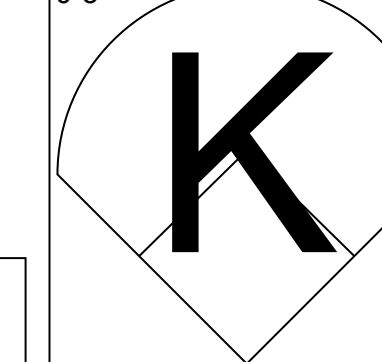




Batter	1	2	3	4	5	6	7	8	9	AB	R	H	RBI	BB	SO	LOB	TOP				
<b>Gary Matthews, S</b> OBP: 0.306, SLG: 0.352 (1, 7)										4	1	1	0	0	2	3	<b>San Diego Padres @ Atlanta Braves</b> Turner Field, Atlanta, GA Wed Aug 13 2003, 7:05 PM EDT Att: 20,862 - Cloudy - 78 F				
<b>Mark Kotsay, L</b> OBP: 0.344, SLG: 0.362 (1, 8)										4	0	1	1	0	0	0					
<b>Mark Loretta, R</b> OBP: 0.385, SLG: 0.447 (1, 4)										4	0	1	0	0	1	0					
<b>Phil Nevin, R</b> OBP: 0.311, SLG: 0.400 <b>Joe Roa, R</b> OBP: 0.286, SLG: 0.286 <b>Gary Bennett, R</b> OBP: 0.258, SLG: 0.251 (1, 3) (6, 1) (9, PH)										3	0	0	0	0	1	0					
<b>Brian Buchanan, R</b> OBP: 0.346, SLG: 0.476 (1, 9)										3	0	0	0	1	1	0					
<b>Miguel Ojeda, R</b> OBP: 0.344, SLG: 0.384 (1, 2)										3	0	0	0	1	0	2					
<b>Lou Merloni, R</b> OBP: 0.356, SLG: 0.341 (1, 5)										3	0	0	0	0	0	1					
<b>Ramón Vázquez, L</b> OBP: 0.347, SLG: 0.343 (1, 6)										3	0	1	0	0	0	0					
<b>Kevin Jarvis, L</b> OBP: 0.300, SLG: 0.125 <b>Dave Hansen, L</b> OBP: 0.356, SLG: 0.304 (1, 1) (6, 3)										1	0	0	0	1	0	0					
<b>Inning Stats</b>	R: 0 E: 0 K: 2 S: 8	H: 0 LOB: 0 BB: 0 P: 11	R: 0 E: 0 K: 1 S: 6	H: 0 LOB: 0 BB: 0 P: 10	R: 0 E: 0 K: 0 S: 7	H: 0 LOB: 0 BB: 0 P: 12	R: 1 E: 0 K: 0 S: 7	H: 2 LOB: 0 BB: 0 P: 11	R: 0 E: 0 K: 0 S: 15	H: 1 LOB: 3 BB: 2 P: 27	R: 0 E: 0 K: 1 S: 5	H: 0 LOB: 0 BB: 0 P: 8	R: 0 E: 0 K: 1 S: 8	H: 0 LOB: 0 BB: 0 P: 8	R: 0 E: 0 K: 1 S: 10	H: 1 LOB: 2 BB: 1 P: 16		1B: 3 2B: 1 3B: 0 HR: 0	SF: 0 SAC: 0 DP: 0 HBP: 0	WP: 0 PB: 0 SB: 0 CS: 0	PA: 33
<b>PITCHER</b>	IP	WLS	BF	H	R	ER	SO	BB	IBB	HBP	BLK	WP	HR	S	P	ERA	WHIP				
<b>Mike Hampton, L</b> ERA: 4.21 <b>Kent Mercker, L</b> ERA: 2.29 (1, 1) (9, 1)	8.0	W	28	3	1	1	5	2	0	0	0	0	0	62	99	1.12	0.625				

AB	30
R	1
H	4
RBI	1
BB	3
SO	5
LOB	7



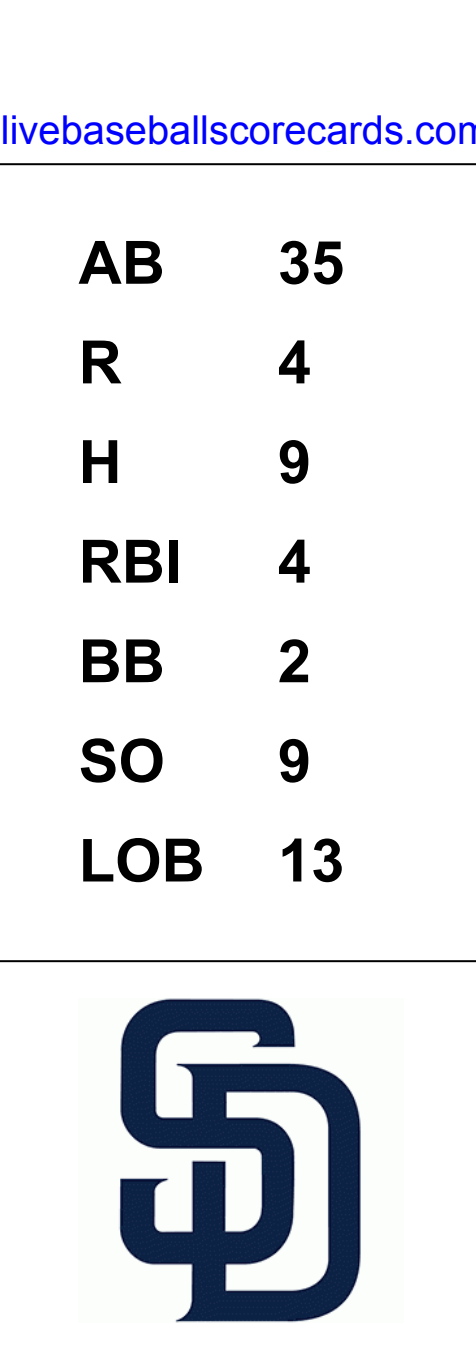
Batter	1	2	3	4	5	6	7	8	9	AB	R	H	RBI	BB	SO	LOB	BOTTOM				
<b>Rafael Furcal, S</b> OBP: 0.350, SLG: 0.451 <b>Darren Bragg, L</b> OBP: 0.298, SLG: 0.261 (1, 6) (9, 9)										5	2	4	0	0	0	0	<b>San Diego Padres @ Atlanta Braves</b> Turner Field, Atlanta, GA Wed Aug 13 2003, 7:05 PM EDT Att: 20,862 - Cloudy - 78 F				
<b>Marcus Giles, R</b> OBP: 0.391, SLG: 0.523 (1, 4)										4	2	2	1	1	0	1					
<b>Gary Sheffield, R</b> OBP: 0.429, SLG: 0.605 <b>Kent Mercker, L</b> (1, 9) (9, 1)										5	0	2	3	0	1	3					
<b>10 Chipper Jones, S</b> OBP: 0.384, SLG: 0.491 (1, 7)										4	1	1	1	0	2	2					
<b>Andrew Jones, R</b> OBP: 0.356, SLG: 0.536 (1, 8)										4	0	1	0	0	0	0					
<b>Javy Lopez, R</b> OBP: 0.368, SLG: 0.662 (1, 2)										4	0	1	0	0	0	2					
<b>Matt Franco, L</b> OBP: 0.349, SLG: 0.404 (1, 3)										4	1	2	0	0	0	2					
<b>Vinny Castilla, R</b> OBP: 0.312, SLG: 0.473 (1, 5)										4	1	1	2	0	0	2					
<b>Mike Hampton, R</b> OBP: 0.281, SLG: 0.372 <b>Mark DeRosa, R</b> OBP: 0.293, SLG: 0.362 (1, 1) (8, PH) (9, 6)										3	0	0	0	0	1	0					
<b>Inning Stats</b>	R: 2 E: 0 K: 1 S: 19	H: 4 LOB: 2 BB: 0 P: 23	R: 0 E: 0 K: 1 S: 11	H: 1 LOB: 2 BB: 1 P: 23	R: 1 E: 0 K: 0 S: 8	H: 1 LOB: 0 BB: 0 P: 12	R: 2 E: 0 K: 1 S: 10	H: 3 LOB: 1 BB: 0 P: 14	R: 2 E: 0 K: 0 S: 9	H: 2 LOB: 0 BB: 0 P: 17	R: 0 E: 0 K: 0 S: 6	H: 0 LOB: 0 BB: 0 P: 8	R: 0 E: 0 K: 1 S: 9	H: 2 LOB: 2 BB: 0 P: 13	R: 0 E: 0 K: 1 S: 7	H: 1 LOB: 1 BB: 0 P: 9		1B: 10 2B: 2 3B: 0 HR: 2	SF: 0 SAC: 0 DP: 0 HBP: 0	WP: 0 PB: 0 SB: 1 CS: 0	PA: 39
<b>PITCHER</b>	IP	WLS	BF	H	R	ER	SO	BB	IBB	HBP	BLK	WP	HR	S	P	ERA	WHIP				
<b>Kevin Jarvis, R</b> ERA: 5.62 <b>Joe Roa, R</b> ERA: 5.45 (1, 1) (6, 1)	5.0	L	27	11	7	7	3	1	0	0	0	0	0	22	30	0.00	1.000				





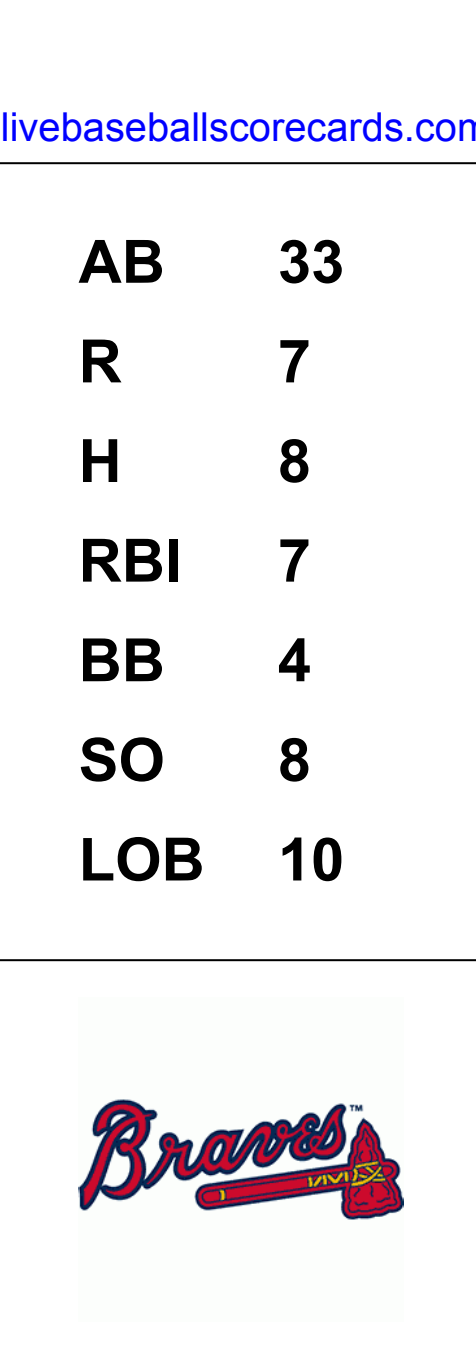
Batter	1	2	3	4	5	6	7	8	9	AB	R	H	RBI	BB	SO	LOB	TOP										
Ramón Vázquez, L OBP: 0.344, SLG: 0.340 Lou Merloni, R OBP: 0.359, SLG: 0.351	1-3 K2-3		3-3 K					0-1 G3-1 1B 2B	1-2 FC5-4	3	0	0	0	0	2	0											
Mark Kotsay, L OBP: 0.357	0-0 G4-3		2-0 G3					2-2 G3-1		4	0	0	0	0	0	1											
Mark Loretta, R OBP: 0.386, SLG: 0.446	4-2 BB			3-2 F9-3 1B				1-2 K		3	0	1	0	1	1	1											
Phil Nevin, R OBP: 0.308, SLG: 0.392	2-1 F9			1-1 F9-3 1B				2-2 K	2-2 1B 1B	4	0	1	1	0	1	2											
Ryan Klesko, L OBP: 0.364, SLG: 0.477		1-3 K		2-0 G4-3				3-2 1B	1-1 1B	4	0	2	0	0	1	0											
Rondell White, R OBP: 0.337, SLG: 0.474 Jaret Wright, R OBP: 0.333, SLG: 0.667	2-1 HR				1-1 1B			0-3 K	1-2 P4	4	1	2	1	0	1	3											
Dave Hansen, L OBP: 0.346, SLG: 0.293	1-2 G6-3				3-2 P5			3-2 K	1-2 K	4	0	0	0	0	2	2	AB 35 R 4 H 9 RBI 4 BB 2 SO 9 LOB 13										
Gary Bennett, R OBP: 0.262, SLG: 0.261	2-3 K				0-0 F8			0-1 2B 2B	0-0 FC5-4 1B	4	1	2	0	0	1	1											
44 Jake Peavy, R OBP: 0.152, SLG: 0.093 Luther Hackman, R					0-2 F9			4-1 2B BB	1-1 F8	2	0	0	0	0	0	1											
Gary Matthews, S OBP: 0.307, SLG: 0.351						0-1 G6-3				1	1	0	0	0	1	0											
<b>Inning Stats</b>	R: 0 E: 0 K: 1 S: 9	H: 0 LOB: 1 BB: 1 P: 16	R: 1 E: 0 K: 2 S: 12	H: 1 LOB: 0 BB: 0 P: 18	R: 0 E: 0 K: 1 S: 7	H: 0 LOB: 0 BB: 0 P: 12	R: 0 E: 0 K: 0 S: 6	H: 1 LOB: 0 BB: 0 P: 12	R: 0 E: 0 K: 0 S: 7	H: 0 LOB: 0 BB: 0 P: 10	R: 0 E: 0 K: 3 S: 14	H: 1 LOB: 1 BB: 0 P: 20	R: 3 E: 0 K: 1 S: 20	H: 4 LOB: 2 BB: 1 P: 31	R: 0 E: 0 K: 1 S: 9	H: 1 LOB: 1 BB: 0 P: 12	1B: 6 2B: 3 3B: 0 HR: 1	SF: 0 SAC: 0 DP: 1 HBP: 0	WP: 0 PB: 0 CS: 0	PA: 37							
<b>PITCHER</b>	IP	WLS	BF	H	R	ER	SO	BB	IBB	HBP	BLK	WP	HR	S	P	ERA	WHIP										
Russ Ortiz, R ERA: 3.48	7.0	W	27	5	3	3	7	2	0	0	0	0	1	66	107	3.86	1.000										
Ray King, L ERA: 3.69	0.1		2	1	0	0	0	0	0	0	0	0	0	5	7	0.00	3.000										
Kevin Gryboski, R ERA: 4.12	0.1	H	2	1	1	1	1	0	0	0	0	0	0	7	10	27.00	3.000										
29 John Smoltz, R ERA: 0.92	1.1	S	6	2	0	0	1	0	0	0	0	0	0	14	19	0.00	1.500										

San Diego Padres @ Atlanta Braves  
Turner Field, Atlanta, GA  
Thu Aug 14 2003, 7:35 PM EDT  
Att: 23,923 - Cloudy - 88 F



Batter	1	2	3	4	5	6	7	8	9	AB	R	H	RBI	BB	SO	LOB	BOTTOM										
Rafael Furcal, S OBP: 0.347, SLG: 0.446	2-1 F8		2-3 K			1-0 E9		0-1 P5	1-2 G4-3	5	0	0	0	0	1	2											
Marcus Giles, R OBP: 0.388, SLG: 0.518	2-2 F9		2-3 K			0-0 F9		3-2 E6 10 G3 10 S 2B		4	1	0	0	0	1	1											
Gary Sheffield, R OBP: 0.429, SLG: 0.610	2-2 G4-3			4-1 10 2B BB		3-2 HR		0-1 P6		3	1	1	1	1	0	1											
10 Chipper Jones, S OBP: 0.385, SLG: 0.501		3-1 HR		0-0 1H 2B		3-3 K		2-1 G3		4	1	2	1	0	1	1											
Andrew Jones, R OBP: 0.357, SLG: 0.537		2-2 L6		1-3 K		4-2 G3 S 1B BB		0-2 2B		3	1	1	1	1	1	1											
Robert Fick, L OBP: 0.351, SLG: 0.465 29 John Smoltz, R		1-1 F8		4-2 BB		1-1 G3		3-1 P4		3	0	0	0	1	0	2											
Javy Lopez, R OBP: 0.372, SLG: 0.679	2-2 HR			2-3 K		4-1 1B BB		4-1 1B BB	2-2 HR	3	3	2	2	1	1	2	AB 33 R 7 H 8 RBI 7 BB 4 SO 8 LOB 10										
Vinny Castilla, R OBP: 0.312, SLG: 0.471		0-2 G4-3			2-2 G1-3		0-0 1B	0-0 G6-3		4	0	1	1	0	0	0											
Russ Ortiz, R OBP: 0.288, SLG: 0.418 Ray King, L Kevin Gryboski, R Julio Franco, R OBP: 0.368, SLG: 0.425			1-3 K		1-3 K		1-2 1B	1-3 K		3	0	1	1	0	2	0											
<b>Inning Stats</b>	R: 0 E: 0 K: 0 S: 10	H: 0 LOB: 0 BB: 0 P: 16	R: 2 E: 0 K: 0 S: 14	H: 2 LOB: 0 BB: 0 P: 22	R: 0 E: 0 K: 3 S: 9	H: 0 LOB: 0 BB: 0 P: 14	R: 0 E: 0 K: 2 S: 11	H: 1 LOB: 2 BB: 2 P: 22	R: 0 E: 0 K: 1 S: 12	H: 0 LOB: 1 BB: 0 P: 16	R: 3 E: 0 K: 0 S: 16	H: 3 LOB: 2 BB: 2 P: 35	R: 1 E: 1 K: 0 S: 17	H: 1 LOB: 1 BB: 0 P: 22	R: 1 E: 0 K: 1 S: 10	H: 1 LOB: 0 BB: 0 P: 14	1B: 2 2B: 2 3B: 0 HR: 4	SF: 0 SAC: 0 DP: 0 HBP: 0	WP: 0 PB: 0 CS: 0	PA: 37							
<b>PITCHER</b>	IP	WLS	BF	H	R	ER	SO	BB	IBB	HBP	BLK	WP	HR	S	P	ERA	WHIP										
44 Jake Peavy, R ERA: 4.25	5.1	L	23	4	4	4	7	3	0	0	0	0	0	65	109	6.75	1.312										
Luther Hackman, R ERA: 3.69	1.2		10	3	2	1	0	1	0	0	0	0	0	24	38	5.40	2.400										
Jaret Wright, R ERA: 7.89	1.0		4	1	1	1	1	0	0	0	0	0	1	10	14	9.00	1.000										

San Diego Padres @ Atlanta Braves  
Turner Field, Atlanta, GA  
Thu Aug 14 2003, 7:35 PM EDT  
Att: 23,923 - Cloudy - 88 F














Batter	1	2	3	4	5	6	7	8	9	AB	R	H	RBI	BB	SO	LOB	TOP					
<b>Gary Matthews, S</b> OBP: 0.306, SLG: 0.354 (1, 7)	G6-3		P4			K		2B	G4-3	5	1	1	0	0	1	2	<b>San Diego Padres @ Florida Marlins</b> Pro Player Stadium, Miami, FL Sun Aug 17 2003, 1:35 PM EDT Att. 12,052 - Sunny - 86 F					
<b>Mark Kotsay, L</b> OBP: 0.335, SLG: 0.350 (1, 8)	G6-3		K			K		2B	BB	3	2	0	0	2	2	1						
<b>Mark Loretta, R</b> OBP: 0.302, SLG: 0.438 <b>Mike Matthews, L</b> OBP: 0.326, SLG: 0.473 <b>Rondell White, R</b> OBP: 0.333, SLG: 0.657 <b>Luther Hackman, R</b> OBP: 0.333, SLG: 0.390 <b>Miguel Ojeda, R</b> OBP: 0.333, SLG: 0.390 (1, 4) (7, 1) (8, PH) (8, 5) (8, PH)	F7			G5-3		L7		2B	BB	3	0	0	0	0	0	0						
<b>Phil Nevin, R</b> OBP: 0.319, SLG: 0.376 (1, 9)		K		G5-3			FC4-6	G6-3	BB	5	0	2	2	0	1	1						
<b>Ryan Klesko, L</b> OBP: 0.360, SLG: 0.472 (1, 3)		K		L3			FC4-6		BB	5	1	1	0	0	1	3						
<b>Dave Hansen, L</b> OBP: 0.354, SLG: 0.301 (1, 5)		1B			G3-1		K		BB	3	1	1	0	1	1	1						
<b>Ramón Vázquez, L</b> OBP: 0.336, SLG: 0.328 (1, 6)		K			G1-3		F7		BB	3	1	0	0	1	1	2						
<b>Gary Bennett, R</b> OBP: 0.270, SLG: 0.288 (1, 2)			F9					G6-3	BB	4	1	2	2	0	0	0						
<b>Adam Eaton, R</b> OBP: 0.304, SLG: 0.452 <b>Scott Linebrink, R</b> OBP: 0.167, SLG: 0.250 <b>Sean Burroughs, L</b> OBP: 0.346, SLG: 0.396 <b>Joe Roa, R</b> OBP: 0.286, SLG: 0.286 <b>Lou Merloni, R</b> OBP: 0.356, SLG: 0.368 (1, 1) (4, 1) (5, PH) (5, 1) (7, 4)						K		F9	SF8	0	0	0	0	1	0	0						
<b>Inning Stats</b>	R: 0 E: 0 K: 0 S: 6	H: 0 LOB: 0 BB: 0 P: 8	R: 0 E: 0 K: 3 S: 10	H: 1 LOB: 1 BB: 0 P: 17	R: 0 E: 0 K: 1 S: 11	H: 0 LOB: 1 BB: 1 P: 20	R: 0 E: 0 K: 0 S: 5	H: 0 LOB: 0 BB: 0 P: 8	R: 0 E: 0 K: 1 S: 8	H: 1 LOB: 0 BB: 0 P: 10	R: 0 E: 0 K: 2 S: 7	H: 0 LOB: 0 BB: 0 P: 12	R: 0 E: 0 K: 1 S: 9	H: 1 LOB: 1 BB: 0 P: 15	R: 2 E: 0 K: 0 S: 8	H: 2 LOB: 1 BB: 1 P: 15		R: 5 E: 0 K: 0 S: 17	H: 3 LOB: 2 BB: 4 P: 39	1B: 4 2B: 4 3B: 0 HR: 0	SF: 1 SAC: 0 DP: 0 HBP: 0	WP: 1 PB: 0 SB: 0 CS: 0
<b>PITCHER</b>	IP	WLS	BF	H	R	ER	SO	BB	IBB	HBP	BLK	WP	HR	S	P	ERA	WHIP					
<b>Josh Beckett, R</b> ERA: 3.38 <b>40 Nate Bump, R</b> ERA: 4.56 <b>Michael Tejera, L</b> ERA: 4.52 (1, 1) (9, 1) (9, 1)	8.0	W	31	5	2	2	8	2	0	0	0	1	0	64	105	2.25	0.875					
<b>40 Nate Bump, R</b> ERA: 4.56 <b>Michael Tejera, L</b> ERA: 4.52 (9, 1) (9, 1)	0.2	S	9	3	5	5	0	4	0	0	0	0	0	14	33	67.50	10.500					
<b>Michael Tejera, L</b> ERA: 4.52 (9, 1)	0.1	S	1	0	0	0	0	0	0	0	0	0	0	3	6	0.00	0.000					

AB 34  
R 7  
H 8  
RBI 7  
BB 6  
SO 8  
LOB 11



Batter	1	2	3	4	5	6	7	8	9	AB	R	H	RBI	BB	SO	LOB	BOTTOM				
<b>Juan Pierre, L</b> OBP: 0.362, SLG: 0.358 (1, 8)	2B	E3		G3	3B		F7	F9		5	3	2	1	1	0	3	<b>San Diego Padres @ Florida Marlins</b> Pro Player Stadium, Miami, FL Sun Aug 17 2003, 1:35 PM EDT Att. 12,052 - Sunny - 86 F				
<b>Luis Castillo, S</b> OBP: 0.384, SLG: 0.411 <b>Andy Fox, L</b> OBP: 0.279, SLG: 0.277 (1, 4) (8, 4)	G4-3			G3	3B		F8			4	1	2	2	1	0	1					
<b>Ivan Rodriguez, R</b> OBP: 0.393, SLG: 0.518 (1, 2)	K	P4		WP	3B			1B		5	1	3	2	0	1	5					
<b>Mike Lowell, R</b> OBP: 0.361, SLG: 0.563 (1, 5)	G4-3		F8	BB	P3			P5		4	0	0	1	1	0	3					
<b>Juan Encarnacion, R</b> OBP: 0.318, SLG: 0.442 (1, 9)	BB		F8	K	G6-3			1B	1B	4	1	1	0	1	1	3					
<b>Derek Lee, R</b> OBP: 0.362, SLG: 0.474 (1, 3)	G3		HR	P3		G5-3		1B	1B	5	2	2	2	0	0	4					
<b>Miguel Cabrera, R</b> OBP: 0.327, SLG: 0.489 (1, 7)		F8	FC5-4	E	K		K	2B	1B	4	1	2	0	1	1	0					
<b>Mike Mordecai, R</b> OBP: 0.278, SLG: 0.369 (1, 6)	F8	FC5-4		E3	F9			2B	1B	5	1	1	2	0	0	1					
<b>Josh Beckett, R</b> OBP: 0.172, SLG: 0.241 <b>Mike Redmond, R</b> OBP: 0.313, SLG: 0.330 <b>40 Nate Bump, L</b> <b>Michael Tejera, L</b> OBP: 0.067, SLG: 0.067 (1, 1) (8, PH) (9, 1) (9, 1)	BB	E		SH1-4	SH1-4		L8	G5-3		3	1	2	0	0	0	0					
<b>Inning Stats</b>	R: 1 E: 0 K: 1 S: 10	H: 2 LOB: 2 BB: 1 P: 19	R: 0 E: 1 K: 0 S: 9	H: 1 LOB: 3 BB: 1 P: 21	R: 1 E: 0 K: 0 S: 13	H: 1 LOB: 1 BB: 1 P: 24	R: 2 E: 0 K: 1 S: 11	H: 3 LOB: 2 BB: 1 P: 20	R: 4 E: 1 K: 0 S: 14	H: 3 LOB: 1 BB: 1 P: 23	R: 0 E: 0 K: 1 S: 8	H: 0 LOB: 0 BB: 0 P: 12	R: 0 E: 0 K: 0 S: 9	H: 0 LOB: 0 BB: 0 P: 17	R: 3 E: 0 K: 0 S: 16	H: 5 LOB: 2 BB: 0 P: 23		1B: 7 2B: 5 3B: 2 HR: 1	SF: 0 SAC: 1 DP: 0 HBP: 0	WP: 1 PB: 1 SB: 0 CS: 0	PA: 46
<b>PITCHER</b>	IP	WLS	BF	H	R	ER	SO	BB	IBB	HBP	BLK	WP	HR	S	P	ERA	WHIP				
<b>Adam Eaton, R</b> ERA: 4.41 <b>Scott Linebrink, R</b> ERA: 3.46 <b>Joe Roa, R</b> ERA: 5.75 <b>Mike Matthews, L</b> ERA: 5.0 <b>Jaret Wright, R</b> ERA: 8.53 (1, 1) (4, 1) (5, 1) (7, 1) (8, 1)	3.1	L	21	7	4	4	1	3	0	0	0	1	0	39	76	10.80	3.000				
<b>40 Nate Bump, L</b> ERA: 4.52 <b>Michael Tejera, L</b> ERA: 4.52 (9, 1)	0.2	S	3	0	0	0	1	1	0	0	0	1	0	4	8	0.00	1.500				
<b>40 Nate Bump, L</b> ERA: 4.52 <b>Michael Tejera, L</b> ERA: 4.52 (9, 1)	2.0	S	11	3	4	3	1	1	0	0	0	0	0	22	35	13.50	2.000				
<b>40 Nate Bump, L</b> ERA: 4.52 <b>Michael Tejera, L</b> ERA: 4.52 (9, 1)	1.0	S	3	0	0	0	0	0	0	0	0	0	0	9	17	0.00	0.000				
<b>40 Nate Bump, L</b> ERA: 4.52 <b>Michael Tejera, L</b> ERA: 4.52 (9, 1)	0.1	S	6	5	3	3	0	0	0	0	0	0	0	13	20	81.00	15.000				
<b>PITCHER</b>	IP	WLS	BF	H	R	ER	SO	BB	IBB	HBP	BLK	WP	HR	S	P	ERA	WHIP				
<b>Luther Hackman, R</b> ERA: 3.66 (8, 1)	0.2	S	2	0	0	0	0	0	0	0	0	0	0	3	3	0.00	0.000				

AB 40  
R 11  
H 15  
RBI 10  
BB 5  
SO 3  
LOB 22





Batter	1	2	3	4	5	6	7	8	9	AB	R	H	RBI	BB	SO	LOB	TOP					
Roger Cedeno, S OBP: 0.331, SLG: 0.390	2-2 FC6-4 1B		3-1 2B		3-2 FC3-5 2B		2-0 L3			4	0	3	0	0	0	0						
7 José Reyes, S OBP: 0.329, SLG: 0.422	1-2 SAFE P6		0-0 F7		1-0 FC3-5 31 BB 2-3		2-3 K			4	0	0	0	0	1	3						
31 Mike Piazza, R OBP: 0.372, SLG: 0.625	2-0 FC6-4 2B 1-2 1B		4-2 G6-3 BB		4-2 FC6 BB		0-0 G4-3			2	1	0	0	2	0	1						
Vance Wilson, R OBP: 0.284, SLG: 0.371										0	0	0	0	0	0	0						
Jason Phillips, R OBP: 0.398, SLG: 0.490	2-2 1-3 1B 2B		1-1 G6-3		1-0 FC6		0-0 F9			4	0	1	0	0	0	4						
Timo Perez, L OBP: 0.320, SLG: 0.366	1-2 2H 3H 1B			0-0 G4-3		1-1 P6				4	0	1	1	0	0	0						
Ty Wigginton, R OBP: 0.320, SLG: 0.407		2-1 G5-3		1-1 L4		0-0 P4				4	0	0	0	0	0	0						
Jeff Duncan, L OBP: 0.372, SLG: 0.342		1-0 G3-1		3-2 F7		1-0 B3				3	0	0	0	0	0	0						
Tony Clark, S OBP: 0.308, SLG: 0.525										1	0	0	0	0	0	0						
Marco Scutaro, R OBP: 0.362, SLG: 0.450		2-1 1B			1-1 HR		1-2 G4-3			3	1	2	1	0	0	0						
Tom Glavine, L OBP: 0.163, SLG: 0.146		0-0 G4-3			1-0 G6-3		0-0 F8			3	0	0	0	0	0	1						
David Weathers, R										0	0	0	0	0	0	0						
Mike Stanton, L										0	0	0	0	0	0	0						
<b>Inning Stats</b>	R: 1 E: 0 K: 0 S: 19	H: 3 LOB: 2 BB: 0 P: 27	R: 0 E: 0 K: 0 S: 6	H: 1 LOB: 1 BB: 0 P: 11	R: 0 E: 0 K: 0 S: 7	H: 1 LOB: 1 BB: 1 P: 15	R: 0 E: 0 K: 0 S: 6	H: 0 LOB: 0 BB: 0 P: 10	R: 1 E: 0 K: 0 S: 15	H: 2 LOB: 2 BB: 1 P: 26	R: 0 E: 0 K: 0 S: 4	H: 0 LOB: 0 BB: 0 P: 6	R: 0 E: 0 K: 0 S: 5	H: 0 LOB: 0 BB: 0 P: 8	R: 0 E: 0 K: 1 S: 5	H: 0 LOB: 0 BB: 0 P: 7	R: 0 E: 0 K: 0 S: 7	H: 0 LOB: 0 BB: 0 P: 10	1B: 3 2B: 3 3B: 0 HR: 1	SF: 0 SAC: 0 DP: 1 HBP: 0	WP: 0 PB: 0 SB: 0 CS: 0	PA: 34
<b>PITCHER</b>	IP WLS BF H R ER SO BB IBB HBP BLK WP HR S P ERA WHIP																					
Kevin Jarvis, R ERA: 5.33	(1, 1) 7.0 28 7 2 2 0 2 0 0 0 0 1 62 103 2.57 1.286																					
Scott Linebrink, R ERA: 3.42	(8, 1) 1.0 W 3 0 0 0 1 0 0 0 0 0 0 5 7 0.00 0.000																					
Rod Beck, R ERA: 1.75	(9, 1) 1.0 S 3 0 0 0 0 0 0 0 0 0 0 7 10 0.00 0.000																					

New York Mets @ San Diego Padres  
Qualcomm Stadium, San Diego, CA  
Tue Aug 19 2003, 10:05 PM EDT  
Att: 21,794 - Cloudy - 75 F

AB 32  
R 2  
H 7  
RBI 2  
BB 2  
SO 1  
LOB 9



Batter	1	2	3	4	5	6	7	8	9	AB	R	H	RBI	BB	SO	LOB	BOTTOM			
Gary Matthews, S OBP: 0.305, SLG: 0.353	1-2 S 1B		0-0 G6-3 1-2		2-3 K		3-3 K			4	0	1	0	0	2	3				
Mark Kotsay, L OBP: 0.335, SLG: 0.356	0-0 L8		1-1 2H 3B		4-1 BB		0-0 P5			3	0	1	1	1	0	1				
Mark Loretta, R OBP: 0.385, SLG: 0.438	4-2 1-2 BB		4-0 G6-4-3 BB		2-3 K		4-1 HR BB			1	1	0	0	3	1	2				
Phil Nevin, R OBP: 0.316, SLG: 0.404	1-3 K		3-2 G6-4-3 1-2		1-1 G6-3		3-2 HR			4	1	1	2	0	1	4				
Ryan Klesko, L OBP: 0.359, SLG: 0.470	2-3 K			1-0 G6-3		3-2 FC6-4 1B		2-3 K		4	0	1	0	0	2	2				
Lou Merlino, R OBP: 0.358, SLG: 0.357		1-1 G4-3		2-3 K		3-2 FC6-4 CS 1-2		2-3 K		4	0	0	0	0	2	1				
Sean Burroughs, L OBP: 0.346, SLG: 0.396		0-1 P6		1-0 F8		0-0 CS		3-2 FC4-6 1B		3	0	1	0	0	0	0				
Gary Bennett, R OBP: 0.271, SLG: 0.288		0-2 G5-3			1-0 SH2-4 1B		3-2 L9			3	0	1	0	0	0	1				
Kevin Jarvis, L OBP: 0.333, SLG: 0.176			2-1 G6-3 3B		0-1 SH2-4		1-1 FC4-6			1	1	1	0	0	0	0				
Miguel Ojeda, R OBP: 0.350, SLG: 0.387										1	0	0	0	0	0	1				
Scott Linebrink, R OBP: 0.167, SLG: 0.250										0	0	0	0	0	0	0				
Rod Beck, R										0	0	0	0	0	0	0				
<b>Inning Stats</b>	R: 0 E: 0 K: 2 S: 15	H: 1 LOB: 2 BB: 1 P: 23	R: 0 E: 0 K: 0 S: 8	H: 0 LOB: 0 BB: 0 P: 9	R: 1 E: 0 K: 0 S: 9	H: 2 LOB: 1 BB: 1 P: 19	R: 0 E: 0 K: 1 S: 5	H: 0 LOB: 0 BB: 0 P: 9	R: 0 E: 0 K: 2 S: 10	H: 1 LOB: 2 BB: 1 P: 19	R: 0 E: 0 K: 0 S: 9	H: 1 LOB: 0 BB: 0 P: 16	R: 0 E: 0 K: 1 S: 12	H: 1 LOB: 1 BB: 0 P: 22	R: 2 E: 0 K: 2 S: 12	H: 1 LOB: 0 BB: 1 P: 23	1B: 5 2B: 0 3B: 1 HR: 1	SF: 0 SAC: 1 DP: 1 HBP: 0	WP: 0 PB: 0 SB: 1 CS: 1	PA: 34
<b>PITCHER</b>	IP WLS BF H R ER SO BB IBB HBP BLK WP HR S P ERA WHIP																			
Tom Glavine, L ERA: 4.55	(1, 1) 6.2 27 6 1 1 1 3 0 0 0 0 0 65 111 1.35 1.350																			
David Weathers, R ERA: 3.54	(7, 1) 0.1 H 1 0 0 0 1 0 0 0 0 0 0 3 6 0.00 0.000																			
Mike Stanton, L ERA: 4.95	(8, 1) 1.0 L 5 1 2 2 2 1 0 0 0 0 0 1 12 23 18.00 2.000																			

New York Mets @ San Diego Padres  
Qualcomm Stadium, San Diego, CA  
Tue Aug 19 2003, 10:05 PM EDT  
Att: 21,794 - Cloudy - 75 F

AB 28  
R 3  
H 7  
RBI 3  
BB 4  
SO 8  
LOB 15









Batter	1	2	3	4	5	6	7	8	9	AB	R	H	RBI	BB	SO	LOB	TOP										
Roger Cedeno, S OBP: 0.333, SLG: 0.401 David Weathers, R (8, 1)	4-1 7 BB HR	0-2 HR			2-3 K			0-2 G4-3		3	2	1	2	1	1	0											
7 José Reyes, S OBP: 0.326, SLG: 0.414	4-0 HR	1-2 G5-3			1-1 F8			0-1 F8		3	1	0	0	1	0	0											
Jason Phillips, R OBP: 0.394, SLG: 0.482	0-2 P6			4-2 1B BB	1-0 G5-3			0-0 G4-3		3	0	0	0	1	0	2											
Tony Clark, S OBP: 0.305, SLG: 0.517	1-2 K			0-0 G6-4-3 1B	1-2 F9			1-3 K		4	0	1	0	0	2	2											
Ty Wigginton, R OBP: 0.321, SLG: 0.412	0-1 HR			1-3 K	3-3 K			0-0 F8		4	1	1	3	0	2	2											
Raul Gonzalez, R OBP: 0.335, SLG: 0.338 (8, 9)	1-0 G6-3			1-0 G6-4-3	0-1 G5-3			2-2 HBP		3	0	0	0	0	0	2											
Timo Perez, L OBP: 0.319, SLG: 0.369				1-2						0	0	0	0	0	0	0											
Marco Scutaro, R OBP: 0.353, SLG: 0.455		1-2 G4-3 HR 2B		0-3 K	0-0 G6-3			1-2 F8		4	1	1	0	0	1	1											
Joe McEwing, R OBP: 0.309, SLG: 0.302		2-0 G4-3		3-3 K	2-1 F8					3	0	0	0	0	1	1											
Jae Weong Seo, R OBP: 0.150, SLG: 0.105 (7, PH) Jay Bell, R OBP: 0.345, SLG: 0.191 Mike Stanton, L (7, 1) Jeff Duncan, L OBP: 0.367, SLG: 0.337 (8, 8)		2-3 K		1-3 K	2-3 K					2	0	0	0	0	2	1											
										1	0	0	0	0	1	0											
										0	0	0	0	0	0	0											
										0	0	0	0	0	0	0											
<b>Inning Stats</b>	R: 3 E: 0 K: 1 S: 16	H: 1 LOB: 0 BB: 2 P: 26	R: 2 E: 0 K: 1 S: 14	H: 2 LOB: 0 BB: 0 P: 19	R: 0 E: 0 K: 1 S: 9	H: 1 LOB: 1 BB: 1 P: 15	R: 0 E: 0 K: 3 S: 9	H: 0 LOB: 0 BB: 0 P: 13	R: 0 E: 0 K: 1 S: 8	H: 0 LOB: 0 BB: 0 P: 12	R: 0 E: 0 K: 1 S: 6	H: 0 LOB: 0 BB: 0 P: 10	R: 0 E: 0 K: 0 S: 6	H: 0 LOB: 0 BB: 0 P: 6	R: 0 E: 0 K: 1 S: 10	H: 0 LOB: 1 BB: 0 P: 14	1B: 1 2B: 1 3B: 0 HR: 2	SF: 0 SAC: 0 DP: 1 HBP: 1	WP: 0 PB: 0 SB: 0 CS: 0	PA: 34							
<b>PITCHER</b>	IP	WLS	BF	H	R	ER	SO	BB	IBB	HBP	BLK	WP	HR	S	P	ERA	WHIP										
Oliver Pérez, L ERA: 5.38	7.0	L	27	4	5	5	9	3	0	0	0	0	2	71	108	6.43	1.000										
Mike Matthews, L ERA: 4.91	1.0		3	0	0	0	0	0	0	0	0	0	0	6	6	0.00	0.000										
Luther Hackman, R ERA: 3.6	1.0		4	0	0	0	1	0	0	1	0	0	0	10	14	0.00	0.000										

New York Mets @ San Diego Padres  
Qualcomm Stadium, San Diego, CA  
Thu Aug 21 2003, 5:05 PM EDT  
Att: 21,958 - Cloudy - 83 F

AB 30  
R 5  
H 4  
RBI 5  
BB 3  
SO 10  
LOB 11



Batter	1	2	3	4	5	6	7	8	9	AB	R	H	RBI	BB	SO	LOB	BOTTOM										
Ramón Vázquez, L OBP: 0.331, SLG: 0.323	2-2 F8				2-0 G5-3			1-3 K	0-3 K	5	0	1	0	0	2	0											
Mark Kotsay, L OBP: 0.337, SLG: 0.356	1-1 G6-3			3-2 F8	0-1 FC6-4 1B			0-0 G4-3		4	0	2	0	0	0	1											
Mark Loretta, R OBP: 0.381, SLG: 0.439	2-2 G6-3			1-2 G1-3	3-1 FC6-4 1B			0-1 F7		4	0	0	0	0	0	3											
Phil Nevin, R OBP: 0.320, SLG: 0.396	1-1 F7			1-2 G6-3	2-1 F8			0-0 BB 1B		4	0	1	0	0	0	2											
Ryan Klesko, L OBP: 0.359, SLG: 0.465				4-2 2B E BB	1-3 K			4-2 BB		2	1	0	0	2	1	0											
Rondell White, R OBP: 0.331, SLG: 0.470				1-2 E 2B	0-0 F7			1-3 K		4	0	1	0	0	1	2											
Sean Burroughs, L OBP: 0.349, SLG: 0.404				3-2 E4 2B	2-0 2B			3-1 G1-3		4	0	2	1	0	0	3											
Miguel Ojeda, R OBP: 0.343, SLG: 0.377 Dave Hansen, L OBP: 0.356, SLG: 0.298 (9, PH)				0-0 F8	3-2 F8			2-2 F8		3	0	0	0	0	0	4											
										1	0	0	0	0	0	0											
Oliver Pérez, L OBP: 0.229, SLG: 0.212 Lou Merloni, R OBP: 0.355, SLG: 0.355 Mike Matthews, L (8, 1) Luther Hackman, R (9, 1) Gary Matthews, S OBP: 0.304, SLG: 0.351 (9, PH)				1-2 G1-3	0-3 K			3-2 G6-3		2	0	0	0	0	1	2											
										1	0	0	0	0	0	0											
										0	0	0	0	0	0	0											
										0	0	0	0	0	0	0											
										1	0	0	0	0	1	0											
<b>Inning Stats</b>	R: 0 E: 0 K: 0 S: 10	H: 1 LOB: 1 BB: 0 P: 16	R: 0 E: 0 K: 0 S: 8	H: 1 LOB: 1 BB: 0 P: 12	R: 0 E: 0 K: 0 S: 12	H: 1 LOB: 2 BB: 0 P: 18	R: 1 E: 1 K: 1 S: 18	H: 1 LOB: 2 BB: 1 P: 29	R: 0 E: 0 K: 0 S: 7	H: 1 LOB: 1 BB: 0 P: 14	R: 0 E: 0 K: 1 S: 10	H: 1 LOB: 0 BB: 0 P: 16	R: 0 E: 0 K: 1 S: 8	H: 0 LOB: 0 BB: 0 P: 12	R: 0 E: 0 K: 1 S: 14	H: 1 LOB: 2 BB: 1 P: 22	R: 0 E: 0 K: 2 S: 8	H: 0 LOB: 0 BB: 0 P: 10	1B: 3 2B: 3 3B: 1 HR: 0	SF: 0 SAC: 0 DP: 0 HBP: 0	WP: 0 PB: 0 SB: 0 CS: 0	PA: 37					
<b>PITCHER</b>	IP	WLS	BF	H	R	ER	SO	BB	IBB	HBP	BLK	WP	HR	S	P	ERA	WHIP										
Jae Weong Seo, R ERA: 4.2	6.0	W	26	6	1	1	2	1	0	0	0	0	0	65	105	1.50	1.167										
Mike Stanton, L ERA: 4.52	1.0		3	0	0	0	1	0	0	0	0	0	0	8	12	0.00	0.000										
David Weathers, R ERA: 3.44	2.0		8	1	0	0	3	1	0	0	0	0	0	22	32	0.00	1.000										

New York Mets @ San Diego Padres  
Qualcomm Stadium, San Diego, CA  
Thu Aug 21 2003, 5:05 PM EDT  
Att: 21,958 - Cloudy - 83 F

AB 35  
R 1  
H 7  
RBI 1  
BB 2  
SO 6  
LOB 17





Batter	1	2	3	4	5	6	7	8	9	AB	R	H	RBI	BB	SO	LOB	TOP			
<b>Endy Chavez, L</b> (1, 8) OBP: 0.287, SLG: 0.359	G6-3	G4-6-3			G5-3			K		4	0	0	0	0	1	1	<b>Montreal Expos @ San Diego Padres</b> Qualcomm Stadium, San Diego, CA Fri Aug 22, 2003, 10:05 PM EDT Att: 17,590 - Cloudy - 72 F			
<b>Jose Vidro, S</b> (1, 4) OBP: 0.405, SLG: 0.482	2B		G4-3			G4-3		G4-3		4	1	1	0	0	0	0				
<b>Vladimir Guerrero, R</b> (1, 9) OBP: 0.420, SLG: 0.572	2H		G5-3					K		4	0	2	1	0	1	0				
<b>Orlando Cabrera, R</b> (1, 6) OBP: 0.347, SLG: 0.465	G6-3		G5-3			F9			FC4-6	3	0	0	0	1	0	2				
<b>Brad Wilkerson, L</b> (1, 7) OBP: 0.367, SLG: 0.454	G3-1			F7		P5			FC4-6	4	0	0	0	0	0	3				
<b>Wil Cordero, R</b> (1, 3) OBP: 0.357, SLG: 0.445		2B		K					K	4	1	2	0	0	2	1				
<b>Todd Zeile, R</b> (1, 5) OBP: 0.292, SLG: 0.340	F8			K					L5	4	0	0	0	0	1	3				
<b>Brian Schneider, L</b> (1, 2) OBP: 0.322, SLG: 0.419		1B		F7						3	1	1	0	0	0	1				
<b>Tomo Ohka, S</b> (1, 1) OBP: 0.256, SLG: 0.220										2	0	1	2	0	1	0				
<b>Ronald Calloway, L</b> (7, PH) OBP: 0.280, SLG: 0.381										1	0	0	0	0	0	1				
<b>Joey Eischen, L</b> (7, 1)										0	0	0	0	0	0	0				
<b>Hector Almonte, R</b> (7, 1)										0	0	0	0	0	0	0				
<b>Luis Ayala, R</b> (7, 1)										0	0	0	0	0	0	0				
<b>Inning Stats</b>	R: 1 E: 0 K: 0 S: 11	H: 2 LOB: 1 BB: 0 P: 19	R: 2 E: 0 K: 0 S: 10	H: 3 LOB: 0 BB: 0 P: 12	R: 0 E: 0 K: 2 S: 6	H: 0 LOB: 0 BB: 0 P: 11	R: 0 E: 0 K: 2 S: 7	H: 0 LOB: 0 BB: 0 P: 13	R: 0 E: 0 K: 1 S: 8	H: 1 LOB: 1 BB: 0 P: 12	R: 0 E: 0 K: 0 S: 7	H: 1 LOB: 1 BB: 0 P: 12	R: 0 E: 0 K: 2 S: 11	H: 0 LOB: 0 BB: 0 P: 15	R: 0 E: 0 K: 1 S: 11	H: 0 LOB: 1 BB: 1 P: 18	1B: 3 2B: 3 3B: 1 HR: 0	SF: 0 SAC: 0 DP: 1 HBP: 1	WP: 0 PB: 0 SB: 1 CS: 0	PA: 34
<b>PITCHER</b>	IP WLS BF H R ER SO BB IBB HBP BLK WP HR S P ERA WHIP																			
<b>Brian Lawrence, R</b> (1, 1) ERA: 4.54	6.0	23	6	3	3	3	0	0	0	0	0	0	0	0	51	80	4.50	1.000		
<b>Scott Linebrink, R</b> (7, 1) ERA: 3.39	1.0	4	1	0	0	0	0	0	0	0	0	0	0	7	12	0.00	1.000			
<b>Jay Witasick, R</b> (8, 1) ERA: 3.98	1.0	3	0	0	0	2	0	0	0	0	0	0	0	11	15	0.00	0.000			
<b>Rod Beck, R</b> (9, 1) ERA: 1.67	1.0	4	0	0	0	1	1	0	0	0	0	0	0	11	18	0.00	1.000			

AB 33  
R 3  
H 7  
RBI 3  
BB 1  
SO 6  
LOB 12



Batter	1	2	3	4	5	6	7	8	9	AB	R	H	RBI	BB	SO	LOB	BOTTOM			
<b>Sean Burroughs, L</b> (1, 5) OBP: 0.354, SLG: 0.406	1B		1B		F8		HR	G3		3	1	2	0	1	0	0	<b>Montreal Expos @ San Diego Padres</b> Qualcomm Stadium, San Diego, CA Fri Aug 22, 2003, 10:05 PM EDT Att: 17,590 - Cloudy - 72 F			
<b>Mark Kotsay, L</b> (1, 8) OBP: 0.341, SLG: 0.368	1B		1B		G4-3		HR	L9		5	1	3	2	0	0	1				
<b>Mark Loretta, R</b> (1, 4) OBP: 0.379, SLG: 0.436	L9-2		L5		G4-3		G5-3	G3		5	0	1	0	0	0	4				
<b>Phil Nevin, R</b> (1, 9) OBP: 0.318, SLG: 0.384	F9		P5				F8	G3		3	0	0	0	1	0	3				
<b>Gary Matthews, S</b> (7, PR) OBP: 0.303, SLG: 0.351							HBP	G3		1	0	0	0	0	0	2				
<b>Ryan Klesko, L</b> (1, 3) OBP: 0.360, SLG: 0.461	P6		G4-3				G3	G3		3	1	0	0	2	0	2				
<b>Rondell White, R</b> (1, 7) OBP: 0.332, SLG: 0.470	L8			G1-3			G3	K		4	1	1	0	0	1	3				
<b>Ramón Vázquez, L</b> (1, 6) OBP: 0.335, SLG: 0.336	1B		G6-3				1B	FC6-2		4	1	3	1	0	0	3				
<b>Gary Bennett, R</b> (1, 2) OBP: 0.283, SLG: 0.292			G6-3				1B	FC6-2		3	0	2	2	1	0	1				
<b>Brian Lawrence, R</b> (1, 1) ERA: 4.52	6.0	27	9	2	2	1	0	0	0	0	0	0	0	0	1	1				
<b>Dave Hanson, L</b> (6, PH) OBP: 0.304, SLG: 0.296										1	0	0	0	0	0	1				
<b>Scott Linebrink, R</b> (7, 1) ERA: 3.39	0.0	2	1	2	2	0	1	0	0	0	0	0	0	0	0	0				
<b>Joey Eischen, L</b> (7, 1) ERA: 3.5	0.1	4	0	0	0	0	2	0	1	0	5	15	0.00	6.000						
<b>Hector Almonte, R</b> (7, 1) ERA: 7.83	1.2	9	2	1	1	1	1	1	0	20	35	5.40	1.800							
<b>Luis Ayala, R</b> (7, 1) ERA: 3.4																				
<b>Inning Stats</b>	R: 0 E: 0 K: 0 S: 7	H: 1 LOB: 1 BB: 0 P: 10	R: 0 E: 0 K: 0 S: 13	H: 2 LOB: 2 BB: 0 P: 20	R: 0 E: 0 K: 0 S: 7	H: 2 LOB: 2 BB: 0 P: 11	R: 0 E: 0 K: 0 S: 6	H: 1 LOB: 1 BB: 0 P: 9	R: 0 E: 0 K: 0 S: 9	H: 0 LOB: 0 BB: 0 P: 12	R: 2 E: 0 K: 1 S: 15	H: 3 LOB: 1 BB: 0 P: 22	R: 3 E: 0 K: 0 S: 15	H: 1 LOB: 3 BB: 4 P: 35	R: 0 E: 0 K: 1 S: 13	H: 2 LOB: 3 BB: 1 P: 23	1B: 8 2B: 3 3B: 1 HR: 1	SF: 0 SAC: 0 DP: 1 HBP: 2	WP: 2 PB: 0 SB: 0 CS: 0	PA: 42
<b>PITCHER</b>	IP WLS BF H R ER SO BB IBB HBP BLK WP HR S P ERA WHIP																			
<b>Tomo Ohka, R</b> (1, 1) ERA: 4.52	6.0	27	9	2	2	1	0	0	0	0	0	0	0	0	1	1				
<b>Joey Eischen, L</b> (7, 1) ERA: 3.5	0.0	2	1	2	2	0	1	0	0	0	5	15	0.00	6.000						
<b>Hector Almonte, R</b> (7, 1) ERA: 7.83	1.2	9	2	1	1	1	1	1	0	20	35	5.40	1.800							

AB 35  
R 5  
H 12  
RBI 5  
BB 5  
SO 2  
LOB 26






Batter	1	2	3	4	5	6	7	8	9	10	AB	R	H	RBI	BB	SO	LOB	TOP					
Brad Wilkerson, L (1.8) OBP: 0.370, SLG: 0.453	K			F8 B5-3 BB		1B		FC5-4 1B BB		F7	3	0	1	0	2	1	0						
Jose Vidro, S (1.4) OBP: 0.406, SLG: 0.482	G6-3			B5-3		1B		FC5-4 1B			4	0	2	0	0	0	1						
Orlando Cabrera, R (1.6) OBP: 0.345, SLG: 0.461	G6-3			F8		FC5-4		FC5-4 1B			4	0	0	0	0	0	5						
Vladimir Guerrero, R (1.9) OBP: 0.415, SLG: 0.564		K		K				G4-3			4	0	0	0	0	3	3						
Ronald Colloway, L (1.7) OBP: 0.279, SLG: 0.380		G3						G3			4	0	1	0	0	1	0						
Wil Cordero, R (1.3) OBP: 0.353, SLG: 0.440		F7						K			4	0	0	0	0	1	1						
Todd Zeile, R (1.5) OBP: 0.291, SLG: 0.335				G5-3				L4			3	0	0	0	0	0	0						
Brian Schneider, L (1.2) OBP: 0.317, SLG: 0.412				F8				G3-1			4	0	0	0	0	0	2						
Javier Vazquez, R (1.1) OBP: 0.182, SLG: 0.204				G1-3				G6-3			3	0	0	0	0	0	0						
Jose Macias, S (10, PH) OBP: 0.263, SLG: 0.362								F8			1	0	0	0	0	0	0						
Rocky Biddle, R (10, 1) OBP: 0.342, SLG: 0.470											0	0	0	0	0	0	0						
<b>Inning Stats</b>	R: 0 E: 0 K: 1 S: 8	H: 0 LOB: 0 BB: 0 P: 11	R: 0 E: 0 K: 1 S: 10	H: 0 LOB: 0 BB: 0 P: 11	R: 0 E: 0 K: 1 S: 6	H: 0 LOB: 0 BB: 0 P: 8	R: 0 E: 0 K: 1 S: 7	H: 0 LOB: 1 BB: 1 P: 12	R: 0 E: 0 K: 1 S: 9	H: 0 LOB: 0 BB: 0 P: 13	R: 0 E: 0 K: 1 S: 15	H: 2 LOB: 2 BB: 0 P: 21	R: 0 E: 0 K: 1 S: 12	H: 1 LOB: 2 BB: 0 P: 18	R: 0 E: 0 K: 0 S: 16	H: 1 LOB: 2 BB: 1 P: 24	R: 0 E: 0 K: 1 S: 9	H: 0 LOB: 0 BB: 0 P: 15	R: 0 E: 0 K: 0 S: 7	H: 0 LOB: 0 BB: 0 P: 12	1B: 4 2B: 0 3B: 0 HR: 0	SF: 0 SAC: 0 DP: 0 HBP: 1	WP: 0 PA: 37 PB: 0 SB: 1 CS: 0
<b>PITCHER</b>	IP WLS BF H R ER SO BB IBB HBP BLK WP HR S P ERA WHIP	IP WLS BF H R ER SO BB IBB HBP BLK WP HR S P ERA WHIP	IP WLS BF H R ER SO BB IBB HBP BLK WP HR S P ERA WHIP	IP WLS BF H R ER SO BB IBB HBP BLK WP HR S P ERA WHIP	IP WLS BF H R ER SO BB IBB HBP BLK WP HR S P ERA WHIP	IP WLS BF H R ER SO BB IBB HBP BLK WP HR S P ERA WHIP	IP WLS BF H R ER SO BB IBB HBP BLK WP HR S P ERA WHIP	IP WLS BF H R ER SO BB IBB HBP BLK WP HR S P ERA WHIP	IP WLS BF H R ER SO BB IBB HBP BLK WP HR S P ERA WHIP	IP WLS BF H R ER SO BB IBB HBP BLK WP HR S P ERA WHIP	IP WLS BF H R ER SO BB IBB HBP BLK WP HR S P ERA WHIP	IP WLS BF H R ER SO BB IBB HBP BLK WP HR S P ERA WHIP	IP WLS BF H R ER SO BB IBB HBP BLK WP HR S P ERA WHIP	IP WLS BF H R ER SO BB IBB HBP BLK WP HR S P ERA WHIP	IP WLS BF H R ER SO BB IBB HBP BLK WP HR S P ERA WHIP	IP WLS BF H R ER SO BB IBB HBP BLK WP HR S P ERA WHIP	IP WLS BF H R ER SO BB IBB HBP BLK WP HR S P ERA WHIP	IP WLS BF H R ER SO BB IBB HBP BLK WP HR S P ERA WHIP	IP WLS BF H R ER SO BB IBB HBP BLK WP HR S P ERA WHIP	IP WLS BF H R ER SO BB IBB HBP BLK WP HR S P ERA WHIP	IP WLS BF H R ER SO BB IBB HBP BLK WP HR S P ERA WHIP	IP WLS BF H R ER SO BB IBB HBP BLK WP HR S P ERA WHIP	IP WLS BF H R ER SO BB IBB HBP BLK WP HR S P ERA WHIP

Montreal Expos @ San Diego Padres  
Qualcomm Stadium, San Diego, CA  
Sat Aug 23 2003, 10:05 PM EDT  
Att: 29,450 - Cloudy - 78 F

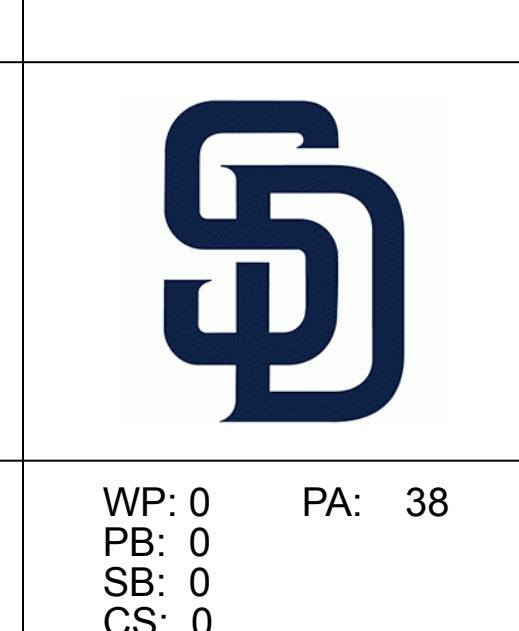
AB	34
R	0
H	4
RBI	0
BB	2
SO	6
LOB	12



Batter	1	2	3	4	5	6	7	8	9	10	AB	R	H	RBI	BB	SO	LOB	BOTTOM					
Sean Burroughs, L (1.5) OBP: 0.355, SLG: 0.407	F9 2B		P6			B1-3		FC4-6 1-2r 2-3		BB HBP	4	0	1	0	0	0	2						
Mark Kotsay, L (1.8) OBP: 0.341, SLG: 0.365	BB		F7			K		F7		BB HBP	3	0	0	1	2	1	2						
Mark Loretta, R (1.4) OBP: 0.378, SLG: 0.434	F9 2-3					K		K		BB	4	0	1	0	0	2	2						
Phil Nevin, R (1.9) OBP: 0.306, SLG: 0.369	P6					K		F9		BB	4	0	0	0	0	2	3						
Ryan Klesko, L (1.3) OBP: 0.355, SLG: 0.456	L4					K		F7		BB	4	0	0	0	0	2	3						
Rondell White, R (1.7) OBP: 0.330, SLG: 0.467		F9						K		L6	3	0	0	0	0	1	1						
Jay Witasick, R (8, 1)											0	0	0	0	0	0	0						
Mike Matthews, L (10, 1)											0	0	0	0	0	0	0						
Dave Hansen, L (10, PH) OBP: 0.351, SLG: 0.294											1	0	0	0	0	0	0						
Ramón Vázquez, L (1.6) OBP: 0.334, SLG: 0.335		F8				K		SH FC5 1B		F8	4	0	1	0	0	1	0						
Gary Bennett, R (1.2) OBP: 0.284, SLG: 0.293		F9						SH FC4-6 FC5		HBP 1B BB 1B	3	0	1	0	0	0	0						
Brian Buchanan, R (10, PR) OBP: 0.342, SLG: 0.470											0	1	0	0	0	0	0						
Adam Eaton, R (1.1) OBP: 0.292, SLG: 0.432								FC5		BB HBP 1B	2	0	0	0	0	1	0						
Gary Matthews, S (8, 7) OBP: 0.304, SLG: 0.351											2	0	1	0	0	0	2						
<b>Inning Stats</b>	R: 0 E: 0 K: 0 S: 9	H: 1 LOB: 2 BB: 1 P: 15	R: 0 E: 0 K: 0 S: 8	H: 0 LOB: 0 BB: 0 P: 11	R: 0 E: 0 K: 1 S: 6	H: 0 LOB: 0 BB: 0 P: 7	R: 0 E: 0 K: 2 S: 9	H: 1 LOB: 1 BB: 0 P: 12	R: 0 E: 0 K: 1 S: 7	H: 0 LOB: 0 BB: 0 P: 9	R: 0 E: 0 K: 1 S: 6	H: 0 LOB: 0 BB: 0 P: 7	R: 0 E: 1 K: 0 S: 10	H: 1 LOB: 2 BB: 0 P: 14	R: 0 E: 0 K: 3 S: 11	H: 0 LOB: 0 BB: 0 P: 15	R: 1 E: 0 K: 0 S: 10	H: 2 LOB: 3 BB: 1 P: 23	1B: 4 2B: 1 3B: 0 HR: 0	SF: 0 SAC: 1 DP: 0 HBP: 1	WP: 0 PA: 38 PB: 0 SB: 0 CS: 0		
<b>PITCHER</b>	IP WLS BF H R ER SO BB IBB HBP BLK WP HR S P ERA WHIP	IP WLS BF H R ER SO BB IBB HBP BLK WP HR S P ERA WHIP	IP WLS BF H R ER SO BB IBB HBP BLK WP HR S P ERA WHIP	IP WLS BF H R ER SO BB IBB HBP BLK WP HR S P ERA WHIP	IP WLS BF H R ER SO BB IBB HBP BLK WP HR S P ERA WHIP	IP WLS BF H R ER SO BB IBB HBP BLK WP HR S P ERA WHIP	IP WLS BF H R ER SO BB IBB HBP BLK WP HR S P ERA WHIP	IP WLS BF H R ER SO BB IBB HBP BLK WP HR S P ERA WHIP	IP WLS BF H R ER SO BB IBB HBP BLK WP HR S P ERA WHIP	IP WLS BF H R ER SO BB IBB HBP BLK WP HR S P ERA WHIP	IP WLS BF H R ER SO BB IBB HBP BLK WP HR S P ERA WHIP	IP WLS BF H R ER SO BB IBB HBP BLK WP HR S P ERA WHIP	IP WLS BF H R ER SO BB IBB HBP BLK WP HR S P ERA WHIP	IP WLS BF H R ER SO BB IBB HBP BLK WP HR S P ERA WHIP	IP WLS BF H R ER SO BB IBB HBP BLK WP HR S P ERA WHIP	IP WLS BF H R ER SO BB IBB HBP BLK WP HR S P ERA WHIP	IP WLS BF H R ER SO BB IBB HBP BLK WP HR S P ERA WHIP	IP WLS BF H R ER SO BB IBB HBP BLK WP HR S P ERA WHIP	IP WLS BF H R ER SO BB IBB HBP BLK WP HR S P ERA WHIP	IP WLS BF H R ER SO BB IBB HBP BLK WP HR S P ERA WHIP	IP WLS BF H R ER SO BB IBB HBP BLK WP HR S P ERA WHIP	IP WLS BF H R ER SO BB IBB HBP BLK WP HR S P ERA WHIP	IP WLS BF H R ER SO BB IBB HBP BLK WP HR S P ERA WHIP

Montreal Expos @ San Diego Padres  
Qualcomm Stadium, San Diego, CA  
Sat Aug 23 2003, 10:05 PM EDT  
Att: 29,450 - Cloudy - 78 F

AB	34
R	1
H	5
RBI	1
BB	2
SO	10
LOB	15






Batter	1	2	3	4	5	6	7	8	9	AB	R	H	RBI	BB	SO	LOB	TOP							
<b>Brad Wilkerson, L</b> (1, 8) OBP: 0.374, SLG: 0.463										4	2	3	3	1	1	0								
<b>Jamey Carroll, R</b> (1, 5) OBP: 0.333, SLG: 0.337										4	1	1	0	0	1	2								
<b>Jose Vidro, S</b> (1, 4) OBP: 0.406, SLG: 0.488										5	1	2	2	0	0	3								
<b>Vladimir Guerrero, R</b> (1, 9) OBP: 0.409, SLG: 0.555										5	0	0	0	0	2	4								
<b>Orlando Cabrera, R</b> (1, 6) OBP: 0.347, SLG: 0.461										4	1	2	1	1	0	0								
<b>Ronald Colloway, L</b> (1, 7) OBP: 0.275, SLG: 0.378 <b>Joey Eischen, L</b> (8, 1)										4	0	1	0	0	1	1								
<b>Wil Cordero, R</b> (1, 3) OBP: 0.356, SLG: 0.442										3	1	2	1	1	0	0								
<b>Edwards Guzman, L</b> (1, 2) OBP: 0.265, SLG: 0.300									5	0	0	0	0	1	6									
<b>52 T.J. Tucker, R</b> (1, 1) OBP: 0.250, SLG: 0.333 <b>Eric Knott, L</b> (5, 1) <b>Luis Ayala, R</b> (7, 1) <b>Endy Chavez, L</b> (8, PH) OBP: 0.288, SLG: 0.360										2	1	1	0	0	0	0								
<b>Inning Stats</b>	R: 0 E: 0 K: 1 S: 10	H: 0 LOB: 0 BB: 0 P: 15	R: 1 E: 0 K: 0 S: 16	H: 2 LOB: 1 BB: 0 P: 22	R: 0 E: 1 K: 1 S: 10	H: 0 LOB: 2 BB: 1 P: 20	R: 0 E: 0 K: 0 S: 8	H: 1 LOB: 1 BB: 0 P: 9	R: 3 E: 1 K: 2 S: 22	H: 4 LOB: 1 BB: 0 P: 37	R: 0 E: 0 K: 1 S: 7	H: 0 LOB: 0 BB: 0 P: 9	R: 2 E: 0 K: 0 S: 9	H: 2 LOB: 0 BB: 0 P: 12	R: 2 E: 0 K: 1 S: 12	H: 3 LOB: 1 BB: 0 P: 21	R: 0 E: 0 K: 1 S: 10	H: 1 LOB: 3 BB: 2 P: 22	1B: 10 2B: 1 3B: 0 HR: 2	SF: 1 SAC: 1 DP: 0 HBP: 0	WP: 0 PB: 1 SB: 1 CS: 0	PA: 44		
<b>PITCHER</b>	IP	WLS	BF	H	R	ER	SO	BB	IBB	HBP	BLK	WP	HR	S	P	ERA	WHIP							
<b>Kevin Jarvis, R</b> (1, 1) ERA: 5.33	5.0	L	24	7	4	3	4	1	0	0	0	0	1	66	103	5.40	1.600							
<b>Joe Roa, R</b> (6, 1) ERA: 5.91	2.0		8	2	2	2	1	0	0	0	0	0	1	16	21	9.00	1.000							
<b>Luther Hackman, R</b> (8, 1) ERA: 3.76	2.0		12	4	2	2	2	2	0	0	0	0	0	22	43	9.00	3.000							

**Montreal Expos @ San Diego Padres**  
Qualcomm Stadium, San Diego, CA  
Sun Aug 24 2003, 5:00 PM EDT  
Att: 24,707 - Cloudy - 77 F


AB	39
R	8
H	13
RBI	8
BB	3
SO	7
LOB	18



Batter	1	2	3	4	5	6	7	8	9	AB	R	H	RBI	BB	SO	LOB	BOTTOM							
<b>Sean Burroughs, L</b> (1, 5) OBP: 0.355, SLG: 0.406										4	1	1	0	1	0	1								
<b>Mark Kotsay, L</b> (1, 8) OBP: 0.343, SLG: 0.369										4	0	2	0	0	1	2								
<b>Ryan Klesko, L</b> (1, 3) OBP: 0.355, SLG: 0.452										3	0	0	0	1	0	2								
<b>Phil Nevin, R</b> (1, 9) OBP: 0.304, SLG: 0.374										4	0	1	0	0	1	4								
<b>Gary Matthews, S</b> (1, 7) OBP: 0.301, SLG: 0.348										4	0	0	0	0	0	2								
<b>Ramón Vázquez, L</b> (1, 6) OBP: 0.331, SLG: 0.331										4	0	0	0	0	1	1								
<b>Miguel Ojeda, R</b> (1, 2) OBP: 0.347, SLG: 0.397										4	2	2	0	0	1	1								
<b>Lou Merloni, R</b> (1, 4) OBP: 0.359, SLG: 0.366										4	1	2	2	0	0	0								
<b>Kevin Jarvis, L</b> (1, 1) OBP: 0.316, SLG: 0.167 <b>Dave Hanson, L</b> (5, PH) <b>Rondell White, R</b> (5, PH) <b>Joe Roa, R</b> (6, 1) <b>Brian Buchanan, H</b> (7, PH) <b>Luther Hackman, R</b> (8, 1) <b>Mark Loretta, R</b> (8, PH)										1	0	0	0	0	0	0								
<b>Inning Stats</b>	R: 0 E: 0 K: 0 S: 9	H: 0 LOB: 0 BB: 0 P: 14	R: 0 E: 0 K: 1 S: 10	H: 1 LOB: 1 BB: 0 P: 14	R: 0 E: 0 K: 0 S: 7	H: 0 LOB: 0 BB: 0 P: 9	R: 0 E: 0 K: 1 S: 12	H: 1 LOB: 1 BB: 0 P: 15	R: 3 E: 1 K: 1 S: 19	H: 3 LOB: 1 BB: 1 P: 33	R: 0 E: 0 K: 0 S: 6	H: 0 LOB: 0 BB: 0 P: 7	R: 1 E: 0 K: 2 S: 16	H: 3 LOB: 3 BB: 1 P: 28	R: 0 E: 0 K: 1 S: 7	H: 0 LOB: 0 BB: 0 P: 9	R: 0 E: 0 K: 0 S: 6	H: 1 LOB: 0 BB: 0 P: 9	1B: 4 2B: 5 3B: 0 HR: 0	SF: 0 SAC: 0 DP: 1 HBP: 0	WP: 0 PB: 0 SB: 0 CS: 0	PA: 37		
<b>PITCHER</b>	IP	WLS	BF	H	R	ER	SO	BB	IBB	HBP	BLK	WP	HR	S	P	ERA	WHIP							
<b>52 T.J. Tucker, R</b> (1, 1) ERA: 5.04	4.1		17	4	2	1	2	1	0	0	0	0	0	20	31	5.40	1.800							
<b>Eric Knott, L</b> (5, 1) ERA: 4.5	1.2	W	8	2	2	1	1	1	0	0	0	0	0	12	22	0.00	3.000							
<b>Luis Ayala, R</b> (7, 1) ERA: 3.33	1.0	H	6	2	0	0	2	1	0	0	0	0	0	13	18	0.00	0.500							
<b>Joey Eischen, L</b> (8, 1) ERA: 3.35	2.0		6	1	0	0	1	0	0	0	0	0	0	13	18	0.00	0.500							

**Montreal Expos @ San Diego Padres**  
Qualcomm Stadium, San Diego, CA  
Sun Aug 24 2003, 5:00 PM EDT  
Att: 24,707 - Cloudy - 77 F

AB	35
R	4
H	9
RBI	2
BB	2
SO	6
LOB	15





Batter	1	2	3	4	5	6	7	8	9	AB	R	H	RBI	BB	SO	LOB	TOP										
<b>Gary Matthews, S</b> OBP: 0.306, SLG: 0.350 (1, 8) (7, 9)	4-2 S BB		4-2 SF8 1B 1-2		3-1 G2-3 1B 2B	3-2 L3-6		1-0 1B HBP	1-3 K	3	2	1	0	2	1	3											
<b>Lou Merloni, R</b> OBP: 0.350, SLG: 0.362 (1, 6)	2-3 K SAFE		2-2 1B		2-1 G2-3		4-1 1B BB	1-1 G6-3		4	1	1	1	1	1	4											
<b>Mark Loretta, R</b> OBP: 0.377, SLG: 0.434 (1, 4)	1-3 K		1-1 SF8		0-0 B2		0-0 F9	0-0 1B 1B		4	0	1	3	0	1	3											
<b>Phil Nevin, R</b> OBP: 0.308, SLG: 0.375 (1, 3)	1-2 G6-3		2-3 3-H 3-2 P3		1-1 1B		2-2 G5-3	0-2 1B		5	0	2	1	0	0	4											
<b>Rondell White, R</b> OBP: 0.330, SLG: 0.465 (1, 7)		0-3 K		2-1 G6-3	1-1 1B		2-0 1B BB	1-2 P2		5	0	2	1	0	1	2											
<b>Brian Buchanan, R</b> OBP: 0.348, SLG: 0.471 <b>Scott Linebrink, R</b> OBP: 0.167, SLG: 0.250 <b>Ryan Klesko, L</b> OBP: 0.355, SLG: 0.451 <b>Jay Witasick, R</b> (8, 1)	0-0 G4-6-3 1B		2-2 3B 1B		3-2 G5-3		4-1 1B BB	1-2 F7		3	1	2	0	1	0	2											
<b>Sean Burroughs, L</b> OBP: 0.356, SLG: 0.413 (1, 5)	1-0 G4-6-3		0-0 G5-3 3B		0-0 L3-6 2B		0-1 F8	1-1 G4-3		5	1	2	1	0	0	3											
<b>Gary Bennett, R</b> OBP: 0.290, SLG: 0.299 (1, 2)			2-2 1B SF8 1B		1-2 G5-3		1-2 L7	0-1 HBP G6-3 1B	0-2 FC3-6 1B	5	2	3	1	0	0	1											
<b>44 Jake Peavy, R</b> ERA: 3.86 <b>Jaret Wright, R</b> ERA: 8.37 <b>Miguel Cabrera, L</b> ERA: 6.23 <b>Joe Roa, R</b> ERA: 6.23 <b>Mike Matthews, L</b> ERA: 4.95 <b>Scott Linebrink, R</b> ERA: 3.33	0-3 K		0-0 G6-3		4-2 BB		4-2 G6-3 HBP 1B	0-2 FC3-6		1	0	0	0	0	1	1											
<b>Inning Stats</b>	R: 0 E: 0 K: 2 S: 13	H: 0 LOB: 1 BB: 1 P: 21	R: 0 E: 0 K: 1 S: 5	H: 1 LOB: 0 BB: 0 P: 6	R: 1 E: 0 K: 1 S: 19	H: 2 LOB: 2 BB: 1 P: 31	R: 2 E: 0 K: 0 S: 10	H: 2 LOB: 0 BB: 0 P: 15	R: 1 E: 0 K: 0 S: 13	H: 3 LOB: 2 BB: 0 P: 23	R: 0 E: 0 K: 0 S: 11	H: 1 LOB: 1 BB: 2 P: 19	R: 1 E: 0 K: 0 S: 9	H: 1 LOB: 2 BB: 2 P: 21	R: 3 E: 0 K: 0 S: 16	H: 3 LOB: 2 BB: 1 P: 24	R: 0 E: 0 K: 1 S: 11	H: 1 LOB: 1 BB: 0 P: 13	1B: 11 2B: 3 3B: 1 HR: 0	SF: 1 SAC: 0 DP: 2 HBP: 1	WP: 0 PA: 46 PB: 0 SB: 1 CS: 0						
<b>PITCHER</b>	IP	WLS	BF	H	R	ER	SO	BB	IBB	HBP	BLK	WP	HR	S	P	ERA	WHIP										
<b>Randy Johnson, L</b> ERA: 5.05	5.0	W	24	8	4	4	4	2	0	0	0	0	0	60	96	7.20	2.000										
<b>Eddie Oropesa, L</b> ERA: 3.86	1.0		4	1	0	0	0	1	0	0	0	0	0	11	19	0.00	2.000										
<b>Oscar Villarreal, R</b> ERA: 2.33	1.0		6	1	1	1	0	2	0	0	0	0	0	9	21	9.00	3.000										
<b>Mike Myers, L</b> ERA: 6.16	0.1		5	2	3	3	0	1	0	1	0	0	0	7	13	81.00	9.000										
<b>Matt Mantei, R</b> ERA: 2.28	1.2	S	7	2	0	0	1	0	0	0	0	0	0	20	24	0.00	1.200										

**San Diego Padres @ Arizona Diamondbacks**  
Bank One Ballpark, Phoenix, AZ  
Mon Aug 25 2003, 9:07 PM EDT  
Att: 25,550 - Dome - 72 F

livebaseballscorecards.com

AB 38  
R 8  
H 14  
RBI 8  
BB 6  
SO 5  
LOB 26



Batter	1	2	3	4	5	6	7	8	9	AB	R	H	RBI	BB	SO	LOB	BOTTOM										
<b>Matt Kata, S</b> OBP: 0.335, SLG: 0.470 (1, 5) (8, 4)	0-1 HR 1B	0-0 1B 2B	2-0 P6		1-1 G6-3	0-1 WP 1B		2-0 P6		6	2	3	2	0	0	1											
<b>Alex Cintron, S</b> OBP: 0.354, SLG: 0.491 (1, 6)	1-2 1-H HR	0-3 K	3-2 WP 1B		0-0 2B	1-2 1B		4-2 1B BB		4	2	3	2	1	1	1											
<b>Luis Gonzalez, L</b> OBP: 0.397, SLG: 0.541 (1, 7)	4-2 1B SF8 BB	2-2 2-H 1B	4-2 FC6-4 BB		3-1 1-H 2B	3-3 K		3-1 2B		3	1	2	2	2	1	2											
<b>Raul Mondesi, R</b> OBP: 0.335, SLG: 0.455 (1, 9)	4-0 HBP 1B BB	0-2 F8	0-0 FC6-4		2-0 G5-3		1-0 HBP			3	0	0	0	1	0	4											
<b>Steve Finley, L</b> OBP: 0.362, SLG: 0.504 (1, 8)	2-1 F7	4-2 BB		2-2 SF8 3B		1-1 G4-3	1-0 P5			4	1	1	0	1	0	3											
<b>Shea Hillenbrand, R</b> OBP: 0.323, SLG: 0.475 (1, 3)	1-0 HBP 1B	0-1 F7		0-1 SF8		1-2 F8	0-1 P3			4	0	1	1	0	0	3											
<b>Junior Spivey, R</b> OBP: 0.335, SLG: 0.467 <b>Mike Myers, L</b> (8, 1) <b>Matt Mantei, R</b> (8, 1)	1-1 SF8		4-0 HR BB		1-1 G4-3	0-1 1B 1B	1-3 K			3	2	1	1	1	1	1											
<b>Robby Hammock, R</b> OBP: 0.368, SLG: 0.571 (1, 2)	3-2 HBP		1-1 HR		2-0 L5	1-2 1B 1B	3-3 K			4	2	2	2	0	1	0											
<b>Randy Johnson, R</b> ERA: 4.35 <b>Quinton McCracken, S</b> ERA: 8.37 <b>Eddie Oropesa, L</b> ERA: 6.23 <b>Carlos Baerena, S</b> ERA: 6.23 <b>Oscar Villarreal, L</b> ERA: 2.33 <b>Craig Counsell, L</b> ERA: 3.33	0-1 G3		2-3 K		4-2 G6-3 BB	1-0 1B WP 1B	3-3 K			2	0	0	0	0	1	3											
<b>Inning Stats</b>	R: 3 E: 0 K: 0 S: 20	H: 3 LOB: 3 BB: 2 P: 36	R: 1 E: 0 K: 1 S: 18	H: 2 LOB: 1 BB: 1 P: 24	R: 2 E: 0 K: 1 S: 12	H: 2 LOB: 2 BB: 2 P: 28	R: 1 E: 0 K: 0 S: 7	H: 1 LOB: 0 BB: 0 P: 12	R: 1 E: 0 K: 0 S: 8	H: 2 LOB: 1 BB: 1 P: 18	R: 3 E: 0 K: 1 S: 18	H: 4 LOB: 2 BB: 1 P: 29	R: 0 E: 0 K: 1 S: 7	H: 0 LOB: 1 BB: 0 P: 10	R: 0 E: 0 K: 2 S: 9	H: 0 LOB: 0 BB: 0 P: 17	1B: 9 2B: 2 3B: 1 HR: 2	SF: 2 SAC: 0 DP: 1 HBP: 2	WP: 2 PA: 46 PB: 0 SB: 1 CS: 0								
<b>PITCHER</b>	IP	WLS	BF	H	R	ER	SO	BB	IBB	HBP	BLK	WP	HR	S	P	ERA	WHIP										
<b>44 Jake Peavy, R</b> ERA: 4.35	2.0	L	17	6	6	6	1	4	0	0	0	1	0	25	67	6.00	2.000										
<b>Jaret Wright, R</b> ERA: 8.37	3.0		14	4	2	2	1	2	0	0	0	0	0	10	13	27.00	3.000										
<b>Joe Roa, R</b> ERA: 6.23	0.2		4	2	2	2	0	0	0	0	0	0	0	8	16	27.00	9.000										
<b>Mike Matthews, L</b> ERA: 4.95	0.1		4	2	1	1	1	1	0	0	0	1	0	7	10	0.00	0.000										
<b>Scott Linebrink, R</b> ERA: 3.33	1.0		4	0	0	0	1	0	0	1	0	0	0	7	10	0.00	0.000										


**San Diego Padres @ Arizona Diamondbacks**  
Bank One Ballpark, Phoenix, AZ  
Mon Aug 25 2003, 9:07 PM EDT  
Att: 25,550 - Dome - 72 F


livebaseballscorecards.com

AB 35  
R 11  
H 14  
RBI 10  
BB 7  
SO 6  
LOB 18





Batter	1	2	3	4	5	6	7	8	9	AB	R	H	RBI	BB	SO	LOB	TOP										
Sean Burroughs, L (1, 5) OBP: 0.360, SLG: 0.421	P5		1B			G4-6-3 1B		2B 3B		4	1	3	1	1	0	0	<b>San Diego Padres @ Arizona Diamondbacks</b> Bank One Ballpark, Phoenix, AZ Tue Aug 26 2003, 9:37 PM EDT Att: 31,196 - Dome - 72 F <a href="http://livebaseballscorecards.com">livebaseballscorecards.com</a>										
Mark Kotsay, L (1, 8) OBP: 0.340, SLG: 0.363	F9		G4-3			G4-6-3 1-2		F7	K	5	0	0	0	0	1	5											
Mark Loretta, R (1, 4) OBP: 0.376, SLG: 0.432	FC6-4 1B			F7		L9		F8		4	0	1	0	0	0	1											
Phil Nevin, R (1, 9) OBP: 0.306, SLG: 0.379	FC6-4 1-2			K			F9	2B		4	1	1	1	0	1	1											
Ryan Klesko, L (1, 3)		F9		F9			HR BB	2B		3	1	1	1	1	0	0											
Gary Matthews, S (1, 7) OBP: 0.308, SLG: 0.359		G6-3			G6-4-3 1B		1-1 HR	G3		4	1	2	2	0	0	1											
Ramón Vázquez, L (1, 6) OBP: 0.330, SLG: 0.331		F7			G6-4-3 1B		G4-3		K	4	0	1	0	0	1	0											
Gary Bennett, R (1, 2) OBP: 0.286, SLG: 0.294			G5-3		G6-4-3 1-2 2-3		G5-3		P3	4	0	0	0	0	0	2											
Ben Howard, R (1, 1) Mike Matthews, L (7, 1) Dave Hansen, L (6, PH) Lou Merloni, R (6, PH) Jay Witasick, R (8, 1) Brian Buchanan, R (6, PH) Rod Beck, R (9, 1)			G1-3		K2-3			3B 1B	BB	2	0	0	0	0	0	1											
<b>Inning Stats</b>	R: 0 E: 0 K: 0 S: 13	H: 1 LOB: 1 BB: 0 P: 21	R: 0 E: 0 K: 0 S: 6	H: 0 LOB: 0 BB: 0 P: 10	R: 0 E: 0 K: 0 S: 7	H: 1 LOB: 1 BB: 0 P: 11	R: 0 E: 0 K: 1 S: 8	H: 0 LOB: 0 BB: 0 P: 12	R: 0 E: 0 K: 1 S: 8	H: 2 LOB: 1 BB: 0 P: 11	R: 0 E: 0 K: 0 S: 11	H: 1 LOB: 0 BB: 0 P: 19	R: 2 E: 0 K: 0 S: 15	H: 1 LOB: 0 BB: 1 P: 26	R: 3 E: 0 K: 0 S: 19	H: 4 LOB: 1 BB: 0 P: 28	R: 0 E: 0 K: 2 S: 14	H: 0 LOB: 2 BB: 2 P: 27	1B: 6 2B: 2 3B: 1 HR: 1	SF: 0 SAC: 0 DP: 2 HBP: 0	WP: 0 PB: 0 CS: 0	PA: 38					
<b>PITCHER</b>	IP	WLS	BF	H	R	ER	SO	BB	IBB	HBP	BLK	WP	HR	S	P	ERA	WHIP										
Elmer Dessens, R (1, 1) ERA: 4.82	7.0		26	6	2	2	2	1	0	0	0	0	1	68	110	2.57	1.000										
Eddie Oropesa, L (8, 1) ERA: 4.3	0.1	H	3	2	2	2	0	0	0	0	0	0	0	7	12	54.00	6.000										
Jose Valverde, R (8, 1) ERA: 2.21	0.2	L	4	2	1	1	0	0	0	0	0	0	0	12	16	13.50	3.000										
Stephen Randolph, L (9, 1) ERA: 3.4	1.0		5	0	0	0	2	2	0	0	0	0	0	14	27	0.00	2.000										

Batter	1	2	3	4	5	6	7	8	9	AB	R	H	RBI	BB	SO	LOB	BOTTOM										
Matt Kata, S (1, 5) OBP: 0.333, SLG: 0.463	HR BB		P5		G6-3		G6-3			3	1	0	0	1	0	1	<b>San Diego Padres @ Arizona Diamondbacks</b> Bank One Ballpark, Phoenix, AZ Tue Aug 26 2003, 9:37 PM EDT Att: 31,196 - Dome - 72 F <a href="http://livebaseballscorecards.com">livebaseballscorecards.com</a>										
Alex Cintron, S (1, 6) OBP: 0.356, SLG: 0.488	K		F8 S BB		G4-6-3 BB		L1			2	1	0	0	2	1	2											
Luis Gonzalez, L (1, 7) OBP: 0.394, SLG: 0.536	F8		F8		G4-6-3 1-2			K		4	0	0	0	0	1	3											
Raul Mondesi, R (1, 9) OBP: 0.337, SLG: 0.464	1-H HR		F8 3-H 2B			G5-3		P4		4	1	2	2	0	0	0											
Steve Finley, L (1, 8) OBP: 0.363, SLG: 0.501	F7		P4			S BB		FC6-4 BB		2	0	0	0	2	0	1											
Shea Hillenbrand, R (1, 3) OBP: 0.323, SLG: 0.476		G6-3 2B			G6-3		F7		FC6-4 1-2	4	0	1	0	0	0	2											
Junior Spivey, R (1, 4) OBP: 0.331, SLG: 0.461		F8		F8		K			K	4	0	0	0	0	2	2											
Robby Hammock, R (1, 2) OBP: 0.372, SLG: 0.588		K		HR		SH1-3 BB		G1-3		3	1	1	1	1	1	1											
Elmer Dessens, R (1, 1) OBP: 0.244, SLG: 0.263		G4-3			L4		SH1-3 SAFE		K	2	0	0	0	0	0	1											
Edie Oropesa, L (8, 1) ERA: 4.89										0	0	0	0	0	0	0											
Jose Valverde, R (8, 1)										0	0	0	0	0	0	0											
Stephen Randolph, L (9, 1)										0	0	0	0	0	0	0											
Carlos Baerga, S (9, PH) OBP: 0.379, SLG: 0.472										1	0	0	0	0	1	0											
<b>Inning Stats</b>	R: 2 E: 0 K: 1 S: 11	H: 1 LOB: 0 BB: 1 P: 19	R: 0 E: 0 K: 1 S: 12	H: 1 LOB: 1 BB: 0 P: 19	R: 1 E: 0 K: 0 S: 12	H: 1 LOB: 1 BB: 1 P: 21	R: 1 E: 0 K: 0 S: 8	H: 1 LOB: 0 BB: 0 P: 12	R: 0 E: 0 K: 1 S: 6	H: 0 LOB: 0 BB: 1 P: 11	R: 0 E: 0 K: 1 S: 7	H: 0 LOB: 1 BB: 1 P: 15	R: 0 E: 0 K: 0 S: 6	H: 0 LOB: 1 BB: 1 P: 15	R: 0 E: 0 K: 1 S: 10	H: 0 LOB: 1 BB: 1 P: 18	R: 0 E: 0 K: 2 S: 8	H: 0 LOB: 0 BB: 0 P: 12	1B: 0 2B: 2 3B: 0 HR: 2	SF: 0 SAC: 1 DP: 1 HBP: 0	WP: 1 PB: 0 CS: 0	PA: 36					
<b>PITCHER</b>	IP	WLS	BF	H	R	ER	SO	BB	IBB	HBP	BLK	WP	HR	S	P	ERA	WHIP										
Ben Howard, R (1, 1) ERA: 5.68	6.1		27	4	4	4	3	5	0	0	0	0	0	4	8	0.00	0.000										
Mike Matthews, L (7, 1) ERA: 4.89	0.2	W	2	0	0	0	0	0	0	0	0	0	0	4	8	0.00	0.000										
Jay Witasick, R (8, 1) ERA: 3.57	1.0	H	4	0	0	0	1	1	0	0	0	0	0	10	18	0.00	1.000										
Rod Beck, R (9, 1) ERA: 1.61	1.0	S	3	0	0	0	2	0	0	0	0	0	0	8	12	0.00	0.000										











Batter	1	2	3	4	5	6	7	8	9	AB	R	H	RBI	BB	SO	LOB	TOP					
Sean Burroughs, L (1.5) OBP: 0.363, SLG: 0.422	P4		F8		G4-3		1B	HBP		5	1	2	1	0	0	1	<b>San Diego Padres @ Houston Astros</b> Minute Maid Park, Houston, TX Sat Aug 30 2003, 6:05 PM CDT Att: 33,641 - Dome - 72 F <a href="http://livebaseballscorecards.com">livebaseballscorecards.com</a>					
Mark Loretta, R (1.4) OBP: 0.376, SLG: 0.438	G1-3		F7		G5-3		1B	HBP		4	1	1	1	0	0	1						
24 Brian Giles, L (1.7) OBP: 0.431, SLG: 0.519	1B			FC3-6		F9	P6	G6-3		5	1	2	0	0	0	5						
Phil Nevin, R (1.9) OBP: 0.331, SLG: 0.430	K			FC3-6		FC1-6	BB		G6-3	4	0	2	1	1	1	1						
Ryan Klesko, L (1.3) OBP: 0.353, SLG: 0.455		G4-3		FC3-6		FC1-6	SF8		K	4	0	0	2	0	1	2						
Mark Kotsay, L (1.5) OBP: 0.328, SLG: 0.376										3	0	1	0	0	0	2						
Justin Rife, R (1.5) OBP: 0.288, SLG: 0.286										0	0	0	0	0	0	0						
Brian Buckenberger, R (7.99) OBP: 0.331, SLG: 0.246										0	0	0	0	0	0	0						
Luther Hackman, R (7.71) OBP: 0.331, SLG: 0.246										0	0	0	0	0	0	0						
Kevin Walker, L (8.1) OBP: 0.331, SLG: 0.246										0	0	0	0	0	0	0						
Jay Witasick, R (8.1) OBP: 0.331, SLG: 0.246										0	0	0	0	0	0	0						
Mike Matthews, L (8.1) OBP: 0.331, SLG: 0.246										0	0	0	0	0	0	0						
Gary Bennett, R (9.99) OBP: 0.289, SLG: 0.289										1	0	0	0	0	0	0						
Miguel Ojeda, R (1.2) OBP: 0.349, SLG: 0.388		G6-3							P3	3	1	0	0	0	0	2						
Ramón Vázquez, L (1.6) OBP: 0.333, SLG: 0.335										3	1	2	0	1	0	1						
Kevin Jarvis, L (1.1) OBP: 0.304, SLG: 0.158										1	0	0	0	0	1	0						
Gary Matthews, S (6.8) OBP: 0.309, SLG: 0.358										1	1	0	0	1	0	1						
<b>Inning Stats</b>	R: 0 E: 0 K: 1 S: 11	H: 1 LOB: 1 BB: 0 P: 17	R: 0 E: 0 K: 0 S: 8	H: 1 LOB: 1 BB: 0 P: 13	R: 0 E: 0 K: 1 S: 7	H: 0 LOB: 0 BB: 0 P: 13	R: 1 E: 0 K: 0 S: 10	H: 2 LOB: 1 BB: 0 P: 13	R: 0 E: 0 K: 0 S: 10	H: 1 LOB: 1 BB: 0 P: 14	R: 0 E: 0 K: 0 S: 6	H: 0 LOB: 1 BB: 1 P: 12	R: 5 E: 0 K: 1 S: 21	H: 4 LOB: 1 BB: 1 P: 34	R: 0 E: 0 K: 0 S: 12	H: 1 LOB: 3 BB: 1 P: 20	R: 0 E: 0 K: 1 S: 10	H: 0 LOB: 0 BB: 0 P: 14	1B: 9 2B: 1 3B: 0 HR: 0	SF: 1 SAC: 1 DP: 0 HBP: 2	WP: 1 PB: 0 SB: 0 CS: 0	PA: 42
<b>PITCHER</b>	IP	WLS	BF	H	R	ER	SO	BB	IBB	HBP	BLK	WP	HR	S	P	ERA	WHIP					
Jared Fernandez, R (1.1) ERA: 4.5	6.0	W	24	5	1	1	2	1	0	0	0	0	0	52	82	1.50	1.000					
54 Brad Lidge, R (7.1) ERA: 3.58	0.0		4	2	4	4	0	1	0	1	0	1	0	9	18	∞	∞					
Dan Miceli, R (7.1) ERA: 3.32	0.1	H	3	2	0	0	0	0	0	0	0	0	0	7	11	0.00	6.000					
Mike Gallo, L (7.1) ERA: 3.15	0.1	H	1	0	1	1	0	0	0	0	0	0	0	2	2	27.00	0.000					
Octavio Dotel, R (7.1) ERA: 2.95	1.0	H	4	0	0	0	1	1	0	0	0	0	0	8	12	0.00	1.000					

Batter	1	2	3	4	5	6	7	8	9	AB	R	H	RBI	BB	SO	LOB	BOTTOM					
Craig Biggio, R (1.8) OBP: 0.341, SLG: 0.404	L6			E5		FC6-4		P3		5	0	2	1	0	0	3	<b>San Diego Padres @ Houston Astros</b> Minute Maid Park, Houston, TX Sat Aug 30 2003, 6:05 PM CDT Att: 33,641 - Dome - 72 F <a href="http://livebaseballscorecards.com">livebaseballscorecards.com</a>					
Jose Vizcaino, S (1.4) OBP: 0.272, SLG: 0.364										4	0	2	2	0	0	1						
Octavio Dotel, R (7.1) OBP: 0.364, SLG: 0.700	F7			F7						0	0	0	0	0	0	0						
Raul Chavez, R (8.2) OBP: 0.364, SLG: 0.700										1	1	0	0	0	0	1						
5 Jeff Bagwell, R (1.3) OBP: 0.376, SLG: 0.513	G5-3									4	1	0	0	0	2	4						
17 Lance Berkman, S (1.7) OBP: 0.410, SLG: 0.527										2	3	1	1	3	0	0						
Richard Hidalgo, R (1.9) OBP: 0.373, SLG: 0.550										5	1	3	2	0	1	0						
Morgan Ensberg, R (1.5) OBP: 0.372, SLG: 0.513										3	2	1	1	2	0	2						
Brad Ausmus, R (1.2) OBP: 0.300, SLG: 0.294										3	2	1	1	1	0	2						
Billy Wagner, L (8.1) ERA: 5.14										0	0	0	1	1	0	0						
28 Adam Everett, R (1.6) OBP: 0.302, SLG: 0.370										4	0	0	1	1	0	6						
Jared Fernandez, R (1.1) ERA: 5.75										2	1	0	0	0	0	2						
Mitch Meluskey, S (6.99) ERA: 3.86										0	0	0	0	0	0	0						
54 Brad Lidge, R (7.1) ERA: 3.58										0	0	0	0	0	0	0						
Dan Miceli, R (7.1) ERA: 3.32										0	0	0	0	0	0	0						
Mike Gallo, L (7.1) ERA: 3.15										0	0	0	0	0	0	0						
Geoff Blum, S (7.4) OBP: 0.296, SLG: 0.390										2	0	1	0	0	0	3						
<b>Inning Stats</b>	R: 0 E: 0 K: 0 S: 4	H: 0 LOB: 0 BB: 0 P: 7	R: 4 E: 1 K: 1 S: 17	H: 4 LOB: 2 BB: 2 P: 30	R: 1 E: 1 K: 0 S: 13	H: 1 LOB: 1 BB: 0 P: 20	R: 0 E: 0 K: 0 S: 9	H: 1 LOB: 1 BB: 0 P: 13	R: 0 E: 0 K: 0 S: 10	H: 0 LOB: 0 BB: 0 P: 13	R: 2 E: 0 K: 1 S: 13	H: 2 LOB: 2 BB: 2 P: 28	R: 0 E: 0 K: 0 S: 7	H: 1 LOB: 2 BB: 1 P: 13	R: 4 E: 0 K: 0 S: 19	H: 2 LOB: 3 BB: 4 P: 41	R: 0 E: 0 K: 0 S: 10	H: 0 LOB: 0 BB: 0 P: 14	1B: 7 2B: 2 3B: 0 HR: 2	SF: 0 SAC: 0 DP: 0 HBP: 1	WP: 0 PB: 0 SB: 0 CS: 0	PA: 45
<b>PITCHER</b>	IP	WLS	BF	H	R	ER	SO	BB	IBB	HBP	BLK	WP	HR	S	P	ERA	WHIP					
Kevin Jarvis, R (1.1) ERA: 5.75	5.1	L	26	7	7	7	2	3	0	0	0	0	0	57	94	11.81	1.875					
Joe Roa, R (6.1) ERA: 6.14	0.2		4	1	0	0	1	1	0	0	0	0	0	9	17	0.00	3.000					
Luther Hackman, R (7.1) ERA: 3.86	1.2		9	2	2	2	0	1	0	1	0	0	0	15	24	10.80	1.800					
Kevin Walker, L (8.1) ERA: 3.86	0.0		1	0	0	0	0	1	0	0	0	0	0	2	6	∞	∞					
Jay Witasick, R (8.1) ERA: 3.82	0.0		4	1	2	2	0	3	0	0	0	0	0	6	19	∞	∞					



Batter	1	2	3	4	5	6	7	8	9	AB	R	H	RBI	BB	SO	LOB	TOP										
Sean Burroughs, L (1.5) OBP: 0.363, SLG: 0.420	G5-3		1B			K	1B		G4-6-3	4	0	1	1	1	1	2											
Mark Loretta, R (1.4) OBP: 0.379, SLG: 0.438	F7		P3			1B	1B			4	0	2	2	0	0	2											
24 Brian Giles, L (1.7) OBP: 0.428, SLG: 0.514	L6					FC3-6	P2			4	0	0	0	0	0	3											
Phil Nevin, R (1.3) OBP: 0.322, SLG: 0.417		K				K			F9	4	0	0	0	0	2	1											
Gary Matthews, S (1.9) OBP: 0.311, SLG: 0.362		1B							K	4	1	2	0	0	2	0											
Mark Kotsay, L (1.8) OBP: 0.342, SLG: 0.373	L3					K			G6-3	4	0	0	0	0	1	2											
Gary Bennett, R (1.2) OBP: 0.285, SLG: 0.284			P4			F7			G6-3	4	0	0	0	0	0	1											
Ramón Vázquez, L (1.6) OBP: 0.340, SLG: 0.340			1B			1B			1B	3	1	3	0	1	0	0											
44 Jake Peavy, R (1.1) OBP: 0.360, SLG: 0.460 Brian Buchanan, R (7. PH) OBP: 0.325, SLG: 0.460 Scott Linebrink, R (7.1) OBP: 0.347, SLG: 0.550 Mike Matthews, L (7.1) OBP: 0.311, SLG: 0.362 Jay Witasick, R (8.1) OBP: 0.300, SLG: 0.400 Ryan Klesko, L (8. PH) OBP: 0.300, SLG: 0.400 Rod Beck, R (8.1) OBP: 0.300, SLG: 0.400			K			P4			G4-6-3	2	0	0	0	0	1	2											
<b>Inning Stats</b>	R: 0 E: 0 K: 0 S: 8	H: 0 LOB: 0 BB: 0 P: 11	R: 0 E: 0 K: 1 S: 8	H: 1 LOB: 0 BB: 0 P: 13	R: 0 E: 0 K: 1 S: 14	H: 2 LOB: 2 BB: 0 P: 21	R: 0 E: 0 K: 1 S: 7	H: 0 LOB: 0 BB: 0 P: 8	R: 0 E: 0 K: 1 S: 13	H: 1 LOB: 1 BB: 0 P: 19	R: 0 E: 0 K: 2 S: 9	H: 1 LOB: 1 BB: 0 P: 14	R: 3 E: 0 K: 0 S: 19	H: 2 LOB: 2 BB: 3 P: 36	R: 0 E: 0 K: 1 S: 8	H: 0 LOB: 0 BB: 0 P: 13	R: 0 E: 0 K: 0 S: 14	H: 2 LOB: 1 BB: 0 P: 20	1B: 8 2B: 2 3B: 0 HR: 0	SF: 0 SAC: 0 DP: 2 HBP: 0	WP: 0 PB: 0 SB: 0 CS: 0	PA: 37					
<b>PITCHER</b>	IP	WLS	BF	H	R	ER	SO	BB	IBB	HBP	BLK	WP	HR	S	P	ERA	WHIP										
Ron Villone, L (1.1) ERA: 3.28	6.2	L	28	6	3	3	6	3	0	0	0	0	0	72	115	4.05	1.350										
54 Brad Lidge, R (7.1) ERA: 3.67	0.1		2	1	0	0	0	0	0	0	0	0	0	6	7	0.00	3.000										
Ricky Stone, R (8.1) ERA: 3.15	2.0		7	2	0	0	1	0	0	0	0	0	0	22	33	0.00	1.000										

San Diego Padres @ Houston Astros  
Minute Maid Park, Houston, TX  
Sun Aug 31 2003, 1:05 PM CDT  
Att: 31,408 - Dome - 72 F

AB 34  
R 3  
H 9  
RBI 3  
BB 3  
SO 7  
LOB 13



Batter	1	2	3	4	5	6	7	8	9	AB	R	H	RBI	BB	SO	LOB	BOTTOM										
Craig Biggio, R (1.8) OBP: 0.341, SLG: 0.402	P6		HBP			K			G5-3	3	0	0	0	0	1	0											
Morgan Ensberg, R (1.5) OBP: 0.373, SLG: 0.522	HR		F9			K			1B	4	1	2	1	0	1	1											
5 Jeff Bagwell, R (1.3) OBP: 0.379, SLG: 0.513	BB		FC6-4			F9			1B	2	0	1	0	2	0	0											
Jeff Kent, R (1.4) OBP: 0.340, SLG: 0.505	F8		FC6-4			P3			F7	4	0	0	0	0	0	5											
17 Lance Berkman, S (1.7) OBP: 0.407, SLG: 0.522	K					K			K	4	0	0	0	0	3	3											
Richard Hidalgo, R (1.9) OBP: 0.372, SLG: 0.546		K				F9			K	3	0	0	0	1	2	0											
Brad Ausmus, R (1.2) OBP: 0.300, SLG: 0.293 Mitch Meluskey, S (9. PH) OBP: 0.269, SLG: 0.360		K				K			K	2	0	0	0	0	2	0											
28 Adam Everett, R (1.6) OBP: 0.300, SLG: 0.367 Jose Vizcaino, S (7. PH) OBP: 0.269, SLG: 0.360		K				F8			F7	2	0	0	0	0	1	0											
Ron Villone, L (1.1) OBP: 0.206, SLG: 0.303 54 Brad Lidge, R (7.1) OBP: 0.333, SLG: 0.667 16 Jason Lane, R (7. PH) OBP: 0.333, SLG: 0.667 Ricky Stone, R (8.1) OBP: 0.300, SLG: 0.400		K				K			L6	2	0	0	0	0	2	0											
<b>Inning Stats</b>	R: 1 E: 0 K: 1 S: 13	H: 1 LOB: 1 BB: 1 P: 22	R: 0 E: 0 K: 3 S: 11	H: 0 LOB: 0 BB: 0 P: 16	R: 0 E: 0 K: 1 S: 8	H: 0 LOB: 2 BB: 1 P: 19	R: 0 E: 0 K: 2 S: 11	H: 0 LOB: 0 BB: 0 P: 16	R: 0 E: 0 K: 2 S: 10	H: 0 LOB: 0 BB: 0 P: 16	R: 0 E: 0 K: 1 S: 5	H: 0 LOB: 0 BB: 0 P: 6	R: 0 E: 0 K: 0 S: 12	H: 0 LOB: 2 BB: 1 P: 21	R: 0 E: 0 K: 1 S: 13	H: 2 LOB: 2 BB: 0 P: 19	R: 0 E: 0 K: 2 S: 8	H: 0 LOB: 0 BB: 0 P: 9	1B: 2 2B: 0 3B: 0 HR: 1	SF: 0 SAC: 0 DP: 0 HBP: 2	WP: 0 PB: 0 SB: 1 CS: 0	PA: 35					
<b>PITCHER</b>	IP	WLS	BF	H	R	ER	SO	BB	IBB	HBP	BLK	WP	HR	S	P	ERA	WHIP										
44 Jake Peavy, R (1.1) ERA: 4.25	6.0	W	22	1	1	1	10	2	0	1	0	0	0	8	17	0.00	3.000										
Scott Linebrink, R (7.1) ERA: 3.28	0.1	H	3	0	0	0	0	1	0	1	0	0	0	8	17	0.00	3.000										
Mike Matthews, L (7.1) ERA: 4.73	0.2	H	2	0	0	0	0	0	0	0	0	0	0	4	4	0.00	0.000										
Jay Witasick, R (8.1) ERA: 3.72	1.0	H	5	2	0	0	1	0	0	0	0	0	0	13	19	0.00	2.000										
Rod Beck, R (9.1) ERA: 1.55	1.0	S	3	0	0	0	2	0	0	0	0	0	0	8	9	0.00	0.000										

San Diego Padres @ Houston Astros  
Minute Maid Park, Houston, TX  
Sun Aug 31 2003, 1:05 PM CDT  
Att: 31,408 - Dome - 72 F

AB 30  
R 1  
H 3  
RBI 1  
BB 3  
SO 13  
LOB 13





Batter	1	2	3	4	5	6	7	8	9	AB	R	H	RBI	BB	SO	LOB	TOP										
<b>Craig Counsell, L</b> (1, 4) OBP: 0.338, SLG: 0.315 <b>Junior Spivey, R</b> (9, PH) OBP: 0.331, SLG: 0.454	1-1 S 1B		1-3 K		0-1 FC4-6 1-2		1-0 G4-3		0-0 P4	4	0	1	0	0	1	1											
<b>Alex Cintron, S</b> (1, 6) OBP: 0.353, SLG: 0.474	0-0 F8		0-2 L7		1-2 F7			2-0 G6-3		4	0	0	0	0	0	2											
<b>Steve Finley, L</b> (1, 8) OBP: 0.362, SLG: 0.499	2-1 F8		2-1 L7			0-1 G4-3		1-0 FC4-6 HBP		3	0	0	0	0	0	1											
<b>Raul Mondesi, R</b> (1, 9) OBP: 0.343, SLG: 0.468 <b>Danny Bautista, R</b> (5, 9) OBP: 0.315, SLG: 0.342	1-3 K			2-0 F8		4-1 2B BB		0-0 FC4-6 1-2		2	0	0	0	0	1	1											
<b>Luis Gonzalez, L</b> (1, 7) OBP: 0.392, SLG: 0.528		1-0 F8		1-1 1B		1-0 1B		2-1 F7		4	0	2	0	0	0	1											
<b>Shea Hillenbrand, R</b> (1, 5) OBP: 0.315, SLG: 0.468		1-0 HR		1-0 F8		0-0 2B		1-1 F8		4	1	1	1	0	0	3											
<b>Carlos Baerga, S</b> (1, 3) OBP: 0.395, SLG: 0.471		0-2 1B		2-1 G4-3		2-1 G6-3		0-1 HR 1B		4	1	2	0	0	0	3											
<b>Rod Barajas, R</b> (1, 2) OBP: 0.244, SLG: 0.332 <b>Lyle Overbay, L</b> (9, PH) OBP: 0.394, SLG: 0.404	1-3 K			0-1 G6-3		0-1 F8		3-1 P5		3	0	0	0	0	1	1											
<b>Chris Capuano, L</b> (1, 1) OBP: 0.275, SLG: 0.271 <b>Dennys Reyes, R</b> (4, 1) OBP: 0.327, SLG: 0.355 <b>Quinton McCracken, S</b> (5, PH) OBP: 0.377, SLG: 0.432 <b>John Patterson, R</b> (7, 1) OBP: 0.321, SLG: 0.355 <b>Mark Grace, L</b> (7, PH) OBP: 0.329, SLG: 0.396 <b>Stephen Randolph, L</b> (7, 1) OBP: 0.321, SLG: 0.355 <b>Mike Myers, L</b> (8, 1) OBP: 0.306, SLG: 0.200	1-0 P6			0-0 FC4-6 1B		1-2 G3-1		0-0 HR		1	0	0	0	0	0	1											
<b>Inning Stats</b>	R: 0 E: 0 K: 1 S: 8	H: 1 LOB: 1 BB: 0 P: 12	R: 1 E: 0 K: 1 S: 9	H: 2 LOB: 1 BB: 0 P: 13	R: 0 E: 0 K: 1 S: 8	H: 0 LOB: 0 BB: 0 P: 11	R: 0 E: 0 K: 0 S: 6	H: 1 LOB: 1 BB: 0 P: 12	R: 0 E: 0 K: 0 S: 7	H: 1 LOB: 2 BB: 1 P: 14	R: 0 E: 0 K: 0 S: 6	H: 0 LOB: 0 BB: 0 P: 8	R: 0 E: 0 K: 0 S: 4	H: 0 LOB: 1 BB: 0 P: 9	R: 2 E: 0 K: 0 S: 8	H: 2 LOB: 0 BB: 0 P: 12	1B: 5 2B: 1 3B: 0 HR: 2	SF: 0 SAC: 0 DP: 0 HBP: 1	WP: 1 PA: 37 PB: 0 SB: 1 CS: 0								
<b>PITCHER</b>	IP	WLS	BF	H	R	ER	SO	BB	IBB	HBP	BLK	WP	HR	S	P	ERA	WHIP										
<b>Ben Howard, R</b> (1, 1) ERA: 3.65	6.0	W	25	6	1	1	3	1	0	0	0	0	1	46	71	1.50	1.167										
<b>Trevor Hoffman, R</b> (7, 1) ERA	1.0		3	0	0	0	0	0	0	0	0	0	0	6	8	0.00	0.000										
<b>Mike Matthews, L</b> (8, 1) ERA: 4.65	1.0		4	0	0	0	0	0	0	1	0	0	0	4	9	0.00	0.000										
<b>Luther Hackman, R</b> (9, 1) ERA: 4.08	0.2		4	2	2	2	0	0	0	0	0	1	1	7	11	27.00	3.000										
<b>Kevin Walker, L</b> (9, 1) ERA: 27.0	0.1		1	0	0	0	0	0	0	0	0	0	0	1	1	0.00	0.000										

**Arizona Diamondbacks @ San Diego Padres**  
 Qualcomm Stadium, San Diego, CA  
 Tue Sep 02 2003, 10:05 PM EDT  
 Att: 15,808 - Sunny - 71 F

AB	35
R	3
H	8
RBI	3
BB	1
SO	3
LOB	16



Batter	1	2	3	4	5	6	7	8	9	AB	R	H	RBI	BB	SO	LOB	BOTTOM										
<b>Sean Burroughs, L</b> (1, 5) OBP: 0.366, SLG: 0.420	2-2 BB 1B		1-1 24 FC4-6 1B 1-2 1B HBP	1-0 1B HBP			0-2 F7	1-2 G4-6-3		3	1	1	0	0	0	2											
<b>Mark Loretta, R</b> (1, 4) OBP: 0.394, SLG: 0.448	4-2 24 G1-6-3 BB		2-0 24 FC4-6 1B 1-2 2-3	3-1 1-3 2-H 1B			3-1 HR			3	1	3	2	1	0	0											
<b>24 Brian Giles, L</b> (1, 7) OBP: 0.427, SLG: 0.510	1-1 G1-6-3		2-0 FC4-6 1B 1-2 2-3 3-H	2-1 G3-1			4-2 1B BB			3	0	0	1	1	0	5											
<b>Phil Nevin, R</b> (1, 3) OBP: 0.327, SLG: 0.441		2-2 HR	0-2 1B		1-2 F8		2-3 K			4	1	2	2	0	1	1											
<b>Gary Matthews, S</b> (1, 9) OBP: 0.313, SLG: 0.366		0-0 F9 1B 2B	2-3 K		2-3 K		2-2 1B			4	1	2	0	0	2	2											
<b>Mark Kotsay, L</b> (1, 8) OBP: 0.335, SLG: 0.369		0-2 F9	3-2 F7		1-3 K		1-0 G5-3			4	0	0	0	0	1	5											
<b>Gary Bennett, R</b> (1, 2) OBP: 0.288, SLG: 0.287		2-0 G6-3 1B		2-3 K		3-1 L9		2-0 1B 1B		4	0	2	1	0	1	0											
<b>Ramón Vázquez, L</b> (1, 6) OBP: 0.339, SLG: 0.339		2-2 G6-3		0-1 HBP 1B		0-2 F8		0-1 F8		4	1	1	0	0	0	2											
<b>Ben Howard, R</b> (1, 1) OBP: 0.286, SLG: 0.250 <b>Keith Lockhart, L</b> (5, PH) OBP: 0.347, SLG: 0.432 <b>Trevor Hoffman, R</b> (7, 1) ERA: 6.6 <b>Mike Matthews, L</b> (8, PH) OBP: 0.329, SLG: 0.396 <b>Brian Buchanan, R</b> (9, 1) OBP: 0.321, SLG: 0.355 <b>Luther Hackman, R</b> (9, 1) ERA: 3.81 <b>Kevin Walker, L</b> (9, 1) ERA: 5.78			2-1 1B 24 FC4-6 1B	0-0 B5		2-3 K		0-0 G4-6-3 1B		2	1	1	0	0	0	1											
<b>Inning Stats</b>	R: 0 E: 0 K: 0 S: 7	H: 1 LOB: 0 BB: 1 P: 14	R: 2 E: 0 K: 0 S: 11	H: 3 LOB: 0 BB: 0 P: 17	R: 2 E: 0 K: 1 S: 16	H: 3 LOB: 2 BB: 0 P: 28	R: 1 E: 0 K: 1 S: 10	H: 2 LOB: 0 BB: 0 P: 18	R: 0 E: 0 K: 2 S: 9	H: 0 LOB: 0 BB: 0 P: 13	R: 0 E: 0 K: 1 S: 12	H: 0 LOB: 0 BB: 0 P: 17	R: 1 E: 0 K: 1 S: 18	H: 2 LOB: 2 BB: 1 P: 30	R: 0 E: 0 K: 0 S: 8	H: 2 LOB: 1 BB: 0 P: 11	1B: 10 2B: 1 3B: 0 HR: 2	SF: 0 SAC: 0 DP: 3 HBP: 2	WP: 0 PA: 37 PB: 0 SB: 0 CS: 0								
<b>PITCHER</b>	IP	WLS	BF	H	R	ER	SO	BB	IBB	HBP	BLK	WP	HR	S	P	ERA	WHIP										
<b>Chris Capuano, L</b> (1, 1) ERA: 6.75	3.2	L	20	9	5	5	2	1	0	2	0	0	0	2	4	0.00	0.000										
<b>Dennys Reyes, L</b> (4, 1) ERA: 10.13	0.1		1	0	0	0	0	0	0	0	0	0	0	2	4	0.00	0.000										
<b>John Patterson, R</b> (5, 1) ERA: 6.6	2.0		6	0	0	0	3	0	0	0	0	0	0	21	30	0.00	0.000										
<b>Stephen Randolph, L</b> (7, 1) ERA: 3.81	1.0		6	2	1	1	1	1	0	0	0	0	1	18	30	9.00	3.000										
<b>Mike Myers, L</b> (8, 1) ERA: 5.78	1.0		4	2	0	0	0	0	0	0	0	0	0	8	11	0.00	2.000										

**Arizona Diamondbacks @ San Diego Padres**  
 Qualcomm Stadium, San Diego, CA  
 Tue Sep 02 2003, 10:05 PM EDT  
 Att: 15,808 - Sunny - 71 F

AB	33
R	6
H	13
RBI	6
BB	2
SO	6
LOB	18





Batter	1	2	3	4	5	6	7	8	9	AB	R	H	RBI	BB	SO	LOB	TOP					
<b>Craig Counsell, L</b> OBP: 0.333, SLG: 0.310 (1, 5)	G4-3		P5					G3-1		4	0	0	0	0	0	0	<b>Arizona Diamondbacks @ San Diego Padres</b> <b>Qualcomm Stadium, San Diego, CA</b> Wed Sep 03 2003, 5:05 PM EDT Att: 10,810 - Cloudy - 75 F					
<b>Alex Cintron, S</b> OBP: 0.351, SLG: 0.470 <b>Elmer Dessens, R</b> OBP: 0.244, SLG: 0.263 <b>Robby Hammock, R</b> OBP: 0.354, SLG: 0.552 (1, 6) (5, 1) (7, 7)	P6		F9					BB		3	0	0	0	0	0	0						
<b>Steve Finley, L</b> OBP: 0.361, SLG: 0.499 (1, 8)	2B		K					G6-3		4	0	1	0	0	2	1						
<b>Shea Hillenbrand, R</b> OBP: 0.313, SLG: 0.465 <b>Lyle Overbay, L</b> OBP: 0.366, SLG: 0.406 (1, 3) (7, 3)	G4-3								FC9-6 1B	3	0	0	0	0	1	1						
<b>Luis Gonzalez, L</b> OBP: 0.390, SLG: 0.525 <b>Dennys Reyes, R</b> (7, 1) <b>Mike Myers, L</b> (8, 1) <b>Mark Grace, L</b> OBP: 0.271, SLG: 0.294 (9, PH)		F7		G4-3				FC9-6 1-2	3	0	0	0	0	0	0	0						
<b>Danny Bautista, R</b> OBP: 0.322, SLG: 0.346 (1, 9)		S 1B						G6-4-3 1B	3	0	2	0	1	0	1							
<b>Junior Spivey, R</b> OBP: 0.330, SLG: 0.452 (1, 4)		P3						K	4	0	1	0	0	1	3							
<b>Rod Barajas, R</b> OBP: 0.245, SLG: 0.328 (1, 2)								L4	2	0	0	0	1	0	2							
<b>Miguel Batista, R</b> OBP: 0.100, SLG: 0.102 <b>Quinton McCracken, S</b> OBP: 0.271, SLG: 0.259 <b>Matt Kata, S</b> OBP: 0.316, SLG: 0.436 (1, 1) (5, PH) (5, 6)		K						G4-3	1	0	0	0	0	1	2							
<b>Inning Stats</b>	R: 0 E: 0 K: 0 S: 7	H: 1 LOB: 1 BB: 0 P: 9	R: 0 E: 0 K: 1 S: 13	H: 1 LOB: 2 BB: 1 P: 25	R: 0 E: 0 K: 1 S: 7	H: 0 LOB: 0 BB: 0 P: 10	R: 0 E: 0 K: 1 S: 11	H: 1 LOB: 2 BB: 1 P: 17	R: 0 E: 0 K: 0 S: 9	H: 0 LOB: 0 BB: 0 P: 15	R: 0 E: 0 K: 0 S: 8	H: 1 LOB: 0 BB: 0 P: 11	R: 0 E: 0 K: 0 S: 7	H: 1 LOB: 1 BB: 0 P: 10	R: 0 E: 0 K: 0 S: 11	H: 0 LOB: 1 BB: 1 P: 19		R: 0 E: 0 K: 1 S: 10	H: 1 LOB: 1 BB: 0 P: 14	1B: 4 2B: 1 3B: 0 HR: 0	SF: 0 SAC: 0 DP: 1 HBP: 0	WP: 0 PB: 0 SB: 1 CS: 0
<b>PITCHER</b>	IP	WLS	BF	H	R	ER	SO	BB	IBB	HBP	BLK	WP	HR	S	P	ERA	WHIP					
<b>Brian Lawrence, R</b> ERA: 4.27 <b>Brandon Villafuerte, R</b> ERA: 4.45 <b>Joe Roa, R</b> ERA: 6.0	(1, 1) (8, 1) (9, 1)		7.0 4 1.0	W 26 4	4 0 1	0 0 0	4 0 1	1 0 0	1 0 0	0 0 0	0 0 0	0 0 0	0 0 10	62 11 10	19 97 14	0.00 0.00 0.00	0.714 1.000 1.000					

Batter	1	2	3	4	5	6	7	8	9	AB	R	H	RBI	BB	SO	LOB	BOTTOM				
<b>Sean Burroughs, L</b> OBP: 0.366, SLG: 0.422 (1, 5)	K	1B 2B	K					1B 24 1B		5	2	2	1	0	3	2	<b>Arizona Diamondbacks @ San Diego Padres</b> <b>Qualcomm Stadium, San Diego, CA</b> Wed Sep 03 2003, 5:05 PM EDT Att: 10,810 - Cloudy - 75 F				
<b>Mark Loretta, R</b> OBP: 0.396, SLG: 0.450 <b>Brandon Villafuerte, R</b> (1, 4) (8, 1) <b>Miguel Ojeda, R</b> OBP: 0.347, SLG: 0.385 (8, PH) (9, 3)	24 1B	2H 24 1B						K		4	2	3	1	0	1	0					
<b>24 Brian Giles, L</b> OBP: 0.429, SLG: 0.512 <b>Brian Buchanan, R</b> OBP: 0.361, SLG: 0.469 (1, 7) (8, 7)	1B	2H 3B 1B						HR BB		4	2	3	2	0	0	0					
<b>Phil Nevin, R</b> OBP: 0.325, SLG: 0.435 <b>Dave Hansen, L</b> OBP: 0.356, SLG: 0.323 <b>Joe Roa, R</b> OBP: 0.286, SLG: 0.286 (1, 3) (8, 3) (9, 1)	K	2H 3B BB						HR BB		2	1	0	1	1	1	2					
<b>Gary Matthews, S</b> OBP: 0.311, SLG: 0.369 (1, 9) (8, 8)	G4-3	1H 2H 1B 3B						P6		5	1	1	2	0	0	2					
<b>Mark Kotsay, L</b> OBP: 0.344, SLG: 0.372 <b>Xavier Nady, R</b> OBP: 0.306, SLG: 0.371 (1, 8) (7, PH) (8, 9)		1B 3B						F9		2	1	2	1	1	0	0					
<b>Ramón Vázquez, L</b> OBP: 0.336, SLG: 0.337 (1, 6) (8, 4)		SH2-3 FC4-6						K		3	0	0	0	0	1	3					
<b>Gary Bennett, R</b> OBP: 0.288, SLG: 0.288 <b>Humberto Quintero, R</b> OBP: 1.000, SLG: 1.000 (1, 2) (7, PH) (8, 2)		WP 2B 1B						K		3	1	1	1	0	2	1					
<b>Brian Lawrence, R</b> OBP: 0.262, SLG: 0.310 <b>3 Khalil Greene, R</b> (1, 1) (7, PH) (8, 6)		K						F9		3	0	0	0	0	2	1					
<b>Inning Stats</b>	R: 0 E: 0 K: 2 S: 13	H: 2 LOB: 2 BB: 0 P: 18	R: 7 E: 0 K: 1 S: 20	H: 6 LOB: 1 BB: 2 P: 36	R: 0 E: 0 K: 3 S: 9	H: 0 LOB: 0 BB: 0 P: 12	R: 0 E: 0 K: 1 S: 5	H: 0 LOB: 0 BB: 0 P: 9	R: 0 E: 0 K: 1 S: 8	H: 1 LOB: 1 BB: 0 P: 13	R: 3 E: 1 K: 0 S: 13	H: 3 LOB: 0 BB: 0 P: 16	R: 0 E: 0 K: 2 S: 15	H: 2 LOB: 2 BB: 0 P: 21	R: 2 E: 0 K: 1 S: 12	H: 1 LOB: 0 BB: 1 P: 19		1B: 12 2B: 1 3B: 1 HR: 1	SF: 1 SAC: 1 DP: 0 HBP: 0	WP: 1 PB: 0 SB: 0 CS: 0	PA: 42
<b>PITCHER</b>	IP	WLS	BF	H	R	ER	SO	BB	IBB	HBP	BLK	WP	HR	S	P	ERA	WHIP				
<b>Miguel Batista, R</b> ERA: 3.3 <b>Elmer Dessens, R</b> ERA: 4.82 <b>Dennys Reyes, L</b> ERA: 9.26 <b>Mike Myers, L</b> ERA: 6.15	(1, 1) (5, 1) (7, 1) (8, 1)		4.0 2.0 1.0 1.0	L 10 5 5	4 3 2 1	7 2 0 2	7 1 0 1	2 0 0 0	0 0 0 0	0 0 0 0	0 0 0 0	0 0 0 1	0 0 0 12	21 29 15 19	29 21 21 19	9.00 2.000 0.00 18.00	2.500 2.000 2.000 2.000				



Batter	1	2	3	4	5	6	7	8	9	AB	R	H	RBI	BB	SO	LOB	TOP										
<b>Craig Biggio, R</b> OBP: 0.343, SLG: 0.409 (1, 8)	1-1 P6		3-2 HR		2-2 5 HR 1B		1-2 L7		4-1 FC6-4 BB	4	2	2	1	1	0	0											
<b>Geoff Blum, S</b> OBP: 0.302, SLG: 0.396 <b>Octavio Dotel, R</b> (7, 1)	1-2 G3		1-2 L5		0-0 5 HR 1B		2-2 5 G5-4-3 1B		2-1 FC6-4 1-2	4	1	2	0	0	0	0											
<b>Raul Chavez, R</b> OBP: 0.267, SLG: 0.500 (8, 2)										1	0	0	0	0	0	1											
<b>5 Jeff Bagwell, R</b> OBP: 0.377, SLG: 0.512 (1, 3)	1-3 K		3-0 1B		0-0 1-H 2-H HR		0-1 G5-4-3 1-2			4	1	2	3	0	1	1											
<b>Jeff Kent, R</b> OBP: 0.343, SLG: 0.513 (1, 4)		2-1 P4	3-1 F8		1-3 K		0-0 F9			4	0	0	0	0	1	1											
<b>17 Lance Berkman, S</b> OBP: 0.406, SLG: 0.515 (1, 7)		3-1 2B 1B	2-3 K		2-0 G5-3		2-3 K			4	1	1	0	0	2	1											
<b>Richard Hidalgo, R</b> OBP: 0.376, SLG: 0.554 (1, 9)		1-1 1-H 2B		4-2 28 G4-3 S BB	0-1 F7		2-2 2B			3	0	2	1	1	0	0											
<b>Brad Ausmus, R</b> <b>Billy Wagner, L</b> (1, 2) (8, 1)	1-2 F9		3-3 K		0-0 F8		1-0 L9			4	0	0	0	0	1	3											
<b>28 Adam Everett, R</b> OBP: 0.307, SLG: 0.368 (1, 6)		4-0 IBB	3-2 G4-3		3-3 K		0-1 F9			3	0	0	0	1	1	1											
<b>Jared Fernandez, R</b> <b>Orlando Merced, S</b> <b>Dan Miceli, R</b> <b>Mike Gallo, L</b> <b>54 Brad Lidge, R</b> <b>Morgan Ensberg, R</b> (1, 1) (6, PH) (6, 1) (6, 1) (7, 1) (7, 9)	0-3 K		0-0 G4-3		1-1 L7		0-0 F7			2	0	0	0	0	1	3											
<b>Inning Stats</b>	R: 0 E: 0 K: 1 S: 9	H: 0 LOB: 0 BB: 0 P: 12	R: 1 E: 0 K: 1 S: 12	H: 2 LOB: 2 BB: 1 P: 23	R: 1 E: 0 K: 1 S: 14	H: 2 LOB: 1 BB: 0 P: 26	R: 0 E: 0 K: 1 S: 10	H: 0 LOB: 1 BB: 1 P: 20	R: 3 E: 0 K: 1 S: 12	H: 3 LOB: 0 BB: 0 P: 17	R: 0 E: 0 K: 0 S: 7	H: 0 LOB: 0 BB: 0 P: 11	R: 0 E: 0 K: 0 S: 9	H: 1 LOB: 0 BB: 0 P: 12	R: 0 E: 0 K: 1 S: 8	H: 1 LOB: 1 BB: 0 P: 13	R: 0 E: 0 K: 0 S: 6	H: 0 LOB: 1 BB: 1 P: 12	1B: 5 2B: 2 3B: 0 HR: 2	SF: 0 SAC: 0 DP: 1 HBP: 0	WP: 0 PB: 0 SB: 1 CS: 0	PA: 38					
<b>PITCHER</b>	IP	WLS	BF	H	R	ER	SO	BB	IBB	HBP	BLK	WP	HR	S	P	ERA	WHIP										
<b>Adam Eaton, R</b> ERA: 4.18 <b>Scott Linebrink, R</b> ERA: 3.24 <b>Trevor Hoffman, R</b> ERA: <b>Jay Witasick, R</b> ERA: 3.62	(1, 1) (7, 1) (8, 1) (9, 1)	6.0 1.0 1.0 1.0	L 3 4 4	27 1 1 0	7 0 1 0	5 0 0 0	5 0 1 0	6 0 1 0	1 0 0 1	1 0 0 0	0 0 0 0	0 0 0 0	0 0 8 6	2 9 13 12	109 12 13 12	7.50 0.00 0.00 0.00	1.333 1.000 1.000 1.000										

Houston Astros @ San Diego Padres  
Qualcomm Stadium, San Diego, CA  
Fri Sep 05 2003, 10:05 PM EDT  
Att: 20,738 - Cloudy - 81 F

AB 35  
R 5  
H 9  
RBI 5  
BB 3  
SO 7  
LOB 11



Batter	1	2	3	4	5	6	7	8	9	AB	R	H	RBI	BB	SO	LOB	BOTTOM										
<b>Sean Burroughs, L</b> OBP: 0.369, SLG: 0.422 (1, 5)	2-1 S 1B		4-1 24 1B HR BB		1-2 F8		0-1 S 1B		3-2 G1-3	4	1	2	1	1	0	0											
<b>Mark Loretta, R</b> OBP: 0.384, SLG: 0.446 (1, 4)	1-2 G1-3		2-3 K		0-0 G1-3		2-3 K			4	0	0	0	0	2	3											
<b>24 Brian Giles, L</b> OBP: 0.430, SLG: 0.511 (1, 7)	4-1 BB		1-2 HR 1B		0-0 F8		1-0 G6-3			3	1	1	0	1	0	0											
<b>Phil Nevin, R</b> OBP: 0.323, SLG: 0.451 (1, 3)	0-2 F8		3-2 1-H 2-H HR		1-1 L9		1-2 G1-3			4	1	1	3	0	0	2											
<b>Gary Matthews, S</b> OBP: 0.313, SLG: 0.368 (1, 9)	0-1 G3		0-0 G3-1		3-2 G5-4-3 1B		4-1 1B BB			3	0	1	0	1	0	2											
<b>Mark Kotsay, L</b> OBP: 0.345, SLG: 0.373 (1, 8)		0-0 3 G6-4-3 1B	0-1 F7		1-1 G5-4-3 1-2		0-1 1B			4	0	2	0	0	0	1											
<b>3 Khalil Greene, R</b> (1, 6)	1 SAFE 1 SAFE X	0-0 G6-4-3 1-2		2-1 G6-3		2-3 K		0-0 F9		4	0	0	0	0	1	3											
<b>Gary Bennett, R</b> OBP: 0.291, SLG: 0.288 (1, 2)		1-1 1B	1-2 G4-3		4-2 S 1B BB		1-0 F9			3	1	1	0	1	0	0											
<b>Adam Eaton, R</b> <b>Scott Linebrink, R</b> <b>Dave Hightower, R</b> <b>Trevor Hoffman, R</b> <b>Jay Witasick, R</b> <b>Brian Buchanan, R</b> (1, 1) (7, 1) (7, PH) (8, 1) (9, 1) (9, PH)	3-1 F7		3-2 G6-3		1-2 K		2-2 F8			2	0	0	0	0	0	1											
<b>Inning Stats</b>	R: 0 E: 0 K: 0 S: 12	H: 1 LOB: 2 BB: 1 P: 19	R: 0 E: 0 K: 0 S: 6	H: 2 LOB: 1 BB: 0 P: 10	R: 3 E: 0 K: 1 S: 13	H: 2 LOB: 0 BB: 1 P: 23	R: 0 E: 0 K: 0 S: 10	H: 0 LOB: 0 BB: 0 P: 16	R: 0 E: 0 K: 0 S: 7	H: 1 LOB: 0 BB: 0 P: 12	R: 1 E: 0 K: 3 S: 14	H: 1 LOB: 1 BB: 1 P: 25	R: 0 E: 0 K: 0 S: 9	H: 1 LOB: 2 BB: 1 P: 15	R: 0 E: 0 K: 0 S: 8	H: 0 LOB: 0 BB: 0 P: 14	1B: 7 2B: 0 3B: 0 HR: 1	SF: 0 SAC: 0 DP: 2 HBP: 0	WP: 0 PB: 0 SB: 3 CS: 0	PA: 37							
<b>PITCHER</b>	IP	WLS	BF	H	R	ER	SO	BB	IBB	HBP	BLK	WP	HR	S	P	ERA	WHIP										
<b>Jared Fernandez, R</b> ERA: 4.65 <b>Dan Miceli, R</b> ERA: 3.3 <b>Mike Gallo, L</b> ERA: 3.13 <b>54 Brad Lidge, R</b> ERA: 3.69 <b>Octavio Dotel, R</b> ERA: 2.82	(1, 1) (6, 1) (6, 1) (7, 1) (7, 1)	5.0 0.1 0.2 0.2 1.0	W H H H H	21 2 1 4 4	5 1 1 1 0	3 0 0 1 0	3 0 0 1 0	1 0 0 2 1	0 0 0 1 0	0 0 0 0 1	0 0 0 0 0	0 0 0 0 1	0 0 0 0 1	0 0 5 10 10	9 3 3 19 18	0.00 0.00 0.00 13.50 0.00	3.000 0.000 0.000 3.000 1.000										
<b>Billy Wagner, L</b> ERA: 1.71 (8, 1)	1.1 S	5 S	5 S	1 S	0 S	0 S	0 S	0 S	0 S	0 S	0 S	0 S	0 S	0 S	0 S	0 S	0.00 0.750										

Houston Astros @ San Diego Padres  
Qualcomm Stadium, San Diego, CA  
Fri Sep 05 2003, 10:05 PM EDT  
Att: 20,738 - Cloudy - 81 F

AB 33  
R 4  
H 8  
RBI 4  
BB 4  
SO 4  
LOB 13





Batter	1	2	3	4	5	6	7	8	9	AB	R	H	RBI	BB	SO	LOB	TOP					
<b>Craig Biggio, R</b> OBP: 0.344, SLG: 0.413 (1, 8)	0-1 HR		1-3 K	4-2 1B BB		0-3 K		0-0 L7	4-2 FC4-6 BB	4	1	1	1	2	2	2						
<b>Morgan Ensberg, R</b> OBP: 0.375, SLG: 0.523 <b>Billy Wagner, L</b> (8, 1)	1-1 2B		0-0 1B	0-0 E7 1B		4-1 BB		1-2 5 1B 2B	0-2 FC4-6 2B	4	0	4	4	1	0	0						
<b>5 Jeff Bagwell, R</b> OBP: 0.375, SLG: 0.508 (1, 3)	0-1 L9		2-3 K		1-1 G6-3	0-0 P6		2-1 2B	1-3 K	6	0	1	0	0	2	5						
<b>Jeff Kent, R</b> OBP: 0.339, SLG: 0.507 (1, 4)	2-2 P5		2-2 G6-3		1-2 L4			1-2 G6-3	2-0 G6-3	5	0	0	0	0	0	2						
<b>17 Lance Berkman, S</b> OBP: 0.407, SLG: 0.513 (1, 7)	4-2 BB			1-1 G3-1	1-1 BB HBP			0-1 P4	4-2 BB 2B HBP	2	1	0	0	2	0	0						
<b>Richard Hidalgo, R</b> OBP: 0.380, SLG: 0.557 (1, 9)	1-3 K		1-0 1B 2B	1-0 1B 2B	1-1 BB HBP			4-2 CS BB	2-1 2B HBP	3	2	2	0	1	1	2						
<b>Brad Ausmus, R</b> OBP: 0.304, SLG: 0.299 (1, 2)		0-0 F9		1-1 BB 2B 1B	4-1 BB			1-0 CS	2-2 2B FC3-6 1B	3	2	2	0	2	0	0						
<b>28 Adam Everett, R</b> OBP: 0.309, SLG: 0.367 (1, 6)	1-3 K		1-0 BB 1B	1-2 BB 1B	1-3 K			0-0 FC3-6 2B	1-2 2B HBP	4	3	1	2	0	2	4						
<b>Ron Villone, L</b> ERA: 5.85 <b>Rock White, R</b> ERA: 5.85 <b>Dionardo Martinez, S</b> ERA: 4.26 <b>Drew Miller, R</b> ERA: 4.26 <b>4 Eric Burdick, R</b> ERA: 3.22 <b>Mike Gallo, L</b> ERA: 3.19 <b>54 Brad Lidge, R</b> ERA: 3.00 <b>Jose Valverde, S</b> ERA: 2.86 <b>Cavan Biggio, R</b> ERA: 2.86 <b>Oswaldo Arcia, R</b> ERA: 2.86 <b>Geoff Blum, S</b> ERA: 2.86	0-1 G3		1-3 K		0-0 P4			1-0 2B 1B	3-2 FC4-6 2B	1	0	0	0	0	0	0						
<b>Inning Stats</b>	R: 1 E: 0 K: 1 S: 16	H: 2 LOB: 2 BB: 1 P: 24	R: 0 E: 0 K: 1 S: 6	H: 0 LOB: 0 BB: 7	R: 0 E: 0 K: 2 S: 12	H: 1 LOB: 1 BB: 0 P: 17	R: 3 E: 1 K: 1 S: 12	H: 4 LOB: 2 BB: 1 P: 21	R: 0 E: 0 K: 1 S: 6	H: 0 LOB: 1 BB: 1 P: 10	R: 0 E: 0 K: 0 S: 8	H: 0 LOB: 0 BB: 1 P: 14	R: 2 E: 0 K: 0 S: 13	H: 4 LOB: 2 BB: 0 P: 19	R: 4 E: 0 K: 1 S: 25	H: 2 LOB: 2 BB: 3 P: 46	1B: 8 2B: 4 3B: 0 HR: 1	SF: 0 SAC: 0 DP: 0 HBP: 3	WP: 0 PB: 0 SB: 0 CS: 1	PA: 49		
<b>PITCHER</b>	IP WLS BF H R ER SO BB IBB HBP BLK WP HR S P ERA WHIP	IP WLS BF H R ER SO BB IBB HBP BLK WP HR S P ERA WHIP	IP WLS BF H R ER SO BB IBB HBP BLK WP HR S P ERA WHIP	IP WLS BF H R ER SO BB IBB HBP BLK WP HR S P ERA WHIP	IP WLS BF H R ER SO BB IBB HBP BLK WP HR S P ERA WHIP	IP WLS BF H R ER SO BB IBB HBP BLK WP HR S P ERA WHIP	IP WLS BF H R ER SO BB IBB HBP BLK WP HR S P ERA WHIP	IP WLS BF H R ER SO BB IBB HBP BLK WP HR S P ERA WHIP	IP WLS BF H R ER SO BB IBB HBP BLK WP HR S P ERA WHIP	IP WLS BF H R ER SO BB IBB HBP BLK WP HR S P ERA WHIP	IP WLS BF H R ER SO BB IBB HBP BLK WP HR S P ERA WHIP	IP WLS BF H R ER SO BB IBB HBP BLK WP HR S P ERA WHIP	IP WLS BF H R ER SO BB IBB HBP BLK WP HR S P ERA WHIP	IP WLS BF H R ER SO BB IBB HBP BLK WP HR S P ERA WHIP	IP WLS BF H R ER SO BB IBB HBP BLK WP HR S P ERA WHIP	IP WLS BF H R ER SO BB IBB HBP BLK WP HR S P ERA WHIP	IP WLS BF H R ER SO BB IBB HBP BLK WP HR S P ERA WHIP	IP WLS BF H R ER SO BB IBB HBP BLK WP HR S P ERA WHIP	IP WLS BF H R ER SO BB IBB HBP BLK WP HR S P ERA WHIP	IP WLS BF H R ER SO BB IBB HBP BLK WP HR S P ERA WHIP	IP WLS BF H R ER SO BB IBB HBP BLK WP HR S P ERA WHIP	
<b>Kevin Jarvis, R</b> ERA: 5.85	(1, 1)	4.2	24	7	4	4	5	2	0	2	0	0	0	0	0	0	0	1	53	80	7.71	1.929
<b>Brandon Villaflorte, R</b> ERA: 4.26	(5, 1)	1.1	6	0	0	0	2	2	0	0	0	0	0	0	0	0	0	0	8	14	0.00	1.500
<b>Scott Linebrink, R</b> ERA: 3.22	(7, 1)	1.0	3	0	0	0	0	1	0	0	0	0	0	0	0	0	0	0	11	19	0.00	1.000
<b>Jay Witasick, R</b> ERA: 3.99	(8, 1)	1.0	L	6	4	2	2	0	0	0	0	0	0	0	0	0	0	0	13	19	18.00	4.000
<b>Luther Hackman, R</b> ERA: 4.26	(9, 1)	0.1	5	1	4	4	0	2	0	1	0	0	0	0	0	0	0	0	14	27	108.00	9.000
<b>Mike Bynum, L</b> ERA: 8.84 <b>Joe Roa, R</b> ERA: 5.91	(9, 1)	0.0	2	1	0	0	0	1	0	0	0	0	0	0	0	0	0	0	5	12	∞	∞
<b>Joe Roa, R</b> ERA: 5.91	(9, 1)	0.2	2	0	0	0	1	0	0	0	0	0	0	0	0	0	0	0	6	7	0.00	0.000
<b>Sean Burroughs, L</b> OBP: 0.367, SLG: 0.419 (1, 5)	2-2 G4-3		2-2 P3		0-0 F7			4-0 BB	1-2 G5-3	4	0	0	0	1	0	0						
<b>Mark Loretta, R</b> OBP: 0.384, SLG: 0.444 (1, 4)	4-2 24 BB HR		2-2 K		4-0 G4-6-3 BB			1-2 L9	2-1 G6-3	3	1	0	0	2	1	1						
<b>24 Brian Giles, L</b> OBP: 0.430, SLG: 0.510 (1, 7)	4-2 BB HR		0-0 2B 1B		0-1 F8			0-2 G3		3	2	1	0	1	0	1						
<b>Phil Nevin, R</b> OBP: 0.333, SLG: 0.486 (1, 3)	0-0 HR		2-1 G4-3 2B		1-0 G4-6-3			2-2 PB BB	1-2 BB	4	1	3	4	0	0	1						
<b>Gary Matthews, S</b> OBP: 0.312, SLG: 0.366 (1, 9)	2-3 K		1-2 G4-3		1-0 P3			4-2 PB	1-2 BB	3	0	0	0	1	1	1						
<b>Mark Kotsay, L</b> OBP: 0.346, SLG: 0.371 (1, 8)	4-2 3 BB		0-3 K		3-1 F9			4-0 BB	1-2 BB	2	0	0	0	2	1	1						
<b>3 Khalil Greene, R</b> OBP: 0.111, SLG: 0.111 (1, 6)	2-1 1B		0-0 F7		2-0 G5-3			2-3 K		4	0	1	0	0	1	4						
<b>Gary Bennett, R</b> OBP: 0.288, SLG: 0.285 <b>Brian Buchanan, R</b> OBP: 0.357, SLG: 0.463 <b>Luther Hackman, R</b> (9, 1)	2-3 K		1-0 G5-3		2-3 K			1-1 P2		3	0	0	0	0	2	2						
<b>Kevin Jarvis, L</b> OBP: 0.288, SLG: 0.143 <b>Brandon Villaflorte, R</b> ERA: 5.85 <b>Scott Linebrink, R</b> ERA: 3.22 <b>Keith Lockhart, L</b> OBP: 0.290, SLG: 0.290 <b>Jay Witasick, R</b> ERA: 3.99 <b>Humberto Quintero, R</b> OBP: 0.200, SLG: 0.330	3-2 F8		0-1 P5		1-1 F8			0-0 L7		2	0	0	0	0	0	0						
<b>Inning Stats</b>	R: 3 E: 0 K: 2 S: 20	H: 2 LOB: 2 BB: 3 P: 40	R: 0 E: 0 K: 1 S: 12	H: 0 LOB: 0 BB: 0 P: 19	R: 1 E: 0 K: 1 S: 10	H: 2 LOB: 1 BB: 0 P: 13	R: 0 E: 0 K: 0 S: 4	H: 0 LOB: 0 BB: 0 P: 5	R: 0 E: 0 K: 0 S: 3	H: 0 LOB: 0 BB: 1 P: 8	R: 0 E: 0 K: 1 S: 8	H: 0 LOB: 1 BB: 1 P: 16	R: 0 E: 0 K: 1 S: 16	H: 1 LOB: 3 BB: 2 P: 29	R: 0 E: 0 K: 1 S: 6	H: 0 LOB: 0 BB: 0 P: 9	1B: 3 2B: 1 3B: 0 HR: 1	SF: 0 SAC: 0 DP: 1 HBP: 0	WP: 0 PB: 1 SB: 0 CS: 0	PA: 38		
<b>PITCHER</b>	IP WLS BF H R ER SO BB IBB HBP BLK WP HR S P ERA WHIP	IP WLS BF H R ER SO BB IBB HBP BLK WP HR S P ERA WHIP	IP WLS BF H R ER SO BB IBB HBP BLK WP HR S P ERA WHIP	IP WLS BF H R ER SO BB IBB HBP BLK WP HR S P ERA WHIP	IP WLS BF H R ER SO BB IBB HBP BLK WP HR S P ERA WHIP	IP WLS BF H R ER SO BB IBB HBP BLK WP HR S P ERA WHIP	IP WLS BF H R ER SO BB IBB HBP BLK WP HR S P ERA WHIP	IP WLS BF H R ER SO BB IBB HBP BLK WP HR S P ERA WHIP	IP WLS BF H R ER SO BB IBB HBP BLK WP HR S P ERA WHIP	IP WLS BF H R ER SO BB IBB HBP BLK WP HR S P ERA WHIP	IP WLS BF H R ER SO BB IBB HBP BLK WP HR S P ERA WHIP	IP WLS BF H R ER SO BB IBB HBP BLK WP HR S P ERA WHIP	IP WLS BF H R ER SO BB IBB HBP BLK WP HR S P ERA WHIP	IP WLS BF H R ER SO BB IBB HBP BLK WP HR S P ERA WHIP	IP WLS BF H R ER SO BB IBB HBP BLK WP HR S P ERA WHIP	IP WLS BF H R ER SO BB IBB HBP BLK WP HR S P ERA WHIP	IP WLS BF H R ER SO BB IBB HBP BLK WP HR S P ERA WHIP	IP WLS BF H R ER SO BB IBB HBP BLK WP HR S P ERA WHIP	IP WLS BF H R ER SO BB IBB HBP BLK WP HR S P ERA WHIP	IP WLS BF H R ER SO BB IBB HBP BLK WP HR S P ERA WHIP	IP WLS BF H R ER SO BB IBB HBP BLK WP HR S P ERA WHIP	
<b>Ron Villone, L</b> ERA: 3.63	(1, 1)	2.0	13	4	4	4	3	0	0	0	0	0	0	0	0	0	0	0	7	8	0.00	0.000
<b>Rick White, R</b> ERA: 5.8	(3, 1)	1.0	3	0	0	0	1	0	0	0	0	0	0	0	0	0	0	0	7	13	0.00	0.500
<b>Dan Miceli, R</b> ERA: 3.19	(4, 1)	2.0	6	0	0	0	0	1	0	0	0	0	0	0	0	0	0	0	4	10	0.00	0.000
<b>Mike Gallo, L</b> ERA: 3.0	(6, 1)	1.0	3	0	0	0	0	0	0	0	0	0	0	0	0	0	0	0	4	10	0.00	0.000
<b>54 Brad Lidge, R</b> ERA: 3.64	(7, 1)	1.0	W	4	0	0	0	1	0	0	0	0	0	0	0	0	0	0	8	16	0.00	1.000
<b>Octavio Dotel, R</b> ERA: 2.81 <b>Billy Wagner, L</b> ERA: 1.07	(8, 1)	1.2	S	6	0	0	0	1	0	0	0	0	0	0	0	0	0	0	11	21	0.00	0.600

Houston Astros @ San Diego Padres  
Qualcomm Stadium, San Diego, CA  
Sat Sep 06 2003, 10:05 PM EDT  
Att: 24,383 - Sunny - 78 F

AB	37
R	10
H	13
RBI	10
BB	8
SO	8
LOB	19

WP	0	PA	49
PB	0		
SB	0		
CS	1		

Houston Astros @ San Diego Padres  
Qualcomm Stadium, San Diego, CA  
Sat Sep 06 2003, 10:05 PM EDT  
Att: 24,383 - Sunny - 78 F

AB	31
R	4
H	5
RBI	4
BB	7
SO	6
LOB	14

WP	0	PA	38
PB	1		
SB	0		
CS	0		



Batter	1	2	3	4	5	6	7	8	9	AB	R	H	RBI	BB	SO	LOB	TOP										
<b>Craig Biggio, R</b> OBP: 0.344, SLG: 0.411 (1, 8)										3	0	0	0	2	1	0	<b>Houston Astros @ San Diego Padres</b> <b>Qualcomm Stadium, San Diego, CA</b> Sun Sep 07 2003, 5:00 PM EDT Att: 24,761 - Sunny - 83 F										
<b>Morgan Ensberg, R</b> OBP: 0.375, SLG: 0.519 (1, 5)										4	0	1	0	1	1	2											
<b>5 Jeff Bagwell, R</b> OBP: 0.375, SLG: 0.508 (1, 3)										4	0	1	0	0	0	3											
<b>Jeff Kent, R</b> OBP: 0.340, SLG: 0.514 (1, 4)										4	1	2	1	0	2	1											
<b>17 Lance Berkman, S</b> OBP: 0.408, SLG: 0.511 (1, 7)										2	0	0	0	2	0	0											
<b>Richard Hidalgo, R</b> OBP: 0.375, SLG: 0.553 (1, 9)										3	0	0	0	1	0	3											
<b>Brad Ausmus, R</b> OBP: 0.304, SLG: 0.298 <b>Kirk Saarloos, R</b> (7, 1)										2	0	0	0	1	1	0		<b>AB 31</b> <b>R 1</b> <b>H 5</b> <b>RBI 1</b> <b>BB 7</b> <b>SO 7</b> <b>LOB 13</b>									
<b>Kirk Bullinger, R</b> (8, 1)										0	0	0	0	0	0	0											
<b>Mitch Meluskey, S</b> (9, PH)										1	0	0	0	0	0	0											
<b>28 Adam Everett, R</b> OBP: 0.309, SLG: 0.366 <b>Raul Chavez, R</b> OBP: 0.250, SLG: 0.467 (7, 2)										3	0	1	0	0	1	3											
<b>Wade Miller, R</b> OBP: 0.172, SLG: 0.161 <b>Mike Gallo, L</b> (5, 1)										2	0	0	0	0	0	0											
<b>Ricky Stone, R</b> (6, 1)										0	0	0	0	0	0	0											
<b>Jose Vizcaino, S</b> OBP: 0.268, SLG: 0.355 (7, PH)										2	0	0	0	0	0	1											
<b>Inning Stats</b>	R: 0 E: 0 K: 1 S: 12	H: 1 LOB: 1 BB: 1 P: 20	R: 0 E: 0 K: 1 S: 7	H: 0 LOB: 0 BB: 0 P: 12	R: 0 E: 0 K: 1 S: 8	H: 0 LOB: 0 BB: 0 P: 11	R: 1 E: 0 K: 1 S: 16	H: 1 LOB: 3 BB: 4 P: 37	R: 0 E: 0 K: 1 S: 9	H: 0 LOB: 0 BB: 0 P: 15	R: 0 E: 0 K: 1 S: 12	H: 1 LOB: 1 BB: 0 P: 14	R: 0 E: 0 K: 0 S: 12	H: 2 LOB: 3 BB: 1 P: 24	R: 0 E: 1 K: 1 S: 13	H: 0 LOB: 2 BB: 1 P: 19	1B: 3 2B: 1 3B: 0 HR: 1	SF: 0 SAC: 0 DP: 2 HBP: 0	WP: 0 PB: 1 SB: 0 CS: 0	PA: 38							
<b>PITCHER</b>	IP	WLS	BF	H	R	ER	SO	BB	IBB	HBP	BLK	WP	HR	S	P	ERA	WHIP										
<b>44 Jake Peavy, R</b> ERA: 4.15	6.0	W	23	2	1	1	6	5	0	0	0	0	1	60	109	1.50	1.167										
<b>Brandon Villafuerte, R</b> ERA: 4.13	1.0		4	1	0	0	0	0	0	0	0	0	0	12	14	0.00	1.000										
<b>Joe Roa, R</b> ERA: 5.83	0.2		2	2	0	0	0	0	0	0	0	0	0	8	13	0.00	3.000										
<b>Kevin Walker, L</b> ERA: 27.0	0.0		1	0	0	0	0	1	0	0	0	0	0	2	6	=	=										
<b>Scott Linebrink, R</b> ERA: 3.15	1.1		6	0	0	0	1	1	0	0	0	0	0	15	24	0.00	0.750										

Batter	1	2	3	4	5	6	7	8	9	AB	R	H	RBI	BB	SO	LOB	BOTTOM										
<b>Sean Burroughs, L</b> OBP: 0.368, SLG: 0.420 (1, 5)										3	1	1	0	0	0	1	<b>Houston Astros @ San Diego Padres</b> <b>Qualcomm Stadium, San Diego, CA</b> Sun Sep 07 2003, 5:00 PM EDT Att: 24,761 - Sunny - 83 F										
<b>Ramón Vázquez, L</b> OBP: 0.335, SLG: 0.337 (1, 4)										3	0	1	1	0	1	1											
<b>24 Brian Giles, L</b> OBP: 0.433, SLG: 0.520 (1, 7)										3	1	2	3	1	0	1											
<b>Phil Nevin, R</b> OBP: 0.325, SLG: 0.473 (1, 3)										4	0	0	0	0	1	4											
<b>Gary Matthews, S</b> OBP: 0.314, SLG: 0.366 (1, 9)										3	1	1	0	1	1	1											
<b>Mark Kotsay, L</b> OBP: 0.348, SLG: 0.371 (1, 8)										3	1	1	0	1	0	0											
<b>3 Khalil Greene, R</b> OBP: 0.154, SLG: 0.083 (1, 6)										3	1	0	0	0	1	2		<b>AB 29</b> <b>R 7</b> <b>H 8</b> <b>RBI 7</b> <b>BB 3</b> <b>SO 7</b> <b>LOB 11</b>									
<b>Gary Bennett, R</b> OBP: 0.291, SLG: 0.292 (1, 2)										4	2	2	3	0	1	0											
<b>44 Jake Peavy, R</b> ERA: 4.15 <b>Dave Hansen, L</b> ERA: 3.65 <b>Brandon Villafuerte, R</b> ERA: 3.65 <b>Joe Roa, R</b> ERA: 5.82 <b>Kevin Walker, L</b> ERA: 27.0 <b>Scott Linebrink, R</b> ERA: 3.15 <b>Xavier Nady, R</b> ERA: 3.70										1	0	0	0	0	1	0											
<b>Inning Stats</b>	R: 2 E: 0 K: 0 S: 11	H: 2 LOB: 0 BB: 1 P: 20	R: 0 E: 0 K: 2 S: 11	H: 0 LOB: 0 BB: 0 P: 16	R: 0 E: 0 K: 2 S: 9	H: 0 LOB: 0 BB: 0 P: 15	R: 0 E: 0 K: 1 S: 8	H: 1 LOB: 2 BB: 1 P: 16	R: 1 E: 0 K: 0 S: 4	H: 1 LOB: 2 BB: 1 P: 13	R: 4 E: 0 K: 0 S: 9	H: 4 LOB: 1 BB: 0 P: 21	R: 0 E: 0 K: 1 S: 7	H: 0 LOB: 0 BB: 0 P: 13	R: 0 E: 0 K: 1 S: 6	H: 0 LOB: 0 BB: 0 P: 8		1B: 4 2B: 3 3B: 0 HR: 1	SF: 0 SAC: 1 DP: 1 HBP: 3	WP: 0 PB: 0 SB: 0 CS: 1	PA: 37						
<b>PITCHER</b>	IP	WLS	BF	H	R	ER	SO	BB	IBB	HBP	BLK	WP	HR	S	P	ERA	WHIP										
<b>Wade Miller, R</b> ERA: 4.15	4.1	L	21	4	3	3	5	2	1	2	0	0	1	41	76	6.23	1.385										
<b>Mike Gallo, L</b> ERA: 3.65	0.2		3	2	2	2	0	0	0	0	0	0	0	4	9	27.00	3.000										
<b>Ricky Stone, R</b> ERA: 3.35	1.0		6	2	2	2	0	0	0	1	0	0	0	7	16	18.00	2.000										
<b>Kirk Saarloos, R</b> ERA: 5.52	1.0		3	0	0	0	1	0	0	0	0	0	0	7	13	0.00	0.000										
<b>Kirk Bullinger, R</b> ERA: 3.65	1.0		3	0	0	0	1	0	0	0	0	0	0	6	8	0.00	0.000										







Batter	1	2	3	4	5	6	7	8	9	AB	R	H	RBI	BB	SO	LOB	TOP								
Ray Durham, S OBP: 0.367, SLG: 0.429	1-1 K	2-3 K		1-3 K			2-3 K		3-3 K	5	1	1	1	0	4	1									
J.T. Snow, L OBP: 0.385, SLG: 0.410	2-2 P4	0-0 G3		3-1 F8			1-0 G1-3		4-1 BB	4	0	0	0	1	0	1									
Rich Aurilia, R OBP: 0.319, SLG: 0.410	3-2 G4-3	0-0 G5-3			2-0 G3		3-1 G6-3		3-2 G6-3	5	0	0	0	0	0	1									
Barry Bonds, L OBP: 0.535, SLG: 0.754	2-1 1B		1-1 G4-3		3-1 G6-3			2-1 HR		3	2	2	0	0	0	0									
Edgardo Alfonzo, R OBP: 0.325, SLG: 0.370	1-2 1B		0-1 G4-3		1-1 G6-3			1-2 HR		4	2	2	3	0	0	1									
Benito Santiago, R OBP: 0.322, SLG: 0.421	1-2 1B		4-1 BB			3-2 G6-4-3		1-2 F8		3	1	2	0	1	0	0									
Marquis Grissom, R OBP: 0.312, SLG: 0.456	2-2 E		2-1 L3			1-1 G6-4-3		1-1 P3		4	0	1	2	0	0	3									
José Cruz Jr., S OBP: 0.363, SLG: 0.410	0-0 E1			0-0 1B		1-0 HR		1-3 K		4	1	2	1	0	1	1									
Kirk Rueter, L OBP: 0.163, SLG: 0.128	1-0 G1-3			0-3 K		0-0 G3			2-3 K	3	0	0	0	0	1	3									
Joe Nathan, R ERA: 4.37										0	0	0	0	0	0	0									
Jason Christiansen, R ERA: 5.96										0	0	0	0	0	0	0									
Andres Galarraga, R OBP: 0.347, SLG: 0.485										1	0	0	0	0	1	0									
Dustin Hermanson, R ERA: 4.02										0	0	0	0	0	0	0									
<b>Inning Stats</b>	R: 4 E: 1 K: 0 S: 26	H: 5 LOB: 2 BB: 0 P: 39	R: 0 E: 0 K: 1 S: 6	H: 0 LOB: 0 BB: 0 P: 8	R: 0 E: 0 K: 0 S: 7	H: 1 LOB: 1 BB: 1 P: 14	R: 0 E: 0 K: 2 S: 10	H: 1 LOB: 1 BB: 0 P: 14	R: 0 E: 0 K: 0 S: 5	H: 0 LOB: 0 BB: 0 P: 11	R: 1 E: 0 K: 0 S: 7	H: 2 LOB: 0 BB: 0 P: 12	R: 0 E: 0 K: 1 S: 6	H: 0 LOB: 0 BB: 0 P: 12	R: 2 E: 0 K: 1 S: 15	H: 1 LOB: 1 BB: 0 P: 21	R: 0 E: 0 K: 2 S: 11	H: 0 LOB: 1 BB: 1 P: 23	1B: 4 2B: 4 3B: 0 HR: 3	SF: 0 SAC: 0 DP: 2 HBP: 1	WP: 0 PB: 0 SB: 0 CS: 0	PA: 39			
<b>PITCHER</b>	IP	WLS	BF	H	R	ER	SO	BB	IBB	HBP	BLK	WP	HR	S	P	ERA	WHIP								
Brian Lawrence, R ERA: 4.37	6.0	L	27	9	5	5	3	1	0	0	0	0	2	61	98	7.50	1.667								
Mike Matthews, L ERA: 4.57	1.0		3	0	0	0	1	0	0	0	0	0	0	6	12	0.00	0.000								
Joe Roa, R ERA: 5.96	1.0		5	1	2	2	1	0	0	1	0	0	1	15	21	18.00	1.000								
Trevor Hoffman, R ERA: 4.02	1.0		4	0	0	0	2	1	0	0	0	0	0	11	23	0.00	1.000								

San Francisco Giants @ San Diego Padres  
Qualcomm Stadium, San Diego, CA  
Wed Sep 10 2003, 10:05 PM EDT  
Att: 18,848 - Cloudy - 71 F

AB 36  
R 7  
H 10  
RBI 7  
BB 2  
SO 7  
LOB 11

GIANTS

Batter	1	2	3	4	5	6	7	8	9	AB	R	H	RBI	BB	SO	LOB	BOTTOM								
Sean Burroughs, L OBP: 0.363, SLG: 0.414	1-1 G1-3			1-0 G4-3		0-0 F7		1-2 F8		4	0	0	0	0	0	1									
Mark Loretta, R OBP: 0.381, SLG: 0.441	0-2 F9			3-2 P3		3-1 F9			1-2 K	4	0	0	0	0	1	1									
24 Brian Giles, L OBP: 0.431, SLG: 0.516	3-1 G6-3			3-2 1B			1-2 L8		1-3 K	4	0	1	0	0	1	0									
Phil Nevin, R OBP: 0.322, SLG: 0.487		2-2 G3		2-0 F9			2-1 HR		2-2 G4-3	4	1	1	1	0	0	1									
Xavier Nady, R OBP: 0.305, SLG: 0.370		1-2 P3			2-1 FC1-6		2-1 F8			3	0	1	0	0	0	0									
Mark Kotsay, L OBP: 0.345, SLG: 0.369		3-1 G4-3			1-2 FC1-6		4-1 BLK			2	0	0	0	1	0	1									
Gary Bennett, R OBP: 0.292, SLG: 0.293			2-1 G6-4-3		1-2 G6-4-3		3-2 K			3	0	1	0	0	1	2									
3 Khalil Greene, R OBP: 0.188, SLG: 0.133			2-1 G6-4-3			1-1 1B		1-1 G4-3		3	0	1	0	0	0	1									
Brian Lawrence, R ERA: 4.37										1	0	0	0	0	0	0									
Brian Buchanan, R ERA: 3.15										0	0	0	0	0	0	0									
Mike Matthews, L ERA: 4.57										0	0	0	0	0	0	0									
Joe Roa, R ERA: 5.96										0	0	0	0	0	0	0									
Todd Sears, L ERA: 5.4										1	0	0	0	0	0	0									
Miguel Cjeda, R ERA: 3.32										0	0	0	0	0	0	0									
Trevor Hoffman, R ERA: 4.02										0	0	0	0	0	0	0									
<b>Inning Stats</b>	R: 0 E: 0 K: 0 S: 8	H: 0 LOB: 0 BB: 0 P: 12	R: 0 E: 0 K: 0 S: 8	H: 0 LOB: 0 BB: 0 P: 14	R: 0 E: 0 K: 0 S: 10	H: 1 LOB: 0 BB: 0 P: 16	R: 0 E: 0 K: 0 S: 10	H: 1 LOB: 1 BB: 0 P: 19	R: 0 E: 0 K: 0 S: 9	H: 1 LOB: 0 BB: 0 P: 13	R: 0 E: 0 K: 0 S: 6	H: 1 LOB: 1 BB: 0 P: 11	R: 1 E: 0 K: 1 S: 12	H: 1 LOB: 1 BB: 1 P: 24	R: 0 E: 0 K: 0 S: 7	H: 0 LOB: 0 BB: 0 P: 9	R: 0 E: 0 K: 2 S: 10	H: 0 LOB: 0 BB: 0 P: 14	1B: 4 2B: 0 3B: 0 HR: 1	SF: 0 SAC: 0 DP: 2 HBP: 0	WP: 0 PB: 0 SB: 0 CS: 0	PA: 31			
<b>PITCHER</b>	IP	WLS	BF	H	R	ER	SO	BB	IBB	HBP	BLK	WP	HR	S	P	ERA	WHIP								
Kirk Rueter, L ERA: 4.57	6.1	W	22	5	1	1	0	0	0	0	0	0	1	57	94	1.42	0.789								
Joe Nathan, R ERA: 3.15	1.0		4	0	0	0	1	1	0	0	0	0	0	8	18	0.00	1.000								
Jason Christiansen, L ERA: 5.4	0.2		2	0	0	0	0	0	0	0	0	0	0	5	6	0.00	0.000								
Dustin Hermanson, R ERA: 4.02	1.0		3	0	0	0	2	0	0	0	0	0	0	10	14	0.00	0.000								

San Francisco Giants @ San Diego Padres  
Qualcomm Stadium, San Diego, CA  
Wed Sep 10 2003, 10:05 PM EDT  
Att: 18,848 - Cloudy - 71 F

AB 30  
R 1  
H 5  
RBI 1  
BB 1  
SO 3  
LOB 8


SD



Batter	1	2	3	4	5	6	7	8	9	10	AB	R	H	RBI	BB	SO	LOB				
Ray Durham, S OBP: 0.365, SLG: 0.427 Neifi Perez, S OBP: 0.250, SLG: 0.349	F7	K			G4-3			PB 1B		B5	4	0	1	0	0	1	2				
J.T. Snow, L OBP: 0.382, SLG: 0.416	G4-3		F7		F7			K		HR	5	1	1	1	0	1	1				
Rich Aurilia, R OBP: 0.318, SLG: 0.408 Tim Worrell, R	K		K		F8			K		1B	5	0	1	0	0	3	1				
Barry Bonds, L OBP: 0.532, SLG: 0.745		P5	G5-3		G3			PB IBB		P5	4	0	0	0	1	0	1				
Eduardo Alfonzo, R OBP: 0.326, SLG: 0.376		2B SF8 BB			G6-3			G5-3			3	2	1	1	1	0	2				
Benito Santiago, R OBP: 0.321, SLG: 0.422 Jim Brower, R OBP: 0.222, SLG: 0.176 Cody Ransom, R OBP: 0.260, SLG: 0.417		1B 2B			K			G5-3		K	4	1	1	0	0	2	0				
Marquis Grissom, R OBP: 0.312, SLG: 0.454		1B BB			K			G6-3		K	3	0	0	0	1	2	0				
José Cruz Jr., S OBP: 0.362, SLG: 0.408		SF8			K					G3	2	0	0	1	1	1	0				
Jerome Williams, R OBP: 0.297, SLG: 0.195 Jeffrey Fiorentino, R OBP: 0.148, SLG: 0.047 Matt Herges, L OBP: 0.148, SLG: 0.033 Scott Eyles, L OBP: 0.148, SLG: 0.033 Felix Rodriguez, R OBP: 0.148, SLG: 0.033 Yorvit Torrealba, R OBP: 0.148, SLG: 0.033		1B			G1			G1-3		G4-3	2	0	1	1	0	0	0				
<b>Inning Stats</b>	R: 0 E: 0 K: 1 S: 7	H: 0 LOB: 0 BB: 0 P: 12	R: 2 E: 0 K: 1 S: 14	H: 2 LOB: 2 BB: 2 P: 28	R: 0 E: 0 K: 1 S: 7	H: 0 LOB: 0 BB: 0 P: 11	R: 1 E: 0 K: 3 S: 10	H: 1 LOB: 0 BB: 0 P: 14	R: 0 E: 0 K: 0 S: 8	H: 0 LOB: 0 BB: 0 P: 12	R: 0 E: 0 K: 0 S: 5	H: 0 LOB: 1 BB: 1 P: 5	R: 0 E: 0 K: 2 S: 11	H: 1 LOB: 2 BB: 1 P: 23	R: 0 E: 0 K: 2 S: 9	H: 0 LOB: 0 BB: 0 P: 14	R: 1 E: 0 K: 0 S: 10	H: 2 LOB: 1 BB: 0 P: 15	1B: 3 2B: 1 3B: 0 HR: 2	SF: 1 SAC: 0 DP: 0 HBP: 0	WP: 0 PA: 40
<b>PITCHER</b>	IP	WLS	BF	H	R	ER	SO	BB	IBB	HBP	BLK	WP	HR	S	P	ERA	WHIP				
Adam Eaton, R ERA: 4.17	7.0		27	3	3	3	6	3	0	0	0	0	1	58	94	3.86	0.857				
Jay Witasick, R ERA: 3.89	1.0		5	1	0	0	2	0	1	0	0	0	0	11	23	0.00	1.000				
Rod Beck, R ERA: 1.76	1.2		7	2	1	1	2	0	0	0	0	0	1	18	26	5.40	1.200				
Mike Matthews, L ERA: 4.55	10.1	W	1	0	0	0	0	0	0	0	0	0	0	1	3	0.00	0.000				

**San Francisco Giants @ San Diego Padres**  
Qualcomm Stadium, San Diego, CA  
Thu Sep 11 2003, 10:05 PM EDT  
Att: 24,365 - Cloudy - 73 F


AB 35  
R 4  
H 6  
RBI 4  
BB 4  
SO 10  
LOB 8



Batter	1	2	3	4	5	6	7	8	9	10	AB	R	H	RBI	BB	SO	LOB						
Sean Burroughs, L OBP: 0.368, SLG: 0.417	24 SF9 1B		1B			HR BB	F8			G5-4-3 1B	4	2	3	0	1	0	2						
Mark Loretta, R OBP: 0.381, SLG: 0.446	F8		24 G6-4-3 1B			HR	L5			G5-4-3	5	1	2	2	0	0	5						
24 Brian Giles, L OBP: 0.431, SLG: 0.515	SF9		G6-4-3			G5-3		S BB		G3-1 BB 1B	3	1	1	1	1	0	3						
Phil Nevin, R OBP: 0.318, SLG: 0.475	G5-3				G6-3	G6-3		F7		G3-1 BB	4	1	0	0	1	0	1						
Gary Matthews, S OBP: 0.316, SLG: 0.364		G4-3			K			K		G3-1	4	0	0	0	1	2	3						
Mark Kotsay, L OBP: 0.349, SLG: 0.386		F7			G3	G3				1B	3	0	0	0	2	0	1						
Gary Bennett, R OBP: 0.292, SLG: 0.293 Xavier Nady, L OBP: 0.208, SLG: 0.370 Jay Witasick, R OBP: 0.148, SLG: 0.033 Ramón Vázquez, L OBP: 0.148, SLG: 0.033 Rod Beck, R OBP: 0.148, SLG: 0.033 Mike Matthews, L OBP: 0.148, SLG: 0.033 Keith Lockhart, L OBP: 0.148, SLG: 0.033		F9			G5-3			K		G3-1 BB	3	0	1	0	0	0	0						
3 Khalil Greene, R OBP: 0.200, SLG: 0.211			G6-3		G4-3			FC6 1B		FC1-5 2B	4	0	1	0	0	0	1						
Adam Eaton, R OBP: 0.273, SLG: 0.392 Dave Hanson, L OBP: 0.349, SLG: 0.315 Humberto Quintero, R OBP: 0.590, SLG: 0.429			1B 1B		L4			1B		FC1-5 1B	2	0	1	0	0	0	0						
<b>Inning Stats</b>	R: 1 E: 1 K: 0 S: 8	H: 1 LOB: 0 BB: 0 P: 15	R: 0 E: 0 K: 0 S: 11	H: 0 LOB: 0 BB: 0 P: 13	R: 0 E: 0 K: 0 S: 8	H: 3 LOB: 2 BB: 0 P: 12	R: 0 E: 0 K: 1 S: 6	H: 0 LOB: 0 BB: 0 P: 9	R: 0 E: 0 K: 0 S: 11	H: 0 LOB: 0 BB: 0 P: 15	R: 2 E: 0 K: 0 S: 14	H: 1 LOB: 1 BB: 2 P: 28	R: 0 E: 0 K: 0 S: 10	H: 2 LOB: 2 BB: 0 P: 14	R: 0 E: 0 K: 2 S: 12	H: 0 LOB: 2 BB: 2 P: 25	R: 0 E: 0 K: 0 S: 8	H: 2 LOB: 1 BB: 0 P: 11	R: 2 E: 0 K: 0 S: 8	H: 2 LOB: 2 BB: 2 P: 21	1B: 9 2B: 1 3B: 0 HR: 1	SF: 1 SAC: 0 DP: 2 HBP: 0	WP: 0 PA: 43
<b>PITCHER</b>	IP	WLS	BF	H	R	ER	SO	BB	IBB	HBP	BLK	WP	HR	S	P	ERA	WHIP						
Jerome Williams, R ERA: 3.42	6.0		24	5	3	2	1	2	0	0	0	0	0	6	8	3.00	3.000						
Matt Herges, R ERA: 2.92	0.1		2	1	0	0	0	0	0	0	0	0	0	2	4	0.00	3.000						
Scott Eyles, L ERA: 3.4	0.1		2	1	0	0	0	0	0	0	0	0	0	2	4	0.00	3.000						
Felix Rodriguez, R ERA: 3.33	1.1		6	0	0	0	2	2	0	0	0	0	0	14	27	0.00	1.500						
Jim Brower, R ERA: 3.97	1.0		4	2	0	0	0	0	0	0	0	0	0	8	11	0.00	2.000						
<b>PITCHER</b>	IP	WLS	BF	H	R	ER	SO	BB	IBB	HBP	BLK	WP	HR	S	P	ERA	WHIP						
Tim Worrell, R ERA: 2.42	10.1		5	2	2	2	0	1	1	0	0	0	0	8	21	54.00	9.000						

**San Francisco Giants @ San Diego Padres**  
Qualcomm Stadium, San Diego, CA  
Thu Sep 11 2003, 10:05 PM EDT  
Att: 24,365 - Cloudy - 73 F

AB 36  
R 5  
H 11  
RBI 5  
BB 6  
SO 3  
LOB 19





Batter	1	2	3	4	5	6	7	8	9	AB	R	H	RBI	BB	SO	LOB	TOP						
Sean Burroughs, L (1.5) OBP: 0.365, SLG: 0.413	1-2 F7		1-0 P6			0-0 L6			0-2 F7	4	0	0	0	0	0	0							
Mark Loretta, R (1.4) OBP: 0.380, SLG: 0.445	3-2 P4			2-3 K		2-0 P5			1-1 1B	4	0	1	0	0	1	0							
24 Brian Giles, L (1.7) OBP: 0.431, SLG: 0.514	1-1 1B			4-1 G6-4-3 BB			2-2 F8		3-2 F8	3	0	1	0	1	0	1							
Phil Nevin, R (1.3) OBP: 0.313, SLG: 0.467	2-3 K			0-0 G6-4-3			1-2 P3			3	0	0	0	0	1	2							
Gary Matthews, S (1.8) OBP: 0.314, SLG: 0.362		0-3 K			2-3 K		2-2 G6-3			3	0	0	0	0	2	0							
Xavier Nady, R (1.9) OBP: 0.395, SLG: 0.370		2-2 G6-3			0-1 1B			1-3 K		3	0	1	0	0	1	0							
3 Khalil Greene, R (1.6) OBP: 0.217, SLG: 0.227		0-2 CS 1B			0-3 K			0-0 F7		3	0	1	0	0	1	1							
Humberto Quintero, R (1.2) OBP: 0.400, SLG: 0.333		0-2 CS	0-0 L6		0-2 G3			1-2 P6		2	0	0	0	0	0	1							
Mike Bynum, L (5.1) OBP: 0.400, SLG: 0.400										0	0	0	0	0	0	0							
Brian Buchanan, R (8. PH) OBP: 0.394, SLG: 0.458										1	0	0	0	0	0	0							
Brandon Villafuerte, R (8.1) OBP: 0.338, SLG: 0.376										0	0	0	0	0	0	0							
Kevin Jarvis, L (1.1) OBP: 0.269, SLG: 0.136				3-2 F8						1	0	0	0	0	0	0							
Miguel Ojeda, R (5.2) OBP: 0.338, SLG: 0.376						2-3 K			0-1 G6-3	2	0	0	0	0	1	0							
<b>Inning Stats</b>	R: 0 E: 0 K: 1 S: 14	H: 1 LOB: 1 BB: 0 P: 21	R: 0 E: 0 K: 1 S: 13	H: 1 LOB: 0 BB: 0 P: 15	R: 0 E: 0 K: 0 S: 6	H: 0 LOB: 0 BB: 1 P: 10	R: 0 E: 0 K: 1 S: 7	H: 0 LOB: 0 BB: 1 P: 13	R: 0 E: 0 K: 2 S: 12	H: 1 LOB: 0 BB: 0 P: 14	R: 0 E: 0 K: 1 S: 5	H: 0 LOB: 0 BB: 0 P: 9	R: 0 E: 0 K: 0 S: 9	H: 0 LOB: 0 BB: 0 P: 14	R: 0 E: 0 K: 1 S: 8	H: 0 LOB: 0 BB: 0 P: 10	R: 0 E: 0 K: 0 S: 10	H: 1 LOB: 1 BB: 0 P: 14	1B: 4 2B: 0 3B: 0 HR: 0	SF: 0 SAC: 0 DP: 1 HBP: 0	WP: 0 PB: 0 SB: 0 CS: 1	PA: 31	
<b>PITCHER</b> Wilson Alvarez, L (1.1) ERA: 2.16	IP: 9.0 WLS: W BF: 30 H: 4 R: 0 ER: 0 SO: 7 BB: 1 IBB: 0 HBP: 0 BLK: 0 WP: 0 HR: 0 S: 84 P: 120 ERA: 0.00 WHIP: 0.556											<b>PITCHER</b>	IP: 9.0 WLS: W BF: 30 H: 4 R: 0 ER: 0 SO: 7 BB: 1 IBB: 0 HBP: 0 BLK: 0 WP: 0 HR: 0 S: 84 P: 120 ERA: 0.00 WHIP: 0.556										

**San Diego Padres @ Los Angeles Dodgers**  
Dodger Stadium, Los Angeles, CA  
Fri Sep 12 2003, 7:10 PM PDT  
Att: 51,013 - Cloudy - 66 F


AB	29
R	0
H	4
RBI	0
BB	1
SO	7
LOB	5



Batter	1	2	3	4	5	6	7	8	9	AB	R	H	RBI	BB	SO	LOB	BOTTOM						
Dave Roberts, L (1.8) OBP: 0.330, SLG: 0.302	0-2 G6-3		1-2 E5 WP 1B		0-0 E 2B		3-2 F7			4	1	2	1	0	0	0							
Paul Lo Duca, R (1.2) OBP: 0.344, SLG: 0.389	2-0 G5-3		1-0 L9		1-0 G1-3		2-1 FC4-6 1B			4	0	1	0	0	0	3							
Shawn Green, L (1.9) OBP: 0.347, SLG: 0.448	3-1 HR		4-1 BB		4-0 E IBB		2-2 FC4-6 1-2			2	1	1	1	2	0	1							
Fred McGriff, L (1.3) OBP: 0.328, SLG: 0.443	2-3 K		3-0 L9		2-2 L3		1-3 K			4	0	0	0	0	2	6							
Robin Ventura, L (8.3) OBP: 0.346, SLG: 0.394										0	0	0	0	0	0	0							
Adrián Beltré, R (1.5) OBP: 0.292, SLG: 0.429		1-1 HR		0-2 G4-6-3 1B	1-0 E6		1-1 HR			4	2	3	2	0	0	1							
Jeremy Burnitz, L (1.7) OBP: 0.311, SLG: 0.499		1-1 F8		2-0 G4-6-3 1-2	0-3 K		2-2 G1-3			4	0	0	0	0	1	3							
Jason Romano, R (9.7) OBP: 0.114, SLG: 0.088				1-2						0	0	0	0	0	0	0							
Alex Cora, L (1.4) OBP: 0.279, SLG: 0.324	2-2 L9		0-0 G4-3		0-1 G5-3		4-1 BB			3	0	0	0	1	0	0							
Cesar Izturis, S (1.6) OBP: 0.278, SLG: 0.316	0-1 G4-3				1-2 1B 2B 1B	0-0 G4-3		0-0 F7		4	1	1	0	0	0	1							
Wilson Alvarez, L (1.1) OBP: 0.200, SLG: 0.200			2-3 K		0-0 2B 1B E 1B	0-3 K		0-1 G1		4	1	1	0	0	2	1							
<b>Inning Stats</b>	R: 1 E: 0 K: 1 S: 9	H: 1 LOB: 0 BB: 0 P: 16	R: 1 E: 0 K: 0 S: 9	H: 1 LOB: 0 BB: 0 P: 13	R: 0 E: 1 K: 1 S: 9	H: 1 LOB: 2 BB: 1 P: 20	R: 0 E: 0 K: 0 S: 5	H: 1 LOB: 0 BB: 0 P: 7	R: 3 E: 1 K: 1 S: 13	H: 3 LOB: 2 BB: 1 P: 22	R: 0 E: 0 K: 1 S: 6	H: 0 LOB: 0 BB: 0 P: 6	R: 0 E: 0 K: 1 S: 11	H: 1 LOB: 0 BB: 0 P: 19	R: 1 E: 0 K: 0 S: 10	H: 1 LOB: 1 BB: 1 P: 17	1B: 5 2B: 1 3B: 0 HR: 3	SF: 0 SAC: 0 DP: 1 HBP: 0	WP: 1 PB: 0 SB: 0 CS: 0	PA: 36			
<b>PITCHER</b> Kevin Jarvis, R (1.1) ERA: 5.97	IP: 4.1 WLS: L BF: 21 H: 7 R: 5 ER: 3 SO: 2 BB: 1 IBB: 0 HBP: 0 BLK: 0 WP: 0 HR: 0 S: 24 P: 35 ERA: 6.23 WHIP: 1.846											<b>PITCHER</b> Mike Bynum, L (5.1) ERA: 8.22	IP: 2.2 WLS: 10 BF: 1 H: 0 R: 0 ER: 0 SO: 3 BB: 0 IBB: 0 HBP: 0 BLK: 0 WP: 0 HR: 0 S: 24 P: 35 ERA: 0.00 WHIP: 0.375										
Brandon Villafuerte, R (8.1) ERA: 4.28	IP: 1.0 WLS: 5 BF: 1 H: 1 R: 1 ER: 1 SO: 0 BB: 1 IBB: 0 HBP: 0 BLK: 0 WP: 0 HR: 1 S: 10 P: 17 ERA: 9.00 WHIP: 2.000											<b>PITCHER</b>	IP: 1.0 WLS: 5 BF: 1 H: 1 R: 1 ER: 1 SO: 0 BB: 1 IBB: 0 HBP: 0 BLK: 0 WP: 0 HR: 1 S: 10 P: 17 ERA: 9.00 WHIP: 2.000										

**San Diego Padres @ Los Angeles Dodgers**  
Dodger Stadium, Los Angeles, CA  
Fri Sep 12 2003, 7:10 PM PDT  
Att: 51,013 - Cloudy - 66 F

AB	33
R	6
H	9
RBI	4
BB	3
SO	5
LOB	16









Batter	1	2	3	4	5	6	7	8	9	AB	R	H	RBI	BB	SO	LOB	TOP					
Sean Burroughs, L (1.5)	G4-3		F7			HR		G4-3		4	1	1	1	0	0	0	<b>San Diego Padres @ Los Angeles Dodgers</b> Dodger Stadium, Los Angeles, CA Sun Sep 14 2003, 1:10 PM PDT Att: 45,405 - Sunny - 80 F					
Mark Loretta, R (1.4)	P3			K		E6 1B		2B		4	0	1	0	0	1	0						
24 Brian Giles, L (1.7)	P5			HR		F8				3	1	1	1	0	0	1						
Phil Nevin, R (1.3)		2B		G6-3		1B		G6-3		4	0	2	0	0	0	2						
Gary Matthews, S (1.9)	P5			F9		P3				4	0	0	0	0	0	3						
Mark Kotsay, L (1.8)	K2-3				K		K			4	0	0	0	0	4	1						
3 Khalil Greene, R (1.6)	FC5				K		K			4	0	0	0	0	3	1						
Humberto Quintero, R (1.2)			L5		G4-3		F8			3	0	0	0	0	0	0						
Ben Howard, R (1.1)			K			K		G6-3		1	0	0	0	0	1	0						
Dave Harbo, L (5. Ph)										1	0	0	0	0	1	0						
Scott Linebrink, R (6. Ph)										0	0	0	0	0	0	0						
Mike Matthews, L (7. Ph)										0	0	0	0	0	0	0						
Brian Buchanan, R (8. Ph)										1	0	0	0	0	0	0						
Jay Witasick, R (8. Ph)										0	0	0	0	0	0	0						
<b>Inning Stats</b>	R: 0 E: 0 K: 0 S: 10	H: 0 LOB: 0 BB: 0 P: 13	R: 0 E: 0 K: 1 S: 10	H: 1 LOB: 1 BB: 0 P: 16	R: 0 E: 0 K: 1 S: 5	H: 0 LOB: 0 BB: 0 P: 7	R: 1 E: 0 K: 1 S: 10	H: 1 LOB: 0 BB: 0 P: 13	R: 0 E: 0 K: 2 S: 8	H: 0 LOB: 0 BB: 0 P: 8	R: 1 E: 1 K: 1 S: 13	H: 2 LOB: 2 BB: 0 P: 15	R: 0 E: 0 K: 2 S: 7	H: 0 LOB: 0 BB: 0 P: 9	R: 0 E: 0 K: 0 S: 13	H: 1 LOB: 2 BB: 0 P: 19	R: 0 E: 0 K: 2 S: 8	H: 0 LOB: 0 BB: 0 P: 10	1B: 1 2B: 2 3B: 0 HR: 2	SF: 0 SAC: 0 DP: 0 HBP: 1	WP: 0 PB: 0 SB: 0 CS: 0	PA: 34
<b>PITCHER</b>	IP WLS BF H R ER SO BB IBB HBP BLK WP HR S P ERA WHIP																					
Hideo Nomo, R (1.1)	5.2 W 22 4 2 2 6 0 0 0 0 0 2 55 71 3.18 0.706																					
Guillermo Mota, R (6.1)	1.1 H 4 0 0 0 2 0 0 0 0 0 0 8 10 0.00 0.000																					
Tom Martin, L (8.1)	0.2 H 2 0 0 0 0 0 0 0 0 0 0 7 9 0.00 0.000																					
Paul Quantrill, R (8.1)	0.0 1 1 0 0 0 0 0 0 0 0 0 4 6 ∞ ∞																					
Eric Gagne, R (8.1)	1.1 S 5 0 0 0 2 0 0 1 0 0 0 10 14 0.00 0.000																					

Batter	1	2	3	4	5	6	7	8	9	AB	R	H	RBI	BB	SO	LOB	BOTTOM			
Dave Roberts, L (1.8)	FC8-2 3B	F8		G3-1		K		K		5	0	1	0	0	2	3	<b>San Diego Padres @ Los Angeles Dodgers</b> Dodger Stadium, Los Angeles, CA Sun Sep 14 2003, 1:10 PM PDT Att: 45,405 - Sunny - 80 F			
Cesar Izturis, S (1.6)	FC8-2		E4 FC3-6	K		2B				4	0	1	0	0	1	1				
Shawn Green, L (1.9)	1B		FC3-6 HR		1B		BB			3	1	2	0	1	0	1				
Robin Ventura, L (1.3)	1B		HR		K		F9			4	1	2	2	0	1	3				
Adrián Beltré, R (1.5)	F9		G6-3		F9		F8			4	0	0	0	0	0	5				
Jerome Buntz, L (1.7)			K		K		F9			3	1	1	1	0	2	1				
Guillermo Mota, R (6. Ph)										0	0	0	0	0	0	0				
Ron Cey, R (7. Ph)										1	0	0	0	0	0	2				
Tom Martin, L (8. Ph)										0	0	0	0	0	0	0				
Paul Quantrill, L (8. Ph)										0	0	0	0	0	0	0				
Eric Gagne, R (8. Ph)										0	0	0	0	0	0	0				
David Ross, R (1.2)	F7		HR			HR		1B BB		3	2	2	2	1	0	0				
Alex Cora, L (1.4)	1B		K			K		1B		4	0	2	0	0	2	0				
Hideo Nomo, R (1.1)	1B				G5-3			K		2	0	1	0	0	0	0				
Jolbert Cabrera, R (6.7)	1B							K		2	0	0	0	0	1	1				
<b>Inning Stats</b>	R: 0 E: 0 K: 0 S: 13	H: 3 LOB: 2 BB: 0 P: 17	R: 0 E: 0 K: 1 S: 10	H: 2 LOB: 2 BB: 0 P: 13	R: 4 E: 1 K: 1 S: 15	H: 3 LOB: 0 BB: 0 P: 20	R: 0 E: 0 K: 1 S: 8	H: 0 LOB: 0 BB: 0 P: 12	R: 0 E: 0 K: 2 S: 11	H: 1 LOB: 1 BB: 0 P: 15	R: 1 E: 0 K: 2 S: 11	H: 1 LOB: 0 BB: 0 P: 20	R: 0 E: 0 K: 0 S: 9	H: 1 LOB: 2 BB: 1 P: 18	R: 0 E: 0 K: 2 S: 9	H: 1 LOB: 1 BB: 1 P: 15	1B: 6 2B: 2 3B: 1 HR: 4	SF: 0 SAC: 0 DP: 1 HBP: 0	WP: 0 PB: 0 SB: 0 CS: 0	PA: 37
<b>PITCHER</b>	IP WLS BF H R ER SO BB IBB HBP BLK WP HR S P ERA WHIP																			
Ben Howard, R (1.1)	5.0 L 24 9 4 1 1 2 0 0 0 0 0 1 11 20 9.00 1.800																			
Scott Linebrink, R (6.1)	1.0 4 1 1 1 2 0 0 0 0 0 0 1 11 20 9.00 1.800																			
Mike Matthews, L (7.1)	1.0 5 1 0 0 0 1 0 0 0 0 0 0 9 18 0.00 2.000																			
Jay Witasick, R (8.1)	1.0 4 1 0 0 2 1 0 0 0 0 0 0 9 15 0.00 2.000																			









Batter	1	2	3	4	5	6	7	8	9	AB	R	H	RBI	BB	SO	LOB	TOP					
Sean Burroughs, L (1.5) OBP: 0.361, SLG: 0.412	1-1 G3		0-0 G3			0-1 G3		1-2 1B		4	0	1	0	0	0	0	<b>San Diego Padres @ San Francisco Giants</b> Tue Sep 16 2003, 10:15 PM EDT Att: 37,059 - Cloudy - 61 F <a href="http://livebaseballscorecards.com">livebaseballscorecards.com</a>					
Mark Loretta, R (1.4) OBP: 0.383, SLG: 0.450	1-2 1B		2-2 F9			1-2 F9		1-1 1B		4	0	2	0	0	0	0						
24 Brian Giles, L (1.7) OBP: 0.427, SLG: 0.513	1-2 P4			0-2 P6		1-0 F8		2-2 F8		4	0	0	0	0	0	3						
Phil Nevin, R (1.3) OBP: 0.321, SLG: 0.467	0-3 K			2-2 F9				2-2 L8		4	0	0	0	0	1	3						
Mark Kotsay, L (1.8) OBP: 0.348, SLG: 0.376		0-1 G4-3		0-0 3B		3-2 G4-3		0-0 HR		4	1	2	1	0	0	0						
Xavier Nady, R (1.9) OBP: 0.307, SLG: 0.369		4-1 BB		1-1 F7		1-1 1B		0-3 K		3	0	1	0	1	1	1						
Gary Bennett, R (1.2) OBP: 0.287, SLG: 0.287		1-3 K			3-2 G5-3			0-2 L4		2	0	0	0	0	1	1						
Todd Sears, L (7. PH) OBP: 0.325, SLG: 0.368										1	0	0	0	0	1	1						
Miguel Ojeda, R (7.2) OBP: 0.335, SLG: 0.373										0	0	0	0	0	0	0						
Dave Hansen, L (9. PH) OBP: 0.348, SLG: 0.316										1	0	0	0	0	0	0						
3 Khalil Greene, R (1.6) OBP: 0.286, SLG: 0.323		2-3 K			0-0 F8			0-2 HR		3	1	1	1	1	1	1						
Adam Eaton, R (1.1) OBP: 0.263, SLG: 0.377				1-1 G3				2-1 P4		2	0	0	0	0	1	0						
Scott Linebrink, R (7.1) OBP: 0.167, SLG: 0.250								2-2 FC4		0	0	0	0	0	0	0						
Gary Matthews, S (8. PH) OBP: 0.310, SLG: 0.355								1-2 FC4		1	0	0	0	0	0	0						
Trevor Hoffman, R (8.1) OBP: 0.348, SLG: 0.449								1-2		1	0	0	0	0	0	1						
Brian Buchanan, R (9. PH) OBP: 0.348, SLG: 0.449										1	0	0	0	0	0	1						
<b>Inning Stats</b>	R: 0 E: 0 K: 1 S: 12	H: 1 LOB: 1 BB: 0 P: 15	R: 0 E: 0 K: 2 S: 10	H: 0 LOB: 1 BB: 1 P: 17	R: 0 E: 0 K: 0 S: 7	H: 0 LOB: 0 BB: 0 P: 10	R: 0 E: 0 K: 0 S: 9	H: 1 LOB: 1 BB: 0 P: 12	R: 0 E: 0 K: 1 S: 11	H: 0 LOB: 0 BB: 0 P: 16	R: 0 E: 0 K: 0 S: 6	H: 0 LOB: 1 BB: 0 P: 8	R: 0 E: 0 K: 1 S: 16	H: 1 LOB: 1 BB: 0 P: 25	R: 1 E: 0 K: 0 S: 18	H: 3 LOB: 2 BB: 0 P: 26	R: 1 E: 0 K: 1 S: 15	H: 1 LOB: 1 BB: 1 P: 21	1B: 4 2B: 0 3B: 1 HR: 2	SF: 0 SAC: 0 DP: 0 HBP: 0	WP: 0 PB: 0 SB: 0 CS: 0	PA: 36
<b>PITCHER</b>	IP WLS BF H R ER SO BB IBB HBP BLK WP HR S P ERA WHIP											IP WLS BF H R ER SO BB IBB HBP BLK WP HR S P ERA WHIP										
Jerome Williams, R (1.1) ERA: 3.3	7.0 W 26 4 1 1 5 1 0 0 0 0 0 1 75 107 1.29 0.714											Tim Worrell, R (9.1) ERA: 2.53	1.0 S 5 1 1 1 1 1 0 0 0 0 0 0 1 15 21 9.00 2.000									
Scott Eyre, L (8.1) ERA: 3.5	0.1 H 2 1 0 0 0 0 0 0 0 0 0 0 6 9 0.00 3.000																					
Joe Nathan, R (8.1) ERA: 3.12	0.0 1 1 0 0 0 0 0 0 0 0 0 0 2 3 ∞ ∞																					
Jason Christiansen, L (8.1) ERA: 5.24	0.1 H 1 0 0 0 0 0 0 0 0 0 0 0 3 5 0.00 0.000																					
Felix Rodriguez, R (8.1) ERA: 3.2	0.1 H 1 0 0 0 0 0 0 0 0 0 0 0 3 5 0.00 0.000																					

Batter	1	2	3	4	5	6	7	8	9	AB	R	H	RBI	BB	SO	LOB	BOTTOM			
Ray Durham, S (1.4) OBP: 0.366, SLG: 0.426	4-0 1B			2-1 1B		2-1 2B				3	1	2	1	1	0	0	<b>San Diego Padres @ San Francisco Giants</b> Tue Sep 16 2003, 10:15 PM EDT Att: 37,059 - Cloudy - 61 F <a href="http://livebaseballscorecards.com">livebaseballscorecards.com</a>			
Neifi Perez, S (8.4) OBP: 0.291, SLG: 0.361	FC3-2 BB	0-1 G3		2H 3B						0	0	0	0	0	0	0				
Marquis Grissom, R (1.8) OBP: 0.314, SLG: 0.452	FC3-2 BB		4-0 1B	0-0 BB		1-3 K				3	1	2	1	1	1	1				
Rich Aurilia, R (1.6) OBP: 0.318, SLG: 0.406	1-3 1B		2-3 K	3H 1B		0-0 G5-3				3	0	0	0	1	1	3				
Barry Bonds, L (1.7) OBP: 0.534, SLG: 0.755	4-1 1B		2-3 K	1-2 BB						3	1	1	1	1	1	3				
Edgardo Alfonzo, R (1.5) OBP: 0.330, SLG: 0.381	FC3-2 1B		4-2 BB	1-2 HR						4	0	0	0	0	1	5				
Benito Santiago, R (1.2) OBP: 0.325, SLG: 0.423	1-2 P3		2-2 F8	1-3 K						4	0	0	0	0	1	5				
Benito Santiago, R (1.2) OBP: 0.325, SLG: 0.423	0-0 P3		2-2 F8	1-3 K						4	0	1	1	0	0	2				
Benito Santiago, R (1.2) OBP: 0.325, SLG: 0.423	1-2 1B		3-2 L9	0-1 G6-3						4	0	1	1	0	0	2				
Andres Galarraga, R (1.3) OBP: 0.347, SLG: 0.477	1-2 2B		3-2 L9	0-1 G6-3						2	0	0	0	2	1	3				
Andres Galarraga, R (1.3) OBP: 0.347, SLG: 0.477	0-3 K		1-0 G4-3	4-2 BB						2	0	0	0	2	1	3				
José Cruz Jr., S (1.9) OBP: 0.362, SLG: 0.410		2-0 F8		1-1 SH3		0-0 G1-6-3		1-2 G3-6-1		4	1	1	0	0	0	2				
Jerome Williams, R (1.1) ERA: 3.3		1-3 K		3-2 SH3						2	0	0	0	0	1	0				
Scott Eyre, L (8.1) ERA: 3.5				1-2						0	0	0	0	0	0	0				
Joe Nathan, R (8.1) ERA: 3.12										0	0	0	0	0	0	0				
Jason Christiansen, R (8.1) ERA: 5.24										0	0	0	0	0	0	0				
Felix Rodriguez, R (8.1) ERA: 3.2										1	0	0	0	0	0	0				
Marvin Benard, L (8. PH) ERA: 3.18										0	0	0	0	0	0	0				
Tim Worrell, R (9.1) ERA: 2.53										0	0	0	0	0	0	0				
<b>Inning Stats</b>	R: 1 E: 0 K: 1 S: 12	H: 2 LOB: 3 BB: 2 P: 25	R: 0 E: 0 K: 1 S: 7	H: 0 LOB: 0 BB: 0 P: 10	R: 0 E: 0 K: 1 S: 13	H: 0 LOB: 2 BB: 2 P: 28	R: 2 E: 0 K: 0 S: 12	H: 3 LOB: 1 BB: 0 P: 20	R: 1 E: 0 K: 1 S: 10	H: 1 LOB: 1 BB: 1 P: 15	R: 0 E: 0 K: 1 S: 7	H: 1 LOB: 0 BB: 0 P: 10	R: 0 E: 0 K: 1 S: 6	H: 0 LOB: 0 BB: 0 P: 8	R: 0 E: 0 K: 0 S: 8	H: 0 LOB: 0 BB: 1 P: 13	1B: 4 2B: 1 3B: 1 HR: 1	SF: 0 SAC: 1 DP: 1 HBP: 0	WP: 0 PB: 0 SB: 0 CS: 0	PA: 36
<b>PITCHER</b>	IP WLS BF H R ER SO BB IBB HBP BLK WP HR S P ERA WHIP											IP WLS BF H R ER SO BB IBB HBP BLK WP HR S P ERA WHIP								
Adam Eaton, R (1.1) ERA: 4.24	6.0 L 30 7 4 4 5 5 0 0 0 0 0 0 61 108 6.00 2.000																			
Scott Linebrink, R (7.1) ERA: 3.18	1.0 3 0 0 0 1 0 0 0 0 0 0 0 6 8 0.00 0.000																			
Trevor Hoffman, R (8.1) ERA: 3.18	1.0 3 0 0 0 0 1 0 0 0 0 0 0 8 13 0.00 1.000																			





Batter	1	2	3	4	5	6	7	8	9	AB	R	H	RBI	BB	SO	LOB	TOP										
Ramón Vázquez, L OBP: 0.333, SLG: 0.334 (1, 5)	L9	1-H 3B			F8		F8			4	0	1	1	0	0	0	<b>San Diego Padres @ San Francisco Giants</b> PacBell Park, San Francisco, CA Wed Sep 17 2003, 10:15 PM EDT Att: 40,014 - Sunny - 67 F <a href="http://livebaseballscores.com">livebaseballscores.com</a>										
Mark Loretta, R OBP: 0.382, SLG: 0.454 (1, 4)	HR	G5-3			K			F7		4	1	1	1	0	1												
24 Brian Giles, L OBP: 0.424, SLG: 0.509 (1, 7)	P4				G4-3			G3-1		4	0	0	0	0	0												
Phil Nevin, R OBP: 0.320, SLG: 0.462 (1, 3)	1B				K			L4		4	0	1	0	0	2	0											
Mark Kotsay, L OBP: 0.345, SLG: 0.373 (1, 8)	F7				K			G1-3		4	0	0	0	0	2	1											
Brian Buchanan, R OBP: 0.352, SLG: 0.460 (1, 9)		1B 3B			K			G4-3		4	1	2	0	0	1	0											
3 Khalil Greene, R OBP: 0.282, SLG: 0.343 (1, 6)		G5-3			WP 2B			K		4	0	1	0	0	1	2											
Humberto Quintero, R OBP: 0.313, SLG: 0.267 (1, 2)		3B 1B			K			K		3	1	1	1	0	2	1											
Mike Bynum, L OBP: 0.286, SLG: 0.286 (1, 1)		B1								2	0	0	0	0	1	2											
Joe Roa, R OBP: 0.296, SLG: 0.296 (5, 1)										0	0	0	0	0	0	0											
Keith Lockhart, L OBP: 0.336, SLG: 0.415 (7, PH)										1	0	0	0	0	1	0											
Brandon Villafuerte, R (7, 1)										0	0	0	0	0	0	0											
<b>Inning Stats</b>	R: 1 E: 0 K: 0 S: 12	H: 2 LOB: 1 BB: 0 P: 15	R: 2 E: 0 K: 0 S: 15	H: 3 LOB: 1 BB: 0 P: 21	R: 0 E: 0 K: 2 S: 8	H: 0 LOB: 1 BB: 0 P: 9	R: 0 E: 0 K: 3 S: 11	H: 1 LOB: 1 BB: 0 P: 13	R: 0 E: 0 K: 1 S: 14	H: 1 LOB: 1 BB: 0 P: 16	R: 0 E: 0 K: 2 S: 9	H: 0 LOB: 0 BB: 0 P: 12	R: 0 E: 0 K: 0 S: 6	H: 0 LOB: 0 BB: 0 P: 11	R: 0 E: 0 K: 0 S: 6	H: 0 LOB: 0 BB: 0 P: 7	1B: 3 2B: 1 3B: 2 HR: 1	SF: 0 SAC: 0 DP: 0 HBP: 0	WP: 2 PB: 0 CS: 1	PA: 34							
<b>PITCHER</b>	IP	WLS	BF	H	R	ER	SO	BB	IBB	HBP	BLK	WP	HR	S	P	ERA	WHIP										
Jason Schmidt, R ERA: 2.33 (1, 1)	7.0	W	28	7	3	3	11	0	0	0	0	2	1	80	103	3.86	1.000										
Joe Nathan, R ERA: 3.08 (8, 1)	1.0		3	0	0	0	0	0	0	0	0	0	0	6	11	0.00	0.000										
Scott Eyre, L ERA: 3.48 (9, 1)	0.1		1	0	0	0	0	0	0	0	0	0	0	2	2	0.00	0.000										
Felix Rodriguez, R ERA: 3.16 (9, 1)	0.2		2	0	0	0	0	0	0	0	0	0	0	4	5	0.00	0.000										

Batter	1	2	3	4	5	6	7	8	9	AB	R	H	RBI	BB	SO	LOB	BOTTOM										
Ray Durham, S OBP: 0.367, SLG: 0.427 (1, 4)	G4-3		HR 1B				L4			4	2	2	0	0	0	0	<b>San Diego Padres @ San Francisco Giants</b> PacBell Park, San Francisco, CA Wed Sep 17 2003, 10:15 PM EDT Att: 40,014 - Sunny - 67 F <a href="http://livebaseballscores.com">livebaseballscores.com</a>										
Marquis Grissom, R OBP: 0.317, SLG: 0.460 (1, 8)	1B		1B				K			4	2	3	2	0	1	0											
Rich Aurilia, R OBP: 0.318, SLG: 0.405 (1, 6)	K		B3-1				G1-3			4	0	1	1	0	1	1											
Barry Bonds, L OBP: 0.532, SLG: 0.750 (1, 7)		P4	P2				1B			4	0	1	1	0	0	0											
Edgardo Alfonzo, R OBP: 0.332, SLG: 0.380 (1, 5)	F9						F8			2	1	0	0	2	0	2											
Benito Santiago, R OBP: 0.327, SLG: 0.426 (1, 2)	HR 1B						F9 SF9 2B			4	2	2	0	0	1	2											
Andres Galarraga, R OBP: 0.350, SLG: 0.490 (1, 3)	HR						F9			4	1	2	2	0	0	2											
José Cruz Jr., S OBP: 0.362, SLG: 0.409 (1, 9)	G4-3						G5-3			3	0	1	2	0	0	0											
Jason Schmidt, R OBP: 0.083, SLG: 0.068 (1, 1)							K			3	0	0	0	0	2	0											
Joe Nathan, R (8, 1)							K			0	0	0	0	0	0	0											
Jeffrey Hammonds, R ERA: 8.78 (8, PH)										1	0	0	0	0	0	2											
Scott Eyre, L OBP: 0.500, SLG: 0.500 (9, 1)										0	0	0	0	0	0	0											
Felix Rodriguez, R OBP: 1.000, SLG: 1.000 (9, 1)										0	0	0	0	0	0	0											
<b>Inning Stats</b>	R: 0 E: 0 K: 1 S: 6	H: 1 LOB: 0 BB: 0 P: 9	R: 2 E: 0 K: 0 S: 10	H: 2 LOB: 0 BB: 0 P: 14	R: 2 E: 0 K: 0 S: 11	H: 2 LOB: 0 BB: 0 P: 20	R: 0 E: 0 K: 1 S: 7	H: 0 LOB: 0 BB: 1 P: 14	R: 2 E: 0 K: 1 S: 16	H: 4 LOB: 2 BB: 0 P: 30	R: 1 E: 0 K: 1 S: 8	H: 1 LOB: 0 BB: 0 P: 11	R: 0 E: 0 K: 1 S: 7	H: 0 LOB: 0 BB: 0 P: 9	R: 1 E: 0 K: 0 S: 9	H: 2 LOB: 2 BB: 1 P: 18	1B: 9 2B: 1 3B: 0 HR: 2	SF: 1 SAC: 0 DP: 1 HBP: 0	WP: 0 PB: 0 SB: 0 CS: 0	PA: 36							
<b>PITCHER</b>	IP	WLS	BF	H	R	ER	SO	BB	IBB	HBP	BLK	WP	HR	S	P	ERA	WHIP										
Mike Bynum, L ERA: 8.78 (5, 1)	4.2	L	20	7	6	6	3	1	0	0	0	0	0	15	23	6.75	2.250										
Joe Roa, R ERA: 5.98 (7, 1)	1.1		7	3	1	1	1	0	0	0	0	0	0	16	27	4.50	1.500										
Brandon Villafuerte, R ERA: 4.3 (7, 1)	2.0		9	2	1	1	1	1	0	0	0	0	0	16	27	4.50	1.500										






Batter	1	2	3	4	5	6	7	8	9	AB	R	H	RBI	BB	SO	LOB	TOP					
Ramón Vázquez, L OBP: 0.333, SLG: 0.335	L5	K		FC6-4 1B		FC6-4 1B		F8		5	0	2	0	0	1	1						
Mark Loretta, R OBP: 0.381, SLG: 0.452	F9	K		FC6-4 1B		K		G5-3		5	0	1	0	0	2	2						
24 Brian Giles, L OBP: 0.426, SLG: 0.512	1B 2B			G4-3 1B		F7				3	2	2	1	1	0	1						
Phil Nevin, R OBP: 0.317, SLG: 0.455	2B 1B			G4-3		FC6-4		G6-3		5	1	1	0	0	0	5						
Gary Matthews, S OBP: 0.308, SLG: 0.355	1B			K		K				5	0	1	2	0	3	3						
Mark Kotsay, L OBP: 0.348, SLG: 0.376	G6-3					G5-3 3 1B				4	2	2	1	1	0	1						
3 Khalil Greene, R OBP: 0.318, SLG: 0.425						G5-3				5	1	3	1	0	1	1						
Gary Bennett, R OBP: 0.286, SLG: 0.288						SF8				3	0	1	2	0	0	3						
44 Jake Peavy, R OBP: 0.145, SLG: 0.078										3	1	0	0	0	2	1						
Scott Linebrink, R OBP: 0.167, SLG: 0.250										0	0	0	0	0	0	0						
Jay Witasick, R OBP: 0.167, SLG: 0.250										0	0	0	0	0	0	0						
<b>Inning Stats</b>	R: 2 E: 0 K: 0 S: 11	H: 3 LOB: 1 BB: 0 P: 16	R: 1 E: 0 K: 2 S: 13	H: 2 LOB: 1 BB: 0 P: 19	R: 1 E: 0 K: 1 S: 15	H: 3 LOB: 2 BB: 0 P: 24	R: 1 E: 1 K: 1 S: 14	H: 2 LOB: 2 BB: 0 P: 18	R: 1 E: 0 K: 1 S: 10	H: 1 LOB: 0 BB: 0 P: 15	R: 0 E: 0 K: 1 S: 8	H: 1 LOB: 1 BB: 0 P: 12	R: 1 E: 0 K: 2 S: 13	H: 1 LOB: 1 BB: 1 P: 21	R: 0 E: 0 K: 0 S: 11	H: 0 LOB: 1 BB: 1 P: 22	R: 0 E: 0 K: 1 S: 9	H: 0 LOB: 0 BB: 0 P: 10	1B: 8 2B: 5 3B: 0 HR: 0	SF: 2 SAC: 1 DP: 0 HBP: 0	WP: 0 PB: 0 CS: 0 SB: 0	PA: 43
<b>PITCHER</b>	IP	WLS	BF	H	R	ER	SO	BB	IBB	HBP	BLK	WP	HR	S	P	ERA	WHIP					
Sidney Ponson, R ERA: 3.79	5.0	L	27	11	6	5	5	0	0	0	0	0	0	63	92	9.00	2.200					
41 Chad Zerbe, L ERA: 4.66	2.0		9	2	1	1	3	1	0	0	0	0	0	21	33	4.50	1.500					
51 Noah Lowry, L ERA:	2.0		7	0	0	0	1	1	0	0	0	0	0	20	32	0.00	0.500					

San Diego Padres @ San Francisco Giants  
PacBell Park, San Francisco, CA  
Thu Sep 18 2003, 3:35 PM EDT  
Att: 41,163 - Sunny - 75 F

livebaseballscores.com

AB 38  
R 7  
H 13  
RBI 7  
BB 2  
SO 9  
LOB 18




Batter	1	2	3	4	5	6	7	8	9	AB	R	H	RBI	BB	SO	LOB	BOTTOM					
Eric Young Sr., R OBP: 0.338, SLG: 0.400	G6-3					G4-6-3				3	1	1	0	1	0	1						
Neftali Pérez, S OBP: 0.287, SLG: 0.356	F9									4	0	0	0	0	0	3						
Jeffrey Hammonds, R OBP: 0.339, SLG: 0.431	P4									4	0	1	2	0	2	1						
Pedro Feliz, R OBP: 0.267, SLG: 0.470										4	0	0	0	0	1	2						
Andrés Galarraga, R OBP: 0.352, SLG: 0.490	F9									4	0	2	0	0	0	0						
Todd Linden, S OBP: 0.281, SLG: 0.304	G4-3									4	0	0	0	0	0	2						
Yorvit Torrealba, R OBP: 0.310, SLG: 0.394										3	1	2	1	0	0	0						
Alberto Castillo, R OBP: 0.200, SLG: 0.467										1	0	0	0	0	1	0						
Tony Torcato, L OBP: 0.154, SLG: 0.231										3	0	0	0	0	1	2						
Sidney Ponson, R OBP: 0.080, SLG: 0.120										1	1	1	0	0	0	0						
Marvin Benard, L OBP: 0.239, SLG: 0.258										1	0	1	0	0	0	0						
41 Chad Zerbe, L ERA: 3.12										0	0	0	0	0	0	0						
Lance Niekro, R ERA: 3.12										1	0	0	0	0	0	2						
51 Noah Lowry, R ERA: 4.07										0	0	0	0	0	0	0						
<b>Inning Stats</b>	R: 0 E: 0 K: 0 S: 5	H: 0 LOB: 0 BB: 0 P: 7	R: 0 E: 0 K: 1 S: 6	H: 0 LOB: 0 BB: 0 P: 8	R: 3 E: 0 K: 0 S: 14	H: 3 LOB: 1 BB: 1 P: 24	R: 0 E: 0 K: 0 S: 9	H: 0 LOB: 0 BB: 0 P: 16	R: 0 E: 0 K: 1 S: 7	H: 1 LOB: 0 BB: 0 P: 12	R: 0 E: 0 K: 1 S: 7	H: 0 LOB: 2 BB: 0 P: 9	R: 0 E: 0 K: 1 S: 15	H: 2 LOB: 2 BB: 0 P: 21	R: 0 E: 0 K: 1 S: 9	H: 1 LOB: 1 BB: 0 P: 14	R: 0 E: 0 K: 1 S: 8	H: 1 LOB: 0 BB: 0 P: 8	1B: 6 2B: 1 3B: 0 HR: 1	SF: 0 SAC: 0 DP: 2 HBP: 0	WP: 0 PB: 0 CS: 0 SB: 0	PA: 34
<b>PITCHER</b>	IP	WLS	BF	H	R	ER	SO	BB	IBB	HBP	BLK	WP	HR	S	P	ERA	WHIP					
44 Jake Peavy, R ERA: 4.21	6.1	W	25	6	3	3	2	1	0	0	0	0	0	58	92	4.26	1.105					
Scott Linebrink, R ERA: 3.12	1.2	H	6	1	0	0	2	0	0	0	0	0	0	14	19	0.00	0.600					
Jay Witasick, R ERA: 4.07	1.0		3	1	0	0	1	0	0	0	0	0	0	8	8	0.00	1.000					

San Diego Padres @ San Francisco Giants  
PacBell Park, San Francisco, CA  
Thu Sep 18 2003, 3:35 PM EDT  
Att: 41,163 - Sunny - 75 F

livebaseballscores.com

AB 33  
R 3  
H 8  
RBI 3  
BB 1  
SO 5  
LOB 13





Batter	1	2	3	4	5	6	7	8	9	AB	R	H	RBI	BB	SO	LOB	TOP					
<b>Sean Burroughs, L</b> (1,5) <small>OBP: 0.359, SLG: 0.410</small> <b>Xavier Nady, R</b> (8,PH) <small>OBP: 0.309, SLG: 0.369</small> <b>Trevor Hoffman, R</b> (8,1) <small>OBP: 0.285, SLG: 0.287</small> <b>Gary Bennett, R</b> (9,PH)	G4-3		F7			G3		1B BLK BB	F8	3	0	0	0	0	0	0						
<b>Mark Loretta, R</b> (1,4) <small>OBP: 0.380, SLG: 0.450</small>	P3			F9		G4-3		1B		4	0	1	0	0	0	0						
<b>24 Brian Giles, L</b> (1,7) <small>OBP: 0.423, SLG: 0.508</small>	P6			K		G6-3		G4-3		4	0	0	0	0	1	2						
<b>Phil Nevin, R</b> (1,3) <small>OBP: 0.321, SLG: 0.472</small>		FC6-4 1B		P6			G1-3		HR	4	1	2	1	0	0	0						
<b>Mark Kotsay, L</b> (1,8) <small>OBP: 0.349, SLG: 0.386</small>	F7				HR		F7		G3-1 3 HR 2B	4	2	2	1	0	0	1						
<b>Brian Buchanan, R</b> (1,9) <small>OBP: 0.345, SLG: 0.451</small>	F7			P3			K		G3-1	4	0	0	0	0	1	2						
<b>3 Khalil Greene, R</b> (1,6) <small>OBP: 0.313, SLG: 0.477</small>	FC6-4			F7				K	HR	4	1	1	2	0	1	1						
<b>Humberto Quintero, R</b> (1,2) <small>OBP: 0.333, SLG: 0.294</small> <b>Todd Sears, L</b> (8,PH) <small>OBP: 0.333, SLG: 0.391</small> <b>Ramón Vázquez, L</b> (8,5) <small>OBP: 0.333, SLG: 0.335</small> <b>Gary Matthews, S</b> (9,PH) <small>OBP: 0.308, SLG: 0.355</small>	G1-3							G4-3 BLK 2B	K	2	0	1	0	0	0	0						
<b>Ben Howard, R</b> (1,1) <small>OBP: 0.111, SLG: 0.111</small> <b>Brandon Villafuerte, R</b> (6,1) <small>OBP: 0.288, SLG: 0.304</small> <b>Kevin Walker, L</b> (7,1) <small>OBP: 0.288, SLG: 0.304</small> <b>Dave Hansen, L</b> (8,PH) <small>OBP: 0.288, SLG: 0.304</small> <b>Miguel Ojeda, R</b> (8,PH) <small>OBP: 0.288, SLG: 0.304</small>	G6-3			G5-3				G4-3	1B	2	0	0	0	0	0	1						
<b>Inning Stats</b>	R: 0 E: 0 K: 0 S: 7	H: 0 LOB: 0 BB: 0 P: 10	R: 0 E: 0 K: 0 S: 9	H: 1 LOB: 1 BB: 0 P: 14	R: 0 E: 0 K: 0 S: 7	H: 0 LOB: 0 BB: 0 P: 9	R: 0 E: 0 K: 1 S: 8	H: 0 LOB: 0 BB: 0 P: 12	R: 1 E: 0 K: 0 S: 15	H: 2 LOB: 1 BB: 0 P: 21	R: 0 E: 0 K: 1 S: 6	H: 0 LOB: 0 BB: 0 P: 10	R: 0 E: 0 K: 1 S: 6	H: 0 LOB: 0 BB: 0 P: 10	R: 1 E: 0 K: 1 S: 19	H: 2 LOB: 2 BB: 1 P: 30	R: 3 E: 0 K: 1 S: 20	H: 4 LOB: 1 BB: 0 P: 31	1B: 4 2B: 2 3B: 0 HR: 3	SF: 0 SAC: 0 DP: 0 HBP: 0	WP: 0 PB: 0 SB: 0 CS: 0	PA: 37
<b>PITCHER</b>	IP WLS BF H R ER SO BB IBB HBP BLK WP HR S P ERA WHIP																					
<b>Scott Elarton, R</b> (1,1) <small>ERA: 6.42</small> <b>Adam Bernero, R</b> (7,1) <small>ERA: 5.99</small> <b>Javier López, L</b> (8,1) <small>ERA: 3.88</small> <b>Justin Speier, R</b> (9,1) <small>ERA: 3.71</small> <b>40 Brian Fuentes, L</b> (9,1) <small>ERA: 2.51</small>	6.0 W 21 3 1 1 1 0 0 0 0 0 0 1 52 76 1.50 0.500																					

San Diego Padres @ Colorado Rockies  
 Coors Field, Denver, CO  
 Fri Sep 19 2003, 6:05 PM MDT  
 Att: 31,976 - Sunny - 68 F

AB 36  
 R 5  
 H 9  
 RBI 4  
 BB 1  
 SO 4  
 LOB 9



Batter	1	2	3	4	5	6	7	8	9	AB	R	H	RBI	BB	SO	LOB	BOTTOM	
<b>Pablo Ozuna, R</b> (1,4) <small>OBP: 0.250, SLG: 0.212</small>	17 BB	B2		1B			17 1B			2	1	1	2	2	0	0		
<b>27 Garrett Atkins, R</b> (1,5) <small>OBP: 0.210, SLG: 0.190</small> <b>Chris Stynes, R</b> (8,5) <small>OBP: 0.340, SLG: 0.424</small>	F8		G4-3	K		G5-3				4	0	0	0	0	1	3		
<b>17 Todd Helton, L</b> (1,3) <small>OBP: 0.453, SLG: 0.625</small>	BB		G6-3		F7		1B			3	0	1	1	1	0	0		
<b>Preston Wilson, R</b> (1,8) <small>OBP: 0.346, SLG: 0.536</small>	L9			BB	P6		K			3	0	0	0	1	1	3		
<b>Larry Walker, L</b> (1,9) <small>OBP: 0.413, SLG: 0.455</small>	K		G3		G4-3		F8			4	0	0	0	0	1	4		
<b>Jay Payton, R</b> (1,7) <small>OBP: 0.362, SLG: 0.519</small>	F8			2B 1B BB		F8		F8		3	1	0	0	1	0	0		
<b>Kit Pellow, R</b> (1,2) <small>OBP: 0.500, SLG: 0.867</small>	HR 1B			2B		2B				4	3	4	0	0	0	0		
<b>Juan Uribe, R</b> (1,6) <small>OBP: 0.293, SLG: 0.414</small>	HR			K		K		K		4	1	2	2	0	2	3		
<b>Scott Elarton, R</b> (1,1) <small>ERA: 4.23</small> <b>Rene Flores, S</b> (6,PH) <small>OBP: 0.288, SLG: 0.304</small> <b>Adam Bernero, R</b> (7,1) <small>ERA: 5.99</small> <b>Javier López, L</b> (8,1) <small>OBP: 0.333, SLG: 0.391</small> <b>Greg Norton, S</b> (8,PH) <small>OBP: 0.308, SLG: 0.423</small> <b>Justin Speier, R</b> (9,1) <small>ERA: 3.71</small> <b>40 Brian Fuentes, L</b> (9,1) <small>ERA: 2.51</small>	F7			K		SF8-3-5		G4-3		2	0	0	0	0	1	2		
<b>Inning Stats</b>	R: 0 E: 0 K: 1 S: 12	H: 0 LOB: 2 BB: 2 P: 22	R: 2 E: 0 K: 0 S: 12	H: 2 LOB: 0 BB: 0 P: 16	R: 0 E: 0 K: 0 S: 8	H: 0 LOB: 1 BB: 1 P: 16	R: 2 E: 0 K: 3 S: 15	H: 2 LOB: 1 BB: 1 P: 23	R: 0 E: 0 K: 0 S: 8	H: 0 LOB: 0 BB: 0 P: 8	R: 1 E: 0 K: 1 S: 12	H: 1 LOB: 1 BB: 1 P: 23	R: 0 E: 0 K: 1 S: 14	H: 1 LOB: 1 BB: 0 P: 19	1B: 3 2B: 5 3B: 0 HR: 1	SF: 1 SAC: 0 DP: 1 HBP: 0	WP: 0 PB: 0 SB: 0 CS: 0	PA: 36
<b>PITCHER</b>	IP WLS BF H R ER SO BB IBB HBP BLK WP HR S P ERA WHIP																	
<b>Ben Howard, R</b> (1,1) <small>ERA: 4.23</small> <b>Brandon Villafuerte, R</b> (6,1) <small>ERA: 4.42</small> <b>Kevin Walker, L</b> (7,1) <small>ERA: 5.4</small> <b>Trevor Hoffman, R</b> (8,1) <small>ERA: 3.71</small>	5.1 L 26 6 5 5 4 4 0 0 0 0 0 0 7 60 93 8.44 1.875																	

San Diego Padres @ Colorado Rockies  
 Coors Field, Denver, CO  
 Fri Sep 19 2003, 6:05 PM MDT  
 Att: 31,976 - Sunny - 68 F

AB 30  
 R 6  
 H 8  
 RBI 6  
 BB 5  
 SO 6  
 LOB 16



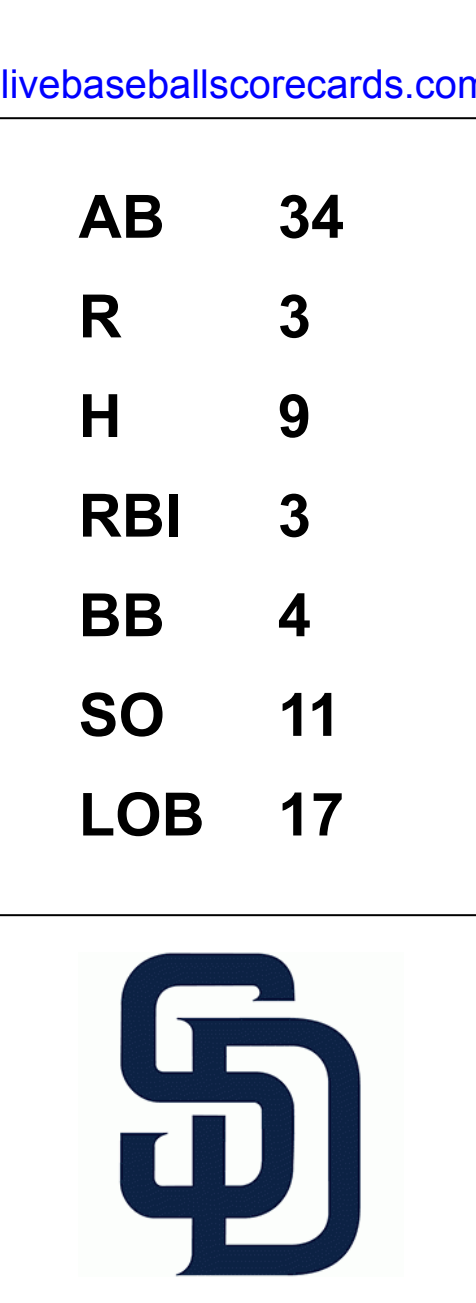






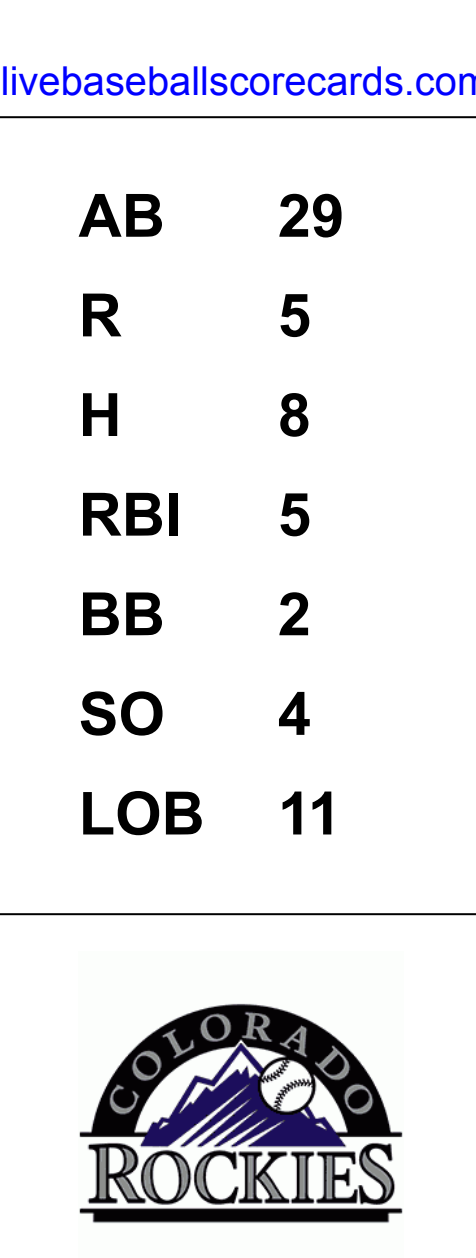
Batter	1	2	3	4	5	6	7	8	9	AB	R	H	RBI	BB	SO	LOB	TOP		
Sean Burroughs, L (1.5) OBP: 0.359, SLG: 0.416	0-2 24 HR 1B	2-3 K			0-0 B5-3		1-0 F7		0-1 HR	5	2	2	1	0	1	2			
Mark Loretta, R (1.4) OBP: 0.379, SLG: 0.450	2-3 K		2-2 K		0-0 F8		1-2 1B		1-1 24 DI 1B	5	0	2	0	0	2	1			
24 Brian Giles, L (1.7) OBP: 0.424, SLG: 0.511	0-2 1-H HR		4-1 BB BB		0-1 P4		1-2 G6-3		1-3 K	4	1	1	2	1	1	3			
Phil Nevin, R (1.3) OBP: 0.330, SLG: 0.485	0-1 P6-4 1B		4-2 SAFE BB		2-2 G6-3		3-2 G5-3			3	0	1	0	1	0	0			
Gary Matthews, S (1.9) OBP: 0.309, SLG: 0.356 (8.8)	1-1 1-2 1B		1-1 BB		1-0 L7		2-1 1B			4	0	2	0	0	0	2			
Mark Kotsay, L (1.8) OBP: 0.348, SLG: 0.386 Brian Buchanan, R (8. PH) Kevin Walker, L (8.1)	1-2 P6-4 2-2f		1-3 K		1-2 1B		1-0 F7			3	0	1	0	0	1	4			
3 Khalil Greene, R (1.6) Scott Linebrink, R (7.1) Xavier Nady, R (8. PH) OBP: 0.312, SLG: 0.371		4-1 SH1-3 BB		1-3 K		0-1 P4		3-3 K		2	0	0	0	1	1	1	AB 34 R 3 H 9 RBI 3 BB 4 SO 11 LOB 17		
Gary Bennett, R (1.2) OBP: 0.288, SLG: 0.297 Ramón Vázquez, L (7. PH) OBP: 0.334, SLG: 0.333		1-3 K		0-0 G4-3		4-2 1B BB		2-2 F7		2	0	0	0	0	1	1			
Adam Eaton, R (1.1) OBP: 0.259, SLG: 0.370 Todd Sears, L (7. PH) Humberto Quintero, R (7.2) OBP: 0.316, SLG: 0.278		0-0 SH1-3		0-2 K		2-3 K		1-3 K		1	0	0	0	0	1	0			
<b>Inning Stats</b>	R: 2 E: 0 K: 1 S: 16	H: 4 LOB: 1 BB: 0 P: 20	R: 0 E: 0 K: 2 S: 9	H: 0 LOB: 1 BB: 1 P: 16	R: 0 E: 0 K: 2 S: 11	H: 0 LOB: 0 BB: 2 P: 23	R: 0 E: 0 K: 2 S: 7	H: 0 LOB: 0 BB: 0 P: 8	R: 0 E: 0 K: 0 S: 4	H: 1 LOB: 1 BB: 0 P: 14	R: 0 E: 0 K: 1 S: 14	H: 1 LOB: 2 BB: 1 P: 23	R: 0 E: 0 K: 1 S: 12	H: 1 LOB: 1 BB: 0 P: 21	R: 1 E: 0 K: 2 S: 14	H: 2 LOB: 1 BB: 0 P: 19	1B: 7 2B: 1 3B: 0 HR: 2	SF: 0 SAC: 1 DP: 1 HBP: 0	WP: 0 PA: 39 PB: 0 SB: 0 CS: 0
<b>PITCHER</b>	IP WLS BF H R ER SO BB IBB HBP BLK WP HR S P ERA WHIP	IP WLS BF H R ER SO BB IBB HBP BLK WP HR S P ERA WHIP	IP WLS BF H R ER SO BB IBB HBP BLK WP HR S P ERA WHIP	IP WLS BF H R ER SO BB IBB HBP BLK WP HR S P ERA WHIP	IP WLS BF H R ER SO BB IBB HBP BLK WP HR S P ERA WHIP	IP WLS BF H R ER SO BB IBB HBP BLK WP HR S P ERA WHIP	IP WLS BF H R ER SO BB IBB HBP BLK WP HR S P ERA WHIP	IP WLS BF H R ER SO BB IBB HBP BLK WP HR S P ERA WHIP	IP WLS BF H R ER SO BB IBB HBP BLK WP HR S P ERA WHIP	IP WLS BF H R ER SO BB IBB HBP BLK WP HR S P ERA WHIP	IP WLS BF H R ER SO BB IBB HBP BLK WP HR S P ERA WHIP	IP WLS BF H R ER SO BB IBB HBP BLK WP HR S P ERA WHIP	IP WLS BF H R ER SO BB IBB HBP BLK WP HR S P ERA WHIP	IP WLS BF H R ER SO BB IBB HBP BLK WP HR S P ERA WHIP	IP WLS BF H R ER SO BB IBB HBP BLK WP HR S P ERA WHIP	IP WLS BF H R ER SO BB IBB HBP BLK WP HR S P ERA WHIP	IP WLS BF H R ER SO BB IBB HBP BLK WP HR S P ERA WHIP		

San Diego Padres @ Colorado Rockies  
Coors Field, Denver, CO  
Sun Sep 21 2003, 1:05 PM MDT  
Att: 28,167 - Sunny - 72 F





Batter	1	2	3	4	5	6	7	8	9	AB	R	H	RBI	BB	SO	LOB	BOTTOM		
Chris Stynes, R (1.4) OBP: 0.335, SLG: 0.416 (7.5)	2-1 G6-3	0-1 F8			1-2 F8		0-3 K			4	0	0	0	0	1	3			
27 Garrett Atkins, R (1.5) OBP: 0.290, SLG: 0.100 Steve Reed, R (7.1) Javier López, L (7.1) Greg Norton, S (7. PH) Adam Bernero, R (8.1) 40 Brian Fuentes, L (8.1)	1-2 G4-3		0-2 K		3-2 F9		2-3 K			3	0	0	0	0	1	0			
17 Todd Helton, L (1.3) OBP: 0.453, SLG: 0.626	3-1 F9		1-1 G5-4-3 1B		2-1 2B		0-0 G4-3 HR 2B			4	1	3	0	0	0	0			
Jay Payton, R (1.7) OBP: 0.363, SLG: 0.522		1-2 HR 1B	0-1 G5-4-3		1-0 G6-3		2-1 F8			4	1	1	0	0	0	3			
Larry Walker, L (1.9) OBP: 0.414, SLG: 0.463		1-0 1-H HR		3-2 G4-3		4-0 IBB		2-2 G4-3		3	1	1	2	1	0	1			
Rene Reyes, S (1.8) OBP: 0.296, SLG: 0.392		4-2 1B 12 SF8 BB		0-0 F7		1-2 F7		3-2 HR		3	2	1	2	1	0	2			
Gregg Zaun, S (1.2) OBP: 0.301, SLG: 0.333		2-2 SH1-4 1B		2-0 F9		0-1 G5-3		0-0 L4		4	0	1	0	0	0	0			
12 Clint Barmes, R (1.6) OBP: 0.304, SLG: 0.381		0-1 SF8			1-0 P3		2-1 1B HBP			1	0	0	1	0	0	0			
Chin-hui Tsao, R (1.1) OBP: 0.154, SLG: 0.231 Mark Bellhorn, S (7.4) OBP: 0.353, SLG: 0.293		3-H SH1-4			0-3 K		1-0 1B			1	0	0	0	0	1	0			
<b>Inning Stats</b>	R: 0 E: 0 K: 0 S: 7	H: 0 LOB: 0 BB: 0 P: 13	R: 3 E: 0 K: 0 S: 18	H: 3 LOB: 1 BB: 1 P: 27	R: 0 E: 0 K: 1 S: 7	H: 1 LOB: 0 BB: 0 P: 8	R: 0 E: 0 K: 0 S: 6	H: 0 LOB: 0 BB: 0 P: 11	R: 0 E: 0 K: 1 S: 7	H: 0 LOB: 0 BB: 0 P: 9	R: 0 E: 0 K: 0 S: 14	H: 1 LOB: 2 BB: 1 P: 25	R: 0 E: 0 K: 2 S: 11	H: 1 LOB: 2 BB: 0 P: 16	R: 2 E: 0 K: 0 S: 13	H: 2 LOB: 0 BB: 0 P: 20	1B: 4 2B: 2 3B: 0 HR: 2	SF: 1 SAC: 1 DP: 1 HBP: 1	WP: 0 PA: 34 PB: 0 SB: 1 CS: 0
<b>PITCHER</b>	IP WLS BF H R ER SO BB IBB HBP BLK WP HR S P ERA WHIP	IP WLS BF H R ER SO BB IBB HBP BLK WP HR S P ERA WHIP	IP WLS BF H R ER SO BB IBB HBP BLK WP HR S P ERA WHIP	IP WLS BF H R ER SO BB IBB HBP BLK WP HR S P ERA WHIP	IP WLS BF H R ER SO BB IBB HBP BLK WP HR S P ERA WHIP	IP WLS BF H R ER SO BB IBB HBP BLK WP HR S P ERA WHIP	IP WLS BF H R ER SO BB IBB HBP BLK WP HR S P ERA WHIP	IP WLS BF H R ER SO BB IBB HBP BLK WP HR S P ERA WHIP	IP WLS BF H R ER SO BB IBB HBP BLK WP HR S P ERA WHIP	IP WLS BF H R ER SO BB IBB HBP BLK WP HR S P ERA WHIP	IP WLS BF H R ER SO BB IBB HBP BLK WP HR S P ERA WHIP	IP WLS BF H R ER SO BB IBB HBP BLK WP HR S P ERA WHIP	IP WLS BF H R ER SO BB IBB HBP BLK WP HR S P ERA WHIP	IP WLS BF H R ER SO BB IBB HBP BLK WP HR S P ERA WHIP	IP WLS BF H R ER SO BB IBB HBP BLK WP HR S P ERA WHIP	IP WLS BF H R ER SO BB IBB HBP BLK WP HR S P ERA WHIP	IP WLS BF H R ER SO BB IBB HBP BLK WP HR S P ERA WHIP		

San Diego Padres @ Colorado Rockies  
Coors Field, Denver, CO  
Sun Sep 21 2003, 1:05 PM MDT  
Att: 28,167 - Sunny - 72 F





Batter	1	2	3	4	5	6	7	8	9	AB	R	H	RBI	BB	SO	LOB	TOP								
<b>Cesar Izturis, S</b> OBP: 0.280, SLG: 0.316 (1, 6)	G5-3		K				FC4-6 1B		K	5	0	1	1	0	2	4	<b>Los Angeles Dodgers @ San Diego Padres</b> Qualcomm Stadium, San Diego, CA Mon Sep 22 2003, 10:05 PM EDT Att: 15,429 - Overcast - 73 F  <b>AB</b> 37 <b>R</b> 5 <b>H</b> 11 <b>RBI</b> 5 <b>BB</b> 1 <b>SO</b> 10 <b>LOB</b> 19  								
<b>Paul Lo Duca, R</b> OBP: 0.343, SLG: 0.385 (1, 2)	K			G4-6-3 1B	L6		1-2 2-3 1B		2B	5	0	3	2	0	1	1									
<b>Shawn Green, L</b> OBP: 0.345, SLG: 0.452 (1, 9)	G4-3			G4-6-3 1-2 1B			1-2 3-H 1B		L7 K	4	0	0	0	1	1	4									
<b>Adrián Beltré, R</b> OBP: 0.290, SLG: 0.427 (1, 5)		F8		K			1-1 F9		F8	4	0	0	0	0	1	1									
<b>Ron Coomer, R</b> OBP: 0.303, SLG: 0.375 (1, 3)		K					0-0 3B 2B		E3 G5-3	2	1	1	0	0	1	0									
<b>Robin Ventura, L</b> OBP: 0.344, SLG: 0.410 (6, PH)							1-3 K		P6	2	0	0	0	0	0	1									
<b>Jeremy Burnitz, L</b> OBP: 0.303, SLG: 0.498 (1, 7)					K		1-3 K		G1-3	3	0	0	0	0	2	3									
<b>Jolbert Cabrera, R</b> OBP: 0.328, SLG: 0.430 (1, 8)				G6-3			0-0 P4		G5-3	4	1	1	0	0	0	2									
<b>Alex Cora, L</b> OBP: 0.288, SLG: 0.340 (1, 4)				SH2-4 1B			2-1 2B 3B		FC4-6 1B	4	2	4	1	0	0	0									
<b>Odalis Pérez, L</b> OBP: 0.113, SLG: 0.096 (2, 1)							0-1 K			0	0	0	0	0	0	0									
<b>Edwin Jackson, R</b> OBP: 0.332, SLG: 0.356 (2, 1)				SH2-4			1-2 3H 1B 2B			0	0	0	0	0	0	0									
<b>Mike Kinkade, R</b> OBP: 0.332, SLG: 0.356 (5, PH)									K	1	1	1	0	0	0	0									
<b>Steve Colyer, L</b> OBP: 0.332, SLG: 0.356 (5, 1)										0	0	0	0	0	0	0									
<b>Chad Hermansen, R</b> OBP: 0.321, SLG: 0.238 (7, PH)										0	0	0	0	0	1	2									
<b>Masao Kida, R</b> OBP: 0.321, SLG: 0.238 (7, 1)										0	0	0	0	0	0	0									
<b>Todd Hundley, S</b> OBP: 0.358, SLG: 0.419 (9, PH)										1	0	0	0	0	1	1									
<b>Inning Stats</b>	R: 0 E: 0 K: 1 S: 12	H: 0 LOB: 0 BB: 0 P: 15	R: 0 E: 0 K: 2 S: 9	H: 0 LOB: 0 BB: 0 P: 13	R: 0 E: 0 K: 1 S: 9	H: 1 LOB: 1 BB: 0 P: 11	R: 0 E: 0 K: 1 S: 10	H: 1 LOB: 1 BB: 0 P: 15	R: 3 E: 0 K: 1 S: 12	H: 4 LOB: 1 BB: 0 P: 16	R: 0 E: 0 K: 0 S: 9	H: 0 LOB: 1 BB: 1 P: 20	R: 1 E: 0 K: 1 S: 9	H: 3 LOB: 2 BB: 0 P: 11	R: 0 E: 1 K: 0 S: 9	H: 0 LOB: 1 BB: 0 P: 13	R: 1 E: 0 K: 3 S: 14	H: 2 LOB: 1 BB: 0 P: 18	1B: 6 2B: 4 3B: 1 HR: 0	SF: 0 SAC: 1 DP: 1 HBP: 0	WP: 0 PB: 0 SB: 0 CS: 0	PA: 39			
<b>PITCHER</b>	IP	WLS	BF	H	R	ER	SO	BB	IBB	HBP	BLK	WP	HR	S	P	ERA	WHIP								
<b>Mike Bynum, L</b> ERA: 8.27 (1, 1)	5.0	W	20	6	3	3	6	0	0	0	0	0	0	52	70	5.40	1.200								
<b>Luther Hackman, R</b> ERA: 4.92 (6, 1)	1.0		5	1	1	1	0	1	0	0	0	0	0	10	21	9.00	2.000								
<b>Mike Matthews, L</b> ERA: 4.41 (7, 1)	0.2		3	1	0	0	1	0	0	0	0	0	0	5	7	0.00	1.500								
<b>Jay Witasick, R</b> ERA: 3.95 (7, 1)	1.1		6	1	0	0	0	0	0	0	0	0	0	12	16	0.00	0.750								
<b>Trevor Hoffman, R</b> ERA: 1.29 (9, 1)	1.0		5	2	1	1	3	0	0	0	0	0	0	14	18	9.00	2.000								

Batter	1	2	3	4	5	6	7	8	9	AB	R	H	RBI	BB	SO	LOB	BOTTOM								
<b>Sean Burroughs, L</b> OBP: 0.359, SLG: 0.415 (1, 5)	1B 24 1B	FC6-4 24 1B WP	K		G5-3		G4-3			5	2	2	0	0	1	4	<b>Los Angeles Dodgers @ San Diego Padres</b> Qualcomm Stadium, San Diego, CA Mon Sep 22 2003, 10:05 PM EDT Att: 15,429 - Overcast - 73 F  <b>AB</b> 39 <b>R</b> 9 <b>H</b> 16 <b>RBI</b> 7 <b>BB</b> 3 <b>SO</b> 9 <b>LOB</b> 20  								
<b>Mark Loretta, R</b> OBP: 0.380, SLG: 0.450 (1, 4)	HR 24 1B	FC6-4 24 1B		G1-3	K		K			5	1	2	0	0	2	2									
<b>24 Brian Giles, L</b> OBP: 0.424, SLG: 0.510 (1, 7)	HR 1-2 3H 1B	FC6-4 1B WP		K	1-2 2H 1B				G3	5	2	2	2	0	1	2									
<b>Phil Nevin, R</b> OBP: 0.336, SLG: 0.505 (1, 3)	HR 1-2 2H 1B	K		WP 1B 2B					G5-3	4	2	2	3	1	1	1									
<b>Xavier Nady, R</b> OBP: 0.317, SLG: 0.375 (1, 9)										4	0	3	2	0	1	1									
<b>Jay Witasick, R</b> OBP: 0.350, SLG: 0.459 (7, 1)										0	0	0	0	0	0	0									
<b>Dave Hansen, L</b> OBP: 0.353, SLG: 0.336 (8, PH)	S 1B									1	0	1	0	0	0	0									
<b>Trevor Hoffman, R</b> OBP: 0.353, SLG: 0.336 (9, 1)										0	0	0	0	0	0	0									
<b>Mark Kotsay, L</b> OBP: 0.346, SLG: 0.383 (1, 8)	F7	G4-3							G4-3	4	0	0	0	1	0	4									
<b>Miguel Ojeda, R</b> OBP: 0.329, SLG: 0.364 (1, 2)	F9		K		G6-3		F8			4	0	0	0	0	1	4									
<b>Ramón Vázquez, L</b> OBP: 0.335, SLG: 0.333 (1, 6)			F8							3	1	1	0	1	1	0									
<b>Mike Bynum, L</b> OBP: 0.333, SLG: 0.333 (1, 1)										2	0	1	0	0	1	2									
<b>Brian Buchanan, R</b> OBP: 0.350, SLG: 0.459 (5, PH)										1	0	1	0	0	0	0									
<b>Luther Hackman, R</b> ERA: 3.39 (6, 1)										0	0	0	0	0	0	0									
<b>Mike Matthews, L</b> ERA: 3.24 (7, 1)										0	0	0	0	0	0	0									
<b>Gary Matthews, S</b> OBP: 0.311, SLG: 0.359 (7, 9)										1	1	1	0	0	0	0									
<b>Inning Stats</b>	R: 4 E: 0 K: 1 S: 15	H: 5 LOB: 2 BB: 1 P: 26	R: 2 E: 0 K: 1 S: 14	H: 3 LOB: 1 BB: 0 P: 21	R: 0 E: 0 K: 2 S: 11	H: 1 LOB: 1 BB: 0 P: 18	R: 1 E: 0 K: 1 S: 14	H: 2 LOB: 2 BB: 1 P: 24	R: 1 E: 0 K: 1 S: 13	H: 3 LOB: 2 BB: 0 P: 21	R: 0 E: 0 K: 1 S: 8	H: 0 LOB: 1 BB: 1 P: 16	R: 1 E: 0 K: 2 S: 11	H: 1 LOB: 0 BB: 0 P: 21	R: 0 E: 0 K: 0 S: 9	H: 1 LOB: 1 BB: 0 P: 10	1B: 11 2B: 3 3B: 1 HR: 1	SF: 0 SAC: 0 DP: 0 HBP: 0	WP: 3 PB: 0 SB: 1 CS: 0	PA: 42					
<b>PITCHER</b>	IP	WLS	BF	H	R	ER	SO	BB	IBB	HBP	BLK	WP	HR	S	P	ERA	WHIP								
<b>Odalis Pérez, L</b> ERA: 4.52 (1, 1)	1.0	L	9	5	4	4	4	1	0	0	0	2	0	39	63	9.00	2.333								
<b>Edwin Jackson, R</b> ERA: 3.39 (2, 1)	3.0		16	6	3	3	4	1	0	0	0	0	0	21	37	4.50	2.000								
<b>Steve Colyer, L</b> ERA: 3.24 (5, 1)	2.0		9	3	1	1	2	1	0	0	0	0	0	20	31	4.50	1.000								
<b>Masao Kida, R</b> ERA: 3.86 (7, 1)	2.0		8	2	1	1	2	0	0	0	0	1	0	20	31	4.50	1.000								



Batter	1	2	3	4	5	6	7	8	9	AB	R	H	RBI	BB	SO	LOB	TOP				
Dave Roberts, L (1,8) OBP: 0.339, SLG: 0.318	B3		K			G5-3		FC5-2-6-1 1B		4	0	1	0	0	1	0	<b>Los Angeles Dodgers @ San Diego Padres</b> Qualcomm Stadium, San Diego, CA Tue Sep 23 2003, 10:05 PM EDT Att: 20,044 - Cloudy - 67 F				
Paul Lo Duca, R (1,2) OBP: 0.341, SLG: 0.382	F8		F9			G6-3		FC5-2-6-1 BB		4	0	0	0	0	0	2					
Shawn Green, L (1,9) OBP: 0.348, SLG: 0.453	1B					P6		3-H 4-2		3	0	2	0	1	0	0					
Robin Ventura, L (1,3) OBP: 0.343, SLG: 0.408	1B					L3		L3		4	0	1	0	0	0	4					
Adrián Beltré, R (1,5) OBP: 0.292, SLG: 0.432	K					HR		P3		3	1	1	1	1	1	2					
Jeremy Burnitz, L (1,7) OBP: 0.303, SLG: 0.495		F7				G5-3		2B		4	1	1	0	0	1	1					
Alex Cora, L (1,4) OBP: 0.287, SLG: 0.341	G1					G3		G3		4	0	1	1	0	0	0					
Cesar Izturis, S (1,6) OBP: 0.282, SLG: 0.317	F7					G6-4-3 1B		G3		4	0	2	0	0	0	1					
Wilson Alvarez, L (1,1) OBP: 0.207, SLG: 0.179			G6-3			G6-4-3		SH1-4 1B		2	0	0	0	0	0	1					
Jolbert Cabrera, R (8,PH) OBP: 0.328, SLG: 0.430						G6-4-3		K		0	0	0	0	0	0	0					
Tom Martin, L (8,PH)										0	0	0	0	0	0	0					
Todd Hundley, S (8,PH)										1	0	0	0	0	1	1					
Eric Gagne, R (9,1)										0	0	0	0	0	0	0					
<b>Inning Stats</b>	R: 0 E: 0 K: 1 S: 12	H: 2 LOB: 2 BB: 0 P: 20	R: 0 E: 0 K: 0 S: 7	H: 0 LOB: 0 BB: 0 P: 8	R: 0 E: 0 K: 1 S: 7	H: 0 LOB: 0 BB: 0 P: 10	R: 0 E: 0 K: 0 S: 10	H: 1 LOB: 1 BB: 1 P: 19	R: 0 E: 0 K: 0 S: 5	H: 0 LOB: 0 BB: 0 P: 6	R: 0 E: 0 K: 0 S: 7	H: 0 LOB: 0 BB: 0 P: 11	R: 1 E: 0 K: 1 S: 11	H: 1 LOB: 0 BB: 0 P: 17	R: 0 E: 0 K: 0 S: 11	H: 2 LOB: 3 BB: 1 P: 19	R: 1 E: 0 K: 1 S: 12	H: 2 LOB: 1 BB: 0 P: 19	1B: 7 2B: 2 3B: 0 HR: 1	SF: 0 SAC: 1 DP: 2 HBP: 0	WP: 0 PA: 36 PB: 0 SB: 0 CS: 0
<b>PITCHER</b>	IP WLS BF H R ER SO BB IBB HBP BLK WP HR S P ERA WHIP																				
44 Jake Peavy, R (1,1) ERA: 4.1	7.0	25	5	1	1	3	1	0	0	0	0	0	0	0	1	59	91	1.29	0.857		
Scott Linebrink, R (8,1) ERA: 3.05	0.2	4	2	0	0	0	0	0	0	0	0	0	0	0	0	8	12	0.00	3.000		
Mike Matthews, L (8,1) ERA: 4.38	0.1	2	0	0	0	0	1	0	0	0	0	0	0	0	3	7	0.00	3.000			
Rod Beck, R (9,1) ERA: 1.93	1.0	L	5	2	1	1	0	0	0	0	0	0	0	0	12	19	9.00	2.000			

AB	33
R	2
H	9
RBI	2
BB	2
SO	4
LOB	12



Batter	1	2	3	4	5	6	7	8	9	AB	R	H	RBI	BB	SO	LOB	BOTTOM				
Sean Burroughs, L (1,5) OBP: 0.397, SLG: 0.412	G3		G6-3			F7		F8		4	0	0	0	0	0	0	<b>Los Angeles Dodgers @ San Diego Padres</b> Qualcomm Stadium, San Diego, CA Tue Sep 23 2003, 10:05 PM EDT Att: 20,044 - Cloudy - 67 F				
Mark Loretta, R (1,4) OBP: 0.379, SLG: 0.448	F8					P3		F8		3	1	0	0	1	0	0					
24 Brian Giles, L (1,7) OBP: 0.424, SLG: 0.509	1B					1B		G3		4	0	2	0	0	0	1					
Phil Nevin, R (1,3) OBP: 0.335, SLG: 0.500	K					G5-3		F9		4	0	1	0	0	1	2					
Xavier Nady, R (1,9) OBP: 0.317, SLG: 0.375			G5-3			K		K		3	0	1	0	0	1	1					
Gary Matthews, S (9,PH) OBP: 0.310, SLG: 0.359						K		K		1	0	0	0	0	1	0					
Mark Kotsay, L (1,8) OBP: 0.345, SLG: 0.381	K					F9		F7		4	0	1	0	0	1	1					
Gary Bennett, R (1,2) OBP: 0.286, SLG: 0.294	F8					K		F7		3	0	0	0	0	1	2					
Ramón Vázquez, L (1,6) OBP: 0.333, SLG: 0.331			B2			G3		FC3-6		3	0	0	0	0	0	2					
44 Jake Peavy, R (1,1) OBP: 0.140, SLG: 0.075			F9			L5		K		2	0	0	0	0	0	0					
Brian Buchanan, R (7,PH) OBP: 0.348, SLG: 0.457										1	0	0	0	0	1	2					
Scott Linebrink, R (8,1) OBP: 0.167, SLG: 0.250										0	0	0	0	0	0	0					
Mike Matthews, L (8,1)										0	0	0	0	0	0	0					
Rod Beck, R (9,1)										0	0	0	0	0	0	0					
<b>Inning Stats</b>	R: 0 E: 0 K: 1 S: 9	H: 1 LOB: 1 BB: 0 P: 11	R: 0 E: 0 K: 1 S: 12	H: 0 LOB: 0 BB: 0 P: 16	R: 0 E: 0 K: 0 S: 8	H: 0 LOB: 0 BB: 0 P: 8	R: 1 E: 0 K: 1 S: 11	H: 1 LOB: 1 BB: 1 P: 20	R: 0 E: 0 K: 1 S: 5	H: 0 LOB: 0 BB: 0 P: 9	R: 0 E: 0 K: 0 S: 6	H: 1 LOB: 1 BB: 0 P: 8	R: 0 E: 0 K: 1 S: 10	H: 2 LOB: 2 BB: 0 P: 17	R: 0 E: 0 K: 0 S: 11	H: 0 LOB: 0 BB: 0 P: 17	R: 0 E: 0 K: 1 S: 11	H: 0 LOB: 0 BB: 0 P: 16	1B: 5 2B: 0 3B: 0 HR: 0	SF: 0 SAC: 0 DP: 0 HBP: 0	WP: 1 PA: 33 PB: 0 SB: 0 CS: 0
<b>PITCHER</b>	IP WLS BF H R ER SO BB IBB HBP BLK WP HR S P ERA WHIP																				
Wilson Alvarez, L (1,1) ERA: 1.94	7.0	27	5	1	1	5	1	0	0	0	0	0	0	0	11	17	0.00	0.000			
Tom Martin, L (8,1) ERA: 3.05	1.0	W	3	0	0	0	0	0	0	0	0	0	0	0	11	17	0.00	0.000			
Eric Gagne, R (9,1) ERA: 1.23	1.0	S	3	0	0	0	1	0	0	0	0	0	0	11	16	0.00	0.000				

AB	32
R	1
H	5
RBI	0
BB	1
SO	6
LOB	11






Batter	1	2	3	4	5	6	7	8	9	10	11	AB	R	H	RBI	BB	SO	LOB	TOP	
<b>Dave Roberts, L</b> OBP: 0.337, SLG: 0.315 (1, 8)	G4-3		F8			G5-3			F9		1B 2B	4	1	0	0	1	0	0		
<b>Paul Lo Duca, R</b> OBP: 0.340, SLG: 0.382 (1, 2)	G5-3			G6-3			F9		2B		L9	5	0	1	0	0	0	1		
<b>Shawn Green, L</b> OBP: 0.350, SLG: 0.458 (1, 9)	HR			K				G4-3			2B 1B	4	1	2	1	1	1	0		
<b>Robin Ventura, L</b> OBP: 0.340, SLG: 0.404 <b>Jobert Cabrera, R</b> OBP: 0.330, SLG: 0.435 (11, PH)	G4-3			G3				K			1B 2B	4	0	0	0	0	1	2		
<b>Adrian Beltré, R</b> OBP: 0.291, SLG: 0.429 (1, 5)					G6-3			F8			IBB	4	0	0	0	1	1	0		
<b>Jeremy Burnitz, L</b> OBP: 0.302, SLG: 0.492 (1, 7)		K							G3		K	5	0	1	0	0	3	4		
<b>Alex Cora, L</b> OBP: 0.284, SLG: 0.338 (1, 4)					P2				K		G3	5	0	0	0	0	1	5		
<b>Cesar Izturis, S</b> OBP: 0.280, SLG: 0.315 (1, 6)						G6-3			G1-3		G4-3	4	0	0	0	0	0	3		
<b>Kevin Brown, R</b> OBP: 0.273, SLG: 0.238 <b>Kevin Walker, L</b> OBP: 0.275, SLG: 0.238 <b>Rod Beck, R</b> OBP: 0.275, SLG: 0.238 <b>Jay Witasick, R</b> OBP: 0.275, SLG: 0.238 <b>Mike Mathews, L</b> OBP: 0.275, SLG: 0.238											K	2	0	0	0	0	1	0		
<b>Inning Stats</b>	R: 1 E: 0 K: 0 S: 9	H: 1 LOB: 0 BB: 0 P: 14	R: 0 E: 0 K: 2 S: 10	H: 0 LOB: 0 BB: 0 P: 14	R: 0 E: 0 K: 1 S: 7	H: 0 LOB: 0 BB: 0 P: 12	R: 0 E: 0 K: 1 S: 8	H: 0 LOB: 0 BB: 0 P: 14	R: 0 E: 0 K: 1 S: 5	H: 0 LOB: 0 BB: 0 P: 8	R: 0 E: 0 K: 1 S: 6	H: 1 LOB: 2 BB: 1 P: 19	R: 0 E: 1 K: 2 S: 13	H: 0 LOB: 2 BB: 2 P: 16	R: 1 E: 0 K: 1 S: 12	H: 2 LOB: 3 BB: 2 P: 25	1B: 2 2B: 2 3B: 0 HR: 1	SF: 0 SAC: 0 DP: 0 HBP: 0	WP: 0 PB: 0 SB: 0 CS: 0	PA: 43
<b>PITCHER</b>	IP 7.0	WLS 23	BF 23	H 2	R 1	ER 1	SO 5	BB 0	IBB 0	HBP 0	BLK 0	WP 0	HR 0	S 54	P 78	ERA 1.29	WHIP 0.286			

Los Angeles Dodgers @ San Diego Padres  
Qualcomm Stadium, San Diego, CA  
Wed Sep 24 2003, 10:05 PM EDT  
Att: 23,231 - Cloudy - 68 F

AB	40
R	2
H	5
RBI	2
BB	3
SO	10
LOB	17



Batter	1	2	3	4	5	6	7	8	9	10	11	AB	R	H	RBI	BB	SO	LOB	BOTTOM			
<b>Sean Burroughs, L</b> OBP: 0.355, SLG: 0.410 (1, 5)	L8		G5-3 1B		G4-3		G3			K		5	0	1	0	0	1	3				
<b>Mark Loretta, R</b> OBP: 0.376, SLG: 0.444 (1, 4)	L7		G5-3			F9		K		L9		5	0	0	0	0	1	1				
<b>Brian Giles, L</b> OBP: 0.424, SLG: 0.506 (1, 7)	BB		G3			F9		G4-3 BB		G4-3		3	0	0	0	2	0	1				
<b>Phil Nevin, R</b> OBP: 0.332, SLG: 0.491 (1, 3)	L8			K		G4-3		G4-3		G4-3		4	0	0	0	1	1	2				
<b>Gary Mathews, S</b> OBP: 0.311, SLG: 0.358 (1, 9)		G4-6-3 BB		G3				P5			P6	4	0	1	0	1	0	2				
<b>Mark Kotsay, L</b> OBP: 0.344, SLG: 0.384 (1, 8)	G4-6-3			G6-3				1B 3B		K		5	1	1	0	0	2	2				
<b>Ramón Vázquez, L</b> OBP: 0.340, SLG: 0.342 (1, 6)						G3 2B		F9 1B		K		4	0	4	1	1	0	0				
<b>Humberto Quintero, R</b> OBP: 0.273, SLG: 0.238 <b>Keith Lockhart, L</b> OBP: 0.333, SLG: 0.411 <b>Gary Bennett, R</b> OBP: 0.285, SLG: 0.293								1B		K		3	0	0	0	0	0	3				
<b>Ben Howard, R</b> OBP: 0.273, SLG: 0.238 <b>Dave Hanson, L</b> OBP: 0.273, SLG: 0.238 <b>Xavier Nady, R</b> OBP: 0.273, SLG: 0.238 <b>Kevin Walker, L</b> OBP: 0.273, SLG: 0.238 <b>Rod Beck, R</b> OBP: 0.273, SLG: 0.238 <b>Todd Sears, L</b> OBP: 0.273, SLG: 0.238 <b>Jay Witasick, R</b> OBP: 0.273, SLG: 0.238 <b>Mike Mathews, L</b> OBP: 0.273, SLG: 0.238										G4-3		2	0	0	0	0	2	1				
<b>Inning Stats</b>	R: 0 E: 0 K: 0 S: 9	H: 0 LOB: 1 BB: 1 P: 19	R: 0 E: 0 K: 0 S: 4	H: 0 LOB: 1 BB: 2 P: 13	R: 0 E: 0 K: 1 S: 14	H: 1 LOB: 1 BB: 0 P: 21	R: 0 E: 0 K: 1 S: 10	H: 0 LOB: 0 BB: 0 P: 16	R: 0 E: 0 K: 1 S: 6	H: 0 LOB: 0 BB: 0 P: 7	R: 1 E: 0 K: 0 S: 9	H: 3 LOB: 2 BB: 1 P: 19	R: 0 E: 0 K: 1 S: 12	H: 0 LOB: 1 BB: 1 P: 19	R: 0 E: 0 K: 1 S: 8	H: 0 LOB: 0 BB: 0 P: 9	R: 0 E: 0 K: 1 S: 11	H: 1 LOB: 2 BB: 1 P: 22	1B: 4 2B: 2 3B: 1 HR: 0	SF: 0 SAC: 0 DP: 1 HBP: 0	WP: 1 PB: 0 SB: 2 CS: 1	PA: 44
<b>PITCHER</b>	IP 7.0	WLS 28	BF 28	H 5	R 1	ER 1	SO 3	BB 4	IBB 0	HBP 0	BLK 0	WP 1	HR 0	S 62	P 108	ERA 1.29	WHIP 1.286					

Los Angeles Dodgers @ San Diego Padres  
Qualcomm Stadium, San Diego, CA  
Wed Sep 24 2003, 10:05 PM EDT  
Att: 23,231 - Cloudy - 68 F

AB	38
R	1
H	7
RBI	1
BB	6
SO	8
LOB	19





Batter	1	2	3	4	5	6	7	8	9	AB	R	H	RBI	BB	SO	LOB	TOP					
Dave Roberts, L (1, 8) OBP: 0.336, SLG: 0.313										5	0	1	0	0	1	4	<b>Los Angeles Dodgers @ San Diego Padres</b> Qualcomm Stadium, San Diego, CA Thu Sep 25 2003, 10:05 PM EDT Att: 17,988 - Sunny - 70 F					
Paul Lo Duca, R (1, 2) OBP: 0.338, SLG: 0.379										4	0	0	0	0	0	2						
Shawn Green, L (1, 9) OBP: 0.352, SLG: 0.458										2	0	1	0	2	0	0						
Robin Ventura, L (1, 3) OBP: 0.340, SLG: 0.403										3	0	1	0	0	2	3						
Jolbert Cabrera, R (8, PH) OBP: 0.329, SLG: 0.434										1	0	0	0	0	0	1						
Adrián Beltré, R (1, 5) OBP: 0.291, SLG: 0.428										4	0	1	0	0	0	2						
Jeremy Burnitz, L (1, 7) OBP: 0.303, SLG: 0.498										3	1	1	1	1	0	3						
Alex Cora, L (1, 4) OBP: 0.286, SLG: 0.339										4	0	2	0	0	0	4						
Cesar Izturis, S (1, 6) OBP: 0.281, SLG: 0.316										4	0	2	0	0	0	1						
Hideo Nomo, R (1, 1) OBP: 0.176, SLG: 0.200										1	0	0	0	0	1	0						
Guillermo Mota, R (8, 1) OBP: 0.222, SLG: 0.556										0	0	0	0	0	0	0						
Joe Thurston, L (9, PH) OBP: 0.250, SLG: 0.250										1	0	0	0	0	0	1						
<b>Inning Stats</b>	R: 0 E: 0 K: 0 S: 8	H: 1 LOB: 0 BB: 0 P: 9	R: 0 E: 0 K: 0 S: 11	H: 1 LOB: 1 BB: 1 P: 18	R: 0 E: 0 K: 1 S: 7	H: 0 LOB: 0 BB: 0 P: 10	R: 0 E: 0 K: 1 S: 7	H: 0 LOB: 1 BB: 1 P: 12	R: 0 E: 0 K: 0 S: 9	H: 2 LOB: 2 BB: 0 P: 11	R: 0 E: 0 K: 1 S: 13	H: 1 LOB: 1 BB: 0 P: 16	R: 0 E: 0 K: 0 S: 8	H: 0 LOB: 0 BB: 0 P: 12	R: 0 E: 0 K: 0 S: 5	H: 0 LOB: 0 BB: 1 P: 12	R: 1 E: 0 K: 1 S: 11	H: 2 LOB: 1 BB: 0 P: 13	1B: 8 2B: 0 3B: 0 HR: 1	SF: 0 SAC: 2 DP: 3 HBP: 0	WP: 0 PB: 0 SB: 0 CS: 0	PA: 37
<b>PITCHER</b>	IP WLS BF H R ER SO BB IBB HBP BLK WP HR S P ERA WHIP																					
Brian Lawrence, R (1, 1) ERA: 4.19	7.0 W 29 7 0 0 3 2 0 0 0 0 0 0 63 88 0.00 1.286																					
Kevin Walker, L (8, 1) ERA: 6.75	0.0 1 0 0 0 0 1 0 0 0 0 0 0 2 6 ∞ ∞																					
Rod Beck, R (8, 1) ERA: 1.82	1.0 H 2 0 0 0 0 0 0 0 0 0 0 0 3 6 0.00 0.000																					
Trevor Hoffman, R (9, 1) ERA: 2.25	1.0 5 2 1 1 1 0 0 0 0 0 0 1 11 13 9.00 2.000																					

Batter	1	2	3	4	5	6	7	8	9	AB	R	H	RBI	BB	SO	LOB	BOTTOM			
Sean Burroughs, L (1, 5) OBP: 0.354, SLG: 0.408										5	0	1	0	0	2	2	<b>Los Angeles Dodgers @ San Diego Padres</b> Qualcomm Stadium, San Diego, CA Thu Sep 25 2003, 10:05 PM EDT Att: 17,988 - Sunny - 70 F			
Mark Kotsay, L (1, 8) OBP: 0.343, SLG: 0.383										4	1	1	0	0	1	1				
24 Brian Giles, L (1, 7) OBP: 0.424, SLG: 0.504										2	0	0	0	2	2	0				
Phil Nevin, R (1, 3) OBP: 0.335, SLG: 0.488										3	1	1	0	1	1	2				
Ramón Vázquez, L (1, 4) OBP: 0.344, SLG: 0.343										2	1	1	1	2	0	0				
Xavier Nady, R (1, 9) OBP: 0.319, SLG: 0.383										3	2	1	1	1	0	5				
3 Khalil Greene, R (1, 6) OBP: 0.300, SLG: 0.455										4	1	1	2	0	1	2				
Gary Bennett, R (1, 2) OBP: 0.287, SLG: 0.296										4	0	2	1	0	0	0				
Brian Lawrence, R (1, 1) OBP: 0.257, SLG: 0.299										2	0	0	0	0	0	0				
Dave Hansen, L (7, PH) OBP: 0.304, SLG: 0.333										1	0	0	0	0	0	1				
Kevin Walker, L (8, 1) OBP: 0.304, SLG: 0.333										0	0	0	0	0	0	1				
Rod Beck, R (8, 1) OBP: 0.304, SLG: 0.333										0	0	0	0	0	0	1				
Todd Sears, L (8, PH) OBP: 0.304, SLG: 0.333										0	0	0	0	0	0	1				
Trevor Hoffman, R (9, 1) ERA: 2.25										0	0	0	0	0	0	1				
<b>Inning Stats</b>	R: 0 E: 0 K: 0 S: 9	H: 1 LOB: 1 BB: 1 P: 17	R: 1 E: 0 K: 0 S: 9	H: 1 LOB: 0 BB: 0 P: 15	R: 0 E: 0 K: 1 S: 7	H: 0 LOB: 0 BB: 0 P: 7	R: 0 E: 0 K: 3 S: 12	H: 0 LOB: 2 BB: 2 P: 25	R: 0 E: 0 K: 2 S: 10	H: 1 LOB: 2 BB: 1 P: 19	R: 0 E: 0 K: 1 S: 7	H: 1 LOB: 1 BB: 0 P: 10	R: 0 E: 0 K: 1 S: 16	H: 4 LOB: 1 BB: 2 P: 28	R: 5 E: 1 K: 1 S: 16	H: 4 LOB: 1 BB: 2 P: 28	1B: 7 2B: 0 3B: 0 HR: 1	SF: 0 SAC: 0 DP: 1 HBP: 0	WP: 1 PB: 0 SB: 2 CS: 0	PA: 37
<b>PITCHER</b>	IP WLS BF H R ER SO BB IBB HBP BLK WP HR S P ERA WHIP																			
Hideo Nomo, R (1, 1) ERA: 3.09	7.0 L 32 7 0 0 5 7 5 0 0 0 0 0 62 111 6.43 1.571																			
Guillermo Mota, R (8, 1) ERA: 1.59	1.0 5 2 1 1 1 0 0 0 0 0 0 0 12 16 9.00 2.000																			









Batter	1	2	3	4	5	6	7	8	9	AB	R	H	RBI	BB	SO	LOB	TOP								
Ronnie Belliard, R OBP: 0.350, SLG: 0.411 (1, 4)	G4-3 1		17 1B 2B	1-2 HR	2-1 FC5		G5-3 2		K 3	6	2	2	3	0	1	3	<b>Colorado Rockies @ San Diego Padres</b> Qualcomm Stadium, San Diego, CA Sat Sep 27 2003, 10:05 PM EDT Att: 42,479 - Sunny - 67 F								
Chris Stynes, R OBP: 0.336, SLG: 0.416 Pablo Ozuna, R OBP: 0.273, SLG: 0.225 (1, 5) (8, 8)	17 1B FC4 BB		G6-3 1	3-2 F7 2		G4-3 WP 2B	2-2 17 BB 1B			4	2	2	1	1	0	1									
17 Todd Helton, L OBP: 0.457, SLG: 0.630 (1, 3)	FC4 1B		0-1 1B	2-3 1B		K	0-3 K	4-1 1-2 BB		4	0	2	0	1	2	1									
Preston Wilson, R OBP: 0.343, SLG: 0.537 Rene Reyes, S OBP: 0.291, SLG: 0.387 (1, 8) (6, 8) (8, 9)	FC4 1-2 3-H		1-2 P5 2		2-2 HR	G4-3 2-3	1-1 F9 3			4	1	1	2	0	0	4									
Larry Walker, L OBP: 0.424, SLG: 0.479 Jason Young, R OBP: 0.375, SLG: 0.429 Chin-hui Tsao, R OBP: 0.154, SLG: 0.231 (1, 9) (8, 1) (9, 1)	1-3 BB		4-2 1B		0-0 HR	4-1 BB	0-0 G3 1			3	1	2	2	2	0	0									
Jay Payton, R OBP: 0.355, SLG: 0.509 (1, 7)	1-0 F8 3		3-2 G6-3 3		1-2 G3-1	0-0 L6 3	3-3 K 2			5	0	0	0	0	1	5									
Gregg Zaun, S OBP: 0.310, SLG: 0.352 (1, 2)		3-1 G4-3 1		1-1 12 1B HR 1B	4-1 FC2-5 12 1B BB		3-1 K HR	0-3 K 3		4	2	2	1	1	1	0									
12 Clint Barmes, R OBP: 0.357, SLG: 0.400 (1, 6)		0-1 G4-3 2		1-2 HR 1B	1-2 FC5 FC2-5 1B		2-3 K 1	1-0 G6-3 HBP		4	1	2	0	0	1	0									
Denny Stark, R (1, 1)			0-0 F8 3		0-3 K 1	0-0 FC2-5 2	1-2 K 1B 2B	2-2 G6-3 1-2		3	0	0	0	0	1	4									
Mark Sweeney, L OBP: 0.314, SLG: 0.412 28 Aaron Cook, R OBP: 0.226, SLG: 0.172 Mark Bellhorn, S OBP: 0.353, SLG: 0.293 (7, PH) (7, 1) (8, 5)					1-2 2-3					1	1	1	0	0	0	0									
<b>Inning Stats</b>	R: 1 E: 0 K: 0 S: 9	H: 1 LOB: 2 BB: 2 P: 21	R: 0 E: 0 K: 0 S: 5	H: 0 LOB: 0 BB: 0 P: 8	R: 1 E: 0 K: 0 S: 13	H: 3 LOB: 2 BB: 0 P: 18	R: 3 E: 0 K: 2 S: 19	H: 3 LOB: 0 BB: 0 P: 27	R: 2 E: 0 K: 0 S: 19	H: 3 LOB: 2 BB: 1 P: 29	R: 1 E: 0 K: 1 S: 7	H: 1 LOB: 1 BB: 1 P: 14	R: 2 E: 0 K: 1 S: 15	H: 3 LOB: 2 BB: 1 P: 28	R: 0 E: 0 K: 2 S: 7	H: 0 LOB: 0 BB: 0 P: 10	R: 0 E: 0 K: 1 S: 6	H: 0 LOB: 0 BB: 0 P: 11	1B: 7 2B: 3 3B: 0 HR: 4	SF: 0 SAC: 0 DP: 1 HBP: 1	WP: 1 PB: 0 SB: 1 CS: 0	PA: 46			
<b>PITCHER</b>	IP WLS BF H R ER SO BB IBB HBP BLK WP HR S P ERA WHIP	IP WLS BF H R ER SO BB IBB HBP BLK WP HR S P ERA WHIP	IP WLS BF H R ER SO BB IBB HBP BLK WP HR S P ERA WHIP	IP WLS BF H R ER SO BB IBB HBP BLK WP HR S P ERA WHIP	IP WLS BF H R ER SO BB IBB HBP BLK WP HR S P ERA WHIP	IP WLS BF H R ER SO BB IBB HBP BLK WP HR S P ERA WHIP	IP WLS BF H R ER SO BB IBB HBP BLK WP HR S P ERA WHIP	IP WLS BF H R ER SO BB IBB HBP BLK WP HR S P ERA WHIP	IP WLS BF H R ER SO BB IBB HBP BLK WP HR S P ERA WHIP	IP WLS BF H R ER SO BB IBB HBP BLK WP HR S P ERA WHIP	IP WLS BF H R ER SO BB IBB HBP BLK WP HR S P ERA WHIP	IP WLS BF H R ER SO BB IBB HBP BLK WP HR S P ERA WHIP	IP WLS BF H R ER SO BB IBB HBP BLK WP HR S P ERA WHIP	IP WLS BF H R ER SO BB IBB HBP BLK WP HR S P ERA WHIP	IP WLS BF H R ER SO BB IBB HBP BLK WP HR S P ERA WHIP	IP WLS BF H R ER SO BB IBB HBP BLK WP HR S P ERA WHIP	IP WLS BF H R ER SO BB IBB HBP BLK WP HR S P ERA WHIP	IP WLS BF H R ER SO BB IBB HBP BLK WP HR S P ERA WHIP	IP WLS BF H R ER SO BB IBB HBP BLK WP HR S P ERA WHIP	IP WLS BF H R ER SO BB IBB HBP BLK WP HR S P ERA WHIP	IP WLS BF H R ER SO BB IBB HBP BLK WP HR S P ERA WHIP	IP WLS BF H R ER SO BB IBB HBP BLK WP HR S P ERA WHIP	IP WLS BF H R ER SO BB IBB HBP BLK WP HR S P ERA WHIP	IP WLS BF H R ER SO BB IBB HBP BLK WP HR S P ERA WHIP	IP WLS BF H R ER SO BB IBB HBP BLK WP HR S P ERA WHIP

AB 40  
R 10  
H 14  
RBI 9  
BB 5  
SO 7  
LOB 21



Batter	1	2	3	4	5	6	7	8	9	AB	R	H	RBI	BB	SO	LOB	BOTTOM								
Sean Burroughs, L OBP: 0.354, SLG: 0.405 (1, 5)	K		3-1 FC6-4 1B			0-2 F8 1		0-1 E6 WP		4	0	1	0	0	1	1	<b>Colorado Rockies @ San Diego Padres</b> Qualcomm Stadium, San Diego, CA Sat Sep 27 2003, 10:05 PM EDT Att: 42,479 - Sunny - 67 F								
Mark Loretta, R OBP: 0.374, SLG: 0.438 Brandon Villafuerte, R (1, 4) (9, 1)	FC6-4 BB		2-1 FC6-4 1-2			1-0 L9		3-2 L9 1-2		3	0	0	0	1	0	3									
24 Brian Giles, L OBP: 0.425, SLG: 0.511 Brian Buchanan, R OBP: 0.346, SLG: 0.455 (1, 7) (9, 7)	0-1 F8 2			2-1 F7 1		3-2 HR		2-2 G6-3 1		3	1	1	2	0	0	1									
Phil Nevin, R OBP: 0.325, SLG: 0.473 Keith Lockhart, L OBP: 0.339, SLG: 0.411 (1, 3) (9, 4)	1-2 FC6-4 1-2			3-1 G5-3 2		0-0 G5-3 3		4-2 BB		3	0	0	0	0	0	1									
Mark Kotsay, L OBP: 0.342, SLG: 0.383 (1, 8)		0-0 G4-3 1			2-2 G3 3		2-2 G4-3 1	0-2 L9 2		4	0	0	0	0	0	1									
Xavier Nady, R OBP: 0.317, SLG: 0.380 (1, 9)		2-2 P3 2			2-0 G6-3 1		2-1 G6-3 2	2-2 K 3		4	0	0	0	0	1	1									
3 Khalil Greene, R OBP: 0.284, SLG: 0.419 (1, 6)		0-1 G5-3 3			1-3 K 2		0-3 K 3			3	0	0	0	0	2	0									
Humberto Quintero, R OBP: 0.250, SLG: 0.217 Luther Hackman, R (6, 1)			1-3 K 1		3-2 K 3			0-0 F9 1		2	0	0	0	0	2	0									
Kevin Walker, L OBP: 0.317, SLG: 0.370 Todd Sears, L (8, PH) (9, 3)										0	0	0	0	0	0	0									
Mike Bynum, L OBP: 0.300, SLG: 0.300 Joe Roa, R OBP: 0.266, SLG: 0.286 Miguel Ojeda, R OBP: 0.331, SLG: 0.362 (1, 1) (4, 1) (6, 2)			1-1 F7 2			4-2 24 HR BB		1-3 K 2		1	0	0	0	0	0	0									
<b>Inning Stats</b>	R: 0 E: 0 K: 1 S: 8	H: 0 LOB: 1 BB: 1 P: 14	R: 0 E: 0 K: 0 S: 6	H: 0 LOB: 0 BB: 0 P: 8	R: 0 E: 0 K: 1 S: 9	H: 1 LOB: 1 BB: 0 P: 16	R: 0 E: 0 K: 0 S: 7	H: 0 LOB: 0 BB: 0 P: 14	R: 0 E: 0 K: 2 S: 7	H: 0 LOB: 0 BB: 0 P: 13	R: 2 E: 0 K: 0 S: 10	H: 1 LOB: 1 BB: 1 P: 18	R: 0 E: 0 K: 1 S: 9	H: 0 LOB: 0 BB: 0 P: 13	R: 0 E: 1 K: 1 S: 10	H: 0 LOB: 1 BB: 0 P: 14	R: 0 E: 0 K: 1 S: 12	H: 0 LOB: 1 BB: 1 P: 20	1B: 1 2B: 0 3B: 0 HR: 1	SF: 0 SAC: 0 DP: 0 HBP: 0	WP: 1 PB: 0 SB: 0 CS: 0	PA: 33			
<b>PITCHER</b>	IP WLS BF H R ER SO BB IBB HBP BLK WP HR S P ERA WHIP	IP WLS BF H R ER SO BB IBB HBP BLK WP HR S P ERA WHIP	IP WLS BF H R ER SO BB IBB HBP BLK WP HR S P ERA WHIP	IP WLS BF H R ER SO BB IBB HBP BLK WP HR S P ERA WHIP	IP WLS BF H R ER SO BB IBB HBP BLK WP HR S P ERA WHIP	IP WLS BF H R ER SO BB IBB HBP BLK WP HR S P ERA WHIP	IP WLS BF H R ER SO BB IBB HBP BLK WP HR S P ERA WHIP	IP WLS BF H R ER SO BB IBB HBP BLK WP HR S P ERA WHIP	IP WLS BF H R ER SO BB IBB HBP BLK WP HR S P ERA WHIP	IP WLS BF H R ER SO BB IBB HBP BLK WP HR S P ERA WHIP	IP WLS BF H R ER SO BB IBB HBP BLK WP HR S P ERA WHIP	IP WLS BF H R ER SO BB IBB HBP BLK WP HR S P ERA WHIP	IP WLS BF H R ER SO BB IBB HBP BLK WP HR S P ERA WHIP	IP WLS BF H R ER SO BB IBB HBP BLK WP HR S P ERA WHIP	IP WLS BF H R ER SO BB IBB HBP BLK WP HR S P ERA WHIP	IP WLS BF H R ER SO BB IBB HBP BLK WP HR S P ERA WHIP	IP WLS BF H R ER SO BB IBB HBP BLK WP HR S P ERA WHIP	IP WLS BF H R ER SO BB IBB HBP BLK WP HR S P ERA WHIP	IP WLS BF H R ER SO BB IBB HBP BLK WP HR S P ERA WHIP	IP WLS BF H R ER SO BB IBB HBP BLK WP HR S P ERA WHIP	IP WLS BF H R ER SO BB IBB HBP BLK WP HR S P ERA WHIP	IP WLS BF H R ER SO BB IBB HBP BLK WP HR S P ERA WHIP	IP WLS BF H R ER SO BB IBB HBP BLK WP HR S P ERA WHIP	IP WLS BF H R ER SO BB IBB HBP BLK WP HR S P ERA WHIP	IP WLS BF H R ER SO BB IBB HBP BLK WP HR S P ERA WHIP

AB 30  
R 2  
H 2  
RBI 2  
BB 3  
SO 7  
LOB 8





