San Diego Padres - 2007

Batter	1	2	3	4	5	6	7	8	9	AB	R	H	RBI	BB	SO	LOB
16 Willie Bloomquist, R (1, 4) OBP: 0.333, SLG: 0.333 Michael Garciaparra, R (6, 4)	L6		7 CS 2-H 1B		G4-3 1-2		F8			3 1	0 0	1 0	1 0	0 0	0 0	1 1
7 Jeremy Reed, L (1, 8) OBP: 0.250, SLG: 0.250 (4, 7)	1B 1B		G4-3 1-2		G4-3 2-3		G3-1			4	0	1	0	0	0	3
Jose Guillen, R (1, 10)	F9		G6-3		F9			F9		4	0	0	0	0	0	2
Raul Ibanez, L (1, 7) OBP: 1.000, SLG: 1.000 25 Adam Jones, R (4, PR) (4, 8)	FC5-4 1-2 1B			2 G6-4-3 12 1B 1B		G6-3		SSS K		2 2	0 1	2 0	0 0	0 0	0 1	0 0
Richie Sexson, R (1, 3) OBP: 0.500, SLG: 0.500 69 Bryan LaHair, L (4, 3)	FC5-4 1-2f			2 G6-4-3 1-2 1B		F7		SSS K		2 2	0 0	1 0	0 0	0 0	0 1	2 0
2 Kenji Johjima, R (1, 2) 65 Rob Johnson, R (6, PH) OBP: 0.500, SLG: 0.500 (6, 2)		12 G6-4-3 HBP		G6-4-3 1-2f 2-3		F9			50 F7 1B	1 2	0 0	0 1	0 0	0 0	0 0	2 0
12 Michael Morse, R (1, 5) OBP: 0.500, SLG: 0.750		G6-4-3 1-2f		82 PB 82 1B 3-H 1B			82 2B 2B		F9 1B	4	1	2	1	0	0	2
82 Mike Wilson, R (1, 9) OBP: 0.667, SLG: 1.000 50 Wladimir Balentien, R (8, 9)	G4-3			1-H 1B			G1 2-H 2B		F7 1-2	3 1	0 0	2 0	1 0	0 0	0 0	0 1
7 Yuniesky Betancourt, R (1, 6) OBP: 1.000, SLG: 1.500 Rey Ordonez, R (6, 6)		16 1B 2B			7 G4-3 16 G4-3 1B		G1 2-3		G6-3	2 2	1 0	2 0	0 0	0 0	0 0	0 2
Inning Stats	R: 0 E: 0 K: 0 S: 5 H: 2 LOB: 2 BB: 0 P: 5	R: 0 E: 0 K: 0 S: 2 H: 0 LOB: 0 BB: 0 P: 3	R: 1 E: 0 K: 0 S: 5 H: 2 LOB: 0 BB: 0 P: 5	R: 1 E: 0 K: 0 S: 5 H: 4 LOB: 2 BB: 0 P: 6	R: 0 E: 0 K: 0 S: 4 H: 1 LOB: 1 BB: 0 P: 4	R: 0 E: 0 K: 0 S: 3 H: 0 LOB: 0 BB: 0 P: 3	R: 1 E: 0 K: 0 S: 5 H: 2 LOB: 1 BB: 0 P: 5	R: 0 E: 0 K: 2 S: 7 H: 0 LOB: 0 BB: 0 P: 7	R: 0 E: 0 K: 0 S: 4 H: 1 LOB: 1 BB: 0 P: 4	1B: 9 2B: 3 3B: 0 HR: 0 SF: 0 SAC: 0 DP: 2 HBP: 1						

TOP

Seattle Mariners @ San Diego Padres

Peoria Stadium, Peoria, AZ

Thu Mar 01 2007, 3:05 PM EST

Att. 8,436 - Sunny - 59 F

livebaseballscorecards.com

AB	35
R	3
H	12
RBI	3
BB	0
SO	2
LOB	16

WP: 0 PB: 1 SB: 0 CS: 1 PA: 36

PITCHER	IP	WLS	BF	H	R	ER	SO	BB	IBB	HBP	BLK	WP	HR	S	P	ERA	WHIP
44 Jake Peavy, R (1, 1) ERA:	2.0		8	2	0	0	0	0	0	1	0	0	0	7	8	0.00	1.000
43 Cla Meredith, R (3, 1) ERA: 9.0	1.0		4	2	1	1	0	0	0	0	0	0	0	5	5	9.00	2.000
60 Sean Thompson, L (4, 1) ERA: 4.5	2.0	W	9	5	1	1	0	0	0	0	0	0	0	9	10	4.50	2.500
26 Doug Brocail, R (6, 1) ERA:	1.0	H	3	0	0	0	0	0	0	0	0	0	0	3	3	0.00	0.000
Trevor Hoffman, R (7, 1) ERA: 9.0	1.0	H	5	2	1	1	0	0	0	0	0	0	0	5	5	9.00	2.000

PITCHER	IP	WLS	BF	H	R	ER	SO	BB	IBB	HBP	BLK	WP	HR	S	P	ERA	WHIP
58 Andrew Brown, R (8, 1) ERA:	1.0	H	3	0	0	0	0	0	0	0	0	0	0	7	7	0.00	0.000
56 Scott Cassidy, R (9, 1) ERA:	1.0	S	4	1	0	0	0	0	0	0	0	0	0	4	4	0.00	1.000

BOTTOM

Batter	1	2	3	4	5	6	7	8	9	AB	R	H	RBI	BB	SO	LOB
José Cruz Jr., S (1, 9)	G5-3		F7	G4-3		FC4-6 1-2f				3	0	0	0	0	0	3
76 Will Venable, L (5, 9)										1	0	0	0	0	0	2
8 Terrmel Sledge, L (1, 7)	BBBB 4-0 1B BB			0-0 G3	SSS 0-3 K		SSS 0-3 K			2	0	0	0	1	1	0
29 Jack Cust, L (7, 7)										1	0	0	0	0	1	0
Mike Cameron, R (1, 8) OBP: 1.000, SLG: 1.000	0-0 G4-6-3 1-2 1B			BBBB 4-0 5 1B 1B BB	0-0 2B		SSS 0-3 K			1	0	1	0	1	0	0
78 Adam Shabala, L (4, PR) OBP: 0.500, SLG: 1.000										2	1	1	0	0	1	0
(5, 8)																
Todd Walker, L (1, 4) OBP: 0.500, SLG: 0.500	0-0 G4-6-3 1-2f			0-0 5 1B 74 BB 1-2 1B	0-0 P5		0-0 67 2B 1B			2	0	1	0	0	0	2
13 Oscar Robles, L (4, PR) OBP: 0.500, SLG: 0.500										2	1	1	0	0	0	1
(5, 4)																
5 Kevin Kouzmanoff, R (1, 5) OBP: 0.333, SLG: 0.333		0-0 G5-3		0-0 74 BB 18 BB 1 2B 1-3 2-H 1B	0-0 G4-3		0-0 1-H 2B			3	1	1	1	0	0	1
67 Royce Huffman, R (7, 5) OBP: 1.000, SLG: 2.000										1	0	1	0	0	0	0
Rob Bowen, S (1, 2)		CCC 0-3 K		0-0 F7		0-0 G6-3		SSS 0-3 K		2	0	0	0	0	1	2
70 Luke Carlin, S (5, 2)										1	0	0	0	0	0	0
72 Nick Hundley, R (7, 2)										1	0	0	0	0	1	0
18 Paul McAnulty, L (1, 10)	0-0 F8			BBBB 4-0 74 BB 1 2B 1-2 BB		0-0 G4-3		0-0 P5		3	1	0	0	1	0	0
74 Brian Myrow, L (1, 3)			SSS 0-3 K	BBBB 4-0 1 E 1-2 2-3 3-H BB		BBBB 4-0 62 1B BB		0-0 F9		1	0	0	1	1	1	0
53 Pete Laforest, L (6, PH)										1	0	0	0	1	0	0
(7, 3)																
1 Manny Alexander, R (1, 6) OBP: 0.500, SLG: 1.000			0-0 F9	0-0 E9 1-3 2-H 3-H 2B		0-0 76 FC4-6 1-3 1B				2	0	1	2	0	0	0
62 Luis Alfonso Cruz, R (5, 6) OBP: 1.000, SLG: 1.000										1	0	1	0	0	0	0
Inning Stats	R: 0 H: 1 E: 0 LOB: 1 K: 0 BB: 1 S: 3 P: 7	R: 0 H: 0 E: 0 LOB: 0 K: 1 BB: 0 S: 5 P: 5	R: 0 H: 0 E: 0 LOB: 0 K: 1 BB: 0 S: 5 P: 5	R: 4 H: 3 E: 1 LOB: 3 K: 0 BB: 3 S: 6 P: 18	R: 0 H: 1 E: 0 LOB: 1 K: 1 BB: 0 S: 6 P: 6	R: 0 H: 1 E: 0 LOB: 2 K: 2 BB: 1 S: 4 P: 8	R: 0 H: 2 E: 0 LOB: 2 K: 2 BB: 0 S: 8 P: 8	R: 0 H: 0 E: 0 LOB: 0 K: 1 BB: 0 S: 5 P: 5							

PITCHER	IP	WLS	BF	H	R	ER	SO	BB	IBB	HBP	BLK	WP	HR	S	P	ERA	WHIP
26 Horacio Ramirez, L (1, 1) ERA:	2.0		7	1	0	0	1	1	0	0	0	0	0	8	12	0.00	1.000
20 J.J. Putz, R (3, 1) ERA:	1.0		3	0	0	0	1	0	0	0	0	0	0	5	5	0.00	0.000
33 Chris Reitsma, R (4, 1) ERA: 54.0	0.2	L	7	2	4	4	0	3	0	0	0	0	0	4	16	54.00	7.500
George Sherrill, L (4, 1) ERA:	1.1		6	2	0	0	1	0	0	0	0	0	0	8	8	0.00	1.500
59 Eric O'Flaherty, L (6, 1) ERA:	1.0		5	1	0	0	0	1	0	0	0	0	0	4	8	0.00	2.000

PITCHER	IP	WLS	BF	H	R	ER	SO	BB	IBB	HBP	BLK	WP	HR	S	P	ERA	WHIP
37 Justin Lehr, R (7, 1) ERA:	1.0		4	2	0	0	2	0	0	0	0	0	0	8	8	0.00	2.000
49 Jake Woods, L (8, 1) ERA:	1.0		3	0	0	0	1	0	0	0	0	0	0	5	5	0.00	0.000

Seattle Mariners @ San Diego Padres

Peoria Stadium, Peoria, AZ

Thu Mar 01 2007, 3:05 PM EST

Att. 8,436 - Sunny - 59 F

livebaseballscorecards.com

AB	30
R	4
H	8
RBI	4
BB	5
SO	6
LOB	11

1B: 5	SF: 0	WP: 0	PA: 35
2B: 3	SAC: 0	PB: 0	
3B: 0	DP: 1	SB: 0	
HR: 0	HBP: 0	CS: 0	

Batter	1	2	3	4	5	6	7	8	9	AB	R	H	RBI	BB	SO	LOB
51 Ichiro Suzuki, L (1, 8) 25 Adam Jones, R (3, 8)	F7	CS 1-2	G6-3		L5			BB 1B 12 SH2-3	K	2 0 0 0 0 0 0 2 0 0 0 1 1 2						
29 Adrian Beltré, R (1, 5) OBP: 0.500, SLG: 0.500 12 Michael Morse, R (3, 5)	K		G3 WP 1B		1 SAFE G6-3 1-2			SH2-3 1-2		2 0 1 0 0 1 0 1 0 0 0 0 0 1						
Jose Vidro, S (1, 10) OBP: 0.500, SLG: 0.500 Rayon Lampe, R (8, PR) (8, 10)	HR 1B		G3 1-3			P3		50 BB 1B 2-3		4 1 2 0 0 0 1 0 0 0 0 0 0 0						
Raul Ibanez, L (1, 7) OBP: 1.000, SLG: 4.000 50 Wladimir Balentien, R (3, 7)	HR 1-H		HBP			69 1B F7-2 BB		82 FC4-6 BB 1-2		1 1 1 2 0 0 0 0 0 0 0 2 0 0						
69 Bryan LaHair, L (1, 3) OBP: 0.500, SLG: 0.750	2B		K			1B 1-3		K		4 0 2 0 0 2 5						
Ben Broussard, L (1, 9) 82 Mike Wilson, R (7, 9)	F8			K		F7-2 3-H		FC4-6 1-2f		3 0 0 0 0 1 3 1 0 0 0 0 0 3						
16 Willie Bloomquist, R (1, 4) Michael Garciaparra, R (6, 4)		B1-3		L6			G6-3		G4-3	2 0 0 0 0 0 0 2 0 0 0 0 0 0						
30 René Rivera, R (1, 2) OBP: 0.500, SLG: 0.500 55 Jamie Burke, R (6, 2) OBP: 0.500, SLG: 0.500 Christopher Minaker, R (9, PR)		51 CS 1B		L3			G4-3		1B	2 0 1 0 0 0 0 2 0 1 0 0 0 0 0 0 0 0 0 0 0						
Rey Ordonez, R (1, 6) 1 Gookie Dawkins, R (5, PR) (5, 6)		F7			12 CS BB		K		F8	1 0 0 0 1 0 1 2 0 0 0 0 1 1						
Inning Stats	R: 2 H: 3 E: 0 LOB: 1 K: 1 BB: 0 S: 8 P: 8	R: 0 H: 1 E: 0 LOB: 0 K: 0 BB: 0 S: 3 P: 5	R: 0 H: 1 E: 0 LOB: 2 K: 1 BB: 0 S: 6 P: 8	R: 0 H: 0 E: 0 LOB: 0 K: 1 BB: 0 S: 5 P: 5	R: 0 H: 0 E: 0 LOB: 1 K: 0 BB: 1 S: 2 P: 6	R: 0 H: 1 E: 0 LOB: 1 K: 0 BB: 1 S: 3 P: 7	R: 0 H: 0 E: 0 LOB: 0 K: 1 BB: 0 S: 5 P: 5	R: 0 H: 1 E: 0 LOB: 3 K: 1 BB: 2 S: 6 P: 14	R: 0 H: 1 E: 0 LOB: 1 K: 1 BB: 0 S: 6 P: 6	1B: 6 2B: 2 3B: 0 HR: 1	SF: 0 SAC: 1 DP: 1 HBP: 1					

TOP

Seattle Mariners @ San Diego Padres

Peoria Stadium, Peoria, AZ

Fri Mar 02 2007, 3:05 PM EST

Att. 4,413 - Sunny - 61 F

livebaseballscorecards.com

AB	31
R	2
H	8
RBI	2
BB	4
SO	6
LOB	17

PITCHER		IP	WLS	BF	H	R	ER	SO	BB	IBB	HBP	BLK	WP	HR	S	P	ERA	WHIP
32 Chris Young, R	(1, 1)	2.0		9	4	2	2	1	0	0	0	0	0	1	11	13	9.00	2.000
ERA: 9.0																		
54 Tim Stauffer, R	(3, 1)	2.0		8	1	0	0	2	0	0	1	0	1	0	11	13	0.00	0.500
ERA:																		
75 Frank Brooks, L	(5, 1)	1.0		3	0	0	0	0	1	0	0	0	0	0	2	6	0.00	1.000
ERA:																		
77 Adrian Burnside, L	(6, 1)	1.0		4	1	0	0	0	1	0	0	0	0	0	3	7	0.00	2.000
ERA:																		
41 Kevin Cameron, R	(7, 1)	1.0		3	0	0	0	1	0	0	0	0	0	0	5	5	0.00	0.000
ERA:																		

PITCHER		IP	WLS	BF	H	R	ER	SO	BB	IBB	HBP	BLK	WP	HR	S	P	ERA	WHIP
40 Royce Ring, L	(8, 1)	1.0	W	6	1	0	0	1	2	0	0	0	0	0	6	14	0.00	3.000
ERA:																		
63 Leo Rosales, R	(9, 1)	1.0	S	4	1	0	0	1	0	0	0	0	0	0	6	6	0.00	1.000
ERA:																		

1B: 6	SF: 0	WP: 1	PA: 38
2B: 2	SAC: 1	PB: 0	
3B: 0	DP: 1	SB: 0	
HR: 1	HBP: 1	CS: 2	

Batter	1	2	3	4	5	6	7	8	9	AB	R	H	RBI	BB	SO	LOB
22 Marcus Giles, R (1, 4) OBP: 0.667, SLG: 1.000 10 Craig Stansberry, R (5, PR) (6, 4) (7, 5)	24 G3 1B	G1-3			1-H 2B		CCC K			3 1	0 0	2 0	1 0	0 0	0 1	1 0
24 Brian Giles, L (1, 9) 8 Terrmel Sledge, L (6, 9)	G3 1-2		BBBB 23 F8 BB		F7			SSS K		2 1	0 0	0 0	0 0	1 0	0 1	2 0
23 Adrián González, L (1, 3) 74 Brian Myrow, L (6, 3)	G6-3		1 SAFE F8 1-2		SSS K			SSS K		3 1	0 0	0 0	0 0	0 0	1 1	3 0
28 Josh Bard, S (1, 2) 53 Pete Laforest, L (5, 2) 73 Justin Hatcher, R (8, 2) OBP: 1.000, SLG: 1.000	BBBB BB		G4-3		SSS K			67 HBP 62 2B 1B		1 1 1	0 0 1	0 0 1	0 0 0	1 0 0	0 1 0	0 1 0
34 Russell Branyan, L (1, 5) 67 Royce Huffman, R (5, 5) (7, 7)	L8			SSS K		F8		H 62 2B 1-2 HBP		2 1	0 0	0 0	0 0	0 0	1 0	2 0
3 Khalil Greene, R (1, 6) 62 Luis Alfonso Cruz, R (5, 6) OBP: 0.500, SLG: 1.000		SSS K		F8		P2		1-3 2-H 2B		2 2	0 0	0 1	0 1	0 0	1 0	0 0
18 Paul McAnulty, L (1, 7) OBP: 0.667, SLG: 1.667 13 Oscar Robles, L (7, 4)		HR		1B		SSS K2-3		G1-3		3 1	1 0	2 0	1 0	0 0	1 0	0 2
29 Jack Cust, L (1, 10)		F7		F8			G3-1			3	0	0	0	0	0	1
78 Adam Shabala, L (1, 8) OBP: 1.000, SLG: 1.000 76 Will Venable, L (6, 8)		BBBB BB			22 2B 1B		G6-3			1 1	1 0	1 0	0 0	1 0	0 0	0 0
Inning Stats	R: 0 H: 1 E: 0 LOB: 2 K: 0 BB: 1 S: 4 P: 8	R: 1 H: 1 E: 0 LOB: 1 K: 1 BB: 1 S: 6 P: 10	R: 0 H: 0 E: 0 LOB: 0 K: 0 BB: 1 S: 2 P: 6	R: 0 H: 1 E: 0 LOB: 1 K: 1 BB: 0 S: 6 P: 6	R: 1 H: 2 E: 0 LOB: 1 K: 2 BB: 0 S: 9 P: 9	R: 0 H: 0 E: 0 LOB: 0 K: 1 BB: 0 S: 5 P: 5	R: 0 H: 0 E: 0 LOB: 0 K: 1 BB: 0 S: 5 P: 5	R: 1 H: 2 E: 0 LOB: 2 K: 2 BB: 0 S: 9 P: 10		1B: 4 SF: 0 2B: 2 SAC: 0 3B: 0 DP: 0 HR: 1 HBP: 1				WP: 0 PA: 34 PB: 0 SB: 0 CS: 0		

BOTTOM

Seattle Mariners @ San Diego Padres

Peoria Stadium, Peoria, AZ

Fri Mar 02 2007, 3:05 PM EST

Att. 4,413 - Sunny - 61 F

livebaseballscorecards.com

AB	30
R	3
H	7
RBI	3
BB	3
SO	8
LOB	12

PITCHER		IP	WLS	BF	H	R	ER	SO	BB	IBB	HBP	BLK	WP	HR	S	P	ERA	WHIP
34 Félix Hernández, R ERA: 4.5	(1, 1)	2.0		10	2	1	1	1	2	0	0	0	0	1	10	18	4.50	2.000
63 Ryan Feierabend, L ERA:	(3, 1)	2.0		7	1	0	0	1	1	0	0	0	0	0	8	12	0.00	1.000
40 Julio Mateo, R ERA: 9.0	(5, 1)	1.0	B	5	2	1	1	2	0	0	0	0	0	0	9	9	9.00	2.000
53 Arthur Rhodes, L ERA:	(6, 1)	1.0		3	0	0	0	1	0	0	0	0	0	0	5	5	0.00	0.000
54 Sean Green, R ERA:	(7, 1)	1.0		3	0	0	0	1	0	0	0	0	0	0	5	5	0.00	0.000

PITCHER		IP	WLS	BF	H	R	ER	SO	BB	IBB	HBP	BLK	WP	HR	S	P	ERA	WHIP
60 Jon Huber, R ERA: 9.0	(8, 1)	1.0	L	6	2	1	1	2	0	0	1	0	0	0	9	10	9.00	2.000

San Diego Padres @ Seattle Mariners

Peoria Stadium, Peoria, AZ

Sat Mar 03 2007, 3:05 PM EST

Att. 7,804 - Sunny - 63 F

TOP

livebaseballscorecards.com

Batter	1	2	3	4	5	6	7	8	9	AB	R	H	RBI	BB	SO	LOB
José Cruz Jr., S (1, 9) 76 Will Venable, L (6, 9)	G5-3		G4-3			F8			G6-3	3 1	0 0	0 0	0 0	0 0	0 0	0 0
8 Terrmel Sledge, L (1, 7) OBP: 0.500, SLG: 1.250 29 Jack Cust, L (6, 7)	HR		1B			K			F7	3 1	1 0	2 0	1 0	0 0	1 0	0 0
Mike Cameron, R (1, 8) 78 Adam Shabala, L (6, 8) OBP: 0.667, SLG: 0.500	P4		G6-3			K			G1-3	3 1	0 0	0 0	0 0	0 0	1 0	1 0
Todd Walker, L (1, 4) 10 Craig Stansberry, R (4, 4) OBP: 0.500, SLG: 0.500	K			F7			5 G6-4-3 1B			2 1	0 0	0 1	0 0	0 0	1 0	0 0
5 Kevin Kouzmanoff, R (1, 5) 67 Royce Huffman, R (7, 5)	K			K			G6-4-3 1-2f			3 0	0 0	0 0	0 0	0 0	2 0	1 0
34 Russell Branyan, L (1, 10) OBP: 0.200, SLG: 0.200	1B			K			P5			3	0	1	0	0	1	0
Geoff Blum, S (1, 3) 74 Brian Myrow, L (5, 3)	K				F8			G3		2 1	0 0	0 0	0 0	0 0	1 0	1 0
Rob Bowen, S (1, 2) 70 Luke Carlin, S (5, 2) 72 Nick Hundley, R (8, 2)	G5-3				K			K		2 1 0	0 0 0	0 0 0	0 0 0	0 1 0	1 0 0	1 0 0
1 Manny Alexander, R (1, 6) 13 Oscar Robles, L (5, 6)			F8		F9			F7		2 1	0 0	0 0	0 0	0 0	0 0	0 0
Inning Stats	R: 1 E: 0 K: 1 S: 6 H: 1 LOB: 0 BB: 0 P: 6	R: 0 E: 0 K: 2 S: 8 H: 1 LOB: 1 BB: 0 P: 8	R: 0 E: 0 K: 0 S: 4 H: 1 LOB: 1 BB: 0 P: 4	R: 0 E: 0 K: 2 S: 7 H: 0 LOB: 0 BB: 0 P: 7	R: 0 E: 0 K: 1 S: 5 H: 0 LOB: 0 BB: 0 P: 5	R: 0 E: 0 K: 2 S: 7 H: 0 LOB: 0 BB: 0 P: 7	R: 0 E: 0 K: 0 S: 3 H: 1 LOB: 0 BB: 0 P: 3	R: 0 E: 0 K: 1 S: 5 H: 0 LOB: 0 BB: 0 P: 5	R: 0 E: 0 K: 0 S: 3 H: 0 LOB: 0 BB: 0 P: 3	1B: 3 2B: 0 3B: 0 HR: 1 SF: 0 SAC: 0 DP: 1 HBP: 0						

	AB	30
	R	1
	H	4
	RBI	1
	BB	0
	SO	9
	LOB	4

WP: 0 PA: 30
PB: 0
SB: 0
CS: 0

PITCHER		IP	WLS	BF	H	R	ER	SO	BB	IBB	HBP	BLK	WP	HR	S	P	ERA	WHIP
56 Jarrod Washburn, L ERA: 4.5	(1, 1)	2.0	L	8	2	1	1	3	0	0	0	0	0	1	14	14	4.50	1.000
46 Sean White, R ERA:	(3, 1)	2.0		7	1	0	0	2	0	0	0	0	0	0	11	11	0.00	0.500
97 Justin Thomas, L ERA:	(5, 1)	2.0		6	0	0	0	3	0	0	0	0	0	0	12	12	0.00	0.000
Matt Perisho, L ERA:	(7, 1)	1.0		3	1	0	0	0	0	0	0	0	0	0	3	3	0.00	1.000
Jesse Foppert, R ERA:	(8, 1)	1.0		3	0	0	0	1	0	0	0	0	0	0	5	5	0.00	0.000

PITCHER		IP	WLS	BF	H	R	ER	SO	BB	IBB	HBP	BLK	WP	HR	S	P	ERA	WHIP
62 Cesar Jimenez, L ERA:	(9, 1)	1.0		3	0	0	0	0	0	0	0	0	0	0	3	3	0.00	0.000

Batter	1	2	3	4	5	6	7	8	9	AB	R	H	RBI	BB	SO	LOB
51 Ichiro Suzuki, L (1, 8) OBP: 0.200, SLG: 0.200 25 Adam Jones, R (7, 8)	1B		G6-3			K			K	3 1	0 0	1 0	0 0	0 0	1 1	0 0
Rey Ordonez, R (1, 4) OBP: 0.600, SLG: 0.500 Michael Garciaparra, R (7, PR) OBP: 0.333, SLG: 0.333 (8, 4)	P6			G6-4-3 1B			FC6-4 1B		12 G6-4-3 1B	3 1	0 0	2 1	0 0	0 0	0 0	1 0
29 Adrian Beltré, R (1, 5) OBP: 0.200, SLG: 0.200 12 Michael Morse, R (8, 5)	L7			F7			F9		G6-4-3 1-2f	3 1	0 0	0 0	0 0	0 0	0 0	3 1
Richie Sexson, R (1, 3) Tony Torcato, L (8, 7)	G6-3			G6-4-3 1-2f			K			3 0	0 0	0 0	0 0	0 0	1 0	3 0
Jose Guillen, R (1, 10) OBP: 0.333, SLG: 0.333		G5-3			2 G6-4-3 1B		FC6-4 1-2f			3	0	1	0	0	0	1
Ben Broussard, L (1, 7) OBP: 0.167, SLG: 0.167 (8, 3)		G4-3			L6			7 WP 1B		3	0	1	0	0	0	1
2 Kenji Johjima, R (1, 2) 55 Jamie Burke, R (8, 2) OBP: 0.333, SLG: 0.333		G5-3			G6-4-3 1-2f			K		2 1	0 0	0 0	0 0	0 0	0 1	1 1
7 Jeremy Reed, L (1, 9)			L5			G6-3		1-2		3	0	0	0	0	1	1
7 Yuniesky Betancourt, R (1, 6) 1 Gookie Dawkins, R (7, 6)			G6-3			L4		G5-3		2 1	0 0	0 0	0 0	0 0	0 0	0 1
Inning Stats	R: 0 E: 0 K: 0 S: 4 H: 1 LOB: 1 BB: 0 P: 4	R: 0 E: 0 K: 0 S: 3 H: 0 LOB: 0 BB: 0 P: 3	R: 0 E: 0 K: 0 S: 3 H: 0 LOB: 0 BB: 0 P: 3	R: 0 E: 0 K: 0 S: 3 H: 1 LOB: 0 BB: 0 P: 3	R: 0 E: 0 K: 0 S: 3 H: 1 LOB: 0 BB: 0 P: 3	R: 0 E: 0 K: 1 S: 5 H: 0 LOB: 0 BB: 0 P: 5	R: 0 E: 0 K: 1 S: 6 H: 1 LOB: 1 BB: 0 P: 6	R: 0 E: 0 K: 2 S: 8 H: 1 LOB: 1 BB: 0 P: 9	R: 0 E: 0 K: 1 S: 5 H: 1 LOB: 0 BB: 0 P: 5	1B: 6 2B: 0 3B: 0 HR: 0 SF: 0 SAC: 0 DP: 3 HBP: 0						

PITCHER		IP	WLS	BF	H	R	ER	SO	BB	IBB	HBP	BLK	WP	HR	S	P	ERA	WHIP
52 Clay Hensley, R ERA:	(1, 1)	2.0	W	7	1	0	0	0	0	0	0	0	0	0	7	7	0.00	0.500
21 Heath Bell, R ERA:	(3, 1)	1.0	H	3	0	0	0	0	0	0	0	0	0	0	3	3	0.00	0.000
66 Steve Watkins, R ERA:	(4, 1)	1.0	H	3	1	0	0	0	0	0	0	0	0	0	3	3	0.00	1.000
79 Aaron Rakers, R ERA:	(5, 1)	1.0	H	3	1	0	0	0	0	0	0	0	0	0	3	3	0.00	1.000
Scott Linebrink, R ERA:	(6, 1)	1.0	H	3	0	0	0	1	0	0	0	0	0	0	5	5	0.00	0.000

PITCHER		IP	WLS	BF	H	R	ER	SO	BB	IBB	HBP	BLK	WP	HR	S	P	ERA	WHIP
45 Justin Hampson, L ERA:	(7, 1)	1.0	H	4	1	0	0	1	0	0	0	0	0	0	6	6	0.00	1.000
Scott Strickland, R ERA:	(8, 1)	1.0	H	4	1	0	0	2	0	0	0	0	1	0	8	9	0.00	1.000
59 Jared Wells, R ERA:	(9, 1)	1.0	S	3	1	0	0	1	0	0	0	0	0	0	5	5	0.00	1.000

BOTTOM

San Diego Padres @ Seattle Mariners

Peoria Stadium, Peoria, AZ

Sat Mar 03 2007, 3:05 PM EST
Att. 7,804 - Sunny - 63 F

livebaseballscorecards.com

AB	30
R	0
H	6
RBI	0
BB	0
SO	5
LOB	14

1B: 6 SF: 0 WP: 1 PA: 30
2B: 0 SAC: 0 PB: 0
3B: 0 DP: 3 SB: 0
HR: 0 HBP: 0 CS: 0

Oakland Athletics @ San Diego Padres

Peoria Stadium, Peoria, AZ

Sun Mar 04 2007, 3:05 PM EST

Att. 5,386 - Sunny - 67 F

TOP

livebaseballscorecards.com

Batter	1	2	3	4	5	6	7	8	9	AB	R	H	RBI	BB	SO	LOB
2 Lou Merloni, R (1, 5) OBP: 0.500, SLG: 0.667	G6-3	P6			G6-3	K		29 FC3-6 32 1B 1-3 2-H 1B		5	0	1	1	0	1	3
Nick Swisher, S (1, 9) OBP: 0.250, SLG: 0.182	17 BB 29 BB 1B		L7		8 1B BB	6 2B 1B		29 FC3-6 1-2 3-H 1B		2	0	1	0	1	0	0
32 Vince Faison, L (5, PR) OBP: 0.667, SLG: 0.667 (5, 9)										2	1	2	1	0	0	0
29 Dan Johnson, L (1, 10) OBP: 0.300, SLG: 0.125	17 BB 1-2 BB	8 2B 1B			K	F9		FC3-6 8 BB 1-2f 2-3		4	1	1	0	1	1	4
8 Erubiel Durazo, L (1, 3) OBP: 0.400, SLG: 0.500	K	1-H 2B			1-2 1B	F8		1-2 BB		4	0	2	1	1	1	3
10 Daric Barton, L (8, PR) OBP: 0.333, SLG: 0.333 (8, 3)										0	0	0	0	0	0	0
17 Adam Melhuse, S (1, 2)	1-2 2-3 BB	4 G6-4-3 BB			K	1-H 2B		K		1	0	0	0	2	1	2
6 Kurt Suzuki, R (6, 2) OBP: 0.500, SLG: 0.750										2	0	1	1	0	1	3
4 Antonio Perez, R (1, 6) OBP: 0.167, SLG: 0.250	K	G6-4-3 1-2f				2B	P4		G6-3	5	0	1	0	0	1	6
Ryan Goleski, R (1, 7)		G6-3		F9		P4		72 CS 1B	K	3	0	0	0	0	0	1
65 Javier Herrera, R (6, 7) OBP: 0.333, SLG: 0.333										2	0	1	0	0	1	0
13 Donnie Murphy, R (1, 4) OBP: 0.286, SLG: 0.167										3	0	1	0	0	0	1
72 Kevin Melillo, L (6, 4) OBP: 0.833, SLG: 0.750		1B		F9		P3		28 1B 2 1B 1-2 1B	BB	1	1	1	0	1	0	0
28 Charles Thomas, L (1, 8) OBP: 0.500, SLG: 0.375		K		F9		HBP		2 1B 32 1B 1-2 1B	G4-3	4	1	1	0	0	1	2
Inning Stats	R: 0 H: 1 E: 0 LOB: 3 K: 2 BB: 2 S: 8 P: 16	R: 0 H: 1 E: 0 LOB: 1 K: 1 BB: 0 S: 6 P: 6	R: 1 H: 2 E: 0 LOB: 1 K: 0 BB: 1 S: 4 P: 8	R: 0 H: 0 E: 0 LOB: 0 K: 0 BB: 0 S: 3 P: 3	R: 0 H: 1 E: 0 LOB: 2 K: 2 BB: 1 S: 8 P: 12	R: 0 H: 1 E: 0 LOB: 2 K: 1 BB: 0 S: 6 P: 7	R: 1 H: 2 E: 0 LOB: 1 K: 0 BB: 0 S: 5 P: 5	R: 2 H: 5 E: 0 LOB: 3 K: 1 BB: 1 S: 9 P: 14	R: 0 H: 0 E: 0 LOB: 1 K: 1 BB: 1 S: 5 P: 9	1B: 10 SF: 0 2B: 3 SAC: 0 3B: 0 DP: 1 HR: 0 HBP: 1						

AB	38
R	4
H	13
RBI	4
BB	6
SO	8
LOB	25

WP: 0 PA: 45
PB: 0
SB: 0
CS: 1

PITCHER		IP	WLS	BF	H	R	ER	SO	BB	IBB	HBP	BLK	WP	HR	S	P	ERA	WHIP
Greg Maddux, R ERA:	(1, 1)	2.0		10	2	0	0	3	2	0	0	0	0	0	14	22	0.00	2.000
43 Cla Meredith, R ERA: 9.0	(3, 1)	1.0		5	2	1	1	0	1	0	0	0	0	0	4	8	9.00	3.000
26 Doug Brocail, R ERA:	(4, 1)	1.0		3	0	0	0	0	0	0	0	0	0	0	3	3	0.00	0.000
58 Andrew Brown, R ERA:	(5, 1)	1.0		5	1	0	0	2	1	0	0	0	0	0	8	12	0.00	2.000
64 Ryan Ketchner, L ERA:	(6, 1)	1.0		5	1	0	0	1	0	0	1	0	0	0	6	7	0.00	1.000

PITCHER		IP	WLS	BF	H	R	ER	SO	BB	IBB	HBP	BLK	WP	HR	S	P	ERA	WHIP
Trevor Hoffman, R ERA: 9.0	(7, 1)	1.0	B	5	2	1	1	0	0	0	0	0	0	0	5	5	9.00	2.000
65 Jack Cassel, R ERA: 18.0	(8, 1)	1.0	L	8	5	2	2	1	1	0	0	0	0	0	9	14	18.00	6.000
56 Scott Cassidy, R ERA:	(9, 1)	1.0		4	0	0	0	1	1	0	0	0	0	0	5	9	0.00	1.000

Batter	1	2	3	4	5	6	7	8	9	AB	R	H	RBI	BB	SO	LOB
22 Marcus Giles, R (1, 4) OBP: 0.333, SLG: 0.500 10 Craig Stansberry, R (6, 4) OBP: 0.250, SLG: 0.250	F8		L8		G5-3		G6-3 1-2		G1-3	3 2	0 0	0 0	0 0	0 0	0 0	0 2
24 Brian Giles, L (1, 9) OBP: 0.333, SLG: 0.200 29 Jack Cust, L (7, 9) OBP: 0.200, SLG: 0.400	23 E 1B		K			F7	2-H 2B			3 1	0 0	1 1	0 1	0 0	1 0	0 0
23 Adrián González, L (1, 3) OBP: 0.500, SLG: 1.167 62 Luis Alfonso Cruz, R (7, 6) OBP: 0.333, SLG: 0.667	E8 1-3 1B		2B			HR	K			3 1	1 0	3 0	1 0	0 0	0 1	0 1
28 Josh Bard, S (1, 2) 53 Pete Laforest, L (5, 2)	BB		K			67 1B 13 G1-3 BB		G1-3		1 1	0 1	0 0	0 0	1 1	1 0	1 0
34 Russell Branyan, L (1, 5) OBP: 0.143, SLG: 0.143 67 Royce Huffman, R (5, 5) OBP: 0.500, SLG: 0.333 (7, 3)	K			K		13 G1-3 1-3 1B		L6		2 2	0 0	0 1	0 0	0 0	2 0	3 0
3 Khalil Greene, R (1, 6) 13 Oscar Robles, L (5, 6) (7, 5)	K			K		G1-3 1-2 3-H		G4-3		2 2	0 0	0 0	0 1	0 0	2 0	3 1
Geoff Blum, S (1, 10) OBP: 0.200, SLG: 0.200 70 Luke Carlin, S (9, PH)		18 G4-6-3 1B		K		K			F9	3 1	0 0	1 0	0 0	0 0	2 0	1 0
18 Paul McAnulty, L (1, 7) OBP: 0.333, SLG: 0.833 80 Adam Bourassa, L (8, 7) 72 Nick Hundley, R (9, PH)		G4-6-3 1-2f			K		K		G4-3	3 0 1	0 0 0	0 0 0	0 0 0	0 0 0	2 0 0	1 0 0
78 Adam Shabala, L (1, 8) OBP: 0.400, SLG: 0.250 76 Will Venable, L (6, 8) OBP: 0.250, SLG: 0.250		G4-3			K		10 G6-3 29 2B 1B		K	2 2	0 1	0 1	0 0	0 0	1 1	0 0
Inning Stats	R: 0 E: 1 K: 2 S: 9 H: 2 LOB: 3 BB: 1 P: 13	R: 0 E: 0 K: 0 S: 3 H: 1 LOB: 0 BB: 0 P: 3	R: 0 E: 0 K: 2 S: 8 H: 1 LOB: 1 BB: 0 P: 8	R: 0 E: 0 K: 3 S: 9 H: 0 LOB: 0 BB: 0 P: 9	R: 0 E: 0 K: 2 S: 7 H: 0 LOB: 0 BB: 0 P: 7	R: 2 E: 0 K: 1 S: 7 H: 2 LOB: 1 BB: 1 P: 11	R: 1 E: 0 K: 2 S: 9 H: 2 LOB: 1 BB: 0 P: 9	R: 0 E: 0 K: 0 S: 3 H: 0 LOB: 0 BB: 0 P: 3	R: 0 E: 0 K: 1 S: 6 H: 0 LOB: 1 BB: 0 P: 6	1B: 5 2B: 2 3B: 0 HR: 1 SF: 0 SAC: 0 DP: 1 HBP: 0						

PITCHER		IP	WLS	BF	H	R	ER	SO	BB	IBB	HBP	BLK	WP	HR	S	P	ERA	WHIP
25 Esteban Loaiza, R ERA:	(1, 1)	2.0		9	3	0	0	2	1	0	0	0	0	0	12	16	0.00	2.000
40 Rich Harden, R ERA:	(3, 1)	2.0	H	7	1	0	0	5	0	0	0	0	0	0	17	17	0.00	0.500
25 Lenny DiNardo, L ERA: 9.0	(5, 1)	2.0	B	9	2	2	2	3	1	0	0	0	0	1	14	18	9.00	1.500
70 Connor Robertson, R ERA: 6.75	(7, 1)	1.0	W	5	2	1	1	2	0	0	0	0	0	0	9	9	9.00	2.000
71 David Shafer, R ERA: 4.5	(8, 1)	1.0	H	3	0	0	0	0	0	0	0	0	0	0	3	3	0.00	0.000

PITCHER		IP	WLS	BF	H	R	ER	SO	BB	IBB	HBP	BLK	WP	HR	S	P	ERA	WHIP
Jay Marshall, L ERA:	(9, 1)	1.0	S	4	0	0	0	1	0	0	0	0	0	0	6	6	0.00	0.000

BOTTOM

Oakland Athletics @ San Diego Padres

Peoria Stadium, Peoria, AZ

Sun Mar 04 2007, 3:05 PM EST

Att. 5,386 - Sunny - 67 F

livebaseballscorecards.com

AB	35
R	3
H	8
RBI	3
BB	2
SO	13
LOB	13

WP: 0 PB: 1 SB: 0 CS: 0 PA: 37

Batter	1	2	3	4	5	6	7	8	9	AB	R	H	RBI	BB	SO	LOB
José Cruz Jr., S (1, 10) OBP: 0.125, SLG: 0.125	S S C 0-3 ① K	S X 0-1 ③ L6 1-2			S S S 0-3 ② K		X 0-0 ②③ G4-6-3 1-2f		X 0-0 8 E 8 1B 1-2 1B	5	0	1	0	0	2	2
8 Terrmel Sledge, L (1, 7) OBP: 0.444, SLG: 1.111	X 0-0 HR	X 0-0 ① F9			X 0-0 ③ G3-1			X 0-0 ① G4-3	X 0-0 E4 1-3 2-H 1B	5	1	2	2	0	0	0
Mike Cameron, R (1, 8) OBP: 0.333, SLG: 1.000 76 Will Venable, L (6, PR) OBP: 0.167, SLG: 0.167 (6, 8)	X 0-0 ② L5	X 0-0 HR				X 0-0 G6-3 5 G6-3 2B		S S S 0-3 ② K	X 0-0 ③ G5-3	3 2	1 1	2 0	1 0	0 0	0 1	0 2
Todd Walker, L (1, 4) OBP: 0.200, SLG: 0.200 13 Oscar Robles, L (6, 4)	X 0-0 5 1B 1B	X 0-0 ② G1-3				X 0-0 ① G6-3 2-3		B B B 4-0 5 BB BB		3 0	0 0	1 0	0 0	0 1	0 0	1 0
5 Kevin Kouzmanoff, R (1, 5) OBP: 0.286, SLG: 0.167 10 Craig Stansberry, R (8, PR) OBP: 0.250, SLG: 0.250 (8, 5)	X 0-0 1-3 1B		S S S 0-3 ③ K			X 0-0 ② G6-3 3-H		B B B B 4-0 1-2 BB		3 0	0 0	1 0	1 0	1 0	1 0	1 0
29 Jack Cust, L (1, 9) OBP: 0.250, SLG: 0.500 74 Brian Myrow, L (6, 3)	X 0-0 ③ F7			S S S 0-3 ① K		X 0-0 2B		S S S 0-3 ③ K		3 1	0 0	1 0	0 0	0 0	1 1	2 2
Rob Bowen, S (1, 2) 70 Luke Carlin, S (6, 2)		S S C 0-3 ① K		X 0-0 ② F7		X 0-0 ③ P6			X 0-0 ① G6-3	3 1	0 0	0 0	0 0	0 0	1 0	1 0
67 Royce Huffman, R (1, 3) OBP: 0.286, SLG: 0.167 (6, 9) 80 Adam Bourassa, L (7, 9) 73 Justin Hatcher, R (9, PH) OBP: 0.500, SLG: 0.500		X 0-0 ② G6-3		X 0-0 ③ G6-3			X 0-0 ① F9		X 0-0 ② F9	3 0 1	0 0 0	0 0 0	0 0 0	0 0 0	0 0 0	0 0 0
1 Manny Alexander, R (1, 6) OBP: 0.250, SLG: 0.250 62 Luis Alfonso Cruz, R (5, 6) OBP: 0.600, SLG: 0.750		X 0-0 S 1B			X 0-0 ① G6-3		X 0-0 G4-6-3 1B		B B B B 4-0 1B 8 1B BB	2 1	0 1	1 1	0 0	0 1	0 0	0 0
Inning Stats	R: 1 E: 0 K: 1 S: 8 H: 3 LOB: 2 BB: 0 P: 8	R: 0 E: 0 K: 1 S: 7 H: 1 LOB: 1 BB: 0 P: 7	R: 1 E: 0 K: 1 S: 6 H: 1 LOB: 0 BB: 0 P: 6	R: 0 E: 0 K: 1 S: 5 H: 0 LOB: 0 BB: 0 P: 5	R: 0 E: 0 K: 1 S: 5 H: 0 LOB: 0 BB: 0 P: 5	R: 1 E: 0 K: 0 S: 5 H: 2 LOB: 1 BB: 0 P: 5	R: 0 E: 0 K: 0 S: 3 H: 1 LOB: 0 BB: 0 P: 3	R: 0 E: 0 K: 2 S: 7 H: 0 LOB: 2 BB: 2 P: 15	R: 1 E: 1 K: 0 S: 5 H: 2 LOB: 2 BB: 1 P: 9	1B: 6 2B: 2 3B: 0 HR: 2	SF: 0 SAC: 0 DP: 1 HBP: 0					

PITCHER		IP	WLS	BF	H	R	ER	SO	BB	IBB	HBP	BLK	WP	HR	S	P	ERA	WHIP
36 Jorge De La Rosa, L ERA: 6.75	(1, 1)	2.2		13	5	2	2	2	0	0	0	0	0	2	18	18	6.75	1.875
56 Jason Shiell, R ERA:	(3, 1)	0.1	W	1	0	0	0	1	0	0	0	0	0	0	3	3	0.00	0.000
Brandon Duckworth, R ERA:	(4, 1)	2.0	H	6	0	0	0	2	0	0	0	0	0	0	10	10	0.00	0.000
David Riske, R ERA: 9.0	(6, 1)	1.0	H	5	2	1	1	0	0	0	0	0	0	0	5	5	9.00	2.000
41 Jimmy Gobble, L ERA: 4.5	(7, 1)	2.0	H	8	1	0	0	2	2	0	0	0	0	0	10	18	0.00	1.500

PITCHER		IP	WLS	BF	H	R	ER	SO	BB	IBB	HBP	BLK	WP	HR	S	P	ERA	WHIP
Wayne Franklin, L ERA: 16.2	(9, 1)	1.0		6	2	1	1	0	1	0	0	0	0	0	5	9	9.00	3.000

San Diego Padres @ Kansas City Royals

Surprise Stadium, Surprise, AZ

Mon Mar 05 2007, 3:05 PM EST

Att. 2,706 - Partly Cloudy - 70 F

TOP

livebaseballscorecards.com

AB	36
R	4
H	10
RBI	4
BB	3
SO	7
LOB	11

WP: 0 PB: 0 SB: 1 CS: 0 PA: 39

BOTTOM

Batter	1	2	3	4	5	6	7	8	9	AB	R	H	RBI	BB	SO	LOB
9 David DeJesus, L (1, 8) Richard Lewis, R (7, 5) OBP: 0.500, SLG: 0.500	x 0-0 ① G3	B B B B 4-0 BB		x 0-0 ① F8		x 0-0 ① F8	x 0-0 E8 64 SF7 2-H 3-H 1B			3 1	0 1	0 1	0 2	1 0	0 0	3 0
Esteban German, R (1, 4) OBP: 0.308, SLG: 0.273 64 Matt Tupman, L (7, 2)	S S S 0-3 ② K	x 0-0 ③ G4-3		x 0-0 ②③ G4-6-3 1-2f		x 0-0 1-H 2B	x 0-0 ② SF7 3-H			4 0	0 0	1 0	1 1	0 0	1 0	5 0
24 Mark Teahen, L (1, 9) OBP: 0.333, SLG: 0.667 32 Shane Costa, L (6, PH) OBP: 0.545, SLG: 0.778 (7, 9)	S S S 0-3 ③ K		x 0-0 11 2B 43 WP 1B		S S S 0-3 ① K2-3	x 0-0 ② F8	B B B B 4-0 1 1B BB			3 1	1 0	1 0	0 0	0 1	2 0	0 2
29 Mike Sweeney, R (1, 10) OBP: 0.333, SLG: 0.333 26 Justin Huber, R (5, PR) OBP: 0.333, SLG: 0.286 (6, 10) 1 Angel Sanchez, R (7, PH) OBP: 1.000, SLG: 1.000 (8, 10)		S S S 0-3 ① K	x 0-0 ① F8		x 0-0 43 FC5-4 11 1B 1B	B B B B 4-0 BB	x 0-0 1-2 1B			3 0 1	0 0 0	1 0 1	0 0 0	0 1 0	1 0 0	1 0 0
11 Ross Gload, L (1, 7) OBP: 0.455, SLG: 0.700 2 Joey Gathright, L (5, PR) OBP: 0.300, SLG: 0.222 (6, 7) (7, 8)		B B B B 4-0 43 HR BB	x 0-0 43 WP 1-3 43 G5-3 2B		x 0-0 43 FC5-4 1-2 1B	x 0-0 F7	x 0-0 ③ L5			2 2	2 0	2 0	0 0	1 0	0 0	0 4
43 Ryan Shealy, R (1, 3) OBP: 0.273, SLG: 0.818 22 Mitch Maier, L (6, 3)	x 0-0 1-H HR	B X 1-0 ② G5-3 2-H 3-H			x 0-0 ② FC5-4 4 HBP 1-2f 2-3		x 0-0 ① G4-3	x 0-0 ① F8		3 2	1 0	1 0	3 0	0 0	0 0	2 0
4 Alex Gordon, L (1, 5) OBP: 0.308, SLG: 0.182 68 Fernando Cortez, L (6, 5) OBP: 0.500, SLG: 0.429 (7, 4)	x 0-0 14 2B 1B	x 0-0 ③ G4-3			H 1-0 1-2 HBP		x 0-0 21 S 13 2B 1B	x 0-0 ② G4-3		2 2	0 1	1 1	0 0	0 0	0 0	0 0
14 John Buck, R (1, 2) OBP: 0.750, SLG: 1.400 21 Billy Butler, R (7, 7) OBP: 0.700, SLG: 0.875	x 0-0 1-3 2B		B B B B 4-0 1B BB	x 0-0 ③ P3		B B B B 4-0 13 2B 1-2 E BB	x 0-0 2B			2 1	0 1	1 1	0 0	1 1	0 0	3 0
Alex Gonzalez, R (1, 6) OBP: 0.714, SLG: 0.800 13 Andrés Blanco, S (6, PR) OBP: 0.556, SLG: 0.667 (7, 6)	S S S 0-3 ② K		x 0-0 G4-6-3 1-2 1B			B B B B 4-0 2B BB	x 0-0 1-3 2-H E 2B	x 0-0 ③ F9		2 2	0 2	1 1	0 1	1 0	1 0	2 1
Inning Stats	R: 0 E: 0 K: 2 S: 7 H: 0 LOB: 0 BB: 0 P: 7	R: 2 E: 0 K: 2 S: 10 H: 3 LOB: 3 BB: 2 P: 18	R: 2 E: 0 K: 0 S: 5 H: 2 LOB: 0 BB: 0 P: 6	R: 0 E: 0 K: 0 S: 3 H: 1 LOB: 1 BB: 1 P: 7	R: 0 E: 0 K: 1 S: 7 H: 2 LOB: 3 BB: 0 P: 8	R: 1 E: 0 K: 0 S: 4 H: 4 LOB: 2 BB: 2 P: 12	R: 4 E: 1 K: 0 S: 7 H: 4 LOB: 2 BB: 2 P: 15	R: 0 E: 0 K: 0 S: 4 H: 1 LOB: 1 BB: 0 P: 4		1B: 8 2B: 5 3B: 0 HR: 1	SF: 1 SAC: 0 DP: 1 HBP: 1			WP: 1 PB: 0 SB: 1 CS: 0		PA: 45	

PITCHER		IP	WLS	BF	H	R	ER	SO	BB	IBB	HBP	BLK	WP	HR	S	P	ERA	WHIP
44 Jake Peavy, R ERA: 9.0	(1, 1)	2.0		11	3	2	2	4	2	0	0	0	0	1	17	25	9.00	2.500
39 Mike Thompson, R ERA: 9.0	(3, 1)	2.0	L	9	3	2	2	0	1	0	0	0	1	0	8	13	9.00	2.000
41 Kevin Cameron, R ERA:	(5, 1)	1.0		6	2	0	0	1	0	0	1	0	0	0	7	8	0.00	2.000
75 Frank Brooks, L ERA: 4.5	(6, 1)	1.0		6	1	1	1	0	2	0	0	0	0	0	4	12	9.00	3.000
68 Erick Burke, L ERA: 54.0	(7, 1)	0.2		7	3	4	4	0	2	0	0	0	0	0	5	13	54.00	7.500

PITCHER		IP	WLS	BF	H	R	ER	SO	BB	IBB	HBP	BLK	WP	HR	S	P	ERA	WHIP
63 Leo Rosales, R ERA:	(7, 1)	1.1		6	2	0	0	0	0	0	0	0	0	0	6	6	0.00	1.500

San Diego Padres @ Kansas City Royals

Surprise Stadium, Surprise, AZ

Mon Mar 05 2007, 3:05 PM EST
Att. 2,706 - Partly Cloudy - 70 F

livebaseballscorecards.com

AB	36
R	9
H	14
RBI	8
BB	7
SO	5
LOB	23

Arizona Diamondbacks @ San Diego Padres

Peoria Stadium, Peoria, AZ

Tue Mar 06 2007, 9:05 PM EST

Att. 5,150 - Clear - 74 F

TOP

livebaseballscorecards.com

Batter	1	2	3	4	5	6	7	8	9	AB	R	H	RBI	BB	SO	LOB
Dave Krynzel, L (1, 8) OBP: 0.500, SLG: 0.800	SSS 0-3 ① K		BBBB 4-0 13 S BB		SSC 0-3 ②③ K 1-2		BBBB 4-0 BB		SSS 0-3 ② K	2	0	0	0	1	2	1
41 Evan MacLane, L (5, 1)										0	0	0	0	0	0	0
71 Mark Reynolds, R (7, PH) OBP: 0.364, SLG: 0.333										1	0	0	0	1	1	2
(7, 5)																
13 Alberto Callaspo, S (1, 5) OBP: 0.444, SLG: 0.556	X 0-0 ② L7		C X 0-1 ③ G6-3 1-2			X 0-0 7 HBP 34 1B 1B	SSS 0-3 ③ K		SSC 0-3 ③ K	3	0	1	0	0	0	1
65 Emilio Bonifácio, S (6, PR) OBP: 0.333, SLG: 0.200										1	0	0	0	0	1	1
(6, 4)																
5 Robby Hammock, R (9, PH) OBP: 0.333, SLG: 0.143										1	0	0	0	0	1	2
1 Orlando Hudson, S (1, 4) OBP: 0.250, SLG: 0.364	X 0-0 ③ F8			BBBB 4-0 F9 34 S 7 1B BB		X 0-0 ① F8		X 0-0 ① G5-3		2	1	0	0	1	0	1
14 Brian Barden, R (6, 5) OBP: 0.385, SLG: 0.667										1	0	0	0	0	0	0
(7, 7)																
34 Conor Jackson, R (1, 3) OBP: 0.667, SLG: 0.818		SSS 0-3 ① K		BBBB 4-0 7 1B 1-2 BB		X 0-0 7 HBP 1-2 1B		X 0-0 ② L8		2	0	1	0	1	1	0
70 Chris Carter, L (6, 3) OBP: 0.300, SLG: 0.300										1	0	0	0	0	0	0
Scott Hairston, R (1, 7) OBP: 0.250, SLG: 0.750		X 0-0 HR		X 0-0 ① F9 2-3		X 0-0 ② L8		X 0-0 ③ G6-3		3	1	1	1	0	0	4
Jose Valverde, R (7, 1)										0	0	0	0	0	0	0
76 Alex Romero, L (8, PH) OBP: 0.143, SLG: 0.143										1	0	0	0	0	0	0
37 Juan Cruz, R (8, 1)										0	0	0	0	0	0	0
7 Carlos Quentin, R (1, 9) OBP: 0.333, SLG: 0.462		X 0-0 19 G5-4-3 1B		X 0-0 19 G6-4-3 1-2 3-H 1B		H 1-0 1-2 2-3 HBP			X 0-0 64 68 1B 1B	2	0	2	1	0	0	0
66 Carlos González, L (6, PR) OBP: 0.385, SLG: 0.538										1	1	1	0	0	0	0
(6, 9)																
19 Chris Snyder, R (1, 2) OBP: 0.250, SLG: 0.111		X 0-0 ②③ G5-4-3 1-2f		X 0-0 ②③ G6-4-3 1-2f		X 0-0 ③ F9			B SFC 1-3 ① K	3	0	0	0	0	0	6
60 Wilkin Castillo, S (7, 2)										1	0	0	0	0	1	1
11 Augie Ojeda, S (1, 6) OBP: 0.364, SLG: 0.400			X 0-0 ① B3		X 0-0 ① G3-1		X 0-0 ① F8		X 0-0 68 1B 1-2 1B	3	0	0	0	0	0	0
64 Danny Richar, L (8, 6) OBP: 0.300, SLG: 0.125										1	0	1	0	0	0	0
17 Brandon Webb, R (1, 1)			SSS 0-3 ② K		BBBB 4-0 CS BB		X 0-0 ② F7		X 0-0 1-3 2-H 1B	1	0	0	0	0	1	0
43 Chad Harville, R (4, 1)										0	0	0	0	0	0	0
68 Justin Upton, R (5, PH) OBP: 0.375, SLG: 0.583										2	0	1	1	1	0	0
(5, 8)																

	AB	32
	R	3
	H	8
	RBI	3
	BB	5
	SO	8
	LOB	19

Inning Stats										
	R: 0 E: 0 K: 1 S: 5	H: 0 LOB: 0 BB: 0 P: 5	R: 1 E: 0 K: 1 S: 6	H: 2 LOB: 0 BB: 0 P: 6	R: 0 E: 0 K: 1 S: 6	H: 0 LOB: 1 BB: 0 P: 10	R: 1 E: 0 K: 0 S: 3	H: 1 LOB: 1 BB: 2 P: 11	R: 0 E: 0 K: 1 S: 4	H: 0 LOB: 0 BB: 1 P: 8
	R: 0 E: 0 K: 0 S: 5	H: 2 LOB: 3 BB: 0 P: 6	R: 0 E: 0 K: 1 S: 5	H: 0 LOB: 1 BB: 1 P: 9	R: 0 E: 0 K: 0 S: 3	H: 0 LOB: 0 BB: 0 P: 3	R: 1 E: 0 K: 3 S: 12	H: 3 LOB: 2 BB: 0 P: 13	1B: 7 2B: 0 3B: 0 HR: 1	SF: 0 SAC: 0 DP: 2 HBP: 1
	WP: 0 PB: 0 SB: 2 CS: 1	PA: 38								

PITCHER		IP	WLS	BF	H	R	ER	SO	BB	IBB	HBP	BLK	WP	HR	S	P	ERA	WHIP
32 Chris Young, R ERA: 5.4	(1, 1)	3.0		11	2	1	1	3	1	0	0	0	0	1	17	21	3.00	1.000
Scott Linebrink, R ERA: 4.5	(4, 1)	1.0	W	5	1	1	1	0	2	0	0	0	0	0	3	11	9.00	3.000
45 Justin Hampson, L ERA:	(5, 1)	1.0	H	3	0	0	0	1	1	0	0	0	0	0	4	8	0.00	1.000
Scott Strickland, R ERA:	(6, 1)	1.0	H	6	2	0	0	0	0	0	1	0	0	0	5	6	0.00	2.000
40 Royce Ring, L ERA:	(7, 1)	1.0	H	4	0	0	0	1	1	0	0	0	0	0	5	9	0.00	1.000

PITCHER		IP	WLS	BF	H	R	ER	SO	BB	IBB	HBP	BLK	WP	HR	S	P	ERA	WHIP
79 Aaron Rakers, R ERA:	(8, 1)	1.0	H	3	0	0	0	0	0	0	0	0	0	0	3	3	0.00	0.000
21 Heath Bell, R ERA: 4.5	(9, 1)	1.0	S	6	3	1	1	3	0	0	0	0	0	0	12	13	9.00	3.000

Batter	1	2	3	4	5	6	7	8	9	AB	R	H	RBI	BB	SO	LOB
22 Marcus Giles, R (1, 4) OBP: 0.333, SLG: 0.444	X 0-0 24 G6-3 23 1B 24 S 1B	X 0-0 ③ G4-3		X 0-0 ③ G6-3		S 0-1 ③ CS 1-2	X 0-0 76 WP 78 G4-3 76 S 1B			3	1	1	0	0	0	0
10 Craig Stansberry, R (5, 4) OBP: 0.400, SLG: 0.400										1	1	1	0	0	0	0
24 Brian Giles, L (1, 9) OBP: 0.444, SLG: 0.429	B S B B B C X 3-2 ① G6-3 1-3		B B B B 4-0 23 BB BB	X 0-0 2B	S B B B B 4-1 74 G4-3 78 G4-3 1-3 BB					2	0	1	0	1	0	1
76 Will Venable, L (5, PR) OBP: 0.286, SLG: 0.167 (6, 9)										0	0	0	0	1	0	0
Mike Cameron, R (1, 8) OBP: 0.333, SLG: 0.750	X 0-0 ② G1-3		X 0-0 ① P5	B B B B 4-0 BB	X 0-0 G4-3 1-2 3-H					2	0	0	0	1	0	2
78 Adam Shabala, L (5, PR) OBP: 0.333, SLG: 0.200 (6, 8)										1	0	0	1	0	0	1
23 Adrián González, L (1, 3) OBP: 0.556, SLG: 1.000	X 0-0 28 BB 3 1B 1B 3-H		B B B S B 4-1 28 G4-6-3 1-2 BB	S S C 0-3 ① K	X 0-0 ② G4-3 2-3					2	1	1	1	1	1	2
74 Brian Myrow, L (6, 3)										1	0	0	0	0	0	1
28 Josh Bard, S (1, 2)	B B B B 4-0 3 1B 1-2 BB		X 0-0 ② ③ G4-6-3 1-2f	X 0-0 ② F8	S S S 0-3 ③ K					2	0	0	0	1	0	4
72 Nick Hundley, R (6, 2)										1	0	0	0	0	1	1
3 Khalil Greene, R (1, 6) OBP: 0.143, SLG: 0.143	X 0-0 1-3 2-H 1B			X 0-0 ① F8	X 0-0 ③ G1-3			S S S 0-3 ① K		3	0	1	1	0	0	2
62 Luis Alfonso Cruz, R (6, 6) OBP: 0.500, SLG: 0.600										1	0	0	0	0	1	0
34 Russell Branyan, L (1, 5) OBP: 0.200, SLG: 0.300	S S S 0-3 ③ K			X 0-0 18 S 18 1B 2B		S S S 0-3 ① K		B B B B 4-0 18 CS BB		3	1	1	0	0	2	2
13 Oscar Robles, L (7, 5)										0	0	0	0	1	0	0
18 Paul McAnulty, L (1, 7) OBP: 0.400, SLG: 0.667		X 0-0 ① G5-3		S T X 0-2 2-H 2B 1B		B B B B 4-0 70 FC5-4 BB		S S S 0-3 ② ③ K 1-2		3	1	1	1	1	1	1
32 Chris Young, R (7, 1) Scott Linebrink, R (4, 1) Geoff Blum, S (4, PH) DNP: 2-3 b, 5-6 b, 7-9 bb 45 Justin Hampson, L (6, 1) Scott Strickland, R (8, 1) 70 Luke Carlin, S (8, PH) 40 Royce Ring, L (7, 1) 79 Aaron Rakers, R (8, 1) 21 Heath Bell, R (9, 1)		X 0-0 ② G1-3		X 0-0 ② 1-H 2B		X 0-0 ② FC5-4 10 CS 1-2f				1 0 1 0 0 0 1 0 0 0	0 0 0 0 0 0 0 0 0 0	0 0 1 0 0 0 0 0 0 0	0 0 1 0 0 0 0 1 0 0	0 0 0 0 0 0 0 0 0 0	0 0 0 0 0 0 0 1 0 0	0 0 0 0 0 0 0 1 0 0
Inning Stats	R: 2 E: 0 K: 1 S: 10 H: 3 LOB: 2 BB: 1 P: 17	R: 0 E: 0 K: 0 S: 3 H: 0 LOB: 0 BB: 0 P: 3	R: 0 E: 0 K: 0 S: 3 H: 0 LOB: 1 BB: 2 P: 11	R: 2 E: 0 K: 0 S: 7 H: 3 LOB: 0 BB: 0 P: 7	R: 0 E: 0 K: 1 S: 6 H: 1 LOB: 2 BB: 1 P: 10	R: 0 E: 0 K: 1 S: 5 H: 0 LOB: 0 BB: 1 P: 9	R: 1 E: 0 K: 1 S: 7 H: 1 LOB: 1 BB: 1 P: 11	R: 0 E: 0 K: 2 S: 6 H: 0 LOB: 1 BB: 1 P: 10		1B: 5 2B: 4 3B: 0 HR: 0	SF: 0 SAC: 0 DP: 2 HBP: 0			WP: 1 PB: 0 SB: 3 CS: 2	PA: 36	

PITCHER		IP	WLS	BF	H	R	ER	SO	BB	IBB	HBP	BLK	WP	HR	S	P	ERA	WHIP
17 Brandon Webb, R ERA: 3.6	(1, 1)	3.0		14	3	2	2	1	3	0	0	0	0	0	16	31	6.00	2.000
43 Chad Harville, R ERA: 13.5	(4, 1)	1.0	L	5	3	2	2	0	0	0	0	0	0	0	7	7	18.00	3.000
41 Evan MacLane, L ERA:	(5, 1)	2.0		8	1	0	0	2	2	0	0	0	0	0	11	19	0.00	1.500
Jose Valverde, R ERA: 9.0	(7, 1)	1.0		5	1	1	1	1	1	0	0	0	1	0	7	11	9.00	2.000
37 Juan Cruz, R ERA: 3.0	(8, 1)	1.0		3	0	0	0	2	1	0	0	0	0	0	6	10	0.00	1.000

PITCHER	IP	WLS	BF	H	R	ER	SO	BB	IBB	HBP	BLK	WP	HR	S	P	ERA	WHIP

BOTTOM

Arizona Diamondbacks @ San Diego Padres

Peoria Stadium, Peoria, AZ

Tue Mar 06 2007, 9:05 PM EST

Att. 5,150 - Clear - 74 F

livebaseballscorecards.com

AB	28
R	5
H	8
RBI	5
BB	7
SO	6
LOB	18

San Diego Padres @ Los Angeles Angels

Tempe Diablo Stadium, Tempe, AZ

Wed Mar 07 2007, 3:05 PM EST

Att. 3,791 - Partly Cloudy - 79 F

livebaseballscorecards.com

TOP

Batter	1	2	3	4	5	6	7	8	9	AB	R	H	RBI	BB	SO	LOB
22 Marcus Giles, R (1, 4) OBP: 0.333, SLG: 0.667 10 Craig Stansberry, R (5, 4) (6, 5) OBP: 0.286, SLG: 0.286	HR		F8 ①		F9 ②		F8 ①		K	3 2	1 0	1 0	1 0	0 0	0 1	0 1
24 Brian Giles, L (1, 9) OBP: 0.417, SLG: 0.600 18 Paul McAnulty, L (5, PR) (5, 9) (6, 7) OBP: 0.417, SLG: 0.600	G3 ①		G4-3 ②		3B		G3-6 BB		G4-3 ③	3 1	0 0	1 0	0 0	0 1	0 0	0 1
Todd Walker, L (1, 10) OBP: 0.111, SLG: 0.111	F7 ②		P6 ③		G3-1 ③		G3-6 ② ③ 1-2f			4	0	0	0	0	0	2
23 Adrián González, L (1, 3) OBP: 0.500, SLG: 0.800 67 Royce Huffman, R (6, PR) (6, 3) OBP: 0.250, SLG: 0.143	K ③			K ①		8 S 2B BB		K ①		2 1	0 1	0 0	0 0	1 0	2 1	0 0
3 Khalil Greene, R (1, 6) OBP: 0.200, SLG: 0.500 1 Manny Alexander, R (6, 6) OBP: 0.200, SLG: 0.200		G6-3 ①		HR		K ①		F8 ②		3 1	1 0	1 0	1 0	0 0	1 0	1 0
8 Terrmel Sledge, L (1, 7) OBP: 0.417, SLG: 0.909 76 Will Venable, L (6, 9) OBP: 0.375, SLG: 0.167		WP 5 BB HBP		G3 ②		P4 1-2		62 FC6-4 BB		2 0	0 0	0 0	0 0	0 1	0 0	1 0
5 Kevin Kouzmanoff, R (1, 5) OBP: 0.500, SLG: 0.286 62 Luis Alfonso Cruz, R (6, 4) OBP: 0.429, SLG: 0.500		WP 1-2 BB		1B		2B BB		FC6-4 1-2f		1 1	1 0	1 0	0 0	2 0	0 0	0 1
José Cruz Jr., S (1, 8) OBP: 0.182, SLG: 0.273 78 Adam Shabala, L (6, PR) (6, 8) OBP: 0.286, SLG: 0.167		K ② 1-2 2-3		F8 ③		2B 1-H 2-H			F7 ①	3 1	0 0	1 0	2 0	0 0	1 0	3 0
Rob Bowen, S (1, 2) 70 Luke Carlin, S (6, 2)		G3 ③			G4-3 ①	K ③			BB	3 0	0 0	0 0	0 0	1 1	4 0	

	AB	31
	R	4
	H	5
	RBI	4
	BB	6
	SO	7
	LOB	14

Inning Stats	1	2	3	4	5	6	7	8	9
	R: 1 E: 0 K: 1 S: 6	R: 0 E: 0 K: 1 S: 5	R: 0 E: 0 K: 0 S: 3	R: 1 E: 0 K: 1 S: 7	R: 0 E: 0 K: 0 S: 4	R: 2 E: 0 K: 2 S: 9	R: 0 E: 0 K: 0 S: 2	R: 0 E: 0 K: 1 S: 5	R: 0 E: 0 K: 1 S: 5
	H: 1 LOB: 0 BB: 0 P: 6	H: 0 LOB: 2 BB: 1 P: 11	H: 0 LOB: 0 BB: 0 P: 3	H: 2 LOB: 1 BB: 0 P: 7	H: 1 LOB: 1 BB: 0 P: 4	H: 1 LOB: 2 BB: 2 P: 17	H: 0 LOB: 0 BB: 1 P: 6	H: 0 LOB: 1 BB: 1 P: 9	H: 0 LOB: 1 BB: 1 P: 9

	1B: 1	SF: 0	WP: 1	PA: 38
	2B: 1	SAC: 0	PB: 0	
	3B: 1	DP: 1	SB: 1	
	HR: 2	HBP: 1	CS: 0	

PITCHER		IP	WLS	BF	H	R	ER	SO	BB	IBB	HBP	BLK	WP	HR	S	P	ERA	WHIP
Hector Carrasco, R ERA: 2.25	(1, 1)	3.0		12	1	1	1	2	1	0	1	0	1	1	14	20	3.00	0.667
33 Justin Speier, R ERA: 9.0	(4, 1)	1.0	B	5	2	1	1	1	0	0	0	0	0	1	7	7	9.00	2.000
58 Dustin Moseley, R ERA: 6.75	(5, 1)	2.0	W	10	2	2	2	2	2	0	0	0	0	0	13	21	9.00	2.000
73 Matt Wilhite, R ERA:	(7, 1)	1.0	H	3	0	0	0	0	1	0	0	0	0	0	2	6	0.00	1.000
70 Ryan Aldridge, R ERA:	(8, 1)	1.0	H	4	0	0	0	1	1	0	0	0	0	0	5	9	0.00	1.000

PITCHER		IP	WLS	BF	H	R	ER	SO	BB	IBB	HBP	BLK	WP	HR	S	P	ERA	WHIP
81 Alex Serrano, R ERA: 2.45	(9, 1)	1.0	S	4	0	0	0	1	1	0	0	0	0	0	5	9	0.00	1.000

Batter	1	2	3	4	5	6	7	8	9	AB	R	H	RBI	BB	SO	LOB
24 Gary Matthews, S (1, 8) OBP: 0.214, SLG: 0.385 6 Maicer Izturis, S (6, PH) OBP: 0.286, SLG: 0.231 (7, 5)	K	G3			G3-1 1-2	2-3 3-H BB		F8		3 1	0 0	0 0	0 0	0 1	1 0	3 0
Orlando Cabrera, R (1, 6) OBP: 0.385, SLG: 0.444 22 Kendrys Morales, S (6, PH) OBP: 0.500, SLG: 0.615 (7, 3)	27 2B 16 PB BB		F9		2B	K				2 1	1 0	1 0	0 0	1 0	0 1	0 2
27 Vladimir Guerrero, R (1, 9) OBP: 0.231, SLG: 0.500 19 Curtis Pride, L (6, PH) OBP: 0.300, SLG: 0.333 (7, 7)	16 PB 16 SF7 1-3 2B		G4-3		F7	K				3 1	1 0	1 0	0 0	0 0	0 1	1 2
16 Garret Anderson, L (1, 7) OBP: 0.400, SLG: 0.333 46 Bobby Wilson, R (7, 2) OBP: 0.333, SLG: 0.333	SF7 2-H 3-H	G3				1B E BB 1B	G6-3			2 1	1 0	1 0	1 0	0 0	0 0	0 0
Shea Hillenbrand, R (1, 10) OBP: 0.357, SLG: 0.308 5 Jeff Mathis, R (7, PH) OBP: 0.167, SLG: 0.091 (8, 10)	G5-3			G5-3		E E 1-2 BB	G6-3			2 1	1 0	0 0	0 0	1 0	0 0	0 0
Casey Kotchman, L (1, 3) OBP: 0.400, SLG: 0.500 25 Nick Gorneault, R (7, 9) OBP: 0.500, SLG: 0.600		9 G4-3 1B BB		G3-1		E5 47 2B 1-H 2-H 1B	1B			2 1	1 0	1 1	0 0	1 0	0 0	0 0
47 Howie Kendrick, R (1, 4) OBP: 0.462, SLG: 0.750 13 Nathan Haynes, L (7, 8)	L4			3B		9 SH1 6 WP 3-H 2B	G4-3			3 1	1 0	2 0	1 0	0 0	0 0	1 1
Mike Napoli, R (1, 2) OBP: 0.500, SLG: 0.714 20 Sean Rodríguez, R (7, 4) OBP: 0.250, SLG: 0.500	9 G4-3 1-2 1B			G5-3		6 WP 9 SH1 BB		G6-3		2 1	0 0	1 0	0 0	1 0	0 0	1 0
9 Chone Figgins, S (1, 5) OBP: 0.538, SLG: 0.700 2 Hainley Statia, S (7, 6) OBP: 0.400, SLG: 0.333	G4-3 1-2 2-3				24 CS BB	SH1 1-2 2-3		F7		1 1	0 0	0 0	0 0	1 0	0 0	2 0
Inning Stats	R: 2 E: 0 K: 1 S: 6 H: 1 LOB: 0 BB: 1 P: 11	R: 0 E: 0 K: 0 S: 4 H: 1 LOB: 2 BB: 1 P: 8	R: 0 E: 0 K: 0 S: 3 H: 0 LOB: 0 BB: 0 P: 3	R: 0 E: 0 K: 0 S: 4 H: 1 LOB: 1 BB: 0 P: 4	R: 0 E: 0 K: 0 S: 3 H: 1 LOB: 1 BB: 1 P: 8	R: 4 E: 1 K: 2 S: 10 H: 3 LOB: 2 BB: 3 P: 22	R: 0 E: 0 K: 0 S: 4 H: 1 LOB: 1 BB: 0 P: 4	R: 0 E: 0 K: 0 S: 3 H: 0 LOB: 0 BB: 0 P: 3			1B: 4 2B: 3 3B: 1 HR: 0 SF: 1 SAC: 1 DP: 0 HBP: 0						

BOTTOM

San Diego Padres @ Los Angeles Angels

Tempe Diablo Stadium, Tempe, AZ

Wed Mar 07 2007, 3:05 PM EST

Att. 3,791 - Partly Cloudy - 79 F

livebaseballscorecards.com

AB	29
R	6
H	8
RBI	2
BB	6
SO	3
LOB	13

WP: 1 PA: 37
PB: 1
SB: 0
CS: 1

PITCHER		IP	WLS	BF	H	R	ER	SO	BB	IBB	HBP	BLK	WP	HR	S	P	ERA	WHIP
52 Clay Hensley, R ERA: 1.8	(1, 1)	3.0		13	2	2	1	1	2	0	0	0	0	0	13	22	3.00	1.333
64 Ryan Ketchner, L ERA:	(4, 1)	1.0		4	1	0	0	0	0	0	0	0	0	0	4	4	0.00	1.000
26 Doug Brocail, R ERA:	(5, 1)	1.0		4	1	0	0	0	1	0	0	0	0	0	3	8	0.00	2.000
58 Andrew Brown, R ERA: 27.0	(6, 1)	0.1	L	7	3	4	4	0	3	0	0	0	1	0	4	16	108.00	18.000
41 Kevin Cameron, R ERA:	(6, 1)	0.2		2	0	0	0	2	0	0	0	0	0	0	6	6	0.00	0.000

PITCHER		IP	WLS	BF	H	R	ER	SO	BB	IBB	HBP	BLK	WP	HR	S	P	ERA	WHIP
65 Jack Cassel, R ERA: 9.0	(7, 1)	1.0		4	1	0	0	0	0	0	0	0	0	0	4	4	0.00	1.000
56 Scott Cassidy, R ERA:	(8, 1)	1.0		3	0	0	0	0	0	0	0	0	0	0	3	3	0.00	0.000

Batter	1	2	3	4	5	6	7	8	9	AB	R	H	RBI	BB	SO	LOB
17 Felix Pie, L (1, 8) OBP: 0.450, SLG: 0.421	G1-3	FC5-4 1-2 2-H 1B		E3 19 FC4-6-5 2 BB 2-H 3-H 1B		G4-3		E4 67 HBP 5 BB 65 G1-2-3 2-3		5	0	2	2	0	0	2
2 Ryan Theriot, R (1, 4) OBP: 0.412, SLG: 0.533 5 Ronny Cedeno, R (7, 6) OBP: 0.350, SLG: 0.375	19 F9 19 S 1B	FC5-4 1-2f		B B B B 4-0 19 FC4-6-5 1-2 BB			P3	B B B B 4-0 67 HBP 1-2 BB		3 0	0 0	1 0	0 0	1 1	0 0	2 0
19 Matt Murton, R (1, 7) OBP: 0.381, SLG: 0.529 67 Chris Walker, S (7, 7)	F9 1-3		G6-3	FC4-6-5 1-2 2-3			F7	H 1-0 1-2 2-3 3-H HBP		4 0	0 0	0 0	0 1	0 0	0 0	3 0
32 Daryle Ward, L (1, 3) OBP: 0.143, SLG: 0.357 63 Carmen Pignatiello, R (7, 1) 65 Eric Patterson, L (8, PH) OBP: 0.333, SLG: 0.778 60 Les Walrond, L (8, 1) 57 Rocky Cherry, R (9, 1)	K		G1-3		G3		HR	G1-2-3 3-Hf		4 0 1 0 0	1 0 0 0 0	1 0 0 0 0	1 0 0 0 0	0 0 0 0 0	1 0 3 0 0	1 0 0 0 0
4 Mike Kinkade, R (1, 5) OBP: 0.333, SLG: 0.636 64 Casey McGehee, R (7, 5) OBP: 0.400, SLG: 0.250	G6-3	F8			K		E5		P3	4 1	0 0	0 0	0 0	0 0	1 0	0 0
27 Buck Coats, L (1, 9) OBP: 0.471, SLG: 0.563	24 E 1B 1B			F9 56 2B 2B	G4-3		K		58 S 1B	5	2	3	0	0	1	1
24 Henry Blanco, R (1, 2) OBP: 0.182, SLG: 0.182 58 Geovany Soto, R (7, 2) OBP: 0.286, SLG: 0.500	1 SAFE F8 1-2			56 2B 17 1B 1B	F9			G6-3	K 1-2	3 2	1 0	1 0	0 0	0 0	0 1	1 1
Cesar Izturis, S (1, 6) OBP: 0.545, SLG: 0.600 (7, 4) Tomas Perez, S (7, 4) OBP: 0.250, SLG: 0.222	52 1B 17 1B 2-H 1B			F9 2-3	72 FC1-4 1B			76 2B 2B	B B B B 4-0 BB	3 1	1 1	2 1	1 0	0 1	0 0	2 0
52 Wade Miller, R (1, 1) OBP: 1.000, SLG: 1.000 56 Brian Dopirak, R (4, PH) OBP: 0.286, SLG: 0.429 34 Kerry Wood, R (4, 1) 72 Jason Anderson, L (5, 1) 76 Micah Hoffpauir, L (7, 3) OBP: 0.571, SLG: 1.333	17 1B 1-2 1B			17 E 1-3 3-H 2B	FC1-4 1-2f			17 E 67 HBP 2-H 2B	K	1 1 0 1 2	0 1 0 0 1	1 1 0 0 1	0 1 0 0 0	0 0 0 0 1	0 0 0 1 2	0 0 0 1 2
Inning Stats	R: 0 H: 1 E: 0 LOB: 1 K: 1 BB: 0 S: 7 P: 7	R: 2 H: 4 E: 1 LOB: 2 K: 0 BB: 0 S: 7 P: 7	R: 0 H: 0 E: 0 LOB: 0 K: 0 BB: 0 S: 3 P: 3	R: 3 H: 4 E: 1 LOB: 1 K: 0 BB: 1 S: 6 P: 10	R: 0 H: 0 E: 0 LOB: 0 K: 1 BB: 0 S: 5 P: 5	R: 0 H: 1 E: 0 LOB: 1 K: 0 BB: 0 S: 4 P: 4	R: 1 H: 1 E: 1 LOB: 1 K: 1 BB: 0 S: 7 P: 7	R: 2 H: 2 E: 1 LOB: 2 K: 0 BB: 1 S: 5 P: 10	R: 0 H: 1 E: 0 LOB: 2 K: 2 BB: 1 S: 8 P: 12	1B: 9 SF: 0 2B: 5 SAC: 0 3B: 0 DP: 2 HR: 1 HBP: 1						WP: 0 PA: 45 PB: 0 SB: 2 CS: 0	

PITCHER		IP	WLS	BF	H	R	ER	SO	BB	IBB	HBP	BLK	WP	HR	S	P	ERA	WHIP
Greg Maddux, R ERA: 3.6	(1, 1)	3.0		14	5	2	2	1	0	0	0	0	0	0	17	17	6.00	1.667
68 Erick Burke, L ERA: 32.4	(4, 1)	1.0		7	4	3	2	0	1	0	0	0	0	0	6	10	18.00	5.000
43 Cla Meredith, R ERA: 4.5	(5, 1)	1.0		3	0	0	0	1	0	0	0	0	0	0	5	5	0.00	0.000
Scott Linebrink, R ERA: 3.0	(6, 1)	1.0		4	1	0	0	0	0	0	0	0	0	0	4	4	0.00	1.000
Trevor Hoffman, R ERA: 9.0	(7, 1)	1.0	L	5	1	1	1	1	0	0	0	0	0	1	7	7	9.00	1.000

PITCHER		IP	WLS	BF	H	R	ER	SO	BB	IBB	HBP	BLK	WP	HR	S	P	ERA	WHIP
63 Leo Rosales, R ERA: 2.7	(8, 1)	1.0		7	2	2	1	0	1	0	1	0	0	0	5	10	9.00	3.000
Scott Strickland, R ERA:	(9, 1)	1.0		5	1	0	0	2	1	0	0	0	0	0	8	12	0.00	2.000

Chicago Cubs @ San Diego Padres

Peoria Stadium, Peoria, AZ

Thu Mar 08 2007, 3:05 PM EST

Att. 5,239 - Sunny - 81 F

TOP

livebaseballscorecards.com

AB	41
R	8
H	14
RBI	7
BB	3
SO	5
LOB	19

Chicago Cubs @ San Diego Padres

Peoria Stadium, Peoria, AZ

Thu Mar 08 2007, 3:05 PM EST

Att. 5,239 - Sunny - 81 F

livebaseballscorecards.com

BOTTOM

Batter	1	2	3	4	5	6	7	8	9	AB	R	H	RBI	BB	SO	LOB
8 Terrmel Sledge, L (1, 9) OBP: 0.438, SLG: 1.000 76 Will Venable, L (8, 9) OBP: 0.333, SLG: 0.143	CS 1B		G1-6-3 1-2f	1-H 2-H 3-H HR			G6-3		G5-3	4 1	1 0	2 0	4 0	0 0	0 0	1 0
Todd Walker, L (1, 4) OBP: 0.231, SLG: 0.167 10 Craig Stansberry, R (8, 4) OBP: 0.250, SLG: 0.250 (9, 5)	F9 BB 1-2		BB 1B	K			G1-3		P6	3 1	0 0	1 0	0 0	1 0	1 0	0 0
Mike Cameron, R (1, 8) OBP: 0.333, SLG: 0.600 78 Adam Shabala, L (6, 8) OBP: 0.250, SLG: 0.143	F9 1-2		BB 1-2		F8		K			2 1	0 0	0 0	0 0	1 0	0 1	1 0
28 Josh Bard, S (1, 2) OBP: 0.455, SLG: 0.375 72 Nick Hundley, R (8, PR) (9, 2)		G6-3	K		1B			F8 62 SF8 2B		4 0	0 1	2 0	0 0	0 0	1 0	2 0
Geoff Blum, S (1, 3) OBP: 0.400, SLG: 0.800 Scott Strickland, R (9, 1)		HR		53 WP 5 HBP 8 HR 1B	K			F8 2-3		4 0	2 0	2 0	1 0	0 0	1 0	2 0
5 Kevin Kouzmanoff, R (1, 5) OBP: 0.538, SLG: 0.444 Scott Linebrink, R (6, 1) Trevor Hoffman, R (7, 1) 63 Leo Rosales, R (8, 1) 62 Luis Alfonso Cruz, R (8, PH) OBP: 0.375, SLG: 0.500 (9, 4)	13 1B 2B			53 WP 8 HR 1-2 HBP	K			SF8 3-H		2 0 0 0 0	1 0 0 0 0	1 0 0 0 0	0 0 0 0 1	0 0 0 0 0	1 0 0 0 0	1 0 0 0 0
18 Paul McAnulty, L (1, 7) OBP: 0.400, SLG: 0.500 29 Jack Cust, L (8, 7) OBP: 0.333, SLG: 0.556	K		K			13 CS BB		1B		2 1	0 0	0 1	0 0	1 0	2 0	3 0
13 Oscar Robles, L (1, 6) OBP: 0.300, SLG: 0.125	2-H 1B		F7				G2-3 1-2	K		4	0	1	0	0	1	5
Greg Maddux, R (1, 1) 70 Luke Carlin, S (3, PH) OBP: 0.333, SLG: 0.200 68 Erick Burke, L (4, 1) 53 Pete Laforest, L (4, PH) 43 Cla Meredith, R (5, 1) 67 Royce Huffman, R (6, 5) OBP: 0.200, SLG: 0.111 (9, 3)			8 G1-6-3 1B	K 8 HR 1-2 2-3			K		K	0 1 0 1 0 2	0 0 0 1 0 0	0 1 0 1 0 2	0 0 0 0 1 0	0 0 0 0 0 2	0 0 0 0 0 0	0 0 0 2 0 0
Inning Stats	R: 0 E: 0 K: 0 S: 2 H: 1 LOB: 1 BB: 1 P: 7	R: 1 E: 0 K: 1 S: 7 H: 3 LOB: 2 BB: 0 P: 7	R: 0 E: 0 K: 1 S: 6 H: 2 LOB: 2 BB: 1 P: 10	R: 4 E: 0 K: 3 S: 12 H: 2 LOB: 0 BB: 0 P: 13	R: 0 E: 0 K: 2 S: 8 H: 1 LOB: 1 BB: 0 P: 8		R: 0 E: 0 K: 1 S: 5 H: 0 LOB: 0 BB: 1 P: 9	R: 0 E: 0 K: 1 S: 5 H: 0 LOB: 0 BB: 0 P: 5	R: 1 E: 0 K: 1 S: 7 H: 2 LOB: 2 BB: 0 P: 7	R: 0 E: 0 K: 1 S: 5 H: 0 LOB: 0 BB: 0 P: 5	1B: 7 2B: 2 3B: 0 HR: 2	SF: 1 SAC: 0 DP: 1 HBP: 1					

	AB	33
	R	6
	H	11
	RBI	6
	BB	3
	SO	11
	LOB	17

WP: 1 PB: 0 SB: 0 CS: 2 PA: 38

PITCHER		IP	WLS	BF	H	R	ER	SO	BB	IBB	HBP	BLK	WP	HR	S	P	ERA	WHIP
52 Wade Miller, R ERA: 3.6	(1, 1)	3.0		13	6	1	1	2	2	0	0	0	0	1	15	24	3.00	2.667
34 Kerry Wood, R ERA: 18.0	(4, 1)	1.0		7	2	4	4	3	0	0	1	0	1	1	12	13	36.00	2.000
72 Jason Anderson, R ERA: 5.4	(5, 1)	2.0	W	7	1	0	0	3	1	0	0	0	0	0	13	17	0.00	1.000
63 Carmen Pignatiello, L ERA:	(7, 1)	1.0	H	3	0	0	0	1	0	0	0	0	0	0	5	5	0.00	0.000
60 Les Walrond, L ERA: 2.25	(8, 1)	1.0	H	5	2	1	1	1	0	0	0	0	0	0	7	7	9.00	2.000

PITCHER		IP	WLS	BF	H	R	ER	SO	BB	IBB	HBP	BLK	WP	HR	S	P	ERA	WHIP
57 Rocky Cherry, R ERA:	(9, 1)	1.0	S	3	0	0	0	1	0	0	0	0	0	0	5	5	0.00	0.000

San Diego Padres @ Chicago Cubs

Hohokam Park, Mesa, AZ

Fri Mar 09 2007, 3:05 PM EST

Att. 8,513 - Sunny - 81 F

TOP

livebaseballscorecards.com

Batter	1	2	3	4	5	6	7	8	9	AB	R	H	RBI	BB	SO	LOB
8 Terrmel Sledge, L (1, 9) OBP: 0.368, SLG: 0.833	F9		K		K		FC1-6, 10 1B, SF8 2-3 1B		G4-3 2-3	3	0	0	0	0	2	2
Mike Baxter, L (5, 9) OBP: 0.500, SLG: 0.500										2	1	1	0	0	0	1
Todd Walker, L (1, 4) OBP: 0.250, SLG: 0.267	2B		G3 2-3		F8		FC1-6 1-2 3-H 1B		BB, G1-6-3	3	0	1	0	0	0	2
10 Craig Stansberry, R (5, 4) OBP: 0.400, SLG: 0.333										1	0	1	1	1	0	0
Mike Cameron, R (1, 8) OBP: 0.267, SLG: 0.462	K		P6			K	FC1-6 1-2f 2-3		G1-6-3 1-2f	3	0	0	0	0	2	2
Yordany Ramirez, R (6, 8)										2	0	0	0	0	0	4
23 Adrián González, L (1, 3) OBP: 0.400, SLG: 0.615	G4-3			F9		K	SF8 3-H			3	0	0	0	0	1	1
Matt Antonelli, R (6, 5)										0	0	0	1	0	0	0
5 Kevin Kouzmanoff, R (1, 5) OBP: 0.563, SLG: 0.833		18 1B, 2B		G4-3		HR	K			3	2	2	1	0	0	0
21 Heath Bell, R (6, 1)										0	0	0	0	0	0	0
82 Brett Dowdy, R (7, PH)										1	0	0	0	0	1	1
40 Royce Ring, L (7, 1)										0	0	0	0	0	0	0
18 Paul McAnulty, L (1, 7) OBP: 0.412, SLG: 0.500		1 G6-4-3 2-H 1B		F9		2B		G6-4-3, 1B		2	0	1	1	0	0	0
79 Aaron Rakers, R (4, 1)										0	0	0	0	0	0	0
67 Royce Huffman, R (6, PH) OBP: 0.333, SLG: 0.364										2	0	2	0	0	0	0
(6, 3)																
53 Pete Laforest, L (1, 2) OBP: 0.333, SLG: 0.400		K			1 1B, 76 G4-3, 2B		K		K	2	1	1	0	0	1	1
70 Luke Carlin, S (6, PH) OBP: 0.250, SLG: 0.143										2	0	0	0	0	2	2
(6, 2)																
1 Manny Alexander, R (1, 6) OBP: 0.286, SLG: 0.286		G6-4-3 1-2f			76 G4-3 2-3 1B		76 2B	G6-4-3 1-2f		2	0	1	0	0	0	1
Juan Ciriaco, R (5, 6) OBP: 0.500, SLG: 1.000										2	1	1	0	0	0	1
44 Jake Peavy, R (1, 1) OBP: 1.000, SLG: 2.000					G4-3 1-2 3-H		1B 10 1B 2-H 2B		G4-3, 2B	1	0	1	0	0	0	0
41 Kevin Cameron, R (3, 1)										0	0	0	0	0	0	0
76 Will Venable, L (4, 7) OBP: 0.417, SLG: 0.500			G3, 2B							3	1	2	2	0	0	1

	AB	37
	R	6
	H	14
	RBI	6
	BB	1
	SO	9
	LOB	19

Inning Stats	1	2	3	4	5	6	7	8	9
R:	0	1	0	0	1	1	3	0	0
E:	0	0	0	0	0	0	0	0	0
K:	1	1	1	0	1	3	1	1	0
S:	6	6	6	3	7	11	9	7	3
H:	1	2	1	0	2	2	4	1	1
LOB:	1	0	1	0	1	1	1	0	1
BB:	0	0	0	0	0	0	0	0	1
P:	6	6	6	3	7	11	9	7	7

1B:	5	SF:	1
2B:	8	SAC:	0
3B:	0	DP:	3
HR:	1	HBP:	0

WP:	0	PA:	39
PB:	0		
SB:	0		
CS:	0		

PITCHER		IP	WLS	BF	H	R	ER	SO	BB	IBB	HBP	BLK	WP	HR	S	P	ERA	WHIP
53 Rich Hill, L ERA: 3.6	(1, 1)	3.0	W	12	4	1	1	3	0	0	0	0	0	0	18	18	3.00	1.333
Bob Howry, R ERA: 4.5	(4, 1)	1.0	H	3	0	0	0	0	0	0	0	0	0	0	3	3	0.00	0.000
47 Scott Eyre, L ERA: 10.13	(5, 1)	1.0		5	2	1	1	1	0	0	0	0	0	0	7	7	9.00	2.000
49 Carlos Marmol, R ERA: 13.5	(6, 1)	1.0		5	2	1	1	3	0	0	0	0	0	1	11	11	9.00	2.000
70 John Webb, R ERA: 12.0	(7, 1)	0.1		5	4	3	3	0	0	0	0	0	0	0	5	5	81.00	12.000

PITCHER		IP	WLS	BF	H	R	ER	SO	BB	IBB	HBP	BLK	WP	HR	S	P	ERA	WHIP
83 Adalberto Mendez, R ERA:	(7, 1)	1.2		5	1	0	0	2	0	0	0	0	0	0	11	11	0.00	0.600
13 Will Ohman, L ERA: 6.75	(9, 1)	1.0		4	1	0	0	0	1	0	0	0	0	0	3	7	0.00	2.000

Batter	1	2	3	4	5	6	7	8	9	AB	R	H	RBI	BB	SO	LOB
12 Alfonso Soriano, R (1, 8) OBP: 0.250, SLG: 0.500	L6		F7 FC6-4		P6	67 E 1-2 2-3 1B		E6 67 1B		4	0	0	0	0	0	3
Josh Lansford, R (6, 5) OBP: 0.500, SLG: 0.500										2	0	1	0	0	0	0
Cesar Izturis, S (1, 6) OBP: 0.600, SLG: 0.583	G6-3		BB 25 1B 1B	BB 25 2B 16 2B	25 F8 25 S 16 HR 1B	FC5 1-3 2-H 3-H		1-2 1B		2	2	1	0	2	0	0
67 Chris Walker, S (5, PR) OBP: 0.286, SLG: 0.167										2	1	1	0	0	0	1
(6, 8)																
25 Derrek Lee, R (1, 3) OBP: 0.550, SLG: 0.800	K		16 BB 1-3 1B	16 2B 1-3 2B	F8 1-3	K		L7		4	2	2	0	0	1	1
24 Henry Blanco, R (6, 2) OBP: 0.154, SLG: 0.154										2	0	0	0	0	1	5
16 Aramis Ramirez, R (1, 5) OBP: 0.421, SLG: 0.706		L8	BB 27 1B 1-2 1B	27 BB 2-H 3-H 2B	HR 3-H	K		F9		3	2	2	4	1	0	0
29 Ángel Pagán, S (6, 9) OBP: 0.333, SLG: 0.200										2	0	0	0	0	1	5
Jacque Jones, L (1, 9) OBP: 0.333, SLG: 0.294		K	P2	BB 27 BB	1B		83 SH1-3 1B			2	0	0	0	1	1	3
47 Scott Eyre, L (5, 1)										0	0	0	0	0	0	0
65 Eric Patterson, L (5, PH) OBP: 0.455, SLG: 0.818										2	0	2	0	0	0	0
(6, 4)																
Michael Barrett, R (1, 2) OBP: 0.529, SLG: 0.875		1B 27 1B 1B	27 1B 1-2 2-H 3-H 1B	F7	L8		SH1-3 1-2			4	1	2	2	0	0	3
49 Carlos Marmol, R (6, 1)										0	0	0	0	0	0	0
70 John Webb, R (7, 1)										0	0	0	0	0	0	0
83 Adalberto Mendez, R (7, 1)										0	0	0	0	0	0	0
13 Will Ohman, L (9, 1)										0	0	0	0	0	0	0
27 Buck Coats, L (1, 7) OBP: 0.545, SLG: 0.600		1B 1-2 1B	1B 1-3 2-H 1B	BB 1-2 2-3		1B 67 FC5 1B 1B	K			4	1	3	1	1	1	1
(5, 9)																
(6, 7)																
Tomas Perez, S (1, 4) OBP: 0.375, SLG: 0.385		1-2 2-3 1B	9 BB 2-3 3-H 1B	F4		67 FC5 1B 1-2 67 E 1B	K			4	0	3	1	0	0	3
(6, 6)																
Dylan Johnston, L (6, PR)										1	1	0	0	0	1	1
(7, 6)																
53 Rich Hill, L (1, 1)	K		BB 12 FC6-4 1-2	P3		F7		L3		1	0	0	0	0	1	3
9 Scott Moore, L (3, PH)										0	0	0	0	1	0	0
Bob Howry, L (4, 1)										0	0	0	0	0	0	0
76 Micah Hoffpauir, L (4, PH) OBP: 0.400, SLG: 0.889										3	0	0	0	0	0	5
(5, 7)																
(6, 3)																
Inning Stats	R: 0 E: 0 K: 1 S: 5 H: 0 LOB: 0 BB: 0 P: 5	R: 0 E: 0 K: 2 S: 10 H: 3 LOB: 3 BB: 0 P: 10	R: 4 E: 0 K: 0 S: 7 H: 4 LOB: 3 BB: 3 P: 19	R: 2 E: 0 K: 0 S: 5 H: 2 LOB: 3 BB: 3 P: 17	R: 2 E: 0 K: 0 S: 6 H: 3 LOB: 1 BB: 0 P: 7	R: 2 E: 1 K: 2 S: 11 H: 3 LOB: 3 BB: 0 P: 11	R: 0 E: 0 K: 2 S: 8 H: 1 LOB: 1 BB: 0 P: 8	R: 0 E: 1 K: 0 S: 5 H: 1 LOB: 2 BB: 0 P: 5		1B: 14 2B: 2 3B: 0 HR: 1 SF: 0 SAC: 1 DP: 0 HBP: 0						

BOTTOM

San Diego Padres @ Chicago Cubs

Hohokam Park, Mesa, AZ

Fri Mar 09 2007, 3:05 PM EST
Att. 8,513 - Sunny - 81 F

livebaseballscorecards.com

AB	42
R	10
H	17
RBI	8
BB	6
SO	7
LOB	34

PITCHER		IP	WLS	BF	H	R	ER	SO	BB	IBB	HBP	BLK	WP	HR	S	P	ERA	WHIP
44 Jake Peavy, R ERA: 11.57	(1, 1)	2.2	L	15	5	4	4	3	2	0	0	0	0	0	19	27	13.50	2.625
41 Kevin Cameron, R ERA: 5.4	(3, 1)	0.2		10	4	2	2	0	4	0	0	0	0	0	6	22	27.00	12.000
79 Aaron Rakers, R ERA: 4.91	(4, 1)	1.2		8	3	2	2	0	0	0	0	0	0	1	8	9	10.80	1.800
21 Heath Bell, R ERA: 3.0	(6, 1)	1.0		7	3	2	0	2	0	0	0	0	0	0	11	11	0.00	3.000
40 Royce Ring, L ERA:	(7, 1)	2.0		9	2	0	0	2	0	0	0	0	0	0	13	13	0.00	1.000

PITCHER	IP	WLS	BF	H	R	ER	SO	BB	IBB	HBP	BLK	WP	HR	S	P	ERA	WHIP

San Diego Padres @ Los Angeles Angels

Tempe Diablo Stadium, Tempe, AZ

Fri Mar 09 2007, 3:05 PM EST

Att. 7,181 - Sunny - 82 F

livebaseballscorecards.com

TOP

Batter	1	2	3	4	5	6	7	8	9	AB	R	H	RBI	BB	SO	LOB
22 Marcus Giles, R (1, 4) OBP: 0.400, SLG: 0.667	24 G3 34 HR 1B	G5-3 2-3f			1B			G4-3 BLK E 1B		3	1	2	0	0	0	2
13 Oscar Robles, L (5, 4) OBP: 0.364, SLG: 0.222										1	1	1	0	0	0	0
24 Brian Giles, L (1, 10) OBP: 0.333, SLG: 0.462	G3 1-2		P4		K			G4-3 1-3		3	0	0	0	0	1	2
Vince Sinisi, L (8, PH) (8, 10)										1	0	0	0	0	0	1
3 Khalil Greene, R (1, 6) OBP: 0.154, SLG: 0.385	K		F8			P6		K		3	0	0	0	0	1	1
62 Luis Alfonso Cruz, R (6, 6) OBP: 0.333, SLG: 0.429										1	0	0	0	0	1	1
34 Russell Branyan, L (1, 5) OBP: 0.231, SLG: 0.538	2-H HR		G3			G3-1		E4 3-H		3	1	1	2	0	0	0
Chase Headley, S (6, 5)										1	0	0	0	0	0	0
Geoff Blum, S (1, 3) OBP: 0.308, SLG: 0.615	K			K2-3		G1-3		F8		3	0	0	0	0	2	0
Shawn Wooten, R (6, 3)										1	0	0	0	0	0	1
José Cruz Jr., S (1, 8) OBP: 0.214, SLG: 0.500		HR		K			P5		G4-3	3	1	1	1	0	1	0
80 Adam Bourassa, L (7, 8)										1	0	0	0	0	0	0
29 Jack Cust, L (1, 7) OBP: 0.308, SLG: 0.538		22 G5-3 2B		K			G6-3		K	4	0	1	0	0	2	0
Rob Bowen, S (1, 2) OBP: 0.091, SLG: 0.091		F7			K		1B		G2-3	3	0	1	0	0	1	1
72 Nick Hundley, R (7, PR) (7, 2)										1	0	0	0	0	0	0
78 Adam Shabala, L (1, 9) OBP: 0.273, SLG: 0.111		BB			K		K			2	0	0	0	1	2	1
Inning Stats	R: 2 E: 0 K: 2 S: 9 H: 2 LOB: 0 BB: 0 P: 9	R: 1 E: 0 K: 0 S: 4 H: 2 LOB: 1 BB: 1 P: 8	R: 0 E: 0 K: 0 S: 3 H: 0 LOB: 0 BB: 0 P: 3	R: 0 E: 0 K: 3 S: 9 H: 0 LOB: 0 BB: 0 P: 9	R: 0 E: 0 K: 3 S: 10 H: 1 LOB: 1 BB: 0 P: 10	R: 0 E: 0 K: 0 S: 3 H: 0 LOB: 0 BB: 0 P: 3	R: 0 E: 0 K: 1 S: 6 H: 1 LOB: 1 BB: 0 P: 6	R: 1 E: 1 K: 1 S: 8 H: 1 LOB: 1 BB: 0 P: 8	R: 0 E: 0 K: 1 S: 5 H: 0 LOB: 0 BB: 0 P: 5	1B: 4 2B: 1 3B: 0 HR: 2 SF: 0 SAC: 0 DP: 1 HBP: 0							WP: 0 PB: 0 SB: 0 CS: 0 PA: 35

PITCHER		IP	WLS	BF	H	R	ER	SO	BB	IBB	HBP	BLK	WP	HR	S	P	ERA	WHIP
45 Kelvim Escobar, R ERA: 5.4	(1, 1)	3.0	W	13	4	3	3	2	1	0	0	0	0	2	16	20	9.00	1.667
Francisco Rodríguez, R ERA:	(4, 1)	1.0	H	3	0	0	0	3	0	0	0	0	0	0	9	9	0.00	0.000
62 Scot Shields, R ERA:	(5, 1)	1.0	H	4	1	0	0	3	0	0	0	0	0	0	10	10	0.00	1.000
Darren Oliver, L ERA: 4.5	(6, 1)	2.0	H	7	1	0	0	1	0	0	0	0	0	0	9	9	0.00	0.500
70 Ryan Aldridge, R ERA:	(8, 1)	1.0		5	1	1	0	1	0	0	0	1	0	0	8	8	0.00	1.000

PITCHER		IP	WLS	BF	H	R	ER	SO	BB	IBB	HBP	BLK	WP	HR	S	P	ERA	WHIP
Darren O'Day, R ERA:	(9, 1)	1.0		3	0	0	0	1	0	0	0	0	0	0	5	5	0.00	0.000

AB	34
R	4
H	7
RBI	3
BB	1
SO	11
LOB	10

Batter	1	2	3	4	5	6	7	8	9	AB	R	H	RBI	BB	SO	LOB
24 Gary Matthews, S (1, 8) OBP: 0.278, SLG: 0.375 13 Nathan Haynes, L (7, 8) OBP: 0.500, SLG: 0.600	G6-3	BB, 27, 1B 1-H: 1B		WP, S BB		P2	1-3: 2B			3 1	1 0	1 1	1 0	1 0	0 0	0 0
Orlando Cabrera, R (1, 6) OBP: 0.438, SLG: 0.455 64 Terry Evans, R (6, 9) OBP: 0.308, SLG: 0.538	27, 3B 1B	S, 27, 1B 1-2: BB		F8	G6-3		K			2 2	1 0	1 0	1 0	0 0	1 1	1 2
27 Vladimir Guerrero, R (1, 9) OBP: 0.313, SLG: 0.667 19 Curtis Pride, L (5, 9) OBP: 0.308, SLG: 0.333 (6, 7)	16, 1B 1-H: 3B	S 1-2 2-H: 1B		F8			53, S, 20, S 53, 3B 1B	E6 20 WP 20, SF8		3 2	1 2	2 1	2 0	0 0	0 0	1 0
Shea Hillenbrand, R (1, 10) OBP: 0.294, SLG: 0.250 46 Bobby Wilson, R (7, PH) OBP: 0.200, SLG: 0.200 (8, 10)	P6	P4 1-2 2-3		F9 1-3			F9	F7		3 2	0 0	0 0	0 0	0 0	0 0	4 2
16 Garret Anderson, L (1, 7) OBP: 0.375, SLG: 0.333 20 Sean Rodríguez, R (6, 4) OBP: 0.429, SLG: 0.500	3-H: 1B	F9	F8				53, S, 53, 3B 1-2: BB	SF8 2-H		3 0	0 1	1 0	1 1	0 1	0 0	0 0
47 Howie Kendrick, R (1, 4) OBP: 0.526, SLG: 0.889 2 Hainley Statia, S (6, 6) OBP: 0.429, SLG: 0.400	L7	G3-1 1B	S, PB SF7 1B				F8	53 2B 1B		3 2	2 1	2 1	0 0	0 0	0 0	1 2
Casey Kotchman, L (1, 3) OBP: 0.333, SLG: 0.412 53 Mike Eylward, R (6, 3) OBP: 0.500, SLG: 1.000	G4-3	G3-1 1-2		SF7 1-H			96 2B 1-H 2-H 3B	1-H 2B		2 2	0 1	0 2	1 3	0 0	0 0	1 0
Mike Napoli, R (1, 2) OBP: 0.462, SLG: 0.600 96 Flint Wipke, R (7, PH) OBP: 0.333, SLG: 0.667 (8, 2)	K	2-H 1B		K			63 E 3-H 2B	K		3 2	0 1	1 1	1 1	0 0	2 1	0 1
9 Chone Figgins, S (1, 5) OBP: 0.500, SLG: 0.615 63 Matthew Brown, R (7, 5) OBP: 0.429, SLG: 0.833	24, S 24, 1B 1B	G4-3				P2	E3 13 2B 2-H 1B			3 1	1 0	1 1	0 0	0 0	0 0	1 0
Inning Stats	R: 2 E: 0 K: 0 S: 6 H: 3 LOB: 1 BB: 0 P: 6	R: 2 E: 0 K: 1 S: 12 H: 3 LOB: 2 BB: 1 P: 16	R: 1 E: 0 K: 0 S: 5 H: 2 LOB: 1 BB: 0 P: 5	R: 0 E: 0 K: 0 S: 4 H: 0 LOB: 1 BB: 1 P: 9	R: 1 E: 0 K: 1 S: 7 H: 1 LOB: 0 BB: 0 P: 9	R: 0 E: 0 K: 0 S: 3 H: 0 LOB: 0 BB: 0 P: 3	R: 4 E: 1 K: 1 S: 11 H: 5 LOB: 2 BB: 1 P: 15	R: 2 E: 1 K: 1 S: 8 H: 2 LOB: 1 BB: 0 P: 9		1B: 11 2B: 3 3B: 2 HR: 0 SF: 2 SAC: 0 DP: 0 HBP: 0		WP: 2 PB: 1 SB: 8 CS: 0 PA: 44				

PITCHER		IP	WLS	BF	H	R	ER	SO	BB	IBB	HBP	BLK	WP	HR	S	P	ERA	WHIP
David Wells, L ERA: 16.2	(1, 1)	1.2		9	4	3	3	1	0	0	0	0	0	0	12	12	16.20	2.400
77 Adrian Burnside, L ERA: 6.75	(2, 1)	0.1	L	4	2	1	1	0	1	0	0	0	0	0	6	10	27.00	9.000
39 Mike Thompson, R ERA: 6.75	(3, 1)	2.0		9	2	1	1	0	1	0	0	0	1	0	9	14	4.50	1.500
45 Justin Hampson, L ERA:	(5, 1)	1.0		4	1	1	0	1	0	0	0	0	0	0	7	9	0.00	1.000
64 Ryan Ketchner, L ERA:	(6, 1)	1.0		3	0	0	0	0	0	0	0	0	0	0	3	3	0.00	0.000

PITCHER		IP	WLS	BF	H	R	ER	SO	BB	IBB	HBP	BLK	WP	HR	S	P	ERA	WHIP
75 Frank Brooks, L ERA: 16.88	(7, 1)	0.2		6	3	4	4	0	1	0	0	0	0	0	6	10	54.00	6.000
58 Andrew Brown, R ERA: 21.6	(7, 1)	0.1		3	2	0	0	1	0	0	0	0	0	0	5	5	0.00	6.000
56 Scott Cassidy, R ERA:	(8, 1)	1.0		6	2	2	0	1	0	0	0	0	1	0	8	9	0.00	2.000

BOTTOM

San Diego Padres @ Los Angeles Angels

Tempe Diablo Stadium, Tempe, AZ

Fri Mar 09 2007, 3:05 PM EST
Att. 7,181 - Sunny - 82 F

livebaseballscorecards.com

AB	39
R	12
H	16
RBI	11
BB	3
SO	4
LOB	16

Colorado Rockies @ San Diego Padres

Peoria Stadium, Peoria, AZ

Sat Mar 10 2007, 3:05 PM EST

Att. 7,650 - Sunny - 79 F

livebaseballscorecards.com

TOP

Batter	1	2	3	4	5	6	7	8	9	AB	R	H	RBI	BB	SO	LOB
21 Steve Finley, L (1, 8) OBP: 0.429, SLG: 0.550 66 Sean Barker, R (6, 9) (7, 8)	B C B F F X 2-2 ① G3		B C C B X 2-2 ② P2			X 0-0 ① G3-1	S S S 0-3 ③ K			3 0 0 0 0 0 0 1 0 0 0 0 1 1						
Jamey Carroll, R (1, 4) (6, 5) OBP: 0.167, SLG: 0.118 45 Mike Gallo, L (8, 1)	C X 0-1 ② G5-3		B C C B X 2-1 ③ F9			X 0-0 27 2B 1B		X 0-0 ① G6-3		4 1 1 0 0 0 0 0 0 0 0 0 0 0						
27 Garrett Atkins, R (1, 5) OBP: 0.500, SLG: 0.684 29 Jayson Nix, R (6, 4) OBP: 0.500, SLG: 0.625	C B B X 2-1 ③ F7		C X 0-1 ① F9			X 0-0 1-H 2B		X 0-0 2B		3 0 1 1 0 0 0 1 0 1 0 0 0 0						
5 Matt Holliday, R (1, 7) OBP: 0.500, SLG: 0.842 73 Seth Smith, L (6, 7) OBP: 0.250, SLG: 0.143		X 0-0 2 2B 2B		X 0-0 10 F9 2B		S S S 0-3 ② K		C C S 0-3 ② K		3 1 2 0 0 1 1 1 0 0 0 0 1 1						
10 Jeff Baker, R (1, 3) OBP: 0.250, SLG: 0.421		B X 1-0 ① F9		X 0-0 ② F9 2-3		S S S 0-3 ③ K		X 0-0 ③ G5-3		4 0 0 0 0 1 4						
8 Yorvit Torrealba, R (1, 2) OBP: 0.250, SLG: 0.333 72 Matt Miller, R (7, 9) OBP: 0.500, SLG: 0.500		C C D B S 2-3 ② K		B C B C F X 2-2 ③ F8			X 0-0 ① F8		X 0-0 ① P4	3 0 0 0 0 1 2 1 0 0 0 0 0 0						
2 Troy Tulowitzki, R (1, 6) OBP: 0.500, SLG: 0.615 62 Jonathan Herrera, S (5, PR) (5, 6) OBP: 0.250, SLG: 0.250		B X 1-0 2-H 2B		S H 1-1 18 G4-6-3 HBP			X 0-0 ② G6-3		X 0-0 ② F8	1 0 1 1 0 0 0 2 0 0 0 0 0 0						
18 Cory Sullivan, L (1, 9) OBP: 0.294, SLG: 0.313 (6, 8) 34 Matt Herges, L (7, 1) 94 Doug Bernier, R (8, 5)		C B B B F X 3-2 ③ G4-1		C X 0-1 ① ② G4-6-3 1-2f			X 0-0 2B 1B		B B B B 4-0 FC5-4 BB	3 1 1 0 0 0 2 0 0 0 0 0 0 0 0 0 0 0 1 0 0						
31 Rodrigo Lopez, R (1, 1) 65 Oscar Rivera, L (5, 1) Geronimo Gil, R (7, PH) (7, 2) OBP: 0.333, SLG: 0.500			F S X 0-2 ① G6-3		C C S 0-3 ③ K		X 0-0 1-H 2B		X 0-0 ③ FC5-4 1-2f	2 0 0 0 0 1 1 0 0 0 0 0 0 0 2 0 1 1 0 0 1						
Inning Stats	R: 0 H: 0 E: 0 LOB: 0 K: 0 BB: 0 S: 8 P: 12	R: 1 H: 2 E: 0 LOB: 1 K: 1 BB: 0 S: 9 P: 16	R: 0 H: 0 E: 0 LOB: 0 K: 0 BB: 0 S: 8 P: 12	R: 0 H: 1 E: 0 LOB: 1 K: 0 BB: 0 S: 8 P: 10	R: 0 H: 0 E: 0 LOB: 1 K: 1 BB: 0 S: 6 P: 7	R: 1 H: 2 E: 0 LOB: 1 K: 2 BB: 0 S: 9 P: 9	R: 1 H: 2 E: 0 LOB: 1 K: 1 BB: 0 S: 7 P: 7	R: 0 H: 1 E: 0 LOB: 1 K: 1 BB: 0 S: 6 P: 6	R: 0 H: 0 E: 0 LOB: 1 K: 0 BB: 1 S: 3 P: 7	1B: 2 SF: 0 2B: 6 SAC: 0 3B: 0 DP: 1 HR: 0 HBP: 1						

AB	34
R	3
H	8
RBI	3
BB	1
SO	6
LOB	13

WP: 0 PA: 36
PB: 0
SB: 0
CS: 0

PITCHER		IP	WLS	BF	H	R	ER	SO	BB	IBB	HBP	BLK	WP	HR	S	P	ERA	WHIP
32 Chris Young, R ERA: 4.0	(1, 1)	4.0	W	15	3	1	1	1	0	0	0	0	0	0	33	50	2.25	0.750
26 Doug Brocail, R ERA:	(5, 1)	1.0		3	0	0	0	1	0	0	1	0	0	0	6	7	0.00	0.000
43 Cla Meredith, R ERA: 6.0	(6, 1)	1.0		5	2	1	1	2	0	0	0	0	0	0	9	9	9.00	2.000
65 Jack Cassel, R ERA: 9.0	(7, 1)	1.0		5	2	1	1	1	0	0	0	0	0	0	7	7	9.00	2.000
66 Steve Watkins, R ERA:	(8, 1)	1.0		4	1	0	0	1	0	0	0	0	0	0	6	6	0.00	1.000

PITCHER		IP	WLS	BF	H	R	ER	SO	BB	IBB	HBP	BLK	WP	HR	S	P	ERA	WHIP
63 Leo Rosales, R ERA: 2.08	(9, 1)	1.0		4	0	0	0	0	1	0	0	0	0	0	3	7	0.00	1.000

Colorado Rockies @ San Diego Padres

Peoria Stadium, Peoria, AZ

Sat Mar 10 2007, 3:05 PM EST

Att. 7,650 - Sunny - 79 F

livebaseballscorecards.com

BOTTOM

Batter	1	2	3	4	5	6	7	8	9	AB	R	H	RBI	BB	SO	LOB
8 Terrmel Sledge, L (1, 7) (6, 8) OBP: 0.417, SLG: 0.957	2-1 HR	0-1 28 HR 1B		0-3 K ②		0-0 F8 ①		0-0 18 1B 2B		5	3	3	1	0	1	0
24 Brian Giles, L (1, 9) OBP: 0.333, SLG: 0.500 18 Paul McAnulty, L (5, 9) OBP: 0.474, SLG: 0.563	0-0 23 1B 2B	1-2 P6 ①		0-1 F9 ③		0-0 23 G4-6-3 1B		0-0 10 WP 2-H 1B		3 2	1 0	1 2	0 1	0 0	0 0	1 0
23 Adrián González, L (1, 3) OBP: 0.421, SLG: 0.588 10 Craig Stansberry, R (7, 5) OBP: 0.364, SLG: 0.300	3-1 3 WP 28 BB 3 1B 2-H 1B	2-3 K ②			0-1 28 2B 3 HR 1B	0-0 G4-6-3 ② ③ 1-2f		1-0 G6-3 ③ 1-2		4 1	2 0	2 0	1 0	0 0	1 0	2 1
28 Josh Bard, S (1, 2) OBP: 0.571, SLG: 0.900 53 Pete Laforest, L (6, 2) OBP: 0.429, SLG: 0.500	4-0 3 1B 3 WP 34 E 1-2 BB	2-0 1-H HR			0-0 3 HR 1-3 2B		0-0 1B			2 1	3 0	2 1	2 0	1 0	0 0	0 0
3 Khalil Greene, R (1, 6) OBP: 0.250, SLG: 0.625 62 Luis Alfonso Cruz, R (6, 6) OBP: 0.300, SLG: 0.375	1-2 34 E SF7 1-3 2-H 1B	0-0 L1 ③			0-0 2-H 3-H HR		1-0 F9 ①			3 1	2 0	2 0	4 0	0 0	0 1	0 1
34 Russell Branyan, L (1, 5) OBP: 0.250, SLG: 0.467 67 Royce Huffman, R (5, PR) (6, 5) (7, 3)	0-0 E1 1-3 3-H	1-3 K ①			4-2 BB		0-3 K ②			2 1	0 0	0 0	1 0	1 0	1 1	1 1
José Cruz Jr., S (1, 8) OBP: 0.176, SLG: 0.438 29 Jack Cust, L (6, 7) OBP: 0.286, SLG: 0.500	0-0 SF7 ① 3-H	2-3 K ②			1-3 K ①		0-0 P6 ③			2 1	0 0	0 0	1 0	0 0	2 0	1 1
13 Oscar Robles, L (1, 4) OBP: 0.267, SLG: 0.154	0-1 F9 ②	0-0 G6-3 ③			2-2 F7 ②			0-0 G4-3 ①		4	0	0	0	0	0	2
32 Chris Young, R (1, 1) 5 Kevin Kouzmanoff, R (4, PH) 26 Doug Brocail, L (8, 1) Rob Bowen, S (5, PH) .000 .000 .000 .000 43 Cla Meredith, R (8, 1) 65 Jack Cassel, R (7, 1) 66 Steve Watkins, R (8, 1) 78 Adam Shabala, L (9, PH) .000 .000 .000 .000 63 Leo Rosales, R (8, 1)	0-0 F8 ③			1-2 F9 ①	0-0 F7 ③			0-0 L5 ②		1 1 0 1 0 0 0 0 1	0 0 0 0 0 0 0 0 0	0 0 0 0 0 0 0 0 0	0 0 0 0 0 0 0 0 0	0 0 0 0 0 0 0 0 0	0 0 0 0 0 0 0 0 0	1 0 0 1 0 0 0 0 0
Inning Stats	R: 5 E: 1 K: 0 S: 13 H: 4 LOB: 1 BB: 1 P: 23	R: 2 E: 0 K: 1 S: 11 H: 2 LOB: 0 BB: 0 P: 16	R: 0 E: 0 K: 2 S: 7 H: 0 LOB: 0 BB: 0 P: 10	R: 0 E: 0 K: 1 S: 9 H: 0 LOB: 0 BB: 0 P: 10	R: 3 E: 0 K: 1 S: 15 H: 3 LOB: 1 BB: 1 P: 22	R: 0 E: 0 K: 0 S: 3 H: 1 LOB: 0 BB: 0 P: 3	R: 0 E: 0 K: 1 S: 6 H: 1 LOB: 1 BB: 0 P: 7	R: 1 E: 0 K: 0 S: 5 H: 2 LOB: 1 BB: 0 P: 6		1B: 7 2B: 3 3B: 0 HR: 3	SF: 1 SAC: 0 DP: 1 HBP: 0		WP: 2 PB: 0 SB: 0 CS: 0	PA: 39		

	AB	36
	R	11
	H	13
	RBI	11
	BB	2
	SO	6
	LOB	13

PITCHER		IP	WLS	BF	H	R	ER	SO	BB	IBB	HBP	BLK	WP	HR	S	P	ERA	WHIP
31 Rodrigo Lopez, R ERA: 11.57	(1, 1)	4.0	L	20	6	7	6	4	1	0	0	0	1	2	40	59	13.50	1.750
65 Oscar Rivera, L ERA: 9.0	(5, 1)	2.0		10	4	3	3	1	1	0	0	0	0	1	18	25	13.50	2.500
34 Matt Herges, R ERA:	(7, 1)	1.0		4	1	0	0	1	0	0	0	0	0	0	6	7	0.00	1.000
45 Mike Gallo, L ERA: 4.5	(8, 1)	1.0		5	2	1	1	0	0	0	0	0	1	0	5	6	9.00	2.000

PITCHER	IP	WLS	BF	H	R	ER	SO	BB	IBB	HBP	BLK	WP	HR	S	P	ERA	WHIP

San Diego Padres @ Arizona Diamondbacks

Tucson Electric Park, Tucson, AZ

Sun Mar 11 2007, 4:05 PM EDT

Att. 9,821 - Sunny - 75 F

livebaseballscorecards.com

TOP

Batter	1	2	3	4	5	6	7	8	9	AB	R	H	RBI	BB	SO	LOB
José Cruz Jr., S (1, 9) OBP: 0.286, SLG: 0.600	0-0 2B	0-0 E 1B		S S S 0-3 ① K		0-0 1B 2B		0-0 1-3 1B		4	0	3	0	0	1	0
29 Jack Cust, L (6, PR) OBP: 0.333, SLG: 0.533 (6, 9)										1	0	1	0	0	0	0
Geoff Blum, S (1, 3) OBP: 0.353, SLG: 0.563	B B B B 4-0 BB	S 1 SAFE X 0-1 ③ F7 1-2		S S S 0-3 ② K		0-0 ② 2-3 1B		S S S 0-3 ③ K		3	0	1	0	1	1	1
10 Craig Stansberry, R (6, 4) OBP: 0.333, SLG: 0.273 (7, 5)										1	0	0	0	0	1	2
Todd Walker, L (1, 4) OBP: 0.200, SLG: 0.211	0-0 ① F9		S S S 0-3 K 5 FC6-4 18 1B BB	0-0 ③ G4-3		0-0 ③ G4-3			0-0 E7 82 1B 76 G3	4	1	0	0	0	1	3
77 Adrian Burnside, R (6, 1)										0	0	0	0	0	0	0
45 Justin Hampson, L (7, 1)										0	0	0	0	0	0	0
62 Luis Alfonso Cruz, R (8, 6) OBP: 0.273, SLG: 0.333										1	1	0	0	0	0	0
Mike Cameron, R (1, 8) OBP: 0.263, SLG: 0.375	S S S 0-3 ② K		B B B B 4-0 5 FC6-4 1-2 BB		0-0 ① G5-3		S S S 0-3 ① K		B B B B 4-0 76 G3 82 1B 53 G5-3 BB	3	0	0	0	1	2	2
78 Adam Shabala, L (7, 8) OBP: 0.308, SLG: 0.100										0	1	0	0	1	0	0
5 Kevin Kouzmanoff, R (1, 5) OBP: 0.476, SLG: 0.765	0-0 ③ G5-3		0-0 ① FC6-4 18 1B 1B 1-2f 2-3		0-0 18 1B 3B		0-0 ② G5-3		0-0 76 G3 1-2 2-3 1B	4	2	1	0	0	0	4
82 Sean Kazmar Jr., R (7, 4) OBP: 1.000, SLG: 1.000										1	0	1	0	0	0	0
18 Paul McAnulty, L (1, 7) OBP: 0.522, SLG: 0.600		0-0 HR 1B	0-0 1B 1-2 3-H 1B		0-0 3-H 1B		0-0 ③ G6-3		0-0 ① G3 1-2 2-3 3-H	4	1	3	2	0	0	0
76 Will Venable, L (7, 7) OBP: 0.385, SLG: 0.455										1	0	0	1	0	0	2
Rob Bowen, S (1, 2) OBP: 0.200, SLG: 0.400		0-0 1-H HR	0-0 1-3 2-H 1B		0-0 ② F8			S S S 0-3 ① K	0-0 ② G5-3 3-H	3	1	2	3	0	0	1
53 Pete Laforest, L (7, 2) OBP: 0.333, SLG: 0.375										2	0	0	1	0	1	1
1 Manny Alexander, R (1, 6) OBP: 0.182, SLG: 0.182	0-0 ① G6-3	0-0 ② P6			0-0 ③ F9			0-0 ② F7	0-0 ③ G4-3	4	0	0	0	0	0	3
79 Aaron Rakers, R (8, 1)										0	0	0	0	0	0	0
Vince Sinisi, L (9, PH)										1	0	0	0	0	0	1
59 Jared Wells, R (1, 1)	0-0 ② G6-3	C C C 0-3 ③ K				0-0 ① F9		B B B B 4-0 29 1B BB		2	0	0	0	0	1	2
Scott Strickland, R (4, 1)										0	0	0	0	0	0	0
75 Frank Brooks, L (4, 1)										0	0	0	0	0	0	0
67 Royce Huffman, R (6, PH) OBP: 0.333, SLG: 0.308 (6, 3)										1	0	0	0	1	0	0

	AB	40
	R	7
	H	12
	RBI	7
	BB	4
	SO	8
	LOB	22

Inning Stats	1	2	3	4	5	6	7	8	9
	R: 0 E: 0 K: 1 S: 6	R: 2 E: 1 K: 0 S: 7	R: 2 E: 0 K: 2 S: 10	R: 0 E: 0 K: 2 S: 7	R: 1 E: 0 K: 0 S: 5	R: 0 E: 0 K: 0 S: 4	R: 0 E: 0 K: 1 S: 5	R: 0 E: 0 K: 2 S: 8	R: 2 E: 1 K: 0 S: 5
	H: 1 LOB: 2 BB: 1 P: 10	H: 3 LOB: 1 BB: 0 P: 7	H: 2 LOB: 2 BB: 1 P: 14	H: 0 LOB: 0 BB: 0 P: 7	H: 2 LOB: 1 BB: 0 P: 5	H: 2 LOB: 1 BB: 0 P: 4	H: 0 LOB: 0 BB: 0 P: 5	H: 1 LOB: 2 BB: 1 P: 12	H: 1 LOB: 1 BB: 1 P: 9

1B: 8	SF: 0	WP: 1	PA: 44
2B: 2	SAC: 0	PB: 0	
3B: 1	DP: 0	SB: 0	
HR: 1	HBP: 0	CS: 0	

PITCHER		IP	WLS	BF	H	R	ER	SO	BB	IBB	HBP	BLK	WP	HR	S	P	ERA	WHIP
41 Evan MacLane, L ERA: 3.0	(1, 1)	2.0		11	4	2	2	1	1	0	0	0	0	1	13	17	9.00	2.500
46 D.J. Carrasco, R ERA: 5.4	(3, 1)	2.0	W	10	2	2	2	4	1	0	0	0	1	0	17	21	9.00	1.500
74 Greg Smith, L ERA: 2.25	(5, 1)	2.0	H	9	4	1	1	0	0	0	0	0	0	0	9	9	4.50	2.000
63 Jailen Peguero, R ERA: 4.5	(7, 1)	1.0	H	3	0	0	0	1	0	0	0	0	0	0	5	5	0.00	0.000
59 Jeff Bajenaru, R ERA: 6.0	(8, 1)	1.0		5	1	0	0	2	1	0	0	0	0	0	8	12	0.00	2.000

PITCHER		IP	WLS	BF	H	R	ER	SO	BB	IBB	HBP	BLK	WP	HR	S	P	ERA	WHIP
55 Casey Daigle, R ERA:	(9, 1)	1.0		6	1	2	0	0	1	0	0	0	0	0	5	9	0.00	2.000

Batter	1	2	3	4	5	6	7	8	9	AB	R	H	RBI	BB	SO	LOB
22 Eric Byrnes, R (1, 7) OBP: 0.542, SLG: 0.750 76 Alex Romero, L (5, 7) OBP: 0.154, SLG: 0.154 (7, 9)	HR		1 WP 1B	1 BB; 6 E 1B		G6-3	13 SF9; 29 HBP 1B			3	2	3	1	0	0	0
										2	0	1	0	0	0	0
1 Orlando Hudson, S (1, 4) OBP: 0.409, SLG: 0.579 29 Mark Johnson, L (7, 2)	6 G3-4-3 1B		34 F9-3 BB	6 E BB		13 E 2B	HBP			2	1	2	0	2	0	0
										0	0	0	1	0	0	0
6 Stephen Drew, L (1, 6) OBP: 0.480, SLG: 0.450 74 Greg Smith, L (5, 1) 13 Alberto Callaspo, S (6, PH) OBP: 0.571, SLG: 0.947 (7, 4)	G3-4-3		L8	E4		E2; 34 WP 1B	SF9			3	0	0	0	0	0	4
										0	0	0	0	0	0	0
										1	1	1	1	0	0	0
34 Conor Jackson, R (1, 3) OBP: 0.435, SLG: 0.476 63 Jailen Peguero, R (7, 1) 72 Josh Ford, R (7, PH) OBP: 0.667, SLG: 0.667 59 Jeff Bajenaru, R (8, 1) 55 Casey Daigle, R (9, 1)	K		F9-3	G5-3		14 1B BB	P5			3	0	0	0	1	1	5
										0	0	0	0	0	0	0
										1	0	0	0	0	0	2
										0	0	0	0	0	0	0
										0	0	0	0	0	0	0
Chad Tracy, L (1, 5) OBP: 0.318, SLG: 0.294 14 Brian Barden, R (6, 5) OBP: 0.500, SLG: 0.700	F8			7 2B; SF9 BB	K	7 WP 1B		68 G5-4-3 1B		2	1	0	0	1	1	1
										2	0	2	0	0	0	0
7 Carlos Quentin, R (1, 9) OBP: 0.360, SLG: 0.524 10 Dee Brown, L (7, 7) OBP: 0.462, SLG: 0.455		F7		SF9; 5 1B 2B	BB	G6-3		F8		3	1	1	0	1	0	2
										1	0	0	0	0	0	1
Dave Krynzel, L (1, 8) OBP: 0.500, SLG: 0.867 68 Justin Upton, R (7, PH) OBP: 0.364, SLG: 0.471 (8, 8)		5 WP 3B		SF9	K		76 1B; 71 S; 29 HBP BB	G5-4-3		2	1	1	1	0	1	1
										1	1	0	0	1	0	1
5 Robby Hammock, R (1, 2) OBP: 0.500, SLG: 0.667 71 Mark Reynolds, R (7, 3) OBP: 0.429, SLG: 0.455		G6-3		1 BB; 22 1B; 6 E 1B	K		29 HBP; 76 1B; 13 SF9 BB			3	1	1	1	0	1	1
										0	1	0	0	1	0	0
41 Evan MacLane, L (1, 1) Tony Clark, S (2, PH) OBP: 0.450, SLG: 0.400 46 D.J. Carrasco, R (3, 1) 66 Carlos González, L (4, PH) OBP: 0.450, SLG: 0.600 11 Augie Ojeda, S (5, 6) OBP: 0.333, SLG: 0.313		G4-3		F7		F9	F3			0	0	0	0	0	0	0
										1	0	0	0	0	0	0
										0	0	0	0	0	0	0
										1	0	0	0	0	0	1
										2	0	0	0	0	0	2
Inning Stats	R: 1 E: 0 K: 1 S: 7 H: 2 LOB: 1 BB: 0 P: 7	R: 1 E: 0 K: 0 S: 4 H: 1 LOB: 0 BB: 0 P: 5	R: 0 E: 0 K: 0 S: 3 H: 1 LOB: 1 BB: 1 P: 7	R: 4 E: 1 K: 0 S: 7 H: 3 LOB: 2 BB: 2 P: 15	R: 0 E: 0 K: 3 S: 9 H: 0 LOB: 1 BB: 1 P: 13	R: 2 E: 1 K: 0 S: 6 H: 3 LOB: 2 BB: 1 P: 11	R: 2 E: 0 K: 0 S: 5 H: 1 LOB: 2 BB: 2 P: 15	R: 0 E: 0 K: 0 S: 3 H: 1 LOB: 0 BB: 0 P: 3		1B: 8 2B: 3 3B: 1 HR: 1	SF: 2 SAC: 0 DP: 2 HBP: 1					

PITCHER		IP	WLS	BF	H	R	ER	SO	BB	IBB	HBP	BLK	WP	HR	S	P	ERA	WHIP
59 Jared Wells, R ERA: 4.5	(1, 1)	3.0		13	4	2	2	1	1	0	0	0	2	1	14	19	6.00	1.667
Scott Strickland, R ERA: 4.91	(4, 1)	0.2	L	7	3	4	2	0	2	0	0	0	0	0	5	13	27.00	7.500
75 Frank Brooks, L ERA: 11.25	(4, 1)	1.1		6	0	0	0	3	1	0	0	0	0	0	11	15	0.00	0.750
77 Adrian Burnside, L ERA: 11.57	(6, 1)	1.0		7	3	2	2	0	1	0	0	0	2	0	6	11	18.00	4.000
45 Justin Hampson, L ERA: 4.5	(7, 1)	1.0		7	1	2	2	0	2	0	1	0	0	0	5	15	18.00	3.000

PITCHER		IP	WLS	BF	H	R	ER	SO	BB	IBB	HBP	BLK	WP	HR	S	P	ERA	WHIP
79 Aaron Rakers, R ERA: 3.86	(8, 1)	1.0		3	1	0	0	0	0	0	0	0	0	0	3	3	0.00	1.000

BOTTOM

San Diego Padres @ Arizona Diamondbacks

Tucson Electric Park, Tucson, AZ

Sun Mar 11 2007, 4:05 PM EDT

Att. 9,821 - Sunny - 75 F

livebaseballscorecards.com

AB	33
R	10
H	12
RBI	5
BB	7
SO	4
LOB	21

1B: 8 SF: 2
2B: 3 SAC: 0
3B: 1 DP: 2
HR: 1 HBP: 1

WP: 4 PA: 43
PB: 0
SB: 1
CS: 0

Batter	1	2	3	4	5	6	7	8	9	AB	R	H	RBI	BB	SO	LOB
8 Terrmel Sledge, L (1, 10) OBP: 0.407, SLG: 0.885	G4-3	G3			24 FC4-6 1-3 1B		76 1B 2B 2B		F9	3	0	1	0	0	0	2
29 Jack Cust, L (7, PH) OBP: 0.353, SLG: 0.588 (7, 10)										2	1	1	0	0	0	1
24 Brian Giles, L (1, 9) OBP: 0.286, SLG: 0.421	F8		K		FC4-6 1-2f 3-H		2B 2-3 1B		E4 1B 78 1B 1-3	3	0	0	1	0	1	1
76 Will Venable, L (5, 9) OBP: 0.400, SLG: 0.462										2	2	1	0	0	0	1
23 Adrián González, L (1, 3) OBP: 0.409, SLG: 0.600	2B		G4-3		G1-3		2B 1-H 3-H		P6	3	0	1	0	0	0	1
Geoff Blum, S (5, 3) OBP: 0.368, SLG: 0.611 (6, 6)										2	0	1	2	0	0	2
28 Josh Bard, S (1, 2) OBP: 0.471, SLG: 0.692	F7		K			K	78 G4-6-3 BB		78 1B 53 1B 1-2 3-H 1B	3	0	0	0	0	2	1
Rob Bowen, S (6, 2) OBP: 0.294, SLG: 0.438										1	1	1	1	1	0	0
Mike Cameron, R (1, 8) OBP: 0.227, SLG: 0.316		K		K		P4	G4-6-3 1-2f		53 1B 13 1B 1-2 2-H 1B	3	0	0	0	0	2	0
78 Adam Shabala, L (6, 8) OBP: 0.333, SLG: 0.167										2	1	1	1	0	0	2
3 Khalil Greene, R (1, 6) OBP: 0.263, SLG: 0.579		BB 34 FC3-6 1B 1B		G5-3		F9		K	13 1B 1-3 2-H 1B	3	1	1	0	0	0	0
53 Pete Laforest, L (6, 3) OBP: 0.364, SLG: 0.400										2	0	1	1	0	1	0
Todd Walker, L (1, 4) OBP: 0.261, SLG: 0.273		34 FC3-6 BB 1-2 1B		F8			18 HR 1B	K	1-2 3-H 1B	3	0	2	0	0	0	0
13 Oscar Robles, L (7, PR) OBP: 0.294, SLG: 0.200 (7, 4)										2	1	1	1	0	1	0
José Cruz Jr., S (1, 7) OBP: 0.348, SLG: 0.600		34 FC3-6 1-2 2-3 BB			8 1B 24 FC4-6 BB		1-H HR	F8	F9	0	1	0	0	2	0	0
18 Paul McAnulty, L (6, 7) OBP: 0.500, SLG: 0.696										3	1	1	2	0	0	2
34 Russell Branyan, L (1, 5) OBP: 0.250, SLG: 0.389	FC3-6 1-2f 2-3 3-H				K		K		76 E 1B BB	3	1	0	1	1	2	4
Inning Stats	R: 0 E: 0 K: 0 S: 4 H: 1 LOB: 1 BB: 0 P: 4	R: 1 E: 0 K: 1 S: 7 H: 2 LOB: 2 BB: 1 P: 11	R: 0 E: 0 K: 2 S: 7 H: 0 LOB: 0 BB: 0 P: 7	R: 0 E: 0 K: 1 S: 5 H: 0 LOB: 0 BB: 0 P: 5	R: 1 E: 0 K: 1 S: 6 H: 1 LOB: 1 BB: 1 P: 10	R: 0 E: 0 K: 1 S: 5 H: 0 LOB: 0 BB: 0 P: 5	R: 4 E: 0 K: 1 S: 9 H: 5 LOB: 2 BB: 1 P: 13	R: 0 E: 0 K: 2 S: 7 H: 0 LOB: 0 BB: 0 P: 7	R: 4 E: 1 K: 0 S: 8 H: 4 LOB: 2 BB: 1 P: 12	1B: 9 2B: 3 3B: 0 HR: 1	SF: 0 SAC: 0 DP: 1 HBP: 0						

TOP

San Diego Padres @ Chicago White Sox

Tucson Electric Park, Tucson, AZ

Mon Mar 12 2007, 4:05 PM EDT

Att. 4,046 - Sunny - 75 F

livebaseballscorecards.com

AB	40
R	10
H	13
RBI	10
BB	4
SO	9
LOB	17

PITCHER		IP	WLS	BF	H	R	ER	SO	BB	IBB	HBP	BLK	WP	HR	S	P	ERA	WHIP
52 Jose Contreras, R ERA: 5.06	(1, 1)	4.2	L	20	4	2	2	5	2	0	0	0	0	0	28	36	3.86	1.286
49 Carlos Vasquez, L ERA: 15.0	(5, 1)	0.1		1	0	0	0	0	0	0	0	0	0	0	1	1	0.00	0.000
46 Nick Masset, R ERA: 8.53	(6, 1)	1.0		3	0	0	0	1	0	0	0	0	0	0	5	5	0.00	0.000
54 David Aardsma, R ERA: 11.12	(7, 1)	2.0		11	5	4	4	3	1	0	0	0	0	1	16	20	18.00	3.000
58 Oneli Perez, R ERA: 27.0	(9, 1)	1.0		9	4	4	0	0	1	0	0	0	0	0	8	12	0.00	5.000

PITCHER	IP	WLS	BF	H	R	ER	SO	BB	IBB	HBP	BLK	WP	HR	S	P	ERA	WHIP

WP: 0 PB: 0 SB: 0 CS: 0 PA: 44

BOTTOM

Batter	1	2	3	4	5	6	7	8	9	AB	R	H	RBI	BB	SO	LOB
17 Darin Erstad, L (1, 8) OBP: 0.355, SLG: 0.379	F8		25 BB 1-2 1B		F9		K		25 HR 1-2 1B	4	0	1	0	0	1	0
7 Jerry Owens, L (8, 8) OBP: 0.400, SLG: 0.294										1	1	1	0	0	0	0
Tadahito Iguchi, R (1, 4) OBP: 0.241, SLG: 0.125	E5 25 BB		K		BB		F9		F7	3	0	0	0	1	1	2
62 Pedro Lopez, R (8, 4) OBP: 0.313, SLG: 0.267										1	0	0	0	0	0	2
25 Jim Thome, L (1, 10) OBP: 0.435, SLG: 0.833	14 G1-6-3 1-2 BB		14 G5-4-3 1-2 2-3 BB		G3		HR		1-H 2-H HR	3	2	2	4	2	0	1
14 Paul Konerko, R (1, 3) OBP: 0.500, SLG: 0.680	G1-6-3 1-2f		G5-4-3 1-2f			23 G6-4-3 1B	P5		30 HR BB	3	0	1	0	0	0	5
36 Casey Rogowski, L (6, PR) OBP: 0.480, SLG: 0.421 (7, 3)										1	1	0	0	1	0	0
23 Jermaine Dye, R (1, 9) OBP: 0.321, SLG: 0.520		24 G4-3 1B		24 WP 1B		G6-4-3 1-2f		P6	1-H HR	3	0	2	0	0	0	1
30 Luis Terrero, R (7, 9) OBP: 0.353, SLG: 0.500										2	1	1	2	0	0	0
24 Joe Crede, R (1, 5) OBP: 0.519, SLG: 0.846		G4-3 1-2		F9 1-2		BB 44 1B 1B		E FC6 75 SF7-6-5 BB	K	3	0	1	0	0	0	2
27 Josh Fields, R (8, 5) OBP: 0.417, SLG: 0.550										1	1	0	0	1	1	0
Rob Mackowiak, L (1, 7) OBP: 0.304, SLG: 0.450	K		K			44 1B 1-2 BB		FC6 75 SF7-6-5 1-3	G4-3	4	0	0	0	1	2	3
44 Toby Hall, R (1, 2) OBP: 0.278, SLG: 0.333	G6-3		F9			1-2 2-H 1B		2-3 3-H		3	0	1	0	0	0	2
75 Cole Armstrong, L (7, 2) OBP: 0.091, SLG: 0.100										0	0	0	1	0	0	0
5 Juan Uribe, R (1, 6) OBP: 0.370, SLG: 0.600			25 BB 17 1B BB		F8		HR		7 1B 25 HR 1B	2	1	1	1	1	0	0
77 Robert Valido, R (8, 6) OBP: 0.500, SLG: 0.429										1	1	1	0	0	0	0
Inning Stats	R: 0 E: 1 K: 0 S: 3 H: 0 LOB: 1 BB: 1 P: 7	R: 0 E: 0 K: 1 S: 6 H: 1 LOB: 1 BB: 0 P: 6	R: 0 E: 0 K: 1 S: 5 H: 1 LOB: 2 BB: 2 P: 13	R: 0 E: 0 K: 1 S: 6 H: 1 LOB: 1 BB: 0 P: 7	R: 0 E: 0 K: 0 S: 3 H: 0 LOB: 1 BB: 1 P: 7	R: 0 E: 0 K: 0 S: 4 H: 3 LOB: 2 BB: 1 P: 8	R: 2 E: 0 K: 1 S: 7 H: 2 LOB: 0 BB: 0 P: 7	R: 1 E: 1 K: 0 S: 3 H: 0 LOB: 0 BB: 1 P: 7	R: 5 E: 0 K: 1 S: 9 H: 4 LOB: 0 BB: 1 P: 13	1B: 8 2B: 1 3B: 0 HR: 4 SF: 1 SAC: 0 DP: 4 HBP: 0						

PITCHER		IP	WLS	BF	H	R	ER	SO	BB	IBB	HBP	BLK	WP	HR	S	P	ERA	WHIP
54 Tim Stauffer, R ERA:	(1, 1)	3.0	W	13	2	0	0	2	3	0	0	0	0	0	14	26	0.00	1.667
58 Andrew Brown, R ERA: 13.5	(4, 1)	1.0	H	4	1	0	0	1	0	0	0	0	1	0	6	7	0.00	1.000
Scott Linebrink, R ERA: 2.25	(5, 1)	1.0	H	4	0	0	0	0	1	0	0	0	0	0	3	7	0.00	1.000
41 Kevin Cameron, R ERA: 4.15	(6, 1)	1.0	H	5	3	0	0	0	1	0	0	0	0	0	4	8	0.00	4.000
40 Royce Ring, L ERA: 3.6	(7, 1)	1.0		5	2	2	2	1	0	0	0	0	0	2	7	7	18.00	2.000

PITCHER		IP	WLS	BF	H	R	ER	SO	BB	IBB	HBP	BLK	WP	HR	S	P	ERA	WHIP
64 Ryan Ketchner, L ERA:	(8, 1)	1.0		4	0	1	0	0	1	0	0	0	0	0	3	7	0.00	1.000
56 Scott Cassidy, R ERA: 13.5	(9, 1)	0.1		6	4	5	5	0	1	0	0	0	0	2	5	9	135.00	15.000
83 Arturo Lopez, L ERA:	(9, 1)	0.2	S	2	0	0	0	1	0	0	0	0	0	0	4	4	0.00	0.000

San Diego Padres @ Chicago White Sox

Tucson Electric Park, Tucson, AZ

Mon Mar 12 2007, 4:05 PM EDT

Att. 4,046 - Sunny - 75 F

livebaseballscorecards.com

AB	35
R	8
H	12
RBI	8
BB	7
SO	5
LOB	18

WP: 1 PA: 43
PB: 0
SB: 0
CS: 0

Batter	1	2	3	4	5	6	7	8	9	10	AB	R	H	RBI	BB	SO	LOB
8 Terrmel Sledge, L (1, 9) OBP: 0.355, SLG: 0.767	F8	K		F7		G4-3			G4-3		4	0	0	0	0	1	1
78 Adam Shabala, L (6, 9) OBP: 0.313, SLG: 0.154 (7, 8)											1	0	0	0	0	0	0
24 Brian Giles, L (1, 8) OBP: 0.280, SLG: 0.391	28 1B / 23 1B / 1B	F8		F8			P6		70 G3-1 / 1B		4	1	1	0	0	0	0
76 Will Venable, L (7, 9) OBP: 0.438, SLG: 0.500											1	0	1	0	0	0	0
28 Josh Bard, S (1, 2) OBP: 0.476, SLG: 0.647	23 1B / 3 2B / 1-2 / 1B	23 S / 1B			F9		G4-3		G3-1 / 1-2		4	1	2	0	0	0	0
70 Luke Carlin, S (7, 2) OBP: 0.222, SLG: 0.125											1	0	0	0	0	0	1
23 Adrián González, L (1, 3) OBP: 0.423, SLG: 0.565	3 2B / 1-2 / 2-H / 1B	K / 1-2			5 WP / BB		E3 / 67 2B		F8		3	1	1	1	1	1	1
62 Luis Alfonso Cruz, R (7, 6) OBP: 0.250, SLG: 0.300											1	0	0	0	0	0	1
3 Khalil Greene, R (1, 6) OBP: 0.273, SLG: 0.591	5 2B / 1-H / 2-H / 2B		F9		F8		1-3 / 2B			K	3	1	1	2	0	0	1
21 Heath Bell, R (5, 1)											0	0	0	0	0	0	0
67 Royce Huffman, R (7, PH) OBP: 0.353, SLG: 0.400 (7, 3)											2	0	1	0	0	1	0
5 Kevin Kouzmanoff, R (1, 5) OBP: 0.440, SLG: 0.714			G6-3		G6-3 / 1-2		G5-3			K	4	0	1	1	0	0	3
43 Cla Meredith, R (7, 1)											0	0	0	0	0	0	0
66 Steve Watkins, R (8, 1)											0	0	0	0	0	0	0
Scott Strickland, R (9, 1)											0	0	0	0	0	0	0
29 Jack Cust, L (10, PH) OBP: 0.333, SLG: 0.556	2-H / 2B									K	1	0	0	0	0	1	0
79 Aaron Rakers, R (10, 1)											0	0	0	0	0	0	0
34 Russell Branyan, L (1, 7) OBP: 0.261, SLG: 0.350	BB		F7			F8		G4-3		F8	2	0	0	0	1	0	0
18 Paul McAnulty, L (6, 7) OBP: 0.464, SLG: 0.640											2	0	0	0	0	0	0
1 Manny Alexander, R (1, 4) OBP: 0.214, SLG: 0.429	F8			HR		G5-3		F8			3	1	1	1	0	0	2
10 Craig Stansberry, R (6, 4) OBP: 0.308, SLG: 0.250 (7, 5)											1	0	0	0	0	0	0
David Wells, L (1, 1)	K			G5-3		1B		G6-3			1	0	0	0	0	1	2
Rob Bowen, S (4, PH) OBP: 0.278, SLG: 0.412											1	0	0	0	0	0	0
26 Doug Brocail, L (4, 1)											0	0	0	0	0	0	0
13 Oscar Robles, L (5, 6) OBP: 0.316, SLG: 0.235 (7, 4)											2	0	1	0	0	0	0
Inning Stats	R: 4 H: 5 E: 0 LOB: 2 K: 1 BB: 1 S: 10 P: 14	R: 0 H: 1 E: 0 LOB: 1 K: 2 BB: 0 S: 8 P: 8	R: 0 H: 0 E: 0 LOB: 0 K: 0 BB: 0 S: 3 P: 3	R: 1 H: 1 E: 0 LOB: 0 K: 0 BB: 0 S: 4 P: 4	R: 0 H: 0 E: 0 LOB: 1 K: 0 BB: 1 S: 3 P: 8	R: 0 H: 1 E: 0 LOB: 1 K: 0 BB: 0 S: 4 P: 4	R: 0 H: 1 E: 1 LOB: 2 K: 0 BB: 0 S: 5 P: 5	R: 0 H: 0 E: 0 LOB: 0 K: 0 BB: 0 S: 3 P: 3	R: 0 H: 1 E: 0 LOB: 1 K: 0 BB: 0 S: 4 P: 4	R: 0 H: 0 E: 0 LOB: 0 K: 2 BB: 0 S: 7 P: 7	1B: 6 SF: 0 2B: 3 SAC: 0 3B: 0 DP: 0 HR: 1 HBP: 0						

PITCHER		IP	WLS	BF	H	R	ER	SO	BB	IBB	HBP	BLK	WP	HR	S	P	ERA	WHIP
26 Jeff Francis, L ERA: 6.75	(1, 1)	4.2		23	7	5	5	3	2	0	0	0	0	1	27	35	9.64	1.929
Danny Graves, R ERA: 11.57	(5, 1)	0.1		1	0	0	0	0	0	0	0	0	1	0	1	2	0.00	0.000
40 Brian Fuentes, L ERA: 2.25	(6, 1)	1.0		4	1	0	0	0	0	0	0	0	0	0	4	4	0.00	1.000
45 Mike Gallo, L ERA: 3.6	(7, 1)	1.0		5	1	0	0	0	0	0	0	0	0	0	5	5	0.00	1.000
25 Bob Keppel, R ERA:	(8, 1)	1.0		3	0	0	0	0	0	0	0	0	0	0	3	3	0.00	0.000

PITCHER		IP	WLS	BF	H	R	ER	SO	BB	IBB	HBP	BLK	WP	HR	S	P	ERA	WHIP
35 Taylor Buchholz, R ERA: 5.4	(9, 1)	2.0		7	1	0	0	2	0	0	0	0	0	0	11	11	0.00	0.500

TOP

San Diego Padres @ Colorado Rockies

US West Sports Complex, Hi Corbett Field, Tucson, AZ

Tue Mar 13 2007, 4:05 PM EDT
Att. 3,179 - Sunny - 80 F

livebaseballscorecards.com

AB	41
R	5
H	10
RBI	5
BB	2
SO	5
LOB	12

Batter	1	2	3	4	5	6	7	8	9	10	AB	R	H	RBI	BB	SO	LOB
3 Willy Taveras, R (1, 8) OBP: 0.440, SLG: 0.435	0-0 FC5-4 27 17 HR 1B 1B	0-0 F9 ③		0-0 FC6-4 1-2 2-3 1B		S S S 0-3 K ③			x 0-0 F8 ①		3	1	2	0	0	0	1
55 Alvin Colina, R (6, 2) OBP: 0.143, SLG: 0.571											2	0	0	0	0	1	1
Jamey Carroll, R (1, 4) OBP: 0.154, SLG: 0.125 (8, 6)	0-0 27 FC5-4 1-2 1B		0-0 E3 27 L4-3	0-0 FC6-4 ③ 1-2f			x 0-0 G4-3 ①		x 0-0 P3 ②		5	0	1	0	0	0	3
27 Garrett Atkins, R (1, 5) OBP: 0.385, SLG: 0.520	0-0 FC5-4 ① 17 HR 1-2f 2-3		0-0 L4-3 ① ② 1-1		C C C 0-3 K ①		x 0-0 G4-3 ②		x 0-0 G4-3 ③		3	1	0	0	0	1	3
6 Omar Quintanilla, L (7, 6) OBP: 0.429, SLG: 0.769 (8, 4)											2	0	0	0	0	0	0
17 Todd Helton, L (1, 3) OBP: 0.556, SLG: 0.765	0-0 1-H 3-H HR		0-0 G4-3 ③		0-0 2B		x 0-0 G5-3 ③			x 0-0 F8 ①	3	1	2	3	0	0	0
40 Brian Fuentes, L (6, 1)											0	0	0	0	0	0	0
15 Frank Menechino, R (7, 5)											2	0	0	0	0	0	0
5 Matt Holliday, R (1, 7) OBP: 0.423, SLG: 0.667	0-0 F9 ②			H 1-0 G5-4-3 2 11 E 1B HBP	S S S 0-3 K ②			x 0-0 P2 ①		x 0-0 P6 ②	2	1	0	0	0	1	1
92 Joe Gaetti, R (7, 7)											2	0	0	0	0	0	0
11 Brad Hawpe, L (1, 9) OBP: 0.321, SLG: 0.538	0-0 F7 ③			x 0-0 E4 2 G5-4-3 1-2	x 0-0 F8 ③			x 0-0 47 2B 2B		x 0-0 G6-3 ③	3	0	0	0	0	0	2
67 Erick Almonte, R (7, 3) OBP: 0.556, SLG: 0.625											2	1	1	0	0	0	0
2 Troy Tulowitzki, R (1, 6) OBP: 0.450, SLG: 0.529		x 0-0 26 SH1-4 1B		x 0-0 G5-4-3 ① ② 1-2f 2-3		S S S 0-3 K ①		x 0-0 18 G4-3 2-H 2B			3	0	1	0	0	1	2
45 Mike Gallo, L (7, 1)											0	0	0	0	0	0	0
25 Bob Keppel, R (8, 1)											0	0	0	0	0	0	0
47 John Mabry, L (8, PH) OBP: 0.500, SLG: 0.667											1	0	1	1	0	0	0
94 Doug Bernier, R (8, PR)											0	0	0	0	0	0	0
35 Taylor Buchholz, R (9, 1)											0	0	0	0	0	0	0
Geronimo Gil, R (1, 2) OBP: 0.400, SLG: 0.500		x 0-0 F8 ①		x 0-0 3 1B 26 BB 3-H 1B		x 0-0 G3-1 ②		x 0-0 G4-3 ② 2-3			2	0	1	1	0	0	1
18 Cory Sullivan, L (6, 8) OBP: 0.304, SLG: 0.318											2	0	0	0	0	0	1
26 Jeff Francis, L (1, 1)		x 0-0 SH1-4 ② 1-2		B B B B 4-0 3 1B 1-2 BB		x 0-0 1B		x 0-0 G6-3 ③			0	0	0	0	1	0	0
Danny Graves, R (5, 1)											0	0	0	0	0	0	0
10 Jeff Baker, R (6, 3) OBP: 0.320, SLG: 0.458											2	0	1	0	0	0	2
(7, 9)																	
Inning Stats	R: 3 H: 3 E: 0 LOB: 0 K: 0 BB: 0 S: 6 P: 6	R: 0 H: 1 E: 0 LOB: 1 K: 0 BB: 0 S: 4 P: 4	R: 0 H: 0 E: 1 LOB: 0 K: 0 BB: 0 S: 3 P: 3	R: 1 H: 2 E: 1 LOB: 3 K: 0 BB: 1 S: 5 P: 10	R: 0 H: 1 E: 0 LOB: 1 K: 2 BB: 0 S: 8 P: 8	R: 0 H: 1 E: 0 LOB: 1 K: 2 BB: 0 S: 8 P: 8	R: 0 H: 0 E: 0 LOB: 0 K: 0 BB: 0 S: 3 P: 3	R: 1 H: 2 E: 0 LOB: 2 K: 0 BB: 0 S: 5 P: 5	R: 0 H: 0 E: 0 LOB: 0 K: 0 BB: 0 S: 3 P: 3	R: 0 H: 0 E: 0 LOB: 0 K: 0 BB: 0 S: 3 P: 3	1B: 6 2B: 4 3B: 0 HR: 1	SF: 0 SAC: 1 DP: 2 HBP: 1						
											WP: 0 PB: 0 SB: 0 CS: 0	PA: 42						

PITCHER		IP	WLS	BF	H	R	ER	SO	BB	IBB	HBP	BLK	WP	HR	S	P	ERA	WHIP
David Wells, L ERA: 11.57	(1, 1)	3.0		13	4	3	3	0	0	0	0	0	0	1	13	13	9.00	1.333
26 Doug Brocail, R ERA: 2.25	(4, 1)	1.0	H	7	2	1	1	0	1	0	1	0	0	0	5	10	9.00	3.000
21 Heath Bell, R ERA: 1.8	(5, 1)	2.0	H	8	2	0	0	4	0	0	0	0	0	0	16	16	0.00	1.000
43 Cla Meredith, R ERA: 4.5	(7, 1)	1.0	H	3	0	0	0	0	0	0	0	0	0	0	3	3	0.00	0.000
66 Steve Watkins, R ERA: 3.0	(8, 1)	1.0	B	5	2	1	1	0	0	0	0	0	0	0	5	5	9.00	2.000

PITCHER		IP	WLS	BF	H	R	ER	SO	BB	IBB	HBP	BLK	WP	HR	S	P	ERA	WHIP
Scott Strickland, R ERA: 3.86	(9, 1)	1.0		3	0	0	0	0	0	0	0	0	0	0	3	3	0.00	0.000
79 Aaron Rakers, R ERA: 3.18	(10, 1)	1.0		3	0	0	0	0	0	0	0	0	0	0	3	3	0.00	0.000

BOTTOM

San Diego Padres @ Colorado Rockies

US West Sports Complex, Hi Corbett Field, Tucson, AZ

Tue Mar 13 2007, 4:05 PM EDT

Att. 3,179 - Sunny - 80 F

livebaseballscorecards.com

AB	39
R	5
H	10
RBI	5
BB	1
SO	4
LOB	17

Batter	1	2	3	4	5	6	7	8	9	10	AB	R	H	RBI	BB	SO	LOB
Kenny Lofton, L (1, 8) OBP: 0.300, SLG: 0.333	5 S 1B		G6-3 ②			F9 ①	65 E 1B 1-2 2-H			F9 ① F8 ③	3	0	1	0	0	0	0
22 Marlon Byrd, R (6, 8) OBP: 0.438, SLG: 0.519											3	0	1	1	0	0	2
27 Frank Catalanotto, L (1, 3) OBP: 0.280, SLG: 0.348	F8 ①		G6-3 ③			L4 ②	E5 1-2 2-3			F8 ②	3	0	0	0	0	0	1
65 Nate Gold, R (6, 3) OBP: 0.318, SLG: 0.444											2	0	0	0	0	0	2
5 Ian Kinsler, R (1, 4) OBP: 0.424, SLG: 0.688	K ② 1-2			HR		K ③	P6 ③			12 PB 12 HR 1B	3	1	1	1	0	2	1
28 Matt Kata, S (6, 4) OBP: 0.333, SLG: 0.412											2	1	1	0	0	0	3
9 Hank Blalock, L (1, 5) OBP: 0.346, SLG: 0.273	K ③			F9 ①			14 2B 2B	F8 ①		1-H HR	3	0	1	0	0	1	1
12 Ramón Vázquez, L (7, PR) OBP: 0.292, SLG: 0.455 (7, 5)											2	2	1	2	0	0	0
14 Victor Diaz, R (1, 9) OBP: 0.381, SLG: 0.737		G5-3 ①		K ②			6 G4-3 25 1B 2B 2-H	F8 ②		19 E 25 E BB	4	2	1	1	1	1	0
6 Brad Wilkerson, L (1, 7) OBP: 0.393, SLG: 0.318		25 G4-3 25 WP BB		F8 ③			G4-3 ① 2-3	G3 ③		E8 25 E 1B 1-3	2	0	0	0	1	0	1
19 Jason Botts, S (7, 7) OBP: 0.409, SLG: 0.571											2	0	1	0	0	0	0
Freddy Guzman, S (10, PR) OBP: 0.214, SLG: 0.357 (10, 7)											0	1	0	0	0	0	0
25 Jerry Hairston, R (1, 6) OBP: 0.435, SLG: 0.571		G4-3 ② 1-3			F8 ①		46 BB 22 1B 1B 3-H		F8 ①	E7 2 1B 1B 2-H 3-H	5	2	2	3	0	0	1
15 Gerald Laird, R (1, 2) OBP: 0.429, SLG: 0.529		G5-3 ③			K ②		P5 ②		G6-3 ②	2 1B BB	3	0	0	0	0	1	3
67 Kevin Richardson, R (7, 2) OBP: 0.286, SLG: 0.333											1	0	0	0	1	0	0
20 Brandon McCarthy, R (1, 1)			K ①		K ③		65 E 22 1B BB 1-2		G1-3 ③	1-2 2-H	1	0	0	0	0	1	0
49 Miguel Ojeda, R (5, PH) OBP: 0.333, SLG: 1.000											1	0	0	0	0	1	0
46 Bruce Chen, L (5, 1)											0	0	0	0	1	0	0
39 Scott Feldman, L (8, 1)											0	0	0	0	0	0	0
16 Guillermo Quiroz, R (9, PH) OBP: 0.286, SLG: 0.857											1	0	0	0	0	0	0
47 A.J. Murray, S (9, 1)											0	0	0	0	0	0	0
2 Drew Meyer, L (10, PH) OBP: 0.462, SLG: 0.538											1	0	1	1	0	0	0
84 Randy Williams, L (10, 1)											0	0	0	0	0	0	0
Inning Stats	R: 0 E: 0 K: 2 S: 8 H: 1 LOB: 1 BB: 0 P: 8	R: 0 E: 0 K: 0 S: 3 H: 0 LOB: 1 BB: 1 P: 8	R: 0 E: 0 K: 1 S: 5 H: 0 LOB: 0 BB: 0 P: 5	R: 1 E: 0 K: 1 S: 6 H: 1 LOB: 0 BB: 0 P: 6	R: 0 E: 0 K: 2 S: 7 H: 0 LOB: 0 BB: 0 P: 7	R: 0 E: 0 K: 1 S: 5 H: 0 LOB: 0 BB: 0 P: 5	R: 3 E: 1 K: 0 S: 8 H: 4 LOB: 3 BB: 1 P: 12	R: 0 E: 0 K: 0 S: 3 H: 0 LOB: 0 BB: 0 P: 3	R: 0 E: 0 K: 0 S: 3 H: 0 LOB: 0 BB: 0 P: 3	R: 5 E: 2 K: 0 S: 8 H: 5 LOB: 2 BB: 2 P: 17	1B: 7 2B: 2 3B: 0 HR: 2 SF: 0 SAC: 0 DP: 0 HBP: 0						

PITCHER		IP	WLS	BF	H	R	ER	SO	BB	IBB	HBP	BLK	WP	HR	S	P	ERA	WHIP
44 Jake Peavy, R ERA: 6.52	(1, 1)	5.0		18	2	1	1	6	1	0	0	0	1	1	29	34	1.80	0.600
39 Mike Thompson, R ERA: 5.4	(6, 1)	1.0	H	3	0	0	0	1	0	0	0	0	0	0	5	5	0.00	0.000
Trevor Hoffman, R ERA: 16.88	(7, 1)	0.2	B	8	4	3	3	0	1	0	0	0	0	0	7	11	40.50	7.500
56 Scott Cassidy, R ERA: 12.27	(7, 1)	0.1		1	0	0	0	0	0	0	0	0	0	0	1	1	0.00	0.000
Scott Linebrink, R ERA: 1.8	(8, 1)	1.0		3	0	0	0	0	0	0	0	0	0	0	3	3	0.00	0.000

PITCHER		IP	WLS	BF	H	R	ER	SO	BB	IBB	HBP	BLK	WP	HR	S	P	ERA	WHIP
40 Royce Ring, L ERA: 3.0	(9, 1)	1.0		3	0	0	0	0	0	0	0	0	0	0	3	3	0.00	0.000
58 Andrew Brown, R ERA: 24.3	(10, 1)	0.2	L	7	4	5	5	0	1	0	0	0	0	1	6	11	67.50	7.500
83 Arturo Lopez, L ERA:	(10, 1)	0.1		3	1	0	0	0	1	0	0	0	0	0	2	6	0.00	6.000

TOP

Texas Rangers @ San Diego Padres

Peoria Stadium, Peoria, AZ

Wed Mar 14 2007, 4:05 PM EDT

Att. 5,322 - Sunny - 84 F

livebaseballscorecards.com

AB	42
R	9
H	11
RBI	9
BB	4
SO	7
LOB	15

WP: 1 PB: 1 SB: 1 CS: 0 PA: 46

Batter	1	2	3	4	5	6	7	8	9	10	AB	R	H	RBI	BB	SO	LOB
José Cruz Jr., S (1, 7) OBP: 0.346, SLG: 0.696	HR		G3-1		G5-3	K			F9	K	3	1	1	1	0	0	0
18 Paul McAnulty, L (6, 7) OBP: 0.419, SLG: 0.571											3	0	0	0	0	2	3
24 Brian Giles, L (1, 9) OBP: 0.286, SLG: 0.385	P6		E9		P5		K				3	0	1	0	0	0	0
29 Jack Cust, L (6, 9) OBP: 0.350, SLG: 0.600			1B						2B		2	0	1	0	0	1	0
Mike Cameron, R (1, 8) OBP: 0.280, SLG: 0.409			L6				K				3	0	2	0	0	0	1
78 Adam Shabala, L (5, PR) OBP: 0.333, SLG: 0.143 (6, 8)	23 G6-3 1B				2B		K		BB		1	0	0	0	1	1	0
23 Adrián González, L (1, 3) OBP: 0.414, SLG: 0.654	G6-3			HR	G6-3		F8		K		3	1	1	1	0	0	2
67 Royce Huffman, R (7, 3) OBP: 0.316, SLG: 0.353	1-2f										2	0	0	0	0	1	2
3 Khalil Greene, R (1, 6) OBP: 0.280, SLG: 0.680		K		G5-3		HR		K	F7		3	1	1	1	0	1	0
1 Manny Alexander, R (7, 6) OBP: 0.188, SLG: 0.375											2	0	0	0	0	1	2
5 Kevin Kouzmanoff, R (1, 5) OBP: 0.464, SLG: 0.739		BB		G1-3		2B		BB		G6-3 1B	2	0	1	0	1	0	0
13 Oscar Robles, L (7, 5) OBP: 0.381, SLG: 0.278								76 PB 76 1B		E 1B	1	2	1	0	1	0	0
Geoff Blum, S (1, 4) OBP: 0.364, SLG: 0.571		F9		53 WP 53 S 1B		G5-3		K		E8 G6-3 1-3 1B	3	0	1	0	0	0	2
Craig Stansberry, R (7, 4) OBP: 0.333, SLG: 0.286											2	0	1	0	0	1	1
53 Pete Laforest, L (1, 2) OBP: 0.261, SLG: 0.727		G3		BB		K		1-H 1B		G6-3 2-3 3-H	2 0 0 0 1 1 2						
Trevor Hoffman, R (7, 1) 56 Scott Cassidy, R (7, 1) Scott Linebrink, R (8, 1) 76 Will Venable, L (8, PH) OBP: 0.471, SLG: 0.529 40 Royce Ring, L (9, 1) 58 Andrew Brown, R (10, 1) 63 Arturo Lopez, L (10, 1) Luis Alfonso Cruz, R (10, PH) OBP: 0.231, SLG: 0.270											0 0 0 0 0 0 0 0 0 0 0 0 0 0 0 0 0 0 0 0 0 1 0 1 1 0 0 0 0 0 0 0 0 0 0 0 0 0 0 0 0 0 0 0 0 0 0 0 0 1 0 0 1 0 0 1						
44 Jake Peavy, R (1, 1) OBP: 0.333, SLG: 0.667			K	F9		BB		G4-3		P4	2	0	0	0	0	1	2
39 Mike Thompson, R (6, 1)											0	0	0	0	0	0	0
Rob Bowen, S (6, PH) OBP: 0.286, SLG: 0.368 (7, 2)											2	0	0	0	1	0	2
Inning Stats	R: 1 H: 2 E: 0 LOB: 0 K: 0 BB: 0 S: 4 P: 4	R: 0 H: 0 E: 0 LOB: 1 K: 1 BB: 1 S: 5 P: 9	R: 0 H: 1 E: 1 LOB: 1 K: 1 BB: 0 S: 6 P: 6	R: 1 H: 2 E: 0 LOB: 2 K: 0 BB: 1 S: 5 P: 9	R: 0 H: 1 E: 0 LOB: 1 K: 0 BB: 0 S: 4 P: 4	R: 1 H: 2 E: 0 LOB: 2 K: 2 BB: 1 S: 9 P: 13	R: 0 H: 0 E: 0 LOB: 0 K: 2 BB: 0 S: 7 P: 7	R: 1 H: 1 E: 0 LOB: 1 K: 2 BB: 1 S: 8 P: 13	R: 0 H: 1 E: 0 LOB: 2 K: 1 BB: 1 S: 6 P: 10	R: 1 H: 2 E: 1 LOB: 1 K: 1 BB: 0 S: 7 P: 7	1B: 6 SF: 0 2B: 3 SAC: 0 3B: 0 DP: 1 HR: 3 HBP: 0						

PITCHER	IP	WLS	BF	H	R	ER	SO	BB	IBB	HBP	BLK	WP	HR	S	P	ERA	WHIP
20 Brandon McCarthy, R (1, 1) ERA: 7.88	4.0		18	5	2	2	2	2	0	0	0	1	2	20	28	4.50	1.750
46 Bruce Chen, L (5, 1) ERA: 1.04	3.2		16	3	2	1	6	2	0	0	0	0	1	26	34	2.46	1.364
39 Scott Feldman, R (8, 1) ERA: 4.15	0.1	B	2	1	0	0	0	0	0	0	0	0	0	2	3	0.00	3.000
47 A.J. Murray, L (9, 1) ERA:	1.0	W	5	1	0	0	1	1	0	0	0	0	0	6	10	0.00	2.000
84 Randy Williams, L (10, 1) ERA:	1.0		5	2	1	0	1	0	0	0	0	0	0	7	7	0.00	2.000

PITCHER	IP	WLS	BF	H	R	ER	SO	BB	IBB	HBP	BLK	WP	HR	S	P	ERA	WHIP

BOTTOM

Texas Rangers @ San Diego Padres

Peoria Stadium, Peoria, AZ

Wed Mar 14 2007, 4:05 PM EDT

Att. 5,322 - Sunny - 84 F

livebaseballscorecards.com

AB	41
R	5
H	12
RBI	5
BB	5
SO	10
LOB	20

WP: 1 PA: 46
PB: 1
SB: 1
CS: 0

Batter	1	2	3	4	5	6	7	8	9	AB	R	H	RBI	BB	SO	LOB
22 Marcus Giles, R (1, 4) OBP: 0.389, SLG: 0.611 82 Sean Kazmar Jr., R (4, 4) OBP: 0.667, SLG: 0.667	G4-3		24 BB 1B	F8		K			76 FC4 1B	3 2	0 0	1 1	0 0	0 0	0 1	2 2
24 Brian Giles, L (1, 9) OBP: 0.323, SLG: 0.429 76 Will Venable, L (5, PR) OBP: 0.421, SLG: 0.471 (5, 9)	F9		1-2 BB		23 1B 2B		G4-3		FC4 1-2f	2 2	0 1	1 0	0 0	1 0	0 0	0 1
23 Adrián González, L (1, 3) OBP: 0.424, SLG: 0.633 53 Pete Laforest, L (7, 3) OBP: 0.333, SLG: 0.308	K	G4-3			2-H 1B		1B		K	4 1	0 0	2 0	1 0	0 0	1 1	2 1
28 Josh Bard, S (1, 2) OBP: 0.458, SLG: 0.750 70 Luke Carlin, S (5, 2) OBP: 0.200, SLG: 0.111		G4-3		HR	K		F7			3 1	1 0	1 0	1 0	0 0	1 0	1 1
Mike Cameron, R (1, 8) OBP: 0.276, SLG: 0.423 80 Chris Prieto, L (7, 8)		K		8 1B 2B	K		K			4 0	1 0	1 0	0 0	0 0	3 0	2 0
3 Khalil Greene, R (1, 6) OBP: 0.286, SLG: 0.643 Juan Ciriaco, R (6, 6) OBP: 0.333, SLG: 0.667		1B		G5-3		G6-3		G4-3		3 1	0 0	1 0	0 0	0 0	0 0	1 0
34 Russell Branyan, L (1, 5) OBP: 0.308, SLG: 0.409 67 Royce Huffman, R (6, 5) OBP: 0.300, SLG: 0.333		G3		8 1B BB		2B		G5-3		2 1	0 0	1 0	0 0	1 0	0 0	1 0
18 Paul McAnulty, L (1, 10) OBP: 0.400, SLG: 0.516			F8	K		HBP		K		3	0	0	0	0	2	2
8 Terrmel Sledge, L (1, 7) OBP: 0.343, SLG: 0.706			K	1-3 2-H 1B		F8			F8	4	0	1	1	0	1	2
Inning Stats	R: 0 E: 0 K: 1 S: 5 H: 0 LOB: 0 BB: 0 P: 5	R: 0 E: 0 K: 1 S: 6 H: 1 LOB: 1 BB: 0 P: 6	R: 0 E: 0 K: 1 S: 6 H: 1 LOB: 2 BB: 1 P: 10	R: 2 E: 0 K: 1 S: 8 H: 3 LOB: 2 BB: 1 P: 12	R: 1 E: 0 K: 2 S: 8 H: 2 LOB: 1 BB: 0 P: 8	R: 0 E: 0 K: 1 S: 6 H: 1 LOB: 2 BB: 0 P: 7	R: 0 E: 0 K: 1 S: 6 H: 1 LOB: 1 BB: 0 P: 6	R: 0 E: 0 K: 1 S: 5 H: 0 LOB: 0 BB: 0 P: 5	R: 0 E: 0 K: 1 S: 6 H: 1 LOB: 1 BB: 0 P: 6	1B: 6 2B: 3 3B: 0 HR: 1 SF: 0 SAC: 0 DP: 0 HBP: 1						

PITCHER		IP	WLS	BF	H	R	ER	SO	BB	IBB	HBP	BLK	WP	HR	S	P	ERA	WHIP
45 Jamey Wright, R ERA: 2.16	(1, 1)	3.1		15	4	2	2	3	1	0	0	0	0	1	20	24	5.40	1.500
60 Willie Eyre, R ERA: 3.38	(4, 1)	0.2		4	1	0	0	1	1	0	0	0	0	0	5	9	0.00	3.000
50 Frank Francisco, R ERA: 4.5	(5, 1)	1.0		4	2	1	1	2	0	0	0	0	0	0	8	8	9.00	2.000
40 Akinori Otsuka, R ERA: 2.25	(6, 1)	1.0	W	5	1	0	0	1	0	0	1	0	0	0	6	7	0.00	1.000
53 Joaquín Benoit, R ERA:	(7, 1)	1.0	H	4	1	0	0	1	0	0	0	0	0	0	6	6	0.00	1.000

PITCHER		IP	WLS	BF	H	R	ER	SO	BB	IBB	HBP	BLK	WP	HR	S	P	ERA	WHIP
39 Scott Feldman, R ERA: 3.38	(8, 1)	1.0	H	3	0	0	0	1	0	0	0	0	0	0	5	5	0.00	0.000
32 Ron Mahay, L ERA: 3.6	(9, 1)	1.0	S	4	1	0	0	1	0	0	0	0	0	0	6	6	0.00	1.000

TOP

San Diego Padres @ Texas Rangers

Surprise Stadium, Surprise, AZ

Fri Mar 16 2007, 10:05 PM EDT

Att. 7,854 - Clear - 89 F

livebaseballscorecards.com

AB	36
R	3
H	10
RBI	3
BB	2
SO	10
LOB	18

PA: 39

WP: 0
PB: 0
SB: 0
CS: 0

Batter	1	2	3	4	5	6	7	8	9	AB	R	H	RBI	BB	SO	LOB
Kenny Lofton, L (1, 8) OBP: 0.265, SLG: 0.290	F F S 0-3 ① K	x 0-0 ③ P6		x 0-0 ② G6-3 3-H		x 0-0 ② G1-3 1-2		x 0-0 ① F7		4	0	0	1	0	1	3
Freddy Guzman, S (7, 8) OBP: 0.235, SLG: 0.353										1	0	0	0	0	0	0
27 Frank Catalanotto, L (1, 7) OBP: 0.321, SLG: 0.360	x 0-0 ② G3-1		x 0-0 9 BB 5 1B 1B	B B B 4-0 BB		x 0-0 2 WP 2-H 3-H 1B		F C C 0-3 ② K		2	0	1	0	1	0	0
22 Marlon Byrd, R (5, 7) OBP: 0.429, SLG: 0.500										2	0	1	2	0	1	0
5 Ian Kinsler, R (1, 4) OBP: 0.444, SLG: 0.676	B B B B 4-0 21 1B BB		x 0-0 9 BB 1-2 1B	x 0-0 ③ F9		B B B B 4-0 14 FC6-4 1-2 BB		x 0-0 ③ F7		2	0	1	0	1	0	1
2 Drew Meyer, L (5, 4) OBP: 0.550, SLG: 0.529										1	0	0	0	1	0	0
21 Sammy Sosa, R (1, 9) OBP: 0.457, SLG: 0.824	x 0-0 9 BB 1-3 1B		x 0-0 ① P2		F F S 0-3 ① K	x 0-0 ③ FC6-4 1-2f				3	0	1	0	0	1	2
14 Victor Diaz, R (6, 9) OBP: 0.360, SLG: 0.696										1	0	0	0	0	0	2
9 Hank Blalock, L (1, 5) OBP: 0.379, SLG: 0.261	B B B B 4-0 1-2 BB		B B B B 4-0 6 G3-6-1 1-2 2-3 BB		F C S 0-3 ② K		x 0-0 35 1B 1B			1	0	0	0	2	1	0
12 Ramón Vázquez, L (6, 5) OBP: 0.333, SLG: 0.444										1	0	1	0	0	0	0
6 Brad Wilkerson, L (1, 3) OBP: 0.344, SLG: 0.269	x 0-0 ③ G3		x 0-0 ② ③ G3-6-1 1-2f		x 0-0 ③ G3-1		F F S 0-3 ① K			4	0	0	0	0	1	7
19 Jason Botts, S (1, 10) OBP: 0.379, SLG: 0.481		x 0-0 ① F7		F F S 0-3 ① K		x 0-0 35 1B 35 S 22 1B 1B	F F S 0-3 ② K			4	1	1	0	0	2	1
15 Gerald Laird, R (1, 2) OBP: 0.462, SLG: 0.682	S F C 0-3 ② K			x 0-0 28 E 28 E 1B		B X 1-0 G1-3 1-3 22 1B 1B	x 0-0 1-3 1B			2	1	1	0	0	1	0
35 Chris Stewart, R (5, 2) OBP: 0.700, SLG: 0.875										2	1	2	0	0	0	0
28 Matt Kata, S (1, 6) OBP: 0.407, SLG: 0.440	H 1-0 HBP			x 0-0 E8 1-H G6-3 1B		x 0-0 ① L5	S F C 0-3 ③ K			3	1	1	0	0	1	4
Inning Stats	R: 0 E: 0 K: 1 S: 6 H: 1 LOB: 3 BB: 2 P: 14	R: 0 E: 0 K: 1 S: 5 H: 0 LOB: 1 BB: 0 P: 6	R: 0 E: 0 K: 0 S: 4 H: 2 LOB: 2 BB: 1 P: 8	R: 2 E: 1 K: 1 S: 7 H: 2 LOB: 1 BB: 1 P: 11	R: 0 E: 0 K: 2 S: 7 H: 0 LOB: 0 BB: 0 P: 7	R: 2 E: 0 K: 0 S: 6 H: 3 LOB: 2 BB: 1 P: 11	R: 0 E: 0 K: 3 S: 11 H: 2 LOB: 2 BB: 0 P: 11	R: 0 E: 0 K: 1 S: 5 H: 0 LOB: 0 BB: 0 P: 5		1B: 10 2B: 0 3B: 0 HR: 0	SF: 0 SAC: 0 DP: 1 HBP: 1						

BOTTOM

San Diego Padres @ Texas Rangers

Surprise Stadium, Surprise, AZ

Fri Mar 16 2007, 10:05 PM EDT

Att. 7,854 - Clear - 89 F

livebaseballscorecards.com

AB	33
R	4
H	10
RBI	3
BB	5
SO	9
LOB	20

WP: 1 PB: 0 SB: 1 CS: 0 PA: 39

PITCHER		IP	WLS	BF	H	R	ER	SO	BB	IBB	HBP	BLK	WP	HR	S	P	ERA	WHIP
52 Clay Hensley, R ERA: 1.13	(1, 1)	3.0		15	3	0	0	2	3	0	1	0	0	0	15	28	0.00	2.000
26 Doug Brocail, R ERA: 1.5	(4, 1)	2.0	B	9	2	2	0	3	1	0	0	0	0	0	14	18	0.00	1.500
43 Cla Meredith, R ERA: 7.2	(6, 1)	1.0	L	7	3	2	2	0	1	0	0	0	1	0	6	11	18.00	4.000
41 Kevin Cameron, R ERA: 3.38	(7, 1)	1.0		5	2	0	0	3	0	0	0	0	0	0	11	11	0.00	2.000
Scott Strickland, R ERA: 3.18	(8, 1)	1.0		3	0	0	0	1	0	0	0	0	0	0	5	5	0.00	0.000

PITCHER	IP	WLS	BF	H	R	ER	SO	BB	IBB	HBP	BLK	WP	HR	S	P	ERA	WHIP

San Diego Padres @ Chicago Cubs

Hohokam Park, Mesa, AZ

Sat Mar 17 2007, 4:05 PM EDT

Att. 12,764 - Sunny - 94 F

TOP

livebaseballscorecards.com

Batter	1	2	3	4	5	6	7	8	9	AB	R	H	RBI	BB	SO	LOB
22 Marcus Giles, R (1, 4) OBP: 0.381, SLG: 0.667	SF7 3B	FC6-4 1-2f			F7		BB		1 SF8 1-3 2B	3	1	1	0	0	0	1
13 Oscar Robles, L (6, 4) OBP: 0.435, SLG: 0.368 (9, 3)										1	0	1	0	1	0	0
24 Brian Giles, L (1, 9) OBP: 0.324, SLG: 0.484	K		K			5 1B 3B	G1-3		P6	3	0	1	0	0	2	1
76 Will Venable, L (6, PR) OBP: 0.381, SLG: 0.421 (6, 9)										2	1	0	0	0	0	4
Geoff Blum, S (1, 6) OBP: 0.320, SLG: 0.522	SF7 3-H		F9			G5-3		P4	SF8 2-3 3-H	2	0	0	1	0	0	1
1 Manny Alexander, R (6, 6) OBP: 0.167, SLG: 0.353 (9, 4)										1	0	0	1	0	0	0
Todd Walker, L (1, 3) OBP: 0.231, SLG: 0.240	G4-3		G4-3			K		5 HR BB	G5-3	3	0	0	0	0	1	1
67 Royce Huffman, R (6, 3) OBP: 0.318, SLG: 0.316 (9, 7)										1	1	0	0	1	0	1
5 Kevin Kouzmanoff, R (1, 5) OBP: 0.500, SLG: 0.846		HR HBP		F8		E 1B 3-H		1-H HR		3	2	2	3	0	0	0
José Cruz Jr., S (1, 8) OBP: 0.345, SLG: 0.769		1-H HR		K		K 1-3		G3-1		3	1	1	2	0	2	2
Drew Macias, L (6, 8)										1	0	0	0	0	0	0
8 Terrmel Sledge, L (1, 7) OBP: 0.316, SLG: 0.649		F7		F9			F9	1B		3	0	0	0	0	0	0
70 Luke Carlin, S (7, 2) OBP: 0.273, SLG: 0.200										1	0	1	0	0	0	0
Rob Bowen, S (1, 2) OBP: 0.292, SLG: 0.409		F7			K		2B	K		3	0	1	0	0	1	0
21 Heath Bell, R (7, 1)										0	0	0	0	0	0	0
Joshua Howard, L (8, PH)										1	0	0	0	0	1	1
79 Aaron Rakers, R (8, 1)										0	0	0	0	0	0	0
56 Scott Cassidy, R (9, 1)										0	0	0	0	0	0	0
54 Tim Stauffer, R (1, 1) 18 Paul McAnulty, L (2, PH) 39 Mike Thompson, R (2, 1) Matt Antonelli, R (5, PH) 58 Andrew Brown, R (6, 1) 40 Royce Ring, L (6, 1) Howie Clark, L (7, PH) (7, 7) Jesus Lopez, R (8, PH) OBP: 1.000, SLG: 1.000 (8, 6)		22 FC6-4 1B			G1		L7		13 2B 1 SF8 1B	0 1 0 1 0 0 0 1 1	0 0 0 0 0 0 0 0 1	0 1 0 0 0 0 0 0 1	0 0 0 0 0 0 0 0 1	0 0 0 0 0 0 0 0 0	0 0 0 0 0 0 0 0 0	0 0 0 0 0 0 0 0 1
Inning Stats	R: 1 E: 0 K: 1 S: 6 H: 1 LOB: 0 BB: 0 P: 6	R: 2 E: 0 K: 0 S: 5 H: 2 LOB: 1 BB: 0 P: 6	R: 0 E: 0 K: 1 S: 5 H: 0 LOB: 0 BB: 0 P: 5	R: 0 E: 0 K: 1 S: 5 H: 0 LOB: 0 BB: 0 P: 5	R: 0 E: 0 K: 1 S: 5 H: 0 LOB: 0 BB: 0 P: 5	R: 1 E: 0 K: 2 S: 9 H: 2 LOB: 1 BB: 0 P: 9	R: 0 E: 0 K: 0 S: 4 H: 1 LOB: 2 BB: 1 P: 8	R: 2 E: 0 K: 1 S: 7 H: 2 LOB: 1 BB: 1 P: 11	R: 1 E: 0 K: 0 S: 5 H: 2 LOB: 1 BB: 0 P: 5	1B: 4 2B: 2 3B: 2 HR: 2	SF: 2 SAC: 0 DP: 0 HBP: 1						

AB	35
R	7
H	10
RBI	7
BB	2
SO	7
LOB	13

WP: 0 PB: 0 SB: 0 CS: 0 PA: 40

PITCHER		IP	WLS	BF	H	R	ER	SO	BB	IBB	HBP	BLK	WP	HR	S	P	ERA	WHIP
53 Rich Hill, L ERA: 4.5	(1, 1)	5.0		19	3	3	3	4	0	0	1	0	0	1	26	27	5.40	0.600
13 Will Ohman, L ERA: 5.14	(6, 1)	1.0	L	5	2	1	1	2	0	0	0	0	0	0	9	9	9.00	2.000
49 Carlos Marmol, R ERA: 6.75	(7, 1)	1.0		5	1	0	0	0	1	0	0	0	0	0	4	8	0.00	2.000
48 Neal Cotts, L ERA: 9.0	(8, 1)	1.0		6	2	2	2	1	1	0	0	0	0	1	7	11	18.00	3.000
60 Les Walrond, L ERA: 2.57	(9, 1)	1.0		5	2	1	1	0	0	0	0	0	0	0	5	5	9.00	2.000

PITCHER	IP	WLS	BF	H	R	ER	SO	BB	IBB	HBP	BLK	WP	HR	S	P	ERA	WHIP

BOTTOM

San Diego Padres @ Chicago Cubs

Hohokam Park, Mesa, AZ

Sat Mar 17 2007, 4:05 PM EDT
Att. 12,764 - Sunny - 94 F

Batter	1	2	3	4	5	6	7	8	9	AB	R	H	RBI	BB	SO	LOB
12 Alfonso Soriano, R (1, 8) OBP: 0.371, SLG: 0.545	BBB 4-0 19 1B 25 HR BB	x 0-0 19 FC6-4 1B		x 0-0 ③ F7		x 0-0 ③ FC6-4 1-2f			x 0-0 1B	3	1	1	0	1	0	3
17 Felix Pie, L (7, 8) OBP: 0.439, SLG: 0.405										1	0	1	0	0	0	0
19 Matt Murton, R (1, 7) OBP: 0.386, SLG: 0.611	x 0-0 1-3 25 HR 1B	x 0-0 ③ FC6-4 1-2f			x 0-0 ① P3		x 0-0 ① F8		x 0-0 ① F7	4	1	1	0	0	0	1
2 Ryan Theriot, R (8, 9) OBP: 0.405, SLG: 0.447										1	0	0	0	0	0	1
25 Derrek Lee, R (1, 3) OBP: 0.500, SLG: 0.765	x 0-0 1-H 3-H HR		x 0-0 2B		x 0-0 ② G6-3		x 0-0 ② G6-3		CCC 0-3 ② K	4	1	2	3	0	0	0
76 Micah Hoffpauir, L (8, 3) OBP: 0.421, SLG: 0.750										1	0	0	0	0	1	1
16 Aramis Ramirez, R (1, 5) OBP: 0.441, SLG: 0.700	x 0-0 ① G6-3	SSS 0-3 ① K			BBB 4-0 BB		x 0-0 FC4-6 1B		x 0-0 ③ G4-3	3	0	1	0	1	1	1
64 Casey McGehee, R (7, PR) OBP: 0.273, SLG: 0.300 (8, 5)										1	0	0	0	0	0	1
Jacque Jones, L (1, 9) OBP: 0.333, SLG: 0.400	x 0-0 2B	x 0-0 ② F8			x 0-0 ③ G3		x 0-0 ③ FC4-6 1-2f			4	0	1	0	0	0	3
27 Buck Coats, L (8, 7) OBP: 0.457, SLG: 0.500										0	0	0	0	0	0	0
Michael Barrett, R (1, 2) OBP: 0.290, SLG: 0.467	x 0-0 ② P4	x 0-0 ③ P4				x 0-0 ① F8		SSS 0-3 ① K2-3		3	0	0	0	0	0	2
49 Carlos Marmol, R (7, 1)										0	0	0	0	0	0	0
48 Neal Cotts, L (8, 1)										0	0	0	0	0	0	0
32 Daryle Ward, L (8, PH) OBP: 0.160, SLG: 0.250										1	0	0	0	0	1	0
60 Les Walrond, L (9, 1)										0	0	0	0	0	0	0
Mark DeRosa, R (1, 4) OBP: 0.344, SLG: 0.259	x 0-0 ③ L6			x 0-0 ① L8		x 0-0 BB 1B		BBBB 4-0 BB		3	0	1	0	1	0	1
Cesar Izturis, S (1, 6) OBP: 0.519, SLG: 0.400		x 0-0 ① G6-3		BBBB 4-0 53 SH3 BB		BBBB 4-0 12 FC6-4 1-2 BB		SSS 0-3 ② K		1	0	0	0	2	0	0
Tomas Perez, S (8, 6) OBP: 0.407, SLG: 0.364										1	0	0	0	0	1	1
53 Rich Hill, L (1, 1)		x 0-0 ② G5-3		x 0-0 ② SH3 1-2		x 0-0 ② P3		x 0-0 ③ P6		1	0	0	0	0	0	0
13 Will Ohman, L (6, 1)										0	0	0	0	0	0	0
74 Jake Fox, R (6, PH) OBP: 0.571, SLG: 1.167 (7, 2)										2	0	0	0	0	0	3
Inning Stats	R: 3 H: 3 E: 0 LOB: 1 K: 0 BB: 1 S: 6 P: 10	R: 0 H: 1 E: 0 LOB: 1 K: 0 BB: 0 S: 4 P: 4	R: 0 H: 1 E: 0 LOB: 1 K: 1 BB: 0 S: 6 P: 6	R: 0 H: 0 E: 0 LOB: 1 K: 0 BB: 1 S: 3 P: 7	R: 0 H: 0 E: 0 LOB: 1 K: 0 BB: 1 S: 3 P: 7	R: 0 H: 1 E: 0 LOB: 2 K: 0 BB: 1 S: 4 P: 8	R: 0 H: 1 E: 0 LOB: 1 K: 0 BB: 0 S: 4 P: 4	R: 0 H: 0 E: 0 LOB: 1 K: 2 BB: 1 S: 7 P: 11	R: 0 H: 1 E: 0 LOB: 1 K: 1 BB: 0 S: 6 P: 6	1B: 5 2B: 2 3B: 0 HR: 1	SF: 0 SAC: 1 DP: 0 HBP: 0			WP: 0 PB: 0 SB: 0 CS: 0	PA: 40		

livebaseballscorecards.com

	AB	34
	R	3
	H	8
	RBI	3
	BB	5
	SO	4
	LOB	18

PITCHER		IP	WLS	BF	H	R	ER	SO	BB	IBB	HBP	BLK	WP	HR	S	P	ERA	WHIP
54 Tim Stauffer, R ERA: 4.5	(1, 1)	1.0		7	3	3	3	0	1	0	0	0	0	1	6	10	27.00	4.000
39 Mike Thompson, R ERA: 3.38	(2, 1)	3.0		12	2	0	0	1	1	0	0	0	0	0	13	17	0.00	1.000
58 Andrew Brown, R ERA: 18.69	(5, 1)	1.0	W	4	0	0	0	0	1	0	0	0	0	0	3	7	0.00	1.000
40 Royce Ring, L ERA: 2.57	(6, 1)	1.0	H	5	1	0	0	0	1	0	0	0	0	0	4	8	0.00	2.000
21 Heath Bell, R ERA: 1.5	(7, 1)	1.0	H	4	1	0	0	0	0	0	0	0	0	0	4	4	0.00	1.000

PITCHER		IP	WLS	BF	H	R	ER	SO	BB	IBB	HBP	BLK	WP	HR	S	P	ERA	WHIP
79 Aaron Rakers, R ERA: 2.7	(8, 1)	1.0	H	4	0	0	0	2	1	0	0	0	0	0	7	11	0.00	1.000
56 Scott Cassidy, R ERA: 9.64	(9, 1)	1.0		4	1	0	0	1	0	0	0	0	0	0	6	6	0.00	1.000

Batter	1	2	3	4	5	6	7	8	9	AB	R	H	RBI	BB	SO	LOB
38 Pablo Ozuna, R (1, 7) OBP: 0.333, SLG: 0.424	F8	17 SF8 14 HR 1B	F9			B5-3		G1-3 2-3	30 1B 1-2 1B	6	1	2	0	0	0	2
17 Darin Erstad, L (1, 8) 30 Luis Terrero, R (6, 8) OBP: 0.320, SLG: 0.362 OBP: 0.385, SLG: 0.583	G1-3	SF8 1-2 3-H		23 E 24 2B 1B		F7		G4-3	1-2 2-3 1B	3 2	1 0	1 1	1 0	0 0	0 0	0 1
14 Paul Konerko, R (1, 3) 66 Gustavo Molina, R (6, 3) OBP: 0.489, SLG: 0.676 OBP: 0.200, SLG: 0.417	23 1B 24 2B 2B	2-H HR		S S S K		S S S K		31 HR 3-H 1B	SF7 3-H	4 1	2 1	2 1	2 2	0 0	2 0	1 0
23 Jermaine Dye, R (1, 9) 31 Ryan Sweeney, L (7, PR) (7, 9) OBP: 0.385, SLG: 0.667 OBP: 0.276, SLG: 0.370	24 2B 1B 2-3 1B			S 1 SAFE X F8 1-2			WP 3B 1B		G3	4 2	1 2	3 1	0 2	0 0	0 0	1 2
24 Joe Crede, R (1, 5) 27 Josh Fields, R (6, 5) OBP: 0.474, SLG: 0.750 OBP: 0.452, SLG: 0.640	1B 1-3 3-H 2B	F8		2-H 2B			S S S K	2B 1B		3 2	1 1	2 1	2 0	0 0	0 1	1 1
Rob Mackowiak, L (1, 10) OBP: 0.417, SLG: 0.606	S 2-H 3-H 1B	F7		S S C K			S X 1-H 3B	1-H 2B		5	0	3	4	0	1	2
Tadahito Iguchi, R (1, 4) 8 Alex Cintron, S (6, 6) OBP: 0.289, SLG: 0.250 OBP: 0.238, SLG: 0.300	F9 1-2		G5-3		44 G5-4-3 1B		G3	G6-3		3 2	0 0	1 0	0 0	0 0	0 0	1 3
44 Toby Hall, R (1, 2) 39 Wiki Gonzalez, R (6, 2) OBP: 0.333, SLG: 0.429 OBP: 0.263, SLG: 0.222		5 E 2B	E7 1B		G5-4-3 1-2f		G6-3		30 1B 38 1B 66 SF7 HBP	3 1	1 1	2 0	0 0	0 0	1 0	1 2
5 Juan Uribe, R (1, 6) 77 Robert Valido, R (6, 4) OBP: 0.395, SLG: 0.529 OBP: 0.409, SLG: 0.400		E7 17 SF8 2-H 1B	F8		S S S K			38 G1-3 66 1B 2B	F9	3 2	1 1	1 1	0 0	0 0	1 0	1 1
Inning Stats	R: 3 H: 4 E: 0 LOB: 1 K: 0 BB: 0 S: 8 P: 8	R: 4 H: 5 E: 1 LOB: 1 K: 0 BB: 0 S: 8 P: 8	R: 0 H: 1 E: 1 LOB: 1 K: 0 BB: 0 S: 4 P: 4	R: 1 H: 2 E: 1 LOB: 1 K: 2 BB: 0 S: 10 P: 10	R: 0 H: 1 E: 0 LOB: 0 K: 1 BB: 0 S: 5 P: 5	R: 0 H: 0 E: 0 LOB: 0 K: 1 BB: 0 S: 5 P: 5	R: 1 H: 2 E: 0 LOB: 2 K: 1 BB: 0 S: 8 P: 8	R: 4 H: 5 E: 0 LOB: 1 K: 0 BB: 0 S: 8 P: 8	R: 1 H: 2 E: 0 LOB: 2 K: 0 BB: 0 S: 5 P: 6	1B: 13 SF: 2 2B: 6 SAC: 0 3B: 1 DP: 1 HR: 2 HBP: 1						WP: 1 PA: 49 PB: 0 SB: 1 CS: 0	

PITCHER		IP	WLS	BF	H	R	ER	SO	BB	IBB	HBP	BLK	WP	HR	S	P	ERA	WHIP
David Wells, L ERA: 15.26	(1, 1)	3.0	L	19	10	7	7	0	0	0	0	0	0	1	20	20	21.00	3.333
41 Kevin Cameron, R ERA: 3.68	(4, 1)	2.0		8	3	1	1	3	0	0	0	0	0	0	15	15	4.50	1.500
Scott Linebrink, R ERA: 1.5	(6, 1)	1.0		3	0	0	0	1	0	0	0	0	0	0	5	5	0.00	0.000
Trevor Hoffman, R ERA: 14.73	(7, 1)	1.0		5	2	1	1	1	0	0	0	0	1	0	8	8	9.00	2.000
43 Cla Meredith, R ERA: 12.0	(8, 1)	1.0		8	5	4	4	0	0	0	0	0	0	1	8	8	36.00	5.000

PITCHER		IP	WLS	BF	H	R	ER	SO	BB	IBB	HBP	BLK	WP	HR	S	P	ERA	WHIP
Scott Strickland, R ERA: 4.05	(9, 1)	1.0		6	2	1	1	0	0	0	1	0	0	0	5	6	9.00	2.000

TOP

Chicago White Sox @ San Diego Padres

Peoria Stadium, Peoria, AZ

Sun Mar 18 2007, 4:05 PM EDT

Att. 7,650 - Sunny - 92 F

livebaseballscorecards.com

AB	46
R	14
H	22
RBI	13
BB	0
SO	5
LOB	20

BOTTOM

Chicago White Sox @ San Diego Padres

Peoria Stadium, Peoria, AZ

Sun Mar 18 2007, 4:05 PM EDT
Att. 7,650 - Sunny - 92 F

Batter	1	2	3	4	5	6	7	8	9	AB	R	H	RBI	BB	SO	LOB
22 Marcus Giles, R (1, 4) OBP: 0.320, SLG: 0.560	SSC 0-3 K ①	SSS 0-3 K ③		x 0-0 G6-3 ②		x 0-0 G1-3 ①		x 0-0 F8 ②		4	0	0	0	0	2	2
13 Oscar Robles, L (7, 4) OBP: 0.417, SLG: 0.350 (8, 5)										1	0	0	0	0	0	1
24 Brian Giles, L (1, 9) OBP: 0.316, SLG: 0.486	x 0-0 F9 ②		x 0-0 P6 ①	x 0-0 2B		x 0-0 F7 ②		x 0-0 G4-3 ③		4	0	1	0	0	0	0
Vince Sinisi, L (7, 9)										1	0	0	0	0	0	1
Mike Cameron, R (1, 8) OBP: 0.303, SLG: 0.393	SSS 0-3 K ③		x 0-0 G6-3 ②	BBB 4-0 BB		BBB 4-0 BB			x 0-0 G3 ①	2	0	0	0	2	1	0
80 Chris Prieto, L (6, PR) (7, 8)										1	0	0	0	0	0	0
23 Adrián González, L (1, 3) OBP: 0.405, SLG: 0.676		x 0-0 HR	x 0-0 G5-3 ③	x 0-0 G6-3 ③		SSS 0-3 K ③			x 0-0 G6-3 ②	4	1	1	1	0	1	3
67 Royce Huffman, R (7, 3) OBP: 0.304, SLG: 0.300										1	0	0	0	0	0	0
28 Josh Bard, S (1, 2) OBP: 0.500, SLG: 0.792		x 0-0 5 F9 3 1B 1B 1B		x 0-0 3 1B 5 2B 1B	x 0-0 3 2B 2B		x 0-0 G5-3 ①		x 0-0 G4-3 ③	4	3	3	0	0	0	0
53 Pete Laforest, L (8, 2) OBP: 0.313, SLG: 0.286										1	0	0	0	0	0	0
3 Khalil Greene, R (1, 6) OBP: 0.344, SLG: 0.688		x 0-0 1B 5 F9 1-2 1B		x 0-0 5 2B 1-2 1B	x 0-0 18 G6-3 2-H 2B		x 0-0 G1-3 ②			4	1	3	1	0	0	0
1 Manny Alexander, R (8, 4) OBP: 0.167, SLG: 0.353										0	0	0	0	0	0	0
5 Kevin Kouzmanoff, R (1, 5) OBP: 0.472, SLG: 0.800		x 0-0 F9 ① 1-2 2-3		x 0-0 34 HR 1-H 2-H 2B	SSS 0-3 K ①		x 0-0 G6-3 ③			4	1	1	2	0	1	3
Juan Ciriaco, R (8, 6) OBP: 0.333, SLG: 0.667										0	0	0	0	0	0	0
34 Russell Branyan, L (1, 7) OBP: 0.321, SLG: 0.542	SSS 0-3 K ②			x 0-0 HR 2-H	x 0-0 G6-3 ② 2-3			x 0-0 2B		2	1	1	2	0	1	2
18 Paul McAnulty, L (5, 7) OBP: 0.421, SLG: 0.559										2	0	1	0	0	0	1
Geoff Blum, S (1, 10) OBP: 0.321, SLG: 0.500		x 0-0 2-3 3-H 1B		x 0-0 G5-3 ①	x 0-0 P2 ③			x 0-0 F7 ①		3	0	1	1	0	0	1
8 Terrmel Sledge, L (8, PH) (9, 10) OBP: 0.308, SLG: 0.632										1	0	0	0	0	0	1

livebaseballscorecards.com

AB	39
R	7
H	12
RBI	7
BB	2
SO	6
LOB	15

Inning Stats	1	2	3	4	5	6	7	8	9	1B: 5	SF: 0	WP: 0	PA: 41
R:	0	2	0	4	1	0	0	0	0	2B: 5	SAC: 0	PB: 0	
E:	0	0	0	0	0	0	0	0	0	3B: 0	DP: 0	SB: 0	
K:	2	2	0	0	1	1	0	0	0	HR: 2	HBP: 0	CS: 0	
BB:	0	0	0	0	0	0	0	0	0				
S:	7	11	3	8	7	5	3	4	3				
H:	0	4	0	5	2	0	0	1	0				
LOB:	0	2	0	2	1	1	0	1	0				
P:	7	11	3	12	7	9	3	4	3				

PITCHER		IP	WLS	BF	H	R	ER	SO	BB	IBB	HBP	BLK	WP	HR	S	P	ERA	WHIP
67 John Danks, L	(1, 1)	3.2	W	20	9	6	6	4	0	0	0	0	0	2	28	28	14.73	2.455
ERA: 5.68																		
34 Gavin Floyd, R	(4, 1)	4.1	H	18	3	1	1	2	2	0	0	0	0	0	20	28	2.08	1.154
ERA: 6.43																		
37 Matt Thornton, L	(9, 1)	1.0		3	0	0	0	0	0	0	0	0	0	0	3	3	0.00	0.000
ERA: 1.5																		

PITCHER	IP	WLS	BF	H	R	ER	SO	BB	IBB	HBP	BLK	WP	HR	S	P	ERA	WHIP

San Diego Padres @ Oakland Athletics

Phoenix Municipal Stadium, Phoenix, AZ

Mon Mar 19 2007, 4:05 PM EDT

Att. 5,823 - Partly Cloudy - 80 F

TOP

livebaseballscorecards.com

Batter	1	2	3	4	5	6	7	8	9	AB	R	H	RBI	BB	SO	LOB
8 Terrmel Sledge, L (1, 7) OBP: 0.326, SLG: 0.610	S S S 0-3 ① K	B B B 4-0 1-2 2-3 BB		x 0-0 E3 3 1B 2-3		x 0-0 3 HR 2-3 1B	C C C 0-3 ③ K		x 0-0 1 FC6-4 1B	3	0	1	0	1	1	1
Drew Macias, L (6, PR) OBP: 0.333, SLG: 0.333 (6, 7)										2	1	1	0	0	1	0
3 Khalil Greene, R (1, 6) OBP: 0.389, SLG: 0.806	x 0-0 2B	x 0-0 ③ F9		x 0-0 1-3 3-H 1B		x 0-0 1-H 3-H HR		x 0-0 1B 3B	x 0-0 ② FC6-4 13 FC4-6 1-2f	4	1	3	4	0	0	3
1 Manny Alexander, R (6, 6) OBP: 0.200, SLG: 0.474										2	1	1	0	0	0	1
Todd Walker, L (1, 4) OBP: 0.267, SLG: 0.286	x 0-0 ② F7		x 0-0 23 G4-3 2B	x 0-0 ③ G3		B B B B 4-0 23 1B 34 1B BB		B B B B 4-0 34 F9 1B 53 HR BB	x 0-0 ③ FC4-6 1-2f	3	1	1	0	1	0	3
13 Oscar Robles, L (6, 4) OBP: 0.423, SLG: 0.333										1	1	0	0	1	0	1
23 Adrián González, L (1, 3) OBP: 0.390, SLG: 0.632	S C S 0-3 ③ K		x 0-0 ① G4-3 2-3		x 0-0 ① G3	x 0-0 34 1B 1-2 1B		B B B X 3-0 53 S 53 HR 1-2 3-H 1B		4	0	1	0	0	1	2
Cedric Hunter, L (6, PR) OBP: 1.000, SLG: 1.000 (6, 8)										1	1	1	1	0	0	0
Mike Cameron, R (1, 8) OBP: 0.270, SLG: 0.344		x 0-0 ① F7	x 0-0 ② G6-3		C C C 0-3 ② K	x 0-0 ② F7		S C S 0-3 ① K		4	0	0	0	0	1	3
67 Royce Huffman, R (6, 3) OBP: 0.292, SLG: 0.286										1	0	0	0	0	1	2
34 Russell Branyan, L (1, 5) OBP: 0.303, SLG: 0.483		x 0-0 ② F8	x 0-0 ③ P6		C C C 0-3 ③ K	x 0-0 1-3 2-H 1B		x 0-0 ② F9 2-3		5	0	1	1	0	1	3
82 Brett Dowdy, R (8, 5)										0	0	0	0	0	0	0
53 Pete Laforest, L (1, 10) OBP: 0.381, SLG: 0.667		x 0-0 HR		B B B B 4-0 8 E 78 G4-3 3 1B BB		x 0-0 G3 0-3 K2-3		B X 1-0 1-H 3-H HR		4	3	2	4	1	1	2
Rob Bowen, S (1, 2) OBP: 0.321, SLG: 0.462		x 0-0 8 BB 78 1B 1B		x 0-0 ① F8		x 0-0 78 E 2B	x 0-0 ① G4-3	S S S 0-3 ③ K		4	1	2	0	0	0	1
70 Luke Carlin, S (7, 2) OBP: 0.250, SLG: 0.182										1	0	0	0	0	1	0
78 Adam Shabala, L (1, 9) OBP: 0.304, SLG: 0.158		x 0-0 8 BB 1-2 1B		x 0-0 ② G4-3 1-2		x 0-0 E4 8 1B 3 HR 2-H	x 0-0 ② L3		x 0-0 ① L9	5	1	1	0	0	0	1

	AB	R	H	RBI	BB	SO
	44	11	15	10	4	8

Inning Stats																								
	R: 0	H: 1	R: 1	H: 3	R: 0	H: 1	R: 1	H: 1	R: 0	H: 0	R: 5	H: 5	R: 0	H: 0	R: 4	H: 3	R: 0	H: 1	1B: 8	SF: 0	WP: 0	PA: 48
	E: 0	LOB: 1	E: 0	LOB: 3	E: 0	LOB: 1	E: 1	LOB: 2	E: 0	LOB: 0	E: 1	LOB: 2	E: 0	LOB: 0	E: 0	LOB: 0	E: 0	LOB: 1	2B: 3	SAC: 0	PB: 0	
	K: 2	BB: 0	K: 0	BB: 1	K: 0	BB: 1	K: 0	BB: 1	K: 2	BB: 0	K: 1	BB: 1	K: 1	BB: 0	K: 2	BB: 1	K: 0	BB: 0	3B: 1	DP: 0	SB: 1	
	S: 8	P: 8	S: 6	P: 10	S: 4	P: 4	S: 5	P: 9	S: 7	P: 7	S: 11	P: 15	S: 5	P: 5	S: 10	P: 18	S: 4	P: 4	HR: 3	HBP: 0	CS: 0	

PITCHER		IP	WLS	BF	H	R	ER	SO	BB	IBB	HBP	BLK	WP	HR	S	P	ERA	WHIP
25 Esteban Loaiza, R ERA: 5.63	(1, 1)	5.1	L	27	7	4	3	4	2	0	0	0	0	1	33	41	5.06	1.688
Jay Witasick, R ERA: 3.86	(6, 1)	1.2		10	4	3	2	2	1	0	0	0	0	1	13	17	10.80	3.000
Alan Embree, L ERA: 5.06	(8, 1)	0.2		5	2	3	3	1	1	0	0	0	0	0	6	13	40.50	4.500
Shawn Kohn, R ERA: 13.5	(8, 1)	0.1		2	1	1	1	1	0	0	0	0	0	1	4	5	27.00	3.000
Brad Ziegler, R ERA:	(9, 1)	1.0		4	1	0	0	0	0	0	0	0	0	0	4	4	0.00	1.000

PITCHER		IP	WLS	BF	H	R	ER	SO	BB	IBB	HBP	BLK	WP	HR	S	P	ERA	WHIP

BOTTOM

Batter	1	2	3	4	5	6	7	8	9	AB	R	H	RBI	BB	SO	LOB
Jason Kendall, R (1, 2) OBP: 0.257, SLG: 0.273 6 Kurt Suzuki, R (7, 2) OBP: 0.563, SLG: 0.643	G6-3		P3		G6-3 2-3	K			F9	4 1	0 0	0 0	0 0	0 0	1 0	4 0
Shannon Stewart, R (1, 7) OBP: 0.472, SLG: 0.400 Ricky Ledee, L (7, 7) OBP: 0.250, SLG: 0.500	G4-3		1-3 1B		BB		44 F9 29 SF7 2B		G6-3	2 2	0 1	1 1	0 0	1 0	0 0	0 0
22 Milton Bradley, S (1, 8) OBP: 0.529, SLG: 0.714 44 Hiram Bocachica, R (7, 8) OBP: 0.258, SLG: 0.148	2B		K		K		F9 2-3		F9	3 2	0 0	1 0	0 0	0 0	2 0	4 1
31 Mike Piazza, R (1, 10) OBP: 0.472, SLG: 0.656 29 Dan Johnson, L (7, PH) OBP: 0.408, SLG: 0.368 (8, 10)	K		P3			3 BB 14 2B 1B	SF7 3-H			3 0	1 0	1 0	0 1	0 0	1 0	3 0
3 Eric Chavez, L (1, 5) OBP: 0.250, SLG: 0.382 2 Lou Merloni, R (6, PR) OBP: 0.360, SLG: 0.391 (7, 5)		K		K		14 2B 67 1B 1-2 BB	F9			2 1	0 1	0 1	0 0	0 0	1 0	2 0
14 Mark Ellis, R (1, 4) OBP: 0.324, SLG: 0.313 13 Donnie Murphy, R (6, PR) OBP: 0.486, SLG: 0.484 (7, 4)		K		K		67 1B 1-3 2-H 2B		67 1B 1B		3 1	0 1	1 1	1 0	0 0	2 0	0 0
67 Travis Buck, L (1, 9) OBP: 0.500, SLG: 0.594	2B			F7		2-H 3-H 1B		8 G6-4-3 1-3 1B		4	0	3	2	0	0	0
Marco Scutaro, R (1, 6) OBP: 0.467, SLG: 0.667 4 Antonio Perez, R (6, PH) OBP: 0.440, SLG: 0.537 (7, 6)	G3-4-1				G6-3 10 G3 BB	K		K		1 2	0 0	0 0	0 0	1 0	0 2	1 4
10 Daric Barton, L (1, 3) OBP: 0.519, SLG: 0.591 8 Erubiel Durazo, L (6, PH) OBP: 0.333, SLG: 0.485 (7, 3)			1B BB		G3 1-2	P4		G6-4-3 1-2f		1 2	0 0	0 0	0 0	1 0	0 0	1 4
Inning Stats	R: 0 E: 0 K: 1 S: 6 H: 1 LOB: 1 BB: 0 P: 6	R: 0 E: 0 K: 2 S: 8 H: 1 LOB: 1 BB: 0 P: 8	R: 0 E: 0 K: 1 S: 6 H: 1 LOB: 2 BB: 1 P: 10	R: 0 E: 0 K: 2 S: 7 H: 0 LOB: 0 BB: 0 P: 7	R: 0 E: 0 K: 1 S: 5 H: 0 LOB: 2 BB: 2 P: 13	R: 3 E: 0 K: 2 S: 10 H: 3 LOB: 2 BB: 1 P: 14	R: 1 E: 0 K: 0 S: 4 H: 1 LOB: 0 BB: 0 P: 4	R: 0 E: 0 K: 1 S: 6 H: 2 LOB: 1 BB: 0 P: 6	R: 0 E: 0 K: 0 S: 3 H: 0 LOB: 0 BB: 0 P: 3	1B: 5 2B: 4 3B: 0 HR: 0 SF: 1 SAC: 0 DP: 1 HBP: 0						

PITCHER	IP	WLS	BF	H	R	ER	SO	BB	IBB	HBP	BLK	WP	HR	S	P	ERA	WHIP
44 Jake Peavy, R (1, 1) ERA: 4.4	4.2	W	19	3	0	0	6	2	0	0	0	0	0	29	37	0.00	1.071
26 Doug Brocail, R (5, 1) ERA: 4.26	0.1	H	4	1	2	2	1	2	0	0	0	0	0	4	12	54.00	9.000
58 Andrew Brown, R (6, 1) ERA: 15.63	2.0		9	3	2	2	2	0	0	0	0	0	0	13	13	9.00	1.500
21 Heath Bell, R (8, 1) ERA: 1.29	1.0		4	2	0	0	1	0	0	0	0	0	0	6	6	0.00	2.000
56 Scott Cassidy, R (9, 1) ERA: 7.94	1.0		3	0	0	0	0	0	0	0	0	0	0	3	3	0.00	0.000

PITCHER	IP	WLS	BF	H	R	ER	SO	BB	IBB	HBP	BLK	WP	HR	S	P	ERA	WHIP

San Diego Padres @ Oakland Athletics

Phoenix Municipal Stadium, Phoenix, AZ

Mon Mar 19 2007, 4:05 PM EDT

Att. 5,823 - Partly Cloudy - 80 F

livebaseballscorecards.com

AB	34
R	4
H	9
RBI	4
BB	4
SO	10
LOB	22

WP: 0 PA: 39
PB: 0
SB: 0
CS: 0

Batter	1	2	3	4	5	6	7	8	9	10	AB	R	H	RBI	BB	SO	LOB
24 Gary Matthews, S (1, 8) OBP: 0.333, SLG: 0.541	G4-3		HR 3-H		G6-3	L6		K			4	1	1	2	0	0	3
19 Curtis Pride, L (7, 9) OBP: 0.182, SLG: 0.190											1	0	0	0	0	1	1
Orlando Cabrera, R (1, 6) OBP: 0.359, SLG: 0.364	27 G6-3 1B		P3		K		E6 77 G4-3 32 G4-3 1B		F8		4	1	1	0	0	1	0
53 Mike Eylward, R (7, 3) OBP: 0.364, SLG: 0.600											1	0	0	0	0	0	0
27 Vladimir Guerrero, R (1, 9) OBP: 0.278, SLG: 0.412	G6-3 1-2		F8			E 1B 16 1B	G4-3 1-2		P4		3	1	1	0	0	0	1
32 Erick Aybar, S (6, 7) OBP: 0.327, SLG: 0.432											2	0	0	0	0	0	1
16 Garret Anderson, L (1, 7) OBP: 0.462, SLG: 0.682	G3-1			47 WP 47 SF8 G1-3 1B		FC6-5 47 E 1-2 1B	G4-3 2-3		K		3	1	2	0	0	0	1
77 Reggie Willits, S (6, 9) OBP: 0.395, SLG: 0.313											1	0	0	0	0	0	1
33 Justin Speier, R (7, 1)											0	0	0	0	0	0	0
5 Jeff Mathis, R (9, PH) OBP: 0.216, SLG: 0.371											1	0	0	0	0	1	0
62 Scot Shields, R (9, 1)											0	0	0	0	0	0	0
Casey Kotchman, L (1, 3) OBP: 0.375, SLG: 0.591		K		G1-3 1-2		E1 1B 47 FC6-5 9 BB 1-2 2-H 1B	FC6 47 FC6 3-H 1B		K		4	1	2	1	0	1	1
65 Tommy Murphy, S (7, PR) OBP: 0.289, SLG: 0.500											1	0	0	0	0	1	1
(7, 8)																	
47 Howie Kendrick, R (1, 4) OBP: 0.408, SLG: 0.689		K		SF8 2-H		FC6-5 9 BB 1B 1-2 2-3f	FC6 1-2f			G6-3	4	0	0	1	0	1	3
Mike Napoli, R (1, 2) OBP: 0.435, SLG: 0.650		P4		P4		9 BB 1-2 2-3 1B		K		K	5	0	1	0	0	2	0
9 Chone Figgins, S (1, 5) OBP: 0.472, SLG: 0.710			BB 54 SH1-4 54 S 24 HR		HR	BB 1-2 2-3 3-H		K		F9	1	2	1	2	2	0	0
6 Maicer Izturis, S (7, 6) OBP: 0.244, SLG: 0.282											2	0	0	0	0	1	0
54 Ervin Santana, R (1, 1)			SH1-4 1-3		K	K		K 1B			2	0	0	0	0	2	3
34 Chris Resop, R (6, 1)											0	0	0	0	0	0	0
39 Robb Quinlan, R (7, 5) OBP: 0.385, SLG: 0.667											1	0	1	0	0	0	0
Inning Stats	R: 0 E: 0 K: 0 S: 4 H: 1 LOB: 1 BB: 0 P: 4	R: 0 E: 0 K: 2 S: 7 H: 0 LOB: 0 BB: 0 P: 7	R: 2 E: 0 K: 0 S: 5 H: 1 LOB: 0 BB: 1 P: 9	R: 1 E: 0 K: 0 S: 4 H: 1 LOB: 0 BB: 0 P: 5	R: 1 E: 0 K: 2 S: 8 H: 1 LOB: 0 BB: 0 P: 8	R: 2 E: 1 K: 1 S: 9 H: 4 LOB: 3 BB: 1 P: 13	R: 1 E: 1 K: 0 S: 5 H: 1 LOB: 1 BB: 0 P: 5	R: 0 E: 0 K: 3 S: 10 H: 1 LOB: 1 BB: 0 P: 10	R: 0 E: 0 K: 2 S: 8 H: 0 LOB: 1 BB: 0 P: 8	R: 0 E: 0 K: 1 S: 5 H: 0 LOB: 0 BB: 0 P: 5	1B: 8 2B: 0 3B: 0 HR: 2	SF: 1 SAC: 1 DP: 0 HBP: 0						

TOP

Los Angeles Angels @ San Diego Padres

Peoria Stadium, Peoria, AZ

Tue Mar 20 2007, 10:05 PM EDT

Att. 6,887 - Clear - 82 F

livebaseballscorecards.com

AB	40
R	7
H	10
RBI	6
BB	2
SO	11
LOB	16

WP: 2 PB: 0 SB: 1 CS: 0 PA: 44

PITCHER		IP	WLS	BF	H	R	ER	SO	BB	IBB	HBP	BLK	WP	HR	S	P	ERA	WHIP
32 Chris Young, R ERA: 5.14	(1, 1)	5.0		20	4	4	4	4	1	0	0	0	1	2	28	33	7.20	1.000
40 Royce Ring, L ERA: 4.91	(6, 1)	0.1		6	4	2	2	0	1	0	0	0	0	0	5	9	54.00	15.000
39 Mike Thompson, R ERA: 3.12	(6, 1)	0.2		2	0	0	0	1	0	0	0	0	0	0	4	4	0.00	0.000
Trevor Hoffman, R ERA: 11.57	(7, 1)	1.0	B	5	1	1	0	0	0	0	0	0	0	0	5	5	0.00	1.000
Scott Strickland, R ERA: 3.52	(8, 1)	1.0		4	1	0	0	3	0	0	0	0	0	0	10	10	0.00	1.000

PITCHER		IP	WLS	BF	H	R	ER	SO	BB	IBB	HBP	BLK	WP	HR	S	P	ERA	WHIP
41 Kevin Cameron, R ERA: 3.24	(9, 1)	1.0		4	0	0	0	2	0	0	0	0	1	0	8	8	0.00	0.000
Justin Germano, R ERA: 4.0	(10, 1)	1.0	W	3	0	0	0	1	0	0	0	0	0	0	5	5	0.00	0.000

Batter	1	2	3	4	5	6	7	8	9	10	AB	R	H	RBI	BB	SO	LOB
22 Marcus Giles, R (1, 4) OBP: 0.357, SLG: 0.571	0-0 24 2B FC6 1B		0-0 ① F9		0-0 24 F8-6 1B	0-3 ③ K			0-0 ① F9		3	1	2	0	0	0	0
13 Oscar Robles, L (6, 4) OBP: 0.393, SLG: 0.304											2	0	0	0	0	1	2
24 Brian Giles, L (1, 9) OBP: 0.341, SLG: 0.553	0-0 FC6 28 K 1-3 2B		0-0 G4-3 2B		0-0 ① ② F8-6 1-2		0-0 ① G3		0-0 ② ③ F7-3 1-1		3	0	2	0	0	0	1
Drew Macias, L (6, 9) OBP: 0.200, SLG: 0.200											2	0	0	0	0	0	1
(7, 8)																	
Todd Walker, L (1, 3) OBP: 0.235, SLG: 0.250	0-0 FC6 28 CS 2-3 3-H		0-0 ② G4-3 2-3		0-0 ③ L9		0-0 ② G5-3			C C C 0-3 ① K	4	0	0	1	0	0	2
67 Royce Huffman, R (8, 3) OBP: 0.280, SLG: 0.273											1	0	0	0	0	1	0
28 Josh Bard, S (1, 2) OBP: 0.438, SLG: 0.679	S S S 0-3 ① ② ③ K 1-2 3-3		0-0 ③ G3			0-0 ① G4-3	0-0 ③ F9			B B B B 4-0 WP 1 1B BB	4	0	0	0	0	1	3
Scott Strickland, R (8, 1)											0	0	0	0	0	0	0
41 Kevin Cameron, R (9, 1)											0	0	0	0	0	0	0
70 Luke Carlin, S (10, 2) OBP: 0.308, SLG: 0.182											0	1	0	0	1	0	0
Mike Cameron, R (1, 8) OBP: 0.300, SLG: 0.382		0-0 E9 5 G6-3 HR		0-0 5 G4-3 2B		B B B B 4-0 5 1B E BB		0-0 1 G3 1B		S S S 0-3 ② K2-3 1-2	2	1	1	0	1	0	0
Vince Sinisi, L (6, PR) OBP: 0.200, SLG: 0.200											2	1	1	0	0	1	1
(7, 9)																	
5 Kevin Kouzmanoff, R (1, 5) OBP: 0.463, SLG: 0.735		0-0 ① G6-3 2-3		0-0 ① G4-3 2-3		0-0 E 1-2 1B		0-0 ① F8		B B B B 4-0 1 1B BB	4	1	1	0	1	0	3
Geoff Blum, S (1, 6) OBP: 0.387, SLG: 0.679	0-0 3-H HR		H 1-0 HBP		0-0 E4 8 HR 1-H 2-H 2B		0-0 ② G3 1-2			0-0 1-2 2-H 1B	2	2	2	4	0	0	0
1 Manny Alexander, R (7, 6) OBP: 0.227, SLG: 0.476											2	0	1	1	0	0	1
8 Terrmel Sledge, L (1, 7) OBP: 0.319, SLG: 0.644	S S S 0-3 ② K		X 0-0 ② F7		0-0 3-H HR		0-0 ③ G3				4	1	1	2	0	1	3
Justin Germano, R (10, 1)											0	0	0	0	0	0	0
32 Chris Young, R (1, 1) 40 Royce Ring, L (6, 1) 39 Mike Thompson, R (6, 1) Rob Bowen, S (6, PH) OBP: 0.310, SLG: 0.444 Trevor Hoffman, R (7, 1) 53 Pete Laforest, L (8, 2) OBP: 0.409, SLG: 0.684 Yordany Ramirez, R (9, PR) (10, 7)	0-0 P5		S S S 0-3 K			C C C 0-3 ② K			0-0 F7-3 1B		2	0	0	0	0	1	2
											0	0	0	0	0	0	0
											0	0	0	0	0	0	0
											1	0	0	0	0	1	1
											0	0	0	0	0	0	0
											1	0	1	0	0	0	0
											0	0	0	0	0	0	0

BOTTOM

Los Angeles Angels @ San Diego Padres

Peoria Stadium, Peoria, AZ

Tue Mar 20 2007, 10:05 PM EDT

Att. 6,887 - Clear - 82 F

livebaseballscorecards.com

AB	39
R	8
H	12
RBI	8
BB	3
SO	7
LOB	20

Inning Stats	1	2	3	4	5	6	7	8	9	10
	R: 1 E: 0 K: 1 S: 6	H: 2 LOB: 2 BB: 0 P: 6	R: 2 E: 1 K: 1 S: 7	H: 1 LOB: 0 BB: 0 P: 7	R: 0 E: 0 K: 0 S: 4	H: 1 LOB: 1 BB: 0 P: 4	R: 0 E: 0 K: 1 S: 6	H: 1 LOB: 2 BB: 0 P: 7	R: 0 E: 0 K: 0 S: 3	H: 1 LOB: 0 BB: 0 P: 3	R: 4 E: 1 K: 2 S: 10	H: 3 LOB: 1 BB: 1 P: 14	R: 0 E: 0 K: 0 S: 3	H: 0 LOB: 0 BB: 0 P: 3	R: 0 E: 0 K: 0 S: 4	H: 1 LOB: 1 BB: 0 P: 4	R: 0 E: 0 K: 0 S: 3	H: 1 LOB: 1 BB: 0 P: 3	R: 1 E: 0 K: 2 S: 7	H: 1 LOB: 2 BB: 2 P: 15

1B: 6	SF: 0	WP: 1	PA: 43
2B: 6	SAC: 0	PB: 0	
3B: 1	DP: 2	SB: 0	
HR: 2	HBP: 1	CS: 1	

PITCHER		IP	WLS	BF	H	R	ER	SO	BB	IBB	HBP	BLK	WP	HR	S	P	ERA	WHIP
54 Ervin Santana, R ERA: 4.42	(1, 1)	5.1		26	9	7	6	3	1	0	1	0	0	2	30	35	10.12	1.875
34 Chris Resop, R ERA: 14.63	(6, 1)	0.2		2	0	0	0	2	0	0	0	0	0	0	6	6	0.00	0.000
33 Justin Speier, R ERA: 4.5	(7, 1)	2.0		7	1	0	0	0	0	0	0	0	0	0	7	7	0.00	0.500
62 Scot Shields, R ERA: 11.57	(9, 1)	1.2	L	8	2	1	1	2	2	0	0	0	1	0	10	18	5.40	2.400

PITCHER	IP	WLS	BF	H	R	ER	SO	BB	IBB	HBP	BLK	WP	HR	S	P	ERA	WHIP

Batter	1	2	3	4	5	6	7	8	9	AB	R	H	RBI	BB	SO	LOB
23 Rickie Weeks Jr., R (1, 4) OBP: 0.360, SLG: 0.349	C C C 0-3 ① K			X 0-0 ① P3		X 0-0 7 S 1B		C C C 0-3 ② K		3	0	1	0	0	1	0
22 Tony Gwynn Jr., L (7, 8) OBP: 0.382, SLG: 0.419										1	0	0	0	0	1	0
7 J.J. Hardy, R (1, 6) OBP: 0.280, SLG: 0.408	X 0-0 ② G3-1			X 0-0 HR		B X 1-0 ③ F9 1-2		X 0-0 ③ B5-3		3	1	1	1	0	0	1
57 Ozzie Chavez, S (7, 6) OBP: 0.257, SLG: 0.242										1	0	0	0	0	0	0
28 Prince Fielder, L (1, 3) OBP: 0.515, SLG: 0.759	X 0-0 ③ G4-3			X 0-0 ② F8			C C C 0-3 ① K		B B B B 4-0 9 BB 90 SF8 1B BB	3	0	0	0	0	1	0
8 Vinny Rottino, R (7, 3) OBP: 0.306, SLG: 0.386										0	1	0	0	1	0	0
2 Bill Hall, R (1, 8) OBP: 0.396, SLG: 0.667		X 0-0 ① G6-3		C C C 0-3 ③ K			X 0-0 E5 1B		S S S 0-3 ① K	3	1	0	0	0	1	0
55 JD Closser, S (7, 2) OBP: 0.440, SLG: 0.636										1	0	0	0	0	1	1
Geoff Jenkins, L (1, 7) OBP: 0.450, SLG: 0.553		S S S 0-3 ② K			X 0-0 ① G4-1		S S S 0-3 ② K		X 0-0 90 SF8 BB 1-2 1B	2	0	0	0	0	1	0
9 Tony Graffanino, R (6, 5) OBP: 0.281, SLG: 0.375										2	0	1	0	0	1	1
1 Corey Hart, R (1, 9) OBP: 0.372, SLG: 0.459		X 0-0 ③ F9			S S S 0-3 ② K		X 0-0 18 1B 2-H 1B		B B B B 4-0 1-2 2-3 BB	2	0	0	0	0	1	0
Brady Clark, R (5, 9) OBP: 0.350, SLG: 0.324										1	0	1	1	1	0	0
Craig Counsell, L (1, 5) OBP: 0.300, SLG: 0.289			X 0-0 ① G3		X 0-0 ③ G1-3		X 0-0 1-3 1B		X 0-0 ② SF8 2-3 3-H	2	0	0	0	0	0	0
50 Chris Spurling, R (6, 1)										0	0	0	0	0	0	0
18 Gabe Gross, L (7, PH) OBP: 0.500, SLG: 0.667										1	0	1	0	0	0	0
90 Steve Sollmann, R (7, 4)										0	0	0	1	0	0	0
Damian Miller, R (1, 2)			S S S 0-3 ② K			X 0-0 ① G6-3	X 0-0 ③ F9		S S S 0-3 ③ K	3	0	0	0	0	1	2
52 Jose Capellan, R (7, 1)										0	0	0	0	0	0	0
Francisco Cordero, R (8, 1)										0	0	0	0	0	0	0
11 Mike Rivera, R (9, PH) OBP: 0.471, SLG: 0.706										1	0	0	0	0	1	2
46 Claudio Vargas, R (1, 1)			S S S 0-3 ③ K			X 0-0 ② G6-3		X 0-0 ① F9		1	0	0	0	0	1	0
Brian Shouse, L (5, 1)										0	0	0	0	0	0	0
Kevin Mench, R (6, PH) OBP: 0.444, SLG: 0.438										2	0	0	0	0	0	0
(6, 7)																
Inning Stats	R: 0 E: 0 K: 1 S: 5 H: 0 LOB: 0 BB: 0 P: 5	R: 0 E: 0 K: 1 S: 5 H: 0 LOB: 0 BB: 0 P: 5	R: 0 E: 0 K: 2 S: 7 H: 0 LOB: 0 BB: 0 P: 7	R: 1 E: 0 K: 1 S: 6 H: 1 LOB: 0 BB: 0 P: 6	R: 0 E: 0 K: 1 S: 5 H: 0 LOB: 0 BB: 0 P: 5	R: 0 E: 0 K: 0 S: 4 H: 1 LOB: 1 BB: 0 P: 5	R: 1 E: 1 K: 2 S: 10 H: 2 LOB: 2 BB: 0 P: 10	R: 0 E: 0 K: 1 S: 5 H: 0 LOB: 0 BB: 0 P: 5	R: 1 E: 0 K: 2 S: 8 H: 1 LOB: 2 BB: 2 P: 16	1B: 4 2B: 0 3B: 0 HR: 1 SF: 1 SAC: 0 DP: 0 HBP: 0						

TOP

Milwaukee Brewers @ San Diego Padres

Peoria Stadium, Peoria, AZ

Wed Mar 21 2007, 4:05 PM EDT

Att. 6,552 - Cloudy - 73 F

livebaseballscorecards.com

AB	32
R	3
H	5
RBI	3
BB	2
SO	11
LOB	7

WP: 0 PB: 0 SB: 1 CS: 0 PA: 35

PITCHER		IP	WLS	BF	H	R	ER	SO	BB	IBB	HBP	BLK	WP	HR	S	P	ERA	WHIP
52 Clay Hensley, R ERA: 1.38	(1, 1)	5.0		16	1	1	1	6	0	0	0	0	0	1	28	28	1.80	0.200
Scott Linebrink, R ERA: 1.29	(6, 1)	1.0	H	4	1	0	0	0	0	0	0	0	0	0	4	5	0.00	1.000
43 Cla Meredith, R ERA: 10.29	(7, 1)	1.0	B	6	2	1	0	2	0	0	0	0	0	0	10	10	0.00	2.000
26 Doug Brocail, R ERA: 3.68	(8, 1)	1.0	W	3	0	0	0	1	0	0	0	0	0	0	5	5	0.00	0.000
56 Scott Cassidy, R ERA: 8.1	(9, 1)	1.0	S	6	1	1	1	2	2	0	0	0	0	0	8	16	9.00	3.000

PITCHER	IP	WLS	BF	H	R	ER	SO	BB	IBB	HBP	BLK	WP	HR	S	P	ERA	WHIP

Milwaukee Brewers @ San Diego Padres

Peoria Stadium, Peoria, AZ

Wed Mar 21 2007, 4:05 PM EDT

Att. 6,552 - Cloudy - 73 F

livebaseballscorecards.com

BOTTOM

Batter	1	2	3	4	5	6	7	8	9	AB	R	H	RBI	BB	SO	LOB
22 Marcus Giles, R (1, 4) OBP: 0.355, SLG: 0.548	0-0 23 2B 1B	0-3 K2-3			0-0 G5-3	0-0 F9		0-0 1B		3	1	1	0	0	1	2
13 Oscar Robles, L (6, 4) OBP: 0.400, SLG: 0.320										2	0	1	0	0	0	1
24 Brian Giles, L (1, 9) OBP: 0.364, SLG: 0.550	0-0 F8		4-0 34 F9 23 BB BB		0-0 3 1B 23 1B 1B		0-0 23 G3-6-1 S 1B	0-0 F7		2	0	1	0	1	0	1
Drew Macias, L (5, PR) OBP: 0.286, SLG: 0.286 (6, 9)										2	1	1	0	0	0	1
3 Khalil Greene, R (1, 6) OBP: 0.385, SLG: 0.769	0-3 K		0-3 K		0-0 23 1B 1-3 1B		4-0 23 G3-6-1 1-2 BB			3	0	1	0	0	2	2
Geoff Blum, S (6, 6) OBP: 0.406, SLG: 0.679										0	0	0	0	1	0	0
23 Adrián González, L (1, 3) OBP: 0.422, SLG: 0.659	0-0 1-H 2B		4-0 1-2 BB		0-0 1-2 3-H 1B		0-0 G3-6-1 1-2f 2-3			3	0	2	2	1	0	2
82 Brett Dowdy, R (8, 5)										0	0	0	0	0	0	0
34 Russell Branyan, L (1, 5) OBP: 0.270, SLG: 0.424	0-0 G4-3		0-0 F9 2-3		0-0 L9		0-3 K			4	0	0	0	0	1	6
26 Doug Brocail, L (8, 1)										0	0	0	0	0	0	0
56 Scott Cassidy, R (9, 1)										0	0	0	0	0	0	0
José Cruz Jr., S (1, 8) OBP: 0.313, SLG: 0.690		0-0 F9	0-0 F9		0-3 K			4-0 53 HR BB		3	0	0	0	0	1	4
Cedric Hunter, L (6, 8) OBP: 1.000, SLG: 1.000										0	1	0	0	1	0	0
Rob Bowen, S (1, 2) OBP: 0.313, SLG: 0.433	0-0 78 1B 1B			0-0 F9		0-0 G1-3		0-0 1-H HR		3	0	1	0	0	0	0
53 Pete Laforest, L (7, 2) OBP: 0.435, SLG: 0.850										1	1	1	2	0	0	0
78 Adam Shabala, L (1, 7) OBP: 0.296, SLG: 0.174	0-0 1-2 1B			0-0 F8		0-0 G4-3		0-0 F7		4	0	1	0	0	0	0
52 Clay Hensley, R (1, 1)		0-0 B1		0-3 K		0-0 1B		0-0 G5-3		2	0	0	0	0	1	2
Scott Linebrink, R (6, 1)										0	0	0	0	0	0	0
Todd Walker, L (6, PH) OBP: 0.257, SLG: 0.273										1	0	1	0	0	0	0
43 Cla Meredith, R (7, 1)										0	0	0	0	0	0	0
67 Royce Huffman, R (8, 3) OBP: 0.269, SLG: 0.261										1	0	0	0	0	0	0
Inning Stats	R: 1 E: 0 K: 1 S: 7 H: 2 LOB: 1 BB: 0 P: 7	R: 0 E: 0 K: 1 S: 7 H: 2 LOB: 2 BB: 0 P: 7	R: 0 E: 0 K: 1 S: 5 H: 0 LOB: 2 BB: 2 P: 13	R: 0 E: 0 K: 1 S: 5 H: 0 LOB: 0 BB: 0 P: 5	R: 1 E: 0 K: 1 S: 8 H: 3 LOB: 2 BB: 0 P: 8	R: 0 E: 0 K: 0 S: 4 H: 1 LOB: 1 BB: 0 P: 4	R: 0 E: 0 K: 1 S: 5 H: 1 LOB: 1 BB: 1 P: 9	R: 2 E: 0 K: 0 S: 5 H: 2 LOB: 1 BB: 1 P: 9		1B: 9 2B: 1 3B: 0 HR: 1 SF: 0 SAC: 0 DP: 1 HBP: 0						

PITCHER	IP	WLS	BF	H	R	ER	SO	BB	IBB	HBP	BLK	WP	HR	S	P	ERA	WHIP
46 Claudio Vargas, R (1, 1) ERA: 5.5	4.1		21	6	2	2	4	2	0	0	0	0	0	27	35	4.15	1.846
Brian Shouse, L (5, 1) ERA: 5.4	0.2		3	1	0	0	1	0	0	0	0	0	0	5	5	0.00	1.500
50 Chris Spurling, R (6, 1) ERA: 3.86	1.0		4	1	0	0	0	0	0	0	0	0	0	4	4	0.00	1.000
52 Jose Capellan, R (7, 1) ERA: 5.14	1.0		4	1	0	0	1	1	0	0	0	0	0	5	9	0.00	2.000
Francisco Cordero, R (8, 1) ERA: 4.5	1.0	L	6	2	2	2	0	1	0	0	0	0	1	5	9	18.00	3.000

PITCHER	IP	WLS	BF	H	R	ER	SO	BB	IBB	HBP	BLK	WP	HR	S	P	ERA	WHIP

AB	34
R	4
H	11
RBI	4
BB	4
SO	6
LOB	21

WP: 0 PB: 0 SB: 1 CS: 0 PA: 38

Batter	1	2	3	4	5	6	7	8	9	AB	R	H	RBI	BB	SO	LOB
29 Ángel Pagán, S (1, 8) OBP: 0.333, SLG: 0.227	F8		F7							2	0	0	0	0	0	1
2 Ryan Theriot, R (1, 4) OBP: 0.448, SLG: 0.558	25 S 1B		G1-3							2	0	1	0	0	0	1
25 Derrek Lee, R (1, 3) OBP: 0.532, SLG: 0.800	L7 (1-2)			2B						2	0	1	0	0	0	1
16 Aramis Ramirez, R (1, 5) OBP: 0.391, SLG: 0.643	F9			F8						2	0	0	0	0	0	2
Jacque Jones, L (1, 9) OBP: 0.340, SLG: 0.543		G4-1		L8						2	0	0	0	0	0	1
Michael Barrett, R (1, 2) OBP: 0.325, SLG: 0.605		L8		G6-3						2	0	0	0	0	0	1
19 Matt Murton, R (1, 7) OBP: 0.340, SLG: 0.500		G4-3			G1-3					2	0	0	0	0	0	0
Cesar Izturis, S (1, 6) OBP: 0.459, SLG: 0.367			G6-3		F8					2	0	0	0	0	0	0
22 Mark Prior, R (1, 1) OBP: 1.000, SLG: 1.000			1B		G3-1					1	0	1	0	0	0	0
27 Buck Coats, L (5, PH) OBP: 0.391, SLG: 0.405										1	0	0	0	0	0	0
53 Rich Hill, L (5, 1)										0	0	0	0	0	0	0
Inning Stats	R: 0 E: 0 K: 0 S: 4 H: 1 LOB: 1 BB: 0 P: 5	R: 0 E: 0 K: 0 S: 3 H: 0 LOB: 0 BB: 0 P: 3	R: 0 E: 0 K: 0 S: 4 H: 1 LOB: 1 BB: 0 P: 4	R: 0 E: 0 K: 0 S: 4 H: 1 LOB: 1 BB: 0 P: 4	R: 0 E: 0 K: 0 S: 3 H: 0 LOB: 0 BB: 0 P: 3					1B: 2 2B: 1 3B: 0 HR: 0			SF: 0 SAC: 0 DP: 0 HBP: 0			

TOP

Chicago Cubs @ San Diego Padres

Peoria Stadium, Peoria, AZ

Thu Mar 22 2007, 4:05 PM EDT
Att. 9,043 - Partly Cloudy - 73 F

livebaseballscorecards.com

AB	18
R	0
H	3
RBI	0
BB	0
SO	0
LOB	7

WP: 0 PB: 0 SB: 1 CS: 0 PA: 18

PITCHER	IP	WLS	BF	H	R	ER	SO	BB	IBB	HBP	BLK	WP	HR	S	P	ERA	WHIP
Greg Maddux, R (1, 1) ERA: 1.8	5.0	W	18	3	0	0	0	0	0	0	0	0	0	18	19	0.00	0.600

PITCHER	IP	WLS	BF	H	R	ER	SO	BB	IBB	HBP	BLK	WP	HR	S	P	ERA	WHIP

Batter	1	2	3	4	5	6	7	8	9	AB	R	H	RBI	BB	SO	LOB
22 Marcus Giles, R (1, 4) OBP: 0.353, SLG: 0.529	P6	G1-3			1B					3	0	1	0	0	0	1
24 Brian Giles, L (1, 9) OBP: 0.340, SLG: 0.512	F7		L9		K					3	0	0	0	0	1	1
23 Adrián González, L (1, 3) OBP: 0.438, SLG: 0.651	28 1B, 1B, 1B		BB		F7					2	1	1	0	1	0	1
28 Josh Bard, S (1, 2) OBP: 0.429, SLG: 0.645	1-3, 3 1B, 1B, 1B		F7		K					3	0	1	0	0	1	2
Mike Cameron, R (1, 8) OBP: 0.333, SLG: 0.400	1-2, 3-H, 3 1B, 1B		1-2, BB							1	0	1	1	1	0	0
3 Khalil Greene, R (1, 6) OBP: 0.390, SLG: 0.756	1-2, 2-H, 1B		K							2	0	1	0	0	1	2
5 Kevin Kouzmanoff, R (1, 5) OBP: 0.442, SLG: 0.694		K		L7						2	0	0	0	0	1	0
8 Terrmel Sledge, L (1, 7) OBP: 0.306, SLG: 0.617		G3-1		L8						2	0	0	0	0	0	0
Greg Maddux, R (1, 1)		E5		K						2	0	0	0	0	1	0
Inning Stats	R: 1 E: 0 K: 0 S: 6 H: 4 LOB: 2 BB: 0 P: 6	R: 0 E: 1 K: 1 S: 6 H: 0 LOB: 1 BB: 0 P: 6	R: 0 E: 0 K: 1 S: 7 H: 0 LOB: 2 BB: 2 P: 15	R: 0 E: 0 K: 1 S: 5 H: 0 LOB: 0 BB: 0 P: 5	R: 0 E: 0 K: 2 S: 8 H: 1 LOB: 1 BB: 0 P: 8					1B: 5 2B: 0 3B: 0 HR: 0	SF: 0 SAC: 0 DP: 0 HBP: 0					

PITCHER		IP	WLS	BF	H	R	ER	SO	BB	IBB	HBP	BLK	WP	HR	S	P	ERA	WHIP
22 Mark Prior, R ERA: 9.82	(1, 1)	4.0	L	18	4	1	1	3	2	0	0	0	0	0	24	32	2.25	1.500
53 Rich Hill, L ERA: 4.09	(5, 1)	1.0		4	1	0	0	2	0	0	0	0	0	0	8	8	0.00	1.000

PITCHER	IP	WLS	BF	H	R	ER	SO	BB	IBB	HBP	BLK	WP	HR	S	P	ERA	WHIP

BOTTOM

Chicago Cubs @ San Diego Padres

Peoria Stadium, Peoria, AZ

Thu Mar 22 2007, 4:05 PM EDT
Att. 9,043 - Partly Cloudy - 73 F

livebaseballscorecards.com

AB	20
R	1
H	5
RBI	1
BB	2
SO	5
LOB	7

1B: 5 SF: 0
2B: 0 SAC: 0
3B: 0 DP: 0
HR: 0 HBP: 0

WP: 0 PA: 22
PB: 0
SB: 0
CS: 0

San Diego Padres @ Oakland Athletics

Phoenix Municipal Stadium, Phoenix, AZ

Fri Mar 23 2007, 4:05 PM EDT
Att. 9,132 - Partly Cloudy - 72 F

TOP

livebaseballscorecards.com

Batter	1	2	3	4	5	6	7	8	9	AB	R	H	RBI	BB	SO	LOB
8 Terrmel Sledge, L (1, 7) OBP: 0.321, SLG: 0.600 Shawn Wooten, R (6, 3)	HR 1B	K		BB		F8	F9		G5-3	3 2	1 0	1 0	0 0	1 0	1 0	3 4
José Cruz Jr., S (1, 9) OBP: 0.306, SLG: 0.750 Drew Macias, L (6, 7) OBP: 0.250, SLG: 0.250	HR	SF8		K		K		G4-3		3 1	1 0	1 0	3 0	0 0	2 0	3 0
Todd Walker, L (1, 4) OBP: 0.263, SLG: 0.306 1 Manny Alexander, R (5, 4) OBP: 0.250, SLG: 0.522	K	F8			2B	E7		F7		3 2	1 0	1 1	0 1	0 0	1 0	1 0
Mike Cameron, R (1, 8) OBP: 0.356, SLG: 0.447 78 Adam Shabala, L (5, 8) OBP: 0.345, SLG: 0.208	1B		F9		5 1B			CS		3 1	1 0	2 1	1 0	0 1	0 0	0 0
5 Kevin Kouzmanoff, R (1, 5) OBP: 0.426, SLG: 0.650 Michael Campbell, L (6, 9) OBP: 1.000, SLG: 1.000	K	G1-3			34 G1-3	FC6-4		CS	53 F9	4 1	0 0	1 1	1 0	0 0	1 0	3 0
Geoff Blum, S (1, 3) OBP: 0.400, SLG: 0.645 67 Royce Huffman, R (5, 3) OBP: 0.286, SLG: 0.280 (6, 5)	1B	F8		F7			S 2B		B3	3 2	0 1	1 1	0 0	0 0	0 0	1 1
34 Russell Branyan, L (1, 10) OBP: 0.262, SLG: 0.378	K		P6	G1-3			L7		BB	4	0	0	0	1	1	4
Rob Bowen, S (1, 2) OBP: 0.343, SLG: 0.455 53 Pete Laforest, L (6, 2) OBP: 0.400, SLG: 0.773		SF8		8 WP 13 G6-3		K	K		F9	3 2	1 0	2 0	0 0	0 0	1 1	1 3
13 Oscar Robles, L (1, 6) OBP: 0.424, SLG: 0.357 Juan Ciriaco, R (6, PR) OBP: 0.600, SLG: 1.000 (6, 6)				G6-3		1 E			BB	3 1	0 1	2 1	0 1	0 0	0 0	1 0
Inning Stats	R: 2 E: 0 K: 3 S: 18 H: 4 LOB: 2 BB: 0 P: 29	R: 1 E: 0 K: 1 S: 9 H: 2 LOB: 1 BB: 0 P: 14	R: 0 E: 0 K: 0 S: 7 H: 0 LOB: 0 BB: 0 P: 11	R: 0 E: 0 K: 1 S: 11 H: 1 LOB: 2 BB: 1 P: 19	R: 2 E: 0 K: 1 S: 11 H: 3 LOB: 1 BB: 0 P: 17	R: 1 E: 1 K: 1 S: 8 H: 2 LOB: 2 BB: 1 P: 14	R: 1 E: 0 K: 1 S: 7 H: 2 LOB: 1 BB: 0 P: 8	R: 0 E: 0 K: 0 S: 3 H: 1 LOB: 0 BB: 0 P: 4	R: 0 E: 0 K: 0 S: 10 H: 1 LOB: 3 BB: 2 P: 24	1B: 11 2B: 4 3B: 0 HR: 1 SF: 1 SAC: 0 DP: 0 HBP: 0	WP: 1 PB: 0 SB: 1 CS: 1 PA: 47					

	AB	41
	R	7
	H	16
	RBI	7
	BB	4
	SO	8
	LOB	25

PITCHER		IP	WLS	BF	H	R	ER	SO	BB	IBB	HBP	BLK	WP	HR	S	P	ERA	WHIP
Dan Haren, R ERA: 6.16	(1, 1)	5.0		27	11	6	6	6	1	0	0	0	1	1	57	91	10.80	2.400
Jay Marshall, L ERA: 2.92	(6, 1)	2.0	B	10	3	1	1	2	1	0	0	0	0	0	14	21	4.50	2.000
20 Huston Street, R ERA:	(8, 1)	1.0		3	1	0	0	0	0	0	0	0	0	0	3	4	0.00	1.000
56 Scott Dunn, R ERA: 27.0	(9, 1)	1.0	W	6	1	0	0	0	2	0	0	0	0	0	10	24	0.00	3.000

PITCHER	IP	WLS	BF	H	R	ER	SO	BB	IBB	HBP	BLK	WP	HR	S	P	ERA	WHIP

Batter	1	2	3	4	5	6	7	8	9	AB	R	H	RBI	BB	SO	LOB
Shannon Stewart, R (1, 7) OBP: 0.477, SLG: 0.486	X 0-0 7 1B 31 HR 1B	B F F B X 2-2 ③ G6-3		X 0-0 ③ G6-3		B B B B 4-0 22 1B G6-3 BB		F B C X 1-2 ① G6-3		3	1	1	0	1	0	0
44 Hiram Bocachica, R (6, PR) OBP: 0.257, SLG: 0.133 (7, 8)										1	0	0	0	0	0	0
7 Bobby Crosby, R (1, 6) OBP: 0.667, SLG: 1.333	C C X 0-2 1-2 31 HR 1B		X 0-0 HR		X 0-0 31 1B 22 BB 3 1B 1B	X 0-0 ① G6-3 1-2		C F B F C 1-3 ② K		3	2	3	1	0	0	0
Marco Scutaro, R (5, PR) OBP: 0.472, SLG: 0.621 (6, 6)										2	1	0	0	0	1	1
22 Milton Bradley, S (1, 8) OBP: 0.537, SLG: 0.667	B C B S B F F C 3-3 ① K	B C B X 2-1 31 S 1B			B B B B 4-0 31 1B 3 1B 1-2 BB	X 0-0 G6-4-3 2-3 1B		C X 0-1 WP S 1B		3	1	2	0	1	1	2
4 Antonio Perez, R (6, PR) OBP: 0.436, SLG: 0.543 (7, 7)										1	0	1	0	0	0	0
31 Mike Piazza, R (1, 10) OBP: 0.478, SLG: 0.750	C X 0-1 1-H 2-H HR	B B C X 2-1 ① L3 1-2			X 0-0 G3-6-1 3 1B 8 1B 1-2 2-3 1B	X 0-0 ②③ G6-4-3 1-2f		B B S B B 4-1 17 BB 1-3 BB		3	2	2	3	0	0	1
Ricky Ledee, L (6, PH) OBP: 0.400, SLG: 0.667 (7, 10)										1	0	0	0	1	0	2
Ryan Goleski, R (8, PR) OBP: 0.186, SLG: 0.175 (9, 10)										0	0	0	0	0	0	0
3 Eric Chavez, L (1, 5) OBP: 0.273, SLG: 0.350	B B F B C F B 4-2 G4-3 BB	S S S 0-3 ② K			X 0-0 G3-6-1 1-2 2-H 3-H 1B		B C X 1-1 ① F9	B S B B B 4-1 1-2 BB		3	0	1	2	1	1	1
17 Adam Melhuse, S (8, 5) OBP: 0.310, SLG: 0.182										0	0	0	0	1	0	0
Nick Swisher, S (1, 9) OBP: 0.431, SLG: 0.638	X 0-0 ② G4-3 1-2	B B B 4-0 BB			B X 1-0 ①② G3-6-1 1-2f 2-3		X 0-0 10 BB 1B	B B B C X 3-1 ③ F8		2	0	0	0	1	0	3
67 Travis Buck, L (7, 9) OBP: 0.457, SLG: 0.526										2	0	1	0	0	0	3
8 Erubiel Durazo, L (1, 3) OBP: 0.317, SLG: 0.447	X 0-0 ③ G3-1	X 0-0 ③ G3-1			S B B X 2-1 BB 3-H 1B		C B B B B B 4-1 1-2 BB	B B B B 4-0 13 2B BB		3	0	1	1	0	0	3
10 Daric Barton, L (6, 3) OBP: 0.548, SLG: 0.583										0	1	0	0	2	0	0
Jason Kendall, R (1, 2) OBP: 0.244, SLG: 0.237		B C B B X 3-1 ① G6-3		C X 0-1 ① G5-3	B B B C F B 4-2 1-2 BB		C F B X 1-2 ② F5		S S S 0-3 ① K	2	0	0	0	1	0	0
6 Kurt Suzuki, R (7, 2) OBP: 0.500, SLG: 0.563										2	0	0	0	0	1	3
14 Mark Ellis, R (1, 4) OBP: 0.311, SLG: 0.375		B F F X 1-2 ② F8		X 0-0 ② P6	C X 0-1 ③ F7		C B S B B X 3-2 ③ F8		X 0-0 1-H 2B	4	0	0	0	0	0	4
13 Donnie Murphy, R (9, 4) OBP: 0.475, SLG: 0.528										1	0	1	1	0	0	0
Inning Stats	R: 3 E: 0 K: 1 S: 16 H: 3 LOB: 1 BB: 1 P: 23	R: 0 E: 0 K: 0 S: 8 H: 0 LOB: 0 BB: 0 P: 14	R: 1 E: 0 K: 1 S: 9 H: 2 LOB: 2 BB: 1 P: 17	R: 0 E: 0 K: 0 S: 4 H: 0 LOB: 0 BB: 0 P: 4	R: 3 E: 0 K: 0 S: 10 H: 4 LOB: 2 BB: 2 P: 21	R: 0 E: 0 K: 0 S: 3 H: 1 LOB: 2 BB: 1 P: 7	R: 0 E: 0 K: 0 S: 10 H: 1 LOB: 2 BB: 1 P: 19	R: 0 E: 0 K: 1 S: 13 H: 1 LOB: 3 BB: 2 P: 26	R: 1 E: 0 K: 1 S: 4 H: 1 LOB: 1 BB: 1 P: 8	1B: 10 2B: 1 3B: 0 HR: 2 SF: 0 SAC: 0 DP: 2 HBP: 0						

BOTTOM

San Diego Padres @ Oakland Athletics

Phoenix Municipal Stadium, Phoenix, AZ

Fri Mar 23 2007, 4:05 PM EDT
Att. 9,132 - Partly Cloudy - 72 F

livebaseballscorecards.com

AB	36
R	8
H	13
RBI	8
BB	9
SO	4
LOB	23

WP: 1 PA: 45
PB: 0
SB: 2
CS: 0

PITCHER		IP	WLS	BF	H	R	ER	SO	BB	IBB	HBP	BLK	WP	HR	S	P	ERA	WHIP
Justin Germano, R ERA: 5.73	(1, 1)	2.0		10	3	3	3	1	1	0	0	0	0	1	24	37	13.50	2.000
Scott Strickland, R ERA: 3.72	(3, 1)	2.0		9	2	1	1	1	1	0	0	0	0	1	13	21	4.50	1.500
41 Kevin Cameron, R ERA: 5.79	(5, 1)	1.0		8	4	3	3	0	2	0	0	0	0	0	10	21	27.00	6.000
21 Heath Bell, R ERA: 1.13	(6, 1)	1.0		4	1	0	0	0	1	0	0	0	0	0	3	7	0.00	2.000
Trevor Hoffman, R ERA: 9.53	(7, 1)	1.0		5	1	0	0	0	1	0	0	0	0	0	10	19	0.00	2.000

PITCHER		IP	WLS	BF	H	R	ER	SO	BB	IBB	HBP	BLK	WP	HR	S	P	ERA	WHIP
58 Andrew Brown, R ERA: 14.09	(8, 1)	1.1	L	9	2	1	1	2	3	0	0	0	1	0	17	34	6.75	3.750

Batter	1	2	3	4	5	6	7	8	9	AB	R	H	RBI	BB	SO	LOB
Gerardo Parra, L (1, 9)	G5-3	F7			BB		G6-3		BB, 68 E, 1B	2	1	0	0	1	0	1
Jeremy Milons, R (6, 9) OBP: 0.500, SLG: 0.500		1-2							1-2	2	0	1	0	0	0	0
Ronnie Merrill, S (1, 6)	E6, 24 2B	G3			BB		F7		K	3	2	0	0	1	0	1
Rusty Ryal, R (9, PH)					1-2					1	0	0	0	0	1	2
24 Chris Young, R (1, 8) OBP: 0.273, SLG: 0.373	26 WP, 1-H, 2B		B1-3		BB		G5-3		FC6, BB, 1-2, 2-3	2	1	1	1	1	0	0
68 Justin Upton, R (6, 8) OBP: 0.321, SLG: 0.391					1-2, 2-3					2	0	0	0	0	0	2
34 Conor Jackson, R (1, 3) OBP: 0.388, SLG: 0.500	F7	F7	F7		SF8, 2-3, 3-H			F8	BB, 1-2, 2-3, 3-H	2	0	0	1	0	0	1
Cesar Nicolas, R (5, 3)										1	0	0	1	1	0	0
26 Miguel Montero, L (1, 2) OBP: 0.500, SLG: 0.571	25 S, BB, 2-3	BB	BB		SF9, 1-H, 3-H			2B	F8	0	0	0	1	2	0	0
Orlando Mercado, R (6, 2) OBP: 0.500, SLG: 1.000										2	0	1	0	0	0	3
25 Chris Rahl, R (1, 7)	G6-3	K	K		K			K		4	0	0	0	0	3	4
59 Jeff Bajenaru, R (8, 1)	1-2									0	0	0	0	0	0	0
Mayo Santana, R (1, 5) OBP: 0.200, SLG: 0.400		SH1-3, 44 1B, 2B	G6-3			P3		K		3	1	1	0	0	0	0
Brandon Burgess, S (6, 5)										1	0	0	0	0	1	1
Derek Bruce, R (1, 4)		SH1-3, 2-3	G1-3			G1-3			K	3	0	0	0	0	1	0
44 Micah Owings, R (1, 1) OBP: 0.333, SLG: 0.333		PB, 3-H, 1B	F7			P4			68 E, 1B, BB, HBP	2	0	1	1	0	0	0
45 Doug Slaten, L (5, 1)										1	0	0	0	0	0	0
Jonathan Castellanos, R (6, 1)										0	0	0	0	0	0	0
2 Steve Garrabrants, R (8, 7) OBP: 0.667, SLG: 2.000										0	1	0	0	0	0	0
Inning Stats	R: 1 E: 1 K: 0 S: 6 / H: 1 LOB: 2 BB: 1 P: 10	R: 1 E: 0 K: 0 S: 5 / H: 2 LOB: 1 BB: 0 P: 6	R: 0 E: 0 K: 1 S: 5 / H: 0 LOB: 1 BB: 1 P: 9		R: 3 E: 1 K: 1 S: 6 / H: 0 LOB: 0 BB: 3 P: 18	R: 0 E: 0 K: 0 S: 3 / H: 0 LOB: 0 BB: 0 P: 3	R: 0 E: 0 K: 0 S: 3 / H: 0 LOB: 0 BB: 0 P: 3	R: 0 E: 0 K: 2 S: 8 / H: 1 LOB: 1 BB: 0 P: 8	R: 1 E: 1 K: 2 S: 9 / H: 1 LOB: 3 BB: 1 P: 14	1B: 2 2B: 3 3B: 0 HR: 0 / SF: 2 SAC: 1 DP: 0 HBP: 1							

PITCHER		IP	WLS	BF	H	R	ER	SO	BB	IBB	HBP	BLK	WP	HR	S	P	ERA	WHIP
39 Mike Thompson, R (1, 1) ERA: 2.84		4.0		18	3	2	1	1	2	0	0	0	1	0	19	28	2.25	1.250
Ryan Klatt, R (5, 1) ERA: 18.0		1.0		6	0	3	2	1	3	0	0	0	0	0	6	18	18.00	3.000
83 Arturo Lopez, L (6, 1) ERA:		1.0	W	3	0	0	0	0	0	0	0	0	0	0	3	3	0.00	0.000
Jon Ellis, R (7, 1) ERA:		2.0	H	7	1	0	0	2	0	0	0	0	0	0	11	11	0.00	0.500
Mike Ekstrom, R (9, 1) ERA:		1.0	S	7	1	1	0	2	1	0	1	0	0	0	9	14	0.00	2.000

PITCHER	IP	WLS	BF	H	R	ER	SO	BB	IBB	HBP	BLK	WP	HR	S	P	ERA	WHIP

TOP

Arizona Diamondbacks @ San Diego Padres

Desert Sun Stadium, Yuma, AZ

Sat Mar 24 2007, 4:05 PM EDT

Att. 5,847 - Sunny - 82 F

livebaseballscorecards.com

AB	31
R	6
H	5
RBI	5
BB	6
SO	6
LOB	15

1B: 2	SF: 2	WP: 1	PA: 41
2B: 3	SAC: 1	PB: 1	
3B: 0	DP: 0	SB: 2	
HR: 0	HBP: 1	CS: 0	

Batter	1	2	3	4	5	6	7	8	9	AB	R	H	RBI	BB	SO	LOB
22 Marcus Giles, R (1, 4) OBP: 0.351, SLG: 0.514 83 Arturo Lopez, L (6, 1) Matt Antonelli, R (6, PH) OBP: 0.333, SLG: 2.000 Jon Ellis, R (7, 1) Brandon Gottier, R (8, PH) Mike Ekstrom, R (9, 1)	F9		8 G4-6-3 1B		F9	1-H 3-H HR		CBBBB 1-2 S BB		3 0 1 1 0 0 0	0 0 0 1 0 0 0	1 0 0 3 0 0 0	0 0 0 0 0 0 0	0 0 0 0 1 0 0	0 0 0 0 0 0 0	1 0 0 0 0 0 0
8 Terrmel Sledge, L (1, 7) OBP: 0.339, SLG: 0.654 Chad Huffman, R (6, PH) (7, 7)	BBBB 23 F8 3 1B BB		G4-6-3 1-2f	HR K				F7		2 2	1 0	1 0	1 0	1 0	0 1	1 3
3 Khalil Greene, R (1, 6) OBP: 0.409, SLG: 0.750 Juan Ciriaco, R (6, PR) OBP: 0.429, SLG: 0.667 (7, 6)	1-2 1B			F9		FC6-4 5 1B 1B	F7	CBBX 1-2 2-3 F9		3 2	0 1	2 0	0 0	0 0	0 0	0 2
23 Adrián González, L (1, 3) OBP: 0.431, SLG: 0.622 Craig Cooper, R (7, 3) OBP: 1.000, SLG: 1.000	2-3 F8			BBBB BB		F8	72 G4-3 WP 1B			2 1	0 0	0 1	0 0	1 0	0 0	3 0
5 Kevin Kouzmanoff, R (1, 5) OBP: 0.420, SLG: 0.628 Chase Headley, S (6, PR) OBP: 0.500, SLG: 0.500 (7, 5)	F9			L5		1-2 FC6-4 1B	1-2 72 G4-3 1B			3 1	0 0	1 1	0 0	0 0	0 0	3 0
Rob Bowen, S (1, 2) OBP: 0.316, SLG: 0.417 72 Nick Hundley, R (7, 2)	SSC K			P4		1-2f 2-3 FC6-4 76 1B 1B	1-2 2-3 G4-3			3 1	1 0	0 0	0 0	0 0	1 0	3 2
78 Adam Shabala, L (1, 8) OBP: 0.323, SLG: 0.192 Drew Macias, L (6, 8) OBP: 0.300, SLG: 0.300	G4-3				SSS K	76 1B 82 1B 1-2 3-H 1B	P6			2 2	0 1	0 1	0 1	0 0	1 0	0 2
76 Will Venable, L (1, 9) OBP: 0.400, SLG: 0.435	G6-3				1B	82 1B 1-3 2-H HR 1B		G4-3		4	1	2	1	0	0	0
39 Mike Thompson, R (1, 1) Ryan Klatt, R (5, 1) Nic Crosta, R (5, PH) 82 Brett Dowdy, R (6, 4) OBP: 0.667, SLG: 0.667		SSS K			SSS K	1-3 3-H HR 1B		S S 1B		1 0 1 2	0 0 0 1	0 0 0 2	0 0 0 1	0 0 1 0	1 0 1 0	0 0 1 0
Inning Stats	R: 0 E: 0 K: 0 S: 4 H: 1 LOB: 2 BB: 1 P: 8	R: 0 E: 0 K: 1 S: 5 H: 0 LOB: 0 BB: 0 P: 5	R: 0 E: 0 K: 1 S: 5 H: 1 LOB: 0 BB: 0 P: 5	R: 0 E: 0 K: 0 S: 3 H: 0 LOB: 1 BB: 1 P: 7	R: 0 E: 0 K: 2 S: 8 H: 1 LOB: 1 BB: 0 P: 8	R: 7 E: 0 K: 1 S: 12 H: 7 LOB: 1 BB: 0 P: 12	R: 0 E: 0 K: 0 S: 5 H: 2 LOB: 2 BB: 0 P: 6	R: 0 E: 0 K: 0 S: 6 H: 1 LOB: 2 BB: 1 P: 12		1B: 11 2B: 0 3B: 0 HR: 2	SF: 0 SAC: 0 DP: 1 HBP: 0		WP: 1 PB: 0 SB: 3 CS: 0	PA: 39		

PITCHER		IP	WLS	BF	H	R	ER	SO	BB	IBB	HBP	BLK	WP	HR	S	P	ERA	WHIP
44 Micah Owings, R ERA: 1.93	(1, 1)	4.0		15	2	0	0	2	2	0	0	0	0	0	17	25	0.00	1.000
45 Doug Slaten, L ERA: 11.74	(5, 1)	1.2	L	12	7	6	6	2	0	0	0	0	0	1	16	16	32.40	4.200
Jonathan Castellanos, R ERA: 6.75	(6, 1)	1.1	B	7	3	1	1	1	0	0	0	0	1	1	9	10	6.75	2.250
59 Jeff Bajenaru, R ERA: 9.0	(8, 1)	1.0		5	1	0	0	0	1	0	0	0	0	0	6	12	0.00	2.000

PITCHER	IP	WLS	BF	H	R	ER	SO	BB	IBB	HBP	BLK	WP	HR	S	P	ERA	WHIP

BOTTOM

Arizona Diamondbacks @ San Diego Padres

Desert Sun Stadium, Yuma, AZ

Sat Mar 24 2007, 4:05 PM EDT

Att. 5,847 - Sunny - 82 F

livebaseballscorecards.com

AB	36
R	7
H	13
RBI	7
BB	3
SO	5
LOB	21

San Diego Padres @ Milwaukee Brewers

Maryvale Baseball Park, Phoenix, AZ

Sat Mar 24 2007, 4:05 PM EDT

Att. 7,035 - Sunny - 67 F

TOP

livebaseballscorecards.com

Batter	1	2	3	4	5	6	7	8	9	AB	R	H	RBI	BB	SO	LOB
José Cruz Jr., S (1, 7) OBP: 0.308, SLG: 0.706	G5-3		K			BB: 24 BB, 28 1B	K		1B	2	1	0	0	1	1	0
Mike Baxter, L (6, 7) OBP: 0.500, SLG: 0.500										2	0	1	0	0	1	1
24 Brian Giles, L (1, 9) OBP: 0.360, SLG: 0.500	FC6-4, BB		P5			BB: 28 1B; 1-2		FC5-6, BB	F7	1	1	0	0	2	0	0
Vince Sinisi, L (6, 9) OBP: 0.286, SLG: 0.167										1	0	0	0	1	0	1
Mike Cameron, R (1, 8) OBP: 0.354, SLG: 0.425	FC6-4; 1-2f			F8		G1-4-6-3; 28 1B; 1-2, 2-3, BB		FC5-6; 82 BB; 42 HR; 1-2f		2	0	0	0	1	0	1
Joshua Howard, L (6, 8)										1	1	0	0	0	0	1
28 Josh Bard, S (1, 2) OBP: 0.421, SLG: 0.618	F9			F7		G1-4-6-3; 1B; 1-2, 2-H, 3-H		K		3	0	1	2	0	0	1
70 Luke Carlin, S (8, PH) OBP: 0.286, SLG: 0.167										1	0	0	0	0	1	1
(8, 2)																
Todd Walker, L (1, 4) OBP: 0.268, SLG: 0.308		E; 1B		F9		G1-4-6-3; 1-2f, 2-3		42 HR; 1-2		3	0	1	0	0	0	2
82 Sean Kazmar Jr., R (6, 4) OBP: 0.750, SLG: 0.667								BB		0	1	0	0	1	0	0
Geoff Blum, S (1, 6) OBP: 0.368, SLG: 0.588		FC5; 13 G6-4-3; 1-2			F8	F7		1-H, 2-H, HR		3	0	0	0	0	0	2
Trevor Hoffman, R (7, 1)										0	0	0	0	0	0	0
42 Tim Brown, L (8, PH) OBP: 1.000, SLG: 4.000										1	1	1	3	0	0	0
26 Doug Brocail, L (8, 1)										0	0	0	0	0	0	0
34 Russell Branyan, L (1, 5) OBP: 0.261, SLG: 0.350		K			13 E, BB		K	G3		3	0	0	0	1	2	2
13 Oscar Robles, L (1, 3) OBP: 0.378, SLG: 0.313		G6-4-3; 1-2f			P5; 1-3		G6-3		L6	4	0	0	0	0	0	3
(7, 6)																
44 Jake Peavy, R (1, 1) OBP: 0.200, SLG: 0.400			G5-3		K		E1		P3	2	0	0	0	0	1	1
43 Cla Meredith, R (6, 1)										0	0	0	0	0	0	0
67 Royce Huffman, R (7, PH) OBP: 0.267, SLG: 0.259										2	0	0	0	0	0	0
(7, 3)																
Inning Stats	R: 0 E: 0 K: 0 S: 3 H: 0 LOB: 1 BB: 1 P: 7	R: 0 E: 1 K: 1 S: 6 H: 1 LOB: 1 BB: 0 P: 6	R: 0 E: 0 K: 1 S: 5 H: 0 LOB: 0 BB: 0 P: 5	R: 0 E: 0 K: 0 S: 3 H: 0 LOB: 0 BB: 0 P: 3	R: 0 E: 1 K: 1 S: 6 H: 0 LOB: 1 BB: 1 P: 10	R: 2 E: 0 K: 0 S: 3 H: 1 LOB: 1 BB: 3 P: 15	R: 0 E: 1 K: 2 S: 8 H: 0 LOB: 1 BB: 0 P: 8	R: 3 E: 0 K: 1 S: 6 H: 1 LOB: 0 BB: 2 P: 14	R: 0 E: 0 K: 0 S: 4 H: 1 LOB: 1 BB: 0 P: 4	1B: 3 2B: 0 3B: 0 HR: 1 SF: 0 SAC: 0 DP: 2 HBP: 0							

AB	31
R	5
H	4
RBI	5
BB	7
SO	6
LOB	16

WP: 0 PB: 0 SB: 0 CS: 0 PA: 38

PITCHER		IP	WLS	BF	H	R	ER	SO	BB	IBB	HBP	BLK	WP	HR	S	P	ERA	WHIP
39 Chris Capuano, L ERA: 9.26	(1, 1)	5.0		22	2	2	2	3	5	0	0	0	0	0	24	44	3.60	1.400
Brian Shouse, L ERA: 4.7	(6, 1)	1.0		2	0	0	0	0	0	0	0	0	0	0	2	2	0.00	0.000
60 Joe Thatcher, L ERA:	(7, 1)	1.0		4	0	0	0	2	0	0	0	0	0	0	8	8	0.00	0.000
59 Derrick Turnbow, R ERA: 3.52	(8, 1)	0.2	L	5	1	3	3	1	2	0	0	0	0	1	5	13	40.50	4.500
50 Chris Spurling, R ERA: 3.24	(8, 1)	0.1		1	0	0	0	0	0	0	0	0	0	0	1	1	0.00	0.000

PITCHER		IP	WLS	BF	H	R	ER	SO	BB	IBB	HBP	BLK	WP	HR	S	P	ERA	WHIP
Francisco Cordero, R ERA: 3.6	(9, 1)	1.0		4	1	0	0	0	0	0	0	0	0	0	4	4	0.00	1.000

San Diego Padres @ Milwaukee Brewers

Maryvale Baseball Park, Phoenix, AZ

Sat Mar 24 2007, 4:05 PM EDT

Att. 7,035 - Sunny - 67 F

livebaseballscorecards.com

BOTTOM

Batter	1	2	3	4	5	6	7	8	9	AB	R	H	RBI	BB	SO	LOB
23 Rickie Weeks Jr., R (1, 4) OBP: 0.404, SLG: 0.438	G5-3		HBP		1B	G5-3			G6-3	2	0	1	0	0	0	0
9 Tony Graffanino, R (6, PH) OBP: 0.256, SLG: 0.410 (7, 4)										2	0	0	0	0	0	2
7 J.J. Hardy, R (1, 6) OBP: 0.333, SLG: 0.491	HR		G4-3		1B		K		G4-1	3	1	2	1	0	0	1
57 Ozzie Chavez, S (7, 6) OBP: 0.237, SLG: 0.222										2	0	0	0	0	1	0
18 Gabe Gross, L (1, 9) OBP: 0.368, SLG: 0.471	K		G4-3		F7		F8		DI	3	0	0	0	0	1	3
1 Corey Hart, R (7, 9) OBP: 0.396, SLG: 0.450										2	0	1	0	0	0	0
2 Bill Hall, R (1, 8) OBP: 0.383, SLG: 0.615	S		G5-3		F9		F7		G5-3	3	0	1	0	0	0	3
Brady Clark, R (7, PH) OBP: 0.362, SLG: 0.293 (8, 8)	1B				2-3				1-2	2	0	0	0	0	0	1
Geoff Jenkins, L (1, 7) OBP: 0.442, SLG: 0.525	G3			BB	K			11 S		2	1	0	0	1	1	3
Kevin Mench, R (7, 7) OBP: 0.463, SLG: 0.444	1-2			2B				G4-6-3	1B	1	0	1	0	0	0	0
11 Mike Rivera, R (1, 3) OBP: 0.425, SLG: 0.625		F8		G5-3		G4-3		G4-6-3		4	0	0	0	0	0	2
8 Vinny Rottino, R (9, 3) OBP: 0.300, SLG: 0.378				1-2				1-2f		0	0	0	0	0	0	0
Damian Miller, R (1, 2) OBP: 0.200, SLG: 0.600		G3		K		K		1B		3	0	0	0	0	2	1
Johnny Estrada, S (7, 2) OBP: 0.467, SLG: 0.711										1	0	1	0	0	0	0
Craig Counsell, L (1, 5) OBP: 0.348, SLG: 0.349		BB		2B		1B		1B		3	0	3	1	1	0	0
				2-H		28 1B		1-2								
39 Chris Capuano, L (1, 1)		F8		K				K		2	0	0	0	0	1	2
Brian Shouse, L (6, 1)										0	0	0	0	0	0	0
28 Prince Fielder, L (6, PH) OBP: 0.529, SLG: 0.767										1	0	1	0	0	0	0
60 Joe Thatcher, L (7, 1)										0	0	0	0	0	0	0
59 Derrick Turnbow, R (8, 1)										0	0	0	0	0	0	0
50 Chris Spurling, R (8, 1)										0	0	0	0	0	0	0
22 Tony Gwynn Jr., L (8, PH) OBP: 0.367, SLG: 0.424										1	0	0	0	0	1	2
Francisco Cordero, R (9, 1)						1-3				0	0	0	0	0	0	0
Inning Stats	R: 1 E: 0 K: 1 S: 8	H: 2 LOB: 1 BB: 0 P: 8	R: 0 E: 0 K: 0 S: 3	H: 0 LOB: 1 BB: 1 P: 7	R: 0 E: 0 K: 0 S: 3	H: 0 LOB: 1 BB: 0 P: 4	R: 1 E: 0 K: 2 S: 9	H: 1 LOB: 1 BB: 1 P: 13	R: 0 E: 0 K: 1 S: 7	H: 2 LOB: 2 BB: 0 P: 7	R: 0 E: 0 K: 2 S: 7	H: 2 LOB: 2 BB: 0 P: 7	R: 0 E: 0 K: 1 S: 5	H: 0 LOB: 0 BB: 0 P: 5	R: 0 E: 0 K: 1 S: 7	H: 3 LOB: 2 BB: 0 P: 7	R: 0 E: 0 K: 0 S: 5	H: 1 LOB: 1 BB: 0 P: 5							

AB	37
R	2
H	11
RBI	2
BB	2
SO	7
LOB	20

1B: 9 SF: 0
2B: 1 SAC: 0
3B: 0 DP: 1
HR: 1 HBP: 1

WP: 0 PA: 40
PB: 0
SB: 2
CS: 0

PITCHER		IP	WLS	BF	H	R	ER	SO	BB	IBB	HBP	BLK	WP	HR	S	P	ERA	WHIP
44 Jake Peavy, R ERA: 4.05	(1, 1)	5.2		25	5	2	2	5	2	0	1	0	0	1	34	43	3.18	1.235
43 Cla Meredith, R ERA: 9.82	(6, 1)	0.1		3	2	0	0	0	0	0	0	0	0	0	3	3	0.00	6.000
Trevor Hoffman, R ERA: 8.1	(7, 1)	1.0	W	3	0	0	0	1	0	0	0	0	0	0	5	5	0.00	0.000
26 Doug Brocail, R ERA: 2.89	(8, 1)	2.0	S	9	4	0	0	1	0	0	0	0	0	0	12	12	0.00	2.000

PITCHER	IP	WLS	BF	H	R	ER	SO	BB	IBB	HBP	BLK	WP	HR	S	P	ERA	WHIP

Batter	1	2	3	4	5	6	7	8	9	AB	R	H	RBI	BB	SO	LOB
2 Randy Winn, S (1, 9) OBP: 0.333, SLG: 0.444	C B X 1-1 G4-3	B B B B 4-0 BB		X 0-0 G4-3		X 0-0 G4-6-3 1-2f		S S S 0-3 K		2	0	0	0	1	0	0
Jason Ellison, R (4, 9) OBP: 0.491, SLG: 0.520										2	0	0	0	0	1	2
19 Kevin Frandsen, R (1, 4) OBP: 0.377, SLG: 0.433	S X 0-1 G4-6-3 1B	C B F F S 1-3 K		B B B B 4-0 BB		X 0-0 1B			X 0-0 G5-3	4	0	2	0	1	1	3
Todd Linden, S (1, 8) OBP: 0.449, SLG: 0.536	B X 1-0 G4-6-3 1-2f		X 0-0 G3	X 0-0 F7		X 0-0 G3			X 0-0 G6-3	5	0	0	0	0	0	3
Pedro Feliz, R (1, 5) OBP: 0.317, SLG: 0.574		B B C S X 2-2 HR	S S S 0-3 K	X 0-0 F7			X 0-0 G1-3		X 0-0 G6-3	2	1	1	1	0	1	0
53 Jonathan Sánchez, L (3, 1)										1	0	0	0	0	0	1
31 Vinnie Chulk, R (6, 1)										0	0	0	0	0	0	0
56 Chad Santos, L (7, PH) OBP: 0.400, SLG: 0.682										1	0	0	0	0	0	0
50 Eliezer Alfonzo, R (7, 2) OBP: 0.238, SLG: 0.211										1	0	0	0	0	0	0
1 Bengie Molina, R (1, 2) OBP: 0.268, SLG: 0.333		C F X 0-2 28 2B 43 FC5-4 1B	X 0-0 L4		X 0-0 F9		H 1-0 28 F9-3 HBP			3	1	1	0	0	0	0
89 Ben Copeland, L (7, PR)										0	0	0	0	0	0	0
Jack Taschner, L (7, 1)										0	0	0	0	0	0	0
38 Brian Wilson, R (8, 1)										0	0	0	0	0	0	0
28 Lance Niekro, R (1, 3) OBP: 0.415, SLG: 0.711		C F D B F F B F X 3-2 43 FC5-4 1-3 2B		X 0-0 43 1B 9 1B 68 HR 1B	X 0-0 HR		X 0-0 F9-3 1-1			4	2	3	1	0	0	1
9 Mark Sweeney, L (1, 7) OBP: 0.279, SLG: 0.385		B B F F B 3 B SAFE 4-2 43 FC5-4 BB		X 0-0 43 1B 68 HR 1-2 1B	X 0-0 F9			X 0-0 G4-3		3	1	1	0	1	0	0
43 Tomas De La Rosa, R (1, 6) OBP: 0.333, SLG: 0.500		B F F F X 1-2 FC5-4 76 WP 1-2f 2-3 3-H		X 0-0 68 HR 1-2 2-3 1B	X 0-0 F7			X 0-0 E6 68 FC3-6		4	1	1	1	0	0	2
65 Luis Figueroa, S (8, 6) OBP: 0.211, SLG: 0.333										0	0	0	0	0	0	0
76 Scott Atchison, R (1, 1) OBP: 0.250, SLG: 0.250		F L D B X 2-2 G1-4-3 1-2		X 0-0 1-H 2-H 3-H HR		X 0-0 G4-6-3 1B		X 0-0 FC3-6 1-2f		1	0	0	0	0	0	2
52 Sun-Woo Kim, R (3, 1)										0	0	0	0	0	0	0
68 Justin Leone, R (3, 5) OBP: 0.345, SLG: 0.333										3	1	2	4	0	0	1
Inning Stats	R: 0 E: 0 K: 0 S: 5 H: 1 LOB: 0 BB: 0 P: 7	R: 2 E: 0 K: 1 S: 25 H: 3 LOB: 3 BB: 2 P: 42	R: 0 E: 0 K: 1 S: 5 H: 0 LOB: 0 BB: 0 P: 5	R: 4 E: 0 K: 0 S: 7 H: 4 LOB: 1 BB: 1 P: 11	R: 1 E: 0 K: 0 S: 4 H: 1 LOB: 0 BB: 0 P: 4	R: 0 E: 0 K: 0 S: 4 H: 2 LOB: 1 BB: 0 P: 4	R: 0 E: 0 K: 0 S: 2 H: 0 LOB: 1 BB: 0 P: 3	R: 0 E: 1 K: 1 S: 6 H: 0 LOB: 1 BB: 0 P: 6	R: 0 E: 0 K: 0 S: 3 H: 0 LOB: 0 BB: 0 P: 3	1B: 7 2B: 2 3B: 0 HR: 3	SF: 0 SAC: 0 DP: 3 HBP: 1						

PITCHER		IP	WLS	BF	H	R	ER	SO	BB	IBB	HBP	BLK	WP	HR	S	P	ERA	WHIP
65 Jack Cassel, R ERA: 9.0	(1, 1)	2.0		11	4	2	2	1	2	0	0	0	1	1	30	49	9.00	3.000
66 Steve Watkins, R ERA: 9.0	(3, 1)	2.0	W	11	4	4	4	1	1	0	0	0	0	1	12	16	18.00	2.500
Scott Linebrink, R ERA: 2.25	(5, 1)	1.0		4	1	1	1	0	0	0	0	0	0	1	4	4	9.00	1.000
43 Cla Meredith, R ERA: 8.64	(6, 1)	1.0	H	4	2	0	0	0	0	0	0	0	0	0	4	4	0.00	2.000
21 Heath Bell, R ERA: 0.9	(7, 1)	2.0	H	7	0	0	0	1	0	0	1	0	0	0	8	9	0.00	0.000

PITCHER		IP	WLS	BF	H	R	ER	SO	BB	IBB	HBP	BLK	WP	HR	S	P	ERA	WHIP
Scott Strickland, R ERA: 3.38	(9, 1)	1.0	S	3	0	0	0	0	0	0	0	0	0	0	3	3	0.00	0.000

TOP

San Francisco Giants @ San Diego Padres

Peoria Stadium, Peoria, AZ

Sun Mar 25 2007, 4:05 PM EDT

Att. 11,176 - Sunny - 76 F

livebaseballscorecards.com

AB	36
R	7
H	11
RBI	7
BB	3
SO	3
LOB	15

WP: 1	PA: 40		
PB: 0			
SB: 0			
CS: 0			

BOTTOM

San Francisco Giants @ San Diego Padres

Peoria Stadium, Peoria, AZ

Sun Mar 25 2007, 4:05 PM EDT
Att. 11,176 - Sunny - 76 F

livebaseballscorecards.com

Batter	1	2	3	4	5	6	7	8	9	AB	R	H	RBI	BB	SO	LOB
22 Marcus Giles, R (1, 4) OBP: 0.350, SLG: 0.500 13 Oscar Robles, L (4, 4) OBP: 0.359, SLG: 0.294 (5, 5)	B C F F X 1-2 E6	B B X 2-0 FC6-4 ③ 1-2f	X 0-0 24 2B 1B ① 1-2 3-H		X 0-0 F7 ②			X 0-0 F8 ①		3 1 1 1 0 0 1 2 0 0 0 0 0 0						
24 Brian Giles, L (1, 9) OBP: 0.370, SLG: 0.511 43 Cla Meredith, R (6, 1) Geoff Blum, S (7, 3) OBP: 0.359, SLG: 0.571	B X 1-0 P6 ①		B B B 23 HR BB x 0-0 1-H 2-H 23 2B 2B		X 0-0 F9 ③			X 0-0 L4 ②		3 2 1 2 1 0 1 0 0 0 0 0 0 0 1 0 0 0 0 0 0						
23 Adrián González, L (1, 3) OBP: 0.436, SLG: 0.694 53 Pete Laforest, L (7, 2) OBP: 0.385, SLG: 0.739	C S X 0-2 F8 ②		x 0-0 1-H HR x 0-0 2-H 2B			X 0-0 G3 ①		X 0-0 G4-3 ③		4 1 2 3 0 0 1 1 0 0 0 0 0 0						
28 Josh Bard, S (1, 2) OBP: 0.405, SLG: 0.605 21 Heath Bell, R (7, 1) Scott Strickland, R (9, 1)	B B X 2-0 F9 ③		x 0-0 34 2B 2B x 0-0 F9 ③			X 0-0 G6-3 ②				4 1 1 0 0 0 2 0 0 0 0 0 0 0 0 0 0 0 0 0 0						
Mike Cameron, R (1, 8) OBP: 0.367, SLG: 0.439 Vince Sinisi, L (2, PR) OBP: 0.300, SLG: 0.125 (3, 7)		C X 0-1 3 HR 1B	B B B B 4-0 34 2B 1B BB	X 0-0 F7 ①		X 0-0 G6-3 ③				1 0 1 0 0 0 0 2 2 0 0 1 0 0						
3 Khalil Greene, R (1, 6) OBP: 0.426, SLG: 0.830 Jesus Lopez, R (4, PR) OBP: 0.500, SLG: 0.500 (5, 6)		C B C 1 F F F X SAFE 1-2 1-H HR	X 0-0 P5 ①	X 0-0 L6 2B			X 0-0 G6-3 ①			3 1 2 2 0 0 2 1 0 0 0 0 0 0						
34 Russell Branyan, L (1, 5) OBP: 0.306, SLG: 0.390 82 Sean Kazmar Jr., R (4, PR) OBP: 0.800, SLG: 0.750 (5, 4)		S B S F B B B 4-2 22 FC6-4 1 BB	X 0-0 1B 22 1B 1-3 2-H 2B	B B B 4-0 BB			X 0-0 1B			1 1 1 1 2 0 0 1 0 1 0 0 0 0						
José Cruz Jr., S (1, 7) OBP: 0.310, SLG: 0.676 (3, 8) 84 Mike Sansoe, R (5, 8) (6, 9)		F B C B S 2-3 K ①	X 0-0 22 1B 24 2B 2-3 3-H 1B	X 0-0 L6 ②③ 2-2			X 0-0 F9 ②			3 1 1 1 0 1 3 1 0 0 0 0 0 1						
65 Jack Cassel, R (1, 1) Todd Walker, L (2, PH) OBP: 0.262, SLG: 0.300 66 Steve Watkins, R (3, 1) Scott Linebrink, R (5, 1) 5 Kevin Kouzmanoff, R (5, PH) OBP: 0.412, SLG: 0.614 Yordany Ramirez, R (6, 8)		D 1 B X SAFE 2-0 F8 ②	X 0-0 B5 ②		X 0-0 F8 ①			X 0-0 G5-3 ③		0 0 0 0 0 0 0 1 0 0 0 0 0 1 1 0 0 0 0 0 2 0 0 0 0 0 0 0 1 0 0 0 0 0 0 1 0 0 0 0 0 1						
Inning Stats	R: 0 H: 0 E: 1 LOB: 1 K: 0 BB: 0 S: 9 P: 13	R: 2 H: 2 E: 0 LOB: 1 K: 1 BB: 1 S: 16 P: 27	R: 8 H: 7 E: 0 LOB: 1 K: 0 BB: 2 S: 10 P: 18	R: 0 H: 1 E: 0 LOB: 2 K: 0 BB: 1 S: 3 P: 7	R: 0 H: 0 E: 0 LOB: 0 K: 0 BB: 0 S: 3 P: 3	R: 0 H: 0 E: 0 LOB: 0 K: 0 BB: 0 S: 3 P: 3	R: 0 H: 1 E: 0 LOB: 1 K: 0 BB: 0 S: 4 P: 4	R: 0 H: 0 E: 0 LOB: 0 K: 0 BB: 0 S: 3 P: 3		1B: 4 SF: 0 2B: 6 SAC: 0 3B: 0 DP: 1 HR: 2 HBP: 0						

AB	35
R	10
H	11
RBI	10
BB	4
SO	1
LOB	15

PITCHER		IP	WLS	BF	H	R	ER	SO	BB	IBB	HBP	BLK	WP	HR	S	P	ERA	WHIP
76 Scott Atchison, R ERA: 3.97	(1, 1)	2.0		10	2	2	2	1	1	0	0	0	0	1	25	40	9.00	1.500
52 Sun-Woo Kim, R ERA: 9.53	(3, 1)	0.2	L	11	7	8	8	0	2	0	0	0	0	1	9	17	108.00	13.500
53 Jonathan Sánchez, L ERA: 6.75	(3, 1)	2.1		8	1	0	0	0	1	0	0	0	0	0	7	11	0.00	0.857
31 Vinnie Chulk, R ERA: 4.5	(6, 1)	1.0		3	0	0	0	0	0	0	0	0	0	0	3	3	0.00	0.000
Jack Taschner, L ERA: 8.53	(7, 1)	1.0		4	1	0	0	0	0	0	0	0	0	0	4	4	0.00	1.000

PITCHER		IP	WLS	BF	H	R	ER	SO	BB	IBB	HBP	BLK	WP	HR	S	P	ERA	WHIP
38 Brian Wilson, R ERA: 4.35	(8, 1)	1.0		3	0	0	0	0	0	0	0	0	0	0	3	3	0.00	0.000

WP: 0 PA: 39
PB: 0
SB: 0
CS: 0

Batter	1	2	3	4	5	6	7	8	9	AB	R	H	RBI	BB	SO	LOB
9 David DeJesus, L (1, 8) OBP: 0.250, SLG: 0.395	x 0-0 ① G3	B B B 4-0 1 G6-4-3 1-2 BB		x 0-0 ② G3-1 1-3		x 0-0 1 S 1B		x 0-0 24 1B 1-2 FC1-2 1B		3	0	1	0	1	0	1
2 Joey Gathright, L (6, 8) OBP: 0.429, SLG: 0.455										1	0	1	0	0	0	0
1 Tony Pena Jr., R (1, 6) OBP: 0.319, SLG: 0.422	B B B B 4-0 24 HR BB	x 0-0 ②③ G6-4-3 1-2f		x 0-0 ③ G5-3		S S S 0-3 ① K 1-2		x 0-0 ① B1		4	1	0	0	1	1	6
24 Mark Teahen, L (1, 9) OBP: 0.431, SLG: 0.596	x 0-0 1-H HR	x 0-0 ① G4-3		x 0-0 ① G3		x 0-0 ② F8		x 0-0 FC1-2 S 1-3 2-H 1B		5	1	2	3	0	0	1
43 Ryan Shealy, R (1, 3) OBP: 0.373, SLG: 0.453	H 1-0 11 1B HBP	x 0-0 ② G4-3		x 0-0 11 E 2B		x 0-0 ③ F8		x 0-0 ② FC1-2 1-3 3-H		3	1	1	0	0	0	1
Alex Gonzalez, R (8, PH) OBP: 0.531, SLG: 0.593 (8, 3)										1	0	0	0	0	0	2
4 Alex Gordon, L (1, 5) OBP: 0.475, SLG: 0.580	x 0-0 ② F7	B B B B 4-0 11 E BB		S S S 0-3 ② K			x 0-0 ① G3	S S S 0-3 ③ K		4	0	0	0	1	2	4
11 Ross Gload, L (1, 7) OBP: 0.404, SLG: 0.592	x 0-0 1-2 1B	x 0-0 E4 1-3		x 0-0 E5 6 S 6 1B 2-H			x 0-0 ② G1-3		S S S 0-3 ① K	4	1	1	0	0	0	1
93 Adam Greenberg, L (7, 7)										1	0	0	0	0	1	0
6 Jason LaRue, R (1, 2) OBP: 0.394, SLG: 0.742	x 0-0 ③ G5-3	x 0-0 ③ G5-3		C X 0-1 68 BB 1-H 1B			B B B B 4-0 BB		x 0-0 ② F8	3	0	1	1	1	0	4
Todd Wellemeyer, R (7, 1)										0	0	0	0	0	0	0
95 Jorge Padilla, R (9, PH)										1	0	0	0	0	0	0
56 Jason Shiell, R (9, 1)										0	0	0	0	0	0	0
68 Fernando Cortez, L (1, 4) OBP: 0.448, SLG: 0.385	x 0-0 9 BB 1B			x 0-0 ① G3	B B B B 4-0 1-2 BB		x 0-0 ③ G5-3		x 0-0 12 FC6-4 1B	3	0	1	0	1	0	1
Richard Lewis, R (9, PH) OBP: 0.357, SLG: 0.538 (9, 4)										1	0	1	0	0	0	0
Brandon Duckworth, R (1, 1) OBP: 0.500, SLG: 0.500	C S S 0-3 ① K			x 0-0 9 G3-1 9 BLK 1B	x 0-0 ③ G4-3			x 0-0 2 1B 24 1B 1B	x 0-0 ③ FC6-4 1-2f	2	0	1	0	0	1	1
41 Jimmy Gobble, L (4, 1)										1	0	0	0	0	0	2
47 Ryan Braun, R (6, 1)										0	0	0	0	0	0	0
12 Paul Phillips, R (7, 2) OBP: 0.118, SLG: 0.125										2	1	1	0	0	0	1
Inning Stats	R: 2 E: 0 K: 0 S: 5 H: 2 LOB: 2 BB: 1 P: 10	R: 0 E: 0 K: 1 S: 5 H: 1 LOB: 1 BB: 1 P: 9	R: 0 E: 1 K: 0 S: 4 H: 0 LOB: 2 BB: 1 P: 8	R: 0 E: 0 K: 0 S: 4 H: 1 LOB: 1 BB: 0 P: 4	R: 2 E: 1 K: 1 S: 9 H: 2 LOB: 2 BB: 1 P: 13	R: 0 E: 0 K: 1 S: 6 H: 1 LOB: 1 BB: 0 P: 6	R: 0 E: 0 K: 0 S: 3 H: 0 LOB: 1 BB: 1 P: 7	R: 1 E: 0 K: 1 S: 8 H: 3 LOB: 2 BB: 0 P: 8	R: 0 E: 0 K: 1 S: 6 H: 1 LOB: 1 BB: 0 P: 6	1B: 9 2B: 1 3B: 0 HR: 1	SF: 0 SAC: 0 DP: 1 HBP: 1						

PITCHER		IP	WLS	BF	H	R	ER	SO	BB	IBB	HBP	BLK	WP	HR	S	P	ERA	WHIP
52 Clay Hensley, R ERA: 2.0	(1, 1)	5.0	L	27	6	4	2	2	4	0	1	1	0	1	27	44	3.60	2.000
41 Kevin Cameron, R ERA: 4.76	(6, 1)	2.0		8	1	0	0	1	1	0	0	0	0	0	9	13	0.00	1.000
58 Andrew Brown, R ERA: 13.5	(8, 1)	1.0		6	3	1	1	1	0	0	0	0	0	0	8	8	9.00	3.000
45 Justin Hampson, L ERA: 3.6	(9, 1)	1.0		4	1	0	0	1	0	0	0	0	0	0	6	6	0.00	1.000

PITCHER	IP	WLS	BF	H	R	ER	SO	BB	IBB	HBP	BLK	WP	HR	S	P	ERA	WHIP

TOP

Kansas City Royals @ San Diego Padres

Peoria Stadium, Peoria, AZ

Mon Mar 26 2007, 10:05 PM EDT

Att. 5,466 - Clear - 76 F

livebaseballscorecards.com

AB	39
R	5
H	11
RBI	4
BB	5
SO	5
LOB	25

WP: 0	PB: 0	SB: 3	CS: 0
PA: 45			

BOTTOM

Kansas City Royals @ San Diego Padres

Peoria Stadium, Peoria, AZ

Mon Mar 26 2007, 10:05 PM EDT

Att. 5,466 - Clear - 76 F

livebaseballscorecards.com

Batter	1	2	3	4	5	6	7	8	9	AB	R	H	RBI	BB	SO	LOB
22 Marcus Giles, R (1, 4) OBP: 0.326, SLG: 0.465	G5-3	K		F9		P5			F9	3	0	0	0	0	1	4
13 Oscar Robles, L (5, 4) OBP: 0.341, SLG: 0.278										2	0	0	0	0	0	2
24 Brian Giles, L (1, 9) OBP: 0.368, SLG: 0.500	F9		3 1B 3 PB 1B 1B	G6-3 1-2f			F8		G4-3	3	1	1	0	0	0	2
Drew Macias, L (5, 9) OBP: 0.250, SLG: 0.250										2	0	0	0	0	0	0
3 Khalil Greene, R (1, 6) OBP: 0.440, SLG: 0.820	5 S 1B		1B 5 G1-3 1B 1-3		K		G4-3			3	0	2	0	0	1	0
Juan Ciriaco, R (6, 6) OBP: 0.375, SLG: 0.571										1	0	0	0	0	0	0
5 Kevin Kouzmanoff, R (1, 5) OBP: 0.389, SLG: 0.574	K 1-2		G1-3 1-2		G5-3		K			3	0	0	0	0	1	3
41 Kevin Cameron, R (6, 1)										0	0	0	0	0	0	0
82 Sean Kazmar Jr., R (7, PH) OBP: 0.667, SLG: 0.600										1	0	0	0	0	1	0
58 Andrew Brown, R (8, 1)										0	0	0	0	0	0	0
82 Brett Dowdy, R (9, 5) OBP: 0.667, SLG: 0.667										0	0	0	0	0	0	0
Geoff Blum, S (1, 3) OBP: 0.372, SLG: 0.553		78 BB 8 1B 52 FC6-4 BB	2-3 3-H 1B		F7			F9		3	1	1	1	1	0	0
(6, 5)																
45 Justin Hampson, L (9, 1)										0	0	0	0	0	0	0
8 Terrmel Sledge, L (1, 7) OBP: 0.339, SLG: 0.636		52 FC6-4 78 BB 1-2 1B	F9			K		F9		3	0	1	0	0	1	2
83 Sam Carter, R (7, 7)										1	0	0	0	0	0	0
53 Pete Laforest, L (1, 2) OBP: 0.400, SLG: 0.704	K		F8			78 BB 1B		1B		4	0	2	0	0	1	4
78 Adam Shabala, L (1, 8) OBP: 0.371, SLG: 0.250	52 FC6-4 1-2 2-3			52 1B 2B		BB 1-2		K		2	0	1	0	2	1	1
52 Clay Hensley, R (1, 1) OBP: 0.250, SLG: 0.250	FC6-4 1-2f 2-3 3-H			24 G6-3 2-3 1B		P5			F8	2	0	1	1	0	0	2
Rob Bowen, S (6, 3) OBP: 0.300, SLG: 0.395										2	0	0	0	0	0	2
Inning Stats	R: 0 E: 0 K: 1 S: 6 H: 1 LOB: 1 BB: 0 P: 6	R: 1 E: 0 K: 2 S: 8 H: 1 LOB: 2 BB: 2 P: 16	R: 1 E: 0 K: 0 S: 6 H: 3 LOB: 2 BB: 0 P: 7	R: 0 E: 0 K: 0 S: 4 H: 2 LOB: 1 BB: 0 P: 4	R: 0 E: 0 K: 1 S: 5 H: 0 LOB: 0 BB: 0 P: 5	R: 0 E: 0 K: 1 S: 6 H: 1 LOB: 2 BB: 1 P: 10	R: 0 E: 0 K: 1 S: 5 H: 0 LOB: 0 BB: 0 P: 5	R: 0 E: 0 K: 1 S: 6 H: 1 LOB: 1 BB: 0 P: 6	R: 0 E: 0 K: 0 S: 3 H: 0 LOB: 0 BB: 0 P: 3	1B: 8 2B: 1 3B: 0 HR: 0	SF: 0 SAC: 0 DP: 1 HBP: 0						

	AB	35
	R	2
	H	9
	RBI	2
	BB	3
	SO	7
	LOB	22

PITCHER		IP	WLS	BF	H	R	ER	SO	BB	IBB	HBP	BLK	WP	HR	S	P	ERA	WHIP
Brandon Duckworth, R ERA: 4.76	(1, 1)	3.1		19	7	2	2	3	2	0	0	0	0	0	23	32	5.40	2.700
41 Jimmy Gobble, L ERA: 2.53	(4, 1)	1.2	W	4	0	0	0	1	0	0	0	0	0	0	6	6	0.00	0.000
47 Ryan Braun, R ERA: 1.04	(6, 1)	1.2	H	7	1	0	0	1	1	0	0	0	0	0	8	12	0.00	1.200
Todd Wellemeyer, R ERA: 7.3	(7, 1)	1.1	H	5	1	0	0	2	0	0	0	0	0	0	9	9	0.00	0.750
56 Jason Shiell, R ERA: 8.1	(9, 1)	1.0	S	3	0	0	0	0	0	0	0	0	0	0	3	3	0.00	0.000

PITCHER	IP	WLS	BF	H	R	ER	SO	BB	IBB	HBP	BLK	WP	HR	S	P	ERA	WHIP

WP: 0 PB: 1 SB: 1 CS: 0 PA: 38

San Diego Padres @ Texas Rangers

Surprise Stadium, Surprise, AZ

Tue Mar 27 2007, 4:05 PM EDT

Att. 4,803 - Sunny - 73 F

TOP

livebaseballscorecards.com

Batter	1	2	3	4	5	6	7	8	9	AB	R	H	RBI	BB	SO	LOB
8 Terrmel Sledge, L (1, 7) OBP: 0.375, SLG: 0.644	F8	1B		13 G4-6-3 1B	23 BB, 13 1B 1-3 2-H 3-H 1B	13 1B 23 HR 1-2 2-3 BB	53 2B 2-H 2B	FC5 1-2 2-3f		4	1	3	2	1	0	0
Chad Huffman, R (6, 7) OBP: 0.250, SLG: 0.500								FC5		2	1	1	1	0	0	2
13 Oscar Robles, L (1, 6) OBP: 0.348, SLG: 0.293	G5-3	P4		G4-6-3 1-2f	23 BB 1-2 3-H 1B	23 HR 1-2 2-H 3-H 1B	F7	FC5 1-2 2-3f		5	1	2	3	0	0	2
Juan Ciriaco, R (6, 6) OBP: 0.300, SLG: 0.444										2	0	0	0	0	0	3
23 Adrián González, L (1, 3) OBP: 0.467, SLG: 0.774	G4-3		FC3 5 1B E 1B		28 G4-3 5 1B 2B BBB 4-0 1-2 2-3 BB	1-H 2-H HR	2-H 2B		BB G4-6-3 2B	4	3	3	3	1	0	0
53 Pete Laforest, L (6, 3) OBP: 0.438, SLG: 0.793										2	1	2	1	0	0	0
28 Josh Bard, S (1, 2) OBP: 0.367, SLG: 0.523		G6-3	F9		G4-3 2-3 K	F9 F9	F8		BBBB G4-6-3 BB BB	6	0	0	0	1	1	6
5 Kevin Kouzmanoff, R (1, 5) OBP: 0.407, SLG: 0.569		BBBB 4-0 1B E BB	E 1-2 1B	2B 34 1B 3-H 1B	F9 F9			G5-3	BBBB G4-6-3 1-2 2-3 BB	4	2	2	1	1	0	0
Matt Antonelli, R (6, 5) OBP: 0.400, SLG: 1.333										1	0	0	0	1	0	0
José Cruz Jr., S (1, 8) OBP: 0.348, SLG: 0.700	E6 1-H 3B 1B	FC3 34 S 1-3 2-H			34 1B 8 1B 1-3 2B	34 HR BB	34 1B 2B 1B	34 HR BB	G4-6-3 1-2f 2-3 3-H	3	3	2	0	1	0	1
Vince Sinisi, L (6, 9) OBP: 0.385, SLG: 0.200										2	2	1	0	1	0	2
34 Russell Branyan, L (1, 10) OBP: 0.345, SLG: 0.553	CCC K	SSS K 1-2			8 1B 2-3 3-H 1B	1-H HR	2B 82 SF7 1-3 1B	1-H HR	F7	6	4	4	5	0	2	3
Clinton Naylor, L (9, PH) (9, 10)										1	0	0	0	0	0	1
Drew Macias, L (1, 9) OBP: 0.389, SLG: 0.500	82 HR 2-H 3B	G1-3			CCC K	BBBB 8 BB 82 1B 13 1B BB	1-3 3-H 2B	BBBB FC5 82 1B BB		4	3	2	2	2	1	4
(6, 8)																
82 Sean Kazmar Jr., R (1, 4) OBP: 0.667, SLG: 1.000	HR 3-H			P6	BBBB 8 1B 13 1B BB	8 BB 13 1B 1-2 1B	SF7 3-H	FC5 FC5 1-2 1B		4	3	3	3	1	0	0

Inning Stats																					
	R: 0	H: 0	R: 4	H: 4	R: 1	H: 2	R: 0	H: 1	R: 5	H: 6	R: 7	H: 4	R: 4	H: 5	R: 2	H: 2	R: 1	H: 1	1B: 14	SF: 1	WP: 0	PA: 61
	E: 0	LOB: 0	E: 1	LOB: 1	E: 1	LOB: 2	E: 0	LOB: 0	E: 0	LOB: 3	E: 0	LOB: 0	E: 0	LOB: 1	E: 0	LOB: 2	E: 0	LOB: 1	2B: 6	SAC: 0	PB: 0	
	K: 0	BB: 0	K: 1	BB: 1	K: 1	BB: 0	K: 0	BB: 0	K: 2	BB: 2	K: 0	BB: 3	K: 0	BB: 0	K: 0	BB: 2	K: 0	BB: 2	3B: 1	DP: 2	SB: 1	
	S: 3	P: 3	S: 9	P: 13	S: 8	P: 8	S: 3	P: 3	S: 13	P: 21	S: 7	P: 19	S: 8	P: 8	S: 5	P: 13	S: 3	P: 11	HR: 4	HBP: 0	CS: 0	

PITCHER		IP	WLS	BF	H	R	ER	SO	BB	IBB	HBP	BLK	WP	HR	S	P	ERA	WHIP
33 Kevin Millwood, R ERA: 9.35	(1, 1)	4.2	L	28	12	10	9	3	2	0	0	0	0	1	32	40	17.36	3.000
Brandon Puffer, R ERA:	(5, 1)	0.1		3	1	0	0	1	1	0	0	0	0	0	4	8	0.00	6.000
32 Ron Mahay, L ERA: 10.13	(6, 1)	0.1		8	4	7	7	0	3	0	0	0	0	2	5	17	189.00	21.000
85 Jesse Ingram, R ERA: 13.5	(6, 1)	0.2		2	0	0	0	0	0	0	0	0	0	0	2	2	0.00	0.000
38 Eric Gagne, R ERA: 15.0	(7, 1)	1.0		8	5	4	4	0	0	0	0	0	0	0	8	8	36.00	5.000

PITCHER		IP	WLS	BF	H	R	ER	SO	BB	IBB	HBP	BLK	WP	HR	S	P	ERA	WHIP
58 Wes Littleton, R ERA: 15.0	(8, 1)	1.0		7	2	2	2	0	2	0	0	0	0	1	5	13	18.00	4.000
Ezequiel Astacio, R ERA: 3.0	(9, 1)	1.0		5	1	1	1	0	2	0	0	0	0	0	3	11	9.00	3.000

AB	50
R	24
H	25
RBI	21
BB	10
SO	4
LOB	24

San Diego Padres @ Texas Rangers

Surprise Stadium, Surprise, AZ

Tue Mar 27 2007, 4:05 PM EDT

Att. 4,803 - Sunny - 73 F

livebaseballscorecards.com

BOTTOM

Batter	1	2	3	4	5	6	7	8	9	AB	R	H	RBI	BB	SO	LOB
Kenny Lofton, L (1, 8) OBP: 0.365, SLG: 0.375	G6-3		G4-3			FC4-6 1-2f 22 HR	25 G6-3 22 1B 1-2 2-3 3-H 1B	G6-3 1-2f 2-3		2	0	0	0	0	0	0
28 Matt Kata, S (6, 8) OBP: 0.385, SLG: 0.521										3	1	1	1	0	0	3
27 Frank Catalanotto, L (1, 7) OBP: 0.304, SLG: 0.293	P5			G4-3		1-H HR	25 G6-3 1-2 2-3 3-H 1B		P4	2	0	0	0	0	0	0
22 Marlon Byrd, R (6, 7) OBP: 0.392, SLG: 0.477										3	1	2	3	0	0	0
10 Michael Young, R (1, 6) OBP: 0.435, SLG: 0.455	2B			G6-3		P6	G6-3 1-2 2-3 3-H		F9	2	0	1	0	0	0	0
25 Jerry Hairston, R (6, 6) OBP: 0.420, SLG: 0.583										3	0	0	1	0	0	2
23 Mark Teixeira, S (1, 3) OBP: 0.326, SLG: 0.450	K			G3-1		2B	K		K	2	0	0	0	0	1	1
93 Emerson Frostad, L (6, 3) OBP: 0.333, SLG: 0.667										3	0	1	0	0	2	2
9 Hank Blalock, L (1, 5) OBP: 0.383, SLG: 0.289		G4-3			K	L1		G4-3		2	0	0	0	0	1	0
Matt Smith, L (6, 5)										2	0	0	0	0	0	1
19 Jason Botts, S (1, 10) OBP: 0.415, SLG: 0.459		G4-3			5 FC5-4 1B		49 BB 12 E 28 1B 1B	1B 2B		3	1	2	0	0	0	0
Craig Gentry, R (8, PH) OBP: 0.500, SLG: 1.000										1	1	1	0	0	0	0
(9, 10)																
5 Ian Kinsler, R (1, 4) OBP: 0.426, SLG: 0.661	K				FC5-4 1-2f		E3 28 1B 49 BB 22 1B 1-2	49 1B BB		2	0	0	0	0	1	1
12 Ramón Vázquez, L (6, 4) OBP: 0.426, SLG: 0.561										1	2	0	0	1	0	1
17 Nelson Cruz, R (1, 9) OBP: 0.326, SLG: 0.524			K		K		F7	28 G6-3 49 1B 1-2 2-H 1B		2	0	0	0	0	2	1
John Mayberry Jr., R (6, 9) OBP: 0.500, SLG: 0.500										2	0	1	1	0	0	2
35 Chris Stewart, R (1, 2) OBP: 0.526, SLG: 0.647			P4			28 FC4-6 BB	22 1B 28 1B 25 G6-3 1-2 2-3 BB	P4 28 G6-3 1-2 2-H 1B		1	0	0	0	0	0	0
49 Miguel Ojeda, R (6, 2) OBP: 0.529, SLG: 0.929										1	1	1	1	2	0	0

	AB	37
	R	7
	H	10
	RBI	7
	BB	3
	SO	7
	LOB	14

Inning Stats	R	E	K	S	H	LOB	BB	P
1	0	0	1	6	1	1	0	6
2	0	0	1	5	0	0	0	5
3	0	0	1	5	0	0	0	5
4	0	0	0	3	0	0	0	3
5	0	0	2	8	1	1	0	8
6	2	0	0	5	2	0	1	9
7	3	1	1	9	3	2	1	13
8	2	0	0	5	3	1	1	9
9	0	0	0	5	0	0	0	5

	1B	6
	2B	3
	3B	0
	HR	1
	SF	0
	SAC	0
	DP	1
	HBP	0

	WP	0
	PB	0
	SB	0
	CS	0
	PA	40

PITCHER		IP	WLS	BF	H	R	ER	SO	BB	IBB	HBP	BLK	WP	HR	S	P	ERA	WHIP
Greg Maddux, R ERA: 2.25	(1, 1)	6.0	W	23	4	2	2	5	1	0	0	0	0	1	32	36	3.00	0.833
Justin Germano, R ERA: 6.0	(7, 1)	1.0		8	3	3	1	1	1	0	0	0	0	0	9	13	9.00	4.000
26 Doug Brocail, R ERA: 4.35	(8, 1)	1.0		6	3	2	2	0	1	0	0	0	0	0	5	9	18.00	4.000
Scott Linebrink, R ERA: 2.0	(9, 1)	1.0		3	0	0	0	1	0	0	0	0	0	0	5	5	0.00	0.000

PITCHER	IP	WLS	BF	H	R	ER	SO	BB	IBB	HBP	BLK	WP	HR	S	P	ERA	WHIP

Batter	1	2	3	4	5	6	7	8	9	AB	R	H	RBI	BB	SO	LOB
22 Marcus Giles, R (1, 4) OBP: 0.348, SLG: 0.500			G6-3		24 1B 2B	P4-3 1-1f			F7	3	1	2	0	0	0	1
82 Sean Kazmar Jr., R (5, 4) OBP: 0.615, SLG: 0.900										1	0	0	0	0	0	1
82 Brett Dowdy, R (9, PH) OBP: 0.500, SLG: 0.500	24 G4-6-3 1B									1	0	0	0	0	0	0
(9, 4)																
24 Brian Giles, L (1, 9) OBP: 0.383, SLG: 0.509			E9		3 1B		BBB 4-0		CCC 0-3	3	0	2	2	0	0	1
Drew Macias, L (5, PR) OBP: 0.400, SLG: 0.471	G4-6-3 1-2f		2-H 1B		34 HR 2-H 1B		BB		K	1	1	0	0	1	1	0
(5, 8)																
3 Khalil Greene, R (1, 6) OBP: 0.434, SLG: 0.792										3	0	1	0	0	0	1
Juan Ciriaco, R (5, PR) OBP: 0.273, SLG: 0.400	F9	F9			34 HR 1-2 1B		F8			1	1	0	0	0	0	1
(5, 6)																
23 Adrián González, L (1, 3) OBP: 0.444, SLG: 0.732		G6-3		F8 SSS	K		P4			3	0	0	0	0	1	2
42 Tim Brown, L (5, 3) OBP: 0.500, SLG: 2.000										1	0	0	0	0	0	1
34 Russell Branyan, L (1, 5) OBP: 0.362, SLG: 0.680		F7		HR	1-H 2-H HR		G4-3			3	2	2	4	0	0	0
Chase Headley, S (5, 5) OBP: 0.333, SLG: 0.333										1	0	0	0	0	0	1
José Cruz Jr., S (1, 8) OBP: 0.347, SLG: 0.674		SSS K		SSS K	1B			SSS K		3	0	1	0	0	2	0
87 Kyler Burke, L (5, PR) (5, 9)										1	0	0	0	0	1	0
53 Pete Laforest, L (1, 10) OBP: 0.444, SLG: 0.781			WP 1B 2B	BBB BB	F8			CCC		3	1	1	0	1	1	1
Rob Bowen, S (1, 2) OBP: 0.318, SLG: 0.390			24 78 G4-3 E 2-H 1B	F7		BBBB 78 FC3-6 BB		G5-3		3	1	1	1	1	0	1
78 Adam Shabala, L (1, 7) OBP: 0.333, SLG: 0.219			G4-3 1-2		F7	FC3-6 82 P4-3 1-2f			F8	4	0	0	0	0	0	2

TOP

San Diego Padres @ Kansas City Royals

Surprise Stadium, Surprise, AZ

Wed Mar 28 2007, 4:05 PM EDT

Att. 4,758 - Sunny - 60 F

livebaseballscorecards.com

AB	35
R	7
H	10
RBI	7
BB	3
SO	6
LOB	13

Inning Stats	1	2	3	4	5	6	7	8	9
	R: 0 E: 0 K: 0 S: 3	H: 1 LOB: 0 BB: 0 P: 3	R: 0 E: 0 K: 1 S: 5	H: 0 LOB: 0 BB: 0 P: 5	R: 2 E: 1 K: 0 S: 6	H: 3 LOB: 1 BB: 0 P: 7	R: 1 E: 0 K: 1 S: 6	H: 1 LOB: 1 BB: 1 P: 10	R: 4 E: 0 K: 1 S: 10	H: 5 LOB: 1 BB: 0 P: 10	R: 0 E: 0 K: 0 S: 2	H: 0 LOB: 0 BB: 1 P: 6	R: 0 E: 0 K: 0 S: 3	H: 0 LOB: 1 BB: 1 P: 7	R: 0 E: 0 K: 2 S: 7	H: 0 LOB: 0 BB: 0 P: 7	R: 0 E: 0 K: 1 S: 5	H: 0 LOB: 0 BB: 0 P: 5

1B: 6	SF: 0	WP: 1	PA: 38
2B: 3	SAC: 0	PB: 0	
3B: 0	DP: 2	SB: 0	
HR: 2	HBP: 0	CS: 0	

PITCHER		IP	WLS	BF	H	R	ER	SO	BB	IBB	HBP	BLK	WP	HR	S	P	ERA	WHIP
55 Gil Meche, R ERA: 7.31	(1, 1)	6.0	L	28	10	7	7	3	2	0	0	0	1	2	32	41	10.50	2.000
48 Joakim Soria, R ERA: 3.38	(7, 1)	1.0		4	0	0	0	0	1	0	0	0	0	0	3	7	0.00	1.000
41 Jimmy Gobble, L ERA: 2.31	(8, 1)	1.0		3	0	0	0	2	0	0	0	0	0	0	7	7	0.00	0.000
39 Jarod Plummer, R ERA: 6.0	(9, 1)	1.0		3	0	0	0	1	0	0	0	0	0	0	5	5	0.00	0.000

PITCHER	IP	WLS	BF	H	R	ER	SO	BB	IBB	HBP	BLK	WP	HR	S	P	ERA	WHIP

Batter	1	2	3	4	5	6	7	8	9	AB	R	H	RBI	BB	SO	LOB
9 David DeJesus, L (1, 8) OBP: 0.283, SLG: 0.455	F7		F8		15 FC6 2-3 1B		G6-3		G4-3 WP 11 1B 1B	3	0	1	0	0	0	0
2 Joey Gathright, L (7, 8) OBP: 0.431, SLG: 0.457										2	1	1	0	0	0	1
15 Mark Grudzielanek, R (1, 4) OBP: 0.333, SLG: 0.200	G1-3		G6-3		FC6 1-2f			K	G4-3 1-3	3	0	0	0	0	0	2
Esteban German, R (6, 4) OBP: 0.392, SLG: 0.441 (7, 7)										2	0	0	0	0	1	1
29 Mike Sweeney, R (1, 10) OBP: 0.341, SLG: 0.500	P4			4 G3 2B		G6-3 1B		68 BB 93 WP 1B 1B		3	0	2	0	0	0	0
11 Ross Gload, L (8, PH) (9, 10) OBP: 0.426, SLG: 0.608									3-H	2	1	2	1	0	0	0
Emil Brown, R (1, 7) OBP: 0.368, SLG: 0.438		4 2B 1B		P3		G6-3 1-2f		93 WP 68 BB 93 1B 1-2 1B	K	3	1	1	0	0	0	2
Richard Lewis, R (7, 4) OBP: 0.375, SLG: 0.533										2	1	1	0	0	1	1
4 Alex Gordon, L (1, 5) OBP: 0.470, SLG: 0.636		16 S 43 E 1-H 2B		G3 2-3		CI		93 WP 93 1B 1-2 2-3 BB		2	1	1	1	0	0	1
68 Fernando Cortez, L (7, 5) OBP: 0.484, SLG: 0.407										0	1	0	0	1	0	0
16 Reggie Sanders, R (1, 9) OBP: 0.341, SLG: 0.459		F7 2-3		K		K		1-0 1-H 2-H 3-H 1B		3	0	0	0	0	2	3
93 Adam Greenberg, L (7, 9) OBP: 0.333, SLG: 0.167										1	0	1	2	0	0	0
43 Ryan Shealy, R (1, 3) OBP: 0.388, SLG: 0.441		E4 6 G5-4-3 3-H			9 1B 6 G5-3 1B			K		3	0	2	1	0	0	0
Craig Brazell, L (7, PR) (8, 3)										1	0	0	0	0	1	1
6 Jason LaRue, R (1, 2) OBP: 0.351, SLG: 0.657		G5-4-3 1-2f			G5-3 1-2		K	K		4	0	0	0	0	2	4
1 Tony Pena Jr., R (1, 6) OBP: 0.321, SLG: 0.412			G6-3		K		F8		K	4	0	0	0	0	2	2
Inning Stats	R: 0 E: 0 K: 0 S: 3 H: 0 LOB: 0 BB: 0 P: 3	R: 2 E: 1 K: 0 S: 6 H: 2 LOB: 0 BB: 0 P: 6	R: 0 E: 0 K: 0 S: 3 H: 0 LOB: 0 BB: 0 P: 3	R: 0 E: 0 K: 1 S: 6 H: 1 LOB: 1 BB: 0 P: 6	R: 0 E: 0 K: 1 S: 7 H: 2 LOB: 2 BB: 0 P: 7	R: 0 E: 1 K: 1 S: 5 H: 1 LOB: 1 BB: 0 P: 5	R: 0 E: 0 K: 1 S: 6 H: 1 LOB: 1 BB: 0 P: 6	R: 3 E: 0 K: 3 S: 12 H: 3 LOB: 1 BB: 1 P: 17	R: 1 E: 0 K: 2 S: 9 H: 2 LOB: 1 BB: 0 P: 10	1B: 10 2B: 2 3B: 0 HR: 0 SF: 0 SAC: 0 DP: 2 HBP: 0							

PITCHER	IP	WLS	BF	H	R	ER	SO	BB	IBB	HBP	BLK	WP	HR	S	P	ERA	WHIP
David Wells, L (1, 1) ERA: 9.88	6.0	W	24	6	2	2	3	0	0	0	0	0	0	30	30	3.00	1.000
66 Steve Watkins, R (7, 1) ERA: 10.29	2.0		11	4	3	3	4	1	0	0	0	1	0	18	23	13.50	2.500
21 Heath Bell, R (9, 1) ERA: 1.64	1.0	S	5	2	1	1	2	0	0	0	0	1	0	9	10	9.00	2.000

PITCHER	IP	WLS	BF	H	R	ER	SO	BB	IBB	HBP	BLK	WP	HR	S	P	ERA	WHIP

BOTTOM

San Diego Padres @ Kansas City Royals

Surprise Stadium, Surprise, AZ

Wed Mar 28 2007, 4:05 PM EDT

Att. 4,758 - Sunny - 60 F

livebaseballscorecards.com

AB	38
R	6
H	12
RBI	5
BB	1
SO	9
LOB	18

San Diego Padres @ Arizona Diamondbacks

Chase Field, Phoenix, AZ

Thu Mar 29 2007, 6:40 PM MST

Att. 16,329 - Clear - 68 F

TOP

livebaseballscorecards.com

Batter	1	2	3	4	5	6	7	8	9	AB	R	H	RBI	BB	SO	LOB
José Cruz Jr., S (1, 8) OBP: 0.365, SLG: 0.674	C F X 0-2 ① F8			X 0-0 23 G1-6-3 1B		C B F X 1-2 2B 23 SF8 1B	B B B C X 3-1 ③ G1-3		B C B X 2-1 ②③ G4-6-3 1-2f	3	1	2	0	0	0	0
Drew Macias, L (6, 8) OBP: 0.364, SLG: 0.421										2	0	0	0	0	0	4
Geoff Blum, S (1, 6) OBP: 0.370, SLG: 0.561	B F C S 1-3 ② K			C 1 SAFE B B X 2-1 ① P6		B 1 SAFE X 2-0 5 2B 1-3 2B		B F F F X 1-2 ① P6		3	1	1	0	0	1	1
67 Royce Huffman, R (6, 3) OBP: 0.258, SLG: 0.250										1	0	0	0	0	0	0
23 Adrián González, L (1, 3) OBP: 0.424, SLG: 0.707	C S B F S 1-3 ③ K			C C X 0-2 ②③ G1-6-3 1-2f		F F F B X 1-2 ① SF8 3-H		B B B C X 3-1 ② F7		2	0	0	1	0	1	1
76 Will Venable, L (6, 9) OBP: 0.385, SLG: 0.417										1	0	0	0	0	0	0
5 Kevin Kouzmanoff, R (1, 5) OBP: 0.435, SLG: 0.611		C C X 0-2 34 CS 1B			F B F F X 1-2 8 1B 53 1B 1B	B F X 1-1 34 PB 2-H 2B		C X 0-1 ③ F9		3	1	3	1	0	0	0
Chad Huffman, R (6, 7) OBP: 0.200, SLG: 0.400										1	0	0	0	0	0	0
34 Russell Branyan, L (1, 7) OBP: 0.344, SLG: 0.642		B B S F D F S 3-3 ①② K 1-2			B B 1 SAFE F S F 1 F F T 2-2 ① K	C B S F B F F C 2-3 ② K 2-3			C B B B C X 3-2 ① F8	3	0	0	0	0	3	3
Matt Antonelli, R (6, 5) OBP: 0.333, SLG: 1.000										1	0	0	0	0	0	0
8 Terrmel Sledge, L (1, 9) OBP: 0.373, SLG: 0.629		B S S B S 2-3 ③ K			F B B 1 SAFE F B X 3-2 53 1B 82 SF8 1-3 1B	B F C C 1-3 ③ K			B C X 1-1 42 E 42 FC4 82 1B 1B	3	1	1	0	0	2	1
Jesus Lopez, R (6, 6) OBP: 0.667, SLG: 0.667										1	1	1	0	0	0	0
53 Pete Laforest, L (1, 2) OBP: 0.462, SLG: 0.771			B S B B X 2-1 82 G6-4-3 1B		C B B B 1 SAFE X 3-1 1-3 3-H 1B		X 0-0 ① G4-3		B C 1 SAFE X 1-1 FC4 70 BB 82 1B 1-3	3	0	2	1	0	0	0
43 Cla Meredith, R (7, 1)										0	0	0	0	0	0	0
42 Tim Brown, L (9, PH) OBP: 0.333, SLG: 1.333										1	0	0	0	0	0	1
Justin Germano, R (9, 1)										0	0	0	0	0	0	0
82 Sean Kazmar Jr., R (1, 4) OBP: 0.588, SLG: 0.846			B F C X 1-2 ①② G6-4-3 1-2f		B C S X 1-2 ② SF8 3-H	B X 1-0 70 G4-3 1B			F B 1 SAFE D X 2-1 70 BB 1-2 3-H 1B	3	0	2	2	0	0	1
39 Mike Thompson, R (1, 1)			C S S 0-3 ③ K		C B B C F S 2-3 ③ K	C X 0-1 ② G4-3 1-2			C D B B B 4-1 G4-6-3 1-2 2-3 BB	1	0	0	0	0	1	0
82 Brett Dowdy, R (5, PH) OBP: 0.400, SLG: 0.400										1	0	0	0	0	1	1
26 Doug Brocail, L (5, 1)										0	0	0	0	0	0	0
70 Luke Carlin, S (7, PH) OBP: 0.313, SLG: 0.154										1	0	0	0	1	0	1
(7, 2)																

	AB	34
	R	5
	H	12
	RBI	5
	BB	1
	SO	9
	LOB	14

Inning Stats									
	R: 0 E: 0 K: 2 S: 10	H: 0 LOB: 0 BB: 0 P: 12	R: 0 E: 0 K: 2 S: 10	H: 1 LOB: 0 BB: 0 P: 15	R: 0 E: 0 K: 1 S: 8	H: 1 LOB: 0 BB: 0 P: 11	R: 0 E: 0 K: 0 S: 6	H: 1 LOB: 0 BB: 0 P: 8	R: 2 E: 0 K: 2 S: 21	H: 3 LOB: 1 BB: 0 P: 33
	R: 2 E: 0 K: 2 S: 19	H: 3 LOB: 1 BB: 0 P: 27	R: 0 E: 0 K: 0 S: 6	H: 1 LOB: 1 BB: 0 P: 10	R: 0 E: 0 K: 0 S: 8	H: 0 LOB: 0 BB: 0 P: 12	R: 1 E: 1 K: 0 S: 12	H: 2 LOB: 2 BB: 1 P: 25	1B: 10 2B: 3 3B: 0 HR: 0	SF: 2 SAC: 0 DP: 4 HBP: 0
	WP: 0 PB: 1 SB: 0 CS: 1	PA: 37								

PITCHER		IP	WLS	BF	H	R	ER	SO	BB	IBB	HBP	BLK	WP	HR	S	P	ERA	WHIP
51 Randy Johnson, L ERA:	(1, 1)	3.0		9	2	0	0	5	0	0	0	0	0	0	28	38	0.00	0.667
44 Micah Owings, R ERA: 3.5	(4, 1)	4.0	L	19	8	4	4	4	0	0	0	0	0	0	52	78	9.00	2.000
75 Matt Elliott, R ERA: 9.0	(8, 1)	1.0		3	0	0	0	0	0	0	0	0	0	0	8	12	0.00	0.000
43 Chad Harville, R ERA: 5.4	(9, 1)	1.0		6	2	1	0	0	1	0	0	0	0	0	12	25	0.00	3.000

PITCHER		IP	WLS	BF	H	R	ER	SO	BB	IBB	HBP	BLK	WP	HR	S	P	ERA	WHIP

Batter	1	2	3	4	5	6	7	8	9	AB	R	H	RBI	BB	SO	LOB
13 Alberto Callaspo, S (1, 6) OBP: 0.431, SLG: 0.559 5 Robby Hammock, R (7, 7) OBP: 0.415, SLG: 0.441	C C F X 0-2 ① L7		F X 0-1 ② F7		C F X 0-2 ② G6-3		X 0-0 ② G5-3		C C X 0-2 70 1B 1B 1B	3 0 0 0 0 0 0 2 1 1 0 0 0 0						
1 Orlando Hudson, S (1, 4) OBP: 0.517, SLG: 0.647 75 Matt Elliott, R (8, 1) 43 Chad Harville, R (9, 1) 70 Chris Carter, L (9, PH) OBP: 0.424, SLG: 0.414	C B B X 2-1 BB 1B		C B B F F B B 4-2 BB		C F B B F B X 3-2 2B 1B		C X 0-1 ③ L7		B B X 2-0 1B 1-2 1B	3 1 2 0 1 0 0 0 0 0 0 0 0 0 0 0 0 0 0 0 0 1 0 1 0 0 0 0						
Chad Tracy, L (1, 5) OBP: 0.460, SLG: 0.630	1 SAFE C B 1 B B F B SAFE 4-2 1-2 BB		1 SAFE S F F B B F B X 2-2 ③ G4-3		B X 1-0 1-H 2B			C F X 0-2 34 CS 1B	C B X 1-1 34 G6-4-3 1-2 2-H 1B	4 0 3 2 1 0 1						
34 Conor Jackson, R (1, 3) OBP: 0.365, SLG: 0.429	C X 0-1 ② F9			B X 1-0 S 22 BB 24 G5-2-3 1B	C C S 0-3 ③ K			F B 1 B C C SAFE 2-3 ①② K 1-2	X 0-0 ②③ G6-4-3 1-2f	5 0 1 0 0 2 6						
22 Eric Byrnes, R (1, 9) OBP: 0.391, SLG: 0.614	C C F B X 1-2 ③ G5-3			B F B B S B 4-2 24 G5-2-3 BB 1-2		B C B X 2-1 ① L9		B C B C B X 3-2 68 1B 11 1B 1B		3 1 1 0 1 0 2						
Scott Hairston, R (1, 7) OBP: 0.507, SLG: 0.931 68 Justin Upton, R (7, 8) OBP: 0.344, SLG: 0.481		C B B X 2-1 19 G4-6-3 1B		B B C B B 4-1 24 G5-2-3 1-2 2-3 BB		F B C S 1-3 ② K		C 1 SAFE B B S F X 2-2 11 1B 1-2 1B		2 0 1 0 1 1 0 1 0 1 0 0 0 0						
24 Chris Young, R (1, 8) OBP: 0.300, SLG: 0.385 11 Augie Ojeda, S (7, 6) OBP: 0.356, SLG: 0.316		C X 0-1 ① P4		X 0-0 ①② G5-2-3 1-2 2-3 3-Hf		B X 1-0 1B		B F B X 2-1 1-3 2-H 1B		3 0 1 0 0 0 4 1 0 1 1 0 0 0						
19 Chris Snyder, R (1, 2) OBP: 0.340, SLG: 0.279		B 1 SAFE C X 1-1 ②③ G4-6-3 1-2f		B X 1-0 ③ F7		C X 0-1 ③ G4-3		C B F B X 2-2 ③ G4-3		4 0 0 0 0 0 6						
51 Randy Johnson, R (1, 1) Tony Clark, S (3, PH) OBP: 0.365, SLG: 0.545 44 Micah Owings, R (4, 1) OBP: 0.250, SLG: 0.250 14 Brian Barden, R (7, PH) OBP: 0.404, SLG: 0.566 (8, 4)			B B F B S X 3-2 ① G3-1		X 0-0 ① G5-3		C S S 0-3 ① K		C B X 1-1 ① L4	0 0 0 0 0 0 0 1 0 0 0 0 0 0 1 0 0 0 0 0 0 2 0 0 0 0 1 0						
Inning Stats	R: 0 H: 1 E: 0 LOB: 2 K: 0 BB: 1 S: 14 P: 21	R: 0 H: 1 E: 0 LOB: 0 K: 0 BB: 0 S: 6 P: 9	R: 0 H: 0 E: 0 LOB: 1 K: 0 BB: 1 S: 13 P: 22	R: 0 H: 1 E: 0 LOB: 2 K: 0 BB: 2 S: 6 P: 16	R: 1 H: 2 E: 0 LOB: 1 K: 1 BB: 0 S: 12 P: 16	R: 0 H: 1 E: 0 LOB: 1 K: 1 BB: 0 S: 8 P: 12	R: 0 H: 0 E: 0 LOB: 0 K: 1 BB: 0 S: 6 P: 6	R: 1 H: 4 E: 0 LOB: 2 K: 1 BB: 0 S: 18 P: 29	R: 1 H: 3 E: 0 LOB: 1 K: 0 BB: 0 S: 9 P: 13	1B: 12 SF: 0 2B: 1 SAC: 0 3B: 0 DP: 3 HR: 0 HBP: 0						

PITCHER		IP	WLS	BF	H	R	ER	SO	BB	IBB	HBP	BLK	WP	HR	S	P	ERA	WHIP
39 Mike Thompson, R ERA: 2.16	(1, 1)	4.0	W	17	3	0	0	0	4	0	0	0	0	0	39	68	0.00	1.750
26 Doug Brocail, R ERA: 4.38	(5, 1)	2.0	H	9	3	1	1	2	0	0	0	0	0	0	20	28	4.50	1.500
43 Cla Meredith, R ERA: 7.84	(7, 1)	2.0	H	9	4	1	1	2	0	0	0	0	0	0	24	35	4.50	2.000
Justin Germano, R ERA: 6.23	(9, 1)	1.0	S	5	3	1	1	0	0	0	0	0	0	0	9	13	9.00	3.000

PITCHER	IP	WLS	BF	H	R	ER	SO	BB	IBB	HBP	BLK	WP	HR	S	P	ERA	WHIP

BOTTOM

San Diego Padres @ Arizona Diamondbacks

Chase Field, Phoenix, AZ

Thu Mar 29 2007, 6:40 PM MST

Att. 16,329 - Clear - 68 F

livebaseballscorecards.com

AB	36
R	3
H	13
RBI	3
BB	4
SO	4
LOB	19

Batter	1	2	3	4	5	6	7	8	9	AB	R	H	RBI	BB	SO	LOB
Brent Johnson, R (1, 8) OBP: 0.286, SLG: 0.286	G6-3		2-H 1B			G4-3			G5-3	4	0	1	0	0	0	0
Luis Valbuena, L (1, 4) OBP: 0.750, SLG: 1.000	F7			BBBB G4-6-3 BB			BBBB 2B BB		2B	2	1	1	0	2	0	0
Jose Vidro, S (1, 10) OBP: 0.405, SLG: 0.446	G1-3			F9			G3 1-H 2B		SSS K	3	0	1	1	0	0	1
Jesus Guzman, R (7, PR) (7, 10)										1	0	0	0	0	1	1
Jon Nelson, R (1, 7) (6, 3)		F8		G4-6-3 1-2f			G6-3		G6-3	4	0	0	0	0	0	3
64 Jeff Clement, L (1, 2) OBP: 0.273, SLG: 0.111		SSS K			BBBB 78 G6-4-3 BB		G3 2-3			1	0	0	0	1	1	0
Adam Moore, R (6, 2)										1	0	0	0	0	0	1
78 Matt Tuiasosopo, R (1, 5) OBP: 0.250, SLG: 0.182		G6-3			G6-4-3 1-2f		G6-3			3	0	0	0	0	0	3
Johan Limonta, L (1, 3)			SSS K		G3			SSS K		2	0	0	0	0	1	0
Jeff Frazier, R (6, 7)										1	0	0	0	0	1	0
84 Greg Halman, R (1, 9) OBP: 0.400, SLG: 0.250			S 1B 1B			G6-3		F7		3	0	1	0	0	0	0
Jeff Dominguez, S (1, 6) OBP: 0.333, SLG: 0.333			BCCC 1-2			SSS K			F7	2	0	0	0	0	2	1
Ronnie Prettyman, L (8, PH)										1	0	0	0	0	0	0
(8, 6)																
Inning Stats	R: 0 E: 0 K: 0 S: 3 H: 0 LOB: 0 BB: 0 P: 3	R: 0 E: 0 K: 1 S: 5 H: 0 LOB: 0 BB: 0 P: 5	R: 0 E: 0 K: 2 S: 8 H: 2 LOB: 0 BB: 0 P: 9	R: 0 E: 0 K: 0 S: 2 H: 0 LOB: 0 BB: 1 P: 6	R: 0 E: 0 K: 0 S: 2 H: 0 LOB: 0 BB: 1 P: 6	R: 0 E: 0 K: 1 S: 5 H: 0 LOB: 0 BB: 0 P: 5	R: 1 E: 0 K: 0 S: 4 H: 1 LOB: 2 BB: 1 P: 8	R: 0 E: 0 K: 1 S: 5 H: 0 LOB: 0 BB: 0 P: 5	R: 0 E: 0 K: 1 S: 6 H: 1 LOB: 1 BB: 0 P: 6	1B: 2 2B: 2 3B: 0 HR: 0	SF: 0 SAC: 0 DP: 2 HBP: 0						

TOP

Seattle Mariners @ San Diego Padres

Peoria Stadium, Peoria, AZ

Thu Mar 29 2007, 3:05 PM EDT

Att. 4,830 - Sunny - 64 F

livebaseballscorecards.com

AB	28
R	1
H	4
RBI	1
BB	3
SO	6
LOB	10

PITCHER		IP	WLS	BF	H	R	ER	SO	BB	IBB	HBP	BLK	WP	HR	S	P	ERA	WHIP
44 Jake Peavy, R ERA: 3.52	(1, 1)	3.0	W	10	2	0	0	3	0	0	0	0	0	0	16	17	0.00	0.667
58 Andrew Brown, R ERA: 10.97	(4, 1)	2.0	H	6	0	0	0	0	2	0	0	0	0	0	4	12	0.00	1.000
41 Kevin Cameron, R ERA: 4.38	(6, 1)	1.0	H	3	0	0	0	1	0	0	0	0	0	0	5	5	0.00	0.000
Trevor Hoffman, R ERA: 8.22	(7, 1)	1.0		5	1	1	1	0	1	0	0	0	0	0	4	8	9.00	2.000
45 Justin Hampson, L ERA: 2.57	(8, 1)	2.0	S	7	1	0	0	2	0	0	0	0	0	0	11	11	0.00	0.500

PITCHER	IP	WLS	BF	H	R	ER	SO	BB	IBB	HBP	BLK	WP	HR	S	P	ERA	WHIP

Batter	1	2	3	4	5	6	7	8	9	AB	R	H	RBI	BB	SO	LOB
22 Marcus Giles, R (1, 4) OBP: 0.367, SLG: 0.510 82 Brett Dowdy, R (6, PR) OBP: 0.600, SLG: 0.600 (7, 4)	G4-3		13 G4-6-3 1B 2-3 3-H			13 3B 1B	1B			3 0 2 1 0 0 0 1 1 1 0 0 0 0						
13 Oscar Robles, L (1, 6) OBP: 0.347, SLG: 0.341 Jesus Lopez, R (6, PR) OBP: 0.333, SLG: 0.333 (7, 6)	F7		G4-6-3 1-2f			24 3B 3B 1-H	K			3 0 1 1 0 0 2 1 1 0 0 0 1 1						
24 Brian Giles, L (1, 9) OBP: 0.381, SLG: 0.536 76 Will Venable, L (6, PR) OBP: 0.423, SLG: 0.458 (7, 9)	P5			G3		G3 3B 3-H		E G4-3 1B		3 0 1 1 0 0 0 1 2 1 0 0 0 0						
28 Josh Bard, S (1, 2) OBP: 0.365, SLG: 0.532 73 Justin Hatcher, R (8, 2) OBP: 0.333, SLG: 0.333		F8		F8 2B		L4		F7		3 0 1 0 0 0 2 1 0 0 0 0 0 1						
Rob Bowen, S (1, 10) OBP: 0.292, SLG: 0.356		K		F8 2-3		G3 3-H		G4-3 1-2		4 0 0 1 0 1 3						
67 Royce Huffman, R (1, 3) OBP: 0.273, SLG: 0.300 Craig Cooper, R (8, 3) OBP: 0.500, SLG: 0.500		F9		F8		2B		E4 78 1B 1B 2-H		3 0 1 0 0 0 1 1 1 0 0 0 0 0						
78 Adam Shabala, L (1, 8) OBP: 0.349, SLG: 0.229			SH1-3 WP 22 1B BB		F8	G3		1B 1-2 1B		3 1 1 0 1 0 3						
Vince Sinisi, L (1, 7) OBP: 0.412, SLG: 0.231			22 1B SH1-3 BB 1-2		F8		G1-3	1-2 1B 2-H		3 0 1 1 1 0 0						
Chase Headley, S (1, 5) OBP: 0.167, SLG: 0.167			SH1-3 1-2 2-3		P3		K	K		3 0 0 0 0 2 2						
Inning Stats	R: 0 H: 0 E: 0 LOB: 0 K: 0 BB: 0 S: 3 P: 3	R: 0 H: 0 E: 0 LOB: 0 K: 1 BB: 0 S: 5 P: 5	R: 1 H: 1 E: 0 LOB: 1 K: 0 BB: 2 S: 3 P: 11	R: 0 H: 1 E: 0 LOB: 1 K: 0 BB: 0 S: 4 P: 4	R: 0 H: 0 E: 0 LOB: 0 K: 0 BB: 0 S: 3 P: 3	R: 3 H: 4 E: 0 LOB: 3 K: 0 BB: 0 S: 7 P: 7	R: 0 H: 1 E: 0 LOB: 1 K: 2 BB: 0 S: 8 P: 8	R: 2 H: 3 E: 1 LOB: 2 K: 1 BB: 0 S: 9 P: 9		1B: 6 SF: 0 2B: 2 SAC: 1 3B: 2 DP: 1 HR: 0 HBP: 0				WP: 1 PA: 36 PB: 0 SB: 0 CS: 0		

PITCHER	IP	WLS	BF	H	R	ER	SO	BB	IBB	HBP	BLK	WP	HR	S	P	ERA	WHIP
46 Sean White, R (1, 1) ERA: 1.59	3.0	L	11	1	1	1	1	2	0	0	0	1	0	11	19	3.00	1.000
60 Jon Huber, R (4, 1) ERA: 9.75	3.0		14	5	3	3	0	0	0	0	0	0	0	14	14	9.00	1.667
49 Jake Woods, L (7, 1) ERA: 2.57	2.0		11	4	2	0	3	0	0	0	0	0	0	17	17	0.00	2.000

PITCHER	IP	WLS	BF	H	R	ER	SO	BB	IBB	HBP	BLK	WP	HR	S	P	ERA	WHIP

BOTTOM

Seattle Mariners @ San Diego Padres

Peoria Stadium, Peoria, AZ

Thu Mar 29 2007, 3:05 PM EDT

Att. 4,830 - Sunny - 64 F

livebaseballscorecards.com

AB	33
R	6
H	10
RBI	5
BB	2
SO	4
LOB	15

Arizona Diamondbacks @ San Diego Padres

Peoria Stadium, Peoria, AZ

Fri Mar 30 2007, 4:05 PM EDT

Att. 9,452 - Sunny - 78 F

TOP

livebaseballscorecards.com

Batter	1	2	3	4	5	6	7	8	9	AB	R	H	RBI	BB	SO	LOB
6 Stephen Drew, L (1, 6) OBP: 0.422, SLG: 0.481	C X	0-1 13 S 1B	E5 13 1B 24 BB	B B B B 4-0 13 FC4-6 BB			X 0-0 ② P6	C C C 0-3 ① K		4	1	1	0	1	0	1
Donnie Sadler, R (7, 4) OBP: 0.167, SLG: 0.200			L9							1	0	0	0	0	1	0
13 Alberto Callaspo, S (1, 4) OBP: 0.429, SLG: 0.540	P X	1-0 ① F8 1-2	X 0-0 24 BB BB 2B 2-3 1B	4-0 10 2B 24 BB BB			X 0-0 ③ F8	X 0-0	X 0-0 ② F9	4	2	1	0	1	0	4
28 Brandon Medders, R (7, 1)										0	0	0	0	0	0	0
Dustin Glant, R (8, 1)										0	0	0	0	0	0	0
44 Micah Owings, R (9, PH) OBP: 0.200, SLG: 0.200				FC4-6 1-2f						1	0	0	0	0	0	0
Abe Woody, R (9, 1)										0	0	0	0	0	0	0
Scott Hairston, R (1, 7) OBP: 0.500, SLG: 0.915	C C C 0-3 ②	S S S 0-3 ① K	X 0-0 ① 24 BB BB 1-3 2B	X 0-0 ① G4-3				X 0-0 71 E 71 1B 11 1B 1B	X 0-0 68 2B 71 1B 1B	1	0	0	0	0	1	1
10 Dee Brown, L (1, 7) OBP: 0.405, SLG: 0.424										5	3	3	0	0	1	2
Tony Clark, S (1, 3) OBP: 0.357, SLG: 0.511	X 0-0 ③ G3-1		B B B B 4-0 24 BB 1-2 2B BB	S S S 0-3 ① K	X 0-0 ② G5-3			X 0-0 ① F8	X 0-0 71 1B 1-3 2B	3	1	0	0	1	1	3
68 Justin Upton, R (6, 8) OBP: 0.353, SLG: 0.517										2	1	1	0	0	0	1
26 Miguel Montero, L (1, 2) OBP: 0.435, SLG: 0.474		S S S 0-3 ① K	X 0-0 ② P5	B B B B 4-0 BB 24 BB 14 2B BB	X 0-0 ③ L6			X 0-0 E9 FC1-6 11 1B 70 1B 1-3 1B	X 0-0 2-H 3-H 1B	3	1	0	0	1	1	3
Brandon Lyon, R (5, 1)										0	0	0	0	0	0	0
71 Mark Reynolds, R (6, 5) OBP: 0.522, SLG: 0.750										2	1	2	2	0	0	0
24 Chris Young, R (1, 8) OBP: 0.311, SLG: 0.373		S S S 0-3 ② K	B B B B 4-0 1-2 2-3 3-H 2B BB	B B B B 4-0 BB 14 2B 1-2 2-3 3-H BB		S S S 0-3 ① K		X 0-0 FC1-6 1-2 3-H 1B	C C C 0-3 ③ K	2	2	0	2	2	2	0
37 Juan Cruz, R (6, 1)										0	0	0	0	0	0	0
11 Augie Ojeda, S (7, 6) OBP: 0.362, SLG: 0.325										2	0	1	1	0	1	1
Jeff Salazar, L (1, 9) OBP: 0.391, SLG: 0.579		B B B B 4-0 14 1B BB	X 0-0 14 2B 1-H 2-H 3-H 2B	B B B B 4-0 14 2B 1-2 2-3 3-H BB		X 0-0 ② F8		X 0-0 ② FC1-6 70 1B 1-2f 2-3		3	1	1	4	2	0	2
14 Brian Barden, R (1, 5) OBP: 0.433, SLG: 0.625		X 0-0 1-3 1B	X 0-0 31 1B 2-H 2B	X 0-0 1-3 2-H 3-H 2B		X 0-0 ③ G6-3		X 0-0 1-2 3-H 1B		3	1	3	3	0	0	0
70 Chris Carter, L (6, PH) OBP: 0.429, SLG: 0.419										2	0	1	1	0	0	0
(6, 3)																
31 Edgar Gonzalez, R (1, 1) OBP: 0.250, SLG: 0.250		X 0-0 ③ P6	X 0-0 2-H 1B	S S S 0-3 ② K			S S S 0-3 ① K	X 0-0 ③ G1-3		3	0	1	1	0	1	4
5 Robby Hammock, R (5, 2) OBP: 0.395, SLG: 0.417										2	0	0	0	0	1	2
Inning Stats	R: 0 E: 0 K: 1 S: 8 H: 1 LOB: 1 BB: 0 P: 8	R: 0 E: 0 K: 2 S: 8 H: 1 LOB: 2 BB: 1 P: 12	R: 6 E: 1 K: 1 S: 10 H: 4 LOB: 1 BB: 2 P: 18	R: 4 E: 0 K: 2 S: 9 H: 2 LOB: 3 BB: 5 P: 29	R: 0 E: 0 K: 0 S: 3 H: 0 LOB: 0 BB: 0 P: 3	R: 0 E: 0 K: 1 S: 5 H: 0 LOB: 0 BB: 0 P: 5	R: 0 E: 0 K: 1 S: 5 H: 0 LOB: 0 BB: 0 P: 5	R: 2 E: 1 K: 0 S: 7 H: 4 LOB: 2 BB: 0 P: 7	R: 2 E: 0 K: 2 S: 10 H: 3 LOB: 1 BB: 0 P: 10	1B: 10 2B: 5 3B: 0 HR: 0 SF: 0 SAC: 0 DP: 0 HBP: 0						

AB	43
R	14
H	15
RBI	14
BB	8
SO	10
LOB	24

WP: 0	PA: 51
PB: 0	
SB: 1	
CS: 0	

PITCHER		IP	WLS	BF	H	R	ER	SO	BB	IBB	HBP	BLK	WP	HR	S	P	ERA	WHIP
32 Chris Young, R ERA: 4.32	(1, 1)	2.2	L	16	4	5	1	4	3	0	0	0	0	0	23	35	3.38	2.625
Jon Ellis, R ERA: 16.88	(3, 1)	0.2		10	4	5	4	1	4	0	0	0	0	0	8	24	54.00	12.000
75 Frank Brooks, L ERA: 7.94	(4, 1)	1.2		6	0	0	0	1	1	0	0	0	0	0	7	11	0.00	0.600
Scott Linebrink, R ERA: 1.8	(6, 1)	1.0		3	0	0	0	1	0	0	0	0	0	0	5	5	0.00	0.000
21 Heath Bell, R ERA: 1.5	(7, 1)	1.0		3	0	0	0	1	0	0	0	0	0	0	5	5	0.00	0.000

PITCHER		IP	WLS	BF	H	R	ER	SO	BB	IBB	HBP	BLK	WP	HR	S	P	ERA	WHIP
83 Arturo Lopez, L ERA: 6.0	(8, 1)	1.0		7	4	2	2	0	0	0	0	0	0	0	7	7	18.00	4.000
Neil Jamison, R ERA: 18.0	(9, 1)	1.0		6	3	2	2	2	0	0	0	0	0	0	10	10	18.00	3.000

BOTTOM

Arizona Diamondbacks @ San Diego Padres

Peoria Stadium, Peoria, AZ

Fri Mar 30 2007, 4:05 PM EDT

Att. 9,452 - Sunny - 78 F

livebaseballscorecards.com

Batter	1	2	3	4	5	6	7	8	9	AB	R	H	RBI	BB	SO	LOB
8 Terrmel Sledge, L (1, 7) OBP: 0.371, SLG: 0.615 82 Brett Dowdy, R (5, 7) OBP: 0.500, SLG: 0.429 (8, 4)	F8		1B 3 2B 1B	F7		E5 WP 1-3 2-H G6-3		1-2 BB		3 1	1 1	1 0	0 0	0 1	0 0	1 1
Oscar Robles, L (1, 4) OBP: 0.358, SLG: 0.375 Drew Macias, L (8, 7) OBP: 0.348, SLG: 0.400	2B		3 2B 1-2 5 SF9 1B	P6		G6-3 2-H 3-H		G4-3		4 1	1 0	2 0	1 0	0 0	0 0	1 2
3 Khalil Greene, R (1, 6) OBP: 0.446, SLG: 0.804 Juan Ciriaco, R (5, PR) OBP: 0.231, SLG: 0.333 (6, 6)	K		5 SF9 1-3 2-H 1B 2B		G1-5-3 1B	K			P3	3 2	1 0	2 0	1 0	0 0	1 1	1 0
5 Kevin Kouzmanoff, R (1, 5) OBP: 0.415, SLG: 0.589 53 Pete Laforest, L (6, 3) OBP: 0.439, SLG: 0.730	G4-3		SF9 2-3 3-H		F8		K		K	2 2	0 0	0 0	1 0	0 0	0 2	2 0
Geoff Blum, S (1, 3) OBP: 0.388, SLG: 0.636 86 David Freese, R (6, 5)		HR	3-H 1B		G1-5-3 1-2		L5		K	3 2	1 0	2 0	2 0	0 0	0 1	1 0
Rob Bowen, S (1, 2) OBP: 0.288, SLG: 0.408 83 Arturo Lopez, L (8, 1) Neil Jamison, R (9, 1)		HR	P5		P5		K			4 0 0	1 0 0	1 0 0	1 0 0	0 0 0	1 0 0	3 0 0
78 Adam Shabala, L (1, 8) OBP: 0.333, SLG: 0.216 75 Frank Brooks, L (4, 1) Scott Linebrink, R (6, 1) 34 Russell Branyan, L (6, PH) OBP: 0.339, SLG: 0.630 21 Heath Bell, R (7, 1) 87 Matt Stocco, R (8, 2)	F9		F8			K		P4		2 0 0 1 0 1	0 0 0 0 0 0	0 0 0 0 0 0	0 0 0 0 0 0	0 0 0 1 0 0	0 0 0 0 0 0	1 0 0 0 0 0
Vince Sinisi, L (1, 9) OBP: 0.476, SLG: 0.313	F7			1B		84 E 82 E BB		84 FC6-4 1B		3	1	2	0	1	0	0
32 Chris Young, R (1, 1) Jon Ellis, R (3, 1) 84 Mike Sansoe, R (4, 8)	K			F9		FC1 82 E 1-2 WP		FC6-4 82 BB 1-2f		1 0 3	0 0 1	0 0 0	0 0 0	0 0 0	1 0 3	0 0 0

Inning Stats	1	2	3	4	5	6	7	8	9
	R: 0 E: 0 K: 1 S: 6 H: 1 LOB: 1 BB: 0 P: 6	R: 2 E: 0 K: 1 S: 7 H: 2 LOB: 0 BB: 0 P: 7	R: 3 E: 0 K: 0 S: 7 H: 4 LOB: 1 BB: 0 P: 7	R: 0 E: 0 K: 0 S: 4 H: 1 LOB: 1 BB: 0 P: 5	R: 0 E: 0 K: 0 S: 4 H: 1 LOB: 2 BB: 0 P: 4	R: 3 E: 2 K: 2 S: 9 H: 0 LOB: 0 BB: 1 P: 15	R: 0 E: 0 K: 2 S: 7 H: 0 LOB: 0 BB: 0 P: 7	R: 0 E: 0 K: 0 S: 4 H: 1 LOB: 2 BB: 1 P: 8	R: 0 E: 0 K: 2 S: 7 H: 0 LOB: 0 BB: 0 P: 7

AB	38
R	8
H	10
RBI	6
BB	2
SO	8
LOB	16

1B: 6 SF: 1
2B: 2 SAC: 0
3B: 0 DP: 0
HR: 2 HBP: 0

WP: 1 PA: 41
PB: 0
SB: 0
CS: 0

PITCHER	IP	WLS	BF	H	R	ER	SO	BB	IBB	HBP	BLK	WP	HR	S	P	ERA	WHIP
31 Edgar Gonzalez, R (1, 1) ERA: 4.7	4.0	W	20	8	5	5	2	0	0	0	0	0	2	24	25	11.25	2.000
Brandon Lyon, R (5, 1) ERA: 2.7	1.0		4	1	0	0	0	0	0	0	0	0	0	4	4	0.00	1.000
37 Juan Cruz, R (6, 1) ERA: 3.6	1.0		6	0	3	0	2	1	0	0	0	1	0	9	15	0.00	1.000
28 Brandon Medders, R (7, 1) ERA: 2.35	1.0	H	3	0	0	0	2	0	0	0	0	0	0	7	7	0.00	0.000
Dustin Glant, R (8, 1) ERA:	1.0		5	1	0	0	0	1	0	0	0	0	0	4	8	0.00	2.000

PITCHER	IP	WLS	BF	H	R	ER	SO	BB	IBB	HBP	BLK	WP	HR	S	P	ERA	WHIP
Abe Woody, R (9, 1) ERA:	1.0		3	0	0	0	2	0	0	0	0	0	0	7	7	0.00	0.000

Batter	1	2	3	4	5	6	7	8	9	AB	R	H	RBI	BB	SO	LOB
22 Marcus Giles, R (1, 4) OBP: 0.385, SLG: 0.577	B S F F C 1-3 ① K			X 0-0 HR		F B X 1-1 23 BB 24 HBP 28 L5 1B	S B B F X 2-2 ②③ G1-6-3 1-2f	B X 1-0 ③ G3		3	1	2	1	0	1	0
Geoff Blum, S (6, 6) OBP: 0.373, SLG: 0.609										2	0	0	0	0	0	3
79 Aaron Rakers, R (8, 1)										0	0	0	0	0	0	0
24 Brian Giles, L (1, 9) OBP: 0.394, SLG: 0.526	C B F X 1-2 ② P4			C B C B B F B 4-2 28 1B 23 1B BB		H 1-0 23 BB 1-2 HBP		B X 1-0 ① G6-3	C S B F X 1-2 ① G6-3	1	0	0	0	1	0	0
67 Royce Huffman, R (6, PR) OBP: 0.250, SLG: 0.273										2	0	0	0	0	0	0
(6, 3)																
23 Adrián González, L (1, 3) OBP: 0.435, SLG: 0.700	B F C S 1-3 ③ K			B X 1-0 28 1B 1-2 1B		B C F B B F D B 4-2 3 FC5-4 1-2 2-3 BB		C B B B B 4-1 82 HR BB BB	B B B B 4-0 2B BB	2	0	1	0	1	1	0
Drew Macias, L (6, PR) OBP: 0.400, SLG: 0.400										0	2	0	0	2	0	0
(6, 9)																
28 Josh Bard, S (1, 2) OBP: 0.364, SLG: 0.520		X 0-0 ① F7		S S F X 0-2 5 G6-4-3 1-2 2-3 1B		D X 1-0 ①② L5 3-3		S B D B C B 4-2 82 HR 1-2 BB	B 1 SAFE 1 SAFE X 1-0 1-H 2B	3	0	1	0	0	0	3
Rob Bowen, S (6, 2) OBP: 0.315, SLG: 0.440										1	1	1	1	1	0	0
3 Khalil Greene, R (1, 6) OBP: 0.424, SLG: 0.763		C F X 0-2 ② G6-3		C B S F F F S 1-3 ① K		C X 0-1 ③ FC5-4 1-2f		B X 0-0 1-H 2-H HR	D C F X 1-2 ② G5-3	3	0	0	0	0	1	5
82 Sean Kazmar Jr., R (6, 4) OBP: 0.579, SLG: 1.000										2	1	1	3	0	0	1
5 Kevin Kouzmanoff, R (1, 5) OBP: 0.412, SLG: 0.576		B C B S B S 3-3 ③ K		X 0-0 ②③ G6-4-3 1-2f			C B S B X 2-2 18 1B 1B 1B	B X 1-0 1B 2B	C F S 0-3 ③ K	3	0	1	0	0	1	3
86 David Freese, R (7, PR) OBP: 0.250, SLG: 0.500										2	2	1	0	0	1	1
(7, 5)																
8 Terrmel Sledge, L (1, 7) OBP: 0.356, SLG: 0.588			C C B B X 2-2 ① G6-3		B C B S C 2-3 ① K		F F F S 0-3 ① K	S B X 1-1 84 E G4-3 2-H 1B		3	0	0	0	0	2	1
Chad Huffman, R (7, 7) OBP: 0.333, SLG: 0.500										1	1	1	1	0	0	0
José Cruz Jr., S (1, 8) OBP: 0.364, SLG: 0.653		B X 1-0 ② F8			F F B B B X 3-2 ② F8		B X 1-0 18 1B 1-2 1B	1 SAFE B C F X 1-2 E9 G4-3 1-3		3	0	1	0	0	0	0
84 Mike Sansoe, R (7, PR)										1	0	0	0	0	0	1
(7, 8)																
52 Clay Hensley, R (1, 1) OBP: 0.250, SLG: 0.250		S F C 0-3 ③ K			C S B B B S 2-3 ③ K		F B C F X 1-2 2-H G1-6-3 1B	C C X 0-2 ② G4-3 2-3 3-H		0	0	0	0	0	0	0
41 Kevin Cameron, R (2, 1)										1	0	0	0	0	1	0
34 Russell Branyan, L (5, PH) OBP: 0.333, SLG: 0.618										1	0	0	0	0	1	0
79 Jose Oyervides, R (5, 1)										0	0	0	0	0	0	0
18 Paul McAnulty, L (7, PH) OBP: 0.436, SLG: 0.571										1	0	1	1	0	0	0
80 Kyle Stutes, L (7, 1)										0	0	0	0	0	0	0
Jesus Lopez, R (8, PH) OBP: 0.400, SLG: 0.400										1	0	0	1	0	0	1
(8, 6)																

TOP

San Diego Padres @ Arizona Diamondbacks

Chase Field, Phoenix, AZ

Sat Mar 31 2007, 1:40 PM MST

Att. 17,579 - Sunny - 73 F

livebaseballscorecards.com

	AB	R	H	RBI	BB	SO	LOB
	36	8	11	8	5	9	19

Inning Stats	1	2	3	4	5	6	7	8	9
	R: 0 E: 0 K: 2 S: 10	H: 0 LOB: 0 BB: 0 P: 13	R: 0 E: 0 K: 1 S: 7	H: 0 LOB: 0 BB: 0 P: 10	R: 0 E: 0 K: 1 S: 7	H: 0 LOB: 0 BB: 0 P: 10	R: 1 E: 0 K: 1 S: 16	H: 3 LOB: 2 BB: 1 P: 22	R: 0 E: 0 K: 2 S: 9	H: 0 LOB: 0 BB: 0 P: 16
	R: 0 E: 0 K: 0 S: 8	H: 1 LOB: 2 BB: 1 P: 15	R: 1 E: 0 K: 1 S: 15	H: 3 LOB: 2 BB: 0 P: 21	R: 5 E: 1 K: 0 S: 15	H: 3 LOB: 1 BB: 2 P: 28	R: 1 E: 0 K: 1 S: 12	H: 1 LOB: 1 BB: 1 P: 19		

	1B: 7	SF: 0	WP: 0	PA: 42
	2B: 3	SAC: 0	PB: 0	
	3B: 0	DP: 3	SB: 0	
	HR: 2	HBP: 1	CS: 0	

PITCHER		IP	WLS	BF	H	R	ER	SO	BB	IBB	HBP	BLK	WP	HR	S	P	ERA	WHIP
50 Yusmeiro Petit, R ERA: 5.14	(1, 1)	5.0		18	3	1	1	7	1	0	0	0	0	1	49	71	1.80	0.800
Jose Valverde, R ERA: 2.45	(6, 1)	0.2		4	1	0	0	0	1	0	1	0	0	0	6	13	0.00	3.000
56 Ramon Pena, R ERA: 2.19	(6, 1)	0.1	H	1	0	0	0	0	0	0	0	0	0	0	2	2	0.00	0.000
J.D. Durbin, R ERA: 12.0	(7, 1)	1.0		5	3	1	1	1	0	0	0	0	0	0	15	21	9.00	3.000
40 Bill Murphy, L ERA: 7.5	(8, 1)	0.1		7	3	5	4	0	2	0	0	0	0	1	11	23	108.00	15.000

PITCHER		IP	WLS	BF	H	R	ER	SO	BB	IBB	HBP	BLK	WP	HR	S	P	ERA	WHIP
46 D.J. Carrasco, R ERA: 5.93	(8, 1)	1.2	W	7	1	1	1	1	1	0	0	0	0	0	16	24	5.40	1.200

BOTTOM

San Diego Padres @ Arizona Diamondbacks

Chase Field, Phoenix, AZ

Sat Mar 31 2007, 1:40 PM MST

Att. 17,579 - Sunny - 73 F

livebaseballscorecards.com

Batter	1	2	3	4	5	6	7	8	9	AB	R	H	RBI	BB	SO	LOB
6 Stephen Drew, L (1, 6) OBP: 0.441, SLG: 0.500 11 Augie Ojeda, S (6, PR) OBP: 0.354, SLG: 0.317 (7, 6)	B C S B F F X 2-2 1 CS 1B	C X 0-1 ③ G3-1			B C B X 2-1 1 BB 2B 1B	C B B X 2-1 3-H 1B		B X 1-0 ③ F9		4 1	1 0	3 0	1 0	0 0	0 0	2 0
1 Orlando Hudson, S (1, 4) OBP: 0.516, SLG: 0.623 J.D. Durbin, R (7, 1) 40 Bill Murphy, L (8, 1) 10 Dee Brown, L (8, 7) OBP: 0.421, SLG: 0.424	C B B B B 4-1 ① FC4-6 1-2 BB	B B B C F X 3-2 ① G6-3			C B 1 SAFE S F B 1 B B 4-2 1-2 2B BB	B X 1-0 ③ G3			C F B B B B 4-2 14 2B 5 1B BB	2 0 0 0	1 0 0 1	0 0 0 0	0 0 0 1	2 0 0 0	0 0 0 1	1 0 0 0
Chad Tracy, L (1, 5) OBP: 0.455, SLG: 0.632 14 Brian Barden, R (7, 5) OBP: 0.435, SLG: 0.638	B B 1 SAFE C F X 3-2 ② FC4-6 1-2f	B C F S 1-3 ② K			B X 1-0 34 HR 1-H 2-H 2B		B F B X 2-1 ① F9		B B F 1 SAFE X 2-1 5 1B 68 HR 1-3 2B	3 2	1 1	1 1	2 0	0 0	1 0	1 0
22 Eric Byrnes, R (1, 9) OBP: 0.373, SLG: 0.583 Jeff Salazar, L (7, 9) OBP: 0.440, SLG: 0.750	C C D D B X 3-2 ③ G6-3	S F B B B C 3-3 ③ K			B S F B X 2-2 ② F7		B B B C F X 3-2 HR		I I I I 4-0 5 1B 68 HR IBB	3 1	0 2	0 1	0 1	0 1	1 0	2 0
34 Conor Jackson, R (1, 3) OBP: 0.364, SLG: 0.475 5 Robby Hammock, R (6, 3) OBP: 0.400, SLG: 0.421		B X 1-0 ① G6-3		C X 0-1 ① G5-3	F F X 0-2 2-H HR		B B X 2-0 ② F9		C X 0-1 68 HR 1-2 2-3 3-H 1B	3 2	1 1	1 1	2 1	0 0	0 0	0 0
Scott Hairston, R (1, 7) OBP: 0.493, SLG: 0.935 Jose Valverde, R (6, 1) 56 Ramon Pena, R (6, 1) 71 Mark Reynolds, R (7, 4) OBP: 0.542, SLG: 0.750 46 D.J. Carrasco, R (8, 1) 70 Chris Carter, L (9, PH) OBP: 0.417, SLG: 0.406	B B F B X 3-1 HR	B X 1-0 ② F9		B C F B X 2-2 ③ G5-3		F B B S B B B 4-2 BB		B D B F F F F X 3-2 ① F7		3 0 0 0 0 1	1 0 0 0 0 0	1 0 0 0 0 0	1 0 0 0 1 0	0 0 0 0 0 0	0 0 0 0 0 0	0 0 0 0 0 3
24 Chris Young, R (1, 8) OBP: 0.338, SLG: 0.382 68 Justin Upton, R (7, PH) OBP: 0.361, SLG: 0.613 (8, 8)	C F B F B B B 4-2 50 1B BB	C X 0-1 1B			B B B B 4-0 13 G4-3 26 WP 6 1B BB	C C 1 SAFE F B S 1-3 ③ K		S S F X 0-2 1-H 2-H 3-H HR		1 2	1 1	1 1	0 4	2 0	0 1	0 1
19 Chris Snyder, R (1, 2) OBP: 0.327, SLG: 0.267 26 Miguel Montero, L (6, 2) OBP: 0.417, SLG: 0.450	B B C F F S 2-3 ② K	B B X 2-0 ③ G4				C B F F B F S 2-3 ① K 1-2		B F B X 2-1 ① G3-1		2 2	0 0	0 0	0 0	0 0	1 1	2 1
50 Yusmeiro Petit, R (1, 1) OBP: 0.333, SLG: 0.333 Tony Clark, S (5, PH) OBP: 0.351, SLG: 0.500 13 Alberto Callaspo, S (6, 7) OBP: 0.417, SLG: 0.523 (8, 4)	F X 0-1 1-3 1B				B B X 2-0 ① F7	B X 1-0 ② G4-3 2-3		X 0-0 ② P6		1 1 2	0 0 0	1 0 0	0 0 0	0 0 0	0 0 0	0 0 1
Inning Stats	R: 0 E: 1 K: 0 S: 12 H: 1 LOB: 1 BB: 1 P: 24	R: 1 E: 0 K: 1 S: 14 H: 2 LOB: 2 BB: 1 P: 24	R: 0 E: 0 K: 2 S: 9 H: 0 LOB: 0 BB: 0 P: 16	R: 0 E: 0 K: 0 S: 6 H: 1 LOB: 1 BB: 0 P: 9	R: 4 E: 0 K: 0 S: 16 H: 3 LOB: 0 BB: 1 P: 29	R: 1 E: 0 K: 1 S: 9 H: 1 LOB: 1 BB: 1 P: 19	R: 1 E: 0 K: 1 S: 12 H: 1 LOB: 1 BB: 1 P: 24	R: 0 E: 0 K: 0 S: 4 H: 0 LOB: 0 BB: 0 P: 7	R: 5 E: 0 K: 0 S: 15 H: 3 LOB: 0 BB: 2 P: 28	1B: 6 2B: 2 3B: 0 HR: 4 SF: 0 SAC: 0 DP: 0 HBP: 0							WP: 1 PB: 0 SB: 0 CS: 1 PA: 43

	AB	36
	R	12
	H	12
	RBI	12
	BB	7
	SO	5
	LOB	14

PITCHER		IP	WLS	BF	H	R	ER	SO	BB	IBB	HBP	BLK	WP	HR	S	P	ERA	WHIP
52 Clay Hensley, R ERA: 2.29	(1, 1)	1.2		9	3	1	1	1	2	0	0	0	0	1	24	46	5.40	3.000
41 Kevin Cameron, R ERA: 3.68	(2, 1)	2.1		8	1	0	0	2	0	0	0	0	0	0	17	27	0.00	0.429
79 Jose Oyervides, R ERA: 22.5	(5, 1)	2.0		12	4	5	5	1	2	0	0	0	1	1	25	48	22.50	3.000
80 Kyle Stutes, L ERA: 9.0	(7, 1)	1.0		5	1	1	1	1	1	0	0	0	0	1	12	24	9.00	2.000
79 Aaron Rakers, R ERA: 7.88	(8, 1)	1.1	L	9	3	5	5	0	1	1	0	0	0	1	19	35	33.75	3.000

PITCHER	IP	WLS	BF	H	R	ER	SO	BB	IBB	HBP	BLK	WP	HR	S	P	ERA	WHIP

San Diego Padres @ San Francisco Giants

AT&T Park, San Francisco, CA

Tue Apr 03 2007, 1:35 PM PDT

Att. 42,773 - Partly Cloudy - 62 F

livebaseballscorecards.com

TOP

Batter	1	2	3	4	5	6	7	8	9	AB	R	H	RBI	BB	SO	LOB
22 Marcus Giles, R (1, 4)	G5-3		G5-3		K		F9	BB		4	0	0	0	1	1	0
24 Brian Giles, L (1, 9) OBP: 0.400, SLG: 0.800	23 1B 2B		G3		G4-3		2B	L6		5	1	2	0	0	0	2
Mike Cameron, R (1, 8) OBP: 0.400, SLG: 0.250	F7			23 G4-3 28 1B BB	K		F8		28 1B 1B	4	1	1	0	1	1	2
23 Adrián González, L (1, 3) OBP: 0.400, SLG: 0.250	2-H 1B			G4-3 1-2		G5-3		28 2B 3 1B BB	F7	4	1	1	1	1	0	2
28 Josh Bard, S (1, 2) OBP: 0.800, SLG: 1.000	F8			5 1B 3 E BB 2-H 1B		1B		3 1B G6-3 1-3 2B	5 FC5-4 1-3 1B	5	2	4	1	0	0	1
3 Khalil Greene, R (1, 6) OBP: 0.200, SLG: 0.200		F8		FC5 5 1B BB 1-2		F9		34 2B G6-3 2-3 3-H 1B	P3	5	1	1	1	0	0	4
5 Kevin Kouzmanoff, R (1, 5) OBP: 0.200, SLG: 0.200		P3		BB 1-2 2-3 1B		F9		K	FC5-4 1-2f	5	0	1	0	0	1	5
José Cruz Jr., S (1, 7) OBP: 0.500, SLG: 1.000		F7		44 G6-4-3 1-2 2-3 3-H BB			22 WP 3B	G6-3 1-2 3-H		3	1	1	2	1	0	1
44 Jake Peavy, R (1, 1)			G5-3	G6-4-3 1-2f			K	22 WP 2B 2-H		2	0	0	0	0	0	3
18 Paul McAnulty, L (7, PH)										1	0	0	0	0	1	1
43 Cla Meredith, R (7, 1)										0	0	0	0	0	0	0
34 Russell Branyan, L (8, PH) OBP: 1.000, SLG: 2.000										1	0	1	1	0	0	0
21 Heath Bell, R (8, 1)										0	0	0	0	0	0	0
Inning Stats	R: 1 E: 0 K: 0 S: 10 H: 2 LOB: 1 BB: 0 P: 15	R: 0 E: 0 K: 0 S: 6 H: 0 LOB: 0 BB: 0 P: 8	R: 0 E: 0 K: 0 S: 8 H: 0 LOB: 0 BB: 0 P: 9	R: 2 E: 1 K: 0 S: 22 H: 2 LOB: 2 BB: 2 P: 37	R: 0 E: 0 K: 2 S: 10 H: 0 LOB: 0 BB: 0 P: 17	R: 0 E: 0 K: 0 S: 5 H: 1 LOB: 1 BB: 0 P: 7	R: 1 E: 0 K: 1 S: 13 H: 2 LOB: 1 BB: 0 P: 18	R: 3 E: 0 K: 1 S: 14 H: 3 LOB: 2 BB: 2 P: 28	R: 0 E: 0 K: 0 S: 8 H: 2 LOB: 2 BB: 0 P: 13	1B: 7 2B: 4 3B: 1 HR: 0 SF: 0 SAC: 0 DP: 1 HBP: 0						

	AB	39
	R	7
	H	12
	RBI	6
	BB	4
	SO	4
	LOB	21

WP: 2 PB: 0 SB: 0 CS: 0 PA: 43

PITCHER		IP	WLS	BF	H	R	ER	SO	BB	IBB	HBP	BLK	WP	HR	S	P	ERA	WHIP
75 Barry Zito, L ERA: 3.6	(1, 1)	5.0	L	21	4	3	2	2	2	0	0	0	0	0	56	86	3.60	1.200
32 Kevin Correia, R ERA: 9.0	(6, 1)	1.0		5	2	1	1	0	0	0	0	0	0	0	8	10	9.00	2.000
53 Jonathan Sánchez, L ERA: 27.0	(7, 1)	1.0		7	3	3	3	1	1	0	0	0	1	0	16	27	27.00	4.000
31 Vinnie Chulk, R ERA:	(8, 1)	1.0		5	1	0	0	1	1	0	0	0	1	0	8	16	0.00	2.000
Steve Kline, L ERA:	(9, 1)	1.0		5	2	0	0	0	0	0	0	0	0	0	8	13	0.00	2.000

PITCHER	IP	WLS	BF	H	R	ER	SO	BB	IBB	HBP	BLK	WP	HR	S	P	ERA	WHIP

BOTTOM

San Diego Padres @ San Francisco Giants

AT&T Park, San Francisco, CA

Tue Apr 03 2007, 1:35 PM PDT

Att. 42,773 - Partly Cloudy - 62 F

livebaseballscorecards.com

Batter	1	2	3	4	5	6	7	8	9	AB	R	H	RBI	BB	SO	LOB
10 Dave Roberts, L (1, 8) OBP: 0.250, SLG: 0.250	C B B C X 2-2 G3-1 ①		B S B F X 2-2 1B		B B C 1 SAFE X 2-1 F7 ③			B C F X 1-2 P5 ①		4	0	1	0	0	0	1
13 Omar Vizquel, S (1, 6) OBP: 0.250, SLG: 0.250 19 Kevin Frandsen, R (9, 6)	C F F S 0-3 K ②		B L 1 SAFE X 1-1 F8 ③			C B C X 1-2 F9 ①		B X 1-0 1B		4 0	0 0	1 0	0 0	0 0	1 0	1 0
Barry Bonds, L (1, 7) OBP: 0.500, SLG: 0.333 Steve Kline, S (9, 1)	S F B B B X 3-2 S E6 1B			B B B C B 4-1 BB		B B X 2-0 G3 ②		B C F F B X 2-2 F7 ②		3 0	0 0	1 0	0 0	1 0	0 0	1 0
Ray Durham, S (1, 4) OBP: 0.250, SLG: 0.250	C B B C X 2-2 E6 ③ 1-H			B C B F C 2-3 K ①		C X 0-1 1B		F B X 1-1 G4-3 ③		4	0	1	0	0	1	3
35 Rich Aurilia, R (1, 3) Todd Linden, S (9, 7)		B C X 1-1 G6-3 ①		S X 0-1 P6 ②		C S D 1 SAFE B F B X 3-2 F7 ③			B F F C 1-3 K ①	3 1	0 0	0 0	0 0	0 0	0 1	2 0
1 Bengie Molina, R (1, 2) OBP: 0.250, SLG: 0.250		C B X 1-1 F9 ②		C X 0-1 P4 ③			C F X 0-2 2 1B 1B		C C B B X 2-2 F9 ②	4	0	1	0	0	0	1
Pedro Feliz, R (1, 5) OBP: 0.250, SLG: 0.250		C B S B B F F X 3-2 G6-3 ③			C B C C 1-3 K ①		B F S F B F B S 3-3 K ①		B F X 1-1 1B	4	0	1	0	0	2	1
2 Randy Winn, S (1, 9) OBP: 0.500, SLG: 0.333			B C B S F C 2-3 K ①		B F B B B 4-1 BB		B F X 1-1 G4-6-3 1-2 1B		C X 0-1 G4-3 ③	3	0	1	0	1	1	1
75 Barry Zito, L (1, 1) Lance Niekro, R (5, PH) 32 Kevin Correia, R (6, 1) 53 Jonathan Sánchez, L (7, 1) Ryan Klesko, L (7, 3) 31 Vinnie Chulk, R (8, 1)			C C B S 1-3 K ②		C F S 0-3 K ②		X 0-0 G4-6-3 ② ③ 1-2f			1 1 0 0 1 0	0 0 0 0 0 0	0 0 0 0 0 0	0 0 0 0 0 0	0 0 0 0 0 0	1 1 0 0 0 2	0 1 0 0 0 0

Inning Stats	1	2	3	4	5	6	7	8	9
	R: 0 E: 1 K: 1 S: 13 H: 1 LOB: 2 BB: 0 P: 20	R: 0 E: 0 K: 0 S: 9 H: 0 LOB: 0 BB: 0 P: 14	R: 0 E: 0 K: 2 S: 12 H: 1 LOB: 1 BB: 0 P: 18	R: 0 E: 0 K: 1 S: 8 H: 0 LOB: 1 BB: 1 P: 14	R: 0 E: 0 K: 2 S: 9 H: 0 LOB: 1 BB: 1 P: 16	R: 0 E: 0 K: 0 S: 10 H: 1 LOB: 1 BB: 0 P: 16	R: 0 E: 0 K: 1 S: 11 H: 2 LOB: 1 BB: 0 P: 15	R: 0 E: 0 K: 0 S: 10 H: 1 LOB: 1 BB: 0 P: 15	R: 0 E: 0 K: 1 S: 10 H: 1 LOB: 1 BB: 0 P: 14

	1B	SF	WP	PA
	7	0	0	35
	2B: 0	SAC: 0	PB: 0	
	3B: 0	DP: 1	SB: 1	
	HR: 0	HBP: 0	CS: 0	

PITCHER		IP	WLS	BF	H	R	ER	SO	BB	IBB	HBP	BLK	WP	HR	S	P	ERA	WHIP
44 Jake Peavy, R ERA:	(1, 1)	6.0	W	23	3	0	0	6	2	0	0	0	0	0	61	98	0.00	0.833
43 Cla Meredith, R ERA:	(7, 1)	1.0		4	2	0	0	1	0	0	0	0	0	0	11	15	0.00	2.000
21 Heath Bell, R ERA:	(8, 1)	2.0		8	2	0	0	1	0	0	0	0	0	0	20	29	0.00	1.000

PITCHER		IP	WLS	BF	H	R	ER	SO	BB	IBB	HBP	BLK	WP	HR	S	P	ERA	WHIP

Batter	1	2	3	4	5	6	7	8	9	AB	R	H	RBI	BB	SO	LOB
22 Marcus Giles, R (1, 4) OBP: 0.444, SLG: 0.750	F F B B X 2-2 ① F9		F B F X 1-2 1B		B X 1-0 1-H HR			F X 0-1 23 HR 1B		4	2	3	2	0	0	0
24 Brian Giles, L (1, 9) OBP: 0.222, SLG: 0.444	X 0-0 ② F7		C B 1 SAFE B X 2-1 ③ F7		B B B C X 3-1 ③ P6			C B B X 2-1 ② F8		4	0	0	0	0	0	2
23 Adrián González, L (1, 3) OBP: 0.556, SLG: 0.875	C B X 1-1 1B			C C F S 0-3 ① K		B F X 1-1 28 G6-4-3 1B		S 1 SAFE X 0-1 1-H HR		4	1	3	2	0	1	0
28 Josh Bard, S (1, 2) OBP: 0.444, SLG: 0.556	F S F S 0-3 ③ K			X 0-0 ② F7		C X 0-1 ① ② G6-4-3 1-2f		C F B S 1-3 ③ K		4	0	0	0	0	2	2
Mike Cameron, R (1, 8) OBP: 0.222, SLG: 0.125		F B C B X 2-2 ① G5-3		B F B C B X 3-2 ③ F8		B C B F S 2-3 ③ K			X 0-0 ① P4	4	0	0	0	0	1	0
3 Khalil Greene, R (1, 6) OBP: 0.222, SLG: 0.556		C F S 0-3 ② K			B X 1-0 HR		B X 1-0 ① G5-3		C B S T 1-2 ② K	4	1	1	1	0	2	0
5 Kevin Kouzmanoff, R (1, 5) OBP: 0.222, SLG: 0.333		B S B B F C 3-3 ③ K			S B C F X 1-2 ① F9		B B C C B X 3-2 ② P4		S B B B X 3-1 2B	4	0	1	0	0	1	0
8 Terrmel Sledge, L (1, 7)			F B F B F B X 3-2 ① F7		B C S B B B 4-2 22 HR BB		C F B B B F X 3-2 ③ F7		B C F D D F B 4-2 BB	2	1	0	0	2	0	0
32 Chris Young, R (1, 1) 43 Cla Meredith, R (6, 1) 18 Paul McAnulty, L (8, PH) Scott Linebrink, R (8, 1) 34 Russell Branyan, L (9, PH) OBP: 0.500, SLG: 1.000 Trevor Hoffman, R (9, 1)			B F F X 1-2 ② G6-3		1 SAFE C M L 0-3 ② K			C B B F X 2-2 ① G3-1	B C F F X 1-2 ③ P5	2 0 1 0 1 0	0 0 0 0 0 0	0 0 0 0 0 0	0 0 0 0 0 0	0 0 0 0 0 0	1 0 0 0 0 2	1 0 0 0 0 0
Inning Stats	R: 0 E: 0 K: 1 S: 10 H: 1 LOB: 1 BB: 0 P: 13	R: 0 E: 0 K: 2 S: 9 H: 0 LOB: 0 BB: 0 P: 14	R: 0 E: 0 K: 0 S: 12 H: 1 LOB: 1 BB: 0 P: 19	R: 0 E: 0 K: 1 S: 8 H: 0 LOB: 0 BB: 0 P: 11	R: 3 E: 0 K: 1 S: 13 H: 2 LOB: 0 BB: 1 P: 23	R: 0 E: 0 K: 1 S: 7 H: 1 LOB: 0 BB: 0 P: 10	R: 0 E: 0 K: 0 S: 8 H: 0 LOB: 0 BB: 0 P: 15	R: 2 E: 0 K: 1 S: 12 H: 2 LOB: 0 BB: 0 P: 17	R: 0 E: 0 K: 1 S: 13 H: 1 LOB: 2 BB: 1 P: 22	1B: 4 2B: 1 3B: 0 HR: 3	SF: 0 SAC: 0 DP: 1 HBP: 0						

PITCHER		IP	WLS	BF	H	R	ER	SO	BB	IBB	HBP	BLK	WP	HR	S	P	ERA	WHIP
18 Matt Cain, R ERA: 4.5	(1, 1)	6.0		23	5	3	3	6	1	0	0	0	0	2	59	90	4.50	1.000
41 Brad Hennessey, R ERA: 6.75	(7, 1)	1.1	L	5	1	1	1	0	0	0	0	0	0	0	13	22	6.75	0.750
Jack Taschner, L ERA: 13.5	(8, 1)	0.2		3	1	1	1	1	0	0	0	0	0	1	7	10	13.50	1.500
Armando Benitez, R ERA:	(9, 1)	1.0		5	1	0	0	1	1	0	0	0	0	0	13	22	0.00	2.000

PITCHER	IP	WLS	BF	H	R	ER	SO	BB	IBB	HBP	BLK	WP	HR	S	P	ERA	WHIP

TOP

San Diego Padres @ San Francisco Giants

AT&T Park, San Francisco, CA

Wed Apr 04 2007, 7:15 PM PDT

Att. 39,938 - Cloudy - 58 F

livebaseballscorecards.com

AB	34
R	5
H	8
RBI	5
BB	2
SO	8
LOB	7

WP: 0 PB: 0 SB: 0 CS: 0 PA: 36

BOTTOM

Batter	1	2	3	4	5	6	7	8	9	AB	R	H	RBI	BB	SO	LOB
10 Dave Roberts, L (1, 8) OBP: 0.222, SLG: 0.444	C X 0-1 ① F9		C X 0-1 13 1B 3B		C C F F F X 0-2 ① G5-3	B C F X 1-2 ③ G4-3			C X 0-1 ② F8	5	1	1	0	0	0	3
13 Omar Vizquel, S (1, 6) OBP: 0.222, SLG: 0.222	B X 1-0 ② L7		C F D F X 1-2 G4-3 S 3-H 1B		X 0-0 ② F9		B B C X 2-1 ① G4-3		B C C B X 2-2 ③ L6	5	0	1	1	0	0	0
Barry Bonds, L (1, 7) OBP: 0.375, SLG: 0.714	C B F F B X 2-2 HR		F C B B F B X 3-2 ② G4-3 1-3		F B X 1-1 ③ F8		C B F S 1-3 ② K			4	1	1	1	0	1	1
Ray Durham, S (1, 4) OBP: 0.375, SLG: 0.286	B B C C S 2-3 ③ K		S C F B B F D F B 4-2 35 BB BB			F B F X 1-2 35 F9 35 S 1B 1B	X 0-0 ③ G4-3			3	1	1	0	1	1	0
35 Rich Aurilia, R (1, 3)		B B B C B 4-1 BB	B B B C B 4-1 1-2 BB			1 SAFE B S X 1-1 ① F9 1-3		B C F X 1-2 ① F8		2	0	0	0	2	0	1
1 Bengie Molina, R (1, 2) OBP: 0.250, SLG: 0.250		C F B F S 1-3 ① K	X 0-0 ③ F8			X 0-0 ② G6-3		F F X 0-2 1B		4	0	1	0	0	1	5
Pedro Feliz, R (1, 5) OBP: 0.250, SLG: 0.250		X 0-0 ② P4		C B F X 1-2 ① F8		C B F X 1-2 2 1B 3-H 1B		C F D S 1-3 ② K		4	0	1	1	0	1	2
2 Randy Winn, S (1, 9) OBP: 0.375, SLG: 0.286		C B B F C 2-3 ③ K		C B X 1-1 ② B5-3		C 1 SAFE X 0-1 BB 1-3 1B		B F D X 2-1 ③ G4-3		4	0	1	0	0	1	2
18 Matt Cain, R (1, 1) Ryan Klesko, L (6, PH) 41 Brad Hennessey, R (7, 1) Jack Taschner, L (8, 1) Armando Benitez, R (9, 1) 50 Eliezer Alfonzo, R (9, PH)			B X 1-0 ① F9	B C C C F S 1-3 ③ K		B C S B F B B 4-2 1-2 BB			X 0-0 ① F9	2 0 0 0 0 1	0 0 0 0 0 0	0 0 0 0 0 0	0 1 0 0 0 0	0 0 0 0 0 0	1 0 0 0 0 0	0 0 0 0 0 0
Inning Stats	R: 1 H: 1 E: 0 LOB: 0 K: 1 BB: 0 S: 10 P: 15	R: 0 H: 0 E: 0 LOB: 1 K: 2 BB: 1 S: 9 P: 16	R: 1 H: 2 E: 0 LOB: 3 K: 0 BB: 2 S: 18 P: 31	R: 0 H: 0 E: 0 LOB: 0 K: 1 BB: 0 S: 9 P: 12	R: 0 H: 0 E: 0 LOB: 0 K: 0 BB: 0 S: 9 P: 10	R: 1 H: 3 E: 0 LOB: 3 K: 0 BB: 1 S: 17 P: 25	R: 0 H: 0 E: 0 LOB: 0 K: 1 BB: 0 S: 6 P: 9	R: 0 H: 1 E: 0 LOB: 1 K: 1 BB: 0 S: 11 P: 15	R: 0 H: 0 E: 0 LOB: 0 K: 0 BB: 0 S: 6 P: 8	1B: 5 2B: 0 3B: 1 HR: 1	SF: 0 SAC: 0 DP: 0 HBP: 0					

PITCHER	IP	WLS	BF	H	R	ER	SO	BB	IBB	HBP	BLK	WP	HR	S	P	ERA	WHIP
32 Chris Young, R (1, 1) ERA: 4.76	5.2		26	6	3	3	4	3	0	0	0	0	1	66	98	4.76	1.588
43 Cla Meredith, R (6, 1) ERA:	1.1	W	5	0	0	0	1	1	0	0	0	0	0	12	20	0.00	0.750
Scott Linebrink, R (8, 1) ERA:	1.0	H	4	1	0	0	1	0	0	0	0	0	0	11	15	0.00	1.000
Trevor Hoffman, R (9, 1) ERA:	1.0	S	3	0	0	0	0	0	0	0	0	0	0	6	8	0.00	0.000

PITCHER	IP	WLS	BF	H	R	ER	SO	BB	IBB	HBP	BLK	WP	HR	S	P	ERA	WHIP

San Diego Padres @ San Francisco Giants

AT&T Park, San Francisco, CA

Wed Apr 04 2007, 7:15 PM PDT

Att. 39,938 - Cloudy - 58 F

livebaseballscorecards.com

AB	34
R	3
H	7
RBI	3
BB	4
SO	6
LOB	14

WP: 0 PA: 38
PB: 0
SB: 2
CS: 0

Batter	1	2	3	4	5	6	7	8	9	AB	R	H	RBI	BB	SO	LOB
22 Marcus Giles, R (1, 4) OBP: 0.429, SLG: 0.667	F B F B X 2-2 G4-3 ①		S F B F B B X 3-2 G5-3 ③		F D B B F B 4-2 1-2 BB		X 0-0 F7 ②		C X 0-1 24 1B 28 1B 2B	4	1	1	0	1	0	1
24 Brian Giles, L (1, 9) OBP: 0.357, SLG: 0.417	B C C B B B 4-2 23 FC4-6 BB			C B B C B X 3-2 F9 ①	B B X 2-0 G4-3 ③		C C F B B B B 4-2 1-2 BB		C B B F X 2-2 23 DI 28 1B 2-3 1B	3	1	1	0	2	0	2
23 Adrián González, L (1, 3) OBP: 0.429, SLG: 0.583	C C F X 0-2 FC4-6 ② 1-2f			B X 1-0 F8 ②		F X 0-1 G4-3 ①	C B F C 1-3 K ③		B B B B 4-0 28 1B 1-2 BB	4	0	0	0	1	1	3
28 Josh Bard, S (1, 2) OBP: 0.429, SLG: 0.500 Rob Bowen, S (9, PR)	B C X 1-1 P6 ③			X 0-0 1B		F B X 1-1 G3 ②		B B X 2-0 F9 ①	B X 1-0 1-2 2-H 3-H 1B	5 0	0 0	2 0	2 0	0 0	0 0	1 0
Mike Cameron, R (1, 8) OBP: 0.286, SLG: 0.231		X 0-0 G5-3 ①		B C X 1-1 F8 ③		C B C C B B X 3-2 3 2B 1B		C S B B B X 2-2 1B	B F B B F X 2-2 P4 ③	5	0	2	0	0	0	3
3 Khalil Greene, R (1, 6) OBP: 0.308, SLG: 0.692		C F B X 1-2 F8 ②			F X 0-1 52 1B 2B	X 0-0 1-3 2B		C B B S 1 SAFE S 2-3 K ②		4	1	2	0	0	1	1
5 Kevin Kouzmanoff, R (1, 5) OBP: 0.154, SLG: 0.231		B S C F X 1-2 F7 ③			X 0-0 G6-3 ①	B S X 1-1 G6-3 ③		C C B S 1-3 K ③		4	0	0	0	0	1	4
8 Terrmel Sledge, L (1, 7)			S C S 0-3 K ①		B C X 1-1 F8 ②		C B X 1-1 G6-3 ①		B F X 1-1 L4 ①	4	0	0	0	0	1	1
52 Clay Hensley, R (1, 1) OBP: 0.500, SLG: 0.500 26 Doug Brocail, L (5, 1) José Cruz Jr., S (7, PH) OBP: 0.600, SLG: 1.000 41 Kevin Cameron, R (7, 1) Geoff Blum, S (9, PH)			S B S S 1-3 K ②		B X 1-0 22 BB 2-H 1B		F B X 1-1 24 BB 1B		C F B F X 1-2 P3 ②	2 0 1 0 1	0 0 0 0 0	1 0 1 0 0	1 0 0 0 0	0 0 0 0 0	1 0 0 0 0	0 0 0 0 0

TOP

San Diego Padres @ San Francisco Giants

AT&T Park, San Francisco, CA

Thu Apr 05 2007, 7:15 PM PDT

Att. 37,915 - Partly Cloudy - 55 F

livebaseballscorecards.com

AB	37
R	3
H	10
RBI	3
BB	4
SO	5
LOB	16

Inning Stats	1	2	3	4	5	6	7	8	9
	R: 0 E: 0 K: 0 S: 11	H: 0 LOB: 1 BB: 1 P: 18	R: 0 E: 0 K: 0 S: 8	H: 0 LOB: 0 BB: 0 P: 10	R: 0 E: 0 K: 2 S: 10	H: 0 LOB: 0 BB: 0 P: 14	R: 0 E: 0 K: 0 S: 7	H: 1 LOB: 1 BB: 0 P: 12	R: 1 E: 0 K: 0 S: 9	H: 2 LOB: 2 BB: 1 P: 17	R: 0 E: 0 K: 0 S: 10	H: 2 LOB: 2 BB: 0 P: 15	R: 0 E: 0 K: 1 S: 11	H: 1 LOB: 2 BB: 1 P: 18	R: 0 E: 0 K: 2 S: 10	H: 1 LOB: 1 BB: 0 P: 17	R: 2 E: 0 K: 0 S: 15	H: 3 LOB: 2 BB: 1 P: 26

| | | |

Batter	1	2	3	4	5	6	7	8	9	AB	R	H	RBI	BB	SO	LOB
10 Dave Roberts, L (1, 8) OBP: 0.308, SLG: 0.417	C F B B B F F X 3-2 2B 1B		B X 1-0 ① G3		B B B 4-0 BB 13 S 1B BB	B F F F S 1-3 ② K				3	2	1	0	1	1	0
13 Omar Vizquel, S (1, 6) OBP: 0.231, SLG: 0.167	C 1 SAFE F F X 0-2 ① F8		X 0-0 ② F7		B B 1 B C C B 4-2 BB 1B 1-2 BB	C X 0-1 ③ G5-3				3	1	0	0	1	0	1
Barry Bonds, L (1, 7) OBP: 0.417, SLG: 0.700 31 Vinnie Chulk, R (8, 1) Steve Kline, S (9, 1) Armando Benitez, R (9, 1)	B C 1 SAFE B X 2-1 G4-3 1-H 2B		X 0-0 ③ G1-3		B B S B B 4-1 1B 35 1B 1-2 2-3 BB	C X 0-1 ① F8				3 0 0 0	1 0 0 0	1 0 0 0	1 0 0 0	1 0 0 0	0 0 0 0	0 0 0 0
Ray Durham, S (1, 4) OBP: 0.333, SLG: 0.273	B B B C X 3-1 ② G4-3 2-3			F B B F F S 2-3 ① K	B F B B C X 3-2 35 1B 1B 1-3 2-H 3-H 1B	C F F X 0-2 ② G4-1				4	1	1	2	0	1	1
35 Rich Aurilia, R (1, 5) OBP: 0.273, SLG: 0.111	S F B D B F X 3-2 ③ G5-3			X 0-0 ② G5-3	B X 1-0 1 BB 1B 1-3 3-H 1B	B C B S F B C 3-3 ③ K				4	0	1	1	0	1	1
Ryan Klesko, L (1, 3) OBP: 0.667, SLG: 0.600		X 0-0 ① G4-3		B C B B S B X 3-2 1B	F D X 1-1 1 BB 1-2 3-H 1B			B X 1-0 1 G4-6-3 1B		4	0	3	1	0	0	0
1 Bengie Molina, R (1, 2) OBP: 0.333, SLG: 0.364		C B X 1-1 2B		C X 0-1 ③ F8	C F B B D F B 4-2 1-2 2-3 BB			C C X 0-2 ① ② G4-6-3 1-2f		3	0	1	0	1	0	2
2 Randy Winn, S (1, 9) OBP: 0.250, SLG: 0.182		C B B S S 2-3 ② K			C X 0-1 B2-3 X 0-0 ③ G4-3			F B B X 2-1 ③ G4-3		4	0	0	0	0	1	4
Matt Morris, R (1, 1) Lance Niekro, R (6, PH) 53 Jonathan Sánchez, L (7, 1) Todd Linden, S (8, 7)		C X 0-1 ③ G3			C B X 1-1 ② G5-3	F X 0-1 ① F8				2 1 0 0	0 0 0 0	0 0 0 0	0 0 0 0	0 0 0 0	0 0 0 0	1 0 0 0
Inning Stats	R: 1 H: 2 E: 0 LOB: 1 K: 0 BB: 0 S: 18 P: 29	R: 0 H: 1 E: 0 LOB: 1 K: 1 BB: 0 S: 8 P: 11	R: 0 H: 0 E: 0 LOB: 0 K: 0 BB: 0 S: 3 P: 4	R: 0 H: 1 E: 0 LOB: 1 K: 1 BB: 0 S: 10 P: 15	R: 4 H: 3 E: 0 LOB: 3 K: 0 BB: 4 S: 17 P: 39	R: 0 H: 0 E: 0 LOB: 0 K: 1 BB: 0 S: 8 P: 9	R: 0 H: 0 E: 0 LOB: 0 K: 1 BB: 0 S: 10 P: 13	R: 0 H: 1 E: 0 LOB: 0 K: 0 BB: 0 S: 6 P: 9		1B: 6 SF: 0 2B: 2 SAC: 0 3B: 0 DP: 1 HR: 0 HBP: 0						

PITCHER		IP	WLS	BF	H	R	ER	SO	BB	IBB	HBP	BLK	WP	HR	S	P	ERA	WHIP
52 Clay Hensley, R ERA: 9.64	(1, 1)	4.2	L	24	7	5	5	2	3	0	0	0	0	0	52	90	9.64	2.143
26 Doug Brocail, R ERA:	(5, 1)	1.1		5	0	0	0	1	1	0	0	0	0	0	12	17	0.00	0.750
41 Kevin Cameron, R ERA:	(7, 1)	2.0		6	1	0	0	1	0	0	0	0	0	0	16	22	0.00	0.500

PITCHER	IP	WLS	BF	H	R	ER	SO	BB	IBB	HBP	BLK	WP	HR	S	P	ERA	WHIP

BOTTOM

San Diego Padres @ San Francisco Giants

AT&T Park, San Francisco, CA

Thu Apr 05 2007, 7:15 PM PDT
Att. 37,915 - Partly Cloudy - 55 F

livebaseballscorecards.com

AB	31
R	5
H	8
RBI	5
BB	4
SO	4
LOB	10

Batter	1	2	3	4	5	6	7	8	9	AB	R	H	RBI	BB	SO	LOB
3 Willy Taveras, R (1, 8) OBP: 0.214, SLG: 0.083	B FA 86 X 1-0 G5-3		C FA 86 L FA 86 H 1-2 7 3B HBP		F FA 80 B FA 86 L FA 86 F FA 85 C FA 85 1-3 K		C FA 97 C CU 86 B FA 99 F FA 99 F FA 99 F FA 98 F SL 90 X CU 89 1-2 P4			3	1	0	0	0	1	0
7 Kazuo Matsui, S (1, 4) OBP: 0.500, SLG: 0.615	C FA 86 C FA 87 F SL 81 X CU 73 0-2 G4-3		1 SAFE 1 SAFE C FA 93 X FA 94 0-1 1-H 3B			C FA 83 B SL 80 M FA 85 X CU 72 1-2 27 F9 27 S 17 WP 1B		B CU 72 F CH 85 B FA 93 B FA 85 C FA 90 F FA 91 X FA 86 3-2 27 E 27 S 1B		4	1	3	1	0	0	0
27 Garrett Atkins, R (1, 5) OBP: 0.350, SLG: 0.294	C FA 87 B FA 87 X FA 87 1-1 1B		B FA 94 X FA 94 1-0 F9			C FA 85 X FA 86 0-1 F9 1-3		1 SAFE C SL 87 P PO 84 B CH 84 S FA 92 B CU 76 H CH 83 4-2 1-3 HBP		3	0	1	0	0	0	2
17 Todd Helton, L (1, 3) OBP: 0.500, SLG: 0.467	C FA 86 B FA 86 X SL 81 1-1 F7			C B F B X 2-2 G1-3		F FA 86 D FA 86 F FA 86 B FA 85 B SL 80 F SL 79 B CU 80 4-2 5 HR 3-H BB		X CH 84 0-0 P5		3	1	0	0	1	0	3
5 Matt Holliday, R (1, 7) OBP: 0.421, SLG: 0.789		F F B F B X 2-2 F9		F FA 86 S FA 86 X FA 86 0-2 1B		F FA 86 X FA 86 0-2 1-H HR		S CH 85 B FA 92 S FA 92 S FA 86 1-3 K		4	1	2	2	0	1	2
11 Brad Hawpe, L (1, 9)		C B B X 2-1 G4-3		1 SAFE X CH 79 0-0 F8		B C F X 1-2 F8		F CH 84 B FA 93 F CH 84 B CH 85 B CH 84 S FA 92 3-3 K		4	0	0	0	0	1	3
2 Troy Tulowitzki, R (1, 6) OBP: 0.211, SLG: 0.316		B B B C F X FA 85 3-2 F7		C C FA 85 1 SAFE S SL 79 0-3 K		C B X 1-1 G6-3			F FA 90 F FA 89 X FA 84 0-2 G5-3	4	0	0	0	0	1	1
20 Chris Iannetta, R (1, 2) OBP: 0.154, SLG: 0.231			C FA 86 B FA 86 S SL 84 C 1-3 K		F CH 78 X FA 86 0-1 G1-3		C CU 86 C FA 98 B SL 89 S FA 98 1-3 K		B FA 90 X CH 84 1-0 G3-1	4	0	0	0	0	2	0
48 Jason Hirsh, R (1, 1) 60 Manny Corpas, R (7, 1) 32 LaTroy Hawkins, R (8, 1) John Mabry, L (9, PH) 40 Brian Fuentes, L (9, 1)			C FA 85 B FA 80 X 1-1 G2-3		B FA 84 C FA 85 S FA 85 B FA 85 F FA 84 S SL 80 2-3 K		C FA 96 C FA 98 S CU 90 0-3 K2-3		X FA 84 0-0 F8	3 0 0 1 0	0 0 0 0 0	0 0 0 0 0	0 0 0 0 0	2 0 0 0 0	0 0 0 0 0	0 0 0 0 0
Inning Stats	R: 0 E: 0 K: 0 S: 9 H: 1 LOB: 1 BB: 0 P: 12	R: 0 E: 0 K: 0 S: 9 H: 0 LOB: 0 BB: 0 P: 16	R: 1 E: 0 K: 1 S: 10 H: 1 LOB: 1 BB: 0 P: 14	R: 0 E: 0 K: 1 S: 10 H: 1 LOB: 1 BB: 0 P: 12	R: 0 E: 0 K: 2 S: 10 H: 0 LOB: 0 BB: 0 P: 13	R: 3 E: 0 K: 0 S: 16 H: 2 LOB: 0 BB: 1 P: 23	R: 0 E: 0 K: 2 S: 13 H: 0 LOB: 0 BB: 0 P: 15	R: 0 E: 0 K: 2 S: 14 H: 1 LOB: 2 BB: 0 P: 24	R: 0 E: 0 K: 0 S: 5 H: 0 LOB: 0 BB: 0 P: 6	1B: 4 2B: 0 3B: 1 HR: 1	SF: 0 SAC: 0 DP: 0 HBP: 2					

PITCHER		IP	WLS	BF	H	R	ER	SO	BB	IBB	HBP	BLK	WP	HR	S	P	ERA	WHIP
Greg Maddux, R ERA: 6.75	(1, 1)	5.1	L	23	5	4	4	4	1	0	1	0	1	1	59	83	6.75	1.125
21 Heath Bell, R ERA:	(6, 1)	1.2		5	0	0	0	2	0	0	0	0	0	0	18	22	0.00	0.000
39 Mike Thompson, R ERA:	(8, 1)	2.0		8	1	0	0	2	0	0	1	0	0	0	19	30	0.00	0.500

PITCHER	IP	WLS	BF	H	R	ER	SO	BB	IBB	HBP	BLK	WP	HR	S	P	ERA	WHIP

Colorado Rockies @ San Diego Padres

PETCO Park, San Diego, CA

Fri Apr 06 2007, 10:05 PM EDT

Att. 44,267 - Cloudy - 61 F

TOP

livebaseballscorecards.com

AB	33
R	4
H	6
RBI	3
BB	1
SO	8
LOB	11

WP: 1	PA: 36
PB: 0	
SB: 2	
CS: 0	

BOTTOM

Colorado Rockies @ San Diego Padres

PETCO Park, San Diego, CA

Fri Apr 06 2007, 10:05 PM EDT

Att. 44,267 - Cloudy - 61 F

livebaseballscorecards.com

Batter	1	2	3	4	5	6	7	8	9	AB	R	H	RBI	BB	SO	LOB
22 Marcus Giles, R (1, 4) OBP: 0.444, SLG: 0.625	B FA 93 F FA 94 X 1-1 ① F7		B CU 77 X FA 95 1-0 1B			C FA 90 S CH 84 C FA 92 0-3 ① K		F FA 95 X CH 84 0-1 1B		4	0	2	0	0	1	0
24 Brian Giles, L (1, 9) OBP: 0.333, SLG: 0.375	B C S B X 2-2 ② P6		B CH 84 B FA 85 C FA 84 C SL 81 1 SAFE C SL 82 2-3 ③ K			B CU 77 X FA 92 1-0 1B		F FA 95 B FA 95 C FA 95 B CH 84 B FA 96 F FA 97 S CH 84 3-3 ① K		4	0	1	0	0	2	2
23 Adrián González, L (1, 3) OBP: 0.333, SLG: 0.438	X 0-0 ③ F8			C CU 77 F FA 93 F FA 94 B CH 84 B FA 95 S CH 85 2-3 ① K		C FA 93 B FA 94 B CH 83 C CH 82 B FA 93 S CH 82 3-3 ② K		C FA 96 1 SAFE S FA 95 F FA 95 B CH 83 B CH 84 B FA 96 1 SAFE X CH 84 3-2 ② F9		4	0	0	0	0	2	2
28 Josh Bard, S (1, 2) OBP: 0.333, SLG: 0.389		B FA 94 B SL 86 X 2-0 ① F7		F FA 94 B CU 85 X FA 93 1-1 ② F8		B FA 93 B FA 93 X FA 93 2-0 ③ F8		C FA 96 C CH 84 B FA 95 X CH 85 1-2 ③ G4-3		4	0	0	0	0	0	2
Mike Cameron, R (1, 8) OBP: 0.278, SLG: 0.188		B FA 95 B FA 84 B CH 82 C FA 94 C SL 84 S 3-3 ② K		C FA 95 X FA 93 0-1 ③ L8			X FA 93 0-0 ① F8		C FA 94 B FA 94 H FA 93 2-1 3 HR HBP	3	1	0	0	0	1	0
3 Khalil Greene, R (1, 6) OBP: 0.412, SLG: 0.941		C CH 83 X CH 86 0-1 1B			B FA 93 B FA 94 S FA 84 B FA 95 T FA 93 S CH 84 3-3 ① K		C FA 92 X FA 92 0-1 8 1B 2B		C FA 94 X CH 74 0-1 1-H HR	4	1	3	2	0	1	0
5 Kevin Kouzmanoff, R (1, 5) OBP: 0.118, SLG: 0.176		B FA 85 F FA 86 B CH 80 C X 2-2 ③ F8			C CU 76 B SL 85 B FA 94 X FA 93 2-1 ② G6-3		C CU 76 B FA 94 S CH 82 S FA 84 1-3 ② K		F FA 93 F CH 74 S CH 75 0-3 ① K	4	0	0	0	0	2	2
8 Terrmel Sledge, L (1, 7) OBP: 0.364, SLG: 0.556 Geoff Blum, S (9, PH)			B FA 93 B SL 87 F F B S 3-3 ① K		B CH 86 C FA 94 F FA 94 B FA 93 X FA 95 2-2 HR		C FA 94 S FA 84 X CH 83 0-2 2-3 1B		B CU 74 C FA 92 F FA 93 B CH 74 B FA 94 X FA 94 3-2 ② P6	3 1	1 0	2 0	1 0	0 0	1 0	0 0
Greg Maddux, R (1, 1) 21 Heath Bell, R (6, 1) 18 Paul McAnulty, L (7, PH) 39 Mike Thompson, R (8, 1) José Cruz Jr., S (9, PH) OBP: 0.500, SLG: 0.800			C F X 0-2 ② G6-3		X 0-0 ③ G1-3		B SL 80 B FA 95 S FA 95 X FA 96 2-1 ③ G2-3		B F S F B T B F F 3-3 C ③ K	2 0 1 0 1	0 0 0 0 0	0 0 0 0 1	0 0 0 0 0	0 0 0 0 0	0 0 0 0 1	0 0 2 0 0
Inning Stats	R: 0 H: 0 E: 0 LOB: 0 K: 0 BB: 0 S: 6 P: 9	R: 0 H: 1 E: 0 LOB: 1 K: 1 BB: 0 S: 9 P: 16	R: 0 H: 1 E: 0 LOB: 1 K: 2 BB: 0 S: 10 P: 16	R: 0 H: 0 E: 0 LOB: 0 K: 1 BB: 0 S: 8 P: 11	R: 1 H: 1 E: 0 LOB: 0 K: 1 BB: 0 S: 9 P: 16	R: 0 H: 1 E: 0 LOB: 1 K: 2 BB: 0 S: 8 P: 14	R: 0 H: 2 E: 0 LOB: 2 K: 1 BB: 0 S: 11 P: 14	R: 0 H: 1 E: 0 LOB: 1 K: 1 BB: 0 S: 13 P: 20	R: 2 H: 1 E: 0 LOB: 0 K: 2 BB: 0 S: 16 P: 24	1B: 5 2B: 1 3B: 0 HR: 2	SF: 0 SAC: 0 DP: 0 HBP: 1			WP: 0 PB: 0 SB: 0 CS: 0		PA: 36	

PITCHER	IP	WLS	BF	H	R	ER	SO	BB	IBB	HBP	BLK	WP	HR	S	P	ERA	WHIP
48 Jason Hirsh, R (1, 1) ERA: 1.35	6.2	W	26	6	1	1	8	0	0	0	0	0	1	59	92	1.35	0.900
60 Manny Corpas, R (7, 1) ERA:	0.1	H	1	0	0	0	0	0	0	0	0	0	0	2	4	0.00	0.000
32 LaTroy Hawkins, R (8, 1) ERA: 7.36	1.0	H	4	1	0	0	1	0	0	0	0	0	0	13	20	0.00	1.000
40 Brian Fuentes, L (9, 1) ERA: 9.0	1.0	S	5	1	2	2	2	0	0	1	0	0	1	16	24	18.00	1.000

PITCHER	IP	WLS	BF	H	R	ER	SO	BB	IBB	HBP	BLK	WP	HR	S	P	ERA	WHIP

Colorado Rockies @ San Diego Padres

PETCO Park, San Diego, CA

Sat Apr 07 2007, 10:05 PM EDT

Att. 40,504 - Cloudy - 64 F

TOP

livebaseballscorecards.com

Batter	1	2	3	4	5	6	7	8	9	AB	R	H	RBI	BB	SO	LOB
3 Willy Taveras, R (1, 8) OBP: 0.222, SLG: 0.125	C FA 89 F FA 90 F FA 90 B FA 90 B CU 74 B SL 82 X FA 90 3-2 ① **P3**		X CH 80 0-0 ② **F7**			X CH 78 0-0 **CS** **1B**		C FA 97 X FA 95 0-1 ② **L1-3**		4	0	1	0	0	0	2
Jamey Carroll, R (1, 4) OBP: 0.600, SLG: 0.625	B FA 90 B FA 91 C FA 90 X FA 88 2-1 ② **L4**		C FA 89 X FA 90 0-1 ③ **1B** 2-H 3-H			1 SAFE 1 SAFE C CU 72 F FA 90 B CU 72 1 SAFE S CU 72 1-3 ②③ **K** 1-2		B FA 97 B FA 95 C FA 94 B FA 95 C FA 95 X FA 96 3-2 ③ **G6-3**		4	0	1	2	0	1	1
27 Garrett Atkins, R (1, 5) OBP: 0.333, SLG: 0.286	B FA 90 X FA 89 1-0 ③ **F9**			B FA 87 C CU 70 F CU 70 B FA 89 X CU 71 2-2 ① **G6-3**			C CU 70 B FA 86 B FA 87 X CU 71 2-1 **10 1B** **1B**		C FC 88 B SL 83 F FC 89 B CH 77 S CH 76 2-3 ① **K**	4	0	1	0	0	1	0
17 Todd Helton, L (1, 3) OBP: 0.500, SLG: 0.474		B SL 86 B CU 71 C FA 88 B SL 86 X FA 89 3-1 ① **1B**		B CU 73 B SL 86 F FA 89 X CU 71 2-1 ② **F9**			B SL 86 C CU 72 X FA 88 1-1 ① **F7**		B CU 74 C FA 87 F CU 74 F FA 88 F FC 88 X CH 75 1-2 **5 G5-4-3** **1B**	4	0	2	0	0	0	1
5 Matt Holliday, R (1, 7) OBP: 0.348, SLG: 0.652		F FA 90 B SL 86 C FA 90 B SL 86 X FA 87 2-2 ② **F9**		F FC 86 X CH 78 0-1 ③ **F7**			F SL 84 B FA 88 F SL 85 S CU 72 1-3 ② **K**		F FA 89 B SL 86 S SL 84 B CH 74 X CH 76 2-2 ②③ **G5-4-3** 1-2f	4	0	0	0	0	1	2
10 Jeff Baker, R (1, 9) OBP: 0.667, SLG: 1.333 Steve Finley, L (7, 9) OBP: 0.250, SLG: 0.143		B FA 91 B FA 90 C FA 90 X FA 90 2-1 ③ **F9**			B FA 88 X CU 71 1-0 ① **G5-3**		B CU 71 C FA 88 D CU 72 X CU 72 2-1 **2 BB** **1-3** **1B**			3 0	0 0	1 0	0 0	0 0	0 0	0 0
2 Troy Tulowitzki, R (1, 6) OBP: 0.273, SLG: 0.333			X FA 88 0-0 **37 SH1-4** **20 BB** **1B** **1B**		C CU 72 F FA 90 B CU 70 B CU 62 B CU 70 X FA 89 3-2 ② **G5-3**		S FA 94 B FA 94 B CU 79 B FA 94 B FA 94 4-1 **1-2** **BB**			2	1	1	0	1	0	0
20 Chris Iannetta, R (1, 2) OBP: 0.188, SLG: 0.200			B FA 87 B FA 89 B FA 88 C FA 88 F FA 89 F FA 90 F FA 89 F FA 89 B FA 90 4-2 **37 SH1-4** **1B** **1-2** **BB**		C CH 79 C FA 86 B FA 88 B FA 91 F CU 72 S FA 87 2-3 ③ **K**		C FA 94 F FA 97 F FA 96 X FA 96 0-2 ③ **F9**			2	1	0	0	1	1	3
37 Josh Fogg, R (1, 1) Jeremy Affeldt, L (7, 1) 61 Ramon E Ramirez, R (7, 1) 11 Brad Hawpe, L (8, PH) OBP: 0.400, SLG: 0.353 60 Manny Corpas, R (8, 1)			C FA 90 X FA 90 0-1 ① **SH1-4** 1-2 2-3			F FA 87 F CU 68 B FA 85 S CU 72 1-3 ① **K**		B FA 96 B FA 94 X FA 93 2-0 ① **F9**		1 0 0 1 0	0 0 0 0 0	0 0 0 0 0	0 0 0 0 0	1 0 0 0 0	0 0 0 0 0	0 0 0 0 0
Inning Stats	R: 0 E: 0 K: 0 S: 7 H: 0 LOB: 0 BB: 0 P: 13	R: 0 E: 0 K: 0 S: 7 H: 1 LOB: 0 BB: 0 P: 14	R: 2 E: 0 K: 0 S: 11 H: 2 LOB: 1 BB: 1 P: 15	R: 0 E: 0 K: 0 S: 7 H: 0 LOB: 0 BB: 0 P: 11	R: 0 E: 0 K: 1 S: 8 H: 0 LOB: 0 BB: 0 P: 14	R: 0 E: 0 K: 2 S: 7 H: 1 LOB: 1 BB: 0 P: 9	R: 0 E: 0 K: 1 S: 14 H: 2 LOB: 3 BB: 1 P: 24	R: 0 E: 0 K: 0 S: 6 H: 0 LOB: 0 BB: 0 P: 11	R: 0 E: 0 K: 1 S: 11 H: 1 LOB: 0 BB: 0 P: 16	1B: 7 2B: 1 3B: 0 HR: 0 SF: 0 SAC: 1 DP: 2 HBP: 0						

AB	29
R	2
H	7
RBI	2
BB	2
SO	5
LOB	9

WP: 0	PA: 32
PB: 0	
SB: 0	
CS: 1	

PITCHER		IP	WLS	BF	H	R	ER	SO	BB	IBB	HBP	BLK	WP	HR	S	P	ERA	WHIP
David Wells, L ERA: 2.7	(1, 1)	6.2		24	6	2	2	4	1	0	0	0	0	0	56	91	2.70	1.050
26 Doug Brocail, R ERA:	(7, 1)	0.1		2	0	0	0	0	1	0	0	0	0	0	5	9	0.00	3.000
Scott Linebrink, R ERA:	(8, 1)	1.0		3	0	0	0	0	0	0	0	0	0	0	6	11	0.00	0.000
Trevor Hoffman, R ERA:	(9, 1)	1.0	W	3	1	0	0	1	0	0	0	0	0	0	11	16	0.00	1.000

PITCHER	IP	WLS	BF	H	R	ER	SO	BB	IBB	HBP	BLK	WP	HR	S	P	ERA	WHIP

Colorado Rockies @ San Diego Padres

PETCO Park, San Diego, CA

Sat Apr 07 2007, 10:05 PM EDT

Att. 40,504 - Cloudy - 64 F

livebaseballscorecards.com

BOTTOM

Batter	1	2	3	4	5	6	7	8	9	AB	R	H	RBI	BB	SO	LOB
22 Marcus Giles, R (1, 4) OBP: 0.500, SLG: 0.611	X FA 87 0-0 1B 1B		X FA 89 0-0 F8 ②		F FA 87 S FA 88 B FA 88 H SL 82 2-2 23 S HBP		B FA 89 F FA 88 B B CH 83 B FA 89 4-1 24 1B 23 SF9 BB		L FA 94 X FA 94 0-1 SH3-4 ① 1-2	2	1	1	0	1	0	0
24 Brian Giles, L (1, 9) OBP: 0.391, SLG: 0.400	B FA 87 X FA 87 1-0 F7 ①		C FA 86 B FA 90 X 1-1 23 1B 1B		X FA 89 0-0 F8 ①		D CU 79 B FA 95 X FA 96 2-0 1B 1-3 1B		I IN 80 4-0 23 2B IBB	4	0	2	0	1	0	2
23 Adrián González, L (1, 3) OBP: 0.348, SLG: 0.500	C FA 88 B CH 82 B FA 90 C CU 79 B CH 82 X SL 87 3-2 F8 ②		B SL 84 B FA 87 B FA 83 C FA 90 S CH 83 X CH 83 3-2 1-3 1B		F FA 88 1 SAFE B FA 82 B FA 82 B FA 82 X FA 89 3-1 F7 ② 1-2		X CU 79 0-0 SF9 ② 3-H		X FA 95 0-0 1-3 2-H 2B	4	0	2	2	0	0	2
Mike Cameron, R (1, 8) OBP: 0.318, SLG: 0.250	B FA 91 C SL 86 X FA 92 1-1 1-3 1B		B FA 90 C SL 85 X FA 91 1-1 G5-3 ③		B FA 88 F SL 84 X FA 89 1-1 G5-3 ③		B SL 88 B SL 89 F FA 97 C FA 98 D SL 91 X SL 89 3-2 3 FC6-4 1-3 1B			4	0	2	0	0	0	3
3 Khalil Greene, R (1, 6) OBP: 0.333, SLG: 0.762	C FA 92 B FA 91 X FA 86 1-1 P4 ③			C FA 89 C SL 84 B CH 81 B FA 91 X SL 83 2-2 P5 ①		C FA 88 S CH 82 B SL 86 F SL 84 B FA 82 S FA 90 2-3 K ①	X FA 98 0-0 FC6-4 ③ 1-2f			4	0	0	0	0	1	4
34 Russell Branyan, L (1, 5) OBP: 0.333, SLG: 1.000		B CU 76 S SL 84 X CH 80 1-1 G4-3 ①		F CU 79 B CU 77 B FA 86 S FA 82 X SL 85 2-2 HR	F FA 91 B FA 87 B FA 91 S CH 84 S FA 90 2-3 K ②			X FA 94 0-0 P6 ①		4	1	1	1	0	1	0
8 Terrmel Sledge, L (1, 7) OBP: 0.429, SLG: 0.545 26 Doug Brocail, L (7, 1) Scott Linebrink, R (8, 1) Geoff Blum, S (8, PH) Trevor Hoffman, R (9, 1)		C FA 90 C SL 86 X CH 81 0-2 G5-3 ②		B FA 89 F SL 83 S CH 82 F CH 80 X CU 78 1-2 G3 1B		B CH 85 F CH 83 B FA 83 H FA 92 3-1 HBP		B FA 95 S FA 94 S FA 96 S FA 96 1-3 K ②		2 0 0 0 1 0	0 0 0 0 0 0	1 0 0 0 0 0	0 0 0 0 1 0	0 0 0 0 0 0	0 0 0 0 1 0	0 0 0 0 0 0
Rob Bowen, S (1, 2)		C CU 79 B CU 78 B FA 91 X FA 83 2-1 F8 ③		X FA 82 0-0 G3 ② 1-2		B FA 89 B CH 82 S CH 82 X CH 81 2-1 G4-3 ③		B SL 81 B FA 96 C SL 82 B FA 98 S FA 96 C FA 97 3-3 K ③		4	0	0	0	0	1	2
David Wells, L (1, 1) José Cruz Jr., S (7, 7) OBP: 0.500, SLG: 0.714			S FA 87 B CH 81 X FA 86 1-1 L3 ①	C CH 81 X FA 90 0-1 G6-3 ③			B CH 80 L SL 83 B CH 79 F CH 79 S FA 88 2-3 K ①		B SL 80 X FA 96 1-0 22 SH3-4 23 2B 1B	2 2	0 1	0 1	0 0	0 1	0 0	1 0

Inning Stats	1	2	3	4	5	6	7	8	9
	R: 0 E: 0 K: 0 S: 9 H: 2 LOB: 2 BB: 0 P: 15	R: 0 E: 0 K: 0 S: 7 H: 0 LOB: 0 BB: 0 P: 10	R: 0 E: 0 K: 0 S: 10 H: 2 LOB: 2 BB: 0 P: 16	R: 1 E: 0 K: 0 S: 13 H: 2 LOB: 1 BB: 0 P: 18	R: 0 E: 0 K: 0 S: 7 H: 0 LOB: 1 BB: 0 P: 13	R: 0 E: 0 K: 2 S: 10 H: 0 LOB: 1 BB: 0 P: 19	R: 1 E: 0 K: 1 S: 10 H: 2 LOB: 2 BB: 1 P: 21	R: 0 E: 0 K: 2 S: 7 H: 0 LOB: 0 BB: 0 P: 11	R: 1 E: 0 K: 0 S: 4 H: 2 LOB: 2 BB: 1 P: 9

AB	33
R	3
H	10
RBI	3
BB	2
SO	5
LOB	14

		1B	2B	3B	HR	SF	SAC	DP	HBP	PA
		8	1	0	1	1	1	0	2	39

		WP	PB	SB	CS
		0	0	1	0

PITCHER		IP	WLS	BF	H	R	ER	SO	BB	IBB	HBP	BLK	WP	HR	S	P	ERA	WHIP
37 Josh Fogg, R ERA: 2.84	(1, 1)	6.1		28	6	2	2	3	1	0	2	0	0	1	60	101	2.84	1.105
Jeremy Affeldt, L ERA:	(7, 1)	0.1	B	2	1	0	0	0	0	0	0	0	0	0	2	4	0.00	3.000
61 Ramon E Ramirez, R ERA:	(7, 1)	0.1		2	1	0	0	0	0	0	0	0	0	0	4	7	0.00	3.000
60 Manny Corpas, R ERA: 2.45	(8, 1)	1.1	L	7	2	1	1	2	0	1	0	0	0	0	11	20	6.75	1.500

PITCHER		IP	WLS	BF	H	R	ER	SO	BB	IBB	HBP	BLK	WP	HR	S	P	ERA	WHIP

Colorado Rockies @ San Diego Padres

PETCO Park, San Diego, CA

Sun Apr 08 2007, 4:05 PM EDT

Att. 27,086 - Cloudy - 67 F

TOP

livebaseballscorecards.com

Batter	1	2	3	4	5	6	7	8	9	10	AB	R	H	RBI	BB	SO	LOB
Steve Finley, L (1, 8) OBP: 0.154, SLG: 0.083	C CH 70 B CH 74 B CH 83 S CH 82 X CU 75 2-2 F8 ①		B FA 94 C SL 83 F CH 87 B SL 84 X FA 96 2-2 F9 ②		C FA 97 C FA 89 F SL 85 X SL 87 0-2 F8 ③		X FA 97 0-0 FC6-4 ③ 1-2f			B CH 84 C FA 94 X CH 84 1-1 L8 ③	5	0	0	0	0	0	3
7 Kazuo Matsui, S (1, 4) OBP: 0.444, SLG: 0.529	B FA 96 B FA 96 B FA 94 C FA 94 F FA 96 F FA 95 X FA 96 3-2 27 G1-3 1B		C FA 96 S CU 78 B SL 84 S FA 97 1-3 K			C CH 84 X CH 84 0-1 F8 ①		B FA 88 B FA 88 C FA 88 X FA 88 2-1 G5-3 ①			4	0	1	0	0	1	0
27 Garrett Atkins, R (1, 5) OBP: 0.321, SLG: 0.280	C FA 96 C FA 97 X SL 90 0-2 G1-3 ② 1-2			C F FA 95 X SL 83 0-2 5 G4-3 17 G1-3 11 1B 1B		B FA 96 C FF 96 F FC 89 X SL 83 1-2 F9 ②		F FA 89 X FA 88 0-1 G6-3 ②			4	1	1	0	0	0	1
17 Todd Helton, L (1, 3) OBP: 0.429, SLG: 0.391	B FA 97 C FA 98 D CH 88 F FA 98 B FA 92 C SL 85 3-3 K ③			X FA 88 0-0 G1-3 ① 1-2		C FA 95 C FA 90 F FA 97 F SL 84 B SL 84 X FA 90 1-2 G6-3 ③		B FA 89 F FA 89 F FA 88 X FA 87 1-2 L9 ③			4	0	0	0	0	1	2
5 Matt Holliday, R (1, 7) OBP: 0.333, SLG: 0.593		S FA 96 B FA 96 B FA 96 S SL 86 B FA 98 X FA 88 3-2 G5-3 ①		X FA 96 0-0 G4-3 ② 2-3			B SL 83 F SL 84 B FF 96 X CH 88 2-1 28 WP 11 G3-4-3 1B		F FA 88 X CH 77 0-1 F8 ①		4	0	1	0	0	0	1
11 Brad Hawpe, L (1, 9) OBP: 0.417, SLG: 0.381		C FA 97 B CH 87 B FA 96 C SL 84 X FA 97 2-2 1B		C FA 88 B FA 97 X FA 96 1-1 3-H 1B			X FA 90 0-0 G3-4-3 ① 1-2		C FA 88 B CH 77 B FA 88 C FA 89 C FA 90 2-3 K ②		4	0	2	1	0	1	1
8 Yorvit Torrealba, R (1, 2) OBP: 0.333, SLG: 0.333		B FA 97 C SL 86 X FA 90 1-1 F9 ②		B SL 86 F SL 86 X SL 86 1-1 G5-3 ③			B SL 84 S SL 84 B SL 83 X SL 87 2-1 G1-3 ②		B SL 85 B SL 85 C FA 89 X SL 84 2-1 F9 ③		4	0	0	0	0	0	3
2 Troy Tulowitzki, R (1, 6) OBP: 0.269, SLG: 0.292		X FA 96 0-0 L1 ③			B SL 84 C SL 84 C SL 84 F SL 84 B SL 84 X FA 96 2-2 G6-3 ①		I IN 64 I IN 67 I IN 67 I IN 70 4-0 28 WP IBB			S FA 96 F FF 95 B CU 82 B CU 83 B FA 96 F FA 95 C FF 95 3-3 K ①	3	0	0	0	1	1	1
28 Aaron Cook, R (1, 1) John Mabry, L (10, PH) 32 LaTroy Hawkins, R (10, 1)			X 0-0 F8 ①		C FA 96 C FA 96 S SL 85 0-3 K ②		C SL 85 S SL 84 B SL 83 B SL 82 B SL 84 B FA 96 4-2 FC6-4 BB 1-2 2-3			B CH 85 X CH 84 1-0 G4-3 ②	2 1 0	0 0 0	0 0 0	0 0 0	1 0 0	1 0 0	0 0 0
Inning Stats	R: 0 H: 1 E: 0 LOB: 1 K: 1 BB: 0 S: 14 P: 22	R: 0 H: 1 E: 0 LOB: 1 K: 0 BB: 0 S: 9 P: 15	R: 0 H: 0 E: 0 LOB: 0 K: 1 BB: 0 S: 7 P: 10	R: 1 H: 2 E: 0 LOB: 1 K: 0 BB: 0 S: 9 P: 11	R: 0 H: 0 E: 0 LOB: 0 K: 1 BB: 0 S: 11 P: 13	R: 0 H: 0 E: 0 LOB: 0 K: 0 BB: 0 S: 10 P: 12	R: 0 H: 1 E: 0 LOB: 3 K: 0 BB: 2 S: 8 P: 20	R: 0 H: 0 E: 0 LOB: 0 K: 0 BB: 0 S: 7 P: 10	R: 0 H: 0 E: 0 LOB: 0 K: 1 BB: 0 S: 7 P: 11	R: 0 H: 0 E: 0 LOB: 0 K: 1 BB: 0 S: 7 P: 12	1B: 5 2B: 0 3B: 0 HR: 0	SF: 0 SAC: 0 DP: 0 HBP: 0						

	AB	35
	R	1
	H	5
	RBI	1
	BB	2
	SO	5
	LOB	12

WP: 1 PA: 37
PB: 0
SB: 0
CS: 0

PITCHER	IP	WLS	BF	H	R	ER	SO	BB	IBB	HBP	BLK	WP	HR	S	P	ERA	WHIP
44 Jake Peavy, R (1, 1) ERA: 0.69	7.0		28	5	1	1	3	1	1	0	0	1	0	68	103	1.29	0.857
43 Cla Meredith, R (8, 1) ERA:	1.0		3	0	0	0	0	0	0	0	0	0	0	7	10	0.00	0.000
Trevor Hoffman, R (9, 1) ERA:	1.0		3	0	0	0	1	0	0	0	0	0	0	7	11	0.00	0.000
Scott Linebrink, R (10, 1) ERA:	1.0	W	3	0	0	0	1	0	0	0	0	0	0	7	12	0.00	0.000

PITCHER	IP	WLS	BF	H	R	ER	SO	BB	IBB	HBP	BLK	WP	HR	S	P	ERA	WHIP

Colorado Rockies @ San Diego Padres

PETCO Park, San Diego, CA

Sun Apr 08 2007, 4:05 PM EDT

Att. 27,086 - Cloudy - 67 F

livebaseballscorecards.com

Batter	1	2	3	4	5	6	7	8	9	10	AB	R	H	RBI	BB	SO	LOB
22 Marcus Giles, R (1, 4) OBP: 0.462, SLG: 0.591	G4-3		K			2B			F8		4	0	1	0	0	1	0
24 Brian Giles, L (1, 9) OBP: 0.370, SLG: 0.375	G3			G4-3		F7			1B		4	0	1	0	0	0	1
23 Adrián González, L (1, 3) OBP: 0.333, SLG: 0.458	G3-1			F7			G4-3		1B		4	0	1	0	0	0	0
28 Josh Bard, S (1, 2) OBP: 0.318, SLG: 0.409		2B		L9			G4-3		G6-3		4	0	1	0	0	0	2
Mike Cameron, R (1, 8) OBP: 0.269, SLG: 0.208		G6-3			F7		G6-3			K	4	0	0	0	0	1	1
3 Khalil Greene, R (1, 6) OBP: 0.320, SLG: 0.760		F8			G4-3			G5-3		3B	4	1	1	0	0	0	1
5 Kevin Kouzmanoff, R (1, 5) OBP: 0.143, SLG: 0.190		K			G5-3			G6-3		1B	4	0	1	1	0	1	1
José Cruz Jr., S (1, 7) OBP: 0.455, SLG: 0.900			G3			K		HR			3	1	1	1	0	1	0
44 Jake Peavy, R (1, 1) 43 Cla Meredith, R (8, 1) 34 Russell Branyan, L (8, PH) OBP: 0.286, SLG: 0.857 Trevor Hoffman, R (9, 1) Scott Linebrink, R (10, 1)			G4-3			K		F7			2 0 1 0 0	0 0 0 0 0	0 0 0 0 0	0 0 0 0 0	0 0 0 0 0	1 0 0 0 0	0 0 0 0 0
Inning Stats	R: 0 H: 0 E: 0 LOB: 0 K: 0 BB: 0 S: 5 P: 9	R: 0 H: 1 E: 0 LOB: 1 K: 1 BB: 0 S: 13 P: 21	R: 0 H: 0 E: 0 LOB: 0 K: 1 BB: 0 S: 9 P: 15	R: 0 H: 0 E: 0 LOB: 0 K: 0 BB: 0 S: 8 P: 11	R: 0 H: 0 E: 0 LOB: 0 K: 0 BB: 0 S: 5 P: 6	R: 0 H: 1 E: 0 LOB: 1 K: 2 BB: 0 S: 12 P: 15	R: 0 H: 0 E: 0 LOB: 0 K: 0 BB: 0 S: 3 P: 5	R: 1 H: 1 E: 0 LOB: 0 K: 0 BB: 0 S: 9 P: 13	R: 0 H: 2 E: 0 LOB: 1 K: 0 BB: 0 S: 6 P: 8	R: 1 H: 2 E: 0 LOB: 1 K: 1 BB: 0 S: 10 P: 16	1B: 3 SF: 0 2B: 2 SAC: 0 3B: 1 DP: 1 HR: 1 HBP: 0	WP: 0 PA: 34 PB: 0 SB: 0 CS: 0					

PITCHER	IP	WLS	BF	H	R	ER	SO	BB	IBB	HBP	BLK	WP	HR	S	P	ERA	WHIP
28 Aaron Cook, R (1, 1) ERA: 3.6	9.0		31	5	1	1	4	0	0	0	0	0	1	70	103	1.00	0.556
32 LaTroy Hawkins, R (10, 1) ERA: 9.0	0.1	L	3	2	1	1	1	0	0	0	0	0	0	10	16	27.00	6.000

PITCHER	IP	WLS	BF	H	R	ER	SO	BB	IBB	HBP	BLK	WP	HR	S	P	ERA	WHIP

BOTTOM

AB	34
R	2
H	7
RBI	2
BB	0
SO	5
LOB	6

Batter	1	2	3	4	5	6	7	8	9	AB	R	H	RBI	BB	SO	LOB
10 Dave Roberts, L (1, 8) OBP: 0.240, SLG: 0.292	C FA 88 X FA 91 0-1 ① B1-3		F FA 93 F FA 85 D FA 93 F CU 74 T FA 94 1-2 ② K			C FA 90 B CU 71 C FA 91 B FA 92 X FA 93 2-2 ① G5-3		C FA 88 B FA 90 X FA 88 1-1 ① G4-3		4	0	0	0	0	1	1
13 Omar Vizquel, S (1, 6) OBP: 0.192, SLG: 0.160	C FA 88 F FA 90 B CU 72 X FA 91 1-2 ② G6-3		F FA 93 C FA 93 B SL 85 F FA 94 B FA 94 X FA 93 2-2 ③ F7			F CH 81 X FA 94 0-1 ② G6-3		L FA 89 X FA 88 0-1 ② G3		4	0	0	0	0	0	1
Barry Bonds, L (1, 7) OBP: 0.333, SLG: 0.400	B FA 91 B CH 82 B FA 92 B FA 92 4-0 FC4-6 BB			B FA 92 B FA 92 B FA 93 C FA 92 X CH 82 3-1 ① G6-3		B FA 94 B FA 93 B FA 93 B FA 94 4-0 1B BB		C FA 88 F FA 89 S FA 87 0-3 ③ K		2	0	0	0	2	1	0
Ray Durham, S (1, 4) OBP: 0.429, SLG: 0.417	C FA 90 1 SAFE C CU 73 F FF 92 1 SAFE F FA 92 1 SAFE X FA 86 0-2 ③ FC4-6 1-2f			B FA 92 S FA 92 B FA 92 B CH 82 F FA 92 X FA 92 3-2 ② G3		C FA 92 1 SAFE B FA 93 1 SAFE F FA 93 F FA 85 F FA 93 X FA 94 1-2 1B 1-2			X FC 86 0-0 ① G3	4	0	1	0	0	0	1
35 Rich Aurilia, R (1, 3) OBP: 0.385, SLG: 0.435		B FA 90 B FA 90 X FA 90 2-0 ① F8		B FA 91 S SL 81 B SL 82 F FA 93 F SL 84 B FA 93 X FA 93 3-2 1B		B SL 84 X FA 94 1-0 ③ F9			B SL 83 X FC 88 1-0 ② G6-3	4	0	1	0	0	0	2
1 Bengie Molina, R (1, 2) OBP: 0.348, SLG: 0.500 19 Kevin Frandsen, R (9, PR)		C FA 90 S FA 92 S SL 85 0-3 ② K		X SL 82 0-0 ③ F8			B SL 81 B FA 91 S FA 91 X FA 92 2-1 2B		C FC 88 X FC 88 0-1 2B	4 0	0 0	2 0	0 0	0 0	1 0	1 0
Pedro Feliz, R (1, 5) OBP: 0.208, SLG: 0.333		B FA 91 C FA 92 F FA 93 B SL 83 X SL 84 2-2 ③ G6-3			B FA 90 X FA 90 1-0 ① P2		S FA 83 B FA 92 X SL 82 1-1 ① G6-3		C FC 90 D CH 77 F CH 76 D CH 76 S CH 76 2-3 ③ K2-3	4	0	0	0	0	1	2
2 Randy Winn, S (1, 9) OBP: 0.259, SLG: 0.280			C FA 89 B FA 91 F FA 91 B FA 92 X FA 92 2-2 18 SH1-4 2B		C CH 81 X FA 92 0-1 ② P5		S FA 94 F FA 95 C SL 86 0-3 ② K			3	0	1	0	0	1	1
18 Matt Cain, R (1, 1) 53 Jonathan Sánchez, L (8, 1)			B FA 90 X FA 91 1-0 ① SH1-4 2-3		B FA 91 C FA 91 S FA 91 B FA 84 S FA 92 2-3 ③ K		S SL 83 B SL 83 C FA 94 B SL 83 S FA 84 2-3 ③ K			2 0	0 0	0 0	0 0	0 0	2 0	1 0
Inning Stats	R: 0 H: 0 E: 0 LOB: 1 K: 0 BB: 1 S: 10 P: 15	R: 0 H: 0 E: 0 LOB: 0 K: 1 BB: 0 S: 7 P: 11	R: 0 H: 1 E: 0 LOB: 1 K: 1 BB: 0 S: 12 P: 18	R: 0 H: 1 E: 0 LOB: 1 K: 0 BB: 0 S: 10 P: 19	R: 0 H: 0 E: 0 LOB: 0 K: 1 BB: 0 S: 6 P: 9	R: 0 H: 1 E: 0 LOB: 2 K: 0 BB: 1 S: 11 P: 19	R: 0 H: 1 E: 0 LOB: 1 K: 2 BB: 0 S: 10 P: 15	R: 0 H: 0 E: 0 LOB: 0 K: 1 BB: 0 S: 7 P: 8	R: 0 H: 1 E: 0 LOB: 1 K: 1 BB: 0 S: 7 P: 10	1B: 2 SF: 0 2B: 3 SAC: 1 3B: 0 DP: 0 HR: 0 HBP: 0						

TOP

San Francisco Giants @ San Diego Padres

PETCO Park, San Diego, CA

Mon Apr 09 2007, 10:05 PM EDT

Att. 31,388 - Partly Cloudy - 62 F

livebaseballscorecards.com

AB	31
R	0
H	5
RBI	0
BB	2
SO	7
LOB	10

PITCHER		IP	WLS	BF	H	R	ER	SO	BB	IBB	HBP	BLK	WP	HR	S	P	ERA	WHIP
32 Chris Young, R ERA: 2.13	(1, 1)	7.0	W	27	4	0	0	5	2	0	0	0	0	0	66	106	0.00	0.857
43 Cla Meredith, R ERA:	(8, 1)	1.0	H	3	0	0	0	1	0	0	0	0	0	0	7	8	0.00	0.000
Trevor Hoffman, R ERA:	(9, 1)	1.0	S	4	1	0	0	1	0	0	0	0	0	0	7	10	0.00	1.000

PITCHER	IP	WLS	BF	H	R	ER	SO	BB	IBB	HBP	BLK	WP	HR	S	P	ERA	WHIP

Batter	1	2	3	4	5	6	7	8	9	AB	R	H	RBI	BB	SO	LOB
22 Marcus Giles, R (1, 4) OBP: 0.400, SLG: 0.500	C X FA 97 0-1 ① F9		B FA 96 B FA 90 X FA 96 2-0 ① F9		C SL 89 B SL 88 X FA 96 1-1 ② G6-3		F FA 90 X SL 87 0-1 ③ G4-3			4	0	0	0	0	0	1
24 Brian Giles, L (1, 9) OBP: 0.323, SLG: 0.321	C FA 96 C FA 96 B FA 97 X FA 97 1-2 ② F8		X FA 96 0-0 ② L9		B CU 77 B FA 96 X FA 96 2-0 ③ F8			B FA 94 B FA 94 X FA 93 2-0 ① L6		4	0	0	0	0	0	0
23 Adrián González, L (1, 3) OBP: 0.355, SLG: 0.444	B FA 97 B CU 78 B FA 96 C FA 96 B FA 97 4-1 BB 28 BB BB		B FA 95 B FA 90 X FA 95 2-0 ③ G4-3			B FA 87 T FA 93 X FA 94 1-1 ① P6		X FA 96 0-0 1B		3	0	1	0	1	0	0
28 Josh Bard, S (1, 2) OBP: 0.308, SLG: 0.360	B FA 95 B CU 76 B FA 95 C FA 95 C FA 94 F FA 96 B FA 95 4-2 BB 1-2 BB			F FA 95 F FA 94 X FA 96 0-2 ① F8		B CU 75 F FA 94 F FA 95 C CU 78 1-3 ② K		B FA 89 F FA 88 F FA 90 S FA 95 1-3 ② K		3	0	0	0	1	2	1
Mike Cameron, R (1, 8) OBP: 0.300, SLG: 0.192	B SL 88 B SL 87 F FA 97 B FA 97 B FA 97 4-1 BB 1-2 2-3			B FA 96 B FA 95 S FA 96 B CU 79 B FA 96 4-1 5 HBP BB		B CU 84 C SL 88 S SL 88 S SL 88 1-3 ③ K		C FA 91 B FA 96 B FA 96 X FA 88 2-1 ③ F8		2	0	0	0	2	1	1
3 Khalil Greene, R (1, 6) OBP: 0.321, SLG: 0.750	C FA 98 B FA 98 B FA 97 X FA 97 2-1 ③ F8			1 SAFE B FA 95 S FA 95 F SL 87 F FA 94 1 SAFE F SL 85 1 SAFE F FA 96 1-2 ② P4 F CU 76 X FA 91			B SL 88 X SL 85 1-0 SH5-4 SF9 2B			3	1	1	0	0	0	4
5 Kevin Kouzmanoff, R (1, 5) OBP: 0.174, SLG: 0.182 34 Russell Branyan, L (6, 5) OBP: 0.375, SLG: 0.857		F FA 95 C FA 95 B SL 90 B CU 79 F FA 96 F FA 96 B FA 98 X FA 98 3-2 ① L9		1 SAFE B FA 95 C FA 95 C FA 94 1 SAFE H FA 95 2-2 1-2 HBP			S FA 96 F FA 96 B FA 96 F FA 96 B FA 95 B CU 78 B FA 96 4-2 SF9 SH5-4 BB			1 0	0 0	0 0	0 0	0 1	0 0	0 0
José Cruz Jr., S (1, 7) OBP: 0.385, SLG: 0.750		B FA 94 C FA 89 C FA 89 S FA 97 1-3 ② K		C SL 61 X CH 70 0-1 ③ F7			C FA 88 X FA 95 0-1 ① SH5-4 1-2 2-3			2	0	0	0	0	1	2
32 Chris Young, R (1, 1) Geoff Blum, S (7, PH) 43 Cla Meredith, R (8, 1) Trevor Hoffman, R (9, 1)		B FA 97 C FA 96 B FA 97 B FA 97 C FA 97 X FA 96 3-2 ③ F8			B FA 94 B FA 94 C FA 94 B FA 94 C FA 94 F FA 95 S FA 95 3-3 ① K		F FA 95 B CU 77 S FA 89 X SL 88 1-2 ② SF9 2-3 3-H			2 0 0 0	0 0 0 0	0 0 0 0	0 1 0 0	0 0 0 0	1 0 0 0	0 0 0 0
Inning Stats	R: 0 E: 0 K: 0 S: 12 H: 0 LOB: 3 BB: 3 P: 27	R: 0 E: 0 K: 1 S: 11 H: 0 LOB: 0 BB: 0 P: 18	R: 0 E: 0 K: 0 S: 3 H: 0 LOB: 0 BB: 0 P: 7	R: 0 E: 0 K: 0 S: 15 H: 0 LOB: 2 BB: 1 P: 22	R: 0 E: 0 K: 1 S: 7 H: 0 LOB: 0 BB: 0 P: 13	R: 0 E: 0 K: 2 S: 8 H: 0 LOB: 0 BB: 0 P: 11	R: 1 E: 0 K: 0 S: 11 H: 1 LOB: 1 BB: 1 P: 17	R: 0 E: 0 K: 1 S: 7 H: 1 LOB: 1 BB: 0 P: 12		1B: 1 2B: 1 3B: 0 HR: 0 SF: 1 SAC: 1 DP: 0 HBP: 1				WP: 0 PB: 0 SB: 0 CS: 0 PA: 32		

BOTTOM

San Francisco Giants @ San Diego Padres

PETCO Park, San Diego, CA

Mon Apr 09 2007, 10:05 PM EDT

Att. 31,388 - Partly Cloudy - 62 F

livebaseballscorecards.com

AB	24
R	1
H	2
RBI	1
BB	5
SO	5
LOB	9

PITCHER		IP	WLS	BF	H	R	ER	SO	BB	IBB	HBP	BLK	WP	HR	S	P	ERA	WHIP
18 Matt Cain, R ERA: 2.77	(1, 1)	7.0	L	28	1	1	1	4	5	0	1	0	0	0	67	115	1.29	0.857
53 Jonathan Sánchez, L ERA: 6.75	(8, 1)	1.0		4	1	0	0	1	0	0	0	0	0	0	7	12	0.00	1.000

PITCHER	IP	WLS	BF	H	R	ER	SO	BB	IBB	HBP	BLK	WP	HR	S	P	ERA	WHIP

Batter	1	2	3	4	5	6	7	8	9	AB	R	H	RBI	BB	SO	LOB
10 Dave Roberts, L (1, 8) OBP: 0.233, SLG: 0.250	B FF 95 B FF 94 C FA 93 C FA 94 B FA 97 X FA 94 3-2 ① F8		C FA 90 B CU 76 F FA 91 B SL 89 B CH 86 X FA 92 3-2 ① G3		C FA 93 B FA 93 D CU 76 B FA 90 B FA 91 4-1 35 1B 13 SH1-4 1B 1-2 BB	C FA 91 X 0-1 ③ F7			B FA 97 C FA 89 F CU 85 F FA 100 B FA 99 C SL 88 2-3 ② K	4	1	0	0	1	1	1
13 Omar Vizquel, S (1, 6) OBP: 0.233, SLG: 0.207	C FA 95 F FA 95 B FA 96 X SL 84 1-2 ② F7		C CU 75 X FA 93 0-1 ② G3-1		B FA 91 X FA 90 1-0 ① SH1-4 1-2 2-3		B FA 94 F FA 94 C FA 95 X SL 88 1-2 35 WP 1B		C SL 87 B FA 99 B CH 88 X CU 86 2-1 35 1B 1B	4	0	2	0	0	0	0
35 Rich Aurilia, R (1, 5) OBP: 0.387, SLG: 0.429	C FA 93 X FA 93 0-1 ③ F8		F SL 87 B FA 96 S FA 85 S CH 86 1-3 ③ K		D SL 90 X CH 85 1-0 1B SF8 2-3 3-H 1B		B FA 94 C FA 93 F FA 94 F FA 96 C SL 86 1-3 ① 1-2		X FA 98 0-0 1-2 1B	5	1	2	1	0	2	1
Barry Bonds, L (1, 7) OBP: 0.393, SLG: 0.409 32 Kevin Correia, R (7, 1) Lance Niekro, R (9, PH) OBP: 0.250, SLG: 0.250 Armando Benitez, R (9, 1)		B FA 89 X FA 90 1-0 E4 2B 1 1B		C CH 82 B FA 94 F FA 85 B FA 93 B SL 88 B FA 93 4-2 FC4-6 BB	X FA 92 0-0 1-3 3-H 1B		I IN 77 I IN 81 I IN 78 I 4-0 G6-4-3 IBB		B FA 97 X FA 98 1-0 ③ G6-3	2 0 1 0	1 0 0 0	1 0 0 0	1 0 0 0	2 0 0 0	0 0 0 0	0 0 2 0
Ray Durham, S (1, 4) OBP: 0.406, SLG: 0.444		L FA 89 B FA 90 F FA 91 F FA 90 F CH 84 B FA 95 X FA 93 2-2 1 1B 2 G1-3 1-3 2B		B FA 92 C FA 91 X FA 92 1-1 ① FC4-6 1B 1 FC6-4 1-2f	B CH 83 C SI 89 B CH 82 X FA 90 2-1 ② SF8 3-H		C FA 95 S FA 94 X FA 96 0-2 ②③ G6-4-3 1-2f			3	2	1	1	0	0	3
Ryan Klesko, L (1, 3) OBP: 0.368, SLG: 0.294		B CH 85 F FA 93 F FA 92 D CH 86 S FA 87 2-3 ① K		1 SAFE X CU 78 0-0 1 FC6-4 1-3 1B	B FA 91 F FA 90 B CH 84 S CH 85 B FA 90 C FA 92 3-3 ③ K			S FA 94 X FA 95 0-1 ① F8		4	0	1	0	0	2	3
1 Bengie Molina, R (1, 2) OBP: 0.370, SLG: 0.480		B FA 93 B FA 93 S SL 88 F SL 89 X FA 95 2-2 2 G1-3 2-3 3-H 1B		F SL 88 X SL 89 0-1 ② FC6-4 1-2f 3-H		C FA 92 F FF 92 B FA 87 F FA 91 H CU 74 2-2 2 FC4-6 HBP		B FA 96 B FA 96 F FA 95 F FA 96 C FA 97 2-3 ② K		3	0	1	2	0	1	1
2 Randy Winn, S (1, 9) OBP: 0.226, SLG: 0.241		X FA 92 0-0 ② G1-3 1-2 3-H		F CH 84 B FA 93 F FA 90 D SL 89 S FA 86 2-3 ③ K		B FF 92 X CH 85 1-0 ① FC4-6 SH3-4 1-2f		B FA 96 F FA 94 S FA 96 B FA 98 B FA 95 S FA 94 3-3 ③ K		4	0	0	1	0	2	3
Matt Morris, R (1, 1) OBP: 0.250, SLG: 0.250 Jack Taschner, L (6, 1) Todd Linden, S (7, 7) OBP: 0.556, SLG: 0.429		C FA 94 C FA 89 D FA 90 S CH 86 1-3 ③ K			B FA 92 X FA 90 1-0 13 SH1-4 10 BB 35 1B 1B	C FA 89 B CH 87 1 SAFE X FF 91 1-1 ② SH3-4 1-2			S FA 98 B FA 99 X CU 87 1-1 ① F9	2 0 1	1 0 0	1 0 0	0 0 0	0 0 0	1 0 0	1 0 0

Inning Stats	1	2	3	4	5	6	7	8	9
	R: 0 E: 0 K: 0 S: 8	H: 0 LOB: 0 BB: 0 P: 12	R: 2 E: 1 K: 2 S: 16	H: 2 LOB: 1 BB: 0 P: 24	R: 0 E: 0 K: 1 S: 8	H: 0 LOB: 0 BB: 0 P: 12	R: 1 E: 0 K: 1 S: 10	H: 1 LOB: 1 BB: 1 P: 17	R: 3 E: 0 K: 1 S: 10	H: 3 LOB: 1 BB: 1 P: 22	R: 0 E: 0 K: 0 S: 8	H: 0 LOB: 1 BB: 0 P: 12	R: 0 E: 0 K: 1 S: 10	H: 1 LOB: 1 BB: 1 P: 16	R: 0 E: 0 K: 2 S: 8	H: 0 LOB: 0 BB: 0 P: 13	R: 0 E: 0 K: 1 S: 10	H: 2 LOB: 2 BB: 0 P: 16

1B: 8 2B: 1 3B: 0 HR: 0	SF: 1 SAC: 2 DP: 1 HBP: 1	WP: 1 PB: 0 SB: 0 CS: 0	PA: 40
---	---	---	---

PITCHER		IP	WLS	BF	H	R	ER	SO	BB	IBB	HBP	BLK	WP	HR	S	P	ERA	WHIP
52 Clay Hensley, R ERA: 9.0	(1, 1)	4.1	L	22	6	6	4	4	2	0	0	0	0	0	47	77	8.31	1.846
39 Mike Thompson, R ERA:	(5, 1)	1.2		6	0	0	0	1	0	0	1	0	0	0	13	22	0.00	0.000
41 Kevin Cameron, R ERA:	(7, 1)	2.0		7	1	0	0	3	0	1	0	0	1	0	18	29	0.00	0.500
21 Heath Bell, R ERA:	(9, 1)	1.0		5	2	0	0	1	0	0	0	0	0	0	10	16	0.00	2.000

PITCHER	IP	WLS	BF	H	R	ER	SO	BB	IBB	HBP	BLK	WP	HR	S	P	ERA	WHIP

TOP

San Francisco Giants @ San Diego Padres

PETCO Park, San Diego, CA

Tue Apr 10 2007, 10:05 PM EDT

Att. 28,878 - Clear - 64 F

livebaseballscorecards.com

AB	33
R	6
H	9
RBI	6
BB	3
SO	9
LOB	15

Batter	1	2	3	4	5	6	7	8	9	AB	R	H	RBI	BB	SO	LOB
22 Marcus Giles, R (1, 4) OBP: 0.371, SLG: 0.467	C FA 90 X SL 84 0-1 FC5-4 1B		X SL 84 0-0 ② P4		C FA 92 X FA 91 0-1 ② G4-3	C FA 96 C FA 96 F SL 86 B FA 96 B FA 96 X FA 98 2-2 ② SF7 3-H			C CH 71 B FA 97 S FA 97 B SL 86 S SL 88 2-3 ① K	4	0	1	1	0	1	1
24 Brian Giles, L (1, 9) OBP: 0.361, SLG: 0.375	X FA 89 0-0 ① F7		C FA 91 B SL 84 B FA 91 B CU 75 B SL 85 4-1 BB 1-2 BB		X FA 90 0-0 23 WP BB 23 1B 1B	C SL 83 C SL 85 B FA 96 X SL 85 1-2 ③ F8			C FA 97 X FA 97 0-1 23 HR 2B	4	2	2	0	1	0	3
Mike Cameron, R (1, 8) OBP: 0.314, SLG: 0.172	C FA 90 B FA 88 C FA 91 1 SAFE X FA 89 1-2 ② FC5-4 1-2f		B SL 86 C FA 91 C FA 92 D FA 92 D CU 77 F FA 90 B FA 91 4-2 1-2 2-3 BB		B FA 91 B FA 93 B FF 92 B FF 91 4-0 23 1B 1-2 BB		F FA 94 F FA 96 B FA 96 B FA 85 C FA 95 2-3 ① K		B CH 86 F FA 96 B FA 97 X FA 96 2-1 ② F7	3	0	0	0	2	1	2
23 Adrián González, L (1, 3) OBP: 0.389, SLG: 0.656	X FA 90 0-0 ③ F7		C SL 84 X SL 86 0-1 ③ F8		F FA 90 D CU 76 X SL 83 1-1 3 FC5-4 1-3 2-H 1B		B FA 96 C FA 95 X FA 87 1-1 HR		C FA 98 B FA 95 S FA 93 F CH 88 B FA 93 X FA 90 2-2 2-H HR	5	2	3	4	0	0	4
3 Khalil Greene, R (1, 6) OBP: 0.273, SLG: 0.636		C CU 71 F FA 89 X SL 84 0-2 ① F7		C FA 90 B FA 90 B CU 74 S CU 74 F SL 83 F CU 77 F SL 83 X FA 92 2-2 ① P3	C CU 75 X FA 91 0-1 ③ FC5-4 1-2f		F FA 96 S FA 89 B SL 88 S SL 88 1-3 ② K		F FA 97 F CH 86 X CH 88 0-2 ③ F8	5	0	0	0	0	1	2
34 Russell Branyan, L (1, 5) OBP: 0.417, SLG: 0.727		X FA 90 0-0 8 G6-4-3 1B		B CU 73 B SL 84 X SL 84 2-0 ② P5		B CH 72 S FA 89 X CU 71 1-1 18 BB BB 22 SF7 1B	C FA 95 B FA 95 B FA 94 S FA 94 S CH 85 2-3 ③ K			4	1	2	0	0	1	0
8 Terrmel Sledge, L (1, 7) OBP: 0.438, SLG: 0.538 39 Mike Thompson, R (5, 1) Geoff Blum, S (6, PH) 41 Kevin Cameron, R (7, 1) José Cruz Jr., S (8, PH) OBP: 0.357, SLG: 0.692 (9, 7)	C CU 72 B SL 85 C CU 73 B FA 91 X FA 89 2-2 ② ③ G6-4-3 1-2f			B FA 92 S SL 85 B CU 75 B FA 90 X FA 91 3-1 1B	B CU 73 B CU 72 F FA 91 B CU 72 B FA 90 4-1 18 BB 1-2 BB		B FA 94 X FA 92 1-0 ① P6	2 0 1 0 0 0 1 0 0 0 0 0 0 0 0 0 0 0 1 0 0 0 0 0 0 0 0 0 1 0 0 0 0 0 0						
Rob Bowen, S (1, 2) OBP: 0.125, SLG: 0.125			X CU 73 0-0 BB 24 BB 1B	C CU 74 F SL 83 1 SAFE C FA 91 0-3 ③ K		B CU 73 B SL 82 C FA 90 B CU 82 X FA 89 3-1 ① F9		B FA 94 F FA 94 B CH 86 S FA 94 B FA 96 C FA 94 3-3 ② K		4	0	1	0	0	2	3
52 Clay Hensley, R (1, 1) OBP: 0.333, SLG: 0.333 18 Paul McAnulty, L (5, 7) 21 Heath Bell, R (9, 1)			L FA 88 C SL 82 M CU 74 0-3 ① K		C CU 72 F SL 82 C CU 75 0-3 ① K	B SL 85 S FA 93 B SL 85 B FA 94 B FA 94 4-1 1-2 2-3 BB		F FA 96 X FA 86 0-1 ③ G3-1		1 0 0 0 0 1 1 2 0 0 0 1 1 0 0 0 0 0 0 0 0						
Inning Stats	R: 0 E: 0 K: 0 S: 7 H: 1 LOB: 1 BB: 0 P: 8	R: 0 E: 0 K: 0 S: 7 H: 1 LOB: 0 BB: 0 P: 9	R: 0 E: 0 K: 1 S: 11 H: 1 LOB: 3 BB: 2 P: 19	R: 0 E: 0 K: 1 S: 12 H: 1 LOB: 1 BB: 0 P: 19	R: 1 E: 0 K: 1 S: 10 H: 2 LOB: 2 BB: 1 P: 15	R: 1 E: 0 K: 2 S: 13 H: 1 LOB: 2 BB: 2 P: 28	R: 1 E: 0 K: 3 S: 11 H: 1 LOB: 0 BB: 0 P: 17	R: 0 E: 0 K: 1 S: 6 H: 0 LOB: 0 BB: 0 P: 10	R: 2 E: 0 K: 1 S: 14 H: 2 LOB: 0 BB: 0 P: 20	1B: 7 2B: 1 3B: 0 HR: 2 SF: 1 SAC: 0 DP: 1 HBP: 0						

PITCHER		IP	WLS	BF	H	R	ER	SO	BB	IBB	HBP	BLK	WP	HR	S	P	ERA	WHIP
Matt Morris, R ERA: 2.38	(1, 1)	5.1	W	26	7	2	2	3	4	0	0	0	1	0	52	83	3.38	2.062
Jack Taschner, L ERA: 3.0	(6, 1)	0.2		3	0	0	0	0	1	0	0	0	0	0	8	15	0.00	1.500
32 Kevin Correia, R ERA: 5.4	(7, 1)	2.0		7	1	1	1	4	0	0	0	0	0	1	17	27	4.50	0.500
Armando Benitez, R ERA: 7.71	(9, 1)	1.0	S	5	2	2	2	1	0	0	0	0	0	1	14	20	18.00	2.000

PITCHER	IP	WLS	BF	H	R	ER	SO	BB	IBB	HBP	BLK	WP	HR	S	P	ERA	WHIP

BOTTOM

San Francisco Giants @ San Diego Padres

PETCO Park, San Diego, CA

Tue Apr 10 2007, 10:05 PM EDT

Att. 28,878 - Clear - 64 F

livebaseballscorecards.com

AB	35
R	5
H	10
RBI	5
BB	5
SO	8
LOB	17

WP: 1 PA: 41
PB: 0
SB: 0
CS: 0

San Francisco Giants @ San Diego Padres

PETCO Park, San Diego, CA

Wed Apr 11 2007, 10:05 PM EDT

Att. 31,568 - Cloudy - 63 F

livebaseballscorecards.com

TOP

Batter	1	2	3	4	5	6	7	8	9	AB	R	H	RBI	BB	SO	LOB
10 Dave Roberts, L (1, 8) OBP: 0.265, SLG: 0.281	C FA 85 X FA 86 0-1 ① G6-3		C FA 87 B CH 82 X FA 81 1-1 13 1B 13 S 1B		C FA 86 X FA 86 0-1 13 S 1B			C FF 95 S FA 97 B FA 96 B CU 83 X FA 96 2-2 ② G6-3		4	0	2	0	0	0	0
13 Omar Vizquel, S (1, 6) OBP: 0.235, SLG: 0.212	C FA 87 B F C 1-3 ② K		B FA 86 1 SAFE B FA 85 C FA 86 X FA 87 2-1 35 G6-4-3 1-3 1B		1 SAFE L FA 86 P PO 83 B SL 82 D SL 82 C FA 87 S FA 86 3-3 ③ K 1-2			X CH 84 0-0 ③ G4-3		4	0	1	0	0	2	1
35 Rich Aurilia, R (1, 5) OBP: 0.371, SLG: 0.406	C X 0-1 1B		C FA 87 F FA 87 X SI 88 0-2 ② ③ G6-4-3 1-2f			C FA 80 X FA 87 0-1 ① G5-3			B FA 92 C FA 92 X FA 93 1-1 ① F9	4	0	1	0	0	0	2
Barry Bonds, L (1, 7) OBP: 0.344, SLG: 0.346	X SL 89 0-0 ③ F7			B FC 86 X FA 85 1-0 ① F7		X FA 86 0-0 ② F9			X FA 92 0-0 ② F7	4	0	0	0	0	0	1
Ray Durham, S (1, 4) OBP: 0.389, SLG: 0.419		L FC 86 F FA 86 B FA 86 B FA 80 F FA 86 F FA 87 C 2-3 ① K		B FA 81 B SL 81 C FA 86 S FA 85 F FA 82 B SL 82 X FA 87 3-2 1 FC4-6 1B		B FA 87 B FA 85 X 2-0 ③ F7			B FA 94 B FA 93 F FA 93 C FA 95 C CU 79 2-3 ③ K	4	0	1	0	0	2	0
Ryan Klesko, L (1, 3) OBP: 0.318, SLG: 0.250		C FA 86 B FC 87 F FA 85 F SL 82 S CH 82 1-3 ② K		B FA 86 B FA 86 B FA 86 S FA 86 1 SAFE C FA 85 X SL 82 3-2 ② P5			X FA 88 0-0 ① G4-3			3	0	0	0	0	1	1
1 Bengie Molina, R (1, 2) OBP: 0.367, SLG: 0.500		C FA 86 F FA 87 X FA 87 0-2 2B		X SI 87 0-0 ③ FC4-6 1-2f			C FA 88 F FA 87 S SL 81 0-3 ② K			3	0	1	0	0	1	1
Todd Linden, S (1, 9) OBP: 0.417, SLG: 0.300		X FA 87 0-0 ③ P6			C FA 85 S CH 81 C FA 86 0-3 ① K		B FA 89 S FA 89 S FA 88 S FA 86 1-3 ③ K			3	0	0	0	0	2	1
51 Noah Lowry, R (1, 1) 31 Vinnie Chulk, R (7, 1) Pedro Feliz, R (8, PH) OBP: 0.200, SLG: 0.320 41 Brad Hennessey, R (8, 1)			C FA 86 B FA 85 F FA 86 X SL 80 1-2 ① G6-3		C CH 81 F FA 86 C 0-3 ② K			C FA 96 B SL 82 B FA 96 S FA 95 X FA 96 2-2 ① F9		2 0 1 0	0 0 0 0	0 0 0 0	0 0 0 0	0 0 0 0	1 0 0 0	0 0 0 0
Inning Stats	R: 0 H: 1 E: 0 LOB: 1 K: 1 BB: 0 S: 8 P: 9	R: 0 H: 1 E: 0 LOB: 1 K: 2 BB: 0 S: 13 P: 16	R: 0 H: 2 E: 0 LOB: 1 K: 0 BB: 0 S: 10 P: 14	R: 0 H: 1 E: 0 LOB: 1 K: 0 BB: 0 S: 9 P: 16	R: 0 H: 1 E: 0 LOB: 1 K: 3 BB: 0 S: 12 P: 14	R: 0 H: 0 E: 0 LOB: 0 K: 0 BB: 0 S: 4 P: 6	R: 0 H: 0 E: 0 LOB: 0 K: 2 BB: 0 S: 7 P: 8	R: 0 H: 0 E: 0 LOB: 0 K: 0 BB: 0 S: 7 P: 11	R: 0 H: 0 E: 0 LOB: 0 K: 1 BB: 0 S: 6 P: 9	1B: 5 2B: 1 3B: 0 HR: 0	SF: 0 SAC: 0 DP: 1 HBP: 0					

	AB	32
	R	0
	H	6
	RBI	0
	BB	0
	SO	9
	LOB	7

WP: 0 PA: 32
PB: 0
SB: 2
CS: 0

PITCHER		IP	WLS	BF	H	R	ER	SO	BB	IBB	HBP	BLK	WP	HR	S	P	ERA	WHIP
Greg Maddux, R ERA: 3.18	(1, 1)	6.0	W	23	6	0	0	6	0	0	0	0	0	0	56	75	0.00	1.000
43 Cla Meredith, R ERA:	(7, 1)	1.0	H	3	0	0	0	2	0	0	0	0	0	0	7	8	0.00	0.000
Scott Linebrink, R ERA:	(8, 1)	1.0		3	0	0	0	0	0	0	0	0	0	0	7	11	0.00	0.000
26 Doug Brocail, R ERA:	(9, 1)	1.0		3	0	0	0	1	0	0	0	0	0	0	6	9	0.00	0.000

PITCHER	IP	WLS	BF	H	R	ER	SO	BB	IBB	HBP	BLK	WP	HR	S	P	ERA	WHIP

Batter	1	2	3	4	5	6	7	8	9	AB	R	H	RBI	BB	SO	LOB
22 Marcus Giles, R (1, 4) OBP: 0.395, SLG: 0.485	C FA 90 B FA 90 B SL 82 B CU 74 X SL 83 3-1 1B		B CH 78 C CU 80 F SL 81 X FA 88 1-2 E 2-H 1B		B CU 72 B SL 80 X FA 89 2-0 ③ F8		X SL 80 0-0 ① SH2-3 2-3			3	1	2	1	0	0	0
24 Brian Giles, L (1, 9) OBP: 0.350, SLG: 0.361	B FA 90 C FA 92 C FA 90 D CH 77 B CH 80 1 SAFE X SL 82 3-2 ① L7		B CU 80 C FA 89 X FA 89 1-1 ② G6-3			C CU 72 C SL 82 X SL 82 0-2 ① G3-1	F FA 94 X FA 91 0-1 3-H 1B			4	0	1	1	0	0	2
Mike Cameron, R (1, 8) OBP: 0.333, SLG: 0.188	C CU 73 B SL 82 1 SAFE B FA 91 C FA 92 B C 3-3 ② K		B SL 81 X FA 90 1-0 E5 2-H 1B			B FA 88 B CU 72 C CH 77 B SL 81 B CH 77 4-1 23 BB 28 E BB	B FA 94 F FA 94 B FA 93 C SL 82 B CU 82 S CU 81 3-3 ② K			3	1	1	0	1	2	2
23 Adrián González, L (1, 3) OBP: 0.375, SLG: 0.600	B C S 1 SAFE X 1-2 ③ G3		1 SAFE S FA 89 X CU 72 0-1 ③ P6			C FA 89 B FA 90 B SL 82 F SL 81 B FA 90 F CH 76 B FA 90 4-2 28 E 1-2 BB	F CH 84 B CH 83 C FA 94 B FA 93 D CU 82 F CH 85 X FA 94 3-2 ③ F9			3	0	0	0	1	0	3
28 Josh Bard, S (1, 2) OBP: 0.310, SLG: 0.357 Rob Bowen, S (8, 2) OBP: 0.222, SLG: 0.222		F FA 90 B FA 90 B CU 81 C FA 90 X SL 83 2-2 ① G4-3		F FA 88 B FA 90 X CU 80 1-1 ① G5-3		C SL 82 X CU 72 0-1 E9 1-3 2-H 1B		C FA 92 X CH 83 0-1 S 1B		3 1	0 0	1 1	1 0	0 0	0 0	0 0
3 Khalil Greene, R (1, 6) OBP: 0.270, SLG: 0.583		B CU 71 C CU 77 B CH 77 S CH 79 F CH 80 B FA 90 F FA 90 X FA 91 3-2 ② P4		X CH 76 0-0 ② G5-3		I IN 79 I IN 83 I IN 83 I IN 84 4-0 IBB		B FF 92 X SL 88 1-0 ① F8		3	0	0	0	1	0	1
Geoff Blum, S (1, 5)		B FA 90 S CH 79 F FA 89 X FA 90 1-2 ③ P4		C CU 80 S CU 74 X CU 80 0-2 ③ F7		X CH 78 0-0 ② P5		S FF 93 B FF 93 F CH 84 F FA 93 B FA 94 D CH 84 S FA 85 3-3 ② K 1-2		4	0	0	0	0	1	4
José Cruz Jr., S (1, 7) OBP: 0.333, SLG: 0.563			B FA 87 B CU 79 B FA 89 C FA 89 B FA 91 4-1 SH2-4 22 1B BB		C CU 79 B CU 72 X CH 78 1-1 ① L7	C FA 90 X FA 92 0-1 ③ F8		F FA 92 S FA 93 S FA 92 0-3 ③ K		3	1	0	0	1	1	4
Greg Maddux, R (1, 1) 43 Cla Meredith, R (7, 1) 18 Paul McAnulty, L (7, PH) OBP: 0.286, SLG: 0.333 Scott Linebrink, R (8, 1) 26 Doug Brocail, L (9, 1)			1 SAFE X FA 88 0-0 ① SH2-4 1-2		B FA 86 X FA 89 1-0 ② G6-3		B SL 81 X SL 83 1-0 22 SH2-3 24 1B 2B			1 0 0 1 0 0	0 0 0 1 0 0	0 0 0 1 0 0	0 0 0 0 0 0	0 0 0 0 0 0	0 0 0 0 0 0	0 0 0 0 0 0
Inning Stats	R: 0 E: 0 K: 1 S: 11 H: 1 LOB: 1 BB: 0 P: 21	R: 0 E: 0 K: 0 S: 11 H: 0 LOB: 0 BB: 0 P: 17	R: 2 E: 1 K: 0 S: 10 H: 2 LOB: 1 BB: 1 P: 17	R: 0 E: 0 K: 0 S: 6 H: 0 LOB: 0 BB: 0 P: 7	R: 0 E: 0 K: 0 S: 4 H: 0 LOB: 0 BB: 0 P: 8	R: 1 E: 1 K: 0 S: 12 H: 1 LOB: 3 BB: 3 P: 24	R: 1 E: 0 K: 1 S: 11 H: 2 LOB: 1 BB: 0 P: 18	R: 0 E: 0 K: 2 S: 10 H: 1 LOB: 1 BB: 0 P: 14		1B: 6 2B: 1 3B: 0 HR: 0 SF: 0 SAC: 2 DP: 0 HBP: 0				WP: 0 PB: 0 SB: 1 CS: 0 PA: 35		

PITCHER	IP	WLS	BF	H	R	ER	SO	BB	IBB	HBP	BLK	WP	HR	S	P	ERA	WHIP
51 Noah Lowry, L (1, 1) ERA: 2.77	6.0	L	27	5	4	3	1	3	1	0	0	0	0	55	96	4.50	1.333
31 Vinnie Chulk, R (7, 1) ERA: 2.08	1.0		4	1	0	0	1	0	0	0	0	0	0	10	16	0.00	1.000
41 Brad Hennessey, R (8, 1) ERA: 4.15	1.0		4	1	0	0	2	0	0	0	0	0	0	10	14	0.00	1.000

PITCHER	IP	WLS	BF	H	R	ER	SO	BB	IBB	HBP	BLK	WP	HR	S	P	ERA	WHIP

BOTTOM

San Francisco Giants @ San Diego Padres

PETCO Park, San Diego, CA

Wed Apr 11 2007, 10:05 PM EDT

Att. 31,568 - Cloudy - 63 F

livebaseballscorecards.com

AB	29
R	4
H	7
RBI	3
BB	4
SO	4
LOB	16

San Diego Padres @ Los Angeles Dodgers

Dodger Stadium, Los Angeles, CA

Fri Apr 13 2007, 7:40 PM PDT

Att. 49,090 - Partly Cloudy - 70 F

livebaseballscorecards.com

TOP

Batter	1	2	3	4	5	6	7	8	9	AB	R	H	RBI	BB	SO	LOB
22 Marcus Giles, R (1, 4) OBP: 0.381, SLG: 0.459	C FA 89 C FA 90 F FA 90 B FA 90 F FA 91 B SL 83 X FA 91 2-2 ① G5-3		C FA 91 X CH 86 0-1 ③ G5-3		X SL 81 0-0 1B		F FA 90 C FA 90 F FA 90 B FA 90 X FA 91 1-2 ②③ G1-2-3 3-Hf			4	0	1	0	0	0	3
24 Brian Giles, L (1, 9) OBP: 0.364, SLG: 0.375	B FA 91 B CU 82 B FA 90 C FA 90 X FA 91 3-1 ② F8			X FA 89 0-0 23 1B 3 G6-4-3 1B	X FA 90 0-0 ③ F7			C CH 83 F CU 80 X FA 89 0-2 1B		4	1	2	0	0	0	1
Mike Cameron, R (1, 8) OBP: 0.326, SLG: 0.194	F FA 91 B CU 82 C FA 91 B FA 91 C FA 91 2-3 ③ K			B FA 88 X FA 90 1-0 3 G6-4-3 23 1B 1-2 1B		C CU 80 S SL 82 B FA 89 B FA 90 S FA 89 2-3 ① K		S FA 90 C SL 81 B CU 82 C FA 90 1-3 ① K		4	0	1	0	0	3	1
23 Adrián González, L (1, 3) OBP: 0.364, SLG: 0.564		C FA 90 S CH 85 X FA 86 0-2 ① G3		X FA 85 0-0 3 G6-4-3 1-2 2-3 1B		C FA 85 F CH 85 F FA 90 X FA 91 0-2 ② L3		C CU 81 F CH 85 B CH 85 F FA 90 B FA 90 X FA 91 2-2 ② L8		4	0	1	0	0	0	1
3 Khalil Greene, R (1, 6) OBP: 0.244, SLG: 0.525		B FA 90 B FA 90 X FA 90 2-0 ② L1		B FA 89 B FA 89 X FA 89 2-0 ①② G6-4-3 1-2f 2-3 3-H		X FA 89 0-0 ③ P4		B FA 90 F FA 90 X FA 90 1-1 ③ F9		4	0	0	0	0	0	3
8 Terrmel Sledge, L (1, 7) OBP: 0.500, SLG: 0.533		C FA 89 B SL 82 S FA 86 X CH 87 1-2 E3		C SL 82 B CU 82 B FA 89 B CU 80 S FA 90 B SL 82 4-2 BB			C SL 81 B FA 89 B FA 86 X FA 90 2-1 18 BB 22 1B G1-2-3 1B		B FA 94 F FA 93 B FA 94 C FA 94 B FA 95 F FA 94 B FA 94 4-2 BB	2	0	1	0	2	0	0
5 Kevin Kouzmanoff, R (1, 5) OBP: 0.148, SLG: 0.154		B FA 90 C FA 90 X FA 91 1-1 ③ G4-3		X FA 90 0-0 ③ G6-3			B FA 90 S FA 90 F FA 90 S FA 90 1-3 ① K		F FA 95 F SL 85 T SL 84 0-2 ① K	4	0	0	0	0	2	5
Rob Bowen, S (1, 2) OBP: 0.231, SLG: 0.231			C FA 89 S CH 85 B CH 85 C FA 90 1-3 ① K		X SL 81 0-0 ① G3		X FA 91 0-0 18 BB 1-2 1B		S FA 95 B CH 88 F CH 88 B SL 83 B CH 83 S SL 84 3-3 ② K	4	0	1	0	0	2	1
David Wells, L (1, 1) 39 Mike Thompson, R (3, 1) 18 Paul McAnulty, L (7, PH) OBP: 0.375, SLG: 0.333 41 Kevin Cameron, R (7, 1) 21 Heath Bell, R (8, 1) Geoff Blum, S (9, PH)			B FA 89 B FA 90 C FA 90 B FA 90 X FA 90 3-1 ② G6-3		C FA 90 B FA 90 F FA 89 C 1-3 ② K		B FA 85 C CU 81 B CU 81 F FA 85 B CH 86 B CU 81 4-2 1-2 2-3 BB		F FA 96 B FS 89 X SL 83 1-1 ③ F9	1 0 0 0 0 0 0 1 0 0 0 0 1 0 0 0 0 0 1 0 0 0 0 0 0 0 0 0 0 0 0 0 0 0 0 1 0 0 0 0 0 1						

Inning Stats																								
	R: 0 E: 0 K: 1 S: 10	H: 0 LOB: 0 BB: 0 P: 17	R: 0 E: 1 K: 0 S: 9	H: 0 LOB: 1 BB: 0 P: 13	R: 0 E: 0 K: 1 S: 7	H: 0 LOB: 0 BB: 0 P: 11	R: 1 E: 0 K: 0 S: 7	H: 3 LOB: 2 BB: 1 P: 14	R: 0 E: 0 K: 1 S: 6	H: 1 LOB: 1 BB: 0 P: 7	R: 0 E: 0 K: 1 S: 8	H: 0 LOB: 0 BB: 0 P: 10	R: 0 E: 0 K: 1 S: 12	H: 2 LOB: 2 BB: 1 P: 20	R: 0 E: 0 K: 1 S: 12	H: 1 LOB: 1 BB: 0 P: 16	R: 0 E: 0 K: 2 S: 11	H: 0 LOB: 1 BB: 1 P: 19	1B: 7 2B: 0 3B: 0 HR: 0	SF: 0 SAC: 0 DP: 2 HBP: 0	WP: 0 PB: 0 SB: 0 CS: 0	PA: 36				

PITCHER		IP	WLS	BF	H	R	ER	SO	BB	IBB	HBP	BLK	WP	HR	S	P	ERA	WHIP
Derek Lowe, R ERA: 3.79	(1, 1)	8.0	W	32	7	1	1	6	2	0	0	0	0	0	71	108	1.12	1.125
Rudy Seanez, R ERA: 9.0	(9, 1)	1.0		4	0	0	0	2	1	0	0	0	0	0	11	19	0.00	1.000

PITCHER	IP	WLS	BF	H	R	ER	SO	BB	IBB	HBP	BLK	WP	HR	S	P	ERA	WHIP

AB	33
R	1
H	7
RBI	0
BB	3
SO	8
LOB	16

Batter	1	2	3	4	5	6	7	8	9	AB	R	H	RBI	BB	SO	LOB
15 Rafael Furcal, S (1, 6) OBP: 0.400, SLG: 0.800	C FA 88 X FA 88 0-1 ① G6-3	B CU 72 C FA 89 C CU 72 B CU 72 C FA 86 2-3 ③ K		B FA 90 X CH 87 1-0 1-3 5 1B 2B	B CH 83 C CH 82 C SL 84 F SL 84 F FA 89 X SL 83 1-2 2-H 3-H 2B		C FA 93 C FA 92 F FA 94 S FA 94 0-3 ② K			5	1	2	2	0	2	5
9 Juan Pierre, L (1, 8) OBP: 0.200, SLG: 0.209	B FA 88 F FC 84 B FC 85 F FA 88 F CU 71 X CU 72 2-2 ② F7		B CU 71 C FC 84 F CU 71 F FC 85 B FA 88 F CU 71 X FA 88 2-2 ① G1-3	B CU 70 F CH 81 X CU 72 1-1 ① G3	C CH 82 B SL 84 C FA 88 X CH 82 1-2 ③ G1		C FA 94 B FA 94 F FA 92 F FA 93 F FA 93 F SL 84 B FA 94 X FA 92 2-2 ③ G4-3			5	0	0	0	0	0	6
5 Nomar Garciaparra, R (1, 3) OBP: 0.262, SLG: 0.333	X FA 88 0-0 ③ L9		X CH 77 0-0 12 1B 12 S 1B 1B	X SL 84 0-0 2-H 3-H 1B		B FA 90 F CH 82 B FA 90 C SL 84 F SL 85 B FA 91 X FA 90 3-2 ① F9		B FA 95 B FA 95 C FA 95 X FA 95 2-1 ① G1-3		5	1	2	2	0	0	0
12 Jeff Kent, R (1, 4) OBP: 0.350, SLG: 0.444 Wilson Betemit, S (7, 5) OBP: 0.269, SLG: 0.050		C FA 87 B FA 88 X FA 86 1-1 ① F9	C CU 71 B FA 86 F FA 85 X CU 71 1-2 1B 1-3 55 1B 1B	X FA 90 0-0 ② F9		X FA 91 0-0 ② F8		B FA 95 C FA 95 B CU 85 S CU 84 C FA 96 2-3 ② K		4 1	1 0	1 0	0 0	0 0	0 1	1 0
Luis Gonzalez, L (1, 7) OBP: 0.395, SLG: 0.629 16 Andre Ethier, L (7, 9) OBP: 0.158, SLG: 0.167		B FA 88 B CU 70 B FA 89 C FA 88 X FC 85 3-1 HR	X CU 72 0-0 55 1B 55 S 1-3 G4-3 3-H 1B	C CH 83 B FA 90 X FA 89 1-1 ③ F8		C FA 89 B FA 86 X CH 82 1-1 ③ P6		B CU 84 B FA 95 C FA 95 S FA 95 B SL 87 S CU 83 3-3 ③ K		4 1	2 0	2 0	2 0	0 0	0 1	1 0
55 Russell Martin, R (1, 2) OBP: 0.400, SLG: 0.441 Mike Lieberthal, R (9, 2) OBP: 0.200, SLG: 0.200		C FA 89 B CH 78 X CH 77 1-1 ② G6-3	C CH 77 S FC 84 X CU 70 0-2 1-3 G4-3 3-H 1B		B FA 90 B FA 88 S FA 84 B SL 84 B FA 89 4-1 SH3-4 1B 15 2B BB		B FA 92 X FA 93 1-0 ① F9			3 0	1 0	1 0	1 0	1 0	0 0	0 0
Brady Clark, R (1, 9) OBP: 0.500, SLG: 0.778 (7, 7)		B CU 71 B CH 78 B FA 88 X FA 88 3-0 18 1B 2B	X CH 84 0-0 ② G4-3 1-2 3-H		1 SAFE B CH 81 B FA 84 F FA 88 F CH 82 X CU 72 2-2 1-2 15 2B SH3-4 1B		B FA 94 F FA 94 B FA 94 F FA 93 B FA 94 F FA 93 B FA 95 4-2 BB 18 1B BB			3	2	2	1	1	0	1
18 Ramon Martinez, R (1, 5) OBP: 0.280, SLG: 0.238 (7, 4)		B FA 86 F CH 78 S FC 85 F FC 85 B CU 72 X FA 87 2-2 2-H 1B 1B	B CU 71 C FA 89 X SL 84 1-1 ③ G6-3		F SL 84 B SL 83 B FA 89 B CH 83 X FA 84 3-1 ① F7		D FA 92 C SL 81 X SL 80 1-1 1-2 BB 1B			4	0	2	1	0	0	3
Derek Lowe, R (1, 1) OBP: 0.571, SLG: 0.250 Rudy Seanez, R (9, 1)		C FA 88 B FA 88 B FA 88 B FA 88 X FA 87 3-1 1-2 1B		B FA 89 B FA 88 B FA 89 B FA 88 4-0 15 2B 5 1B BB	C FA 88 B FA 88 X FA 88 1-1 ② SH3-4 1-2 2-3		B FA 90 B FC 92 B FC 92 C FA 91 B FA 91 4-1 1-2 2-3 BB			1 0	1 0	1 0	0 0	2 0	0 0	0 0
Inning Stats	R: 0 E: 0 K: 0 S: 7 H: 0 LOB: 0 BB: 0 P: 9	R: 2 E: 0 K: 1 S: 16 H: 4 LOB: 2 BB: 0 P: 31	R: 3 E: 0 K: 0 S: 16 H: 4 LOB: 1 BB: 0 P: 20	R: 2 E: 0 K: 0 S: 7 H: 2 LOB: 1 BB: 1 P: 14	R: 2 E: 0 K: 0 S: 16 H: 2 LOB: 1 BB: 1 P: 28	R: 0 E: 0 K: 0 S: 7 H: 0 LOB: 0 BB: 0 P: 11	R: 0 E: 0 K: 1 S: 17 H: 1 LOB: 3 BB: 2 P: 29	R: 0 E: 0 K: 2 S: 8 H: 0 LOB: 0 BB: 0 P: 15		1B: 9 2B: 3 3B: 0 HR: 1 SF: 0 SAC: 1 DP: 0 HBP: 0				WP: 0 PB: 0 SB: 2 CS: 0 PA: 41		

PITCHER		IP	WLS	BF	H	R	ER	SO	BB	IBB	HBP	BLK	WP	HR	S	P	ERA	WHIP
David Wells, L ERA: 7.0	(1, 1)	2.1	L	15	8	5	5	1	0	0	0	0	0	1	36	56	19.29	3.429
39 Mike Thompson, R ERA: 4.91	(3, 1)	3.2		17	4	4	4	0	2	0	0	0	0	0	33	57	9.82	1.636
41 Kevin Cameron, R ERA:	(7, 1)	1.0		6	1	0	0	1	2	0	0	0	0	0	17	29	0.00	3.000
21 Heath Bell, R ERA:	(8, 1)	1.0		3	0	0	0	2	0	0	0	0	0	0	8	15	0.00	0.000

PITCHER	IP	WLS	BF	H	R	ER	SO	BB	IBB	HBP	BLK	WP	HR	S	P	ERA	WHIP

BOTTOM

San Diego Padres @ Los Angeles Dodgers

Dodger Stadium, Los Angeles, CA

Fri Apr 13 2007, 7:40 PM PDT

Att. 49,090 - Partly Cloudy - 70 F

livebaseballscorecards.com

AB	36
R	9
H	13
RBI	9
BB	4
SO	4
LOB	17

San Diego Padres @ Los Angeles Dodgers

Dodger Stadium, Los Angeles, CA

Sat Apr 14 2007, 7:10 PM PDT

Att. 55,942 - Cloudy - 70 F

livebaseballscorecards.com

TOP

Batter	1	2	3	4	5	6	7	8	9	AB	R	H	RBI	BB	SO	LOB
22 Marcus Giles, R (1, 4) OBP: 0.362, SLG: 0.429	F CH 84 X CH 83 0-1 P4	F FA 88 X SL 82 0-1 24 1B; 1-2 2-H 1B	B FA 88 F FA 84 C FA 90 D CU 77 F FA 90 X FA 85 2-2 G3 ③			F CH 83 B FA 89 X FA 88 1-1 G5-3 ①		C SL 84 B FA 95 X SL 83 1-1 G5-3 ③		5	0	1	1	0	0	3
24 Brian Giles, L (1, 9) OBP: 0.367, SLG: 0.444	X CH 84 0-0 HR	B CH 82 B CH 83 C FA 87 X CH 85 2-1 1-3 2-H 1B		C CU 75 B FA 89 X FA 89 1-1 F9 ①		X CU 76 0-0 G4-3 ②			B SL 84 B CH 85 X CH 85 2-0 F8 ①	5	1	2	2	0	0	0
Mike Cameron, R (1, 8) OBP: 0.292, SLG: 0.171	L CH 84 X FA 86 0-1 F8 ②	B FA 88 B CH 88 B FA 89 C CH 88 X FA 89 3-1 P3 ①		F FA 89 B FA 89 X FA 85 1-1 G6-3 ②		C FA 90 B FA 89 X FA 88 1-1 L8 ③			X FA 94 0-0 G6-3 ②	5	0	0	0	0	0	2
23 Adrián González, L (1, 3) OBP: 0.327, SLG: 0.500	B CH 84 B CH 81 S CH 80 B FA 86 X CH 80 3-1 G3 ③	C FA 86 C CH 84 F CH 83 B FA 87 B CH 84 S FA 89 2-3 K ②		C FA 90 X FA 85 0-1 G4-3 ③			C FA 88 S FA 84 B CH 83 F FA 88 B FA 90 F FA 89 S FA 84 2-3 K ①		B FA 94 F FA 94 S CH 87 F FA 95 S SL 85 1-3 K ③	5	0	0	0	0	3	2
3 Khalil Greene, R (1, 6) OBP: 0.244, SLG: 0.523		2-1 8 1B 2B 2-3 K			C FA 88 B FA 84 F CU 77 X FA 90 1-2 G6-3 ①		B FA 89 X CH 83 1-0 P6 ②			4	1	1	0	0	1	2
8 Terrmel Sledge, L (1, 7) OBP: 0.542, SLG: 0.556		B FA 86 X FA 86 1-0 5 HR; 2-H 1B	B CH 84 X CH 84 1-0 5 BB 1B		B FA 89 B FA 90 B FA 87 B FA 88 4-0 5 1B 1B BB		B CU 77 C CH 83 F FA 90 C FA 84 1-3 K ③			3	2	2	1	1	1	0
5 Kevin Kouzmanoff, R (1, 5) OBP: 0.226, SLG: 0.310		X FA 87 0-0 1-H HR	B SL 81 F FA 88 B CH 82 F FA 86 F FA 88 F FA 88 D SL 82 B FA 89 4-2 1-2 BB		B FA 88 F FA 85 S FA 89 X FA 90 1-2 1B 1-3 1B			S SL 85 C FA 95 F SL 84 S SL 84 0-3 K ①		3	1	2	2	1	1	0
Pete Laforest, L (1, 2) OBP: 0.500, SLG: 0.333		S CH 81 B CH 81 S FA 86 B FA 86 B CH 81 F CH 83 B FA 88 4-2 44 SH 22 1B BB	B FA 89 C FA 89 B CU 76 C FA 90 B FA 92 S FA 90 3-3 K ①		X CU 77 0-0 44 L3; 1-3 3-H 1B			S FA 89 C FA 94 S CH 88 0-3 K ②		3	1	1	1	1	2	2
44 Jake Peavy, R (1, 1) Geoff Blum, S (8, PH) OBP: 0.182, SLG: 0.222 26 Doug Brocail, L (8, 1) 43 Cla Meredith, R (9, 1)		X FA 87 0-0 SH 22 1B 24 1B; 1-2	L FA 90 L CU 75 L CU 76 0-3 K ②		S FA 90 X FA 84 0-1 L3 ②③; 1-1			S CH 84 B CH 88 X SL 85 1-1 E9 2B		2 1 0 0	1 0 0 0	0 1 0 0	0 0 0 0	0 0 0 0	1 0 0 0	4 0 0 0

AB	36
R	7
H	10
RBI	7
BB	3
SO	9
LOB	15

Inning Stats																																		
	R: 1	H: 1	E: 0	LOB: 0	K: 0	BB: 0	S: 7	P: 10	R: 5	H: 5	E: 1	LOB: 2	K: 2	BB: 1	S: 21	P: 37	R: 0	H: 1	E: 0	LOB: 2	K: 0	BB: 1	S: 15	P: 25	R: 0	H: 0	E: 0	LOB: 0	K: 0	BB: 0	S: 6	P: 8	R: 1	H: 2	E: 0	LOB: 1	K: 0	BB: 1	S: 9	P: 15
	R: 0	H: 0	E: 0	LOB: 0	K: 0	BB: 0	S: 5	P: 7	R: 0	H: 0	E: 0	LOB: 0	K: 2	BB: 0	S: 9	P: 13	R: 0	H: 1	E: 1	LOB: 1	K: 2	BB: 0	S: 11	P: 13	R: 0	H: 0	E: 0	LOB: 0	K: 1	BB: 0	S: 6	P: 9	1B: 6	SF: 0	2B: 3	SAC: 1	3B: 0	DP: 1	HR: 2	HBP: 0	WP: 0	PA: 40	PB: 0	SB: 0	CS: 0

PITCHER		IP	WLS	BF	H	R	ER	SO	BB	IBB	HBP	BLK	WP	HR	S	P	ERA	WHIP
29 Jason Schmidt, R ERA: 7.36	(1, 1)	2.0	L	16	7	6	5	2	2	0	0	0	0	2	33	57	22.50	4.500
Mark Hendrickson, L ERA: 1.64	(3, 1)	5.0		17	2	1	1	4	1	0	0	0	0	0	39	58	1.80	0.600
Rudy Seanez, R ERA: 5.4	(8, 1)	2.0		7	1	0	0	3	0	0	0	0	0	0	17	22	0.00	0.500

PITCHER		IP	WLS	BF	H	R	ER	SO	BB	IBB	HBP	BLK	WP	HR	S	P	ERA	WHIP

BOTTOM

Batter	1	2	3	4	5	6	7	8	9	AB	R	H	RBI	BB	SO	LOB
15 Rafael Furcal, S (1, 6) OBP: 0.333, SLG: 0.556	B FA 91 C FA 93 X FA 94 1-1 ① L9		C FA 93 F FA 94 B FA 88 B FA 89 X FA 94 2-2 ② G1-3			B FA 92 C SL 81 C SL 86 B FA 94 X FA 94 2-2 ① F7		B FA 91 X FA 92 1-0 55 1B 1-2 1B		4	0	1	0	0	0	0
55 Russell Martin, R (1, 2) OBP: 0.409, SLG: 0.432	B FA 94 C FA 94 X SL 84 1-1 ② G1		S SL 87 B FA 95 B CH 86 C FA 95 B SL 85 S FA 95 3-3 ③ K			B FA 95 C FA 94 B CU 82 C SL 82 B FA 95 B FA 95 4-2 5 1B 12 SF8 BB		B FA 86 F FA 91 F FA 92 B SL 86 X SL 88 2-2 1-2 2-H 1B		3	1	1	1	1	1	0
5 Nomar Garciaparra, R (1, 3) OBP: 0.289, SLG: 0.357 Olmedo Saenz, R (8, 3) OBP: 0.400, SLG: 0.500	C SL 83 F SL 82 B FA 95 F FA 96 F SL 83 S FA 96 1-3 ③ K			S SL 86 B SL 82 C FA 94 B FA 94 F SL 83 X SL 86 2-2 1B		X FA 95 0-0 1-3 1B		B SL 87 S FA 88 X SL 87 1-1 ① F7		3 1	0 0	2 0	0 0	1 0	0 0	0 2
12 Jeff Kent, R (1, 4) OBP: 0.341, SLG: 0.421		C FA 92 B SL 82 B FA 94 F FA 94 B FA 95 B FA 94 4-2 FC1-6 BB		C FA 95 B FA 95 F CH 87 B FA 95 X FA 95 2-2 ① F9		X SL 87 0-0 ② SF8 3-H		B FA 93 X FA 93 1-0 ② F9		2	0	0	1	1	0	3
Luis Gonzalez, L (1, 7) OBP: 0.357, SLG: 0.564		B FA 95 X FA 94 1-0 ① FC1-6 FC4-6 1-2f		F FA 96 B FA 95 B FA 95 B CH 87 F FA 94 F SL 84 X FA 95 3-2 ② F7		B CU 78 C FA 95 X SL 88 1-1 ③ G3		F FA 89 B CH 81 B CH 80 F FA 89 B FA 94 F FA 90 F FA 88 X FA 92 3-2 ③ F8		4	0	0	0	0	0	5
Brady Clark, R (1, 8) OBP: 0.357, SLG: 0.538 (8, 9)		C FA 94 C SL 84 F FA 97 B FA 95 D SL 84 D CH 87 X FA 95 3-2 ② FC4-6 16 1B 1-2f	B FA 94 C FA 95 C SL 84 S FA 95 1-3 ③ K				X FA 92 0-0 ① F9		C FA 88 B FA 87 C FA 86 B SL 80 F FA 87 S FA 86 2-3 ① K	4	0	0	0	0	2	2
16 Andre Ethier, L (1, 9) OBP: 0.182, SLG: 0.190 Rudy Seanez, R (8, 1) 21 Marlon Anderson, L (9, PH) OBP: 0.200, SLG: 0.200		B FA 96 B CH 87 X FA 96 2-0 1-2 1B			B FA 92 C SL 82 B SL 81 X SL 82 2-1 ① G4-3		C FA 93 B FA 89 B CU 81 X FA 93 2-1 ② G6-3		X FA 87 0-0 1B	3 0 1	0 0 0	1 0 1	0 0 0	0 0 0	0 0 0	0 0 0
Wilson Betemit, S (1, 5) OBP: 0.233, SLG: 0.042		B SL 81 C SL 82 C FA 96 X SL 85 1-2 ③ F7			X FF 93 0-0 ② F7		C FA 92 S CU 76 X FA 94 0-2 ③ P4		C FA 86 S FA 86 S CH 85 0-3 ② K	4	0	0	0	0	1	3
29 Jason Schmidt, R (1, 1) OBP: 0.250, SLG: 1.000 Mark Hendrickson, L (3, 1) 9 Juan Pierre, L (8, 8) OBP: 0.213, SLG: 0.222			B FA 91 X FA 92 1-0 ① G5-3		B FA 93 X FA 93 1-0 ③ G4-3			C FA 90 B CU 74 F FA 90 B CU 78 B CU 76 X FA 91 3-2 15 1B 55 1B	X FA 86 0-0 ③ G4-3	0 2 2	0 0 1	0 0 1	0 0 0	0 0 0	0 0 0	0 0 1
Inning Stats	R: 0 E: 0 K: 1 S: 9 H: 0 LOB: 0 BB: 0 P: 12	R: 0 E: 0 K: 0 S: 11 H: 1 LOB: 2 BB: 1 P: 22	R: 0 E: 0 K: 1 S: 7 H: 0 LOB: 0 BB: 0 P: 13	R: 0 E: 0 K: 1 S: 14 H: 1 LOB: 1 BB: 0 P: 22	R: 0 E: 0 K: 0 S: 4 H: 0 LOB: 0 BB: 0 P: 7	R: 1 E: 0 K: 0 S: 9 H: 1 LOB: 1 BB: 1 P: 16	R: 0 E: 0 K: 0 S: 6 H: 0 LOB: 0 BB: 0 P: 8	R: 1 E: 0 K: 0 S: 15 H: 3 LOB: 2 BB: 0 P: 26	R: 0 E: 0 K: 2 S: 9 H: 1 LOB: 1 BB: 0 P: 11	1B: 7 2B: 0 3B: 0 HR: 0	SF: 1 SAC: 0 DP: 0 HBP: 0		WP: 0 PB: 0 SB: 0 CS: 0	PA: 36			

PITCHER		IP	WLS	BF	H	R	ER	SO	BB	IBB	HBP	BLK	WP	HR	S	P	ERA	WHIP
44 Jake Peavy, R ERA: 0.9	(1, 1)	7.0	W	26	3	1	1	3	2	0	0	0	0	0	60	100	1.29	0.714
26 Doug Brocail, R ERA: 2.45	(8, 1)	1.0		6	3	1	1	0	0	0	0	0	0	0	15	26	9.00	3.000
43 Cla Meredith, R ERA:	(9, 1)	1.0		4	1	0	0	2	0	0	0	0	0	0	9	11	0.00	1.000

PITCHER	IP	WLS	BF	H	R	ER	SO	BB	IBB	HBP	BLK	WP	HR	S	P	ERA	WHIP

San Diego Padres @ Los Angeles Dodgers

Dodger Stadium, Los Angeles, CA

Sat Apr 14 2007, 7:10 PM PDT

Att. 55,942 - Cloudy - 70 F

livebaseballscorecards.com

AB	33
R	2
H	7
RBI	2
BB	2
SO	5
LOB	16

San Diego Padres @ Los Angeles Dodgers

Dodger Stadium, Los Angeles, CA

Sun Apr 15 2007, 5:05 PM PDT

Att. 55,298 - Cloudy - 62 F

livebaseballscorecards.com

TOP

Batter	1	2	3	4	5	6	7	8	9	AB	R	H	RBI	BB	SO	LOB
22 Marcus Giles, R (1, 4) OBP: 0.373, SLG: 0.444	C B B B B B 4-1 23 1B S BB		B B B C X 3-1 24 F8 G5-3 2B		F B F F B X 2-2 ① F8		B 1 SAFE X 1-0 ② FC5-4 1-2f			3	1	1	0	1	0	1
24 Brian Giles, L (1, 9) OBP: 0.340, SLG: 0.408	B F B B C F 1 SAFE 1 SAFE X 3-2 ① F7		B X 1-0 ① F8 2-3		C F X 0-2 ② F7		1 SAFE B X 1-0 ③ G4-3			4	0	0	0	0	0	3
Mike Cameron, R (1, 8) OBP: 0.269, SLG: 0.156	B F 1 SAFE D C B S 3-3 ② K 1-2		X 0-0 ② G5-3 3-H		C F C C 0-3 ③ K			B X 1-0 ① G4-3		4	0	0	1	0	2	1
23 Adrián González, L (1, 3) OBP: 0.321, SLG: 0.479	X 0-0 3 FC5-4 2-3 1B		B B C S B X 3-2 ③ G3			B S B S F S 2-3 ① K		B B X 2-0 ② F7		4	0	1	0	0	1	0
3 Khalil Greene, R (1, 6) OBP: 0.245, SLG: 0.521	C B B F X 2-2 ③ FC5-4 1-2f			C B B X 2-1 5 F9 2B 2B		B F C S 1-3 ② K		B B F S S 2-3 ③ K		4	1	1	0	0	2	2
José Cruz Jr., S (1, 7) OBP: 0.364, SLG: 0.700		B F X 1-1 E8 G5-3 1B		B F F B S 2-3 ① K		F C F X 0-2 HR			F C B S 1-3 ① K	4	1	2	1	0	2	1
5 Kevin Kouzmanoff, R (1, 5) OBP: 0.206, SLG: 0.281 26 Doug Brocail, L (6, 1) Scott Linebrink, R (8, 1) 8 Terrmel Sledge, L (9, PH) OBP: 0.520, SLG: 0.526		X 0-0 ① G6-3		D X 1-0 ② F9 2-3		B F S B T 2-2 ③ K			X 0-0 ② F7	3 0 0 1	0 0 0 0	0 0 0 0	0 0 0 0	0 0 0 0	1 0 0 0	2 0 0 0
Rob Bowen, S (1, 2) OBP: 0.235, SLG: 0.294		C B X 1-1 ② G5-3 2-3		B C X 1-1 3-H 2B			X 0-0 ① F8		B C F F B C 2-3 ③ K	4	0	1	1	0	1	1
32 Chris Young, R (1, 1) 41 Kevin Cameron, R (3, 1) 34 Russell Branyan, L (6, 5) OBP: 0.462, SLG: 0.727		X 0-0 ③ G4-3		F F S 0-3 ③ K			B F C B B F B 4-2 22 FC5-4 BB			1 1 0	0 0 0	0 0 0	0 0 0	0 0 1	0 1 0	1 1 0
Inning Stats	R: 0 H: 1 E: 0 LOB: 2 K: 1 BB: 1 S: 12 P: 24	R: 0 H: 1 E: 1 LOB: 1 K: 0 BB: 0 S: 6 P: 8	R: 1 H: 1 E: 0 LOB: 0 K: 0 BB: 0 S: 7 P: 14	R: 1 H: 2 E: 0 LOB: 1 K: 2 BB: 0 S: 11 P: 17	R: 0 H: 0 E: 0 LOB: 0 K: 1 BB: 0 S: 11 P: 13	R: 1 H: 1 E: 0 LOB: 0 K: 3 BB: 0 S: 14 P: 19	R: 0 H: 0 E: 0 LOB: 1 K: 0 BB: 1 S: 6 P: 12	R: 0 H: 0 E: 0 LOB: 0 K: 1 BB: 0 S: 5 P: 10	R: 0 H: 0 E: 0 LOB: 0 K: 2 BB: 0 S: 8 P: 11	1B: 2 SF: 0 2B: 3 SAC: 0 3B: 0 DP: 0 HR: 1 HBP: 0						WP: 0 PA: 35 PB: 0 SB: 1 CS: 0

	AB	33
	R	3
	H	6
	RBI	3
	BB	2
	SO	10
	LOB	13

PITCHER		IP	WLS	BF	H	R	ER	SO	BB	IBB	HBP	BLK	WP	HR	S	P	ERA	WHIP
52 Randy Wolf, L ERA: 4.0	(1, 1)	6.0	W	25	6	3	3	7	1	0	0	0	0	1	61	95	4.50	1.167
Joe Beimel, L ERA: 1.8	(7, 1)	1.0	H	4	0	0	0	0	1	0	0	0	0	0	6	12	0.00	1.000
51 Jonathan Broxton, R ERA:	(8, 1)	1.0	H	3	0	0	0	1	0	0	0	0	0	0	5	10	0.00	0.000
44 Takashi Saito, R ERA: 1.35	(9, 1)	1.0		3	0	0	0	2	0	0	0	0	0	0	8	11	0.00	0.000

PITCHER	IP	WLS	BF	H	R	ER	SO	BB	IBB	HBP	BLK	WP	HR	S	P	ERA	WHIP

Batter	1	2	3	4	5	6	7	8	9	AB	R	H	RBI	BB	SO	LOB
15 Rafael Furcal, S (1, 6) OBP: 0.308, SLG: 0.417	CCBF 1-2 CI 12 F9 5 S 1B	FBCX 1-2 ① FC4-6 9 FC4-2 9 S 1-2f 2-3 3-H	BCBFS 2-3 ① K		BCBCBFX 3-2 ② G1-3		FBBB 3-1 BB			3	1	0	1	1	1	6
9 Juan Pierre, L (1, 8) OBP: 0.192, SLG: 0.200	1 SAFE CCCFF 1 SAFE FFS 1 SAFE 0-3 ① K	BCCCX 1 SAFE 1-2 ② FC4-2 5 S 1-3 3-H	X 0-0 ② FC3-2 1-2 2-3 3-Hf		BBCX 2-1 ③ P4		1 SAFE CPX 1-1 ③ G4-3			5	0	0	0	0	1	8
5 Nomar Garciaparra, R (1, 3) OBP: 0.320, SLG: 0.378	P1BBB SAFE 4-0 1B 1-2 BB	CBBFDB 4-2 1-2 BB	SCBS 1-3 ③ K			FBX 1-1 ① G6-3		FX 0-1 55 2B 2B		3	1	1	0	2	1	3
12 Jeff Kent, R (1, 4) OBP: 0.347, SLG: 0.429	X 0-0 ② F9 2-3	CBCDC 2-3 ③ K		BBBCB 4-1 55 G5-3 S BB		BFX 1-1 G4-3 55 1B 2B		CX 0-1 ① G6-3		4	1	1	0	1	1	6
Luis Gonzalez, L (1, 7) OBP: 0.362, SLG: 0.568 44 Takashi Saito, L (9, 1)	BLBX 2-1 ③ 1-3 3-H 1B		CFBBFX 2-2 55 1B 16 2B 2B	BCBFFBFS 3-3 ① K 1-2		X 0-0 ② G4-3 2-3		CFDS 1-3 ② K		5 0	1 0	2 0	1 0	0 0	2 0	3 0
55 Russell Martin, R (1, 2) OBP: 0.449, SLG: 0.488		BFCBBB 4-2 16 1B 2B BB	CFBX 1-2 16 16 S 2-3 16 2B 1B	BCX 1-1 ② G5-3 2-3		X 0-0 3-H 1B		BX 1-0 16 2-H HR 2B		4	3	3	2	1	0	1
16 Andre Ethier, L (1, 9) OBP: 0.259, SLG: 0.423	CBBF 1 SAFE FFX 1-2 2B 15 FC4-6 1-2 1B	TBBX 2-1 E 9 FC3-2 1-H 3-H 2B	CBBBFX 3-2 ③ G3			BBB 1 SAFE 1 SAFE BSBX 3-1 ③ F7		BBCBCX 3-2 2-H HR		5	2	3	4	0	0	2
Wilson Valdez, R (1, 5) OBP: 0.440, SLG: 0.583	BBFBX 3-1 15 FC4-6 9 FC4-2 1-3 2-H 2B	BFFX 1-2 E6 9 FC3-2 52 BB 2-3 1B			BFBX 2-1 52 SH3-4 1B		CSBX 1-2 ① G5-3	TSBS 1-3 ③ K2-3		5	0	3	1	0	1	0
52 Randy Wolf, L (1, 1) Joe Beimel, L (7, 1) 21 Marlon Anderson, L (7, PH) OBP: 0.167, SLG: 0.167 51 Jonathan Broxton, R (8, 1) Brady Clark, R (9, 7) OBP: 0.357, SLG: 0.538	SBFDBB 4-2 15 FC4-6 BB	BBBB 4-0 9 FC3-2 1-2 BB			X 0-0 ① SH3-4 1-2		CFBBX 2-2 ② F8			0 0 1 0 0	0 0 0 0 0	0 0 0 0 0	0 0 0 0 0	2 0 0 0 0	0 0 0 0 0	0 0 0 0 0
Inning Stats	R: 1 E: 1 K: 1 S: 12 H: 1 LOB: 2 BB: 1 P: 18	R: 2 E: 0 K: 1 S: 22 H: 2 LOB: 3 BB: 3 P: 42	R: 2 E: 1 K: 2 S: 21 H: 4 LOB: 3 BB: 1 P: 34	R: 0 E: 0 K: 1 S: 11 H: 0 LOB: 1 BB: 1 P: 22	R: 0 E: 0 K: 0 S: 9 H: 1 LOB: 1 BB: 0 P: 16	R: 1 E: 0 K: 0 S: 8 H: 2 LOB: 1 BB: 0 P: 13	R: 0 E: 0 K: 0 S: 10 H: 0 LOB: 1 BB: 1 P: 16	R: 3 E: 0 K: 2 S: 14 H: 3 LOB: 0 BB: 0 P: 20		1B: 6 2B: 6 3B: 0 HR: 1	SF: 0 SAC: 1 DP: 0 HBP: 0					

BOTTOM

San Diego Padres @ Los Angeles Dodgers

Dodger Stadium, Los Angeles, CA

Sun Apr 15 2007, 5:05 PM PDT

Att. 55,298 - Cloudy - 62 F

livebaseballscorecards.com

AB	35
R	9
H	13
RBI	9
BB	7
SO	7
LOB	29

PITCHER		IP	WLS	BF	H	R	ER	SO	BB	IBB	HBP	BLK	WP	HR	S	P	ERA	WHIP
32 Chris Young, R ERA: 4.3	(1, 1)	2.0	L	18	7	5	4	2	5	0	0	0	0	0	48	84	18.00	6.000
41 Kevin Cameron, R ERA:	(3, 1)	3.0		11	1	0	0	3	1	0	0	0	0	0	27	48	0.00	0.667
26 Doug Brocail, R ERA: 3.18	(6, 1)	2.0		9	2	1	1	0	1	0	0	0	0	0	18	29	4.50	1.500
Scott Linebrink, R ERA: 5.4	(8, 1)	1.0		6	3	3	3	2	0	0	0	0	0	1	14	20	27.00	3.000

PITCHER	IP	WLS	BF	H	R	ER	SO	BB	IBB	HBP	BLK	WP	HR	S	P	ERA	WHIP

Batter	1	2	3	4	5	6	7	8	9	AB	R	H	RBI	BB	SO	LOB
22 Marcus Giles, R (1, 4) OBP: 0.357, SLG: 0.480	C B F B B F X 3-2 ① F8		X 0-0 ② F8		D X 1-0 ② F9		S B S S 1-3 ② K		B X 1-0 1-H 2-H HR	5	1	1	3	0	1	3
Geoff Blum, S (1, 6) OBP: 0.125, SLG: 0.143	B C B X 2-1 ② F8		C F B F S 1-3 ③ K		F X 0-1 ③ G6-3 1-2		S C X 0-2 ③ G3-1		X 0-0 ③ P6	5	0	0	0	0	1	3
24 Brian Giles, L (1, 9) OBP: 0.339, SLG: 0.392 18 Paul McAnulty, L (7, 7) OBP: 0.333, SLG: 0.286	B S C X 1-2 ③ G4-3			C B F B B B 4-2 34 FC6 BB		B B F C C C 2-3 ① K		F B F T 1-2 ① K		2	0	0	0	1	1	0
										1	0	0	0	0	1	0
23 Adrián González, L (1, 3) OBP: 0.298, SLG: 0.442		C F B B B X 3-2 ① G4-3		B C 1 S F F X SAFE 1-2 ① F8		F F B B B T 2-2 ② K		T B F B S 2-3 ② K		4	0	0	0	0	2	1
8 Terrmel Sledge, L (1, 7) OBP: 0.483, SLG: 0.455 (7, 9)		C B S S S 1-3 ② K		B X 1-0 ② F7		B B F B B 4-1 34 1B BB		B S S S 1-3 ③ K		3	0	0	0	1	2	1
34 Russell Branyan, L (1, 5) OBP: 0.500, SLG: 0.692 21 Heath Bell, R (8, 1) Rob Bowen, S (9, PH) OBP: 0.222, SLG: 0.278		B F B B F F F B 4-2 BB		X 0-0 ③ FC6 1-2f		S S X 0-2 FC4-6 1-2 1B			S C C 0-3 ① K	2	0	1	0	1	0	1
										0	0	0	0	0	0	0
										1	0	0	0	0	1	0
José Cruz Jr., S (1, 8) OBP: 0.385, SLG: 0.708		D X 1-0 ③ G4-3			X 0-0 G6-3 52 1B 2B	B X 1-0 ③ FC4-6 1-2f			B B B C F X 3-2 22 HR 1B	4	2	2	0	0	0	3
Pete Laforest, L (1, 2) OBP: 0.625, SLG: 0.667			B B S B B 4-1 BB		B B C F X 2-2 ① G6-3 2-3	B B X 2-0 2B			X 0-0 1-2 22 HR 1B	3	1	2	0	1	0	1
52 Clay Hensley, R (1, 1) OBP: 0.400, SLG: 0.400 39 Mike Thompson, R (6, 1) 5 Kevin Kouzmanoff, R (6, 5) OBP: 0.194, SLG: 0.265			M M C 0-3 ① K		B X 1-0 S 3-H 1B	X 0-0 ① F8			X 0-0 ② L4	2	0	1	1	0	1	1
										0	0	0	0	0	0	0
										2	0	0	0	0	0	3
Inning Stats	R: 0 H: 0 E: 0 LOB: 0 K: 0 BB: 0 S: 9 P: 15	R: 0 H: 0 E: 0 LOB: 1 K: 1 BB: 1 S: 12 P: 21	R: 0 H: 0 E: 0 LOB: 1 K: 2 BB: 1 S: 9 P: 14	R: 0 H: 0 E: 0 LOB: 1 K: 0 BB: 1 S: 10 P: 16	R: 1 H: 2 E: 0 LOB: 2 K: 0 BB: 0 S: 8 P: 12	R: 0 H: 1 E: 0 LOB: 1 K: 2 BB: 1 S: 12 P: 21	R: 0 H: 1 E: 0 LOB: 1 K: 1 BB: 0 S: 8 P: 11	R: 0 H: 0 E: 0 LOB: 0 K: 3 BB: 0 S: 9 P: 13	R: 3 H: 3 E: 0 LOB: 0 K: 1 BB: 0 S: 10 P: 14	1B: 4 SF: 0 2B: 2 SAC: 0 3B: 0 DP: 0 HR: 1 HBP: 0						WP: 0 PA: 38 PB: 0 SB: 1 CS: 0

PITCHER		IP	WLS	BF	H	R	ER	SO	BB	IBB	HBP	BLK	WP	HR	S	P	ERA	WHIP
Jason Marquis, R ERA: 2.65	(1, 1)	6.0	W	25	3	1	1	5	4	0	0	0	0	0	60	99	1.50	1.167
37 Angel Guzman, R ERA: 2.45	(7, 1)	2.0		7	1	0	0	4	0	0	0	0	0	0	17	24	0.00	0.500
13 Will Ohman, L ERA: 9.0	(9, 1)	1.0		6	3	3	3	1	0	0	0	0	0	1	10	14	27.00	3.000

PITCHER	IP	WLS	BF	H	R	ER	SO	BB	IBB	HBP	BLK	WP	HR	S	P	ERA	WHIP

San Diego Padres @ Chicago Cubs

Wrigley Field, Chicago, IL

Mon Apr 16 2007, 7:05 PM CDT

Att. 32,126 - Clear - 58 F

TOP

livebaseballscorecards.com

AB	34
R	4
H	7
RBI	4
BB	4
SO	10
LOB	17

Batter	1	2	3	4	5	6	7	8	9	AB	R	H	RBI	BB	SO	LOB
12 Alfonso Soriano, R (1, 8) OBP: 0.288, SLG: 0.367	C X 0-1 2 G3 25 1B 1B		B F X 1-1 ② G6-3		B F X 1-1 E9 19 FC6-4 2-H 1B	B S X 1-1 1-H 3-H HR	C B F S 1-3 ③ K			2	1	1	0	0	0	0
15 Cliff Floyd, L (5, 7) OBP: 0.333, SLG: 0.469										3	2	2	4	0	1	0
2 Ryan Theriot, R (1, 4) OBP: 0.393, SLG: 0.346	B F 1 SAFE 1 SAFE B C B X 3-2 ① G3 1-2		C B B C S 2-3 ③ K		X 0-0 ① G6-3	B X 1-0 19 1B 25 HBP SF8 1B		B C F X 1-2 ① G1-3		5	1	1	0	0	1	2
25 Derrek Lee, R (1, 3) OBP: 0.491, SLG: 0.511	X 0-0 19 WP 19 1B 2-H 1B			B B F C X 2-2 G5-4-3 19 BB 1B 1B	I I I 4-0 19 FC6-4 IBB	C S H 1-2 G1-3 19 1B 1-2 HBP		B B B C F F X 3-2 ② F9		2	2	2	1	1	0	0
37 Angel Guzman, R (7, 1)										1	0	0	0	0	0	0
13 Will Ohman, L (9, 1)										0	0	0	0	0	0	0
19 Matt Murton, R (1, 9) OBP: 0.348, SLG: 0.286	F B F B X 2-2 L4 1-H 1B			D B B C B 4-1 G5-4-3 1-2 BB	B C X 1-1 ② FC6-4 1-2f 3-H HR	C B B X 2-1 G1-3 1-2 2-3 1B		C B B C S 2-3 ③ K		4	1	2	2	1	1	1
Michael Barrett, R (1, 2) OBP: 0.326, SLG: 0.333	B X 1-0 ② ③ L4 1-1			F X 0-1 ① ② G5-4-3 1-2f 2-3	B B B C X 3-1 1-H HR	C X 0-1 ① SF8 3-H				3	1	1	3	0	0	3
Jacque Jones, L (1, 7) OBP: 0.320, SLG: 0.267		B B X 2-0 ① G6-3		C D X 1-1 BB 3-H 1B	C X 0-1 ③ F8	B X 1-0 ② G1-3 1-2 2-3				4	0	1	1	0	0	2
(5, 8)																
Mark DeRosa, R (1, 5) OBP: 0.308, SLG: 0.556		C F X 0-2 ② F9		1 SAFE 1 SAFE S B B F B B 4-2 1-2 BB	B X 1-0 HR					3	1	1	1	1	1	2
						B B C S 2-2 ③ K										
Cesar Izturis, S (1, 6) OBP: 0.268, SLG: 0.316		X 0-0 ③ G4-3		C B B X 2-1 ③ G5-3		B X 1-0 1B 15 HR 1B	C X 0-1 ① L6			4	1	1	0	0	0	2
Jason Marquis, L (1, 1) OBP: 0.286, SLG: 0.429			S X 0-1 ① G3-1		B X 1-0 15 E 2B	B X 1-0 1-3 15 HR 1B	X 0-0 ② L6			3	2	2	0	0	0	0
32 Daryle Ward, L (7, 3) OBP: 0.375, SLG: 0.167										1	0	0	0	0	0	0
Inning Stats	R: 2 E: 0 K: 0 S: 10 H: 3 LOB: 0 BB: 0 P: 16	R: 0 E: 0 K: 0 S: 5 H: 0 LOB: 0 BB: 0 P: 7	R: 0 E: 0 K: 1 S: 7 H: 0 LOB: 0 BB: 0 P: 10	R: 1 E: 0 K: 0 S: 12 H: 2 LOB: 2 BB: 2 P: 25	R: 4 E: 1 K: 0 S: 10 H: 3 LOB: 0 BB: 1 P: 20	R: 5 E: 0 K: 1 S: 17 H: 6 LOB: 2 BB: 0 P: 28	R: 0 E: 0 K: 1 S: 6 H: 0 LOB: 0 BB: 0 P: 7	R: 0 E: 0 K: 1 S: 11 H: 0 LOB: 0 BB: 0 P: 17		1B: 10 2B: 2 3B: 0 HR: 3 SF: 1 SAC: 0 DP: 2 HBP: 1					

PITCHER		IP	WLS	BF	H	R	ER	SO	BB	IBB	HBP	BLK	WP	HR	S	P	ERA	WHIP
52 Clay Hensley, R ERA: 12.21	(1, 1)	5.0	L	27	11	10	10	1	2	1	0	0	1	2	47	84	18.00	2.600
39 Mike Thompson, R ERA: 5.79	(6, 1)	2.0		10	3	2	2	2	0	0	1	0	0	1	20	29	9.00	1.500
21 Heath Bell, R ERA:	(8, 1)	1.0		3	0	0	0	1	0	0	0	0	0	0	11	17	0.00	0.000

PITCHER	IP	WLS	BF	H	R	ER	SO	BB	IBB	HBP	BLK	WP	HR	S	P	ERA	WHIP

BOTTOM

San Diego Padres @ Chicago Cubs

Wrigley Field, Chicago, IL

Mon Apr 16 2007, 7:05 PM CDT

Att. 32,126 - Clear - 58 F

livebaseballscorecards.com

AB	35
R	12
H	14
RBI	12
BB	3
SO	4
LOB	12

WP: 1 PB: 0 SB: 0 CS: 0 PA: 40

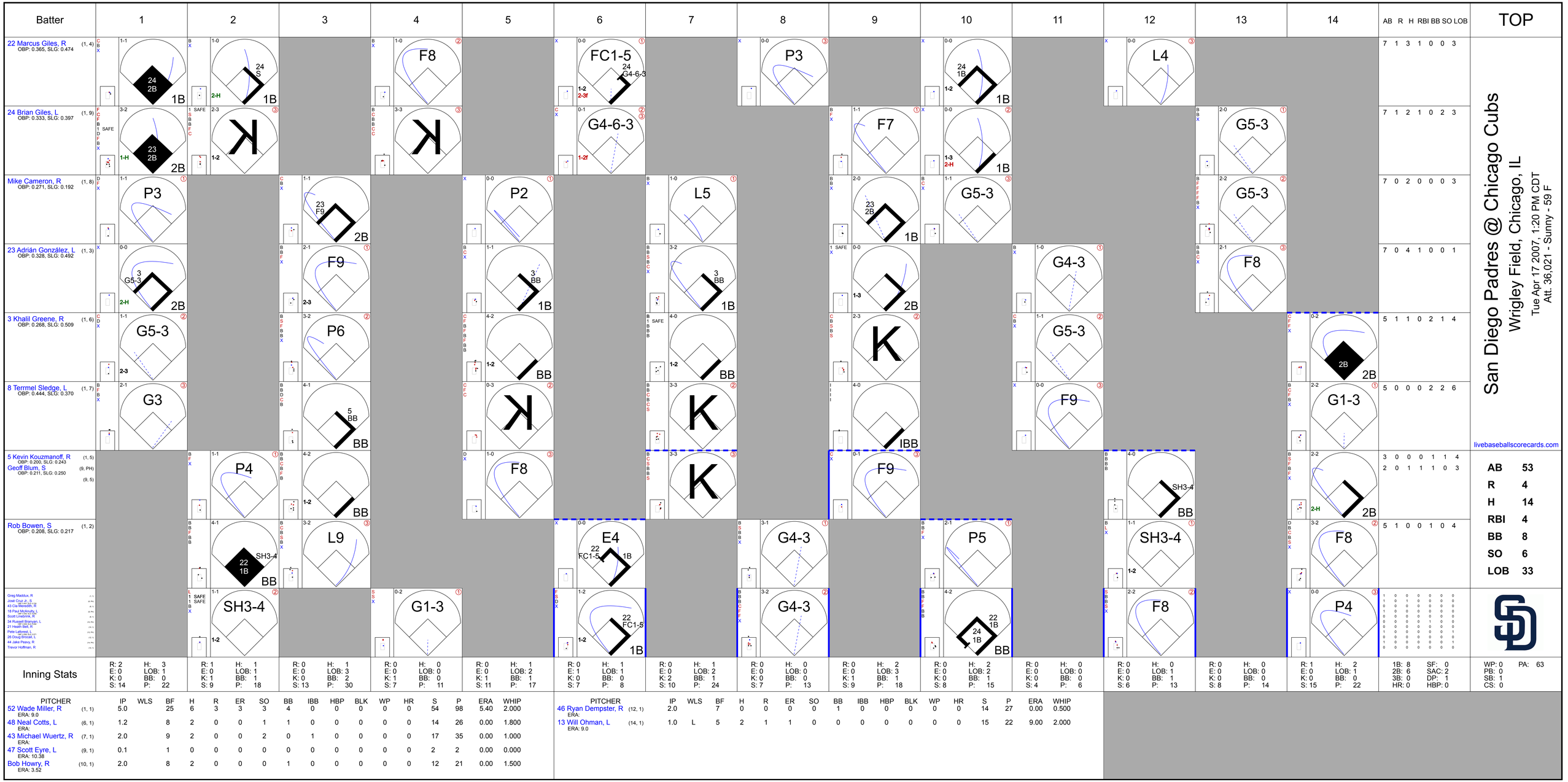
Batter
1
2
3
4
5
6
7
8
9
10
11
12
13
14
AB R H RBI BB SO LOB
TOP
22 Marcus Giles, R (1, 4) OBP: 0.365, SLG: 0.474
24 Brian Giles, L (1, 9) OBP: 0.333, SLG: 0.397
Mike Cameron, R (1, 8) OBP: 0.271, SLG: 0.192
23 Adrián González, L (1, 3) OBP: 0.328, SLG: 0.492
3 Khalil Greene, R (1, 6) OBP: 0.268, SLG: 0.509
8 Terrmel Sledge, L (1, 7) OBP: 0.444, SLG: 0.370
5 Kevin Kouzmanoff, R (1, 5) OBP: 0.200, SLG: 0.243
Geoff Blum, S (9, PH) (9, 5) OBP: 0.211, SLG: 0.250
Rob Bowen, S (1, 2) OBP: 0.208, SLG: 0.217
Greg Maddux, R
José Cruz Jr., S
43 Cla Meredith, R
18 Paul McAnulty, L
Scott Linebrink, R
34 Russell Branyan, L
21 Heath Bell, R
Pete LaForest, L
26 Doug Brocail, L
44 Jake Peavy, R
Trevor Hoffman, R
Inning Stats
PITCHER IP WLS BF H R ER SO BB IBB HBP BLK WP HR S P ERA WHIP
52 Wade Miller, R (1, 1) ERA: 9.0 5.0 25 6 3 3 3 4 0 0 0 0 0 54 98 5.40 2.000
48 Neal Cotts, L (6, 1) ERA: 1.2 8 2 0 0 1 1 0 0 0 0 0 14 26 0.00 1.800
43 Michael Wuertz, R (7, 1) ERA: 2.0 9 2 0 0 2 0 1 0 0 0 0 17 35 0.00 1.000
47 Scott Eyre, L (9, 1) ERA: 10.38 0.1 1 0 0 0 0 0 0 0 0 0 2 2 0.00 0.000
Bob Howry, R (10, 1) ERA: 3.52 2.0 8 2 0 0 0 1 0 0 0 0 0 12 21 0.00 1.500
PITCHER IP WLS BF H R ER SO BB IBB HBP BLK WP HR S P ERA WHIP
46 Ryan Dempster, R (12, 1) ERA: 2.0 7 0 0 0 0 1 0 0 0 0 0 0 14 27 0.00 0.500
13 Will Ohman, L (14, 1) ERA: 9.0 1.0 L 5 2 1 1 0 0 0 0 0 0 0 15 22 9.00 2.000
San Diego Padres @ Chicago Cubs
Wrigley Field, Chicago, IL
Tue Apr 17 2007, 1:20 PM CDT
Att. 36,021 - Sunny - 59 F
livebaseballscorecards.com
AB 53
R 4
H 14
RBI 4
BB 8
SO 6
LOB 33
1B: 8 SF: 0
2B: 6 SAC: 2
3B: 0 DP: 1
HR: 0 HBP: 0
WP: 0 PA: 63
PB: 0
SB: 1
CS: 0

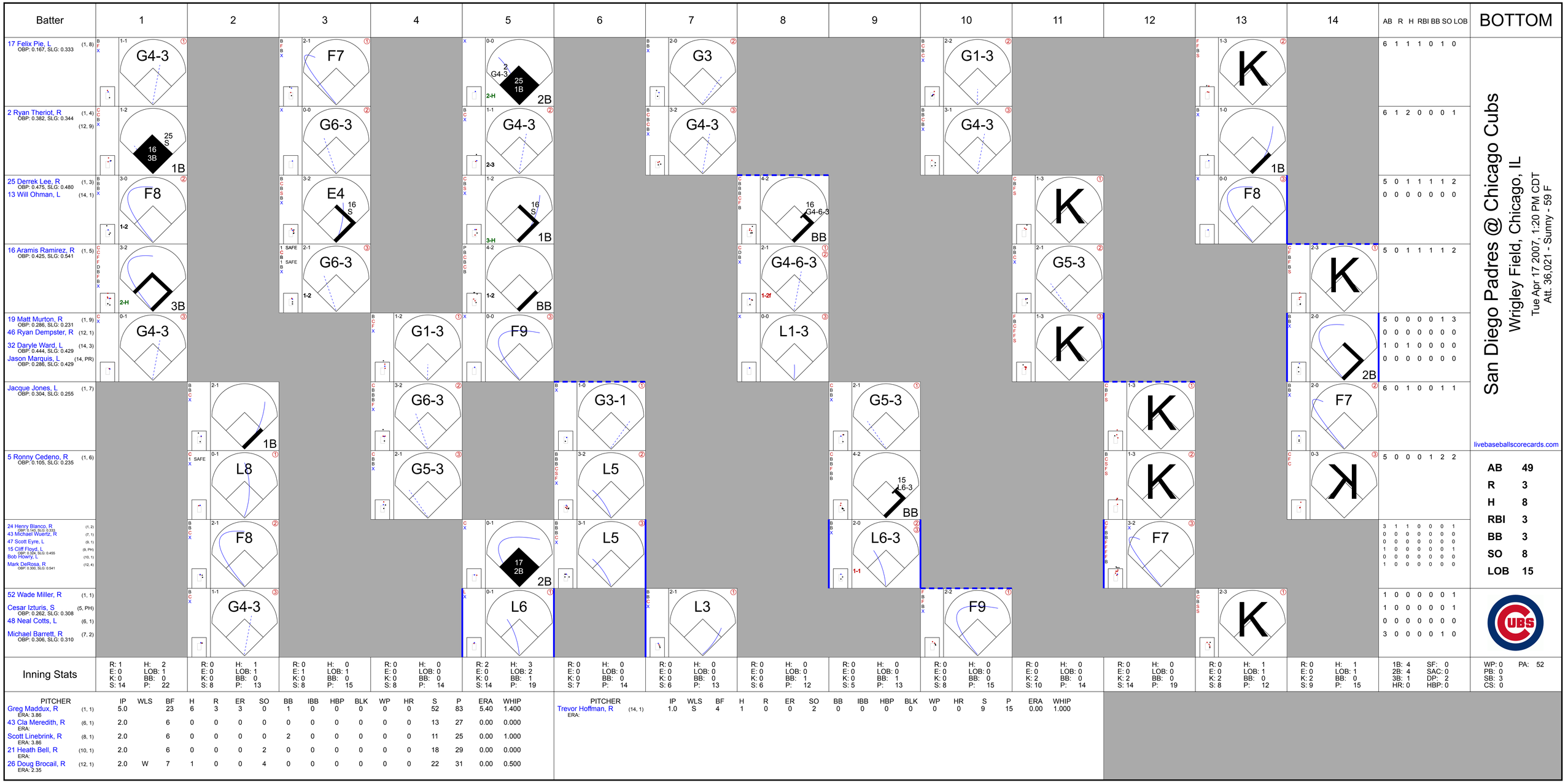

San Diego Padres @ Chicago Cubs

Wrigley Field, Chicago, IL

Tue Apr 17 2007, 1:20 PM CDT

Att. 36,021 - Sunny - 59 F

Batter	1	2	3	4	5	6	7	8	9	10	11	12	13	14	AB	R	H	RBI	BB	SO	LOB
17 Felix Pie, L (1, 8) OBP: 0.167, SLG: 0.333	G4-3		F7		2 G4-3 25 1B 2B		G3			G1-3			K		6	1	1	1	0	1	0
2 Ryan Theriot, R (1, 4) OBP: 0.382, SLG: 0.344 (12, 9)	25 S 16 3B 1B		G6-3		G4-3		G4-3			G4-3			1B		6	1	2	0	0	0	1
25 Derrek Lee, R (1, 3) OBP: 0.475, SLG: 0.480	F8		E4 16 S		16 S 1B			16 G4-6-3 BB			K		F8		5	0	1	1	1	1	2
13 Will Ohman, L (14, 1)															0	0	0	0	0	0	0
16 Aramis Ramirez, R (1, 5) OBP: 0.425, SLG: 0.541	3B		G6-3		BB			G4-6-3			G5-3			K	5	0	1	1	1	1	2
19 Matt Murton, R (1, 9) OBP: 0.286, SLG: 0.231	G4-3			G1-3	F9			L1-3			K			2B	5	0	0	0	0	1	3
46 Ryan Dempster, R (12, 1)															0	0	0	0	0	0	0
32 Daryle Ward, L (14, 3) OBP: 0.444, SLG: 0.429															1	0	1	0	0	0	0
Jason Marquis, L (14, PR) OBP: 0.286, SLG: 0.429															0	0	0	0	0	0	0
Jacque Jones, L (1, 7) OBP: 0.304, SLG: 0.255		1B		G6-3		G3-1			G5-3			K		F7	6	0	1	0	0	1	1
5 Ronny Cedeno, R (1, 6) OBP: 0.105, SLG: 0.235		L8		G5-3		L5			15 L6-3 BB			K		K	5	0	0	0	1	2	2
24 Henry Blanco, R (1, 2) OBP: 0.143, SLG: 0.333		F8			17 2B 2B	L5			L6-3			F7			3	1	1	0	0	0	1
43 Michael Wuertz, R (7, 1)															0	0	0	0	0	0	0
47 Scott Eyre, L (9, 1)															0	0	0	0	0	0	0
15 Cliff Floyd, L (9, PH) OBP: 0.324, SLG: 0.455															1	0	0	0	0	0	1
Bob Howry, L (10, 1)															0	0	0	0	0	0	0
Mark DeRosa, R (12, 4) OBP: 0.300, SLG: 0.541															1	0	0	0	0	0	0
52 Wade Miller, R (1, 1)		G4-3			L6		L3			F9			K		1	0	0	0	0	0	1
Cesar Izturis, S (5, PH) OBP: 0.262, SLG: 0.308															1	0	0	0	0	0	1
48 Neal Cotts, L (6, 1)															0	0	0	0	0	0	0
Michael Barrett, R (7, 2) OBP: 0.306, SLG: 0.310															3	0	0	0	0	1	0
Inning Stats	R: 1 E: 0 K: 0 S: 14 H: 2 LOB: 1 BB: 0 P: 22	R: 0 E: 0 K: 0 S: 8 H: 1 LOB: 1 BB: 0 P: 13	R: 0 E: 1 K: 0 S: 8 H: 0 LOB: 1 BB: 0 P: 15	R: 0 E: 0 K: 0 S: 8 H: 0 LOB: 0 BB: 0 P: 14	R: 2 E: 0 K: 0 S: 14 H: 3 LOB: 2 BB: 1 P: 19	R: 0 E: 0 K: 0 S: 7 H: 0 LOB: 0 BB: 0 P: 14	R: 0 E: 0 K: 0 S: 6 H: 0 LOB: 0 BB: 0 P: 13	R: 0 E: 0 K: 0 S: 6 H: 0 LOB: 0 BB: 1 P: 12	R: 0 E: 0 K: 0 S: 5 H: 0 LOB: 0 BB: 1 P: 13	R: 0 E: 0 K: 0 S: 8 H: 0 LOB: 0 BB: 0 P: 15	R: 0 E: 0 K: 2 S: 10 H: 0 LOB: 0 BB: 0 P: 14	R: 0 E: 0 K: 2 S: 14 H: 0 LOB: 0 BB: 0 P: 19	R: 0 E: 0 K: 2 S: 8 H: 1 LOB: 1 BB: 0 P: 12	R: 0 E: 0 K: 2 S: 9 H: 1 LOB: 1 BB: 0 P: 15	1B: 4 2B: 4 3B: 1 HR: 0 SF: 0 SAC: 0 DP: 2 HBP: 0	WP: 0 PB: 0 SB: 3 CS: 0 PA: 52

PITCHER	IP	WLS	BF	H	R	ER	SO	BB	IBB	HBP	BLK	WP	HR	S	P	ERA	WHIP
Greg Maddux, R (1, 1) ERA: 3.86	5.0		23	6	3	3	0	1	0	0	0	0	0	52	83	5.40	1.400
43 Cla Meredith, R (6, 1) ERA:	2.0		6	0	0	0	0	0	0	0	0	0	0	13	27	0.00	0.000
Scott Linebrink, R (8, 1) ERA: 3.86	2.0		6	0	0	0	0	2	0	0	0	0	0	11	25	0.00	1.000
21 Heath Bell, R (10, 1) ERA:	2.0		6	0	0	0	2	0	0	0	0	0	0	18	29	0.00	0.000
26 Doug Brocail, R (12, 1) ERA: 2.35	2.0	W	7	1	0	0	4	0	0	0	0	0	0	22	31	0.00	0.500

PITCHER	IP	WLS	BF	H	R	ER	SO	BB	IBB	HBP	BLK	WP	HR	S	P	ERA	WHIP
Trevor Hoffman, R (14, 1) ERA:	1.0	S	4	1	0	0	2	0	0	0	0	0	0	9	15	0.00	1.000

livebaseballscorecards.com

AB	49
R	3
H	8
RBI	3
BB	3
SO	8
LOB	15

Batter	1	2	3	4	5	6	7	8	9	10	11	12	AB	R	H	RBI	BB	SO	LOB
6 Stephen Drew, L (1, 6) OBP: 0.344, SLG: 0.250	C FA 89 X FA 90 0-1 22 F9 1 G6-3 2B		C FA 95 F FA 95 F C 0-3 K ③			B FC 85 F FA 94 F FA 96 X SL 84 1-2 G4-3 ③		F CH 85 X CH 85 0-1 G4-3 ②		B F F B X 2-2 F8 ②		I I I 4-0 22 1B 1 2B IBB	5	2	1	0	1	1	0
22 Eric Byrnes, R (1, 7) OBP: 0.347, SLG: 0.500 (11, 8)	B FA 90 B FA 90 X FA 90 2-0 F9 ① 2-3			X 0-0 P2 ①			B X FA 92 1-0 7 HBP 1 1B 34 BB 1B	B CU 73 B B C B 4-1 BB		C B X 1-1 G5-3 ③		F X 0-1 1 2B 1-3 2-H 1B	5	2	2	1	1	0	1
1 Orlando Hudson, S (1, 4) OBP: 0.440, SLG: 0.565	X FA 88 0-0 G6-3 ② 3-H			C SL 89 X 0-1 G6-3 ②			C SL 89 1 SAFE F SL 88 X SL 88 0-2 34 BB 7 HBP 13 FC1-2 1-2 1B	B FA 98 1 SAFE X 1-0 F8 ③			B C B X 2-1 F7 ①	C B B F B F X 3-2 1-H 3-H 2B	6	0	2	3	0	0	1
7 Carlos Quentin, R (1, 9) OBP: 0.429, SLG: 0.583	F CU 73 C FA 88 B FA 89 S SL 86 1-3 K ③			B CU 71 B CU 72 X 2-0 L4 ③			F T B SL 88 H SL 89 2-2 13 FC1-2 34 BB 1-2 2-3 HBP		S B F S 1-3 K ①		F B B F X 2-2 G1 ②	X 0-0 P5 ③	5	0	0	0	0	2	1
34 Conor Jackson, R (1, 3) OBP: 0.345, SLG: 0.292		B B F F C 2-3 K ①			C B SL 85 X 1-1 F7 ①		C SL 88 F SL 87 B B B B B 4-2 13 FC1-2 1-2 2-3 3-H BB		F X 0-1 F8 ②		F X 0-1 24 FC6-4 1B		4	0	1	1	1	1	0
24 Chris Young, R (1, 8) OBP: 0.191, SLG: 0.233 56 Ramon Pena, R (11, 1) Jose Valverde, R (12, 1)		C B F F B X 2-2 G5-3 ②			X CH 75 0-0 L7 ②		B SL 88 X 1-0 F8 ①		S C B B B B 4-2 13 BB BB		X 0-0 FC6-4 ③ 1-2f		4 0 0	0 0 0	0 0 0	0 0 0	1 0 0	0 0 0	4 0 0
13 Alberto Callaspo, S (1, 5) OBP: 0.333, SLG: 0.340		B C F CH 78 F X 1-2 P4 ③			B CH 76 B CH 77 C FA 88 B X 3-1 G4-3 ③		X FA 97 0-0 FC1-2 19 FC4-6 1-2 2-3 3-Hf		C B B B B 4-1 BB 1-2			C B B X 2-1 E1 5 B5-6-4	4	0	0	0	1	0	3
19 Chris Snyder, R (1, 2) OBP: 0.306, SLG: 0.310 Tony Clark, S (9, PH) OBP: 0.350, SLG: 0.722 5 Robby Hammock, R (9, 2) OBP: 0.300, SLG: 0.333			B FA 93 C FA 94 X 1-1 G6-3 ①			C C FA 96 B FA 97 F C 1-3 K ①	X FA 98 0-0 FC4-6 ③ 1-2f		S B C X 1-2 G3-1 ③			X 0-0 B5-6-4 ① ② 1-2f	3 1 1	0 0 0	0 0 0	0 0 0	0 0 0	1 0 0	3 2 1
17 Brandon Webb, R (1, 1) Brandon Lyon, R (9, 1) Chad Tracy, L (10, PH) OBP: 0.295, SLG: 0.407 45 Doug Slaten, L (10, 1) Scott Hairston, R (11, 7) OBP: 0.362, SLG: 0.415			B FA 97 C FA 88 C F F F X 1-2 G5-3 ②			C FA 95 X FA 94 0-1 G4-3 ②		C FA 85 C FA 92 F C 0-3 K ①		C B B B X 3-1 F8 ①		C B C B X 2-2 22 1B 2B	3 0 0 1	0 0 0 1	0 0 0 1	0 0 0 0	1 0 0 0	0 0 0 0	0 0 0 0

Inning Stats	1	2	3	4	5	6	7	8	9	10	11	12
	R: 1 E: 0 K: 1 S: 7	H: 1 LOB: 0 BB: 0 P: 10	R: 0 E: 0 K: 1 S: 11	H: 0 LOB: 0 BB: 0 P: 16	R: 0 E: 0 K: 1 S: 12	H: 0 LOB: 0 BB: 0 P: 14	R: 0 E: 0 K: 0 S: 4	H: 0 LOB: 0 BB: 0 P: 6	R: 0 E: 0 K: 0 S: 5	H: 0 LOB: 0 BB: 0 P: 9	R: 0 E: 0 K: 1 S: 9	H: 0 LOB: 0 BB: 0 P: 11
	R: 1 E: 0 K: 0 S: 11	H: 2 LOB: 3 BB: 1 P: 19	R: 0 E: 0 K: 1 S: 8	H: 0 LOB: 1 BB: 1 P: 13	R: 0 E: 0 K: 1 S: 11	H: 0 LOB: 2 BB: 2 P: 21	R: 0 E: 0 K: 0 S: 7	H: 0 LOB: 0 BB: 0 P: 13	R: 0 E: 0 K: 0 S: 8	H: 1 LOB: 1 BB: 0 P: 12	R: 3 E: 1 K: 0 S: 13	H: 3 LOB: 1 BB: 1 P: 24

PITCHER	IP	WLS	BF	H	R	ER	SO	BB	IBB	HBP	BLK	WP	HR	S	P	ERA	WHIP
David Wells, L (1, 1) ERA: 5.06	7.0		26	3	2	2	4	1	0	1	0	0	0	59	85	2.57	0.571
41 Kevin Cameron, R (8, 1) ERA:	1.0		4	0	0	0	1	1	0	0	0	0	0	8	13	0.00	1.000
Trevor Hoffman, R (9, 1) ERA:	1.0		5	0	0	0	1	2	0	0	0	0	0	11	21	0.00	2.000
Scott Linebrink, R (10, 1) ERA: 3.38	1.0		3	0	0	0	0	0	0	0	0	0	0	7	13	0.00	0.000
43 Cla Meredith, R (11, 1) ERA:	1.0		4	1	0	0	0	0	0	0	0	0	0	8	12	0.00	1.000

PITCHER	IP	WLS	BF	H	R	ER	SO	BB	IBB	HBP	BLK	WP	HR	S	P	ERA	WHIP
39 Mike Thompson, R (12, 1) ERA: 7.84	1.0	L	7	3	3	3	0	0	1	0	0	0	0	13	24	27.00	3.000

TOP

Arizona Diamondbacks @ San Diego Padres

PETCO Park, San Diego, CA

Wed Apr 18 2007, 10:05 PM EDT

Att. 26,872 - Clear - 61 F

livebaseballscorecards.com

AB	43
R	5
H	7
RBI	5
BB	5
SO	6
LOB	16

1B: 4	SF: 0	WP: 0	PA: 49
2B: 3	SAC: 0	PB: 0	
3B: 0	DP: 1	SB: 0	
HR: 0	HBP: 1	CS: 0	

Batter	1	2	3	4	5	6	7	8	9	10	11	12	AB	R	H	RBI	BB	SO	LOB
22 Marcus Giles, R (1, 4) OBP: 0.348, SLG: 0.444	B FA 90 S FA 89 X FF 91 1-1 24 1B FC6-4 1B	C CU 77 B CU 74 S FA 90 F FA 89 C CH 83 1-3 K			X 0-0 G5-3		S SI 68 D B F S 2-3 K		B 1 SAFE S X 1-1 FC5-4 24 1B 1-2f			B C B S B X 3-2 F8	6	1	1	0	0	2	3
24 Brian Giles, L (1, 9) OBP: 0.362, SLG: 0.422	X 0-0 FC6-4 1-3 1B		F FA 89 F B CH 84 B FA 91 C FA 90 2-3 K		X FA 94 0-0 1B			X FA 97 0-0 E8 23 BB 3 1B	F D T 1 SAFE X 1-2 1-3 1B			C B C X 1-2 1B	6	1	4	0	0	1	0
Mike Cameron, R (1, 8) OBP: 0.246, SLG: 0.172	X 0-0 FC6-4 23 1B 23 S 1-2f 3-H		C FA 86 B F FA 93 S CU 78 1-3 K		X FA 94 0-0 G6-3			X FA 96 0-0 F8	C F B T 1-2 K			B B B C F X 3-2 P4	6	0	0	1	0	2	6
23 Adrián González, L (1, 3) OBP: 0.329, SLG: 0.469	1 SAFE B FA 90 C FA 89 1 SAFE B CH 82 F FA 91 F CU 77 X FA 83 2-2 1-3 1B		F FA 88 B S B S 2-3 K			X FA 89 0-0 G4-3		B FA 96 B FA 91 1 SAFE B FA 94 B FA 94 4-0 8 G1-3 3 1B 1-2 BB		B S B B F X 3-2 L5		C F S 0-3 K	5	0	1	0	1	2	1
3 Khalil Greene, R (1, 6) OBP: 0.262, SLG: 0.483	C FA 92 B FA 92 C FA 92 F CU 79 F CU 78 S FA 92 1-3 K			C C C 0-3 K		B F S CU 77 B S FA 93 2-3 K		S FA 96 F FA 96 D FA 97 D F X 2-2 8 G1-3 1-2 2-H 1B		B B X 2-0 F8			5	0	1	1	0	3	2
8 Terrmel Sledge, L (1, 7) OBP: 0.390, SLG: 0.313	C FA 92 S CH 84 C FA 91 0-3 K			F S CU 77 B CU 77 B CH 82 S 2-3 K		C F X 0-2 G3		X 0-0 G1-3 1-2 2-3		C B C X 1-2 G6-3			5	0	0	0	0	2	4
5 Kevin Kouzmanoff, R (1, 5) OBP: 0.222, SLG: 0.244		X CU 73 0-0 SH1-4 1B		B SL 84 B C B B FA 90 4-1 BB			B X SL 91 1-0 G5-3	C 0-0 0-3 K			X 0-0 G6-3		4	0	1	0	1	1	2
Pete Laforest, L (1, 2) OBP: 0.538, SLG: 0.545 Rob Bowen, S (9, PR) OBP: 0.200, SLG: 0.208 (10, 2)		1 SAFE F FA 89 1 SAFE B S S 1-3 K		1 SAFE B 1 SAFE B CH 76 X 2-0 G3			X 0-0 1B	X 0-0 FC2-6 1B			B B F B X 3-1 G4-3	4 1	0 0	2 0	0 0	0 0	1 0	2 0
David Wells, L (1, 1) 34 Russell Branyan, L (7 PH) (7 PR) (7 RF) (1-3 PO) (1-3 A) (1-3 DP) 41 Kevin Cameron, R (8, 1) Trevor Hoffman, R (9, 1) Geoff Blum, S (9 PH) (9 3B) (9 SS) (9 2B) (9 RF) (9 PO) (9 A) (9 E1) (9 DP) Scott Linebrink, R (10, 1) 43 Cla Meredith, R (11, 1) José Cruz Jr., S (11 PH) (11 RF) (11 PO) (11 A) 39 Mike Thompson, R (12, 1)		M CU 77 X FA 90 0-1 SH1-4 1-2		B F FA 89 B FA 90 F FA 90 F X 2-2 G3-1			S FF 94 F FA 88 S FC 90 0-3 K	B X 1-0 FC2-6 22 FC5-4 1-2f			S B F B T 2-2 K	1 1 0 0 1 0 0 1 0 0	0 0 0 0 0 0 0 0 0 0	0 0 0 0 0 0 0 0 0 0	0 0 0 0 0 0 0 0 0 0	0 0 0 0 0 0 0 0 0 0	0 0 0 0 0 0 0 0 0 0	0 1 0 0 1 0 0 1 0 0
Inning Stats	R: 1 E: 0 K: 2 S: 16 H: 3 LOB: 2 BB: 0 P: 20	R: 0 E: 0 K: 2 S: 10 H: 1 LOB: 1 BB: 0 P: 12	R: 0 E: 0 K: 3 S: 9 H: 0 LOB: 0 BB: 0 P: 14	R: 0 E: 0 K: 2 S: 8 H: 0 LOB: 1 BB: 1 P: 16	R: 0 E: 0 K: 0 S: 7 H: 1 LOB: 1 BB: 0 P: 9	R: 0 E: 0 K: 1 S: 7 H: 0 LOB: 0 BB: 0 P: 9	R: 0 E: 0 K: 2 S: 8 H: 1 LOB: 1 BB: 0 P: 11	R: 1 E: 1 K: 1 S: 10 H: 1 LOB: 2 BB: 1 P: 16	R: 0 E: 0 K: 1 S: 10 H: 2 LOB: 2 BB: 0 P: 14	R: 0 E: 0 K: 0 S: 7 H: 0 LOB: 0 BB: 0 P: 13	R: 0 E: 0 K: 1 S: 6 H: 0 LOB: 0 BB: 0 P: 11	R: 0 E: 0 K: 1 S: 12 H: 1 LOB: 1 BB: 0 P: 19	1B: 10 2B: 0 3B: 0 HR: 0 SF: 0 SAC: 1 DP: 0 HBP: 0	WP: 0 PB: 0 SB: 1 CS: 0 PA: 49					

PITCHER	IP	WLS	BF	H	R	ER	SO	BB	IBB	HBP	BLK	WP	HR	S	P	ERA	WHIP
17 Brandon Webb, R (1, 1) ERA: 4.0	8.0		34	7	2	1	13	2	0	0	0	0	0	75	107	1.12	1.125
Brandon Lyon, R (9, 1) ERA: 1.13	1.0		5	2	0	0	1	0	0	0	0	0	0	10	14	0.00	2.000
45 Doug Slaten, L (10, 1) ERA:	1.0		3	0	0	0	0	0	0	0	0	0	0	7	13	0.00	0.000
56 Ramon Pena, R (11, 1) ERA: 1.64	1.0	W	3	0	0	0	1	0	0	0	0	0	0	6	11	0.00	0.000
Jose Valverde, R (12, 1) ERA: 1.17	1.0	S	4	1	0	0	1	0	0	0	0	0	0	12	19	0.00	1.000

PITCHER	IP	WLS	BF	H	R	ER	SO	BB	IBB	HBP	BLK	WP	HR	S	P	ERA	WHIP

BOTTOM

Arizona Diamondbacks @ San Diego Padres

PETCO Park, San Diego, CA

Wed Apr 18 2007, 10:05 PM EDT

Att. 26,872 - Clear - 61 F

livebaseballscorecards.com

AB	46
R	2
H	10
RBI	2
BB	2
SO	16
LOB	22

Arizona Diamondbacks @ San Diego Padres

PETCO Park, San Diego, CA

Thu Apr 19 2007, 3:35 PM EDT

Att. 32,224 - Sunny - 72 F

TOP

livebaseballscorecards.com

Batter	1	2	3	4	5	6	7	8	9	AB	R	H	RBI	BB	SO	LOB
6 Stephen Drew, L (1, 6) OBP: 0.333, SLG: 0.246	B B S S S S 3-3 ① K		B S S B C 2-3 ③ K		B C X 1-1 22 1B; 1 1B; 1-2 1B	B B C S F X 2-2 ② P5		F X 0-1 ② G4-3; 2-3 3-H		5	1	1	1	0	2	4
22 Eric Byrnes, R (1, 9) OBP: 0.354, SLG: 0.500	B B C F X 2-2 PO 1B			B X 1-0 ① G1-3	B F X 1-1 1 1B; 1-2 2-3 1B	F B F 1-2 CI 1 FC4-6; 1-2 2-3 3-H		X 0-0 ③ F7		4	0	2	1	0	0	1
1 Orlando Hudson, S (1, 4) OBP: 0.425, SLG: 0.537	B 1 SAFE C F S 1-3 ② K			C C B S 1-3 ② K	B B S X 2-1 1-3 2-H 3-H 1B	B C X 1-1 ③ FC4-6; 1-2f			C X 0-1 ① F7	5	0	1	2	0	2	4
Chad Tracy, L (1, 5) OBP: 0.318, SLG: 0.431 (7, 3)	C F B 1 SAFE 1-2 ③ PO	F F X 0-2 2B		C F B B B 4-2 BB	C S F B S 1-3 ③ K		B B C F B X 3-2 ① G6-3		C B C X 1-2 G5-3 1B	4	0	2	0	1	1	2
Scott Hairston, R (1, 7) OBP: 0.327, SLG: 0.370		C F B B C 1-3 ① K		C S D F F B B C 2-3 ③ K		X 0-0 ① P3	C C C 0-3 ② K		B F F B B X 3-2 ② G5-3; 1-2	5	0	0	0	0	3	3
34 Conor Jackson, R (1, 3) OBP: 0.339, SLG: 0.288 28 Brandon Medders, R (7, 1) 45 Doug Slaten, L (7, 1) 57 Dustin Nippert, R (8, 1) 7 Carlos Quentin, R (9, PH) OBP: 0.400, SLG: 0.538		C F B B D F S 3-3 ② K			B C X 1-1 ① G5-3	C C F B X 1-2 24 1B; 26 1B 1B	C X 0-1 ③ G1-3		B X 1-0 ③ L9	4 0 0 0 1	1 0 0 0 0	1 0 0 0 0	0 0 0 0 0	0 0 0 0 0	1 0 0 0 0	1 0 0 0 1
24 Chris Young, R (1, 8) OBP: 0.235, SLG: 0.340	C X 0-1 ③ F8				B X 1-0 HR	C B X 1-1 BB 26 1B; 22 CI 1B; 1-2 1B		X 0-0 13 G3 5 1B; 6 G4-3 1B		4	3	3	1	0	0	1
26 Miguel Montero, L (1, 2) OBP: 0.259, SLG: 0.360 5 Robby Hammock, R (8, PH) OBP: 0.364, SLG: 0.400 (8, 2)			B X 1-0 ① G3		B B X 2-0 ② F8	C B X 1-1 22 CI BB; 1-2 2-H 1B		C X 0-1 6 G4-3 13 G3; 1-2 1B		3 1	0 0	1 1	1 0	0 0	0 0	0 0
Livan Hernandez, R (1, 1) OBP: 0.333, SLG: 0.333 Tony Clark, S (6, PH) OBP: 0.381, SLG: 0.722 37 Juan Cruz, R (6, 1) 13 Alberto Callaspo, S (7, 5) OBP: 0.327, SLG: 0.333			C B B B F X 3-2 ② F8		X 0-0 22 1B 6 1B; 1 1B 1B	B B B 4-0 22 CI; 1-2 2-3 BB		D B B C C F X 3-2 ① G3; 1-2 2-3		2 0 0 1	1 0 0 0	1 0 0 0	0 0 0 0	0 1 0 0	0 0 0 2	0 0 0 0
Inning Stats	R: 0 E: 0 K: 2 S: 11 H: 1 LOB: 0 BB: 0 P: 18	R: 0 E: 0 K: 2 S: 12 H: 1 LOB: 1 BB: 0 P: 16	R: 0 E: 0 K: 1 S: 7 H: 0 LOB: 0 BB: 0 P: 13	R: 0 E: 0 K: 2 S: 11 H: 0 LOB: 1 BB: 1 P: 19	R: 3 E: 0 K: 1 S: 15 H: 5 LOB: 2 BB: 0 P: 24	R: 2 E: 1 K: 0 S: 17 H: 3 LOB: 3 BB: 1 P: 28	R: 0 E: 0 K: 1 S: 8 H: 0 LOB: 0 BB: 0 P: 11	R: 1 E: 0 K: 0 S: 11 H: 2 LOB: 1 BB: 0 P: 14	R: 0 E: 0 K: 0 S: 9 H: 1 LOB: 1 BB: 0 P: 14	1B: 11 2B: 1 3B: 0 HR: 1 SF: 0 SAC: 0 DP: 0 HBP: 0						

	AB	39
	R	6
	H	13
	RBI	6
	BB	2
	SO	9
	LOB	19

WP: 0 PB: 0 SB: 0 CS: 0 PA: 43

PITCHER		IP	WLS	BF	H	R	ER	SO	BB	IBB	HBP	BLK	WP	HR	S	P	ERA	WHIP
44 Jake Peavy, R ERA: 2.13	(1, 1)	5.1	W	27	10	5	4	8	2	0	0	0	0	1	65	106	6.75	2.250
21 Heath Bell, R ERA:	(6, 1)	1.2	H	6	0	0	0	1	0	0	0	0	0	0	16	23	0.00	0.000
45 Justin Hampson, L ERA:	(8, 1)	0.0		2	2	1	1	0	0	0	0	0	0	0	3	3	∞	∞
43 Cla Meredith, R ERA:	(8, 1)	1.0	H	3	0	0	0	0	0	0	0	0	0	0	8	11	0.00	0.000
57 Aaron Rakers, R ERA:	(9, 1)	1.0		4	1	0	0	0	0	0	0	0	0	0	9	14	0.00	1.000

PITCHER	IP	WLS	BF	H	R	ER	SO	BB	IBB	HBP	BLK	WP	HR	S	P	ERA	WHIP

Batter	1	2	3	4	5	6	7	8	9	AB	R	H	RBI	BB	SO	LOB
22 Marcus Giles, R (1, 4) OBP: 0.351, SLG: 0.439	C X 0-1 ① P4	B X 1-0 BB 2-H 1B	X 0-0 ② SF9 3-H		F F F X 0-2 ③ F9		S B B B B 4-1 BB BB			3	0	1	2	1	0	1
José Cruz Jr., S (1, 7) OBP: 0.424, SLG: 0.655	C B X 1-1 23 BB 24 S SF7 1B	C B B B B 4-1 1-2 BB	X 0-0 ③ F7			C B B S B X 3-2 ① G4-3	B B B C C F B 4-2 1-2 BB			3	1	1	0	2	0	0
24 Brian Giles, L (1, 9) OBP: 0.351, SLG: 0.397	B C B 1 B C F B SAFE 4-2 1-2 23 BB BB	F B X 1-1 ③ F7		S B X 1-1 ① G4-3		S B F B C 2-3 ② K	C B B F B S 3-3 ③ K			4	0	0	0	1	2	4
23 Adrián González, L (1, 3) OBP: 0.360, SLG: 0.478	C B B F B B 4-2 1-2 2-3 BB		B B C B C B 4-2 3 1B 34 2B BB	C B B B X 3-1 ② G3-1		C B C X 1-2 1B		B B C X 2-1 3 BB BB 34 BB 1B		3	2	2	0	2	0	0
Mike Cameron, R (1, 8) OBP: 0.257, SLG: 0.197	C F X 0-2 ② SF7 3-H		B B S F S 2-3 ① K	B F B B C X 3-2 2B		B C S B C 2-3 ③ K		C C F D D F B B 4-2 1-2 34 BB 3 BB FC7-6-5 BB		3	1	1	1	1	2	2
3 Khalil Greene, R (1, 6) OBP: 0.288, SLG: 0.532	B X 1-0 ③ F8	X 0-0 34 2B 1-2 1B 1B	C F B X 1-2 ③ F9				C B X 1-1 HR	B B B C B 4-1 FC7-6-5 34 BB 1-2 2-3 BB		4	2	2	1	1	0	3
34 Russell Branyan, L (1, 5) OBP: 0.478, SLG: 0.611		C S X 0-2 ① G6-3	C X 0-1 1B 44 3B 1-3 2-H 2B		X 0-0 ① L4		S X 0-1 ① F7	B S F B B F B 4-2 FC7-6-5 1-2 2-3 3-H BB		4	1	1	2	1	0	0
Rob Bowen, S (1, 2) OBP: 0.267, SLG: 0.357		B C B B C B 4-2 44 SH1 22 1B BB	B X 1-0 44 3B 2-3 3-H 1B		C B C C 1-3 ② K		C B S X 1-2 HR	B F B B F X 3-2 ① FC7-6-5 G4-6-3 1-2 2-3f 3-H		4	3	2	3	1	1	2
44 Jake Peavy, R (1, 1) OBP: 0.222, SLG: 0.556 21 Heath Bell, R (6, 1) 8 Termel Sledge, L (7, PH) OBP: 0.381, SLG: 0.303 45 Justin Hampson, L (8, 1) 43 Cla Meredith, R (8, 1) Geoff Blum, S (8, PH) OBP: 0.190, SLG: 0.222 57 Aaron Rakers, R (9, 1)		X 0-0 ② SH1 1-2	B X 1-0 22 SF9 1-H 3-H 3B		B X 1-0 2B		B B C F S 2-3 ② K	C B X 1-1 ② ③ G4-6-3 1-2f		2 0 1 0 0 1 0	1 0 0 0 0 0 0	2 0 0 0 0 0 0	2 0 0 0 0 0 0	0 0 0 1 0 0 0	0 0 1 0 0 0 0	0 0 0 0 0 0 0
Inning Stats	R: 1 H: 1 E: 0 LOB: 2 K: 0 BB: 2 S: 13 P: 23	R: 1 H: 1 E: 0 LOB: 2 K: 0 BB: 2 S: 10 P: 20	R: 5 H: 4 E: 0 LOB: 0 K: 1 BB: 1 S: 12 P: 20	R: 0 H: 1 E: 0 LOB: 1 K: 0 BB: 0 S: 11 P: 19	R: 0 H: 1 E: 0 LOB: 1 K: 1 BB: 0 S: 9 P: 11	R: 0 H: 1 E: 0 LOB: 1 K: 2 BB: 0 S: 12 P: 20	R: 2 H: 2 E: 0 LOB: 2 K: 2 BB: 2 S: 17 P: 32	R: 2 H: 1 E: 0 LOB: 1 K: 0 BB: 3 S: 16 P: 34		1B: 6 SF: 2 2B: 3 SAC: 1 3B: 1 DP: 1 HR: 2 HBP: 0						

PITCHER		IP	WLS	BF	H	R	ER	SO	BB	IBB	HBP	BLK	WP	HR	S	P	ERA	WHIP
Livan Hernandez, R ERA: 3.96	(1, 1)	5.0	L	28	8	7	7	2	5	0	0	0	0	0	55	93	12.60	2.600
37 Juan Cruz, R ERA: 3.24	(6, 1)	1.0		4	1	0	0	2	0	0	0	0	0	0	12	20	0.00	1.000
28 Brandon Medders, R ERA: 6.48	(7, 1)	0.2		6	2	2	2	1	2	0	0	0	0	2	14	26	27.00	6.000
45 Doug Slaten, L ERA:	(7, 1)	0.1		1	0	0	0	1	0	0	0	0	0	0	3	6	0.00	0.000
57 Dustin Nippert, R ERA: 4.5	(8, 1)	1.0		6	1	2	2	0	3	0	0	0	0	0	16	34	18.00	4.000

PITCHER	IP	WLS	BF	H	R	ER	SO	BB	IBB	HBP	BLK	WP	HR	S	P	ERA	WHIP

BOTTOM

Arizona Diamondbacks @ San Diego Padres

PETCO Park, San Diego, CA

Thu Apr 19 2007, 3:35 PM EDT

Att. 32,224 - Sunny - 72 F

livebaseballscorecards.com

AB	32
R	11
H	12
RBI	11
BB	10
SO	6
LOB	14

San Diego Padres @ Colorado Rockies

Coors Field, Denver, CO

Fri Apr 20 2007, 7:05 PM MDT

Att. 22,338 - Partly Cloudy - 69 F

TOP

livebaseballscorecards.com

Batter	1	2	3	4	5	6	7	8	9	AB	R	H	RBI	BB	SO	LOB
22 Marcus Giles, R (1, 4) OBP: 0.359, SLG: 0.443	F9	1B 1-2 3-H 1B	FC6-4 1-2f	1-2 3-H 1B		G6-3		G4-6-3 1-2f 2-3 3-H		4	0	2	2	0	0	3
Geoff Blum, S (5, 4) OBP: 0.174, SLG: 0.200										2	0	0	0	0	0	3
José Cruz Jr., S (1, 7) OBP: 0.436, SLG: 0.618	24 1B 23 HR BB	1-2 2-3 1B		24 1B 23 1B 1B G4-3		G5-3		G3-1		5	2	2	0	1	0	4
24 Brian Giles, L (1, 9) OBP: 0.354, SLG: 0.397	23 HR 1-2 1B	F9		23 1B 1B 3 FC5-4 1-2 1B	K		G1-3		G4-3	5	2	2	0	0	1	3
8 Terrmel Sledge, L (7, 9) OBP: 0.372, SLG: 0.294										1	0	0	0	0	0	0
23 Adrián González, L (1, 3) OBP: 0.358, SLG: 0.507	HR 1-H 2-H	K		3 FC5-4 1B G3 1-2 2-H 1B	K		K		F7	6	2	2	4	0	3	3
Mike Cameron, R (1, 8) OBP: 0.276, SLG: 0.239	F8		K	3 FC5-4 1-2 2-3 1B	2B		3 FC6-4 1B		K	6	0	3	0	0	2	0
3 Khalil Greene, R (1, 6) OBP: 0.282, SLG: 0.522	F9	32 BB 2B	FC5-4 G3 34 BB 32 E 1-2f 2-3 3-H	F9		FC6-4 1-2f				5	1	1	1	0	0	4
34 Russell Branyan, L (1, 5) OBP: 0.500, SLG: 0.619	G4-3	K	32 E G3 22 1B 1-2 BB	2B 32 G5-3 BB		1B G4-6-3 2B				3	3	1	0	2	1	1
Rob Bowen, S (1, 2) OBP: 0.343, SLG: 0.469	32 1B 22 1B 2B	32 BB IBB	G3 1-2 2-3 3-H	1-3 2B		G4-6-3 5 BB 2-3 1B				4	1	3	1	1	0	2
32 Chris Young, R (1, 1) OBP: 0.222, SLG: 0.125	1B 22 1B 2-3 1B	22 FC6-4 1-2 2-3 BB	E3 22 1B 2-3 3-H	G5-3 3-H		G4-6-3 1-2 BB				3	0	1	1	1	0	2
5 Kevin Kouzmanoff, R (8, PH) OBP: 0.239, SLG: 0.244										0	0	0	0	1	0	0
26 Doug Brocail, L (8, 1)										0	0	0	0	0	0	0

Inning Stats										
	R: 3 H: 2 E: 0 LOB: 0 K: 0 BB: 1 S: 15 P: 26	R: 1 H: 4 E: 0 LOB: 3 K: 1 BB: 0 S: 12 P: 17	R: 0 H: 1 E: 0 LOB: 2 K: 2 BB: 1 S: 10 P: 21	R: 5 H: 5 E: 1 LOB: 2 K: 0 BB: 1 S: 18 P: 33	R: 0 H: 1 E: 0 LOB: 1 K: 2 BB: 0 S: 10 P: 14	R: 1 H: 1 E: 0 LOB: 1 K: 0 BB: 1 S: 11 P: 20	R: 0 H: 1 E: 0 LOB: 1 K: 1 BB: 0 S: 10 P: 15	R: 1 H: 2 E: 0 LOB: 1 K: 0 BB: 1 S: 10 P: 20	R: 0 H: 0 E: 0 LOB: 0 K: 1 BB: 0 S: 8 P: 12	1B: 11 SF: 0 2B: 5 SAC: 0 3B: 0 DP: 1 HR: 1 HBP: 0	WP: 0 PA: 50 PB: 0 SB: 0 CS: 0

PITCHER		IP	WLS	BF	H	R	ER	SO	BB	IBB	HBP	BLK	WP	HR	S	P	ERA	WHIP
37 Josh Fogg, R ERA: 6.61	(1, 1)	3.0	L	23	11	8	7	3	2	1	0	0	0	1	45	77	21.00	4.333
Matt Herges, R ERA: 9.0	(4, 1)	2.0		10	2	1	0	2	1	0	0	0	0	0	20	34	0.00	1.500
Jeremy Affeldt, L ERA: 1.29	(6, 1)	2.0		9	2	1	1	1	1	0	0	0	0	0	21	35	4.50	1.500
32 LaTroy Hawkins, R ERA: 8.59	(8, 1)	1.0		5	2	1	1	0	1	0	0	0	0	0	10	20	9.00	3.000
40 Brian Fuentes, L ERA: 3.38	(9, 1)	1.0		3	0	0	0	1	0	0	0	0	0	0	8	12	0.00	0.000

PITCHER	IP	WLS	BF	H	R	ER	SO	BB	IBB	HBP	BLK	WP	HR	S	P	ERA	WHIP

AB	44
R	11
H	17
RBI	9
BB	6
SO	7
LOB	25

San Diego Padres @ Colorado Rockies

Coors Field, Denver, CO

Fri Apr 20 2007, 7:05 PM MDT

Att. 22,338 - Partly Cloudy - 69 F

livebaseballscorecards.com

BOTTOM

Batter	1	2	3	4	5	6	7	8	9	AB	R	H	RBI	BB	SO	LOB
Jamey Carroll, R (1, 4) OBP: 0.333, SLG: 0.297	B C X 1-1 17 S 1B		C B S X 1-2 ① P3		B B B C F C 3-3 ③ K			C C B F B S 2-3 ③ K		4	0	1	0	0	2	1
Steve Finley, L (1, 8) OBP: 0.147, SLG: 0.242	C X 0-1 ① P2		B C X 1-1 ② F7			B B F B C F F F X 3-2 ① L8			B B X 2-0 ① P4	4	0	0	0	0	0	1
27 Garrett Atkins, R (1, 5) OBP: 0.352, SLG: 0.407 21 Clint Barmes, R (8, 5)	C X 0-1 ② F9		C F B B X 2-2 ③ G6-3			F B B X 2-1 ② F8			C S B S 1-3 ② K	3 1	0 0	0 0	0 0	0 0	0 1	1 0
17 Todd Helton, L (1, 3) OBP: 0.435, SLG: 0.421	B F B C F F B X 3-2 ③ G4-3 1-2			F B F F F B S 2-3 ① K		X 0-0 ③ L8			B C F F B B X 3-2 ③ G6-3	4	0	0	0	0	1	1
5 Matt Holliday, R (1, 7) OBP: 0.405, SLG: 0.507 32 LaTroy Hawkins, R (8, 1) 40 Brian Fuentes, L (9, 1)		F B F X 1-2 10 S 8 1B 1B		S B C F F F F B F 3-2 ② B X G5-3			S F S 0-3 ① K			3 0 0	1 0 0	1 0 0	0 0 0	0 0 0	1 0 0	0 0 0
10 Jeff Baker, R (1, 9) OBP: 0.308, SLG: 0.520		F B S S 1-3 ① K 1-2		B X 1-0 ③ F9			C F F B S 1-3 ② K			3	0	0	0	0	2	1
8 Yorvit Torrealba, R (1, 2) OBP: 0.344, SLG: 0.367		S X 0-1 2-H 1B			C C B X 1-2 ① L6		X 0-0 ③ F9			3	0	1	1	0	0	0
2 Troy Tulowitzki, R (1, 6) OBP: 0.281, SLG: 0.228		B 1 SAFE C C S 1-3 ② K			F C D S 1-3 ② K			F F F F B B X 2-2 ① F9		3	0	0	0	0	2	1
37 Josh Fogg, R (1, 1) Matt Herges, L (4, 1) 11 Brad Hawpe, L (5, PH) OBP: 0.413, SLG: 0.396 Jeremy Affeldt, L (6, 1) John Mabry, L (8, 7) OBP: 0.167, SLG: 0.182		B X 1-0 ③ G5-3			F F X 0-2 1B			F B S B X 2-2 ② L9		1 0 1 0 1	0 0 0 0 0	0 0 1 0 0	0 0 0 0 0	0 0 0 0 0	0 0 0 0 0	1 0 0 0 0
Inning Stats	R: 0 H: 1 E: 0 LOB: 1 K: 0 BB: 0 S: 11 P: 15	R: 1 H: 2 E: 0 LOB: 1 K: 2 BB: 0 S: 12 P: 16	R: 0 H: 0 E: 0 LOB: 0 K: 0 BB: 0 S: 8 P: 12	R: 0 H: 0 E: 0 LOB: 0 K: 1 BB: 0 S: 13 P: 19	R: 0 H: 1 E: 0 LOB: 1 K: 2 BB: 0 S: 12 P: 17	R: 0 H: 0 E: 0 LOB: 0 K: 0 BB: 0 S: 8 P: 13	R: 0 H: 0 E: 0 LOB: 0 K: 2 BB: 0 S: 8 P: 9	R: 0 H: 0 E: 0 LOB: 0 K: 1 BB: 0 S: 12 P: 18	R: 0 H: 0 E: 0 LOB: 0 K: 1 BB: 0 S: 8 P: 14	1B: 4 SF: 0 2B: 0 SAC: 0 3B: 0 DP: 0 HR: 0 HBP: 0						

	AB	31
	R	1
	H	4
	RBI	1
	BB	0
	SO	9
	LOB	7

WP: 0 PA: 31
PB: 0
SB: 2
CS: 0

PITCHER		IP	WLS	BF	H	R	ER	SO	BB	IBB	HBP	BLK	WP	HR	S	P	ERA	WHIP
32 Chris Young, R ERA: 3.32	(1, 1)	7.0	W	25	4	1	1	7	0	0	0	0	0	0	72	101	1.29	0.571
26 Doug Brocail, R ERA: 1.86	(8, 1)	2.0		6	0	0	0	2	0	0	0	0	0	0	20	32	0.00	0.000

PITCHER	IP	WLS	BF	H	R	ER	SO	BB	IBB	HBP	BLK	WP	HR	S	P	ERA	WHIP

Batter	1	2	3	4	5	6	7	8	9	AB	R	H	RBI	BB	SO	LOB
22 Marcus Giles, R (1, 4) OBP: 0.386, SLG: 0.493	F F D X 1-2 2B 24 SF8 1B	T X 0-1 1B 1-3 2B	D S F S 1-3 ③ K			B B F B S F X 3-2 24 1B 2B		X 0-0 G4-6-3 1B		5	2	4	0	0	1	2
José Cruz Jr., S (1, 7) OBP: 0.455, SLG: 0.632	B C X 1-1 24 SF8 23 G3-1 1-3 2B	D X 1-0 24 FC4-6 2-3 3-H 1B		F X 0-1 ① P6		B I I 4-0 24 1B IBB		B 1 SAFE 1 SAFE B X 2-0 ② ③ G4-6-3 1-2f		4	1	2	1	1	0	1
24 Brian Giles, L (1, 9) OBP: 0.357, SLG: 0.416	X 0-0 ① SF8 2-3 3-H	B X 1-0 ③ FC4-6 1-2f		B X 1-0 2B		C B B X 2-1 ② 1-2 2-H 1B			X 0-0 ① G3-1	4	0	2	2	0	0	2
23 Adrián González, L (1, 3) OBP: 0.360, SLG: 0.538	X 0-0 ② G3-1 3-H	X 0-0 HR		B C S S 1-3 ② K		B S X 1-1 ③ 2-3 1B			C S B C 1-3 ② K	5	1	2	2	0	2	1
Mike Cameron, R (1, 8) OBP: 0.296, SLG: 0.268	C F B X 1-2 1B	B B X 2-0 3 1B 2B	C B B F B X 3-2 G6-3				C B F B B B 4-2 3 1B 5 G6-4-3 BB		X 0-0 ③ G1-4-3	4	2	2	0	1	0	1
3 Khalil Greene, R (1, 6) OBP: 0.293, SLG: 0.521	C B X 1-1 ③ F9	B B X 2-0 1B 2-H 1B			X 0-0 ① G6-3		B C 1 SAFE X 1-1 5 G6-4-3 1-3 1B			4	0	2	1	0	0	1
5 Kevin Kouzmanoff, R (1, 5) OBP: 0.220, SLG: 0.222		C X 0-1 ① F8	B B S S S 2-3 ① K		C B X 1-1 ② G4-3		B B X 2-0 ① ② G6-4-3 1-2f 3-H			4	0	0	0	0	1	2
Rob Bowen, S (1, 2) OBP: 0.359, SLG: 0.457		B C B C F F B B 4-2 22 2B 1B BB	F F B F B F B X 3-2 1-2 1B		C X 0-1 ③ F9		C B F B B C 2-3 ③ K			3	1	1	0	1	1	0
52 Clay Hensley, R (1, 1) OBP: 0.250, SLG: 0.250		X 0-0 ② P6	L L L 0-3 ② K			B C B X 2-1 ① F8		B F B X 2-1 ① G3		3	0	0	0	0	1	3
21 Heath Bell, R (7, 1)										0	0	0	0	0	0	0
34 Russell Branyan, L (8, PH) OBP: 0.483, SLG: 0.591										1	0	0	0	0	0	0
Scott Linebrink, R (8, 1)										0	0	0	0	0	0	0
41 Kevin Cameron, R (9, 1)										0	0	0	0	0	0	0
Inning Stats	R: 2 E: 0 K: 0 S: 12 H: 3 LOB: 1 BB: 0 P: 16	R: 1 E: 0 K: 0 S: 11 H: 2 LOB: 2 BB: 1 P: 17	R: 2 E: 0 K: 3 S: 18 H: 4 LOB: 2 BB: 0 P: 28	R: 0 E: 0 K: 1 S: 9 H: 1 LOB: 1 BB: 0 P: 14	R: 0 E: 0 K: 0 S: 5 H: 0 LOB: 0 BB: 0 P: 6	R: 1 E: 0 K: 0 S: 10 H: 3 LOB: 2 BB: 1 P: 22	R: 1 E: 0 K: 1 S: 8 H: 1 LOB: 0 BB: 1 P: 17	R: 0 E: 0 K: 0 S: 4 H: 1 LOB: 0 BB: 0 P: 8	R: 0 E: 0 K: 1 S: 5 H: 0 LOB: 0 BB: 0 P: 6	1B: 9 2B: 5 3B: 0 HR: 1 SF: 1 SAC: 0 DP: 2 HBP: 0						

TOP

San Diego Padres @ Colorado Rockies

Coors Field, Denver, CO

Sat Apr 21 2007, 6:05 PM MDT

Att. 22,795 - Cloudy - 60 F

livebaseballscorecards.com

AB	37
R	7
H	15
RBI	6
BB	3
SO	6
LOB	13

PITCHER		IP	WLS	BF	H	R	ER	SO	BB	IBB	HBP	BLK	WP	HR	S	P	ERA	WHIP
26 Jeff Francis, L ERA: 6.46	(1, 1)	6.0	L	31	13	6	6	4	1	1	0	0	0	1	65	103	9.00	2.333
23 Ryan Speier, R ERA: 9.0	(7, 1)	1.0		4	1	1	1	1	1	0	0	0	0	0	8	17	9.00	2.000
Bob Keppel, R ERA:	(8, 1)	1.0		3	1	0	0	0	0	0	0	0	0	0	4	8	0.00	1.000
60 Manny Corpas, R ERA: 1.04	(9, 1)	1.0		3	0	0	0	1	0	0	0	0	0	0	5	6	0.00	0.000

PITCHER	IP	WLS	BF	H	R	ER	SO	BB	IBB	HBP	BLK	WP	HR	S	P	ERA	WHIP

BOTTOM

San Diego Padres @ Colorado Rockies

Coors Field, Denver, CO

Sat Apr 21 2007, 6:05 PM MDT
Att. 22,795 - Cloudy - 60 F

livebaseballscorecards.com

Batter	1	2	3	4	5	6	7	8	9	AB	R	H	RBI	BB	SO	LOB
3 Willy Taveras, R (1, 8) OBP: 0.296, SLG: 0.229 60 Manny Corpas, R (9, 1)	F7	L8		G1-3			FC3-6 1B	27 BB 1B		5 0	0 0	2 0	0 0	0 0	0 0	3 0
Jamey Carroll, R (1, 4) OBP: 0.340, SLG: 0.293	27 2B 1B		27 G5-4-3 BB		G6-3		FC3-6 27 2B	F9		4	2	1	0	1	0	3
27 Garrett Atkins, R (1, 5) OBP: 0.382, SLG: 0.476	1-H 2B		G5-4-3		17 1B 2B		11 BB 1-H 2B	1-2 2-3 BB		4	1	3	2	1	0	1
17 Todd Helton, L (1, 3) OBP: 0.459, SLG: 0.450	5 1B BB		5 1B 2B		5 G6-4-3 2-H 1B		11 BB BB	F8		3	0	2	1	2	0	3
5 Matt Holliday, R (1, 7) OBP: 0.418, SLG: 0.514	1-2 1B		2-H 1B		G6-4-3 1-2f		K		11 FC3-6 1B	5	0	3	0	0	1	3
11 Brad Hawpe, L (1, 9) OBP: 0.397, SLG: 0.368	L7			G2-3		G3-1	1-2 2-3 BB		FC3-6 1-2f	4	0	0	0	1	0	3
20 Chris Iannetta, R (1, 2) OBP: 0.243, SLG: 0.161 8 Yorvit Torrealba, R (7, PH) OBP: 0.324, SLG: 0.344 (8, 2)		26 SH1-4 1B		G4-3		K	K		K	3 2	0 0	1 0	0 0	0 0	1 2	0 4
21 Clint Barmes, R (1, 6) OBP: 0.286, SLG: 0.429		F9		26 BB 1B		2B		F8	F8	5	0	2	0	0	0	2
26 Jeff Francis, L (1, 1) OBP: 0.333, SLG: 0.200 John Mabry, L (6, PH) OBP: 0.154, SLG: 0.167 23 Ryan Speier, R (7, 1) Bob Keppel, R (8, 1) Steve Finley, L (8, PH) OBP: 0.171, SLG: 0.242 (9, 8)		SH1-4 1-2		1-2 BB		P6		27 BB 3 1B BB		0 1 0 0 0	0 0 0 0 0	0 0 0 0 0	0 0 0 0 0	1 0 0 0 1	0 0 0 0 0	0 1 0 0 0
Inning Stats	R: 1 E: 0 K: 0 S: 11 H: 3 LOB: 2 BB: 1 P: 21	R: 0 E: 0 K: 0 S: 6 H: 1 LOB: 1 BB: 0 P: 8	R: 0 E: 0 K: 0 S: 5 H: 2 LOB: 2 BB: 1 P: 12	R: 0 E: 0 K: 0 S: 15 H: 1 LOB: 2 BB: 1 P: 26	R: 1 E: 0 K: 0 S: 11 H: 2 LOB: 0 BB: 0 P: 17	R: 0 E: 0 K: 1 S: 6 H: 1 LOB: 1 BB: 0 P: 9	R: 1 E: 0 K: 2 S: 18 H: 2 LOB: 3 BB: 2 P: 28	R: 0 E: 0 K: 0 S: 12 H: 1 LOB: 3 BB: 2 P: 24	R: 0 E: 0 K: 1 S: 12 H: 1 LOB: 1 BB: 0 P: 14	1B: 9 2B: 5 3B: 0 HR: 0	SF: 0 SAC: 1 DP: 2 HBP: 0					

	AB	36
	R	3
	H	14
	RBI	3
	BB	7
	SO	4
	LOB	23

WP: 0 PB: 0 SB: 0 CS: 0 PA: 44

PITCHER		IP	WLS	BF	H	R	ER	SO	BB	IBB	HBP	BLK	WP	HR	S	P	ERA	WHIP
52 Clay Hensley, R ERA: 9.45	(1, 1)	6.0	W	27	10	2	2	1	3	0	0	0	0	0	54	93	3.00	2.167
21 Heath Bell, R ERA: 0.79	(7, 1)	1.0		7	2	1	1	2	2	0	0	0	0	0	18	28	9.00	4.000
Scott Linebrink, R ERA: 3.0	(8, 1)	1.0		6	1	0	0	0	2	0	0	0	0	0	12	24	0.00	3.000
41 Kevin Cameron, R ERA:	(9, 1)	1.0		4	1	0	0	1	0	0	0	0	0	0	12	14	0.00	1.000

PITCHER	IP	WLS	BF	H	R	ER	SO	BB	IBB	HBP	BLK	WP	HR	S	P	ERA	WHIP

Batter	1	2	3	4	5	6	7	8	9	AB	R	H	RBI	BB	SO	LOB
José Cruz Jr., S (1, 7) OBP: 0.417, SLG: 0.571	C X 0-1 ① P5		B B C F S X 2-2 ③ F9			C X 0-1 ① F9		X 0-0 ② G6-3		4	0	0	0	0	0	0
24 Brian Giles, L (1, 9) OBP: 0.364, SLG: 0.413	X 0-0 ② G6-3			B B B C B 4-1 23 2B BB		X 0-0 WP 1B		X 0-0 ③ G6-3		3	1	1	0	1	0	0
23 Adrián González, L (1, 3) OBP: 0.356, SLG: 0.537	B B S C X 2-2 ③ F7			B B F C X 2-2 1-H 2B		F B C B S 2-3 ② K			M B B X 2-1 ① G6-3	4	0	1	1	0	1	1
Mike Cameron, R (1, 8) OBP: 0.294, SLG: 0.267		C F B F F S 1-3 ① K		C F F B F B S 3-3 ① K		S B B X 2-1 ③ L9 1-2			F S X 0-2 3 G5-4-3 1B	4	0	1	0	0	2	2
3 Khalil Greene, R (1, 6) OBP: 0.304, SLG: 0.560		B B X 2-0 34 BB 1B		X 0-0 ② F8			B X 1-0 HR		C X 0-1 ②③ G5-4-3 1-2f	4	1	2	1	0	0	2
34 Russell Branyan, L (1, 5) OBP: 0.469, SLG: 0.542		B B B B 4-0 G4-6-3 1-2 BB		X 0-0 ③ G3			S B C S 1-3 ① K			2	0	0	0	1	1	1
Geoff Blum, S (1, 4) OBP: 0.154, SLG: 0.174		B S F B B X 3-2 ②③ G4-6-3 1-2f			C X 0-1 ① P4		C B F S 1-3 ② K			3	0	0	0	0	1	2
Rob Bowen, S (1, 2) OBP: 0.333, SLG: 0.421			X 0-0 ① F7		B S C C 1-3 ② K		F B B C B S 3-3 ③ K			3	0	0	0	0	2	0
Greg Maddux, R (1, 1) 8 Terrmel Sledge, L (8, PH) OBP: 0.364, SLG: 0.286 43 Cla Meredith, R (8, 1)			C B B X 2-1 ② G6-3		X 0-0 ③ P3			C F B C 1-3 ① K		2 1 0	0 0 0	0 0 0	0 0 0	0 1 0	0 0 0	0 0 0
Inning Stats	R: 0 H: 0 E: 0 LOB: 0 K: 0 BB: 0 S: 6 P: 8	R: 0 H: 1 E: 0 LOB: 1 K: 1 BB: 1 S: 9 P: 19	R: 0 H: 0 E: 0 LOB: 0 K: 0 BB: 0 S: 7 P: 11	R: 1 H: 1 E: 0 LOB: 1 K: 1 BB: 1 S: 11 P: 20	R: 0 H: 0 E: 0 LOB: 0 K: 1 BB: 0 S: 6 P: 7	R: 0 H: 1 E: 0 LOB: 1 K: 1 BB: 0 S: 8 P: 12	R: 1 H: 1 E: 0 LOB: 0 K: 3 BB: 0 S: 10 P: 16	R: 0 H: 0 E: 0 LOB: 0 K: 1 BB: 0 S: 5 P: 6	R: 0 H: 1 E: 0 LOB: 0 K: 0 BB: 0 S: 7 P: 9	1B: 3 SF: 0 2B: 1 SAC: 0 3B: 0 DP: 2 HR: 1 HBP: 0						

PITCHER		IP	WLS	BF	H	R	ER	SO	BB	IBB	HBP	BLK	WP	HR	S	P	ERA	WHIP
48 Jason Hirsh, R ERA: 3.16	(1, 1)	7.0	W	26	4	2	2	7	2	0	0	0	1	1	57	93	2.57	0.857
60 Manny Corpas, R ERA: 0.93	(8, 1)	1.0	H	3	0	0	0	1	0	0	0	0	0	0	5	6	0.00	0.000
40 Brian Fuentes, L ERA: 3.0	(9, 1)	1.0	S	3	1	0	0	0	0	0	0	0	0	0	7	9	0.00	1.000

PITCHER	IP	WLS	BF	H	R	ER	SO	BB	IBB	HBP	BLK	WP	HR	S	P	ERA	WHIP

TOP

San Diego Padres @ Colorado Rockies

Coors Field, Denver, CO

Sun Apr 22 2007, 1:05 PM MDT
Att. 25,746 - Partly Cloudy - 58 F

livebaseballscorecards.com

AB	30
R	2
H	5
RBI	2
BB	2
SO	8
LOB	8

BOTTOM

San Diego Padres @ Colorado Rockies
Coors Field, Denver, CO
Sun Apr 22 2007, 1:05 PM MDT
Att. 25,746 - Partly Cloudy - 58 F

livebaseballscorecards.com

Batter	1	2	3	4	5	6	7	8	9	AB	R	H	RBI	BB	SO	LOB
3 Willy Taveras, R (1, 8) OBP: 0.276, SLG: 0.212	K 1B 17 SF7-5-3				G4-3		FC6-4 S 1-2f			4	1	0	0	0	2	1
Jamey Carroll, R (1, 4) OBP: 0.333, SLG: 0.289	SAFE 17 SF7-5-3 1B 1-3		G6-3		G3		G4-3 1-2			4	0	1	0	0	0	1
27 Garrett Atkins, R (1, 5) OBP: 0.388, SLG: 0.493	K			17 1B 5 1B 2B	G5-3			1-1 5 G5-3 17 BLK 1B		4	1	2	0	0	1	2
17 Todd Helton, L (1, 3) OBP: 0.462, SLG: 0.452	SAFE SF7-5-3 1-1 3-H			11 G4-3 5 1B 8 G4-3 2-3 1B		F7		F B B B B 4-1 5 G5-3 1-2 BB		2	1	1	1	1	0	0
5 Matt Holliday, R (1, 7) OBP: 0.434, SLG: 0.566		8 G6-3 2B		11 G4-3 1-2 3-H 1B		11 SF9 3B		F F X 0-2 G5-3 1-2 2-3f		4	1	3	1	0	0	2
11 Brad Hawpe, L (1, 9) OBP: 0.389, SLG: 0.356		P5		G4-3 1-2 2-3		SF9 3-H		IBB		2	0	0	1	1	0	3
8 Yorvit Torrealba, R (1, 2) OBP: 0.289, SLG: 0.306		G6-3 2-3		G4-3 3-H		G5-3		P3		4	0	0	1	0	0	4
21 Clint Barmes, R (1, 6) OBP: 0.300, SLG: 0.333		L8		IBB			F8			2	0	0	0	1	0	1
48 Jason Hirsh, R (1, 1) John Mabry, L (7, PH) OBP: 0.214, SLG: 0.231 60 Manny Corpas, R (8, 1) 40 Brian Fuentes, L (9, 1)			K	G6-3			3 FC6-4 1B			2 1 0 0	0 0 0 0	0 1 0 0	0 0 0 0	0 0 0 0	1 0 0 0	2 0 0 0
Inning Stats	R: 1 H: 1 E: 0 LOB: 0 K: 2 BB: 0 S: 12 P: 20	R: 0 H: 1 E: 0 LOB: 1 K: 0 BB: 0 S: 7 P: 10	R: 0 H: 0 E: 0 LOB: 0 K: 2 BB: 0 S: 9 P: 12	R: 2 H: 3 E: 0 LOB: 2 K: 0 BB: 1 S: 12 P: 22	R: 0 H: 0 E: 0 LOB: 0 K: 0 BB: 0 S: 6 P: 7	R: 1 H: 1 E: 0 LOB: 0 K: 0 BB: 0 S: 5 P: 10	R: 0 H: 1 E: 0 LOB: 1 K: 0 BB: 0 S: 10 P: 16	R: 0 H: 1 E: 0 LOB: 2 K: 0 BB: 2 S: 9 P: 19		1B: 5 SF: 2 2B: 3 SAC: 0 3B: 1 DP: 2 HR: 0 HBP: 0						

AB	29
R	4
H	8
RBI	4
BB	3
SO	4
LOB	16

WP: 1 PA: 34
PB: 0
SB: 1
CS: 0

PITCHER		IP	WLS	BF	H	R	ER	SO	BB	IBB	HBP	BLK	WP	HR	S	P	ERA	WHIP
Greg Maddux, R ERA: 4.24	(1, 1)	7.0	L	29	7	4	4	4	0	1	0	0	1	0	61	97	5.14	1.000
43 Cla Meredith, R ERA:	(8, 1)	1.0		5	1	0	0	0	1	1	0	1	0	0	9	19	0.00	2.000

PITCHER	IP	WLS	BF	H	R	ER	SO	BB	IBB	HBP	BLK	WP	HR	S	P	ERA	WHIP

San Diego Padres @ Arizona Diamondbacks

Chase Field, Phoenix, AZ

Tue Apr 24 2007, 6:40 PM MST

Att. 19,470 - Clear - 84 F

TOP

livebaseballscorecards.com

Batter	1	2	3	4	5	6	7	8	9	AB	R	H	RBI	BB	SO	LOB
22 Marcus Giles, R (1, 4) OBP: 0.375, SLG: 0.488	K		K		F9	24 1B 2B	K			5	1	1	0	0	3	1
José Cruz Jr., S (1, 7) OBP: 0.415, SLG: 0.609	L9		23 HR BB		HR	K	CS 1-2	K		4	2	1	1	1	2	1
24 Brian Giles, L (1, 9) OBP: 0.366, SLG: 0.412	K		P2		HBP 23 BB 3 2B 1B	23 PB 23 2B 1B		G6-3		5	2	2	1	0	1	1
23 Adrián González, L (1, 3) OBP: 0.389, SLG: 0.600		3 2B HBP	HR		HBP 3 2B BB	3 E 2B		1B		3	3	3	3	1	0	0
Mike Cameron, R (1, 8) OBP: 0.289, SLG: 0.253		L6	K		3 2B HBP	P3		K		4	1	0	0	0	2	3
3 Khalil Greene, R (1, 6) OBP: 0.333, SLG: 0.600		2B	5 G5-3 1B		2B	E1 1B			P3	5	1	4	4	0	0	0
5 Kevin Kouzmanoff, R (1, 5) OBP: 0.204, SLG: 0.204 21 Heath Bell, R (6, 1) 26 Doug Brocail, L (8, 1) 8 Terrmel Sledge, L (9, PH) OBP: 0.356, SLG: 0.278 41 Kevin Cameron, R (9, 1) Trevor Hoffman, R (9, 1)	K	G5-3	F9		K				K	4 0 0 1 0 0	0 0 0 0 0 0	0 0 0 0 0 0	0 0 0 0 0 0	0 0 0 0 0 0	2 0 0 1 0 0	4 0 0 0 0 0
Rob Bowen, S (1, 2) OBP: 0.383, SLG: 0.410	IBB		K		IBB		CS BB		BB	1	0	0	0	4	1	1
David Wells, L (1, 1) Geoff Blum, S (6, 5) OBP: 0.143, SLG: 0.160	G1-3		G6-3		K		K		P5	3 2	0 0	0 0	0 0	0 0	1 1	6 2

Inning Stats	1	2	3	4	5	6	7	8	9
	R: 0 E: 0 K: 2 S: 8	H: 0 LOB: 0 BB: 0 P: 13	R: 0 E: 0 K: 1 S: 9	H: 1 LOB: 3 BB: 1 P: 17	R: 2 E: 0 K: 2 S: 9	H: 1 LOB: 0 BB: 1 P: 16	R: 0 E: 0 K: 1 S: 8	H: 1 LOB: 1 BB: 0 P: 12	R: 4 E: 0 K: 1 S: 19	H: 3 LOB: 2 BB: 2 P: 39	R: 4 E: 1 K: 2 S: 12	H: 4 LOB: 0 BB: 0 P: 20	R: 0 E: 0 K: 2 S: 9	H: 0 LOB: 0 BB: 1 P: 16	R: 0 E: 0 K: 2 S: 10	H: 1 LOB: 1 BB: 0 P: 15	R: 0 E: 0 K: 1 S: 9	H: 0 LOB: 1 BB: 1 P: 17

AB	37
R	10
H	11
RBI	9
BB	6
SO	14
LOB	19

| | | | |

Batter	1	2	3	4	5	6	7	8	9	AB	R	H	RBI	BB	SO	LOB
24 Chris Young, R (1, 8) OBP: 0.281, SLG: 0.368	C B B X 2-1 1 G6-4-3 1B		X 0-0 6 1B 2B		X 0-0 ② F7		C S F B F B B X 2-2 ② G6-3		C B F B B B 4-2 1-2 BB	4	1	2	0	1	0	1
6 Stephen Drew, L (1, 6) OBP: 0.321, SLG: 0.278	X 0-0 ① B5		F B D B X 3-1 1 G6-4-3 2-H 1B		1 B F D C X SAFE 2-2 1 3B 1-H 3B		B F C F F B B F X 3-2 ③ L7		B X 1-0 ③ G3-1	5	1	2	2	0	0	4
1 Orlando Hudson, S (1, 4) OBP: 0.412, SLG: 0.537	C 1 SAFE X 0-1 ②③ G6-4-3 1-2f		X 0-0 ②③ G6-4-3 1-2f		C B X 1-1 3B 3-H 3B			C F B B F B S 3-3 ① K		4	0	1	1	0	1	2
22 Eric Byrnes, R (1, 7) OBP: 0.365, SLG: 0.477		C S B F S 1-3 ① K	B B B C X 3-1 ① P4	C B B B 4-1 BB				X 0-0 ② P3		3	0	0	0	1	1	0
Tony Clark, S (1, 3) OBP: 0.273, SLG: 0.467		C S S B S 1-3 ② K2-3	B X 1-0 ② F9	B C F X 1-2 ③ G4-3				B B F F B F X 3-2 ③ F7		4	0	0	0	0	1	2
Chad Tracy, L (1, 5) OBP: 0.341, SLG: 0.429		B C X 1-1 7 HR 3B	B B C S X 2-2 1B			B C B B F X 3-2 ① G3-1			C X 0-1 E3 13 FC3-6 5 BB	4	1	2	0	0	0	0
7 Carlos Quentin, R (1, 9) OBP: 0.233, SLG: 0.393	X 0-0 HR 3-H		C S F B X 1-2 ③ G4-3			B C C S 1-3 ② K2-3			B C F X 1-2 ① L7	4	1	1	2	0	1	2
5 Robby Hammock, R (1, 2) OBP: 0.400, SLG: 0.333		C B B X 2-1 ③ F9			C B B B C B 4-2 6 3B BB	C X 0-1 ③ G5-3			B B C F B D 4-2 13 FC3-6 1-2 BB	2	1	0	0	2	0	0
51 Randy Johnson, R (1, 1) Scott Hairston, R (5, PH) OBP: 0.316, SLG: 0.340 39 Dana Eveland, L (6, 1) 28 Brandon Medders, R (6, 1) 26 Miguel Montero, L (7, PH) OBP: 0.261, SLG: 0.321 57 Dustin Nippert, R (8, 1) Jose Valverde, R (9, 1) 13 Alberto Callaspo, S (9, PH) OBP: 0.305, SLG: 0.309			B C C C 1-3 ① K	C X 0-1 ① P6			C S B S 1-3 ① K		F D F X 1-2 ② FC3-6 24 BB 1-2f 2-3	1 1 0 0 1 0 0 0 1	0 0 0 0 0 0 0 0 0	0 0 0 0 0 0 0 0 0	0 0 0 0 0 0 0 0 0	1 0 0 0 1 0 0 0 0	0 0 0 0 0 0 0 0 0	0 1 0 0 0 0 0 0 2
Inning Stats	R: 0 E: 0 K: 0 S: 5 H: 1 LOB: 0 BB: 0 P: 7	R: 2 E: 0 K: 2 S: 12 H: 2 LOB: 0 BB: 0 P: 17	R: 1 E: 0 K: 1 S: 7 H: 2 LOB: 0 BB: 0 P: 11	R: 0 E: 0 K: 0 S: 11 H: 1 LOB: 1 BB: 0 P: 18	R: 2 E: 0 K: 0 S: 14 H: 2 LOB: 2 BB: 2 P: 26	R: 0 E: 0 K: 1 S: 8 H: 0 LOB: 0 BB: 0 P: 12	R: 0 E: 0 K: 1 S: 14 H: 0 LOB: 0 BB: 0 P: 20	R: 0 E: 0 K: 1 S: 9 H: 0 LOB: 0 BB: 0 P: 15	R: 0 E: 1 K: 0 S: 13 H: 0 LOB: 3 BB: 2 P: 24	1B: 3 2B: 1 3B: 3 HR: 1	SF: 0 SAC: 0 DP: 2 HBP: 0						

PITCHER		IP	WLS	BF	H	R	ER	SO	BB	IBB	HBP	BLK	WP	HR	S	P	ERA	WHIP
David Wells, L ERA: 6.0	(1, 1)	5.0	W	23	8	5	5	3	2	0	0	0	0	1	49	79	9.00	2.000
21 Heath Bell, R ERA: 0.68	(6, 1)	2.0		6	0	0	0	2	0	0	0	0	0	0	22	32	0.00	0.000
26 Doug Brocail, R ERA: 1.69	(8, 1)	1.0		3	0	0	0	1	0	0	0	0	0	0	9	15	0.00	0.000
41 Kevin Cameron, R ERA:	(9, 1)	0.2		5	0	0	0	0	2	0	0	0	0	0	12	22	0.00	3.000
Trevor Hoffman, R ERA:	(9, 1)	0.1	S	1	0	0	0	0	0	0	0	0	0	0	1	2	0.00	0.000

PITCHER	IP	WLS	BF	H	R	ER	SO	BB	IBB	HBP	BLK	WP	HR	S	P	ERA	WHIP

BOTTOM

San Diego Padres @ Arizona Diamondbacks

Chase Field, Phoenix, AZ

Tue Apr 24 2007, 6:40 PM MST
Att. 19,470 - Clear - 84 F

livebaseballscorecards.com

AB	34
R	5
H	8
RBI	5
BB	4
SO	6
LOB	14

1B: 3	SF: 0	WP: 0	PA: 38
2B: 1	SAC: 0	PB: 0	
3B: 3	DP: 2	SB: 0	
HR: 1	HBP: 0	CS: 0	

San Diego Padres @ Arizona Diamondbacks

Chase Field, Phoenix, AZ

Wed Apr 25 2007, 6:40 PM MST

Att. 18,254 - Clear - 87 F

livebaseballscorecards.com

TOP

Batter	1	2	3	4	5	6	7	8	9	AB	R	H	RBI	BB	SO	LOB
22 Marcus Giles, R (1, 4) OBP: 0.359, SLG: 0.464	G6-3		G6-3		G5-3 1-2			G6-3		4	0	0	0	0	0	1
Mike Cameron, R (1, 8) OBP: 0.287, SLG: 0.253	24 G3-6-3 1B		K		K			G6-3		4	0	1	0	0	2	1
24 Brian Giles, L (1, 9) OBP: 0.361, SLG: 0.398	G3-6-3 1-2f		L7			G6-3		HBP		3	0	0	0	0	0	1
23 Adrián González, L (1, 3) OBP: 0.374, SLG: 0.573		G3-1		K		L4		G3		4	0	0	0	0	1	1
3 Khalil Greene, R (1, 6) OBP: 0.330, SLG: 0.583		G1-3		K		1B			G5-3	4	0	1	0	0	1	0
8 Terrmel Sledge, L (1, 7) OBP: 0.388, SLG: 0.400		5 2B 1B		HR		G3			1B	4	2	3	1	0	0	1
5 Kevin Kouzmanoff, R (1, 5) OBP: 0.207, SLG: 0.226		1-H 2B		K			G5-3		K	4	0	1	1	0	2	1
Pete Laforest, L (1, 2) OBP: 0.471, SLG: 0.429		IBB			G1-3		K		G4-3	3	0	0	0	1	1	1
44 Jake Peavy, R (1, 1) OBP: 0.250, SLG: 0.500		G3-1			22 WP 1B		G5-3			3	0	1	0	0	0	2
Scott Linebrink, R (8, 1)										0	0	0	0	0	0	0
Trevor Hoffman, R (9, 1)										0	0	0	0	0	0	0

	AB	33
	R	2
	H	7
	RBI	2
	BB	1
	SO	7
	LOB	9

Inning Stats	1	2	3	4	5	6	7	8	9
	R: 0 E: 0 K: 0 S: 5	H: 1 LOB: 0 BB: 0 P: 8	R: 1 E: 0 K: 0 S: 13	H: 2 LOB: 2 BB: 1 P: 23	R: 0 E: 0 K: 1 S: 7	H: 0 LOB: 0 BB: 0 P: 9	R: 1 E: 0 K: 3 S: 10	H: 1 LOB: 0 BB: 0 P: 13	R: 0 E: 0 K: 1 S: 12	H: 1 LOB: 1 BB: 0 P: 19	R: 0 E: 0 K: 0 S: 8	H: 1 LOB: 1 BB: 0 P: 11	R: 0 E: 0 K: 1 S: 9	H: 0 LOB: 0 BB: 0 P: 11	R: 0 E: 0 K: 0 S: 7	H: 0 LOB: 1 BB: 0 P: 12	R: 0 E: 0 K: 1 S: 8	H: 1 LOB: 1 BB: 0 P: 11

	1B: 5	SF: 0	WP: 1	PA: 35
	2B: 1	SAC: 0	PB: 0	
	3B: 0	DP: 1	SB: 0	
	HR: 1	HBP: 1	CS: 0	

PITCHER		IP	WLS	BF	H	R	ER	SO	BB	IBB	HBP	BLK	WP	HR	S	P	ERA	WHIP
17 Brandon Webb, R ERA: 3.6	(1, 1)	8.0		31	6	2	2	6	0	1	1	0	1	1	71	106	2.25	0.750
56 Ramon Pena, R ERA: 1.38	(9, 1)	1.0	W	4	1	0	0	1	0	0	0	0	0	0	8	11	0.00	1.000

PITCHER		IP	WLS	BF	H	R	ER	SO	BB	IBB	HBP	BLK	WP	HR	S	P	ERA	WHIP

Batter	1	2	3	4	5	6	7	8	9	AB	R	H	RBI	BB	SO	LOB
24 Chris Young, R (1, 8) OBP: 0.265, SLG: 0.344	C B B T F B S 3-3 K ①		B B B C S S 3-3 K ③			S B S F F S 1-3 K ①		C B B X 2-1 L7 ②		4	0	0	0	0	3	0
13 Alberto Callaspo, S (1, 5) OBP: 0.286, SLG: 0.288	F X 0-1 G4-3 ②			F B B F S 2-3 K ①		B X 1-0 P4 ②		C F S 0-3 K ③		4	0	0	0	0	2	0
1 Orlando Hudson, S (1, 4) OBP: 0.416, SLG: 0.529	C S F X 0-2 1B 1B			F S B B S 2-3 K ②		B B B C B 4-1 BB			C B X 1-1 G6-3 ①	3	0	1	0	1	1	0
Chad Tracy, L (1, 3) OBP: 0.349, SLG: 0.425	C F X 0-2 1-3 1B ③			B F S F B C 2-3 K ③		C C S 0-3 K ③			B C B B C B 4-2 6 HR BB	3	1	1	0	1	2	1
22 Eric Byrnes, R (1, 7) OBP: 0.360, SLG: 0.461		F B B C S 2-3 K ①			B B F S F F B B 4-2 19 BB BB		C B X 1-1 G6-3 ①		F F X 0-2 P3 ②	3	0	0	0	1	1	1
6 Stephen Drew, L (1, 6) OBP: 0.318, SLG: 0.316		C B B F B F S 3-3 K ②			F 1 SAFE F F F F B B 1 X 2-2 F8 ①		B F B B T C 3-3 K ②		B C B B X 3-1 1-H HR	4	1	1	2	0	2	1
7 Carlos Quentin, R (1, 9) OBP: 0.212, SLG: 0.355		S S B S 1-3 K ③			S 1 SAFE B S S 1-3 K ②		C F S 0-3 K ③			3	0	0	0	0	3	1
19 Chris Snyder, R (1, 2) OBP: 0.295, SLG: 0.278 26 Miguel Montero, L (8, PH) OBP: 0.303, SLG: 0.448 (9, 2)			B C S S 1-3 K2-3 ①		B B B B 4-0 1-2 BB			B B C B X 3-1 HR		1 1	0 1	0 1	0 1	1 0	1 0	0 0
17 Brandon Webb, R (1, 1) Scott Hairston, R (8, PH) OBP: 0.310, SLG: 0.333 56 Ramon Pena, R (9, 1)			B C C S 1-3 K ②		C C B S 1-3 K ③			C B F B B S 3-3 K ①		2 1 0	0 0 0	0 0 0	0 0 0	0 0 0	2 1 0	2 0 0
Inning Stats	R: 0 E: 0 K: 1 S: 13 H: 2 LOB: 2 BB: 0 P: 16	R: 0 E: 0 K: 3 S: 10 H: 0 LOB: 0 BB: 0 P: 16	R: 0 E: 0 K: 3 S: 9 H: 0 LOB: 0 BB: 0 P: 14	R: 0 E: 0 K: 3 S: 10 H: 0 LOB: 0 BB: 0 P: 16	R: 0 E: 0 K: 2 S: 15 H: 0 LOB: 2 BB: 2 P: 27	R: 0 E: 0 K: 2 S: 10 H: 0 LOB: 1 BB: 1 P: 16	R: 0 E: 0 K: 2 S: 8 H: 0 LOB: 0 BB: 0 P: 12	R: 1 E: 0 K: 2 S: 10 H: 1 LOB: 0 BB: 0 P: 18	R: 2 E: 0 K: 0 S: 9 H: 1 LOB: 0 BB: 1 P: 17	1B: 2 2B: 0 3B: 0 HR: 2	SF: 0 SAC: 0 DP: 0 HBP: 0						

PITCHER		IP	WLS	BF	H	R	ER	SO	BB	IBB	HBP	BLK	WP	HR	S	P	ERA	WHIP
44 Jake Peavy, R ERA: 1.67	(1, 1)	7.0		25	2	0	0	16	3	0	0	0	0	0	75	117	0.00	0.714
Scott Linebrink, R ERA: 3.6	(8, 1)	1.0	H	4	1	1	1	2	0	0	0	0	0	1	10	18	9.00	1.000
Trevor Hoffman, R ERA: 2.57	(9, 1)	0.2	L	4	1	2	2	0	1	0	0	0	0	1	9	17	27.00	3.000

PITCHER	IP	WLS	BF	H	R	ER	SO	BB	IBB	HBP	BLK	WP	HR	S	P	ERA	WHIP

BOTTOM

San Diego Padres @ Arizona Diamondbacks

Chase Field, Phoenix, AZ

Wed Apr 25 2007, 6:40 PM MST

Att. 18,254 - Clear - 87 F

livebaseballscorecards.com

AB	29
R	3
H	4
RBI	3
BB	4
SO	18
LOB	6

Batter	1	2	3	4	5	6	7	8	9	AB	R	H	RBI	BB	SO	LOB
22 Marcus Giles, R (1, 4) OBP: 0.365, SLG: 0.471	2-1 24 G5-3 23 HR 2B		3-2 ① G1-3		4-1 1B BB		0-0 ③ F9			3	1	1	0	1	0	0
José Cruz Jr., S (1, 7) OBP: 0.456, SLG: 0.673	4-2 24 G5-3 23 HR BB		0-0 24 G4-3 2B		1-0 1-3 1B			0-0 24 1B 2B		3	2	3	0	1	0	0
24 Brian Giles, L (1, 9) OBP: 0.356, SLG: 0.391	1-0 ① G5-3 1-2 2-3		0-0 ② G4-3 2-3		1-0 ③ F7			3-1 23 G5-4-3 2-H 1B		4	0	1	1	0	0	5
23 Adrián González, L (1, 3) OBP: 0.369, SLG: 0.591	0-0 2-H 3-H HR		1-0 ③ G3-1			3-1 ① G3-1		1-2 ①② G5-4-3 1-2f		4	1	1	3	0	0	2
Mike Cameron, R (1, 8) OBP: 0.276, SLG: 0.241	1-3 ② K			2-0 ① G6-3		2-2 ② G4-3		0-0 ③ P3		4	0	0	0	0	1	0
3 Khalil Greene, R (1, 6) OBP: 0.326, SLG: 0.563	2-0 ③ G5-3			1-1 ② P3		4-1 5 FC6-4 BB			0-3 ① K	3	0	0	0	1	1	0
5 Kevin Kouzmanoff, R (1, 5) OBP: 0.197, SLG: 0.214 Geoff Blum, S (9, PH) OBP: 0.138, SLG: 0.154		2-1 ① L9		0-0 ③ G6-3		1-0 ③ FC6-4 1-2f			3-1 ② F7	3 1	0 0	0 0	0 0	0 0	0 0	1 0
Rob Bowen, S (1, 2) OBP: 0.353, SLG: 0.372		0-1 ② F8			2-3 ① K		2-2 ① F9		0-3 ③ K	4	0	0	0	0	2	0
32 Chris Young, R (1, 1) OBP: 0.182, SLG: 0.100 26 Doug Brocail, L (6, 1) 13 Oscar Robles, L (7, PH) 45 Justin Hampson, L (7, 1)		1-1 ③ G1-3			2-1 ② G6-3		3-2 ② F7			2 0 1 0	0 0 0 0	0 0 0 0	0 0 0 0	0 0 0 0	0 0 0 0	0 0 0 0
Inning Stats	R: 3 H: 2 E: 0 LOB: 0 K: 1 BB: 1 S: 10 P: 20	R: 0 H: 0 E: 0 LOB: 0 K: 0 BB: 0 S: 6 P: 9	R: 0 H: 1 E: 0 LOB: 1 K: 0 BB: 0 S: 6 P: 10	R: 0 H: 0 E: 0 LOB: 0 K: 0 BB: 0 S: 4 P: 7	R: 0 H: 1 E: 0 LOB: 2 K: 1 BB: 1 S: 8 P: 18	R: 0 H: 0 E: 0 LOB: 1 K: 0 BB: 1 S: 7 P: 17	R: 0 H: 0 E: 0 LOB: 0 K: 0 BB: 0 S: 8 P: 13	R: 1 H: 2 E: 0 LOB: 0 K: 0 BB: 0 S: 7 P: 11	R: 0 H: 0 E: 0 LOB: 0 K: 2 BB: 0 S: 8 P: 11	1B: 2 SF: 0 2B: 3 SAC: 0 3B: 0 DP: 1 HR: 1 HBP: 0						

PITCHER	IP	WLS	BF	H	R	ER	SO	BB	IBB	HBP	BLK	WP	HR	S	P	ERA	WHIP
Livan Hernandez, R (1, 1) ERA: 3.94	7.0	W	28	4	3	3	2	3	0	0	0	0	1	49	94	3.86	1.000
45 Doug Slaten, L (8, 1) ERA: 1.35	0.2		3	2	1	1	0	0	0	0	0	0	0	6	10	13.50	3.000
Brandon Lyon, R (8, 1) ERA: 0.96	0.1	H	1	0	0	0	0	0	0	0	0	0	0	1	1	0.00	0.000
Jose Valverde, R (9, 1) ERA: 1.0	1.0	S	3	0	0	0	2	0	0	0	0	0	0	8	11	0.00	0.000

PITCHER	IP	WLS	BF	H	R	ER	SO	BB	IBB	HBP	BLK	WP	HR	S	P	ERA	WHIP

TOP

San Diego Padres @ Arizona Diamondbacks

Chase Field, Phoenix, AZ

Thu Apr 26 2007, 6:40 PM MST

Att. 16,802 - Clear - 90 F

livebaseballscorecards.com

AB	32
R	4
H	6
RBI	4
BB	3
SO	4
LOB	8

Batter	1	2	3	4	5	6	7	8	9	AB	R	H	RBI	BB	SO	LOB
24 Chris Young, R (1, 8) OBP: 0.264, SLG: 0.338	B S B S F B X 3-2 F8 ①	F B X 1-1 F7 ③			F B S X 1-2 P4 ①		X 0-0 22 S, 22 1B, 1B			4	1	1	0	0	0	1
22 Eric Byrnes, R (1, 7) OBP: 0.356, SLG: 0.452	B X 1-0 G1-3 ②		S S B B C 1-3 K ①		B B B C X 3-1 P4 ②		B B B C S F F X 1-H 3-2 1 CS, 1B			4	0	1	1	0	1	0
1 Orlando Hudson, S (1, 4) OBP: 0.410, SLG: 0.511	C B X 1-1 G4-3 ③		B B F F B X 3-2 P6 ②		B X 1-0 F7 ③		B B 1 SAFE 1 SAFE S B F B 1-2 4-2 BB ①			3	0	0	0	1	0	0
Chad Tracy, L (1, 5) OBP: 0.356, SLG: 0.442		C B F X 1-2 6 1B, 2B	C C X 0-2 F8 ③			C X 0-1 HR, 1B	X 0-0 F8 ②			4	2	2	0	0	0	1
Tony Clark, S (1, 3) OBP: 0.297, SLG: 0.647		C B B F F S 2-3 K ①		B X 1-0 HR		B F F X 1-2 1-H HR	C 1 SAFE X 0-1 G6-3 ③			4	2	2	3	0	1	2
6 Stephen Drew, L (1, 6) OBP: 0.326, SLG: 0.338		B S S B X 2-2 26 E, 7 BB, WP 2-H 1B		C B F B X 3-2 7 WP 2B		B B S F S 2-3 K ①		B S X 1-1 G3 ①		4	1	2	1	0	1	0
7 Carlos Quentin, R (1, 9) OBP: 0.270, SLG: 0.344		F D B B F B 4-2 WP, 26 E, SF9 1-2 BB		S B B F B B 4-2 G5-4-3 2-3 BB		S B B F B B 4-2 BB		B X 1-0 G6-3 ②		1	1	0	0	3	0	0
26 Miguel Montero, L (1, 2) OBP: 0.270, SLG: 0.394		B F F B F X 2-2 E1 WP 1-2 2-3		X 0-0 F8 ①		C B B B X 3-1 L6 ②		C S X 0-2 F7 ③		4	0	0	0	0	0	5
Livan Hernandez, R (1, 1) OBP: 0.250, SLG: 0.273 45 Doug Slaten, L (8, 1) Brandon Lyon, R (8, 1) Jose Valverde, R (9, 1)		B B C X 2-1 SF9 ② 1-2 2-H 3-H		F 1 SAFE L 1 SAFE X 0-2 G5-4-3 ② ③ 1-2f		X 0-0 G4-3 ③				2 0 0 0	0 0 0 0	0 0 0 0	1 0 0 0	0 0 0 0	0 0 0 0	3 0 0 0
Inning Stats	R: 0 E: 0 K: 0 S: 7 H: 0 LOB: 0 BB: 0 P: 12	R: 3 E: 1 K: 1 S: 20 H: 2 LOB: 1 BB: 1 P: 34	R: 0 E: 0 K: 1 S: 9 H: 0 LOB: 0 BB: 0 P: 13	R: 1 E: 0 K: 0 S: 10 H: 2 LOB: 1 BB: 1 P: 18	R: 0 E: 0 K: 0 S: 6 H: 0 LOB: 0 BB: 0 P: 11	R: 2 E: 0 K: 1 S: 13 H: 2 LOB: 1 BB: 1 P: 23	R: 1 E: 0 K: 0 S: 11 H: 2 LOB: 1 BB: 1 P: 18	R: 0 E: 0 K: 0 S: 6 H: 0 LOB: 0 BB: 0 P: 8		1B: 4 2B: 2 3B: 0 HR: 2	SF: 1 SAC: 0 DP: 1 HBP: 0			WP: 2 PB: 0 SB: 1 CS: 1	PA: 35		

PITCHER	IP	WLS	BF	H	R	ER	SO	BB	IBB	HBP	BLK	WP	HR	S	P	ERA	WHIP
32 Chris Young, R (1, 1) ERA: 4.33	5.1	L	25	6	6	5	3	3	0	0	0	2	2	62	105	8.44	1.688
26 Doug Brocail, R (6, 1) ERA: 1.59	0.2		2	0	0	0	0	0	0	0	0	0	0	3	6	0.00	0.000
45 Justin Hampson, L (7, 1) ERA: 9.0	2.0		8	2	1	1	0	1	0	0	0	0	0	17	26	4.50	1.500

PITCHER	IP	WLS	BF	H	R	ER	SO	BB	IBB	HBP	BLK	WP	HR	S	P	ERA	WHIP

BOTTOM

San Diego Padres @ Arizona Diamondbacks

Chase Field, Phoenix, AZ

Thu Apr 26 2007, 6:40 PM MST

Att. 16,802 - Clear - 90 F

livebaseballscorecards.com

AB	30
R	7
H	8
RBI	6
BB	4
SO	3
LOB	12

Batter	1	2	3	4	5	6	7	8	9	AB	R	H	RBI	BB	SO	LOB
15 Rafael Furcal, S (1, 6) OBP: 0.273, SLG: 0.246	X FF 95 0-0 ① G1-3	D CU 78 B FA 93 B CH 84 B FA 93 4-0 1-2 2-3 BB			B X 1-0 ① F7		C FA 91 B CU 76 S FA 85 X CU 76 1-2 9 S 9 1B 1B		X FC 88 0-0 FC1 9 SH1-3 5 2B 1-2	4	2	1	0	1	0	1
9 Juan Pierre, L (1, 8) OBP: 0.282, SLG: 0.303	C FA 96 X FA 96 0-1 ② F8	S FA 84 X FA 93 0-1 ③ F7			B S X 1-1 ② F9		L CH 84 B FA 92 X FA 84 1-1 12 S 5 1B 1-H 1B		X FA 88 0-0 ① SH1-3 1-2 2-3	4	0	1	1	0	0	3
5 Nomar Garciaparra, R (1, 3) OBP: 0.375, SLG: 0.453	F FA 97 B FA 96 X FA 96 1-1 1B		B FA 88 B FA 87 B FA 91 B FA 91 4-0 BB		F FA 90 B FA 92 B CH 83 X FA 94 2-1 1B		B FA 90 X FA 91 1-0 12 E 1-2 1B		C CH 77 D CH 77 B SL 87 X CH 76 2-1 55 2B 2-H 3-H 2B	4	1	4	2	1	0	0
12 Jeff Kent, R (1, 4) OBP: 0.398, SLG: 0.432	S FA 90 B FA 96 X FA 90 1-1 ③ G5-3		C FA 92 X FA 92 0-1 ① L7		C CU 77 X CH 81 0-1 ③ F7		C FA 90 S FA 91 B SL 84 S SL 83 1-3 ② K 1-2 2-3		C FA 86 B CH 78 F FA 90 X CH 77 1-2 ② P6	5	0	0	0	0	1	6
Luis Gonzalez, L (1, 7) OBP: 0.371, SLG: 0.449		B FF 92 C CH 84 X FF 92 1-1 ① F8	C FA 93 B CH 85 F FA 93 1 SAFE S CU 76 1-3 ② K			B C B S X 2-2 ① F8	B FA 91 X FA 91 1-0 ③ G3		I IN 73 I IN 74 I IN 73 I IN 73 4-0 55 2B IBB	4	1	0	0	1	1	3
55 Russell Martin, R (1, 2) OBP: 0.429, SLG: 0.514		B FA 93 B FA 89 B FF 93 C FA 93 F FA 94 B FA 87 4-2 16 1B 1B BB	C SL 87 B SL 81 X FA 89 1-1 ③ F9			B B S B C B 4-2 16 G4-3 16 S BB		B FA 95 X FA 95 1-0 ① G5-3	B SL 84 X FA 90 1-0 1-H 2-H 2B	3	1	1	2	2	0	1
16 Andre Ethier, L (1, 9) OBP: 0.279, SLG: 0.468		B FA 92 C FA 92 X FA 92 1-1 15 BB 1B 1-3 1B		C FA 92 F CH 82 S CU 76 0-3 ① K		C B F X 1-2 ② G4-3 1-3		C FA 96 C FA 95 B CU 83 B FA 95 X FA 96 2-2 ② G6-3	C CU 84 T FA 98 S CU 87 0-3 ③ K	5	0	1	0	0	2	2
Wilson Valdez, R (1, 5) OBP: 0.342, SLG: 0.417		S FA 88 X FA 93 0-1 15 BB 1-2 3-H 1B		C CH 82 C FA 92 S CU 76 0-3 ② K		B S C D D S 3-3 ③ K		C FA 96 B FA 96 C FA 96 B CU 84 F FA 95 F FA 96 F FA 95 S CH 84 2-3 ③ K		3	0	1	1	0	2	1
58 Chad Billingsley, R (6, 1)										0	0	0	0	0	0	0
18 Ramon Martinez, R (8, PH) OBP: 0.257, SLG: 0.258										1	0	0	0	0	1	0
Rudy Seanez, R (8, 1)										0	0	0	0	0	0	0
44 Takashi Saito, L (9, 1)										0	0	0	0	0	0	0
Mark Hendrickson, L (1, 1)		M FA 90 B FF 92 M FA 92 T CU 76 1-2 ② K		X FA 92 0-0 ③ G6-3			B CH 80 S CH 81 B FA 92 X FA 91 2-1 ① G6-3		B FA 88 C FA 88 B FC 89 S FA 88 B FA 90 X FA 89 3-2 9 SH1-3 15 FC1 5 2B 1B	2	0	0	0	0	1	2
Wilson Betemit, S (6, 5) OBP: 0.300, SLG: 0.178										1	0	0	0	0	0	0
21 Marlon Anderson, L (9, PH) OBP: 0.308, SLG: 0.250										1	1	1	0	0	0	0
Olmedo Saenz, R (9, 5) OBP: 0.368, SLG: 0.533										0	0	0	0	0	0	0
Inning Stats	R: 0 E: 0 K: 0 S: 7 H: 1 LOB: 1 BB: 0 P: 9	R: 1 E: 0 K: 1 S: 13 H: 2 LOB: 3 BB: 2 P: 24	R: 0 E: 0 K: 1 S: 7 H: 0 LOB: 1 BB: 1 P: 13	R: 0 E: 0 K: 2 S: 7 H: 0 LOB: 0 BB: 0 P: 7	R: 0 E: 0 K: 0 S: 7 H: 1 LOB: 1 BB: 0 P: 11	R: 0 E: 0 K: 1 S: 11 H: 0 LOB: 1 BB: 1 P: 21	R: 1 E: 0 K: 1 S: 12 H: 3 LOB: 2 BB: 0 P: 19	R: 0 E: 0 K: 1 S: 10 H: 0 LOB: 0 BB: 0 P: 15	R: 4 E: 0 K: 1 S: 14 H: 3 LOB: 1 BB: 1 P: 25	1B: 8 2B: 2 3B: 0 HR: 0 SF: 0 SAC: 1 DP: 0 HBP: 0						

PITCHER		IP	WLS	BF	H	R	ER	SO	BB	IBB	HBP	BLK	WP	HR	S	P	ERA	WHIP
52 Clay Hensley, R ERA: 7.86	(1, 1)	6.1		29	6	2	2	5	4	0	0	0	0	0	59	96	2.84	1.579
43 Cla Meredith, R ERA:	(7, 1)	0.2	H	3	1	0	0	1	0	0	0	0	0	0	5	8	0.00	1.500
Scott Linebrink, R ERA: 3.27	(8, 1)	1.0	H	3	0	0	0	1	0	0	0	0	0	0	10	15	0.00	0.000
Trevor Hoffman, R ERA: 7.04	(9, 1)	0.2	L	7	3	4	4	0	0	1	0	0	0	0	11	22	54.00	4.500
21 Heath Bell, R ERA: 0.66	(9, 1)	0.1		1	0	0	0	1	0	0	0	0	0	0	3	3	0.00	0.000

PITCHER	IP	WLS	BF	H	R	ER	SO	BB	IBB	HBP	BLK	WP	HR	S	P	ERA	WHIP

TOP

Los Angeles Dodgers @ San Diego Padres

PETCO Park, San Diego, CA

Fri Apr 27 2007, 10:05 PM EDT

Att. 44,035 - Clear - 66 F

livebaseballscorecards.com

AB	37
R	6
H	10
RBI	6
BB	5
SO	8
LOB	19

WP: 0	PA: 43		
PB: 0			
SB: 3			
CS: 0			

Batter	1	2	3	4	5	6	7	8	9	AB	R	H	RBI	BB	SO	LOB
22 Marcus Giles, R (1, 4) OBP: 0.376, SLG: 0.467	F FA 88 B FA 89 F FA 84 B B SL 76 F FA 91 B FA 86 4-2 24 G4-3 24 S BB		B FA 84 F FA 90 X CU 77 1-1 ② G4-3			B CU 81 X FA 96 1-0 24 1B 23 E 1B	C FA 98 B CU 85 B FA 97 C FA 97 B FA 98 B CU 83 4-2 BB		B FA 97 B FA 96 C FA 96 B FA 95 C FA 96 S FA 97 3-3 ② K	3	1	1	0	2	1	0
José Cruz Jr., S (1, 7) OBP: 0.435, SLG: 0.685	F FA 91 C CU 76 B FA 87 C FA 90 1-3 ① K		C FA 91 B FA 85 X FA 84 1-1 ③ G6-3			B FA 91 L FA 95 L FA 92 B FA 92 X FA 91 2-2 ① F9	1 SAFE B FA 96 C FA 98 F FA 96 F CU 84 F CU 82 B FA 99 F FA 99 S FA 93 2-3 ③ K		B CU 80 X FA 97 1-0 HR	5	1	1	1	0	2	3
24 Brian Giles, L (1, 9) OBP: 0.377, SLG: 0.394	B SL 78 C FA 91 B FA 92 C SL 76 F SL 77 1 SAFE B FA 91 F CU 78 X FA 92 3-2 ② G4-3 1-3			C C B F F F B F F 4-2 B B 23 1B 3 SF8 BB		B CU 82 B FA 97 X FA 94 2-0 23 E 3 SF9 1-3 1B		C SL 83 F SL 84 B SL 84 B FA 96 B SL 84 F FA 96 B 4-2 BB 28 1B BB	B FA 94 F FA 96 B CU 81 F FA 95 H SL 87 3-2 HBP	2	2	1	0	2	0	1
23 Adrián González, L (1, 3) OBP: 0.370, SLG: 0.582	B FA 91 F FA 84 B FA 85 B SL 77 F FA 86 X FA 92 3-2 ③ G6-3			B B B C S X 3-2 28 G5-4-3 1-3 1B		F FA 92 B FA 98 B CU 82 C CU 83 X CU 83 2-2 E9 3 SF9 28 2B 1-3 3-H 1B		C FA 95 F FA 94 S SL 85 0-3 ① K	S FA 97 B CU 81 S FA 97 X FA 96 1-2 ③ F8	5	1	2	1	0	1	3
3 Khalil Greene, R (1, 6) OBP: 0.313, SLG: 0.551		F FA 90 B FA 88 B FA 86 X FA 85 2-1 ① G6-3		B X 1-0 ① SF8 3-H		C FA 98 S CU 82 F CU 82 B FA 98 X CU 83 1-2 ② SF9 2-3 3-H		B SL 84 B FA 96 X FA 96 2-0 ② F8		2	0	0	2	0	0	1
28 Josh Bard, S (1, 2) OBP: 0.364, SLG: 0.438		C SL 77 S FA 88 B FA 91 B FA 85 X FA 86 2-2 5 FC5-4 1B		X 0-0 ② ③ G5-4-3 1-2f		F FA 97 C CU 84 D SL 91 X FA 98 1-2 3-H 2B		X FA 95 0-0 BB 1-2 1B		4	0	3	1	0	0	1
Mike Cameron, R (1, 8) OBP: 0.275, SLG: 0.233		B FA 88 X FA 91 1-0 ② L4			L B F X 1-2 ① F8	S FA 98 C FA 98 B CU 82 C 1-3 ③ K		C SL 85 B SL 85 F FA 96 F SL 84 B SL 85 B FA 97 B 4-2 1-2 2-3 BB		3	0	0	0	1	1	2
5 Kevin Kouzmanoff, R (1, 5) OBP: 0.185, SLG: 0.200 21 Heath Bell, R (9, 1)		C FA 90 B FA 90 X FA 90 1-1 ③ FC5-4 1-2f			B B F B F S 3-3 ② K		S FA 95 B FA 96 B FA 95 B FA 91 F FA 96 F FA 97 F FA 93 S FA 98 3-3 ① K	X FA 96 0-0 ③ F9		4 0	0 0	0 0	0 0	0 0	2 0	4 0
52 Clay Hensley, R (1, 1) OBP: 0.200, SLG: 0.200 43 Cla Meredith, R (7, 1) 8 Terrmel Sledge, L (7, PH) OBP: 0.380, SLG: 0.390 Scott Linebrink, R (8, 1) Trevor Hoffman, R (9, 1) Geoff Blum, S (9, 5) OBP: 0.133, SLG: 0.148			B FA 89 B FA 90 C FA 89 F FA 90 F FA 84 F FA 90 C CU 77 2-3 ① K		F M S 0-3 ③ K		C CU 82 S CU 84 S FA 97 0-3 ② K		C FA 94 F CU 80 B SL 85 B FA 95 C CU 79 2-3 ① K	2 0 0 1 0 0 1	0 0 0 0 0 0 0	0 0 0 0 0 0 0	0 0 0 0 0 0 0	2 0 1 0 0 0 0	0 0 0 0 0 0 0	0 0 3 0 0 0 0
Inning Stats	R: 0 E: 0 K: 1 S: 14 H: 0 LOB: 1 BB: 1 P: 25	R: 0 E: 0 K: 0 S: 8 H: 1 LOB: 1 BB: 0 P: 14	R: 0 E: 0 K: 1 S: 9 H: 0 LOB: 0 BB: 0 P: 13	R: 1 E: 0 K: 0 S: 12 H: 1 LOB: 0 BB: 1 P: 20	R: 0 E: 0 K: 2 S: 9 H: 0 LOB: 0 BB: 0 P: 13	R: 3 E: 1 K: 1 S: 18 H: 4 LOB: 1 BB: 0 P: 28	R: 0 E: 0 K: 3 S: 16 H: 0 LOB: 1 BB: 1 P: 25	R: 0 E: 0 K: 1 S: 12 H: 1 LOB: 3 BB: 2 P: 22	R: 1 E: 0 K: 2 S: 12 H: 1 LOB: 1 BB: 0 P: 22	1B: 6 2B: 1 3B: 0 HR: 1	SF: 2 SAC: 0 DP: 1 HBP: 1		WP: 0 PB: 0 SB: 1 CS: 0	PA: 40			

PITCHER		IP	WLS	BF	H	R	ER	SO	BB	IBB	HBP	BLK	WP	HR	S	P	ERA	WHIP
Mark Hendrickson, L ERA: 1.66	(1, 1)	5.0		18	2	1	1	4	2	0	0	0	0	0	52	85	1.80	0.800
58 Chad Billingsley, R ERA: 6.94	(6, 1)	2.0		11	4	3	2	4	1	0	0	0	0	0	34	53	9.00	2.500
Rudy Seanez, R ERA: 4.09	(8, 1)	1.0	W	6	1	0	0	1	2	0	0	0	0	0	12	22	0.00	3.000
44 Takashi Saito, R ERA: 1.69	(9, 1)	1.0	S	5	1	1	1	2	0	0	1	0	0	1	12	22	9.00	1.000

PITCHER	IP	WLS	BF	H	R	ER	SO	BB	IBB	HBP	BLK	WP	HR	S	P	ERA	WHIP

BOTTOM

Los Angeles Dodgers @ San Diego Padres

PETCO Park, San Diego, CA

Fri Apr 27 2007, 10:05 PM EDT

Att. 44,035 - Clear - 66 F

livebaseballscorecards.com

AB	32
R	5
H	8
RBI	5
BB	5
SO	11
LOB	15

Los Angeles Dodgers @ San Diego Padres

PETCO Park, San Diego, CA

Sat Apr 28 2007, 10:05 PM EDT

Att. 42,385 - Cloudy - 66 F

livebaseballscorecards.com

Batter	1	2	3	4	5	6	7	8	9	AB	R	H	RBI	BB	SO	LOB
15 Rafael Furcal, S (1, 6) OBP: 0.257, SLG: 0.231	B FA 87 C FA 87 S FA 86 X FA 87 1-2 G5-3 ①	X FC 82 0-0 F9 ③			X SL 80 0-0 G4-3 ①			X FA 93 0-0 G4-3 ①		4	0	0	0	0	0	1
9 Juan Pierre, L (1, 8) OBP: 0.299, SLG: 0.330	B FA 87 C FA 87 X CH 82 1-1 12 E 2B		C FA 86 F FA 86 X SL 82 0-2 5 S 12 2B 1B		C FA 86 B FC 86 X SL 82 1-1 P6 ②			B FA 94 X FA 93 1-0 1B ②		4	2	3	0	0	0	0
5 Nomar Garciaparra, R (1, 3) OBP: 0.360, SLG: 0.433	C FA 88 2 SAFE 2 SAFE 2 SAFE X FA 86 0-1 L9 ②		1 SAFE P PO 82 B FA 86 B FA 81 C FA 87 X FA 88 3-1 G1-3 ① 1-2		X SL 82 0-0 F7 ③			B SL 82 B SL 83 X FA 95 2-0 F9 ③		4	0	0	0	0	0	2
12 Jeff Kent, R (1, 4) OBP: 0.402, SLG: 0.447	F SI 89 X FA 87 0-1 E9 2-H 1B		F FA 87 B CH 82 2 SAFE X SI 88 1-1 2-H 2B			C FA 87 B FA 86 B SL 82 X SL 81 2-1 P2 ①			C FC 89 X SL 84 0-1 G6-3 ①	4	0	2	2	0	0	0
Luis Gonzalez, L (1, 7) OBP: 0.366, SLG: 0.432	B FA 87 B FA 86 C FC 87 B FA 87 B FA 87 4-1 BB		B FA 87 C FA 86 B CH 82 F FA 87 C FA 87 2-3 K ②			X FA 87 0-0 G4-3 ②			B CU 76 X FA 90 1-0 F7 ②	3	0	0	0	1	1	1
55 Russell Martin, R (1, 2) OBP: 0.411, SLG: 0.487	C FA 87 B FA 87 X FC 82 1-1 F7 ③		B FA 88 C FA 87 C FA 88 X FA 88 1-2 G5-3 ③			C SI 87 F FA 87 B FF 88 C FF 88 1-3 K ③			S SL 87 C FA 92 B CH 78 X CH 78 1-2 F7 ③	4	0	0	0	0	1	3
16 Andre Ethier, L (1, 9) OBP: 0.282, SLG: 0.462		X FA 86 0-0 FC4-6 1B		F CH 80 B CH 80 B CH 81 X FA 81 2-1 G4-3 ①			C FA 85 X FA 86 0-1 F7 ①			3	0	1	0	0	0	0
Wilson Valdez, R (1, 5) OBP: 0.317, SLG: 0.385		C FA 86 X FA 86 0-1 FC4-6 SH3-4 ① 1-2f		X SI 87 0-0 G6-3 ②			B SL 81 C FA 80 C FA 87 F FA 88 F SL 82 B FF 88 X FA 87 2-2 L7 ②			3	0	0	0	0	0	1
Brett Tomko, R (1, 1) 41 Chin-hui Tsao, R (7, 1)		L FA 86 B FA 86 X FA 86 1-1 SH3-4 ② 1-2		C FA 86 C FA 86 B FA 87 C SI 86 1-3 K ③			S SL 82 X FA 88 0-1 F8 ③			2	0	0	0	0	1	0
										0	0	0	0	0	0	0

	AB	31
	R	2
	H	6
	RBI	2
	BB	1
	SO	3
	LOB	8

Inning Stats	1	2	3	4	5	6	7	8	9
	R: 1 E: 1 K: 0 S: 12	R: 0 E: 0 K: 0 S: 6	R: 1 E: 0 K: 1 S: 14	R: 0 E: 0 K: 1 S: 6	R: 0 E: 0 K: 0 S: 4	R: 0 E: 0 K: 1 S: 6	R: 0 E: 0 K: 0 S: 9	R: 0 E: 0 K: 0 S: 3	R: 0 E: 0 K: 0 S: 6
	H: 2 LOB: 2 BB: 1 P: 19	H: 1 LOB: 1 BB: 0 P: 7	H: 2 LOB: 1 BB: 0 P: 20	H: 0 LOB: 0 BB: 0 P: 9	H: 0 LOB: 0 BB: 0 P: 5	H: 0 LOB: 0 BB: 0 P: 9	H: 0 LOB: 0 BB: 0 P: 11	H: 1 LOB: 0 BB: 0 P: 6	H: 0 LOB: 0 BB: 0 P: 8

	1B: 4	SF: 0	WP: 0	PA: 33
	2B: 2	SAC: 1	PB: 0	
	3B: 0	DP: 0	SB: 1	
	HR: 0	HBP: 0	CS: 0	

PITCHER		IP	WLS	BF	H	R	ER	SO	BB	IBB	HBP	BLK	WP	HR	S	P	ERA	WHIP
Greg Maddux, R ERA: 3.86	(1, 1)	7.0	W	27	5	2	2	3	1	0	0	0	0	0	57	80	2.57	0.857
Scott Linebrink, R ERA: 3.0	(8, 1)	1.0	H	3	1	0	0	0	0	0	0	0	0	0	3	6	0.00	1.000
Trevor Hoffman, R ERA: 6.23	(9, 1)	1.0	S	3	0	0	0	0	0	0	0	0	0	0	6	8	0.00	0.000

PITCHER		IP	WLS	BF	H	R	ER	SO	BB	IBB	HBP	BLK	WP	HR	S	P	ERA	WHIP

Batter	1	2	3	4	5	6	7	8	9	AB	R	H	RBI	BB	SO	LOB
22 Marcus Giles, R (1, 4) OBP: 0.362, SLG: 0.447	B SL 83 X 1-0 F9 ①			F FF 92 B FA 92 B SL 84 S FA 95 X CU 76 2-2 F8 ① C FA 94 B FA 93 F CH 83 X FA 93 1-2 L1 ③			S FF 95 F SL 87 C SL 87 0-3 K ②		4	0	0	0	0	1	0
8 Terrmel Sledge, L (1, 7) OBP: 0.352, SLG: 0.356	C CU 78 B SL 84 B CU 78 B FA 96 F SL 83 X 3-2 G3-1 ②			F FA 95 B CU 77 X SL 83 1-1 P5 ②		C FA 92 C FA 92 F CU 75 B CU 83 X FA 94 1-2 F8 ①		X CH 85 0-0 P6 ③		4	0	0	0	0	0	0
24 Brian Giles, L (1, 9) OBP: 0.376, SLG: 0.392	B C X 1-1 G3-1 ③			B CH 84 F FA 93 B FA 95 X FA 92 2-1 23 1B 3 2B 1B		C CU 76 B FA 94 X CU 76 1-1 F7 ②				3	1	1	0	0	0	0
23 Adrián González, L (1, 3) OBP: 0.369, SLG: 0.574		B FA 94 B FA 94 C SI 86 X 2-1 G4-3 ①		B FA 94 C FA 93 X SL 83 1-1 3 2B 1-3 1B		B FA 95 S CU 77 S FA 95 F FA 95 B SL 83 X CU 75 2-2 G3 ③				3	1	1	0	0	0	0
3 Khalil Greene, R (1, 6) OBP: 0.313, SLG: 0.554		B FA 95 C SL 84 X 1-1 G6-3 ②		C FA 95 D CH 86 B FA 95 X FA 95 2-1 1B 1-H 3-H 2B			S CH 83 B CH 83 X CH 82 1-1 F7 ①			3	1	1	2	0	0	0
Mike Cameron, R (1, 8) OBP: 0.286, SLG: 0.247		F FA 96 X 0-1 F8 ③		B SL 83 B CH 85 C FA 96 F X 2-2 1B 3-H 1B			B CH 83 X FA 94 1-0 5 1B FC1-5-2 1B			3	0	2	1	0	0	0
5 Kevin Kouzmanoff, R (1, 5) OBP: 0.191, SLG: 0.206		B FA 93 F FA 93 F FA 94 B FA 95 B SL 85 X FA 96 3-2 F9 ①		1 SAFE X SL 82 0-0 P4 ③			X FA 92 0-0 FC1-5-2 1-3 1B			3	0	1	0	0	0	1
Rob Bowen, S (1, 2) OBP: 0.333, SLG: 0.348		B SL 78 C FA 94 S FA 95 B FF 96 B SL 84 C SL 81 3-3 K ②			S CH 83 B FA 93 X CH 82 1-1 L3 ①		X FF 93 0-0 FC1-5-2 ② ③ 1-3 3-H			3	0	0	0	0	1	2
Greg Maddux, R (1, 1) Scott Linebrink, R (8, 1) 28 Josh Bard, S (8, PH) OBP: 0.353, SLG: 0.424 Trevor Hoffman, R (9, 1)		C SL 82 F FA 96 B FA 95 F CU 76 X FA 97 1-2 G4-3 ③			X FA 93 0-0 F8 ②			X FF 94 0-0 F8 ①		2 0 1 0	0 0 0 0	0 0 0 0	0 0 0 0	0 0 0 0	0 0 0 0	0 0 0 0
Inning Stats	R: 0 E: 0 K: 0 S: 6 H: 0 LOB: 0 BB: 0 P: 11	R: 0 E: 0 K: 0 S: 6 H: 0 LOB: 0 BB: 0 P: 9	R: 0 E: 0 K: 1 S: 10 H: 0 LOB: 0 BB: 0 P: 17	R: 3 E: 0 K: 0 S: 15 H: 4 LOB: 1 BB: 0 P: 25	R: 0 E: 0 K: 0 S: 6 H: 0 LOB: 0 BB: 0 P: 8	R: 0 E: 0 K: 0 S: 10 H: 0 LOB: 0 BB: 0 P: 14	R: 0 E: 0 K: 0 S: 5 H: 2 LOB: 1 BB: 0 P: 7	R: 0 E: 0 K: 1 S: 5 H: 0 LOB: 0 BB: 0 P: 5		1B: 5 2B: 2 3B: 0 HR: 0 SF: 0 SAC: 0 DP: 1 HBP: 0						

PITCHER		IP	WLS	BF	H	R	ER	SO	BB	IBB	HBP	BLK	WP	HR	S	P	ERA	WHIP
Brett Tomko, R ERA: 3.09	(1, 1)	6.1	L	25	6	3	3	1	0	0	0	0	0	0	57	90	4.26	0.947
41 Chin-hui Tsao, R ERA:	(7, 1)	1.2		4	0	0	0	1	0	0	0	0	0	0	6	6	0.00	0.000

PITCHER	IP	WLS	BF	H	R	ER	SO	BB	IBB	HBP	BLK	WP	HR	S	P	ERA	WHIP

BOTTOM

Angeles Dodgers @ San Diego Padres

PETCO Park, San Diego, CA

Sat Apr 28 2007, 10:05 PM EDT

Att. 42,385 - Cloudy - 66 F

livebaseballscorecards.com

AB	29
R	3
H	6
RBI	3
BB	0
SO	2
LOB	3

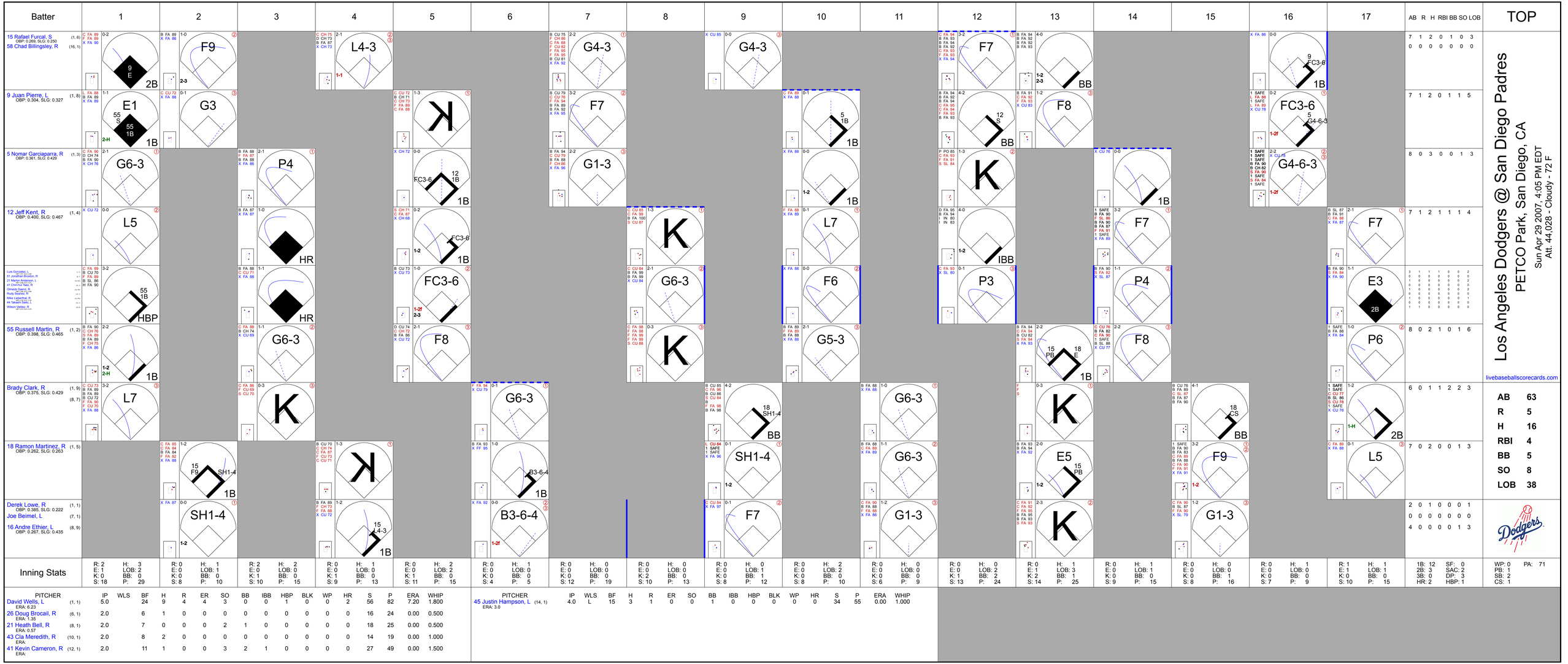
Batter
1
2
3
4
5
6
7
8
9
10
11
12
13
14
15
16
17
AB R H RBI BB SO LOB
TOP
15 Rafael Furcal, S (1, 6) OBP: 0.269, SLG: 0.250
58 Chad Billingsley, R (16, 1)
9 Juan Pierre, L (1, 8) OBP: 0.304, SLG: 0.327
5 Nomar Garciaparra, R (1, 3) OBP: 0.361, SLG: 0.429
12 Jeff Kent, R (1, 4) OBP: 0.400, SLG: 0.467
Luis Gonzalez, L
81 Jonathan Broxton, R
21 Marlon Anderson, L
41 Chin-Hui Tsao, R
Olmedo Saenz, R
Rudy Seanez, R
Mike Lieberthal, R
44 Takashi Saito, L
Wilson Valdez, R
55 Russell Martin, R (1, 2) OBP: 0.398, SLG: 0.465
Brady Clark, R (1, 9) OBP: 0.375, SLG: 0.429 (8, 7)
18 Ramon Martinez, R (1, 5) OBP: 0.262, SLG: 0.263
Derek Lowe, R (1, 1) OBP: 0.385, SLG: 0.222
Joe Beimel, L (7, 1)
16 Andre Ethier, L (8, 9) OBP: 0.267, SLG: 0.435
Inning Stats
R: 2 E: 1 K: 0 S: 18
H: 3 LOB: 2 BB: 0 P: 29
R: 0 E: 0 K: 0 S: 8
H: 1 LOB: 1 BB: 0 P: 10
R: 2 E: 0 K: 1 S: 10
H: 2 LOB: 0 BB: 0 P: 15
R: 0 E: 0 K: 1 S: 9
H: 1 LOB: 0 BB: 0 P: 13
R: 0 E: 0 K: 1 S: 11
H: 2 LOB: 2 BB: 0 P: 15
R: 0 E: 0 K: 0 S: 4
H: 1 LOB: 0 BB: 0 P: 5
R: 0 E: 0 K: 0 S: 12
H: 0 LOB: 0 BB: 0 P: 19
R: 0 E: 0 K: 2 S: 10
H: 0 LOB: 0 BB: 0 P: 13
R: 0 E: 0 K: 0 S: 8
H: 0 LOB: 1 BB: 1 P: 12
R: 0 E: 0 K: 0 S: 8
H: 2 LOB: 2 BB: 0 P: 10
R: 0 E: 0 K: 0 S: 6
H: 0 LOB: 0 BB: 0 P: 9
R: 0 E: 0 K: 1 S: 13
H: 0 LOB: 2 BB: 2 P: 24
R: 0 E: 1 K: 2 S: 14
H: 1 LOB: 3 BB: 1 P: 25
R: 0 E: 0 K: 0 S: 9
H: 1 LOB: 1 BB: 0 P: 15
R: 0 E: 0 K: 0 S: 8
H: 0 LOB: 0 BB: 1 P: 16
R: 0 E: 0 K: 0 S: 7
H: 1 LOB: 0 BB: 0 P: 9
R: 1 E: 1 K: 0 S: 10
H: 1 LOB: 1 BB: 0 P: 15
1B: 12 2B: 3 3B: 0 HR: 2
SF: 0 SAC: 2 DP: 3 HBP: 1
WP: 0 PB: 1 SB: 2 CS: 1
PA: 71
PITCHER
IP WLS BF H R ER SO BB IBB HBP BLK WP HR S P ERA WHIP
David Wells, L (1, 1) ERA: 6.23 5.0 24 9 4 4 3 0 0 1 0 0 0 2 56 82 7.20 1.800
26 Doug Brocail, R (6, 1) ERA: 1.35 2.0 6 1 0 0 0 0 0 0 0 0 0 1 16 24 0.00 0.500
21 Heath Bell, R (8, 1) ERA: 0.57 2.0 7 0 0 0 2 1 0 0 0 0 0 1 18 25 0.00 0.500
43 Cla Meredith, R (10, 1) ERA: 2.0 8 2 0 0 0 0 0 0 0 0 0 0 0 14 19 0.00 1.000
41 Kevin Cameron, R (12, 1) ERA: 2.0 11 1 0 0 3 2 1 0 0 0 0 0 0 27 49 0.00 1.500
PITCHER
IP WLS BF H R ER SO BB IBB HBP BLK WP HR S P ERA WHIP
45 Justin Hampson, L (14, 1) ERA: 3.0 4.0 L 15 3 1 0 0 1 0 0 0 0 0 0 34 55 0.00 1.000
Los Angeles Dodgers @ San Diego Padres
PETCO Park, San Diego, CA
Sun Apr 29 2007, 4:05 PM EDT
Att. 44,028 - Cloudy - 72 F
livebaseballscorecards.com
AB 63
R 5
H 16
RBI 4
BB 5
SO 8
LOB 38

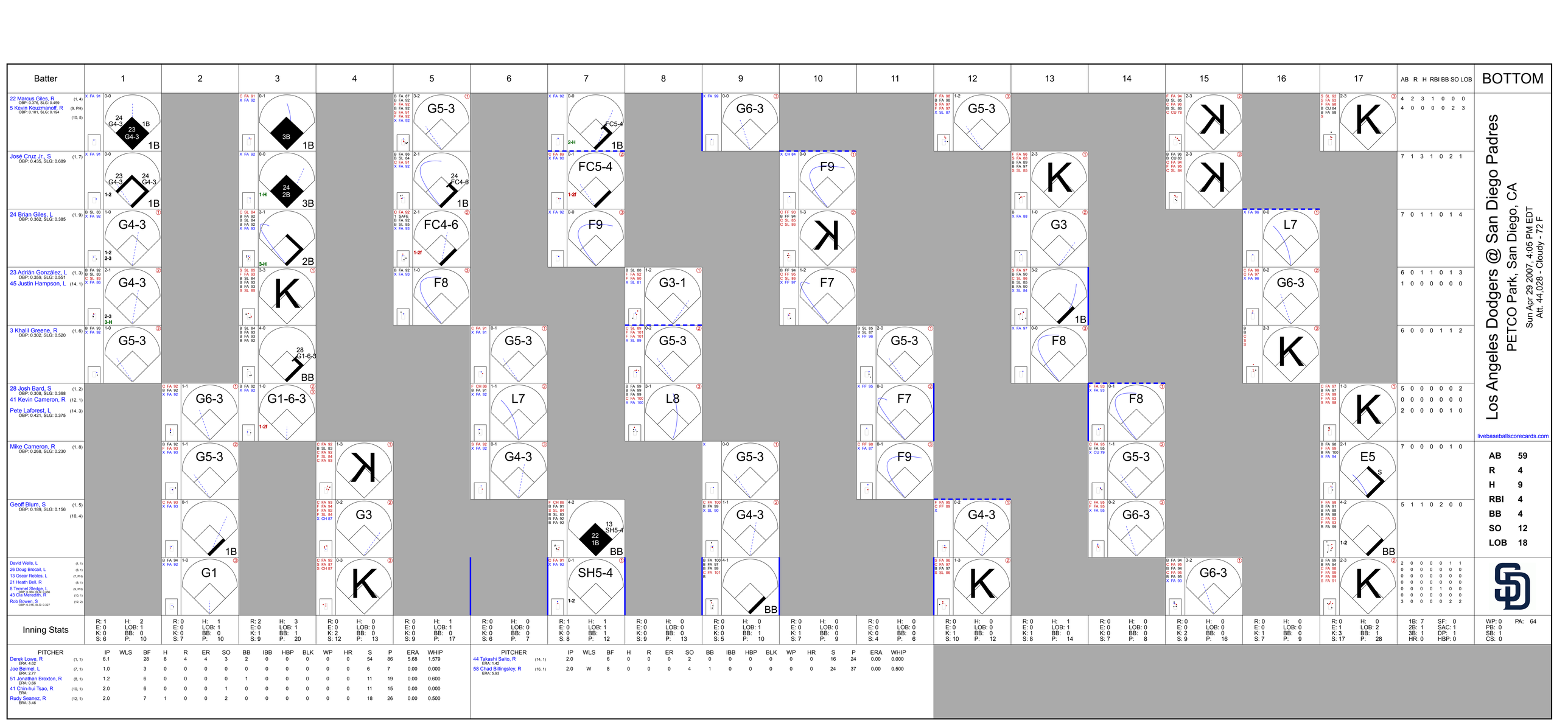
Batter
1
2
3
4
5
6
7
8
9
10
11
12
13
14
15
16
17
AB R H RBI BB SO LOB
BOTTOM
22 Marcus Giles, R (1, 4) OBP: 0.376, SLG: 0.459
5 Kevin Kouzmanoff, R (9, PH) OBP: 0.191, SLG: 0.194 (10, 5)
4 2 3 1 0 0 0
4 0 0 0 0 2 3
José Cruz Jr., S (1, 7) OBP: 0.435, SLG: 0.689
7 1 3 1 0 2 1
24 Brian Giles, L (1, 9) OBP: 0.362, SLG: 0.385
7 0 1 1 0 1 4
23 Adrián González, L (1, 3) OBP: 0.359, SLG: 0.551
45 Justin Hampson, L (14, 1)
6 0 1 1 0 1 3
1 0 0 0 0 0 0
3 Khalil Greene, R (1, 6) OBP: 0.302, SLG: 0.520
6 0 0 0 1 1 2
28 Josh Bard, S (1, 2) OBP: 0.308, SLG: 0.368
41 Kevin Cameron, R (12, 1)
Pete Laforest, L (14, 3) OBP: 0.421, SLG: 0.375
5 0 0 0 0 0 2
0 0 0 0 0 0 0
2 0 0 0 0 1 0
Mike Cameron, R (1, 8) OBP: 0.268, SLG: 0.230
7 0 0 0 0 1 0
Geoff Blum, S (1, 5) OBP: 0.189, SLG: 0.156 (10, 4)
5 1 1 0 2 0 0
David Wells, L (1, 1)
26 Doug Brocail, L (8, 1)
13 Oscar Robles, L (7, PH)
21 Heath Bell, R (8, 1)
8 Terrmel Sledge, L OBP: 0.333, SLG: 0.526 (9, PH)
43 Cla Meredith, R (10, 1)
Rob Bowen, S OBP: 0.316, SLG: 0.327 (12, 2)
2 0 0 0 0 1 1
0 0 0 0 0 0 0
0 0 0 0 0 0 0
0 0 0 0 0 0 0
0 0 0 0 1 0 0
0 0 0 0 0 0 0
3 0 0 0 0 2 2
Los Angeles Dodgers @ San Diego Padres
PETCO Park, San Diego, CA
Sun Apr 29 2007, 4:05 PM EDT
Att: 44,028 - Cloudy - 72 F
livebaseballscorecards.com
AB 59
R 4
H 9
RBI 4
BB 4
SO 12
LOB 18
Inning Stats
R: 1 E: 0 LOB: 1 BB: 0 S: 6 H: 2 P: 10
R: 0 E: 0 LOB: 1 BB: 0 S: 7 H: 1 P: 10
R: 2 E: 0 LOB: 1 BB: 1 S: 9 H: 3 P: 20
R: 0 E: 0 LOB: 0 BB: 0 K: 2 S: 12 H: 0 P: 13
R: 0 E: 0 LOB: 1 BB: 0 K: 0 S: 9 H: 1 P: 17
R: 0 E: 0 LOB: 0 BB: 0 K: 0 S: 6 H: 0 P: 7
R: 1 E: 0 LOB: 1 BB: 1 K: 0 S: 8 H: 1 P: 12
R: 0 E: 0 LOB: 0 BB: 0 K: 0 S: 9 H: 0 P: 13
R: 0 E: 0 LOB: 1 BB: 0 K: 0 S: 5 H: 0 P: 10
R: 0 E: 0 LOB: 0 BB: 0 K: 1 S: 7 H: 0 P: 9
R: 0 E: 0 LOB: 0 BB: 0 K: 0 S: 4 H: 0 P: 6
R: 0 E: 0 LOB: 0 BB: 0 K: 1 S: 10 H: 0 P: 12
R: 0 E: 0 LOB: 1 BB: 0 K: 1 S: 8 H: 1 P: 14
R: 0 E: 0 LOB: 0 BB: 0 S: 7 H: 0 P: 8
R: 0 E: 0 LOB: 0 BB: 0 K: 2 S: 9 H: 0 P: 16
R: 0 E: 0 LOB: 0 BB: 0 K: 1 S: 7 H: 0 P: 9
R: 0 E: 1 LOB: 2 BB: 1 K: 3 S: 17 H: 0 P: 28
1B: 7 2B: 1 3B: 1 HR: 0 SF: 0 SAC: 1 DP: 1 HBP: 0
WP: 0 PB: 0 SB: 1 CS: 0 PA: 64
PITCHER IP WLS BF H R ER SO BB IBB HBP BLK WP HR S P ERA WHIP
Derek Lowe, R (1, 1) ERA: 4.62 6.1 28 8 4 4 3 2 0 0 0 0 0 54 86 5.68 1.579
Joe Beimel, L (7, 1) ERA: 2.77 1.0 3 0 0 0 0 0 0 0 0 0 0 6 7 0.00 0.000
51 Jonathan Broxton, R (8, 1) ERA: 0.66 1.2 6 0 0 0 0 1 0 0 0 0 0 11 19 0.00 0.600
41 Chin-hui Tsao, R (10, 1) ERA: 2.0 6 0 0 0 1 0 0 0 0 0 0 0 11 15 0.00 0.000
Rudy Seanez, R (12, 1) ERA: 3.46 2.0 7 1 0 0 2 0 0 0 0 0 0 18 26 0.00 0.500
PITCHER IP WLS BF H R ER SO BB IBB HBP BLK WP HR S P ERA WHIP
44 Takashi Saito, R (14, 1) ERA: 1.42 2.0 6 0 0 0 0 2 0 0 0 0 0 0 16 24 0.00 0.000
58 Chad Billingsley, R (16, 1) ERA: 5.93 2.0 W 8 0 0 0 4 1 0 0 0 0 0 24 37 0.00 0.500

Washington Nationals @ San Diego Padres

PETCO Park, San Diego, CA

Mon Apr 30 2007, 10:05 PM EDT

Att. 19,769 - Cloudy - 65 F

livebaseballscorecards.com

TOP

Batter	1	2	3	4	5	6	7	8	9	AB	R	H	RBI	BB	SO	LOB
Felipe Lopez, S (1, 6) OBP: 0.319, SLG: 0.294	C FA 93 B FA 95 S FA 95 C SL 84 / 1-3 ① K		B FA 97 C FA 88 F FA 97 B FA 90 S SL 85 / 2-3 ③ K			B FA 94 C FA 95 C FA 89 B SL 88 C SL 90 / 2-3 ① K	C FA 88 F FA 97 B SL 88 F FA 100 B SL 88 C SL 89 / 2-3 ② K			4	0	0	0	0	4	3
10 Ronnie Belliard, R (1, 4) OBP: 0.340, SLG: 0.386	C FA 96 B FA 96 B FA 97 F FA 88 S SL 85 / 2-3 ② K			X SL 87 / 0-0 11 G1-6-3 1B		C FA 97 F FA 97 B SL 82 X SL 87 / 1-2 ② G5-3	X SL 85 / 0-0 ③ F8			4	0	1	0	0	1	3
11 Ryan Zimmerman, R (1, 5) OBP: 0.288, SLG: 0.327	F FA 98 S FC 90 B FA 98 S SL 85 / 1-3 ③ K			C FF 96 B SL 88 X FA 96 / 1-1 ①② G1-6-3 1-2f		B FF 96 B FA 98 B FA 97 C FA 96 C SL 89 X SL 90 / 3-2 1B		F FA 98 B CU 86 F FA 99 F FA 99 F FA 99 X SL 88 / 1-2 ① G6-3		4	0	1	0	0	1	1
Ryan Church, L (1, 8) OBP: 0.394, SLG: 0.500		F B B B X / 3-1 25 F9 21 G3-1 2B		B FA 97 S CH 87 S FF 98 H SL 85 / 2-2 25 S 25 1B HBP		X FA 89 / 0-0 ③ L3		C CU 84 X CU 85 / 0-1 ② G6-3		3	2	1	0	0	0	1
25 Austin Kearns, R (1, 9) OBP: 0.360, SLG: 0.455		S S B X / 1-2 ① F9 2-3		B FA 98 C FA 88 X FA 97 / 1-1 1-H 1B			X FF 95 / 0-0 21 WP 5 2B 1B	C CU 86 X FA 99 / 0-1 ③ G4-3		4	1	2	1	0	0	1
21 Dmitri Young, S (1, 3) OBP: 0.361, SLG: 0.440		X / 0-0 ② G3-1 3-H		X FA 97 / 0-0 ③ G4-3			B FA 87 B FA 87 B FA 88 C FA 96 B FA 97 / 4-1 5 2B 1-2 BB		F FA 91 F FA 91 B SL 78 B CU 76 F FA 93 B CU 74 X CU 74 / 3-2 1B	3	0	1	1	1	0	1
5 Kory Casto, L (1, 7) OBP: 0.229, SLG: 0.212		B B F B F X / 3-2 ③ G4-3			F FA 94 B CH 85 X SL 84 / 1-1 ① L5		B FA 97 L FA 96 C SL 88 B SL 88 X SL 88 / 2-2 1-3 2-H 2B		C CU 76 F FA 93 F CU 75 B FA 92 B FA 93 B CU 77 S FA 92 / 3-3 ① K	4	0	1	1	0	1	1
Brian Schneider, L (1, 2) OBP: 0.289, SLG: 0.250			C FA 94 B CH 84 F FA 95 X SL 84 / 1-2 ① G3		F FA 96 B SL 88 F FA 87 F FA 98 B FA 99 S SL 88 / 2-3 ② K		F FA 96 B SL 90 B FA 88 S FA 88 F FA 98 F SL 89 F SL 89 B FA 90 F SL 84 / 4-2 F SL 85 B FA 98 BB		C CU 76 B FA 92 B SL 76 B CU 76 S FA 91 F FA 92 S SL 78 / 3-3 ② K	3	0	0	0	1	2	1
22 John Patterson, R (1, 1)			F FA 96 C SL 88 S SL 83 / 0-3 ② K		S SL 89 C SL 88 S SL 85 / 0-3 ③ K		B SL 88 B FA 98 F FA 98 B SL 88 F FA 97 C SL 87 / 3-3 ① K		X FA 92 / 0-0 ③ L9	2	0	0	0	0	2	0
13 Robert Fick, L (7, PH) OBP: 0.207, SLG: 0.120										1	0	0	0	0	1	3
52 Saul Rivera, S (7, 1)										0	0	0	0	0	0	0
34 Ray King, L (7, 1)										0	0	0	0	0	0	0
Jon Rauch, R (8, 1)										0	0	0	0	0	0	0
Michael Restovich, R (9, PH) OBP: 0.192, SLG: 0.200										1	0	0	0	0	0	1
32 Chad Cordero, R (9, 1)										0	0	0	0	0	0	0

Inning Stats	1	2	3	4	5	6	7	8	9	1B: 5	SF: 0	WP: 1	PA: 36
	R: 0 E: 0 K: 3 S: 9 H: 0 LOB: 0 BB: 0 P: 13	R: 1 E: 0 K: 0 S: 9 H: 1 LOB: 0 BB: 0 P: 16	R: 0 E: 0 K: 2 S: 9 H: 0 LOB: 0 BB: 0 P: 12	R: 1 E: 0 K: 0 S: 8 H: 2 LOB: 1 BB: 0 P: 12	R: 0 E: 0 K: 2 S: 9 H: 0 LOB: 0 BB: 0 P: 12	R: 0 E: 0 K: 1 S: 10 H: 1 LOB: 1 BB: 0 P: 16	R: 1 E: 0 K: 2 S: 20 H: 2 LOB: 3 BB: 2 P: 35	R: 0 E: 0 K: 0 S: 9 H: 0 LOB: 0 BB: 0 P: 10	R: 0 E: 0 K: 2 S: 13 H: 1 LOB: 1 BB: 0 P: 22	2B: 2 3B: 0 HR: 0	SAC: 0 DP: 1 HBP: 1	PB: 0 SB: 1 CS: 0	

	AB	33
	R	3
	H	7
	RBI	3
	BB	2
	SO	12
	LOB	16

PITCHER		IP	WLS	BF	H	R	ER	SO	BB	IBB	HBP	BLK	WP	HR	S	P	ERA	WHIP
44 Jake Peavy, R ERA: 2.06	(1, 1)	7.0	L	29	6	3	3	10	2	0	1	0	1	0	74	116	3.86	1.143
21 Heath Bell, R ERA: 0.54	(8, 1)	1.0		3	0	0	0	0	0	0	0	0	0	0	9	10	0.00	0.000
40 Royce Ring, L ERA:	(9, 1)	1.0		4	1	0	0	2	0	0	0	0	0	0	13	22	0.00	1.000

PITCHER		IP	WLS	BF	H	R	ER	SO	BB	IBB	HBP	BLK	WP	HR	S	P	ERA	WHIP

BOTTOM

Washington Nationals @ San Diego Padres

PETCO Park, San Diego, CA

Mon Apr 30 2007, 10:05 PM EDT

Att. 19,769 - Cloudy - 65 F

livebaseballscorecards.com

Batter	1	2	3	4	5	6	7	8	9	AB	R	H	RBI	BB	SO	LOB
8 Terrmel Sledge, L (1, 7) OBP: 0.379, SLG: 0.426 José Cruz Jr., S (7, PH) OBP: 0.429, SLG: 0.677 (8, 7)	C FA 92 B FF 92 B FA 92 F FA 91 S CU 76 2-3 K	B FA 92 S FA 92 X FA 91 1-1 HR	B SL 82 B FA 92 B SL 81 C FA 91 F FA 92 B SL 84 4-2 3 FC5 23 BB 1-2 BB	C FA 92 B FA 88 F B F X FA 94 2-2 FC6-4 1-2f			2 1 1 1 1 1 0 1 0 0 0 0 0 2
24 Brian Giles, L (1, 9) OBP: 0.358, SLG: 0.374	X FA 92 0-0 G4-3	C SL 82 F FA 92 B CU 76 S CU 76 1-3 K	X FA 92 0-0 F8 2-3	B SL 85 H FA 92 2-0 23 L3 HBP			3 0 0 0 0 1 2
23 Adrián González, L (1, 3) OBP: 0.364, SLG: 0.545	C FF 92 B CU 76 B FA 93 B FA 92 X FA 92 3-1 G3	B SL 82 F FF 90 B SL 82 X CU 75 2-1 3 G5-4-3 1B	B SL 81 D CU 75 F SL 82 B FF 92 D CU 76 4-1 3 FC5 1-2 BB	C FA 86 B SL 87 X FA 86 1-1 L3 1-1			3 0 1 0 1 0 1
28 Josh Bard, S (1, 2) OBP: 0.302, SLG: 0.429	B FA 92 X FA 92 1-0 F8	F FA 92 B SL 83 X FA 91 1-1 L8	F FA 92 X CU 74 0-1 F9	C FA 88 B FA 94 X SL 86 1-1 HR			4 1 1 1 0 0 4
3 Khalil Greene, R (1, 6) OBP: 0.300, SLG: 0.529	C FF 93 B SL 86 X FA 93 1-1 3B	1 SAFE B SL 82 X FA 90 1-0 G5-4-3 1-2f	X CU 75 0-0 FC5 1-2 2-3f	C SL 87 B X 1-1 F8			4 0 1 0 0 0 4
Mike Cameron, R (1, 8) OBP: 0.267, SLG: 0.240	C CU 76 B CU 76 F FA 93 B SL 84 B FF 93 S CU 76 3-3 K	B FF 91 F SL 83 B CU 76 B FA 91 X FA 92 3-1 G6-3	F SL 84 B FA 90 B FA 90 X FA 91 2-1 13 1B 2B	B FA 93 F FA 94 B FA 94 B FA 94 C FA 95 X FA 95 3-2 F8			4 0 1 0 0 1 1
5 Kevin Kouzmanoff, R (1, 5) OBP: 0.171, SLG: 0.183	X SL 84 0-0 G5-3	B SL 84 F SL 82 C CU 75 X FA 93 1-2 G1-3	C FA 86 F SL 87 B FA 90 S SL 87 1-3 K	B FA 94 B FA 93 X FA 95 2-0 L8			4 0 0 0 0 1 2
13 Oscar Robles, L (1, 4) OBP: 0.200, SLG: 0.200	B FA 91 C FA 92 C FA 92 B CU 74 B FA 93 X FF 92 3-2 F9	B FA 91 B FA 92 C FF 91 X FA 90 2-1 G6-3	C FA 91 C SL 86 F FA 90 B FA 91 B SL 85 F FA 86 X FA 92 2-2 FC6-4 2-3 1B	C FA 93 C FA 94 F FA 93 B FA 94 F FA 93 B FA 94 X FA 94 2-2 F9			4 0 1 0 0 0 0
44 Jake Peavy, R (1, 1) OBP: 0.286, SLG: 0.500 Geoff Blum, S (7, PH) OBP: 0.184, SLG: 0.152 21 Heath Bell, R (8, 1) 40 Royce Ring, L (9, 1)	X FA 91 0-0 L4	C SL 82 C CU 73 X FF 92 0-2 24 F8 8 BB 1B	C SL 85 S SL 86 S FA 87 0-3 K				2 0 1 0 0 0 0 1 0 0 0 0 1 2 0 0 0 0 0 0 0 0 0 0 0 0 0 0
Inning Stats	R: 0 H: 0 E: 0 LOB: 0 K: 1 BB: 0 S: 6 P: 11	R: 0 H: 1 E: 0 LOB: 1 K: 1 BB: 0 S: 7 P: 12	R: 1 H: 1 E: 0 LOB: 0 K: 1 BB: 0 S: 9 P: 14	R: 0 H: 1 E: 0 LOB: 0 K: 0 BB: 0 S: 5 P: 9	R: 0 H: 0 E: 0 LOB: 0 K: 0 BB: 0 S: 7 P: 13	R: 0 H: 1 E: 0 LOB: 3 K: 2 BB: 2 S: 10 P: 18	R: 0 H: 2 E: 0 LOB: 2 K: 2 BB: 0 S: 17 P: 24	R: 1 H: 1 E: 0 LOB: 0 K: 0 BB: 0 S: 6 P: 11	R: 0 H: 0 E: 0 LOB: 0 K: 0 BB: 0 S: 9 P: 16	1B: 3 SF: 0 2B: 2 SAC: 0 3B: 1 DP: 2 HR: 2 HBP: 1				WP: 0 PA: 35 PB: 0 SB: 0 CS: 0		

	AB	32
	R	2
	H	7
	RBI	2
	BB	2
	SO	5
	LOB	18

PITCHER		IP	WLS	BF	H	R	ER	SO	BB	IBB	HBP	BLK	WP	HR	S	P	ERA	WHIP
22 John Patterson, R ERA: 6.44	(1, 1)	6.0	W	23	4	1	1	3	2	0	0	0	0	1	44	77	1.50	1.000
52 Saul Rivera, R ERA: 3.72	(7, 1)	0.1	H	3	2	0	0	1	0	0	0	0	0	0	10	15	0.00	6.000
34 Ray King, L ERA: 10.8	(7, 1)	1.1	H	5	1	1	1	1	0	0	1	0	0	1	11	17	6.75	0.750
Jon Rauch, R ERA: 5.65	(8, 1)	0.1	H	1	0	0	0	0	0	0	0	0	0	0	2	3	0.00	0.000
32 Chad Cordero, R ERA: 4.73	(9, 1)	1.0	S	3	0	0	0	0	0	0	0	0	0	0	9	16	0.00	0.000

PITCHER	IP	WLS	BF	H	R	ER	SO	BB	IBB	HBP	BLK	WP	HR	S	P	ERA	WHIP

Batter	1	2	3	4	5	6	7	8	9	AB	R	H	RBI	BB	SO	LOB
Felipe Lopez, S (1, 6) OBP: 0.309, SLG: 0.283	X FA 90 0-0 ① F9		B FA 92 C FA 92 F FA 94 X FA 93 1-2 ② P5			C FA 93 C FA 93 X FA 93 0-2 ① G4-3		C FA 94 B FA 92 F FA 93 D CU 74 B FA 93 F FA 93 C FA 93 3-3 ② K		4	0	0	0	0	1	2
10 Ronnie Belliard, R (1, 4) OBP: 0.336, SLG: 0.375	C FA 90 F FA 92 B FA 92 S SL 83 1-3 ② K		B FA 84 S SL 85 F FA 93 S SL 85 1-3 ③ K			B SL 82 C FA 94 B SL 83 B FA 93 B FA 93 4-1 S BB		F FA 92 B FA 93 X FA 93 1-1 ③ FC6-4 1-2f		3	0	0	0	1	2	2
11 Ryan Zimmerman, R (1, 5) OBP: 0.287, SLG: 0.319	B FA 92 C FA 93 B FA 93 B FA 93 B FA 93 4-1 BB			C FA 92 F SL 83 B SL 84 F FA 93 X SL 83 1-2 ① P4		B FA 93 S FA 94 1 SAFE F FA 93 1 SAFE F SL 85 X 1-2 ② P2			C FC 88 S FC 90 B CH 77 B SL 86 F FC 90 X FC 90 2-2 ① L8	3	0	0	0	1	0	1
Ryan Church, L (1, 8) OBP: 0.380, SLG: 0.478	C FA 92 X FA 92 0-1 ③ F8			C FA 92 F FA 93 B FA 93 X FA 94 1-2 ② F8		1 SAFE S FA 94 B FA 94 F FA 94 B S 2-3 ③ K 1-2			C FC 90 S CH 77 S CH 77 0-3 ② K	4	0	0	0	0	2	2
25 Austin Kearns, R (1, 9) OBP: 0.357, SLG: 0.447		B FA 91 B FA 91 X FA 92 2-0 21 L3 1B		B B B FA 93 C FA 93 F FA 92 C SL 85 3-3 ③ K			X SL 80 0-0 ① P3		X FC 89 0-0 ③ L7	4	0	1	0	0	1	0
21 Dmitri Young, S (1, 3) OBP: 0.351, SLG: 0.426		B FA 91 X FA 92 1-0 ①② L3 1-1			X FA 92 0-0 ① F7		B FA 93 B FA 93 F FA 92 B FA 93 X FA 94 3-1 ② L7			3	0	0	0	0	0	1
5 Kory Casto, L (1, 7) OBP: 0.211, SLG: 0.194 59 Micah Bowie, L (7, 1)		C FA 93 B FA 93 X FA 93 1-1 ③ F9			C FA 92 C FA 93 B FA 93 S FA 94 1-3 ② K		F FA 93 S FA 94 F FA 94 B FA 95 S FA 95 1-3 ③ K			3	0	0	0	0	2	0
										0	0	0	0	0	0	0
Brian Schneider, L (1, 2) OBP: 0.301, SLG: 0.278			C FA 92 F FA 93 B CU 76 X FA 93 1-2 ① G6-3		X FA 93 0-0 2B			B FA 92 X FA 92 1-0 10 FC6-4 1B		3	0	2	0	0	0	0
41 Shawn Hill, R (1, 1) OBP: 0.333, SLG: 0.200 Chris Snelling, L (7, 7) OBP: 0.361, SLG: 0.327			B FA 93 B FA 93 B FA 92 B FA 92 4-0 BB		B SL 83 X FA 93 1-0 ③ F8			B FA 92 B FA 93 B FA 91 C FA 91 F FA 92 S FA 94 3-3 ① K		1	0	0	0	1	0	1
										1	0	0	0	0	1	1
Inning Stats	R: 0 E: 0 K: 1 S: 7 H: 0 LOB: 1 BB: 1 P: 12	R: 0 E: 0 K: 0 S: 4 H: 1 LOB: 0 BB: 0 P: 8	R: 0 E: 0 K: 1 S: 9 H: 0 LOB: 1 BB: 1 P: 16	R: 0 E: 0 K: 1 S: 10 H: 0 LOB: 0 BB: 0 P: 15	R: 0 E: 0 K: 1 S: 6 H: 1 LOB: 1 BB: 0 P: 8	R: 0 E: 0 K: 1 S: 11 H: 0 LOB: 1 BB: 1 P: 18	R: 0 E: 0 K: 1 S: 7 H: 0 LOB: 0 BB: 0 P: 11	R: 0 E: 0 K: 2 S: 10 H: 1 LOB: 1 BB: 0 P: 18	R: 0 E: 0 K: 1 S: 8 H: 0 LOB: 0 BB: 0 P: 10	1B: 2 2B: 2 3B: 0 HR: 0 SF: 0 SAC: 0 DP: 1 HBP: 0						

PITCHER		IP	WLS	BF	H	R	ER	SO	BB	IBB	HBP	BLK	WP	HR	S	P	ERA	WHIP
32 Chris Young, R ERA: 3.34	(1, 1)	8.0	W	29	3	0	0	8	3	0	0	0	0	0	64	106	0.00	0.750
Trevor Hoffman, R ERA: 5.59	(9, 1)	1.0	S	3	0	0	0	1	0	0	0	0	0	0	8	10	0.00	0.000

PITCHER	IP	WLS	BF	H	R	ER	SO	BB	IBB	HBP	BLK	WP	HR	S	P	ERA	WHIP

TOP

Washington Nationals @ San Diego Padres

PETCO Park, San Diego, CA

Tue May 01 2007, 10:05 PM EDT

Att. 19,438 - Cloudy - 66 F

livebaseballscorecards.com

AB	29
R	0
H	3
RBI	0
BB	3
SO	9
LOB	10

WP: 0	PA: 32		
PB: 0			
SB: 1			
CS: 0			

Batter	1	2	3	4	5	6	7	8	9	AB	R	H	RBI	BB	SO	LOB
José Cruz Jr., S (1, 7) OBP: 0.419, SLG: 0.652	B FA 92 F FA 92 B CH 82 F FA 94 X FA 93 2-2 ① F9		F FA 94 B FA 93 B FA 93 X FA 93 2-1 24 CS 1B		L FA 92 F FA 84 B FA 93 B CH 84 S FA 84 2-3 ③ K			B SL 77 F FA 92 X SL 83 1-1 ① P6		4	0	1	0	0	1	1
24 Brian Giles, L (1, 9) OBP: 0.355, SLG: 0.369	C FA 92 B FA 85 X FA 92 1-1 ② G6-3		B FF 92 1-0 ③ CS 1-2	B B X 2-0 23 2B 1B		B FA 90 B FA 92 X FA 92 2-0 ① G4-3		B FA 92 C SL 82 B FA 92 F SL 84 B SL 85 X SL 83 3-2 ② G4-3		4	1	1	0	0	0	0
23 Adrián González, L (1, 3) OBP: 0.368, SLG: 0.549	B FA 93 B FA 92 B FA 93 C FA 92 B FA 92 4-1 BB			B FA 93 S FA 92 X CU 78 1-1 28 G4-3 1-H 2B		F FA 84 F FA 92 F FA 90 B FA 92 B CH 82 B FA 84 F FA 92 C FA 92 3-3 ② K		C FA 92 C FA 92 B SL 84 B SL 84 X FA 94 2-2 ③ G4-3		3	0	1	1	1	1	0
28 Josh Bard, S (1, 2) OBP: 0.283, SLG: 0.400	C FA 93 D SL 79 X FA 93 1-1 ③ F7			X FA 92 0-0 ① G4-3 2-3		S X CH 84 0-1 ③ G6-3				3	0	0	0	0	0	2
3 Khalil Greene, R (1, 6) OBP: 0.292, SLG: 0.514		C FA 92 C FA 91 F FA 93 S CU 78 0-3 ① K		C FF 94 B CU 78 B FF 92 S CU 79 S CU 78 2-3 ② K			C FA 90 F CU 77 S CU 77 0-3 ① K			3	0	0	0	0	3	1
Mike Cameron, R (1, 8) OBP: 0.269, SLG: 0.236		B FF 93 B FA 93 X FA 93 2-0 ② F8		B SL 79 C FA 93 B FA 93 B FA 93 X FF 94 3-1 ③ G5-3			B FA 91 C CU 74 B FA 92 B FA 93 B FA 94 4-1 5 S 5 3B BB			2	1	0	0	1	0	1
5 Kevin Kouzmanoff, R (1, 5) OBP: 0.177, SLG: 0.216		B FA 92 B FA 92 F FA 93 X FA 93 2-1 ③ L6			F FA 91 F CU 77 F CU 76 B CU 79 X FA 94 1-2 ① G4-3		P PO 84 1 SAFE 1 SAFE B FF 91 S CU 76 D CU 76 X FA 92 3-1 1-H 13 SH1-3 3B			3	1	1	1	0	0	0
13 Oscar Robles, L (1, 4) OBP: 0.143, SLG: 0.143			C FA 93 X CU 78 0-1 ① G3		B FA 92 B FA 92 X FA 94 2-0 ② L9		X 0-0 ② SH1-3 3-H			2	0	0	1	0	0	0
32 Chris Young, R (1, 1) OBP: 0.214, SLG: 0.083 Trevor Hoffman, R (9, 1)			C FA 92 B FF 93 B FA 93 X FA 94 2-1 ② G6-3		B FA 91 B FA 93 C FA 93 B FA 93 B FA 93 4-1 BB		S FA 91 B FA 92 F FA 92 S SL 80 1-3 ③ K			2 0	0 0	0 0	0 0	1 0	1 0	0 0
Inning Stats	R: 0 E: 0 K: 0 S: 8 H: 0 LOB: 1 BB: 1 P: 16	R: 0 E: 0 K: 1 S: 7 H: 0 LOB: 0 BB: 0 P: 11	R: 0 E: 0 K: 0 S: 6 H: 1 LOB: 0 BB: 0 P: 11	R: 1 E: 0 K: 1 S: 9 H: 2 LOB: 1 BB: 0 P: 17	R: 0 E: 0 K: 1 S: 9 H: 0 LOB: 1 BB: 1 P: 18	R: 0 E: 0 K: 1 S: 8 H: 0 LOB: 0 BB: 0 P: 13	R: 2 E: 0 K: 2 S: 11 H: 1 LOB: 0 BB: 1 P: 18	R: 0 E: 0 K: 0 S: 8 H: 0 LOB: 0 BB: 0 P: 14		1B: 2 2B: 1 3B: 1 HR: 0 SF: 0 SAC: 1 DP: 0 HBP: 0				WP: 0 PB: 0 SB: 1 CS: 1 PA: 31		

PITCHER		IP	WLS	BF	H	R	ER	SO	BB	IBB	HBP	BLK	WP	HR	S	P	ERA	WHIP
41 Shawn Hill, R ERA: 3.0	(1, 1)	6.1	L	25	4	3	3	5	3	0	0	0	0	0	54	99	4.26	1.105
59 Micah Bowie, L ERA: 2.63	(7, 1)	1.2		5	0	0	0	1	0	0	0	0	0	0	12	19	0.00	0.000

PITCHER	IP	WLS	BF	H	R	ER	SO	BB	IBB	HBP	BLK	WP	HR	S	P	ERA	WHIP

BOTTOM

Washington Nationals @ San Diego Padres

PETCO Park, San Diego, CA

Tue May 01 2007, 10:05 PM EDT

Att. 19,438 - Cloudy - 66 F

livebaseballscorecards.com

AB	26
R	3
H	4
RBI	3
BB	3
SO	6
LOB	5

Batter	1	2	3	4	5	6	7	8	9	AB	R	H	RBI	BB	SO	LOB
Felipe Lopez, S (1, 6) OBP: 0.307, SLG: 0.291	B FA 92 B CH 83 C FA 90 X FF 92 2-1 10 S 1B 2B		C FF 91 B CU 76 F CH 82 X CU 79 1-2 ① G4-3			F FA 90 B FA 88 B FA 90 F FA 89 B FA 87 X FA 88 3-2 ① G4-3	S CH 84 C FA 95 B CH 83 F FA 97 X CH 83 1-2 ③ G6-3			4	1	1	0	0	0	2
10 Ronnie Belliard, R (1, 4) OBP: 0.333, SLG: 0.364	C FF 95 B FA 92 B FA 91 B FA 95 F FA 94 B CH 84 4-2 1B 2-3 BB		C FA 91 X CU 79 0-1 ② G6-3			B FA 91 S FA 89 X FA 89 1-1 ② G6-3		C FA 96 C FA 97 B CU 84 F CU 82 B FF 96 X FF 96 2-2 ① G5-3		3	0	0	0	1	0	0
11 Ryan Zimmerman, R (1, 5) OBP: 0.286, SLG: 0.316	C FF 95 B FA 96 S FA 91 D FA 92 X FF 96 2-2 ① P4		B FF 92 C FA 94 X CU 81 1-1 ③ G6-3			B FA 90 B FA 90 C FA 88 B FA 89 S FA 89 F FA 89 S FA 90 3-3 ③ K		X FA 96 0-0 FC5-4 1B		4	0	1	0	0	1	2
Ryan Church, L (1, 8) OBP: 0.384, SLG: 0.479	1 SAFE B FA 85 X CH 85 1-0 1-2 3-H 1B			B FA 92 C CU 74 S CH 86 B FF 95 S FA 97 2-3 ① K			B FA 89 C FA 89 S FA 89 F FA 88 B FA 88 B FA 89 X FA 89 3-2 2B 13 2B 1B	C CH 83 B FF 96 X CH 83 1-1 ② FC5-4 1-2f		4	1	2	1	0	1	1
25 Austin Kearns, R (1, 9) OBP: 0.345, SLG: 0.430	D FA 91 X FA 94 1-0 ② F9			X FF 94 0-0 ② G4-3			F FA 89 S FA 88 B SL 80 S FA 88 1-3 ① K	F FA 97 X FF 96 0-1 ③ L1-3		4	0	0	0	0	1	4
Brian Schneider, L (1, 2) OBP: 0.299, SLG: 0.289	B FA 93 X FA 86 1-0 ③ P6			C CH 87 B CU 81 X CU 76 1-1 ③ F7			1 SAFE B FA 88 F FA 89 T FA 90 X FA 85 1-2 1-3 13 2B 2B		B FA 91 C SL 77 X SL 77 1-1 ① G5-3	4	1	1	0	0	0	2
13 Robert Fick, L (1, 3) OBP: 0.212, SLG: 0.172		B FA 92 C FA 92 B FA 93 F CH 84 F FA 94 X CU 78 2-2 ① F8			C FA 96 C CU 83 B FA 98 B FA 97 S CU 84 2-3 ① K		X 0-0 5 2B 2B 2-H 3-H		C SL 77 B CU 76 X FA 92 1-1 ② F7	4	0	1	2	0	1	0
5 Kory Casto, L (1, 7) OBP: 0.214, SLG: 0.225		B FA 91 X FA 92 1-0 ② G6-3			C FA 96 B CU 85 C CU 84 X FA 98 1-2 ② P6		B FA 90 S FA 90 F FA 88 B FA 88 X FA 89 2-2 2-3 2B		C SL 76 F FA 92 B SL 76 S SL 76 1-3 K	4	0	1	0	0	1	0
47 Matt Chico, L (1, 1) OBP: 0.111, SLG: 0.111 Levale Speigner, R (4, 1) 3 Jesus Flores, R (5, PH) OBP: 0.333, SLG: 0.300 35 Ryan Wagner, R (5, 1) 21 Dmitri Young, S (7, PH) OBP: 0.348, SLG: 0.421 34 Ray King, L (7, 1) 43 Jesus Colome, R (8, 1) Michael Restovich, R (9, PH) OBP: 0.185, SLG: 0.192		C FA 92 S FA 92 S FA 94 0-3 ③ K			B FA 97 F CU 86 B CU 87 B FA 96 X FA 97 3-1 ③ G4-3		B CH 83 C CH 83 B FA 96 F FA 96 F CH 84 X 2-2 ② P2		C FA 92 B SL 84 B FA 92 C FA 90 B CU 76 F FA 90 X FA 93 3-2 ③ G3	1 0 1 0 1 0 1	0 0 0 0 0 0 0	0 0 0 0 0 0 0	0 0 0 0 0 0 0	0 0 0 0 0 0 0	1 0 0 0 0 0 0	0 0 0 0 2 0 0
Inning Stats	R: 1 E: 0 K: 0 S: 10 H: 2 LOB: 2 BB: 1 P: 21	R: 0 E: 0 K: 1 S: 8 H: 0 LOB: 0 BB: 0 P: 11	R: 0 E: 0 K: 0 S: 7 H: 0 LOB: 0 BB: 0 P: 9	R: 0 E: 0 K: 1 S: 6 H: 0 LOB: 0 BB: 0 P: 9	R: 0 E: 0 K: 1 S: 8 H: 0 LOB: 0 BB: 0 P: 14	R: 0 E: 0 K: 1 S: 9 H: 0 LOB: 0 BB: 0 P: 16	R: 2 E: 0 K: 1 S: 22 H: 4 LOB: 2 BB: 0 P: 32	R: 0 E: 0 K: 0 S: 9 H: 1 LOB: 1 BB: 0 P: 12	R: 0 E: 0 K: 1 S: 11 H: 0 LOB: 1 BB: 0 P: 17	1B: 3 2B: 4 3B: 0 HR: 0 SF: 0 SAC: 0 DP: 0 HBP: 0						

TOP

Washington Nationals @ San Diego Padres

PETCO Park, San Diego, CA

Wed May 02 2007, 10:05 PM EDT

Att. 22,153 - Partly Cloudy - 63 F

livebaseballscorecards.com

AB	35
R	3
H	7
RBI	3
BB	1
SO	6
LOB	14

WP: 1 PA: 36
PB: 0
SB: 1
CS: 0

PITCHER		IP	WLS	BF	H	R	ER	SO	BB	IBB	HBP	BLK	WP	HR	S	P	ERA	WHIP
52 Clay Hensley, R ERA: 7.62	(1, 1)	2.0		9	2	1	1	1	1	0	0	0	0	0	18	32	4.50	1.500
26 Doug Brocail, R ERA: 1.17	(3, 1)	2.0	W	6	0	0	0	1	0	0	0	0	0	0	13	18	0.00	0.000
21 Heath Bell, R ERA: 0.51	(5, 1)	1.0		3	0	0	0	1	0	0	0	0	0	0	8	14	0.00	0.000
43 Cla Meredith, R ERA: 1.17	(6, 1)	1.1		8	4	2	2	2	0	0	0	0	0	0	23	37	13.50	3.000
Scott Linebrink, R ERA: 2.63	(7, 1)	1.2	H	6	1	0	0	0	0	0	0	0	0	0	17	23	0.00	0.600

PITCHER		IP	WLS	BF	H	R	ER	SO	BB	IBB	HBP	BLK	WP	HR	S	P	ERA	WHIP
40 Royce Ring, L ERA:	(9, 1)	1.0		4	0	0	0	1	0	0	0	0	1	0	11	17	0.00	0.000

Batter	1	2	3	4	5	6	7	8	9	AB	R	H	RBI	BB	SO	LOB
22 Marcus Giles, R (1, 4) OBP: 0.377, SLG: 0.466	B FA 86 C FA 87 X CH 81 1-1 ① F7		S FA 89 B CH 77 C FA 91 B SL 84 X FA 90 2-2 1B	F FA 89 X CH 82 0-1 2-H 3-H 2B			B FA 91 F FA 92 X FA 84 1-1 ② F7	C FA 89 X SL 86 0-1 ③ F7		5	0	2	2	0	0	2
José Cruz Jr., S (1, 7) OBP: 0.410, SLG: 0.643	C FA 90 B CH 82 B FA 91 C CH 81 B SL 85 X FA 89 3-2 ② P6		B CH 81 X FA 91 1-0 ③ F7	C FA 90 B FA 93 B CH 81 X FA 92 2-1 ③ G3			B FA 91 B FA 91 X FA 89 2-0 2B			4	0	1	0	0	0	2
24 Brian Giles, L (1, 9) OBP: 0.344, SLG: 0.357	C FA 90 B FA 90 X SL 85 1-1 ③ F8			B SL 81 C FA 89 X CH 80 1-1 ① G4-3	B FA 91 X FA 92 1-0 ① G4-3		X SL 86 0-0 ③ G4-3			4	0	0	0	0	0	1
23 Adrián González, L (1, 3) OBP: 0.372, SLG: 0.569		B FA 89 X SL 83 1-0 ① F8		C FA 90 B FA 92 B SL 87 B FA 90 B FA 89 4-1 3 WP 3 3B BB	C FA 92 B CH 85 X FA 92 1-1 ② F8			C FA 91 X SL 84 0-1 HR		3	2	1	1	1	0	0
3 Khalil Greene, R (1, 6) OBP: 0.291, SLG: 0.523		B FA 90 X CH 81 1-0 ② G5-3		B CH 82 S CH 81 B FA 90 S CH 82 F SL 84 X CH 82 2-2 5 SF8 1-H 3B	C FA 93 B FA 90 B FA 88 F FA 93 F SL 88 F FA 87 F FA 93 X FA 88 2-2 ③ P3			C SL 84 B SL 82 B SL 84 X FA 95 2-1 ① G5-3		4	1	1	1	0	0	0
28 Josh Bard, S (1, 2) OBP: 0.300, SLG: 0.383		B FA 89 B FA 89 B FA 89 B FA 88 4-0 BB		B FA 91 D SL 85 D FA 83 C FA 91 B CH 82 4-1 BB 1B BB	B FA 93 X FA 94 1-0 ① G4-3			B FA 95 B FA 96 F FA 96 X FA 89 2-1 ② G3-1		2	1	0	0	2	0	0
Mike Cameron, R (1, 8) OBP: 0.276, SLG: 0.248	C FA 90 F FA 90 B FA 92 D CH 79 S CH 82 2-3 ③ K			C FA 88 B FA 90 B SL 85 B FA 88 B FA 87 4-1 1B 22 2B 1-2 BB	B FA 89 C FA 93 S CH 86 B FA 88 B FA 88 X FA 94 3-2 ② F8			C FA 97 C SL 82 B FA 95 B FA 96 B SL 85 X FA 96 3-2 8 2B		3	2	1	0	1	1	1
5 Kevin Kouzmanoff, R (1, 5) OBP: 0.171, SLG: 0.211 Scott Linebrink, R (7, 1) 8 Terrmel Sledge, L (8, PH) OBP: 0.390, SLG: 0.458 40 Royce Ring, L (9, 1)			B FA 88 B CH 79 B CH 80 C FA 86 X FA 87 3-1 ① F7	B CH 82 B FA 88 F FA 88 D CH 82 X FA 88 3-1 ② SF8 3-H	B FA 89 X FA 93 1-0 ③ L5			B FA 96 F FA 96 B FA 92 X FA 98 2-1 13 1B 2-H 2B		2 0 1 0	0 0 0 0	0 0 1 0	1 0 1 0	0 0 0 0	0 0 0 0	0 0 0 0
52 Clay Hensley, R (1, 1) OBP: 0.200, SLG: 0.200 26 Doug Brocail, L (3, 1) Geoff Blum, S (4, PH) OBP: 0.205, SLG: 0.176 21 Heath Bell, R (5, 1) 43 Cla Meredith, R (6, 1) 13 Oscar Robles, L (7, 5) OBP: 0.222, SLG: 0.222			B SL 84 C SL 77 M F S 1-3 ② K2-3	B CH 80 C FA 86 B CH 82 X FA 88 2-1 22 2B 1-3 2-H 1B			C SL 83 X FA 90 0-1 ① F7	X FA 90 0-0 2-3 1B		0 1 1 0 0 2	0 0 1 0 0 0	0 0 1 0 0 1	0 0 1 0 0 0	0 1 0 0 0 0	0 0 0 0 0 0	0 0 0 0 0 0
Inning Stats	R: 0 E: 0 K: 0 S: 7 H: 0 LOB: 0 BB: 0 P: 12	R: 0 E: 0 K: 1 S: 5 H: 0 LOB: 1 BB: 1 P: 13	R: 0 E: 0 K: 1 S: 10 H: 1 LOB: 1 BB: 0 P: 17	R: 5 E: 0 K: 0 S: 17 H: 3 LOB: 1 BB: 3 P: 39	R: 0 E: 0 K: 0 S: 9 H: 0 LOB: 0 BB: 0 P: 13	R: 0 E: 0 K: 0 S: 5 H: 0 LOB: 0 BB: 0 P: 10	R: 0 E: 0 K: 0 S: 6 H: 1 LOB: 1 BB: 0 P: 9	R: 2 E: 0 K: 0 S: 14 H: 4 LOB: 2 BB: 0 P: 23		1B: 3 2B: 4 3B: 1 HR: 1	SF: 1 SAC: 0 DP: 0 HBP: 0		WP: 1 PB: 0 SB: 0 CS: 0	PA: 37		

PITCHER	IP	WLS	BF	H	R	ER	SO	BB	IBB	HBP	BLK	WP	HR	S	P	ERA	WHIP
47 Matt Chico, L (1, 1) ERA: 6.59	3.2	L	19	4	5	5	2	4	0	0	0	1	0	37	77	12.27	2.182
Levale Speigner, R (4, 1) ERA: 3.38	0.1		1	0	0	0	0	0	0	0	0	0	0	2	4	0.00	0.000
35 Ryan Wagner, R (5, 1) ERA: 5.28	2.0		6	0	0	0	0	0	0	0	0	0	0	14	23	0.00	0.000
34 Ray King, L (7, 1) ERA: 10.5	1.0		5	2	1	1	0	0	0	0	0	0	1	8	11	9.00	2.000
43 Jesus Colome, R (8, 1) ERA: 2.79	1.0		6	3	1	1	0	0	0	0	0	0	0	12	21	9.00	3.000

PITCHER	IP	WLS	BF	H	R	ER	SO	BB	IBB	HBP	BLK	WP	HR	S	P	ERA	WHIP

BOTTOM

Washington Nationals @ San Diego Padres

PETCO Park, San Diego, CA

Wed May 02 2007, 10:05 PM EDT

Att. 22,153 - Partly Cloudy - 63 F

livebaseballscorecards.com

AB	32
R	7
H	9
RBI	7
BB	4
SO	2
LOB	6

San Diego Padres @ Florida Marlins

Dolphin Stadium, Miami, FL

Fri May 04 2007, 7:05 PM EDT

Att. 24,691 - Partly Cloudy - 83 F

livebaseballscorecards.com

Batter	1	2	3	4	5	6	7	8	9	AB	R	H	RBI	BB	SO	LOB
22 Marcus Giles, R (1, 4) OBP: 0.373, SLG: 0.458	K		G1-3			1B 3 SF7 1B	SAFE K			4	1	1	0	0	2	1
José Cruz Jr., S (1, 7) OBP: 0.402, SLG: 0.622	F7			K		28 BB 24 BB 1-3 3B 1B	K			4	1	1	0	0	2	1
24 Brian Giles, L (1, 9) OBP: 0.341, SLG: 0.347	G1-3			G4-3		28 BB 1-2 3B BB	C CS 1-2	P4		3	1	0	0	1	0	0
23 Adrián González, L (1, 3) OBP: 0.368, SLG: 0.555		BB		F7		K		K		3	0	0	0	1	2	3
3 Khalil Greene, R (1, 6) OBP: 0.298, SLG: 0.523		F9			28 FC5-4 1B	SF7 3-H		BB		2	0	1	1	1	0	1
28 Josh Bard, S (1, 2) OBP: 0.296, SLG: 0.360		K			FC5-4 5 BB 1-2f	3B 1-2 2-3 BB		SAFE K		3	1	0	0	1	2	3
Mike Cameron, R (1, 8) OBP: 0.276, SLG: 0.265		L8			F9	3B 1-H 2-H 3-H			SAFE K	4	0	1	3	0	1	2
5 Kevin Kouzmanoff, R (1, 5) OBP: 0.176, SLG: 0.205 13 Oscar Robles, L (9, PH) OBP: 0.200, SLG: 0.200			G6-3		BB	L4			G4-3	2 1	0 0	0 0	0 0	1 0	0 0	1 0
Greg Maddux, R (1, 1) 8 Terrmel Sledge, L (7, PH) OBP: 0.400, SLG: 0.458 21 Heath Bell, R (7, 1) Scott Linebrink, R (8, 1) Geoff Blum, S (9, PH) OBP: 0.200, SLG: 0.171			F8		K		24 CS BB		L3	2 0 0 0 1	0 0 0 0 0	0 0 0 0 0	0 0 0 0 0	0 1 0 0 0	1 0 0 0 0	2 0 0 0 0
Inning Stats	R: 0 E: 0 K: 1 S: 6 H: 0 LOB: 0 BB: 0 P: 11	R: 0 E: 0 K: 1 S: 12 H: 0 LOB: 1 BB: 1 P: 20	R: 0 E: 0 K: 0 S: 5 H: 0 LOB: 0 BB: 0 P: 9	R: 0 E: 0 K: 1 S: 8 H: 0 LOB: 0 BB: 0 P: 10	R: 0 E: 0 K: 1 S: 14 H: 1 LOB: 2 BB: 1 P: 25	R: 4 E: 0 K: 1 S: 15 H: 3 LOB: 1 BB: 2 P: 31	R: 0 E: 0 K: 2 S: 12 H: 0 LOB: 0 BB: 1 P: 18	R: 0 E: 0 K: 2 S: 10 H: 0 LOB: 1 BB: 1 P: 16	R: 0 E: 0 K: 1 S: 9 H: 0 LOB: 0 BB: 0 P: 13	1B: 3 2B: 0 3B: 1 HR: 0	SF: 1 SAC: 0 DP: 0 HBP: 0						

TOP	
AB	29
R	4
H	4
RBI	4
BB	6
SO	10
LOB	14

WP: 0 PB: 0 SB: 0 CS: 1 PA: 37

PITCHER		IP	WLS	BF	H	R	ER	SO	BB	IBB	HBP	BLK	WP	HR	S	P	ERA	WHIP
Dontrelle Willis, L ERA: 5.44	(1, 1)	6.0		26	4	4	4	5	4	0	0	0	0	0	60	106	6.00	1.333
Kevin Gregg, R ERA: 3.0	(7, 1)	0.2		3	0	0	0	2	1	0	0	0	0	0	11	17	0.00	1.500
57 Taylor Tankersley, L ERA: 3.38	(7, 1)	1.1	W	4	0	0	0	2	1	0	0	0	0	0	11	17	0.00	0.750
77 Henry Owens, R ERA: 2.16	(9, 1)	1.0	S	3	0	0	0	1	0	0	0	0	0	0	9	13	0.00	0.000

PITCHER		IP	WLS	BF	H	R	ER	SO	BB	IBB	HBP	BLK	WP	HR	S	P	ERA	WHIP

Batter	1	2	3	4	5	6	7	8	9	AB	R	H	RBI	BB	SO	LOB
2 Hanley Ramirez, R (1, 6) OBP: 0.437, SLG: 0.573	C B X 1-1 6 1B 1B 1B	C B B B X 3-1 2-3 1B			C C B X 1-2 6 F9 6 S 17 1B 1B		C B X 1-1 6 BB 1B	B X 1-0 ③ P2		5	2	4	0	0	0	1
6 Dan Uggla, R (1, 4) OBP: 0.311, SLG: 0.426	X 0-0 17 G3-1 14 G4-3 1B 1-2 1B	S F C 0-3 ③ K			B 1 SAFE C X 1-1 ① F9 1-3		1 SAFE F B B F 1 SAFE B B 4-2 17 G6-4-3 1-2 BB			3	1	1	0	1	1	3
Miguel Cabrera, R (1, 5) OBP: 0.445, SLG: 0.653	C X 0-1 14 G4-3 17 G3-1 1-2 2-H 1B		C F B X 1-2 17 G4-3 2B		I I I I 4-0 17 1B IBB		C C D S 1-3 ① K			3	0	2	1	1	1	2
17 Mike Jacobs, L (1, 3) OBP: 0.389, SLG: 0.519	X 0-0 ① G3-1 1-2 2-3		X 0-0 ① G4-3 2-3		X 0-0 1-2 3-H 1B		C F X 0-2 ②③ G6-4-3 1-2f			4	0	1	1	0	0	5
14 Josh Willingham, R (1, 7) OBP: 0.388, SLG: 0.554	C C X 0-2 ② G4-3 2-3 3-H		C F X 0-2 ② G6-3		B T C F D F B X 3-2 ② F8			X 0-0 HR		4	1	1	2	0	0	4
Joe Borchard, S (1, 9) OBP: 0.324, SLG: 0.372	B F X 1-1 ③ G1-3		B S X 1-1 ③ G4-3		B B F F S 2-3 ③ K			C S B X 1-2 HR		4	1	1	1	0	1	4
Miguel Olivo, R (1, 2) OBP: 0.260, SLG: 0.320		X 0-0 4 FC5-4 1B		C X 0-1 ① G1-3		S X 0-1 ① G1-3		X 0-0 4 G4-3 1B		4	0	2	0	0	0	0
4 Alfredo Amezaga, S (1, 8) OBP: 0.300, SLG: 0.400		C F X 0-2 ① FC5-4 2 1B 1-2f		F X 0-2 ② G4-3		C F B C 1-3 ② K		P B X 2-0 ① G4-3 1-2		4	0	0	0	0	1	2
Dontrelle Willis, L (1, 1) OBP: 0.333, SLG: 0.385 1 Eric Reed, L (6, PH) OBP: 0.200, SLG: 0.111 Kevin Gregg, R (7, 1) 57 Taylor Tankersley, L (7, 1) 8 Aaron Boone, R (8, PH) OBP: 0.375, SLG: 0.469 77 Henry Owens, R (9, 1)		B C S C 1-3 ② K		C S S 0-3 ③ K		X 0-0 P6		B S B 2 SAFE B F T 3-2 ② K		2 1 0 0 1 0	0 0 0 0 0 0	0 0 0 0 0 0	0 0 0 0 0 0	0 0 0 0 0 0	2 0 0 0 1 0	1 0 0 0 1 0
Inning Stats	R: 2 E: 0 K: 0 S: 11 H: 3 LOB: 1 BB: 0 P: 13	R: 0 E: 1 K: 2 S: 12 H: 2 LOB: 2 BB: 0 P: 16	R: 0 E: 0 K: 0 S: 9 H: 1 LOB: 1 BB: 0 P: 11	R: 0 E: 0 K: 1 S: 8 H: 0 LOB: 0 BB: 0 P: 8	R: 1 E: 0 K: 1 S: 14 H: 2 LOB: 2 BB: 1 P: 25	R: 0 E: 0 K: 1 S: 6 H: 0 LOB: 0 BB: 0 P: 7	R: 0 E: 0 K: 1 S: 10 H: 1 LOB: 1 BB: 1 P: 16	R: 2 E: 0 K: 1 S: 11 H: 3 LOB: 1 BB: 0 P: 17		1B: 9 2B: 1 3B: 0 HR: 2 SF: 0 SAC: 0 DP: 1 HBP: 0						

PITCHER		IP	WLS	BF	H	R	ER	SO	BB	IBB	HBP	BLK	WP	HR	S	P	ERA	WHIP
Greg Maddux, R ERA: 3.96	(1, 1)	6.0		27	8	3	3	5	0	1	0	0	0	0	60	80	4.50	1.333
21 Heath Bell, R ERA: 0.48	(7, 1)	1.0	H	4	1	0	0	1	1	0	0	0	0	0	10	16	0.00	2.000
Scott Linebrink, R ERA: 3.68	(8, 1)	1.0	L	6	3	2	2	1	0	0	0	0	0	2	11	17	18.00	3.000

PITCHER	IP	WLS	BF	H	R	ER	SO	BB	IBB	HBP	BLK	WP	HR	S	P	ERA	WHIP

BOTTOM

San Diego Padres @ Florida Marlins

Dolphin Stadium, Miami, FL

Fri May 04 2007, 7:05 PM EDT
Att. 24,691 - Partly Cloudy - 83 F

livebaseballscorecards.com

AB	35
R	5
H	12
RBI	5
BB	2
SO	7
LOB	23

WP: 0 PB: 0 SB: 1 CS: 0 PA: 37

Batter	1	2	3	4	5	6	7	8	9	10	11	12	AB	R	H	RBI	BB	SO	LOB
22 Marcus Giles, R (1, 4) OBP: 0.371, SLG: 0.446	4-2 23 WP 24 G5-3 23 SF8 BB		0-0 24 1B 1B		1-1 F8		1-1 CS 2-3	2-3 K	0-3 K			0-1 G5-3	5	2	1	0	1	2	2
24 Brian Giles, L (1, 9) OBP: 0.348, SLG: 0.355	1-1 G5-3 1-2		3-2 1-H 1B			2-1 F7		2-2 28 DI 28 1B 1B	0-2 G5-3			1-0 23 1B 28 1B 1B	6	2	3	1	0	0	2
23 Adrián González, L (1, 3) OBP: 0.360, SLG: 0.540	3-2 SF8 2-H		2-3 K			0-1 G3-1		1-3 K		1-1 G4-3		3-2 3 1B 28 1B 1-2 1B	5	0	1	1	0	2	2
28 Josh Bard, S (1, 2) OBP: 0.300, SLG: 0.357	0-1 L8			2-0 G4-3		1-0 G1-3		3-2 1-H 1B		1-2 F8		1-1 3 1B 1-2 2-H 1B	6	0	2	2	0	0	0
3 Khalil Greene, R (1, 6) OBP: 0.299, SLG: 0.509		1-0 G6-3		1-2 L4			0-1 E3 BB 1B 5 SF8	0-1 P6		3-2 FC6-4 HBP		3-2 1-2 2-3 1B	5	1	1	0	0	0	1
Mike Cameron, R (1, 8) OBP: 0.278, SLG: 0.269		3-2 G6-3		1-3 K			0-1 22 CS BB 1-2 1B		2-2 E 1B 13 1B 1B	2-2 FC6-4 1-2f		3-1 L7	6	1	2	0	0	1	4
Russell Branyan, L (1, 5) OBP: 0.441, SLG: 0.500	1-1 F8				2-1 G4-3		0-0 B2		1-0 F7		3-2 F8	1-2 G4-3	2	0	0	0	0	0	0
Geoff Blum, S (7, PH) OBP: 0.182, SLG: 0.154 (7, 5)													4	0	0	0	0	0	6
8 Terrmel Sledge, L (1, 7) OBP: 0.387, SLG: 0.440			2-3 K		1-0 L9		4-2 1-2 2-3 BB		0-0 E9 13 1B 13 E 1-3 1B		0-0 L1		2	0	0	0	0	1	0
José Cruz Jr., S (7, PH) OBP: 0.412, SLG: 0.618 (7, 7)			0-2 L1		1-0 1B		1-1 SF8 3-H		2-2 E8 1-H 3-H 1B		0-2 K		2	1	1	0	1	0	0
David Wells, L (1, 1) 20 Doug Brocail, L (8, 1) 5 Kevin Kouzmanoff, R (7, PH) 43 Cla Meredith, R (7, 1) 41 Kevin Cameron, R (8, 1) 13 Oscar Robles, L (9, PH) Scott Linebrink, R (8, 1) 21 Heath Bell, R (10, 1) Rob Bowen, S (10, PH) 45 Justin Hampson, L (11, 1) Trevor Hoffman, R (12, 1)													2 0 1 0 0 0 0 0 0 0 0 0 0 0 0 0 0 1 0 0 0 0 0 0 0 0 0 0 0 0 0 0 0 0 0 1 0 1 1 0 0 0 0 0 0 0 0 0 0 0 0 0 0 0 0 0 1 0 0 0 0 1 0 0 0 0 0 0 0 0 0 0 0 0 0 0 0						
Inning Stats	R: 1 H: 0 E: 0 LOB: 0 K: 0 BB: 1 S: 13 P: 21	R: 0 H: 0 E: 0 LOB: 0 K: 0 BB: 0 S: 6 P: 11	R: 1 H: 2 E: 0 LOB: 1 K: 2 BB: 0 S: 14 P: 21	R: 0 H: 0 E: 0 LOB: 0 K: 1 BB: 0 S: 8 P: 12	R: 0 H: 1 E: 0 LOB: 1 K: 0 BB: 0 S: 6 P: 11	R: 0 H: 0 E: 0 LOB: 0 K: 0 BB: 0 S: 5 P: 8	R: 1 H: 1 E: 1 LOB: 1 K: 0 BB: 1 S: 11 P: 17	R: 1 H: 2 E: 0 LOB: 1 K: 2 BB: 0 S: 14 P: 22	R: 2 H: 3 E: 2 LOB: 1 K: 1 BB: 0 S: 15 P: 20	R: 0 H: 0 E: 0 LOB: 1 K: 0 BB: 0 S: 14 P: 21	R: 0 H: 0 E: 0 LOB: 0 K: 1 BB: 0 S: 8 P: 11	R: 1 H: 4 E: 0 LOB: 3 K: 0 BB: 0 S: 19 P: 31	1B: 13 SF: 2 2B: 0 SAC: 0 3B: 0 DP: 0 HR: 0 HBP: 1						

PITCHER		IP	WLS	BF	H	R	ER	SO	BB	IBB	HBP	BLK	WP	HR	S	P	ERA	WHIP
52 Sergio Mitre, R ERA: 3.12	(1, 1)	6.0		24	4	3	1	3	1	0	0	0	1	0	56	88	1.50	0.833
37 Renyel Pinto, L ERA: 2.7	(7, 1)	1.2	B	6	1	1	1	2	1	0	0	0	0	0	16	27	5.40	1.200
Randy Messenger, R ERA: 3.38	(8, 1)	0.1	H	2	1	0	0	0	0	0	0	0	0	0	5	8	0.00	3.000
77 Henry Owens, R ERA: 2.08	(9, 1)	0.2	B	5	3	2	0	1	0	0	0	0	0	0	12	17	0.00	4.500
57 Taylor Tankersley, L ERA: 3.24	(9, 1)	0.1		1	0	0	0	0	0	0	0	0	0	0	3	3	0.00	0.000

PITCHER		IP	WLS	BF	H	R	ER	SO	BB	IBB	HBP	BLK	WP	HR	S	P	ERA	WHIP
Kevin Gregg, R ERA: 2.84	(10, 1)	1.0		4	0	0	0	0	0	0	1	0	0	0	14	21	0.00	0.000
48 Lee Gardner, R ERA: 3.06	(11, 1)	2.0	L	10	4	1	1	1	0	0	0	0	0	0	27	42	4.50	2.000

TOP

San Diego Padres @ Florida Marlins

Dolphin Stadium, Miami, FL

Sat May 05 2007, 7:05 PM EDT

Att. 21,381 - Cloudy - 79 F

livebaseballscorecards.com

AB	47
R	7
H	13
RBI	6
BB	2
SO	7
LOB	17

WP: 1 PA: 53
PB: 1
SB: 0
CS: 1

Batter	1	2	3	4	5	6	7	8	9	10	11	12	AB	R	H	RBI	BB	SO	LOB
2 Hanley Ramirez, R (1, 6) OBP: 0.440, SLG: 0.565	C X 0-1 6 SH5-3 1B		C X 0-1 6 G5-4-3 1B		X 0-0 L7 ①		B C F S 1-3 K ①	C S B B B 4-2 WP 6 S BB		F F B S 1-3 K ③			5	0	2	0	1	2	1
6 Dan Uggla, R (1, 4) OBP: 0.314, SLG: 0.415	X 0-0 SH5-3 ① 1-2		B B C 1 X SAFE 2-1 G5-4-3 ① ② 1-2f		F C B B X 2-2 G4-3 ② 2-3		B B B B 4-0 1B 14 1B BB	B B F B D 4-1 WP 1-2 BB			X 0-0 G5-3 ①		3	1	0	0	2	0	2
Miguel Cabrera, R (1, 5) OBP: 0.457, SLG: 0.643	F B F B B B 4-2 14 G4-6-3 BB		B C X 1-1 G5-3 ③		I I I I 4-0 IBB		B X 1-0 14 1B 17 1B 1-2 1B	B F D B I 4-1 1-2 2-3 IBB			B B C B S C 3-3 K ②		3	1	1	0	3	1	0
14 Josh Willingham, R (1, 7) OBP: 0.377, SLG: 0.533	B B B F C X 3-2 G4-6-3 ② ③ 1-2f			C B B B C X 3-2 G1-3 ①	C S F B X 1-2 L8 ③		C B F B X 2-2 17 1B 4 SH1-3 1-3 2-H 1B	B C S S S 2-3 K ③			B B C X 2-1 G5-3 ③		6	1	1	1	0	1	7
17 Mike Jacobs, L (1, 3) OBP: 0.385, SLG: 0.506		C C X 0-2 F9 ①		S B F B F F B X 3-2 L4 ②		B S F X 1-2 2B 1B	X 0-0 4 SH1-3 1-3 3-H 1B		B B C F X 2-2 G5-3 ①			X 0-0 F8 ①	6	1	2	1	0	0	0
12 Cody Ross, R (1, 8) OBP: 0.383, SLG: 0.642 4 Alfredo Amezaga, S (5, 8) OBP: 0.289, SLG: 0.385	C B X 1-1 HR			C B B B B C F B 4-2 S 2B BB	B X 1-0 F7 ①	P L X 1-1 SH1-3 ② 1-2 3-H			B C T B F X 2-2 L3-1 ②			C C S 0-3 K ②	1 3	2 0	1 0	1 1	1 0	0 1	0 1
Miguel Olivo, R (1, 2) OBP: 0.273, SLG: 0.358	X 0-0 F8 ②			1 SAFE B F B B X 3-1 1-H 2B	S D X 1-1 G3 1-H 2B	S S B S 1-3 K ③			B B C F F B X 3-2 G6-3 ③			S B F B X 2-2 2B	6	0	3	2	0	1	1
Joe Borchard, S (1, 9) OBP: 0.316, SLG: 0.370	B X 1-0 2B			S B F F F X 1-2 L8 ③		C B B X 2-1 G3 ② 2-3	S X 0-1 G1-3 ①			B C S F B F S 2-3 K ①		S F B S 1-3 K ③	6	0	1	0	0	2	3
52 Sergio Mitre, R (1, 1) 37 Renyel Pinto, L (1, 1) Randy Messenger, R (8, 1) 8 Aaron Boone, R (8, PH) 77 Henry Owens, R (9, 1) 57 Taylor Tankersley, L (8, 1) Kevin Gregg, R (10, 1) Jason Wood, R (10, PH) 48 Lee Gardner, R (11, 1)	C B T S 1-3 K ③		C S B X 1-2 6 G4-3 2B		C X 0-1 G5-3 ③		F B S F X 2-2 G6-3 ②	C B S B S 2-3 K ②					3 0 0 0 1 0 0 0 0 0 1 0	0 0 0 0 0 0 0 0 0 0 0 0	1 0 0 0 0 0 0 0 0 0 0 0	0 0 0 0 0 0 0 0 0 0 0 0	0 0 0 0 0 0 0 0 0 0 0 0	1 0 0 0 0 0 0 0 0 0 1 0	2 0 0 0 0 0 0 0 0 0 0 0
Inning Stats	R: 0 E: 0 K: 0 S: 8 H: 1 LOB: 1 BB: 1 P: 15	R: 1 E: 0 K: 1 S: 10 H: 2 LOB: 1 BB: 0 P: 13	R: 0 E: 0 K: 0 S: 6 H: 1 LOB: 0 BB: 0 P: 9	R: 1 E: 0 K: 0 S: 18 H: 1 LOB: 1 BB: 1 P: 32	R: 0 E: 0 K: 0 S: 11 H: 1 LOB: 2 BB: 1 P: 19	R: 1 E: 0 K: 0 S: 11 H: 2 LOB: 1 BB: 0 P: 16	R: 3 E: 0 K: 2 S: 14 H: 3 LOB: 1 BB: 1 P: 23	R: 0 E: 0 K: 1 S: 12 H: 0 LOB: 3 BB: 3 P: 28	R: 0 E: 0 K: 0 S: 11 H: 0 LOB: 0 BB: 0 P: 18	R: 0 E: 0 K: 3 S: 11 H: 0 LOB: 0 BB: 0 P: 16	R: 0 E: 0 K: 1 S: 6 H: 0 LOB: 0 BB: 0 P: 11	R: 0 E: 0 K: 2 S: 10 H: 1 LOB: 1 BB: 0 P: 13	1B: 6 2B: 5 3B: 0 HR: 1 SF: 0 SAC: 2 DP: 1 HBP: 0		WP: 1 PB: 0 SB: 2 CS: 0	PA: 53			

PITCHER		IP	WLS	BF	H	R	ER	SO	BB	IBB	HBP	BLK	WP	HR	S	P	ERA	WHIP
David Wells, L ERA: 6.03	(1, 1)	5.1		25	8	3	3	1	2	1	0	0	0	1	60	98	5.06	1.875
26 Doug Brocail, R ERA: 1.13	(6, 1)	0.2		2	0	0	0	0	0	0	0	0	0	0	4	6	0.00	0.000
43 Cla Meredith, R ERA: 2.76	(7, 1)	1.0		7	3	3	3	2	1	0	0	0	0	0	14	23	27.00	4.000
41 Kevin Cameron, R ERA:	(8, 1)	1.0		6	0	0	0	1	2	1	0	0	1	0	12	28	0.00	2.000
Scott Linebrink, R ERA: 3.45	(9, 1)	1.0		3	0	0	0	0	0	0	0	0	0	0	11	18	0.00	0.000

PITCHER		IP	WLS	BF	H	R	ER	SO	BB	IBB	HBP	BLK	WP	HR	S	P	ERA	WHIP
21 Heath Bell, R ERA: 0.46	(10, 1)	1.0		3	0	0	0	3	0	0	0	0	0	0	11	16	0.00	0.000
45 Justin Hampson, L ERA: 2.57	(11, 1)	1.0	W	3	0	0	0	1	0	0	0	0	0	0	6	11	0.00	0.000
Trevor Hoffman, R ERA: 5.06	(12, 1)	1.0	S	4	1	0	0	2	0	0	0	0	0	0	10	13	0.00	1.000

San Diego Padres @ Florida Marlins

Dolphin Stadium, Miami, FL

Sat May 05 2007, 7:05 PM EDT
Att. 21,381 - Cloudy - 79 F

BOTTOM

livebaseballscorecards.com

AB	44
R	6
H	12
RBI	6
BB	7
SO	10
LOB	17

Batter	1	2	3	4	5	6	7	8	9	AB	R	H	RBI	BB	SO	LOB
22 Marcus Giles, R (1, 4) OBP: 0.380, SLG: 0.448	B B C X 2-1 2B 1B	B S S X 1-2 ③ F8			X 0-0 G6-4-3 1B		F B S B S 2-3 ③ K		B B B B 4-0 1-2 2-3 BB	4	1	2	0	1	1	3
Mike Cameron, R (1, 8) OBP: 0.268, SLG: 0.258	X 0-0 ① L8		B B B F X 2-1 ① F9		B B F 1 SAFE 1 SAFE X 2-1 ① ② G6-4-3 1-2f			B S B S S 2-3 ① K	B B X 2-0 ③ F9	5	0	0	0	0	1	5
José Cruz Jr., S (1, 9) OBP: 0.404, SLG: 0.613	X 0-0 1-H 2B		C X 0-1 ② F9		X 0-0 ③ G5-3			B B B C C C 3-3 ② K		4	0	1	1	0	1	0
23 Adrián González, L (1, 3) OBP: 0.350, SLG: 0.523	B S C S 1-3 ② K		F F X 0-2 ③ G4-3			F X 0-1 ① G4-3		S B B B X 3-1 ③ P6		4	0	0	0	0	1	1
3 Khalil Greene, R (1, 6) OBP: 0.298, SLG: 0.496	B S S F F S 1-3 ③ K			B S F X 1-2 E6 8 G4-6-3 5 BB 44 WP		B B X 2-0 ② F8			B F B F B B 4-2 13 SH5-3 8 2B BB	3	2	0	0	1	1	1
5 Kevin Kouzmanoff, R (1, 5) OBP: 0.180, SLG: 0.200 13 Oscar Robles, L (9, PH) OBP: 0.273, SLG: 0.273 (9, 5)		C B F B B S 3-3 ① K		1 SAFE B F F 1 SAFE 1 SAFE B F 1 SAFE 4-2 8 G4-6-3 1-2 BB		B F X 1-1 ③ P4			X 0-0 ① SH5-3 1-2	2 0	0 0	0 0	0 0	1 0	1 0	0 0
8 Terrmel Sledge, L (1, 7) OBP: 0.394, SLG: 0.453		H 1-0 44 SH3-4 BB HBP		B D T D S X 3-2 ① ② G4-6-3 1-2f 2-3			L S S 0-3 ① K		C X 0-1 22 BB 2-H 2B	3	0	1	1	0	1	2
Rob Bowen, S (1, 2) OBP: 0.339, SLG: 0.346		B B B B 4-0 44 SH3-4 1-2 BB		B C B C B B 4-2 44 WP BB			B B B C X 3-1 2B		S C X 0-2 ② L4	2	0	1	0	2	0	1
44 Jake Peavy, R (1, 1) OBP: 0.250, SLG: 0.438 43 Cla Meredith, R (8, 1) Russell Branyan, L (9, PH) OBP: 0.457, SLG: 0.500 Trevor Hoffman, R (9, 1)		L X 0-1 ② SH3-4 1-2 2-3		B S B S F B F F X 3-2 ③ F9 1-2 3-H			S F X 0-2 ② F8		4-0 22 BB IBB	2 0 0 0	0 0 0 0	0 0 0 0	0 0 1 0	0 0 0 0	0 0 0 0	2 0 0 0

TOP

San Diego Padres @ Florida Marlins

Dolphin Stadium, Miami, FL

Sun May 06 2007, 1:05 PM EDT
Att. 15,310 - Partly Cloudy - 86 F

livebaseballscorecards.com

AB	29
R	3
H	5
RBI	2
BB	6
SO	7
LOB	15

Inning Stats	1	2	3	4	5	6	7	8	9	1B: 2	SF: 0	WP: 1	PA: 38
	R: 1 E: 0 K: 2 S: 12	R: 0 E: 0 K: 1 S: 8	R: 0 E: 0 K: 0 S: 7	R: 1 E: 1 K: 0 S: 18	R: 0 E: 0 K: 0 S: 4	R: 0 E: 0 K: 0 S: 5	R: 0 E: 0 K: 2 S: 11	R: 0 E: 0 K: 2 S: 8	R: 1 E: 0 K: 0 S: 9	2B: 3 3B: 0 HR: 0	SAC: 2 DP: 2 HBP: 1	PB: 0 SB: 0 CS: 0	
	H: 2 LOB: 1 BB: 0 P: 16	H: 0 LOB: 2 BB: 1 P: 17	H: 0 LOB: 0 BB: 0 P: 9	H: 0 LOB: 1 BB: 2 P: 33	H: 1 LOB: 0 BB: 0 P: 6	H: 0 LOB: 0 BB: 0 P: 8	H: 1 LOB: 1 BB: 0 P: 16	H: 0 LOB: 0 BB: 0 P: 16	H: 1 LOB: 3 BB: 3 P: 23				

PITCHER	IP	WLS	BF	H	R	ER	SO	BB	IBB	HBP	BLK	WP	HR	S	P	ERA	WHIP
Scott Olsen, L (1, 1) ERA: 4.89	6.2	L	27	4	2	1	4	3	0	1	0	1	0	62	100	1.35	1.050
22 Matt Lindstrom, R (7, 1) ERA: 2.7	1.1		4	0	0	0	3	0	0	0	0	0	0	11	21	0.00	0.000
Randy Messenger, R (9, 1) ERA: 3.77	1.0		7	1	1	1	0	2	1	0	0	0	0	9	23	9.00	3.000

PITCHER	IP	WLS	BF	H	R	ER	SO	BB	IBB	HBP	BLK	WP	HR	S	P	ERA	WHIP

BOTTOM

San Diego Padres @ Florida Marlins

Dolphin Stadium, Miami, FL

Sun May 06 2007, 1:05 PM EDT
Att. 15,310 - Partly Cloudy - 86 F

livebaseballscorecards.com

Batter	1	2	3	4	5	6	7	8	9	AB	R	H	RBI	BB	SO	LOB
2 Hanley Ramirez, R (1, 6) OBP: 0.426, SLG: 0.545	B S B X 2-1 F8 ①		B S C B C 2-3 K ③			L B F F X 1-2 E5 6 3B		C F B B F X 2-2 G6-3 ②		4	1	0	0	0	1	1
6 Dan Uggla, R (1, 4) OBP: 0.326, SLG: 0.438	S C X 0-2 F8 ②			B S C B B B 4-2 14 FC5-4 BB		S B X 1-1 1-H 3B		C B S B X 2-2 FC6-4 1B		3	0	2	1	1	0	0
Miguel Cabrera, R (1, 5) OBP: 0.442, SLG: 0.618	B C B F S 2-3 K ③			S F B B C 2-3 K ①		B B C S S 2-3 K ②		B F S X 1-2 FC6-4 1-2f ③		4	0	0	0	0	3	3
17 Mike Jacobs, L (1, 3) OBP: 0.370, SLG: 0.483		B F F B C 2-3 K ①		F B S S 1-3 K ②		B B F F S 2-3 K ③			F X 0-1 F9 ①	4	0	0	0	0	3	2
14 Josh Willingham, R (1, 7) OBP: 0.373, SLG: 0.518		B X 1-0 F9 ②		X 0-0 FC5-4 1-2f ③			F H 1-1 FC5-4 HBP		C C X 0-2 F8 ②	3	0	0	0	0	0	1
Joe Borchard, S (1, 9) OBP: 0.305, SLG: 0.356		B S F F B S 2-3 K ③			L S F S 0-3 K ①		S F B S 1-3 K ①		C B S B C 2-3 K ③	4	0	0	0	0	4	1
4 Alfredo Amezaga, S (1, 8) OBP: 0.279, SLG: 0.370			B B C F B X 3-2 G3-1 ①		B B C X 2-1 F7 ②		1 SAFE X 0-0 F7 ②			3	0	0	0	0	0	1
20 Matt Treanor, R (1, 2) OBP: 0.211, SLG: 0.235 Miguel Olivo, R (7, PH) OBP: 0.270, SLG: 0.355 (8, 2)			B X 1-0 G6-3 ②		C B B B X 2-1 P4 ③		S B S S X 1-2 FC5-4 1-2f ③			2 1	0 0	0 0	0 0	0 0	0 0	0 1
Scott Olsen, L (1, 1) OBP: 0.538, SLG: 0.583 22 Matt Lindstrom, R (7, 1) 1 Eric Reed, L (8, PH) OBP: 0.182, SLG: 0.100 Randy Messenger, R (9, 1)			B B C B F F F B 4-2 BB			F B X 1-1 F8 ①		B X 1-0 G6-3 ①		1 0 1 0	0 0 0 0	0 0 0 0	0 0 0 0	1 0 0 0	0 0 0 0	0 0 0 0
Inning Stats	R: 0 E: 0 K: 1 S: 8 H: 0 LOB: 0 BB: 0 P: 12	R: 0 E: 0 K: 2 S: 8 H: 0 LOB: 0 BB: 0 P: 13	R: 0 E: 0 K: 1 S: 11 H: 0 LOB: 1 BB: 1 P: 21	R: 0 E: 0 K: 2 S: 9 H: 0 LOB: 1 BB: 1 P: 16	R: 0 E: 0 K: 1 S: 8 H: 0 LOB: 0 BB: 0 P: 12	R: 1 E: 1 K: 2 S: 14 H: 1 LOB: 1 BB: 0 P: 21	R: 0 E: 0 K: 1 S: 8 H: 0 LOB: 1 BB: 0 P: 11	R: 0 E: 0 K: 0 S: 11 H: 1 LOB: 1 BB: 0 P: 17	R: 0 E: 0 K: 1 S: 8 H: 0 LOB: 0 BB: 0 P: 10	1B: 1 2B: 0 3B: 1 HR: 0	SF: 0 SAC: 0 DP: 0 HBP: 1						

	AB	30
	R	1
	H	2
	RBI	1
	BB	2
	SO	11
	LOB	10

PITCHER		IP	WLS	BF	H	R	ER	SO	BB	IBB	HBP	BLK	WP	HR	S	P	ERA	WHIP
44 Jake Peavy, R ERA: 1.75	(1, 1)	7.0	W	26	1	1	0	10	2	0	1	0	0	0	66	106	0.00	0.429
43 Cla Meredith, R ERA: 2.6	(8, 1)	1.0	H	4	1	0	0	0	0	0	0	0	0	0	11	17	0.00	1.000
Trevor Hoffman, R ERA: 4.63	(9, 1)	1.0	S	3	0	0	0	1	0	0	0	0	0	0	8	10	0.00	0.000

PITCHER	IP	WLS	BF	H	R	ER	SO	BB	IBB	HBP	BLK	WP	HR	S	P	ERA	WHIP

San Diego Padres @ Atlanta Braves

Turner Field, Atlanta, GA

Mon May 07 2007, 7:05 PM EDT

Att. 19,189 - Clear - 73 F

TOP

livebaseballscorecards.com

Batter	1	2	3	4	5	6	7	8	9	AB	R	H	RBI	BB	SO	LOB
22 Marcus Giles, R (1, 4) OBP: 0.373, SLG: 0.438	B CH 78 C FA 89 F FA 90 B CH 79 S FA 91 2-3 K ①		B FA 87 F FA 88 D FA 90 F CH 78 B FA 91 X FA 90 3-2 F9 ①	C SL 82 B SL 82 F SL 82 X SL 80 1-2 FC6-4 ③ 1-2f		X FA 91 0-0 BB 1-3 1B		B CU 74 B CU 74 X FA 90 2-0 G5-3 ②		5	0	1	0	0	1	4
24 Brian Giles, L (1, 9) OBP: 0.357, SLG: 0.359	F FA 92 B FA 91 X FA 90 1-1 F7 ②		C CH 78 B FA 91 B FA 90 F CH 80 D CH 80 C FA 88 3-3 K ②		B FA 90 X CH 81 1-0 23 BB 28 E 1B	I IN 73 I IN 76 I IN 77 I IN 75 4-0 BB IBB		C FA 91 B CU 75 B FA 90 F FA 88 B FA 92 X FA 87 3-2 S 1B		4	1	2	0	1	1	1
José Cruz Jr., S (1, 7) OBP: 0.394, SLG: 0.583	C FA 90 S CH 81 B CH 81 S CH 81 1-3 K ③		B FA 89 F FA 88 X FA 89 1-1 F9 ③		F FA 91 X CH 84 0-1 F8 ①	C FA 88 B CH 90 F SL 85 B FA 91 F CH 83 B FA 91 F FA 91 F FA 92 D SL 86 4-2 BB 1-2 2-3 3-H		S FA 87 1 SAFE B FA 89 B FA 88 B FA 87 C FA 88 X FA 89 3-2 F7 ③ 1-2		4	0	0	1	1	1	3
23 Adrián González, L (1, 3) OBP: 0.365, SLG: 0.557		B FA 88 X FA 89 1-0 HR		B FA 89 B FA 90 C FA 88 B FA 89 F FA 88 B FA 88 4-2 1B 28 1B 5 SF9 BB	C FA 92 B FA 92 B SL 81 B CH 84 B FA 91 4-1 28 FC3-6 BB 1-2	B SI 90 B FA 90 X FA 90 2-0 F8 ③			X FA 96 0-0 2B	3	2	2	1	2	0	3
28 Josh Bard, S (1, 2) OBP: 0.308, SLG: 0.350		B FA 89 B CH 79 C FA 89 C FA 90 B CH 80 F FA 90 F FA 90 F FA 90 X CH 80 3-2 F8 ①		B FA 89 B FA 88 F FA 88 B FA 88 X CH 78 3-1 5 SF9 1B 1-2 1B	X CH 84 0-0 FC3-6 ② 1-2f 2-H		B FA 88 C FA 88 B SI 89 B FA 89 C FA 89 B FA 88 4-2 3 G3-6-1 BB		B FA 95 S SL 90 X FA 96 1-1 G5-3 ①	4	0	1	0	1	0	2
3 Khalil Greene, R (1, 6) OBP: 0.287, SLG: 0.476		C CH 79 C FA 89 X FA 90 0-2 P4 ②		B FA 88 X FA 87 1-0 F9 ①	B SL 82 B SL 83 B FA 90 C CH 88 S FA 89 X FA 90 3-2 P3 ③		C FA 88 B CU 74 F CU 74 X FA 91 1-2 G3-6-1 ①② 1-2f		B FA 96 B FA 97 S SL 89 F SL 90 X SL 89 2-2 F8 ②	5	0	0	0	0	0	5
Mike Cameron, R (1, 8) OBP: 0.280, SLG: 0.266		B FA 88 S CH 80 F FA 90 F FA 92 B CH 81 B CH 81 B 4-2 BB		C CH 78 C FA 89 D CH 77 F CH 80 X FA 89 1-2 32 BB 1B 1-2 2-3		B FA 89 B FA 89 B FA 89 C FA 91 F CH 89 S FA 91 3-3 K ① B SL 75 B FA 90 S FA 89 X FA 92 2-1 5 S 1B			B SL 88 S SL 88 S FA 97 B FA 96 B SL 88 S SL 89 3-3 K ③	4	0	2	0	1	2	1
5 Kevin Kouzmanoff, R (1, 5) OBP: 0.172, SLG: 0.193		1 SAFE B FA 89 S CH 79 1 SAFE F CH 80 1 SAFE X FA 90 1-2 F9 ③		S FA 90 B FA 91 S CH 78 F CH 78 B FA 90 B FA 90 F CH 79 X FA 90 3-2 SF9 ② 2-3 3-H		B FA 92 F SL 84 X SI 90 1-1 G4-3 ② 1 SAFE 1 SAFE B SI 89 1 SAFE B FA 88 F FA 90 X FA 89 2-1 G6-3 ③ 1-2				3	0	0	1	0	0	2
32 Chris Young, R (1, 1) OBP: 0.353, SLG: 0.083 21 Heath Bell, R (7, 1) 8 Terrmel Sledge, L (8, PH) OBP: 0.388, SLG: 0.444 Scott Linebrink, R (8, 1) Trevor Hoffman, R (9, 1)			B FA 86 B FA 86 B FA 87 C FA 85 C FA 86 F FA 86 B FA 88 4-2 BB	S FA 90 B FA 90 B FA 89 B FA 89 F FA 89 F FA 89 F FA 88 F FA 88 B FA 88 4-2 22 FC6-4 BB 1-2		H FA 93 1-0 22 1B BB HBP		B CH 86 X FA 87 1-0 P5 ①		0 0 1 0 0	1 0 0 0 0	0 0 0 0 0	0 0 0 0 0	2 0 0 0 0	0 0 0 0 0	0 0 0 0 0

Inning Stats	1	2	3	4	5	6	7	8	9
	R: 0 E: 0 K: 2 S: 8	H: 0 LOB: 0 BB: 0 P: 12	R: 1 E: 0 K: 0 S: 16	H: 1 LOB: 1 BB: 1 P: 25	R: 0 E: 0 K: 1 S: 11	H: 0 LOB: 1 BB: 1 P: 22	R: 1 E: 0 K: 0 S: 22	H: 2 LOB: 3 BB: 2 P: 39	R: 1 E: 1 K: 0 S: 8	H: 1 LOB: 1 BB: 1 P: 16
	R: 1 E: 0 K: 1 S: 12	H: 1 LOB: 3 BB: 2 P: 27	R: 0 E: 0 K: 0 S: 9	H: 1 LOB: 1 BB: 1 P: 18	R: 0 E: 0 K: 0 S: 8	H: 1 LOB: 1 BB: 0 P: 17	R: 0 E: 0 K: 1 S: 9	H: 1 LOB: 1 BB: 0 P: 15	1B: 6 2B: 1 3B: 0 HR: 1	SF: 1 SAC: 0 DP: 1 HBP: 1	WP: 0 PB: 0 SB: 2 CS: 0	PA: 43

PITCHER		IP	WLS	BF	H	R	ER	SO	BB	IBB	HBP	BLK	WP	HR	S	P	ERA	WHIP
36 Chuck James, L ERA: 4.84	(1, 1)	3.2	L	18	3	2	2	3	4	0	0	0	0	1	54	94	4.91	1.909
Oscar Villarreal, R ERA: 4.2	(4, 1)	1.1		6	1	1	0	0	1	0	0	0	0	0	11	20	0.00	1.500
54 Chad Paronto, R ERA: 3.0	(6, 1)	1.0		7	1	1	1	1	1	1	1	0	0	0	12	27	9.00	2.000
58 Peter Moylan, R ERA: 2.51	(7, 1)	2.0		8	2	0	0	0	1	0	0	0	0	0	17	35	0.00	1.500
Tyler Yates, R ERA: 5.27	(9, 1)	1.0		4	1	0	0	1	0	0	0	0	0	0	9	15	0.00	1.000

PITCHER	IP	WLS	BF	H	R	ER	SO	BB	IBB	HBP	BLK	WP	HR	S	P	ERA	WHIP

San Diego Padres @ Atlanta Braves

Turner Field, Atlanta, GA

Mon May 07 2007, 7:05 PM EDT

Att. 19,189 - Clear - 73 F

livebaseballscorecards.com

BOTTOM

Batter	1	2	3	4	5	6	7	8	9	AB	R	H	RBI	BB	SO	LOB
2 Kelly Johnson, L (1, 4) OBP: 0.445, SLG: 0.541	C FA 88 C FA 89 B FA 90 B FA 90 S FA 90 2-3 ① **K**		C FA 90 S FA 92 F FA 92 F FA 91 C CU 72 0-3 ③ **K**		F FA 91 F FA 91 F FA 92 D SL 81 F FA 92 F FA 91 B SL 81 X FA 91 2-2 ③ **F7**			X FA 95 0-0 ② **G6-3**		4	0	0	0	0	2	2
Willie Harris, L (1, 7) OBP: 0.524, SLG: 0.500	X FA 88 0-0 ② **G4-3**			C FA 88 C FA 90 F FA 92 B SL 80 F FA 92 F FA 82 B FA 91 B FA 92 S FA 86 3-3 ① **K**		B FA 90 B FA 90 B FA 89 B FC 89 4-0 **10 S BB**		B FA 93 C CH 82 B CH 82 X FA 93 2-1 **1B**		3	0	1	0	1	1	0
10 Chipper Jones, S (1, 5) OBP: 0.403, SLG: 0.632	B FA 90 B FA 90 B FA 89 C FA 91 S FA 92 C FA 92 3-3 ③ **K**			S FA 92 B CU 72 S FA 93 B CU 74 F FA 92 X FA 92 2-2 ② **L6**		C FA 91 B FA 91 F FA 91 X FA 93 1-2 ① **G1-3** **1-2**		B CH 82 X FA 93 1-0 ③ **F8**		4	0	0	0	0	1	2
Andruw Jones, R (1, 8) OBP: 0.365, SLG: 0.440		B FC 89 F FA 91 C SL 80 X SL 82 1-2 ① **G6-3**		C SL 80 B FA 91 F FA 92 B FA 92 X SL 80 2-2 ③ **G3-1**		S SL 80 X SL 81 0-1 ② **G5-3**			B SL 81 X SL 84 1-0 ① **G6-3**	4	0	0	0	0	0	1
16 Brian McCann, L (1, 2) OBP: 0.371, SLG: 0.473		B FA 89 X FA 90 1-0 ② **P4**			B FA 89 C FA 90 B FA 91 F FA 91 B FA 91 F FA 91 B FA 92 4-2 BLK 7 HBP G4-3 **BB**	C FC 91 F FC 92 B FA 92 X FA 92 1-2 ③ **F9**			F FA 84 B CH 75 X FA 85 1-1 ② **F7**	3	1	0	0	1	0	1
7 Jeff Francoeur, R (1, 9) OBP: 0.358, SLG: 0.492		B FA 91 B SL 78 B FA 90 C FA 90 S FA 91 T FA 92 3-2 ③ **K**			S SL 80 F SL 81 B FA 90 1 SAFE H FA 89 2-2 G4-3 BLK 3B **1-2** **HBP**		B FA 96 X CU 83 1-0 ① **G6-3**		B FC 85 F SL 86 B SL 86 F FA 84 S CH 74 2-3 ③ **K**	3	1	0	0	0	2	0
Scott Thorman, L (1, 3) OBP: 0.301, SLG: 0.464			C FA 88 F FA 91 B FA 91 S SL 80 1-3 ① **K**		B FA 90 F FA 90 X FA 90 1-1 ① **G4-3** **1-3** **2-H**	B FA 96 X CU 82 1-0 ② **G6-3**				3	0	0	1	0	1	1
Chris Woodward, R (1, 6) OBP: 0.289, SLG: 0.314			F FA 89 B FA 90 B FA 91 F FA 90 X SL 80 2-2 **36 S 1B**		X SL 79 0-0 **3B** **3-H**	B SL 85 C CU 82 S FA 95 T FA 95 1-2 ③ **K**				3	0	2	1	0	1	0
36 Chuck James, L (1, 1) Oscar Villarreal, L (4, 1) 4 Pete Orr, L (5, PH) OBP: 0.250, SLG: 0.250 54 Chad Paronto, R (6, 1) 58 Peter Moylan, R (7, 1) 23 Matt Diaz, R (8, PH) OBP: 0.308, SLG: 0.419 Tyler Yates, R (9, 1)			B FA 89 B FA 89 C FA 89 C FA 90 S FA 90 2-3 ② **K** **1-2**		C FA 90 S SL 79 B SL 79 S FA 92 1-3 ② **K**			X FA 94 0-0 ① **F8**		1 0 1 0 0 0 1	0 0 0 0 0 0 0	0 0 0 0 0 0 0	0 0 0 0 0 0 0	1 0 1 0 0 0 0	1 0 1 0 0 0 0
Inning Stats	R: 0 E: 0 K: 2 S: 7 H: 0 LOB: 0 BB: 0 P: 12	R: 0 E: 0 K: 1 S: 7 H: 0 LOB: 0 BB: 0 P: 12	R: 0 E: 0 K: 3 S: 14 H: 1 LOB: 1 BB: 0 P: 19	R: 0 E: 0 K: 1 S: 13 H: 0 LOB: 0 BB: 0 P: 20	R: 2 E: 0 K: 1 S: 17 H: 1 LOB: 1 BB: 1 P: 27	R: 0 E: 0 K: 0 S: 8 H: 0 LOB: 1 BB: 1 P: 14	R: 0 E: 0 K: 1 S: 5 H: 0 LOB: 0 BB: 0 P: 8	R: 0 E: 0 K: 0 S: 5 H: 1 LOB: 1 BB: 0 P: 8	R: 0 E: 0 K: 1 S: 6 H: 0 LOB: 0 BB: 0 P: 10	1B: 2 2B: 0 3B: 1 HR: 0	SF: 0 SAC: 0 DP: 0 HBP: 1			WP: 0 PB: 0 SB: 2 CS: 0	PA: 33		

	AB	R	H	RBI	BB	SO	LOB
AB	**30**						
R	**2**						
H	**3**						
RBI	**2**						
BB	**2**						
SO	**10**						
LOB	**9**						

PITCHER		IP	WLS	BF	H	R	ER	SO	BB	IBB	HBP	BLK	WP	HR	S	P	ERA	WHIP
32 Chris Young, R ERA: 3.29	(1, 1)	6.0	W	23	2	2	2	8	2	0	1	1	0	0	66	104	3.00	0.667
21 Heath Bell, R ERA: 0.44	(7, 1)	1.0	H	3	0	0	0	1	0	0	0	0	0	0	5	8	0.00	0.000
Scott Linebrink, R ERA: 3.24	(8, 1)	1.0	H	4	1	0	0	0	0	0	0	0	0	0	5	8	0.00	1.000
Trevor Hoffman, R ERA: 4.26	(9, 1)	1.0	S	3	0	0	0	1	0	0	0	0	0	0	6	10	0.00	0.000

PITCHER	IP	WLS	BF	H	R	ER	SO	BB	IBB	HBP	BLK	WP	HR	S	P	ERA	WHIP

Batter	1	2	3	4	5	6	7	8	9	AB	R	H	RBI	BB	SO	LOB
22 Marcus Giles, R (1, 4) OBP: 0.362, SLG: 0.424	B FA 89 B FA 90 B FA 90 C FA 88 X FA 91 3-1 ① F9		B FA 91 B FA 90 C CH 89 B CH 88 F FA 91 X FA 93 3-2 E4 24 BB		C FA 92 S CH 90 S FA 95 0-3 ② K			B CU 79 F FA 93 X CU 82 1-1 ② P4		4	0	0	0	0	1	0
24 Brian Giles, L (1, 9) OBP: 0.361, SLG: 0.359	C FA 91 B CH 82 C FA 91 X CH 84 1-2 ② G4-3		1 SAFE B CH 81 B FA 88 1 SAFE B FA 87 C FA 91 B FA 91 4-1 1-2 BB		B FA 90 B FA 90 F FA 88 X FA 88 2-1 ③ F9			F FA 94 B FA 95 C CU 82 B FA 95 B CU 82 F CU 78 X CU 81 3-2 1B		3	0	1	0	1	0	0
23 Adrián González, L (1, 3) OBP: 0.355, SLG: 0.541	B CH 81 B CH 89 X FA 90 2-0 ③ G6-3		S FA 89 B FA 93 F FA 90 X CH 80 1-2 ③ F7			F S CH 82 S FA 94 0-3 ① K		C FA 95 B FA 95 X CU 80 1-1 ③ F8		4	0	0	0	0	1	3
28 Josh Bard, S (1, 2) OBP: 0.290, SLG: 0.328		B FA 89 B FA 90 C FA 89 F CH 89 X FA 89 2-2 ① F8		X FA 89 0-0 ① G3		C FA 90 B CH 82 X CH 80 1-1 ② G4-3			X 0-0 ① G3	4	0	0	0	0	0	0
3 Khalil Greene, R (1, 6) OBP: 0.279, SLG: 0.461		C FA 93 F CU 77 S FA 96 0-3 ② K		B CU 76 B FA 92 X FA 92 2-0 ② F9		X SL 78 0-0 ③ F8			B FA 96 B SL 84 C SL 82 S SL 83 S FA 96 2-3 ② K	4	0	0	0	0	2	0
Russell Branyan, L (1, 5) OBP: 0.436, SLG: 0.448		S CH 83 B FA 92 B CH 82 F FA 90 F CH 83 S FA 94 2-3 ③ K		C CH 82 B CH 84 B FA 90 C FA 90 F CH 82 B FA 93 F FA 91 B FA 87 4-2 BB			X FA 97 0-0 ① P3		B FA 96 C FA 96 F FA 96 B C FA 98 2-3 ③ K	3	0	0	0	1	2	0
Mike Cameron, R (1, 8) OBP: 0.281, SLG: 0.290			B CU 78 C FA 92 B SL 80 F FA 92 B CH 82 X FA 90 3-2 HR	F FA 92 B FA 94 F FA 92 C FA 93 1-3 ③ K			X FA 96 0-0 ② F8			3	1	1	1	0	1	1
8 Terrmel Sledge, L (1, 7) OBP: 0.386, SLG: 0.491			C CH 81 B FA 91 B FA 90 B CH 86 F CH 87 S FA 92 3-3 ① K		B FA 88 F CH 88 F FA 88 B CH 81 F FA 92 B FA 89 F FA 90 X FA 90 3-2 HR		C FA 96 B FA 97 X FA 97 1-1 ③ F9			3	1	1	1	0	1	0
Justin Germano, R (1, 1) 26 Doug Brocail, L (7, 1) José Cruz Jr., S (8, PH) OBP: 0.389, SLG: 0.576 21 Heath Bell, R (8, 1) 41 Kevin Cameron, R (8, 1)			C FA 91 F FA 94 C FA 95 0-3 ② K		B FA 90 C FA 90 F FA 91 X FA 93 1-2 ① L1			B B C CU 80 C CH 80 F FA 94 X CU 82 2-2 ① F7		2 0 1 0 0	0 0 0 0 0	0 0 0 0 0	0 0 0 0 0	1 0 0 0 0	0 0 0 0 0	0 0 0 0 0
Inning Stats	R: 0 E: 0 K: 0 S: 6 H: 0 LOB: 0 BB: 0 P: 12	R: 0 E: 0 K: 2 S: 10 H: 0 LOB: 0 BB: 0 P: 14	R: 1 E: 1 K: 2 S: 16 H: 1 LOB: 2 BB: 1 P: 30	R: 0 E: 0 K: 1 S: 9 H: 0 LOB: 1 BB: 1 P: 16	R: 1 E: 0 K: 1 S: 13 H: 1 LOB: 0 BB: 0 P: 19	R: 0 E: 0 K: 1 S: 6 H: 0 LOB: 0 BB: 0 P: 7	R: 0 E: 0 K: 0 S: 4 H: 0 LOB: 0 BB: 0 P: 5	R: 0 E: 0 K: 0 S: 12 H: 1 LOB: 1 BB: 0 P: 19	R: 0 E: 0 K: 2 S: 7 H: 0 LOB: 0 BB: 0 P: 11	1B: 1 2B: 0 3B: 0 HR: 2 SF: 0 SAC: 0 DP: 0 HBP: 0						

PITCHER		IP	WLS	BF	H	R	ER	SO	BB	IBB	HBP	BLK	WP	HR	S	P	ERA	WHIP
50 Anthony Lerew, R ERA: 3.0	(1, 1)	6.0		23	2	2	2	7	2	0	0	0	0	2	60	98	3.00	0.667
Tyler Yates, R ERA: 4.91	(7, 1)	1.0		3	0	0	0	0	0	0	0	0	0	0	4	5	0.00	0.000
51 Michael Gonzalez, L ERA: 1.26	(8, 1)	1.0	W	4	1	0	0	0	0	0	0	0	0	0	12	19	0.00	1.000
39 Rafael Soriano, R ERA: 3.31	(9, 1)	1.0	S	3	0	0	0	2	0	0	0	0	0	0	7	11	0.00	0.000

PITCHER	IP	WLS	BF	H	R	ER	SO	BB	IBB	HBP	BLK	WP	HR	S	P	ERA	WHIP

San Diego Padres @ Atlanta Braves

Turner Field, Atlanta, GA

Tue May 08 2007, 7:35 PM EDT

Att. 21,752 - Clear - 80 F

TOP

livebaseballscorecards.com

AB	31
R	2
H	3
RBI	2
BB	2
SO	9
LOB	4

Inning Stats	R: 0 E: 0 K: 0 S: 6	H: 0 LOB: 0 BB: 0 P: 12	R: 0 E: 0 K: 2 S: 10	H: 0 LOB: 0 BB: 0 P: 14	R: 1 E: 1 K: 2 S: 16	H: 1 LOB: 2 BB: 1 P: 30	R: 0 E: 0 K: 1 S: 9	H: 0 LOB: 1 BB: 1 P: 16	R: 1 E: 0 K: 1 S: 13	H: 1 LOB: 0 BB: 0 P: 19	R: 0 E: 0 K: 1 S: 6	H: 0 LOB: 0 BB: 0 P: 7	R: 0 E: 0 K: 0 S: 4	H: 0 LOB: 0 BB: 0 P: 5	R: 0 E: 0 K: 0 S: 12	H: 1 LOB: 1 BB: 0 P: 19	R: 0 E: 0 K: 2 S: 7	H: 0 LOB: 0 BB: 0 P: 11	1B: 1 2B: 0 3B: 0 HR: 2	SF: 0 SAC: 0 DP: 0 HBP: 0	WP: 0 PB: 0 SB: 0 CS: 0	PA: 33

Batter	1	2	3	4	5	6	7	8	9	AB	R	H	RBI	BB	SO	LOB
2 Kelly Johnson, L (1, 4) OBP: 0.433, SLG: 0.522	C CH 85 C FA 86 B CU 71 X CU 70 1-2 P5 ①			C FA 87 B CU 70 F CU 70 F FA 88 B FA 90 X FA 88 2-2 G6-3 ①		C CU 69 F CU 70 S CH 85 0-3 K ①		B CU 81 L FA 93 1 SAFE B FA 94 C FA 92 X FA 94 2-2 FC4 ① 11 3B 1-2f		4	1	0	0	0	1	1
11 Edgar Renteria, R (1, 6) OBP: 0.399, SLG: 0.508	B FA 89 B FA 86 B FA 88 C FA 87 F FA 88 X FA 88 3-2 G5-3 ②			C FA 88 F FA 88 B FA 88 B FA 87 X FA 88 2-2 G6-3 ②		B CU 70 C FA 87 X CU 71 1-1 2B 2B		B FA 95 S CU 85 F CU 85 B FA 95 1 SAFE X FA 95 2-2 1-H 1B 3B		4	2	2	1	0	0	0
10 Chipper Jones, S (1, 5) OBP: 0.406, SLG: 0.633	B FA 87 B CU 69 F FA 87 C FA 86 F FA 88 X CU 71 2-2 G4-3 ③			B FA 88 F FA 86 B CH 86 X FA 87 2-1 2B		B FA 86 X CH 83 1-0 G1-3 ②		I IN 72 I IN 74 I IN 75 I IN 73 4-0 1B 7 G3-2 IBB		3	0	1	0	1	0	1
Andruw Jones, R (1, 8) OBP: 0.376, SLG: 0.455		B FA 88 C CU 68 B SL 78 X CU 70 2-1 G5-3 ①		B CU 71 C CU 70 B CU 70 B CU 70 B FA 88 4-1 BB		S CU 72 X CU 72 0-1 2-H 2B		X CU 84 0-0 1-3 3-H 1B		3	0	2	2	1	0	0
7 Jeff Francoeur, R (1, 9) OBP: 0.348, SLG: 0.476		B FA 88 C FA 86 F FA 87 X FA 89 1-2 G4-3 ②		X FA 89 0-0 L9 ③		F FA 88 C CH 85 D CU 70 F FA 86 X FA 88 1-2 F9 ③		B FC 91 B SL 90 1 SAFE X SL 92 2-0 G3-2 ②③ 3-Hf		4	0	0	0	0	0	5
Scott Thorman, L (1, 3) OBP: 0.303, SLG: 0.451		X FA 88 0-0 F9 ③		C CU 70 H FA 88 1-1 HBP		B CU 78 X CU 75 1-0 F7 ①				2	0	0	0	0	0	0
Jarrod Saltalamacchia, S (1, 2) OBP: 0.364, SLG: 0.222			B CH 84 C CU 67 X FA 87 1-1 G3 ①	B CU 70 B CU 69 C FA 87 F FA 87 B FA 84 F CU 68 X FA 86 3-2 P5 ①		B CH 84 X CH 83 1-0 F8 ②				3	0	0	0	0	0	1
Willie Harris, L (1, 7) OBP: 0.458, SLG: 0.429			C FA 88 S CU 70 B CU 74 B CU 69 X FA 89 2-2 F7 ②	1 SAFE B CU 69 C CH 86 F FA 87 S FA 89 1-3 K ②		C CU 78 C CU 81 B FA 90 X FA 94 1-2 L5 ③				3	0	0	0	0	1	1
50 Anthony Lerew, L (1, 1) Tyler Yates, R (7, 1) 51 Michael Gonzalez, R (8, 1) 23 Matt Diaz, R (8, PH) OBP: 0.318, SLG: 0.429 4 Pete Orr, L (8, PR) OBP: 0.250, SLG: 0.250 39 Rafael Soriano, R (9, 1)			S FA 89 S CU 71 X FA 89 0-2 G1-3 ③	X CU 70 0-0 G3 ③				C CU 84 B FA 95 F FA 96 X FA 96 1-2 2 FC4 1B		2 0 0 0 0 0 1 0 0 0 0 0 0 0 0 0 0 0 0 0 0 1 0 1 0 0 0 0 0 0 0 0 0 0 0 0 0 0 0 0 0 0						
Inning Stats	R: 0 H: 0 E: 0 LOB: 0 K: 0 BB: 0 S: 10 P: 16	R: 0 H: 0 E: 0 LOB: 0 K: 0 BB: 0 S: 6 P: 9	R: 0 H: 0 E: 0 LOB: 0 K: 0 BB: 0 S: 8 P: 11	R: 0 H: 1 E: 0 LOB: 2 K: 0 BB: 1 S: 11 P: 21	R: 0 H: 0 E: 0 LOB: 1 K: 1 BB: 0 S: 9 P: 14	R: 1 H: 2 E: 0 LOB: 1 K: 1 BB: 0 S: 12 P: 15	R: 0 H: 0 E: 0 LOB: 0 K: 0 BB: 0 S: 5 P: 8	R: 2 H: 3 E: 0 LOB: 1 K: 0 BB: 1 S: 11 P: 22		1B: 2 SF: 0 2B: 4 SAC: 0 3B: 1 DP: 1 HR: 0 HBP: 1				WP: 0 PA: 32 PB: 0 SB: 0 CS: 0		

BOTTOM

San Diego Padres @ Atlanta Braves

Turner Field, Atlanta, GA

Tue May 08 2007, 7:35 PM EDT

Att. 21,752 - Clear - 80 F

livebaseballscorecards.com

AB	29
R	3
H	6
RBI	3
BB	2
SO	2
LOB	10

PITCHER		IP	WLS	BF	H	R	ER	SO	BB	IBB	HBP	BLK	WP	HR	S	P	ERA	WHIP
Justin Germano, R ERA: 1.5	(1, 1)	6.0		23	3	1	1	2	1	0	1	0	0	0	56	86	1.50	0.667
26 Doug Brocail, R ERA: 1.06	(7, 1)	1.0	H	3	0	0	0	0	0	0	0	0	0	0	5	8	0.00	0.000
21 Heath Bell, R ERA: 1.29	(8, 1)	0.1	L	5	3	2	2	0	0	1	0	0	0	0	10	19	54.00	9.000
41 Kevin Cameron, R ERA:	(8, 1)	0.2		1	0	0	0	0	0	0	0	0	0	0	1	3	0.00	0.000

PITCHER	IP	WLS	BF	H	R	ER	SO	BB	IBB	HBP	BLK	WP	HR	S	P	ERA	WHIP

Batter	1	2	3	4	5	6	7	8	9	AB	R	H	RBI	BB	SO	LOB
22 Marcus Giles, R (1, 4) OBP: 0.352, SLG: 0.411	S SL 89 B SL 91 F FA 95 X FA 95 1-2 E6 24 1B	F FA 95 S SL 90 X SL 90 0-2 ③ FC6-4 1-2f			S SL 90 X FA 94 0-1 ② G6-3			B FA 94 F FA 94 F FA 94 X SL 84 1-2 ① P3		4	0	0	0	0	0	2
8 Terrmel Sledge, L (1, 7) OBP: 0.370, SLG: 0.467 José Cruz Jr., S (8, PH) OBP: 0.385, SLG: 0.570 (8, 7)	X FC 91 0-0 ① P4		C FA 94 B FC 91 B SL 91 S FS 88 B FS 88 F SL 90 X FA 95 3-2 ① G3-1		C FA 94 S FA 88 B CH 88 X CH 88 1-2 ③ G4-3			C CU 79 B FA 95 C CU 80 F CU 84 S FA 95 1-3 ② K		3 1	0 0	0 0	0 0	0 0	0 1	1 0
24 Brian Giles, L (1, 9) OBP: 0.364, SLG: 0.370	B SI 91 B FS 85 1 SAFE X SI 90 2-0 ② 1-3 1B		B CU 79 S FS 88 B FA 96 X FS 87 2-1 ② F7			X CU 77 0-0 23 G4-3 2B		C FA 94 S CU 84 B FA 95 X SL 84 1-2 ③ G1-3		4	0	2	0	0	0	0
23 Adrián González, L (1, 3) OBP: 0.353, SLG: 0.554	B FA 91 X FA 89 1-0 ③ G6-3		C CU 79 B CU 78 X FA 95 1-1 HR			F SL 89 S CH 88 B SL 87 X FS 88 1-2 ① G4-3 2-3			C FA 96 B FA 97 B FA 96 C FA 95 T FA 96 2-2 ① K	4	1	1	1	0	1	2
Mike Cameron, R (1, 8) OBP: 0.273, SLG: 0.281		B FA 95 C SL 87 S SL 88 S SL 89 1-3 ① K	S SL 90 B SL 88 B FA 96 S SL 89 F SL 90 B SL 88 F FA 96 F SL 88 S SL 89 3-3 ③ K			F SL 89 X SL 86 0-1 ② G6-3			B SL 86 B FA 96 S FA 96 B SL 84 X FA 96 3-1 ② P2	4	0	0	0	0	2	1
Russell Branyan, L (1, 5) OBP: 0.405, SLG: 0.406 43 Cla Meredith, R (6, 1) 26 Doug Brocail, L (8, 1) 28 Josh Bard, S (9, PH) OBP: 0.286, SLG: 0.323		B CH 85 F CH 86 F FA 95 S FA 89 1-3 ② K	B FA 94 B FS 88 C SL 87 X CH 84 2-1 ① G4-3			S SL 87 C FS 88 B FS 87 B CU 82 F FS 88 F CU 81 S CH 88 2-3 ③ K			C FA 97 B FA 97 C FA 97 B FA 96 S FA 96 2-3 ③ K	3 0 0 1	0 0 0 0	0 0 0 0	0 0 0 0	0 0 0 1	2 0 0 0	1 0 0 0
Geoff Blum, S (1, 6) OBP: 0.213, SLG: 0.286		C CH 86 B CU 81 B CH 88 C SL 88 X FA 96 2-2 HR	X CH 84 0-0 ② 2B				C SL 89 X CH 86 0-1 ① G3-1			3	1	2	1	0	0	0
Rob Bowen, S (1, 2) OBP: 0.338, SLG: 0.345		F FA 95 C FA 95 X SL 90 0-2 1B 1B	F FA 95 B FA 95 S FS 87 F SL 88 B FA 94 S CU 80 2-3 ③ K				C SL 88 B FS 87 B SL 88 C CU 80 S 2-3 ② K			3	0	1	0	0	2	0
Greg Maddux, R (1, 1) OBP: 0.083, SLG: 0.083 13 Oscar Robles, L (6, 5) OBP: 0.250, SLG: 0.250		X FA 94 0-0 22 FC6-4 1-2 1B			F FA 93 S SL 87 T SL 88 0-2 ① K		C FA 93 B FS 86 X FS 86 1-1 ③ F8			2 1	0 0	1 0	0 0	0 0	1 0	0 0
Inning Stats	R: 0 E: 1 K: 0 S: 6 H: 1 LOB: 1 BB: 0 P: 10	R: 1 E: 0 K: 2 S: 16 H: 3 LOB: 2 BB: 0 P: 20	R: 1 E: 0 K: 1 S: 14 H: 1 LOB: 0 BB: 0 P: 23	R: 0 E: 0 K: 1 S: 7 H: 1 LOB: 0 BB: 0 P: 11	R: 0 E: 0 K: 1 S: 8 H: 0 LOB: 0 BB: 0 P: 9	R: 0 E: 0 K: 1 S: 11 H: 1 LOB: 1 BB: 0 P: 14	R: 0 E: 0 K: 1 S: 7 H: 0 LOB: 0 BB: 0 P: 10	R: 0 E: 0 K: 1 S: 10 H: 0 LOB: 0 BB: 0 P: 13	R: 0 E: 0 K: 2 S: 8 H: 0 LOB: 0 BB: 0 P: 15	1B: 3 2B: 2 3B: 0 HR: 2 SF: 0 SAC: 0 DP: 0 HBP: 0						

PITCHER		IP	WLS	BF	H	R	ER	SO	BB	IBB	HBP	BLK	WP	HR	S	P	ERA	WHIP
29 John Smoltz, R ERA: 3.25	(1, 1)	7.0	W	27	7	2	2	7	0	0	0	0	0	2	69	97	2.57	1.000
51 Michael Gonzalez, L ERA: 1.17	(8, 1)	1.0	H	3	0	0	0	1	0	0	0	0	0	0	10	13	0.00	0.000
39 Rafael Soriano, R ERA: 3.12	(9, 1)	1.0	S	3	0	0	0	2	0	0	0	0	0	0	8	15	0.00	0.000

PITCHER	IP	WLS	BF	H	R	ER	SO	BB	IBB	HBP	BLK	WP	HR	S	P	ERA	WHIP

TOP

San Diego Padres @ Atlanta Braves

Turner Field, Atlanta, GA

Wed May 09 2007, 7:35 PM EDT

Att. 36,523 - Clear - 81 F

livebaseballscorecards.com

AB	33
R	2
H	7
RBI	2
BB	0
SO	10
LOB	7

San Diego Padres @ Atlanta Braves

Turner Field, Atlanta, GA

Wed May 09 2007, 7:35 PM EDT

Att. 36,523 - Clear - 81 F

BOTTOM

Batter	1	2	3	4	5	6	7	8	9	AB	R	H	RBI	BB	SO	LOB
2 Kelly Johnson, L (1, 4) OBP: 0.428, SLG: 0.513	G4-3		G4-3		K		1B			4	1	1	0	0	1	1
Willie Harris, L (1, 7) OBP: 0.500, SLG: 0.458	B2		BB		1B		1B			3	1	2	1	1	0	0
10 Chipper Jones, S (1, 5) OBP: 0.408, SLG: 0.634	BB		E6		K		2B			3	0	1	1	1	1	2
Andruw Jones, R (1, 8) OBP: 0.372, SLG: 0.448	F8		F7			E1	1B			4	0	1	1	0	0	3
16 Brian McCann, L (1, 2) OBP: 0.358, SLG: 0.454		K	K2-3			G3	L4			4	0	0	0	0	2	3
7 Jeff Francoeur, R (1, 9) OBP: 0.345, SLG: 0.469		1B	G6-3			G6-3	L5			4	0	1	0	0	0	1
Scott Thorman, L (1, 3) OBP: 0.288, SLG: 0.427		F7	P6				K2-3			4	0	0	0	0	1	2
Chris Woodward, R (1, 6) OBP: 0.286, SLG: 0.308		P6					G4-3			4	1	1	0	0	0	1
29 John Smoltz, R (1, 1) OBP: 0.067, SLG: 0.133			G1-3		SH1-4		G6-3			1	0	0	0	0	0	0
4 Pete Orr, L (7, PH) OBP: 0.231, SLG: 0.231										1	0	0	0	0	0	0
51 Michael Gonzalez, R (8, 1)										0	0	0	0	0	0	0
39 Rafael Soriano, R (9, 1)										0	0	0	0	0	0	0
Inning Stats	R: 0 E: 0 K: 0 S: 8 H: 0 LOB: 1 BB: 1 P: 13	R: 0 E: 0 K: 1 S: 9 H: 1 LOB: 1 BB: 0 P: 12	R: 0 E: 1 K: 0 S: 9 H: 0 LOB: 2 BB: 1 P: 18	R: 0 E: 0 K: 1 S: 5 H: 0 LOB: 0 BB: 0 P: 6	R: 1 E: 0 K: 2 S: 12 H: 2 LOB: 1 BB: 0 P: 16	R: 0 E: 1 K: 0 S: 7 H: 0 LOB: 1 BB: 0 P: 10	R: 2 E: 0 K: 0 S: 10 H: 4 LOB: 2 BB: 0 P: 14	R: 0 E: 0 K: 1 S: 8 H: 0 LOB: 0 BB: 0 P: 9		1B: 6 2B: 1 3B: 0 HR: 0 SF: 0 SAC: 1 DP: 0 HBP: 0						

	AB	32
	R	3
	H	7
	RBI	3
	BB	2
	SO	5
	LOB	13

WP: 1 PB: 0 SB: 2 CS: 0 PA: 35

livebaseballscorecards.com

PITCHER		IP	WLS	BF	H	R	ER	SO	BB	IBB	HBP	BLK	WP	HR	S	P	ERA	WHIP
Greg Maddux, R ERA: 3.67	(1, 1)	5.1		23	3	1	1	4	2	0	0	0	1	0	48	72	1.69	0.938
43 Cla Meredith, R ERA: 3.32	(6, 1)	1.2	L	9	4	2	2	0	0	0	0	0	0	0	12	17	10.80	2.400
26 Doug Brocail, R ERA: 1.0	(8, 1)	1.0		3	0	0	0	1	0	0	0	0	0	0	8	9	0.00	0.000

PITCHER	IP	WLS	BF	H	R	ER	SO	BB	IBB	HBP	BLK	WP	HR	S	P	ERA	WHIP

San Diego Padres @ Atlanta Braves

Turner Field, Atlanta, GA

Thu May 10 2007, 1:05 PM EDT

Att. 28,799 - Sunny - 82 F

TOP

livebaseballscorecards.com

Batter	1	2	3	4	5	6	7	8	9	AB	R	H	RBI	BB	SO	LOB
22 Marcus Giles, R (1, 4) OBP: 0.349, SLG: 0.406	X 0-0 ① G1-3		X FA 90 0-0 ① F9	C SL 90 B SL 84 F CH 85 X FA 94 1-2 ③ F7			C SL 86 F FA 91 D FA 91 F FA 90 X SL 87 1-2 24 G4-6-3 1-3 1B			4	0	1	0	0	0	2
José Cruz Jr., S (1, 7) OBP: 0.370, SLG: 0.551	B CH 83 C FS 89 B X 2-1 ② G3		C CH 78 B SL 87 B FA 90 S FS 83 S FS 84 2-3 ② K		F CH 81 B FA 90 X FA 91 1-1 ① G4-3		B CH 88 1 SAFE X CH 88 1-0 ① SF9 3-H			3	0	0	1	0	1	1
24 Brian Giles, L (1, 9) OBP: 0.368, SLG: 0.374	B CH 88 B CH 87 X 2-0 23 1B 1B		B FA 91 X CH 82 1-0 1-3 1B		B FA 90 B FA 91 C FS 82 X FA 91 2-1 ② G4-3		B X FA 90 1-0 ②③ G4-6-3 1-2f			4	0	2	0	0	0	1
23 Adrián González, L (1, 3) OBP: 0.356, SLG: 0.552	X 0-0 1-3 1B		T SL 89 X CH 83 0-1 ③ G3-1		B FA 92 B FA 92 C FA 92 X FS 84 2-1 1B			S FA 97 B SL 90 X SL 89 1-1 ① F8		4	0	2	0	0	0	2
3 Khalil Greene, R (1, 6) OBP: 0.278, SLG: 0.455	B B F FA 90 B FA 90 F X 3-2 ③ G5-3			C FA 90 X CU 76 0-1 2B 1B	T FA 92 X FA 93 0-1 ③ G6-3			B FA 98 B FA 98 X FA 96 2-0 ② G5-3		4	1	1	0	0	0	3
28 Josh Bard, S (1, 2) OBP: 0.284, SLG: 0.319		C CH 88 B CH 89 X CH 79 1-1 ① G4-3		F FS 82 B CH 83 C FA 92 F SL 88 S FA 93 1-3 ① K		X FA 89 0-0 5 L4-3 1B		F FA 98 F FA 97 F FA 97 B SL 91 S SL 91 1-3 ③ K		4	0	1	0	0	2	1
Mike Cameron, R (1, 8) OBP: 0.273, SLG: 0.288		X FA 89 0-0 ② F8		S SL 86 X SI 90 0-1 5 1-H 2B		C FA 93 1 SAFE C SL 84 B FA 93 X SL 83 1-2 ① F9			X FA 95 0-0 ① G5-3	4	1	1	1	0	0	1
5 Kevin Kouzmanoff, R (1, 5) OBP: 0.175, SLG: 0.207		C FA 89 S SL 85 B FA 91 F SL 87 B CU 82 S FA 91 2-3 ③ K		C SL 86 2 SAFE F SL 84 X SL 88 0-2 2-H 2B		B FA 93 F SL 89 X FA 93 1-1 ②③ L4-3 1-1			B FA 95 S FA 95 F FA 95 B SL 86 F FA 96 X FA 95 2-2 ② F9	4	0	1	1	0	1	1
David Wells, L (1, 1) OBP: 0.154, SLG: 0.154 26 Doug Brocail, L (6, 1) Geoff Blum, S (7, PH) OBP: 0.229, SLG: 0.302 45 Justin Hampson, L (7, 1) 8 Terrmel Sledge, L (9, PH) OBP: 0.365, SLG: 0.459			C CH 87 X FA 88 0-1 24 1B 1B	L FA 91 B FA 92 D CH 83 B FA 93 C FA 92 S FA 94 3-3 ② K			B FA 89 C FA 90 X SL 86 1-1 22 1B 22 WP SF9 1B		B FA 96 S FA 96 S FA 96 X FA 97 1-2 ③ P2	2 0 1 0 0 0 0	0 0 1 0 0 0 0	1 0 1 0 0 0 0	0 0 0 0 0 0 0	0 0 0 0 0 0 0	1 0 0 0 0 0 0	1 0 0 0 0 0 0

	AB	35
	R	3
	H	11
	RBI	3
	BB	0
	SO	5
	LOB	13

Inning Stats									
	R: 0 E: 0 K: 0 S: 8	H: 2 LOB: 2 BB: 0 P: 15	R: 0 E: 0 K: 1 S: 7	H: 0 LOB: 0 BB: 0 P: 10	R: 0 E: 0 K: 1 S: 9	H: 2 LOB: 2 BB: 0 P: 12	R: 2 E: 0 K: 2 S: 17	H: 3 LOB: 1 BB: 0 P: 22	R: 0 E: 0 K: 0 S: 8	H: 1 LOB: 1 BB: 0 P: 13
	R: 0 E: 0 K: 0 S: 6	H: 1 LOB: 0 BB: 0 P: 8	R: 1 E: 0 K: 0 S: 8	H: 2 LOB: 0 BB: 0 P: 12	R: 0 E: 0 K: 1 S: 7	H: 0 LOB: 0 BB: 0 P: 11	R: 0 E: 0 K: 0 S: 8	H: 0 LOB: 0 BB: 0 P: 11	1B: 9 2B: 3 3B: 0 HR: 0	SF: 1 SAC: 0 DP: 2 HBP: 0

WP: 1 PA: 36
PB: 0
SB: 0
CS: 0

PITCHER		IP	WLS	BF	H	R	ER	SO	BB	IBB	HBP	BLK	WP	HR	S	P	ERA	WHIP
15 Tim Hudson, R ERA: 1.83	(1, 1)	6.0	W	26	9	2	2	4	0	0	0	0	0	0	55	80	3.00	1.500
54 Chad Paronto, R ERA: 3.6	(7, 1)	1.0	H	4	2	1	1	0	0	0	0	0	1	0	8	12	9.00	2.000
Tyler Yates, R ERA: 4.6	(8, 1)	1.0	H	3	0	0	0	1	0	0	0	0	0	0	7	11	0.00	0.000
39 Rafael Soriano, R ERA: 2.95	(9, 1)	1.0	S	3	0	0	0	0	0	0	0	0	0	0	8	11	0.00	0.000

PITCHER	IP	WLS	BF	H	R	ER	SO	BB	IBB	HBP	BLK	WP	HR	S	P	ERA	WHIP

Batter	1	2	3	4	5	6	7	8	9	AB	R	H	RBI	BB	SO	LOB
2 Kelly Johnson, L (1, 4) OBP: 0.427, SLG: 0.512	C FA 85 F FA 86 F CU 70 B CU 72 X FC 83 1-2 G4-3 ①	C FC 84 S SL 84 B FC 84 B CU 60 B CU 69 B FC 84 4-2 23 BB BB		B FC 84 C CU 68 X CU 70 1-1 F7 ③		C CU 70 X CU 70 0-1 1-H 2-H 3-H 2B		S FA 89 1 SAFE S FA 89 F FA 90 1 SAFE F FA 85 1 SAFE F FA 90 X CU 76 0-2 F9 ③		4	0	1	3	1	0	2
23 Matt Diaz, R (1, 7) OBP: 0.329, SLG: 0.424 54 Chad Paronto, R (7, 1) Tyler Yates, R (8, 1) 39 Rafael Soriano, R (9, 1)	C CU 70 X FA 86 0-1 10 1B 1B	B CH 72 C FA 86 B FC 82 B FA 86 B FA 86 4-1 1-2 BB			B CH 68 X FA 86 1-0 G6-3 ① C CU 68 B FA 86 X CU 68 1-1 F8 ② B CH 71 B FA 86 C CU 69 X FA 86 2-1 F7 ③	F SL 85 B FA 91 X FA 92 1-1 L7 ③				3 0 0 0	1 0 0 0	1 0 0 0	0 0 0 0	1 0 0 0	0 0 0 0	1 0 0 0
10 Chipper Jones, S (1, 5) OBP: 0.404, SLG: 0.622	C FA 87 B FA 88 X FA 88 1-1 7 2B 1B 1-3 1B	S CU 70 C CU 71 B FC 83 X CU 69 1-2 P2 ③					C FA 88 S CH 82 B CH 84 C FA 84 1-3 K ①			4	1	1	0	0	1	2
Andruw Jones, R (1, 8) OBP: 0.369, SLG: 0.442	S FA 87 C CU 71 X CH 67 0-2 7 2B 1-2 3-H 1B		S FA 86 X FA 88 0-1 F8 ①				B SL 85 S CH 81 B FA 89 B SL 85 F FA 90 C FA 87 3-3 K ②			4	0	1	1	0	1	0
7 Jeff Francoeur, R (1, 9) OBP: 0.349, SLG: 0.477	B FA 88 F SL 84 B CU 71 F FA 86 X FA 86 2-2 1-3 2-H 2B		X CU 70 0-0 P4 ②			C FA 85 X CU 67 0-1 F7 ①	X FA 90 0-0 16 S 1B			4	0	2	1	0	0	0
16 Brian McCann, L (1, 2) OBP: 0.354, SLG: 0.446	D CU 71 S FC 83 B FC 84 S CU 70 S CU 70 2-3 K ②		B CU 70 B FA 86 F FC 83 X CU 70 2-1 G3-1 ③			X SL 83 0-0 2B 2 2B 1B	1 SAFE B SL 85 C SL 84 1 SAFE B CU 75 B CU 76 F SL 85 F CH 81 X SL 85 3-2 F9 ③ 1-2			4	1	1	0	0	1	3
Chris Woodward, R (1, 6) OBP: 0.283, SLG: 0.326	B FA 86 C FA 86 X FA 86 1-1 P4 ③			C FA 85 X FA 86 0-1 F9 ①		C FA 86 B FA 86 X FA 86 1-1 1-3 2 2B 2B		B FA 87 X FA 89 1-0 P3 ①		4	1	1	0	0	0	2
Craig Wilson, R (1, 3) OBP: 0.313, SLG: 0.268		C CU 68 B CU 68 S FA 86 B FA 86 X CU 69 2-2 G6-3 ①		B CU 68 B CU 69 B FA 86 C FA 85 B FA 83 4-1 15 SH1-4 BB		S CU 70 S CU 71 B CU 70 S CU 71 1-3 K ②		C CU 75 B FA 89 S CU 75 B SL 85 B SL 85 X SL 86 3-2 G1-3 ②		3	0	0	0	1	1	2
15 Tim Hudson, R (1, 1) OBP: 0.238, SLG: 0.211 Willie Harris, L (6, PH) OBP: 0.533, SLG: 0.458 (7, 7)		C FA 87 F CU 69 S CU 70 0-3 K ②		L CU 70 P PO 80 L CU 70 X CU 71 1-2 SH1-4 ②		D CU 71 B CU 70 C CU 69 B CU 70 B CU 70 4-1 2 2B BB		B FA 88 B SL 84 C FA 89 B SL 85 B FA 89 4-1 BB		1 0	0 1	0 0	0 0	0 2	1 0	0 0
Inning Stats	R: 2 E: 0 K: 1 S: 19 H: 4 LOB: 2 BB: 0 P: 26	R: 0 E: 0 K: 1 S: 12 H: 0 LOB: 2 BB: 2 P: 23	R: 0 E: 0 K: 0 S: 5 H: 0 LOB: 0 BB: 0 P: 7	R: 0 E: 0 K: 0 S: 9 H: 0 LOB: 1 BB: 1 P: 14	R: 0 E: 0 K: 0 S: 5 H: 0 LOB: 0 BB: 0 P: 9	R: 3 E: 0 K: 1 S: 13 H: 3 LOB: 1 BB: 1 P: 20	R: 0 E: 0 K: 2 S: 11 H: 1 LOB: 1 BB: 0 P: 18	R: 0 E: 0 K: 0 S: 11 H: 0 LOB: 1 BB: 1 P: 19		1B: 5 2B: 3 3B: 0 HR: 0	SF: 0 SAC: 1 DP: 0 HBP: 0		WP: 0 PB: 0 SB: 1 CS: 0	PA: 37		

PITCHER		IP	WLS	BF	H	R	ER	SO	BB	IBB	HBP	BLK	WP	HR	S	P	ERA	WHIP
David Wells, L ERA: 6.32	(1, 1)	5.2	L	28	7	5	5	3	4	0	0	0	0	0	61	96	7.94	1.941
26 Doug Brocail, R ERA: 0.98	(6, 1)	0.1		1	0	0	0	0	0	0	0	0	0	0	2	3	0.00	0.000
45 Justin Hampson, L ERA: 2.0	(7, 1)	2.0		8	1	0	0	2	1	0	0	0	0	0	22	37	0.00	1.000

PITCHER	IP	WLS	BF	H	R	ER	SO	BB	IBB	HBP	BLK	WP	HR	S	P	ERA	WHIP

BOTTOM

San Diego Padres @ Atlanta Braves

Turner Field, Atlanta, GA

Thu May 10 2007, 1:05 PM EDT
Att. 28,799 - Sunny - 82 F

livebaseballscorecards.com

AB	31
R	5
H	8
RBI	5
BB	5
SO	5
LOB	12

Batter	1	2	3	4	5	6	7	8	9	AB	R	H	RBI	BB	SO	LOB
7 Adam Kennedy, L (1, 4) OBP: 0.286, SLG: 0.297	B F FA 94 S SL 88 B FA 98 B SL 88 F SL 90 F FA 96 F FA 95 X FA 96 3-2 ① L7		B FA 96 F FA 95 B SL 90 F FA 96 X FA 96 2-2 ② F8		C FA 90 B FA 96 B SL 90 B FA 96 X FF 96 3-1 ③ G6-3 2-3			B FA 95 B FA 94 C FA 94 F FA 94 B FA 94 B 4-2 BB		3	0	0	0	1	0	1
16 Chris Duncan, L (1, 7) OBP: 0.390, SLG: 0.509	B SL 84 B FA 97 C FA 96 F FA 97 C SL 84 2-3 ② K		B CU 80 B CH 87 B FA 98 B FA 95 4-0 BB			B FA 95 B FA 95 B FA 93 B FA 96 4-0 15 S BB		B FA 94 B FA 90 X FA 94 2-0 ① F9		2	0	0	0	2	1	1
5 Albert Pujols, R (1, 3) OBP: 0.352, SLG: 0.439	X FA 97 0-0 E6 15 FC4-6		C FA 98 C FA 98 B FC 91 1 SAFE F FA 99 S FA 99 1-3 ③ K			C FA 97 B FA 98 S FA 97 F B SL 85 S SL 85 2-3 ① K		F FA 93 C FA 94 X FA 96 0-2 ② P4		4	0	0	0	0	2	3
15 Jim Edmonds, L (1, 8) OBP: 0.275, SLG: 0.263	X FA 96 0-0 ③ FC4-6 1-2f			B FA 95 B FA 88 C FF 95 C FA 96 F FA 89 X FA 89 2-2 ① G6-3		B FA 96 C FA 97 C FA 90 X FA 97 1-2 ② L9 1-2		C FA 93 B FA 93 B FA 93 B FA 94 X FA 92 3-1 ③ G4-3		4	0	0	0	0	0	3
27 Scott Rolen, R (1, 5) OBP: 0.274, SLG: 0.311		B FA 94 B FA 96 B FC 90 C FA 93 X FA 96 3-1 22 S 1B		F FA 97 C FA 97 S FA 97 0-3 ② K		X FA 98 0-0 ③ G5-3			B FA 95 B FA 93 B FA 93 B FA 94 4-0 BB	3	0	1	0	1	1	1
47 Ryan Ludwick, R (1, 9) OBP: 0.238, SLG: 0.250		1 SAFE S SL 90 B FC 91 S SL 89 F SL 91 C FA 98 1-3 ① K		S SL 84 X FA 96 0-1 ③ G6-3			C FA 95 B FA 88 X FA 96 1-1 ① G4-3		C FA 94 C FA 93 B SL 83 F FA 92 F FA 94 F SL 84 S SL 82 1-3 ① K	4	0	0	0	0	2	2
4 Yadier Molina, R (1, 2) OBP: 0.340, SLG: 0.313		C FA 97 F FA 97 B SL 85 S SL 90 1-3 ② K			C FA 94 F FA 96 B FA 97 S SL 86 1-3 ① K		X FA 95 0-0 22 G4-3 1B		X 0-0 ② F9	4	0	1	0	0	2	2
22 David Eckstein, R (1, 6) OBP: 0.283, SLG: 0.241		C FA 96 C FA 97 B SL 84 F SL 90 S 1-3 ③ K 1-2			C B X 1-1 ② P4		X FA 96 0-0 ② G4-3 1-2		C SL 83 X SL 83 0-1 ③ F8	4	0	0	0	0	1	3
Kip Wells, R (1, 1) OBP: 0.308, SLG: 0.615 26 Scott Spiezio, S (7, PH) OBP: 0.357, SLG: 0.333 40 Brian Falkenborg, R (7, 1) 56 Kelvin Jimenez, R (8, 1)			C SL 82 B FA 95 F FA 90 C SL 84 1-3 ① K		C FA 96 S SL 88 B FA 99 B SL 84 X SL 90 2-2 7 PB 2B		C SL 85 B SL 85 B FA 97 S FA 97 C FA 91 2-3 ③ K			2 1 0 0	0 0 0 0	1 0 0 0	0 0 0 0	1 1 0 0	0 1 0 0	0 1 0 0

Inning Stats	1	2	3	4	5	6	7	8	9
	R: 0 E: 1 K: 1 S: 11	H: 0 LOB: 1 BB: 0 P: 16	R: 0 E: 0 K: 3 S: 13	H: 1 LOB: 1 BB: 0 P: 19	R: 0 E: 0 K: 2 S: 10	H: 0 LOB: 1 BB: 0 P: 18	R: 0 E: 0 K: 1 S: 9	H: 0 LOB: 0 BB: 0 P: 11	R: 0 E: 0 K: 1 S: 10	H: 1 LOB: 1 BB: 0 P: 17	R: 0 E: 0 K: 1 S: 8	H: 0 LOB: 1 BB: 1 P: 15	R: 0 E: 0 K: 1 S: 7	H: 1 LOB: 1 BB: 0 P: 10	R: 0 E: 0 K: 0 S: 8	H: 0 LOB: 1 BB: 1 P: 17	R: 0 E: 0 K: 1 S: 9	H: 0 LOB: 1 BB: 1 P: 14

PITCHER		IP	WLS	BF	H	R	ER	SO	BB	IBB	HBP	BLK	WP	HR	S	P	ERA	WHIP
44 Jake Peavy, R ERA: 1.52	(1, 1)	7.0	W	27	3	0	0	10	2	0	0	0	0	0	68	106	0.00	0.714
41 Kevin Cameron, R ERA:	(8, 1)	2.0		8	0	0	0	1	2	0	0	0	0	0	17	31	0.00	1.000

PITCHER	IP	WLS	BF	H	R	ER	SO	BB	IBB	HBP	BLK	WP	HR	S	P	ERA	WHIP

TOP

St. Louis Cardinals @ San Diego Padres

PETCO Park, San Diego, CA

Fri May 11 2007, 10:05 PM EDT

Att. 38,901 - Clear - 61 F

livebaseballscorecards.com

AB	31
R	0
H	3
RBI	0
BB	4
SO	11
LOB	17

1B: 2	SF: 0	WP: 0	PA: 35
2B: 1	SAC: 0	PB: 1	
3B: 0	DP: 0	SB: 2	
HR: 0	HBP: 0	CS: 0	

BOTTOM

St. Louis Cardinals @ San Diego Padres

PETCO Park, San Diego, CA

Fri May 11 2007, 10:05 PM EDT

Att. 38,901 - Clear - 61 F

livebaseballscorecards.com

Batter	1	2	3	4	5	6	7	8	9	AB	R	H	RBI	BB	SO	LOB
22 Marcus Giles, R (1, 4) OBP: 0.347, SLG: 0.397 13 Oscar Robles, L (8, PH) OBP: 0.231, SLG: 0.231 (9, 4)	B FA 90 F FA 91 S SL 86 B CU 82 F FA 93 B SL 86 S FA 93 3-3 K ①	S SL 84 B SL 86 D FA 93 B SL 85 S SL 86 B FA 93 4-2 1-2 BB		F FA 93 F FA 93 S SL 87 0-3 K ②		X FA 94 0-0 G2-3 ③		F FA 95 B FS 84 F SL 86 F FA 95 B CH 82 X FA 95 2-2 G4-3 ③		3 1	0 0	0 0	0 0	1 0	2 0	1 0
24 Brian Giles, L (1, 9) OBP: 0.371, SLG: 0.385	B FA 90 S FA 92 C FA 94 X CU 82 1-2 G5-3 ②	B FA 88 F FA 91 C FA 94 X CU 81 1-2 F7 ③		B FA 93 B FA 92 C FA 93 S FA 95 B FA 96 X CU 82 3-2 2B 1-2 1B			X FA 93 0-0 3 1B 2B			4	1	2	0	0	0	3
Mike Cameron, R (1, 8) OBP: 0.272, SLG: 0.294	B FA 92 L FA 93 S FA 94 B FA 95 C FA 95 2-3 K ③		C SL 84 B FA 94 X FA 94 1-1 P4 ①	S SL 87 X SL 88 0-1 1-3 2-H 2B			C CU 80 B FA 93 B CU 81 C FA 94 B FA 95 F FA 93 S CU 81 3-3 K ①			4	0	1	1	0	2	1
23 Adrián González, L (1, 3) OBP: 0.354, SLG: 0.544		B FA 88 C FA 91 B FA 94 B CH 86 C FA 90 X FA 92 3-2 HR 1B	C CH 86 F FA 95 B FA 95 T FA 96 1-2 K ②	X FA 91 0-0 G3 ③			C CU 82 B FA 94 D FA 89 C CU 82 X FA 96 2-2 F8 ②			4	1	1	0	0	1	3
3 Khalil Greene, R (1, 6) OBP: 0.284, SLG: 0.478		C FA 94 C SL 86 S FA 93 0-3 K ①	X SL 85 0-0 HR		C FA 91 B FA 92 X FA 94 1-1 G6-3 ①		C CU 83 X 0-1 2-H HR 1B			4	2	2	2	0	1	1
Russell Branyan, L (1, 5) OBP: 0.435, SLG: 0.611		B CU 82 X CU 80 1-0 1-H HR	X FA 94 0-0 1B		B FA 94 C FA 94 B FA 95 S FA 94 C FA 95 2-3 K ②		X FA 88 0-0 2-H HR			4	2	3	4	0	1	0
28 Josh Bard, S (1, 2) OBP: 0.282, SLG: 0.306		B CH 86 B FA 90 B FA 89 B FA 90 4-0 44 FC3-6 8 BB BB	B CU 80 C FA 93 B CU 81 B CH 85 F FA 91 S FA 91 3-3 K ③		B FA 93 F FA 93 B FA 93 C FA 93 B FA 94 X FA 94 3-2 G6-3 ③		X FA 94 0-0 G5-3 ③			3	0	0	0	1	1	1
8 Terrmel Sledge, L (1, 7) OBP: 0.359, SLG: 0.438		C FA 91 F CH 87 B FA 95 B FA 92 B SL 86 B CH 87 4-2 44 FC3-6 1-2 BB		B CH 87 X FA 92 1-0 F8 ①		B FA 90 C FA 90 F FA 92 X FA 94 1-2 G4-3 ①		B FA 93 C SL 86 X SL 85 1-1 P4 ①		3	0	0	0	1	0	0
44 Jake Peavy, R (1, 1) OBP: 0.263, SLG: 0.421 41 Kevin Cameron, R (8, 1)		B FA 88 X FA 92 1-0 FC3-6 22 BB 1-2f 2-3 ②		B FA 90 F FA 92 S FA 92 F SL 88 X FA 90 1-2 24 1B 2B 1B		B SL 85 F FA 91 S FA 94 S SL 86 1-3 K ②		B FA 96 S FA 95 S FA 96 B FA 95 B FA 96 S FA 94 3-3 K ②		3 1	1 0	1 0	0 0	0 0	1 1	2 0
Inning Stats	R: 0 E: 0 K: 2 S: 10 H: 0 LOB: 0 BB: 0 P: 16	R: 2 E: 0 K: 1 S: 15 H: 2 LOB: 3 BB: 3 P: 33	R: 1 E: 0 K: 2 S: 10 H: 2 LOB: 1 BB: 0 P: 15	R: 1 E: 0 K: 1 S: 14 H: 3 LOB: 2 BB: 0 P: 19	R: 0 E: 0 K: 1 S: 8 H: 0 LOB: 0 BB: 0 P: 14	R: 0 E: 0 K: 1 S: 7 H: 0 LOB: 0 BB: 0 P: 9	R: 3 E: 0 K: 1 S: 12 H: 3 LOB: 0 BB: 0 P: 17	R: 0 E: 0 K: 1 S: 9 H: 0 LOB: 0 BB: 0 P: 15		1B: 5 2B: 2 3B: 0 HR: 3	SF: 0 SAC: 0 DP: 0 HBP: 0		WP: 0 PB: 0 SB: 0 CS: 0	PA: 37	

	AB	34
	R	7
	H	10
	RBI	7
	BB	3
	SO	10
	LOB	12

PITCHER		IP	WLS	BF	H	R	ER	SO	BB	IBB	HBP	BLK	WP	HR	S	P	ERA	WHIP
Kip Wells, R ERA: 6.51	(1, 1)	6.0	L	28	7	4	4	8	3	0	0	0	0	2	64	106	6.00	1.667
40 Brian Falkenborg, R ERA: 15.43	(7, 1)	1.0		6	3	3	3	1	0	0	0	0	0	1	12	17	27.00	3.000
56 Kelvin Jimenez, R ERA: 3.0	(8, 1)	1.0		3	0	0	0	1	0	0	0	0	0	0	9	15	0.00	0.000

PITCHER	IP	WLS	BF	H	R	ER	SO	BB	IBB	HBP	BLK	WP	HR	S	P	ERA	WHIP

Batter	1	2	3	4	5	6	7	8	9	AB	R	H	RBI	BB	SO	LOB
7 Adam Kennedy, L (1, 4) OBP: 0.282, SLG: 0.292	B FA 90 X FA 92 1-0 ① F9		X FA 92 0-0 5 SF, 16 BB, 15 SF8, 1B 2-3	B FA 92 B CH 83 X FA 92 2-0 ③ F8		C SL 86 X CU 77 0-1 ② FC3-2 1-2 2-3 3-Hf			F FA 92 B CU 79 B CU 77 X FA 94 2-1 ① F7	5	1	1	0	0	0	3
16 Chris Duncan, L (1, 7) OBP: 0.383, SLG: 0.491	B FA 91 B FA 92 B FA 92 C FA 93 S FA 94 F FA 94 F FA 93 X FA 94 3-2 ② F8		B FA 94 B FA 93 3 SAFE F FA 94 1 SAFE B FA 94 B FA 88 4-1 27 BB, 5 SF, 2B 1-2 BB		C FA 91 C SL 82 B FA 92 B SL 83 X FA 92 2-2 ① F8	C CU 76 B SL 87 C FA 91 S CU 78 1-3 ③ K			C CU 78 X CU 80 0-1 ② G1-3	4	1	0	0	1	1	3
5 Albert Pujols, R (1, 3) OBP: 0.354, SLG: 0.437	C FA 93 B FA 95 S FA 95 B FA 95 F FA 96 F SL 84 B FA 95 F FA 95 B SL 83 4-2 15 PO, BB		D SL 84 F FA 94 B F FA 94 D SL 84 X FA 95 3-2 SF, 27 BB, 2B 1-2 2-3 3-H		C SL 82 C FA 93 B SL 84 B SL 82 X FA 92 2-2 ② G5-3		B FA 90 F FA 90 X CH 82 1-1 ① G1-4-3		X FA 94 0-0 1B	3	1	1	1	1	0	0
15 Jim Edmonds, L (1, 8) OBP: 0.281, SLG: 0.272	1 SAFE 0-0 ③ PO 1-2	B C B X 2-1 G4-3, 1B	C X 0-1 ② SF8 3-H		B CH 82 C CH 84 B SL 83 T FA 93 X SL 83 2-2 1B		C FA 90 X CU 77 0-1 ② G4-3		X CU 79 0-0 ③ G4-3	4	0	2	1	0	0	1
27 Scott Rolen, R (1, 5) OBP: 0.282, SLG: 0.305		B FA 92 C FA 92 B FA 93 X FA 93 2-1 ① P4	S SL 82 D SL 83 B FA 93 B S B 4-2 2B, BB 1-2 2-3		1 SAFE X FA 92 0-0 ③ F8		B FA 89 B FA 90 B FA 89 B FA 90 4-0 BB			2	1	0	0	2	0	2
So Taguchi, R (1, 9) OBP: 0.340, SLG: 0.375		B FA 92 1 SAFE X FA 93 1-0 ② G4-3 1-2	B SL 83 F FA 93 X FF 93 1-1 2B 1-H 2-H 3-H			C FA 90 X SL 80 0-1 ① L7	X FA 83 0-0 ③ G6-3			4	0	1	3	0	0	2
4 Yadier Molina, R (1, 2) OBP: 0.337, SLG: 0.310		B FA 93 S FA 93 B FA 93 S FA 94 X FA 94 2-2 ③ F8	X 0-0 ③ P5			C SL 80 X SL 82 0-1 41 HBP, 22 BB, 7 FC3-2, 1B		B CU 74 B FA 88 X FA 89 2-0 ① G4-3		4	0	1	0	0	0	2
22 David Eckstein, R (1, 6) OBP: 0.282, SLG: 0.234			X FA 91 0-0 ① P6	C FA 89 B SL 81 B FA 90 F FA 90 F FA 92 F FA 91 F SL 82 F FA 92 F FA 92 2-2 ① G5-3		B SL 80 B FA 92 B FA 91 B FA 91 4-0 7 FC3-2, 41 HBP, BB 1-2		C FA 90 X FA 90 0-1 ② F9		3	0	0	0	1	0	0
41 Braden Looper, R (1, 1) OBP: 0.250, SLG: 0.267 47 Ryan Ludwick, R (8, PH) OBP: 0.227, SLG: 0.238 36 Russ Springer, R (8, 1) Tyler Johnson, S (9, 1)			C FA 91 C FA 93 X FA 93 0-2 7 1B, 5 SF, 2B	F FA 90 S SL 81 S SL 82 0-3 ② K		H FA 86 1-0 7 FC3-2, HBP 1-2 2-3		F CH 80 S CH 80 B SL 86 F SL 86 S FA 90 1-3 ③ K		2 1 0 0	1 0 0 0	1 0 0 0	0 0 0 0	1 1 0 0	0 0 0 0	0 0 0 0

| Inning Stats | | |

Batter	1	2	3	4	5	6	7	8	9	AB	R	H	RBI	BB	SO	LOB
8 Terrmel Sledge, L (1, 7) OBP: 0.341, SLG: 0.412	B X FF 93 1-0 ① F7		C S FS 86 F FS 85 B FA 93 B FS 84 C FS 85 2-3 ③ K			B SI 91 B FA 92 X FA 91 2-0 ① F8		B FA 94 B FA 94 F FF 94 S FA 94 X FC 88 2-2 ③ L3		4	0	0	0	0	1	3
24 Brian Giles, L (1, 9) OBP: 0.362, SLG: 0.374	C FF 94 B FA 96 C FA 86 B FA 96 F FA 95 T FF 94 2-2 ② K			B FA 93 B FF 92 B FA 91 C FA 93 X FA 94 3-1 ① G6-3		S FS 84 B FA 93 C FA 93 F FS 84 B FS 86 B FA 95 F FA 92 C FF 92 3-3 ② K			C FA 90 C SL 82 B SL 82 C SL 82 1-3 ① K	4	0	0	0	0	3	1
Mike Cameron, R (1, 8) OBP: 0.278, SLG: 0.295	F FA 95 B FF 95 C FA 92 B FA 94 X FF 94 2-2 23 CS 1B			B SL 84 B FA 94 B FA 95 C FA 93 F FA 91 X FF 94 3-2 ② F8		B FF 94 B FA 93 X FF 93 2-0 ③ L6			B FA 92 B FA 92 S FA 90 B FA 91 B FA 90 4-1 3 FC6-4 BB	3	0	1	0	1	0	1
23 Adrián González, L (1, 3) OBP: 0.345, SLG: 0.530	1 SAFE B FA 93 B FA 92 B FA 93 C FF 94 C FA 92 3-2 ③ CS 1-2	C FA 92 B FA 88 B FF 94 F FA 92 C FA 95 2-3 ① K		F FF 93 B FA 94 X FA 89 1-1 ③ F7			X FF 91 0-0 ① G4-3		S SL 82 C SL 81 B SL 83 F SL 83 C SL 82 1-3 ② K	4	0	0	0	0	2	1
3 Khalil Greene, R (1, 6) OBP: 0.276, SLG: 0.464		C FF 95 S FA 95 X FA 95 0-2 ② G4-3			X FF 92 0-0 ① G5-3		B FF 92 F FA 90 B FA 92 X FA 93 2-1 ② G6-3		C FA 91 B SL 80 F FA 90 B SL 81 F SL 81 X SL 81 2-2 ③ FC6-4 1-2f	4	0	0	0	0	0	1
Russell Branyan, L (1, 5) OBP: 0.408, SLG: 0.564		F FA 95 B FA 92 X FS 86 1-1 ③ G3-1			S FF 94 B FF 93 S FF 93 S FS 87 1-3 ② K		F FS 85 S FS 84 B FS 85 S FA 91 1-3 ③ K			3	0	0	0	0	2	0
28 Josh Bard, S (1, 2) OBP: 0.296, SLG: 0.311			B C C X 1-2 ① G4-3		C FF 94 F FS 87 B FS 86 F FF 94 B CH 85 F FA 93 B FA 95 F FA 95 B FA 94 4-2 BB			C FA 95 F FC 91 B CU 80 F CU 82 X FA 95 1-2 1B		2	0	1	0	1	0	0
Geoff Blum, S (1, 4) OBP: 0.240, SLG: 0.333 45 Justin Hampson, L (6, 1) José Cruz Jr., S (8, PH) OBP: 0.366, SLG: 0.544 26 Doug Brocail, L (9, 1)			B FA 94 B FA 95 C FF 94 B C F X 3-2 32 G5-3 2B		S FS 83 F CH 85 S FS 84 0-3 ③ K			F FC 89 B FF 95 B CU 80 F FA 95 B FA 95 X FC 89 3-2 ① P4		2 0 1 0	0 0 0 0	1 0 0 0	0 0 0 0	1 0 0 0	1 0 1 0
32 Chris Young, R (1, 1) OBP: 0.333, SLG: 0.077 13 Oscar Robles, L (6, 4) OBP: 0.267, SLG: 0.267			C FA 85 B X 1-1 ② G5-3 2-3			B FA 91 C FA 92 C FA 91 X CH 85 1-2 1B		C FC 89 B FA 94 C FA 89 F CU 81 B FC 90 F FA 95 T FC 90 2-2 ② K		1 2	0 0	0 1	0 0	0 1	0 1	1 1
Inning Stats	R: 0 E: 0 K: 1 S: 10 H: 1 LOB: 0 BB: 0 P: 18	R: 0 E: 0 K: 1 S: 8 H: 0 LOB: 0 BB: 0 P: 11	R: 0 E: 0 K: 1 S: 13 H: 1 LOB: 1 BB: 0 P: 20	R: 0 E: 0 K: 0 S: 7 H: 0 LOB: 0 BB: 0 P: 14	R: 0 E: 0 K: 2 S: 12 H: 0 LOB: 1 BB: 1 P: 17	R: 0 E: 0 K: 1 S: 10 H: 1 LOB: 1 BB: 0 P: 18	R: 0 E: 0 K: 1 S: 6 H: 0 LOB: 0 BB: 0 P: 9	R: 0 E: 0 K: 1 S: 15 H: 1 LOB: 1 BB: 0 P: 23	R: 0 E: 0 K: 2 S: 12 H: 0 LOB: 1 BB: 1 P: 20	1B: 3 2B: 1 3B: 0 HR: 0	SF: 0 SAC: 0 DP: 0 HBP: 0			WP: 0 PB: 0 SB: 0 CS: 1	PA: 33		

PITCHER		IP	WLS	BF	H	R	ER	SO	BB	IBB	HBP	BLK	WP	HR	S	P	ERA	WHIP
41 Braden Looper, R ERA: 2.29	(1, 1)	7.0	W	24	3	0	0	7	1	0	0	0	0	0	66	107	0.00	0.571
36 Russ Springer, R ERA: 2.31	(8, 1)	1.0		4	1	0	0	1	0	0	0	0	0	0	15	23	0.00	1.000
Tyler Johnson, L ERA: 0.69	(9, 1)	1.0		4	0	0	0	2	1	0	0	0	0	0	12	20	0.00	1.000

PITCHER	IP	WLS	BF	H	R	ER	SO	BB	IBB	HBP	BLK	WP	HR	S	P	ERA	WHIP

BOTTOM

St. Louis Cardinals @ San Diego Padres

PETCO Park, San Diego, CA

Sat May 12 2007, 10:05 PM EDT

Att. 44,082 - Clear - 63 F

livebaseballscorecards.com

AB	30
R	0
H	4
RBI	0
BB	2
SO	10
LOB	11

Batter	1	2	3	4	5	6	7	8	9	AB	R	H	RBI	BB	SO	LOB
7 Adam Kennedy, L (1, 4) OBP: 0.280, SLG: 0.290	B FA 87 B FA 88 B FA 89 C FA 89 C FA 89 X FA 88 3-2 ① F9			C CH 85 B CH 86 X CH 85 1-1 ① F7		C CU 70 X FA 86 0-1 1-3 1B			B FC 86 C FC 86 C FC 86 S CH 76 1-3 ② K	4	0	1	0	0	1	0
16 Chris Duncan, L (1, 7) OBP: 0.371, SLG: 0.474	S FA 91 B FA 90 S FA 88 X FA 89 1-2 ② G6-3			C CH 86 X FA 86 0-1 ② F8		B FA 90 S CH 79 B SI 89 F FA 88 X CH 80 2-2 ③ F7			B FC 87 X FC 87 1-0 ③ G1-3	4	0	0	0	0	0	2
5 Albert Pujols, R (1, 3) OBP: 0.347, SLG: 0.426	C FA 91 B FA 89 B CU 80 B FA 90 C FA 90 X FA 89 3-2 ③ G6-3			C FA 87 B FA 87 F FA 87 B SI 89 F CU 73 B FA 91 S FA 86 3-3 ③ K			C CU 69 X FA 87 0-1 ① G6-3			3	0	0	0	0	1	0
15 Jim Edmonds, L (1, 8) OBP: 0.274, SLG: 0.264		C FA 86 B FA 89 B CH 80 S FA 87 B FA 87 T FA 88 3-2 ① K			F CH 84 B CH 83 B FA 84 B CH 85 X FA 87 3-1 ① F8		C FA 91 B FA 87 B CU 78 B FA 88 S FA 89 F FA 91 X 3-2 ② F7			3	0	0	0	0	1	0
27 Scott Rolen, R (1, 5) OBP: 0.283, SLG: 0.306		C FA 89 C FA 89 X FA 90 0-2 ② G6-3			C FA 89 X FA 89 0-1 43 G6-4-3 1B		B FA 92 F FA 93 B FA 92 B FA 94 F FA 95 X 3-2 ③ G5-3			3	0	1	0	0	0	0
43 Juan Encarnacion, R (1, 9) 44 Jason Isringhausen, R (8, 1)		C SI 90 C FA 90 C SI 90 0-3 ③ K			C FA 87 S CU 72 B FA 89 F CU 73 1 SAFE F FA 90 X FA 87 1-2 ②③ G6-4-3 1-2f			B FA 96 B FA 95 X FA 95 2-0 ① G4-3		3 0	0 0	0 0	0 0	1 0	1 0
Gary Bennett, R (1, 2) OBP: 0.270, SLG: 0.257			C FA 88 X FA 88 0-1 ① G6-3			F CH 85 C CU 70 X CU 69 0-2 ① F9		S FA 96 B FA 97 F FA 96 B CU 83 X FA 96 2-2 ② G5-3		3	0	0	0	0	0	0
Aaron Miles, S (1, 6) OBP: 0.288, SLG: 0.295			C FA 87 B CH 86 B FA 87 F FA 87 B FA 90 X FA 87 3-2 ② F8			X FA 89 0-0 ② G6-3		F FA 97 X FA 98 0-1 ③ G4-3		3	0	0	0	0	0	0
23 Anthony Reyes, R (1, 1) 47 Ryan Ludwick, R (6, PH) OBP: 0.261, SLG: 0.273 56 Kelvin Jimenez, R (6, 1) 34 Randy Flores, L (7, 1) So Taguchi, R (8, 9) OBP: 0.333, SLG: 0.367			B FA 90 X SI 88 1-0 ③ G6-3			C FA 90 F CU 72 B FA 90 B FA 88 B FA 88 X FA 88 3-2 7 1B 1B			X FC 86 0-0 ① F7	1 1 0 0 1	0 0 0 0 0	0 1 0 0 0	0 0 0 0 0	0 0 0 0 0	0 0 0 0 0	0 0 0 0 0
Inning Stats	R: 0 E: 0 K: 0 S: 9 H: 0 LOB: 0 BB: 0 P: 16	R: 0 E: 0 K: 2 S: 9 H: 0 LOB: 0 BB: 0 P: 12	R: 0 E: 0 K: 0 S: 6 H: 0 LOB: 0 BB: 0 P: 10	R: 0 E: 0 K: 1 S: 8 H: 0 LOB: 0 BB: 0 P: 12	R: 0 E: 0 K: 0 S: 9 H: 1 LOB: 0 BB: 0 P: 13	R: 0 E: 0 K: 0 S: 12 H: 2 LOB: 2 BB: 0 P: 17	R: 0 E: 0 K: 0 S: 9 H: 0 LOB: 0 BB: 0 P: 15	R: 0 E: 0 K: 0 S: 6 H: 0 LOB: 0 BB: 0 P: 10	R: 0 E: 0 K: 1 S: 5 H: 0 LOB: 0 BB: 0 P: 7	1B: 3 2B: 0 3B: 0 HR: 0	SF: 0 SAC: 0 DP: 1 HBP: 0					

PITCHER		IP	WLS	BF	H	R	ER	SO	BB	IBB	HBP	BLK	WP	HR	S	P	ERA	WHIP
Justin Germano, R ERA: 0.69	(1, 1)	7.0	W	23	3	0	0	3	0	0	0	0	0	0	62	95	0.00	0.429
Scott Linebrink, R ERA: 3.06	(8, 1)	1.0	H	3	0	0	0	0	0	0	0	0	0	0	6	10	0.00	0.000
Trevor Hoffman, R ERA: 3.95	(9, 1)	1.0	S	3	0	0	0	1	0	0	0	0	0	0	5	7	0.00	0.000

PITCHER	IP	WLS	BF	H	R	ER	SO	BB	IBB	HBP	BLK	WP	HR	S	P	ERA	WHIP

TOP

St. Louis Cardinals @ San Diego Padres

PETCO Park, San Diego, CA

Sun May 13 2007, 4:05 PM EDT

Att. 36,616 - Sunny - 71 F

livebaseballscorecards.com

AB	29
R	0
H	3
RBI	0
BB	0
SO	4
LOB	3

WP: 0 PA: 29
PB: 0
SB: 0
CS: 0

BOTTOM

Batter	1	2	3	4	5	6	7	8	9	AB	R	H	RBI	BB	SO	LOB
22 Marcus Giles, R (1, 4) OBP: 0.355, SLG: 0.396	B FA 92 B FF 94 B FA 93 B FA 94 4-0 2B 24 G6-3 BB	B CU 77 B FA 95 B FA 94 B FA 95 4-0 1-2 BB			S FA 93 S FA 95 F FA 96 X SL 81 0-2 1B 24 BLK 1B		1 SAFE X FA 89 0-0 ① FC6-4 24 1B 1-2f	X FA 92 0-0 ③ FC5 1-2 2-3f		3	2	1	0	2	0	3
José Cruz Jr., S (1, 7) OBP: 0.371, SLG: 0.553	D CU 79 B FA 92 B FA 94 C FA 94 F FA 94 X FA 94 3-2 1-3 23 1B 2B	S CH 80 D CH 78 F FA 94 X CH 79 1-2 ③ G3			X FA 92 0-0 24 G4-3 24 BLK 1-3 1B		C FA 96 F FA 96 B FS 86 1 SAFE 1 SAFE B FS 85 1 SAFE C 2-3 ② K			4	1	2	0	0	1	3
24 Brian Giles, L (1, 9) OBP: 0.359, SLG: 0.371	B FA 93 X FA 93 1-0 ① G6-3 3-H		C FA 94 B FA 93 X CH 80 1-1 ① F7		C FF 95 F FA 94 F FA 94 B FA 94 F CU 78 F FA 94 X CH 78 1-2 ① G4-3 1-3 3-H		C FA 90 X SL 82 0-1 23 BB 1-3 1B			4	0	1	1	0	0	2
23 Adrián González, L (1, 3) OBP: 0.355, SLG: 0.532	C FA 92 F CH 80 B FA 96 B FF 95 F FF 93 F FA 94 X CH 79 2-2 2-H 1B		C CU 79 C CU 79 B FA 95 B FA 95 F FA 94 B FA 96 X FA 95 3-2 1B		C FF 94 B FA 95 C CU 80 X FA 96 1-2 ② P6		S FA 92 B SL 82 F FA 93 D SL 83 B FA 91 B FA 91 4-2 1-2 BB			3	0	2	1	1	0	1
3 Khalil Greene, R (1, 6) OBP: 0.269, SLG: 0.451	T FA 94 S FA 95 S FA 96 0-3 ② K		B FA 95 B CH 80 F FA 94 X FA 95 2-1 ② P3		B FA 94 C FA 94 X FA 96 1-2 ③ F8		C SL 79 B FA 92 F FA 93 D SL 84 S SL 84 2-3 ③ K			4	0	0	0	0	2	6
Mike Cameron, R (1, 8) OBP: 0.271, SLG: 0.287	B FA 94 F FA 94 C FA 94 B FF 95 S CH 80 2-3 ③ K		C FA 95 S FA 95 B FA 97 X FA 94 1-2 ③ F9			F FA 93 B FA 94 F SL 87 B FA 94 X FA 95 2-2 ① G5-3		S FA 96 X FA 93 0-1 ① G4-3		4	0	0	0	0	1	2
5 Kevin Kouzmanoff, R (1, 5) OBP: 0.178, SLG: 0.209		B FA 92 X FA 94 1-0 ① F9		B CU 80 C FA 94 F CU 78 F CU 78 F FA 92 S CU 79 1-3 ① K		B SL 86 B FA 96 X FA 95 2-0 ② G6-3		B FA 94 F FA 93 X FA 97 1-1 22 FC5 HBP 1B		4	0	1	0	0	1	0
Rob Bowen, S (1, 2) OBP: 0.333, SLG: 0.328 28 Josh Bard, S (9, 2) OBP: 0.296, SLG: 0.311		S FA 94 C FA 94 S FA 95 0-3 ② K		C CH 80 B FA 94 B CH 81 C FA 94 S FA 96 2-3 ② K		S FA 94 X FA 94 0-1 ③ P5		S CU 81 B FA 96 S 1 SAFE B H 3-2 22 FC5 1-2 HBP		3 0	0 0	0 0	0 0	0 0	2 0	0 0
Justin Germano, R (1, 1) Geoff Blum, S (7, PH) OBP: 0.255, SLG: 0.333 Scott Linebrink, R (8, 1) 8 Terrmel Sledge, L (8, PH) OBP: 0.337, SLG: 0.406 Trevor Hoffman, R (9, 1)		B FA 94 C FA 93 B FA 96 B FA 94 B FA 94 4-1 22 BB BB		B FA 94 B FA 95 C FA 94 X FA 96 2-1 ③ G1-3		B B F B B 4-1 22 FC6-4 BB		F FA 96 B FA 89 S FA 93 F CU 81 B FA 93 B FA 96 S FA 92 3-3 ② K		1 0 0 1 0	0 0 0 0 0	0 0 0 0 0	0 0 0 0 0	1 1 0 0 0	0 0 0 1 0	0 0 0 2 0
Inning Stats	R: 2 E: 0 K: 2 S: 15 H: 2 LOB: 1 BB: 1 P: 27	R: 0 E: 0 K: 1 S: 8 H: 0 LOB: 2 BB: 2 P: 18	R: 0 E: 0 K: 0 S: 11 H: 1 LOB: 1 BB: 0 P: 18	R: 0 E: 0 K: 2 S: 10 H: 0 LOB: 0 BB: 0 P: 15	R: 1 E: 0 K: 0 S: 17 H: 2 LOB: 1 BB: 0 P: 20	R: 0 E: 0 K: 0 S: 6 H: 0 LOB: 0 BB: 0 P: 10	R: 0 E: 0 K: 2 S: 12 H: 1 LOB: 3 BB: 2 P: 24	R: 0 E: 0 K: 1 S: 11 H: 1 LOB: 2 BB: 0 P: 18		1B: 6 2B: 1 3B: 0 HR: 0	SF: 0 SAC: 0 DP: 0 HBP: 1		WP: 0 PB: 0 SB: 0 CS: 0	PA: 37	

PITCHER		IP	WLS	BF	H	R	ER	SO	BB	IBB	HBP	BLK	WP	HR	S	P	ERA	WHIP
23 Anthony Reyes, R ERA: 5.08	(1, 1)	5.0	L	23	5	3	3	5	3	0	0	1	0	0	61	98	5.40	1.600
56 Kelvin Jimenez, R ERA: 2.35	(6, 1)	1.2		6	0	0	0	1	1	0	0	0	0	0	11	21	0.00	0.600
34 Randy Flores, L ERA: 2.08	(7, 1)	0.1		3	1	0	0	1	1	0	0	0	0	0	7	13	0.00	6.000
44 Jason Isringhausen, R ERA: 1.88	(8, 1)	1.0		5	1	0	0	1	0	0	1	0	0	0	11	18	0.00	1.000

PITCHER	IP	WLS	BF	H	R	ER	SO	BB	IBB	HBP	BLK	WP	HR	S	P	ERA	WHIP

St. Louis Cardinals @ San Diego Padres

PETCO Park, San Diego, CA

Sun May 13 2007, 4:05 PM EDT

Att. 36,616 - Sunny - 71 F

livebaseballscorecards.com

AB	31
R	3
H	7
RBI	2
BB	5
SO	8
LOB	19

Batter	1	2	3	4	5	6	7	8	9	AB	R	H	RBI	BB	SO	LOB
6 Ryan Freel, R (1, 5) OBP: 0.348, SLG: 0.374	B FA 86 C FA 87 B FA 87 X CH 82 2-1 F7 ①			C FA 88 C SL 82 B X 1-2 G1-3 ①		B FF 89 X FA 87 1-0 G6-4-3 ②③ 1-2f			C FA 85 X FA 86 0-1 SF8 1-3 2B	4	0	1	0	0	0	2
Scott Hatteberg, L (1, 3) OBP: 0.352, SLG: 0.375	B FA 87 B FA 88 C FA 87 X FA 87 2-1 G6-3 ②			F X 0-1 G4-3 ②			C FA 87 X CH 81 0-1 G3-1 ①		C FA 86 B FA 86 X FA 86 1-1 F7 ①	4	0	0	0	0	0	2
Ken Griffey Jr., L (1, 9) OBP: 0.433, SLG: 0.573	C FA 88 B FC 87 X SI 87 1-1 G3 ③			F FA 88 F FA 88 F CU 73 C FA 89 0-3 K ③			B CH 82 S FA 87 X 1-1 G3-1 ②		B FA 86 F FA 85 X FA 87 1-1 SF8 ② 2-3 3-H	3	0	0	1	0	1	0
4 Brandon Phillips, R (1, 4) OBP: 0.327, SLG: 0.462		C FA 86 X FA 87 0-1 F7 ①			S FC 81 X FA 89 0-1 G6-3 ①		F CH 82 S FA 87 X SL 85 0-2 S 1B		B FA 88 S SL 81 F FA 88 F FA 89 B FC 89 F SL 83 F CH 82 B FA 88 F FA 82 3-3 S CH 83 K ③	4	0	1	0	0	1	1
Adam Dunn, L (1, 7) OBP: 0.369, SLG: 0.599		F FA 87 B FC 88 F FA 88 C FA 89 1-3 K ②			B FC 87 B FC 86 X FA 87 2-0 G3-1 ②		F FA 88 B FA 87 C FA 82 B CH 82 S CH 83 2-3 K ③ 1-2			3	0	0	0	0	2	1
33 Josh Hamilton, L (1, 8) OBP: 0.333, SLG: 0.537		B CH 81 X 1-0 G4-3 ③			F FC 86 X FC 88 0-1 F8 ③			S CH 81 B SL 82 X CH 82 1-1 F7 ①		3	0	0	0	0	0	0
2 Alex Gonzalez, R (1, 6) OBP: 0.315, SLG: 0.492 29 Mike Stanton, L (8, 1)			C FA 88 C FA 88 B FA 88 F S 1-3 K ①			F B B F X 2-2 G6-3 ①		B FA 88 X SL 82 1-0 F8 ②		3 0 0 0 0 1 0 0 0 0 0 0 0 0						
Javier Valentin, S (1, 2) OBP: 0.327, SLG: 0.318			B FA 88 B FA 88 X 2-0 G4-3 ②			S FC 87 B SL 83 X 1-1 27 1B 2B		X SL 82 0-0 G1-3 ③		3	0	1	0	0	0	0
31 Matt Belisle, R (1, 1) 27 Jeff Keppinger, R (6, PH) OBP: 0.400, SLG: 0.250 51 Jared Burton, R (6, 1) 25 David Weathers, R (7, 1) 9 Juan Castro, R (8, 6) OBP: 0.233, SLG: 0.244			B SL 86 X SL 86 1-0 G6-3 ③			C SI 88 X FC 82 0-1 6 G6-4-3 2-3 1B			X FA 86 0-0 6 2B SF8 1B	1 0 0 0 0 0 0 1 0 1 0 0 0 0 0 0 0 0 0 0 0 0 0 0 0 0 0 0 1 1 1 0 0 0 0						
Inning Stats	R: 0 E: 0 K: 0 S: 6 H: 0 LOB: 0 BB: 0 P: 11	R: 0 E: 0 K: 1 S: 6 H: 0 LOB: 0 BB: 0 P: 8	R: 0 E: 0 K: 1 S: 6 H: 0 LOB: 0 BB: 0 P: 10	R: 0 E: 0 K: 1 S: 9 H: 0 LOB: 0 BB: 0 P: 10	R: 0 E: 0 K: 0 S: 5 H: 0 LOB: 0 BB: 0 P: 7	R: 0 E: 0 K: 0 S: 8 H: 2 LOB: 1 BB: 0 P: 12	R: 0 E: 0 K: 1 S: 10 H: 1 LOB: 1 BB: 0 P: 13	R: 0 E: 0 K: 0 S: 4 H: 0 LOB: 0 BB: 0 P: 6	R: 1 E: 0 K: 1 S: 14 H: 2 LOB: 1 BB: 0 P: 19	1B: 3 2B: 2 3B: 0 HR: 0 SF: 1 SAC: 0 DP: 1 HBP: 0						

PITCHER	IP	WLS	BF	H	R	ER	SO	BB	IBB	HBP	BLK	WP	HR	S	P	ERA	WHIP
Greg Maddux, R (1, 1) ERA: 3.2	9.0	W	31	5	1	1	5	0	0	0	0	0	0	68	96	1.00	0.556

PITCHER	IP	WLS	BF	H	R	ER	SO	BB	IBB	HBP	BLK	WP	HR	S	P	ERA	WHIP

TOP

Cincinnati Reds @ San Diego Padres

PETCO Park, San Diego, CA

Mon May 14 2007, 10:05 PM EDT

Att. 20,262 - Partly Cloudy - 67 F

livebaseballscorecards.com

AB	30
R	1
H	5
RBI	1
BB	0
SO	5
LOB	6

Cincinnati Reds @ San Diego Padres

PETCO Park, San Diego, CA

Mon May 14 2007, 10:05 PM EDT

Att. 20,262 - Partly Cloudy - 67 F

livebaseballscorecards.com

BOTTOM

Batter	1	2	3	4	5	6	7	8	9	AB	R	H	RBI	BB	SO	LOB
22 Marcus Giles, R (1, 4) OBP: 0.356, SLG: 0.399	C FA 93 S FA 96 B FA 96 B FA 96 X FF 96 2-2 1B 3 SF9 2B	F FA 90 B CH 88 H 2-1 FC4-6 HBP	F CH 82 X FF 89 0-1 ③ G5-3		B FA 94 B FA 95 F FA 90 X FA 94 2-1 ③ P3			B FA 89 F FA 89 S SL 86 B FA 90 S CH 82 2-3 ③ K		4	1	1	0	0	1	3
José Cruz Jr., S (1, 7) OBP: 0.376, SLG: 0.546	C FA 94 B FF 95 X FA 93 1-1 3 SF9 24 BB 3B 2-3 1B	F CH 86 X FA 95 0-1 ② FC4-6 24 1B 1-2f 3-H	C CU 72 F FA 93 X CU 76 0-2 ① G4-3			B FA 94 C FA 94 B FA 90 B FA 95 B FA 95 4-1 24 G4-3 BB				3	1	1	1	1	0	1
24 Brian Giles, L (1, 9) OBP: 0.363, SLG: 0.370	B FA 93 B FA 95 B FA 96 B FA 95 4-0 3 SF9 1-2 3B BB	B SL 89 F FA 88 1 SAFE B FA 94 X CU 77 2-1 1-2 1B	C FA 93 B CH 85 C FA 95 X CU 78 1-2 ② F8			B FA 94 F FA 95 F SL 88 B FA 91 X FA 90 2-2 ①② G4-3 1-2f				3	1	1	0	1	0	1
23 Adrián González, L (1, 3) OBP: 0.347, SLG: 0.519	B FA 95 C FA 91 F FA 92 X FA 92 1-2 ① F5	B CH 88 C CH 88 F SL 84 F CH 88 X SL 84 1-2 ③ P5		B FA 87 F FF 95 F CH 89 S FA 96 1-3 ③ K		B FA 90 S FA 93 F FA 92 F FA 96 S FA 95 1-3 ③ K				4	0	0	0	0	2	5
3 Khalil Greene, R (1, 6) OBP: 0.269, SLG: 0.456	B FF 95 B FA 96 F FA 97 X FA 97 2-1 ② SF9 1-2 2-3 3-H		C FA 89 X 0-1 G6-3 28 1B 2B		F FA 92 B FA 93 F CU 75 S FA 91 1-3 K 1B 28 1B		X FA 90 0-0 ① G5-3			3	2	1	1	0	1	0
Mike Cameron, R (1, 8) OBP: 0.276, SLG: 0.305	X FA 95 0-0 2-H 3-H 3B		X FA 95 0-0 ① G6-3 2-3		F FA 88 B FA 95 B FA 94 S FA 88 X FA 92 2-2 28 1B 5 SF9 1-2 1B		C FA 91 C FA 91 B FA 91 F FA 91 S SL 85 1-3 ② K			4	1	2	2	0	1	1
28 Josh Bard, S (1, 2) OBP: 0.306, SLG: 0.321	B CU 73 B FA 94 F FA 96 X FA 90 2-1 ③ G3-1		B FA 94 S FA 91 X 1-1 SH5-4 5 1B 3-H 1B		C CH 86 X FA 91 0-1 SH3-4 1-3 2-H 1B		B FA 90 C FA 90 S FA 88 F FA 91 C SL 85 1-3 ③ K			4	0	2	2	0	1	1
5 Kevin Kouzmanoff, R (1, 5) OBP: 0.190, SLG: 0.234		X FA 93 0-0 SH5-4 FC4-6 2B	C FA 93 X 0-1 SH5-4 1-2 1B		B FA 94 X FA 95 1-0 ① SF9 3-H			C CU 70 S FA 90 S CH 82 0-3 ① K		3	1	2	1	0	1	0
Greg Maddux, R (1, 1) OBP: 0.077, SLG: 0.077		X FA 91 0-0 ① SH5-4 2-3	X FA 94 0-0 ② SH5-4 1-2 2-3		X FA 92 0-0 ② SH3-4 1-2			F FA 88 F FA 90 B CH 80 X SL 84 1-2 ② G5-3		1	0	0	0	0	0	0
Inning Stats	R: 3 E: 0 K: 0 S: 13 H: 3 LOB: 1 BB: 1 P: 25	R: 1 E: 0 K: 0 S: 11 H: 2 LOB: 2 BB: 0 P: 16	R: 1 E: 0 K: 0 S: 10 H: 3 LOB: 2 BB: 0 P: 11	R: 0 E: 0 K: 1 S: 9 H: 0 LOB: 0 BB: 0 P: 11	R: 2 E: 0 K: 1 S: 12 H: 2 LOB: 1 BB: 0 P: 18	R: 0 E: 0 K: 1 S: 8 H: 0 LOB: 0 BB: 1 P: 15	R: 0 E: 0 K: 2 S: 9 H: 0 LOB: 0 BB: 0 P: 11	R: 0 E: 0 K: 2 S: 9 H: 0 LOB: 0 BB: 0 P: 12		1B: 6 2B: 3 3B: 1 HR: 0 SF: 2 SAC: 3 DP: 1 HBP: 1						

	AB	29
	R	7
	H	10
	RBI	7
	BB	2
	SO	7
	LOB	12

WP: 1 PB: 0 SB: 0 CS: 0 PA: 37

PITCHER		IP	WLS	BF	H	R	ER	SO	BB	IBB	HBP	BLK	WP	HR	S	P	ERA	WHIP
31 Matt Belisle, R ERA: 4.38	(1, 1)	5.0	L	28	10	7	7	2	1	0	1	0	1	0	55	81	12.60	2.200
51 Jared Burton, R ERA:	(6, 1)	1.0		3	0	0	0	1	1	0	0	0	0	0	8	15	0.00	1.000
25 David Weathers, R ERA: 2.25	(7, 1)	1.0		3	0	0	0	2	0	0	0	0	0	0	9	11	0.00	0.000
29 Mike Stanton, L ERA: 7.5	(8, 1)	1.0		3	0	0	0	2	0	0	0	0	0	0	9	12	0.00	0.000

PITCHER	IP	WLS	BF	H	R	ER	SO	BB	IBB	HBP	BLK	WP	HR	S	P	ERA	WHIP

Batter	1	2	3	4	5	6	7	8	9	10	11	12	AB	R	H	RBI	BB	SO	LOB
6 Ryan Freel, R (1, 5) (10, 8) OBP: 0.343, SLG: 0.375	C FA 89 B FA 90 F FA 90 F FA 88 X CU 73 1-2 P4 ①			X FA 89 0-0 G6-3 ①		B FA 90 X FA 89 1-0 1-3 2-H 2B		B CU 72 B CU 71 C SL 84 X CU 71 2-1 G1-3 ③			C CU 87 B SL 88 C FA 98 X FA 99 1-2 G3 ②		5	0	1	1	0	0	1
4 Brandon Phillips, R (1, 4) OBP: 0.330, SLG: 0.466	X FA 90 0-0 L8 ②			C FA 89 L FA 89 X CH 72 0-2 CS 2B		C CU 72 X CU 73 0-1 G1-3 ②			F FC 88 X SL 83 0-1 P4 ①		C FA 97 F FA 98 F FA 98 F FA 98 B CU 88 X FA 98 1-2 CS 1B		5	0	2	0	0	0	2
Ken Griffey Jr., L (1, 9) OBP: 0.424, SLG: 0.583	B FA 90 B FA 90 C FC 86 X FA 90 2-1 P5 ③			C FA 89 2 SAFE C FA 89 B FA 87 X FA 90 1-2 F7 ②③ 2-3		B FA 87 X CU 70 1-0 G1-3 ③			B FA 87 F FC 88 F CH 77 B CH 76 F CH 75 X CH 76 2-2 L8 ②		C FA 96 B FA 97 B CU 84 1 SAFE B FA 97 C FA 97 3-2 CS ③ 1-2	B CU 84 B FA 97 B FA 97 C FA 97 F FA 98 F FA 99 F FA 98 X FA 98 3-2 HR	5	1	1	1	0	3
Jeff Conine, R (1, 3) OBP: 0.333, SLG: 0.441		C FA 88 B FA 88 X CH 80 1-1 G3-6-3 1B			B FA 87 C FA 88 X FA 88 1-1 2 G4-6-3 1B		C FA 87 C FA 87 C FA 86 0-3 K ①		C FA 89 S FC 89 X CH 77 0-2 F8 ③			C CU 86 X CU 87 0-1 26 SH3-4 1B	5	0	3	0	0	1	0
Adam Dunn, L (1, 7) OBP: 0.366, SLG: 0.586 30 Norris Hopper, R (10, PR) OBP: 0.278, SLG: 0.278 26 David Ross, R (10, 2) OBP: 0.220, SLG: 0.305		F FA 88 X FA 90 0-1 G3-6-3 ①② 1-2f			F FA 89 B FA 89 B FC 86 F FA 89 B CU 71 1 SAFE S CU 72 3-3 K ①		F SL 85 C FA 89 B SL 87 B CU 70 F FA 88 B CU 72 S FA 87 3-3 K ②			B FA 97 B FA 97 F FA 96 B CH 85 B FA 97 4-1 33 S BB	L FA 96 P PO 89 C CU 84 X FA 97 1-2 SH3-4 ① 1-2	3	0	0	0	1	2	2
													0	0	0	0	0	0	0
													0	0	0	0	0	0	0
2 Alex Gonzalez, R (1, 6) OBP: 0.304, SLG: 0.474		B FA 88 X FA 89 1-0 F8 ③			B FA 90 F FA 88 X FA 89 1-1 G4-6-3 ②③ 1-2f		B FA 89 F FA 89 F FA 90 B FA 88 X FA 88 2-2 F9 ③			L FA 95 1 SAFE L FA 97 S FA 98 0-3 K ①		B FA 96 F FA 97 B FA 98 X CU 87 2-1 L6 ②	5	0	0	0	0	1	3
33 Josh Hamilton, L (1, 8) OBP: 0.336, SLG: 0.531			C FA 88 S FA 86 B FA 86 S CU 70 1-3 K ①			B FA 88 F FA 86 C FA 89 X SL 86 1-2 39 FC5-6 1B 1B		C SL 83 X CU 70 0-1 FC6-4 1B		B FA 96 S CH 84 B CH 85 S FA 96 S FA 97 2-3 K ② 1-2		C CU 85 D CH 88 B CU 84 C CU 85 X CU 86 2-2 G4-3 ③	5	0	2	0	0	2	2
(10, 7)																			
Chad Moeller, R (1, 2) OBP: 0.222, SLG: 0.222 Scott Hatteberg, L (10, PH) OBP: 0.349, SLG: 0.371 25 David Weathers, R (10, 1)			C FA 89 X FA 89 0-1 L4 ②			F FA 89 B FA 89 X FA 90 1-1 6 2B 39 FC5-6 1B 1-2		1 SAFE B FA 88 1 SAFE F FA 88 B CU 72 X FA 89 2-1 FC6-4 39 SH1-4 ① 1-2f		B FA 95 C FA 96 B FA 97 S CH 85 B FA 96 F FA 96 S FA 95 3-3 K ③			3	1	1	0	0	0	1
													1	0	0	0	0	1	2
													0	0	0	0	0	0	0
39 Aaron Harang, R (1, 1) OBP: 0.190, SLG: 0.200 9 Juan Castro, R (10, 5) OBP: 0.227, SLG: 0.238			C FA 89 F FA 90 S CU 72 0-3 K ③			X CU 72 0-0 FC5-6 6 2B 1-2 2-3f		L CU 71 L FA 87 1 SAFE X CU 73 0-2 SH1-4 1-2			C CU 88 C FA 97 S FA 98 0-3 K ①		2	0	0	0	0	1	2
													1	0	0	0	0	1	0

Inning Stats															
	R: 0	H: 0	R: 0	H: 1	R: 0	H: 0	R: 0	H: 1	R: 0	H: 1	R: 1	H: 3	R: 0	H: 0	R: 0	H: 1	R: 0	H: 0	R: 0	H: 1	R: 1	H: 2
	E: 0	LOB: 0	E: 0	LOB: 0	E: 0	LOB: 0	E: 0	LOB: 0	E: 0	LOB: 0	E: 0	LOB: 2	E: 0	LOB: 0	E: 0	LOB: 0	E: 0	LOB: 0	E: 0	LOB: 1	E: 0	LOB: 1
	K: 0	BB: 0	K: 0	BB: 0	K: 2	BB: 0	K: 0	BB: 0	K: 0	BB: 0	K: 0	BB: 0	K: 2	BB: 0	K: 0	BB: 0	K: 0	BB: 0	K: 3	BB: 1	K: 0	BB: 0
	S: 7	P: 10	S: 5	P: 7	S: 8	P: 9	S: 7	P: 8	S: 7	P: 12	S: 10	P: 14	S: 10	P: 15	S: 9	P: 13	S: 9	P: 11	S: 11	P: 20	S: 13	P: 18	S: 16	P: 23

PITCHER		IP	WLS	BF	H	R	ER	SO	BB	IBB	HBP	BLK	WP	HR	S	P	ERA	WHIP
David Wells, L ERA: 5.4	(1, 1)	8.0		28	7	1	1	5	0	0	0	0	0	0	63	88	1.12	0.875
Trevor Hoffman, R ERA: 3.68	(9, 1)	1.0		3	0	0	0	0	0	0	0	0	0	0	9	11	0.00	0.000
Scott Linebrink, R ERA: 2.89	(10, 1)	1.0		4	0	0	0	3	1	0	0	0	0	0	11	20	0.00	1.000
21 Heath Bell, R ERA: 1.57	(11, 1)	2.0	L	8	3	1	1	1	0	0	0	0	0	1	29	41	4.50	1.500

PITCHER	IP	WLS	BF	H	R	ER	SO	BB	IBB	HBP	BLK	WP	HR	S	P	ERA	WHIP

TOP

Cincinnati Reds @ San Diego Padres

PETCO Park, San Diego, CA

Tue May 15 2007, 10:05 PM EDT

Att. 26,694 - Cloudy - 65 F

livebaseballscorecards.com

AB	40
R	2
H	10
RBI	2
BB	1
SO	9
LOB	18

1B: 7	SF: 0	WP: 0	PA: 44
2B: 2	SAC: 2	PB: 0	
3B: 0	DP: 2	SB: 1	
HR: 1	HBP: 0	CS: 2	

Batter	1	2	3	4	5	6	7	8	9	10	11	12	AB	R	H	RBI	BB	SO	LOB
22 Marcus Giles, R (1, 4) OBP: 0.352, SLG: 0.388	C FA 94 X FA 93 0-1 ① L8		X SL 86 0-0 ③ G5-3			X CH 86 0-0 ① G6-3		B SL 88 B FA 95 B SL 87 B FA 94 4-0 ② 24 BLK G3 BB			C F X 0-2 ① G1-3		4	0	0	0	1	0	0
José Cruz Jr., S (1, 7) OBP: 0.368, SLG: 0.525	C FA 95 B FA 93 F FA 95 B SL 89 X FA 97 2-2 ② P5			B CU 79 B FA 93 C FA 94 B FA 92 X FA 94 3-1 ① F9		B CH 86 C FA 93 B CU 78 B FA 95 F FA 93 B FA 94 4-2 ② 24 G4-3 24 S BB		F FA 94 B FA 94 B SL 87 X FA 95 2-1 ② G3 1-2 2-3			B FA 90 X FA 91 1-0 ② G3-1		4	0	0	0	1	0	2
24 Brian Giles, L (1, 9) OBP: 0.358, SLG: 0.361	F FA 96 B FA 96 B FA 87 F FA 95 B FA 95 B FA 96 4-2 ③ BB			X CH 87 0-0 ② F7		C FA 95 B CH 87 X FA 86 1-1 ② G4-3 1-3		C FA 95 B FA 96 S FA 96 X FA 96 1-2 ③ G5-3 2-3 3-H			B FA 90 F FA 90 B FA 92 B FA 91 X FA 91 3-1 ③ G6-3		4	0	0	0	1	0	2
23 Adrián González, L (1, 3) OBP: 0.337, SLG: 0.503	S FA 96 B FA 93 S FA 95 B FA 95 S FA 96 2-3 ③ K			B CH 88 S FA 95 F FA 95 B FA 95 F FA 95 X FA 94 2-2 ③ G3		F FA 94 B FA 96 X FA 88 1-1 ③ G4-3			B FA 94 C FA 94 S FA 94 F FA 93 F FA 94 B FA 95 F FA 95 S SL 89 2-3 ① K			C FA 90 B FA 91 X FA 91 1-1 ① G6-3		5	0	0	0	0	2	2
3 Khalil Greene, R (1, 6) OBP: 0.261, SLG: 0.441		F SL 84 F SL 85 B SL 88 S FA 95 1-3 ① K			F FA 94 X SL 88 0-1 ① L6		S SL 85 C FA 92 F SL 87 B SL 86 S SL 86 1-3 ① K		F FA 95 X FA 94 0-1 ② F8			B FA 92 C SL 86 F FA 93 B SL 88 X FA 87 2-2 ② F8		5	0	0	0	0	2	0
Mike Cameron, R (1, 8) OBP: 0.274, SLG: 0.308		X SL 86 0-0 ② F8			C FA 95 B FA 94 X FA 94 1-1 ② 28 G3 2B		B CH 86 B SL 88 F FA 94 C FA 95 F FA 96 B FA 94 X FA 95 3-2 ② F8		S SL 88 X FA 96 0-1 ③ F9			F X 0-1 ③ F8		5	0	1	0	0	0	0
28 Josh Bard, S (1, 2) OBP: 0.292, SLG: 0.305		C FA 94 C CH 86 F FF 95 B FA 94 C SL 88 1-3 ③ K			C SL 87 F CH 87 X FA 96 0-2 ② G3 2-3		X CH 87 0-0 ③ L9			X FA 90 0-0 ① L8			4	0	0	0	0	1	1
5 Kevin Kouzmanoff, R (1, 5) OBP: 0.196, SLG: 0.232 8 Terrmel Sledge, L (8, PH) OBP: 0.333, SLG: 0.400 Trevor Hoffman, R (9, 1) Scott Linebrink, R (10, 1) Russell Branyan, L (10, PH) OBP: 0.400, SLG: 0.550 21 Heath Bell, R (11, 1)			C FF 94 S SL 86 X SL 87 0-2 ① G6-3		I IN 80 I IN 80 I IN 81 I IN 81 4-0 IBB			C FA 93 F SL 86 S SL 86 0-3 ① K		B FA 90 B FA 90 C FA 90 F FA 90 S FA 92 2-3 ② K			1 1 0 0 1 0	0 0 0 0 0 0	0 1 0 0 0 0	1 0 0 0 0 0	0 0 0 0 1 0	0 0 0 0 0 0	0 0 0 0 0 0
David Wells, L (1, 1) OBP: 0.133, SLG: 0.133 Geoff Blum, S (8, PH) OBP: 0.264, SLG: 0.362 (9, 5)			B FA 94 S FA 94 S FA 95 S FA 96 1-3 ② K		X FA 96 0-0 ③ L9			B CH 87 F FA 94 B SL 87 F FA 94 F FA 89 X SL 87 2-2 G3 24 BLK 2B		B FA 90 C FA 90 F FA 91 F FA 91 C FA 91 1-3 ③ K			2 2	0 1	0 1	0 0	0 1	1 0	2 0

Inning Stats																								
	R: 0 E: 0 K: 1 S: 10	H: 0 LOB: 1 BB: 1 P: 18	R: 0 E: 0 K: 2 S: 8	H: 0 LOB: 0 BB: 0 P: 10	R: 0 E: 0 K: 1 S: 7	H: 0 LOB: 0 BB: 0 P: 8	R: 0 E: 0 K: 0 S: 7	H: 0 LOB: 0 BB: 0 P: 12	R: 0 E: 0 K: 0 S: 8	H: 1 LOB: 2 BB: 1 P: 13	R: 0 E: 0 K: 0 S: 7	H: 0 LOB: 1 BB: 1 P: 13	R: 0 E: 0 K: 1 S: 9	H: 0 LOB: 0 BB: 0 P: 13	R: 1 E: 0 K: 1 S: 12	H: 1 LOB: 1 BB: 1 P: 21	R: 0 E: 0 K: 1 S: 10	H: 0 LOB: 0 BB: 0 P: 12	R: 0 E: 0 K: 2 S: 8	H: 0 LOB: 0 BB: 0 P: 11	R: 0 E: 0 K: 0 S: 6	H: 0 LOB: 0 BB: 0 P: 10	R: 0 E: 0 K: 0 S: 7	H: 0 LOB: 0 BB: 0 P: 10	1B: 0 2B: 2 3B: 0 HR: 0	SF: 0 SAC: 0 DP: 0 HBP: 0	WP: 0 PB: 0 SB: 1 CS: 0	PA: 42

PITCHER	IP	WLS	BF	H	R	ER	SO	BB	IBB	HBP	BLK	WP	HR	S	P	ERA	WHIP
39 Aaron Harang, R (1, 1) ERA: 4.42	9.0		33	2	1	1	7	3	1	0	1	0	0	78	120	1.00	0.556
25 David Weathers, R (10, 1) ERA: 1.89	3.0	W	9	0	0	0	2	0	0	0	0	0	0	21	31	0.00	0.000

PITCHER	IP	WLS	BF	H	R	ER	SO	BB	IBB	HBP	BLK	WP	HR	S	P	ERA	WHIP

Cincinnati Reds @ San Diego Padres

PETCO Park, San Diego, CA

Tue May 15 2007, 10:05 PM EDT

Att. 26,694 - Cloudy - 65 F

BOTTOM

livebaseballscorecards.com

AB	38
R	1
H	2
RBI	0
BB	4
SO	9
LOB	9

Batter	1	2	3	4	5	6	7	8	9	AB	R	H	RBI	BB	SO	LOB
6 Ryan Freel, R (1, 5) OBP: 0.340, SLG: 0.371	B FA 94 C FA 94 X FA 90 1-1 33 1B 4 2B 1B	B FA 97 S SL 86 C FA 97 B SL 86 S SL 87 2-3 ③ K			F FA 97 B FA 98 C FA 96 C FA 98 1-3 ② K			C F B B S FA 95 2-3 ① K		4	1	1	0	0	3	1
33 Josh Hamilton, L (1, 8) OBP: 0.341, SLG: 0.530	B FA 96 F FA 96 1 SAFE X FA 91 1-1 CS 1-3 1B		C SL 87 F FA 89 B FA 95 F FA 88 X FA 98 1-2 1B		F FA 97 T FA 97 X SL 84 0-2 ③ G1-3			C FA 97 F CH 84 B CU 84 X CH 85 1-2 ② F8		4	0	2	0	0	0	0
Ken Griffey Jr., L (1, 9) OBP: 0.413, SLG: 0.563	B FA 97 C FA 90 S SL 89 F FA 98 F FA 100 B SL 91 B SL 89 F SL 85 S FA 99 3-3 ① ② K 1-2		B FA 97 F FA 97 B FA 97 B FA 90 X FA 97 3-1 ① F8			X FA 95 0-0 ① F8		B CH 84 X CH 85 1-0 ③ L3-1		4	0	0	0	0	1	3
4 Brandon Phillips, R (1, 4) OBP: 0.333, SLG: 0.473	C FA 99 S SL 90 B SL 87 B FA 100 F SL 85 B SL 86 X SL 90 3-2 1B 3-H 2B		1 SAFE F FA 97 1 SAFE S FA 97 X SL 84 0-2 ② F8			C FA 96 X FA 96 0-1 33-6-3-6-3 1B			F CH 72 X CH 70 0-1 ① F8	4	1	2	1	0	0	1
Adam Dunn, L (1, 7) OBP: 0.364, SLG: 0.576	B FA 98 S FA 97 F FA 98 B FA 99 F FA 99 B SL 90 X FA 98 3-2 S 2-H 1B		C FA 96 F FA 90 B FA 98 F FA 98 F FA 98 S FA 97 1-3 K			X FA 97 0-0 ② ③ G3-6-3-6-3 1-2f			F FC 88 B CH 76 B FA 88 B FA 88 C FA 89 X FA 89 3-2 ② F7	4	0	1	1	0	1	2
Scott Hatteberg, L (1, 3) OBP: 0.354, SLG: 0.376	B FA 95 C FA 96 C FA 91 B FA 97 X FA 91 2-2 P6 1-2			C FA 92 B FA 94 X CH 86 1-1 ① F9			C FA 94 B FA 95 B FC 90 B FA 96 F FA 95 F FA 96 X FA 96 3-2 2 G6-4-3 1B		X FA 89 0-0 1B	4	0	2	0	0	0	1
2 Alex Gonzalez, R (1, 6) OBP: 0.309, SLG: 0.475		X FA 95 0-0 61 SH1-4 1B		C FF 95 B SL 82 X FA 97 1-1 26 G6-3 1B			X FA 96 0-0 ① ② G6-4-3 1-2f		C FC 86 F FC 87 S CH 76 0-3 ③ K	4	0	2	0	0	1	2
26 David Ross, R (1, 2) OBP: 0.223, SLG: 0.299		B FA 97 B FA 97 X FA 96 2-0 ① F8		B FA 97 C SL 85 1 SAFE X FA 97 1-1 ② ③ G6-3 1-2f			C FA 97 B SL 84 B FA 88 B SL 85 C FA 96 B SL 86 4-2 BB			2	0	0	0	1	0	2
61 Bronson Arroyo, R (1, 1) OBP: 0.087, SLG: 0.087		C FF 96 B FC 90 1 SAFE X FA 95 1-1 ② SH1-4 1-2			C FA 94 L SL 84 B SL 84 F SL 83 C FA 97 1-3 ① K		X FA 97 0-0 ③ G1-3			2	0	0	0	0	1	1
Inning Stats	R: 2 E: 0 K: 1 S: 21 H: 4 LOB: 1 BB: 0 P: 34	R: 0 E: 0 K: 1 S: 7 H: 1 LOB: 1 BB: 0 P: 12	R: 0 E: 0 K: 1 S: 14 H: 1 LOB: 1 BB: 0 P: 19	R: 0 E: 0 K: 0 S: 6 H: 1 LOB: 0 BB: 0 P: 9	R: 0 E: 0 K: 2 S: 10 H: 0 LOB: 0 BB: 0 P: 12	R: 0 E: 0 K: 0 S: 4 H: 1 LOB: 0 BB: 0 P: 4	R: 0 E: 0 K: 0 S: 8 H: 1 LOB: 1 BB: 1 P: 15	R: 0 E: 0 K: 1 S: 7 H: 0 LOB: 0 BB: 0 P: 11	R: 0 E: 0 K: 1 S: 9 H: 1 LOB: 1 BB: 0 P: 12	1B: 9 2B: 2 3B: 0 HR: 0 SF: 0 SAC: 1 DP: 4 HBP: 0						

PITCHER		IP	WLS	BF	H	R	ER	SO	BB	IBB	HBP	BLK	WP	HR	S	P	ERA	WHIP
44 Jake Peavy, R ERA: 1.64	(1, 1)	7.0		27	9	2	2	5	1	0	0	0	0	0	70	105	2.57	1.429
Scott Linebrink, R ERA: 2.75	(8, 1)	1.0		3	0	0	0	1	0	0	0	0	0	0	7	11	0.00	0.000
Trevor Hoffman, R ERA: 3.45	(9, 1)	1.0	W	4	1	0	0	1	0	0	0	0	0	0	9	12	0.00	1.000

PITCHER	IP	WLS	BF	H	R	ER	SO	BB	IBB	HBP	BLK	WP	HR	S	P	ERA	WHIP

TOP

Cincinnati Reds @ San Diego Padres

PETCO Park, San Diego, CA

Wed May 16 2007, 10:05 PM EDT

Att. 23,856 - Cloudy - 65 F

livebaseballscorecards.com

AB	32
R	2
H	10
RBI	2
BB	1
SO	7
LOB	13

WP: 0 PA: 34
PB: 0
SB: 1
CS: 1

Cincinnati Reds @ San Diego Padres

PETCO Park, San Diego, CA

Wed May 16 2007, 10:05 PM EDT

Att. 23,856 - Cloudy - 65 F

livebaseballscorecards.com

BOTTOM

Batter	1	2	3	4	5	6	7	8	9	AB	R	H	RBI	BB	SO	LOB
22 Marcus Giles, R (1, 4) OBP: 0.343, SLG: 0.377	X CH 82 0-0 ① G5-3	C FA 92 D FA 85 X FA 91 1-1 ②③ G5-4-3 1-2f			1 SAFE 1 SAFE C CU 70 D FA 92 F CH 79 B FA 86 S FA 85 2-3 ② K		B FA 92 D FA 93 X CH 84 2-0 ③ G5-3			4	0	0	0	0	1	4
José Cruz Jr., S (1, 7) OBP: 0.364, SLG: 0.514	B CH 78 C CU 73 C CU 75 X FA 92 1-2 24 BB 1B		X CH 82 0-0 ① F9		F CH 85 C CH 85 B FA 90 F SL 79 B CH 84 C CH 85 2-3 ③ K			L FA 91 F CH 84 B FA 87 X CH 85 1-2 ① P6		4	0	1	0	0	1	1
24 Brian Giles, L (1, 9) OBP: 0.356, SLG: 0.354	B CU 72 C SL 73 B FA 92 B FA 92 B CU 76 4-1 1-2 BB		X CH 82 0-0 ② G3-1			B FA 91 B FA 91 F FA 84 F CH 84 X CH 85 2-2 ① F8		B SL 73 C CU 71 X CH 84 1-1 ② F8		3	0	0	0	1	0	0
23 Adrián González, L (1, 3) OBP: 0.335, SLG: 0.497	C FA 89 F FA 90 B FA 91 F FA 91 X FA 89 1-2 ② P2		B CU 76 S CU 75 F FA 91 S CU 77 1-3 ③ K			X FA 93 0-0 3 G5-4-3 1B		C CU 71 B FA 91 F FA 91 B FA 86 B CH 80 F FA 85 F CU 72 X FA 91 3-2 ③ F9		4	0	1	0	0	1	2
3 Khalil Greene, R (1, 6) OBP: 0.260, SLG: 0.436	C CU 77 S SL 78 B FA 90 S SL 78 1-3 ③ K			S CU 78 B FA 92 X FA 92 1-1 ① F9		C CH 83 X CH 85 0-1 ②③ G5-4-3 1-2f			F FA 91 S CH 84 B FA 88 X SL 78 1-2 28 E 5 BB 1B 1B	4	1	1	0	0	1	3
Mike Cameron, R (1, 8) OBP: 0.285, SLG: 0.319		X FA 92 0-0 28 1B 5 1B 1B		B CU 73 S CH 83 B CU 78 C SL 78 X 2-2 ② G6-3			C CH 81 C CH 83 B SL 80 X SL 79 1-2 5 1B 5 E 1B		T CU 78 T FA 90 B FA 90 X CH 83 1-2 5 BB 28 E 1-2 1B	4	2	3	0	0	0	0
28 Josh Bard, S (1, 2) OBP: 0.290, SLG: 0.302		B CU 75 B FC 88 C CU 73 F CU 76 B FA 92 X FA 92 3-2 44 FC2-6 5 1B 1-2 1B		F CH 81 X FA 92 0-1 ③ F8			F CH 82 X FA 92 0-1 ① F8		B CH 80 L CU 75 C FA 90 X CU 76 1-2 FC1 5 BB 1-2 2-3	4	0	1	0	0	0	3
5 Kevin Kouzmanoff, R (1, 5) OBP: 0.225, SLG: 0.255		X CU 72 0-0 44 FC2-6 1-2 2-H 1B			F CU 76 B SL 77 X FA 92 1-1 1B		B FA 93 1 SAFE 1 SAFE F FA 82 1 SAFE F CH 86 B SL 81 B CH 85 X CU 74 3-2 E7 1-H 1B		F FA 89 B CH 86 F CH 83 B FA 88 D CH 86 F CH 85 B CH 85 4-2 1-2 2-3 3-H BB	3	0	3	2	1	0	0
44 Jake Peavy, R (1, 1) OBP: 0.238, SLG: 0.381 Russell Branyan, L (7, PH) OBP: 0.392, SLG: 0.537 Scott Linebrink, R (8, 1) Trevor Hoffman, R (9, 1)		M CU 77 C FA 92 F FA 90 X CU 78 0-2 ① FC2-6 22 G5-4-3 1-2f 2-3			L FA 89 L SL 78 B SL 79 T CU 76 1-2 ① K		C SL 72 B FA 91 S CH 80 S FA 87 1-3 ② K			2 1 0 0	0 0 0 0	0 0 0 0	0 0 0 0	0 1 0 0	1 1 0 0	3 1 0 0
Inning Stats	R: 0 E: 0 K: 1 S: 12 H: 1 LOB: 2 BB: 1 P: 19	R: 1 E: 0 K: 0 S: 11 H: 3 LOB: 1 BB: 0 P: 15	R: 0 E: 0 K: 1 S: 5 H: 0 LOB: 0 BB: 0 P: 6	R: 0 E: 0 K: 0 S: 7 H: 0 LOB: 0 BB: 0 P: 10	R: 0 E: 0 K: 3 S: 12 H: 1 LOB: 1 BB: 0 P: 18	R: 0 E: 0 K: 0 S: 6 H: 1 LOB: 0 BB: 0 P: 8	R: 1 E: 1 K: 1 S: 12 H: 2 LOB: 1 BB: 0 P: 19	R: 0 E: 0 K: 0 S: 10 H: 0 LOB: 0 BB: 0 P: 15	R: 1 E: 1 K: 0 S: 12 H: 2 LOB: 3 BB: 1 P: 19	1B: 10 2B: 0 3B: 0 HR: 0 SF: 0 SAC: 0 DP: 2 HBP: 0						

	AB	33
	R	3
	H	10
	RBI	2
	BB	2
	SO	6
	LOB	17

WP: 0 PB: 0 SB: 0 CS: 0 PA: 35

PITCHER	IP	WLS	BF	H	R	ER	SO	BB	IBB	HBP	BLK	WP	HR	S	P	ERA	WHIP
61 Bronson Arroyo, R (1, 1) ERA: 2.64	8.0	L	35	10	3	1	6	2	0	0	0	0	0	87	129	1.12	1.500

PITCHER	IP	WLS	BF	H	R	ER	SO	BB	IBB	HBP	BLK	WP	HR	S	P	ERA	WHIP

Batter	1	2	3	4	5	6	7	8	9	AB	R	H	RBI	BB	SO	LOB
22 Marcus Giles, R (1, 4) OBP: 0.345, SLG: 0.385	B FA 92 C FA 92 X CU 78 1-1 SH1-3 24 FC3-2 2B		S FC 91 X FA 96 0-1 24 CS 1B	B FC 90 F FC 89 C CH 86 B FA 90 F FC 86 B FC 92 X FC 90 3-2 ③ L4			X FA 93 0-0 ① FC6-4 CS 1-2f	D CU 78 S FA 93 X CH 81 1-1 ① L5		5	0	2	0	0	0	4
José Cruz Jr., S (1, 7) OBP: 0.361, SLG: 0.514	X FA 93 0-0 ① SH1-3 2-3		B FC 91 1 SAFE C FC 91 B FC 91 F FA 94 S FC 92 2-3 ② K		B FA 93 B FA 92 X FA 93 2-0 ① G3		S FC 90 B CH 81 S CH 83 B FA 90 X FC 90 2-2 ② 24 2B 1-2 2B	B FA 94 S CH 82 X CH 81 1-1 ② FC3-6 1-2f		4	1	1	0	0	1	2
24 Brian Giles, L (1, 9) OBP: 0.351, SLG: 0.355	C FS 85 X FS 87 0-1 ② FC3-2 23 2B 3-H		F FA 92 1 SAFE B FA 94 1-1 ③ CS 1-2	F FC 90 B FA 95 B FA 94 B FA 94 X FA 94 3-1 ① F7	C CH 84 B FC 90 S FC 90 B CH 87 F FC 88 X FC 91 2-2 ② F7		C SL 81 F FA 92 X FA 92 0-2 2-H 2B	C CU 77 S CH 80 B FA 94 F FA 93 F CH 80 B SL 86 B SL 84 X CH 81 3-2 ③ P4		5	0	1	1	0	0	2
23 Adrián González, L (1, 3) OBP: 0.337, SLG: 0.497	B FC 89 S FA 92 X FC 91 1-1 1-3 2B			F FC 91 C FC 92 B CH 85 B CH 85 B FA 92 4-1 3 E 1B BB	B CH 85 X CH 82 1-0 ③ G3		B FA 90 B FA 91 F FA 90 C FA 91 X FA 91 2-2 ③ F8		C FA 97 B SL 87 S FA 98 B FA 98 F FA 98 F FS 89 S 2-3 ① K	4	1	1	0	1	1	1
3 Khalil Greene, R (1, 6) OBP: 0.264, SLG: 0.438	F FC 90 B CH 88 S FC 85 F SL 85 X FA 96 1-2 ③ G5-3			B F SL 84 X 1-1 FC5 1B 5 2B 1-2		B CH 82 B FC 88 B FC 87 B FA 93 4-0 28 FC4 BB		B FA 94 X FA 94 1-0 2B 2B	C FA 98 B FA 96 X CH 90 1-1 ② F9	4	2	1	0	1	0	3
Mike Cameron, R (1, 8) OBP: 0.288, SLG: 0.327		C SL 83 F FC 90 B FC 88 B FA 94 X FA 94 2-2 ① G6-3		S C X 0-2 28 S 5 2B 1-3 2-H 1B		B FF 93 C FA 94 B FC 89 S FA 94 F FA 96 F FC 88 S FC 90 2-3 ① K		X FA 95 0-0 28 1B HR 2-H 2B	S FA 96 X SL 89 0-1 ③ G6-3	5	2	2	2	0	1	1
28 Josh Bard, S (1, 2) OBP: 0.299, SLG: 0.303		F FA 94 B FS 86 F CH 87 B FA 89 X FS 88 2-2 ② G1-3		S CH 86 S FC 90 B FA 90 B FA 91 B FC 92 F FC 86 F FC 93 B CH 87 4-2 5 2B 1-2 BB		F CH 84 X FC 91 0-1 ② FC4 1-2f		S CU 77 F FA 94 D CU 78 B FA 94 X CH 80 2-2 HR 2-3 1B		3	1	1	0	1	0	1
Russell Branyan, L (1, 10) OBP: 0.382, SLG: 0.578		B CH 86 X FA 93 1-0 ③ G3-1		F FS 85 B FA 93 B FA 92 B FC 92 S FC 91 S FA 96 3-3 ② K		B CH 82 S CH 82 S FC 91 S FC 89 1-3 ③ K		S FA 94 X FA 95 0-1 1-H 3-H HR		4	1	1	3	0	2	4
5 Kevin Kouzmanoff, R (1, 5) OBP: 0.243, SLG: 0.270			S FA 94 B FA 95 X FA 94 1-1 ① G6-3	F FC 90 X FA 96 0-1 1-3 2-H 3-H 2B			S FC 89 B FC 90 F FC 89 F FC 89 B FA 94 B FA 94 B FC 89 4-2 22 FC6-4 BB	B SL 82 B FA 93 B SL 82 B FA 93 4-0 FC3-6 BB		2	0	1	2	2	0	0
Inning Stats	R: 0 E: 0 K: 0 S: 11 H: 2 LOB: 2 BB: 0 P: 14	R: 0 E: 0 K: 0 S: 7 H: 0 LOB: 0 BB: 0 P: 12	R: 0 E: 0 K: 1 S: 8 H: 1 LOB: 0 BB: 0 P: 12	R: 3 E: 1 K: 1 S: 21 H: 2 LOB: 2 BB: 2 P: 39	R: 0 E: 0 K: 0 S: 6 H: 0 LOB: 0 BB: 0 P: 11	R: 0 E: 0 K: 2 S: 10 H: 0 LOB: 1 BB: 1 P: 17	R: 1 E: 0 K: 0 S: 13 H: 2 LOB: 1 BB: 1 P: 21	R: 4 E: 0 K: 0 S: 16 H: 4 LOB: 1 BB: 1 P: 28	R: 0 E: 0 K: 1 S: 9 H: 0 LOB: 0 BB: 0 P: 12	1B: 3 2B: 7 3B: 0 HR: 1 SF: 0 SAC: 1 DP: 0 HBP: 0	WP: 0 PB: 0 SB: 1 CS: 2 PA: 43					

PITCHER	IP	WLS	BF	H	R	ER	SO	BB	IBB	HBP	BLK	WP	HR	S	P	ERA	WHIP
43 Miguel Batista, R (1, 1) ERA: 6.15	6.2	L	29	6	4	1	4	4	0	0	0	0	0	70	118	1.35	1.500
George Sherrill, L (7, 1) ERA: 2.19	0.1		2	1	0	0	0	0	0	0	0	0	0	6	8	0.00	3.000
33 Chris Reitsma, R (8, 1) ERA: 4.86	1.0		8	4	4	4	0	1	0	0	0	0	1	16	28	36.00	5.000
35 Brandon Morrow, R (9, 1) ERA: 2.4	1.0		3	0	0	0	1	0	0	0	0	0	0	9	12	0.00	0.000

PITCHER	IP	WLS	BF	H	R	ER	SO	BB	IBB	HBP	BLK	WP	HR	S	P	ERA	WHIP

TOP

San Diego Padres @ Seattle Mariners

Safeco Field, Seattle, WA

Fri May 18 2007, 7:05 PM PDT

Att. 39,532 - Roof Closed - 63 F

livebaseballscorecards.com

AB	36
R	8
H	11
RBI	8
BB	5
SO	5
LOB	18

Batter	1	2	3	4	5	6	7	8	9	AB	R	H	RBI	BB	SO	LOB
51 Ichiro Suzuki, L (1, 8) OBP: 0.386, SLG: 0.437	B FA 90 C FA 90 B FA 92 X FA 91 2-1 G6-3 S 1B		F FA 94 B S SL 84 B FA 85 B FA 93 F SL 84 F FA 93 B FA 94 4-2 S 1B BB		B SL 82 B SL 83 F FA 92 X FA 85 2-1 ② P6		C CU 84 F CU 84 X CU 86 0-2 ③ G3		C CU 78 B FA 89 B CH 86 X FA 95 2-1 2-3 DI 1B	4	1	2	0	1	0	2
Jose Vidro, S (1, 10) OBP: 0.354, SLG: 0.362	B FA 90 C FA 91 B FA 91 B FA 91 F FA 91 X FA 91 3-2 ① G6-3 1-3		1 SAFE B FA 92 F FA 92 1 SAFE B FA 94 C FA 93 F FA 94 X FA 93 2-2 1B 1-H 1B		X FA 93 0-0 ③ F7			C CU 83 B FA 96 X CU 84 1-1 G1-3 1B 1B	C CU 77 C CU 81 X FA 96 0-2 ③ F7 1-2	5	0	2	1	0	0	3
Raul Ibanez, L (1, 7) OBP: 0.316, SLG: 0.364	C FA 92 X FA 92 0-1 ② P3		F FA 92 X FA 94 0-1 1-2 1B			C FA 92 S FA 94 X FA 95 0-2 ① G4-3		C FA 95 B FA 96 C FA 96 B FA 97 X SL 85 2-2 G1-3 1-2 1B		4	0	2	0	0	0	1
Richie Sexson, R (1, 3) OBP: 0.268, SLG: 0.346	C FA 91 B FA 92 F FA 93 C SL 83 1-3 ③ K		S FA 92 F FA 95 B FA 92 S 1-3 ③ K			B FA 82 X FA 93 1-0 ② F8		C FA 97 B SL 88 S FA 97 C FA 98 1-3 ① K		4	0	0	0	0	3	5
Jose Guillen, R (1, 9) OBP: 0.348, SLG: 0.433		C FA 90 S FA 91 B FA 93 F SL 80 F SL 82 F FA 93 S SL 82 1-3 ① K		C FA 91 B SL 81 S SL 82 B FA 94 B SL 81 F FA 92 X SL 82 3-2 ① P5		S FA 92 S SL 83 S SL 84 S SL 83 1-3 ③ K		B FA 97 C CU 86 B FA 98 X FA 97 2-1 ② G1-3 1-2 2-3		4	0	0	0	0	2	2
29 Adrián Beltré, R (1, 5) OBP: 0.304, SLG: 0.414		X FA 91 0-0 ② P3		B FA 92 X FA 93 1-0 E8 2 S 1B			C SL 81 X FA 92 0-1 ① F9	C SL 87 C FA 99 F FA 99 B FA 99 F FA 100 F CU 87 X FA 99 1-2 ③ G6-3		4	0	1	0	0	0	2
2 Kenji Johjima, R (1, 2) OBP: 0.339, SLG: 0.523		C FA 92 F FA 94 X FA 95 0-2 ③ L9		C SL 81 C SL 84 F FA 94 D SL 85 X SL 83 1-2 ② P6 2-3			C FA 92 B SL 82 B SL 83 X 2-1 4 1B 1B		B FA 93 C FA 93 X FA 95 1-1 51 1B 7 DI 1B	4	0	2	0	0	0	1
7 Yuniesky Betancourt, R (1, 6) OBP: 0.279, SLG: 0.397			B FA 91 C FA 92 B FA 91 X FA 93 2-1 ① F8	C SL 82 S FA 93 X 0-2 ③ P3			C FA 91 1 SAFE F SL 82 B FA 92 F SL 81 S FA 92 1-3 ② K		C CU 76 F FA 96 F CU 81 B CU 80 B CU 82 F FA 96 F FA 87 T FA 95 2-2 ① K 1-2	4	0	0	0	0	2	3
4 Jose Lopez, R (1, 4) OBP: 0.281, SLG: 0.409			F FA 91 S FA 92 F FA 93 B SL 83 B FA 92 X FA 94 2-2 ② F9		C FA 91 S SL 83 F SL 82 X SL 82 0-2 ① L7		S FA 93 X SL 82 0-1 1-2 1B		B FA 94 C CU 78 F FA 95 F FA 97 B FA 97 F FA 95 S FA 95 2-3 ② K	4	0	1	0	0	1	1
Inning Stats	R: 0 H: 1 E: 0 LOB: 1 K: 1 BB: 0 S: 10 P: 16	R: 0 H: 0 E: 0 LOB: 0 K: 1 BB: 0 S: 10 P: 11	R: 1 H: 2 E: 0 LOB: 2 K: 1 BB: 1 S: 19 P: 30	R: 0 H: 1 E: 1 LOB: 1 K: 0 BB: 0 S: 12 P: 17	R: 0 H: 0 E: 0 LOB: 0 K: 0 BB: 0 S: 7 P: 9	R: 0 H: 0 E: 0 LOB: 0 K: 1 BB: 0 S: 7 P: 9	R: 0 H: 2 E: 0 LOB: 2 K: 1 BB: 0 S: 13 P: 16	R: 0 H: 2 E: 0 LOB: 2 K: 1 BB: 0 S: 16 P: 23	R: 0 H: 2 E: 0 LOB: 2 K: 2 BB: 0 S: 18 P: 25	1B: 10 SF: 0 2B: 0 SAC: 0 3B: 0 DP: 0 HR: 0 HBP: 0						

PITCHER		IP	WLS	BF	H	R	ER	SO	BB	IBB	HBP	BLK	WP	HR	S	P	ERA	WHIP
32 Chris Young, R ERA: 2.89	(1, 1)	6.2	W	27	6	1	1	5	1	0	0	0	0	0	75	105	1.35	1.050
21 Heath Bell, R ERA: 1.48	(7, 1)	1.1	H	6	2	0	0	1	0	0	0	0	0	0	19	26	0.00	1.500
26 Doug Brocail, R ERA: 0.89	(9, 1)	1.0		5	2	0	0	2	0	0	0	0	0	0	18	25	0.00	2.000

PITCHER	IP	WLS	BF	H	R	ER	SO	BB	IBB	HBP	BLK	WP	HR	S	P	ERA	WHIP

BOTTOM

San Diego Padres @ Seattle Mariners

Safeco Field, Seattle, WA

Fri May 18 2007, 7:05 PM PDT
Att. 39,532 - Roof Closed - 63 F

livebaseballscorecards.com

AB	37
R	1
H	10
RBI	1
BB	1
SO	8
LOB	20

SEATTLE MARINERS™

San Diego Padres @ Seattle Mariners

Safeco Field, Seattle, WA

Sat May 19 2007, 7:05 PM PDT
Att. 34,289 - Roof Closed - 58 F

TOP

livebaseballscorecards.com

Batter	1	2	3	4	5	6	7	8	9	AB	R	H	RBI	BB	SO	LOB
22 Marcus Giles, R (1, 4) OBP: 0.352, SLG: 0.388	B FA 87 X FA 88 1-0 24 G4-6-3 1B		X CU 72 0-0 ② F9		F SL 87 D FA 86 F CH 83 D SL 85 X SL 88 2-2 1-2 3-H 1B		B FA 94 B FA 94 B FA 93 B FA 93 4-0 24 BB 1B 1-2 BB		F FA 99 B CH 88 X FA 98 1-1 ② G5-3	4	0	2	1	1	0	0
José Cruz Jr., S (1, 7) OBP: 0.362, SLG: 0.504	B FA 87 X SL 84 1-0 ① P5		X FA 87 0-0 ③ G5-3		B CU 75 X SL 86 1-0 ③ F7		B FA 94 B FA 95 C FA 94 X FA 95 2-1 23 L4-6 24 BB 1-2 2-H 1B		F FA 97 B CH 89 B B B 4-1 24 DI BB	4	0	1	1	1	0	3
24 Brian Giles, L (1, 9) OBP: 0.347, SLG: 0.347	1 SAFE B FA 89 B FA 89 F FA 88 S FA 89 X FA 90 2-2 ②③ G4-6-3 1-2f			B CU 78 X FA 88 1-0 ① G4-3		X FA 87 0-0 ① F8	B SL 79 S SL 79 C SL 80 B SL 82 B SL 81 B FA 91 4-2 1-2 2-3 BB		B X 1-0 ③ L8 1-2	4	0	0	0	1	0	2
23 Adrián González, L (1, 3) OBP: 0.330, SLG: 0.486		C CU 72 F FA 88 B CU 78 F SL 80 F SL 81 B FA 90 B SL 80 F CU 79 F CU 80 3-3 ① C FA 92 K		B CH 78 C FA 89 F SL 80 X FA 90 1-2 ② G4-3		C CH 77 B FA 90 F CH 78 X CU 79 1-2 ② G4-3	B FA 92 C FA 91 F SL 80 X FA 94 1-2 ②③ L4-6 2-3			4	0	0	0	0	1	3
3 Khalil Greene, R (1, 6) OBP: 0.270, SLG: 0.463		B FA 88 B CU 78 X FA 89 2-0 ② F9		C SL 85 C CH 83 X CH 84 0-2 ③ G1-3		C FA 91 X SL 83 0-1 HR		B FA 96 F FA 96 F FA 96 X FA 98 1-2 2B		4	1	2	1	0	0	0
Mike Cameron, R (1, 8) OBP: 0.293, SLG: 0.327		C CU 77 B SL 86 B SL 85 S FA 91 F SL 84 X FA 91 2-2 5 2B 1B			C SL 81 B SL 82 F CH 80 S SL 80 1-3 ① K	B FA 86 B FA 90 B SL 85 C FA 89 B FA 91 4-1 BB		C FA 96 B FA 97 S FA 96 C FA 98 1-3 ① K		3	1	1	0	1	2	1
5 Kevin Kouzmanoff, R (1, 5) OBP: 0.252, SLG: 0.298		1 SAFE B SL 85 C FA 89 X CH 83 1-1 1-H 2B			B SL 82 C SL 81 B SL 84 F SL 84 F FA 90 X CU 74 2-2 1B 22 1B 2B	T FA 91 F FA 87 F FA 92 B FA 92 B FA 93 1 SAFE X FA 92 2-2 ③ P4		F FA 97 S FA 95 B FA 96 B FA 97 B FA 96 X FA 95 3-2 ② P3		4	1	2	1	0	0	2
Geoff Blum, S (1, 10) OBP: 0.263, SLG: 0.353		B FA 88 S SL 85 F CH 83 B FA 86 F CH 83 B CH 82 X CH 84 3-2 ③ L7			B FA 89 B FA 88 B FA 89 C FA 89 S FA 89 X FA 90 3-2 22 1B 2-3 1B		C FA 93 B FA 95 F FA 94 S FA 96 1-3 ① K	B SL 88 F FA 95 C FA 97 S CH 88 1-3 ③ K		4	0	1	0	0	2	2
Rob Bowen, S (1, 2) OBP: 0.333, SLG: 0.317 13 Oscar Robles, L (9, PH) OBP: 0.250, SLG: 0.250			C FA 86 C SL 84 F CH 81 F FA 89 C CU 78 0-3 ① K		B FA 90 B FA 90 X FA 89 2-0 ② F8		B FA 94 S CH 84 C SL 86 F FA 96 B FA 97 F FA 95 B FA 96 B CH 86 4-2 22 PB 1B BB		B FA 97 B FA 97 B FA 97 C FA 96 C FA 98 T FA 99 3-2 ① K	2 1	1 0	0 0	0 0	1 0	1 1	2 0

	AB	R	H	RBI	BB	SO	LOB
	34	4	9	4	5	7	15

Inning Stats	1	2	3	4	5	6	7	8	9
	R: 0 E: 0 K: 0 S: 5	H: 1 LOB: 0 BB: 0 P: 9	R: 1 E: 0 K: 1 S: 18	H: 2 LOB: 1 BB: 0 P: 29	R: 0 E: 0 K: 1 S: 7	H: 0 LOB: 0 BB: 0 P: 7	R: 0 E: 0 K: 0 S: 7	H: 0 LOB: 0 BB: 0 P: 9	R: 1 E: 0 K: 1 S: 15	H: 3 LOB: 2 BB: 0 P: 26	R: 1 E: 0 K: 0 S: 11	H: 1 LOB: 1 BB: 1 P: 18	R: 1 E: 0 K: 1 S: 14	H: 1 LOB: 2 BB: 3 P: 30	R: 0 E: 0 K: 2 S: 12	H: 1 LOB: 1 BB: 0 P: 18	R: 0 E: 0 K: 1 S: 7	H: 0 LOB: 1 BB: 1 P: 16

	1B: 5	SF: 0
	2B: 4	SAC: 0
	3B: 0	DP: 2
	HR: 1	HBP: 0

	WP: 0	PA: 39
	PB: 1	
	SB: 0	
	CS: 0	

PITCHER		IP	WLS	BF	H	R	ER	SO	BB	IBB	HBP	BLK	WP	HR	S	P	ERA	WHIP
26 Horacio Ramirez, L ERA: 6.1	(1, 1)	6.0	W	25	7	3	3	3	1	0	0	0	0	1	63	98	4.50	1.333
Jason Davis, R ERA: 4.3	(7, 1)	0.1		4	1	1	1	1	2	0	0	0	0	0	9	20	27.00	9.000
George Sherrill, L ERA: 2.08	(7, 1)	0.2	H	2	0	0	0	0	1	0	0	0	0	0	5	10	0.00	1.500
35 Brandon Morrow, R ERA: 2.25	(8, 1)	1.0	H	4	1	0	0	2	0	0	0	0	0	0	12	18	0.00	1.000
20 J.J. Putz, R ERA: 1.45	(9, 1)	1.0	S	4	0	0	0	1	1	0	0	0	0	0	7	16	0.00	1.000

PITCHER		IP	WLS	BF	H	R	ER	SO	BB	IBB	HBP	BLK	WP	HR	S	P	ERA	WHIP

BOTTOM

San Diego Padres @ Seattle Mariners

Safeco Field, Seattle, WA

Sat May 19 2007, 7:05 PM PDT
Att. 34,289 - Roof Closed - 58 F

livebaseballscorecards.com

Batter	1	2	3	4	5	6	7	8	9	AB	R	H	RBI	BB	SO	LOB
51 Ichiro Suzuki, L (1, 8) OBP: 0.386, SLG: 0.436	C FA 86 B FA 86 F SL 80 X FA 86 1-2 G4-3 ①	B FA 85 B FA 85 B FA 85 X FA 85 3-0 1-2 2B 1B 1B		X FC 86 0-0 S S E 1B		C CU 76 C FA 88 X CU 78 0-2 G4-3 ②		C FA 87 X FA 86 0-1 G6-3 ③		5	2	2	0	0	0	2
Jose Vidro, S (1, 10) OBP: 0.357, SLG: 0.365	X FA 86 0-0 HR 1B	X FA 86 0-0 1-2 2-H 2B 1B		B FA 84 C FA 84 S CH 80 S FA 86 1-3 K ① 1-2		B FA 88 X SL 85 1-0 G5-3 ③				4	2	2	1	0	1	1
Jose Guillen, R (1, 9) OBP: 0.353, SLG: 0.468 7 Yuniesky Betancourt, R (8, 6) OBP: 0.279, SLG: 0.397	C FA 86 X FA 85 0-1 1-H HR	B FA 87 2 SAFE 2 SAFE S CH 81 C FA 87 B SL 81 B CH 82 X SL 82 3-2 ② 1-H 2-H 2B		2 SAFE C FA 86 B FA 86 F CH 80 B FA 88 C FA 87 2-3 K ② 2-H			C FA 88 F FA 87 S SL 80 0-3 K ①			4 0	1 0	2 0	4 0	0 0	2 0	0 0
Ben Broussard, L (1, 3) OBP: 0.324, SLG: 0.563	C FA 85 B FC 85 X FC 85 1-1 2 G1-3 29 1B 1B	C FA 87 B CH 81 F FA 86 B FA 86 C FA 86 2-3 K ③		X CH 80 0-0 1B			F FA 86 F FA 88 B CH 84 S FA 86 1-3 K ②			4	0	2	0	0	2	0
29 Adrian Beltré, R (1, 5) OBP: 0.309, SLG: 0.436	B FA 85 X FA 85 1-0 1-2 2 G1-3 1B	S CH 80 B FA 86 F FA 86 X FA 86 1-2 HR		B FA 88 F FA 89 C CU 77 X SL 85 1-2 G4-3 ③			B FA 87 C FA 86 B FA 87 B FA 86 S FA 88 X FA 86 3-2 G5-3 ③			4	1	2	1	0	0	1
2 Kenji Johjima, R (1, 2) OBP: 0.328, SLG: 0.505	X FA 86 0-0 G1-3 ② 1-2 2-3	C FA 87 X SL 84 0-1 G5-3 ①	C FA 87 F SL 84 X SL 83 0-2 L6 ①					B FA 86 X FA 87 1-0 G6-3 ①		4	0	0	0	0	0	2
4 Jose Lopez, R (1, 4) OBP: 0.288, SLG: 0.407	B FA 87 B CH 80 C FA 86 B CH 81 C FA 86 S CH 82 3-3 K ③	X FA 87 0-0 16 G4-3 1B	B CU 76 B FA 87 B FA 88 B FA 87 4-0 16 G5-4-3 BB					C FA 86 B SL 78 X FA 86 1-1 G1-3 ②		3	0	1	0	1	1	2
16 Willie Bloomquist, R (1, 6) (8, 7) OBP: 0.179, SLG: 0.154		C FA 86 B FA 86 X FA 80 1-1 F7 ①	B FA 86 C FA 87 1 SAFE X FA 87 1-1 G4-3 ② 1-2		B CH 81 S CH 82 B CU 75 S FA 88 X SL 85 2-2 G5-4-3 ② ③ 1-2f			L FA 87 B FA 86 F FA 86 B CH 80 B FA 86 F FA 86 X FA 86 3-2 1B 1B		4	0	1	0	0	0	2
Jason Ellison, R (1, 7) (8, 9) OBP: 0.375, SLG: 0.375		C FA 87 B FA 86 B FA 86 F CH 80 X FA 86 2-2 51 1B 1B 1B	B SL 84 B SL 84 X FA 87 2-0 F9 ③			B CU 75 C FA 88 F CU 76 X CU 75 1-2 F9 ①		1 SAFE X FA 87 0-0 1-2 1B		4	1	2	0	0	0	1
Inning Stats	R: 2 E: 0 K: 1 S: 13 H: 4 LOB: 2 BB: 0 P: 19	R: 3 E: 0 K: 1 S: 13 H: 4 LOB: 0 BB: 0 P: 24	R: 1 E: 0 K: 0 S: 9 H: 2 LOB: 1 BB: 0 P: 13	R: 1 E: 0 K: 2 S: 11 H: 2 LOB: 1 BB: 0 P: 15	R: 0 E: 0 K: 0 S: 6 H: 0 LOB: 0 BB: 0 P: 12	R: 0 E: 0 K: 0 S: 7 H: 0 LOB: 0 BB: 0 P: 9	R: 0 E: 0 K: 2 S: 9 H: 0 LOB: 0 BB: 0 P: 13	R: 0 E: 0 K: 0 S: 10 H: 2 LOB: 2 BB: 0 P: 15		1B: 11 2B: 1 3B: 0 HR: 2	SF: 0 SAC: 0 DP: 1 HBP: 0			WP: 0 PB: 0 SB: 2 CS: 0	PA: 37	

	AB	36
	R	7
	H	14
	RBI	6
	BB	1
	SO	6
	LOB	11

PITCHER		IP	WLS	BF	H	R	ER	SO	BB	IBB	HBP	BLK	WP	HR	S	P	ERA	WHIP
Greg Maddux, R ERA: 4.14	(1, 1)	3.2	L	22	12	7	7	4	0	0	0	0	0	2	43	67	17.18	3.273
45 Justin Hampson, L ERA: 1.29	(4, 1)	2.1		7	0	0	0	0	1	0	0	0	0	0	16	25	0.00	0.429
43 Cla Meredith, R ERA: 3.0	(7, 1)	2.0		8	2	0	0	2	0	0	0	0	0	0	19	28	0.00	1.000

PITCHER	IP	WLS	BF	H	R	ER	SO	BB	IBB	HBP	BLK	WP	HR	S	P	ERA	WHIP

Batter	1	2	3	4	5	6	7	8	9	AB	R	H	RBI	BB	SO	LOB
22 Marcus Giles, R (1, 4) OBP: 0.359, SLG: 0.396	B FA 95 C FA 94 X FA 95 1-1 ① G5-3		C FA 93 B CH 85 X FA 95 1-1 WP 23 1B 2B	B FA 96 F FA 97 B SL 90 B FA 97 X FA 96 3-1 1B		B FA 90 F SL 85 B CU 77 X FA 92 2-1 E6 G3		B SL 85 1 SAFE 1 SAFE S FA 90 B FA 91 B SL 84 C FA 91 F FA 91 H FA 90 4-2 G3-1 1-2 HBP		4	1	2	0	0	0	0
José Cruz Jr., S (1, 9) OBP: 0.348, SLG: 0.483	B FA 94 F CH 86 B FS 86 C FS 87 C FA 97 2-3 ② K		L FA 94 C FA 96 B CU 86 F FA 97 C SL 90 1-3 ① K 2-3	C CH 86 X FA 96 0-1 ③ F8		1 SAFE B CH 81 B FA 91 B FA 90 C FA 90 F FA 90 X FA 90 3-2 ② G3 1-2		X FA 90 0-0 ② G3-1 1-2 2-3		5	0	0	0	0	2	5
Mike Cameron, R (1, 8) OBP: 0.295, SLG: 0.326	B FA 96 B SL 91 X FA 96 2-0 23 PO 1B		S SL 89 B FA 96 C FA 96 B FA 98 F FA 97 D CU 87 S SL 92 3-3 ② K		B SL 86 B SL 86 B FA 93 4-0 23 2B BB	B SL 86 X FA 92 1-0 ③ F9		C CU 76 D SL 89 F SL 88 D CU 79 B FA 92 C FA 92 3-3 ③ K		4	0	1	0	1	2	4
23 Adrián González, L (1, 3) OBP: 0.342, SLG: 0.503	D FA 98 F FA 96 1 SAFE 1-1 ③ PO 1-2	B FA 95 F CH 86 B FA 96 X FA 96 2-1 28 2B 2B	B FA 89 X FS 89 1-0 28 WP 3 1B 3-H 1B		C FA 95 C CU 83 D SL 91 1 SAFE 1 SAFE B CU 84 X FA 97 2-2 1-3 2B		B SL 84 F FA 89 C FA 90 B SL 86 S CH 82 2-3 ① K		S CH 88 F SL 82 B FA 90 B CU 78 B CU 77 B SL 81 4-2 5 1B 3 G5-3 BB	4	1	3	1	1	1	0
3 Khalil Greene, R (1, 6) OBP: 0.273, SLG: 0.467		B FA 96 B SL 91 F FA 96 S SL 89 S CU 85 2-3 ① K	C FA 94 F FA 96 F FA 98 X FA 96 0-2 28 WP 1-2 1B		S FA 96 F SL 92 B CU 83 C FA 96 1-3 ① K		C CU 76 B SL 86 X FA 90 1-1 2B		D SL 86 X SL 86 1-0 ① G5-3 1-2	5	0	2	0	0	2	4
28 Josh Bard, S (1, 2) OBP: 0.314, SLG: 0.315		X FA 96 0-0 2-H 2B	B FS 88 B FS 88 C FA 96 S SL 90 B SL 91 B FA 97 4-2 1-2 2-3 BB		4-0 IBB		B CH 83 B SL 86 B CH 81 X FA 88 3-0 ② L4		F CU 76 B CU 77 B CH 81 X CH 82 2-1 ② L4	3	0	1	1	2	0	2
5 Kevin Kouzmanoff, R (1, 5) OBP: 0.258, SLG: 0.296		S SL 90 H FA 96 1-1 HBP	B SL 90 C FA 96 X SL 90 1-1 ③ G3-1		C FA 96 B FA 96 F FA 96 C FA 98 1-3 ② K		B SL 88 B FA 91 C FA 91 B FA 90 S FA 90 S FA 92 3-3 ③ K		B FA 90 X CU 76 1-0 2-3 1B	4	0	1	0	0	2	7
Russell Branyan, L (1, 10) Geoff Blum, S (9, PH) OBP: 0.259, SLG: 0.346 (9, 10) OBP: 0.356, SLG: 0.531		C FS 87 S CU 84 S CU 87 0-3 ② K	B FA 90 S FA 92 X FA 95 1-1 ① F9	B FA 96 F CH 87 B FA 97 F FS 88 S CU 86 2-3 ③ K				B CH 80 X FA 88 1-0 ① P6	S SL 80 S SL 84 D SL 84 S SL 83 1-3 ③ K	4 1	0 0	0 0	0 0	0 0	2 1	5 2
8 Terrmel Sledge, L (1, 7) OBP: 0.330, SLG: 0.392		C FA 97 S FS 89 S CU 86 0-3 ③ K	B FA 93 F FA 94 F FA 96 B SL 90 B SL 91 X FA 98 3-2 ② F8		F FA 90 B CH 80 F CH 82 B CU 77 B FA 91 S FA 89 3-3 ① K			X CH 88 0-0 G3-1 22 S 1B		4	0	1	0	0	2	2
Inning Stats	R: 0 E: 0 K: 1 S: 7 H: 1 LOB: 0 BB: 0 P: 13	R: 1 E: 0 K: 3 S: 13 H: 2 LOB: 2 BB: 0 P: 18	R: 1 E: 0 K: 2 S: 19 H: 3 LOB: 3 BB: 1 P: 30	R: 0 E: 0 K: 0 S: 9 H: 1 LOB: 1 BB: 0 P: 16	R: 0 E: 0 K: 3 S: 12 H: 1 LOB: 3 BB: 2 P: 26	R: 0 E: 1 K: 1 S: 9 H: 0 LOB: 1 BB: 0 P: 18	R: 0 E: 0 K: 2 S: 9 H: 1 LOB: 1 BB: 0 P: 18	R: 0 E: 0 K: 1 S: 9 H: 1 LOB: 2 BB: 0 P: 17	R: 0 E: 0 K: 1 S: 9 H: 1 LOB: 2 BB: 1 P: 18	1B: 6 2B: 5 3B: 0 HR: 0 SF: 0 SAC: 0 DP: 0 HBP: 2						

TOP

San Diego Padres @ Seattle Mariners

Safeco Field, Seattle, WA

Sun May 20 2007, 1:05 PM PDT

Att. 38,843 - Roof Closed - 55 F

livebaseballscorecards.com

AB	38
R	2
H	11
RBI	2
BB	4
SO	14
LOB	31

WP: 2 PA: 45
PB: 0
SB: 1
CS: 0

PITCHER		IP	WLS	BF	H	R	ER	SO	BB	IBB	HBP	BLK	WP	HR	S	P	ERA	WHIP
34 Félix Hernández, R ERA: 2.77	(1, 1)	5.0	L	26	8	2	2	9	2	1	1	0	2	0	60	103	3.60	2.000
46 Sean White, R ERA: 4.03	(6, 1)	3.2		17	3	0	0	4	1	0	1	0	0	0	33	67	0.00	1.091
59 Eric O'Flaherty, L ERA: 2.25	(9, 1)	0.1		1	0	0	0	1	0	0	0	0	0	0	3	4	0.00	0.000

PITCHER	IP	WLS	BF	H	R	ER	SO	BB	IBB	HBP	BLK	WP	HR	S	P	ERA	WHIP

San Diego Padres @ Seattle Mariners

Safeco Field, Seattle, WA

Sun May 20 2007, 1:05 PM PDT
Att. 38,843 - Roof Closed - 55 F

livebaseballscorecards.com

Batter	1	2	3	4	5	6	7	8	9	AB	R	H	RBI	BB	SO	LOB
51 Ichiro Suzuki, L (1, 8) OBP: 0.394, SLG: 0.440	B X 1-0 CS S 1B		B CH 77 B CU 67 C CU 69 B CH 85 F FA 86 B CU 70 4-2 G3-6-3 BB		C CU 71 B CU 70 D CU 70 X CU 68 2-1 ③ G3			S CH 84 C FA 95 X FA 95 0-2 1B		3	0	2	0	1	0	1
Jose Vidro, S (1, 10) OBP: 0.349, SLG: 0.356	C FA 87 1 SAFE B CU 69 C CU 69 X FA 89 1-2 ① G5-3 1-2		C CH 86 X CH 86 0-1 ① F8			B CU 68 F CH 86 X FA 86 1-1 ① L8		C FA 95 X CH 83 0-1 ③ L1		4	0	0	0	0	0	3
Jose Guillen, R (1, 9) OBP: 0.350, SLG: 0.461 Jason Ellison, R (9, PR) OBP: 0.375, SLG: 0.375	C CU 71 B FA 89 B CU 71 S FA 88 X FA 90 2-2 ②③ G6-3 2-3		1 SAFE 1 SAFE C CU 70 C FA 88 B FA 88 B CU 71 X FA 88 2-2 ②③ G3-6-3 1-2f			B FA 88 B CU 70 X CU 69 2-0 ② P6			C FC 87 B FC 88 X SL 82 1-1 1B 1B	4 0	0 0	1 0	0 0	0 0	0 0	2 0
Ben Broussard, L (1, 3) OBP: 0.316, SLG: 0.528		X FA 87 0-0 ① G4-1		C CU 70 B FA 87 B CH 86 X FA 87 2-1 ① G3-1		C FA 88 B FA 87 B CU 70 C CU 70 B CU 71 X CH 84 3-2 ③ G1-3			B FA 84 X FC 85 1-0 1-2 1B	4	0	1	0	0	0	0
29 Adrian Beltré, R (1, 5) OBP: 0.307, SLG: 0.431		C FA 88 B CU 72 X FA 88 1-1 7 1B 1B		F SL 81 B CU 71 X CU 69 1-1 ② F7			C SL 86 F FA 97 B SL 88 X FA 98 1-2 ① F8		B FC 87 C FA 85 D CH 74 L FA 85 X CH 74 2-2 ① P3	4	0	1	0	0	0	2
7 Yuniesky Betancourt, R (1, 6) OBP: 0.278, SLG: 0.392		1 SAFE C CU 70 C FA 88 D CU 69 B CU 79 B FA 92 X CU 70 3-2 ② E6 4 1B 1-2 1B		C FA 89 X FA 88 0-1 ③ F8			F FA 96 F FA 97 B FA 97 T FA 98 1-2 ② K		X FA 86 0-0 ② F7	4	1	1	0	0	1	2
4 Jose Lopez, R (1, 4) OBP: 0.287, SLG: 0.402		B FA 88 B CU 70 F CU 70 C FA 87 B FA 89 X FA 89 3-2 1B 2-H 1B			B CH 86 C CU 69 X CU 70 1-1 ① G5-3		B FA 97 F CU 85 B FA 96 F FA 96 X FA 97 2-2 ③ P3		C FC 86 S CH 75 S CH 75 0-3 ③ K	4	0	1	1	0	1	2
Jamie Burke, R (1, 2) OBP: 0.393, SLG: 0.480 2 Kenji Johjima, R (8, PH) OBP: 0.325, SLG: 0.500 (9, 2)		C FA 88 1 SAFE F CU 72 X CU 72 0-2 16 FC4 1-2 1B			B FA 87 C CU 71 F FA 88 B FA 89 X CH 85 2-2 16 G5-3 1B			B FA 96 C FA 94 X FA 96 1-1 ① P4		2 1	0 0	2 0	0 0	0 0	0 0	0 0
16 Willie Bloomquist, R (1, 7) OBP: 0.161, SLG: 0.138		C FA 87 B FA 89 X CU 72 1-1 ③ FC4 1-2f			B FA 88 D CU 71 C FA 87 X CU 70 2-1 ② G5-3 1-2			C FA 96 B FA 95 C FA 95 X CU 82 1-2 ② P4		3	0	0	0	0	0	3
Inning Stats	R: 0 H: 1 E: 0 LOB: 0 K: 0 BB: 0 S: 7 P: 11	R: 1 H: 4 E: 1 LOB: 2 K: 0 BB: 0 S: 14 P: 22	R: 0 H: 0 E: 0 LOB: 0 K: 0 BB: 1 S: 7 P: 13	R: 0 H: 0 E: 0 LOB: 0 K: 0 BB: 0 S: 6 P: 9	R: 0 H: 1 E: 0 LOB: 1 K: 0 BB: 0 S: 9 P: 16	R: 0 H: 0 E: 0 LOB: 0 K: 0 BB: 0 S: 6 P: 12	R: 0 H: 0 E: 0 LOB: 0 K: 1 BB: 0 S: 9 P: 13	R: 0 H: 1 E: 0 LOB: 1 K: 0 BB: 0 S: 10 P: 12	R: 0 H: 2 E: 0 LOB: 2 K: 1 BB: 0 S: 10 P: 14	1B: 9 2B: 0 3B: 0 HR: 0	SF: 0 SAC: 0 DP: 1 HBP: 0			WP: 0 PB: 0 SB: 1 CS: 1	PA: 34		

PITCHER	IP	WLS	BF	H	R	ER	SO	BB	IBB	HBP	BLK	WP	HR	S	P	ERA	WHIP
Justin Germano, R (1, 1) ERA: 0.47	6.0	W	22	6	1	0	0	1	0	0	0	0	0	49	83	0.00	1.167
21 Heath Bell, R (7, 1) ERA: 1.42	1.0	H	3	0	0	0	1	0	0	0	0	0	0	9	13	0.00	0.000
Scott Linebrink, R (8, 1) ERA: 2.61	1.0	H	4	1	0	0	0	0	0	0	0	0	0	10	12	0.00	1.000
Trevor Hoffman, R (9, 1) ERA: 3.24	1.0	S	5	2	0	0	1	0	0	0	0	0	0	10	14	0.00	2.000

PITCHER	IP	WLS	BF	H	R	ER	SO	BB	IBB	HBP	BLK	WP	HR	S	P	ERA	WHIP

BOTTOM

AB	33
R	1
H	9
RBI	1
BB	1
SO	2
LOB	15

Batter	1	2	3	4	5	6	7	8	9	AB	R	H	RBI	BB	SO	LOB
12 Alfonso Soriano, R (1, 7) OBP: 0.343, SLG: 0.465	C FA 96 B FA 97 S FA 97 B SL 86 B FA 99 F SL 86 F FA 98 B FA 99 4-2 16 1B 15 1B BB	S SL 86 1 SAFE B FA 96 C FA 98 S FA 98 1-3 K ③			B FA 97 C FA 97 F FA 96 S SL 85 1-3 K ②		B FA 98 B FA 98 S FA 97 B FA 98 F FA 96 F CU 87 D CU 88 4-2 2 FC6-4 1-2 2-3 BB		B FA 96 B SL 88 S FA 96 F FA 98 F FA 98 B FA 100 B FA 96 4-2 1-2 BB	2	1	0	0	3	2	1
2 Ryan Theriot, R (1, 4) OBP: 0.353, SLG: 0.353	1 SAFE 1 SAFE C FA 98 B FA 98 1 SAFE C SL 87 1 SAFE B FA 99 F FA 99 2-3 S SL 86 K ①		X FA 95 0-0 G6-3 ①		B CU 85 C FA 87 B CU 85 B FA 96 F FA 95 X FA 97 3-2 G6-3 ③		C CU 87 X CU 89 0-1 FC6-4 ③ 1-2f		C B CH 76 X FA 90 1-1 F9 ②	5	0	0	0	0	1	6
25 Derrek Lee, R (1, 3) OBP: 0.455, SLG: 0.558	C FA 98 C FA 98 B FA 98 1 SAFE S SL 87 1-3 K ②		B FA 96 B FA 97 X FA 97 2-0 G6-3 ②			C FA 95 B FA 86 B FA 87 C SL 84 X SL 84 2-2 G1-3 ①		B FA 88 B FA 89 F FA 88 S FA 88 X FA 88 2-2 E4 FC3-6 16 1B	B FA 91 F CH 83 B FA 91 S FA 90 F B X FA 89 3-2 F8 ③	5	0	0	0	0	1	3
16 Aramis Ramirez, R (1, 5) OBP: 0.354, SLG: 0.566	B FA 98 F FA 98 C SL 86 X FA 98 1-2 FC5 15 1B 1-3 1B		B FA 96 B FA 96 F FA 96 C FA 97 F CU 86 X SL 86 2-2 F7 ③			C FA 96 C FA 96 B FA 98 F CU 85 X FA 97 1-2 G5-3 ②		X FA 90 0-0 FC3-6 1-2 1B		4	0	2	0	0	0	0
15 Cliff Floyd, L (1, 9) OBP: 0.340, SLG: 0.409	B FA 98 B SL 91 S FA 98 S FA 98 X FA 99 2-2 FC5 1-2 3-H 1B			B FA 95 X FA 95 1-0 2B		B CU 80 X FA 97 1-1 P5 ③		B FA 90 S FA 90 S FA 90 B FA 89 B FA 88 S FA 89 3-3 K ①		4	0	2	1	0	1	2
Michael Barrett, R (1, 2) OBP: 0.291, SLG: 0.434	B FA 98 C FA 98 X CU 85 1-1 FC5 ③ 1-2 2-3f			F FA 96 X FA 88 0-1 G5-3 ①			C CU 86 C FA 97 S CU 88 0-3 K2-3 ①	C FA 90 X FA 91 0-1 FC3-6 ② 1-2f 2-3		4	0	0	0	0	1	5
Jacque Jones, L (1, 8) OBP: 0.305, SLG: 0.345 46 Ryan Dempster, R (8, 1)		B FA 94 F FA 94 F FA 95 B FC 90 F SL 89 X FA 97 2-2 G3-1 ①		F SL 90 B FA 96 B SL 90 S SL 90 B SL 88 X SL 89 3-2 F8 ②			B CU 84 B FA 98 C CU 85 C CU 86 F FA 99 S FA 98 2-3 K ②	S FA 90 C FA 89 B FA 88 F FA 88 F FA 88 X FA 90 1-2 G6-3 ③		4 0	0 0	0 0	0 0	1 0	3 0	3 0
Cesar Izturis, S (1, 6) OBP: 0.336, SLG: 0.340		C FA 95 B CH 86 B FA 96 X FA 95 2-1 1B		C SL 89 X SL 91 0-1 L9 ③			B FA 98 X CU 87 1-0 12 BB 19 1B 1B		C FA 93 F CU 81 F CU 83 B CU 83 F FA 97 F FA 98 X CU 78 1-2 12 BB 1B	4	0	3	0	0	0	1
53 Rich Hill, L (1, 1) OBP: 0.100, SLG: 0.105 19 Matt Murton, R (7, PH) OBP: 0.326, SLG: 0.364 37 Angel Guzman, R (7, 1) 29 Ángel Pagán, S (8, 8) OBP: 0.414, SLG: 0.704		B FA 95 F FA 95 M FA 97 L FA 98 1-3 K ②			B FA 94 C FA 94 F SL 88 F CU 85 C SL 84 1-3 K ①		C FA 95 D SL 90 1 SAFE C CU 86 X FA 98 1-2 12 BB 1B		B CH 85 X FA 87 1-0 F9 ①	2 1 0 1	0 0 0 0	0 1 0 0	0 0 0 0	0 0 0 0	2 0 0 0	1 0 0 1
Inning Stats	R: 1 E: 0 K: 2 S: 19 H: 2 LOB: 2 BB: 1 P: 30	R: 0 E: 0 K: 2 S: 12 H: 1 LOB: 1 BB: 0 P: 18	R: 0 E: 0 K: 0 S: 6 H: 0 LOB: 0 BB: 0 P: 10	R: 0 E: 0 K: 0 S: 8 H: 1 LOB: 1 BB: 0 P: 12	R: 0 E: 0 K: 2 S: 10 H: 0 LOB: 0 BB: 0 P: 15	R: 0 E: 0 K: 0 S: 9 H: 0 LOB: 0 BB: 0 P: 13	R: 0 E: 0 K: 2 S: 16 H: 2 LOB: 3 BB: 1 P: 24	R: 0 E: 1 K: 1 S: 14 H: 1 LOB: 2 BB: 0 P: 20	R: 0 E: 0 K: 0 S: 16 H: 1 LOB: 2 BB: 1 P: 26	1B: 7 2B: 1 3B: 0 HR: 0 SF: 0 SAC: 0 DP: 0 HBP: 0						WP: 0 PB: 0 SB: 0 CS: 0 PA: 39	

PITCHER		IP	WLS	BF	H	R	ER	SO	BB	IBB	HBP	BLK	WP	HR	S	P	ERA	WHIP
44 Jake Peavy, R ERA: 1.63	(1, 1)	6.0	W	23	4	1	1	6	1	0	0	0	0	0	64	98	1.50	0.833
21 Heath Bell, R ERA: 1.37	(7, 1)	1.0		6	2	0	0	2	1	0	0	0	0	0	16	24	0.00	3.000
43 Cla Meredith, R ERA: 2.86	(8, 1)	1.0		5	1	0	0	1	0	0	0	0	0	0	14	20	0.00	1.000
26 Doug Brocail, R ERA: 0.87	(9, 1)	0.1		3	1	0	0	0	1	0	0	0	0	0	10	16	0.00	6.000
Trevor Hoffman, R ERA: 3.12	(9, 1)	0.2	S	2	0	0	0	0	0	0	0	0	0	0	6	10	0.00	0.000

PITCHER	IP	WLS	BF	H	R	ER	SO	BB	IBB	HBP	BLK	WP	HR	S	P	ERA	WHIP

TOP

Chicago Cubs @ San Diego Padres

PETCO Park, San Diego, CA

Tue May 22 2007, 10:05 PM EDT

Att. 26,192 - Cloudy - 67 F

livebaseballscorecards.com

AB	36
R	1
H	8
RBI	1
BB	3
SO	9
LOB	23

Chicago Cubs @ San Diego Padres

PETCO Park, San Diego, CA

Tue May 22 2007, 10:05 PM EDT

Att. 26,192 - Cloudy - 67 F

livebaseballscorecards.com

BOTTOM

Batter	1	2	3	4	5	6	7	8	9	AB	R	H	RBI	BB	SO	LOB
22 Marcus Giles, R (1, 4) OBP: 0.362, SLG: 0.401	B FA 92 B FA 92 C FA 93 B FA 93 B FA 93 4-1 PB S 23 1B BB	S FA 92 C FA 93 F SL 86 X CU 75 0-2 2B		B FA 92 F FA 84 C CU 74 S FA 93 1-3 ③ K			C SL 91 B FA 98 C FA 99 X CU 82 1-2 ② G6-3			3	1	1	0	1	1	0
José Cruz Jr., S (1, 9) OBP: 0.346, SLG: 0.471	B CU 74 B FA 93 B FA 94 B FA 93 4-0 3 F8 23 1B 1-3 BB	X CU 74 0-0 ③ G5-3			B CU 74 S CH 84 S CH 84 S CU 74 1-3 ① K		B SL 91 B FA 89 X FA 96 2-0 ③ G4-3			3	0	0	0	1	1	1
Mike Cameron, R (1, 8) OBP: 0.299, SLG: 0.363	B FA 92 F FA 92 1 SAFE 1 SAFE B CU 74 F FA 91 C FA 92 2-3 ① K		C FA 92 X FA 92 0-1 HR		B FA 92 F FA 85 F CU 74 X FA 92 1-2 HR			C SL 90 F CU 80 B FA 97 X FA 97 1-2 ① G6-3		4	2	2	2	0	1	2
23 Adrián González, L (1, 3) OBP: 0.345, SLG: 0.519	F CU 73 F FA 94 F CU 75 B FA 92 X CU 75 1-2 1-2 3-H 1B		B CU 74 C FA 92 C SL 86 F FA 93 F FA 92 B CU 74 F CU 75 X CU 74 2-2 HR		F SL 85 F CU 74 F SL 85 B FA 92 F FA 92 X SL 87 1-2 ② G1-3			C SL 90 F SL 92 B FA 97 F FA 90 C FA 97 1-3 ② K		4	1	2	2	0	1	0
3 Khalil Greene, R (1, 6) OBP: 0.267, SLG: 0.457	C CU 74 X FA 93 0-1 ② F8 2-3		C FA 92 B FA 93 B FA 87 X FA 92 2-1 ① F8		X FA 86 0-0 ③ G5-3			C FA 94 B CH 86 S FA 86 X FA 95 1-2 ③ G5-3		4	0	0	0	0	0	2
28 Josh Bard, S (1, 2) OBP: 0.305, SLG: 0.305	C CU 75 S FA 94 S FA 94 0-3 ③ K		F FA 86 C CU 75 X CU 74 0-2 ② G5-3			B FA 84 B FA 92 B FA 91 C FA 92 C FA 92 C FA 90 3-3 ① K				3	0	0	0	0	2	2
5 Kevin Kouzmanoff, R (1, 5) OBP: 0.260, SLG: 0.324		B CU 74 S FA 92 X FA 91 1-1 HR	X FA 88 0-0 ③ G5-3				C FA 92 F CU 76 B SL 85 F CU 75 T FA 93 1-2 ② K			3	1	1	1	0	1	0
8 Terrmel Sledge, L (1, 7) OBP: 0.319, SLG: 0.377		F FA 93 S CU 75 S CU 74 0-3 ① K		B FA 91 X SL 85 1-0 ① P5			C FA 94 B CU 75 F SL 84 B FA 93 F CU 74 B CU 75 S SL 86 3-3 ③ K			3	0	0	0	0	2	0
44 Jake Peavy, R (1, 1) OBP: 0.217, SLG: 0.348 21 Heath Bell, R (7, 1) 13 Oscar Robles, L (7, PH) OBP: 0.235, SLG: 0.235 43 Cla Meredith, R (8, 1) 26 Doug Brocail, L (9, 1) Trevor Hoffman, R (9, 1)		F FA 92 S CU 75 F CU 74 B CU 75 X FA 92 1-2 ② L7		B FA 92 X SL 85 1-0 ② F9			C CU 83 F F F S 0-3 ① K			2 0 1 0 0 0	0 0 0 0 0 0	0 0 0 0 0 0	0 0 0 0 0 0	0 0 1 0 0 0	0 0 0 0 0 0	0 0 0 0 0 0
Inning Stats	R: 1 E: 0 K: 2 S: 13 H: 1 LOB: 2 BB: 2 P: 24	R: 1 E: 0 K: 1 S: 14 H: 2 LOB: 1 BB: 0 P: 16	R: 2 E: 0 K: 0 S: 14 H: 2 LOB: 0 BB: 0 P: 18	R: 0 E: 0 K: 1 S: 5 H: 0 LOB: 0 BB: 0 P: 8	R: 1 E: 0 K: 1 S: 12 H: 1 LOB: 0 BB: 0 P: 15	R: 0 E: 0 K: 3 S: 11 H: 0 LOB: 0 BB: 0 P: 18	R: 0 E: 0 K: 1 S: 9 H: 0 LOB: 0 BB: 0 P: 12	R: 0 E: 0 K: 1 S: 10 H: 0 LOB: 0 BB: 0 P: 13		1B: 1 2B: 1 3B: 0 HR: 4 SF: 0 SAC: 0 DP: 0 HBP: 0						

	AB	R	H	RBI	BB	SO	LOB
AB	**30**						
R	**5**						
H	**6**						
RBI	**5**						
BB	**2**						
SO	**10**						
LOB	**7**						

WP: 0 PB: 1 SB: 1 CS: 0 PA: 32

PITCHER		IP	WLS	BF	H	R	ER	SO	BB	IBB	HBP	BLK	WP	HR	S	P	ERA	WHIP
53 Rich Hill, L ERA: 3.38	(1, 1)	6.0	L	26	6	5	5	8	2	0	0	0	0	4	69	99	7.50	1.333
37 Angel Guzman, R ERA: 2.96	(7, 1)	1.2		5	0	0	0	2	0	0	0	0	0	0	16	21	0.00	0.000
46 Ryan Dempster, R ERA: 4.35	(8, 1)	0.1		1	0	0	0	0	0	0	0	0	0	0	3	4	0.00	0.000

PITCHER	IP	WLS	BF	H	R	ER	SO	BB	IBB	HBP	BLK	WP	HR	S	P	ERA	WHIP

Batter	1	2	3	4	5	6	7	8	9	AB	R	H	RBI	BB	SO	LOB
12 Alfonso Soriano, R (1, 7) OBP: 0.341, SLG: 0.459	F X FA 91 0-1 ① F9		C CU 71 F FA 89 X FA 87 0-2 ② F8			C CU 70 X FA 88 0-1 ① G4-3		B FA 97 B FA 96 X FA 97 2-0 29 S 1B		4	0	1	0	0	0	0
29 Ángel Pagán, S (1, 8) OBP: 0.364, SLG: 0.613	C FA 91 C CU 74 C FA 89 0-3 ② K		B FA 88 B CH 74 C FA 88 C CU 71 X SL 85 2-2 ③ F7			C CU 71 B FA 88 S CU 70 S CU 72 1-3 ② K		C CH 83 C FA 96 S FA 97 0-3 ② K 1-2		4	0	0	0	0	3	1
25 Derrek Lee, R (1, 3) OBP: 0.450, SLG: 0.547	C FA 90 X FA 91 0-1 ③ G5-3			X FA 88 0-0 ① F8		B FA 89 C CU 71 F CU 72 X FA 87 1-2 ③ G6-3		F FA 96 B FA 96 B FA 98 B FA 95 B FA 97 4-1 BB		3	0	0	0	1	0	0
16 Aramis Ramirez, R (1, 5) OBP: 0.346, SLG: 0.552		B CU 70 F FA 87 F FA 89 C FA 88 1-3 ① K		X FA 88 0-0 ② F9			X FA 88 0-0 ① G6-3	C X CH 84 0-1 ③ P6		4	0	0	0	0	1	2
Michael Barrett, R (1, 2) OBP: 0.290, SLG: 0.426		X FA 90 0-0 ② G6-3		C FA 89 B FA 89 C FA 87 F CU 72 X FA 89 1-2 ③ F7			B FA 89 B FA 88 C FA 89 B CH 78 B FA 89 4-1 1B 19 BB BB		C FC 88 B SL 84 F FC 88 F CH 77 X CH 77 1-2 ① G6-3	3	0	0	0	1	0	0
19 Matt Murton, R (1, 9) OBP: 0.343, SLG: 0.374		C FA 89 B FA 91 C CU 73 B FA 88 F FA 90 X SL 86 2-2 S 2B 1B			B FA 89 C CU 70 C CU 70 B FA 86 X SL 85 2-2 L9-6 1B 1B		B FA 89 D CU 73 B FA 87 C FA 87 C FA 88 F CU 70 F FA 87 B CU 72 4-2 1-2 1B BB		F FA 90 C FC 89 F CH 77 B CH 77 F CH 77 S CH 77 1-3 ② K	3	1	2	0	1	1	0
Mark DeRosa, R (1, 4) OBP: 0.371, SLG: 0.478		B FA 89 B CU 73 X FA 90 2-0 1-H 2B			C CH 75 D SL 87 1 SAFE X SL 85 1-1 1-2 1B		C CU 71 C CU 72 1 SAFE B CU 71 F FA 87 X CU 73 1-2 G4-6-3 1-2 2-3 1B		B SL 84 C FA 90 F FC 89 B CH 78 F CH 77 B CH 78 X FA 90 3-2 3B	4	0	4	1	0	0	0
Cesar Izturis, S (1, 6) OBP: 0.328, SLG: 0.330 Jacque Jones, L (9, PH) OBP: 0.303, SLG: 0.343		C FA 89 C FA 88 X FA 89 0-2 ③ F9			X FA 89 0-0 ①② L9-6 2-2		B FA 87 C FA 86 B FA 90 B FA 87 X FA 87 3-1 ②③ G4-6-3 1-2f		B FC 89 B FC 88 C FC 88 F FA 90 B CH 77 X CH 76 3-2 ③ F9	3 1	0 0	0 0	0 0	0 0	0 0	6 1
45 Sean Marshall, L (1, 1) 15 Cliff Floyd, L (8, PH) OBP: 0.337, SLG: 0.404 43 Michael Wuertz, R (8, 1) 13 Will Ohman, L (8, 1)			C S SL 83 B CU 69 S FA 89 1-3 ① K		C CU 72 F SL 86 S CU 71 0-3 ③ K			C FA 97 B FA 97 B CH 84 X FA 96 2-1 ① L3-1		2 1 0 0	0 0 0 0	0 0 0 0	0 0 0 0	2 0 0 0	2 0 0 0	1 0 0 0

TOP

Chicago Cubs @ San Diego Padres

PETCO Park, San Diego, CA

Wed May 23 2007, 10:05 PM EDT

Att. 27,535 - Clear - 65 F

livebaseballscorecards.com

AB	32
R	1
H	7
RBI	1
BB	3
SO	7
LOB	11

Inning Stats	1	2	3	4	5	6	7	8	9
	R: 0 E: 0 K: 1 S: 7	H: 0 LOB: 0 BB: 0 P: 7	R: 1 E: 0 K: 1 S: 12	H: 2 LOB: 1 BB: 0 P: 17	R: 0 E: 0 K: 1 S: 9	H: 0 LOB: 0 BB: 0 P: 12	R: 0 E: 0 K: 0 S: 6	H: 0 LOB: 0 BB: 0 P: 7	R: 0 E: 0 K: 1 S: 9	H: 2 LOB: 1 BB: 0 P: 12	R: 0 E: 0 K: 1 S: 8	H: 0 LOB: 0 BB: 0 P: 10	R: 0 E: 0 K: 0 S: 12	H: 1 LOB: 2 BB: 2 P: 24	R: 0 E: 0 K: 1 S: 9	H: 1 LOB: 2 BB: 1 P: 17	R: 0 E: 0 K: 1 S: 16	H: 1 LOB: 1 BB: 0 P: 24

1B: 5 SF: 0 2B: 2 SAC: 0 3B: 1 DP: 2 HR: 0 HBP: 0

WP: 0 PA: 35 PB: 0 SB: 2 CS: 0

PITCHER		IP	WLS	BF	H	R	ER	SO	BB	IBB	HBP	BLK	WP	HR	S	P	ERA	WHIP
David Wells, L ERA: 4.85	(1, 1)	7.0	W	26	5	1	1	5	2	0	0	0	0	0	63	89	1.29	1.000
Scott Linebrink, R ERA: 2.49	(8, 1)	1.0	H	5	1	0	0	1	1	0	0	0	0	0	9	17	0.00	2.000
Trevor Hoffman, R ERA: 2.95	(9, 1)	1.0	S	4	1	0	0	1	0	0	0	0	0	0	16	24	0.00	1.000

PITCHER	IP	WLS	BF	H	R	ER	SO	BB	IBB	HBP	BLK	WP	HR	S	P	ERA	WHIP

Batter	1	2	3	4	5	6	7	8	9	AB	R	H	RBI	BB	SO	LOB
22 Marcus Giles, R (1, 4) OBP: 0.359, SLG: 0.394	B FA 90 B FA 90 C FA 90 C FA 91 B FA 92 B SL 85 4-2 G1-3 G3 BB		F FA 90 B SL 85 B SL 83 F FA 88 X FA 90 2-2 ② G4-3		B SL 81 F FA 87 B FA 86 S FA 86 X SL 87 2-2 ③ F7			S SL 87 C FA 90 S FA 94 0-3 ① K		3	0	0	0	1	1	0
José Cruz Jr., S (1, 9) OBP: 0.350, SLG: 0.468	C FA 91 1 SAFE B FA 91 X FA 92 1-1 ① G3 1-2		X FA 91 0-0 BB 1B			F SL 82 B SL 84 F SL 83 S CU 73 1-3 ① K		C CH 85 S FA 90 B FA 91 B FA 96 B FA 91 B FA 90 4-2 BB		3	0	1	0	1	1	1
Mike Cameron, R (1, 8) OBP: 0.299, SLG: 0.357	F FA 85 B CU 76 B FA 91 X SL 86 2-1 ② G1-3 2-3		C FA 91 1 SAFE B SL 85 B SL 85 B SL 85 B FA 91 4-1 1-2 BB			B FA 89 X SL 84 1-0 ② F7		L SL 89 B FA 89 S SL 88 S SL 88 1-3 ② K		3	0	0	0	1	1	2
23 Adrián González, L (1, 3) OBP: 0.338, SLG: 0.508	B FA 91 C FA 91 F SL 86 F SL 84 B FA 93 F FA 93 X SL 82 2-2 ③ F7		B FA 91 X SL 84 1-0 ③ F8			B FA 88 S FA 90 X SL 84 1-1 ③ P5		S SL 84 X SL 84 0-1 ③ G4-3		4	0	0	0	0	0	4
3 Khalil Greene, R (1, 6) OBP: 0.263, SLG: 0.449		C X 0-1 ① P3		B FA 89 B SL 85 S FA 88 X SL 86 2-1 ① F7			B FA 87 C SL 82 S FA 88 S CU 74 1-3 ① K			3	0	0	0	0	1	0
28 Josh Bard, S (1, 2) OBP: 0.306, SLG: 0.306		B FA 89 C B B X 3-1 ② L6		B SL 85 B FA 90 X FA 89 2-0 ② G6-3			X FA 89 0-0 5 HR 1B			3	1	1	0	0	0	0
5 Kevin Kouzmanoff, R (1, 5) OBP: 0.269, SLG: 0.360		B FA 86 X FA 90 1-0 1B		B SL 86 S FA 88 C SL 84 B CU 79 S FA 88 2-3 ③ K			B SL 85 B FA 86 X SL 84 2-0 1-H HR			3	1	2	2	0	1	0
8 Terrmel Sledge, L (1, 7) OBP: 0.309, SLG: 0.363		S SL 85 D CU 76 F FA 89 S CU 76 1-3 ③ K			B SL 79 S FA 88 F SL 83 B SL 83 B CU 73 X FA 88 3-2 ① F9		L SL 84 B CU 76 F SL 84 B CU 75 F SL 80 F FA 89 C SL 80 2-3 ② K			3	0	0	0	0	2	1
David Wells, L (1, 1) OBP: 0.118, SLG: 0.118 Geoff Blum, S (7, PH) OBP: 0.254, SLG: 0.340 Scott Linebrink, R (8, 1) Trevor Hoffman, R (9, 1)			C FA 88 B SL 82 S FA 89 B SL 87 F FA 89 S SL 84 2-3 ① K		L FA 88 C SL 81 L CU 72 0-3 ② K		S FA 88 F SL 81 S CU 74 0-3 ③ K			2 1 0 0	0 0 0 0	0 0 0 0	0 0 0 0	0 0 0 0	2 1 0 0	0 0 0 0
Inning Stats	R: 0 E: 0 K: 0 S: 11 H: 0 LOB: 1 BB: 1 P: 20	R: 0 E: 0 K: 1 S: 8 H: 1 LOB: 1 BB: 0 P: 13	R: 0 E: 0 K: 1 S: 10 H: 1 LOB: 2 BB: 1 P: 19	R: 0 E: 0 K: 1 S: 6 H: 0 LOB: 0 BB: 0 P: 12	R: 0 E: 0 K: 1 S: 9 H: 0 LOB: 0 BB: 0 P: 14	R: 0 E: 0 K: 1 S: 6 H: 0 LOB: 0 BB: 0 P: 9	R: 2 E: 0 K: 3 S: 13 H: 2 LOB: 0 BB: 0 P: 18	R: 0 E: 0 K: 2 S: 10 H: 0 LOB: 1 BB: 1 P: 15		1B: 3 2B: 0 3B: 0 HR: 1 SF: 0 SAC: 0 DP: 0 HBP: 0						

PITCHER		IP	WLS	BF	H	R	ER	SO	BB	IBB	HBP	BLK	WP	HR	S	P	ERA	WHIP
45 Sean Marshall, L ERA: 2.57	(1, 1)	7.0	L	27	4	2	2	8	2	0	0	0	0	1	63	105	2.57	0.857
43 Michael Wuertz, R ERA: 1.8	(8, 1)	0.2		3	0	0	0	2	1	0	0	0	0	0	8	13	0.00	1.500
13 Will Ohman, L ERA: 4.26	(8, 1)	0.1		1	0	0	0	0	0	0	0	0	0	0	2	2	0.00	0.000

PITCHER	IP	WLS	BF	H	R	ER	SO	BB	IBB	HBP	BLK	WP	HR	S	P	ERA	WHIP

BOTTOM

Chicago Cubs @ San Diego Padres

PETCO Park, San Diego, CA

Wed May 23 2007, 10:05 PM EDT

Att. 27,535 - Clear - 65 F

livebaseballscorecards.com

AB	28
R	2
H	4
RBI	2
BB	3
SO	10
LOB	8

Batter	1	2	3	4	5	6	7	8	9	AB	R	H	RBI	BB	SO	LOB
12 Alfonso Soriano, R (1, 7) OBP: 0.345, SLG: 0.472	S FA 92 F FA 93 S FA 94 0-3 ① K			X FA 92 0-0 ① F9		B FA 92 X FA 94 1-0 3B		C FA 89 S SL 81 X SL 80 0-2 FC4-6 1B		4	0	2	0	0	1	0
Mark DeRosa, R (1, 4) OBP: 0.360, SLG: 0.462	B FA 93 S FA 94 F FA 95 C SL 84 1-3 ② K			B FA 92 B FA 94 F FA 93 S FA 94 F SL 83 B FA 93 X FA 95 3-2 ② F9		C SL 81 S FA 92 B SL 85 B FA 92 F FA 93 S SL 83 2-3 ① K		1 SAFE 1 SAFE X FA 90 0-0 ③ FC4-6 1-2f		4	0	0	0	0	2	2
25 Derrek Lee, R (1, 3) OBP: 0.446, SLG: 0.539	X FA 93 0-0 ③ G6-3			S FA 94 B FA 95 F FA 95 X FA 95 1-2 ③ F7		C SL 84 S SL 85 B FA 93 S SL 86 1-3 ② K			B FA 88 B FA 88 F FA 88 C FA 89 B FA 88 X FA 89 3-2 16 1B 15 FC4 1B	4	1	1	0	0	1	1
16 Aramis Ramirez, R (1, 5) OBP: 0.350, SLG: 0.557		S FA 92 S FA 94 S FA 93 0-3 ① K			C FA 93 X FA 93 0-1 2B 2B	C FA 94 F FA 84 S 0-3 ③ K			C FA 89 X FA 90 0-1 1B 15 FC4 1-3 FC3-2 1B	4	1	2	0	0	2	1
15 Cliff Floyd, L (1, 9) OBP: 0.323, SLG: 0.387 29 Ángel Pagán, S (9, PR) OBP: 0.364, SLG: 0.613 (9, 8)		C FA 93 B FA 94 B FA 93 C FA 93 B FA 95 X FA 95 3-2 ② F7			B FA 94 B FA 94 X FA 94 2-0 ① F7		B FA 93 F FA 92 B FA 92 B FA 94 X FA 94 3-1 ① F8		S FA 90 B FA 90 F FA 89 X FA 88 1-2 FC4 FC3-2 1B 2 FC5 1-2 3-H	4 0	0 1	0 0	1 0	0 0	0 0	2 0
Michael Barrett, R (1, 2) OBP: 0.301, SLG: 0.437		S FA 93 S FA 94 C SL 83 0-3 ③ K			S SL 84 B SL 83 X FA 94 1-1 2 WP 2B 2-H		B SL 82 B SL 81 B FA 93 B FA 93 4-0 G3-6 BB		X FA 89 0-0 2 FC5 FC3-2 1B 1-2 2-3	3	0	2	1	1	1	0
Jacque Jones, L (1, 8) OBP: 0.295, SLG: 0.333 (9, 9)			C FA 92 C FA 93 B FA 93 C CU 75 1-3 ① K		F FA 94 B FA 93 X FA 94 1-1 ② G4-1		B FA 92 1 SAFE F FA 93 1 SAFE C FA 94 X FA 94 1-2 ② ③ G3-6 1-2f		B CU 86 B SL 87 X FA 98 2-0 ① FC3-2 2 FC5 1-2 2-3 3-Hf	4	0	0	0	0	1	5
2 Ryan Theriot, R (1, 6) OBP: 0.350, SLG: 0.345			F FA 92 F FA 94 X CU 75 0-2 ② G4-3		C CU 74 B CU 74 B FA 92 F FA 93 B CU 75 F CU 74 D SL 84 4-2 2-3 BB			C FA 88 B FA 87 F FA 88 X SL 81 1-2 ① F9	B CU 87 C SL 87 F CU 88 F CU 88 X CU 89 1-2 ② FC5 1-2 2-3f 3-H	3	0	0	1	1	0	2
Jason Marquis, L (1, 1) OBP: 0.250, SLG: 0.407 32 Daryle Ward, L (8, PH) OBP: 0.465, SLG: 0.424 Bob Howry, L (8, 1) 19 Matt Murton, R (9, PH) OBP: 0.340, SLG: 0.370 46 Ryan Dempster, R (9, 1)			C FA 93 B FA 94 C FA 94 B CU 74 S FA 94 2-3 ③ K		S FA 93 S FA 94 S FA 94 0-3 ③ K			C FA 89 B FA 88 X FA 88 1-1 ② G5-3	C CU 86 C FA 99 C FA 100 0-3 ③ K	2 1 0 1 0	0 0 0 0 0	0 0 0 0 0	0 0 0 0 0	0 0 0 1 0	2 0 0 2 0	2 0 0 2 0
Inning Stats	R: 0 E: 0 K: 2 S: 7 H: 0 LOB: 0 BB: 0 P: 8	R: 0 E: 0 K: 2 S: 9 H: 0 LOB: 0 BB: 0 P: 12	R: 0 E: 0 K: 2 S: 9 H: 0 LOB: 0 BB: 0 P: 12	R: 0 E: 0 K: 0 S: 8 H: 0 LOB: 0 BB: 0 P: 12	R: 1 E: 0 K: 1 S: 13 H: 2 LOB: 2 BB: 1 P: 21	R: 0 E: 0 K: 3 S: 11 H: 1 LOB: 1 BB: 0 P: 15	R: 0 E: 0 K: 0 S: 5 H: 0 LOB: 0 BB: 1 P: 13	R: 0 E: 0 K: 0 S: 9 H: 1 LOB: 1 BB: 0 P: 11	R: 2 E: 0 K: 1 S: 17 H: 3 LOB: 2 BB: 0 P: 24	1B: 4 2B: 2 3B: 1 HR: 0 SF: 0 SAC: 0 DP: 1 HBP: 0						WP: 1 PB: 0 SB: 0 CS: 0 PA: 36	

PITCHER		IP	WLS	BF	H	R	ER	SO	BB	IBB	HBP	BLK	WP	HR	S	P	ERA	WHIP
32 Chris Young, R ERA: 2.7	(1, 1)	7.0		25	3	1	1	10	2	0	0	0	1	0	62	93	1.29	0.714
43 Cla Meredith, R ERA: 3.52	(8, 1)	1.0	L	8	4	2	2	0	0	0	0	0	0	0	18	24	18.00	4.000
21 Heath Bell, R ERA: 1.32	(9, 1)	1.0		3	0	0	0	1	0	0	0	0	0	0	8	11	0.00	0.000

PITCHER	IP	WLS	BF	H	R	ER	SO	BB	IBB	HBP	BLK	WP	HR	S	P	ERA	WHIP

TOP

Chicago Cubs @ San Diego Padres

PETCO Park, San Diego, CA

Thu May 24 2007, 10:05 PM EDT

Att. 32,258 - Cloudy - 65 F

livebaseballscorecards.com

AB	34
R	3
H	7
RBI	3
BB	2
SO	11
LOB	17

Batter	1	2	3	4	5	6	7	8	9	AB	R	H	RBI	BB	SO	LOB
22 Marcus Giles, R (1, 4) OBP: 0.352, SLG: 0.385	B FA 93 S FA 93 F FA 94 B FA 94 B FA 94 S FA 94 3-3 K ①		F FA 94 X FA 93 0-1 G5-3 ②			X FA 88 0-0 G5-3 ①		B FA 95 F FA 96 X FA 95 1-1 F9 ①		4	0	0	0	0	1	0
José Cruz Jr., S (1, 9) OBP: 0.347, SLG: 0.461	C FA 94 C FA 94 C FA 94 0-3 K ②		C CH 86 B FA 94 X CH 86 1-1 F8 ③			B CU 78 B CH 86 S FA 89 F FA 93 X FA 86 2-2 G6-3 1B		B FA 95 B FA 89 S FA 95 T FA 96 X FA 95 2-2 F7 ②		4	0	1	0	0	1	0
Mike Cameron, R (1, 8) OBP: 0.293, SLG: 0.349	B FA 95 S FA 95 S FA 91 F FA 95 X 1-2 F8 ③			X FA 94 0-0 G6-3 ①		B FA 94 X FA 94 1-0 G6-3 ② 1-2		B FA 96 C FA 96 B FA 91 X FA 95 2-1 P2 ③		4	0	0	0	0	0	1
23 Adrián González, L (1, 3) OBP: 0.346, SLG: 0.513		C FA 93 B CH 85 X CH 85 1-1 3 F9 28 1B 2B		C FA 95 B FA 89 B FA 89 F FA 94 B FA 88 B FA 94 4-2 3 G5-4-3 BB		I IN 76 I IN 82 I IN 82 I IN 83 4-0 IBB			C FF 95 S FA 92 X FA 91 0-2 L8 ①	2	1	1	0	2	0	0
3 Khalil Greene, R (1, 6) OBP: 0.258, SLG: 0.439		B FA 94 B FA 94 B FF 94 C FA 94 X FA 90 3-1 F9 ① 2-3		B FA 94 X FA 94 1-0 G5-4-3 ②③ 1-2f		C CU 75 B FA 94 F FA 88 S CH 88 1-3 K ③			C FF 97 B CH 88 X FA 92 1-1 F8 ②	4	0	0	0	0	1	4
28 Josh Bard, S (1, 2) OBP: 0.304, SLG: 0.304		B FA 95 C FA 88 X FA 95 1-1 5 1B 3-H 1B			C CH 85 X FA 87 0-1 G1-3 ①		C CH 83 B FA 91 F CU 76 B CH 87 X CH 85 2-2 G4-3 ①		X SL 90 0-0 G3 ③	4	0	1	1	0	0	0
5 Kevin Kouzmanoff, R (1, 5) OBP: 0.278, SLG: 0.362		C FA 94 B FA 94 F FA 94 X FA 94 1-2 8 G6-4-3 1-2 1B			X SL 89 0-0 F8 ②		C FA 93 B FA 93 B CH 84 B FA 93 H FA 92 4-1 8 BB HBP			2	0	1	0	0	0	0
8 Terrmel Sledge, L (1, 7) OBP: 0.320, SLG: 0.366		D CH 85 X FA 93 1-0 G6-4-3 ②③ 1-2f			C FA 94 X FA 93 0-1 1B		1 SAFE B FA 92 B FA 91 B FA 92 C FA 93 F FA 92 B FA 93 4-2 G4-6-3 1-2 BB			2	0	1	0	1	0	2
32 Chris Young, R (1, 1) OBP: 0.300, SLG: 0.067 Geoff Blum, S (7, PH) OBP: 0.250, SLG: 0.333 43 Cla Meredith, R (8, 1) 21 Heath Bell, R (9, 1)			C FA 93 C FA 93 C FA 93 0-3 K ①		B FA 94 D FA 93 C FA 91 F FA 92 C FA 93 2-3 K ③		B FA 94 C FA 93 D CH 85 X FA 94 2-1 G4-6-3 ②③ 1-2f			2 1 0 0	0 0 0 0	0 0 0 0	0 0 0 0	2 0 0 0	1 2 0 0	1 0 0 0
Inning Stats	R: 0 E: 0 K: 2 S: 10 H: 0 LOB: 0 BB: 0 P: 14	R: 1 E: 0 K: 0 S: 10 H: 3 LOB: 1 BB: 0 P: 17	R: 0 E: 0 K: 1 S: 7 H: 0 LOB: 0 BB: 0 P: 8	R: 0 E: 0 K: 0 S: 4 H: 0 LOB: 0 BB: 1 P: 9	R: 0 E: 0 K: 1 S: 8 H: 1 LOB: 1 BB: 0 P: 10	R: 0 E: 0 K: 1 S: 8 H: 1 LOB: 2 BB: 1 P: 16	R: 0 E: 0 K: 0 S: 8 H: 0 LOB: 1 BB: 1 P: 20	R: 0 E: 0 K: 0 S: 7 H: 0 LOB: 0 BB: 0 P: 12	R: 0 E: 0 K: 0 S: 6 H: 0 LOB: 0 BB: 0 P: 7	1B: 4 2B: 1 3B: 0 HR: 0	SF: 0 SAC: 0 DP: 3 HBP: 1			WP: 0 PB: 0 SB: 0 CS: 0	PA: 33		

PITCHER		IP	WLS	BF	H	R	ER	SO	BB	IBB	HBP	BLK	WP	HR	S	P	ERA	WHIP
Jason Marquis, R ERA: 2.6	(1, 1)	7.0		27	5	1	1	5	2	1	1	0	0	0	55	94	1.29	1.000
Bob Howry, R ERA: 4.37	(8, 1)	1.0	W	3	0	0	0	0	0	0	0	0	0	0	7	12	0.00	0.000
46 Ryan Dempster, R ERA: 4.15	(9, 1)	1.0	S	3	0	0	0	0	0	0	0	0	0	0	6	7	0.00	0.000

PITCHER	IP	WLS	BF	H	R	ER	SO	BB	IBB	HBP	BLK	WP	HR	S	P	ERA	WHIP

BOTTOM

Chicago Cubs @ San Diego Padres

PETCO Park, San Diego, CA

Thu May 24 2007, 10:05 PM EDT

Att. 32,258 - Cloudy - 65 F

livebaseballscorecards.com

AB	29
R	1
H	5
RBI	1
BB	3
SO	5
LOB	10

Milwaukee Brewers @ San Diego Padres

PETCO Park, San Diego, CA

Fri May 25 2007, 10:05 PM EDT

Att. 32,130 - Overcast - 66 F

livebaseballscorecards.com

TOP

Batter	1	2	3	4	5	6	7	8	9	AB	R	H	RBI	BB	SO	LOB
23 Rickie Weeks Jr., R (1, 4) OBP: 0.357, SLG: 0.456	C FA 87 X FA 87 0-1 7 S 1B		C FA 88 F SL 83 B FA 89 C FF 90 1-3 ② K			B SL 81 C FA 86 B FC 82 X FC 82 2-1 8 SF8 3B	B CU 76 X FA 94 1-0 ① F8		C FA 98 B FA 97 B FA 96 F FA 96 X FA 98 2-2 ① F9	5	1	2	0	0	1	2
8 Ryan Braun, R (1, 5) OBP: 0.200, SLG: 0.500	X FA 87 0-0 ① F8		C FF 89 C FF 89 X FF 88 0-2 ③ G3-1			X FA 87 0-0 ① SF8 3-H	1 SAFE C CU 77 F CU 81 B FA 97 F CU 81 X CU 81 1-2 1-H 7 HR 2B		F FA 98 B CH 84 B CH 84 X FA 96 2-1 ② G6-3	4	1	1	2	0	0	2
7 J.J. Hardy, R (1, 6) OBP: 0.359, SLG: 0.608	1 SAFE B FA 87 B CH 82 B FF 89 2 SAFE 2 SAFE B FA 88 4-0 28 G3-6-1 1-2 BB			X FC 86 0-0 28 L4-3 1B		B CH 82 B SL 82 C FA 86 X FA 87 2-1 ② G6-3	C CH 87 D CU 82 F FA 89 B FA 96 B CU 82 X CH 87 3-2 2-H HR		C FA 97 S CH 84 C FA 98 0-3 ③ K	4	1	2	2	1	1	0
28 Prince Fielder, L (1, 3) OBP: 0.373, SLG: 0.598	X FA 88 0-0 ② ③ G3-6-1 1-2f			F FA 87 X FC 86 0-1 ① L4-3 1-1		B FA 87 F FA 87 X FA 86 1-1 HR	B FA 96 B CU 78 B CH 85 B FA 96 4-0 BB			3	1	1	1	1	0	3
Geoff Jenkins, L (1, 7) OBP: 0.341, SLG: 0.555 Kevin Mench, R (7, 7) OBP: 0.270, SLG: 0.398		C FA 86 C FC 87 B FA 88 X FA 87 1-2 ① G5-3		S SI 88 X FA 87 0-1 ③ G6-3		X FA 86 0-0 2 1B 1B 2B	1 SAFE 1 SAFE C FA 98 B FA 98 S SL 87 C FA 100 1-3 ② K			4 0	1 0	1 0	0 0	0 0	1 0	1 0
2 Bill Hall, R (1, 8) OBP: 0.330, SLG: 0.446		B FA 88 B SL 83 X FA 87 2-0 ② L9			X SL 81 0-0 ① G6-3	C FA 87 B FA 87 X CH 81 1-1 2-3 1B 1B	B FA 99 B CU 88 C FA 99 F FA 99 F FA 100 X 2-2 ③ G5-3			4	0	1	0	0	0	1
Damian Miller, R (1, 2) OBP: 0.278, SLG: 0.286		C FC 86 B CU 77 B FA 88 F SL 83 X FA 88 2-2 ③ G3			C FA 88 F CH 81 B FC 90 C FA 89 1-3 ② K	X FA 89 0-0 18 FC5-4 1B 1-2 3-H		X FA 98 0-0 ① G3-1		4	0	1	1	0	1	0
18 Gabe Gross, L (1, 9) OBP: 0.387, SLG: 0.510 50 Chris Spurling, R (6, 1) 1 Corey Hart, R (8, PH) OBP: 0.327, SLG: 0.386 Matt Wise, R (8, 1)			B FA 88 B FA 87 X FA 87 2-0 31 G1-3 31 S 1B		S FA 87 B SL 83 X SL 82 1-1 3B	X FA 91 0-0 ③ FC5-4 1-2f		C FA 98 C FA 99 B FA 100 S FA 100 1-3 ② K		3 0 1 0	0 0 0 0	2 0 0 0	0 0 0 0	0 0 1 0	0 0 0 0	2 0 0 0
31 Dave Bush, R (1, 1) OBP: 0.200, SLG: 0.263 22 Tony Gwynn Jr., L (6, 9) OBP: 0.418, SLG: 0.417			L FA 85 B FA 86 F FA 88 F FA 88 X FA 88 1-2 ① G1-3 1-3		F SL 82 X FA 89 0-1 ③ G3		B CU 74 C FA 92 B CU 77 F FA 93 F FA 95 B FA 95 B FA 93 4-2 8 2B BB	C FA 99 F FA 99 S FA 100 0-3 ③ K		2 1	0 1	0 1	0 0	0 1	0 1	2 0
Inning Stats	R: 0 H: 1 E: 0 LOB: 1 K: 0 BB: 1 S: 4 P: 8	R: 0 H: 0 E: 0 LOB: 0 K: 0 BB: 0 S: 7 P: 12	R: 0 H: 1 E: 0 LOB: 1 K: 1 BB: 0 S: 11 P: 15	R: 0 H: 1 E: 0 LOB: 0 K: 0 BB: 0 S: 5 P: 5	R: 0 H: 1 E: 0 LOB: 1 K: 1 BB: 0 S: 8 P: 10	R: 3 H: 5 E: 0 LOB: 2 K: 0 BB: 0 S: 12 P: 18	R: 3 H: 2 E: 0 LOB: 1 K: 1 BB: 2 S: 18 P: 34	R: 0 H: 0 E: 0 LOB: 0 K: 2 BB: 0 S: 7 P: 8	R: 0 H: 0 E: 0 LOB: 0 K: 1 BB: 0 S: 8 P: 12	1B: 5 SF: 1 2B: 3 SAC: 0 3B: 2 DP: 2 HR: 2 HBP: 0						

	AB	35
	R	6
	H	11
	RBI	6
	BB	3
	SO	6
	LOB	13

WP: 0 PA: 39
PB: 0
SB: 2
CS: 0

PITCHER		IP	WLS	BF	H	R	ER	SO	BB	IBB	HBP	BLK	WP	HR	S	P	ERA	WHIP
Greg Maddux, R ERA: 4.2	(1, 1)	5.2	W	25	9	3	3	2	1	0	0	0	0	1	46	67	4.76	1.765
26 Doug Brocail, R ERA: 2.11	(6, 1)	0.2	H	6	2	3	3	0	2	0	0	0	0	1	12	25	40.50	6.000
21 Heath Bell, R ERA: 1.24	(7, 1)	1.2	H	5	0	0	0	3	0	0	0	0	0	0	14	18	0.00	0.000
Scott Linebrink, R ERA: 2.38	(9, 1)	1.0	S	3	0	0	0	1	0	0	0	0	0	0	8	12	0.00	0.000

PITCHER	IP	WLS	BF	H	R	ER	SO	BB	IBB	HBP	BLK	WP	HR	S	P	ERA	WHIP

Batter	1	2	3	4	5	6	7	8	9	AB	R	H	RBI	BB	SO	LOB
22 Marcus Giles, R (1, 4) OBP: 0.353, SLG: 0.402	B FA 93 B FA 92 C FA 92 S FA 92 S FA 93 2-3 ① K	S FC 88 F FA 93 F FC 88 X FA 93 0-2 ③ L6			X FA 91 0-0 S 1B 1B	X FA 93 0-0 HR		S CH 81 S FA 91 C FA 91 0-3 ③ K		5	2	2	1	0	2	1
José Cruz Jr., S (1, 9) OBP: 0.351, SLG: 0.458	L FA 92 X CU 74 0-1 G1-3 S 23 1B 1B		B FA 89 S FA 92 X FC 88 1-1 ① F9		C FF 92 B FC 88 B FF 92 S FC 89 S FA 92 2-3 ① K 1-2	B FF 94 S FA 94 B FA 94 B FA 93 F FA 93 B FA 92 4-2 G6-4-3 BB				3	1	1	0	1	1	1
Mike Cameron, R (1, 8) OBP: 0.292, SLG: 0.347	1 SAFE B FA 92 B FC 88 X FF 93 2-0 ② G1-3 1-3		X FA 92 0-0 ② F8		C FA 87 B FA 91 S FF 92 D FC 87 F CU 73 X FA 86 2-2 23 1B 5 HR 2-H 1B	C CH 84 X FA 92 0-1 ① ② G6-4-3 1-2f				4	1	1	1	0	0	2
23 Adrián González, L (1, 3) OBP: 0.353, SLG: 0.518	L FA 90 F FC 89 F FC 90 F FF 94 B CU 76 F FF 94 B FC 90 X FA 93 2-2 3-H 1B		X FA 90 0-0 3 FC5-4 1B		P PO 84 1 SAFE B FA 87 B FA 86 C FA 90 X FA 91 3-1 28 BB 5 HR 1-3 1B	C SL 87 B FA 93 X SL 85 1-1 ③ F7				4	1	3	1	0	0	0
3 Khalil Greene, R (1, 6) OBP: 0.253, SLG: 0.429	C FF 92 S CU 75 S CU 74 0-3 ③ K		B FF 91 X FA 87 1-0 ③ FC5-4 1-2f		C FA 87 F CU 72 S FA 85 0-3 ② K		C FF 93 B FA 94 S SL 84 X SL 86 1-2 ① G6-3			4	0	0	0	0	2	4
28 Josh Bard, S (1, 2) OBP: 0.310, SLG: 0.298		C FF 92 F FC 90 B CU 74 B CU 73 F FA 93 F FC 90 F FA 86 B CU 73 B CH 85 4-2 5 2B 8 G3 BB		B SI 89 C FF 91 F FA 83 X CU 73 1-2 ① G3-1	B FF 90 S FA 88 S FF 91 D CU 74 B FA 87 B FA 88 4-2 5 HR 1-2 BB		F FA 94 F SL 84 F FA 95 C FA 94 0-3 ② K			2	2	0	0	2	1	0
5 Kevin Kouzmanoff, R (1, 5) OBP: 0.285, SLG: 0.400		B FA 88 B FA 87 B FA 92 C FA 92 X FA 93 3-1 8 G3 1-3 2B		X FC 87 0-0 ② G3	X FA 86 0-0 1-H 2-H 3-H HR		C SL 84 X FA 93 0-1 ③ G5-3			4	1	2	4	0	0	0
8 Terrmel Sledge, L (1, 7) OBP: 0.327, SLG: 0.365		B FA 92 F FC 90 B FA 92 F FF 93 X FA 90 2-2 ① G3 2-3 3-H		B CU 73 B FF 92 B FF 93 B FA 91 4-0 BB	B FF 92 X CH 84 1-0 1B			B FA 89 S CH 80 B CH 80 S CH 79 S CH 79 2-3 ① K		3	0	1	1	1	1	1
Greg Maddux, R (1, 1) OBP: 0.063, SLG: 0.063 26 Doug Brocail, L (6, 1) 21 Heath Bell, R (7, 1) 13 Oscar Robles, L (8, PH) OBP: 0.222, SLG: 0.222 Scott Linebrink, R (9, 1)		B FA 91 F FA 88 X FA 88 1-1 ② G6-3		F FF 91 1 SAFE X FA 92 0-1 ③ G4-3	X FF 90 0-0 ③ G4-3			X CH 80 0-0 ② P1		3 0 0 1 0	0 0 0 0 0	0 0 0 0 0	0 0 0 0 0	0 0 0 0 0	0 0 0 0 0	3 0 0 0 0
Inning Stats	R: 1 E: 0 K: 2 S: 15 H: 2 LOB: 1 BB: 0 P: 21	R: 1 E: 0 K: 0 S: 16 H: 1 LOB: 1 BB: 1 P: 26	R: 0 E: 0 K: 0 S: 5 H: 1 LOB: 1 BB: 0 P: 7	R: 0 E: 0 K: 0 S: 6 H: 0 LOB: 1 BB: 1 P: 11	R: 5 E: 0 K: 2 S: 19 H: 5 LOB: 1 BB: 1 P: 30	R: 1 E: 0 K: 0 S: 7 H: 1 LOB: 0 BB: 1 P: 12	R: 0 E: 0 K: 1 S: 9 H: 0 LOB: 0 BB: 0 P: 10	R: 0 E: 0 K: 2 S: 7 H: 0 LOB: 0 BB: 0 P: 9		1B: 7 2B: 1 3B: 0 HR: 2 SF: 0 SAC: 0 DP: 1 HBP: 0				WP: 0 PB: 0 SB: 2 CS: 0 PA: 37		

PITCHER		IP	WLS	BF	H	R	ER	SO	BB	IBB	HBP	BLK	WP	HR	S	P	ERA	WHIP
31 Dave Bush, R ERA: 6.13	(1, 1)	5.0	L	27	9	7	7	4	3	0	0	0	0	1	61	95	12.60	2.400
50 Chris Spurling, R ERA: 2.3	(6, 1)	2.0		7	1	1	1	1	1	0	0	0	0	1	16	22	4.50	1.000
Matt Wise, R ERA: 3.1	(8, 1)	1.0		3	0	0	0	2	0	0	0	0	0	0	7	9	0.00	0.000

PITCHER	IP	WLS	BF	H	R	ER	SO	BB	IBB	HBP	BLK	WP	HR	S	P	ERA	WHIP

BOTTOM

Milwaukee Brewers @ San Diego Padres

PETCO Park, San Diego, CA

Fri May 25 2007, 10:05 PM EDT

Att. 32,130 - Overcast - 66 F

livebaseballscorecards.com

AB	33
R	8
H	10
RBI	8
BB	4
SO	7
LOB	12

Batter	1	2	3	4	5	6	7	8	9	AB	R	H	RBI	BB	SO	LOB
23 Rickie Weeks Jr., R (1, 4) OBP: 0.353, SLG: 0.448	C CH 84 C FA 89 B FA 89 X FA 92 1-2 8 G6-3 1B		B CU 70 F CU 72 C FA 92 B FA 93 X CU 74 2-2 ② F7		C FA 89 X CH 82 0-1 ③ F9			C FA 98 C FA 97 X FA 95 0-2 ② L9	C FA 90 X CH 77 0-1 ③ P3	5	0	1	0	0	0	3
8 Ryan Braun, R (1, 5) OBP: 0.444, SLG: 1.000	C FA 87 B FA 89 X FA 89 1-1 ① G6-3 1-2		C FA 91 B FA 90 X CU 71 1-1 HR			B F B X 2-1 7 S 1B		B FA 98 B FA 96 X FA 93 2-0 1B		4	1	3	1	0	0	1
7 J.J. Hardy, R (1, 6) OBP: 0.352, SLG: 0.596	C FA 88 C CU 72 B FA 90 S CU 73 1-3 ② K2-3		C FA 90 B FA 90 C CH 82 X FA 89 1-2 ③ F9			1 SAFE B B B C X 3-1 ① L6 1-2		C FA 95 F CH 84 S CU 84 1-3 ③ K2-3		4	0	0	0	0	2	3
28 Prince Fielder, L (1, 3) OBP: 0.366, SLG: 0.585	B FA 87 X 1-0 ③ F8			B FA 86 C FA 86 S CH 85 C FA 88 1-3 ① K		S B B X 2-1 ② G5-3			C FA 94 F CU 78 X FA 95 0-2 ① F7	4	0	0	0	0	1	2
Johnny Estrada, S (1, 2) OBP: 0.301, SLG: 0.470		X FA 86 0-0 ① G4-3		C FA 87 B FA 89 X FA 88 1-1 ② F7		X 0-0 ③ L7			B CU 75 F FA 93 B FA 96 B FA 87 F FA 94 B FA 95 4-2 E 18 BB BB BB	3	1	0	0	1	0	1
Geoff Jenkins, L (1, 7) OBP: 0.352, SLG: 0.580		B CH 85 F FA 85 B FA 90 F FA 86 B CU 70 X FA 90 3-2 HR		B CH 86 X FA 86 1-0 1B			B FA 89 F FA 87 B FA 88 X FA 89 2-1 ① G4-3		S FA 94 B CU 79 B FA 94 B FA 92 B FA 92 4-1 18 BB E 1-2 BB	3	1	2	1	1	0	0
2 Bill Hall, R (1, 8) OBP: 0.323, SLG: 0.436		F FA 90 F CH 81 X CU 72 0-2 ② L5		C FA 87 B FA 87 1 SAFE B FA 88 F CH 80 X CH 80 2-2 ③ P5			F FA 89 C FA 89 S SL 81 0-3 ② K		F SL 81 F CH 71 X CH 74 0-2 ② L9	4	0	0	0	0	1	3
22 Tony Gwynn Jr., L (1, 9) OBP: 0.400, SLG: 0.397 12 Carlos Villanueva, R (7, 1) Kevin Mench, R (9, PH) OBP: 0.267, SLG: 0.395		B FA 90 X FA 88 1-0 ③ G4-3			B FA 88 C CH 85 L CH 80 C FA 91 1-3 ① K		C FA 89 S FA 89 B FA 86 F FA 88 F FA 88 X FA 88 1-2 ③ G3		F FC 88 F FC 89 X CH 77 0-2 FC5 18 BB 1-2 2-3	3 0 1	0 0 0	0 0 0	0 0 0	0 0 0	1 0 0	0 0 2
46 Claudio Vargas, R (1, 1) OBP: 0.143, SLG: 0.214 Brian Shouse, L (6, 1) 18 Gabe Gross, L (7, 9) OBP: 0.391, SLG: 0.500			C FA 89 C CU 71 F CU 75 S FA 92 0-3 ① K		C FA 92 S FA 91 B FA 93 B CU 75 B FA 91 F FA 89 X FA 89 3-2 ② G4-3			C FA 96 X CH 84 0-1 ① F9	C FA 89 B FA 89 B FC 88 C FC 89 B CH 78 B FC 89 4-2 1-2 2-3 3-H BB	2 0 1	0 0 0	0 0 0	0 0 1	0 0 1	1 0 0	0 0 0
Inning Stats	R: 0 E: 0 K: 1 S: 9 H: 1 LOB: 1 BB: 0 P: 13	R: 1 E: 0 K: 0 S: 8 H: 1 LOB: 0 BB: 0 P: 12	R: 1 E: 0 K: 1 S: 12 H: 1 LOB: 0 BB: 0 P: 16	R: 0 E: 0 K: 1 S: 9 H: 1 LOB: 1 BB: 0 P: 14	R: 0 E: 0 K: 1 S: 9 H: 0 LOB: 0 BB: 0 P: 13	R: 0 E: 0 K: 0 S: 7 H: 1 LOB: 1 BB: 0 P: 14	R: 0 E: 0 K: 1 S: 10 H: 0 LOB: 0 BB: 0 P: 13	R: 0 E: 0 K: 1 S: 9 H: 1 LOB: 1 BB: 0 P: 12	R: 1 E: 1 K: 0 S: 16 H: 0 LOB: 3 BB: 3 P: 28	1B: 4 2B: 0 3B: 0 HR: 2	SF: 0 SAC: 0 DP: 0 HBP: 0					

PITCHER		IP	WLS	BF	H	R	ER	SO	BB	IBB	HBP	BLK	WP	HR	S	P	ERA	WHIP
Justin Germano, R ERA: 1.08	(1, 1)	6.0	W	23	5	2	2	4	0	0	0	0	0	2	54	82	3.00	0.833
43 Cla Meredith, R ERA: 3.38	(7, 1)	1.0	H	3	0	0	0	1	0	0	0	0	0	0	10	13	0.00	0.000
Scott Linebrink, R ERA: 2.28	(8, 1)	1.0	H	4	1	0	0	1	0	0	0	0	0	0	9	12	0.00	1.000
26 Doug Brocail, R ERA: 2.08	(9, 1)	0.1		3	0	1	0	0	2	0	0	0	0	0	6	14	0.00	6.000
Trevor Hoffman, R ERA: 2.84	(9, 1)	0.2	S	4	0	0	0	0	1	0	0	0	0	0	10	14	0.00	1.500

PITCHER	IP	WLS	BF	H	R	ER	SO	BB	IBB	HBP	BLK	WP	HR	S	P	ERA	WHIP

TOP

Milwaukee Brewers @ San Diego Padres

PETCO Park, San Diego, CA

Sat May 26 2007, 10:05 PM EDT

Att. 35,975 - Cloudy - 65 F

livebaseballscorecards.com

AB	34
R	3
H	6
RBI	3
BB	3
SO	6
LOB	15

WP: 0 PA: 37
PB: 0
SB: 1
CS: 0

BOTTOM

Milwaukee Brewers @ San Diego Padres

PETCO Park, San Diego, CA

Sat May 26 2007, 10:05 PM EDT

Att. 35,975 - Cloudy - 65 F

livebaseballscorecards.com

Batter	1	2	3	4	5	6	7	8	9	AB	R	H	RBI	BB	SO	LOB
22 Marcus Giles, R (1, 4) OBP: 0.350, SLG: 0.402	X FA 94 0-0 S HR 2B	F CH 84 B FA 96 S FA 96 2 SAFE B FA 97 F FA 96 B FA 96 S FA 96 3-3 K ③		X FA 95 0-0 F8 ③			C CU 78 B FA 94 X FA 92 1-1 G4-3 ①	B SL 83 B SL 85 F CH 85 X FA 92 2-1 F9 ③		5	1	1	0	0	1	4
José Cruz Jr., S (1, 9) OBP: 0.355, SLG: 0.481	L FA 95 L FA 96 B FA 96 F FA 94 B FA 85 S CH 84 2-3 K ①		F SL 83 B SL 83 X CH 83 1-1 HR		X FA 91 0-0 23 G4-3 1B		C CU 77 B FA 84 S FA 86 C FA 94 1-3 K ②			4	1	2	1	0	2	1
Mike Cameron, R (1, 8) OBP: 0.291, SLG: 0.361	B FA 95 B FA 96 F FA 85 B FA 96 X FA 93 3-1 2-H HR		C FA 92 B SL 84 S FA 94 B SL 83 X 3-2 F7 ①		P PO 87 X FA 93 1-0 L9 ①		B FA 94 C FA 86 F SL 86 B SL 87 S SL 87 2-3 K ③			4	1	1	2	0	1	1
23 Adrián González, L (1, 3) OBP: 0.361, SLG: 0.533	C FA 94 B FA 94 F CH 84 B FA 94 F CH 84 X FA 96 2-2 1B		B FA 84 B FA 91 X FA 94 2-1 1B		B CH 82 B FA 92 S FA 92 B FA 92 X FA 93 3-1 G4-3 ② 1-2			S FA 91 S FA 93 X FA 93 0-2 8 1B 3B		4	1	3	0	0	0	1
5 Kevin Kouzmanoff, R (1, 5) OBP: 0.277, SLG: 0.387	B SL 84 X FA 94 1-0 F8 ②		B FA 93 S CH 83 B FA 92 C FA 93 S SL 84 2-3 K ②		B SL 86 S FA 95 C FA 95 B FA 96 F FA 96 F FA 96 B SL 84 F FA 95 F FA 95 3-2 F FA 86 X SL 84 L7 ③			B SL 85 C SL 85 F FA 92 F SL 84 B FA 86 S SL 87 2-3 K ①		4	0	0	0	0	2	4
8 Terrmel Sledge, L (1, 7) OBP: 0.333, SLG: 0.382	1 SAFE B CH 84 B FF 91 F FA 91 S CH 84 B CH 83 S CH 82 3-3 K ③		C FA 93 X CH 84 0-1 F9 ③			B CH 84 C CH 87 B FA 89 X FA 91 2-1 2B 2B		B FA 93 X FA 92 1-0 F9 BB 1B 3-H 1B		4	2	2	1	0	1	2
Geoff Blum, S (1, 6) OBP: 0.250, SLG: 0.316		C CH 82 F CH 82 F FA 93 B SL 84 T CH 82 1-2 K ①		B SL 81 C FA 89 S CH 82 B CH 82 B CH 81 X FA 91 3-2 G6-3 ①			B FA 91 B CH 85 X FA 91 2-0 F7 ①	B FA 84 C FA 85 B FA 93 B FA 85 B FA 85 4-1 1B 1-2 BB		3	0	0	0	1	1	1
Rob Bowen, S (1, 2) OBP: 0.355, SLG: 0.359		B FA 93 C FA 91 X SL 84 1-1 SH3-4 1B		X FA 92 0-0 SH3-4 1B			B FA 94 B FA 92 C FA 92 X FA 91 2-1 18 CS 2-H 2B	B FA 92 X FA 92 1-0 F9 ② 2-3		4	0	3	1	0	0	2
Justin Germano, R (1, 1) 18 Paul McAnulty, L (6, PH) OBP: 0.273, SLG: 0.222 43 Cla Meredith, R (7, 1) Scott Linebrink, R (8, 1) Russell Branyan, L (8, PH) OBP: 0.367, SLG: 0.540 26 Doug Brocail, L (9, 1) Trevor Hoffman, R (9, 1)		X FA 94 0-0 SH3-4 ② 1-2		X FA 92 0-0 SH3-4 ② 1-2			B SL 73 B FA 82 F FA 83 X SL 84 2-1 P6 ② ③ 2-3	X CU 78 0-0 1-3 3-H 1B		0 0 0 0 0 0 0 1 0 0 0 0 0 1 0 0 0 0 0 0 0 0 0 0 0 0 0 0 1 0 1 1 0 0 0 0 0 0 0 0 0 0 0 0 0 0 0 0 0						
Inning Stats	R: 2 E: 0 K: 2 S: 15 H: 3 LOB: 1 BB: 0 P: 26	R: 0 E: 0 K: 2 S: 11 H: 1 LOB: 1 BB: 0 P: 16	R: 1 E: 0 K: 1 S: 12 H: 2 LOB: 1 BB: 0 P: 20	R: 0 E: 0 K: 0 S: 6 H: 1 LOB: 1 BB: 0 P: 9	R: 0 E: 0 K: 0 S: 13 H: 1 LOB: 1 BB: 0 P: 19		R: 1 E: 0 K: 2 S: 7 H: 2 LOB: 0 BB: 0 P: 15	R: 2 E: 0 K: 1 S: 13 H: 3 LOB: 2 BB: 1 P: 23		1B: 7 2B: 3 3B: 1 HR: 2 SF: 0 SAC: 2 DP: 0 HBP: 0						

PITCHER		IP	WLS	BF	H	R	ER	SO	BB	IBB	HBP	BLK	WP	HR	S	P	ERA	WHIP
46 Claudio Vargas, R ERA: 4.01	(1, 1)	5.1	L	26	10	4	4	5	0	0	0	0	0	2	62	101	6.75	1.875
Brian Shouse, L ERA: 3.75	(6, 1)	0.2		1	0	0	0	0	0	0	0	0	0	0	2	4	0.00	0.000
12 Carlos Villanueva, R ERA: 3.0	(7, 1)	2.0		10	3	2	2	3	1	0	0	0	0	0	21	35	9.00	2.000

PITCHER	IP	WLS	BF	H	R	ER	SO	BB	IBB	HBP	BLK	WP	HR	S	P	ERA	WHIP

AB	34
R	6
H	13
RBI	6
BB	1
SO	8
LOB	17

WP: 0	PA: 37		
PB: 0			
SB: 1			
CS: 1			

Batter	1	2	3	4	5	6	7	8	9	AB	R	H	RBI	BB	SO	LOB
22 Tony Gwynn Jr., L (1, 8) OBP: 0.392, SLG: 0.388	C FA 93 B FA 94 F FA 95 B SL 85 B FA 88 F FA 95 C FA 96 3-3 ① K		B FA 96 B FA 95 B FA 94 C FA 94 F FA 94 X FA 89 3-2 ③ F8			B FA 96 C FA 96 B FA 90 B FA 96 F FA 94 F FA 96 F FA 96 X FA 96 3-2 ③ L7			B X 1-0 1B	4	0	1	0	0	1	0
7 J.J. Hardy, R (1, 6) OBP: 0.350, SLG: 0.587	B FA 96 X FA 96 1-0 ② L8			C FA 94 B FA 94 S SL 85 F SL 84 B SL 84 F SL 84 B FA 97 B FA 96 4-2 8 G6-3 BB			C FA 95 F FA 88 F SL 84 B SL 85 S CU 82 1-3 ① K		X 0-0 ③ G5-3	3	0	0	0	1	1	1
8 Ryan Braun, R (1, 5) OBP: 0.333, SLG: 0.727	B FA 96 S FA 96 S SL 85 S FA 99 1-3 ③ K			X FA 96 0-0 ①② G6-3 1-2f			C CU 83 B FA 97 C SL 83 B FA 98 F SL 85 S FA 97 2-3 ② K			3	0	0	0	0	2	1
28 Prince Fielder, L (1, 3) OBP: 0.365, SLG: 0.581		B FA 94 F FA 95 B FA 96 C SL 88 F FA 97 B SL 86 F SL 89 X FA 97 3-2 1B		B FA 97 C CU 78 F SL 89 F FA 97 F FA 98 S CU 78 1-3 ③ K2-3			C CU 78 B SL 89 X FA 94 1-1 ③ G4-3			3	0	1	0	0	1	0
Johnny Estrada, S (1, 2) OBP: 0.296, SLG: 0.461		B FA 91 X FA 90 1-0 ① F7			C FA 95 X CU 77 0-1 ① G4-3			C CU 84 B CU 84 S FA 98 S FA 99 1-3 ① K		3	0	0	0	0	1	1
Geoff Jenkins, L (1, 7) OBP: 0.345, SLG: 0.567		B FA 97 B FA 91 B SL 91 C FA 96 1 SAFE F FA 96 F FA 97 F FA 91 X FA 96 3-2 ② F7			B FA 96 F FA 96 C SL 83 B FA 97 F SL 84 X SL 91 2-2 ② G1-3			B CU 84 X CU 86 1-0 ② G4-3		3	0	0	0	0	0	1
18 Gabe Gross, L (1, 9) OBP: 0.373, SLG: 0.472 Derrick Turnbow, R (8, 1)		C FA 97 F FA 90 S FA 98 0-3 ③ K			C SL 88 B CU 77 F SL 88 S FA 97 1-3 ③ K			C FA 98 B FA 98 B FA 98 S FA 97 S FA 99 2-3 ③ K		3 0	0 0	0 0	0 0	0 0	3 0	1 0
Craig Counsell, L (1, 4) OBP: 0.360, SLG: 0.309			B FA 93 X FA 94 1-0 ① F7			B FA 94 C FA 94 F FA 96 F CU 78 F SL 89 X FA 96 1-2 37 B3-6-4 1B			L F X 0-2 ① F9	3	0	1	0	0	0	0
37 Jeff Suppan, R (1, 1) OBP: 0.148, SLG: 0.080 50 Chris Spurling, R (7, 1) 1 Corey Hart, R (8, 9) OBP: 0.323, SLG: 0.382			B FA 93 C FA 94 C SL 84 B SL 83 C CU 84 2-3 ② K			L FA 95 L FA 95 X FA 95 0-2 ①② B3-6-4 1-2f			X 0-0 ② F9	2 0 1	0 0 0	0 0 0	0 0 0	0 0 0	1 0 0	1 0 0
Inning Stats	R: 0 E: 0 K: 2 S: 8 H: 0 LOB: 0 BB: 0 P: 13	R: 0 E: 0 K: 1 S: 14 H: 1 LOB: 1 BB: 0 P: 21	R: 0 E: 0 K: 1 S: 7 H: 0 LOB: 0 BB: 0 P: 13	R: 0 E: 0 K: 1 S: 10 H: 0 LOB: 0 BB: 1 P: 15	R: 0 E: 0 K: 1 S: 9 H: 0 LOB: 0 BB: 0 P: 12	R: 0 E: 0 K: 0 S: 13 H: 1 LOB: 0 BB: 0 P: 17	R: 0 E: 0 K: 2 S: 10 H: 0 LOB: 0 BB: 0 P: 14	R: 0 E: 0 K: 2 S: 7 H: 0 LOB: 0 BB: 0 P: 11	R: 0 E: 0 K: 0 S: 6 H: 1 LOB: 1 BB: 0 P: 7	1B: 3 2B: 0 3B: 0 HR: 0	SF: 0 SAC: 0 DP: 2 HBP: 0			WP: 0 PB: 0 SB: 0 CS: 0	PA: 29		

PITCHER		IP	WLS	BF	H	R	ER	SO	BB	IBB	HBP	BLK	WP	HR	S	P	ERA	WHIP
44 Jake Peavy, R ERA: 1.47	(1, 1)	7.0	W	22	2	0	0	8	1	0	0	0	0	0	71	105	0.00	0.429
21 Heath Bell, R ERA: 1.2	(8, 1)	1.0	H	3	0	0	0	2	0	0	0	0	0	0	7	11	0.00	0.000
Trevor Hoffman, R ERA: 2.7	(9, 1)	1.0	S	4	1	0	0	0	0	0	0	0	0	0	6	7	0.00	1.000

PITCHER	IP	WLS	BF	H	R	ER	SO	BB	IBB	HBP	BLK	WP	HR	S	P	ERA	WHIP

TOP

Milwaukee Brewers @ San Diego Padres

PETCO Park, San Diego, CA

Sun May 27 2007, 4:05 PM EDT

Att. 41,246 - Sunny - 70 F

livebaseballscorecards.com

AB	28
R	0
H	3
RBI	0
BB	1
SO	10
LOB	6

BOTTOM

Milwaukee Brewers @ San Diego Padres

PETCO Park, San Diego, CA

Sun May 27 2007, 4:05 PM EDT

Att. 41,246 - Sunny - 70 F

livebaseballscorecards.com

Batter	1	2	3	4	5	6	7	8	9	AB	R	H	RBI	BB	SO	LOB
22 Marcus Giles, R (1, 4) OBP: 0.355, SLG: 0.404	B FA 92 C FA 88 X FA 85 1-1 G6-3 ①		S CU 76 B FA 92 B CH 84 B FA 88 B FA 93 4-1 FC6-4 BB		X 0-0 SH1-3 1B	F FA 89 X FA 87 0-1 2-H 1B		F FA 100 S CH 89 B CH 89 X CH 88 1-2 G5-3 ③		4	0	2	1	1	0	1
José Cruz Jr., S (1, 9) OBP: 0.348, SLG: 0.471	B FF 91 B FA 92 C CH 84 B FA 92 X FF 92 3-1 G4-3 ②		B FA 88 B FA 93 X FA 92 2-0 P5 ②		C FA 84 B CH 80 X FA 89 1-1 SH1-3 ① 1-2	B CU 75 C CU 75 B CH 85 S CH 85 S CH 85 2-3 K ③				3	0	0	0	0	1	3
Mike Cameron, R (1, 8) OBP: 0.290, SLG: 0.355	C FA 92 B FC 88 B FC 87 F FA 93 S FA 92 2-3 K ③		X FA 88 0-0 FC6-4 ③ 1-2f		B FA 91 B SL 85 C FA 85 B FA 91 C FA 93 X FA 88 3-2 G6-3 ②		C FA 93 B FA 95 C SL 85 B SL 86 F SL 84 B FA 95 B SL 84 4-2 5 S BB			3	0	0	0	1	1	3
23 Adrián González, L (1, 3) OBP: 0.368, SLG: 0.548		B FA 89 B CH 81 C FA 91 B CH 83 B FA 91 4-1 5 G1-4-3 BB		C FA 90 X FA 90 0-1 HR	I IN 67 I IN 66 I IN 65 I IN 64 4-0 5 FC4-6 IBB		B FA 93 1 SAFE 1 SAFE X FA 92 1-0 F7 ①			2	1	1	1	2	0	1
5 Kevin Kouzmanoff, R (1, 5) OBP: 0.276, SLG: 0.378		X FA 87 0-0 G1-4-3 ① ② 1-2f		B FA 90 F FA 90 B FF 91 B SL 88 B FC 88 4-1 BB BB	X FA 88 0-0 FC4-6 ③ 1-2f		1 SAFE C FA 91 C FF 90 1 SAFE F SL 84 B FA 91 F FA 90 B SL 84 P PO 81 3-3 S SL 84 K ② 1-2			3	0	0	0	1	1	4
28 Josh Bard, S (1, 2) OBP: 0.308, SLG: 0.290		C FA 92 B SL 86 B CH 84 B FA 92 F FA 91 B FA 92 4-2 BB		S FA 91 C CH 84 B FA 88 1 SAFE X SL 82 1-2 F7 ①		B FA 91 B FA 91 X FA 84 2-0 G5-3 ①	B FA 92 C FA 92 F FA 92 B SL 86 C FA 94 2-3 K ③			3	0	0	0	1	1	2
Geoff Blum, S (1, 6) OBP: 0.279, SLG: 0.339		B FA 91 B FA 91 B FA 91 C FA 92 X FA 92 3-1 G4-3 ③		D CU 74 C FA 89 B CH 83 B FA 83 C FA 91 B CH 83 4-2 1-2 BB		B FA 85 X FA 91 1-0 44 2B 2B		B FA 100 C FA 99 B CH 88 B FA 101 B FA 98 4-1 8 G1-3 BB		2	1	1	0	2	0	1
8 Terrmel Sledge, L (1, 7) OBP: 0.330, SLG: 0.376			X FA 87 0-0 44 G1-3 1B	F FA 92 C FA 91 X FA 91 0-2 F7 ②	B CU 75 S FA 92 B FA 94 F FA 86 D CH 82 S FA 86 3-3 K ②		B FA 99 X FA 98 1-0 G1-3 ① 1-2			4	0	1	0	0	1	4
44 Jake Peavy, R (1, 1) OBP: 0.231, SLG: 0.385 21 Heath Bell, R (8, 1) Russell Branyan, L (8, PH) OBP: 0.361, SLG: 0.529 Trevor Hoffman, R (9, 1)			F FA 91 L FA 85 B FA 90 X SL 87 1-2 G1-3 ① 1-2	C FA 88 F FA 93 F FA 94 F CU 77 X FA 91 0-2 F8 ③	F FA 93 F FA 92 X FA 91 0-2 22 1B 2-H 2B			S CH 90 B CH 88 S FA 99 B CH 88 S FA 100 2-3 K ②		3 0 1 0	1 0 0 0	1 0 0 0	0 0 1 0	0 0 1 0	3 0 1 0	0 0 1 0
Inning Stats	R: 0 E: 0 K: 1 S: 7 H: 0 LOB: 0 BB: 0 P: 13	R: 0 E: 0 K: 0 S: 6 H: 0 LOB: 1 BB: 2 P: 17	R: 0 E: 0 K: 0 S: 7 H: 1 LOB: 2 BB: 1 P: 14	R: 1 E: 0 K: 0 S: 16 H: 1 LOB: 2 BB: 2 P: 25	R: 0 E: 0 K: 0 S: 7 H: 1 LOB: 2 BB: 1 P: 15	R: 2 E: 0 K: 2 S: 13 H: 3 LOB: 1 BB: 0 P: 21	R: 0 E: 0 K: 2 S: 13 H: 0 LOB: 1 BB: 1 P: 22	R: 0 E: 0 K: 1 S: 8 H: 0 LOB: 1 BB: 1 P: 16		1B: 3 2B: 2 3B: 0 HR: 1 SF: 0 SAC: 1 DP: 1 HBP: 0		WP: 0 PB: 0 SB: 1 CS: 0 PA: 37	

	AB	28
	R	3
	H	6
	RBI	3
	BB	8
	SO	6
	LOB	23

PITCHER		IP	WLS	BF	H	R	ER	SO	BB	IBB	HBP	BLK	WP	HR	S	P	ERA	WHIP
37 Jeff Suppan, R ERA: 3.58	(1, 1)	6.0	L	29	6	3	3	3	5	1	0	0	0	1	56	105	4.50	1.833
50 Chris Spurling, R ERA: 2.16	(7, 1)	1.0		4	0	0	0	2	1	0	0	0	0	0	13	22	0.00	1.000
Derrick Turnbow, R ERA: 3.98	(8, 1)	1.0		4	0	0	0	1	1	0	0	0	0	0	8	16	0.00	1.000

PITCHER	IP	WLS	BF	H	R	ER	SO	BB	IBB	HBP	BLK	WP	HR	S	P	ERA	WHIP

San Diego Padres @ Pittsburgh Pirates

PNC Park, Pittsburgh, PA

Tue May 29 2007, 7:05 PM EDT

Att. 15,794 - Clear - 81 F

TOP

livebaseballscorecards.com

Batter	1	2	3	4	5	6	7	8	9	AB	R	H	RBI	BB	SO	LOB
22 Marcus Giles, R (1, 4) OBP: 0.352, SLG: 0.400 13 Oscar Robles, L (2, 4) OBP: 0.238, SLG: 0.238	B B C S S 2-3 ① K	B C S B C 2-3 ③ K			C S X 0-2 1B 1B		B C C F F F X 1-2 ① P4		X 0-0 ② G4-3	2 0 0 0 0 2 1 3 0 1 0 0 0 0						
José Cruz Jr., S (1, 9) OBP: 0.350, SLG: 0.469	B B X 2-0 3 BB BB 1B		X 0-0 ① F7		X 0-0 1-2 1B		B X 1-0 ② F7		B F X 1-1 ③ G3-1	5 0 2 0 0 0 0						
Mike Cameron, R (1, 8) OBP: 0.294, SLG: 0.352	B F B D F F F B 4-2 3 BB 1-2 BB		C B C B B X 3-2 ② G1-3		S B C F X 1-2 ② F8		C B F F F B B B 4-2 BB			2 0 0 0 2 0 2						
23 Adrián González, L (1, 3) OBP: 0.366, SLG: 0.547	S B F B X 2-2 ② F8		C B X 1-1 2B		C D X 1-1 ③ L1-2-3		D T F C 1-3 ③ K			4 0 1 0 0 1 5						
3 Khalil Greene, R (1, 6) OBP: 0.252, SLG: 0.422	B F B B S B B 4-2 1-2 2-3 BB		B X 1-0 ③ G5-3			C B F B X 2-2 ① F7		C X 0-1 ① G5-3		3 0 0 0 1 0 1						
5 Kevin Kouzmanoff, R (1, 5) OBP: 0.275, SLG: 0.382	C F B B B B F X 3-2 ③ F9			X 0-0 ① G6-3		C X 0-1 28 1B 8 SF8 2B		F X 0-1 ② G6-3		4 1 1 0 0 0 3						
28 Josh Bard, S (1, 2) OBP: 0.323, SLG: 0.315		X 0-0 2B		X 0-0 ② G5-3		B X 1-0 2-3 1B		C B B X 2-1 1B		4 0 3 0 0 0 0						
8 Terrmel Sledge, L (1, 7) OBP: 0.319, SLG: 0.365		C B X 1-1 ① G6-3		B C B B S X 3-2 ③ G3		F B S F X 1-2 ② SF8 3-H		C C B X 1-2 ③ F7		3 0 0 1 0 0 2						
David Wells, L (1, 1) OBP: 0.105, SLG: 0.105 Geoff Blum, S (6, PH) OBP: 0.275, SLG: 0.333 43 Cla Meredith, R (6, 1) 41 Kevin Cameron, R (7, 1) 18 Paul McAnulty, L (9, PH) OBP: 0.250, SLG: 0.200		B T C X 1-2 ② G1-3			F M S 0-3 ① K	C B X 1-1 ③ F8			B B B C C S 3-3 ① K	2 0 0 0 0 1 1 1 0 0 0 0 0 1 0 0 0 0 0 0 0 0 0 0 0 0 0 0 1 0 0 0 0 1 0						
Inning Stats	R: 0 H: 1 E: 0 LOB: 3 K: 1 BB: 2 S: 17 P: 34	R: 0 H: 1 E: 0 LOB: 1 K: 1 BB: 0 S: 9 P: 13	R: 0 H: 1 E: 0 LOB: 1 K: 0 BB: 0 S: 7 P: 12	R: 0 H: 0 E: 0 LOB: 0 K: 0 BB: 0 S: 5 P: 8	R: 0 H: 2 E: 0 LOB: 2 K: 1 BB: 0 S: 13 P: 15	R: 1 H: 2 E: 0 LOB: 1 K: 0 BB: 0 S: 12 P: 17	R: 0 H: 0 E: 0 LOB: 1 K: 1 BB: 1 S: 14 P: 21	R: 0 H: 1 E: 0 LOB: 1 K: 0 BB: 0 S: 9 P: 12	R: 0 H: 0 E: 0 LOB: 0 K: 1 BB: 0 S: 6 P: 10	1B: 5 SF: 1 2B: 3 SAC: 0 3B: 0 DP: 0 HR: 0 HBP: 0						

	AB	34
	R	1
	H	8
	RBI	1
	BB	3
	SO	5
	LOB	16

WP: 0 PA: 38
PB: 0
SB: 0
CS: 0

PITCHER		IP	WLS	BF	H	R	ER	SO	BB	IBB	HBP	BLK	WP	HR	S	P	ERA	WHIP
24 Tom Gorzelanny, L ERA: 2.39	(1, 1)	7.0	W	31	7	1	1	4	3	0	0	0	0	0	77	120	1.29	1.429
55 Matt Capps, R ERA: 3.18	(8, 1)	0.2	H	3	1	0	0	0	0	0	0	0	0	0	6	8	0.00	1.500
34 John Grabow, L ERA: 6.23	(8, 1)	0.1	H	1	0	0	0	0	0	0	0	0	0	0	3	4	0.00	0.000
16 Salomon Torres, R ERA: 4.24	(9, 1)	1.0	S	3	0	0	0	1	0	0	0	0	0	0	6	10	0.00	0.000

PITCHER	IP	WLS	BF	H	R	ER	SO	BB	IBB	HBP	BLK	WP	HR	S	P	ERA	WHIP

Batter	1	2	3	4	5	6	7	8	9	AB	R	H	RBI	BB	SO	LOB
José Bautista, R (1, 5) OBP: 0.352, SLG: 0.408	C X 0-1 12 1B 1B 1B		F B B X 2-1 12 1B 2B		C X 0-1 ① G4-3		B B S F X 2-2 ② G1-3			4	2	2	0	0	0	0
6 Chris Duffy, L (1, 8) OBP: 0.294, SLG: 0.343	C B X 1-1 ① F8		B X 1-0 ① G3		B X 1-0 12 G5-4-3 1B		B X 1-0 ③ G6-3			4	0	1	0	0	0	2
12 Freddy Sanchez, R (1, 4) OBP: 0.318, SLG: 0.346 Jose Castillo, R (9, 4) OBP: 0.270, SLG: 0.300	1 SAFE B B B X 2-0 1B 1-2 1B		X 0-0 ② 2-H 1B		1 SAFE 1 SAFE B X 1-0 ② ③ G5-4-3 1-2f			C F F F F X 0-2 ① F8		4 0	0 0	2 0	1 0	0 0	0 0	1 0
Jason Bay, R (1, 7) OBP: 0.382, SLG: 0.515	S C B S 1-3 ② K		B C S S X 1-2 ③ P3			B F X 1-1 HR		B X 1-0 25 1B 2B		4	2	2	1	0	1	2
Xavier Nady, R (1, 9) OBP: 0.323, SLG: 0.473	B B F X 2-1 1-2 2-H 1B			C B B F F X 2-2 ① F9		B F B B X 3-1 ① G6-3		C F S 0-3 ② K		4	0	1	1	0	1	1
25 Adam LaRoche, L (1, 3) OBP: 0.324, SLG: 0.362	B S S S 1-3 ③ K			S B F B B X 2-2 26 1B 1B		X 0-0 26 G5-3 1B		C X 0-1 2-H 1B		4	0	3	1	0	1	2
26 Ronny Paulino, R (1, 2) OBP: 0.267, SLG: 0.351		B X 1-0 ① F8		F B B D D X 3-1 ② 1-3 1B		B B F X 2-1 ② G5-3 1-2		B X 1-0 ③ G5-3		4	0	1	0	0	0	2
2 Jack Wilson, R (1, 6) OBP: 0.309, SLG: 0.348		C F C 0-3 ② K		I I I I 4-0 IBB		X 0-0 ③ G4-3				2	0	0	0	1	1	1
24 Tom Gorzelanny, R (1, 1) OBP: 0.154, SLG: 0.083 Don Kelly, L (7, PH) OBP: 0.310, SLG: 0.167 55 Matt Capps, R (8, 1) OBP: 1.000, SLG: 1.000 34 John Grabow, L (8, 1) 16 Salomon Torres, R (9, 1)	C F B S 1-3 ③ K			X 0-0 ③ G6-3			B C F B F X 2-2 ① G4-3			2 1 0 0 0	0 0 0 0 0	0 0 0 0 0	0 0 0 0 0	0 0 0 0 0	1 0 0 0 0	2 0 0 0 0
Inning Stats	R: 1 H: 3 E: 0 LOB: 2 K: 2 BB: 0 S: 13 P: 20	R: 0 H: 0 E: 0 LOB: 0 K: 2 BB: 0 S: 7 P: 9	R: 1 H: 2 E: 0 LOB: 0 K: 0 BB: 0 S: 7 P: 11	R: 0 H: 2 E: 0 LOB: 2 K: 0 BB: 1 S: 10 P: 21	R: 0 H: 1 E: 0 LOB: 0 K: 0 BB: 0 S: 4 P: 6	R: 1 H: 2 E: 0 LOB: 1 K: 0 BB: 0 S: 8 P: 14	R: 0 H: 0 E: 0 LOB: 0 K: 0 BB: 0 S: 8 P: 13	R: 1 H: 2 E: 0 LOB: 1 K: 1 BB: 0 S: 13 P: 15		1B: 9 SF: 0 2B: 2 SAC: 0 3B: 0 DP: 1 HR: 1 HBP: 0						

BOTTOM

San Diego Padres @ Pittsburgh Pirates

PNC Park, Pittsburgh, PA

Tue May 29 2007, 7:05 PM EDT

Att. 15,794 - Clear - 81 F

livebaseballscorecards.com

AB	33
R	4
H	12
RBI	4
BB	1
SO	5
LOB	13

PITCHER		IP	WLS	BF	H	R	ER	SO	BB	IBB	HBP	BLK	WP	HR	S	P	ERA	WHIP
David Wells, L ERA: 4.74	(1, 1)	5.0	L	21	8	2	2	4	0	1	0	0	0	0	41	67	3.60	1.600
43 Cla Meredith, R ERA: 3.6	(6, 1)	1.0		5	2	1	1	0	0	0	0	0	0	1	8	14	9.00	2.000
41 Kevin Cameron, R ERA: 0.49	(7, 1)	2.0		8	2	1	1	1	0	0	0	0	0	0	21	28	4.50	1.000

PITCHER	IP	WLS	BF	H	R	ER	SO	BB	IBB	HBP	BLK	WP	HR	S	P	ERA	WHIP

Batter	1	2	3	4	5	6	7	8	9	AB	R	H	RBI	BB	SO	LOB
22 Marcus Giles, R (1, 4) OBP: 0.349, SLG: 0.392	B F B B X 3-1 G1-3 ①		B X 1-0 G6-3 ② 3-H		X 0-0 E5 1-2			S B F B B B 4-2 SH2-3 1B BB	X 0-0 F7 ②	4	1	0	1	1	0	3
José Cruz Jr., S (1, 9) OBP: 0.348, SLG: 0.459	B C C B F S 2-3 K ②		C B S C 1-3 K ③		S F F B B S 2-3 K ②			X 0-0 SH2-3 ① 1-2	C B C F F B B B 4-2 23 1B 2B BB	3	1	0	0	1	3	4
23 Adrián González, L (1, 3) OBP: 0.362, SLG: 0.538	C B B F X 2-2 G4-3 ③			X 0-0 F8 ①	C F X 0-2 G4-3 ③			S S F F B S 1-3 K ②	S C B B X 2-2 1-2 2B 1B	5	1	1	0	0	1	4
Mike Cameron, R (1, 8) OBP: 0.305, SLG: 0.365		X 0-0 28 G6-4-3 1B		B X 1-0 G6-3 ②		B F B C F H 3-2 28 G6-4-3 HBP		B X 1-0 5 BB 28 S 3 HR 2-H 1B	D D F F D X 3-2 1-H 2-H 2B	4	1	3	3	0	0	0
28 Josh Bard, S (1, 2) OBP: 0.318, SLG: 0.304		X 0-0 G6-4-3 ① ② 1-2f		B B T B F X 3-2 G5-3 ③		X 0-0 G6-4-3 ① ② 1-2f		D B I 4-0 5 BB 3 HR 1-2 IBB	B F F F X 2-2 F8 ③	4	1	0	0	1	0	3
5 Kevin Kouzmanoff, R (1, 5) OBP: 0.281, SLG: 0.381		B X 1-0 G5-3 ③			C B B B X 3-1 18 WP 3 BB 32 1B 1B	C X 0-1 F8 ③		C F B D F F B B 4-2 3 HR 1-2 2-3 BB		3	2	1	0	1	0	0
3 Khalil Greene, R (1, 6) OBP: 0.262, SLG: 0.442			X 0-0 32 SH5-4 18 1B 22 G6-3 1B		B S B C 1 F B D 4-2 SAFE 32 1B 18 WP 1-2 BB		B B X 2-0 G6-3 ① D B C X 2-1 1-H 2-H 3-H HR			3	2	2	4	1	0	0
18 Paul McAnulty, L (1, 7) OBP: 0.250, SLG: 0.214			C X 0-1 32 SH5-4 1-2 1B		C S F D S 1-3 K ① 1-2 2-3		S C X 0-2 P6 ② C B S B X 2-2 F7 ③			4	0	1	0	0	1	2
32 Chris Young, R (1, 1) OBP: 0.318, SLG: 0.118 26 Doug Brocail, L (8, 1) Russell Branyan, L (9, PH) OBP: 0.355, SLG: 0.519 45 Justin Hampson, L (9, 1)			X 0-0 SH5-4 ① 1-2 2-3		L X 0-1 22 E 2-3 3-H 1B		C B X 1-1 G6-3 ③		C B C S S 1-3 K ①	2 0 1 0	0 0 0 0	1 0 0 0	1 0 0 0	0 0 1 0	0 0 0 0	0 0 0 0

Inning Stats	1	2	3	4	5	6	7	8	9
	R: 0 E: 0 K: 1 S: 9	H: 0 LOB: 0 BB: 0 P: 16	R: 0 E: 0 K: 0 S: 3	H: 1 LOB: 0 BB: 0 P: 4	R: 1 E: 0 K: 1 S: 8	H: 2 LOB: 1 BB: 0 P: 10	R: 0 E: 0 K: 0 S: 5	H: 0 LOB: 0 BB: 0 P: 9	R: 1 E: 1 K: 2 S: 19	H: 2 LOB: 3 BB: 1 P: 29	R: 0 E: 0 K: 0 S: 6	H: 0 LOB: 0 BB: 0 P: 9	R: 0 E: 0 K: 0 S: 6	H: 0 LOB: 0 BB: 0 P: 9	R: 5 E: 0 K: 1 S: 18	H: 2 LOB: 0 BB: 3 P: 36	R: 2 E: 0 K: 1 S: 18	H: 2 LOB: 1 BB: 1 P: 30

1B: 7 SF: 0
2B: 1 SAC: 2
3B: 0 DP: 2
HR: 1 HBP: 1

WP: 1 PA: 41
PB: 0
SB: 1
CS: 0

PITCHER		IP	WLS	BF	H	R	ER	SO	BB	IBB	HBP	BLK	WP	HR	S	P	ERA	WHIP
28 Paul Maholm, L ERA: 5.35	(1, 1)	7.2	L	31	6	4	4	5	2	0	1	0	1	0	65	101	4.70	1.043
54 Jonah Bayliss, R ERA: 7.24	(8, 1)	0.0		3	1	3	3	0	1	1	0	0	0	1	6	16	∞	∞
Damaso Marte, L ERA: 1.0	(8, 1)	0.1		1	0	0	0	0	0	0	0	0	0	0	3	5	0.00	0.000
44 Josh Sharpless, R ERA: 13.5	(9, 1)	1.0		6	2	2	2	1	1	0	0	0	0	0	18	30	18.00	3.000

PITCHER	IP	WLS	BF	H	R	ER	SO	BB	IBB	HBP	BLK	WP	HR	S	P	ERA	WHIP

TOP

San Diego Padres @ Pittsburgh Pirates

PNC Park, Pittsburgh, PA

Wed May 30 2007, 7:05 PM EDT
Att. 12,734 - Partly Cloudy - 85 F

livebaseballscorecards.com

AB	33
R	9
H	9
RBI	9
BB	5
SO	6
LOB	16

BOTTOM

Batter	1	2	3	4	5	6	7	8	9	AB	R	H	RBI	BB	SO	LOB
José Bautista, R (1, 5) OBP: 0.350, SLG: 0.410	B C F T 1-2 K ①		F B B F C 2-3 K ③			B F B B X 3-1 1-3 2B		C C B F F F X 1-2 G4-3 ③		4	0	1	0	0	2	0
6 Chris Duffy, L (1, 8) OBP: 0.299, SLG: 0.346	F C X 0-2 G4-3 ②			B X 1-0 12 G6-3 1B		D B F B X 3-1 P6 ②			B C B X 2-1 1B	4	0	2	0	0	0	2
12 Freddy Sanchez, R (1, 4) OBP: 0.312, SLG: 0.339	F B S F F S 1-3 K2-3 ③			1 SAFE 1 SAFE X 0-0 ① ② G6-3 1-2		B B S F F X 2-2 F8 ③			T B B X 2-1 ① L8	4	0	0	0	0	1	4
25 Adam LaRoche, L (1, 3) OBP: 0.317, SLG: 0.354		F C F S 0-3 K ①		F S B S 1-3 K ③			X 0-0 P2 ①		B C B F C 2-3 K ②	4	0	0	0	0	3	1
Jason Bay, R (1, 7) OBP: 0.384, SLG: 0.518		C X 0-1 2B			C B C X 1-2 F9 ①		C B B B B 4-1 41 S BB		B C C C X 1-2 F9 ③	3	0	1	0	1	0	1
41 Ryan Doumit, S (1, 9) OBP: 0.386, SLG: 0.527		B F B X 2-1 L9 ②			C C X 0-2 F7 ②		F B B F S 2-3 1-2 K ②			3	0	0	0	0	1	2
26 Ronny Paulino, R (1, 2) OBP: 0.262, SLG: 0.344		B X 1-0 L9 ③			F S D X 1-2 G4-3 ③		S X 0-1 G6-3 ③			3	0	0	0	0	0	2
2 Jack Wilson, R (1, 6) OBP: 0.305, SLG: 0.342			C S S 0-3 K ①			C X 0-1 G5-3 ①		F X 0-1 F9 ①		3	0	0	0	0	1	0
28 Paul Maholm, L (1, 1) OBP: 0.143, SLG: 0.143			F X 0-1 G4-3 ②			B X 1-0 2B 1B		X 0-0 P5 ②		2	0	1	0	0	0	0
54 Jonah Bayliss, R (8, 1)										0	0	0	0	0	0	0
Damaso Marte, L (8, 1)										0	0	0	0	0	0	0
13 Nate McLouth, L (8, PH) OBP: 0.316, SLG: 0.314										1	0	0	0	0	0	0
44 Josh Sharpless, R (9, 1)										0	0	0	0	0	0	0
Inning Stats	R: 0 E: 0 K: 2 S: 11 H: 0 LOB: 0 BB: 0 P: 13	R: 0 E: 0 K: 1 S: 9 H: 1 LOB: 1 BB: 0 P: 12	R: 0 E: 0 K: 2 S: 8 H: 0 LOB: 0 BB: 0 P: 10	R: 0 E: 0 K: 1 S: 5 H: 1 LOB: 0 BB: 0 P: 7	R: 0 E: 0 K: 0 S: 9 H: 0 LOB: 0 BB: 0 P: 11	R: 0 E: 0 K: 0 S: 11 H: 2 LOB: 2 BB: 0 P: 20	R: 0 E: 0 K: 1 S: 7 H: 0 LOB: 1 BB: 1 P: 13	R: 0 E: 0 K: 0 S: 10 H: 0 LOB: 0 BB: 0 P: 11	R: 0 E: 0 K: 1 S: 10 H: 1 LOB: 1 BB: 0 P: 17	1B: 3 2B: 2 3B: 0 HR: 0		SF: 0 SAC: 0 DP: 0 HBP: 0				

PITCHER		IP	WLS	BF	H	R	ER	SO	BB	IBB	HBP	BLK	WP	HR	S	P	ERA	WHIP
32 Chris Young, R ERA: 2.42	(1, 1)	7.0	W	25	4	0	0	7	1	0	0	0	0	0	60	86	0.00	0.714
26 Doug Brocail, R ERA: 1.99	(8, 1)	1.0		3	0	0	0	0	0	0	0	0	0	0	10	11	0.00	0.000
45 Justin Hampson, L ERA: 1.2	(9, 1)	1.0		4	1	0	0	1	0	0	0	0	0	0	10	17	0.00	1.000

PITCHER	IP	WLS	BF	H	R	ER	SO	BB	IBB	HBP	BLK	WP	HR	S	P	ERA	WHIP

San Diego Padres @ Pittsburgh Pirates

PNC Park, Pittsburgh, PA

Wed May 30 2007, 7:05 PM EDT

Att. 12,734 - Partly Cloudy - 85 F

livebaseballscorecards.com

AB	31
R	0
H	5
RBI	0
BB	1
SO	8
LOB	12

WP: 0 PB: 0 SB: 1 CS: 0 PA: 32

Batter	1	2	3	4	5	6	7	8	9	10	11	AB	R	H	RBI	BB	SO	LOB
22 Marcus Giles, R (1, 4) OBP: 0.345, SLG: 0.384	CCS 0-3 K		SBX 1-1 G4-3			BFFBBBX 3-2 G6-3			BBCBBB 4-1 8 G4-3 23 2B BB	CBX 1-1 G6-3		4	1	0	0	1	1	1
8 Terrmel Sledge, L (1, 7) OBP: 0.322, SLG: 0.360 43 Cla Meredith, R (10, 1) Trevor Hoffman, R (11, 1)	CSBBS 2-3 K			FBX 1-1 23 BB 1B		FBX 1-1 G3			X 0-0 G4-3 1-2	FBBBB 4-1 BB		4 0 0	0 0 0	1 0 0	0 0 0	1 0 0	1 0 0	1 0 0
23 Adrián González, L (1, 3) OBP: 0.363, SLG: 0.538	BBSSFS 2-3 K			BBFBB 4-1 28 G1-6-3 1-2 BB			CBFBX 2-2 G4-3		FSX 0-2 2-H 2B	X 0-0 F9		4	1	1	1	1	1	2
Mike Cameron, R (1, 8) OBP: 0.312, SLG: 0.394		CBBFS 2-3 K		FCDX 1-2 F5			BX 1-0 2B		CX 0-1 28 G3 2-H 2B		BFBX 2-1 HR	5	1	3	2	0	1	2
28 Josh Bard, S (1, 2) OBP: 0.321, SLG: 0.317 Rob Bowen, S (11, PR) OBP: 0.355, SLG: 0.359 (11, 2)		BSX 1-1 1B		FSBFFX 1-2 G1-6-3 1-2f			FBSFS 1-3 K		DX 1-0 G3 2-3		BX 1-0 13 SH2-4 3 SF8 2B	5 0	0 1	2 0	0 0	0 0	1 0	4 0
5 Kevin Kouzmanoff, R (1, 5) OBP: 0.278, SLG: 0.372 21 Heath Bell, R (7, 1) 26 Doug Brocail, L (8, 1) Russell Branyan, L (9, PH) OBP: 0.365, SLG: 0.519 Scott Linebrink, R (9, 1) 13 Oscar Robles, L (10, 5) OBP: 0.238, SLG: 0.238		BFFFFBFS 2-3 K			SSBBBS 2-3 K		CTFS 1-3 K		BBBB 4-0 BB		BFLX 2-1 SH2-4 2-3	3 0 0 0 0 0	0 0 0 0 0 0	0 0 0 0 0 0	0 0 0 1 0 0	0 0 0 0 0 0	3 0 0 0 0 0	2 0 0 0 0 0
3 Khalil Greene, R (1, 6) OBP: 0.256, SLG: 0.433		BBX 2-0 L7			FX 0-1 P4			CSFX 0-2 F8	SX 0-1 G5-3		FSBX 1-2 3-H SF8	4	0	0	1	0	0	3
18 Paul McAnulty, L (1, 9) OBP: 0.238, SLG: 0.211			SBBBCFS 2-3 K		X 0-0 P4			FBX 1-1 G3		X 0-0 SH5-4 1B	SX 0-1 P2	5	0	1	0	0	1	1
Greg Maddux, R (1, 1) OBP: 0.056, SLG: 0.056 Geoff Blum, S (7, 5) OBP: 0.271, SLG: 0.328 (10, 7)			BX 1-0 F8			CBBBCFT 2-2 K		CBBBBX 3-1 F9		X 0-0 SH5-4 1-2		2 1	0 0	0 0	0 0	0 0	1 0	0 0
Inning Stats	R: 0 H: 0 E: 0 LOB: 0 K: 3 BB: 0 S: 10 P: 14	R: 0 H: 1 E: 0 LOB: 1 K: 2 BB: 0 S: 12 P: 19	R: 0 H: 0 E: 0 LOB: 0 K: 1 BB: 0 S: 7 P: 11	R: 0 H: 1 E: 0 LOB: 1 K: 0 BB: 1 S: 11 P: 18	R: 0 H: 0 E: 0 LOB: 0 K: 1 BB: 0 S: 6 P: 8	R: 0 H: 0 E: 0 LOB: 0 K: 1 BB: 0 S: 9 P: 15	R: 0 H: 1 E: 0 LOB: 1 K: 2 BB: 0 S: 12 P: 17	R: 0 H: 0 E: 0 LOB: 0 K: 0 BB: 0 S: 8 P: 12	R: 2 H: 2 E: 0 LOB: 2 K: 0 BB: 2 S: 10 P: 19	R: 0 H: 1 E: 0 LOB: 2 K: 0 BB: 1 S: 6 P: 11	R: 2 H: 2 E: 0 LOB: 1 K: 0 BB: 0 S: 10 P: 16	1B: 3 SF: 1 2B: 4 SAC: 2 3B: 0 DP: 1 HR: 1 HBP: 0						

PITCHER	IP	WLS	BF	H	R	ER	SO	BB	IBB	HBP	BLK	WP	HR	S	P	ERA	WHIP
Shawn Chacon, R (1, 1) ERA: 2.84	7.0		24	3	0	0	10	1	0	0	0	0	0	67	102	0.00	0.571
55 Matt Capps, R (8, 1) ERA: 3.07	1.0	H	3	0	0	0	0	0	0	0	0	0	0	8	12	0.00	0.000
16 Salomon Torres, R (9, 1) ERA: 4.88	0.2	B	5	2	2	2	0	1	0	0	0	0	0	8	13	27.00	4.500
34 John Grabow, L (9, 1) ERA: 5.65	1.1		7	1	0	0	0	2	0	0	0	0	0	8	17	0.00	2.250
44 Josh Sharpless, R (11, 1) ERA: 21.6	0.1	L	3	2	2	2	0	0	0	0	0	0	1	5	10	54.00	6.000

PITCHER	IP	WLS	BF	H	R	ER	SO	BB	IBB	HBP	BLK	WP	HR	S	P	ERA	WHIP
54 Jonah Bayliss, R (11, 1) ERA: 7.07	0.2		2	0	0	0	0	0	0	0	0	0	0	5	6	0.00	0.000

TOP

San Diego Padres @ Pittsburgh Pirates

PNC Park, Pittsburgh, PA

Thu May 31 2007, 7:05 PM EDT

Att. 14,966 - Overcast - 68 F

livebaseballscorecards.com

AB	37
R	4
H	8
RBI	4
BB	4
SO	10
LOB	16

WP: 0	PA: 44		
PB: 0			
SB: 0			
CS: 0			

BOTTOM

Batter	1	2	3	4	5	6	7	8	9	10	11	AB	R	H	RBI	BB	SO	LOB
José Bautista, R (1, 5) OBP: 0.346, SLG: 0.404	1-1 12 E 6 G3 SF7 1B	0-0 F9		3-1 F9			0-0 SH1-3 2-3		2-2 G4-3		1-1 F9	5	1	1	0	0	0	3
6 Chris Duffy, L (1, 8) OBP: 0.296, SLG: 0.348	1-0 G3 1-2	3-2 G4-3			1-0 G4-3		2-2 K		0-0 2B			5	0	1	0	0	1	4
12 Freddy Sanchez, R (1, 4) OBP: 0.314, SLG: 0.337	1-2 E5 25 1B 2-3		0-0 L8		2-2 1B HBP		2-1 WP 3-H 1B		1-1 F8			4	0	1	1	0	0	2
Jason Bay, R (1, 7) OBP: 0.385, SLG: 0.517	0-2 SF7 3-H		3-2 25 BB 1B		0-0 25 G4-6-3 1-2 1B		3-3 K 1-2			0-0 F9		4	0	2	1	0	1	1
25 Adam LaRoche, L (1, 3) OBP: 0.319, SLG: 0.352	1 SAFE 0-0 1-3 1B		4-0 G5-4-3 1-2 BB		0-0 G4-6-3 1-2f			1-2 F7		1-0 G4-3		4	0	1	0	1	0	2
Xavier Nady, R (1, 9) OBP: 0.319, SLG: 0.465	0-3 K		0-1 G5-4-3 1-2f			1-3 K		2-3 K		1-0 1B		5	0	1	0	0	3	4
41 Ryan Doumit, S (1, 2) OBP: 0.390, SLG: 0.526 34 John Grabow, L (9, 1) Jose Castillo, R (10, PH) OBP: 0.266, SLG: 0.295 44 Josh Sharpless, R (11, 1) 54 Jonah Bayliss, R (11, 1)		3-1 SH1-4 2 1B 1B		1-1 F9		3-3 K		2-0 1B		0-3 SAFE K		4 0 1 0 0	0 0 0 0 0	2 0 0 0 0	0 0 0 0 0	0 0 1 0 0	1 0 1 0 0	0 0 1 0 0
2 Jack Wilson, R (1, 6) OBP: 0.307, SLG: 0.344	0-0 SH1-4 1-2 1B			0-1 SH2-4 1B		2-2 G6-3		0-0 L6			0-0 P5	5	0	2	0	0	0	1
Shawn Chacon, R (1, 1) OBP: 0.143, SLG: 0.143 13 Nate McLouth, L (7, PH) OBP: 0.328, SLG: 0.346 55 Matt Capps, R (8, 1) OBP: 1.000, SLG: 1.000 16 Salomon Torres, R (9, 1) 26 Ronny Paulino, R (9, 2) OBP: 0.259, SLG: 0.340	1-0 SH1-4 1-2 2-3			0-0 SH2-4 1-2			0-1 SH1-3 12 1B 2B		1-2 L9		0-3 K	0 1 0 0 2	0 1 0 0 0	0 1 0 0 0	0 0 0 0 0	0 0 0 0 0	0 0 0 0 1	0 0 0 0 0
Inning Stats	R: 1 H: 2 E: 1 LOB: 2 K: 1 BB: 0 S: 14 P: 17	R: 0 H: 2 E: 0 LOB: 2 K: 0 BB: 0 S: 8 P: 15	R: 0 H: 1 E: 0 LOB: 1 K: 0 BB: 1 S: 7 P: 14	R: 0 H: 1 E: 0 LOB: 1 K: 0 BB: 0 S: 7 P: 11	R: 0 H: 1 E: 0 LOB: 1 K: 0 BB: 0 S: 7 P: 10	R: 0 H: 0 E: 0 LOB: 0 K: 2 BB: 0 S: 10 P: 16	R: 1 H: 2 E: 0 LOB: 1 K: 2 BB: 0 S: 13 P: 19	R: 0 H: 1 E: 0 LOB: 1 K: 1 BB: 0 S: 10 P: 15	R: 0 H: 1 E: 0 LOB: 1 K: 0 BB: 0 S: 9 P: 13	R: 0 H: 1 E: 0 LOB: 1 K: 1 BB: 0 S: 6 P: 8	R: 0 H: 0 E: 0 LOB: 0 K: 1 BB: 0 S: 6 P: 7	1B: 10 SF: 1 2B: 2 SAC: 3 3B: 0 DP: 2 HR: 0 HBP: 1						PA: 46 WP: 1 PB: 0 SB: 0 CS: 0

PITCHER		IP	WLS	BF	H	R	ER	SO	BB	IBB	HBP	BLK	WP	HR	S	P	ERA	WHIP
Greg Maddux, R ERA: 3.92	(1, 1)	6.2		30	9	2	1	4	1	0	1	0	0	0	62	95	1.35	1.500
21 Heath Bell, R ERA: 1.19	(7, 1)	0.1		1	0	0	0	1	0	0	0	0	1	0	4	7	0.00	0.000
26 Doug Brocail, R ERA: 1.9	(8, 1)	1.0		4	1	0	0	1	0	0	0	0	0	0	10	15	0.00	1.000
Scott Linebrink, R ERA: 2.19	(9, 1)	1.0		4	1	0	0	0	0	0	0	0	0	0	9	13	0.00	1.000
43 Cla Meredith, R ERA: 3.46	(10, 1)	1.0	W	4	1	0	0	1	0	0	0	0	0	0	6	8	0.00	1.000

PITCHER		IP	WLS	BF	H	R	ER	SO	BB	IBB	HBP	BLK	WP	HR	S	P	ERA	WHIP
Trevor Hoffman, R ERA: 2.57	(11, 1)	1.0	S	3	0	0	0	1	0	0	0	0	0	0	6	7	0.00	0.000

San Diego Padres @ Pittsburgh Pirates

PNC Park, Pittsburgh, PA

Thu May 31 2007, 7:05 PM EDT

Att. 14,966 - Overcast - 68 F

livebaseballscorecards.com

AB	40
R	2
H	12
RBI	2
BB	1
SO	8
LOB	18

Batter	1	2	3	4	5	6	7	8	9	10	AB	R	H	RBI	BB	SO	LOB
22 Marcus Giles, R (1, 4) OBP: 0.342, SLG: 0.379	C B B F B S 3-3 ① K		X 0-0 ① L9		B B B C F F X 3-2 ② P4		S X 0-1 ① G5-3		B S S F F X 2-2 1B		5	0	1	0	0	1	0
3 Khalil Greene, R (1, 6) OBP: 0.250, SLG: 0.422	F B F X 1-2 ② L3		C S B S 1-3 ② K		B X 1-0 ③ F8		C B B F X 2-2 ② G6-3		C F B B X 2-2 ③ F8		5	0	0	0	0	1	1
23 Adrián González, L (1, 3) OBP: 0.372, SLG: 0.546	C B B C F X 2-2 ③ G1-3		X 0-0 1B			B X 1-0 F9 28 2B 2B	B B X 2-0 1B			C B B B B 4-1 28 1B BB	4	1	3	0	1	0	0
Mike Cameron, R (1, 8) OBP: 0.309, SLG: 0.394		C B F B X 2-2 28 2B 2B	B C B F X 2-2 L5			F B B F X 2-2 ① F9 2-3	B X 1-0 ③ F9			1 SAFE B C S S 1-3 ① K	5	1	1	0	0	1	4
28 Josh Bard, S (1, 2) OBP: 0.338, SLG: 0.352		B B X 2-0 2-H 2B		C X 0-1 L7-5 1B 1B		B B F S X 2-2 8 2B 3-H 2B		B B F B X 3-1 ① L8		F B C X 1-2 1-3 1B	5	1	4	2	0	0	0
Russell Branyan, L (1, 5) OBP: 0.368, SLG: 0.500		X 0-0 ① F8		S B B F F X 2-2 1-2 1B		C F B F B B 4-2 8 2B BB		X 0-0 ② F7		B F C B S 2-3 ② K	4	0	1	0	1	1	3
Hiram Bocachica, R (1, 9) OBP: 0.125, SLG: 0.190	C B B F D X 3-2 ② P3			X 0-0 ① ② L7-5 2-3		B S X 1-1 ② P3		C B B F S 2-3 ③ K		C C X 0-2 ③ G3	4	0	0	0	0	1	5
21 Heath Bell, R (8, 1)											0	0	0	0	0	0	0
Geoff Blum, S (10, PH) OBP: 0.268, SLG: 0.323											1	0	0	0	0	0	2
43 Cla Meredith, R (10, 1)											0	0	0	0	0	0	0
8 Termmel Sledge, L (1, 7) OBP: 0.328, SLG: 0.369		B C D F B B 4-2 BB		C D B T S 2-3 ③ K		B S X 1-1 1-3 2-H 2B			B X 1-0 ① L7		3	0	1	1	1	1	1
44 Jake Peavy, R (1, 1) OBP: 0.207, SLG: 0.345		S X 0-1 ③ G6-3			C B B C S 2-3 ① K	S S S 0-3 ③ K			C B B B X 3-1 ② F7		3	0	0	0	0	2	4
18 Paul McAnulty, L (8, 9) OBP: 0.227, SLG: 0.200											1	0	0	0	0	0	0
Inning Stats	R: 0 E: 0 K: 1 S: 10 H: 0 LOB: 0 BB: 0 P: 16	R: 1 E: 0 K: 0 S: 12 H: 2 LOB: 2 BB: 1 P: 23	R: 0 E: 0 K: 1 S: 8 H: 1 LOB: 1 BB: 0 P: 11	R: 0 E: 0 K: 1 S: 10 H: 2 LOB: 1 BB: 0 P: 14	R: 0 E: 0 K: 1 S: 8 H: 0 LOB: 0 BB: 0 P: 14	R: 2 E: 0 K: 1 S: 18 H: 3 LOB: 2 BB: 1 P: 29	R: 0 E: 0 K: 0 S: 7 H: 1 LOB: 1 BB: 0 P: 12	R: 0 E: 0 K: 1 S: 6 H: 0 LOB: 0 BB: 0 P: 11	R: 0 E: 0 K: 0 S: 10 H: 1 LOB: 1 BB: 0 P: 18	R: 0 E: 0 K: 2 S: 13 H: 1 LOB: 2 BB: 1 P: 21	1B: 6 2B: 6 3B: 0 HR: 0 SF: 0 SAC: 0 DP: 1 HBP: 0						

PITCHER	IP	WLS	BF	H	R	ER	SO	BB	IBB	HBP	BLK	WP	HR	S	P	ERA	WHIP
47 Matt Chico, L (1, 1) ERA: 5.13	5.1		24	7	3	3	4	2	0	0	0	0	0	59	98	5.06	1.688
Winston Abreu, R (6, 1) ERA: 4.5	0.2	B	3	1	0	0	1	0	0	0	0	0	0	7	9	0.00	1.500
52 Saul Rivera, R (7, 1) ERA: 3.64	2.0		7	1	0	0	1	0	0	0	0	0	0	13	23	0.00	0.500
32 Chad Cordero, R (9, 1) ERA: 2.84	1.0		4	1	0	0	0	0	0	0	0	0	0	10	18	0.00	1.000
Jon Rauch, R (10, 1) ERA: 5.08	1.0	W	5	1	0	0	2	1	0	0	0	0	0	13	21	0.00	2.000

PITCHER	IP	WLS	BF	H	R	ER	SO	BB	IBB	HBP	BLK	WP	HR	S	P	ERA	WHIP

TOP

San Diego Padres @ Washington Nationals

Robert F. Kennedy Memorial Stadium, Washington, DC

Fri Jun 01 2007, 7:05 PM EDT

Att. 22,352 - Partly Cloudy - 86 F

livebaseballscorecards.com

AB	40
R	3
H	11
RBI	3
BB	3
SO	8
LOB	20

WP: 0 PB: 0 SB: 0 CS: 0 PA: 43

Batter	1	2	3	4	5	6	7	8	9	10	AB	R	H	RBI	BB	SO	LOB
Felipe Lopez, S (1, 4) OBP: 0.298, SLG: 0.354	F8	K		L8			F8		CS	F8	5	0	0	0	0	1	2
15 Cristian Guzman, S (1, 6) OBP: 0.365, SLG: 0.432	1-2: 11 2B 1B	0-0: 11 S; 21 1B 1B			1-0: 11 G3-6 1B		G3			1-0: 11 1B; 10 1B 1B	5	3	4	0	0	0	0
11 Ryan Zimmerman, R (1, 5) OBP: 0.312, SLG: 0.415	3-1: 21 1B 2B 1-H	3-3: K 1-2			1-0: G3-6 1-2f		K			0-0: 10 1B 1B 1-3	5	1	2	1	0	2	2
21 Dmitri Young, S (1, 3) OBP: 0.406, SLG: 0.484 Nook Logan, S (8, PR) OBP: 0.274, SLG: 0.322 32 Chad Cordero, R (9, 1) Jon Rauch, R (10, 1) 10 Ronnie Belliard, R (10, PH) OBP: 0.331, SLG: 0.364	2-2: 25 G5-4-3 1B 3-H	0-1: 25 2B 1B 2-H			1-0: 25 FC6-4 1B			0-0: 25 G4-6-3 1B		1-0: SAFE 1-2 3-H	4 0 0 0 1	0 0 0 0 0	4 0 0 0 1	2 0 0 0 1	0 0 0 0 0	0 0 0 0 0	0 0 0 0 0
25 Austin Kearns, R (1, 9) OBP: 0.314, SLG: 0.400	0-0: G5-4-3 1-2f		1-1 1-3 2B		1-2: FC6-4 1-2f			1 SAFE; 0-0: G4-6-3 1-2f			4	0	1	0	0	0	3
Ryan Church, L (1, 7) OBP: 0.373, SLG: 0.459	0-1: 47 SH1-4 BB 1B	2-3		2-2: G1-3				0-3: K			4	0	1	0	0	2	3
Brian Schneider, L (1, 2) OBP: 0.310, SLG: 0.327	1 SAFE; 4-2: 47 SH1-4 BB 1-2	2-2: F8		0-3: K					2-3: K		3	0	0	0	1	2	2
Ryan Langerhans, L (1, 8) OBP: 0.240, SLG: 0.217	3-3: K			0-3: K			1-2 1B		0-0: L7		4	0	1	0	0	2	2
47 Matt Chico, L (1, 1) OBP: 0.222, SLG: 0.222 Winston Abreu, R (6, 1) Tony Batista, R (6, PH) OBP: 0.250, SLG: 0.188 52 Saul Rivera, S (7, 1) 13 Robert Fick, L (9, 3) OBP: 0.304, SLG: 0.237	0-0: SH1-4 1-2 2-3			1-1: G6-3			1 SAFE; 2-2: G1-3		1-2: CS 1B		1 0 1 0 1	0 0 0 0 0	0 0 0 0 1	0 0 0 0 0	0 0 0 0 0	0 0 1 0 0	0 0 1 0 0
Inning Stats	R: 2 E: 0 K: 0 S: 10 H: 3 LOB: 0 BB: 0 P: 16	R: 0 E: 0 K: 2 S: 11 H: 1 LOB: 2 BB: 1 P: 19	R: 1 E: 0 K: 2 S: 14 H: 3 LOB: 2 BB: 0 P: 22	R: 0 E: 0 K: 1 S: 9 H: 0 LOB: 0 BB: 0 P: 11	R: 0 E: 0 K: 0 S: 8 H: 2 LOB: 1 BB: 0 P: 12		R: 0 E: 0 K: 1 S: 14 H: 1 LOB: 1 BB: 0 P: 19	R: 0 E: 0 K: 1 S: 9 H: 0 LOB: 0 BB: 0 P: 13	R: 0 E: 0 K: 1 S: 9 H: 1 LOB: 1 BB: 0 P: 9	R: 0 E: 0 K: 1 S: 11 H: 1 LOB: 0 BB: 0 P: 16	R: 1 E: 0 K: 0 S: 5 H: 3 LOB: 2 BB: 0 P: 8	1B: 13 2B: 2 3B: 0 HR: 0 SF: 0 SAC: 1 DP: 3 HBP: 0						

PITCHER		IP	WLS	BF	H	R	ER	SO	BB	IBB	HBP	BLK	WP	HR	S	P	ERA	WHIP
44 Jake Peavy, R ERA: 1.68	(1, 1)	7.0		30	10	3	3	7	1	0	0	0	0	0	75	112	3.86	1.571
21 Heath Bell, R ERA: 1.11	(8, 1)	2.0		6	2	0	0	2	0	0	0	0	0	0	20	25	0.00	1.000
43 Cla Meredith, R ERA: 3.76	(10, 1)	0.1	L	4	3	1	1	0	0	0	0	0	0	0	5	8	27.00	9.000

PITCHER	IP	WLS	BF	H	R	ER	SO	BB	IBB	HBP	BLK	WP	HR	S	P	ERA	WHIP

BOTTOM

San Diego Padres @ Washington Nationals

Robert F. Kennedy Memorial Stadium, Washington, DC

Fri Jun 01 2007, 7:05 PM EDT

Att. 22,352 - Partly Cloudy - 86 F

livebaseballscorecards.com

AB	38
R	4
H	15
RBI	4
BB	1
SO	9
LOB	15

WP: 0 PB: 0 SB: 1 CS: 1

PA: 41

Batter	1	2	3	4	5	6	7	8	9	AB	R	H	RBI	BB	SO	LOB
22 Marcus Giles, R (1, 4) OBP: 0.343, SLG: 0.377	BB 1-2 3-H 1B			F7 F9 K						4	1	1	1	1	1	2
8 Terrmel Sledge, L (1, 7) OBP: 0.331, SLG: 0.370	1B G1-3			1B		G3 2-3		K		5	1	2	0	0	1	3
23 Adrián González, L (1, 3) OBP: 0.368, SLG: 0.538	18 FC5 1-2 2-3 1B	K		F8		G4-3		F8		5	1	1	0	0	1	2
Mike Cameron, R (1, 8) OBP: 0.308, SLG: 0.392 Hiram Bocachica, R (8, PH) OBP: 0.120, SLG: 0.182 (8, 8)	K	F9			3 1B 1B		G5-3	L8		4 1	0 0	1 0	0 0	0 0	1 0	3 0
5 Kevin Kouzmanoff, R (1, 5) OBP: 0.280, SLG: 0.373	18 FC5 SF7 1-2 2-3 3-H 1B	F9			K		3 2B 2B 1B		K	5	2	2	1	0	2	1
3 Khalil Greene, R (1, 6) OBP: 0.262, SLG: 0.436	18 FC5 1B 1-2 2-3 3-H 1B		L1		1-2 1B		1-3 2B		18 HR 1B	5	3	4	1	0	0	0
18 Paul McAnulty, L (1, 9) OBP: 0.259, SLG: 0.333	FC5 1B 22 1B 1-2 2-3 3-H		F9		K		2B IBB		1-H HR	4	3	1	3	1	1	4
Rob Bowen, S (1, 2) OBP: 0.346, SLG: 0.368	SF7 3-H		P5		L9		1-H 2-H 3-H 2B		G6-3	4	0	1	4	0	0	2
Justin Germano, R (1, 1) OBP: 0.429, SLG: 0.500 Geoff Blum, S (7, PH) OBP: 0.264, SLG: 0.317 26 Doug Brocail, L (7, 1) 41 Kevin Cameron, R (8, 1)	22 1B 1-3 2-H 1B			K		8 G3 2B	P5		G6-3	3 1 0 1	0 0 0 0	2 0 0 0	1 0 0 0	0 0 0 0	1 0 0 0	0 1 0 0
Inning Stats	R: 6 E: 0 K: 1 S: 25 H: 6 LOB: 2 BB: 1 P: 42	R: 0 E: 0 K: 1 S: 9 H: 0 LOB: 0 BB: 0 P: 16	R: 0 E: 0 K: 0 S: 5 H: 0 LOB: 0 BB: 0 P: 7	R: 0 E: 0 K: 1 S: 10 H: 1 LOB: 1 BB: 0 P: 14	R: 0 E: 0 K: 2 S: 13 H: 2 LOB: 2 BB: 0 P: 20	R: 0 E: 0 K: 0 S: 8 H: 1 LOB: 1 BB: 0 P: 13	R: 3 E: 0 K: 1 S: 11 H: 3 LOB: 1 BB: 1 P: 19	R: 0 E: 0 K: 1 S: 7 H: 0 LOB: 0 BB: 0 P: 10	R: 2 E: 0 K: 1 S: 10 H: 2 LOB: 0 BB: 0 P: 18	1B: 11 2B: 3 3B: 0 HR: 1 SF: 1 SAC: 0 DP: 0 HBP: 0						

TOP

San Diego Padres @ Washington Nationals

Robert F. Kennedy Memorial Stadium, Washington, DC

Sat Jun 02 2007, 7:05 PM EDT
Att. 21,635 - Cloudy - 85 F

livebaseballscorecards.com

AB	42
R	11
H	15
RBI	11
BB	2
SO	8
LOB	18

PITCHER		IP	WLS	BF	H	R	ER	SO	BB	IBB	HBP	BLK	WP	HR	S	P	ERA	WHIP
Levale Speigner, R ERA: 9.1	(1, 1)	4.0	L	21	7	6	6	3	1	0	0	0	0	0	49	79	13.50	2.000
40 Billy Traber, L ERA: 0.87	(5, 1)	2.0		9	3	0	0	2	0	0	0	0	0	0	21	33	0.00	1.500
Winston Abreu, R ERA: 5.63	(7, 1)	2.0		10	3	3	3	2	0	1	0	0	0	0	18	29	13.50	1.500
34 Ray King, L ERA: 6.6	(9, 1)	1.0		5	2	2	2	1	0	0	0	0	0	1	10	18	18.00	2.000

PITCHER	IP	WLS	BF	H	R	ER	SO	BB	IBB	HBP	BLK	WP	HR	S	P	ERA	WHIP

WP: 0 PB: 0 SB: 0 CS: 0 PA: 45

BOTTOM

San Diego Padres @ Washington Nationals
Robert F. Kennedy Memorial Stadium, Washington, DC
Sat Jun 02 2007, 7:05 PM EDT
Att. 21,635 - Cloudy - 85 F

livebaseballscorecards.com

Batter	1	2	3	4	5	6	7	8	9	AB	R	H	RBI	BB	SO	LOB
Felipe Lopez, S (1, 4) OBP: 0.294, SLG: 0.348	C X 0-1 G4-3 ①		C B B B X 3-1 L7 ②			C X 0-1 G5-4-3 ①② 1-2f		S F X 0-2 G4-6-3 ①② 1-2f		4	0	0	0	0	0	2
15 Cristian Guzman, S (1, 6) OBP: 0.370, SLG: 0.455	C X 0-1 11 FC6-4 1B		C X 0-1 G4-3 ③			B X 1-0 11 1B 3B		F B B F X 2-2 P5 ③		4	1	2	0	0	0	0
11 Ryan Zimmerman, R (1, 5) OBP: 0.311, SLG: 0.412	C B B X 2-1 FC6-4 ② 1-2f			B C F B X 2-2 G6-3 ①		B C F F B X 2-2 21 HR 3-H 1B			B C C X 1-2 G5-3 ①	4	1	1	1	0	0	1
21 Dmitri Young, S (1, 3) OBP: 0.408, SLG: 0.503	B X 1-0 G3-1 ③			C F F X 0-2 G1-4-3 ②		X 0-0 1-H HR			B C B X 2-1 1B	4	1	2	2	0	0	1
25 Austin Kearns, R (1, 9) OBP: 0.309, SLG: 0.392		C C B F S 1-3 K ①		S B B F F B X 2-2 G4-3 ③		S B F F B X 2-2 G6-3 ③			C T D C 1-3 K ②	4	0	0	0	0	2	1
Ryan Church, L (1, 7) OBP: 0.366, SLG: 0.449		F B B B X 3-1 F7 ②	C C X 0-2 G4-3 ①				C X 0-1 G3-1 ①		B C B F S 2-3 K ③	4	0	0	0	0	1	1
Brian Schneider, L (1, 2) OBP: 0.310, SLG: 0.327	C F B B B X 2-2 1B		B B X 2-0 L6 ②				B B C F F X 2-2 P5 ②			3	0	1	0	0	0	0
Nook Logan, S (1, 8) OBP: 0.262, SLG: 0.306	B X 1-0 F8 ③		C F B X 1-2 G1-3 ③				X 0-0 B1-3 ③			3	0	0	0	0	0	1
Levale Speigner, R (1, 1) 40 Billy Traber, L (5, 1) Ryan Langerhans, L (6, PH) OBP: 0.248, SLG: 0.226 Winston Abreu, R (7, 1) Tony Batista, R (8, PH) OBP: 0.286, SLG: 0.235 34 Ray King, L (9, 1)			B C F B B X 3-2 G6-3 ①			F C B X 1-2 G5-4-3 1B		S B S F X 1-2 G4-6-3 1B		1 0 1 0 1 0	0 0 0 0 0 0	0 0 1 0 1 0	0 0 0 0 0 0	0 0 0 0 0 0	0 0 0 0 0 0	0 0 0 0 0 0
Inning Stats	R: 0 E: 0 K: 0 S: 7 H: 1 LOB: 1 BB: 0 P: 10	R: 0 E: 0 K: 1 S: 10 H: 1 LOB: 1 BB: 0 P: 17	R: 0 E: 0 K: 0 S: 7 H: 0 LOB: 0 BB: 0 P: 13	R: 0 E: 0 K: 0 S: 11 H: 0 LOB: 0 BB: 0 P: 15	R: 0 E: 0 K: 0 S: 7 H: 0 LOB: 0 BB: 0 P: 10	R: 3 E: 0 K: 0 S: 15 H: 4 LOB: 0 BB: 0 P: 21	R: 0 E: 0 K: 0 S: 6 H: 0 LOB: 0 BB: 0 P: 8	R: 0 E: 0 K: 0 S: 10 H: 1 LOB: 0 BB: 0 P: 13	R: 0 E: 0 K: 2 S: 11 H: 1 LOB: 1 BB: 0 P: 17	1B: 6 2B: 0 3B: 1 HR: 1	SF: 0 SAC: 0 DP: 2 HBP: 0			WP: 0 PB: 0 SB: 0 CS: 0	PA: 33		

	AB	33
	R	3
	H	8
	RBI	3
	BB	0
	SO	3
	LOB	7

PITCHER		IP	WLS	BF	H	R	ER	SO	BB	IBB	HBP	BLK	WP	HR	S	P	ERA	WHIP
Justin Germano, R ERA: 1.74	(1, 1)	6.0	W	23	6	3	3	1	0	0	0	0	0	1	57	86	4.50	1.000
26 Doug Brocail, R ERA: 1.82	(7, 1)	1.0		3	0	0	0	0	0	0	0	0	0	0	6	8	0.00	0.000
41 Kevin Cameron, R ERA: 0.44	(8, 1)	2.0		7	2	0	0	2	0	0	0	0	0	0	21	30	0.00	1.000

PITCHER	IP	WLS	BF	H	R	ER	SO	BB	IBB	HBP	BLK	WP	HR	S	P	ERA	WHIP

San Diego Padres @ Washington Nationals

Robert F. Kennedy Memorial Stadium, Washington, DC

Sun Jun 03 2007, 1:35 PM EDT

Att. 26,967 - Rain - 69 F

TOP

livebaseballscorecards.com

Batter	1	2	3	4	5	6	7	8	9	AB	R	H	RBI	BB	SO	LOB
22 Marcus Giles, R (1, 4) OBP: 0.349, SLG: 0.382	1-0 8 1B 28 HR 1B		3-2 ① F7		2-0 E5 23 2B		0-0 8 2B 28 SF9 1B		0-2 8 BB 1B	5	3	3	0	0	0	0
8 Terrmel Sledge, L (1, 7) OBP: 0.348, SLG: 0.387	1-0 1-2 28 HR 1B		0-0 ② F9		4-1 23 2B BB		0-0 28 SF9 1-3 2B		4-0 1-2 BB	3	2	2	0	2	0	0
23 Adrián González, L (1, 3) OBP: 0.369, SLG: 0.538	0-1 ① F7		1-3 ③ K		0-1 1-H 2-H 2B		4-0 IBB		0-1 ② F7	4	0	1	2	1	1	4
28 Josh Bard, S (1, 2) OBP: 0.333, SLG: 0.372	0-1 1-H 2-H HR			0-0 ① G4-3	1-2 ③ G3-1		1-1 ② SF9 2-3 3-H		0-2 ③ L7	4	1	1	4	0	0	3
5 Kevin Kouzmanoff, R (1, 5) OBP: 0.273, SLG: 0.363	1-1 ② L5			1-1 ② F8		1-2 ① K	0-3 ③ K			4	0	0	0	0	2	2
3 Khalil Greene, R (1, 6) OBP: 0.258, SLG: 0.428	1-0 ③ F8			1-0 ③ F8		0-1 ② G6-3		2-1 ① F8		4	0	0	0	0	0	0
18 Paul McAnulty, L (1, 9) OBP: 0.258, SLG: 0.321		2-3 ① K			0-3 ① K	1-0 1B		0-2 ② G4-3		4	0	1	0	0	2	0
Hiram Bocachica, R (1, 8) OBP: 0.138, SLG: 0.308		1-2 ② L7			2-1 HR	0-0 ③ F7		2-2 ③ F9		4	1	1	1	0	0	1
David Wells, L (1, 1) OBP: 0.095, SLG: 0.095		1-3 ③ K			0-0 ② F8		1-2 ① F8		0-1 ① L8	2	0	0	0	0	1	0
43 Cla Meredith, R (6, 1)										0	0	0	0	0	0	0
Russell Branyan, L (7, PH) OBP: 0.382, SLG: 0.491										1	0	0	0	0	0	0
21 Heath Bell, R (7, 1)										0	0	0	0	0	0	0
Scott Linebrink, R (8, 1)										0	0	0	0	0	0	0
Mike Cameron, R (9, PH) OBP: 0.307, SLG: 0.390										1	0	0	0	0	0	0
26 Doug Brocail, L (9, 1)										0	0	0	0	0	0	0
Inning Stats	R: 3 E: 0 K: 0 S: 9 H: 3 LOB: 0 BB: 0 P: 13	R: 0 E: 0 K: 2 S: 12 H: 0 LOB: 0 BB: 0 P: 16	R: 0 E: 0 K: 1 S: 8 H: 0 LOB: 0 BB: 0 P: 12	R: 0 E: 0 K: 0 S: 4 H: 0 LOB: 0 BB: 0 P: 6	R: 3 E: 1 K: 1 S: 13 H: 2 LOB: 1 BB: 1 P: 22	R: 0 E: 0 K: 1 S: 8 H: 1 LOB: 1 BB: 0 P: 10	R: 1 E: 0 K: 1 S: 10 H: 2 LOB: 2 BB: 1 P: 16	R: 0 E: 0 K: 0 S: 9 H: 0 LOB: 0 BB: 0 P: 13	R: 0 E: 0 K: 0 S: 12 H: 1 LOB: 2 BB: 1 P: 16	1B: 5 2B: 2 3B: 0 HR: 2	SF: 1 SAC: 0 DP: 0 HBP: 0						

AB	36
R	7
H	9
RBI	7
BB	3
SO	6
LOB	10

WP: 0 PB: 0 SB: 0 CS: 0 PA: 40

PITCHER		IP	WLS	BF	H	R	ER	SO	BB	IBB	HBP	BLK	WP	HR	S	P	ERA	WHIP
50 Jason Simontacchi, R ERA: 5.61	(1, 1)	4.2	L	21	5	6	4	4	1	0	0	0	0	2	43	65	7.71	1.286
52 Saul Rivera, R ERA: 3.6	(5, 1)	0.1		1	0	0	0	0	0	0	0	0	0	0	3	4	0.00	0.000
43 Jesus Colome, R ERA: 2.43	(6, 1)	2.0		10	3	1	1	2	0	1	0	0	0	0	18	26	4.50	1.500
40 Billy Traber, L ERA: 0.79	(8, 1)	1.0		3	0	0	0	0	0	0	0	0	0	0	9	13	0.00	0.000
Jon Rauch, R ERA: 4.91	(9, 1)	1.0		5	1	0	0	0	1	0	0	0	0	0	12	16	0.00	2.000

PITCHER	IP	WLS	BF	H	R	ER	SO	BB	IBB	HBP	BLK	WP	HR	S	P	ERA	WHIP

BOTTOM

San Diego Padres @ Washington Nationals

Robert F. Kennedy Memorial Stadium, Washington, DC

Sun Jun 03 2007, 1:35 PM EDT

Att. 26,967 - Rain - 69 F

livebaseballscorecards.com

Batter	1	2	3	4	5	6	7	8	9	AB	R	H	RBI	BB	SO	LOB
15 Cristian Guzman, S (1, 6) OBP: 0.366, SLG: 0.447	E5 10 FC6-4		G3 2-3		G4-3 1-2		G6-4-3 10 1B 1-2			4	0	1	0	0	0	2
10 Ronnie Belliard, R (1, 4) OBP: 0.329, SLG: 0.368	FC6-4 1-2f		11 HR 2B 3-H		F8		G6-4-3 1-2f			4	1	1	1	0	0	4
11 Ryan Zimmerman, R (1, 5) OBP: 0.310, SLG: 0.422	P3		HR 2-H		L8			F9		4	1	1	2	0	0	2
21 Dmitri Young, S (1, 3) OBP: 0.399, SLG: 0.491 Jon Rauch, R (9, 1)	G5-3		L6			G4-3		F8		4 0	0 0	0 0	0 0	0 0	0 0	1 0
25 Austin Kearns, R (1, 9) OBP: 0.312, SLG: 0.394		G1-3		L8		G4-3 1B		1B		4	0	2	0	0	0	0
Ryan Church, L (1, 7) OBP: 0.364, SLG: 0.444		K		1B		G4-3 1-2		F9		4	0	1	0	0	1	2
3 Jesus Flores, R (1, 2) OBP: 0.352, SLG: 0.311		K		F9 1 SAFE		G6-3			G1-6-3	4	0	0	0	0	1	2
Nook Logan, S (1, 8) OBP: 0.261, SLG: 0.303			1B 15 G3 50 SH1-4 10 2B	G4-3 1 SAFE			K		G4-3	4	1	1	0	0	1	1
50 Jason Simontacchi, R (1, 1) 52 Saul Rivera, S (5, 1) Tony Batista, R (5, PH) OBP: 0.318, SLG: 0.278 43 Jesus Colome, R (6, 1) Ryan Langerhans, L (7, PH) OBP: 0.255, SLG: 0.226 40 Billy Traber, L (8, 1) 13 Robert Fick, L (9, 3) OBP: 0.300, SLG: 0.233			SH1-4 1-2 1 SAFE		1B 15 G4-3		BB 15 1B 4-2		L1	0 0 1 0 0 0 1	0 0 0 0 0 0 0	0 0 1 0 0 0 0	0 0 0 0 1 0 0	0 0 0 0 0 0 0	0 0 0 0 0 0 0	0 0 0 0 0 0 0
Inning Stats	R: 0 E: 1 K: 0 S: 9 H: 0 LOB: 1 BB: 0 P: 11	R: 0 E: 0 K: 2 S: 9 H: 0 LOB: 0 BB: 0 P: 13	R: 3 E: 0 K: 0 S: 13 H: 3 LOB: 0 BB: 0 P: 17	R: 0 E: 0 K: 0 S: 15 H: 1 LOB: 1 BB: 0 P: 22	R: 0 E: 0 K: 0 S: 16 H: 1 LOB: 1 BB: 0 P: 23	R: 0 E: 0 K: 0 S: 8 H: 1 LOB: 1 BB: 0 P: 12	R: 0 E: 0 K: 1 S: 13 H: 1 LOB: 1 BB: 1 P: 21	R: 0 E: 0 K: 0 S: 11 H: 1 LOB: 1 BB: 0 P: 16	R: 0 E: 0 K: 0 S: 8 H: 0 LOB: 0 BB: 0 P: 10	1B: 6 2B: 1 3B: 0 HR: 1	SF: 0 SAC: 1 DP: 1 HBP: 0					

	AB	34
	R	3
	H	8
	RBI	3
	BB	1
	SO	3
	LOB	14

WP: 0 PB: 0 SB: 0 CS: 0 PA: 36

PITCHER		IP	WLS	BF	H	R	ER	SO	BB	IBB	HBP	BLK	WP	HR	S	P	ERA	WHIP
David Wells, L ERA: 4.79	(1, 1)	5.0	W	21	5	3	3	2	0	0	0	0	0	1	62	86	5.40	1.000
43 Cla Meredith, R ERA: 3.62	(6, 1)	1.0	H	4	1	0	0	0	0	0	0	0	0	0	8	12	0.00	1.000
21 Heath Bell, R ERA: 1.08	(7, 1)	1.0		4	1	0	0	1	1	0	0	0	0	0	13	21	0.00	2.000
Scott Linebrink, R ERA: 2.1	(8, 1)	1.0		4	1	0	0	0	0	0	0	0	0	0	11	16	0.00	1.000
26 Doug Brocail, R ERA: 1.75	(9, 1)	1.0		3	0	0	0	0	0	0	0	0	0	0	8	10	0.00	0.000

PITCHER	IP	WLS	BF	H	R	ER	SO	BB	IBB	HBP	BLK	WP	HR	S	P	ERA	WHIP

Batter	1	2	3	4	5	6	7	8	9	AB	R	H	RBI	BB	SO	LOB
9 Juan Pierre, L (1, 8) OBP: 0.298, SLG: 0.318	B FA 88 X FA 90 1-0 B5		C FA 90 X FA 92 0-1 P5		B FA 91 X FA 92 1-0 P4		X FA 93 0-0 G3			4	0	0	0	0	0	3
15 Rafael Furcal, S (1, 6) OBP: 0.371, SLG: 0.369	B FA 90 B FA 90 F FA 90 B FA 92 B FA 90 4-1 5 5 G6-3 S BB		C FA 90 B FA 92 X FA 93 1-1 G5-3			B FA 90 B FA 90 C FA 90 X FA 91 2-1 F7		M FA 94 X FA 95 0-1 G4-3		3	0	0	0	1	0	0
5 Nomar Garciaparra, R (1, 3) OBP: 0.328, SLG: 0.341	C FA 91 P PO 86 D SL 84 X SL 84 2-1 G6-3 1-3			B SL 81 F FA 91 X FA 93 1-1 F9		F SL 80 B SL 82 X SL 82 1-1 G5-3		X FA 95 0-0 1B		4	0	1	0	0	0	1
12 Jeff Kent, R (1, 4) OBP: 0.333, SLG: 0.450	B FA 83 B FA 92 S FA 93 S F B FA 84 S SL 85 3-3 K			X FA 91 0-0 G6-3		B SL 80 B SL 82 B FA 92 B FA 91 4-0 BB		B CH 83 B FA 97 F FA 94 B FA 96 S CH 84 X FA 97 3-2 F9		3	0	0	0	1	1	2
Luis Gonzalez, L (1, 7) OBP: 0.371, SLG: 0.439		B FA 91 B FA 92 B FA 90 C FA 91 S FA 93 F FA 93 F FA 93 S 3-3 K		B FA 92 B FA 92 C FA 92 F FA 90 B FA 92 F FA 93 F FA 94 X FA 92 3-2 1B		1 SAFE 1 SAFE B FA 92 B FA 92 S FA 91 B FA 91 C FA 91 S FA 92 3-3 K		B FA 96 C FA 96 B CH 84 S CH 85 B FA 96 X CH 84 3-2 G3		4	0	1	0	0	2	2
55 Russell Martin, R (1, 2) OBP: 0.388, SLG: 0.505		C FA 91 B FA 93 B SL 83 B FF 94 F FA 92 F FA 93 B FA 92 4-2 16 S BB		C FA 82 S SL 82 F SL 84 F SL 84 1 SAFE F SL 84 X 0-2 G2-3			B FA 90 F FA 91 X FA 91 1-1 6 1B 1B		B SL 82 C FC 87 X SL 83 1-1 G6-3	3	0	1	0	1	0	1
16 Andre Ethier, L (1, 9) OBP: 0.315, SLG: 0.431		C FA 92 1 SAFE C FA 93 F FA 92 X FA 92 0-2 F7 1-2			C FA 90 B FA 92 F FA 92 B FA 92 F FA 93 X FA 84 2-2 F8		1 SAFE 1 SAFE F FA 91 P PO 82 P PO 82 1 SAFE X FA 91 2-1 F7		B FC 88 C FC 87 B FC 88 X FA 88 2-1 1B	4	0	1	0	0	0	2
6 Tony Abreu, S (1, 5) OBP: 0.326, SLG: 0.476		C FA 92 B FA 92 F FA 93 S FA 92 1-3 K			F FA 92 B FA 93 B FA 93 C FA 92 X FA 93 2-2 E6 29 SH2-4		1 SAFE F FA 91 1 SAFE 1 SAFE F FA 92 1 SAFE F FA 94 P PO 84 1 SAFE 1-2 X FA 83 1-3 1B		C FC 87 X FC 87 0-1 F8	4	0	1	0	0	1	2
29 Jason Schmidt, R (1, 1) OBP: 0.200, SLG: 0.800 Wilson Betemit, S (7, PH) OBP: 0.327, SLG: 0.411 Rudy Seanez, R (7, 1) Joe Beimel, L (8, 1) Olmedo Saenz, R (9, PH) OBP: 0.356, SLG: 0.396			C FA 89 S FA 92 S SL 81 0-3 K		B FA 89 X FA 90 1-0 SH2-4 1-2		D SL 82 B FA 92 F FA 92 D SL 83 B SL 82 4-1 BB		S SL 83 B CH 76 B SL 84 X FA 88 2-1 P4	1 0 0 0 1	0 0 0 0 0	0 0 0 0 0	0 0 0 0 0	1 0 0 0 0	0 0 0 0 0	0 0 0 0 1
Inning Stats	R: 0 E: 0 K: 1 S: 9 H: 0 LOB: 1 BB: 1 P: 18	R: 0 E: 0 K: 2 S: 15 H: 0 LOB: 1 BB: 1 P: 23	R: 0 E: 0 K: 1 S: 7 H: 0 LOB: 0 BB: 0 P: 8	R: 0 E: 0 K: 0 S: 14 H: 1 LOB: 1 BB: 0 P: 18	R: 0 E: 1 K: 0 S: 9 H: 0 LOB: 1 BB: 0 P: 15	R: 0 E: 0 K: 1 S: 7 H: 0 LOB: 1 BB: 1 P: 17	R: 0 E: 0 K: 0 S: 13 H: 2 LOB: 2 BB: 1 P: 18	R: 0 E: 0 K: 0 S: 9 H: 1 LOB: 1 BB: 0 P: 15	R: 0 E: 0 K: 0 S: 8 H: 1 LOB: 1 BB: 0 P: 13	1B: 5 2B: 0 3B: 0 HR: 0 SF: 0 SAC: 1 DP: 0 HBP: 0						WP: 0 PB: 0 SB: 2 CS: 0 PA: 36

PITCHER		IP	WLS	BF	H	R	ER	SO	BB	IBB	HBP	BLK	WP	HR	S	P	ERA	WHIP
32 Chris Young, R ERA: 2.19	(1, 1)	7.0		28	3	0	0	5	4	0	0	0	0	0	74	117	0.00	1.000
Scott Linebrink, R ERA: 2.03	(8, 1)	1.0	W	4	1	0	0	0	0	0	0	0	0	0	9	15	0.00	1.000
Trevor Hoffman, R ERA: 2.45	(9, 1)	1.0	S	4	1	0	0	0	0	0	0	0	0	0	8	13	0.00	1.000

PITCHER	IP	WLS	BF	H	R	ER	SO	BB	IBB	HBP	BLK	WP	HR	S	P	ERA	WHIP

TOP

Los Angeles Dodgers @ San Diego Padres

PETCO Park, San Diego, CA

Tue Jun 05 2007, 10:05 PM EDT

Att. 31,703 - Cloudy - 64 F

livebaseballscorecards.com

AB	31
R	0
H	5
RBI	0
BB	4
SO	5
LOB	14

Batter	1	2	3	4	5	6	7	8	9	AB	R	H	RBI	BB	SO	LOB
22 Marcus Giles, R (1, 4) OBP: 0.347, SLG: 0.380	B FA 90 F FA 88 X FA 89 1-1 ① P3		X FA 88 0-0 ① F7		B SL 87 F FA 91 S CH 87 B CH 88 X FA 93 2-2 ③ F8			B FA 89 C FA 95 1 SAFE C SL 84 F SL 86 X FA 96 1-2 23 FC5-4 1B 1-H		4	0	1	1	0	0	0
8 Terrmel Sledge, L (1, 7) OBP: 0.341, SLG: 0.377 José Cruz Jr., S (8, PH) OBP: 0.345, SLG: 0.456 (9, 7)	C FA 89 X CH 84 0-1 ② G4-3		C FA 90 S SL 79 F FA 91 X CU 77 0-2 ② F9			C CH 83 X CH 84 0-1 ① F8		B FA 90 C FA 91 1 SAFE C FA 91 B FA 85 X FA 90 2-2 ② F7		3 1	0 0	0 0	0 0	0 0	0 0	0 1
23 Adrián González, L (1, 3) OBP: 0.363, SLG: 0.528	B FA 91 B FA 90 C FA 90 C FA 91 B CH 87 X FA 90 3-2 ③ F8		C FA 90 F FA 91 X SL 85 0-2 ③ G3			F FA 88 F FA 90 X FA 92 0-2 ② P2		B FA 94 1 SAFE C FA 94 B FA 94 X FA 93 2-1 ③ FC5-4 1-2f		4	0	0	0	0	0	1
28 Josh Bard, S (1, 2) OBP: 0.327, SLG: 0.364		C FA 90 T FA 87 B FA 92 F FA 93 S FA 92 1-3 ① K	F CH 84 F SL 86 S CH 86 0-3 ① K			B FA 89 C FA 90 F CH 86 B FA 91 X FA 87 2-2 ③ F9				3	0	0	0	0	2	0
Mike Cameron, R (1, 8) OBP: 0.303, SLG: 0.385		S FA 90 B FA 92 C FA 91 B FA 93 B FA 93 F FA 92 C FA 93 3-3 ② K	F FA 94 F SL 85 B SL 88 X FA 93 1-2 ② F9				C FA 95 B FA 96 B SL 84 X FA 94 2-1 ① P6			3	0	0	0	0	1	0
5 Kevin Kouzmanoff, R (1, 5) OBP: 0.280, SLG: 0.361		B FA 92 B FA 92 B FA 92 C FA 92 F FA 92 B FA 91 4-2 BB 1B BB	B FA 92 B FA 89 B FA 87 B FA 91 4-0 BB				B X FA 95 1-0 ② G6-3			1	0	0	0	2	0	0
Geoff Blum, S (1, 6) OBP: 0.267, SLG: 0.318		B CH 85 X CH 85 1-0 BB 1-2 1B	C CH 86 D CU 82 C FA 92 S FA 89 1-3 ③ K				B FA 96 F FA 88 C FA 95 B FA 89 F FA 95 B FA 89 S FA 87 3-3 ③ K			3	0	1	0	0	2	1
Hiram Bocachica, R (1, 9) OBP: 0.156, SLG: 0.286		B FA 91 S CH 86 B FA 92 D SL 87 B CH 86 4-1 1-2 2-3 BB			B FA 92 B CH 84 C FA 89 F FA 89 X FA 88 2-2 ① F7			C SL 85 F FA 94 S SL 85 0-3 ① K		2	0	0	0	1	1	0
32 Chris Young, R (1, 1) OBP: 0.292, SLG: 0.105 Scott Linebrink, R (8, 1) Russell Branyan, L (8, PH) OBP: 0.371, SLG: 0.491 Trevor Hoffman, R (9, 1)		F FA 90 B FA 92 X FA 90 1-1 ③ G6-3			B FA 91 F FA 91 F CH 85 X FA 88 1-2 ② G4-3			C FA 88 S FA 95 B FA 89 B FA 95 F SL 85 H SL 84 3-2 22 S 22 1B HBP		2 0 0 0	0 0 1 0	0 0 0 0	0 0 0 0	0 0 0 0	0 0 0 0	3 0 0 0
Inning Stats	R: 0 E: 0 K: 0 S: 7 H: 0 LOB: 0 BB: 0 P: 11	R: 0 E: 0 K: 2 S: 14 H: 1 LOB: 3 BB: 2 P: 28	R: 0 E: 0 K: 0 S: 8 H: 0 LOB: 0 BB: 0 P: 8	R: 0 E: 0 K: 2 S: 9 H: 0 LOB: 1 BB: 1 P: 15	R: 0 E: 0 K: 0 S: 9 H: 0 LOB: 0 BB: 0 P: 14	R: 0 E: 0 K: 0 S: 8 H: 0 LOB: 0 BB: 0 P: 10	R: 0 E: 0 K: 1 S: 7 H: 0 LOB: 0 BB: 0 P: 13	R: 1 E: 0 K: 1 S: 15 H: 1 LOB: 1 BB: 0 P: 23		1B: 2 2B: 0 3B: 0 HR: 0 SF: 0 SAC: 0 DP: 0 HBP: 1						

PITCHER		IP	WLS	BF	H	R	ER	SO	BB	IBB	HBP	BLK	WP	HR	S	P	ERA	WHIP
29 Jason Schmidt, R ERA: 4.76	(1, 1)	6.0		22	1	0	0	4	3	0	0	0	0	0	55	86	0.00	0.667
Rudy Seanez, R ERA: 3.03	(7, 1)	1.1	L	6	1	1	1	2	0	0	1	0	0	0	17	27	6.75	0.750
Joe Beimel, L ERA: 3.51	(8, 1)	0.2		2	0	0	0	0	0	0	0	0	0	0	5	9	0.00	0.000

PITCHER		IP	WLS	BF	H	R	ER	SO	BB	IBB	HBP	BLK	WP	HR	S	P	ERA	WHIP

BOTTOM

Angeles Dodgers @ San Diego Padres

PETCO Park, San Diego, CA

Tue Jun 05 2007, 10:05 PM EDT

Att. 31,703 - Cloudy - 64 F

livebaseballscorecards.com

AB	26
R	1
H	2
RBI	1
BB	3
SO	6
LOB	6

Batter	1	2	3	4	5	6	7	8	9	AB	R	H	RBI	BB	SO	LOB
9 Juan Pierre, L (1, 8) OBP: 0.298, SLG: 0.317	C FA 85 B FA 85 F FA 85 F FA 85 B FA 86 X FA 86 2-2 ① G3-1			C FA 85 L FA 85 B FA 86 B FA 86 X FA 85 2-2 ① G4-3		B SL 82 B CH 80 C FA 85 X FA 83 2-1 ② G3		C FA 94 X CH 82 0-1 E5 1-3 1B		4	0	1	0	0	0	0
15 Rafael Furcal, S (1, 6) OBP: 0.364, SLG: 0.361	B FC 85 X FA 85 1-0 ② F8			C FA 86 X SL 81 0-1 ② G3-1		C FC 85 F FA 85 X FA 86 0-2 ③ G3		X FA 94 0-0 ③ F9		4	0	0	0	0	0	2
5 Nomar Garciaparra, R (1, 3) OBP: 0.326, SLG: 0.344	B FA 86 C FA 85 C FA 86 B FA 86 X FA 87 2-2 ③ G6-3			F X 0-1 ③ G4-3			B FA 84 C FA 85 X FA 84 1-1 ① P1		F FC 87 X FC 87 0-1 G4-3 2B	4	0	1	0	0	0	0
12 Jeff Kent, R (1, 4) OBP: 0.341, SLG: 0.471		X FA 85 0-0 55 G1-4-3 1B			X FA 86 0-0 1B 55 SF9 1B		B FA 86 F FA 86 S SL 81 F FA 86 X FA 86 1-2 HR		C SL 82 X FC 87 0-1 ① G6-3	4	2	3	1	0	0	1
Luis Gonzalez, L (1, 7) OBP: 0.373, SLG: 0.437		C FA 85 X FA 85 0-1 ① F8			B FA 86 X FA 86 1-0 6 2B 1-3 1B		B FC 85 B FA 85 F FA 85 B SL 81 B FA 85 4-1 55 G6-4-3 BB		F FC 86 X CH 75 0-1 ② G4-3 2-3	3	0	1	0	1	0	2
55 Russell Martin, R (1, 2) OBP: 0.382, SLG: 0.497		C SI 85 B FA 85 F SI 86 X FA 87 1-2 ② ③ G1-4-3 1-2f			B FA 88 B FA 87 X FA 87 2-0 ① SF9 3-H		C CU 85 X CU 85 0-1 ② ③ G6-4-3 1-2f		S SL 82 S CH 75 D CH 74 C FA 89 1-3 ③ K	3	0	0	1	0	1	3
16 Andre Ethier, L (1, 9) OBP: 0.310, SLG: 0.424			X FA 85 0-0 ① F8		C FA 85 B CH 81 X FA 86 1-1 ② L5			F FA 94 B FA 94 X FA 94 1-1 ① F7		3	0	0	0	0	0	1
6 Tony Abreu, S (1, 5) OBP: 0.348, SLG: 0.500			C FA 86 X FA 85 0-1 ② G4-3		X SL 81 0-0 ③ 1-3 2B			B CH 83 B CH 81 B FA 92 B FA 93 4-0 9 E 9 1B BB		2	0	1	0	1	0	0
52 Randy Wolf, L (1, 1) OBP: 0.222, SLG: 0.174 Brady Clark, R (6, PH) OBP: 0.317, SLG: 0.315 Brett Tomko, R (6, 1) Wilson Betemit, S (8, PH) OBP: 0.325, SLG: 0.407 Mark Hendrickson, L (8, 1)			B FA 85 C FA 86 S SL 81 X FA 86 1-2 ③ F7			B FA 84 S SL 80 C FA 86 F FA 87 X FA 87 1-2 ① F9		B CH 83 B CH 83 C FA 93 S FA 93 C FA 95 2-3 ② K		1 1 0 1 0	0 0 0 0 0	0 0 0 0 0	0 0 0 1 0	0 0 0 1 0	0 0 0 0 0	0 0 0 1 0

Inning Stats	1	2	3	4	5	6	7	8	9
	R: 0 E: 0 K: 0 S: 8	H: 0 LOB: 0 BB: 0 P: 13	R: 0 E: 0 K: 0 S: 6	H: 1 LOB: 0 BB: 0 P: 7	R: 0 E: 0 K: 0 S: 6	H: 0 LOB: 0 BB: 0 P: 7	R: 0 E: 0 K: 0 S: 7	H: 0 LOB: 0 BB: 0 P: 9	R: 1 E: 0 K: 0 S: 6	H: 3 LOB: 2 BB: 0 P: 10	R: 0 E: 0 K: 0 S: 9	H: 0 LOB: 0 BB: 0 P: 12	R: 1 E: 0 K: 0 S: 9	H: 1 LOB: 0 BB: 1 P: 15	R: 0 E: 1 K: 1 S: 8	H: 1 LOB: 2 BB: 1 P: 15	R: 0 E: 0 K: 1 S: 9	H: 1 LOB: 1 BB: 0 P: 10

	1B: 4	SF: 1	WP: 0	PA: 33
	2B: 2	SAC: 0	PB: 0	
	3B: 0	DP: 2	SB: 0	
	HR: 1	HBP: 0	CS: 0	

PITCHER		IP	WLS	BF	H	R	ER	SO	BB	IBB	HBP	BLK	WP	HR	S	P	ERA	WHIP
Greg Maddux, R ERA: 3.82	(1, 1)	6.1	W	23	5	2	2	0	1	0	0	0	0	1	49	71	2.84	0.947
21 Heath Bell, R ERA: 1.06	(7, 1)	0.2	H	1	0	0	0	0	0	0	0	0	0	0	2	2	0.00	0.000
Scott Linebrink, R ERA: 1.95	(8, 1)	1.0	H	5	1	0	0	1	1	0	0	0	0	0	8	15	0.00	2.000
Trevor Hoffman, R ERA: 2.35	(9, 1)	1.0	S	4	1	0	0	1	0	0	0	0	0	0	9	10	0.00	1.000

PITCHER	IP	WLS	BF	H	R	ER	SO	BB	IBB	HBP	BLK	WP	HR	S	P	ERA	WHIP

TOP

Los Angeles Dodgers @ San Diego Padres

PETCO Park, San Diego, CA

Wed Jun 06 2007, 10:05 PM EDT

Att. 31,541 - Clear - 63 F

livebaseballscorecards.com

AB	30
R	2
H	7
RBI	2
BB	2
SO	2
LOB	10

BOTTOM

Los Angeles Dodgers @ San Diego Padres

PETCO Park, San Diego, CA

Wed Jun 06 2007, 10:05 PM EDT

Att. 31,541 - Clear - 63 F

livebaseballscorecards.com

Batter	1	2	3	4	5	6	7	8	9	AB	R	H	RBI	BB	SO	LOB
22 Marcus Giles, R (1, 4) OBP: 0.344, SLG: 0.373	B FA 89 B FA 89 B FA 89 B FA 87 4-0 BB BB	B CH 80 X CH 78 1-0 G5-3 ②		B FA 89 F FA 86 B CH 78 B FA 90 X 3-1 G6-3 ①		B FA 96 S FA 96 F FA 96 X SL 85 1-2 G5-3 ③		X FA 90 0-0 G4-3 ③		4	0	0	0	1	0	3
José Cruz Jr., S (1, 7) OBP: 0.349, SLG: 0.453	C SL 81 1 SAFE B CU 67 D CU 67 B FA 87 C FA 88 1 SAFE B FA 89 4-2 1-2 BB	S CU 67 C CU 67 F CU 67 B CU 66 C CU 68 1-3 K ③		C FA 89 F CU 68 B FA 89 B CU 68 X CU 67 2-2 P5 ②			X CU 75 0-0 1B			3	0	1	0	1	1	1
23 Adrián González, L (1, 3) OBP: 0.362, SLG: 0.524	C FA 88 F FA 90 S FA 89 0-3 K ①		F SL 82 B FA 89 S FA 90 B FA 90 B FA 90 F FA 91 X FA 91 3-2 28 BB 2B 1B	F CH 78 B FA 89 B FA 89 B CH 78 S FA 89 F FA 89 S FA 89 3-3 K ③			C FA 94 F FA 93 S SL 82 0-3 K ①			4	1	1	0	0	3	3
28 Josh Bard, S (1, 2) OBP: 0.325, SLG: 0.356	X CU 67 0-0 L7 ②		B FA 90 B FA 90 C FA 89 B CH 79 F FA 88 F FA 87 B FA 87 4-2 2B 1B 1-2 BB		B CH 77 T FA 88 X FA 87 1-1 G5-3 ①		C FA 94 B FA 96 B CU 78 F FA 94 B CH 83 X FA 95 3-2 F7 ②			3	1	0	0	1	0	3
Mike Cameron, R (1, 8) OBP: 0.302, SLG: 0.382	B SL 81 F FA 89 C CU 67 F SL 82 F FA 89 F CU 68 B CH 80 B FA 91 X CH 79 3-2 P6 ③		F CH 79 C CU 66 B FA 90 S FA 91 1-3 K ①		B FA 89 B FA 89 F FA 90 X CH 78 2-1 CS 5 1B 1B		F FA 95 C SL 83 S SL 83 0-3 K ③			4	0	1	0	0	2	5
5 Kevin Kouzmanoff, R (1, 5) OBP: 0.285, SLG: 0.364		C FA 87 X SL 82 0-1 2B 2B 1B	X CU 66 0-0 P6 ②	1 SAFE B FA 88 X CH 78 1-0 1-2 1B				C FA 88 C FA 89 B FA 89 S CU 75 1-3 K2-3 ①		4	1	2	0	0	1	2
Hiram Bocachica, R (1, 9) OBP: 0.194, SLG: 0.375		C FA 87 B FA 88 X FA 89 1-1 1-3 2B 2B	C CU 64 F CU 66 F FA 90 X CU 66 0-2 1-3 2-H 1B 2B		C FA 88 C FA 89 S SL 82 0-3 2-3 K ② ③			C CU 74 B FA 88 X FA 84 1-1 G6-3 ②		4	2	2	1	0	1	2
Geoff Blum, S (1, 6) OBP: 0.291, SLG: 0.348		C FA 89 B CU 69 X CU 68 1-1 SH1-4 2-H 3-H 2B	X FA 90 0-0 2-H 3-H 1B			B CU 77 B FA 95 F FA 94 F SL 83 C FA 97 2-3 K ①		B CH 83 B FA 90 C FA 90 C FA 90 B SL 76 B FA 89 4-2 BB BB		3	0	2	4	1	1	0
Greg Maddux, R (1, 1) OBP: 0.050, SLG: 0.050	X FA 87 0-0 SH1-4 2-3 ①		B FA 87 S FA 88 C CH 78 S FA 88 1-3 K ③			S FA 96 B FA 97 C FA 97 S SL 86 1-3 K ②		B FA 90 B CU 75 B FA 89 B FA 89 4-0 1-2 BB		2	0	0	0	0	2	1
21 Heath Bell, R (7, 1)										0	0	0	0	0	0	0
Scott Linebrink, R (8, 1)										0	0	0	0	0	0	0
Russell Branyan, L (8, PH) OBP: 0.380, SLG: 0.491										0	0	0	0	1	0	0
Trevor Hoffman, R (9, 1)										0	0	0	0	0	0	0

Inning Stats	1	2	3	4	5	6	7	8	9
	R: 0 E: 0 K: 1 S: 12	H: 0 LOB: 2 BB: 2 P: 23	R: 2 E: 0 K: 1 S: 12	H: 3 LOB: 1 BB: 0 P: 16	R: 3 E: 0 K: 2 S: 19	H: 3 LOB: 1 BB: 1 P: 28	R: 0 E: 0 K: 1 S: 9	H: 0 LOB: 0 BB: 0 P: 17	R: 0 E: 0 K: 1 S: 8	H: 2 LOB: 1 BB: 0 P: 12	R: 0 E: 0 K: 2 S: 9	H: 0 LOB: 0 BB: 0 P: 13	R: 0 E: 0 K: 2 S: 10	H: 1 LOB: 1 BB: 0 P: 13	R: 0 E: 0 K: 1 S: 8	H: 0 LOB: 2 BB: 2 P: 18	1B: 6 2B: 3 3B: 0 HR: 0	SF: 0 SAC: 1 DP: 0 HBP: 0	WP: 0 PB: 0 SB: 0 CS: 1	PA: 37

PITCHER	IP	WLS	BF	H	R	ER	SO	BB	IBB	HBP	BLK	WP	HR	S	P	ERA	WHIP
52 Randy Wolf, L (1, 1) ERA: 4.03	5.0	L	25	8	5	5	6	3	0	0	0	0	0	60	96	9.00	2.200
Brett Tomko, R (6, 1) ERA: 5.47	2.0		7	1	0	0	4	0	0	0	0	0	0	19	26	0.00	0.500
Mark Hendrickson, L (8, 1) ERA: 4.09	1.0		5	0	0	0	1	2	0	0	0	0	0	8	18	0.00	2.000

PITCHER	IP	WLS	BF	H	R	ER	SO	BB	IBB	HBP	BLK	WP	HR	S	P	ERA	WHIP

AB	31
R	5
H	9
RBI	5
BB	5
SO	11
LOB	20

Batter	1	2	3	4	5	6	7	8	9	AB	R	H	RBI	BB	SO	LOB
15 Rafael Furcal, S (1, 6) OBP: 0.365, SLG: 0.367	C FF 91 B FA 94 B FA 94 X FA 93 2-1 G4-3		B FA 96 B SL 88 C FA 89 B FA 96 F FA 96 X FA 89 3-2 2-H 1B		B CU 78 X FA 95 1-0 P6		C FA 97 F FA 91 F FA 96 B FC 89 X FA 96 1-2 6 2B 1-H 2-H 2B		C C B C SL 84 1-3 K	5	1	2	3	0	1	2
6 Tony Abreu, S (1, 5) OBP: 0.333, SLG: 0.490	B FA 95 X FA 94 1-0 F7		B FA 96 B FA 86 F FA 96 X FC 88 2-1 L3			F FA 93 B CH 85 X FA 89 1-1 G3	C FA 89 X FA 95 0-1 2-H 2B		X CH 81 0-0 P4	5	0	1	1	0	0	2
5 Nomar Garciaparra, R (1, 3) OBP: 0.325, SLG: 0.342	B FA 96 F FA 95 F FA 96 X FA 97 1-2 G6-3			X SL 84 0-0 L8		S SL 85 F SL 85 B FA 96 X SL 82 1-2 12 FC5-4 1B	B SL 80 F FA 87 X FA 87 1-1 G6-3			4	0	1	0	0	0	1
12 Jeff Kent, R (1, 4) OBP: 0.335, SLG: 0.462		X FA 93 0-0 G4-3		B FF 93 B FA 94 B FA 94 C FA 92 X FA 94 3-1 F8		S FC 90 B FC 89 F FC 89 1 SAFE X FA 96 1-2 FC5-4 1-2f		S FA 87 F FA 86 S SL 79 0-3 K		4	0	0	0	0	1	1
Luis Gonzalez, L (1, 7) OBP: 0.376, SLG: 0.454 9 Juan Pierre, L (8, 8) OBP: 0.298, SLG: 0.317		C FA 94 C FA 95 F FA 96 B SL 85 F FA 97 X FA 90 1-2 G1-3		B FA 95 S FA 94 B CU 79 X FA 95 2-1 1B		X FA 96 0-0 F7		B CU 86 B FA 86 X FA 86 2-0 HR		4 0	1 0	2 0	1 0	0 0	0 0	1 0
55 Russell Martin, R (1, 2) OBP: 0.379, SLG: 0.493		X FA 96 0-0 16 CS 1B		S FA 90 B FA 90 S SL 83 S FF 96 1-3 K			B FA 88 C FA 88 S SL 88 X SL 82 1-2 P2	B FA 88 T FA 88 S FA 88 S SL 81 1-3 K		4	0	1	0	0	2	1
16 Andre Ethier, L (1, 9) OBP: 0.314, SLG: 0.422		C FA 96 1 SAFE B FA 95 1-1 1-2 CS	B FA 94 S FA 86 B FA 95 F FA 87 B SL 84 F FA 88 F FA 96 B FA 88 4-2 56 SH2-4 15 1B BB		F FA 94 B FC 88 B CU 77 F F FA 88 F SL 84 B FA 94 T FA 89 3-2 K		B SL 82 F FA 94 B SL 83 X FC 88 2-1 15 PB 15 2B BB 1B	C FA 87 X FA 87 0-1 G4-3		3	2	1	0	1	1	0
Brady Clark, R (1, 8) OBP: 0.313, SLG: 0.298 (8, 7)			S FA 96 B FA 95 1 SAFE S FA 90 S SL 85 1-3 K		B FC 90 S FC 88 B FA 95 B FA 94 B FA 94 4-1 56 SH3-4 BB		C FC 89 B FA 94 X SL 83 1-1 F7		C FA 89 B SL 75 X CH 80 1-1 P3	3	0	0	0	1	1	2
56 Hung-Chih Kuo, L (1, 1) Wilson Betemit, S (7, PH) OBP: 0.330, SLG: 0.407 58 Chad Billingsley, R (7, 1) Joe Beimel, L (8, 1) Olmedo Saenz, R (9, PH) OBP: 0.367, SLG: 0.396 51 Jonathan Broxton, R (9, 1)			B FA 94 X FA 94 1-0 SH2-4 1-2		X FA 94 0-0 SH3-4 1-2		S FA 88 C FF 95 B SL 88 F FA 95 F FA 90 B FC 86 B FA 96 B FA 90 4-2 15 PB 15 2B 1-2 BB		C SL 76 B FA 88 B CH 81 B B 4-1 BB	0 0 0 0 0 0	0 1 0 0 0 0	0 0 0 0 0 0	0 0 0 0 1 0	0 1 0 0 0 0	0 0 0 0 0 0	0 0 0 0 0 0
Inning Stats	R: 0 E: 0 K: 0 S: 6 H: 0 LOB: 0 BB: 0 P: 10	R: 0 E: 0 K: 0 S: 8 H: 1 LOB: 0 BB: 0 P: 10	R: 1 E: 0 K: 1 S: 13 H: 1 LOB: 1 BB: 1 P: 24	R: 0 E: 0 K: 1 S: 8 H: 1 LOB: 1 BB: 0 P: 14	R: 0 E: 0 K: 1 S: 8 H: 0 LOB: 1 BB: 1 P: 16	R: 0 E: 0 K: 0 S: 9 H: 1 LOB: 1 BB: 0 P: 12	R: 3 E: 0 K: 0 S: 19 H: 3 LOB: 1 BB: 1 P: 29	R: 1 E: 0 K: 2 S: 9 H: 1 LOB: 0 BB: 0 P: 12	R: 0 E: 0 K: 1 S: 7 H: 0 LOB: 1 BB: 1 P: 13	1B: 5 2B: 2 3B: 0 HR: 1 SF: 0 SAC: 2 DP: 0 HBP: 0						

PITCHER		IP	WLS	BF	H	R	ER	SO	BB	IBB	HBP	BLK	WP	HR	S	P	ERA	WHIP
44 Jake Peavy, R ERA: 1.97	(1, 1)	6.2		29	7	4	4	3	3	0	0	0	0	0	69	112	5.40	1.500
43 Cla Meredith, R ERA: 3.77	(7, 1)	1.1		5	1	1	1	2	0	0	0	0	0	1	11	15	6.75	0.750
45 Justin Hampson, L ERA: 1.13	(9, 1)	1.0	W	4	0	0	0	1	1	0	0	0	0	0	7	13	0.00	1.000

PITCHER	IP	WLS	BF	H	R	ER	SO	BB	IBB	HBP	BLK	WP	HR	S	P	ERA	WHIP

TOP

Los Angeles Dodgers @ San Diego Padres

PETCO Park, San Diego, CA

Thu Jun 07 2007, 10:05 PM EDT

Att. 40,631 - Partly Cloudy - 66 F

livebaseballscorecards.com

AB	32
R	5
H	8
RBI	5
BB	4
SO	6
LOB	10

WP: 0 PA: 39
PB: 1
SB: 0
CS: 1

Batter	1	2	3	4	5	6	7	8	9	AB	R	H	RBI	BB	SO	LOB
22 Marcus Giles, R (1, 4) OBP: 0.345, SLG: 0.371	B FA 91 B SL 80 B FA 90 B FA 89 4-0 23 E BB		B CH 80 B FA 91 F FA 90 B FA 92 C FA 92 S FA 93 3-3 ① K	C CH 82 C SL 84 B CH 84 B SL 84 S FA 93 2-3 ③ K			B FA 96 X FA 94 1-0 ② F7		C FA 96 S SL 89 X SL 90 0-2 18 1B 23 2B 1-2 2-3 1B	4	1	1	0	1	2	1
José Cruz Jr., S (1, 7) OBP: 0.353, SLG: 0.447 (7, 9) 45 Justin Hampson, L (9, 1) 18 Paul McAnulty, L (9, PH) OBP: 0.281, SLG: 0.345	B FA 91 B FA 90 C FA 91 X FA 91 2-1 ① P4		F FA 92 B CU 71 B FA 93 B FA 91 B FA 91 4-1 28 BB BB		B FA 91 S FA 92 S FA 93 C FA 93 1-3 ① K		C FA 92 B FA 95 S CU 81 B FA 96 B CU 81 F FA 92 B CU 83 4-2 BB		B SL 89 C FA 98 F FA 98 X FA 99 1-2 23 2B 1-2 2-3 3-H 1B	2 0 1	0 0 1	0 0 1	0 0 1	2 0 0	1 0 0	1 0 0
23 Adrián González, L (1, 3) OBP: 0.358, SLG: 0.521	C FA 93 C FA 93 X CH 87 0-2 E1 1-3		X FA 91 0-0 ② F8		F SL 84 F FA 95 B CH 84 S 1-3 ② K		C FA 96 D FA 88 F FA 96 B FA 92 C FA 97 2-3 ③ K		X FA 99 0-0 1B BB 1-3 2-H 3-H 2B	5	1	1	2	0	2	3
28 Josh Bard, S (1, 2) OBP: 0.333, SLG: 0.355	F FA 93 B FA 94 B FA 92 S SL 84 S FA 93 2-3 ② K		1 SAFE 1 SAFE C FA 93 B CH 81 1 SAFE B FA 93 B SL 84 F FA 92 B FA 93 4-2 1-2 BB		C SL 81 F FA 93 B CH 84 X FA 93 1-2 ③ G6-3			C FA 96 B CU 82 B FA 92 X FA 95 2-1 1B	B SL 89 B SL 89 I IN 79 I 4-0 BB 1B IBB	3	0	1	0	2	1	2
Mike Cameron, R (1, 8) OBP: 0.300, SLG: 0.378	C SL 85 F FA 94 B FA 94 S SL 86 1-3 ③ K		B FA 92 C SL 83 B SL 84 B FA 93 X FA 93 3-1 ③ F7			X FA 92 0-0 ① L9		C FA 95 C FA 97 B FA 96 B FA 90 F FA 93 B FA 95 C FA 92 3-3 ① K	C SL 89 X FA 100 0-1 BB 1-2 2-3 3-H 1B	5	0	1	1	0	2	5
5 Kevin Kouzmanoff, R (1, 5) OBP: 0.282, SLG: 0.359		B FA 92 C FA 92 B FA 91 B FA 91 X FA 91 3-1 ① L9		B FA 90 X FA 90 1-0 ① G5-3		B FA 91 B FA 92 F FA 92 X FA 91 2-1 FC1-5-4 1B		B FA 95 F FA 96 X FA 91 1-1 ② F9	S FA 100 S FA 100 S FA 100 0-3 ① K	5	0	1	0	0	1	4
Hiram Bocachica, R (1, 9) OBP: 0.231, SLG: 0.382 43 Cla Meredith, R (7, 1) Russell Branyan, L (8, PH) OBP: 0.384, SLG: 0.483 (9, 7)	B SL 81 B CU 71 B FA 92 C C F B 4-2 F8 S BB		B SL 82 B FA 92 C FA 92 X SL 83 2-1 WP 44 2B 1B	B CH 79 S SL 84 C FA 92 F SL 86 B FA 92 X SL 84 2-2 ② FC1-5-4 1-2f			F FA 92 B FA 93 X FA 92 1-1 ③ G5-3		C FA 99 B FA 99 S FA 100 B FA 100 B FA 100 B FA 100 4-2 1-2 2-3 3-H BB	2 0 1	1 0 0	1 0 0	0 0 1	1 0 1	0 0 1	1 0 1
Geoff Blum, S (1, 6) OBP: 0.289, SLG: 0.342	C SL 84 B SL 84 X SL 85 1-1 ② F8 1-3		1 SAFE 1 SAFE P PO 82 B FA 90 C CH 81 B SL 84 C CH 80 F SL 84 C FA 93 3-3 ② K 1-2			X FA 92 0-0 ③ F7			C FA 93 X FA 94 0-1 22 1B 8 E 18 1B 1B	4	1	1	0	0	1	3
44 Jake Peavy, R (1, 1) OBP: 0.226, SLG: 0.387 8 Terrmel Sledge, L (7, 7) OBP: 0.336, SLG: 0.371 (9, 9)	M S S 0-3 ③ K		X SL 82 0-0 2-H 2B				I FA 96 B FA 95 S CU 82 C CU 83 1-3 ① K		B FA 96 C FA 96 X SL 87 1-1 E3 18 1B 22 1B 23 2B 1-2	2 2	0 1	1 0	1 0	0 0	1 1	1 1
Inning Stats	R: 0 E: 1 K: 2 S: 11 H: 0 LOB: 2 BB: 1 P: 20	R: 0 E: 0 K: 1 S: 10 H: 0 LOB: 1 BB: 1 P: 18	R: 0 E: 0 K: 1 S: 9 H: 0 LOB: 2 BB: 2 P: 23	R: 1 E: 0 K: 2 S: 12 H: 2 LOB: 1 BB: 0 P: 19	R: 0 E: 0 K: 2 S: 9 H: 0 LOB: 0 BB: 0 P: 12	R: 0 E: 0 K: 0 S: 8 H: 1 LOB: 1 BB: 0 P: 12	R: 0 E: 0 K: 2 S: 10 H: 0 LOB: 1 BB: 1 P: 18	R: 0 E: 0 K: 1 S: 10 H: 1 LOB: 1 BB: 0 P: 17	R: 5 E: 1 K: 1 S: 18 H: 5 LOB: 3 BB: 2 P: 28	1B: 7 2B: 2 3B: 0 HR: 0 SF: 0 SAC: 0 DP: 0 HBP: 0						

PITCHER		IP	WLS	BF	H	R	ER	SO	BB	IBB	HBP	BLK	WP	HR	S	P	ERA	WHIP
56 Hung-Chih Kuo, L ERA: 4.85	(1, 1)	6.0		26	3	1	1	8	4	0	0	0	1	0	59	104	1.50	1.167
58 Chad Billingsley, R ERA: 3.38	(7, 1)	1.2	H	7	1	0	0	3	1	0	0	0	0	0	18	32	0.00	1.200
Joe Beimel, L ERA: 3.46	(8, 1)	0.1		1	0	0	0	0	0	0	0	0	0	0	2	3	0.00	0.000
51 Jonathan Broxton, R ERA: 4.15	(9, 1)	0.1	L	9	5	5	4	1	1	1	0	0	0	0	18	28	108.00	18.000

PITCHER	IP	WLS	BF	H	R	ER	SO	BB	IBB	HBP	BLK	WP	HR	S	P	ERA	WHIP

BOTTOM

Los Angeles Dodgers @ San Diego Padres

PETCO Park, San Diego, CA

Thu Jun 07 2007, 10:05 PM EDT

Att. 40,631 - Partly Cloudy - 66 F

livebaseballscorecards.com

AB	36
R	6
H	9
RBI	6
BB	7
SO	12
LOB	23

Batter	1	2	3	4	5	6	7	8	9	10	11	AB	R	H	RBI	BB	SO	LOB
51 Ichiro Suzuki, L (1, 8) OBP: 0.386, SLG: 0.449	B CH 84 C CU 66 F CH 86 F FA 88 B CU 68 X CU 68 2-2 1B	C CU 71 B FA 87 D CU 72 C CH 84 B FA 88 S FA 86 3-3 ③ K			B CU 68 X CH 79 1-0 4 S 1B 1B	C SL 85 C FA 88 X SL 84 0-2 ② FC5-4 4 E 4 1B 1-2f		X FA 94 0-0 ① F8		C CU 84 C FA 96 X CU 84 0-2 ① G4-3		6	1	2	0	0	1	3
4 Jose Lopez, R (1, 4) OBP: 0.340, SLG: 0.440	C FA 86 1 SAFE X CH 85 0-1 ① P4		C FA 86 F FA 87 B SL 80 X FA 88 1-2 1B 1B		1 SAFE F CH 76 P PO 79 B CH 78 X CU 71 2-1 ② F8 1-2	B CH 81 B CH 79 X FA 88 2-0 E6 1-3 1B		B FA 94 B CH 82 X FA 92 2-0 1B 1B		B CU 83 X CU 84 1-0 ② G5-3		6	0	3	0	0	0	2
Jose Guillen, R (1, 9) OBP: 0.344, SLG: 0.437	1 SAFE X FA 87 0-0 ② F8		B CU 69 C FA 87 F CU 69 B FA 91 S CU 71 2-3 ① K		B FA 88 C CH 85 B CU 70 S CU 70 B FA 89 F FA 86 D CU 70 4-2 1B 2B BB	C SL 85 F SL 84 H SL 85 1-2 HBP		1 SAFE F FA 95 F FA 95 S FA 95 0-3 ② K		C FA 96 X CU 85 0-1 ③ G4-3		4	1	0	0	1	2	3
Raul Ibanez, L (1, 7) OBP: 0.345, SLG: 0.400	C FA 86 C FA 87 B CH 85 X CU 72 1-2 ③ F8		B FA 89 1 SAFE F CH 83 F FA 86 B CH 85 F FA 89 B FA 86 X FA 86 3-2 G1-4-3 1-2 1B		B FA 86 C CU 69 X CH 84 1-1 1-2 2-H 2B 1B	C CU 77 B SL 84 X SL 84 1-1 ③ G4-3		C FA 94 F CH 82 X CU 80 0-2 1-2 1B			C FA 87 B FA 87 B FA 86 X FA 87 2-1 HR	6	2	4	2	0	0	4
Richie Sexson, R (1, 3) OBP: 0.295, SLG: 0.383 20 J.J. Putz, R (11, 1)		C FA 84 B CU 68 B FA 87 F CU 68 B FA 89 B FA 89 4-2 29 HBP 7 1B BB	C CU 70 X FA 87 0-1 ② G1-4-3 1-2f ③		B CU 70 B CU 68 B FA 88 C FA 87 X CU 68 3-1 1-H 2-H 2 2B 2B	B CH 80 X CH 78 1-0 ① L8		C FA 96 B FA 94 X CH 84 1-1 ③ G4-3			S SL 80 S SL 81 B SL 79 B SL 79 T FA 87 2-2 ① K	5 0	2 0	1 0	2 0	1 0	1 0	4 0
2 Kenji Johjima, R (1, 2) OBP: 0.357, SLG: 0.532 Jason Ellison, R (9, PR) OBP: 0.217, SLG: 0.182 Jamie Burke, R (9, 2) OBP: 0.447, SLG: 0.485		C FA 88 X CH 79 0-1 ① L4		B CU 68 X CH 85 1-0 ① G6-3	S CU 69 B FA 88 X CH 80 1-1 2-H 2B	B CH 80 C SL 84 S SL 83 X FA 89 1-2 2B			F FC 85 C FC 86 X CH 74 0-2 1B		B FA 88 X FA 87 1-0 29 G6-4-3 1B	5 0 1	0 0 0	3 0 1	1 0 0	0 0 0	0 0 0	1 0 0
29 Adrian Beltré, R (1, 5) OBP: 0.313, SLG: 0.470		C FA 89 B SL 81 F FA 89 H FA 90 2-2 43 7 FC3-5 1B 1-2 HBP		X CH 86 0-0 ② F8	C FA 88 X CU 71 0-1 ③ G5-3	X CU 76 0-0 ② G5-3			X SL 80 0-0 ① B2		B SL 80 S SL 79 1 SAFE X FA 87 1-1 1-2f G6-4-3	5	0	0	0	0	0	4
7 Yuniesky Betancourt, R (1, 6) OBP: 0.329, SLG: 0.439		C CU 71 X CU 72 0-1 43 FC3-5 1-2 2-H 1B		B FA 85 C CH 85 C CH 85 B SL 80 F FA 87 F CU 71 S FA 91 2-3 ③ K		B FA 88 S CH 80 X FA 86 2-1 51 FC5-4 1B	I IN 68 I IN 69 I IN 71 I IN 69 4-0 IBB		B SL 81 F SL 84 B SL 82 1 SAFE X FC 85 2-1 ② F7			4	0	2	1	1	1	1
43 Miguel Batista, R (1, 1) George Sherrill, L (7, 1) 35 Brandon Morrow, R (8, 1) Jose Vidro, S (9, PH) OBP: 0.343, SLG: 0.356 Sean Green, R (9, 1) 59 Eric O'Flaherty, L (10, 1) Ben Broussard, L (11, 3) OBP: 0.324, SLG: 0.452		L FA 88 X FA 90 0-1 ② FC3-5 1-2 2-3f			C FA 87 F FA 88 X SL 78 0-2 ① G5-3	1 SAFE X FA 88 0-0 ① B1	C CU 73 C SL 84 X SL 84 0-2 ③ G6-3		C FC 84 O CH 80 C X CH 73 1-2 ③ G3			4 0 0 1 0 0 0	0 0 0 0 0 0 0	0 0 0 0 0 0 0	0 0 0 0 0 0 0	0 0 0 0 0 0 0	0 0 0 0 0 0 0	5 0 0 1 0 0 0
Inning Stats	R: 0 E: 0 K: 0 S: 10 H: 1 LOB: 1 BB: 0 P: 13	R: 1 E: 0 K: 1 S: 13 H: 1 LOB: 2 BB: 1 P: 22	R: 0 E: 0 K: 1 S: 12 H: 2 LOB: 1 BB: 0 P: 18	R: 0 E: 0 K: 1 S: 7 H: 0 LOB: 0 BB: 0 P: 10	R: 4 E: 0 K: 0 S: 18 H: 4 LOB: 1 BB: 1 P: 29	R: 0 E: 1 K: 0 S: 11 H: 2 LOB: 3 BB: 0 P: 17	R: 0 E: 0 K: 0 S: 8 H: 1 LOB: 2 BB: 1 P: 14	R: 0 E: 0 K: 1 S: 10 H: 2 LOB: 2 BB: 0 P: 13	R: 0 E: 0 K: 0 S: 9 H: 1 LOB: 1 BB: 0 P: 12	R: 0 E: 0 K: 0 S: 6 H: 0 LOB: 0 BB: 0 P: 7	R: 1 E: 0 K: 1 S: 8 H: 2 LOB: 0 BB: 0 P: 14	1B: 12 2B: 3 3B: 0 HR: 1 SF: 0 SAC: 0 DP: 2 HBP: 2	WP: 0 PB: 0 SB: 1 CS: 0 PA: 52					

PITCHER		IP	WLS	BF	H	R	ER	SO	BB	IBB	HBP	BLK	WP	HR	S	P	ERA	WHIP
Justin Germano, R ERA: 2.75	(1, 1)	5.0		25	8	5	5	3	2	0	1	0	0	0	60	92	9.00	2.000
45 Justin Hampson, L ERA: 1.0	(6, 1)	2.0		11	3	0	0	0	0	1	1	0	0	0	19	31	0.00	1.500
Scott Linebrink, R ERA: 1.88	(8, 1)	1.0		5	2	0	0	1	0	0	0	0	0	0	10	13	0.00	2.000
Trevor Hoffman, R ERA: 2.25	(9, 1)	1.0		4	1	0	0	0	0	0	0	0	0	0	9	12	0.00	1.000
21 Heath Bell, R ERA: 1.03	(10, 1)	1.0		3	0	0	0	0	0	0	0	0	0	0	6	7	0.00	0.000

PITCHER		IP	WLS	BF	H	R	ER	SO	BB	IBB	HBP	BLK	WP	HR	S	P	ERA	WHIP
43 Cla Meredith, R ERA: 3.94	(11, 1)	1.0	L	4	2	1	1	1	0	0	0	0	0	1	8	14	9.00	2.000

TOP

Seattle Mariners @ San Diego Padres

PETCO Park, San Diego, CA

Fri Jun 08 2007, 10:05 PM EDT

Att. 44,325 - Partly Cloudy - 67 F

livebaseballscorecards.com

AB	47
R	6
H	16
RBI	6
BB	3
SO	5
LOB	28

Seattle Mariners @ San Diego Padres

PETCO Park, San Diego, CA

Fri Jun 08 2007, 10:05 PM EDT

Att. 44,325 - Partly Cloudy - 67 F

livebaseballscorecards.com

Batter	1	2	3	4	5	6	7	8	9	10	11	AB	R	H	RBI	BB	SO	LOB
22 Marcus Giles, R (1, 4) OBP: 0.342, SLG: 0.367	B FA 91 F FA 92 B SL 79 B SL 90 F SL 88 X FA 95 3-2 ① G5-3		B FC 88 2 SAFE B FC 89 F FC 89 S FC 88 X SL 88 2-2 ② G3 2-3		B FA 92 C FA 93 F FA 93 S SL 88 1-3 ③ K		X FA 93 0-0 E6 5 2B 1-3 2-H 3-H 1B		F CU 76 C FA 90 B SL 76 X FA 89 1-2 ②③ G6-3 2-3			5	1	1	1	0	1	3
8 Terrmel Sledge, L (1, 7) OBP: 0.329, SLG: 0.361 5 Kevin Kouzmanoff, R (7, PH) OBP: 0.285, SLG: 0.367 (8, 5)	C FC 90 B CH 84 F FC 90 S FA 90 1-3 ② K		F FC 90 B FA 87 X FA 92 1-1 ③ F7			C CH 82 S CH 83 S SL 87 0-3 ① K	B FA 89 1 SAFE 1 SAFE F FA 89 X FA 90 1-1 1-H 3-H 2B			C SL 75 B FA 89 X CU 77 1-1 ① G6-3		3 2	0 0	0 1	0 2	0 0	2 0	1 0
23 Adrián González, L (1, 3) OBP: 0.356, SLG: 0.514	B FA 90 B CH 84 B FC 89 C FA 89 F FC 89 S FA 96 3-3 ③ K			B CH 84 B CH 84 S SL 88 X SL 89 2-1 ① F9		B CH 83 B CH 84 X FA 93 2-0 ② F8	C FA 89 X FA 91 0-1 ③ G3			B FA 88 B FA 89 X FA 90 2-0 28 1B 1B		5	0	1	0	0	1	1
28 Josh Bard, S (1, 2) OBP: 0.329, SLG: 0.350		X FA 90 0-0 ① F7		B CU 79 B FC 90 X SL 88 2-0 ② G4-3		B CU 78 X CH 82 1-0 ③ G3-1		F FA 95 C FS 84 B SL 87 B FA 96 B FA 94 X FA 94 3-2 ① F8		X FA 89 0-0 1-2 1B		5	0	1	0	0	0	0
Mike Cameron, R (1, 8) OBP: 0.297, SLG: 0.373 Scott Linebrink, R (8, 1) Geoff Blum, S (8, PH) OBP: 0.266, SLG: 0.338 Trevor Hoffman, R (9, 1) 21 Heath Bell, R (10, 1) Rob Bowen, S (10, PH) OBP: 0.341, SLG: 0.362 43 Cla Meredith, R (11, 1)		S FA 93 B CU 80 B SL 89 C SL 87 F FA 93 T SL 88 2-2 ② K		B CU 76 B SL 87 B FA 88 C FA 94 C FA 94 X FA 93 3-2 ③ G1-3			X SL 85 0-0 ① B1-3	B X 1-0 ② P4		C SL 76 B FA 90 F FA 91 S FA 90 1-3 ② K		3 0 1 0 0 1 0	0 0 0 0 0 0 0	0 0 0 0 0 0 0	0 0 0 0 0 1 0	0 0 0 0 0 2 0	1 0 0 0 0 0 0	0 0 0 0 0 0 0
Russell Branyan, L (1, 5) OBP: 0.397, SLG: 0.500 (8, 7)		X FA 86 0-0 2B			F FA 90 S FC 90 X FA 89 0-2 ① P6		B CH 81 B FA 93 B FA 89 B FA 91 4-0 BB 22 1B BB BB	C FA 94 B CH 86 B CH 86 X FA 94 2-1 1B		X SL 85 0-0 ③ G3		4	1	2	0	1	0	2
3 Khalil Greene, R (1, 6) OBP: 0.257, SLG: 0.427		B SL 88 X SL 89 1-0 ③ G5-3			C FA 92 X CU 78 0-1 18 1B 2B		X SL 88 0-0 ② F9	D FA 95 F SL 87 F FA 94 1 SAFE S FA 95 1-3 ③ K			B FA 95 S FA 94 X FA 90 1-1 ① G6-3	5	1	1	0	0	1	3
Hiram Bocachica, R (1, 9) OBP: 0.250, SLG: 0.368 (8, 8)			C FA 92 C SL 88 F FA 89 F FA 94 X FC 89 0-2 22 G3 SH3-4 1B		B FA 92 S FA 93 C SL 87 S SL 89 1-3 ② K		B FA 92 B SL 88 B FA 91 B FA 91 4-0 22 1B 22 E BB 1-2 BB		C CU 75 F FA 88 B CU 76 F SL 76 X FA 89 1-2 22 CS E5 SH2-4		C SL 89 X SL 89 0-1 ② G1-3	4	1	1	0	1	1	1
Justin Germano, R (1, 1) OBP: 0.429, SLG: 0.500 18 Paul McAnulty, L (5, PH) OBP: 0.303, SLG: 0.367 45 Justin Hampson, L (6, 1) José Cruz Jr., S (7, PH) OBP: 0.354, SLG: 0.444 (8, 9)			B FA 91 B FA 91 C FA 91 X FA 92 2-1 ① SH3-4 1-2		X FC 89 0-0 2-H 1B		S FC 90 C CH 82 B SL 87 B SL 89 B SL 89 B FA 94 4-2 22 E 5 2B 1-2 2-3 BB		X FA 88 0-0 ① SH2-4 1-2		B FA 97 S FA 96 S FA 97 F FA 98 S FA 96 1-3 ③ K	0 1 0 1	0 0 0 1	0 1 0 0	0 0 0 1	0 0 0 1	0 0 0 1	0 0 0 0
Inning Stats	R: 0 H: 0 E: 0 LOB: 0 K: 2 BB: 0 S: 9 P: 16	R: 0 H: 1 E: 0 LOB: 1 K: 1 BB: 0 S: 7 P: 10	R: 0 H: 1 E: 0 LOB: 1 K: 0 BB: 0 S: 12 P: 17	R: 0 H: 0 E: 0 LOB: 0 K: 0 BB: 0 S: 6 P: 13	R: 1 H: 2 E: 0 LOB: 1 K: 2 BB: 0 S: 12 P: 14	R: 0 H: 0 E: 0 LOB: 0 K: 1 BB: 0 S: 5 P: 8	R: 4 H: 2 E: 1 LOB: 1 K: 0 BB: 3 S: 9 P: 22	R: 0 H: 1 E: 0 LOB: 1 K: 1 BB: 0 S: 9 P: 16	R: 0 H: 0 E: 1 LOB: 0 K: 0 BB: 0 S: 8 P: 10	R: 0 H: 2 E: 0 LOB: 2 K: 1 BB: 0 S: 8 P: 12	R: 0 H: 0 E: 0 LOB: 0 K: 1 BB: 0 S: 8 P: 10						

PITCHER		IP	WLS	BF	H	R	ER	SO	BB	IBB	HBP	BLK	WP	HR	S	P	ERA	WHIP
43 Miguel Batista, R ERA: 5.56	(1, 1)	6.2		28	5	5	5	6	3	0	0	0	0	0	56	95	6.75	1.200
George Sherrill, L ERA: 1.45	(7, 1)	0.1	B	2	1	0	0	0	0	0	0	0	0	0	4	5	0.00	3.000
35 Brandon Morrow, R ERA: 1.59	(8, 1)	1.0		4	1	0	0	1	0	0	0	0	0	0	9	16	0.00	1.000
Sean Green, R ERA: 2.93	(9, 1)	1.2		7	2	0	0	1	0	0	0	0	0	0	15	21	0.00	1.200
59 Eric O'Flaherty, L ERA: 2.89	(10, 1)	0.1	W	1	0	0	0	0	0	0	0	0	0	0	1	1	0.00	0.000

PITCHER		IP	WLS	BF	H	R	ER	SO	BB	IBB	HBP	BLK	WP	HR	S	P	ERA	WHIP
20 J.J. Putz, R ERA: 1.32	(11, 1)	1.0	S	3	0	0	0	1	0	0	0	0	0	0	8	10	0.00	0.000

BOTTOM

AB	40
R	5
H	9
RBI	4
BB	3
SO	9
LOB	13

1B: 6 SF: 0
2B: 3 SAC: 2
3B: 0 DP: 0
HR: 0 HBP: 0

WP: 0 PA: 45
PB: 0
SB: 0
CS: 1

Seattle Mariners @ San Diego Padres

PETCO Park, San Diego, CA

Sat Jun 09 2007, 10:05 PM EDT

Att. 37,178 - Clear - 68 F

TOP

livebaseballscorecards.com

Batter	1	2	3	4	5	6	7	8	9	AB	R	H	RBI	BB	SO	LOB
51 Ichiro Suzuki, L (1, 8) OBP: 0.388, SLG: 0.449	C FA 88 C CU 72 X FA 87 0-2 2B 1B		B CU 69 C FA 86 F CU 69 F FA 88 F SL 84 S CU 71 1-3 ② K2-3		C SL 82 B SL 83 B FA 86 S CU 69 F FA 86 X CU 68 2-2 ② F8		X CU 85 0-0 4 1B 1-2 2-H 3-H 1B		1 SAFE C CU 77 B CH 84 X CH 81 1-1 ① SH1-3 1-2	4	1	2	2	0	1	1
4 Jose Lopez, R (1, 4) OBP: 0.341, SLG: 0.439	1 SAFE C FA 88 B FA 88 1 SAFE 1 SAFE X CU 70 1-1 ① F8		B FA 88 C FA 84 F FA 87 X 1-2 ③ G5-3		X FA 87 0-0 ③ FC6-4 1-2f		F FA 95 B CU 84 C CU 84 F FA 96 X FA 97 1-2 1-3 2-H 1B		C CU 78 X CU 77 0-1 2-H 1B	5	0	2	2	0	0	2
Jose Guillen, R (1, 9) OBP: 0.336, SLG: 0.426 20 J.J. Putz, R (9, 1)	F CU 72 1 SAFE B FA 87 S FA 89 F FA 86 1 SAFE F CU 73 B FC 85 F FA 89 2-2 ② X CU 71 P3			C FA 86 C FA 84 B CU 63 X 1-2 ① F9		X FA 85 0-0 ① G3-1	C FA 96 F CU 86 F FA 97 S CU 86 0-3 ② K		1 SAFE S FA 93 S FA 94 F FA 94 C CU 80 0-3 ② K	5 0	0 0	0 0	0 0	0 0	2 0	4 0
Raul Ibanez, L (1, 7) OBP: 0.346, SLG: 0.405	B CU 71 C FA 88 B FA 87 F CU 69 F FA 85 B FA 87 X FA 88 3-2 1-H 2B			X SL 83 0-0 2 FC5 E 1B	C FA 85 B CU 68 X CU 69 1-1 ② G3	B CU 83 B CU 83 B FA 96 C FA 96 F CU 83 X CU 85 3-2 ③ G3			D CU 79 C FA 92 S SL 89 F CU 80 S FA 92 1-3 ③ K	5	0	2	1	0	1	3
Richie Sexson, R (1, 3) OBP: 0.295, SLG: 0.396	B FA 87 C CH 77 B FA 85 X FA 87 2-1 ③ G6-3			B CH 72 F FA 86 S SL 84 X FA 86 1-2 E5 2 FC5 1-2		B FA 85 B FA 86 X FA 87 2-0 ③ G5-3		C FA 95 S FA 95 B FA 94 X CU 80 1-2 HR		4	1	1	1	0	0	2
2 Kenji Johjima, R (1, 2) OBP: 0.355, SLG: 0.525		C FA 86 B SL 82 B SL 84 X FA 86 2-1 ① F7		F FA 86 F SL 84 X FA 85 0-2 ② FC5 1-2 2-3f			F SL 84 B CU 68 F FC 84 X FA 86 1-2 29 2B 7 FC3-2 1B	F FA 96 C CU 79 X FA 94 0-2 ① G6-3		4	0	1	0	0	0	2
29 Adrian Beltré, R (1, 5) OBP: 0.312, SLG: 0.471		B FA 86 F CU 70 C CU 70 X 1-2 ② F8		B FA 86 X CU 70 1-0 ③ F8			C SL 83 B FA 86 C CU 69 F FA 85 X CU 70 1-2 7 FC3-2 51 1B 1-3 2B	C CU 80 F FA 94 X CU 81 0-2 ② G5-3		4	1	1	0	0	0	2
7 Yuniesky Betancourt, R (1, 6) OBP: 0.327, SLG: 0.436		C FA 87 X CU 70 0-1 ③ P4			X CH 72 0-0 4 FC6-4 1B		C FA 96 B CU 87 F FA 96 X FA 97 1-2 ① FC3-2 BB 51 1B 2-3 3-H	X FA 95 0-0 ③ P2		4	1	1	0	0	0	2
36 Jeff Weaver, R (1, 1) Jason Ellison, R (5, PH) OBP: 0.208, SLG: 0.174 Jason Davis, R (5, 1) Jose Vidro, S (7, PH) OBP: 0.346, SLG: 0.356 Sean Green, R (7, 1) Ben Broussard, L (9, PH) OBP: 0.333, SLG: 0.460 16 Willie Bloomquist, R (9, PR) OBP: 0.322, SLG: 0.296 (9, 9)			B FA 86 B FA 86 B FA 85 C FA 86 C FA 87 X FA 87 3-2 ① G4-3		1 SAFE C CU 68 B SL 83 F CU 68 C CU 70 1-3 ① K		B FA 96 B FA 96 B FA 96 C FA 95 C FA 96 B FA 97 4-2 51 1B 4 1B 1-2 BB		C X 0-1 51 SH1-3 4 1B 1B	1 1 0 0 0 0 1	0 0 0 1 0 0 0	0 0 0 0 0 0 1	0 0 0 1 0 0 0	0 1 0 0 0 0 0	0 1 0 0 0 0 0	0 1 0 0 0 0 0

AB	38
R	6
H	11
RBI	6
BB	1
SO	5
LOB	19

Inning Stats	1	2	3	4	5	6	7	8	9	1B: 8	SF: 0	WP: 0	PA: 40
	R: 1 E: 0 K: 0 S: 17	H: 2 LOB: 1 BB: 0 P: 25	R: 0 E: 0 K: 0 S: 7	H: 0 LOB: 0 BB: 0 P: 10	R: 0 E: 0 K: 1 S: 11	H: 0 LOB: 0 BB: 0 P: 16	R: 0 E: 1 K: 0 S: 11	H: 1 LOB: 2 BB: 0 P: 14	R: 0 E: 0 K: 1 S: 9	H: 1 LOB: 1 BB: 0 P: 12	R: 0 E: 0 K: 0 S: 4	H: 0 LOB: 0 BB: 0 P: 7	R: 3 E: 0 K: 1 S: 24	H: 4 LOB: 2 BB: 1 P: 35	R: 1 E: 0 K: 0 S: 10	H: 1 LOB: 0 BB: 0 P: 11	R: 1 E: 0 K: 2 S: 14	H: 2 LOB: 1 BB: 0 P: 16	2B: 2 3B: 0 HR: 1	SAC: 1 DP: 0 HBP: 0	PB: 0 SB: 0 CS: 0	

PITCHER		IP	WLS	BF	H	R	ER	SO	BB	IBB	HBP	BLK	WP	HR	S	P	ERA	WHIP
David Wells, L ERA: 4.76	(1, 1)	6.0		25	6	3	3	2	0	0	0	0	0	0	66	93	4.50	1.000
21 Heath Bell, R ERA: 1.25	(7, 1)	1.0	H	6	2	1	1	1	1	0	0	0	0	0	17	26	9.00	3.000
Scott Linebrink, R ERA: 2.12	(8, 1)	1.0	B	4	1	1	1	0	0	0	0	0	0	1	10	11	9.00	1.000
26 Doug Brocail, R ERA: 2.03	(9, 1)	1.0	L	5	2	1	1	2	0	0	0	0	0	0	14	16	9.00	2.000

PITCHER	IP	WLS	BF	H	R	ER	SO	BB	IBB	HBP	BLK	WP	HR	S	P	ERA	WHIP

Batter	1	2	3	4	5	6	7	8	9	AB	R	H	RBI	BB	SO	LOB
22 Marcus Giles, R (1, 4) OBP: 0.340, SLG: 0.361	B FA 87 X FA 89 1-0 G5-3 ①		C CU 74 S SL 79 B FA 89 X SL 80 1-2 F8 ①		B SL 84 F FA 94 B SL 81 X FA 94 2-1 L9 ①		B FA 90 F FA 89 F FA 90 B FA 91 S SL 77 2-3 K ②		C FA 96 F FA 96 B FA 96 B FA 95 B FA 96 F FA 96 B FA 96 4-2 BB	4	0	0	0	1	1	3
José Cruz Jr., S (1, 9) OBP: 0.356, SLG: 0.443	C FA 88 B FF 89 B FC 88 C CH 81 B FA 90 F FA 92 X FA 92 3-2 23 E 2B 1B		B CU 76 B CU 76 B CU 74 C FA 88 X FA 90 3-1 F9 ②		C FA 95 C FA 97 B FA 98 B FA 96 B FA 96 X FA 95 3-2 23 1B 1-3 2-H 3-H 1B		X FA 91 0-0 F7 ③		S FA 95 B FA 95 B FA 96 F FA 95 B FS 88 S CH 88 3-3 K ③	5	1	2	1	0	1	1
23 Adrián González, L (1, 3) OBP: 0.358, SLG: 0.514	B FA 90 1 SAFE 1 SAFE X CH 81 1-0 E9 2B 1-2 SF9		B CH 82 B CU 74 X FC 87 2-0 L3 ③		B FA 95 F FA 94 X FA 96 1-1 1-2 3-H 1B			B FA 88 X FA 89 1-0 FC5-4 1B		4	1	2	1	0	0	1
Mike Cameron, R (1, 8) OBP: 0.296, SLG: 0.376	B FA 91 B FA 88 X FA 91 2-0 1-3 2-H 2B			B SL 75 B SL 75 S SL 84 F FC 84 X SL 78 2-2 G6-3 ①	S FA 95 B FA 95 F FA 94 B SL 85 B FA 95 C SL 82 3-3 K ②			B FA 89 D FA 90 F FA 89 F FA 90 X CU 77 2-2 FC5-4 5 1B 1-2f ①		4	0	1	1	0	1	3
Russell Branyan, L (1, 7) OBP: 0.378, SLG: 0.477	F FA 89 B FA 91 X CH 82 1-1 SF9 ② 3-H			F CH 86 F SL 76 B FA 86 S SL 77 1-3 K ②	C FA 96 B FA 96 S FA 95 B FA 96 S FA 95 2-3 K ③			B SL 76 1 SAFE 1 SAFE S CU 74 F FA 90 S SL 78 1-3 K ②		3	0	0	1	0	3	3
5 Kevin Kouzmanoff, R (1, 5) OBP: 0.284, SLG: 0.364	B SL 82 C CU 75 C SL 81 F SL 80 X FA 90 1-2 F8 ③			C CU 73 S SL 76 B SL 77 S SL 78 1-3 K ③		X FA 93 0-0 L4 ①		1 SAFE B FA 88 B FA 88 S FA 90 F FA 89 B SL 78 X SL 78 3-2 1-3 1B		4	0	1	0	0	1	1
3 Khalil Greene, R (1, 6) OBP: 0.256, SLG: 0.421		X FA 86 0-0 P4 ①			C FA 92 B SL 83 F SL 81 B FS 87 F SL 82 B FA 95 B FA 94 4-2 SH 1B WP BB	B FA 93 B FA 93 B FA 93 C FA 92 X FA 92 3-1 G5-3 ②		C CU 75 F FA 91 S SL 79 0-3 K ③		3	1	0	0	1	1	2
Rob Bowen, S (1, 2) OBP: 0.337, SLG: 0.356		C FA 90 S CU 78 B FA 90 C FA 91 1-3 K ②			B FA 94 B FA 94 S FA 94 X FA 94 2-1 WP SH 1-2 1B 1B	X FA 95 0-0 P5 ③			F FA 96 F FA 96 F FA 95 B FA 95 B CH 86 S FA 98 2-3 K ①	4	1	1	0	0	2	0
David Wells, L (1, 1) OBP: 0.091, SLG: 0.091 21 Heath Bell, R (7, 1) 18 Paul McAnulty, L (7, PH) OBP: 0.294, SLG: 0.355 Scott Linebrink, R (8, 1) 26 Doug Brocail, L (9, 1) Geoff Blum, S (9, PH) OBP: 0.282, SLG: 0.333		B FA 89 B FA 89 B FA 88 C FA 88 C FA 88 X FA 88 3-2 G4-3 ③			B FA 93 B FA 95 X FA 92 2-0 SH 1B WP 23 1B 1-2 2-3		C CU 75 X FA 88 0-1 G3-1 ①		B FA 96 F FA 96 S CH 88 F FA 95 F FA 96 X FS 85 1-2 L1 ②	1 0 1 0 0 1	1 0 0 0 0 0	0 0 0 0 0 0	0 0 0 0 0 0	0 0 0 0 0 0	0 0 0 0 0 0	0 0 0 0 0 0
Inning Stats	R: 2 E: 1 K: 0 S: 13 H: 2 LOB: 1 BB: 0 P: 22	R: 0 E: 0 K: 1 S: 7 H: 0 LOB: 0 BB: 0 P: 11	R: 0 E: 0 K: 0 S: 6 H: 0 LOB: 0 BB: 0 P: 12	R: 0 E: 0 K: 2 S: 9 H: 0 LOB: 0 BB: 0 P: 13	R: 3 E: 1 K: 2 S: 19 H: 3 LOB: 2 BB: 1 P: 38	R: 0 E: 0 K: 0 S: 4 H: 0 LOB: 0 BB: 0 P: 7	R: 0 E: 0 K: 1 S: 6 H: 0 LOB: 0 BB: 0 P: 8	R: 0 E: 0 K: 2 S: 13 H: 2 LOB: 2 BB: 0 P: 20	R: 0 E: 0 K: 2 S: 15 H: 0 LOB: 1 BB: 1 P: 25	1B: 6 2B: 1 3B: 0 HR: 0	SF: 1 SAC: 1 DP: 0 HBP: 0	WP: 1 PB: 0 SB: 0 CS: 0	PA: 38				

PITCHER		IP	WLS	BF	H	R	ER	SO	BB	IBB	HBP	BLK	WP	HR	S	P	ERA	WHIP
36 Jeff Weaver, R ERA: 12.46	(1, 1)	4.0		15	2	2	1	3	0	0	0	0	0	0	35	58	2.25	0.500
Jason Davis, R ERA: 4.37	(5, 1)	2.0		11	3	3	2	2	1	0	0	0	1	0	23	45	9.00	2.000
Sean Green, R ERA: 2.6	(7, 1)	2.0	W	8	2	0	0	3	0	0	0	0	0	0	19	28	0.00	1.000
20 J.J. Putz, R ERA: 1.27	(9, 1)	1.0	S	4	0	0	0	2	1	0	0	0	0	0	15	25	0.00	1.000

PITCHER	IP	WLS	BF	H	R	ER	SO	BB	IBB	HBP	BLK	WP	HR	S	P	ERA	WHIP

BOTTOM

Seattle Mariners @ San Diego Padres

PETCO Park, San Diego, CA

Sat Jun 09 2007, 10:05 PM EDT

Att. 37,178 - Clear - 68 F

livebaseballscorecards.com

AB	34
R	5
H	7
RBI	4
BB	2
SO	10
LOB	14

Batter	1	2	3	4	5	6	7	8	9	AB	R	H	RBI	BB	SO	LOB
51 Ichiro Suzuki, L (1, 8) OBP: 0.392, SLG: 0.448	C FA 88 X FA 90 0-1 P3		X FA 89 0-0 FC6-4 4 4 FC1-5-2 S 1-2f 2-3			B FA 91 B FA 90 B FA 91 B FA 90 4-0 4 BLK BB	B FA 92 B FA 91 F FA 91 B FA 92 X FA 93 3-1 1-2 2-H 3-H 1B		I IN 61 I IN 62 I IN 63 I IN 63 4-0 4 G4-3 IBB	3	0	1	2	2	0	2
4 Jose Lopez, R (1, 4) OBP: 0.333, SLG: 0.429	C FA 88 B FA 89 F FA 89 F FA 89 B SL 82 F FA 90 F FA 90 X SL 82 2-2 G5-3		1 SAFE 1 SAFE C SL 81 1 SAFE B SL 80 B FA 90 B SL 82 X SL 81 3-1 FC1-5-2 1-3 3-H			C SL 80 F SL 83 X FA 90 0-2 F9 1-2	C SL 81 F FA 87 F SL 80 S SL 80 0-3 K		F FC 86 C SL 83 D CH 75 X CH 74 1-2 G4-3 1-2 2-H	5	0	0	1	0	1	6
Jose Guillen, R (1, 9) OBP: 0.333, SLG: 0.421	F FA 89 B FA 90 F FA 91 S FA 90 1-3 K		F FA 92 B FA 91 S FA 91 X FA 91 1-2 G6-3			C FA 91 2 SAFE S SL 81 F SL 82 X FA 91 0-2 G6-3		C FA 94 X CU 84 0-1 FC4-6 1B	X SL 83 0-0 F9	5	0	1	0	0	1	4
Raul Ibanez, L (1, 7) OBP: 0.341, SLG: 0.397		B FA 89 B FA 89 C FA 89 F FA 90 X FA 91 2-2 P4		B FA 89 X FA 90 1-0 G4-3		B FA 91 C SL 82 X FA 91 1-1 F9		C FA 94 F FA 95 1 SAFE B FA 95 B FA 94 1 SAFE X CU 83 2-2 FC4-6 7 FC4-6 BB 1-2f		4	0	0	0	0	0	2
Richie Sexson, R (1, 3) OBP: 0.298, SLG: 0.395		F FA 90 X FA 90 0-1 G6-3		B FA 90 F FA 91 S SL 82 B SL 82 S FA 91 2-3 K			S SL 79 B SL 81 S FA 91 B SL 82 X FA 90 2-2 HBP 51 1B 1B 1B	B FA 96 B FA 96 B FA 96 B FA 96 4-0 7 FC4-6 1-2 BB		3	1	1	0	1	1	0
7 Yuniesky Betancourt, R (1, 6) OBP: 0.321, SLG: 0.427		C FA 88 X SL 80 0-1 G1-3		X SL 81 0-0 P6			X SL 80 0-0 P6	C FA 95 X FA 97 0-1 FC4-6 1-2f 2-3		4	0	0	0	0	0	3
Jamie Burke, R (1, 2) OBP: 0.476, SLG: 0.514			B FA 88 C FA 90 S FA 90 F FA 91 B SL 81 F FA 92 X SL 80 2-2 16 1B 34 1B 1B		C FA 89 X SL 81 0-1 16 G6-4-3 1B		B SL 80 F FA 89 B SL 82 F FA 92 F FA 91 X SL 82 2-2 HBP 51 1B 1-2 1B	B FA 96 F FA 96 S SL 86 B FA 97 X CU 85 2-2 P4		4	2	3	0	0	0	2
16 Willie Bloomquist, R (1, 5) OBP: 0.317, SLG: 0.293			S FA 90 B FA 89 B FA 91 X FA 91 2-1 51 FC6-4 34 1B 4 1-3 FC1-5-2 1B		S SL 80 S SL 82 F SL 82 F FA 91 B SL 81 B SL 81 X SL 82 2-2 G6-4-3 1-2f		B SL 80 X FA 91 1-0 F9		S FC 86 B SL 82 F FA 87 X CH 75 1-2 E5 4 S SH1-3 4 G4-3	4	1	1	0	0	0	3
34 Félix Hernández, R (1, 1) OBP: 0.500, SLG: 0.500 Ben Broussard, L (7, PH) OBP: 0.343, SLG: 0.460 33 Chris Reitsma, R (7, 1) 43 Miguel Batista, R (8, 1) Jose Vidro, S (9, PH) OBP: 0.346, SLG: 0.356 20 J.J. Putz, R (9, 1)			C FA 88 1 SAFE L FA 89 1 SAFE X FA 91 0-2 51 FC6-4 1-2 3-H 1B		C FA 89 T FA 91 B SL 81 B SL 82 B FA 91 F FA 90 F SL 80 F SL 82 S FA 91 2-3 K		F FA 91 S FA 92 H FA 93 1-2 51 1B 1-2 2-3 HBP		X FC 84 0-0 SH1-3 1-2	2 0 0 0 0 0	0 0 0 0 0 0	1 0 0 0 0 0	1 0 0 0 0 0	0 0 0 0 0 0	1 0 0 0 0 0	0 0 0 0 0 0
Inning Stats	R: 0 E: 0 K: 1 S: 11 H: 0 LOB: 0 BB: 0 P: 14	R: 0 E: 0 K: 0 S: 7 H: 0 LOB: 0 BB: 0 P: 9	R: 1 E: 0 K: 0 S: 16 H: 3 LOB: 2 BB: 0 P: 24	R: 0 E: 0 K: 1 S: 5 H: 0 LOB: 0 BB: 0 P: 8	R: 0 E: 0 K: 1 S: 14 H: 1 LOB: 0 BB: 0 P: 18	R: 0 E: 0 K: 0 S: 9 H: 0 LOB: 1 BB: 1 P: 14	R: 2 E: 0 K: 1 S: 17 H: 3 LOB: 2 BB: 0 P: 26	R: 0 E: 0 K: 0 S: 10 H: 1 LOB: 2 BB: 1 P: 18	R: 1 E: 1 K: 0 S: 8 H: 0 LOB: 1 BB: 1 P: 14	1B: 8 2B: 0 3B: 0 HR: 0 SF: 0 SAC: 1 DP: 1 HBP: 1						

PITCHER		IP	WLS	BF	H	R	ER	SO	BB	IBB	HBP	BLK	WP	HR	S	P	ERA	WHIP
32 Chris Young, R ERA: 2.34	(1, 1)	6.2		28	7	3	3	3	1	0	1	1	0	0	75	109	4.05	1.200
43 Cla Meredith, R ERA: 3.9	(7, 1)	0.1		1	0	0	0	1	0	0	0	0	0	0	4	4	0.00	0.000
21 Heath Bell, R ERA: 1.22	(8, 1)	1.0		5	1	0	0	0	1	0	0	0	0	0	10	18	0.00	2.000
Trevor Hoffman, R ERA: 2.16	(9, 1)	1.0	L	5	0	1	0	0	0	1	0	0	0	0	8	14	0.00	0.000

PITCHER	IP	WLS	BF	H	R	ER	SO	BB	IBB	HBP	BLK	WP	HR	S	P	ERA	WHIP

TOP

Seattle Mariners @ San Diego Padres

PETCO Park, San Diego, CA

Sun Jun 10 2007, 4:05 PM EDT

Att. 35,950 - Sunny - 71 F

livebaseballscorecards.com

AB	34
R	4
H	8
RBI	4
BB	3
SO	4
LOB	22

WP: 0	PA: 39																	
PB: 0																		
SB: 2																		
CS: 0																		

Seattle Mariners @ San Diego Padres

PETCO Park, San Diego, CA

Sun Jun 10 2007, 4:05 PM EDT

Att. 35,950 - Sunny - 71 F

BOTTOM

Batter	1	2	3	4	5	6	7	8	9	AB	R	H	RBI	BB	SO	LOB
22 Marcus Giles, R (1, 4) OBP: 0.338, SLG: 0.356	B FA 96 F FA 95 B FA 98 B FA 96 F FA 96 B FA 97 4-2 G1-3 BB		B B X FA 95 2-0 ① G6-3		X SL 86 0-0 ① P3		B CU 76 F FA 93 S FA 93 F FA 93 B FA 94 X CU 82 2-2 ③ G6-3			3	0	0	0	1	0	0
José Cruz Jr., S (1, 9) OBP: 0.359, SLG: 0.451	C FA 95 S FS 86 F FA 97 B SL 91 1 SAFE X CH 84 1-2 ① G1-3 1-2		B FA 96 X FA 94 1-0 23 G3-6-1 1B		F FA 95 B FA 96 C SL 88 C SL 89 1-3 ② K			B FC 90 F FC 90 B CH 85 B FA 90 F FA 93 X FA 94 3-2 2B		4	0	2	0	0	1	1
23 Adrián González, L (1, 3) OBP: 0.353, SLG: 0.506	S FA 96 S FA 97 S SL 93 0-3 ② K		X CH 87 0-0 ② ③ G3-6-1 1-2f		B CU 80 F CU 83 B FS 84 S CU 83 X FA 97 2-2 ③ G4-3			C FA 92 X FC 91 0-1 ① P4		4	0	0	0	0	1	3
28 Josh Bard, S (1, 2) OBP: 0.321, SLG: 0.340	B FA 96 B FA 97 F FA 97 B SL 92 X FA 97 3-1 ③ G4-3			B FA 95 B FA 96 X FA 96 2-0 ① G3		F FS 84 F SL 87 B FA 96 C CU 82 1-3 ① K		F FA 91 F FA 92 C FA 91 0-3 ② K		4	0	0	0	0	2	2
Mike Cameron, R (1, 8) OBP: 0.299, SLG: 0.390		X FA 95 0-0 3 1B 1B		B SL 88 C SL 89 S SL 90 B CU 85 B SL 89 X FA 98 3-2 HR		B CU 82 C SL 88 B CU 84 C FS 85 X SL 90 2-2 ② F9		X FA 91 0-0 ③ P3		4	1	2	1	0	0	1
5 Kevin Kouzmanoff, R (1, 5) OBP: 0.283, SLG: 0.361		S SL 88 1 SAFE C FA 96 1 SAFE 1 SAFE B FA 98 S SI 87 1-3 ① K		C FA 96 C FA 96 B FA 97 F FS 87 B FA 98 B FA 96 X SL 90 3-2 ② G6-3		C FA 95 S CU 84 B FA 96 B SL 90 X FA 96 2-2 1B			S SL 87 S FA 95 S FA 95 0-3 ① K	4	0	1	0	0	2	1
3 Khalil Greene, R (1, 6) OBP: 0.261, SLG: 0.423		X FA 96 0-0 8 S 1-3 1B		B CU 80 X SL 88 1-0 8 HR 1B		B SL 89 C FA 94 C FA 95 F CU 85 X CH 84 1-2 ③ F8			B FA 95 S FA 96 B SL 87 F FA 95 C FA 96 2-3 ② K	4	1	2	0	0	1	1
8 Terrmel Sledge, L (1, 7) OBP: 0.326, SLG: 0.382		B FS 85 B FA 96 S FS 86 S SL 90 F CU 84 B SL 90 S CH 87 3-3 ② K 1-2		B FS 86 X CH 88 1-0 1-H HR			C CU 74 B FA 94 F FA 92 C FA 93 1-3 ① K		F FA 96 X CH 88 0-1 ③ P6	4	1	1	2	0	2	2
32 Chris Young, R (1, 1) OBP: 0.269, SLG: 0.095 43 Cla Meredith, R (7, 1) Russell Branyan, L (7, PH) OBP: 0.373, SLG: 0.470 21 Heath Bell, R (8, 1) Trevor Hoffman, R (9, 1)		B FA 96 X FA 96 1-0 ③ G4-3		C FA 94 B FA 97 S FA 95 S SL 90 1-3 ③ K			B CH 79 B FA 92 B SL 80 C FA 93 C FA 94 X FA 94 3-2 ② P4			2 0 1 0 0	0 0 0 0 0	0 0 0 0 0	0 0 0 0 0	1 0 0 0 0	2 0 0 0 0	2 0 0 0 0
Inning Stats	R: 0 E: 0 K: 1 S: 11 H: 0 LOB: 1 BB: 1 P: 19	R: 0 E: 0 K: 2 S: 10 H: 2 LOB: 2 BB: 0 P: 15	R: 0 E: 0 K: 0 S: 3 H: 1 LOB: 0 BB: 0 P: 6	R: 3 E: 0 K: 1 S: 13 H: 3 LOB: 0 BB: 0 P: 24	R: 0 E: 0 K: 1 S: 7 H: 0 LOB: 0 BB: 0 P: 10	R: 0 E: 0 K: 1 S: 13 H: 1 LOB: 1 BB: 0 P: 19	R: 0 E: 0 K: 1 S: 10 H: 0 LOB: 0 BB: 0 P: 16	R: 0 E: 0 K: 1 S: 9 H: 1 LOB: 1 BB: 0 P: 12	R: 0 E: 0 K: 2 S: 8 H: 0 LOB: 0 BB: 0 P: 10	1B: 5 2B: 1 3B: 0 HR: 2 SF: 0 SAC: 0 DP: 1 HBP: 0						

	AB	34
	R	3
	H	8
	RBI	3
	BB	1
	SO	10
	LOB	13

livebaseballscorecards.com

PITCHER		IP	WLS	BF	H	R	ER	SO	BB	IBB	HBP	BLK	WP	HR	S	P	ERA	WHIP
34 Félix Hernández, R ERA: 4.41	(1, 1)	6.0		25	7	3	3	6	1	0	0	0	0	2	57	93	4.50	1.333
33 Chris Reitsma, R ERA: 5.79	(7, 1)	1.0		3	0	0	0	1	0	0	0	0	0	0	10	16	0.00	0.000
43 Miguel Batista, R ERA: 5.48	(8, 1)	1.0	W	4	1	0	0	1	0	0	0	0	0	0	9	12	0.00	1.000
20 J.J. Putz, R ERA: 1.23	(9, 1)	1.0	S	3	0	0	0	2	0	0	0	0	0	0	8	10	0.00	0.000

PITCHER		IP	WLS	BF	H	R	ER	SO	BB	IBB	HBP	BLK	WP	HR	S	P	ERA	WHIP

Batter	1	2	3	4	5	6	7	8	9	AB	R	H	RBI	BB	SO	LOB
22 Marcus Giles, R (1, 4) OBP: 0.341, SLG: 0.356	C C S 0-3 ① K		C B X 1-1 1B		B C B B B 4-1 BB		F B F B B X 3-2 ① G5-3			3	0	1	0	1	1	0
José Cruz Jr., S (1, 9) OBP: 0.351, SLG: 0.440	F B S C 1-3 ② K		1 SAFE S F 1 SAFE T 0-2 ③ K		F B 1 SAFE 1 SAFE F X 1-2 ② P4		C C B S 1-3 ② K			4	0	0	0	0	3	2
23 Adrián González, L (1, 3) OBP: 0.348, SLG: 0.498	B B S T S 2-3 ③ K			X 0-0 ① F7	C F S 0-3 ③ K		S F S 0-3 ③ K			4	0	0	0	0	3	1
Mike Cameron, R (1, 8) OBP: 0.306, SLG: 0.396		F B X 1-1 28 1B 5 G5-4-3 1B		C B X 1-1 28 2B 5 1B 1B		B B F X 2-1 28 CS 1B		S C B B X 2-2 G6-3 ①		4	2	3	0	0	0	0
28 Josh Bard, S (1, 2) OBP: 0.331, SLG: 0.353		B B B C X 3-1 5 G5-4-3 1-3 1B		B X 1-0 5 1B 1-3 2B		F C D F F F D 1 SAFE B 4-2 B ① 5 1B 3 2B 1-2 BB		B B X 2-0 ② F7		3	1	2	0	1	0	0
5 Kevin Kouzmanoff, R (1, 5) OBP: 0.288, SLG: 0.365		B C F F F B X 2-2 ① ② G5-4-3 1-2f 3-H		C B X 1-1 2-3 3-H 1B		F F B B D F F X 3-2 3 2B 1-2 WP 1B		B X 1-0 ③ P4		4	1	2	1	0	0	1
3 Khalil Greene, R (1, 6) OBP: 0.260, SLG: 0.424		S F B S 1-3 ③ K		B F F F F F S 1-3 ② K		B C X 1-1 WP 1-3 2-H 2B			B B X 2-0 ① G5-3	4	0	1	1	0	2	2
Geoff Blum, S (1, 10) OBP: 0.270, SLG: 0.316			C F B S 1-3 ① K	S F D S 1-3 ③ K		C F B B F F F B 3-3 S ② K 2-3 3-H			C F T 0-2 ② K	4	0	0	0	0	4	3
18 Paul McAnulty, L (1, 7) OBP: 0.263, SLG: 0.314			C B X 1-1 ② F7		S X 0-1 ① G3	F B F F F S 1-3 ③ K			B S B X 2-1 ③ G3-1	4	0	0	0	0	1	1
Inning Stats	R: 0 E: 0 K: 3 S: 9 H: 0 LOB: 0 BB: 0 P: 12	R: 1 E: 0 K: 1 S: 12 H: 2 LOB: 0 BB: 0 P: 19	R: 0 E: 0 K: 2 S: 10 H: 1 LOB: 1 BB: 0 P: 13	R: 1 E: 0 K: 2 S: 15 H: 3 LOB: 2 BB: 0 P: 20	R: 0 E: 0 K: 1 S: 9 H: 0 LOB: 1 BB: 1 P: 14	R: 2 E: 0 K: 2 S: 25 H: 3 LOB: 1 BB: 1 P: 39	R: 0 E: 0 K: 2 S: 9 H: 0 LOB: 0 BB: 0 P: 13	R: 0 E: 0 K: 0 S: 5 H: 0 LOB: 0 BB: 0 P: 10	R: 0 E: 0 K: 1 S: 6 H: 0 LOB: 0 BB: 0 P: 10	1B: 7 2B: 2 3B: 0 HR: 0 SF: 0 SAC: 0 DP: 1 HBP: 0							

San Diego Padres @ Tampa Bay Devil Rays

Tropicana Field, St. Petersburg, FL

Tue Jun 12 2007, 7:10 PM EDT

Att. 12,870 - Dome - 72 F

TOP

livebaseballscorecards.com

AB	34
R	4
H	9
RBI	2
BB	2
SO	14
LOB	10

WP: 1 PB: 0 SB: 0 CS: 1 PA: 36

PITCHER		IP	WLS	BF	H	R	ER	SO	BB	IBB	HBP	BLK	WP	HR	S	P	ERA	WHIP
19 Scott Kazmir, L ERA: 4.07	(1, 1)	6.0		27	9	4	4	11	2	0	0	0	1	0	80	117	6.00	1.833
Casey Fossum, L ERA: 7.53	(7, 1)	1.0	W	3	0	0	0	2	0	0	0	0	0	0	9	13	0.00	0.000
47 Gary Glover, R ERA: 3.98	(8, 1)	1.0	H	3	0	0	0	0	0	0	0	0	0	0	5	10	0.00	0.000
22 Shawn Camp, R ERA: 5.84	(9, 1)	1.0		3	0	0	0	1	0	0	0	0	0	0	6	10	0.00	0.000

PITCHER	IP	WLS	BF	H	R	ER	SO	BB	IBB	HBP	BLK	WP	HR	S	P	ERA	WHIP

Batter	1	2	3	4	5	6	7	8	9	AB	R	H	RBI	BB	SO	LOB
1 Akinori Iwamura, L (1, 5) OBP: 0.450, SLG: 0.473	K		G3		SH5-3 1-2		1B 1-2 1B 1B	2B BB		3	2	1	0	1	1	0
Brendan Harris, R (1, 6) OBP: 0.370, SLG: 0.469	K		G1-3		L9		1B 23 2B 1-2 2-3 1B	13 E 23 HR 1-H 2B		5	2	2	1	0	1	1
13 Carl Crawford, L (1, 7) OBP: 0.358, SLG: 0.500	G4-3			K 2-H 2B			K	E3 S 23 HR 2-3		5	1	1	1	0	2	4
Greg Norton, S (1, 10) OBP: 0.404, SLG: 0.341		23 SH1-3 1B 1B		BB 1B 1B	P6		23 2B 1-3 2-H 3-H 1B	23 HR 1-2 BB		4	3	3	2	1	0	1
23 Carlos Pena, L (1, 3) OBP: 0.399, SLG: 0.656		SH1-3 1-2		F7		P5	2B 1-3 3-H	HR 1-H 2-H 3-H		4	1	2	5	0	0	1
Ty Wigginton, R (1, 4) OBP: 0.312, SLG: 0.456		G6-3		1B 1-2 BB		G1-4-3 1B	BB	G6-3		3	0	1	0	2	0	1
Delmon Young, R (1, 9) OBP: 0.304, SLG: 0.412		30 S 2-H 1B		1-2 2-H 1B		G1-4-3 1-2f	F7			4	0	2	2	0	0	4
30 Dioner Navarro, S (1, 2) OBP: 0.247, SLG: 0.257		G3-1 1-2		F7			K2-3	P2		4	0	0	0	0	1	3
35 Elijah Dukes, R (1, 8) OBP: 0.323, SLG: 0.398			P4		1 SH5-3 13 2B BB		1 1B 1 1B 1B BB	G5-3		2	2	0	0	2	0	0
Inning Stats	R: 0 E: 0 K: 2 S: 7 H: 0 LOB: 0 BB: 0 P: 9	R: 1 E: 0 K: 0 S: 8 H: 2 LOB: 1 BB: 0 P: 11	R: 0 E: 0 K: 0 S: 5 H: 0 LOB: 0 BB: 0 P: 6	R: 1 E: 0 K: 1 S: 13 H: 2 LOB: 2 BB: 1 P: 22	R: 1 E: 0 K: 0 S: 7 H: 1 LOB: 1 BB: 1 P: 12	R: 0 E: 0 K: 0 S: 5 H: 1 LOB: 0 BB: 0 P: 8	R: 3 E: 0 K: 2 S: 21 H: 4 LOB: 3 BB: 2 P: 33	R: 5 E: 1 K: 0 S: 16 H: 2 LOB: 0 BB: 2 P: 27		1B: 8 2B: 3 3B: 0 HR: 1 SF: 0 SAC: 2 DP: 1 HBP: 0						

PITCHER		IP	WLS	BF	H	R	ER	SO	BB	IBB	HBP	BLK	WP	HR	S	P	ERA	WHIP
Greg Maddux, R ERA: 3.97	(1, 1)	6.1		27	6	4	4	4	3	0	0	0	0	0	51	80	5.68	1.421
43 Cla Meredith, R ERA: 4.45	(7, 1)	0.1	L	6	4	2	2	1	1	0	0	0	0	0	14	20	54.00	15.000
26 Doug Brocail, R ERA: 2.25	(7, 1)	1.1		9	2	5	1	0	2	0	0	0	0	1	17	28	6.75	3.000

PITCHER	IP	WLS	BF	H	R	ER	SO	BB	IBB	HBP	BLK	WP	HR	S	P	ERA	WHIP

BOTTOM

San Diego Padres @ Tampa Bay Devil Rays

Tropicana Field, St. Petersburg, FL

Tue Jun 12 2007, 7:10 PM EDT

Att. 12,870 - Dome - 72 F

livebaseballscorecards.com

AB	34
R	11
H	12
RBI	11
BB	6
SO	5
LOB	15

Batter	1	2	3	4	5	6	7	8	9	AB	R	H	RBI	BB	SO	LOB
22 Marcus Giles, R (1, 4) OBP: 0.339, SLG: 0.354	2-1 8 23 HR 1B		S B S C 1-3 ② K		F S C 0-3 ③ K		F X 0-1 ③ G1-4-3		B F X 1-1 ③ F8	4	1	1	0	0	3	3
Geoff Blum, S (7, PH) OBP: 0.264, SLG: 0.309										2	0	0	0	0	0	2
(7, 4)	C F B S 1-3 ③ K															
8 Terrmel Sledge, L (1, 7) OBP: 0.336, SLG: 0.409	B C B F F 1 SAFE X 2-2 1-2 23 HR 1B	B C B B T F X 3-2 ① F7	B B B B 4-0 BB			B C S F C 1-3 ① K		F C B B B X 3-2 HR		4	2	2	1	1	1	0
23 Adrián González, L (1, 3) OBP: 0.345, SLG: 0.504	F F F F B B B X 3-2 1-H 2-H HR	C S C 0-3 ② K	B C F F B F B S 3-3 ③ K			C B B X 2-1 G3-1 ②		C F F S 0-3 ① K		5	1	1	3	0	3	2
28 Josh Bard, S (1, 2) OBP: 0.333, SLG: 0.355	C C F B S 1-3 ① K	C B B X 2-1 ③ P5		B B F X 2-1 1B		B X 1-0 1B 1B		X 0-0 ② F7		5	0	2	0	0	1	0
Mike Cameron, R (1, 8) OBP: 0.313, SLG: 0.399	C B F X 1-2 5 HR 1B		B C B B B 4-1 5 2B 3 2B BB	C B B B S 2-3 ① K		X 0-0 1-2 1B		B S B X 2-1 1B		3	2	2	0	1	1	1
Hiram Bocachica, R (7, 8) OBP: 0.267, SLG: 0.385										1	0	1	0	0	0	0
5 Kevin Kouzmanoff, R (1, 5) OBP: 0.291, SLG: 0.389	1 SAFE P B S X 2-1 1-H HR		B B C 1 SAFE B X 3-1 1-3 3 2B 2B	B F X 1-1 ② P4		B B X 2-0 ③ P4		C B S B X 2-2 G1-4-3		5	2	2	2	0	0	4
Russell Branyan, L (1, 10) OBP: 0.375, SLG: 0.449	B C C B B B 4-2 3 BB BB		B B F B B 4-1 3 2B BB	F B S F S 1-3 ③ K			X 0-0 ① G6-3		S F B F S 1-3 ① K	3	1	0	0	2	2	1
3 Khalil Greene, R (1, 6) OBP: 0.267, SLG: 0.434	B B F B B B 4-1 1-2 BB		B X 1-0 1-H 2-H 3-H 2B		X 0-0 ① F8		C C F X 0-2 2B		C B S B X 2-2 ② G1-3	4	0	2	3	1	0	0
18 Paul McAnulty, L (1, 9) OBP: 0.256, SLG: 0.300	B X 1-0 ② F7		X 0-0 ① P6		B C F X 1-2 ② P6		B B C X 2-1 ② G6-3		F C B B B X 3-2 1B	5	0	1	0	0	0	4
Inning Stats	R: 5 E: 0 K: 2 S: 28 H: 5 LOB: 2 BB: 2 P: 48	R: 0 E: 0 K: 1 S: 9 H: 0 LOB: 0 BB: 0 P: 14	R: 3 E: 0 K: 2 S: 14 H: 2 LOB: 2 BB: 3 P: 34	R: 0 E: 0 K: 2 S: 11 H: 1 LOB: 1 BB: 0 P: 17	R: 0 E: 0 K: 1 S: 7 H: 0 LOB: 0 BB: 0 P: 8	R: 0 E: 0 K: 1 S: 9 H: 2 LOB: 2 BB: 0 P: 15	R: 0 E: 0 K: 0 S: 9 H: 1 LOB: 1 BB: 0 P: 11	R: 1 E: 0 K: 1 S: 13 H: 2 LOB: 1 BB: 0 P: 20	R: 0 E: 0 K: 1 S: 12 H: 1 LOB: 1 BB: 0 P: 19	1B: 8 2B: 3 3B: 0 HR: 3	SF: 0 SAC: 0 DP: 0 HBP: 0						

PITCHER		IP	WLS	BF	H	R	ER	SO	BB	IBB	HBP	BLK	WP	HR	S	P	ERA	WHIP
36 Edwin Jackson, R ERA: 8.2	(1, 1)	0.1	L	8	5	5	5	1	2	0	0	0	0	2	24	42	135.00	21.000
49 Jason Hammel, R ERA: 4.05	(1, 1)	6.2		29	6	3	3	8	3	0	0	0	0	0	63	105	4.05	1.350
Brian Stokes, R ERA: 6.99	(8, 1)	2.0		9	3	1	1	2	0	0	0	0	0	1	25	39	4.50	1.500

PITCHER	IP	WLS	BF	H	R	ER	SO	BB	IBB	HBP	BLK	WP	HR	S	P	ERA	WHIP

TOP

San Diego Padres @ Tampa Bay Devil Rays

Tropicana Field, St. Petersburg, FL

Wed Jun 13 2007, 7:10 PM EDT
Att. 12,020 - Dome - 72 F

livebaseballscorecards.com

AB	41
R	9
H	14
RBI	9
BB	5
SO	11
LOB	17

1B: 8	SF: 0	WP: 0	PA: 46
2B: 3	SAC: 0	PB: 0	
3B: 0	DP: 0	SB: 0	
HR: 3	HBP: 0	CS: 0	

Batter	1	2	3	4	5	6	7	8	9	AB	R	H	RBI	BB	SO	LOB
1 Akinori Iwamura, L (1, 5) OBP: 0.442, SLG: 0.457	C F B C 1-3 ① K			B C F X 1-2 ① G5-3		B B C B F B 4-2 BB		S B B C B X 3-2 ① L8		3	0	0	0	1	1	1
Brendan Harris, R (1, 6) OBP: 0.368, SLG: 0.462	C X 0-1 ② P3			B S B F B B 4-2 BB		S D X 1-1 ① L8		F B F X 1-2 ② F9		3	0	0	0	1	0	2
13 Carl Crawford, L (1, 7) OBP: 0.353, SLG: 0.492	F F S 0-3 ③ K			B C C S 1-3 ② K		C C B F B S 2-3 ② K		F F F B X 1-2 ③ G5-3 1-2		4	0	0	0	0	3	3
Greg Norton, S (1, 9) OBP: 0.400, SLG: 0.326 3 Jorge Cantu, R (9, PH) OBP: 0.326, SLG: 0.310		X 0-0 ① G4-3		B C B F X 2-2 ③ F9		F B B B F B 4-2 1-2 BB			C S S 0-3 ① K	2 1	0 0	0 0	0 0	1 0	0 1	1 0
23 Carlos Pena, L (1, 3) OBP: 0.401, SLG: 0.658		B B C S B X 3-2 ② G3			B B X 2-0 30 1B 1B	B B F S F S 2-3 ③ K			S B X 1-1 1B 2B	4	0	2	0	0	1	2
Ty Wigginton, R (1, 10) OBP: 0.311, SLG: 0.453		C B X 1-1 ③ G6-3			B F B B B F X 3-2 ① F8		F B B S B X 3-2 E5 G6-4-3		C X 0-1 2-3 1B	4	0	1	0	0	0	1
Delmon Young, R (1, 8) OBP: 0.299, SLG: 0.406		X 0-0 ① G6-3			B B C F S 2-3 ② K		B F X 1-1 ①② G6-4-3 1-2f		S T B B F S 2-3 ② K	4	0	0	0	0	2	4
30 Dioner Navarro, S (1, 2) OBP: 0.247, SLG: 0.256		C B F S 1-3 ② K			B X 1-0 1-2 1B		C C C 0-3 ③ K		X 0-0 ③ G6-3	4	0	1	0	0	2	2
Josh Wilson, R (1, 4) OBP: 0.310, SLG: 0.240					X 0-0 ③ G6-3			B C C B B B 4-2 13 DI BB		2	0	0	0	1	0	2
Inning Stats	R: 0 H: 0 E: 0 LOB: 0 K: 2 BB: 0 S: 8 P: 9	R: 0 H: 0 E: 0 LOB: 0 K: 0 BB: 0 S: 6 P: 10	R: 0 H: 0 E: 0 LOB: 0 K: 1 BB: 0 S: 6 P: 7	R: 0 H: 0 E: 0 LOB: 1 K: 1 BB: 1 S: 11 P: 19	R: 0 H: 2 E: 0 LOB: 2 K: 1 BB: 0 S: 9 P: 17	R: 0 H: 0 E: 0 LOB: 2 K: 2 BB: 2 S: 15 P: 28	R: 0 H: 0 E: 1 LOB: 0 K: 1 BB: 0 S: 8 P: 12	R: 0 H: 0 E: 0 LOB: 1 K: 0 BB: 1 S: 12 P: 21	R: 0 H: 2 E: 0 LOB: 2 K: 2 BB: 0 S: 12 P: 15	1B: 3 SF: 0 2B: 1 SAC: 0 3B: 0 DP: 1 HR: 0 HBP: 0						WP: 0 PA: 35 PB: 0 SB: 0 CS: 0

PITCHER		IP	WLS	BF	H	R	ER	SO	BB	IBB	HBP	BLK	WP	HR	S	P	ERA	WHIP
44 Jake Peavy, R ERA: 1.82	(1, 1)	7.0	W	26	2	0	0	8	3	0	0	0	0	0	63	102	0.00	0.714
41 Kevin Cameron, R ERA: 0.42	(8, 1)	1.0		4	0	0	0	0	1	0	0	0	0	0	12	21	0.00	1.000
45 Justin Hampson, L ERA: 0.95	(9, 1)	1.0		5	2	0	0	2	0	0	0	0	0	0	12	15	0.00	2.000

PITCHER	IP	WLS	BF	H	R	ER	SO	BB	IBB	HBP	BLK	WP	HR	S	P	ERA	WHIP

BOTTOM

San Diego Padres @ Tampa Bay Devil Rays

Tropicana Field, St. Petersburg, FL

Wed Jun 13 2007, 7:10 PM EDT
Att. 12,020 - Dome - 72 F

livebaseballscorecards.com

AB	31
R	0
H	4
RBI	0
BB	4
SO	10
LOB	18

Batter	1	2	3	4	5	6	7	8	9	AB	R	H	RBI	BB	SO	LOB
22 Marcus Giles, R (1, 4) OBP: 0.342, SLG: 0.360	F9	G5-4-3 1-2f			2B			SH1-3 2-3	23 BB BB SF8 2-H 1B	4	1	2	1	0	0	1
José Cruz Jr., S (1, 7) OBP: 0.358, SLG: 0.438	23 2B E BB		F8		K			23 2B 3-H 1B	23 BB 1-2 BB	3	2	1	1	2	1	1
23 Adrián González, L (1, 3) OBP: 0.353, SLG: 0.513	SAFE 28 FC5-4 1-3 2B	G4-3				G5-4-3 BB		1 SAFE 1-H 1B 2B	1-2 2-3 BB	3	1	2	1	2	0	0
Mike Cameron, R (1, 8) OBP: 0.307, SLG: 0.393	E5 28 FC5-4 3-H		F8			G5-4-3 1-2f		K	SF8 3-H	4	0	0	1	0	1	3
28 Josh Bard, S (1, 10) OBP: 0.330, SLG: 0.346	FC5-4 3 FC5 5 BB 1-2f 2-3			F7		F7		3 1B BB	F6	4	1	0	0	1	0	4
5 Kevin Kouzmanoff, R (1, 5) OBP: 0.293, SLG: 0.386 Geoff Blum, S (4, 5) OBP: 0.266, SLG: 0.310	3 FC5 1-2 BB			F9			G5-3	3 1B 1-2 2-H 1B	F8	1 3	0 0	0 1	0 1	1 0	0 0	0 2
3 Khalil Greene, R (1, 6) OBP: 0.267, SLG: 0.431	FC5 1-2 2-3f			G5-3			G5-3	1-2 2-H 1B		4	0	1	1	0	0	3
Hiram Bocachica, R (1, 9) OBP: 0.245, SLG: 0.349		P6			F8			P6		4	0	0	0	0	1	2
Rob Bowen, S (1, 2) OBP: 0.356, SLG: 0.403		22 G5-4-3 1B			G5-3			22 SH1-3 1B 2B	22 1B 2B	4	2	3	0	0	0	0
Inning Stats	R: 1 E: 1 K: 0 S: 13 H: 1 LOB: 3 BB: 2 P: 26	R: 0 E: 0 K: 0 S: 6 H: 1 LOB: 0 BB: 0 P: 11	R: 0 E: 0 K: 0 S: 9 H: 0 LOB: 0 BB: 0 P: 13	R: 0 E: 0 K: 0 S: 5 H: 0 LOB: 0 BB: 0 P: 9	R: 0 E: 0 K: 1 S: 8 H: 1 LOB: 1 BB: 0 P: 11	R: 0 E: 0 K: 0 S: 5 H: 0 LOB: 0 BB: 1 P: 9	R: 0 E: 0 K: 1 S: 8 H: 0 LOB: 0 BB: 0 P: 13	R: 4 E: 0 K: 1 S: 21 H: 5 LOB: 2 BB: 1 P: 36	R: 2 E: 0 K: 0 S: 13 H: 2 LOB: 2 BB: 2 P: 28	1B: 5 2B: 5 3B: 0 HR: 0 SF: 1 SAC: 1 DP: 2 HBP: 0							

PITCHER		IP	WLS	BF	H	R	ER	SO	BB	IBB	HBP	BLK	WP	HR	S	P	ERA	WHIP
39 J.P. Howell, L ERA: 3.6	(1, 1)	7.0	L	27	4	2	1	2	3	0	0	0	0	0	55	94	1.29	1.000
47 Gary Glover, R ERA: 4.73	(8, 1)	0.2		7	4	3	3	1	1	0	0	0	0	0	18	32	40.50	7.500
45 Jay Witasick, R ERA: 4.41	(8, 1)	1.1		8	2	2	2	0	2	0	0	0	0	0	15	30	13.50	3.000

PITCHER	IP	WLS	BF	H	R	ER	SO	BB	IBB	HBP	BLK	WP	HR	S	P	ERA	WHIP

TOP

San Diego Padres @ Tampa Bay Devil Rays

Tropicana Field, St. Petersburg, FL

Thu Jun 14 2007, 12:10 PM EDT

Att. 19,270 - Dome - 72 F

livebaseballscorecards.com

AB	34
R	7
H	10
RBI	6
BB	6
SO	3
LOB	16

WP: 0	PB: 0	SB: 0	CS: 0
PA: 42			

Batter	1	2	3	4	5	6	7	8	9	AB	R	H	RBI	BB	SO	LOB
1 Akinori Iwamura, L (1, 5) OBP: 0.436, SLG: 0.449	B S X 1-1 G4-3 ①			B X 1-0 F8 ①		B F B S X 2-2 G6-4-3 1B		B F F F B F X 2-2 F8 ②		4	0	1	0	0	0	0
Brendan Harris, R (1, 6) OBP: 0.366, SLG: 0.462	X 0-0 F8 ②			B S S S B F X 2-2 2B		F 1 SAFE F F D X 1-2 G6-4-3 ②③ 1-2f		B X 1-0 F9 ③		4	0	1	0	0	0	1
13 Carl Crawford, L (1, 7) OBP: 0.348, SLG: 0.485	B B X 2-0 F8 ③			B F B F C 2-3 K ②			B F S S 1-3 K ①		S F S 0-3 K ①	4	0	0	0	0	3	1
Greg Norton, S (1, 10) OBP: 0.373, SLG: 0.298		B X 1-0 F9 ①		C B B F S 2-3 K ③			B C B C S 2-3 K ②		B C F B F B X 3-2 F9 ②	4	0	0	0	0	2	1
23 Carlos Pena, L (1, 3) OBP: 0.409, SLG: 0.654		B B B C B 4-1 G5-4-3 BB			C C X 0-2 F9 ①		B F B C B F B 4-2 WP BB		S B F B B B F F B 4-2 1B BB	1	0	0	0	3	0	0
Ty Wigginton, R (1, 4) OBP: 0.317, SLG: 0.455		C F B B F F F 1 SAFE F 2-2 X G5-4-3 ②③ 1-2f			F B C X 1-2 1B		B B B F F B 4-2 WP 1-2 BB		T B X 1-1 1-2 1B	3	0	2	0	1	0	1
Delmon Young, R (1, 8) OBP: 0.295, SLG: 0.399		B B F F X 2-2 G4-3 ①			C F B D X 2-2 F8 ②		B F S S 1-3 K ③ 1-2 2-3		S F B F F B F S 2-3 K ③	4	0	0	0	0	2	5
Raul Casanova, S (1, 2) OBP: 0.333, SLG: 0.625		C C X 0-2 G5-3 ②			1 C S D B F B F C SAFE 3-3 ③			B X 1-0 F9 ①		3	0	0	0	0	1	1
31 Jonny Gomes, R (1, 9) OBP: 0.323, SLG: 0.346		C C S 0-3 K ③				B S C B X 2-2 F9 ①		C X 0-1 HR		3	1	1	1	0	1	0
Inning Stats	R: 0 H: 0 E: 0 LOB: 0 K: 0 BB: 0 S: 4 P: 7	R: 0 H: 0 E: 0 LOB: 0 K: 0 BB: 1 S: 9 P: 16	R: 0 H: 0 E: 0 LOB: 0 K: 1 BB: 0 S: 9 P: 11	R: 0 H: 1 E: 0 LOB: 1 K: 2 BB: 0 S: 11 P: 18	R: 0 H: 1 E: 0 LOB: 1 K: 1 BB: 0 S: 14 P: 20	R: 0 H: 1 E: 0 LOB: 0 K: 0 BB: 0 S: 9 P: 14	R: 0 H: 0 E: 0 LOB: 2 K: 3 BB: 2 S: 14 P: 26	R: 1 H: 1 E: 0 LOB: 0 K: 0 BB: 0 S: 9 P: 13	R: 0 H: 1 E: 0 LOB: 2 K: 2 BB: 1 S: 19 P: 29	1B: 3 SF: 0 2B: 1 SAC: 0 3B: 0 DP: 2 HR: 1 HBP: 0						

PITCHER		IP	WLS	BF	H	R	ER	SO	BB	IBB	HBP	BLK	WP	HR	S	P	ERA	WHIP
Justin Germano, R ERA: 2.36	(1, 1)	6.0	W	20	3	0	0	4	1	0	0	0	0	0	56	86	0.00	0.667
21 Heath Bell, R ERA: 1.18	(7, 1)	1.0	H	5	0	0	0	3	2	0	0	0	1	0	14	26	0.00	2.000
26 Doug Brocail, R ERA: 2.4	(8, 1)	2.0		9	2	1	1	2	1	0	0	0	0	1	28	42	4.50	1.500

PITCHER	IP	WLS	BF	H	R	ER	SO	BB	IBB	HBP	BLK	WP	HR	S	P	ERA	WHIP

BOTTOM

San Diego Padres @ Tampa Bay Devil Rays

Tropicana Field, St. Petersburg, FL

Thu Jun 14 2007, 12:10 PM EDT

Att. 19,270 - Dome - 72 F

livebaseballscorecards.com

AB	30
R	1
H	5
RBI	1
BB	4
SO	9
LOB	10

1B: 3	SF: 0	WP: 1	PA: 34
2B: 1	SAC: 0	PB: 0	
3B: 0	DP: 2	SB: 0	
HR: 1	HBP: 0	CS: 0	

San Diego Padres @ Chicago Cubs

Wrigley Field, Chicago, IL

Fri Jun 15 2007, 1:20 PM CDT

Att. 40,479 - Sunny - 82 F

TOP

livebaseballscorecards.com

Batter	1	2	3	4	5	6	7	8	9	AB	R	H	RBI	BB	SO	LOB
Hiram Bocachica, R (1, 9) OBP: 0.245, SLG: 0.362	C B F B S 2-3 ① K		C C F S 0-3 ② K			B C X 1-1 23 3B 2B		B B B C C X 3-2 ① P5		4	1	1	0	0	2	1
José Cruz Jr., S (1, 7) OBP: 0.355, SLG: 0.434	C X 0-1 28 S 23 BB 1B		B B X 2-0 ③ F7			B C X 1-1 ① F7		F X 0-1 ② P3		4	0	1	0	0	0	2
23 Adrián González, L (1, 3) OBP: 0.355, SLG: 0.519	B 1 B B B SAFE 4-0 1-2 BB			B F X 1-1 ① G4-3		B F S X 1-2 2-H 3B		C S S 0-3 ③ K		3	0	1	1	1	1	1
Mike Cameron, R (1, 8) OBP: 0.302, SLG: 0.387	B B B C X 3-1 ② F7			X 0-0 ② G5-3		B X 1-0 ② P3			B X 1-0 ① L7	4	0	0	0	0	0	3
28 Josh Bard, S (1, 2) OBP: 0.328, SLG: 0.350	B C B C B F X 3-2 ③ P4 2-3			X 0-0 2B		X 0-0 ③ P4			C F B B X 2-2 ② F8	4	0	1	0	0	0	3
3 Khalil Greene, R (1, 6) OBP: 0.267, SLG: 0.428		B C F F X 1-2 ① F7		B B F X 2-1 ③ L5			B F X 1-1 16 G6-4-3 1B		F F B S 1-3 ③ K	4	0	1	0	0	1	1
16 Chase Headley, S (1, 5)		B X 1-0 ② F8			C F X 0-2 ① L9		B C 1 SAFE B X 2-1 ① ② G6-4-3 1-2f			3	0	0	0	0	0	1
Geoff Blum, S (1, 4) OBP: 0.258, SLG: 0.299		C B X 1-1 ③ G4-3			B X 1-0 ② G5-3		X 0-0 ③ P3			3	0	0	0	0	0	0
David Wells, L (1, 1) OBP: 0.083, SLG: 0.083			C S X 0-2 ① L5		C X 0-1 ③ B1-3			X 0-0 1B		2	0	0	0	0	0	0
43 Cla Meredith, R (7, 1)										0	0	0	0	0	0	0
Russell Branyan, L (8, PH) OBP: 0.382, SLG: 0.457										1	0	1	0	0	0	0
41 Kevin Cameron, R (8, 1)										0	0	0	0	0	0	0

	AB	32
	R	1
	H	6
	RBI	1
	BB	1
	SO	4
	LOB	12

Inning Stats	1	2	3	4	5	6	7	8	9
	R: 0 E: 0 K: 1 S: 11 H: 1 LOB: 2 BB: 1 P: 23	R: 0 E: 0 K: 0 S: 7 H: 0 LOB: 0 BB: 0 P: 10	R: 0 E: 0 K: 1 S: 8 H: 0 LOB: 0 BB: 0 P: 10	R: 0 E: 0 K: 0 S: 6 H: 1 LOB: 1 BB: 0 P: 9	R: 0 E: 0 K: 0 S: 6 H: 0 LOB: 0 BB: 0 P: 7	R: 1 E: 0 K: 0 S: 9 H: 2 LOB: 1 BB: 0 P: 13	R: 0 E: 0 K: 0 S: 5 H: 1 LOB: 0 BB: 0 P: 8	R: 0 E: 0 K: 1 S: 9 H: 1 LOB: 1 BB: 0 P: 12	R: 0 E: 0 K: 1 S: 7 H: 0 LOB: 0 BB: 0 P: 11

	1B: 3	SF: 0	WP: 0	PA: 33
	2B: 2	SAC: 0	PB: 0	
	3B: 1	DP: 1	SB: 1	
	HR: 0	HBP: 0	CS: 0	

PITCHER		IP	WLS	BF	H	R	ER	SO	BB	IBB	HBP	BLK	WP	HR	S	P	ERA	WHIP
30 Ted Lilly, L ERA: 3.69	(1, 1)	8.0	W	30	6	1	1	3	1	0	0	0	0	0	61	92	1.12	0.875
46 Ryan Dempster, R ERA: 3.58	(9, 1)	1.0	S	3	0	0	0	1	0	0	0	0	0	0	7	11	0.00	0.000

PITCHER		IP	WLS	BF	H	R	ER	SO	BB	IBB	HBP	BLK	WP	HR	S	P	ERA	WHIP

Batter	1	2	3	4	5	6	7	8	9	AB	R	H	RBI	BB	SO	LOB
12 Alfonso Soriano, R (1, 7) OBP: 0.351, SLG: 0.529	X 0-0 ① G6-3		B C C S 1-3 ① K	C X 0-1 ③ F8		C B F X 1-2 HR				4	1	1	1	0	1	2
20 Felix Pie, L (1, 8) OBP: 0.303, SLG: 0.416	B F F B X 2-2 ② G6-3		F C F S 0-3 ② K		L F B B F C 2-3 ① K	C F B X 1-2 ③ G4-3				4	0	0	0	0	2	0
25 Derrek Lee, R (1, 3) OBP: 0.415, SLG: 0.517	X 0-0 BB 15 1B 1B		C B C B X 2-2 2B		C F F B F X 1-2 2B		B B X 2-0 G4-6-3 2B			4	0	4	0	0	0	0
15 Cliff Floyd, L (1, 9) OBP: 0.381, SLG: 0.426 29 Ángel Pagán, S (7, PR) OBP: 0.371, SLG: 0.518 (8, 9)	S C B F X 1-2 BB 1-2 1B		B B F S S 2-3 ③ K		C S X 0-2 ② P6		B B B S B 4-1 G4-6-3 BB			3 0	0 0	1 0	0 0	1 0	1 0	2 0
Mark DeRosa, R (1, 5) OBP: 0.359, SLG: 0.451	B B B C C B 4-2 1-2 2-3 BB			C X 0-1 1B 17 SF9 2B	C B B F X 2-2 ③ P4		C B L B X 2-2 ① ② G4-6-3 1-2f 2-3			3	1	1	0	1	0	3
Michael Barrett, R (1, 2) OBP: 0.306, SLG: 0.426	X 0-0 ③ F8			B C X 1-1 2 1B 2-3 1B		C F X 0-2 17 HR 1B	B F B F X 2-2 ③ P3			4	1	2	0	0	0	5
17 Mike Fontenot, L (1, 4) OBP: 0.414, SLG: 0.852		C B X 1-1 ① F7		C C X 0-2 ① SF9 3-H		X 0-0 1-H HR		C F B F B F X 2-2 ① G4-3		3	1	1	3	0	0	0
2 Ryan Theriot, R (1, 6) OBP: 0.330, SLG: 0.337		B C B B X 3-1 ② L9		C B B B 1 SAFE F B X 3-2 1-2 1B		X 0-0 ① G4-3		C C X 0-2 ② G4-3		4	0	1	0	0	0	0
30 Ted Lilly, L (1, 1) OBP: 0.103, SLG: 0.103 Jacque Jones, L (8, PH) OBP: 0.292, SLG: 0.319 46 Ryan Dempster, R (9, 1)		F X 0-1 ③ B1-3		X 0-0 ② B2		X 0-0 ② G4-3		X 0-0 ③ G4-3		3 1 0	0 0 0	0 0 0	0 0 0	0 0 0	0 0 0	2 0 0
Inning Stats	R: 0 E: 0 K: 0 S: 12 H: 2 LOB: 3 BB: 1 P: 19	R: 0 E: 0 K: 0 S: 6 H: 0 LOB: 0 BB: 0 P: 10	R: 0 E: 0 K: 3 S: 13 H: 1 LOB: 1 BB: 0 P: 18	R: 1 E: 0 K: 0 S: 13 H: 3 LOB: 2 BB: 0 P: 17	R: 0 E: 0 K: 1 S: 15 H: 1 LOB: 1 BB: 0 P: 20	R: 3 E: 0 K: 0 S: 12 H: 3 LOB: 0 BB: 0 P: 14	R: 0 E: 0 K: 0 S: 8 H: 1 LOB: 2 BB: 1 P: 18	R: 0 E: 0 K: 0 S: 9 H: 0 LOB: 0 BB: 0 P: 11		1B: 5 2B: 4 3B: 0 HR: 2	SF: 1 SAC: 0 DP: 1 HBP: 0					

PITCHER		IP	WLS	BF	H	R	ER	SO	BB	IBB	HBP	BLK	WP	HR	S	P	ERA	WHIP
David Wells, L ERA: 4.86	(1, 1)	6.0	L	29	10	4	4	4	1	0	0	0	0	2	71	98	6.00	1.833
43 Cla Meredith, R ERA: 4.31	(7, 1)	1.0		4	1	0	0	0	1	0	0	0	0	0	8	18	0.00	2.000
41 Kevin Cameron, R ERA: 0.4	(8, 1)	1.0		3	0	0	0	0	0	0	0	0	0	0	9	11	0.00	0.000

PITCHER	IP	WLS	BF	H	R	ER	SO	BB	IBB	HBP	BLK	WP	HR	S	P	ERA	WHIP

BOTTOM

San Diego Padres @ Chicago Cubs

Wrigley Field, Chicago, IL

Fri Jun 15 2007, 1:20 PM CDT

Att. 40,479 - Sunny - 82 F

livebaseballscorecards.com

AB	33
R	4
H	11
RBI	4
BB	2
SO	4
LOB	14

1B: 5 2B: 4 3B: 0 HR: 2 SF: 1 SAC: 0 DP: 1 HBP: 0

WP: 0 PB: 0 SB: 0 CS: 0 PA: 36

Batter	1	2	3	4	5	6	7	8	9	AB	R	H	RBI	BB	SO	LOB
22 Marcus Giles, R (1, 4) OBP: 0.340, SLG: 0.359	B B C S S 2-3 ① K		S B X 1-1 ③ G6-3			C S F B X 1-2 E3 8 G3		F X 0-1 8 G4-6-3 1-2 1B		4	0	1	0	0	1	0
8 Terrmel Sledge, L (1, 9) (7, 7) OBP: 0.327, SLG: 0.397	C X 0-1 ② G3			C B S C 1-3 ① K		C B X 1-1 ① G3 2-3		B B X 2-0 ②③ G4-6-3 1-2f		4	0	0	0	0	1	3
23 Adrián González, L (1, 3) OBP: 0.357, SLG: 0.515	B B B C B 4-1 BB			C C S 0-3 ② K		B B B I 4-0 G4-6-3 IBB			B C B B X 3-1 ① P1	2	0	0	0	2	1	0
Russell Branyan, L (1, 7) (7, 5) OBP: 0.376, SLG: 0.486	C B S B F B X 3-2 ③ F8			F X 0-1 ③ G3-1		X 0-0 ②③ G4-6-3 1-2f			B F F B B X 3-2 HR	4	1	1	1	0	0	3
3 Khalil Greene, R (1, 6) OBP: 0.263, SLG: 0.421		C F X 0-2 ① L3			C F X 0-2 ① L9		F B X 1-1 ① F8		C F X 0-2 ② G4-3	4	0	0	0	0	0	0
Hiram Bocachica, R (1, 8) OBP: 0.228, SLG: 0.333		X 0-0 ② F9			C B X 1-1 E5 BB		C S B B X 2-2 ② G1-3		B X 1-0 ③ P4	4	0	0	0	0	0	0
16 Chase Headley, S (1, 5) 21 Heath Bell, R (7, 1) Trevor Hoffman, R (9, 1)		B B C X 2-1 ③ L8			B B B C S B 4-2 BB BB		S B B F S 2-3 ③ K			2 0 0	0 0 0	0 0 0	0 0 0	1 0 0	1 0 0	0 0 0
Rob Bowen, S (1, 2) OBP: 0.366, SLG: 0.397			C B C S S 1-3 ① K		B F B B B 4-1 45 G6-3 1-2 2-3 BB			B F B S F B B 4-2 22 1B BB		1	0	0	0	2	1	0
32 Chris Young, R (1, 1) OBP: 0.259, SLG: 0.091 45 Justin Hampson, L (4, 1) José Cruz Jr., S (7, 9) OBP: 0.354, SLG: 0.431			C X 0-1 ② F8		C X 0-1 ②③ G6-3 1-2f			L L B F S 1-3 ① K		1 1 1	0 0 0	0 0 0	0 0 0	0 0 0	0 0 1	0 3 1
Inning Stats	R: 0 H: 0 E: 0 LOB: 1 K: 1 BB: 1 S: 10 P: 19	R: 0 H: 0 E: 0 LOB: 0 K: 0 BB: 0 S: 6 P: 8	R: 0 H: 0 E: 0 LOB: 0 K: 1 BB: 0 S: 7 P: 9	R: 0 H: 0 E: 0 LOB: 0 K: 2 BB: 0 S: 8 P: 9	R: 0 H: 0 E: 1 LOB: 2 K: 0 BB: 2 S: 10 P: 19	R: 0 H: 0 E: 1 LOB: 1 K: 0 BB: 1 S: 7 P: 13	R: 0 H: 0 E: 0 LOB: 0 K: 1 BB: 0 S: 8 P: 13	R: 0 H: 1 E: 0 LOB: 1 K: 1 BB: 1 S: 10 P: 17	R: 1 H: 1 E: 0 LOB: 0 K: 0 BB: 0 S: 9 P: 16	1B: 1 SF: 0 2B: 0 SAC: 0 3B: 0 DP: 3 HR: 1 HBP: 0						

PITCHER	IP	WLS	BF	H	R	ER	SO	BB	IBB	HBP	BLK	WP	HR	S	P	ERA	WHIP
38 Carlos Zambrano, R (1, 1) ERA: 4.53	9.0	L	33	2	1	1	6	4	1	0	0	0	1	75	123	1.00	0.667

PITCHER	IP	WLS	BF	H	R	ER	SO	BB	IBB	HBP	BLK	WP	HR	S	P	ERA	WHIP

TOP

San Diego Padres @ Chicago Cubs

Wrigley Field, Chicago, IL

Sat Jun 16 2007, 12:05 PM CDT

Att. 41,632 - Partly Cloudy - 89 F

livebaseballscorecards.com

AB	28
R	1
H	2
RBI	1
BB	5
SO	6
LOB	10

WP: 0 PA: 33
PB: 0
SB: 0
CS: 0

Batter	1	2	3	4	5	6	7	8	9	AB	R	H	RBI	BB	SO	LOB
12 Alfonso Soriano, R (1, 7) OBP: 0.346, SLG: 0.521	B F S S 1-3 ① K		F B X 1-1 ② G2			C X 0-1 ① P4			F C B X 1-2 ① G6-3	4	0	0	0	0	1	0
20 Felix Pie, L (1, 8) OBP: 0.292, SLG: 0.400	B C B C B X 3-2 ② G6-3		B F F F F C 1-3 ③ K			B B S B X 3-1 ② F9			B B C C X 2-2 ② G6-3	4	0	0	0	0	1	0
25 Derrek Lee, R (1, 3) OBP: 0.420, SLG: 0.517 Cesar Izturis, S (4, PR) OBP: 0.308, SLG: 0.308 (5, 6) Jacque Jones, L (9, PH) OBP: 0.290, SLG: 0.318	B F B F F F B B 4-2 BB			F B C F H 2-2 15 G3-6-3 HBP		C F B S 1-3 ③ K			B X 1-0 ③ F7	0 1 1	0 0 0	0 0 0	0 0 0	1 0 0	0 1 0	0 0 0
15 Cliff Floyd, L (1, 9) OBP: 0.372, SLG: 0.416	X 0-0 ③ F9			1 SAFE S B S X 1-2 ① ② G3-6-3 1-2f			B C X 1-1 ① P5			3	0	0	0	0	0	2
Mark DeRosa, R (1, 5) OBP: 0.363, SLG: 0.456 (5, 3)		B B S T B B 4-2 17 PB BB		B X 1-0 2B			C C B X 1-2 ② G3-1			2	0	1	0	1	0	0
17 Mike Fontenot, L (1, 4) OBP: 0.375, SLG: 0.767		C C B 1 SAFE F B B X 3-2 ① L7 1-2		S B X 1-1 ③ G1-3			B S C B B F S 3-3 ③ K			3	0	0	0	0	1	3
2 Ryan Theriot, R (1, 6) OBP: 0.330, SLG: 0.341 (5, 5)		F X 0-1 ② G6-3			B C X 1-1 S 38 F8-2 2B			B B C F X 2-2 ① G4-3		3	0	1	0	0	0	1
Koyie Hill, S (1, 2) OBP: 0.250, SLG: 0.200		C S F B X 1-2 ③ F7			B S B C C 2-3 ① K 2-3			B F F F S 1-3 ② K		3	0	0	0	0	2	2
38 Carlos Zambrano, S (1, 1) OBP: 0.273, SLG: 0.485			F X 0-1 ① G4-3		F X 0-1 ② ③ F8-2 3-H			S S S 0-3 ③ K		3	0	0	0	0	1	1
Inning Stats	R: 0 H: 0 E: 0 LOB: 1 K: 1 BB: 1 S: 11 P: 19	R: 0 H: 0 E: 0 LOB: 1 K: 0 BB: 1 S: 12 P: 20	R: 0 H: 0 E: 0 LOB: 0 K: 1 BB: 0 S: 10 P: 12	R: 0 H: 1 E: 0 LOB: 2 K: 0 BB: 0 S: 9 P: 14	R: 0 H: 1 E: 0 LOB: 0 K: 1 BB: 0 S: 7 P: 10	R: 0 H: 0 E: 0 LOB: 0 K: 1 BB: 0 S: 7 P: 11	R: 0 H: 0 E: 0 LOB: 0 K: 1 BB: 0 S: 9 P: 14	R: 0 H: 0 E: 0 LOB: 0 K: 2 BB: 0 S: 10 P: 13	R: 0 H: 0 E: 0 LOB: 0 K: 0 BB: 0 S: 7 P: 11	1B: 0 2B: 3 3B: 0 HR: 0	SF: 0 SAC: 0 DP: 2 HBP: 1			WP: 0 PB: 1 SB: 1 CS: 0	PA: 30		

PITCHER	IP	WLS	BF	H	R	ER	SO	BB	IBB	HBP	BLK	WP	HR	S	P	ERA	WHIP
32 Chris Young, R (1, 1) ERA: 2.26	3.0		12	0	0	0	2	2	0	1	0	0	0	36	56	0.00	0.667
45 Justin Hampson, L (4, 1) ERA: 0.81	3.1		10	2	0	0	2	0	0	0	0	0	0	22	33	0.00	0.600
21 Heath Bell, R (7, 1) ERA: 1.13	1.2	W	5	0	0	0	3	0	0	0	0	0	0	17	24	0.00	0.000
Trevor Hoffman, R (9, 1) ERA: 2.08	1.0	S	3	0	0	0	0	0	0	0	0	0	0	7	11	0.00	0.000

PITCHER	IP	WLS	BF	H	R	ER	SO	BB	IBB	HBP	BLK	WP	HR	S	P	ERA	WHIP

BOTTOM

San Diego Padres @ Chicago Cubs

Wrigley Field, Chicago, IL

Sat Jun 16 2007, 12:05 PM CDT
Att. 41,632 - Partly Cloudy - 89 F

livebaseballscorecards.com

AB	27
R	0
H	2
RBI	0
BB	2
SO	7
LOB	9

Batter	1	2	3	4	5	6	7	8	9	AB	R	H	RBI	BB	SO	LOB
22 Marcus Giles, R (1, 4) OBP: 0.338, SLG: 0.353	B X 1-0 F9 ①		C X 0-1 G3 ①		B B B B 4-0 23 2B BB	X 0-0 G5-4-3 ②③ 1-2f		F X 0-1 G6-3 ③		4	1	0	0	1	0	2
José Cruz Jr., S (1, 7) OBP: 0.350, SLG: 0.421	C B X 1-1 F7 ②		F C B B B F F B 4-2 23 HR BB		B F 1 SAFE F C 1-3 K ①		B F B X 2-1 P3 ①		X 0-0 P6 ①	4	1	0	0	1	1	1
23 Adrián González, L (1, 3) OBP: 0.364, SLG: 0.542	C B C X 1-2 HR 2B		X 0-0 1-H HR		B B X 2-0 3 HR 2B 1-H		B C B F X 2-2 G4-3 ②		F X 0-1 3 1B 2B	5	4	4	3	0	0	0
Mike Cameron, R (1, 8) OBP: 0.311, SLG: 0.415	B B X 2-0 2-H HR		X 0-0 HR		B C B F B B 4-2 3 HR BB		B B X 2-0 1B		B C T F F C 1-3 K ②	4	3	3	3	1	1	1
3 Khalil Greene, R (1, 6) OBP: 0.265, SLG: 0.433	B B B C X 3-1 F8 ③		C B B B X 2-1 F9 ②		F B F F X 1-2 1-H 2-H HR		C F S 0-3 K ③		S B B X 2-1 1B 2-H 1B	5	1	2	4	0	1	1
Hiram Bocachica, R (1, 9) OBP: 0.242, SLG: 0.327		C X 0-1 G6-3 ①	C B F X 1-2 F8 ③		B B B B 4-0 16 G1-6-3 BB			B S X 1-1 F9 ①	C F B B X 2-2 1-2 1B	4	0	1	0	1	0	0
16 Chase Headley, S (1, 5) OBP: 0.182, SLG: 0.100	F B C X 1-2 1B		C F B S 1-3 K ①		B C D X 2-1 G1-6-3 ②③ 1-2f			F B C F S 1-3 K ②	B X 1-0 P3 ③	5	0	1	0	0	2	3
Rob Bowen, S (1, 2) OBP: 0.371, SLG: 0.439	B B 1 SAFE 1 SAFE X 2-0 F9 ②		F B C S 1-3 K ②		B C F X 1-2 22 G5-4-3 1B			C B F B B F X 3-2 HR		4	1	2	1	0	1	1
Greg Maddux, R (1, 1) OBP: 0.043, SLG: 0.043	B F S B F C 2-3 ③		F B X 1-1 P4 ③		C F S 0-3 K ①			X 0-0 1B		3	0	0	0	0	2	2
26 Doug Brocail, L (7, 1)										0	0	0	0	0	0	0
8 Terrmel Sledge, L (8, PH) OBP: 0.331, SLG: 0.402										1	0	1	0	0	0	0
43 Cla Meredith, R (8, 1)										0	0	0	0	0	0	0
Scott Linebrink, R (9, 1)										0	0	0	0	0	0	0
Inning Stats	R: 2 E: 0 K: 0 S: 9 H: 2 LOB: 0 BB: 0 P: 17	R: 0 E: 0 K: 1 S: 10 H: 1 LOB: 1 BB: 0 P: 15	R: 3 E: 0 K: 0 S: 13 H: 2 LOB: 0 BB: 1 P: 20	R: 0 E: 0 K: 2 S: 8 H: 0 LOB: 0 BB: 0 P: 11	R: 4 E: 0 K: 1 S: 12 H: 2 LOB: 0 BB: 3 P: 30	R: 0 E: 0 K: 1 S: 7 H: 1 LOB: 0 BB: 0 P: 8	R: 0 E: 0 K: 1 S: 9 H: 1 LOB: 1 BB: 0 P: 15	R: 1 E: 0 K: 1 S: 14 H: 2 LOB: 1 BB: 0 P: 19	R: 1 E: 0 K: 1 S: 14 H: 3 LOB: 2 BB: 0 P: 20	1B: 6 2B: 3 3B: 0 HR: 5	SF: 0 SAC: 0 DP: 2 HBP: 0					

PITCHER	IP	WLS	BF	H	R	ER	SO	BB	IBB	HBP	BLK	WP	HR	S	P	ERA	WHIP
53 Rich Hill, L (1, 1) ERA: 3.22	3.0	L	15	5	5	5	1	1	0	0	0	0	3	32	52	15.00	2.000
36 Sean Gallagher, R (4, 1) ERA: 9.53	2.0		10	2	4	4	3	3	0	0	0	0	1	20	41	18.00	2.500
47 Scott Eyre, L (6, 1) ERA: 6.56	2.0		7	2	0	0	2	0	0	0	0	0	0	16	23	0.00	1.000
43 Michael Wuertz, R (8, 1) ERA: 3.23	1.0		5	2	1	1	1	0	0	0	0	0	1	14	19	9.00	2.000
13 Will Ohman, L (9, 1) ERA: 5.12	1.0		6	3	1	1	1	0	0	0	0	0	0	14	20	9.00	3.000

PITCHER	IP	WLS	BF	H	R	ER	SO	BB	IBB	HBP	BLK	WP	HR	S	P	ERA	WHIP

TOP

San Diego Padres @ Chicago Cubs

Wrigley Field, Chicago, IL

Sun Jun 17 2007, 1:20 PM CDT

Att. 40,964 - Sunny - 79 F

livebaseballscorecards.com

AB	39
R	11
H	14
RBI	11
BB	4
SO	8
LOB	11

1B: 6	SF: 0	WP: 0	PA: 43		
2B: 3	SAC: 0	PB: 0			
3B: 0	DP: 2	SB: 0			
HR: 5	HBP: 0	CS: 0			

San Diego Padres @ Chicago Cubs

Wrigley Field, Chicago, IL

Sun Jun 17 2007, 1:20 PM CDT

Att. 40,964 - Sunny - 79 F

livebaseballscorecards.com

BOTTOM

Batter	1	2	3	4	5	6	7	8	9	AB	R	H	RBI	BB	SO	LOB
12 Alfonso Soriano, R (1, 7) OBP: 0.345, SLG: 0.517	F B B C X 2-2 ① G1-3		B C C X 1-2 ① G4-3		F B B S X 2-2 ③ G5-3		B B C X 2-1 1B			4	0	1	0	0	0	0
20 Felix Pie, L (1, 8) 43 Michael Wuertz, R (8, 1) 13 Will Ohman, L (9, 1)	B X 1-0 25 S 1B		B B C F X 2-2 ② G4-3			C F S 0-3 ① K	C X 0-1 ③ G1-3			4 0 0	0 0 0	1 0 0	0 0 0	0 0 0	1 0 0	1 0 0
25 Derrek Lee, R (1, 3) OBP: 0.421, SLG: 0.525	C 1 SAFE C B B X 2-2 ② P4 1-2		B X 1-0 1B			C X 0-1 2B 3B		C B C S 1-3 ① K		4	1	2	0	0	1	1
Michael Barrett, R (1, 2) OBP: 0.305, SLG: 0.427	B X 1-0 ③ F8		1 SAFE C F X 0-2 ③ G3			X 0-0 2B 3-H 2B		F F S 0-3 ② K		4	1	1	1	0	1	2
Mark DeRosa, R (1, 5) OBP: 0.357, SLG: 0.447		C C X 0-2 ① G4-3		S C B X 1-2 ① G5-3		C X 0-1 ② F9		C X 0-1 ③ G4-3		4	0	0	0	0	0	1
Jacque Jones, L (1, 9) OBP: 0.294, SLG: 0.332		B C B F X 2-2 17 G4-3 2 1B 2B		B B B C F X 3-2 ② G6-3		X 0-0 2-H 2B			B X 1-0 ① P5	4	1	2	1	0	0	0
17 Mike Fontenot, L (1, 4) OBP: 0.361, SLG: 0.735		B D X 2-0 ② G4-3 2-3		B C X 1-1 ③ F9		X 0-0 ③ G4-3			B B C B X 3-1 29 WP 2B	4	0	1	0	0	0	2
2 Ryan Theriot, R (1, 6) OBP: 0.329, SLG: 0.340		C C X 0-2 3-H 1B			C S B B X 2-2 ① G6-3		B C B B F F X 3-2 ① G1-4-3		B X 1-0 ② F8	4	0	1	1	0	0	1
53 Rich Hill, L (1, 1) OBP: 0.100, SLG: 0.138 36 Sean Gallagher, R (4, 1) Cesar Izturis, S (5, PH) OBP: 0.306, SLG: 0.306 47 Scott Eyre, L (6, 1) 29 Ángel Pagán, S (7, PH) OBP: 0.359, SLG: 0.500 (8, 8)		1 SAFE S S X 0-1 ③ G5-3			C X 0-1 ② G4-3		C B X 1-1 ② G3-1		S B B B F S 2-3 ③ K 2-3	1 0 1 0 2	0 0 0 0 0	0 0 0 0 1	0 0 0 0 1	0 0 0 0 0	0 0 0 0 1	1 0 0 0 1
Inning Stats	R: 0 E: 0 K: 0 S: 8 H: 1 LOB: 1 BB: 0 P: 14	R: 1 E: 0 K: 0 S: 12 H: 2 LOB: 1 BB: 0 P: 16	R: 0 E: 0 K: 0 S: 10 H: 1 LOB: 1 BB: 0 P: 14	R: 0 E: 0 K: 0 S: 8 H: 0 LOB: 0 BB: 0 P: 13	R: 0 E: 0 K: 0 S: 8 H: 0 LOB: 0 BB: 0 P: 12	R: 2 E: 0 K: 1 S: 10 H: 3 LOB: 1 BB: 0 P: 10	R: 0 E: 0 K: 0 S: 10 H: 1 LOB: 1 BB: 0 P: 16	R: 0 E: 0 K: 2 S: 8 H: 0 LOB: 0 BB: 0 P: 9	R: 0 E: 0 K: 1 S: 7 H: 1 LOB: 1 BB: 0 P: 14	1B: 4 2B: 4 3B: 1 HR: 0	SF: 0 SAC: 0 DP: 0 HBP: 0						

	AB	36
	R	3
	H	9
	RBI	3
	BB	0
	SO	4
	LOB	10

WP: 1 PB: 0 SB: 1 CS: 0 PA: 36

PITCHER		IP	WLS	BF	H	R	ER	SO	BB	IBB	HBP	BLK	WP	HR	S	P	ERA	WHIP
Greg Maddux, R ERA: 4.01	(1, 1)	6.0	W	25	7	3	3	1	0	0	0	0	0	0	56	79	4.50	1.167
26 Doug Brocail, R ERA: 2.32	(7, 1)	1.0		4	1	0	0	0	0	0	0	0	0	0	10	16	0.00	1.000
43 Cla Meredith, R ERA: 4.18	(8, 1)	1.0		3	0	0	0	2	0	0	0	0	0	0	8	9	0.00	0.000
Scott Linebrink, R ERA: 2.05	(9, 1)	1.0		4	1	0	0	1	0	0	0	0	1	0	7	14	0.00	1.000

PITCHER	IP	WLS	BF	H	R	ER	SO	BB	IBB	HBP	BLK	WP	HR	S	P	ERA	WHIP

Batter	1	2	3	4	5	6	7	8	9	AB	R	H	RBI	BB	SO	LOB
1 Brian Roberts, S (1, 4) OBP: 0.392, SLG: 0.397	B FA 90 F FA 92 B FA 92 B FA 93 C FA 93 F SL 87 F FA 94 X FA 94 3-2 ① F7		B FA 93 C CH 85 C FA 94 X FA 94 1-2 G6-3 1B			B FA 93 C SL 86 X FA 94 1-1 ① F9 B FA 89 C CH 81 F SL 85 B SL 85 X FA 88 2-2 21 1B / 10 2B 1-2 1B		F FA 88 B CU 76 B CH 76 F FA 87 X CU 76 2-2 ③ F7 1-2		5	1	2	0	0	0	2
Paul Shuey, R (8, 1)										0	0	0	0	0	0	0
Corey Patterson, L (1, 8) OBP: 0.261, SLG: 0.288	F FA 94 C FA 94 F FA 95 F FA 89 S FA 95 0-3 ② K		C FA 94 X FA 95 0-1 ②③ G6-3 1-2f			B FA 93 X FA 94 1-0 10 1B 21 S / 6 1B 1-3 1B	C FA 88 X SL 84 0-1 ① F8		F FA 90 F FA 92 F FA 93 B SL 84 F FA 93 F SL 82 B FA 93 F FA 93 F FA 94 2-2 X FA 93 10 G4-6-3 21 1B / 1B	5	1	2	0	0	1	3
21 Nick Markakis, L (1, 9) OBP: 0.332, SLG: 0.450	T FA 95 F FA 95 F FA 95 X SL 88 0-2 10 S / 1B		B FF 93 C FA 92 F SL 82 F FA 93 F SL 81 S SL 82 1-3 ① K			F FA 95 F FA 89 B FA 95 F SL 82 B FA 95 B FA 95 B SL 88 4-2 6 1B 10 1B / 6 E 1-2 BB	S SL 84 X CU 75 0-1 10 2B 1-2 2-H 1B		F FA 92 B FA 91 F FA 92 B FA 93 X FA 92 2-2 10 G4-6-3 1-2 1B	4	2	3	1	1	1	0
10 Miguel Tejada, R (1, 6) OBP: 0.356, SLG: 0.418	C FA 95 S FA 94 F FA 95 B SL 85 F FA 95 B FA 97 S FA 95 2-3 ③ K 1-2		F SL 82 X SL 88 0-1 ② G3-1			C FA 95 X SL 88 0-1 6 E 1-2 2-3 3-H 1B	B FA 88 S FA 87 F SL 85 X SL 83 1-2 17 1B 1-H 2-H 2B		S SL 81 B SL 82 B FA 91 F FA 90 X FA 92 2-2 ①② G4-6-3 1-2f 2-3	5	0	2	3	0	1	3
17 Aubrey Huff, L (1, 3) OBP: 0.304, SLG: 0.390		C FA 91 F FA 88 B FF 92 F FA 94 X FA 87 1-2 ① P4	S FC 88 B FA 93 F FA 93 B SL 82 B SL 87 C SL 83 3-3 ③ K			F FC 88 C FA 94 B FA 95 X FC 88 1-2 ② F9	C SL 83 X FA 88 0-1 6 G6-4-3 2-3 1B		C FA 93 D FA 94 X FA 90 1-1 ③ G4-3	5	0	1	0	0	1	4
6 Melvin Mora, R (1, 5) OBP: 0.319, SLG: 0.435		C FA 93 C FA 94 X FA 94 0-2 FC4-6 1B			B SL 82 B FA 94 C FA 93 F FF 94 F FC 88 S FA 94 2-3 ① K	B FA 95 C FA 95 B FA 96 X FA 94 2-1 E5 1B 1-3 2-H 3-H	B FA 87 X FA 88 1-0 ②③ G6-4-3 1-2f			4	0	2	1	0	1	2
Jay Payton, R (1, 7) OBP: 0.321, SLG: 0.367 Rob Bell, R (5, 1) 31 Jay Gibbons, L (6, PH) OBP: 0.261, SLG: 0.329 Scott Williamson, R (6, 1) John Parrish, L (6, 1) Chris Gomez, R (8, PH) OBP: 0.310, SLG: 0.315 (8, 4)		X FA 95 0-0 ② FC4-6 1-2f			X FA 91 0-0 ② G1-3	B SL 87 F FA 93 B FA 87 B FA 94 B SL 87 4-1 BB		C FA 86 B SL 78 F FA 86 B SL 77 X CH 85 2-2 1 WP 1B		2 0 0 0 0 1	0 0 0 0 0 0	0 0 0 0 0 0	0 0 1 0 0 0	0 0 0 0 0 0	0 0 0 0 0 0	1 0 0 0 0 0
Paul Bako, L (1, 2) OBP: 0.275, SLG: 0.277		1 SAFE X FA 94 0-0 ③ G4-3			C FA 93 B FA 94 C FA 89 S SL 83 1-3 ③ K	S FA 88 F FA 87 F SL 82 S FA 95 0-3 ③ K		S C CU 77 S CU 76 0-3 ① K		4	0	0	0	0	3	5
41 Steve Trachsel, R (1, 1) 3 Freddie Bynum, L (5, 7) OBP: 0.313, SLG: 0.467			C FA 92 B SL 86 X FA 93 1-1 ① F8			H SL 86 1-0 1B 10 1B HBP	F FA 87 B SL 83 S SL 83 F SL 84 H SL 84 2-2 1 1B / 21 1B HBP	S CH 77 B CH 76 B FA 88 F FA 88 S CU 76 2-3 ② K		1 1	0 2	0 0	0 0	0 0	0 1	0 1

Inning Stats	1	2	3	4	5	6	7	8	9
	R: 0 E: 0 K: 2 S: 19	H: 1 LOB: 1 BB: 0 P: 24	R: 0 E: 0 K: 0 S: 9	H: 1 LOB: 1 BB: 0 P: 10	R: 0 E: 0 K: 0 S: 7	H: 1 LOB: 0 BB: 0 P: 9	R: 0 E: 0 K: 2 S: 10	H: 0 LOB: 0 BB: 0 P: 14	R: 0 E: 0 K: 2 S: 8	H: 0 LOB: 0 BB: 0 P: 11	R: 3 E: 1 K: 1 S: 18	H: 3 LOB: 3 BB: 2 P: 32	R: 3 E: 0 K: 0 S: 16	H: 4 LOB: 1 BB: 0 P: 22	R: 0 E: 0 K: 2 S: 12	H: 1 LOB: 1 BB: 0 P: 18	R: 0 E: 0 K: 0 S: 16	H: 2 LOB: 1 BB: 0 P: 23

1B: 12	SF: 0	WP: 1	PA: 41
2B: 1	SAC: 0	PB: 0	
3B: 0	DP: 3	SB: 2	
HR: 0	HBP: 2	CS: 0	

PITCHER		IP	WLS	BF	H	R	ER	SO	BB	IBB	HBP	BLK	WP	HR	S	P	ERA	WHIP
44 Jake Peavy, R ERA: 1.98	(1, 1)	6.0	W	26	6	3	3	7	2	0	1	0	0	0	71	100	4.50	1.333
45 Justin Hampson, L ERA: 1.99	(7, 1)	0.1		6	4	3	3	0	0	0	1	0	0	0	15	20	81.00	12.000
43 Cla Meredith, R ERA: 3.97	(7, 1)	1.2		5	1	0	0	2	0	0	0	0	1	0	13	20	0.00	0.600
41 Kevin Cameron, R ERA: 0.39	(9, 1)	1.0		4	2	0	0	0	0	0	0	0	0	0	16	23	0.00	2.000

PITCHER	IP	WLS	BF	H	R	ER	SO	BB	IBB	HBP	BLK	WP	HR	S	P	ERA	WHIP

Baltimore Orioles @ San Diego Padres

PETCO Park, San Diego, CA

Tue Jun 19 2007, 10:05 PM EDT

Att. 38,181 - Clear - 67 F

TOP

livebaseballscorecards.com

AB	37
R	6
H	13
RBI	5
BB	2
SO	9
LOB	21

Batter	1	2	3	4	5	6	7	8	9	AB	R	H	RBI	BB	SO	LOB
22 Marcus Giles, R (1, 4) OBP: 0.342, SLG: 0.371	C FA 87 B CU 77 X CU 76 1-1 23 BB 28 G1-2-3 2B	B CH 82 S CH 84 F FA 89 F FA 88 D CH 84 X FA 88 2-2 2-H 3-H HR			F FA 87 S CH 82 B CH 82 F CH 83 B FA 89 F CU 79 S FS 84 2-3 ① K	1 SAFE 1 SAFE S SL 83 1 SAFE P PO 83 1 SAFE S SL 82 B SL 83 D SL 84 4-2 B SL 82 1B 23 1B 1-2 BB	B FA 90 B FA 90 B FA 90 C FA 91 X FA 91 3-1 ② F9			4	2	2	3	1	1	0
José Cruz Jr., S (1, 9) (7, 7) OBP: 0.361, SLG: 0.425	B FA 87 L CU 76 B CH 83 B CH 81 B FA 86 4-1 23 BB BB	M CU 77 B FA 88 B CH 83 B FA 88 C FA 88 F FA 86 X FA 89 3-2 ③ P6			B CU 78 S FA 88 X FA 88 1-1 S E 1B	B FA 92 C SL 82 B SL 83 B FA 90 S FA 91 X SL 81 3-2 23 1B 1B 1-3 2-H 1B	B FA 90 C FA 92 B SL 84 B FA 91 F FA 92 B FA 91 4-2 BB			3	2	2	1	2	0	0
23 Adrián González, L (1, 3) OBP: 0.365, SLG: 0.538	B CU 77 B FA 86 B CU 76 C FA 87 B FA 86 4-1 1-2 2-3 BB		C FA 89 B CH 78 B FA 88 X CH 81 2-1 ① P5		X FA 88 0-0 ② F8	S SL 87 1 SAFE B SL 87 X SL 88 1-1 28 BB 1B HBP 1-3 3-H 1B	X FA 92 0-0 ③ G4-3			4	1	1	1	1	0	2
Mike Cameron, R (1, 8) OBP: 0.316, SLG: 0.426	C FA 88 B FA 88 B CH 81 C FA 87 C FA 89 2-3 ① K		C FA 84 X CH 83 0-1 ② G4-3		S CH 82 F FA 88 1 SAFE F FA 88 P PO 84 X FS 83 1-2 WP 1-H 1B	X FA 93 0-0 HBP 28 BB 3 1B 1B 1-2 3-H		X FA 90 0-0 28 1B 3B		5	2	3	2	0	1	3
28 Josh Bard, S (1, 2) OBP: 0.335, SLG: 0.349	B CU 79 F FA 88 X CH 83 1-1 ② ③ G1-2-3 3-Hf		B CU 78 F FA 88 C FA 89 C FA 89 1-3 ③ K		B CH 81 S FA 88 B CH 83 B CH 82 B FA 87 4-1 WP BB	B FA 86 D FA 89 B FA 93 C FA 93 B FA 93 4-1 HBP 3 1B 1-2 2-3 BB		C CU 75 F FS 87 B FA 91 F FS 86 X FS 86 1-2 3 1B 3-H 1B		3	1	1	1	2	1	3
Russell Branyan, L (1, 7) (7, 5) OBP: 0.367, SLG: 0.462		B CU 75 B FA 85 S FA 87 F CH 82 B FA 88 T CH 82 3-2 ① K		F CU 76 F CH 80 B FA 89 B FA 89 S CH 84 2-3 ① K	S FA 88 S FA 83 B CH 85 S CH 84 1-3 ③ K 1-2 2-3	B FA 92 S FA 91 B FA 93 F FA 92 H SL 86 3-2 3 1B HBP 1-2 2-3 3-H		B FA 92 S FA 88 X FA 87 1-1 ① F7		4	0	0	1	0	3	3
3 Khalil Greene, R (1, 6) OBP: 0.275, SLG: 0.452		B FA 87 F FA 87 X FA 88 1-1 44 16 SH1-4 BB 22 HR 1B		B CU 78 F FA 88 X CH 82 1-1 HR	K B SL 86 X FA 91 1-0 16 FC6-4 1-3 2-H 3-H 1B			B FA 92 F FA 87 X FA 92 1-1 1-2 1B		5	2	4	3	0	1	0
16 Chase Headley, S (1, 5) OBP: 0.267, SLG: 0.231 45 Justin Hampson, L (7, 1) 43 Cla Meredith, R (7, 1) 8 Terrmel Sledge, L (8, PH) OBP: 0.329, SLG: 0.398 41 Kevin Cameron, R (9, 1)	B CH 77 1 SAFE 1 SAFE 1 SAFE C FA 86 B CH 84 1 SAFE B CH 82 B FA 88 4-1 44 SH1-4 22 HR 1-2 BB			C FA 88 B CH 78 F FA 88 B CH 83 X FA 88 2-2 ② F9	2B FC6-4		S FS 88 S FA 88 B FS 87 D FS 87 X FA 87 2-2 ② F7		3 0 0 1 0	1 0 0 0 0	1 0 0 0 0	0 0 0 0 0	1 0 0 0 0	0 0 0 0 0	2 0 0 2 0
44 Jake Peavy, R (1, 1) OBP: 0.219, SLG: 0.375 Hiram Bocachica, R (6, PH) OBP: 0.246, SLG: 0.328 (7, 9)	X FA 84 0-0 ② SH1-4 1-2 2-3			X FA 87 0-0 ③ F8	X SL 83 0-0 22 S 1B 1B	B FA 87 B FA 87 C FA 90 X FA 90 2-1 ① F8		C CU 76 X FS 87 0-1 ③ F9		1 3	0 1	0 1	0 0	0 0	0 0	0 2
Inning Stats	R: 0 E: 0 K: 1 S: 9 H: 1 LOB: 2 BB: 2 P: 21	R: 3 E: 0 K: 1 S: 15 H: 2 LOB: 0 BB: 1 P: 28	R: 0 E: 0 K: 1 S: 7 H: 0 LOB: 0 BB: 0 P: 10	R: 1 E: 0 K: 1 S: 9 H: 1 LOB: 0 BB: 0 P: 14	R: 1 E: 1 K: 2 S: 17 H: 2 LOB: 2 BB: 1 P: 25	R: 6 E: 0 K: 1 S: 22 H: 6 LOB: 2 BB: 2 P: 41	R: 0 E: 0 K: 0 S: 7 H: 0 LOB: 1 BB: 1 P: 16	R: 1 E: 0 K: 0 S: 14 H: 3 LOB: 2 BB: 0 P: 19								

BOTTOM

Baltimore Orioles @ San Diego Padres

PETCO Park, San Diego, CA

Tue Jun 19 2007, 10:05 PM EDT

Att. 38,181 - Clear - 67 F

livebaseballscorecards.com

AB	36
R	12
H	15
RBI	12
BB	7
SO	7
LOB	17

1B: 10	SF: 0	WP: 1	PA: 45
2B: 2	SAC: 1	PB: 0	
3B: 1	DP: 1	SB: 2	
HR: 2	HBP: 1	CS: 0	

PITCHER		IP	WLS	BF	H	R	ER	SO	BB	IBB	HBP	BLK	WP	HR	S	P	ERA	WHIP
41 Steve Trachsel, R ERA: 4.24	(1, 1)	4.2	L	22	6	5	5	5	3	0	0	0	0	2	53	89	9.64	1.929
Rob Bell, R ERA:	(5, 1)	0.1		2	0	0	0	1	1	0	0	0	1	0	4	9	0.00	3.000
Scott Williamson, R ERA: 4.15	(6, 1)	0.2		5	3	3	3	1	1	0	0	0	0	0	12	20	40.50	6.000
John Parrish, L ERA: 6.08	(6, 1)	1.1		10	3	3	3	0	2	0	1	0	0	0	17	37	20.25	3.750
Paul Shuey, R ERA: 9.0	(8, 1)	1.0		6	3	1	1	0	0	0	0	0	0	0	14	19	9.00	3.000

PITCHER		IP	WLS	BF	H	R	ER	SO	BB	IBB	HBP	BLK	WP	HR	S	P	ERA	WHIP

Batter	1	2	3	4	5	6	7	8	9	AB	R	H	RBI	BB	SO	LOB
1 Brian Roberts, S (1, 4) OBP: 0.396, SLG: 0.402	C FA 98 X CH 76 0-1: 21 1B 2B	B FA 95 B FA 95 B C B 4-1: S BB			C FA 86 B SI 87 X CU 69 1-1 ①: G4-3		B CU 74 C CU 75 B CU 77 X CU 87 2-1 ③: G3-1		B FA 89 C FA 89 X SL 79 1-1: 1B 21 1B 1B	4	1	2	0	1	0	0
21 Nick Markakis, L (1, 9) OBP: 0.333, SLG: 0.449	X 0-0: 2B 2-H 1B	1 SAFE 1 SAFE B C X 1-1 ②: F7			C FA 87 F CH 78 B FA 87 X CU 71 1-2 ②: G4-3			C FA 89 F CU 76 S FA 91 0-3 ①: K	C FC 88 F FA 89 B SL 81 X FA 90 1-2: 1B 1-2 1B	5	1	2	1	0	1	1
Kevin Millar, R (1, 3) OBP: 0.366, SLG: 0.407 Corey Patterson, L (8, PR) OBP: 0.265, SLG: 0.291 (8, 8)	B C F B 1 SAFE F F X 2-2: 10 2B 1-H 2B	1 SAFE C C P B C 2-3 ③: K 1-2			C FA 87 B FF 89 B SL 79 C SI 88 C FA 88 2-3 ③: K			C FA 90 B FA 91 X FA 92 1-1: 10 HBP 6 1B 1B	B FA 88 X FA 88 1-0: 1-2 2-3 1B	4 1	1 1	2 1	1 0	0 0	2 0	1 0
10 Miguel Tejada, R (1, 6) OBP: 0.361, SLG: 0.424 3 Freddie Bynum, L (8, 6) OBP: 0.303, SLG: 0.452	C B B X 2-1: 2-H 2B		C FA 87 X FA 87 0-1 ①: G6-3			B FA 85 B FA 86 C FA 86 B FA 87 X FA 87 3-1: 31 F7 1B		F FA 91 H FA 89 1-1: 6 1B 1-2 3B HBP	C S S 0-3 ①: K	3 1	1 0	2 0	1 0	0 0	0 1	0 3
6 Melvin Mora, R (1, 5) OBP: 0.321, SLG: 0.432	B B C B B 4-1: BB		L FA 86 X FA 89 0-1 ②: F9			C CU 69 F FA 87 F FA 86 B FA 86 F FA 86 1 SAFE S CU 72 1-3 ①: K		D CU 74 C FA 89 C CU 74 F FA 93 X CU 77 1-2: 1-2 2-H 3B 1B	C FA 91 B FA 92 F FA 91 S SL 83 1-3 ②: K	4	1	1	1	1	2	4
31 Jay Gibbons, L (1, 7) OBP: 0.255, SLG: 0.322 Chris Gomez, R (8, 3) OBP: 0.305, SLG: 0.309	B C C X 1-2 ①: F6		B FA 88 C FA 87 B CU 72 B CU 68 X FA 85 3-1 ③: F7			B FA 87 B FA 85 X FA 86 2-0 ②: F7 1-2		C FA 91 F FF 92 F FA 89 F CU 76 B FA 91 F FA 89 F FA 92 S FA 92 1-3 ②: K	C SL 78 X FA 93 0-1 ③: G4-3	4 1	0 0	0 0	0 0	0 0	1 0	5 3
Jay Payton, R (1, 8) OBP: 0.320, SLG: 0.376 (8, 7)	C C F B S 1-3 ②: K		C SI 87 B SI 88 B CU 70 X FA 88 2-1 ①: G4-3			B FA 88 B FA 86 C CU 68 X FA 86 2-1 ③: G4-3		F FA 91 B FA 92 X FA 91 1-1: 1-H 2-H 1B 3B		4	1	1	2	0	1	3
Paul Bako, L (1, 2) OBP: 0.274, SLG: 0.276	C B S S 1-3 ③: K		B FA 86 X SI 86 1-0 ②: G1-3				C CU 73 B CU 74 X CH 87 1-1 ①: G3-1	F CU 78 F SL 80 B CU 75 X 1-2: 3-H 1B		4	0	1	1	0	1	2
46 Jeremy Guthrie, R (1, 1) 32 Jamie Walker, L (9, 1)		S SI 87 F CU 69 C CH 83 0-3 ①: K		B FA 88 B FA 86 C SI 86 S FA 85 S FA 86 2-3 ③: K			B FA 91 C FA 91 F FA 90 B FA 90 B X 3-2 ②: F9	X 0-0 ③: G4-3		4 0	0 0	0 0	0 0	0 0	2 0	1 0
Inning Stats	R: 3 E: 0 K: 2 S: 21 H: 4 LOB: 2 BB: 1 P: 32	R: 0 E: 0 K: 2 S: 10 H: 0 LOB: 1 BB: 1 P: 16	R: 0 E: 0 K: 0 S: 6 H: 0 LOB: 0 BB: 0 P: 9	R: 0 E: 0 K: 1 S: 6 H: 0 LOB: 0 BB: 0 P: 11	R: 0 E: 0 K: 1 S: 8 H: 0 LOB: 0 BB: 0 P: 12	R: 0 E: 0 K: 1 S: 10 H: 1 LOB: 1 BB: 0 P: 18	R: 0 E: 0 K: 0 S: 7 H: 0 LOB: 0 BB: 0 P: 13	R: 4 E: 0 K: 2 S: 23 H: 4 LOB: 1 BB: 0 P: 29	R: 0 E: 0 K: 2 S: 14 H: 3 LOB: 3 BB: 0 P: 18	1B: 8 2B: 3 3B: 1 HR: 0	SF: 0 SAC: 0 DP: 0 HBP: 1					

PITCHER		IP	WLS	BF	H	R	ER	SO	BB	IBB	HBP	BLK	WP	HR	S	P	ERA	WHIP
Justin Germano, R ERA: 2.63	(1, 1)	6.0	L	25	5	3	3	7	2	0	0	0	0	0	61	98	4.50	1.167
26 Doug Brocail, R ERA: 3.31	(7, 1)	1.2		10	4	4	4	2	0	0	1	0	0	0	29	41	21.60	2.400
41 Kevin Cameron, R ERA: 0.36	(8, 1)	1.1		7	3	0	0	2	0	0	0	0	0	0	15	19	0.00	2.250

PITCHER	IP	WLS	BF	H	R	ER	SO	BB	IBB	HBP	BLK	WP	HR	S	P	ERA	WHIP

TOP

Baltimore Orioles @ San Diego Padres

PETCO Park, San Diego, CA

Wed Jun 20 2007, 10:05 PM EDT

Att. 26,931 - Clear - 68 F

livebaseballscorecards.com

AB	39
R	7
H	12
RBI	7
BB	2
SO	11
LOB	23

Baltimore Orioles @ San Diego Padres

PETCO Park, San Diego, CA

Wed Jun 20 2007, 10:05 PM EDT

Att. 26,931 - Clear - 68 F

livebaseballscorecards.com

BOTTOM

Batter	1	2	3	4	5	6	7	8	9	AB	R	H	RBI	BB	SO	LOB
22 Marcus Giles, R (1, 4) OBP: 0.338, SLG: 0.365	C FA 87 S CU 69 S CU 70 0-3 ① K		B FF 95 B FA 94 C FA 94 C SL 83 B SL 85 S SL 83 3-3 ① K			F FA 92 B FA 94 B SL 81 C FF 93 S FA 94 2-3 ① K		S FF 94 B FA 93 S SL 84 X 1-2 ③ F8		4	0	0	0	0	3	1
José Cruz Jr., S (1, 9) OBP: 0.354, SLG: 0.416	X CH 84 0-0 ② F8		B FA 94 X SL 82 1-0 ② F7			B CU 73 X FA 91 1-0 ② G4-3			C FA 85 F CH 77 B CH 78 X CH 78 1-2 ① G6-3	4	0	0	0	0	0	1
23 Adrián González, L (1, 3) OBP: 0.363, SLG: 0.534	B CH 86 F CU 71 T FA 87 X 1-2 ③ G3		B SL 86 S FA 96 B FA 96 C SL 84 X FA 97 2-2 ③ F8			X SL 83 0-0 ③ 1B			C FA 86 X CH 78 0-1 ② G3	4	0	1	0	0	0	1
Mike Cameron, R (1, 8) OBP: 0.315, SLG: 0.424		S F B C 1-3 ① K		B SL 83 C FF 93 S SL 83 S SL 85 1-3 ① K			F SL 81 X SL 81 0-1 ① F7		X FA 86 0-0 28 1B	4	0	1	0	0	2	0
28 Josh Bard, S (1, 2) OBP: 0.333, SLG: 0.347		C FA 96 B SL 84 S FF 96 B FF 97 S FA 96 2-3 ② K		C CU 75 B FF 93 F FF 92 C SL 84 1-3 ② K			B FA 90 B FA 90 X 2-0 ② P5		C CH 76 B CH 78 C FA 85 B FA 85 X CH 76 2-2 1-3 1B	4	0	1	0	0	2	0
3 Khalil Greene, R (1, 6) OBP: 0.276, SLG: 0.451 41 Kevin Cameron, R (8, 1) Hiram Bocachica, R (9, PH) OBP: 0.242, SLG: 0.322		B SL 85 S SL 84 X 1-1 BB 1B		C FA 96 F FA 96 S SL 84 0-3 ③ K			S FF 93 C FA 95 B FA 96 X 1-2 ③ G6-3		C FA 84 F CH 78 B FA 84 F SL 72 S CH 77 1-3 ③ K	3 0 1	0 0 0	1 0 0	0 0 0	0 0 0	1 0 2	0 0 0
Russell Branyan, L (1, 7) OBP: 0.376, SLG: 0.500		B CU 75 B FA 96 F FA 96 B FA 95 F FA 96 B FA 96 4-2 1-2 BB	C FF 94 B CH 83 S FF 93 B FF 96 B SL 83 X FF 94 3-2 ① F8					B FA 90 F FA 88 X FA 89 1-1 HR		2	1	1	1	1	0	0
16 Chase Headley, S (1, 5) OBP: 0.222, SLG: 0.188		C FA 95 B SL 84 B SL 83 F FA 96 F SL 84 F SL 84 X FA 95 2-2 ③ F9	F FF 93 B CH 82 F CH 84 S SL 84 1-3 ② K					B FA 89 C X 1-1 ① L7		3	0	0	0	0	1	2
Justin Germano, R (1, 1) OBP: 0.444, SLG: 0.500 26 Doug Brocail, L (7, 1) Geoff Blum, S (8, 6) OBP: 0.255, SLG: 0.295			C FA 93 T FA 95 X FF 95 0-2 1B	B FA 94 C FA 93 X FA 93 1-1 ③ F9				X FF 91 0-0 ② F8		2 0 1	0 0 0	1 0 0	0 0 0	0 0 0	0 0 0	0 0 0
Inning Stats	R: 0 E: 0 K: 1 S: 7 H: 0 LOB: 0 BB: 0 P: 8	R: 0 E: 0 K: 2 S: 15 H: 1 LOB: 2 BB: 1 P: 25	R: 0 E: 0 K: 1 S: 10 H: 1 LOB: 1 BB: 0 P: 16	R: 0 E: 0 K: 3 S: 9 H: 0 LOB: 0 BB: 0 P: 11	R: 0 E: 0 K: 1 S: 8 H: 0 LOB: 0 BB: 0 P: 13	R: 0 E: 0 K: 1 S: 5 H: 1 LOB: 1 BB: 0 P: 8	R: 0 E: 0 K: 0 S: 6 H: 0 LOB: 0 BB: 0 P: 9	R: 1 E: 0 K: 0 S: 8 H: 1 LOB: 0 BB: 0 P: 11	R: 0 E: 0 K: 1 S: 13 H: 2 LOB: 2 BB: 0 P: 17	1B: 5 2B: 0 3B: 0 HR: 1 SF: 0 SAC: 0 DP: 0 HBP: 0						WP: 0 PB: 0 SB: 0 CS: 0 PA: 33

	AB	32
	R	1
	H	6
	RBI	1
	BB	1
	SO	10
	LOB	7

PITCHER		IP	WLS	BF	H	R	ER	SO	BB	IBB	HBP	BLK	WP	HR	S	P	ERA	WHIP
46 Jeremy Guthrie, R ERA: 2.42	(1, 1)	8.0	W	28	4	1	1	9	1	0	0	0	0	1	68	101	1.12	0.625
32 Jamie Walker, L ERA: 3.42	(9, 1)	1.0		5	2	0	0	1	0	0	0	0	0	0	13	17	0.00	2.000

PITCHER	IP	WLS	BF	H	R	ER	SO	BB	IBB	HBP	BLK	WP	HR	S	P	ERA	WHIP

Baltimore Orioles @ San Diego Padres

PETCO Park, San Diego, CA

Thu Jun 21 2007, 3:35 PM EDT

Att. 40,680 - Sunny - 71 F

livebaseballscorecards.com

TOP

Batter	1	2	3	4	5	6	7	8	9	AB	R	H	RBI	BB	SO	LOB
1 Brian Roberts, S (1, 4) OBP: 0.402, SLG: 0.411	X 0-0 10 FC1-6 1B	B FA 86 C FA 82 B CU 70 C FA 84 B FA 85 X SL 82 3-2 ③ F9			X CU 66 0-0 G4-6-3 1B	C FA 84 B FA 86 B FA 84 C FA 83 X CU 67 2-2 2B		B FA 94 B FA 94 B FA 94 C CU 82 F CU 81 B FA 96 4-2 2B 1-2 BB		4	0	3	0	1	0	2
10 Miguel Tejada, R (1, 6) OBP: 0.360, SLG: 0.423 Chris Gomez, R (1, PR) OBP: 0.317, SLG: 0.339 (1, 6) (7, 3)	1 SAFE C CU 69 X FA 83 0-1 ① FC1-6 PB 1-2f		X FA 84 0-0 G6-3 S 1B		X SL 82 0-0 ① ② G4-6-3 1-2f	B FA 84 C FA 85 C FA 84 X CU 68 1-2 ③ G1		C CU 82 C FA 95 X FA 96 0-2 1-3 2-H 3-H 2B		1 4	0 0	0 2	0 2	0 0	0 0	1 2
21 Nick Markakis, L (1, 9) OBP: 0.334, SLG: 0.448	C FA 84 X CU 70 0-1 ② P6		F SL 81 C FA 85 B FA 85 X CU 67 1-2 ① F8		C SL 82 X FA 84 0-1 BB 6 E 1B		C SL 80 B SL 81 X SL 81 1-1 CS 1B	C CU 84 B FA 95 F FA 94 X CU 84 1-2 ② P6		5	1	2	0	0	0	4
Kevin Millar, R (1, 3) OBP: 0.373, SLG: 0.404 3 Freddie Bynum, L (7, PR) OBP: 0.294, SLG: 0.438 (7, 6)	B FA 86 B FA 84 B CU 71 B FA 84 4-0 1-2 BB		C SL 84 B FA 83 B FA 85 B FA 85 C SL 82 X FA 84 3-2 ② G6-3 1-3		B FA 86 1 SAFE 1 SAFE B FA 83 B FA 85 B FA 84 4-0 6 E 1-2 BB		B FA 84 B CU 66 B FA 85 S FA 84 S FA 84 B FA 85 4-2 ① 6 1B 1-2 BB	C CU 83 X CU 84 0-1 ③ G3-1		1 1	0 0	0 0	0 0	3 0	0 0	1 2
6 Melvin Mora, R (1, 5) OBP: 0.322, SLG: 0.431	C CU 70 F FA 87 B FA 86 S CU 69 1-3 ③ K		B FA 86 D CU 70 C FA 83 B FA 84 C FA 87 S CU 69 3-3 ③ K		C FA 84 B FA 84 S FA 83 X CU 69 1-2 E5 FC6-4 1-3 2-H		X FA 84 0-0 L4-3 1B 1-2		X FA 85 0-0 1B S G4-3 1B	5	1	2	0	0	2	4
Jay Payton, R (1, 7) OBP: 0.327, SLG: 0.384		F FA 85 C FA 86 F CU 69 H FA 86 1-2 1B HBP		X FA 85 0-0 SH3 SF7 2B	X CU 70 0-0 ③ FC6-4 1-2f		B CU 83 F FA 94 X CU 84 1-1 ② ③ L4-3 1-1		F FA 86 1 SAFE B FA 86 P PO 83 B FA 86 X FA 87 3-1 G4-3 1-3 1B	4	1	2	0	0	0	4
Corey Patterson, L (1, 8) OBP: 0.269, SLG: 0.292		F SL 83 X FC 84 0-1 1-2 1B		X SL 82 0-0 ① SH3 2-3		F FA 83 X CU 68 0-1 ① P5		C CU 81 S CU 84 H FA 94 1-2 WP S 2B HBP	B CH 85 B FA 86 F FA 86 X FA 85 2-1 ① G4-3 1-2 3-H	3	1	1	1	0	0	1
Alberto Castillo, R (1, 2) OBP: 0.229, SLG: 0.323		C CU 69 F FA 85 B CU 68 C CU 70 1-3 ① K		F FA 86 C CU 69 X CU 68 0-2 ② SF7 3-H		C FA 84 F FA 83 B SL 83 F CU 68 X CU 62 1-2 HR		1 SAFE C FA 94 C CU 82 S SL 86 0-3 K 1 BB 1-3 2B	B S FA 85 S SL 80 F SL 77 F CH 85 B SL 76 F CH 84 B SL 78 B CU 85 4-2 31 G6-4-3 BB	3	2	1	2	1	2	3
45 Erik Bedard, L (1, 1) OBP: 0.400, SLG: 0.400 Chad Bradford, R (7, 1) 17 Aubrey Huff, L (8, PH) OBP: 0.303, SLG: 0.388 32 Jamie Walker, L (8, 1) 31 Jay Gibbons, L (9, PH) OBP: 0.254, SLG: 0.320 37 Chris Ray, R (9, 1)		L SL 81 C CU 69 M CU 69 0-3 ② K		C FA 85 X SL 82 0-1 ③ G6-3		C FA 85 X CU 67 0-1 ② F8		C FA 94 F FA 95 S FA 96 0-3 ① K	C FA 85 X FA 86 0-1 ② ③ G6-4-3 1-2f	3 0 1 0 1 0	0 0 0 0 0 0	0 0 0 0 0 0	0 0 0 0 0 0	1 0 0 0 0 0	2 0 2 0 2 0	
Inning Stats	R: 0 E: 0 K: 1 S: 8 H: 1 LOB: 2 BB: 1 P: 13	R: 0 E: 0 K: 2 S: 14 H: 1 LOB: 2 BB: 0 P: 19	R: 0 E: 0 K: 1 S: 10 H: 1 LOB: 1 BB: 0 P: 17	R: 1 E: 0 K: 0 S: 7 H: 1 LOB: 0 BB: 0 P: 7	R: 1 E: 1 K: 0 S: 8 H: 2 LOB: 2 BB: 1 P: 13	R: 1 E: 0 K: 0 S: 14 H: 2 LOB: 1 BB: 0 P: 18	R: 0 E: 0 K: 0 S: 7 H: 2 LOB: 1 BB: 1 P: 13	R: 2 E: 0 K: 2 S: 18 H: 1 LOB: 2 BB: 1 P: 24	R: 1 E: 0 K: 0 S: 13 H: 2 LOB: 1 BB: 1 P: 21	1B: 9 2B: 4 3B: 0 HR: 1 SF: 1 SAC: 1 DP: 3 HBP: 2						

	AB	36
	R	6
	H	13
	RBI	5
	BB	5
	SO	6
	LOB	30

WP: 1 PB: 1 SB: 3 CS: 1 PA: 45

PITCHER		IP	WLS	BF	H	R	ER	SO	BB	IBB	HBP	BLK	WP	HR	S	P	ERA	WHIP
David Wells, L ERA: 4.71	(1, 1)	6.1	L	32	10	3	2	4	3	0	1	0	0	1	66	97	2.84	2.053
21 Heath Bell, R ERA: 1.52	(7, 1)	1.2		8	1	2	2	2	1	0	1	0	1	0	20	27	10.80	1.200
43 Cla Meredith, R ERA: 4.11	(9, 1)	1.0		5	2	1	1	0	1	0	0	0	0	0	13	21	9.00	3.000

PITCHER	IP	WLS	BF	H	R	ER	SO	BB	IBB	HBP	BLK	WP	HR	S	P	ERA	WHIP

Baltimore Orioles @ San Diego Padres

PETCO Park, San Diego, CA

Thu Jun 21 2007, 3:35 PM EDT

Att. 40,680 - Sunny - 71 F

livebaseballscorecards.com

BOTTOM

Batter	1	2	3	4	5	6	7	8	9	AB	R	H	RBI	BB	SO	LOB
22 Marcus Giles, R (1, 4) OBP: 0.337, SLG: 0.363	C FA 92 F FA 93 B SL 79 S SL 77 1-3 ① K		X FA 91 0-0 ② G4-3 3-H			B SL 78 B FA 90 X FA 88 2-0 23 1B FC5-4 1B		B FA 86 B CH 77 F FA 86 X CH 78 2-1 ① G1-3		4	1	1	1	0	1	1
José Cruz Jr., S (1, 7) OBP: 0.352, SLG: 0.418	F FA 92 F SL 78 C FA 93 0-3 ② K		B SL 77 X FA 92 1-0 2B			F FA 88 F CH 79 D SL 78 F SL 77 B SL 78 F FA 91 C FA 92 2-3 ① K		S FA 86 X CH 78 0-1 ② F7		4	0	1	0	0	2	2
23 Adrián González, L (1, 3) OBP: 0.362, SLG: 0.530	C FA 92 X FA 92 0-1 ③ F7		S FA 91 X FA 91 0-1 ③ F7			B SL 78 B FA 91 S FA 92 X FA 92 2-1 FC5-4 1-3 1B		C FA 87 D SL 77 B CH 79 C SL 75 B CH 78 X FA 86 3-2 ③ F7		4	0	1	0	0	0	2
Mike Cameron, R (1, 8) OBP: 0.318, SLG: 0.425		B CU 74 C FA 90 B FA 92 F FA 90 X FA 92 2-2 1B	C SL 77 B FA 92 C SL 78 B FA 93 F FA 93 B FA 94 S FA 90 3-3 ① K			X SL 77 0-0 ② FC5-4 1-2f 3-H			B FA 95 B FA 95 C FA 95 X FA 96 2-1 5 2B 1B	4	1	2	1	0	1	1
4 Michael Barrett, R (1, 2) OBP: 0.302, SLG: 0.419		B FA 91 1 SAFE F FA 90 F SL 76 S FA 94 1-3 ① K	B SL 78 B FA 91 B FA 90 C FA 89 C FA 90 T FA 93 3-2 ② K			1 SAFE C SL 76 F FA 88 C FA 92 0-3 ③ K			C CH 87 X SL 86 0-1 ① F8	4	0	0	0	0	3	3
3 Khalil Greene, R (1, 6) OBP: 0.272, SLG: 0.444		C D SL 79 1 SAFE S SL 78 C FA 92 1-3 ② K	X FA 90 0-0 ③ G6-3				C FA 80 X CH 67 0-1 ① F7		C FF 95 F SL 85 B CH 87 C FA 96 1-3 ② K	4	0	0	0	0	2	2
5 Kevin Kouzmanoff, R (1, 5) OBP: 0.292, SLG: 0.389		D FA 93 X CU 76 1-0 ③ G1-3			C FA 91 S CH 81 B FA 92 S SL 78 1-3 ① K		C FA 80 X FA 81 0-1 ② G5-3		B FA 96 F FA 96 X SL 86 1-1 1-H 2B	4	0	1	1	0	1	1
Hiram Bocachica, R (1, 9) OBP: 0.246, SLG: 0.339 Russell Branyan, L (9, PH) OBP: 0.373, SLG: 0.494			B FA 92 B FA 90 F FA 89 C FA 92 X SL 78 2-2 SH1-4 22 G4-3 2B		C FA 93 B FA 90 S FA 93 X FA 93 1-2 ② F9		S SL 68 B FA 81 C FA 81 S FA 81 1-3 ③ K		S FA 96 S FA 95 F FA 97 B FA 96 C CH 86 1-3 ③ K	3 1	1 0	1 0	0 0	0 0	1 1	0 1
David Wells, L (1, 1) OBP: 0.080, SLG: 0.080 21 Heath Bell, R (7, 1) 28 Josh Bard, S (8, PH) OBP: 0.337, SLG: 0.351 43 Cla Meredith, R (9, 1)			X FA 91 0-0 ① SH1-4 2-3		C FA 90 F FA 90 B SL 78 X FA 92 1-2 ③ G1-3			F FA 86 B CH 78 X CH 79 1-1 E8 1B		1 0 1 0	0 0 0 0	0 0 1 0	0 0 0 0	0 0 0 0	0 0 0 0	0 0 0 0

Inning Stats	1	2	3	4	5	6	7	8	9
	R: 0 E: 0 K: 2 S: 8 H: 0 LOB: 0 BB: 0 P: 9	R: 0 E: 0 K: 2 S: 10 H: 1 LOB: 1 BB: 0 P: 15	R: 1 E: 0 K: 0 S: 8 H: 2 LOB: 1 BB: 0 P: 11	R: 0 E: 0 K: 2 S: 8 H: 0 LOB: 0 BB: 0 P: 14	R: 0 E: 0 K: 1 S: 9 H: 0 LOB: 0 BB: 0 P: 12	R: 1 E: 0 K: 2 S: 12 H: 2 LOB: 1 BB: 0 P: 18	R: 0 E: 0 K: 1 S: 7 H: 0 LOB: 0 BB: 0 P: 8	R: 0 E: 1 K: 0 S: 9 H: 1 LOB: 1 BB: 0 P: 15	R: 1 E: 0 K: 2 S: 13 H: 2 LOB: 1 BB: 0 P: 18

| | | | |

Batter	1	2	3	4	5	6	7	8	9	AB	R	H	RBI	BB	SO	LOB
Coco Crisp, S (1, 8) OBP: 0.311, SLG: 0.365	C FA 84 F FA 85 X FA 86 0-2 15 SH1-3 15 S 1B		C FA 86 S FC 85 B CH 80 F SL 82 B SL 81 F FA 86 B FA 85 F SL 81 S SL 80 3-3 ③ K		X FA 85 0-0 15 CS 1B		B CH 84 C CH 84 F CH 85 B CH 73 X FA 86 2-2 1B			4	0	3	0	0	1	0
15 Dustin Pedroia, R (1, 4) OBP: 0.399, SLG: 0.455	C FA 85 X FA 85 0-1 ① SH1-3 1-3			C FA 83 F CH 79 B FA 86 B FA 86 X FA 86 2-2 20 1B 1B	1 SAFE C FA 83 1 SAFE B SI 85 P PO 81 F FA 85 B CH 80 X CH 80 3-2 ②③ L5 1-2		B X FA 86 1-0 ③ G1-3			3	1	1	0	0	0	2
34 David Ortiz, L (1, 3) OBP: 0.443, SLG: 0.603 37 Hideki Okajima, L (8, 1) 58 Jonathan Papelbon, R (9, 1)	C FA 85 X FC 85 0-1 ② L4			C FA 86 B FA 86 X FA 85 1-1 ① F7		C FA 84 B CH 79 B B FA 84 X FA 85 3-1 ① G6-3		C FA 95 X FA 95 0-1 ① F9		4 0 0	0 0 0	0 0 0	0 0 0	0 0 0	0 0 0	2 0 0
Manny Ramirez, R (1, 7) OBP: 0.403, SLG: 0.502	C FA 86 C FA 86 X CU 73 0-2 ③ F9			1 SAFE B FA 86 F FA 86 X FA 86 1-1 20 1B 1-2 1B		B CH 79 X CH 80 1-0 FC5 2B		C SL 79 C FA 95 B FA 95 B FA 95 X CH 82 2-2 ② P4		4	1	2	0	0	0	1
20 Kevin Youkilis, R (1, 5) OBP: 0.413, SLG: 0.502 (8, 3)		C SI 85 B FA 84 F CH 80 F FA 86 B FA 84 X FA 85 2-2 ① F9		C FA 86 S CH 80 B SI 87 X SI 86 1-2 FC6-4 1B 1-2 2-H 1B		C FA 85 X CH 80 0-1 ② G5-3		B FA 94 C FA 93 B CH 82 B CH 82 C FA 93 S FA 94 3-3 ③ K		4	0	1	1	0	1	1
Jason Varitek, S (1, 2) OBP: 0.361, SLG: 0.434		C FA 84 B FA 84 B FC 84 C FA 83 B SL 81 B CH 80 4-2 G4-6-3 BB		B FA 85 X FA 85 1-0 FC6-4 1-2 2-H 1B		B FC 84 B FA 85 B FC 83 I IN 58 4-0 FC5 IBB			C FA 91 B SL 75 C SL 74 S FA 91 1-3 ① K	2	0	1	1	2	1	0
Wily Mo Peña, R (1, 9) OBP: 0.300, SLG: 0.394 44 David Murphy, L (6, 9)	C B FC 84 S FA 87 B CH 80 X FA 86 2-2 ②③ G4-6-3 1-2f			F FA 85 X SL 79 0-1 ② FC6-4 1-2f 2-3		F FA 86 X FA 85 0-1 ③ FC5 1-2 2-3f			C SL 74 B FA 91 S SL 73 S SL 74 1-3 ② K	3 1	0 0	0 0	0 0	0 1	0 0	5 0
23 Julio Lugo, R (1, 6) OBP: 0.261, SLG: 0.295			C FA 86 F FA 85 X FA 85 0-2 ① F9	B FA 86 S SL 80 S CH 80 C SI 87 1-3 ③ K			L CH 84 B CH 85 F FA 86 B SL 79 X CH 85 2-2 ① G1-3		C SL 74 F FA 92 S FA 92 0-3 ③ K	4	0	0	0	0	2	2
18 Daisuke Matsuzaka, R (1, 1) 12 Eric Hinske, L (7, PH) OBP: 0.289, SLG: 0.369 48 Javier López, L (7, 1) 17 Manny Delcarmen, R (7, 1) 25 Mike Lowell, R (8, 5) OBP: 0.357, SLG: 0.525			C FA 86 C FA 86 X FA 86 0-2 ② G4-3		C FA 84 B FA 84 B SL 79 X SL 80 2-1 ① G6-3		S CH 85 S CH 74 S CU 75 0-3 ② K2-3			2 1 0 0 0	0 0 0 0 0	0 0 0 0 0	0 0 0 0 0	0 1 0 0 0	0 0 0 0 0	0 0 0 0 0
Inning Stats	R: 0 E: 0 K: 0 S: 10 H: 1 LOB: 1 BB: 0 P: 10	R: 0 E: 0 K: 0 S: 9 H: 0 LOB: 0 BB: 1 P: 17	R: 0 E: 0 K: 1 S: 12 H: 0 LOB: 0 BB: 0 P: 15	R: 2 E: 0 K: 1 S: 16 H: 4 LOB: 2 BB: 0 P: 23	R: 0 E: 0 K: 0 S: 7 H: 1 LOB: 0 BB: 0 P: 11	R: 0 E: 0 K: 0 S: 7 H: 1 LOB: 2 BB: 1 P: 15	R: 0 E: 0 K: 1 S: 10 H: 1 LOB: 1 BB: 0 P: 15	R: 0 E: 0 K: 1 S: 8 H: 0 LOB: 0 BB: 0 P: 13	R: 0 E: 0 K: 3 S: 9 H: 0 LOB: 0 BB: 0 P: 11	1B: 7 2B: 1 3B: 0 HR: 0 SF: 0 SAC: 1 DP: 1 HBP: 0						

PITCHER		IP	WLS	BF	H	R	ER	SO	BB	IBB	HBP	BLK	WP	HR	S	P	ERA	WHIP
Greg Maddux, R ERA: 3.94	(1, 1)	6.0	L	25	7	2	2	2	1	1	0	0	0	0	61	91	3.00	1.333
43 Cla Meredith, R ERA: 4.0	(7, 1)	1.0		4	1	0	0	1	0	0	0	0	0	0	10	15	0.00	1.000
Scott Linebrink, R ERA: 1.99	(8, 1)	1.0		3	0	0	0	1	0	0	0	0	0	0	8	13	0.00	0.000
40 Royce Ring, L ERA:	(9, 1)	1.0		3	0	0	0	3	0	0	0	0	0	0	9	11	0.00	0.000

PITCHER	IP	WLS	BF	H	R	ER	SO	BB	IBB	HBP	BLK	WP	HR	S	P	ERA	WHIP

TOP

Boston Red Sox @ San Diego Padres

PETCO Park, San Diego, CA

Fri Jun 22 2007, 10:05 PM EDT

Att. 44,405 - Partly Cloudy - 69 F

livebaseballscorecards.com

AB	32
R	2
H	8
RBI	2
BB	2
SO	7
LOB	13

WP: 0	PA: 35		
PB: 0			
SB: 1			
CS: 1			

BOTTOM

Boston Red Sox @ San Diego Padres

PETCO Park, San Diego, CA

Fri Jun 22 2007, 10:05 PM EDT

Att. 44,405 - Partly Cloudy - 69 F

livebaseballscorecards.com

Batter	1	2	3	4	5	6	7	8	9	AB	R	H	RBI	BB	SO	LOB
22 Marcus Giles, R (1, 4) OBP: 0.334, SLG: 0.358	BB	K			K	K			F9	4	1	0	0	1	3	2
José Cruz Jr., S (1, 9) (9, 7) OBP: 0.357, SLG: 0.420	BB		L9		S 1B		G5-3		1B	4	0	2	0	1	0	0
23 Adrián González, L (1, 3) OBP: 0.362, SLG: 0.526	BB		K		P5		1B		K	4	0	1	0	1	2	2
Mike Cameron, R (1, 8) OBP: 0.320, SLG: 0.422	P4		BB		BB		P5			2	0	0	0	2	0	4
4 Michael Barrett, R (1, 2) OBP: 0.305, SLG: 0.420	1B		1B		L4		L8			4	0	2	1	0	0	3
3 Khalil Greene, R (1, 6) OBP: 0.271, SLG: 0.441	K		F8			1B		K		4	0	1	0	0	2	5
Russell Branyan, L (1, 7) OBP: 0.362, SLG: 0.476	F9			K		K		L4		3	0	0	0	0	2	4
Hiram Bocachica, R (8, PH) (9, 9) OBP: 0.243, SLG: 0.333										1	0	0	0	0	0	0
5 Kevin Kouzmanoff, R (1, 5) OBP: 0.286, SLG: 0.380		K		F8		G5-3		K		4	0	0	0	0	2	1
Greg Maddux, R (1, 1) OBP: 0.040, SLG: 0.040		F8		K		1B			K	2	0	0	0	0	1	0
16 Chase Headley, S (6, PH) OBP: 0.263, SLG: 0.235										1	0	1	0	0	0	0
43 Cla Meredith, R (7, 1)										0	0	0	0	0	0	0
Scott Linebrink, R (8, 1)										0	0	0	0	0	0	0
40 Royce Ring, L (9, 1)										0	0	0	0	0	0	0
8 Terrmel Sledge, L (9, PH) OBP: 0.327, SLG: 0.396										1	0	0	0	0	1	0

Inning Stats	1	2	3	4	5	6	7	8	9
	R: 1 E: 0 K: 1 S: 18	R: 0 E: 0 K: 2 S: 10	R: 0 E: 0 K: 1 S: 16	R: 0 E: 0 K: 2 S: 7	R: 0 E: 0 K: 1 S: 12	R: 0 E: 0 K: 2 S: 18	R: 0 E: 0 K: 0 S: 10	R: 0 E: 0 K: 2 S: 7	R: 0 E: 0 K: 2 S: 14
	H: 1 LOB: 3 BB: 1 P: 32	H: 0 LOB: 0 BB: 0 P: 13	H: 1 LOB: 2 BB: 1 P: 27	H: 0 LOB: 0 BB: 0 P: 9	H: 1 LOB: 2 BB: 1 P: 20	H: 2 LOB: 2 BB: 0 P: 25	H: 1 LOB: 1 BB: 0 P: 15	H: 0 LOB: 0 BB: 0 P: 10	H: 1 LOB: 1 BB: 0 P: 21

	1B	SF	WP	PA
	7	0	1	39
	2B: 0	SAC: 0	PB: 0	
	3B: 0	DP: 0	SB: 1	
	HR: 0	HBP: 0	CS: 0	

AB	34
R	1
H	7
RBI	1
BB	5
SO	13
LOB	21

PITCHER		IP	WLS	BF	H	R	ER	SO	BB	IBB	HBP	BLK	WP	HR	S	P	ERA	WHIP
18 Daisuke Matsuzaka, R ERA: 4.01	(1, 1)	6.0	W	28	5	1	1	9	5	0	0	0	1	0	81	126	1.50	1.667
48 Javier López, L ERA: 2.76	(7, 1)	0.1	H	2	1	0	0	0	0	0	0	0	0	0	4	7	0.00	3.000
17 Manny Delcarmen, R ERA:	(7, 1)	0.2	H	2	0	0	0	0	0	0	0	0	0	0	6	8	0.00	0.000
37 Hideki Okajima, L ERA: 0.98	(8, 1)	1.0	H	3	0	0	0	2	0	0	0	0	0	0	7	10	0.00	0.000
58 Jonathan Papelbon, R ERA: 1.71	(9, 1)	1.0	S	4	1	0	0	2	0	0	0	0	0	0	14	21	0.00	1.000

Batter	1	2	3	4	5	6	7	8	9	AB	R	H	RBI	BB	SO	LOB
Coco Crisp, S (1, 8) OBP: 0.306, SLG: 0.359	B FA 88 C FA 89 B FA 89 B FA 89 F FA 90 S FA 90 3-3 ① K		X FA 91 0-0 ③ P6			C FA 88 F FA 89 B SL 79 F FA 90 B FA 90 F FA 91 F FA 91 C FA 90 2-3 ① K		B SL 82 X FA 96 1-0 ② L8		4	0	0	0	0	2	1
15 Dustin Pedroia, R (1, 4) OBP: 0.396, SLG: 0.448	B FA 90 B FA 90 B FA 89 B 4-0 34 S BB			S FA 89 C SL 79 X SL 82 0-2 ① F7		B SL 79 B FA 89 B FA 89 C FA 88 X FA 89 3-1 ② F9		C CU 82 B SL 84 F FA 95 X SL 84 1-2 ③ F9		3	0	0	0	1	0	1
34 David Ortiz, L (1, 3) OBP: 0.442, SLG: 0.598 39 Kyle Snyder, S (8, 1) 13 Alex Cora, L (9, PH) OBP: 0.318, SLG: 0.439	C FA 92 1 SAFE S FA 91 S FA 92 0-3 ② K 1-2			B FA 90 S FA 90 C FA 92 F FA 90 S SL 81 1-3 ② K		B FA 90 S CH 81 B FA 91 F FA 89 F CH 83 B FA 90 B FA 91 4-2 BB			C FA 86 S SL 74 S SL 83 0-3 ① K	2 0 1	0 0 0	0 0 0	0 0 0	1 0 0	2 0 1	1 0 0
Manny Ramirez, R (1, 7) OBP: 0.399, SLG: 0.496 Wily Mo Peña, R (8, 9) OBP: 0.297, SLG: 0.390	B FA 91 C FA 91 F FA 91 X FA 92 1-2 ③ F8			B SL 80 F FA 91 B FA 91 B SL 81 F FA 91 F FA 93 F FA 92 X FA 92 3-2 ③ F8		B SL 79 B FA 90 B FA 90 C FA 88 C FA 90 X FA 90 3-2 ③ F9			F FA 88 B FA 84 C SL 74 B SL 82 B CU 74 C FA 84 3-3 ② K	3 1	0 0	0 0	0 0	0 0	0 1	2 0
7 J.D. Drew, L (1, 9) OBP: 0.345, SLG: 0.385 44 David Murphy, L (8, 7) OBP: 0.500, SLG: 1.500		C FA 90 C FA 90 F FA 91 C SL 82 0-3 ① K			B FA 89 C FA 89 B FA 90 C FA 90 F FA 90 X FA 91 2-2 25 E 1B		F FA 87 B FA 88 B FA 88 X FA 89 2-1 ① G3-1		X FA 88 0-0 25 2B 3B	3 1	0 1	1 1	0 0	0 0	1 0	0 0
25 Mike Lowell, R (1, 5) OBP: 0.355, SLG: 0.524		B FA 91 B FA 91 C FA 91 F FA 91 X FA 91 2-2 ② F8			1 SAFE C SL 80 1 SAFE 1 SAFE X FA 91 0-1 E5 1-2		X FA 87 0-0 ② G5-3		B SL 75 F SL 84 B SL 84 F FA 85 F FA 84 B SL 84 X FA 89 3-2 3-H 2B	4	0	1	1	0	0	1
28 Doug Mirabelli, R (1, 2) OBP: 0.239, SLG: 0.288		C FA 90 S FA 92 S FA 94 0-3 ③ K			S FA 89 S SL 80 S SL 80 0-3 ① K		S FA 87 B FA 88 X FA 89 1-1 ③ P4		B FA 84 B FA 86 C FA 87 F FA 87 B SL 82 X FA 88 3-2 ③ P3	4	0	0	0	0	2	3
23 Julio Lugo, R (1, 6) OBP: 0.258, SLG: 0.292			C FA 89 F FA 90 B SL 82 B SL 82 F FA 92 F FA 91 C SL 81 2-3 ① K		C SL 79 S SL 81 B SL 81 S FA 92 1-3 ② K			C FA 95 B SL 85 B SL 84 B FA 96 C FA 95 X FA 94 3-2 ① G6-3		3	0	0	0	0	2	2
49 Tim Wakefield, R (1, 1) 50 Mike Timlin, R (6, 1) 12 Eric Hinske, L (8, PH) OBP: 0.299, SLG: 0.394 (8, 3)			B FA 90 S FA 91 S FA 91 C FA 92 1-3 ② K		C FA 90 F SL 80 B FA 92 S SL 81 1-3 ③ K			B SL 83 C CU 82 B CU 81 B FA 96 F FA 95 F FA 95 X FA 95 3-2 2B		2 0 1	0 0 0	0 0 1	0 0 0	2 0 0	2 0 0	2 0 0
Inning Stats	R: 0 E: 0 K: 2 S: 9 H: 0 LOB: 1 BB: 1 P: 17	R: 0 E: 0 K: 2 S: 10 H: 0 LOB: 0 BB: 0 P: 12	R: 0 E: 0 K: 2 S: 9 H: 0 LOB: 0 BB: 0 P: 12	R: 0 E: 0 K: 1 S: 12 H: 0 LOB: 0 BB: 0 P: 16	R: 0 E: 1 K: 3 S: 15 H: 1 LOB: 2 BB: 0 P: 19	R: 0 E: 0 K: 1 S: 14 H: 0 LOB: 1 BB: 1 P: 26	R: 0 E: 0 K: 0 S: 5 H: 0 LOB: 0 BB: 0 P: 8	R: 0 E: 0 K: 0 S: 11 H: 1 LOB: 1 BB: 0 P: 19	R: 1 E: 0 K: 2 S: 14 H: 2 LOB: 1 BB: 0 P: 23	1B: 1 2B: 2 3B: 1 HR: 0 SF: 0 SAC: 0 DP: 0 HBP: 0						

PITCHER		IP	WLS	BF	H	R	ER	SO	BB	IBB	HBP	BLK	WP	HR	S	P	ERA	WHIP
32 Chris Young, R ERA: 2.08	(1, 1)	7.0	W	25	1	0	0	11	2	0	0	0	0	0	74	110	0.00	0.429
21 Heath Bell, R ERA: 1.49	(8, 1)	1.0		4	1	0	0	0	0	0	0	0	0	0	11	19	0.00	1.000
45 Justin Hampson, L ERA: 2.28	(9, 1)	1.0		5	2	1	1	2	0	0	0	0	0	0	14	23	9.00	2.000

PITCHER	IP	WLS	BF	H	R	ER	SO	BB	IBB	HBP	BLK	WP	HR	S	P	ERA	WHIP

TOP

Boston Red Sox @ San Diego Padres

PETCO Park, San Diego, CA

Sat Jun 23 2007, 10:05 PM EDT

Att. 44,457 - Partly Cloudy - 67 F

livebaseballscorecards.com

AB	32
R	1
H	4
RBI	1
BB	2
SO	13
LOB	13

PA:	34

WP:	0
PB:	0
SB:	1
CS:	0

BOTTOM

Boston Red Sox @ San Diego Padres

PETCO Park, San Diego, CA

Sat Jun 23 2007, 10:05 PM EDT

Att. 44,457 - Partly Cloudy - 67 F

livebaseballscorecards.com

Batter	1	2	3	4	5	6	7	8	9	AB	R	H	RBI	BB	SO	LOB
22 Marcus Giles, R (1, 4) OBP: 0.337, SLG: 0.364	C KN 74 B KN 66 S KN 65 S KN 67 1-3 ① **K**		B KN 76 X KN 68 1-0 ② F8		X KN 68 0-0 2-H 2B		X FA 91 0-0 1B 1B			4	0	2	1	0	1	0
José Cruz Jr., S (1, 9) OBP: 0.356, SLG: 0.416	C KN 67 C KN 61 X KN 67 0-2 ② F7		F KN 68 X KN 68 0-1 ③ F8		F KN 68 S KN 68 B KN 68 F KN 61 X KN 68 1-2 ③ L4		X FA 90 0-0 23 G4-6-3 1-2 1B			4	0	1	0	0	0	1
23 Adrián González, L (1, 3) OBP: 0.358, SLG: 0.519	B KN 67 B KN 68 X KN 75 2-0 ③ G3			C KN 67 S KN 66 X KN 66 0-2 ① G1-3		B KN 67 B KN 67 X KN 74 2-0 ① F9	C FA 92 F FA 91 F SL 79 F FA 92 X FC 82 0-2 ②③ G4-6-3 1-2f			4	0	0	0	0	0	2
Mike Cameron, R (1, 8) OBP: 0.322, SLG: 0.427		X KN 67 0-0 28 S 28 2B 1B		X KN 68 0-0 ② G6-3		X KN 67 0-0 28 HR 2B		X FA 90 0-0 ① F7		4	2	2	0	0	0	0
28 Josh Bard, S (1, 2) OBP: 0.340, SLG: 0.377		C KN 67 1 SAFE 1 SAFE F KN 67 F KN 68 P PO 74 X KN 61 1-2 3 F8 1-H 2B		B KN 61 B KN 68 C KN 76 C KN 76 B KN 62 C KN 76 3-3 ③ K		X KN 68 0-0 2-H HR		C FA 90 C CU 70 F SL 83 F CU 70 X CU 70 0-2 ② L9		4	1	2	3	0	1	0
3 Khalil Greene, R (1, 6) OBP: 0.278, SLG: 0.468		C KN 68 X KN 67 0-1 ① F8 2-3			C KN 67 S KN 67 X KN 68 0-2 HR	B KN 67 C KN 74 B KN 67 C KN 75 B KN 62 X KN 76 3-2 HR		C SL 82 B SL 84 B CH 82 S CH 82 X CU 69 2-2 1B		4	2	3	2	0	0	1
8 Terrmel Sledge, L (1, 7) OBP: 0.319, SLG: 0.384		C KN 68 D KN 67 X KN 68 1-1 ② G4-3			B KN 66 C KN 67 B KN 68 C KN 75 B KN 68 C KN 76 3-3 ① K	F FA 88 F FA 91 F FA 92 S SL 78 0-3 ② K		B CU 67 F FA 89 B CU 69 X CH 81 2-1 ③ F9		4	0	0	0	0	2	2
5 Kevin Kouzmanoff, R (1, 5) OBP: 0.287, SLG: 0.380		C KN 68 D KN 68 B KN 69 B KN 68 X KN 68 3-1 ③ F8			B KN 68 F KN 69 X KN 68 1-1 32 SH1-4 22 2B 1B	X FC 88 0-0 ③ G5-3				3	1	1	0	0	0	1
32 Chris Young, R (1, 1) OBP: 0.250, SLG: 0.087 Geoff Blum, S (7, PH) OBP: 0.253, SLG: 0.292 21 Heath Bell, R (8, 1) 45 Justin Hampson, L (9, 1)			C KN 76 S KN 61 S KN 61 0-3 ① K		L KN 74 L KN 75 X KN 68 0-2 ② SH1-4 1-2		C SL 77 B FA 91 B FA 90 X 2-1 ① F8			1 1 0 0	0 0 0 0	0 0 0 0	0 0 0 0	0 0 0 0	1 0 0 0	0 0 0 0
Inning Stats	R: 0 E: 0 K: 1 S: 7 H: 0 LOB: 0 BB: 0 P: 10	R: 1 E: 0 K: 0 S: 12 H: 2 LOB: 1 BB: 0 P: 16	R: 0 E: 0 K: 1 S: 6 H: 0 LOB: 0 BB: 0 P: 7	R: 0 E: 0 K: 1 S: 7 H: 0 LOB: 0 BB: 0 P: 10	R: 2 E: 0 K: 1 S: 16 H: 3 LOB: 1 BB: 0 P: 21	R: 3 E: 0 K: 1 S: 11 H: 3 LOB: 0 BB: 0 P: 16	R: 0 E: 0 K: 0 S: 9 H: 2 LOB: 1 BB: 0 P: 11	R: 0 E: 0 K: 0 S: 11 H: 1 LOB: 1 BB: 0 P: 15		1B: 5 2B: 3 3B: 0 HR: 3 SF: 0 SAC: 1 DP: 1 HBP: 0				WP: 0 PB: 0 SB: 1 CS: 0 PA: 34		

	AB	33
	R	6
	H	11
	RBI	6
	BB	0
	SO	5
	LOB	7

PITCHER		IP	WLS	BF	H	R	ER	SO	BB	IBB	HBP	BLK	WP	HR	S	P	ERA	WHIP
49 Tim Wakefield, R ERA: 4.52	(1, 1)	5.1	L	24	8	6	6	4	0	0	0	0	0	3	54	75	10.12	1.500
50 Mike Timlin, R ERA: 5.17	(6, 1)	1.2		6	2	0	0	1	0	0	0	0	0	0	14	16	0.00	1.200
39 Kyle Snyder, R ERA: 2.84	(8, 1)	1.0		4	1	0	0	0	0	0	0	0	0	0	11	15	0.00	1.000

PITCHER	IP	WLS	BF	H	R	ER	SO	BB	IBB	HBP	BLK	WP	HR	S	P	ERA	WHIP

Batter	1	2	3	4	5	6	7	8	9	AB	R	H	RBI	BB	SO	LOB
Coco Crisp, S (1, 8) OBP: 0.304, SLG: 0.356	B FA 90 X FA 92 1-0 ① F7		C FA 87 C FA 94 F FA 95 B SL 82 B FA 93 B SL 88 F SL 86 F FA 94 F FA 94 3-2 X SL 82 ③ 13 1B 34 1B 1B	X FA 93 0-0 ② F9		C SL 71 B FA 91 X 1-1 ② G4-3		B FA 93 F FA 91 S CH 80 X FA 92 1-2 ③ F9		5	1	1	0	0	0	1
13 Alex Cora, L (1, 4) OBP: 0.339, SLG: 0.446	C FF 92 B FA 93 C FC 87 H SL 81 2-2 FC6-4 HBP		1 SAFE C FA 94 1 SAFE C SL 86 B FA 94 B SL 85 1 SAFE F FA 94 F FA 94 2-2 X SL 87 34 1B 1-2 SF9 1B	B FA 91 F FA 91 B CH 84 B FA 91 B FA 90 4-1 1-2 BB		B SL 72 X SL 74 1-0 1B			X FA 85 0-0 ① F8	3	1	2	0	1	0	0
34 David Ortiz, L (1, 3) OBP: 0.438, SLG: 0.589 58 Jonathan Papelbon, R (9, 1)	C FA 94 F FA 89 B FA 95 S FA 96 1-3 ② K		B FA 95 F FA 89 F FA 95 F FA 95 X SL 83 1-2 7 1B 25 1B 1-3 2-H 1B	C FA 93 F SL 87 F FA 93 X SL 79 0-2 ③ F9		C C 1 SAFE S SL 72 0-3 ③ K			C FC 86 C CH 73 C CH 73 0-3 ② K	5 0	1 0	1 0	1 0	0 0	3 0	4 0
Manny Ramirez, R (1, 7) OBP: 0.399, SLG: 0.494	C FA 95 X FA 95 0-1 ③ FC6-4 1-2f		F FA 94 X FA 95 0-1 ② SF9 3-H		S FC 86 X FA 92 0-1 7 1B 1B		B FA 88 B SL 72 F FA 88 B FA 89 S FA 88 F SL 73 F FA 90 B SL 70 4-2 25 G6-4-3 BB		X FC 86 0-0 ③ F8	3	0	1	1	1	0	1
7 J.D. Drew, L (1, 9) OBP: 0.348, SLG: 0.387		B FF 91 S CH 83 C CH 84 B SL 88 B FA 87 X FA 88 3-2 ① G3-1	F FA 94 B CU 74 C FA 87 X SL 86 1-2 25 1B 1-2 1B		S CH 84 B FA 92 F CH 85 X CH 84 1-2 23 FC6-4 1-2 1B		C SL 73 S SL 72 S SL 74 0-3 ① K			4	0	2	0	0	1	1
25 Mike Lowell, R (1, 5) OBP: 0.354, SLG: 0.520		B FA 93 S FC 88 B FF 94 C FA 94 S FC 88 2-3 ② K	C FA 93 X SL 86 0-1 1-3 2-H 1B		B FA 92 B FA 92 B FF 92 C FA 91 X FA 91 3-1 ① P3		B FA 89 B FA 89 B FA 88 C FA 88 X 3-1 ② ③ G6-4-3 1-2f			4	0	1	1	0	1	3
Jason Varitek, S (1, 2) OBP: 0.363, SLG: 0.460		C FA 94 B FA 95 B FA 88 C FA 94 X SL 86 2-2 3B	C SL 86 B FA 93 X CH 85 1-1 ③ F7		C SL 86 B FF 92 B SL 86 C SL 86 C FF 93 2-3 ② K			B FF 92 B FF 93 B FF 91 X FA 91 3-0 HR		4	1	2	1	0	1	4
23 Julio Lugo, R (1, 6) OBP: 0.258, SLG: 0.288		B FA 95 B FC 88 B FA 94 F FF 91 C FA 95 X FC 88 3-2 ③ G3		B FF 91 C FF 91 X FF 92 1-1 ① G5-3	B SL 82 B FF 93 X FA 93 2-0 ③ FC6-4 1-2f			B FA 96 B FA 93 B FA 92 C FA 91 C FA 92 F FA 91 B FA 92 4-2 19 L1-3 BB		3	0	0	0	1	0	3
19 Josh Beckett, R (1, 1) OBP: 0.182, SLG: 0.273 20 Kevin Youkilis, R (9, 3) OBP: 0.413, SLG: 0.502			C FF 92 B FF 94 C FF 95 B FA 94 X 2-2 ① G5-3	C SL 80 B SL 84 C FA 93 B FA 92 B X 3-2 13 BB 1B		C FA 90 C CH 80 B SL 73 X 1-2 ① G1-3		L FA 90 1 SAFE L FA 92 X FA 93 0-2 ① ② L1-3 1-1		4 0	0 0	1 0	0 0	0 0	0 0	1 0
Inning Stats	R: 0 E: 0 K: 1 S: 8 H: 0 LOB: 1 BB: 0 P: 12	R: 0 E: 0 K: 1 S: 12 H: 1 LOB: 1 BB: 0 P: 22	R: 3 E: 0 K: 0 S: 28 H: 5 LOB: 2 BB: 0 P: 38	R: 0 E: 0 K: 0 S: 12 H: 1 LOB: 2 BB: 1 P: 20	R: 0 E: 0 K: 1 S: 11 H: 2 LOB: 2 BB: 0 P: 19	R: 0 E: 0 K: 1 S: 9 H: 1 LOB: 1 BB: 0 P: 12	R: 0 E: 0 K: 1 S: 9 H: 0 LOB: 0 BB: 1 P: 16	R: 1 E: 0 K: 0 S: 10 H: 1 LOB: 0 BB: 1 P: 18	R: 0 E: 0 K: 1 S: 5 H: 0 LOB: 0 BB: 0 P: 5	1B: 9 2B: 1 3B: 1 HR: 1 SF: 1 SAC: 0 DP: 2 HBP: 1						

PITCHER		IP	WLS	BF	H	R	ER	SO	BB	IBB	HBP	BLK	WP	HR	S	P	ERA	WHIP
44 Jake Peavy, R ERA: 2.14	(1, 1)	5.0	L	26	9	3	3	3	1	0	1	0	0	0	71	111	5.40	2.000
40 Royce Ring, L ERA:	(6, 1)	2.0		7	1	0	0	2	1	0	0	0	0	0	18	28	0.00	1.000
Scott Linebrink, R ERA: 2.2	(8, 1)	1.0		4	1	1	1	0	1	0	0	0	0	1	10	18	9.00	2.000
Trevor Hoffman, R ERA: 2.0	(9, 1)	1.0		3	0	0	0	1	0	0	0	0	0	0	5	5	0.00	0.000

PITCHER	IP	WLS	BF	H	R	ER	SO	BB	IBB	HBP	BLK	WP	HR	S	P	ERA	WHIP

TOP

Boston Red Sox @ San Diego Padres

PETCO Park, San Diego, CA

Sun Jun 24 2007, 4:05 PM EDT

Att. 44,449 - Sunny - 72 F

livebaseballscorecards.com

AB	35
R	4
H	11
RBI	4
BB	3
SO	6
LOB	18

WP: 0	PA: 40				
PB: 0					
SB: 0					
CS: 0					

Boston Red Sox @ San Diego Padres

PETCO Park, San Diego, CA

Sun Jun 24 2007, 4:05 PM EDT

Att. 44,449 - Sunny - 72 F

livebaseballscorecards.com

BOTTOM

Batter	1	2	3	4	5	6	7	8	9	AB	R	H	RBI	BB	SO	LOB
José Cruz Jr., S (1, 9) OBP: 0.349, SLG: 0.408	B FA 97 S FF 96 B CU 78 B FA 97 C FA 96 T FA 97 3-2 ① K		X CU 79 0-0 ② F9 2-3		C FA 97 F CU 79 F FA 96 X FA 88 0-2 ① G3-1 2-3		B FA 95 C FA 94 T FA 95 1 SAFE S CU 79 1-3 ③ K			4	0	0	0	0	2	3
4 Michael Barrett, R (1, 2) OBP: 0.300, SLG: 0.413	F FA 97 C FA 97 B FA 98 C CU 79 1-3 ② K		B CU 80 C CU 79 X FA 97 1-1 ③ G6-3		B FA 95 B FA 97 C FA 89 S FA 97 F FA 95 F FF 95 X FA 96 2-2 ② G6-3			X FA 94 0-0 ① F7		4	0	0	0	0	1	2
23 Adrián González, L (1, 3) OBP: 0.353, SLG: 0.512	B FA 97 X FA 90 1-0 ③ G4-3			S FA 96 S FA 96 F FA 96 S CU 80 0-3 ① K	B FA 97 C FA 94 B FA 95 F FA 88 B FA 90 S CU 80 3-3 ③ K			B FA 95 B FA 90 F FA 94 C FA 95 F FA 96 C CU 77 2-3 ② K		4	0	0	0	0	3	1
Mike Cameron, R (1, 8) OBP: 0.322, SLG: 0.428		X FA 96 0-0 ① G6-3		C CU 76 B CU 77 C CU 78 C FA 96 1-3 ② K		B C X 1-1 ① G5-3		C FA 95 B FA 94 X FA 94 1-1 2B		4	0	1	0	0	1	0
3 Khalil Greene, R (1, 6) OBP: 0.278, SLG: 0.468		B FA 97 B FA 97 F FA 97 F FA 97 F FA 97 S CU 79 2-3 ② K		C FA 88 X CU 77 0-1 2B		C FA 95 S FA 95 B CU 78 B FA 96 F FA 96 F FA 95 F FA 95 B CU 77 X FA 95 3-2 ② F8		X CU 78 0-0 ③ F9		4	0	1	0	0	1	1
Russell Branyan, L (1, 7) OBP: 0.358, SLG: 0.466		S FA 98 B FA 97 X CU 78 1-1 5 FC6-4 1B		F FA 94 B FA 96 X FA 96 1-1 ③ F7		X FA 88 0-0 ③ F8			F FA 94 S FA 94 B FA 94 F FA 95 B FA 95 B FF 95 S FA 95 3-3 ① K	4	0	1	0	0	1	1
5 Kevin Kouzmanoff, R (1, 5) OBP: 0.286, SLG: 0.374		F FA 96 F FA 94 X CU 78 0-2 ③ FC6-4 1-2f			B FA 94 B FA 94 B FA 95 B FA 95 4-0 1B 8 2B BB		S CU 75 F FA 94 X CU 77 0-2 ① F7		S FA 94 S FA 95 S FA 94 0-3 ② K	3	1	0	0	1	1	1
Geoff Blum, S (1, 4) OBP: 0.262, SLG: 0.301			B FA 95 C FA 87 B FA 88 S FA 89 F FA 97 B FA 97 X FA 97 3-2 F9 44 SH5-4 1B		C CU 77 B FA 95 X FA 94 1-1 8 2B 1-2 1B		B FA 94 X FF 95 1-0 ② F8		F CH 89 B CH 88 B FS 88 X FA 94 2-1 ③ G4-3	4	1	2	0	0	0	0
44 Jake Peavy, R (1, 1) OBP: 0.219, SLG: 0.375 8 Terrmel Sledge, L (5, PH) OBP: 0.323, SLG: 0.396 40 Royce Ring, L (6, 1) 16 Chase Headley, S (7, PH) OBP: 0.300, SLG: 0.235 Scott Linebrink, R (8, 1) Trevor Hoffman, R (9, 1)			X FA 96 0-0 ① SH5-4 1-2		B FA 87 B FA 86 S FF 88 C FA 95 X CU 78 2-2 G3-1 1-H 2-H 2B		B FA 89 B CU 76 C CU 75 H CU 78 3-1 HBP			0 1 0 0 0 0	0 0 0 0 0 0	0 1 0 0 0 0	0 2 0 0 0 0	0 0 0 0 0 0	0 0 0 0 0 0	0 0 0 0 0 0
Inning Stats	R: 0 E: 0 K: 2 S: 7 H: 0 LOB: 0 BB: 0 P: 12	R: 0 E: 0 K: 1 S: 10 H: 1 LOB: 1 BB: 0 P: 13	R: 0 E: 0 K: 0 S: 8 H: 1 LOB: 1 BB: 0 P: 12	R: 0 E: 0 K: 2 S: 11 H: 1 LOB: 1 BB: 0 P: 13	R: 2 E: 0 K: 1 S: 17 H: 2 LOB: 1 BB: 1 P: 29	R: 0 E: 0 K: 0 S: 9 H: 0 LOB: 0 BB: 0 P: 13	R: 0 E: 0 K: 1 S: 8 H: 0 LOB: 1 BB: 0 P: 13	R: 0 E: 0 K: 1 S: 8 H: 1 LOB: 1 BB: 0 P: 11	R: 0 E: 0 K: 2 S: 9 H: 0 LOB: 0 BB: 0 P: 14	1B: 3 2B: 3 3B: 0 HR: 0	SF: 0 SAC: 1 DP: 0 HBP: 1			WP: 0 PB: 0 SB: 0 CS: 0	PA: 35		

PITCHER	IP	WLS	BF	H	R	ER	SO	BB	IBB	HBP	BLK	WP	HR	S	P	ERA	WHIP
19 Josh Beckett, R (1, 1) ERA: 3.07	8.0	W	32	6	2	2	8	1	0	1	0	0	0	78	116	2.25	0.875
58 Jonathan Papelbon, R (9, 1) ERA: 1.65	1.0	S	3	0	0	0	2	0	0	0	0	0	0	9	14	0.00	0.000

PITCHER	IP	WLS	BF	H	R	ER	SO	BB	IBB	HBP	BLK	WP	HR	S	P	ERA	WHIP

AB	32
R	2
H	6
RBI	2
BB	1
SO	10
LOB	9

San Diego Padres @ San Francisco Giants

AT&T Park, San Francisco, CA

Mon Jun 25 2007, 7:15 PM PDT

Att. 41,140 - Clear - 66 F

TOP

livebaseballscorecards.com

Batter	1	2	3	4	5	6	7	8	9	10	11	AB	R	H	RBI	BB	SO	LOB
22 Marcus Giles, R (1, 4) OBP: 0.338, SLG: 0.360	BBCBB 4-1 BB		FBBX 2-1 ① F9		BBBCB 4-1 23 BB BB		BX 1-0 ③ G6-3		BBBCFFX 3-2 ② F8			3	0	0	0	2	0	1
José Cruz Jr., S (1, 9) (8, 7) OBP: 0.350, SLG: 0.408	CCF1S SAFE 0-3 ① K		SFX 0-2 1-2 1B		BBBCX 3-1 ② F9			BX 1-0 E9 23 2B HR 1B	BX 1-0 ③ P5			5	1	2	0	0	1	2
23 Adrián González, L (1, 3) OBP: 0.354, SLG: 0.512	FSBBS 2-3 ② K		FX 0-1 ②③ L4-6 2-2		DCSFBBB 4-2 1-2 BB			BSFX 1-2 HR 2-3 2B		CSBS 1-3 ① K		4	1	1	0	1	2	3
Mike Cameron, R (1, 8) OBP: 0.323, SLG: 0.438	SB1SBS SAFE 2-3 ③ K			BFX 1-1 WP 1B	BCFBC 2-3 ③ K			BSSBFBFFX 3-2 2-H 3-H HR		LBBBFC 2-3 ② K		5	1	2	3	0	3	3
4 Michael Barrett, R (1, 2) OBP: 0.302, SLG: 0.417		X 0-0 2B		BCBBF1X SAFE 3-2 ① F9		BFFBC 2-3 ① K		FCX 0-2 ① F9		BX 1-0 3 FC6-4 1B		5	0	2	0	0	1	1
3 Khalil Greene, R (1, 6) OBP: 0.273, SLG: 0.460		BBX 2-0 ① G4-3		CCC 0-3 ② K		CFX 0-2 ② G5-3		X 0-0 ② G6-3		CX 0-1 1-2f ③ FC6-4		5	0	0	0	0	1	3
Russell Branyan, L (1, 7) OBP: 0.363, SLG: 0.456 Hiram Bocachica, R (8, PR) OBP: 0.239, SLG: 0.328 (8, 9)	BBX 2-0 ② F7			BSBB1 SAFE1 SAFBB 4-1 1-2 BB		SBBBSBC 3-3 ③ K		BBBB 4-0 BB		BBBCX 2-1 ① G4-3		2 1	0 0	0 0	0 0	2 0	1 0	1 0
5 Kevin Kouzmanoff, R (1, 5) OBP: 0.280, SLG: 0.364	CFX 0-2 ③ G4-3			FBFDX 2-2 ③ F9			X 0-0 ① G6-3	X 0-0 ③ P6		BFX 1-1 ② P4		5	0	0	0	0	0	4
Justin Germano, R (1, 1) OBP: 0.455, SLG: 0.500 8 Terrmel Sledge, L (7, PH) OBP: 0.321, SLG: 0.393 43 Cla Meredith, R (7, 1) Scott Linebrink, R (8, 1) Geoff Blum, S (9, PH) OBP: 0.260, SLG: 0.298 21 Heath Bell, R (9, 1) 28 Josh Bard, S (11, PH) OBP: 0.338, SLG: 0.375 45 Justin Hampson, L (11, 1)			CBX 1-1 23 L4-6 1B 1B		CBSFBS 2-3 ① K		BSBSBFX 3-2 ② G4-1		CBFBX 2-2 ① F7		BBFFX 2-1 ③ G3		2 1 0 0 1 0 0 1 0	0 0 0 0 0 0 0 0 0	1 0 0 0 0 0 0 0 0	0 0 0 0 0 0 0 0 0	1 0 0 0 0 0 0 0 0	0 0 0 0 0 0 0 0 0
Inning Stats	R: 0 E: 0 K: 3 S: 11 H: 0 LOB: 1 BB: 1 P: 19	R: 0 E: 0 K: 0 S: 6 H: 1 LOB: 1 BB: 0 P: 10	R: 0 E: 0 K: 0 S: 9 H: 2 LOB: 1 BB: 0 P: 12	R: 0 E: 0 K: 1 S: 12 H: 1 LOB: 2 BB: 1 P: 22	R: 0 E: 0 K: 2 S: 13 H: 0 LOB: 2 BB: 2 P: 28	R: 0 E: 0 K: 2 S: 9 H: 0 LOB: 0 BB: 0 P: 14	R: 0 E: 0 K: 0 S: 6 H: 0 LOB: 0 BB: 0 P: 10	R: 3 E: 1 K: 0 S: 15 H: 3 LOB: 1 BB: 1 P: 24	R: 0 E: 0 K: 0 S: 8 H: 0 LOB: 0 BB: 0 P: 14	R: 0 E: 0 K: 2 S: 9 H: 1 LOB: 1 BB: 0 P: 13	R: 0 E: 0 K: 0 S: 6 H: 0 LOB: 0 BB: 0 P: 11	1B: 5 2B: 3 3B: 0 HR: 1	SF: 0 SAC: 0 DP: 1 HBP: 0					

PITCHER	IP	WLS	BF	H	R	ER	SO	BB	IBB	HBP	BLK	WP	HR	S	P	ERA	WHIP
55 Tim Lincecum, R (1, 1) ERA: 5.19	7.0		28	4	0	0	8	4	0	0	0	1	0	66	115	0.00	1.143
Steve Kline, L (8, 1) ERA: 4.5	0.0		2	2	2	2	0	0	0	0	0	0	0	4	6	∞	∞
32 Kevin Correia, R (8, 1) ERA: 3.18	1.0	B	5	1	1	1	0	1	0	0	0	0	1	11	18	9.00	2.000
41 Brad Hennessey, R (9, 1) ERA: 3.34	2.0		7	1	0	0	2	0	0	0	0	0	0	17	27	0.00	0.500
31 Vinnie Chulk, R (11, 1) ERA: 2.76	1.0	W	3	0	0	0	0	0	0	0	0	0	0	6	11	0.00	0.000

PITCHER	IP	WLS	BF	H	R	ER	SO	BB	IBB	HBP	BLK	WP	HR	S	P	ERA	WHIP

AB	40
R	3
H	8
RBI	3
BB	5
SO	10
LOB	18

WP: 1 PA: 45
PB: 0
SB: 0
CS: 0

Batter	1	2	3	4	5	6	7	8	9	10	11	AB	R	H	RBI	BB	SO	LOB
2 Randy Winn, S (1, 8) OBP: 0.334, SLG: 0.413	C F B B X 2-2 ① G5-3		X 0-0 ① F9		C F B S 1-3 ③ K			X 0-0 10 1B 1-2 1B		C F X 0-2 ② L5		5	0	1	0	0	1	0
13 Omar Vizquel, S (1, 6) OBP: 0.288, SLG: 0.303 Luis Figueroa, S (7, 6) OBP: 0.200, SLG: 0.200 10 Dave Roberts, L (8, PH) OBP: 0.290, SLG: 0.338 41 Brad Hennessey, R (9, 1) 51 Noah Lowry, R (10, PH) OBP: 0.091, SLG: 0.094 31 Vinnie Chulk, R (11, 1)	B B B C C F X 3-2 HR		B C X 1-1 ② G3-1			B C B B B 4-1 G4-6-3 BB		F F B B B X 3-2 1-3 2-H S 1B		C B S C 1-3 ③ K		2 0 1 0 1 0	1 0 0 0 0 0	1 0 1 0 0 0	1 0 1 0 0 0	1 0 0 0 0 1	0 0 0 0 0 0	0 0 0 0 0 0
Ray Durham, S (1, 4) OBP: 0.319, SLG: 0.401	B B X 2-0 ② F7		C C H 1-2 HBP			C B 1 SAFE X 1-1 ① ② G4-6-3 1-2f		B B F X 2-1 ② P5 1-2			B C B B S S B 4-2 FC1-5 1B BB	3	0	0	0	1	0	3
Barry Bonds, L (1, 7) OBP: 0.498, SLG: 0.578	X 0-0 ③ G3		B X 1-0 ③ G3-1			B C B F F S 2-3 ③ K		I I I I 4-0 IBB			C B X 1-1 FC1-5 1B 1-2 1B	4	1	1	0	1	1	1
Ryan Klesko, L (1, 3) OBP: 0.379, SLG: 0.453		B B X 2-0 1 G4-3 G6-3 2B		S X 0-1 ① F9			F B X 1-1 ① G4-3	X 0-0 ③ G5-3			B X 1-0 ① FC1-5 1B 1-2 2-3f	5	1	1	0	0	0	5
1 Bengie Molina, R (1, 2) OBP: 0.310, SLG: 0.430	S X 0-1 ① G4-3 2-3			C C F S 0-3 ② K			X 0-0 ② F9		C B F F F F X 1-2 ① G4-3		X 0-0 ② F9	5	0	0	0	0	1	3
Pedro Feliz, R (1, 5) OBP: 0.279, SLG: 0.432	X 0-0 ② G6-3 3-H			B X 1-0 ③ G5-3			B C S S S 1-3 ③ K		X 0-0 ② G6-3		C D X 1-1 1-2 2-H 1B	5	0	1	2	0	1	0
12 Nate Schierholtz, L (1, 9) OBP: 0.389, SLG: 0.455	X 0-0 1B				C F B X 1-2 ① G4-3			X 0-0 ① G6-3	C B F F E B S 2-3 ③ K			4	0	1	0	0	1	0
55 Tim Lincecum, L (1, 1) OBP: 0.118, SLG: 0.125 Steve Kline, S (8, 1) 32 Kevin Correia, R (8, 1) OBP: 0.500, SLG: 0.500 Mark Sweeney, L (8, PH) OBP: 0.292, SLG: 0.306 19 Kevin Frandsen, R (9, 6) OBP: 0.310, SLG: 0.359	C C S 0-3 ③ K				S S F X 0-2 ② G3-1			C B B B B 4-1 2 1B 10 1B BB		B C F X 1-2 ① G1-3		2 0 0 0 1 0	0 0 0 1 0 0	0 0 0 0 0 0	0 0 0 1 0 0	0 0 0 0 0 0	1 0 0 0 0 0	1 0 0 0 0 0
Inning Stats	R: 1 H: 1 E: 0 LOB: 0 K: 0 BB: 0 S: 9 P: 16	R: 1 H: 2 E: 0 LOB: 1 K: 1 BB: 0 S: 8 P: 10	R: 0 H: 0 E: 0 LOB: 1 K: 0 BB: 0 S: 6 P: 9	R: 0 H: 0 E: 0 LOB: 0 K: 1 BB: 0 S: 7 P: 8	R: 0 H: 0 E: 0 LOB: 0 K: 1 BB: 0 S: 10 P: 12	R: 0 H: 0 E: 0 LOB: 0 K: 1 BB: 1 S: 7 P: 14	R: 0 H: 0 E: 0 LOB: 0 K: 1 BB: 0 S: 6 P: 8	R: 1 H: 2 E: 0 LOB: 3 K: 0 BB: 2 S: 9 P: 22	R: 0 H: 0 E: 0 LOB: 0 K: 1 BB: 0 S: 14 P: 17	R: 0 H: 0 E: 0 LOB: 0 K: 1 BB: 0 S: 9 P: 11	R: 1 H: 2 E: 0 LOB: 2 K: 0 BB: 1 S: 8 P: 15	1B: 5 SF: 0 2B: 1 SAC: 0 3B: 0 DP: 1 HR: 1 HBP: 1						

PITCHER	IP	WLS	BF	H	R	ER	SO	BB	IBB	HBP	BLK	WP	HR	S	P	ERA	WHIP
Justin Germano, R (1, 1) ERA: 2.67	6.0		22	3	2	2	4	1	0	1	0	0	1	47	69	3.00	0.667
43 Cla Meredith, R (7, 1) ERA: 3.89	1.0		3	0	0	0	1	0	0	0	0	0	0	6	8	0.00	0.000
Scott Linebrink, R (8, 1) ERA: 2.41	1.0	B	7	2	1	1	0	1	1	0	0	0	0	9	22	9.00	3.000
21 Heath Bell, R (9, 1) ERA: 1.42	2.0		6	0	0	0	2	0	0	0	0	0	0	23	28	0.00	0.000
45 Justin Hampson, L (11, 1) ERA: 2.59	0.2	L	5	2	1	1	0	1	0	0	0	0	0	8	15	13.50	4.500

PITCHER	IP	WLS	BF	H	R	ER	SO	BB	IBB	HBP	BLK	WP	HR	S	P	ERA	WHIP

BOTTOM

San Diego Padres @ San Francisco Giants

AT&T Park, San Francisco, CA

Mon Jun 25 2007, 7:15 PM PDT

Att. 41,140 - Clear - 66 F

livebaseballscorecards.com

AB	38
R	4
H	7
RBI	4
BB	4
SO	7
LOB	13

GIANTS

1B: 5 SF: 0 PA: 43
2B: 1 SAC: 0
3B: 0 DP: 1
HR: 1 HBP: 1

WP: 0
PB: 0
SB: 1
CS: 0

Batter	1	2	3	4	5	6	7	8	9	10	AB	R	H	RBI	BB	SO	LOB
22 Marcus Giles, R (1, 4) OBP: 0.335, SLG: 0.357	C X 0-1 F7 ①		T S B C 1-3 K ③			X 0-0 23 CS 1B		B B X 2-0 G5-3 ②		B S F F B X 2-2 F8 ③	5	0	1	0	0	1	0
Hiram Bocachica, R (1, 9) OBP: 0.240, SLG: 0.313	B C C X 1-2 P5 ②			C S B X 1-2 P6 ①		X 0-0 B1 ①		B B B B 4-0 BB			3	0	0	0	1	0	1
23 Adrián González, L (1, 3) OBP: 0.350, SLG: 0.505	B S B X 2-1 F7 ③			F X 0-1 G4-3 ②		1 SAFE B B C X 2-1 F7 ② ③ 1-2		C X 0-1 G4-3 ③			4	0	0	0	0	0	2
Mike Cameron, R (1, 8) OBP: 0.325, SLG: 0.449		X 0-0 HR		C X 0-1 1B			B S B X 2-1 F8 ①		C B F F T 2-2 K ①		4	1	2	1	0	1	0
28 Josh Bard, S (1, 2) OBP: 0.332, SLG: 0.367 43 Cla Meredith, R (9, 1) Trevor Hoffman, R (10, 1)		X 0-0 G6-3 ①		B B B C F X 3-2 G6-3 ③			C F S 0-3 K ②		C X 0-1 G5-3 ②		4 0 0	0 0 0	0 0 0	0 0 0	0 0 0	1 0 0	1 0 0
3 Khalil Greene, R (1, 6) OBP: 0.273, SLG: 0.468		B S X 1-1 G5-3 ②			X 0-0 F9 ①		C B X 1-1 HR		B C C F S 1-3 K ③		4	1	1	1	0	1	0
Russell Branyan, L (1, 7) OBP: 0.362, SLG: 0.462 21 Heath Bell, R (7, 1) Scott Linebrink, R (8, 1) 40 Royce Ring, L (9, 1) 4 Michael Barrett, R (9, 2) OBP: 0.301, SLG: 0.415		C B B X 2-1 G4-3 ③			B F F F B X 2-2 F7 ②		C S B X 1-2 2B			B B X 2-0 F8 ①	3 0 0 0 1	0 0 0 0 0	1 0 0 0 0	0 0 0 0 0	0 0 0 0 0	0 0 0 0 0	0 0 0 0 0
5 Kevin Kouzmanoff, R (1, 5) OBP: 0.284, SLG: 0.382			C X 0-1 G5-3 ①		B X 1-0 1B		F C D B S 2-3 K ③			X 0-0 HR	4	1	2	1	0	1	1
David Wells, L (1, 1) OBP: 0.074, SLG: 0.074 José Cruz Jr., S (7, 7) OBP: 0.347, SLG: 0.404			B F C X 1-2 P6 ②		X 0-0 F7 ③			C F B S 1-3 K ①		F B B B C S 3-3 K ②	2 2	0 0	0 0	0 0	0 0	0 2	1 0
Inning Stats	R: 0 H: 0 E: 0 LOB: 0 K: 0 BB: 0 S: 7 P: 10	R: 1 H: 1 E: 0 LOB: 0 K: 0 BB: 0 S: 6 P: 9	R: 0 H: 0 E: 0 LOB: 0 K: 1 BB: 0 S: 8 P: 10	R: 0 H: 1 E: 0 LOB: 1 K: 0 BB: 0 S: 10 P: 14	R: 0 H: 1 E: 0 LOB: 1 K: 0 BB: 0 S: 7 P: 10	R: 0 H: 1 E: 0 LOB: 0 K: 0 BB: 0 S: 4 P: 6	R: 1 H: 2 E: 0 LOB: 1 K: 2 BB: 0 S: 13 P: 19	R: 0 H: 0 E: 0 LOB: 1 K: 1 BB: 1 S: 6 P: 13	R: 0 H: 0 E: 0 LOB: 0 K: 2 BB: 0 S: 9 P: 12	R: 1 H: 1 E: 0 LOB: 0 K: 1 BB: 0 S: 9 P: 16	1B: 3 SF: 0 2B: 1 SAC: 0 3B: 0 DP: 0 HR: 3 HBP: 0						

PITCHER	IP	WLS	BF	H	R	ER	SO	BB	IBB	HBP	BLK	WP	HR	S	P	ERA	WHIP
75 Barry Zito, L (1, 1) ERA: 4.61	8.0		30	6	2	2	4	1	0	0	0	0	2	61	91	2.25	0.875
23 Randy Messenger, R (9, 1) ERA: 2.35	2.0	L	7	1	1	1	3	0	0	0	0	0	1	18	28	4.50	0.500

PITCHER	IP	WLS	BF	H	R	ER	SO	BB	IBB	HBP	BLK	WP	HR	S	P	ERA	WHIP

TOP

San Diego Padres @ San Francisco Giants

AT&T Park, San Francisco, CA

Tue Jun 26 2007, 7:15 PM PDT
Att. 41,331 - Partly Cloudy - 56 F

livebaseballscorecards.com

AB	36
R	3
H	7
RBI	3
BB	1
SO	7
LOB	6

WP: 0 PA: 37
PB: 0
SB: 0
CS: 1

San Diego Padres @ San Francisco Giants

AT&T Park, San Francisco, CA

Tue Jun 26 2007, 7:15 PM PDT

Att. 41,331 - Partly Cloudy - 56 F

livebaseballscorecards.com

Batter	1	2	3	4	5	6	7	8	9	10	AB	R	H	RBI	BB	SO	LOB
10 Dave Roberts, L (1, 8) OBP: 0.298, SLG: 0.342	P5	L6		2 E 1-2 1B		1 SAFE 0-0 P4		0-1 2 S 1-3 2-H 1B		2-2 2 CS 1B	6	0	3	1	0	0	1
2 Randy Winn, S (1, 9) OBP: 0.335, SLG: 0.413	2-2 E8 1B 1 1B 1B		1-1 F9	1-0 E6 1-2 2-3			1-0 G6-4-3 1B	2-1 L3-1 1-2		1-2 CS	5	1	2	0	0	0	4
Ray Durham, S (1, 4) OBP: 0.316, SLG: 0.401	2-3 K		0-1 1 FC4-6 2B	0-1 F8			3-2 G6-4-3 1-2f		1-2 G6-3		5	0	1	0	0	1	5
Barry Bonds, L (1, 7) OBP: 0.504, SLG: 0.578	0-0 1B 1 1B 2-3 1B		4-1 1 FC4-6 BB		0-2 F7		4-0 BB		4-0 BB		2	0	1	0	3	0	0
1 Bengie Molina, R (1, 2) OBP: 0.307, SLG: 0.425	0-1 1B 1-2 3-H 1B		0-1 FC4-6 1-2f 2-3		2-2 G5-3		0-1 P4		0-0 F7		5	0	1	1	0	0	4
Ryan Klesko, L (1, 3) OBP: 0.380, SLG: 0.448	0-1 1-2 2-3 1B		0-1 F8		0-0 F8			3-2 F8	4-1 1-2 BB		4	0	1	0	1	0	2
Pedro Feliz, R (1, 5) OBP: 0.278, SLG: 0.425	1-2 F9			0-0 G2-3		4-0 19 FC5-4 BB		2-1 G4-3	3-3 K		4	0	0	0	1	1	5
19 Kevin Frandsen, R (1, 6) OBP: 0.314, SLG: 0.354		1-0 G5-3		4-0 2 E 10 1B BB		0-1 FC5-4 1-2f		1-1 10 1B 1B		1-0 F8	4	1	1	0	1	0	1
75 Barry Zito, L (1, 1) OBP: 0.103, SLG: 0.103 Mark Sweeney, L (8, PH) OBP: 0.301, SLG: 0.317 23 Randy Messenger, R (9, 1) 12 Nate Schierholtz, L (10, PH) OBP: 0.378, SLG: 0.441		1-1 G1-3		0-3 K		0-3 K		1-1 10 E 10 1B 1-2 1B		0-0 G4-3	3 1 0 1	0 0 0 0	0 1 0 0	0 0 0 0	0 0 0 0	2 0 0 0	2 0 0 0
Inning Stats	R: 1 H: 4 E: 1 LOB: 3 K: 1 BB: 0 S: 21 P: 28	R: 0 H: 0 E: 0 LOB: 0 K: 0 BB: 0 S: 5 P: 8	R: 0 H: 1 E: 0 LOB: 2 K: 0 BB: 1 S: 9 P: 14	R: 0 H: 1 E: 1 LOB: 3 K: 1 BB: 1 S: 11 P: 17	R: 0 H: 0 E: 0 LOB: 0 K: 0 BB: 0 S: 7 P: 9	R: 0 H: 0 E: 0 LOB: 1 K: 1 BB: 1 S: 6 P: 10	R: 0 H: 1 E: 0 LOB: 1 K: 0 BB: 1 S: 8 P: 16	R: 1 H: 3 E: 1 LOB: 2 K: 0 BB: 0 S: 13 P: 22	R: 0 H: 0 E: 0 LOB: 2 K: 1 BB: 2 S: 12 P: 24	R: 0 H: 1 E: 0 LOB: 0 K: 0 BB: 0 S: 8 P: 12	1B: 10 SF: 0 2B: 1 SAC: 0 3B: 0 DP: 1 HR: 0 HBP: 0						

	AB	40
	R	2
	H	11
	RBI	2
	BB	6
	SO	4
	LOB	24

WP: 0 PA: 47
PB: 0
SB: 1
CS: 1

PITCHER		IP	WLS	BF	H	R	ER	SO	BB	IBB	HBP	BLK	WP	HR	S	P	ERA	WHIP
David Wells, L ERA: 4.48	(1, 1)	6.0		28	6	1	1	3	3	0	0	0	0	0	59	86	1.50	1.500
21 Heath Bell, R ERA: 1.39	(7, 1)	1.0	H	4	1	0	0	0	1	0	0	0	0	0	8	16	0.00	2.000
Scott Linebrink, R ERA: 2.6	(8, 1)	1.0	B	6	3	1	1	0	0	0	0	0	0	0	13	22	9.00	3.000
40 Royce Ring, L ERA:	(9, 1)	0.2		4	0	0	0	0	2	0	0	0	0	0	6	15	0.00	3.000
43 Cla Meredith, R ERA: 3.86	(9, 1)	0.1	W	1	0	0	0	1	0	0	0	0	0	0	6	9	0.00	0.000

PITCHER		IP	WLS	BF	H	R	ER	SO	BB	IBB	HBP	BLK	WP	HR	S	P	ERA	WHIP
Trevor Hoffman, R ERA: 1.93	(10, 1)	1.0	S	3	1	0	0	0	0	0	0	0	0	0	8	12	0.00	1.000

San Diego Padres @ San Francisco Giants

AT&T Park, San Francisco, CA

Wed Jun 27 2007, 12:35 PM PDT

Att. 42,527 - Sunny - 63 F

TOP

livebaseballscorecards.com

Batter	1	2	3	4	5	6	7	8	9	AB	R	H	RBI	BB	SO	LOB
22 Marcus Giles, R (1, 4) OBP: 0.333, SLG: 0.358	S B F B T 2-2 ① K		B C B B X 3-1 ②③ L5-4 2-2			F S X 0-2 ① F9		F X 0-1 1B 2B	F C D B X 2-2 ③ G6-3 1-2	5	1	1	0	0	1	3
José Cruz Jr., S (1, 9) OBP: 0.346, SLG: 0.401 (8, 7)	C B S B S 2-3 ② K			F S F B B F X 2-2 ① G4-3		C B B F X 2-2 ② G4-3		F B B X 2-1 BB 23 BB 4 E 2-H 1B		4	1	1	1	0	1	0
23 Adrián González, L (1, 3) OBP: 0.352, SLG: 0.506	B S X 1-1 ③ G5-3			B B C C F F X 2-2 2B		C F B B F B S 2-3 ③ K		C B B B F B 4-2 BB 4 E 1-2 BB		3	1	1	0	1	1	0
Mike Cameron, R (1, 8) OBP: 0.324, SLG: 0.444		C F X 0-2 ① P4		B C B F B S 3-3 ② K			B S F X 1-2 ① F9	F B B S B D 4-2 4 E 1-2 2-3 BB		3	0	0	0	1	1	1
4 Michael Barrett, R (1, 2) OBP: 0.300, SLG: 0.412		X 0-0 ② F7		C S S 0-3 ③ K			C S F X 0-2 3 BB 1B	B F X 1-1 E6 1-3 2-H 3-H		4	0	1	0	0	1	2
3 Khalil Greene, R (1, 6) OBP: 0.276, SLG: 0.477		C C B S 1-3 ③ K			C X 0-1 HR		B B B 4-0 8 G4-6-3 1-2 BB	C B F F S 1-3 ③ K		3	1	1	1	1	2	2
8 Terrmel Sledge, L (1, 7) OBP: 0.321, SLG: 0.392 Hiram Bocachica, R (8, 9) OBP: 0.250, SLG: 0.324			X 0-0 22 L5-4 1B 1B		B X 1-0 ① F7		C S T D X 1-2 ②③ G4-6-3 1-2f		S B X 1-1 22 S 1B	3 1	0 0	1 1	0 0	0 0	0 0	2 0
5 Kevin Kouzmanoff, R (1, 5) OBP: 0.279, SLG: 0.374			C S B X 1-2 ① P3		X 0-0 ② F8			B X 1-0 ① G5-3	1 SAFE 1 SAFE X 0-0 ① F9	4	0	0	0	0	0	2
Greg Maddux, R (1, 1) OBP: 0.074, SLG: 0.074 Russell Branyan, L (8, PH) OBP: 0.359, SLG: 0.457 21 Heath Bell, R (8, 1) Geoff Blum, S (9, PH) OBP: 0.257, SLG: 0.295 Trevor Hoffman, R (9, 1)			1 SAFE X 0-0 1-2 1B		F F B B X 2-2 ③ F9			C B B S B S 3-3 ② K	C B 1 SAFE X 1-1 ② P6	2 1 0 1 0	0 0 0 0 0	1 0 0 0 0	0 0 0 0 0	0 1 0 0 0	0 0 0 0 0	0 0 0 1 0
Inning Stats	R: 0 E: 0 K: 2 S: 8 H: 0 LOB: 0 BB: 0 P: 13	R: 0 E: 0 K: 1 S: 7 H: 0 LOB: 0 BB: 0 P: 8	R: 0 E: 0 K: 0 S: 7 H: 2 LOB: 1 BB: 0 P: 11	R: 0 E: 0 K: 2 S: 16 H: 1 LOB: 1 BB: 0 P: 23	R: 1 E: 0 K: 0 S: 7 H: 1 LOB: 0 BB: 0 P: 10	R: 0 E: 0 K: 1 S: 10 H: 0 LOB: 0 BB: 0 P: 14	R: 0 E: 0 K: 0 S: 11 H: 1 LOB: 1 BB: 1 P: 17	R: 3 E: 1 K: 2 S: 18 H: 2 LOB: 2 BB: 2 P: 34	R: 0 E: 0 K: 0 S: 8 H: 1 LOB: 1 BB: 0 P: 12	1B: 5 2B: 3 3B: 0 HR: 1 SF: 0 SAC: 0 DP: 2 HBP: 0						

AB	34
R	4
H	8
RBI	2
BB	3
SO	8
LOB	13

WP: 0 PB: 0 SB: 1 CS: 0 PA: 37

PITCHER		IP	WLS	BF	H	R	ER	SO	BB	IBB	HBP	BLK	WP	HR	S	P	ERA	WHIP
18 Matt Cain, R ERA: 3.38	(1, 1)	7.2	L	30	7	4	2	7	2	0	0	0	0	1	76	116	2.35	1.174
41 Brad Hennessey, R ERA: 3.31	(8, 1)	0.1		3	0	0	0	1	1	0	0	0	0	0	8	14	0.00	3.000
31 Vinnie Chulk, R ERA: 2.67	(9, 1)	1.0		4	1	0	0	0	0	0	0	0	0	0	8	12	0.00	1.000

PITCHER	IP	WLS	BF	H	R	ER	SO	BB	IBB	HBP	BLK	WP	HR	S	P	ERA	WHIP

BOTTOM

San Diego Padres @ San Francisco Giants
AT&T Park, San Francisco, CA
Wed Jun 27 2007, 12:35 PM PDT
Att. 42,527 - Sunny - 63 F

livebaseballscorecards.com

Batter	1	2	3	4	5	6	7	8	9	AB	R	H	RBI	BB	SO	LOB
10 Dave Roberts, L (1, 8) OBP: 0.291, SLG: 0.333	C X 0-1 G3 ①		B B C L S 2-3 K ①		B C C X 1-2 G5-3 ③			C B B F B X 3-2 G6-3 ①		4	0	0	0	0	1	0
2 Randy Winn, S (1, 7) OBP: 0.334, SLG: 0.410	C B F X 1-2 G4-3 ②		B L X 1-1 G3 ②			C B X 1-1 G3 ①		C C F F B F B F B 3-2 F F X 2B 1B		4	1	1	0	0	0	0
Ryan Klesko, L (1, 3) OBP: 0.377, SLG: 0.449	B F B X 2-1 2B		B B F B F X 3-2 F9 ③			X 0-0 G4-3 ②		C X 0-1 P2 ②		4	0	1	0	0	0	1
Ray Durham, S (1, 4) OBP: 0.323, SLG: 0.408	B S B B B 4-1 BB			B S F X 1-2 F8 ①		B C B X 2-1 1 1B 1B		B F B C F B X 3-2 1-H 2B		3	0	2	1	1	0	0
1 Bengie Molina, R (1, 2) OBP: 0.307, SLG: 0.422	B B F X 2-1 L5 ③			B B C F X 2-2 F9 ②		C X 0-1 1-3 1B		F S B X 1-2 F8 ③		4	0	1	0	0	0	3
12 Nate Schierholtz, L (1, 9) OBP: 0.366, SLG: 0.421		B X 1-0 G4-3 ①		C X 0-1 FC5-4 1B		B S X 1-1 P4 ③			C B X 1-1 F7 ①	4	0	1	0	0	0	2
Pedro Feliz, R (1, 5) OBP: 0.277, SLG: 0.434		C B X 1-1 HR		C 1 SAFE X 0-1 FC5-4 1-2f ③			F F B B X 2-2 G5-3 ①		B X 1-0 L8 ②	4	1	1	1	0	0	1
19 Kevin Frandsen, R (1, 6) OBP: 0.306, SLG: 0.343		C B X 1-1 G3-1 ②			B C F X 1-2 L5 ①		B S C X 1-2 G6-3 ②		C F B B B X 2-2 G3 ③	3	0	0	0	0	0	0
Mark Sweeney, L (9, PH) OBP: 0.297, SLG: 0.313										1	0	0	0	0	0	0
18 Matt Cain, R (1, 1) OBP: 0.069, SLG: 0.036		C C C 0-3 K ③			C C S 0-3 K ②		B S C S 1-3 K ③			3	0	0	0	0	3	0
41 Brad Hennessey, R (8, 1)										0	0	0	0	0	0	0
31 Vinnie Chulk, R (9, 1)										0	0	0	0	0	0	0

Inning Stats	1	2	3	4	5	6	7	8	9
	R: 0 H: 1 E: 0 LOB: 2 K: 0 BB: 1 S: 10 P: 19	R: 1 H: 1 E: 0 LOB: 0 K: 1 BB: 0 S: 8 P: 11	R: 0 H: 0 E: 0 LOB: 0 K: 1 BB: 0 S: 8 P: 14	R: 0 H: 1 E: 0 LOB: 1 K: 0 BB: 0 S: 10 P: 13	R: 0 H: 0 E: 0 LOB: 0 K: 1 BB: 0 S: 9 P: 11	R: 0 H: 2 E: 0 LOB: 2 K: 0 BB: 0 S: 9 P: 13	R: 0 H: 0 E: 0 LOB: 0 K: 1 BB: 0 S: 9 P: 13	R: 1 H: 2 E: 0 LOB: 1 K: 0 BB: 0 S: 21 P: 31	R: 0 H: 0 E: 0 LOB: 0 K: 0 BB: 0 S: 6 P: 10

	AB	34
	R	2
	H	7
	RBI	2
	BB	1
	SO	4
	LOB	7

	1B: 4	SF: 0	WP: 0	PA: 35
	2B: 2	SAC: 0	PB: 0	
	3B: 0	DP: 0	SB: 0	
	HR: 1	HBP: 0	CS: 0	

PITCHER		IP	WLS	BF	H	R	ER	SO	BB	IBB	HBP	BLK	WP	HR	S	P	ERA	WHIP
Greg Maddux, R ERA: 3.75	(1, 1)	7.0	W	27	5	1	1	4	1	0	0	0	0	1	63	94	1.29	0.857
21 Heath Bell, R ERA: 1.55	(8, 1)	1.0	H	5	2	1	1	0	0	0	0	0	0	0	21	31	9.00	2.000
Trevor Hoffman, R ERA: 1.86	(9, 1)	1.0	S	3	0	0	0	0	0	0	0	0	0	0	6	10	0.00	0.000

PITCHER	IP	WLS	BF	H	R	ER	SO	BB	IBB	HBP	BLK	WP	HR	S	P	ERA	WHIP

San Diego Padres @ Los Angeles Dodgers

Dodger Stadium, Los Angeles, CA

Fri Jun 29 2007, 7:40 PM PDT

Att. 52,050 - Clear - 77 F

livebaseballscorecards.com

TOP

Batter	1	2	3	4	5	6	7	8	9	AB	R	H	RBI	BB	SO	LOB
24 Brian Giles, L (1, 9) OBP: 0.354, SLG: 0.347	C FA 88 B FA 88 B FA 89 F FA 88 B FA 90 F FA 90 B SL 80 4-2 BB	S FA 88 B SL 79 T FA 89 F FA 90 C SL 83 2-3 K ①	C FA 90 C FA 90 B SL 83 F FA 90 F FA 90 X SL 83 1-2 22 1B 23 E 2-3 1B	C FA 86 B FA 88 C FA 88 B FA 87 F FA 88 B FA 89 B FA 89 4-2 23 S BB	C FA 88 C FA 88 C FA 91 0-3 K ②				3	1	1	0	2	2	0
22 Marcus Giles, R (1, 4) OBP: 0.331, SLG: 0.355	S FA 88 C CH 87 B FA 89 F FA 90 B SL 82 X SL 81 2-2 F8 ①	B CH 82 B CH 81 C FA 90 F FA 89 X CH 82 2-2 F8 ②	1 SAFE X SL 80 0-0 23 FC3-6 1-2 3-H 1B	S FA 89 X FA 88 0-1 F8 ①	B FA 87 B FA 86 X FA 87 2-0 G6-3 ③				5	0	1	1	0	0	2
23 Adrián González, L (1, 3) OBP: 0.347, SLG: 0.498	C FA 90 B FA 89 C FA 90 F FA 91 S FA 91 1-3 K ②	C FA 90 T FA 89 B SL 83 X SL 82 1-2 F8 ③	B FA 90 F FA 90 F FA 91 X CH 85 1-2 FC3-6 BB ② 1-2f 2-H	B FA 89 F FA 88 C FA 88 S FA 84 1-3 K ② 1-2			X FF 90 0-0 F7 ①		5	0	0	0	0	2	3
Mike Cameron, R (1, 8) OBP: 0.325, SLG: 0.445	B FA 90 X FA 90 1-0 F9 ③		B CH 88 2-1 C SL 78 X SL 79 4 E 2B B FA 90 B FA 90 D FA 90 F FA 91 B SL 81 4-2 1-2 BB	B FA 90 C FA 88 C FA 90 F FA 88 B CU 75 B FA 89 X FA 89 3-2 G6-3 ③			B FF 91 C FF 92 B FF 91 F FF 91 F FF 93 F FF 91 F SL 84 F FF 92 X FF 92 2-2 G1-4-3 ②		4	1	1	0	1	0	2
4 Michael Barrett, R (1, 2) OBP: 0.302, SLG: 0.412		F CH 87 C CH 80 B FA 88 X SL 81 1-2 F9 ①	B FA 88 2-2 F FA 89 C FA 89 B FA 88 X SL 82 E3 3 1B 5 HR 2-H 1B C FA 92 X FA 91 0-1 P6 ③			X FA 87 0-0 1B	X SL 83 0-0 P5 ③		5	1	2	1	0	0	2
3 Khalil Greene, R (1, 6)		C FA 89 B FA 89 B FA 89 S SL 79 S FA 89 2-3 K ②	B FA 90 B SL 79 F FA 88 F FA 89 B FA 89 X FA 90 3-2 5 HR 2-3 1B	C FA 88 B CU 73 B FA 88 F CH 81 B FA 89 X FA 88 3-2 F8 ①	C CH 83 B FA 87 X CU 74 1-1 L5 ①			4	1	1	0	0	1	1
5 Kevin Kouzmanoff, R (1, 5) OBP: 0.287, SLG: 0.393 43 Cla Meredith, R (7, 1) 40 Royce Ring, L (8, 1) Scott Linebrink, R (8, 1) Trevor Hoffman, R (9, 1)		B CH 87 C FA 89 B SL 81 S FA 90 B FA 90 F FA 91 B FA 90 4-2 3B BB	D SL 81 X FA 88 1-0 1-H 3-H HR	B FA 89 B CH 82 C FA 87 X FA 87 2-1 1B	X FA 87 0-0 F8 ②			3 0 0 0 0	2 0 0 0 0	2 0 0 0 0	3 0 0 0 0	1 0 0 0 0	0 0 0 0 0	1 0 0 0 0
José Cruz Jr., S (1, 7) OBP: 0.348, SLG: 0.409		X FA 89 0-0 1-H 3B	B CU 71 F FA 88 F CH 75 F FA 89 B SL 82 B CU 74 B FA 88 4-2 24 1B 32 SH1-4 22 1B BB	F CU 73 D CU 74 B FA 88 D CH 83 C FA 89 X FA 89 3-2 F9 ②	B CU 74 C FA 89 B FA 88 S FA 89 S CU 74 2-3 K ③			3	1	1	1	1	1	2
32 Chris Young, R (1, 1) OBP: 0.233, SLG: 0.080 Russell Branyan, L (7, 5) OBP: 0.356, SLG: 0.453		B SL 81 C FA 90 B FA 90 C FA 90 B FA 90 X FA 91 3-2 G4-3 ③	X FA 88 0-0 SH1-4 ① 1-2	S FA 88 X FA 89 0-1 G6-3 ③			F FA 88 T FA 88 F FA 90 B SL 78 C FA 89 1-3 K ①		2 1	0 0	0 0	0 0	0 0	0 1	2 0
Inning Stats	R: 0 E: 0 K: 1 S: 12 H: 0 LOB: 1 BB: 1 P: 20	R: 1 E: 0 K: 1 S: 13 H: 1 LOB: 1 BB: 1 P: 23	R: 0 E: 0 K: 1 S: 10 H: 0 LOB: 0 BB: 0 P: 15	R: 6 E: 2 K: 0 S: 26 H: 6 LOB: 2 BB: 2 P: 44	R: 0 E: 0 K: 0 S: 10 H: 1 LOB: 1 BB: 0 P: 18	R: 0 E: 0 K: 1 S: 12 H: 0 LOB: 1 BB: 1 P: 20	R: 0 E: 0 K: 1 S: 7 H: 1 LOB: 1 BB: 0 P: 10	R: 0 E: 0 K: 2 S: 8 H: 0 LOB: 0 BB: 0 P: 11	R: 0 E: 0 K: 0 S: 9 H: 0 LOB: 0 BB: 0 P: 11	1B: 6 2B: 1 3B: 1 HR: 1 SF: 0 SAC: 1 DP: 0 HBP: 0				WP: 0 PB: 0 SB: 1 CS: 0		PA: 41

	AB	35
	R	7
	H	9
	RBI	6
	BB	5
	SO	7
	LOB	15

PITCHER		IP	WLS	BF	H	R	ER	SO	BB	IBB	HBP	BLK	WP	HR	S	P	ERA	WHIP
56 Hung-Chih Kuo, L ERA: 7.42	(1, 1)	3.1	L	19	6	7	6	3	3	0	0	0	0	1	53	89	16.20	2.700
Rudy Seanez, R ERA: 3.38	(4, 1)	0.2		4	1	0	0	0	1	0	0	0	0	0	8	13	0.00	3.000
Mark Hendrickson, L ERA: 4.08	(5, 1)	3.0		12	2	0	0	2	1	0	0	0	0	0	29	48	0.00	1.000
Joe Beimel, L ERA: 4.5	(8, 1)	1.0		3	0	0	0	2	0	0	0	0	0	0	8	11	0.00	0.000
41 Chin-hui Tsao, R ERA: 2.84	(9, 1)	1.0		3	0	0	0	0	0	0	0	0	0	0	9	11	0.00	0.000

PITCHER		IP	WLS	BF	H	R	ER	SO	BB	IBB	HBP	BLK	WP	HR	S	P	ERA	WHIP

BOTTOM

San Diego Padres @ Los Angeles Dodgers

Dodger Stadium, Los Angeles, CA

Fri Jun 29 2007, 7:40 PM PDT

Att. 52,050 - Clear - 77 F

livebaseballscorecards.com

Batter	1	2	3	4	5	6	7	8	9	AB	R	H	RBI	BB	SO	LOB
15 Rafael Furcal, S (1, 6) OBP: 0.340, SLG: 0.353	B FA 87 X FA 88 1-0 ① B5-3		C FA 88 B CH 78 B SL 81 C FA 90 X FA 89 2-2 9 S 9 E 1B		C FA 87 B CH 79 X FA 87 1-1 ① F9		C CH 85 F CH 74 B CH 84 X CU 74 1-2 ①② G3-6-3 1-2f		B FA 83 C FA 82 C CH 83 X CH 72 1-2 9 G6-3 55 G5-3 2B	5	2	2	0	0	0	1
9 Juan Pierre, L (1, 8) OBP: 0.309, SLG: 0.325	B FA 87 B FA 87 C FA 88 X FA 88 2-1 55 S 12 G6-3 1B		1 SAFE C FA 89 B FA 89 X FA 89 1-1 E7 55 BLK 1-H 1B		B FA 88 X CH 79 1-0 55 G6-3 55 S 1B		B CH 85 C CH 84 X CH 84 1-1 ③ L6		L CH 84 X CH 84 0-1 ① G6-3 2-3	5	1	3	1	0	0	1
55 Russell Martin, R (1, 2) OBP: 0.365, SLG: 0.480	B FA 88 1 SAFE 1 SAFE B FA 88 2 SAFE B FA 89 B FA 88 4-0 S 12 G6-3 1-3 BB		B SL 78 C SL 78 B SL 79 F SL 79 B FA 88 F SL 80 S FA 90 3-3 ② K 2-3		C SL 77 X SL 80 0-1 ② G6-3 1-3			B CH 83 F CH 82 X CH 83 1-1 12 1B 5 1B 2B	C FA 85 S SL 81 B CH 73 X SL 80 1-2 ② G5-3 3-H	4	1	1	1	1	1	2
12 Jeff Kent, R (1, 4) OBP: 0.354, SLG: 0.455	1 SAFE C FA 89 X SL 78 0-1 ② G6-3 1-2 3-H		X SL 79 0-0 ③ P4		F SL 79 F FA 88 F FA 90 B SL 81 X SL 79 1-2 ③ F8			C CH 84 X SL 76 0-1 5 1B G1-3 7 1B 2-3 1B	X FA 85 0-0 2B	5	1	2	1	0	0	3
Luis Gonzalez, L (1, 7) OBP: 0.387, SLG: 0.490	C FA 88 F FA 90 B FA 88 B FA 89 F FA 90 B SL 79 F SL 79 F FA 90 F FA 89 3-3 ③ K 2-3		F FA 81 F FA 89 S SL 80	B FA 87 C FA 88 F CH 81 B FA 89 F FA 90 S CH 82 2-3 ① K	C FA 87 B FA 87 S FA 88 B CU 68 F FA 87 B CU 68 F FA 88 F FA 88 F FA 88 3-3 ① K			C CU 71 S SL 70 F SL 71 B FA 89 X CU 71 1-2 ① G1-3 1-2	C FC 84 X CH 73 0-1 ③ P2	5	0	0	0	0	3	4
5 Nomar Garciaparra, R (1, 5) OBP: 0.312, SLG: 0.327		S F FA 89 B SL 79 F SL 80 S FA 89 1-3 ① K		F SL 79 X SL 78 0-1 7 1B 1B	F FA 87 F FA 88 X SL 78 0-2 7 G1-6-3 1B			C CU 72 F FA 89 B FA 89 F CU 72 X CU 71 1-2 27 WP 7 1B 27 G6-3 2-3 3-H 1B		4	1	3	1	0	1	0
7 James Loney, L (1, 3) OBP: 0.500, SLG: 0.848		B FA 89 X FA 89 1-0 ② F7		C CH 80 F FA 88 F FA 88 X SL 80 0-2 1-3 1B	C FA 87 F FA 89 B FA 87 X FA 87 1-2 ② G1-6-3 1-2			C CU 71 D CU 72 X FA 89 1-1 27 WP 1-2 3-H 1B		4	0	2	1	0	0	1
27 Matt Kemp, R (1, 9) OBP: 0.424, SLG: 0.475		C FA 88 F FA 90 B SL 80 S SL 79 1-3 ③ K		S SL 78 F SL 80 F FA 88 F SL 80 S SL 81 0-3 ② K	D SL 78 B SL 80 F FA 89 C FA 89 F SL 80 S FA 90 2-3 ③ K			C FA 91 B FA 91 C FA 91 B CH 79 B FA 92 X FA 92 3-2 ② G6-3 1-2 2-H		4	0	0	1	0	3	4
56 Hung-Chih Kuo, L (1, 1) OBP: 0.167, SLG: 0.667 Rudy Seanez, R (4, 1) 16 Andre Ethier, L (4, PH) OBP: 0.344, SLG: 0.427 Mark Hendrickson, L (5, 1) 6 Tony Abreu, S (7, PH) OBP: 0.312, SLG: 0.422 Joe Beimel, L (8, 1) Wilson Betemit, S (8, PH) OBP: 0.327, SLG: 0.427 41 Chin-hui Tsao, R (9, 1)			S FA 87 S FA 89 F FA 91 F SL 78 S FA 89 0-3 ① K	C FA 90 F FA 90 B FA 89 X FA 90 1-2 ③ G5-3		B CH 84 C CH 84 B CH 83 X CH 83 2-1 15 G3-6-3 1B	B FA 91 B CH 80 F CH 80 F CH 80 F FA 92 X FA 91 2-2 ③ F7		1 0 1 0 1 0 0 1 0	0 0 0 0 0 0 0 0 0	0 0 0 0 1 0 0 0 0	0 0 0 0 0 0 0 0 0	1 0 2 0 0 0 0 0 1	0 0 0 0 0 0 0 0 0
Inning Stats	R: 1 E: 0 K: 1 S: 14 H: 1 LOB: 1 BB: 1 P: 24	R: 0 E: 0 K: 2 S: 8 H: 0 LOB: 0 BB: 0 P: 11	R: 1 E: 1 K: 2 S: 15 H: 2 LOB: 1 BB: 0 P: 21	R: 0 E: 0 K: 2 S: 18 H: 2 LOB: 2 BB: 0 P: 21	R: 0 E: 0 K: 0 S: 9 H: 1 LOB: 1 BB: 0 P: 12	R: 0 E: 0 K: 2 S: 18 H: 1 LOB: 1 BB: 0 P: 24	R: 0 E: 0 K: 0 S: 7 H: 1 LOB: 0 BB: 0 P: 11	R: 3 E: 0 K: 0 S: 21 H: 4 LOB: 1 BB: 0 P: 30	R: 1 E: 0 K: 0 S: 11 H: 2 LOB: 1 BB: 0 P: 13	1B: 11 2B: 3 3B: 0 HR: 0 SF: 0 SAC: 0 DP: 1 HBP: 0						

	AB	40
	R	6
	H	14
	RBI	6
	BB	1
	SO	9
	LOB	19

WP: 1 PB: 0 SB: 5 CS: 0 PA: 41

PITCHER		IP	WLS	BF	H	R	ER	SO	BB	IBB	HBP	BLK	WP	HR	S	P	ERA	WHIP
32 Chris Young, R ERA: 2.14	(1, 1)	6.0	W	26	7	2	2	9	1	0	0	1	0	0	82	113	3.00	1.333
43 Cla Meredith, R ERA: 4.23	(7, 1)	1.0		5	3	2	2	0	0	0	0	0	0	0	11	16	18.00	3.000
40 Royce Ring, L ERA: 1.5	(8, 1)	0.1		3	2	0	0	0	0	0	0	0	0	0	10	13	0.00	6.000
Scott Linebrink, R ERA: 2.55	(8, 1)	0.2	H	2	0	1	1	0	0	0	0	0	1	0	7	12	13.50	0.000
Trevor Hoffman, R ERA: 2.1	(9, 1)	1.0	S	5	2	1	1	0	0	0	0	0	0	0	11	13	9.00	2.000

PITCHER	IP	WLS	BF	H	R	ER	SO	BB	IBB	HBP	BLK	WP	HR	S	P	ERA	WHIP

Batter	1	2	3	4	5	6	7	8	9	10	11	12	AB	R	H	RBI	BB	SO	LOB
24 Brian Giles, L (1, 9) OBP: 0.358, SLG: 0.354	C B X 1-1 F8 ①		C C B F B B B 4-2 22 FC5-4 BB		B B X 2-0 22 FC6-4 1B			F X 0-1 2B		C B C X 1-2 L5 ③		B C C C 1-3 K ②	5	0	2	0	1	1	1
22 Marcus Giles, R (1, 4) OBP: 0.325, SLG: 0.348	B B X 2-0 F8 ②		F B B B X 2-2 FC5-4 ② 1-2f		1 SAFE X 0-0 FC6-4 ③ 1-2f			L X 0-1 F9 ①			B B B C C X 3-1 F8 ①	F S S X 1-2 G3 ③	6	0	0	0	0	0	4
23 Adrián González, L (1, 3) OBP: 0.347, SLG: 0.494	S B S C 1-3 K ③		X 0-0 F7 ③			L B B T F B F B 4-2 3 FC6-4 BB		F B T S 1-3 K ②			B B F B F F F B 4-2 BB		3	0	0	0	2	2	2
Mike Cameron, R (1, 8) OBP: 0.326, SLG: 0.451		B F X 1-1 28 2B 2B	C X 0-1 28 1B 2B			S B B B F S 2-3 K ①		F B B S B S 3-3 K ③			B C B T X 2-2 F8 ②		5	1	2	0	0	2	3
28 Josh Bard, S (1, 2) OBP: 0.340, SLG: 0.377 Hiram Bocachica, R (9, PR) OBP: 0.250, SLG: 0.324 4 Michael Barrett, R (9, 2) OBP: 0.301, SLG: 0.410		B B C X 2-1 5 G4-3 2-H 2B	B F F X 1-2 5 CS 2-3 1B			C B C B C 2-3 K ②			B B C B B 4-2 3 CS BB		X 0-0 F7 ③		3 0 1	0 0 0	2 0 0	1 0 0	1 0 0	1 0 1	1 0 1
3 Khalil Greene, R (1, 6) OBP: 0.274, SLG: 0.469		C B B F X 2-2 L8 ①	C F F S 0-3 K ①			C S X 0-2 FC6-4 ③ 1-2f			P C S F B X 2-2 F7 ①② 1-2			B X 1-0 5 SH2-4 2B 1B	5	1	1	0	0	1	5
5 Kevin Kouzmanoff, R (1, 5) OBP: 0.282, SLG: 0.386		C F B B X 2-2 G4-3 ② 2-3	S B S C 1-3 K ②③ 1-2				X 0-0 G5-3 ①		C X 0-1 F9 ③			C X 0-1 SH2-4 ① 1-2	4	0	0	0	0	1	4
José Cruz Jr., S (1, 7) OBP: 0.345, SLG: 0.409		B C B B C X 3-2 G4-3 ③			F X 0-1 F8 ①		F C B B B T 3-2 K ②			B F F B B X 3-2 F7 ①		S F B X 1-2 2B 2-H 2B	5	1	1	1	0	1	1
44 Jake Peavy, R (1, 1) OBP: 0.200, SLG: 0.343 21 Heath Bell, R (8, 1) Russell Branyan, L (10, PH) OBP: 0.353, SLG: 0.448 Scott Linebrink, R (10, 1) 43 Cla Meredith, R (11, 1) 40 Royce Ring, L (11, 1) Geoff Blum, S (12, PH) OBP: 0.264, SLG: 0.313 Trevor Hoffman, R (12, 1)			X 0-0 F8 ①		X 0-0 F8 ②		F B F B S 2-3 K ③			X 0-0 G6-3 ②		X 0-0 2-H 2B	3 0 1 0 0 0 0 1	0 0 0 0 0 0 0 0	0 0 0 0 0 0 0 1	0 0 0 0 0 0 0 1	1 0 0 0 0 0 0 0	0 0 0 0 0 0 0 0	0 0 0 0 0 0 0 0
Inning Stats	R: 0 H: 0 E: 0 LOB: 0 K: 1 BB: 0 S: 6 P: 10	R: 1 H: 2 E: 0 LOB: 1 K: 0 BB: 0 S: 13 P: 23	R: 0 H: 0 E: 0 LOB: 1 K: 0 BB: 1 S: 8 P: 14	R: 0 H: 2 E: 0 LOB: 1 K: 2 BB: 0 S: 12 P: 14	R: 0 H: 1 E: 0 LOB: 1 K: 0 BB: 0 S: 5 P: 7	R: 0 H: 0 E: 0 LOB: 1 K: 2 BB: 1 S: 13 P: 21	R: 0 H: 0 E: 0 LOB: 0 K: 2 BB: 0 S: 7 P: 12	R: 0 H: 1 E: 0 LOB: 1 K: 2 BB: 0 S: 10 P: 14	R: 0 H: 0 E: 0 LOB: 1 K: 0 BB: 1 S: 9 P: 14	R: 0 H: 0 E: 0 LOB: 0 K: 0 BB: 0 S: 7 P: 11	R: 0 H: 0 E: 0 LOB: 1 K: 0 BB: 1 S: 10 P: 19	R: 2 H: 3 E: 0 LOB: 1 K: 1 BB: 0 S: 13 P: 17	1B: 3 SF: 0 2B: 6 SAC: 1 3B: 0 DP: 0 HR: 0 HBP: 0				WP: 0 PA: 47 PB: 0 SB: 0 CS: 2		

PITCHER		IP	WLS	BF	H	R	ER	SO	BB	IBB	HBP	BLK	WP	HR	S	P	ERA	WHIP
31 Brad Penny, R ERA: 2.0	(1, 1)	7.0		27	5	1	1	7	2	0	0	0	0	0	64	101	1.29	1.000
Joe Beimel, L ERA: 4.41	(8, 1)	0.2		3	1	0	0	1	0	0	0	0	0	0	7	8	0.00	1.500
51 Jonathan Broxton, R ERA: 3.07	(8, 1)	1.1		4	0	0	0	1	1	0	0	0	0	0	12	20	0.00	0.750
44 Takashi Saito, R ERA: 1.34	(10, 1)	1.0		3	0	0	0	0	0	0	0	0	0	0	7	11	0.00	0.000
41 Chin-hui Tsao, R ERA: 2.7	(11, 1)	1.0		4	0	0	0	0	1	0	0	0	0	0	10	19	0.00	1.000

PITCHER		IP	WLS	BF	H	R	ER	SO	BB	IBB	HBP	BLK	WP	HR	S	P	ERA	WHIP
Brett Tomko, R ERA: 5.85	(12, 1)	1.0	L	6	3	2	2	1	0	0	0	0	0	0	13	17	18.00	3.000

TOP

San Diego Padres @ Los Angeles Dodgers

Dodger Stadium, Los Angeles, CA

Sat Jun 30 2007, 7:10 PM PDT

Att. 53,769 - Clear - 75 F

livebaseballscorecards.com

AB	42
R	3
H	9
RBI	3
BB	4
SO	10
LOB	22

Batter	1	2	3	4	5	6	7	8	9	10	11	12	AB	R	H	RBI	BB	SO	LOB
15 Rafael Furcal, S (1, 6) OBP: 0.337, SLG: 0.348	C X 0-1 P6 ①		C B B X 2-1 P5 ③			B C C B X 2-2 G6-3 ②		B B C B B B 4-1 55 G3 9 SH2-4 BB		C X 0-1 L4 ③			4	0	0	0	1	0	0
9 Juan Pierre, L (1, 8) OBP: 0.308, SLG: 0.324	C B B F X 2-2 F8 ②			C X 0-1 G4-3 ①		X 0-0 55 S 1B		1 SAFE L X 0-1 SH2-4 ① 1-2			C B X 1-1 G5-3 ①		4	0	1	0	0	0	0
55 Russell Martin, R (1, 2) OBP: 0.363, SLG: 0.475	C X 0-1 G5-3 ③			F B B X 2-1 G6-3 ②		C 1 SAFE 1 SAFE C B B S 2-3 K ③ 1-2		C X 0-1 G3 ② 2-3			S B X 1-1 12 CS 12 S 1B		5	0	1	0	0	1	2
12 Jeff Kent, R (1, 4) 27 Matt Kemp, R (11, PR) OBP: 0.424, SLG: 0.475 (12, 9) OBP: 0.352, SLG: 0.449		F B C B S 2-3 K ①		B B C B B X 3-1 F8 ③			C S B S 1-3 K ①	F S S 0-3 K ③			C 1 SAFE F B 1 SAFE B B B B 4-2 5 FC5 BB BB 1-3		4 0	0 0	0 0	0 0	1 0	3 0	1 0
Luis Gonzalez, L (1, 7) OBP: 0.387, SLG: 0.487 Brett Tomko, R (12, 1)		C B C B X 2-2 L7 ②			B F F X 1-2 F8 ①		B C F B X 2-2 16 1B 7 S 1B		C S F B X 1-2 G6-3 ①		1 SAFE B 1 SAFE B B C B 4-1 5 FC5 BB 1-2		4 0	0 0	1 0	0 0	1 0	0 0	0 0
5 Nomar Garciaparra, R (1, 5) OBP: 0.314, SLG: 0.339	B C X 1-1 1B				S B B F B F F F F 3-2 X HR		F F X 0-2 P3 ②		B X 1-0 G4-3 ②		S F B X 1-2 FC5 ③ 1-2 2-3f		5	1	2	1	0	0	3
7 James Loney, L (1, 3) OBP: 0.472, SLG: 0.780	X 0-0 F8 ③		B X 1-0 G1-3 ②			B B C B B C 4-2 16 1B 1-2 BB		B G B F C 2-3 K ③		B X 1-0 F7 ①			4	0	0	0	1	1	1
16 Andre Ethier, L (1, 9) (12, 7) OBP: 0.341, SLG: 0.422	X 0-0 F7 ①		C G B B X 2-2 G4-3 ③			C F B B X 2-2 1-2 2-3 1B		B C S S 1-3 K ①		C B B X 2-1 L8 ②			5	0	1	0	0	1	0
31 Brad Penny, R (1, 1) Olmedo Saenz, R (7, PH) OBP: 0.294, SLG: 0.422 Joe Beimel, L (8, 1) 51 Jonathan Broxton, R (8, 1) 44 Takashi Saito, L (10, 1) Wilson Betemit, S (10, PH) OBP: 0.325, SLG: 0.624 41 Chin-hui Tsao, R (11, 1) 6 Tony Abreu, S (12, 4) OBP: 0.309, SLG: 0.417 OBP: 0.273, SLG: 0.290	C F S 0-3 K2-3 ②				S B S S 1-3 K ①	B F B S S 2-3 K ③		B F B S S 2-3 K ②		B C S F X 1-2 F7 ③			2 1 0 0 0 0 1 0	0 0 0 0 0 0 0 0	0 0 0 0 0 0 0 0	0 0 0 0 0 0 1 0	0 0 0 0 0 0 0 0	2 1 0 0 0 0 0 0	0 3 0 0 0 0 0 0
Inning Stats	R: 0 H: 0 E: 0 LOB: 0 K: 0 BB: 0 S: 7 P: 9	R: 0 H: 1 E: 0 LOB: 1 K: 1 BB: 0 S: 9 P: 14	R: 0 H: 0 E: 0 LOB: 0 K: 1 BB: 0 S: 6 P: 8	R: 0 H: 0 E: 0 LOB: 0 K: 0 BB: 0 S: 6 P: 11	R: 1 H: 1 E: 0 LOB: 0 K: 0 BB: 0 S: 14 P: 21	R: 0 H: 1 E: 0 LOB: 1 K: 2 BB: 0 S: 10 P: 15	R: 0 H: 2 E: 0 LOB: 3 K: 2 BB: 1 S: 18 P: 29	R: 0 H: 0 E: 0 LOB: 1 K: 1 BB: 1 S: 8 P: 12	R: 0 H: 0 E: 0 LOB: 0 K: 1 BB: 0 S: 8 P: 12	R: 0 H: 0 E: 0 LOB: 0 K: 2 BB: 0 S: 8 P: 11	R: 0 H: 1 E: 0 LOB: 2 K: 0 BB: 2 S: 10 P: 21	R: 0 H: 0 E: 0 LOB: 0 K: 0 BB: 0 S: 7 P: 11	1B: 5 2B: 0 3B: 0 HR: 1	SF: 0 SAC: 1 DP: 0 HBP: 0		WP: 0 PB: 0 SB: 3 CS: 1	PA: 45		

PITCHER		IP	WLS	BF	H	R	ER	SO	BB	IBB	HBP	BLK	WP	HR	S	P	ERA	WHIP
44 Jake Peavy, R ERA: 2.09	(1, 1)	7.0		27	5	1	1	6	1	0	0	0	0	1	70	107	1.29	0.857
21 Heath Bell, R ERA: 1.49	(8, 1)	2.0		7	0	0	0	2	1	0	0	0	0	0	16	24	0.00	0.500
Scott Linebrink, R ERA: 2.48	(10, 1)	1.0		3	0	0	0	2	0	0	0	0	0	0	8	11	0.00	0.000
43 Cla Meredith, R ERA: 4.15	(11, 1)	0.2		3	1	0	0	0	1	0	0	0	0	0	6	12	0.00	3.000
40 Royce Ring, L ERA: 1.42	(11, 1)	0.1	W	2	0	0	0	0	1	0	0	0	0	0	4	9	0.00	3.000

PITCHER		IP	WLS	BF	H	R	ER	SO	BB	IBB	HBP	BLK	WP	HR	S	P	ERA	WHIP
Trevor Hoffman, R ERA: 2.03	(12, 1)	1.0	S	3	0	0	0	0	0	0	0	0	0	0	7	11	0.00	0.000

BOTTOM

San Diego Padres @ Los Angeles Dodgers

Dodger Stadium, Los Angeles, CA

Sat Jun 30 2007, 7:10 PM PDT

Att. 53,769 - Clear - 75 F

livebaseballscorecards.com

AB	40
R	1
H	6
RBI	1
BB	4
SO	10
LOB	10

Batter	1	2	3	4	5	6	7	8	9	AB	R	H	RBI	BB	SO	LOB
José Cruz Jr., S (1, 7) OBP: 0.340, SLG: 0.402	C FA 95 B FA 93 C FA 93 B FA 95 X FA 94 2-2 ① G1-3		X FA 94 0-0 ① L6			B FC 89 C FA 94 C FA 95 B FC 90 S CU 81 2-3 ① K		C FA 95 C FA 97 F SL 85 X FA 96 0-2 ② G3-1 1-2 2-3		4	0	0	0	0	1	2
22 Marcus Giles, R (1, 4) OBP: 0.324, SLG: 0.347	C FA 95 F FA 95 F FA 95 B FA 92 X FA 94 1-2 1B		X FA 95 0-0 ② G1-3			X FA 92 0-0 ② G5-3		C FA 93 B FA 95 X FA 94 1-1 ③ G5-3		4	0	1	0	0	0	2
23 Adrián González, L (1, 3) OBP: 0.344, SLG: 0.488	C FA 94 S FA 94 S FA 90 0-3 ② K		B FA 93 C FA 95 C FA 95 S FA 92 1-3 ③ K			B FA 94 B FA 96 X FA 97 2-0 ③ F8			X FA 89 0-0 ① G4-3	4	0	0	0	0	2	1
Mike Cameron, R (1, 8) OBP: 0.325, SLG: 0.448	B FA 93 F FA 93 B FA 94 B FA 94 S FA 94 X FA 95 3-2 ③ F9			C FA 95 X FA 96 0-1 ① F9			B FA 95 X FA 95 1-0 ① F9		C FA 90 B CU 76 F FA 90 B CH 81 X FA 92 2-2 28 BB 1B	4	0	1	0	0	0	1
4 Michael Barrett, R (1, 2) OBP: 0.300, SLG: 0.407		C FA 93 F FA 94 B FA 89 F FC 89 F FA 94 B CU 81 X FA 95 2-2 1B 1B		F FA 96 F FA 94 F FC 92 X FC 91 0-2 ② G6-3			X FA 95 0-0 ② G4-3		X FA 91 0-0 ② F7	4	0	1	0	0	0	1
Russell Branyan, L (1, 5) OBP: 0.344, SLG: 0.434 41 Kevin Cameron, R (7, 1) 28 Josh Bard, S (9, PH) OBP: 0.343, SLG: 0.377		L FA 93 F FA 93 S FA 88 0-3 ① K		C FA 95 B CH 85 B FA 95 C FA 89 S FC 90 2-3 ③ K			F FA 94 S FC 88 B FC 90 C CU 82 1-3 ③ K		B B B FA 87 C B FA 90 4-1 1-2 BB	3 0 0	0 0 0	0 0 0	0 0 0	0 0 1	3 0 0	1 0 0
Geoff Blum, S (1, 6) OBP: 0.264, SLG: 0.303		C FA 93 C CU 80 S FC 89 0-3 ② K			F FA 95 F FC 88 S FC 89 0-3 ① K			B FA 92 B FA 94 S FA 95 B FA 94 B FA 94 4-1 G3-1 1B BB	X FA 90 0-0 ③ F7	3	0	0	0	1	2	3
Hiram Bocachica, R (1, 9) OBP: 0.266, SLG: 0.338		C FA 95 B FA 96 S FA 95 B SL 89 X FA 94 2-2 1-3 1B			B FA 96 F FA 95 C CU 81 S FC 90 1-3 ② K			B SL 86 B FA 96 C FA 94 X FA 95 2-1 G3-1 1-2 1B		3	0	2	0	0	1	0
Justin Germano, R (1, 1) OBP: 0.385, SLG: 0.417 5 Kevin Kouzmanoff, R (7, 5) OBP: 0.281, SLG: 0.384		C FA 95 B FA 95 S FA 95 B CU 80 B FA 95 F FA 95 X FA 95 3-2 ③ F9			B FA 94 B FA 94 C FA 94 X FA 95 2-1 ③ P6			F FA 95 F FA 96 S SL 84 0-3 ① K		2 1	0 0	0 0	0 0	0 0	0 1	2 2
Inning Stats	R: 0 E: 0 K: 1 S: 13 H: 1 LOB: 1 BB: 0 P: 19	R: 0 E: 0 K: 2 S: 18 H: 2 LOB: 2 BB: 0 P: 25	R: 0 E: 0 K: 1 S: 5 H: 0 LOB: 0 BB: 0 P: 6	R: 0 E: 0 K: 1 S: 9 H: 0 LOB: 0 BB: 0 P: 11	R: 0 E: 0 K: 2 S: 8 H: 0 LOB: 0 BB: 0 P: 11	R: 0 E: 0 K: 1 S: 5 H: 0 LOB: 0 BB: 0 P: 9	R: 0 E: 0 K: 1 S: 5 H: 0 LOB: 0 BB: 0 P: 7	R: 0 E: 0 K: 1 S: 12 H: 1 LOB: 2 BB: 1 P: 19	R: 0 E: 0 K: 0 S: 7 H: 1 LOB: 2 BB: 1 P: 13	1B: 5 2B: 0 3B: 0 HR: 0 SF: 0 SAC: 0 DP: 0 HBP: 0						WP: 0 PB: 0 SB: 0 CS: 0 PA: 34	

PITCHER		IP	WLS	BF	H	R	ER	SO	BB	IBB	HBP	BLK	WP	HR	S	P	ERA	WHIP
58 Chad Billingsley, R ERA: 3.44	(1, 1)	7.0	W	24	3	0	0	9	0	0	0	0	0	0	63	88	0.00	0.429
51 Jonathan Broxton, R ERA: 3.0	(8, 1)	1.0		5	1	0	0	1	1	0	0	0	0	0	12	19	0.00	2.000
54 D.J. Houlton, R ERA:	(9, 1)	1.0		5	1	0	0	0	1	0	0	0	0	0	7	13	0.00	2.000

PITCHER	IP	WLS	BF	H	R	ER	SO	BB	IBB	HBP	BLK	WP	HR	S	P	ERA	WHIP

TOP

San Diego Padres @ Los Angeles Dodgers

Dodger Stadium, Los Angeles, CA

Sun Jul 01 2007, 1:10 PM PDT

Att. 48,632 - Sunny - 85 F

livebaseballscorecards.com

AB	32
R	0
H	5
RBI	0
BB	2
SO	10
LOB	15

BOTTOM

Batter	1	2	3	4	5	6	7	8	9	AB	R	H	RBI	BB	SO	LOB
15 Rafael Furcal, S (1, 6) OBP: 0.338, SLG: 0.359	L CH 85 X CH 77 0-1 ① G3		C CU 69 C CH 86 B FA 86 F FA 88 X CH 79 1-2 9 S 9 1B 2-H 1B	B CH 79 F CH 79 X FA 88 1-1 ③ F7			X CH 78 0-0 HR	C FA 91 C FA 92 C SL 83 0-3 ③ K		5	2	2	2	0	1	5
9 Juan Pierre, L (1, 8) OBP: 0.310, SLG: 0.324	C FA 89 B CH 85 B CH 84 B B 4-1 55 G4-3 BB		P PO 82 1 SAFE C CH 78 C CU 69 B CU 70 F CU 72 X CH 78 2-2 55 S 55 1B 1-H 1B		C CH 86 B CU 70 C FA 88 X CH 78 1-2 ① G5-3		B FA 87 C CH 85 X CU 70 1-1 ② F7			3	1	1	1	1	0	0
55 Russell Martin, R (1, 2) OBP: 0.364, SLG: 0.473	1 SAFE 1 SAFE 1 SAFE X CH 85 0-0 ② ③ G4-3 1-2f		C CU 68 B FA 88 X CU 68 1-1 1-H 1B		B CH 78 S CU 70 X CU 71 1-1 ② F8		B CU 71 C CH 79 C FA 86 B CH 78 B FA 87 B CH 77 4-2 BB			3	0	1	1	1	0	1
Luis Gonzalez, L (1, 7) OBP: 0.385, SLG: 0.481 51 Jonathan Broxton, R (8, 1) 54 D.J. Houlton, R (9, 1)		C CH 85 B FA 86 X CH 84 1-1 ① F8	C FA 86 X CH 78 0-1 ③ G4-3		B CH 78 B CH 85 B CU 69 B FA 86 4-0 BB		C FC 90 B FC 89 B FA 90 S FA 90 S SL 80 2-3 ③ K			3 0 0	0 0 0	0 0 0	0 0 0	1 0 0	1 0 0	2 0 0
5 Nomar Garciaparra, R (1, 5) OBP: 0.310, SLG: 0.336 16 Andre Ethier, L (8, 7) OBP: 0.340, SLG: 0.421		B CU 68 C FA 89 X FA 88 1-1 ② F9		X CH 86 0-0 ① F7	C FA 88 X CH 77 0-1 ③ G5-3			S SL 78 X SL 78 0-1 ① G5-3		3 1	0 0	0 0	0 0	0 0	0 0	1 0
7 James Loney, L (1, 3) OBP: 0.456, SLG: 0.736		B FA 88 B FA 87 C CH 79 F CH 78 F FA 89 X CH 79 2-2 ③ F9		B CH 85 C CH 85 X FA 86 1-1 ② G6-3		B CH 85 C CU 69 B CH 78 F CH 86 C FA 88 2-3 ① K		B FA 91 C FA 90 B SL 77 B FA 88 B FA 91 4-1 6 E 6 1B BB		3	0	0	0	1	1	0
27 Matt Kemp, R (1, 9) OBP: 0.429, SLG: 0.523			B FA 87 C FA 86 C FA 87 X CU 79 1-2 58 SH2-4 15 1B 1B	F FA 87 C FA 87 X FA 89 0-2 HR	C CU 68 C CU 70 S CU 71 0-3 ② K			S SL 80 S SL 77 S SL 83 0-3 ② K		4	2	2	1	0	2	1
6 Tony Abreu, S (1, 4) OBP: 0.316, SLG: 0.421			B FA 87 F CH 78 B CU 68 1 SAFE B CH 77 X CH 85 3-1 ① F8	C CU 70 S CH 79 B CH 78 F FA 88 X CU 72 1-2 58 1B 1B	C CU 68 X CH 86 0-1 ③ F8			B FA 90 B SL 77 C FC 88 C FA 89 X FA 91 2-2 E6 BB 1-3 1B		4	0	2	0	0	0	1
58 Chad Billingsley, R (1, 1) OBP: 0.667, SLG: 1.000 Wilson Betemit, S (7, PH) OBP: 0.327, SLG: 0.421 (8, 5)			X FA 88 0-0 ② SH2-4 1-2	C CU 68 X FA 87 0-1 1-3 1B			S CH 77 B CH 86 C CU 69 S CU 70 1-3 ① K	C SL 78 B SL 78 B FA 88 B SL 78 B FA 89 4-1 1-2 BB		1 1	0 0	1 0	0 0	0 1	0 1	0 0
Inning Stats	R: 0 E: 0 K: 0 S: 4 H: 0 LOB: 0 BB: 1 P: 8	R: 0 E: 0 K: 0 S: 8 H: 0 LOB: 0 BB: 0 P: 12	R: 3 E: 0 K: 0 S: 19 H: 4 LOB: 1 BB: 0 P: 26	R: 1 E: 0 K: 0 S: 14 H: 3 LOB: 2 BB: 0 P: 17	R: 0 E: 0 K: 0 S: 7 H: 0 LOB: 1 BB: 1 P: 13	R: 0 E: 0 K: 2 S: 8 H: 0 LOB: 0 BB: 0 P: 10	R: 1 E: 0 K: 2 S: 11 H: 1 LOB: 1 BB: 1 P: 19	R: 0 E: 1 K: 2 S: 13 H: 1 LOB: 3 BB: 2 P: 23		1B: 7 2B: 0 3B: 0 HR: 2 SF: 0 SAC: 1 DP: 1 HBP: 0				WP: 0 PB: 0 SB: 2 CS: 0 PA: 37		

PITCHER	IP	WLS	BF	H	R	ER	SO	BB	IBB	HBP	BLK	WP	HR	S	P	ERA	WHIP
Justin Germano, R (1, 1) ERA: 3.12	6.2	L	30	8	5	5	3	3	0	0	0	0	2	68	100	6.75	1.650
41 Kevin Cameron, R (7, 1) ERA: 0.35	1.1		7	1	0	0	3	2	0	0	0	0	0	16	28	0.00	2.250

PITCHER	IP	WLS	BF	H	R	ER	SO	BB	IBB	HBP	BLK	WP	HR	S	P	ERA	WHIP

San Diego Padres @ Los Angeles Dodgers

Dodger Stadium, Los Angeles, CA

Sun Jul 01 2007, 1:10 PM PDT

Att. 48,632 - Sunny - 85 F

livebaseballscorecards.com

AB	31
R	5
H	9
RBI	5
BB	5
SO	6
LOB	11

Florida Marlins @ San Diego Padres

PETCO Park, San Diego, CA

Mon Jul 02 2007, 10:05 PM EDT

Att. 25,857 - Clear - 71 F

livebaseballscorecards.com

Batter	1	2	3	4	5	6	7	8	9	AB	R	H	RBI	BB	SO	LOB
2 Hanley Ramirez, R (1, 6) OBP: 0.376, SLG: 0.503	C FA 89 F FA 89 B FA 88 C FA 87 1-3 K ①		X FA 88 0-0 2B		C FA 87 C FA 85 X SL 81 0-2 L7 ①		S CU 70 C CU 70 B FA 86 X FA 86 1-2 1B		B F C B B F C 3-3 K ②	2	0	1	0	0	1	0
Todd Linden, S (3, PR) OBP: 0.287, SLG: 0.241 (3, 8)										3	0	1	0	0	1	0
6 Dan Uggla, R (1, 4) OBP: 0.319, SLG: 0.501	B FA 90 X 1-0 G6-3 ②		D CU 72 S CU 72 B FA 85 S FA 88 F FA 87 F FA 86 S CU 71 2-3 K ②		B CU 70 X 1-0 L7 ②		B FA 89 F CU 71 S CU 69 B FA 88 1 SAFE B FA 87 X CU 71 3-2 P4 ②		B X 1-0 G6-3 ③	5	0	0	0	0	1	2
Miguel Cabrera, R (1, 5) OBP: 0.396, SLG: 0.584	C FA 90 X FA 90 0-1 E6 1B		B FA 88 C CU 70 B FA 88 B FA 86 B CU 71 4-1 BB		B FA 87 B FA 85 B CU 69 C FA 87 T FA 88 B FA 87 4-2 E BB		C SL 88 B FA 98 C FA 99 F FA 100 B FA 99 D SL 90 F SL 87 X CU 86 3-2 G5-3 ③			2	0	1	0	2	0	1
Mike Jacobs, L (1, 3) OBP: 0.331, SLG: 0.454	C CU 73 D CU 72 F FA 86 S CU 72 1-3 K2-3 ③		F CU 72 F CU 70 D CU 72 B FA 85 X CU 72 2-2 G3-1 ③		X CU 71 0-0 E3 1-3			B FA 94 B CH 83 F FA 94 B FA 96 C FA 94 F FA 95 X FA 94 3-2 L8 ①		4	0	0	0	0	1	4
14 Josh Willingham, R (1, 7) OBP: 0.371, SLG: 0.467		B FA 88 C FA 88 F FA 87 X FA 85 1-2 G4-3 ①		B CU 70 X FA 88 1-0 G5-3 ①	X FA 88 0-0 F9 ③			C CH 82 B FA 95 F CH 83 F FA 97 F FA 95 B SL 81 B FA 96 F CH 83 X FA 96 3-2 HR		4	1	1	1	0	0	2
27 Jeremy Hermida, L (1, 9) OBP: 0.309, SLG: 0.406		C FA 88 X 0-1 G3 ②		B CU 71 C FC 84 F FA 88 F FC 83 B FA 88 B CU 69 F FA 88 B FA 90 4-2 1B BB		S FA 85 B CU 65 S FA 88 X 1-2 G6-3 ①		B SI 84 B FA 96 C FA 93 C FA 93 F CH 83 S 2-3 K ②		3	0	0	0	1	1	0
Miguel Olivo, R (1, 2) OBP: 0.269, SLG: 0.408		C FA 88 B FA 85 X FA 89 1-1 4 FC6-4 1B		C CU 72 1 SAFE S CU 72 F CU 73 X FA 86 0-2 1-2 1B		C CU 71 S CU 69 B CU 71 S CU 70 1-3 K ②		X FA 96 0-0 1B		4	0	3	0	0	1	0
4 Alfredo Amezaga, S (1, 8) OBP: 0.309, SLG: 0.339 (3, 6)		X FA 88 0-0 FC6-4 ③ 1-2f		B CU 73 B FA 87 1 SAFE X FA 87 2-0 F8 ②		C FA 87 X CU 71 0-1 G6-3 ③		B FA 95 1 SAFE S CH 83 X CH 84 1-1 P4 ③		4	0	0	0	0	0	4
52 Sergio Mitre, R (1, 1) OBP: 0.167, SLG: 0.176 Joe Borchard, S (7, PH) OBP: 0.290, SLG: 0.323 Wes Obermueller, R (7, 1) OBP: 0.067, SLG: 0.133 Erasmo Ramirez, L (8, 1) 48 Lee Gardner, R (8, 1) Jason Wood, R (9, PH) OBP: 0.294, SLG: 0.422			C FA 86 F FA 86 F FA 85 B CU 68 B CU 70 S CU 71 2-3 K ①	C CU 73 F CU 73 B CU 71 B CU 72 B CU 72 F FA 88 C FA 89 3-3 K ③			C FA 86 X 0-1 F8 ①		C X 0-1 G5-3 ①	2 1 0 0 0 0 1	0 0 0 0 0 0 0	0 0 0 0 0 0 0	0 0 0 0 0 0 0	0 0 0 0 0 0 0	2 0 0 0 0 0 0	2 0 0 0 0 0 0

Inning Stats																								
	R: 0 E: 1 K: 2 S: 9	H: 1 LOB: 1 BB: 0 P: 12	R: 0 E: 0 K: 0 S: 8	H: 1 LOB: 1 BB: 0 P: 10	R: 0 E: 0 K: 2 S: 14	H: 1 LOB: 2 BB: 1 P: 24	R: 0 E: 0 K: 1 S: 14	H: 1 LOB: 2 BB: 1 P: 24	R: 0 E: 1 K: 0 S: 8	H: 0 LOB: 2 BB: 1 P: 13	R: 0 E: 0 K: 1 S: 8	H: 0 LOB: 0 BB: 0 P: 10	R: 0 E: 0 K: 0 S: 13	H: 1 LOB: 1 BB: 0 P: 20	R: 1 E: 0 K: 1 S: 17	H: 2 LOB: 1 BB: 0 P: 26	R: 0 E: 0 K: 1 S: 7	H: 0 LOB: 0 BB: 0 P: 11	1B: 5 2B: 1 3B: 0 HR: 1	SF: 0 SAC: 0 DP: 0 HBP: 0	WP: 0 PB: 0 SB: 0 CS: 0	PA: 38

PITCHER		IP	WLS	BF	H	R	ER	SO	BB	IBB	HBP	BLK	WP	HR	S	P	ERA	WHIP
David Wells, L ERA: 4.16	(1, 1)	6.2	W	29	5	0	0	6	3	0	0	0	0	0	69	105	0.00	1.200
21 Heath Bell, R ERA: 1.48	(7, 1)	0.1	H	1	0	0	0	0	0	0	0	0	0	0	5	8	0.00	0.000
Scott Linebrink, R ERA: 2.65	(8, 1)	1.0	H	5	2	1	1	1	0	0	0	0	0	1	17	26	9.00	2.000
Trevor Hoffman, R ERA: 1.97	(9, 1)	1.0	S	3	0	0	0	1	0	0	0	0	0	0	7	11	0.00	0.000

PITCHER	IP	WLS	BF	H	R	ER	SO	BB	IBB	HBP	BLK	WP	HR	S	P	ERA	WHIP

TOP	
AB	35
R	1
H	7
RBI	1
BB	3
SO	8
LOB	15

Batter	1	2	3	4	5	6	7	8	9	AB	R	H	RBI	BB	SO	LOB
24 Brian Giles, L (1, 9) OBP: 0.366, SLG: 0.361	B FA 94 C FA 93 X FA 94 1-1 ① G4-3			B FA 92 X FA 92 1-0 22 SH3-4, 23 FC4 2B		S CH 84 F FA 93 B CH 85 F CH 84 B CU 80 B CH 85 F CH 85 F FA 91 B FA 92 4-2 23 G1-3, 22 1B, FC5 BB		B FA 83 B F F B F F F B 4-2 BB		2	2	1	0	2	0	0
22 Marcus Giles, R (1, 4) OBP: 0.325, SLG: 0.346	S FA 95 C FA 96 B FA 94 F FA 95 S CH 87 1-3 ② K			X FA 93 0-0 ① SH3-4 2-3		X FA 93 0-0 FC5, 23 G1-3, 3 SF9 1-2 1B		B C CH 68 X FA 85 1-1 ① F9		3	1	1	0	0	1	1
23 Adrián González, L (1, 3) OBP: 0.340, SLG: 0.481	C FA 94 B FA 94 S CH 87 B FA 88 F FA 93 X FA 88 2-2 ③ G3			X 0-0 FC4 3-H		C FA 92 D CH 87 X FA 91 1-1 ① G1-3 1-2 2-3		B FA 83 B FA 84 F FA 85 F FA 85 X SL 81 2-2 ② F8		4	0	0	1	0	0	3
Mike Cameron, R (1, 8) OBP: 0.322, SLG: 0.442		S FA 93 F FA 93 S FA 94 0-3 ① K		C FA 93 B CH 86 S CH 86 S CH 86 1-3 ② K		B FA 93 X FA 92 1-0 FC5, 3 SF9, 3 S 2-3 3-H		C SL 74 B CU 73 D CU 77 X FA 90 2-1 ③ P4		4	0	0	1	0	2	3
3 Khalil Greene, R (1, 6) OBP: 0.275, SLG: 0.469		C FA 95 X FA 95 0-1 28 G6-3, 1B		D CH 86 F FA 93 F FA 92 X CH 86 1-2 ③ F9		C FA 90 1 SAFE B FA 92 F FA 92 P PO 89 F CH 86 X CU 81 2-2 ② SF9 1-3 3-H				2	0	1	1	0	0	1
28 Josh Bard, S (1, 2) OBP: 0.338, SLG: 0.371		B FA 94 X FA 93 1-0 ② ③ G6-3 1-2f			B X 1-0 ① G1-3	X FA 92 0-0 ③ G6-3				3	0	0	0	0	0	2
5 Kevin Kouzmanoff, R (1, 5) OBP: 0.282, SLG: 0.380			C FA 92 X FA 94 0-1 ① G5-3		B CH 85 B FA 94 B FA 92 B FA 92 4-0 G5-3 BB		B FA 91 X 1-0 ① G5-3			2	0	0	0	1	0	0
José Cruz Jr., S (1, 7) OBP: 0.336, SLG: 0.396			B FA 93 B C X 2-1 ② G3		B FA 91 B FA 92 X FA 91 2-0 ② G5-3 1-2		X FA 92 0-0 ② B1-3			3	0	0	0	0	0	1
David Wells, L (1, 1) OBP: 0.069, SLG: 0.069 21 Heath Bell, R (7, 1) Russell Branyan, L (7, PH) OBP: 0.341, SLG: 0.430 Scott Linebrink, R (8, 1) Trevor Hoffman, R (9, 1)			X FA 92 0-0 ③ G1-3		F FA 90 X FA 93 0-1 ③ G4-3		S SL 81 X SL 79 0-1 ③ F8			2 0 1 0 0	0 0 0 0 0	0 0 0 0 0	0 0 0 0 0	0 0 0 0 0	0 0 0 0 0	1 0 0 0 0
Inning Stats	R: 0 E: 0 K: 1 S: 10 H: 0 LOB: 0 BB: 0 P: 14	R: 0 E: 0 K: 1 S: 6 H: 1 LOB: 0 BB: 0 P: 7	R: 0 E: 0 K: 0 S: 5 H: 0 LOB: 0 BB: 0 P: 7	R: 1 E: 0 K: 1 S: 9 H: 1 LOB: 1 BB: 0 P: 12	R: 0 E: 0 K: 0 S: 4 H: 0 LOB: 1 BB: 1 P: 11	R: 2 E: 0 K: 0 S: 15 H: 1 LOB: 1 BB: 1 P: 22	R: 0 E: 0 K: 0 S: 4 H: 0 LOB: 0 BB: 0 P: 5	R: 0 E: 0 K: 0 S: 12 H: 0 LOB: 1 BB: 1 P: 21		1B: 2 2B: 1 3B: 0 HR: 0 SF: 1 SAC: 1 DP: 1 HBP: 0						

PITCHER		IP	WLS	BF	H	R	ER	SO	BB	IBB	HBP	BLK	WP	HR	S	P	ERA	WHIP
52 Sergio Mitre, R ERA: 2.88	(1, 1)	6.0	L	24	3	3	3	3	2	0	0	0	0	0	49	73	4.50	0.833
Wes Obermueller, R ERA: 5.82	(7, 1)	1.0		3	0	0	0	0	0	0	0	0	0	0	4	5	0.00	0.000
Erasmo Ramirez, L ERA:	(8, 1)	0.2		3	0	0	0	0	1	0	0	0	0	0	10	17	0.00	1.500
48 Lee Gardner, R ERA: 3.6	(8, 1)	0.1		1	0	0	0	0	0	0	0	0	0	0	2	4	0.00	0.000

PITCHER	IP	WLS	BF	H	R	ER	SO	BB	IBB	HBP	BLK	WP	HR	S	P	ERA	WHIP

BOTTOM

Florida Marlins @ San Diego Padres

PETCO Park, San Diego, CA

Mon Jul 02 2007, 10:05 PM EDT

Att. 25,857 - Clear - 71 F

livebaseballscorecards.com

AB	26
R	3
H	3
RBI	3
BB	3
SO	3
LOB	12

WP: 0 PA: 31
PB: 0
SB: 1
CS: 0

Florida Marlins @ San Diego Padres

PETCO Park, San Diego, CA

Tue Jul 03 2007, 10:05 PM EDT

Att. 34,488 - Clear - 71 F

TOP

livebaseballscorecards.com

Batter	1	2	3	4	5	6	7	8	9	AB	R	H	RBI	BB	SO	LOB
4 Alfredo Amezaga, S (1, 6) OBP: 0.311, SLG: 0.340	B C X 1-1 6 2B G6-3 1B	C B F X 1-2 ③ L5			C FA 85 X FA 86 0-1 ② F8		F SL 81 X CH 80 0-1 6 2B 14 WP 1B	F FA 91 B CU 71 B CU 73 1 SAFE X FA 90 2-1 ② F9		5	2	2	0	0	0	2
6 Dan Uggla, R (1, 4) OBP: 0.320, SLG: 0.506	B B C 1 SAFE F X 2-2 1-3 2B	C B S X 1-2 ① G6-3			C SL 80 C SL 90 X 0-2 ③ G4-3		1 SAFE X FA 85 0-0 14 WP 27 BB 2B 1-3	B FA 90 S CU 73 B CU 74 F SL 73 1 SAFE C FA 91 2-3 ③ K		5	1	2	0	0	1	1
Miguel Cabrera, R (1, 5) OBP: 0.396, SLG: 0.580	F X 0-1 ① G6-3 3-H	X 0-0 FC4-6 1B				S SL 84 C SL 82 X FC 90 0-2 ① G6-3	I IN 76 I IN 74 I IN 74 4-0 27 BB 14 WP IBB	C FA 92 F FA 94 B SL 87 B FA 95 F FA 92 F SL 82 F FA 92 F FA 94 B FA 93 3-2 ① X FA 84 F9		4	0	1	1	1	0	1
Mike Jacobs, L (1, 3) OBP: 0.320, SLG: 0.437	X FA 85 0-0 ② F7		B D S X 2-1 ② FC4-6 1-2f			S FC 89 B S B B S 3-3 ② K	B FA 91 C CU 73 B SL 74 B SL 75 S FA 91 C 3-3 ② K		S FA 93 B FA 94 S FA 94 F FA 96 X FA 94 1-2 ② P5	5	0	0	0	0	2	5
14 Josh Willingham, R (1, 7) OBP: 0.372, SLG: 0.464	C C FA 85 C FA 85 0-3 ③ K		B S B B F C 2-3 ③ K			X SL 82 0-0 1B	B CU 73 D CU 75 I IN 70 I IN 77 4-0 27 BB IBB 1-2 2-3 3-H		B SL 82 S FA 93 S FA 93 B FA 95 X FA 93 2-2 ③ L8	4	0	1	0	1	2	2
27 Jeremy Hermida, L (1, 9) OBP: 0.313, SLG: 0.405		C FA 88 X 0-1 ① F7		S FA 86 F FA 87 B FA 87 B X 2-2 CS 1B		1 SAFE L B B B F S 2-3 ③ K	C CU 73 B CU 71 B SL 75 B FA 91 B FA 90 4-1 1-2 2-3 3-H BB			3	0	1	1	1	1	1
Miguel Olivo, R (1, 2) OBP: 0.272, SLG: 0.407		H FA 87 1-0 1B FC4-6 HBP		C SL 90 B SL 83 1 SAFE P PO 84 S SL 83 X 2-2 ①② G6-3 1-2			X FA 85 0-0 2 HR 1B C CU 74 S SL 73 B CU 75 0-3 ③ K			3	2	1	0	0	1	4
Todd Linden, S (1, 8) OBP: 0.286, SLG: 0.241		1 SAFE B X 1-0 FC4-6 1-3 1B		X FC 89 0-0 ③ G1-3			X FA 84 0-0 ① F7	B FA 90 C FA 88 B CU 73 C FA 90 B CU 72 S FA 90 3-3 ① K		4	0	1	0	0	1	1
Scott Olsen, L (1, 1) OBP: 0.281, SLG: 0.323 32 Justin Miller, R (6, 1) 2 Hanley Ramirez, R (7, PH) OBP: 0.378, SLG: 0.514 37 Renyel Pinto, L (7, 1) Joe Borchard, S (8, PH) OBP: 0.284, SLG: 0.327 22 Matt Lindstrom, R (8, 1) Kevin Gregg, R (9, 1)		X FA 86 0-0 ② FC4-6 1-2f 3-H			C FA 87 S S 0-3 ① K		C FA 85 C FA 85 F FA 86 X CU 71 0-2 1-H HR	F FA 91 B CU 72 X CU 74 1-1 1B		2 0 1 0 1 0 0	0 0 1 0 0 0 0	0 0 1 0 1 0 0	1 0 2 0 0 0 0	0 0 0 0 0 0 0	1 0 0 0 0 0 0	1 0 0 0 0 0 0
Inning Stats	R: 1 E: 0 K: 1 S: 11 H: 2 LOB: 1 BB: 0 P: 14	R: 1 E: 0 K: 0 S: 7 H: 1 LOB: 1 BB: 0 P: 10	R: 0 E: 0 K: 1 S: 9 H: 1 LOB: 1 BB: 0 P: 14	R: 0 E: 0 K: 0 S: 8 H: 1 LOB: 0 BB: 0 P: 11	R: 0 E: 0 K: 1 S: 8 H: 0 LOB: 0 BB: 0 P: 8	R: 0 E: 0 K: 2 S: 10 H: 1 LOB: 1 BB: 0 P: 15	R: 4 E: 0 K: 2 S: 16 H: 4 LOB: 3 BB: 3 P: 31	R: 0 E: 0 K: 2 S: 10 H: 1 LOB: 1 BB: 0 P: 18	R: 0 E: 0 K: 0 S: 14 H: 0 LOB: 0 BB: 0 P: 20	1B: 8 2B: 2 3B: 0 HR: 1 SF: 0 SAC: 0 DP: 0 HBP: 1						

PITCHER	IP	WLS	BF	H	R	ER	SO	BB	IBB	HBP	BLK	WP	HR	S	P	ERA	WHIP
Greg Maddux, R (1, 1) ERA: 4.04	6.1	L	29	10	6	6	5	0	0	1	0	0	1	62	81	8.53	1.579
43 Cla Meredith, R (7, 1) ERA: 4.15	0.0		1	0	0	0	0	0	1	0	0	0	0	0	4	∞	∞
40 Royce Ring, L (7, 1) ERA: 1.13	1.2		8	1	0	0	4	1	1	0	0	1	0	17	36	0.00	1.200
41 Kevin Cameron, R (9, 1) ERA: 0.33	1.0		3	0	0	0	0	0	0	0	0	0	0	14	20	0.00	0.000

PITCHER	IP	WLS	BF	H	R	ER	SO	BB	IBB	HBP	BLK	WP	HR	S	P	ERA	WHIP

AB	37
R	6
H	11
RBI	5
BB	3
SO	9
LOB	18

WP: 1 PA: 41
PB: 0
SB: 0
CS: 1

BOTTOM

Batter	1	2	3	4	5	6	7	8	9	AB	R	H	RBI	BB	SO	LOB
24 Brian Giles, L (1, 9) OBP: 0.371, SLG: 0.361	B C F B F B B 4-2 23 1B BB	C B X 1-1 1-2 2-H 3-H 1B			C FA 90 S FA 90 B FA 88 S FA 92 1-3 ① K	D F B B B 4-1 BB			C FS 84 C FS 84 B FA 92 B FS 85 B FA 93 C FA 93 3-3 ② K	3	0	1	2	2	2	0
22 Marcus Giles, R (1, 4) OBP: 0.320, SLG: 0.341	D C 1 SAFE B X 2-1 ① F9	C X 0-1 ③ L5			B FA 84 T FA 85 X FA 85 1-1 ② P4	C S B SL 80 B FA 93 X SL 81 2-2 ③ F9			C FA 94 F FA 94 S SL 85 0-3 ③ K	5	0	0	0	0	1	6
23 Adrián González, L (1, 3) OBP: 0.339, SLG: 0.479	B X 1-0 1-3 G6-4-3 1B		B C F S 1-3 ① K		F S B X 1-2 ③ G4-3		B FA 90 S FA 92 S SL 83 S CH 83 1-3 ① K			4	0	1	0	0	2	0
Mike Cameron, R (1, 8) OBP: 0.321, SLG: 0.440	C S X 0-2 ② ③ G6-4-3 1-2f		B C C B S 2-3 ② K			S CH 80 X SL 82 0-1 3 HR 1B	B CH 84 C CH 84 S CH 83 S SL 83 1-3 ② K			4	1	1	0	0	2	2
3 Khalil Greene, R (1, 6) OBP: 0.281, SLG: 0.480		B B B B 4-0 28 G5-4-3 BB	B SL 86 C SL 80 F SL 81 B F B B 4-2 BB			B B X 2-0 1-H HR	B FA 90 B FA 93 X FA 93 2-0 ③ F9			2	1	1	2	2	0	0
28 Josh Bard, S (1, 2) OBP: 0.336, SLG: 0.368		B C X 1-1 ① ② G5-4-3 1-2f	C SL 86 F FA 86 X 0-2 ③ F7			F F B X 1-2 SH1-4 5 1B 1B		S FA 99 B FA 101 F FA 97 B CU 85 C CU 84 2-3 ① K		4	0	1	0	0	1	2
5 Kevin Kouzmanoff, R (1, 5) OBP: 0.285, SLG: 0.382		C FA 90 X FA 89 0-1 BB 24 1B 1B		B FA 85 F SL 84 X SL 83 1-1 ① P4		X 0-0 SH1-4 1-2 1B		X FA 100 0-0 ② F8		4	1	2	0	0	0	0
Hiram Bocachica, R (1, 7) OBP: 0.265, SLG: 0.333		B FA 88 C SL 82 B FA 93 S X 2-2 BB 24 1B 1-2 1B		B SL 86 F SL 86 F SL 86 X 1-2 ② P4		D B X 2-0 ① F8		C FA 100 B FA 100 F FA 100 F CU 85 F CU 84 F FA 100 F FA 97 F CU 85 X CU 83 1-2 ③ F7		4	1	1	0	0	0	2
Greg Maddux, R (1, 1) OBP: 0.103, SLG: 0.071		B FA 91 B FA 91 B FA 90 C SL 81 B 4-1 24 1B 1-2 2-3 BB		C SL 86 B SL 81 F SL 80 S SL 81 1-3 ③ K		X 0-0 ② SH1-4 1-2 2-3			C FA 92 F FA 92 B FS 83 B FS 83 S FA 92 2-3 ① K	1	0	0	0	1	1	0
43 Cla Meredith, R (7, 1)										0	0	0	0	0	0	0
40 Royce Ring, L (7, 1)										0	0	0	0	0	0	0
41 Kevin Cameron, R (9, 1)										0	0	0	0	0	0	0
José Cruz Jr., S (9, PH) OBP: 0.335, SLG: 0.395										1	0	0	0	0	1	0
Inning Stats	R: 0 E: 0 K: 0 S: 9 H: 1 LOB: 1 BB: 1 P: 16	R: 2 E: 0 K: 0 S: 12 H: 3 LOB: 2 BB: 2 P: 24	R: 0 E: 0 K: 2 S: 12 H: 0 LOB: 1 BB: 1 P: 19	R: 0 E: 0 K: 1 S: 8 H: 0 LOB: 0 BB: 0 P: 11	R: 0 E: 0 K: 1 S: 8 H: 0 LOB: 0 BB: 0 P: 11	R: 2 E: 0 K: 0 S: 13 H: 4 LOB: 3 BB: 1 P: 24	R: 0 E: 0 K: 2 S: 7 H: 0 LOB: 0 BB: 0 P: 11	R: 0 E: 0 K: 1 S: 12 H: 0 LOB: 0 BB: 0 P: 15	R: 0 E: 0 K: 3 S: 9 H: 0 LOB: 0 BB: 0 P: 14	1B: 7 2B: 0 3B: 0 HR: 1	SF: 0 SAC: 1 DP: 2 HBP: 0						

PITCHER	IP	WLS	BF	H	R	ER	SO	BB	IBB	HBP	BLK	WP	HR	S	P	ERA	WHIP
Scott Olsen, L (1, 1) ERA: 5.01	5.2		28	8	4	4	4	5	0	0	0	0	1	59	100	6.35	2.294
32 Justin Miller, R (6, 1) ERA: 2.7	0.1	W	1	0	0	0	0	0	0	0	0	0	0	3	5	0.00	0.000
37 Renyel Pinto, L (7, 1) ERA: 4.03	1.0	H	3	0	0	0	2	0	0	0	0	0	0	7	11	0.00	0.000
22 Matt Lindstrom, R (8, 1) ERA: 3.82	1.0	H	3	0	0	0	1	0	0	0	0	0	0	12	15	0.00	0.000
Kevin Gregg, R (9, 1) ERA: 3.14	1.0	S	3	0	0	0	3	0	0	0	0	0	0	9	14	0.00	0.000

PITCHER	IP	WLS	BF	H	R	ER	SO	BB	IBB	HBP	BLK	WP	HR	S	P	ERA	WHIP

Florida Marlins @ San Diego Padres

PETCO Park, San Diego, CA

Tue Jul 03 2007, 10:05 PM EDT

Att. 34,488 - Clear - 71 F

livebaseballscorecards.com

AB	32
R	4
H	8
RBI	4
BB	5
SO	10
LOB	12

WP: 0 PA: 38
PB: 0
SB: 0
CS: 0

Batter	1	2	3	4	5	6	7	8	9	AB	R	H	RBI	BB	SO	LOB
4 Alfredo Amezaga, S (1, 6) OBP: 0.317, SLG: 0.355	B FA 89 F FA 90 B FA 90 F FA 91 F FA 90 B CH 84 X FA 92 3-2 3B		C FA 90 B CU 72 B FA 92 C FA 91 X FA 92 2-2 6 S 1B			C FA 91 X FA 90 0-1 ① F7		B FA 93 X FA 93 1-0 6 S 1B		4	0	3	0	0	0	0
6 Dan Uggla, R (1, 4) OBP: 0.320, SLG: 0.503	S FA 89 F FA 90 S SL 82 0-3 ① K		1 SAFE 1 SAFE B FA 92 1 SAFE 1 SAFE B SL 81 X FA 92 2-0 ③ F9 1-2			B SL 79 F FA 91 B FA 91 X FA 92 2-1 1B		1 SAFE 1 SAFE C CU 80 C FA 95 B CH 82 X FA 95 1-2 ③ G5-3 1-2		4	0	1	0	0	1	3
Miguel Cabrera, R (1, 5) OBP: 0.391, SLG: 0.572	F FA 90 S FA 92 X FA 92 0-2 ② P3			B FA 90 S FA 92 B FA 91 X FA 92 2-1 ① P6		C FA 92 B SL 82 1 SAFE S SL 82 1 SAFE F FA 92 F FA 91 1 SAFE S SL 81 1-3 ② K			C FA 98 C FA 98 B FA 99 X FA 99 1-2 ① G4-3	4	0	0	0	0	1	2
Mike Jacobs, L (1, 3) OBP: 0.311, SLG: 0.424	C FA 92 F FA 92 F FA 91 S FA 93 0-3 ③ K			B FA 90 T FA 91 F FA 92 B FA 92 X FA 92 2-2 P6		T FA 91 B FA 91 B FA 92 F FA 90 F FA 91 B SL 81 S FA 92 3-3 ③ K			C CU 85 F FA 98 F FA 99 B CU 85 X FA 99 1-2 ② P3	4	0	0	0	0	2	2
14 Josh Willingham, R (1, 7) OBP: 0.367, SLG: 0.458		F FA 89 X FA 90 0-1 ① F8		B FA 90 X FA 91 1-0 ③ F7			B CH 78 C SL 79 F FA 92 S SL 81 1-3 ① K		B CU 87 X FA 98 1-0 ③ G5-3	4	0	0	0	0	1	0
27 Jeremy Hermida, L (1, 9) OBP: 0.314, SLG: 0.404		B FA 90 C FA 90 B FA 90 X FA 90 2-1 ② F8			C FA 89 B FA 90 F FA 90 B FA 90 X FA 91 2-2 1B G1-3 1B		F FA 91 B FA 91 S CH 81 F FA 92 B SL 82 B FA 92 F FA 92 F FA 93 S SL 83 3-3 ② K			3	0	1	0	0	1	0
Miguel Olivo, R (1, 2) OBP: 0.269, SLG: 0.403		C SL 81 S SL 81 X SL 82 0-2 ③ F7			1 SAFE S FA 90 1 SAFE X FA 90 0-1 ① G1-3 1-2		C SL 82 B SL 83 S SL 83 S SL 83 1-3 ③ K			3	0	0	0	0	1	1
Todd Linden, S (1, 8) OBP: 0.287, SLG: 0.244			C FA 90 B FA 90 F FA 91 F FA 91 F SL 83 B FA 91 C FA 92 2-3 ① K		X FA 90 0-0 55 B1-4 2-3 1B			B FA 93 F FA 92 S CH 82 X CH 83 1-2 ① F9		3	0	1	0	0	1	0
55 Josh Johnson, L (1, 1) 37 Renyel Pinto, L (6, 1) 32 Justin Miller, R (7, 1) 2 Hanley Ramirez, R (8, PH) OBP: 0.377, SLG: 0.512 Armando Benitez, R (8, 1) 22 Matt Lindstrom, R (9, 1)			B FA 90 C FA 90 B FA 90 S FA 91 S FA 92 2-3 ② K		B FA 90 M FA 91 X FA 91 1-1 ② ③ B1-4 1-1f			X FA 95 0-0 ② P2		2 0 0 1 0 0	0 0 0 0 0 0	0 0 0 0 0 0	0 0 0 0 0 0	0 0 0 0 0 0	1 0 0 0 0 0	2 0 0 0 0 0
Inning Stats	R: 0 E: 0 K: 2 S: 14 H: 1 LOB: 1 BB: 0 P: 17	R: 0 E: 0 K: 0 S: 7 H: 0 LOB: 0 BB: 0 P: 9	R: 0 E: 0 K: 2 S: 12 H: 1 LOB: 1 BB: 0 P: 20	R: 0 E: 0 K: 0 S: 6 H: 0 LOB: 0 BB: 0 P: 11	R: 0 E: 0 K: 0 S: 8 H: 2 LOB: 1 BB: 0 P: 11	R: 0 E: 0 K: 2 S: 13 H: 1 LOB: 1 BB: 0 P: 19	R: 0 E: 0 K: 3 S: 12 H: 0 LOB: 0 BB: 0 P: 17	R: 0 E: 0 K: 0 S: 8 H: 1 LOB: 1 BB: 0 P: 11	R: 0 E: 0 K: 0 S: 8 H: 0 LOB: 0 BB: 0 P: 11	1B: 5 2B: 1 3B: 1 HR: 0	SF: 0 SAC: 0 DP: 1 HBP: 0			WP: 0 PB: 0 SB: 2 CS: 0	PA: 32		

PITCHER		IP	WLS	BF	H	R	ER	SO	BB	IBB	HBP	BLK	WP	HR	S	P	ERA	WHIP
32 Chris Young, R ERA: 2.0	(1, 1)	7.0		25	5	0	0	9	0	0	0	0	0	0	72	104	0.00	0.714
Scott Linebrink, R ERA: 2.58	(8, 1)	1.0		4	1	0	0	0	0	0	0	0	0	0	8	11	0.00	1.000
21 Heath Bell, R ERA: 1.45	(9, 1)	1.0	W	3	0	0	0	0	0	0	0	0	0	0	8	11	0.00	0.000

PITCHER	IP	WLS	BF	H	R	ER	SO	BB	IBB	HBP	BLK	WP	HR	S	P	ERA	WHIP

Florida Marlins @ San Diego Padres

PETCO Park, San Diego, CA

Wed Jul 04 2007, 9:05 PM EDT

Att. 27,941 - Clear - 71 F

TOP

livebaseballscorecards.com

AB	32
R	0
H	6
RBI	0
BB	0
SO	9
LOB	10

Batter	1	2	3	4	5	6	7	8	9	AB	R	H	RBI	BB	SO	LOB
24 Brian Giles, L (1, 9) OBP: 0.364, SLG: 0.353	C FA 91 C FA 94 C FA 95 0-3 ① K			B FA 93 B FA 95 X FA 93 2-0 ① G6-3		B B CH 82 X FA 92 2-0 ① F7		C FA 96 C FA 97 B FA 96 X CH 88 1-2 ② F8		4	0	0	0	0	1	0
22 Marcus Giles, R (1, 4) OBP: 0.322, SLG: 0.346	F FA 95 F FA 95 F CH 88 X FA 97 0-2 ② L8			F FA 95 X SL 89 0-1 ② L9		X FA 91 0-0 2B		C FA 98 X FA 97 0-1 1B		4	0	2	0	0	0	0
23 Adrián González, L (1, 3) OBP: 0.338, SLG: 0.476	C FA 93 T FA 88 B FA 90 B FA 97 B SL 89 S SL 89 3-3 ③ K			C FA 96 F FA 90 B SL 88 F SL 87 B FA 97 F FA 96 F FA 97 B SL 87 F FA 96 3-2 F FA 86 X FA 96 1B		B CH 81 B CH 82 X FA 91 2-0 ② L8		F FA 97 1 SAFE F CH 86 B FA 97 S FA 90 1-3 ③ K		4	0	1	0	0	2	2
Mike Cameron, R (1, 8) OBP: 0.320, SLG: 0.441		X FA 93 0-0 ① G5-3		C FA 96 B FA 95 B SL 88 1 SAFE S FA 95 B FA 90 X FA 96 3-2 ③ F7		S CH 82 D CH 82 X FA 93 1-1 ③ F8			F FA 99 B FA 100 F FA 98 F FA 100 B CU 86 X FA 99 2-2 1B 5 E 2B	4	1	1	0	0	0	2
3 Khalil Greene, R (1, 6) OBP: 0.283, SLG: 0.478		B FA 94 C FA 94 C FA 95 B FA 96 B SL 89 X FA 96 3-2 ② G6-3		C FA 93 C FA 93 B FA 95 X FA 95 1-2 28 1B 1B		B FA 93 C FA 93 B SL 83 F FA 91 S SL 83 2-3 ① K			I IN 71 I IN 75 I IN 73 I IN 73 4-0 5 E 1B IBB	3	0	1	0	1	1	0
28 Josh Bard, S (1, 2) OBP: 0.341, SLG: 0.383 Hiram Bocachica, R (7, PR) OBP: 0.274, SLG: 0.342 (8, 7)		B FA 97 F FA 95 B FA 90 F FA 95 F FA 97 X FA 89 2-2 ③ G6-3		X FA 92 0-0 1-2 1B		B SL 82 C S SL 82 X SL 83 1-2 3B			X FA 99 0-0 5 E 1-2 2-3 1B	3 1	0 0	2 1	0 0	0 0	0 0	0 0
5 Kevin Kouzmanoff, R (1, 5) OBP: 0.285, SLG: 0.380			B SL 86 F FA 93 F FA 95 X SL 86 1-2 G4-6-3 1B	S FA 95 S FA 94 B FA 95 F FA 93 D SL 88 F FA 95 S SL 87 2-3 ① K			S SL 81 B SL 83 F FA 93 S SL 83 1-3 ② K		B FA 97 X FA 97 1-0 1-2 2-3 3-H E2	4	0	1	0	0	2	5
José Cruz Jr., S (1, 7) OBP: 0.331, SLG: 0.390 Scott Linebrink, R (8, 1) 21 Heath Bell, R (9, 1)			X FA 93 0-0 ① G4-6-3 1-2f ②	F FA 94 C FA 94 B FA 88 B FA 95 F FA 95 X FA 94 2-2 ② F4			S SL 81 S SL 82 S SL 83 0-3 ③ K			3 0 0	0 0 0	0 0 0	0 0 0	1 0 0	0 0 0	4 0 0
32 Chris Young, R (1, 1) OBP: 0.219, SLG: 0.074 4 Michael Barrett, R (8, 2) OBP: 0.299, SLG: 0.406			B FA 94 C FA 93 C FA 93 B SL 88 X FA 96 2-2 ③ G6-3	X FA 94 0-0 ③ G6-3				S FA 96 B SL 86 X FA 96 1-1 ① G6-3		2 1	0 0	0 0	0 0	0 0	0 0	2 0
Inning Stats	R: 0 H: 0 E: 0 LOB: 0 K: 2 BB: 0 S: 10 P: 13	R: 0 H: 0 E: 0 LOB: 0 K: 0 BB: 0 S: 8 P: 13	R: 0 H: 1 E: 0 LOB: 0 K: 0 BB: 0 S: 7 P: 10	R: 0 H: 1 E: 0 LOB: 1 K: 0 BB: 0 S: 14 P: 22	R: 0 H: 2 E: 0 LOB: 2 K: 1 BB: 0 S: 14 P: 19	R: 0 H: 1 E: 0 LOB: 1 K: 0 BB: 0 S: 5 P: 10	R: 0 H: 1 E: 0 LOB: 1 K: 3 BB: 0 S: 12 P: 16	R: 0 H: 1 E: 0 LOB: 1 K: 1 BB: 0 S: 10 P: 13	R: 1 H: 2 E: 1 LOB: 3 K: 0 BB: 1 S: 6 P: 13	1B: 6 SF: 0 2B: 2 SAC: 0 3B: 1 DP: 1 HR: 0 HBP: 0						WP: 0 PA: 34 PB: 0 SB: 0 CS: 0

PITCHER		IP	WLS	BF	H	R	ER	SO	BB	IBB	HBP	BLK	WP	HR	S	P	ERA	WHIP
55 Josh Johnson, R ERA: 7.47	(1, 1)	5.0		18	4	0	0	3	0	0	0	0	0	0	53	77	0.00	0.800
37 Renyel Pinto, L ERA: 3.92	(6, 1)	1.0		4	1	0	0	0	0	0	0	0	0	0	5	10	0.00	1.000
32 Justin Miller, R ERA: 2.59	(7, 1)	1.0		4	1	0	0	3	0	0	0	0	0	0	12	16	0.00	1.000
Armando Benitez, R ERA: 4.99	(8, 1)	1.0		4	1	0	0	1	0	0	0	0	0	0	10	13	0.00	1.000
22 Matt Lindstrom, R ERA: 3.82	(9, 1)	0.0	L	4	2	1	0	0	0	1	0	0	0	0	6	13	∞	∞

PITCHER	IP	WLS	BF	H	R	ER	SO	BB	IBB	HBP	BLK	WP	HR	S	P	ERA	WHIP

BOTTOM

Florida Marlins @ San Diego Padres

PETCO Park, San Diego, CA

Wed Jul 04 2007, 9:05 PM EDT

Att. 27,941 - Clear - 71 F

livebaseballscorecards.com

AB	33
R	1
H	9
RBI	0
BB	1
SO	7
LOB	15

Florida Marlins @ San Diego Padres

PETCO Park, San Diego, CA

Thu Jul 05 2007, 3:35 PM EDT

Att. 32,496 - Overcast - 69 F

TOP

livebaseballscorecards.com

Batter	1	2	3	4	5	6	7	8	9	AB	R	H	RBI	BB	SO	LOB
2 Hanley Ramirez, R (1, 6) OBP: 0.375, SLG: 0.510	P3	G6-3			G6-3		1-3 2B		F8	5	0	1	0	0	0	4
6 Dan Uggla, R (1, 4) OBP: 0.319, SLG: 0.499	K		G5-4-3 HBP		P6		K			3	0	0	0	0	2	2
Miguel Cabrera, R (1, 5) OBP: 0.387, SLG: 0.565	K		G5-4-3 1-2f		F7			F8		4	0	0	0	0	1	1
Mike Jacobs, L (1, 3) OBP: 0.310, SLG: 0.415		G4-3	P6			27 G4-6-3 BB		K		3	0	0	0	1	1	0
Jason Wood, R (9, 3) OBP: 0.294, SLG: 0.422										0	0	0	0	0	0	0
14 Josh Willingham, R (1, 7) OBP: 0.366, SLG: 0.453		27 2B 20 1B BB	K			K				3	1	0	0	1	3	1
27 Jeremy Hermida, L (1, 9) OBP: 0.317, SLG: 0.430		1-3 20 1B 2B	HR		G4-6-3 1-2f				K	4	2	2	1	0	1	1
20 Matt Treanor, R (1, 2) OBP: 0.362, SLG: 0.419		4 E 2-H 3-H 1B	F7				1-2 FC3-6 1B		G5-3	4	0	2	2	0	0	0
4 Alfredo Amezaga, S (1, 8) OBP: 0.320, SLG: 0.355		FC4 2-3	BB				K		BB 1B	3	0	1	0	1	1	2
Byung-Hyun Kim, R (1, 1) Erasmo Ramirez, L (7, 1) 32 Justin Miller, R (7, 1) Armando Benitez, R (8, 1) Todd Linden, S (9, PH) OBP: 0.295, SLG: 0.244 Kevin Gregg, R (9, 1)		G4-3	G5-3				FC3-6 2 2B 1-2f		BB	3 0 0 0 0 0	0 0 0 0 0 0	0 0 0 0 0 0	0 0 0 0 1 0	0 0 0 0 0 0	0 0 0 0 0 0	4 0 0 0 0 0

	AB	32
	R	3
	H	6
	RBI	3
	BB	4
	SO	9
	LOB	15

Inning Stats																																
	R: 0	E: 0	K: 2	S: 10	H: 0	LOB: 0	BB: 0	P: 13	R: 2	E: 1	K: 0	S: 16	H: 2	LOB: 2	BB: 1	P: 25	R: 0	E: 0	K: 0	S: 5	H: 0	LOB: 0	BB: 0	P: 8	R: 1	E: 0	K: 1	S: 11	H: 1	LOB: 1	BB: 1	P: 17
	R: 0	E: 0	K: 0	S: 7	H: 0	LOB: 0	BB: 0	P: 10	R: 0	E: 0	K: 1	S: 12	H: 0	LOB: 0	BB: 1	P: 18	R: 0	E: 0	K: 2	S: 13	H: 2	LOB: 2	BB: 0	P: 19	R: 0	E: 0	K: 2	S: 8	H: 0	LOB: 0	BB: 0	P: 13
	R: 0	E: 0	K: 1	S: 12	H: 1	LOB: 2	BB: 1	P: 19	1B: 3	2B: 2	3B: 0	HR: 1	SF: 0	SAC: 0	DP: 2	HBP: 1	WP: 0	PB: 0	SB: 0	CS: 0	PA: 37												

PITCHER		IP	WLS	BF	H	R	ER	SO	BB	IBB	HBP	BLK	WP	HR	S	P	ERA	WHIP
44 Jake Peavy, R ERA: 2.19	(1, 1)	7.0	L	29	5	3	3	6	3	0	1	0	0	1	74	110	3.86	1.143
43 Cla Meredith, R ERA: 4.05	(8, 1)	1.0		3	0	0	0	2	0	0	0	0	0	0	8	13	0.00	0.000
40 Royce Ring, L ERA: 1.04	(9, 1)	0.2		4	1	0	0	1	1	0	0	0	0	0	11	18	0.00	3.000
41 Kevin Cameron, R ERA: 0.33	(9, 1)	0.1		1	0	0	0	0	0	0	0	0	0	0	1	1	0.00	0.000

PITCHER	IP	WLS	BF	H	R	ER	SO	BB	IBB	HBP	BLK	WP	HR	S	P	ERA	WHIP

Batter	1	2	3	4	5	6	7	8	9	AB	R	H	RBI	BB	SO	LOB
24 Brian Giles, L (1, 9) OBP: 0.372, SLG: 0.351	B FA 88 B FA 88 S FA 88 B FA 89 B FA 87 4-1 22 3B BB		C SL 82 B FA 91 B C B B 4-2 22 G6-4-3 BB			F FA 89 X CH 78 0-1 ① F8		B FA 96 B FA 96 C FA 96 B FA 97 C FA 97 B FA 98 4-2 22 SH5-4 BB		1	1	0	0	3	0	0
22 Marcus Giles, R (1, 4) OBP: 0.322, SLG: 0.352	B CU 77 B FA 90 C FA 89 F FA 90 X FA 90 2-2 1-H 3B		B FA 92 X CH 81 1-0 ②③ G6-4-3 1-2f			X FA 90 0-0 ② G4-3		C FA 96 X SL 86 0-1 ① SH5-4 1-2		3	0	1	1	0	0	1
23 Adrián González, L (1, 3) OBP: 0.334, SLG: 0.470	B F CH 80 B FA 91 S FA 90 S SL 81 2-3 ① K			S FA 90 F FA 91 S SL 82 0-3 ① K		F FA 91 B FA 92 X CH 81 1-1 ③ G4-3		B FA 98 C CH 87 T FA 96 B FA 97 B FS 88 S CH 88 3-3 ② K		4	0	0	0	0	3	2
Mike Cameron, R (1, 8) OBP: 0.322, SLG: 0.438	B C C S SL 80 1-3 ② K			C FA 90 B CU 77 F FA 92 S SL 82 1-3 ② K			H CU 74 1-0 4 2B HBP	S CH 88 B CH 88 B CH 88 D FA 98 S CH 88 F CH 87 F FS 89 B SL 86 4-2 BB		2	1	0	0	1	2	1
3 Khalil Greene, R (1, 6) OBP: 0.280, SLG: 0.472	B SL 80 X FA 91 1-0 ③ F9			C FA 91 S SL 80 C FA 92 0-3 ③ K			1 SAFE X FA 90 0-0 ① P3	B SL 85 C FA 96 C FA 97 B FA 98 S FA 98 2-3 ③ K		4	0	0	0	0	2	4
4 Michael Barrett, R (1, 2) OBP: 0.299, SLG: 0.407		C FA 92 X SL 82 0-1 ① L5			C X 0-1 ① L8		C FA 89 F FA 91 B FA 93 1 SAFE 1 SAFE X FA 93 1-2 1-H 2B		B SL 83 T FA 93 X FA 94 1-1 ① F9	4	0	1	1	0	0	0
Russell Branyan, L (1, 5) OBP: 0.336, SLG: 0.422 5 Kevin Kouzmanoff, R (7, PH) OBP: 0.286, SLG: 0.378 (8, 5)		B F F B S 2-3 ② K			X 0-0 ② P6		B FA 86 B FA 83 C CH 69 B SL 79 F CH 68 F FA 83 B FA 83 4-2 BB		B FA 94 B FA 95 S FA 94 F FA 94 S SL 85 2-3 ② K	2 1	0 0	0 0	0 1	0 1	1 1	0 0
José Cruz Jr., S (1, 7) OBP: 0.330, SLG: 0.391		C FA 90 B FA 92 B SL 78 S FA 91 X SL 83 2-2 ③ G3			X 0-0 44 BLK 2B		C FA 92 F CU 81 F FA 94 S CU 81 0-3 ② K		X FA 94 0-0 ③ F9	4	0	1	0	0	1	2
44 Jake Peavy, R (1, 1) OBP: 0.189, SLG: 0.324 28 Josh Bard, S (7, PH) OBP: 0.339, SLG: 0.381 43 Cla Meredith, R (8, 1) 40 Royce Ring, L (9, 1) 41 Kevin Cameron, R (9, 1)			S FA 94 B CU 76 S FA 94 B FA 94 C FA 96 2-3 ① K		B FA 90 B FA 91 C FA 91 F FA 91 X SL 84 2-2 ③ L9 2-3		X FA 92 0-0 ③ F7			2 1 0 0 0	0 0 0 0 0	0 0 0 0 0	0 0 0 0 0	1 0 0 0 0	1 2 0 0 0	

Inning Stats	1	2	3	4	5	6	7	8	9
	R: 1 E: 0 K: 2 S: 11	H: 1 LOB: 1 BB: 1 P: 21	R: 0 E: 0 K: 1 S: 8	H: 0 LOB: 0 BB: 0 P: 12	R: 0 E: 0 K: 1 S: 6	H: 0 LOB: 0 BB: 1 P: 13	R: 0 E: 0 K: 3 S: 9	H: 0 LOB: 0 BB: 0 P: 10	R: 0 E: 0 K: 0 S: 7	H: 1 LOB: 1 BB: 0 P: 9	R: 0 E: 0 K: 0 S: 5	H: 0 LOB: 0 BB: 0 P: 6	R: 1 E: 0 K: 1 S: 12	H: 1 LOB: 2 BB: 1 P: 18	R: 0 E: 0 K: 2 S: 14	H: 0 LOB: 2 BB: 2 P: 27	R: 0 E: 0 K: 1 S: 6	H: 0 LOB: 0 BB: 0 P: 9

PITCHER		IP	WLS	BF	H	R	ER	SO	BB	IBB	HBP	BLK	WP	HR	S	P	ERA	WHIP	PITCHER		IP	WLS	BF	H	R	ER	SO	BB	IBB	HBP	BLK	WP	HR	S	P	ERA	WHIP
Byung-Hyun Kim, R ERA: 4.94	(1, 1)	6.1	W	24	3	2	2	7	2	0	1	1	0	0	50	77	2.84	0.789																			
Erasmo Ramirez, L ERA:	(7, 1)	0.0		1	0	0	0	0	1	0	0	0	0	0	3	7	∞	∞																			
32 Justin Miller, R ERA: 2.52	(7, 1)	0.2	H	2	0	0	0	1	0	0	0	0	0	0	5	5	0.00	0.000																			
Armando Benitez, R ERA: 4.83	(8, 1)	1.0	H	5	0	0	0	2	2	0	0	0	0	0	14	27	0.00	2.000																			
Kevin Gregg, R ERA: 3.08	(9, 1)	1.0	S	3	0	0	0	1	0	0	0	0	0	0	6	9	0.00	0.000																			

BOTTOM

Florida Marlins @ San Diego Padres

PETCO Park, San Diego, CA

Thu Jul 05 2007, 3:35 PM EDT

Att. 32,496 - Overcast - 69 F

livebaseballscorecards.com

AB	28
R	2
H	3
RBI	2
BB	5
SO	11
LOB	13

1B: 0 2B: 2 3B: 1 HR: 0	SF: 0 SAC: 1 DP: 1 HBP: 1	WP: 0 PB: 0 SB: 0 CS: 0	PA: 35
---	---	---	---

Atlanta Braves @ San Diego Padres

PETCO Park, San Diego, CA

Fri Jul 06 2007, 10:05 PM EDT

Att. 37,526 - Clear - 69 F

TOP

livebaseballscorecards.com

Batter	1	2	3	4	5	6	7	8	9	AB	R	H	RBI	BB	SO	LOB
Willie Harris, L (1, 7) OBP: 0.425, SLG: 0.453	C CH 85 X FA 89 0-1 ① F8		C FA 87 T CU 69 B FA 87 F CU 70 X CH 77 1-2 ② G6-3	B CU 70 C CH 78 X CU 69 1-1 ③ G3		F FA 88 F SL 84 B CU 74 F CU 76 F SL 84 B FA 89 X SL 85 2-2 ① G1-3			B FA 93 F FA 93 B FA 93 B FA 93 C FA 94 X FA 93 3-2 ① G1-3	5	0	0	0	0	0	2
11 Edgar Renteria, R (1, 6) OBP: 0.388, SLG: 0.488	C FA 86 B FA 87 B FA 88 B FA 88 B FA 89 4-1 BB		X FA 88 0-0 ③ G4-3		C CH 76 C CH 85 B CU 70 X CH 77 1-2 10 BB 1B	B FA 88 C FA 90 B CU 78 B SL 84 B SL 88 4-1 10 G6-4-3 BB			X FA 94 0-0 ② G6-3	3	1	1	0	2	0	0
10 Chipper Jones, S (1, 5) OBP: 0.419, SLG: 0.606	C CU 70 C FA 86 B FA 89 X FA 88 1-2 ② F7			B CH 82 C CH 84 B CU 67 X CU 68 2-1 HR 1B	T FA 86 B CH 84 1 SAFE B FA 86 C FA 87 B CH 85 B CH 76 4-2 E 1B 2 2B 1-2 BB	X FA 90 0-0 ②③ G6-4-3 1-2f			B FA 95 X FA 93 1-0 2B	4	2	2	0	1	0	2
Andruw Jones, R (1, 8) OBP: 0.301, SLG: 0.399	B CU 68 B FA 89 C FA 88 B CU 71 F FA 87 F FA 90 X FA 91 3-2 ③ G6-3			B CU 67 B FA 86 S CH 77 S CH 77 F CU 71 F CU 70 X CU 72 2-2 1-H HR	C FA 86 B SI 87 S CU 71 X FA 89 1-2 E8 2 2B 7 1B 1-3 2-H 1B		B SL 82 F SL 84 X CU 74 1-1 ① G6-3		C SL 81 X SL 81 0-1 ③ F7	5	2	2	3	0	0	2
2 Kelly Johnson, L (1, 4) OBP: 0.388, SLG: 0.461		B CH 84 X CH 85 1-0 7 G6-4-3 1B		F CH 80 B FA 89 B CH 80 F FA 87 X CU 71 2-2 7 1B 38 1B 1B	B CH 84 B CH 85 B FA 88 X FA 87 3-0 7 1B 1-3 SF8 3-H 2B		F SL 84 F SL 84 B CU 76 F CU 76 X CU 76 1-2 ② F9			4	2	3	1	0	0	0
7 Jeff Francoeur, R (1, 9) OBP: 0.333, SLG: 0.433		C FA 87 1 SAFE X FA 89 0-1 ①② G6-4-3 1-2f		1 SAFE M FA 88 B FA 88 X CH 79 1-1 38 1B 1-2 1B	C SL 84 B SL 83 B CU 75 S SL 84 F CU 75 X FA 89 2-2 FC3-6 2-3 3-H 1B		F SL 85 B FA 89 S FA 82 F CU 76 C SL 84 1-3 ③ K			4	0	2	1	0	1	1
Jarrod Saltalamacchia, S (1, 2) OBP: 0.360, SLG: 0.476 16 Brian McCann, L (7, 2) OBP: 0.312, SLG: 0.429		B FA 89 B CH 85 F CH 84 X FA 87 2-1 2B		F CH 79 B CH 79 B CH 78 C CU 70 S CU 68 2-3 ① K	C SL 85 B CU 75 X SL 80 1-1 ① FC3-6 1-2f			B F FA 94 C FA 94 S SL 86 1-3 ① K		3 1	0 0	1 0	0 0	0 0	1 1	4 0
Scott Thorman, L (1, 3) OBP: 0.253, SLG: 0.397		B CU 68 B FA 89 C CU 69 F CH 85 B FA 89 S CU 68 3-3 ③ K		X CH 83 0-0 ② F7	X SL 85 0-0 ② SF8 3-H			X FA 95 0-0 ② L5		3	0	0	1	0	1	3
38 Buddy Carlyle, L (1, 1) OBP: 0.071, SLG: 0.071 Tyler Yates, R (9, 1)			B CH 84 C CH 84 X FA 86 1-1 ① G6-3	X FA 86 0-0 1-3 2-H 1B	C SL 85 B CU 75 C FA 89 F SL 77 F SL 84 B FA 90 B FA 90 X 3-2 ③ G5-3			C FA 95 F FA 95 X FA 97 0-2 ③ G6-3		4 0	0 0	1 0	1 0	0 0	0 0	1 0

Inning Stats	1	2	3	4	5	6	7	8	9
	R: 0 E: 0 K: 0 S: 10 H: 0 LOB: 1 BB: 1 P: 18	R: 0 E: 0 K: 1 S: 8 H: 2 LOB: 1 BB: 0 P: 14	R: 0 E: 0 K: 0 S: 7 H: 0 LOB: 0 BB: 0 P: 9	R: 3 E: 0 K: 1 S: 19 H: 5 LOB: 2 BB: 0 P: 29	R: 4 E: 1 K: 0 S: 21 H: 4 LOB: 1 BB: 1 P: 36	R: 0 E: 0 K: 0 S: 7 H: 0 LOB: 0 BB: 1 P: 13	R: 0 E: 0 K: 1 S: 10 H: 0 LOB: 0 BB: 0 P: 13	R: 0 E: 0 K: 1 S: 7 H: 0 LOB: 0 BB: 0 P: 8	R: 0 E: 0 K: 0 S: 7 H: 1 LOB: 1 BB: 0 P: 11

1B: 8 2B: 3 3B: 0 HR: 1 SF: 1 SAC: 0 DP: 2 HBP: 0

WP: 0 PB: 0 SB: 0 CS: 0 PA: 40

	AB	36
	R	7
	H	12
	RBI	7
	BB	3
	SO	4
	LOB	15

PITCHER		IP	WLS	BF	H	R	ER	SO	BB	IBB	HBP	BLK	WP	HR	S	P	ERA	WHIP
Justin Germano, R ERA: 3.9	(1, 1)	4.0	L	23	10	7	7	2	2	0	0	0	0	1	53	88	15.75	3.000
45 Justin Hampson, L ERA: 2.3	(5, 1)	3.0		10	1	0	0	1	1	0	0	0	0	0	29	44	0.00	0.667
41 Kevin Cameron, R ERA: 0.31	(8, 1)	2.0		7	1	0	0	1	0	0	0	0	0	0	14	19	0.00	0.500

PITCHER		IP	WLS	BF	H	R	ER	SO	BB	IBB	HBP	BLK	WP	HR	S	P	ERA	WHIP

BOTTOM

Atlanta Braves @ San Diego Padres

PETCO Park, San Diego, CA

Fri Jul 06 2007, 10:05 PM EDT

Att. 37,526 - Clear - 69 F

livebaseballscorecards.com

Batter	1	2	3	4	5	6	7	8	9	AB	R	H	RBI	BB	SO	LOB
24 Brian Giles, L (1, 9) OBP: 0.374, SLG: 0.359	B FA 89 F FA 89 B CH 80 B FA 90 C FA 90 X FA 91 3-2 4 1B 1B 1B	X FA 91 0-0 ③ F8			C CH 80 B CH 83 C FA 92 B FA 95 B FA 93 X FA 92 3-2 2B		B FA 93 C FA 93 C CH 82 F FA 94 S FA 96 1-3 ③ K			4	1	2	0	0	1	2
22 Marcus Giles, R (1, 4) OBP: 0.318, SLG: 0.348	1 SAFE F FA 91 F CU 78 S FA 93 0-3 ① K		C FA 92 C FA 93 X SL 82 0-2 ① G5-3		B FA 95 F FA 93 B FA 94 S CU 77 S FA 94 2-3 ③ K			C CU 75 X CU 80 0-1 ① L8		4	0	0	0	0	2	2
Mike Cameron, R (1, 8) OBP: 0.324, SLG: 0.437	X CU 78 0-0 4 1B 3 FC5-4 1-3 1B		B FA 93 B FA 92 B FA 92 B FA 91 4-0 4 G6-4-3 BB			C FA 92 B SL 82 F CU 80 S FA 95 1-3 ① K		X FA 85 0-0 ② F8		3	1	1	0	1	1	0
4 Michael Barrett, R (1, 2) OBP: 0.301, SLG: 0.409	C FA 93 1 SAFE X FA 92 0-1 3 FC5-4 1-3 3-H 1B		B FA 93 1 SAFE C FA 92 F CU 81 1 SAFE B FA 93 X FA 93 2-2 ②③ G6-4-3 1-2f			X FA 94 0-0 3 G6-3 1B		B FA 88 B CU 75 B FA 88 C FA 88 F FA 93 X FA 94 3-2 ③ L4		4	0	2	1	0	0	1
3 Khalil Greene, R (1, 6) OBP: 0.280, SLG: 0.469	B FA 93 B FA 92 B FA 92 C FA 91 X FA 92 3-1 ② FC5-4 1-2f 3-H			C FA 92 S CU 78 C FA 94 0-3 ① K		B FA 92 B FA 92 F FA 91 S CU 79 X FA 94 2-2 ②③ G6-3 1-2f			C FA 98 B FA 98 F FA 98 F FA 91 F FA 98 X SL 90 1-2 28 G4-3 1B 1B	4	1	1	1	0	1	2
Russell Branyan, L (1, 5) (5, 7) OBP: 0.333, SLG: 0.443	X FA 93 0-0 ③ L4			F CH 81 F CH 84 S FA 95 0-3 ② K			B CH 77 B FA 91 X FA 89 2-0 HR		C FA 98 F FA 98 S FA 98 0-3 ① K	4	1	1	1	0	2	2
José Cruz Jr., S (1, 7) 41 Kevin Cameron, R (8, 1) 28 Josh Bard, S (9, PH) OBP: 0.338, SLG: 0.379		X FA 91 0-0 ① G4-3		C CH 81 S FA 94 S FA 96 0-3 ③ K			C FA 92 F FA 94 B FA 93 B CU 81 F FA 93 B FA 93 X FA 91 3-2 ① P4		B FA 98 B FA 97 X FA 97 2-0 ② G4-3 1-2	2 0 1	0 0 0	0 0 0	0 0 0	0 0 0	1 0 0	0 0 1
Geoff Blum, S (1, 3) OBP: 0.272, SLG: 0.311		C FA 90 B FA 89 X FA 93 1-1 SH1-3 1B			C FA 91 B CH 82 X FA 91 1-1 ① G5-3		F FA 90 B CH 83 F CH 82 B FA 95 B CH 82 X FA 93 3-2 ② G3-1		S SL 89 X FA 98 0-1 2-H 1B	4	0	2	1	0	0	0
Justin Germano, R (1, 1) OBP: 0.385, SLG: 0.417 45 Justin Hampson, L (5, 1) 5 Kevin Kouzmanoff, R (5, 5) OBP: 0.287, SLG: 0.382 Hiram Bocachica, R (7, PH) OBP: 0.271, SLG: 0.338		1 SAFE X FA 90 0-0 ② SH1-3 1-2			B FA 91 C FA 90 X CU 78 1-1 ② G5-3		X FA 93 0-0 2B		D SL 91 X SL 90 1-0 ③ F8	0 0 3 1	0 0 0 0	0 0 1 0	0 0 0 0	0 0 0 0	0 0 0 0	0 0 1 0
Inning Stats	R: 2 E: 0 K: 1 S: 12 H: 3 LOB: 1 BB: 0 P: 18	R: 0 E: 0 K: 0 S: 5 H: 1 LOB: 1 BB: 0 P: 6	R: 0 E: 0 K: 0 S: 6 H: 0 LOB: 0 BB: 1 P: 12	R: 0 E: 0 K: 3 S: 9 H: 0 LOB: 0 BB: 0 P: 9	R: 0 E: 0 K: 1 S: 10 H: 1 LOB: 1 BB: 0 P: 17	R: 0 E: 0 K: 1 S: 7 H: 1 LOB: 0 BB: 0 P: 10	R: 1 E: 0 K: 1 S: 13 H: 2 LOB: 1 BB: 0 P: 22	R: 0 E: 0 K: 0 S: 6 H: 0 LOB: 0 BB: 0 P: 9	R: 1 E: 0 K: 1 S: 12 H: 2 LOB: 1 BB: 0 P: 16	1B: 7 2B: 2 3B: 0 HR: 1 SF: 0 SAC: 1 DP: 2 HBP: 0						

	AB	34
	R	4
	H	10
	RBI	4
	BB	1
	SO	8
	LOB	11

PITCHER		IP	WLS	BF	H	R	ER	SO	BB	IBB	HBP	BLK	WP	HR	S	P	ERA	WHIP
38 Buddy Carlyle, R ERA: 4.5	(1, 1)	8.0	W	31	8	3	3	7	1	0	0	0	0	1	68	103	3.38	1.125
Tyler Yates, R ERA: 3.79	(9, 1)	1.0		5	2	1	1	1	0	0	0	0	0	0	12	16	9.00	2.000

PITCHER	IP	WLS	BF	H	R	ER	SO	BB	IBB	HBP	BLK	WP	HR	S	P	ERA	WHIP

Atlanta Braves @ San Diego Padres

PETCO Park, San Diego, CA

Sat Jul 07 2007, 3:55 PM EDT

Att. 41,419 - Sunny - 75 F

TOP

livebaseballscorecards.com

Batter	1	2	3	4	5	6	7	8	9	AB	R	H	RBI	BB	SO	LOB
19 Yunel Escobar, R (1, 4) OBP: 0.339, SLG: 0.412	X FA 89 0-0 ① L9		C CU 70 B FA 87 X SL 83 1-1 3-H 1B	C CU 80 D CU 82 X FA 95 1-1 ③ G3			B CU 86 B FA 97 B CU 84 C FA 96 X FA 97 3-1 ② L4		S FC 87 X FA 88 0-1 ① F8	5	0	1	1	0	0	2
11 Edgar Renteria, R (1, 6) OBP: 0.388, SLG: 0.486	C FA 89 B CU 72 F FA 90 X FA 88 1-2 ② F8		B FA 88 B CU 69 F FA 87 F FA 89 C SL 85 2-3 ② K		B FA 94 F FA 94 X FA 95 1-1 G6-4-3 10 BB 1B		B CU 85 C FA 98 B CU 86 B CU 84 X FA 97 3-1 10 1B 3B 1B		B FC 87 C FC 88 S SL 84 F CH 77 B CH 75 F SL 85 C FC 87 2-3 ② K	5	1	2	0	0	2	1
10 Chipper Jones, S (1, 5) OBP: 0.419, SLG: 0.600	B FA 90 C CU 71 X FA 88 1-1 ③ G6-3		1 SAFE F FA 89 X CU 71 0-1 ③ F7		B FA 94 B FA 89 B CH 82 B FA 91 4-0 G6-4-3 1-2 BB		C FA 97 B FA 98 X CU 86 1-1 1-2 3B 1B		X FC 87 0-0 ③ G4-3	4	1	1	0	1	0	1
Andruw Jones, R (1, 8) OBP: 0.303, SLG: 0.404		S FA 87 F FA 88 B CU 72 X FA 88 1-2 ① P2		C CH 76 B FA 88 F CU 70 F CU 69 B FA 86 B FA 86 F FA 89 B CU 70 4-2 7 HR BB	C FA 94 B FA 91 X FA 91 1-1 ① ② G6-4-3 1-2f 2-3		S CU 87 X CU 87 0-1 1-H 2-H 3B			3	1	1	2	1	0	2
7 Jeff Francoeur, R (1, 9) OBP: 0.332, SLG: 0.439		B CU 72 X SL 84 1-0 ② G6-3		S SL 84 S FA 88 F SL 84 B FA 85 1 SAFE X SL 84 1-2 1-H HR	B CU 82 X FA 95 1-0 ③ G3-1		B FA 98 F FA 98 C FA 98 S FA 98 1-3 ③ K			4	1	1	2	0	1	2
23 Matt Diaz, R (1, 7) OBP: 0.377, SLG: 0.473		B CU 72 X FA 88 1-0 2B		B FA 90 X FA 91 1-0 37 SH1-4 16 1B 1B		X CU 79 0-0 ① G6-3		S FA 93 B FA 94 F CH 80 X FA 94 1-2 ① G4-3		4	0	2	0	0	0	0
16 Brian McCann, L (1, 2) OBP: 0.311, SLG: 0.426		S FC 85 X SL 84 0-1 ③ F7		1 SAFE X CH 82 0-0 1-2 37 SH1-4 1B		B FA 94 X CU 79 1-0 ② G3-1		C CH 82 F FA 93 F CU 81 B FA 94 B CU 80 B FA 94 X FA 92 3-2 ② G4-3		4	0	1	0	0	0	1
Jarrod Saltalamacchia, S (1, 3) OBP: 0.364, SLG: 0.481			B FA 87 X FA 87 1-0 37 SH1-4 19 1B 2B	S CU 78 B FA 92 F CU 80 B FA 94 S CU 80 2-3 ① K		X CU 80 0-0 ③ G4-3		B CH 82 B CH 82 B FA 92 C FA 93 B FA 92 4-1 2 WP BB		3	1	1	0	1	1	2
37 Jo-Jo Reyes, L (1, 1) Oscar Villarreal, L (4, 1) 58 Peter Moylan, R (6, 1) Willie Harris, L (7, PH) OBP: 0.423, SLG: 0.450 Tyler Yates, R (7, 1) 54 Chad Paronto, R (7, 1) 2 Kelly Johnson, L (8, PH) OBP: 0.387, SLG: 0.459 27 Joey Devine, R (8, 1)			X SL 83 0-0 ① SH1-4 2-3	S FA 94 X CU 81 0-1 ② SH1-4 1-2 2-3			C C CU 85 B CU 84 B FA 98 B CU 84 S CU 85 3-3 ① K	C CH 82 F FA 95 B CU 82 B FA 96 B CH 84 F FA 95 X FA 95 3-2 ③ G4-3 1-2		0 0 0 1 0 0 0 1 0	0 0 0 0 0 0 0 0 0	0 0 0 0 0 0 0 0 0	0 0 0 0 0 0 0 1 0	0 0 0 1 0 0 0 0 0	0 0 0 0 0 0 0 1 0
Inning Stats	R: 0 E: 0 K: 0 S: 6 H: 0 LOB: 0 BB: 0 P: 8	R: 0 E: 0 K: 0 S: 7 H: 1 LOB: 1 BB: 0 P: 10	R: 1 E: 0 K: 1 S: 9 H: 2 LOB: 1 BB: 0 P: 13	R: 2 E: 0 K: 1 S: 17 H: 3 LOB: 2 BB: 1 P: 26	R: 0 E: 0 K: 0 S: 5 H: 1 LOB: 1 BB: 1 P: 12	R: 0 E: 0 K: 0 S: 3 H: 0 LOB: 0 BB: 0 P: 4	R: 2 E: 0 K: 2 S: 14 H: 3 LOB: 1 BB: 0 P: 25	R: 0 E: 0 K: 0 S: 12 H: 0 LOB: 1 BB: 1 P: 23	R: 0 E: 0 K: 1 S: 8 H: 0 LOB: 0 BB: 0 P: 10	1B: 6 2B: 2 3B: 1 HR: 1 SF: 0 SAC: 2 DP: 1 HBP: 0						

	AB	34
	R	5
	H	10
	RBI	5
	BB	3
	SO	5
	LOB	12

		WP: 1	PA: 39
		PB: 0	
		SB: 0	
		CS: 0	

PITCHER		IP	WLS	BF	H	R	ER	SO	BB	IBB	HBP	BLK	WP	HR	S	P	ERA	WHIP
David Wells, L ERA: 4.31	(1, 1)	3.0		14	4	3	3	1	1	0	0	0	0	1	30	44	9.00	1.667
26 Doug Brocail, R ERA: 3.03	(4, 1)	3.0		12	3	0	0	1	1	0	0	0	0	0	17	29	0.00	1.333
21 Heath Bell, R ERA: 1.78	(7, 1)	1.0	W	6	3	2	2	2	0	0	0	0	0	0	14	25	18.00	3.000
Scott Linebrink, R ERA: 2.52	(8, 1)	1.0	H	4	0	0	0	0	1	0	0	0	1	0	12	23	0.00	1.000
Trevor Hoffman, R ERA: 1.91	(9, 1)	1.0	S	3	0	0	0	1	0	0	0	0	0	0	8	10	0.00	0.000

PITCHER		IP	WLS	BF	H	R	ER	SO	BB	IBB	HBP	BLK	WP	HR	S	P	ERA	WHIP

Atlanta Braves @ San Diego Padres

PETCO Park, San Diego, CA

Sat Jul 07 2007, 3:55 PM EDT

Att. 41,419 - Sunny - 75 F

livebaseballscorecards.com

BOTTOM

Batter	1	2	3	4	5	6	7	8	9	AB	R	H	RBI	BB	SO	LOB
24 Brian Giles, L (1, 9) OBP: 0.370, SLG: 0.352	B FA 94 F FA 95 B FA 95 B FA 95 B FA 95 4-1 22 G6-4-3 BB		C FA 94 X FA 95 0-1 G1-6-3 1-2f ② ③	B FA 94 X FA 90 1-0 P3 ③		1 SAFE C FA 92 C FA 92 C SL 80 0-3 K ③		X FA 97 0-0 G4-3 ①		4	0	0	0	1	1	4
22 Marcus Giles, R (1, 4) OBP: 0.317, SLG: 0.344	B FA 96 F FA 94 D FA 88 X FA 95 2-1 G6-4-3 1-2f ① ②			F FA 93 B FA 95 B FA 94 B FA 86 B FA 94 4-1 WP 23 BB HR BB	F FA 92 X FA 92 0-1 G6-3 ①		C X FA 96 0-1 G1-3 ①	B FA 95 F FA 95 B CU 83 F FA 96 B FA 97 X FA 97 3-2 G5-3 ②		4	1	0	0	1	0	1
23 Adrián González, L (1, 3) OBP: 0.338, SLG: 0.472	B FA 95 C FA 94 X SL 85 1-1 F7 ③			B SL 85 B FA 95 B FA 94 B FA 94 4-0 WP HR 1-2 BB	C FS 85 B CH 85 B CH 87 F FA 93 B FA 94 B FA 89 4-2 F8 E BB		C FA 98 B FA 92 B FA 92 B FA 98 X FA 98 3-1 BB 3 E 2B	B FA 97 B FA 98 F FA 96 B FA 97 S FA 97 X FA 96 3-2 G6-3 ③		3	2	1	0	2	0	0
Mike Cameron, R (1, 8) OBP: 0.326, SLG: 0.445		X FA 94 0-0 L8 ①		C FA 86 B CU 72 C FA 93 B SL 84 B FA 88 X SL 85 3-2 1-H 2-H HR	X FA 91 0-0 E5 1-2		B FA 93 B SL 87 D FA 92 C FA 99 B FA 100 4-1 3 E BB 5 1B BB			3	2	1	3	1	0	1
Milton Bradley, S (1, 7) OBP: 0.380, SLG: 0.441		C FA 94 B CU 74 X FA 88 1-1 G6-3 ②		F FA 95 C FA 95 B SL 85 B FA 86 X FA 87 2-2 28 FC6-4 3 1B 5 SF8 1B	C FA 89 X FA 93 0-1 F8 ②		B FA 99 S FA 99 B FA 98 C FA 99 B FA 99 B FA 98 4-2 3 E 5 1B 1-2 2-3 BB			3	2	1	0	1	0	2
3 Khalil Greene, R (1, 6) OBP: 0.282, SLG: 0.479		B FA 95 X FA 94 1-0 HR		1 SAFE B FA 96 B FA 94 X FA 95 2-0 28 FC6-4 1-2 1B	C FA 89 1 SAFE S SL 88 F FA 89 1 SAFE S SL 87 0-3 K ③		S FA 92 F FA 94 F FA 93 X SL 86 0-2 E4 5 1B 1-2 2-3 3-H			4	1	2	2	0	1	4
28 Josh Bard, S (1, 2) OBP: 0.332, SLG: 0.372		C FA 95 B FA 87 B SL 84 F FA 95 X FA 88 2-2 G6-3 ③		C FA 90 X CH 85 0-1 FC6-4 26 1B 1-2f 2-3 ①		F FA 94 B FA 95 C SL 77 B FA 96 F FA 94 B SL 79 X FA 95 3-2 G1 ①	C FA 93 S FA 93 B FA 93 B FA 92 X FA 93 2-2 F7 ②			4	0	0	0	0	0	5
5 Kevin Kouzmanoff, R (1, 5) OBP: 0.290, SLG: 0.386			C FA 94 B CU 74 F FA 87 F SL 87 F SL 82 F FA 86 X SL 83 1-2 24 G1-6-3 1B	C FA 91 B FA 91 S SL 86 F FA 92 F FA 93 X FA 92 1-2 SF8 ②		B FA 94 C FA 94 S SL 79 X SL 80 1-2 F7 ②	F FA 94 B FA 92 F SL 85 B SL 86 B FA 92 F FA 93 X FA 92 3-2 1-3 2-H 3-H 1B			3	0	2	3	0	0	0
David Wells, L (1, 1) OBP: 0.067, SLG: 0.067 26 Doug Brocail, L (4, 1) OBP: 0.500, SLG: 0.500 Russell Branyan, L (6, PH) OBP: 0.338, SLG: 0.443 21 Heath Bell, R (7, 1) José Cruz Jr., S (7, PH) OBP: 0.326, SLG: 0.387 Scott Linebrink, R (8, 1) Trevor Hoffman, R (9, 1)			C FA 93 L FA 95 S FA 96 0-3 K ①	B FA 92 B FA 90 B FA 90 C FA 90 X FA 91 3-1 1-2 1B		B FA 94 B FA 93 B FA 90 B FA 94 4-0 BB	B FA 91 B FA 91 S FA 92 F SL 84 S FA 92 2-3 K ③			1 1 0 0 1 0 0	0 0 0 0 0 0 0	0 1 0 0 0 0 0	0 0 1 0 0 0 0	1 0 0 0 0 0 0	1 0 0 0 0 0 0	1 0 0 0 2 0 0
Inning Stats	R: 0 E: 0 K: 0 S: 5 H: 0 LOB: 0 BB: 1 P: 12	R: 1 E: 0 K: 0 S: 7 H: 1 LOB: 0 BB: 0 P: 11	R: 0 E: 0 K: 1 S: 11 H: 1 LOB: 0 BB: 0 P: 12	R: 4 E: 0 K: 0 S: 18 H: 4 LOB: 2 BB: 2 P: 38	R: 0 E: 1 K: 1 S: 11 H: 0 LOB: 2 BB: 1 P: 15	R: 0 E: 0 K: 1 S: 10 H: 0 LOB: 1 BB: 1 P: 18	R: 3 E: 1 K: 1 S: 21 H: 2 LOB: 2 BB: 2 P: 39	R: 0 E: 0 K: 0 S: 7 H: 0 LOB: 0 BB: 0 P: 13		1B: 5 2B: 1 3B: 0 HR: 2 SF: 1 SAC: 0 DP: 2 HBP: 0						

	AB	31
	R	8
	H	8
	RBI	8
	BB	7
	SO	4
	LOB	20

PITCHER		IP	WLS	BF	H	R	ER	SO	BB	IBB	HBP	BLK	WP	HR	S	P	ERA	WHIP
37 Jo-Jo Reyes, L ERA: 15.0	(1, 1)	3.0		15	5	5	5	1	3	0	0	0	1	2	31	58	15.00	2.667
Oscar Villarreal, R ERA: 3.78	(4, 1)	2.0		9	1	0	0	1	1	0	0	0	0	0	21	30	0.00	1.000
58 Peter Moylan, R ERA: 2.17	(6, 1)	1.0		4	0	0	0	1	1	0	0	0	0	0	10	18	0.00	1.000
Tyler Yates, R ERA: 3.99	(7, 1)	0.1	L	4	1	3	1	0	2	0	0	0	0	0	7	18	27.00	9.000
54 Chad Paronto, R ERA: 4.18	(7, 1)	0.2		4	1	0	0	1	0	0	0	0	0	0	14	21	0.00	1.500

PITCHER		IP	WLS	BF	H	R	ER	SO	BB	IBB	HBP	BLK	WP	HR	S	P	ERA	WHIP
27 Joey Devine, R ERA:	(8, 1)	1.0		3	0	0	0	0	0	0	0	0	0	0	7	13	0.00	0.000

Atlanta Braves @ San Diego Padres

PETCO Park, San Diego, CA

Sun Jul 08 2007, 8:05 PM EDT

Att. 41,026 - Partly Cloudy - 72 F

livebaseballscorecards.com

TOP

Batter	1	2	3	4	5	6	7	8	9	AB	R	H	RBI	BB	SO	LOB
Willie Harris, L (1, 7) OBP: 0.419, SLG: 0.441	B FA 86 B FA 87 C FA 86 C FA 87 B CH 82 X FA 87 3-2 ① F7		X FA 85 0-0 ① G4-3		B FA 86 B CH 80 B FA 85 B FA 85 4-0 11 FC6-4 BB		B CU 72 X FA 90 1-0 ③ G3			3	0	0	0	1	0	0
11 Edgar Renteria, R (1, 6) OBP: 0.384, SLG: 0.481	X FA 88 0-0 ② F9		B FA 86 C FA 86 X FA 86 1-1 ② G1-3		1 SAFE P PO 83 X FA 87 1-0 ③ FC6-4 1-2f			F FA 88 C FA 88 S CH 81 0-3 ① K		4	0	0	0	0	1	1
10 Chipper Jones, S (1, 5) OBP: 0.417, SLG: 0.594	C FA 88 X CH 83 0-1 ③ G4-3		C FA 87 F FA 87 X FA 88 0-2 ③ G4-3			B FC 85 B FA 85 F FA 86 X FA 87 2-1 1B S 16 1B 1B		S FA 88 X CU 79 0-1 ② G1		4	1	1	0	0	0	0
Andruw Jones, R (1, 8) OBP: 0.310, SLG: 0.410		B FA 86 B FC 88 C FA 87 C FA 88 F FC 83 B FA 83 F SL 81 D SL 83 4-2 16 E 16 S 16 HR BB		F CH 80 B FA 87 C FA 87 X FF 88 1-2 16 F9 16 S 1B		B FA 87 C FA 88 1 SAFE B FA 87 X FA 88 2-1 16 1B 1-3 1B		F FA 89 B SL 79 F SL 78 B SL 81 B FA 88 X FA 89 3-2 16 E 1B		3	2	3	0	1	0	0
16 Brian McCann, L (1, 2) OBP: 0.313, SLG: 0.438		1 SAFE C FA 88 X FC 87 0-1 1-H HR		1 SAFE 1 SAFE 1 SAFE B FA 86 B FA 86 B FA 87 X FA 86 3-0 ① F9 1-3		X FA 87 0-0 2 G3-6-3 2-H 3-H 1B		X FA 89 0-0 E3 1-2		4	1	2	4	0	0	2
7 Jeff Francoeur, R (1, 9) OBP: 0.329, SLG: 0.434		F FA 88 B FA 88 C SL 82 F FA 89 S CU 74 1-3 ① K		F FA 87 D CH 81 X FA 88 1-1 ② G5-3		X CU 72 0-0 ① P4		B SL 82 S FA 90 S SL 80 S SL 81 1-3 ③ K		4	0	0	0	0	2	4
2 Kelly Johnson, L (1, 4) OBP: 0.386, SLG: 0.467		C FA 87 C FC 86 B FA 88 B FA 87 B SL 82 X SL 83 3-2 HR		B B FC 88 C CH 82 T FA 88 S 2-3 ③ K		F FA 91 B CU 72 X CU 73 1-1 ② ③ G3-6-3 1-2f			F FA 88 B CH 79 X FA 87 1-1 ① G4-3	4	1	1	1	0	1	2
Scott Thorman, L (1, 3) OBP: 0.253, SLG: 0.391		C FC 87 B FC 88 B FA 87 B FA 88 X SL 82 3-1 ② G3			B FA 86 C FA 86 X CH 81 1-1 ① F9		B CU 72 X FA 90 1-0 ① G4-3		S FA 88 H 1-1 23 G4-3 HBP	3	0	0	0	0	0	0
26 Kyle Davies, R (1, 1) OBP: 0.259, SLG: 0.360 Chris Woodward, R (7, PH) OBP: 0.240, SLG: 0.302 58 Peter Moylan, R (7, 1) 39 Rafael Soriano, R (8, 1) 23 Matt Diaz, R (9, PH) OBP: 0.375, SLG: 0.471 Bob Wickman, R (9, 1)		C FA 87 B SL 82 X SL 82 1-1 ③ G5-3			B FA 86 C FA 86 C FA 86 X FA 87 1-2 ② G1-3		B SL 80 X FA 91 1-0 ② G5-3		C FA 89 S SL 81 1 SAFE B SL 82 X FA 89 1-2 ② ③ G4-3 1-2f	2 1 0 0 1 0	0 0 0 0 0 0	0 0 0 0 0 0	0 0 0 0 0 0	0 0 0 0 0 1	0 0 0 0 0 0	0 0 0 0 1 0

Inning Stats	1	2	3	4	5	6	7	8	9
	R: 0 E: 0 K: 0 S: 6	H: 0 LOB: 0 BB: 0 P: 9	R: 3 E: 0 K: 1 S: 17	H: 2 LOB: 0 BB: 1 P: 29	R: 0 E: 0 K: 0 S: 6	H: 0 LOB: 0 BB: 0 P: 7	R: 0 E: 0 K: 1 S: 9	H: 1 LOB: 1 BB: 0 P: 16	R: 0 E: 0 K: 0 S: 7	H: 0 LOB: 1 BB: 1 P: 13	R: 2 E: 0 K: 0 S: 8	H: 3 LOB: 0 BB: 0 P: 13	R: 0 E: 0 K: 0 S: 3	H: 0 LOB: 0 BB: 0 P: 6	R: 0 E: 1 K: 2 S: 12	H: 1 LOB: 2 BB: 0 P: 16	R: 0 E: 0 K: 0 S: 6	H: 0 LOB: 0 BB: 0 P: 9

1B: 5	SF: 0
2B: 0	SAC: 0
3B: 0	DP: 2
HR: 2	HBP: 1

WP: 0	PA: 36
PB: 0	
SB: 3	
CS: 0	

AB	33
R	5
H	7
RBI	5
BB	2
SO	4
LOB	10

PITCHER		IP	WLS	BF	H	R	ER	SO	BB	IBB	HBP	BLK	WP	HR	S	P	ERA	WHIP
Greg Maddux, R ERA: 4.27	(1, 1)	5.0	L	23	6	5	5	2	2	0	0	0	0	2	50	83	9.00	1.600
40 Royce Ring, L ERA: 0.84	(6, 1)	2.0		5	0	0	0	0	0	0	0	0	0	0	6	10	0.00	0.000
43 Cla Meredith, R ERA: 3.86	(8, 1)	2.0		8	1	0	0	2	0	0	1	0	0	0	18	25	0.00	0.500

PITCHER	IP	WLS	BF	H	R	ER	SO	BB	IBB	HBP	BLK	WP	HR	S	P	ERA	WHIP

Atlanta Braves @ San Diego Padres

PETCO Park, San Diego, CA

Sun Jul 08 2007, 8:05 PM EDT

Att. 41,026 - Partly Cloudy - 72 F

livebaseballscorecards.com

BOTTOM

Batter	1	2	3	4	5	6	7	8	9	AB	R	H	RBI	BB	SO	LOB
24 Brian Giles, L (1, 9) OBP: 0.371, SLG: 0.353	B FA 94 B FA 94 C FA 94 X FA 96 2-1 ① F7		B FA 95 C FA 94 B SL 90 F FA 94 C CU 79 2-3 ① K		S CH 85 B CH 86 X FA 95 1-1 22 G5-3 1B			B FA 96 F FA 97 B FA 97 C FA 96 X SL 84 2-2 ① F7	B FA 93 X FA 94 1-0 1-2 2-H 1B	5	0	2	1	0	1	0
22 Marcus Giles, R (1, 4) OBP: 0.313, SLG: 0.338	F FA 95 F FA 97 C CU 80 0-3 ② K		C SL 87 F FA 96 B FA 96 X FA 96 1-2 ② G6-3		F FA 93 X FA 94 0-1 ② G5-3 1-2			B FA 98 B FA 98 C FA 96 F FA 97 B FA 97 X FA 97 3-2 ② F8	F FA 94 S FA 93 C FA 94 0-3 ③ K	5	0	0	0	0	2	3
23 Adrián González, L (1, 3) OBP: 0.339, SLG: 0.469	C FA 97 B CU 79 B CH 86 B FA 87 C FA 97 F FA 97 B FA 98 4-2 BB		C FA 96 F FA 96 B FA 86 B SL 90 B FA 96 B FA 98 4-2 2B BB		B FA 90 B FA 95 C FA 95 F CH 85 S FA 95 2-3 ③ K			C SL 87 B FA 98 S FA 98 T SL 86 1-2 ③ K		2	1	0	0	2	2	1
Mike Cameron, R (1, 8) OBP: 0.325, SLG: 0.446	C SL 88 B FA 96 B FA 96 D CU 80 F FA 96 X FA 96 3-2 ③ F8		C CU 80 B CU 80 B SL 91 F FA 96 F FA 96 X FA 96 2-2 1-H 2B			C FA 94 B SL 88 C CH 86 B CU 79 F CH 84 B FA 94 F FA 94 X FA 95 3-2 ① L8			C FA 93 B FA 92 C CU 85 C FA 94 1-3 ① K	4	0	1	1	0	1	1
Milton Bradley, S (1, 7) OBP: 0.386, SLG: 0.444		S FA 94 X FA 95 0-1 4 1B 1B	C FA 95 X CH 84 0-1 ③ G3-1			F FA 94 B FA 95 B CU 79 X CH 85 2-1 ② F7			C SL 84 F FA 94 B FA 94 X CU 86 1-2 3 S 4 2B 1B	4	1	2	0	0	0	1
3 Khalil Greene, R (1, 6) OBP: 0.279, SLG: 0.473		C FA 95 X FA 89 0-1 ① F8		X FA 94 0-0 ① G5-3		B SL 89 C FA 93 F CH 84 S SL 88 1-3 ③ K			C FA 92 C FA 94 S SL 84 0-3 ② K 1-2	4	0	0	0	0	2	2
4 Michael Barrett, R (1, 2) OBP: 0.304, SLG: 0.414		X FA 89 0-0 1-2 1B		C FA 95 S FA 95 X FA 96 0-2 ② F9			B FA 95 S FA 92 B SL 78 F FA 94 X FA 95 2-2 ① G4-3		C FA 94 X CU 84 0-1 5 1B 2-H 2B	4	1	2	1	0	0	0
5 Kevin Kouzmanoff, R (1, 5) OBP: 0.290, SLG: 0.384		B FA 95 X SL 88 1-0 ② F9		B FA 94 C SL 88 S CH 86 B CU 80 S CU 80 2-3 ③ K2-3			C FA 95 F FA 94 S SL 82 0-3 ② K		B FA 95 S FA 92 B FA 93 X SL 85 2-1 1B 24 1B 2-H 1B	4	1	1	1	0	2	2
Greg Maddux, R (1, 1) OBP: 0.097, SLG: 0.067 40 Royce Ring, L (6, 1) José Cruz Jr., S (7, PH) OBP: 0.325, SLG: 0.385 43 Cla Meredith, R (8, 1) Russell Branyan, L (9, PH) OBP: 0.344, SLG: 0.449 Hiram Bocachica, R (9, PR) OBP: 0.271, SLG: 0.338		B SL 90 D FA 96 B FA 96 C FA 94 F FA 95 F FA 96 C FA 96 3-3 ③ K			B FA 94 B FA 94 B FA 94 C FA 94 C FA 92 F FA 94 F FA 93 X FA 95 3-2 ① G6-3		B FA 95 B FA 94 X FA 94 2-0 ③ G3-1		B FA 94 X FA 94 1-0 1-2 24 1B 1B	2 0 1 0 0 1 0	0 0 0 0 0 0 0	0 0 0 0 0 1 0	0 0 0 0 0 0 0	0 0 0 0 0 0 0	1 0 0 0 0 0 0	2 0 0 0 0 0 0
Inning Stats	R: 0 E: 0 K: 1 S: 11 H: 0 LOB: 1 BB: 1 P: 20	R: 0 E: 0 K: 1 S: 10 H: 2 LOB: 2 BB: 0 P: 14	R: 1 E: 0 K: 1 S: 14 H: 1 LOB: 1 BB: 1 P: 23	R: 0 E: 0 K: 1 S: 7 H: 0 LOB: 0 BB: 0 P: 9	R: 0 E: 0 K: 1 S: 12 H: 1 LOB: 1 BB: 0 P: 18	R: 0 E: 0 K: 1 S: 10 H: 0 LOB: 0 BB: 0 P: 16	R: 0 E: 0 K: 1 S: 7 H: 0 LOB: 0 BB: 0 P: 11	R: 0 E: 0 K: 1 S: 9 H: 0 LOB: 0 BB: 0 P: 15	R: 3 E: 0 K: 3 S: 18 H: 5 LOB: 2 BB: 0 P: 24	1B: 7 2B: 2 3B: 0 HR: 0 SF: 0 SAC: 0 DP: 0 HBP: 0						

PITCHER	IP	WLS	BF	H	R	ER	SO	BB	IBB	HBP	BLK	WP	HR	S	P	ERA	WHIP
26 Kyle Davies, R (1, 1) ERA: 5.55	6.0	W	24	4	1	1	6	2	0	0	0	0	0	64	100	1.50	1.000
58 Peter Moylan, R (7, 1) ERA: 2.12	1.0		3	0	0	0	1	0	0	0	0	0	0	7	11	0.00	0.000
39 Rafael Soriano, R (8, 1) ERA: 2.79	1.0		3	0	0	0	1	0	0	0	0	0	0	9	15	0.00	0.000
Bob Wickman, R (9, 1) ERA: 4.8	1.0		8	5	3	3	3	0	0	0	0	0	0	18	24	27.00	5.000

PITCHER	IP	WLS	BF	H	R	ER	SO	BB	IBB	HBP	BLK	WP	HR	S	P	ERA	WHIP

AB	36
R	4
H	9
RBI	4
BB	2
SO	11
LOB	12

WP: 0 PA: 38
PB: 0
SB: 1
CS: 0

San Diego Padres @ Arizona Diamondbacks

Chase Field, Phoenix, AZ

Fri Jul 13 2007, 6:40 PM MST

Att. 31,195 - Roof Closed - 83 F

livebaseballscorecards.com

Batter	1	2	3	4	5	6	7	8	9	AB	R	H	RBI	BB	SO	LOB
24 Brian Giles, L (1, 9) OBP: 0.367, SLG: 0.350	B FA 82 B CH 82 X CH 82 2-0 G3		C FC 81 B CU 67 B CU 66 X 2-1 G3		C FA 83 B FA 84 B CH 76 F FC 81 F FC 82 F CU 68 X CU 67 2-2 F9		F FA 95 B CH 87 B FA 94 B FA 95 X FA 95 3-1 1B		C FA 90 F FC 81 B FA 90 B FC 82 F FA 90 B FC 83 C FC 81 3-3 K	5	0	1	0	0	1	2
22 Marcus Giles, R (1, 4) OBP: 0.314, SLG: 0.337	C B FC 81 T FC 81 F CU 65 B FC 79 X 2-2 F9			T FC 78 C FC 77 B CU 64 B FA 83 F FC 80 B CH 75 B CH 75 4-2 1B 1B BB	X CH 75 0-0 1B		F FA 94 1 SAFE B FA 95 F FA 95 B SL 86 1 SAFE S FA 95 2-3 K		C FA 90 C SL 79 X FC 84 0-2 F8	4	1	1	0	1	1	2
23 Adrián González, L (1, 3) OBP: 0.336, SLG: 0.464	X FC 78 0-0 G3			B FC 80 B FC 80 1 SAFE 1 SAFE B FC 80 C FA 84 X FC 81 3-1 P5	X FC 82 0-0 F7			C FA 90 F FA 90 F CU 75 X FA 91 0-2 F8		4	0	0	0	0	0	2
Mike Cameron, R (1, 8) OBP: 0.330, SLG: 0.448		C FC 80 B B X 2-1 G6-3		B CH 76 B FC 82 C CH 76 B FC 82 1 SAFE X FC 81 3-1 3 BB 1B 1-2 1B		B B B 4-0 G4-6-3 BB		B FA 92 B FA 91 F FA 91 X FA 89 2-1 4 FC5 S 1B		3	0	2	0	1	0	0
Milton Bradley, S (1, 7) OBP: 0.391, SLG: 0.440		X FC 81 0-0 G6-3		B FC 79 C FC 80 F FC 82 F FC 81 B CU 65 X FC 80 2-2 3 BB 1-2 2-H 1B		S B S 1 SAFE X 1-2 G4-6-3 1-2f		C FA 91 B FA 91 1 SAFE B CU 75 S FA 89 1 SAFE B FA 91 F FA 90 B FA 91 4-2 4 FC5 1-2 BB		3	0	1	1	1	0	1
3 Khalil Greene, R (1, 6) OBP: 0.279, SLG: 0.468		B C X 1-1 G1-3		B FA 83 B FC 79 B FC 82 B FA 83 4-0 4 G6-4-3 1-2 2-3 BB		B B B C C F C 3-3 K		B FA 90 S FA 90 X CU 76 1-1 F9		3	0	0	0	1	1	2
4 Michael Barrett, R (1, 2) OBP: 0.300, SLG: 0.408			C S X FC 82 0-2 G5-3	C CU 67 F FA 85 X FC 81 0-2 G6-4-3 1-2f			X FA 95 0-0 P4	B CU 74 F FA 90 B CU 73 C CU 72 X FA 90 2-2 FC5 1-2 2-3f		4	0	0	0	0	0	5
5 Kevin Kouzmanoff, R (1, 5) OBP: 0.297, SLG: 0.415			S FC 81 S B X 1-2 3B		B CU 64 B FC 79 C FA 83 X FC 81 2-1 HR		B SL 79 B FA 95 B FA 94 C FA 94 F FA 95 X FA 95 3-2 F9		B FA 89 B FA 90 B FA 89 C FA 89 F FA 90 X FA 90 3-2 G6-3 2B	4	1	3	1	0	0	0
Greg Maddux, R (1, 1) OBP: 0.094, SLG: 0.065 Hiram Bocachica, R (5, PH) OBP: 0.267, SLG: 0.333 26 Doug Brocail, L (5, 1) OBP: 0.500, SLG: 0.500 José Cruz Jr., S (7, PH) OBP: 0.327, SLG: 0.400 40 Royce Ring, L (7, 1) 43 Cla Meredith, R (7, 1) Geoff Blum, S (9, PH) OBP: 0.270, SLG: 0.308			L CU 65 D FC 82 X FC 79 1-1 G4-3		C FA 83 S CU 64 B FC 80 B FC 81 F CU 67 B FA 84 F FC 81 S FC 81 3-3 K		B FA 94 X FA 94 1-0 HR		B FA 90 X FA 90 1-0 G6-3 2-3	1 1 0 1 0 0 0 1	0 0 0 1 0 0 0 0	0 0 0 1 0 0 0 0	0 0 0 1 0 0 0 0	0 1 0 0 0 0 0 0	0 0 1 0 0 0 0 0	1 0 0 0 0 0 0 1

Inning Stats	1	2	3	4	5	6	7	8	9
R:	0	0	0	1	1	0	1	0	0
E:	0	0	0	0	0	0	0	0	0
K:	0	0	0	0	1	1	1	0	1
S:	6	5	10	14	14	7	10	14	11
H:	0	0	1	2	2	0	2	1	1
LOB:	0	0	1	2	1	0	1	2	1
BB:	0	0	0	2	0	1	0	1	0
P:	10	8	14	30	21	15	19	23	18

1B:	5
2B:	1
3B:	1
HR:	2
SF:	0
SAC:	0
DP:	2
HBP:	0

WP:	0
PB:	0
SB:	1
CS:	0
PA:	38

TOP

AB	34
R	3
H	9
RBI	3
BB	4
SO	4
LOB	16

PITCHER		IP	WLS	BF	H	R	ER	SO	BB	IBB	HBP	BLK	WP	HR	S	P	ERA	WHIP
49 Doug Davis, L ERA: 4.19	(1, 1)	6.0	W	24	5	2	2	2	3	0	0	0	0	1	56	98	3.00	1.333
56 Ramon Pena, R ERA: 2.31	(7, 1)	1.0	H	5	2	1	1	1	0	0	0	0	0	1	10	19	9.00	2.000
Brandon Lyon, R ERA: 2.3	(8, 1)	1.0		5	1	0	0	0	1	0	0	0	0	0	14	23	0.00	2.000
45 Doug Slaten, L ERA: 2.74	(9, 1)	1.0		4	1	0	0	1	0	0	0	0	0	0	11	18	0.00	1.000

PITCHER	IP	WLS	BF	H	R	ER	SO	BB	IBB	HBP	BLK	WP	HR	S	P	ERA	WHIP

Batter	1	2	3	4	5	6	7	8	9	AB	R	H	RBI	BB	SO	LOB
24 Chris Young, R (1, 8) OBP: 0.278, SLG: 0.425	B FA 84 C FA 84 B CH 83 X FA 84 2-1 G6-3 ①	F H 1-1 1 G4-3 HBP		S CH 78 C FA 84 X FA 84 0-2 22 S 1 1B 22 1B 1B		C FA 89 F FA 90 X CU 78 0-2 F9 ①	B CH 85 X FA 85 1-0 FC6-4 ③ 1-2f			4	1	1	0	0	0	1
1 Orlando Hudson, S (1, 4) OBP: 0.380, SLG: 0.453	C SL 79 B CU 72 F SI 85 F FA 84 B X 2-2 F7 ②	F CH 79 B FA 84 D F X 2-2 G4-3 ②③ 1-2f		F CH 78 P PO 80 X CH 78 1-1 22 1B 1-2 1B		C FA 91 B CH 86 S FA 87 C FA 91 1-3 K ②		B CH 84 F CH 84 B SL 77 F SI 84 X SI 85 2-2 22 1B 18 FC6-2-5 1B		5	0	2	0	0	1	1
22 Eric Byrnes, R (1, 7) OBP: 0.366, SLG: 0.497	F FA 84 B FA 85 B CH 80 X CH 83 2-1 18 2B 1B		C SL 66 X FA 83 0-1 G1-3 ①	C CH 77 B CH 79 X FA 84 1-1 1-2 2-H 1B		B SL 85 F SL 84 F FA 91 B FA 91 C FA 92 2-3 K ③		B SL 78 S CH 85 1 SAFE S SL 77 1 SAFE 1 SAFE B FA 87 B SL 78 X FA 86 3-2 18 FC6-2-5 27 SF8 1-3 1B		5	2	3	1	0	1	0
18 Chad Tracy, L (1, 5) (8, 3) OBP: 0.344, SLG: 0.471	C FA 84 D FA 85 1 SAFE P PO 73 1 SAFE X 2-1 34 2B 1-H 2B		C B CH 82 B CU 69 C CH 78 X CH 83 2-2 6 PB 2B	S CH 78 B CH 79 F CH 78 B CH 78 B FA 85 F CH 79 F FA 85 F CH 79 X CH 80 3-2 G6-3 ③			B CU 69 C CU 69 B CU 68 B FA 88 C FA 88 X FA 89 3-2 G1-3 ① X FA 86 0-0 FC6-2-5 27 SF8 1-3 3-H ①			5	1	2	1	0	0	4
34 Conor Jackson, R (1, 3) OBP: 0.372, SLG: 0.404 27 Mark Reynolds, R (8, 5) OBP: 0.335, SLG: 0.517	C FA 84 C FA 85 X CH 79 0-2 6 1B 2-H 2B		B FA 83 B CH 82 S CH 78 B FA 84 B FA 84 4-1 6 PB BB		C FA 90 B FA 88 C CU 77 B SL 80 X FA 89 2-2 G4-3 ①		C FA 87 C CU 70 B CU 68 B FA 88 B CU 69 B CU 70 4-2 15 2B 19 E BB B SL 80 X FA 86 1-0 SF8 ② 2-3 3-H			2 0	2 0	1 0	1 1	2 0	0 0	0 0
6 Stephen Drew, L (1, 6) OBP: 0.302, SLG: 0.360	C FA 84 B B X 2-1 15 1B 2-H 1B		B FA 83 S CH 78 B CH 78 C FA 84 B FA 84 S CH 78 3-3 K ② 1-2 2-3		F FA 90 B CU 78 X FA 86 1-1 G4-3 ②		C CU 70 S CU 69 B FA 90 B CU 70 S CU 70 2-3 K ② B FA 86 S CH 85 C CH 75 B CH 72 B CH 84 X CH 84 3-2 G6-3 ③			5	0	1	1	0	2	4
15 Jeff Salazar, L (1, 9) OBP: 0.467, SLG: 0.643	X FA 84 0-0 1-2 1B		F FA 84 X FA 83 0-1 P4 ③		B CH 86 B FA 92 C FA 91 F FA 92 X FA 92 2-2 2B		S CU 70 1 SAFE 1 SAFE S CU 70 1 SAFE 1 SAFE B CU 70 F CU 70 F FA 89 1-2 X CU 69 1-3 19 E 2B			4	1	3	0	0	0	2
19 Chris Snyder, R (1, 2) OBP: 0.302, SLG: 0.363	C CH 81 C SL 74 X CH 81 0-2 G4-3 ③			B FA 83 C CH 77 S FA 84 X 1-2 G4-3 ① I IN 65 I IN 64 I IN 66 I IN 66 4-0 IBB			F FA 86 X FA 86 0-1 E9 2-H 3-H 1B			3	1	1	2	1	0	2
49 Doug Davis, R (1, 1) OBP: 0.125, SLG: 0.097 56 Ramon Pena, R (7, 1) OBP: 0.333, SLG: 0.333 Tony Clark, S (7, PH) OBP: 0.273, SLG: 0.455 Brandon Lyon, R (8, 1) 45 Doug Slaten, L (9, 1)		B C X 1-1 G1-3 ①		B FA 84 C FA 83 X SL 77 1-1 G6-3 ② B SL 86 X FA 90 1-0 F9 ③			B CH 74 B FA 86 C FA 85 X FA 86 2-1 24 FC6-4 2-H 1B			3 0 1 0 0	0 0 0 0 0	0 0 1 0 0	0 0 1 0 0	0 0 0 0 0	0 0 0 0 0	2 0 0 0 0
Inning Stats	R: 3 E: 0 K: 0 S: 20 H: 5 LOB: 2 BB: 0 P: 29	R: 0 E: 0 K: 0 S: 6 H: 0 LOB: 0 BB: 0 P: 10	R: 0 E: 0 K: 1 S: 11 H: 1 LOB: 2 BB: 1 P: 20	R: 1 E: 0 K: 0 S: 19 H: 3 LOB: 2 BB: 0 P: 25	R: 0 E: 0 K: 0 S: 9 H: 1 LOB: 2 BB: 1 P: 19	R: 0 E: 0 K: 2 S: 9 H: 0 LOB: 0 BB: 0 P: 12	R: 3 E: 1 K: 1 S: 18 H: 3 LOB: 1 BB: 1 P: 31	R: 1 E: 0 K: 0 S: 11 H: 2 LOB: 1 BB: 0 P: 20		1B: 10 2B: 5 3B: 0 HR: 0 SF: 1 SAC: 0 DP: 1 HBP: 1					

PITCHER		IP	WLS	BF	H	R	ER	SO	BB	IBB	HBP	BLK	WP	HR	S	P	ERA	WHIP
Greg Maddux, R ERA: 4.43	(1, 1)	4.0	L	22	9	4	4	1	1	0	1	0	0	0	56	84	9.00	2.500
26 Doug Brocail, R ERA: 2.87	(5, 1)	2.0		8	1	0	0	2	0	1	0	0	0	0	18	31	0.00	0.500
40 Royce Ring, L ERA: 2.38	(7, 1)	0.2		4	1	2	2	1	1	0	0	0	0	0	13	23	27.00	3.000
43 Cla Meredith, R ERA: 3.95	(7, 1)	1.1		8	4	2	1	0	0	0	0	0	0	0	16	28	6.75	3.000

PITCHER	IP	WLS	BF	H	R	ER	SO	BB	IBB	HBP	BLK	WP	HR	S	P	ERA	WHIP

BOTTOM

San Diego Padres @ Arizona Diamondbacks

Chase Field, Phoenix, AZ

Fri Jul 13 2007, 6:40 PM MST

Att. 31,195 - Roof Closed - 83 F

livebaseballscorecards.com

AB	37
R	8
H	15
RBI	8
BB	3
SO	4
LOB	16

San Diego Padres @ Arizona Diamondbacks

Chase Field, Phoenix, AZ

Sat Jul 14 2007, 6:40 PM MST

Att. 36,840 - Roof Closed - 77 F

livebaseballscorecards.com

TOP

Batter	1	2	3	4	5	6	7	8	9	AB	R	H	RBI	BB	SO	LOB
24 Brian Giles, L (1, 9) OBP: 0.378, SLG: 0.370	B CH 78 S CH 79 B CH 81 C CH 74 F CH 82 B CH 81 F CH 73 B CH 80 4-2 BB		B CH 81 S CH 75 B SL 76 X CH 75 2-1 22 CS 1B		B FA 83 C CH 82 X FC 62 1-1 2-H HR		C FA 94 C FA 94 B FA 95 B FA 94 B CH 84 F CH 82 F FA 95 B FA 95 4-2 BB			2	1	2	2	2	0	0
22 Marcus Giles, R (1, 4) OBP: 0.313, SLG: 0.336	C FA 82 D CH 76 B SL 75 X FA 82 2-1 ① P4		F SL 77 1 SAFE C FA 83 B CU 62 B SL 77 C FA 82 2-3 ②③ K 1-2		F SL 76 B FA 83 X CH 73 1-1 23 F8 23 S 1B		F FA 94 C SL 82 B FA 93 1 SAFE 1 SAFE 1 SAFE B FA 92 S SL 81 2-3 ③ K			4	0	1	0	0	2	3
23 Adrián González, L (1, 3) OBP: 0.332, SLG: 0.458	C FA 82 F CH 82 B SI 84 1 SAFE X CH 76 1-2 ② F8			B CH 81 B SL 77 B SL 77 F CH 82 X SL 78 3-1 ① F8	1 SAFE B FA 83 X SL 79 1-0 ② F8 1-3			F FA 89 B FA 90 F FA 89 X FA 90 1-2 ① F8		4	0	0	0	0	0	2
Mike Cameron, R (1, 8) OBP: 0.326, SLG: 0.442	X CH 81 0-0 ③ P6			C FA 83 S FC 60 B CH 77 C FA 83 1-3 ② K	C FA 83 X FA 82 0-1 ③ F8			X FA 89 0-0 ② F8		4	0	0	0	0	1	2
3 Khalil Greene, R (1, 6) OBP: 0.278, SLG: 0.475		B CH 79 X SL 76 1-0 ① G5-3		B FA 83 B CH 81 S CH 73 B SL 78 X SL 77 3-1 HR		C CH 80 S CU 66 B SL 77 X SL 76 1-2 ① F9		C FA 91 F FA 90 X CU 75 0-2 ③ G5-3		4	1	1	1	0	0	0
4 Michael Barrett, R (1, 2) OBP: 0.299, SLG: 0.405		B CH 81 F CH 81 X SL 77 1-1 ② G5-3		C FA 82 S SL 77 B FA 82 X FA 82 1-2 1B		S CH 82 B SL 76 B SL 76 B CH 81 S SL 78 X FA 83 3-2 ② F9			F FA 93 F CH 80 S FA 95 0-3 ① K	4	0	1	0	0	1	0
José Cruz Jr., S (1, 7) OBP: 0.326, SLG: 0.395		C FA 82 B SL 76 B CH 75 F SL 77 X FA 83 2-2 ③ G4-3		F CH 82 B CH 79 X SL 78 1-1 ③ F9		X CH 81 0-0 ③ G4-3			S CH 83 B CH 82 B FA 94 B FA 93 B FA 93 4-1 5 G3-6 BB	3	0	0	0	1	0	1
5 Kevin Kouzmanoff, R (1, 5) OBP: 0.300, SLG: 0.427			C SL 75 X CH 82 0-1 HR		B CH 82 B CH 66 S CH 77 B SL 77 F SL 76 F CH 75 B FA 82 4-2 32 SH5-4 24 HR BB		C FA 94 S SL 80 B FF 92 B FA 95 B SL 82 X SL 81 3-2 ① F8		C FA 93 C FA 94 X FA 96 0-2 ②③ G3-6 1-2f	3	2	1	1	1	0	1
32 Chris Young, R (1, 1) OBP: 0.212, SLG: 0.071			B CH 81 C CH 81 B CH 81 C FA 82 C CU 66 2-3 ① K		X CH 79 0-0 ① SH5-4 1-2		C SL 79 S FA 94 S SL 82 0-3 ② K			1	0	0	0	0	1	0
Russell Branyan, L (7, PH) OBP: 0.341, SLG: 0.444										1	0	0	0	0	1	0
21 Heath Bell, R (7, 1)										0	0	0	0	0	0	0
43 Cla Meredith, R (7, 1)										0	0	0	0	0	0	0
Scott Linebrink, R (8, 1)										0	0	0	0	0	0	0
Inning Stats	R: 0 E: 0 K: 0 S: 10 H: 0 LOB: 1 BB: 1 P: 17	R: 0 E: 0 K: 0 S: 6 H: 0 LOB: 0 BB: 0 P: 10	R: 1 E: 0 K: 2 S: 10 H: 2 LOB: 0 BB: 0 P: 16	R: 1 E: 0 K: 1 S: 12 H: 2 LOB: 1 BB: 0 P: 21	R: 2 E: 0 K: 0 S: 11 H: 2 LOB: 1 BB: 1 P: 18	R: 0 E: 0 K: 0 S: 7 H: 0 LOB: 0 BB: 0 P: 11	R: 0 E: 0 K: 2 S: 13 H: 0 LOB: 1 BB: 1 P: 22	R: 0 E: 0 K: 0 S: 7 H: 0 LOB: 0 BB: 0 P: 8	R: 0 E: 0 K: 1 S: 7 H: 0 LOB: 0 BB: 1 P: 11	1B: 3 2B: 0 3B: 0 HR: 3 SF: 0 SAC: 1 DP: 1 HBP: 0						

	AB	30
	R	4
	H	6
	RBI	4
	BB	4
	SO	6
	LOB	9

WP: 0 PA: 35
PB: 0
SB: 1
CS: 1

PITCHER		IP	WLS	BF	H	R	ER	SO	BB	IBB	HBP	BLK	WP	HR	S	P	ERA	WHIP
Livan Hernandez, R ERA: 4.61	(1, 1)	6.0		25	6	4	4	3	2	0	0	0	0	3	56	93	6.00	1.333
37 Juan Cruz, R ERA: 3.18	(7, 1)	1.0		4	0	0	0	2	1	0	0	0	0	0	13	22	0.00	1.000
Brandon Lyon, R ERA: 2.25	(8, 1)	1.0	W	3	0	0	0	0	0	0	0	0	0	0	7	8	0.00	0.000
Jose Valverde, R ERA: 2.75	(9, 1)	1.0	S	3	0	0	0	1	1	0	0	0	0	0	7	11	0.00	1.000

PITCHER	IP	WLS	BF	H	R	ER	SO	BB	IBB	HBP	BLK	WP	HR	S	P	ERA	WHIP

Batter	1	2	3	4	5	6	7	8	9	AB	R	H	RBI	BB	SO	LOB
24 Chris Young, R (1, 8) OBP: 0.275, SLG: 0.419	B FA 85 S FA 85 X FA 88 1-1 ① F8			L FA 86 S FA 88 S SL 78 0-3 ① K		F FA 88 X FA 90 0-1 ② P6	S SL 79 B SL 77 B FA 86 C FA 86 B SL 78 C CH 85 3-3 ③ K			4	0	0	0	0	2	2
1 Orlando Hudson, S (1, 4) OBP: 0.379, SLG: 0.453	B FA 87 F FA 87 B FA 88 F FA 89 X FA 89 2-2 ② F7			C FA 88 B SL 79 X CH 81 1-1 ② G4-3		B FA 88 C CH 78 F FA 89 B FA 90 F FA 89 B CH 78 S FA 89 3-3 ③ K		F FA 91 B FA 91 F CH 80 X FA 91 1-2 18 1B 2B		4	1	1	0	0	1	0
22 Eric Byrnes, R (1, 7) OBP: 0.365, SLG: 0.495	S FA 88 S FA 90 S FA 90 0-3 ③ K			B FA 87 C SL 78 T FA 89 B CH 80 B SL 79 F CH 80 S FA 90 3-3 ③ K			C FA 94 C FA 94 F FA 95 B SL 84 X FA 95 1-2 1B 18 1B 6 SF7 1B	T T X FA 92 0-2 ① L1-3		4	1	1	0	0	2	1
18 Chad Tracy, L (1, 5) OBP: 0.347, SLG: 0.472 Jose Valverde, R (9, 1)		B FA 86 C FA 88 F FA 88 F FA 89 B FA 89 X FA 90 2-2 ① F8			B FA 87 C FA 88 B FA 88 F FA 88 B FA 88 F FA 90 S SL 79 3-3 ① K		C FA 93 C FA 93 F FA 94 B FA 95 1 SAFE F SL 81 1 SAFE F FA 94 X FA 94 1-2 15 1B 1B 26 1B 1B 1-2	C FA 92 B FA 92 B CH 81 F FA 92 X FA 92 2-2 ② 1B 2-H		4	1	2	1	0	1	0
Tony Clark, S (1, 3) OBP: 0.288, SLG: 0.491		C FA 89 B SL 80 B FA 89 S FA 90 X FA 90 2-2 ② G4-3			C CH 78 F FA 88 X SL 79 0-2 HR		X CH 81 0-0 26 1B 15 1B 27 SF9 1B 1-2 2-3	F FA 90 B CH 79 X CH 78 1-1 6 FC4-6 1B		4	2	3	1	0	0	0
6 Stephen Drew, L (1, 6) OBP: 0.302, SLG: 0.360		B FA 87 C FA 88 T FA 90 F FA 89 B CH 80 B SL 79 F FA 89 S FA 90 3-3 ③ K			C FA 87 B FA 87 B CH 80 X CH 81 2-1 26 S 1B		B FA 95 X FA 94 1-0 ① SF7 3-H	X FA 92 0-0 ③ FC4-6 1-2f		3	0	1	1	0	1	1
15 Jeff Salazar, L (1, 9) OBP: 0.444, SLG: 0.588		B FA 87 B FA 88 C FA 88 F FA 89 X FA 90 2-2 ① F9			B FA 86 B FA 87 X FA 87 2-0 ② F8		F FA 95 B FA 95 X FA 94 1-1 27 SF9 26 1B 1-2 2-3			3	0	1	0	0	0	1
26 Miguel Montero, L (1, 2) OBP: 0.303, SLG: 0.403		B FA 87 B FA 88 S FA 88 F FA 89 F FA 88 X SL 79 2-2 ② P6			1 SAFE B CH 79 B FA 88 B FA 87 C FA 86 S FA 87 C FA 88 3-3 ③ K 1-2		C FA 95 B CH 83 X CH 82 1-1 1B 1-2 2-3 3-H			3	0	1	1	0	1	1
Livan Hernandez, R (1, 1) OBP: 0.222, SLG: 0.295 34 Conor Jackson, R (6, PH) OBP: 0.371, SLG: 0.403 37 Juan Cruz, R (7, 1) 27 Mark Reynolds, R (7, PH) OBP: 0.333, SLG: 0.517 Brandon Lyon, R (8, 1) 11 Augie Ojeda, S (9, 5) OBP: 0.447, SLG: 0.559				F FA 87 B SL 78 F FA 89 X SL 78 1-2 ③ G6-3		B FA 87 S FA 88 F FA 88 F FA 90 B FA 89 C CH 78 2-3 ① K	B CH 84 C FA 85 F CH 85 B SL 77 F CH 84 X CH 85 2-2 ② SF9 2-3 3-H			1 1 0 0 0 0	0 0 0 0 0 0	0 0 0 1 0 0	0 0 0 0 0 0	0 1 0 0 0 0	0 0 0 0 0 0	0 0 0 0 0 0
Inning Stats	R: 0 E: 0 K: 1 S: 8 H: 0 LOB: 0 BB: 0 P: 11	R: 0 E: 0 K: 1 S: 12 H: 0 LOB: 0 BB: 0 P: 19	R: 0 E: 0 K: 0 S: 10 H: 0 LOB: 0 BB: 0 P: 15	R: 0 E: 0 K: 2 S: 9 H: 0 LOB: 0 BB: 0 P: 13	R: 1 E: 0 K: 2 S: 13 H: 2 LOB: 1 BB: 0 P: 23	R: 0 E: 0 K: 2 S: 10 H: 0 LOB: 0 BB: 0 P: 15	R: 3 E: 0 K: 1 S: 23 H: 5 LOB: 2 BB: 0 P: 33	R: 1 E: 0 K: 0 S: 12 H: 3 LOB: 1 BB: 0 P: 16		1B: 8 2B: 1 3B: 0 HR: 1	SF: 2 SAC: 0 DP: 0 HBP: 0		WP: 0 PB: 0 SB: 1 CS: 0	PA: 33	

PITCHER		IP	WLS	BF	H	R	ER	SO	BB	IBB	HBP	BLK	WP	HR	S	P	ERA	WHIP
32 Chris Young, R ERA: 1.97	(1, 1)	6.0		20	2	1	1	8	0	0	0	0	0	1	62	96	1.50	0.333
21 Heath Bell, R ERA: 2.29	(7, 1)	0.1	H	6	5	3	3	0	0	0	0	0	0	0	16	21	81.00	15.000
43 Cla Meredith, R ERA: 3.89	(7, 1)	0.2	B	2	0	0	0	1	0	0	0	0	0	0	7	12	0.00	0.000
Scott Linebrink, R ERA: 2.68	(8, 1)	1.0	L	5	3	1	1	0	0	0	0	0	0	0	12	16	9.00	3.000

PITCHER	IP	WLS	BF	H	R	ER	SO	BB	IBB	HBP	BLK	WP	HR	S	P	ERA	WHIP

BOTTOM

San Diego Padres @ Arizona Diamondbacks

Chase Field, Phoenix, AZ

Sat Jul 14 2007, 6:40 PM MST
Att. 36,840 - Roof Closed - 77 F

livebaseballscorecards.com

AB	31
R	5
H	10
RBI	5
BB	0
SO	9
LOB	6

Batter	1	2	3	4	5	6	7	8	9	AB	R	H	RBI	BB	SO	LOB
24 Brian Giles, L (1, 9) OBP: 0.386, SLG: 0.377	B FA 88 X FA 88 1-0 S 1B		B FA 90 B CH 78 C FA 90 C FA 89 B CU 76 F FA 89 X FA 89 3-2 S 1B 1B		B FA 86 B SI 86 T FA 87 B FA 86 X SI 86 3-1 ① G4-3	B CU 76 X FA 88 1-0 1B 1-2 1B		B FC 81 B FA 89 C FA 89 C FC 80 B FA 89 B FA 90 4-2 BB		4	1	3	0	1	0	0
Milton Bradley, S (1, 7) OBP: 0.391, SLG: 0.438	B FA 89 1 SAFE 1 SAFE C FA 89 S CU 76 1 SAFE C FA 89 1-3 ① K		1 SAFE B CU 74 1 SAFE B FA 89 F FA 88 1 SAFE B CU 74 S FA 88 X FA 89 3-2 23 BB 1-H 1B		F FA 86 S CU 74 B FA 88 S CH 78 1-3 ② K	F FA 87 B FA 87 B SI 87 C FA 87 D CU 75 X FA 86 3-2 1-3 2-H 1B		C FC 81 C FA 90 F FC 82 D FC 83 B FC 80 B FA 90 S FC 80 3-3 ③ K		5	0	2	2	0	3	3
23 Adrián González, L (1, 3) OBP: 0.336, SLG: 0.462	B FA 89 1 SAFE X FA 89 1-0 ② F7		S CH 79 1 SAFE P PO 88 C CU 76 B FA 88 B CU 76 F FA 88 B 4-2 ② 1-2 BB		C FA 88 X FA 88 0-1 E7 1B 2B	B FA 90 1 SAFE C FA 90 S CH 79 F CH 78 S CH 72 1-3 ③ K			X FA 87 0-0 G1-4-3 1B	4	1	2	0	1	1	3
Mike Cameron, R (1, 8) OBP: 0.325, SLG: 0.439	C FA 89 B CU 75 B FA 91 C CU 75 S CH 80 2-3 ③ K 1-2		C CU 76 C FA 89 S CH 80 0-3 ③ K		B FA 88 S CU 74 X FA 87 1-1 3-H 1B		C FA 93 C CU 76 B X 1-2 ① G5-3		X FA 89 0-0 ①② G1-4-3 1-2f	5	0	1	1	0	2	3
3 Khalil Greene, R (1, 6) OBP: 0.277, SLG: 0.471		B FA 88 F FA 89 B FA 90 X FA 90 2-1 ① G4-3		C FA 88 F CU 73 B CH 78 X FA 88 1-2 28 S 1B	1 SAFE 1 SAFE P PO 80 X FA 86 1-0 ③ P4		C FA 93 B FA 94 S SL 76 B FA 95 X CU 76 2-2 ② G5-3		B S B X 2-1 ③ G5-3	5	0	1	0	0	0	1
28 Josh Bard, S (1, 2) OBP: 0.330, SLG: 0.369		B FA 89 X FA 90 1-0 1B		1 SAFE B CU 75 B FA 87 C FA 88 D CU 75 C FA 88 X FA 88 3-2 ① G5-3 1-2		B CH 86 B CU 72 X FA 86 2-0 ① G4-3	F FA 93 B FA 94 F CU 77 S CU 79 1-3 ③ K			4	0	1	0	0	1	1
Russell Branyan, L (1, 5) OBP: 0.338, SLG: 0.455		F FA 89 F FA 89 D CU 75 F CH 78 C FA 89 1-3 ② K		S CH 78 D SL 75 C FA 88 B CH 79 S FA 87 2-3 ② K		F CU 74 X FA 86 0-1 1B 3B		B FC 80 S FA 88 X FC 81 1-1 ① F8		4	1	1	0	0	2	2
Geoff Blum, S (1, 4) OBP: 0.277, SLG: 0.308		B CU 74 C FA 88 S CU 74 F CU 76 B FA 89 S CH 79 2-3 ③ K		I IN 71 I IN 74 I IN 71 I 4-0 IBB		S CU 73 F CU 74 C FA 86 0-3 ② K		C SL 77 X FA 90 0-1 G1-3 1B		3	0	1	0	1	2	2
Justin Germano, R (1, 1) OBP: 0.375, SLG: 0.400 21 Heath Bell, R (7, 1) José Cruz Jr., S (8, PH) OBP: 0.325, SLG: 0.393 Scott Linebrink, R (8, 1) 26 Doug Brocail, L (9, 1) OBP: 0.500, SLG: 0.500			C FA 88 C CU 74 B CU 74 C FA 88 1-3 ① K	C CU 74 S CU 72 S CU 74 0-3 ③ K2-3		B FA 88 C FA 87 S FA 88 F CU 74 X FA 88 1-2 24 1B 1B 3-H 1B		X FA 85 0-0 ② G1-3 1-2	3 0 1 0 0	1 0 0 0 0	1 0 0 0 0	1 0 0 0 0	0 0 0 0 0	2 0 0 0 0	2 0 1 0 0
Inning Stats	R: 0 E: 0 K: 2 S: 8 H: 1 LOB: 1 BB: 0 P: 13	R: 0 E: 0 K: 2 S: 11 H: 1 LOB: 1 BB: 0 P: 17	R: 1 E: 0 K: 2 S: 17 H: 2 LOB: 1 BB: 1 P: 27	R: 0 E: 0 K: 2 S: 12 H: 1 LOB: 2 BB: 1 P: 22	R: 1 E: 1 K: 1 S: 11 H: 2 LOB: 1 BB: 0 P: 16	R: 2 E: 0 K: 2 S: 18 H: 4 LOB: 2 BB: 0 P: 26	R: 0 E: 0 K: 1 S: 9 H: 0 LOB: 0 BB: 0 P: 13	R: 0 E: 0 K: 1 S: 11 H: 1 LOB: 2 BB: 1 P: 19	R: 0 E: 0 K: 0 S: 4 H: 1 LOB: 0 BB: 0 P: 6	1B: 11 2B: 1 3B: 1 HR: 0	SF: 0 SAC: 0 DP: 1 HBP: 0					

PITCHER		IP	WLS	BF	H	R	ER	SO	BB	IBB	HBP	BLK	WP	HR	S	P	ERA	WHIP
17 Brandon Webb, R ERA: 3.42	(1, 1)	5.2	L	29	11	4	3	10	1	1	0	0	0	0	73	116	4.76	2.118
57 Dustin Nippert, R ERA: 2.86	(6, 1)	1.1		4	0	0	0	2	0	0	0	0	0	0	13	18	0.00	0.000
45 Doug Slaten, L ERA: 2.63	(8, 1)	1.0		5	1	0	0	1	1	0	0	0	0	0	11	19	0.00	2.000
31 Edgar Gonzalez, R ERA: 5.23	(9, 1)	1.0		3	1	0	0	0	0	0	0	0	0	0	4	6	0.00	1.000

PITCHER	IP	WLS	BF	H	R	ER	SO	BB	IBB	HBP	BLK	WP	HR	S	P	ERA	WHIP

TOP

San Diego Padres @ Arizona Diamondbacks

Chase Field, Phoenix, AZ

Sun Jul 15 2007, 1:40 PM MST
Att. 30,351 - Roof Closed - 79 F

livebaseballscorecards.com

AB	38
R	4
H	13
RBI	4
BB	3
SO	13
LOB	18

WP: 0 PA: 41
PB: 0
SB: 3
CS: 0

BOTTOM

San Diego Padres @ Arizona Diamondbacks

Chase Field, Phoenix, AZ

Sun Jul 15 2007, 1:40 PM MST
Att. 30,351 - Roof Closed - 79 F

livebaseballscorecards.com

Batter	1	2	3	4	5	6	7	8	9	AB	R	H	RBI	BB	SO	LOB
22 Eric Byrnes, R (1, 8) (6, 7) OBP: 0.366, SLG: 0.493	X CH 80 0-0 F7 ①			C CH 81 B CH 81 F CH 80 B SI 86 B SI 85 B CU 68 4-2 1 S BB		B CH 82 B CH 80 X CH 84 2-0 1-2 1B		B FA 92 F CH 80 B FA 92 B FA 91 F FA 90 X FA 91 3-2 1-2 G5-3 ①		3	0	1	0	1	0	1
6 Stephen Drew, L (1, 6) OBP: 0.298, SLG: 0.355	C CH 80 B CH 79 X CH 84 1-1 G3-1 ②			1 SAFE B CU 66 B CH 83 C CH 82 1 SAFE B CH 81 X CH 83 3-1 F8 ①		C CU 65 B CU 65 X CH 81 1-1 F7 ①		D CH 80 B CH 79 F FA 91 B SI 90 F FA 91 X FA 91 3-2 F7 ②		4	0	0	0	0	0	4
1 Orlando Hudson, S (1, 4) OBP: 0.378, SLG: 0.449	B CU 66 B CH 80 B CH 82 C CH 83 X CH 82 3-1 G3-1 ③			1 SAFE 1 SAFE B CH 83 B CU 68 B CU 68 B CH 82 4-0 1-3 BB		C CH 83 F CH 84 C SI 85 0-3 K ②		X CH 79 0-0 F9 ③		3	0	0	0	1	1	3
27 Mark Reynolds, R (1, 5) OBP: 0.331, SLG: 0.510		X CH 78 0-0 G5-3 ①		C CH 83 X 0-1 P5 ②		B CH 84 C CH 84 C CH 84 1 SAFE S CH 84 1-3 K ③			B C X 1-1 DI 1B	4	0	1	0	0	1	4
34 Conor Jackson, R (1, 3) OBP: 0.369, SLG: 0.404		B CH 81 X CH 80 1-0 F9 ②		B CH 84 C CH 84 B CH 82 B CU 67 X CH 83 3-1 G1-3 ③			C CU 63 B CH 79 C CH 82 B CH 85 B SI 86 X CH 84 3-2 2B		C B X 1-1 F9 ①	4	0	1	0	0	0	3
15 Jeff Salazar, L (1, 9) OBP: 0.364, SLG: 0.476		C CU 64 C CU 67 B CH 83 S CU 68 1-3 K2-3 ③			C CU 64 F CH 78 B CH 80 X CH 79 1-2 P6 ①		B CU 66 S CH 81 C CH 82 B CU 67 F CU 67 S CH 85 2-3 K ①		B C X 1-1 F8 ②	4	0	0	0	0	2	2
Scott Hairston, R (1, 7) OBP: 0.312, SLG: 0.320 57 Dustin Nippert, R (6, 1) 18 Chad Tracy, L (7, PH) OBP: 0.350, SLG: 0.472 45 Doug Slaten, L (8, 1) 31 Edgar Gonzalez, R (9, 1) OBP: 0.231, SLG: 0.231 Tony Clark, S (9, PH) OBP: 0.286, SLG: 0.487			C CH 79 B CH 82 X CH 80 1-1 F9 ①		X CH 81 0-0 F8 ②		B CH 82 D CU 66 B CH 80 B CH 80 4-0 19 G5-4-3 BB		C T B X 1-2 F7 ③ 1-2	2 0 0 0 0 1	0 0 0 0 0 0	0 0 0 0 0 0	0 0 0 0 0 0	0 0 1 0 0 0	0 0 0 0 0 0	0 0 0 0 0 1
19 Chris Snyder, R (1, 2) OBP: 0.303, SLG: 0.363			B CH 81 C CH 80 B CU 66 C CH 82 B CH 83 X CH 83 3-2 17 B2-6-4 1B		B CU 66 C CU 65 C CH 81 B CU 67 B CH 84 X CH 83 3-2 G5-6-3 ③		B FA 90 C FA 90 X CU 79 1-1 G5-4-3 ② ③ 1-2f			3	0	1	0	0	0	2
17 Brandon Webb, R (1, 1) OBP: 0.053, SLG: 0.079 24 Chris Young, R (6, 8) OBP: 0.280, SLG: 0.423			S CH 84 X CU 66 0-1 B2-6-4 ② ③ 1-2f			C CH 80 F CU 65 X CU 63 0-2 22 1B 1B		B FA 91 C FA 90 B CH 80 F FA 91 X FA 92 2-2 22 S 1B		1 2	0 0	0 2	0 0	0 0	0 0	1 0
Inning Stats	R: 0 E: 0 K: 0 S: 5 H: 0 LOB: 0 BB: 0 P: 9	R: 0 E: 0 K: 1 S: 5 H: 0 LOB: 0 BB: 0 P: 7	R: 0 E: 0 K: 0 S: 7 H: 1 LOB: 0 BB: 0 P: 11	R: 0 E: 0 K: 0 S: 8 H: 0 LOB: 2 BB: 2 P: 22	R: 0 E: 0 K: 0 S: 7 H: 0 LOB: 0 BB: 0 P: 11	R: 0 E: 0 K: 2 S: 12 H: 2 LOB: 2 BB: 0 P: 16	R: 0 E: 0 K: 1 S: 9 H: 1 LOB: 1 BB: 1 P: 19	R: 0 E: 0 K: 0 S: 10 H: 1 LOB: 1 BB: 0 P: 18	R: 0 E: 0 K: 0 S: 9 H: 1 LOB: 1 BB: 0 P: 13	1B: 5 2B: 1 3B: 0 HR: 0	SF: 0 SAC: 0 DP: 2 HBP: 0						

AB	31
R	0
H	6
RBI	0
BB	3
SO	4
LOB	21

WP: 0 PB: 0 SB: 3 CS: 0 PA: 34

PITCHER		IP	WLS	BF	H	R	ER	SO	BB	IBB	HBP	BLK	WP	HR	S	P	ERA	WHIP
Justin Germano, R ERA: 3.55	(1, 1)	6.1	W	25	4	0	0	4	3	0	0	0	0	0	51	92	0.00	1.105
21 Heath Bell, R ERA: 2.26	(7, 1)	0.2	H	1	0	0	0	0	0	0	0	0	0	0	2	3	0.00	0.000
Scott Linebrink, R ERA: 2.61	(8, 1)	1.0		4	1	0	0	0	0	0	0	0	0	0	10	18	0.00	1.000
26 Doug Brocail, R ERA: 2.79	(9, 1)	1.0		4	1	0	0	0	0	0	0	0	0	0	9	13	0.00	1.000

PITCHER	IP	WLS	BF	H	R	ER	SO	BB	IBB	HBP	BLK	WP	HR	S	P	ERA	WHIP

Batter	1	2	3	4	5	6	7	8	9	AB	R	H	RBI	BB	SO	LOB
7 José Reyes, S (1, 6) OBP: 0.390, SLG: 0.454	F CH 72 S CH 73 X 0-2 ① F8		B CU 71 F FC 83 C CU 70 X FA 87 1-2 2-3 1B		C X 0-1 1-2 G6-3 1B		1 SAFE B FA 95 B FA 96 B CU 83 C FA 95 C FA 96 3-2 ③ CS 1-2	C FA 92 B CH 81 F FA 93 F CH 80 S 1-3 ① K		4	0	2	0	0	1	0
Lastings Milledge, R (1, 7) OBP: 0.217, SLG: 0.364	C F FC 84 B SL 73 F CH 77 F S 1-3 ② K		C FA 87 B FA 87 X CU 71 1-1 ③ G5-3		C SL 84 B CU 70 F FA 88 F FA 88 X FA 89 1-2 ② G6-3 1-2 2-3			B CU 78 C CU 80 C FA 95 B FA 93 X CH 81 2-2 ② L5		4	0	0	0	0	1	4
15 Carlos Beltrán, S (1, 8) OBP: 0.337, SLG: 0.458	B F FC 83 C FC 82 F SL 74 F FC 83 F CH 72 B F F 3-2 ③ G6-3			B X FA 87 1-0 ① F8	C FA 88 S CU 73 X FA 88 0-2 ③ G4-3			B FA 93 C FA 92 B FA 92 F FA 92 B FA 93 X FA 91 3-2 ③ L7		4	0	0	0	0	0	2
5 David Wright, R (1, 5) OBP: 0.379, SLG: 0.506		F FA 88 F SL 83 B FA 87 X CU 70 1-2 ① G5-3		X FA 88 0-0 21 1B 16 1B 1B		B CH 79 C CU 70 X SL 80 1-1 21 CS 1B			C FA 89 X FA 87 0-1 21 G1-6-3 1B	4	1	3	0	0	0	0
21 Carlos Delgado, L (1, 3) OBP: 0.313, SLG: 0.432		B FA 88 S FC 82 F SL 82 X SL 83 1-2 ② G4-3		S FC 85 X SL 82 0-1 16 1B 1-2 1B		1 SAFE B CU 70 C FA 85 X SL 80 1-1 ①② G3 1-2			C FA 88 F FA 87 X CU 78 0-2 ①② G1-6-3 1-2f	4	0	1	0	0	0	2
16 Paul Lo Duca, R (1, 2) OBP: 0.314, SLG: 0.362		B FA 88 B FA 88 F FA 89 B FA 88 X FA 87 3-1 ③ G5-3		B FA 87 2 SAFE F CU 72 C CU 70 B FC 83 X CU 71 2-2 G6-4-3 1-2 2-H 1B		B FA 86 F CU 69 F FA 86 X CH 73 1-2 ③ L4			B FA 88 B FA 86 C FA 88 X FA 87 2-1 ③ G4-3	4	0	1	1	0	0	0
Shawn Green, L (1, 9) OBP: 0.326, SLG: 0.424			C FA 87 B FA 87 S SL 82 B SL 83 S FA 87 2-3 ① K	B SL 83 X FA 87 1-0 ②③ G6-4-3 1-2f			B FA 97 F FA 96 B FA 96 B FA 96 X FA 96 3-1 ① G5-3			3	0	0	0	0	1	2
22 Jose Valentin, S (1, 4) OBP: 0.288, SLG: 0.376			B FA 88 F SL 83 X CU 71 1-1 ② P6		B FA 88 C CH 78 X FC 85 1-1 ① G5-3		C CU 84 B FA 97 F CU 84 C FA 97 1-3 ② K			3	0	0	0	0	1	0
Jorge Sosa, R (1, 1) OBP: 0.261, SLG: 0.200 Ruben Gotay, S (7, PH) OBP: 0.379, SLG: 0.533 35 Joe Smith, R (7, 1) 25 Pedro Feliciano, L (7, 1) Aaron Heilman, R (8, 1) Scott Schoeneweis, L (8, 1)			C FA 88 B CU 69 C FA 88 F CU 70 B FA 88 X FC 84 2-2 7 1B 2B		C CU 70 B CU 70 B SL 81 B FA 88 B FA 88 4-1 G6-3 7 1B BB		B CU 85 C FA 96 S FA 96 X SL 86 1-2 7 CS 1B			1 0 1 0 1 0 0 1 0 1 0 0 0 0 0 0 0 0 0 0 0 0 0 0 0 0 0 0 0 0 0 0 0 0 0 0 0 0 0 0 0 0						
Inning Stats	R: 0 E: 0 K: 1 S: 17 H: 0 LOB: 0 BB: 0 P: 21	R: 0 E: 0 K: 0 S: 8 H: 0 LOB: 0 BB: 0 P: 13	R: 0 E: 0 K: 1 S: 14 H: 2 LOB: 2 BB: 0 P: 21	R: 1 E: 0 K: 0 S: 8 H: 3 LOB: 1 BB: 0 P: 12	R: 0 E: 0 K: 0 S: 12 H: 1 LOB: 2 BB: 1 P: 18	R: 0 E: 0 K: 0 S: 7 H: 1 LOB: 0 BB: 0 P: 10	R: 0 E: 0 K: 1 S: 10 H: 1 LOB: 0 BB: 0 P: 18	R: 0 E: 0 K: 1 S: 10 H: 0 LOB: 0 BB: 0 P: 16	R: 0 E: 0 K: 0 S: 7 H: 1 LOB: 0 BB: 0 P: 9	1B: 8 2B: 1 3B: 0 HR: 0	SF: 0 SAC: 0 DP: 2 HBP: 0					

PITCHER		IP	WLS	BF	H	R	ER	SO	BB	IBB	HBP	BLK	WP	HR	S	P	ERA	WHIP
David Wells, L ERA: 4.15	(1, 1)	6.0	W	24	7	1	1	2	1	0	0	0	0	0	66	95	1.50	1.333
21 Heath Bell, R ERA: 2.22	(7, 1)	1.0	H	3	1	0	0	1	0	0	0	0	0	0	10	18	0.00	1.000
Scott Linebrink, R ERA: 2.55	(8, 1)	1.0	H	3	0	0	0	1	0	0	0	0	0	0	10	16	0.00	0.000
43 Cla Meredith, R ERA: 3.8	(9, 1)	1.0		3	1	0	0	0	0	0	0	0	0	0	7	9	0.00	1.000

PITCHER	IP	WLS	BF	H	R	ER	SO	BB	IBB	HBP	BLK	WP	HR	S	P	ERA	WHIP

TOP

New York Mets @ San Diego Padres

PETCO Park, San Diego, CA

Mon Jul 16 2007, 10:05 PM EDT

Att. 35,802 - Partly Cloudy - 69 F

livebaseballscorecards.com

AB	32
R	1
H	9
RBI	1
BB	1
SO	4
LOB	10

WP: 0 PB: 0 SB: 0 CS: 2 PA: 34

New York Mets @ San Diego Padres

PETCO Park, San Diego, CA

Mon Jul 16 2007, 10:05 PM EDT

Att. 35,802 - Partly Cloudy - 69 F

livebaseballscorecards.com

BOTTOM

Batter	1	2	3	4	5	6	7	8	9	AB	R	H	RBI	BB	SO	LOB
24 Brian Giles, L (1, 9) OBP: 0.384, SLG: 0.375	B X 1-0 ① F8	C FA 89 B FA 95 C FA 96 B FA 96 F FA 87 X SL 88 2-2 ③ G4-3			B FA 92 C SL 84 C FA 86 B FA 95 B FA 94 F SL 86 F FA 87 X FA 87 3-2 22 CS 1B		B FA 88 B FA 89 X FA 89 2-0 ① FC1-6-2 22 G6-3 1-2 2-3 3-Hf			4	0	1	0	0	0	5
22 Marcus Giles, R (1, 4) OBP: 0.312, SLG: 0.333	B FF 92 X CH 85 1-0 ② G5-3		F FA 92 B FA 94 B SL 86 B CH 85 C FA 86 B SL 87 4-2 F7 23 1B BB		C FA 86 B FA 94 S SL 85 X FA 95 1-2 ①② F8 1-2		B CH 74 X FA 89 1-0 ② G6-3 1-2 2-3 3-H			3	0	0	1	1	0	3
23 Adrián González, L (1, 3) OBP: 0.335, SLG: 0.459	C FA 91 B FA 87 B FA 88 S FA 89 F FA 88 F FA 89 B X 3-2 ③ G4-3		1 SAFE F FA 86 B FA 94 1 SAFE B FA 86 X FA 88 2-1 F7 1-2 1B		B FA 95 X FA 87 1-0 ③ G4-3		F FA 90 S FA 90 B FA 91 B SL 79 B SL 78 F FA 90 S FA 91 3-3 ③ K			4	0	1	0	0	1	2
Mike Cameron, R (1, 8) OBP: 0.324, SLG: 0.445		X FA 93 0-0 ① L7	B FA 88 S FA 87 X FA 88 1-1 ① F7 1-2 2-3			F CH 83 S SL 86 S SL 86 0-3 ① K		B FA 96 B CH 86 F FA 96 B FA 95 F FA 96 X FA 97 3-2 HR		4	1	1	1	0	1	2
Milton Bradley, S (1, 7) OBP: 0.396, SLG: 0.434		B FA 94 C FA 87 B FA 88 B FA 95 B FA 96 4-1 3 2B 4 1B BB	B FA 96 C CH 85 F FA 97 C SL 87 1-3 ② K			B FA 87 B FA 94 C CH 85 F FA 94 F FA 87 B FA 87 F SL 87 X FA 94 3-2 ② F7		X FA 96 0-0 3 E 3 S 4 1B 1B		3	2	1	0	1	1	2
3 Khalil Greene, R (1, 6) OBP: 0.277, SLG: 0.471		B FA 86 F FA 89 B FA 96 1 SAFE X SL 86 2-1 4 1B 1-3 2B	C FA 89 F SL 88 B FA 95 X FA 88 1-2 ③ G5-3			C FA 87 B SL 87 X SL 87 1-1 ③ G5-3		B FA 94 1 SAFE S CH 84 D CH 85 B FA 95 F FA 95 F CH 86 S FA 97 3-3 ① K 1-3		4	1	1	0	0	1	3
4 Michael Barrett, R (1, 2) OBP: 0.306, SLG: 0.410		X FA 87 0-0 1B 2-H 3-H 1B		S SL 86 F CH 86 B FA 92 B SL 87 F FA 88 S SL 89 2-3 ① K2-3			B FA 88 B FA 88 C FA 88 F FA 88 X SL 80 2-2 E 5 1B 24 FC1-6-2 1B	X FA 96 0-0 5 G4-3 3-H 1B		4	0	3	3	0	1	0
5 Kevin Kouzmanoff, R (1, 5) OBP: 0.299, SLG: 0.424		C FA 94 B SL 88 X FA 87 1-1 ② F8		B FA 93 B FA 86 F FA 87 B SL 89 X FA 87 3-1 ② P3			C FA 88 X FA 88 0-1 24 FC1-6-2 E 22 G6-3 1-2 1B	C FA 96 S CH 85 X FA 95 0-2 ② G4-3 1-2		4	1	1	0	0	0	2
David Wells, L (1, 1) OBP: 0.094, SLG: 0.094 21 Heath Bell, R (7, 1) José Cruz Jr., S (7, PH) OBP: 0.324, SLG: 0.392 Scott Linebrink, R (8, 1) Russell Branyan, L (8, PH) OBP: 0.336, SLG: 0.451 43 Cla Meredith, R (9, 1)		B FA 94 F FA 94 X FA 87 1-1 2-3 1B		C FA 95 F FA 96 S SL 88 0-3 ③ K			M CH 75 X FA 89 0-1 FC1 22 G6-3 24 FC1-6-2 1-2 2-3	F FA 92 B FA 85 S SL 84 X FA 86 1-2 ③ F8		2 0 1 0 1 0	0 0 0 0 0 0	1 0 0 0 0 0	0 0 0 0 0 0	1 0 0 0 0 0	0 0 2 0 1 0	0 0 0 0 1 0
Inning Stats	R: 0 E: 0 K: 0 S: 7 H: 0 LOB: 0 BB: 0 P: 12	R: 2 E: 0 K: 0 S: 13 H: 3 LOB: 2 BB: 1 P: 23	R: 0 E: 0 K: 1 S: 12 H: 1 LOB: 2 BB: 1 P: 21	R: 0 E: 0 K: 2 S: 9 H: 0 LOB: 0 BB: 0 P: 14	R: 0 E: 0 K: 0 S: 9 H: 1 LOB: 0 BB: 0 P: 14	R: 0 E: 0 K: 1 S: 10 H: 0 LOB: 0 BB: 0 P: 14	R: 1 E: 1 K: 1 S: 13 H: 2 LOB: 2 BB: 0 P: 21	R: 2 E: 1 K: 1 S: 15 H: 3 LOB: 1 BB: 0 P: 22		1B: 8 2B: 1 3B: 0 HR: 1	SF: 0 SAC: 0 DP: 0 HBP: 0		WP: 0 PB: 0 SB: 1 CS: 1	PA: 36		

	AB	R	H	RBI	BB	SO	LOB
AB	34						
R	5						
H	10						
RBI	5						
BB	2						
SO	6						
LOB	22						

PITCHER		IP	WLS	BF	H	R	ER	SO	BB	IBB	HBP	BLK	WP	HR	S	P	ERA	WHIP
Jorge Sosa, R ERA: 3.84	(1, 1)	6.0	L	24	5	2	2	4	2	0	0	0	0	0	60	98	3.00	1.167
35 Joe Smith, R ERA: 2.68	(7, 1)	0.0		2	2	1	0	0	0	0	0	0	0	0	5	7	∞	∞
25 Pedro Feliciano, L ERA: 2.29	(7, 1)	1.0		4	0	0	0	1	0	0	0	0	0	0	8	14	0.00	0.000
Aaron Heilman, R ERA: 4.0	(8, 1)	0.2		5	3	2	2	1	0	0	0	0	0	1	12	18	27.00	4.500
Scott Schoeneweis, L ERA: 5.05	(8, 1)	0.1		1	0	0	0	0	0	0	0	0	0	0	3	4	0.00	0.000

PITCHER		IP	WLS	BF	H	R	ER	SO	BB	IBB	HBP	BLK	WP	HR	S	P	ERA	WHIP

New York Mets @ San Diego Padres

PETCO Park, San Diego, CA

Tue Jul 17 2007, 10:05 PM EDT

Att. 31,660 - Clear - 68 F

livebaseballscorecards.com

TOP

Batter	1	2	3	4	5	6	7	8	9	AB	R	H	RBI	BB	SO	LOB
7 José Reyes, S (1, 6) OBP: 0.386, SLG: 0.448	C FA 92 F FF 94 B FA 97 F FA 87 X CH 87 1-2 ① F8		B FA 93 X FA 90 1-0 ② P4		L FA 94 B FA 94 L FA 95 F FA 95 B FA 88 X FA 95 2-2 ① F7 1-2		B FA 93 C SL 81 B FA 93 X FA 91 2-1 ② G3-1		X CU 73 0-0 E5 22 S 22 PB 21 1B	5	1	0	0	0	0	1
22 Jose Valentin, S (1, 4) OBP: 0.297, SLG: 0.375	S FA 96 F FC 90 B FA 97 B CH 87 F FA 97 X FA 97 2-2 ② F8		B CH 85 B FC 89 F FA 96 B FC 90 X FA 96 3-1 ③ F8		B FA 88 C FA 89 X FA 94 1-1 15 WP 15 2B 2-H 1B		B SL 80 B FA 92 C FA 91 B FA 91 B FA 93 4-1 15 S BB		1 SAFE L CU 74 1 SAFE B CU 71 D CU 72 B FA 92 B FA 91 4-1 15 G6-3 21 1B 1-3 BB	3	2	1	1	2	0	0
15 Carlos Beltrán, S (1, 8) OBP: 0.340, SLG: 0.464	X FA 91 0-0 2B			B FA 94 B FF 95 B FA 95 C FF 95 B FA 94 4-1 21 BB 16 1B BB	C FA 95 F FA 94 D SL 83 F FC 89 B FA 95 X SL 89 2-2 1-H 2B		B FA 92 F FA 91 B FC 91 1 SAFE B FA 91 F FA 92 S FA 92 3-3 ③ K 1-2		C CU 74 B FA 92 X FA 91 1-1 ① G6-3 1-2	4	1	2	1	1	1	3
5 David Wright, R (1, 5) OBP: 0.380, SLG: 0.501	X FA 97 0-0 ③ F9			**1 SAFE** **1 SAFE** **F FA 97** **1 SAFE** **F FA 90** **B FF 97** 1 SAFE S SL 85 1-3 ① K	B SL 89 B SL 88 S FC 89 2 SAFE S FC 88 S SL 88 2-3 ② K			F FA 91 B SL 79 B SL 81 B FA 93 B FC 92 4-1 21 1B SH3 SF9 BB	I IN 77 I IN 82 I IN 82 I IN 82 4-0 21 1B BB 16 G4-3 IBB	3	2	0	0	2	2	3
21 Carlos Delgado, L (1, 3) OBP: 0.316, SLG: 0.433		B FA 94 C FC 89 S FC 90 T FA 96 1-2 ① K		F FA 90 B FA 96 B FA 95 B FA 97 B FC 91 4-1 16 1B 1-2 BB	B FA 88 X FA 88 1-0 ③ G3			F FA 92 1 SAFE X FA 92 0-1 SH3 1-2 1B	X CU 74 0-0 16 G4-3 BB 1-2 2-H 3-H 1B	4	0	2	2	1	1	1
Shawn Green, L (1, 9) OBP: 0.328, SLG: 0.423		B FA 96 F FF 95 C FF 96 F SL 89 X FA 96 1-2 16 FC4-6 1B		B FA 96 F FA 96 F FA 96 F FA 92 F FA 95 B FF 96 F SL 88 B FA 96 X FA 89 3-2 ② F7		F FC 88 B FA 92 F SL 88 X FA 94 1-2 ① G4-1		B SL 84 X FA 91 1-0 ① SH3 1-2 2-3	B SL 72 B FA 92 B FA 91 C FA 91 B FA 92 4-1 16 G4-3 1-2 2-3 BB	3	0	1	0	1	0	2
16 Paul Lo Duca, R (1, 2) OBP: 0.316, SLG: 0.360		X FF 96 0-0 ② FC4-6 1-2f		C FC 90 F SL 84 D SL 84 X FA 97 1-2 1-2 2-H 1B		B FA 95 B FF 94 B FA 94 C FA 92 X FF 93 3-1 ② G1-3		B SL 83 B SL 83 I IN 82 I IN 83 4-0 IBB	B CU 72 X FA 91 1-0 ② G4-3 1-2 2-3 3-H	4	0	1	2	1	0	3
Lastings Milledge, R (1, 7) OBP: 0.179, SLG: 0.308		S FC 90 B FA 96 F FA 90 F SL 83 1 SAFE S SL 84 1-3 ③ K		S FC 89 S FC 90 S FC 86 0-3 ③ K		C SL 82 X FA 88 0-1 ③ P2		B FA 94 X FA 93 1-0 ② SF9 3-H	C FA 92 B FA 93 B CU 72 X FA 92 2-1 ③ G4-3	4	0	0	1	0	2	5
26 Orlando Hernandez, R (1, 1) OBP: 0.226, SLG: 0.290 Ruben Gotay, S (8, PH) OBP: 0.375, SLG: 0.527 25 Pedro Feliciano, L (8, 1) 59 Guillermo Mota, R (9, 1)			C FF 94 X FA 89 0-1 ① B3		B FA 93 C FA 92 F FA 94 X SL 80 1-2 7 S 22 1B 1B		S FA 92 X FA 94 0-1 ① G3	F FA 92 B FA 94 X FA 94 1-1 ③ L5		3 1 0 0	1 0 0 0	1 0 0 0	0 0 0 0	0 0 0 0	0 2 0 0	0 0 0 0

Inning Stats	1	2	3	4	5	6	7	8	9	1B: 6	SF: 1	WP: 1	PA: 44
R:	0	0	0	1	2	0	0	1	3	2B: 2	SAC: 1	PB: 1	
E:	0	0	0	0	0	0	0	0	1	3B: 0	DP: 0	SB: 3	
K:	0	2	0	2	1	0	1	2	0	HR: 0	HBP: 0	CS: 0	
S:	10	12	5	17	17	7	8	7	9				
H:	1	1	0	1	3	0	0	1	1				
LOB:	1	1	0	2	1	0	1	2	2				
BB:	0	0	0	2	0	0	1	2	3				
P:	13	15	9	30	26	11	17	18	25				

PITCHER		IP	WLS	BF	H	R	ER	SO	BB	IBB	HBP	BLK	WP	HR	S	P	ERA	WHIP
44 Jake Peavy, R ERA: 2.3	(1, 1)	6.0	L	26	6	3	3	5	2	0	0	0	1	0	68	104	4.50	1.333
41 Kevin Cameron, R ERA: 0.57	(7, 1)	2.0		10	1	1	1	1	2	1	0	0	0	0	15	35	4.50	1.500
40 Royce Ring, L ERA: 2.92	(9, 1)	1.0		8	1	3	1	0	2	1	0	0	0	0	9	25	9.00	3.000

AB	34
R	7
H	8
RBI	7
BB	8
SO	6
LOB	20

BOTTOM

New York Mets @ San Diego Padres

PETCO Park, San Diego, CA

Tue Jul 17 2007, 10:05 PM EDT

Att. 31,660 - Clear - 68 F

livebaseballscorecards.com

Batter	1	2	3	4	5	6	7	8	9	AB	R	H	RBI	BB	SO	LOB
24 Brian Giles, L (1, 9) OBP: 0.378, SLG: 0.368	B FA 84 F FA 86 B CU 70 X FA 87 2-1 F7 ①		B CU 70 C CH 84 B CH 85 B CU 74 F FA 90 F FF 91 X SL 76 3-2 G3-1 ③		C SL 75 B SL 78 B FA 91 C FA 90 B SL 78 X SL 78 3-2 F9 ③			C FA 89 B SL 78 X FA 89 1-1 G3 ② 1-2		4	0	0	0	0	0	2
22 Marcus Giles, R (1, 4) OBP: 0.309, SLG: 0.329	C CU 68 B SL 73 B SI 88 X SI 88 2-1 F8 ②			C CU 72 X SL 76 0-1 G6-3 ①		C SI 88 F FA 90 S SL 78 0-3 K ①		S CH 74 B SL 78 S FA 90 B SL 79 C SL 77 2-3 K ③		4	0	0	0	0	2	1
23 Adrián González, L (1, 3) OBP: 0.337, SLG: 0.465	B CU 68 B CU 71 X FA 88 2-0 2B			B FA 86 X CU 66 1-0 2B		B SL 74 B FF 89 C CU 72 B SL 76 X FA 88 3-1 G4-3 ②			X CH 87 0-0 F8 ①	4	0	2	0	0	0	0
Milton Bradley, S (1, 7) OBP: 0.390, SLG: 0.419	C CU 67 F FF 88 X CU 74 0-2 L3 ③			B CH 82 B SL 75 B FA 90 I IN 80 4-0 IBB		C CU 74 B FA 89 C FA 89 B SL 76 X FA 90 2-2 G4-3 ③			F FA 97 B FA 97 S FA 89 S FA 89 1-3 K2-3 ②	3	0	0	0	1	1	1
3 Khalil Greene, R (1, 6) OBP: 0.274, SLG: 0.465		B FF 87 C CU 73 C FF 90 F FF 90 S FA 90 1-3 K ①		B SL 78 S SL 77 B SL 78 C FA 91 F SL 78 B SL 79 F FF 90 X FF 90 3-2 P5 ②			B FA 86 F FA 86 X FA 88 1-1 F8 ①		B FA 97 B FA 97 B FA 97 C FA 97 F FA 97 F FA 97 X FA 97 3-2 G5-3 ③	4	0	0	0	0	1	2
4 Michael Barrett, R (1, 2) OBP: 0.302, SLG: 0.406		X FA 89 0-0 G4-3 ②		F SL 78 B SL 78 B FA 91 B SL 79 X FA 89 3-1 P4 ③			X SI 87 0-0 P3 ②			3	0	0	0	0	0	2
5 Kevin Kouzmanoff, R (1, 5) OBP: 0.296, SLG: 0.419		B SL 75 X SL 75 1-0 G1-3 ③			C SL 74 X SL 75 0-1 F7 ①		C SL 74 X SL 76 0-1 P2 ③			3	0	0	0	0	0	0
Hiram Bocachica, R (1, 8) OBP: 0.261, SLG: 0.325 José Cruz Jr., S (8, PH) OBP: 0.322, SLG: 0.390 (9, 8)			C FF 89 S SL 76 S FF 92 0-3 K ①		B CU 66 C SL 74 B FA 90 B FA 89 F FF 88 S SL 73 3-3 K ②			C FA 89 S CH 75 F CH 77 S SL 79 0-3 K ①		2 1	0 0	0 0	0 0	0 0	2 1	0 0
44 Jake Peavy, R (1, 1) OBP: 0.205, SLG: 0.316 41 Kevin Cameron, R (7, 1) 28 Josh Bard, S (8, PH) OBP: 0.333, SLG: 0.373 40 Royce Ring, L (9, 1)			C CU 73 X SL 78 0-1 G1-3 ②		S SL 75 F FA 90 B FA 90 F SL 78 B FA 91 B SL 77 B FA 89 4-2 BB			S FA 90 B FA 90 B SL 79 X FA 90 2-1 24 G3 1B		1 0 1 0	0 0 0 0	0 0 1 0	0 0 0 0	1 0 0 0	0 0 0 0	0 0 0 0
Inning Stats	R: 0 H: 1 E: 0 LOB: 1 K: 0 BB: 0 S: 8 P: 14	R: 0 H: 0 E: 0 LOB: 0 K: 1 BB: 0 S: 6 P: 8	R: 0 H: 0 E: 0 LOB: 0 K: 1 BB: 0 S: 9 P: 12	R: 0 H: 1 E: 0 LOB: 2 K: 0 BB: 1 S: 10 P: 21	R: 0 H: 0 E: 0 LOB: 1 K: 1 BB: 1 S: 11 P: 21	R: 0 H: 0 E: 0 LOB: 0 K: 1 BB: 0 S: 8 P: 13	R: 0 H: 0 E: 0 LOB: 0 K: 0 BB: 0 S: 5 P: 6	R: 0 H: 1 E: 0 LOB: 1 K: 2 BB: 0 S: 11 P: 16	R: 0 H: 0 E: 0 LOB: 0 K: 1 BB: 0 S: 8 P: 12	1B: 1 SF: 0 2B: 2 SAC: 0 3B: 0 DP: 0 HR: 0 HBP: 0						

	AB	30
	R	0
	H	3
	RBI	0
	BB	2
	SO	7
	LOB	8

WP: 0 PA: 32
PB: 0
SB: 0
CS: 0

PITCHER		IP	WLS	BF	H	R	ER	SO	BB	IBB	HBP	BLK	WP	HR	S	P	ERA	WHIP
26 Orlando Hernandez, R ERA: 2.96	(1, 1)	7.0	W	25	2	0	0	4	1	1	0	0	0	0	57	95	0.00	0.429
25 Pedro Feliciano, L ERA: 2.23	(8, 1)	1.0		4	1	0	0	2	0	0	0	0	0	0	11	16	0.00	1.000
59 Guillermo Mota, R ERA: 6.08	(9, 1)	1.0		3	0	0	0	1	0	0	0	0	0	0	8	12	0.00	0.000

PITCHER	IP	WLS	BF	H	R	ER	SO	BB	IBB	HBP	BLK	WP	HR	S	P	ERA	WHIP

New York Mets @ San Diego Padres

PETCO Park, San Diego, CA

Wed Jul 18 2007, 10:05 PM EDT

Att. 32,524 - Clear - 69 F

TOP

livebaseballscorecards.com

Batter	1	2	3	4	5	6	7	8	9	AB	R	H	RBI	BB	SO	LOB
7 José Reyes, S (1, 6) OBP: 0.382, SLG: 0.443	C FA 86 L FC 86 B FA 87 S CH 81 1-3 K ①		S SI 87 B SL 81 S SL 82 B FA 88 B FA 88 S CH 82 3-3 K ③		S SI 87 B FA 88 F FA 88 X CH 83 1-2 F7 ③			B CH 82 F CH 81 B FA 95 S CH 82 X CH 81 2-2 F8 ②		4	0	0	0	0	2	2
22 Jose Valentin, S (1, 4) OBP: 0.302, SLG: 0.374	C FA 86 C FC 87 B FA 86 C FA 87 1-3 K ②			F CH 80 B FA 87 B CH 82 X CH 81 2-1 5 S 1B		C FA 86 X CH 78 0-1 G4-3 ①		B FA 93 B FA 93 B FA 92 C FA 92 B FA 93 4-1 15 WP 5 HR BB		3	1	1	0	1	1	0
15 Carlos Beltrán, S (1, 8) OBP: 0.339, SLG: 0.460	C FA 87 C FC 87 C FA 87 0-3 K ③			C FA 86 S FC 87 S FC 82 0-3 K ①		X FA 88 0-0 G5-3 ②		D CH 82 B FA 94 B FA 93 B FA 92 4-0 1-2 5 HR BB		3	1	0	0	1	2	1
5 David Wright, R (1, 5) OBP: 0.378, SLG: 0.507		C SI 87 B SI 87 C SI 86 X SL 85 1-2 G6-3 ①		1 SAFE C FA 86 C SI 88 F FF 88 X FA 88 0-2 G1-3 ② 1-2		C FA 88 B SL 81 S SL 81 S SL 80 1-3 K ③		X FA 93 0-0 1-H 2-H HR		4	1	1	3	0	1	1
21 Carlos Delgado, L (1, 3) OBP: 0.318, SLG: 0.442		C SI 86 B FA 87 X FC 86 1-1 G3 1B		B FC 86 B SL 81 T FC 87 F FC 86 C FA 88 2-3 K ③			B FA 90 B FA 89 X FA 90 2-0 HR	C CH 84 X CH 83 0-1 P5 ③		4	1	2	1	0	1	1
Shawn Green, L (1, 9) OBP: 0.327, SLG: 0.421		B FC 86 F FA 86 X CH 82 1-1 G3 ② 1-2			C FC 86 X CU 73 0-1 33 SH2-4 16 1B 1B		S CU 72 B SL 72 C FA 91 S SL 73 1-3 K ①		L FA 86 B FA 87 C FA 86 S CH 75 1-3 K ①	4	0	1	0	0	2	1
16 Paul Lo Duca, R (1, 2) OBP: 0.315, SLG: 0.359		C FA 88 F FA 88 F FA 88 X FA 89 0-2 G1 ③			X FA 81 0-0 33 SH2-4 1B 1-2		B CU 84 B FA 96 X FA 97 2-0 L4 ②		X FA 88 0-0 F7 ②	4	0	1	0	0	0	1
Lastings Milledge, R (1, 7) OBP: 0.156, SLG: 0.267			B FA 86 F FA 86 F CH 81 X FA 87 1-2 G3 ①		B FA 88 X FA 87 1-0 L1 ①		B SL 86 C CU 83 S SL 87 X SL 89 1-2 G5-3 ③		B SL 84 X SL 84 1-0 F7 ③	4	0	0	0	0	0	2
33 John Maine, R (1, 1) OBP: 0.179, SLG: 0.088 Scott Schoeneweis, L (7, 1) Ruben Gotay, S (8, PH) OBP: 0.371, SLG: 0.522 35 Joe Smith, R (8, 1) 25 Pedro Feliciano, L (8, 1)			C FA 87 C FA 86 B SI 86 X FA 86 1-2 G1-3 ②		X FA 86 0-0 SH2-4 ② 1-2 2-3			B FA 94 C FA 93 F CH 82 F FA 95 F FA 94 B CU 81 X CH 81 2-2 F7 ①		1 0 1 0 0	0 0 0 0 0	0 0 0 0 0	0 0 0 0 0	0 0 0 0 0	0 0 0 0 0	0 0 0 0 0
Inning Stats	R: 0 E: 0 K: 3 S: 9 H: 0 LOB: 0 BB: 0 P: 11	R: 0 E: 0 K: 0 S: 11 H: 1 LOB: 1 BB: 0 P: 14	R: 0 E: 0 K: 1 S: 9 H: 0 LOB: 0 BB: 0 P: 14	R: 0 E: 0 K: 2 S: 12 H: 1 LOB: 1 BB: 0 P: 16	R: 0 E: 0 K: 0 S: 8 H: 2 LOB: 2 BB: 0 P: 10	R: 0 E: 0 K: 1 S: 6 H: 0 LOB: 0 BB: 0 P: 7	R: 1 E: 0 K: 1 S: 8 H: 1 LOB: 0 BB: 0 P: 14	R: 3 E: 0 K: 0 S: 12 H: 1 LOB: 0 BB: 2 P: 24	R: 0 E: 0 K: 1 S: 5 H: 0 LOB: 0 BB: 0 P: 7	1B: 4 2B: 0 3B: 0 HR: 2 SF: 0 SAC: 1 DP: 0 HBP: 0						

	AB	32
	R	4
	H	6
	RBI	4
	BB	2
	SO	9
	LOB	9

WP: 1 PA: 35
PB: 0
SB: 1
CS: 0

PITCHER		IP	WLS	BF	H	R	ER	SO	BB	IBB	HBP	BLK	WP	HR	S	P	ERA	WHIP
Greg Maddux, R ERA: 4.25	(1, 1)	5.0		19	4	0	0	6	0	0	0	0	0	0	49	65	0.00	0.800
43 Cla Meredith, R ERA: 3.72	(6, 1)	1.0		3	0	0	0	1	0	0	0	0	0	0	6	7	0.00	0.000
40 Royce Ring, L ERA: 3.55	(7, 1)	0.1		2	1	1	1	1	0	0	0	0	0	1	4	7	27.00	3.000
21 Heath Bell, R ERA: 2.19	(7, 1)	0.2	H	2	0	0	0	0	0	0	0	0	0	0	4	7	0.00	0.000
Scott Linebrink, R ERA: 3.12	(8, 1)	1.0	W	6	1	3	3	0	2	0	0	0	1	1	12	24	27.00	3.000

PITCHER		IP	WLS	BF	H	R	ER	SO	BB	IBB	HBP	BLK	WP	HR	S	P	ERA	WHIP
Trevor Hoffman, R ERA: 1.85	(9, 1)	1.0	S	3	0	0	0	1	0	0	0	0	0	0	5	7	0.00	0.000

BOTTOM

New York Mets @ San Diego Padres

PETCO Park, San Diego, CA

Wed Jul 18 2007, 10:05 PM EDT

Att. 32,524 - Clear - 69 F

livebaseballscorecards.com

Batter	1	2	3	4	5	6	7	8	9	AB	R	H	RBI	BB	SO	LOB
24 Brian Giles, L (1, 9) OBP: 0.376, SLG: 0.363	C FA 92 B FA 92 B FA 87 B FA 92 B FA 93 4-1 23 2B BB	C FA 93 B CH 86 C FF 93 C FF 95 1-3 K ③			F FA 92 X SL 84 0-1 F8 ①		C FA 92 F FA 93 S SL 85 0-3 K ①			3	1	0	0	1	2	0
Milton Bradley, S (1, 7) OBP: 0.385, SLG: 0.444	L FA 94 B FA 88 S FA 94 B FA 94 F FA 94 F FA 88 1 SAFE X FA 95 2-2 F8 ①		X FA 91 0-0 HR		B SL 85 B CH 85 S FF 93 F CH 86 B FA 94 X FA 94 3-2 G6-3 ②		F FA 93 F SL 84 B FA 93 S SL 86 1-3 K ②			4	1	1	1	0	1	1
23 Adrián González, L (1, 3) OBP: 0.338, SLG: 0.477	F FA 94 X SL 88 0-1 3 1B 1-H 2B		B SL 85 F CH 85 F FA 93 B FA 94 S SL 86 2-3 K ①		X SL 86 0-0 HR		B FA 93 X FA 92 1-0 G4-3 ③			4	2	2	2	0	1	0
Mike Cameron, R (1, 8) OBP: 0.320, SLG: 0.440	B FA 87 C FA 94 C FA 94 B CH 88 F FF 94 F FA 95 F SL 88 S SL 87 2-3 K ②		S SL 85 F FA 94 B SL 86 F FA 94 C FF 94 1-3 K ②		B FA 94 C FF 94 X FA 93 1-1 F9 ③			C SL 80 B FA 89 B FA 88 C FA 88 F FA 89 X FA 88 2-2 G5-3 ①		4	0	0	0	0	2	1
3 Khalil Greene, R (1, 6) OBP: 0.276, SLG: 0.464	F FA 87 B FF 94 S FF 95 X FF 95 1-2 28 1B 2-H 1B		X FF 94 0-0 G5-3 ③			C FF 92 B SL 84 S SL 84 F FF 94 B FF 94 F FF 94 X CH 84 2-2 F7 ①		B SL 80 B FA 88 B FA 87 B FA 86 4-0 5 1B 1B BB		3	1	1	1	1	0	0
28 Josh Bard, S (1, 2) OBP: 0.332, SLG: 0.370	1 SAFE C FA 87 T FA 95 1 SAFE X FA 94 0-2 1-2 1B			B CH 82 C FF 92 X CH 84 1-1 L7 ①		F FF 93 X SL 83 0-1 F7 ②		S CH 80 D SL 82 B CH 79 F FA 89 C SL 80 2-3 K ②		4	0	1	0	0	1	1
5 Kevin Kouzmanoff, R (1, 5) OBP: 0.299, SLG: 0.420	S FF 94 B FA 95 B FF 94 F FA 86 B FF 94 F FF 94 X FF 94 3-2 F9 ③			B SL 83 X FA 92 1-0 P4 ②		S SL 84 B FF 94 F FA 93 X FF 94 1-2 BB 1B		B FA 88 B FA 87 F FA 87 X FA 88 2-1 1B 1-2 1B		4	0	2	0	0	0	2
Geoff Blum, S (1, 4) OBP: 0.293, SLG: 0.327		C FF 91 F FF 92 B CH 83 X CH 85 1-2 G3 ①		B SL 85 X CH 85 1-0 2B		B SL 85 C FA 94 F FA 94 B FA 87 F FA 94 F SL 86 D CH 86 B CH 86 4-2 1-2 BB		B CH 78 T SL 79 D SL 81 B CH 78 X CH 80 3-1 1-3 2-H 1B		3	0	2	1	1	0	0
Greg Maddux, R (1, 1) OBP: 0.088, SLG: 0.061 43 Cla Meredith, R (6, 1) 8 Terrmel Sledge, L (6, PH) OBP: 0.319, SLG: 0.389 40 Royce Ring, L (7, 1) 21 Heath Bell, R (7, 1) Scott Linebrink, R (8, 1) José Cruz Jr., S (8, PH) OBP: 0.321, SLG: 0.389 Trevor Hoffman, R (9, 1)		C FF 92 S FA 88 B FA 94 X FF 93 1-2 G5-3 ②		X SL 83 0-0 G3 ③		S CH 84 B CH 85 B FF 93 S FA 94 S FA 94 2-3 K ③		B SL 76 F FA 88 X FA 90 1-1 G1-3 ③		2 0 1 0 0 1 0	0 0 0 0 0 0 0	0 0 0 0 0 0 0	0 0 1 0 0 0 0	0 0 0 0 0 0 0	1 0 2 0 0 0 2	0 0 2 0 0 0 0
Inning Stats	R: 2 E: 0 K: 1 S: 24 H: 3 LOB: 2 BB: 1 P: 36	R: 0 E: 0 K: 1 S: 9 H: 0 LOB: 0 BB: 0 P: 12	R: 1 E: 0 K: 2 S: 9 H: 1 LOB: 0 BB: 0 P: 12	R: 0 E: 0 K: 0 S: 5 H: 1 LOB: 1 BB: 0 P: 8	R: 1 E: 0 K: 0 S: 8 H: 1 LOB: 0 BB: 0 P: 12	R: 0 E: 0 K: 2 S: 17 H: 1 LOB: 2 BB: 1 P: 26	R: 0 E: 0 K: 2 S: 7 H: 0 LOB: 0 BB: 0 P: 9	R: 1 E: 0 K: 1 S: 13 H: 2 LOB: 2 BB: 1 P: 27		1B: 5 2B: 2 3B: 0 HR: 2 SF: 0 SAC: 0 DP: 0 HBP: 0		WP: 0 PB: 0 SB: 0 CS: 0 PA: 36		

	AB	R	H	RBI	BB	SO	LOB
AB	33						
R	5						
H	9						
RBI	5						
BB	3						
SO	8						
LOB	10						

PITCHER		IP	WLS	BF	H	R	ER	SO	BB	IBB	HBP	BLK	WP	HR	S	P	ERA	WHIP
33 John Maine, R ERA: 3.07	(1, 1)	6.0		27	7	4	4	5	2	0	0	0	0	2	72	106	6.00	1.500
Scott Schoeneweis, L ERA: 4.91	(7, 1)	1.0		3	0	0	0	2	0	0	0	0	0	0	7	9	0.00	0.000
35 Joe Smith, R ERA: 2.87	(8, 1)	0.2	L	5	2	1	1	1	1	0	0	0	0	0	11	24	13.50	4.500
25 Pedro Feliciano, L ERA: 2.21	(8, 1)	0.1		1	0	0	0	0	0	0	0	0	0	0	2	3	0.00	0.000

PITCHER	IP	WLS	BF	H	R	ER	SO	BB	IBB	HBP	BLK	WP	HR	S	P	ERA	WHIP

Batter	1	2	3	4	5	6	7	8	9	AB	R	H	RBI	BB	SO	LOB
11 Jimmy Rollins, S (1, 6) OBP: 0.331, SLG: 0.518	C FA 89 X FA 90 0-1 ① P6		B X 1-0 ③ F8			C FA 89 B FA 91 F FA 91 S FA 92 1-3 ① K		C CU 84 B FA 98 B FA 97 X CU 86 2-1 ② G3-1		4	0	0	0	0	1	0
8 Shane Victorino, S (1, 9) OBP: 0.350, SLG: 0.435	B FA 88 T FA 89 B FA 89 X FA 90 2-1 ② F9			C B F B F C FA 92 2-3 ① K		C SL 80 F SL 83 F FA 92 F SL 81 B FA 92 B CU 73 X FA 92 2-2 ② G6-3		F CU 84 F SL 86 F FA 98 B FA 99 X SL 86 1-2 1B		4	0	1	0	0	1	0
26 Chase Utley, L (1, 4) OBP: 0.405, SLG: 0.585	B FA 90 C FA 89 S FA 91 B FA 92 F FA 91 X FA 92 2-2 ③ F8			B FA 89 F F FA 91 B F X SL 84 2-2 6 S 1B		B FA 90 C FA 91 X FA 92 1-1 2B		1 SAFE 1 SAFE B FA 97 F FA 97 1 SAFE 1 SAFE F FA 96 1 SAFE P PO 88 2-2 ③ X FA 88 F7		4	0	2	0	0	0	1
6 Ryan Howard, L (1, 3) OBP: 0.387, SLG: 0.584		F FA 90 F FA 90 B FA 92 F FA 92 F FA 92 F SL 85 F FA 91 B SL 83 B SL 85 4-2 BB F SL 84 B FA 93		B FA 92 C FA 91 B FA 92 1 SAFE F FA 92 1 SAFE B FA 92 F FA 92 D SL 83 4-2 FC6-4 BB 1-2		C FA 92 B FA 92 B FA 92 B FA 92 F FA 92 F FA 92 F FA 92 F FA 92 F FA 93 4-2 BB B FA 92			C FA 86 B CH 76 C FA 88 B CH 77 C CH 76 2-3 ① K	1	0	0	0	3	1	0
Aaron Rowand, R (1, 8) OBP: 0.404, SLG: 0.525		B FA 91 S FA 91 X FA 91 1-1 ① F7		D SL 82 S FA 91 B SL 81 B SL 82 X FA 91 3-1 ② F8		D SL 81 C FA 82 F FA 92 B FA 93 X FA 91 2-2 ③ F9			B FA 86 B FA 86 B FA 87 C FA 86 B FA 86 4-1 1B BB	3	0	0	0	1	0	5
Pat Burrell, R (1, 7) OBP: 0.394, SLG: 0.434 Abraham Nunez, S (9, PR) OBP: 0.323, SLG: 0.322		C FA 90 X FA 91 0-1 ② F9		X FA 91 0-0 ③ FC6-4 1-2f			F FA 90 F FA 91 B FA 91 S SL 81 1-3 ① K		X FC 85 0-0 1B 1-2	4 0	0 0	1 0	0 0	0 0	1 0	3 0
19 Greg Dobbs, L (1, 5) OBP: 0.315, SLG: 0.503		B FA 90 B FA 91 S FA 90 S FA 91 X FA 92 2-2 ③ F9			B FA 89 B FA 89 S FA 88 F FA 91 F FA 90 S FA 91 2-3 ① K		B CH 80 F FA 90 S FA 91 F FA 93 S FA 92 1-3 ② K		B CH 77 B FA 86 F FA 86 F FA 86 B FA 88 S CH 76 3-3 ② K	4	0	0	0	0	3	3
51 Carlos Ruiz, R (1, 2) OBP: 0.317, SLG: 0.382			C X 0-1 ① G5-3		X FA 90 0-0 ② P6		B SL 81 X FA 90 1-0 ③ F7		C FA 88 C CH 75 S CH 76 0-3 ③ K	4	0	0	0	0	1	2
35 Cole Hamels, L (1, 1) OBP: 0.170, SLG: 0.200 9 Michael Bourn, L (8, PH) OBP: 0.330, SLG: 0.367 16 J.C. Romero, S (8, 1)			C SL 82 X 0-1 ② P5		B FA 89 S FA 89 F FA 90 F FA 92 S SL 81 1-3 ③ K			B FA 96 F FA 96 F FA 97 B FA 98 T FA 99 2-2 ① K		2 1 0	0 0 0	0 0 0	0 0 0	0 0 0	1 1 0	0 0 0
Inning Stats	R: 0 H: 0 E: 0 LOB: 0 K: 0 BB: 0 S: 8 P: 12	R: 0 H: 0 E: 0 LOB: 1 K: 0 BB: 1 S: 14 P: 21	R: 0 H: 0 E: 0 LOB: 0 K: 0 BB: 0 S: 5 P: 6	R: 0 H: 1 E: 0 LOB: 2 K: 1 BB: 1 S: 14 P: 25	R: 0 H: 0 E: 0 LOB: 0 K: 2 BB: 0 S: 9 P: 12	R: 0 H: 1 E: 0 LOB: 2 K: 1 BB: 1 S: 19 P: 29	R: 0 H: 0 E: 0 LOB: 0 K: 2 BB: 0 S: 8 P: 11	R: 0 H: 1 E: 0 LOB: 1 K: 1 BB: 0 S: 13 P: 19	R: 0 H: 1 E: 0 LOB: 2 K: 3 BB: 1 S: 11 P: 20	1B: 3 SF: 0 2B: 1 SAC: 0 3B: 0 DP: 0 HR: 0 HBP: 0						

TOP

Philadelphia Phillies @ San Diego Padres

PETCO Park, San Diego, CA

Thu Jul 19 2007, 10:05 PM EDT

Att. 30,885 - Clear - 70 F

livebaseballscorecards.com

AB	31
R	0
H	4
RBI	0
BB	4
SO	10
LOB	14

PITCHER		IP	WLS	BF	H	R	ER	SO	BB	IBB	HBP	BLK	WP	HR	S	P	ERA	WHIP
32 Chris Young, R ERA: 1.85	(1, 1)	7.0	W	26	2	0	0	6	3	0	0	0	0	0	77	116	0.00	0.714
21 Heath Bell, R ERA: 2.15	(8, 1)	1.0	H	4	1	0	0	1	0	0	0	0	0	0	13	19	0.00	1.000
Trevor Hoffman, R ERA: 1.8	(9, 1)	1.0	S	5	1	0	0	3	1	0	0	0	0	0	11	20	0.00	2.000

PITCHER	IP	WLS	BF	H	R	ER	SO	BB	IBB	HBP	BLK	WP	HR	S	P	ERA	WHIP

WP: 0 PA: 35
PB: 0
SB: 1
CS: 0

Batter	1	2	3	4	5	6	7	8	9	AB	R	H	RBI	BB	SO	LOB
24 Brian Giles, L (1, 9) OBP: 0.374, SLG: 0.366	B FA 92 C FA 93 B CH 79 X FA 92 2-1 ① L6		B CU 79 F CH 83 B FA 94 C CH 84 X FA 95 2-2 2-H 2B			B CH 83 B FA 93 X CH 83 2-0 ② F9		1 SAFE D FA 93 C SL 81 B FA 93 T B C SL 83 3-3 ③ K		4	0	1	1	0	1	1
Milton Bradley, S (1, 7) OBP: 0.374, SLG: 0.430	X FA 94 0-0 ② P6		B FA 95 D CH 83 S CH 84 X CU 80 2-1 ③ G6-3			C FA 94 B FA 93 F CH 84 X FA 85 1-2 ③ P3				3	0	0	0	0	0	1
23 Adrián González, L (1, 3) OBP: 0.338, SLG: 0.474	C FA 94 S FA 94 X SL 83 0-2 ③ G3			S CH 80 S FA 92 B CH 84 S FA 85 1-3 ① K			B CU 77 B FA 92 S FA 93 S FA 86 B FA 86 B FA 86 4-2 BB			2	0	0	0	1	1	0
Mike Cameron, R (1, 8) OBP: 0.318, SLG: 0.437		B FA 92 C CH 81 X CH 84 1-1 ① P5		B FA 92 C FA 93 F FA 94 B FA 94 X FA 85 2-2 ② G6-3			B FA 93 C CH 82 S CH 83 B CH 84 S FA 94 2-3 ① K			3	0	0	0	0	1	1
3 Khalil Greene, R (1, 6) OBP: 0.274, SLG: 0.460		B FA 93 F FA 92 C CH 80 B FA 86 X CH 84 2-2 ② P2		X CH 83 0-0 ③ G1-3			C CH 84 C FA 94 S FA 94 0-3 ② K			3	0	0	0	0	1	1
4 Michael Barrett, R (1, 2) OBP: 0.299, SLG: 0.401		C CH 79 S FA 94 B FA 96 F CH 81 B CH 82 F FA 95 X FA 95 2-2 ③ F9			B CH 82 C CH 82 S CH 82 X FA 86 1-2 ① G4-3		S CH 84 S FA 86 X FA 94 0-2 ③ P4			3	0	0	0	0	0	1
5 Kevin Kouzmanoff, R (1, 5) OBP: 0.295, SLG: 0.415			S FA 93 B CH 84 F CH 84 X 1-2 ① G6-3		X CU 78 0-0 ② F8			C CH 81 S SL 83 S SL 82 0-3 ① K		3	0	0	0	0	1	0
Geoff Blum, S (1, 4) OBP: 0.302, SLG: 0.336			C CU 79 B CU 80 C CH 82 F FA 95 B FA 95 F FA 93 F FA 85 X FA 85 2-2 32 SH1 24 2B 1B		B FA 93 C FA 93 X FA 94 1-1 ③ F8			X CH 82 0-0 1B		3	1	2	0	0	0	0
32 Chris Young, R (1, 1) OBP: 0.206, SLG: 0.069 21 Heath Bell, R (8, 1) José Cruz Jr., S (8, PH) OBP: 0.320, SLG: 0.387 Trevor Hoffman, R (9, 1)			X FA 91 0-0 ② SH1 1-2			C FA 91 X FA 91 0-1 ① G5-3		F SL 80 C FA 92 D SL 83 D SL 84 F CH 81 S FA 93 2-3 ② K		1 0 1 0	0 0 0 0	0 0 0 0	0 0 1 0	0 0 1 0	0 0 1 0	0 0 1 0
Inning Stats	R: 0 E: 0 K: 0 S: 6 H: 0 LOB: 0 BB: 0 P: 8	R: 0 E: 0 K: 0 S: 10 H: 0 LOB: 0 BB: 0 P: 15	R: 1 E: 0 K: 0 S: 15 H: 2 LOB: 1 BB: 0 P: 22	R: 0 E: 0 K: 1 S: 7 H: 0 LOB: 0 BB: 0 P: 10	R: 0 E: 0 K: 0 S: 6 H: 0 LOB: 0 BB: 0 P: 8	R: 0 E: 0 K: 0 S: 6 H: 0 LOB: 0 BB: 0 P: 9	R: 0 E: 0 K: 2 S: 11 H: 0 LOB: 1 BB: 1 P: 17	R: 0 E: 0 K: 3 S: 11 H: 1 LOB: 1 BB: 0 P: 16		1B: 2 2B: 1 3B: 0 HR: 0 SF: 0 SAC: 1 DP: 0 HBP: 0						

PITCHER		IP	WLS	BF	H	R	ER	SO	BB	IBB	HBP	BLK	WP	HR	S	P	ERA	WHIP
35 Cole Hamels, L ERA: 3.69	(1, 1)	7.0	L	24	2	1	1	3	1	0	0	0	0	0	61	89	1.29	0.429
16 J.C. Romero, L ERA: 2.77	(8, 1)	1.0		4	1	0	0	3	0	0	0	0	0	0	11	16	0.00	1.000

PITCHER	IP	WLS	BF	H	R	ER	SO	BB	IBB	HBP	BLK	WP	HR	S	P	ERA	WHIP

BOTTOM

Philadelphia Phillies @ San Diego Padres

PETCO Park, San Diego, CA

Thu Jul 19 2007, 10:05 PM EDT

Att. 30,885 - Clear - 70 F

livebaseballscorecards.com

AB	26
R	1
H	3
RBI	1
BB	1
SO	6
LOB	6

WP: 0 PA: 28
PB: 0
SB: 0
CS: 0

Batter	1	2	3	4	5	6	7	8	9	AB	R	H	RBI	BB	SO	LOB
11 Jimmy Rollins, S (1, 6) OBP: 0.330, SLG: 0.514	C CH 81 B CH 82 B CH 84 X CH 85 2-1 F9 ①		C CU 70 B CH 86 X FA 86 1-1 L7 ② C FA 88 X CH 86 0-1 P6 ③				C FA 92 B FA 93 X FA 94 1-1 L8 ① B FA 87 B FA 88 B FA 93 C FA 90 X FA 94 3-1 1-2 3-H 1B			5	0	1	1	0	0	3
8 Shane Victorino, S (1, 9) OBP: 0.349, SLG: 0.432	X FA 88 0-0 26 S 6 1B 1B		B CU 70 C CH 86 X CU 70 1-1 G3-1 ③		C CH 85 X CU 68 0-1 G4-3 ①		F FA 93 B FA 93 X FA 88 1-1 FC4-6 ② 1-2f 26 HR	C FA 92 S FA 91 B FA 95 S FA 92 1-3 K ③		5	2	1	0	0	1	3
26 Chase Utley, L (1, 4) OBP: 0.407, SLG: 0.594	S CH 84 F CH 84 B CU 68 B CH 84 S CU 71 2-3 K ② 1-2			B CH 83 B CH 84 C CH 84 B CU 69 F CH 84 F FA 88 B CH 85 4-2 6 1B 2B BB	C CU 68 C FA 87 B CU 71 X FA 86 1-2 G4-3 ②		1 SAFE D FA 92 B FA 93 B FA 88 C FA 92 X FA 92 3-1 1-H HR		C FA 91 B FA 90 X FA 92 1-1 G6-3 2B	4	2	2	2	1	1	1
6 Ryan Howard, L (1, 3) OBP: 0.390, SLG: 0.582	C CH 84 B CH 86 B CU 70 F CU 70 X FA 88 2-2 2-H 1B			F CH 85 X CH 84 0-1 2B 1-2 G6-3 1B	C FA 86 S CU 71 B FA 87 F CU 69 F CU 70 B FA 88 B FA 88 S CU 70 3-3 K ③		B CU 78 S FA 92 B CU 80 F FA 89 B FA 94 B FA 88 4-2 BB		B FA 92 F FA 91 S FA 94 1-3 K ①	4	1	2	1	1	2	1
Aaron Rowand, R (1, 8) OBP: 0.401, SLG: 0.523	F FA 87 B FA 88 X CH 85 1-1 G5-3 ③			B FA 88 X FA 87 1-0 23 1B 1-3 2-H 2B		B CH 86 B CH 86 X CH 84 2-0 F8 ① 0-2 L9 ③	C SL 88 F FA 93 X FA 92		B FA 92 X FA 92 1-0 G6-3 ② 2-3	5	1	1	1	0	0	3
Pat Burrell, R (1, 7) OBP: 0.395, SLG: 0.431 9 Michael Bourn, L (8, PR) OBP: 0.337, SLG: 0.367 (8, 7)		C C B F CH 83 B CH 84 B CU 69 X CU 72 3-2 G6-3 ①		C FA 88 B CU 71 B FA 88 B CU 70 C CU 69 X CU 70 3-2 G6-3 ① 3-H		B CU 68 C CU 68 B FA 87 B FA 86 B SI 88 4-1 2 G5-3 1B BB		C SL 85 C FA 91 B FA 91 B FA 92 F FA 92 B FA 94 F FA 93 F FA 87 B FA 92 4-2 2 F9 11 1B 1B BB	I IN 82 I IN 81 I IN 83 I IN 83 4-0 S IBB	2 0	0 1	0 0	1 1	2 0	0 0	1 0
Wes Helms, R (1, 5) OBP: 0.316, SLG: 0.365 59 Mike Zagurski, L (8, 1) Antonio Alfonseca, R (8, 1)		C FA 89 B FA 89 X CU 72 1-1 G1-3 ② B FA 88 F FA 88 X FA 88 1-1 F8 ③	C CH 83 B CH 86 F CU 70 F CU 69 F FA 90 X CU 68 1-2 P4 ①	B FA 88 B CU 70 C CU 70 C FA 86 F CU 72 S FA 90 2-3 K ② I IN 72 I IN 74 I IN 72 I IN 69 4-0 23 1B IBB	S CU 69 B CU 70 F FA 89 X CU 72 1-2 1-2 2-H 1B	B CU 68 X FA 88 1-0 1-2 1B C FA 87 X FA 88 0-1 G5-3 ②③ 2-3f	C FA 90 X CU 78 0-1 8 FC4-6 1B	X FA 92 0-0 11 1B 1-2 1B L FA 87 C FA 92 X FA 88 0-2 F9 ① 2-3	S FA 92 S FA 93 D FA 94 X FA 91 1-2 G4-3 ③ 1-2 F FA 89 B FA 93 S CH 86 B FA 93 S FA 90 2-3 K ②	4 0 1 3 2 0 0 1 0 0 0 0 2 1 0 0 0 0 0 0 2 0 0 0 0 0 0 0 1 0 0 0 0 0 0 2 1 0 1 0 0 0 0 0 0 0 1 0 0 0 0 0 1 2						
2 Rod Barajas, R (1, 2) OBP: 0.341, SLG: 0.381										3	0	0	0	1	0	4
23 Adam Eaton, R (1, 1) OBP: 0.256, SLG: 0.262 16 J.C. Romero, S (6, 1) 27 Chris Coste, R (7, PH) OBP: 0.364, SLG: 0.438 63 Ryan Madson, L (7, 1) Abraham Nunez, S (8, PH) OBP: 0.321, SLG: 0.320 (8, 5)																
Inning Stats	R: 1 E: 0 K: 1 S: 11 H: 2 LOB: 1 BB: 0 P: 18	R: 0 E: 0 K: 0 S: 8 H: 0 LOB: 0 BB: 0 P: 13	R: 0 E: 0 K: 0 S: 9 H: 0 LOB: 0 BB: 0 P: 12	R: 3 E: 0 K: 1 S: 18 H: 3 LOB: 2 BB: 2 P: 33	R: 0 E: 0 K: 1 S: 10 H: 0 LOB: 0 BB: 0 P: 14	R: 0 E: 0 K: 0 S: 5 H: 1 LOB: 1 BB: 1 P: 12	R: 2 E: 0 K: 0 S: 13 H: 2 LOB: 1 BB: 1 P: 22	R: 1 E: 0 K: 2 S: 17 H: 2 LOB: 2 BB: 1 P: 27	R: 0 E: 0 K: 1 S: 9 H: 1 LOB: 2 BB: 1 P: 17	1B: 8 2B: 2 3B: 0 HR: 1 SF: 0 SAC: 0 DP: 1 HBP: 0	WP: 0 PB: 0 SB: 2 CS: 0 PA: 43					

PITCHER		IP	WLS	BF	H	R	ER	SO	BB	IBB	HBP	BLK	WP	HR	S	P	ERA	WHIP
Justin Germano, R ERA: 3.77	(1, 1)	5.1	L	25	6	4	4	3	2	1	0	0	0	0	59	100	6.75	1.500
43 Cla Meredith, R ERA: 3.66	(6, 1)	0.2		1	0	0	0	0	0	0	0	0	0	0	2	2	0.00	0.000
26 Doug Brocail, R ERA: 3.35	(7, 1)	1.2		11	4	3	3	1	2	0	0	0	0	1	27	45	16.20	3.600
41 Kevin Cameron, R ERA: 0.55	(8, 1)	1.1		6	1	0	0	2	0	1	0	0	0	0	12	21	0.00	0.750

PITCHER	IP	WLS	BF	H	R	ER	SO	BB	IBB	HBP	BLK	WP	HR	S	P	ERA	WHIP

TOP

Philadelphia Phillies @ San Diego Padres

PETCO Park, San Diego, CA

Fri Jul 20 2007, 10:05 PM EDT

Att. 36,113 - Overcast - 68 F

livebaseballscorecards.com

AB	37
R	7
H	11
RBI	7
BB	6
SO	6
LOB	21

Batter	1	2	3	4	5	6	7	8	9	AB	R	H	RBI	BB	SO	LOB
24 Brian Giles, L (1, 9) OBP: 0.382, SLG: 0.367	B FA 90 C FA 91 F CH 84 C FA 94 1-3 ① K		B CH 85 F FA 93 F FA 90 B SL 82 B FA 91 B FA 95 4-2 1B 23 2B BB		B FA 92 B FA 93 B FA 92 C FA 90 B FA 92 4-1 1B BB	B FA 91 B FA 92 B FA 92 C FA 92 B FA 91 4-1 FC6-4 1-2 2-3 BB		B FA 95 B FA 94 X FA 93 2-0 BB 1-3 1B		2	1	1	0	3	1	0
Milton Bradley, S (1, 7) OBP: 0.384, SLG: 0.443	X FA 93 0-0 WP 3 CS 2B		1 SAFE S FC 91 C FA 95 F FA 94 B CU 79 F FA 95 1 SAFE X FA 95 1-2 23 2B 1-3 1B		F FA 92 S FA 92 B FF 94 B FA 94 X FA 87 2-2 ① F7	B CH 82 B FA 91 C FA 91 X SL 80 2-1 ③ FC6-4 1-2f		B CH 85 F FA 93 S FA 94 B FA 95 D FA 87 B FA 95 4-2 1-2 BB		4	0	2	0	1	0	4
23 Adrián González, L (1, 3) OBP: 0.337, SLG: 0.474	B FA 94 F FA 87 D CU 78 X FA 86 2-1 ② F8		F FA 93 X FA 92 0-1 1-3 3-H 2B		C FA 94 X FA 92 0-1 ② L4		F FA 94 B CH 88 B FA 91 F FA 95 X CH 82 2-2 ① G4-3	F FA 95 S FA 96 X FA 96 0-2 ② SF7 3-H		4	0	1	2	0	0	2
Mike Cameron, R (1, 8) OBP: 0.322, SLG: 0.436	B FA 94 D SL 84 F FA 90 S FA 96 F FA 94 F FA 95 B CU 79 B FA 95 4-2 2-3 BB		B FC 90 B FA 95 B FA 94 X FA 94 3-0 ① F9		1 SAFE B CH 86 S FA 94 X CU 77 1-1 1-2 1B		S CH 89 S FA 90 B FA 91 B CH 82 B FA 95 B FA 90 4-2 3 1B BB	B FA 93 C FA 92 B FA 92 F FA 91 X SL 84 2-2 ③ F9		3	0	1	0	2	0	4
3 Khalil Greene, R (1, 6) OBP: 0.276, SLG: 0.462	B FA 91 F FA 95 F FA 94 1-2 ③ CS 3-H	B FA 91 F FA 91 F FA 93 B CU 78 X FA 95 2-2 4 G5-3 1B 2B	B FA 93 F SL 84 S FA 94 S SL 79 1-3 ② K		C FA 92 F FF 95 B FA 95 B CU 79 S SL 79 2-3 ③ K		C FA 90 X FA 95 0-1 1-2 1B		B FA 91 C FA 92 X SL 85 1-1 ① G6-3	5	1	2	0	0	2	4
4 Michael Barrett, R (1, 2) OBP: 0.298, SLG: 0.398		X 0-0 ① G5-3 2-3	F CU 77 B FA 95 F FA 95 S FA 95 1-3 ③ K			F FA 91 F CH 84 F FA 94 X SL 82 0-2 ① L9	B FA 90 F FA 90 B FA 94 F FA 91 F FA 95 S CH 83 2-3 ② K		C FA 92 F FA 92 X SL 86 0-2 1B DI 1B	5	0	1	0	0	2	5
Russell Branyan, L (1, 5) OBP: 0.333, SLG: 0.444 41 Kevin Cameron, R (8, 1) 8 Terrmel Sledge, L (9, PH) OBP: 0.317, SLG: 0.386		B FA 94 X FA 91 1-0 3-H 1B	S FA 91 F FA 92 B CU 78 F FA 96 B CU 76 F SL 84 F FA 95 F FA 95 S FA 95 2-3 ① K			X CH 85 0-0 ② L8	B CU 90 B FA 92 S FA 96 B FA 96 S FA 95 T FA 94 3-2 ③ K		C FA 92 X CH 82 0-1 ② L3	4 0 1	0 0 0	1 0 0	1 0 0	0 0 0	2 0 0	2 0 1
Geoff Blum, S (1, 4) OBP: 0.313, SLG: 0.342		C FA 93 B CH 86 B FA 92 X FA 94 2-1 ② F7				B CH 83 X FA 94 1-0 24 BB BB 1B		B FA 93 B FA 91 B FA 92 C FA 92 B FA 93 4-1 24 1B 23 SF7 BB	B FA 93 S FA 93 F FA 92 B FA 92 X FA 93 2-2 1-3 5 FC6-4 1B	4	1	2	0	1	0	1
Justin Germano, R (1, 1) OBP: 0.333, SLG: 0.353 43 Cla Meredith, R (6, 1) José Cruz Jr., S (6, PH) OBP: 0.323, SLG: 0.387 26 Doug Brocail, L (7, 1) OBP: 0.500, SLG: 0.500 5 Kevin Kouzmanoff, R (8, 5) OBP: 0.293, SLG: 0.412		C FA 95 S SL 84 S SL 83 0-3 ③ K		B FA 94 C FF 92 B FA 93 X FA 93 2-1 ③ P3		B FA 90 B CH 81 C CH 80 B SL 81 F FA 92 G SL 80 4-2 1-2 24 BB BB		F CH 84 B CH 85 F FA 94 B SL 85 F CH 85 B FA 94 S FA 94 3-3 ① K	B FA 94 S FA 93 D FA 92 S FA 92 F FA 92 F FA 92 X FC 86 2-2 ③ FC6-4 1-2f	2 0 0 0 2	0 0 0 0 0	0 0 0 0 0	0 0 1 0 1	0 0 0 0 0	1 0 0 0 1	1 0 0 0 3
Inning Stats	R: 0 E: 0 K: 1 S: 12 H: 1 LOB: 1 BB: 1 P: 20	R: 1 E: 0 K: 1 S: 10 H: 2 LOB: 1 BB: 0 P: 15	R: 1 E: 0 K: 2 S: 16 H: 2 LOB: 2 BB: 1 P: 26	R: 0 E: 0 K: 1 S: 11 H: 0 LOB: 0 BB: 0 P: 16	R: 0 E: 0 K: 1 S: 11 H: 1 LOB: 2 BB: 1 P: 20	R: 0 E: 0 K: 0 S: 11 H: 1 LOB: 3 BB: 2 P: 22	R: 0 E: 0 K: 2 S: 14 H: 1 LOB: 2 BB: 1 P: 25	R: 1 E: 0 K: 1 S: 14 H: 1 LOB: 2 BB: 2 P: 29	R: 0 E: 0 K: 0 S: 15 H: 2 LOB: 2 BB: 0 P: 20	1B: 8 2B: 3 3B: 0 HR: 0		SF: 1 SAC: 0 DP: 0 HBP: 0				

PITCHER		IP	WLS	BF	H	R	ER	SO	BB	IBB	HBP	BLK	WP	HR	S	P	ERA	WHIP
23 Adam Eaton, R ERA: 5.84	(1, 1)	5.2	W	26	7	2	2	6	3	0	0	0	1	0	66	104	3.18	1.765
16 J.C. Romero, L ERA: 2.73	(6, 1)	0.1	H	3	0	0	0	0	2	0	0	0	0	0	5	15	0.00	6.000
63 Ryan Madson, R ERA: 3.31	(7, 1)	1.0		5	1	0	0	2	1	0	0	0	0	0	14	25	0.00	2.000
59 Mike Zagurski, L ERA: 4.5	(8, 1)	0.2		5	1	1	1	1	2	0	0	0	0	0	11	24	13.50	4.500
Antonio Alfonseca, R ERA: 3.68	(8, 1)	1.1	S	6	2	0	0	0	0	0	0	0	0	0	18	25	0.00	1.500

PITCHER	IP	WLS	BF	H	R	ER	SO	BB	IBB	HBP	BLK	WP	HR	S	P	ERA	WHIP

BOTTOM

Philadelphia Phillies @ San Diego Padres

PETCO Park, San Diego, CA

Fri Jul 20 2007, 10:05 PM EDT

Att. 36,113 - Overcast - 68 F

livebaseballscorecards.com

AB	36
R	3
H	11
RBI	3
BB	8
SO	9
LOB	27

WP: 1 PA: 46
PB: 0
SB: 0
CS: 1

Philadelphia Phillies @ San Diego Padres

PETCO Park, San Diego, CA

Sat Jul 21 2007, 10:05 PM EDT

Att. 40,917 - Partly Cloudy - 68 F

livebaseballscorecards.com

TOP

Batter	1	2	3	4	5	6	7	8	9	AB	R	H	RBI	BB	SO	LOB
11 Jimmy Rollins, S (1, 6) OBP: 0.330, SLG: 0.513	B FA 88 C FA 89 F FA 88 B FA 86 B FA 86 X FA 88 3-2 26 S 6 HR 1B		B FA 88 C CH 78 B CH 72 C CU 69 X FA 84 2-2 ① L6		C CU 68 X FA 87 0-1 26 1B 6 1B 1B	F FC 90 X FA 90 0-1 ② L7			C FA 88 F CH 78 F CH 76 B FA 87 F FA 87 X CU 77 1-2 ① F9	5	2	2	0	0	0	1
8 Shane Victorino, S (1, 9) OBP: 0.347, SLG: 0.429	B FA 89 1 SAFE C FA 85 X FC 84 1-1 ① F7		C FA 88 C CU 71 X FA 88 0-2 ② F7		F SL 81 X CU 69 0-1 ① P2	C FA 92 X 0-1 ③ F8			C FA 88 S CU 76 X 0-2 26 G3 26 S E 1B	5	1	1	0	0	0	3
26 Chase Utley, L (1, 4) OBP: 0.409, SLG: 0.593	1 SAFE 1 SAFE B FA 88 C FA 85 B FA 87 C CU 72 B CU 72 B FA 88 4-2 6 HR 1-2 BB		B CU 72 B FA 88 S SL 84 F CU 69 X CH 74 2-2 ③ G4-3		C SL 84 X CU 69 0-1 6 1B 1-2 1B		B CU 74 C FA 90 B SL 73 B CU 71 F FA 91 X FA 90 3-2 F9 6 BB 1B		B CH 77 B FA 88 F FA 88 X CH 78 2-1 ② G3 1-3	4	1	2	0	1	0	1
6 Ryan Howard, L (1, 3) OBP: 0.398, SLG: 0.608	B CU 72 C CU 72 S FC 85 B FC 84 F CU 71 X FA 86 2-2 1-H 2-H HR			C FA 86 B CU 69 B CU 68 C FA 86 B CU 70 X FA 87 3-2 HR	S CU 72 X CH 72 0-1 BB 1-3 2-H 1B		C SL 75 B CU 74 B CU 75 B SL 75 B FA 91 4-1 S1-6-4-3 1-2 BB		I IN 66 I IN 70 I IN 70 I IN 71 4-0 9 1B E 19 1B IBB	3	3	3	5	2	0	0
Aaron Rowand, R (1, 8) OBP: 0.396, SLG: 0.515	B FA 89 X FA 88 1-0 ② G5-3			B FA 88 S CH 80 X FA 88 1-1 ① F9	B FA 92 S FC 90 S FA 91 C FA 93 1-3 ② K		C FA 92 D CH 81 X FA 92 1-1 ① F9 2-3		X SL 79 0-0 E4 9 1B 19 1B 1-2 3-H	5	1	0	0	0	1	5
Pat Burrell, R (1, 7) OBP: 0.396, SLG: 0.427 9 Michael Bourn, L (7, 7) OBP: 0.343, SLG: 0.374	C FA 89 X FA 88 0-1 ③ G4-3			C FA 87 B CH 79 B CH 73 B FA 87 S FC 83 B FA 84 4-2 HR BB	B FA 92 C FA 92 B FA 93 B FA 92 F FA 92 B FA 92 4-2 1-2 BB		B FA 91 B FA 91 B FA 91 C FA 91 C FA 91 X FA 93 3-2 ②③ G1-6-4-3 1-2f		B CH 76 B FA 88 X FA 87 2-0 19 1B 51 2B 1-2 2-3 1B	2 1	1 1	0 1	0 0	2 0	0 0	2 0
Wes Helms, R (1, 5) OBP: 0.315, SLG: 0.377 45 Tom Gordon, R (8, 1) 19 Greg Dobbs, L (9, PH) OBP: 0.318, SLG: 0.505 Clay Condrey, R (9, 1)		C FA 86 X FA 87 0-1 ① G6-3		B FA 87 B FC 81 X FA 85 2-0 1-H HR	F FA 92 B FA 92 S FA 92 F FA 94 F FA 92 F SL 83 S FA 94 1-3 ③ K			B CH 78 B FA 89 C FA 89 S FA 90 F FA 91 S FA 91 2-3 ① K	C FA 89 X CH 79 0-1 51 2B 1-3 2-H 3-H 1B	4 0 1 0	1 0 1 0	1 0 1 0	2 0 2 0	0 0 0 0	2 0 0 0	3 0 0 0
51 Carlos Ruiz, R (1, 2) OBP: 0.318, SLG: 0.387		C FA 87 X FA 86 0-1 ② G4-3		X FA 86 0-0 ② P6		B FA 92 X FA 93 1-0 1B		C B CH 80 B FA 92 X 2-1 ② F9	B SL 80 F FA 88 B FA 89 X 2-1 1-H 3-H 2B	5	0	2	2	0	0	0
Jamie Moyer, L (1, 1) OBP: 0.130, SLG: 0.152 Jose Mesa, R (7, 1) Abraham Nunez, S (8, PH) OBP: 0.318, SLG: 0.316 (8, 5)		C FA 86 B FA 86 F FA 86 F SL 82 B CU 70 B FA 87 C FA 86 3-3 ③ K		B FA 86 C FA 87 X FA 85 1-1 ③ G4-3		B FA 90 L FC 90 C FA 88 M FA 92 1-3 ① K		C FA 92 C SL 75 B SL 76 C CU 74 1-3 K	X CH 79 0-0 ③ F9	3 0 2	0 0 0	0 0 0	0 0 0	2 0 1	1 0 1	1 0 1
Inning Stats	R: 3 H: 2 E: 0 LOB: 0 K: 0 BB: 1 S: 14 P: 25	R: 0 H: 0 E: 0 LOB: 0 K: 1 BB: 0 S: 8 P: 11	R: 0 H: 0 E: 0 LOB: 0 K: 0 BB: 0 S: 9 P: 13	R: 3 H: 2 E: 0 LOB: 0 K: 0 BB: 1 S: 11 P: 22	R: 1 H: 3 E: 0 LOB: 3 K: 2 BB: 1 S: 19 P: 25	R: 0 H: 1 E: 0 LOB: 1 K: 1 BB: 0 S: 8 P: 10	R: 0 H: 1 E: 0 LOB: 1 K: 0 BB: 1 S: 9 P: 20	R: 0 H: 0 E: 0 LOB: 0 K: 2 BB: 0 S: 9 P: 14	R: 5 H: 4 E: 1 LOB: 1 K: 0 BB: 1 S: 17 P: 28	1B: 9 2B: 1 3B: 0 HR: 3		SF: 0 SAC: 0 DP: 1 HBP: 0		WP: 0 PB: 0 SB: 2 CS: 0		PA: 45

PITCHER		IP	WLS	BF	H	R	ER	SO	BB	IBB	HBP	BLK	WP	HR	S	P	ERA	WHIP
David Wells, L ERA: 4.57	(1, 1)	4.1	L	22	7	7	7	1	2	0	0	0	0	3	50	79	14.54	2.077
41 Kevin Cameron, R ERA: 0.52	(5, 1)	1.2		7	1	0	0	3	1	0	0	0	0	0	19	27	0.00	1.200
40 Royce Ring, L ERA: 3.07	(7, 1)	2.0		7	1	0	0	2	1	0	0	0	0	0	18	34	0.00	1.000
43 Cla Meredith, R ERA: 3.59	(9, 1)	1.0		9	4	5	0	0	0	1	0	0	0	0	17	28	0.00	4.000

PITCHER	IP	WLS	BF	H	R	ER	SO	BB	IBB	HBP	BLK	WP	HR	S	P	ERA	WHIP

AB	40
R	12
H	13
RBI	11
BB	5
SO	6
LOB	17

BOTTOM

Philadelphia Phillies @ San Diego Padres

PETCO Park, San Diego, CA

Sat Jul 21 2007, 10:05 PM EDT

Att. 40,917 - Partly Cloudy - 68 F

livebaseballscorecards.com

Batter	1	2	3	4	5	6	7	8	9	AB	R	H	RBI	BB	SO	LOB
24 Brian Giles, L (1, 9) OBP: 0.386, SLG: 0.373	B FA 80 C SL 78 S CH 75 B FA 84 F CH 76 B FA 84 F FA 79 F FA 83 S FA 84 3-3 ① K		B CU 70 B SL 82 B FA 83 C FA 83 B FA 83 4-1 23 FC4-6 BB	C CH 77 C CH 77 B FA 84 B CH 77 B FA 84 X FC 82 3-2 ③ F7			B CH 78 X SL 79 1-0 HR 1B		B FA 92 B CH 83 B FA 91 C FA 91 F FA 91 X FA 92 3-2 2B	4	1	2	0	1	1	1
Milton Bradley, S (1, 7) OBP: 0.393, SLG: 0.500	F SL 79 B SL 82 X CH 76 1-1 1B		B FC 82 C FC 81 X SL 81 1-1 ① F8		B CH 75 B FA 80 C CH 76 X CH 75 2-1 23 SF8 3B		B SL 81 F FA 83 B FA 83 X CH 77 2-1 1-H HR		B FC 88 S FA 90 C FA 90 C SL 85 1-3 ② K	5	2	3	2	0	1	2
23 Adrián González, L (1, 3) OBP: 0.333, SLG: 0.469	X CU 73 0-0 ② L8		C FA 83 B FA 83 1 SAFE B FC 82 S CH 77 X CH 77 2-2 ② FC4-6 1B 28 1B 1-2f		B FA 83 X FA 84 1-0 ① SF8 3-H		C CH 77 X SL 81 0-1 ② G1-3		C FA 92 X CH 85 0-1 ③ F8	4	1	0	1	0	0	3
Mike Cameron, R (1, 8) OBP: 0.323, SLG: 0.435	B FA 84 X CH 77 1-0 ③ F8		C FA 83 B SL 82 B FA 84 C SL 82 F CH 76 F FC 83 X FA 83 2-2 28 1B 1-2 1B		C FA 82 B FA 83 B CU 71 F SL 82 C FC 82 2-3 ② K		F SL 82 B SL 82 B CH 75 C CH 76 B FA 83 B FA 83 4-2 BB			3	0	1	0	1	1	1
28 Josh Bard, S (1, 2) OBP: 0.335, SLG: 0.377		B CU 71 C CU 71 X FA 83 1-1 2B	B FA 81 C FA 80 B CH 76 F FC 82 X FC 82 2-2 1-2 2-H 1B		B SL 81 X CH 76 1-0 ③ G5-3		B FA 93 X 1-0 ③ F7			4	0	2	1	0	0	1
3 Khalil Greene, R (1, 6) OBP: 0.273, SLG: 0.457		C CH 76 B SL 78 F CH 78 B SL 79 X CH 76 2-2 ① F7	X CH 76 0-0 ③ G3-1			C FA 82 B FA 82 C FC 80 S FC 81 1-3 ① K		F FA 92 X FA 94 0-1 ① F9		4	0	0	0	0	1	3
5 Kevin Kouzmanoff, R (1, 5) 40 Royce Ring, L (7, 1) 8 Termel Sledge, L (8, PH) OBP: 0.315, SLG: 0.384 43 Cla Meredith, R (9, 1)		B CH 76 X CH 78 1-0 ② L8		C CU 69 F CH 76 B FA 83 F FA 81 S SL 81 1-3 ① K		B CU 70 F CH 74 C FC 81 S CH 76 1-3 ② K		B FA 93 X FA 93 1-0 ② F7		3 0 1 0	0 0 0 0	0 0 0 0	0 0 0 0	0 0 0 0	2 0 0 0	1 0 0 0
22 Marcus Giles, R (1, 4) OBP: 0.308, SLG: 0.327		B FS 82 B CH 76 B FA 80 C CH 75 C SL 82 B CU 72 4-2 BB		B SL 82 B FA 84 C CH 77 B SL 82 X CH 76 3-1 ② L8		F FA 82 X FA 82 0-1 ③ F7		B FA 93 F FA 93 X SL 86 1-1 ③ G5-3		3	0	0	0	1	0	0
David Wells, L (1, 1) OBP: 0.118, SLG: 0.118 41 Kevin Cameron, R (5, 1) Russell Branyan, L (7, 5) OBP: 0.329, SLG: 0.437		C SL 79 F CH 78 B CH 78 X CH 79 1-2 ③ G1-3		B FA 84 B SL 80 C FA 83 X FA 83 2-1 1B			C CU 70 F FA 82 B FA 82 C CH 76 1-3 ① K		C FA 90 S FC 89 X SL 85 0-2 ① F7	2 0 2	0 0 0	1 0 0	0 0 0	0 0 0	0 0 1	2 0 0
Inning Stats	R: 0 E: 0 K: 1 S: 10 H: 1 LOB: 1 BB: 0 P: 15	R: 0 E: 0 K: 0 S: 11 H: 1 LOB: 2 BB: 1 P: 20	R: 1 E: 0 K: 0 S: 15 H: 2 LOB: 2 BB: 1 P: 26	R: 0 E: 0 K: 1 S: 11 H: 1 LOB: 1 BB: 0 P: 20	R: 1 E: 0 K: 1 S: 7 H: 1 LOB: 0 BB: 0 P: 13	R: 0 E: 0 K: 2 S: 8 H: 0 LOB: 0 BB: 0 P: 10	R: 2 E: 0 K: 1 S: 11 H: 2 LOB: 1 BB: 1 P: 20	R: 0 E: 0 K: 0 S: 5 H: 0 LOB: 0 BB: 0 P: 7	R: 0 E: 0 K: 1 S: 11 H: 1 LOB: 1 BB: 0 P: 15							

AB	35
R	4
H	9
RBI	4
BB	3
SO	7
LOB	14

PITCHER		IP	WLS	BF	H	R	ER	SO	BB	IBB	HBP	BLK	WP	HR	S	P	ERA	WHIP
Jamie Moyer, L ERA: 5.01	(1, 1)	6.2	W	31	8	4	4	6	3	0	0	0	0	1	72	122	5.40	1.650
Jose Mesa, R ERA: 7.22	(7, 1)	0.1	H	1	0	0	0	0	0	0	0	0	0	0	1	2	0.00	0.000
45 Tom Gordon, R ERA: 3.97	(8, 1)	1.0	H	3	0	0	0	0	0	0	0	0	0	0	5	7	0.00	0.000
Clay Condrey, R ERA: 7.17	(9, 1)	1.0		4	1	0	0	1	0	0	0	0	0	0	11	15	0.00	1.000

PITCHER	IP	WLS	BF	H	R	ER	SO	BB	IBB	HBP	BLK	WP	HR	S	P	ERA	WHIP

1B: 5	SF: 1	WP: 0	PA: 39
2B: 2	SAC: 0	PB: 0	
3B: 1	DP: 0	SB: 0	
HR: 1	HBP: 0	CS: 0	

Philadelphia Phillies @ San Diego Padres

PETCO Park, San Diego, CA

Sun Jul 22 2007, 4:05 PM EDT

Att. 37,986 - Partly Cloudy - 78 F

livebaseballscorecards.com

TOP

Batter	1	2	3	4	5	6	7	8	9	AB	R	H	RBI	BB	SO	LOB
11 Jimmy Rollins, S (1, 6) OBP: 0.337, SLG: 0.527	C FA 92 F FF 94 C FA 95 0-3 ① K		B FA 94 C CH 87 X FC 89 1-1 HR		C FA 93 B CH 86 B X CH 85 2-1 8 2B 3B	B FA 95 B CU 78 I IN 66 I 4-0 IBB		D CU 80 D CU 78 B FA 89 B SL 87 4-0 8 2B BB	C FA 93 B CH 82 S CH 82 B FA 94 X CH 83 2-2 1-2 1B	4	3	3	1	2	1	0
8 Shane Victorino, S (1, 9) OBP: 0.349, SLG: 0.435	B FA 94 B FA 94 X FA 93 2-0 6 1B 1B		B FA 94 C CH 86 F CH 87 B FA 95 X SL 83 2-2 ① P4		F FA 95 B CU 77 S FA 95 F FA 96 X FA 90 1-2 26 G4-3 6 SF8 3-H 2B	C FA 89 F FA 95 X FA 96 0-2 ③ F7		B FA 93 X FA 93 1-0 6 BB 1B 1-H 2-H 2B	X FA 94 0-0 ③ F7	6	2	3	3	0	0	5
26 Chase Utley, L (1, 4) OBP: 0.409, SLG: 0.589	1 SAFE B FA 94 1 SAFE F FA 94 B X FA 90 2-1 ② F9		B FF 95 B FA 90 S FA 89 C FF 95 F CU 82 B FA 97 B FA 91 4-2 6 2B BB		B FA 96 C FA 90 S FA 95 X CU 79 1-2 ① G4-3 2-3		C CU 77 F FA 92 B FA 93 F CU 80 F CU 80 X FA 93 1-2 ① F7	C FA 88 B CU 71 B CU 71 B FA 90 C FA 90 F FA 91 B CU 74 4-2 6 BB 1B BB		3	2	0	0	2	0	2
6 Ryan Howard, L (1, 3) OBP: 0.404, SLG: 0.614	1 SAFE 1 SAFE X FA 94 0-0 1-2 1B		F FA 90 F FA 95 B FA 96 F FA 96 X SL 83 1-2 F9 1-H 2B		B FA 95 B FC 89 F FC 89 X FA 96 2-1 ② SF8 3-H		B CU 80 B CU 79 B FA 89 C FA 93 B FA 91 4-1 G6-4-3 BB	B CU 73 D CU 73 B CU 73 B FA 89 4-0 1B 1-2 2-3 BB		2	0	2	2	2	0	0
Aaron Rowand, R (1, 8) OBP: 0.394, SLG: 0.511	C FA 95 C FC 90 S FA 96 0-3 ③ K		C FC 88 C FA 94 X FA 95 0-2 ② F9 2-3		S FC 87 F FA 88 B SL 83 B FA 94 S CU 81 2-3 ③ K		C CU 77 S FA 94 B FA 95 X CU 79 1-2 ②③ G6-4-3 1-2f	C FA 90 B CU 74 X FA 91 1-1 1-2 2-H 3-H 1B		5	0	1	2	0	2	4
Pat Burrell, R (1, 7) OBP: 0.396, SLG: 0.426 9 Michael Bourn, L (6, PR) OBP: 0.346, SLG: 0.398 (6, 7)		C FF 92 C FA 94 F FA 96 B FC 90 B FA 96 F FC 91 C SL 83 2-3 ① K	C FF 95 B FA 95 B FA 88 B FC 89 X FA 89 3-1 ③ G3-1			B FA 94 B CH 85 F FA 88 X FA 95 2-1 58 SH3-4 19 1B 1B		3-1 27 G1-2-3 3B 1-2 F8		3 2	0 1	1 1	0 0	0 0	1 0	1 2
19 Greg Dobbs, L (1, 5) OBP: 0.322, SLG: 0.505 Abraham Nunez, S (8, 5) OBP: 0.316, SLG: 0.315	C FA 96 X FC 89 0-1 27 FC1-6 1B		F FA 94 B FA 94 B CH 87 X FA 89 2-1 ① F8			B FC 88 B FA 94 F FC 88 X SL 88 2-1 58 SH3-4 1-2 1B		C CU 79 B FA 94 F FA 95 B FA 94 S FA 94 2-3 ① K	C FA 94 B CH 83 F CH 82 S FA 95 1-3 ① K	4 1	0 0	2 0	0 0	0 0	1 1	1 0
27 Chris Coste, R (1, 2) OBP: 0.342, SLG: 0.405	1 SAFE B FA 96 F SL 88 C FA 95 X SL 86 1-2 ② FC1-6 1-2f		C FA 89 X SL 83 0-1 ② P4			B FA 95 X SL 88 1-0 ① F7		F FA 95 X FA 94 0-1 ② G1-2-3 3-H	B FA 95 F CH 81 B FA 96 X FA 96 2-1 11 1B 1B	5	0	1	1	0	0	3
58 J.D. Durbin, R (1, 1) OBP: 0.444, SLG: 0.556	B FA 95 C FA 94 C FA 95 S SL 85 1-3 ③ K		B FA 95 C FA 94 S SL 84 C SL 83 1-3 ③ K			B FF 93 X FF 93 1-0 ② SH3-4 1-2 2-3		X FA 95 0-0 8 2B 2B	B FA 93 S FA 91 B FA 94 C FA 92 F FA 94 B FA 94 F FA 94 X FA 92 3-2 ② F8	4	1	1	0	0	2	2
Inning Stats	R: 0 E: 0 K: 2 S: 10 H: 2 LOB: 2 BB: 0 P: 14	R: 0 E: 0 K: 2 S: 13 H: 1 LOB: 1 BB: 0 P: 17	R: 2 E: 0 K: 0 S: 17 H: 2 LOB: 1 BB: 1 P: 28	R: 0 E: 0 K: 1 S: 7 H: 0 LOB: 0 BB: 0 P: 10	R: 2 E: 0 K: 1 S: 14 H: 2 LOB: 0 BB: 0 P: 22	R: 0 E: 0 K: 0 S: 9 H: 2 LOB: 3 BB: 1 P: 19	R: 0 E: 0 K: 0 S: 9 H: 0 LOB: 0 BB: 1 P: 15	R: 5 E: 0 K: 1 S: 17 H: 4 LOB: 2 BB: 3 P: 37	R: 0 E: 0 K: 1 S: 14 H: 2 LOB: 2 BB: 0 P: 22	1B: 8 2B: 4 3B: 2 HR: 1 SF: 1 SAC: 1 DP: 1 HBP: 0						

	AB	39
	R	9
	H	15
	RBI	9
	BB	6
	SO	8
	LOB	20

WP: 0 PB: 0 SB: 0 CS: 0 PA: 47

PITCHER		IP	WLS	BF	H	R	ER	SO	BB	IBB	HBP	BLK	WP	HR	S	P	ERA	WHIP
44 Jake Peavy, R ERA: 2.47	(1, 1)	6.0	L	29	9	4	4	6	1	1	0	0	0	1	70	110	6.00	1.667
26 Doug Brocail, R ERA: 4.07	(7, 1)	1.2		9	3	4	4	1	2	0	0	0	0	0	18	34	21.60	3.000
40 Royce Ring, L ERA: 3.6	(8, 1)	0.1		4	1	1	1	0	2	0	0	0	0	0	8	18	27.00	9.000
Scott Linebrink, R ERA: 3.05	(9, 1)	1.0		5	2	0	0	1	0	0	0	0	0	0	14	22	0.00	2.000

PITCHER	IP	WLS	BF	H	R	ER	SO	BB	IBB	HBP	BLK	WP	HR	S	P	ERA	WHIP

BOTTOM

Philadelphia Phillies @ San Diego Padres

PETCO Park, San Diego, CA

Sun Jul 22 2007, 4:05 PM EDT

Att. 37,986 - Partly Cloudy - 78 F

livebaseballscorecards.com

Batter	1	2	3	4	5	6	7	8	9	AB	R	H	RBI	BB	SO	LOB
24 Brian Giles, L (1, 9) OBP: 0.384, SLG: 0.369	X FA 93 0-0 ① F8		C SL 86 F CH 84 C CU 79 0-3 ② K			X FA 93 0-0 ② G6-3		B FA 92 B FA 92 B FA 92 B FA 92 4-0 BB		3	0	0	0	1	1	1
Milton Bradley, S (1, 7) OBP: 0.388, SLG: 0.491	C FA 94 C SL 86 F FA 93 B FA 93 B CU 80 B FA 93 X FA 92 3-2 ② F8		F SL 86 C FA 92 X CU 80 0-2 ③ G4-3			B FA 93 F FA 93 X FA 94 1-1 1B		S CH 84 B FA 93 C FA 92 X CH 85 1-2 ③ G5-3		4	0	1	0	0	0	3
23 Adrián González, L (1, 3) OBP: 0.332, SLG: 0.467	C SL 86 X CH 84 0-1 ③ F8			B CH 85 B CH 84 C FA 93 F FA 86 B FA 93 X CH 86 3-2 ① G4-3		X FA 93 0-0 ③ G4-3			C FA 93 B FA 93 T SL 84 B CU 80 X SL 85 2-2 FC6-4 1B	4	0	1	0	0	0	1
Mike Cameron, R (1, 8) OBP: 0.320, SLG: 0.430		X FA 92 0-0 ① G5-3		B SL 87 B SL 85 F FA 94 C FA 93 X SL 84 2-2 ② P6			C CH 83 C SL 85 B CU 80 B FA 92 X SL 86 2-2 ① G5-3		X FA 93 0-0 ① FC6-4 3 F9 1-2f	4	0	0	0	0	0	1
3 Khalil Greene, R (1, 6) OBP: 0.272, SLG: 0.455		B FA 93 X FA 93 1-0 ② F7		B SL 85 F CH 86 C CU 80 B FA 95 F SL 85 F CU 80 F CH 85 X FA 95 2-2 ③ G6-3			F FA 92 X CH 84 0-1 28 G4-3 1B		C FA 92 B SL 85 B FA 94 B SL 86 X FA 93 3-1 ② F9 2-3	4	0	1	0	0	0	1
4 Michael Barrett, R (1, 2) OBP: 0.299, SLG: 0.402 28 Josh Bard, S (6, 2) OBP: 0.332, SLG: 0.374		C FA 94 B SL 86 C SL 85 F FA 93 X FA 92 1-2 2B			C FA 91 C CU 80 F FA 93 C SL 84 0-3 ① K		B FA 92 X FA 92 1-0 ② ③ G4-3 1-2f		F FA 93 B FA 94 X FA 94 1-1 ③ F8	2 2	0 0	1 0	0 0	0 0	1 0	0 2
5 Kevin Kouzmanoff, R (1, 5) OBP: 0.291, SLG: 0.404		X SL 85 0-0 ③ F9			C SL 83 B CU 77 B FA 92 F FA 92 B FA 92 B CU 80 4-2 G4-6-3 BB			X FA 90 0-0 ① F7		2	0	0	0	1	0	1
Geoff Blum, S (1, 4) OBP: 0.321, SLG: 0.345			B FA 90 C FA 90 S CH 84 X CU 80 1-2 44 SH3-4 1B		X FA 92 0-0 ② ③ G4-6-3 1-2f			B FA 91 B FA 91 F FA 91 B FA 92 B FA 92 4-1 G4-3 BB		2	0	1	0	1	0	1
44 Jake Peavy, R (1, 1) OBP: 0.205, SLG: 0.316 8 Terrmel Sledge, L (6, PH) OBP: 0.314, SLG: 0.381 26 Doug Brocail, L (7, 1) OBP: 0.500, SLG: 0.500 40 Royce Ring, L (8, 1) José Cruz Jr., S (8, PH) OBP: 0.321, SLG: 0.386 Scott Linebrink, R (9, 1)			B FA 91 L FA 91 X FA 92 1-1 ① SH3-4 1-2			C FA 91 B CU 80 S FA 92 C FA 93 1-3 ① K		X FA 91 0-0 ② G4-3 1-2		0 1 0 0 1 0	0 0 0 0 0 0	0 0 0 0 0 0	0 0 0 0 0 0	0 1 0 0 1 0	0 0 0 0 0 0	0 0 0 0 1 0
Inning Stats	R: 0 E: 0 K: 0 S: 7 H: 0 LOB: 0 BB: 0 P: 10	R: 0 E: 0 K: 0 S: 7 H: 1 LOB: 1 BB: 0 P: 9	R: 0 E: 0 K: 1 S: 11 H: 1 LOB: 1 BB: 0 P: 13	R: 0 E: 0 K: 0 S: 12 H: 0 LOB: 0 BB: 0 P: 19	R: 0 E: 0 K: 1 S: 7 H: 0 LOB: 0 BB: 1 P: 11	R: 0 E: 0 K: 1 S: 7 H: 1 LOB: 1 BB: 0 P: 9	R: 0 E: 0 K: 0 S: 6 H: 1 LOB: 0 BB: 0 P: 9	R: 0 E: 0 K: 0 S: 6 H: 0 LOB: 2 BB: 2 P: 15	R: 0 E: 1 K: 0 S: 8 H: 1 LOB: 1 BB: 0 P: 14	1B: 4 2B: 1 3B: 0 HR: 0 SF: 0 SAC: 1 DP: 2 HBP: 0						

	AB	29
	R	0
	H	5
	RBI	0
	BB	3
	SO	3
	LOB	12

PITCHER		IP	WLS	BF	H	R	ER	SO	BB	IBB	HBP	BLK	WP	HR	S	P	ERA	WHIP
58 J.D. Durbin, R ERA: 5.76	(1, 1)	9.0	W	33	5	0	0	3	3	0	0	0	0	0	71	109	0.00	0.889

PITCHER	IP	WLS	BF	H	R	ER	SO	BB	IBB	HBP	BLK	WP	HR	S	P	ERA	WHIP

Batter	1	2	3	4	5	6	7	8	9	AB	R	H	RBI	BB	SO	LOB
24 Brian Giles, L (1, 9) OBP: 0.381, SLG: 0.369	X 0-0 2B		B B C B F F X 3-2 ① G3		B F C B X 2-2 ① F8		X 0-0 ① G6-3		B B B C C C 3-3 ③ K	5	0	1	0	0	1	2
Mike Cameron, R (1, 8) OBP: 0.319, SLG: 0.427	B B C B F F T 3-2 ① K		B S B F C 2-3 ② K		B B B B 4-0 1-2 HR BB		B F X 1-1 ② G4-3			3	1	0	0	1	2	1
Milton Bradley, S (1, 7) OBP: 0.392, SLG: 0.518	S B F B F B X 3-2 ② P4		C S B X 1-2 1B		X 0-0 1-H 2-H HR		F F B X 1-2 ③ G3			4	1	2	3	0	0	1
23 Adrián González, L (1, 3) OBP: 0.333, SLG: 0.467	C S B X 1-2 ③ G6-3		F S 1 SAFE B 1 SAFE 1 SAFE B S 2-3 ③ K		C F B X 1-2 3 G5-4-3 1B			X 0-0 28 G4-6-3 1B		4	0	2	0	0	1	2
3 Khalil Greene, R (1, 6) OBP: 0.272, SLG: 0.452		C B X 1-1 28 1B 22 1B 1B		B F F F S 1-3 ① K	B F X 1-1 ② ③ G5-4-3 1-2f			B X 1-0 ① F9		4	1	1	0	0	1	2
28 Josh Bard, S (1, 2) OBP: 0.335, SLG: 0.376 43 Cla Meredith, R (8, 1)		X 0-0 22 1B 1-2 1B		B C T B F B X 3-2 1B		B S X 1-1 ① F7		B S X 1-1 ② ③ G4-6-3 1-2f		4 0	0 0	2 0	0 0	0 0	0 0	1 0
5 Kevin Kouzmanoff, R (1, 5) OBP: 0.290, SLG: 0.413		B X 1-0 ① F7		X 0-0 ② F9		C C B X 1-2 HR			C B F S 1-3 ① K	4	1	1	1	0	1	3
22 Marcus Giles, R (1, 4) OBP: 0.310, SLG: 0.329		X 0-0 G4-6-3 1-3 2-H 1B		B B X 2-0 ③ G5-3		C F B B F B X 3-2 ② F8			C B X 1-1 4 G6-3 1B	4	0	2	1	0	0	1
Greg Maddux, R (1, 1) OBP: 0.108, SLG: 0.083 21 Heath Bell, R (7, 1) Scott Linebrink, R (8, 1) 4 Michael Barrett, R (8, 2) OBP: 0.298, SLG: 0.401		X 0-0 ② ③ G4-6-3 1-2f			X 0-0 S HR 1B		C C X 0-2 ③ G6-3		C X 0-1 ② G6-3 1-2	3 0 0 1	1 0 0 0	1 0 0 0	0 0 0 0	0 0 0 0	0 0 0 0	2 0 0 1
Inning Stats	R: 0 E: 0 K: 1 S: 12 H: 1 LOB: 1 BB: 0 P: 19	R: 1 E: 0 K: 0 S: 6 H: 3 LOB: 1 BB: 0 P: 8	R: 0 E: 0 K: 2 S: 13 H: 1 LOB: 1 BB: 0 P: 21	R: 0 E: 0 K: 1 S: 10 H: 1 LOB: 1 BB: 0 P: 16	R: 3 E: 0 K: 0 S: 10 H: 3 LOB: 0 BB: 1 P: 18	R: 1 E: 0 K: 0 S: 12 H: 1 LOB: 0 BB: 0 P: 17	R: 0 E: 0 K: 0 S: 6 H: 0 LOB: 0 BB: 0 P: 8	R: 0 E: 0 K: 0 S: 4 H: 1 LOB: 0 BB: 0 P: 6	R: 0 E: 0 K: 2 S: 10 H: 1 LOB: 1 BB: 0 P: 15	1B: 9 2B: 1 3B: 0 HR: 2	SF: 0 SAC: 0 DP: 3 HBP: 0						

PITCHER	IP	WLS	BF	H	R	ER	SO	BB	IBB	HBP	BLK	WP	HR	S	P	ERA	WHIP
26 Jeff Francis, L (1, 1) ERA: 4.22	6.0		27	10	5	5	4	1	0	0	0	0	2	63	99	7.50	1.833
35 Taylor Buchholz, R (7, 1) ERA: 4.77	2.0	W	6	1	0	0	0	0	0	0	0	0	0	10	14	0.00	0.500
60 Manny Corpas, R (9, 1) ERA: 2.39	1.0	S	4	1	0	0	2	0	0	0	0	0	0	10	15	0.00	1.000

PITCHER	IP	WLS	BF	H	R	ER	SO	BB	IBB	HBP	BLK	WP	HR	S	P	ERA	WHIP

TOP

San Diego Padres @ Colorado Rockies

Coors Field, Denver, CO

Mon Jul 23 2007, 7:05 PM MDT

Att. 31,047 - Partly Cloudy - 91 F

livebaseballscorecards.com

AB	36
R	5
H	12
RBI	5
BB	1
SO	6
LOB	16

1B: 9	SF: 0	WP: 0	PA: 37
2B: 1	SAC: 0	PB: 0	
3B: 0	DP: 3	SB: 1	
HR: 2	HBP: 0	CS: 0	

BOTTOM

San Diego Padres @ Colorado Rockies

Coors Field, Denver, CO

Mon Jul 23 2007, 7:05 PM MDT

Att. 31,047 - Partly Cloudy - 91 F

livebaseballscorecards.com

Batter	1	2	3	4	5	6	7	8	9	AB	R	H	RBI	BB	SO	LOB
3 Willy Taveras, R (1, 8) OBP: 0.358, SLG: 0.373	G4-3		G4-3 2-3		G4-3			K		4	0	0	0	0	1	3
Kazuo Matsui, S (1, 4) OBP: 0.322, SLG: 0.418	G1-3		G3-1			G6-3		5 HR 1-2 BB		3	1	0	0	1	0	1
5 Matt Holliday, R (1, 7) OBP: 0.383, SLG: 0.557	G1-3			K		F9		1-H 2-H HR		4	1	1	3	0	1	0
17 Todd Helton, L (1, 3) OBP: 0.432, SLG: 0.464		27 1B 2B		K		F7		F9		4	1	1	0	0	1	0
27 Garrett Atkins, R (1, 5) OBP: 0.323, SLG: 0.433		11 F7-4-1-3 2-H 1B		F9			L8	11 HR 1B		4	1	2	1	0	0	0
11 Brad Hawpe, L (1, 9) OBP: 0.388, SLG: 0.557		F7-4-1-3 1-1			2 1B 8 FC4-6 2B		K	1-H HR		4	2	2	2	0	1	1
2 Troy Tulowitzki, R (1, 6) OBP: 0.352, SLG: 0.430		P4			8 FC4-6 2-3 1B		BB	G3-1		3	0	1	0	1	0	0
8 Yorvit Torrealba, R (1, 2) OBP: 0.336, SLG: 0.392			3 G4-3 26 SH3-4 1B		FC4-6 26 SH3-4 1-2f 3-H		G4-3			3	0	1	1	0	0	2
26 Jeff Francis, L (1, 1) OBP: 0.194, SLG: 0.206			SH3-4 1-2		SH3-4 1-2			5 HR BB HBP		0	0	0	0	0	0	0
35 Taylor Buchholz, R (7, 1) OBP: 0.238, SLG: 0.158										0	0	0	0	0	0	0
18 Cory Sullivan, L (8, PH) OBP: 0.400, SLG: 0.351										0	1	0	0	0	0	0
60 Manny Corpas, R (9, 1)										0	0	0	0	0	0	0
Inning Stats	R: 0 E: 0 K: 0 S: 9 H: 0 LOB: 0 BB: 0 P: 11	R: 1 E: 0 K: 0 S: 11 H: 2 LOB: 0 BB: 0 P: 16	R: 0 E: 0 K: 0 S: 8 H: 1 LOB: 1 BB: 0 P: 12	R: 0 E: 0 K: 2 S: 10 H: 0 LOB: 0 BB: 0 P: 14	R: 1 E: 0 K: 0 S: 16 H: 2 LOB: 1 BB: 0 P: 19	R: 0 E: 0 K: 0 S: 6 H: 0 LOB: 0 BB: 0 P: 9	R: 0 E: 0 K: 1 S: 10 H: 0 LOB: 1 BB: 1 P: 21	R: 5 E: 0 K: 1 S: 18 H: 3 LOB: 0 BB: 1 P: 32		1B: 4 2B: 3 3B: 0 HR: 2	SF: 0 SAC: 2 DP: 1 HBP: 1					

	AB	29
	R	7
	H	8
	RBI	7
	BB	2
	SO	4
	LOB	7

WP: 0 PB: 0 SB: 0 CS: 0 PA: 34

PITCHER		IP	WLS	BF	H	R	ER	SO	BB	IBB	HBP	BLK	WP	HR	S	P	ERA	WHIP
Greg Maddux, R ERA: 4.19	(1, 1)	6.0		22	5	2	2	2	0	0	0	0	0	0	60	81	3.00	0.833
21 Heath Bell, R ERA: 2.11	(7, 1)	1.0	H	4	0	0	0	1	1	0	0	0	0	0	10	21	0.00	1.000
Scott Linebrink, R ERA: 3.8	(8, 1)	0.2	L	6	2	4	4	1	1	0	1	0	0	1	15	29	54.00	4.500
43 Cla Meredith, R ERA: 3.75	(8, 1)	0.1		2	1	1	1	0	0	0	0	0	0	1	3	3	27.00	3.000

PITCHER	IP	WLS	BF	H	R	ER	SO	BB	IBB	HBP	BLK	WP	HR	S	P	ERA	WHIP

Batter	1	2	3	4	5	6	7	8	9	AB	R	H	RBI	BB	SO	LOB
24 Brian Giles, L (1, 9) OBP: 0.381, SLG: 0.370	G6-3		4 G3-6-3 1B		F8			K	1B	5	0	2	0	0	1	0
4 Michael Barrett, R (1, 2) OBP: 0.296, SLG: 0.401	P6		G3-6-3 1-2f			K		1B 23 2B	SAFE G6-3	5	1	1	0	0	1	2
Milton Bradley, S (1, 7) OBP: 0.411, SLG: 0.523	23 1B HR		HBP			23 G3-1		23 2B 3 SF9		1	2	1	0	2	0	0
23 Adrián González, L (1, 3) OBP: 0.335, SLG: 0.470	1-2 HR		P3			G3-1 1-2		3 SF9 1-3 3-H		4	1	2	1	0	0	2
Mike Cameron, R (1, 8) OBP: 0.321, SLG: 0.434	1-H 2-H HR			K		P3		BB		3	1	1	3	1	1	1
3 Khalil Greene, R (1, 6) OBP: 0.269, SLG: 0.448	L5			G6-3			G6-3	SF9 2-3 3-H		3	0	0	1	0	0	0
5 Kevin Kouzmanoff, R (1, 5) OBP: 0.286, SLG: 0.407		K		K			G5-3	K		4	0	0	0	0	3	2
Geoff Blum, S (1, 4) OBP: 0.319, SLG: 0.341		F9			G4-3		1B	F9		4	0	1	0	0	0	0
32 Chris Young, R (1, 1) OBP: 0.200, SLG: 0.067		K			G5-3		L6		L3	1	0	0	0	0	1	0
45 Justin Hampson, L (3, 1)										1	0	0	0	0	0	0
41 Kevin Cameron, R (6, 1)										0	0	0	0	0	0	0
8 Termel Sledge, L (7, PH) OBP: 0.312, SLG: 0.378										1	0	0	0	0	0	1
26 Doug Brocail, L (7, 1) OBP: 0.500, SLG: 0.500										0	0	0	0	0	0	0
21 Heath Bell, R (7, 1)										0	0	0	0	0	0	0
José Cruz Jr., S (9, PH) OBP: 0.320, SLG: 0.384										1	0	0	0	0	0	0
Trevor Hoffman, R (9, 1)										0	0	0	0	0	0	0
Inning Stats	R: 3 H: 2 E: 0 LOB: 0 K: 0 BB: 1 S: 13 P: 18	R: 0 H: 0 E: 0 LOB: 0 K: 2 BB: 0 S: 10 P: 13	R: 0 H: 1 E: 0 LOB: 1 K: 0 BB: 0 S: 7 P: 13	R: 0 H: 0 E: 0 LOB: 0 K: 2 BB: 0 S: 9 P: 14	R: 0 H: 0 E: 0 LOB: 0 K: 0 BB: 0 S: 4 P: 6	R: 0 H: 0 E: 0 LOB: 1 K: 1 BB: 1 S: 11 P: 18	R: 0 H: 1 E: 0 LOB: 1 K: 0 BB: 0 S: 5 P: 9	R: 2 H: 3 E: 0 LOB: 2 K: 2 BB: 1 S: 12 P: 20	R: 0 H: 1 E: 0 LOB: 1 K: 0 BB: 0 S: 7 P: 11	1B: 5 SF: 1 2B: 2 SAC: 0 3B: 0 DP: 1 HR: 1 HBP: 1						

PITCHER		IP	WLS	BF	H	R	ER	SO	BB	IBB	HBP	BLK	WP	HR	S	P	ERA	WHIP
38 Ubaldo Jiménez, R ERA: 3.75	(1, 1)	7.0		27	4	3	3	5	2	0	1	0	0	1	59	91	3.86	0.857
61 Ramon E Ramirez, R ERA: 10.54	(8, 1)	0.1	L	3	2	2	2	1	0	0	0	0	0	0	5	7	54.00	6.000
Jeremy Affeldt, L ERA: 2.9	(8, 1)	0.0		1	1	0	0	0	0	0	0	0	0	0	2	2	∞	∞
50 Jorge Julio, R ERA: 5.97	(8, 1)	0.2		3	0	0	0	1	1	0	0	0	0	0	5	11	0.00	1.500
34 Matt Herges, R ERA: 5.4	(9, 1)	1.0		4	1	0	0	0	0	0	0	0	0	0	7	11	0.00	1.000

PITCHER	IP	WLS	BF	H	R	ER	SO	BB	IBB	HBP	BLK	WP	HR	S	P	ERA	WHIP

TOP

San Diego Padres @ Colorado Rockies

Coors Field, Denver, CO

Tue Jul 24 2007, 7:05 PM MDT

Att. 37,127 - Partly Cloudy - 93 F

livebaseballscorecards.com

AB	33
R	5
H	8
RBI	5
BB	3
SO	7
LOB	8

WP: 0 PA: 38
PB: 0
SB: 0
CS: 0

Batter	1	2	3	4	5	6	7	8	9	AB	R	H	RBI	BB	SO	LOB
3 Willy Taveras, R (1, 8) OBP: 0.357, SLG: 0.372	L8		F9			B2-3	1B			4	0	1	0	0	0	1
Kazuo Matsui, S (1, 4) OBP: 0.321, SLG: 0.415	G6-3			K		1B		K		4	0	1	0	0	2	0
5 Matt Holliday, R (1, 7) OBP: 0.382, SLG: 0.553	K			HBP		K		P4		3	0	0	0	0	2	1
17 Todd Helton, L (1, 3) OBP: 0.428, SLG: 0.459		F8		F9			L6	F7		4	0	0	0	0	0	1
27 Garrett Atkins, R (1, 5) OBP: 0.322, SLG: 0.431		G5-3		G6-3			11 1B 8 1B 1B		G6-3	4	1	1	0	0	0	1
11 Brad Hawpe, L (1, 9) OBP: 0.387, SLG: 0.553		G3			G4-3		8 1B 19 2B 1-3 1B		G3-1	4	1	1	0	0	0	0
8 Yorvit Torrealba, R (1, 2) OBP: 0.335, SLG: 0.389			P6		G6-3		19 2B 1-2 3-H 1B		P6	4	1	1	1	0	0	0
Jamey Carroll, R (1, 6) OBP: 0.335, SLG: 0.305			38 SH1-4 1B		G5-3		K			3	0	1	0	0	1	2
38 Ubaldo Jiménez, R (1, 1) OBP: 0.250, SLG: 0.250 19 Ryan Spilborghs, R (7, PH) OBP: 0.360, SLG: 0.540 61 Ramon E Ramírez, R (8, 1) Jeremy Affeldt, L (8, 1) 50 Jorge Julio, R (8, 1) 34 Matt Herges, L (9, 1)			SH1-4 1-2			G1-3	1-H 2-H 3 1B 2B			1 1 0 0 0 0	0 0 0 0 0 0	0 1 0 0 0 0	0 2 0 0 0 0	0 0 0 0 0 0	0 0 0 0 0 0	0 0 0 0 0 0
Inning Stats	R: 0 E: 0 K: 1 S: 10 H: 0 LOB: 0 BB: 0 P: 17	R: 0 E: 0 K: 0 S: 6 H: 0 LOB: 0 BB: 0 P: 11	R: 0 E: 0 K: 0 S: 9 H: 1 LOB: 1 BB: 0 P: 13	R: 0 E: 0 K: 1 S: 12 H: 0 LOB: 1 BB: 0 P: 20	R: 0 E: 0 K: 0 S: 6 H: 0 LOB: 0 BB: 0 P: 10	R: 0 E: 0 K: 1 S: 8 H: 1 LOB: 1 BB: 0 P: 11	R: 3 E: 0 K: 1 S: 18 H: 5 LOB: 2 BB: 0 P: 25	R: 0 E: 0 K: 1 S: 9 H: 0 LOB: 0 BB: 0 P: 13	R: 0 E: 0 K: 0 S: 10 H: 0 LOB: 0 BB: 0 P: 14	1B: 6 2B: 1 3B: 0 HR: 0	SF: 0 SAC: 1 DP: 0 HBP: 1			WP: 0 PB: 0 SB: 0 CS: 0	PA: 34		

PITCHER		IP	WLS	BF	H	R	ER	SO	BB	IBB	HBP	BLK	WP	HR	S	P	ERA	WHIP
32 Chris Young, R ERA: 1.82	(1, 1)	2.0		6	0	0	0	1	0	0	0	0	0	0	16	28	0.00	0.000
45 Justin Hampson, L ERA: 2.03	(3, 1)	3.2		14	2	0	0	1	0	0	1	0	0	0	32	49	0.00	0.545
41 Kevin Cameron, R ERA: 0.52	(6, 1)	0.1	H	1	0	0	0	1	0	0	0	0	0	0	3	5	0.00	0.000
26 Doug Brocail, R ERA: 4.64	(7, 1)	0.2	H	5	3	3	3	1	0	0	0	0	0	0	11	12	40.50	4.500
21 Heath Bell, R ERA: 2.06	(7, 1)	1.1	W	5	2	0	0	1	0	0	0	0	0	0	16	26	0.00	1.500

PITCHER		IP	WLS	BF	H	R	ER	SO	BB	IBB	HBP	BLK	WP	HR	S	P	ERA	WHIP
Trevor Hoffman, R ERA: 1.75	(9, 1)	1.0	S	3	0	0	0	0	0	0	0	0	0	0	10	14	0.00	0.000

BOTTOM

San Diego Padres @ Colorado Rockies

Coors Field, Denver, CO

Tue Jul 24 2007, 7:05 PM MDT

Att. 37,127 - Partly Cloudy - 93 F

livebaseballscorecards.com

AB	32
R	3
H	7
RBI	3
BB	0
SO	5
LOB	6

Batter	1	2	3	4	5	6	7	8	9	AB	R	H	RBI	BB	SO	LOB
24 Brian Giles, L (1, 9) OBP: 0.386, SLG: 0.380	C F B B X 2-2 4 2B 23 1B 1B		C X 0-1 4 CS 2B			F F B X 1-2 ② L8			X 0-0 4 FC6-4 1B	4	1	3	0	0	0	0
4 Michael Barrett, R (1, 2) OBP: 0.296, SLG: 0.402	1 SAFE X 0-0 23 1B 3 G6-4-3 1-3 2B		B F B F X 2-2 ②③ G1-3 2-3			X 0-0 ③ G1-3			F F X 0-2 ① FC6-4 1-2f	4	1	1	0	0	0	2
23 Adrián González, L (1, 3) OBP: 0.334, SLG: 0.468	C B F X 1-2 3 G6-4-3 2-3 3-H 1B			F X 0-1 ① G4-3			X 0-0 ① G4-3		B F X 1-1 ② L4	4	0	1	1	0	0	1
3 Khalil Greene, R (1, 6) OBP: 0.269, SLG: 0.449	X 0-0 ①② G6-4-3 1-2f 3-H			B F F B F S 2-3 ② K			B C B X 2-1 F8 2B		X 0-0 ③ F9	4	0	1	0	0	1	2
Russell Branyan, L (1, 7) OBP: 0.322, SLG: 0.426	S X 0-1 ③ F7			B X 1-0 ③ F7			B B X 2-0 ② F8 2-3			3	0	0	0	0	0	1
5 Kevin Kouzmanoff, R (1, 5) OBP: 0.287, SLG: 0.406 43 Cla Meredith, R (7, 1)		B F X 1-1 ① G1-3			B B X 2-0 G6-4-3 1B		X 0-0 ③ L6			3 0	0 0	1 0	0 0	0 0	0 0	1 0
José Cruz Jr., S (1, 8) OBP: 0.317, SLG: 0.379		X 0-0 ② G4-3			X 0-0 ①② G6-4-3 1-2f			B X 1-0 ① G6-3		3	0	0	0	0	0	1
22 Marcus Giles, R (1, 4) OBP: 0.308, SLG: 0.326		C F S 0-3 ③ K			F X 0-1 ③ G6-3			X 0-0 ② F9		3	0	0	0	0	1	0
Justin Germano, R (1, 1) OBP: 0.300, SLG: 0.316 41 Kevin Cameron, R (6, 1) Geoff Blum, S (7, 5) OBP: 0.317, SLG: 0.339			C X 0-1 ① G4-3			C X 0-1 ① G5-3		B X 1-0 ③ G4-3		2 0 1	0 0 0	0 0 0	0 0 0	0 0 0	0 0 0	0 0 0
Inning Stats	R: 2 H: 3 E: 0 LOB: 0 K: 0 BB: 0 S: 10 P: 13	R: 0 H: 0 E: 0 LOB: 0 K: 1 BB: 0 S: 6 P: 7	R: 0 H: 1 E: 0 LOB: 0 K: 0 BB: 0 S: 7 P: 9	R: 0 H: 0 E: 0 LOB: 0 K: 1 BB: 0 S: 7 P: 10	R: 0 H: 1 E: 0 LOB: 0 K: 0 BB: 0 S: 4 P: 6	R: 0 H: 0 E: 0 LOB: 0 K: 0 BB: 0 S: 6 P: 7	R: 0 H: 1 E: 0 LOB: 1 K: 0 BB: 0 S: 5 P: 9	R: 0 H: 0 E: 0 LOB: 0 K: 0 BB: 0 S: 3 P: 5	R: 0 H: 1 E: 0 LOB: 1 K: 0 BB: 0 S: 7 P: 8	1B: 4 SF: 0 2B: 3 SAC: 0 3B: 0 DP: 2 HR: 0 HBP: 0						

PITCHER		IP	WLS	BF	H	R	ER	SO	BB	IBB	HBP	BLK	WP	HR	S	P	ERA	WHIP
28 Aaron Cook, R ERA: 4.22	(1, 1)	9.0	W	31	7	2	2	2	0	0	0	0	0	0	55	74	2.00	0.778

PITCHER	IP	WLS	BF	H	R	ER	SO	BB	IBB	HBP	BLK	WP	HR	S	P	ERA	WHIP

TOP

San Diego Padres @ Colorado Rockies

Coors Field, Denver, CO

Wed Jul 25 2007, 1:05 PM MDT

Att. 28,162 - Sunny - 93 F

livebaseballscorecards.com

AB	31
R	2
H	7
RBI	1
BB	0
SO	2
LOB	8

WP: 0 PA: 31
PB: 0
SB: 0
CS: 1

Batter	1	2	3	4	5	6	7	8	9	AB	R	H	RBI	BB	SO	LOB
Jamey Carroll, R (1, 6) OBP: 0.326, SLG: 0.295	F9		G4-3 1-2f		F9	K		FC6 G4-3 1-3		5	0	0	0	0	1	4
Kazuo Matsui, S (1, 4) OBP: 0.318, SLG: 0.410	P5			G6-3		5 2B 1B	K	G4-3 2-3 3-H		5	1	1	1	0	1	1
5 Matt Holliday, R (1, 7) OBP: 0.389, SLG: 0.570 18 Cory Sullivan, L (8, PR) OBP: 0.400, SLG: 0.351 (9, 8)	HR			17 F8 27 1B 2B		27 1B 1-H 2B	17 1B 27 1B 1B	10 G4-6-3 BB		4 0	4 0	4 0	2 0	1 0	0 0	0 0
17 Todd Helton, L (1, 3) OBP: 0.429, SLG: 0.458 10 Jeff Baker, R (8, PH) OBP: 0.291, SLG: 0.336 (9, 3)	G3			F8 2-3		27 E BB	27 1B 19 1B 1-2 1B	G4-6-3 1-2f		3 1	2 0	1 0	0 0	1 0	0 0	1 2
27 Garrett Atkins, R (1, 5) OBP: 0.326, SLG: 0.434		E5 11 G3-6-3		1-1 3-H 1B		E7 19 SF8 1-H 2-H 1B	19 1B 1-3 2-H 1B			4	1	3	3	0	0	0
11 Brad Hawpe, L (1, 9) OBP: 0.385, SLG: 0.547		G3-6-3 1-2f		P6		28 1B BB	P4			3	0	0	0	1	0	4
19 Ryan Spilborghs, R (1, 8) OBP: 0.364, SLG: 0.569 (9, 7)		G4-3			HR	SF8 3-H	1-2 3-H 1B			3	1	2	3	0	0	0
20 Chris Iannetta, R (1, 2) OBP: 0.302, SLG: 0.292			K		L4	K	K			4	0	0	0	0	3	3
28 Aaron Cook, R (1, 1) OBP: 0.317, SLG: 0.342			G4-3 1B		G4-3	1-2 1B		E FC6 G4-3 1B		4	1	3	0	0	0	0
Inning Stats	R: 1 H: 1 E: 0 LOB: 0 K: 0 BB: 0 S: 10 P: 15	R: 0 H: 0 E: 1 LOB: 0 K: 0 BB: 0 S: 7 P: 10	R: 0 H: 1 E: 0 LOB: 0 K: 1 BB: 0 S: 9 P: 14	R: 1 H: 2 E: 0 LOB: 1 K: 0 BB: 0 S: 12 P: 19	R: 1 H: 1 E: 0 LOB: 0 K: 0 BB: 0 S: 7 P: 13	R: 4 H: 4 E: 1 LOB: 2 K: 2 BB: 2 S: 18 P: 35	R: 2 H: 4 E: 0 LOB: 2 K: 2 BB: 0 S: 17 P: 24	R: 1 H: 1 E: 1 LOB: 2 K: 0 BB: 1 S: 16 P: 26		1B: 10 SF: 1 2B: 2 SAC: 0 3B: 0 DP: 3 HR: 2 HBP: 0						WP: 0 PA: 40 PB: 0 SB: 0 CS: 0

PITCHER		IP	WLS	BF	H	R	ER	SO	BB	IBB	HBP	BLK	WP	HR	S	P	ERA	WHIP
Justin Germano, R ERA: 4.2	(1, 1)	5.0	L	22	7	6	6	1	1	0	0	0	0	2	50	82	10.80	1.600
41 Kevin Cameron, R ERA: 0.99	(6, 1)	1.2		12	6	3	2	3	1	0	0	0	0	0	26	44	10.80	4.200
43 Cla Meredith, R ERA: 3.65	(7, 1)	1.1		6	1	1	0	1	1	0	0	0	0	0	20	30	0.00	1.500

PITCHER	IP	WLS	BF	H	R	ER	SO	BB	IBB	HBP	BLK	WP	HR	S	P	ERA	WHIP

BOTTOM

San Diego Padres @ Colorado Rockies

Coors Field, Denver, CO

Wed Jul 25 2007, 1:05 PM MDT

Att. 28,162 - Sunny - 93 F

livebaseballscorecards.com

AB	36
R	10
H	14
RBI	9
BB	3
SO	5
LOB	15

Batter	1	2	3	4	5	6	7	8	9	AB	R	H	RBI	BB	SO	LOB
24 Brian Giles, L (1, 9) OBP: 0.388, SLG: 0.382	B FA 90 C FA 90 B FA 91 X FA 90 2-1 2B 1B		C FA 90 B CU 74 C CU 74 B FA 90 X FA 90 2-2 G5-4-3 1B		B FA 90 F FA 90 B FA 90 C FA 91 X FA 92 2-2 ② G4-3			C FA 93 X SL 85 0-1 F8		4	1	2	0	0	0	0
Mike Cameron, R (1, 8) OBP: 0.320, SLG: 0.435	**B FA 91** **F FA 86** **C CU 76** 1 SAFE 1 SAFE X FA 91 1-2 23 G3-1 **1-H** 2B		C FA 89 C FA 90 B FA 91 X CU 76 1-2 ①② G5-4-3 **1-2f**		F FA 84 B FA 90 S CH 82 F CU 74 S CH 82 1-3 ③ K			B FA 95 B FA 92 B FA 93 C FA 93 C FA 92 X FA 94 3-2 ② F9		4	0	1	1	0	1	1
Milton Bradley, S (1, 7) OBP: 0.398, SLG: 0.504	C CU 75 B FA 88 C FA 89 B CU 75 C FA 91 2-3 ① K		B FA 90 C FA 91 B FA 84 X 2-1 ③ G5-3			X CH 81 0-0 ① F7		C FA 94 F FS 86 B SL 87 F FA 94 X SL 88 1-2 ③ G3-1		4	0	0	0	0	1	1
23 Adrián González, L (1, 3) OBP: 0.333, SLG: 0.466	F CU 77 B FA 90 B FA 90 X FA 90 2-1 ② G3-1 **2-3**			C FA 89 B FA 90 C FA 90 S FA 91 1-3 ① K		S CH 82 C FA 90 B CU 77 X FA 90 1-2 1B			C FA 87 B CH 81 F CH 80 C FA 86 1-3 ① K	4	0	1	0	0	2	1
28 Josh Bard, S (1, 2) OBP: 0.337, SLG: 0.373	S FA 88 F CU 75 B CU 75 B CU 77 B FA 91 F FA 91 F FA 86 B FA 86 4-2 BB			B FA 91 C FA 91 B FA 83 B FA 90 B FA 89 4-1 5 1B BB		C FA 89 B FA 89 B CU 75 B FA 90 X FA 90 3-1 ② F9			B FA 88 F FA 88 C FA 88 C FA 86 1-3 ② K	2	0	0	0	2	1	1
3 Khalil Greene, R (1, 6) OBP: 0.267, SLG: 0.445 Geoff Blum, S (9, PH) OBP: 0.314, SLG: 0.336	C FA 92 S CU 76 D CU 76 B FA 91 F FA 90 F CU 77 C FA 91 2-3 ③ K			X FA 90 0-0 ② F8		B CU 75 B FA 83 X FA 89 2-0 ③ F8			C FA 90 B FA 89 X CH 80 1-1 ③ G4-3	3 1	0 0	0 0	0 0	0 0	1 0	4 0
5 Kevin Kouzmanoff, R (1, 5) OBP: 0.287, SLG: 0.405		C CU 73 B CU 73 F FA 88 B CU 75 X FA 90 2-2 ① G6-3		X FA 84 0-0 **1-2** 1B			B FA 89 C FA 89 X CU 74 1-1 ① G6-3			3	0	1	0	0	0	0
22 Marcus Giles, R (1, 4) OBP: 0.306, SLG: 0.323		B FA 90 C FA 90 X FA 84 1-1 ② F8		B CU 77 X CU 77 1-0 ③ G5-3			B FA 90 F FA 89 B FA 90 F FA 90 F FA 90 X CU 76 2-2 ② G5-3			3	0	0	0	0	0	2
David Wells, L (1, 1) OBP: 0.114, SLG: 0.114 52 Clay Hensley, R (4, 1) OBP: 0.182, SLG: 0.182 José Cruz Jr., S (7, PH) OBP: 0.316, SLG: 0.378 50 Joe Thatcher, L (7, 1) 26 Doug Brocail, L (8, 1) OBP: 0.500, SLG: 0.500		C FA 90 B FA 89 F FA 91 S CU 75 1-3 ③ K			C FA 89 B FA 90 F FA 89 B CU 76 F FA 91 X FA 91 2-2 ① F8		B CU 74 X FA 89 1-0 ③ F9			1 1 1 0 0	0 0 0 0 0	0 0 0 0 0	0 0 0 0 0	1 0 0 0 0	0 0 0 0 0	0 0 0 0 0
Inning Stats	R: 1 E: 0 K: 2 S: 19 H: 2 LOB: 2 BB: 1 P: 32	R: 0 E: 0 K: 1 S: 8 H: 0 LOB: 0 BB: 0 P: 12	R: 0 E: 0 K: 0 S: 8 H: 1 LOB: 0 BB: 0 P: 13	R: 0 E: 0 K: 1 S: 7 H: 1 LOB: 2 BB: 1 P: 13	R: 0 E: 0 K: 1 S: 11 H: 0 LOB: 0 BB: 0 P: 16	R: 0 E: 0 K: 0 S: 7 H: 1 LOB: 1 BB: 0 P: 13	R: 0 E: 0 K: 0 S: 7 H: 0 LOB: 0 BB: 0 P: 11	R: 0 E: 0 K: 0 S: 9 H: 0 LOB: 0 BB: 0 P: 13	R: 0 E: 0 K: 2 S: 8 H: 0 LOB: 0 BB: 0 P: 11	1B: 4 2B: 1 3B: 0 HR: 0	SF: 0 SAC: 0 DP: 1 HBP: 0			WP: 0 PB: 0 SB: 0 CS: 0	PA: 33	

PITCHER		IP	WLS	BF	H	R	ER	SO	BB	IBB	HBP	BLK	WP	HR	S	P	ERA	WHIP
51 Wandy Rodriguez, L ERA: 4.28	(1, 1)	7.0	W	27	5	1	1	5	2	0	0	0	0	0	67	110	1.29	1.000
Chad Qualls, R ERA: 3.75	(8, 1)	1.0		3	0	0	0	0	0	0	0	0	0	0	9	13	0.00	0.000
Brian Moehler, R ERA: 6.03	(9, 1)	1.0		3	0	0	0	2	0	0	0	0	0	0	8	11	0.00	0.000

PITCHER	IP	WLS	BF	H	R	ER	SO	BB	IBB	HBP	BLK	WP	HR	S	P	ERA	WHIP

TOP

San Diego Padres @ Houston Astros

Minute Maid Park, Houston, TX

Thu Jul 26 2007, 7:05 PM CDT

Att. 33,718 - Roof Closed - 73 F

livebaseballscorecards.com

AB	31
R	1
H	5
RBI	1
BB	2
SO	7
LOB	10

BOTTOM

San Diego Padres @ Houston Astros

Minute Maid Park, Houston, TX

Thu Jul 26 2007, 7:05 PM CDT

Att. 33,718 - Roof Closed - 73 F

livebaseballscorecards.com

Batter	1	2	3	4	5	6	7	8	9	AB	R	H	RBI	BB	SO	LOB
Craig Biggio, R (1, 4) OBP: 0.292, SLG: 0.397 Brian Moehler, R (9, 1) OBP: 0.250, SLG: 0.250	B FA 86 C FA 86 X FA 87 1-1 ① G5-3	B FA 88 B FA 88 C FA 87 C SL 84 X SL 82 2-2 17 S 17 2B 1B 1B	X FA 86 0-0 HR		B CH 79 S CH 80 F FA 90 S CU 74 1-3 ③ K			X SL 88 0-0 ③ G5-3		5 0	2 0	2 0	1 0	0 0	1 0	0 0
Mark Loretta, R (1, 3) OBP: 0.373, SLG: 0.390	C FA 87 B FA 88 B CU 71 F FA 86 F SL 85 C FA 85 2-3 ② K	C FA 84 F SL 83 F FA 86 X FA 85 0-2 17 2B 1-2 BB 1B	C SL 83 X CU 69 0-1 ③ G6-3			B FA 88 B CH 80 B CH 86 C FA 87 B FA 88 4-1 45 G6-4-3 BB				3	1	1	0	1	1	0
17 Lance Berkman, S (1, 9) OBP: 0.380, SLG: 0.438	B CU 71 B FA 87 X CH 78 2-0 45 HR 2B	S CU 70 C CU 69 D CU 71 B SL 84 X CU 70 2-2 BB 16 SF7 1-3 2-H 2B		B FA 89 X CH 81 1-0 ① G3		B FA 88 F FA 88 B CH 82 F FA 87 X FA 89 2-2 ① F8				4	2	2	1	0	0	1
45 Carlos Lee, R (1, 7) OBP: 0.350, SLG: 0.524 Orlando Palmeiro, L (9, 7) OBP: 0.345, SLG: 0.288	C FA 85 X CH 71 0-1 2-H HR	I IN 56 I I I 4-0 BB IBB		C FA 90 X FA 91 0-1 ② G4-3		S FA 91 B FA 91 X FA 89 1-1 ②③ G6-4-3 1-2f				3 0	1 0	1 0	2 0	1 0	0 0	1 0
Morgan Ensberg, R (1, 5) OBP: 0.320, SLG: 0.381	X FA 86 0-0 HR	B CU 70 C CU 68 B SL 85 S SL 81 B CU 70 F FA 86 B FA 86 4-2 1-2 2-3 3-H BB		B FA 91 B CH 83 S FA 90 B FA 91 B FA 90 4-1 FC5 16 1B BB			C FA 89 B FA 88 F SL 81 C 1-3 ① K			2	1	1	2	2	1	0
16 Jason Lane, R (1, 8) OBP: 0.209, SLG: 0.349	C FA 85 B CU 70 B FA 88 B FA 87 B FA 87 4-1 BB BB	X SL 84 0-0 ② SF7 3-H		B FA 90 F FA 91 B FA 90 X 2-1 FC5 1-2 1B			C SL 88 F SL 77 B SL 89 B FA 88 F SL 78 B FA 89 X FA 88 3-2 ② G6-3			2	0	1	1	1	0	0
Eric Bruntlett, R (1, 6) OBP: 0.395, SLG: 0.297	B FA 87 1 SAFE 1 SAFE C FA 85 B SL 84 B FA 85 B FA 84 4-1 1-2 BB	X FA 86 0-0 ③ G6-3		B SL 87 B FA 90 X FA 88 2-0 ③ FC5 1-2 2-3f			C FA 89 B SL 79 X FA 88 1-1 ③ G6-3			3	0	0	0	1	0	4
Brad Ausmus, R (1, 2) OBP: 0.325, SLG: 0.325	X SL 84 0-0 ③ F8		F FA 85 X FA 86 0-1 ① G4-3		B CH 86 B CH 87 X FA 87 2-0 ① F9			F FA 91 S SL 88 B SL 89 C FA 93 1-3 ① K		4	0	0	0	0	1	2
51 Wandy Rodriguez, S (1, 1) OBP: 0.182, SLG: 0.188 Chad Qualls, R (8, 1) Chris Burke, R (8, PH) OBP: 0.313, SLG: 0.343 (9, 4)		C FA 86 S FA 86 B CU 70 F FA 87 B SL 84 C SL 82 2-3 ① K	F FA 86 X 0-1 ② G4-3		F FA 88 X FA 89 0-1 ② P3			B CU 76 F FA 92 B CU 79 X FA 92 2-1 ② G6-3		3 0 1	0 0 0	0 0 0	0 0 0	0 0 0	1 0 0	0 0 0
Inning Stats	R: 3 H: 3 E: 0 LOB: 2 K: 1 BB: 2 S: 13 P: 26	R: 3 H: 3 E: 0 LOB: 2 K: 1 BB: 2 S: 19 P: 33	R: 1 H: 1 E: 0 LOB: 0 K: 0 BB: 0 S: 7 P: 7	R: 0 H: 1 E: 0 LOB: 2 K: 0 BB: 1 S: 7 P: 16	R: 0 H: 0 E: 0 LOB: 0 K: 1 BB: 0 S: 6 P: 9	R: 0 H: 0 E: 0 LOB: 0 K: 0 BB: 1 S: 6 P: 13	R: 0 H: 0 E: 0 LOB: 0 K: 1 BB: 0 S: 9 P: 14	R: 0 H: 0 E: 0 LOB: 0 K: 1 BB: 0 S: 6 P: 9		1B: 3 SF: 1 2B: 2 SAC: 0 3B: 0 DP: 1 HR: 3 HBP: 0					WP: 0 PA: 37 PB: 0 SB: 1 CS: 0	

	AB	30
	R	7
	H	8
	RBI	7
	BB	6
	SO	5
	LOB	8

PITCHER		IP	WLS	BF	H	R	ER	SO	BB	IBB	HBP	BLK	WP	HR	S	P	ERA	WHIP
David Wells, L ERA: 5.02	(1, 1)	3.0	L	20	7	7	7	2	3	1	0	0	0	3	39	66	21.00	3.333
52 Clay Hensley, R ERA: 6.89	(4, 1)	3.0		11	1	0	0	1	2	0	0	0	0	0	19	38	0.00	1.000
50 Joe Thatcher, L ERA:	(7, 1)	1.0		3	0	0	0	1	0	0	0	0	0	0	9	14	0.00	0.000
26 Doug Brocail, R ERA: 4.53	(8, 1)	1.0		3	0	0	0	1	0	0	0	0	0	0	6	9	0.00	0.000

PITCHER	IP	WLS	BF	H	R	ER	SO	BB	IBB	HBP	BLK	WP	HR	S	P	ERA	WHIP

Batter	1	2	3	4	5	6	7	8	9	AB	R	H	RBI	BB	SO	LOB
24 Brian Giles, L (1, 9) OBP: 0.388, SLG: 0.382	C FA 87 C FA 87 B CU 74 F FA 88 B CU 75 S SL 86 2-3 ① **K**	1 SAFE B CU 76 F FA 88 X SL 86 1-1 ③ 1-3 3-H 1B			B FA 86 C FA 86 B FA 86 F FA 88 C SL 85 2-3 ① **K**		C FA 86 B FA 88 B FA 85 X FA 85 2-1 ① **G4-3**	C FA 91 X FA 92 0-1 1-3 2-H 3-H 1B		5	0	2	3	0	2	1
Mike Cameron, R (1, 8) OBP: 0.317, SLG: 0.429	C FA 89 F CU 76 B SL 85 B SL 83 C FA 90 2-3 ② **K**		F FA 87 F FA 86 B FA 85 B FC 88 B FA 88 X FA 88 3-2 ① **G6-3**		1 SAFE C SL 83 C SL 83 C FA 88 0-3 ② **K**		F FA 87 S CH 79 B FA 86 X FA 88 1-2 ② **G4-3**	S SL 86 C FA 91 F FA 91 B S FA 90 1-3 ③ **K**		5	0	0	0	0	3	3
Milton Bradley, S (1, 7) OBP: 0.399, SLG: 0.521	B FA 89 B FA 88 B FA 88 B FA 89 4-0 **BB**		C FA 87 B FC 87 X CU 76 1-1 **HR**		B FA 87 C FA 87 B FA 88 S FA 88 X FA 88 2-2 ③ **F9**		F FA 88 X FA 87 0-1 ③ **F7**		B FA 90 C FA 90 B CU 73 S CH 85 S FA 90 2-3 ① **K**	4	1	1	1	1	1	1
23 Adrián González, L (1, 3) OBP: 0.334, SLG: 0.468	1 SAFE C FA 88 F FA 88 F SL 84 1 SAFE F CU 76 X 0-2 ③ **L6**		C CU 75 X FC 87 0-1 ② **P5**			F CH 79 F CH 79 F CU 76 X SL 85 0-2 28 2B 5 1B 1B		C SL 75 F FA 86 S FA 88 0-3 ① **K**	X FA 90 0-0 3 PB 3 SF8 2B	5	2	2	0	0	1	1
3 Khalil Greene, R (1, 6) OBP: 0.266, SLG: 0.446		B FA 84 X FA 85 1-0 ① **G6-3**	C FA 87 X FA 87 0-1 ③ **P3**			D SL 84 C SL 84 B FA 88 B F FA 89 X FA 88 3-2 ① **P3**		C FA 91 B FA 90 X FA 90 1-1 5 FC1-4 1B 2B	B SL 84 C FA 90 B FA 91 B FA 91 X SL 86 3-1 ② **SF8** 2-H	4	1	1	1	0	0	1
28 Josh Bard, S (1, 2) OBP: 0.343, SLG: 0.379		B FA 86 C FA 86 B SL 85 B FA 87 C FA 86 X FA 88 3-2 5 FC5-4 1B		X FA 85 0-0 ① **G4-3**		1 SAFE C SL 85 1 SAFE B SL 85 F FA 88 1 SAFE F FA 88 X CU 77 1-2 5 1B SF8 1-3 2B		I IN 77 I IN 79 I IN 77 I IN 78 4-0 5 FC1-4 IBB	C FA 91 B CU 75 C CU 74 F FA 89 F FA 91 B SL 84 X FA 90 2-2 ③ **G4-3**	4	1	2	0	1	0	0
5 Kevin Kouzmanoff, R (1, 5) OBP: 0.287, SLG: 0.403		F CU 75 B FA 87 C FA 88 D CU 76 B FA 88 X FA 88 3-2 ② FC5-4 BB 44 1B 1-2f	C FA 85 X SL 81 0-1 ② **F9**		X FA 88 0-0 2-3 3-H 1B		B FA 91 B SL 86 C FA 91 B FA 91 C FA 91 X SL 86 3-2 ② FC1-4 1B 24 1B 1-2f 2-3		4	2	1	1	0	0	3
Geoff Blum, S (1, 4) OBP: 0.319, SLG: 0.339		B FA 88 B FA 88 B C S FA 88 F CU 77 D CU 76 4-2 44 1B 24 1B 1-2 BB	C FA 86 X CH 80 0-1 ③ **F8**			F SL 85 1 SAFE F SL 83 F SL 85 1 SAFE B FA 88 F FA 88 X 1-2 ② **SF8** 3-H		C FA 91 B CH 85 X FA 90 1-1 BB 24 1B 1-3 3-H 1B		2	2	1	2	1	0	0
44 Jake Peavy, R (1, 1) OBP: 0.238, SLG: 0.341 José Cruz Jr., S (8, PH) OBP: 0.318, SLG: 0.378 43 Cla Meredith, R (8, 1) 50 Joe Thatcher, L (9, 1) 21 Heath Bell, R (9, 1)		D SL 84 C SL 84 B FA 88 B FA 89 C FA 89 X FA 89 3-2 24 1B 1-3 2-H 1B			C FA 86 F FA 86 B FA 87 X CU 74 1-2 1B	B FA 88 C CU 75 X CU 77 1-1 ③ **G1**		C FA 91 B SL 85 S CH 85 D CU 76 B FA 91 B CH 85 4-2 24 1B 1-2 BB		3 0 0 0 0	0 0 0 0 0	2 0 0 0 0	1 0 0 0 0	0 1 0 0 0	0 0 0 0 0	1 0 0 0 0

| Inning Stats | | |

San Diego Padres @ Houston Astros

Minute Maid Park, Houston, TX

Fri Jul 27 2007, 7:05 PM CDT

Att. 39,996 - Roof Closed - 73 F

BOTTOM

livebaseballscorecards.com

Batter	1	2	3	4	5	6	7	8	9	AB	R	H	RBI	BB	SO	LOB
Craig Biggio, R (1, 4) OBP: 0.291, SLG: 0.394	C X SL 86 0-1 G6-3		F FA 92 S CH 85 S FA 95 0-3 K		X SL 85 0-0 G6-3			C SL 80 X 0-1 1B 1B	B CU 84 S CU 85 S CU 85 B CU 86 C FA 96 2-3 1-2 K	5	0	1	0	0	2	2
Mark Loretta, R (1, 6) OBP: 0.373, SLG: 0.390	B FA 94 B FA 94 F FA 93 C SL 86 B FA 95 F FA 94 X FA 94 3-2 45 1B 17 1B 1B		C FA 94 F SL 82 B SL 82 B SL 83 S SL 88 2-3 K			C FA 92 B CH 85 B SL 86 F FA 93 X FA 86 2-2 G3-1		C FA 88 X FA 89 0-1 17 G4-6-3 1-2 1B	B CU 83 B FA 95 X FA 95 2-0 F9	5	1	2	0	0	1	2
17 Lance Berkman, S (1, 3) OBP: 0.379, SLG: 0.436	F FA 94 B FA 95 C FA 94 X FA 95 1-2 45 1B 1-2 1B		C B SL 90 B FA 95 S CH 87 X CU 82 2-2 F9			B FA 93 C SL 87 B SL 88 X FA 94 2-1 G6-3		X FA 89 0-0 G4-6-3 1-2f		4	0	1	0	0	0	2
45 Carlos Lee, R (1, 7) OBP: 0.354, SLG: 0.529	C FA 95 B FA 95 F SL 88 F FA 96 X FA 96 1-2 1-3 2-H 1B			B FA 91 C FA 92 S SL 85 F FA 95 B CU 78 F FA 95 B CU 81 F FA 94 X SL 88 3-2 G4-6-3 2B		C FA 92 B SL 87 C FA 92 S FA 94 1-3 K			B SL 86 X SL 87 1-0 E E 1B	4	1	3	1	0	1	0
Mike Lamb, L (1, 5) OBP: 0.382, SLG: 0.486	F FA 95 B SL 88 F CH 87 F FA 94 1 SAFE S CU 80 1-3 K			B FA 93 C SL 87 F FA 93 F FA 94 B CU 81 F FA 93 F SL 86 F SL 86 B FA 94 4-2 D CU 82 G4-6-3 BB			C X 0-1 F8		C SL 77 F SL 88 B SL 78 X FA 88 1-2 E1 1-3 E	3	1	0	0	1	1	3
Luke Scott, L (1, 9) OBP: 0.330, SLG: 0.463 (8, 8)	C SL 90 1 SAFE F S 0-3 K			F FA 94 F SL 86 X 0-2 G4-6-3 1-2f 2-3			B SL 86 C FA 94 X 1-1 F8		B SL 77 S SL 87 B SL 87 B SL 87 B SL 88 4-1 E 1B BB	3	1	0	0	1	1	4
16 Jason Lane, R (1, 8) OBP: 0.213, SLG: 0.341 Dave Borkowski, R (8, 1) Chris Burke, R (9, PH) OBP: 0.312, SLG: 0.341		B FA 86 B FA 93 C FA 91 X SL 87 2-1 F8		X SL 87 0-0 G5-3			B B SL 80 B SL 87 B FA 90 4-0 FC6-4 BB		B SL 88 F FA 89 C SL 87 B SL 78 F SL 88 X SL 88 2-2 F7	2 0 1	0 0 0	0 0 0	0 0 0	1 0 0	0 0 0	1 0 3
Brad Ausmus, R (1, 2) OBP: 0.320, SLG: 0.320		F FA 93 C FA 93 S CU 80 0-3 K			C SL 86 B SL 79 C FA 94 S CU 81 1-3 K		C FA 94 X SL 86 0-1 FC6-4 1-2f		C SL 87 C SL 88 B SL 89 X CU 78 1-2 E1 1B S 1-3 2-H 3-H	4	0	0	1	0	2	2
Woody Williams, R (1, 1) OBP: 0.095, SLG: 0.167 Trever Miller, R (7, 1) Orlando Palmeiro, L (8, 9) OBP: 0.341, SLG: 0.284 Morgan Ensberg, R (9, PH) OBP: 0.323, SLG: 0.384		B CU 79 F FA 94 B CU 80 C SL 81 X CU 80 2-2 G4-3			C C FA 93 F SL 83 F FA 91 B CH 86 B FA 94 F SL 87 S FA 94 2-3 K			C FA 88 B CU 76 B FA 88 X FA 87 2-1 G4-3	B CU 84 C B FA 96 B FA 96 X FA 95 3-1 WP 1-3 3-H 1B	2 0 1	0 0 0	0 0 0	0 0 1	0 0 0	1 0 0	0 0 0
Inning Stats	R: 1 E: 0 K: 2 S: 20 H: 3 LOB: 2 BB: 0 P: 26	R: 0 E: 0 K: 1 S: 8 H: 0 LOB: 0 BB: 0 P: 12	R: 0 E: 0 K: 2 S: 9 H: 0 LOB: 0 BB: 0 P: 13	R: 0 E: 0 K: 0 S: 16 H: 1 LOB: 1 BB: 1 P: 23	R: 0 E: 0 K: 2 S: 10 H: 0 LOB: 0 BB: 0 P: 13	R: 0 E: 0 K: 1 S: 8 H: 0 LOB: 0 BB: 0 P: 13	R: 0 E: 0 K: 0 S: 6 H: 0 LOB: 1 BB: 1 P: 11	R: 0 E: 0 K: 0 S: 7 H: 2 LOB: 1 BB: 0 P: 9	R: 3 E: 2 K: 1 S: 18 H: 2 LOB: 2 BB: 1 P: 34	1B: 7 2B: 1 3B: 0 HR: 0 SF: 0 SAC: 0 DP: 2 HBP: 0						

	AB	35
	R	4
	H	8
	RBI	3
	BB	3
	SO	9
	LOB	19

WP: 1 PB: 0 SB: 1 CS: 0 PA: 38

PITCHER		IP	WLS	BF	H	R	ER	SO	BB	IBB	HBP	BLK	WP	HR	S	P	ERA	WHIP
44 Jake Peavy, R ERA: 2.41	(1, 1)	7.0	W	26	4	1	1	8	2	0	0	0	0	0	77	111	1.29	0.857
43 Cla Meredith, R ERA: 3.58	(8, 1)	1.0		4	2	0	0	0	0	0	0	0	0	0	7	9	0.00	2.000
50 Joe Thatcher, L ERA:	(9, 1)	0.1		5	1	3	0	0	1	0	0	0	0	0	12	21	0.00	6.000
21 Heath Bell, R ERA: 2.04	(9, 1)	0.2		3	1	0	0	1	0	0	0	0	1	0	6	13	0.00	1.500

PITCHER	IP	WLS	BF	H	R	ER	SO	BB	IBB	HBP	BLK	WP	HR	S	P	ERA	WHIP

San Diego Padres @ Houston Astros

Minute Maid Park, Houston, TX

Sat Jul 28 2007, 2:55 PM CDT

Att. 42,651 - Roof Closed - 74 F

TOP

livebaseballscorecards.com

Batter	1	2	3	4	5	6	7	8	9	AB	R	H	RBI	BB	SO	LOB
24 Brian Giles, L (1, 9) OBP: 0.383, SLG: 0.376	C FA 94 X FA 95 0-1 E6 23 1B 1B	B CH 86 B CU 74 X FA 95 2-0 ③ F7			B CH 86 S CH 84 C FA 94 B SL 86 B CU 71 X CU 70 3-2 ② F7			B FA 93 X FA 91 1-0 ① L7		4	1	0	0	0	0	0
Mike Cameron, R (1, 8) OBP: 0.314, SLG: 0.424	C SL 87 X FA 94 0-1 ① F9		F FA 96 B SL 89 B SL 87 B FA 93 X FA 93 3-1 ① F9		C FA 96 F SL 84 B CU 81 B CU 78 F FA 94 S SL 86 2-3 ③ K			C SL 83 B SL 86 S SL 87 B SL 88 X FA 95 2-2 ② G6-3		4	0	0	0	0	1	1
Milton Bradley, S (1, 7) OBP: 0.401, SLG: 0.516	B FA 94 X FA 94 1-0 23 1B 1-2 1B		C FA 94 F CU 73 S CU 68 0-3 ② K			F FA 94 B SL 88 C FA 96 B CU 69 B SL 85 B FA 94 4-2 4 G5-3 BB		B FA 94 B FA 93 C FA 93 X FA 94 2-1 ③ G3-1		3	0	1	0	1	1	0
23 Adrián González, L (1, 3) OBP: 0.336, SLG: 0.468	C CU 72 B FA 94 S CU 68 X SL 87 1-2 5 HBP 1-3 2-H 1B		F FA 95 C SL 87 F CU 70 B FA 95 B CU 68 X FA 96 2-2 1B			B FA 93 1 SAFE C FA 92 D CU 70 S CU 71 1 SAFE S CU 69 2-3 ① K			B FA 94 X FA 94 1-0 ① G4-3	4	0	2	1	0	1	1
4 Michael Barrett, R (1, 2) OBP: 0.292, SLG: 0.397	B FA 95 D CU 70 S SL 88 F FA 94 S SL 86 2-3 ② K		S FA 96 B FA 94 F FA 88 X FA 94 1-2 ③ P3			B SL 85 1 SAFE X FA 91 1-0 ② G5-3 1-2			C X 0-1 ② F8	4	0	0	0	0	1	4
5 Kevin Kouzmanoff, R (1, 5) OBP: 0.289, SLG: 0.402	H FA 93 1-0 1-2 HBP			S SL 86 F FA 93 B CU 71 F CU 74 F SL 86 B FA 94 F FA 95 B FA 95 C FA 95 3-3 ① K		X FA 93 0-0 ③ G6-3			S SL 87 F SL 88 X FA 96 0-2 1B	3	0	1	0	0	1	1
Geoff Blum, S (1, 6) OBP: 0.311, SLG: 0.328	B FA 95 B CU 73 F FA 95 X FA 95 2-1 ③ G4-3			X CH 84 0-0 ② L9			F FA 94 B CU 70 C SL 86 B CU 81 S CU 70 2-3 ① K		X FA 95 0-0 ③ F8	4	0	0	0	0	1	4
22 Marcus Giles, R (1, 4) OBP: 0.303, SLG: 0.320		B S FA 94 S SL 86 B CU 70 X SL 86 2-2 ① L6		C FA 94 S CU 72 B FA 94 C FA 92 1-3 ③			C FA 94 B FA 93 B CU 72 B SL 84 S FA 93 F FA 93 S FA 93 3-3 ② K			3	0	0	0	0	2	0
Greg Maddux, R (1, 1) OBP: 0.103, SLG: 0.079 14 Scott Hairston, R (7, PH) OBP: 0.299, SLG: 0.356 26 Doug Brocail, L (7, 1) OBP: 0.500, SLG: 0.500 41 Kevin Cameron, R (8, 1)		S FA 95 F FA 96 S FA 95 0-3 ② K			S FA 95 F FA 95 C SL 88 0-3 ① K		B FA 95 X FA 93 1-0 ③ P6			2 1 0 0	0 0 0 0	0 0 0 0	0 0 0 0	0 0 0 0	2 0 0 0	0 0 0 0

	AB	32
	R	1
	H	4
	RBI	1
	BB	1
	SO	10
	LOB	11

Inning Stats																																
	R: 1 E: 1 K: 1 S: 13		H: 2 LOB: 3 BB: 0 P: 20		R: 0 E: 0 K: 1 S: 7		H: 0 LOB: 0 BB: 0 P: 11		R: 0 E: 0 K: 1 S: 12		H: 1 LOB: 1 BB: 0 P: 18		R: 0 E: 0 K: 2 S: 10		H: 0 LOB: 0 BB: 0 P: 14		R: 0 E: 0 K: 2 S: 10		H: 0 LOB: 0 BB: 0 P: 15		R: 0 E: 0 K: 1 S: 7		H: 0 LOB: 1 BB: 1 P: 14		R: 0 E: 0 K: 2 S: 8		H: 0 LOB: 0 BB: 0 P: 14		R: 0 E: 0 K: 0 S: 6		H: 0 LOB: 0 BB: 0 P: 11		R: 0 E: 0 K: 0 S: 7		H: 1 LOB: 1 BB: 0 P: 8		1B: 4 2B: 0 3B: 0 HR: 0		SF: 0 SAC: 0 DP: 0 HBP: 1		WP: 0 PB: 0 SB: 0 CS: 0		PA: 34

PITCHER		IP	WLS	BF	H	R	ER	SO	BB	IBB	HBP	BLK	WP	HR	S	P	ERA	WHIP
44 Roy Oswalt, R ERA: 3.63	(1, 1)	7.0	W	27	3	1	0	10	1	0	1	0	0	0	67	106	0.00	0.571
Chad Qualls, R ERA: 3.68	(8, 1)	1.0	H	3	0	0	0	0	0	0	0	0	0	0	6	11	0.00	0.000
Brad Lidge, R ERA: 1.9	(9, 1)	1.0	S	4	1	0	0	0	0	0	0	0	0	0	7	8	0.00	1.000

PITCHER	IP	WLS	BF	H	R	ER	SO	BB	IBB	HBP	BLK	WP	HR	S	P	ERA	WHIP

Batter	1	2	3	4	5	6	7	8	9	AB	R	H	RBI	BB	SO	LOB
Craig Biggio, R (1, 4) OBP: 0.288, SLG: 0.390	C FA 87 X FA 87 0-1 ① L9	X SL 85 0-0 ② F8			C SL 78 X FA 85 0-1 ① G5-3		T FA 91 X FA 92 0-1 ③ F8			4	0	0	0	0	0	1
Chris Burke, R (9, 4) OBP: 0.312, SLG: 0.341										0	0	0	0	0	0	0
Eric Bruntlett, R (1, 6) OBP: 0.400, SLG: 0.299	B FA 87 B FA 87 B FA 86 B FA 86 4-0 17 S 17 1B BB	B FA 86 D SL 80 X FA 85 2-0 ③ FC4-6 1-2f			C FA 85 X FA 84 0-1 ② G6-3			C CU 77 X FC 91 0-1 17 FC6 1B		3	1	1	0	1	0	1
17 Lance Berkman, S (1, 3) OBP: 0.378, SLG: 0.434	1 SAFE B FA 86 B FA 87 B FC 86 F FA 86 X FA 86 3-1 45 HR 1-H 1B	B SL 83 X FA 84 1-0 ① G4-3			X 0-0 ③ G6-3			B FC 90 F SL 90 S CU 76 X FC 91 1-2 ① FC6 45 1B 1-2f		4	1	1	1	0	0	1
45 Carlos Lee, R (1, 7) OBP: 0.355, SLG: 0.536	F FA 86 X SL 81 0-1 1-H HR	C FC 85 B FA 84 B FC 84 X FA 84 2-1 ② F9				C FA 85 B FA 85 X 1-1 ① G6-3		C SL 90 F SL 80 X FA 93 0-2 G1-6-3 1-2 1B		4	1	2	2	0	0	0
Mike Lamb, L (1, 5) OBP: 0.376, SLG: 0.477	B FA 86 B SL 79 C FC 85 B SL 85 C FA 85 X CH 80 3-2 ② F8	B SL 84 B SL 83 B FA 84 C FA 84 X SL 83 3-1 ③ P4				C FA 85 S CH 80 X CH 80 0-2 ② G1-3		X SL 79 0-0 ② ③ G1-6-3 1-2f		4	0	0	0	0	0	2
Brad Lidge, R (9, 1)										0	0	0	0	0	0	0
Luke Scott, L (1, 9) OBP: 0.337, SLG: 0.478	X FA 86 0-0 2B	F FA 84 B SL 84 X SL 79 1-1 16 G4-3 2B				B X 1-0 1B				3	0	3	0	0	0	0
16 Jason Lane, R (1, 8) OBP: 0.206, SLG: 0.330	C FA 85 X SL 84 0-1 ③ F9	F FA 85 C FC 85 X FA 86 0-2 ① G4-3 2-3				P PO 81 C FA 85 F SL 80 X FA 86 1-2 ③ F9				3	0	0	0	0	0	3
Brad Ausmus, R (1, 2) OBP: 0.317, SLG: 0.316		F FA 85 X FA 85 0-1 ① G4-3			B FC 86 B FC 86 C SL 86 C FA 86 X FA 86 2-2 ② G1-3		B FA 89 X FA 90 1-0 ① G6-3			3	0	0	0	0	0	1
44 Roy Oswalt, R (1, 1) OBP: 0.152, SLG: 0.136		B FC 85 C FA 85 B FC 85 F FC 84 B FA 86 B FA 85 4-2 FC4-6 BB			C FA 86 X FA 86 0-1 ③ G1-3		B FA 90 F FA 90 F CU 76 X CH 86 1-2 ② G1-3			1	0	0	0	1	0	1
Orlando Palmeiro, L (7, PH) OBP: 0.337, SLG: 0.280										1	0	0	0	0	0	0
Chad Qualls, R (8, 1)										0	0	0	0	0	0	0
Morgan Ensberg, R (9, 5) OBP: 0.323, SLG: 0.384										0	0	0	0	0	0	0
Inning Stats	R: 3 E: 0 K: 0 S: 12 H: 3 LOB: 1 BB: 1 P: 22	R: 0 E: 0 K: 0 S: 6 H: 0 LOB: 1 BB: 1 P: 12	R: 0 E: 0 K: 0 S: 5 H: 0 LOB: 0 BB: 0 P: 11		R: 0 E: 0 K: 0 S: 10 H: 1 LOB: 1 BB: 0 P: 13	R: 0 E: 0 K: 0 S: 10 H: 1 LOB: 1 BB: 0 P: 12	R: 0 E: 0 K: 0 S: 6 H: 0 LOB: 0 BB: 0 P: 8	R: 0 E: 0 K: 0 S: 9 H: 2 LOB: 1 BB: 0 P: 10		1B: 4 2B: 2 3B: 0 HR: 1	SF: 0 SAC: 0 DP: 1 HBP: 0					

BOTTOM

San Diego Padres @ Houston Astros
Minute Maid Park, Houston, TX
Sat Jul 28 2007, 2:55 PM CDT
Att. 42,651 - Roof Closed - 74 F

livebaseballscorecards.com

AB	30
R	3
H	7
RBI	3
BB	2
SO	0
LOB	10

WP: 0 PB: 0 SB: 1 CS: 0 PA: 32

PITCHER		IP	WLS	BF	H	R	ER	SO	BB	IBB	HBP	BLK	WP	HR	S	P	ERA	WHIP
Greg Maddux, R ERA: 4.2	(1, 1)	6.0	L	25	5	3	3	0	2	0	0	0	0	1	48	75	4.50	1.167
26 Doug Brocail, R ERA: 4.43	(7, 1)	1.0		3	0	0	0	0	0	0	0	0	0	0	6	8	0.00	0.000
41 Kevin Cameron, R ERA: 0.96	(8, 1)	1.0		4	2	0	0	0	0	0	0	0	0	0	9	10	0.00	2.000

PITCHER	IP	WLS	BF	H	R	ER	SO	BB	IBB	HBP	BLK	WP	HR	S	P	ERA	WHIP

San Diego Padres @ Houston Astros

Minute Maid Park, Houston, TX

Sun Jul 29 2007, 1:05 PM CDT

Att. 39,350 - Roof Closed - 73 F

TOP

livebaseballscorecards.com

Batter	1	2	3	4	5	6	7	8	9	AB	R	H	RBI	BB	SO	LOB
24 Brian Giles, L (1, 9) OBP: 0.385, SLG: 0.381	BB; 1-0 HR 2B	2-2 2B 1B		0-2 G4-3	2-0 F8			2-1 L9		5	2	2	2	1	0	4
Mike Cameron, R (1, 8) OBP: 0.319, SLG: 0.440	BB; 1-0 HR	0-0 2B			3-2 1B 2B	1-2 P2		2-0 G5-3		5	3	3	3	1	0	0
Milton Bradley, S (1, 7) OBP: 0.405, SLG: 0.523	0-1 2B; 2-2 HR 1B	1-0 F8			2-2 2B	3-2 F7			1-2 F7	6	3	3	2	0	0	2
23 Adrián González, L (1, 3) OBP: 0.336, SLG: 0.477	SF7; 0-0 HR		1-2 P5		1-2 E4 5 G4-3	0-0 F8			2-2 2B	5	3	2	3	0	0	1
3 Khalil Greene, R (1, 6) OBP: 0.270, SLG: 0.445	1B; 4-1 BB		1-0 P3		1-2 5 G4-3 1B		0-3 K		2-3 K	5	1	2	0	1	2	1
28 Josh Bard, S (1, 2) OBP: 0.346, SLG: 0.387	1B; 0-2 FC5-4		1-1 G6-3		2-2 E1 5 G4-3		0-0 1B		2-1 5 HR 2B	6	2	3	2	0	0	3
5 Kevin Kouzmanoff, R (1, 5) OBP: 0.290, SLG: 0.411	0-1 F9	0-0 2B 1B		3-3 K	0-0 G4-3		0-3 K		2-H HR	6	2	2	3	0	2	5
Geoff Blum, S (1, 4) OBP: 0.318, SLG: 0.326	4-0 2B BB	1-1 P4		1-0 1B	4-0 IBB		1-3 K		1-2 G4-3	4	1	1	0	2	1	2
54 Tim Stauffer, R (1, 1) OBP: 0.333, SLG: 0.333	0-1 2B 1B	1-3 K		1-3 K	3-3 K		0-1 G3-1			3	1	1	2	0	2	2
52 Clay Hensley, R (4, 1) OBP: 0.182, SLG: 0.182										0	0	0	0	0	0	0
14 Scott Hairston, R (5, PH) OBP: 0.298, SLG: 0.354										1	0	0	0	0	1	3
45 Justin Hampson, L (5, 1)										0	0	0	0	0	0	0
26 Doug Brocail, L (5, 1) OBP: 0.500, SLG: 0.500										0	0	0	0	0	0	0
43 Cla Meredith, R (7, 1)										0	0	0	0	0	0	0
José Cruz Jr., S (8, PH) OBP: 0.317, SLG: 0.376										1	0	0	0	0	0	0
21 Heath Bell, R (8, 1)										0	0	0	0	0	0	0

	AB	R	H	RBI	BB	SO	LOB
	47	18	19	17	5	8	23

Inning Stats	1	2	3	4	5	6	7	8	9	1B: 10	SF: 1	WP: 1	PA: 53
R:	11	1	0	0	3	0	0	0	3	2B: 6	SAC: 0	PB: 0	
E:	0	0	0	0	0	0	0	0	0	3B: 0	DP: 0	SB: 0	
K:	0	1	0	2	1	3	11	0	1	HR: 3	HBP: 0	CS: 0	
S:	25	12	6	10	23	7	11	5	16				
H:	8	3	0	1	3	0	1	0	3				
LOB:	1	2	0	1	3	0	0	0	0				
BB:	4	0	0	0	1	0	0	0	0				
P:	47	17	9	15	41	11	12	9	24				

PITCHER		IP	WLS	BF	H	R	ER	SO	BB	IBB	HBP	BLK	WP	HR	S	P	ERA	WHIP
23 Jason Jennings, R (1, 1) ERA: 5.99	(1, 1)	0.2	L	13	8	11	11	0	3	0	0	0	0	2	21	39	148.50	16.500
Mark McLemore, L (1, 1) ERA: 7.04	(1, 1)	1.1		8	3	1	1	1	1	0	0	0	0	0	16	25	6.75	3.000
Matt Albers, R (3, 1) ERA: 4.99	(3, 1)	2.0		7	1	0	0	2	0	0	0	0	0	0	16	24	0.00	0.500
Dave Borkowski, R (5, 1) ERA: 5.05	(5, 1)	1.0		9	3	3	1	1	0	1	0	0	0	0	23	41	9.00	3.000
Trever Miller, L (6, 1) ERA: 5.28	(6, 1)	1.0		3	0	0	0	0	0	0	0	0	0	0	7	11	0.00	0.000

PITCHER		IP	WLS	BF	H	R	ER	SO	BB	IBB	HBP	BLK	WP	HR	S	P	ERA	WHIP
Chad Qualls, R (7, 1) ERA: 3.61	(7, 1)	1.0		4	1	0	0	3	0	0	0	0	0	0	11	12	0.00	1.000
Brad Lidge, R (8, 1) ERA: 2.44	(8, 1)	1.2		8	3	3	3	1	0	0	0	0	1	1	17	28	16.20	1.800
Brian Moehler, R (9, 1) ERA: 5.97	(9, 1)	0.1		1	0	0	0	0	0	0	0	0	0	0	4	5	0.00	0.000

Batter	1	2	3	4	5	6	7	8	9	AB	R	H	RBI	BB	SO	LOB
Chris Burke, R (1, 4) OBP: 0.309, SLG: 0.353	B FA 90 C FA 91 S SL 85 F FA 93 X SL 86 1-2 ① G5-3		B FA 92 S SL 84 X FA 89 1-1 ③ F8	X FA 91 0-0 1-H 2-H HR	C CU 78 S FA 94 F FA 95 B FA 94 X CU 80 1-2 ③ P6		B SL 81 F FA 87 S SL 80 F SL 80 B SL 80 S FA 88 2-3 ③ K			5	1	1	3	0	1	5
Mark Loretta, R (1, 6) OBP: 0.371, SLG: 0.385	C FA 92 C SL 87 F CU 78 B FA 94 X SL 87 1-2 ② F9			S CH 76 4-Q S SL 85 S FA 89 B FA 89 17 HR BB X FA 88 0-0 ③ L4		C FA 90 X FA 92 0-1 ① L4		C CU 82 C FA 97 S CU 85 0-3 ① K2-3		4	1	0	0	1	1	0
17 Lance Berkman, S (1, 3) OBP: 0.376, SLG: 0.439	C FA 94 C SL 86 S SL 85 0-3 ③ K			S SL 85 F FA 90 B SL 83 B FA 89 B FA 89 X FA 90 3-2 1-H HR	F FA 87 B CU 73 B CU 73 S FA 87 X SL 85 2-2 ① G5-3	X CU 76 0-0 ② G6-3		S CU 84 B FA 96 B CU 83 X FA 97 2-1 ② G4-3		5	1	1	2	0	1	0
45 Carlos Lee, R (1, 7) OBP: 0.354, SLG: 0.534 Brian Moehler, R (9, 1) OBP: 0.250, SLG: 0.250		F FA 92 S SL 86 B SL 86 B FA 92 F SL 85 X FA 93 2-2 ① F8		C FA 92 B SL 85 S SL 84 B FA 90 F SL 84 X FA 91 2-2 ① F8	C FA 88 F FA 88 X SL 84 0-2 21 1B 1B 2B	C FA 92 B FA 90 C FA 93 X FA 93 1-2 ③ F8		C FA 96 B FA 94 X FA 96 1-1 ③ P2		5 0	1 0	1 0	0 0	0 0	0 0	0 0
21 Ty Wigginton, R (1, 5) OBP: 0.329, SLG: 0.457		C FA 92 C FA 93 S SL 85 0-3 ② K		F SL 85 C FA 92 X SL 84 0-2 ② F9	F FA 86 B FA 86 S CH 79 B SL 85 F SL 89 F SL 85 F FA 88 B CH 80 X FA 88 3-2 E 16 1B 1B 2-3 1B		F FA 88 B FA 88 C FA 88 S SL 80 1-3 ① K		C FA 95 X CU 85 0-1 1B	5	1	2	0	0	2	0
Luke Scott, L (1, 9) OBP: 0.341, SLG: 0.492		B FA 93 B FA 92 B FA 91 C FA 90 F FA 90 F FA 92 F FA 91 F FA 93 F FA 92 3-2 X FA 91 ③ G4-3		F FA 91 B SL 84 S SL 84 X SL 85 1-2 HR	X SL 84 0-0 E3 16 1B 1-3 3-H 1B		X FA 89 0-0 16 FC5-4 1B		F FA 95 B FA 96 S CU 83 B FA 97 S FA 97 2-3 ① K	5	2	3	2	0	1	1
16 Jason Lane, R (1, 8) OBP: 0.216, SLG: 0.326			B FA 91 C FA 90 X SL 84 1-1 ① P4	B FA 92 B FA 91 B FA 90 C FA 90 B FA 90 4-1 BB 1B BB	S CH 80 S CH 80 B FA 88 X SL 85 1-2 1B 1-2 3-H 1B		X FA 88 0-0 ② FC5-4 1B 1B 1-2f		C FA 96 S CU 86 B FA 97 C FA 96 1-3 ② K	4	1	1	1	1	1	2
Eric Munson, L (1, 2) OBP: 0.379, SLG: 0.513			C FA 92 B CU 76 B CU 77 X FA 91 2-1 HR	C FA 88 B FA 90 B FA 88 B FA 88 B FA 88 4-1 1B HR 1-2 BB	C SL 85 X CU 75 0-1 1-3 2-H 1B		C FA 87 S CH 75 B SL 74 B FA 88 X CH 74 2-2 1B 1-2 1B		B FA 97 S FA 96 S FA 97 S FA 98 1-3 ③ K	4	2	3	2	1	1	1
23 Jason Jennings, L (1, 1) OBP: 0.263, SLG: 0.421 Mark McLemore, L (1, 1) Matt Albers, L (3, 1) OBP: 0.182, SLG: 0.182 Orlando Palmeiro, L (4, PH) OBP: 0.364, SLG: 0.455 Dave Borkowski, R (5, 1) Craig Biggio, R (6, PH) OBP: 0.267, SLG: 0.308 Trever Miller, R (6, 1) Chad Qualls, R (7, 1) Mike Lamb, L (7, PH) OBP: 0.278, SLG: 0.400 Brad Lidge, R (8, 1) Eric Bruntlett, R (8, 1) OBP: 0.400, SLG: 0.250			C FA 92 F FA 91 B SL 85 S SL 84 1-3 ② K2-3	F SL 85 B FA 90 C FA 89 F FA 91 D CU 77 F FA 92 F FA 92 F SL 84 B FA 91 3-2 X FA 82 1-2 2-H HR 1B	B SL 86 F FA 92 B FA 93 C FA 92 F FA 94 X FA 94 2-2 ② P3		C FA 88 X FA 88 0-1 1-2 2-3 1B			0 0 1 1 0 1 0 0 0 0 1 0	0 0 0 1 1 0 0 0 0 0 0 0	0 0 0 0 1 0 0 0 0 0 0 0	0 0 0 0 0 0 0 0 0 0 0 0	0 0 0 0 0 1 0 0 0 0 0 0	0 0 0 0 0 0 2 0 0 0 0 0	0 0 0 0 0 0 0 0 0 0 0 0
Inning Stats	R: 0 E: 0 K: 1 S: 11 H: 0 LOB: 0 BB: 0 P: 13	R: 0 E: 0 K: 1 S: 14 H: 0 LOB: 0 BB: 0 P: 19	R: 1 E: 0 K: 1 S: 9 H: 1 LOB: 0 BB: 0 P: 14	R: 7 E: 0 K: 0 S: 24 H: 4 LOB: 0 BB: 3 P: 45	R: 3 E: 1 K: 0 S: 26 H: 5 LOB: 2 BB: 0 P: 35	R: 0 E: 0 K: 0 S: 6 H: 0 LOB: 0 BB: 0 P: 7	R: 0 E: 0 K: 2 S: 14 H: 3 LOB: 3 BB: 0 P: 19	R: 0 E: 0 K: 1 S: 7 H: 0 LOB: 0 BB: 0 P: 10	R: 0 E: 0 K: 3 S: 11 H: 1 LOB: 1 BB: 0 P: 15	1B: 9 2B: 1 3B: 0 HR: 4 SF: 0 SAC: 0 DP: 0 HBP: 0						WP: 0 PB: 0 SB: 0 CS: 0 PA: 44

PITCHER		IP	WLS	BF	H	R	ER	SO	BB	IBB	HBP	BLK	WP	HR	S	P	ERA	WHIP
54 Tim Stauffer, R ERA: 17.18	(1, 1)	3.2		18	4	7	7	3	3	0	0	0	0	3	56	89	17.18	1.909
52 Clay Hensley, R ERA: 7.11	(4, 1)	0.1		2	1	1	1	0	0	0	0	0	0	1	2	2	27.00	3.000
45 Justin Hampson, L ERA: 2.87	(5, 1)	0.1		6	5	3	3	0	0	0	0	0	0	0	18	24	81.00	15.000
26 Doug Brocail, R ERA: 4.27	(5, 1)	1.2	W	5	0	0	0	0	0	0	0	0	0	0	14	18	0.00	0.000
43 Cla Meredith, R ERA: 3.51	(7, 1)	1.0		6	3	0	0	2	0	0	0	0	0	0	14	19	0.00	3.000

PITCHER		IP	WLS	BF	H	R	ER	SO	BB	IBB	HBP	BLK	WP	HR	S	P	ERA	WHIP
21 Heath Bell, R ERA: 1.97	(8, 1)	2.0		7	1	0	0	4	0	0	0	0	0	0	18	25	0.00	0.500

BOTTOM

San Diego Padres @ Houston Astros

Minute Maid Park, Houston, TX

Sun Jul 29 2007, 1:05 PM CDT

Att. 39,350 - Roof Closed - 73 F

livebaseballscorecards.com

AB	41
R	11
H	14
RBI	11
BB	3
SO	9
LOB	11

Arizona Diamondbacks @ San Diego Padres

PETCO Park, San Diego, CA

Tue Jul 31 2007, 10:05 PM EDT

Att. 32,086 - Partly Cloudy - 71 F

livebaseballscorecards.com

Batter	1	2	3	4	5	6	7	8	9	AB	R	H	RBI	BB	SO	LOB
24 Chris Young, R (1, 8) OBP: 0.294, SLG: 0.462	C CH 83 B CH 86 C FA 90 C FA 89 1-3 ① K		C CU 67 B FA 86 B FA 86 S CU 70 F FA 87 F FA 90 F FA 87 F CH 78 S FA 89 2-3 ② K		1 SAFE X FA 86 0-0 1-H HR			C FA 90 B CH 82 S FA 91 B CH 81 S CU 77 2-3 ① K		4	1	1	2	0	3	0
1 Orlando Hudson, S (1, 4) OBP: 0.371, SLG: 0.440	B FA 88 X FA 87 1-0 ② L8		B CU 69 X CU 69 1-0 22 BB 1B		C FA 88 F CU 68 B CH 86 C FA 87 1-3 ② K			S CH 84 B CH 84 X FA 91 1-1 34 WP 1B		4	0	2	0	0	1	0
22 Eric Byrnes, R (1, 7) OBP: 0.369, SLG: 0.502	X CU 70 0-0 ③ F7		B FA 88 B FA 87 B FA 88 B FA 87 4-0 1-2 BB		B FA 88 F CU 69 B FA 89 X FA 88 2-1 ③ L8			X FA 92 0-0 ② L4		3	0	0	0	1	0	1
34 Conor Jackson, R (1, 3) OBP: 0.369, SLG: 0.428 Brandon Lyon, R (8, 1) 56 Ramon Pena, R (9, 1) OBP: 0.333, SLG: 0.333		C CH 84 X FA 87 0-1 6 HR 2B	F CH 85 B FA 87 F CU 70 F FA 86 F FA 88 B FA 89 B CU 73 S CU 68 3-3 ③ K			B FA 93 X FA 92 1-0 ① G6-3		C FA 92 1 SAFE C FA 91 B FA 93 D CU 78 B FA 91 X SL 87 3-2 ③ L7 1-3		4 0 0	1 0 0	1 0 0	0 0 0	0 0 0	1 0 0	3 0 0
6 Stephen Drew, L (1, 6) OBP: 0.298, SLG: 0.375		L CH 85 F FA 86 D CU 71 B FA 87 X FA 88 2-2 2-H HR	B CH 81 X CH 77 1-0 ① F7			B FA 92 B CH 82 X FA 92 2-0 ② G3-1			B SL 80 B FA 90 C FA 90 S FA 90 F FA 90 F FA 90 F SL 80 B FA 91 F FA 91 3-2 X FA 80 ① G5-3	4	1	1	2	0	0	0
27 Mark Reynolds, R (1, 5) OBP: 0.307, SLG: 0.465		C CU 69 X FA 87 0-1 ① L8	F CH 86 B CH 86 C CU 67 X FA 87 1-2 ② P4			B FA 93 B FA 84 B FA 93 C FF 93 F FA 93 S FA 94 3-3 ③ K			F FA 92 C FA 90 F FA 90 F FA 90 B FA 89 S SL 80 1-3 ② K2-3	4	0	0	0	0	2	0
19 Chris Snyder, R (1, 2) OBP: 0.328, SLG: 0.400		B FA 87 C CH 86 B CU 69 B CU 69 C FA 86 X FA 86 3-2 ② G6-3	B CU 67 C FA 86 B CU 68 B CH 86 X CH 86 3-1 ③ G6-3				C FA 92 B FA 93 X CH 83 1-1 ① G5-3		C FA 89 B FA 88 B FA 89 F FA 89 B SL 80 B FA 90 4-2 BB	3	0	0	0	1	0	0
7 Carlos Quentin, R (1, 9) OBP: 0.296, SLG: 0.336		C CU 69 F CU 70 B FA 88 C FA 90 1-3 ③ K			C CU 66 C CH 86 H FA 86 1-2 24 HR HBP		S CH 83 C FA 93 B CU 75 S CH 80 1-3 ② K		F FA 94 S FA 94 F FA 95 B SL 84 F SL 85 F FA 95 S FA 96 1-3 ③ K	3	1	0	0	0	3	1
17 Brandon Webb, R (1, 1) OBP: 0.043, SLG: 0.065 Tony Clark, S (8, 3) OBP: 0.287, SLG: 0.489			C CH 86 F FA 87 C CU 70 0-3 ① K		L FA 86 B CU 68 C FA 87 B FA 87 B FA 87 L CH 84 3-3 ① K		C FA 91 C FA 91 B FA 92 B FA 91 S FA 91 2-3 ③ K			3 0	0 0	0 0	0 0	0 0	3 0	1 0
Inning Stats	R: 0 E: 0 K: 1 S: 5 H: 0 LOB: 0 BB: 0 P: 7	R: 2 E: 0 K: 1 S: 13 H: 2 LOB: 0 BB: 0 P: 19	R: 0 E: 0 K: 3 S: 16 H: 1 LOB: 2 BB: 1 P: 26	R: 0 E: 0 K: 0 S: 6 H: 0 LOB: 0 BB: 0 P: 11	R: 2 E: 0 K: 2 S: 11 H: 1 LOB: 0 BB: 0 P: 18	R: 0 E: 0 K: 1 S: 5 H: 0 LOB: 0 BB: 0 P: 11	R: 0 E: 0 K: 2 S: 8 H: 0 LOB: 0 BB: 0 P: 12	R: 0 E: 0 K: 1 S: 9 H: 1 LOB: 1 BB: 0 P: 15	R: 0 E: 0 K: 2 S: 20 H: 0 LOB: 1 BB: 1 P: 29	1B: 2 2B: 1 3B: 0 HR: 2 SF: 0 SAC: 0 DP: 0 HBP: 1						

	AB	32
	R	4
	H	5
	RBI	4
	BB	2
	SO	13
	LOB	6

WP: 2 PA: 35
PB: 0
SB: 0
CS: 0

PITCHER		IP	WLS	BF	H	R	ER	SO	BB	IBB	HBP	BLK	WP	HR	S	P	ERA	WHIP
Justin Germano, R ERA: 4.38	(1, 1)	5.0	L	21	4	4	4	7	1	0	1	0	0	2	51	81	7.20	1.000
52 Clay Hensley, R ERA: 6.49	(6, 1)	3.0		10	1	0	0	4	0	0	0	0	1	0	22	38	0.00	0.333
50 Joe Thatcher, L ERA:	(9, 1)	0.2		3	0	0	0	1	1	0	0	0	0	0	14	22	0.00	1.500
41 Kevin Cameron, R ERA: 0.96	(9, 1)	0.1		1	0	0	0	1	0	0	0	0	0	0	6	7	0.00	0.000

PITCHER	IP	WLS	BF	H	R	ER	SO	BB	IBB	HBP	BLK	WP	HR	S	P	ERA	WHIP

Arizona Diamondbacks @ San Diego Padres

PETCO Park, San Diego, CA

Tue Jul 31 2007, 10:05 PM EDT

Att. 32,086 - Partly Cloudy - 71 F

livebaseballscorecards.com

BOTTOM

Batter	1	2	3	4	5	6	7	8	9	AB	R	H	RBI	BB	SO	LOB
24 Brian Giles, L (1, 9) OBP: 0.383, SLG: 0.379	X FA 89 0-0 ① L7		B FA 88 C FA 89 B CU 77 C FA 90 X FA 90 2-2 ① F9		X FA 91 0-0 ③ G4-3			C FA 94 F CU 78 B FA 94 F FA 95 X CU 78 1-2 G5-4-3 1B		4	0	1	0	0	0	0
Mike Cameron, R (1, 8) OBP: 0.316, SLG: 0.435	B FA 90 C FA 91 B FA 91 C FA 92 S SL 83 2-3 ② K		F FA 92 B CU 78 C FA 92 F SL 82 S SL 82 1-3 ② K			C FA 89 B FA 90 B CU 76 B FA 91 S FA 91 X FA 92 3-2 ① G5-3		B CU 76 C FA 94 F FA 94 F FA 92 X CU 77 1-2 ②③ G5-4-3 1-2f		4	0	0	0	0	2	1
Milton Bradley, S (1, 7) OBP: 0.414, SLG: 0.534	C FA 92 B FA 92 F CU 80 B FA 92 F SL 82 F FA 93 B FA 93 X FA 92 3-2 1B		B FA 92 B FA 91 B FA 92 C FA 91 B FA 92 4-1 23 S BB			C FA 90 B CU 77 B FA 91 F FA 92 X FA 91 2-2 23 G4-3 2B			F FA 95 B CH 88 C FA 96 B FA 97 X FA 96 2-2 ① G3	3	0	2	0	1	0	0
23 Adrián González, L (1, 3) OBP: 0.333, SLG: 0.472	B FA 92 1 SAFE B FA 91 B FA 90 C FA 90 X FA 90 3-1 ③ F7		C CU 77 C FA 91 F CU 78 F CH 82 F CU 77 B FA 92 B FA 91 D CU 80 S SL 83 3-3 ③ K 1-2			S CU 77 S CU 76 F CU 77 B FA 90 D CH 82 X CU 77 2-2 ② G4-3 2-3			F FA 97 X FA 90 0-1 ② G3-1	4	0	0	0	0	1	3
3 Khalil Greene, R (1, 6) OBP: 0.270, SLG: 0.442		C FA 88 C FA 91 B CH 80 X CU 76 1-2 ① F8		C FA 90 X CU 75 0-1 ① G5-3		C FA 90 F FA 91 F FA 91 F CH 82 B FA 91 F CU 76 S CH 81 1-3 ③ K			F CA 97 B SL 86 B FA 96 B FA 97 B FA 96 4-1 BB	3	0	0	0	1	1	1
28 Josh Bard, S (1, 2) OBP: 0.345, SLG: 0.382		C FA 90 B FA 91 B CU 81 B FA 92 B FA 91 4-1 5 1B BB		C FA 91 B SL 80 B FA 90 X FA 90 2-1 ② G4-3			B FA 89 X FA 90 1-0 ① G4-3		C CH 84 S FA 96 C FA 96 0-3 ③ K	3	0	0	0	1	1	1
5 Kevin Kouzmanoff, R (1, 5) OBP: 0.291, SLG: 0.410		B FA 92 X FA 93 1-0 1-2 1B		C FA 90 S CU 78 B CU 78 S SL 82 1-3 ③ K2-3			F FA 90 B FA 92 S CU 77 B CH 82 X CU 77 2-2 ② F9			3	0	1	0	0	1	0
Geoff Blum, S (1, 4) OBP: 0.312, SLG: 0.319		X CU 78 0-0 ② F8			C CH 79 S SL 79 S 0-3 ① K		B FA 91 X FA 91 1-0 ③ F8			3	0	0	0	0	1	2
Justin Germano, R (1, 1) OBP: 0.286, SLG: 0.300 14 Scott Hairston, R (5, PH) OBP: 0.296, SLG: 0.352 52 Clay Hensley, R (6, 1) OBP: 0.182, SLG: 0.182 José Cruz Jr., S (8, PH) OBP: 0.316, SLG: 0.375 50 Joe Thatcher, L (9, 1) 41 Kevin Cameron, R (9, 1)		B FA 92 S FA 92 F FA 92 S SL 83 1-3 ③ K			C FA 90 T CU 76 B SL 81 F FA 90 X CH 81 1-2 ② G1-3			S FA 94 X CH 83 0-1 ① F9		1 1 0 1 0 0	0 0 0 0 0 0	0 0 0 0 0 0	0 0 0 0 0 0	1 0 0 0 0 0	2 0 0 0 0 0	
Inning Stats	R: 0 E: 0 K: 1 S: 11 H: 1 LOB: 1 BB: 0 P: 19	R: 0 E: 0 K: 1 S: 9 H: 1 LOB: 2 BB: 1 P: 16	R: 0 E: 0 K: 2 S: 14 H: 0 LOB: 1 BB: 1 P: 24	R: 0 E: 0 K: 1 S: 7 H: 0 LOB: 0 BB: 0 P: 10	R: 0 E: 0 K: 1 S: 8 H: 0 LOB: 0 BB: 0 P: 9	R: 0 E: 0 K: 1 S: 16 H: 1 LOB: 1 BB: 0 P: 24	R: 0 E: 0 K: 0 S: 5 H: 0 LOB: 0 BB: 0 P: 9	R: 0 E: 0 K: 0 S: 10 H: 1 LOB: 0 BB: 0 P: 12	R: 0 E: 0 K: 1 S: 9 H: 0 LOB: 1 BB: 1 P: 15	1B: 3 2B: 1 3B: 0 HR: 0 SF: 0 SAC: 0 DP: 1 HBP: 0				WP: 0 PB: 0 SB: 1 CS: 0	PA: 33	

	AB	30
	R	0
	H	4
	RBI	0
	BB	3
	SO	8
	LOB	10

PITCHER		IP	WLS	BF	H	R	ER	SO	BB	IBB	HBP	BLK	WP	HR	S	P	ERA	WHIP
17 Brandon Webb, R ERA: 3.08	(1, 1)	7.0	W	26	3	0	0	7	2	0	0	0	0	0	70	111	0.00	0.714
Brandon Lyon, R ERA: 2.47	(8, 1)	1.0		3	1	0	0	0	0	0	0	0	0	0	10	12	0.00	1.000
56 Ramon Pena, R ERA: 1.92	(9, 1)	1.0		4	0	0	0	1	1	0	0	0	0	0	9	15	0.00	1.000

PITCHER	IP	WLS	BF	H	R	ER	SO	BB	IBB	HBP	BLK	WP	HR	S	P	ERA	WHIP

Batter	1	2	3	4	5	6	7	8	9	10	11	AB	R	H	RBI	BB	SO	LOB
24 Chris Young, R (1, 8) OBP: 0.294, SLG: 0.463	X FA 89 0-0 ① F9		C SL 81 C SL 82 X FA 88 0-2 ② G4-3 1-2		D CH 77 S CH 79 C FC 83 X FA 87 1-2 1 S 2-H 2B		C FA 93 S CU 81 B FA 90 C FA 95 1-3 ① K		1 SAFE B CH 80 X FA 87 1-0 1 G4-6-3 1-2 1B		C FA 98 B FA 98 F FA 98 B S 2-3 ② K	6	0	2	1	0	2	2
1 Orlando Hudson, S (1, 4) OBP: 0.369, SLG: 0.435	C FA 88 B FA 89 B FC 85 B FA 88 X 3-1 ② F9		S CU 72 D CU 71 F SL 83 D SL 80 X CH 79 2-2 ③ G1-3		C FA 88 B FA 86 B FA 86 F SL 80 B FA 88 F FA 85 S FA 85 3-3 ③ K 2-3		X CU 81 0-0 ② G4-1		B SL 86 C SL 84 F CH 80 D CU 76 X FA 90 2-2 ② G4-6-3 1-2 2-3		B C C B B B B 4-2 22 1B 18 HR BB	5	1	0	0	1	1	4
22 Eric Byrnes, R (1, 7) OBP: 0.373, SLG: 0.503	B FA 88 X FA 88 1-0 ③ F9			X CH 79 0-0 ① 1B		X 0-0 6 SH5-4 34 1B 19 1B 1B	C FA 94 B FA 96 X FA 90 1-1 ③ F8		D CU 75 B CU 77 I IN 66 I IN 69 4-0 IBB		C B FA 97 F FA 98 X FA 98 1-2 18 HR 3-H 1B	5	2	3	1	1	0	0
34 Conor Jackson, R (1, 3) OBP: 0.366, SLG: 0.424 56 Ramon Pena, R (11, 1) OBP: 0.333, SLG: 0.333		X 0-0 E9 19 1B		B FA 88 C SL 84 X SL 80 1-1 ② L7		D FA 87 1 SAFE 1 SAFE C FA 84 X CH 78 1-1 6 SH5-4 19 1B 1-2 1B		C FA 88 X CH 81 0-1 ① F8	F FA 94 F FA 94 S FA 96 0-3 ③ K		C CU 84 B CU 83 B FA 97 X SL 85 2-1 1-H 2-H HR	5 0	1 0	1 0	0 0	0 0	1 0	3 0
6 Stephen Drew, L (1, 6) OBP: 0.297, SLG: 0.373		C FA 87 S SL 83 D CU 72 S SL 83 1-3 ① K		X SL 83 0-0 ③ G3-1		X SL 82 0-0 ① SH5-4 1-2 2-3		S FA 86 B CU 76 X SL 85 1-1 ② P5		C FC 87 F CH 75 B FC 87 B CH 76 B CH 75 C FA 86 3-3 ① K	C FA 97 F SL 85 B FA 98 X FA 96 1-2 1B	5	0	1	0	0	2	1
27 Mark Reynolds, R (1, 5) OBP: 0.310, SLG: 0.463 Tony Clark, S (9, 3) OBP: 0.283, SLG: 0.481		B FA 88 D CH 80 X CH 81 2-0 ② F8			B FA 86 X FA 87 1-0 ① F9	I IN 60 I IN 61 I IN 60 I IN 61 4-0 19 1B SF7 IBB		B CU 76 C FA 89 B FA 89 S FA 86 F SL 85 B FA 90 X SL 86 3-2 1B		C FC 87 B FC 87 F CH 75 X CH 75 1-2 ② G3	X CH 86 0-0 ③ F7	3 2	1 0	1 0	0 0	1 0	0 0	1 1
19 Chris Snyder, R (1, 2) OBP: 0.329, SLG: 0.400		B SL 84 B CU 71 X FA 87 2-0 ③ 2-H 1B			C FA 87 B CU 69 F CU 69 F FA 86 B CU 68 X CU 70 2-2 ② P4	C CU 69 X CH 76 0-1 1-3 2-H 3-H 1B		1 SAFE C SL 87 C CU 76 1 SAFE F SL 85 C FA 89 0-3 ③ K		B FC 87 B FC 88 X FC 88 2-0 ③ P2		5	0	2	2	0	1	1
7 Carlos Quentin, R (1, 9) OBP: 0.297, SLG: 0.343 Jeff DaVanon, S (5, PR) OBP: 0.345, SLG: 0.273 (5, 9)			B FA 88 B CH 80 X FA 87 2-0 ① G6-3		F SL 84 F FA 87 F CU 71 X SL 82 0-2 44 2B 2B	P PO 87 C CU 78 X FA 94 1-1 ② SF7 3-H			B SL 84 B FA 88 B SL 84 C FA 87 C CH 79 F FA 83 B SL 84 4-2 1 G4-6-3 24 1B BB		C CU 84 B CU 86 X FA 96 1-1 11 SH2-4 22 1B 2B	2 1	0 2	1 1	0 1	0 1	0 0	0 0
44 Micah Owings, R (1, 1) OBP: 0.250, SLG: 0.412 37 Juan Cruz, R (7, 1) 45 Doug Slaten, L (8, 1) Brandon Lyon, R (8, 1) 11 Augie Ojeda, S (8, 5) OBP: 0.346, SLG: 0.417 Jose Valverde, R (9, 1) 18 Chad Tracy, L (11, PH) OBP: 0.350, SLG: 0.467			X FA 88 0-0 24 G4-3 1B		B FA 87 B CU 70 X FC 83 2-0 24 2B 2-H 2B	X FA 95 0-0 ③ F9			F FA 89 1 SAFE F CH 82 D CU 76 S CU 75 1-3 ① K		X FA 96 0-0 ① SH2-4 2-3	3 0 0 0 1 0 1	1 0 0 0 0 0 0	2 0 0 0 0 0 0	1 0 0 0 0 1 0	0 0 0 0 0 1 0	0 0 0 0 0 1 0	1 0 0 0 0 1 0
Inning Stats	R: 0 E: 0 K: 0 S: 4 H: 0 LOB: 0 BB: 0 P: 8	R: 0 E: 1 K: 1 S: 6 H: 1 LOB: 2 BB: 0 P: 11	R: 0 E: 0 K: 0 S: 8 H: 1 LOB: 1 BB: 0 P: 12	R: 0 E: 0 K: 0 S: 4 H: 1 LOB: 0 BB: 0 P: 5	R: 2 E: 0 K: 1 S: 17 H: 3 LOB: 2 BB: 0 P: 26	R: 3 E: 0 K: 0 S: 10 H: 3 LOB: 1 BB: 1 P: 15	R: 0 E: 0 K: 1 S: 6 H: 0 LOB: 0 BB: 0 P: 8	R: 0 E: 0 K: 1 S: 12 H: 1 LOB: 1 BB: 0 P: 16	R: 0 E: 0 K: 2 S: 13 H: 1 LOB: 3 BB: 2 P: 25	R: 0 E: 0 K: 1 S: 7 H: 0 LOB: 0 BB: 0 P: 13	R: 4 E: 0 K: 1 S: 17 H: 4 LOB: 1 BB: 1 P: 28	1B: 10 2B: 4 3B: 0 HR: 1	SF: 1 SAC: 2 DP: 0 HBP: 0	WP: 0 PB: 0 SB: 1 CS: 0	PA: 51			

PITCHER		IP	WLS	BF	H	R	ER	SO	BB	IBB	HBP	BLK	WP	HR	S	P	ERA	WHIP
David Wells, L ERA: 5.18	(1, 1)	5.1		25	9	5	5	2	0	1	0	0	0	0	45	73	8.44	1.688
26 Doug Brocail, R ERA: 4.13	(6, 1)	1.2		5	0	0	0	1	0	0	0	0	0	0	10	12	0.00	0.000
45 Justin Hampson, L ERA: 2.73	(8, 1)	1.2		9	2	0	0	2	1	1	0	0	0	0	22	38	0.00	1.800
41 Kevin Cameron, R ERA: 0.95	(9, 1)	0.1		1	0	0	0	1	0	0	0	0	0	0	3	3	0.00	0.000
Trevor Hoffman, R ERA: 1.7	(10, 1)	1.0		3	0	0	0	1	0	0	0	0	0	0	7	13	0.00	0.000

PITCHER		IP	WLS	BF	H	R	ER	SO	BB	IBB	HBP	BLK	WP	HR	S	P	ERA	WHIP
21 Heath Bell, R ERA: 2.54	(11, 1)	1.0	L	8	4	4	4	1	1	0	0	0	0	1	17	28	36.00	5.000

TOP

Arizona Diamondbacks @ San Diego Padres

PETCO Park, San Diego, CA

Wed Aug 01 2007, 10:05 PM EDT

Att. 30,416 - Partly Cloudy - 71 F

livebaseballscorecards.com

AB	44
R	9
H	15
RBI	9
BB	4
SO	8
LOB	15

Batter	1	2	3	4	5	6	7	8	9	10	11	AB	R	H	RBI	BB	SO	LOB
24 Brian Giles, L (1, 9) OBP: 0.386, SLG: 0.380	X FA 91 0-0 G4-3 1B		C FA 90 B SL 84 F FA 90 B FA 91 X CH 77 2-2 ③ P4		B SL 85 B FA 91 B B FA 91 4-0 BB		B SL 83 C SL 81 F SL 82 B FA 98 B SL 84 S FA 97 3-3 ③ K		C FA 96 S FA 96 B FA 97 S FA 95 1-3 ② K		F FA 96 S SL 88 F FA 97 C SL 88 0-3 ③ K	2	0	1	0	1	0	0
14 Scott Hairston, R (5, PR) OBP: 0.292, SLG: 0.346 (6, 7)												3	0	0	0	0	3	2
Mike Cameron, R (1, 8) OBP: 0.317, SLG: 0.440	B FA 90 B SL 83 1 SAFE C FA 89 C FA 90 C FA 92 2-3 ① K			B SL 86 F SL 84 X FA 92 1-1 G3 3B	B FA 92 C FA 92 S FA 90 F FA 93 B SL 86 F FA 91 F FA 91 X FA 92 2-2 ③ F8			F FA 96 B SL 81 X FA 98 1-1 ① F9	F FA 96 C FA 96 F FA 96 X FA 97 0-2 2-H HR 1B			5	2	2	1	0	1	4
Milton Bradley, S (1, 7) OBP: 0.420, SLG: 0.556 (6, 9)	F FA 91 B SL 84 1 SAFE C FA 89 B SL 85 B FA 90 X FA 91 3-2 ② G4-3 1-2			X FA 92 0-0 ① G3 3-H		S FA 90 C SL 85 B SL 85 X FA 94 1-2 1B		B CH 84 B FA 97 F FA 98 B CH 85 B FA 98 4-1 23 BB BB	X FA 94 0-0 1-H HR			4	1	2	3	1	0	1
23 Adrián González, L (1, 3) OBP: 0.331, SLG: 0.468	B FA 91 S FA 91 F FA 92 T SL 86 1-2 ③ K			B FA 90 X FA 90 1-0 ② F7		B SL 83 X FA 90 1-0 ① P6		B FA 93 B SL 84 C FA 92 B FA 93 B FA 94 4-1 3 FC4-6 1-2 BB	F FA 97 C FS 86 S FS 86 0-3 ③ K			4	0	0	0	1	2	2
4 Michael Barrett, R (1, 2) OBP: 0.288, SLG: 0.390		B FA 92 B FA 90 C FA 92 F FA 91 S FA 93 2-3 ① K		C FA 92 B FA 90 X SL 85 1-1 ③ L8		B SL 82 C FA 88 F FA 88 1 SAFE F FA 90 S SL 83 1-3 ② K		C FA 93 X FA 94 0-1 ② P3		S FA 94 B FS 87 X FA 95 1-1 ① G6-3		5	0	0	0	0	2	3
3 Khalil Greene, R (1, 6) OBP: 0.269, SLG: 0.439		C FA 93 B FA 93 B SL 87 B FA 93 S FA 92 X FA 94 3-2 ② F9			C SL 85 S FA 90 F SL 86 F X 0-2 SH1-4 5 BB 1B	X FA 90 0-0 ③ F8		C CU 77 B FA 94 B FA 95 X FA 94 2-1 ③ FC4-6 1-2f		C FA 96 B FS 86 X FA 95 1-1 ② P4		5	0	1	0	0	0	3
5 Kevin Kouzmanoff, R (1, 5) OBP: 0.292, SLG: 0.412 21 Heath Bell, R (11, 1)		C FA 93 X SL 87 0-1 ③ L4			D SL 84 B FA 90 1 SAFE B FA 90 B FA 90 4-0 SH1-4 1-2 BB	X FA 95 0-0 ① F8			C FA 93 C FA 90 B CU 77 X CU 77 1-2 2B 2B	F FS 86 S FA 96 B FS 86 S FA 95 1-3 ③ K		4	1	1	0	1	1	0
												0	0	0	0	0	0	0
Geoff Blum, S (1, 4) OBP: 0.321, SLG: 0.336 (11, 5)			C FA 93 F FA 92 B FA 91 B FA 92 F SL 85 F FA 94 X CH 83 2-2 ① F7		C CH 78 X FA 92 0-1 ① F7		C FA 98 S CH 84 X SL 85 0-2 1B		X FA 95 0-0 2-H 1B 2B		C FA 96 F CH 86 B FA 95 B FA 96 F FA 89 F FA 95 X FA 97 2-2 22 G1-6-3 1B	5	1	3	1	0	0	2
David Wells, L (1, 1) OBP: 0.111, SLG: 0.111 26 Doug Brocail, L (6, 1) OBP: 0.500, SLG: 0.500 Rob Mackowiak, L (7, PH) OBP: 0.393, SLG: 0.416 45 Justin Hampson, L (8, 1) 41 Kevin Cameron, R (9, 1) Morgan Ensberg, R (9, PH) OBP: 0.322, SLG: 0.382 Trevor Hoffman, R (10, 1) 22 Marcus Giles, R (11, 4) OBP: 0.303, SLG: 0.320	F FA 92 X FA 91 0-1 ② F7			X FA 90 0-0 ② SH1-4 1-2 2-3		B FA 97 F CH 84 B FA 96 S FA 96 B FA 96 S FA 95 3-3 ② K		S FA 95 F FA 96 S 0-3 ① K		C FA 95 F FA 95 B SL 87 D SL 89 X FA 96 2-2 ①② G1-6-3 1-2f		1	0	0	0	0	0	0
												0	0	0	0	0	0	0
												1	0	0	0	0	0	0
												0	0	0	0	0	0	0
												0	0	0	0	0	0	0
												1	0	0	0	0	1	1
												0	0	0	0	0	0	0
												1	0	0	0	0	0	1
Inning Stats	R: 0 E: 0 K: 2 S: 10 H: 1 LOB: 1 BB: 0 P: 16	R: 0 E: 0 K: 1 S: 8 H: 0 LOB: 0 BB: 0 P: 13	R: 0 E: 0 K: 0 S: 10 H: 0 LOB: 0 BB: 0 P: 14	R: 1 E: 0 K: 0 S: 6 H: 1 LOB: 0 BB: 0 P: 9	R: 0 E: 0 K: 0 S: 14 H: 1 LOB: 3 BB: 2 P: 24	R: 0 E: 0 K: 1 S: 9 H: 1 LOB: 1 BB: 0 P: 12	R: 0 E: 0 K: 2 S: 10 H: 1 LOB: 1 BB: 0 P: 16	R: 0 E: 0 K: 0 S: 8 H: 0 LOB: 2 BB: 2 P: 19	R: 4 E: 0 K: 3 S: 18 H: 4 LOB: 0 BB: 0 P: 20	R: 0 E: 0 K: 1 S: 7 H: 0 LOB: 0 BB: 0 P: 10	R: 0 E: 0 K: 1 S: 12 H: 1 LOB: 0 BB: 0 P: 16	1B: 6 2B: 2 3B: 1 HR: 1 SF: 0 SAC: 1 DP: 1 HBP: 0	WP: 0 PB: 0 SB: 0 CS: 0 PA: 46					

PITCHER		IP	WLS	BF	H	R	ER	SO	BB	IBB	HBP	BLK	WP	HR	S	P	ERA	WHIP
44 Micah Owings, R ERA: 4.91	(1, 1)	6.0		24	4	1	1	4	2	0	0	0	0	0	57	88	1.50	1.000
37 Juan Cruz, R ERA: 2.76	(7, 1)	1.1		6	1	0	0	2	1	0	0	0	0	0	13	24	0.00	1.500
45 Doug Slaten, L ERA: 2.25	(8, 1)	0.0		1	0	0	0	0	1	0	0	0	0	0	1	5	∞	∞
Brandon Lyon, R ERA: 2.79	(8, 1)	0.2	H	4	2	2	2	0	0	0	0	0	0	0	8	11	27.00	3.000
Jose Valverde, R ERA: 2.93	(9, 1)	2.0	W	8	2	2	2	4	0	0	0	0	0	1	21	25	9.00	1.000

PITCHER		IP	WLS	BF	H	R	ER	SO	BB	IBB	HBP	BLK	WP	HR	S	P	ERA	WHIP
56 Ramon Pena, R ERA: 1.89	(11, 1)	1.0		3	1	0	0	1	0	0	0	0	0	0	12	16	0.00	1.000

BOTTOM

Arizona Diamondbacks @ San Diego Padres

PETCO Park, San Diego, CA

Wed Aug 01 2007, 10:05 PM EDT

Att. 30,416 - Partly Cloudy - 71 F

livebaseballscorecards.com

AB	41
R	5
H	10
RBI	5
BB	4
SO	11
LOB	20

Arizona Diamondbacks @ San Diego Padres

PETCO Park, San Diego, CA

Thu Aug 02 2007, 3:35 PM EDT

Att. 37,119 - Sunny - 74 F

livebaseballscorecards.com

TOP

Batter	1	2	3	4	5	6	7	8	9	AB	R	H	RBI	BB	SO	LOB
24 Chris Young, R (1, 8) OBP: 0.291, SLG: 0.458	C B F SL 85 B B S 3-3 ① K		C SL 82 X SL 86 0-1 ③ P6			B FF 93 S CH 85 B CH 84 X FF 94 2-1 ① P4		C SL 79 S SL 79 B SL 79 B FA 88 B FA 87 S 3-3 ② K		4	0	0	0	0	2	1
Jeff DaVanon, S (1, 9) OBP: 0.303, SLG: 0.231 (8, 7)	F F FC 89 F FA 96 B CU 76 C FA 96 1-3 ② K			F FF 91 L CH 85 F FA 95 B CU 73 C FA 96 1-3 ① K		F CH 84 B FF 95 C FF 94 C CU 73 1-3 ② K		B FA 88 F FA 88 B CH 74 X FA 88 2-1 ③ G4-3		4	0	0	0	0	3	0
22 Eric Byrnes, R (1, 7) OBP: 0.371, SLG: 0.500 10 Justin Upton, R (8, 9)	B FA 95 F FA 95 C FA 96 F FA 97 B SL 88 F CU 81 F FA 95 F CH 88 F FA 96 2-3 S CU 73 ③ K			X SL 82 0-0 ② P3		X FA 95 0-0 ③ G4-3			C FA 93 B FA 94 S CH 83 B FA 95 X CH 83 2-2 ① P3	3 1	0 0	0 0	0 0	0 0	1 0	0 0
18 Chad Tracy, L (1, 5) OBP: 0.348, SLG: 0.461		C FA 91 X FA 86 0-1 ① F9		B FF 94 F CH 86 F FA 94 H SL 81 2-2 HBP			B CH 84 C FA 93 S CU 74 S FA 95 1-3 ① K		C FA 93 C FA 93 B FA 93 B SL 85 C SL 84 2-3 ② K	3	0	0	0	0	2	0
34 Conor Jackson, R (1, 3) OBP: 0.362, SLG: 0.418		C FA 94 B FA 94 X FF 94 1-1 ② G5-3		C FA 95 S SL 83 S FA 97 0-3 ③ K			F FF 96 X FA 95 0-1 ② G5-3		X FA 93 0-0 ③ L8	4	0	0	0	0	1	1
6 Stephen Drew, L (1, 6) OBP: 0.299, SLG: 0.378		F FA 93 C FA 94 S CU 72 0-3 ③ K			C CU 73 B FA 94 B CU 75 B FA 87 F FA 94 X SL 81 3-2 11 G3 2B		X FA 95 0-0 26 BB 1B			3	0	2	0	0	1	0
26 Miguel Montero, L (1, 2) OBP: 0.308, SLG: 0.384			C FA 90 C FA 94 F FF 95 X SL 81 0-2 2B		F FF 94 B FF 94 B FF 95 F FA 87 F FF 95 X FF 95 2-2 ① F7		C FF 94 B CU 74 B FF 94 F CH 87 B FA 95 B CU 76 4-2 1-2 BB			2	0	1	0	1	0	1
11 Augie Ojeda, S (1, 4) OBP: 0.327, SLG: 0.392			B FF 94 B FF 94 B FF 94 C FF 92 X FF 94 3-1 ① P6		C FF 95 B CU 72 S FA 95 B FA 95 B CU 74 X FF 95 3-2 ② G3 2-3		F FA 95 X FF 95 0-1 ③ F8			3	0	0	0	0	0	4
50 Yusmeiro Petit, R (1, 1) OBP: 0.083, SLG: 0.083 57 Dustin Nippert, R (5, 1) 45 Doug Slaten, L (7, 1) Tony Clark, S (8, PH) OBP: 0.281, SLG: 0.478 31 Edgar Gonzalez, R (8, 1) OBP: 0.231, SLG: 0.231			C FA 94 B FA 95 S SL 82 B SL 81 S SL 82 2-3 ② K		S SL 82 S SL 81 S SL 80 0-3 ③ K			X FA 88 0-0 ① G4-3		2 0 0 1 0	0 0 0 0 0	0 0 0 0 0	0 0 0 0 0	0 0 0 0 0	2 0 0 0 0	2 0 0 0 0
Inning Stats	R: 0 E: 0 K: 3 S: 15 H: 0 LOB: 0 BB: 0 P: 21	R: 0 E: 0 K: 1 S: 7 H: 0 LOB: 0 BB: 0 P: 8	R: 0 E: 0 K: 1 S: 11 H: 1 LOB: 1 BB: 0 P: 16	R: 0 E: 0 K: 2 S: 10 H: 0 LOB: 1 BB: 0 P: 13	R: 0 E: 0 K: 1 S: 13 H: 1 LOB: 1 BB: 0 P: 21	R: 0 E: 0 K: 1 S: 6 H: 0 LOB: 0 BB: 0 P: 9	R: 0 E: 0 K: 1 S: 10 H: 1 LOB: 2 BB: 1 P: 15	R: 0 E: 0 K: 1 S: 6 H: 0 LOB: 0 BB: 0 P: 11	R: 0 E: 0 K: 1 S: 7 H: 0 LOB: 0 BB: 0 P: 11	1B: 1 2B: 2 3B: 0 HR: 0	SF: 0 SAC: 0 DP: 0 HBP: 1					

WP: 0 PB: 0 SB: 0 CS: 0 PA: 32

	AB	30
	R	0
	H	3
	RBI	0
	BB	1
	SO	12
	LOB	9

PITCHER		IP	WLS	BF	H	R	ER	SO	BB	IBB	HBP	BLK	WP	HR	S	P	ERA	WHIP
44 Jake Peavy, R ERA: 2.3	(1, 1)	7.0	W	26	3	0	0	10	1	0	1	0	0	0	72	103	0.00	0.571
43 Cla Meredith, R ERA: 3.44	(8, 1)	1.0		3	0	0	0	1	0	0	0	0	0	0	6	11	0.00	0.000
Wilfredo Ledezma, L ERA: 5.28	(9, 1)	1.0		3	0	0	0	1	0	0	0	0	0	0	7	11	0.00	0.000

PITCHER		IP	WLS	BF	H	R	ER	SO	BB	IBB	HBP	BLK	WP	HR	S	P	ERA	WHIP

BOTTOM

Arizona Diamondbacks @ San Diego Padres

PETCO Park, San Diego, CA

Thu Aug 02 2007, 3:35 PM EDT

Att. 37,119 - Sunny - 74 F

livebaseballscorecards.com

Batter	1	2	3	4	5	6	7	8	9	AB	R	H	RBI	BB	SO	LOB
Rob Mackowiak, L (1, 9) OBP: 0.354, SLG: 0.416	C FA 89 C FF 91 B FA 91 S CH 81 1-3 K ①	C FA 90 X CH 83 0-1 G4-3 ②	X CH 84 0-0 S 1B 1B	S FA 94 B CH 86 S FA 96 B FA 97 X FA 97 2-2 G6-3 ①	C FA 91 X CH 81 0-1 2B 1B		5	2	2	0	0	1	0
Mike Cameron, R (1, 8) OBP: 0.316, SLG: 0.438 Geoff Blum, S (8, 7) OBP: 0.325, SLG: 0.347	B FA 90 S FA 86 S FA 87 S CU 77 1-3 K ②	B FA 90 C FA 84 S CU 76 C FA 91 1-3 K ③	1 SAFE C FA 90 X SL 83 0-1 23 BB BB 3 WP 1-H 1B	B CU 80 C CU 79 S FA 97 B FA 98 F CU 80 F FA 98 F CU 81 B FA 97 F FA 97 3-3 K ② F FA 97 S CU 82	B FA 88 B FC 87 C CH 78 F SL 80 F CU 75 F FA 92 X FA 92 2-2 1-H 2B		4 1	1 0	1 1	1 1	0 0	3 0	0 0
Milton Bradley, S (1, 7) OBP: 0.422, SLG: 0.551 14 Scott Hairston, R (8, 8) OBP: 0.291, SLG: 0.344	B FA 90 S CH 83 B CH 85 F FA 91 B CH 82 X FA 91 3-2 F7 ③			X CH 81 0-0 G4-3 ① B CH 81 T CH 82 X FA 91 1-1 HR	1 SAFE 1 SAFE 1 SAFE B FA 88 F CH 82 1 SAFE C FA 89 P PO 85 1 SAFE 4-2 3 WP 23 BB 1-2 BB		B SI 89 B FA 97 C FA 96 B CU 80 X FA 96 3-1 E6 3 HR 1B I IN 69 I IN 71 I IN 71 I IN 70 4-0 3 HR IBB	B FA 89 B SL 84 B SL 82 C FF 91 S FF 93 X FF 94 3-2 G6-3 ② C FF 91 C FF 92 C FF 94 0-3 K ③		3 1 1 0 1 0 0 0 0 0 0 0 0 1	1 0	1 0	0 0	1 0	0 1
23 Adrián González, L (1, 3) OBP: 0.336, SLG: 0.475		B FA 89 S CH 82 B FA 88 T FA 90 B FA 92 F CH 84 F FA 90 B FA 90 4-2 HR BB		B CH 81 T CH 82 X FA 91 1-1 HR	2 SAFE B FA 88 B FA 88 B CH 83 B FA 89 4-0 3 WP 1-2 2-3 BB					2	3	1	1	3	1	1
3 Khalil Greene, R (1, 6) OBP: 0.269, SLG: 0.444		F FA 91 F FA 85 X FA 90 0-2 F8 ①		C FA 92 X CH 82 0-1 G6-3 ② B FA 90 B CH 83 B CH 84 C FA 90 F FA 90 B FA 91 4-2 1B BB	B FA 97 F CU 78 S FA 96 T FA 97 1-2 K ② 1-2 2-3 3-H F FA 88 X 0-1 G4-3 ③		C CU 79 D CU 79 B CU 79 B FA 96 F FA 97 F FA 96 X FA 97 3-2 1-H 2-H HR			4	1	1	3	0	1	3
28 Josh Bard, S (1, 2) OBP: 0.347, SLG: 0.379		C FA 90 X FA 92 0-1 L7 ②					C FA 97 F FA 98 F CU 80 B CU 81 B FA 97 B FA 96 B 4-2 HR BB			2	1	0	0	2	0	3
Morgan Ensberg, R (1, 5) OBP: 0.328, SLG: 0.415		B FA 92 F CH 83 X FA 85 1-1 1-H HR		B SL 83 F SL 83 C FA 89 B FA 90 D SL 76 X SL 84 3-2 22 FC6-4 1-3 1B		S CU 78 X FA 97 0-1 L9 ① C FA 96 F FA 97 T FA 98 0-2 K ②	F FA 96 F FA 96 B FA 97 X FA 97 1-2 1-H HR			4	2	3	4	0	0	0
22 Marcus Giles, R (1, 4) OBP: 0.300, SLG: 0.316		C FA 92 F SL 77 B SL 76 B FA 91 S SL 83 2-3 K ③		X SL 83 0-0 FC6-4 ③ 1-2f			B SL 85 F FA 91 X FA 91 1-1 L9 ③			4	0	0	0	0	2	2
44 Jake Peavy, R (1, 1) OBP: 0.222, SLG: 0.318 43 Cla Meredith, R (8, 1) 5 Kevin Kouzmanoff, R (8, PH) OBP: 0.291, SLG: 0.410 Wilfredo Ledezma, L (9, 1)			X FA 89 0-0 F7 ①		S FA 84 B SL 76 B FA 90 F FA 90 F SL 83 X FA 89 2-2 G4-3 ①		F FA 97 B FA 98 B CU 78 F FA 96 C FA 98 2-3 K ③	B FA 88 F FF 92 X FA 93 1-1 G6-3 ①		3 0 0 1 0	0 0 0 0 0	0 0 0 0 0	0 0 0 0 0	1 0 0 0 0	0 0 0 0 0

| Inning Stats | | | | |

Batter	1	2	3	4	5	6	7	8	9	10	AB	R	H	RBI	BB	SO	LOB
10 Dave Roberts, L (1, 8) OBP: 0.331, SLG: 0.367	B FA 86 C SI 86 X FA 87 1-1 2 G6-3 1B		X FA 86 0-0 2 1B G4-3 2B		X SL 81 0-0 ② L9		B FA 89 S FA 88 T FA 88 B FA 88 F FA 88 B FA 88 F FA 88 X FA 88 3-2 2-H 3-H 2B		C FC 85 B FA 86 C FC 86 D CH 76 X FA 86 2-2 ③ 1-H 2B		5	1	4	2	0	0	1
2 Randy Winn, S (1, 9) OBP: 0.349, SLG: 0.416	C SI 87 X FA 86 0-1 ① G6-3 1-2		C SI 88 B CH 81 B SI 88 X FA 87 2-1 G4-3 S 2-3 1B		X FA 87 0-0 ③ L8		C FA 89 X CH 75 0-1 ③ G4-3			C CU 86 C FA 97 B FA 99 B CU 88 C FA 98 2-3 ① K	5	0	1	0	0	1	3
Ray Durham, S (1, 4) OBP: 0.304, SLG: 0.379	B FA 87 F FA 87 B FC 87 X CH 81 2-1 ② G1-3		C SI 88 B FC 86 C FC 88 F FA 87 F FA 88 F FC 82 F FA 89 X CH 83 1-2 ② G4-3 1-3 3-H			X FA 80 0-0 ① G3-1		B SL 80 B FA 91 B FA 92 C FA 89 X FA 91 3-1 ① G4-3		B FA 98 B CU 85 F FA 98 B FA 98 B CU 84 4-1 14 G6-3 BB	4	0	0	1	1	0	2
Barry Bonds, L (1, 7) OBP: 0.488, SLG: 0.542 14 Fred Lewis, L (8, 7) OBP: 0.346, SLG: 0.388 Jack Taschner, L (10, 1)	B FC 86 F SI 87 F SI 88 B FA 89 B FA 83 C FC 87 3-3 ③ K		F FA 88 X FA 88 0-1 ③ G4-3			B CH 80 F FA 86 F FA 86 B FA 87 F CH 82 F FA 87 B FA 87 X FA 87 3-2 ② F9		C FA 94 B FA 96 B FA 94 X FA 93 2-1 ② G3-1		1 SAFE B CU 84 1 SAFE F FA 97 C FA 97 B FA 97 1 SAFE B FA 98 F FA 96 3-2 ② X CU 84 G6-3 1-2	4 1 0	0 0 0	0 0 0	0 0 0	1 0 0	0 0 0	2 1 0
Ryan Klesko, L (1, 3) OBP: 0.365, SLG: 0.425		F F B SL 82 F FA 88 B C 2-3 ① K		X FC 85 0-0 ① G5-3		B FA 86 F FA 86 X CH 82 1-1 ③ F7		X FA 93 0-0 1B		C FA 97 C FA 98 B FA 99 B SL 87 S FA 97 2-3 ③ K	5	0	1	0	0	2	1
1 Bengie Molina, R (1, 2) OBP: 0.295, SLG: 0.410		B FA 88 C FA 86 X FA 87 1-1 ② G6-3		C FA 86 X FC 84 0-1 G5-4-3 1B			C FA 80 B FC 84 X FA 86 1-1 13 2B 10 2B 1B	C FA 92 F SL 83 F SL 86 F FA 97 S 0-3 ③ K			4	1	2	0	0	1	1
Pedro Feliz, R (1, 5) OBP: 0.291, SLG: 0.429		C FA 88 C FA 88 B FA 88 X FA 87 1-2 1B		B FC 81 X CH 82 1-0 ② ③ G5-4-3 1-2f			X FA 86 0-0 ① P2		X FA 86 0-0 ① P2		4	0	1	0	0	0	2
13 Omar Vizquel, S (1, 6) OBP: 0.312, SLG: 0.320		B SI 87 T FA 86 F FA 86 X CH 81 1-2 ③ P6			B FA 85 B FA 85 C FA 85 F CH 79 X FA 86 2-2 18 SH2-4 1B		C FA 86 B CH 82 S CH 82 D CH 81 X 2-2 1-3 10 2B 2B		C FC 86 S CH 76 B CH 76 X FC 88 1-2 ② P4		4	1	2	0	0	0	1
18 Matt Cain, R (1, 1) OBP: 0.051, SLG: 0.026 31 Vinnie Chulk, R (8, 1) Mark Sweeney, L (9, PH) OBP: 0.353, SLG: 0.396 23 Randy Messenger, R (9, 1) Steve Kline, S (9, 1) Rajai Davis, R (10, 7) OBP: 0.350, SLG: 0.346			C SI 86 S FA 87 B SI 88 F FA 86 S CH 82 1-3 ① K		X FA 84 0-0 ① SH2-4 1-2		C FA 88 X FA 87 0-1 ② G6-3		B CH 76 C FA 88 B FA 88 B FA 88 B FA 88 4-1 10 2B BB		2 0 0 0 0 0 0	0 0 0 0 0 0 0	0 0 0 0 0 0 0	0 0 1 0 0 0 0	1 0 0 0 0 0 0	0 0 0 0 0 0 0	2 0 0 0 0 0 0
Inning Stats	R: 0 E: 0 K: 1 S: 9 H: 1 LOB: 1 BB: 0 P: 15	R: 0 E: 0 K: 1 S: 12 H: 1 LOB: 1 BB: 0 P: 17	R: 1 E: 0 K: 1 S: 16 H: 2 LOB: 1 BB: 0 P: 20	R: 0 E: 0 K: 0 S: 4 H: 1 LOB: 0 BB: 0 P: 5	R: 0 E: 0 K: 0 S: 6 H: 1 LOB: 1 BB: 0 P: 8	R: 0 E: 0 K: 0 S: 8 H: 0 LOB: 0 BB: 0 P: 12	R: 2 E: 0 K: 0 S: 15 H: 3 LOB: 1 BB: 0 P: 21	R: 0 E: 0 K: 1 S: 10 H: 1 LOB: 1 BB: 0 P: 15	R: 0 E: 0 K: 0 S: 8 H: 1 LOB: 2 BB: 1 P: 15	R: 0 E: 0 K: 2 S: 11 H: 0 LOB: 1 BB: 1 P: 22	1B: 7 2B: 4 3B: 0 HR: 0	SF: 0 SAC: 1 DP: 1 HBP: 0					

PITCHER		IP	WLS	BF	H	R	ER	SO	BB	IBB	HBP	BLK	WP	HR	S	P	ERA	WHIP
Greg Maddux, R ERA: 4.2	(1, 1)	6.1		26	8	3	3	3	0	0	0	0	0	0	61	86	4.26	1.263
43 Cla Meredith, R ERA: 3.4	(7, 1)	0.2		3	1	0	0	0	0	0	0	0	0	0	9	12	0.00	1.500
41 Kevin Cameron, R ERA: 0.92	(8, 1)	1.0		4	1	0	0	1	0	0	0	0	0	0	10	15	0.00	1.000
Trevor Hoffman, R ERA: 1.66	(9, 1)	1.0		4	1	0	0	0	1	0	0	0	0	0	8	15	0.00	2.000
21 Heath Bell, R ERA: 2.49	(10, 1)	1.0	W	4	0	0	0	2	1	0	0	0	0	0	11	22	0.00	1.000

PITCHER	IP	WLS	BF	H	R	ER	SO	BB	IBB	HBP	BLK	WP	HR	S	P	ERA	WHIP

TOP

San Francisco Giants @ San Diego Padres

PETCO Park, San Diego, CA

Fri Aug 03 2007, 10:05 PM EDT
Att. 43,523 - Clear - 71 F

livebaseballscorecards.com

AB	38
R	3
H	11
RBI	3
BB	2
SO	6
LOB	16

WP: 0 PB: 0 SB: 1 CS: 0 PA: 41

Batter	1	2	3	4	5	6	7	8	9	10	AB	R	H	RBI	BB	SO	LOB
Rob Mackowiak, L (1, 9) OBP: 0.351, SLG: 0.415	B S X 1-1 ① G4-3		B SL 86 S FA 89 X FA 88 1-1 ② G1-3 2-3		F FA 94 F FA 94 S FA 96 0-3 ③ K			F FA 88 B FA 94 X CH 87 1-1 14 HR 1-3 2B	F FA 92 S FA 92 B FA 92 S SL 85 1-3 ③ K		5	1	1	0	0	2	4
Mike Cameron, R (1, 8) OBP: 0.315, SLG: 0.435	C FA 92 B FA 92 B FA 88 X 2-1 S 1B		C SL 86 B SL 87 C SL 86 S FA 97 1-3 ③ K			C SL 83 B FA 96 S SL 86 F FA 96 F FA 96 C FA 97 1-3 ① K		F CH 79 2 SAFE S FA 94 D SL 82 F SL 81 X FA 96 1-2 ② P3		C FA 94 B CH 85 B FA 94 F FA 95 F CH 86 F CH 86 X FA 94 2-2 ① L6	5	0	1	0	0	2	3
Milton Bradley, S (1, 7) OBP: 0.417, SLG: 0.543 14 Scott Hairston, R (5, 7) OBP: 0.296, SLG: 0.382	F FA 95 1 SAFE B SL 87 F FA 96 B FA 95 S 2-3 ② K 1-2			T FA 95 X FA 96 0-1 ① G6-3		C SL 88 F SL 86 B SL 87 B FA 97 X FA 88 2-2 ② F8		X CU 82 0-0 HR 2-H 3-H		C CH 85 S FA 95 B FA 94 B SL 85 B CH 86 X FA 94 3-2 HR	2 3	0 2	0 2	0 4	0 0	1 0	1 0
23 Adrián González, L (1, 3) OBP: 0.338, SLG: 0.473	B FA 94 S FA 94 B FA 95 S F SL 86 F FA 95 F FA 89 S 2-3 ③ K			C FA 96 F FA 90 B FA 97 F FA 96 B SL 87 B FA 89 B SL 87 4-2 BB		B FA 88 F FA 89 F FA 94 F FA 96 B SL 87 S FA 90 2-3 ③ K		C CU 79 F FA 94 F FA 93 B CH 83 B CH 84 B CU 80 B CU 80 4-2 BB			2	0	0	0	2	2	1
3 Khalil Greene, R (1, 6) OBP: 0.266, SLG: 0.440		B FA 93 X FA 94 1-0 ① F9		F FA 95 S FA 95 F FA 96 X FA 89 0-2 ② L9			F FF 94 B SL 84 F FA 88 B SL 81 S SL 82 2-3 ① K	B FA 94 C FA 94 D FA 95 S SL 82 X SL 82 2-2 ③ L7			4	0	0	0	0	1	2
Morgan Ensberg, R (1, 5) OBP: 0.323, SLG: 0.408		S SL 86 F FA 88 S FA 95 0-3 ② K		C FA 96 F FA 95 B SL 88 C SL 88 1-3 ③ K			F SL 84 F SL 86 B FA 95 B SL 85 S SL 83 2-3 ② K		S FA 96 B FA 96 B SL 88 B FA 96 X FA 94 3-1 ① G5-3		4	0	0	0	0	3	1
4 Michael Barrett, R (1, 2) OBP: 0.284, SLG: 0.385		C SL 85 X FA 96 0-1 ③ G6-3			B SL 84 C SL 84 L FA 95 F SL 88 F FA 97 S SL 88 1-3 ① K2-3		B FA 95 F FA 96 B FA 95 X FA 95 2-1 ③ G6-3		F FA 96 F SL 88 X FA 88 0-2 ② G6-3		4	0	0	0	0	1	0
Geoff Blum, S (1, 4) OBP: 0.335, SLG: 0.358			B FA 91 B CH 87 C FA 94 F FA 94 X SL 86 2-2 G1-3 SH3-4 1B		B FA 96 F FA 96 F FA 95 B CU 78 X SL 86 2-2 ② F9			S CH 86 F FA 88 X FA 95 0-2 2B 14 HR 1B	C CU 74 B CU 76 X FA 86 1-1 28 1B		4	1	3	0	0	0	0
Greg Maddux, R (1, 1) OBP: 0.125, SLG: 0.103 43 Cla Meredith, R (7, 1) 41 Kevin Cameron, R (8, 1) 5 Kevin Kouzmanoff, R (8, PH) OBP: 0.291, SLG: 0.409 Trevor Hoffman, R (9, 1) 28 Josh Bard, S (9, PH) OBP: 0.350, SLG: 0.381 21 Heath Bell, R (10, 1)			C FA 95 X FA 95 0-1 ① SH3-4 1-2		X FA 96 0-0 1B			F FA 94 X SL 86 0-1 ① F8	C FA 95 1 SAFE F FA 94 X FA 96 0-2 1-3 1B		1 0 0 1 0 1 0	0 0 0 0 0 0 0	1 0 0 0 0 0 1	0 0 0 0 0 0 0	0 0 0 0 0 0 0	0 0 0 0 0 0 0	0 0 0 1 0 0 0
Inning Stats	R: 0 H: 1 E: 0 LOB: 1 K: 2 BB: 0 S: 13 P: 20	R: 0 H: 0 E: 0 LOB: 0 K: 1 BB: 0 S: 6 P: 7	R: 0 H: 1 E: 0 LOB: 1 K: 1 BB: 0 S: 10 P: 14	R: 0 H: 0 E: 0 LOB: 1 K: 1 BB: 1 S: 12 P: 17	R: 0 H: 1 E: 0 LOB: 1 K: 2 BB: 0 S: 12 P: 15	R: 0 H: 0 E: 0 LOB: 0 K: 2 BB: 0 S: 12 P: 17	R: 0 H: 0 E: 0 LOB: 0 K: 2 BB: 0 S: 8 P: 14	R: 3 H: 3 E: 0 LOB: 1 K: 0 BB: 1 S: 18 P: 26	R: 0 H: 2 E: 0 LOB: 2 K: 1 BB: 0 S: 13 P: 18	R: 1 H: 1 E: 0 LOB: 0 K: 0 BB: 0 S: 8 P: 13	1B: 6 2B: 1 3B: 0 HR: 2	SF: 0 SAC: 1 DP: 0 HBP: 0		WP: 0 PB: 0 SB: 1 CS: 0		PA: 39		

PITCHER	IP	WLS	BF	H	R	ER	SO	BB	IBB	HBP	BLK	WP	HR	S	P	ERA	WHIP
18 Matt Cain, R (1, 1) ERA: 3.93	7.1		28	5	2	2	11	1	0	0	0	0	0	80	112	2.46	0.818
31 Vinnie Chulk, R (8, 1) ERA: 3.53	0.2	B	4	1	1	1	0	1	0	0	0	0	1	11	18	13.50	3.000
23 Randy Messenger, R (9, 1) ERA: 2.72	0.2		4	2	0	0	0	0	0	0	0	0	0	10	14	0.00	3.000
Steve Kline, L (9, 1) ERA: 3.18	0.1		1	0	0	0	1	0	0	0	0	0	0	3	4	0.00	0.000
Jack Taschner, L (10, 1) ERA: 5.91	0.1	L	2	1	1	1	0	0	0	0	0	0	1	8	13	27.00	3.000

PITCHER	IP	WLS	BF	H	R	ER	SO	BB	IBB	HBP	BLK	WP	HR	S	P	ERA	WHIP

BOTTOM

San Francisco Giants @ San Diego Padres

PETCO Park, San Diego, CA

Fri Aug 03 2007, 10:05 PM EDT

Att. 43,523 - Clear - 71 F

livebaseballscorecards.com

AB	36
R	4
H	9
RBI	4
BB	2
SO	12
LOB	13

Batter	1	2	3	4	5	6	7	8	9	10	11	12	AB	R	H	RBI	BB	SO	LOB
10 Dave Roberts, L (1, 8) OBP: 0.328, SLG: 0.363	C B F T 1-2 K ①		F FA 90 F CU 75 X FA 94 0-2 2 G3 2 S 1B		C FA 89 B CU 74 F CH 80 X FA 89 1-2 P6		L FA 94 B FA 95 B FA 94 F FA 93 F FA 94 X FA 93 2-2 F7 ②			B FA 93 C FA 93 B SL 84 B FA 95 C FA 94 X FA 95 3-2 G6-3 ①		B FA 89 C FA 88 F SL 75 C FA 87 1-3 K ②	6	0	1	0	0	2	0
2 Randy Winn, S (1, 9) OBP: 0.347, SLG: 0.413	C FA 96 C T 0-2 K ②		1 SAFE 1 SAFE P PO 89 B FF 90 B FA 90 F FA 90 X FA 90 3-1 G3 ② 1-3		B FA 89 B FA 89 F FA 89 B FA 89 X FA 89 3-1 F9 ②		X FA 93 0-0 L7 ③			C FA 95 B FA 94 C FA 92 X FA 94 1-2 S 1B		B FA 88 F FA 88 B FA 89 X FA 88 2-1 G6-3 ③	6	0	1	0	0	1	1
Ray Durham, S (1, 4) OBP: 0.303, SLG: 0.374	S FA 94 B FA 94 X FA 93 1-1 L9 ③		S CH 82 B FA 91 B CH 83 F FA 92 S CH 83 2-3 K ③		B CU 76 B FA 90 B FA 88 C FA 88 B FA 89 4-1 BB BB			B FA 96 C CU 83 B FA 96 F FA 95 X CU 84 2-2 F7 ①		D CH 85 F FA 95 1 SAFE 1 SAFE B FA 94 C FA 95 F SL 85 B FA 95 T CH 86 3-2 K ② 1-2			4	0	0	0	1	2	2
Barry Bonds, L (1, 7) OBP: 0.493, SLG: 0.556 Rajai Davis, R (8, PR) OBP: 0.361, SLG: 0.346 (8, 7)		C B B X 2-1 HR		B FA 88 B FA 89 F CH 81 B FA 91 B FA 88 4-1 2B 1 G5-3 BB	D CH 83 B CH 85 C FA 89 B FA 91 1 SAFE 1 SAFE D CH 82 4-1 1-2 BB			B FA 97 B FA 97 B CU 84 C FA 97 F FA 97 B FA 99 4-2 S BB		P PO 84 I IN 77 I IN 79 I IN 80 4-0 IBB			1 0	2 0	1 0	1 0	3 1	0 0	0 0
Ryan Klesko, L (1, 3) OBP: 0.362, SLG: 0.424		X 0-0 G4-3 ①		X CH 83 0-0 1-3 2B	F SL 84 B SL 82 C FA 89 B FA 86 X SL 77 2-2 G3-1 ③			1 SAFE B FA 96 C FA 96 S FA 96 X FA 96 1-2 L4 ② 1-2		C SL 85 B FA 95 S SL 85 B SL 86 F SL 85 B SL 84 S SL 86 3-3 K ③			5	0	1	0	0	1	5
1 Bengie Molina, R (1, 2) OBP: 0.291, SLG: 0.404		C X 0-1 G5-3 ②		B FA 92 X FA 90 1-0 G5-3 ① 3-H	B CU 76 C FA 91 F CU 80 X FA 88 1-2 G5-3 ①			C FA 96 S SL 87 B SL 89 X FA 96 1-2 F9 ③			F FA 94 S CH 85 S CH 86 0-3 K ①		5	0	0	1	0	1	3
Pedro Feliz, R (1, 5) OBP: 0.292, SLG: 0.427 53 Jonathan Sánchez, L (6, 1) OBP: 1.000, SLG: 2.000 Mark Sweeney, L (9, PH) OBP: 0.350, SLG: 0.391 Steve Kline, S (9, 1) 32 Kevin Correia, R (9, 1) OBP: 0.500, SLG: 0.500 39 Guillermo Rodriguez, R (11, PH) OBP: 0.375, SLG: 0.376 Jack Taschner, L (11, 1) 23 Randy Messenger, R (11, 1)		B FA 92 B CH 85 B FA 92 C FA 92 B 4-1 BB		B FA 91 F FA 90 X FA 91 1-1 G6-3 ②		C CU 78 X FA 93 0-1 F9 ②		C C B CH 75 X CH 76 1-2 L3 ①		S FA 94 X FA 95 0-1 13 G5-4-3 1B		2 0 1 0 0 0 1 0	0 0 0 0 0 0 0 0	0 0 0 0 0 0 1 0	0 0 0 0 0 0 0 0	1 0 0 0 0 0 0 0	0 0 0 0 0 0 0 0	1 0 0 0 0 0 0 0
13 Omar Vizquel, S (1, 6) OBP: 0.311, SLG: 0.317		C FA 91 X 0-1 F8 ③		I IN 73 I IN 76 I IN 76 I IN 75 4-0 IBB	B CU 77 B C FA 93 C FA 94 B FA 89 X FA 93 3-2 F7 ③			C FA 88 B FA 88 C FA 87 B SL 76 F FA 88 X CH 75 2-2 F9 ②		D CH 85 1 SAFE B CH 85 X FA 95 2-0 G5-4-3 ② 1-2f ③			4	0	0	0	1	0	2
Pat Misch, R (1, 1) 19 Kevin Frandsen, R (6, 5) OBP: 0.305, SLG: 0.309			C FA 91 B FA 92 X FF 91 1-1 G3-1 ①	X FA 91 0-0 G4-3 ③			B FA 93 X FA 93 1-0 F9 ①		X FA 88 0-0 L9 ③		C FA 88 X FA 88 0-1 G5-3 ①		2 3	0 0	0 0	0 0	0 0	0 0	2 0
Inning Stats	R: 0 E: 0 K: 2 S: 8 H: 0 LOB: 0 BB: 0 P: 10	R: 1 E: 0 K: 0 S: 8 H: 1 LOB: 1 BB: 1 P: 14	R: 0 E: 0 K: 1 S: 11 H: 1 LOB: 1 BB: 0 P: 16	R: 1 E: 0 K: 0 S: 6 H: 1 LOB: 2 BB: 2 P: 16	R: 0 E: 0 K: 0 S: 10 H: 0 LOB: 2 BB: 2 P: 24	R: 0 E: 0 K: 0 S: 8 H: 0 LOB: 0 BB: 0 P: 12	R: 0 E: 0 K: 0 S: 6 H: 0 LOB: 0 BB: 0 P: 9	R: 0 E: 0 K: 0 S: 11 H: 0 LOB: 2 BB: 1 P: 19	R: 0 E: 0 K: 0 S: 8 H: 0 LOB: 0 BB: 0 P: 11	R: 0 E: 0 K: 2 S: 15 H: 1 LOB: 2 BB: 1 P: 28	R: 0 E: 0 K: 1 S: 6 H: 1 LOB: 0 BB: 0 P: 8	R: 0 E: 0 K: 1 S: 7 H: 0 LOB: 0 BB: 0 P: 10	1B: 3 2B: 1 3B: 0 HR: 1	SF: 0 SAC: 0 DP: 1 HBP: 0	WP: 0 PB: 0 SB: 3 CS: 0	PA: 47			

PITCHER		IP	WLS	BF	H	R	ER	SO	BB	IBB	HBP	BLK	WP	HR	S	P	ERA	WHIP
52 Clay Hensley, R ERA: 6.18	(1, 1)	4.2		22	3	2	2	3	4	1	0	0	0	1	40	75	3.86	1.500
45 Justin Hampson, L ERA: 2.7	(5, 1)	0.1		1	0	0	0	0	0	0	0	0	0	0	3	5	0.00	0.000
26 Doug Brocail, R ERA: 4.04	(6, 1)	1.0		3	0	0	0	0	0	0	0	0	0	0	8	12	0.00	0.000
41 Kevin Cameron, R ERA: 0.9	(7, 1)	1.0		3	0	0	0	0	0	0	0	0	0	0	6	9	0.00	0.000
21 Heath Bell, R ERA: 2.45	(8, 1)	1.0		4	0	0	0	0	1	0	0	0	0	0	11	19	0.00	1.000

PITCHER		IP	WLS	BF	H	R	ER	SO	BB	IBB	HBP	BLK	WP	HR	S	P	ERA	WHIP
Trevor Hoffman, R ERA: 1.62	(9, 1)	1.0		3	0	0	0	0	0	0	0	0	0	0	8	11	0.00	0.000
Wilfredo Ledezma, L ERA: 5.06	(10, 1)	2.0		8	2	0	0	3	0	1	0	0	0	0	21	36	0.00	1.000
43 Cla Meredith, R ERA: 3.33	(12, 1)	1.0	W	3	0	0	0	1	0	0	0	0	0	0	7	10	0.00	0.000

TOP

San Francisco Giants @ San Diego Padres

PETCO Park, San Diego, CA

Sat Aug 04 2007, 10:05 PM EDT

Att. 42,497 - Partly Cloudy - 71 F

livebaseballscorecards.com

AB	40
R	2
H	5
RBI	2
BB	7
SO	7
LOB	16

Batter	1	2	3	4	5	6	7	8	9	10	11	12	AB	R	H	RBI	BB	SO	LOB
14 Scott Hairston, R (1, 7) OBP: 0.305, SLG: 0.405 22 Marcus Giles, R (7, 4) OBP: 0.301, SLG: 0.315	B FA 92 F FA 91 F FA 91 B FA 84 X FA 92 3-1 HR		C X 0-1 1B 1B		C CU 76 B CH 80 F SL 77 B SL 78 B FA 90 F SL 78 F SL 79 X SL 77 3-2 3B 1B	C FA 85 F FA 94 C FA 95 0-3 K			X FA 89 0-0 G6-3			F FA 95 B FA 94 B FA 95 F FA 95 B CU 76 B FA 95 4-2 SH3-4 S 3 1B BB	4 1	2 1	3 1	1 0	0 0	1 1	2 0
Mike Cameron, R (1, 8) OBP: 0.318, SLG: 0.442	C SL 78 F FA 91 B SL 80 B FA 91 F FA 92 F SL 80 B FA 92 C SL 79 3-3 K ①		C SL 77 S FA 82 B FA 83 X SL 79 1-2 1-2 1B		1 SAFE B CH 80 X SL 77 1-0 28 FC5 1-H 3B		C FA 95 F FA 95 B SL 85 B SL 87 F FA 95 F FA 89 B FA 95 F FA 87 S FA 87 3-3 K ①			B FA 87 B SL 87 X FA 92 2-0 1B		S SL 87 X 0-1 SH3-4 1-3 ①	5	0	3	1	0	2	0
28 Josh Bard, S (1, 2) OBP: 0.349, SLG: 0.382	B X FA 90 1-0 2B		C FA 89 C SL 78 F FA 91 F FA 92 F FA 90 F SL 78 F FA 83 X FA 91 0-2 P6 ①		C SL 77 B SL 76 F FA 89 X SL 79 1-2 FC5 3-H ①		C FA 95 B FA 96 C FA 94 X FA 95 1-2 F9 ②			C FA 90 B CH 80 L FA 90 X FA 93 1-2 F7 ①		I IN 82 I IN 84 I IN 86 I IN 87 4-0 3 1B 23 IBB IBB	5	0	1	0	1	0	4
23 Adrián González, L (1, 3) OBP: 0.335, SLG: 0.467	C FA 91 F FA 92 C FA 93 0-3 K ②		C FA 91 X FA 91 0-1 F8 ②		S FA 90 C FA 90 B FA 90 S FA 91 1-3 K ②		F FA 96 X FA 95 0-1 F8 ③			B FA 91 F FA 92 F FA 92 1 SAFE F SL 86 X FA 94 1-2 F7 ②		I IN 83 I IN 85 I IN 84 I IN 85 4-0 3 1B 1-2 IBB	5	0	0	0	1	2	5
3 Khalil Greene, R (1, 6) OBP: 0.267, SLG: 0.438	C FA 91 C SL 78 F SL 80 B FA 91 X FA 92 1-2 F9 ③		B SL 77 X FA 82 1-0 L3 ③		C SL 77 B FA 90 X CH 80 1-1 P3 ③			C CH 84 B FA 95 X FA 86 1-1 G6-4-3 1B		X FA 93 0-0 F8 ③		X SL 87 0-0 1-2 2-3 3-H 1B	6	0	2	1	0	0	5
Morgan Ensberg, R (1, 5) OBP: 0.317, SLG: 0.399		C FA 93 F FA 92 S SL 80 0-3 K ①		B FA 90 S CH 79 X CH 81 1-1 G5-3 ①		C FA 95 F FA 87 F SL 84 B SL 84 B FA 94 S FA 87 2-3 K ①		F FA 95 L FA 86 D FA 89 B FA 94 X FA 95 2-2 P4 ①			B FA 91 S CH 83 F CH 84 S SL 83 1-3 K ①		5	0	0	0	0	3	1
Geoff Blum, S (1, 4) OBP: 0.343, SLG: 0.364 (7, 7)	C FA 91 F FA 83 S FA 92 0-3 K ②		B CH 80 B CH 79 B FA 90 C FA 89 X FA 89 3-1 2B		B FA 95 B FA 86 B FA 85 C FA 95 B FA 94 4-1 5 FC5-4 1B BB			S FA 96 F FA 95 X SL 85 0-2 G6-4-3 1-2f ② ③			B FA 92 S FA 93 F CH 85 B FA 93 F CH 85 B CH 85 B CH 85 4-2 1B BB	3	0	1	0	2	1	1
Rob Mackowiak, L (1, 9) OBP: 0.352, SLG: 0.415	B B FA 90 X FA 91 2-0 E1		B FA 90 B FA 89 C CH 80 F CH 79 C FA 90 2-3 K ②		S FA 94 X FA 94 0-1 5 FC5-4 1-2 1B				C SL 81 X SL 82 0-1 L7 ①			D FA 93 F FA 93 1 SAFE X FA 93 1-1 4 G4-6-3 1-2 1B	5	0	2	0	0	1	1
52 Clay Hensley, R (1, 1) 49 Justin Hampson, L (6, 1) 26 Doug Brocail, L (6, 1) 5 Kevin Kouzmanoff, R (6, PH) 41 Kevin Cameron, R (7, 1) 21 Heath Bell, R (8, 1) Trevor Hoffman, R (9, 1) 44 Jake Peavy, R (9, PH) Wilfredo Ledezma, L (10, 1) 4 Michael Barrett, R (11, PH) Left game due to injury 43 Cla Meredith, R (12, 1)		C SL 78 C SL 78 S SL 78 0-3 K ③		C CU 76 S CU 76 S SL 79 0-3 K2-3 ③		B CH 84 X CH 84 1-0 FC5-4 1-2f 2-3 ②			S FA 88 B FA 93 B FA 93 X FA 92 2-1 P4 ②		C FA 87 X SL 87 0-1 G4-6-3 1-2f ② ③		2 0 0 0 1 0 0 0 0 0 1 0	0 0 0 0 0 0 0 0 0 0 0 0	0 0 0 0 0 0 0 0 0 0 0 0	0 0 0 0 0 0 0 0 0 0 0 0	2 0 0 0 0 0 0 0 0 0 0 0	2 0 0 0 0 2 0 0 0 0 0 2
Inning Stats	R: 1 E: 0 K: 2 S: 15 H: 2 LOB: 1 BB: 0 P: 23	R: 0 E: 1 K: 3 S: 10 H: 0 LOB: 1 BB: 0 P: 12	R: 0 E: 0 K: 0 S: 16 H: 2 LOB: 2 BB: 0 P: 18	R: 0 E: 0 K: 2 S: 10 H: 1 LOB: 1 BB: 0 P: 16	R: 1 E: 0 K: 1 S: 14 H: 2 LOB: 1 BB: 0 P: 21	R: 0 E: 0 K: 2 S: 11 H: 1 LOB: 2 BB: 1 P: 18	R: 0 E: 0 K: 1 S: 11 H: 0 LOB: 0 BB: 0 P: 15	R: 0 E: 0 K: 0 S: 9 H: 1 LOB: 0 BB: 0 P: 12	R: 0 E: 0 K: 0 S: 5 H: 0 LOB: 0 BB: 0 P: 7	R: 0 E: 0 K: 0 S: 9 H: 1 LOB: 1 BB: 0 P: 13	R: 0 E: 0 K: 1 S: 10 H: 1 LOB: 1 BB: 1 P: 16	R: 1 E: 0 K: 0 S: 5 H: 1 LOB: 3 BB: 3 P: 17	1B: 8 2B: 2 3B: 1 HR: 1	SF: 0 SAC: 1 DP: 2 HBP: 0	WP: 0 PB: 0 SB: 1 CS: 0	PA: 50

PITCHER		IP	WLS	BF	H	R	ER	SO	BB	IBB	HBP	BLK	WP	HR	S	P	ERA	WHIP
Pat Misch, L ERA: 4.38	(1, 1)	5.0		23	7	2	2	8	0	0	0	0	0	1	65	90	3.60	1.400
53 Jonathan Sánchez, L ERA: 4.05	(6, 1)	3.0		11	2	0	0	3	1	0	0	0	0	0	31	45	0.00	1.000
Steve Kline, L ERA: 3.15	(9, 1)	0.1		1	0	0	0	0	0	0	0	0	0	0	2	2	0.00	0.000
32 Kevin Correia, R ERA: 3.86	(9, 1)	1.2		6	1	0	0	0	0	0	0	0	0	0	12	18	0.00	0.600
Jack Taschner, L ERA: 5.86	(11, 1)	0.1		3	1	0	0	1	1	0	0	0	0	0	8	14	0.00	6.000

PITCHER		IP	WLS	BF	H	R	ER	SO	BB	IBB	HBP	BLK	WP	HR	S	P	ERA	WHIP
23 Randy Messenger, R ERA: 2.83	(11, 1)	1.0	L	6	1	1	1	0	1	2	0	0	0	0	7	19	9.00	2.000

BOTTOM

San Francisco Giants @ San Diego Padres

PETCO Park, San Diego, CA

Sat Aug 04 2007, 10:05 PM EDT

Att. 42,497 - Partly Cloudy - 71 F

livebaseballscorecards.com

AB	44
R	3
H	12
RBI	3
BB	5
SO	12
LOB	25

Batter	1	2	3	4	5	6	7	8	9	AB	R	H	RBI	BB	SO	LOB
10 Dave Roberts, L (1, 8) OBP: 0.326, SLG: 0.357	C CH 81 B CH 84 B CH 82 X CH 86 2-1 G5-3		C CU 67 C CU 68 C FA 87 0-3 K		B FA 87 B CU 68 B CH 77 C CH 85 B CH 84 4-1 2 FC3-6 1-2 2-3 BB		B FA 89 F SL 85 X SL 84 1-1 B1-3		L FC 85 B FC 86 X FA 85 1-1 F7	4	0	0	0	1	1	1
2 Randy Winn, S (1, 9) OBP: 0.343, SLG: 0.408	B CU 68 X CH 85 1-0 G4-3		B CH 78 F CH 79 B FA 87 F CH 79 X FA 87 2-2 L3		F CH 85 B CH 78 F CH 85 X CH 76 1-2 FC3-6 1-2f 2-3 3-H		C FA 88 B FA 86 F CH 82 F SL 77 C FA 90 1-3 K		S CH 76 B CH 74 C FA 86 S CH 76 1-3 K	5	0	0	1	0	2	3
Ray Durham, S (1, 4) OBP: 0.302, SLG: 0.371	B FA 86 F CH 82 X CH 76 1-1 P6			B CH 83 B CH 84 B CH 83 C FA 86 C FA 88 B CH 79 4-2 G5-3 BB	S CH 86 F CH 78 F CU 72 B FA 88 X CH 78 1-2 P6			B FA 95 C FA 95 C FA 96 B CU 86 F FA 96 S FA 97 2-3 K		3	0	0	0	1	1	2
Ryan Klesko, L (1, 3) OBP: 0.360, SLG: 0.425 41 Brad Hennessey, R (8, 1)		F CH 80 B FA 88 B CU 70 B CH 83 X CH 86 3-1 14 2B 2B		X FA 89 0-0 F7		C CU 67 X CH 86 0-1 G3-1		F FA 95 C FA 97 F FA 96 B FA 96 B CU 86 F FA 96 B FA 97 F FA 96 X CU 84 3-2 G4-3		4 0	1 0	1 0	0 0	0 0	0 0	1 0
Pedro Feliz, R (1, 5) OBP: 0.289, SLG: 0.423		B CU 69 C CU 67 X FA 86 1-1 G5-3		1 SAFE F CH 79 B FA 89 F CU 69 X CU 70 1-2 G5-3 1-2		C CU 67 F CU 68 F CH 76 F FA 88 F CU 67 B CU 68 X CH 76 1-2 G1-3		C CU 83 B FA 95 S CU 87 X SL 86 1-2 G6-3		4	0	0	0	0	0	2
14 Fred Lewis, L (1, 7) OBP: 0.356, SLG: 0.401		C CH 85 X CH 86 0-1 2-H 2B		S CU 69 B CU 69 X CH 79 1-1 P5		C CU 77 B FA 87 B FA 92 F FA 93 F FA 94 X CU 80 2-2 19 1B 1B			C FC 85 C FA 88 B FC 88 B FC 88 B CH 76 B FC 87 4-2 19 G6-3 1 HR BB	3	1	2	1	1	0	1
19 Kevin Frandsen, R (1, 6) OBP: 0.304, SLG: 0.308		B FA 88 B CU 70 B FF 89 C FA 88 C FA 88 X CU 70 3-2 P4		C FA 87 X CU 69 0-1 G6-3	1 SAFE 1 SAFE P PO 89 F FA 93 1 SAFE F FA 94 1 SAFE 1 SAFE F FA 96 1-2 F FA 86 X FA 95 1-2 1B			F FA 88 X FA 86 0-1 G6-3 1-2	4	0	1	0	0	0	2
39 Guillermo Rodriguez, R (1, 2) OBP: 0.347, SLG: 0.293 1 Bengie Molina, R (9, PH) OBP: 0.293, SLG: 0.414		C FA 87 C SI 88 D CU 70 C CU 71 1-3 K		B CH 78 C FA 88 F FA 87 B FA 89 B CU 69 S CU 67 3-3 K 10 BB SH 2 FC3-6		C CU 80 F FA 96 X CU 80 0-2 G1-3		C SL 83 X FA 87 0-1 2-H HR	3 1	1 1	0 1	0 2	0 0	2 0	3 0
51 Noah Lowry, R (1, 1) OBP: 0.061, SLG: 0.063 Jack Taschner, L (4, 1) 31 Vinnie Chulk, R (6, 1) Steve Kline, S (6, 1) Rajai Davis, R (7, PH) OBP: 0.355, SLG: 0.340 75 Barry Zito, L (7, 1) OBP: 0.146, SLG: 0.103 Mark Sweeney, L (8, 3) OBP: 0.356, SLG: 0.398			C CH 86 B CU 68 X FA 87 1-1 F8	X 0-0 SH 2 FC3-6 10 BB 1-2		X FA 88 0-0 B2-3		B FC 86 B FA 87 X FA 87 2-0 1B	1 0 0 0 1 0 0	0 0 0 0 0 0 0	0 0 0 0 0 0 0	0 0 0 0 0 0 0	0 0 0 0 0 0 0	0 0 0 0 0 0 0	0 0 0 0 0 0 0
Inning Stats	R: 0 E: 0 K: 0 S: 5 H: 0 LOB: 0 BB: 0 P: 9	R: 1 E: 0 K: 1 S: 12 H: 2 LOB: 1 BB: 0 P: 20	R: 0 E: 0 K: 1 S: 8 H: 0 LOB: 0 BB: 0 P: 11	R: 0 E: 0 K: 0 S: 8 H: 0 LOB: 1 BB: 1 P: 14	R: 1 E: 0 K: 1 S: 14 H: 0 LOB: 2 BB: 1 P: 23	R: 0 E: 0 K: 0 S: 21 H: 2 LOB: 2 BB: 0 P: 24	R: 0 E: 0 K: 1 S: 7 H: 0 LOB: 0 BB: 0 P: 9	R: 0 E: 0 K: 1 S: 13 H: 0 LOB: 0 BB: 0 P: 19	R: 2 E: 0 K: 1 S: 12 H: 2 LOB: 1 BB: 1 P: 20	1B: 3 2B: 2 3B: 0 HR: 1 SF: 0 SAC: 1 DP: 0 HBP: 0				WP: 1 PB: 0 SB: 0 CS: 0		PA: 38

PITCHER		IP	WLS	BF	H	R	ER	SO	BB	IBB	HBP	BLK	WP	HR	S	P	ERA	WHIP
Justin Germano, R ERA: 4.3	(1, 1)	5.2		23	2	2	2	3	2	0	0	0	1	0	55	86	3.18	0.706
26 Doug Brocail, R ERA: 4.01	(6, 1)	0.1	W	3	2	0	0	0	0	0	0	0	0	0	13	15	0.00	6.000
45 Justin Hampson, L ERA: 2.62	(7, 1)	1.0	H	3	0	0	0	1	0	0	0	0	0	0	7	9	0.00	0.000
21 Heath Bell, R ERA: 2.42	(8, 1)	1.0	H	3	0	0	0	1	0	0	0	0	0	0	13	19	0.00	0.000
Trevor Hoffman, R ERA: 2.03	(9, 1)	1.0	S	6	2	2	2	1	1	0	0	0	0	1	12	20	18.00	3.000

PITCHER	IP	WLS	BF	H	R	ER	SO	BB	IBB	HBP	BLK	WP	HR	S	P	ERA	WHIP

TOP

San Francisco Giants @ San Diego Padres

PETCO Park, San Diego, CA

Sun Aug 05 2007, 4:05 PM EDT

Att. 42,438 - Sunny - 77 F

livebaseballscorecards.com

AB	34
R	4
H	6
RBI	4
BB	3
SO	6
LOB	15

Batter	1	2	3	4	5	6	7	8	9	AB	R	H	RBI	BB	SO	LOB
Mike Cameron, R (1, 8) OBP: 0.321, SLG: 0.443	C FA 87 S CH 76 X FA 88 0-2 ① L6		B CH 73 T FA 87 F FA 88 B FA 90 B CH 76 B CH 76 4-2 FC6-4 BB		B FA 91 B CH 83 B FA 92 B FA 91 4-0 3 S 23 HBP 3 E BB	B B C F F SL 84 B SL 82 F FA 94 F SL 81 S 3-3 ② K		B FA 92 B FA 93 1 SAFE D SL 88 C FA 93 F FA 93 X FA 94 3-2 1-H 2B		3	1	1	1	2	1	1
Geoff Blum, S (1, 7) OBP: 0.339, SLG: 0.355	C FA 88 B FA 89 X SL 84 1-1 ② G5-3		X SL 84 0-0 ① FC6-4 3 WP 23 1B 1-2f		B FA 92 B FA 92 X FA 92 2-0 ① F8	B SL 80 B FA 93 B SL 82 C FA 92 B FA 92 4-1 1-2 BB		C FA 93 B SL 88 S SL 87 F FA 92 B SL 87 C SL 86 2-3 ③ K		4	0	0	0	1	1	3
23 Adrián González, L (1, 3) OBP: 0.337, SLG: 0.466	B FA 88 X SL 84 1-0 ③ G5-3		X FA 87 0-0 3 WP 1-2 1B		1 SAFE F FA 94 F FA 93 F CH 85 H FA 94 1-2 3 E 1-2 HBP	F FA 89 X FA 91 0-1 ③ L3				3	0	1	0	0	0	2
3 Khalil Greene, R (1, 6) OBP: 0.267, SLG: 0.435		B FA 86 F FA 86 X CH 75 1-1 ① F8	C FA 86 B FA 87 B FA 89 B FA 87 B FA 87 4-1 1-2 2-3 BB		B FA 92 F FA 92 B CH 83 F FA 92 B SL 84 S CH 85 3-3 ② K 1-2 2-H		B FA 85 C CH 71 C CU 71 B FA 84 B FA 85 X CH 72 3-2 ① F8			3	0	0	0	1	1	1
5 Kevin Kouzmanoff, R (1, 5) OBP: 0.286, SLG: 0.402		B SL 82 X SL 83 1-0 ② G5-3	B SL 81 B SL 83 F SL 83 B FA 86 F SL 83 F SL 84 C FA 88 3-3 ② K		C FA 93 S CH 84 F FA 94 X FC 83 0-2 ③ F7		B FA 87 C FA 85 B FA 85 B FA 87 F FA 85 X CH 72 3-2 ② G5-3			4	0	0	0	0	1	4
4 Michael Barrett, R (1, 2) OBP: 0.286, SLG: 0.383		B FA 88 B CH 76 B CH 76 B FA 87 4-0 22 1B HBP BB	F CH 76 F FA 89 B SL 86 X CH 74 1-2 ③ P3			C SL 80 B FA 93 X FA 93 1-1 1B 22 SF8 1B	B CU 72 B CH 72 B FA 85 C FA 85 X CH 73 3-1 ③ F9			3	2	1	0	1	0	3
Rob Mackowiak, L (1, 9) OBP: 0.354, SLG: 0.414		H FA 87 1-0 22 1B 1-2 HBP		B C FA 91 B SL 83 F FA 91 X FA 93 2-2 ① G6-3		C FA 93 B CH 83 B FA 94 F FA 94 F FA 94 F CH 84 X FA 94 2-2 22 SF8 24 FC4 1-3 1B		C FA 93 C CU 78 F FA 92 F CU 79 B CU 78 F FA 93 B FA 92 C SL 86 2-3 ① K		3	1	1	0	0	1	0
22 Marcus Giles, R (1, 4) OBP: 0.300, SLG: 0.315		C SL 84 X SL 85 0-1 1-3 2-H 1B		B FA 92 S CH 84 C FA 93 S CH 85 1-3 ② K		B FA 94 X SL 83 1-0 ① SF8 2-3 3-H		X SL 86 0-0 ② G5-3		3	0	1	2	0	1	0
Justin Germano, R (1, 1) OBP: 0.261, SLG: 0.273 26 Doug Brocail, L (6, 1) OBP: 0.000, SLG: 0.500 24 Brian Giles, L (6, PH) OBP: 0.385, SLG: 0.378 Greg Maddux, R (6, PR) OBP: 0.125, SLG: 0.103 45 Justin Hampson, L (7, 1) 21 Heath Bell, R (8, 1) Morgan Ensberg, R (8, PH) OBP: 0.320, SLG: 0.402 Trevor Hoffman, R (9, 1)		C FA 88 B CH 76 F SL 86 X CH 76 1-2 ③ G4-3		C FA 92 B FA 93 S FA 92 T SL 84 1-2 ③ K		B CH 84 C CU 81 B SL 82 X CH 85 2-1 FC4 BB 3-H		X 0-0 2B 1B		2 0 1 0 0 0 0 1 1 0	0 0 0 0 0 0 0 1 0 0	0 0 0 0 0 0 0 1 0 0	0 0 1 0 0 0 0 0 0 0	0 0 0 1 0 0 0 0 0 0	1 0 0 0 0 0 0 0 0 0	2 0 0 0 0 0 0 0 0 0
Inning Stats	R: 0 E: 0 K: 0 S: 6 H: 0 LOB: 0 BB: 0 P: 8	R: 1 E: 0 K: 0 S: 8 H: 1 LOB: 2 BB: 1 P: 16	R: 0 E: 0 K: 1 S: 12 H: 1 LOB: 3 BB: 2 P: 24	R: 0 E: 0 K: 2 S: 9 H: 0 LOB: 0 BB: 0 P: 13	R: 1 E: 0 K: 1 S: 11 H: 0 LOB: 1 BB: 1 P: 21	R: 2 E: 0 K: 1 S: 19 H: 2 LOB: 2 BB: 1 P: 32	R: 0 E: 0 K: 0 S: 8 H: 0 LOB: 0 BB: 0 P: 17	R: 1 E: 0 K: 2 S: 15 H: 2 LOB: 1 BB: 0 P: 22		1B: 5 2B: 1 3B: 0 HR: 0 SF: 1 SAC: 0 DP: 0 HBP: 2			WP: 1 PB: 0 SB: 1 CS: 0 PA: 38	

PITCHER		IP	WLS	BF	H	R	ER	SO	BB	IBB	HBP	BLK	WP	HR	S	P	ERA	WHIP
51 Noah Lowry, L ERA: 3.32	(1, 1)	3.0		15	2	1	1	1	3	0	1	0	1	0	26	48	3.00	1.667
Jack Taschner, L ERA: 5.54	(4, 1)	2.0		8	0	1	0	3	1	0	1	0	0	0	20	34	0.00	0.500
31 Vinnie Chulk, R ERA: 3.89	(6, 1)	0.2	L	6	2	2	2	1	1	0	0	0	0	0	17	30	27.00	4.500
Steve Kline, L ERA: 3.12	(6, 1)	0.1		1	0	0	0	0	0	0	0	0	0	0	2	2	0.00	0.000
75 Barry Zito, L ERA: 5.08	(7, 1)	1.0		3	0	0	0	0	0	0	0	0	0	0	8	17	0.00	0.000

PITCHER		IP	WLS	BF	H	R	ER	SO	BB	IBB	HBP	BLK	WP	HR	S	P	ERA	WHIP
41 Brad Hennessey, R ERA: 3.33	(8, 1)	1.0		5	2	1	1	2	0	0	0	0	0	0	15	22	9.00	2.000

BOTTOM

San Francisco Giants @ San Diego Padres

PETCO Park, San Diego, CA

Sun Aug 05 2007, 4:05 PM EDT

Att. 42,438 - Sunny - 77 F

livebaseballscorecards.com

AB	30
R	5
H	6
RBI	4
BB	5
SO	7
LOB	16

San Diego Padres @ St. Louis Cardinals

Busch Stadium, St. Louis, MO

Mon Aug 06 2007, 6:05 PM CDT

Att. 42,743 - Partly Cloudy - 96 F

livebaseballscorecards.com

Batter	1	2	3	4	5	6	7	8	9	AB	R	H	RBI	BB	SO	LOB
24 Brian Giles, L (1, 9) OBP: 0.381, SLG: 0.374	F FA 90 B SL 85 B FA 90 C FA 89 B FA 90 S FA 89 3-3 ① K		C FA 91 B FA 91 B SL 80 X CH 81 2-1 ③ G3		F FA 91 B CH 82 B SL 85 X CH 81 2-1 ③ G3-1			B FA 92 S FA 92 X FA 94 1-1 ① P4		3	0	0	0	0	1	0
14 Scott Hairston, R (6, 8) OBP: 0.303, SLG: 0.403										1	0	0	0	0	0	0
Rob Mackowiak, L (1, 7) OBP: 0.353, SLG: 0.412 (6, 9)	F FA 90 S CH 82 B CH 83 B FA 90 F CH 81 F FA 92 B FA 91 F FA 90 X FA 90 3-2 ② F7			B FA 89 X CH 78 1-0 1B		X FA 87 0-0 ① F9		C FA 93 S CU 78 F FA 94 B FA 93 B CU 78 F FA 93 X FA 93 2-2 ② F8		4	0	1	0	0	0	0
Mike Cameron, R (1, 8) OBP: 0.319, SLG: 0.440	S SL 87 B SL 86 F FA 91 F FA 91 S SL 86 1-3 ③ K			X FA 89 0-0 ① P4		C FA 86 B CH 78 B SL 84 S FA 88 X SL 83 2-2 ② G5-3		S SL 87 F SL 89 B SL 94 B CU 79 F FA 94 F FA 93 S SL 87 2-3 ③ K		3	0	0	0	0	1	1
22 Marcus Giles, R (6, 4) OBP: 0.300, SLG: 0.315										1	0	0	0	0	1	0
23 Adrián González, L (1, 3) OBP: 0.338, SLG: 0.476		S FA 90 B CH 82 B FA 90 B FA 90 X FA 90 3-1 HR		S FA 89 B SL 84 F CH 80 F SL 86 B FA 91 B CH 79 X CH 79 3-2 ② P4		X CH 80 0-0 2B			F FA 90 X FC 86 0-1 ① F9	4	1	2	1	0	0	1
Morgan Ensberg, R (1, 5) OBP: 0.319, SLG: 0.399		B FA 90 B SL 86 F FA 89 C SL 86 F SL 87 B SL 79 F SL 86 C FA 90 3-3 ① K		B SL 85 F FA 89 B SL 85 X SL 85 2-1 ③ P5		F SL 85 B FA 89 C FA 89 F SL 83 B FA 89 T FA 90 2-2 ③ K			X FA 91 0-0 3 2B 28 SF8 1B	4	1	1	0	0	2	2
3 Khalil Greene, R (1, 6) OBP: 0.269, SLG: 0.446		C FA 92 B FA 89 F FA 90 F CH 82 X FA 92 1-2 ② G5-3			C SL 78 S CH 77 B SL 80 B FA 90 F SL 80 X FA 91 2-2 ① G4-3		B FA 87 X FA 88 1-0 HR		F FA 90 S CU 78 X CU 78 0-2 1B 1-3 2B	4	1	2	1	0	0	0
28 Josh Bard, S (1, 2) OBP: 0.348, SLG: 0.381		F FA 91 X SL 86 0-1 ③ G3			B CH 82 C FA 90 X FA 90 1-1 HR 1B	F CH 80 F CH 81 B FA 90 F CH 80 B FA 89 T FA 90 2-2 ① K			B FA 90 X CU 77 1-0 ② SF8 3-H	3	1	1	1	0	1	0
Geoff Blum, S (1, 4) OBP: 0.343, SLG: 0.377 (6, 7)			C CH 80 B FA 90 F FA 92 B FA 90 F CH 80 X FA 91 2-2 ① G6-3		T FA 90 X FA 88 0-1 1-H HR	B FA 92 C FA 92 F CU 76 B CU 78 B SL 86 X FA 92 3-2 ② P2			B SL 84 C FA 90 B FA 90 X FA 90 2-1 5 FC5-4 2-3 1B	4	1	2	2	0	0	0
David Wells, L (1, 1) OBP: 0.105, SLG: 0.105			X FA 91 0-0 ② G3		F FA 91 S FA 92 S FS 83 0-3 ② K	X FA 91 0-0 ③ L9			X FA 89 0-0 ③ FC5-4 1-2f	2	0	0	0	0	1	0
39 Mike Thompson, R (5, 1)										1	0	0	0	0	0	0
5 Kevin Kouzmanoff, R (9, PH) OBP: 0.285, SLG: 0.401										1	0	0	0	0	0	2
Inning Stats	R: 0 E: 0 K: 2 S: 13 H: 0 LOB: 0 BB: 0 P: 20	R: 1 E: 0 K: 1 S: 13 H: 1 LOB: 0 BB: 0 P: 20	R: 0 E: 0 K: 0 S: 7 H: 0 LOB: 0 BB: 0 P: 11	R: 0 E: 0 K: 0 S: 8 H: 1 LOB: 1 BB: 0 P: 14	R: 2 E: 0 K: 1 S: 13 H: 2 LOB: 0 BB: 0 P: 18	R: 0 E: 0 K: 1 S: 9 H: 1 LOB: 1 BB: 0 P: 13	R: 1 E: 0 K: 1 S: 9 H: 1 LOB: 0 BB: 0 P: 15	R: 0 E: 0 K: 1 S: 12 H: 0 LOB: 0 BB: 0 P: 17	R: 1 E: 0 K: 0 S: 10 H: 3 LOB: 2 BB: 0 P: 13	1B: 4 2B: 2 3B: 0 HR: 3 SF: 1 SAC: 0 DP: 0 HBP: 0						

	AB	35
	R	5
	H	9
	RBI	5
	BB	0
	SO	7
	LOB	6

WP: 0 PB: 0 SB: 0 CS: 0 PA: 36

PITCHER		IP	WLS	BF	H	R	ER	SO	BB	IBB	HBP	BLK	WP	HR	S	P	ERA	WHIP
Braden Looper, R ERA: 5.25	(1, 1)	6.1	W	25	6	4	4	6	0	0	0	0	0	3	68	104	5.68	0.947
36 Russ Springer, R ERA: 3.0	(7, 1)	0.2		2	0	0	0	0	0	0	0	0	0	0	4	7	0.00	0.000
Troy Percival, R ERA: 2.65	(8, 1)	1.0		3	0	0	0	1	0	0	0	0	0	0	12	17	0.00	0.000
34 Randy Flores, L ERA: 4.31	(9, 1)	1.0		6	3	1	1	0	0	0	0	0	0	0	10	13	9.00	3.000

PITCHER	IP	WLS	BF	H	R	ER	SO	BB	IBB	HBP	BLK	WP	HR	S	P	ERA	WHIP

Batter	1	2	3	4	5	6	7	8	9	AB	R	H	RBI	BB	SO	LOB
David Eckstein, R (1, 6) OBP: 0.331, SLG: 0.352	L FA 86 X FA 87 0-1 ① B3		C FA 86 B CU 68 F FA 87 X CU 71 1-2 ① G5-3		B CU 70 1-1 C CU 69 X FA 87 5 1B 1-3 2-H 1B X FA 91 0-0 ① SF8 3-H			B FA 89 F CH 83 C FA 90 B FA 90 B CH 85 X FA 91 3-2 ① G6-3		4	1	1	2	0	0	0
So Taguchi, R (1, 8) OBP: 0.358, SLG: 0.378	B FA 87 C CU 68 S FA 86 X FA 84 1-2 ② 43 1B 1B		B FA 88 C CU 69 X FA 89 1-1 ② G3		B FA 86 2-0 B FA 87 X FA 87 5 1B 1-2 43 1B 1B 3-H B CH 85 1-1 ② ③ C FA 91 X FA 91 G6-4-3 1-2f			B CU 72 X FA 91 1-0 ② L9		5	1	2	1	0	0	1
5 Albert Pujols, R (1, 3) OBP: 0.419, SLG: 0.563	C CU 70 X FA 87 0-1 ② F8		B FA 86 B FA 88 C CU 69 X FA 87 2-1 2B		B FA 88 B CU 70 F SL 83 X FC 85 2-1 43 1B 27 HR 1B 1-2 2-H	X FA 90 0-0 ① G6-3		C CH 84 B FA 91 B FA 91 B CH 85 B FA 90 4-1 BB		4	1	2	1	1	0	1
43 Juan Encarnacion, R (1, 9) OBP: 0.332, SLG: 0.441	C FA 87 B CU 68 C CU 69 F FA 86 X CU 71 1-2 27 FC5-4 1-3 1B		C CU 70 F FA 87 B FA 87 X CU 69 1-2 ③ F8		X FA 87 0-0 27 HR 1B 1-3 2-H	B CU 73 X FA 90 1-0 ② L9		C CH 84 X FA 90 0-1 ③ L6		5	1	2	1	0	0	2
27 Scott Rolen, R (1, 5) OBP: 0.341, SLG: 0.402	C FA 87 B FA 87 C CU 70 B CU 70 X CU 70 2-2 ③ FC5-4 1-2f			X FA 86 0-0 ① G5-3	T CU 71 X CU 69 0-1 1-H HR 3-H	C FA 92 B FA 91 X FA 92 1-1 ③ G4-3				4	1	1	3	0	0	2
47 Ryan Ludwick, R (1, 7) OBP: 0.310, SLG: 0.497		X FA 87 0-0 ① G5-3		F FA 86 B CU 68 B FA 85 B CU 69 F FA 86 X FA 84 3-2 ② F8	X FA 91 0-0 HR		X SL 86 0-0 2B			4	1	2	1	0	0	0
4 Yadier Molina, R (1, 2) OBP: 0.331, SLG: 0.313		C FA 86 X CH 77 0-1 WP 1B		X FA 87 0-0 ③ G5-3	B SL 87 B CH 85 B FA 91 B FA 91 4-0 E 1B BB		F FA 88 X CH 84 0-1 ① G5-3			3	1	1	0	1	0	1
Braden Looper, R (1, 1) OBP: 0.289, SLG: 0.265 36 Russ Springer, R (7, 1) 16 Chris Duncan, L (7, PH) OBP: 0.378, SLG: 0.544 Troy Percival, R (8, 1) 34 Randy Flores, L (9, 1)		C FA 86 L CU 69 L CU 70 0-3 ② K			C FA 90 2-2 B FA 86 B CU 67 F FA 87 X CU 69 1B 1B X FA 91 0-0 E1 1B SF8 1-3 1B		B CH 85 B CU 71 B FA 90 B FA 90 4-0 G4-6-3 BB			3 0 0 0 0	2 0 0 0 0	2 0 0 0 0	0 0 0 0 0	1 0 1 0 0	0 0 0 0 0	1 0 0 0 0
Aaron Miles, S (1, 4) OBP: 0.329, SLG: 0.344		B CU 71 B FA 88 C FA 88 F CU 69 X CU 70 2-2 ③ G4-3 1-3			C CU 69 0-2 F FA 86 X FC 85 1B 1B 1-2 1B X CH 84 0-0 G6-4-3 2-3 3-H 1B		X CH 83 0-0 ② ③ G4-6-3 1-2f			4	1	2	1	0	0	3
Inning Stats	R: 0 E: 0 K: 0 S: 14 H: 2 LOB: 2 BB: 0 P: 18	R: 0 E: 0 K: 1 S: 9 H: 1 LOB: 1 BB: 0 P: 11	R: 0 E: 0 K: 0 S: 10 H: 1 LOB: 1 BB: 0 P: 15	R: 0 E: 0 K: 0 S: 5 H: 0 LOB: 0 BB: 0 P: 8	R: 10 E: 1 K: 0 S: 21 H: 10 LOB: 0 BB: 1 P: 33	R: 0 E: 0 K: 0 S: 4 H: 0 LOB: 0 BB: 0 P: 6	R: 0 E: 0 K: 0 S: 4 H: 1 LOB: 1 BB: 1 P: 8	R: 0 E: 0 K: 0 S: 7 H: 0 LOB: 1 BB: 1 P: 15		1B: 11 2B: 2 3B: 0 HR: 2 SF: 1 SAC: 0 DP: 2 HBP: 0					

PITCHER	IP	WLS	BF	H	R	ER	SO	BB	IBB	HBP	BLK	WP	HR	S	P	ERA	WHIP
David Wells, L (1, 1) ERA: 5.54	4.0	L	23	11	7	7	1	0	0	0	0	1	1	53	74	15.75	2.750
39 Mike Thompson, R (5, 1) ERA: 6.91	4.0		17	4	3	2	0	3	0	0	0	0	1	21	40	4.50	1.750

PITCHER	IP	WLS	BF	H	R	ER	SO	BB	IBB	HBP	BLK	WP	HR	S	P	ERA	WHIP

BOTTOM

San Diego Padres @ St. Louis Cardinals

Busch Stadium, St. Louis, MO

Mon Aug 06 2007, 6:05 PM CDT
Att. 42,743 - Partly Cloudy - 96 F

livebaseballscorecards.com

AB	36
R	10
H	15
RBI	10
BB	3
SO	1
LOB	11

San Diego Padres @ St. Louis Cardinals

Busch Stadium, St. Louis, MO

Tue Aug 07 2007, 7:10 PM CDT

Att. 42,846 - Clear - 96 F

TOP

livebaseballscorecards.com

Batter	1	2	3	4	5	6	7	8	9	AB	R	H	RBI	BB	SO	LOB
24 Brian Giles, L (1, 9) OBP: 0.380, SLG: 0.372	B FA 89 B FA 87 X FA 87 2-0 ① P5		B CU 78 C FA 90 B FA 91 X FA 90 2-1 1-3 1B		B FA 91 X CH 76 1-0 ③ F8		C FA 91 X CH 76 0-1 ③ F8		B FA 92 X FA 91 1-0 WP 3B 2-H 3-H	4	0	1	0	0	0	2
14 Scott Hairston, R (7, 7) OBP: 0.307, SLG: 0.417										1	1	1	2	0	0	0
Geoff Blum, S (1, 4) OBP: 0.349, SLG: 0.384	B FA 90 C FA 90 C CU 77 F FA 93 B CH 76 B FA 91 X FA 88 3-2 ② P6		F CH 78 X CU 77 0-1 ② F8			B FA 88 C CH 77 B CU 76 X FA 90 2-1 23 G1-6-3 1B		C FA 88 F SL 78 B SL 78 X FA 88 1-2 3 F8 23 BB 1B	B CU 78 C FA 93 B CU 80 X FC 91 2-1 3-H 1B	5	0	3	0	0	0	2
Mike Cameron, R (1, 8) OBP: 0.318, SLG: 0.436	F CH 86 B FA 86 B CU 77 B FA 89 F FA 88 F FA 88 F CU 78 B FA 90 4-2 BB		C CU 76 F CU 77 B CU 79 X CH 85 1-2 ③ F7			X FA 87 0-0 ① F9		X SL 79 0-0 ① B2	C FA 93 B FA 93 B FA 90 S FA 93 S CU 79 2-3 ② K	4	0	0	0	1	1	5
23 Adrián González, L (1, 3) OBP: 0.339, SLG: 0.474	S CU 78 S CU 78 X FA 92 0-2 ③ F8			B CH 76 B FA 90 F CH 76 F CU 75 X FA 90 2-2 G4-3 3 G3 1B		C CU 78 B FA 91 F CU 77 X CH 78 1-2 ②③ G1-6-3 1-2f		B SL 80 B SL 80 B SL 79 F FA 89 B SL 80 4-1 1-2 BB	F FA 94 S CU 80 F CU 80 F CU 79 S FA 90 0-3 ③ K	4	0	1	0	1	1	3
3 Khalil Greene, R (1, 6) OBP: 0.267, SLG: 0.441		C CU 74 B CU 76 B CH 85 F FA 87 X CU 75 2-2 ① G5-3		D CU 76 F FA 88 X FA 88 1-1 ① G3 1-2			C CU 75 B CU 78 B FA 86 X CU 77 2-1 ① L7	B SL 86 B SL 88 F SL 87 F FA 93 X FA 93 2-2 ② F8 2-3		4	0	0	0	0	0	3
Rob Mackowiak, L (1, 7) (7, 9) OBP: 0.351, SLG: 0.409		B FA 88 B FA 89 F FA 89 C FA 90 F FA 91 F FA 91 F FA 90 F CH 77 F FA 90 3-2 ② L4		B CU 75 X FA 91 1-0 ② G4-3 2-3			C FA 90 B CU 79 X CU 77 1-1 5 1B 28 1B 1B	B FC 88 X FA 93 1-0 ③ L7		4	1	1	0	0	0	3
5 Kevin Kouzmanoff, R (1, 5) OBP: 0.285, SLG: 0.399		B FA 87 X FA 88 1-0 ③ G5-3		S CU 76 F FA 88 F CU 78 B CU 80 C CH 85 1-3 ③ K			1 SAFE B FA 88 F FA 88 S FA 88 B FA 89 F CU 78 B CH 86 F FA 89 1 SAFE 3-2 X FA 90 28 1B 1-3 1B		X FA 92 0-0 E6 22 SH5-4 14 3B	4	1	1	0	0	1	1
28 Josh Bard, S (1, 2) OBP: 0.354, SLG: 0.385			C CH 75 C CU 75 X FA 90 0-2 24 1B 1B		S CU 74 B CH 76 B CU 76 B FA 90 C FA 88 X FA 87 3-2 ① G3		X CU 78 0-0 1-2 3-H 1B		B FC 90 D FA 93 B FC 89 B FA 93 4-0 22 SH5-4 14 3B BB	3	1	2	1	1	0	0
44 Jake Peavy, R (1, 1) OBP: 0.208, SLG: 0.298 Terrmel Sledge, L (7, PH) OBP: 0.310, SLG: 0.376 43 Cla Meredith, R (7, 1) 21 Heath Bell, R (8, 1) 22 Marcus Giles, R (9, PH) OBP: 0.300, SLG: 0.315 26 Doug Brocail, L (9, 1) OBP: 0.500, SLG: 0.500			L CH 82 C CU 76 D CU 76 C 1-3 ① K		F CH 82 X CU 73 0-1 ② P3		X CH 77 0-0 ② F8		X 0-0 ① SH5-4 1-2 2-3	2 1 0 0 0 0	0 0 0 0 0 0	0 0 0 0 0 0	0 0 0 0 0 0	1 0 0 0 0 0	1 2 0 0 0 0	1 2 0 0 0 0
Inning Stats	R: 0 E: 0 K: 0 S: 12 H: 0 LOB: 1 BB: 1 P: 21	R: 0 E: 0 K: 0 S: 12 H: 0 LOB: 0 BB: 0 P: 18	R: 0 E: 0 K: 1 S: 13 H: 2 LOB: 2 BB: 0 P: 17	R: 0 E: 0 K: 1 S: 10 H: 1 LOB: 1 BB: 0 P: 15	R: 0 E: 0 K: 0 S: 6 H: 0 LOB: 0 BB: 0 P: 10	R: 0 E: 0 K: 0 S: 6 H: 1 LOB: 0 BB: 0 P: 9	R: 1 E: 0 K: 0 S: 13 H: 3 LOB: 2 BB: 0 P: 19	R: 0 E: 0 K: 0 S: 9 H: 1 LOB: 2 BB: 1 P: 17	R: 3 E: 1 K: 2 S: 13 H: 2 LOB: 1 BB: 1 P: 22	1B: 9 2B: 0 3B: 1 HR: 0	SF: 0 SAC: 1 DP: 1 HBP: 0					

	AB	36
	R	4
	H	10
	RBI	3
	BB	3
	SO	4
	LOB	22

WP: 1 PA: 40
PB: 0
SB: 0
CS: 0

PITCHER		IP	WLS	BF	H	R	ER	SO	BB	IBB	HBP	BLK	WP	HR	S	P	ERA	WHIP
23 Anthony Reyes, R ERA: 5.66	(1, 1)	7.0	L	28	7	1	1	2	1	0	0	0	0	0	72	109	1.29	1.143
19 Tyler Johnson, L ERA: 4.26	(8, 1)	0.1		3	1	0	0	0	1	0	0	0	0	0	5	10	0.00	6.000
36 Russ Springer, R ERA: 2.95	(8, 1)	0.2		2	0	0	0	0	0	0	0	0	0	0	4	7	0.00	0.000
44 Jason Isringhausen, R ERA: 1.75	(9, 1)	1.0		7	2	3	2	2	1	0	0	0	1	0	13	22	18.00	3.000

PITCHER		IP	WLS	BF	H	R	ER	SO	BB	IBB	HBP	BLK	WP	HR	S	P	ERA	WHIP

San Diego Padres @ St. Louis Cardinals

Busch Stadium, St. Louis, MO

Tue Aug 07 2007, 7:10 PM CDT

Att. 42,846 - Clear - 96 F

livebaseballscorecards.com

BOTTOM

Batter	1	2	3	4	5	6	7	8	9	AB	R	H	RBI	BB	SO	LOB
7 Adam Kennedy, L (1, 4) OBP: 0.285, SLG: 0.297	X FA 90 0-0 ① F8		C FA 92 B FA 92 F CH 85 B FA 95 S SL 88 2-3 ② K		C FA 94 X FA 94 0-1 ③ G3			C FA 96 F CU 86 X FA 98 0-2 ① G5-3		4	0	0	0	0	1	0
16 Chris Duncan, L (1, 7) OBP: 0.376, SLG: 0.540 44 Jason Isringhausen, R (9, 1)	C FA 92 B CU 71 F FA 93 B CU 78 B CU 71 F FA 94 S SL 87 3-3 ② K		B CH 86 C SL 89 B FC 88 X CU 78 2-1 ③ F7			B SL 86 C SL 86 X FA 95 1-1 1B		C CU 85 S CU 83 B SL 87 C 1-3 ② K		4 0	0 0	1 0	0 0	0 0	2 0	0 0
5 Albert Pujols, R (1, 3) OBP: 0.420, SLG: 0.560	B CU 74 B CU 78 C FA 93 B FA 92 D SL 83 4-1 1B BB			F FA 93 F FA 91 F FA 95 B CU 76 B CU 81 X SL 87 2-2 ① G1-3		B FA 95 C FA 94 B FA 94 S FA 94 S FA 94 2-3 ① K		C SL 87 B FA 98 B CU 87 B FA 98 F SL 87 B FA 98 4-2 1B BB		2	0	0	0	2	1	1
Jim Edmonds, L (1, 8) OBP: 0.321, SLG: 0.388	F FA 94 X CU 73 0-1 1-3 1B			B FA 94 X SL 86 1-0 2B		F FA 94 X FA 94 0-1 ② F7		X FA 97 0-0 1-2 1B		4	0	3	0	0	0	1
27 Scott Rolen, R (1, 5) OBP: 0.338, SLG: 0.397	C FA 94 F FA 95 B FA 97 F CU 82 F FA 96 B FA 97 B SL 86 F CU 82 F FA 96 3-2 ③ P4			B FA 93 C FA 94 B FA 95 B FA 94 F CH 86 F FA 96 X SL 83 3-2 ② L8		B FA 95 X SL 86 1-0 ③ F7		C FA 97 F FA 95 X FA 96 0-2 ③ G4-3		4	0	0	0	0	0	6
47 Ryan Ludwick, R (1, 9) OBP: 0.309, SLG: 0.489 (9, 7)		X SL 87 0-0 ① F8		B SL 83 S SL 87 B FA 96 C SL 82 F FA 96 B FA 96 F SL 87 F FA 96 B FA 96 4-2 ① BB			C FA 88 B SL 77 B SL 79 F FA 87 B SL 78 X FA 87 3-2 ① G1-3		C SL 86 B FA 92 C FA 92 X FA 94 1-2 ① P3	3	0	0	0	1	0	0
4 Yadier Molina, R (1, 2) OBP: 0.326, SLG: 0.307		B FA 90 S SL 84 B FA 92 F FA 92 F FA 95 B SL 86 F FA 93 X FA 93 3-2 ② P4		F FA 95 D SL 88 C FA 96 1 SAFE S FA 96 1-3 ③ K			X FA 88 0-0 ② G5-3		B FA 92 C FA 92 X CU 79 1-1 ② F8	4	0	0	0	0	1	2
23 Anthony Reyes, R (1, 1) OBP: 0.048, SLG: 0.048 So Taguchi, R (7, PH) OBP: 0.361, SLG: 0.380 19 Tyler Johnson, S (8, 1) 36 Russ Springer, R (8, 1) 43 Juan Encarnacion, R (9, 9) OBP: 0.331, SLG: 0.440		F FA 94 B FA 95 X SL 85 1-1 ③ G6-3			C SL 85 B CU 79 F SL 86 C CU 80 1-3 ① K		C FA 87 B FA 88 F FA 87 B SL 77 F FA 88 F FA 87 X FA 87 2-2 1B		C CU 77 F FA 94 B FA 93 F FA 93 F FA 93 X FA 94 1-2 ③ F9	2 1 0 0 1	0 0 0 0 0	0 1 0 0 0	0 0 0 0 0	1 0 0 0 0	0 0 0 0 0	0 0 0 0 0
Aaron Miles, S (1, 6) OBP: 0.326, SLG: 0.341			B FA 90 X FA 90 1-0 ① P2		B CH 86 B CH 83 B FA 91 C FA 90 C FA 91 X FA 92 3-2 ② G1-3		X FA 88 0-0 ③ G1-3			3	0	0	0	0	0	1
Inning Stats	R: 0 E: 0 K: 1 S: 19 H: 1 LOB: 2 BB: 1 P: 29	R: 0 E: 0 K: 0 S: 8 H: 0 LOB: 0 BB: 0 P: 12	R: 0 E: 0 K: 1 S: 6 H: 0 LOB: 0 BB: 0 P: 11	R: 0 E: 0 K: 1 S: 17 H: 1 LOB: 2 BB: 1 P: 28	R: 0 E: 0 K: 1 S: 8 H: 0 LOB: 0 BB: 0 P: 12	R: 0 E: 0 K: 1 S: 8 H: 1 LOB: 1 BB: 0 P: 12	R: 0 E: 0 K: 0 S: 10 H: 1 LOB: 1 BB: 0 P: 15	R: 0 E: 0 K: 1 S: 12 H: 1 LOB: 2 BB: 1 P: 17	R: 0 E: 0 K: 0 S: 10 H: 0 LOB: 0 BB: 0 P: 13	1B: 4 2B: 1 3B: 0 HR: 0	SF: 0 SAC: 0 DP: 0 HBP: 0		WP: 0 PB: 0 SB: 0 CS: 0	PA: 35			

PITCHER		IP	WLS	BF	H	R	ER	SO	BB	IBB	HBP	BLK	WP	HR	S	P	ERA	WHIP
44 Jake Peavy, R ERA: 2.21	(1, 1)	6.0	W	23	3	0	0	5	2	0	0	0	0	0	66	104	0.00	0.833
43 Cla Meredith, R ERA: 3.27	(7, 1)	1.0	H	4	1	0	0	0	0	0	0	0	0	0	10	15	0.00	1.000
21 Heath Bell, R ERA: 2.38	(8, 1)	1.0	H	5	1	0	0	1	1	0	0	0	0	0	12	17	0.00	2.000
26 Doug Brocail, R ERA: 3.93	(9, 1)	1.0		3	0	0	0	0	0	0	0	0	0	0	10	13	0.00	0.000

PITCHER	IP	WLS	BF	H	R	ER	SO	BB	IBB	HBP	BLK	WP	HR	S	P	ERA	WHIP

AB	32
R	0
H	5
RBI	0
BB	3
SO	6
LOB	11

San Diego Padres @ St. Louis Cardinals

Busch Stadium, St. Louis, MO

Wed Aug 08 2007, 7:10 PM CDT
Att. 42,138 - Partly Cloudy - 96 F

TOP

livebaseballscorecards.com

Batter	1	2	3	4	5	6	7	8	9	AB	R	H	RBI	BB	SO	LOB
24 Brian Giles, L (1, 9) OBP: 0.378, SLG: 0.371	B FA 89 X FA 90 1-0 G6-3		C FA 90 B SL 85 C FA 92 F SL 86 S CU 81 1-3 K		D FA 91 X FA 90 1-0 FC6-5 G5-6-3 2-3			X FA 91 0-0 FC5-4 1B		4	0	1	0	0	1	1
Terrmel Sledge, L (8, PR) OBP: 0.310, SLG: 0.376										0	0	0	0	0	0	0
(8, 9)																
Rob Mackowiak, L (1, 7) OBP: 0.348, SLG: 0.404	B FA 91 F CH 85 F FA 93 F FA 93 B FA 95 X FA 88 2-2 G3		F CU 79 X FA 92 0-1 L6		B CH 84 B CH 84 S FA 91 1 SAFE F FA 91 X FA 92 2-2 G5-6-3 1-2f			C SL 86 1 SAFE S SL 86 B FA 91 F FA 92 B SL 88 F FA 92 1 SAFE D FS 86 3-2 X CU 78 L5		3	0	0	0	0	0	1
14 Scott Hairston, R (8, PH) OBP: 0.305, SLG: 0.415										1	0	0	0	0	0	1
(8, 7)																
Mike Cameron, R (1, 8) OBP: 0.319, SLG: 0.437	B FA 94 B FA 94 C FA 93 F FA 93 B SL 88 X FA 94 3-2 23 1B 23 E 1B		C SL 84 B SL 85 X FA 94 1-1 1B			B CU 76 X FA 90 1-0 P5		C CU 78 B FA 92 F SL 86 B FS 85 1 SAFE X SL 87 2-2 FC5-4 23 CS 1-2f		4	1	2	0	0	0	1
23 Adrián González, L (1, 3) OBP: 0.340, SLG: 0.473	F FA 92 1 SAFE 1 SAFE F CU 80 X FA 93 0-2 E9 1-H 1B		B CU 80 F CU 80 1 SAFE B CU 81 X CH 86 2-1 G3			B FA 90 B CH 84 B FA 90 C FA 91 X FA 92 3-1 F7		C CU 76 S FS 86 1 SAFE F FS 87 1 SAFE 1 SAFE B FS 84 1-2 CS 1-2	B CU 79 B C B S F F FA 94 B FA 92 4-2 BB BB	3	0	1	0	1	0	1
3 Khalil Greene, R (1, 6) OBP: 0.264, SLG: 0.437	C SL 87 S SL 86 F FA 94 F SL 87 S CU 84 0-3 K			X FA 89 0-0 F8		B FA 92 B CH 86 C FA 91 S SL 85 B SL 87 S SL 86 3-3 K			X FA 90 0-0 F7	4	0	0	0	0	2	2
5 Kevin Kouzmanoff, R (1, 5) OBP: 0.287, SLG: 0.398		F FA 88 B FA 92 X FA 89 1-1 1B		B FA 90 X SL 84 1-0 G5-3			B SL 84 C SL 82 F CU 79 H FA 89 2-2 HBP		X FA 91 0-0 F9	3	0	1	0	0	0	1
4 Michael Barrett, R (1, 2) OBP: 0.286, SLG: 0.383		F FA 92 X FA 92 0-1 F8		B CU 78 C SL 84 X FA 93 1-1 1B			C CU 78 F FA 90 B SL 84 B FA 91 X SL 85 2-2 F7		C FA 93 S CU 80 D CU 82 F CU 80 F FA 94 F CU 81 B FA 93 B FA 93 D CU 80 4-2 FC6-4 1-2 BB	3	0	1	0	0	0	2
Milton Bradley, S (9, PH) OBP: 0.421, SLG: 0.543										0	0	0	0	1	0	0
44 Jake Peavy, R (9, PR) OBP: 0.208, SLG: 0.298										0	0	0	0	0	0	0
22 Marcus Giles, R (1, 4) OBP: 0.297, SLG: 0.312		B FA 92 F FA 93 B CU 80 S FA 93 X FA 94 2-2 F8		X FA 90 0-0 F9			X CU 79 0-0 P2		C SL 89 B FC 90 F FC 90 X CU 79 1-2 FC6-4 1-2f	3	0	0	0	0	0	3
Morgan Ensberg, R (9, PH) OBP: 0.318, SLG: 0.398										1	0	0	0	0	0	2
Greg Maddux, R (1, 1) OBP: 0.143, SLG: 0.146		S FA 91 F FA 92 S FA 95 0-3 K			B FA 88 X FA 90 1-0 24 FC6-5 2B		B CU 79 X FA 91 1-0 F8			2	0	1	0	0	1	1
Geoff Blum, S (7, PH) OBP: 0.348, SLG: 0.382										1	0	0	0	0	0	1
41 Kevin Cameron, R (7, 1)										0	0	0	0	0	0	0
Inning Stats	R: 1 E: 1 K: 1 S: 16 H: 2 LOB: 1 BB: 0 P: 22	R: 0 E: 0 K: 1 S: 10 H: 1 LOB: 1 BB: 0 P: 13	R: 0 E: 0 K: 1 S: 10 H: 1 LOB: 1 BB: 0 P: 14	R: 0 E: 0 K: 0 S: 5 H: 1 LOB: 1 BB: 0 P: 7	R: 0 E: 0 K: 0 S: 5 H: 1 LOB: 1 BB: 0 P: 9	R: 0 E: 0 K: 1 S: 6 H: 0 LOB: 0 BB: 0 P: 13	R: 0 E: 0 K: 0 S: 7 H: 0 LOB: 1 BB: 0 P: 12	R: 0 E: 0 K: 0 S: 12 H: 1 LOB: 1 BB: 0 P: 18	R: 0 E: 0 K: 0 S: 14 H: 0 LOB: 2 BB: 2 P: 23	1B: 6 2B: 1 3B: 0 HR: 0 SF: 0 SAC: 0 DP: 1 HBP: 1						

	AB	32
	R	1
	H	7
	RBI	0
	BB	2
	SO	4
	LOB	17

WP: 0 PB: 0 SB: 0 CS: 1 PA: 36

PITCHER		IP	WLS	BF	H	R	ER	SO	BB	IBB	HBP	BLK	WP	HR	S	P	ERA	WHIP
Kip Wells, R ERA: 5.27	(1, 1)	7.0	W	27	6	1	0	4	0	0	1	0	0	0	59	90	0.00	0.857
34 Randy Flores, L ERA: 4.31	(8, 1)	0.0		1	1	0	0	0	0	0	0	0	0	0	1	1	∞	∞
31 Ryan Franklin, R ERA: 1.86	(8, 1)	1.0	H	2	0	0	0	0	0	0	0	0	0	0	11	17	0.00	0.000
44 Jason Isringhausen, R ERA: 1.71	(9, 1)	1.0	S	5	0	0	0	0	2	0	0	0	0	0	14	23	0.00	2.000

PITCHER	IP	WLS	BF	H	R	ER	SO	BB	IBB	HBP	BLK	WP	HR	S	P	ERA	WHIP

BOTTOM

San Diego Padres @ St. Louis Cardinals
Busch Stadium, St. Louis, MO
Wed Aug 08 2007, 7:10 PM CDT
Att. 42,138 - Partly Cloudy - 96 F

livebaseballscorecards.com

Batter	1	2	3	4	5	6	7	8	9	AB	R	H	RBI	BB	SO	LOB
David Eckstein, R (1, 6) OBP: 0.333, SLG: 0.354	B FA 84 C FA 85 F FA 85 F FA 87 B FA 87 X FA 86 2-2 43 2B 1B	P PO 83 C FA 85 1 SAFE 1 SAFE X CH 80 1-1 F9-3 ②③ 1-1			1 SAFE C FA 85 C FA 80 F FA 87 X FA 86 0-2 G3 ② 1-3			B C B X 2-1 27 BB S 1B		4	1	2	0	0	0	2
43 Juan Encarnacion, R (1, 9) OBP: 0.330, SLG: 0.440	C FA 86 B FA 87 F FA 87 B FA 87 X CU 75 2-2 5 1B 1-H 2B		X FA 86 0-0 G6-3 ①		F SL 79 F FA 84 B FA 87 F CH 80 C FA 87 1-3 K ③			C FA 91 X FC 91 0-1 F9 ①		4	1	1	1	0	1	2
5 Albert Pujols, R (1, 3) OBP: 0.418, SLG: 0.557	C FA 87 B FA 87 X FA 87 1-1 1B 2-H 1B		C FA 84 B FA 85 X CH 80 1-1 G1-3 ②			C CH 78 C FA 86 S FA 86 0-3 K ①		B FC 91 B FA 92 F FA 92 X FA 92 2-1 F9 ②		4	0	1	1	0	1	1
Jim Edmonds, L (1, 8) OBP: 0.324, SLG: 0.387	L FA 86 X CH 80 0-1 1-3 1B		F FA 86 X FA 85 0-1 G3-1 ③			X SL 80 0-0 F8 ②		B SL 91 B FA 92 C FA 92 D SL 91 B FA 92 4-1 27 BB 1-2 BB		3	0	1	0	1	0	0
27 Scott Rolen, R (1, 5) OBP: 0.337, SLG: 0.393	C SL 81 B FA 86 B FA 87 F SL 81 T FA 88 2-2 K ①			B FA 84 C FA 84 X SL 80 1-1 G6-3 ①		X SL 81 0-0 P6 ③		B SL 91 F FA 92 B FC 92 B FA 91 B SL 91 4-1 1-2 2-3 BB		3	0	0	0	1	1	2
47 Ryan Ludwick, R (1, 7) OBP: 0.302, SLG: 0.478	C FA 87 F FA 87 C FA 87 0-3 K ②			S CH 80 X FA 86 0-1 L4 ②			F FA 93 F FA 94 B FA 96 T FA 93 1-2 K ①	F FA 92 C FA 93 B SL 83 B FA 95 B CU 81 F FC 93 X FA 92 3-2 G1-3 ③		4	0	0	0	0	2	5
Gary Bennett, R (1, 2) OBP: 0.263, SLG: 0.302 44 Jason Isringhausen, R (9, 1)	X FA 87 0-0 P4 ③			B FA 86 B CH 81 B FC 84 C FA 84 C FA 85 X CH 80 3-2 G6-3 ③			B FA 94 X FA 93 1-0 16 G1-3 2B			3 0	0 0	1 0	0 0	0 0	0 0	2 0
Kip Wells, R (1, 1) OBP: 0.293, SLG: 0.390 16 Chris Duncan, L (7, PH) OBP: 0.375, SLG: 0.538 34 Randy Flores, L (8, 1) 31 Ryan Franklin, R (8, 1) 4 Yadier Molina, R (9, 2) OBP: 0.326, SLG: 0.307		X FA 86 0-0 G6-3 ①			B FA 84 F SL 78 S CH 80 B FA 86 S CH 80 2-3 K ①		F FA 93 C FA 93 F FA 94 B FA 93 X FA 94 1-2 G1-3 ② 2-3			2 1 0 0 0	0 0 0 0 0	0 0 0 0 0	0 0 0 0 0	1 0 0 0 0	0 1 0 0 0	0 1 0 0 0
7 Adam Kennedy, L (1, 4) OBP: 0.286, SLG: 0.295		C FA 84 B FC 84 M FA 84 X CH 81 1-2 E6 F9-3			L FA 85 F CH 80 H FA 86 1-2 G3 S HBP		F FA 94 B FA 95 B FA 94 F FA 92 S FA 94 2-3 K ③			2	0	0	0	0	1	1

Inning Stats	1	2	3	4	5	6	7	8	9
	R: 2 E: 0 K: 2 S: 18	R: 0 E: 1 K: 0 S: 7	R: 0 E: 0 K: 0 S: 5	R: 0 E: 0 K: 0 S: 7	R: 0 E: 0 K: 2 S: 13	R: 0 E: 0 K: 1 S: 5	R: 0 E: 0 K: 2 S: 11	R: 0 E: 0 K: 0 S: 12	
	H: 4 LOB: 2 BB: 0 P: 25	H: 0 LOB: 0 BB: 0 P: 8	H: 0 LOB: 0 BB: 0 P: 6	H: 0 LOB: 0 BB: 0 P: 11	H: 0 LOB: 1 BB: 0 P: 17	H: 0 LOB: 0 BB: 0 P: 5	H: 1 LOB: 1 BB: 0 P: 16	H: 1 LOB: 3 BB: 2 P: 27	

	AB	30
	R	2
	H	6
	RBI	2
	BB	2
	SO	7
	LOB	16

| | | |

Batter	1	2	3	4	5	6	7	8	9	AB	R	H	RBI	BB	SO	LOB
14 Scott Hairston, R (1, 7) OBP: 0.310, SLG: 0.423	C FA 92 C FA 93 B CU 78 F SL 87 X FA 93 1-2 ① F8		C SL 87 B CU 79 C CU 77 B FA 89 X SL 85 2-2 2B			X FA 93 0-0 ① 1B		B FA 92 F FA 93 B FA 93 X FA 92 2-1 ③ G4-3		3	0	2	0	0	0	0
Terrmel Sledge, L (6, 7) OBP: 0.308, SLG: 0.373										1	0	0	0	0	0	0
Geoff Blum, S (1, 6) OBP: 0.340, SLG: 0.373	B FA 92 X FA 92 1-0 ② F9		C CH 84 D CU 79 C FA 91 X FA 91 1-2 ③ G6-3			C FA 91 B CH 85 F CH 85 X CU 78 1-2 ② F8			B FA 90 C FA 90 B FA 89 X FA 91 2-1 ① F9	4	0	0	0	0	0	1
Mike Cameron, R (1, 8) OBP: 0.321, SLG: 0.435	F FA 90 B FA 90 C SL 86 B CU 79 C FA 93 2-3 ③ K			X SL 87 0-0 ① F9		C CU 78 B FA 92 H FA 88 2-1 HBP			C FA 91 B FA 90 F SL 79 B FA 90 B CU 79 F FA 89 B FA 90 4-2 BB	2	0	0	0	1	1	0
23 Adrián González, L (1, 3) OBP: 0.339, SLG: 0.473		B CU 77 B FA 91 S FA 91 B FA 92 X FA 92 3-1 ① F7		B FA 91 B CH 83 F CH 84 B FA 91 X FA 90 3-1 2B		B CU 79 F CH 85 B CU 80 1 SAFE X CH 86 2-1 ③ L4			B FA 91 F FA 91 X SL 80 1-1 ② P5	4	0	1	0	0	0	2
Morgan Ensberg, R (1, 5) OBP: 0.314, SLG: 0.393		X FA 93 0-0 ② P3		C SL 87 S SL 84 D SL 86 B FA 90 S CH 85 2-3 ② K			F F X SL 86 0-2 ① G6-3		F FA 90 X CU 79 0-1 ③ G4-3	3	0	0	0	0	1	1
Rob Mackowiak, L (1, 9) OBP: 0.348, SLG: 0.407		B CU 77 F FA 92 B FA 91 X CH 85 2-1 2B		X CU 80 0-0 ③ G3			C FA 93 C FA 92 F CU 80 F CU 79 S CH 85 0-3 ② K			3	0	1	0	0	1	1
28 Josh Bard, S (1, 2) OBP: 0.350, SLG: 0.380		B CU 80 B FA 91 C CU 77 B FA 92 C FA 91 X CU 80 3-2 ③ F7			C CU 80 X CU 78 0-1 ① G1-3		B FA 92 C CH 86 B CU 80 S CH 86 F CH 86 B CH 86 X CH 86 3-2 ③ G4-3			3	0	0	0	0	0	1
22 Marcus Giles, R (1, 4) OBP: 0.295, SLG: 0.310			C SL 86 X FA 92 0-1 ① F8		F FA 92 B SL 86 X SL 87 1-1 ② G5-3			C FA 91 C FA 92 C FA 95 0-3 ① K		3	0	0	0	0	1	0
32 Chris Young, R (1, 1) OBP: 0.189, SLG: 0.063			B FA 91 C FA 89 C FA 89 C FA 90 1-3 ② K		C FA 90 C FA 91 X FA 90 0-2 ③ P3			F FA 94 C SL 86 B FA 95 F CU 78 X SL 87 1-2 ② G3-1		2	0	0	0	0	1	0
26 Doug Brocail, L (7, 1) OBP: 0.500, SLG: 0.500										0	0	0	0	0	0	0
5 Kevin Kouzmanoff, R (7, 5) OBP: 0.287, SLG: 0.397										1	0	0	0	0	0	0
4 Michael Barrett, R (9, PH) OBP: 0.285, SLG: 0.381										1	0	0	0	0	0	1
Inning Stats	R: 0 E: 0 K: 1 S: 8 H: 0 LOB: 0 BB: 0 P: 12	R: 0 E: 0 K: 0 S: 8 H: 1 LOB: 1 BB: 0 P: 16	R: 0 E: 0 K: 1 S: 11 H: 1 LOB: 1 BB: 0 P: 15	R: 0 E: 0 K: 1 S: 7 H: 1 LOB: 1 BB: 0 P: 12	R: 0 E: 0 K: 0 S: 7 H: 0 LOB: 0 BB: 0 P: 8	R: 0 E: 0 K: 0 S: 7 H: 1 LOB: 1 BB: 0 P: 12	R: 0 E: 0 K: 1 S: 12 H: 0 LOB: 0 BB: 0 P: 15	R: 0 E: 0 K: 1 S: 9 H: 0 LOB: 0 BB: 0 P: 12	R: 0 E: 0 K: 0 S: 9 H: 0 LOB: 1 BB: 1 P: 16	1B: 1 2B: 3 3B: 0 HR: 0 SF: 0 SAC: 0 DP: 0 HBP: 1						

San Diego Padres @ St. Louis Cardinals

Busch Stadium, St. Louis, MO

Thu Aug 09 2007, 7:10 PM CDT

Att. 42,848 - Partly Cloudy - 93 F

TOP

livebaseballscorecards.com

AB	30
R	0
H	4
RBI	0
BB	1
SO	5
LOB	7

WP: 0 PA: 32
PB: 0
SB: 0
CS: 0

PITCHER		IP	WLS	BF	H	R	ER	SO	BB	IBB	HBP	BLK	WP	HR	S	P	ERA	WHIP
35 Joel Pineiro, R ERA: 4.5	(1, 1)	7.0	W	25	4	0	0	4	0	0	1	0	0	0	60	90	0.00	0.571
Troy Percival, R ERA: 2.5	(8, 1)	1.0		3	0	0	0	1	0	0	0	0	0	0	9	12	0.00	0.000
19 Tyler Johnson, L ERA: 4.1	(9, 1)	1.0		4	0	0	0	0	1	0	0	0	0	0	9	16	0.00	1.000

PITCHER	IP	WLS	BF	H	R	ER	SO	BB	IBB	HBP	BLK	WP	HR	S	P	ERA	WHIP

Batter	1	2	3	4	5	6	7	8	9	AB	R	H	RBI	BB	SO	LOB
David Eckstein, R (1, 6) OBP: 0.332, SLG: 0.350	B FA 87 B FA 88 B FA 88 B FA 88 4-0 BB		C FA 86 F FA 87 B SL 79 S SL 82 1-3 ② K		B FA 86 B FA 87 B FA 88 C FA 88 X FA 89 3-1 ② F8		B FA 90 F FA 90 X FA 92 1-1 ② G3-1 1-2 2-3			3	0	0	0	1	1	2
24 Rick Ankiel, L (1, 9) OBP: 0.250, SLG: 1.000	B FA 88 X FA 89 1-0 ① P6		F FA 89 B FA 89 B FA 91 F FA 91 C FA 90 2-3 ③ K		S FA 90 S FA 90 F FA 92 B FA 90 B FA 91 S FA 90 2-3 ③ K		F FA 92 B CU 79 B FA 94 X CU 79 2-1 2-H 3-H HR			4	1	1	3	0	2	1
5 Albert Pujols, R (1, 3) OBP: 0.417, SLG: 0.554	1 SAFE C FA 89 B FA 90 1 SAFE B FA 90 B SL 80 X FA 89 3-1 ② F9			F FA 88 B SL 79 B SL 81 F FA 91 X SL 83 2-2 ① F8		B FA 88 X FA 88 1-0 ① F9	C SL 86 F FA 95 X SL 87 0-2 1B			4	0	1	0	0	0	1
Jim Edmonds, L (1, 8) OBP: 0.319, SLG: 0.381	1 SAFE X FA 89 0-0 ③ G4-3			F FA 89 F FA 91 B CU 72 X FA 90 1-2 ② P4		B FA 88 B FA 89 X FA 89 2-0 ② F7	B FA 93 B FA 93 X FA 87 2-0 ③ G6-3			4	0	0	0	0	0	2
27 Scott Rolen, R (1, 5) OBP: 0.336, SLG: 0.392		X FA 87 0-0 ① F7		X CH 81 0-0 16 BB 4 1B 1B		C SL 79 B SL 81 S SL 81 F FA 90 B FA 91 F SL 80 F SL 81 B FA 89 X SL 80 3-2 ③ G5-3		B FA 90 X SL 86 1-0 ① G5-3		4	1	1	0	0	0	0
16 Chris Duncan, L (1, 7) OBP: 0.378, SLG: 0.536 Troy Percival, R (8, 1) 47 Ryan Ludwick, R (8, PH) OBP: 0.306, SLG: 0.480 19 Tyler Johnson, S (9, 1)		X FA 88 0-0 ② P6		B FA 89 B FA 89 S FA 89 F FA 90 1 SAFE F FA 88 D FA 91 B FA 91 4-2 4 1B 1-2 BB			S FA 86 B FA 86 B FA 87 B FA 88 F FA 88 B FA 90 4-2 4 1B WP BB	S SL 86 F SL 87 X FA 92 0-2 F9 4 1B 1B		1 0 1 0	1 0 0 0	0 0 1 0	2 0 0 0	0 0 0 0	0 0 0 0
4 Yadier Molina, R (1, 2) OBP: 0.336, SLG: 0.316	B FA 87 C FA 88 B FA 89 F FA 88 B SL 79 B FA 90 4-2 BB			X FA 91 0-0 1-3 2-H 1B			L FA 89 L B X 1-2 7 FC3-5 WP 1-3 1B	B FA 89 C SL 86 F SL 93 F SL 87 B FA 88 X SL 87 2-2 1-2 1B		3	0	3	1	1	0	0
35 Joel Pineiro, R (1, 1) So Taguchi, R (7, PH) OBP: 0.362, SLG: 0.379 (8, 7)	C FA 88 S FA 89 C FA 90 0-3 ③ K			S FA 89 S SL 82 S SL 82 0-3 ③ K			P PO 78 S CH 79 B SL 79 B SL 79 S FA 89 B CH 81 4-2 G3-1 7 FC3-5 24 HR 1-2 3-H BB	B FA 91 C SL 86 F SL 88 X FA 91 1-2 ② F9 2-3		2 1	0 1	0 1	0 0	2 1	3 2
7 Adam Kennedy, L (1, 4) OBP: 0.282, SLG: 0.290			C FA 88 B FA 89 B FA 87 F FA 89 X FA 89 2-2 ① G3-1		B FA 87 B FA 87 B FA 87 C FA 87 F FA 87 X FA 89 3-2 ① G3		F FA 88 B FA 90 X FA 90 1-1 ① FC3-5 G3-1 24 HR 1-2 2-3f	S FA 92 X FA 93 0-1 ③ P4		4	1	0	0	0	0	4
Inning Stats	R: 0 E: 0 K: 0 S: 4 H: 0 LOB: 1 BB: 1 P: 12	R: 0 E: 0 K: 1 S: 7 H: 0 LOB: 1 BB: 1 P: 11	R: 0 E: 0 K: 2 S: 9 H: 0 LOB: 0 BB: 0 P: 14	R: 1 E: 0 K: 1 S: 14 H: 2 LOB: 2 BB: 1 P: 21	R: 0 E: 0 K: 1 S: 9 H: 0 LOB: 0 BB: 0 P: 17	R: 0 E: 0 K: 0 S: 8 H: 0 LOB: 0 BB: 0 P: 14	R: 4 E: 0 K: 0 S: 18 H: 3 LOB: 1 BB: 2 P: 32	R: 0 E: 0 K: 0 S: 13 H: 2 LOB: 2 BB: 0 P: 17		1B: 6 2B: 0 3B: 0 HR: 1	SF: 0 SAC: 0 DP: 0 HBP: 0		WP: 1 PB: 0 SB: 0 CS: 0	PA: 36	

PITCHER		IP	WLS	BF	H	R	ER	SO	BB	IBB	HBP	BLK	WP	HR	S	P	ERA	WHIP
32 Chris Young, R ERA: 2.02	(1, 1)	6.0	L	26	3	4	4	5	5	0	0	0	1	0	59	105	6.00	1.333
26 Doug Brocail, R ERA: 3.96	(7, 1)	2.0		10	4	1	1	0	0	0	0	0	0	1	23	33	4.50	2.000

PITCHER	IP	WLS	BF	H	R	ER	SO	BB	IBB	HBP	BLK	WP	HR	S	P	ERA	WHIP

BOTTOM

San Diego Padres @ St. Louis Cardinals

Busch Stadium, St. Louis, MO

Thu Aug 09 2007, 7:10 PM CDT
Att. 42,848 - Partly Cloudy - 93 F

livebaseballscorecards.com

AB	31
R	5
H	7
RBI	4
BB	5
SO	5
LOB	15

Batter	1	2	3	4	5	6	7	8	9	10	11	AB	R	H	RBI	BB	SO	LOB
24 Brian Giles, L (1, 9) OBP: 0.377, SLG: 0.380	X 0-0 L4-3 1B		X FA 91 0-0 1-H HR		D SL 83 F CH 83 C SL 81 D CU 76 B CU 76 X SL 89 3-2 ② F8	B FA 94 F FA 94 X CU 78 1-1 ③ L8		B FA 85 B FA 83 1 SAFE X FA 82 2-0 ② F9		C SL 85 C FA 90 F FA 90 B FA 90 S SL 85 1-3 ③ K		6	1	2	2	0	1	3
Geoff Blum, S (1, 4) OBP: 0.335, SLG: 0.366 (10, 7)	B FA 89 C FA 89 B CU 73 B CH 83 F FA 91 X FA 92 3-2 ① ② L4-3 1-1		C CU 72 B SL 83 X FA 92 1-1 ② F8		B CU 73 C FA 92 D SL 86 F SL 85 B CU 75 F SL 87 X FA 94 3-2 23 HR 1-3 1B		B CH 82 X FA 91 1-0 ① F8	B FA 89 B FA 89 1 SAFE 1 SAFE X FA 88 2-0 ③ F7			C FA 87 B FA 87 F FA 88 F FA 88 F FA 89 F SL 85 F FA 90 S SL 84 1-3 ① K	6	1	1	0	0	1	2
23 Adrián González, L (1, 3) OBP: 0.345, SLG: 0.487	C FA 93 F SL 83 F FA 92 B CU 73 F FA 93 X FA 92 1-2 2B		B SL 82 B FA 90 B FA 92 B FA 92 4-0 BB		C SL 89 X SL 86 0-1 1-H 3-H HR		B FA 92 C FA 91 C FA 91 B FA 93 X SL 84 2-2 3 1B 2B		C FA 88 B FA 89 C FA 88 F FA 90 X SL 82 1-2 ① G3-1		B FA 90 S SL 85 B FA 90 B CH 86 B FA 90 4-1 22 BB BB 3 SF7 BB	4	3	3	3	2	0	0
Mike Cameron, R (1, 8) OBP: 0.325, SLG: 0.433	B CU 73 C CU 74 B CU 76 B FA 92 C CU 74 X FA 94 3-2 ③ F9		F FA 92 D SL 87 1 SAFE F FA 93 C SL 82 1-3 ③ K		B CU 72 C FA 92 B CU 73 B CU 73 B FA 92 4-1 S BB		D CH 82 I IN 64 I IN 63 I IN 62 4-0 3 1B IBB		F FA 88 B CU 71 B CU 70 B FA 89 S SL 83 F FA 90 F SL 85 F FA 91 B CU 72 4-2 3 1B BB		F SL 85 B FA 90 B SI 90 B SL 85 B SL 86 4-1 28 S 22 BB 28 3B 1-2 BB	2	1	0	0	4	1	2
Rob Mackowiak, L (1, 7) OBP: 0.343, SLG: 0.401		C FA 87 F CH 81 B FA 91 F FA 91 B CH 80 C CU 73 2-3 ① K	B SL 80 C FA 88 C CU 70 B CU 75 F CU 74 S CU 77 2-3 ① K	1 SAFE 1 SAFE B CU 71 B FA 92 S SL 90 X CH 89 2-1 ③ G3 1-2	L SL 82 F SL 81 B FA 92 B FA 91 F FA 93 S SL 83 2-3 ② K	S CH 82 B CH 61 1 SAFE X SL 83 1-1 ② F7	C FA 90 B FA 90 F FA 90 B FA 91 B SL 87 B SL 86 4-2 28 S 28 3B 1-2 2-3 BB	4	0	0	0	0	3	3
21 Heath Bell, R (7, 1)												0	0	0	0	0	0	0
Morgan Ensberg, R (9, PH) OBP: 0.313, SLG: 0.391												1	0	0	0	0	0	1
Trevor Hoffman, R (9, 1)												0	0	0	0	0	0	0
22 Marcus Giles, R (10, 4) OBP: 0.297, SLG: 0.310												0	1	0	0	1	0	0
3 Khalil Greene, R (1, 6) OBP: 0.267, SLG: 0.446		B FA 90 C FA 91 T SL 83 B CU 77 F CU 75 X FA 92 2-2 ② G4-3	S FA 92 F FA 91 C FA 93 0-3 ② K	C FA 92 S SL 84 F FA 93 B FA 93 B SL 86 X FA 94 2-2 HR	X FC 93 0-0 28 S 1-3 2-H 1B	C CU 71 B FA 88 X FA 89 1-1 1-3 1B	X 0-0 ② SF7 3-H	5	1	3	3	0	1	0
4 Michael Barrett, R (1, 2) OBP: 0.286, SLG: 0.381	B FA 91 X FA 91 1-0 ③ F8		X FA 91 0-0 ③ F9	C FA 94 S FA 94 F FA 94 B CU 79 X FA 94 1-2 5 FC4-6 1B	B FA 95 1 SAFE B FA 95 C FA 93 C FA 94 B FA 96 C FA 95 3-3 ③ K 1-2	B CH 81 C FA 89 F FA 89 B CH 80 1 SAFE X CH 80 2-2 ③ L9	B SL 85 B FA 91 C SL 85 C FA 92 B FA 91 X 3-2 5 HR 1-H 2-H 3B	3	0	1	0	0	0	0
28 Josh Bard, S (7, PH) OBP: 0.350, SLG: 0.387 (7, 2)												3	1	1	2	0	1	4
5 Kevin Kouzmanoff, R (1, 5) OBP: 0.290, SLG: 0.410		B FA 89 X FA 89 1-0 FC1-5 2B		C CU 72 H FA 90 1-1 65 FC3-6 HBP	X FA 93 0-0 ① FC4-6 1-2f	C SL 85 S SL 86 B SL 89 X FA 94 1-2 ① G6-3		B CU 68 C CU 69 S CH 81 C CU 70 1-3 ① K	X CU 74 0-0 3-H HR	5	1	2	2	0	1	1
Wilfredo Ledezma, L (1, 1) 65 Jack Cassel, R (3, 1) 43 Cla Meredith, R (6, 1) 45 Justin Hampson, L (7, 1) Terrmel Sledge, L (7, 7) OBP: 0.310, SLG: 0.371 41 Kevin Cameron, R (10, 1)		L FA 90 B FA 92 L FA 93 X FA 93 1-2 ① FC1-5 24 HR 2-3	L FA 92 B FA 94 1 SAFE X FA 92 1-1 ① FC3-6 1B WP 23 HR 1-2f	M FA 93 M CU 79 B FA 93 C FA 93 1-3 ② K	C FA 93 B FA 90 S SL 93 B SL 93 B SL 93 B SL 93 4-2 BB	B SL 85 S SL 83 S CU 72 B SL 84 F SL 83 X SL 82 3-2 ② G4-3	S FA 88 S FA 87 S FA 89 B FA 87 C CU 74 2-3 ③ K	1	1	0	0	0	0	1
												2	1	0	0	0	1	2
												0	0	0	0	0	0	0
												0	0	0	0	0	0	0
												1	0	0	0	1	0	0
												1	0	0	0	0	1	0
Inning Stats	R: 0 E: 0 K: 0 S: 12 H: 2 LOB: 1 BB: 0 P: 19	R: 0 E: 0 K: 1 S: 9 H: 0 LOB: 0 BB: 0 P: 14	R: 2 E: 0 K: 1 S: 10 H: 2 LOB: 1 BB: 1 P: 18	R: 0 E: 0 K: 2 S: 8 H: 0 LOB: 0 BB: 0 P: 10	R: 3 E: 0 K: 0 S: 15 H: 2 LOB: 1 BB: 1 P: 29	R: 1 E: 0 K: 1 S: 14 H: 2 LOB: 1 BB: 0 P: 19	R: 1 E: 0 K: 2 S: 12 H: 2 LOB: 2 BB: 1 P: 24	R: 0 E: 0 K: 0 S: 7 H: 0 LOB: 1 BB: 1 P: 16	R: 0 E: 0 K: 0 S: 16 H: 1 LOB: 2 BB: 1 P: 25	R: 0 E: 0 K: 2 S: 11 H: 0 LOB: 0 BB: 0 P: 16	R: 5 E: 0 K: 2 S: 19 H: 2 LOB: 0 BB: 3 P: 37	1B: 5 2B: 4 3B: 1 HR: 4 SF: 1 SAC: 0 DP: 1 HBP: 1	WP: 1 PB: 0 SB: 4 CS: 0 PA: 54						

PITCHER		IP	WLS	BF	H	R	ER	SO	BB	IBB	HBP	BLK	WP	HR	S	P	ERA	WHIP
31 Matt Belisle, R ERA: 5.4	(1, 1)	5.0		23	6	5	5	4	2	0	1	0	1	2	54	90	9.00	1.600
38 Gary Majewski, R ERA: 14.85	(6, 1)	1.0		5	2	1	1	1	0	0	0	0	0	1	14	19	9.00	2.000
Mike Gosling, L ERA: 4.64	(7, 1)	0.2		4	1	1	1	1	0	1	0	0	0	0	8	17	13.50	1.500
51 Jared Burton, R ERA: 3.57	(7, 1)	0.2		4	1	0	0	1	1	0	0	0	0	0	9	17	0.00	3.000
Eddie Guardado, L ERA: 5.4	(8, 1)	0.2		2	0	0	0	0	0	0	0	0	0	0	2	6	0.00	0.000

PITCHER		IP	WLS	BF	H	R	ER	SO	BB	IBB	HBP	BLK	WP	HR	S	P	ERA	WHIP
Mike Stanton, L ERA: 4.6	(9, 1)	2.0		8	1	0	0	2	1	0	0	0	0	0	27	41	0.00	1.000
25 David Weathers, R ERA: 3.86	(11, 1)	0.2	L	6	1	4	4	1	3	0	0	0	0	0	15	31	54.00	6.000
Victor Santos, R ERA: 4.66	(11, 1)	0.1		2	1	1	1	1	0	0	0	0	0	1	4	6	27.00	3.000

TOP

San Diego Padres @ Cincinnati Reds

Great American Ball Park, Cincinnati, OH

Fri Aug 10 2007, 7:10 PM EDT

Att. 21,594 - Partly Cloudy - 91 F

livebaseballscorecards.com

AB	44
R	12
H	13
RBI	12
BB	8
SO	11
LOB	19

San Diego Padres @ Cincinnati Reds

Great American Ball Park, Cincinnati, OH

Fri Aug 10 2007, 7:10 PM EDT
Att. 21,594 - Partly Cloudy - 91 F

livebaseballscorecards.com

Batter	1	2	3	4	5	6	7	8	9	10	11	AB	R	H	RBI	BB	SO	LOB
30 Norris Hopper, R (1, 8) OBP: 0.340, SLG: 0.357	X FA 93 0-0 ① G4-3	X CH 84 0-0 3-H 1B		B FA 90 F FA 89 F CU 77 X SL 76 1-2 ② L8		S FA 86 B SL 78 B FA 88 F FA 87 B FA 87 X FA 88 3-2 3-H 1B		F FA 96 X FA 96 0-1 ②③ G6-4-3 1-2f		F FC 93 F FC 93 B FA 94 B SL 94 S FA 93 2-3 ③ K		6	0	2	2	0	1	1
4 Brandon Phillips, R (1, 4) OBP: 0.321, SLG: 0.468	B FA 94 F FA 93 X FA 93 1-1 S SF8 2B	1 SAFE 1 SAFE S CH 83 B FA 95 1 SAFE X FA 95 1-1 ③ F9		C CU 77 S FA 89 X CU 77 0-2 ③ G3		1 SAFE 1 SAFE F FA 88 X FA 88 0-1 ③ G5-3			C SL 82 B FC 86 F CH 74 B CH 75 F FC 87 B CH 76 F SL 86 F FC 86 X SL 86 3-2 2B 2B		B SL 91 X SL 91 1-0 ① F8	6	2	2	0	0	0	2
Ken Griffey Jr., L (1, 9) OBP: 0.382, SLG: 0.519	B FA 94 C FA 94 B SL 82 B B 4-1 SF8 1B 2-3 BB		B FA 93 X CH 83 1-0 HR	C FA 89 F FA 88 X CU 77 0-2 G6-4-3 1B		B FA 86 B CU 77 B FA 87 C FA 87 B FA 86 4-1 E G1-3 BB			S FC 86 F CH 75 F CH 73 B FC 87 S CH 75 1-3 ① K		C FA 92 B FA 94 F FC 92 B FC 93 F FC 92 X FA 93 2-2 ② F7	4	2	2	1	2	1	1
Jeff Conine, R (1, 3) OBP: 0.319, SLG: 0.392 Scott Hatteberg, L (7, PH) (8, 3) OBP: 0.395, SLG: 0.474	B FA 93 C FA 93 B FA 92 B FA 93 X FA 94 3-1 ② SF8 1-2 3-H		F FA 93 B FA 95 C CH 86 B FA 94 B CH 87 F CH 85 B FA 94 4-2 28 BB BB		B CU 76 B FA 89 X FA 88 2-0 ①② G6-4-3 1-2f	B SL 86 C SL 86 B FA 91 X FA 88 2-1 ① G1-3 1-2			X FC 86 0-0 2-H 2B		B FA 93 C FC 92 C FA 91 F FA 94 F FC 93 X FA 93 1-2 1B	1 3	0 0	0 2	1 1	1 0	0 0	1 1
Adam Dunn, L (1, 7) OBP: 0.362, SLG: 0.544	B SL 82 X FA 93 1-0 28 FC6-4 2-H 1B		S SL 82 S SL 84 B FA 94 B SL 85 F FA 93 F SL 83 S FA 93 2-3 ① K		X FA 89 0-0 ③ F8		F SL 87 C SL 87 F SL 87 B SL 86 B CU 75 X SL 87 2-2 E3 2-3		I IN 68 I IN 69 I IN 70 I IN 68 4-0 IBB		S SL 91 F FA 93 B SL 94 X FA 93 1-2 ③ G6-3	5	0	1	1	1	1	3
28 Edwin Encarnación, R (1, 5) OBP: 0.339, SLG: 0.375	B FA 94 X FA 93 1-0 ③ FC6-4 1-2f		D CH 85 1 SAFE B CH 84 S CH 83 B FA 93 B CH 84 4-1 1-2 BB			B CU 75 X FA 88 1-0 ① P4	C CU 84 F FA 97 S FA 98 0-3 ② K		S SL 81 X CH 74 0-1 ② F5			4	0	0	0	1	1	5
2 Alex Gonzalez, R (1, 6) OBP: 0.313, SLG: 0.474		B FA 93 S CH 83 F CH 83 X FA 95 1-2 31 PB 30 1B 2B	C CU 78 S CU 78 B FA 90 C FA 91 1-3 ② K			B CU 76 B FA 89 C FA 88 B FA 88 F FA 88 F SL 77 B CU 77 4-2 WP 26 1B G4-3 BB	B FA 96 B FA 96 S FA 96 S FA 97 F FA 97 S FA 97 2-3 ③ K		X CH 73 0-0 ③ P2			4	2	1	0	1	2	6
26 David Ross, R (1, 2) OBP: 0.264, SLG: 0.396		C CH 83 C FA 94 S CH 86 0-3 ① K	B CU 76 B FA 90 C FA 89 X FA 89 2-1 ③ F7			C FA 88 B CU 75 C CU 77 F CU 76 1 SAFE B CU 76 X FA 89 2-2 G4-3 WP 30 1B 1-2 1B		B FA 96 F FA 96 B SL 87 B CU 84 C FA 96 B FA 96 4-2 30 G6-4-3 BB		B FC 92 F FC 92 F FA 94 X SL 83 1-2 ① F8		4	1	1	0	1	1	3
31 Matt Belisle, R (1, 1) 38 Gary Majewski, R (8, 1) Mark Bellhorn, S (8, PH) Mike Cossins, L (1, 1) 51 Jared Burton, R (7, 1) Eddie Guardado, R (8, 1) Jason Ellison, R (8, PH) Mike Stanton, L (8, 1) 27 Jeff Keppinger, R (10, PH) 25 David Weathers, R (11, 1) Victor Santos, R (11, 1)		B FA 92 F CH 81 L FA 92 B CH 84 F CH 84 C FA 94 2-3 ② K		C B X 1-1 ① G5-3		F SI 88 F FA 87 B CH 76 B CH 76 X FA 88 2-2 ② G4-3 1-3 2-H		1 SAFE X FA 94 0-0 ① B3		X FA 93 0-0 ② F8		2 0 1 0 0 0 0 1 0 1 0	0 0 0 0 0 0 0 0 0 0 0	0 0 1 0 0 0 0 0 0 0 0	0 0 0 0 0 0 0 0 0 0 0	1 0 0 0 0 0 0 0 0 0 0	1 0 1 0 0 0 0 1 0 0 0	
Inning Stats	R: 2 E: 0 K: 0 S: 8 H: 2 LOB: 1 BB: 1 P: 18	R: 1 E: 0 K: 2 S: 13 H: 2 LOB: 1 BB: 0 P: 17	R: 1 E: 0 K: 2 S: 15 H: 1 LOB: 2 BB: 2 P: 29	R: 0 E: 0 K: 0 S: 8 H: 0 LOB: 0 BB: 0 P: 10	R: 0 E: 0 K: 0 S: 5 H: 1 LOB: 0 BB: 0 P: 7	R: 2 E: 0 K: 0 S: 16 H: 2 LOB: 1 BB: 1 P: 28	R: 0 E: 1 K: 2 S: 14 H: 0 LOB: 2 BB: 1 P: 24	R: 0 E: 0 K: 0 S: 5 H: 0 LOB: 0 BB: 1 P: 9	R: 1 E: 0 K: 1 S: 14 H: 2 LOB: 2 BB: 1 P: 22	R: 0 E: 0 K: 1 S: 7 H: 0 LOB: 0 BB: 0 P: 10	R: 0 E: 0 K: 0 S: 13 H: 1 LOB: 1 BB: 0 P: 18	1B: 6 2B: 4 3B: 0 HR: 1	SF: 1 SAC: 0 DP: 2 HBP: 0		WP: 1 PB: 1 SB: 1 CS: 0	PA: 50		

PITCHER	IP	WLS	BF	H	R	ER	SO	BB	IBB	HBP	BLK	WP	HR	S	P	ERA	WHIP
Wilfredo Ledezma, L (1, 1) ERA: 5.36	2.1		15	5	4	3	3	3	0	0	0	0	1	31	56	11.57	3.429
65 Jack Cassel, R (3, 1) ERA: 6.0	3.0		11	2	2	2	1	1	0	0	0	0	0	26	40	6.00	1.000
43 Cla Meredith, R (6, 1) ERA: 3.23	0.2	B	4	1	0	0	0	1	0	0	0	1	0	9	18	0.00	3.000
45 Justin Hampson, L (7, 1) ERA: 2.6	0.1	H	2	0	0	0	0	0	0	0	0	0	0	6	10	0.00	0.000
21 Heath Bell, R (7, 1) ERA: 2.32	1.2	H	5	0	0	0	2	1	0	0	0	0	0	12	18	0.00	0.600

PITCHER	IP	WLS	BF	H	R	ER	SO	BB	IBB	HBP	BLK	WP	HR	S	P	ERA	WHIP
Trevor Hoffman, R (9, 1) ERA: 2.2	1.0	B	6	2	1	1	1	0	1	0	0	0	0	14	22	9.00	2.000
41 Kevin Cameron, R (10, 1) ERA: 0.82	2.0	W	7	1	0	0	1	0	0	0	0	0	0	20	28	0.00	0.500

AB	42
R	7
H	11
RBI	7
BB	7
SO	8
LOB	26

Batter	1	2	3	4	5	6	7	8	9	AB	R	H	RBI	BB	SO	LOB
24 Brian Giles, L (1, 9) OBP: 0.379, SLG: 0.402	C FA 86 B FA 86 F CH 76 B FA 87 X CH 80 2-2 ① L3			X FA 87 0-0 ① G4-3			X CH 80 0-0 HR		B FA 87 C FA 87 B FA 87 C FA 87 B FA 89 X FA 86 3-2 2-H HR	4	2	2	3	0	0	0
Geoff Blum, S (1, 7) OBP: 0.333, SLG: 0.363	C FA 87 B CU 70 B CH 78 S FA 86 B CH 76 X FA 86 3-2 ② F7			C FA 87 F SL 82 B CH 78 X CH 78 1-2 ② G6-3			F FA 86 B CH 76 F CH 76 B CH 75 F CU 70 X CH 75 2-2 ① G6-3		X FA 92 0-0 FC6-4 1B	4	0	1	0	0	0	0
23 Adrián González, L (1, 3) OBP: 0.342, SLG: 0.482	B FA 88 C FA 87 X CH 77 1-1 ③ G3			X SL 81 0-0 ③ F8			B FA 88 F CH 75 B FA 86 F SL 81 B FA 88 F CH 76 S FA 88 3-3 ② K		B FA 93 X FA 93 1-0 ② P6	4	0	0	0	0	1	1
Mike Cameron, R (1, 8) OBP: 0.322, SLG: 0.429		B FA 85 X FA 85 1-0 ① L7			B CU 68 C CU 69 B CU 70 B CH 76 X FA 86 3-1 ① F8		S CH 77 B FA 89 X SL 81 1-1 ③ G5-3		B FA 93 B FA 92 X FA 91 2-0 ③ FC6-4 1-2f	4	0	0	0	0	0	1
3 Khalil Greene, R (1, 6) OBP: 0.268, SLG: 0.445		C CH 76 B CH 78 X CH 77 1-1 5 G5-4-3 1B			X CH 78 0-0 ② G1-3			C CH 74 B FA 87 B FA 87 F CH 75 B CH 74 X FA 85 3-2 ① G5-3		3	0	1	0	0	0	0
5 Kevin Kouzmanoff, R (1, 5) OBP: 0.288, SLG: 0.406		X FA 87 0-0 ② ③ G5-4-3 1-2f			C CH 77 C FA 88 B FA 89 S CH 77 1-3 ③ K			X FA 87 0-0 ② G6-3		3	0	0	0	0	1	1
28 Josh Bard, S (1, 2) OBP: 0.346, SLG: 0.383			B FA 85 C CH 77 B FA 86 B FA 86 X FA 86 3-1 ① F8			X FA 85 0-0 ① G5-3		C FA 87 B SL 82 X CH 77 1-1 ③ G6-3		3	0	0	0	0	0	0
22 Marcus Giles, R (1, 4) OBP: 0.295, SLG: 0.307			C CU 70 C FA 88 F CH 78 X FA 88 0-2 ② F8			F CH 76 F CH 77 B FA 89 B SL 81 F FA 87 X CH 77 2-2 ② G5-3			C FA 85 B CU 70 X FA 87 1-1 ① G1-3	3	0	0	0	0	0	0
Justin Germano, R (1, 1) OBP: 0.240, SLG: 0.250 43 Cla Meredith, R (6, 1) 45 Justin Hampson, L (7, 1) 39 Mike Thompson, R (7, 1) Morgan Ensberg, R (9, PH) OBP: 0.316, SLG: 0.398			C FA 88 B CU 71 C CU 70 X CH 77 1-2 ③ P3			F FA 88 B CH 77 X FA 88 1-1 ③ L8			X CH 75 0-0 24 HR 2B	2 0 0 0 1	0 0 0 0 1	0 0 0 0 1	0 0 0 0 1	0 0 0 0 0	0 0 0 0 0	0 0 0 0 0
Inning Stats	R: 0 E: 0 K: 0 S: 8 H: 0 LOB: 0 BB: 0 P: 14	R: 0 E: 0 K: 0 S: 4 H: 1 LOB: 0 BB: 0 P: 6	R: 0 E: 0 K: 0 S: 9 H: 0 LOB: 0 BB: 0 P: 13	R: 0 E: 0 K: 0 S: 5 H: 0 LOB: 0 BB: 0 P: 6	R: 0 E: 0 K: 1 S: 6 H: 0 LOB: 0 BB: 0 P: 10	R: 0 E: 0 K: 0 S: 7 H: 0 LOB: 0 BB: 0 P: 10	R: 1 E: 0 K: 1 S: 11 H: 1 LOB: 0 BB: 0 P: 17	R: 0 E: 0 K: 0 S: 6 H: 0 LOB: 0 BB: 0 P: 10	R: 2 E: 0 K: 0 S: 9 H: 3 LOB: 1 BB: 0 P: 16	1B: 2 2B: 1 3B: 0 HR: 2 SF: 0 SAC: 0 DP: 1 HBP: 0						

PITCHER		IP	WLS	BF	H	R	ER	SO	BB	IBB	HBP	BLK	WP	HR	S	P	ERA	WHIP
37 Bobby Livingston, L ERA: 4.24	(1, 1)	8.1	W	28	4	3	3	2	0	0	0	0	0	2	62	96	3.24	0.480
45 Bill Bray, L ERA:	(9, 1)	0.2		3	1	0	0	0	0	0	0	0	0	0	3	6	0.00	1.500

PITCHER		IP	WLS	BF	H	R	ER	SO	BB	IBB	HBP	BLK	WP	HR	S	P	ERA	WHIP

TOP

San Diego Padres @ Cincinnati Reds

Great American Ball Park, Cincinnati, OH

Sat Aug 11 2007, 3:55 PM EDT
Att. 27,381 - Partly Cloudy - 90 F

livebaseballscorecards.com

AB	31
R	3
H	5
RBI	3
BB	0
SO	2
LOB	3

WP: 0	PB: 0	SB: 0	CS: 0	PA: 31	1B: 2	2B: 1	3B: 0	HR: 2	SF: 0	SAC: 0	DP: 1	HBP: 0						

Batter	1	2	3	4	5	6	7	8	9	AB	R	H	RBI	BB	SO	LOB
Scott Hatteberg, L (1, 3) OBP: 0.395, SLG: 0.477	B CH 80 C CH 81 B CH 81 X CH 81 2-1 ① F7		F CH 82 B CH 74 X CH 75 1-1 ① L8		C FA 87 S CH 76 B FA 86 B CH 75 B FA 86 F SL 85 X CH 85 3-2 ② G6-3 1-2		C FA 88 B SL 84 F SL 84 F SL 85 X FA 88 1-2 30 G5-3 27 1B 2B	B CH 87 B C SI 89 B CH 84 C SI 90 X FA 90 3-2 30 2B E 1B		5	2	2	0	0	0	1
30 Norris Hopper, R (1, 8) OBP: 0.347, SLG: 0.368	B CH 82 F CH 84 C CH 84 B SL 86 X SL 84 2-2 1B		X CU 64 0-0 G3-6-3 1B		C CH 76 D CH 77 C FA 87 B CH 78 F FA 86 C FA 88 2-3 ③ K		B CU 74 B FA 87 X FA 88 2-0 ① G5-3 2-3	B FA 91 X SL 85 1-0 E 1-3 2B		5	1	3	0	0	1	2
Ken Griffey Jr., L (1, 9) OBP: 0.382, SLG: 0.517	B CU 64 F CH 84 B CH 84 X CH 84 2-1 ② F9		B CH 74 C FA 86 X CH 76 1-1 ②③ G3-6-3 1-2f			S CH 74 C FA 85 B FA 84 B CH 78 F FA 87 F SL 87 B CU 67 X CH 76 3-2 4 G5-3 27 2B 1B	F SL 84 X SL 83 0-1 ② G3	I I I 4-0 27 FC5-4 E 1B IBB		4	2	1	0	1	0	3
4 Brandon Phillips, R (1, 4) OBP: 0.319, SLG: 0.464	1 SAFE C CU 67 B CH 85 F CH 83 X CH 76 1-2 ③ G5-3			C CH 75 S B F F CH 75 C FA 87 1-3 ① K		C CH 85 X FA 86 0-1 ① G5-3 1-2	I IN 64 I IN 67 I IN 67 I 4-0 BB 27 1B IBB	B CH 83 B FA 90 S FA 91 D FA 92 X FA 92 3-1 ① L6		4	1	0	0	1	1	5
Adam Dunn, L (1, 7) OBP: 0.364, SLG: 0.542 Jason Ellison, R (9, 7) OBP: 0.292, SLG: 0.277		B CH 81 C CU 65 X CH 82 1-1 27 FC6-4 1B		B CU 65 S CH 76 X FA 87 1-1 ② F7		I IN 63 I IN 65 I IN 61 I IN 65 4-0 27 2B IBB	B CU 72 S SL 84 B SL 85 B SL 86 B SL 84 4-1 27 1B 2 2B 1-2 BB	S CH 84 X CH 85 0-1 E4 27 FC5-4 1-2 2-H 3-H		3 0	1 0	1 0	1 0	2 0	0 0	1 0
27 Jeff Keppinger, R (1, 5) OBP: 0.407, SLG: 0.532		C CH 85 B CU 67 L CH 86 B CH 75 F FA 89 F CH 75 X FA 88 2-2 ① FC6-4 2 HBP 1-2f		C CU 66 C FA 86 B CH 78 B FA 88 B FA 87 B CU 69 4-2 BB		C CH 77 X CH 76 0-1 1-3 2-H 2B	X FA 88 0-0 2 2B BB 1-3 2-H 3-H 1B	B SL 85 X FA 90 1-0 ② FC5-4 1B 1-2f 2-3		4	1	2	3	1	0	3
Javier Valentin, S (1, 2) OBP: 0.333, SLG: 0.370		B CU 68 C CH 84 B CH 85 C CU 66 C SL 86 2-3 ② K		B CH 84 1 SAFE X CU 68 1-0 ③ L3		I IN 64 I IN 64 I IN 65 I IN 66 4-0 IBB	B CU 76 B FA 87 S CH 81 B FA 88 B FA 88 4-1 2 2B 1-2 BB	X FA 90 0-0 1-3 3-H 1B		3	0	1	1	2	1	2
2 Alex Gonzalez, R (1, 6) OBP: 0.317, SLG: 0.475		B FA 86 H CH 76 2-0 1-2 HBP			B CH 84 B CH 83 B CH 84 C CH 85 B CH 83 4-1 G6-3 BB	B CH 76 C CH 77 S S FA 86 1-3 ② K	B CH 84 F FA 91 B FA 84 F FA 92 X FA 92 2-2 1-3 2-H 3-H 2B	F SL 86 S FA 90 X CU 74 0-2 ③ L7		3	0	1	2	1	1	5
37 Bobby Livingston, L (1, 1) OBP: 0.318, SLG: 0.318 45 Bill Bray, L (9, 1)		C CU 67 S CH 76 D CH 75 C FA 87 1-3 ③ K			L CH 84 1 SAFE C CU 67 L CH 74 0-3 ① K	S SI 86 X FA 87 0-1 ③ G3-1	B CH 84 X CH 83 1-0 ③ P5			4 0	0 0	0 0	0 0	0 0	2 0	8 0
Inning Stats	R: 0 E: 0 K: 0 S: 10 H: 1 LOB: 1 BB: 0 P: 17	R: 0 E: 0 K: 2 S: 13 H: 1 LOB: 2 BB: 0 P: 21	R: 0 E: 0 K: 0 S: 5 H: 1 LOB: 0 BB: 0 P: 7	R: 0 E: 0 K: 1 S: 10 H: 0 LOB: 1 BB: 1 P: 17	R: 0 E: 0 K: 2 S: 12 H: 0 LOB: 1 BB: 1 P: 21	R: 1 E: 0 K: 1 S: 14 H: 2 LOB: 3 BB: 2 P: 26	R: 4 E: 0 K: 0 S: 14 H: 3 LOB: 2 BB: 3 P: 32	R: 3 E: 1 K: 0 S: 13 H: 3 LOB: 2 BB: 1 P: 25		1B: 7 2B: 4 3B: 0 HR: 0 SF: 0 SAC: 0 DP: 1 HBP: 1					WP: 0 PB: 0 SB: 0 CS: 0	PA: 44

PITCHER		IP	WLS	BF	H	R	ER	SO	BB	IBB	HBP	BLK	WP	HR	S	P	ERA	WHIP
Justin Germano, R ERA: 4.16	(1, 1)	5.1		25	5	1	1	5	2	2	1	0	0	0	59	103	1.69	1.312
43 Cla Meredith, R ERA: 3.2	(6, 1)	0.2		2	0	0	0	1	0	0	0	0	0	0	5	6	0.00	0.000
45 Justin Hampson, L ERA: 3.57	(7, 1)	0.2	L	7	2	4	4	0	2	1	0	0	0	0	10	25	54.00	6.000
39 Mike Thompson, R ERA: 6.89	(7, 1)	1.1		10	4	3	1	0	0	1	0	0	0	0	17	32	6.75	3.000

PITCHER	IP	WLS	BF	H	R	ER	SO	BB	IBB	HBP	BLK	WP	HR	S	P	ERA	WHIP

BOTTOM

San Diego Padres @ Cincinnati Reds

Great American Ball Park, Cincinnati, OH

Sat Aug 11 2007, 3:55 PM EDT
Att. 27,381 - Partly Cloudy - 90 F

livebaseballscorecards.com

AB	35
R	8
H	11
RBI	7
BB	8
SO	6
LOB	30

TOP

San Diego Padres @ Cincinnati Reds

Great American Ball Park, Cincinnati, OH

Sun Aug 12 2007, 1:15 PM EDT
Att. 31,297 - Sunny - 91 F

livebaseballscorecards.com

Batter	1	2	3	4	5	6	7	8	9	AB	R	H	RBI	BB	SO	LOB
24 Brian Giles, L (1, 9) OBP: 0.387, SLG: 0.425	C SL 72 C FC 87 B FA 88 X FC 88 1-2 HR		B CU 70 B CH 76 C FC 86 X FA 87 2-1 ① G4-3	X FA 88 0-0 HR		I I I I 4-0 FC4-6 IBB		I IN 78 I IN 79 I IN 80 I IN 80 4-0 G3-1 IBB	B SL 82 F FA 91 B SL 82 B SL 83 B FA 91 4-1 G4-3 BB	3	2	2	2	3	0	0
Geoff Blum, S (1, 4) OBP: 0.333, SLG: 0.359	C CH 85 S CU 70 B CU 74 F FC 87 F FA 90 H CU 77 2-2 HBP		X CH 78 0-0 2B 3 1B 1B	C CH 78 C CU 72 S CU 75 0-3 ③ K		C CH 74 F CU 75 B FA 87 F FA 87 D CU 75 X CH 79 2-2 ③ FC4-6 1-2f		S SL 88 X SL 90 0-1 ② G3-1 1-2 2-3	C FA 92 D CH 81 X FA 92 1-1 ② ③ G4-3 1-2f	5	1	1	0	0	1	6
Mike Cameron, R (1, 8) OBP: 0.323, SLG: 0.435	X FC 88 0-0 ① F8		X CU 67 0-0 3 1B 1-3 2B		B FA 88 B SL 76 B FC 87 C FA 87 C CH 79 X FA 87 3-2 ① L6		B FA 92 B FA 92 F FA 92 F FA 93 F SL 82 F SL 84 X FA 93 2-2 3 2B 3B	C FA 94 C SL 85 S FA 94 0-3 ③ K		5	2	2	0	0	1	3
23 Adrián González, L (1, 3) OBP: 0.339, SLG: 0.477	B CU 71 X CU 72 1-0 ② L8		F FC 87 X FC 87 0-1 ② L3		C FA 87 B CU 68 X SL 85 1-1 ② F9		T FA 94 S SL 84 S SL 85 0-3 ① K		B FA 88 F FA 87 B SL 79 F FA 88 X SL 77 2-2 ① P6	5	0	0	0	0	1	4
3 Khalil Greene, R (1, 6) OBP: 0.274, SLG: 0.456	S FC 89 S CU 73 S FC 89 0-3 ③ K		B SL 75 S CU 75 S CU 75 B FA 88 X FC 88 2-2 2-H 3-H 1B		X SL 75 0-0 2B		C SL 84 D SL 84 X FA 93 1-1 3-H 2B		S FA 88 S FA 88 X FA 88 0-2 5 PB 5 1B 2B	5	1	4	3	0	1	1
Rob Mackowiak, L (1, 7) OBP: 0.339, SLG: 0.396 21 Heath Bell, R (7, 1) 5 Kevin Kouzmanoff, R (9, PH) OBP: 0.290, SLG: 0.408 50 Joe Thatcher, L (9, 1)		B CU 69 X CU 71 1-0 ① L9	F CU 74 F FA 87 B FA 86 B CH 79 B FA 88 S CH 81 3-3 ③ K		C CH 76 D CU 75 C FA 88 S FC 89 1-3 ③ K		B FA 93 S FA 92 D SL 84 X SL 84 2-1 ② G6-3		C FA 89 F CH 79 B CH 80 F FA 88 X CH 80 1-2 BB 28 2B 2-H 1B	4 0 1 0	0 0 1 0	0 0 1 0	0 0 1 0	0 0 0 0	2 0 0 0	3 0 0 0
Morgan Ensberg, R (1, 5) OBP: 0.321, SLG: 0.407		S CH 76 B FC 88 B FC 87 C CH 81 B FA 90 F SL 76 X FA 88 3-2 2B		B CU 72 C CU 72 B CU 74 F CU 68 X FC 88 2-2 28 G1-3 44 SF8 2B		C SL 74 B CH 79 B FC 87 X CU 72 2-1 ① P2	X SL 85 0-0 ③ G4-1		B FA 89 1 SAFE B FA 89 C FA 87 B FA 88 T FA 88 B FA 89 4-2 1-2 28 2B BB	4	2	2	0	1	0	1
28 Josh Bard, S (1, 2) OBP: 0.347, SLG: 0.385		F FA 89 F CU 75 C SL 75 0-3 ② K		B CU 69 C FC 88 C CU 71 F CU 73 F FA 86 X SL 76 1-2 ① G1-3 2-3		C FC 88 X FA 89 0-1 ② P4		B SL 86 B FA 94 F SL 93 S FC 93 B SL 89 B FA 93 4-2 G3-1 SH3 BB	F FA 89 B CH 80 X CH 80 1-1 1-H 2-H 2B	4	1	1	2	1	1	2
44 Jake Peavy, R (1, 1) OBP: 0.216, SLG: 0.327 Terrmel Sledge, L (7, 7) OBP: 0.314, SLG: 0.382		X CU 69 0-0 ③ F7		P PO 84 C FC 88 X FC 87 1-1 ② SF8 3-H		B FC 89 X CH 78 1-0 2B		X FA 91 0-0 ① SH3 1-2	C SL 80 B FA 88 B FA 90 X FA 90 2-1 2-H 2B	2 1	0 0	1 1	1 1	0 0	0 0	1 0
Inning Stats	R: 1 E: 0 K: 1 S: 12 H: 1 LOB: 1 BB: 0 P: 16	R: 0 E: 0 K: 1 S: 9 H: 1 LOB: 1 BB: 0 P: 13	R: 2 E: 0 K: 1 S: 12 H: 3 LOB: 1 BB: 0 P: 19	R: 2 E: 0 K: 1 S: 15 H: 2 LOB: 0 BB: 0 P: 18	R: 0 E: 0 K: 1 S: 9 H: 1 LOB: 1 BB: 0 P: 14	R: 0 E: 0 K: 0 S: 9 H: 1 LOB: 2 BB: 1 P: 18	R: 1 E: 0 K: 1 S: 13 H: 2 LOB: 1 BB: 0 P: 18	R: 0 E: 0 K: 1 S: 8 H: 0 LOB: 2 BB: 2 P: 16	R: 4 E: 0 K: 0 S: 19 H: 4 LOB: 1 BB: 2 P: 34	1B: 3 2B: 9 3B: 1 HR: 2 SF: 1 SAC: 1 DP: 1 HBP: 1						

PITCHER		IP	WLS	BF	H	R	ER	SO	BB	IBB	HBP	BLK	WP	HR	S	P	ERA	WHIP
61 Bronson Arroyo, R (1, 1) ERA: 4.63		6.0	L	29	9	5	5	5	0	1	1	0	0	2	66	98	7.50	1.500
45 Bill Bray, L (7, 1) ERA: 6.75		0.2		4	2	1	1	1	0	0	0	0	0	0	12	17	13.50	3.000
38 Gary Majewski, R (7, 1) ERA: 14.14		0.1		1	0	0	0	0	0	0	0	0	0	0	1	1	0.00	0.000
51 Jared Burton, R (8, 1) ERA: 3.42		1.0		5	0	0	0	1	1	1	0	0	0	0	8	16	0.00	1.000
Eddie Guardado, L (9, 1) ERA: 22.5		0.1		5	3	4	4	0	1	0	0	0	0	0	14	22	108.00	12.000

PITCHER		IP	WLS	BF	H	R	ER	SO	BB	IBB	HBP	BLK	WP	HR	S	P	ERA	WHIP
Mike Gosling, L (9, 1) ERA: 4.5		0.2		3	1	0	0	0	1	0	0	0	0	0	5	12	0.00	3.000

AB	39
R	10
H	15
RBI	10
BB	5
SO	7
LOB	21

WP: 0 PB: 1 SB: 0 CS: 0 PA: 47

BOTTOM

San Diego Padres @ Cincinnati Reds

Great American Ball Park, Cincinnati, OH

Sun Aug 12 2007, 1:15 PM EDT

Att. 31,297 - Sunny - 91 F

livebaseballscorecards.com

Batter	1	2	3	4	5	6	7	8	9	AB	R	H	RBI	BB	SO	LOB
Scott Hatteberg, L (1, 3) OBP: 0.395, SLG: 0.479	F8		L5-3			2B			G5-3	5	1	2	1	0	0	2
30 Norris Hopper, R (1, 8) OBP: 0.353, SLG: 0.374	1B			G3-1		1B	1B		G5-3	5	0	3	0	0	0	1
4 Brandon Phillips, R (1, 4) OBP: 0.317, SLG: 0.460	P3			K		G5-3	L3			4	0	0	0	0	1	6
Adam Dunn, L (1, 7) OBP: 0.361, SLG: 0.538	G4-3			K		SF7		G1-3		3	0	0	1	0	1	1
27 Jeff Keppinger, R (1, 6) OBP: 0.400, SLG: 0.542		G6-3			3B	K		E3		4	1	1	0	0	1	1
28 Edwin Encarnación, R (1, 5) OBP: 0.336, SLG: 0.371		G6-3			G6-3		F7	G5-3		4	0	0	1	0	0	1
Jason Ellison, R (1, 9) OBP: 0.269, SLG: 0.255		K			K		F7	G1-3		4	0	0	0	0	2	1
26 David Ross, R (1, 2) OBP: 0.267, SLG: 0.399			L5-3 1B		G4-3		HR		G5-3	1	0	1	0	0	0	0
Javier Valentin, S (3, PR) (4, 2) OBP: 0.333, SLG: 0.391			F7			E7 2B	30 1B 1B BB		2B	3	1	1	1	0	0	0

61 Bronson Arroyo, R (1, 1)
OBP: 0.143, SLG: 0.143
Josh Hamilton, L (6, PH)
OBP: 0.385, SLG: 0.541
45 Bill Bray, L (7, 1)
38 Gary Majewski, R (7, 1)
Ken Griffey Jr., L (7, PH)
OBP: 0.400, SLG: 0.571
51 Jared Burton, R (8, 1)
Eddie Guardado, R (8, 1)
Mike Gosling, L (8, 1)
Jeff Conine, R (8, PH)
OBP: 0.500, SLG: 0.400

Inning Stats	1	2	3	4	5	6	7	8	9	1B: 5	SF: 1	WP: 0	PA: 38
	R: 0 E: 0 K: 0 S: 8	H: 1 LOB: 1 BB: 0 P: 13	R: 0 E: 0 K: 1 S: 5	H: 0 LOB: 0 BB: 0 P: 9	R: 0 E: 0 K: 0 S: 9	H: 1 LOB: 1 BB: 0 P: 13	R: 0 E: 0 K: 2 S: 7	H: 0 LOB: 0 BB: 0 P: 8	R: 1 E: 0 K: 1 S: 15	H: 1 LOB: 0 BB: 0 P: 22	R: 2 E: 1 K: 1 S: 18	H: 2 LOB: 1 BB: 0 P: 21	R: 1 E: 0 K: 0 S: 15	H: 3 LOB: 3 BB: 1 P: 29	R: 0 E: 1 K: 0 S: 7	H: 0 LOB: 1 BB: 0 P: 9	R: 0 E: 0 K: 0 S: 15	H: 1 LOB: 1 BB: 0 P: 23	2B: 3 3B: 1 HR: 1	SAC: 0 DP: 1 HBP: 0	PB: 0 SB: 0 CS: 0	

PITCHER	IP	WLS	BF	H	R	ER	SO	BB	IBB	HBP	BLK	WP	HR	S	P	ERA	WHIP
44 Jake Peavy, R (1, 1) ERA: 2.23	6.2	W	28	7	4	2	5	1	0	0	0	0	1	73	107	2.70	1.200
21 Heath Bell, R (7, 1) ERA: 2.27	1.1	H	6	1	0	0	0	0	0	0	0	0	0	11	17	0.00	0.750
50 Joe Thatcher, L (9, 1) ERA:	1.0		4	1	0	0	0	0	0	0	0	0	0	15	23	0.00	1.000

AB	36
R	4
H	9
RBI	4
BB	1
SO	5
LOB	14

Colorado Rockies @ San Diego Padres

PETCO Park, San Diego, CA

Tue Aug 14 2007, 10:05 PM EDT

Att. 32,049 - Partly Cloudy - 71 F

livebaseballscorecards.com

TOP

Batter	1	2	3	4	5	6	7	8	9	AB	R	H	RBI	BB	SO	LOB
3 Willy Taveras, R (1, 8) OBP: 0.360, SLG: 0.375	C FA 87 C FA 87 F FA 87 X FA 87 0-2 17 1B 1B		C FA 86 B FA 87 C FA 87 F SI 87 X FA 88 1-2 ① FC5-4 5 2B 1-2f		C FA 86 F CH 80 X FA 86 0-2 ② F7		C FA 89 B FA 89 C SL 79 B SL 81 B FA 90 C FA 88 3-3 ③ K			2	0	1	0	0	0	1
18 Cory Sullivan, L (4, 8) OBP: 0.356, SLG: 0.321										2	0	0	0	0	1	0
LaTroy Hawkins, R (7, 1)										0	0	0	0	0	0	0
24 Ian Stewart, L (8, 5) OBP: 0.500, SLG: 0.667										0	0	0	0	0	0	0
Kazuo Matsui, S (1, 4) OBP: 0.341, SLG: 0.420	B FA 87 C FA 87 1 SAFE 1 SAFE X FA 87 1-1 ① F7		B FA 87 F FA 87 F FA 87 S FA 87 1-3 ② K		C CH 81 B FC 85 B FA 86 C CH 81 X FA 87 2-2 ③ P5			C FA 89 X SL 79 0-1 ① F8		4	0	0	0	0	1	2
5 Matt Holliday, R (1, 7) OBP: 0.400, SLG: 0.584	P PO 84 B SI 88 F FA 87 1 SAFE F SI 88 S SI 87 2-3 ② K		F FA 81 B FA 88 C FA 87 F FA 87 X FA 89 1-2 1-3 2B			X FA 86 0-0 ① F9		C FA 89 X FA 88 0-1 ② P4		4	0	1	0	0	1	1
17 Todd Helton, L (1, 3) OBP: 0.421, SLG: 0.463	F FA 86 B FA 87 F FA 87 B CH 82 D FA 84 X FA 88 3-2 1-3 1B		B FA 88 X FA 88 1-0 ③ F7			B FA 86 F FA 85 F FA 86 F FC 86 X FA 81 1-2 11 FC3-6 27 1B 1B		B FA 88 X FA 90 1-0 1B		4	0	3	0	0	0	2
27 Garrett Atkins, R (1, 5) OBP: 0.345, SLG: 0.467	C FA 88 C FA 88 B FA 88 C FA 89 1-3 ③ K			X FA 86 0-0 ① L6		B FA 86 F CH 80 X FA 87 1-1 11 FC3-6 1-2 1B		B FA 88 B FA 88 C SL 89 X FA 88 2-1 ③ G5-3		4	0	1	0	0	1	3
40 Brian Fuentes, L (8, 1)										0	0	0	0	0	0	0
Jeremy Affeldt, L (8, 1)										0	0	0	0	0	0	0
11 Brad Hawpe, L (1, 9) OBP: 0.389, SLG: 0.544		F FA 86 C FC 86 B SL 82 F FA 88 B FA 83 B FC 88 C FA 88 3-3 ① K		X FC 86 0-0 2 1B 1B		F FA 86 B FA 87 B FA 86 B FC 81 S FA 86 X SL 82 3-2 ② FC3-6 1-2f 2-3			S FA 92 B FA 93 B CU 78 F FA 92 B FA 93 F FA 93 F FA 93 F FA 93 F FA 93 3-2 ① F FA 84 X FA 95 P5	4	0	1	0	0	1	2
2 Troy Tulowitzki, R (1, 6) OBP: 0.361, SLG: 0.449	C FA 88 C FA 88 B FC 88 F FA 88 X FA 88 1-2 ② G5-3		C FA 87 X FA 87 0-1 8 G6-4-3 1-2 1B			X FA 88 0-0 ③ G5-3			C CU 78 B SL 88 C FA 88 F FA 96 F FA 94 C FA 89 1-3 ② K	4	0	1	0	0	1	2
8 Yorvit Torrealba, R (1, 2) OBP: 0.342, SLG: 0.390	C FA 88 C FA 88 X FA 87 0-2 ③ G1-3		B FA 87 C FA 87 X SI 87 1-1 ② G6-4-3 1-2f ③				B FA 90 C FA 90 X FA 90 1-1 ① G6-3		B FA 94 B FA 92 X FA 94 2-0 ③ F7	4	0	0	0	0	0	2
26 Jeff Francis, L (1, 1) OBP: 0.200, SLG: 0.209		B FA 85 C FA 86 C FA 86 F CH 81 F FA 87 X FC 87 1-2 3 FC5-4 1B			S FA 86 X FA 87 0-1 ① G1-3		F FA 90 B SL 81 B FA 84 F FA 90 F FA 89 X FA 90 2-2 ② F9			1	0	1	0	0	0	0
35 Taylor Buchholz, R (4, 1) OBP: 0.208, SLG: 0.136										1	0	0	0	0	0	0
21 Clint Barmes, R (7, PH) OBP: 0.185, SLG: 0.269										1	0	0	0	0	0	0
(7, 8)																

Inning Stats	1	2	3	4	5	6	7	8	9
	R: 0 E: 0 K: 2 S: 16 H: 2 LOB: 2 BB: 0 P: 22	R: 0 E: 0 K: 1 S: 11 H: 0 LOB: 0 BB: 0 P: 15	R: 0 E: 0 K: 1 S: 17 H: 2 LOB: 2 BB: 0 P: 22	R: 0 E: 0 K: 0 S: 6 H: 2 LOB: 1 BB: 0 P: 7	R: 0 E: 0 K: 0 S: 8 H: 0 LOB: 0 BB: 0 P: 10	R: 0 E: 0 K: 0 S: 11 H: 2 LOB: 2 BB: 0 P: 16	R: 0 E: 0 K: 1 S: 9 H: 0 LOB: 0 BB: 0 P: 15	R: 0 E: 0 K: 0 S: 7 H: 1 LOB: 1 BB: 0 P: 10	R: 0 E: 0 K: 1 S: 14 H: 0 LOB: 0 BB: 0 P: 20

	AB	35
	R	0
	H	9
	RBI	0
	BB	0
	SO	6
	LOB	15

1B: 8 SF: 0
2B: 1 SAC: 0
3B: 0 DP: 1
HR: 0 HBP: 0

WP: 0 PA: 35
PB: 0
SB: 0
CS: 0

PITCHER		IP	WLS	BF	H	R	ER	SO	BB	IBB	HBP	BLK	WP	HR	S	P	ERA	WHIP
Greg Maddux, R ERA: 4.0	(1, 1)	5.2	W	24	8	0	0	4	0	0	0	0	0	0	68	91	0.00	1.412
43 Cla Meredith, R ERA: 3.18	(6, 1)	0.1		1	0	0	0	0	0	0	0	0	0	0	1	1	0.00	0.000
50 Joe Thatcher, L ERA:	(7, 1)	2.0		7	1	0	0	1	0	0	0	0	0	0	16	25	0.00	0.500
Doug Brocail, R ERA: 3.88	(9, 1)	1.0		3	0	0	0	1	0	0	0	0	0	0	14	20	0.00	0.000

PITCHER		IP	WLS	BF	H	R	ER	SO	BB	IBB	HBP	BLK	WP	HR	S	P	ERA	WHIP

BOTTOM

Colorado Rockies @ San Diego Padres

PETCO Park, San Diego, CA

Tue Aug 14 2007, 10:05 PM EDT

Att. 32,049 - Partly Cloudy - 71 F

livebaseballscorecards.com

Batter	1	2	3	4	5	6	7	8	9	AB	R	H	RBI	BB	SO	LOB
24 Brian Giles, L (1, 9) OBP: 0.387, SLG: 0.422	C FA 89 B CU 74 B SL 81 X FA 90 2-1 F8 ①	B CH 82 C FA 90 C CU 73 B FA 92 D CU 75 B CH 83 4-2 BB, 1B → BB	C FA 87 X FA 88 0-1 F7 ③		B FA 95 X FA 94 1-0 G6-3 ③			X FA 92 0-0 BB 1-2 1B		4	1	1	0	1	0	1
Morgan Ensberg, R (1, 3) OBP: 0.322, SLG: 0.416	B FA 89 C FA 89 B FA 91 S CH 83 X FA 91 2-2 HR	B CU 74 S CH 82 D CH 84 C FA 90 B FA 91 F FA 92 B CH 84 4-2 1B, 5, 1B → BB 1-2 2-3 3-H		F SL 81 C FA 87 B CU 72 S FA 91 1-3 K ①		B FA 92 B FA 92 F FA 90 C FA 94 S CU 83 2-3 K ①		B FA 93 F FA 92 C FA 91 F CH 73 S CH 74 1-3 K ②		4	2	1	2	1	3	2
Mike Cameron, R (1, 8) OBP: 0.326, SLG: 0.434	B FA 90 S CH 82 S FA 89 C FA 92 1-3 K ②	C FA 90 X FA 91 0-1 5, 1B → 1B 1-3 2-H 3-H		B SL 81 B FA 87 B FA 90 C FA 88 B FA 88 4-1 5, 1B, 3, 1B, 28 → BB		B CU 81 F CU 80 B FA 96 B FA 94 F FF 95 S FA 95 3-3 K ②		B FA 94 B CU 79 S FA 95 D FA 91 B FA 95 4-1 1-2 2-3 BB		3	2	1	2	2	2	0
3 Khalil Greene, R (1, 6) OBP: 0.275, SLG: 0.455	B FA 86 B FA 88 X CH 82 2-0 G6-3 ③	B CU 75 B FA 91 B CH 83 B FA 89 4-0 5, 1B → BB		C FA 89 B CH 80 X CH 81 1-1 28, BB, 5, 1B 1-2 → 1B		X FF 94 0-0 G5-3 ③		C SL 78 D SL 79 B FA 96 F FA 94 S SL 80 2-3 K ③		4	0	1	0	1	1	3
5 Kevin Kouzmanoff, R (1, 5) OBP: 0.295, SLG: 0.421	B CH 81 2-0 B CH 81 X FA 87 HR B FA 89 X FA 89 1-0 1-3 2-H 3-H 1B			B FA 95 X FA 94 1-0 28, BB → 1B 1-2 2-3			X FA 95 0-0 G6-3 ①			4	1	3	3	0	0	0
28 Josh Bard, S (1, 2) OBP: 0.349, SLG: 0.382	C CU 72 B FA 92 B FA 90 B CH 83 B FA 91 4-1 SH5-4, BB, BB → BB C SL 74 C FA 90 D CU 73 B FA 91 X FA 89 1-2 P4 ③			C CU 80 B CU 80 B FA 95 B FA 94 C FA 93 B FA 93 4-2 G4-6-3 1-2 2-3 3-H → BB			X FA 95 0-0 G3 ②		2	1	0	1	2	0	2
Geoff Blum, S (1, 7) OBP: 0.332, SLG: 0.353	D CH 81 C CH 80 S CH 80 B FA 87 B CU 74 F FA 91 B FA 90 4-2 BB, SH5-4, 1B 1-2 → BB	B FA 86 X FA 86 1-0 F7 ①	X FA 94 0-0 G4-6-3 ②③ 1-2f				C FA 94 B FA 94 B FA 95 B FA 95 X FA 96 3-1 G3-1 ③			3	1	0	0	1	0	3
22 Marcus Giles, R (1, 4) OBP: 0.294, SLG: 0.306	C FA 90 T CH 81 B FA 89 S FA 91 1-3 K ①	X FA 87 0-0 1B			F FA 93 F FA 93 B CU 84 C CU 82 1-3 K ①			B FA 92 F FA 92 B FA 93 C FA 93 F FA 93 F FA 93 F CH 72 B CH 74 C FA 93 3-3 K ①		4	0	1	0	0	3	2
Greg Maddux, R (1, 1) OBP: 0.136, SLG: 0.140 43 Cla Meredith, R (6, 1) 50 Joe Thatcher, L (7, 1) Terrmel Sledge, L (8, PH) OBP: 0.318, SLG: 0.382 Doug Brocail, L (9, 1) OBP: 0.500, SLG: 0.500	X FA 90 0-0 SH5-4 ② 1-2 2-3	L FA 86 L FA 87 B CU 70 F FA 88 L CH 81 1-3 K ②			F FA 92 C FA 94 B FA 95 F CU 82 X FA 94 1-2 P6 ②			B FA 93 B FA 92 F FA 92 C FA 92 B SL 78 B FA 93 4-2 BB, 24, 1B → BB		2 0 0 0 0 0	0 0 0 0 0 0	0 0 0 0 1 0	0 0 0 0 0 0	1 0 0 0 0 0	1 0 0 0 0 0	
Inning Stats	R: 1 E: 0 K: 1 S: 9 H: 1 LOB: 0 BB: 0 P: 16	R: 6 E: 0 K: 1 S: 21 H: 3 LOB: 2 BB: 5 P: 46	R: 0 E: 0 K: 1 S: 8 H: 1 LOB: 1 BB: 0 P: 10	R: 1 E: 0 K: 1 S: 10 H: 2 LOB: 2 BB: 2 P: 21	R: 0 E: 0 K: 1 S: 8 H: 0 LOB: 0 BB: 0 P: 11	R: 0 E: 0 K: 2 S: 7 H: 0 LOB: 0 BB: 0 P: 12	R: 0 E: 0 K: 0 S: 4 H: 0 LOB: 0 BB: 0 P: 7	R: 0 E: 0 K: 3 S: 17 H: 1 LOB: 3 BB: 2 P: 31		1B: 6 2B: 0 3B: 0 HR: 2 SF: 0 SAC: 1 DP: 1 HBP: 0					

	AB	30
	R	8
	H	8
	RBI	8
	BB	9
	SO	10
	LOB	14

WP: 0 PA: 40
PB: 0
SB: 0
CS: 0

PITCHER		IP	WLS	BF	H	R	ER	SO	BB	IBB	HBP	BLK	WP	HR	S	P	ERA	WHIP
26 Jeff Francis, L ERA: 4.43	(1, 1)	3.1	L	22	6	8	8	4	6	0	0	0	0	2	44	84	21.60	3.600
35 Taylor Buchholz, R ERA: 4.54	(4, 1)	2.2		9	1	0	0	3	1	0	0	0	0	0	19	32	0.00	0.750
LaTroy Hawkins, R ERA: 3.46	(7, 1)	1.0		3	0	0	0	0	0	0	0	0	0	0	4	7	0.00	0.000
40 Brian Fuentes, L ERA: 3.99	(8, 1)	0.2		4	1	0	0	2	1	0	0	0	0	0	13	21	0.00	3.000
Jeremy Affeldt, L ERA: 2.51	(8, 1)	0.1		2	0	0	0	1	1	0	0	0	0	0	4	10	0.00	3.000

PITCHER		IP	WLS	BF	H	R	ER	SO	BB	IBB	HBP	BLK	WP	HR	S	P	ERA	WHIP

Colorado Rockies @ San Diego Padres

PETCO Park, San Diego, CA

Wed Aug 15 2007, 10:05 PM EDT

Att. 36,864 - Clear - 71 F

TOP

livebaseballscorecards.com

Batter	1	2	3	4	5	6	7	8	9	AB	R	H	RBI	BB	SO	LOB
Kazuo Matsui, S (1, 4) OBP: 0.339, SLG: 0.416	L FA 86 F FA 87 F FA 89 F FA 89 S SL 80 0-3 ① K		X FA 87 0-0 ③ F9		C FA 86 X FA 88 0-1 ③ F8		B FA 88 X CU 76 1-0 ③ G3		D FA 93 B CH 85 F FA 92 C FA 93 D CU 79 F FA 93 X FA 94 3-2 1-H 1B	5	0	1	1	0	1	3
2 Troy Tulowitzki, R (1, 6) OBP: 0.357, SLG: 0.444	F FA 87 F FA 89 B SL 80 F SL 81 C SL 80 1-3 ② K			C SL 77 B SL 79 B FA 87 F FA 88 B SL 78 X FA 89 3-2 ① G5-3		S FC 84 B SL 78 C SL 76 F FA 86 C FA 86 1-3 ① K		C FA 94 B FA 96 F FA 94 X SL 83 1-2 ① P3	F FA 93 1 SAFE B FA 94 1 SAFE F FA 94 X FA 88 1-2 ③ F8	5	0	0	0	0	2	1
5 Matt Holliday, R (1, 7) OBP: 0.399, SLG: 0.583	S FA 89 F FA 90 F FA 90 B SL 81 S SL 82 1-3 ③ K			F FA 87 F FA 87 B FA 89 B FA 88 B SL 78 F FA 90 F FA 90 X FA 90 3-2 2B		F FA 86 S FA 86 X FA 87 0-2 ② F8		X FA 95 0-0 ② G4-3		4	0	1	0	0	1	0
17 Todd Helton, L (1, 3) OBP: 0.420, SLG: 0.461		B FA 86 F FA 86 B FA 87 F FA 88 C FA 88 2-3 ① K		C FA 87 T FA 88 F FA 88 B FA 89 D SL 81 X FA 89 2-2 ② F8		C FA 85 T FA 87 F FA 89 B SL 79 F FA 87 B FA 88 X FA 90 2-2 ③ P6		B FA 95 F FA 95 X FA 95 1-1 27 BB 1B		4	0	1	0	0	1	1
27 Garrett Atkins, R (1, 5) OBP: 0.351, SLG: 0.469		F FA 86 B SL 78 X FA 87 1-1 11 L3 1B		D SL 79 B SL 79 C FA 88 B FA 89 B FA 88 4-1 BB			B FA 88 F FA 87 B SL 79 S FA 87 F FA 87 F FA 87 X FA 88 2-2 8 G6-3 11 BB 24 1B 1B	C FA 93 F FA 94 B FA 96 F SL 83 B FA 94 B FA 95 F FA 94 B FA 94 4-2 1-2 BB		2	1	2	0	2	0	0
11 Brad Hawpe, L (1, 9) OBP: 0.387, SLG: 0.540		X FA 87 0-0 ②③ L3 1-1		B FA 88 F FA 87 F FA 88 X FA 87 1-2 ③ F9			S CH 76 B FA 86 B CH 75 B FA 87 B FA 88 4-1 8 G6-3 24 1B 1-2 BB	B FA 92 C FA 92 S FA 93 X FA 93 1-2 ③ P6		3	1	0	0	1	0	5
19 Ryan Spilborghs, R (1, 8) OBP: 0.383, SLG: 0.580 18 Cory Sullivan, L (7, 8) OBP: 0.350, SLG: 0.316			C FA 87 B SL 78 C SL 80 F SL 80 F FA 90 S SL 80 1-3 ① K		C FA 84 S SL 78 X SL 78 0-2 8 G4-3 8 S 1B		C FA 88 B FA 88 L FA 87 S FA 89 1-3 ① K		C FA 90 X CU 78 0-1 ① G4-3	3 1	0 0	1 0	0 0	0 0	2 0	2 0
8 Yorvit Torrealba, R (1, 2) OBP: 0.338, SLG: 0.385			X FA 88 0-0 ② F8		1 SAFE 1 SAFE B SL 77 S SL 78 F SL 78 D SL 79 B FA 87 X SL 78 3-2 ① G4-3 1-3		F SL 81 X FA 87 0-1 ② G6-3 1-2 2-3		C FA 91 X SL 86 0-1 ② G4-3	4	0	0	0	0	0	3
38 Ubaldo Jiménez, R (1, 1) OBP: 0.333, SLG: 0.143 24 Ian Stewart, L (7, PH) OBP: 0.600, SLG: 0.750 LaTroy Hawkins, R (7, 1) 50 Jorge Julio, R (8, 1) Jamey Carroll, R (9, PH) OBP: 0.327, SLG: 0.319 60 Manny Corpas, R (9, 1)			C FA 87 B FC 87 F FA 88 B SL 80 B SL 80 B FC 88 4-2 BB		X FA 87 0-0 ② L1-4		F FA 88 S CU 75 X FA 87 0-2 2-H 3-H 1B		F FA 91 B CH 87 B CH 86 F FA 91 B FA 93 X FA 92 3-2 WP S 1B 1B	1 1 0 0 1 0	0 0 0 0 1 0	0 1 0 0 1 0	0 2 0 0 0 0	1 0 0 0 0 0	0 0 0 0 0 0	1 0 0 0 0 0
Inning Stats	R: 0 E: 0 K: 3 S: 13 H: 0 LOB: 0 BB: 0 P: 15	R: 0 E: 0 K: 1 S: 6 H: 1 LOB: 0 BB: 0 P: 9	R: 0 E: 0 K: 1 S: 9 H: 0 LOB: 1 BB: 1 P: 14	R: 0 E: 0 K: 0 S: 16 H: 1 LOB: 2 BB: 1 P: 29	R: 0 E: 0 K: 0 S: 10 H: 1 LOB: 1 BB: 0 P: 13	R: 0 E: 0 K: 1 S: 12 H: 0 LOB: 0 BB: 0 P: 15	R: 2 E: 0 K: 1 S: 15 H: 2 LOB: 1 BB: 1 P: 23	R: 0 E: 0 K: 0 S: 13 H: 1 LOB: 2 BB: 1 P: 20	R: 1 E: 0 K: 0 S: 14 H: 2 LOB: 1 BB: 0 P: 21	1B: 7 2B: 2 3B: 0 HR: 0 SF: 0 SAC: 0 DP: 1 HBP: 0						

	AB	34
	R	3
	H	8
	RBI	3
	BB	4
	SO	7
	LOB	16

PITCHER		IP	WLS	BF	H	R	ER	SO	BB	IBB	HBP	BLK	WP	HR	S	P	ERA	WHIP
32 Chris Young, R ERA: 1.93	(1, 1)	6.0		22	3	0	0	6	2	0	0	0	0	0	66	95	0.00	0.833
43 Cla Meredith, R ERA: 3.43	(7, 1)	1.0	L	6	2	2	2	1	1	0	0	0	0	0	15	23	18.00	3.000
41 Kevin Cameron, R ERA: 0.8	(8, 1)	1.0		5	1	0	0	0	1	0	0	0	0	0	13	20	0.00	2.000
Doug Brocail, R ERA: 3.98	(9, 1)	1.0		5	2	1	1	0	0	0	0	0	1	0	14	21	9.00	2.000

PITCHER	IP	WLS	BF	H	R	ER	SO	BB	IBB	HBP	BLK	WP	HR	S	P	ERA	WHIP

WP: 1 PA: 38
PB: 0
SB: 2
CS: 0

Batter	1	2	3	4	5	6	7	8	9	AB	R	H	RBI	BB	SO	LOB
24 Brian Giles, L (1, 9) OBP: 0.385, SLG: 0.418	C FA 96 B FA 98 B FA 99 F FA 100 B FA 101 X FA 98 3-2 ① G1-3		H CU 77 1-0 BB HBP		D CU 77 B CH 85 B SI 86 C FA 95 F SI 88 X CU 78 3-2 ③ L6 1-2			B FA 99 B FA 99 C FA 99 B FA 99 X FA 99 3-1 ② G6-3		3	0	0	0	0	0	1
Geoff Blum, S (1, 4) OBP: 0.335, SLG: 0.353	B FA 100 S FA 99 X FA 101 1-1 1B		B FA 99 B FA 99 B FA 97 C FA 97 1 SAFE F FA 100 F FA 100 F FA 99 B FA 101 4-2 BB 1-2			B CU 72 F FA 96 B FA 96 F FA 98 F CH 85 B CU 78 X FA 97 3-2 ① L6		C FA 99 B FA 91 X FA 99 1-1 ③ F9		3	0	1	0	1	0	0
Mike Cameron, R (1, 8) OBP: 0.323, SLG: 0.430	B FA 101 F FA 100 F FA 100 B CU 82 C SL 91 2-3 ② K		C CU 80 B CU 82 X FA 100 1-1 ③ F7			B FA 99 B CU 77 B SL 88 S FA 98 X FA 100 3-1 ② P6			C CH 81 F FA 94 S SL 82 0-3 ① K	4	0	0	0	0	2	3
23 Adrián González, L (1, 3) OBP: 0.338, SLG: 0.475	F FA 101 F FA 100 1 SAFE F FA 101 S CU 81 0-3 ③ K			B FA 95 B SI 88 F FA 99 S FA 99 C FA 101 2-3 ① K		B FA 99 S SI 87 B FA 99 F FA 97 S FA 100 2-3 ③ K			C SL 83 X FF 94 0-1 5 FC5 3 BB 1B	4	0	1	0	0	3	1
3 Khalil Greene, R (1, 6) OBP: 0.275, SLG: 0.451		C FA 98 F FA 99 F FA 99 B CU 79 S CU 80 1-3 ① K		S CU 76 X FA 101 0-1 ② G6-3			C FA 96 C FA 96 B FA 95 C FA 97 1-3 ① K		B FA 96 B FA 94 B FA 96 C FA 95 F FA 95 B FA 95 4-2 5 FC5 1-2 BB	3	0	0	0	1	2	0
Terrmel Sledge, L (1, 7) OBP: 0.311, SLG: 0.372		C FA 96 X CH 88 0-1 ② F8		B CU 74 B FA 97 C FA 98 S FA 99 B SI 88 S FA 98 3-3 ③ K			B FA 96 F FA 96 C FA 98 B CU 82 F FA 96 F CH 88 S CH 88 2-3 ② K		B FA 96 S FA 95 B FA 97 X FA 95 2-1 ② L8	4	0	0	0	0	2	2
5 Kevin Kouzmanoff, R (1, 5) OBP: 0.294, SLG: 0.419		F FA 100 C SL 88 X FA 101 0-2 ③ F9			B CU 74 F CU 77 S FA 89 S FA 100 1-3 ① K		C CU 81 C FA 97 X FA 97 0-2 1B		B FA 96 X FA 95 1-0 ③ FC5 1-2 2-3f	4	0	1	0	0	1	2
28 Josh Bard, S (1, 2) OBP: 0.346, SLG: 0.377			F FA 98 C FA 88 F FA 101 C CU 79 0-3 ① K		X CH 87 0-0 ② G4-3		X FA 96 0-0 ③ F7			3	0	0	0	0	1	1
32 Chris Young, R (1, 1) OBP: 0.205, SLG: 0.061 43 Cla Meredith, R (7, 1) 41 Kevin Cameron, R (8, 1) Rob Mackowiak, L (8, PH) OBP: 0.338, SLG: 0.394 Doug Brocail, L (9, 1) OBP: 0.500, SLG: 0.500			C FA 100 B FA 100 S FA 100 B SL 88 F FA 100 C FA 100 2-3 ② K		B FA 99 B FA 97 B FA 94 B FF 92 4-0 24 WP BB			B FA 99 B FA 99 B FA 99 C FA 99 C FA 99 X FA 99 3-2 ① G5-3		1 0 0 1 0	0 0 0 0 0	0 0 0 0 0	0 0 0 0 0	1 0 0 0 0	1 0 0 0 0	0 0 0 0 0
Inning Stats	R: 0 E: 0 K: 2 S: 12 H: 1 LOB: 1 BB: 0 P: 18	R: 0 E: 0 K: 1 S: 9 H: 0 LOB: 0 BB: 0 P: 10	R: 0 E: 0 K: 2 S: 14 H: 0 LOB: 2 BB: 1 P: 22	R: 0 E: 0 K: 2 S: 8 H: 0 LOB: 0 BB: 0 P: 13	R: 0 E: 0 K: 1 S: 7 H: 0 LOB: 1 BB: 1 P: 15	R: 0 E: 0 K: 1 S: 9 H: 0 LOB: 0 BB: 0 P: 17	R: 0 E: 0 K: 2 S: 12 H: 1 LOB: 1 BB: 0 P: 15	R: 0 E: 0 K: 0 S: 7 H: 0 LOB: 0 BB: 0 P: 14	R: 0 E: 0 K: 1 S: 10 H: 1 LOB: 2 BB: 1 P: 17	1B: 3 2B: 0 3B: 0 HR: 0 SF: 0 SAC: 0 DP: 0 HBP: 1						

PITCHER		IP	WLS	BF	H	R	ER	SO	BB	IBB	HBP	BLK	WP	HR	S	P	ERA	WHIP
38 Ubaldo Jiménez, R ERA: 5.28	(1, 1)	6.0	W	22	1	0	0	9	2	0	1	0	1	0	59	95	0.00	0.500
LaTroy Hawkins, R ERA: 3.38	(7, 1)	1.0	H	4	1	0	0	2	0	0	0	0	0	0	12	15	0.00	1.000
50 Jorge Julio, R ERA: 4.74	(8, 1)	1.0	H	3	0	0	0	0	0	0	0	0	0	0	7	14	0.00	0.000
60 Manny Corpas, R ERA: 2.24	(9, 1)	1.0	S	5	1	0	0	1	1	0	0	0	0	0	10	17	0.00	2.000

PITCHER	IP	WLS	BF	H	R	ER	SO	BB	IBB	HBP	BLK	WP	HR	S	P	ERA	WHIP

BOTTOM

Colorado Rockies @ San Diego Padres

PETCO Park, San Diego, CA

Wed Aug 15 2007, 10:05 PM EDT

Att. 36,864 - Clear - 71 F

livebaseballscorecards.com

AB	30
R	0
H	3
RBI	0
BB	3
SO	12
LOB	10

WP: 1 PA: 34
PB: 0
SB: 0
CS: 0

Colorado Rockies @ San Diego Padres

PETCO Park, San Diego, CA

Thu Aug 16 2007, 10:05 PM EDT

Att. 28,198 - Clear - 73 F

livebaseballscorecards.com

Batter	1	2	3	4	5	6	7	8	9	AB	R	H	RBI	BB	SO	LOB
Kazuo Matsui, S (1, 4) OBP: 0.343, SLG: 0.417	C FA 93 B FA 93 X FA 94 1-1 2 E 2 S 2 G1-3 1B	S FA 92 B SL 86 B FA 92 B FA 91 S FA 91 B FA 92 4-2 1-2 BB			B CH 82 B FA 89 C FA 88 X FA 88 2-1 ② F8	C FA 95 B FA 94 B FA 93 F FA 93 F SL 83 F FA 93 F FA 93 X FA 94 2-2 2 1B 5 1B 1-2 1B	1 SAFE B FA 88 C FA 86 S CU 76 S SL 78 1-3 ③ K			4	2	2	0	1	1	1
2 Troy Tulowitzki, R (1, 6) OBP: 0.357, SLG: 0.443	1 SAFE C SL 71 B C SL 84 X FA 93 1-2 ① G1-3 1-H	F SL 84 S FA 90 B FA 92 D SL 89 B SL 86 X FA 91 3-2 ③ P5			C SL 82 B FA 89 F FA 91 B CH 82 X SL 84 2-2 5 WP 5 S 5 1B 1B	B FA 94 F FA 93 F SL 81 F SL 85 F SL 84 X FA 93 1-2 5 1B 27 1B 1-2 1B 2-H		B CU 86 C CU 86 F FA 98 S FA 99 1-3 ① K		5	2	2	2	0	1	2
5 Matt Holliday, R (1, 7) OBP: 0.399, SLG: 0.581	B FA 93 S SL 83 B FA 94 B SL 85 F FA 94 F SL 85 X SL 87 3-2 ② G6-3		F CH 80 X FA 90 0-1 ① F9		B FA 90 D SL 83 X SL 83 2-0 17 S 27 1B 1-H 1B	S FA 93 F FA 93 X SL 83 0-2 19 S 27 1B 1-2 1B 2-H		C FA 99 C FA 99 X FA 98 0-2 ② G4-3		5	1	2	2	0	0	0
17 Todd Helton, L (1, 3) OBP: 0.422, SLG: 0.460	B FA 90 B FA 91 B FA 92 F FA 91 B FA 92 4-1 BB		X FA 88 0-0 ② G6-3		1 SAFE B FA 89 B FA 89 B CH 82 C FA 90 B SL 82 4-1 27 1B 11 2B 1-2 BB	S B X 1-1 ② F8		X FA 98 0-0 1B		3	1	1	0	2	0	2
27 Garrett Atkins, R (1, 5) OBP: 0.351, SLG: 0.468	C FA 93 B FA 93 B SL 85 F SL 87 X FA 94 2-2 ③ G5-3		C SL 83 X SL 83 0-1 ③ F7		C FA 91 X SL 85 0-1 11 2B 1-2 1B 2-H	B B CH 81 C CH 80 B CU 76 X CH 81 3-1 1-2 1B 2-H		B FA 99 C FA 98 B FA 98 C FA 97 S FA 99 2-3 ③ K		5	1	2	2	0	1	2
11 Brad Hawpe, L (1, 9) OBP: 0.389, SLG: 0.542 19 Ryan Spilborghs, R (6, PH) OBP: 0.379, SLG: 0.572 (6, 9)		F FA 92 F FA 88 B CU 74 B CU 79 B FA 93 B FA 91 4-2 8 2B 18 SF7 BB	X FA 88 0-0 ① G4-3		B FA 91 X FA 89 1-0 1-H 2-H 2B	C FA 86 S CU 76 X FA 89 0-2 ③ F9 2-3			C FC 87 F FA 88 B CH 75 X CH 74 1-2 ① G6-3	2 2	1 0	1 0	2 0	1 0	0 0	0 2
8 Yorvit Torrealba, R (1, 2) OBP: 0.335, SLG: 0.385		B SL 84 B FA 92 X FA 93 2-0 39 FC1-5 1-3 2B	C FA 90 B FA 90 B FA 90 C SL 82 B CU 77 S SL 87 3-3 ② K		D SL 89 C SL 83 B FA 91 B FA 90 C FA 90 X SL 87 3-2 ③ G4-3		B FA 88 C FA 87 C CU 74 B SL 84 S SL 85 2-3 ① K		F SL 84 X SL 84 0-1 ② F8	5	0	1	0	0	2	1
18 Cory Sullivan, L (1, 8) OBP: 0.338, SLG: 0.311		X FA 93 0-0 ① SF7 3-H	X FA 89 0-0 ③ F7			C FA 94 S FA 93 F FA 94 X FA 92 0-2 2 1B 1B 1B	X FA 89 0-0 ② P5		F FA 87 S CH 74 F CH 74 S CH 74 0-3 ③ K2-3	4	1	1	1	0	1	0
39 Elmer Dessens, R (1, 1) Jeremy Affeldt, L (5, 1) 34 Matt Herges, L (5, 1) 21 Clint Barmes, R (7, PH) OBP: 0.214, SLG: 0.296 40 Brian Fuentes, L (7, 1) 61 Ramon E Ramirez, R (8, 1)		X FA 93 0-0 ② FC1-5 BB 2-3			C FA 90 C FA 90 B CU 76 S SL 82 1-3 ① K	L FA 95 L FA 94 L FA 96 0-3 ① K	B FA 86 C CH 81 B SL 84 X FA 82 2-1 1B			2 0 1 1 0 0	0 0 0 0 0 0	0 0 0 1 0 0	0 0 0 0 0 0	0 0 0 1 0 0	1 0 1 0 0 0	1 0 1 0 0 0
Inning Stats	R: 1 H: 1 E: 0 LOB: 1 K: 0 BB: 1 S: 13 P: 24	R: 1 H: 1 E: 0 LOB: 2 K: 0 BB: 2 S: 10 P: 23	R: 0 H: 0 E: 0 LOB: 0 K: 0 BB: 0 S: 5 P: 5	R: 0 H: 0 E: 0 LOB: 0 K: 1 BB: 0 S: 5 P: 8	R: 4 H: 4 E: 0 LOB: 1 K: 1 BB: 1 S: 16 P: 31	R: 3 H: 5 E: 0 LOB: 2 K: 1 BB: 0 S: 28 P: 35	R: 0 H: 1 E: 0 LOB: 1 K: 2 BB: 0 S: 9 P: 14	R: 0 H: 1 E: 0 LOB: 1 K: 2 BB: 0 S: 10 P: 13	R: 0 H: 0 E: 0 LOB: 0 K: 1 BB: 0 S: 9 P: 10	1B: 11 SF: 1 2B: 2 SAC: 0 3B: 0 DP: 0 HR: 0 HBP: 0						

	AB	39
	R	9
	H	13
	RBI	9
	BB	4
	SO	8
	LOB	12

WP: 1 PA: 44
PB: 0
SB: 4
CS: 0

PITCHER		IP	WLS	BF	H	R	ER	SO	BB	IBB	HBP	BLK	WP	HR	S	P	ERA	WHIP
52 Clay Hensley, R ERA: 6.7	(1, 1)	5.0	W	25	6	6	6	2	4	0	0	0	1	0	49	91	10.80	2.000
41 Kevin Cameron, R ERA: 1.39	(6, 1)	0.1		5	4	3	3	1	0	0	0	0	0	0	21	24	81.00	12.000
45 Justin Hampson, L ERA: 3.41	(6, 1)	1.2	H	7	2	0	0	2	0	0	0	0	0	0	16	25	0.00	1.200
21 Heath Bell, R ERA: 2.24	(8, 1)	1.0	H	4	1	0	0	2	0	0	0	0	0	0	10	13	0.00	1.000
Trevor Hoffman, R ERA: 2.14	(9, 1)	1.0	S	3	0	0	0	1	0	0	0	0	0	0	9	10	0.00	0.000

PITCHER	IP	WLS	BF	H	R	ER	SO	BB	IBB	HBP	BLK	WP	HR	S	P	ERA	WHIP

BOTTOM

Colorado Rockies @ San Diego Padres

PETCO Park, San Diego, CA

Thu Aug 16 2007, 10:05 PM EDT

Att. 28,198 - Clear - 73 F

livebaseballscorecards.com

Batter	1	2	3	4	5	6	7	8	9	AB	R	H	RBI	BB	SO	LOB
24 Brian Giles, L (1, 9) OBP: 0.385, SLG: 0.418	X FA 93 0-0 ① F7		C FA 93 B FA 93 F SL 83 X SL 86 1-2 1B 2-H 1B		B FA 91 X FA 91 1-0 ② F8 B CH 83 X CH 82 1-0 2-H 1B		B FA 92 C SL 77 F FA 91 B SL 78 B FA 92 S FA 91 3-3 ③ K			5	1	2	2	0	1	3
Geoff Blum, S (1, 4) OBP: 0.336, SLG: 0.354	B FA 93 B FA 92 C FA 92 B FA 93 S FA 92 X FA 93 3-2 ② P6		B CH 85 C FA 85 2 SAFE C FA 92 X SL 85 1-2 2-H 1B		F FA 91 B FA 90 X CH 84 1-1 1-3 HR 1B B FA 91 B FA 91 1 SAFE X FA 92 1-1 ③ F8			B FA 95 X FA 94 1-0 ① F9		5	1	2	1	0	0	1
Mike Cameron, R (1, 8) OBP: 0.324, SLG: 0.437	C FA 93 C FA 93 B SL 85 C FA 93 1-3 ③ K		X FA 91 0-0 ② F8		D SL 86 C FF 91 X FA 92 1-1 1-H 3-H HR	C FA 91 S CU 77 C FA 93 0-3 ① K		X FA 95 0-0 1B		5	1	2	3	0	2	1
23 Adrián González, L (1, 3) OBP: 0.339, SLG: 0.474		C FA 92 B SL 84 F FA 92 X FA 92 1-2 G3 1B	B FA 91 1 SAFE B FA 92 S CH 84 X FA 91 2-1 ③ G6-3		B CU 77 B FA 95 B FA 95 C FA 95 F FA 95 X FA 96 3-2 3 WP 2B 1B	C FA 92 B FA 92 X CH 83 1-1 ② F9		1 SAFE S FA 94 X FA 94 0-1 ② F7		5	1	2	0	0	0	2
3 Khalil Greene, R (1, 6) OBP: 0.274, SLG: 0.447		C FA 93 C FF 92 S FA 91 0-3 ① K	X SL 81 0-0 ① F8	D SL 80 B SL 79 I IN 79 I IN 80 4-0 1-2 2B IBB	B CU 78 C FF 92 X FA 91 2-1 ③ P4		1 SAFE S FA 90 B FA 94 1 SAFE 1 SAFE S FA 91 S FA 93 1-3 ③ K		4	1	0	0	1	2	2
Terrmel Sledge, L (1, 7) OBP: 0.310, SLG: 0.375		B FA 92 F FA 91 B CH 83 F CH 86 B FA 92 X CH 85 3-2 ② G3 1-2	B FA 90 S CH 84 C FA 91 B SL 85 X SL 82 2-2 ② G4-3	F FA 94 D SL 79 X FA 96 1-1 5 1B 1-H 2-H 2B		C FA 91 B SL 78 B SL 79 F FA 91 C FA 93 2-3 ① K			4	1	1	2	0	1	1
5 Kevin Kouzmanoff, R (1, 5) OBP: 0.294, SLG: 0.417		B SL 86 C SL 85 X FA 91 1-1 ③ P6	C FA 92 B FA 91 C FA 92 S SL 84 1-3 ③ K	B SL 79 X SL 79 1-0 S HR 2-H 1B		F FA 92 X FA 92 0-1 ② F8			4	1	1	1	0	1	1
Pete Laforest, L (1, 2) OBP: 0.522, SLG: 0.632 21 Heath Bell, R (8, 1) Trevor Hoffman, R (9, 1)			F FA 92 B CH 86 B FA 92 X CH 84 2-1 52 SH1-4 24 1B 1B	C FA 90 B FA 90 B FA 90 D FA 90 B FA 88 1-1 1B HR BB B FA 95 B FA 95 D FA 95 X FA 97 3-2 1-H HR		B SL 77 B SL 78 B FA 91 C FA 91 C FA 92 X FA 92 3-2 28 BB 1B			3 0 0	3 0 0	3 0 0	2 0 0	1 0 0	0 0 0	0 0 0
52 Clay Hensley, R (1, 1) OBP: 0.154, SLG: 0.154 22 Marcus Giles, R (5, PH) OBP: 0.286, SLG: 0.310 41 Kevin Cameron, R (6, 1) 45 Justin Hampson, L (6, 1) 28 Josh Bard, S (7, PH) OBP: 0.348, SLG: 0.377 (8, 2)			L FA 91 X FA 92 0-1 ① SH1-4 1-2		FF 92 FA 90 FF 91 FA 90 FA 2-3 ① K FA 91 B FA 92 B FA 92 B FA 92 X FA 92 2B		B FA 92 B FA 92 C FA 92 B FA 91 B FA 91 4-1 1-2 BB			0 2 0 0 0	0 1 0 0 0	0 1 0 0 0	0 0 0 0 1	0 1 0 0 0	0 1 0 0 0	0 1 0 0 0
Inning Stats	R: 0 E: 0 K: 1 S: 7 H: 0 LOB: 0 BB: 0 P: 11	R: 0 E: 0 K: 1 S: 11 H: 1 LOB: 1 BB: 0 P: 16	R: 2 E: 0 K: 0 S: 13 H: 3 LOB: 1 BB: 0 P: 19	R: 0 E: 0 K: 1 S: 7 H: 0 LOB: 0 BB: 0 P: 10	R: 9 E: 0 K: 1 S: 23 H: 8 LOB: 1 BB: 2 P: 49	R: 0 E: 0 K: 1 S: 7 H: 0 LOB: 0 BB: 0 P: 10	R: 0 E: 0 K: 2 S: 12 H: 1 LOB: 2 BB: 1 P: 24	R: 0 E: 0 K: 1 S: 7 H: 1 LOB: 1 BB: 0 P: 9		1B: 10 2B: 2 3B: 0 HR: 2	SF: 0 SAC: 1 DP: 0 HBP: 0			WP: 1 PB: 0 SB: 1 CS: 0	PA: 41	

	AB	37
	R	11
	H	14
	RBI	11
	BB	3
	SO	8
	LOB	12

PITCHER		IP	WLS	BF	H	R	ER	SO	BB	IBB	HBP	BLK	WP	HR	S	P	ERA	WHIP
39 Elmer Dessens, R ERA: 7.32	(1, 1)	4.2		21	6	5	5	4	1	0	0	0	0	1	47	74	9.64	1.500
Jeremy Affeldt, L ERA: 3.47	(5, 1)	0.0	L	5	4	5	5	0	0	1	0	0	1	1	9	21	∞	∞
34 Matt Herges, R ERA: 3.86	(5, 1)	1.1		6	2	1	1	1	0	0	0	0	0	0	12	20	6.75	1.500
40 Brian Fuentes, L ERA: 3.89	(7, 1)	1.0		5	1	0	0	2	1	0	0	0	0	0	12	24	0.00	2.000
61 Ramon E Ramirez, R ERA: 8.31	(8, 1)	1.0		4	1	0	0	1	0	0	0	0	0	0	7	9	0.00	1.000

PITCHER	IP	WLS	BF	H	R	ER	SO	BB	IBB	HBP	BLK	WP	HR	S	P	ERA	WHIP

Batter	1	2	3	4	5	6	7	8	9	AB	R	H	RBI	BB	SO	LOB
Craig Biggio, R (1, 4) OBP: 0.265, SLG: 0.393	C FA 93 F FA 94 B FA 95 S SL 83 1-3 K		F SL 87 F SL 83 S FA 96 0-3 K		F SL 83 X SL 87 0-1 L8			C SL 88 X SL 87 0-1 G6-3	B SL 74 B FA 88 B FA 88 C FA 88 C FA 88 F FA 88 X FA 88 3-2 G6-3	4	0	0	0	0	2	0
Chad Qualls, R (8, 1)										0	0	0	0	0	0	0
Orlando Palmeiro, L (9, PH) OBP: 0.320, SLG: 0.261										1	0	0	0	0	0	2
Brad Lidge, R (9, 1)										0	0	0	0	0	0	0
Mark Loretta, R (1, 6) OBP: 0.358, SLG: 0.368	F FA 94 C FA 95 F SL 83 X SL 88 0-2 1B		C FA 94 X CH 87 0-1 G5-3			C FF 93 X CH 86 0-1 G3-1		C CU 85 S SL 87 B SL 89 X CU 87 1-2 17 HR 1B		4	0	2	0	0	0	0
Eric Bruntlett, R (8, PR) OBP: 0.358, SLG: 0.288										0	1	0	0	0	0	0
17 Lance Berkman, S (1, 9) OBP: 0.378, SLG: 0.470	F FA 95 B FA 96 X FA 89 1-1 F9		B FA 96 S FA 96 C FA 90 F FA 96 F SL 83 B FA 96 X CU 73 2-2 HR			B FA 95 F FA 94 B FA 95 B FA 95 F FC 90 B SL 88 4-2 1B BB		B FA 96 1 SAFE B FA 96 X CU 84 2-0 1-H HR		3	2	2	3	1	0	1
45 Carlos Lee, R (1, 7) OBP: 0.354, SLG: 0.530	C FA 96 B FA 96 F FA 96 S SL 84 1-3 K		B FA 95 F FA 94 B FA 95 S FA 95 X SL 85 2-2 L8			B FA 95 S SL 88 1 SAFE F FA 95 F FA 97 D SL 83 F SL 84 F FA 96 S CU 84 2-3 K		F FA 97 X FA 97 0-1 G6-3		4	0	0	0	0	2	3
Mike Lamb, L (1, 3) OBP: 0.375, SLG: 0.471		B FA 92 C CH 85 B SL 88 B FA 94 F FA 94 B FA 96 4-2 16 1B BB	C FF 93 X CH 85 0-1 G3-1			1 SAFE F FA 96 X FA 96 0-1 1-2 1B		C FA 98 B FA 97 B FA 96 X FA 96 2-1 L4		3	0	1	0	1	0	1
21 Ty Wigginton, R (1, 5) OBP: 0.334, SLG: 0.453		C FA 95 F SL 89 S SL 85 0-3 K	B FA 92 S CH 86 S SL 84 B SL 84 B SL 84 S SL 84 3-3 K			B FA 96 S SL 84 B FA 96 S SL 84 X SL 85 2-2 F7			F FA 88 S SL 80 B SL 80 F SL 80 X FA 87 1-2 G4-3	4	0	0	0	0	2	3
16 Jason Lane, R (1, 8) OBP: 0.259, SLG: 0.370		X FC 89 0-0 1-2 1B	F SL 83 B FA 95 F FA 95 B SL 83 F FA 96 X FA 96 2-2 P5				S SL 83 F SL 84 B SL 82 F SL 84 F FF 95 S SL 83 1-3 K		B SL 81 H FA 87 2-0 CS HBP	3	0	1	0	0	1	0
Brad Ausmus, R (1, 2) OBP: 0.312, SLG: 0.316		F FA 96 B SL 85 B FA 95 X SL 88 2-1 F9			C FA 93 S FA 95 F SL 82 S SL 81 0-3 K		S FA 94 S SL 82 S SL 82 0-3 K		S PO 82 B SL 79 X FA 87 2-0 1-2 1B	4	0	1	0	0	2	2
Woody Williams, R (1, 1) OBP: 0.080, SLG: 0.140		B SL 84 B FA 95 B FA 95 C FA 94 S FA 95 S FA 96 3-3 K			S FA 95 B FA 94 S FA 95 X FA 96 1-2 G3		B FA 94 F FA 94 F SL 84 F FA 96 S FA 96 1-3 K		X FA 89 0-0 1-2 1B	3	0	0	0	0	2	2
Chris Burke, R (8, 4) OBP: 0.310, SLG: 0.367										1	0	1	0	0	0	0
Inning Stats	R: 0 E: 0 K: 2 S: 12 H: 1 LOB: 1 BB: 0 P: 15	R: 0 E: 0 K: 2 S: 11 H: 1 LOB: 2 BB: 1 P: 20	R: 1 E: 0 K: 1 S: 13 H: 1 LOB: 0 BB: 0 P: 17	R: 0 E: 0 K: 1 S: 9 H: 0 LOB: 0 BB: 0 P: 14	R: 0 E: 0 K: 1 S: 9 H: 0 LOB: 0 BB: 0 P: 10	R: 0 E: 0 K: 1 S: 15 H: 1 LOB: 2 BB: 1 P: 23	R: 0 E: 0 K: 3 S: 12 H: 0 LOB: 0 BB: 0 P: 14	R: 2 E: 0 K: 0 S: 10 H: 2 LOB: 1 BB: 0 P: 15	R: 0 E: 0 K: 0 S: 11 H: 2 LOB: 2 BB: 0 P: 18	1B: 6 2B: 0 3B: 0 HR: 2 SF: 0 SAC: 0 DP: 0 HBP: 1						

TOP

Houston Astros @ San Diego Padres

PETCO Park, San Diego, CA

Fri Aug 17 2007, 10:05 PM EDT

Att. 32,063 - Clear - 73 F

livebaseballscorecards.com

AB	34
R	3
H	8
RBI	3
BB	2
SO	11
LOB	14

WP: 0 PB: 0 SB: 0 CS: 1 PA: 37

PITCHER		IP	WLS	BF	H	R	ER	SO	BB	IBB	HBP	BLK	WP	HR	S	P	ERA	WHIP
44 Jake Peavy, R ERA: 2.19	(1, 1)	7.0		27	4	1	1	11	2	0	0	0	0	1	81	113	1.29	0.857
21 Heath Bell, R ERA: 2.47	(8, 1)	1.0	L	5	2	2	2	0	0	0	0	0	0	1	10	15	18.00	2.000
43 Cla Meredith, R ERA: 3.38	(9, 1)	1.0		5	2	0	0	0	0	0	1	0	0	0	11	18	0.00	2.000

PITCHER	IP	WLS	BF	H	R	ER	SO	BB	IBB	HBP	BLK	WP	HR	S	P	ERA	WHIP

Houston Astros @ San Diego Padres

PETCO Park, San Diego, CA

Fri Aug 17 2007, 10:05 PM EDT

Att. 32,063 - Clear - 73 F

livebaseballscorecards.com

BOTTOM

Batter	1	2	3	4	5	6	7	8	9	AB	R	H	RBI	BB	SO	LOB
24 Brian Giles, L (1, 9) OBP: 0.386, SLG: 0.427	C FA 85 F CU 73 B CU 74 X CU 74 1-2 ① L1		X FA 87 0-0 ① P2		B FA 89 X CH 82 1-0 ② F7		C FA 90 B FA 90 X FA 90 1-1 2B		C FA 97 B SL 88 B FA 97 F FA 96 X FA 98 2-2 3B	5	0	2	0	0	0	0
Geoff Blum, S (1, 4) OBP: 0.333, SLG: 0.350	B FA 87 X FA 88 1-0 ② F7		C CH 79 X CH 79 0-1 ② F9		B FA 89 C FA 88 B FC 88 X CU 77 2-1 HBP 1B		B CH 81 F FA 89 F FA 90 C FA 89 1-3 ③ K		B SL 89 S SL 89 S SL 89 S SL 88 1-3 ③ K	5	0	1	0	0	2	2
Mike Cameron, R (1, 8) OBP: 0.323, SLG: 0.434	B FA 89 F FA 90 S SL 84 X FA 89 1-2 ③ P4		S CH 80 B SL 83 X FA 88 1-1 ③ P2		H FA 88 1-0 **1-2** HBP			B SL 88 S FA 95 F SL 88 B FA 92 B FA 96 X FA 95 3-2 ① G5-3		3	0	0	0	0	0	0
23 Adrián González, L (1, 3) OBP: 0.342, SLG: 0.477		B CU 73 X FA 87 1-0 1B BB 1B		B CH 79 T FA 87 B CH 80 T FA 88 B FC 85 X FA 89 3-2 3 1B G4-3 1B	C FC 87 X CH 80 0-1 ③ F7			B FA 95 B FA 95 X FA 95 2-0 3 1B 1B		4	1	3	0	0	0	2
Morgan Ensberg, R (1, 5) OBP: 0.321, SLG: 0.412		C CU 76 B FA 87 B FA 87 F FA 88 B FA 90 F FA 89 F CU 78 B SL 85 4-2 1B **1-2** BB	C CH 81 C CH 82 B FA 86 B FA 89 C CU 78 2-3 ① K		F FA 86 C CH 81 F SL 84 B FA 88 X CU 77 1-2 ① G5-3			F FA 96 D FA 96 X FA 96 1-1 ② F8		3	0	0	0	1	1	2
3 Khalil Greene, R (1, 6) OBP: 0.276, SLG: 0.448		B FA 88 C FA 88 X FA 88 1-1 ① F9	B FA 89 X CU 76 1-0 G4-3 **1-3** 1B		B CU 75 B FA 89 C FA 89 X FA 89 2-1 ② F8			S SL 90 S FA 91 X FA 92 0-2 **1-2** 1B		4	0	2	0	0	0	2
Terrmel Sledge, L (1, 7) OBP: 0.309, SLG: 0.372		B CU 75 X FC 86 1-0 44 FC6-4 **1-2** **2-3** 1B	B FA 89 X CH 82 1-0 ② G4-3 **1-2** 3-H		B FA 89 C CH 81 X CH 81 1-1 ③ F7			C FA 91 D FA 98 F SL 88 B FA 98 S SL 90 2-3 ③ K		4	0	1	1	0	1	3
28 Josh Bard, S (1, 2) OBP: 0.343, SLG: 0.372		F FC 87 B FA 89 F FA 89 B CH 81 C FA 88 2-3 ② K	X CH 80 0-0 ③ G1-3				X CH 80 0-0 ① F7		B FA 98 C FA 97 B FA 98 F FA 98 B SL 88 F FA 98 F FA 97 F FA 99 X FA 98 3-2 ① G4-3	4	0	0	0	0	1	4
44 Jake Peavy, R (1, 1) OBP: 0.208, SLG: 0.314 Rob Mackowiak, L (7, PH) OBP: 0.337, SLG: 0.393 21 Heath Bell, R (8, 1) 43 Cla Meredith, R (9, 1) Pete Laforest, L (9, PH) OBP: 0.500, SLG: 0.600		B CU 78 F FA 89 B SL 84 F FA 90 F FA 89 X CU 78 2-2 ③ FC6-4 **1-2f**			F FA 86 F FA 86 B FA 87 S SL 84 1-3 ① K		F CU 74 B FA 89 S FA 89 X FA 87 1-2 ② L7		S SL 88 B SL 87 S SL 88 B FA 97 S SL 88 2-3 ② K	2 1 0 0 1	0 0 0 0 0	0 0 0 0 0	0 0 0 0 0	0 0 0 0 0	1 0 0 0 1	3 0 0 0 0
Inning Stats	R: 0 E: 0 K: 0 S: 7 H: 0 LOB: 0 BB: 0 P: 10	R: 0 E: 0 K: 1 S: 15 H: 2 LOB: 3 BB: 1 P: 26	R: 0 E: 0 K: 0 S: 5 H: 0 LOB: 0 BB: 0 P: 6	R: 1 E: 0 K: 1 S: 9 H: 2 LOB: 1 BB: 0 P: 16	R: 0 E: 0 K: 1 S: 8 H: 1 LOB: 2 BB: 0 P: 13	R: 0 E: 0 K: 0 S: 8 H: 0 LOB: 0 BB: 0 P: 12	R: 0 E: 0 K: 1 S: 9 H: 1 LOB: 1 BB: 0 P: 12	R: 0 E: 0 K: 1 S: 12 H: 2 LOB: 2 BB: 0 P: 20	R: 0 E: 0 K: 2 S: 15 H: 1 LOB: 1 BB: 0 P: 23	1B: 7 2B: 1 3B: 1 HR: 0 SF: 0 SAC: 0 DP: 0 HBP: 1						

	AB	R	H	RBI	BB	SO	LOB
	36	1	9	1	1	7	18

WP: 0 PB: 0 SB: 0 CS: 0 PA: 38

PITCHER		IP	WLS	BF	H	R	ER	SO	BB	IBB	HBP	BLK	WP	HR	S	P	ERA	WHIP
Woody Williams, R ERA: 4.92	(1, 1)	7.0	W	29	6	1	1	4	1	0	1	0	0	0	61	95	1.29	1.000
Chad Qualls, R ERA: 3.27	(8, 1)	1.0	H	5	2	0	0	1	0	0	0	0	0	0	12	20	0.00	2.000
Brad Lidge, R ERA: 3.14	(9, 1)	1.0	S	4	1	0	0	2	0	0	0	0	0	0	15	23	0.00	1.000

PITCHER	IP	WLS	BF	H	R	ER	SO	BB	IBB	HBP	BLK	WP	HR	S	P	ERA	WHIP

Houston Astros @ San Diego Padres

PETCO Park, San Diego, CA

Sat Aug 18 2007, 10:05 PM EDT

Att. 44,272 - Clear - 74 F

livebaseballscorecards.com

Batter	1	2	3	4	5	6	7	8	9	AB	R	H	RBI	BB	SO	LOB
Chris Burke, R (1, 4) (3, 7) OBP: 0.307, SLG: 0.364	C CH 83 C FA 87 B FA 88 X CU 70 1-2 SH5-3 45 1B 1B	C FA 90 B FA 91 X CH 81 1-1 ③ F8		C CU 69 B FA 89 X CH 80 1-1 ③ L8			B FA 89 C FA 89 X FA 90 1-1 ② FC5-4 S 1-2f		B FA 94 F FA 92 S SL 80 B FA 95 X FA 93 2-2 ③ F8	5	1	1	0	0	0	3
Eric Bruntlett, R (1, 6) OBP: 0.358, SLG: 0.283	L FA 87 1 SAFE X FA 86 0-1 ① SH5-3 1-2		C CH 86 B FA 87 F FA 88 B FF 91 X CU 71 2-2 ① L8		C CU 66 B FA 86 X FA 87 1-1 ① G5-3		1 SAFE B FA 94 B FA 89 B FA 94 D FA 95 4-0 1-2 BB			2	0	0	0	1	0	0
17 Lance Berkman, S (1, 9) OBP: 0.377, SLG: 0.467	F FA 86 B FA 88 B CH 80 D CH 79 B FA 88 4-1 FC4-6 21 1B 45 1B BB		X FA 89 0-0 ② F7		B FA 87 B CH 80 C CH 83 S CU 67 B FA 88 X FA 89 3-2 ② G4-3		S FA 91 B FA 95 X SL 89 1-1 ③ G1-3			3	1	0	0	1	0	2
45 Carlos Lee, R (1, 7) OBP: 0.355, SLG: 0.531 Mark Loretta, R (3, PH) (3, 4) OBP: 0.355, SLG: 0.365	C CU 68 X FA 87 0-1 FC4-6 1-2 2-H 1B		C FA 89 B CU 70 S CU 68 S FA 90 1-3 ③ K		B FA 89 X FA 86 1-0 ③ G4-3			B FA 93 C FA 92 F FA 92 T FA 95 1-2 ① K		1 3	0 0	1 0	1 0	0 0	0 2	0 0
Mike Lamb, L (1, 3) OBP: 0.370, SLG: 0.464	C CH 84 X FA 88 0-1 ② FC4-6 21 1B 1-2f 2-3			B CU 65 C CH 83 F CU 66 C FA 89 1-3 ① K		B CH 84 B CH 77 S CH 84 F CH 85 B FA 87 X CU 68 3-2 ① G4-3		C FA 93 X FA 94 0-1 ② F8		4	0	0	0	0	1	2
21 Ty Wigginton, R (1, 5) OBP: 0.337, SLG: 0.455	F CH 78 X CU 77 0-1 1-2 3-H 1B			B FA 89 B FA 88 C FA 87 B CH 79 B FA 88 4-1 16 FC1-6 BB		B CH 78 B CH 77 C FA 88 S CU 69 F CU 69 X FA 88 2-2 ② G5-3		S SL 81 B FA 93 F FA 92 X SL 84 1-2 1B		3	0	2	1	1	0	0
16 Jason Lane, R (1, 8) OBP: 0.253, SLG: 0.361	B FA 89 B FA 87 F FA 89 F CH 79 C FA 92 2-3 ③ K			X FA 90 0-0 ② FC1-6 1B 44 1B 1-2f		B FA 88 C CU 69 X FA 88 1-1 ③ P4		D FA 93 X FA 91 1-0 ③ F9		4	1	0	0	0	1	4
Brad Ausmus, R (1, 2) OBP: 0.312, SLG: 0.316		C CH 86 C FA 88 B FA 89 B FA 90 B FA 90 X FA 89 3-2 ① L8		1 SAFE 1 SAFE B CU 68 C FA 88 F CH 80 P PO 80 F FA 90 F FA 89 X FA 90 2-2 44 1B 1-3 1B			C FA 93 X SL 89 0-1 ① G4-3		B FA 92 B FA 91 F FA 92 F FA 92 B FA 94 X FA 93 3-2 ① G6-3	4	0	1	0	0	0	0
44 Roy Oswalt, R (1, 1) OBP: 0.182, SLG: 0.154 Dave Borkowski, R (5, 1) Craig Biggio, R (7, PH) OBP: 0.286, SLG: 0.395 Trever Miller, R (7, 1) Chad Qualls, R (8, 1) Luke Scott, L (9, PH) OBP: 0.357, SLG: 0.505 Brad Lidge, R (9, 1)		C FA 90 F FA 90 B CU 71 X CU 69 1-2 ② G5-3		B CU 68 B FA 89 B FA 88 C CH 86 C CH 86 X FA 86 3-2 1-2 3-H 1B			C FA 92 B FA 93 F FA 94 B FA 95 X FA 95 2-2 FC5-4 1B		X FA 93 0-0 ② G3-1	2 0 1 0 0 0 0	0 0 0 0 0 0 0	1 0 1 0 0 0 0	1 0 0 0 0 0 0	0 0 0 0 0 0 0	0 0 0 0 0 0 0	0 0 0 0 0 0 0

TOP	
AB	33
R	3
H	7
RBI	3
BB	3
SO	4
LOB	11

Inning Stats	1	2	3	4	5	6	7	8	9	1B: 7	SF: 0	WP: 0	PA: 37
	R: 2 E: 0 K: 1 S: 15 H: 3 LOB: 2 BB: 1 P: 22	R: 0 E: 0 K: 0 S: 8 H: 0 LOB: 0 BB: 0 P: 13	R: 0 E: 0 K: 1 S: 7 H: 0 LOB: 0 BB: 0 P: 10	R: 1 E: 0 K: 1 S: 16 H: 2 LOB: 2 BB: 1 P: 26	R: 0 E: 0 K: 0 S: 6 H: 0 LOB: 0 BB: 0 P: 11	R: 0 E: 0 K: 0 S: 9 H: 0 LOB: 0 BB: 0 P: 15	R: 0 E: 0 K: 0 S: 9 H: 1 LOB: 2 BB: 1 P: 17	R: 0 E: 0 K: 1 S: 9 H: 1 LOB: 1 BB: 0 P: 12	R: 0 E: 0 K: 0 S: 7 H: 0 LOB: 0 BB: 0 P: 12	2B: 0 3B: 0 HR: 0	SAC: 1 DP: 0 HBP: 0	PB: 0 SB: 1 CS: 0	

PITCHER		IP	WLS	BF	H	R	ER	SO	BB	IBB	HBP	BLK	WP	HR	S	P	ERA	WHIP
Justin Germano, R ERA: 4.18	(1, 1)	6.0	L	25	5	3	3	3	2	0	0	0	0	0	61	97	4.50	1.167
Doug Brocail, R ERA: 3.9	(7, 1)	1.0		5	1	0	0	0	1	0	0	0	0	0	9	17	0.00	2.000
41 Kevin Cameron, R ERA: 1.33	(8, 1)	2.0		7	1	0	0	1	0	0	0	0	0	0	16	24	0.00	0.500

PITCHER	IP	WLS	BF	H	R	ER	SO	BB	IBB	HBP	BLK	WP	HR	S	P	ERA	WHIP

BOTTOM

Batter	1	2	3	4	5	6	7	8	9	AB	R	H	RBI	BB	SO	LOB
24 Brian Giles, L (1, 9) OBP: 0.387, SLG: 0.434	C FA 95 B FA 89 B FA 96 X FA 96 2-1 F8 ①		B CU 72 C FA 96 B SL 87 X FA 87 2-1 3B		F FA 89 C CU 68 X CU 66 0-2 1B 2-H 1B		F FA 88 B FA 89 C FA 88 B FA 89 F FA 89 X FA 88 2-2 L7 ③			4	1	2	1	0	0	1
Geoff Blum, S (1, 4) OBP: 0.336, SLG: 0.358	C FA 96 B CU 73 C FA 94 X FA 96 1-2 2B		X CU 72 0-0 L9 ③		B FA 91 X FA 92 1-0 2-H 1B			X FA 95 0-0 L6 ①		4	0	2	1	0	0	1
Mike Cameron, R (1, 8) OBP: 0.323, SLG: 0.432	S FA 96 C FA 95 C FA 95 0-3 K ②			F SL 82 F FA 92 F CU 66 X CU 76 0-2 G6-3 23 G3-4-3 1B	B SL 87 B FA 93 X FA 92 2-0 F7 ③			B FA 95 C FA 96 B FA 96 X FA 95 2-1 G5-3 ②		4	0	1	0	0	1	2
23 Adrián González, L (1, 3) OBP: 0.340, SLG: 0.473	C CU 73 X CU 73 0-1 G3 ③			C CH 81 C FA 91 X FA 91 0-2 G3-4-3 ① 1-2		S CH 85 S CH 86 C FA 93 0-3 K ①		F FA 96 S FA 96 X FA 96 0-2 G4-3 ③		4	0	0	0	0	1	2
Morgan Ensberg, R (1, 5) OBP: 0.317, SLG: 0.405		S FA 96 F SL 84 B CU 67 X FA 96 1-2 G6-3 ①		S CU 68 X FA 90 0-1 G6-3 ② 2-3		C FA 93 B FA 93 B CU 77 C FA 93 B FA 93 F FA 93 X FA 94 3-2 F7 ②			B FA 97 C FA 97 B SL 89 F FA 97 X FA 98 2-2 G5-3 ①	4	0	0	0	0	0	1
3 Khalil Greene, R (1, 6) OBP: 0.273, SLG: 0.444		B FA 97 S FA 96 C FA 95 S FA 97 1-3 K ②		X SL 80 0-0 G5-3 ③		C FA 94 B FA 93 F FA 92 B FA 92 S FA 92 2-3 K ③			C SL 88 F FA 97 S SL 88 0-3 K ②	4	0	0	0	0	3	1
Terrmel Sledge, L (1, 7) OBP: 0.302, SLG: 0.363		B FA 96 X CH 87 1-0 G3 ③			B FA 88 C CU 68 B FA 90 B FA 90 X FA 87 3-1 G3 ①		B FA 87 C FA 87 F SL 78 F SL 78 S SL 80 1-3 K ①		C SL 88 B FA 97 B FA 97 C SL 87 S SL 88 2-3 K ③	4	0	0	0	0	2	0
Pete Laforest, L (1, 2) OBP: 0.500, SLG: 0.571 5 Kevin Kouzmanoff, R (7, PH) OBP: 0.293, SLG: 0.416 41 Kevin Cameron, R (8, 1)			B FA 95 C FA 96 C SL 87 B CU 80 S FA 95 2-3 K ①		C CU 68 C FA 92 B CU 64 B FA 90 B FA 91 F FA 90 B FA 92 4-2 24 1B SH1-4 BB		T FA 88 F FA 83 F FA 89 C FA 89 0-3 K ②			1 1 0	1 0 0	0 0 0	0 0 0	1 0 0	1 1 0	0 0 0
Justin Germano, R (1, 1) OBP: 0.231, SLG: 0.240 Doug Brocail, L (7, 1) OBP: 0.500, SLG: 0.500 28 Josh Bard, S (7, PH) OBP: 0.345, SLG: 0.372 (8, 2)			S FA 96 S FA 95 F FA 96 S CU 80 0-3 K ②		L FA 88 C FA 89 X FA 90 0-2 SH1-4 ② 1-2		B FA 88 F FA 89 S CH 81 B FA 89 B FA 90 B FA 90 4-2 BB			1 0 0	0 0 0	0 0 0	0 0 0	0 0 1	1 0 0	0 0 0
Inning Stats	R: 0 E: 0 K: 1 S: 10 H: 1 LOB: 1 BB: 0 P: 13	R: 0 E: 0 K: 1 S: 7 H: 0 LOB: 0 BB: 0 P: 10	R: 0 E: 0 K: 2 S: 10 H: 1 LOB: 1 BB: 0 P: 14	R: 0 E: 0 K: 0 S: 10 H: 1 LOB: 1 BB: 0 P: 10	R: 2 E: 0 K: 0 S: 13 H: 2 LOB: 1 BB: 1 P: 23	R: 0 E: 0 K: 2 S: 10 H: 0 LOB: 0 BB: 0 P: 15	R: 0 E: 0 K: 2 S: 14 H: 0 LOB: 1 BB: 1 P: 21	R: 0 E: 0 K: 0 S: 6 H: 0 LOB: 0 BB: 0 P: 8	R: 0 E: 0 K: 2 S: 9 H: 0 LOB: 0 BB: 0 P: 13	1B: 3 2B: 1 3B: 1 HR: 0	SF: 0 SAC: 1 DP: 0 HBP: 0			WP: 0 PB: 0 SB: 0 CS: 0	PA: 34		

PITCHER		IP	WLS	BF	H	R	ER	SO	BB	IBB	HBP	BLK	WP	HR	S	P	ERA	WHIP
44 Roy Oswalt, R ERA: 3.33	(1, 1)	4.2		20	5	2	2	4	1	0	0	0	0	0	49	67	3.86	1.286
Dave Borkowski, R ERA: 5.33	(5, 1)	1.1	W	4	0	0	0	2	0	0	0	0	0	0	11	18	0.00	0.000
Trever Miller, L ERA: 5.09	(7, 1)	1.0	H	4	0	0	0	2	1	0	0	0	0	0	14	21	0.00	1.000
Chad Qualls, R ERA: 3.22	(8, 1)	1.0	H	3	0	0	0	0	0	0	0	0	0	0	6	8	0.00	0.000
Brad Lidge, R ERA: 3.08	(9, 1)	1.0	S	3	0	0	0	2	0	0	0	0	0	0	9	13	0.00	0.000

PITCHER	IP	WLS	BF	H	R	ER	SO	BB	IBB	HBP	BLK	WP	HR	S	P	ERA	WHIP

Houston Astros @ San Diego Padres

PETCO Park, San Diego, CA

Sat Aug 18 2007, 10:05 PM EDT

Att. 44,272 - Clear - 74 F

livebaseballscorecards.com

AB	31
R	2
H	5
RBI	2
BB	2
SO	10
LOB	8

Batter	1	2	3	4	5	6	7	8	9	AB	R	H	RBI	BB	SO	LOB
Chris Burke, R (1, 7) OBP: 0.303, SLG: 0.357	C FA 86 F SI 87 X FA 88 0-2 ① G4-3		B FA 88 X FA 87 1-0 ③ G6-3			C SI 87 B FA 88 F FA 87 B FA 87 X FA 87 2-2 ② G1-3		X SL 85 0-0 ②③ G4-6-3 1-2f		4	0	0	0	0	0	1
Mark Loretta, R (1, 4) OBP: 0.354, SLG: 0.364	B FA 87 C SI 88 F FA 88 X FA 88 1-2 ② G1-3			C FA 86 B FA 87 T SL 82 X FA 88 1-2 ① G4-3		C FA 86 F FA 87 C SI 87 0-3 ③ K			X FA 85 0-0 E5 1B 1B	4	1	1	0	0	1	0
17 Lance Berkman, S (1, 9) OBP: 0.378, SLG: 0.474	X FA 86 0-0 HR			X SI 87 0-0 ② G6-3			B FA 89 B FA 88 X SL 85 2-0 16 1B 21 G5-3 1B		C FC 86 S CH 75 B CH 74 S CH 74 1-3 ① K	4	2	2	1	0	1	1
Mike Lamb, L (1, 3) OBP: 0.369, SLG: 0.460	B FA 87 B FA 87 B FA 86 C FA 87 F SI 86 X SL 82 3-2 ③ L4			C FA 87 B FA 87 B SL 82 X SL 82 2-1 ③ F7			X SL 84 0-0 ① P6		C FC 87 X CH 74 0-1 2-H 16 BB 1B	4	0	1	1	0	0	1
21 Ty Wigginton, R (1, 5) OBP: 0.335, SLG: 0.452 45 Carlos Lee, R (9, PH) OBP: 0.354, SLG: 0.530		F FA 87 X FC 84 0-1 ① F8			B CH 81 F FA 86 X CH 82 1-1 ① G6-3		1 SAFE S FA 88 F SL 79 X FA 87 0-2 ② G5-3 1-2		X FC 87 0-0 ② P5	3 1	0 0	0 0	0 0	0 0	0 0	1 1
16 Jason Lane, R (1, 8) OBP: 0.258, SLG: 0.360		C FA 87 B FA 87 C FA 87 S FA 88 1-3 ② K			B FA 88 F FA 82 F FA 88 B FA 87 X FA 87 2-2 ② F7		X FA 89 0-0 S 2-H 1B		B FA 87 C FC 87 F FA 89 F CH 75 D CH 75 D CH 75 D CH 76 4-2 1-2 BB	3	0	1	1	1	1	0
Eric Bruntlett, R (1, 6) OBP: 0.354, SLG: 0.282		C FA 88 B SI 88 B CH 82 C SI 88 X FA 88 2-2 ③ G4-3			C FA 87 F SL 82 B FC 87 F FA 86 B CH 82 X CH 81 2-2 S 1B		C SL 80 C FA 88 D SL 81 B FA 88 S FA 88 2-3 ③ K 1-2		S FA 87 B CH 75 S FC 88 B CH 76 F FA 88 F CH 75 S CH 75 2-3 ③ K	4	0	1	0	0	2	3
Eric Munson, L (1, 2) OBP: 0.339, SLG: 0.424			C FA 85 F FC 85 X SL 81 0-2 ① P4		S FA 87 1 SAFE B CH 81 F FA 87 X CH 82 1-2 ③ G4-3 1-2			B FA 97 B FA 97 B FA 97 B FA 97 4-0 G4-6-3 BB		2	0	0	0	1	0	1
Matt Albers, L (1, 1) OBP: 0.118, SLG: 0.118 Mark McLemore, L (6, 1) Luke Scott, L (8, PH) OBP: 0.356, SLG: 0.504 71 Juan Gutierrez, R (8, 1)			B FA 86 B SL 81 C FA 86 X SL 80 2-1 ② F7			C FC 85 B FA 86 F FC 86 C FA 86 1-3 ① K		S FA 97 B FA 97 S CU 85 F FA 98 F CU 84 S FA 97 1-3 ① K		2 0 1 0	0 0 0 0	0 0 0 0	0 0 0 0	1 0 1 0	0 0 1 0	0 0 1 0
Inning Stats	R: 1 E: 0 K: 0 S: 10 H: 1 LOB: 0 BB: 0 P: 14	R: 0 E: 0 K: 1 S: 8 H: 0 LOB: 0 BB: 0 P: 11	R: 0 E: 0 K: 0 S: 6 H: 0 LOB: 0 BB: 0 P: 9	R: 0 E: 0 K: 0 S: 6 H: 0 LOB: 0 BB: 0 P: 9	R: 0 E: 0 K: 0 S: 12 H: 1 LOB: 1 BB: 0 P: 18	R: 0 E: 0 K: 2 S: 9 H: 0 LOB: 0 BB: 0 P: 12	R: 1 E: 0 K: 1 S: 9 H: 2 LOB: 1 BB: 0 P: 13	R: 0 E: 0 K: 1 S: 6 H: 0 LOB: 0 BB: 1 P: 11	R: 1 E: 1 K: 2 S: 15 H: 2 LOB: 2 BB: 1 P: 22	1B: 5 2B: 0 3B: 0 HR: 1	SF: 0 SAC: 0 DP: 1 HBP: 0			WP: 0 PB: 0 SB: 2 CS: 0	PA: 34	

TOP

Houston Astros @ San Diego Padres

PETCO Park, San Diego, CA

Sun Aug 19 2007, 4:05 PM EDT

Att. 37,628 - Sunny - 78 F

livebaseballscorecards.com

AB	32
R	3
H	6
RBI	3
BB	2
SO	7
LOB	10

PITCHER		IP	WLS	BF	H	R	ER	SO	BB	IBB	HBP	BLK	WP	HR	S	P	ERA	WHIP
Greg Maddux, R ERA: 3.9	(1, 1)	6.0	W	20	2	1	1	3	0	0	0	0	0	1	51	73	1.50	0.333
45 Justin Hampson, L ERA: 3.62	(7, 1)	0.1		2	1	1	1	0	0	0	0	0	0	0	2	4	27.00	3.000
43 Cla Meredith, R ERA: 3.34	(7, 1)	0.2		3	1	0	0	1	0	0	0	0	0	0	7	9	0.00	1.500
21 Heath Bell, R ERA: 2.43	(8, 1)	1.0	H	3	0	0	0	1	1	0	0	0	0	0	6	11	0.00	1.000
Trevor Hoffman, R ERA: 2.09	(9, 1)	1.0	S	6	2	1	0	2	1	0	0	0	0	0	15	22	0.00	3.000

PITCHER	IP	WLS	BF	H	R	ER	SO	BB	IBB	HBP	BLK	WP	HR	S	P	ERA	WHIP

BOTTOM

Houston Astros @ San Diego Padres

PETCO Park, San Diego, CA

Sun Aug 19 2007, 4:05 PM EDT

Att. 37,628 - Sunny - 78 F

livebaseballscorecards.com

Batter	1	2	3	4	5	6	7	8	9	AB	R	H	RBI	BB	SO	LOB
24 Brian Giles, L (1, 8) (7, 9) OBP: 0.391, SLG: 0.441	X FA 94 0-0 2B		C FA 95 F FA 96 B CU 80 B FA 96 X FA 96 2-2 22 G6-4-3 1-3 1B		F FA 95 B FA 96 C CU 81 X FA 95 1-2 ② FC6-4 22 FC6-4 1-2f	B FA 91 C SL 81 F FA 90 B CH 80 X FA 92 2-2 ③ 1-3 2-H 3-H 1B				4	0	3	1	0	0	1
22 Marcus Giles, R (1, 4) OBP: 0.293, SLG: 0.307	B FA 92 B FA 92 B FA 93 C FA 94 C FA 95 S FA 94 3-3 ① K		B FA 96 X CU 81 1-0 ②③ G6-4-3 1-2f		1 SAFE 1 SAFE F FA 94 X FA 95 0-1 ③ FC6-4 1-2f		C FA 90 X CH 81 0-1 ① F9			4	0	0	0	0	1	4
23 Adrián González, L (1, 3) OBP: 0.341, SLG: 0.479	S CU 80 X FA 95 0-1 ② L3			C FA 96 B CH 83 B FA 96 B FA 96 X FA 96 3-1 3 2B G3 1B		C CH 83 X FA 94 0-1 HR	C FA 91 B SL 84 X FA 91 1-1 ② P6			4	2	2	1	0	0	1
3 Khalil Greene, R (1, 6) OBP: 0.273, SLG: 0.444	B FA 96 X FA 95 1-0 ③ G5-3			C FA 95 X FA 96 0-1 G3 1-3 SF8 2B		C CU 81 X FA 96 0-1 ① G5-3	B FA 92 B FA 91 B FA 91 C FA 90 X FA 90 3-1 ③ F7			4	1	1	0	0	0	1
Rob Mackowiak, L (1, 9) (7, 7) OBP: 0.332, SLG: 0.387		S CU 78 S FA 95 B FA 94 S SL 82 1-3 ① K		B CH 84 F FA 94 X CH 84 1-1 ① G3 2-3 3-H		X CU 79 0-0 ② L3		C FA 94 S CH 82 B FA 96 B FA 95 F FA 93 C FA 94 2-3 ① K		4	0	0	1	0	2	1
Termel Sledge, L (1, 7) OBP: 0.308, SLG: 0.363 45 Justin Hampson, L (7, 1) 43 Cla Meredith, R (7, 1) 21 Heath Bell, R (8, 1) Milton Bradley, S (8, PH) OBP: 0.418, SLG: 0.539 Trevor Hoffman, R (9, 1)		B FA 94 B CH 83 S FA 94 S CH 82 B CU 81 F FA 93 B FA 97 4-2 5 G5-4-3 BB		B CH 82 B FA 96 X CH 83 2-0 ② SF8 3-H		B FA 96 B CH 84 B FA 95 B FA 94 4-0 28 BB 5 HBP BB BB		B FA 96 F CH 84 B FA 96 S FA 94 X FA 96 2-2 ② G3-1		0 0 0 0 0 1 0	1 0 0 0 0 0 0	0 0 0 0 0 0 0	1 0 0 0 0 0 0	2 0 0 0 0 0 0	0 0 0 0 0 0 0	0 0 0 0 0 0 0
5 Kevin Kouzmanoff, R (1, 5) OBP: 0.293, SLG: 0.412		C FA 94 F FA 94 1 SAFE B CU 81 1 SAFE 1 SAFE F FA 94 B FA 94 F FA 95 2-2 ②③ G5-4-3 1-2f		B CU 81 S FA 95 X CU 80 1-1 ③ F7		F FA 94 1 SAFE H FA 95 1-1 BB 28 BB 24 1B 1-2 HBP		F FA 94 X CU 76 0-1 ③ L5		3	1	0	0	0	0	1
28 Josh Bard, S (1, 2) OBP: 0.345, SLG: 0.369			B FA 93 B CH 83 F FA 95 C FA 95 F FA 96 C CU 82 2-3 ① K		C CU 79 C FA 95 F FA 96 X CU 80 0-2 ① G3-1	B FA 94 C CU 81 B FA 95 B CH 82 F FA 94 F FA 95 B FA 97 4-2 BB 24 1B 1-2 2-3 BB				2	0	0	0	1	1	0
Greg Maddux, R (1, 1) OBP: 0.174, SLG: 0.178 Mike Cameron, R (6, PH) OBP: 0.324, SLG: 0.432 (7, 8)			X FA 95 0-0 24 1B 1B		X FA 94 0-0 24 FC6-4 1B	B CH 77 B CH 77 B FA 90 B FA 90 4-0 24 1B 1-2 2-3 3-H BB				2 0	0 0	2 0	0 1	0 1	0 0	0 0

Inning Stats	1	2	3	4	5	6	7	8	9
	R: 0 E: 0 K: 1 S: 7 H: 1 LOB: 1 BB: 0 P: 11	R: 0 E: 0 K: 1 S: 12 H: 0 LOB: 0 BB: 1 P: 19	R: 0 E: 0 K: 1 S: 9 H: 2 LOB: 1 BB: 0 P: 14	R: 2 E: 0 K: 0 S: 9 H: 2 LOB: 0 BB: 0 P: 16	R: 0 E: 0 K: 0 S: 10 H: 1 LOB: 1 BB: 0 P: 11	R: 3 E: 0 K: 0 S: 12 H: 2 LOB: 3 BB: 3 P: 27	R: 0 E: 0 K: 0 S: 6 H: 0 LOB: 0 BB: 0 P: 10	R: 0 E: 0 K: 1 S: 9 H: 0 LOB: 0 BB: 0 P: 13	

1B: 5 SF: 1
2B: 2 SAC: 0
3B: 0 DP: 2
HR: 1 HBP: 1

WP: 0 PA: 34
PB: 0
SB: 0
CS: 0

	AB	28
	R	5
	H	8
	RBI	5
	BB	4
	SO	4
	LOB	9

PITCHER		IP	WLS	BF	H	R	ER	SO	BB	IBB	HBP	BLK	WP	HR	S	P	ERA	WHIP
Matt Albers, R ERA: 6.14	(1, 1)	5.2	L	26	7	5	5	3	3	0	1	0	0	1	56	89	7.94	1.765
Mark McLemore, L ERA: 3.79	(6, 1)	1.1		5	1	0	0	0	1	0	0	0	0	0	9	19	0.00	1.500
71 Juan Gutierrez, R ERA:	(8, 1)	1.0		3	0	0	0	1	0	0	0	0	0	0	9	13	0.00	0.000

PITCHER	IP	WLS	BF	H	R	ER	SO	BB	IBB	HBP	BLK	WP	HR	S	P	ERA	WHIP

Batter	1	2	3	4	5	6	7	8	9	AB	R	H	RBI	BB	SO	LOB
24 Brian Giles, L (1, 9) OBP: 0.388, SLG: 0.436	B C B B F C 3-3 ① K		B B B C B 4-1 FC6-4 1-2 BB		B B C X 2-1 ① G4-3	C S C 0-3 ③ K		B B S X 2-1 ① L3		4	0	0	0	1	2	3
Geoff Blum, S (1, 4) OBP: 0.329, SLG: 0.349	B B C F F F B X 3-2 ② F9		B C X 1-1 ① FC6-4 BB 1B 1-2f 2-3		X 0-0 ② F8		C B X 1-1 ① G5-3	B B D C S X 3-2 ②③ G3 1-2		5	0	0	0	0	0	4
Milton Bradley, S (1, 7) OBP: 0.429, SLG: 0.542	C B B B B B 4-2 BB		C X 0-1 BB 1-2 3-H 1B		B C B B B 4-1 BB		F B X 2-1 ② G6-3		B C B X 2-1 3 HBP 5 SF9 BB 1B	3	1	2	1	2	0	0
23 Adrián González, L (1, 3) OBP: 0.339, SLG: 0.476	C B 1 SAFE S 1 F S 1-3 ③ K		C C F X 0-2 ② F7		B D T F F X 2-2 ③ F8		C S X 0-2 E9 2B 1B		F B B F F S 2-3 ① K	5	1	1	0	0	2	5
Mike Cameron, R (1, 8) OBP: 0.329, SLG: 0.443		B X 1-0 ① F8	B B S S S B F B 4-2 3 FC6-4 1-2 2-3 BB			B C B F X 2-2 HR	B B C X 2-1 3 1B 2-H 2B		B B 1 SAFE B B 4-0 5 SF9 3 HBP 1-2 BB	3	2	2	2	2	0	0
3 Khalil Greene, R (1, 6) OBP: 0.277, SLG: 0.445		F B S F F X 1-2 1B	S F X 0-2 ③ FC6-4 1-2f			B S S S 1-3 ① K	C S X 0-2 2-H 1B		D S H 2-1 1-2 2-3 HBP	4	0	2	1	0	1	3
5 Kevin Kouzmanoff, R (1, 5) OBP: 0.289, SLG: 0.407		S C X 0-2 ② F8		X 0-0 ① F9		B X 1-0 ② G3	F F T 0-2 ③ K		X 0-0 ② SF9 2-3 3-H	4	0	0	1	0	1	2
28 Josh Bard, S (1, 2) OBP: 0.346, SLG: 0.377	1 SAFE B X 1-0 ③ G4-3			B B T C F B T 3-2 ② K		B T C B B B X 3-2 22 3B 2B		X 0-0 1B 2B	S T S 0-3 ③ K	5	1	2	0	0	2	3
32 Chris Young, R (1, 1) OBP: 0.220, SLG: 0.086			B C C X 1-2 FC6-4 24 BB 1B 1B	C B S X 1-2 ③ G4-3		B B B C S X 3-2 2-H 3B		X 0-0 2-3 CS 1B		2	1	1	0	0	0	0
22 Marcus Giles, R (6, PH) OBP: 0.294, SLG: 0.314										1	0	1	1	0	0	0
45 Justin Hampson, L (6, 1)										0	0	0	0	0	0	0
43 Cla Meredith, R (6, 1)										0	0	0	0	0	0	0
Terrmel Sledge, L (8, PH) OBP: 0.311, SLG: 0.367										1	0	1	0	0	0	0
21 Heath Bell, R (8, 1)										0	0	0	0	0	0	0
Trevor Hoffman, R (9, 1)										0	0	0	0	0	0	0

TOP

San Diego Padres @ New York Mets

Shea Stadium, Flushing, NY

Tue Aug 21 2007, 7:10 PM EDT
Att. 48,592 - Cloudy - 61 F

livebaseballscorecards.com

AB	37
R	6
H	12
RBI	6
BB	5
SO	8
LOB	20

Inning Stats	1	2	3	4	5	6	7	8	9
	R: 0 E: 0 K: 2 S: 15	R: 0 E: 0 K: 0 S: 10	R: 1 E: 0 K: 0 S: 18	R: 0 E: 0 K: 1 S: 8	R: 0 E: 0 K: 0 S: 8	R: 2 E: 0 K: 2 S: 16	R: 2 E: 1 K: 1 S: 15	R: 0 E: 0 K: 0 S: 7	R: 1 E: 0 K: 2 S: 11
	H: 0 LOB: 1 BB: 1 P: 26	H: 1 LOB: 1 BB: 0 P: 13	H: 2 LOB: 3 BB: 2 P: 28	H: 0 LOB: 0 BB: 0 P: 12	H: 0 LOB: 1 BB: 1 P: 16	H: 3 LOB: 1 BB: 0 P: 26	H: 3 LOB: 1 BB: 0 P: 20	H: 2 LOB: 1 BB: 0 P: 12	H: 1 LOB: 2 BB: 1 P: 21

	1B	2B	3B	HR	SF	SAC	DP	HBP
	7	3	1	1	1	0	0	1

	WP	PB	SB	CS	PA
	0	0	0	1	44

PITCHER		IP	WLS	BF	H	R	ER	SO	BB	IBB	HBP	BLK	WP	HR	S	P	ERA	WHIP
33 John Maine, R ERA: 3.64	(1, 1)	5.2		27	6	3	3	4	4	0	0	0	0	1	72	118	4.76	1.765
Scott Schoeneweis, L ERA: 5.15	(6, 1)	1.0	H	4	1	1	1	1	0	0	0	0	0	0	10	13	9.00	1.000
Jorge Sosa, R ERA: 4.19	(7, 1)	0.1	B	3	2	1	1	1	0	0	0	0	0	0	8	10	27.00	6.000
Aaron Heilman, R ERA: 3.32	(8, 1)	1.0		4	2	0	0	0	0	0	0	0	0	0	7	12	0.00	2.000
13 Billy Wagner, L ERA: 1.64	(9, 1)	1.0	W	6	1	1	1	2	1	0	1	0	0	0	11	21	9.00	2.000

Batter	1	2	3	4	5	6	7	8	9	AB	R	H	RBI	BB	SO	LOB
7 José Reyes, S (1, 6) OBP: 0.376, SLG: 0.448	B C X 1-1 ① F8		B F B X 2-1 ① P6		C F S 0-3 ① K			C B F F F X 1-2 1 G5-3 15 1B 1 S 1B	1 SAFE C S F X 0-2 1 1B 1-2 1B	5	1	2	0	0	1	1
1 Luis Castillo, S (1, 4) OBP: 0.362, SLG: 0.359	B B C B B 4-1 15 BLK 5 WP 15 HR BB		B B B B 4-0 15 2B 1-2 BB		X 0-0 ② P6			1 SAFE C L F 1 SAFE B X 1-2 ① G5-3 1-3	X 0-0 1-2 2-H 1B	3	2	1	1	2	0	1
5 David Wright, R (1, 5) OBP: 0.399, SLG: 0.520	B C 1 SAFE 1 SAFE F 1 SAFE 1 B C 2-3 ② K 1-2		X 0-0 ② F3		C F B X 1-2 ③ F9			C B D B B 4-1 15 1B BB		3	0	0	0	1	1	3
15 Carlos Beltrán, S (1, 8) OBP: 0.349, SLG: 0.524	B X 1-0 2-H HR		F F X 0-2 1-H 2-H 2B			B F B B B 4-1 21 FC4-6 BB		S B C F X 1-2 3-H 1B		3	1	3	5	1	0	0
21 Carlos Delgado, L (1, 3) OBP: 0.329, SLG: 0.434	X 0-0 ③ P2		B B X 2-0 ③ P5			X 0-0 ① FC4-6 18 G6-4-3 1-2f		B S C S 1-3 ② K		4	0	0	0	0	1	4
18 Moises Alou, R (1, 7) OBP: 0.376, SLG: 0.518		C X 0-1 G4-6-3 1B		X 0-0 1B		X 0-0 ② ③ G6-4-3 1-2f		C X 0-1 ③ G6-3		4	0	2	0	0	0	3
Lastings Milledge, R (1, 9) OBP: 0.336, SLG: 0.452		L B S 1 SAFE X 1-2 ① ② G4-6-3 1-2f	X 0-0 ① L7				C B X 1-1 ① G1-6-3		B S X 1-1 9 SH5-4 1B	4	1	1	0	0	0	2
Mike DiFelice, R (1, 2) OBP: 0.276, SLG: 0.385		C F F S 0-3 ③ K	B C B S 2-3 ② K				F B B X 2-1 ② L8		X 0-0 ① SH5-4 1-2	3	0	0	0	0	2	1
33 John Maine, R (1, 1) OBP: 0.188, SLG: 0.186 Scott Schoeneweis, L (6, 1) Jorge Sosa, R (7, 1) OBP: 0.296, SLG: 0.292 Ruben Gotay, S (7, PH) OBP: 0.379, SLG: 0.486 Aaron Heilman, R (8, 1) 13 Billy Wagner, L (9, 1) 9 Marlon Anderson, L (9, PH) OBP: 0.333, SLG: 0.366		C C X 0-2 1 BB 15 2B 1B	B B C S S 2-3 ③ K				B B C X 2-1 ③ G3		S X 0-1 7 1B 1 1B 2-H 1B	2 0 0 1 0 0 0 1	1 0 0 0 0 0 0 1	1 0 0 0 0 0 0 1	0 0 0 0 0 0 0 1	0 0 0 0 0 0 0 1	1 0 0 0 0 0 0 1	1 0 0 0 0 0 0 0
Inning Stats	R: 2 E: 0 K: 1 S: 8 — H: 1 LOB: 0 BB: 1 P: 16	R: 0 E: 0 K: 1 S: 9 — H: 1 LOB: 0 BB: 0 P: 10	R: 2 E: 0 K: 0 S: 10 — H: 2 LOB: 1 BB: 1 P: 18	R: 0 E: 0 K: 2 S: 8 — H: 1 LOB: 1 BB: 0 P: 12	R: 0 E: 0 K: 1 S: 7 — H: 0 LOB: 0 BB: 0 P: 8	R: 0 E: 0 K: 0 S: 3 — H: 0 LOB: 0 BB: 1 P: 7	R: 0 E: 0 K: 0 S: 6 — H: 0 LOB: 0 BB: 0 P: 11	R: 1 E: 0 K: 1 S: 19 — H: 2 LOB: 2 BB: 1 P: 27	R: 2 E: 0 K: 0 S: 10 — H: 4 LOB: 2 BB: 0 P: 11	1B: 9 2B: 1 3B: 0 HR: 1	SF: 0 SAC: 1 DP: 2 HBP: 0						

PITCHER		IP	WLS	BF	H	R	ER	SO	BB	IBB	HBP	BLK	WP	HR	S	P	ERA	WHIP
32 Chris Young, R ERA: 2.12	(1, 1)	5.0		21	5	4	4	5	2	0	0	1	1	1	42	64	7.20	1.400
45 Justin Hampson, L ERA: 3.58	(6, 1)	0.1		2	0	0	0	0	1	0	0	0	0	0	2	6	0.00	3.000
43 Cla Meredith, R ERA: 3.25	(6, 1)	1.2		4	0	0	0	0	0	0	0	0	0	0	7	12	0.00	0.000
21 Heath Bell, R ERA: 2.52	(8, 1)	1.0	B	6	2	1	1	1	1	0	0	0	0	0	19	27	9.00	3.000
Trevor Hoffman, R ERA: 2.49	(9, 1)	0.1	L	5	4	2	2	0	0	0	0	0	0	0	10	11	54.00	12.000

PITCHER	IP	WLS	BF	H	R	ER	SO	BB	IBB	HBP	BLK	WP	HR	S	P	ERA	WHIP

BOTTOM

San Diego Padres @ New York Mets

Shea Stadium, Flushing, NY

Tue Aug 21 2007, 7:10 PM EDT

Att. 48,592 - Cloudy - 61 F

livebaseballscorecards.com

AB	33
R	7
H	11
RBI	7
BB	4
SO	6
LOB	16

WP: 1 PB: 0 SB: 1 CS: 0 — PA: 38

San Diego Padres @ New York Mets

Shea Stadium, Flushing, NY

Wed Aug 22 2007, 7:10 PM EDT

Att. 50,060 - Cloudy - 67 F

livebaseballscorecards.com

Batter	1	2	3	4	5	6	7	8	9	AB	R	H	RBI	BB	SO	LOB
24 Brian Giles, L (1, 9) OBP: 0.391, SLG: 0.435	C FA 81 B FA 82 C FA 78 X FA 84 1-2 FC4-6 1B		B FA 83 B FA 83 B FA 82 C FA 82 B FA 81 4-1 G4-6-3 BB		C FA 80 B SL 76 B FA 81 B FA 82 S FA 81 F FA 82 F FA 82 B CU 77 4-2 1B 23 E BB	B FA 95 X CH 85 1-0 ③ G3-1		C FA 89 B FA 89 F FA 90 B SL 82 X FA 90 2-2 ② P5		3	1	1	0	2	0	0
Geoff Blum, S (1, 4) OBP: 0.326, SLG: 0.346	L FA 83 B FA 80 B FA 82 1 SAFE F FA 82 X FA 83 2-2 ① FC4-6 1-2f		1 SAFE B CH 77 C FA 81 X FA 82 1-1 ②③ G4-6-3 1-2f		1 SAFE C FA 81 F FA 80 F FA 83 D CH 77 X CH 76 1-2 ① F8		X FA 94 0-0 ① F8	B FA 90 X FA 90 1-0 1B		5	0	1	0	0	0	3
Milton Bradley, S (1, 7) OBP: 0.423, SLG: 0.530	F FA 81 B CH 77 X FA 83 1-1 ② F7			F FA 80 B FA 81 X FA 82 1-1 ① G4-3	B CH 77 B FA 83 X CH 78 2-0 23 E 1B 1-3 1B		B FA 94 S FA 94 B FA 94 C FA 94 F CH 84 B FA 95 F FA 96 S FA 94 3-3 ② K	C FA 90 D SL 83 F FA 90 X SL 81 1-2 ③ F7		5	1	1	0	0	1	2
23 Adrián González, L (1, 3) OBP: 0.342, SLG: 0.477	X FA 83 0-0 ③ F8			B CH 77 B CH 78 X 2-0 1B 5 2B 1B	B FA 82 X FA 83 1-0 E3 3 FC6-4 1B 1-2 3-H		S CH 85 C FA 95 B CH 86 B FA 95 X CH 85 2-2 3 WP BB 3 1B 1B		X CU 71 0-0 G6-3 1B	5	2	3	1	0	0	2
Mike Cameron, R (1, 8) OBP: 0.333, SLG: 0.444		B FA 80 SL 80 C SL 77 S FA 83 B SL 79 B SL 76 4-2 3 S 3 1B BB		B FA 81 B FA 82 C FA 83 X FA 81 2-1 5 2B 1B 1-2	B FA 83 X SL 77 1-0 3 FC6-4 1-2 2-H 1B		B FA 95 D CH 87 C FA 95 B FA 94 B CH 85 4-1 3 WP 3 1B 1-2 BB		C FA 86 B FA 86 F SL 83 B SI 86 X 2-2 ①② G6-3 1-2f	3	2	2	1	2	0	1
3 Khalil Greene, R (1, 6) OBP: 0.280, SLG: 0.449		D FA 82 2 SAFE C FA 80 X FA 82 1-1 28 G5-4-3 1-H 1B		F FA 83 B FA 80 X SL 77 1-1 ② F7	C FA 81 S FA 80 X FA 81 0-2 ② FC6-4 1-2f 2-3		S CH 86 S CH 85 F FA 96 B SL 87 X CH 86 1-2 5 S 5 2B 1-H 2-H 1B		C FA 86 B FA 88 B FC 86 X FA 88 2-1 2B	5	1	3	3	0	0	4
5 Kevin Kouzmanoff, R (1, 5) OBP: 0.290, SLG: 0.413		C FA 81 B SL 78 F FA 84 S SL 78 1-3 ① K		F SL 78 X FA 80 0-1 1-3 2-H 2B	T SL 78 B FA 81 C FA 83 S SL 78 1-3 ③ K		B FA 96 S CH 86 S CH 86 B FA 95 F FA 96 X CH 85 2-2 1-H 2B		B FC 85 F SI 87 X FA 84 1-1 ③ G5-3	5	0	2	2	0	2	4
28 Josh Bard, S (1, 2) OBP: 0.345, SLG: 0.373		B FA 82 C FA 82 B CH 78 X FA 82 2-1 ②③ G5-4-3 1-2f		I IN 57 I IN 57 I IN 56 I IN 57 4-0 IBB		B FA 94 C CH 86 S FA 96 S CH 86 1-3 ① K	B CH 86 B FA 95 F FA 94 X FA 94 2-1 ③ G4-3			3	0	0	0	1	1	2
44 Jake Peavy, R (1, 1) OBP: 0.196, SLG: 0.296 Doug Brocail, L (7, 1) OBP: 0.500, SLG: 0.500 22 Marcus Giles, R (8, PH) OBP: 0.294, SLG: 0.313 41 Kevin Cameron, R (8, 1) Trevor Hoffman, R (9, 1)			B FA 81 S CH 76 B FA 82 X FA 84 2-1 ① G1-3	C FA 81 X SL 78 0-1 ③ F9		X FA 95 0-0 ② P6		C FA 88 B FA 89 X FA 89 1-1 ① F9		3 0 1 0 0	0 0 0 0 0	0 0 0 0 0	0 0 0 0 0	0 0 0 0 0	0 0 0 0 0	3 0 0 0 0
Inning Stats	R: 0 E: 0 K: 0 S: 9 H: 1 LOB: 1 BB: 0 P: 13	R: 1 E: 0 K: 1 S: 9 H: 1 LOB: 0 BB: 1 P: 17	R: 0 E: 0 K: 0 S: 5 H: 0 LOB: 0 BB: 1 P: 12	R: 1 E: 0 K: 0 S: 11 H: 3 LOB: 3 BB: 1 P: 21	R: 2 E: 1 K: 1 S: 17 H: 2 LOB: 2 BB: 1 P: 27	R: 0 E: 0 K: 1 S: 5 H: 0 LOB: 0 BB: 0 P: 7	R: 3 E: 0 K: 1 S: 20 H: 3 LOB: 1 BB: 1 P: 34	R: 0 E: 0 K: 0 S: 9 H: 1 LOB: 1 BB: 0 P: 14	R: 0 E: 0 K: 0 S: 8 H: 2 LOB: 1 BB: 0 P: 13	1B: 10 2B: 3 3B: 0 HR: 0 SF: 0 SAC: 0 DP: 3 HBP: 0						

PITCHER		IP	WLS	BF	H	R	ER	SO	BB	IBB	HBP	BLK	WP	HR	S	P	ERA	WHIP
54 Brian Lawrence, R ERA: 5.57	(1, 1)	5.0	L	25	7	4	4	2	3	1	0	0	0	0	51	90	7.20	2.000
59 Guillermo Mota, R ERA: 6.28	(6, 1)	2.0		10	3	3	3	2	1	0	0	0	1	0	25	41	13.50	2.000
Scott Schoeneweis, L ERA: 5.04	(8, 1)	1.0		4	1	0	0	0	0	0	0	0	0	0	9	14	0.00	1.000
Aaron Sele, R ERA: 4.8	(9, 1)	1.0		4	2	0	0	0	0	0	0	0	0	0	8	13	0.00	2.000

PITCHER	IP	WLS	BF	H	R	ER	SO	BB	IBB	HBP	BLK	WP	HR	S	P	ERA	WHIP

AB	38
R	7
H	13
RBI	7
BB	5
SO	4
LOB	21

WP: 1 PA: 43
PB: 0
SB: 2
CS: 0

Batter	1	2	3	4	5	6	7	8	9	AB	R	H	RBI	BB	SO	LOB
7 José Reyes, S (1, 6) OBP: 0.374, SLG: 0.446	B FA 89 B FA 90 C FA 91 X FA 91 2-1 P6 ①		C FA 92 B FA 93 C FA 92 S SL 81 1-3 K 1 S		F FA 92 F FA 92 B SL 80 F SL 80 X FA 93 1-2 15 S 1 G3-1 15 2B 1B		X 0-0 P6 ②		C FC 88 F FC 88 F SL 81 X SL 80 0-2 G4-3 ① 1-2	5	1	1	0	0	1	1
1 Luis Castillo, S (1, 4) OBP: 0.361, SLG: 0.356	C FA 92 B FA 93 F FC 87 F FA 93 C FA 88 1-3 K ②		B FA 92 1 SAFE B FA 92 B SL 86 B FF 93 4-1 5 S 1-3 BB		B FA 92 F FA 92 B SL 85 F SL 85 X SL 85 2-2 G3-1 ② 1-2		B FA 91 B FA 91 C FA 90 X FA 92 2-1 E5		X FA 87 0-0 E1 5 FC4-6 2-3	4	0	0	0	1	1	2
5 David Wright, R (1, 5) OBP: 0.402, SLG: 0.519	C FA 94 B FA 92 B SL 83 C FF 94 B FC 88 B SL 87 4-2 15 BB BB		B FA 92 D FA 93 F SL 85 B B 4-1 1-2 BB		S SL 82 B SL 82 B SL 86 B SL 87 B FA 93 4-1 15 S 15 2B BB		C FA 92 F FF 90 F FA 92 F FA 93 B FA 91 B FA 93 B FA 93 F FA 93 B FA 92 4-2 BB		C SL 80 X FA 85 0-1 FC4-6 15 DI ② 1-2f 3-H 15 1B	1	2	0	1	4	0	1
15 Carlos Beltrán, S (1, 8) OBP: 0.352, SLG: 0.527	C FA 94 B FA 94 B FC 89 B FA 94 B FC 88 4-1 1-2 BB		F FA 93 F FC 88 F FA 93 C SL 82 0-3 K ②		C FA 94 S SL 88 X FA 95 0-2 1-H 2-H 2B		C CU 75 B CU 80 S CH 88 S FA 90 1-3 K ③		C FA 86 B CH 74 S CH 74 X CH 74 1-2 21 DI 1-H 1B	4	0	2	3	1	2	5
21 Carlos Delgado, L (1, 3) OBP: 0.326, SLG: 0.430	F FF 94 B FA 94 B FA 94 S FA 95 T FA 94 2-2 K ③		S FA 94 F FA 93 X FA 94 0-2 F7 ③		C FC 87 F SL 87 B SL 86 X FA 92 1-2 P5 ③			C FA 90 B FA 90 F FC 90 B FA 93 B FA 91 S FC 90 3-3 K ①	C FA 84 S CH 73 S CH 74 0-3 K ③ 1-2	5	0	0	0	0	3	7
18 Moises Alou, R (1, 7) OBP: 0.369, SLG: 0.508		C FA 92 X SL 87 0-1 G5-3 ①		X FA 91 0-0 F7 ①		F SL 86 F SL 85 X SL 79 0-2 F7 ①		B SL 79 X FA 90 1-0 G5-3 ②		4	0	0	0	0	0	0
Lastings Milledge, R (1, 9) OBP: 0.325, SLG: 0.437		C FA 92 S FA 93 B SL 82 S SL 86 1-3 K ②		F FC 87 S SL 85 S SL 86 0-3 K ②		C SL 85 B SL 85 F SL 87 C SL 80 1-3 K ②		B FC 91 S FC 90 S FA 91 B SL 85 B FA 92 F FA 90 F FA 90 F FC 90 S FA 89 3-3 K ③		4	0	0	0	0	4	0
Mike DiFelice, R (1, 2) OBP: 0.250, SLG: 0.345 9 Marlon Anderson, L (9, PH) OBP: 0.342, SLG: 0.389		S FC 87 S FA 93 S FA 94 0-3 K ③		C FF 93 S SL 86 S SL 82 0-3 K ③		B FA 92 C SL 84 S FA 93 S FA 93 1-3 K ③			C FC 89 B FA 90 F FC 88 X FC 90 1-2 1B 2B	3 1	0 1	0 1	0 0	0 0	3 0	0 0
54 Brian Lawrence, R (1, 1) OBP: 0.250, SLG: 0.250 Shawn Green, L (5, PH) OBP: 0.331, SLG: 0.410 59 Guillermo Mota, R (6, 1) Ruben Gotay, S (7, PH) OBP: 0.377, SLG: 0.483 Scott Schoeneweis, L (8, 1) Aaron Sele, R (9, 1) Jeff Conine, R (9, PH) OBP: 0.322, SLG: 0.412			C FA 91 C FF 92 S SL 83 0-3 K ①		C FA 90 S FA 92 X FA 92 0-2 F7 ①		C FA 89 B CU 77 F FA 89 X CU 79 1-2 G1-4-3 ①		C FC 88 B SL 79 X FC 89 1-1 1 E 7 G4-3 5 FC4-6 2-H 1B	1 1 0 1 0 0 1	0 0 0 0 0 0 1	0 0 0 0 0 0 1	0 0 0 0 0 0 1	1 0 0 0 0 0 1	0 0 0 0 0 0 0	0 0 0 0 0 0 0
Inning Stats	R: 0 E: 0 K: 2 S: 12 H: 0 LOB: 2 BB: 2 P: 25	R: 0 E: 0 K: 2 S: 8 H: 0 LOB: 0 BB: 0 P: 9	R: 0 E: 0 K: 3 S: 15 H: 0 LOB: 3 BB: 2 P: 24	R: 0 E: 0 K: 2 S: 7 H: 0 LOB: 0 BB: 0 P: 7	R: 2 E: 0 K: 0 S: 17 H: 2 LOB: 1 BB: 1 P: 25	R: 0 E: 0 K: 2 S: 9 H: 0 LOB: 0 BB: 0 P: 11	R: 0 E: 1 K: 1 S: 14 H: 0 LOB: 2 BB: 1 P: 22	R: 0 E: 0 K: 2 S: 10 H: 0 LOB: 0 BB: 0 P: 17	R: 3 E: 1 K: 1 S: 18 H: 3 LOB: 1 BB: 0 P: 21	1B: 3 2B: 2 3B: 0 HR: 0 SF: 0 SAC: 0 DP: 0 HBP: 0						

PITCHER		IP	WLS	BF	H	R	ER	SO	BB	IBB	HBP	BLK	WP	HR	S	P	ERA	WHIP
44 Jake Peavy, R ERA: 2.21	(1, 1)	6.0	W	26	2	2	2	11	5	0	0	0	1	0	68	101	3.00	1.167
Doug Brocail, R ERA: 3.83	(7, 1)	1.0		5	0	0	0	1	1	0	0	0	0	0	14	22	0.00	1.000
41 Kevin Cameron, R ERA: 1.48	(8, 1)	1.1		7	2	3	1	2	0	0	0	0	0	0	20	29	6.75	1.500
Trevor Hoffman, R ERA: 2.45	(9, 1)	0.2	S	3	1	0	0	1	0	0	0	0	0	0	8	9	0.00	1.500

PITCHER	IP	WLS	BF	H	R	ER	SO	BB	IBB	HBP	BLK	WP	HR	S	P	ERA	WHIP

BOTTOM

San Diego Padres @ New York Mets

Shea Stadium, Flushing, NY

Wed Aug 22 2007, 7:10 PM EDT
Att. 50,060 - Cloudy - 67 F

livebaseballscorecards.com

AB	35
R	5
H	5
RBI	5
BB	6
SO	15
LOB	16

WP: 1 PA: 41
PB: 0
SB: 5
CS: 0

Batter	1	2	3	4	5	6	7	8	9	10	AB	R	H	RBI	BB	SO	LOB
24 Brian Giles, L (1, 9) OBP: 0.388, SLG: 0.430	C FA 81 B FA 82 X CH 73 1-1 F9 G6-3 1B	B SL 81 X CH 76 1-0 ③ G6-3		D CH 79 C FA 85 X CH 77 1-1 ② G4-3	X CH 76 0-0 ③ G3		C FA 87 B FA 87 B FA 87 X FA 87 2-1 ②③ G6-4-3 1-2f		C FA 96 S SL 87 T SL 88 0-2 ② K		6	0	1	0	0	1	8
Mike Cameron, R (1, 8) OBP: 0.331, SLG: 0.439	X FA 83 0-0 ① G6-3 1-2		B FA 83 B FA 83 F FA 83 S CH 76 B CH 76 S CH 77 3-3 ① K	B CH 78 B FA 85 B CH 78 B FA 86 4-0 1B BB		B FA 89 X FA 89 1-0 E5 23 G3		C FA 87 C CH 76 B CH 76 X SL 79 1-2 ① L5	S FA 95 F FA 96 X SL 86 0-2 ③ F8		5	0	0	0	1	1	3
Milton Bradley, S (1, 7) OBP: 0.420, SLG: 0.523	X CH 75 0-0 ② F9 2-3		C FA 84 X FA 84 0-1 23 2B 1B	C FA 85 B FA 86 X CH 77 1-1 1-3 2-H 3-H 1B		F FA 89 B FA 90 F FA 89 1 SAFE F FA 90 S SL 82 1-3 ① K		C FA 87 B SL 76 B SL 78 X FA 87 2-1 ② G4-3		X FA 94 0-0 ① B1-3	6	0	2	2	0	1	2
23 Adrián González, L (1, 3) OBP: 0.344, SLG: 0.485	B CH 76 C CH 76 B CH 75 B CH 76 S CH 75 B CH 77 4-2 BB		F FA 85 X FA 85 0-1 ② 3 1-H 1B 2B	1 SAFE B SL 80 S CH 76 B CH 75 B SL 80 1 SAFE F FA 85 X CH 77 3-2 ③ G4-3		C FA 90 X FA 90 0-1 ② G3 1-2		S FA 88 F FA 88 S FA 88 0-3 ③ K		S CH 85 S FA 95 B FA 95 B FA 96 B FA 96 F CH 85 X FA 96 3-2 HR	5	2	2	1	1	1	3
3 Khalil Greene, R (1, 6) OBP: 0.285, SLG: 0.455	B CH 77 B FA 85 X CH 77 2-0 ③ F8		C CH 78 B CH 78 B CH 78 B FA 86 X CH 79 3-1 2-H 1B		C CH 74 B FA 82 B CH 74 X FA 83 2-1 5 F9 28 1B 2B	B FA 90 F SA 90 B FA 90 T SL 83 B FA 91 B SL 83 4-2 BB			C FA 94 S SL 86 B SL 88 X SL 86 1-2 2B 2B	B FA 95 S CH 85 S CH 85 B CH 85 F CH 85 X FA 94 2-2 ② G3	5	2	3	1	1	0	2
5 Kevin Kouzmanoff, R (1, 5) OBP: 0.290, SLG: 0.411 45 Justin Hampson, L (7, 1) Terrmel Sledge, L (9, PH) OBP: 0.315, SLG: 0.376 Trevor Hoffman, R (9, 1) Rob Mackowiak, L (10, PH) OBP: 0.331, SLG: 0.386 21 Heath Bell, R (10, 1)		B CH 75 C FA 83 B CH 75 B FA 84 X FA 84 3-1 28 2B 22 G6-3 1B	1 SAFE C FA 85 B CH 77 X FA 86 1-1 ③ F8		B CH 75 B FA 84 C FA 84 X CH 77 2-1 ① F9 2-3	B FA 91 X FA 90 1-0 ③ G4-3			B FA 95 C FA 95 L SL 87 X FA 97 1-2 2-H 28 1B 2B	C CH 85 S CH 85 S CH 84 0-3 ③ K	4 0 1 0 1 0 1 0	1 0 1 0 0 0 0 0	1 0 1 0 0 0 0 0	0 0 1 0 0 0 1 0	0 0 0 0 0 0 0 0	0 0 0 0 0 0 0 0	4 0 0 0 0 0 0 0
28 Josh Bard, S (1, 2) OBP: 0.352, SLG: 0.382		B SL 80 F FA 85 B CH 76 X CH 76 2-1 1-3 2B		B FA 84 B FA 83 B FA 84 B FA 83 4-0 SH2-4 22 1B 1B BB	B CH 76 B CH 75 X FA 84 2-0 22 3B 3-H 1B		B FA 87 B FA 87 B FA 87 C FA 86 X FA 87 3-1 ① G4-3		F FA 96 C SL 85 X FA 95 0-2 22 BB 2-H 1B		4	2	3	2	1	0	0
22 Marcus Giles, R (1, 4) OBP: 0.299, SLG: 0.321		F CH 77 D CH 77 B FA 85 X FA 84 2-1 ① G6-3 3-H		B FA 85 B CH 78 C FA 86 F FA 86 D CH 79 F FA 86 X FA 86 3-2 SH2-4 1-2 1B 1B	B FA 83 X CH 77 1-0 1-H 3B		B CH 74 C FA 88 F FA 88 B SL 79 B SL 78 B FA 88 4-2 E FC5 BB		L FA 96 B SL 86 B SL 86 B FA 95 B FA 96 4-1 1-2 BB		3	1	2	2	2	0	1
Justin Germano, R (1, 1) OBP: 0.214, SLG: 0.222 43 Cla Meredith, R (6, 1) Geoff Blum, S (6, 5) OBP: 0.324, SLG: 0.343		F FA 84 C FA 85 B FA 84 B CH 77 X FA 85 2-2 ② F8		B FA 84 X FA 84 1-0 ① SH2-4 1-2 2-3	M CH 77 0-1 ② G2		X FA 87 0-0 FC5 24 G6-4-3 1-3		L FA 95 C FA 94 B FA 96 B SL 88 C FA 96 2-3 ① K		2 0 2	0 0 0	0 0 0	0 0 0	0 0 1	0 0 3	2 0 3
Inning Stats	R: 0 H: 1 E: 0 LOB: 2 K: 0 BB: 1 S: 7 P: 14	R: 1 H: 2 E: 0 LOB: 1 K: 0 BB: 0 S: 10 P: 20	R: 1 H: 3 E: 0 LOB: 1 K: 1 BB: 0 S: 11 P: 18	R: 2 H: 2 E: 0 LOB: 2 K: 0 BB: 2 S: 12 P: 29	R: 2 H: 3 E: 0 LOB: 1 K: 0 BB: 0 S: 8 P: 15	R: 0 H: 0 E: 1 LOB: 2 K: 1 BB: 1 S: 10 P: 17	R: 0 H: 0 E: 1 LOB: 1 K: 0 BB: 1 S: 7 P: 16	R: 0 H: 0 E: 0 LOB: 0 K: 1 BB: 0 S: 8 P: 11	R: 2 H: 3 E: 0 LOB: 2 K: 2 BB: 1 S: 19 P: 27	R: 1 H: 1 E: 0 LOB: 0 K: 1 BB: 0 S: 12 P: 17	1B: 8 2B: 5 3B: 1 HR: 1	SF: 0 SAC: 1 DP: 1 HBP: 0	WP: 0 PB: 0 SB: 0 CS: 0	PA: 51				

PITCHER		IP	WLS	BF	H	R	ER	SO	BB	IBB	HBP	BLK	WP	HR	S	P	ERA	WHIP
Tom Glavine, L ERA: 4.32	(1, 1)	5.0		28	11	6	6	1	3	0	0	0	0	0	48	96	10.80	2.800
Scott Schoeneweis, L ERA: 4.93	(6, 1)	1.0		5	0	0	0	1	1	0	0	0	0	0	10	17	0.00	1.000
25 Pedro Feliciano, L ERA: 2.68	(7, 1)	2.0	H	7	0	0	0	1	1	0	0	0	0	0	15	27	0.00	0.500
13 Billy Wagner, L ERA: 1.93	(9, 1)	1.0	B	7	3	2	2	2	1	0	0	0	0	0	19	27	18.00	4.000
Aaron Heilman, R ERA: 3.41	(10, 1)	1.0	L	4	1	1	1	1	0	0	0	0	0	1	12	17	9.00	1.000

PITCHER	IP	WLS	BF	H	R	ER	SO	BB	IBB	HBP	BLK	WP	HR	S	P	ERA	WHIP

TOP

San Diego Padres @ New York Mets

Shea Stadium, Flushing, NY

Thu Aug 23 2007, 7:10 PM EDT

Att. 50,078 - Cloudy - 76 F

livebaseballscorecards.com

AB	44
R	9
H	15
RBI	9
BB	6
SO	6
LOB	28

San Diego Padres @ New York Mets

Shea Stadium, Flushing, NY

Thu Aug 23 2007, 7:10 PM EDT

Att. 50,078 - Cloudy - 76 F

livebaseballscorecards.com

BOTTOM

Batter	1	2	3	4	5	6	7	8	9	10	AB	R	H	RBI	BB	SO	LOB
7 José Reyes, S (1, 6) OBP: 0.374, SLG: 0.444	M CH 80 L CH 85 X CU 66 0-2 P6 ①		B CH 86 C CU 67 X CH 78 1-1 G3-1 ②		S CH 78 S FA 88 D CU 71 B CH 79 B FA 89 X FA 88 3-2 G4-3 ③	C CH 74 F CU 72 B FA 86 X CH 74 1-2 G3 ③			B FA 84 C FA 84 C FA 85 X CH 74 1-2 5 S 1 1B 5 SF8 1B	B FA 96 F FA 95 X FA 98 1-1 1 FC4-6 1-2 1B	6	1	2	0	0	0	0
1 Luis Castillo, S (1, 4) OBP: 0.362, SLG: 0.358	C CH 84 C CH 85 B CH 85 F FA 88 C CU 67 1-3 K ②		C CH 85 X FA 89 0-1 5 1B 1B			C CU 64 X CH 76 0-1 15 BB 5 E 18 BB 1B	B FA 87 C FA 86 B FA 86 B FA 86 C FA 86 X FA 85 3-2 G2-3 ①		C FA 84 F FA 84 X FA 86 0-2 5 SF8 5 S 1-2 1B	C FA 96 X CU 83 0-1 FC4-6 1-2f ③	6	1	3	0	0	1	2
5 David Wright, R (1, 5) OBP: 0.404, SLG: 0.520	B FA 86 B CH 86 C CH 85 B CH 84 C FA 87 F FA 88 B FA 88 4-2 15 S 15 2B BB		1 SAFE X CH 84 0-0 1-2 1B			B CH 85 B CH 84 C CH 83 X CH 83 2-1 FC5 18 BB 15 BB 1-2 1B	C FA 86 X FA 86 0-1 21 S 1B		F FA 87 D CH 75 B FA 87 X FA 88 2-1 SF8 1-3 2-H ②		3	2	2	1	1	0	1
15 Carlos Beltrán, S (1, 8) OBP: 0.354, SLG: 0.528	1 SAFE B CU 66 C CU 67 F CU 67 B FA 90 B FA 86 X CU 67 3-2 21 S 1-H 2B		S CU 69 S CU 69 B FA 87 D CU 70 C FA 88 2-3 K ③			B CH 76 C CH 84 D CU 70 B CH 85 B FA 86 4-1 18 BB 1-2 2-3 1B BB	X FA 86 0-0 F8 ②		I IN 67 I IN 65 I IN 68 I IN 68 4-0 21 DI IBB		3	1	1	1	2	1	3
21 Carlos Delgado, L (1, 3) OBP: 0.324, SLG: 0.426	S CH 85 B CH 86 B FA 87 C CU 68 B FA 88 X FA 87 3-2 G1-3 ③ 2-3			C CU 65 F CH 86 B FA 88 F FA 86 F CU 69 X FA 90 1-2 G6-3 ①		C CU 72 X FA 85 0-1 F6 ①	C SL 84 F SL 84 D SL 84 X CU 76 1-2 G3 1-2 ③		B FA 86 B FA 86 B FA 86 C FA 86 B FA 85 4-1 1-2 BB		4	0	0	0	1	0	5
18 Moises Alou, R (1, 7) OBP: 0.369, SLG: 0.503 Aaron Heilman, R (10, 1)		F CU 64 C CH 85 B CH 77 B CU 66 X FA 87 2-2 G3-6-3 1B		F CU 67 B CH 78 X FA 87 1-1 F9 ②		B SL 79 F FA 86 B SL 78 B FA 86 B FA 86 4-1 9 HR 1B 1-2 2-3 3-H BB		S CH 79 X CH 79 0-1 G6-3 ①	B SL 82 C SL 82 C CH 74 D CH 75 X FA 86 2-2 G4-3 ③		4 0	1 0	1 0	1 0	1 0	0 0	3 0
Shawn Green, L (1, 9) OBP: 0.331, SLG: 0.409 Lastings Milledge, R (8, PH) OBP: 0.320, SLG: 0.430 (9, 9)	B CU 66 S CH 85 X CH 77 1-1 G3-6-3 ① ② 1-2f			C CH 86 X CH 79 0-1 G3 ③		X FA 87 0-0 9 HR 1B 1-2 2-H 3-H 1B		C CH 80 F FA 87 B FA 85 S SL 84 1-3 K ②		B FA 93 C FA 94 C CU 81 S CH 84 1-3 K ① 1-2	3 2	1 0	1 0	2 0	0 2	0 0	1 0
Sandy Alomar Jr., R (1, 2) OBP: 0.200, SLG: 0.267		C CH 86 F CU 68 B CH 78 X FA 89 1-2 G1-3 ③			C CU 66 B CU 66 F CH 85 X CU 69 1-2 F8 ①	L SL 80 X FA 87 0-1 L4 ②		X CH 80 0-0 P4 ③		C CU 83 B FA 96 X CU 86 1-1 7 1B 1B	5	0	1	0	0	0	2
Tom Glavine, L (1, 1) OBP: 0.214, SLG: 0.244 Ruben Gotay, S (5, PH) OBP: 0.374, SLG: 0.479 Scott Schoeneweis, L (6, 1) 9 Marlon Anderson, L (6, PH) OBP: 0.350, SLG: 0.438 25 Pedro Feliciano, L (7, 1) 13 Billy Wagner, L (9, 1) Jeff Conine, R (9, PH) OBP: 0.320, SLG: 0.408 (10, 7)			B CH 80 C CH 81 S CH 80 F CH 84 X FA 88 1-2 G4-3 ①		C CU 67 F CH 78 B FA 88 X FA 87 1-2 G5-3 ②	S FA 87 X FA 86 0-1 HR 1-H 2-H			X FA 85 0-0 F9 ①	B SL 87 B FA 96 B FA 96 C FA 95 X FA 96 3-1 L9 ②	1 1 0 1 0 0 2	0 0 0 1 0 0 0	0 0 0 1 0 0 0	0 0 0 3 0 0 0	0 0 0 0 0 0 0	0 0 0 0 0 0 0	0 0 0 0 0 0 1
Inning Stats	R: 1 E: 0 K: 1 S: 16 H: 1 LOB: 1 BB: 1 P: 27	R: 0 E: 0 K: 0 S: 8 H: 1 LOB: 0 BB: 0 P: 12	R: 0 E: 0 K: 1 S: 12 H: 2 LOB: 2 BB: 0 P: 16	R: 0 E: 0 K: 0 S: 9 H: 0 LOB: 0 BB: 0 P: 11	R: 0 E: 0 K: 0 S: 9 H: 0 LOB: 0 BB: 0 P: 14	R: 6 E: 1 K: 0 S: 16 H: 3 LOB: 0 BB: 2 P: 27	R: 0 E: 0 K: 0 S: 9 H: 1 LOB: 1 BB: 0 P: 13	R: 0 E: 0 K: 1 S: 6 H: 0 LOB: 0 BB: 0 P: 7	R: 1 E: 0 K: 0 S: 13 H: 2 LOB: 3 BB: 2 P: 26	R: 0 E: 0 K: 1 S: 11 H: 2 LOB: 2 BB: 0 P: 17	1B: 10 2B: 1 3B: 0 HR: 1 SF: 1 SAC: 0 DP: 1 HBP: 0	WP: 0 PB: 0 SB: 5 CS: 0 PA: 47					

PITCHER		IP	WLS	BF	H	R	ER	SO	BB	IBB	HBP	BLK	WP	HR	S	P	ERA	WHIP
Justin Germano, R ERA: 4.24	(1, 1)	5.0		22	5	4	4	2	2	0	0	0	0	0	59	91	7.20	1.400
43 Cla Meredith, R ERA: 3.61	(6, 1)	1.1	B	8	3	3	2	0	1	0	0	0	0	1	16	24	13.50	3.000
45 Justin Hampson, L ERA: 3.43	(7, 1)	1.2		5	0	0	0	1	0	0	0	0	0	0	10	12	0.00	0.000
Trevor Hoffman, R ERA: 2.6	(9, 1)	1.0	W	7	2	1	1	0	1	1	0	0	0	0	13	26	9.00	3.000
21 Heath Bell, R ERA: 2.49	(10, 1)	1.0	S	5	2	0	0	1	0	0	0	0	0	0	11	17	0.00	2.000

PITCHER	IP	WLS	BF	H	R	ER	SO	BB	IBB	HBP	BLK	WP	HR	S	P	ERA	WHIP

San Diego Padres @ Philadelphia Phillies

Citizens Bank Park, Philadelphia, PA

Fri Aug 24 2007, 7:05 PM EDT

Att. 39,023 - Overcast - 83 F

TOP

livebaseballscorecards.com

Batter	1	2	3	4	5	6	7	8	9	AB	R	H	RBI	BB	SO	LOB
24 Brian Giles, L (1, 9) OBP: 0.389, SLG: 0.433	G6-3		G4-3		HR, BB	G4-3	2B		HR	5	2	2	1	1	0	0
Mike Cameron, R (1, 8) OBP: 0.335, SLG: 0.440	G5-3		BB, 1B		K	BB	BB		HR	4	1	2	0	2	1	2
Milton Bradley, S (1, 7) OBP: 0.428, SLG: 0.569	23 HR, 2B		23 G4-3, BB		HR	K	F9		HR	5	3	3	6	1	1	4
23 Adrián González, L (1, 3) OBP: 0.347, SLG: 0.499	HR		G4-3		HR	K		28 1B, 5 HBP, 1B	5 G6-4-3, 3 28 1B, 1B	6	3	4	3	0	1	3
3 Khalil Greene, R (1, 6) OBP: 0.283, SLG: 0.451	L7			F9	E5, 5 28 2B		G5-3	F9	5 G6-4-3, 1B	6	1	1	0	0	0	1
5 Kevin Kouzmanoff, R (1, 5) OBP: 0.298, SLG: 0.422		28 1B, 2B		28 G5-4-3, 1B	28 2B, 1B		E, 2B	HBP	G6-4-3	5	2	4	0	0	0	2
28 Josh Bard, S (1, 2) OBP: 0.361, SLG: 0.394		G6-4-3, 1B		G5-4-3	1B		FC2-6, E, 1B	FC6-4, 1B	1B	6	0	5	3	0	0	1
22 Marcus Giles, R (1, 4) OBP: 0.300, SLG: 0.322 Geoff Blum, S (5, PH) (5, 4) OBP: 0.322, SLG: 0.338	F9				HR, IBB		E3, FC2-6, 24 2B	K	K	2	1	1	0	0	0	2
										3	1	0	0	1	2	5
Greg Maddux, R (1, 1) OBP: 0.160, SLG: 0.163 Terrmel Sledge, L (8, PH) OBP: 0.313, SLG: 0.374 41 Kevin Cameron, R (8, 1) Wilfredo Ledezma, L (9, 1)		G6-4-3			K, FC5-4		FC2-6, 24 2B	FC6-4		4	0	0	0	0	1	7
										1	0	0	0	0	0	3
										0	0	0	0	0	0	0
										0	0	0	0	0	0	0

Inning Stats									
	R: 2 E: 0 K: 0 S: 8	H: 2 LOB: 0 BB: 0 P: 14	R: 0 E: 0 K: 0 S: 12	H: 2 LOB: 1 BB: 0 P: 17	R: 0 E: 0 K: 0 S: 5	H: 1 LOB: 1 BB: 1 P: 11	R: 0 E: 0 K: 0 S: 9	H: 1 LOB: 0 BB: 0 P: 14	R: 6 E: 1 K: 2 S: 22	H: 5 LOB: 2 BB: 2 P: 40
	R: 0 E: 0 K: 2 S: 10	H: 0 LOB: 1 BB: 1 P: 17	R: 2 E: 1 K: 0 S: 16	H: 3 LOB: 3 BB: 1 P: 29	R: 0 E: 0 K: 1 S: 10	H: 2 LOB: 3 BB: 0 P: 18	R: 4 E: 0 K: 1 S: 16	H: 6 LOB: 1 BB: 0 P: 27	1B: 13 2B: 5 3B: 0 HR: 4	SF: 0 SAC: 0 DP: 4 HBP: 1	WP: 0 PB: 0 SB: 0 CS: 0	PA: 53

PITCHER		IP	WLS	BF	H	R	ER	SO	BB	IBB	HBP	BLK	WP	HR	S	P	ERA	WHIP
Jamie Moyer, L ERA: 5.16	(1, 1)	4.2	L	24	10	8	6	2	2	0	0	0	0	3	53	89	11.57	2.571
Brian Sanches, R ERA: 5.52	(5, 1)	2.0		14	4	2	0	2	2	1	0	0	0	0	24	46	0.00	3.000
56 Geoff Geary, R ERA: 4.91	(7, 1)	1.1		7	2	0	0	1	0	0	1	0	0	0	15	25	0.00	1.500
Jose Mesa, R ERA: 7.59	(9, 1)	1.0		8	6	4	4	1	0	0	0	0	0	1	16	27	36.00	6.000

PITCHER	IP	WLS	BF	H	R	ER	SO	BB	IBB	HBP	BLK	WP	HR	S	P	ERA	WHIP

AB	47
R	14
H	22
RBI	13
BB	5
SO	6
LOB	30

BOTTOM

Batter	1	2	3	4	5	6	7	8	9	AB	R	H	RBI	BB	SO	LOB
11 Jimmy Rollins, S (1, 6) OBP: 0.338, SLG: 0.515	C FA 84 X FA 85 0-1 ① G5-3	C FA 86 B CH 80 X CH 80 1-1 ③ G4-3 2-3			C FA 83 C FA 84 X FA 85 0-2 ① F7		B CH 78 C FA 84 F CH 80 X FA 86 1-2 ② G4-3		C CU 80 C SL 82 D CU 82 S FA 93 1-3 ② K	4	0	0	0	0	0	1
Russell Branyan, L (9, PH) OBP: 0.318, SLG: 0.462										1	0	0	0	0	1	1
Tadahito Iguchi, R (1, 4) OBP: 0.346, SLG: 0.397	C FA 86 X FA 85 0-1 6 2B 2B		C FA 85 B FA 85 X FA 85 1-1 F7 S 6 G4-3 1B		C FA 85 S CH 80 C FA 86 0-3 ② K		B CH 80 S SL 79 S CH 80 X FA 86 1-2 ③ G6-3		X FA 91 0-0 ③ G4-3	5	2	2	0	0	1	1
Pat Burrell, R (1, 7) OBP: 0.408, SLG: 0.483	X FA 86 0-0 ② P3		C FA 85 B FA 86 1 SAFE B FA 85 F FA 86 B FA 86 F CH 81 X FA 86 3-2 ① F7 1-3		F FA 86 F FA 86 B FA 87 X FA 86 1-2 1B			C FA 92 B FA 93 X FA 92 1-1 ① P3		4	0	1	0	0	0	2
6 Ryan Howard, L (1, 3) OBP: 0.380, SLG: 0.555	S FA 86 X FA 85 0-1 1B 2-H 2B		B FA 86 F CH 82 X FA 86 1-1 ② G4-3 3-H		B FA 86 X FA 86 1-0 ③ G6-3			B FA 93 X FA 91 1-0 ② G3		4	1	1	2	0	0	1
Aaron Rowand, R (1, 8) OBP: 0.380, SLG: 0.518	B FA 87 S FA 85 C FA 86 F FA 87 X FA 88 1-2 2-H 1B		S CH 81 C FA 87 X SI 87 0-2 ③ L9			X FA 85 0-0 ① F8		F FA 91 S FA 94 B SL 82 F FA 93 X FA 93 1-2 8 E 8 1B 1B		4	0	2	1	0	0	0
8 Shane Victorino, S (1, 9) OBP: 0.351, SLG: 0.429	C FA 86 X FA 87 0-1 ③ G3			X FA 83 0-0 51 FC3 2B		C FA 84 X CH 80 0-1 ② L8		F FA 90 X FC 91 0-1 E4 1-3 1B		4	0	2	0	0	0	1
28 Jayson Werth, R (8, PR) (9, 9) OBP: 0.376, SLG: 0.438										0	0	0	0	0	0	0
51 Carlos Ruiz, R (1, 2) OBP: 0.325, SLG: 0.399		C FA 85 B FA 85 X CH 80 1-1 ① F8		B FA 84 C FA 85 B FA 85 F FC 57 X FA 85 2-2 FC3 G6-4-3 2-3		B FA 86 X FA 85 1-0 E6		B FA 92 F FA 90 D SL 80 X FA 89 2-1 ③ G6-3		4	0	0	0	0	0	3
Abraham Nunez, S (1, 5) OBP: 0.317, SLG: 0.295		B FA 85 F FA 85 F FA 85 X FA 84 1-2 11 WP SH3-4 1B		X FA 84 0-0 ① ② G6-4-3 1-2f		F FA 84 B FA 84 X FA 84 1-1 ③ F7			C FA 92 X CH 83 0-1 1B	3	0	1	0	0	0	3
56 Geoff Geary, R (7, 1)										0	0	0	0	0	0	0
Jose Mesa, R (9, 1)										0	0	0	0	0	0	0
27 Chris Coste, R (9, PH) OBP: 0.375, SLG: 0.476										1	0	1	0	0	0	0
Jamie Moyer, L (1, 1) OBP: 0.150, SLG: 0.183		X FA 84 0-0 ② SH3-4 1-2		B FA 85 C FA 84 X FA 85 1-1 ③ G1			B FA 83 X FA 83 1-0 ① F9		F FA 93 B FA 93 B SL 82 S FA 93 F FA 94 F SL 82 F FA 94 B FA 92 F FA 92 3-2 F FA 93 X FA 94 F9	1	0	0	0	0	0	1
Brian Sanches, R (5, 1)										0	0	0	0	0	0	0
Wes Helms, R (7, 5) OBP: 0.299, SLG: 0.373										2	0	0	0	0	0	1

Inning Stats	1	2	3	4	5	6	7	8	9
	R: 2 E: 0 K: 0 S: 13	H: 3 LOB: 1 BB: 0 P: 14	R: 0 E: 0 K: 0 S: 8	H: 1 LOB: 1 BB: 0 P: 11	R: 1 E: 0 K: 0 S: 11	H: 1 LOB: 0 BB: 0 P: 16	R: 0 E: 0 K: 0 S: 7	H: 1 LOB: 1 BB: 0 P: 10	R: 0 E: 0 K: 1 S: 10	H: 1 LOB: 1 BB: 0 P: 12	R: 0 E: 1 K: 0 S: 6	H: 0 LOB: 1 BB: 0 P: 8	R: 0 E: 0 K: 0 S: 7	H: 0 LOB: 0 BB: 0 P: 10	R: 0 E: 1 K: 0 S: 11	H: 2 LOB: 2 BB: 0 P: 16	R: 0 E: 0 K: 1 S: 14	H: 1 LOB: 1 BB: 0 P: 18

PITCHER		IP	WLS	BF	H	R	ER	SO	BB	IBB	HBP	BLK	WP	HR	S	P	ERA	WHIP
Greg Maddux, R ERA: 3.9	(1, 1)	7.0	W	29	7	3	3	1	0	0	0	0	1	0	62	81	3.86	1.000
41 Kevin Cameron, R ERA: 1.45	(8, 1)	1.0		5	2	0	0	0	0	0	0	0	0	0	11	16	0.00	2.000
Wilfredo Ledezma, L ERA: 5.26	(9, 1)	1.0		4	1	0	0	1	0	0	0	0	0	0	14	18	0.00	1.000

PITCHER	IP	WLS	BF	H	R	ER	SO	BB	IBB	HBP	BLK	WP	HR	S	P	ERA	WHIP

San Diego Padres @ Philadelphia Phillies

Citizens Bank Park, Philadelphia, PA

Fri Aug 24 2007, 7:05 PM EDT

Att. 39,023 - Overcast - 83 F

livebaseballscorecards.com

AB	37
R	3
H	10
RBI	3
BB	0
SO	2
LOB	15

1B: 7	SF: 0	WP: 1	PA: 38
2B: 4	SAC: 1	PB: 0	
3B: 0	DP: 1	SB: 1	
HR: 0	HBP: 0	CS: 0	

San Diego Padres @ Philadelphia Phillies

Citizens Bank Park, Philadelphia, PA

Sat Aug 25 2007, 7:05 PM EDT
Att. 37,957 - Overcast - 92 F

TOP

livebaseballscorecards.com

Batter	1	2	3	4	5	6	7	8	9	AB	R	H	RBI	BB	SO	LOB
24 Brian Giles, L (1, 9) OBP: 0.384, SLG: 0.427	X FA 91 0-0 ① L8		B FA 91 C SL 85 C CH 83 B SL 87 B FA 93 S SL 87 3-3 ② K		C FA 92 B FA 93 B SL 85 B FA 92 C FA 92 X SL 86 3-2 ③ F7		B FA 92 X FA 91 1-0 ③ P3		C CU 78 B CH 84 X CU 78 1-1 ② G3	5	0	0	0	0	1	4
Mike Cameron, R (1, 8) OBP: 0.334, SLG: 0.444	X FA 91 0-0 ② F7		B SL 87 B CH 83 F FA 93 S SL 88 X SL 86 2-2 ③ G6-3			F FA 91 B FA 91 F FA 92 X FA 92 1-2 HR		F FA 94 C SL 87 S FA 94 0-3 ① K	C FA 95 S FA 85 B FA 87 X FA 94 1-2 ③ F8	5	1	1	1	0	1	1
Milton Bradley, S (1, 7) OBP: 0.429, SLG: 0.583	B FA 92 B CH 82 B FA 92 C FA 92 C CH 82 F SL 86 F FA 93 B FA 94 4-2 BB			C FA 91 X FA 91 0-1 ① P2		S CH 83 B SL 86 X CH 84 1-1 ① G6-3		B FA 94 B FA 93 B SL 83 X FA 94 3-0 HR		3	1	1	1	1	0	0
23 Adrián González, L (1, 3) OBP: 0.346, SLG: 0.497	X FA 92 0-0 ③ P5			C SL 86 B FA 92 F FA 92 X SL 87 1-2 ② P5		C SL 87 F SL 87 X CH 83 0-2 ② L9		B SL 84 F SL 82 S FA 94 X CU 83 1-2 3 FC1-4 1B		4	0	1	0	0	0	1
3 Khalil Greene, R (1, 6) OBP: 0.283, SLG: 0.451		C FA 92 F CH 82 S SL 85 0-3 ① K		X SL 87 0-0 2B		S FA 92 C SL 84 S FA 92 0-3 ③ K		B SL 88 B FA 92 F SL 88 X SL 88 2-1 ② FC1-4 1-2f		4	0	1	0	0	2	1
28 Josh Bard, S (1, 2) OBP: 0.356, SLG: 0.389		C FA 93 B CH 83 F CH 82 C SL 87 1-3 ② K		B FA 93 X FA 92 1-0 ③ L1-3			B CU 75 B CH 81 X FA 92 2-0 ① G3-1	1 SAFE 1 SAFE C FA 94 X FA 94 0-1 ③ G1-3		4	0	0	0	0	1	2
5 Kevin Kouzmanoff, R (1, 5) OBP: 0.298, SLG: 0.429		C FA 93 B FA 92 S SL 86 X FA 93 1-2 ③ G5-3			B CH 82 S FA 90 S FA 91 B FA 91 X CH 82 2-2 ① F7		X CU 77 0-0 ② G5-3		B FA 94 B FA 93 X FA 92 2-0 HR	4	1	1	1	0	0	0
Geoff Blum, S (1, 4) OBP: 0.325, SLG: 0.338			C FA 91 B CH 82 X CH 81 1-1 52 SH1-4 1B		C FA 92 X SL 86 0-1 ② G1-3		B CU 77 B FA 91 B CH 81 C FA 91 B FA 92 4-1 11 1B BB		B CU 79 F FA 94 F CH 87 F CH 88 F CU 78 X FA 95 1-2 ① G6-3	3	0	1	0	1	0	0
52 Clay Hensley, R (1, 1) OBP: 0.214, SLG: 0.214 Doug Brocail, L (5, 1) OBP: 0.000, SLG: 0.000 Rob Mackowiak, L (7, PH) OBP: 0.321, SLG: 0.386 11 Craig Stansberry, R (7, PH) OBP: 0.000, SLG: 0.000 43 Cla Meredith, R (7, 1) 45 Justin Hampson, L (7, 1) 21 Heath Bell, R (8, 1) Termmel Sledge, L (8, PH) OBP: 0.217, SLG: 0.348 Trevor Hoffman, R (9, 1)			X 0-0 ① SH1-4 1-2 1B		C FA 93 S SL 86 X SL 84 0-2 1B		X 0-0 1-2 1B		B FA 92 X FA 92 1-0 HR	1 0 1 0 0 0 0 0 0 0 0 0 0 0 0 0 0 0 0 0 0 1 0 1 0 0 0 0 0 0 0 0 0 0 0 0 0 0 0 0 0 0 0 0 0 0 0 0 0 1 1 1 1 0 0 0 0 0 0 0 0 0 0						
Inning Stats	R: 0 E: 0 K: 0 S: 7 H: 0 LOB: 1 BB: 1 P: 11	R: 0 E: 0 K: 2 S: 9 H: 0 LOB: 0 BB: 0 P: 11	R: 0 E: 0 K: 1 S: 9 H: 1 LOB: 1 BB: 0 P: 15	R: 0 E: 0 K: 0 S: 7 H: 1 LOB: 1 BB: 0 P: 9	R: 0 E: 0 K: 0 S: 11 H: 1 LOB: 1 BB: 0 P: 16	R: 1 E: 0 K: 1 S: 11 H: 1 LOB: 0 BB: 0 P: 13	R: 0 E: 0 K: 0 S: 5 H: 1 LOB: 2 BB: 1 P: 12	R: 1 E: 0 K: 1 S: 11 H: 2 LOB: 1 BB: 0 P: 17	R: 2 E: 0 K: 0 S: 12 H: 2 LOB: 0 BB: 0 P: 18	1B: 4 2B: 1 3B: 0 HR: 4 SF: 0 SAC: 1 DP: 0 HBP: 0						

	AB	35
	R	4
	H	9
	RBI	4
	BB	2
	SO	5
	LOB	9

PITCHER		IP	WLS	BF	H	R	ER	SO	BB	IBB	HBP	BLK	WP	HR	S	P	ERA	WHIP
Kyle Lohse, R ERA: 4.47	(1, 1)	6.2		26	4	1	1	4	2	0	0	0	0	1	57	84	1.35	0.900
16 J.C. Romero, L ERA: 2.63	(7, 1)	0.1	H	2	1	0	0	0	0	0	0	0	0	0	2	3	0.00	3.000
45 Tom Gordon, R ERA: 6.0	(8, 1)	1.0	B	5	2	1	1	1	0	0	0	0	0	1	11	17	9.00	2.000
39 Brett Myers, R ERA: 5.1	(9, 1)	1.0	L	5	2	2	2	0	0	0	0	0	0	2	12	18	18.00	2.000

PITCHER		IP	WLS	BF	H	R	ER	SO	BB	IBB	HBP	BLK	WP	HR	S	P	ERA	WHIP

WP: 0 PA: 38
PB: 0
SB: 0
CS: 0

Batter	1	2	3	4	5	6	7	8	9	AB	R	H	RBI	BB	SO	LOB
11 Jimmy Rolls, S (1, 6) OBP: 0.337, SLG: 0.514	C FA 91 B FA 93 X FA 92 1-1 G4-3 ①		C CH 86 F FA 87 F CH 78 B FA 89 F CH 78 C FA 90 1-3 K ①	B CH 79 B FA 88 F FA 88 F FA 89 F FA 90 S FA 89 2-3 K ②		B CH 85 X FA 86 1-0 G4-3 ③			C CH 84 C FA 85 F CH 74 X FA 86 0-2 6 DI 6 1B 2B	5	1	1	0	0	2	3
Tadahito Iguchi, R (1, 4) OBP: 0.344, SLG: 0.394	C FA 94 C FA 93 B FA 92 B FA 92 X FA 92 2-2 F9 ②		C FA 87 S SL 78 B CU 76 B CH 80 S FA 89 2-3 K ②	B FA 89 S CH 78 X CH 79 1-1 G5-3 ③ 1-2 2-3			C FA 87 X FA 86 0-1 FC6-4 1B		B FA 86 B FA 86 F FA 87 B FA 87 F FA 85 X FA 86 3-2 F7 ①	5	0	1	0	0	1	3
Pat Burrell, R (1, 7) OBP: 0.409, SLG: 0.492 Abraham Nunez, S (7, PR) OBP: 0.317, SLG: 0.295 (8, 5) 27 Chris Coste, R (9, PH) OBP: 0.371, SLG: 0.471	C FA 92 B FA 93 C FA 93 B CH 80 X FA 93 2-2 HR		B FA 87 B CH 78 B CH 87 F FA 89 X FA 88 3-1 6 BB 1B		C CH 83 B SL 82 B SL 83 B CH 79 F FA 88 C SL 85 3-3 K ①		X FA 87 0-0 FC6-4 6 1B ① 1-2f		X FA 88 0-0 F8 ②	4 0 1	1 0 0	2 0 0	1 0 0	0 0 0	1 0 1	1 0 1
6 Ryan Howard, L (1, 3) OBP: 0.383, SLG: 0.555	B FA 90 C FA 89 X CH 80 1-1 G3 ③		B CH 80 F FA 87 B CH 80 D CH 78 B FA 89 4-1 1-2 BB		C CH 79 C FA 88 B SL 84 B CH 78 X CU 75 2-2 F8 ②		B FA 84 F SL 83 F FA 84 F FA 84 B FA 85 B FA 84 1 SAFE F FA 84 X FA 85 3-2 1-2 1B		B FA 87 S CH 74 X CH 75 1-1 2-H 1B	4	0	2	1	1	0	0
Aaron Rowand, R (1, 8) OBP: 0.380, SLG: 0.519		B FA 88 B FA 89 S FA 91 X FA 90 2-1 28 F9 19 E 1B	S CH 78 S CH 80 X CH 79 0-2 G1-3 ③		F CH 77 X CH 80 0-1 2B		C CU 74 S CH 80 C FA 85 0-3 K ②		C FA 85 S CH 74 S CH 74 0-3 K ③	5	0	2	0	0	2	5
19 Greg Dobbs, L (1, 5) OBP: 0.322, SLG: 0.476 (8, 7)		B CH 88 F FA 89 F CH 80 B FA 89 1 SAFE F FA 89 B FA 90 1 SAFE 1 SAFE 3-2 F7 ① 1-2	X CH 86 0-0 28 2B 1B	B CU 76 B CH 86 X CH 88 2-0 G5-3 ③		C SL 84 F FA 85 S FA 86 0-3 K ③			4	1	1	0	0	1	4
28 Jayson Werth, R (1, 9) OBP: 0.374, SLG: 0.439		B FA 88 X FA 89 1-0 F9 ② 2-3	B SL 85 1 SAFE C SL 80 1 SAFE X FA 87 1-1 S 1-H 2B		B CU 77 S FA 92 C FA 88 S FA 94 1-3 K ①			B SL 84 C SL 84 C FA 95 B SL 86 F FA 95 F FA 96 F FA 96 S FA 96 2-3 K ①		4	0	1	1	0	2	1
51 Carlos Ruiz, R (1, 2) OBP: 0.330, SLG: 0.398		B FA 90 B FA 89 B FA 90 F FA 90 F SL 87 B SL 87 4-2 BB	B FA 87 B CH 78 B CH 78 C FA 88 B FA 89 4-1 S BB		H FA 94 1-0 HBP			C SL 84 B SL 86 F CU 83 B FA 96 S SL 87 2-3 K ②		1	0	0	0	2	1	0
Kyle Lohse, R (1, 1) OBP: 0.156, SLG: 0.140 16 J.C. Romero, S (7, 1) 45 Tom Gordon, R (8, 1) Russell Branyan, L (8, PH) OBP: 0.316, SLG: 0.458 39 Brett Myers, R (9, 1)		S FA 90 F FA 91 F SL 82 F SL 82 X CU 77 0-2 G1-3 ③	L FA 90 B FA 88 L FA 86 M SL 86 1-3 K ①		L FA 87 F FA 90 L SL 85 0-3 K ②			S FA 96 B FA 96 S FA 96 B FA 96 X FA 96 2-2 G4-3 ③		3 0 0 1 0	0 0 0 0 0	0 0 0 0 0	0 0 0 0 0	2 0 0 0 0	5 0 0 0 0
Inning Stats	R: 1 H: 1 E: 0 LOB: 0 K: 0 BB: 0 S: 10 P: 16	R: 0 H: 1 E: 1 LOB: 2 K: 0 BB: 1 S: 17 P: 27	R: 0 H: 1 E: 0 LOB: 2 K: 2 BB: 1 S: 14 P: 24	R: 1 H: 2 E: 0 LOB: 2 K: 2 BB: 1 S: 13 P: 22	R: 0 H: 1 E: 0 LOB: 1 K: 1 BB: 0 S: 9 P: 16	R: 0 H: 0 E: 0 LOB: 1 K: 2 BB: 0 S: 7 P: 10	R: 0 H: 2 E: 0 LOB: 2 K: 2 BB: 0 S: 14 P: 17	R: 0 H: 0 E: 0 LOB: 0 K: 2 BB: 0 S: 12 P: 18	R: 1 H: 2 E: 0 LOB: 1 K: 1 BB: 0 S: 13 P: 17	1B: 6 SF: 0 2B: 3 SAC: 0 3B: 0 DP: 0 HR: 1 HBP: 1						WP: 0 PA: 41 PB: 0 SB: 2 CS: 0

PITCHER		IP	WLS	BF	H	R	ER	SO	BB	IBB	HBP	BLK	WP	HR	S	P	ERA	WHIP
52 Clay Hensley, R ERA: 6.43	(1, 1)	4.2		23	6	2	2	5	3	0	0	0	0	1	62	102	3.86	1.929
Doug Brocail, R ERA: 3.75	(5, 1)	1.1		5	0	0	0	2	0	0	1	0	0	0	8	13	0.00	0.000
43 Cla Meredith, R ERA: 3.59	(7, 1)	0.1		2	1	0	0	0	0	0	0	0	0	0	3	3	0.00	3.000
45 Justin Hampson, L ERA: 3.38	(7, 1)	0.2		3	1	0	0	2	0	0	0	0	0	0	11	14	0.00	1.500
21 Heath Bell, R ERA: 2.45	(8, 1)	1.0	W	3	0	0	0	2	0	0	0	0	0	0	12	18	0.00	0.000

PITCHER		IP	WLS	BF	H	R	ER	SO	BB	IBB	HBP	BLK	WP	HR	S	P	ERA	WHIP
Trevor Hoffman, R ERA: 2.74	(9, 1)	1.0	S	5	2	1	1	1	0	0	0	0	0	0	13	17	9.00	2.000

BOTTOM

San Diego Padres @ Philadelphia Phillies

Citizens Bank Park, Philadelphia, PA

Sat Aug 25 2007, 7:05 PM EDT
Att. 37,957 - Overcast - 92 F

livebaseballscorecards.com

AB	37
R	3
H	10
RBI	3
BB	3
SO	12
LOB	23

San Diego Padres @ Philadelphia Phillies

Citizens Bank Park, Philadelphia, PA

Sun Aug 26 2007, 1:35 PM EDT
Att. 39,362 - Overcast - 81 F

livebaseballscorecards.com

Batter	1	2	3	4	5	6	7	8	9	AB	R	H	RBI	BB	SO	LOB
Mike Cameron, R (1, 8) OBP: 0.334, SLG: 0.445 11 Craig Stansberry, R (5, 4) OBP: 0.333, SLG: 0.333	S FA 90 S FA 90 B FA 91 F FA 92 S SL 82 1-3 K ①		C FA 92 B FA 92 C SL 82 X FA 93 1-2 F8 2-H 2B		L SL 80 F CH 80 B FA 91 X FA 90 1-2 L5 ①		B FA 91 B FA 91 X FA 91 2-0 F8 ②		B FA 92 B FA 92 X FA 90 2-0 F8 ②	3 2	0 0	1 0	1 0	0 0	1 0	0 3
Geoff Blum, S (1, 4) OBP: 0.327, SLG: 0.352 (5, 7)	C FA 91 B FA 92 B CH 85 X FA 91 2-1 3B		X FA 91 0-0 F8 ② 2-3		B FA 90 B FA 90 F FA 88 X FA 86 2-1 G4-3 ②		C FA 92 B FA 91 B CU 75 F FA 91 B SL 81 X FA 93 3-2 2-H 2B		F FA 90 B CH 83 S FA 91 S SL 84 1-3 K ③	5	0	2	1	0	1	3
Milton Bradley, S (1, 7) OBP: 0.423, SLG: 0.572 Wilfredo Ledezma, L (5, 1) 43 Cla Meredith, R (6, 1) 45 Justin Hampson, L (7, 1)	X FA 92 0-0 P5 ②		C FA 92 B FA 93 X FA 92 1-1 G3 ③		B SL 80 B SL 79 X FA 88 2-0 F8 ③		S FA 92 B FA 93 X FA 90 1-1 G6-3 ③			3 0 1 0	0 0 0 0	0 0 0 0	0 0 0 0	0 0 0 0	0 0 1 0	2 0 1 0
23 Adrián González, L (1, 3) OBP: 0.347, SLG: 0.496	B FA 92 S SL 81 B FA 92 F FA 92 B FA 93 F CH 80 S FA 93 3-3 K ③			B SL 80 B FA 90 F FA 90 B FA 89 B FA 90 4-1 3 E 3 1B BB		X FA 89 0-0 1B		S FA 90 B CH 82 X CU 76 1-1 G4-3 ①		3	0	1	0	1	1	1
3 Khalil Greene, R (1, 6) OBP: 0.285, SLG: 0.452		C FA 91 S SL 81 X SL 81 0-2 G6-4-3 1B		X FA 91 0-0 E7 HBP 1-3 1B	X SL 80 0-0 F7 ①			B FA 92 F FA 92 F FA 92 S SL 78 1-3 K ②		4	0	2	0	0	1	1
Terrmel Sledge, L (1, 9) OBP: 0.315, SLG: 0.389		C FA 90 B FA 91 1 SAFE B FA 90 X FA 90 2-1 ① ② G6-4-3 1-2f		B FA 91 B FA 92 C FA 92 S FA 91 H FA 93 3-2 1-2 HBP	B FA 89 B FA 90 X FA 89 2-0 F7 ②			X FA 92 0-0 P5 ③		3	0	0	0	0	0	2
5 Kevin Kouzmanoff, R (1, 5) OBP: 0.297, SLG: 0.427		B FA 91 F FA 90 F FA 92 X FA 91 1-2 ③ G6-3		X FA 92 0-0 ① F9	C SL 83 S FA 91 F FA 91 B SL 84 S SL 80 1-3 K ③				X FA 90 0-0 1B 1B	4	0	1	0	0	1	4
Pete Laforest, L (1, 2) OBP: 0.467, SLG: 0.520			C FA 90 C FA 91 B FA 91 B FA 92 F CH 86 F FA 91 X FA 91 2-2 54 SH1-4 2B 1B	B FA 93 B FA 91 C FA 92 F FA 92 S FA 92 2-3 K ②			F FA 89 X FA 91 0-1 ① F9		B FA 91 X FA 91 1-0 ① P3	4	1	1	0	0	1	4
54 Tim Stauffer, R (1, 1) OBP: 0.250, SLG: 0.250 Rob Mackowiak, L (5, 8) OBP: 0.335, SLG: 0.394			X FA 90 0-0 ① SH1-4 1-2	C SL 81 B SL 81 X CH 80 1-1 G5-3 ③			X FA 91 0-0 2B 2B		F FA 92 C CH 82 B CU 76 B FA 92 F FA 92 B CU 76 F FA 90 X FA 91 3-2 1-2 1B	1 2	0 1	0 2	0 0	0 0	0 0	3 0
Inning Stats	R: 0 E: 0 K: 2 S: 11 H: 1 LOB: 1 BB: 0 P: 17	R: 0 E: 0 K: 0 S: 8 H: 1 LOB: 0 BB: 0 P: 11	R: 1 E: 0 K: 0 S: 12 H: 2 LOB: 1 BB: 0 P: 16	R: 0 E: 1 K: 1 S: 10 H: 1 LOB: 3 BB: 1 P: 20	R: 0 E: 0 K: 0 S: 6 H: 0 LOB: 0 BB: 0 P: 11	R: 0 E: 0 K: 1 S: 7 H: 1 LOB: 1 BB: 0 P: 10	R: 1 E: 0 K: 0 S: 9 H: 2 LOB: 1 BB: 0 P: 15	R: 0 E: 0 K: 1 S: 6 H: 0 LOB: 0 BB: 0 P: 8	R: 0 E: 0 K: 1 S: 11 H: 2 LOB: 2 BB: 0 P: 18	1B: 6 2B: 3 3B: 1 HR: 0 SF: 0 SAC: 1 DP: 1 HBP: 1						

	AB	35
	R	2
	H	10
	RBI	2
	BB	1
	SO	6
	LOB	24

WP: 0 PB: 0 SB: 0 CS: 0 PA: 38

PITCHER		IP	WLS	BF	H	R	ER	SO	BB	IBB	HBP	BLK	WP	HR	S	P	ERA	WHIP
38 Kyle Kendrick, R ERA: 3.89	(1, 1)	6.0	W	25	6	1	1	4	1	0	1	0	0	0	54	85	1.50	1.167
John Ennis, R ERA: 3.0	(7, 1)	3.0	S	13	4	1	1	2	0	0	0	0	0	0	26	41	3.00	1.333

PITCHER		IP	WLS	BF	H	R	ER	SO	BB	IBB	HBP	BLK	WP	HR	S	P	ERA	WHIP

BOTTOM

San Diego Padres @ Philadelphia Phillies

Citizens Bank Park, Philadelphia, PA

Sun Aug 26 2007, 1:35 PM EDT
Att. 39,362 - Overcast - 81 F

livebaseballscorecards.com

Batter	1	2	3	4	5	6	7	8	9	AB	R	H	RBI	BB	SO	LOB
11 Jimmy Rollins, S (1, 6) OBP: 0.338, SLG: 0.514	X FA 91 0-0 1B 2B 1B	C FA 89 X FA 89 0-1 ① P5	C CU 74 B CH 80 C CH 85 B FA 90 X CH 84 2-2 ③ G3		B FA 92 X FA 91 1-0 BB 6 1B 1B	B FA 86 X FA 86 1-0 G1-3 1B				4	2	2	0	0	0	2
Abraham Nunez, S (6, 6) OBP: 0.320, SLG: 0.298										1	0	1	0	0	0	0
Tadahito Iguchi, R (1, 4) OBP: 0.345, SLG: 0.393	C FA 89 X FA 85 0-1 2B 28 1B 1-2 1B	B FA 89 B FA 89 C FA 89 X FA 85 2-1 ② F8		H CU 73 1-0 6 1B HBP	C FA 92 F SL 82 B FA 94 F SL 81 F FA 92 B FA 93 T CH 83 2-2 ① K	C FA 87 B SL 79 B FA 87 X FA 86 2-1 ② G1-3 1-2				4	2	1	0	0	1	3
Pat Burrell, R (1, 7) OBP: 0.411, SLG: 0.493	X FA 92 0-0 28 1B 1-3 2-H 2B	B FA 89 B FA 85 B FA 89 B FA 90 4-0 6 HR 1-2 BB	B CH 80 F FA 87 D CU 75 C CH 84 B FA 90 X SL 83 3-2 ① F8		C CU 80 C FA 94 F CU 83 B FA 93 F FA 91 B CU 81 B FA 93 B FA 91 4-2 6 1B 1-2 BB	B FA 86 X FA 86 1-0 ③ F7				3	3	1	1	2	0	2
6 Ryan Howard, L (1, 3) OBP: 0.386, SLG: 0.564	B FA 91 B CH 85 F FA 89 F CH 82 S FA 85 2-3 ① K	B FA 88 D CH 82 X FA 89 2-0 1-H 2-H HR	B FA 89 S CH 79 B CU 75 B FA 89 S CH 79 X CH 80 3-2 1B 28 1B 1-3 1B		B FA 93 C FA 92 S CU 82 F SL 82 X FA 93 1-2 1B 28 1B 1-2 2-H 1B		B CU 76 B FA 88 C FA 88 F CH 80 C FA 84 2-3 ① K			4	3	3	4	0	1	2
Wes Helms, R (7, PH) OBP: 0.297, SLG: 0.371 (8, 3)										1	0	0	0	0	1	0
Aaron Rowand, R (1, 8) OBP: 0.382, SLG: 0.520	C SL 86 B CH 79 C CH 80 B FA 91 S FA 85 2-3 ② K	F SL 85 X FA 89 0-1 1B	B CU 76 X FA 88 1-0 28 1B 27 HR 3-H 1B		B FA 91 F FA 91 C FA 93 X SL 82 1-2 28 1B 1-3 2-H 1B		F FA 84 B FA 89 C CH 79 F CU 78 S CU 78 1-3 ② K			5	1	3	2	0	2	2
19 Greg Dobbs, L (1, 5) OBP: 0.320, SLG: 0.469	B FA 92 B FA 85 B CH 85 B FA 92 4-0 28 1B BB	1 SAFE X FA 88 0-0 ③ F8	B SL 82 F SL 84 B FA 89 F FA 89 X FA 89 2-2 ② F9		B SL 82 B SL 81 F FA 94 F FA 92 F FA 92 S FA 91 2-3 ② K		F FA 88 F FA 85 B CU 77 F FA 85 B CU 77 F FA 89 X CU 76 2-2 ③ G3			4	0	0	0	1	1	5
28 Jayson Werth, R (1, 9) OBP: 0.391, SLG: 0.458	C FA 85 B SL 86 B FA 91 C FA 86 F FA 92 F FA 92 F SL 86 X FA 92 2-2 1-3 2-H 3-H 1B		X FA 87 0-0 27 G6-3 1B	B CH 84 C CH 83 S CU 75 X CU 77 1-2 27 HR 1-2 2-H 1B	D CH 83 C FA 92 B CH 84 F FA 92 X CU 81 2-2 1-2 3-H 1B			C CH 80 B CH 80 C FA 89 X FA 85 1-2 G1-6-3 1B		5	1	5	4	0	0	0
27 Chris Coste, R (1, 2) OBP: 0.362, SLG: 0.489	B FA 85 B CH 84 S SL 84 X FA 91 2-1 ③ F9		X CU 75 0-0 ① G6-3 1-2	C CH 83 B FA 88 X CU 75 1-1 1-H 2-H HR	C FA 92 B FA 92 F FA 91 X FA 92 1-2 ③ G6-3			B FA 86 F FA 85 F CU 76 X FA 88 1-2 ① F9		5	1	1	3	0	0	6
38 Kyle Kendrick, R (1, 1) OBP: 0.235, SLG: 0.167		B FA 88 B FA 88 B FA 88 B FA 89 4-0 BB 6 HR BB	C FA 89 X CH 82 0-1 ② L4	B SL 86 B FA 90 F FA 88 S FA 89 F FA 90 F SL 83 T CH 83 2-2 ③ K		X FA 86 0-0 ① G1-3		F FA 88 X FA 85 0-1 ② ③ G1-6-3 1-2f		3	1	0	0	1	1	1
John Ennis, R (7, 1)										1	0	0	0	0	0	1
Inning Stats	R: 3 E: 0 K: 2 S: 18 H: 4 LOB: 2 BB: 1 P: 30	R: 3 E: 0 K: 0 S: 8 H: 2 LOB: 1 BB: 2 P: 20	R: 0 E: 0 K: 0 S: 7 H: 1 LOB: 1 BB: 0 P: 9	R: 5 E: 0 K: 1 S: 20 H: 4 LOB: 0 BB: 0 P: 34	R: 3 E: 0 K: 2 S: 27 H: 4 LOB: 2 BB: 1 P: 41	R: 0 E: 0 K: 0 S: 5 H: 1 LOB: 1 BB: 0 P: 9	R: 0 E: 0 K: 2 S: 12 H: 0 LOB: 0 BB: 0 P: 17	R: 0 E: 0 K: 0 S: 8 H: 1 LOB: 0 BB: 0 P: 10		1B: 14 2B: 1 3B: 0 HR: 2 SF: 0 SAC: 0 DP: 1 HBP: 1						

AB	40
R	14
H	17
RBI	14
BB	4
SO	7
LOB	24

WP: 0 PA: 45
PB: 0
SB: 0
CS: 0

PITCHER		IP	WLS	BF	H	R	ER	SO	BB	IBB	HBP	BLK	WP	HR	S	P	ERA	WHIP
54 Tim Stauffer, R ERA: 21.13	(1, 1)	4.0	L	27	11	11	11	3	3	0	1	0	0	2	53	93	24.75	3.500
Wilfredo Ledezma, L ERA: 5.68	(5, 1)	1.0		8	4	3	3	2	1	0	0	0	0	0	27	41	27.00	5.000
43 Cla Meredith, R ERA: 3.53	(6, 1)	1.0		4	1	0	0	0	0	0	0	0	0	0	5	9	0.00	1.000
45 Justin Hampson, L ERA: 3.21	(7, 1)	2.0		6	1	0	0	2	0	0	0	0	0	0	20	27	0.00	0.500

PITCHER	IP	WLS	BF	H	R	ER	SO	BB	IBB	HBP	BLK	WP	HR	S	P	ERA	WHIP

Batter	1	2	3	4	5	6	7	8	9	AB	R	H	RBI	BB	SO	LOB
24 Chris Young, R (1, 8) OBP: 0.286, SLG: 0.472	B B F C X 2-2 ① G6-3		C F B B F C 2-3 ② K		S C SL 84 B SL 83 S SL 84 1-3 ③ K			B FA 97 B FA 97 X FA 97 2-0 ② F7		4	0	0	0	0	2	1
1 Orlando Hudson, S (1, 4) OBP: 0.376, SLG: 0.439	B S C F F C 1-3 ② K		C S F B C 1-3 ③ K			B C F F X 1-2 ① L5		C FA 97 C FA 98 C FA 99 0-3 ③ K		4	0	0	0	0	3	0
22 Eric Byrnes, R (1, 7) OBP: 0.367, SLG: 0.486	B C X 1-1 ③ P4			B C B F F C 2-3 ① K		C SL 89 B F B X 2-2 HR			C CH 84 X FA 84 0-1 ① G6-3	4	1	1	1	0	1	0
34 Conor Jackson, R (1, 3) OBP: 0.361, SLG: 0.436		B B B C X 3-1 F7 2B		C B F F B S 2-3 ② K		C FA 94 B FA 94 S SL 84 B FA 94 B FA 95 C FA 94 3-3 ② K			X FC 87 0-0 6 1B 1B	4	0	2	0	0	2	0
6 Stephen Drew, L (1, 6) OBP: 0.305, SLG: 0.360		B F B B B 4-1 BB		B F B B B 4-1 BB		S F B F F X 1-2 ③ F7			C FC 86 F CH 75 F CH 76 X CH 75 0-2 1-3 1B	2	0	1	0	2	0	0
Jeff Salazar, L (1, 9) OBP: 0.326, SLG: 0.386		C X 0-1 ① F7 2-3		1 SAFE 1 SAFE C X 0-1 ③ G1-3			C SL 82 C SL 86 S FA 94 0-3 ① K		B FA 85 B FA 86 S FA 86 X CH 74 2-1 ② P6	4	0	0	0	0	1	5
26 Miguel Montero, L (1, 2) OBP: 0.292, SLG: 0.364		B B S 1 SAFE T F F S 2-3 ② K			B FA 88 B SL 79 B B 4-0 G6-3 BB		B CH 86 B CH 85 X FA 94 2-0 ② F8		D CH 75 F CH 74 S CH 76 F CH 74 B FC 87 S CH 75 2-3 ③ K	3	0	0	0	1	2	4
Jeff Cirillo, R (1, 5) OBP: 0.321, SLG: 0.366		S S S 0-3 ③ K			C FA 87 D CH 79 F X FA 96 1-2 ① ② G6-3 1-2f		X SL 83 0-0 ③ P3			3	0	0	0	0	1	3
Livan Hernandez, R (1, 1) OBP: 0.219, SLG: 0.286 11 Augie Ojeda, S (8, PH) OBP: 0.294, SLG: 0.333 37 Juan Cruz, R (8, 1)			C C F S 0-3 ① K		B FA 95 F SL 83 X 1-1 1B			C CU 87 S CU 83 F SL 87 F FA 98 B FA 100 X CU 86 1-2 ① G3-1		2 1 0	0 0 0	1 0 0	0 0 0	0 0 0	1 0 0	0 0 0
Inning Stats	R: 0 E: 0 K: 1 S: 10 H: 0 LOB: 0 BB: 0 P: 14	R: 0 E: 0 K: 2 S: 13 H: 1 LOB: 2 BB: 1 P: 22	R: 0 E: 0 K: 3 S: 12 H: 0 LOB: 0 BB: 0 P: 15	R: 0 E: 0 K: 2 S: 11 H: 0 LOB: 1 BB: 1 P: 19	R: 0 E: 0 K: 1 S: 8 H: 1 LOB: 1 BB: 1 P: 15	R: 1 E: 0 K: 1 S: 15 H: 1 LOB: 0 BB: 0 P: 22	R: 0 E: 0 K: 1 S: 5 H: 0 LOB: 0 BB: 0 P: 7	R: 0 E: 0 K: 1 S: 9 H: 0 LOB: 0 BB: 0 P: 12	R: 0 E: 0 K: 1 S: 13 H: 2 LOB: 2 BB: 0 P: 17	1B: 3 2B: 1 3B: 0 HR: 1 SF: 0 SAC: 0 DP: 1 HBP: 0						

TOP

Arizona Diamondbacks @ San Diego Padres

PETCO Park, San Diego, CA

Mon Aug 27 2007, 10:05 PM EDT

Att. 25,763 - Clear - 71 F

livebaseballscorecards.com

AB	31
R	1
H	5
RBI	1
BB	3
SO	13
LOB	13

WP: 0 PB: 0 SB: 0 CS: 0 PA: 34

PITCHER		IP	WLS	BF	H	R	ER	SO	BB	IBB	HBP	BLK	WP	HR	S	P	ERA	WHIP
44 Jake Peavy, R ERA: 2.18	(1, 1)	7.0	W	26	3	1	1	11	3	0	0	0	0	1	74	114	1.29	0.857
21 Heath Bell, R ERA: 2.42	(8, 1)	1.0	H	3	0	0	0	1	0	0	0	0	0	0	9	12	0.00	0.000
Trevor Hoffman, R ERA: 2.68	(9, 1)	1.0	S	5	2	0	0	1	0	0	0	0	0	0	13	17	0.00	2.000

PITCHER	IP	WLS	BF	H	R	ER	SO	BB	IBB	HBP	BLK	WP	HR	S	P	ERA	WHIP

Batter	1	2	3	4	5	6	7	8	9	AB	R	H	RBI	BB	SO	LOB
24 Brian Giles, L (1, 9) OBP: 0.383, SLG: 0.425	C B X 1-1 P5 ①		C B C B F B X 3-2 F9-3 ② ③ 1-1			C FA 86 B FA 87 B CH 77 C FA 85 B FA 87 X FA 86 3-2 SH3 1B 1-2		B CH 83 C FA 97 B CH 84 B FA 98 X FA 94 3-1 F8 ①		4	0	1	0	0	0	1
Mike Cameron, R (1, 8) OBP: 0.332, SLG: 0.442	B C C X 1-2 G6-3 ②			C C F B B X 2-2 F7 ①		B FA 88 X FA 86 1-0 SH3 ① 1-2 2-3		C SL 84 F FA 98 X FA 96 0-2 P3 ②		3	0	0	0	0	0	0
Milton Bradley, S (1, 7) OBP: 0.424, SLG: 0.588	F B X 1-1 1B			C X 0-1 P4 ②		B FA 88 C FA 86 F FA 87 F FA 87 F FA 88 S CU 62 1-3 K ②		X CH 87 0-0 HR		4	1	2	1	0	1	2
23 Adrián González, L (1, 3) OBP: 0.345, SLG: 0.492	B 1 SAFE B B B C F T 3-2 K ③			C F X FA 87 0-2 F9 ③		B B FA 88 F SL 81 X FA 88 2-1 F7 ③		B FA 98 F FA 98 X FA 97 1-1 F7 ③		4	0	0	0	0	1	3
3 Khalil Greene, R (1, 6) OBP: 0.283, SLG: 0.449		C C B F X 1-2 G5-3 ①			X 0-0 F7 ①		C FA 85 S CU 69 X FA 88 0-2 G1-3 ①			3	0	0	0	0	0	0
5 Kevin Kouzmanoff, R (1, 5) OBP: 0.298, SLG: 0.426		C B B B X 3-1 F9 ②			C SL 78 B SL 80 F FA 87 X FA 89 1-2 1B		S SL 80 S CU 66 B FA 89 B CH 77 B CU 67 X CU 70 3-2 F8 ②			3	0	1	0	0	0	0
28 Josh Bard, S (1, 2) OBP: 0.356, SLG: 0.386		B X 1-0 G4-3 ③			B FA 85 1 SAFE F FA 86 F B FA 88 F FA 85 T FA 86 2-2 K ②		C FA 88 B CH 77 F CH 78 B FA 88 B CU 68 B FA 88 4-2 HR BB			2	1	0	0	1	1	1
Geoff Blum, S (1, 4) OBP: 0.327, SLG: 0.365			B C X 1-1 L8 ①		X FA 86 0-0 G4-3 ③		B FA 88 C FA 85 F FA 86 F FA 88 B CU 66 B CU 71 X 3-2 1-H HR			3	1	1	2	0	0	1
44 Jake Peavy, R (1, 1) OBP: 0.224, SLG: 0.321 Rob Mackowiak, L (7, PH) OBP: 0.334, SLG: 0.392 21 Heath Bell, R (8, 1) Trevor Hoffman, R (9, 1)			C F X 0-2 24 F9-3 1B			X FA 87 0-0 SH3 24 1B 1B	F CH 78 C FA 85 B FA 87 F FA 85 B FA 88 B CH 78 X CU 78 3-2 G4-3 ③			2 1 0 0	0 0 0 0	2 0 0 0	0 0 0 0	0 0 0 0	0 0 0 0	0 0 0 0
Inning Stats	R: 0 E: 0 K: 1 S: 10 H: 1 LOB: 1 BB: 0 P: 16	R: 0 E: 0 K: 0 S: 7 H: 0 LOB: 0 BB: 0 P: 12	R: 0 E: 0 K: 0 S: 9 H: 1 LOB: 0 BB: 0 P: 13	R: 0 E: 0 K: 0 S: 9 H: 0 LOB: 0 BB: 0 P: 11	R: 0 E: 0 K: 1 S: 9 H: 1 LOB: 1 BB: 0 P: 12	R: 0 E: 0 K: 1 S: 12 H: 2 LOB: 2 BB: 0 P: 19	R: 2 E: 0 K: 0 S: 16 H: 1 LOB: 0 BB: 1 P: 29	R: 1 E: 0 K: 0 S: 8 H: 1 LOB: 0 BB: 0 P: 12		1B: 5 2B: 1 3B: 0 HR: 2	SF: 0 SAC: 1 DP: 1 HBP: 0					

PITCHER		IP	WLS	BF	H	R	ER	SO	BB	IBB	HBP	BLK	WP	HR	S	P	ERA	WHIP
Livan Hernandez, R ERA: 4.86	(1, 1)	7.0	L	27	6	2	2	3	1	0	0	0	0	1	72	112	2.57	1.000
37 Juan Cruz, R ERA: 3.0	(8, 1)	1.0		4	1	1	1	0	0	0	0	0	0	1	8	12	9.00	1.000

PITCHER	IP	WLS	BF	H	R	ER	SO	BB	IBB	HBP	BLK	WP	HR	S	P	ERA	WHIP

BOTTOM

Arizona Diamondbacks @ San Diego Padres

PETCO Park, San Diego, CA

Mon Aug 27 2007, 10:05 PM EDT

Att. 25,763 - Clear - 71 F

livebaseballscorecards.com

AB	29
R	3
H	7
RBI	3
BB	1
SO	3
LOB	8

Arizona Diamondbacks @ San Diego Padres

PETCO Park, San Diego, CA

Tue Aug 28 2007, 10:05 PM EDT

Att. 23,006 - Clear - 71 F

livebaseballscorecards.com

Batter	1	2	3	4	5	6	7	8	9	AB	R	H	RBI	BB	SO	LOB
24 Chris Young, R (1, 8) OBP: 0.285, SLG: 0.468	B CH 83 C SI 64 C CH 84 S CH 75 1-3 **K** ①	C CU 68 B CH 78 C CH 77 B FA 90 D CH 78 S CU 66 3-3 **K** ③		B FA 89 B CH 80 B CU 68 B SI 86 4-0 **BB**		B SI 78 C FA 90 B CU 68 X CU 68 2-1 **L3** ③			C FA 86 S CH 75 B CH 75 X CH 75 1-2 **F9** ②	4	0	0	0	1	2	2
1 Orlando Hudson, S (1, 4) OBP: 0.374, SLG: 0.436	B CH 85 X CH 75 1-0 34 E 1B		B CU 65 F CU 66 B FA 87 C CU 67 X FA 87 2-2 **G4-3** ①	F CU 69 B FA 90 B CH 79 B CU 66 F FA 87 X FA 88 3-2 **G4-3** ③			B FA 91 F FA 92 B FA 94 B FA 93 F FA 92 F FA 94 X FA 93 3-2 **G4-3** ①		F FC 86 B CH 75 C FA 86 B CH 76 B CH 76 F FC 86 C FC 88 3-3 **K** ③	5	1	1	0	0	1	2
22 Eric Byrnes, R (1, 7) OBP: 0.366, SLG: 0.484	X CH 86 0-0 **F7** ②		X FA 88 0-0 **L5** ②		C CU 66 C CU 64 X FA 87 0-2 34 1B 6 G3 34 S 1B		B SL 88 X FA 95 1-0 **F8** ②			4	1	1	0	0	0	1
34 Conor Jackson, R (1, 3) OBP: 0.367, SLG: 0.452	C FA 87 X FA 88 0-1 **E2** 1-H 2B		B CH 85 B CU 68 C CH 86 B CU 68 B CU 67 4-1 **BB**		1 SAFE 1 SAFE 1 SAFE 1 SAFE P PO 82 S CU 68 B FF 90 X CU 69 2-1 27 G5-3 6 G3 1-3 1B		C FA 94 C FA 95 F FA 97 B FA 96 X FA 90 1-2 **HR**			3	1	3	2	1	0	0
6 Stephen Drew, L (1, 6) OBP: 0.302, SLG: 0.357	C CU 68 F CU 68 B CU 67 F FA 88 F CU 68 B FA 90 S CH 78 2-3 **K** ③		B CU 67 1 SAFE B CH 77 X FA 89 2-0 **G4-3** ③		C FA 88 S CU 70 F CU 67 F FA 89 B FA 90 X CU 70 1-2 **G3** ① 1-2 3-H		C CU 80 B FA 96 X CU 81 1-1 **G4-3** ③			4	0	0	1	0	1	3
19 Chris Snyder, R (1, 2) OBP: 0.337, SLG: 0.438		B CH 83 C CU 65 B FA 86 B FA 86 F FA 87 X FA 90 3-2 17 SH1-4 27 1B 1B		H CU 65 1-0 10 FC6-4 HBP	B CH 78 C CU 68 B FA 88 B CH 79 B FA 91 4-1 **BB**			B CU 84 X FA 97 1-0 **G6-3** ①		2	0	1	0	1	0	0
27 Mark Reynolds, R (1, 5) OBP: 0.329, SLG: 0.474		X CU 67 0-0 17 SH1-4 1-2 1B		B CH 74 C CU 67 C FA 86 S CH 77 1-3 **K** ①	X CU 68 0-0 **G5-3** ② ③ 2-3f			B SL 87 C CU 86 S SL 87 C FA 98 1-3 **K** ②		4	0	1	0	0	2	3
10 Justin Upton, R (1, 9) OBP: 0.266, SLG: 0.392		X CU 68 0-0 **F8** ①		C FA 89 B CH 78 B FA 90 S CU 68 X FA 90 2-2 **FC6-4** ② 17 2B 1-2f		C CU 65 X FA 89 0-1 **G5-3** ①		B CU 85 B FA 97 B FA 97 C FA 96 X FA 97 3-1 **G1-3** ③		4	1	0	0	0	0	3
17 Brandon Webb, R (1, 1) OBP: 0.085, SLG: 0.119 56 Ramon Pena, R (6, 1) OBP: 0.250, SLG: 0.250 Dustin Nippert, R (7, 1) 45 Doug Slaten, L (8, 1) Jeff Salazar, L (9, PH) OBP: 0.319, SLG: 0.378		L FA 88 X CU 67 0-1 **SH1-4** ② 1-2 2-3		B CU 68 C FA 90 C CU 69 F CU 71 X CU 69 1-2 1-H 2B		B FA 90 C FA 89 B CH 79 X FA 88 2-1 **G5-3** ②			X FA 85 0-0 **P6** ① 	2 0 0 0 1	0 0 0 0 0	1 0 0 0 0	1 0 0 0 0	0 0 0 0 0	0 0 0 0 0	0 0 0 0 0

Inning Stats	1	2	3	4	5	6	7	8	9
	R: 1 E: 1 K: 2 S: 12	H: 2 LOB: 1 BB: 0 P: 16	R: 0 E: 0 K: 1 S: 10	H: 2 LOB: 2 BB: 0 P: 16	R: 0 E: 0 K: 0 S: 6	H: 0 LOB: 1 BB: 1 P: 14	R: 1 E: 0 K: 1 S: 13	H: 1 LOB: 2 BB: 1 P: 25	R: 1 E: 0 K: 0 S: 13	H: 2 LOB: 1 BB: 1 P: 19	R: 0 E: 0 K: 0 S: 6	H: 0 LOB: 0 BB: 0 P: 10	R: 1 E: 0 K: 0 S: 11	H: 1 LOB: 0 BB: 0 P: 17	R: 0 E: 0 K: 1 S: 6	H: 0 LOB: 0 BB: 0 P: 11	R: 0 E: 0 K: 1 S: 8	H: 0 LOB: 0 BB: 0 P: 12

1B: 5	SF: 0
2B: 2	SAC: 1
3B: 0	DP: 1
HR: 1	HBP: 1

WP: 0	PA: 38
PB: 0	
SB: 1	
CS: 0	

AB	33
R	4
H	8
RBI	4
BB	3
SO	6
LOB	14

PITCHER		IP	WLS	BF	H	R	ER	SO	BB	IBB	HBP	BLK	WP	HR	S	P	ERA	WHIP
Justin Germano, R ERA: 4.25	(1, 1)	6.0	W	28	7	3	3	4	3	0	1	0	0	0	60	100	4.50	1.667
Doug Brocail, R ERA: 3.84	(7, 1)	1.0	H	4	1	1	1	0	0	0	0	0	0	1	11	17	9.00	1.000
21 Heath Bell, R ERA: 2.39	(8, 1)	1.0	H	3	0	0	0	1	0	0	0	0	0	0	6	11	0.00	0.000
Trevor Hoffman, R ERA: 2.63	(9, 1)	1.0	S	3	0	0	0	1	0	0	0	0	0	0	8	12	0.00	0.000

PITCHER	IP	WLS	BF	H	R	ER	SO	BB	IBB	HBP	BLK	WP	HR	S	P	ERA	WHIP

Batter	1	2	3	4	5	6	7	8	9	AB	R	H	RBI	BB	SO	LOB
24 Brian Giles, L (1, 9) OBP: 0.379, SLG: 0.420	B FA 88 X FA 90 1-0 ① G4-3		C FA 89 B CU 75 B FA 88 F CH 85 F FA 90 C FA 90 2-3 ① K		F FA 90 X FA 90 0-1 ③ G3-1	B FA 97 B FA 97 F FA 95 B FA 97 F FA 97 C FA 98 3-3 ② K				4	0	0	0	0	2	4
Mike Cameron, R (1, 8) OBP: 0.332, SLG: 0.447	C FA 90 B FA 90 B FA 90 X FA 91 2-1 ② G6-3		C FA 88 B CU 76 X FA 90 1-1 ② F9			C CU 74 B FA 89 X FA 90 1-1 HR B FA 91 B FA 92 C FA 95 S FA 97 1-3 ③ K				4	1	1	1	0	1	3
Milton Bradley, S (1, 7) OBP: 0.421, SLG: 0.578	C FA 88 F FA 91 B CH 82 S CU 77 1-3 ③ K		S FA 90 F CU 78 B FA 91 B FA 91 S SL 82 2-3 ③ K			F CU 76 C FA 89 B FA 89 B CH 81 B CU 77 B FA 90 4-2 23 1B 3 1B BB	C CU 79 F CU 80 B FA 97 X CU 80 1-2 ① F7			3	1	0	0	1	2	0
23 Adrián González, L (1, 3) OBP: 0.348, SLG: 0.493		B FA 89 X FA 90 1-0 3 2B 1B		B FA 90 B CH 80 B FA 90 C FA 88 B FA 91 4-1 3 G6-4-3 BB		C FA 90 B FA 86 1 SAFE 1 SAFE P PO 80 F CH 86 F FA 88 X FA 88 2-2 5 1B 3 1B 28 1B 1-2 1B	B FA 96 F FA 96 X CU 81 1-1 ② G4-3			3	2	2	0	1	0	0
3 Khalil Greene, R (1, 6) OBP: 0.285, SLG: 0.451		C FA 89 B FA 89 D FA 91 S FA 91 X CH 81 2-2 5 G1-3 28 SF7 1-H 2B		1 SAFE 1 SAFE C FA 90 B FA 90 1 SAFE X FA 90 1-1 ① ② G6-4-3 1-2f		B FA 91 X FA 90 1-0 28 1B 5 1B HBP 1-2 2-H 1B	F FA 98 S FA 99 S FA 100 0-3 ③ K			4	2	2	2	0	1	1
5 Kevin Kouzmanoff, R (1, 5) OBP: 0.297, SLG: 0.424		C FA 92 X FA 90 0-1 ① G1-3 2-3		B FA 90 B FA 91 X FA 91 2-0 ③ G6-3		X FA 89 0-0 HBP 28 1B 1-2 2-3 1B		F CU 79 X CU 80 0-1 ① G6-3		4	0	1	0	0	0	1
28 Josh Bard, S (1, 2) OBP: 0.355, SLG: 0.386		C FA 90 F FA 90 X FA 90 0-2 ② SF7 3-H			B FA 87 B CH 75 X FA 89 2-0 ① G4-3	B FA 87 B FA 87 X FA 88 2-0 HBP 1-2 2-3 3-H 1B		C FA 97 B CU 81 F FA 97 F FA 98 X FA 90 1-2 ② G5-3		3	0	1	2	0	0	0
Geoff Blum, S (1, 4) OBP: 0.322, SLG: 0.359		B FA 91 B FA 87 X FA 91 2-0 E1			C FA 89 X CU 76 0-1 ② G4-3	X CU 76 0-0 ① L6		B CU 80 C FA 90 F CU 83 S 1-3 K		4	0	0	0	0	1	3
Justin Germano, R (1, 1) OBP: 0.233, SLG: 0.214 Rob Mackowiak, L (6, PH) OBP: 0.336, SLG: 0.392 Doug Brocail, L (7, 1) OBP: 0.500, SLG: 0.500 21 Heath Bell, R (8, 1) Terrmel Sledge, L (8, PH) OBP: 0.314, SLG: 0.386 Trevor Hoffman, R (9, 1)		F FA 89 C FA 90 F CU 75 C FA 92 0-3 ③ K		B FA 89 B FA 91 B FA 89 C FA 88 S FA 89 B FA 90 4-2 BB		F FA 88 C FA 88 H FA 89 1-2 2-3 3-H HBP		1 SAFE C SL 81 F FC 84 1 SAFE F SL 85 B FA 92 D SL 84 S SL 82 2-3 ③ K		1 0 0 0 1 0	0 0 0 0 0 0	0 0 0 0 0 0	0 1 0 0 0 1	1 0 0 0 0 0	1 0 0 0 1 0	1 0 0 0 1 0
Inning Stats	R: 0 E: 0 K: 1 S: 6 H: 0 LOB: 0 BB: 0 P: 10	R: 2 E: 1 K: 1 S: 14 H: 2 LOB: 1 BB: 0 P: 19	R: 0 E: 0 K: 2 S: 9 H: 0 LOB: 0 BB: 0 P: 14	R: 0 E: 0 K: 0 S: 4 H: 0 LOB: 0 BB: 1 P: 11	R: 0 E: 0 K: 0 S: 7 H: 0 LOB: 1 BB: 1 P: 13	R: 4 E: 0 K: 2 S: 21 H: 5 LOB: 3 BB: 1 P: 35	R: 0 E: 0 K: 1 S: 8 H: 0 LOB: 0 BB: 0 P: 10	R: 0 E: 0 K: 2 S: 13 H: 0 LOB: 1 BB: 0 P: 17		1B: 5 2B: 1 3B: 0 HR: 1	SF: 1 SAC: 0 DP: 1 HBP: 1			WP: 1 PB: 0 SB: 0 CS: 0	PA: 36	

PITCHER		IP	WLS	BF	H	R	ER	SO	BB	IBB	HBP	BLK	WP	HR	S	P	ERA	WHIP
17 Brandon Webb, R ERA: 2.83	(1, 1)	5.1	L	27	7	6	6	4	3	0	1	0	0	1	55	92	10.12	1.875
56 Ramon Pena, R ERA: 2.75	(6, 1)	0.2		2	0	0	0	2	0	0	0	0	0	0	6	10	0.00	0.000
Dustin Nippert, R ERA: 5.59	(7, 1)	1.2		6	0	0	0	2	0	0	0	0	1	0	17	21	0.00	0.000
45 Doug Slaten, L ERA: 2.27	(8, 1)	0.1		1	0	0	0	1	0	0	0	0	0	0	4	6	0.00	0.000

PITCHER	IP	WLS	BF	H	R	ER	SO	BB	IBB	HBP	BLK	WP	HR	S	P	ERA	WHIP

BOTTOM

Arizona Diamondbacks @ San Diego Padres

PETCO Park, San Diego, CA

Tue Aug 28 2007, 10:05 PM EDT

Att. 23,006 - Clear - 71 F

livebaseballscorecards.com

AB	31
R	6
H	7
RBI	6
BB	3
SO	9
LOB	14

Arizona Diamondbacks @ San Diego Padres

PETCO Park, San Diego, CA

Wed Aug 29 2007, 10:05 PM EDT

Att. 29,021 - Partly Cloudy - 72 F

livebaseballscorecards.com

TOP

Batter	1	2	3	4	5	6	7	8	9	AB	R	H	RBI	BB	SO	LOB
24 Chris Young, R (1, 8) OBP: 0.287, SLG: 0.470	C FC 87 B FA 88 S FC 88 X FA 88 1-2 1 G5-3 1B		F FA 89 C FA 88 X FA 88 0-2 1 FC1-2 2B 1-3 2-H		X FF 88 0-0 ③ F8		B CH 82 S FC 83 B FC 83 C FA 88 S FC 83 2-3 ③ K			4	0	2	1	0	1	2
1 Orlando Hudson, S (1, 4) OBP: 0.373, SLG: 0.437	B FA 88 1 SAFE P PO 84 F FA 87 1 SAFE 1 SAFE F FA 88 X FA 88 2-2 ① ② G5-3 1-2		X FA 88 0-0 ② FC1-2 2-3 3-H			X FA 86 0-0 34 G6-3 2B		F FA 93 S FA 96 B FA 95 F FA 94 F FA 96 S SL 86 1-3 ① K		4	0	1	0	0	1	3
22 Eric Byrnes, R (1, 7) OBP: 0.363, SLG: 0.481	B FA 88 X FA 88 1-0 ③ F9		B FA 83 B FA 88 X FA 88 2-0 ③ F7			B SI 88 X SI 87 1-0 ① F9		S FA 96 B FA 96 B CH 85 S FA 94 B FA 95 F FA 94 C FA 95 3-3 ② K		4	0	0	0	0	1	3
34 Conor Jackson, R (1, 3) OBP: 0.364, SLG: 0.447		C FA 87 F FA 87 C FA 88 0-3 ① K		C FA 88 B SL 86 X FA 88 1-1 ① L4		C FA 88 2 SAFE B SI 88 X SI 88 1-1 ② G6-3 2-3		B FA 94 B FA 96 F FA 94 X FA 93 2-1 ③ G5-3		4	0	0	0	0	1	1
19 Chris Snyder, R (1, 2) OBP: 0.332, SLG: 0.432		C FA 88 B FA 88 S FA 82 X FA 88 1-2 ② G5-3		B FC 82 X FC 83 1-0 ② G5-3		C FA 89 X 0-1 ③ F9			C SL 83 B FA 98 X FA 98 1-1 ① G6-3	4	0	0	0	0	0	1
6 Stephen Drew, L (1, 6) OBP: 0.302, SLG: 0.356		B FA 87 X FA 86 1-0 ③ G4-3		C SI 87 B FC 87 B FA 87 F FA 86 B FA 88 F FA 87 X FA 83 3-2 1B			B FA 80 F FA 86 F FA 86 B CH 81 X FA 86 2-2 ① G3-1		B CU 84 F SL 85 C FA 98 F FA 99 F SL 85 F FA 98 F FA 98 B FA 98 S FA 98 2-3 ② K	4	0	1	0	0	1	0
27 Mark Reynolds, R (1, 5) OBP: 0.329, SLG: 0.472 Jeff Salazar, L (9, PH) OBP: 0.313, SLG: 0.370			C FC 87 B SL 83 C FA 87 X CU 74 1-2 10 1B 24 2B 1B	1 SAFE B FA 86 1 SAFE C FA 87 F FA 88 1 SAFE F FA 87 B FA 88 C FA 88 2-3 ③ K			B CH 82 F CH 82 X CH 82 1-1 ② P3		B B C B X 3-1 ③ G6-3	3 1	1 0	1 0	0 0	0 0	1 0	1 0
10 Justin Upton, R (1, 9) OBP: 0.280, SLG: 0.403			X FA 87 0-0 24 2B 1-2 1 FC1-2 1B		C FA 87 C FA 87 F FA 88 B FC 87 F CH 81 F FA 88 C FA 89 1-3 ① K		X FA 88 0-0 44 1B 1B			3	0	2	0	0	1	0
44 Micah Owings, R (1, 1) OBP: 0.302, SLG: 0.600 45 Doug Slaten, L (8, 1) Brandon Lyon, R (8, 1)			C FA 87 B FA 86 L SL 81 F FA 88 F FA 88 S FC 82 1-3 ① K		X CH 83 0-0 ② G5-3		1 SAFE X FA 88 0-0 1-3 1B			3 0 0	0 0 0	1 0 0	0 0 0	0 0 0	1 0 0	2 0 0
Inning Stats	R: 0 E: 0 K: 0 S: 8 H: 1 LOB: 0 BB: 0 P: 11	R: 0 E: 0 K: 1 S: 7 H: 0 LOB: 0 BB: 0 P: 9	R: 1 E: 0 K: 1 S: 14 H: 3 LOB: 2 BB: 0 P: 18	R: 0 E: 0 K: 1 S: 11 H: 1 LOB: 1 BB: 0 P: 18	R: 0 E: 0 K: 1 S: 8 H: 0 LOB: 0 BB: 0 P: 9	R: 0 E: 0 K: 0 S: 6 H: 1 LOB: 1 BB: 0 P: 8	R: 0 E: 0 K: 1 S: 10 H: 2 LOB: 2 BB: 0 P: 15	R: 0 E: 0 K: 2 S: 11 H: 0 LOB: 0 BB: 0 P: 17	R: 0 E: 0 K: 1 S: 11 H: 0 LOB: 0 BB: 0 P: 17	1B: 6 2B: 2 3B: 0 HR: 0 SF: 0 SAC: 0 DP: 0 HBP: 0						

	AB	34
	R	1
	H	8
	RBI	1
	BB	0
	SO	8
	LOB	13

WP: 0 PB: 0 SB: 0 CS: 0 PA: 34

PITCHER		IP	WLS	BF	H	R	ER	SO	BB	IBB	HBP	BLK	WP	HR	S	P	ERA	WHIP
Greg Maddux, R ERA: 3.79	(1, 1)	7.0		28	8	1	1	5	0	0	0	0	0	0	64	88	1.29	1.143
41 Kevin Cameron, R ERA: 1.42	(8, 1)	1.0	W	3	0	0	0	2	0	0	0	0	0	0	11	17	0.00	0.000
21 Heath Bell, R ERA: 2.36	(9, 1)	1.0	S	3	0	0	0	1	0	0	0	0	0	0	11	17	0.00	0.000

PITCHER	IP	WLS	BF	H	R	ER	SO	BB	IBB	HBP	BLK	WP	HR	S	P	ERA	WHIP

BOTTOM

Arizona Diamondbacks @ San Diego Padres

PETCO Park, San Diego, CA

Wed Aug 29 2007, 10:05 PM EDT

Att. 29,021 - Partly Cloudy - 72 F

livebaseballscorecards.com

Batter	1	2	3	4	5	6	7	8	9	AB	R	H	RBI	BB	SO	LOB
24 Brian Giles, L (1, 9) OBP: 0.383, SLG: 0.432	C FA 92 B FA 90 X FA 93 1-1 HBP BB 1B		F CH 69 B FA 86 F FA 92 X 1-2 HR		C FA 92 X FA 91 0-1 ① F8			B FA 92 B FA 93 X FA 93 2-0 2B 1B		4	2	3	1	0	0	0
Mike Cameron, R (1, 8) OBP: 0.335, SLG: 0.452	S FA 91 B SL 85 1 SAFE B FA 91 1 SAFE 1 SAFE B FA 91 B SL 84 4-1 HBP 1-2 BB		B FA 92 C FA 85 B FA 87 X FA 93 2-1 23 G3 2B		C FA 87 S FA 86 X FA 86 0-2 ② F7			X FA 92 0-0 23 1B 1-H 2B		3	1	2	1	1	0	0
Milton Bradley, S (1, 7) OBP: 0.417, SLG: 0.568	C FA 87 B SL 80 S FA 91 H FA 92 2-2 1-2 2-3 HBP		B FA 92 X SL 84 1-0 ① L4		B FA 92 X SL 87 1-0 ③ G1-5-3			X CU 77 0-0 ① P1		3	0	0	0	0	0	2
23 Adrián González, L (1, 3) OBP: 0.347, SLG: 0.491	C FA 92 F SL 85 S FA 91 0-3 ① K		X FA 91 0-0 ② G3 2-3			X FA 91 0-0 ① G3		S FA 94 X CU 77 0-1 ② 2-H 1B		4	0	1	1	0	1	4
3 Khalil Greene, R (1, 6) OBP: 0.286, SLG: 0.453	F SL 85 B FA 92 B FA 91 S FA 93 S FA 94 2-3 ② K		B FA 92 F SL 86 F FA 91 B FA 92 H FA 91 3-2 HBP			C FA 92 B FA 91 X FA 92 1-1 ② F7		X FF 95 0-0 2B		3	0	1	0	0	1	3
5 Kevin Kouzmanoff, R (1, 5) OBP: 0.297, SLG: 0.420	F FA 93 S FA 93 S FA 92 0-3 ③ K		C FA 91 X CH 80 0-1 ③ F7			B SL 87 B FC 86 B FA 93 C FA 92 X FA 87 3-1 ③ G5-3		B CU 76 C FA 95 B FA 94 B FA 96 B 4-1 BB		3	0	0	0	1	1	5
28 Josh Bard, S (1, 2) OBP: 0.351, SLG: 0.381		C FA 90 B FA 92 B CH 80 F FA 93 X FA 95 2-2 ① G4-3		B FA 84 X FA 90 1-0 ① L8			F FA 92 F FA 93 F FA 92 B FA 87 X FA 92 1-2 ① F7	F FA 95 B FA 94 B CU 78 F FA 95 C CU 76 2-3 ③ K		4	0	0	0	0	1	2
Geoff Blum, S (1, 4) OBP: 0.318, SLG: 0.354		C FA 92 C SL 85 F SL 83 S FA 92 0-3 ② K		B FA 90 C CH 81 S SL 86 F FA 92 F SL 86 F FA 91 X FA 94 1-2 ② P4			F FA 87 F CH 82 B FA 92 F FA 92 S SL 87 1-3 ② K			3	0	0	0	0	2	0
Greg Maddux, R (1, 1) OBP: 0.154, SLG: 0.157 Rob Mackowiak, L (7, PH) OBP: 0.335, SLG: 0.391 41 Kevin Cameron, R (8, 1) 21 Heath Bell, R (9, 1)		C FA 94 F FA 87 C 0-3 ③ K		S FA 91 X SL 86 0-1 ③ G1-5-3			S FA 93 F SL 85 B FA 93 X SL 85 1-2 ③ G4-3			2 1 0 0	0 0 0 0	0 0 0 0	0 0 0 0	0 0 0 0	1 0 0 0	0 0 0 0
Inning Stats	R: 0 E: 0 K: 3 S: 14 H: 1 LOB: 3 BB: 1 P: 23	R: 0 E: 0 K: 2 S: 10 H: 0 LOB: 0 BB: 0 P: 12	R: 1 E: 0 K: 0 S: 11 H: 2 LOB: 2 BB: 0 P: 18	R: 0 E: 0 K: 0 S: 9 H: 0 LOB: 0 BB: 0 P: 11	R: 0 E: 0 K: 0 S: 6 H: 0 LOB: 0 BB: 0 P: 7	R: 0 E: 0 K: 0 S: 5 H: 0 LOB: 0 BB: 0 P: 9	R: 0 E: 0 K: 1 S: 11 H: 0 LOB: 0 BB: 0 P: 14	R: 2 E: 0 K: 1 S: 10 H: 4 LOB: 2 BB: 1 P: 18		1B: 3 2B: 3 3B: 0 HR: 1 SF: 0 SAC: 0 DP: 0 HBP: 2				WP: 0 PB: 0 SB: 0 CS: 0 PA: 34		

	AB	30
	R	3
	H	7
	RBI	3
	BB	2
	SO	7
	LOB	16

PITCHER		IP	WLS	BF	H	R	ER	SO	BB	IBB	HBP	BLK	WP	HR	S	P	ERA	WHIP
44 Micah Owings, R ERA: 4.51	(1, 1)	7.0		27	3	1	1	6	1	0	2	0	0	1	66	94	1.29	0.571
45 Doug Slaten, L ERA: 2.56	(8, 1)	0.0	L	1	1	1	1	0	0	0	0	0	0	0	1	3	∞	∞
Brandon Lyon, R ERA: 2.66	(8, 1)	1.0		6	3	1	1	1	1	0	0	0	0	0	9	15	9.00	4.000

PITCHER		IP	WLS	BF	H	R	ER	SO	BB	IBB	HBP	BLK	WP	HR	S	P	ERA	WHIP

Batter	1	2	3	4	5	6	7	8	9	AB	R	H	RBI	BB	SO	LOB
24 Chris Young, R (1, 8) OBP: 0.288, SLG: 0.468	C FA 88 F FA 89 S FA 91 0-3 ① **K**		C S B F B B B 4-2 1 S **BB**		L FA 86 B SL 78 F FA 88 B SL 80 T SL 80 2-2 ① **K**	B CH 85 C CH 85 F FA 95 F SL 84 B CH 86 X FA 96 2-2 **1B**	B SL 86 C CH 87 D FA 88 C CH 86 B FA 95 X FA 96 3-2 ③ **F7**			4	0	1	0	1	2	2
1 Orlando Hudson, S (1, 4) OBP: 0.372, SLG: 0.433	X FA 88 0-0 ② **F7**		C B B L X 2-2 ① **G6-3** 1-2		B FA 88 B FA 88 B FA 88 C FA 87 B FA 89 4-1 BB 6 22 S **BB**	B CH 86 X FA 94 1-0 ② **F7**		X FA 91 0-0 ① **L8**		4	1	0	0	1	0	2
22 Eric Byrnes, R (1, 7) OBP: 0.362, SLG: 0.477	F FA 89 S FA 90 F FA 92 B SL 82 B SL 82 B FA 91 X FA 91 3-2 ③ **P5**		D S B B X 3-1 ② **P6**		1 SAFE 1 SAFE C SL 79 H FA 89 1-1 6 BB BB 27 2B 1-2 **HBP**	C FA 96 B CH 87 X FA 96 1-1 ③ **F9**		X FA 92 0-0 ② **G4-3**		4	1	0	0	0	0	2
Tony Clark, S (1, 3) OBP: 0.282, SLG: 0.455		C FA 89 B FA 88 B FA 89 X FA 90 2-1 ① **G4-3**	C S X 0-2 ③ **G3-1**		S FA 90 B FA 90 B FA 90 F FA 90 B FA 91 F FA 91 B FA 90 4-2 6 BB 27 2B 1-2 2-3 **BB**		B FA 95 F FA 95 B FA 95 X FA 94 2-1 6 2B **2B**	C FA 93 C CU 79 B FA 95 T FA 89 1-2 ③ **K**		4	2	1	0	1	1	1
6 Stephen Drew, L (1, 6) OBP: 0.307, SLG: 0.359		T FA 88 B FA 90 B FA 90 B FA 89 B FA 89 4-1 19 S 27 HR **BB**		B FA 87 B FA 87 B FA 87 C FA 88 B FA 87 4-1 10 BB **BB**	C FA 90 B FA 91 B FA 91 F FA 91 F FA 91 F FA 92 D SL 81 F FA 91 F FA 91 4-2 B FA 91 27 2B 1-2 2-3 3-H **BB**		B SL 84 B SL 83 X FA 96 2-0 19 2B 2-H **2B**		C FA 93 X SL 80 0-1 ① **P4**	2	3	1	2	3	0	0
19 Chris Snyder, R (1, 2) OBP: 0.330, SLG: 0.431		B FA 89 B FA 89 F FA 90 B FA 90 F FA 89 X FA 90 3-2 ② **F7** 1-2		P PO 85 C FA 88 1 SAFE X FA 88 1-1 ① **F7**	F FA 88 C FA 87 S CH 85 0-3 ② **K**		B CH 84 C CH 86 X FA 96 1-1 27 1B 10 FC1 2-H **2B**		C FA 94 B SL 81 C FA 92 B FA 95 F FA 93 B FA 92 S FA 93 3-3 ② **K**	5	0	1	1	0	2	5
27 Mark Reynolds, R (1, 5) OBP: 0.333, SLG: 0.489		F FA 89 B FA 89 X FA 89 1-1 2-H **HR**		P PO 83 1 SAFE B SL 79 X FA 90 2-0 ② **P2**	C SL 78 F FA 87 F SL 78 B SL 77 F FA 86 F SL 79 F CH 85 F SL 79 X FA 86 1-2 1-H 2-H 3-H **2B**		C SL 84 F FA 88 F SL 84 B FA 96 F SL 84 B CH 87 X CH 86 2-2 10 FC1 2-3 **1B**		B SL 79 F FA 91 B SL 79 F FA 90 B SL 83 X SL 81 3-2 ③ **G5-3**	5	1	3	5	0	0	1
10 Justin Upton, R (1, 9) OBP: 0.291, SLG: 0.400		S FA 88 X SL 79 0-1 **1B**		B FA 89 B FA 89 B FA 89 D FA 87 4-0 1-2 **BB**	C FA 87 B SL 78 F FA 87 X SL 78 1-2 ③ **P4**		S FA 95 X CH 87 0-1 ① **FC1** 1-2 3-H			3	0	1	0	1	0	3
49 Doug Davis, R (1, 1) OBP: 0.080, SLG: 0.061 37 Juan Cruz, R (7, 1) 56 Ramon Pena, R (8, 1) OBP: 0.250, SLG: 0.250 45 Doug Slaten, L (8, 1) Jose Valverde, R (9, 1)		1 SAFE C FA 88 S FA 88 B FA 90 S FC 89 1-3 ③ **K**		F FA 89 S SL 79 B SL 79 X SL 80 1-2 ③ **F8**		B FA 94 C FA 94 F FA 95 B FA 95 S FA 94 2-3 ① **K**	X FA 94 0-0 ② **F9**			4 0 0 0 0 0	0 0 0 0 0 0	0 0 0 0 0 0	0 0 0 0 0 0	0 0 0 0 0 0	2 0 0 0 0 0	5 0 0 0 0 0

TOP

Arizona Diamondbacks @ San Diego Padres

PETCO Park, San Diego, CA

Thu Aug 30 2007, 10:05 PM EDT

Att. 28,554 - Partly Cloudy - 75 F

livebaseballscorecards.com

AB	35
R	8
H	8
RBI	8
BB	7
SO	7
LOB	21

Inning Stats	1	2	3	4	5	6	7	8	9
	R: 0 E: 0 K: 1 S: 8	H: 0 LOB: 0 BB: 0 P: 11	R: 2 E: 0 K: 1 S: 13	H: 2 LOB: 1 BB: 1 P: 24	R: 0 E: 0 K: 0 S: 11	H: 0 LOB: 1 BB: 1 P: 20	R: 0 E: 0 K: 0 S: 9	H: 0 LOB: 2 BB: 2 P: 19	R: 4 E: 0 K: 2 S: 28	H: 1 LOB: 1 BB: 3 P: 45	R: 0 E: 0 K: 1 S: 10	H: 1 LOB: 1 BB: 0 P: 16	R: 2 E: 0 K: 0 S: 16	H: 4 LOB: 2 BB: 0 P: 26	R: 0 E: 0 K: 1 S: 5	H: 0 LOB: 0 BB: 0 P: 6	R: 0 E: 0 K: 1 S: 9	H: 0 LOB: 0 BB: 0 P: 15

| | | |

BOTTOM

Batter	1	2	3	4	5	6	7	8	9	AB	R	H	RBI	BB	SO	LOB
24 Brian Giles, L (1, 9) OBP: 0.381, SLG: 0.429	C FA 85 B FA 87 C FA 86 F FA 88 C FA 88 1-3 ① K			B FC 83 B FC 83 X FA 86 2-0 ① P6		C FA 86 B CU 69 F FA 87 X FA 87 1-2 ① F7	C FA 94 B FA 96 X FA 96 1-1 1-2 2-H 3-H 1B	C SL 81 B SL 83 X SL 82 1-1 ③ P4 1-2 2-3		5	0	1	2	0	1	2
Mike Cameron, R (1, 8) OBP: 0.333, SLG: 0.452	C FA 87 C FA 88 B FA 84 X FA 85 1-2 ② F9			B SL 82 S SL 82 F FC 84 B CU 70 B FA 83 X FC 84 3-2 FC6 2B		F FA 87 B FA 88 B FC 84 C CH 80 B CU 69 C FC 84 3-3 ② K	C SL 83 B SL 84 B FA 99 C SL 83 S SL 83 2-3 ③ K		F FS 88 S FS 88 S CH 90 0-3 ① K	5	0	1	0	0	3	2
Milton Bradley, S (1, 7) OBP: 0.417, SLG: 0.580	B FA 87 X FA 88 1-0 ③ F9			S FC 83 F CU 69 F FA 84 B CH 79 F CU 69 B FC 83 F FA 90 X CU 68 2-2 ② FC6 2-3		X CH 78 0-0 ③ G6-3		C CU 77 B FA 92 B FA 98 F FF 94 B SL 82 X FA 98 3-2 23 2B 5 1B 1B	B FS 89 S FS 88 X CH 88 1-1 HR	5	2	2	1	0	0	1
23 Adrián González, L (1, 3) OBP: 0.346, SLG: 0.490		B FA 87 B FC 84 X FA 86 2-0 ① L4		B FC 85 B FC 85 B FA 88 X FA 86 3-0 ③ P4			C CU 68 C FA 87 B FA 86 B CH 79 C CU 71 2-3 ① K	1 SAFE F FA 97 X FA 97 0-1 5 1B 28 1B 1-3 2B	C FA 97 F FA 99 B CH 89 F FA 98 S CH 88 1-3 ② K	5	1	1	0	0	2	1
3 Khalil Greene, R (1, 6) OBP: 0.287, SLG: 0.452		C FA 86 B CU 69 F FA 87 B CU 71 C CU 68 2-3 ② K			C FA 84 F CH 78 B FA 86 B FA 86 X FC 84 2-2 BB 1B		F CH 79 B FC 82 B CU 69 F FA 87 B CU 71 X FC 82 3-2 ② P4	C FA 97 B SL 90 B FA 97 X FA 97 2-1 ① P6	B FA 98 S FA 98 F FA 98 B CH 89 C FA 99 2-3 ③ K	3	0	1	0	0	1	0
Doug Brocail, L (8, 1) OBP: 0.500, SLG: 0.500										0	0	0	0	0	0	0
Terrmel Sledge, L (8, PH) OBP: 0.312, SLG: 0.384										1	0	0	0	0	0	2
41 Kevin Cameron, R (9, 1)										0	0	0	0	0	0	0
Rob Mackowiak, L (9, PH) OBP: 0.334, SLG: 0.390										1	0	0	0	0	1	0
5 Kevin Kouzmanoff, R (1, 5) OBP: 0.299, SLG: 0.424		C FA 87 X CH 80 0-1 ③ F9			B FC 83 X FA 86 1-0 ① L8		B SL 82 S CH 77 B FC 85 B SL 83 F FC 83 F FA 86 X FA 87 3-2 28 WP 1B 2B	S SL 88 B FA 98 X SL 88 1-1 11 WP 28 1B 11 1B 2-3 3-H 1B		4	2	2	1	0	0	1
28 Josh Bard, S (1, 2) OBP: 0.352, SLG: 0.380			X FA 85 0-0 ① G4-1		C FA 87 C FC 83 1 SAFE D CU 70 S CU 71 1-3 ② K		B FC 83 D CH 80 C FA 88 B FC 84 B FA 88 4-1 11 HBP 1B 24 1B 2-3 BB	B FA 97 F FA 97 B CH 88 F FA 98 X FA 97 2-2 24 WP 11 1B 1-2 3-H 1B		3	1	1	1	1	1	1
Geoff Blum, S (1, 4) OBP: 0.321, SLG: 0.354			C FA 87 B SL 82 B CU 69 F FC 84 S CU 69 2-3 ② K		B CU 68 S FC 84 B CH 80 D CU 70 C FA 86 F FC 84 F CU 70 B FA 87 4-2 1-2 BB		B CU 68 X FC 84 1-0 11 HBP 24 1B 1-2 3-H 1B	D FA 89 F FA 97 X FA 89 1-1 ② F8		3	1	1	1	1	2
(8, 6)																
32 Chris Young, R (1, 1) OBP: 0.214, SLG: 0.083			B FA 86 C FA 86 C FA 86 B CU 70 B FA 88 S FC 85 3-3 ③ K		F FC 84 B FC 83 D CU 71 X FC 86 2-1 ③ F8		H FA 96 1-0 24 1B 1-2 2-3 HBP	B SL 91 B FA 98 B FA 98 C FA 98 C FA 98 X FA 99 3-2 24 WP 1-2 2-H 1B		1	0	0	0	0	1	0
50 Joe Thatcher, L (5, 1)										0	0	0	0	0	0	0
43 Cla Meredith, R (5, 1)										0	0	0	0	0	0	0
Morgan Ensberg, R (5, PH) OBP: 0.316, SLG: 0.404										1	0	0	0	0	0	2
Wilfredo Ledezma, L (6, 1)										0	0	0	0	0	0	0
11 Craig Stansberry, R (7, PH) OBP: 0.600, SLG: 0.500										1	0	1	1	0	0	0
(8, 4)																

Inning Stats	1	2	3	4	5	6	7	8	9
	R: 0 E: 0 K: 1 S: 8	H: 0 LOB: 0 BB: 0 P: 11	R: 0 E: 0 K: 1 S: 6	H: 0 LOB: 0 BB: 0 P: 10	R: 0 E: 0 K: 2 S: 7	H: 0 LOB: 0 BB: 0 P: 12	R: 0 E: 0 K: 0 S: 11	H: 1 LOB: 1 BB: 0 P: 21	R: 0 E: 0 K: 1 S: 13	H: 1 LOB: 2 BB: 1 P: 23
	R: 0 E: 0 K: 1 S: 7	H: 0 LOB: 0 BB: 0 P: 11	R: 3 E: 0 K: 2 S: 17	H: 3 LOB: 2 BB: 1 P: 34	R: 3 E: 0 K: 0 S: 19	H: 5 LOB: 2 BB: 0 P: 32	R: 1 E: 0 K: 3 S: 12	H: 1 LOB: 0 BB: 0 P: 16		

	1B: 7	SF: 0	WP: 3	PA: 41
	2B: 3	SAC: 0	PB: 0	
	3B: 0	DP: 0	SB: 0	
	HR: 1	HBP: 1	CS: 0	

PITCHER		IP	WLS	BF	H	R	ER	SO	BB	IBB	HBP	BLK	WP	HR	S	P	ERA	WHIP
49 Doug Davis, L ERA: 4.09	(1, 1)	6.2	W	26	4	3	3	7	2	0	0	0	1	0	64	113	4.05	0.900
37 Juan Cruz, R ERA: 3.33	(7, 1)	0.1		5	3	2	2	1	0	0	1	0	0	0	10	17	54.00	9.000
56 Ramon Pena, R ERA: 2.85	(8, 1)	0.2		5	3	1	1	0	0	0	0	0	1	0	12	21	13.50	4.500
45 Doug Slaten, L ERA: 2.53	(8, 1)	0.1	H	1	0	0	0	0	0	0	0	0	1	0	2	3	0.00	0.000
Jose Valverde, R ERA: 2.77	(9, 1)	1.0	S	4	1	1	1	3	0	0	0	0	0	1	12	16	9.00	1.000

PITCHER	IP	WLS	BF	H	R	ER	SO	BB	IBB	HBP	BLK	WP	HR	S	P	ERA	WHIP

Arizona Diamondbacks @ San Diego Padres

PETCO Park, San Diego, CA

Thu Aug 30 2007, 10:05 PM EDT

Att. 28,554 - Partly Cloudy - 75 F

livebaseballscorecards.com

AB	38
R	7
H	11
RBI	7
BB	2
SO	11
LOB	14

Batter	1	2	3	4	5	6	7	8	9	AB	R	H	RBI	BB	SO	LOB
15 Rafael Furcal, S (1, 6) OBP: 0.344, SLG: 0.366	X FA 87 0-0 9 FC1-6 1B		C FA 90 B CU 78 X FA 90 1-1 ② F7		B CH 79 C CH 78 F FA 90 B SL 79 F CH 79 X FA 91 2-2 ② G1-3		X CU 76 0-0 ① G3-1		C FA 86 D CH 75 X FA 88 1-1 ② L7	5	0	1	0	0	0	1
9 Juan Pierre, L (1, 8) OBP: 0.322, SLG: 0.345	L FA 90 B FA 90 F FA 89 X FA 90 1-2 ① FC1-6 12 2B 1-2f		C CH 80 C FA 89 F FA 91 X SL 81 0-2 ③ G4-3		C FA 90 B CH 79 S CH 80 X SL 81 1-2 1B		C CU 77 B FA 90 X FA 93 1-1 ② G6-3		X FC 86 0-0 2-H 1B	5	1	2	1	0	0	1
27 Matt Kemp, R (1, 9) OBP: 0.361, SLG: 0.517	1 SAFE S CU 78 B FA 90 X CU 78 1-1 ② F8			C FA 91 X 0-1 ③ 12 G6-3 55 1B 2B	C FA 90 X SL 79 0-1 ③ G6-3		C FA 93 F FA 96 X FA 89 0-2 ③ G5-3		S CH 76 X CH 76 0-1 ③ P6	5	1	1	0	0	0	3
12 Jeff Kent, R (1, 4) OBP: 0.374, SLG: 0.504	X CU 78 0-0 ③ 1-H 2B			B CU 79 X FA 89 1-0 ① G6-3 2-3		C FA 89 B FA 89 S SL 78 B FA 90 F FF 91 F CH 81 X FA 90 2-2 16 G2-3 55 1B 1B		B CU 87 B FA 98 B FA 98 C FA 97 X FA 98 3-1 ① G4-3		4	1	2	1	0	0	1
16 Andre Ethier, L (1, 7) OBP: 0.357, SLG: 0.457		C FA 88 B FA 90 B FA 89 X FA 89 2-1 55 G6-4-3 1B		F FF 91 S CU 81 S CU 80 0-3 ② K		F FA 90 B FA 91 X CH 79 1-1 ① G2-3 1-2		X CU 84 0-0 E3 55 FC3-6		4	0	1	0	0	1	2
55 Russell Martin, R (1, 2) OBP: 0.382, SLG: 0.481		B FA 90 X SL 78 1-0 ①② G6-4-3 1-2f		B CH 80 B CH 80 C FF 92 B FA 91 X FA 91 3-1 7 1B 3-H 1B		C FA 91 B FA 91 D SL 80 S CH 80 X CH 81 2-2 2-H 1B		F CU 86 C FA 97 X FA 99 0-2 ② FC3-6 1-2f		4	0	2	2	0	0	2
7 James Loney, L (1, 3) OBP: 0.359, SLG: 0.457		C FA 90 C FA 90 X FA 90 0-2 1B		1 SAFE X FA 90 0-0 1-2 1B		C CU 79 B CH 79 F FA 89 B CU 80 B CU 80 D CH 80 4-2 BB		C FA 98 F FA 97 F FA 98 B FA 99 X SL 88 1-2 ③ G4-3		3	0	2	0	1	0	1
Shea Hillenbrand, R (1, 5) OBP: 0.273, SLG: 0.336		C FF 90 S CU 76 S SL 78 0-3 ③ K		S CH 80 S CH 79 S CH 80 0-3 ③ K		C CH 80 C FA 90 1 SAFE S CH 81 0-3 ② K			C SL 82 X FA 88 0-1 9 G3 1B 1B	4	1	1	0	0	3	5
David Wells, L (1, 1) OBP: 0.119, SLG: 0.119 Mark Sweeney, L (6, PH) OBP: 0.347, SLG: 0.389 Rudy Seanez, R (6, 1) Joe Beimel, L (7, 1) Roberto Hernandez, R (8, 1) Luis Gonzalez, L (9, PH) OBP: 0.358, SLG: 0.429			X FA 88 0-0 ① F8		B FA 88 C FA 89 F FA 88 S CH 79 1-3 ① K	C CU 78 F FA 88 S CU 80 0-3 ③ K			B FA 86 C FA 86 F CH 75 X CH 76 1-2 ① G3 1-2	2 1 0 0 0 0	0 0 0 0 0 1	0 0 0 0 0 0	0 0 0 0 0 0	0 0 0 0 0 0	1 1 0 0 0 0	0 2 0 0 0 1
Inning Stats	R: 1 E: 0 K: 0 S: 7 H: 2 LOB: 1 BB: 0 P: 9	R: 0 E: 0 K: 1 S: 9 H: 2 LOB: 1 BB: 0 P: 12	R: 0 E: 0 K: 0 S: 7 H: 0 LOB: 0 BB: 0 P: 8	R: 1 E: 0 K: 2 S: 12 H: 3 LOB: 2 BB: 0 P: 16	R: 0 E: 0 K: 1 S: 12 H: 1 LOB: 1 BB: 0 P: 16	R: 1 E: 0 K: 2 S: 18 H: 2 LOB: 2 BB: 1 P: 27	R: 0 E: 0 K: 0 S: 6 H: 0 LOB: 0 BB: 0 P: 7	R: 0 E: 1 K: 0 S: 10 H: 0 LOB: 1 BB: 0 P: 14	R: 1 E: 0 K: 0 S: 10 H: 2 LOB: 1 BB: 0 P: 12	1B: 10 2B: 2 3B: 0 HR: 0 SF: 0 SAC: 0 DP: 1 HBP: 0						

TOP

Los Angeles Dodgers @ San Diego Padres

PETCO Park, San Diego, CA

Fri Aug 31 2007, 10:05 PM EDT

Att. 44,324 - Partly Cloudy - 77 F

livebaseballscorecards.com

AB	38
R	4
H	12
RBI	4
BB	1
SO	6
LOB	19

PITCHER		IP	WLS	BF	H	R	ER	SO	BB	IBB	HBP	BLK	WP	HR	S	P	ERA	WHIP
Jack Cassel, R ERA: 5.19	(1, 1)	5.2		26	10	3	3	5	1	0	0	0	0	0	62	85	4.76	1.941
Doug Brocail, R ERA: 3.69	(6, 1)	1.1	W	4	0	0	0	1	0	0	0	0	0	0	9	10	0.00	0.000
21 Heath Bell, R ERA: 2.33	(8, 1)	1.0	H	4	0	0	0	0	0	0	0	0	0	0	10	14	0.00	0.000
Trevor Hoffman, R ERA: 2.76	(9, 1)	1.0	S	5	2	1	1	0	0	0	0	0	0	0	10	12	9.00	2.000

PITCHER	IP	WLS	BF	H	R	ER	SO	BB	IBB	HBP	BLK	WP	HR	S	P	ERA	WHIP

WP: 0 PB: 0 SB: 0 CS: 0 PA: 39

BOTTOM

Los Angeles Dodgers @ San Diego Padres

PETCO Park, San Diego, CA

Fri Aug 31 2007, 10:05 PM EDT

Att. 44,324 - Partly Cloudy - 77 F

livebaseballscorecards.com

Batter	1	2	3	4	5	6	7	8	9	AB	R	H	RBI	BB	SO	LOB
24 Brian Giles, L (1, 9) OBP: 0.379, SLG: 0.424	B FA 87 F FA 87 B CU 70 B FC 85 F FA 87 B FA 87 4-2 23 CS 1B BB	C CU 70 C CU 70 S CU 68 0-3 ③ K			B SL 82 C CU 67 B FA 88 X SL 79 2-1 ② F8		X FA 96 0-0 ② F8	B CH 84 C SL 84 B FA 97 C FA 97 S SL 86 2-3 ③ K		4	0	0	0	1	2	2
Mike Cameron, R (1, 8) OBP: 0.336, SLG: 0.453	B CU 70 C FA 87 B FA 88 X FA 89 2-1 23 CS 23 1B 1-2 1B	S FA 87 S CH 78 B CH 78 F SL 81 B CH 78 X SL 84 2-2 ① G5-3			B CH 79 C FA 88 B FA 88 X CH 79 2-1 1B		B FA 89 B SL 84 B FA 89 B FA 96 4-0 2B BB			3	2	2	0	1	0	0
Milton Bradley, S (1, 7) OBP: 0.414, SLG: 0.578	F FC 85 C CU 71 B FA 89 C CU 70 1-3 ① K	X CH 78 0-0 ② G5-3			1 SAFE 1 SAFE B FA 87 C CH 79 C CU 68 B CH 79 X CU 70 2-2 ③ P4		B FA 88 1 SAFE 1 SAFE C FA 90 B FA 90 X FA 91 2-1 23 1B 1-H 2B			4	1	1	1	0	1	3
23 Adrián González, L (1, 3) OBP: 0.349, SLG: 0.491	F FA 89 S CH 80 X 0-2 ② 3 2B 1-H 2-3 1B	S SL 82 X FA 88 0-1 ③ L3				C FA 85 H FA 94 1-1 5 1B 28 1B HBP	X FA 92 0-0 2-H 1B			3	2	2	2	0	0	0
3 Khalil Greene, R (1, 6) OBP: 0.286, SLG: 0.452	B FA 89 F FA 88 F CU 70 B FC 86 B FA 88 F FA 88 X CU 70 3-2 5 1B 1-H 2B			C CH 78 X SL 78 0-1 ① F7		1 SAFE F FA 88 1 SAFE F FA 88 B FA 95 B FA 95 D SL 85 S SL 84 3-3 ① K	B FA 90 C FA 90 B FA 84 B FA 90 X FA 89 3-1 ③ G6-3			4	1	1	1	0	1	2
5 Kevin Kouzmanoff, R (1, 5) OBP: 0.300, SLG: 0.425	B FA 89 F CU 71 X FA 88 1-1 2-H 1B			F CH 79 B CU 68 B FA 87 F CH 80 B CU 68 F CU 68 X FA 88 3-2 ② G5-3		F FA 95 X SL 85 0-1 28 1B 1-2 1B		B FA 94 B FA 96 F FA 95 B FA 94 X FA 95 3-1 ① F9		4	0	2	1	0	0	0
28 Josh Bard, S (1, 2) OBP: 0.354, SLG: 0.382	X FA 89 0-0 ③ G6-3			B FA 88 B FA 89 X CH 80 2-0 1B		X FA 89 0-0 ② 1-3 2-H 1B		C SL 85 B FA 88 F FA 95 C SL 84 1-3 ② K		4	0	2	1	0	1	1
Geoff Blum, S (1, 4) OBP: 0.320, SLG: 0.352		C FA 87 B CH 80 F SL 81 F FA 88 X CU 69 1-2 ① G4-3		C CH 80 B CH 78 B FA 87 F CH 79 X CU 69 2-2 ③ F8		B SL 85 B FA 95 S FA 87 B CH 87 X FA 89 3-1 ③ G3-4-3		C FA 96 X FS 87 0-1 1B 1B		4	0	1	0	0	0	2
Jack Cassel, R (1, 1) Doug Brocail, L (6, 1) OBP: 0.500, SLG: 0.500 Morgan Ensberg, R (7, PH) OBP: 0.315, SLG: 0.402 21 Heath Bell, R (8, 1) Terrmel Sledge, L (8, PH) OBP: 0.316, SLG: 0.388 Trevor Hoffman, R (9, 1)		C FA 88 X FA 89 0-1 ② G3-1			S FA 87 S CH 76 B CU 68 S CU 68 1-3 ① K		C FA 89 B FA 95 B FA 94 X FA 95 2-1 ① P4	B SL 84 S FA 96 B FA 96 X FA 95 2-1 1-2 1B		2 0 1 0 1 0	0 0 0 0 0 0	0 0 0 0 1 0	0 0 0 0 0 0	1 0 0 0 0 0	0 0 0 0 0 0	0 0 0 0 0 0
Inning Stats	R: 3 E: 0 K: 1 S: 17 H: 4 LOB: 1 BB: 1 P: 28	R: 0 E: 0 K: 1 S: 9 H: 0 LOB: 0 BB: 0 P: 10	R: 0 E: 0 K: 0 S: 7 H: 0 LOB: 0 BB: 0 P: 9	R: 0 E: 0 K: 0 S: 10 H: 1 LOB: 1 BB: 0 P: 17	R: 0 E: 0 K: 1 S: 10 H: 1 LOB: 1 BB: 0 P: 17	R: 1 E: 0 K: 1 S: 9 H: 2 LOB: 1 BB: 0 P: 16	R: 2 E: 0 K: 0 S: 8 H: 2 LOB: 1 BB: 1 P: 19	R: 0 E: 0 K: 2 S: 12 H: 2 LOB: 2 BB: 0 P: 20		1B: 10 2B: 2 3B: 0 HR: 0 SF: 0 SAC: 0 DP: 0 HBP: 1		WP: 0 PB: 0 SB: 0 CS: 2 PA: 37		

	AB	34
	R	6
	H	12
	RBI	6
	BB	2
	SO	6
	LOB	10

PITCHER		IP	WLS	BF	H	R	ER	SO	BB	IBB	HBP	BLK	WP	HR	S	P	ERA	WHIP
David Wells, L ERA: 5.46	(1, 1)	5.0		21	6	3	3	3	1	0	0	0	0	0	53	81	5.40	1.400
Rudy Seanez, R ERA: 3.68	(6, 1)	1.2	L	8	2	2	2	1	1	0	1	0	0	0	12	25	10.80	1.800
Joe Beimel, L ERA: 4.11	(7, 1)	0.1		3	2	1	1	0	0	0	0	0	0	0	5	10	27.00	6.000
Roberto Hernandez, R ERA: 6.05	(8, 1)	1.0		5	2	0	0	2	0	0	0	0	0	0	12	20	0.00	2.000

PITCHER		IP	WLS	BF	H	R	ER	SO	BB	IBB	HBP	BLK	WP	HR	S	P	ERA	WHIP

Los Angeles Dodgers @ San Diego Padres

PETCO Park, San Diego, CA

Sat Sep 01 2007, 10:05 PM EDT

Att. 42,605 - Partly Cloudy - 77 F

livebaseballscorecards.com

TOP

Batter	1	2	3	4	5	6	7	8	9	AB	R	H	RBI	BB	SO	LOB
15 Rafael Furcal, S (1, 6) OBP: 0.343, SLG: 0.364 14 Chin-Lung Hu, R (7, 6)	B FA 92 F FA 93 L SL 87 F FA 96 F SL 88 X FA 96 1-2 ① G4-3		C FA 95 B FA 95 T CU 78 F FA 97 B SL 88 X FA 96 2-2 ② F7			B SL 81 B FA 93 C FA 92 F FA 92 F FF 95 X SL 87 2-2 ① G1-3		B FA 89 X FA 88 1-0 ③ G6-3		3 0 0 0 0 0 0 1 0 0 0 0 0 1						
9 Juan Pierre, L (1, 8) OBP: 0.324, SLG: 0.348 Ramon Martinez, R (7, 4) OBP: 0.241, SLG: 0.221	F FA 94 X FA 96 0-1 2B		X FA 94 0-0 16 S 1B			F FA 94 X CH 85 0-1 ② L4			C FA 90 C FA 93 B FA 92 X FA 91 1-2 ① G5-3	3 0 2 0 0 0 0 1 0 0 0 0 0 0						
16 Andre Ethier, L (1, 9) OBP: 0.354, SLG: 0.452	X FA 96 0-0 ② P6		C FA 95 C FC 90 F FA 96 S FC 90 0-3 ③ K 1-2			C FA 88 X CU 73 0-1 ③ F8			X FA 91 0-0 ② G5-3	4 0 0 0 0 1 2						
12 Jeff Kent, R (1, 4) OBP: 0.372, SLG: 0.500 Mike Lieberthal, R (7, 2) OBP: 0.275, SLG: 0.258	B FC 91 C FA 96 B FA 97 S FA 97 S FA 98 2-3 ③ K			B FA 87 B FA 89 B FA 94 S FA 94 S FF 95 S FA 95 3-3 ① K			F FA 94 B FC 90 S FA 94 X FA 96 1-2 ① G4-3		B FA 90 X FA 90 1-0 ③ G6-3	3 0 0 0 0 2 1 1 0 0 0 0 0 0						
Luis Gonzalez, L (1, 7) OBP: 0.355, SLG: 0.425		C FA 93 S FA 94 F FA 96 F FA 90 B FA 95 C SL 88 1-3 ① K		C FA 88 B FF 95 F FC 89 F FA 96 B FA 96 F FA 96 S SL 85 2-3 ② K			B SL 84 X FA 89 1-0 ② F9			3 0 0 0 0 2 0						
55 Russell Martin, R (1, 2) OBP: 0.382, SLG: 0.479 49 Jon Meloan, R (7, 1)		C FA 95 C FA 93 B SL 85 B FA 96 B FA 96 F FA 86 B FA 96 4-2 BB		F FF 95 C FA 94 S FA 97 0-3 ③ K			F SL 87 B FA 92 C FA 93 C SL 83 1-3 ③ K			2 0 0 0 1 2 0 0 0 0 0 0 0 0						
7 James Loney, L (1, 3) OBP: 0.355, SLG: 0.451		1 SAFE B FC 89 F FA 89 S SL 89 C SL 89 1-3 ② K			B FA 93 X FA 88 1-0 ① G4-3			C FA 89 F CH 80 C FA 88 0-3 ① K		3 0 0 0 0 2 1						
Shea Hillenbrand, R (1, 5) OBP: 0.270, SLG: 0.332		1 SAFE 1 SAFE B SL 88 B FA 95 F FA 95 F FA 95 D FA 95 S SL 85 3-3 ③ K			C FA 95 B SL 85 X SL 85 1-1 ② F8			S FA 89 S FA 88 B SL 80 B FA 88 S FA 89 2-3 ② K		3 0 0 0 0 2 1						
Derek Lowe, R (1, 1) OBP: 0.193, SLG: 0.118 Mark Hendrickson, L (5, 1) OBP: 0.107, SLG: 0.077 27 Matt Kemp, R (7, 8) OBP: 0.364, SLG: 0.520			C FA 93 B FF 94 S FF 94 B SL 84 F SL 84 F FA 95 X FC 90 2-2 ① G6-3		B FA 94 C FF 94 X FA 94 1-1 ③ G4-3			X FA 90 0-0 1B		2 0 0 0 0 0 0 0 0 0 0 0 0 0 1 0 1 0 0 0 0						
Inning Stats	R: 0 H: 1 E: 0 LOB: 1 K: 1 BB: 0 S: 11 P: 14	R: 0 H: 0 E: 0 LOB: 1 K: 3 BB: 1 S: 14 P: 23	R: 0 H: 1 E: 0 LOB: 1 K: 1 BB: 0 S: 14 P: 18	R: 0 H: 0 E: 0 LOB: 0 K: 3 BB: 0 S: 11 P: 16	R: 0 H: 0 E: 0 LOB: 0 K: 0 BB: 0 S: 5 P: 8	R: 0 H: 0 E: 0 LOB: 0 K: 0 BB: 0 S: 8 P: 10	R: 0 H: 0 E: 0 LOB: 0 K: 1 BB: 0 S: 7 P: 10	R: 0 H: 1 E: 0 LOB: 1 K: 2 BB: 0 S: 8 P: 11	R: 0 H: 0 E: 0 LOB: 0 K: 0 BB: 0 S: 5 P: 7	1B: 2 SF: 0 2B: 1 SAC: 0 3B: 0 DP: 0 HR: 0 HBP: 0						

	AB	30
	R	0
	H	3
	RBI	0
	BB	1
	SO	11
	LOB	6

WP: 0 PA: 31
PB: 0
SB: 1
CS: 0

PITCHER		IP	WLS	BF	H	R	ER	SO	BB	IBB	HBP	BLK	WP	HR	S	P	ERA	WHIP
44 Jake Peavy, R ERA: 2.1	(1, 1)	7.0	W	24	2	0	0	9	1	0	0	0	0	0	70	99	0.00	0.429
43 Cla Meredith, R ERA: 3.44	(8, 1)	1.0		4	1	0	0	2	0	0	0	0	0	0	8	11	0.00	1.000
50 Joe Thatcher, L ERA: 1.5	(9, 1)	1.0		3	0	0	0	0	0	0	0	0	0	0	5	7	0.00	0.000

PITCHER		IP	WLS	BF	H	R	ER	SO	BB	IBB	HBP	BLK	WP	HR	S	P	ERA	WHIP

BOTTOM

Los Angeles Dodgers @ San Diego Padres

PETCO Park, San Diego, CA

Sat Sep 01 2007, 10:05 PM EDT

Att. 42,605 - Partly Cloudy - 77 F

livebaseballscorecards.com

Batter	1	2	3	4	5	6	7	8	9	AB	R	H	RBI	BB	SO	LOB
24 Brian Giles, L (1, 9) OBP: 0.380, SLG: 0.423	B FA 92 X FA 92 1-0 G3 ①		C CH 86 B FA 92 B SL 86 X FA 92 2-1 G4-6-3 ①② 1-2f		I IN 76 I IN 78 I IN 80 I IN 80 4-0 HR IBB	B FA 90 X FA 90 1-0 WP 1B		C CU 77 D CH 84 C CU 80 F FA 92 F CU 80 F FA 92 B CU 80 B FA 91 B CU 80 4-2 1-2 2-3 BB		3	1	1	0	1	0	1
Rob Mackowiak, L (8, 9) OBP: 0.336, SLG: 0.390										0	0	0	0	1	0	0
Mike Cameron, R (1, 8) OBP: 0.336, SLG: 0.457	B FA 92 C FA 92 X FA 92 1-1 G5-3 ②		B FA 92 C FA 93 B FA 93 X FA 92 2-1 G6-3 ③		C FA 91 F FA 91 B FA 93 X 1-2 1-H 2-H 3-H HR	C FA 90 B FA 85 X FA 91 1-1 L4 ③ 1-2		X FA 94 0-0 P4 ③		4	1	1	4	0	0	1
Brady Clark, R (8, 8) OBP: 0.303, SLG: 0.288										1	0	0	0	0	0	3
Milton Bradley, S (1, 7) OBP: 0.413, SLG: 0.572	B FA 92 B FA 92 C FA 92 C FA 92 B FA 92 X FA 93 3-2 G1-3 ③			F SL 84 C FA 91 F CH 87 B CH 87 B FA 92 C FA 91 2-3 K ①	B B S B S B 4-2 23 1B 3 1B BB		C FA 93 X FA 93 0-1 F9 ①			2	1	0	0	1	1	0
Terrmel Sledge, L (7, PH) OBP: 0.314, SLG: 0.385										1	0	0	0	0	0	0
(8, 7)																
23 Adrián González, L (1, 3) OBP: 0.350, SLG: 0.497		X FA 92 0-0 HR		S CH 86 B CH 87 F FA 91 B SL 86 S FA 88 2-3 K ②	B B F X 2-1 3 1B 1-2 1B		C CU 80 X FA 93 0-1 G4-3 ②			4	1	2	1	0	1	0
3 Khalil Greene, R (1, 6) OBP: 0.286, SLG: 0.451		C FA 90 B CH 86 B FA 91 S FA 92 B FA 92 F FA 91 X FA 92 3-2 G6-3 ①		X FA 92 0-0 F8 ③	C CH 82 S FA 90 X FA 91 0-2 1-2 2-H 1B		S FA 90 F FA 90 B FA 93 F CU 79 S FA 92 1-3 K ③			4	0	1	1	0	1	0
5 Kevin Kouzmanoff, R (1, 5) OBP: 0.300, SLG: 0.423		B FF 91 C FA 92 B FA 91 B FA 91 X FA 91 3-1 28 G1 1B			B FA 91 2-3 B FA 92 B FA 92 F FA 91 S FA 91 S FA 92 K ① C SL 82 0-1 X FA 90 L4 ②			S X 0-1 F9 ①		4	0	1	0	0	1	2
28 Josh Bard, S (1, 2) OBP: 0.356, SLG: 0.379		C SL 85 S CH 86 B CH 85 B FA 91 B FA 92 X CH 87 3-2 G1 ② 1-2			B CH 86 4-2 C FA 91 F CH 86 B FA 92 B SL 86 B FA 91 1B 44 E BB B FA 91 3-2 B CH 82 C FA 91 B FA 84 F FA 92 F CH 92 X FA 90 P3 ③			B C B B B 4-1 BB 9 BB BB		2	1	0	0	2	0	3
Geoff Blum, S (1, 4) OBP: 0.319, SLG: 0.351	B SL 85 B CH 86 B FA 92 C CH 87 C SL 85 S SL 86 3-3 K ③				X CH 86 0-0 44 E 1-3 HR 1B	X FA 90 0-0 G6-3 ①		B CU 78 C FA 92 F FA 92 X FA 92 1-2 F8 ②		4	1	1	0	0	1	2
44 Jake Peavy, R (1, 1) OBP: 0.230, SLG: 0.322			C SL 84 B FA 91 F FA 91 B CH 87 B FA 92 X FA 91 3-2 24 G4-6-3 1B		C FA 91 S FA 91 B CH 87 B CH 86 B FA 91 F FA 92 X FA 91 3-2 E5 1-3 HR 3-H	B FA 90 S FA 91 B FA 92 F FA 92 F FA 91 F CH 83 S FA 90 2-3 K ②		B CU 89 B CU 78 F FA 92 B FA 92 C CU 80 F CU 80 B FA 92 4-2 BB 1-2 BB		3	1	1	0	0	1	1
43 Cla Meredith, R (8, 1)										0	0	0	0	0	0	0
9 Brian Myrow, L (8, PH)										0	0	0	0	1	0	0
50 Joe Thatcher, L (9, 1)										0	0	0	0	0	0	0

Inning Stats	1	2	3	4	5	6	7	8	9
	R: 0 E: 0 K: 0 S: 6 H: 0 LOB: 0 BB: 0 P: 11	R: 1 E: 0 K: 1 S: 13 H: 2 LOB: 1 BB: 0 P: 25	R: 0 E: 0 K: 0 S: 7 H: 1 LOB: 0 BB: 0 P: 14	R: 0 E: 0 K: 2 S: 8 H: 0 LOB: 0 BB: 0 P: 12	R: 6 E: 1 K: 1 S: 27 H: 4 LOB: 2 BB: 3 P: 50	R: 0 E: 0 K: 1 S: 9 H: 1 LOB: 1 BB: 0 P: 13	R: 0 E: 0 K: 1 S: 8 H: 0 LOB: 0 BB: 0 P: 9	R: 0 E: 0 K: 0 S: 15 H: 0 LOB: 3 BB: 3 P: 28	

AB	32
R	7
H	8
RBI	6
BB	6
SO	6
LOB	13

1B: 6 SF: 0
2B: 0 SAC: 0
3B: 0 DP: 1
HR: 2 HBP: 0

WP: 1 PA: 38
PB: 0
SB: 0
CS: 0

PITCHER	IP	WLS	BF	H	R	ER	SO	BB	IBB	HBP	BLK	WP	HR	S	P	ERA	WHIP
Derek Lowe, R (1, 1) ERA: 3.78	4.1	L	22	6	7	6	4	2	1	0	0	0	2	51	99	12.46	1.846
Mark Hendrickson, L (5, 1) ERA: 5.08	1.2		7	2	0	0	1	0	0	0	0	1	0	19	26	0.00	1.200
49 Jon Meloan, R (7, 1) ERA:	2.0		9	0	0	0	1	3	0	0	0	0	0	23	37	0.00	1.500

PITCHER	IP	WLS	BF	H	R	ER	SO	BB	IBB	HBP	BLK	WP	HR	S	P	ERA	WHIP

Batter	1	2	3	4	5	6	7	8	9	AB	R	H	RBI	BB	SO	LOB
15 Rafael Furcal, S (1, 6) OBP: 0.346, SLG: 0.367	X FA 88 0-0 27 FC6-4 9 1B 1B		B FA 92 B FA 91 C FA 88 F FA 87 B FA 91 X CU 68 3-2 9 S 1B		B CU 70 F CU 68 B FA 91 B CH 86 X FA 90 3-1 9 S 2-3 1B		C B B F F B F B 4-2 9 SH 9 S 27 1B BB	B FA 88 C SL 84 X CH 80 1-1 ① F9		4	1	3	0	1	0	0
9 Juan Pierre, L (1, 8) OBP: 0.323, SLG: 0.348	C CH 84 1 SAFE B FA 87 X CH 77 1-1 27 FC6-4 1-2 1B		1 SAFE B CH 79 B FA 87 B CU 69 C FA 89 X FA 86 3-1 ③ G4-3 1-2		B FA 87 1 SAFE C CH 85 X CH 84 1-1 ③ F8 1-2		B FA 92 B FA 90 X FA 91 2-0 SH 27 1B 12 1B 1-3	B FA 89 X FA 89 1-0 ② F7		4	1	1	0	0	0	3
27 Matt Kemp, R (1, 9) OBP: 0.369, SLG: 0.522	S CU 67 X CU 68 0-1 ① FC6-4 12 G6-3 1-2f 2-3			C FA 87 X CU 67 0-1 12 F8-3 1B		S CU 67 B FA 87 B FA 87 X FA 88 2-1 12 F9 12 S 16 1B 1B	B SL 79 X FC 90 1-0 12 1B 7 2B 1-2 3-H 1B	C CU 75 S SL 85 X FA 88 0-2 ③ G5-3		5	2	3	1	0	0	2
12 Jeff Kent, R (1, 4) OBP: 0.371, SLG: 0.498 Ramon Martinez, R (7, PR) OBP: 0.239, SLG: 0.220 (7, 4)	C FA 86 F FA 88 D CU 69 X FA 90 1-2 ②③ G6-3 1-2f			X CU 70 0-0 ①② F8-3 1-1		B CH 78 1 SAFE 1 SAFE P PO 83 B CH 78 X FA 86 3-0 ① F9 1-3	C FA 89 F FA 89 D SL 81 F FA 92 X FA 93 1-2 7 2B 1-3 2-H 1B		C FA 94 B CH 84 B CH 83 B FA 94 X FA 92 3-1 ① L8	4 1	0 1	1 0	1 0	0 0	0 0	4 0
16 Andre Ethier, L (1, 7) OBP: 0.354, SLG: 0.450		C CH 85 F FA 86 B FA 88 X CU 68 1-2 ① G4-3		B FA 89 B CH 86 B FA 86 B FA 86 4-0 BB		F FA 87 B CH 82 X CH 76 1-1 28 BB 7 BB 3-H 1B	F FA 88 B FA 90 F FA 89 F FA 90 F SL 79 F FA 89 X FA 90 1-2 ① P5		B FA 93 F FA 93 F FA 95 F FA 95 S SL 85 1-3 ② K	4	0	1	1	1	1	2
55 Russell Martin, R (1, 2) OBP: 0.378, SLG: 0.474		C FA 90 X CU 70 0-1 ② G1-3		C FA 89 C FA 89 X FA 87 0-2 ③ G1-3		F CU 70 X CU 68 0-1 ② F9	C FA 90 B FA 90 C SL 88 X SL 78 1-2 ② P6		B CH 84 S SL 83 C FA 94 F SL 85 B FA 95 X SL 84 2-2 ③ G4-3	5	0	0	0	0	0	4
7 James Loney, L (1, 3) OBP: 0.361, SLG: 0.463		C FA 91 X FA 90 0-1 ③ F7			C CU 66 B FA 87 F CU 66 X CU 68 1-2 15 1B 2B	B FA 90 B CH 83 B CU 68 B CH 85 4-0 28 BB 1-2 BB	B FA 90 B FA 90 X FA 90 2-0 1-H 3-H 2B			3	0	2	2	1	0	0
28 Andy LaRoche, R (1, 5) OBP: 0.441, SLG: 0.250			F FA 90 S CU 68 C FA 91 0-3 ① K		F CU 67 C FA 88 S CU 72 0-3 ① K	S CU 68 B CU 68 B CU 68 C FA 92 F CU 71 B FA 92 B CU 68 4-2 1-2 2-3 BB	I IN 82 I IN 84 I IN 85 I IN 84 4-0 IBB			2	0	0	0	2	2	1
58 Chad Billingsley, R (1, 1) OBP: 0.111, SLG: 0.115 45 Scott Proctor, R (8, 1) Joe Beimel, L (8, 1) 51 Jonathan Broxton, R (8, 1) Roberto Hernandez, R (9, 1)			S FA 91 C FA 91 B FA 90 S CU 71 1-3 ② K		C FA 91 S CU 70 D CU 71 F FA 92 B FA 90 S CU 70 2-3 ② K	S CU 67 B S S 1-3 ③ K	C FA 89 X FA 90 0-1 ③ G1-3			4 0 0 0 0	0 0 0 0 0	0 0 0 0 0	0 0 0 0 0	3 0 0 0 0	0 0 0 0 0	6 0 0 0 0
Inning Stats	R: 0 E: 0 K: 0 S: 8 H: 2 LOB: 1 BB: 0 P: 10	R: 0 E: 0 K: 0 S: 7 H: 0 LOB: 0 BB: 0 P: 8	R: 0 E: 0 K: 2 S: 11 H: 1 LOB: 1 BB: 0 P: 18	R: 0 E: 0 K: 0 S: 6 H: 1 LOB: 1 BB: 1 P: 10	R: 0 E: 0 K: 2 S: 14 H: 2 LOB: 2 BB: 0 P: 21	R: 1 E: 0 K: 1 S: 14 H: 2 LOB: 3 BB: 2 P: 28	R: 4 E: 1 K: 0 S: 22 H: 3 LOB: 2 BB: 2 P: 38	R: 0 E: 0 K: 0 S: 6 H: 0 LOB: 0 BB: 0 P: 8	R: 0 E: 0 K: 1 S: 10 H: 0 LOB: 0 BB: 0 P: 16	1B: 9 2B: 3 3B: 0 HR: 0 SF: 0 SAC: 1 DP: 2 HBP: 0						WP: 0 PB: 0 SB: 4 CS: 0 PA: 42

TOP

Los Angeles Dodgers @ San Diego Padres

PETCO Park, San Diego, CA

Sun Sep 02 2007, 4:05 PM EDT

Att. 40,776 - Partly Cloudy - 87 F

livebaseballscorecards.com

AB	36
R	5
H	11
RBI	5
BB	5
SO	6
LOB	22

PITCHER		IP	WLS	BF	H	R	ER	SO	BB	IBB	HBP	BLK	WP	HR	S	P	ERA	WHIP
Justin Germano, R ERA: 4.11	(1, 1)	6.0	L	27	8	1	1	5	3	0	0	0	0	0	60	95	1.50	1.833
41 Kevin Cameron, R ERA: 1.57	(7, 1)	0.0		4	2	4	1	0	1	0	0	0	0	0	10	18	∞	∞
50 Joe Thatcher, L ERA: 1.29	(7, 1)	1.0		5	1	0	0	0	0	1	0	0	0	0	12	20	0.00	1.000
45 Justin Hampson, L ERA: 3.14	(8, 1)	1.0		3	0	0	0	0	0	0	0	0	0	0	6	8	0.00	0.000
Wilfredo Ledezma, L ERA: 5.69	(9, 1)	1.0		3	0	0	0	1	0	0	0	0	0	0	10	16	0.00	0.000

PITCHER	IP	WLS	BF	H	R	ER	SO	BB	IBB	HBP	BLK	WP	HR	S	P	ERA	WHIP

BOTTOM

Los Angeles Dodgers @ San Diego Padres

PETCO Park, San Diego, CA

Sun Sep 02 2007, 4:05 PM EDT

Att. 40,776 - Partly Cloudy - 87 F

livebaseballscorecards.com

Batter	1	2	3	4	5	6	7	8	9	AB	R	H	RBI	BB	SO	LOB
24 Brian Giles, L (1, 9) OBP: 0.379, SLG: 0.421	B FA 92 X FA 93 1-0 F9 ①		C FA 95 B CU 79 B FC 90 X FA 92 2-1 1B		B FA 93 X FA 91 1-0 G3 ③			B FA 90 B FA 92 C FA 92 F FA 92 C FA 90 2-3 K ①		4	0	1	0	0	1	2
Geoff Blum, S (1, 4) OBP: 0.321, SLG: 0.351	B FA 93 B FA 94 X FA 94 2-0 P6 ②		B FA 92 X FA 93 1-0 F7 ②			B FA 92 X FA 91 1-0 G5-4-3 1B		B FA 90 C FA 90 C FA 89 B FA 92 B FA 89 B FA 91 4-2 1-2 2-3 BB		3	0	1	0	1	0	1
Mike Cameron, R (1, 8) OBP: 0.335, SLG: 0.455	B FA 94 B FA 93 C FA 95 F FA 94 B FA 94 B FA 95 4-2 BB		B FA 95 S FA 94 S FA 95 T FA 94 1-2 K ③			L X 0-1 G5-4-3 ① ② 1-2f		F FA 100 B FA 100 F FA 100 B FA 101 S 2-3 K ②		3	0	0	0	1	2	5
23 Adrián González, L (1, 3) OBP: 0.349, SLG: 0.497	F FC 89 B FA 92 X FA 90 1-1 F9 ③			S FA 92 S FC 90 B FC 91 B FA 94 F FA 93 X CH 84 2-2 2B		B B B S X FA 90 3-1 F8 ③		F SL 90 B FA 99 B SL 90 F FA 99 B FA 100 S SL 90 3-3 K ③		4	0	1	0	0	1	4
3 Khalil Greene, R (1, 6) OBP: 0.288, SLG: 0.451		S FA 92 B FA 94 B FA 93 T FA 92 X FA 95 2-2 1B		B FA 95 C FA 96 S FA 95 S FA 92 1-3 K ①			B FA 94 B FA 95 C FA 95 S FA 96 S FA 95 2-3 K ①		C X 0-1 G5-4-3 1B	4	0	2	0	0	2	1
Morgan Ensberg, R (1, 5) OBP: 0.310, SLG: 0.396		B FA 93 C FA 95 F FA 94 B FA 95 C CU 80 2-3 K ①		X FA 96 0-0 P2 ②			F FA 95 C FA 95 X FA 96 0-2 F7 ②		B FA 95 F FA 94 X FA 96 1-1 G5-4-3 ① ② 1-2f	4	0	0	0	0	1	3
Terrmel Sledge, L (1, 7) OBP: 0.308, SLG: 0.377		B FA 93 B CU 81 X FA 94 2-0 F7 ②		F FA 92 F FA 92 B FA 97 S FC 91 1-3 K ③			B FA 96 B FA 93 C FA 94 F FA 92 S CU 80 2-3 K ③		B FA 94 X FA 95 1-0 P5 ③	4	0	0	0	0	2	2
8 Michael Barrett, R (1, 2) OBP: 0.286, SLG: 0.381		X FA 93 0-0 F9 ③			B FA 92 C FA 90 B FA 94 S FA 95 B FA 93 S FC 91 3-3 K ①			C FA 98 C FA 98 X FA 99 0-2 BB BB 1B		3	0	1	0	0	1	1
Justin Germano, R (1, 1) OBP: 0.219, SLG: 0.200 41 Kevin Cameron, R (7, 1) 50 Joe Thatcher, L (7, 1) 45 Justin Hampson, L (8, 1) Rob Mackowiak, L (8, PH) OBP: 0.338, SLG: 0.390 Wilfredo Ledezma, L (9, 1)			B FA 95 C FA 94 B FA 94 F FA 94 B FA 95 S FA 94 3-3 K ①		C FA 94 B FA 96 B FA 94 B FA 95 C FA 95 C FA 95 3-3 K ②			B FA 97 B FA 98 D FA 98 B FA 96 4-0 BB BB 1-2		2 0 0 0 0 0 0	0 0 0 0 0 0 0	0 0 0 0 0 1 0	0 0 0 0 0 0 0	2 0 0 0 0 0 0	0 0 0 0 0 0 0
Inning Stats	R: 0 E: 0 K: 0 S: 6 H: 0 LOB: 1 BB: 1 P: 14	R: 0 E: 0 K: 1 S: 8 H: 1 LOB: 1 BB: 0 P: 14	R: 0 E: 0 K: 2 S: 9 H: 1 LOB: 1 BB: 2 P: 16	R: 0 E: 0 K: 2 S: 11 H: 1 LOB: 1 BB: 0 P: 15	R: 0 E: 0 K: 2 S: 7 H: 0 LOB: 0 BB: 0 P: 14	R: 0 E: 0 K: 0 S: 5 H: 1 LOB: 0 BB: 0 P: 9	R: 0 E: 0 K: 2 S: 9 H: 0 LOB: 0 BB: 0 P: 13	R: 0 E: 0 K: 3 S: 14 H: 1 LOB: 3 BB: 2 P: 29	R: 0 E: 0 K: 0 S: 5 H: 1 LOB: 0 BB: 0 P: 7	1B: 5 2B: 1 3B: 0 HR: 0 SF: 0 SAC: 0 DP: 2 HBP: 0						

	AB	31
	R	0
	H	6
	RBI	0
	BB	3
	SO	12
	LOB	19

PITCHER		IP	WLS	BF	H	R	ER	SO	BB	IBB	HBP	BLK	WP	HR	S	P	ERA	WHIP
58 Chad Billingsley, R ERA: 3.3	(1, 1)	7.0	W	25	4	0	0	9	1	0	0	0	0	0	55	95	0.00	0.714
45 Scott Proctor, R ERA: 3.91	(8, 1)	0.0		2	1	0	0	0	1	0	0	0	0	0	3	7	∞	∞
Joe Beimel, L ERA: 4.08	(8, 1)	0.1		2	0	0	0	1	1	0	0	0	0	0	5	11	0.00	3.000
51 Jonathan Broxton, R ERA: 2.17	(8, 1)	0.2	H	2	0	0	0	2	0	0	0	0	0	0	6	11	0.00	0.000
Roberto Hernandez, R ERA: 5.91	(9, 1)	1.0		3	1	0	0	0	0	0	0	0	0	0	5	7	0.00	1.000

PITCHER	IP	WLS	BF	H	R	ER	SO	BB	IBB	HBP	BLK	WP	HR	S	P	ERA	WHIP

San Diego Padres @ Arizona Diamondbacks

Chase Field, Phoenix, AZ

Mon Sep 03 2007, 1:40 PM MST

Att. 30,548 - Roof Closed - 75 F

livebaseballscorecards.com

TOP

Batter	1	2	3	4	5	6	7	8	9	AB	R	H	RBI	BB	SO	LOB
24 Brian Giles, L (1, 9) OBP: 0.381, SLG: 0.438	B FA 90 X CH 75 1-0 HR		X FA 90 0-0 HR		B FA 88 X FA 89 1-0 ① F7		B CU 74 C FA 91 B FC 87 X FA 92 2-1 ① G4-3		F FA 90 B CU 78 B CU 78 B FA 90 C FA 90 B FA 91 4-2 1B 23 1B 1-2 BB	4	3	2	2	1	0	1
Mike Cameron, R (1, 8) OBP: 0.334, SLG: 0.452	F FA 90 F SL 83 B FA 90 B SL 85 X FA 90 2-2 G3		C SL 82 B CH 70 F FA 91 B SL 85 S FA 91 2-3 ① K		C CU 74 B FA 88 B FA 83 C FA 89 C FA 89 2-3 ② K		F FC 88 C CU 75 B FA 92 C CU 74 1-3 ② K		X CH 83 0-0 ② 23 1B 1-3 2-H 1B	5	1	1	0	0	3	1
Milton Bradley, S (1, 7) OBP: 0.413, SLG: 0.565	B SL 84 B FA 91 F FA 92 S FA 92 B FA 92 S 3-3 ② K		C FA 91 F FA 88 T FA 89 0-2 ② K		B FA 89 D SL 77 F FA 89 X FA 90 2-1 2-H 1B		C CU 74 C FA 92 X FA 92 0-2 ③ F7		I IN 85 I IN 63 I IN 64 I IN 65 4-0 23 1B 3 1B IBB	4	1	1	1	1	2	0
23 Adrián González, L (1, 3) OBP: 0.349, SLG: 0.502	X FA 92 0-0 ③ F7		X FA 91 0-0 HR		1 SAFE B CH 79 X SL 78 1-0 ③ F7			S FA 91 T FA 92 B FA 92 B SL 81 X FA 91 2-2 ① G4-3	B CU 77 B FA 91 S FA 92 X FA 92 2-1 3 1B 1-3 2-H 3-H 1B	5	1	2	3	0	0	1
3 Khalil Greene, R (1, 6) OBP: 0.287, SLG: 0.449		C FA 90 F FA 88 T FA 90 0-2 ① K	B FA 90 S SL 85 S SL 85 X FA 90 1-2 ③ F7			B FA 91 X FA 92 1-0 ① F7		X FA 86 0-0 ② F9	B SL 85 X FA 92 1-0 1-2 3-H 1B	5	0	1	1	0	1	0
5 Kevin Kouzmanoff, R (1, 5) OBP: 0.304, SLG: 0.432		B FA 91 B SL 84 B FA 91 C FA 91 B SL 86 4-1 HR BB		B FA 88 F FA 89 B SL 77 T FA 88 F FA 89 B FA 87 F FA 89 X FA 90 3-2 ① F8		F FA 92 B CU 75 B CU 75 X FA 92 2-1 HR		B FA 92 B FA 85 X FA 91 2-0 1B	S SL 84 S SL 85 S SL 84 0-3 ③ K	4	2	2	1	1	1	2
28 Josh Bard, S (1, 2) OBP: 0.352, SLG: 0.375		C FA 90 B CH 82 1 SAFE F FA 90 1 SAFE B FA 89 X FA 89 2-2 ② F7		C FA 89 S CH 82 F FA 89 B SL 84 F FA 89 F CH 82 B SL 83 F FA 89 S SL 76 2-3 ② K		X FA 92 0-0 ② G3		C FA 89 S SL 82 B FA 92 X CH 84 1-2 ③ F9		4	0	0	0	0	1	2
Geoff Blum, S (1, 4) OBP: 0.324, SLG: 0.362		C SL 82 X SL 84 0-1 1-H HR		S FA 87 B FA 88 X FA 89 1-1 ③ P4		B FA 91 B FA 91 B FA 93 B FA 91 4-0 BB			F FA 89 F CU 78 B FA 91 F SL 81 B SL 80 X FA 92 2-2 ① L7	3	1	1	2	1	0	0
Greg Maddux, R (1, 1) OBP: 0.164, SLG: 0.185 Doug Brocail, L (7, 1) OBP: 0.500, SLG: 0.500 Morgan Ensberg, R (9, PH) OBP: 0.313, SLG: 0.396 43 Cla Meredith, R (9, 1)		X FA 90 0-0 ③ F8			B FA 88 F FA 87 B FA 88 B FA 87 C FA 87 F FA 87 X FA 88 3-2 1B 2B	X FA 90 0-0 ③ F8			B FA 85 B FA 84 F FA 90 B FA 90 B FA 91 4-1 24 BB 1B BB	3 0 0 0	1 0 0 0	1 0 0 0	0 0 1 0	0 0 0 0	0 0 0 0	1 0 0 0
Inning Stats	R: 1 E: 0 K: 1 S: 8 H: 1 LOB: 0 BB: 0 P: 14	R: 2 E: 0 K: 1 S: 10 H: 1 LOB: 0 BB: 1 P: 16	R: 2 E: 0 K: 2 S: 11 H: 2 LOB: 0 BB: 0 P: 14	R: 0 E: 0 K: 1 S: 14 H: 0 LOB: 0 BB: 0 P: 20	R: 1 E: 0 K: 1 S: 11 H: 2 LOB: 1 BB: 0 P: 20	R: 1 E: 0 K: 0 S: 5 H: 1 LOB: 1 BB: 1 P: 12	R: 0 E: 0 K: 1 S: 8 H: 0 LOB: 0 BB: 0 P: 11	R: 0 E: 0 K: 0 S: 8 H: 1 LOB: 1 BB: 0 P: 13	R: 3 E: 0 K: 1 S: 14 H: 3 LOB: 2 BB: 3 P: 31	1B: 5 2B: 1 3B: 0 HR: 5 SF: 0 SAC: 0 DP: 0 HBP: 0	WP: 0 PB: 0 SB: 0 CS: 0 PA: 42					

	AB	37
	R	10
	H	11
	RBI	10
	BB	5
	SO	8
	LOB	8

PITCHER		IP	WLS	BF	H	R	ER	SO	BB	IBB	HBP	BLK	WP	HR	S	P	ERA	WHIP
44 Micah Owings, R ERA: 4.75	(1, 1)	3.0	L	14	4	5	5	4	1	0	0	0	0	0	29	44	15.00	1.667
50 Yusmeiro Petit, R ERA: 5.44	(4, 1)	2.0		8	2	1	1	2	0	0	0	0	0	0	25	40	4.50	1.000
28 Brandon Medders, R ERA: 4.81	(6, 1)	2.0		8	1	1	1	1	1	0	0	0	0	1	13	23	4.50	1.000
40 Bill Murphy, L ERA: 16.2	(8, 1)	1.2		10	3	3	3	0	2	1	0	0	0	0	18	39	16.20	3.000
36 Jailen Peguero, R ERA: 7.84	(9, 1)	0.1		2	1	0	0	1	0	0	0	0	0	0	4	5	0.00	3.000

PITCHER	IP	WLS	BF	H	R	ER	SO	BB	IBB	HBP	BLK	WP	HR	S	P	ERA	WHIP

BOTTOM

San Diego Padres @ Arizona Diamondbacks

Chase Field, Phoenix, AZ

Mon Sep 03 2007, 1:40 PM MST
Att. 30,548 - Roof Closed - 75 F

livebaseballscorecards.com

Batter	1	2	3	4	5	6	7	8	9	AB	R	H	RBI	BB	SO	LOB
24 Chris Young, R (1, 8) OBP: 0.287, SLG: 0.466	C FA 85 F FA 86 F SI 87 B CH 81 S CH 82 1-3 K ①		F SI 87 B SI 87 X CH 81 1-1 G4-3 ② 2-3			S CH 79 B CH 79 S CH 79 S CH 80 1-3 K ①		C CU 75 B FA 93 X FA 91 1-1 F9 ①		4	0	0	0	0	2	1
1 Orlando Hudson, S (1, 4) OBP: 0.371, SLG: 0.433 11 Augie Ojeda, S (7, 4) OBP: 0.286, SLG: 0.323	B FA 86 F FA 86 X FA 85 1-1 G4-3 ②		B SI 86 X CH 81 1-0 G4-3 ③			C FA 86 B FA 85 F CH 81 F FA 86 B FA 86 S CH 81 2-3 K ②		B CU 75 C FA 90 F CH 85 C CU 78 1-3 K ②		3 1	0 0	0 0	0 0	0 0	1 1	1 0
22 Eric Byrnes, R (1, 7) OBP: 0.361, SLG: 0.482	F FA 86 B CH 81 B SL 84 B FA 86 X FA 86 3-1 P2 ③			F CH 80 B FA 86 B FA 84 X CH 80 2-1 HR		X FA 86 0-0 3B		B FA 93 F FA 92 C CU 88 F FA 94 B FA 93 F FA 92 X SL 87 2-2 F8 ③		4	1	2	1	0	0	0
34 Conor Jackson, R (1, 3) OBP: 0.360, SLG: 0.441		C FA 86 X FA 85 0-1 G4-3 ①		B FA 84 F FA 84 C SI 85 X SI 86 1-2 G6-3 ①		B SI 87 B FA 86 X FA 85 2-0 G4-3 ③			B FA 86 F FA 86 X CH 85 1-1 G5-3 ①	4	0	0	0	0	0	1
6 Stephen Drew, L (1, 6) OBP: 0.309, SLG: 0.364 4 Emilio Bonifácio, S (9, PH)		B FA 86 C FA 86 X FA 86 1-1 27 S 1B		X FA 85 0-0 F8 ②			C CH 83 S CH 80 X FA 85 0-2 G4-3 ①		F CH 77 B CH 78 B FA 86 B FA 86 B FA 87 4-1 27 WP BB	3 0	0 0	1 0	0 1	0 0	0 0	0 0
27 Mark Reynolds, R (1, 5) OBP: 0.333, SLG: 0.486		T SI 87 B CH 82 F SI 87 B SI 88 X SI 88 2-2 G1-3 ② 1-2	B SI 87 S CH 81 S CH 80 X SI 87 1-2 G6-3 ③				F SL 80 C FA 86 X CH 81 0-2 7 2B 2B		B FA 86 X FA 86 1-0 G6-3 ② 1-2	4	1	1	0	0	0	2
19 Chris Snyder, R (1, 2) OBP: 0.331, SLG: 0.420 28 Brandon Medders, R (6, 1) 7 Carlos Quentin, R (7, PH) OBP: 0.300, SLG: 0.350 40 Bill Murphy, L (8, 1) 36 Jailen Peguero, R (9, 1) Jeff Salazar, L (9, PH) OBP: 0.321, SLG: 0.392	C SI 87 C SI 88 B SI 88 S CH 82 1-3 K ③		C CH 79 B FA 85 F SI 86 X FA 86 1-2 F8 ①				C FA 86 X CH 80 0-1 2-H 2B		B CH 76 B FA 86 F FA 86 C FA 86 B FA 86 F CH 85 S FA 85 3-3 K ③	2 0 0 1 0 0 1	0 0 0 0 0 0 0	0 0 0 1 0 0 0	0 0 0 0 0 0 0	1 0 0 0 0 0 0	1 0 0 0 0 0 0	1 0 0 0 0 0 0
10 Justin Upton, R (1, 9) OBP: 0.278, SLG: 0.385		C FA 84 B SI 86 F CH 81 F FA 86 F FA 86 C FA 86 1-3 K ①		F FA 85 X SI 87 0-1 G6-3 ②			D CU 76 B FA 90 F FA 91 S FA 92 B FA 93 S FA 92 3-3 K ②			3	0	0	0	0	2	1
44 Micah Owings, R (1, 1) OBP: 0.315, SLG: 0.627 50 Yusmeiro Petit, R (4, 1) OBP: 0.071, SLG: 0.071 26 Miguel Montero, L (5, PH) OBP: 0.288, SLG: 0.374 (6, 2)			X FA 86 0-0 24 G4-3 2B	C FA 86 X CH 81 0-1 G4-3 ③			S FA 92 F FA 94 B FA 92 F CU 79 B FA 92 B CU 78 S FA 92 3-3 K ③			1 0 2	0 0 0	1 0 0	0 0 0	0 0 0	0 0 1	0 0 1
Inning Stats	R: 0 E: 0 K: 1 S: 8 H: 0 LOB: 0 BB: 0 P: 13	R: 0 E: 0 K: 1 S: 10 H: 1 LOB: 1 BB: 0 P: 14	R: 0 E: 0 K: 1 S: 9 H: 1 LOB: 1 BB: 0 P: 12	R: 1 E: 0 K: 0 S: 9 H: 1 LOB: 0 BB: 0 P: 13	R: 0 E: 0 K: 0 S: 7 H: 0 LOB: 0 BB: 0 P: 8	R: 0 E: 0 K: 2 S: 9 H: 1 LOB: 1 BB: 0 P: 14	R: 1 E: 0 K: 2 S: 15 H: 2 LOB: 1 BB: 0 P: 21	R: 0 E: 0 K: 1 S: 10 H: 0 LOB: 0 BB: 0 P: 14	R: 0 E: 0 K: 1 S: 8 H: 0 LOB: 1 BB: 1 P: 17	1B: 1 2B: 3 3B: 1 HR: 1 SF: 0 SAC: 0 DP: 0 HBP: 0						WP: 1 PB: 0 SB: 1 CS: 0 PA: 34	

	AB	33
	R	2
	H	6
	RBI	2
	BB	1
	SO	9
	LOB	9

PITCHER		IP	WLS	BF	H	R	ER	SO	BB	IBB	HBP	BLK	WP	HR	S	P	ERA	WHIP
Greg Maddux, R ERA: 3.75	(1, 1)	6.1	W	25	6	2	2	5	0	0	0	0	0	1	60	82	2.84	0.947
Doug Brocail, R ERA: 3.59	(7, 1)	1.2		5	0	0	0	3	0	0	0	0	0	0	17	27	0.00	0.000
43 Cla Meredith, R ERA: 3.39	(9, 1)	1.0		4	0	0	0	1	1	0	0	0	1	0	8	17	0.00	1.000

PITCHER	IP	WLS	BF	H	R	ER	SO	BB	IBB	HBP	BLK	WP	HR	S	P	ERA	WHIP

San Diego Padres @ Arizona Diamondbacks

Chase Field, Phoenix, AZ

Tue Sep 04 2007, 6:40 PM MST

Att. 26,020 - Roof Closed - 78 F

livebaseballscorecards.com

TOP

Batter	1	2	3	4	5	6	7	8	9	AB	R	H	RBI	BB	SO	LOB
24 Brian Giles, L (1, 9) OBP: 0.382, SLG: 0.437	X FA 84 0-0 ① F7		F FC 82 B FC 81 F FA 86 B FA 85 X CU 69 2-2 ① P2		B FA 87 B FC 82 B FA 87 B FA 85 4-0 23 WP 1-2 BB		X FC 85 0-0 1B			3	0	1	0	1	0	1
Mike Cameron, R (1, 8) OBP: 0.333, SLG: 0.450	C FA 85 X CH 78 0-1 ② G5-3		C CH 76 C FC 80 B FA 87 B FC 81 B CU 68 B FC 82 4-2 G6-4-3 BB		C FC 83 B CH 78 F CU 69 F FC 84 B FC 82 X FC 81 2-2 ① SF9 2-3 3-H		C CH 78 B FC 82 B FC 83 C CH 78 F CU 70 C FA 87 2-3 ② K			2	0	0	1	1	1	1
Milton Bradley, S (1, 7) OBP: 0.412, SLG: 0.560 45 Justin Hampson, L (5, 1) 43 Cla Meredith, R (6, 1) 8 Michael Barrett, R (7, PH) OBP: 0.285, SLG: 0.379 50 Joe Thatcher, L (7, 1) 52 Clay Hensley, R (8, 1) OBP: 0.214, SLG: 0.214	B FC 85 B CH 76 B FC 82 C FA 84 F FC 82 B FC 82 4-2 BB		X FC 82 0-0 ②③ G6-4-3 1-2f		F CU 69 1 SAFE S FC 83 C FC 82 0-3 ② K		C CU 68 B FC 81 B FC 82 F CH 77 B FC 81 X CH 78 3-2 ③ P4			2 0 0 1 0 0	0 0 0 0 0 0	0 0 0 0 0 0	0 0 0 0 0 0	1 0 0 0 0 0	1 0 0 0 0 0	4 0 0 1 0 0
23 Adrián González, L (1, 3) OBP: 0.349, SLG: 0.500	X FC 83 0-0 ③ G4-3			C FA 85 C CU 68 F FC 82 B FA 85 F CH 76 F CU 69 B FC 84 B FA 87 X FC 82 3-2 5 G6-3 3 BB 1B	B CH 79 S CU 70 S CU 70 B FA 86 F CU 69 X FC 81 2-2 ③ F8 1-2			S CH 83 B CU 74 X CH 86 1-1 ① F9		4	0	1	0	0	0	3
3 Khalil Greene, R (1, 6) OBP: 0.286, SLG: 0.446		B FA 82 X FC 82 1-0 ① P3		B CU 67 B FC 83 B CH 78 B FA 85 4-0 5 G6-3 1-2 BB		C CU 67 C FC 81 F FC 84 B CU 64 F FC 82 S CH 76 1-3 ① K		B FA 93 X FA 93 1-0 ② G6-3		3	0	0	0	1	1	0
5 Kevin Kouzmanoff, R (1, 5) OBP: 0.301, SLG: 0.427		C FC 83 X CU 68 0-1 ② F9		X FC 82 0-0 ①② G6-3 1-2f 2-3		X CU 68 0-0 ② G5-3		C FA 92 B FA 92 B CU 76 F FA 93 B FA 93 X FA 93 3-2 ③ G6-3		4	0	0	0	0	0	2
28 Josh Bard, S (1, 2) OBP: 0.353, SLG: 0.374		B FC 85 B FA 85 B FA 85 B FA 85 4-0 PB BB		B FA 87 B FA 86 C FC 82 C CU 69 C FC 83 2-3 ③ K		B CU 68 C FA 86 X CH 78 1-1 1B			C FA 95 C FA 95 X FA 89 0-2 ① G3	3	0	1	0	1	1	1
Geoff Blum, S (1, 4) OBP: 0.324, SLG: 0.362 11 Craig Stansberry, R (9, PH) OBP: 0.500, SLG: 0.400		B FC 82 X FC 82 1-0 ③ P3 1-2			C FA 84 B CU 67 S CU 68 B CU 68 X FC 82 2-2 1B SF9 1B	B FC 82 B CH 76 B FC 82 C FA 84 X FC 81 3-1 ③ P4			F FA 95 C SL 88 S SL 87 0-3 ② K	3 1	1 0	1 0	0 0	0 0	0 1	2 0
32 Chris Young, R (1, 1) OBP: 0.233, SLG: 0.135 Morgan Ensberg, R (5, PH) OBP: 0.315, SLG: 0.399 Brady Clark, R (5, 7) OBP: 0.294, SLG: 0.279			C FA 83 B FA 85 X FA 84 1-1 2B	B FC 82 X FC 81 1-0 SF9 24 BB 1-3 1B			C FA 85 B CU 68 F CH 76 B FC 82 F CU 67 B FC 82 S FC 82 3-3 ① K		C FA 96 B FA 96 S SL 88 B SL 88 B SL 83 X FA 95 3-2 ③ G1-3	1 1 2	0 0 0	1 1 0	0 0 0	0 0 1	0 0 0	0 0 0

Inning Stats																		
	R: 0	H: 0	R: 0	H: 0	R: 0	H: 1	R: 0	H: 1	R: 1	H: 2	R: 0	H: 1	R: 0	H: 1	R: 0	H: 0	1B: 5	SF: 1
	E: 0	LOB: 1	E: 0	LOB: 1	E: 0	LOB: 1	E: 0	LOB: 1	E: 0	LOB: 2	E: 0	LOB: 1	E: 0	LOB: 1	E: 0	LOB: 0	2B: 1	SAC: 0
	K: 0	BB: 1	K: 0	BB: 1	K: 0	BB: 1	K: 1	BB: 1	K: 1	BB: 1	K: 1	BB: 0	K: 2	BB: 0	K: 0	BB: 0	3B: 0	DP: 2
	S: 6	P: 10	S: 4	P: 10	S: 8	P: 15	S: 10	P: 19	S: 15	P: 26	S: 10	P: 15	S: 12	P: 20	S: 6	P: 11	HR: 0	HBP: 0
															R: 0	H: 0	WP: 1	PA: 36
															E: 0	LOB: 0	PB: 1	
															K: 1	BB: 0	SB: 0	
															S: 9	P: 12	CS: 0	

PITCHER		IP	WLS	BF	H	R	ER	SO	BB	IBB	HBP	BLK	WP	HR	S	P	ERA	WHIP
49 Doug Davis, L ERA: 3.98	(1, 1)	7.0	W	30	6	1	1	5	5	0	0	0	1	0	65	115	1.29	1.571
Brandon Lyon, R ERA: 2.81	(8, 1)	1.0		3	0	0	0	0	0	0	0	0	0	0	6	11	0.00	0.000
56 Ramon Pena, R ERA: 2.75	(9, 1)	1.0		3	0	0	0	1	0	0	0	0	0	0	9	12	0.00	0.000

PITCHER	IP	WLS	BF	H	R	ER	SO	BB	IBB	HBP	BLK	WP	HR	S	P	ERA	WHIP

AB	30
R	1
H	6
RBI	1
BB	5
SO	6
LOB	15

BOTTOM

San Diego Padres @ Arizona Diamondbacks

Chase Field, Phoenix, AZ

Tue Sep 04 2007, 6:40 PM MST
Att. 26,020 - Roof Closed - 78 F

livebaseballscorecards.com

Batter	1	2	3	4	5	6	7	8	9	AB	R	H	RBI	BB	SO	LOB
6 Stephen Drew, L (1, 6) OBP: 0.310, SLG: 0.366	B FA 85 F FA 86 B FA 86 B FA 87 B FA 86 4-1 22 G6-4-3 1 S HR BB		F FA 87 F FA 88 B CU 71 B FA 89 B FA 88 F FA 89 X FA 88 3-2 1 1B 22 HR 2B		B SL 84 B FA 85 B SL 82 C FA 87 C FA 89 S FA 84 3-3 ② K		C FA 87 B SL 78 X SL 77 1-1 ① F8	B CH 79 B FA 88 F FA 88 X FA 90 2-1 ② G3-1 2-3		4	2	1	0	1	1	1
1 Orlando Hudson, S (1, 4) OBP: 0.377, SLG: 0.439	B FA 86 1 SAFE B FA 88 B FA 87 B FA 86 4-0 22 G6-4-3 1-2 BB		X FA 88 0-0 22 S 22 HR 2-3 1B		C CH 80 S FA 88 B FA 85 X SL 84 1-2 2B		S FA 88 F FA 88 B FA 88 F FA 89 B SL 82 X FA 88 2-2 S 22 E 1B	F SI 89 S CH 81 B FA 90 D CH 79 F CH 78 D CH 79 B FA 90 4-2 22 BLK BB		3	1	3	0	2	0	0
22 Eric Byrnes, R (1, 7) OBP: 0.361, SLG: 0.486	B FA 88 F FA 88 F FA 88 X CH 81 1-2 ① ② G6-4-3 1-2f 2-3		B SL 80 T CH 80 S SL 80 F FA 90 D SL 80 B FA 89 X SL 80 3-2 1-H 3-H HR		I IN 66 I IN 70 I IN 70 I IN 64 4-0 IBB		1 SAFE B FA 88 X FA 88 1-0 E5 S 1-2	C FA 84 B FA 91 B SL 86 B FA 90 C FA 90 S FA 90 3-3 ③ K 1-2 3-H		4	1	1	3	1	1	4
Tony Clark, S (1, 3) OBP: 0.284, SLG: 0.486	B FA 88 F FA 89 B FA 89 X FA 88 2-1 3-H HR		B FA 88 F FA 89 S SL 80 S CH 80 1-3 ② K		B CU 77 C CU 75 B FA 84 F CU 74 B CU 76 S FA 85 3-3 ③ K		B FA 88 C FA 89 S SL 78 F SL 78 F SL 78 F FA 90 S SL 79 1-3 ② K 1-2 2-3			4	1	1	2	0	3	4
27 Mark Reynolds, R (1, 5) OBP: 0.329, SLG: 0.479	S FA 87 B SL 79 S SL 80 B SL 81 X SL 80 2-2 ③ F7		S CH 79 T CH 78 S SL 80 0-3 ③ K			B CH 85 F FA 86 S SL 76 B SL 76 S CH 85 2-3 ① K	C SL 78 S SL 78 B SL 79 B SL 79 B FA 88 X SL 77 3-2 ③ G4-3			4	0	0	0	0	2	2
24 Chris Young, R (1, 8) OBP: 0.289, SLG: 0.465		C FA 86 B FA 88 X FA 88 1-1 ① P3		C FA 86 B CH 78 F FA 86 B SL 78 B SL 79 C SL 79 3-3 ① K		F FA 85 B CH 77 F FA 86 B SL 76 F CH 84 B SL 77 F CH 85 B FA 85 4-2 19 1B 19 S 10 G4-3 BB		C FA 90 B FA 91 B CH 81 C SI 91 B SI 91 X FA 91 3-2 10 CS 19 HBP 2B 1B		3	2	1	0	1	1	0
19 Chris Snyder, R (1, 2) OBP: 0.333, SLG: 0.419		C FA 86 B FA 88 C FA 88 B CH 79 S SL 81 2-3 ② K		X FA 87 0-0 ② F7		B FA 87 X FA 86 1-0 10 G4-3 1-3 1B	1 SAFE H SI 90 1-0 10 CS 1-2 HBP			3	0	1	0	0	1	0
10 Justin Upton, R (1, 9) OBP: 0.277, SLG: 0.372		S FA 87 S SL 80 F SL 80 F FA 90 S FA 89 0-3 ③ K		C SL 79 F FA 88 S SL 81 0-3 ③ K		B FA 87 B FA 87 X 2-0 ② G4-3 1-2 3-H		B FA 89 B FA 90 C FA 90 B FA 87 B FA 86 4-1 ① 1-2 2-3 2B BB		3	1	0	1	1	2	1
49 Doug Davis, R (1, 1) OBP: 0.075, SLG: 0.058 Brandon Lyon, R (8, 1) Jeff Cirillo, R (8, PH) OBP: 0.321, SLG: 0.371 56 Ramon Pena, R (9, 1) OBP: 0.250, SLG: 0.250			C FA 87 X FA 88 0-1 ① G3-1		F FA 87 B FA 88 S CH 79 B CH 81 F FA 87 X FA 84 2-2 ① G1-3		S FA 87 S CH 78 B CH 78 S SL 77 1-3 ③ K	1 SAFE B CH 87 1 SAFE X FA 89 1-0 6 G3-1 22 BLK 1-H 3-H 2B		3 0 1 0	0 0 1 0	0 0 1 0	0 0 2 0	1 0 0 0	1 0 0 0	1 0 0 0

	AB	32
	R	9
	H	9
	RBI	8
	BB	6
	SO	12
	LOB	13

Inning Stats	1	2	3	4	5	6	7	8	9
	R: 2 E: 0 K: 0 S: 9	H: 1 LOB: 0 BB: 2 P: 22	R: 0 E: 0 K: 2 S: 10	H: 0 LOB: 0 BB: 0 P: 13	R: 3 E: 0 K: 2 S: 17	H: 3 LOB: 0 BB: 0 P: 24	R: 0 E: 0 K: 2 S: 7	H: 0 LOB: 0 BB: 0 P: 10	R: 0 E: 0 K: 2 S: 13	H: 1 LOB: 2 BB: 1 P: 26	R: 1 E: 0 K: 2 S: 12	H: 1 LOB: 1 BB: 1 P: 22	R: 0 E: 1 K: 1 S: 16	H: 1 LOB: 2 BB: 0 P: 24	R: 3 E: 0 K: 1 S: 13	H: 2 LOB: 1 BB: 2 P: 31

	1B: 4	SF: 0	WP: 0	PA: 39
	2B: 3	SAC: 0	PB: 0	
	3B: 0	DP: 1	SB: 5	
	HR: 2	HBP: 1	CS: 2	

PITCHER		IP	WLS	BF	H	R	ER	SO	BB	IBB	HBP	BLK	WP	HR	S	P	ERA	WHIP
32 Chris Young, R ERA: 2.63	(1, 1)	4.0	L	17	4	5	5	6	2	0	0	0	0	2	43	69	11.25	1.500
45 Justin Hampson, L ERA: 3.07	(5, 1)	1.0		5	1	0	0	2	0	1	0	0	0	0	13	26	0.00	1.000
43 Cla Meredith, R ERA: 3.48	(6, 1)	1.0		5	1	1	1	2	1	0	0	0	0	0	12	22	9.00	2.000
50 Joe Thatcher, L ERA: 1.13	(7, 1)	1.0		5	1	0	0	1	0	0	0	0	0	0	16	24	0.00	1.000
52 Clay Hensley, R ERA: 6.84	(8, 1)	1.0		7	2	3	3	1	2	0	1	1	0	0	13	31	27.00	4.000

PITCHER	IP	WLS	BF	H	R	ER	SO	BB	IBB	HBP	BLK	WP	HR	S	P	ERA	WHIP

San Diego Padres @ Arizona Diamondbacks

Chase Field, Phoenix, AZ

Wed Sep 05 2007, 6:40 PM MST

Att. 27,998 - Roof Closed - 76 F

livebaseballscorecards.com

TOP

Batter	1	2	3	4	5	6	7	8	9	AB	R	H	RBI	BB	SO	LOB
24 Brian Giles, L (1, 9) OBP: 0.382, SLG: 0.438	G3-1	F8			2B		BB		F8	4	1	1	0	1	0	1
Mike Cameron, R (1, 8) OBP: 0.332, SLG: 0.447	G4-3		G6-3		BB		K		K	4	0	0	0	1	2	2
Milton Bradley, S (1, 7) OBP: 0.411, SLG: 0.553	BB		F7		G6-4-3		K		1B	4	0	1	0	1	1	4
23 Adrián González, L (1, 3) OBP: 0.348, SLG: 0.503	G4-3		G1-3		HR		F7		G3-1	5	1	1	2	0	0	4
3 Khalil Greene, R (1, 6) OBP: 0.288, SLG: 0.452		1B		F8	L7			HR		4	2	2	1	0	0	0
5 Kevin Kouzmanoff, R (1, 5) OBP: 0.303, SLG: 0.430		2B		K		F9		1B		4	1	2	1	0	1	0
28 Josh Bard, S (1, 2) OBP: 0.355, SLG: 0.379		2B		1B		G6-3		F8		4	0	2	1	0	0	1
Geoff Blum, S (1, 4) OBP: 0.320, SLG: 0.356		F8		F8		P5		F9		4	0	0	0	0	0	3
44 Jake Peavy, R (1, 1) OBP: 0.238, SLG: 0.328										2	1	1	0	0	0	1
Doug Brocail, L (5, 1) OBP: 0.500, SLG: 0.500										0	0	0	0	0	0	0
Terrmel Sledge, L (7, PH) OBP: 0.307, SLG: 0.375										1	0	0	0	0	0	0
Brett Tomko, R (7, 1)										0	0	0	0	0	0	0
Rob Mackowiak, L (8, PH) OBP: 0.337, SLG: 0.388										1	0	0	0	0	1	1
21 Heath Bell, R (8, 1)		G1-3			24 2B G6-4-3 1B		E3 24 BB	K		0	0	0	0	0	0	0

Inning Stats																								
	R: 0	H: 0		R: 2	H: 3		R: 0	H: 0		R: 0	H: 1		R: 3	H: 3		R: 0	H: 0		R: 0	H: 1		R: 1	H: 2		R: 0	H: 1	
	E: 0	LOB: 1		E: 0	LOB: 1		E: 0	LOB: 0		E: 0	LOB: 1		E: 0	LOB: 0		E: 0	LOB: 0		E: 1	LOB: 2		E: 0	LOB: 1		E: 0	LOB: 1	
	K: 0	BB: 1		K: 0	BB: 0		K: 0	BB: 0		K: 1	BB: 0		K: 0	BB: 1		K: 0	BB: 0		K: 2	BB: 1		K: 1	BB: 0		K: 1	BB: 0	
	S: 8	P: 16		S: 10	P: 17		S: 10	P: 16		S: 9	P: 13		S: 10	P: 22		S: 6	P: 12		S: 10	P: 18		S: 15	P: 22		S: 9	P: 14	

1B: 5	SF: 0	WP: 0	PA: 40
2B: 3	SAC: 0	PB: 0	
3B: 0	DP: 1	SB: 0	
HR: 2	HBP: 0	CS: 0	

AB	37
R	6
H	10
RBI	5
BB	3
SO	5
LOB	17

PITCHER		IP	WLS	BF	H	R	ER	SO	BB	IBB	HBP	BLK	WP	HR	S	P	ERA	WHIP
Livan Hernandez, R ERA: 4.79	(1, 1)	5.0	W	23	7	5	5	1	2	0	0	0	0	1	47	84	9.00	1.800
37 Juan Cruz, R ERA: 3.25	(6, 1)	0.1	H	1	0	0	0	0	0	0	0	0	0	0	2	5	0.00	0.000
56 Ramon Pena, R ERA: 2.69	(6, 1)	1.2	H	7	0	0	0	2	1	0	0	0	0	0	14	25	0.00	0.600
Brandon Lyon, R ERA: 2.91	(8, 1)	1.0		5	2	1	1	1	0	0	0	0	0	1	15	22	9.00	2.000
Jose Valverde, R ERA: 2.83	(9, 1)	1.0	S	4	1	0	0	1	0	0	0	0	0	0	9	14	0.00	1.000

PITCHER	IP	WLS	BF	H	R	ER	SO	BB	IBB	HBP	BLK	WP	HR	S	P	ERA	WHIP

BOTTOM

San Diego Padres @ Arizona Diamondbacks

Chase Field, Phoenix, AZ

Wed Sep 05 2007, 6:40 PM MST

Att. 27,998 - Roof Closed - 76 F

livebaseballscorecards.com

Batter	1	2	3	4	5	6	7	8	9	AB	R	H	RBI	BB	SO	LOB
6 Stephen Drew, L (1, 6) OBP: 0.309, SLG: 0.362	B FA 90 F FA 91 B F T 2-2 ① K		C SL 86 C SL 84 T CU 72 0-2 ② K		C FA 92 B SL 86 F FA 92 B CU 73 B SL 85 F FF 93 F FA 92 B SL 83 4-2 1 3B BB	B CU 76 B CH 86 B FA 92 X FA 91 3-0 ② F7		C FA 95 B CU 82 F SL 84 B FA 96 F FA 94 1 SAFE X FA 95 2-2 ③ F8		4	1	0	0	1	2	1
1 Orlando Hudson, S (1, 4) OBP: 0.376, SLG: 0.441 19 Chris Snyder, R (8, 2) OBP: 0.333, SLG: 0.419	C F X 0-2 ② G1		B FF 93 X CH 83 1-0 ③ G4-3		B SL 84 1 SAFE B FA 92 F FA 92 F FF 93 F SL 86 F FA 92 1 SAFE B SL 86 3-2 X FA 91 1-H 24 2B 3B	B FA 93 X CU 88 1-0 ③ G4-3				4 0	1 0	1 0	1 0	0 0	0 0	0 0
22 Eric Byrnes, R (1, 7) OBP: 0.362, SLG: 0.485	F B C B B X 3-2 34 S 34 HR 1B			B FA 91 B SL 82 S FF 92 F FF 93 B SL 83 F FA 94 X SL 83 3-2 ① P6	B FA 92 F FF 92 B SL 86 B FA 92 B SL 82 4-1 34 S 24 2B BB		C FA 97 C FA 96 S FA 96 0-3 ① K			3	2	1	0	1	1	0
34 Conor Jackson, R (1, 3) OBP: 0.361, SLG: 0.448 Tony Clark, S (8, 3) OBP: 0.284, SLG: 0.486	1 SAFE 1 SAFE B B X 2-0 1-H HR			C FF 93 B FA 92 B FA 92 C FA 93 F SL 82 B FA 93 X FA 94 3-2 ② G6-3	C FA 91 1 SAFE B FA 91 B FA 91 F FA 92 B FA 94 F FA 93 F FA 94 B SL 84 4-2 1-2 24 2B BB		X FA 96 0-0 ② F8			3 0	2 0	1 0	2 0	1 0	0 0	0 0
26 Miguel Montero, L (1, 2) OBP: 0.292, SLG: 0.407 Brandon Lyon, R (8, 1) Jose Valverde, R (9, 1)	F B X 1-1 ③ G3			C FA 94 F FA 93 B FA 95 F SL 87 F FA 93 X CU 73 1-2 HR	F FA 92 F FA 93 B FA 92 F FA 93 C CU 79 1-3 ① K		B CH 85 B FA 95 X FA 95 2-0 HR			4 0 0	2 0 0	2 0 0	2 0 0	0 0 0	1 0 0	3 0 0
24 Chris Young, R (1, 8) OBP: 0.291, SLG: 0.470		B SL 81 X SL 80 1-0 ① G5-3		C FF 94 B CH 84 X FF 94 1-1 E7 1B 2B	X CU 77 0-0 1-H 2-H 3-H 2B		C SL 82 F FA 96 B SL 83 S SL 83 1-3 ③ K			4	1	2	3	0	1	0
Jeff Salazar, L (1, 9) OBP: 0.316, SLG: 0.382		B FF 93 C FF 93 F SL 86 S FF 95 1-3 ② K		T SL 88 C SL 87 F FA 94 F FA 95 B SL 86 X SL 86 1-2 3-H 1B 1B	X FA 93 0-0 ② F7			S SL 84 S SL 84 X FA 96 0-2 ① G4-3		4	0	1	1	0	1	1
Jeff Cirillo, R (1, 5) OBP: 0.322, SLG: 0.371 56 Ramon Pena, R (6, 1) OBP: 0.250, SLG: 0.250 11 Augie Ojeda, S (8, 4) OBP: 0.296, SLG: 0.323		X FF 94 0-0 ③ G6-3		1 SAFE B SL 84 X FA 92 1-0 1-2 1B	B FA 86 C FA 93 B FA 94 F SL 88 F FA 93 B FA 94 X SL 87 3-2 ③ G5-3			B FA 94 B SL 85 B FA 94 B FA 94 4-0 BB		3 0 0	0 0 0	1 0 0	0 0 0	0 0 1	0 0 0	1 0 0
Livan Hernandez, R (1, 1) OBP: 0.206, SLG: 0.269 37 Juan Cruz, R (6, 1) 27 Mark Reynolds, R (6, 5) OBP: 0.327, SLG: 0.476			C FA 90 X SL 81 0-1 ① G6-3	C FF 93 C FF 92 S FA 93 0-3 ③ K		B CU 86 S SL 86 T SL 87 X SL 88 1-2 ① F8		1 SAFE 1 SAFE 1 SAFE C CU 84 1 SAFE S SL 85 1 SAFE B FA 95 B SL 86 2-3 C SL 84 ② K		2 0 2	0 0 0	0 0 0	0 0 0	0 0 1	1 0 1	2 0 1
Inning Stats	R: 2 E: 0 K: 1 S: 12 H: 2 LOB: 0 BB: 0 P: 20	R: 0 E: 0 K: 1 S: 5 H: 0 LOB: 0 BB: 0 P: 7	R: 0 E: 0 K: 1 S: 6 H: 0 LOB: 0 BB: 0 P: 7	R: 2 E: 1 K: 1 S: 24 H: 4 LOB: 2 BB: 0 P: 34	R: 4 E: 0 K: 1 S: 24 H: 2 LOB: 1 BB: 3 P: 43	R: 0 E: 0 K: 0 S: 5 H: 0 LOB: 0 BB: 0 P: 10	R: 1 E: 0 K: 2 S: 8 H: 1 LOB: 0 BB: 0 P: 11	R: 0 E: 0 K: 1 S: 10 H: 0 LOB: 1 BB: 1 P: 18		1B: 3 2B: 2 3B: 1 HR: 3	SF: 0 SAC: 0 DP: 0 HBP: 0			WP: 0 PB: 0 SB: 2 CS: 0	PA: 37	

PITCHER		IP	WLS	BF	H	R	ER	SO	BB	IBB	HBP	BLK	WP	HR	S	P	ERA	WHIP
44 Jake Peavy, R ERA: 2.43	(1, 1)	4.0	L	22	7	8	8	4	3	0	0	0	0	2	61	97	18.00	2.500
Doug Brocail, R ERA: 3.48	(5, 1)	2.0		7	1	0	0	1	0	0	0	0	0	0	15	24	0.00	0.500
Brett Tomko, R ERA: 5.83	(7, 1)	1.0		4	1	1	1	2	0	0	0	0	0	1	8	11	9.00	1.000
21 Heath Bell, R ERA: 2.3	(8, 1)	1.0		4	0	0	0	1	1	0	0	0	0	0	10	18	0.00	1.000

PITCHER	IP	WLS	BF	H	R	ER	SO	BB	IBB	HBP	BLK	WP	HR	S	P	ERA	WHIP

Batter	1	2	3	4	5	6	7	8	9	AB	R	H	RBI	BB	SO	LOB
24 Brian Giles, L (1, 9) OBP: 0.383, SLG: 0.434	X FA 90 0-0 ① F7		B SL 90 D SL 90 B FA 84 C CH 82 F CH 82 X FA 83 3-2 ② F8	B CU 81 C FA 92 B CU 80 B FA 93 C FA 92 B FA 93 4-2 BB BB			B FA 91 S FA 93 C CU 77 B FA 94 B FA 94 B FA 93 4-2 FC6-4 BB		B FA 89 C CH 88 B FA 90 X FA 90 2-1 ① G4-3	3	0	0	0	2	0	1
Mike Cameron, R (1, 8) OBP: 0.333, SLG: 0.444	C FA 89 B SL 80 B SL 82 C SL 82 T FA 91 2-2 ② K		B FA 84 B CH 73 B FA 83 C FA 83 B FA 84 4-1 BB 23 1B 1-2 BB	D SL 81 B B C C B 4-2 1-2 2-3 BB			B B X 2-0 ① FC6-4 1B 23 FC3-6 1-2f		B FA 90 C FA 90 F FA 91 B SL 84 X SL 85 2-2 ② P3	3	2	0	0	2	1	1
Milton Bradley, S (1, 7) OBP: 0.410, SLG: 0.548 Brady Clark, R (7, PH) OBP: 0.304, SLG: 0.290 (7, 7) Rob Mackowiak, L (9, PH) OBP: 0.339, SLG: 0.388	C SL 90 B FA 90 F FA 91 B SL 82 F FA 90 B SL 83 S SL 82 3-3 ③ K		S CH 74 B FA 84 B FA 83 D CH 80 C FA 84 F CH 74 D CH 76 4-2 3 FC5 23 1B 1-2 2-3 BB	B FA 90 B SL 81 C FA 90 F FA 90 F FA 90 X CH 80 2-2 ③ G3			C FA 94 F FA 95 1 SAFE B FA 91 F SL 90 1 SAFE B FA 93 X SL 88 2-2 23 FC3-6 1-3 1B		B FA 92 C FA 91 B FA 91 F FA 92 B FA 93 F FA 94 B FA 92 4-2 BB	2 1 0	0 0 0	0 1 0	0 0 0	1 0 1	1 0 0	3 0 0
23 Adrián González, L (1, 3) OBP: 0.346, SLG: 0.500		F FA 89 F SL 89 B SL 83 S CU 73 1-3 ① K	F FA 84 B FA 84 X CH 75 1-1 3 FC5 1-2 2-H 3-H 1B	B FA 90 B FA 90 F FA 90 F FA 90 S CH 82 2-3 ① K			B FA 94 F FA 95 B FA 93 F FA 94 X SL 85 2-2 ② FC3-6 3 1B 1-2f 3-H		F FA 92 B FA 92 B CH 85 S CH 85 X FA 93 2-2 ③ G3-1	5	0	1	3	0	2	2
3 Khalil Greene, R (1, 6) OBP: 0.288, SLG: 0.451		B FA 90 X FA 90 1-0 ② F8	C FA 88 X FA 88 0-1 ③ FC5 1-2 2-3f	B CU 74 F FA 90 F CH 81 X FA 91 1-2 ② F9			B FA 95 F FA 95 B FA 94 F FA 95 X FA 96 2-2 1-2 1B			4	0	1	0	0	0	2
5 Kevin Kouzmanoff, R (1, 5) OBP: 0.302, SLG: 0.427		B SL 80 B FA 88 B SL 89 C FA 89 F SL 81 B SL 89 4-2 BB	C SL 80 X FA 88 0-1 ① P3	C CU 75 B FA 91 X FA 91 1-1 ③ G4-3			S SL 84 F SL 83 F SL 83 S SL 83 0-3 ③ K			3	0	0	0	1	1	2
28 Josh Bard, S (1, 2) OBP: 0.351, SLG: 0.374		C FA 91 X CH 78 0-1 ③ F7	C SI 88 B CH 78 B CU 78 F FA 88 C SL 80 2-3 ② K			C CH 81 X FA 90 0-1 ① G6-3		X FA 91 0-0 ① L9		4	0	0	0	0	1	1
Geoff Blum, S (1, 4) OBP: 0.319, SLG: 0.358			C FA 89 B SL 81 X CH 78 1-1 ① F7	B FA 88 B CH 88 C FA 87 T FA 88 X FA 90 2-2 9 2B 2B		X CH 81 0-0 ② G4-3		C FA 92 S CU 72 B CH 73 S CU 73 1-3 ② K		4	1	1	0	0	1	0
Justin Germano, R (1, 1) OBP: 0.242, SLG: 0.200 9 Brian Myrow, L (4, PH) OBP: 1.000, SLG: 2.000 Brett Tomko, R (4, 1) Doug Brocail, L (7, 1) OBP: 0.500, SLG: 0.500 Morgan Ensberg, R (8, PH) OBP: 0.314, SLG: 0.397 41 Kevin Cameron, R (8, 1) 43 Cla Meredith, R (8, 1) 50 Joe Thatcher, L (8, 1)			B FA 88 F FA 88 F FA 90 B CU 79 F CH 81 B CU 81 B FA 89 4-2 BB 23 1B BB BB BB	C SL 80 F SL 79 D CU 80 F FA 91 B CU 78 X SL 80 2-2 BB 2-H 2B		C FA 90 F FA 90 B FA 90 F FA 88 B CU 74 S FA 90 2-3 ③ K		C FA 92 T FA 92 X FA 92 0-2 ③ F8	0 1 1 0 1 0 0 0 0	1 0 0 0 0 0 0 0 0	0 1 0 0 0 0 0 0 0	0 1 0 0 0 0 0 0 0	1 0 0 0 0 0 0 0 0	0 0 1 0 0 0 0 0 0	0 0 0 0 0 0 0 0 0

TOP

San Diego Padres @ Colorado Rockies

Coors Field, Denver, CO

Fri Sep 07 2007, 7:05 PM MDT

Att. 27,247 - Partly Cloudy - 73 F

livebaseballscorecards.com

AB	32
R	4
H	5
RBI	4
BB	8
SO	8
LOB	12

Inning Stats	1	2	3	4	5	6	7	8	9
	R: 0 E: 0 K: 2 S: 8	H: 0 LOB: 0 BB: 0 P: 13	R: 0 E: 0 K: 1 S: 8	H: 0 LOB: 1 BB: 1 P: 14	R: 2 E: 0 K: 0 S: 16	H: 1 LOB: 2 BB: 3 P: 33	R: 1 E: 0 K: 1 S: 20	H: 2 LOB: 3 BB: 2 P: 36	R: 0 E: 0 K: 1 S: 8	H: 0 LOB: 0 BB: 0 P: 12	R: 0 E: 0 K: 1 S: 7	H: 0 LOB: 0 BB: 0 P: 9	R: 1 E: 0 K: 1 S: 17	H: 2 LOB: 2 BB: 1 P: 29	R: 0 E: 0 K: 1 S: 7	H: 0 LOB: 0 BB: 0 P: 8	R: 0 E: 0 K: 0 S: 11	H: 0 LOB: 1 BB: 1 P: 21

1B: 3	SF: 0
2B: 2	SAC: 0
3B: 0	DP: 0
HR: 0	HBP: 0

WP: 0	PA: 40
PB: 0	
SB: 0	
CS: 0	

PITCHER		IP	WLS	BF	H	R	ER	SO	BB	IBB	HBP	BLK	WP	HR	S	P	ERA	WHIP
39 Elmer Dessens, R ERA: 7.15	(1, 1)	2.1		9	0	1	1	3	2	0	0	0	0	0	21	37	3.86	0.857
55 Mark Redman, L ERA: 11.86	(3, 1)	0.1		4	1	1	1	0	2	0	0	0	0	0	9	21	27.00	9.000
23 Ryan Speier, R ERA: 5.79	(3, 1)	1.0	H	5	2	1	1	1	0	0	0	0	0	0	14	20	9.00	2.000
29 Dan Serafini, L ERA: 27.0	(4, 1)	0.0		1	0	0	0	0	1	0	0	0	0	0	2	6	∞	∞
34 Matt Herges, R ERA: 2.52	(4, 1)	2.1	W	8	0	0	0	2	1	0	0	0	0	0	21	33	0.00	0.429

PITCHER		IP	WLS	BF	H	R	ER	SO	BB	IBB	HBP	BLK	WP	HR	S	P	ERA	WHIP
Jeremy Affeldt, L ERA: 3.42	(7, 1)	0.0		1	0	1	1	0	1	0	0	0	0	0	2	6	∞	∞
LaTroy Hawkins, R ERA: 3.35	(7, 1)	0.2	H	4	2	0	0	0	0	0	0	0	0	0	11	19	0.00	3.000
50 Jorge Julio, R ERA: 5.16	(7, 1)	0.1	H	1	0	0	0	1	0	0	0	0	0	0	4	4	0.00	0.000
40 Brian Fuentes, L ERA: 3.4	(8, 1)	1.0	H	3	0	0	0	1	0	0	0	0	0	0	7	8	0.00	0.000
44 Ramon Ortiz, R ERA: 5.6	(9, 1)	1.0		4	0	0	0	0	1	0	0	0	0	0	11	21	0.00	1.000

Batter	1	2	3	4	5	6	7	8	9	AB	R	H	RBI	BB	SO	LOB
3 Willy Taveras, R (1, 8) OBP: 0.368, SLG: 0.383	X CH 80 0-0 E5 HR 1B	C CU 65 B SL 84 H CU 64 2-1 S HBP			T FA 94 B FA 94 S FA 95 B FA 96 F FA 96 X FA 95 2-2 ① F8		B FA 92 T FA 91 B SL 92 C SL 89 B FA 92 X FA 90 3-2 ② F8	X FA 86 0-0 2-H 1B		4	1	2	1	0	0	0
Kazuo Matsui, S (1, 4) OBP: 0.343, SLG: 0.414	B CU 62 F CH 82 B CU 62 X SL 84 2-1 2-H HR	1 SAFE B CH 83 D CU 68 C CH 76 C CU 66 X CU 67 2-2 ③ G4-3 1-2			B CH 82 B FA 94 B FA 94 C FA 92 B FA 94 4-1 5 G4-3 5 S BB		B CU 75 F FA 91 X SL 86 1-1 ③ G4-3	C SL 87 F FA 89 B FA 89 X FA 87 1-2 ③ F7		4	1	1	2	1	0	2
5 Matt Holliday, R (1, 7) OBP: 0.393, SLG: 0.568	X CH 75 0-0 ① G5-3		C CH 82 B CH 83 B CH 74 B CH 82 C CH 82 X CH 82 3-2 17 F7 27 1B 2B		F FA 94 B FA 94 1 SAFE F FA 95 B FA 94 B FA 96 X FA 95 3-2 ② G4-3 1-3			X FC 92 0-0 ① L3		4	1	1	0	0	0	1
17 Todd Helton, L (1, 3) OBP: 0.429, SLG: 0.466	B FA 87 C CH 75 B SL 83 F SL 82 S CH 86 2-3 ② K		X CH 83 0-0 ① F7 2-3		X FA 95 0-0 ③ G1-3			C SL 90 X SL 91 0-1 27 1B 11 1B 1B		4	1	1	0	0	1	2
27 Garrett Atkins, R (1, 5) OBP: 0.350, SLG: 0.463 Jamey Carroll, R (8, PR) OBP: 0.315, SLG: 0.292 (9, 5)	C CU 64 B CH 85 B CH 81 F CH 83 X FA 89 2-2 ③ G1-3		F CH 84 B CU 67 B CH 82 X CU 64 2-1 11 G4-6-3 3-H 1B			C FA 94 F FA 94 B FA 94 F FA 94 F FA 94 F FA 94 F SL 83 B FA 95 C FA 94 2-3 ① K			F SL 90 B SL 91 D SL 90 X SL 91 2-1 11 1B 2 1B 1-2 1B		4 0	0 1	2 0	1 0	0 0	1 0	0 0
11 Brad Hawpe, L (1, 9) OBP: 0.382, SLG: 0.534		B CH 82 B CH 80 B CU 64 S CH 81 C CH 80 X CU 65 3-2 2 2B 2B	B CH 75 D CH 81 F CH 86 1 SAFE 1 SAFE S CH 83 X CH 85 2-2 ② ③ G4-6-3 1-2f			B FA 94 B CH 83 S FA 94 F FA 95 S FA 95 2-3 ② K		F SL 90 S SL 89 X SL 89 0-2 2 1B 8 1B 1-2 2-H 1B		4	2	2	1	0	1	1
2 Troy Tulowitzki, R (1, 6) OBP: 0.360, SLG: 0.468		F CH 74 B CH 85 X CH 85 1-1 8 PB 8 G3 2-H 2B	B FA 94 F FA 95 B FA 96 F FA 94 F FA 95 X SL 83 2-2 ① G2-3			F CH 82 F FA 95 B FA 95 X FA 95 1-2 2B		F SL 88 B SL 79 S SL 86 B SL 88 B SL 88 X SL 90 3-2 8 1B 24 G1-4-3 1-3 2-H 1B		4	2	3	2	0	0	0
8 Yorvit Torrealba, R (1, 2) OBP: 0.327, SLG: 0.359		C CU 65 B CH 74 X CU 66 1-1 ① G3 2-H	C CH 82 B SL 83 X FA 95 1-1 ② F9			C CU 80 C FA 95 X CU 81 0-2 ③ G5-3		P 1 SAFE F FA 86 1 SAFE B FA 85 F FA 86 F SL 78 1 SAFE X SI 86 2-2 24 G1-4-3 3 1B 1-3 3-H 1B		4	1	1	2	0	0	1
39 Elmer Dessens, R (1, 1) 55 Mark Redman, L (3, 1) 23 Ryan Speier, R (3, 1) 29 Dan Serafini, S (4, 1) 34 Matt Herges, L (4, 1) Jeremy Affeldt, L (7, 1) LaTroy Hawkins, R (7, 1) 50 Jorge Julio, R (7, 1) 18 Cory Sullivan, L (7, PH) OBP: 0.000, SLG: 0.000 40 Brian Fuentes, L (8, 1) 24 Ian Stewart, L (8, PH) OBP: 0.000, SLG: 0.429 44 Ramon Ortiz, R (8, 1) OBP: 0.400, SLG: 0.000		C SL 86 C CH 85 B CU 66 B CU 63 X CH 85 2-2 ② G4-3		B FA 94 B FA 93 C FA 92 S FA 94 S FA 95 2-3 ③ K		C CU 71 B FA 90 F FA 90 F FA 92 C FA 92 1-3 ① K	X CH 74 0-0 ② G1-4-3 1-2 3-H		1 0 0 0 1 0 0 0 1 0 0 1	0 0 0 0 0 0 0 0 0 0 0 0	0 0 0 0 0 0 0 0 0 0 0 0	0 0 0 0 1 0 0 0 0 1 0 1	0 0 0 0 0 0 0 0 0 0 0 0	0 0 0 0 0 0 0 0 0 0 0 0	0 0 0 0 0 0 0 0 0 0 0 1
Inning Stats	R: 2 E: 1 K: 1 S: 10 H: 2 LOB: 0 BB: 0 P: 16	R: 2 E: 0 K: 0 S: 14 H: 2 LOB: 1 BB: 0 P: 25	R: 1 E: 0 K: 0 S: 9 H: 2 LOB: 0 BB: 0 P: 16	R: 0 E: 0 K: 1 S: 9 H: 0 LOB: 0 BB: 0 P: 14	R: 0 E: 0 K: 0 S: 9 H: 0 LOB: 1 BB: 1 P: 18	R: 0 E: 0 K: 2 S: 16 H: 1 LOB: 1 BB: 0 P: 21	R: 0 E: 0 K: 1 S: 9 H: 0 LOB: 0 BB: 0 P: 14	R: 5 E: 0 K: 0 S: 21 H: 6 LOB: 1 BB: 0 P: 28		1B: 8 2B: 4 3B: 0 HR: 1 SF: 0 SAC: 0 DP: 1 HBP: 1						

PITCHER		IP	WLS	BF	H	R	ER	SO	BB	IBB	HBP	BLK	WP	HR	S	P	ERA	WHIP
Justin Germano, R ERA: 4.38	(1, 1)	3.0	L	15	6	5	5	1	0	0	1	0	0	1	33	57	15.00	2.000
Brett Tomko, R ERA: 5.67	(4, 1)	3.0		11	1	0	0	3	1	0	0	0	0	0	34	53	0.00	0.667
Doug Brocail, R ERA: 3.43	(7, 1)	1.0		3	0	0	0	1	0	0	0	0	0	0	9	14	0.00	0.000
41 Kevin Cameron, R ERA: 2.25	(8, 1)	0.1		5	4	4	4	0	0	0	0	0	0	0	11	16	108.00	12.000
43 Cla Meredith, R ERA: 3.59	(8, 1)	0.1		3	2	1	1	0	0	0	0	0	0	0	7	8	27.00	6.000

PITCHER		IP	WLS	BF	H	R	ER	SO	BB	IBB	HBP	BLK	WP	HR	S	P	ERA	WHIP
50 Joe Thatcher, L ERA: 1.08	(8, 1)	0.1		1	0	0	0	0	0	0	0	0	0	0	3	4	0.00	0.000

BOTTOM

San Diego Padres @ Colorado Rockies

Coors Field, Denver, CO

Fri Sep 07 2007, 7:05 PM MDT

Att. 27,247 - Partly Cloudy - 73 F

livebaseballscorecards.com

AB	36
R	10
H	13
RBI	10
BB	1
SO	5
LOB	8

WP: 0 PA: 38
PB: 1
SB: 2
CS: 0

Batter	1	2	3	4	5	6	7	8	9	AB	R	H	RBI	BB	SO	LOB
24 Brian Giles, L (1, 9) OBP: 0.381, SLG: 0.433	C FA 89 B FA 90 B CH 83 X FA 89 2-1 G5-4-3 1B		B CU 72 S CH 81 B FA 89 X FA 87 2-1 ② G4-3			F CU 72 B CU 71 B FA 89 F FA 88 B FA 90 X CH 82 3-2 ① G3-1		X CH 80 0-0 ③ L4		4	0	1	0	0	0	0
Brady Clark, R (1, 7) OBP: 0.315, SLG: 0.292	C FA 89 X FA 88 0-1 ① ② G5-4-3 1-2f		B CU 72 B FA 86 B FA 87 C FA 87 S FA 86 F FA 88 B FA 89 4-2 BB			B CH 79 F FA 86 B CH 80 B FA 86 X FA 89 3-1 FC6-4 1B			B FA 95 B FA 95 C FA 95 B FA 94 C FA 95 S FA 95 3-3 ① K	3	0	1	0	1	1	1
Mike Cameron, R (1, 8) OBP: 0.332, SLG: 0.442	C CU 74 B FA 90 B FA 90 C CH 82 S CH 80 2-3 ③ K		B FA 89 B CH 78 X CH 80 2-0 ③ G5-3			1 SAFE X FA 85 0-0 ② FC6-4 1-2f			B SL 85 B FA 96 B FA 96 C FA 96 B FA 95 4-1 3 S 23 1B 3 1B BB	3	1	0	0	1	1	2
23 Adrián González, L (1, 3) OBP: 0.347, SLG: 0.499		C FA 88 B FA 88 B CH 81 F CH 81 B FA 87 F FA 89 F CH 82 F CH 82 B FA 90 4-2 3 2B 5 1B BB		C CU 71 S CH 80 B FA 88 B CH 80 F CH 81 F FA 91 X CU 73 2-2 ① F8		C FA 86 B FA 86 1 SAFE S CH 81 1 SAFE X CH 80 1-2 ③ F7			1 SAFE B FA 95 X FA 94 1-0 3 1B 1-2 1B	3	1	1	0	1	0	1
3 Khalil Greene, R (1, 6) OBP: 0.289, SLG: 0.453		B FA 88 X FA 87 1-0 5 1B 28 G6-4-3 1-3 2B		X CH 82 0-0 ② F8			B CU 74 C FA 85 B FA 85 B CH 79 S FA 87 S CH 80 3-3 ① K		B FA 96 C SL 83 B SL 84 F FA 96 F CH 84 F SL 86 X FA 97 2-2 ② 1-3 2-H 1B	4	1	2	1	0	1	0
5 Kevin Kouzmanoff, R (1, 5) OBP: 0.302, SLG: 0.426 21 Heath Bell, R (7, 1) Terrmel Sledge, L (9, PH) OBP: 0.307, SLG: 0.375 8 Michael Barrett, R (9, PH) OBP: 0.284, SLG: 0.378 Trevor Hoffman, R (9, 1)		X CH 81 0-0 28 G6-4-3 2-3 3-H 1B		X FA 90 0-0 ③ G4-3			B FA 88 B CH 80 X FA 86 2-0 ② G5-3		C CU 78 B FA 94 S CU 78 X CU 79 1-2 ③ G6-3	3 0 0 0 1	0 0 0 0 0	1 0 0 0 0	1 0 0 0 0	0 0 0 0 0	0 0 0 0 0	0 0 0 0 1
28 Josh Bard, S (1, 2) OBP: 0.348, SLG: 0.371		B FA 89 F FA 89 X CH 79 1-1 ① ② G6-4-3 1-2f 3-H	B FA 87 T CH 81 X CH 85 1-1 ① G4-3			B CU 74 X FA 86 1-0 ③ G5-3				3	0	0	0	0	0	1
Geoff Blum, S (1, 4) OBP: 0.315, SLG: 0.354 (7, 5) (8, 4)		C CU 73 B FA 88 B FA 90 X CH 81 2-1 ③ P6	C CU 73 B CH 80 S FA 85 B CU 70 B FA 87 X FA 89 3-2 ② G6-3					F CU 75 B CH 81 F CH 80 B CH 80 F FA 86 X CH 81 2-2 ① G5-3		3	0	0	0	0	0	0
Greg Maddux, R (1, 1) OBP: 0.158, SLG: 0.179 Doug Brocail, L (7, 1) OBP: 0.500, SLG: 0.500 11 Craig Stansberry, R (7, 4) OBP: 0.500, SLG: 0.400 Morgan Ensberg, R (8, PH) OBP: 0.313, SLG: 0.396 (8, 5)			C FA 87 S CH 83 X CU 71 0-2 ① G1-3		B FA 90 T FA 88 B FA 90 F FA 89 F CH 80 F FA 89 F FA 87 X CH 80 2-2 ③ L4			F FA 87 B FA 89 C FA 89 B CU 73 S CH 80 2-3 ② K		2 0 0 1	0 0 0 0	0 0 0 0	0 0 0 0	0 0 0 1	0 0 0 0	0 0 0 0
Inning Stats	R: 0 E: 0 K: 1 S: 7 H: 1 LOB: 0 BB: 0 P: 11	R: 2 E: 0 K: 0 S: 11 H: 2 LOB: 0 BB: 1 P: 19	R: 0 E: 0 K: 0 S: 9 H: 0 LOB: 1 BB: 1 P: 17	R: 0 E: 0 K: 0 S: 7 H: 0 LOB: 0 BB: 0 P: 9	R: 0 E: 0 K: 0 S: 11 H: 0 LOB: 0 BB: 0 P: 17	R: 0 E: 0 K: 0 S: 9 H: 1 LOB: 1 BB: 0 P: 16	R: 0 E: 0 K: 1 S: 5 H: 0 LOB: 0 BB: 0 P: 11	R: 0 E: 0 K: 1 S: 8 H: 0 LOB: 0 BB: 0 P: 12	R: 1 E: 0 K: 1 S: 13 H: 2 LOB: 1 BB: 1 P: 24	1B: 5 2B: 1 3B: 0 HR: 0 SF: 0 SAC: 0 DP: 2 HBP: 0						WP: 0 PB: 0 SB: 1 CS: 0 PA: 33	

PITCHER		IP	WLS	BF	H	R	ER	SO	BB	IBB	HBP	BLK	WP	HR	S	P	ERA	WHIP
26 Jeff Francis, L ERA: 4.05	(1, 1)	8.0	L	28	4	2	2	3	2	0	0	0	0	0	67	112	2.25	0.750
50 Jorge Julio, R ERA: 5.26	(9, 1)	0.2		4	2	1	1	1	1	0	0	0	0	0	10	20	13.50	4.500
Jeremy Affeldt, L ERA: 3.4	(9, 1)	0.1		1	0	0	0	0	0	0	0	0	0	0	3	4	0.00	0.000

PITCHER	IP	WLS	BF	H	R	ER	SO	BB	IBB	HBP	BLK	WP	HR	S	P	ERA	WHIP

TOP

San Diego Padres @ Colorado Rockies

Coors Field, Denver, CO

Sat Sep 08 2007, 6:05 PM MDT
Att. 30,429 - Partly Cloudy - 73 F

livebaseballscorecards.com

AB	30
R	3
H	6
RBI	2
BB	3
SO	4
LOB	6

Batter	1	2	3	4	5	6	7	8	9	AB	R	H	RBI	BB	SO	LOB
3 Willy Taveras, R (1, 8) OBP: 0.367, SLG: 0.382	C SL 83 M SL 84 X FC 84 0-2 ① G4-3		X FC 86 0-0 ② G1-3			B SL 84 X 1-0 ① G5-3		B X 1-0 1B 1B		4	0	1	0	0	0	0
18 Cory Sullivan, L (8, PR) OBP: 0.340, SLG: 0.391										0	0	0	0	0	0	0
50 Jorge Julio, R (9, 1)										0	0	0	0	0	0	0
Jeremy Affeldt, L (9, 1)										0	0	0	0	0	0	0
Kazuo Matsui, S (1, 4) OBP: 0.342, SLG: 0.412	L SL 85 B SL 83 C SL 79 F SL 86 S 1-3 ② K		C SL 84 X SL 80 0-1 ③ G4-3			C SL 84 X FA 84 0-1 ② G6-3		1 SAFE C FA 94 1 SAFE 1 SAFE C CU 83 F CU 82 B FA 95 X CU 83 1-2 2-3 1-2 1B 1B		4	0	1	0	0	1	0
Jamey Carroll, R (8, PR) OBP: 0.315, SLG: 0.292										0	0	0	0	0	0	0
	(9, 4)															
5 Matt Holliday, R (1, 7) OBP: 0.390, SLG: 0.564	B SL 86 X SL 85 1-0 ③ L4			X SL 79 0-0 ① F7		B SL 85 F SL 85 B SL 84 B SL 85 X SL 79 3-1 ③ G6-3		F FA 96 F FA 96 F FA 96 S FA 98 0-3 ③ K		4	0	0	0	0	1	3
17 Todd Helton, L (1, 3) OBP: 0.428, SLG: 0.466		F SL 84 F SL 83 B SL 85 B SL 80 X SL 80 2-2 27 1B 2B		C SL 84 C SL 84 B SL 80 X SL 84 1-2 ② G6-3			B FA 90 B FA 90 C SL 88 F FA 90 F SL 90 X FA 91 2-2 ① F8		F SL 85 C SL 86 S CH 74 0-3 ① K	4	1	1	0	0	1	0
27 Garrett Atkins, R (1, 5) OBP: 0.351, SLG: 0.463		X FC 86 0-0 11 G4-3 2-H 1B		B SL 81 X SL 85 1-0 1B			B FA 92 B CU 90 X SL 88 2-0 ② G1-3		C SL 86 F SL 87 X CH 74 0-2 ② P3	4	0	2	1	0	0	0
11 Brad Hawpe, L (1, 9) OBP: 0.381, SLG: 0.531		X SL 84 0-0 ① G4-3 1-2		C FA 83 S SL 79 S SL 80 0-3 ③ K			F FA 90 B FA 90 B FA 90 C FA 91 B FA 92 B SL 87 4-2 BB		F SL 88 F FC 88 B CH 75 S CH 74 1-3 ③ K	3	0	0	0	1	2	2
2 Troy Tulowitzki, R (1, 6) OBP: 0.358, SLG: 0.465		C FC 85 B SL 85 B SL 80 X SL 81 2-1 E3 8 G6-4-3			S SL 85 C FC 85 B FC 85 B FC 86 C SL 84 2-3 ① K		S FA 96 C FA 96 B FA 96 F FA 96 F FA 95 F CU 85 B SL 88 X 2-2 ③ G5-3			3	0	0	0	0	1	2
8 Yorvit Torrealba, R (1, 2) OBP: 0.325, SLG: 0.357		F FC 87 B FC 86 B FC 85 B SL 86 X FC 84 3-1 ② ③ G6-4-3 1-2f			F SL 80 B FC 86 X SL 86 1-1 ② G6-3			S FA 95 F FA 95 S FA 96 0-3 ① K		2	0	0	0	0	0	2
19 Ryan Spilborghs, R (8, PH) OBP: 0.350, SLG: 0.490										1	0	0	0	0	1	0
	(9, 8)															
26 Jeff Francis, L (1, 1) OBP: 0.207, SLG: 0.232			B SL 84 C SL 84 B SL 83 T SL 83 X SL 79 2-2 ① F8		B SL 84 C SL 84 C SL 85 F FA 85 B FA 85 X FA 85 2-2 ③ G5-3			B CU 84 C CU 83 S FA 95 B FA 96 B FA 95 S CU 83 3-3 ② K		2	0	0	0	0	0	0
24 Ian Stewart, L (8, PH) OBP: 0.242, SLG: 0.406										1	0	0	0	0	1	0
20 Chris Iannetta, R (9, 2) OBP: 0.322, SLG: 0.339										0	0	0	0	0	0	0
Inning Stats	R: 0 E: 0 K: 1 S: 8 H: 0 LOB: 0 BB: 0 P: 10	R: 1 E: 1 K: 0 S: 9 H: 2 LOB: 1 BB: 0 P: 16	R: 0 E: 0 K: 0 S: 6 H: 0 LOB: 0 BB: 0 P: 8	R: 0 E: 0 K: 1 S: 8 H: 1 LOB: 1 BB: 0 P: 10	R: 0 E: 0 K: 1 S: 9 H: 0 LOB: 0 BB: 0 P: 14	R: 0 E: 0 K: 0 S: 5 H: 0 LOB: 0 BB: 0 P: 9	R: 0 E: 0 K: 0 S: 13 H: 0 LOB: 1 BB: 1 P: 23	R: 0 E: 0 K: 3 S: 15 H: 2 LOB: 3 BB: 0 P: 20	R: 0 E: 0 K: 2 S: 9 H: 0 LOB: 0 BB: 0 P: 10	1B: 4 2B: 1 3B: 0 HR: 0 SF: 0 SAC: 0 DP: 1 HBP: 0						

BOTTOM

San Diego Padres @ Colorado Rockies

Coors Field, Denver, CO

Sat Sep 08 2007, 6:05 PM MDT

Att. 30,429 - Partly Cloudy - 73 F

livebaseballscorecards.com

AB	32
R	1
H	5
RBI	1
BB	1
SO	8
LOB	9

WP: 0 PA: 33
PB: 0
SB: 1
CS: 0

PITCHER		IP	WLS	BF	H	R	ER	SO	BB	IBB	HBP	BLK	WP	HR	S	P	ERA	WHIP
Greg Maddux, R ERA: 3.68	(1, 1)	6.0	W	21	3	1	1	3	0	0	0	0	0	0	45	67	1.50	0.500
Doug Brocail, R ERA: 3.39	(7, 1)	0.2	H	3	0	0	0	0	1	0	0	0	0	0	7	15	0.00	1.500
21 Heath Bell, R ERA: 2.26	(7, 1)	1.1	H	6	2	0	0	3	0	0	0	0	0	0	21	28	0.00	1.500
Trevor Hoffman, R ERA: 2.7	(9, 1)	1.0	S	3	0	0	0	2	0	0	0	0	0	0	9	10	0.00	0.000

PITCHER	IP	WLS	BF	H	R	ER	SO	BB	IBB	HBP	BLK	WP	HR	S	P	ERA	WHIP

San Diego Padres @ Colorado Rockies

Coors Field, Denver, CO

Sun Sep 09 2007, 1:05 PM MDT

Att. 20,260 - Sunny - 66 F

TOP

livebaseballscorecards.com

Batter	1	2	3	4	5	6	7	8	9	AB	R	H	RBI	BB	SO	LOB
24 Brian Giles, L (1, 9) OBP: 0.377, SLG: 0.427	C FA 85 C CH 81 B FC 88 B CH 82 C SL 86 2-3 ① K		B CH 81 B FC 87 F FA 86 C FA 87 B SI 90 X FA 83 3-2 ② F9		F FA 88 B FC 90 B FC 90 X FA 88 2-1 ① F8		X FA 89 0-0 ② F7		C SL 80 X FA 93 0-1 ① F7	5	0	0	0	0	1	0
Marcus Giles, R (1, 4) OBP: 0.306, SLG: 0.324	B FC 89 B FC 88 B FC 88 C FC 87 B SL 86 4-1 23 FC3-6 1B BB		B SL 77 B FA 89 S FC 88 F FC 89 X SL 87 2-2 1B		S FC 88 X SL 82 0-1 E8 23 G3-1 1B		B FA 90 F FA 90 B FA 90 F CH 81 B FA 89 B CU 75 4-2 BB BB		F SL 81 C SL 80 B FA 94 B SL 83 F FA 94 F FA 95 F FA 94 X FA 92 3-2 ② P4	3	0	2	0	2	0	0
Mike Cameron, R (1, 8) OBP: 0.334, SLG: 0.441	X FC 89 0-0 23 FC3-6 1B 1-2		F FA 90 S FA 90 X SI 89 0-2 ③ F8		B FA 90 B SI 91 H FA 90 3-0 23 G3-1 HBP		F FA 90 C FA 91 F CU 76 B FA 89 B CH 82 B SL 80 B FA 90 4-2 BB 1-2		B FA 94 X FA 95 1-0 ③ G5-3	3	0	1	0	1	0	1
23 Adrián González, L (1, 3) OBP: 0.345, SLG: 0.496	C FA 90 B FC 90 X SL 84 1-1 ② FC3-6 1-2f 2-3			B CU 73 B SL 80 S SL 86 X FC 89 2-1 ① G3	B SL 82 X FA 90 1-0 ② G3-1 1-2 2-3		B FA 92 C FA 91 C FA 93 D CU 77 S FA 92 2-3 ③ K			4	0	0	0	0	1	6
3 Khalil Greene, R (1, 6) OBP: 0.289, SLG: 0.450	C FA 91 F SL 87 F CH 81 X FC 88 0-2 ③ F8			B SL 81 B FA 86 F FA 87 B SL 86 F FC 87 B FA 82 4-2 1B 8 2B BB	C FA 91 B FC 88 B FA 91 F SL 82 X FA 81 2-2 ③ G1-3			C FA 90 B FA 91 F FA 92 X CH 72 1-2 ① G6-3		3	1	0	0	1	0	4
Morgan Ensberg, R (1, 5) OBP: 0.318, SLG: 0.399		B CU 74 C SL 86 B SL 80 X FA 87 2-1 ① G5-3		X SI 90 0-0 8 2B 1-2 1B		B SL 81 X SI 89 1-0 12 2-4 1B		F FA 91 B FA 91 S CH 72 B CH 73 B FA 92 B FA 92 4-2 5 WP 8 1B 5 1B BB		3	1	2	0	1	0	0
8 Michael Barrett, R (1, 2) OBP: 0.287, SLG: 0.383		F FC 88 B FA 87 S FA 88 B FC 87 F SI 89 F SL 82 X FA 82 2-2 ② P6		C SI 89 B SL 87 X SL 82 1-1 ② 32 1B 1-H 2-H 2B		X FA 90 0-0 ① F7		X FA 90 0-0 5 1B 1-2 1B		4	0	2	1	0	0	1
Terrmel Sledge, L (1, 7) OBP: 0.307, SLG: 0.371 41 Kevin Cameron, R (6, 1) 5 Kevin Kouzmanoff, R (8, PH) OBP: 0.304, SLG: 0.428 Rob Mackowiak, L (8, 7) OBP: 0.339, SLG: 0.388		C CU 76 B SL 80 B SL 81 F SL 86 T SL 86 2-2 ③ K		I IN 80 I IN 79 I IN 76 I IN 75 4-0 32 1B IBB		C FA 90 B CH 81 X CH 80 1-1 ② F8		C FA 91 D CH 73 X FA 91 1-1 9 G4-3 1-3 2-H 1B		2 0 1 0	0 0 0 0	0 0 1 0	0 0 1 0	1 0 1 0	1 0 0 0	1 0 0 0
32 Chris Young, R (1, 1) OBP: 0.244, SLG: 0.154 12 Scott Hairston, R (6, PH) OBP: 0.310, SLG: 0.423 50 Joe Thatcher, L (6, 1) Brady Clark, R (6, 7) 9 Brian Myrow, L (8, PH) OBP: 0.667, SLG: 1.000 43 Cla Meredith, R (8, 1) 45 Justin Hampson, L (8, 1)			C FA 85 B FA 86 X FA 85 1-1 ① G4-3	B FA 90 X FA 89 1-0 ③ 1-2 2-H 1B		C CU 76 D CH 82 1-1 ③ 2-4 1-2	C FA 89 F CU 76 B FA 90 C CU 76 1-3 ① K	X FA 92 0-0 ② ③ G4-3 1-2f		2 0 0 1 1 0 0	0 0 0 0 0 0 0	1 0 0 0 0 0 0	0 0 0 0 0 0 0	0 0 0 1 0 0 0	0 0 0 0 2 0 0	0 0 0 0 0 0 0

	AB	32
	R	2
	H	9
	RBI	2
	BB	6
	SO	4
	LOB	15

Inning Stats																								
	R: 0	H: 1	R: 0	H: 0	R: 0	H: 1	R: 1	H: 3	R: 0	H: 1	R: 0	H: 1	R: 0	H: 0	R: 1	H: 2	R: 0	H: 0	1B: 8	SF: 0	WP: 1	PA: 39
	E: 0	LOB: 2	E: 0	LOB: 0	E: 0	LOB: 1	E: 0	LOB: 2	E: 1	LOB: 2	E: 0	LOB: 1	E: 0	LOB: 2	E: 0	LOB: 1	E: 0	LOB: 0	2B: 1	SAC: 0	PB: 0	
	K: 1	BB: 1	K: 1	BB: 0	K: 0	BB: 0	K: 0	BB: 2	K: 0	BB: 0	K: 0	BB: 0	K: 2	BB: 2	K: 0	BB: 1	K: 0	BB: 0	3B: 0	DP: 1	SB: 0	
	S: 11	P: 18	S: 10	P: 16	S: 11	P: 17	S: 8	P: 20	S: 8	P: 16	S: 5	P: 8	S: 12	P: 23	S: 9	P: 15	S: 8	P: 12	HR: 0	HBP: 1	CS: 0	

PITCHER		IP	WLS	BF	H	R	ER	SO	BB	IBB	HBP	BLK	WP	HR	S	P	ERA	WHIP
Josh Fogg, R ERA: 4.9	(1, 1)	5.0	W	24	7	1	1	2	2	1	1	0	0	0	49	89	1.80	1.800
34 Matt Herges, R ERA: 2.41	(6, 1)	1.2	H	7	0	0	0	1	2	0	0	0	0	0	13	24	0.00	1.200
40 Brian Fuentes, L ERA: 3.54	(7, 1)	0.2	H	5	2	1	1	1	1	0	0	0	1	0	11	19	13.50	4.500
60 Manny Corpas, R ERA: 1.91	(8, 1)	1.2	S	4	0	0	0	0	0	0	0	0	0	0	9	13	0.00	0.000

PITCHER		IP	WLS	BF	H	R	ER	SO	BB	IBB	HBP	BLK	WP	HR	S	P	ERA	WHIP

BOTTOM

San Diego Padres @ Colorado Rockies

Coors Field, Denver, CO

Sun Sep 09 2007, 1:05 PM MDT

Att. 20,260 - Sunny - 66 F

livebaseballscorecards.com

Batter	1	2	3	4	5	6	7	8	9	AB	R	H	RBI	BB	SO	LOB
Jamey Carroll, R (1, 4) OBP: 0.314, SLG: 0.288 60 Manny Corpas, R (8, 1)	B FC 86 B FC 87 C FC 87 F SL 88 X FC 89 2-2 F8 ①	B FC 88 F SL 86 F FC 88 B SL 80 B SL 79 F FC 88 X FC 88 3-2 F8 ③			C FC 87 F FC 88 F FC 89 B SL 80 C SL 79 1-3 K ①		C SL 93 B SL 94 B SL 93 B SL 91 F SL 91 B SL 91 4-2 BB			3 0	0 0	0 0	0 0	1 0	1 0	0 0
2 Troy Tulowitzki, R (1, 6) OBP: 0.357, SLG: 0.463	F SL 87 B FC 88 S SL 88 F SL 80 F FC 90 F SL 80 S FC 89 1-3 K ②		B SL 88 B SL 78 B SL 87 C SL 86 S SL 88 F FA 89 B FA 89 4-2 17 G4-6-3 BB		C FC 88 S SL 80 C SL 82 0-3 K ②		F SL 91 X SL 92 0-1 F9 ③			3	0	0	0	1	2	1
5 Matt Holliday, R (1, 7) OBP: 0.391, SLG: 0.568	H SL 87 1-0 17 S 17 1B HBP		1 SAFE P PO 80 1 SAFE F SL 89 F FC 89 S SL 80 1-3 K ①		F FC 90 S SL 82 C FA 92 0-3 K ③			B FA 86 X SL 85 1-0 HR		3	2	1	1	0	2	1
17 Todd Helton, L (1, 3) OBP: 0.428, SLG: 0.468	B SL 87 C FC 88 C FA 89 B SL 89 F FC 89 X SL 88 2-2 27 HR 1-H 1B		1 SAFE C FA 88 1 SAFE X FA 90 0-1 G4-6-3 ② ③ 1-2f			C FA 89 C B B F X 2-2 27 G3-1 2B		C FA 87 B SL 85 F SL 84 X FA 88 1-2 G3-1 ①		4	1	2	1	0	0	1
27 Garrett Atkins, R (1, 5) OBP: 0.352, SLG: 0.468	B SL 78 F SL 88 F FC 87 F SL 77 D SL 78 F FC 87 X FC 88 2-2 1-H HR			B SL 86 B FC 86 B FC 88 B FC 88 4-0 20 BB 19 BB BB		X CU 78 0-0 G3-1 ① 2-3		B FA 88 B CH 80 X SL 84 2-0 F8 ②		3	1	1	2	1	0	1
11 Brad Hawpe, L (1, 9) OBP: 0.380, SLG: 0.527	C FC 88 B SL 88 B FC 88 F SL 88 B SL 78 B SL 77 4-2 BB			X SL 87 0-0 L8 ①	C B S C 1-3 K ②			F SL 85 C SL 85 B CU 76 S CU 77 1-3 K ③		3	0	0	0	1	2	2
19 Ryan Spilborghs, R (1, 8) OBP: 0.350, SLG: 0.486 40 Brian Fuentes, L (7, 1) 6 Omar Quintanilla, L (8, 4) OBP: 0.304, SLG: 0.326	1 SAFE 1 SAFE S SL 88 B SL 78 F FC 87 1 SAFE S FA 87 1-3 K ③			S SL 78 B SL 89 C SL 87 F SL 80 B SL 88 B FC 88 F FC 89 B FC 89 4-2 20 BB 1-2 BB		D SL 92 B SL 91 X SL 91 2-0 G1-3 ③			2 0 0	0 0 0	0 0 0	0 0 0	1 0 0	1 0 0	2 0 0
20 Chris Iannetta, R (1, 2) OBP: 0.322, SLG: 0.335		C FC 85 B FC 87 S FC 88 S FC 88 1-3 K ①		B SL 78 B FC 88 B FC 87 S FC 87 S SL 89 B FC 88 4-2 G6-3 1-2 2-3 BB			C SL 93 B FC 93 B SL 92 F SL 92 X SL 92 2-2 P4 ①			2	0	0	0	1	1	0
Josh Fogg, R (1, 1) OBP: 0.149, SLG: 0.130 34 Matt Herges, L (6, 1) 18 Cory Sullivan, L (7, 8) OBP: 0.337, SLG: 0.387		B SL 86 B SL 86 C FC 87 C FC 88 F FC 89 S SL 78 2-3 K ②		C SL 79 F X 0-2 G6-3 ② ③ 1-2f			X SL 92 0-0 L7 ②			2 0 1	0 0 0	0 0 0	0 0 0	0 0 0	1 0 0	3 0 0
Inning Stats	R: 3 H: 2 E: 0 LOB: 1 K: 2 BB: 1 S: 23 P: 36	R: 0 H: 0 E: 0 LOB: 0 K: 2 BB: 0 S: 11 P: 17	R: 0 H: 0 E: 0 LOB: 0 K: 1 BB: 1 S: 9 P: 13	R: 0 H: 0 E: 0 LOB: 2 K: 0 BB: 3 S: 10 P: 22	R: 0 H: 0 E: 0 LOB: 0 K: 3 BB: 0 S: 10 P: 11	R: 0 H: 1 E: 0 LOB: 1 K: 1 BB: 0 S: 9 P: 14	R: 0 H: 0 E: 0 LOB: 1 K: 0 BB: 1 S: 8 P: 14	R: 1 H: 1 E: 0 LOB: 0 K: 1 BB: 0 S: 8 P: 13		1B: 1 2B: 1 3B: 0 HR: 2	SF: 0 SAC: 0 DP: 2 HBP: 1			WP: 0 PB: 0 SB: 1 CS: 0	PA: 33	

	AB	26
	R	4
	H	4
	RBI	4
	BB	6
	SO	10
	LOB	11

PITCHER		IP	WLS	BF	H	R	ER	SO	BB	IBB	HBP	BLK	WP	HR	S	P	ERA	WHIP
32 Chris Young, R ERA: 2.72	(1, 1)	5.0	L	21	2	3	3	8	5	0	1	0	0	1	63	99	5.40	1.400
50 Joe Thatcher, L ERA: 1.0	(6, 1)	0.2		3	1	0	0	1	0	0	0	0	0	0	8	11	0.00	1.500
41 Kevin Cameron, R ERA: 2.19	(6, 1)	1.1		5	0	0	0	0	1	0	0	0	0	0	9	17	0.00	0.750
43 Cla Meredith, R ERA: 3.72	(8, 1)	0.0		1	1	1	1	0	0	0	0	0	0	1	1	2	∞	∞
45 Justin Hampson, L ERA: 3.0	(8, 1)	1.0		3	0	0	0	1	0	0	0	0	0	0	7	11	0.00	0.000

PITCHER	IP	WLS	BF	H	R	ER	SO	BB	IBB	HBP	BLK	WP	HR	S	P	ERA	WHIP

San Diego Padres @ Los Angeles Dodgers

Dodger Stadium, Los Angeles, CA

Tue Sep 11 2007, 7:10 PM PDT

Att. 51,620 - Clear - 75 F

TOP

livebaseballscorecards.com

Batter	1	2	3	4	5	6	7	8	9	AB	R	H	RBI	BB	SO	LOB
24 Brian Giles, L (1, 9) OBP: 0.380, SLG: 0.435	C FA 85 B FA 86 B FA 86 B CH 77 C FA 86 B SL 83 4-2 23 BB 3 SF9 BB BB	D CH 80 B FA 87 B SL 84 X FA 87 3-0 2-H HR		X FA 86 0-0 CS 1B			B CH 85 X FA 85 1-0 G4-3	B FA 89 B FA 91 X FA 91 2-0 G4-3		4	2	2	2	1	0	0
41 Kevin Cameron, R (8, 1)										0	0	0	0	0	0	0
50 Joe Thatcher, L (8, 1)										0	0	0	0	0	0	0
21 Heath Bell, R (8, 1)										0	0	0	0	0	0	0
Brett Tomko, R (9, 1)										0	0	0	0	0	0	0
Geoff Blum, S (1, 4) OBP: 0.320, SLG: 0.365	B FA 86 B SL 84 B FA 86 C SL 82 B 4-1 23 BB 5 1B 1-2 BB	C SL 82 B CH 79 B SL 84 D FA 82 C SL 82 B 4-2 BB		F FA 90 C CU 76 B FA 88 X CU 75 1-2 G4-3 1-2			C SL 83 F FA 90 B FA 91 X SL 83 1-2 HR	C FA 92 B FA 92 B FA 90 X FA 91 2-1 G6-3		3	2	1	1	2	0	1
Mike Cameron, R (1, 8) OBP: 0.333, SLG: 0.439	F FA 89 C FA 89 B FA 90 S FA 91 1-3 K	C FA 87 B SL 84 F FA 87 S SL 82 1-3 K			F SL 84 X FA 90 0-1 F9		B CH 86 X 1-0 23 S 5 WP 1B		B FA 90 B FA 90 F FA 90 B FA 91 X FA 90 3-1 F8	5	1	1	0	0	2	3
23 Adrián González, L (1, 3) OBP: 0.344, SLG: 0.492	B FA 89 B SL 84 F FA 89 B FA 90 F SL 84 B SL 85 4-2 5 1B 1-2 2-3 BB		S CH 79 F FA 87 X SL 81 0-2 F9		B FA 90 B FA 88 X SL 83 2-0 F8		C SL 82 B FA 91 S CH 87 1 SAFE S CH 86 1-3 K 1-2		C CU 79 F CU 81 B CU 80 B FA 91 B FA 92 F FA 92 S CH 79 3-3 K	4	0	0	0	1	2	1
3 Khalil Greene, R (1, 6) OBP: 0.290, SLG: 0.455	B FA 88 B FA 89 F FA 88 X 2-1 SF9 3-H		F FA 87 X SL 82 0-1 HR		C FA 90 C FA 90 B SL 80 X CU 75 1-2 G5-3		B FA 92 B FA 92 B FA 87 C SL 83 D SL 83 4-1 5 WP 1B BB		S CH 81 B FA 92 C FA 92 F FA 92 X CU 81 1-2 F8	3	2	1	2	1	0	0
5 Kevin Kouzmanoff, R (1, 5) OBP: 0.310, SLG: 0.440	C SL 84 B FA 89 F SL 83 B FA 91 X FC 67 2-2 1-3 2-H 1B		F FA 87 B FA 85 C FA 86 X FA 86 1-2 HR			F FA 88 X CH 83 0-1 1B	B FA 92 C FA 92 B SL 86 F FA 92 B SL 86 F FA 94 B SL 88 4-2 1B 1-3 2-H BB			3	1	3	2	1	0	0
Terrmel Sledge, L (1, 7) OBP: 0.303, SLG: 0.365		S CH 78 F SL 83 C 0-3 K	C SL 81 S SL 81 C SL 81 0-3 K			X SL 81 0-0 F8	B FA 94 F FA 94 F FA 93 B SL 86 B FA 92 X FA 93 3-2 28 FC4-6 1-2 3-H 1B			3	0	0	0	0	2	1
Brady Clark, R (6, 7) OBP: 0.320, SLG: 0.299 (8, 9)										1	0	1	1	0	0	0
28 Josh Bard, S (1, 2) OBP: 0.347, SLG: 0.369		X FA 86 0-0 44 SH3-4 24 HR 1B	C FA 87 C SL 82 F SL 82 C SL 81 0-3 K			F FA 90 F FA 91 C 0-3 K	C FA 94 C FA 93 X CH 86 0-2 FC4-6 1-2f			4	1	1	0	0	2	3
44 Jake Peavy, R (1, 1) OBP: 0.231, SLG: 0.317		L FA 88 X FA 88 0-1 SH3-4 1-2	F FA 81 X SL 80 0-1 P3			X FA 91 0-0 F8		X CU 78 0-0 F7		2	0	0	0	0	0	1
12 Scott Hairston, R (8, PH) OBP: 0.309, SLG: 0.421 (8, 7)										1	0	0	0	0	0	0
Inning Stats	R: 2 E: 0 K: 1 S: 13 H: 1 LOB: 2 BB: 3 P: 30	R: 2 E: 0 K: 2 S: 12 H: 2 LOB: 1 BB: 1 P: 20	R: 2 E: 0 K: 2 S: 15 H: 2 LOB: 0 BB: 0 P: 16	R: 0 E: 0 K: 0 S: 6 H: 1 LOB: 0 BB: 0 P: 7	R: 0 E: 0 K: 0 S: 6 H: 0 LOB: 0 BB: 0 P: 9	R: 0 E: 0 K: 1 S: 7 H: 1 LOB: 1 BB: 0 P: 7	R: 3 E: 0 K: 1 S: 18 H: 3 LOB: 2 BB: 2 P: 33	R: 0 E: 0 K: 0 S: 4 H: 0 LOB: 0 BB: 0 P: 8	R: 0 E: 0 K: 1 S: 10 H: 0 LOB: 0 BB: 0 P: 17	1B: 6 2B: 0 3B: 0 HR: 4 SF: 1 SAC: 1 DP: 0 HBP: 0						

	AB	33
	R	9
	H	10
	RBI	8
	BB	6
	SO	8
	LOB	10

WP: 2 PA: 41
PB: 0
SB: 1
CS: 1

PITCHER		IP	WLS	BF	H	R	ER	SO	BB	IBB	HBP	BLK	WP	HR	S	P	ERA	WHIP
21 Esteban Loaiza, R ERA: 4.32	(1, 1)	3.1	L	19	6	6	6	5	4	0	0	0	0	3	43	69	16.20	3.000
D.J. Houlton, R ERA: 4.42	(4, 1)	1.2		4	0	0	0	0	0	0	0	0	0	0	9	13	0.00	0.000
Rudy Seanez, R ERA: 3.95	(6, 1)	1.2		9	3	3	3	2	1	0	0	0	0	1	16	24	16.20	2.400
Roberto Hernandez, R ERA: 5.98	(7, 1)	0.1		3	1	0	0	0	1	0	0	0	1	0	9	16	0.00	6.000
57 Eric Hull, R ERA: 4.26	(8, 1)	2.0		6	0	0	0	1	0	0	0	0	0	0	14	25	0.00	0.000

PITCHER		IP	WLS	BF	H	R	ER	SO	BB	IBB	HBP	BLK	WP	HR	S	P	ERA	WHIP

BOTTOM

San Diego Padres @ Los Angeles Dodgers

Dodger Stadium, Los Angeles, CA

Tue Sep 11 2007, 7:10 PM PDT

Att. 51,620 - Clear - 75 F

livebaseballscorecards.com

Batter	1	2	3	4	5	6	7	8	9	AB	R	H	RBI	BB	SO	LOB
15 Rafael Furcal, S (1, 6) OBP: 0.335, SLG: 0.354	C FA 89 B FA 90 X FA 91 1-1 ① G4-3		B CH 81 F FA 90 S FA 92 B FA 93 B SL 86 X FA 92 3-2 ① G4-3		C FA 94 B FA 93 X SL 85 1-1 ③ G4-3			S FA 92 B FA 93 F FA 91 X FA 94 1-2 9 BB 7 1B 1B	B FA 94 C FA 94 X CH 58 1-1 9 1B 1B	5	1	2	0	0	0	0
9 Juan Pierre, L (1, 8) OBP: 0.325, SLG: 0.349	B FA 92 B CH 83 C FA 90 F FA 92 X SL 85 2-2 ② G4-3		X CH 83 0-0 ② G4-3			C SL 84 X SL 85 0-1 7 1B 12 1B 2B		B FA 91 B FA 92 B FA 92 C FA 90 C SL 89 B FA 88 4-2 12 1B 7 1B 1-2 BB	B CH 84 C CH 84 X FA 94 1-1 1-2 1B	4	1	2	0	1	0	0
7 James Loney, L (1, 3) OBP: 0.367, SLG: 0.504	B FA 93 S FA 93 F FA 93 X FA 94 1-2 ③ P2		F FA 93 B FA 92 B SL 86 F SL 86 B FA 94 X FA 94 3-2 HR			C FA 92 C SL 86 F FA 93 F FA 93 F SL 86 X FA 93 0-2 55 G5-3 12 1B 2-3 1B		X FA 91 0-0 12 1B 1-2 2-H 1B	C FA 94 X SL 81 0-1 ② F3	5	1	3	2	0	0	2
12 Jeff Kent, R (1, 4) OBP: 0.370, SLG: 0.500		C FA 90 F FA 92 X FA 94 0-2 55 G3 BB 1B	X CH 85 0-0 ③ G6-3			F FA 93 X FA 94 0-1 1-2 3-H 1B		C SL 80 C FC 90 B SL 83 B FC 90 X FC 89 2-2 1-2 2-3 1B	B F X 1-1 ③ F8	5	0	3	1	0	0	2
Luis Gonzalez, L (1, 7) OBP: 0.360, SLG: 0.432 Olmedo Saenz, R (8, PH) OBP: 0.298, SLG: 0.324 Mike Lieberthal, R (9, 2) OBP: 0.284, SLG: 0.271		C FA 92 C SL 85 B FA 93 F FA 93 B SL 86 B FA 94 B FA 94 4-2 55 G3 1-2 BB	B CH 82 B FA 91 F FA 90 B CH 82 F FA 91 X FA 92 3-2 ① P5			C SL 84 B FA 93 F FA 93 F FA 94 B FA 93 X SL 86 2-2 ① F7		X FA 86 0-0 ① L6		2 1 0	0 0 0	0 0 0	0 0 0	1 0 0	0 0 0	2 3 0
55 Russell Martin, R (1, 2) OBP: 0.378, SLG: 0.475 Chad Moeller, R (8, 2) OBP: 0.167, SLG: 0.250 27 Matt Kemp, R (8, PH) OBP: 0.372, SLG: 0.528 (9, 9)	X FA 94 0-0 ① G3 1-2 2-3		B FC 88 F SL 87 C FA 93 X SL 82 1-2 ② G3-1			B FF 94 C FA 93 X CH 86 1-1 ② ③ G5-3 2-3f		B SL 85 B CU 84 F FA 96 F FA 96 S FA 96 2-3 ② K		3 0 1	0 0 0	0 0 0	0 0 0	0 0 1	0 0 3	4 0 3
16 Andre Ethier, L (1, 9) OBP: 0.349, SLG: 0.447 (9, 7)	F FA 93 B SL 86 F SL 87 S FA 94 1-3 ② K		B FA 92 B SL 86 C SL 85 F SL 80 F FA 93 F SL 80 S SL 80 2-3 ③ K2-3				B FA 90 X SL 83 1-0 ① F8	C FA 96 F FA 96 B FA 96 B FA 96 F FA 96 F FA 97 X FA 96 2-2 ③ G3-4-1		4	0	0	0	0	2	5
5 Nomar Garciaparra, R (1, 5) OBP: 0.324, SLG: 0.356		I IN 63 I IN 64 I IN 63 I IN 63 4-0 IBB			F SL 85 B SL 85 B FA 92 S FA 92 S FA 94 2-3 ① K		F FA 91 T FA 92 D CH 82 F CH 82 X FA 91 1-2 ② G1-3		B FA 95 B FA 95 C FA 94 F FA 95 S FA 96 2-3 ① K	3	0	0	0	1	2	0
21 Esteban Loaiza, R (1, 1) OBP: 0.250, SLG: 0.250 D.J. Houlton, R (4, 1) 3 Delwyn Young, S (5, PH) OBP: 0.467, SLG: 0.533 Rudy Seanez, R (6, 1) Roberto Hernandez, R (7, 1) 13 Tony Abreu, S (7, PH) OBP: 0.326, SLG: 0.402 57 Eric Hull, R (8, 1) 14 Chin-Lung Hu, R (9, PH) OBP: 0.500, SLG: 2.000		C SL 81 F FA 94 D SL 81 S SL 82 1-3 ③ K			C SL 86 F FA 92 S FA 94 0-3 ② K		B SL 82 F CH 82 X SL 83 1-1 ③ F8		B FA 95 C FA 96 X SL 88 1-1 HR	1 0 1 0 0 1 0 1 0 1	0 0 0 0 0 0 0 0 0 1	0 0 0 0 0 0 0 0 0 1	0 0 0 0 0 0 0 0 0 1	1 0 1 0 0 0 0 0 0 1	3 0 0 0 0 0 0 0 0 3	3 0 1 0 0 0 0 0 0 4
Inning Stats	R: 0 E: 0 K: 0 S: 8 H: 0 LOB: 0 BB: 0 P: 12	R: 0 E: 0 K: 2 S: 13 H: 1 LOB: 3 BB: 2 P: 23	R: 1 E: 0 K: 0 S: 8 H: 1 LOB: 0 BB: 0 P: 14	R: 0 E: 0 K: 1 S: 11 H: 0 LOB: 0 BB: 0 P: 17	R: 0 E: 0 K: 2 S: 8 H: 0 LOB: 0 BB: 0 P: 11	R: 1 E: 0 K: 0 S: 16 H: 3 LOB: 1 BB: 0 P: 19	R: 0 E: 0 K: 0 S: 7 H: 0 LOB: 0 BB: 0 P: 10	R: 1 E: 0 K: 1 S: 18 H: 3 LOB: 3 BB: 1 P: 29	R: 1 E: 0 K: 1 S: 13 H: 3 LOB: 2 BB: 0 P: 19	1B: 8 2B: 1 3B: 0 HR: 2 SF: 0 SAC: 0 DP: 1 HBP: 0						

	AB	37
	R	4
	H	11
	RBI	4
	BB	3
	SO	7
	LOB	24

WP: 0 PA: 40
PB: 0
SB: 0
CS: 0

PITCHER		IP	WLS	BF	H	R	ER	SO	BB	IBB	HBP	BLK	WP	HR	S	P	ERA	WHIP
44 Jake Peavy, R ERA: 2.44	(1, 1)	7.0	W	27	5	2	2	5	1	1	0	0	0	1	71	106	2.57	0.857
41 Kevin Cameron, R ERA: 2.36	(8, 1)	0.0		4	3	1	1	0	1	0	0	0	0	0	9	16	∞	∞
50 Joe Thatcher, L ERA: 0.96	(8, 1)	0.1		1	0	0	0	0	0	0	0	0	0	0	1	1	0.00	0.000
21 Heath Bell, R ERA: 2.24	(8, 1)	0.2		2	0	0	0	1	0	0	0	0	0	0	8	12	0.00	0.000
Brett Tomko, R ERA: 5.7	(9, 1)	1.0		6	3	1	1	1	0	0	0	0	0	1	13	19	9.00	3.000

PITCHER	IP	WLS	BF	H	R	ER	SO	BB	IBB	HBP	BLK	WP	HR	S	P	ERA	WHIP

San Diego Padres @ Los Angeles Dodgers

Dodger Stadium, Los Angeles, CA

Wed Sep 12 2007, 7:10 PM PDT

Att. 43,699 - Partly Cloudy - 71 F

livebaseballscorecards.com

TOP

Batter	1	2	3	4	5	6	7	8	9	AB	R	H	RBI	BB	SO	LOB
24 Brian Giles, L (1, 9) OBP: 0.376, SLG: 0.430	X FA 90 0-0 ① F8		B FC 89 B FC 89 X FA 89 2-0 ① G6-3		B CU 72 X FA 91 1-0 ① F8		X SL 86 0-0 ① P5		C SL 82 C SL 83 F FA 91 B FA 92 X 1-2 ① G5-3	5	0	0	0	0	0	1
Geoff Blum, S (1, 4) OBP: 0.325, SLG: 0.367	B FA 91 C FA 90 F FA 91 B FA 92 B FC 88 X FA 92 3-2 ② G6-3		C FA 92 B CU 79 B FA 92 B FC 89 F FC 89 B FA 88 4-2 BB		X FA 92 0-0 ② F7		B FA 94 F FA 93 X FA 93 1-1 1-2 1B		C FA 91 B FA 91 B SL 82 S FA 87 X CH 86 2-2 1B	4	0	2	0	1	0	0
Mike Cameron, R (1, 8) OBP: 0.331, SLG: 0.435	C FA 90 S FA 91 C FA 91 0-3 ③ K		F FA 92 B FA 93 C FA 93 1 SAFE S SL 88 1-3 ② K		C FA 92 S FC 88 B FA 92 S FC 89 1-3 ③ K		S FA 93 B FA 93 1 SAFE S SL 84 D SL 85 B FA 94 S FA 94 3-3 ② K		C FA 92 C FA 91 S FA 91 0-3 ② K	5	0	0	0	0	5	4
23 Adrián González, L (1, 3) OBP: 0.341, SLG: 0.488		B FC 88 B FA 90 X FA 88 2-0 ① P6	B FA 91 B FA 93 F FC 89 X FA 91 2-1 ③ G4-3			B FA 90 B FA 90 S FC 89 X FA 92 2-1 ① G3	X 0-0 ③ G3		B FA 87 S FA 92 B FA 92 F FA 92 B FA 93 X FA 92 3-2 ③ G4-3	5	0	0	0	0	0	4
3 Khalil Greene, R (1, 6) OBP: 0.293, SLG: 0.460		C FA 92 B FA 92 X FA 92 1-1 BB 5 1B 1B		F FA 89 C CU 78 B FC 88 X FA 92 1-2 8 BB G4-6-3 2B		F FC 89 X FA 92 0-1 5 1B 1B		B FA 96 B FA 95 S FA 94 S FA 96 S FA 97 2-3 ① K		4	1	3	0	0	1	0
5 Kevin Kouzmanoff, R (1, 5) OBP: 0.316, SLG: 0.444		B FA 90 F FA 92 F FA 91 B FA 91 F FA 93 X SL 87 2-2 BB 1-2 1B		B FA 92 F FA 93 B FA 92 B FA 91 S FA 91 F FA 92 B FA 93 4-2 G4-6-3 8 BB BB		S FA 92 S FA 93 F FA 88 B CU 78 F FA 92 F FA 88 F FA 93 X FA 92 1-2 1-2 1B		C FA 96 F FA 96 B FA 98 X SL 88 1-2 9 HBP 1B		3	0	3	0	1	0	0
8 Michael Barrett, R (1, 2) OBP: 0.287, SLG: 0.379		B CU 79 B FA 90 F FA 93 C FA 92 F FA 92 S FC 88 2-3 ② K		B FA 92 D FA 93 B FA 93 C FA 92 B FA 93 4-1 G4-6-3 1-2 2-3 BB		B FA 92 F FA 94 B FA 92 C FA 94 B SL 88 X SL 87 3-2 ② L8		S SL 88 B SL 87 S FA 95 F FA 96 X SL 87 1-2 ② F8		3	0	0	0	1	1	5
Terrmel Sledge, L (1, 7) OBP: 0.303, SLG: 0.361 43 Cla Meredith, R (8, 1)		C CU 79 F FA 89 D CU 79 F FA 86 B CU 80 B FA 91 B FA 88 4-2 1-2 2-3 BB		C FA 92 B FA 94 X FA 90 1-1 ① ② G4-6-3 1-2f 2-3 3-H		F FA 93 B CU 79 X FC 88 1-1 ③ G4-3		B SL 89 C FA 96 F FA 97 H FA 96 2-2 1-2 HBP		2 0	0 0	0 0	0 0	1 0	0 0	4 0
Justin Germano, R (1, 1) OBP: 0.229, SLG: 0.188 45 Justin Hampson, L (6, 1) 12 Scott Hairston, R (6, 7) OBP: 0.311, SLG: 0.419 9 Brian Myrow, L (8, PH) OBP: 0.750, SLG: 1.000		B FA 93 X FA 93 1-0 ③ P3		B FC 89 C FA 93 B FA 86 B FA 92 C FA 92 S FA 92 3-3 ③ K			B FA 93 B FA 93 C FA 93 S FA 95 F FA 95 B FA 94 B 4-2 1B BB	B FA 93 T FA 97 X FA 97 1-1 ③ F8		2 0 1 0	0 0 0 0	0 0 0 0	0 0 0 0	1 0 1 0	0 0 0 0	4 0 2 0

| Inning Stats | | |

Batter	1	2	3	4	5	6	7	8	9	AB	R	H	RBI	BB	SO	LOB
15 Rafael Furcal, S (1, 6) OBP: 0.334, SLG: 0.353	B CH 85 X CH 80 1-0 ① G4-3		C FA 86 F CU 68 B FA 86 F FA 88 B CU 68 X CH 77 2-2 9 S 9 1B 1B		B CU 67 X CH 76 1-0 ② F7		X FA 87 0-0 ① L3			4	1	1	0	0	0	0
9 Juan Pierre, L (1, 8) OBP: 0.326, SLG: 0.352	B FA 86 C CH 80 F CH 86 X CH 76 1-2 ② G1-4-3		1 SAFE 1 SAFE B CH 84 C CU 66 X CH 84 1-1 27 CS 1-H 1B		C FA 88 X CU 68 0-1 2B		B FA 87 B FA 85 C SL 84 F FA 85 F CU 75 X FA 84 2-2 ② G1-3			4	0	2	1	0	0	0
27 Matt Kemp, R (1, 9) OBP: 0.370, SLG: 0.523	X FA 88 0-0 ③ G6-3		F CU 66 P PO 83 P PO 82 2-1 ③ CS 1-2	X CU 65 0-0 7 S 7 HR 1B	C CU 68 X FA 87 0-1 ③ P4		C FA 82 X CU 74 0-1 ③ G4-3			4	1	1	0	0	0	1
12 Jeff Kent, R (1, 4) OBP: 0.370, SLG: 0.504 Ramon Martinez, R (9, 5) OBP: 0.248, SLG: 0.224		B CH 84 C CH 85 X CH 76 1-1 ① G5-3	1 SAFE B CU 65 1 SAFE C CU 65 1 SAFE X CH 84 1-1 ① F8		B CU 74 X CH 85 1-0 HR			C SL 79 F SL 76 B SL 75 T FA 86 1-2 ① K		4 0	1 0	1 0	1 0	0 0	1 0	1 0
7 James Loney, L (1, 3) OBP: 0.372, SLG: 0.522		B CU 66 C CH 82 B CH 83 X CH 84 2-1 E9 55 G4-3 2B	1 SAFE C CU 66 S CH 84 D CU 69 B CH 85 X CH 86 2-2 1-H HR		F CH 76 X CH 82 0-1 55 2B 1B			F CH 77 B CH 77 F FA 86 S CH 76 1-3 ② K		4	3	3	2	0	1	0
55 Russell Martin, R (1, 2) OBP: 0.377, SLG: 0.475		B CH 85 B CH 84 B FA 86 X FA 87 3-0 ② G4-3 3-H	C FA 86 X FA 86 0-1 ② G1-3		S FA 84 X FA 85 0-1 ① 1-H 2B			B SL 78 C FA 86 B SL 76 X FA 85 2-1 ③ G4-3		4	0	1	2	0	0	0
16 Andre Ethier, L (1, 7) OBP: 0.352, SLG: 0.450		X FA 86 0-0 ③ G4-3	B CU 66 B CU 67 B CH 84 B CH 85 4-0 BB		F FA 85 B FA 88 X FA 85 1-1 2B					2	0	1	0	1	0	0
13 Tony Abreu, S (1, 5) OBP: 0.319, SLG: 0.392 (9, 4)			B CH 83 F CH 85 B CU 65 X CH 82 2-1 ① G1-3	1 SAFE C CH 76 C CU 67 B CH 76 S CU 68 1-3 ③ K	X CH 80 0-0 ② P3					3	0	0	0	0	1	2
58 Chad Billingsley, R (1, 1) OBP: 0.125, SLG: 0.129 Olmedo Saenz, R (6, PH) OBP: 0.296, SLG: 0.320 45 Scott Proctor, R (7, 1) Joe Beimel, L (7, 1) 51 Jonathan Broxton, R (8, 1) Rudy Seanez, R (9, 1)			B FA 88 X CH 84 1-0 ② G6-3		C CU 65 S CU 66 B CU 67 C FA 90 1-3 ① K	B CU 75 B CU 74 F CH 80 B SL 83 F CH 81 X SL 83 3-2 ③ F8				2 1 0 0 0 0	0 0 0 0 0 0	0 0 0 0 0 0	0 0 0 0 0 0	1 0 0 0 0 0	0 1 0 0 0 0	0 0 0 0 0 0
Inning Stats	R: 0 E: 0 K: 0 S: 5 H: 0 LOB: 0 BB: 0 P: 7	R: 1 E: 1 K: 0 S: 6 H: 1 LOB: 0 BB: 0 P: 12	R: 1 E: 0 K: 0 S: 12 H: 2 LOB: 0 BB: 0 P: 18	R: 2 E: 0 K: 1 S: 11 H: 2 LOB: 1 BB: 1 P: 19	R: 0 E: 0 K: 1 S: 8 H: 1 LOB: 1 BB: 0 P: 10	R: 2 E: 0 K: 0 S: 11 H: 4 LOB: 1 BB: 0 P: 16	R: 0 E: 0 K: 0 S: 7 H: 0 LOB: 0 BB: 0 P: 9	R: 0 E: 0 K: 2 S: 8 H: 0 LOB: 0 BB: 0 P: 12		1B: 4 2B: 4 3B: 0 HR: 2 SF: 0 SAC: 0 DP: 0 HBP: 0					WP: 0 PB: 0 SB: 2 CS: 1 PA: 34	

PITCHER		IP	WLS	BF	H	R	ER	SO	BB	IBB	HBP	BLK	WP	HR	S	P	ERA	WHIP
Justin Germano, R ERA: 4.56	(1, 1)	5.0	L	23	8	6	5	2	1	0	0	0	0	2	45	70	9.00	1.800
45 Justin Hampson, L ERA: 2.87	(6, 1)	2.0		7	2	0	0	0	0	0	0	0	0	0	15	21	0.00	1.000
43 Cla Meredith, R ERA: 3.67	(8, 1)	1.0		3	0	0	0	2	0	0	0	0	0	0	8	12	0.00	0.000

PITCHER	IP	WLS	BF	H	R	ER	SO	BB	IBB	HBP	BLK	WP	HR	S	P	ERA	WHIP

BOTTOM

San Diego Padres @ Los Angeles Dodgers

Dodger Stadium, Los Angeles, CA

Wed Sep 12 2007, 7:10 PM PDT
Att. 43,699 - Partly Cloudy - 71 F

livebaseballscorecards.com

AB	32
R	6
H	10
RBI	6
BB	1
SO	4
LOB	5

San Diego Padres @ Los Angeles Dodgers

Dodger Stadium, Los Angeles, CA

Thu Sep 13 2007, 7:10 PM PDT

Att. 44,496 - Clear - 73 F

livebaseballscorecards.com

TOP

Batter	1	2	3	4	5	6	7	8	9	AB	R	H	RBI	BB	SO	LOB
24 Brian Giles, L (1, 9) OBP: 0.372, SLG: 0.426	X FA 85 0-0 ① F9		B FC 82 C CU 69 X FA 86 1-1 ③ F7			C CU 68 B CU 68 B FA 84 X SL 77 2-1 ① P6		B FA 94 B FA 94 B FA 91 C FA 93 X FA 95 3-1 ③ G1-3		4	0	0	0	0	0	0
Marcus Giles, R (1, 4) OBP: 0.303, SLG: 0.321	B FA 86 F FA 87 C FA 87 X CU 69 1-2 ② F8			B CH 66 S CH 77 F CH 77 B FA 84 X FC 83 2-2 ① F7		B CU 69 X SL 78 1-0 ② F8			S FA 95 S FA 95 B SL 84 T 1-2 ① K	4	0	0	0	0	1	0
Mike Cameron, R (1, 8) OBP: 0.330, SLG: 0.439	L FA 86 X FA 86 0-1 ③ G6-3			B FA 84 B FA 86 X FC 80 2-0 ② F7		X FA 85 0-0 HR			T FA 96 B FA 96 F FA 96 B FA 95 S FA 95 2-3 ② K	4	1	1	1	0	1	0
23 Adrián González, L (1, 3) OBP: 0.339, SLG: 0.484		B FA 84 X SL 79 1-0 ① F7		X CH 74 0-0 ③ L9		X FC 81 0-0 ③ F7			B FA 96 S FA 96 S FA 95 X 1-2 ③ G4-3	4	0	0	0	0	0	0
3 Khalil Greene, R (1, 6) OBP: 0.292, SLG: 0.457		B FA 86 F FA 84 X CH 77 1-1 ② G5-3			C FA 85 F FA 84 B SL 78 B CH 73 F FA 84 S CU 67 2-3 ① K		B FA 91 F FA 92 F SL 82 X FA 94 1-2 ① F8			3	0	0	0	0	1	0
5 Kevin Kouzmanoff, R (1, 5) OBP: 0.316, SLG: 0.443		B FC 81 X FA 85 1-0 12 BB 1B			C CU 69 S SL 80 F FA 85 B CU 68 X CU 70 1-2 ② G5-3		C FA 95 B FA 95 F FA 94 F SL 84 F FA 95 S FA 96 1-3 ② K			3	0	1	0	0	1	0
12 Scott Hairston, R (1, 7) OBP: 0.311, SLG: 0.415		B FA 85 B FA 84 C FC 81 B FA 85 S SL 81 F FC 82 B FC 80 4-2 28 PO BB 1-2			B FC 82 F FA 86 C SL 80 B FA 85 S CU 71 2-3 ③ K		F FA 95 B SL 84 B FA 93 X FA 92 2-1 ③ F7			2	0	0	0	1	1	0
28 Josh Bard, S (1, 2) OBP: 0.347, SLG: 0.369		B FC 82 B FA 85 B FA 86 1 SAFE 3-0 ③ PO 1-2	C FA 85 B CU 68 X SL 80 1-1 ① G6-3			X CH 74 0-0 HR 1B		B FA 94 F FA 93 X SL 84 1-1 ① F7		3	1	1	0	0	0	0
Greg Maddux, R (1, 1) OBP: 0.155, SLG: 0.175 41 Kevin Cameron, R (4, 1) Jack Cassel, R (5, 1) Morgan Ensberg, R (6, PH) OBP: 0.321, SLG: 0.412 50 Joe Thatcher, L (6, 1) Geoff Blum, S (8, PH) OBP: 0.324, SLG: 0.366 Doug Brocail, L (8, 1) OBP: 0.500, SLG: 0.500			B FA 85 F FC 82 T FA 86 F FA 85 F CU 70 S CU 69 1-3 ② K			X FA 85 0-0 1-H HR		B FA 94 X FA 94 1-0 ② F7		1 0 0 1 0 1 0	0 0 0 1 0 0 0	0 0 0 1 0 0 0	0 0 0 2 0 0 0	0 0 0 0 0 0 0	1 0 0 0 0 0 0	0 0 0 0 0 0 0
Inning Stats	R: 0 E: 0 K: 0 S: 6 H: 0 LOB: 0 BB: 0 P: 7	R: 0 E: 0 K: 0 S: 7 H: 1 LOB: 1 BB: 1 P: 17	R: 0 E: 0 K: 1 S: 9 H: 0 LOB: 0 BB: 0 P: 12	R: 0 E: 0 K: 0 S: 5 H: 0 LOB: 0 BB: 0 P: 9	R: 0 E: 0 K: 2 S: 11 H: 0 LOB: 0 BB: 0 P: 16	R: 3 E: 0 K: 0 S: 7 H: 3 LOB: 0 BB: 0 P: 10	R: 0 E: 0 K: 1 S: 10 H: 0 LOB: 0 BB: 0 P: 14	R: 0 E: 0 K: 0 S: 5 H: 0 LOB: 0 BB: 0 P: 10	R: 0 E: 0 K: 2 S: 9 H: 0 LOB: 0 BB: 0 P: 13	1B: 2 2B: 0 3B: 0 HR: 2	SF: 0 SAC: 0 DP: 0 HBP: 0			WP: 0 PB: 0 SB: 0 CS: 0	PA: 32	

	AB	30
	R	3
	H	4
	RBI	3
	BB	1
	SO	6
	LOB	0

PITCHER		IP	WLS	BF	H	R	ER	SO	BB	IBB	HBP	BLK	WP	HR	S	P	ERA	WHIP
David Wells, L ERA: 5.27	(1, 1)	6.0	W	22	4	3	3	3	1	0	0	0	0	2	45	71	4.50	0.833
45 Scott Proctor, R ERA: 3.65	(7, 1)	1.0	H	3	0	0	0	1	0	0	0	0	0	0	10	14	0.00	0.000
51 Jonathan Broxton, R ERA: 2.37	(8, 1)	1.0	H	3	0	0	0	0	0	0	0	0	0	0	5	10	0.00	0.000
44 Takashi Saito, R ERA: 1.24	(9, 1)	1.0	S	3	0	0	0	2	0	0	0	0	0	0	9	13	0.00	0.000

PITCHER		IP	WLS	BF	H	R	ER	SO	BB	IBB	HBP	BLK	WP	HR	S	P	ERA	WHIP

Batter	1	2	3	4	5	6	7	8	9	AB	R	H	RBI	BB	SO	LOB
15 Rafael Furcal, S (1, 6) OBP: 0.334, SLG: 0.352	F FA 85 F FA 85 F FA 85 X CH 80 0-2 9 SH1-3 9 S 7 2B 1B	F FA 85 X FA 86 0-1 ① FC4-5 9 1B 7 1B 2-3	B FA 89 X FC 89 1-0 ② FC5-6 9 S 7 1B 1-2f 3-H	C FA 88 F FA 88 X SL 78 0-2 ② G6-3					4	3	1	1	0	0	2
9 Juan Pierre, L (1, 8) OBP: 0.328, SLG: 0.353	1 SAFE B FA 84 B FA 84 X FA 84 2-0 ① SH1-3 1-3	1 SAFE C FA 85 1 SAFE 1 SAFE B FA 84 P PO 81 B FA 84 X FA 84 3-1 7 S 7 1B 1B 1-3	B FC 90 B FC 90 B FA 91 B FC 91 4-0 7 1B BB 1-3	C SL 77 F FA 88 B SL 78 X FA 87 1-2 ③ G6-3					2	1	1	0	1	0	0
7 James Loney, L (1, 3) OBP: 0.377, SLG: 0.529	B FA 85 C FA 84 B FA 85 F CH 80 X FA 86 2-2 12 1B 2B 3-H	B FA 85 X FA 85 1-0 12 1B 1B 1B 1-H 3-H	X FA 91 0-0 12 BB 1B 1-3 3-H				C FA 87 B SL 76 F FA 87 F FA 87 F FA 88 S FA 88 1-3 ① K		4	1	3	4	0	1	0
12 Jeff Kent, R (1, 4) OBP: 0.372, SLG: 0.505	S FA 85 B FA 86 X FA 86 1-1 G1-6-3 2-3	B FA 86 F CH 80 B FA 85 F SL 79 X FA 86 2-2 1B 55 F8-2 1B 1-2	B SL 80 S SL 82 B FA 90 B FA 90 B FA 90 4-1 1-2 BB				B FA 88 C FA 86 B FA 87 C FA 88 B FA 88 X FA 87 3-2 ② G4-3		3	0	2	0	1	0	0
Luis Gonzalez, L (1, 7) OBP: 0.359, SLG: 0.430 51 Jonathan Broxton, R (8, 1) 44 Takashi Saito, L (9, 1)	C FA 85 X FA 85 0-1 ②③ G1-6-3 1-2f	C CH 80 B FA 86 B FA 85 B FA 85 X FA 86 3-1 1-3 2-H 1B	C FA 91 B FA 90 B FA 90 F FA 89 D FC 90 X FC 89 3-2 ③ G3-1				B FA 88 B FA 86 F FA 88 C SL 76 X FA 87 2-2 ③ G4-3			4 0 0	0 0 0	1 0 0	1 0 0	0 0 0	0 0 0	5 0 0
55 Russell Martin, R (1, 2) OBP: 0.376, SLG: 0.472		B X 1-0 ① G5-3	C FA 85 X CH 80 0-1 ②③ F8-2 3-H	B FA 88 B CH 76 B FA 86 B FA 85 4-0 13 G4-6-3 BB				F FA 90 X SL 84 0-1 ① L8		3	0	0	0	1	0	2
27 Matt Kemp, R (1, 9) OBP: 0.368, SLG: 0.519		C FA 85 C FA 85 C FA 86 0-3 ② K	S CH 79 X FA 85 0-1 13 G1-3 1B 15 FC5-6 1B	X CH 75 0-0 ① F9				B CU 76 F CU 75 B CU 78 X CU 75 2-1 ② F7		4	1	1	0	0	1	1
13 Tony Abreu, S (1, 5) OBP: 0.310, SLG: 0.381		F FA 85 X FC 85 0-1 ③ P6	1 SAFE F FA 85 X FA 85 0-1 ① G1-3 1-2	C CH 76 X FA 87 0-1 ②③ G4-6-3 1-2f				X CH 78 0-0 ③ F8		4	0	0	0	0	0	2
David Wells, L (1, 1) OBP: 0.149, SLG: 0.170 Olmedo Saenz, R (6, PH) OBP: 0.294, SLG: 0.317 45 Scott Proctor, R (7, 1) 16 Andre Ethier, L (8, 7) OBP: 0.352, SLG: 0.450		F FA 85 S FA 86 F FA 86 X FA 85 0-2 15 FC4-5 2B	L FA 84 X FA 84 0-1 15 FC5-6 2-3 1B	B FA 88 X FA 88 1-0 ① G5-3						2 1 0 0	0 0 0 0	2 0 0 0	0 0 0 0	0 0 0 0	0 0 0 0	0 0 0 0
Inning Stats	R: 1 E: 0 K: 0 S: 12 H: 3 LOB: 1 BB: 0 P: 17	R: 0 E: 0 K: 1 S: 6 H: 0 LOB: 0 BB: 0 P: 7	R: 3 E: 0 K: 0 S: 17 H: 5 LOB: 1 BB: 0 P: 25	R: 2 E: 0 K: 0 S: 12 H: 3 LOB: 3 BB: 2 P: 24	R: 0 E: 0 K: 0 S: 3 H: 0 LOB: 0 BB: 1 P: 7	R: 0 E: 0 K: 0 S: 7 H: 0 LOB: 0 BB: 0 P: 9	R: 0 E: 0 K: 1 S: 11 H: 0 LOB: 0 BB: 0 P: 17	R: 0 E: 0 K: 0 S: 5 H: 0 LOB: 0 BB: 0 P: 7		1B: 9 2B: 3 3B: 0 HR: 0 SF: 0 SAC: 1 DP: 3 HBP: 0						

PITCHER		IP	WLS	BF	H	R	ER	SO	BB	IBB	HBP	BLK	WP	HR	S	P	ERA	WHIP
Greg Maddux, R ERA: 3.91	(1, 1)	3.1	L	18	10	6	6	1	0	0	0	0	0	0	41	55	16.20	3.000
41 Kevin Cameron, R ERA: 2.33	(4, 1)	0.2		5	1	0	0	0	2	0	0	0	0	0	6	18	0.00	4.500
Jack Cassel, R ERA: 4.66	(5, 1)	1.0		3	0	0	0	0	1	0	0	0	0	0	3	7	0.00	1.000
50 Joe Thatcher, L ERA: 0.79	(6, 1)	2.0		6	0	0	0	1	0	0	0	0	0	0	18	26	0.00	0.000
Doug Brocail, R ERA: 3.34	(8, 1)	1.0		3	0	0	0	0	0	0	0	0	0	0	5	7	0.00	0.000

PITCHER	IP	WLS	BF	H	R	ER	SO	BB	IBB	HBP	BLK	WP	HR	S	P	ERA	WHIP

BOTTOM

San Diego Padres @ Los Angeles Dodgers

Dodger Stadium, Los Angeles, CA

Thu Sep 13 2007, 7:10 PM PDT

Att. 44,496 - Clear - 73 F

livebaseballscorecards.com

AB	31
R	6
H	11
RBI	6
BB	3
SO	2
LOB	12

WP: 0 PA: 35
PB: 0
SB: 4
CS: 0

Batter	1	2	3	4	5	6	7	8	9	10	AB	R	H	RBI	BB	SO	LOB
2 Randy Winn, S (1, 8) (8, 7) OBP: 0.348, SLG: 0.421	B FA 89 X FA 89 1-0 G3 ①	B FA 90 X FA 90 1-0 F7 ③			C FA 90 B FA 91 X FA 92 1-1 F7 ①		B SL 84 F FA 90 B SL 82 F FA 92 X FA 93 2-2 F8 ③ 3-H		X CU 84 0-0 1-2 1B		5	0	1	0	0	0	2
13 Omar Vizquel, S (1, 6) OBP: 0.300, SLG: 0.296	B FA 88 B FC 89 C FA 89 X FA 90 2-1 P4 ②		C FA 89 C FA 91 B SL 80 X SL 81 1-2 P2 ①		B FA 91 B FA 90 C FA 91 C FA 91 X FA 92 2-2 G6-3 ②			B CU 77 C FA 91 X CU 79 1-1 G6-3 ①	X FA 96 0-0 G4-3 ③		5	0	0	0	0	0	2
12 Nate Schierholtz, L (1, 9) OBP: 0.355, SLG: 0.458	C FA 90 S FA 91 S FA 93 0-3 K ③		B FA 91 S FA 91 B FA 91 F FA 91 B FA 93 S FA 92 3-3 K ②		X FA 92 0-0 F9 ③			B FA 92 F FA 92 F FA 93 B FA 93 X FA 93 2-2 1B		C B X 1-1 F8 ①	5	0	1	0	0	2	0
Barry Bonds, L (1, 7) OBP: 0.482, SLG: 0.568 Rajai Davis, R (8, 8) OBP: 0.367, SLG: 0.403		F B F B B F B 4-2 1B 1 1B 19 SF9 BB	X FA 92 0-0 1B			B FA 93 B FA 92 F FA 93 X FA 92 2-1 P6 ①		C CU 78 X FA 93 0-1 F8 ②		S B S B S 2-3 K ②	3 1	1 0	1 0	0 0	1 0	0 1	1 0
1 Bengie Molina, R (1, 2) OBP: 0.304, SLG: 0.452		B F SL 80 1 SAFE B FA 91 X 2-1 19 SF9 75 1B 1B 1-2 1B	B SL 80 C SL 82 S FA 91 F FA 93 X SL 82 1-2 F9 ③			C FA 91 F FA 94 B SL 84 B FA 94 B SL 84 C SL 83 3-3 K ②		1 SAFE B CU 78 B FA 92 X FA 91 2-0 F9 ③		X 0-0 G6-3 ③	5	1	1	0	0	1	2
40 Daniel Ortmeier, S (1, 3) OBP: 0.295, SLG: 0.496 41 Brad Hennessey, R (9, 1) Steve Kline, S (9, 1) Dan Giese, R (9, 1)		F FA 91 C FA 91 F FA 92 B SL 83 S SL 82 1-3 K ①		X FA 91 0-0 S 1B		B FA 90 B FA 92 X FA 93 2-0 F8 ③			C CU 85 S CU 85 S FA 98 0-3 K ①		4 0 0 0 0	0 0 0 0 0	1 0 0 0 0	0 0 0 0 0	0 0 0 0 0	2 0 0 0 0	2 0 0 0 0
Rich Aurilia, R (1, 5) OBP: 0.303, SLG: 0.369 10 Dave Roberts, L (9, PR) OBP: 0.329, SLG: 0.365 Pedro Feliz, R (9, 5) OBP: 0.290, SLG: 0.414		B SL 81 X FA 91 1-0 75 1B 1-2 2-3 1B		1 SAFE B FA 91 1 SAFE B FA 91 S FA 91 X FA 90 2-1 F8 ① 1-2			C SL 82 B SL 81 B FA 92 F FA 94 F FA 92 F FA 93 X SL 83 2-2 P2 ①		B SL 87 F FA 97 B SL 89 B SL 86 C FA 97 B FA 98 4-2 S 1B BB		3 0 0	0 1 0	1 0 0	0 0 0	1 0 0	0 0 0	1 0 0
19 Kevin Frandsen, R (1, 4) OBP: 0.299, SLG: 0.344		B FA 90 B FA 91 X FA 92 2-0 SF9 ② 2-3 3-H		B SL 82 S FA 91 B SL 81 F FA 92 B SL 82 S SL 82 3-3 K ②			B SL 82 F FA 92 C FA 93 F SL 83 B FA 93 X FA 93 2-2 F9 ②		1 SAFE 1 SAFE C FA 96 F FA 95 S FA 97 0-3 K ②		3	0	0	1	0	2	2
75 Barry Zito, L (1, 1) OBP: 0.140, SLG: 0.109 8 Eugenio Velez, S (7, PH) OBP: 0.333, SLG: 1.000 Tyler Walker, R (7, 1) 38 Brian Wilson, R (8, 1) Ryan Klesko, L (9, PH) OBP: 0.349, SLG: 0.413 (9, 3)		C FA 90 S FA 91 F FA 91 F SL 82 F FA 91 X SL 81 0-2 1-2 3-H 1B		F FA 90 B FA 93 X FA 90 1-1 F7 ③			L FA 92 B FA 93 F FA 92 B FA 92 B FA 93 X FA 92 3-2 2 WP 3B		1 SAFE B FA 97 B FA 98 F FA 97 C FA 98 X FA 97 2-2 2 1B 1-H 1B		2 1 0 0 1	0 1 0 0 0	1 1 0 0 1	1 0 0 0 1	0 0 0 0 0	0 0 0 0 0	1 0 0 0 0
Inning Stats	R: 0 H: 0 E: 0 LOB: 0 K: 1 BB: 0 S: 6 P: 9	R: 2 H: 3 E: 0 LOB: 2 K: 1 BB: 1 S: 18 P: 29	R: 0 H: 1 E: 0 LOB: 1 K: 1 BB: 0 S: 11 P: 16	R: 0 H: 1 E: 0 LOB: 1 K: 1 BB: 0 S: 8 P: 14	R: 0 H: 0 E: 0 LOB: 0 K: 0 BB: 0 S: 6 P: 9	R: 0 H: 0 E: 0 LOB: 0 K: 1 BB: 0 S: 6 P: 13	R: 1 H: 1 E: 0 LOB: 0 K: 0 BB: 0 S: 15 P: 24	R: 0 H: 1 E: 0 LOB: 1 K: 0 BB: 0 S: 8 P: 13	R: 1 H: 2 E: 0 LOB: 2 K: 2 BB: 1 S: 13 P: 19	R: 0 H: 0 E: 0 LOB: 0 K: 1 BB: 0 S: 6 P: 9	1B: 8 2B: 0 3B: 1 HR: 0	SF: 1 SAC: 0 DP: 0 HBP: 0					

PITCHER		IP	WLS	BF	H	R	ER	SO	BB	IBB	HBP	BLK	WP	HR	S	P	ERA	WHIP
32 Chris Young, R ERA: 2.77	(1, 1)	7.0		28	6	3	3	5	1	0	0	0	1	0	70	114	3.86	1.000
Doug Brocail, R ERA: 3.29	(8, 1)	1.0		4	1	0	0	0	0	0	0	0	0	0	8	13	0.00	1.000
21 Heath Bell, R ERA: 2.32	(9, 1)	1.0		6	2	1	1	2	1	0	0	0	0	0	13	19	9.00	3.000
Trevor Hoffman, R ERA: 2.65	(10, 1)	1.0	W	3	0	0	0	1	0	0	0	0	0	0	6	9	0.00	0.000

PITCHER	IP	WLS	BF	H	R	ER	SO	BB	IBB	HBP	BLK	WP	HR	S	P	ERA	WHIP

TOP

San Francisco Giants @ San Diego Padres

PETCO Park, San Diego, CA

Fri Sep 14 2007, 10:05 PM EDT

Att. 32,053 - Clear - 68 F

livebaseballscorecards.com

AB	38
R	4
H	9
RBI	3
BB	2
SO	8
LOB	13

1B: 8	SF: 1	WP: 1	PA: 41
2B: 0	SAC: 0	PB: 0	
3B: 1	DP: 0	SB: 2	
HR: 0	HBP: 0	CS: 0	

BOTTOM

San Francisco Giants @ San Diego Padres

PETCO Park, San Diego, CA

Fri Sep 14 2007, 10:05 PM EDT

Att. 32,053 - Clear - 68 F

livebaseballscorecards.com

Batter	1	2	3	4	5	6	7	8	9	10	AB	R	H	RBI	BB	SO	LOB
24 Brian Giles, L (1, 9) OBP: 0.371, SLG: 0.422	B FA 88 C FA 88 B FA 87 F FA 88 B CU 72 X FA 88 3-2 F8 ①		B FA 87 C FA 87 B FA 88 B FA 89 B FA 88 4-1 G5-4-3 BB		F FA 87 X CU 72 0-1 G1-3 ①		B FA 94 B FA 94 X FA 93 2-0 F7 ②		C X 0-1 F9 ②		4	0	0	0	1	0	3
Marcus Giles, R (1, 4) OBP: 0.301, SLG: 0.319 Geoff Blum, S (7, PH) OBP: 0.328, SLG: 0.374 (8, 4)	B FA 88 C CH 74 B FA 86 F FA 88 F FA 89 X CH 73 2-2 G6-3 ②		F FA 88 B FA 86 1 SAFE X CH 75 1-1 G5-4-3 ①② 1-2f		B CU 71 X CH 74 1-0 G5-3 ②		C FA 94 X FA 87 0-1 1B 1-3		B X 1-0 2B 2-H		3 2	0 0	0 2	0 1	0 0	0 0	1 0
Mike Cameron, R (1, 8) OBP: 0.329, SLG: 0.436	B FA 87 B FA 87 S CH 74 X CH 74 2-1 P4 ③		C FA 89 C CH 74 B FA 88 F FA 88 X CH 76 1-2 G5-3 ③		C FA 88 B FA 87 B FA 87 B CH 74 B FA 88 4-1 BB		B SL 88 B SL 87 B FA 92 C FA 93 F FA 95 C SL 86 3-3 K		C F X 0-2 F8 ③		4	0	0	0	1	1	4
23 Adrián González, L (1, 3) OBP: 0.338, SLG: 0.482		B FA 87 B FA 87 C FA 87 X SL 80 2-1 F7 ①		B FA 87 S CH 75 C FA 87 B CU 74 X CH 75 2-2 5 HR 1B	X CH 76 0-0 F7 ③			B FA 97 S SL 91 B FA 98 B FA 98 X FA 99 3-1 G6-3 ①		F X 0-1 G4-3 ①	5	1	1	0	0	0	1
3 Khalil Greene, R (1, 6) OBP: 0.293, SLG: 0.461		C FA 87 C CU 74 B CU 74 F FA 87 B CH 73 H FA 88 3-2 5 2B HBP	C CH 75 C FA 86 B CH 74 B FA 88 F CH 76 S CH 74 2-3 K ①			C FA 87 B FA 85 S FA 85 X FA 87 1-2 F9 ①		B FA 99 F FA 92 X FA 92 1-1 G5-3 ②		X 0-0 HR	4	1	1	1	0	1	1
5 Kevin Kouzmanoff, R (1, 5) OBP: 0.318, SLG: 0.453		S FA 88 X CU 73 0-1 2B 1-3	C FA 87 B CU 73 D CH 76 X CH 75 2-1 HR 1-H			S CH 76 B FA 87 B CH 75 F FA 88 C FA 90 2-3 K ②		B FA 99 B FA 98 X FA 93 2-0 G6-3 ③			4	1	2	2	0	1	0
12 Scott Hairston, R (1, 7) OBP: 0.314, SLG: 0.431		S CH 76 B CH 74 S CH 74 B FA 86 X FA 88 2-2 P3 ②		C CH 76 F FA 88 X FA 88 0-2 1B		C CU 72 B FA 89 B FA 87 X FA 88 2-1 F7 ③			C S B B B F X 3-2 HR		4	1	2	1	0	0	2
28 Josh Bard, S (1, 2) OBP: 0.349, SLG: 0.367 Brady Clark, R (9, PR) OBP: 0.320, SLG: 0.299 8 Michael Barrett, R (10, 2) OBP: 0.287, SLG: 0.379		I IN 67 I IN 66 I IN 64 I IN 70 4-0 IBB	C FA 87 S FA 85 F FA 86 X FA 85 0-2 F8 ②				B FA 95 X FA 94 1-0 F7 ①		B F B B C B 4-2 11 SH1-4 2B BB		2 0 0	0 1 0	0 0 0	0 0 0	2 0 0	0 0 0	1 0 0
32 Chris Young, R (1, 1) OBP: 0.234, SLG: 0.146 Terrmel Sledge, L (7, PH) OBP: 0.306, SLG: 0.365 Doug Brocail, L (8, 1) OBP: 0.500, SLG: 0.500 21 Heath Bell, R (9, 1) 11 Craig Stansberry, R (9, PH) OBP: 0.500, SLG: 0.400 Trevor Hoffman, R (10, 1)	B FA 88 C FA 88 C CH 74 S CU 74 1-3 K ③		C FA 86 C FA 87 B FA 87 B CU 73 D CH 75 C FA 88 3-3 K ③				B FA 95 B FA 96 F FA 94 F FA 94 B SL 87 X FA 95 3-2 1B 1B		1 SAFE L X 0-1 SH1-4 ① 1-2		2 1 0 0 0 0	0 0 0 0 0 0	0 0 0 0 0 0	0 0 0 0 0 0	2 0 0 0 0 0	4 0 0 0 0 0	
Inning Stats	R: 0 H: 0 E: 0 LOB: 0 K: 0 BB: 0 S: 9 P: 16	R: 0 H: 1 E: 0 LOB: 3 K: 1 BB: 1 S: 13 P: 25	R: 0 H: 0 E: 0 LOB: 0 K: 0 BB: 1 S: 7 P: 13	R: 2 H: 3 E: 0 LOB: 1 K: 2 BB: 0 S: 19 P: 28	R: 0 H: 0 E: 0 LOB: 1 K: 0 BB: 1 S: 5 P: 10	R: 0 H: 0 E: 0 LOB: 0 K: 1 BB: 0 S: 8 P: 13	R: 0 H: 2 E: 0 LOB: 2 K: 1 BB: 0 S: 10 P: 19	R: 0 H: 0 E: 0 LOB: 0 K: 0 BB: 0 S: 5 P: 11	R: 2 H: 2 E: 0 LOB: 2 K: 0 BB: 1 S: 14 P: 22	R: 1 H: 1 E: 0 LOB: 0 K: 0 BB: 0 S: 3 P: 3	1B: 4 2B: 2 3B: 0 HR: 3	SF: 0 SAC: 1 DP: 1 HBP: 1						

PITCHER		IP	WLS	BF	H	R	ER	SO	BB	IBB	HBP	BLK	WP	HR	S	P	ERA	WHIP
75 Barry Zito, L ERA: 4.41	(1, 1)	6.0		25	4	2	2	4	2	1	1	0	0	1	61	105	3.00	1.000
Tyler Walker, R ERA:	(7, 1)	1.0	H	5	2	0	0	1	0	0	0	0	0	0	10	19	0.00	2.000
38 Brian Wilson, R ERA: 1.04	(8, 1)	1.0	H	3	0	0	0	0	0	0	0	0	0	0	5	11	0.00	0.000
41 Brad Hennessey, R ERA: 3.82	(9, 1)	0.1	H	3	1	2	2	0	1	0	0	0	0	1	8	15	54.00	6.000
Steve Kline, L ERA: 4.7	(9, 1)	0.1	B	2	1	0	0	0	0	0	0	0	0	0	3	4	0.00	3.000

PITCHER		IP	WLS	BF	H	R	ER	SO	BB	IBB	HBP	BLK	WP	HR	S	P	ERA	WHIP
Dan Giese, R ERA: 2.25	(9, 1)	0.2	L	3	1	1	1	0	0	0	0	0	0	1	6	6	13.50	1.500

AB	35
R	5
H	9
RBI	5
BB	4
SO	5
LOB	17

WP: 0 PA: 41
PB: 0
SB: 0
CS: 0

Batter	1	2	3	4	5	6	7	8	9	AB	R	H	RBI	BB	SO	LOB
10 Dave Roberts, L (1, 8) OBP: 0.331, SLG: 0.365	C F F B F X 1-2 G4-3		C F B X 1-2 1B		B C F D X 2-2 P5			C B B B B 4-1 S BB		3	0	1	0	1	0	1
Ray Durham, S (1, 4) OBP: 0.294, SLG: 0.345	F C B B X 2-2 G1-4-3		1 SAFE B 1 SAFE C B 1 SAFE X 2-1 F7			S S F B B S 2-3 K		B C X 1-1 L7 1-2		4	0	0	0	0	1	2
2 Randy Winn, S (1, 9) (3, 7) OBP: 0.346, SLG: 0.418	C F B S 1-3 K		B X 1-0 G3			X 0-0 F8		C B F X 1-2 G6-3		4	0	0	0	0	1	2
Barry Bonds, L (1, 7) OBP: 0.483, SLG: 0.570 12 Nate Schierholtz, L (3, 9) OBP: 0.342, SLG: 0.440		B C B X 2-1 1B 1B		X 0-0 G4-3		B X 1-0 P6		C B B B F F F S 3-3 K		1 3	0 0	1 0	0 0	0 0	0 1	0 1
1 Bengie Molina, R (1, 2) OBP: 0.304, SLG: 0.451 8 Eugenio Velez, S (7, PR) OBP: 0.333, SLG: 1.000 23 Randy Messenger, R (7, 1) Scott Munter, R (7, 1) 48 Erick Threets, L (8, 1) Scott Atchison, R (8, 1) 50 Eliezer Alfonzo, R (9, PH) OBP: 0.286, SLG: 0.392		C B B X 2-1 F9		C B F B S 2-3 K			C T B X 1-2 FC1-6 1B		B C S F S 1-3 K	3 0 0 0 0 0 0 1	0 0 0 0 0 0 0 0	1 0 0 0 0 0 0 0	0 0 0 0 0 0 0 0	0 0 0 0 0 0 0 0	1 0 0 0 0 0 0 1	1 0 0 0 0 0 0 0
Rich Aurilia, R (1, 3) OBP: 0.301, SLG: 0.366 40 Daniel Ortmeier, S (7, PR) OBP: 0.292, SLG: 0.492 (7, 3)		C B S S S 1-3 K		S X 0-1 P2			1 SAFE X 0-0 FC1-6 2B 1-2f		X 0-0 G6-3	3 1	0 0	0 0	0 0	0 0	1 0	2 0
Pedro Feliz, R (1, 5) OBP: 0.291, SLG: 0.417		B S T B X 2-2 1-2 1B			B F S X 1-2 G6-3		X 0-0 1-3 2B		B B B C X 3-1 F8	4	0	2	0	0	0	0
13 Omar Vizquel, S (1, 6) OBP: 0.302, SLG: 0.297		X 0-0 F7			X 0-0 18 SH3-4 1B		I I I I 4-0 39 G4-6-3 IBB			2	0	1	0	1	0	2
18 Matt Cain, R (1, 1) OBP: 0.109, SLG: 0.189 Ryan Klesko, L (7, PH) OBP: 0.349, SLG: 0.413 39 Guillermo Rodriguez, R (7, PH) OBP: 0.322, SLG: 0.372 (7, 2)			C B C C 1-3 K		L B X 1-1 SH3-4 1-2		F B F X 1-2 G4-6-3 1-2f			1 0 1	0 0 0	0 0 0	0 0 0	0 0 0	1 0 0	0 0 3
Inning Stats	R: 0 E: 0 K: 1 S: 11 H: 0 LOB: 0 BB: 0 P: 15	R: 0 E: 0 K: 1 S: 11 H: 2 LOB: 2 BB: 0 P: 18	R: 0 E: 0 K: 1 S: 9 H: 1 LOB: 1 BB: 0 P: 14	R: 0 E: 0 K: 1 S: 6 H: 0 LOB: 0 BB: 0 P: 8	R: 0 E: 0 K: 0 S: 9 H: 1 LOB: 1 BB: 0 P: 13	R: 0 E: 0 K: 1 S: 6 H: 0 LOB: 0 BB: 0 P: 9	R: 0 E: 0 K: 0 S: 8 H: 2 LOB: 3 BB: 1 P: 14	R: 0 E: 0 K: 1 S: 18 H: 0 LOB: 1 BB: 1 P: 27	R: 0 E: 0 K: 1 S: 7 H: 0 LOB: 0 BB: 0 P: 11	1B: 5 2B: 1 3B: 0 HR: 0 SF: 0 SAC: 1 DP: 1 HBP: 0						

PITCHER		IP	WLS	BF	H	R	ER	SO	BB	IBB	HBP	BLK	WP	HR	S	P	ERA	WHIP
Brett Tomko, R ERA: 5.4	(1, 1)	6.0	W	22	4	0	0	5	0	0	0	0	0	0	52	77	0.00	0.667
Doug Brocail, R ERA: 3.28	(7, 1)	0.1	H	4	2	0	0	0	0	1	0	0	0	0	5	10	0.00	6.000
50 Joe Thatcher, L ERA: 0.75	(7, 1)	0.2	H	1	0	0	0	0	0	0	0	0	0	0	3	4	0.00	0.000
21 Heath Bell, R ERA: 2.3	(8, 1)	1.0		4	0	0	0	1	1	0	0	0	0	0	18	27	0.00	1.000
45 Justin Hampson, L ERA: 2.81	(9, 1)	1.0		3	0	0	0	1	0	0	0	0	0	0	7	11	0.00	0.000

PITCHER	IP	WLS	BF	H	R	ER	SO	BB	IBB	HBP	BLK	WP	HR	S	P	ERA	WHIP

TOP

San Francisco Giants @ San Diego Padres

PETCO Park, San Diego, CA

Sat Sep 15 2007, 10:05 PM EDT

Att. 41,554 - Clear - 68 F

livebaseballscorecards.com

AB	31
R	0
H	6
RBI	0
BB	2
SO	7
LOB	14

WP: 0 PB: 0 SB: 1 CS: 0

PA: 34

BOTTOM

San Francisco Giants @ San Diego Padres

PETCO Park, San Diego, CA

Sat Sep 15 2007, 10:05 PM EDT

Att. 41,554 - Clear - 68 F

livebaseballscorecards.com

Batter	1	2	3	4	5	6	7	8	9	AB	R	H	RBI	BB	SO	LOB
24 Brian Giles, L (1, 9) OBP: 0.370, SLG: 0.419	B X 1-0 P5 ①		C F B X 1-2 F7 ③			B B X 2-0 F7 ③		C B B F B B 4-2 2B BB		3	1	0	0	1	0	0
Geoff Blum, S (1, 4) OBP: 0.330, SLG: 0.383	B C B F B X 3-2 G5-3 ②			C B B F X 2-2 F8 ①			F X 0-1 HR 2B	C 1 B X SAFE 1-1 G6-3 23 WP 1-H 2B		4	2	2	1	0	0	0
Mike Cameron, R (1, 8) OBP: 0.329, SLG: 0.441 Brady Clark, R (8, 8) OBP: 0.316, SLG: 0.294	C B S S 1-3 K ③			C B B S F C 2-3 K ②			B B X 2-0 2-H HR	B X 1-0 G6-3 2-3 ①		3 1	1 0	1 0	2 0	0 0	2 0	0 1
23 Adrián González, L (1, 3) OBP: 0.341, SLG: 0.487		B F B S X 2-2 3 SF7 3B		B C B X 2-1 L8 ③			C F B B X 2-2 3 2B 12 SF7 1B	B F B B X 3-1 3-H 1B		4	2	3	0	0	0	0
3 Khalil Greene, R (1, 6) OBP: 0.292, SLG: 0.462		B X 1-0 SF7 3-H ①			X 0-0 F8 ①		B S F X 1-2 1-3 2B	F C F S 0-3 K ②		3	0	1	1	0	1	1
5 Kevin Kouzmanoff, R (1, 5) OBP: 0.317, SLG: 0.450		B B C X 2-1 G5-3 ②			B F S X 1-2 F7 ②		I I I 4-0 IBB	B X 1-0 F9 ③		3	0	0	0	1	0	1
12 Scott Hairston, R (1, 7) OBP: 0.310, SLG: 0.427		C S B F S 1-3 K ③			C F B F F C 1-3 K ③		F X 0-1 SF7 3-H ①			2	0	0	1	0	2	0
8 Michael Barrett, R (1, 2) OBP: 0.284, SLG: 0.376			B C X 1-1 G1-3 ①			C S S 0-3 K2-3 ①	X 0-0 P2 ②			3	0	0	0	0	1	2
Brett Tomko, R (1, 1) Terrmel Sledge, L (6, PH) OBP: 0.308, SLG: 0.363 Doug Brocail, L (7, 1) OBP: 0.500, SLG: 0.500 50 Joe Thatcher, L (7, 1) 9 Brian Myrow, L (7, PH) OBP: 0.600, SLG: 0.667 21 Heath Bell, R (8, 1) 45 Justin Hampson, L (9, 1)			C S B F T 1-2 K ②			B C F F F X 1-2 G6-3 ②	B B F B F F X 3-2 G4-3 ③			1 1 0 0 1 0 0	0 0 0 0 0 0 0	0 0 0 0 0 0 0	0 0 0 0 0 0 0	1 0 0 0 0 0 0	0 0 0 0 2 0 0	0 0 0 0 0 0 0
Inning Stats	R: 0 E: 0 K: 1 S: 7 H: 0 LOB: 0 BB: 0 P: 12	R: 1 E: 0 K: 1 S: 10 H: 1 LOB: 0 BB: 0 P: 16	R: 0 E: 0 K: 1 S: 9 H: 0 LOB: 0 BB: 0 P: 12	R: 0 E: 0 K: 1 S: 9 H: 0 LOB: 0 BB: 0 P: 15	R: 0 E: 0 K: 1 S: 9 H: 0 LOB: 0 BB: 0 P: 11	R: 0 E: 0 K: 1 S: 8 H: 0 LOB: 0 BB: 0 P: 11	R: 3 E: 0 K: 0 S: 16 H: 4 LOB: 2 BB: 1 P: 28	R: 2 E: 0 K: 1 S: 12 H: 2 LOB: 1 BB: 1 P: 22		1B: 2 2B: 3 3B: 1 HR: 1	SF: 2 SAC: 0 DP: 0 HBP: 0			WP: 1 PB: 0 SB: 0 CS: 0	PA: 33	

	AB	29
	R	6
	H	7
	RBI	5
	BB	2
	SO	7
	LOB	7

PITCHER		IP	WLS	BF	H	R	ER	SO	BB	IBB	HBP	BLK	WP	HR	S	P	ERA	WHIP
18 Matt Cain, R	(1, 1)	6.0	L	19	1	1	1	6	0	0	0	0	0	0	52	77	1.50	0.167
ERA: 3.71																		
23 Randy Messenger, R	(7, 1)	0.0		5	4	3	3	0	0	1	0	0	0	1	9	18	∞	∞
ERA: 3.09																		
Scott Munter, R	(7, 1)	1.0		3	0	0	0	0	0	0	0	0	0	0	7	10	0.00	0.000
ERA: 5.06																		
48 Erick Threets, L	(8, 1)	0.1		4	2	2	2	0	1	0	0	0	1	0	7	16	54.00	9.000
ERA: 27.0																		
Scott Atchison, R	(8, 1)	0.2		2	0	0	0	1	0	0	0	0	0	0	5	6	0.00	0.000
ERA: 5.56																		

PITCHER	IP	WLS	BF	H	R	ER	SO	BB	IBB	HBP	BLK	WP	HR	S	P	ERA	WHIP

San Francisco Giants @ San Diego Padres

PETCO Park, San Diego, CA

Sun Sep 16 2007, 4:05 PM EDT

Att. 34,000 - Sunny - 71 F

livebaseballscorecards.com

Batter	1	2	3	4	5	6	7	8	9	AB	R	H	RBI	BB	SO	LOB
10 Dave Roberts, L (1, 8) OBP: 0.330, SLG: 0.366	C FA 92 C FA 94 S FA 95 0-3 ① K		B FA 94 C FA 89 B FA 87 F FA 95 B SL 88 X SL 87 3-2 ② G3 1-2			B FA 94 F FA 88 X FA 95 1-1 ② 2B		1 SAFE 1 SAFE B FA 95 C CU 84 X CU 86 1-1 ② ③ G1-6-3 1-2f		4	0	1	0	0	1	2
19 Kevin Frandsen, R (1, 4) OBP: 0.303, SLG: 0.347	B FA 95 C FA 94 S SL 84 F FA 96 X SL 82 1-2 S 1B		B SL 89 C FA 96 S SL 85 B FA 96 B SL 84 F FA 97 F SL 84 F FA 96 F FA 96 3-3 ③ K			F SL 87 X FA 94 0-1 ② G5-3			C FA 88 F FA 88 X SL 80 0-2 2 FC6-4 1B	4	0	2	0	0	1	2
2 Randy Winn, S (1, 7) OBP: 0.344, SLG: 0.415	B FA 96 1 SAFE F FA 95 F FA 96 C SL 89 2-3 ② K			B CH 85 B CH 85 F FA 94 F FA 94 S SL 89 2-3 ① K		X SL 87 0-0 ③ G4-3			X FA 89 0-0 ① FC6-4 S 1-2f	4	0	0	0	0	2	3
Pedro Feliz, R (1, 5) OBP: 0.289, SLG: 0.414	F FA 96 1 SAFE B FA 95 C FA 96 B FA 96 X FA 97 2-2 ③ L9 1-2			F CH 87 X FA 94 0-1 ② P2			B FA 94 B FA 94 S FA 94 F FA 95 X SL 84 2-2 ① G6-3		S FA 89 S FA 88 S FA 85 0-3 ② K 1-2	4	0	0	0	0	1	2
12 Nate Schierholtz, L (1, 9) OBP: 0.325, SLG: 0.418		C FA 92 B FA 92 B FA 87 F SL 87 S FA 96 2-3 ① K		B FA 95 S FA 95 F FA 96 F FA 97 F SL 89 X FA 96 1-2 ③ P5			B CH 87 F CH 86 F FA 96 B FA 96 B FA 88 F SL 88 F FA 96 X FA 95 3-2 ② F8		B FA 88 S FA 89 S FA 88 F FA 87 S FA 88 1-3 ③ K	4	0	0	0	0	2	1
40 Daniel Ortmeier, S (1, 3) OBP: 0.286, SLG: 0.480		B FA 95 S FC 90 F FA 96 T SL 87 1-2 ② K			S FA 88 S SL 86 S CH 88 0-3 ① K		F SL 89 F SL 88 S SL 85 0-3 ③ K			3	0	0	0	0	3	0
13 Omar Vizquel, S (1, 6) OBP: 0.300, SLG: 0.295		X FA 96 0-0 ③ P6			X CH 86 0-0 ② G4-3			C X CH 84 0-1 ① F8		3	0	0	0	0	0	0
39 Guillermo Rodriguez, R (1, 2) 8 Eugenio Velez, S (8, PH) 1 Bengie Molina, R (8, 2) OBP: 0.315, SLG: 0.363 OBP: 0.500, SLG: 1.000 OBP: 0.304, SLG: 0.451			B SL 88 X SL 88 1-0 ① G1-3		C C S 0-3 ③ K			B FA 92 B CH 86 F FF 94 F FA 94 B SL 87 B SL 86 4-2 S 1B BB		2 0 0	0 1 0	0 0 0	0 1 0	1 0 0	0 0 0	0 0 0
55 Tim Lincecum, L (1, 1) Jack Taschner, L (7, 1) Scott Atchison, R (7, 1) Ray Durham, S (8, PH) Dan Giese, R (8, 1) OBP: 0.133, SLG: 0.116 OBP: 0.295, SLG: 0.346			B FA 94 X FA 93 1-0 10 G3 1B			T FA 92 B SL 87 C SL 87 C SL 88 1-3 ① K		C FA 88 X SL 87 0-1 10 G1-6-3 1-H 1B		2 0 0 1 0	0 0 0 0 0	1 0 0 1 0	0 0 0 1 0	0 0 0 1 0	1 0 0 0 0	0 0 0 0 0
Inning Stats	R: 0 H: 1 E: 0 LOB: 1 K: 2 BB: 0 S: 13 P: 18	R: 0 H: 0 E: 0 LOB: 0 K: 2 BB: 0 S: 7 P: 10	R: 0 H: 1 E: 0 LOB: 1 K: 1 BB: 0 S: 12 P: 20	R: 0 H: 0 E: 0 LOB: 0 K: 1 BB: 0 S: 10 P: 13	R: 0 H: 0 E: 0 LOB: 0 K: 2 BB: 0 S: 7 P: 7	R: 0 H: 1 E: 0 LOB: 1 K: 1 BB: 0 S: 8 P: 10	R: 0 H: 0 E: 0 LOB: 0 K: 1 BB: 0 S: 11 P: 16	R: 1 H: 1 E: 0 LOB: 0 K: 0 BB: 1 S: 8 P: 13	R: 0 H: 1 E: 0 LOB: 1 K: 2 BB: 0 S: 11 P: 12	1B: 4 2B: 1 3B: 0 HR: 0	SF: 0 SAC: 0 DP: 1 HBP: 0					

TOP	
AB	31
R	1
H	5
RBI	1
BB	1
SO	12
LOB	10

WP: 0 PA: 32
PB: 0
SB: 3
CS: 0

PITCHER		IP	WLS	BF	H	R	ER	SO	BB	IBB	HBP	BLK	WP	HR	S	P	ERA	WHIP
44 Jake Peavy, R ERA: 2.39	(1, 1)	7.1	W	27	4	1	1	10	1	0	0	0	0	0	74	104	1.23	0.682
21 Heath Bell, R ERA: 2.28	(8, 1)	0.2	H	1	0	0	0	0	0	0	0	0	0	0	2	3	0.00	0.000
43 Cla Meredith, R ERA: 3.62	(9, 1)	1.0		4	1	0	0	2	0	0	0	0	0	0	11	12	0.00	1.000

PITCHER	IP	WLS	BF	H	R	ER	SO	BB	IBB	HBP	BLK	WP	HR	S	P	ERA	WHIP

Batter	1	2	3	4	5	6	7	8	9	AB	R	H	RBI	BB	SO	LOB
24 Brian Giles, L (1, 9) OBP: 0.370, SLG: 0.417	C FA 97 F FA 97 C FA 98 0-3 K		C FA 96 F FA 94 C FA 96 0-3 K		X FA 94 0-0 G4-3		C FA 95 B CH 86 F CH 86 B FA 96 X CH 85 2-2 5 2B G4-3 1B	F FA 91 B FA 90 B CU 78 B FA 90 B FA 89 4-1 BB		4	1	1	0	1	2	1
Geoff Blum, S (1, 4) OBP: 0.325, SLG: 0.376	B FA 99 F FA 97 B FA 88 F FA 98 X FA 99 2-2 G6-3		S CH 86 B CH 88 B FA 87 X FA 95 2-1 P6		B FA 94 C CH 86 S CH 84 B FA 95 F CU 82 B CH 85 S FA 88 3-3 K		L FA 94 1 SAFE B FA 89 1 SAFE C FA 94 D CH 86 B FA 87 F FA 94 1 SAFE 3-2 X CH 87 1-2 G4-3	C FA 90 X FA 90 0-1 G4-3		5	0	0	0	0	1	3
5 Kevin Kouzmanoff, R (1, 5) OBP: 0.321, SLG: 0.455	B C FA 98 B CH 84 F FA 99 X FA 99 2-2 G2-3		B FA 96 B CU 81 F FA 95 X FA 97 2-1 1-3 1B		X CU 78 0-0 1B		C FA 96 B FA 96 D CU 82 B FA 95 X FA 94 3-1 23 2B 2-H 2B			4	1	3	1	0	0	0
23 Adrián González, L (1, 3) OBP: 0.340, SLG: 0.487		B FA 98 T FA 89 C FA 98 B CH 84 F FA 97 X FA 90 2-2 F8	F FA 88 X FA 97 0-1 F8		X FA 94 0-0 G4-3		B FA 93 X FA 93 1-0 2-H 2B			4	0	1	1	0	0	3
3 Khalil Greene, R (1, 6) OBP: 0.292, SLG: 0.460		B FA 99 B FA 97 B FA 98 C FA 98 B FA 97 4-1 12 E 28 FC4-6 BB		C CU 79 B FA 95 F FA 95 S FA 97 1-3 K		C FA 94 B CH 86 B FA 95 F FA 94 B FA 96 F FA 95 S CH 86 3-3 K	F FA 91 X FA 91 0-1 F9			3	1	0	0	1	2	1
12 Scott Hairston, R (1, 7) OBP: 0.313, SLG: 0.423		B FA 98 B CU 81 B FA 97 1 SAFE B FA 98 4-0 28 FC4-6 1-3 BB		B CU 83 B CU 79 B FA 95 C FA 93 B FA 96 4-1 28 1B BB		F FA 96 B FA 97 X FA 96 1-1 G4-3	B FA 91 X FA 92 1-0 G5-3			2	0	0	0	2	0	1
28 Josh Bard, S (1, 2) OBP: 0.353, SLG: 0.378		B FA 95 F FA 96 X FA 96 1-1 FC4-6 1-2f 3-H		1 SAFE X FA 95 0-0 1-2 1B		B CH 88 B CH 86 B FA 92 B FA 94 4-0 3B BB		B FA 90 S CU 76 X FA 90 1-1 HR		3	2	2	2	1	0	1
Brady Clark, R (1, 8) OBP: 0.313, SLG: 0.319	C FA 97 B FA 96 B CU 83 S CU 82 X FA 99 2-2 G4-3			X FA 93 0-0 P6		X FA 95 0-0 1-H 3B	C FA 91 B FA 91 C CU 77 B CU 78 C CU 78 2-3			4	0	1	1	0	1	3
44 Jake Peavy, R (1, 1) OBP: 0.235, SLG: 0.308 21 Heath Bell, R (8, 1) Rob Mackowiak, L (8, PH) OBP: 0.338, SLG: 0.387 43 Cla Meredith, R (9, 1)			B FA 95 C FA 94 S CU 81 B FA 98 B FA 96 B FA 96 4-2 5 1B BB	X CU 81 0-0 G6-3		C FA 96 S CU 81 F FA 96 X FA 97 0-2 F8	S SI 91 C FA 90 S CU 78 0-3 K		2 0 1 0	0 0 0 0	0 0 0 0	0 0 0 0	1 0 0 0	0 0 1 0	3 0 0 0
Inning Stats	R: 0 E: 0 K: 1 S: 9 H: 0 LOB: 0 BB: 0 P: 13	R: 1 E: 1 K: 0 S: 10 H: 0 LOB: 1 BB: 2 P: 23	R: 0 E: 0 K: 1 S: 11 H: 1 LOB: 2 BB: 1 P: 19	R: 0 E: 0 K: 1 S: 7 H: 1 LOB: 2 BB: 1 P: 12	R: 0 E: 0 K: 1 S: 7 H: 1 LOB: 1 BB: 0 P: 10	R: 1 E: 0 K: 1 S: 11 H: 1 LOB: 1 BB: 1 P: 19	R: 2 E: 0 K: 0 S: 13 H: 3 LOB: 1 BB: 0 P: 23	R: 1 E: 0 K: 2 S: 11 H: 1 LOB: 1 BB: 1 P: 18		1B: 4 2B: 2 3B: 1 HR: 1 SF: 0 SAC: 0 DP: 0 HBP: 0						

PITCHER		IP	WLS	BF	H	R	ER	SO	BB	IBB	HBP	BLK	WP	HR	S	P	ERA	WHIP
55 Tim Lincecum, R ERA: 4.0	(1, 1)	6.1	L	30	6	4	3	5	5	0	0	0	0	0	64	113	4.26	1.737
Jack Taschner, L ERA: 4.69	(7, 1)	0.0		1	1	0	0	0	0	0	0	0	0	0	1	2	∞	∞
Scott Atchison, R ERA: 5.4	(7, 1)	0.2		2	0	0	0	0	0	0	0	0	0	0	3	4	0.00	0.000
Dan Giese, R ERA: 3.6	(8, 1)	1.0		5	1	1	1	2	1	0	0	0	0	1	11	18	9.00	2.000

PITCHER	IP	WLS	BF	H	R	ER	SO	BB	IBB	HBP	BLK	WP	HR	S	P	ERA	WHIP

BOTTOM

San Francisco Giants @ San Diego Padres

PETCO Park, San Diego, CA

Sun Sep 16 2007, 4:05 PM EDT

Att. 34,000 - Sunny - 71 F

livebaseballscorecards.com

AB	32
R	5
H	8
RBI	5
BB	6
SO	7
LOB	16

WP: 0 PA: 38
PB: 0
SB: 0
CS: 0

Pittsburgh Pirates @ San Diego Padres

PETCO Park, San Diego, CA

Mon Sep 17 2007, 10:05 PM EDT

Att. 33,557 - Clear - 66 F

TOP

livebaseballscorecards.com

Batter	1	2	3	4	5	6	7	8	9	AB	R	H	RBI	BB	SO	LOB
3 Nyjer Morgan, L (1, 8) OBP: 0.292, SLG: 0.300	C SI 80 F CH 80 B B X 2-2 ① G6-3		C CU 78 F FA 91 B CH 79 X 1-2 ② G5-3		F CU 77 F FA 90 F CU 80 X FA 91 0-2 19 G6-4-3 1B		X FA 89 0-0 19 G6-4-3 1-2 1B			4	0	2	0	0	0	0
19 José Bautista, R (1, 5) OBP: 0.346, SLG: 0.426	B X 1-0 ② P6		C FF 91 B FA 92 X FA 91 1-1 1B		S CU 79 L CU 78 D CU 79 X FA 89 1-2 ①② G6-4-3 1-2f 2-3		B FA 93 C FA 93 B CU 81 B FA 92 X FA 90 3-1 ②③ G6-4-3 1-2f			4	0	1	0	0	0	4
12 Freddy Sanchez, R (1, 4) OBP: 0.348, SLG: 0.450	C CH 82 X 0-1 ③ G1-3		1 SAFE B FF 90 C SL 80 C FA 91 X CU 78 1-2 ③ G6-3		X CU 80 0-0 ③ G1-3			C CU 86 S CU 88 F FA 97 S SL 88 0-3 ① K		4	0	0	0	0	1	2
25 Adam LaRoche, L (1, 3) OBP: 0.345, SLG: 0.459		F FA 91 C CH 79 B SL 79 F FA 91 B CU 80 X 2-2 26 1B 1B		X FA 88 0-0 ① F8		B FA 89 B CU 77 B FA 89 C CH 85 X FA 89 3-1 ① F8		X FA 97 0-0 ② L7		4	0	1	0	0	0	0
Xavier Nady, R (1, 9) OBP: 0.337, SLG: 0.481		F FA 90 F FA 91 X CU 79 0-2 ① F8		C FA 90 X FA 91 0-1 26 1B 1B		S CU 78 X FA 90 0-1 26 FC5-4 1B		S CU 88 F CU 88 S FA 98 0-3 ③ K		4	0	2	0	0	1	1
Jason Bay, R (1, 7) OBP: 0.329, SLG: 0.423		D SL 79 B FA 91 B FA 91 C FA 90 X FA 91 3-1 ② F9		C FA 90 B FA 89 C FA 90 B CU 78 S 2-3 ② K		S CU 78 S CU 78 S 0-3 ② K			X FC 88 0-0 ① F7	4	0	0	0	0	2	3
26 Ronny Paulino, R (1, 2) OBP: 0.317, SLG: 0.400		B FA 91 C FF 92 B CH 79 B FA 91 S FA 92 X FA 91 3-2 1-3 1B		X FA 90 0-0 1-3 1B		C CH 77 1 SAFE X CH 76 0-1 ③ FC5-4 1-2f			C FC 90 F FA 90 F CH 77 B CH 76 B CH 77 X FA 89 2-2 ② G6-3	4	0	2	0	0	0	1
2 Jack Wilson, R (1, 6) OBP: 0.353, SLG: 0.443		B CH 80 X FA 91 1-0 ③ F9		X FA 90 0-0 ③ L6			C FA 92 X CU 80 0-1 3 1B 1B		C FA 89 X FC 89 0-1 ③ P2	4	0	1	0	0	0	4
47 John Van Benschoten, R (1, 1) OBP: 0.250, SLG: 0.286			C CU 77 C FA 91 C CU 79 0-3 ① K		C FA 89 X CU 77 0-1 19 G6-4-3 2B		B FA 88 F FA 93 F FA 87 C FA 95 1-3 ① K			2	0	1	0	0	1	0
52 Franquelis Osoria, R (6, 1)										0	0	0	0	0	0	0
Matt Kata, S (7, PH) OBP: 0.259, SLG: 0.360										1	0	0	0	0	1	1
34 John Grabow, L (7, 1)										0	0	0	0	0	0	0
58 Romulo Sanchez, R (8, 1)										0	0	0	0	0	0	0

	AB	35
	R	0
	H	10
	RBI	0
	BB	0
	SO	6
	LOB	16

Inning Stats	1	2	3	4	5	6	7	8	9	1B: 9	SF: 0	WP: 0	PA: 35
R:	0	0	0	0	0	0	0	0	0	2B: 1	SAC: 0	PB: 0	
E:	0	0	0	0	0	0	0	0	0	3B: 0	DP: 2	SB: 0	
K:	0	0	1	1	0	1	1	2	0	HR: 0	HBP: 0	CS: 0	
S:	6	13	11	8	10	9	8	8	7				
H:	0	2	1	2	2	1	2	0	0				
LOB:	0	2	1	2	1	1	1	0	0				
BB:	0	0	0	0	0	0	0	0	0				
P:	9	22	14	10	11	12	12	8	9				

PITCHER		IP	WLS	BF	H	R	ER	SO	BB	IBB	HBP	BLK	WP	HR	S	P	ERA	WHIP
Jack Cassel, R ERA: 2.87	(1, 1)	6.0	W	25	8	0	0	3	0	0	0	0	0	0	57	78	0.00	1.333
Doug Brocail, R ERA: 3.23	(7, 1)	1.0	H	4	2	0	0	1	0	0	0	0	0	0	8	12	0.00	2.000
21 Heath Bell, R ERA: 2.25	(8, 1)	1.0	H	3	0	0	0	2	0	0	0	0	0	0	8	8	0.00	0.000
Trevor Hoffman, R ERA: 2.6	(9, 1)	1.0	S	3	0	0	0	0	0	0	0	0	0	0	7	9	0.00	0.000

PITCHER	IP	WLS	BF	H	R	ER	SO	BB	IBB	HBP	BLK	WP	HR	S	P	ERA	WHIP

BOTTOM

Batter	1	2	3	4	5	6	7	8	9	AB	R	H	RBI	BB	SO	LOB
24 Brian Giles, L (1, 9) OBP: 0.371, SLG: 0.415	F B F B B B 4-2 SH1-3 2B BB		C FA 94 C CU 80 B FA 93 X FA 94 1-2 G6-3 ②		F FA 87 B FA 95 B FA 88 B FA 94 B FA 93 4-1 BB BB		B FA 94 X FA 94 1-0 F9 ①			2	1	0	0	2	0	0
Geoff Blum, S (1, 4) OBP: 0.322, SLG: 0.372	X 0-0 SH1-3 ① 1-2		B FA 90 B FA 94 X 2-0 F8 ③		C FA 93 B FA 86 X FA 87 1-1 F8 ①		B FA 94 B FA 94 F FA 95 S FA 86 F FA 86 S FA 85 2-3 K ②			3	0	0	0	0	1	1
Mike Cameron, R (1, 8) OBP: 0.330, SLG: 0.442	B X 1-0 23 G4-3 2B 2-H			B FA 92 B FA 93 X FA 93 2-0 G5-3 ①	1 SAFE B FA 93 F FA 94 B FA 94 F SL 87 B FA 93 B CU 84 4-2 BB 1-2		C FA 94 B FA 86 B FA 86 F FA 85 B FA 86 X FA 86 3-2 F8 ③			3	0	1	1	1	0	0
23 Adrián González, L (1, 3) OBP: 0.339, SLG: 0.486	B C D S F X 2-2 G4-3 ② 2-3			B FA 95 B FA 94 X FA 94 2-0 3 HR 1B	S FA 94 F FA 94 S FA 87 0-3 K ②			S FA 94 B FA 86 B FA 86 F FA 95 X SL 86 2-2 G4-3 ①		4	1	1	0	0	1	3
3 Khalil Greene, R (1, 6) OBP: 0.292, SLG: 0.464	B X 1-0 G6-3 ③			X FA 88 0-0 1-H HR	C CU 80 D FA 88 D FA 93 X 2-1 F8 ③			X 0-0 F8 ②		4	1	1	2	0	0	3
5 Kevin Kouzmanoff, R (1, 5) OBP: 0.321, SLG: 0.455		S SL 87 C FA 92 B CU 79 B X 2-2 G1-3 ①		B FA 95 B SL 87 C FA 92 X FA 93 2-1 G5-3 ②		F FA 93 F FA 93 X SL 83 0-2 G6-3 ①		C FA 96 B CU 87 B FA 89 S CH 86 F FA 98 X 2-2 2B		4	0	1	0	0	0	0
12 Scott Hairston, R (1, 7) OBP: 0.316, SLG: 0.425		C CU 79 S CU 79 F FA 96 B FA 95 X 1-2 G5-3 ②		B X 1-0 28 1B 1B		B FA 93 B FA 93 X FA 93 2-0 28 1B 1B		B B X 2-0 G5-3 ③		4	0	2	0	0	0	1
28 Josh Bard, S (1, 2) OBP: 0.355, SLG: 0.381		B FA 95 X FA 94 1-0 G3 ③		B FA 95 X 1-0 1-2 1B		B FA 90 X FA 89 1-0 G6-4-3 1-3 1B				3	0	2	0	0	0	0
Jack Cassel, R (1, 1) Rob Mackowiak, L (6, PH) OBP: 0.337, SLG: 0.386 Doug Brocail, L (7, 1) OBP: 0.500, SLG: 0.500 21 Heath Bell, R (8, 1) Trevor Hoffman, R (9, 1)			C FA 93 F SL 86 B CU 78 B FA 93 B FA 94 S FA 93 3-3 K ①	B FA 93 S FA 93 S FA 93 F FA 94 B FA 94 X 2-2 L4 ③		C FA 89 F FA 84 X FA 88 0-2 G6-4-3 ②③ 1-2f				2 1 0 0 0	0 0 0 0 0	0 0 0 0 0	0 0 0 0 0	0 0 0 0 0	1 0 0 0 0	2 2 0 0 0
Inning Stats	R: 1 E: 0 K: 0 S: 9 H: 1 LOB: 1 BB: 1 P: 17	R: 0 E: 0 K: 0 S: 8 H: 0 LOB: 0 BB: 0 P: 12	R: 0 E: 0 K: 1 S: 7 H: 0 LOB: 0 BB: 0 P: 13	R: 2 E: 0 K: 0 S: 11 H: 4 LOB: 2 BB: 0 P: 21	R: 0 E: 0 K: 1 S: 10 H: 0 LOB: 2 BB: 2 P: 21	R: 0 E: 0 K: 0 S: 8 H: 2 LOB: 1 BB: 0 P: 11	R: 0 E: 0 K: 1 S: 8 H: 0 LOB: 0 BB: 0 P: 14	R: 0 E: 0 K: 0 S: 9 H: 1 LOB: 1 BB: 0 P: 15		1B: 5 2B: 2 3B: 0 HR: 1 SF: 0 SAC: 1 DP: 1 HBP: 0				WP: 0 PB: 0 SB: 0 CS: 0 PA: 34	

PITCHER	IP	WLS	BF	H	R	ER	SO	BB	IBB	HBP	BLK	WP	HR	S	P	ERA	WHIP
47 John Van Benschoten, R (1, 1) ERA: 10.06	5.0	L	23	5	3	3	2	3	0	0	0	0	1	45	84	5.40	1.600
52 Franquelis Osoria, R (6, 1) ERA: 4.09	1.0		4	2	0	0	0	0	0	0	0	0	0	8	11	0.00	2.000
34 John Grabow, L (7, 1) ERA: 3.6	1.1		4	0	0	0	1	0	0	0	0	0	0	11	19	0.00	0.000
58 Romulo Sanchez, R (8, 1) ERA: 1.69	0.2		3	1	0	0	0	0	0	0	0	0	0	6	10	0.00	1.500

PITCHER	IP	WLS	BF	H	R	ER	SO	BB	IBB	HBP	BLK	WP	HR	S	P	ERA	WHIP

Pittsburgh Pirates @ San Diego Padres

PETCO Park, San Diego, CA

Mon Sep 17 2007, 10:05 PM EDT

Att. 33,557 - Clear - 66 F

livebaseballscorecards.com

AB	30
R	3
H	8
RBI	3
BB	3
SO	3
LOB	12

Batter	1	2	3	4	5	6	7	8	9	AB	R	H	RBI	BB	SO	LOB
3 Nyjer Morgan, L (1, 8) OBP: 0.290, SLG: 0.286 Josh Phelps, R (9, PH) OBP: 0.395, SLG: 0.517	C FA 86 X FA 86 0-1 ① G5-3	C FA 88 F FC 87 F FA 88 B CH 82 B FA 88 X FA 88 2-2 ③ G4-3		M FA 86 F SL 81 B SL 81 B FA 87 B FA 86 B SL 82 4-2 19 WP 19 S BB			M FA 86 X FA 87 0-1 ① G1-3		X FA 90 0-0 ① P4	3 1	0 0	0 0	0 0	1 0	0 0	0 1
19 José Bautista, R (1, 5) OBP: 0.343, SLG: 0.421	C FA 87 B FA 86 F FA 87 C FA 88 1-3 ② K	C FA 86 B FA 88 X FA 87 1-1 ① G5-3	1 SAFE C FA 86 1 SAFE P PO 82 B SL 80 B FA 87 S SL 82 X FA 88 3-2 ③ G6-3 1-3				B SL 81 C FA 87 B SL 80 C FA 88 X FA 87 2-2 ② G6-3		C SL 84 S SL 84 F FA 89 B CH 76 S CH 75 1-3 ② K	5	0	0	0	0	2	2
12 Freddy Sanchez, R (1, 4) OBP: 0.349, SLG: 0.449	C FA 87 B SL 84 X FC 86 1-1 25 1B 1B 1B	C FA 88 S SL 83 X FA 89 0-2 BB 1B 1B		C FA 83 X FA 85 0-1 ① G3-1			B SL 80 X FA 88 1-0 ③ G6-3		S FC 90 C FA 91 X CH 76 0-2 ③ G1-3 1-2	5	1	2	0	0	0	1
25 Adam LaRoche, L (1, 3) OBP: 0.346, SLG: 0.459	F FA 87 1 SAFE B FC 86 S FA 88 X FA 87 1-2 1B 1-3 2B 1B	F FA 87 F SL 83 C FA 88 0-3 ② K		S SL 79 B FC 83 X FA 85 1-1 ② G1-3				C CU 77 B FA 89 B FA 92 C FA 94 X FA 95 2-2 26 1B 1B		4	1	2	0	0	1	1
Xavier Nady, R (1, 9) OBP: 0.341, SLG: 0.491	X FA 89 0-0 2B 1-2 3-H 1B	1 SAFE F FA 88 B FA 88 1 SAFE C FA 87 X FA 89 1-2 BB 1-2 1B		S FA 80 X FA 86 0-1 HR				X SL 88 0-0 ① P3		4	1	3	2	0	0	1
Jason Bay, R (1, 7) OBP: 0.331, SLG: 0.425 Shawn Chacon, R (8, 1) OBP: 0.273, SLG: 0.273	B FC 88 F SL 82 B FC 88 C FA 88 X FA 88 2-2 1-3 2-H 2B	B FC 82 B FA 89 B SI 88 C FA 87 C FC 83 B FC 83 4-2 1-2 2-3 BB		X FA 87 0-0 ③ F8				C SL 90 X FA 92 0-1 ② P6		3 0	0 0	1 0	1 0	1 0	0 0	1 0
26 Ronny Paulino, R (1, 2) OBP: 0.317, SLG: 0.399	X FC 88 0-0 ③ G4-3	C FA 87 B FF 88 X FA 86 1-1 ③ F8				F SL 78 B SL 77 B FA 87 F FA 88 S FA 87 2-3 ① K		F SL 87 B SL 88 B SL 88 S FA 94 X SL 90 2-2 1-2 1B		4	0	1	0	0	1	5
2 Jack Wilson, R (1, 6) OBP: 0.351, SLG: 0.440 Cesar Izturis, S (7, 6) OBP: 0.302, SLG: 0.302		X FA 87 0-0 ① F9		C FA 85 F FC 86 X FC 85 0-2 ① L4		C SL 80 C SL 79 X SL 79 0-2 ② G5-3		B CU 77 D FA 89 X FA 94 2-0 ③ F7		3 1	0 0	0 0	0 0	0 0	0 0	0 2
24 Tom Gorzelanny, R (1, 1) OBP: 0.097, SLG: 0.067 51 Steve Pearce, R (6, PH) OBP: 0.353, SLG: 0.426 52 Franquelis Osoria, R (6, 1) 58 Romulo Sanchez, R (7, 1) 34 John Grabow, L (8, 1) 13 Nate McLouth, L (8, 7) OBP: 0.342, SLG: 0.450		C FA 88 X FA 87 0-1 ② G5-3		X FA 85 0-0 ② G2-3		B FA 89 C FA 88 B FA 87 S FA 89 C FA 88 2-3 ③ K			C FC 87 B FC 88 X FC 88 1-1 12 DI 1B	2 1 0 0 0 1	0 0 0 0 0 0	0 0 0 0 0 1	0 0 0 0 0 0	0 1 0 0 0 0	0 0 0 0 0 0	0 0 0 0 0 0
Inning Stats	R: 2 H: 4 E: 0 LOB: 2 K: 1 BB: 0 S: 15 P: 20	R: 0 H: 0 E: 0 LOB: 0 K: 0 BB: 0 S: 7 P: 9	R: 0 H: 2 E: 0 LOB: 3 K: 1 BB: 1 S: 15 P: 22	R: 0 H: 0 E: 0 LOB: 1 K: 0 BB: 1 S: 10 P: 16	R: 1 H: 1 E: 0 LOB: 0 K: 0 BB: 0 S: 7 P: 8	R: 0 H: 0 E: 0 LOB: 0 K: 2 BB: 0 S: 9 P: 13	R: 0 H: 0 E: 0 LOB: 0 K: 0 BB: 0 S: 6 P: 9	R: 0 H: 2 E: 0 LOB: 2 K: 0 BB: 0 S: 10 P: 16	R: 0 H: 1 E: 0 LOB: 1 K: 1 BB: 0 S: 10 P: 12	1B: 8 2B: 1 3B: 0 HR: 1	SF: 0 SAC: 0 DP: 0 HBP: 0			WP: 1 PB: 0 SB: 1 CS: 0	PA: 39		

PITCHER		IP	WLS	BF	H	R	ER	SO	BB	IBB	HBP	BLK	WP	HR	S	P	ERA	WHIP
Greg Maddux, R ERA: 3.95	(1, 1)	5.0	W	24	7	3	3	2	2	0	0	0	1	1	54	75	5.40	1.800
43 Cla Meredith, R ERA: 3.52	(6, 1)	2.0	H	6	0	0	0	2	0	0	0	0	0	0	15	22	0.00	0.000
Doug Brocail, R ERA: 3.18	(8, 1)	1.0	H	5	2	0	0	0	0	0	0	0	0	0	10	16	0.00	2.000
Trevor Hoffman, R ERA: 2.55	(9, 1)	1.0	S	4	1	0	0	1	0	0	0	0	0	0	10	12	0.00	1.000

PITCHER	IP	WLS	BF	H	R	ER	SO	BB	IBB	HBP	BLK	WP	HR	S	P	ERA	WHIP

TOP

Pittsburgh Pirates @ San Diego Padres

PETCO Park, San Diego, CA

Tue Sep 18 2007, 10:05 PM EDT

Att. 30,629 - Partly Cloudy - 66 F

livebaseballscorecards.com

AB	37
R	3
H	10
RBI	3
BB	2
SO	5
LOB	14

BOTTOM

Batter	1	2	3	4	5	6	7	8	9	AB	R	H	RBI	BB	SO	LOB
12 Scott Hairston, R (1, 7) OBP: 0.322, SLG: 0.431	B FA 88 B FA 87 B FA 89 C FA 90 B FA 91 4-1 23 BB 3 HBP 1B BB	C FA 90 C FA 85 X FA 84 0-2 5 1B 23 1B 1B	C CU 77 C FA 93 T SL 86 0-2 ③ K		1 SAFE 1 SAFE B FA 84 1 SAFE S FA 84 X FA 92 1-1 ③ P4		X FA 96 0-0 2B			4	2	2	0	1	1	2
Mike Cameron, R (1, 8) OBP: 0.332, SLG: 0.442	C FA 90 B FA 84 C FA 91 X FA 93 1-2 3 HBP 23 BB 8 SF9 1-2 1B	1 SAFE C SL 79 F FA 91 B FA 93 F FA 92 F FA 92 C FA 93 1-3 ② K		B CU 74 X CH 83 1-0 ① F8		B FA 93 S FA 92 F FA 93 X SL 83 1-2 5 G1-3 3 1B 1B	B FA 95 B FA 96 B FA 95 H FA 95 4-0 5 G6-4-3 HBP			4	2	2	0	0	1	1
5 Kevin Kouzmanoff, R (1, 5) OBP: 0.321, SLG: 0.455	C SL 83 D SL 85 X FA 84 1-1 ① F8	C FA 92 B FA 92 1 SAFE X SL 84 1-1 23 1B 1-2 1B		F SL 82 F FA 89 X SL 83 0-2 3 1B 23 1B 1B		B FA 90 C FA 89 X FA 90 1-1 ① G1-3 1-2	B CU 81 B FA 94 C FA 95 C CU 80 X FA 96 2-2 ②③ G6-4-3 1-2f			5	0	2	0	0	0	5
23 Adrián González, L (1, 3) OBP: 0.343, SLG: 0.486	F SL 84 B FA 93 D FA 92 S CU 76 F FA 93 B FA 84 F FA 84 B FA 84 4-2 3 HBP 1B 1-2 2-3 BB	S FA 93 B FA 93 S FA 92 X FA 86 1-2 3 BB 1-3 2-H 1B		B FA 92 S SL 77 S SL 84 X FA 92 1-2 3 1B 1-2 1B		I IN 61 I IN 63 I IN 65 I 4-0 8 F8 3 1B IBB		B SL 85 X SL 85 1-0 ① F8		3	1	2	1	2	0	0
3 Khalil Greene, R (1, 6) OBP: 0.298, SLG: 0.468	H CU 76 1-0 1B 1-2 2-3 3-H HBP	B FA 92 S FA 85 B FA 92 B FA 92 B FA 92 4-1 1-2 BB		C SL 77 S FA 92 B FA 87 X FA 86 1-2 8 G6-4-3 1-2 2-3 1B		C FA 91 S FA 91 F FA 91 X FA 91 0-2 BB 1-2 2-H 1B		B FA 94 B FA 90 X FA 92 2-0 2B		3	0	3	2	1	0	0
8 Michael Barrett, R (1, 2) OBP: 0.280, SLG: 0.371	C FA 91 B FA 92 F FA 93 X FA 84 1-2 ② SF9 3-H	F FA 93 X CU 76 0-1 ③ P4		X FA 84 0-0 ②③ G6-4-3 1-2f		F FA 91 B FA 90 B FA 92 F FA 89 F FA 90 B SL 79 F FA 91 F FA 91 X FA 92 3-2 ② F8 2-3		B FA 92 S FA 93 C CU 79 F FA 94 S FA 93 1-3 ② K		4	0	0	1	0	1	9
Marcus Giles, R (1, 4) OBP: 0.302, SLG: 0.318	C FA 93 X FA 84 0-1 FC4-6 1-3 2-H 1B	C FA 88 B FA 89 S FA 90 F FA 91 B SL 84 B FA 90 X FA 90 3-2 ① F7			B SL 80 F CH 82 B FA 91 C FA 90 X CU 75 2-2 ① L9	B SL 78 B FA 90 B FA 90 B FA 89 4-0 1-2 BB		F FA 93 B FA 94 X FA 95 1-1 ③ G5-3		4	0	1	1	1	0	1
Brady Clark, R (1, 9) OBP: 0.321, SLG: 0.347	C FA 93 B FA 93 B SL 78 X FA 93 2-1 ③ FC4-6 1-2f	B FA 89 X FA 92 1-0 3B			B FA 91 C FA 90 B SL 77 F FA 85 F FA 92 F FA 92 B CU 77 B FA 86 4-2 BB	C FA 93 X FA 93 0-1 ③ G1-3				3	0	1	0	1	0	5
Greg Maddux, R (1, 1) OBP: 0.150, SLG: 0.169 11 Craig Stansberry, R (5, PH) OBP: 0.429, SLG: 0.333 43 Cla Meredith, R (6, 1) Terrmel Sledge, L (7, PH) OBP: 0.304, SLG: 0.361 Doug Brocail, L (8, 1) OBP: 0.500, SLG: 0.500 Trevor Hoffman, R (9, 1)		C FA 89 F FA 91 X FA 85 0-2 G1-3	F FA 92 F SL 80 T FA 93 0-2 ② K		B SL 84 S FA 91 1 SAFE B FA 91 F FA 92 C FA 85 2-3 ② K		C FA 96 B FA 88 B FA 94 X FA 95 2-1 ① F8			2 1 0 1 0 0 0	0 0 0 0 0 0 0	0 0 0 0 0 0 0	0 0 0 0 0 0 0	1 1 0 0 0 0 0	1 1 0 0 0 0 0	
Inning Stats	R: 3 E: 0 K: 0 S: 17 H: 2 LOB: 2 BB: 2 P: 31	R: 1 E: 0 K: 1 S: 19 H: 3 LOB: 3 BB: 1 P: 26	R: 0 E: 0 K: 2 S: 11 H: 1 LOB: 1 BB: 0 P: 15	R: 0 E: 0 K: 0 S: 11 H: 3 LOB: 2 BB: 0 P: 14	R: 0 E: 0 K: 1 S: 12 H: 0 LOB: 1 BB: 1 P: 21	R: 1 E: 0 K: 0 S: 17 H: 2 LOB: 3 BB: 2 P: 30	R: 0 E: 0 K: 0 S: 6 H: 1 LOB: 1 BB: 0 P: 14	R: 0 E: 0 K: 1 S: 8 H: 1 LOB: 1 BB: 0 P: 13		1B: 10 2B: 2 3B: 1 HR: 0 SF: 1 SAC: 0 DP: 2 HBP: 2				WP: 0 PB: 0 SB: 0 CS: 0 PA: 43	

PITCHER		IP	WLS	BF	H	R	ER	SO	BB	IBB	HBP	BLK	WP	HR	S	P	ERA	WHIP
24 Tom Gorzelanny, L ERA: 3.55	(1, 1)	5.0	L	28	9	4	4	4	4	0	1	0	0	0	70	107	7.20	2.600
52 Franquelis Osoria, R ERA: 4.3	(6, 1)	1.0		7	2	1	1	0	1	1	0	0	0	0	17	30	9.00	3.000
58 Romulo Sanchez, R ERA: 1.54	(7, 1)	1.0		4	1	0	0	0	0	0	1	0	0	0	6	14	0.00	1.000
34 John Grabow, L ERA: 3.58	(8, 1)	0.1		1	0	0	0	0	0	0	0	0	0	0	1	2	0.00	0.000
Shawn Chacon, R ERA: 3.95	(8, 1)	0.2		3	1	0	0	1	0	0	0	0	0	0	7	11	0.00	1.500

PITCHER	IP	WLS	BF	H	R	ER	SO	BB	IBB	HBP	BLK	WP	HR	S	P	ERA	WHIP

Pittsburgh Pirates @ San Diego Padres

PETCO Park, San Diego, CA

Tue Sep 18 2007, 10:05 PM EDT

Att. 30,629 - Partly Cloudy - 66 F

livebaseballscorecards.com

AB	34
R	5
H	13
RBI	5
BB	6
SO	5
LOB	25

Batter	1	2	3	4	5	6	7	8	9	AB	R	H	RBI	BB	SO	LOB
3 Nyjer Morgan, L (1, 8) OBP: 0.315, SLG: 0.333	C FA 87 X FA 88 0-1 13 SF8 3B		F FA 90 F FA 91 H SL 82 1-2 13 2B 12 SF8 HBP 1-2		B FA 90 F FA 91 X CH 81 1-1 12 S 13 S 1B		C FA 91 C SL 79 B SL 80 S FA 91 1-3 ③ K2-3			3	2	2	0	0	1	0
13 Nate McLouth, L (1, 7) OBP: 0.343, SLG: 0.454	S FA 88 B FA 90 F FA 90 B FA 90 F FA 90 X SL 80 2-2 ① SF8 3-H		X FA 90 0-0 1-3 2-H 2B		1 SAFE 1 SAFE 1 SAFE 1 SAFE B FA 90 C FA 90 P PO 81 B FA 90 C FA 91 4-2 F FA 92 B FA 91 12 S 1-2 BB			M FA 90 C SL 79 S SL 80 0-3 ① K		2	0	1	2	1	1	0
12 Freddy Sanchez, R (1, 4) OBP: 0.347, SLG: 0.447	F SL 80 F FA 92 F SL 80 B SL 81 S 1-3 ② K		C SL 80 B SL 82 F FA 92 X SL 82 1-2 ② SF8 3-H		C SL 80 S SL 82 X SL 82 0-2 ② G5-3 1-2 2-3			F FA 89 F FA 90 B SL 81 F FA 90 X FA 90 1-2 ② G6-3		3	0	0	1	0	1	2
25 Adam LaRoche, L (1, 3) OBP: 0.345, SLG: 0.457	S FA 89 B FA 91 C FA 91 S FA 92 1-3 ③ K		B FA 91 F FA 91 F FA 92 F FA 92 B FA 90 B SL 82 B SL 82 4-2 BB		X FA 91 0-0 ③ P2			F FA 90 B FA 90 X SL 78 1-1 ③ F9		3	0	0	0	1	1	2
Xavier Nady, R (1, 9) OBP: 0.338, SLG: 0.486		B FA 88 F FA 90 S FA 91 F FA 92 X SL 82 1-2 ① G5-3	F SL 81 B FA 91 B FA 92 S FA 92 T FA 92 2-2 ③ K			S FA 90 B FA 91 X SL 80 1-1 ① P6			C SL 78 S SL 78 B SL 76 X FA 86 1-2 ① G6-3	4	0	0	0	0	1	2
19 José Bautista, R (1, 5) OBP: 0.342, SLG: 0.420		S FA 90 C FA 91 B SL 82 B SL 82 S FA 91 2-3 ② K	F CH 77 B CH 80 B FA 90 B SL 79 F SL 80 S FA 91 3-3 ① K			C FA 90 C SL 80 F FA 92 B FA 93 X SL 81 1-2 26 G4-6-3 1B			B FA 86 C FA 87 X FA 86 1-1 ② G4-3	4	0	1	0	0	2	0
26 Ronny Paulino, R (1, 2) OBP: 0.314, SLG: 0.395		C FA 91 B SL 82 X FA 91 1-1 ③ G4-3	X FA 90 0-0 ② G4-3			S FA 91 1 SAFE F FA 93 1 SAFE X FA 91 0-2 ②③ G4-6-3 1-2f			C SL 78 F FA 87 B SL 77 B SL 77 C FA 87 2-3 ③ K	4	0	0	0	0	1	1
Cesar Izturis, S (1, 6) OBP: 0.302, SLG: 0.302			C FA 87 X FA 90 0-1 45 FC3-6 1B	C FA 90 B SL 80 F SL 82 F FA 91 X FA 91 1-2 ③ F8			B FA 89 F FA 89 C FA 90 B FA 90 X FA 90 2-2 ① G5-3			3	0	1	0	0	0	0
45 Ian Snell, R (1, 1) OBP: 0.138, SLG: 0.091 Shawn Chacon, R (8, 1) OBP: 0.273, SLG: 0.273 Damaso Marte, L (8, 1) 55 Matt Capps, R (8, 1) OBP: 1.000, SLG: 1.000			1 SAFE L FA 89 X FA 90 0-1 ① FC3-6 3 HBP 13 2B 1-2f		B FA 90 B FA 89 C FA 90 C FA 92 X FA 92 2-2 ① F9		C FA 90 X FA 90 0-1 ② G4-3			3 0 0 0	1 0 0 0	0 0 0 0	0 0 0 0	0 0 0 0	0 0 0 0	1 0 0 0
Inning Stats	R: 1 E: 0 K: 2 S: 13 H: 1 LOB: 0 BB: 0 P: 17	R: 0 E: 0 K: 1 S: 9 H: 0 LOB: 0 BB: 0 P: 13	R: 2 E: 0 K: 1 S: 16 H: 2 LOB: 2 BB: 1 P: 24	R: 0 E: 0 K: 1 S: 8 H: 0 LOB: 0 BB: 0 P: 12	R: 0 E: 0 K: 0 S: 13 H: 1 LOB: 2 BB: 1 P: 19	R: 0 E: 0 K: 0 S: 9 H: 1 LOB: 0 BB: 0 P: 11	R: 0 E: 0 K: 1 S: 8 H: 0 LOB: 0 BB: 0 P: 11	R: 0 E: 0 K: 1 S: 9 H: 0 LOB: 0 BB: 0 P: 11	R: 0 E: 0 K: 1 S: 8 H: 0 LOB: 0 BB: 0 P: 12	1B: 3 2B: 1 3B: 1 HR: 0 SF: 2 SAC: 0 DP: 1 HBP: 1						

TOP

Pittsburgh Pirates @ San Diego Padres

PETCO Park, San Diego, CA

Wed Sep 19 2007, 10:05 PM EDT

Att. 26,354 - Cloudy - 65 F

livebaseballscorecards.com

AB	29
R	3
H	5
RBI	3
BB	2
SO	8
LOB	8

WP: 0 PB: 0 SB: 3 CS: 0 PA: 34

PITCHER		IP	WLS	BF	H	R	ER	SO	BB	IBB	HBP	BLK	WP	HR	S	P	ERA	WHIP
32 Chris Young, R ERA: 2.83	(1, 1)	6.0		25	5	3	3	5	2	0	1	0	0	0	68	96	4.50	1.167
50 Joe Thatcher, L ERA: 0.64	(7, 1)	2.0		6	0	0	0	2	0	0	0	0	0	0	17	22	0.00	0.000
43 Cla Meredith, R ERA: 3.47	(9, 1)	1.0	W	3	0	0	0	1	0	0	0	0	0	0	8	12	0.00	0.000

PITCHER	IP	WLS	BF	H	R	ER	SO	BB	IBB	HBP	BLK	WP	HR	S	P	ERA	WHIP

BOTTOM

Pittsburgh Pirates @ San Diego Padres

PETCO Park, San Diego, CA

Wed Sep 19 2007, 10:05 PM EDT

Att. 26,354 - Cloudy - 65 F

livebaseballscorecards.com

Batter	1	2	3	4	5	6	7	8	9	AB	R	H	RBI	BB	SO	LOB
24 Brian Giles, L (1, 9) OBP: 0.370, SLG: 0.416	B FA 96 C FA 95 X SL 85 1-1 PB 23 1B 2B		B CH 86 B FA 94 B FA 94 C FA 94 X FA 95 3-1 ① G3		B FA 95 X FA 96 1-0 ③ G1-5-3			X FA 93 0-0 ② G1-3 2-3		4	1	1	0	0	0	3
Geoff Blum, S (1, 4) OBP: 0.319, SLG: 0.369 Morgan Ensberg, R (8, PH) OBP: 0.321, SLG: 0.412 Terrmel Sledge, L (8, PH) OBP: 0.302, SLG: 0.359 43 Cla Meredith, R (9, 1)	B FA 96 X FA 95 1-0 ① F7		C FA 94 C SL 84 F SL 86 S SL 89 0-3 ② K			S FA 93 B SL 86 X FA 95 1-1 ① F8		C FA 96 F FA 95 F FA 97 F FA 98 B FA 97 C SL 87 1-3 ③ K		3 0 1	0 0 0	0 0 0	0 0 0	0 0 0	1 0 1	1 0 2
Mike Cameron, R (1, 8) OBP: 0.332, SLG: 0.440	B FA 96 S SL 85 F FA 97 B SL 86 B FA 90 B SL 84 4-2 23 S 23 1B 2-3 BB		S SL 88 S SL 86 B FA 90 B SL 86 X FA 97 2-2 ③ G6-3			C CH 87 C FA 96 C SL 86 0-3 ② K			B FA 95 C FA 94 F FA 94 X FA 96 1-2 ① F8	3	1	0	0	1	1	0
23 Adrián González, L (1, 3) OBP: 0.344, SLG: 0.488 Brady Clark, R (9, PR) OBP: 0.321, SLG: 0.347	C SL 85 X FA 96 0-1 1-H 3-H 1B			B FA 93 C SL 82 F SL 82 F FA 88 B SL 85 X FA 95 2-2 ① G4-3		F FA 97 X FA 90 0-1 ③ G3-1			F FA 96 B SL 86 B FA 95 B FA 95 X FA 96 3-1 12 HR 2B	4 0	0 1	2 0	2 0	0 0	0 0	0 0
3 Khalil Greene, R (1, 6) OBP: 0.296, SLG: 0.465	F FA 96 S SL 88 F FA 97 S FA 90 0-3 ② K			S SL 83 F FA 95 S SL 86 0-3 ② K			C FA 95 C SL 86 B FA 97 F SL 88 B CH 87 S FA 89 2-3 ① K		B FA 97 X FA 96 1-0 ② F8	4	0	0	0	0	3	2
5 Kevin Kouzmanoff, R (1, 5) OBP: 0.321, SLG: 0.452	B FA 96 B FA 95 X FA 95 2-0 ③ F9			X FA 95 0-0 ③ F9			S SL 88 C SL 85 B SL 87 X FA 90 1-2 ② G5-3		B SL 89 C FA 97 B FA 96 F FA 96 B FA 88 F SL 89 B FA 98 4-2 12 HR BB	3	1	0	0	1	0	1
12 Scott Hairston, R (1, 7) OBP: 0.325, SLG: 0.445		B SL 86 C FA 92 B SL 82 B FA 95 X FA 95 3-1 ① F8			B SL 82 B FA 91 B FA 92 C FA 92 X FA 93 3-1 ① 1B		B SL 88 S SL 85 B SL 88 B FA 94 X FA 94 3-1 ③ F7		C FA 97 X SL 88 0-1 1-H 2-H HR	4	1	2	3	0	0	0
28 Josh Bard, S (1, 2) OBP: 0.360, SLG: 0.384 11 Craig Stansberry, R (8, PR) OBP: 0.429, SLG: 0.333 8 Michael Barrett, R (9, 2) OBP: 0.280, SLG: 0.371		B FA 95 B FA 88 F FA 96 B FA 96 B FA 96 4-1 32 B3-6-4 BB			B FA 94 B FA 95 C FA 94 X FA 95 2-1 32 FC3-6 1B			X FA 93 0-0 24 G1-3 13 SH1-4 1B		2 0 0	0 0 0	2 0 0	0 0 0	1 0 0	0 0 0	0 0 0
32 Chris Young, R (1, 1) OBP: 0.224, SLG: 0.140 50 Joe Thatcher, L (7, 1) 13 Oscar Robles, L (8, PH) OBP: 0.238, SLG: 0.238 (9, 4)		X FA 92 0-0 ②③ B3-6-4 1-2f			C FA 92 B FA 93 X FA 91 1-1 ② FC3-6 1-2f			X FA 91 0-0 ① SH1-4 1-2		2 0 0	0 0 0	0 0 0	0 0 0	0 0 0	0 0 0	2 0 0
Inning Stats	R: 2 E: 0 K: 1 S: 12 H: 2 LOB: 1 BB: 1 P: 20	R: 0 E: 0 K: 0 S: 4 H: 0 LOB: 0 BB: 1 P: 11	R: 0 E: 0 K: 1 S: 9 H: 0 LOB: 0 BB: 0 P: 14	R: 0 E: 0 K: 1 S: 8 H: 0 LOB: 0 BB: 0 P: 10	R: 0 E: 0 K: 0 S: 7 H: 2 LOB: 1 BB: 0 P: 14	R: 0 E: 0 K: 1 S: 7 H: 0 LOB: 0 BB: 0 P: 8	R: 0 E: 0 K: 1 S: 9 H: 0 LOB: 0 BB: 0 P: 15	R: 0 E: 0 K: 1 S: 8 H: 1 LOB: 2 BB: 0 P: 9	R: 3 E: 0 K: 0 S: 11 H: 2 LOB: 1 BB: 1 P: 20	1B: 4 2B: 2 3B: 0 HR: 1 SF: 0 SAC: 1 DP: 1 HBP: 0						WP: 0 PB: 1 SB: 1 CS: 0 PA: 34

	AB	30
	R	5
	H	7
	RBI	5
	BB	3
	SO	6
	LOB	11

PITCHER		IP	WLS	BF	H	R	ER	SO	BB	IBB	HBP	BLK	WP	HR	S	P	ERA	WHIP
45 Ian Snell, R ERA: 3.83	(1, 1)	7.0		25	4	2	1	5	2	0	0	0	0	0	56	92	1.29	0.857
Shawn Chacon, R ERA: 3.94	(8, 1)	0.1	H	2	1	0	0	0	0	0	0	0	0	0	2	2	0.00	3.000
Damaso Marte, L ERA: 2.22	(8, 1)	0.1	H	1	0	0	0	0	0	0	0	0	0	0	1	1	0.00	0.000
55 Matt Capps, R ERA: 2.37	(8, 1)	1.0	L	6	2	3	3	1	1	0	0	0	0	1	16	26	27.00	3.000

PITCHER	IP	WLS	BF	H	R	ER	SO	BB	IBB	HBP	BLK	WP	HR	S	P	ERA	WHIP

Batter	1	2	3	4	5	6	7	8	9	AB	R	H	RBI	BB	SO	LOB
3 Nyjer Morgan, L (1, 8) OBP: 0.325, SLG: 0.371	B FA 94 X FA 95 1-0 G4-3 3B		X CH 86 0-0 1B 12 1B		B SL 81 L SL 83 B CH 87 X FA 88 2-1 ② P6			C CU 83 S CU 85 C FA 97 0-3 ② K		4	2	2	0	0	1	0
Cesar Izturis, S (1, 6) OBP: 0.301, SLG: 0.301	S FA 88 D SI 89 F SL 85 F FA 96 X FA 90 1-2 ① G4-3 3-H		1 SAFE B FA 93 1 SAFE B CH 84 C FA 94 F CH 85 X CU 82 2-2 12 1B 1-3 1B		B FA 94 B FA 95 X FA 92 2-0 ③ P3			C FA 94 B FA 96 B CU 84 F FA 96 X FA 97 2-2 ③ G6-3		4	0	1	1	0	0	0
12 Freddy Sanchez, R (1, 4) OBP: 0.346, SLG: 0.446	B FA 96 F FA 89 F FA 96 S SL 83 1-3 ② K		B FA 88 X FA 88 1-0 1-2 3-H 1B			C SL 87 X CU 81 0-1 ① G6-3			X FA 88 0-0 ① F9	4	0	1	1	0	1	0
25 Adam LaRoche, L (1, 3) OBP: 0.344, SLG: 0.457	C FA 95 B FA 89 B FA 94 X FA 96 2-1 ③ L8		X FA 94 0-0 ② F9			C SL 81 S CU 76 B CU 76 X FA 96 1-2 ② P5			X FA 88 0-0 2B	4	0	1	0	0	0	2
Jason Bay, R (1, 7) OBP: 0.328, SLG: 0.421		C FA 95 C SL 87 B FA 95 B FA 96 X SL 89 2-2 ① F9	B SL 87 F FA 89 S SL 84 F SL 83 D FA 90 F FA 92 S FA 96 2-3 ③ K			F SL 87 F SL 82 B FA 97 B FA 96 C FA 89 2-3 ③ K			C FA 89 C CH 75 D CH 77 S FA 90 1-3 ② K	4	0	0	0	0	3	3
13 Nate McLouth, L (1, 9) OBP: 0.345, SLG: 0.453		F FA 94 B FA 96 B FA 89 F CH 87 F FA 96 B CU 82 F CH 87 S FA 95 3-3 ② K		B FA 94 B SL 83 B FA 93 C FA 93 X FA 95 3-1 ① P4			X FA 93 0-0 G6-3 1B		B FA 90 B FA 89 C FA 88 F FA 89 B FA 90 B FA 89 4-2 BB	3	0	1	0	1	1	0
Matt Kata, S (1, 5) OBP: 0.252, SLG: 0.350		C FA 95 F FA 95 X FA 96 0-2 ③ G1-6-3		B FA 94 C FA 94 X FA 92 1-1 ② G3-1			X FA 94 0-0 ①② G6-3 1-2f		S CH 77 C FA 92 X CH 77 0-2 ③ P5	4	0	0	0	0	0	3
Carlos Maldonado, R (1, 2) OBP: 0.348, SLG: 0.588			B SL 89 B FA 95 C FA 94 F FA 96 X FA 97 2-2 HR	C FA 90 B CU 83 B FA 91 C FA 95 S SL 91 2-3 ③ K			C FA 91 C FA 95 B CU 82 C FA 91 1-3 ③ K			3	1	1	1	0	2	0
Matt Morris, R (1, 1) OBP: 0.218, SLG: 0.296			B FA 94 S FA 95 C FA 95 S SL 89 1-3 ① K		B FA 88 S FA 95 B SL 90 X FA 91 2-1 ① G6-3			B CU 83 S FA 95 C FA 96 B FA 96 S FA 96 2-3 ① K		1	0	0	0	0	1	0
51 Steve Pearce, R (5, PH) OBP: 0.346, SLG: 0.417										1	0	0	0	0	0	0
Shane Youman, L (5, 1) OBP: 0.154, SLG: 0.083										0	0	0	0	0	0	0
Josh Phelps, R (8, PH) OBP: 0.393, SLG: 0.513										1	0	0	0	0	1	0
58 Romulo Sanchez, R (8, 1)										0	0	0	0	0	0	0
Inning Stats	R: 1 E: 0 K: 1 S: 10 H: 1 LOB: 0 BB: 0 P: 15	R: 0 E: 0 K: 1 S: 11 H: 0 LOB: 0 BB: 0 P: 16	R: 2 E: 0 K: 2 S: 17 H: 4 LOB: 2 BB: 0 P: 25	R: 0 E: 0 K: 1 S: 7 H: 0 LOB: 0 BB: 0 P: 13	R: 0 E: 0 K: 0 S: 5 H: 0 LOB: 0 BB: 0 P: 11	R: 0 E: 0 K: 1 S: 8 H: 0 LOB: 0 BB: 0 P: 11	R: 0 E: 0 K: 1 S: 5 H: 1 LOB: 0 BB: 0 P: 6	R: 0 E: 0 K: 2 S: 9 H: 0 LOB: 0 BB: 0 P: 13	R: 0 E: 0 K: 1 S: 10 H: 1 LOB: 2 BB: 1 P: 15	1B: 4 2B: 1 3B: 1 HR: 1 SF: 0 SAC: 0 DP: 1 HBP: 0						

PITCHER		IP	WLS	BF	H	R	ER	SO	BB	IBB	HBP	BLK	WP	HR	S	P	ERA	WHIP
Brett Tomko, R ERA: 5.36	(1, 1)	6.0	W	23	5	3	3	6	0	0	0	0	0	1	58	91	4.50	0.833
Doug Brocail, R ERA: 3.14	(7, 1)	1.0	H	3	1	0	0	1	0	0	0	0	0	0	5	6	0.00	1.000
21 Heath Bell, R ERA: 2.22	(8, 1)	1.0	H	3	0	0	0	2	0	0	0	0	0	0	9	13	0.00	0.000
Trevor Hoffman, R ERA: 2.5	(9, 1)	1.0	S	5	1	0	0	1	1	0	0	0	0	0	10	15	0.00	2.000

PITCHER	IP	WLS	BF	H	R	ER	SO	BB	IBB	HBP	BLK	WP	HR	S	P	ERA	WHIP

TOP

Pittsburgh Pirates @ San Diego Padres

PETCO Park, San Diego, CA

Thu Sep 20 2007, 3:35 PM EDT

Att. 27,020 - Partly Cloudy - 68 F

livebaseballscorecards.com

AB	33
R	3
H	7
RBI	3
BB	1
SO	10
LOB	8

PA: 34

WP: 0
PB: 0
SB: 0
CS: 0

Batter	1	2	3	4	5	6	7	8	9	AB	R	H	RBI	BB	SO	LOB
24 Brian Giles, L (1, 9) OBP: 0.367, SLG: 0.412	X SI 87 0-0 ① P6		F CH 85 C CU 72 B SL 81 X 1-2 ① L8	X FA 88 0-0 ③ F8			B FA 88 F FA 89 B SL 80 C SL 79 S SL 79 2-3 ② K			4	0	0	0	0	1	0
Geoff Blum, S (1, 4) OBP: 0.318, SLG: 0.367	C SI 87 X SI 88 0-1 ② F7		C FA 86 B SL 83 B CU 70 X SL 82 2-1 23 F9 1B 3 2B 1B		B FA 88 X FA 88 1-0 ① L8		B CH 80 X FA 88 1-0 ③ G5-3			4	1	1	0	0	0	0
Mike Cameron, R (1, 8) OBP: 0.333, SLG: 0.439	C FA 88 X SL 84 0-1 ③ G1-3		B SL 83 B CH 86 F FA 90 B FA 88 1 SAFE C SL 84 F FA 88 X FA 89 3-2 3 2B 5 2B 1-2 1B		C CH 80 B CH 80 F FA 90 X SL 82 1-2 ② F9			F FA 96 S SL 86 B SL 84 B SL 83 B FA 97 B CU 82 4-2 23 G6-4-3 BB		3	1	1	0	1	0	0
23 Adrián González, L (1, 3) OBP: 0.343, SLG: 0.488		C FA 86 F FA 83 B CU 71 B FA 88 X CU 73 2-2 5 1B 12 2B 2B	S SL 84 F SI 88 X FA 87 0-2 ② F9 2-3		B FA 90 C SL 82 X FA 89 1-1 ③ L8			1 SAFE 1 SAFE B FA 97 X FA 95 1-0 ①② G6-4-3 1-2f		4	1	1	0	0	0	3
3 Khalil Greene, R (1, 6) OBP: 0.295, SLG: 0.465		B SL 84 C SL 83 S CU 72 D CU 74 X SL 83 2-2 ① L6	B CU 72 C FA 88 1 SAFE X CU 72 1-1 5 2B 1-3 3-H 2B			B CH 79 X CH 79 1-0 ① L5		C FA 97 B SL 84 C CU 81 B CU 83 S FA 97 2-3 ③ K		4	1	1	1	0	1	1
5 Kevin Kouzmanoff, R (1, 5) OBP: 0.323, SLG: 0.455		B FA 90 X SL 84 1-0 12 2B 8 2B 2-3 1B	X FA 87 0-0 2-H 3-H 2B			T FA 89 B SL 80 B CH 80 X CH 81 2-1 ② F8				3	1	2	2	0	0	0
12 Scott Hairston, R (1, 7) OBP: 0.329, SLG: 0.450		C FA 89 B FA 87 1 SAFE D CU 73 X SL 83 2-1 8 2B 1-3 3-H 2B	F SL 85 B FA 88 F CU 73 B FA 90 X CU 74 2-2 ③ G4-3			B FA 89 B FA 89 C CH 80 B FA 90 B FA 89 4-1 BB				2	1	1	1	1	0	1
8 Michael Barrett, R (1, 2) OBP: 0.281, SLG: 0.374		C SL 83 X FA 90 0-1 ① FC6-3 2-H 3-H 2B	C X 0-1 ① G6-3			B FA 87 C CH 79 B CH 80 C FA 88 1 SAFE X FA 89 2-2 ③ F8				3	0	1	2	0	0	1
Brett Tomko, R (1, 1) Doug Brocail, L (7, 1) OBP: 0.500, SLG: 0.500 Morgan Ensberg, R (7, PH) OBP: 0.320, SLG: 0.410 21 Heath Bell, R (8, 1) Trevor Hoffman, R (9, 1)		X SI 88 0-0 ②③ FC6-3 2-2	F FA 88 B FA 89 X FA 89 1-1 ② P3				B FA 86 B FA 88 B FA 88 C FA 89 F FA 88 S CH 80 3-3 ① K			2 0 1 0 0	0 0 0 0 0	0 0 0 0 0	0 0 0 0 0	0 0 1 0 0	0 0 0 0 0	1 0 0 0 0
Inning Stats	R: 0 E: 0 K: 0 S: 5 H: 0 LOB: 0 BB: 0 P: 5	R: 3 E: 0 K: 0 S: 12 H: 4 LOB: 0 BB: 0 P: 19	R: 3 E: 0 K: 0 S: 18 H: 4 LOB: 1 BB: 0 P: 27	R: 0 E: 0 K: 0 S: 5 H: 0 LOB: 0 BB: 0 P: 6	R: 0 E: 0 K: 0 S: 6 H: 0 LOB: 0 BB: 0 P: 9	R: 0 E: 0 K: 0 S: 7 H: 0 LOB: 1 BB: 1 P: 16	R: 0 E: 0 K: 2 S: 7 H: 0 LOB: 0 BB: 0 P: 13	R: 0 E: 0 K: 1 S: 6 H: 0 LOB: 0 BB: 1 P: 13		1B: 3 2B: 6 3B: 0 HR: 0 SF: 0 SAC: 0 DP: 2 HBP: 0						

BOTTOM

Pittsburgh Pirates @ San Diego Padres

PETCO Park, San Diego, CA

Thu Sep 20 2007, 3:35 PM EDT

Att. 27,020 - Partly Cloudy - 68 F

livebaseballscorecards.com

AB	30
R	6
H	8
RBI	6
BB	2
SO	3
LOB	7

PITCHER		IP	WLS	BF	H	R	ER	SO	BB	IBB	HBP	BLK	WP	HR	S	P	ERA	WHIP
Matt Morris, R ERA: 5.02	(1, 1)	4.0	L	19	8	6	6	0	0	0	0	0	0	0	40	57	13.50	2.000
Shane Youman, L ERA: 6.07	(5, 1)	3.0		10	0	0	0	2	1	0	0	0	0	0	20	38	0.00	0.333
58 Romulo Sanchez, R ERA: 1.42	(8, 1)	1.0		3	0	0	0	1	1	0	0	0	0	0	6	13	0.00	1.000

PITCHER	IP	WLS	BF	H	R	ER	SO	BB	IBB	HBP	BLK	WP	HR	S	P	ERA	WHIP

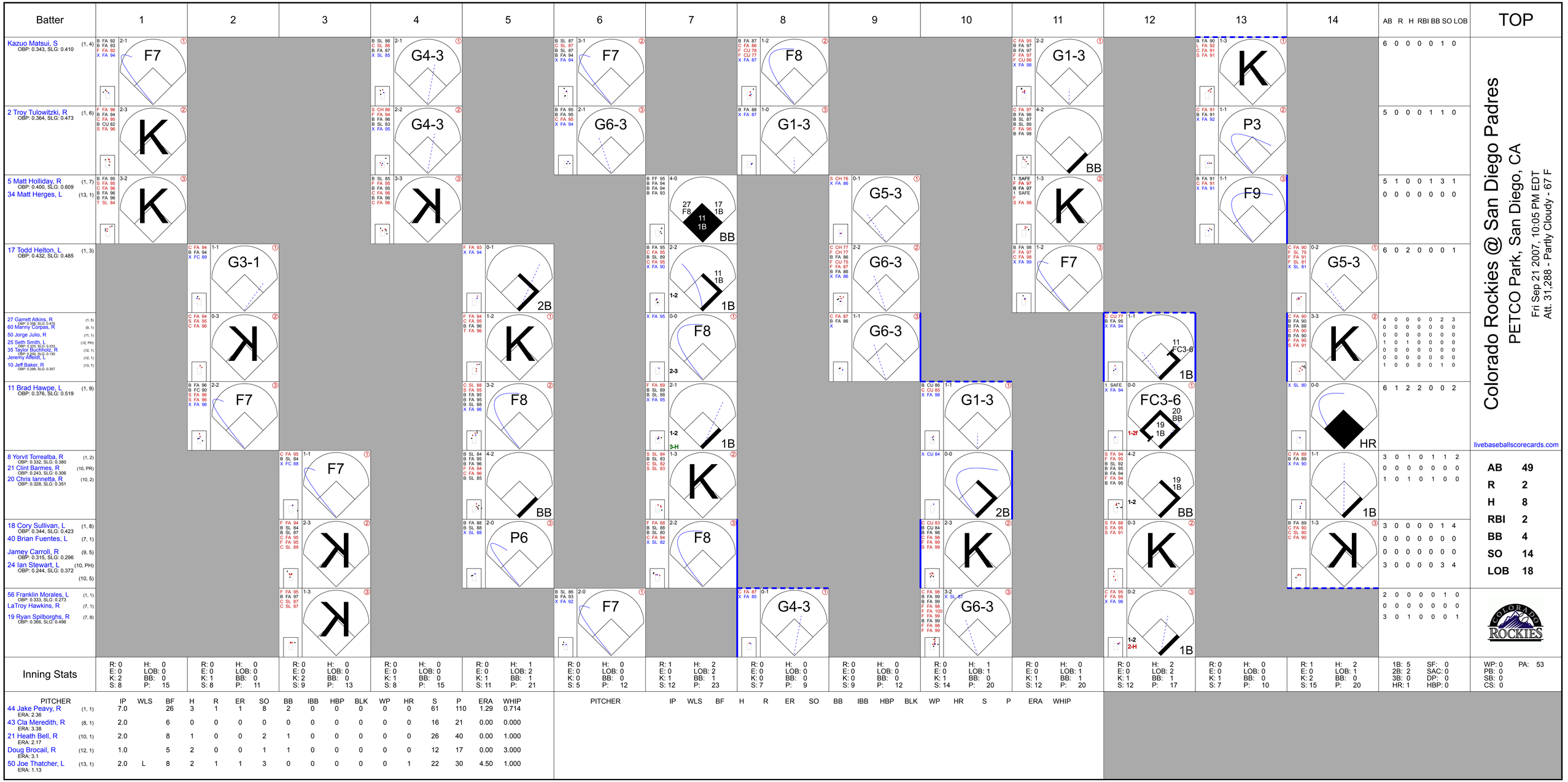
Batter
1
2
3
4
5
6
7
8
9
10
11
12
13
14
AB R H RBI BB SO LOB
TOP
Kazuo Matsui, S (1, 9)
OBP: 0.343, SLG: 0.410
2 Troy Tulowitzki, R (1, 6)
OBP: 0.364, SLG: 0.473
5 Matt Holliday, R (1, 7)
OBP: 0.400, SLG: 0.609
34 Matt Herges, L (13, 1)
17 Todd Helton, L (1, 3)
OBP: 0.432, SLG: 0.485
27 Garrett Atkins, R (1, 5)
OBP: 0.358, SLG: 0.472
60 Manny Corpas, R (9, 1)
50 Jorge Julio, R (11, 1)
25 Seth Smith, L (12, PH)
OBP: 0.333, SLG: 0.333
35 Taylor Buchholz, R (12, 1)
OBP: 0.000, SLG: 0.130
Jeremy Affeldt, L (12, 1)
10 Jeff Baker, R (13, 7)
OBP: 0.299, SLG: 0.357
11 Brad Hawpe, L (1, 9)
OBP: 0.376, SLG: 0.519
8 Yorvit Torrealba, R (1, 2)
OBP: 0.332, SLG: 0.380
21 Clint Barmes, R (10, PR)
OBP: 0.243, SLG: 0.306
20 Chris Iannetta, R (10, 2)
OBP: 0.328, SLG: 0.351
18 Cory Sullivan, L (1, 8)
OBP: 0.344, SLG: 0.423
40 Brian Fuentes, L (7, 1)
Jamey Carroll, R (9, 5)
OBP: 0.315, SLG: 0.296
24 Ian Stewart, L (10, PH)
OBP: 0.244, SLG: 0.372
(10, 5)
56 Franklin Morales, L (1, 1)
OBP: 0.333, SLG: 0.273
LaTroy Hawkins, R (7, 1)
19 Ryan Spilborghs, R (7, 8)
OBP: 0.366, SLG: 0.496
Colorado Rockies @ San Diego Padres
PETCO Park, San Diego, CA
Fri Sep 21 2007, 10:05 PM EDT
Att. 31,288 - Partly Cloudy - 67 F
livebaseballscorecards.com
AB 49
R 2
H 8
RBI 2
BB 4
SO 14
LOB 18
Inning Stats
PITCHER
IP WLS BF H R ER SO BB IBB HBP BLK WP HR S P ERA WHIP
44 Jake Peavy, R (1, 1) ERA: 2.36
7.0 26 3 1 1 8 2 0 0 0 0 0 61 110 1.29 0.714
43 Cla Meredith, R (8, 1) ERA: 3.38
2.0 6 0 0 0 0 0 0 0 0 0 0 16 21 0.00 0.000
21 Heath Bell, R (10, 1) ERA: 2.17
2.0 8 1 0 0 2 1 0 0 0 0 0 26 40 0.00 1.000
Doug Brocail, R (12, 1) ERA: 3.1
1.0 5 2 0 0 1 1 0 0 0 0 0 12 17 0.00 3.000
50 Joe Thatcher, L (13, 1) ERA: 1.13
2.0 L 8 2 1 1 3 0 0 0 0 0 1 22 30 4.50 1.000
1B: 5 SF: 0
2B: 2 SAC: 0
3B: 0 DP: 0
HR: 1 HBP: 0
WP: 0 PA: 53
PB: 0
SB: 0
CS: 0

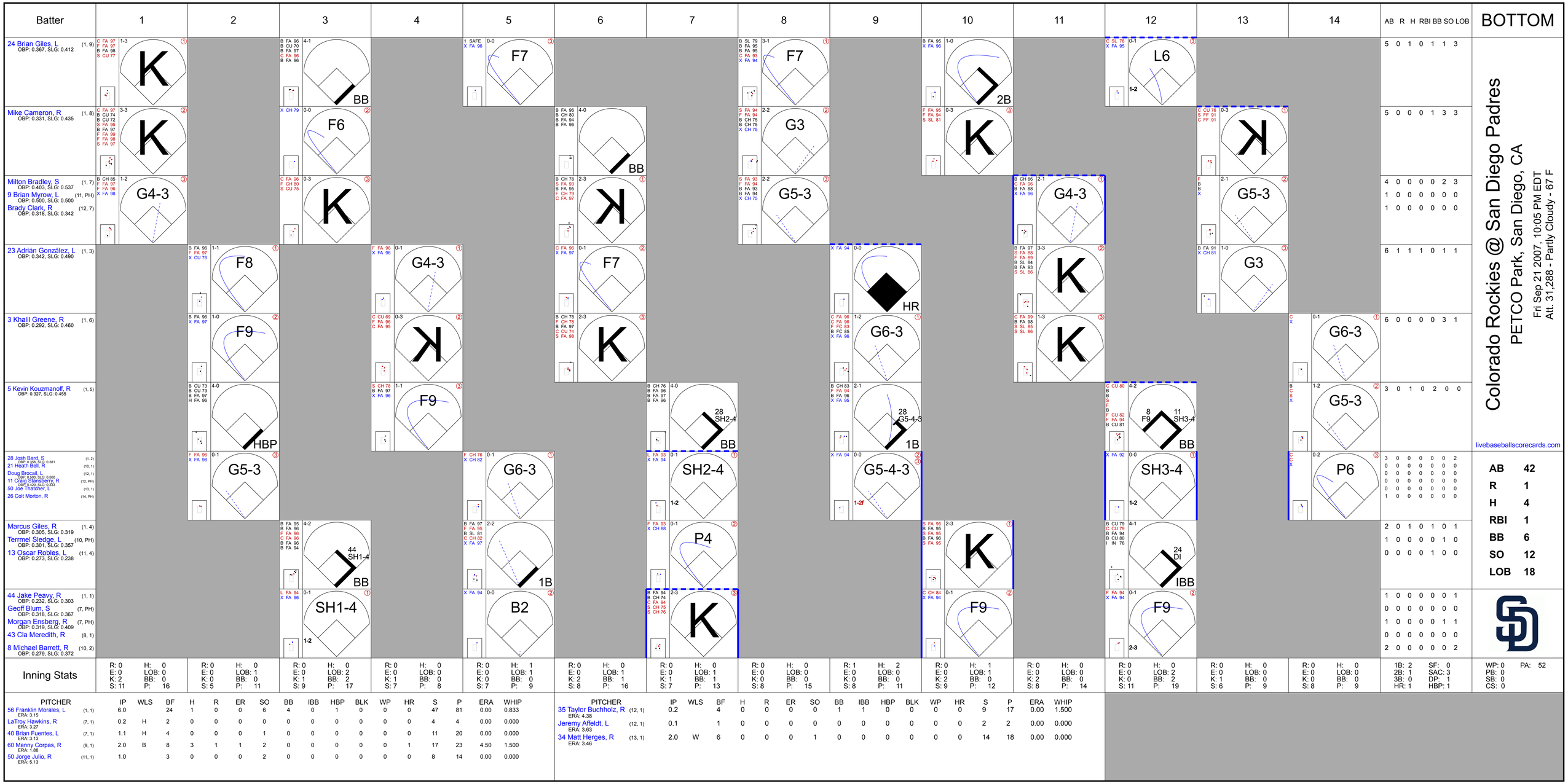
Batter
1
2
3
4
5
6
7
8
9
10
11
12
13
14
AB R H RBI BB SO LOB
BOTTOM
24 Brian Giles, L (1, 9) OBP: 0.367, SLG: 0.412
Mike Cameron, R (1, 8) OBP: 0.331, SLG: 0.435
Milton Bradley, S (1, 7) OBP: 0.403, SLG: 0.537
9 Brian Myrow, L (11, PH) OBP: 0.500, SLG: 0.500
Brady Clark, R (12, 7) OBP: 0.318, SLG: 0.342
23 Adrián González, L (1, 3) OBP: 0.342, SLG: 0.490
3 Khalil Greene, R (1, 6) OBP: 0.292, SLG: 0.460
5 Kevin Kouzmanoff, R (1, 5) OBP: 0.327, SLG: 0.455
28 Josh Bard, S (1, 2) OBP: 0.358, SLG: 0.381
21 Heath Bell, R (10, 1)
Doug Brocail, L (12, 1) OBP: 0.500, SLG: 0.500
11 Craig Stansberry, R (12, PH) OBP: 0.429, SLG: 0.429
50 Joe Thatcher, L (13, 1)
26 Colt Morton, R (14, PH)
Marcus Giles, R (1, 4) OBP: 0.305, SLG: 0.319
Terrmel Sledge, L (10, PH) OBP: 0.301, SLG: 0.357
13 Oscar Robles, L (11, 4) OBP: 0.273, SLG: 0.238
44 Jake Peavy, R (1, 1) OBP: 0.232, SLG: 0.303
Geoff Blum, S (7, PH) OBP: 0.318, SLG: 0.367
Morgan Ensberg, R (7, PH) OBP: 0.319, SLG: 0.409
43 Cla Meredith, R (8, 1)
8 Michael Barrett, R (10, 2) OBP: 0.279, SLG: 0.372
Inning Stats
PITCHER IP WLS BF H R ER SO BB IBB HBP BLK WP HR S P ERA WHIP
56 Franklin Morales, L (1, 1) ERA: 3.15
LaTroy Hawkins, R (7, 1) ERA: 3.27
40 Brian Fuentes, L (7, 1) ERA: 3.13
60 Manny Corpas, R (9, 1) ERA: 1.88
50 Jorge Julio, R (11, 1) ERA: 5.13
PITCHER IP WLS BF H R ER SO BB IBB HBP BLK WP HR S P ERA WHIP
35 Taylor Buchholz, R (12, 1) ERA: 4.38
Jeremy Affeldt, L (12, 1) ERA: 3.63
34 Matt Herges, R (13, 1) ERA: 3.46
Colorado Rockies @ San Diego Padres
PETCO Park, San Diego, CA
Fri Sep 21 2007, 10:05 PM EDT
Att. 31,288 - Partly Cloudy - 67 F
livebaseballscorecards.com
AB 42
R 1
H 4
RBI 1
BB 6
SO 12
LOB 18
1B: 2 SF: 0
2B: 1 SAC: 3
3B: 0 DP: 1
HR: 1 HBP: 1
WP: 0 PA: 52
PB: 0
SB: 0
CS: 0

Colorado Rockies @ San Diego Padres

PETCO Park, San Diego, CA

Sat Sep 22 2007, 10:05 PM EDT

Att. 35,020 - Partly Cloudy - 66 F

livebaseballscorecards.com

TOP

Batter	1	2	3	4	5	6	7	8	9	AB	R	H	RBI	BB	SO	LOB
Kazuo Matsui, S (1, 4) OBP: 0.342, SLG: 0.408	C FA 89 F FA 90 B FA 90 F SL 79 X FA 91 1-2 F7 ①		B CU 77 F FA 88 B CU 78 B FA 87 X FA 88 3-1 2 1B 27 1B 1B	C FA 89 F SL 76 F SL 84 B SL 84 B CU 79 X CU 76 2-2 G5-3 ③			X FA 91 0-0 SH1-4 ① 1-2	F CU 67 S FA 88 B FA 89 X FA 88 1-2 G4-3 ③		4	1	1	0	0	0	1
2 Troy Tulowitzki, R (1, 6) OBP: 0.364, SLG: 0.473	S CU 80 C FA 92 X FA 92 0-2 17 BB 11 2B 1B		X FA 89 0-0 27 1B 11 1B 1-2 1B		B FA 87 X FA 88 1-0 P5 ①		X FA 92 0-0 G6-3 ② 2-3		C CH 84 C CH 76 B CH 78 X FA 89 1-2 G6-3 ①	5	2	2	0	0	0	1
17 Todd Helton, L (1, 3) OBP: 0.433, SLG: 0.484	B FA 90 1 SAFE F SL 79 B FA 90 F FA 90 F FA 90 B FA 89 1 SAFE B FA 90 4-2 11 2B 1-2 BB		D FA 89 F FA 89 X CH 77 1-1 F8 ①		B FA 88 X CU 75 1-0 G4-3 ②		S FA 88 F FA 90 B SL 81 F FA 90 X SL 80 1-2 3-H 1B		F FA 87 B CH 77 F CH 76 F FA 88 F CU 66 B FA 89 B CH 77 B CH 84 4-2 11 1B 27 1B BB	3	0	1	1	2	0	2
27 Garrett Atkins, R (1, 5) OBP: 0.358, SLG: 0.474 Jamey Carroll, R (9, PR) OBP: 0.315, SLG: 0.296 (9, 5)	C FA 90 X FA 91 0-1 F9 ②		B FA 89 X FA 90 1-0 11 1B 1-2 2-H 1B		X FA 87 0-0 F8 ③		C FA 90 B FA 90 X FA 89 1-1 F8 ③		B FA 89 B FA 88 X FA 89 2-0 11 1B 1-2 1B	5 0	0 0	2 0	1 0	0 0	0 0	3 0
11 Brad Hawpe, L (1, 9) OBP: 0.381, SLG: 0.525	S SL 79 D SL 79 B FA 90 F FA 90 F SL 78 B FA 91 F CH 78 X FA 90 3-2 1-H 2-H 2B ③		C SL 86 B SL 86 B FA 89 X FA 86 2-1 1-3 2-H 1B			S FA 94 B FA 93 B FA 92 C FA 91 B FA 91 X FA 92 3-2 1B		F CH 81 B SI 65 B CH 85 B CH 85 C CH 84 B CU 66 4-2 8 FC5-6 19 HBP BB	C FA 88 F CU 70 B FA 86 F FA 88 X CU 70 1-2 2-3 1B	4	0	4	2	1	0	0
19 Ryan Spilborghs, R (1, 7) OBP: 0.363, SLG: 0.487		C FA 89 C FA 90 B FA 88 B SL 78 X CU 77 2-2 G6-3 ①	B CH 80 B FA 89 F FA 89 B CH 80 F SL 87 1 SAFE F FA 89 C SL 86 3-3 K ②			F FA 91 B SL 81 X FA 90 1-1 F8 ①		C FA 87 1 SAFE M CH 86 H CH 86 1-2 18 FC1-6 47 E 8 FC5-6 HBP	B CU 67 F FA 88 B CH 77 F FA 87 F CH 78 B FA 90 T CH 85 3-2 K ②	4	1	0	0	0	2	6
8 Yorvit Torrealba, R (1, 2) OBP: 0.328, SLG: 0.375		B FA 90 B FA 89 X FA 90 2-0 G6-3 ② 2-f	C FA 86 B CH 80 F CH 80 B SL 85 F FA 86 T CU 76 2-2 K ③			B SL 82 F FA 91 B FA 90 X FA 89 2-1 L9 ②		X CH 84 0-0 FC5-6 ① 1-2 2-3f 18 FC1-6	B CU 66 B CH 75 F CH 85 B FA 88 S FA 87 X FA 87 3-2 G6-3 ③	5	0	0	0	0	1	8
18 Cory Sullivan, L (1, 8) OBP: 0.341, SLG: 0.417		C FA 90 S FA 89 B SL 80 F CU 78 F FA 90 B CU 80 B CU 79 X FA 89 3-2 1B		S SL 85 B CU 75 F CU 75 F FA 89 F SL 85 X FA 89 1-2 F8 ①		D FA 92 B FA 90 1 SAFE X FA 91 2-0 F7 ③		S CU 75 F FA 88 X CU 67 0-2 FC1-6 ② 1-2f 2-3 47 E		4	1	1	0	0	0	3
55 Mark Redman, L (1, 1) 23 Ryan Speier, R (5, 1) 25 Seth Smith, L (7, PH) OBP: 0.500, SLG: 0.500 50 Jorge Julio, R (7, 1) 47 Joe Koshansky, L (8, PH) OBP: 0.231, SLG: 0.200 40 Brian Fuentes, L (8, 1) 60 Manny Corpas, R (9, 1)		B FA 88 B FA 88 C FA 89 T FA 88 X FA 88 2-2 G5-3 ③		F FA 86 X SL 84 0-1 G4-3 ②			C FA 91 B FA 92 X FA 92 1-1 2 G6-3 17 1B SH1-4 1B	C CU 67 B FA 87 B CH 86 X CU 66 2-1 E8 1-H 3-H		2 0 1 0 1 0 0	0 0 1 0 0 0 0	0 0 1 0 0 0 0	0 0 0 0 0 0 0	0 0 0 0 0 0 0	0 0 0 0 0 0 0	1 0 0 0 0 0 0
Inning Stats	R: 1 E: 0 K: 0 S: 17 H: 2 LOB: 2 BB: 1 P: 25	R: 0 E: 0 K: 0 S: 12 H: 1 LOB: 1 BB: 0 P: 21	R: 2 E: 0 K: 2 S: 16 H: 4 LOB: 2 BB: 0 P: 28	R: 0 E: 0 K: 0 S: 11 H: 0 LOB: 0 BB: 0 P: 14	R: 0 E: 0 K: 0 S: 3 H: 0 LOB: 0 BB: 0 P: 5	R: 0 E: 0 K: 0 S: 8 H: 1 LOB: 1 BB: 0 P: 16	R: 1 E: 0 K: 0 S: 10 H: 2 LOB: 1 BB: 0 P: 13	R: 2 E: 1 K: 0 S: 13 H: 0 LOB: 1 BB: 1 P: 21	R: 0 E: 0 K: 1 S: 19 H: 2 LOB: 3 BB: 1 P: 33	1B: 11 2B: 1 3B: 0 HR: 0 SF: 0 SAC: 1 DP: 0 HBP: 1						

AB	38
R	6
H	12
RBI	4
BB	3
SO	3
LOB	25

WP: 0 PB: 0 SB: 0 CS: 0 PA: 43

PITCHER		IP	WLS	BF	H	R	ER	SO	BB	IBB	HBP	BLK	WP	HR	S	P	ERA	WHIP
Jack Cassel, R ERA: 4.0	(1, 1)	2.1	L	13	6	3	3	0	1	0	0	0	0	0	35	57	11.57	3.000
45 Justin Hampson, L ERA: 2.66	(3, 1)	2.2		9	1	0	0	2	0	0	0	0	0	0	24	36	0.00	0.375
41 Kevin Cameron, R ERA: 2.43	(6, 1)	1.2		7	2	1	1	0	0	0	0	0	0	0	12	21	5.40	1.200
50 Joe Thatcher, L ERA: 1.1	(7, 1)	0.1		2	1	0	0	0	0	0	0	0	0	0	6	8	0.00	3.000
Justin Germano, R ERA: 4.49	(8, 1)	2.0		12	2	2	0	1	2	0	1	0	0	0	32	54	0.00	2.000

PITCHER	IP	WLS	BF	H	R	ER	SO	BB	IBB	HBP	BLK	WP	HR	S	P	ERA	WHIP

Batter	1	2	3	4	5	6	7	8	9	AB	R	H	RBI	BB	SO	LOB
24 Brian Giles, L (1, 9) OBP: 0.366, SLG: 0.409	C FA 85 B SL 83 X SL 84 1-1 P6 ①		X CU 71 0-0 G3 ③		C SL 83 B FA 87 B SL 84 B FA 87 B FA 87 4-1 1-2 2-3 3-H BB			F FA 92 C FA 92 B SL 79 S SL 80 1-3 K ①		3	0	0	1	1	1	1
Mike Cameron, R (1, 8) OBP: 0.329, SLG: 0.432	B FA 88 B FA 88 B FA 88 C FA 86 F FA 87 S CH 78 3-3 K ②			S CH 77 X SL 83 0-1 L7 ①	B SL 82 F FA 91 F FA 91 C SL 82 1-3 K ②			C FA 93 B FA 93 B CH 74 X FA 93 2-1 G1-3 ②		4	0	0	0	0	2	3
Milton Bradley, S (1, 7) OBP: 0.400, SLG: 0.532 12 Scott Hairston, R (5, PH) OBP: 0.327, SLG: 0.446 (6, 7)	F CH 70 C FA 84 X FA 89 0-2 G6-3 ③			B FA 87 X FA 87 1-0 G4-3 ②	B SL 82 C SL 81 X FA 90 1-1 P4 ③			C FA 93 B CH 73 B CH 74 B FA 94 S FA 92 F FA 93 F FA 92 X FA 92 3-2 F8 ③		2 2	0 0	0 0	0 0	0 0	0 0	0 3
23 Adrián González, L (1, 3) OBP: 0.341, SLG: 0.488		B SL 82 X FA 86 1-0 L7 ①		B FA 87 X FA 86 1-0 L4 ③		S FA 90 S CU 82 F SL 82 T CH 84 0-2 K ①			B FA 94 B FA 95 B FA 95 B FA 95 4-0 3 G5-4-3 BB	3	0	0	0	1	1	0
3 Khalil Greene, R (1, 6) OBP: 0.292, SLG: 0.464		C FA 86 B SL 84 B FA 88 S SL 83 T CH 80 2-2 K ②			B CH 78 B FA 86 F SL 82 B FA 88 X SL 83 3-1 HR	C FA 90 C SI 89 B SL 80 B SL 82 C FA 89 2-3 K ②			C FA 94 B FA 94 B FA 93 F FA 93 X FA 93 2-2 1-2f G5-4-3 ①②	4	1	1	1	0	2	1
5 Kevin Kouzmanoff, R (1, 5) OBP: 0.327, SLG: 0.453		C SL 85 B FA 87 B FA 88 F SL 84 F SL 86 F CH 78 B FA 89 X FA 88 3-2 G4-3 ③			X CH 79 0-0 L9 ①	B SL 80 X SL 78 1-0 F9 ③			B FA 96 C FA 93 X CH 82 1-1 1B	4	0	1	0	0	0	0
28 Josh Bard, S (1, 2) OBP: 0.359, SLG: 0.385			C CU 68 X FA 87 0-1 G5-3 1B		X CH 79 0-0 1B 24 BB 2B		B CH 86 F FA 96 B FA 96 F FA 96 B FA 88 X FA 97 3-2 G4-3 ①		C FA 94 X FA 93 0-1 F8 ③	4	1	2	0	0	0	1
Marcus Giles, R (1, 4) OBP: 0.305, SLG: 0.320 Geoff Blum, S (7, PH) OBP: 0.317, SLG: 0.366 (8, 4)			D CH 76 X SL 85 1-0 G5-3 ① 1-2		F FA 88 X SL 84 0-1 24 BB BB 2-3 1B		B FA 97 F FA 97 B FA 88 S FA 96 B FA 97 X FA 97 3-2 F9 ②			2 1	0 0	1 0	0 0	0 0	0 0	1 0
Jack Cassel, R (1, 1) 45 Justin Hampson, L (3, 1) Morgan Ensberg, R (5, PH) OBP: 0.321, SLG: 0.409 41 Kevin Cameron, R (6, 1) 50 Joe Thatcher, L (7, 1) 9 Brian Myrow, L (7, PH) OBP: 0.429, SLG: 0.400 Justin Germano, R (8, 1) OBP: 0.229, SLG: 0.188			B SL 84 B FA 86 C FA 86 C FA 86 T SL 82 2-2 K ②		B FA 88 B SL 86 F SL 85 B CH 79 1 SAFE S SL 82 F SL 84 1 SAFE B CH 78 4-2 1-2 24 BB BB			C FA 98 B SL 85 B FA 89 X FA 98 2-1 L7 ③		0 1 0 0 0 0 1 0	0 0 0 0 0 0 0 0	0 0 0 0 0 0 0 0	0 0 1 0 0 0 0 0	0 1 0 0 0 0 0 0	0 1 0 0 0 0 0 0	0 1 0 0 0 0 0 0
Inning Stats	R: 0 E: 0 K: 1 S: 8 H: 0 LOB: 0 BB: 0 P: 12	R: 0 E: 0 K: 1 S: 9 H: 0 LOB: 0 BB: 0 P: 15	R: 0 E: 0 K: 1 S: 7 H: 1 LOB: 1 BB: 0 P: 10	R: 0 E: 0 K: 0 S: 4 H: 0 LOB: 0 BB: 0 P: 6	R: 2 E: 0 K: 1 S: 15 H: 3 LOB: 3 BB: 2 P: 28	R: 0 E: 0 K: 2 S: 8 H: 0 LOB: 0 BB: 0 P: 11	R: 0 E: 0 K: 0 S: 8 H: 0 LOB: 0 BB: 0 P: 16	R: 0 E: 0 K: 1 S: 10 H: 0 LOB: 0 BB: 0 P: 16	R: 0 E: 0 K: 0 S: 7 H: 1 LOB: 1 BB: 1 P: 14	1B: 3 2B: 1 3B: 0 HR: 1	SF: 0 SAC: 0 DP: 1 HBP: 0						

BOTTOM

Colorado Rockies @ San Diego Padres

PETCO Park, San Diego, CA

Sat Sep 22 2007, 10:05 PM EDT

Att. 35,020 - Partly Cloudy - 66 F

livebaseballscorecards.com

AB	31
R	2
H	5
RBI	2
BB	3
SO	7
LOB	11

PITCHER		IP	WLS	BF	H	R	ER	SO	BB	IBB	HBP	BLK	WP	HR	S	P	ERA	WHIP
55 Mark Redman, L ERA: 8.67	(1, 1)	4.1		19	4	2	2	3	2	0	0	0	0	1	38	64	4.15	1.385
23 Ryan Speier, R ERA: 4.7	(5, 1)	1.2	W	5	0	0	0	3	0	0	0	0	0	0	13	18	0.00	0.000
50 Jorge Julio, R ERA: 5.04	(7, 1)	1.0	H	3	0	0	0	0	0	0	0	0	0	0	8	16	0.00	0.000
40 Brian Fuentes, L ERA: 3.07	(8, 1)	1.0		3	0	0	0	1	0	0	0	0	0	0	10	16	0.00	0.000
60 Manny Corpas, R ERA: 1.85	(9, 1)	1.0		4	1	0	0	0	1	0	0	0	0	0	7	14	0.00	2.000

PITCHER	IP	WLS	BF	H	R	ER	SO	BB	IBB	HBP	BLK	WP	HR	S	P	ERA	WHIP

Colorado Rockies @ San Diego Padres

PETCO Park, San Diego, CA

Sun Sep 23 2007, 4:05 PM EDT

Att. 37,984 - Partly Cloudy - 70 F

livebaseballscorecards.com

TOP

Batter	1	2	3	4	5	6	7	8	9	AB	R	H	RBI	BB	SO	LOB
Kazuo Matsui, S (1, 4) OBP: 0.343, SLG: 0.405	BB		BB	BB		G5-3 ①		F7 ①		3	1	0	0	2	0	1
2 Troy Tulowitzki, R (1, 6) OBP: 0.363, SLG: 0.471	K ①		1B	SF8 ②		P4 ②		F9 ②		4	0	1	1	0	1	1
17 Todd Helton, L (1, 3) OBP: 0.433, SLG: 0.485	G5-3 ②		2B	1B		K ③		G6-3 ③		5	0	2	2	0	1	1
27 Garrett Atkins, R (1, 5) OBP: 0.357, SLG: 0.477	L9 ③		F8 ③	F8 ③			IHR		K ①	5	1	1	1	0	1	5
Jamey Carroll, R (9, 5) OBP: 0.315, SLG: 0.296							BB		HR	0	0	0	0	0	0	0
11 Brad Hawpe, L (1, 9) OBP: 0.385, SLG: 0.532		G1-3 ①		1B	BB		BB		G1-3	3	2	2	1	2	0	0
19 Ryan Spilborghs, R (1, 7) OBP: 0.367, SLG: 0.498		G1-3 ②		3B	1B		G4-3 ①		G5-4-3	5	1	3	1	0	0	1
8 Yorvit Torrealba, R (1, 2) OBP: 0.326, SLG: 0.373		G5-3 ③		1B	FC6-4 ①		K ②		G5-4-3 ②③	5	1	1	1	0	1	4
18 Cory Sullivan, L (1, 8) OBP: 0.345, SLG: 0.415			G4-3 ①	1B	K ②		IBB			3	1	1	0	1	1	2
26 Jeff Francis, L (1, 1) OBP: 0.203, SLG: 0.226			FC4-6 1B	SH1-4	F8 ③		K ③			3	0	1	0	0	1	4
LaTroy Hawkins, R (9, 1)										0	0	0	0	0	0	0
Inning Stats	R: 0 E: 0 K: 1 S: 10 H: 0 LOB: 1 BB: 1 P: 19	R: 0 E: 0 K: 0 S: 6 H: 0 LOB: 0 BB: 0 P: 12	R: 1 E: 0 K: 0 S: 15 H: 3 LOB: 2 BB: 0 P: 24	R: 4 E: 0 K: 0 S: 22 H: 5 LOB: 2 BB: 1 P: 30	R: 0 E: 0 K: 1 S: 10 H: 1 LOB: 2 BB: 1 P: 16	R: 0 E: 0 K: 1 S: 8 H: 0 LOB: 0 BB: 0 P: 12	R: 1 E: 0 K: 2 S: 13 H: 1 LOB: 2 BB: 2 P: 25	R: 0 E: 0 K: 0 S: 5 H: 0 LOB: 0 BB: 0 P: 9	R: 1 E: 0 K: 1 S: 11 H: 2 LOB: 0 BB: 0 P: 16	1B: 8 2B: 1 3B: 1 HR: 2	SF: 1 SAC: 1 DP: 1 HBP: 0						

	AB	36
	R	7
	H	12
	RBI	7
	BB	5
	SO	6
	LOB	19

WP: 0 PB: 0 SB: 2 CS: 0 PA: 43

PITCHER	IP	WLS	BF	H	R	ER	SO	BB	IBB	HBP	BLK	WP	HR	S	P	ERA	WHIP
Greg Maddux, R (1, 1) ERA: 4.1	3.2	L	21	8	5	5	1	2	0	0	0	0	0	50	81	12.27	2.727
41 Kevin Cameron, R (4, 1) ERA: 2.37	1.1		6	1	0	0	1	1	0	0	0	0	0	13	20	0.00	1.500
Wilfredo Ledezma, L (6, 1) ERA: 5.55	3.0		12	1	1	1	3	1	1	0	0	0	0	26	46	3.00	0.667
45 Justin Hampson, L (9, 1) ERA: 2.79	1.0		4	2	1	1	1	0	0	0	0	0	1	11	16	9.00	2.000

PITCHER	IP	WLS	BF	H	R	ER	SO	BB	IBB	HBP	BLK	WP	HR	S	P	ERA	WHIP

BOTTOM

Colorado Rockies @ San Diego Padres

PETCO Park, San Diego, CA

Sun Sep 23 2007, 4:05 PM EDT

Att. 37,984 - Partly Cloudy - 70 F

livebaseballscorecards.com

Batter	1	2	3	4	5	6	7	8	9	AB	R	H	RBI	BB	SO	LOB
24 Brian Giles, L (1, 9) OBP: 0.363, SLG: 0.405	C FA 88 B CU 74 C FA 90 X SL 82 1-2 G3-1 ①		X SL 82 0-0 F9 ①		B CU 74 C FA 90 C FA 89 B FA 92 X FA 92 2-2 G6-3 ②			L FA 90 X FA 89 0-1 G4-3 ②		4	0	0	0	0	0	0
Milton Bradley, S (1, 7) OBP: 0.402, SLG: 0.545 Terrmel Sledge, L (8, PR) OBP: 0.301, SLG: 0.357 (9, 7)	C FA 90 X SL 82 0-1 G6-3 ②		B FA 89 C FA 90 B FA 90 X FA 88 2-1 HR		B CU 76 F SL 83 B FA 91 S SL 82 C FA 94 2-3 K ③			X CH 83 0-0 5 2B 1B		4 0	1 1	2 0	1 0	0 0	1 0	0 0
5 Kevin Kouzmanoff, R (1, 5) OBP: 0.330, SLG: 0.462	B FA 90 B FA 91 T FA 92 B FA 93 F FA 88 X SL 83 3-2 2B		B SL 83 B FA 90 B SL 82 C FA 90 C FA 89 F SL 83 X FA 90 3-2 2B			X CU 73 0-0 F7 ①		F FA 89 F CH 81 D CU 74 F SL 83 B SL 84 F FA 91 X FA 91 2-2 1-H 2B		4	0	3	1	0	0	0
23 Adrián González, L (1, 3) OBP: 0.339, SLG: 0.485	B FA 90 X FA 88 1-0 G4-3 ③		S CU 72 F FA 90 C FA 92 0-3 K ②			B FA 88 S SL 83 C FA 92 F FA 90 S CU 75 1-3 K ②		S FA 92 B CU 77 S CU 74 S SL 76 1-3 K ③		4	0	0	0	0	3	4
3 Khalil Greene, R (1, 6) OBP: 0.290, SLG: 0.461		C FA 88 F FA 89 B CU 72 X SL 83 1-2 G5-3 ①	C CU 74 B FA 89 C FA 89 X CU 73 1-2 G5-3 ③			C SL 85 S CH 81 B FA 90 S FA 92 1-3 K ③			C FA 94 X FA 95 0-1 G6-3 ①	4	0	0	0	0	1	1
Mike Cameron, R (1, 8) OBP: 0.328, SLG: 0.431 Brady Clark, R (7, 8) OBP: 0.314, SLG: 0.338 9 Brian Myrow, L (9, PH) OBP: 0.375, SLG: 0.333		C CU 75 B CU 75 F FA 89 B FA 93 S FA 91 2-3 K ②		X FA 87 0-0 G6-3 ①			C FA 89 B CU 75 F SL 82 X CH 84 1-2 G3-1 ①		B FA 95 C FA 94 B FA 95 F FA 95 B SI 86 S FF 96 3-3 K ②	2 1 1	0 0 0	0 0 0	0 0 0	0 0 0	1 0 1	0 0 0
28 Josh Bard, S (1, 2) OBP: 0.363, SLG: 0.398		S SL 84 B FA 91 X FA 89 1-1 BB 1B		X FA 88 0-0 G4-6-3 1B			F FA 91 F CU 74 S CU 74 0-3 K ②		F FA 95 B CH 87 X CH 86 1-1 HR	4	1	3	1	0	1	0
Marcus Giles, R (1, 4) OBP: 0.306, SLG: 0.318 Geoff Blum, S (9, PH) OBP: 0.316, SLG: 0.365		B FA 89 B CH 83 B FA 88 C FA 89 F FA 88 F FA 92 F FA 89 B FA 90 4-2 1-2 FC4-6 BB		X FA 88 0-0 G4-6-3 ②③ 1-2f			B CU 75 F SL 83 B SL 84 B FA 91 X FA 88 3-1 G4-3 ③		F FA 95 X FA 96 0-1 G4-3 ③	2 1	0 0	0 0	0 0	1 0	0 0	1 0
Greg Maddux, R (1, 1) OBP: 0.148, SLG: 0.167 41 Kevin Cameron, R (4, 1) 11 Craig Stansberry, R (5, PH) OBP: 0.375, SLG: 0.286 Wilfredo Ledezma, L (6, 1) Morgan Ensberg, R (8, PH) OBP: 0.320, SLG: 0.407 45 Justin Hampson, L (9, 1)		X SL 82 0-0 FC4-6 ③ 1-2f			B FA 87 B CH 82 C FA 88 C FA 87 B SL 82 S FA 89 3-3 K ①			B FA 88 B SL 83 X FA 88 2-0 L7 ①		1 0 1 0 1 0	0 0 0 0 0 0	0 0 0 0 0 0	0 0 0 0 0 0	0 0 1 0 0 0	0 0 0 0 0 0	2 0 0 0 0 0

Inning Stats																																			
	R: 0	E: 0	K: 0	S: 9	H: 1	LOB: 1	BB: 0	P: 14	R: 0	E: 0	K: 1	S: 13	H: 1	LOB: 2	BB: 1	P: 21	R: 1	E: 0	K: 1	S: 13	H: 2	LOB: 1	BB: 0	P: 19	R: 0	E: 0	K: 0	S: 3	H: 1	LOB: 0	BB: 0	P: 3	R: 0	E: 0	K: 2	S: 9	H: 0	LOB: 0	BB: 0	P: 16
	R: 0	E: 0	K: 2	S: 8	H: 0	LOB: 0	BB: 0	P: 10	R: 0	E: 0	K: 1	S: 8	H: 0	LOB: 0	BB: 0	P: 12	R: 1	E: 0	K: 1	S: 12	H: 2	LOB: 2	BB: 0	P: 17	R: 1	E: 0	K: 1	S: 9	H: 1	LOB: 0	BB: 0	P: 13								

1B: 3	SF: 0	WP: 0	PA: 35
2B: 3	SAC: 0	PB: 0	
3B: 0	DP: 1	SB: 0	
HR: 2	HBP: 0	CS: 0	

	AB	34
	R	3
	H	8
	RBI	3
	BB	1
	SO	9
	LOB	8

PITCHER		IP	WLS	BF	H	R	ER	SO	BB	IBB	HBP	BLK	WP	HR	S	P	ERA	WHIP
26 Jeff Francis, L ERA: 4.17	(1, 1)	8.0	W	31	7	2	2	8	1	0	0	0	0	1	75	112	2.25	1.000
LaTroy Hawkins, R ERA: 3.38	(9, 1)	1.0		4	1	1	1	1	0	0	0	0	0	1	9	13	9.00	1.000

PITCHER	IP	WLS	BF	H	R	ER	SO	BB	IBB	HBP	BLK	WP	HR	S	P	ERA	WHIP

San Diego Padres @ San Francisco Giants

AT&T Park, San Francisco, CA

Mon Sep 24 2007, 7:15 PM PDT

Att. 35,650 - Clear - 65 F

TOP

livebaseballscorecards.com

Batter	1	2	3	4	5	6	7	8	9	AB	R	H	RBI	BB	SO	LOB
24 Brian Giles, L (1, 9) OBP: 0.363, SLG: 0.404	E7 12 WP 5 1B 1B	FC6 1-2f 3-H		G4-3 2-3 3-H		G6-3		BB		4	1	1	2	1	0	2
12 Scott Hairston, R (1, 7) OBP: 0.328, SLG: 0.447	P6 2-3	F7		BB		2B		K		4	0	1	0	1	1	3
5 Kevin Kouzmanoff, R (1, 5) OBP: 0.333, SLG: 0.462	23 BB 1B 3-H	F7	G1-3			HBP			28 1B 23 1B 1B	4	0	2	1	0	0	2
23 Adrián González, L (1, 3) OBP: 0.343, SLG: 0.488	BB 1-2	28 FC6-4 1B			3 F8 28 1B 2B	F8			28 1B 1B 1-2	4	1	3	0	1	0	2
3 Khalil Greene, R (1, 6) OBP: 0.288, SLG: 0.457	L7	F8		F8 2-3			L5		F8	5	0	0	0	0	0	6
28 Josh Bard, S (1, 2) OBP: 0.363, SLG: 0.398	G6-3	FC6-4 1-2f			FC6-4 3-H 1B		F9		FC6-4 1-2 2-3 1B	5	0	2	1	0	0	3
Geoff Blum, S (1, 4) OBP: 0.315, SLG: 0.360		P4		32 SH5-4 24 G4-3 1B BB	K		L6		F5	4	1	0	0	1	1	4
Brady Clark, R (1, 8) OBP: 0.319, SLG: 0.354		32 1B 24 FC6 2B		24 G4-3 32 SH5-4 1-2 1B	FC6-4 1-2f			G5-3	FC6-4 1-2f	5	1	2	0	0	0	4
32 Chris Young, R (1, 1) OBP: 0.240, SLG: 0.159		24 FC6 2-3 1B		SH5-4 1-2 2-3		G1-3		K		1	0	1	0	0	0	0
9 Brian Myrow, L (6, PH) OBP: 0.333, SLG: 0.286										1	0	0	0	0	0	0
43 Cla Meredith, R (6, 1)										0	0	0	0	0	0	0
13 Oscar Robles, L (8, PH) OBP: 0.261, SLG: 0.227										1	0	0	0	0	1	0
Justin Germano, R (8, 1) OBP: 0.229, SLG: 0.188										0	0	0	0	0	0	0
Inning Stats	R: 1 E: 1 K: 0 S: 11 H: 2 LOB: 2 BB: 1 P: 19	R: 1 E: 0 K: 0 S: 14 H: 2 LOB: 1 BB: 0 P: 23	R: 0 E: 0 K: 0 S: 7 H: 1 LOB: 0 BB: 0 P: 10	R: 1 E: 0 K: 0 S: 14 H: 1 LOB: 2 BB: 2 P: 26	R: 1 E: 0 K: 1 S: 10 H: 2 LOB: 1 BB: 0 P: 15	R: 0 E: 0 K: 0 S: 8 H: 1 LOB: 2 BB: 0 P: 15	R: 0 E: 0 K: 0 S: 8 H: 0 LOB: 0 BB: 0 P: 12	R: 0 E: 0 K: 2 S: 11 H: 0 LOB: 1 BB: 1 P: 18	R: 0 E: 0 K: 0 S: 10 H: 3 LOB: 3 BB: 0 P: 17	1B: 9 2B: 3 3B: 0 HR: 0 SF: 0 SAC: 1 DP: 0 HBP: 1						WP: 1 PB: 0 SB: 0 CS: 0 PA: 44

PITCHER		IP	WLS	BF	H	R	ER	SO	BB	IBB	HBP	BLK	WP	HR	S	P	ERA	WHIP
75 Barry Zito, L ERA: 4.63	(1, 1)	5.0	W	26	8	4	4	1	3	0	0	0	1	0	56	93	7.20	2.200
41 Brad Hennessey, R ERA: 3.53	(6, 1)	2.0	H	8	1	0	0	0	0	0	1	0	0	0	16	27	0.00	0.500
Scott Atchison, R ERA: 4.3	(8, 1)	1.0		5	1	0	0	2	1	0	0	0	0	0	14	21	0.00	2.000
Jack Taschner, L ERA: 5.4	(9, 1)	0.0		1	1	0	0	0	0	0	0	0	0	0	2	5	∞	∞
Tyler Walker, R ERA: 1.46	(9, 1)	1.0		4	1	0	0	0	0	0	0	0	0	0	5	9	0.00	1.000

PITCHER	IP	WLS	BF	H	R	ER	SO	BB	IBB	HBP	BLK	WP	HR	S	P	ERA	WHIP

AB	38
R	4
H	12
RBI	4
BB	4
SO	3
LOB	26

Batter	1	2	3	4	5	6	7	8	9	AB	R	H	RBI	BB	SO	LOB
10 Dave Roberts, L (1, 8) OBP: 0.334, SLG: 0.366	B FA 87 C FA 88 B FA 88 F FA 88 X FA 88 2-2 ① L3	B FA 88 X FA 86 1-0 ③ F7	C FA 89 F SL 79 B FA 89 C SL 79 1-3 ③ K			B CH 84 C CH 84 B CU 83 F CH 83 X CH 82 2-2 ① F9	X CH 82 0-0 1-2 1B			5	0	1	0	0	1	2
19 Kevin Frandsen, R (1, 4) OBP: 0.322, SLG: 0.371	C FA 87 F FA 88 X SL 79 0-2 ② G6-3		C FA 86 B SL 78 F FA 88 B SL 77 B FA 87 F FA 88 F FA 88 B FA 89 4-2 2 1B 2 S 1B BB	F FA 87 B SL 79 B FA 88 X FA 88 2-1 ① F8		X CH 84 0-0 ② L9	S SL 76 B CH 82 X CH 82 1-1 ③ G4-3			4	1	0	0	1	0	2
2 Randy Winn, S (1, 9) OBP: 0.347, SLG: 0.428	B FA 88 F FA 88 B FA 88 X FA 88 2-1 1 S 1B		B FA 87 B FA 88 X FA 88 2-0 1B 14 1B 1-3 1B	C FA 88 B SL 79 F CH 78 X FA 88 1-2 ② L6		B CH 75 F CH 84 X CH 74 1-1 1B		B CH 81 X CH 83 1-0 2B		5	1	4	0	0	0	0
1 Bengie Molina, R (1, 2) OBP: 0.299, SLG: 0.437	C FA 88 X SL 78 0-1 ③ F8 1-2		X FA 88 0-0 ① P4	C SL 77 B FA 89 B SL 79 B SL 78 C FA 88 B FA 90 4-2 BB		1 SAFE X CH 84 0-0 ③ G6-3		C CH 86 X CU 65 0-1 ① G5-3		4	0	0	0	1	0	5
Ryan Klesko, L (1, 3) OBP: 0.346, SLG: 0.404		B FA 87 X FA 86 1-0 ① P2	1 SAFE S FA 89 B FA 88 X FA 89 1-1 14 1B BB 13 WP 1-3 3-H 1B	B FA 89 B FA 89 F FA 88 X FA 89 2-1 ③ P6			B CH 82 X CH 83 1-0 2B 1B	B CH 84 B CH 82 B CH 81 X CH 86 3-0 ② L4		5	2	2	1	0	0	2
Rich Aurilia, R (1, 5) OBP: 0.307, SLG: 0.371		C FA 87 F FA 88 B FA 89 T SL 79 1-2 ② K	B SL 78 B SL 79 F SL 79 F FA 88 F SL 79 B FA 88 B SL 78 4-2 13 WP 14 1B 13 1B 1-2 BB		C FA 87 B FA 86 X CU 76 1-1 ① G6-3		X CH 82 0-0 14 G4-3 13 1B 1-H 2B	C CU 65 X CH 75 0-1 ③ F8		4	2	1	1	1	1	1
14 Fred Lewis, L (1, 7) OBP: 0.367, SLG: 0.409		B FA 88 B FA 88 B FA 87 C FA 86 B FA 88 4-1 13 3B BB	F CH 77 B FA 89 F FA 89 B SL 78 X FA 88 2-2 13 WP 13 1B 1-2 2-3 3-H 1B		B FA 87 B CH 78 C FA 87 F FA 88 B SL 78 X FA 88 3-2 13 S 1B		X CH 84 0-0 ① G4-3 2-3				3	2	2	1	1	0	1
13 Omar Vizquel, S (1, 6) OBP: 0.304, SLG: 0.310		1 SAFE P PO 79 P PO 81 X FA 86 2-0 75 1B 1-H 3B	B FC 87 F FA 89 B SL 78 X FA 90 2-1 75 SH1-3 1-H 2-H 3-H 1B		P PO 82 C FA 88 F CH 78 X FA 88 1-2 ② F7 1-2		B CH 75 X CH 83 1-0 10 1B 3-H 1B			4	1	3	4	0	0	1
75 Barry Zito, L (1, 1) OBP: 0.150, SLG: 0.121 12 Nate Schierholtz, L (5, PH) OBP: 0.302, SLG: 0.382 41 Brad Hennessey, R (6, 1) Ray Durham, S (7, PH) OBP: 0.297, SLG: 0.345 Scott Atchison, R (8, 1) Jack Taschner, L (9, 1) Tyler Walker, R (9, 1)	B FA 86 C FA 87 F FA 88 X FA 89 1-2 3-H 1B		B FA 87 X FA 88 1-0 ② SH1-3 1-2		F FA 89 S FA 89 S FA 90 0-3 ③ K		F CH 83 X CH 82 0-1 ② F9			1 1 0 1 0 0 0	0 0 0 0 0 0 0	1 0 0 0 0 0 0	1 0 0 0 0 0 0	0 0 1 0 0 0 0	0 1 0 0 0 0 0	0 1 0 1 0 0 0
Inning Stats	R: 0 E: 0 K: 0 S: 10 H: 1 LOB: 1 BB: 0 P: 14	R: 2 E: 0 K: 1 S: 12 H: 2 LOB: 1 BB: 1 P: 20	R: 5 E: 0 K: 1 S: 20 H: 4 LOB: 1 BB: 2 P: 37	R: 0 E: 0 K: 0 S: 9 H: 0 LOB: 1 BB: 1 P: 18	R: 0 E: 0 K: 1 S: 12 H: 1 LOB: 1 BB: 0 P: 16	R: 0 E: 0 K: 0 S: 7 H: 1 LOB: 1 BB: 0 P: 10	R: 2 E: 0 K: 0 S: 9 H: 4 LOB: 2 BB: 0 P: 12	R: 0 E: 0 K: 0 S: 6 H: 1 LOB: 1 BB: 0 P: 10		1B: 11 2B: 2 3B: 1 HR: 0 SF: 0 SAC: 1 DP: 0 HBP: 0						

PITCHER		IP	WLS	BF	H	R	ER	SO	BB	IBB	HBP	BLK	WP	HR	S	P	ERA	WHIP
32 Chris Young, R ERA: 3.13	(1, 1)	5.0	L	27	8	7	7	3	4	0	0	0	1	0	63	105	12.60	2.400
43 Cla Meredith, R ERA: 3.52	(6, 1)	2.0		11	5	2	2	0	0	0	0	0	0	0	16	22	9.00	2.500
Justin Germano, R ERA: 4.45	(8, 1)	1.0		4	1	0	0	0	0	0	0	0	0	0	6	10	0.00	1.000

PITCHER	IP	WLS	BF	H	R	ER	SO	BB	IBB	HBP	BLK	WP	HR	S	P	ERA	WHIP

BOTTOM

San Diego Padres @ San Francisco Giants

AT&T Park, San Francisco, CA

Mon Sep 24 2007, 7:15 PM PDT

Att. 35,650 - Clear - 65 F

livebaseballscorecards.com

AB	37
R	9
H	14
RBI	8
BB	4
SO	3
LOB	16

WP: 1 PA: 42
PB: 0
SB: 3
CS: 0

San Diego Padres @ San Francisco Giants

AT&T Park, San Francisco, CA

Tue Sep 25 2007, 7:15 PM PDT

Att. 35,524 - Clear - 72 F

TOP

livebaseballscorecards.com

Batter	1	2	3	4	5	6	7	8	9	AB	R	H	RBI	BB	SO	LOB
24 Brian Giles, L (1, 9) OBP: 0.362, SLG: 0.408	G6-3		F7			F8		F8	HR	5	1	1	3	0	0	1
12 Scott Hairston, R (1, 7) OBP: 0.326, SLG: 0.455	K		K			HR		K	L6	5	1	1	1	0	3	2
5 Kevin Kouzmanoff, R (1, 5) OBP: 0.334, SLG: 0.463	1B			K		G6-3		1B		4	0	2	0	0	1	0
23 Adrián González, L (1, 3) OBP: 0.341, SLG: 0.485	F8			P5		K		K		4	0	0	0	0	2	3
3 Khalil Greene, R (1, 6) OBP: 0.289, SLG: 0.464		K		F9			HR		28 G4-3 1B 2B	4	2	2	1	0	1	0
28 Josh Bard, S (1, 2) OBP: 0.362, SLG: 0.395		K			G3-6-3 BB		K		G4-3	3	0	0	0	1	2	1
Geoff Blum, S (1, 4) OBP: 0.315, SLG: 0.359 50 Joe Thatcher, L (7, 1) 9 Brian Myrow, L (9, PH) OBP: 0.300, SLG: 0.250 Trevor Hoffman, R (9, 1)	1B			G3-6-3 1-2f		P6		K		3 0 1 0	0 0 0 0	1 0 0 0	0 0 0 0	0 0 1 0	0 0 1 0	1 0 1 0
Brady Clark, R (1, 8) OBP: 0.326, SLG: 0.360		F9		1B		L9			13 BB 24 HR 1B	4	1	2	1	0	0	1
Brett Tomko, R (1, 1) Doug Brocail, L (7, 1) OBP: 0.500, SLG: 0.500 Marcus Giles, R (7, 4) OBP: 0.306, SLG: 0.318 Terrmel Sledge, L (8, PH) OBP: 0.304, SLG: 0.357 13 Oscar Robles, L (8, 4) OBP: 0.292, SLG: 0.227 11 Craig Stansberry, R (9, PR) OBP: 0.375, SLG: 0.286 (9, 4)		K		G4-3				5 1B BB	24 HR BB	2 0 0 0 0 0	0 0 0 0 0 1	0 0 0 0 1 0	0 0 0 0 1 0	0 0 0 0 0 0	1 0 0 0 0 0	1 0 0 0 0 0

	AB	35
	R	6
	H	9
	RBI	6
	BB	3
	SO	11
	LOB	11

Inning Stats	1	2	3	4	5	6	7	8	9	1B: 5	SF: 0	WP: 0	PA: 38
	R: 0 E: 0 K: 1 S: 12	H: 1 LOB: 1 BB: 0 P: 19	R: 0 E: 0 K: 2 S: 10	H: 1 LOB: 1 BB: 0 P: 12	R: 0 E: 0 K: 2 S: 13	H: 0 LOB: 0 BB: 0 P: 19	R: 0 E: 0 K: 1 S: 11	H: 0 LOB: 0 BB: 0 P: 18	R: 0 E: 0 K: 0 S: 9	H: 1 LOB: 1 BB: 1 P: 16	R: 1 E: 0 K: 1 S: 9	H: 1 LOB: 0 BB: 0 P: 12	R: 1 E: 0 K: 1 S: 9	H: 1 LOB: 0 BB: 0 P: 17	R: 0 E: 0 K: 2 S: 10	H: 1 LOB: 2 BB: 1 P: 19	R: 4 E: 0 K: 1 S: 14	H: 3 LOB: 1 BB: 1 P: 27	2B: 1 3B: 0 HR: 3	SAC: 0 DP: 1 HBP: 0	PB: 0 SB: 0 CS: 0	

PITCHER		IP	WLS	BF	H	R	ER	SO	BB	IBB	HBP	BLK	WP	HR	S	P	ERA	WHIP
18 Matt Cain, R ERA: 3.65	(1, 1)	7.0		26	5	2	2	8	1	0	0	0	0	2	73	113	2.57	0.857
41 Brad Hennessey, R ERA: 3.53	(8, 1)	0.0		1	0	0	0	0	1	0	0	0	0	0	2	6	∞	∞
Steve Kline, L ERA: 4.7	(8, 1)	0.1	H	1	0	0	0	0	0	0	0	0	0	0	1	2	0.00	0.000
38 Brian Wilson, R ERA: 2.38	(8, 1)	1.1	L	9	4	4	4	3	1	0	0	0	0	1	19	35	27.00	3.750
Scott Munter, R ERA: 4.0	(9, 1)	0.1		1	0	0	0	0	0	0	0	0	0	0	2	3	0.00	0.000

PITCHER		IP	WLS	BF	H	R	ER	SO	BB	IBB	HBP	BLK	WP	HR	S	P	ERA	WHIP

BOTTOM

San Diego Padres @ San Francisco Giants

AT&T Park, San Francisco, CA

Tue Sep 25 2007, 7:15 PM PDT

Att. 35,524 - Clear - 72 F

livebaseballscorecards.com

Batter	1	2	3	4	5	6	7	8	9	AB	R	H	RBI	BB	SO	LOB
10 Dave Roberts, L (1, 8) (9, 7) OBP: 0.333, SLG: 0.366	B FA 90 C FA 92 B CH 85 X FA 92 2-1 E4 19 G1-6-3	D CH 85 X CH 86 1-0 19 1B 2B 2-H		X FA 90 0-0 B3 ②			B FA 89 C FA 90 X SL 89 1-1 G4-3 ①		C FA 84 F FA 86 F CH 73 B CH 73 X FC 86 1-2 F7 ①	5	1	1	1	0	0	0
19 Kevin Frandsen, R (1, 4) OBP: 0.327, SLG: 0.373	B FA 91 X FA 92 1-0 G1-6-3 ① ② 1-2f	C FA 92 B FA 93 F SL 82 X FA 92 1-2 2 HR 1B 2-H		B SL 85 C FA 91 S FA 92 B FA 93 B SL 82 B SL 80 4-2 2 CS BB			F FA 92 B FA 90 X 1-1 F9 ②		F FC 86 F FA 87 X CH 72 0-2 2 1B 1B	4	1	2	1	1	0	1
2 Randy Winn, S (1, 9) OBP: 0.351, SLG: 0.437	B FA 92 B CH 86 B FA 92 B FA 91 4-0 1 E 1B BB	D FA 92 X FA 92 1-0 1-H HR		B CH 85 C FA 92 S CU 79 1-2 CS ③ 1-2	B C CU 80 B FA 92 B CH 83 F FA 92 S FA 91 3-3 K ①		B SL 88 F CH 85 B FA 90 S CU 90 F FA 92 B SL 87 X 3-2 2B		S FC 85 X CH 74 0-1 1 G6-4-3 1B 1-2	4	1	3	2	1	1	0
1 Bengie Molina, R (1, 2) OBP: 0.300, SLG: 0.435	C FA 90 B SL 84 1 SAFE X FA 92 1-1 FC5 E 1B 1-2	B SL 85 X SL 84 1-0 G5-3 ③			F SL 86 B SL 86 F FA 93 X SL 81 1-2 G5-3 ②		B SL 89 B SL 89 I I 4-0 IBB		B SL 82 X SL 81 1-0 G6-4-3 ② ③ 1-2f	4	0	1	0	1	0	2
Ryan Klesko, L (1, 3) OBP: 0.344, SLG: 0.401 Rich Aurilia, R (7, PH) (8, 3) OBP: 0.306, SLG: 0.370 38 Brian Wilson, R (8, 1) Scott Munter, R (9, 1)	B FA 92 C FA 93 C CH 86 D FA 93 B FA 93 X 3-2 E6 FC5 1-2 2-3		C SL 81 S SL 81 B FA 91 B FA 91 F FA 91 B X 3-2 G3-1 ①		B FA 92 B FA 93 X FA 92 2-0 G4-3 ③		C FA 88 B FA 87 C FA 89 B FA 88 F FA 89 F FA 89 B FA 89 S FA 90 3-3 K ③			3 1 0 0	0 0 0 0	0 0 0 0	0 0 0 0	0 1 0 0	0 2 0 0	2 2 0 0
Pedro Feliz, R (1, 5) OBP: 0.287, SLG: 0.419	B FA 93 X FA 93 1-0 FC5 ③ 1-2 2-3f		X FA 91 0-0 1B			F CH 84 X FA 92 0-1 F8 ①		X FA 87 0-0 G6-3 ①		4	0	1	0	0	0	3
14 Fred Lewis, L (1, 7) OBP: 0.372, SLG: 0.411 Rajai Davis, R (8, PH) (9, 8) OBP: 0.358, SLG: 0.381		C FA 92 F FA 92 B SL 87 B CH 86 B FA 92 B FA 92 4-2 18 SH3-4 10 2B BB	F CU 79 X CU 79 0-1 F8 ②			C FA 91 C CU 81 F SL 82 F FA 92 F CU 80 B FA 93 F SL 80 X FA 93 1-2 1B		C FA 87 X FA 88 0-1 S 1B		2 1	1 0	1 1	0 0	1 0	0 0	1 0
13 Omar Vizquel, S (1, 6) OBP: 0.301, SLG: 0.308		B FA 90 F FA 91 F FA 92 X CH 85 1-2 P4 ①	X CU 78 0-0 L3 ③			1 SAFE B FA 91 X CH 83 1-0 L6 ②		1 SAFE B FA 88 1 SAFE C FA 87 F FA 87 X FA 89 1-2 L7 ②		4	0	0	0	0	0	4
18 Matt Cain, R (1, 1) OBP: 0.102, SLG: 0.175 41 Brad Hennessey, R (8, 1) Steve Kline, S (8, 1) Scott McClain, R (8, 3) OBP: 0.250, SLG: 0.250		L FA 91 B FA 91 X FA 92 1-1 SH3-4 ② 1-2		C FA 91 C SL 87 S SL 81 0-3 K ①		B SL 84 C SL 83 B FA 93 F FA 92 B SL 83 S FA 94 3-3 K ③		F FA 88 1 SAFE B FA 88 F FA 88 B FA 89 S FA 88 2-3 K ③ 1-2		2 0 0 1	0 0 0 0	0 0 0 0	0 0 0 0	0 0 0 1	2 0 0 1	1 0 0 1
Inning Stats	R: 0 E: 2 K: 0 S: 9 H: 1 LOB: 3 BB: 1 P: 21	R: 4 E: 0 K: 0 S: 13 H: 3 LOB: 0 BB: 1 P: 23	R: 0 E: 0 K: 0 S: 8 H: 1 LOB: 1 BB: 0 P: 11	R: 0 E: 0 K: 1 S: 8 H: 0 LOB: 0 BB: 1 P: 13	R: 0 E: 0 K: 1 S: 7 H: 0 LOB: 0 BB: 0 P: 13	R: 0 E: 0 K: 1 S: 13 H: 1 LOB: 1 BB: 0 P: 18	R: 0 E: 0 K: 1 S: 13 H: 1 LOB: 2 BB: 1 P: 25	R: 0 E: 0 K: 1 S: 9 H: 1 LOB: 1 BB: 0 P: 12	R: 0 E: 0 K: 0 S: 10 H: 2 LOB: 1 BB: 0 P: 12	1B: 7 2B: 2 3B: 0 HR: 1	SF: 0 SAC: 1 DP: 2 HBP: 0			WP: 0 PB: 0 SB: 1 CS: 1	PA: 41		

	AB	35
	R	4
	H	10
	RBI	4
	BB	4
	SO	5
	LOB	17

PITCHER		IP	WLS	BF	H	R	ER	SO	BB	IBB	HBP	BLK	WP	HR	S	P	ERA	WHIP
Brett Tomko, R ERA: 5.39	(1, 1)	6.0		27	6	4	4	3	3	0	0	0	0	1	58	99	6.00	1.500
Doug Brocail, R ERA: 3.07	(7, 1)	0.2		4	1	0	0	0	0	1	0	0	0	0	8	17	0.00	1.500
50 Joe Thatcher, L ERA: 1.02	(7, 1)	1.1	W	5	1	0	0	2	0	0	0	0	0	0	14	20	0.00	0.750
Trevor Hoffman, R ERA: 2.45	(9, 1)	1.0	S	4	2	0	0	0	0	0	0	0	0	0	10	12	0.00	2.000

PITCHER	IP	WLS	BF	H	R	ER	SO	BB	IBB	HBP	BLK	WP	HR	S	P	ERA	WHIP

TOP

San Diego Padres @ San Francisco Giants

AT&T Park, San Francisco, CA

Wed Sep 26 2007, 7:15 PM PDT

Att. 42,926 - Clear - 74 F

livebaseballscorecards.com

Batter	1	2	3	4	5	6	7	8	9	AB	R	H	RBI	BB	SO	LOB
24 Brian Giles, L (1, 9) OBP: 0.362, SLG: 0.408	C FA 87 B CU 77 F FA 89 C CU 76 1-3 ① K	B CU 76 X FA 88 1-0 ③ F8			X FA 86 0-0 23 PB 5 1B 3 1B 1-3 1B	C FA 92 B CH 77 X FA 93 1-1 5 2B 1B	B SL 85 C CU 74 C SL 92 B SL 86 F CU 74 B CH 83 C CU 73 3-3 ③ K		C CU 77 F CU 76 S CU 76 0-3 ③ K	5	2	2	0	0	2	3
Jason Lane, R (8, 9) OBP: 0.255, SLG: 0.347										1	0	0	0	0	1	0
12 Scott Hairston, R (1, 7) OBP: 0.323, SLG: 0.462	B CH 81 B FA 90 X FA 88 2-0 ② G5-3		S CH 80 X CH 80 0-1 ① G5-3		B CH 79 B FA 86 B CH 77 C FA 86 X CH 78 3-1 ① F8	C FA 92 S CH 78 B CH 78 X CH 78 1-2 ① P6		B FA 92 X FA 92 1-0 HR		5	1	1	1	0	0	3
5 Kevin Kouzmanoff, R (1, 5) OBP: 0.337, SLG: 0.465	B FA 90 F FA 88 X FA 89 1-1 ③ G5-3		C FA 87 F FA 88 B FA 90 X CH 80 1-2 ② F7		X FA 88 0-0 23 PB 3 1B 1-2 3-H 1B	B FA 94 C FA 93 D CH 78 F FA 92 X CH 80 2-2 1-H 2B		C SL 85 B CU 74 B SL 90 B CH 90 B 4-1 28 1B BB		4	1	2	2	1	0	0
23 Adrián González, L (1, 3) OBP: 0.341, SLG: 0.485		C FA 88 B CU 76 B CU 77 X FA 88 2-1 ① G6-3	S FA 88 X CU 76 0-1 2B		B FA 87 B FA 87 S FA 88 B CH 78 I IN 69 4-1 3 E 3 1B 28 1B 1-2 2-3 IBB	B FA 94 S FA 94 B CH 85 F FA 94 B SL 86 X FA 94 3-2 ② F8		F FA 91 T FA 92 F FA 92 B FA 92 S SL 84 1-3 ① K		4	1	1	0	1	1	2
3 Khalil Greene, R (1, 6) OBP: 0.290, SLG: 0.463		F FA 88 B FA 88 X CH 81 1-1 28 2B 1B	B CU 74 X CH 79 1-0 ③ G5-3		F CH 78 X CU 73 0-1 E7 28 1B 1-3 2-H 3-H 1B	S CH 80 F FA 95 S CH 86 0-3 ③ K		B FA 91 B FA 90 X 2-0 ② F9		5	2	2	2	0	1	3
28 Josh Bard, S (1, 2) OBP: 0.367, SLG: 0.405		X FA 88 0-0 1-H 2B		B CU 72 X CH 79 1-0 ① G6-3	X CU 73 0-0 1B 1B 2-H 3-H 1B		B CU 75 S CH 84 C CU 73 X SL 87 1-2 G4-3 44 1B 2B	B CU 75 B FA 91 X FA 90 2-0 1-2 1B		5	3	4	3	0	0	0
Geoff Blum, S (1, 4) OBP: 0.316, SLG: 0.363		X FA 87 0-0 2-H 2B		B CU 73 C FA 86 X CH 79 1-1 ② L9	B SL 88 B FA 89 X FA 90 2-0 44 K 1B 1-3 1B		X CH 83 0-0 ① G4-3 2-3	B CU 72 X CU 74 1-0 ③ F9		5	0	2	1	0	0	3
Brady Clark, R (1, 8) OBP: 0.330, SLG: 0.356		B CH 79 C CH 80 B CU 75 B CH 79 B CH 78 4-1 BB		B FA 87 X FA 87 1-0 ③ L9	C FA 89 C FA 89 X FA 90 1-2 3-H 1B		C CU 75 S SL 84 F SL 86 X CH 86 0-2 ② G5-3		B FA 87 C CU 73 B CU 75 X CU 74 2-1 ① G5-3	4	0	1	1	1	0	1
44 Jake Peavy, R (1, 1) OBP: 0.247, SLG: 0.314 45 Justin Hampson, L (8, 1) Terrmel Sledge, L (9, PH) OBP: 0.303, SLG: 0.355 Wilfredo Ledezma, L (9, 1)		X FA 87 0-0 ② F9			3-2 24 1B 5 1B 1B 0-3 K 2-3		F CU 73 B FA 92 X CU 74 1-1 3-H 1B		B CU 76 B FA 88 F FA 88 B CU 74 S CU 74 C FA 86 3-3 ② K	4 0 1 0	1 0 0 0	2 0 0 0	1 0 0 0	0 0 1 0	1 0 0 0	4 0 0 0
Inning Stats	R: 0 E: 0 K: 1 S: 6 H: 0 LOB: 0 BB: 0 P: 10	R: 2 E: 0 K: 0 S: 9 H: 3 LOB: 2 BB: 1 P: 17	R: 0 E: 0 K: 0 S: 8 H: 1 LOB: 1 BB: 0 P: 10	R: 0 E: 0 K: 0 S: 4 H: 0 LOB: 0 BB: 0 P: 7	R: 6 E: 1 K: 1 S: 20 H: 7 LOB: 1 BB: 1 P: 33	R: 1 E: 0 K: 1 S: 14 H: 2 LOB: 1 BB: 0 P: 21	R: 1 E: 0 K: 1 S: 14 H: 2 LOB: 1 BB: 0 P: 19	R: 1 E: 0 K: 1 S: 9 H: 2 LOB: 2 BB: 1 P: 20	R: 0 E: 0 K: 2 S: 8 H: 0 LOB: 0 BB: 0 P: 13	1B: 11 2B: 5 3B: 0 HR: 1 SF: 0 SAC: 0 DP: 0 HBP: 0						

	AB	43
	R	11
	H	17
	RBI	11
	BB	3
	SO	7
	LOB	19

PITCHER		IP	WLS	BF	H	R	ER	SO	BB	IBB	HBP	BLK	WP	HR	S	P	ERA	WHIP	PITCHER		IP	WLS	BF	H	R	ER	SO	BB	IBB	HBP	BLK	WP	HR	S	P	ERA	WHIP
20 Pat Misch, L (1, 1) ERA: 4.24		4.1	L	24	9	8	8	1	1	1	0	0	0	0	39	66	16.61	2.308																			
Scott Munter, R (5, 1) ERA: 3.72		0.2		3	2	0	0	1	0	0	0	0	0	0	8	11	0.00	3.000																			
48 Erick Threets, L (6, 1) ERA: 19.29		1.0		5	2	1	1	1	0	0	0	0	0	0	14	21	9.00	2.000																			
23 Randy Messenger, R (7, 1) ERA: 3.98		1.2		10	4	2	2	2	1	0	0	0	0	1	22	37	10.80	3.000																			
Dan Giese, R (8, 1) ERA: 4.0		1.1		4	0	0	0	2	0	0	0	0	0	0	9	15	0.00	0.000																			

WP: 0	PA: 46		
PB: 1			
SB: 0			
CS: 0			

BOTTOM

Batter	1	2	3	4	5	6	7	8	9	AB	R	H	RBI	BB	SO	LOB
10 Dave Roberts, L (1, 8) OBP: 0.330, SLG: 0.363	C FA 89 B FA 90 B SL 85 B FA 90 C FA 90 X FA 91 3-2 ① **F7**		F FA 91 B SL 82 C SL 85 B SL 84 X SL 84 2-2 ①② **G3-6-3** 1-2f		B CH 84 S FA 93 C SL 86 X SL 86 1-2 ③ **G3**			F FA 86 F CH 79 B SL 83 C SL 83 1-3 ② **K**		3	0	0	0	0	0	2
8 Eugenio Velez, S (8, PH) OBP: 0.333, SLG: 0.400										1	0	0	0	0	1	0
(9, 7)																
19 Kevin Frandsen, R (1, 4) OBP: 0.326, SLG: 0.372	F FA 92 B FA 92 B FA 92 C FA 91 X FA 92 2-2 ② **G4-3**		B FA 92 C CH 83 B CU 79 X SL 85 2-1 ③ **G3-1**			C SL 83 X SL 83 0-1 ① **G4-3**		C FA 85 B CH 79 X CH 78 1-1 **FC5-4 1B**		4	0	1	0	0	0	0
(6, 6)																
2 Randy Winn, S (1, 9) OBP: 0.351, SLG: 0.442	B FA 92 F FA 91 F FA 92 X FA 93 1-2 **HR**			B FA 90 B CH 83 X FA 91 2-0 ① **G4-3**		B CH 82 B CH 82 S FA 91 C FA 91 X SL 86 2-2 ② **P6**		F CH 78 B CH 82 B SL 83 F FA 86 X CH 78 2-2 ③ **FC5-4** 1-2f		3	1	1	1	0	0	0
Scott McClain, R (8, PH) OBP: 0.222, SLG: 0.222										1	0	0	0	0	0	1
(9, 3)																
Barry Bonds, L (1, 7) OBP: 0.480, SLG: 0.565	C FA 93 C FA 93 F SL 85 2-2 ③ **G3**			X CH 84 0-0 ② **G1**		B FA 92 B FA 91 X FA 90 2-0 ③ **F8**			F FA 92 B FA 93 X FA 92 1-1 **39 BB 40 1B 1B**	3	0	0	0	0	0	0
23 Randy Messenger, R (7, 1)										0	0	0	0	0	0	0
Dan Giese, R (8, 1)										0	0	0	0	0	0	0
50 Eliezer Alfonzo, R (9, PH) OBP: 0.305, SLG: 0.393										1	1	1	0	0	0	0
1 Bengie Molina, R (1, 2) OBP: 0.298, SLG: 0.433		B SL 85 B SL 85 F FA 90 X FA 90 2-1 ① **G6-3**		C SL 84 B SL 86 B SL 79 X CH 82 2-1 ③ **F9**			B FA 91 C SL 86 C X 1-2 ① **G4-3**		B CH 81 C CH 82 F FA 92 B CU 79 B FA 93 F FA 92 F FA 93 B FA 94 4-2 **40 1B 1-2 BB**	3	0	0	0	0	0	0
39 Guillermo Rodriguez, R (8, 2) OBP: 0.312, SLG: 0.349										0	0	0	0	1	0	0
40 Daniel Ortmeier, S (1, 3) OBP: 0.307, SLG: 0.476		F SL 85 X SL 85 0-1 ② **P5**			B B SL 84 B FA 90 B FA 90 4-0 **FC5-4 BB**		B SL 85 F FA 90 X SL 86 1-1 **1B**		C FA 92 S CH 83 X CH 83 0-2 **G5-4-3** 1-3 2-H **1B**	3	0	2	1	1	0	0
(9, 9)																
Pedro Feliz, R (1, 5) OBP: 0.286, SLG: 0.418		X FA 92 0-0 **1B**			B SL 84 C CH 83 X SL 84 1-1 ① **FC5-4** 1B 1-2f **12 SF8**		F CH 84 B FA 90 S CH 82 S CH 83 1-3 ② **K**		C CH 82 F FA 94 S SL 83 0-3 ① **K**	4	1	1	0	0	2	4
13 Omar Vizquel, S (1, 6) OBP: 0.301, SLG: 0.307		X CH 82 0-0 ③ **G3**			S CH 83 F CH 84 X SL 85 0-2 1-3 **1B**		C CH 83 B CH 82 X FA 92 1-1 ③ **F8**		C FA 92 X CH 83 0-1 ②③ **G5-4-3** 1-2f	1	0	0	0	0	0	1
Ray Durham, S (5, PH) OBP: 0.297, SLG: 0.345										3	0	1	0	0	0	3
(6, 4)																
20 Pat Misch, R (1, 1) OBP: 0.111, SLG: 0.111			C FA 89 F FA 90 X CU 79 0-2 **10 G3-6-3 1B**		B CH 83 S CH 84 F FA 93 F FA 94 D CH 85 X FA 93 2-2 ② **SF8** 3-H			C FA 86 C CH 77 X SL 82 0-2 ① **F7**		1	0	1	0	0	0	0
Scott Munter, R (5, 1)										0	0	0	0	0	0	0
12 Nate Schierholtz, L (5, PH) OBP: 0.299, SLG: 0.382										0	0	0	1	0	0	0
48 Erick Threets, L (6, 1)										0	0	0	0	0	0	0
14 Fred Lewis, L (7, 7) OBP: 0.372, SLG: 0.411										0	0	0	0	0	0	0
Rajai Davis, R (8, PH) OBP: 0.356, SLG: 0.379										1	0	0	0	0	0	0
(9, 8)																
Inning Stats	R: 1 E: 0 K: 0 S: 15 H: 1 LOB: 0 BB: 0 P: 23	R: 0 E: 0 K: 0 S: 6 H: 1 LOB: 1 BB: 0 P: 8	R: 0 E: 0 K: 0 S: 8 H: 1 LOB: 0 BB: 0 P: 12	R: 0 E: 0 K: 0 S: 4 H: 0 LOB: 0 BB: 0 P: 8	R: 1 E: 0 K: 0 S: 12 H: 1 LOB: 1 BB: 1 P: 20	R: 0 E: 0 K: 0 S: 6 H: 0 LOB: 0 BB: 0 P: 10	R: 0 E: 0 K: 1 S: 10 H: 1 LOB: 1 BB: 0 P: 14	R: 0 E: 0 K: 1 S: 11 H: 1 LOB: 1 BB: 0 P: 15	R: 1 E: 0 K: 1 S: 14 H: 2 LOB: 1 BB: 1 P: 19	1B: 7 2B: 0 3B: 0 HR: 1 SF: 1 SAC: 0 DP: 2 HBP: 0						

PITCHER		IP	WLS	BF	H	R	ER	SO	BB	IBB	HBP	BLK	WP	HR	S	P	ERA	WHIP
44 Jake Peavy, R ERA: 2.36	(1, 1)	7.0	W	26	5	2	2	1	1	0	0	0	0	1	61	95	2.57	0.857
45 Justin Hampson, L ERA: 2.73	(8, 1)	1.0		4	1	0	0	1	0	0	0	0	0	0	11	15	0.00	1.000
Wilfredo Ledezma, L ERA: 5.61	(9, 1)	1.0		5	2	1	1	1	1	0	0	0	0	0	14	19	9.00	3.000

PITCHER	IP	WLS	BF	H	R	ER	SO	BB	IBB	HBP	BLK	WP	HR	S	P	ERA	WHIP

San Diego Padres @ San Francisco Giants

AT&T Park, San Francisco, CA

Wed Sep 26 2007, 7:15 PM PDT

Att. 42,926 - Clear - 74 F

livebaseballscorecards.com

AB	32
R	3
H	8
RBI	3
BB	2
SO	3
LOB	11

WP: 0 PA: 35
PB: 0
SB: 0
CS: 0

San Diego Padres @ Milwaukee Brewers

Miller Park, Milwaukee, WI

Thu Sep 27 2007, 7:05 PM CDT

Att. 34,918 - Roof Closed - 70 F

livebaseballscorecards.com

TOP

Batter	1	2	3	4	5	6	7	8	9	AB	R	H	RBI	BB	SO	LOB
24 Brian Giles, L (1, 9) OBP: 0.362, SLG: 0.408	B FA 89 C FA 89 S FA 92 S SL 82 1-3 ① **K**		C CU 79 B FA 92 C CU 77 B FA 92 X FA 92 2-2 ① 12 2B / 12 E / 1B **1-2** **2-3**	C FA 92 B FA 92 C SL 82 S CU 79 1-3 ③ **K**			B SL 82 B FA 87 X SL 82 2-0 5 FC1-2 / 12 1B / 23 SF8 / 1B **1-2** **2-3**		F CH 86 B SL 82 C SL 80 B CH 89 X SL 81 2-2 ① **L6**	5	2	2	0	0	2	1
12 Scott Hairston, R (1, 7) OBP: 0.325, SLG: 0.465	C FA 92 B SL 82 X CU 78 1-1 ② **F8**		F SL 82 C FA 93 X CU 80 0-2 ② **E7** / 5 G6-3 / 2B **1-H** **2-H** **3-H**		C FA 88 B SL 80 B CH 88 B FA 89 X FA 89 3-1 ① **G6-3**		B FA 90 B FA 91 X FA 89 2-0 23 SF8 / 5 FC1-2 / 3 1B / 1B **1-2** **2-3** **3-H**		C CH 88 F SL 81 X SL 81 0-2 ② **F8**	5	2	2	3	0	0	0
5 Kevin Kouzmanoff, R (1, 5) OBP: 0.333, SLG: 0.460	C FA 93 C FA 92 S FA 93 0-3 ③ **K**		D SL 83 S SL 83 B FA 92 F SL 81 B FA 92 X FA 92 3-2 ① **G6-3** **3-H**		X CU 76 0-0 ② **F7**		X SL 84 0-0 ① **FC1-2** / 23 SF8 / 3 1B **1-2** **2-3** **3-Hf**		C SL 80 S SL 81 S SL 82 0-3 ③ **K**	5	1	0	1	0	2	3
23 Adrián González, L (1, 3) OBP: 0.339, SLG: 0.482		C FA 92 B CU 79 C CU 79 B FA 93 S FA 93 2-3 ① **K**	S CU 78 B FA 93 S SL 82 S SL 83 1-3 ② **K**		B FA 91 S CH 82 B SL 82 F SL 79 B FA 92 F SL 81 X SL 82 3-2 ③ **F7**		B FA 88 B FA 89 B FA 90 C FA 89 F FA 88 X FA 88 3-2 ② **SF8** **1-2** **2-3** **3-H**			3	0	0	1	0	2	0
3 Khalil Greene, R (1, 6) OBP: 0.290, SLG: 0.462		B SL 83 X FA 92 1-0 **E5**	B FA 91 F SL 81 B CU 78 B FA 90 F FA 90 S SL 82 3-3 ③ **K**			B FA 94 F FA 95 B CU 84 S SL 85 F FA 95 F CU 77 X CU 82 2-2 ① **F8**	X SL 83 0-0 **2-H** **3-H**			4	0	1	2	0	1	0
28 Josh Bard, S (1, 2) OBP: 0.364, SLG: 0.401		B FA 93 B SL 82 C FA 90 S FA 91 S SL 83 2-3 ② **K**		B FA 88 F FA 90 B CU 79 F FA 90 X SL 83 2-2 **E3** / BB / 1B / G6-4-3		C FA 96 F FA 95 F FA 97 B FA 98 F FA 97 F FA 98 B CU 80 F FA 97 B SL 85 3-3 ② C FA 84 **K**	S FA 89 X FA 89 0-1 ③ **F7**			4	1	0	0	0	2	2
Geoff Blum, S (1, 4) OBP: 0.318, SLG: 0.365		B FA 92 X SL 82 1-0 ③ **G1-3**		C FA 88 B FA 90 D CU 77 X FA 89 2-1 **G6-4-3** / BB / 1B **1-2**		B CU 77 S SL 82 X FA 94 1-1 ③ **G4-3**		C FA 94 F CH 82 X FA 94 0-2 **FC1-6** / 1B		4	0	2	0	0	0	1
Brady Clark, R (1, 8) OBP: 0.346, SLG: 0.359			B FA 89 B FA 91 F FA 89 B FA 90 C FA 90 F FA 92 X FA 93 3-2 24 1B / 1B / 12 2B / 1B	C FA 90 B SL 81 C FA 89 B SL 84 B SL 79 B FA 91 4-2 **G6-4-3** / BB **1-2** **2-3**			B FA 95 B FA 95 C FA 93 F FA 93 B FA 97 F FA 96 B FA 96 4-2 24 1B / 13 E / 12 1B / BB	1 SAFE B FA 94 X FA 93 1-0 ① **FC1-6** / CS **1-2f**		2	2	1	0	2	0	1
Jack Cassel, R (1, 1) OBP: 0.125, SLG: 0.125 43 Cla Meredith, R (5, 1) 50 Joe Thatcher, L (5, 1) 13 Oscar Robles, L (7, PH) OBP: 0.280, SLG: 0.217 Doug Brocail, L (7, 1) OBP: 0.500, SLG: 0.500 45 Justin Hampson, L (7, 1) Termrel Sledge, L (8, PH) OBP: 0.301, SLG: 0.354 21 Heath Bell, R (8, 1)			M FA 88 X FA 91 0-1 24 1B / 12 2B / 1B **1-2**	S FA 92 S SL 82 X SL 82 0-2 ① ② **G6-4-3** **1-2f** **2-3** **3-H**			X FA 93 0-0 **FC5** / 12 / 24 1B / 5 FC1-2 / 1B **1-2**	B FA 94 F FA 93 S CH 82 B CH 80 B CH 81 S CH 81 3-3 ② ③ **K** **1-2**		2 0 0 1 0 0 0 1 0	1 0 0 0 0 0 0 0 0	1 0 0 0 0 0 0 0 0	0 0 0 0 0 0 0 1 0	0 0 0 0 0 0 0 1 0	0 0 0 0 0 0 0 1 0	2 0 0 0 0 0 0 1 0
Inning Stats	R: 0 E: 0 K: 2 S: 8 H: 0 LOB: 0 BB: 0 P: 10	R: 0 E: 1 K: 2 S: 8 H: 0 LOB: 1 BB: 0 P: 14	R: 4 E: 1 K: 2 S: 21 H: 4 LOB: 0 BB: 0 P: 33	R: 1 E: 1 K: 1 S: 13 H: 1 LOB: 1 BB: 1 P: 22	R: 0 E: 0 K: 0 S: 7 H: 0 LOB: 0 BB: 0 P: 13	R: 0 E: 0 K: 1 S: 14 H: 0 LOB: 0 BB: 0 P: 20	R: 4 E: 1 K: 0 S: 13 H: 3 LOB: 1 BB: 1 P: 24	R: 0 E: 0 K: 1 S: 7 H: 1 LOB: 0 BB: 0 P: 11	R: 0 E: 0 K: 1 S: 9 H: 0 LOB: 0 BB: 0 P: 11	1B: 8 2B: 1 3B: 0 HR: 0 SF: 1 SAC: 0 DP: 1 HBP: 0						

	AB	36
	R	9
	H	9
	RBI	7
	BB	2
	SO	10
	LOB	12

WP: 0 PB: 0 SB: 0 CS: 1 PA: 39

PITCHER		IP	WLS	BF	H	R	ER	SO	BB	IBB	HBP	BLK	WP	HR	S	P	ERA	WHIP
49 Yovani Gallardo, R ERA: 3.67	(1, 1)	5.0	L	22	5	5	3	7	1	0	0	0	0	0	57	92	5.40	1.200
73 Seth McClung, R ERA: 4.22	(6, 1)	1.0		5	0	2	2	1	1	0	0	0	0	0	18	28	18.00	1.000
Ray King, L ERA: 4.93	(7, 1)	0.0		1	1	0	0	0	0	0	0	0	0	0	1	3	∞	∞
Chris Spurling, R ERA: 4.74	(7, 1)	1.0		5	2	2	0	0	0	0	0	0	0	0	8	13	0.00	2.000
Scott Linebrink, R ERA: 3.5	(8, 1)	1.0		3	1	0	0	1	0	0	0	0	0	0	7	11	0.00	1.000

PITCHER		IP	WLS	BF	H	R	ER	SO	BB	IBB	HBP	BLK	WP	HR	S	P	ERA	WHIP
Francisco Cordero, R ERA: 2.79	(9, 1)	1.0		3	0	0	0	1	0	0	0	0	0	0	9	11	0.00	0.000

BOTTOM

Batter	1	2	3	4	5	6	7	8	9	AB	R	H	RBI	BB	SO	LOB
23 Rickie Weeks Jr., R (1, 4) OBP: 0.375, SLG: 0.432	B FA 87 X FA 88 1-0 ① G6-3		C FA 88 B FA 89 B FA 89 F FA 88 F FA 89 B CH 78 X FA 89 3-2 HR		C CU 77 D CU 78 C FA 88 X CU 79 1-2 ② F4		B FA 91 C FA 90 C FA 93 F FA 94 B FA 93 F SL 87 B FA 94 X FA 89 3-2 1-H HR		C FA 94 F FA 95 F FA 96 B CU 86 X CU 83 1-2 ③ G1-3	5	2	2	3	0	0	2
7 J.J. Hardy, R (1, 6) OBP: 0.322, SLG: 0.465	C FA 89 C FA 89 B FA 90 B CU 78 X FA 89 2-2 ② G1-3		B FA 89 X FA 89 1-0 8 WP 1B		B CU 77 B CU 77 B FA 88 C FA 87 C FA 87 F CH 77 X FA 88 3-2 8 HBP 1-2 2-H 1B		B CU 75 B SL 87 C FA 91 X SL 87 2-1 ② G6-3			4	0	2	1	0	0	0
8 Ryan Braun, R (1, 5) OBP: 0.370, SLG: 0.639	B FA 88 X FA 89 1-0 ③ F9		S CU 77 B CU 76 X FA 88 1-1 ③ L9 1-2		B CH 85 H CH 84 2-0 1-2 2-3 HBP		B SL 88 X FA 92 1-0 HR			3	1	1	1	0	0	1
28 Prince Fielder, L (1, 3) OBP: 0.393, SLG: 0.622		C FA 88 B FA 88 B FA 88 C FA 89 B FA 90 X FA 89 3-2 G4-3 2B		C CU 74 X CU 77 0-1 ① G4-3	B FA 89 B FA 88 C FA 89 B FA 89 X FA 89 3-1 ③ G6-3		F SL 83 S SL 84 S SL 84 0-3 ③ K			4	0	1	0	0	1	3
1 Corey Hart, R (1, 9) OBP: 0.347, SLG: 0.520		L FA 89 L CU 76 F CU 80 B FA 89 X FA 89 1-2 ① F9		B CH 76 B FA 88 C FA 88 F FA 88 X CH 77 2-2 ② F8		C FA 89 S FA 88 X FA 88 0-2 ① F9		C CU 82 X FA 95 0-1 ① F8		4	0	0	0	0	0	1
Geoff Jenkins, L (1, 7) OBP: 0.322, SLG: 0.473		C SL 78 B FA 89 D FA 88 F CU 78 X FA 90 2-2 ② G4-3 2-3		F CU 77 F CU 77 F FA 90 X CU 78 0-2 ③ G4-3		C SL 78 B FA 90 B FA 89 B FA 88 X FA 88 3-1 ② F9		C CU 82 B SL 81 S CU 82 S FA 95 1-3 ② K		4	0	0	0	0	1	1
2 Bill Hall, R (1, 8) OBP: 0.316, SLG: 0.427 Scott Linebrink, R (8, 1) 27 Joe Dillon, R (8, PH) OBP: 0.392, SLG: 0.507 Francisco Cordero, R (9, 1)		B FA 89 B FA 89 S FA 91 S SL 80 C FA 90 2-3 ③ K		B FA 87 B CU 76 C FA 87 C FA 88 S CU 78 2-3 ① K		F FA 89 X FA 89 0-1 ③ F9		B SL 84 C CU 83 X FA 95 1-1 ③ P4		3 0 1 0	0 0 0 0	0 0 0 0	0 0 0 0	0 0 0 0	2 0 0 0	1 0 0 0
Damian Miller, R (1, 2) OBP: 0.295, SLG: 0.348 Craig Counsell, L (9, PH) OBP: 0.326, SLG: 0.312			C FA 88 X FA 88 0-1 ① F8		H CU 76 1-0 BB 7 1B HBP		B FA 91 F FA 90 X FA 92 1-1 ① P3		C CU 80 B CU 82 S CU 82 X FA 95 1-2 ① P5	2 1	1 0	0 0	0 0	0 0	0 0	0 0
49 Yovani Gallardo, R (1, 1) OBP: 0.288, SLG: 0.475 Gabe Gross, L (5, PH) OBP: 0.327, SLG: 0.426 73 Seth McClung, L (6, 1) Ray King, L (7, 1) Chris Spurling, R (7, 1) 22 Tony Gwynn Jr., L (7, 8) OBP: 0.323, SLG: 0.298			C FA 88 X FA 88 0-1 ② G5-3		D CU 77 B FA 88 B FA 87 B CH 86 4-0 8 HBP 7 1B 1-2 BB		C CU 77 B SL 88 B FA 92 X FA 92 2-1 E5 23 WP 23 HR		B CU 82 C CU 81 L CU 82 X CU 83 1-2 ② L3	1 0 0 0 0 2	0 0 0 0 0 1	0 0 0 0 0 0	0 0 0 0 0 0	0 1 0 0 0 0	0 0 0 0 0 0	0 0 0 0 0 0
Inning Stats	R: 0 E: 0 K: 0 S: 5 H: 0 LOB: 0 BB: 0 P: 9	R: 0 E: 0 K: 1 S: 13 H: 1 LOB: 1 BB: 0 P: 21	R: 1 E: 0 K: 0 S: 11 H: 2 LOB: 1 BB: 0 P: 16	R: 0 E: 0 K: 0 S: 9 H: 0 LOB: 0 BB: 0 P: 11	R: 1 E: 0 K: 1 S: 12 H: 1 LOB: 3 BB: 1 P: 28	R: 0 E: 0 K: 0 S: 7 H: 0 LOB: 0 BB: 0 P: 10	R: 3 E: 1 K: 1 S: 15 H: 2 LOB: 0 BB: 0 P: 24	R: 0 E: 0 K: 1 S: 7 H: 0 LOB: 0 BB: 0 P: 9	R: 0 E: 0 K: 0 S: 10 H: 0 LOB: 0 BB: 0 P: 13	1B: 2 2B: 1 3B: 0 HR: 3	SF: 0 SAC: 0 DP: 0 HBP: 2				WP: 2 PB: 0 SB: 0 CS: 0	PA: 37	

PITCHER		IP	WLS	BF	H	R	ER	SO	BB	IBB	HBP	BLK	WP	HR	S	P	ERA	WHIP
Jack Cassel, R ERA: 3.97	(1, 1)	4.2		20	4	2	2	2	1	0	1	0	1	1	48	78	3.86	1.071
43 Cla Meredith, R ERA: 3.52	(5, 1)	0.0		1	0	0	0	0	0	0	1	0	0	0	0	2	∞	∞
50 Joe Thatcher, L ERA: 0.95	(5, 1)	1.1	W	4	0	0	0	0	0	0	0	0	0	0	9	15	0.00	0.000
Doug Brocail, R ERA: 3.16	(7, 1)	0.2		5	2	3	1	0	0	0	0	0	1	2	12	21	13.50	3.000
45 Justin Hampson, L ERA: 2.72	(7, 1)	0.1		1	0	0	0	1	0	0	0	0	0	0	3	3	0.00	0.000

PITCHER		IP	WLS	BF	H	R	ER	SO	BB	IBB	HBP	BLK	WP	HR	S	P	ERA	WHIP
21 Heath Bell, R ERA: 2.12	(8, 1)	2.0		6	0	0	0	1	0	0	0	0	0	0	17	22	0.00	0.000

San Diego Padres @ Milwaukee Brewers

Miller Park, Milwaukee, WI

Thu Sep 27 2007, 7:05 PM CDT

Att. 34,918 - Roof Closed - 70 F

livebaseballscorecards.com

AB	34
R	5
H	6
RBI	5
BB	1
SO	4
LOB	9

Batter	1	2	3	4	5	6	7	8	9	AB	R	H	RBI	BB	SO	LOB
24 Brian Giles, L (1, 9) OBP: 0.359, SLG: 0.404	B FA 86 X CH 85 1-0 ① G3-1		C CU 78 B FA 90 F CH 77 B FA 89 X CH 78 2-2 ② F9		F FA 86 B CH 75 X CH 76 1-1 ① L9		C FA 91 C FA 89 B SL 83 X SL 82 1-2 ② P6		X FA 92 0-0 ③ G6-3	5	0	0	0	0	0	1
12 Scott Hairston, R (1, 7) OBP: 0.320, SLG: 0.457	B FA 87 S FA 88 S CH 78 S CH 80 1-3 ② K		B SL 80 1 SAFE 1-0 ③ PO 1-2	B FA 86 X CH 75 1-0 ① G1-3	B FA 88 C FA 88 F CH 77 X FA 91 1-2 ② F8		C SL 81 X FA 91 0-1 ③ G6-3			4	0	0	0	0	1	0
5 Kevin Kouzmanoff, R (1, 5) OBP: 0.333, SLG: 0.458	F FA 90 B FA 91 F CH 78 S CH 81 1-3 ③ K			S SL 80 B CH 79 C FA 89 B CH 81 X CH 77 2-2 3 BB 23 BB 28 1B 1B	C SL 78 X CH 78 0-1 ③ G6-3			B FA 92 B CU 78 C FA 91 S FA 91 F FA 93 S CU 79 2-3 ① K		4	1	1	0	0	2	0
23 Adrián González, L (1, 3) OBP: 0.343, SLG: 0.486		B FA 87 X FA 86 1-0 WP 1B		C SL 78 B FA 89 D CH 77 B CH 77 B FA 90 4-1 28 1B 3 BB SF8 1-2 BB		C FA 89 B CH 82 S CH 81 B FA 90 F CH 82 F SL 82 B FA 89 F CH 83 X FA 89 3-2 3 2B 2B		B FA 92 C FA 90 B CH 80 B FA 90 B FA 91 4-1 3 HR BB		2	3	2	0	2	0	0
3 Khalil Greene, R (1, 6) OBP: 0.293, SLG: 0.470		F FA 87 1 SAFE X CH 77 0-1 ① F9		C SL 78 B CH 79 B FA 89 S CH 77 D CH 78 B FA 89 4-2 28 1B 1B 1-2 2-3 BB		C SL 82 X SL 83 0-1 FC1-5-6 2-H 2B		C FA 92 B FA 91 F FA 92 X FA 93 1-2 1-H HR		3	2	2	3	1	0	1
28 Josh Bard, S (1, 2) OBP: 0.363, SLG: 0.399		F FA 86 B FA 88 B FA 89 B CH 76 X FA 86 3-1 ② F7		B FA 90 C CH 76 F FA 89 X CH 80 1-2 1B 1-2 2-3 3-H 1B		F FA 92 X FA 91 0-1 ① F7		X FA 93 0-0 ② L1-3		4	0	1	1	0	0	2
Geoff Blum, S (1, 4) OBP: 0.315, SLG: 0.363 43 Cla Meredith, R (6, 1) 9 Brian Myrow, L (8, PH) OBP: 0.273, SLG: 0.222 21 Heath Bell, R (8, 1) Trevor Hoffman, R (9, 1)		C FA 88 D SL 80 S CH 77 B CH 82 F CH 78 X FA 91 2-2 ③ F7 1-2		X SL 78 0-0 ② SF8 3-H		S CH 84 S CH 83 B CH 83 D SL 83 X CH 83 2-2 ② FC1-5-6 2-3		F FA 93 B FA 92 C CH 80 S CU 79 1-3 ③ K		2 0 1 0 0	0 0 0 0 0	0 0 0 0 0	1 0 0 0 0	0 0 1 0 0	0 0 0 0 0	2 0 0 0 0
Brady Clark, R (1, 8) OBP: 0.343, SLG: 0.354			B FA 86 C CH 85 X CH 76 1-1 ① F7	D CH 77 B FA 89 C FA 88 X FA 88 2-1 1-2 2-H 1B		C FA 92 B FA 92 B FA 91 S FA 92 C FA 93 2-3 ③ K		C FA 93 B FA 94 F FA 93 X CH 82 1-2 ① G6-3		4	0	1	1	0	1	1
Greg Maddux, R (1, 1) OBP: 0.159, SLG: 0.177 50 Joe Thatcher, L (6, 1) Marcus Giles, R (6, 4) OBP: 0.304, SLG: 0.317			X FA 86 0-0 12 PO 1B	D CU 78 C FA 87 S CH 75 S CH 77 1-3 ③ K2-3			F FA 90 C FA 91 S FA 90 0-3 ① K		B CH 83 C FA 92 C FA 92 B SL 84 C CH 82 2-3 ② K	2 0 2	0 0 0	1 0 0	0 0 0	0 0 0	1 0 2	2 0 0

Inning Stats																															
	R: 0	H: 0		R: 0	H: 1		R: 0	H: 1		R: 3	H: 3		R: 0	H: 0		R: 1	H: 2		R: 0	H: 0		R: 2	H: 1		R: 0	H: 0		1B: 5	SF: 1		WP: 1	PA: 38
	E: 0	LOB: 0		E: 0	LOB: 1		E: 0	LOB: 0		E: 0	LOB: 2		E: 0	LOB: 0		E: 0	LOB: 1		E: 0	LOB: 0		E: 0	LOB: 0		E: 0	LOB: 0		2B: 2	SAC: 0		PB: 0	
	K: 2	BB: 0		K: 0	BB: 0		K: 0	BB: 0		K: 1	BB: 2		K: 0	BB: 0		K: 1	BB: 0		K: 1	BB: 0		K: 2	BB: 1		K: 1	BB: 0		3B: 0	DP: 0		SB: 0	
	S: 7	P: 10		S: 9	P: 15		S: 6	P: 10		S: 16	P: 31		S: 7	P: 9		S: 16	P: 23		S: 8	P: 9		S: 12	P: 20		S: 7	P: 10		HR: 1	HBP: 0		CS: 0	

PITCHER		IP	WLS	BF	H	R	ER	SO	BB	IBB	HBP	BLK	WP	HR	S	P	ERA	WHIP
39 Chris Capuano, L ERA: 5.1	(1, 1)	5.0		21	5	3	3	3	2	0	0	0	1	0	45	75	5.40	1.400
Claudio Vargas, R ERA: 5.09	(6, 1)	2.0	L	8	2	1	1	2	0	0	0	0	0	0	24	32	4.50	1.000
Scott Linebrink, R ERA: 3.71	(8, 1)	1.0		5	1	2	2	2	1	0	0	0	0	1	12	20	18.00	2.000
Greg Aquino, R ERA: 4.5	(9, 1)	1.0		3	0	0	0	1	0	0	0	0	0	0	7	10	0.00	0.000

PITCHER	IP	WLS	BF	H	R	ER	SO	BB	IBB	HBP	BLK	WP	HR	S	P	ERA	WHIP

TOP

San Diego Padres @ Milwaukee Brewers

Miller Park, Milwaukee, WI

Fri Sep 28 2007, 7:05 PM CDT

Att. 38,135 - Clear - 60 F

livebaseballscorecards.com

AB	33
R	6
H	8
RBI	6
BB	3
SO	8
LOB	9

San Diego Padres @ Milwaukee Brewers

Miller Park, Milwaukee, WI

Fri Sep 28 2007, 7:05 PM CDT

Att. 38,135 - Clear - 60 F

livebaseballscorecards.com

Batter	1	2	3	4	5	6	7	8	9	AB	R	H	RBI	BB	SO	LOB
23 Rickie Weeks Jr., R (1, 4) OBP: 0.375, SLG: 0.430	B FA 83 C FA 84 F SL 83 F FA 85 B FA 86 B CH 80 H FA 86 4-2 7 1B 7 S 8 SF8 HBP		C F SL 78 X SL 82 0-2 ① G6-3		B FA 84 B FA 84 B FA 84 C FA 83 S CH 78 X FA 85 3-2 7 1B 1B		B CH 84 B CH 83 C CH 84 C CH 84 B SL 78 S CH 85 3-3 ② K		C FC 87 C FC 87 B CH 75 S CH 74 1-3 ③ K	4	1	1	0	0	2	0
7 J.J. Hardy, R (1, 6) OBP: 0.323, SLG: 0.465	C FA 84 1 SAFE B FA 84 X FA 84 1-1 1 S 1 1B 1-3 1B		C SL 83 B CU 72 B CH 80 X CH 79 2-1 ② G6-3		B FA 83 C FA 84 P PO 80 B CH 78 F CH 83 X CH 80 3-2 8 G6-4-3 1-2 1B		C FA 85 X SL 78 0-1 ③ F8			4	1	2	0	0	0	0
8 Ryan Braun, R (1, 5) OBP: 0.367, SLG: 0.634	F FA 84 F FA 84 B FA 84 X FA 84 1-2 ① SF8 3-H		X CH 79 0-0 ③ G6-3		C FA 84 F FA 85 B FA 85 X FA 84 1-2 ② ③ G6-4-3 1-2f			C CU 82 S FA 95 S FA 95 0-3 ① K		3	0	0	1	0	1	2
28 Prince Fielder, L (1, 3) OBP: 0.393, SLG: 0.620	F CH 83 F SL 83 B FA 85 S CH 79 1-3 ② K			C FA 83 F FC 84 B CH 79 B FA 83 X FA 84 2-2 ① G4-3		C FA 87 B SL 80 F SL 78 B SL 80 F FA 88 B FA 89 B FA 89 4-2 F8 1 1B BB		B CU 83 B CU 81 B FA 94 C FA 94 C FA 94 B FA 95 4-2 F8 1 HBP BB		2	0	0	0	2	1	1
1 Corey Hart, R (1, 8) OBP: 0.352, SLG: 0.529	B FA 84 X FA 85 1-0 1-H 1B			X FA 85 0-0 HR	X FA 89 0-0 F8 1-2 1B			B CU 83 C CU 81 S FA 94 H FA 94 2-2 1-2 HBP		3	1	3	2	0	0	0
Gabe Gross, L (1, 9) OBP: 0.328, SLG: 0.433 Kevin Mench, R (6, PH) OBP: 0.306, SLG: 0.443 (7, 9)	B FA 83 X FA 84 1-0 ③ G4-3			X FC 83 0-0 G4-3 2B	B FA 89 C FA 89 X FA 89 1-1 ① F8 1-2 2-3			C FA 93 F CU 83 F FA 95 F FA 94 D SL 84 X FA 95 1-2 ② F8 2-3		2 2	0 0	1 0	0 0	0 0	0 0	1 4
Geoff Jenkins, L (1, 7) OBP: 0.321, SLG: 0.471 27 Joe Dillon, R (6, PH) OBP: 0.395, SLG: 0.500 (7, 7)		C FA 83 F FA 82 B CH 76 X CH 78 1-2 ① F9		B FA 84 X CH 78 1-0 ② G4-3 2-3		C FA 89 S FA 88 H SL 79 1-2 G4-6-3 HBP		B FA 92 S FA 94 S FA 94 S FA 94 1-3 ③ K		2 1	0 0	0 0	0 0	0 1	0 1	1 2
Damian Miller, R (1, 2) OBP: 0.292, SLG: 0.344 Craig Counsell, L (6, PH) OBP: 0.325, SLG: 0.311 11 Mike Rivera, R (7, 2) OBP: 0.300, SLG: 0.900		B FA 84 S CH 79 C CH 83 S CU 70 1-3 ② K		S FA 84 B FA 84 C FA 84 B CU 73 S FA 84 2-3 ③ K		S CH 83 F CU 84 X CU 83 0-2 ② ③ G4-6-3 1-2f			F FC 86 B FA 87 F SL 85 F CH 75 S CH 75 1-3 ① K	2 1 1	0 0 0	0 0 0	0 0 0	0 0 0	2 0 1	1 3 0
39 Chris Capuano, L (1, 1) OBP: 0.256, SLG: 0.293 22 Tony Gwynn Jr., L (5, PH) OBP: 0.321, SLG: 0.295 Claudio Vargas, R (6, 1) OBP: 0.132, SLG: 0.158 20 Laynce Nix, L (7, PH) Scott Linebrink, R (8, 1) Greg Aquino, R (9, 1) 2 Bill Hall, R (9, PH) OBP: 0.315, SLG: 0.426		X FA 83 0-0 ③ F7			L FA 84 B CH 77 B CH 79 X FA 83 2-1 ① L6		X CH 83 0-0 ① G3-1		S FC 88 S FC 87 S CH 75 0-3 ② K	1 1 0 1 0 0 0 1	0 0 0 0 0 0 0 0	0 0 0 0 0 0 0 0	0 0 0 0 0 0 0 0	0 0 0 0 0 0 0 1	0 0 0 0 0 0 0 0	0 0 0 0 0 0 0 0
Inning Stats	R: 2 H: 2 E: 0 LOB: 1 K: 1 BB: 0 S: 13 P: 22	R: 0 H: 0 E: 0 LOB: 0 K: 1 BB: 0 S: 7 P: 9	R: 0 H: 0 E: 0 LOB: 0 K: 0 BB: 0 S: 6 P: 8	R: 1 H: 2 E: 0 LOB: 1 K: 1 BB: 0 S: 9 P: 14	R: 0 H: 2 E: 0 LOB: 1 K: 0 BB: 0 S: 12 P: 20	R: 0 H: 1 E: 0 LOB: 2 K: 0 BB: 1 S: 11 P: 17	R: 0 H: 0 E: 0 LOB: 0 K: 1 BB: 0 S: 6 P: 9	R: 0 H: 0 E: 0 LOB: 2 K: 2 BB: 1 S: 15 P: 23	R: 0 H: 0 E: 0 LOB: 0 K: 3 BB: 0 S: 10 P: 12	1B: 5 SF: 1 2B: 1 SAC: 0 3B: 0 DP: 2 HR: 1 HBP: 3						

	AB	31
	R	3
	H	7
	RBI	3
	BB	2
	SO	9
	LOB	15

PITCHER		IP	WLS	BF	H	R	ER	SO	BB	IBB	HBP	BLK	WP	HR	S	P	ERA	WHIP
Greg Maddux, R ERA: 4.14	(1, 1)	5.0	W	21	6	3	3	3	0	0	1	0	0	1	47	73	5.40	1.200
50 Joe Thatcher, L ERA: 0.93	(6, 1)	0.1	H	4	1	0	0	0	1	0	1	0	0	0	8	14	0.00	6.000
43 Cla Meredith, R ERA: 3.45	(6, 1)	1.2	H	4	0	0	0	1	0	0	0	0	0	0	9	12	0.00	0.000
21 Heath Bell, R ERA: 2.1	(8, 1)	1.0	H	5	0	0	0	2	1	0	1	0	0	0	15	23	0.00	1.000
Trevor Hoffman, R ERA: 2.41	(9, 1)	1.0	S	3	0	0	0	3	0	0	0	0	0	0	10	12	0.00	0.000

PITCHER	IP	WLS	BF	H	R	ER	SO	BB	IBB	HBP	BLK	WP	HR	S	P	ERA	WHIP

Batter	1	2	3	4	5	6	7	8	9	10	11	AB	R	H	RBI	BB	SO	LOB
24 Brian Giles, L (1, 9) OBP: 0.361, SLG: 0.412	X FA 89 0-0 5 F9 23 1B 2B		X FA 88 0-0 2B		X FA 84 0-0 5 CS 2B		B CU 68 1 SAFE X FA 88 1-0 ① F7		B SL 83 B FA 85 B FA 87 F FA 88 X SL 81 3-1 ② P4			5	1	3	0	0	0	1
12 Scott Hairston, R (1, 7)	C FA 88 S FA 88 B FA 84 X CU 70 1-2 ① P5		B FA 84 F FA 85 C FA 88 S SL 83 1-3 ② K		M SL 81 X FA 84 0-1 ① B3		X SL 83 0-0 ② F9		C SL 82 B SL 79 X FA 87 1-1 ③ F9			5	0	0	0	0	1	4
5 Kevin Kouzmanoff, R (1, 5) OBP: 0.331, SLG: 0.456	B FA 89 X FA 84 1-0 ② F9 2-3		X SL 82 0-0 ③ G4-3		C FA 90 S CU 69 B FA 90 B FA 84 X CU 71 2-2 ②③ F8 2-3		B CU 69 F CH 81 X SL 83 1-1 23 1B 1-2 1B			X SL 85 0-0 ① F9		5	0	1	0	0	0	3
23 Adrián González, L (1, 3) OBP: 0.345, SLG: 0.491	B CU 70 F FA 86 S FA 88 X CU 70 1-2 3 FC5-4 3-H 1B			F FA 85 B FA 85 X FA 89 1-1 ① F7		B B B C X 3-1 HR	S FA 81 X FA 82 0-1 3 FC5-4 1-3 2-H 1B			B SL 84 S FA 93 F SL 86 B FA 93 F SL 85 B SL 86 S SL 86 3-3 ② K		5	1	3	3	0	1	0
3 Khalil Greene, R (1, 6) OBP: 0.292, SLG: 0.467	B FA 89 X FA 88 1-0 ③ FC5-4 1-2f			S FA 89 F FA 89 X FA 84 0-2 BB HBP 1B		B B X 2-0 ① P2	X FA 94 0-0 ③ FC5-4 1-2f			C FA 93 F SL 85 S SL 85 0-3 ③ K		5	0	1	0	0	1	3
28 Josh Bard, S (1, 2)		B FA 88 S CH 81 X FA 89 1-1 ① G4-3		F FA 88 B CU 70 X FA 85 1-1 ② P6		F F B X 1-2 1B 1B		F FA 94 X FA 96 0-1 ① G4-3			F FA 91 X SL 84 0-1 ① G4-3	5	0	1	0	0	0	1
Geoff Blum, S (1, 4) OBP: 0.317, SLG: 0.361		C FA 88 B FA 86 F CH 83 T FA 85 1-2 ② K		F CU 68 B FA 85 H FA 84 2-1 BB 1-2 HBP		C F X 0-2 G6-4-3 1-2 1B		B FA 95 B CH 85 F FA 95 F SL 84 B CU 78 F FA 96 X CU 74 3-2 ② L3			B FA 93 X SL 82 1-0 ② G3-1	4	0	1	0	0	1	0
Brady Clark, R (1, 8) OBP: 0.345, SLG: 0.350		B FA 89 X FA 88 1-0 ③ P3		B FA 88 B FA 88 F FA 84 F FA 89 B FA 89 F SL 84 D CU 71 4-2 1-2 2-3 BB		C B X 1-1 ②③ G6-4-3 1-2f		C FA 97 B FA 97 F FA 97 B FA 97 B FA 97 S FA 95 3-3 ③ K			B FA 91 C FA 91 C FA 91 B SL 86 X FA 92 2-2 1B	4	0	1	0	1	1	2
32 Chris Young, R (1, 1) SAN: 1 GP, 0 AB, 0 PA, 0 R, 0 H, 0 RBI, 0 BB, 0 SO, 0.000 AVG 13 Oscar Robles, L (7, PH) SAN: 4 GP, 0 AB, 0 PA, 0 R, 0 H, 0 RBI, 0 BB, 0 SO, 0.000 AVG 65 Drew Macias, L (7, PH) 45 Justin Hampson, L (7, 1) Doug Brocail, L (7, 1) SAN: 1 GP, 0 AB, 0 PA, 0 R, 0 H, 0 RBI, 0 BB, 0 SO, 0.000 AVG 21 Heath Bell, R (8, 1) Morgan Ensberg, R (8, PH) Trevor Hoffman, R (9, 1) 43 Cla Meredith, R (10, 1) Termmel Sledge, L (11, PH) SAN: 1 GP, 0 AB, 0 PA, 0 R, 0 H, 0 RBI, 0 BB, 0 SO, 0.000 AVG Jason Lane, R (11, PH) SAN: 1 GP, 0 AB, 0 PA, 0 R, 0 H, 0 RBI, 0 BB, 0 SO, 0.000 AVG 50 Joe Thatcher, L (11, 1)			C FA 87 F FA 88 X FA 88 0-2 ① G4-3	F FA 89 F SL 82 S CU 70 0-3 ③ K			C FA 88 X FA 87 0-1 5 1B 23 1B 1B		C FA 87 B FA 88 B SL 81 B FA 89 C FA 88 S FA 87 3-3 ① K		C SL 75 C CU 76 X CU 76 0-2 ③ G4-3	2 1 0 0 0 0 0 0 1 0 0 1 1	0 0 1 0 0 0 0 0 0 0 0 0 0	0 1 0 0 0 0 0 0 0 0 0 0 0	0 0 0 0 0 0 0 0 1 0 0 0 0	1 0 0 0 0 0 0 0 0 0 0 0 0	3 0 0 0 0 0 0 0 0 0 0 0 0
Inning Stats	R: 1 E: 0 K: 0 S: 9 H: 2 LOB: 1 BB: 0 P: 13	R: 0 E: 0 K: 1 S: 6 H: 0 LOB: 0 BB: 0 P: 9	R: 0 E: 0 K: 1 S: 8 H: 1 LOB: 1 BB: 0 P: 9	R: 0 E: 0 K: 1 S: 14 H: 1 LOB: 3 BB: 1 P: 22	R: 0 E: 0 K: 0 S: 6 H: 1 LOB: 0 BB: 0 P: 8	R: 1 E: 0 K: 0 S: 11 H: 3 LOB: 1 BB: 0 P: 18	R: 1 E: 0 K: 0 S: 9 H: 3 LOB: 2 BB: 0 P: 11	R: 0 E: 0 K: 1 S: 9 H: 0 LOB: 0 BB: 0 P: 15	R: 0 E: 0 K: 1 S: 7 H: 0 LOB: 0 BB: 0 P: 14	R: 0 E: 0 K: 2 S: 8 H: 0 LOB: 0 BB: 0 P: 11	R: 0 E: 0 K: 0 S: 9 H: 1 LOB: 1 BB: 0 P: 12	1B: 8 2B: 3 3B: 0 HR: 1 SF: 0 SAC: 0 DP: 1 HBP: 1	WP: 0 PB: 0 SB: 0 CS: 1 PA: 45					

PITCHER		IP	WLS	BF	H	R	ER	SO	BB	IBB	HBP	BLK	WP	HR	S	P	ERA	WHIP
31 Dave Bush, R ERA: 5.12	(1, 1)	6.2		30	10	3	3	3	1	0	1	0	0	1	60	87	4.05	1.650
Brian Shouse, L ERA: 3.02	(7, 1)	0.0		1	1	0	0	0	0	0	0	0	0	0	2	2	∞	∞
73 Seth McClung, R ERA: 3.75	(7, 1)	1.1		4	0	0	0	1	0	0	0	0	0	0	10	16	0.00	0.000
Ray King, L ERA: 4.81	(9, 1)	1.0		3	0	0	0	1	0	0	0	0	0	0	7	14	0.00	0.000
Francisco Cordero, R ERA: 2.74	(10, 1)	1.0		3	0	0	0	2	0	0	0	0	0	0	8	11	0.00	0.000

PITCHER		IP	WLS	BF	H	R	ER	SO	BB	IBB	HBP	BLK	WP	HR	S	P	ERA	WHIP
Chris Spurling, R ERA: 4.68	(11, 1)	0.2		3	1	0	0	0	0	0	0	0	0	0	6	9	0.00	1.500
57 Mitch Stetter, L ERA: 3.6	(11, 1)	0.1	W	1	0	0	0	0	0	0	0	0	0	0	3	3	0.00	0.000

TOP

San Diego Padres @ Milwaukee Brewers

Miller Park, Milwaukee, WI

Sat Sep 29 2007, 2:55 PM CDT

Att. 40,946 - Overcast - 70 F

livebaseballscorecards.com

AB	43
R	3
H	12
RBI	3
BB	1
SO	7
LOB	18

Batter	1	2	3	4	5	6	7	8	9	10	11	AB	R	H	RBI	BB	SO	LOB
23 Rickie Weeks Jr., R (1, 4) OBP: 0.373, SLG: 0.435	C FA 87 S FA 87 B FA 89 B FA 88 X FA 89 2-2 F9 ①		S FA 88 B FA 89 S FA 90 X FA 90 1-2 P3 ②		B FA 88 X FA 88 1-0 HR			C CU 83 C SL 84 B SL 85 X CU 84 1-2 G4-3 ②		B CU 85 C CH 84 F CH 85 T CH 83 1-2 K		5	1	1	1	0	1	0
7 J.J. Hardy, R (1, 6) OBP: 0.320, SLG: 0.463 52 Mel Stocker, S (8, PR) Ray King, L (9, 1) Francisco Cordero, R (10, 1) 27 Joe Dillon, R (10, PH) OBP: 0.390, SLG: 0.493 Chris Spurling, R (11, 1) 57 Mitch Stetter, L (11, 1)	B FA 88 C FA 88 B SL 79 C FA 88 S SL 80 2-3 K2-3 ②		X FA 88 0-0 F9 ③		B CH 78 B FA 88 X FA 88 2-0 F9 ③			B CU 83 C CU 83 B SL 86 B SL 83 B FA 93 4-1 8 S BB		C CH 85 B CU 85 S CH 84 B CH 84 X CH 84 3-2 G6-3 ③		3 0 0 0 1 0 0	0 0 0 0 0 0 0	0 0 0 0 0 0 0	0 0 0 0 0 0 0	1 0 0 0 0 0 0	1 0 0 0 0 0 0	0 0 0 0 0 0 0
8 Ryan Braun, R (1, 5) OBP: 0.366, SLG: 0.632	B FA 89 F FA 89 B SL 79 F FA 90 S SL 81 2-3 K ③			F CH 77 S CH 78 B SL 79 F FA 90 B SL 79 F SL 79 T FA 89 2-2 K ①		C B S B X 2-2 L5 ①		C FA 93 B FA 94 S CU 83 S FA 94 1-3 K ③ 1-2			S FA 86 B FA 88 F FA 87 X FA 89 1-2 1 F8 10 1B 2B	5	1	1	0	0	3	1
28 Prince Fielder, L (1, 3) OBP: 0.395, SLG: 0.618		C FA 88 B FA 89 B FA 89 B FA 89 C FA 89 F FA 89 B FA 89 4-2 1 S 3B BB		B CH 80 C FA 89 B FA 90 C FA 89 B SL 79 B FA 89 4-2 1 S BB		X 0-0 F8 ②			C FC 88 B CH 75 C FC 88 S CH 75 1-3 K ①		I IN 82 I IN 83 I IN 83 I IN 82 4-0 10 1B IBB	2	1	0	0	3	1	0
1 Corey Hart, R (1, 8) OBP: 0.353, SLG: 0.529 (8, 9)		C SL 79 S SL 79 B FA 89 F SL 79 D SL 80 S FC 89 2-3 K ① 1-2		B SL 77 F FC 89 B SL 79 B CU 80 F FA 88 F FA 90 B FA 90 4-2 BB 1-2		B X 1-0 F7 ③			B SL 84 C SL 83 F CH 75 B CH 75 F SL 84 F CH 76 B CH 76 X FA 89 3-2 22 3B 2B		B FA 86 F SL 88 F FA 89 B SL 79 B FA 88 X FA 88 3-2 F8 ① 2-3	4	1	1	0	1	1	3
Gabe Gross, L (1, 9) OBP: 0.335, SLG: 0.428 Kevin Mench, R (7, PH) OBP: 0.305, SLG: 0.441 (8, 7) 20 Laynce Nix, L (9, PH) (10, 8) 10 Vinny Rottino, R (11, PH) OBP: 0.250, SLG: 0.375	B FA 88 C FA 88 B SL 79 S FA 87 S FA 88 2-3 K ②			L FA 89 S FA 89 B FA 90 F FA 89 F SL 80 F FA 90 S SL 79 1-3 K ②			B FA 86 B CH 80 X FA 86 2-0 F8 ①		C CH 76 S CH 75 S CH 76 0-3 K ②	X FA 88 0-0 1-2 3-H 1B	2 1 1 1	0 0 0 0	0 0 0 1	0 0 0 0	2 0 1 0	3 0 1 0	0 0 1 0
Geoff Jenkins, L (1, 7) OBP: 0.322, SLG: 0.476 2 Bill Hall, R (7, PH) OBP: 0.315, SLG: 0.425 (8, 8) 22 Tony Gwynn Jr., L (9, PH) OBP: 0.326, SLG: 0.317 (10, 7)	B FA 87 S FA 89 X FA 88 1-1 2-H 3B		B FA 89 F FA 90 D CH 77 B FA 89 C FA 89 F FA 88 X FA 90 3-2 P5 ③			B FA 91 C FA 92 B SL 87 X FA 88 2-1 P4 ②			B CH 75 S CH 75 D CH 76 S CH 76 X CH 76 2-2 2-H 3B		2 1 1	0 0 0	1 0 1	1 0 1	0 0 0	0 0 0	2 0 0
11 Mike Rivera, R (1, 2) OBP: 0.286, SLG: 0.692	C FA 89 S FA 90 F FA 90 F SL 80 X FA 90 0-2 F9 ③				F FA 87 B SL 80 B FA 89 B FA 88 4-1 31 B3-6-4 BB			C SL 88 S SL 89 X SL 88 0-2 G5-3 ③		C FC 87 B CH 74 D CH 75 X FA 86 2-1 G5-3 ③		3	0	0	0	1	0	2
31 Dave Bush, R (1, 1) OBP: 0.143, SLG: 0.164 Brian Shouse, L (7, 1) 73 Seth McClung, L (7, 1) Craig Counsell, L (8, PH) OBP: 0.323, SLG: 0.309 (9, 6)			C FA 85 F FA 88 S SL 78 0-3 K ①		C FA 86 X FA 88 0-1 B3-6-4 ①② 1-2f			C CU 79 F CU 84 F FA 94 F FA 96 X FA 95 0-2 F8 ①		B CH 84 C CU 84 S CH 84 S CU 84 1-3 K ①		2 0 0 2	0 0 0 0	0 0 0 0	0 0 0 0	1 0 0 1	1 0 0 0
Inning Stats	R: 0 H: 0 E: 0 LOB: 0 K: 2 BB: 0 S: 9 P: 15	R: 1 H: 1 E: 0 LOB: 1 K: 2 BB: 1 S: 17 P: 26	R: 0 H: 0 E: 0 LOB: 0 K: 1 BB: 0 S: 7 P: 8	R: 0 H: 0 E: 0 LOB: 2 K: 2 BB: 2 S: 20 P: 34	R: 1 H: 1 E: 0 LOB: 0 K: 0 BB: 1 S: 5 P: 12	R: 0 H: 0 E: 0 LOB: 0 K: 0 BB: 0 S: 5 P: 8		R: 0 H: 0 E: 0 LOB: 0 K: 0 BB: 0 S: 6 P: 10	R: 0 H: 0 E: 0 LOB: 2 K: 0 BB: 1 S: 12 P: 18	R: 1 H: 2 E: 0 LOB: 1 K: 2 BB: 0 S: 16 P: 24	R: 0 H: 0 E: 0 LOB: 0 K: 2 BB: 0 S: 9 P: 14	R: 1 H: 2 E: 0 LOB: 2 K: 0 BB: 1 S: 7 P: 15	1B: 1 2B: 2 3B: 2 HR: 1	SF: 0 SAC: 0 DP: 1 HBP: 0	WP: 0 PB: 0 SB: 3 CS: 0	PA: 42

PITCHER		IP	WLS	BF	H	R	ER	SO	BB	IBB	HBP	BLK	WP	HR	S	P	ERA	WHIP
32 Chris Young, R ERA: 3.12	(1, 1)	6.0		23	2	2	2	7	4	0	0	0	0	1	63	103	3.00	1.000
45 Justin Hampson, L ERA: 2.7	(7, 1)	0.1	H	1	0	0	0	0	0	0	0	0	0	0	1	3	0.00	0.000
Doug Brocail, R ERA: 3.13	(7, 1)	0.2	H	2	0	0	0	0	0	0	0	0	0	0	5	7	0.00	0.000
21 Heath Bell, R ERA: 2.08	(8, 1)	1.0	H	4	0	0	0	1	1	0	0	0	0	0	12	18	0.00	1.000
Trevor Hoffman, R ERA: 2.53	(9, 1)	1.0	B	5	2	1	1	2	0	0	0	0	0	0	16	24	9.00	2.000

PITCHER		IP	WLS	BF	H	R	ER	SO	BB	IBB	HBP	BLK	WP	HR	S	P	ERA	WHIP
43 Cla Meredith, R ERA: 3.4	(10, 1)	1.0		3	0	0	0	2	0	0	0	0	0	0	9	14	0.00	0.000
50 Joe Thatcher, L ERA: 1.37	(11, 1)	0.1	L	4	2	1	1	0	0	1	0	0	0	0	7	15	27.00	6.000

BOTTOM

San Diego Padres @ Milwaukee Brewers

Miller Park, Milwaukee, WI

Sat Sep 29 2007, 2:55 PM CDT

Att. 40,946 - Overcast - 70 F

livebaseballscorecards.com

AB	36
R	4
H	6
RBI	4
BB	6
SO	12
LOB	13

San Diego Padres @ Milwaukee Brewers

Miller Park, Milwaukee, WI

Sun Sep 30 2007, 1:05 PM CDT

Att. 42,415 - Sunny - 76 F

livebaseballscorecards.com

TOP

Batter	1	2	3	4	5	6	7	8	9	AB	R	H	RBI	BB	SO	LOB
24 Brian Giles, L (1, 9) OBP: 0.360, SLG: 0.416	C FA 86 B FA 87 F FA 86 B FA 86 X CH 81 2-2 HR	B CU 70 X FA 87 1-0 ① G4-3		X CH 81 0-0 ① P6		C FA 86 D CU 67 B FA 86 B CH 80 F FA 88 C CU 72 3-3 ② K		C FA 87 B SL 82 B SL 84 X SL 82 2-1 ③ G4-3		5	1	1	1	0	1	3
12 Scott Hairston, R (1, 7) OBP: 0.313, SLG: 0.445 Doug Brocail, L (6, 1) OBP: 0.500, SLG: 0.500 Justin Germano, R (7, 1) OBP: 0.229, SLG: 0.188 13 Oscar Robles, L (9, PH) OBP: 0.296, SLG: 0.240	C FC 89 B SL 87 X FA 88 1-1 ① G5-3	B FA 88 F SL 84 B CU 68 X FA 87 2-1 5 FC6-4 1B		B CU 67 F FA 85 B CU 69 B SL 86 S SL 84 X FA 86 3-2 ② G6-3		C SL 85 B SL 83 F FA 86 X CU 71 1-2 ③ F9			B FA 92 C FA 91 B SL 85 F FA 93 X SL 84 2-2 ① G5-3	4 0 0 1	0 0 0 0	1 0 0 0	0 0 0 0	0 0 0 0	0 0 0 0	1 0 0 0
5 Kevin Kouzmanoff, R (1, 5) OBP: 0.330, SLG: 0.459	B SL 86 B FA 89 F FA 84 X FA 89 2-1 ② F8	B FC 86 X SL 84 1-0 ② FC6-4 1-2f		C FC 88 C FA 87 B SL 82 F FA 86 B FA 89 X FC 85 2-2 ③ G6-3			B FA 87 B FA 87 C FA 88 F CH 81 X SL 82 2-2 ① G6-3		C SL 85 B SL 85 B SL 85 X SL 85 2-1 HR	5	1	1	1	0	0	1
23 Adrián González, L (1, 3) OBP: 0.345, SLG: 0.495	C FA 88 B CH 80 S CH 81 F FA 90 X CH 79 1-2 28 BB 3 1B 2B 1B	X FA 88 0-0 ③ F7			C CH 82 S CH 78 B FA 85 B FA 88 C FA 89 2-3 ① K		C CU 72 B FA 89 B CH 82 F SL 82 S CH 81 2-3 ② K		F FA 93 B CH 83 X CH 81 1-1 HR	5	2	2	1	0	2	1
3 Khalil Greene, R (1, 6) OBP: 0.293, SLG: 0.472	F FC 89 F CU 73 X 0-2 28 BB 2B 1-2 1B		B CU 67 X FC 85 1-0 ① L7		B FA 87 B CH 81 F SL 85 X FA 88 2-1 HR		F FA 89 S CH 81 B SL 82 S SL 82 1-3 ③ K		B FA 94 C FA 94 B SL 87 F SL 86 X SL 85 2-2 ② F8	5	2	2	1	0	1	0
28 Josh Bard, S (1, 2) OBP: 0.363, SLG: 0.400 41 Kevin Cameron, R (5, 1) Terrmel Sledge, L (6, 7) OBP: 0.307, SLG: 0.360	F FA 88 B CH 79 S B B CU 71 B FA 89 4-2 2B 1-2 2-3 BB		X FA 87 0-0 2B	C FA 87 X FC 88 0-1 ② F8				B FA 86 C SL 78 B CU 72 B CH 80 X FA 88 3-1 1B 1B	S FA 94 C FA 93 X FA 94 0-2 2B 1B	2 0 2	0 0 0	1 0 2	0 0 0	1 0 0	0 0 0	0 0 0
Geoff Blum, S (1, 4) OBP: 0.318, SLG: 0.368	B B CH 80 X CH 81 2-0 1-3 2-H 3-H 2B		B CU 70 S CH 67 B FA 86 S CU 67 B CU 68 C CH 84 3-3 ② K		X SL 86 0-0 ③ G3-1			C CU 69 B FA 89 B CH 80 S CH 81 X SL 80 2-2 ① P4	X SL 85 0-0 1-3 2B	5	0	2	2	0	1	2
Brady Clark, R (1, 8) OBP: 0.356, SLG: 0.350	I I IN 65 I IN 65 I 4-0 IBB	I IN 63 I IN 63 I IN 64 I 4-0 IBB				C FA 84 F CH 84 F SL 82 B FA 87 B CU 70 B FA 86 T FC 87 3-2 ① K		F FA 90 B SL 81 X CU 71 1-1 1-2 1B	B FA 94 X FA 96 1-0 ③ F9	3	0	1	0	2	1	2
Brett Tomko, R (1, 1) 43 Cla Meredith, R (5, 1) 8 Michael Barrett, R (5, 2) OBP: 0.280, SLG: 0.372	S FA 88 C SL 82 S FA 87 0-3 ③ K	X FA 89 0-0 ③ L9				B FC 86 F FA 86 X FC 86 1-1 1B		B SL 81 X FA 89 1-0 ② F7		2 0 2	0 0 0	0 0 1	0 0 0	1 0 0	5 0 2	

| Inning Stats | | | |

BOTTOM

San Diego Padres @ Milwaukee Brewers

Miller Park, Milwaukee, WI

Sun Sep 30 2007, 1:05 PM CDT

Att. 42,415 - Sunny - 76 F

livebaseballscorecards.com

Batter	1	2	3	4	5	6	7	8	9	AB	R	H	RBI	BB	SO	LOB
23 Rickie Weeks Jr., R (1, 4) OBP: 0.374, SLG: 0.433	C B FA 93 S FA 94 S FA 94 1-3 ① K		B CH 81 C CH 85 F FA 94 B CU 82 F FA 96 F FA 95 B SL 81 C CH 83 3-3 ② K		X CH 86 0-0 7 WP, 8 1B, 1B 3-H	B SL 90 B SL 89 B SL 85 B SL 90 4-0 8 BB, 3B, BB 1-2	C CU 65 F CH 85 D CU 69 B FA 89 F CU 66 C FA 86 2-3 ③ K			4	2	1	1	1	3	2
7 J.J. Hardy, R (1, 6) OBP: 0.323, SLG: 0.463	C FA 93 B SL 87 B FA 94 X FA 94 2-1 ② F9		C CU 80 C CU 82 D CU 80 B CU 81 F FA 94 X CU 82 2-2 ③ P5		1 SAFE C FA 89 D CU 79 D SL 81 B CU 81 B FA 92 4-1 8 1B, 1 SF8, BB 1-3	C SL 90 B SL 90 F SL 90 S SL 91 1-3 ② K		B CH 82 S CH 81 C CU 65 X CH 85 1-2 1 3B, 2B		4	2	1	0	1	1	3
8 Ryan Braun, R (1, 5) OBP: 0.370, SLG: 0.634	X SL 86 0-0 2B			B CH 84 B FA 94 B CH 82 C FA 90 B FA 94 4-1 1 S, 1 E, G4-3, BB	1 SAFE B CH 84 S CH 83 X CH 84 1-1 27 1B, 1B 1-3 3-H	B SL 90 S SL 89 B SL 91 S SL 91 F SL 91 B SL 90 F FC 91 B SL 91 4-2 3B, BB 1-2 2-3		C CH 85 X CH 84 0-1 ① L4		3	3	2	1	2	0	1
Gabe Gross, L (1, 9) OBP: 0.329, SLG: 0.437 12 Carlos Villanueva, R (7, 1) OBP: 0.077, SLG: 0.077 Ray King, L (8, 1) 10 Vinny Rottino, R (8, PH) OBP: 0.222, SLG: 0.333 Francisco Cordero, R (9, 1)	F FA 92 C FA 93 D CU 82 F FA 94 S CH 86 1-3 ③ K			S CH 84 B FA 92 B CH 84 C FA 93 1 SAFE X FA 94 2-2 ① G4-3 1-2	I IN 66 I IN 67 I IN 67 I IN 63 4-0 27 1B, IBB	S CH 87 B FA 91 S CH 87 B FA 89 X CU 77 2-2 1-H, 2-H, 3-H, 3B		B CU 66 F CH 84 B CH 86 B CH 84 F CH 85 F CU 66 X FA 88 3-2 ② G6-3	3 0 0 1 0	0 0 0 0 0	1 0 0 0 0	3 0 0 0 0	1 0 0 0 0	1 0 0 0 0	2 0 0 1 0
1 Corey Hart, R (1, 8) (7, 9) OBP: 0.353, SLG: 0.539		C FA 94 B FA 94 S CH 82 F CU 81 B FA 94 B FA 95 S FA 94 3-3 ① K		D SL 82 C SL 80 F FA 93 B FA 93 B SL 81 X FA 94 3-2 2-H, HR	X CH 84 0-0 ② SF8 3-H	C SL 88 B FA 91 C CU 80 B FA 88 B FA 90 X CU 77 3-2 ③ F9		B FA 86 S CU 67 B CU 69 X FA 87 2-1 2-H, 3B		4	1	2	3	0	1	1
27 Joe Dillon, R (1, 3) OBP: 0.390, SLG: 0.500		C CU 80 F FA 94 F FA 95 B FA 95 F FA 95 B SL 83 X FA 96 2-2 ② P6		C FA 91 B CU 79 F FA 91 B FA 92 S SL 82 2-3 ② K	B CH 83 F CH 84 X CH 83 1-1 1-3, 2-H, 1B		C CH 83 B CH 84 X CU 65 1-1 20 E, 2B	B CH 85 B CU 68 F CH 77 C CU 69 B FA 86 S CH 78 3-3 ③ K		5	1	2	1	0	2	1
Geoff Jenkins, L (1, 7) OBP: 0.319, SLG: 0.471 52 Mel Stocker, S (9, 7)		B CH 83 B FA 94 F FA 93 C FA 94 F CH 84 B FA 94 S CH 84 3-3 ③ K		F FA 90 B CH 84 S CH 84 F CH 83 B FA 93 X CH 85 2-2 ③ G3	B SL 89 C SL 90 T SL 89 B SL 92 F SL 90 F FA 92 S FA 92 2-3 ③ K		C CH 83 B CH 84 C CU 66 F CU 67 S CH 86 1-3 ① K			4 0	0 0	0 0	0 0	0 0	3 0	3 0
Damian Miller, R (1, 2) OBP: 0.296, SLG: 0.349			B FA 92 X FA 92 1-0 ① G5-3		C FA 92 B FA 93 B CH 86 F FA 92 B FA 93 F FA 91 X FA 92 3-2 37 SH5-4, 23 1B, 2B	B SL 89 B SL 90 B FA 89 B SL 90 4-0 8 BB, 23 BB, 3B, BB	B CU 65 C CH 85 F CU 65 B CH 84 C CH 86 2-3 ② K			3	2	1	0	1	1	1
37 Jeff Suppan, R (1, 1) OBP: 0.172, SLG: 0.131 20 Laynce Nix, L (6, PH) (7, 8)			C FA 94 C FA 94 B FA 95 X FA 95 1-2 1B		B FA 89 L FA 90 B FA 92 X FA 88 2-1 ① SH5-4 2-3	B SL 88 C SL 92 X SL 89 1-1 ① L5	B CU 65 B CU 65 C CH 75 F CH 86 X CU 68 2-2 E3 2-H			1 2	0 0	1 0	0 0	0 0	0 0	0 1
Inning Stats	R: 0 E: 0 K: 2 S: 10 H: 1 LOB: 1 BB: 0 P: 14	R: 0 E: 0 K: 2 S: 13 H: 0 LOB: 0 BB: 0 P: 21	R: 0 E: 0 K: 1 S: 13 H: 1 LOB: 1 BB: 0 P: 20	R: 2 E: 0 K: 1 S: 14 H: 1 LOB: 0 BB: 1 P: 27	R: 4 E: 0 K: 1 S: 18 H: 4 LOB: 2 BB: 2 P: 35	R: 3 E: 0 K: 1 S: 15 H: 1 LOB: 1 BB: 3 P: 34	R: 1 E: 1 K: 3 S: 16 H: 1 LOB: 1 BB: 0 P: 24	R: 1 E: 0 K: 1 S: 14 H: 2 LOB: 1 BB: 0 P: 23		1B: 4 2B: 4 3B: 2 HR: 1 SF: 1 SAC: 1 DP: 0 HBP: 0				WP: 2 PB: 0 SB: 1 CS: 0 PA: 42		

PITCHER		IP	WLS	BF	H	R	ER	SO	BB	IBB	HBP	BLK	WP	HR	S	P	ERA	WHIP
Brett Tomko, R ERA: 5.55	(1, 1)	4.1	L	20	5	5	5	6	2	0	0	0	1	1	58	99	10.38	1.615
43 Cla Meredith, R ERA: 3.5	(5, 1)	0.1		4	2	1	1	0	0	1	0	0	0	0	5	11	27.00	6.000
41 Kevin Cameron, R ERA: 2.79	(5, 1)	1.0		6	0	3	3	2	3	0	0	0	0	0	14	30	27.00	3.000
Doug Brocail, R ERA: 3.12	(6, 1)	0.1		2	1	0	0	0	0	0	0	0	0	0	6	11	0.00	3.000
Justin Germano, R ERA: 4.46	(7, 1)	2.0		10	3	2	1	4	0	0	0	0	0	0	30	47	4.50	1.500

PITCHER	IP	WLS	BF	H	R	ER	SO	BB	IBB	HBP	BLK	WP	HR	S	P	ERA	WHIP

Batter	1	2	3	4	5	6	7	8	9	10	11	12	13	AB	R	H	RBI	BB	SO	LOB
24 Brian Giles, L (1, 9) OBP: 0.361, SLG: 0.416	B SL 81 F FA 90 B SI 91 C FA 83 X FA 90 2-2 G4-3 ①		C FA 89 B FA 90 B FA 91 B FA 90 S SI 90 F CH 81 B SL 83 4-2 12 1B 23 HR 1-2 BB	X FA 88 0-0 G4-3 ①		C FA 92 C FA 94 D CU 79 B FA 95 F CU 79 B CU 79 X CU 77 3-2 P6 ② 1-2		B FA 92 S SL 78 X FA 92 1-1 2-H 2B		B CH 80 C CH 81 B FA 90 F SL 80 X FA 91 2-2 FC6-4 ③ 1-2f		B SL 85 B FA 95 C FA 95 B FA 96 B FA 96 4-1 12 HR BB	5	2	1	1	2	0	3
12 Scott Hairston, R (1, 7) OBP: 0.313, SLG: 0.452	C FA 92 B FC 90 B FC 89 C SL 78 S FC 88 2-3 K ②		C SL 79 X FC 90 0-1 23 HR 1-2 2-3 1B	C FC 88 F SL 86 B FA 88 C SL 87 1-3 K ②		B FA 89 F SL 81 B FA 90 B FA 90 F SL 81 S SL 82 3-3 K ③		S CH 73 X CH 72 0-1 G6-3 ③			B CU 76 B CU 74 C FA 90 X FA 90 2-1 E5 3 5 G5-3 SH1-3	B FA 96 X FA 97 1-0 1-H HR	7	2	2	2	0	3	2
5 Kevin Kouzmanoff, R (1, 5) OBP: 0.329, SLG: 0.457 50 Joe Thatcher, L (11, 1) 16 Chase Headley, S (13, PH) OBP: 0.333, SLG: 0.278 Trevor Hoffman, R (13, 1)	C FA 92 F FA 85 X FA 93 0-2 1B		B FA 84 X SL 83 1-0 F7 ① F FA 91 B FA 91 B SL 87 S FA 82 F FA 91 C SL 86 2-3 K ③				B SL 87 B FA 95 X FA 96 2-0 G4-3 ① B FA 95 B SL 89 C FA 96 S FA 96 X FA 97 3-2 28 FC4-6 1B	X FA 92 0-0 G4-3 ① F FA 94 B SL 79 X SL 82 1-1 G6-3 ②		B FA 97 C FA 93 C FA 92 X SL 82 1-2 1B	5	0	1	0	0	1	3
23 Adrián González, L (1, 3) OBP: 0.347, SLG: 0.502	B FA 92 B FA 91 D SL 85 C SL 82 F SL 83 S SL 88 3-3 K ③		X SL 83 0-0 1-H 2-H 3-H HR		X CU 77 0-0 2B						I IN 71 I IN 73 I IN 74 I IN 72 4-0 IBB		B FA 92 S FA 92 B FA 93 F FA 92 B FA 91 S FA 91 3-3 K ①	6	1	3	4	1	2	2
3 Khalil Greene, R (1, 6) OBP: 0.291, SLG: 0.468		C FC 89 B FC 88 S CU 77 B FA 91 F SL 88 S SL 83 2-3 K ①	X SL 79 0-0 28 2B FC6-4 1B		B CU 75 C CU 77 X SL 91 1-1 P4 ①		B FA 96 S FA 97 F FA 98 C FA 98 1-3 K ②		F FA 95 X FA 94 0-1 F9 ③		F FA 91 S FA 90 B FA 90 B FA 90 X FA 91 2-2 G5-3 ②③ 2-3f		F FA 94 X FA 92 0-1 F7 ②	7	1	1	0	0	2	5
28 Josh Bard, S (1, 2) OBP: 0.364, SLG: 0.404 21 Heath Bell, R (7, 1) 13 Oscar Robles, L (10, PH) OBP: 0.286, SLG: 0.231 Doug Brocail, L (10, 1) OBP: 0.500, SLG: 0.500 Morgan Ensberg, R (11, 5) OBP: 0.320, SLG: 0.404		C SI 91 B CU 77 F SL 83 F FA 91 F CH 83 B SL 84 F SL 86 X FA 92 2-2 1B	X FA 90 0-0 FC6-4 1-3 2B		S SL 82 X FA 93 0-1 L7 ②		S FA 96 X FA 96 0-1 FC4-6 ③ 1-2f			C FA 89 X CH 81 0-1 G4-3 ①		B FA 93 X SL 85 1-0 P6 ③	4	0	2	0	0	0	2
Geoff Blum, S (1, 4) OBP: 0.319, SLG: 0.367		B SL 83 X SL 82 1-0 F9 ② I IN 76 I IN 78 I IN 81 I IN 81 4-0 FC6-4 IBE			C CU 79 F CU 82 S CU 83 0-3 K ③			X FA 92 0-0 8 WP 24 2B 1B		C CU 73 X CH 81 1-0 F7 ②		X FA 89 0-0 SH5-3 ① 1-2		4	1	1	0	1	1	2
Brady Clark, R (1, 8) OBP: 0.352, SLG: 0.346 Terrmel Sledge, L (10, PH) OBP: 0.310, SLG: 0.360 Mike Cameron, R (10, PR) OBP: 0.328, SLG: 0.431 (10, 8) 9 Brian Myrow, L (12, PH) OBP: 0.250, SLG: 0.200 Jason Lane, R (12, 8) OBP: 0.254, SLG: 0.345		B FA 91 X SI 90 1-0 G5-3 ③	X FA 91 0-0 FC6-4 ② 1-2f 2-3 3-H			C CU 79 X CU 79 0-1 24 WP 1B		S FA 92 1 SAFE X CH 72 0-1 P3 ①		B CU 75 B CH 82 B FA 91 B FA 90 4-0 8 1B BB		B CU 74 C SL 80 B CH 79 S SL 80 S SL 80 2-3 K ②	4 0 0 1	0 0 0 0	1 0 0 0	1 0 0 0	0 1 0 0	0 0 0 1	4 0 0 1
44 Jake Peavy, R (1, 1) OBP: 0.250, SLG: 0.315 8 Michael Barrett, R (7, 2) OBP: 0.281, SLG: 0.372			2 12 1B 24 BB 23 HR 1B			L FA 90 L FA 90 X 0-2 B2 ①		B CH 72 C FA 92 F CH 72 F FA 92 F CH 74 S CH 72 1-3 K ② 1-2		C CU 76 X SL 82 0-1 24 FC6-4 1-2 1B		B CU 75 B FA 90 B FA 90 C FA 90 F SL 80 X FA 90 3-2 G6-3 ③	3 3	1 0	1 1	0 0	0 1	0 2	3 2
Inning Stats	R: 0 E: 0 K: 2 S: 12 H: 1 LOB: 1 BB: 0 P: 19	R: 0 E: 0 K: 1 S: 12 H: 1 LOB: 1 BB: 0 P: 18	R: 5 E: 0 K: 0 S: 16 H: 5 LOB: 2 BB: 2 P: 26	R: 0 E: 0 K: 2 S: 8 H: 0 LOB: 0 BB: 0 P: 11	R: 0 E: 0 K: 1 S: 8 H: 1 LOB: 1 BB: 0 P: 9	R: 0 E: 0 K: 1 S: 12 H: 1 LOB: 1 BB: 0 P: 18	R: 0 E: 0 K: 1 S: 9 H: 1 LOB: 1 BB: 0 P: 15	R: 1 E: 0 K: 1 S: 12 H: 2 LOB: 1 BB: 0 P: 14	R: 0 E: 0 K: 0 S: 5 H: 0 LOB: 0 BB: 0 P: 6	R: 0 E: 0 K: 0 S: 8 H: 1 LOB: 2 BB: 1 P: 15	R: 0 E: 1 K: 0 S: 6 H: 0 LOB: 1 BB: 1 P: 14	R: 0 E: 0 K: 1 S: 9 H: 0 LOB: 1 BB: 1 P: 18	R: 2 E: 0 K: 1 S: 11 H: 2 LOB: 1 BB: 1 P: 21	1B: 10 2B: 3 3B: 0 HR: 2 SF: 0 SAC: 2 DP: 1 HBP: 0	WP: 2 PB: 0 SB: 0 CS: 0 PA: 60						

PITCHER		IP	WLS	BF	H	R	ER	SO	BB	IBB	HBP	BLK	WP	HR	S	P	ERA	WHIP
Josh Fogg, R ERA: 4.94	(1, 1)	4.0		22	8	5	5	5	1	1	0	0	0	1	49	75	11.25	2.250
35 Taylor Buchholz, R ERA: 4.23	(5, 1)	1.1		5	1	0	0	1	0	0	0	0	0	0	12	13	0.00	0.750
Jeremy Affeldt, L ERA: 3.51	(6, 1)	0.1		1	0	0	0	0	0	0	0	0	1	0	4	7	0.00	0.000
23 Ryan Speier, R ERA: 4.0	(6, 1)	0.1		1	0	0	0	1	0	0	0	0	0	0	3	6	0.00	0.000
LaTroy Hawkins, R ERA: 3.42	(7, 1)	1.0	H	4	1	0	0	1	0	0	0	0	0	0	9	15	0.00	1.000

PITCHER		IP	WLS	BF	H	R	ER	SO	BB	IBB	HBP	BLK	WP	HR	S	P	ERA	WHIP
40 Brian Fuentes, L ERA: 3.08	(8, 1)	1.0	B	5	2	1	1	1	0	0	0	0	1	0	12	14	9.00	2.000
60 Manny Corpas, R ERA: 2.08	(9, 1)	1.0		3	0	0	0	0	0	0	0	0	0	0	5	6	0.00	0.000
34 Matt Herges, R ERA: 2.96	(10, 1)	3.0		13	1	0	0	1	2	1	0	0	0	0	23	47	0.00	1.000
50 Jorge Julio, R ERA: 5.23	(13, 1)	0.0		3	2	2	2	0	1	0	0	0	0	1	5	11	∞	∞
44 Ramon Ortiz, R ERA: 5.45	(13, 1)	1.0	W	3	0	0	0	1	0	0	0	0	0	0	6	10	0.00	0.000

San Diego Padres @ Colorado Rockies

Coors Field, Denver, CO

Mon Oct 01 2007, 5:37 PM MDT

Att. 48,404 - Partly Cloudy - 75 F

TOP

livebaseballscorecards.com

AB	52
R	8
H	15
RBI	8
BB	6
SO	11
LOB	30

BOTTOM

Batter	1	2	3	4	5	6	7	8	9	10	11	12	13	AB	R	H	RBI	BB	SO	LOB
Kazuo Matsui, S (1, 4) OBP: 0.342, SLG: 0.405	B FA 89 F FA 91 B FA 93 X FA 93 2-1 2 1B 17 SF8 2B	B CH 83 X SL 83 1-0 G4-3 ②		B FA 92 B SL 85 B CH 85 C FA 91 X FA 90 3-1 G6-3 ③		B SL 86 S SL 86 S SL 86 F SL 84 X FA 93 1-2 SF8 3-H ②		L FA 95 L FA 94 X FA 95 0-2 G1-3 1-2 ①		C FA 92 B SL 89 B FA 93 X FA 93 2-1 P6 ③			B SL 86 B SL 85 C SL 86 F SL 87 F SL 87 X FC 86 2-2 2 2B 2B	6	2	2	1	0	0	1
2 Troy Tulowitzki, R (1, 6) OBP: 0.359, SLG: 0.479	F SL 88 C SL 86 F FA 94 D SL 82 X SL 86 1-2 17 SF8 5 BB 27 1B 2-3 1B	B FA 92 F SL 83 F FA 92 B SL 84 C SL 85 2-3 K ③			B SL 82 B SL 83 C FA 91 S SL 83 B SL 84 X SL 83 3-2 5 1B 2B	S CU 81 X SL 81 0-1 3B		B CU 82 X FA 96 1-0 G1-3 ②			X SL 88 0-0 G1-3 ①		B SL 76 C FC 87 B SL 76 F FC 88 F SL 89 D CH 76 X SL 88 3-2 5 3B 2-H 2B	7	3	4	1	0	1	1
5 Matt Holliday, R (1, 7) OBP: 0.405, SLG: 0.607	B FA 94 B SL 88 B FA 95 F FA 94 B FA 95 4-1 27 1B 17 SF8 1-2 BB		B FA 93 B SL 84 S FA 93 F FA 94 X FA 94 2-2 G4-3 ①		B FA 93 X SL 85 1-0 17 G5-3 2-H 1B	S SL 86 S FA 93 B FA 93 S SL 86 1-3 K ③		F FA 96 B FA 97 S FA 96 S FA 98 S FA 96 1-3 K ③			B CU 90 S FA 92 F CU 90 S SL 91 1-3 K ②		X SL 86 0-0 SF9 2-H 3B	6	1	2	2	1	3	2
17 Todd Helton, L (1, 3) OBP: 0.434, SLG: 0.494	C SL 87 X SL 87 0-1 SF8 1-2 2-3 3-H ①		X FA 93 0-0 HR		X CH 84 0-0 G5-3 1-2 ①		B C SL 86 F SL 86 X SL 84 1-2 L3 ①		C FA 95 B FA 96 F FA 95 S FA 95 1-3 K ①		F FA 93 B FA 93 B FA 93 B FA 93 B FA 92 4-1 1B BB		I IN 67 I IN 70 I IN 68 I IN 69 4-0 IBB	4	1	1	2	2	1	1
27 Garrett Atkins, R (1, 5) OBP: 0.367, SLG: 0.486 Jamey Carroll, R (7, PR) (8, 5) OBP: 0.317, SLG: 0.300	S SL 88 B SL 89 F FA 94 X SL 86 1-2 2-3 3-H 1B		B SL 85 B FA 93 F FA 92 B FA 93 B FA 93 4-1 19 FC5-4 BB		C FA 93 C FA 93 B FA 94 B SL 82 C FA 94 2-3 K ②		X SL 85 0-0 2B		C FA 94 B CU 84 X FA 95 1-1 P3 ②		F FA 93 B FA 93 X FA 92 1-1 1-2 1B		X SL 85 0-0 SF9 3-H ①	3	0	2	1	1	1	1
														2	0	1	1	0	0	0
11 Brad Hawpe, L (1, 9) OBP: 0.387, SLG: 0.539	B FA 94 F FA 94 F SL 88 X FA 95 1-2 P5 ②		F SL 86 B FA 93 S CH 84 B FA 93 S SL 85 2-3 K ②		I IN 66 I IN 68 I IN 66 4-0 IBB		I I I 4-0 IBB		B FA 96 B FA 95 C FA 95 B FA 96 B FA 95 4-1 BB		S FA 90 S FA 91 B FA 90 B FA 90 S FA 90 2-3 K ③			3	0	0	0	3	2	5
19 Ryan Spilborghs, R (1, 8) OBP: 0.383, SLG: 0.485 40 Brian Fuentes, L (8, 1) 60 Manny Corpas, R (9, 1) 47 Joe Koshansky, L (9, PH) OBP: 0.200, SLG: 0.167 34 Matt Herges, L (10, 1) 10 Jeff Baker, R (12, PH) OBP: 0.296, SLG: 0.347 50 Jorge Julio, R (13, 1) 44 Ramon Ortiz, R (13, 1) OBP: 0.400, SLG: 0.250	X FA 95 0-0 F8 ③		S SL 85 X SL 84 0-1 FC5-4 1-2f ③		B CH 85 B FA 93 F SL 86 C SL 82 S SL 82 2-3 K ③		F FA 95 F FA 96 B FA 96 S FA 96 1-3 K ②		C FA 96 S FA 95 S FA 96 0-3 K ③			B FA 88 B FA 88 B FA 89 B FA 90 S FA 89 S FA 89 3-3 K ①		4	0	0	0	0	2	7
												C FA 89 S CU 79 B SL 80 B FA 90 X CU 78 2-2 F8 ②		6	1	1	1	0	1	2
8 Yorvit Torrealba, R (1, 2) OBP: 0.323, SLG: 0.376		F FA 91 B FA 92 B SL 86 X SL 86 2-1 HR		X FA 92 0-0 F9 ①		B SL 83 X SL 82 1-0 G5-3 ①	C CU 81 B SL 85 B SL 95 C CU 83 F FA 96 B CU 82 S CU 82 3-3 K ③			C SL 86 X CU 74 0-1 G5-3 ①										
Josh Fogg, R (1, 1) OBP: 0.348, SLG: 0.172 35 Taylor Buchholz, R (5, 1) OBP: 0.200, SLG: 0.130 Jeremy Affeldt, L (6, 1) 23 Ryan Speier, R (6, 1) 25 Seth Smith, L (8, PH) OBP: 0.429, SLG: 0.875 LaTroy Hawkins, R (7, 1) 18 Cory Sullivan, L (8, 8) OBP: 0.336, SLG: 0.386		C FA 91 F FA 92 F SL 81 C FA 93 0-3 K ①		B FA 91 C FA 91 X FA 91 2-1 G4-3 ②		B SL 84 B SL 84 C FA 91 B SL 83 X FA 91 3-1 SF8 3B		B CU 81 B FA 95 C FA 95 S FA 96 B FA 96 B FA 95 4-2 G1-3 BB			F FA 91 F FA 92 B SL 80 B SL 82 X CU 77 2-2 F9 ②		C FA 90 S CU 78 B SL 80 S FA 90 1-3 K ③	2	0	0	0	1	0
														0	0	0	0	0	0	0
														0	0	0	0	0	0	0
														0	0	0	0	0	0	0
														1	1	1	0	0	0	0
														0	0	0	0	0	0	0
														2	0	0	0	1	1	0
Inning Stats	R: 2 E: 0 K: 0 S: 16 H: 3 LOB: 2 BB: 1 P: 25	R: 1 E: 0 K: 2 S: 10 H: 1 LOB: 0 BB: 0 P: 15	R: 1 E: 0 K: 1 S: 10 H: 1 LOB: 1 BB: 1 P: 18	R: 0 E: 0 K: 0 S: 5 H: 0 LOB: 0 BB: 0 P: 10	R: 1 E: 0 K: 2 S: 11 H: 2 LOB: 2 BB: 1 P: 23	R: 1 E: 0 K: 1 S: 12 H: 2 LOB: 1 BB: 0 P: 18	R: 0 E: 0 K: 2 S: 11 H: 1 LOB: 2 BB: 1 P: 20	R: 0 E: 0 K: 1 S: 10 H: 0 LOB: 1 BB: 1 P: 16	R: 0 E: 0 K: 2 S: 9 H: 0 LOB: 1 BB: 1 P: 15	R: 0 E: 0 K: 0 S: 7 H: 0 LOB: 0 BB: 0 P: 11	R: 0 E: 0 K: 2 S: 10 H: 1 LOB: 2 BB: 1 P: 18	R: 0 E: 0 K: 2 S: 9 H: 0 LOB: 0 BB: 0 P: 15	R: 3 E: 0 K: 0 S: 10 H: 3 LOB: 1 BB: 1 P: 19	1B: 4 2B: 5 3B: 3 HR: 2 SF: 3 SAC: 0 DP: 0 HBP: 0						

PITCHER		IP	WLS	BF	H	R	ER	SO	BB	IBB	HBP	BLK	WP	HR	S	P	ERA	WHIP
44 Jake Peavy, R ERA: 2.54	(1, 1)	6.1		33	10	6	6	6	2	2	0	0	0	2	68	118	8.53	1.895
21 Heath Bell, R ERA: 2.02	(7, 1)	2.2		10	0	0	0	5	2	0	0	0	0	0	26	42	0.00	0.750
Doug Brocail, R ERA: 3.05	(10, 1)	1.2		7	1	0	0	1	1	0	0	0	0	0	14	24	0.00	1.200
50 Joe Thatcher, L ERA: 1.29	(11, 1)	1.1		4	0	0	0	3	0	0	0	0	0	0	12	20	0.00	0.000
Trevor Hoffman, R ERA: 2.98	(13, 1)	0.1	L	5	3	3	3	0	0	1	0	0	0	0	10	19	81.00	9.000

PITCHER	IP	WLS	BF	H	R	ER	SO	BB	IBB	HBP	BLK	WP	HR	S	P	ERA	WHIP

San Diego Padres @ Colorado Rockies

Coors Field, Denver, CO

Mon Oct 01 2007, 5:37 PM MDT

Att. 48,404 - Partly Cloudy - 75 F

livebaseballscorecards.com

AB	48
R	9
H	14
RBI	9
BB	8
SO	15
LOB	21

WP: 0 PA: 59
PB: 0
SB: 0
CS: 0