

San Diego Padres - 2007

| Batter | 1 | 2 | 3 | 4 | 5 | 6 | 7 | 8 | 9 | AB | R | H | RBI | BB | SO | LOB | TOP | | | |
|---|---|---------------------------------|------------------------------|---------------------------------|------------------------------|---------------------------------|------------------------------|---------------------------------|------------------------------|---------------------------------|------------------------------|---------------------------------|------------------------------|---------------------------------|------------------------------|---------------------------------|----------------------------------|------------------------------------|----------------------------------|--------|
| José Cruz Jr., S (1.9) 76 Will Venable, L (6.9) | G5-3 | | G4-3 | | | F8 | | | G6-3 | 3 | 0 | 0 | 0 | 0 | 0 | 0 | | | | |
| 8 Terrel Sledge, L (1.7) 29 Jack Cust, L (6.7) | HR | | 1B | | | K | | | F7 | 3 | 1 | 2 | 1 | 0 | 1 | 0 | | | | |
| Mike Cameron, R (1.8) 78 Adam Shabala, L (6.8) | P4 | | G6-3 | | | K | | | G1-3 | 3 | 0 | 0 | 0 | 0 | 1 | 1 | | | | |
| Todd Walker, L (1.4) 10 Craig Stansberry, R (4.4) | K | | | | | F7 | | | | 2 | 0 | 0 | 0 | 0 | 1 | 0 | | | | |
| 5 Kevin Kouzmanoff, R (1.5) 67 Royce Huffman, R (7.5) | | K | | | | K | | | G6-4-3 | 3 | 0 | 0 | 0 | 0 | 2 | 1 | | | | |
| 34 Russell Branyan, L (1.10) OBP: 0.200, SLG: 0.200 | | | | | | K | | | P5 | 3 | 0 | 1 | 0 | 0 | 1 | 0 | | | | |
| Geoff Blum, S (1.3) 74 Brian Myrow, L (5.3) | | | | | | F8 | | | G3 | 2 | 0 | 0 | 0 | 0 | 1 | 1 | | | | |
| Rob Bowen, S (1.2) 70 Luke Carlin, S (5.2) 72 Nick Hundley, R (8.2) | | | | | | K | | | K | 2 | 0 | 0 | 0 | 0 | 1 | 1 | | | | |
| 1 Manny Alexander, R (1.6) 13 Oscar Robles, L (5.6) | | | | | | F8 | | | F7 | 2 | 0 | 0 | 0 | 0 | 0 | 0 | | | | |
| Inning Stats | R: 1 E: 0 K: 1 S: 6 | H: 1 LOB: 0 BB: 0 P: 6 | R: 0 E: 0 K: 2 S: 8 | H: 1 LOB: 1 BB: 0 P: 8 | R: 0 E: 0 K: 0 S: 4 | H: 1 LOB: 1 BB: 0 P: 4 | R: 0 E: 0 K: 2 S: 7 | H: 0 LOB: 0 BB: 0 P: 7 | R: 0 E: 0 K: 1 S: 5 | H: 0 LOB: 0 BB: 0 P: 5 | R: 0 E: 0 K: 0 S: 3 | H: 1 LOB: 0 BB: 0 P: 3 | R: 0 E: 0 K: 1 S: 5 | H: 0 LOB: 0 BB: 0 P: 5 | R: 0 E: 0 K: 0 S: 3 | H: 0 LOB: 0 BB: 0 P: 3 | 1B: 3 2B: 0 3B: 0 HR: 1 | SF: 0 SAC: 0 DP: 1 HBP: 0 | WP: 0 PB: 0 SB: 0 CS: 0 | PA: 30 |
| PITCHER | IP WLS BF H R ER SO BB IBB HBP BLK WP HR S P ERA WHIP | | | | | | | | | | | | | | | | | | | |
| 56 Jarrod Washburn, L (1.1) ERA: 4.5 | 2.0 L 8 2 1 1 3 0 0 0 0 0 0 1 14 14 4.50 1.000 | | | | | | | | | | | | | | | | | | | |
| 46 Sean White, R (3.1) ERA: | 2.0 7 1 0 0 2 0 0 0 0 0 0 0 11 11 0.00 0.500 | | | | | | | | | | | | | | | | | | | |
| 97 Justin Thomas, L (5.1) ERA: | 2.0 6 0 0 0 3 0 0 0 0 0 0 0 12 12 0.00 0.000 | | | | | | | | | | | | | | | | | | | |
| Matt Perisho, L (7.1) ERA: | 1.0 3 1 0 0 0 0 0 0 0 0 0 0 3 3 0.00 1.000 | | | | | | | | | | | | | | | | | | | |
| Jesse Foppert, R (8.1) ERA: | 1.0 3 0 0 0 1 0 0 0 0 0 0 0 5 5 0.00 0.000 | | | | | | | | | | | | | | | | | | | |
| PITCHER | IP WLS BF H R ER SO BB IBB HBP BLK WP HR S P ERA WHIP | | | | | | | | | | | | | | | | | | | |
| 62 Cesar Jimenez, L (9.1) ERA: | 1.0 3 0 0 0 0 0 0 0 0 0 0 0 3 3 0.00 0.000 | | | | | | | | | | | | | | | | | | | |

San Diego Padres @ Seattle Mariners
 Peoria Stadium, Peoria, AZ
 Sat Mar 03 2007, 3:05 PM EST
 Att: 7,804 - Sunny - 63 F

| | |
|-----|----|
| AB | 30 |
| R | 1 |
| H | 4 |
| RBI | 1 |
| BB | 0 |
| SO | 9 |
| LOB | 4 |



| Batter | 1 | 2 | 3 | 4 | 5 | 6 | 7 | 8 | 9 | AB | R | H | RBI | BB | SO | LOB | BOTTOM | | | |
|---|---|---------------------------------|------------------------------|---------------------------------|------------------------------|---------------------------------|------------------------------|---------------------------------|------------------------------|---------------------------------|------------------------------|---------------------------------|------------------------------|---------------------------------|------------------------------|---------------------------------|----------------------------------|------------------------------------|----------------------------------|--------|
| 51 Ichiro Suzuki, L (1.8) 25 Adam Jones, R (7.8) | 1B | | G6-3 | | | K | | | K | 3 | 0 | 1 | 0 | 0 | 1 | 0 | | | | |
| Rey Ordonez, R (1.4) Michael Garcia-parra, R (7. PR) OBP: 0.333, SLG: 0.333 | P6 | | | | | G6-4-3 | | | G6-4-3 | 3 | 0 | 2 | 0 | 0 | 0 | 1 | | | | |
| 29 Adrian Beltré, R (1.5) 12 Michael Morse, R (8.5) | L7 | | | | | F7 | | | F9 | 3 | 0 | 0 | 0 | 0 | 3 | | | | | |
| Richie Sexson, R (1.3) Tony Torcato, L (8.7) | G6-3 | | | | | G6-4-3 | | | K | 3 | 0 | 0 | 0 | 0 | 1 | 3 | | | | |
| Jose Guillen, R (1.10) OBP: 0.333, SLG: 0.333 | | | | | | G6-4-3 | | | FC6-4 | 3 | 0 | 1 | 0 | 0 | 0 | 1 | | | | |
| Ben Broussard, L (1.7) OBP: 0.167, SLG: 0.167 | | | | | | L6 | | | WP | 3 | 0 | 1 | 0 | 0 | 0 | 1 | | | | |
| 2 Kenji Johjima, R (1.2) 55 Jamie Burke, R (8.2) OBP: 0.333, SLG: 0.333 | | | | | | G6-4-3 | | | K | 2 | 0 | 0 | 0 | 1 | 1 | | | | | |
| 7 Jeremy Reed, L (1.9) | | | | | | L5 | | | K | 3 | 0 | 0 | 0 | 0 | 1 | 1 | | | | |
| 7 Yuniesky Betancourt, R (1.6) 1 Gookie Dawkins, R (7.6) | | | | | | G6-3 | | | L4 | 2 | 0 | 0 | 0 | 0 | 0 | 1 | | | | |
| Inning Stats | R: 0 E: 0 K: 0 S: 4 | H: 1 LOB: 0 BB: 0 P: 4 | R: 0 E: 0 K: 0 S: 3 | H: 0 LOB: 0 BB: 0 P: 3 | R: 0 E: 0 K: 0 S: 3 | H: 1 LOB: 0 BB: 0 P: 3 | R: 0 E: 0 K: 0 S: 3 | H: 1 LOB: 0 BB: 0 P: 3 | R: 0 E: 0 K: 1 S: 5 | H: 0 LOB: 0 BB: 0 P: 5 | R: 0 E: 0 K: 1 S: 6 | H: 1 LOB: 1 BB: 0 P: 6 | R: 0 E: 0 K: 2 S: 8 | H: 1 LOB: 0 BB: 0 P: 9 | R: 0 E: 0 K: 1 S: 5 | H: 1 LOB: 0 BB: 0 P: 5 | 1B: 6 2B: 0 3B: 0 HR: 0 | SF: 0 SAC: 0 DP: 3 HBP: 0 | WP: 1 PB: 0 SB: 0 CS: 0 | PA: 30 |
| PITCHER | IP WLS BF H R ER SO BB IBB HBP BLK WP HR S P ERA WHIP | | | | | | | | | | | | | | | | | | | |
| 52 Clay Hensley, R (1.1) ERA: | 2.0 W 7 1 0 0 0 0 0 0 0 0 0 0 3 3 0.00 0.500 | | | | | | | | | | | | | | | | | | | |
| 21 Heath Bell, R (3.1) ERA: | 1.0 H 3 0 0 0 0 0 0 0 0 0 0 0 3 3 0.00 0.000 | | | | | | | | | | | | | | | | | | | |
| 66 Steve Watkins, R (4.1) ERA: | 1.0 H 3 1 0 0 0 0 0 0 0 0 0 0 3 3 0.00 1.000 | | | | | | | | | | | | | | | | | | | |
| 79 Aaron Rakers, R (5.1) ERA: | 1.0 H 3 1 0 0 0 0 0 0 0 0 0 0 3 3 0.00 1.000 | | | | | | | | | | | | | | | | | | | |
| Scott Linebrink, R (6.1) ERA: | 1.0 H 3 0 0 0 1 0 0 0 0 0 0 0 5 5 0.00 0.000 | | | | | | | | | | | | | | | | | | | |
| PITCHER | IP WLS BF H R ER SO BB IBB HBP BLK WP HR S P ERA WHIP | | | | | | | | | | | | | | | | | | | |
| 45 Justin Hampson, L (7.1) ERA: | 1.0 H 4 1 0 0 2 0 0 0 0 0 0 0 8 9 0.00 1.000 | | | | | | | | | | | | | | | | | | | |
| Scott Strickland, R (8.1) ERA: | 1.0 H 4 1 0 0 2 0 0 0 0 0 0 0 8 9 0.00 1.000 | | | | | | | | | | | | | | | | | | | |
| 59 Jared Wells, R (9.1) ERA: | 1.0 S 3 1 0 0 1 0 0 0 0 0 0 0 5 5 0.00 1.000 | | | | | | | | | | | | | | | | | | | |

San Diego Padres @ Seattle Mariners
 Peoria Stadium, Peoria, AZ
 Sat Mar 03 2007, 3:05 PM EST
 Att: 7,804 - Sunny - 63 F

| | |
|-----|----|
| AB | 30 |
| R | 0 |
| H | 6 |
| RBI | 0 |
| BB | 0 |
| SO | 5 |
| LOB | 14 |



| Batter | 1 | 2 | 3 | 4 | 5 | 6 | 7 | 8 | 9 | AB | R | H | RBI | BB | SO | LOB | TOP | | | | | | | | | | |
|--|------------------------------|---------------------------------|------------------------------|---------------------------------|------------------------------|---------------------------------|------------------------------|---------------------------------|------------------------------|---------------------------------|------------------------------|---------------------------------|------------------------------|----------------------------------|------------------------------|---------------------------------|---|------------------------------------|----------------------------------|--------|--|--|--|--|--|--|--|
| José Cruz Jr., S OBP: 0.125, SLG: 0.125 (1, 10) | | | | | | | | | | 5 | 0 | 1 | 0 | 0 | 2 | 2 | San Diego Padres @ Kansas City Royals Surprise Stadium, Surprise, AZ Mon Mar 05 2007, 3:05 PM EST Att: 2,706 - Partly Cloudy - 70 F | | | | | | | | | | |
| 8 Termel Sledge, L OBP: 0.444, SLG: 1.111 (1, 7) | | | | | | | | | 5 | 1 | 2 | 2 | 2 | 0 | 0 | 0 | | | | | | | | | | | |
| Mike Cameron, R OBP: 0.333, SLG: 1.000 76 Will Venable, L OBP: 0.167, SLG: 0.167 (6, PR) (6, 8) | | | | | | | | | 3 | 1 | 2 | 1 | 0 | 0 | 0 | 0 | | | | | | | | | | | |
| Todd Walker, L OBP: 0.200, SLG: 0.200 13 Oscar Robles, L (6, 4) | | | | | | | | | 3 | 0 | 1 | 0 | 0 | 0 | 0 | 1 | | | | | | | | | | | |
| 5 Kevin Kouzmanoff, R OBP: 0.286, SLG: 0.167 10 Craig Stansberry, R OBP: 0.250, SLG: 0.250 (8, PR) (8, 5) | | | | | | | | | 3 | 0 | 1 | 1 | 1 | 1 | 1 | 1 | | | | | | | | | | | |
| 29 Jack Cust, L OBP: 0.250, SLG: 0.500 74 Brian Myrow, L (6, 3) | | | | | | | | | 3 | 0 | 1 | 0 | 0 | 0 | 1 | 2 | | | | | | | | | | | |
| Rob Bowen, S 70 Luke Carlin, S (6, 2) | | | | | | | | | 3 | 0 | 0 | 0 | 0 | 1 | 1 | 1 | | | | | | | | | | | |
| 67 Royce Huffman, R OBP: 0.286, SLG: 0.167 (6, 9) | | | | | | | | | 3 | 0 | 0 | 0 | 0 | 0 | 0 | 0 | | | | | | | | | | | |
| 80 Adam Bourassa, L 73 Justin Hatcher, R OBP: 0.500, SLG: 0.500 (9, PH) | | | | | | | | | 0 | 0 | 0 | 0 | 0 | 0 | 0 | 0 | | | | | | | | | | | |
| 1 Manny Alexander, R OBP: 0.250, SLG: 0.250 62 Luis Alfonso Cruz, R OBP: 0.600, SLG: 0.750 (5, 6) | | | | | | | | | 2 | 0 | 1 | 0 | 0 | 0 | 0 | 0 | | | | | | | | | | | |
| Inning Stats | R: 1 E: 0 K: 1 S: 8 | H: 3 LOB: 2 BB: 0 P: 8 | R: 0 E: 0 K: 1 S: 7 | H: 1 LOB: 1 BB: 0 P: 7 | R: 1 E: 0 K: 1 S: 6 | H: 1 LOB: 0 BB: 0 P: 6 | R: 0 E: 0 K: 1 S: 5 | H: 0 LOB: 0 BB: 0 P: 5 | R: 0 E: 0 K: 1 S: 5 | H: 2 LOB: 1 BB: 0 P: 5 | R: 0 E: 0 K: 0 S: 3 | H: 1 LOB: 1 BB: 0 P: 3 | R: 0 E: 0 K: 2 S: 7 | H: 0 LOB: 2 BB: 2 P: 15 | R: 1 E: 1 K: 0 S: 5 | H: 2 LOB: 2 BB: 1 P: 9 | 1B: 6 2B: 2 3B: 0 HR: 2 | SF: 0 SAC: 0 DP: 1 HBP: 0 | WP: 0 PB: 0 SB: 1 CS: 1 | PA: 39 | | | | | | | |
| PITCHER | IP | WLS | BF | H | R | ER | SO | BB | IBB | HBP | BLK | WP | HR | S | P | ERA | WHIP | | | | | | | | | | |
| 36 Jorge De La Rosa, L ERA: 6.75 (1, 1) | 2.2 | | 13 | 5 | 2 | 2 | 2 | 0 | 0 | 0 | 0 | 0 | 2 | 18 | 18 | 6.75 | 1.875 | | | | | | | | | | |
| 56 Jason Shiel, R ERA: (3, 1) | 0.1 | W | 1 | 0 | 0 | 0 | 1 | 0 | 0 | 0 | 0 | 0 | 0 | 3 | 3 | 0.00 | 0.000 | | | | | | | | | | |
| Brandon Duckworth, R ERA: (4, 1) | 2.0 | H | 6 | 0 | 0 | 0 | 2 | 0 | 0 | 0 | 0 | 0 | 0 | 10 | 10 | 0.00 | 0.000 | | | | | | | | | | |
| David Riske, R ERA: 9.0 (6, 1) | 1.0 | H | 5 | 2 | 1 | 1 | 0 | 0 | 0 | 0 | 0 | 0 | 0 | 5 | 5 | 9.00 | 2.000 | | | | | | | | | | |
| 41 Jimmy Gobble, L ERA: 4.5 (7, 1) | 2.0 | H | 8 | 1 | 0 | 0 | 2 | 2 | 0 | 0 | 0 | 0 | 0 | 10 | 18 | 0.00 | 1.500 | | | | | | | | | | |

| | |
|-----|----|
| AB | 36 |
| R | 4 |
| H | 10 |
| RBI | 4 |
| BB | 3 |
| SO | 7 |
| LOB | 11 |



| Batter | 1 | 2 | 3 | 4 | 5 | 6 | 7 | 8 | 9 | AB | R | H | RBI | BB | SO | LOB | BOTTOM | | | | | | | | | | |
|--|------------------------------|---------------------------------|-------------------------------|----------------------------------|------------------------------|---------------------------------|------------------------------|---------------------------------|------------------------------|---------------------------------|------------------------------|----------------------------------|------------------------------|----------------------------------|------------------------------|---------------------------------|---|------------------------------------|----------------------------------|--------|--|--|--|--|--|--|--|
| 9 David DeJesus, L (1, 8) | | | | | | | | | | 3 | 0 | 0 | 0 | 1 | 0 | 3 | San Diego Padres @ Kansas City Royals Surprise Stadium, Surprise, AZ Mon Mar 05 2007, 3:05 PM EST Att: 2,706 - Partly Cloudy - 70 F | | | | | | | | | | |
| Richard Lewis, R OBP: 0.500, SLG: 0.500 (7, 5) | | | | | | | | | | 1 | 1 | 1 | 2 | 0 | 0 | 0 | | | | | | | | | | | |
| Esteban German, R OBP: 0.308, SLG: 0.273 64 Matt Tupman, L (7, 2) | | | | | | | | | | 4 | 0 | 1 | 1 | 0 | 1 | 5 | | | | | | | | | | | |
| 24 Mark Teahen, L OBP: 0.333, SLG: 1.667 32 Shane Costa, L OBP: 0.545, SLG: 0.778 (6, PH) (7, 9) | | | | | | | | | | 3 | 1 | 1 | 0 | 0 | 2 | 0 | | | | | | | | | | | |
| 29 Mike Sweeney, R OBP: 0.333, SLG: 0.333 26 Justin Huber, R OBP: 0.333, SLG: 0.286 (6, PR) (6, 10) | | | | | | | | | | 3 | 0 | 1 | 0 | 0 | 1 | 1 | | | | | | | | | | | |
| 1 Angel Sanchez, R OBP: 1.000, SLG: 1.000 (7, PH) (8, 10) | | | | | | | | | | 1 | 0 | 1 | 0 | 0 | 0 | 0 | | | | | | | | | | | |
| 11 Ross Gload, L OBP: 0.455, SLG: 0.700 2 Joey Gathright, L OBP: 0.300, SLG: 0.222 (6, 7) (7, 8) | | | | | | | | | | 2 | 2 | 2 | 0 | 1 | 0 | 0 | | | | | | | | | | | |
| 43 Ryan Shealy, R OBP: 0.273, SLG: 0.818 22 Mitch Maier, L (6, 3) | | | | | | | | | | 3 | 1 | 1 | 3 | 0 | 0 | 2 | | | | | | | | | | | |
| 4 Alex Gordon, L OBP: 0.182 68 Fernando Cortez, L OBP: 0.500, SLG: 0.429 (7, 4) | | | | | | | | | | 2 | 0 | 1 | 0 | 0 | 0 | 0 | | | | | | | | | | | |
| 14 John Buck, R OBP: 0.750, SLG: 1.400 21 Billy Butler, R OBP: 0.700, SLG: 0.875 (7, 7) | | | | | | | | | | 2 | 0 | 1 | 0 | 1 | 0 | 3 | | | | | | | | | | | |
| Alex Gonzalez, R OBP: 0.714, SLG: 0.800 13 Andrés Blanco, S OBP: 0.556, SLG: 0.667 (6, PR) (7, 6) | | | | | | | | | | 2 | 0 | 1 | 0 | 1 | 2 | 1 | | | | | | | | | | | |
| Inning Stats | R: 0 E: 0 K: 2 S: 7 | H: 0 LOB: 0 BB: 0 P: 7 | R: 2 E: 0 K: 2 S: 10 | H: 3 LOB: 3 BB: 2 P: 18 | R: 2 E: 0 K: 0 S: 5 | H: 2 LOB: 0 BB: 0 P: 6 | R: 0 E: 0 K: 0 S: 3 | H: 1 LOB: 1 BB: 1 P: 7 | R: 0 E: 0 K: 1 S: 7 | H: 2 LOB: 3 BB: 0 P: 8 | R: 1 E: 0 K: 0 S: 4 | H: 1 LOB: 2 BB: 2 P: 12 | R: 4 E: 1 K: 0 S: 7 | H: 4 LOB: 2 BB: 2 P: 15 | R: 0 E: 0 K: 0 S: 4 | H: 1 LOB: 1 BB: 0 P: 4 | 1B: 8 2B: 5 3B: 0 HR: 1 | SF: 1 SAC: 0 DP: 1 HBP: 1 | WP: 1 PB: 0 SB: 1 CS: 0 | PA: 45 | | | | | | | |
| PITCHER | IP | WLS | BF | H | R | ER | SO | BB | IBB | HBP | BLK | WP | HR | S | P | ERA | WHIP | | | | | | | | | | |
| 44 Jake Peavy, R ERA: 9.0 (1, 1) | 2.0 | | 11 | 3 | 2 | 2 | 4 | 2 | 0 | 0 | 0 | 0 | 0 | 17 | 25 | 9.00 | 2.500 | | | | | | | | | | |
| 39 Mike Thompson, R ERA: 9.0 (3, 1) | 2.0 | L | 9 | 3 | 2 | 2 | 0 | 1 | 0 | 0 | 0 | 1 | 0 | 8 | 13 | 9.00 | 2.000 | | | | | | | | | | |
| 41 Kevin Cameron, R ERA: (5, 1) | 1.0 | | 6 | 2 | 0 | 0 | 1 | 0 | 0 | 1 | 0 | 0 | 0 | 7 | 8 | 0.00 | 2.000 | | | | | | | | | | |
| 75 Frank Brooks, L ERA: 4.5 (6, 1) | 1.0 | | 6 | 1 | 1 | 1 | 0 | 2 | 0 | 0 | 0 | 0 | 0 | 4 | 12 | 9.00 | 3.000 | | | | | | | | | | |
| 68 Erick Burke, L ERA: 54.0 (7, 1) | 0.2 | | 7 | 3 | 4 | 4 | 0 | 2 | 0 | 0 | 0 | 0 | 0 | 5 | 13 | 54.00 | 7.500 | | | | | | | | | | |

| | |
|-----|----|
| AB | 36 |
| R | 9 |
| H | 14 |
| RBI | 8 |
| BB | 7 |
| SO | 5 |
| LOB | 23 |



| Batter | 1 | 2 | 3 | 4 | 5 | 6 | 7 | 8 | 9 | AB | R | H | RBI | BB | SO | LOB | TOP | | | | | | |
|--|---|---------------------------------|------------------------------|---------------------------------|------------------------------|---------------------------------|------------------------------|---------------------------------|-------------------------------|---------------------------------|-------------------------------|---|---|---------------------------------|------------------------------|---------------------------------|------------------------------|---------------------------------|----------------------------------|------------------------------------|----------------------------------|--------|--|
| 8 Termel Sledge, L (1.9) Mike Baxter, L (5.9) OBP: 0.368, SLG: 0.833 OBP: 0.500, SLG: 0.500 | F9 | | K | | K | | | | G4-3 | 3 | 0 | 0 | 0 | 0 | 2 | 2 | | | | | | | |
| Todd Walker, L (1.4) 10 Craig Stansbery, R (5.4) OBP: 0.250, SLG: 0.267 OBP: 0.400, SLG: 0.333 | | | G3 | | F8 | | | | | 3 | 0 | 1 | 0 | 0 | 0 | 2 | | | | | | | |
| Mike Cameron, R (1.8) Yordany Ramirez, R (6.8) | | | | | P6 | | | | | 3 | 0 | 0 | 0 | 0 | 2 | 2 | | | | | | | |
| 23 Adrián González, L (1.3) Matt Antonelli, R (6.5) | | | | | F9 | | | | | 3 | 0 | 0 | 0 | 0 | 1 | 1 | | | | | | | |
| 5 Kevin Kouzmanoff, R (1.5) 21 Heath Bell, R (6.1) 82 Brett Dowdy, R (7.7) 40 Royce Ring, L (7.1) | | | | | G4-3 | | | | | 3 | 2 | 2 | 1 | 0 | 0 | 0 | | | | | | | |
| 18 Paul McNulty, L (1.7) 79 Aaron Rakers, R (4.1) | | | | | F9 | | | | | 2 | 0 | 1 | 1 | 0 | 0 | 0 | | | | | | | |
| 67 Royce Huffman, R (6.7) OBP: 0.333, SLG: 0.364 | | | | | | | | | | 2 | 0 | 2 | 0 | 0 | 0 | 0 | | | | | | | |
| 53 Pete Laforest, L (1.2) 70 Luke Carlin, S (6.7) OBP: 0.250, SLG: 0.143 | | | | | | | | | | 2 | 1 | 1 | 0 | 0 | 1 | 1 | | | | | | | |
| 1 Manny Alexander, R (1.6) Juan Ciriaco, R (5.6) OBP: 0.286, SLG: 0.286 OBP: 0.500, SLG: 1.000 | | | | | | | | | | 2 | 0 | 1 | 0 | 0 | 0 | 1 | | | | | | | |
| 44 Jake Peavy, R (1.1) 41 Kevin Cameron, R (3.1) 76 Will Venable, L (4.7) | | | | | | | | | | 1 | 0 | 1 | 0 | 0 | 0 | 0 | | | | | | | |
| Inning Stats | R: 0 E: 0 K: 1 S: 6 | H: 1 LOB: 1 BB: 0 P: 6 | R: 1 E: 0 K: 1 S: 6 | H: 2 LOB: 0 BB: 0 P: 6 | R: 0 E: 0 K: 1 S: 6 | H: 1 LOB: 1 BB: 0 P: 6 | R: 0 E: 0 K: 0 S: 3 | H: 0 LOB: 0 BB: 0 P: 3 | R: 1 E: 0 K: 3 S: 11 | H: 2 LOB: 1 BB: 0 P: 7 | R: 1 E: 0 K: 3 S: 11 | H: 2 LOB: 1 BB: 0 P: 11 | R: 3 E: 0 K: 1 S: 9 | H: 4 LOB: 1 BB: 0 P: 9 | R: 0 E: 0 K: 1 S: 7 | H: 1 LOB: 0 BB: 0 P: 7 | R: 0 E: 0 K: 0 S: 3 | H: 1 LOB: 1 BB: 1 P: 7 | 1B: 5 2B: 8 3B: 0 HR: 1 | SF: 1 SAC: 0 DP: 3 HBP: 0 | WP: 0 PB: 0 SB: 0 CS: 0 | PA: 39 | |
| PITCHER | IP WLS BF H R ER SO BB IBB HBP BLK WP HR S P ERA WHIP | | | | | | | | | | | PITCHER | IP WLS BF H R ER SO BB IBB HBP BLK WP HR S P ERA WHIP | | | | | | | | | | |
| 53 Rich Hill, L (1.1) ERA: 3.6 | 3.0 W 12 4 1 1 3 0 0 0 0 0 0 0 18 18 3.00 1.333 | | | | | | | | | | | 83 Adalberto Mendez, R (7.1) ERA: 6.75 | 1.2 5 1 0 0 2 0 0 0 0 0 0 0 5 5 0.00 0.600 | | | | | | | | | | |
| Bob Howry, R (4.1) ERA: 4.5 | 1.0 H 3 0 0 0 0 0 0 0 0 0 0 0 3 3 0.00 0.000 | | | | | | | | | | | 13 Will Ohman, L (9.1) ERA: 6.75 | 1.0 4 1 0 0 0 1 0 0 0 0 0 0 5 5 0.00 2.000 | | | | | | | | | | |
| 47 Scott Eyre, L (5.1) ERA: 10.13 | 1.0 5 2 1 1 1 0 0 0 0 0 0 0 7 7 9.00 2.000 | | | | | | | | | | | | | | | | | | | | | | |
| 49 Carlos Marmol, R (6.1) ERA: 13.5 | 1.0 5 2 1 1 3 0 0 0 0 0 0 1 11 11 9.00 2.000 | | | | | | | | | | | | | | | | | | | | | | |
| 70 John Webb, R (7.1) ERA: 12.0 | 0.1 5 4 3 3 0 0 0 0 0 0 0 0 5 5 81.00 12.000 | | | | | | | | | | | | | | | | | | | | | | |

San Diego Padres @ Chicago Cubs
Hohokam Park, Mesa, AZ
Fri Mar 09 2007, 3:05 PM EST
Att: 8,513 - Sunny - 81 F

AB 37
R 6
H 14
RBI 6
BB 1
SO 9
LOB 19



| Batter | 1 | 2 | 3 | 4 | 5 | 6 | 7 | 8 | 9 | AB | R | H | RBI | BB | SO | LOB | BOTTOM | | | | | | |
|--|---|---------------------------------|-------------------------------|----------------------------------|------------------------------|----------------------------------|------------------------------|----------------------------------|-------------------------------|----------------------------------|------------------------------|---------------------------------|---|---------------------------------|-----------------------------------|------------------------------------|----------------------------------|--------|--|--|--|--|--|
| 12 Alfonso Soriano, R (1.8) Josh Lansford, R (6.5) OBP: 0.250, SLG: 0.500 OBP: 0.500, SLG: 0.500 | L6 | | F7 | | P6 | | | | E6 | 4 | 0 | 0 | 0 | 0 | 0 | 3 | | | | | | | |
| Cesar Izturis, S (1.6) 67 Chris Walker, S (5.7) OBP: 0.600, SLG: 0.583 OBP: 0.286, SLG: 0.167 | | | | | | | | | | 2 | 2 | 1 | 0 | 2 | 0 | 0 | | | | | | | |
| 25 Derrek Lee, R (1.3) 24 Henry Blanco, R (6.2) OBP: 0.550, SLG: 0.800 OBP: 0.154, SLG: 0.154 | | | | | | | | | | 4 | 2 | 2 | 0 | 0 | 1 | 1 | | | | | | | |
| 16 Aramis Ramirez, R (1.5) 29 Angel Pagán, S (6.9) OBP: 0.421, SLG: 0.706 OBP: 0.333, SLG: 0.200 | | | | | | | | | | 3 | 2 | 2 | 4 | 1 | 0 | 0 | | | | | | | |
| Jacque Jones, L (1.9) 47 Scott Eyre, L (5.1) OBP: 0.333, SLG: 0.294 | | | | | | | | | | 2 | 0 | 0 | 0 | 1 | 1 | 3 | | | | | | | |
| 65 Eric Patterson, L (6.4) OBP: 0.455, SLG: 0.818 | | | | | | | | | | 2 | 0 | 2 | 0 | 0 | 0 | 0 | | | | | | | |
| Michael Barrett, R (1.2) 49 Carlos Marmol, R (6.1) 70 John Webb, R (7.1) 83 Adalberto Mendez, R (7.1) 13 Will Ohman, L (9.1) | | | | | | | | | | 4 | 1 | 2 | 2 | 0 | 0 | 3 | | | | | | | |
| 27 Buck Coats, L (1.7) OBP: 0.545, SLG: 0.600 | | | | | | | | | | 4 | 1 | 3 | 1 | 1 | 1 | 1 | | | | | | | |
| Tomas Perez, S (1.4) OBP: 0.375, SLG: 0.385 | | | | | | | | | | 4 | 0 | 3 | 1 | 0 | 0 | 3 | | | | | | | |
| Dylan Johnston, L (7.6) | | | | | | | | | | 1 | 1 | 0 | 0 | 0 | 1 | 1 | | | | | | | |
| 53 Rich Hill, L (1.1) 9 Scott Moore, L (3.7) Bob Howry, L (4.1) 76 Micah Hoffpauir, L (4.7) OBP: 0.400, SLG: 0.666 | | | | | | | | | | 1 | 0 | 0 | 0 | 0 | 1 | 3 | | | | | | | |
| Inning Stats | R: 0 E: 0 K: 1 S: 5 | H: 0 LOB: 0 BB: 0 P: 5 | R: 0 E: 0 K: 2 S: 10 | H: 3 LOB: 3 BB: 0 P: 10 | R: 4 E: 0 K: 0 S: 7 | H: 4 LOB: 3 BB: 3 P: 19 | R: 2 E: 0 K: 0 S: 5 | H: 2 LOB: 3 BB: 3 P: 17 | R: 2 E: 0 K: 2 S: 11 | H: 3 LOB: 1 BB: 0 P: 11 | R: 0 E: 0 K: 2 S: 8 | H: 1 LOB: 1 BB: 0 P: 8 | R: 0 E: 1 K: 0 S: 5 | H: 1 LOB: 2 BB: 0 P: 5 | 1B: 14 2B: 2 3B: 0 HR: 1 | SF: 0 SAC: 1 DP: 0 HBP: 0 | WP: 0 PB: 0 SB: 1 CS: 0 | PA: 49 | | | | | |
| PITCHER | IP WLS BF H R ER SO BB IBB HBP BLK WP HR S P ERA WHIP | | | | | | | | | | | PITCHER | IP WLS BF H R ER SO BB IBB HBP BLK WP HR S P ERA WHIP | | | | | | | | | | |
| 44 Jake Peavy, R (1.1) ERA: 11.57 | 2.2 L 15 5 4 4 3 2 0 0 0 0 0 0 6 22 13.50 2.625 | | | | | | | | | | | | | | | | | | | | | | |
| 41 Kevin Cameron, R (3.1) ERA: 5.4 | 0.2 10 4 2 2 0 4 0 0 0 0 0 0 6 22 27.00 12.000 | | | | | | | | | | | | | | | | | | | | | | |
| 79 Aaron Rakers, R (4.1) ERA: 4.91 | 1.2 8 3 2 2 0 0 0 0 0 0 1 8 9 10.80 1.800 | | | | | | | | | | | | | | | | | | | | | | |
| 21 Heath Bell, R (6.1) ERA: 3.0 | 1.0 7 3 2 0 2 0 0 0 0 0 0 0 11 11 0.00 3.000 | | | | | | | | | | | | | | | | | | | | | | |
| 40 Royce Ring, L (7.1) ERA: | 2.0 9 2 0 0 2 0 0 0 0 0 0 0 13 13 0.00 1.000 | | | | | | | | | | | | | | | | | | | | | | |

San Diego Padres @ Chicago Cubs
Hohokam Park, Mesa, AZ
Fri Mar 09 2007, 3:05 PM EST
Att: 8,513 - Sunny - 81 F

AB 42
R 10
H 17
RBI 8
BB 6
SO 7
LOB 34




| Batter | 1 | 2 | 3 | 4 | 5 | 6 | 7 | 8 | 9 | AB | R | H | RBI | BB | SO | LOB | TOP | | | | | | | | | | |
|---|------------------------------|---------------------------------|------------------------------|---------------------------------|------------------------------|---------------------------------|------------------------------|---------------------------------|-------------------------------|----------------------------------|------------------------------|---------------------------------|------------------------------|---------------------------------|------------------------------|---------------------------------|--|----------------------------------|------------------------------------|----------------------------------|--------|--|--|--|--|--|--|
| 22 Marcus Giles, R OBP: 0.400, SLG: 0.667 13 Oscar Robles, L OBP: 0.364, SLG: 0.222 | | | | | | | | | | 3 | 1 | 2 | 0 | 0 | 0 | 2 | San Diego Padres @ Los Angeles Angels Tempe Diablo Stadium, Tempe, AZ Fri Mar 09 2007, 3:05 PM EST Att: 7,181 - Sunny - 82 F | | | | | | | | | | |
| 24 Brian Giles, L OBP: 0.333, SLG: 0.462 Vince Sinisi, L (8, PH) | | | | | | | | | | 3 | 0 | 0 | 0 | 0 | 1 | 2 | | | | | | | | | | | |
| 3 Khalil Greene, R OBP: 0.594, SLG: 0.385 62 Luis Alfonso Cruz, R OBP: 0.333, SLG: 0.429 | | | | | | | | | | 3 | 0 | 0 | 0 | 0 | 1 | 1 | | | | | | | | | | | |
| 34 Russell Bryanan, L OBP: 0.231, SLG: 0.538 Chase Headley, S | | | | | | | | | | 3 | 1 | 1 | 2 | 0 | 0 | 0 | | | | | | | | | | | |
| Geoff Blum, S OBP: 0.308, SLG: 0.615 Shawn Wooten, R | | | | | | | | | | 3 | 0 | 0 | 0 | 0 | 2 | 0 | | | | | | | | | | | |
| Jose Cruz Jr., S OBP: 0.214, SLG: 0.500 80 Adam Bourassa, L | | | | | | | | | | 3 | 1 | 1 | 1 | 0 | 1 | 0 | | | | | | | | | | | |
| 29 Jack Cust, L OBP: 0.308, SLG: 0.538 | | | | | | | | | | 4 | 0 | 1 | 0 | 0 | 2 | 0 | | | | | | | | | | | |
| Rob Bowen, S OBP: 0.091, SLG: 0.091 72 Nick Hundley, R | | | | | | | | | | 3 | 0 | 1 | 0 | 0 | 1 | 1 | | | | | | | | | | | |
| 78 Adam Shabala, L OBP: 0.273, SLG: 0.111 | | | | | | | | | | 2 | 0 | 0 | 0 | 1 | 2 | 1 | | | | | | | | | | | |
| Inning Stats | R: 2 E: 0 K: 2 S: 9 | H: 2 LOB: 0 BB: 0 P: 9 | R: 1 E: 0 K: 0 S: 4 | H: 2 LOB: 1 BB: 1 P: 8 | R: 0 E: 0 K: 0 S: 3 | H: 0 LOB: 0 BB: 0 P: 3 | R: 0 E: 0 K: 3 S: 9 | H: 0 LOB: 0 BB: 0 P: 9 | R: 0 E: 0 K: 3 S: 10 | H: 1 LOB: 1 BB: 0 P: 10 | R: 0 E: 0 K: 0 S: 3 | H: 1 LOB: 0 BB: 0 P: 6 | R: 1 E: 1 K: 1 S: 8 | H: 1 LOB: 1 BB: 0 P: 8 | R: 0 E: 0 K: 1 S: 5 | H: 0 LOB: 0 BB: 0 P: 5 | | 1B: 4 2B: 1 3B: 0 HR: 2 | SF: 0 SAC: 0 DP: 1 HBP: 0 | WP: 0 PB: 0 SB: 0 CS: 0 | PA: 35 | | | | | | |
| PITCHER | IP | WLS | BF | H | R | ER | SO | BB | IBB | HBP | BLK | WP | HR | S | P | ERA | WHIP | | | | | | | | | | |
| 45 Kelvim Escobar, R ERA: 5.4 | 3.0 | W | 13 | 4 | 3 | 3 | 2 | 1 | 0 | 0 | 0 | 0 | 2 | 16 | 20 | 9.00 | 1.667 | | | | | | | | | | |
| Francisco Rodriguez, R ERA: | 1.0 | H | 3 | 0 | 0 | 0 | 3 | 0 | 0 | 0 | 0 | 0 | 0 | 9 | 9 | 0.00 | 0.000 | | | | | | | | | | |
| 62 Scot Shields, R ERA: | 1.0 | H | 4 | 1 | 0 | 0 | 3 | 0 | 0 | 0 | 0 | 0 | 0 | 10 | 10 | 0.00 | 1.000 | | | | | | | | | | |
| Darren Oliver, L ERA: 4.5 | 2.0 | H | 7 | 1 | 0 | 0 | 1 | 0 | 0 | 0 | 0 | 0 | 0 | 9 | 9 | 0.00 | 0.500 | | | | | | | | | | |
| 70 Ryan Aldridge, R ERA: | 1.0 | | 5 | 1 | 1 | 0 | 1 | 0 | 0 | 0 | 1 | 0 | 0 | 8 | 8 | 0.00 | 1.000 | | | | | | | | | | |

| | |
|-----|----|
| AB | 34 |
| R | 4 |
| H | 7 |
| RBI | 3 |
| BB | 1 |
| SO | 11 |
| LOB | 10 |



| Batter | 1 | 2 | 3 | 4 | 5 | 6 | 7 | 8 | 9 | AB | R | H | RBI | BB | SO | LOB | BOTTOM | | | | | | | | | | |
|---|------------------------------|---------------------------------|-------------------------------|----------------------------------|------------------------------|---------------------------------|------------------------------|---------------------------------|------------------------------|---------------------------------|------------------------------|---------------------------------|-------------------------------|----------------------------------|------------------------------|---------------------------------|--|-----------------------------------|------------------------------------|----------------------------------|--------|--|--|--|--|--|--|
| 24 Gary Matthews, S OBP: 0.278, SLG: 0.375 13 Nathan Haynes, L OBP: 0.500, SLG: 0.600 | | | | | | | | | | 3 | 1 | 1 | 1 | 1 | 0 | 0 | San Diego Padres @ Los Angeles Angels Tempe Diablo Stadium, Tempe, AZ Fri Mar 09 2007, 3:05 PM EST Att: 7,181 - Sunny - 82 F | | | | | | | | | | |
| Orlando Cabrera, R OBP: 0.438, SLG: 0.455 64 Terry Evans, R OBP: 0.308, SLG: 0.538 | | | | | | | | | | 2 | 1 | 1 | 0 | 1 | 0 | 1 | | | | | | | | | | | |
| 27 Vladimir Guerrero, R OBP: 0.313, SLG: 0.667 19 Curtis Pride, L OBP: 0.308, SLG: 0.333 | | | | | | | | | | 3 | 1 | 2 | 2 | 0 | 0 | 1 | | | | | | | | | | | |
| Shea Hillenbrand, R OBP: 0.294, SLG: 0.250 46 Bobby Wilson, R OBP: 0.200, SLG: 0.200 | | | | | | | | | | 3 | 0 | 0 | 0 | 0 | 0 | 4 | | | | | | | | | | | |
| 16 Garret Anderson, L OBP: 0.375, SLG: 0.333 20 Sean Rodriguez, R OBP: 0.429, SLG: 0.500 | | | | | | | | | | 3 | 0 | 1 | 1 | 0 | 0 | 0 | | | | | | | | | | | |
| 47 Howie Kendrick, R OBP: 0.526, SLG: 0.889 2 Hainley Statia, S OBP: 0.429, SLG: 0.400 | | | | | | | | | | 3 | 2 | 2 | 0 | 0 | 0 | 1 | | | | | | | | | | | |
| Casey Kotchman, L OBP: 0.294, SLG: 0.412 53 Mike Eylward, R OBP: 0.500, SLG: 1.000 | | | | | | | | | | 2 | 0 | 1 | 0 | 0 | 0 | 1 | | | | | | | | | | | |
| Mike Napoli, R OBP: 0.462, SLG: 0.600 96 Flint Wipke, R OBP: 0.333, SLG: 0.667 | | | | | | | | | | 3 | 0 | 1 | 1 | 0 | 2 | 0 | | | | | | | | | | | |
| 9 Chone Figgins, S OBP: 0.500, SLG: 0.615 63 Matthew Brown, R OBP: 0.429, SLG: 0.833 | | | | | | | | | | 3 | 1 | 1 | 0 | 0 | 0 | 1 | | | | | | | | | | | |
| Inning Stats | R: 2 E: 0 K: 0 S: 6 | H: 3 LOB: 1 BB: 0 P: 6 | R: 2 E: 0 K: 1 S: 12 | H: 3 LOB: 2 BB: 1 P: 16 | R: 1 E: 0 K: 0 S: 5 | H: 2 LOB: 1 BB: 0 P: 5 | R: 0 E: 0 K: 0 S: 4 | H: 0 LOB: 1 BB: 1 P: 9 | R: 1 E: 0 K: 1 S: 7 | H: 1 LOB: 0 BB: 0 P: 9 | R: 0 E: 0 K: 0 S: 3 | H: 0 LOB: 0 BB: 0 P: 3 | R: 4 E: 1 K: 1 S: 11 | H: 5 LOB: 2 BB: 1 P: 15 | R: 2 E: 1 K: 1 S: 8 | H: 2 LOB: 1 BB: 0 P: 9 | | 1B: 11 2B: 3 3B: 2 HR: 0 | SF: 2 SAC: 0 DP: 0 HBP: 0 | WP: 2 PB: 1 SB: 8 CS: 0 | PA: 44 | | | | | | |
| PITCHER | IP | WLS | BF | H | R | ER | SO | BB | IBB | HBP | BLK | WP | HR | S | P | ERA | WHIP | | | | | | | | | | |
| David Wells, L ERA: 16.2 | 1.2 | | 4 | 3 | 3 | 3 | 1 | 0 | 0 | 0 | 0 | 0 | 0 | 6 | 10 | 27.00 | 9.000 | | | | | | | | | | |
| 77 Adrian Burnside, L ERA: 6.75 | 0.1 | L | 4 | 2 | 1 | 1 | 0 | 1 | 0 | 0 | 0 | 0 | 0 | 6 | 10 | 27.00 | 9.000 | | | | | | | | | | |
| 39 Mike Thompson, R ERA: 6.75 | 2.0 | | 9 | 2 | 1 | 1 | 0 | 1 | 0 | 0 | 0 | 1 | 0 | 9 | 14 | 4.50 | 1.500 | | | | | | | | | | |
| 45 Justin Hampson, L ERA: | 1.0 | | 4 | 1 | 1 | 0 | 1 | 0 | 0 | 0 | 0 | 0 | 0 | 7 | 9 | 0.00 | 1.000 | | | | | | | | | | |
| 64 Ryan Ketchner, L ERA: | 1.0 | | 3 | 0 | 0 | 0 | 0 | 0 | 0 | 0 | 0 | 0 | 0 | 3 | 3 | 0.00 | 0.000 | | | | | | | | | | |
| PITCHER | IP | WLS | BF | H | R | ER | SO | BB | IBB | HBP | BLK | WP | HR | S | P | ERA | WHIP | | | | | | | | | | |
| 75 Frank Brooks, L ERA: 16.88 | 0.2 | | 6 | 3 | 4 | 4 | 0 | 1 | 0 | 0 | 0 | 0 | 0 | 5 | 5 | 0.00 | 6.000 | | | | | | | | | | |
| 58 Andrew Brown, R ERA: 21.6 | 0.1 | | 3 | 2 | 0 | 0 | 1 | 0 | 0 | 0 | 0 | 0 | 0 | 5 | 5 | 0.00 | 6.000 | | | | | | | | | | |
| 56 Scott Cassidy, R ERA: | 1.0 | | 6 | 2 | 2 | 0 | 1 | 0 | 0 | 0 | 0 | 1 | 0 | 8 | 9 | 0.00 | 2.000 | | | | | | | | | | |

| | |
|-----|----|
| AB | 39 |
| R | 12 |
| H | 16 |
| RBI | 11 |
| BB | 3 |
| SO | 4 |
| LOB | 16 |



| Batter | 1 | 2 | 3 | 4 | 5 | 6 | 7 | 8 | 9 | AB | R | H | RBI | BB | SO | LOB | TOP | | | | | |
|--|------------------------------|----------------------------------|------------------------------|----------------------------------|------------------------------|----------------------------------|------------------------------|----------------------------------|------------------------------|---------------------------------|------------------------------|---------------------------------|------------------------------|---------------------------------|------------------------------|---------------------------------|---|---------------------------------|----------------------------------|------------------------------------|----------------------------------|--------|
| 21 Steve Finley, L OBP: 0.429, SLG: 0.550 66 Sean Barker, R (7.8) | G3 | | P2 | | | G3-1 | K | | | 3 | 0 | 0 | 0 | 0 | 0 | 0 | Colorado Rockies @ San Diego Padres Peoria Stadium, Peoria, AZ Sat Mar 10 2007, 3:05 PM EST Att: 7,650 - Sunny - 79 F | | | | | |
| Jamey Carroll, R OBP: 0.167, SLG: 0.118 45 Mike Gallo, L (8.1) | G5-3 | | F9 | | | 27 2B | | G6-3 | | 4 | 1 | 1 | 0 | 0 | 0 | 0 | | | | | | |
| 27 Garrett Atkins, R OBP: 0.500, SLG: 0.684 29 Jayson Nix, R OBP: 0.500, SLG: 0.625 | F7 | | | F9 | | 1B | | 2B | | 3 | 0 | 1 | 1 | 0 | 0 | 0 | | | | | | |
| 5 Matt Holliday, R OBP: 0.500, SLG: 0.842 73 Seth Smith, L OBP: 0.250, SLG: 0.143 | | 2B | | 10 F9 | | K | | K | | 3 | 1 | 2 | 0 | 0 | 1 | 1 | | | | | | |
| 10 Jeff Baker, R OBP: 0.250, SLG: 0.421 | F9 | | | F9 | | K | | G5-3 | | 4 | 0 | 0 | 0 | 0 | 1 | 4 | | | | | | |
| 8 Yovani Torresalba, R OBP: 0.250, SLG: 0.333 72 Matt Miller, R OBP: 0.500, SLG: 0.500 | K | | | F8 | | | F8 | | P4 | 3 | 0 | 0 | 0 | 0 | 1 | 2 | | | | | | |
| 2 Troy Tulowitzki, R OBP: 0.500, SLG: 0.615 62 Jonathan Herrera, S OBP: 0.250, SLG: 0.250 | | 2B | | 18 G4-6-3 HBP | | G6-3 | | F8 | | 1 | 0 | 1 | 1 | 0 | 0 | 0 | | | | | | |
| 18 Cory Sullivan, L OBP: 0.294, SLG: 0.313 34 Matt Herges, L 94 Doug Bernier, R (8.5) | G4-1 | | | G4-6-3 | | 2B | | BB | | 3 | 1 | 1 | 0 | 0 | 0 | 2 | | | | | | |
| 31 Rodrigo Lopez, R 65 Oscar Rivera, L Geronimo Gil, R OBP: 0.333, SLG: 0.500 | G6-3 | | | K | | K | | FC5-4 | | 2 | 0 | 0 | 0 | 0 | 1 | 1 | | | | | | |
| | | | | | | 1-H | | 1-2 | | 2 | 0 | 1 | 1 | 0 | 0 | 1 | | | | | | |
| Inning Stats | R: 0 E: 0 K: 0 S: 8 | H: 0 LOB: 0 BB: 0 P: 12 | R: 1 E: 0 K: 1 S: 9 | H: 2 LOB: 1 BB: 0 P: 16 | R: 0 E: 0 K: 0 S: 8 | H: 0 LOB: 0 BB: 0 P: 12 | R: 0 E: 0 K: 0 S: 8 | H: 1 LOB: 1 BB: 0 P: 10 | R: 0 E: 0 K: 1 S: 6 | H: 0 LOB: 1 BB: 0 P: 7 | R: 1 E: 0 K: 2 S: 9 | H: 2 LOB: 1 BB: 0 P: 9 | R: 1 E: 0 K: 1 S: 7 | H: 2 LOB: 1 BB: 0 P: 7 | R: 0 E: 0 K: 1 S: 6 | H: 1 LOB: 1 BB: 0 P: 6 | R: 0 E: 0 K: 0 S: 3 | H: 0 LOB: 1 BB: 1 P: 7 | 1B: 2 2B: 6 3B: 0 HR: 0 | SF: 0 SAC: 0 DP: 1 HBP: 1 | WP: 0 PB: 0 SB: 0 CS: 0 | PA: 36 |
| PITCHER | IP | WLS | BF | H | R | ER | SO | BB | IBB | HBP | BLK | WP | HR | S | P | ERA | WHIP | | | | | |
| 32 Chris Young, R ERA: 4.0 | 4.0 | W | 15 | 3 | 1 | 1 | 1 | 0 | 0 | 0 | 0 | 0 | 0 | 33 | 50 | 2.25 | 0.750 | | | | | |
| 26 Doug Brocail, R ERA: 6.0 | 1.0 | | 3 | 0 | 0 | 0 | 1 | 0 | 0 | 1 | 0 | 0 | 0 | 6 | 7 | 0.00 | 0.000 | | | | | |
| 43 Cla Meredith, R ERA: 6.0 | 1.0 | | 5 | 2 | 1 | 1 | 2 | 0 | 0 | 0 | 0 | 0 | 0 | 9 | 9 | 9.00 | 2.000 | | | | | |
| 65 Jack Cassel, R ERA: 9.0 | 1.0 | | 5 | 2 | 1 | 1 | 1 | 0 | 0 | 0 | 0 | 0 | 0 | 7 | 7 | 9.00 | 2.000 | | | | | |
| 66 Steve Watkins, R ERA: 9.0 | 1.0 | | 4 | 1 | 0 | 0 | 1 | 0 | 0 | 0 | 0 | 0 | 0 | 6 | 6 | 0.00 | 1.000 | | | | | |

| Batter | 1 | 2 | 3 | 4 | 5 | 6 | 7 | 8 | 9 | AB | R | H | RBI | BB | SO | LOB | BOTTOM | | | | |
|---|-------------------------------|----------------------------------|-------------------------------|----------------------------------|------------------------------|----------------------------------|------------------------------|----------------------------------|-------------------------------|----------------------------------|------------------------------|---------------------------------|------------------------------|---------------------------------|------------------------------|---------------------------------|---|------------------------------------|----------------------------------|--------|--|
| 8 Terrel Sledge, L OBP: 0.417, SLG: 0.957 (6.8) | HR | | | K | | F8 | | | | 5 | 3 | 3 | 1 | 0 | 1 | 0 | Colorado Rockies @ San Diego Padres Peoria Stadium, Peoria, AZ Sat Mar 10 2007, 3:05 PM EST Att: 7,650 - Sunny - 79 F | | | | |
| 24 Brian Giles, L OBP: 0.333, SLG: 0.500 18 Paul McNulty, L OBP: 0.474, SLG: 0.563 | 23 1B | P6 | | F9 | | 23 G4-6-3 1B | | 10 WP | | 3 | 1 | 1 | 0 | 0 | 0 | 1 | | | | | |
| 23 Adrián González, L OBP: 0.421, SLG: 0.586 10 Craig Stansberry, R OBP: 0.364, SLG: 0.300 | 3 WP 3 1B | | K | | 28 2B 3 HR | G4-6-3 | | G6-3 | | 4 | 2 | 2 | 1 | 0 | 1 | 2 | | | | | |
| 28 Josh Bard, S OBP: 0.571, SLG: 0.900 53 Pete LaForest, R OBP: 0.429, SLG: 0.500 | 3 1B 3 E 3 WP | | | | 3 HR | | | 1B | | 2 | 3 | 2 | 2 | 1 | 0 | 0 | | | | | |
| 3 Khalil Greene, R OBP: 0.250, SLG: 0.625 62 Luis Alfonso Cruz, R OBP: 0.300, SLG: 0.375 | 34 E SF7 | L1 | | | 3 HR | | | F9 | | 3 | 2 | 2 | 4 | 0 | 0 | 0 | | | | | |
| 34 Russell Branyan, L OBP: 0.250, SLG: 0.467 67 Royce Huffman, R OBP: 0.308, SLG: 0.333 | E1 | | | K | | | | K | | 2 | 0 | 0 | 1 | 1 | 1 | 1 | | | | | |
| José Cruz Jr., S OBP: 0.176, SLG: 0.586 29 Jack Cust, L OBP: 0.286, SLG: 0.500 | SF7 | | | K | | | | P6 | | 2 | 0 | 0 | 1 | 0 | 2 | 1 | | | | | |
| 13 Oscar Robles, L OBP: 0.267, SLG: 0.154 | F9 | | | K | | | | | | 1 | 0 | 0 | 0 | 0 | 0 | 1 | | | | | |
| | | | | | | | | | | 4 | 0 | 0 | 0 | 0 | 0 | 2 | | | | | |
| | | | | | | | | | | 1 | 0 | 0 | 0 | 0 | 0 | 1 | | | | | |
| Inning Stats | R: 5 E: 1 K: 0 S: 13 | H: 4 LOB: 1 BB: 1 P: 23 | R: 2 E: 0 K: 1 S: 11 | H: 2 LOB: 0 BB: 0 P: 16 | R: 0 E: 0 K: 2 S: 7 | H: 0 LOB: 0 BB: 0 P: 10 | R: 0 E: 0 K: 1 S: 9 | H: 0 LOB: 0 BB: 0 P: 10 | R: 3 E: 0 K: 1 S: 15 | H: 3 LOB: 1 BB: 1 P: 22 | R: 0 E: 0 K: 0 S: 3 | H: 1 LOB: 0 BB: 0 P: 3 | R: 0 E: 0 K: 1 S: 6 | H: 1 LOB: 1 BB: 0 P: 7 | R: 1 E: 0 K: 0 S: 5 | H: 2 LOB: 1 BB: 0 P: 6 | 1B: 7 2B: 3 3B: 0 HR: 3 | SF: 1 SAC: 0 DP: 1 HBP: 0 | WP: 2 PB: 0 SB: 0 CS: 0 | PA: 39 | |
| PITCHER | IP | WLS | BF | H | R | ER | SO | BB | IBB | HBP | BLK | WP | HR | S | P | ERA | WHIP | | | | |
| 31 Rodrigo Lopez, R ERA: 11.57 | 4.0 | L | 20 | 6 | 7 | 6 | 4 | 1 | 0 | 0 | 0 | 0 | 1 | 18 | 25 | 13.50 | 2.500 | | | | |
| 65 Oscar Rivera, L ERA: 9.0 | 2.0 | | 10 | 4 | 3 | 3 | 1 | 1 | 0 | 0 | 0 | 0 | 0 | 6 | 7 | 0.00 | 1.000 | | | | |
| 34 Matt Herges, R ERA: 4.5 | 1.0 | | 4 | 1 | 0 | 0 | 1 | 0 | 0 | 0 | 0 | 0 | 0 | 5 | 6 | 9.00 | 2.000 | | | | |

| Batter | 1 | 2 | 3 | 4 | 5 | 6 | 7 | 8 | 9 | AB | R | H | RBI | BB | SO | LOB | TOP | | | | |
|--|---|---|---|---|---|---|---|---|---|---|---|---|---|---|---|---|---|---|---|---|---|
| José Cruz Jr., S (1, 9) <small>OBP: 0.286, SLG: 0.600</small> 29 Jack Cust, L (6, FR) <small>OBP: 0.333, SLG: 0.533</small> | 0-0 2B | 0-0 1B | | K | | 0-0 2B | | 0-0 1B | | 4 | 0 | 3 | 0 | 0 | 1 | 0 | San Diego Padres @ Arizona Diamondbacks Tucson Electric Park, Tucson, AZ Sun Mar 11 2007, 4:05 PM EDT Att: 9,821 - Sunny - 75 F | | | | |
| Geoff Blum, S (1, 3) <small>OBP: 0.333, SLG: 0.563</small> 10 Craig Stansberry, R (6, 4) <small>OBP: 0.273, SLG: 0.273</small> | 4-0 BB | 0-1 SAFE F7 | | K | | 0-0 2B | | 0-3 K | | 3 | 0 | 1 | 0 | 1 | 1 | 1 | | | | | |
| Todd Walker, L (1, 4) <small>OBP: 0.200, SLG: 0.211</small> 77 Adrian Burnside, R (6, 1) <small>OBP: 0.273, SLG: 0.333</small> 45 Justin Hampson, L (6, 6) <small>OBP: 0.273, SLG: 0.333</small> | 0-0 F9 | | 0-3 K | 0-0 G4-3 | | 0-0 G4-3 | | 0-0 E7 | | 4 | 1 | 0 | 0 | 0 | 1 | 3 | | | | | |
| Mike Cameron, R (1, 8) <small>OBP: 0.263, SLG: 0.375</small> 78 Adam Shabala, L (7, 8) <small>OBP: 0.308, SLG: 0.100</small> | 0-3 K | | 4-0 FC6-4 BB | | 0-0 G5-3 | | 0-3 K | | 4-0 76 G3 53 G5-3 82 1B | 3 | 0 | 0 | 0 | 1 | 2 | 2 | | | | | |
| 5 Kevin Kouzmanoff, R (1, 5) <small>OBP: 0.476, SLG: 0.765</small> 82 Sean Kazmar Jr., R (7, 4) <small>OBP: 1.000, SLG: 1.000</small> | 0-0 G5-3 | | 0-0 FC6-4 1B | | 0-0 18 1B | | 0-0 G5-3 | | 0-0 76 G3 | 4 | 2 | 1 | 0 | 0 | 0 | 4 | | | | | |
| 18 Paul McNulty, L (1, 7) <small>OBP: 0.522, SLG: 0.600</small> 76 Will Venable, L (7, 7) <small>OBP: 0.385, SLG: 0.455</small> | | 0-0 HR | 0-0 1B | | 0-0 3B | | 0-0 G6-3 | | 0-0 1B | 4 | 1 | 3 | 2 | 0 | 0 | 0 | | | | | |
| Rob Bowen, S (1, 2) <small>OBP: 0.400, SLG: 0.400</small> 53 Pete Laforest, L (7, 2) <small>OBP: 0.333, SLG: 0.375</small> | | 0-0 HR | 0-0 1B | | 0-0 1B | | 0-3 K | | 0-0 G5-3 | 3 | 1 | 2 | 3 | 0 | 0 | 1 | | | | | |
| 1 Manny Alexander, R (1, 6) <small>OBP: 0.182, SLG: 0.182</small> 79 Aaron Rakers, R (8, 1) <small>OBP: 0.333, SLG: 0.308</small> Vince Sinisi, L (9, PH) | | 0-0 G6-3 | 0-0 P6 | | 0-0 F9 | | 0-0 F7 | | 0-0 G4-3 | 4 | 0 | 0 | 0 | 0 | 0 | 3 | | | | | |
| 59 Jared Wells, R (1, 1) Scott Strickland, R (4, 1) 75 Frank Brooks, L (4, 1) 67 Royce Huffman, R (6, PH) <small>OBP: 0.333, SLG: 0.308</small> | | 0-0 G6-3 | 0-3 K | | 0-0 F9 | | 0-0 BB | | | 2 | 0 | 0 | 0 | 0 | 1 | 2 | | | | | |
| Inning Stats | R: 0 E: 0 K: 1 S: 6 | H: 1 LOB: 2 BB: 1 P: 10 | R: 2 E: 1 K: 0 S: 7 | H: 3 LOB: 1 BB: 0 P: 7 | R: 2 E: 0 K: 2 S: 10 | H: 2 LOB: 2 BB: 1 P: 14 | R: 0 E: 0 K: 2 S: 7 | H: 0 LOB: 0 BB: 0 P: 7 | R: 1 E: 0 K: 0 S: 5 | H: 2 LOB: 1 BB: 0 P: 5 | R: 0 E: 0 K: 1 S: 5 | H: 0 LOB: 0 BB: 0 P: 5 | R: 0 E: 0 K: 2 S: 8 | H: 1 LOB: 2 BB: 1 P: 12 | R: 2 E: 1 K: 0 S: 5 | H: 1 LOB: 1 BB: 1 P: 9 | | 1B: 8 2B: 2 3B: 1 HR: 1 | SF: 0 SAC: 0 DP: 0 HBP: 0 | WP: 1 PB: 0 SB: 0 CS: 0 | PA: 44 |
| PITCHER | IP WLS BF H R ER SO BB IBB HBP BLK WP HR S P ERA WHIP | IP WLS BF H R ER SO BB IBB HBP BLK WP HR S P ERA WHIP | IP WLS BF H R ER SO BB IBB HBP BLK WP HR S P ERA WHIP | IP WLS BF H R ER SO BB IBB HBP BLK WP HR S P ERA WHIP | IP WLS BF H R ER SO BB IBB HBP BLK WP HR S P ERA WHIP | IP WLS BF H R ER SO BB IBB HBP BLK WP HR S P ERA WHIP | IP WLS BF H R ER SO BB IBB HBP BLK WP HR S P ERA WHIP | IP WLS BF H R ER SO BB IBB HBP BLK WP HR S P ERA WHIP | IP WLS BF H R ER SO BB IBB HBP BLK WP HR S P ERA WHIP | IP WLS BF H R ER SO BB IBB HBP BLK WP HR S P ERA WHIP | IP WLS BF H R ER SO BB IBB HBP BLK WP HR S P ERA WHIP | IP WLS BF H R ER SO BB IBB HBP BLK WP HR S P ERA WHIP | IP WLS BF H R ER SO BB IBB HBP BLK WP HR S P ERA WHIP | IP WLS BF H R ER SO BB IBB HBP BLK WP HR S P ERA WHIP | IP WLS BF H R ER SO BB IBB HBP BLK WP HR S P ERA WHIP | IP WLS BF H R ER SO BB IBB HBP BLK WP HR S P ERA WHIP | IP WLS BF H R ER SO BB IBB HBP BLK WP HR S P ERA WHIP | IP WLS BF H R ER SO BB IBB HBP BLK WP HR S P ERA WHIP | IP WLS BF H R ER SO BB IBB HBP BLK WP HR S P ERA WHIP | IP WLS BF H R ER SO BB IBB HBP BLK WP HR S P ERA WHIP | IP WLS BF H R ER SO BB IBB HBP BLK WP HR S P ERA WHIP |



| Batter | 1 | 2 | 3 | 4 | 5 | 6 | 7 | 8 | 9 | AB | R | H | RBI | BB | SO | LOB | BOTTOM | | | | |
|--|---|---|---|---|---|---|---|---|---|---|---|---|---|---|---|---|---|---|---|---|---|
| 22 Eric Byrnes, R (1, 7) <small>OBP: 0.542, SLG: 0.750</small> 76 Alex Romero, L (5, 7) <small>OBP: 0.154, SLG: 0.154</small> | 0-0 HR | | 0-0 1B | 0-0 1B | | 0-0 G6-3 | 0-0 1B | | | 3 | 2 | 3 | 1 | 0 | 0 | 0 | San Diego Padres @ Arizona Diamondbacks Tucson Electric Park, Tucson, AZ Sun Mar 11 2007, 4:05 PM EDT Att: 9,821 - Sunny - 75 F | | | | |
| 1 Orlando Hudson, S (1, 4) <small>OBP: 0.409, SLG: 0.579</small> 29 Mark Johnson, L (7, 2) | 0-0 1B | | 4-0 BB | 4-0 BB | | 0-0 2B | 0-0 HBP | | | 2 | 1 | 2 | 0 | 2 | 0 | 0 | | | | | |
| 6 Stephen Drew, L (1, 6) <small>OBP: 0.490, SLG: 0.450</small> 74 Greg Smith, L (5, 1) <small>OBP: 0.571, SLG: 0.947</small> | 0-0 G3-4-3 | | 0-0 L8 | 0-0 E4 | | 0-0 E2 | 0-0 SF9 | | | 3 | 0 | 0 | 0 | 0 | 0 | 4 | | | | | |
| 34 Conor Jackson, R (1, 3) <small>OBP: 0.435, SLG: 0.476</small> 63 Jaiлен Peguero, R (7, 1) <small>OBP: 0.667, SLG: 0.667</small> 59 Jeff Bajenaru, R (8, 1) <small>OBP: 0.333, SLG: 0.308</small> 55 Casey Daigle, R (9, 1) | 0-3 K | | 0-0 F9-3 | 0-0 G5-3 | | 4-0 14 1B | 0-0 P5 | | | 3 | 0 | 0 | 0 | 1 | 1 | 5 | | | | | |
| Chad Tracy, L (1, 5) <small>OBP: 0.316, SLG: 0.294</small> 14 Brian Barden, R (6, 5) <small>OBP: 0.500, SLG: 0.700</small> | 0-0 F8 | | 4-0 7 2B SF9 | | 0-3 K | 0-0 7 WP 1B | | 0-0 68 G5-4-3 1B | | 2 | 1 | 0 | 0 | 1 | 1 | 1 | | | | | |
| 7 Carlos Quentin, R (1, 9) <small>OBP: 0.380, SLG: 0.524</small> 10 Dee Brown, L (7, 7) <small>OBP: 0.462, SLG: 0.455</small> | | 0-0 F7 | | 0-0 SF9 5 1B | | 4-0 BB | | 0-0 F8 | | 3 | 1 | 1 | 0 | 1 | 0 | 2 | | | | | |
| Dave Krynzel, L (1, 8) <small>OBP: 0.500, SLG: 0.867</small> 68 Justin Upton, R (7, PH) <small>OBP: 0.364, SLG: 0.471</small> | | 0-0 3B | | 0-0 SF9 | | 0-3 K | | 0-0 G5-4-3 | | 2 | 1 | 1 | 1 | 0 | 1 | 1 | | | | | |
| 5 Robby Hammonck, R (1, 2) <small>OBP: 0.500, SLG: 0.667</small> 71 Mark Reynolds, R (7, 3) <small>OBP: 0.425, SLG: 0.455</small> | | 1-0 G6-3 | | 0-0 1B | | 0-3 K | | 4-1 29 HBP 76 1B | | 3 | 1 | 1 | 1 | 0 | 1 | 1 | | | | | |
| 41 Evan MacLane, L (1, 1) Tony Clark, S (2, PH) <small>OBP: 0.450, SLG: 0.490</small> 46 D.J. Carrasco, R (3, 1) <small>OBP: 0.450, SLG: 0.600</small> 66 Carlos González, L (4, PH) <small>OBP: 0.450, SLG: 0.600</small> 11 Augie Ojeda, S (5, 6) <small>OBP: 0.333, SLG: 0.313</small> | | 0-0 G4-3 | | 0-0 F7 | | 0-0 F9 | | 0-0 F3 | | 0 | 0 | 0 | 0 | 0 | 0 | 0 | | | | | |
| Inning Stats | R: 1 E: 0 K: 1 S: 7 | H: 2 LOB: 1 BB: 0 P: 7 | R: 1 E: 0 K: 0 S: 4 | H: 1 LOB: 0 BB: 0 P: 5 | R: 0 E: 0 K: 0 S: 3 | H: 1 LOB: 1 BB: 1 P: 7 | R: 4 E: 1 K: 0 S: 7 | H: 3 LOB: 2 BB: 2 P: 15 | R: 0 E: 0 K: 3 S: 9 | H: 0 LOB: 1 BB: 1 P: 13 | R: 2 E: 1 K: 0 S: 6 | H: 3 LOB: 2 BB: 1 P: 11 | R: 2 E: 0 K: 0 S: 5 | H: 1 LOB: 2 BB: 2 P: 15 | R: 0 E: 0 K: 0 S: 3 | H: 1 LOB: 0 BB: 0 P: 3 | | 1B: 8 2B: 3 3B: 1 HR: 1 | SF: 2 SAC: 0 DP: 2 HBP: 1 | WP: 4 PB: 0 SB: 1 CS: 0 | PA: 43 |
| PITCHER | IP WLS BF H R ER SO BB IBB HBP BLK WP HR S P ERA WHIP | IP WLS BF H R ER SO BB IBB HBP BLK WP HR S P ERA WHIP | IP WLS BF H R ER SO BB IBB HBP BLK WP HR S P ERA WHIP | IP WLS BF H R ER SO BB IBB HBP BLK WP HR S P ERA WHIP | IP WLS BF H R ER SO BB IBB HBP BLK WP HR S P ERA WHIP | IP WLS BF H R ER SO BB IBB HBP BLK WP HR S P ERA WHIP | IP WLS BF H R ER SO BB IBB HBP BLK WP HR S P ERA WHIP | IP WLS BF H R ER SO BB IBB HBP BLK WP HR S P ERA WHIP | IP WLS BF H R ER SO BB IBB HBP BLK WP HR S P ERA WHIP | IP WLS BF H R ER SO BB IBB HBP BLK WP HR S P ERA WHIP | IP WLS BF H R ER SO BB IBB HBP BLK WP HR S P ERA WHIP | IP WLS BF H R ER SO BB IBB HBP BLK WP HR S P ERA WHIP | IP WLS BF H R ER SO BB IBB HBP BLK WP HR S P ERA WHIP | IP WLS BF H R ER SO BB IBB HBP BLK WP HR S P ERA WHIP | IP WLS BF H R ER SO BB IBB HBP BLK WP HR S P ERA WHIP | IP WLS BF H R ER SO BB IBB HBP BLK WP HR S P ERA WHIP | IP WLS BF H R ER SO BB IBB HBP BLK WP HR S P ERA WHIP | IP WLS BF H R ER SO BB IBB HBP BLK WP HR S P ERA WHIP | IP WLS BF H R ER SO BB IBB HBP BLK WP HR S P ERA WHIP | IP WLS BF H R ER SO BB IBB HBP BLK WP HR S P ERA WHIP | IP WLS BF H R ER SO BB IBB HBP BLK WP HR S P ERA WHIP |




| Batter | 1 | 2 | 3 | 4 | 5 | 6 | 7 | 8 | 9 | AB | R | H | RBI | BB | SO | LOB | TOP | | | | | | | | | | |
|---|------------------------------|---------------------------------|------------------------------|----------------------------------|------------------------------|---------------------------------|------------------------------|---------------------------------|------------------------------|----------------------------------|------------------------------|---------------------------------|------------------------------|----------------------------------|------------------------------|---------------------------------|--|------------------------------|----------------------------------|----------------------------------|------------------------------------|-------------------------|--------|--|--|--|--|
| 8 Termel Sledge, L (1, 10) OBP: 0.407, SLG: 0.885 29 Jack Cust, L (7, PH) OBP: 0.353, SLG: 0.588 (7, 10) | G4-3 | G3 | | | | | | | F9 | 3 | 0 | 1 | 0 | 0 | 0 | 2 | San Diego Padres @ Chicago White Sox Tucson Electric Park, Tucson, AZ Mon Mar 12 2007, 4:05 PM EDT Att: 4,046 - Sunny - 75 F | | | | | | | | | | |
| 24 Brian Giles, L (1, 9) OBP: 0.286, SLG: 0.421 76 Will Venable, L (5, 9) | F8 | | K | | FC4-6 | | | | E4 | 3 | 0 | 0 | 1 | 0 | 1 | | | | | | | | | | | | |
| 23 Adrián González, L (1, 3) OBP: 0.469, SLG: 0.600 Geoff Blum, S (5, 3) OBP: 0.368, SLG: 0.611 (6, 6) | | | G4-3 | | G1-3 | | | | P6 | 3 | 0 | 1 | 0 | 0 | 1 | | | | | | | | | | | | |
| 28 Josh Bard, S (1, 2) OBP: 0.471, SLG: 0.692 Rob Bowen, S (6, 2) OBP: 0.294, SLG: 0.438 | F7 | | K | | | | | | | 3 | 0 | 0 | 0 | 0 | 2 | | | | | | | | | | | | |
| Mike Cameron, R (1, 8) OBP: 0.227, SLG: 0.316 78 Adam Shabala, L (6, 8) OBP: 0.333, SLG: 0.167 | | K | | | K | | | | | 3 | 0 | 0 | 0 | 0 | 2 | | | | | | | | | | | | |
| 3 Khalil Greene, R (1, 6) OBP: 0.283, SLG: 0.579 53 Pete Laforest, L (6, 3) OBP: 0.364, SLG: 0.400 | | | | | G5-3 | | | | | 3 | 1 | 1 | 0 | 0 | 0 | | | | | | | | | | | | |
| Todd Walker, L (1, 4) OBP: 0.273, SLG: 0.273 13 Oscar Robles, L (7, PR) OBP: 0.294, SLG: 0.200 (7, 4) | | | | | F8 | | | | | 3 | 0 | 2 | 0 | 0 | 0 | | | | | | | | | | | | |
| José Cruz Jr., S (1, 7) OBP: 0.348, SLG: 0.600 18 Paul McNulty, L (6, 7) OBP: 0.500, SLG: 0.696 | | | | | | | | | | 0 | 1 | 0 | 0 | 2 | 0 | | | | | | | | | | | | |
| 34 Russell Branyan, L (1, 5) OBP: 0.250, SLG: 0.389 | | | | | | | | | | 3 | 1 | 1 | 2 | 0 | 2 | | | | | | | | | | | | |
| Inning Stats | R: 0 E: 0 K: 0 S: 4 | H: 1 LOB: 1 BB: 0 P: 4 | R: 1 E: 0 K: 1 S: 7 | H: 2 LOB: 2 BB: 1 P: 11 | R: 0 E: 0 K: 2 S: 7 | H: 0 LOB: 0 BB: 0 P: 7 | R: 0 E: 0 K: 1 S: 5 | H: 0 LOB: 0 BB: 0 P: 5 | R: 1 E: 0 K: 1 S: 6 | H: 1 LOB: 1 BB: 1 P: 10 | R: 0 E: 0 K: 1 S: 5 | H: 0 LOB: 0 BB: 0 P: 5 | R: 4 E: 0 K: 1 S: 9 | H: 5 LOB: 2 BB: 1 P: 13 | R: 0 E: 0 K: 2 S: 7 | H: 0 LOB: 0 BB: 0 P: 7 | | R: 4 E: 1 K: 0 S: 8 | H: 4 LOB: 2 BB: 1 P: 12 | 1B: 9 2B: 3 3B: 0 HR: 1 | SF: 0 SAC: 0 DP: 1 HBP: 0 | WP: 0 PB: 0 CS: 0 | PA: 44 | | | | |
| PITCHER | IP | WLS | BF | H | R | ER | SO | BB | IBB | HBP | BLK | WP | HR | S | P | ERA | WHIP | | | | | | | | | | |
| 52 Jose Contreras, R (1, 1) ERA: 5.06 | 4.2 | L | 20 | 4 | 2 | 2 | 5 | 2 | 0 | 0 | 0 | 0 | 0 | 28 | 36 | 3.86 | 1.286 | | | | | | | | | | |
| 49 Carlos Vasquez, L (5, 1) ERA: 15.0 | 0.1 | | 1 | 0 | 0 | 0 | 0 | 0 | 0 | 0 | 0 | 0 | 0 | 1 | 1 | 0.00 | 0.000 | | | | | | | | | | |
| 46 Nick Masset, R (6, 1) ERA: 8.53 | 1.0 | | 3 | 0 | 0 | 0 | 1 | 0 | 0 | 0 | 0 | 0 | 0 | 5 | 5 | 0.00 | 0.000 | | | | | | | | | | |
| 54 David Aardsma, R (7, 1) ERA: 11.12 | 2.0 | | 11 | 5 | 4 | 4 | 3 | 1 | 0 | 0 | 0 | 0 | 1 | 16 | 20 | 18.00 | 3.000 | | | | | | | | | | |
| 58 Oneil Perez, R (9, 1) ERA: 27.0 | 1.0 | | 9 | 4 | 4 | 0 | 0 | 1 | 0 | 0 | 0 | 0 | 0 | 8 | 12 | 0.00 | 5.000 | | | | | | | | | | |

AB 40
R 10
H 13
RBI 10
BB 4
SO 9
LOB 17



| Batter | 1 | 2 | 3 | 4 | 5 | 6 | 7 | 8 | 9 | AB | R | H | RBI | BB | SO | LOB | BOTTOM | | | | | | | | | | |
|--|------------------------------|---------------------------------|------------------------------|---------------------------------|------------------------------|----------------------------------|------------------------------|---------------------------------|------------------------------|---------------------------------|------------------------------|---------------------------------|------------------------------|---------------------------------|------------------------------|----------------------------------|--|----------------------------------|------------------------------------|----------------------------------|--------|--|--|--|--|--|--|
| 17 Darin Erstad, L (1, 8) OBP: 0.395, SLG: 0.379 7 Jerry Owens, L (8, 8) OBP: 0.400, SLG: 0.294 | F8 | | | | | | | | | 4 | 0 | 1 | 0 | 0 | 1 | 0 | San Diego Padres @ Chicago White Sox Tucson Electric Park, Tucson, AZ Mon Mar 12 2007, 4:05 PM EDT Att: 4,046 - Sunny - 75 F | | | | | | | | | | |
| Tadahito Iguchi, R (1, 4) OBP: 0.241, SLG: 0.125 62 Pedro Lopez, R (8, 4) OBP: 0.313, SLG: 0.267 | E5 | | | | | | | | | 3 | 0 | 0 | 0 | 1 | 2 | | | | | | | | | | | | |
| 25 Jim Thome, L (1, 10) OBP: 0.435, SLG: 0.833 | | | | | | | | | | 3 | 2 | 2 | 4 | 2 | 0 | | | | | | | | | | | | |
| 14 Paul Konerko, R (1, 3) OBP: 0.500, SLG: 0.680 36 Casey Rogowski, L (6, PR) OBP: 0.490, SLG: 0.421 (7, 3) | | | | | | | | | | 3 | 0 | 1 | 0 | 0 | 0 | 5 | | | | | | | | | | | |
| 23 Jermaine Dye, R (1, 9) OBP: 0.321, SLG: 0.520 30 Luis Terrero, R (7, 9) OBP: 0.353, SLG: 0.500 | | | | | | | | | | 3 | 0 | 2 | 0 | 0 | 0 | 1 | | | | | | | | | | | |
| 24 Joe Crede, R (1, 5) OBP: 0.519, SLG: 0.846 27 Josh Fields, R (8, 5) OBP: 0.417, SLG: 0.550 | | | | | | | | | | 3 | 0 | 1 | 0 | 0 | 0 | 2 | | | | | | | | | | | |
| Rob Mackowiak, L (1, 7) OBP: 0.304, SLG: 0.450 | | | | | | | | | | 4 | 0 | 0 | 0 | 1 | 2 | 3 | | | | | | | | | | | |
| 44 Toby Hall, R (1, 2) OBP: 0.278, SLG: 0.333 75 Cole Armstrong, L (7, 2) OBP: 0.091, SLG: 0.100 | | | | | | | | | | 3 | 0 | 1 | 0 | 0 | 0 | 2 | | | | | | | | | | | |
| 5 Juan Uribe, R (1, 6) OBP: 0.370, SLG: 0.600 77 Robert Valido, R (8, 6) OBP: 0.500, SLG: 0.429 | | | | | | | | | | 2 | 1 | 1 | 1 | 1 | 0 | 0 | | | | | | | | | | | |
| Inning Stats | R: 0 E: 1 K: 0 S: 3 | H: 0 LOB: 1 BB: 1 P: 7 | R: 0 E: 0 K: 1 S: 6 | H: 1 LOB: 0 BB: 0 P: 6 | R: 0 E: 0 K: 1 S: 5 | H: 1 LOB: 2 BB: 2 P: 13 | R: 0 E: 0 K: 1 S: 6 | H: 1 LOB: 1 BB: 0 P: 7 | R: 0 E: 0 K: 0 S: 4 | H: 3 LOB: 2 BB: 1 P: 8 | R: 2 E: 0 K: 1 S: 7 | H: 2 LOB: 0 BB: 0 P: 7 | R: 1 E: 1 K: 0 S: 3 | H: 0 LOB: 0 BB: 1 P: 7 | R: 5 E: 0 K: 1 S: 9 | H: 4 LOB: 0 BB: 1 P: 13 | | 1B: 8 2B: 1 3B: 0 HR: 4 | SF: 1 SAC: 0 DP: 4 HBP: 0 | WP: 1 PB: 0 SB: 0 CS: 0 | PA: 43 | | | | | | |
| PITCHER | IP | WLS | BF | H | R | ER | SO | BB | IBB | HBP | BLK | WP | HR | S | P | ERA | WHIP | | | | | | | | | | |
| 54 Tim Stauffer, R (1, 1) ERA: 13.5 | 3.0 | W | 13 | 2 | 0 | 0 | 2 | 3 | 0 | 0 | 0 | 0 | 0 | 14 | 26 | 0.00 | 1.667 | | | | | | | | | | |
| 58 Andrew Brown, R (4, 1) ERA: 2.25 | 1.0 | H | 4 | 1 | 0 | 0 | 1 | 0 | 0 | 0 | 0 | 1 | 0 | 6 | 7 | 0.00 | 1.000 | | | | | | | | | | |
| Scott Linebrink, R (5, 1) ERA: 4.15 | 1.0 | H | 4 | 0 | 0 | 0 | 0 | 1 | 0 | 0 | 0 | 0 | 0 | 3 | 7 | 0.00 | 1.000 | | | | | | | | | | |
| 41 Kevin Cameron, R (6, 1) ERA: 3.6 | 1.0 | H | 5 | 3 | 0 | 0 | 0 | 1 | 0 | 0 | 0 | 0 | 0 | 4 | 8 | 0.00 | 4.000 | | | | | | | | | | |
| 40 Royce Ring, L (7, 1) ERA: 13.5 | 1.0 | | 5 | 2 | 2 | 2 | 1 | 0 | 0 | 0 | 0 | 0 | 0 | 2 | 7 | 18.00 | 2.000 | | | | | | | | | | |
| 64 Ryan Ketchner, L (8, 1) ERA: 13.5 | 1.0 | | 4 | 0 | 1 | 0 | 0 | 1 | 0 | 0 | 0 | 0 | 0 | 3 | 7 | 0.00 | 1.000 | | | | | | | | | | |
| 56 Scott Cassidy, R (9, 1) ERA: 13.5 | 0.1 | | 6 | 4 | 5 | 5 | 0 | 1 | 0 | 0 | 0 | 0 | 2 | 5 | 9 | 135.00 | 15.000 | | | | | | | | | | |
| 83 Arturo Lopez, L (9, 1) ERA: 13.5 | 0.2 | S | 2 | 0 | 0 | 0 | 1 | 0 | 0 | 0 | 0 | 0 | 0 | 4 | 4 | 0.00 | 0.000 | | | | | | | | | | |

AB 35
R 8
H 12
RBI 8
BB 7
SO 5
LOB 18



| Batter | 1 | 2 | 3 | 4 | 5 | 6 | 7 | 8 | 9 | 10 | AB | R | H | RBI | BB | SO | LOB | TOP |
|---|-------------------------------|----------------------------------|------------------------------|---------------------------------|------------------------------|---------------------------------|------------------------------|---------------------------------|------------------------------|---------------------------------|------------------------------|---------------------------------|------------------------------|---------------------------------|----------------------------------|------------------------------------|----------------------------------|--------|
| 8 Termel Sledge, L OBP: 0.355, SLG: 0.767 78 Adam Shabala, L OBP: 0.313, SLG: 0.154 | F8 | K | | F7 | | G4-3 | | | G4-3 | | 4 | 0 | 0 | 0 | 0 | 1 | 1 | |
| 24 Brian Giles, L OBP: 0.280, SLG: 0.391 76 Will Venable, L OBP: 0.438, SLG: 0.500 | F8 | F8 | | F8 | | | | | P6 | | 4 | 1 | 1 | 0 | 0 | 0 | 0 | |
| 28 Josh Bard, S OBP: 0.476, SLG: 0.647 70 Luke Carlin, S OBP: 0.222, SLG: 0.125 | 1B | | | | | | | | G3-1 | | 4 | 1 | 2 | 0 | 0 | 0 | 0 | |
| 23 Adrián González, L OBP: 0.420, SLG: 0.565 62 Luis Alfonso Cruz, R OBP: 0.250, SLG: 0.300 | 1B | | | | | | | | G3-1 | | 1 | 0 | 0 | 0 | 0 | 0 | 1 | |
| 3 Khalil Greene, R OBP: 0.273, SLG: 0.591 21 Heath Bell, R OBP: 0.353, SLG: 0.400 | 1B | | | | | | | | F8 | | 3 | 1 | 1 | 2 | 0 | 0 | 1 | |
| 5 Kevin Kousseroff, R OBP: 0.200, SLG: 0.274 43 Cla Meredith, R OBP: 0.261, SLG: 0.350 66 Steve Watkins, R OBP: 0.250, SLG: 0.300 29 Jack Cust, L OBP: 0.388, SLG: 0.588 79 Aaron Rakers, R OBP: 0.100, SLG: 0.100 | 2B | | | | | | | | 2B | | 4 | 0 | 1 | 1 | 0 | 0 | 3 | |
| 34 Russell Branyan, L OBP: 0.261, SLG: 0.350 18 Paul McNulty, L OBP: 0.464, SLG: 0.640 | 2B | | | | | | | | G5-3 | | 2 | 0 | 0 | 0 | 1 | 0 | 0 | |
| 1 Manny Alexander, R OBP: 0.214, SLG: 0.429 10 Craig Stansberry, R OBP: 0.308, SLG: 0.250 | BB | | | | | | | | F8 | | 2 | 0 | 0 | 0 | 0 | 0 | 0 | |
| David Wells, L OBP: 0.316, SLG: 0.235 | | | | | | | | | | | 3 | 1 | 1 | 1 | 0 | 0 | 2 | |
| 13 Oscar Robles, L OBP: 0.316, SLG: 0.235 | | | | | | | | | | | 1 | 0 | 0 | 0 | 0 | 1 | 2 | |
| Inning Stats | R: 4 E: 0 K: 1 S: 10 | H: 5 LOB: 2 BB: 1 P: 14 | R: 0 E: 0 K: 2 S: 8 | H: 1 LOB: 1 BB: 0 P: 8 | R: 0 E: 0 K: 0 S: 3 | H: 0 LOB: 0 BB: 0 P: 3 | R: 1 E: 0 K: 0 S: 4 | H: 1 LOB: 0 BB: 0 P: 4 | R: 0 E: 0 K: 0 S: 3 | H: 1 LOB: 2 BB: 0 P: 5 | R: 0 E: 0 K: 0 S: 4 | H: 1 LOB: 0 BB: 0 P: 7 | R: 0 E: 0 K: 2 S: 7 | H: 0 LOB: 0 BB: 0 P: 7 | 1B: 6 2B: 3 3B: 0 HR: 1 | SF: 0 SAC: 0 DP: 2 HBP: 0 | WP: 1 PB: 0 SB: 1 CS: 0 | PA: 43 |
| PITCHER | IP 4.2 | WLS 23 | H 7 | R 5 | ER 5 | SO 3 | BB 2 | IBB 0 | HBP 0 | BLK 0 | WP 0 | HR 1 | S 27 | P 35 | ERA 9.64 | WHIP 1.929 | | |
| 26 Jeff Francis, L ERA: 6.75 Danny Graves, R ERA: 11.57 40 Brian Fuentes, L ERA: 2.25 45 Mike Gallo, L ERA: 3.6 25 Bob Keppel, R ERA: | IP 0.1 | WLS 1 | H 0 | R 0 | ER 0 | SO 0 | BB 0 | IBB 0 | HBP 0 | BLK 0 | WP 1 | HR 0 | S 1 | P 2 | ERA 0.00 | WHIP 0.000 | | |
| PITCHER | IP 2.0 | WLS 7 | H 1 | R 0 | ER 0 | SO 2 | BB 0 | IBB 0 | HBP 0 | BLK 0 | WP 0 | HR 0 | S 11 | P 11 | ERA 0.00 | WHIP 0.500 | | |
| 35 Taylor Buchholz, R ERA: 5.4 | IP 2.0 | WLS 7 | H 1 | R 0 | ER 0 | SO 2 | BB 0 | IBB 0 | HBP 0 | BLK 0 | WP 0 | HR 0 | S 11 | P 11 | ERA 0.00 | WHIP 0.500 | | |

San Diego Padres @ Colorado Rockies
US West Sports Complex, Hi Corbett Field, Tucson, AZ
Tue Mar 13 2007, 4:05 PM EDT
Att: 3,179 - Sunny - 80 F

livebaseballscorecards.com

AB 41
R 5
H 10
RBI 5
BB 2
SO 5
LOB 12




| Batter | 1 | 2 | 3 | 4 | 5 | 6 | 7 | 8 | 9 | 10 | AB | R | H | RBI | BB | SO | LOB | BOTTOM | | |
|--|------------------------------|---------------------------------|------------------------------|---------------------------------|------------------------------|---------------------------------|------------------------------|----------------------------------|------------------------------|---------------------------------|------------------------------|---------------------------------|------------------------------|---------------------------------|------------------------------|---------------------------------|----------------------------------|------------------------------------|----------------------------------|--------|
| 3 Willy Taveras, R OBP: 0.440, SLG: 0.435 55 Alvin Colina, R OBP: 0.143, SLG: 0.571 | 1B | | | | | | | | F8 | | 3 | 1 | 2 | 0 | 0 | 1 | | | | |
| Jamey Carroll, R OBP: 0.154, SLG: 0.125 | 1B | | | | | | | | P3 | | 5 | 0 | 1 | 0 | 0 | 3 | | | | |
| 27 Garrett Atkins, R OBP: 0.380, SLG: 0.520 6 Omar Quintanilla, L OBP: 0.429, SLG: 0.769 | 1B | | | | | | | | G4-3 | | 3 | 1 | 0 | 0 | 0 | 1 | 3 | | | |
| 17 Todd Helton, L OBP: 0.556, SLG: 0.765 40 Brian Fuentes, L OBP: 0.429, SLG: 0.769 | HR | | | | | | | | G4-3 | | 2 | 0 | 0 | 0 | 0 | 0 | | | | |
| 5 Matt Holliday, R OBP: 0.423, SLG: 0.667 92 Joe Gaetti, R OBP: 0.556, SLG: 0.625 | F9 | | | | | | | | G5-3 | | 3 | 1 | 2 | 3 | 0 | 0 | | | | |
| 11 Brad Hawpe, L OBP: 0.321, SLG: 0.538 67 Erick Almonte, R OBP: 0.556, SLG: 0.625 | F7 | | | | | | | | P2 | | 2 | 1 | 0 | 0 | 0 | 1 | | | | |
| 2 Troy Tulowitzki, R OBP: 0.400, SLG: 0.529 45 John Lincecum, L OBP: 0.350, SLG: 0.429 25 Bob Keppel, R ERA: 11.57 47 John Mabry, L OBP: 0.300, SLG: 0.300 94 Doug Bernier, R OBP: 0.100, SLG: 0.100 35 Taylor Buchholz, R ERA: 5.4 | 1B | | | | | | | | G6-3 | | 3 | 0 | 0 | 0 | 0 | 2 | | | | |
| Gerónimo Gil, R OBP: 0.400, SLG: 0.500 18 Cory Sullivan, L OBP: 0.304, SLG: 0.318 | F8 | | | | | | | | G4-3 | | 2 | 0 | 1 | 1 | 0 | 0 | 1 | | | |
| 26 Jeff Francis, L OBP: 0.320, SLG: 0.458 | SH1-4 | | | | | | | | G6-3 | | 0 | 0 | 0 | 0 | 1 | 0 | | | | |
| 10 Jeff Baker, R OBP: 0.320, SLG: 0.458 | BB | | | | | | | | | | 0 | 0 | 0 | 0 | 0 | 0 | | | | |
| Inning Stats | R: 3 E: 0 K: 0 S: 6 | H: 3 LOB: 0 BB: 0 P: 6 | R: 0 E: 0 K: 0 S: 4 | H: 1 LOB: 1 BB: 0 P: 4 | R: 0 E: 1 K: 0 S: 3 | H: 0 LOB: 0 BB: 0 P: 3 | R: 1 E: 1 K: 0 S: 5 | H: 2 LOB: 3 BB: 1 P: 10 | R: 0 E: 0 K: 2 S: 8 | H: 1 LOB: 1 BB: 0 P: 8 | R: 0 E: 0 K: 0 S: 3 | H: 0 LOB: 0 BB: 0 P: 3 | R: 1 E: 0 K: 0 S: 5 | H: 2 LOB: 2 BB: 0 P: 5 | R: 0 E: 0 K: 0 S: 3 | H: 0 LOB: 0 BB: 0 P: 3 | 1B: 6 2B: 4 3B: 0 HR: 1 | SF: 0 SAC: 1 DP: 2 HBP: 1 | WP: 0 PB: 0 SB: 0 CS: 0 | PA: 42 |
| PITCHER | IP 3.0 | WLS 13 | H 4 | R 3 | ER 3 | SO 0 | BB 0 | IBB 0 | HBP 0 | BLK 0 | WP 0 | HR 1 | S 13 | P 13 | ERA 9.00 | WHIP 1.333 | | | | |
| Scott Strickland, R ERA: 3.88 79 Aaron Rakers, R ERA: 3.18 | IP 1.0 | WLS 3 | H 0 | R 0 | ER 0 | SO 0 | BB 0 | IBB 0 | HBP 0 | BLK 0 | WP 0 | HR 0 | S 3 | P 3 | ERA 0.00 | WHIP 0.000 | | | | |

San Diego Padres @ Colorado Rockies
US West Sports Complex, Hi Corbett Field, Tucson, AZ
Tue Mar 13 2007, 4:05 PM EDT
Att: 3,179 - Sunny - 80 F

livebaseballscorecards.com

AB 39
R 5
H 10
RBI 5
BB 1
SO 4
LOB 17



| Batter | 1 | 2 | 3 | 4 | 5 | 6 | 7 | 8 | 9 | AB | R | H | RBI | BB | SO | LOB | TOP | | | | | | | | | | | | | | | | | | | |
|---|------------------------------|---------------------------------|------------------------------|---------------------------------|------------------------------|----------------------------------|------------------------------|----------------------------------|------------------------------|---------------------------------|------------------------------|---------------------------------|------------------------------|---------------------------------|------------------------------|---------------------------------|---|--|------------------------------------|----------------------------------|--------|----|---|---|----|----|----|-----|-----|-----|----|----|------|-------|-------|------|
| 22 Marcus Giles, R (1,4) 82 Sean Kazmar Jr., R (4,4) OBP: 0.389, SLG: 0.611 OBP: 0.667, SLG: 0.667 | G4-3 | | 24 BB 1B | F8 | | K | | | 76 FC4 1B | 3 | 0 | 1 | 0 | 0 | 0 | 2 | San Diego Padres @ Texas Rangers Surprise Stadium, Surprise, AZ Fri Mar 16 2007, 10:05 PM EDT Att. 7,854 - Clear - 89 F | | | | | | | | | | | | | | | | | | | |
| 24 Brian Giles, L (1,9) 76 Will Venable, L (5, FR) OBP: 0.421, SLG: 0.471 | F9 | | 1-2 BB | | 23 1B 2B | | G4-3 | | FC4 1-2 | 2 | 0 | 1 | 0 | 1 | 0 | 0 | | | | | | | | | | | | | | | | | | | | |
| 23 Adrián González, L (1,3) 53 Pete Laforest, L (7,3) | K | | G4-3 | | 2H 1B | | | | K | 4 | 0 | 2 | 1 | 0 | 1 | 2 | | | | | | | | | | | | | | | | | | | | |
| 28 Josh Bard, S (1,2) 70 Luke Carlin, S (5,2) OBP: 0.458, SLG: 0.750 OBP: 0.200, SLG: 0.111 | | G4-3 | | HR | K | | F7 | | | 3 | 1 | 1 | 1 | 0 | 1 | 1 | | | | | | | | | | | | | | | | | | | | |
| Mike Cameron, R (1,8) 80 Chris Prieto, L (7,8) | | K | | 8 1B 2B | K | | K | | | 4 | 1 | 1 | 0 | 0 | 3 | 2 | | | | | | | | | | | | | | | | | | | | |
| 3 Khalil Greene, R (1,6) Juan Ciriaco, R (6,6) OBP: 0.286, SLG: 0.643 OBP: 0.333, SLG: 0.667 | | | | G5-3 | | G6-3 | | G4-3 | | 3 | 0 | 1 | 0 | 0 | 0 | 1 | | | | | | | | | | | | | | | | | | | | |
| 34 Russell Branyan, L (1,5) 67 Royce Huffman, R (6,5) | | G3 | | 8 1B BB | | | G5-3 | | | 2 | 0 | 1 | 0 | 1 | 0 | 1 | | | | | | | | | | | | | | | | | | | | |
| 18 Paul McNulty, L (1,10) | | | F8 | K | | | | K | | 3 | 0 | 0 | 0 | 0 | 2 | 2 | | | | | | | | | | | | | | | | | | | | |
| 8 Termel Sledge, L (1,7) | | | K | 1-3 2-H 1B | | | F8 | | F8 | 4 | 0 | 1 | 1 | 0 | 1 | 2 | | | | | | | | | | | | | | | | | | | | |
| Inning Stats | R: 0 E: 0 K: 1 S: 5 | H: 0 LOB: 0 BB: 0 P: 5 | R: 0 E: 0 K: 1 S: 6 | H: 1 LOB: 1 BB: 0 P: 6 | R: 0 E: 0 K: 1 S: 6 | H: 1 LOB: 2 BB: 1 P: 10 | R: 2 E: 0 K: 1 S: 8 | H: 3 LOB: 2 BB: 1 P: 12 | R: 1 E: 0 K: 2 S: 8 | H: 2 LOB: 1 BB: 0 P: 8 | R: 0 E: 0 K: 1 S: 6 | H: 1 LOB: 2 BB: 0 P: 7 | R: 0 E: 0 K: 1 S: 5 | H: 0 LOB: 0 BB: 0 P: 5 | R: 0 E: 0 K: 1 S: 6 | H: 1 LOB: 1 BB: 0 P: 6 | | 1B: 6 2B: 3 3B: 0 HR: 1 | SF: 0 SAC: 0 DP: 0 HBP: 1 | WP: 0 PB: 0 SB: 0 CS: 0 | PA: 39 | | | | | | | | | | | | | | | |
| PITCHER | IP | WLS | BF | H | R | ER | SO | BB | IBB | HBP | BLK | WP | HR | S | P | ERA | WHIP | PITCHER | | IP | WLS | BF | H | R | ER | SO | BB | IBB | HBP | BLK | WP | HR | S | P | ERA | WHIP |
| 45 Jamey Wright, R (1,1) ERA: 2.16 | 3.1 | | 15 | 4 | 2 | 2 | 3 | 1 | 0 | 0 | 0 | 0 | 1 | 20 | 24 | 5.40 | 1.500 | 39 Scott Feldman, R (8,1) ERA: 3.38 | | 1.0 | H | 3 | 0 | 0 | 0 | 1 | 0 | 0 | 0 | 0 | 5 | 5 | 0.00 | 3.000 | | |
| 60 Willie Eyre, R (4,1) ERA: 3.35 | 0.2 | | 4 | 1 | 0 | 0 | 1 | 1 | 0 | 0 | 0 | 0 | 0 | 5 | 9 | 0.00 | 3.000 | 32 Ron Mahay, L (9,1) ERA: 3.6 | | 1.0 | S | 4 | 1 | 0 | 0 | 1 | 0 | 0 | 0 | 0 | 0 | 6 | 6 | 0.00 | 1.000 | |
| 50 Frank Francisco, S (5,1) ERA: 4.5 | 1.0 | | 4 | 2 | 1 | 1 | 2 | 0 | 0 | 0 | 0 | 0 | 0 | 8 | 8 | 9.00 | 2.000 | | | | | | | | | | | | | | | | | | | |
| 40 Akinori Otsuka, R (6,1) ERA: 2.25 | 1.0 | W | 5 | 1 | 0 | 0 | 1 | 0 | 0 | 1 | 0 | 0 | 0 | 6 | 7 | 0.00 | 1.000 | | | | | | | | | | | | | | | | | | | |
| 53 Joaquin Benoit, R (7,1) ERA: | 1.0 | H | 4 | 1 | 0 | 0 | 1 | 0 | 0 | 0 | 0 | 0 | 0 | 6 | 6 | 0.00 | 1.000 | | | | | | | | | | | | | | | | | | | |

| | |
|-----|----|
| AB | 36 |
| R | 3 |
| H | 10 |
| RBI | 3 |
| BB | 2 |
| SO | 10 |
| LOB | 18 |



| Batter | 1 | 2 | 3 | 4 | 5 | 6 | 7 | 8 | 9 | AB | R | H | RBI | BB | SO | LOB | BOTTOM | | | | | | | | | | | | | | | | | | | |
|--|------------------------------|----------------------------------|------------------------------|---------------------------------|------------------------------|---------------------------------|------------------------------|----------------------------------|------------------------------|---------------------------------|------------------------------|----------------------------------|-------------------------------|----------------------------------|------------------------------|---------------------------------|---|--|----------------------------------|--------|-----|----|---|---|----|----|----|-----|-----|-----|----|-------|-------|------|-------|-------|
| Kenny Lofton, L (1,8) Freddy Guzman, S (7,8) OBP: 0.265, SLG: 0.290 OBP: 0.235, SLG: 0.353 | K | P6 | | G6-3 | | G1-3 | | F7 | | 4 | 0 | 0 | 1 | 0 | 1 | 3 | San Diego Padres @ Texas Rangers Surprise Stadium, Surprise, AZ Fri Mar 16 2007, 10:05 PM EDT Att. 7,854 - Clear - 89 F | | | | | | | | | | | | | | | | | | | |
| 27 Frank Catalanotto, L (1,7) 22 Marlon Byrd, R (5,7) OBP: 0.321, SLG: 0.360 OBP: 0.429, SLG: 0.500 | G3-1 | | 9 BB 5 1B | | | 2 WP 1B | | K | | 2 | 0 | 1 | 0 | 1 | 0 | 0 | | | | | | | | | | | | | | | | | | | | |
| 5 Ian Kinsler, R (1,4) 2 Drew Meyer, L (5,4) OBP: 0.444, SLG: 0.676 OBP: 0.550, SLG: 0.529 | 21 1B BB | | 9 BB 1B | | F9 | 2H 3H 4-0 1B | | F7 | | 2 | 0 | 1 | 0 | 1 | 0 | 1 | | | | | | | | | | | | | | | | | | | | |
| 21 Sammy Sosa, R (1,9) 14 Victor Diaz, R (6,9) OBP: 0.457, SLG: 0.824 OBP: 0.360, SLG: 0.696 | | | P2 | | | FC6-4 BB | | | | 3 | 0 | 1 | 0 | 0 | 1 | 2 | | | | | | | | | | | | | | | | | | | | |
| 9 Hank Bialock, L (1,5) 12 Ramón Vázquez, L (6,5) OBP: 0.379, SLG: 0.261 OBP: 0.333, SLG: 0.444 | | | 6 G3-6-1 BB | | | | | | | 1 | 0 | 0 | 0 | 2 | 1 | 0 | | | | | | | | | | | | | | | | | | | | |
| 6 Brad Wilkerson, L (1,3) | | | 1-2 2-3 BB | | | | | | | 1 | 0 | 1 | 0 | 0 | 0 | 0 | | | | | | | | | | | | | | | | | | | | |
| 19 Jason Botts, S (1,10) | | | | | | | | | | 4 | 0 | 0 | 0 | 0 | 1 | 7 | | | | | | | | | | | | | | | | | | | | |
| 15 Gerald Laird, R (1,2) 35 Chris Stewart, R (5,2) OBP: 0.462, SLG: 0.682 OBP: 0.700, SLG: 0.875 | | | | | | | | | | 4 | 1 | 1 | 0 | 0 | 2 | 1 | | | | | | | | | | | | | | | | | | | | |
| 28 Matt Kata, S (1,6) | | | | | | | | | | 2 | 1 | 1 | 0 | 0 | 1 | 0 | | | | | | | | | | | | | | | | | | | | |
| | | | | | | | | | | 2 | 1 | 2 | 0 | 0 | 0 | 0 | | | | | | | | | | | | | | | | | | | | |
| Inning Stats | R: 0 E: 0 K: 1 S: 6 | H: 1 LOB: 3 BB: 2 P: 14 | R: 0 E: 0 K: 1 S: 5 | H: 0 LOB: 1 BB: 0 P: 6 | R: 0 E: 0 K: 0 S: 4 | H: 2 LOB: 2 BB: 1 P: 8 | R: 2 E: 1 K: 1 S: 7 | H: 2 LOB: 1 BB: 1 P: 11 | R: 0 E: 0 K: 2 S: 7 | H: 0 LOB: 0 BB: 0 P: 7 | R: 2 E: 0 K: 0 S: 6 | H: 3 LOB: 2 BB: 1 P: 11 | R: 0 E: 0 K: 3 S: 11 | H: 2 LOB: 2 BB: 0 P: 11 | R: 0 E: 0 K: 1 S: 5 | H: 0 LOB: 0 BB: 0 P: 5 | 1B: 10 2B: 0 3B: 0 HR: 0 | SF: 0 SAC: 0 DP: 1 HBP: 1 | WP: 1 PB: 0 SB: 1 CS: 0 | PA: 39 | | | | | | | | | | | | | | | | |
| PITCHER | IP | WLS | BF | H | R | ER | SO | BB | IBB | HBP | BLK | WP | HR | S | P | ERA | WHIP | PITCHER | | IP | WLS | BF | H | R | ER | SO | BB | IBB | HBP | BLK | WP | HR | S | P | ERA | WHIP |
| 52 Clay Hensley, R (1,1) ERA: 1.15 | 3.0 | | 15 | 3 | 0 | 0 | 2 | 3 | 0 | 1 | 0 | 0 | 0 | 15 | 28 | 0.00 | 2.000 | 52 Clay Hensley, R (1,1) ERA: 1.15 | | 3.0 | | 15 | 3 | 0 | 0 | 2 | 3 | 0 | 1 | 0 | 0 | 0 | 15 | 28 | 0.00 | 2.000 |
| 26 Doug Brocail, R (4,1) ERA: 1.5 | 2.0 | B | 9 | 2 | 2 | 0 | 3 | 1 | 0 | 0 | 0 | 0 | 0 | 14 | 18 | 0.00 | 1.500 | 26 Doug Brocail, R (4,1) ERA: 1.5 | | 2.0 | B | 9 | 2 | 2 | 0 | 3 | 1 | 0 | 0 | 0 | 0 | 14 | 18 | 0.00 | 1.500 | |
| 43 Cla Meredith, R (6,1) ERA: 7.2 | 1.0 | L | 7 | 3 | 2 | 2 | 0 | 1 | 0 | 0 | 0 | 1 | 0 | 6 | 11 | 18.00 | 4.000 | 43 Cla Meredith, R (6,1) ERA: 7.2 | | 1.0 | L | 7 | 3 | 2 | 2 | 0 | 1 | 0 | 0 | 6 | 11 | 18.00 | 4.000 | | | |
| 41 Kevin Cameron, R (7,1) ERA: 3.38 | 1.0 | | 5 | 2 | 0 | 0 | 3 | 0 | 0 | 0 | 0 | 0 | 0 | 11 | 11 | 0.00 | 2.000 | 41 Kevin Cameron, R (7,1) ERA: 3.38 | | 1.0 | | 5 | 2 | 0 | 0 | 3 | 0 | 0 | 0 | 11 | 11 | 0.00 | 2.000 | | | |
| Scott Stickland, R (8,1) ERA: 3.18 | 1.0 | | 3 | 0 | 0 | 0 | 1 | 0 | 0 | 0 | 0 | 0 | 0 | 5 | 5 | 0.00 | 0.000 | Scott Stickland, R (8,1) ERA: 3.18 | | 1.0 | | 3 | 0 | 0 | 0 | 1 | 0 | 0 | 0 | 5 | 5 | 0.00 | 0.000 | | | |



| Batter | 1 | 2 | 3 | 4 | 5 | 6 | 7 | 8 | 9 | AB | R | H | RBI | BB | SO | LOB | TOP | | | | | | | | | |
|---|--|---|---|---|---|---|---|---|---|---|---|---|---|---|---|---|--|----------------------------------|------------------------------------|--|----------------------------------|------------------------------|---------------------------------|----------------------------------|------------------------------------|--|
| 22 Marcus Giles, R (1,4) <small>OBP: 0.381, SLG: 0.667</small> 13 Oscar Robles, L (6,4) <small>OBP: 0.435, SLG: 0.368</small> | | | | | | | | | | 3 | 1 | 1 | 0 | 0 | 0 | 1 | San Diego Padres @ Chicago Cubs Hohokam Park, Mesa, AZ Sat Mar 17 2007, 4:05 PM EDT Att: 12,764 - Sunny - 94 F | | | | | | | | | |
| 24 Brian Giles, L (1,9) <small>OBP: 0.324, SLG: 0.484</small> 76 Will Venable, L (6,FR) <small>OBP: 0.381, SLG: 0.421</small> | | | | | | | | | | 3 | 0 | 1 | 0 | 0 | 2 | 1 | | | | | | | | | | |
| Geoff Blum, S (1,6) <small>OBP: 0.320, SLG: 0.522</small> 1 Manny Alexander, R (6,6) <small>OBP: 0.167, SLG: 0.353</small> | | | | | | | | | | 2 | 0 | 0 | 1 | 0 | 0 | 1 | | | | | | | | | | |
| Todd Walker, L (1,3) <small>OBP: 0.231, SLG: 0.240</small> 67 Royce Hultman, R (6,3) <small>OBP: 0.316, SLG: 0.316</small> | | | | | | | | | | 3 | 0 | 0 | 0 | 0 | 1 | 1 | | | | | | | | | | |
| 5 Kevin Kouzmanoff, R (1,5) <small>OBP: 0.500, SLG: 0.846</small> | | | | | | | | | | 3 | 2 | 2 | 3 | 0 | 0 | 0 | | | | | | | | | | |
| José Cruz Jr., S (1,8) <small>OBP: 0.345, SLG: 0.769</small> Drew Macias, L (6,8) | | | | | | | | | | 3 | 1 | 1 | 2 | 0 | 2 | 2 | | | | | | | | | | |
| 8 Termel Sledge, L (1,7) 70 Luke Carlin, S (7,2) <small>OBP: 0.273, SLG: 0.200</small> | | | | | | | | | | 3 | 0 | 0 | 0 | 0 | 0 | 0 | | | | | | | | | | |
| Rob Bowen, S (1,2) 21 Heath Bell, R (7,1) Joshua Howard, L (8,PH) 79 Aaron Rakers, R (8,1) 56 Scott Cassidy, R (9,1) | | | | | | | | | | 3 | 0 | 1 | 0 | 0 | 1 | 0 | | | | | | | | | | |
| <small>64 Tim Stauffer, R</small> <small>18 Paul Mohrhead, L</small> <small>30 Mike Thompson, R</small> <small>40 Royce Ring, L</small> <small>58 Andrew Brown, R</small> <small>60 Les Walrond, L</small> <small>Howie Clark, L</small> <small>Juan Lopez, R</small> | | | | | | | | | | 8 | 1 | 0 | 0 | 0 | 0 | 0 | | | | | | | | | | |
| Inning Stats | R: 1 E: 0 K: 1 S: 6 | H: 1 LOB: 0 BB: 0 P: 6 | R: 2 E: 0 K: 0 S: 5 | H: 2 LOB: 1 BB: 0 P: 6 | R: 0 E: 0 K: 1 S: 5 | H: 0 LOB: 0 BB: 0 P: 5 | R: 0 E: 0 K: 1 S: 5 | H: 0 LOB: 0 BB: 0 P: 5 | R: 1 E: 0 K: 2 S: 9 | H: 2 LOB: 1 BB: 0 P: 9 | R: 0 E: 0 K: 0 S: 4 | H: 1 LOB: 2 BB: 1 P: 8 | R: 2 E: 0 K: 1 S: 7 | H: 2 LOB: 1 BB: 1 P: 11 | R: 1 E: 0 K: 0 S: 5 | H: 2 LOB: 1 BB: 0 P: 5 | | 1B: 4 2B: 2 3B: 2 HR: 2 | SF: 2 SAC: 0 DP: 0 HBP: 1 | WP: 0 PA: 40 PB: 0 SB: 0 CS: 0 | | | | | | |
| PITCHER | IP WLS BF H R ER SO BB IBB HBP BLK WP HR S P ERA WHIP | IP WLS BF H R ER SO BB IBB HBP BLK WP HR S P ERA WHIP | IP WLS BF H R ER SO BB IBB HBP BLK WP HR S P ERA WHIP | IP WLS BF H R ER SO BB IBB HBP BLK WP HR S P ERA WHIP | IP WLS BF H R ER SO BB IBB HBP BLK WP HR S P ERA WHIP | IP WLS BF H R ER SO BB IBB HBP BLK WP HR S P ERA WHIP | IP WLS BF H R ER SO BB IBB HBP BLK WP HR S P ERA WHIP | IP WLS BF H R ER SO BB IBB HBP BLK WP HR S P ERA WHIP | IP WLS BF H R ER SO BB IBB HBP BLK WP HR S P ERA WHIP | IP WLS BF H R ER SO BB IBB HBP BLK WP HR S P ERA WHIP | IP WLS BF H R ER SO BB IBB HBP BLK WP HR S P ERA WHIP | IP WLS BF H R ER SO BB IBB HBP BLK WP HR S P ERA WHIP | IP WLS BF H R ER SO BB IBB HBP BLK WP HR S P ERA WHIP | IP WLS BF H R ER SO BB IBB HBP BLK WP HR S P ERA WHIP | IP WLS BF H R ER SO BB IBB HBP BLK WP HR S P ERA WHIP | IP WLS BF H R ER SO BB IBB HBP BLK WP HR S P ERA WHIP | | | | | | | | | | |
| 53 Rich Hill, L (1,1) <small>ERA: 4.5</small> 13 Will Ohman, L (6,1) <small>ERA: 5.14</small> 49 Carlos Marmol, R (7,1) <small>ERA: 6.75</small> 48 Neal Cotts, L (8,1) <small>ERA: 9.0</small> 60 Les Walrond, L (9,1) <small>ERA: 2.57</small> | 12 Alfonso Soriano, R (1,8) <small>OBP: 0.371, SLG: 0.545</small> 17 Felix Pie, L (7,8) <small>OBP: 0.439, SLG: 0.405</small> | 19 Matt Murton, R (1,7) <small>OBP: 0.386, SLG: 0.611</small> 2 Ryan Theriot, R (8,9) <small>OBP: 0.405, SLG: 0.447</small> | 25 Derrek Lee, R (1,3) <small>OBP: 0.500, SLG: 0.765</small> 76 Micah Hoffpauir, L (8,3) <small>OBP: 0.421, SLG: 0.750</small> | 16 Aramis Ramirez, R (1,5) <small>OBP: 0.441, SLG: 0.700</small> 64 Casey McGehee, R (7,PR) <small>OBP: 0.275, SLG: 0.390</small> | Jacque Jones, L (1,9) <small>OBP: 0.333, SLG: 0.400</small> 27 Buck Coats, L (8,7) <small>OBP: 0.457, SLG: 0.500</small> | Michael Barrett, R (1,2) <small>OBP: 0.280, SLG: 0.467</small> 49 Carlos Marmol, R (7,1) 48 Neal Cotts, L (8,1) 32 Daryle Ward, L (8,PH) <small>OBP: 0.160, SLG: 0.250</small> 60 Les Walrond, L (9,1) | Mark DeRosa, R (1,4) <small>OBP: 0.344, SLG: 0.259</small> | Cesar Izturis, S (1,6) <small>OBP: 0.519, SLG: 0.400</small> Tomas Perez, S (8,6) <small>OBP: 0.407, SLG: 0.364</small> | 53 Rich Hill, L (1,1) 13 Will Ohman, L (6,1) 74 Jake Fox, R (6,PH) <small>OBP: 0.571, SLG: 1.167</small> | R: 3 E: 0 K: 0 S: 6 | H: 3 LOB: 1 BB: 1 P: 10 | R: 0 E: 0 K: 0 S: 4 | H: 1 LOB: 1 BB: 0 P: 4 | R: 0 E: 0 K: 1 S: 6 | H: 1 LOB: 1 BB: 0 P: 6 | R: 0 E: 0 K: 0 S: 3 | H: 0 LOB: 1 BB: 1 P: 7 | R: 0 E: 0 K: 0 S: 3 | H: 1 LOB: 2 BB: 1 P: 8 | R: 0 E: 0 K: 2 S: 7 | H: 0 LOB: 1 BB: 1 P: 11 | R: 0 E: 0 K: 1 S: 6 | H: 1 LOB: 1 BB: 0 P: 6 | 1B: 5 2B: 2 3B: 0 HR: 1 | SF: 0 SAC: 1 DP: 0 HBP: 0 | WP: 0 PA: 40 PB: 0 SB: 0 CS: 0 |
| PITCHER | IP WLS BF H R ER SO BB IBB HBP BLK WP HR S P ERA WHIP | IP WLS BF H R ER SO BB IBB HBP BLK WP HR S P ERA WHIP | IP WLS BF H R ER SO BB IBB HBP BLK WP HR S P ERA WHIP | IP WLS BF H R ER SO BB IBB HBP BLK WP HR S P ERA WHIP | IP WLS BF H R ER SO BB IBB HBP BLK WP HR S P ERA WHIP | IP WLS BF H R ER SO BB IBB HBP BLK WP HR S P ERA WHIP | IP WLS BF H R ER SO BB IBB HBP BLK WP HR S P ERA WHIP | IP WLS BF H R ER SO BB IBB HBP BLK WP HR S P ERA WHIP | IP WLS BF H R ER SO BB IBB HBP BLK WP HR S P ERA WHIP | IP WLS BF H R ER SO BB IBB HBP BLK WP HR S P ERA WHIP | IP WLS BF H R ER SO BB IBB HBP BLK WP HR S P ERA WHIP | IP WLS BF H R ER SO BB IBB HBP BLK WP HR S P ERA WHIP | IP WLS BF H R ER SO BB IBB HBP BLK WP HR S P ERA WHIP | IP WLS BF H R ER SO BB IBB HBP BLK WP HR S P ERA WHIP | IP WLS BF H R ER SO BB IBB HBP BLK WP HR S P ERA WHIP | IP WLS BF H R ER SO BB IBB HBP BLK WP HR S P ERA WHIP | | | | | | | | | | |
| 54 Tim Stauffer, R (1,1) <small>ERA: 4.5</small> 39 Mike Thompson, R (2,1) <small>ERA: 3.38</small> 58 Andrew Brown, R (5,1) <small>ERA: 18.69</small> 40 Royce Ring, L (6,1) <small>ERA: 2.57</small> 21 Heath Bell, R (7,1) <small>ERA: 1.5</small> | 79 Aaron Rakers, R (8,1) <small>ERA: 2.7</small> 56 Scott Cassidy, R (9,1) <small>ERA: 9.64</small> | 58 Andrew Brown, R (5,1) <small>ERA: 18.69</small> 40 Royce Ring, L (6,1) <small>ERA: 2.57</small> 21 Heath Bell, R (7,1) <small>ERA: 1.5</small> | 58 Andrew Brown, R (5,1) <small>ERA: 18.69</small> 40 Royce Ring, L (6,1) <small>ERA: 2.57</small> 21 Heath Bell, R (7,1) <small>ERA: 1.5</small> | 58 Andrew Brown, R (5,1) <small>ERA: 18.69</small> 40 Royce Ring, L (6,1) <small>ERA: 2.57</small> 21 Heath Bell, R (7,1) <small>ERA: 1.5</small> | 58 Andrew Brown, R (5,1) <small>ERA: 18.69</small> 40 Royce Ring, L (6,1) <small>ERA: 2.57</small> 21 Heath Bell, R (7,1) <small>ERA: 1.5</small> | 58 Andrew Brown, R (5,1) <small>ERA: 18.69</small> 40 Royce Ring, L (6,1) <small>ERA: 2.57</small> 21 Heath Bell, R (7,1) <small>ERA: 1.5</small> | 58 Andrew Brown, R (5,1) <small>ERA: 18.69</small> 40 Royce Ring, L (6,1) <small>ERA: 2.57</small> 21 Heath Bell, R (7,1) <small>ERA: 1.5</small> | 58 Andrew Brown, R (5,1) <small>ERA: 18.69</small> 40 Royce Ring, L (6,1) <small>ERA: 2.57</small> 21 Heath Bell, R (7,1) <small>ERA: 1.5</small> | 58 Andrew Brown, R (5,1) <small>ERA: 18.69</small> 40 Royce Ring, L (6,1) <small>ERA: 2.57</small> 21 Heath Bell, R (7,1) <small>ERA: 1.5</small> | 58 Andrew Brown, R (5,1) <small>ERA: 18.69</small> 40 Royce Ring, L (6,1) <small>ERA: 2.57</small> 21 Heath Bell, R (7,1) <small>ERA: 1.5</small> | 58 Andrew Brown, R (5,1) <small>ERA: 18.69</small> 40 Royce Ring, L (6,1) <small>ERA: 2.57</small> 21 Heath Bell, R (7,1) <small>ERA: 1.5</small> | 58 Andrew Brown, R (5,1) <small>ERA: 18.69</small> 40 Royce Ring, L (6,1) <small>ERA: 2.57</small> 21 Heath Bell, R (7,1) <small>ERA: 1.5</small> | 58 Andrew Brown, R (5,1) <small>ERA: 18.69</small> 40 Royce Ring, L (6,1) <small>ERA: 2.57</small> 21 Heath Bell, R (7,1) <small>ERA: 1.5</small> | 58 Andrew Brown, R (5,1) <small>ERA: 18.69</small> 40 Royce Ring, L (6,1) <small>ERA: 2.57</small> 21 Heath Bell, R (7,1) <small>ERA: 1.5</small> | 58 Andrew Brown, R (5,1) <small>ERA: 18.69</small> 40 Royce Ring, L (6,1) <small>ERA: 2.57</small> 21 Heath Bell, R (7,1) <small>ERA: 1.5</small> | 58 Andrew Brown, R (5,1) <small>ERA: 18.69</small> 40 Royce Ring, L (6,1) <small>ERA: 2.57</small> 21 Heath Bell, R (7,1) <small>ERA: 1.5</small> | | | | | | | | | | |

San Diego Padres @ Chicago Cubs
Hohokam Park, Mesa, AZ
Sat Mar 17 2007, 4:05 PM EDT
Att: 12,764 - Sunny - 94 F

AB 35
R 7
H 10
RBI 7
BB 2
SO 7
LOB 13



San Diego Padres @ Chicago Cubs
Hohokam Park, Mesa, AZ
Sat Mar 17 2007, 4:05 PM EDT
Att: 12,764 - Sunny - 94 F

AB 34
R 3
H 8
RBI 3
BB 5
SO 4
LOB 18



| Batter | 1 | 2 | 3 | 4 | 5 | 6 | 7 | 8 | 9 | AB | R | H | RBI | BB | SO | LOB | TOP | | | | | |
|--|---|---|--|--|---|--|------------------------------|---------------------------------|------------------------------|----------------------------------|-------------------------------|----------------------------------|------------------------------|---------------------------------|-------------------------------|----------------------------------|--|------------------------------|---------------------------------|----------------------------------|------------------------------------|--|
| 8 Termel Sledge, L OBP: 0.326, SLG: 0.610 Drew Macias, L OBP: 0.333, SLG: 0.333 | | | | | | | | | | 3 | 0 | 1 | 0 | 1 | 1 | 1 | San Diego Padres @ Oakland Athletics Phoenix Municipal Stadium, Phoenix, AZ Mon Mar 19 2007, 4:05 PM EDT Att: 5,823 - Partly Cloudy - 80 F | | | | | |
| 3 Khalil Greene, R OBP: 0.389, SLG: 0.806 1 Manny Alexander, R OBP: 0.200, SLG: 0.474 | | | | | | | | | | 4 | 1 | 3 | 4 | 0 | 0 | 3 | | | | | | |
| Todd Walker, L OBP: 0.267, SLG: 0.286 13 Oscar Robles, L OBP: 0.423, SLG: 0.333 | | | | | | | | | | 3 | 1 | 1 | 0 | 1 | 0 | 3 | | | | | | |
| 23 Adrián González, L OBP: 0.390, SLG: 0.632 Cedric Hunter, L OBP: 1.000, SLG: 1.000 | | | | | | | | | | 4 | 0 | 1 | 0 | 0 | 1 | 2 | | | | | | |
| Mike Cameron, R OBP: 0.270, SLG: 0.344 67 Royce Huffman, R OBP: 0.292, SLG: 0.286 | | | | | | | | | | 4 | 0 | 0 | 0 | 0 | 1 | 3 | | | | | | |
| 34 Russell Branyan, L OBP: 0.303, SLG: 0.483 82 Brett Dowdy, R | | | | | | | | | | 5 | 0 | 1 | 1 | 0 | 1 | 3 | | | | | | |
| 53 Pete Laforest, L OBP: 0.361, SLG: 0.667 | | | | | | | | | | 4 | 3 | 2 | 4 | 1 | 1 | 2 | | | | | | |
| Rob Bowen, S OBP: 0.321, SLG: 0.462 70 Luke Carlin, S OBP: 0.250, SLG: 0.182 | | | | | | | | | | 4 | 1 | 2 | 0 | 0 | 0 | 1 | | | | | | |
| 78 Adam Shabala, L OBP: 0.304, SLG: 0.158 | | | | | | | | | | 5 | 1 | 1 | 0 | 0 | 0 | 1 | | | | | | |
| Inning Stats | R: 0 E: 0 K: 2 S: 8 | H: 1 LOB: 1 BB: 0 P: 8 | R: 1 E: 0 K: 0 S: 6 | H: 3 LOB: 3 BB: 1 P: 10 | R: 0 E: 0 K: 0 S: 4 | H: 1 LOB: 1 BB: 0 P: 4 | R: 1 E: 1 K: 0 S: 5 | H: 1 LOB: 2 BB: 1 P: 9 | R: 0 E: 0 K: 2 S: 7 | H: 0 LOB: 0 BB: 0 P: 7 | R: 5 E: 1 K: 1 S: 11 | H: 5 LOB: 2 BB: 1 P: 15 | R: 0 E: 0 K: 1 S: 5 | H: 0 LOB: 0 BB: 0 P: 5 | R: 4 E: 0 K: 2 S: 10 | H: 3 LOB: 0 BB: 1 P: 18 | | R: 0 E: 0 K: 0 S: 4 | H: 1 LOB: 1 BB: 0 P: 4 | 1B: 8 2B: 3 3B: 1 HR: 3 | SF: 0 SAC: 0 DP: 0 HBP: 0 | WP: 0 PA: 48 PB: 0 SB: 1 CS: 0 |
| PITCHER | IP WLS BF H R ER SO BB IBB HBP BLK WP HR S P ERA WHIP | 5.1 L 27 7 4 3 4 2 0 0 0 0 1 13 17 5.06 1.688 | 6.1 1.2 10 4 3 2 2 1 0 0 0 0 1 13 17 10.80 3.000 | 8.1 0.2 5 2 3 3 1 0 0 0 0 0 6 13 40.50 4.500 | 8.1 0.1 2 1 1 1 1 0 0 0 0 0 1 4 5 27.00 3.000 | 9.1 1.0 4 1 0 0 0 0 0 0 0 0 0 4 4 0.00 1.000 | PITCHER | | | | | | | | | | | | | | | |
| 25 Esteban Loaiza, R ERA: 5.63 Jay Witasick, R ERA: 3.95 Alan Embree, L ERA: 5.06 Shawn Kohn, R ERA: 13.5 Brad Ziegler, R ERA: | | | | | | | | | | | | | | | | | | | | | | |
| Batter | 1 | 2 | 3 | 4 | 5 | 6 | 7 | 8 | 9 | AB | R | H | RBI | BB | SO | LOB | BOTTOM | | | | | |
| Jason Kendall, R OBP: 0.257, SLG: 0.273 6 Kurt Suzuki, R OBP: 0.563, SLG: 0.643 | | | | | | | | | | 4 | 0 | 0 | 0 | 0 | 1 | 4 | San Diego Padres @ Oakland Athletics Phoenix Municipal Stadium, Phoenix, AZ Mon Mar 19 2007, 4:05 PM EDT Att: 5,823 - Partly Cloudy - 80 F | | | | | |
| Shannon Stewart, R OBP: 0.472, SLG: 0.400 Ricky Ledee, L OBP: 0.250, SLG: 0.500 | | | | | | | | | | 2 | 0 | 1 | 0 | 1 | 0 | 0 | | | | | | |
| 22 Milton Bradley, S OBP: 0.529, SLG: 0.714 44 Hiram Bocachica, R OBP: 0.258, SLG: 0.148 | | | | | | | | | | 3 | 0 | 1 | 0 | 0 | 2 | 4 | | | | | | |
| 31 Mike Piazza, R OBP: 0.472, SLG: 0.656 29 Dan Johnson, L OBP: 0.406, SLG: 0.368 | | | | | | | | | | 3 | 1 | 1 | 0 | 0 | 1 | 3 | | | | | | |
| 3 Eric Chavez, L OBP: 0.250, SLG: 0.382 2 Lou Merloni, R OBP: 0.360, SLG: 0.391 | | | | | | | | | | 2 | 0 | 0 | 0 | 1 | 2 | 0 | | | | | | |
| 14 Mark Ellis, R OBP: 0.324, SLG: 0.313 13 Donnie Murphy, R OBP: 0.486, SLG: 0.484 | | | | | | | | | | 3 | 0 | 1 | 1 | 0 | 2 | 0 | | | | | | |
| 67 Travis Buck, L OBP: 0.500, SLG: 0.594 | | | | | | | | | | 4 | 0 | 3 | 2 | 0 | 0 | 0 | | | | | | |
| Marco Scutaro, R OBP: 0.467, SLG: 0.667 4 Antonio Perez, R OBP: 0.440, SLG: 0.537 | | | | | | | | | | 1 | 0 | 0 | 0 | 1 | 0 | 1 | | | | | | |
| 10 Daric Barton, L OBP: 0.519, SLG: 0.591 8 Enriel Durazo, L OBP: 0.333, SLG: 0.485 | | | | | | | | | | 1 | 0 | 0 | 0 | 1 | 0 | 1 | | | | | | |
| Inning Stats | R: 0 E: 0 K: 1 S: 6 | H: 1 LOB: 1 BB: 0 P: 6 | R: 0 E: 0 K: 2 S: 8 | H: 1 LOB: 1 BB: 0 P: 8 | R: 0 E: 0 K: 1 S: 6 | H: 1 LOB: 2 BB: 1 P: 10 | R: 0 E: 0 K: 2 S: 7 | H: 0 LOB: 0 BB: 0 P: 7 | R: 0 E: 0 K: 1 S: 5 | H: 0 LOB: 2 BB: 2 P: 13 | R: 3 E: 0 K: 2 S: 10 | H: 3 LOB: 2 BB: 1 P: 14 | R: 1 E: 0 K: 0 S: 4 | H: 1 LOB: 0 BB: 0 P: 4 | R: 0 E: 0 K: 1 S: 6 | H: 2 LOB: 1 BB: 0 P: 6 | | R: 0 E: 0 K: 0 S: 3 | H: 0 LOB: 0 BB: 0 P: 3 | 1B: 5 2B: 4 3B: 0 HR: 0 | SF: 1 SAC: 0 DP: 1 HBP: 0 | WP: 0 PA: 39 PB: 0 SB: 0 CS: 0 |
| PITCHER | IP WLS BF H R ER SO BB IBB HBP BLK WP HR S P ERA WHIP | 4.2 W 19 3 0 0 6 2 0 0 0 0 0 4 12 54.00 9.000 | 6.1 2.0 9 3 2 2 2 0 0 0 0 0 0 13 13 9.00 1.500 | 8.1 1.0 4 2 0 0 1 0 0 0 0 0 6 6 0.00 2.000 | 9.1 1.0 3 0 0 0 0 0 0 0 0 0 3 3 0.00 0.000 | PITCHER | | | | | | | | | | | | | | | | |
| 44 Jake Peavy, R ERA: 4.4 26 Doug Brocail, R ERA: 4.25 58 Andrew Brown, R ERA: 15.63 21 Heath Bell, R ERA: 1.29 56 Scott Cassidy, R ERA: 7.94 | | | | | | | | | | | | | | | | | | | | | | |
| | | | | | | | | | | | | | | | | | | | | | | |

| Batter | 1 | 2 | 3 | 4 | 5 | 6 | 7 | 8 | 9 | 10 | AB | R | H | RBI | BB | SO | LOB | TOP | | | | | | | | | | | | | | | |
|---|---|---------------------------------|------------------------------|---------------------------------|------------------------------|---------------------------------|------------------------------|---------------------------------|------------------------------|---------------------------------|------------------------------|----------------------------------|------------------------------|----------------------------------|------------------------------|---------------------------------|------------------------------|---|--|--|--|--|--|--|--|--|--|--|--|--|--|--|--|
| 24 Gary Matthews, S OBP: 0.333, SLG: 0.541 19 Curtis Pride, L OBP: 0.182, SLG: 0.190 | G4-3 | | | | | G6-3 | L6 | | | | | | | | | | | 4 1 1 2 0 0 3 1 0 0 0 0 1 1 | | | | | | | | | | | | | | | |
| Orlando Cabrera, R OBP: 0.359, SLG: 0.364 53 Mike Eilward, R OBP: 0.364, SLG: 0.600 | | | P3 | | | | | | F8 | | | | | | | | | 4 1 1 0 0 1 0 1 0 0 0 0 0 0 | | | | | | | | | | | | | | | |
| 27 Vladimir Guerrero, R OBP: 0.276, SLG: 0.412 32 Erick Aybar, S OBP: 0.327, SLG: 0.432 | G6-3 | | F8 | | | | | | P4 | | | | | | | | | 3 1 1 0 0 0 1 2 0 0 0 0 0 1 | | | | | | | | | | | | | | | |
| 16 Garrett Anderson, L OBP: 0.462, SLG: 0.682 77 Reggie Willits, S OBP: 0.395, SLG: 0.313 33 Justin Speier, R | G3-1 | | | | | | | | K | | | | | | | | | 3 1 2 0 0 0 1 1 0 0 0 0 0 1 0 0 0 0 0 0 0 1 0 0 0 0 1 0 0 0 0 0 0 0 0 | | | | | | | | | | | | | | | |
| 5 Jeff Mathis, R OBP: 0.216, SLG: 0.371 62 Scot Shields, R | | | | | | | | | K | | | | | | | | | 4 1 2 1 0 1 1 1 0 0 0 0 1 1 | | | | | | | | | | | | | | | |
| Casey Kotchman, L OBP: 0.275, SLG: 0.591 65 Tommy Murphy, S OBP: 0.289, SLG: 0.500 | | | | | | | | | K | | | | | | | | | 4 0 0 1 0 1 3 | | | | | | | | | | | | | | | |
| 47 Howie Kendrick, R OBP: 0.408, SLG: 0.889 | | | | | | | | | | | | | | | | | | 5 0 1 0 0 2 0 | | | | | | | | | | | | | | | |
| Mike Napoli, R OBP: 0.435, SLG: 0.650 | | | | | | | | | | | | | | | | | | 1 2 1 2 2 0 0 2 0 0 0 0 1 0 | | | | | | | | | | | | | | | |
| 9 Chone Figgins, S OBP: 0.472, SLG: 0.710 6 Maicer Izturis, S OBP: 0.244, SLG: 0.282 | | | | | | | | | | | | | | | | | | 2 0 0 0 0 2 3 0 0 0 0 0 0 0 1 0 1 0 0 0 0 | | | | | | | | | | | | | | | |
| 54 Ervin Santana, R OBP: 0.385, SLG: 0.667 | | | | | | | | | | | | | | | | | | WP: 2 PA: 44 PB: 0 SB: 1 CS: 0 | | | | | | | | | | | | | | | |
| Inning Stats | R: 0 E: 0 K: 0 S: 4 | H: 1 LOB: 1 BB: 0 P: 4 | R: 0 E: 0 K: 2 S: 7 | H: 0 LOB: 0 BB: 0 P: 7 | R: 2 E: 0 K: 0 S: 5 | H: 1 LOB: 0 BB: 1 P: 9 | R: 1 E: 0 K: 2 S: 4 | H: 1 LOB: 0 BB: 0 P: 5 | R: 1 E: 0 K: 2 S: 8 | H: 1 LOB: 1 BB: 0 P: 8 | R: 2 E: 1 K: 0 S: 9 | H: 4 LOB: 3 BB: 1 P: 13 | R: 1 E: 1 K: 0 S: 5 | H: 1 LOB: 1 BB: 0 P: 10 | R: 0 E: 0 K: 2 S: 8 | H: 0 LOB: 0 BB: 0 P: 8 | R: 0 E: 0 K: 1 S: 5 | H: 0 LOB: 0 BB: 0 P: 5 | 1B: 8 SF: 1 2B: 0 SAC: 1 3B: 0 DP: 0 HR: 2 HBP: 0 | | | | | | | | | | | | | | |
| PITCHER | IP WLS BF H R ER SO BB IBB HBP BLK WP HR S P ERA WHIP | | | | | | | | | | | | | | | | | | | | | | | | | | | | | | | | |
| 32 Chris Young, R ERA: 5.14 | 5.0 | 20 | 4 | 4 | 4 | 4 | 1 | 0 | 0 | 0 | 1 | 2 | 28 | 33 | 7.20 | 1.000 | | | | | | | | | | | | | | | | | |
| 40 Royce Ring, L ERA: 4.91 | 0.1 | 6 | 4 | 2 | 2 | 0 | 1 | 0 | 0 | 0 | 0 | 0 | 5 | 9 | 54.00 | 15.000 | | | | | | | | | | | | | | | | | |
| 39 Mike Thompson, R ERA: 3.12 | 0.2 | 2 | 0 | 0 | 0 | 1 | 0 | 0 | 0 | 0 | 0 | 0 | 4 | 4 | 0.00 | 0.000 | | | | | | | | | | | | | | | | | |
| Trevor Hoffman, R ERA: 11.57 | 1.0 | 5 | 1 | 1 | 0 | 0 | 0 | 0 | 0 | 0 | 0 | 5 | 5 | 0.00 | 1.000 | | | | | | | | | | | | | | | | | | |
| Scott Strickland, R ERA: 3.52 | 1.0 | 4 | 1 | 0 | 0 | 3 | 0 | 0 | 0 | 0 | 0 | 10 | 10 | 0.00 | 1.000 | | | | | | | | | | | | | | | | | | |
| 41 Kevin Cameron, R ERA: 3.24 Justin Germano, R ERA: 4.0 | 1.0 | 3 | 0 | 0 | 0 | 1 | 0 | 0 | 0 | 0 | 0 | 5 | 5 | 0.00 | 0.000 | | | | | | | | | | | | | | | | | | |

Los Angeles Angels @ San Diego Padres
Peoria Stadium, Peoria, AZ
Tue Mar 20 2007, 10:05 PM EDT
Att: 6,887 - Clear - 82 F

AB 40
R 7
H 10
RBI 6
BB 2
SO 11
LOB 16

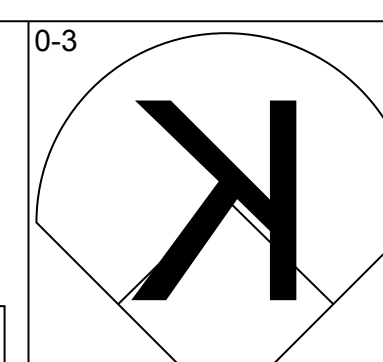
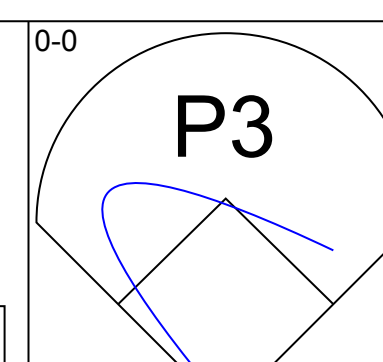
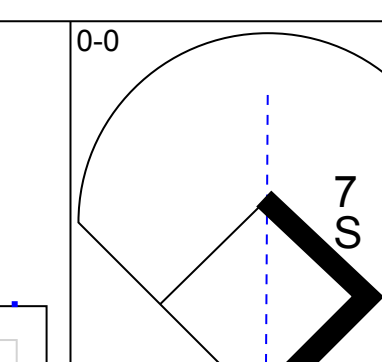
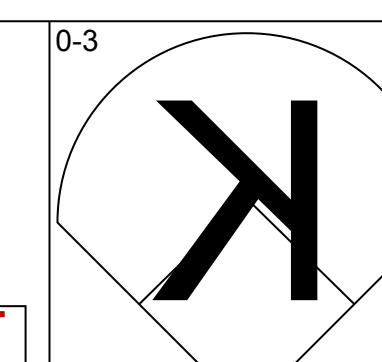
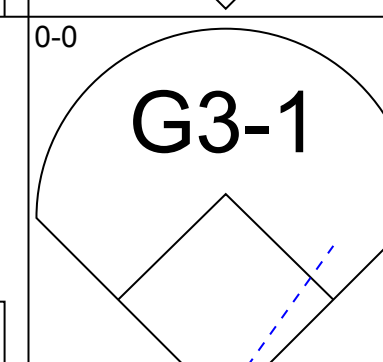
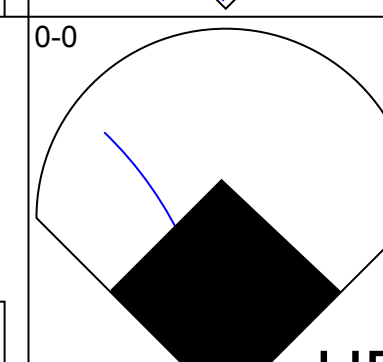
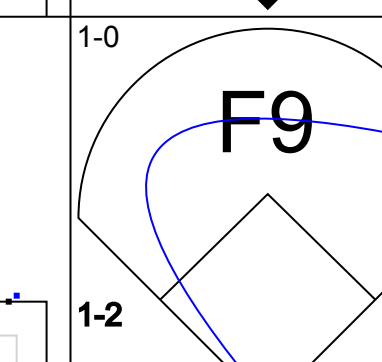
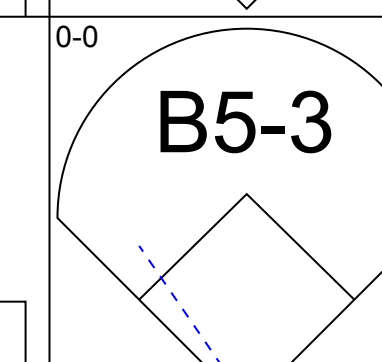
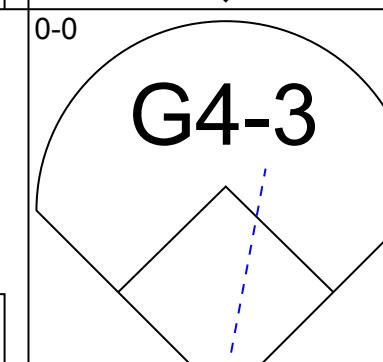
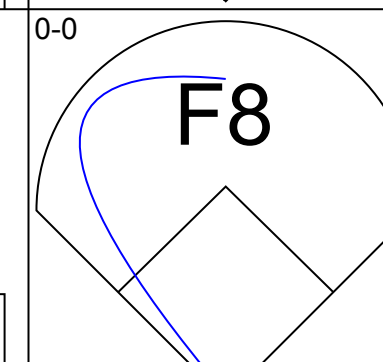

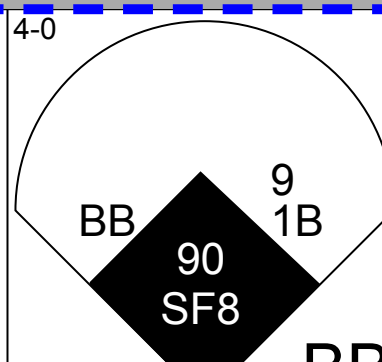
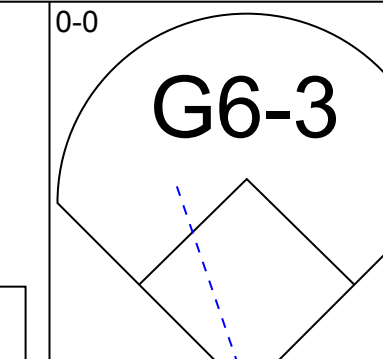
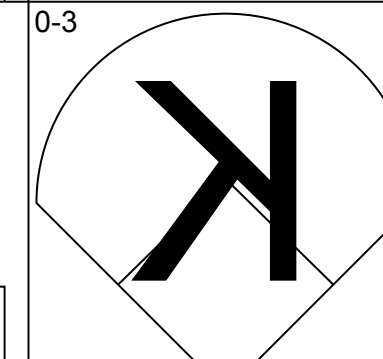
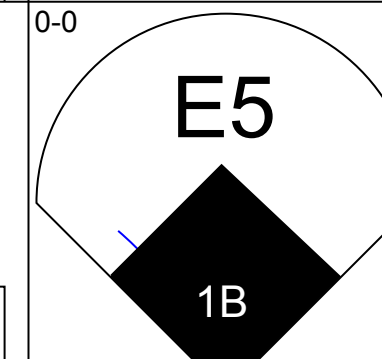
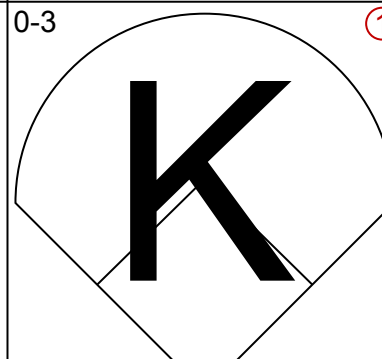
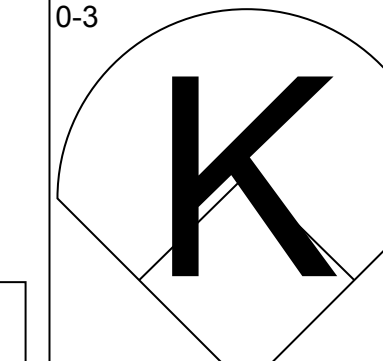
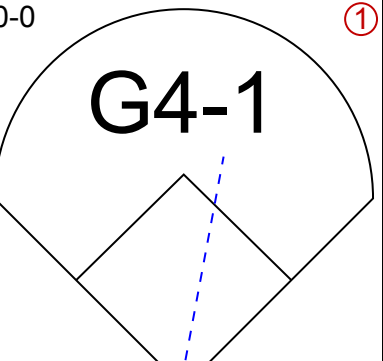
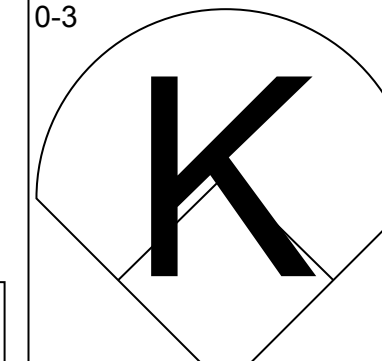
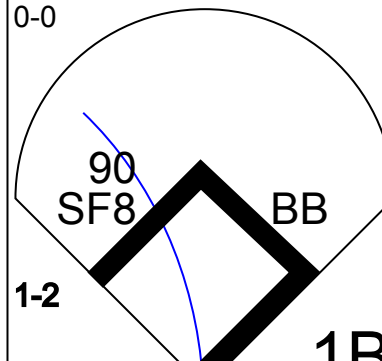
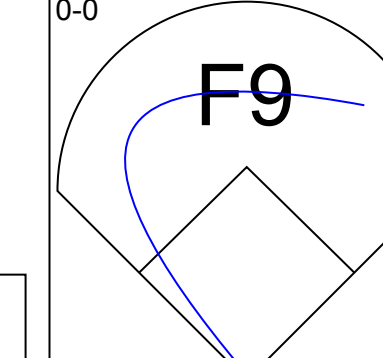
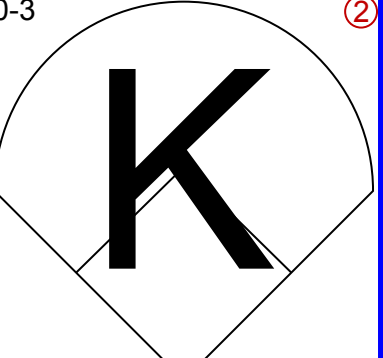
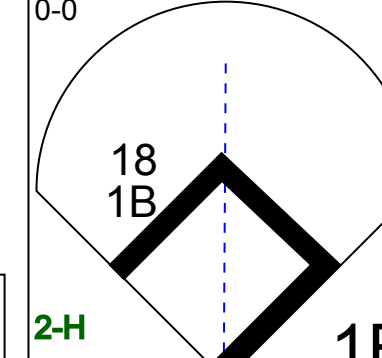
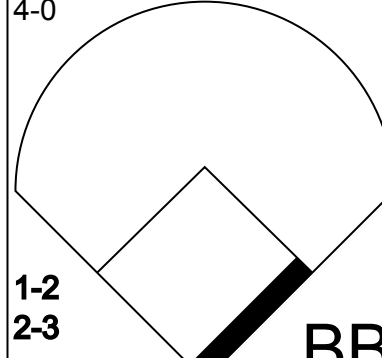
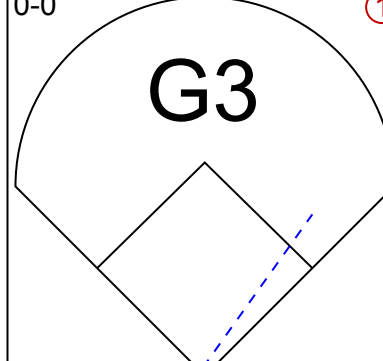
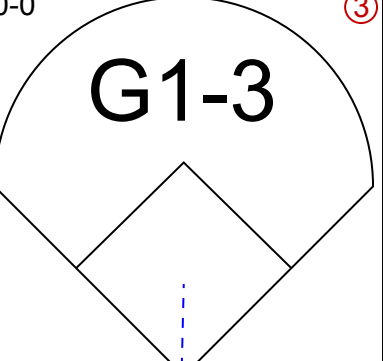
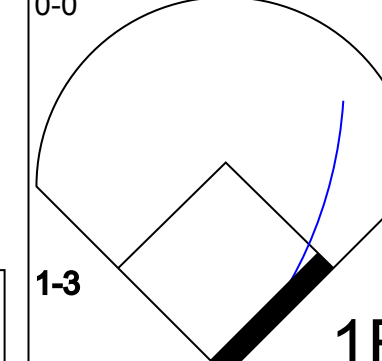
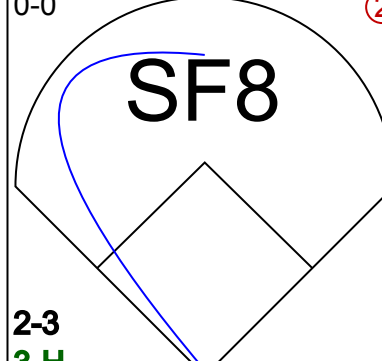
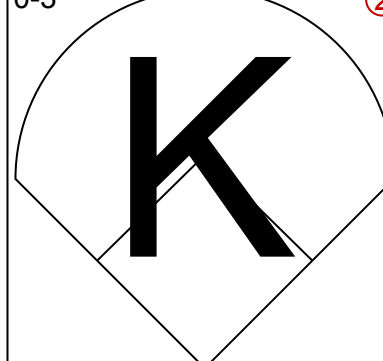
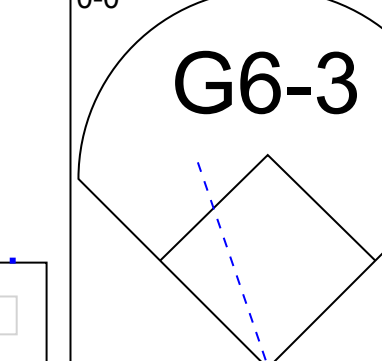
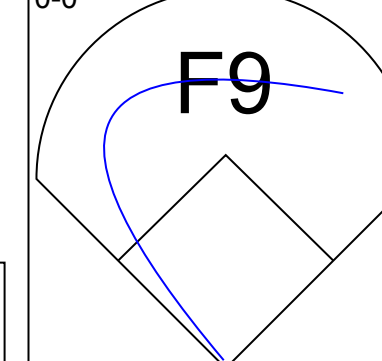
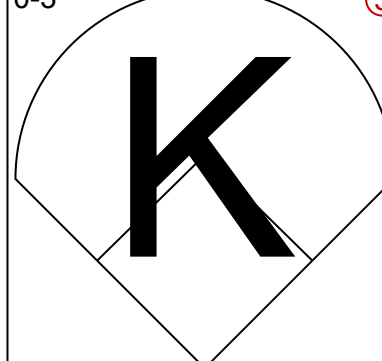

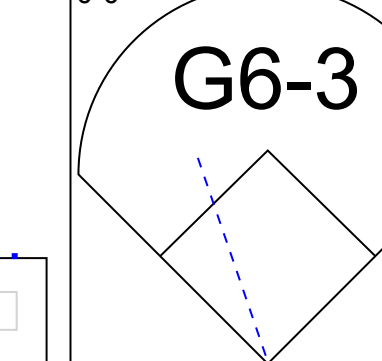
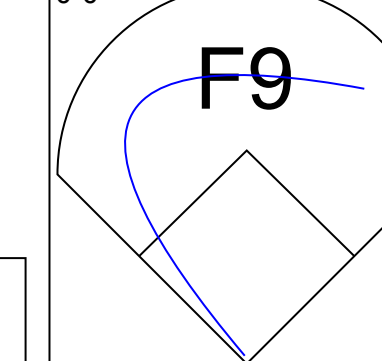


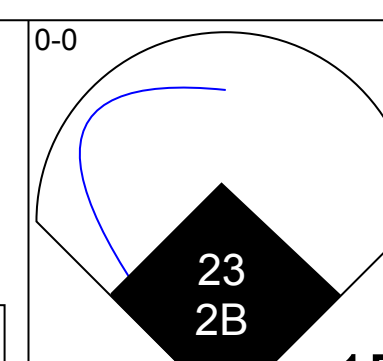
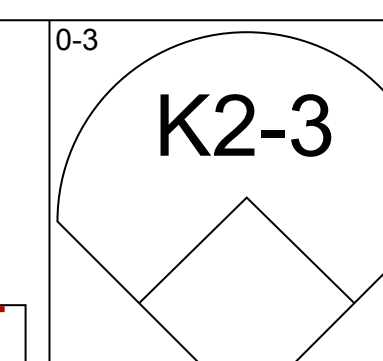
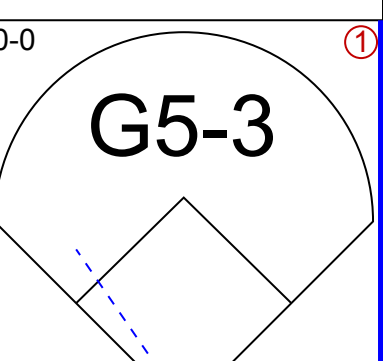
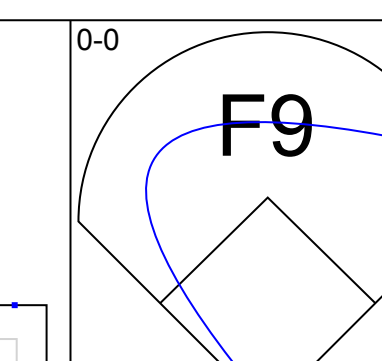
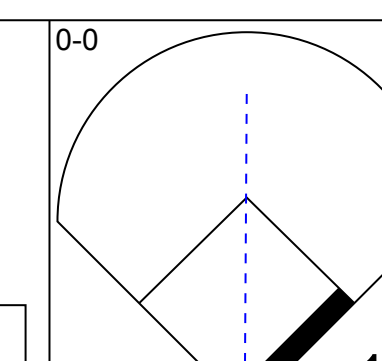
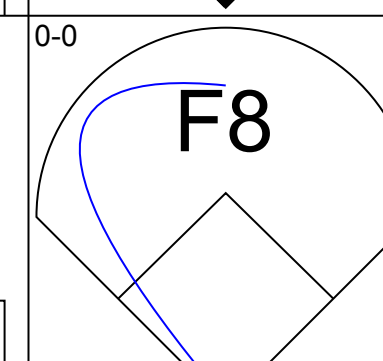
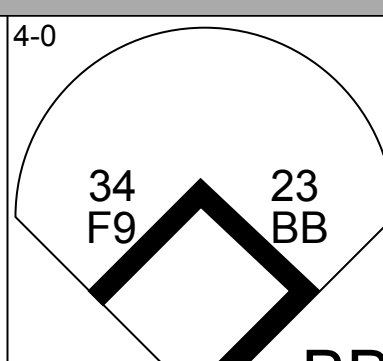
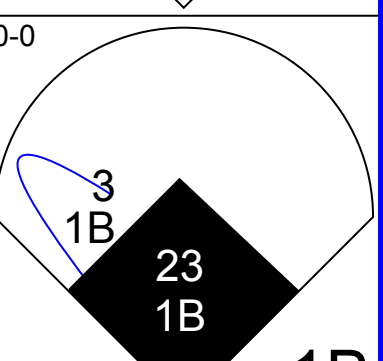
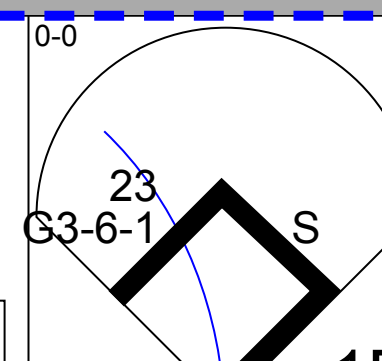
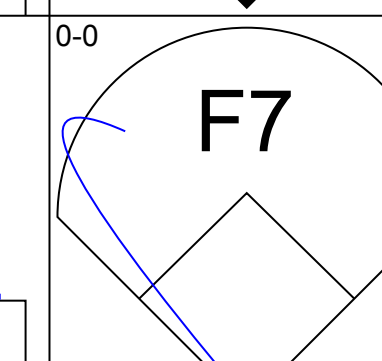
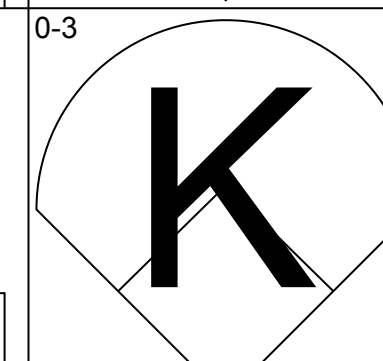
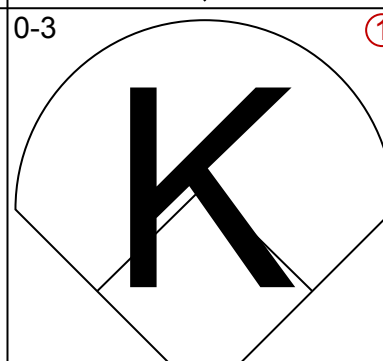
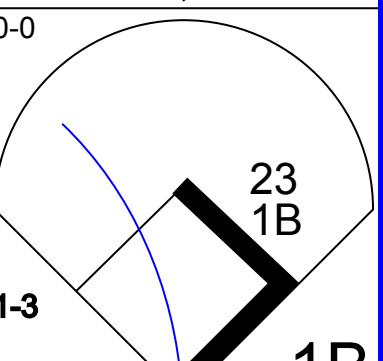
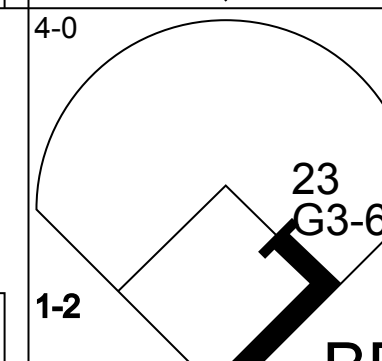
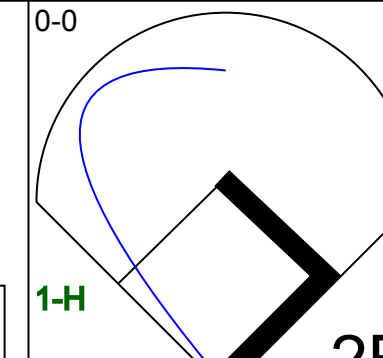
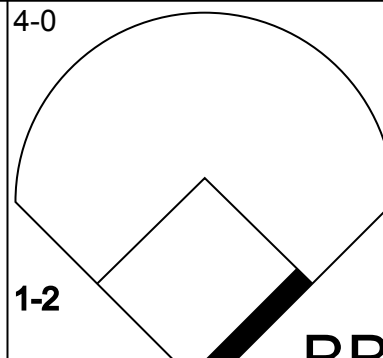
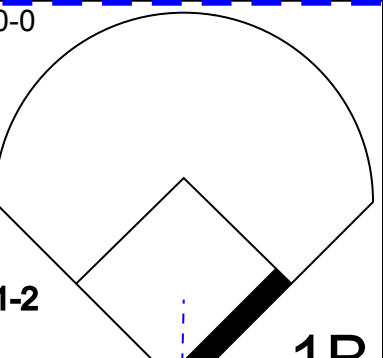
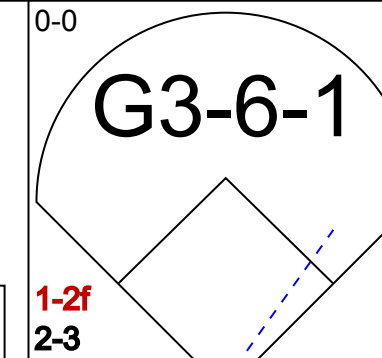
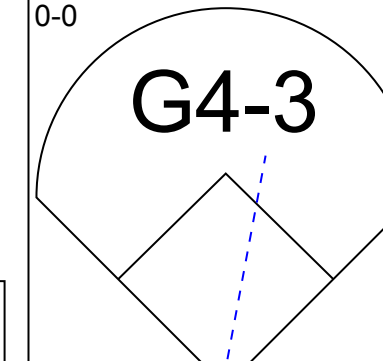
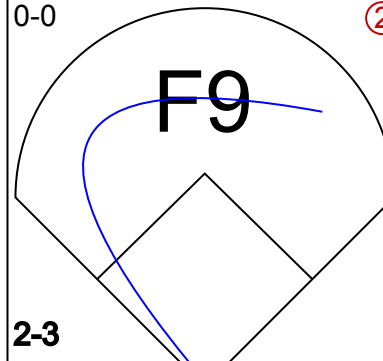
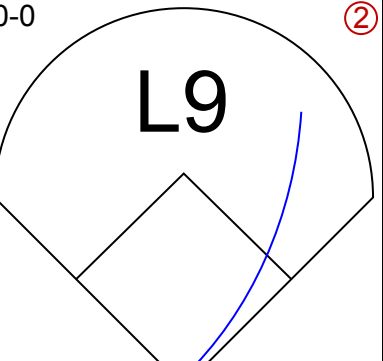
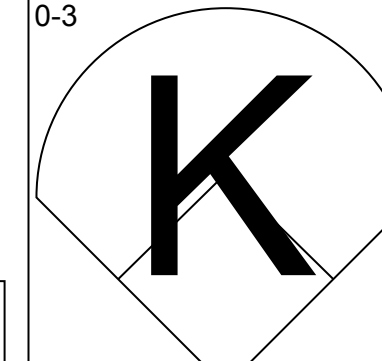
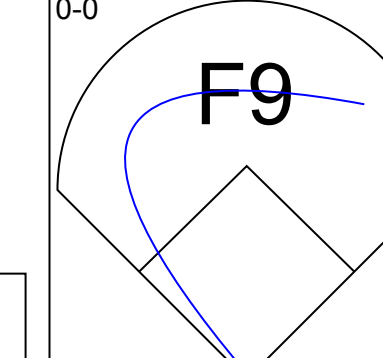
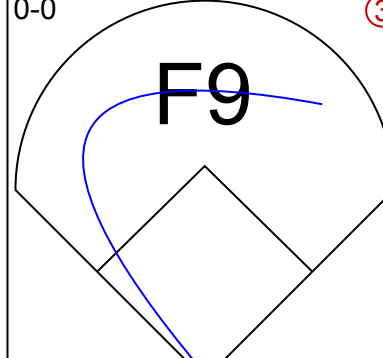
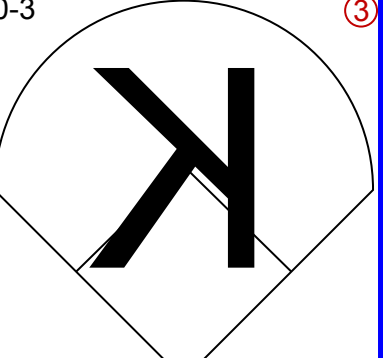
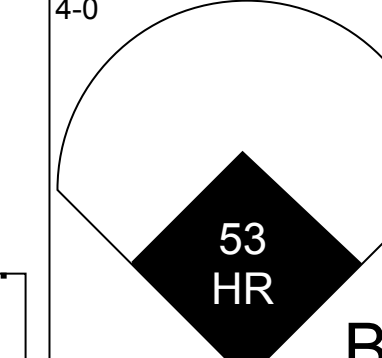
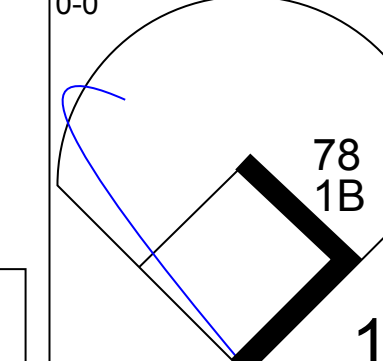
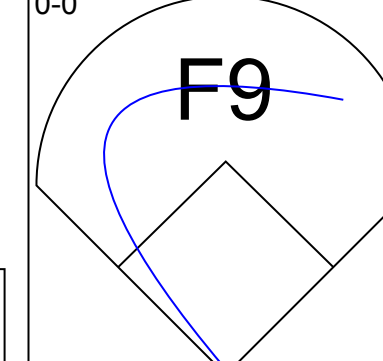
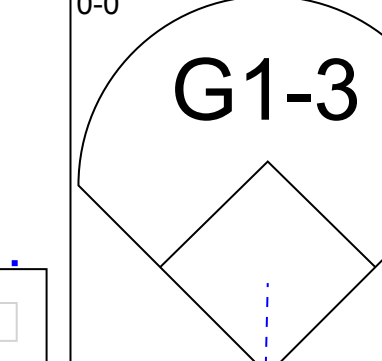
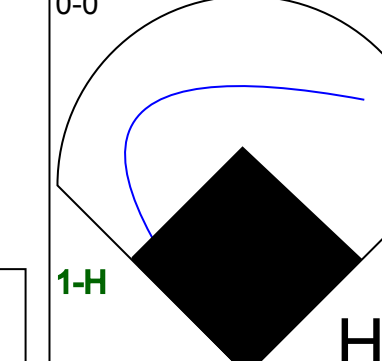
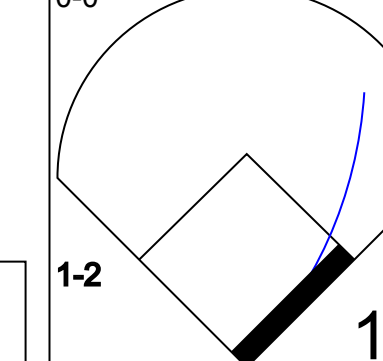
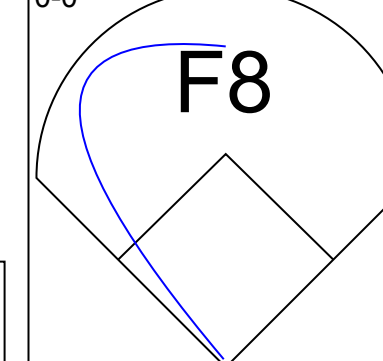
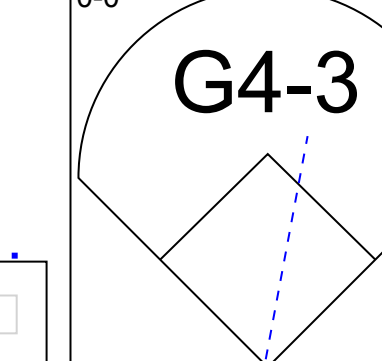
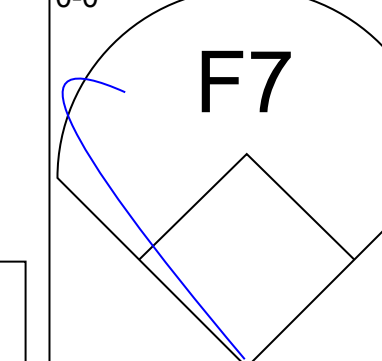
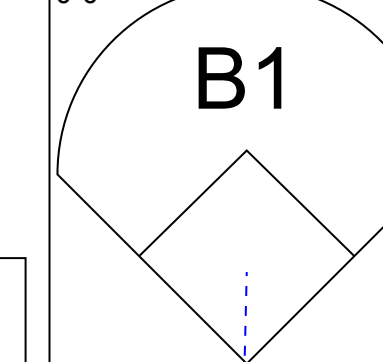
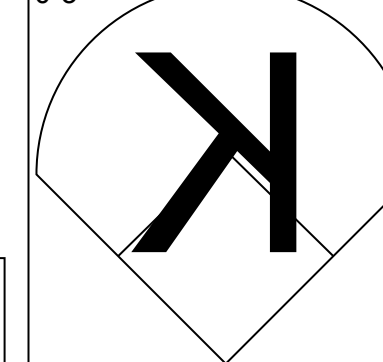
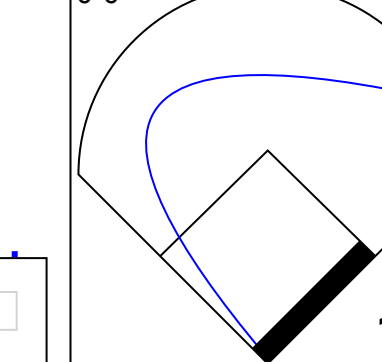
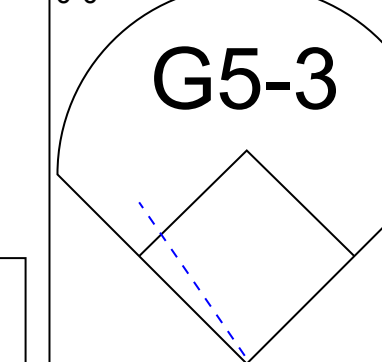
| Batter | 1 | 2 | 3 | 4 | 5 | 6 | 7 | 8 | 9 | 10 | AB | R | H | RBI | BB | SO | LOB | BOTTOM | | | | | | | | | | | | | | | |
|---|---|---------------------------------|------------------------------|---------------------------------|------------------------------|---------------------------------|------------------------------|---------------------------------|------------------------------|---------------------------------|-------------------------------|----------------------------------|------------------------------|---------------------------------|------------------------------|---------------------------------|------------------------------|--|------------------------------|----------------------------------|--|--|--|--|--|--|--|--|--|--|--|--|--|
| 22 Marcus Giles, R OBP: 0.357, SLG: 0.571 13 Oscar Robles, L OBP: 0.353, SLG: 0.304 | | | F9 | | | | | | F9 | | | | | | | | | 3 1 2 0 0 0 0 2 0 0 0 0 1 2 | | | | | | | | | | | | | | | |
| 24 Brian Giles, L OBP: 0.341, SLG: 0.553 Drew Macias, L OBP: 0.200, SLG: 0.200 | | | | | | | | | F7-3 | | | | | | | | | 3 0 2 0 0 0 1 2 0 0 0 0 0 1 | | | | | | | | | | | | | | | |
| Todd Walker, L OBP: 0.255, SLG: 0.250 67 Royce Huffman, R OBP: 0.280, SLG: 0.273 | | | | | | | | | | | | | | | | | | 4 0 0 1 0 0 2 1 0 0 0 0 1 0 | | | | | | | | | | | | | | | |
| 28 Josh Bard, S OBP: 0.439, SLG: 0.679 Scott Strickland, R 41 Kevin Cameron, R 70 Luke Carlin, S OBP: 0.395, SLG: 0.182 | | | | | | | | | | | | | | | | | | 4 0 0 0 0 1 3 0 0 0 0 0 0 0 0 0 0 0 0 0 0 0 1 0 0 1 0 0 | | | | | | | | | | | | | | | |
| Mike Cameron, R OBP: 0.200, SLG: 0.382 Vince Sinisi, L OBP: 0.200, SLG: 0.200 | | | | | | | | | | | | | | | | | | 2 1 1 0 1 0 0 2 1 1 0 0 1 1 | | | | | | | | | | | | | | | |
| 5 Kevin Kouzmanoff, R OBP: 0.463, SLG: 0.735 | | | | | | | | | | | | | | | | | | 4 1 1 0 1 0 3 | | | | | | | | | | | | | | | |
| Geoff Blum, S OBP: 0.387, SLG: 0.679 1 Manny Alexander, R OBP: 0.227, SLG: 0.476 | | | | | | | | | | | | | | | | | | 2 2 2 4 0 0 0 2 0 1 1 0 0 1 | | | | | | | | | | | | | | | |
| 8 Termel Sledge, L OBP: 0.319, SLG: 0.644 Justin Germano, R | | | | | | | | | | | | | | | | | | 4 1 1 2 0 1 3 0 0 0 0 0 0 0 | | | | | | | | | | | | | | | |
| 32 Chris Young, R 40 Royce Ring, L 39 Mike Thompson, R Rob Bowen, S Trevor Hoffman, R 53 Pete Lofgren, R Yordany Ramirez, R | | | | | | | | | | | | | | | | | | 2 0 0 0 0 0 1 2 0 0 0 0 0 0 0 0 1 0 0 0 0 0 1 1 0 0 0 0 0 0 0 0 1 0 1 0 0 0 0 0 0 0 0 0 0 0 0 0 | | | | | | | | | | | | | | | |
| Inning Stats | R: 1 E: 0 K: 1 S: 6 | H: 2 LOB: 2 BB: 0 P: 6 | R: 2 E: 1 K: 1 S: 7 | H: 1 LOB: 0 BB: 0 P: 7 | R: 0 E: 0 K: 0 S: 4 | H: 1 LOB: 1 BB: 1 P: 4 | R: 0 E: 0 K: 1 S: 6 | H: 1 LOB: 2 BB: 0 P: 7 | R: 0 E: 0 K: 0 S: 3 | H: 1 LOB: 0 BB: 0 P: 3 | R: 4 E: 1 K: 2 S: 10 | H: 3 LOB: 1 BB: 1 P: 14 | R: 0 E: 0 K: 0 S: 3 | H: 0 LOB: 0 BB: 0 P: 3 | R: 0 E: 0 K: 0 S: 4 | H: 1 LOB: 1 BB: 0 P: 4 | R: 0 E: 0 K: 0 S: 3 | H: 1 LOB: 1 BB: 0 P: 3 | R: 1 E: 0 K: 2 S: 7 | H: 1 LOB: 2 BB: 2 P: 15 | 1B: 6 SF: 0 2B: 6 SAC: 2 3B: 1 DP: 2 HR: 2 HBP: 1 | | | | | | | | | | | | |
| PITCHER | IP WLS BF H R ER SO BB IBB HBP BLK WP HR S P ERA WHIP | | | | | | | | | | | | | | | | | | | | | | | | | | | | | | | | |
| 54 Ervin Santana, R ERA: 4.42 | 5.1 | 26 | 9 | 7 | 6 | 3 | 1 | 0 | 0 | 0 | 2 | 30 | 35 | 10.12 | 1.875 | | | | | | | | | | | | | | | | | | |
| 34 Chris Resop, R ERA: 14.63 | 0.2 | 2 | 0 | 0 | 0 | 2 | 0 | 0 | 0 | 0 | 0 | 6 | 6 | 0.00 | 0.000 | | | | | | | | | | | | | | | | | | |
| 33 Justin Speier, R ERA: 4.5 | 2.0 | 7 | 1 | 0 | 0 | 0 | 0 | 0 | 0 | 0 | 0 | 7 | 7 | 0.00 | 0.500 | | | | | | | | | | | | | | | | | | |
| 62 Scot Shields, R ERA: 11.57 | 1.2 | 8 | 2 | 1 | 1 | 2 | 2 | 0 | 0 | 0 | 1 | 0 | 10 | 18 | 5.40 | 2.400 | | | | | | | | | | | | | | | | | |

Los Angeles Angels @ San Diego Padres
Peoria Stadium, Peoria, AZ
Tue Mar 20 2007, 10:05 PM EDT
Att: 6,887 - Clear - 82 F

AB 39
R 8
H 12
RBI 8
BB 3
SO 7
LOB 20



| Batter | 1 | 2 | 3 | 4 | 5 | 6 | 7 | 8 | 9 | AB | R | H | RBI | BB | SO | LOB | TOP | | | | | | | | |
|---|---|---|---|---|--|---|--|---|------------------------------|---------------------------------|------------------------------|---------------------------------|-------------------------------|----------------------------------|------------------------------|---------------------------------|---|------------------------------|----------------------------------|----------------------------------|------------------------------------|----------------------------------|--------|--|--|
| 23 Ricke Weeks Jr. R (1.4) OBP: 0.360, SLG: 0.349 22 Tony Gwynn Jr. L (7.8) OBP: 0.382, SLG: 0.419 |  | | |  | |  | |  | | 3 | 0 | 1 | 0 | 0 | 1 | 0 | Milwaukee Brewers @ San Diego Padres Peoria Stadium, Peoria, AZ Wed Mar 21 2007, 4:05 PM EDT Att: 6,552 - Cloudy - 73 F | | | | | | | | |
| 7 J.J. Hardy R (1.6) OBP: 0.280, SLG: 0.408 57 Ozzie Chavez S (7.6) OBP: 0.257, SLG: 0.242 |  | | |  | |  | |  | | 3 | 1 | 1 | 1 | 0 | 0 | 1 | | | | | | | | | |
| 28 Prince Fielder L (1.3) OBP: 0.515, SLG: 0.759 8 Vinny Rottino R (7.3) OBP: 0.306, SLG: 0.386 |  | | |  | | |  |  | | 3 | 0 | 0 | 0 | 0 | 1 | 0 | | | | | | | | | |
| 2 Bill Hall R (1.8) OBP: 0.396, SLG: 0.667 55 JD Closser S (7.2) OBP: 0.440, SLG: 0.636 | |  | |  | | |  |  | | 3 | 1 | 0 | 0 | 0 | 1 | 1 | | | | | | | | | |
| Geoff Jenkins L (1.7) OBP: 0.450, SLG: 0.553 9 Tony Graffanino R (6.5) OBP: 0.281, SLG: 0.375 | |  | | |  | |  |  | | 2 | 0 | 0 | 0 | 0 | 1 | 0 | | | | | | | | | |
| 1 Corey Hart R (1.9) OBP: 0.372, SLG: 0.459 Brady Clark R (5.9) OBP: 0.350, SLG: 0.324 | |  | | |  | |  |  | | 2 | 0 | 0 | 0 | 0 | 1 | 0 | | | | | | | | | |
| Craig Counsell L (1.5) OBP: 0.300, SLG: 0.289 50 Chris Spurling R (6.1) OBP: 0.500, SLG: 0.667 18 Gabe Gross L (7.7, PH) OBP: 0.500, SLG: 0.667 90 Steve Solimann R (7.4) OBP: 0.471, SLG: 0.706 | | |  | |  | |  |  | | 2 | 0 | 0 | 0 | 0 | 0 | 0 | | | | | | | | | |
| Damian Miller R (1.2) OBP: 0.350, SLG: 0.459 52 Jose Capellan R (7.1) OBP: 0.350, SLG: 0.459 Francisco Cordero R (8.1) OBP: 0.350, SLG: 0.459 11 Mike Rivera R (9.7, PH) OBP: 0.471, SLG: 0.706 | | |  | | |  |  |  | | 3 | 0 | 0 | 0 | 0 | 1 | 2 | | | | | | | | | |
| 46 Claudio Vargas R (1.1) OBP: 0.350, SLG: 0.459 Brian Shouse L (5.1) OBP: 0.350, SLG: 0.459 Kevin Mench R (6.7, PH) OBP: 0.444, SLG: 0.438 | | |  | | |  | |  | | 1 | 0 | 0 | 0 | 0 | 1 | 0 | | | | | | | | | |
| Inning Stats | R: 0 E: 0 K: 1 S: 5 | H: 0 LOB: 0 BB: 0 P: 5 | R: 0 E: 0 K: 1 S: 5 | H: 0 LOB: 0 BB: 0 P: 5 | R: 0 E: 0 K: 2 S: 7 | H: 0 LOB: 0 BB: 0 P: 7 | R: 1 E: 0 K: 1 S: 6 | H: 1 LOB: 0 BB: 0 P: 6 | R: 0 E: 0 K: 1 S: 5 | H: 0 LOB: 0 BB: 0 P: 5 | R: 0 E: 0 K: 0 S: 4 | H: 1 LOB: 1 BB: 0 P: 5 | R: 1 E: 0 K: 2 S: 10 | H: 2 LOB: 2 BB: 0 P: 10 | R: 0 E: 0 K: 1 S: 5 | H: 0 LOB: 0 BB: 0 P: 5 | | R: 1 E: 0 K: 2 S: 8 | H: 1 LOB: 2 BB: 2 P: 16 | 1B: 4 2B: 0 3B: 0 HR: 1 | SF: 1 SAC: 0 DP: 0 HBP: 0 | WP: 0 PB: 0 SB: 1 CS: 0 | PA: 35 | | |
| PITCHER | IP | WLS | BF | H | R | ER | SO | BB | IBB | HBP | BLK | WP | HR | S | P | ERA | WHIP | | | | | | | | |
| 52 Clay Hensley R (1.1) ERA: 1.38 | 5.0 | | 16 | 1 | 1 | 1 | 6 | 0 | 0 | 0 | 0 | 0 | 1 | 28 | 28 | 1.80 | 0.200 | | | | | | | | |
| Scott Linebrink R (6.1) ERA: 1.29 | 1.0 | H | 4 | 1 | 0 | 0 | 0 | 0 | 0 | 0 | 0 | 0 | 0 | 4 | 5 | 0.00 | 1.000 | | | | | | | | |
| 43 Cla Meredith R (7.1) ERA: 10.29 | 1.0 | B | 6 | 2 | 1 | 0 | 2 | 0 | 0 | 0 | 0 | 0 | 0 | 10 | 10 | 0.00 | 2.000 | | | | | | | | |
| 26 Doug Brocail R (8.1) ERA: 3.88 | 1.0 | W | 3 | 0 | 0 | 0 | 1 | 0 | 0 | 0 | 0 | 0 | 0 | 5 | 5 | 0.00 | 0.000 | | | | | | | | |
| 56 Scott Cassidy R (9.1) ERA: 8.1 | 1.0 | S | 6 | 1 | 1 | 1 | 2 | 2 | 0 | 0 | 0 | 0 | 0 | 8 | 16 | 9.00 | 3.000 | | | | | | | | |

| Batter | 1 | 2 | 3 | 4 | 5 | 6 | 7 | 8 | 9 | AB | R | H | RBI | BB | SO | LOB | BOTTOM | | | | | | | | |
|--|---|---|---|---------------------------------|--|---|---|---|------------------------------|---------------------------------|------------------------------|---------------------------------|------------------------------|---------------------------------|------------------------------|---------------------------------|---|----------------------------------|------------------------------------|----------------------------------|--------|--|--|--|--|
| 22 Marcus Giles R (1.4) OBP: 0.355, SLG: 0.548 13 Oscar Robles L (6.4) OBP: 0.400, SLG: 0.320 |  |  | | |  |  | |  | | 3 | 1 | 1 | 0 | 0 | 1 | 2 | Milwaukee Brewers @ San Diego Padres Peoria Stadium, Peoria, AZ Wed Mar 21 2007, 4:05 PM EDT Att: 6,552 - Cloudy - 73 F | | | | | | | | |
| 24 Brian Giles L (1.9) OBP: 0.394, SLG: 0.550 Drew Macias L (5.7, FR) OBP: 0.286, SLG: 0.286 |  | |  | |  | |  |  | | 2 | 0 | 1 | 0 | 1 | 1 | | | | | | | | | | |
| 3 Khalil Greene R (1.6) OBP: 0.385, SLG: 0.769 Geoff Blum S (6.6) OBP: 0.406, SLG: 0.679 |  | |  | |  | |  | | | 3 | 0 | 1 | 0 | 0 | 2 | 2 | | | | | | | | | |
| 23 Adrián González L (1.3) OBP: 0.422, SLG: 0.659 82 Brett Dowdy R (8.5) OBP: 0.350, SLG: 0.459 |  | |  | |  | |  | | | 3 | 0 | 2 | 2 | 1 | 0 | 2 | | | | | | | | | |
| 34 Russell Bryanan L (1.5) OBP: 0.270, SLG: 0.424 26 Doug Brocail L (8.1) OBP: 0.350, SLG: 0.459 56 Scott Cassidy R (9.1) OBP: 0.444, SLG: 0.438 |  | |  | |  | |  | | | 4 | 0 | 0 | 0 | 0 | 1 | 6 | | | | | | | | | |
| José Cruz Jr. S (1.8) OBP: 0.313, SLG: 0.690 Cedric Hunter L (6.8) OBP: 1.000, SLG: 1.000 |  |  | | |  | | |  | | 3 | 0 | 0 | 0 | 0 | 1 | 4 | | | | | | | | | |
| Rob Bower S (1.2) OBP: 0.313, SLG: 0.690 53 Pete Laforest L (7.2) OBP: 0.435, SLG: 0.850 |  | | | |  | |  |  | | 3 | 0 | 1 | 0 | 0 | 0 | 0 | | | | | | | | | |
| 78 Adam Shabala L (1.7) OBP: 0.296, SLG: 0.174 |  | | | |  | |  |  | | 4 | 0 | 1 | 0 | 0 | 0 | 0 | | | | | | | | | |
| 52 Clay Hensley R (1.1) ERA: 1.38 Scott Linebrink R (6.1) ERA: 1.29 Todd Walker L (6.7, PH) OBP: 0.257, SLG: 0.273 43 Cla Meredith R (7.1) ERA: 10.29 67 Royce Huffman R (8.3) OBP: 0.289, SLG: 0.261 |  | | | |  | |  |  | | 2 | 0 | 0 | 0 | 0 | 1 | 2 | | | | | | | | | |
| Inning Stats | R: 1 E: 0 K: 1 S: 7 | H: 2 LOB: 1 BB: 0 P: 7 | R: 0 E: 0 K: 1 S: 7 | H: 2 LOB: 2 BB: 0 P: 7 | R: 0 E: 0 K: 1 S: 5 | H: 0 LOB: 2 BB: 2 P: 13 | R: 0 E: 0 K: 1 S: 5 | H: 0 LOB: 0 BB: 0 P: 5 | R: 1 E: 0 K: 1 S: 8 | H: 3 LOB: 2 BB: 0 P: 8 | R: 0 E: 0 K: 0 S: 4 | H: 1 LOB: 1 BB: 0 P: 4 | R: 0 E: 0 K: 1 S: 5 | H: 1 LOB: 1 BB: 1 P: 9 | R: 2 E: 0 K: 0 S: 5 | H: 2 LOB: 1 BB: 1 P: 9 | | 1B: 9 2B: 1 3B: 0 HR: 1 | SF: 0 SAC: 0 DP: 1 HBP: 0 | WP: 0 PB: 0 SB: 1 CS: 0 | PA: 38 | | | | |
| PITCHER | IP | WLS | BF | H | R | ER | SO | BB | IBB | HBP | BLK | WP | HR | S | P | ERA | WHIP | | | | | | | | |
| 46 Claudio Vargas R (1.1) ERA: 5.5 | 4.1 | | 21 | 6 | 2 | 2 | 4 | 2 | 0 | 0 | 0 | 0 | 0 | 27 | 35 | 4.15 | 1.846 | | | | | | | | |
| Brian Shouse L (5.1) ERA: 5.4 | 0.2 | | 3 | 1 | 0 | 0 | 1 | 0 | 0 | 0 | 0 | 0 | 0 | 5 | 5 | 0.00 | 1.500 | | | | | | | | |
| 50 Chris Spurling R (6.1) ERA: 3.96 | 1.0 | | 4 | 1 | 0 | 0 | 0 | 0 | 0 | 0 | 0 | 0 | 0 | 4 | 4 | 0.00 | 1.000 | | | | | | | | |
| 52 Jose Capellan R (7.1) ERA: 5.14 | 1.0 | L | 6 | 2 | 2 | 2 | 0 | 1 | 0 | 0 | 0 | 0 | 1 | 5 | 9 | 18.00 | 3.000 | | | | | | | | |
| Francisco Cordero R (8.1) ERA: 4.5 | 1.0 | | 6 | 2 | 2 | 2 | 0 | 1 | 0 | 0 | 0 | 0 | 1 | 5 | 9 | 18.00 | 3.000 | | | | | | | | |



| Batter | 1 | 2 | 3 | 4 | 5 | 6 | 7 | 8 | 9 | AB | R | H | RBI | BB | SO | LOB | TOP | |
|--|------------------------------|---------------------------------|-------------------------------------|----------------------------------|------------------------------|---------------------------------|------------------------------|---------------------------------|------------------------------|---------------------------------|---|--|-----|----|----|-----|----------------------------------|--------|
| 29 Angel Pagán, S OBP: 0.333, SLG: 0.227 | F8 | | F7 | | | | | | | 2 | 0 | 0 | 0 | 0 | 0 | 1 | | |
| 2 Ryan Theriot, R OBP: 0.448, SLG: 0.558 | G1-3 | | | | | | | | | 2 | 0 | 1 | 0 | 0 | 0 | 1 | | |
| 25 Derrek Lee, R OBP: 0.532, SLG: 0.800 | L7 | | | | | | | | | 2 | 0 | 1 | 0 | 0 | 0 | 1 | | |
| 16 Aramis Ramirez, R OBP: 0.391, SLG: 0.643 | F9 | | | | | | | | | 2 | 0 | 0 | 0 | 0 | 0 | 2 | | |
| Jacque Jones, L OBP: 0.340, SLG: 0.543 | | G4-1 | | | | | | | | 2 | 0 | 0 | 0 | 0 | 0 | 1 | | |
| Michael Barrett, R OBP: 0.325, SLG: 0.605 | | L8 | | | | | | | | 2 | 0 | 0 | 0 | 0 | 0 | 1 | | |
| 19 Matt Murton, R OBP: 0.340, SLG: 0.500 | | G4-3 | | | | | | | | 2 | 0 | 0 | 0 | 0 | 0 | 0 | | |
| Cesar Izturis, S OBP: 0.459, SLG: 0.367 | | | G6-3 | | | | | | | 2 | 0 | 0 | 0 | 0 | 0 | 0 | | |
| 22 Mark Prior, R OBP: 1.000, SLG: 1.000 | | | | | | | | | | 1 | 0 | 1 | 0 | 0 | 0 | 0 | | |
| 27 Buck Coats, L OBP: 0.391, SLG: 0.405 | | | | | | | | | | 1 | 0 | 0 | 0 | 0 | 0 | 0 | | |
| 53 Rich Hill, L | | | | | | | | | | 0 | 0 | 0 | 0 | 0 | 0 | 0 | | |
| Inning Stats | R: 0 E: 0 K: 0 S: 4 | H: 1 LOB: 1 BB: 0 P: 5 | R: 0 E: 0 K: 0 S: 3 | H: 0 LOB: 0 BB: 0 P: 3 | R: 0 E: 0 K: 0 S: 4 | H: 1 LOB: 1 BB: 0 P: 4 | R: 0 E: 0 K: 0 S: 4 | H: 1 LOB: 1 BB: 0 P: 4 | R: 0 E: 0 K: 0 S: 3 | H: 0 LOB: 0 BB: 0 P: 3 | | | | | | | WP: 0 PB: 0 SB: 1 CS: 0 | PA: 18 |
| PITCHER Greg Maddux, R ERA: 1.8 | IP: 5.0 WLS: W BF: 18 | H: 3 R: 0 ER: 0 SO: 0 | BB: 0 IBB: 0 HBP: 0 BLK: 0 | WP: 0 HR: 0 S: 18 P: 19 | ERA: 0.00 WHIP: 0.600 | PITCHER | | | | | | IP: WLS: BF: H: R: ER: SO: BB: IBB: HBP: BLK: WP: HR: S: P: ERA: WHIP: | | | | | | |

Chicago Cubs @ San Diego Padres
Peoria Stadium, Peoria, AZ
Thu Mar 22 2007, 4:05 PM EDT
Att: 9,043 - Partly Cloudy - 73 F

| | |
|-----|----|
| AB | 18 |
| R | 0 |
| H | 3 |
| RBI | 0 |
| BB | 0 |
| SO | 0 |
| LOB | 7 |



| Batter | 1 | 2 | 3 | 4 | 5 | 6 | 7 | 8 | 9 | AB | R | H | RBI | BB | SO | LOB | BOTTOM | |
|---|------------------------------|---------------------------------|-------------------------------------|----------------------------------|------------------------------|----------------------------------|------------------------------|---------------------------------|------------------------------|---------------------------------|---|--|-----|----|----|-----|----------------------------------|--------|
| 22 Marcus Giles, R OBP: 0.353, SLG: 0.529 | P6 | G1-3 | | | 1B | | | | | 3 | 0 | 1 | 0 | 0 | 0 | 1 | | |
| 24 Brian Giles, L OBP: 0.340, SLG: 0.512 | F7 | | L9 | | K | | | | | 3 | 0 | 0 | 0 | 0 | 1 | 1 | | |
| 23 Adrián González, L OBP: 0.438, SLG: 0.651 | 1B | | BB | | F7 | | | | | 2 | 1 | 1 | 0 | 1 | 0 | 1 | | |
| 28 Josh Bard, S OBP: 0.429, SLG: 0.645 | 1B | | F7 | | K | | | | | 3 | 0 | 1 | 0 | 0 | 1 | 2 | | |
| Mike Cameron, R OBP: 0.333, SLG: 0.400 | 1B | | BB | | | | | | | 1 | 0 | 1 | 1 | 1 | 0 | 0 | | |
| 3 Khalil Greene, R OBP: 0.390, SLG: 0.756 | 1B | | K | | | | | | | 2 | 0 | 1 | 0 | 0 | 1 | 2 | | |
| 5 Kevin Kouzmanoff, R OBP: 0.442, SLG: 0.654 | | K | | | L7 | | | | | 2 | 0 | 0 | 0 | 0 | 1 | 0 | | |
| 8 Termel Sledge, L OBP: 0.306, SLG: 0.617 | | G3-1 | | | L8 | | | | | 2 | 0 | 0 | 0 | 0 | 0 | 0 | | |
| Greg Maddux, R | | E5 | | | K | | | | | 2 | 0 | 0 | 0 | 0 | 1 | 0 | | |
| Inning Stats | R: 1 E: 0 K: 0 S: 6 | H: 4 LOB: 2 BB: 0 P: 6 | R: 0 E: 1 K: 1 S: 6 | H: 0 LOB: 1 BB: 0 P: 6 | R: 0 E: 0 K: 1 S: 7 | H: 0 LOB: 2 BB: 2 P: 15 | R: 0 E: 0 K: 1 S: 5 | H: 0 LOB: 0 BB: 0 P: 5 | R: 0 E: 0 K: 2 S: 8 | H: 1 LOB: 1 BB: 0 P: 8 | | | | | | | WP: 0 PB: 0 SB: 0 CS: 0 | PA: 22 |
| PITCHER 22 Mark Prior, R ERA: 9.82 53 Rich Hill, L ERA: 4.09 | IP: 4.0 WLS: L BF: 18 | H: 4 R: 1 ER: 1 SO: 3 | BB: 2 IBB: 0 HBP: 0 BLK: 0 | WP: 0 HR: 0 S: 24 P: 32 | ERA: 2.25 WHIP: 1.500 | PITCHER | | | | | | IP: WLS: BF: H: R: ER: SO: BB: IBB: HBP: BLK: WP: HR: S: P: ERA: WHIP: | | | | | | |

Chicago Cubs @ San Diego Padres
Peoria Stadium, Peoria, AZ
Thu Mar 22 2007, 4:05 PM EDT
Att: 9,043 - Partly Cloudy - 73 F

| | |
|-----|----|
| AB | 20 |
| R | 1 |
| H | 5 |
| RBI | 1 |
| BB | 2 |
| SO | 5 |
| LOB | 7 |



| Batter | 1 | 2 | 3 | 4 | 5 | 6 | 7 | 8 | 9 | AB | R | H | RBI | BB | SO | LOB | TOP | | | | | |
|--|---|----------------------------------|------------------------------|---------------------------------|------------------------------|---------------------------------|------------------------------|---------------------------------|------------------------------|----------------------------------|------------------------------|---------------------------------|------------------------------|---------------------------------|------------------------------|---------------------------------|--|---------------------------------|----------------------------------|------------------------------------|----------------------------------|--------|
| 9 David DeJesus, L (1, 8) OBP: 0.250, SLG: 0.395 | G3 | | | G3-1 | | | | | | 3 | 0 | 1 | 0 | 1 | 0 | 1 | Kansas City Royals @ San Diego Padres Peoria Stadium, Peoria, AZ Mon Mar 26 2007, 10:05 PM EDT Att. 5,466 - Clear - 76 F | | | | | |
| 2 Joey Gathright, L (6, 8) OBP: 0.429, SLG: 0.455 | | BB | | | | 1B | | FC1-2 | | 1 | 0 | 1 | 0 | 0 | 0 | 0 | | | | | | |
| 1 Tony Pena Jr., R (1, 6) OBP: 0.319, SLG: 0.422 | | | G6-4-3 | G5-3 | | K | | B1 | | 4 | 1 | 0 | 0 | 1 | 1 | 6 | | | | | | |
| 24 Mark Teahen, L (1, 9) OBP: 0.431, SLG: 0.596 | | | | G4-3 | | G3 | | F8 | | 5 | 1 | 2 | 3 | 0 | 0 | 1 | | | | | | |
| 43 Ryan Shealy, R (1, 3) OBP: 0.373, SLG: 0.453 | | | | G4-3 | | F8 | | FC1-2 | | 3 | 1 | 1 | 0 | 0 | 0 | 1 | | | | | | |
| Alex Gonzalez, R (8, PH) OBP: 0.531, SLG: 0.593 | 11B | | | | | 11E | | FC1-2 | | 1 | 0 | 0 | 0 | 0 | 0 | 2 | | | | | | |
| 4 Alex Gordon, L (1, 5) OBP: 0.475, SLG: 0.580 | F7 | | | 11E | | K | | K | | 4 | 0 | 0 | 0 | 1 | 2 | 4 | | | | | | |
| 11 Ross Gload, L (1, 7) OBP: 0.404, SLG: 0.592 | | | | | | E5 | | G1-3 | | 4 | 1 | 1 | 0 | 0 | 0 | 1 | | | | | | |
| 93 Adam Greenberg, L (7, 7) | | | | E4 | | 6S | | K | | 1 | 0 | 0 | 0 | 0 | 1 | 0 | | | | | | |
| 6 Jason LaRue, R (1, 2) OBP: 0.394, SLG: 0.742 | G5-3 | | | G5-3 | | 6S | | F8 | | 3 | 0 | 1 | 1 | 1 | 0 | 4 | | | | | | |
| Todd Wellemeyer, R (7, 1) | | | | | | 6S | | | | 0 | 0 | 0 | 0 | 0 | 0 | 0 | | | | | | |
| 95 Jorge Padilla, R (9, PH) | | | | | | 1B | | | | 1 | 0 | 0 | 0 | 0 | 0 | 0 | | | | | | |
| 56 Jason Shiell, R (9, 1) | | | | | | 1B | | | | 0 | 0 | 0 | 0 | 0 | 0 | 0 | | | | | | |
| 68 Fernando Cortez, L (1, 4) OBP: 0.448, SLG: 0.385 | | | | G3 | | | | G5-3 | | 3 | 0 | 1 | 0 | 1 | 0 | 1 | | | | | | |
| Richard Lewis, R (9, PH) OBP: 0.537, SLG: 0.538 | | | | | | | | | | 1 | 0 | 1 | 0 | 0 | 0 | 0 | | | | | | |
| Brandon Duckworth, R (1, 1) OBP: 0.500, SLG: 0.500 | | | | | | | | | | 2 | 0 | 1 | 0 | 0 | 1 | 1 | | | | | | |
| 41 Jimmy Gobble, L (4, 1) | | | | | | | | | | 1 | 0 | 0 | 0 | 0 | 0 | 2 | | | | | | |
| 47 Ryan Braun, R (6, 1) | | | | | | | | | | 0 | 0 | 0 | 0 | 0 | 0 | 0 | | | | | | |
| 12 Paul Phillips, R (7, 2) OBP: 0.118, SLG: 0.125 | | | | G3-1 | | G4-3 | | 2B | | 2 | 1 | 1 | 0 | 0 | 0 | 1 | | | | | | |
| | | | | | | | | | | 1 | 1 | 0 | 0 | 0 | 0 | 1 | | | | | | |
| Inning Stats | R: 2 E: 0 K: 0 S: 5 | H: 2 LOB: 2 BB: 1 P: 10 | R: 0 E: 0 K: 1 S: 5 | H: 1 LOB: 1 BB: 1 P: 9 | R: 0 E: 0 K: 0 S: 4 | H: 0 LOB: 0 BB: 1 P: 8 | R: 0 E: 0 K: 0 S: 4 | H: 1 LOB: 1 BB: 0 P: 4 | R: 2 E: 1 K: 1 S: 9 | H: 2 LOB: 2 BB: 1 P: 13 | R: 0 E: 0 K: 1 S: 6 | H: 1 LOB: 1 BB: 0 P: 6 | R: 0 E: 0 K: 0 S: 3 | H: 0 LOB: 1 BB: 1 P: 7 | R: 1 E: 0 K: 1 S: 8 | H: 3 LOB: 2 BB: 0 P: 8 | R: 0 E: 0 K: 1 S: 6 | H: 1 LOB: 1 BB: 0 P: 6 | 1B: 9 2B: 1 3B: 0 HR: 1 | SF: 0 SAC: 0 DP: 1 HBP: 1 | WP: 0 PB: 0 SB: 3 CS: 0 | PA: 45 |
| PITCHER | IP WLS BF H R ER SO BB IBB HBP BLK WP HR S P ERA WHIP | | | | | | | | | | | | | | | | | | | | | |
| 52 Clay Hensley, R (1, 1) ERA: 2.0 | 5.0 L 27 6 4 2 2 2 4 0 0 1 1 0 0 1 1 27 44 3.60 2.000 | | | | | | | | | | | | | | | | | | | | | |
| 41 Kevin Cameron, R (6, 1) ERA: 4.75 | 2.0 8 1 0 0 1 1 1 0 0 0 0 0 0 0 9 13 0.00 1.000 | | | | | | | | | | | | | | | | | | | | | |
| 58 Andrew Brown, R (8, 1) ERA: 13.5 | 1.0 6 3 1 1 0 1 0 0 0 0 0 0 0 0 8 8 9.00 3.000 | | | | | | | | | | | | | | | | | | | | | |
| 45 Justin Hampson, L (9, 1) ERA: 3.6 | 1.0 4 1 0 0 1 0 0 0 0 0 0 0 0 0 6 6 0.00 1.000 | | | | | | | | | | | | | | | | | | | | | |

| Batter | 1 | 2 | 3 | 4 | 5 | 6 | 7 | 8 | 9 | AB | R | H | RBI | BB | SO | LOB | BOTTOM | | | | | |
|---|---|---------------------------------|------------------------------|----------------------------------|------------------------------|---------------------------------|------------------------------|---------------------------------|------------------------------|---------------------------------|------------------------------|----------------------------------|------------------------------|---------------------------------|------------------------------|---------------------------------|--|---------------------------------|----------------------------------|------------------------------------|----------------------------------|--------|
| 22 Marcus Giles, R (1, 4) OBP: 0.326, SLG: 0.465 | G5-3 | | | F9 | | | | | | 3 | 0 | 0 | 0 | 0 | 1 | 4 | Kansas City Royals @ San Diego Padres Peoria Stadium, Peoria, AZ Mon Mar 26 2007, 10:05 PM EDT Att. 5,466 - Clear - 76 F | | | | | |
| 13 Oscar Robles, L (5, 4) OBP: 0.341, SLG: 0.278 | | | | | | P5 | | F9 | | 2 | 0 | 0 | 0 | 0 | 2 | | | | | | | |
| 24 Brian Giles, L (1, 9) OBP: 0.398, SLG: 0.500 | F9 | | | | | | | | | 3 | 1 | 1 | 0 | 0 | 2 | | | | | | | |
| Drew Macias, L (5, 9) OBP: 0.250, SLG: 0.250 | | | | G6-3 | | | | G4-3 | | 2 | 0 | 0 | 0 | 0 | 0 | | | | | | | |
| 3 Khalil Greene, R (1, 6) OBP: 0.440, SLG: 0.820 | | | | | | | | | | 3 | 0 | 2 | 0 | 0 | 1 | 0 | | | | | | |
| Juan Ciriaco, R (6, 6) OBP: 0.375, SLG: 0.571 | | | | | | | | | | 1 | 0 | 0 | 0 | 0 | 0 | 0 | | | | | | |
| 5 Kevin Kouzmanoff, R (1, 5) OBP: 0.389, SLG: 0.574 | | | | | | | | | | 3 | 0 | 0 | 0 | 0 | 1 | 3 | | | | | | |
| 41 Kevin Cameron, R (6, 1) ERA: 4.75 | | | | | | | | | | 0 | 0 | 0 | 0 | 0 | 0 | 0 | | | | | | |
| 82 Sean Kazmar Jr., R (7, PH) OBP: 0.667, SLG: 0.660 | | | | | | | | | | 1 | 0 | 0 | 0 | 0 | 1 | 0 | | | | | | |
| 58 Andrew Brown, R (8, 1) ERA: 13.5 | | | | | | | | | | 0 | 0 | 0 | 0 | 0 | 0 | 0 | | | | | | |
| 82 Brett Dowdy, R (9, 5) OBP: 0.667, SLG: 0.667 | | | | | | | | | | 0 | 0 | 0 | 0 | 0 | 0 | 0 | | | | | | |
| Geoff Blum, S (1, 3) OBP: 0.372, SLG: 0.553 | | | | | | | | | | 3 | 1 | 1 | 1 | 1 | 0 | 0 | | | | | | |
| 45 Justin Hampson, L (9, 1) ERA: 3.6 | | | | | | | | | | 0 | 0 | 0 | 0 | 0 | 0 | 0 | | | | | | |
| 8 Termel Stedje, L (1, 7) OBP: 0.339, SLG: 0.636 | | | | | | | | | | 3 | 0 | 1 | 0 | 0 | 1 | 2 | | | | | | |
| 83 Sam Carter, R (7, 7) | | | | | | | | | | 1 | 0 | 0 | 0 | 0 | 0 | 0 | | | | | | |
| 53 Pete Laforest, L (1, 2) OBP: 0.400, SLG: 0.704 | | | | | | | | | | 4 | 0 | 2 | 0 | 0 | 1 | 4 | | | | | | |
| 78 Adam Shabala, L (1, 8) OBP: 0.371, SLG: 0.250 | | | | | | | | | | 2 | 0 | 1 | 0 | 2 | 1 | 1 | | | | | | |
| 52 Clay Hensley, R (1, 1) OBP: 0.250, SLG: 0.250 | | | | | | | | | | 2 | 0 | 1 | 1 | 0 | 0 | 2 | | | | | | |
| Rob Bowen, S (6, 3) OBP: 0.300, SLG: 0.395 | | | | | | | | | | 2 | 0 | 0 | 0 | 0 | 0 | 2 | | | | | | |
| | | | | | | | | | | 2 | 0 | 0 | 0 | 0 | 0 | 2 | | | | | | |
| Inning Stats | R: 0 E: 0 K: 1 S: 6 | H: 1 LOB: 1 BB: 0 P: 6 | R: 1 E: 0 K: 2 S: 8 | H: 1 LOB: 2 BB: 2 P: 16 | R: 1 E: 0 K: 0 S: 6 | H: 3 LOB: 2 BB: 0 P: 7 | R: 0 E: 0 K: 0 S: 4 | H: 2 LOB: 1 BB: 0 P: 4 | R: 0 E: 0 K: 1 S: 5 | H: 0 LOB: 0 BB: 0 P: 5 | R: 0 E: 0 K: 1 S: 6 | H: 1 LOB: 2 BB: 1 P: 10 | R: 0 E: 0 K: 1 S: 5 | H: 0 LOB: 0 BB: 0 P: 5 | R: 0 E: 0 K: 1 S: 6 | H: 1 LOB: 1 BB: 0 P: 6 | R: 0 E: 0 K: 0 S: 3 | H: 0 LOB: 0 BB: 0 P: 3 | 1B: 8 2B: 1 3B: 0 HR: 0 | SF: 0 SAC: 0 DP: 1 HBP: 0 | WP: 0 PB: 1 SB: 1 CS: 0 | PA: 38 |
| PITCHER | IP WLS BF H R ER SO BB IBB HBP BLK WP HR S P ERA WHIP | | | | | | | | | | | | | | | | | | | | | |
| Brandon Duckworth, R (1, 1) ERA: 4.75 | 3.1 19 7 2 2 3 2 2 0 0 0 0 0 0 0 23 32 5.40 2.700 | | | | | | | | | | | | | | | | | | | | | |
| 41 Jimmy Gobble, L (4, 1) ERA: 2.53 | 1.2 W 4 0 0 0 1 0 0 0 0 0 0 0 0 6 6 0.00 0.000 | | | | | | | | | | | | | | | | | | | | | |
| 47 Ryan Braun, R (6, 1) ERA: 1.04 | 1.2 H 7 1 0 0 1 1 0 0 0 0 0 0 0 8 12 0.00 1.200 | | | | | | | | | | | | | | | | | | | | | |
| Todd Wellemeyer, R (7, 1) ERA: 7.3 | 1.1 H 5 1 0 0 2 0 0 0 0 0 0 0 0 9 9 0.00 0.750 | | | | | | | | | | | | | | | | | | | | | |
| 56 Jason Shiell, R (9, 1) ERA: 8.1 | 1.0 S 3 0 0 0 0 0 0 0 0 0 0 0 0 3 3 0.00 0.000 | | | | | | | | | | | | | | | | | | | | | |

| Batter | 1 | 2 | 3 | 4 | 5 | 6 | 7 | 8 | 9 | AB | R | H | RBI | BB | SO | LOB | TOP | | | | | |
|---|---|---------------------------------|------------------------------|---------------------------------|------------------------------|---------------------------------|------------------------------|----------------------------------|-------------------------------|----------------------------------|------------------------------|---------------------------------|------------------------------|---------------------------------|------------------------------|---------------------------------|---|------------------------------|---------------------------------|----------------------------------|------------------------------------|----------------------------------|
| 22 Marcus Giles, R (1,4) OBP: 0.348, SLG: 0.500 82 Sean Kazmar Jr., R (5,4) OBP: 0.615, SLG: 0.900 82 Brett Dowdy, R (9,PH) OBP: 0.500, SLG: 0.500 | | | | | | | | | | 3 | 1 | 2 | 0 | 0 | 0 | 1 | San Diego Padres @ Kansas City Royals Surprise Stadium, Surprise, AZ Wed Mar 28 2007, 4:05 PM EDT Att: 4,758 - Sunny - 60 F | | | | | |
| 24 Brian Giles, L (1,9) OBP: 0.383, SLG: 0.509 Drew Macias, L (5,FR) OBP: 0.400, SLG: 0.471 | | | | | | | | | | 3 | 0 | 2 | 2 | 0 | 0 | 1 | | | | | | |
| 3 Khalil Greene, R (1,6) OBP: 0.434, SLG: 0.792 Juan Ciriaco, R (5,FR) OBP: 0.273, SLG: 0.400 | | | | | | | | | | 3 | 0 | 1 | 0 | 0 | 0 | 1 | | | | | | |
| 23 Adrián González, L (1,3) OBP: 0.444, SLG: 0.732 42 Tim Brown, L (5,3) | | | | | | | | | | 3 | 0 | 0 | 0 | 0 | 1 | 2 | | | | | | |
| 34 Russell Branyan, L (1,5) OBP: 0.362, SLG: 0.680 Chase Headley, S (5,5) | | | | | | | | | | 3 | 2 | 2 | 4 | 0 | 0 | 0 | | | | | | |
| José Cruz Jr., S (1,8) OBP: 0.347, SLG: 0.674 87 Kyler Burke, L (5,9) | | | | | | | | | | 3 | 0 | 1 | 0 | 0 | 2 | 0 | | | | | | |
| 53 Pete Laforest, L (1,10) OBP: 0.444, SLG: 0.781 | | | | | | | | | | 3 | 1 | 1 | 0 | 1 | 1 | 1 | | | | | | |
| Rob Bowen, S (1,2) | | | | | | | | | | 3 | 1 | 1 | 1 | 1 | 0 | 1 | | | | | | |
| 78 Adam Shabala, L (1,7) OBP: 0.333, SLG: 0.219 | | | | | | | | | | 4 | 0 | 0 | 0 | 0 | 0 | 2 | | | | | | |
| Inning Stats | R: 0 E: 0 K: 0 S: 3 | H: 1 LOB: 0 BB: 0 P: 3 | R: 0 E: 0 K: 1 S: 5 | H: 0 LOB: 0 BB: 0 P: 5 | R: 2 E: 1 K: 0 S: 6 | H: 3 LOB: 1 BB: 0 P: 7 | R: 1 E: 0 K: 1 S: 6 | H: 1 LOB: 1 BB: 1 P: 10 | R: 4 E: 0 K: 1 S: 10 | H: 5 LOB: 1 BB: 0 P: 10 | R: 0 E: 0 K: 0 S: 2 | H: 0 LOB: 0 BB: 1 P: 6 | R: 0 E: 0 K: 0 S: 3 | H: 0 LOB: 1 BB: 1 P: 7 | R: 0 E: 0 K: 2 S: 7 | H: 0 LOB: 0 BB: 0 P: 7 | | R: 0 E: 0 K: 1 S: 5 | H: 0 LOB: 0 BB: 0 P: 5 | 1B: 6 2B: 3 3B: 0 HR: 2 | SF: 0 SAC: 0 DP: 2 HBP: 0 | WP: 1 PB: 0 SB: 0 CS: 0 |
| PITCHER | IP WLS BF H R ER SO BB IBB HBP BLK WP HR S P ERA WHIP | | | | | | | | | | | | | | | | | | | | | |
| 55 Gil Meche, R (1,1) ERA: 7.31 | 6.0 L 28 10 7 7 3 2 0 0 0 0 1 2 32 41 10.50 2.000 | | | | | | | | | | | | | | | | | | | | | |
| 48 Joakim Soria, R (7,1) ERA: 3.39 | 1.0 4 0 0 0 0 0 1 0 0 0 0 0 0 3 7 0.00 1.000 | | | | | | | | | | | | | | | | | | | | | |
| 41 Jimmy Gobble, L (8,1) ERA: 2.31 | 1.0 3 0 0 0 0 2 0 0 0 0 0 0 0 7 7 0.00 0.000 | | | | | | | | | | | | | | | | | | | | | |
| 39 Jarod Plummer, R (9,1) ERA: 6.0 | 1.0 3 0 0 0 0 1 0 0 0 0 0 0 0 5 5 0.00 0.000 | | | | | | | | | | | | | | | | | | | | | |

| Batter | 1 | 2 | 3 | 4 | 5 | 6 | 7 | 8 | 9 | AB | R | H | RBI | BB | SO | LOB | BOTTOM | | | | | |
|--|---|---------------------------------|------------------------------|---------------------------------|------------------------------|---------------------------------|------------------------------|---------------------------------|------------------------------|---------------------------------|------------------------------|---------------------------------|------------------------------|---------------------------------|-------------------------------|----------------------------------|---|------------------------------|----------------------------------|-----------------------------------|------------------------------------|----------------------------------|
| 9 David DeJesus, L (1,8) OBP: 0.283, SLG: 0.455 2 Joey Gathright, L (7,8) OBP: 0.431, SLG: 0.457 | | | | | | | | | | 3 | 0 | 1 | 0 | 0 | 0 | 0 | San Diego Padres @ Kansas City Royals Surprise Stadium, Surprise, AZ Wed Mar 28 2007, 4:05 PM EDT Att: 4,758 - Sunny - 60 F | | | | | |
| 15 Mark Grudzielanek, R (1,4) OBP: 0.333, SLG: 0.200 Esteban German, R (6,4) OBP: 0.392, SLG: 0.441 | | | | | | | | | | 3 | 0 | 0 | 0 | 0 | 0 | 2 | | | | | | |
| 29 Mike Sweeney, R (1,10) OBP: 0.341, SLG: 0.500 11 Ross Cload, L (6,PH) OBP: 0.426, SLG: 0.608 | | | | | | | | | | 3 | 0 | 2 | 0 | 0 | 0 | 0 | | | | | | |
| Emil Brown, R (1,7) OBP: 0.368, SLG: 0.438 Richard Lewis, R (7,4) OBP: 0.375, SLG: 0.533 | | | | | | | | | | 3 | 1 | 1 | 0 | 0 | 0 | 2 | | | | | | |
| 4 Alex Gordon, L (1,5) OBP: 0.470, SLG: 0.636 68 Fernando Cortez, L (7,5) OBP: 0.484, SLG: 0.407 | | | | | | | | | | 2 | 1 | 1 | 1 | 0 | 0 | 1 | | | | | | |
| 16 Reggie Sanders, R (1,9) OBP: 0.341, SLG: 0.459 93 Adam Greenberg, L (7,9) OBP: 0.333, SLG: 0.167 | | | | | | | | | | 3 | 0 | 0 | 0 | 0 | 2 | 3 | | | | | | |
| 43 Ryan Shealy, R (1,3) OBP: 0.341, SLG: 0.441 Craig Brazell, L (7,PR) (8,3) | | | | | | | | | | 3 | 0 | 2 | 1 | 0 | 0 | 0 | | | | | | |
| 6 Jason LaRue, R (1,2) OBP: 0.351, SLG: 0.657 | | | | | | | | | | 4 | 0 | 0 | 0 | 0 | 2 | 4 | | | | | | |
| 1 Tony Pena Jr., R (1,6) OBP: 0.321, SLG: 0.412 | | | | | | | | | | 4 | 0 | 0 | 0 | 0 | 2 | 2 | | | | | | |
| Inning Stats | R: 0 E: 0 K: 0 S: 3 | H: 0 LOB: 0 BB: 0 P: 3 | R: 2 E: 1 K: 0 S: 6 | H: 2 LOB: 0 BB: 0 P: 6 | R: 0 E: 0 K: 1 S: 3 | H: 0 LOB: 0 BB: 0 P: 3 | R: 0 E: 0 K: 1 S: 6 | H: 1 LOB: 1 BB: 0 P: 6 | R: 0 E: 0 K: 1 S: 7 | H: 2 LOB: 2 BB: 0 P: 7 | R: 0 E: 1 K: 1 S: 5 | H: 1 LOB: 1 BB: 0 P: 5 | R: 0 E: 0 K: 1 S: 6 | H: 1 LOB: 1 BB: 0 P: 6 | R: 3 E: 0 K: 3 S: 12 | H: 3 LOB: 1 BB: 1 P: 17 | | R: 1 E: 0 K: 2 S: 9 | H: 2 LOB: 1 BB: 0 P: 10 | 1B: 10 2B: 2 3B: 0 HR: 0 | SF: 0 SAC: 0 DP: 2 HBP: 0 | WP: 2 PB: 0 SB: 1 CS: 0 |
| PITCHER | IP WLS BF H R ER SO BB IBB HBP BLK WP HR S P ERA WHIP | | | | | | | | | | | | | | | | | | | | | |
| David Wells, L (1,1) ERA: 9.88 | 6.0 W 24 6 2 2 3 0 0 0 0 0 1 0 30 30 3.00 1.000 | | | | | | | | | | | | | | | | | | | | | |
| 60 Steve Watkins, R (7,1) ERA: 10.29 | 2.0 11 4 3 3 4 1 0 0 0 0 1 0 18 23 13.50 2.500 | | | | | | | | | | | | | | | | | | | | | |
| 21 Heath Bell, R (9,1) ERA: 1.64 | 1.0 S 5 2 1 1 2 0 0 0 0 0 1 0 9 10 9.00 2.000 | | | | | | | | | | | | | | | | | | | | | |



| Batter | 1 | 2 | 3 | 4 | 5 | 6 | 7 | 8 | 9 | AB | R | H | RBI | BB | SO | LOB | TOP | | | | | | | | |
|---|-------------------------------|----------------------------------|-------------------------------|----------------------------------|------------------------------|----------------------------------|------------------------------|---------------------------------|-------------------------------|----------------------------------|-------------------------------|----------------------------------|------------------------------|----------------------------------|------------------------------|----------------------------------|--|----------------------------------|-----------------------------------|--------------------------|----------------------------------|--------|--|--|--|
| José Cruz Jr., S (1, 8) <small>OBP: 0.365, SLG: 0.674</small> Drew Macias, L (6, 8) <small>OBP: 0.364, SLG: 0.421</small> | F8 | | | G1-6-3 | | 2B 23 SF8 | G1-3 | | G4-6-3 | 3 | 1 | 2 | 0 | 0 | 0 | 0 | San Diego Padres @ Arizona Diamondbacks Chase Field, Phoenix, AZ Thu Mar 29 2007, 6:40 PM MST Att: 16,329 - Clear - 68 F livebaseballscorecards.com | | | | | | | | |
| Geoff Blum, S (1, 6) <small>OBP: 0.370, SLG: 0.561</small> 67 Royce Huffman, R (6, 3) <small>OBP: 0.258, SLG: 0.250</small> | K | | | P6 | | 5 2B | | P6 | | 3 | 1 | 1 | 0 | 0 | 1 | 1 | | | | | | | | | |
| 23 Adrián González, L (1, 3) <small>OBP: 0.424, SLG: 0.707</small> 76 Will Venable, L (6, 9) <small>OBP: 0.385, SLG: 0.417</small> | K | | | G1-6-3 | | SF8 | | F7 | | 2 | 0 | 0 | 1 | 0 | 1 | 1 | | | | | | | | | |
| 5 Kevin Kouzmanoff, R (1, 5) <small>OBP: 0.462, SLG: 0.611</small> Chad Huffman, R (6, 7) <small>OBP: 0.200, SLG: 0.400</small> | | | | | | 8 1B 53 1B | | 34 PB 2H | | 3 | 1 | 3 | 1 | 0 | 0 | 0 | | | | | | | | | |
| 34 Russell Branyan, L (1, 7) <small>OBP: 0.344, SLG: 0.642</small> Matt Antonelli, R (6, 5) <small>OBP: 0.333, SLG: 1.000</small> | K | | | K | | | | | | 3 | 0 | 0 | 0 | 0 | 3 | 3 | | | | | | | | | |
| 8 Termel Stodge, L (1, 9) <small>OBP: 0.373, SLG: 0.629</small> Jesus Lopez, R (6, 6) <small>OBP: 0.667, SLG: 0.667</small> | K | | | | | 53 1B 82 SF8 | | | | 3 | 1 | 1 | 0 | 0 | 2 | 1 | | | | | | | | | |
| 53 Pete Laforest, L (1, 2) <small>OBP: 0.442, SLG: 0.771</small> 43 Cia Meredith, R (7, 1) <small>OBP: 0.333, SLG: 1.333</small> Justin Germano, R (9, 1) <small>OBP: 0.333, SLG: 1.333</small> | | | | | | | | | | 3 | 0 | 2 | 1 | 0 | 0 | 0 | | | | | | | | | |
| 42 Tim Brown, L (9, PH) <small>OBP: 0.333, SLG: 1.333</small> Justin Germano, R (9, 1) <small>OBP: 0.333, SLG: 1.333</small> | | | | | | | | | | 3 | 0 | 0 | 0 | 0 | 0 | 0 | | | | | | | | | |
| 82 Sean Kazmar Jr., R (1, 4) <small>OBP: 0.588, SLG: 0.846</small> | | | | | | | | | | 3 | 0 | 2 | 2 | 0 | 0 | 1 | | | | | | | | | |
| 39 Mike Thompson, R (1, 1) <small>OBP: 0.313, SLG: 0.154</small> 82 Brett Dowdy, R (5, PH) <small>OBP: 0.400, SLG: 0.400</small> 26 Doug Brocail, L (5, 1) <small>OBP: 0.313, SLG: 0.154</small> 70 Luke Carlin, S (7, PH) <small>OBP: 0.313, SLG: 0.154</small> | K | | | K | | | | | | 1 | 0 | 0 | 0 | 0 | 1 | 0 | | | | | | | | | |
| Inning Stats | R: 0 E: 0 K: 2 S: 10 | H: 0 LOB: 0 BB: 0 P: 12 | R: 0 E: 0 K: 2 S: 10 | H: 1 LOB: 0 BB: 0 P: 15 | R: 0 E: 0 K: 1 S: 8 | H: 1 LOB: 0 BB: 0 P: 11 | R: 0 E: 0 K: 0 S: 6 | H: 1 LOB: 0 BB: 0 P: 8 | R: 2 E: 0 K: 2 S: 21 | H: 3 LOB: 1 BB: 0 P: 33 | R: 2 E: 0 K: 2 S: 19 | H: 3 LOB: 1 BB: 0 P: 27 | R: 0 E: 0 K: 0 S: 6 | H: 1 LOB: 1 BB: 0 P: 10 | R: 0 E: 0 K: 0 S: 8 | H: 0 LOB: 0 BB: 0 P: 12 | R: 1 E: 0 K: 0 S: 12 | H: 2 LOB: 2 BB: 1 P: 25 | 1B: 10 2B: 3 3B: 0 HR: 0 | SF: 2 DP: 4 HBP: 0 | WP: 0 PB: 1 SB: 1 CS: 0 | PA: 37 | | | |
| PITCHER | IP | WLS | BF | H | R | ER | SO | BB | IBB | HBP | BLK | WP | HR | S | P | ERA | WHIP | | | | | | | | |
| 51 Randy Johnson, L (1, 1) <small>ERA: 0.00</small> | 3.0 | | 9 | 2 | 0 | 0 | 5 | 0 | 0 | 0 | 0 | 0 | 0 | 28 | 38 | 0.00 | 0.667 | | | | | | | | |
| 44 Micah Owings, R (4, 1) <small>ERA: 3.5</small> | 4.0 | L | 19 | 8 | 4 | 4 | 4 | 0 | 0 | 0 | 0 | 0 | 0 | 52 | 78 | 9.00 | 2.000 | | | | | | | | |
| 75 Matt Elliott, R (8, 1) <small>ERA: 9.0</small> | 1.0 | | 3 | 0 | 0 | 0 | 0 | 0 | 0 | 0 | 0 | 0 | 0 | 8 | 12 | 0.00 | 0.000 | | | | | | | | |
| 43 Chad Harville, R (9, 1) <small>ERA: 5.4</small> | 1.0 | | 6 | 2 | 1 | 0 | 0 | 1 | 0 | 0 | 0 | 0 | 0 | 12 | 25 | 0.00 | 3.000 | | | | | | | | |

| Batter | 1 | 2 | 3 | 4 | 5 | 6 | 7 | 8 | 9 | AB | R | H | RBI | BB | SO | LOB | BOTTOM | | | | | | | | |
|---|-------------------------------|----------------------------------|------------------------------|---------------------------------|-------------------------------|----------------------------------|------------------------------|----------------------------------|-------------------------------|----------------------------------|------------------------------|----------------------------------|------------------------------|---------------------------------|-------------------------------|----------------------------------|--|----------------------------------|-----------------------------------|--------------------------|----------------------------------|--------|--|--|--|
| 13 Alberto Callaspo, S (1, 6) <small>OBP: 0.431, SLG: 0.559</small> 5 Robby Hammock, R (7, 7) <small>OBP: 0.416, SLG: 0.441</small> | L7 | | F7 | | G6-3 | | G5-3 | | 70 1B | 3 | 0 | 0 | 0 | 0 | 0 | 0 | San Diego Padres @ Arizona Diamondbacks Chase Field, Phoenix, AZ Thu Mar 29 2007, 6:40 PM MST Att: 16,329 - Clear - 68 F livebaseballscorecards.com | | | | | | | | |
| 1 Orlando Hudson, S (1, 4) <small>OBP: 0.517, SLG: 0.647</small> 75 Matt Elliott, R (8, 1) <small>ERA: 9.0</small> | | | | | | | | | | 3 | 1 | 2 | 0 | 1 | 0 | 0 | | | | | | | | | |
| 43 Chad Harville, R (9, 1) <small>OBP: 0.424, SLG: 0.414</small> | BB | | | | | | | | | 0 | 0 | 0 | 0 | 0 | 0 | 0 | | | | | | | | | |
| 70 Chris Carter, L (9, PH) <small>OBP: 0.424, SLG: 0.414</small> | 1B | | | | | | | | | 1 | 0 | 1 | 0 | 0 | 0 | 0 | | | | | | | | | |
| Chad Tracy, L (1, 5) <small>OBP: 0.460, SLG: 0.630</small> | | | | | | | | | | 4 | 0 | 3 | 2 | 1 | 0 | 1 | | | | | | | | | |
| 34 Conor Jackson, R (1, 3) <small>OBP: 0.365, SLG: 0.429</small> | | | | | | | | | | 5 | 0 | 1 | 0 | 0 | 2 | 6 | | | | | | | | | |
| 22 Eric Byrnes, R (1, 9) <small>OBP: 0.391, SLG: 0.614</small> | | | | | | | | | | 3 | 1 | 1 | 0 | 1 | 0 | 2 | | | | | | | | | |
| Scott Hairston, R (1, 7) <small>OBP: 0.507, SLG: 0.931</small> 68 Justin Upton, R (7, 8) <small>OBP: 0.344, SLG: 0.481</small> | | | | | | | | | | 2 | 0 | 1 | 0 | 1 | 1 | 0 | | | | | | | | | |
| 24 Chris Young, R (1, 8) <small>OBP: 0.360, SLG: 0.385</small> 11 Augie Ojeda, S (7, 6) <small>OBP: 0.356, SLG: 0.316</small> | | | | | | | | | | 3 | 0 | 1 | 0 | 0 | 0 | 4 | | | | | | | | | |
| 19 Chris Snyder, R (1, 2) <small>OBP: 0.340, SLG: 0.279</small> | | | | | | | | | | 4 | 0 | 0 | 0 | 0 | 0 | 6 | | | | | | | | | |
| 51 Randy Johnson, R (1, 1) <small>OBP: 0.365, SLG: 0.545</small> 44 Micah Owings, R (4, 1) <small>OBP: 0.250, SLG: 0.250</small> 14 Brian Barden, R (7, PH) <small>OBP: 0.404, SLG: 0.566</small> | | | | | | | | | | 0 | 0 | 0 | 0 | 0 | 0 | 0 | | | | | | | | | |
| Tony Clark, S (3, PH) <small>OBP: 0.365, SLG: 0.545</small> 44 Micah Owings, R (4, 1) <small>OBP: 0.250, SLG: 0.250</small> 14 Brian Barden, R (7, PH) <small>OBP: 0.404, SLG: 0.566</small> | | | | | | | | | | 1 | 0 | 0 | 0 | 0 | 0 | 0 | | | | | | | | | |
| 19 Chris Snyder, R (1, 2) <small>OBP: 0.340, SLG: 0.279</small> | | | | | | | | | | 1 | 0 | 0 | 0 | 0 | 0 | 0 | | | | | | | | | |
| 51 Randy Johnson, R (1, 1) <small>OBP: 0.365, SLG: 0.545</small> 44 Micah Owings, R (4, 1) <small>OBP: 0.250, SLG: 0.250</small> 14 Brian Barden, R (7, PH) <small>OBP: 0.404, SLG: 0.566</small> | | | | | | | | | | 2 | 0 | 0 | 0 | 0 | 1 | 0 | | | | | | | | | |
| Inning Stats | R: 0 E: 0 K: 0 S: 14 | H: 1 LOB: 2 BB: 1 P: 21 | R: 0 E: 0 K: 0 S: 6 | H: 1 LOB: 0 BB: 0 P: 9 | R: 0 E: 0 K: 0 S: 13 | H: 0 LOB: 1 BB: 1 P: 22 | R: 0 E: 0 K: 0 S: 6 | H: 1 LOB: 2 BB: 2 P: 16 | R: 1 E: 0 K: 1 S: 12 | H: 2 LOB: 1 BB: 0 P: 16 | R: 0 E: 0 K: 1 S: 8 | H: 1 LOB: 1 BB: 0 P: 12 | R: 0 E: 0 K: 1 S: 6 | H: 0 LOB: 0 BB: 0 P: 6 | R: 1 E: 0 K: 1 S: 18 | H: 4 LOB: 2 BB: 0 P: 29 | R: 1 E: 0 K: 0 S: 9 | H: 3 LOB: 1 BB: 0 P: 13 | 1B: 12 2B: 1 3B: 0 HR: 0 | SF: 0 DP: 3 HBP: 0 | WP: 0 PB: 0 SB: 1 CS: 1 | PA: 40 | | | |
| PITCHER | IP | WLS | BF | H | R | ER | SO | BB | IBB | HBP | BLK | WP | HR | S | P | ERA | WHIP | | | | | | | | |
| 39 Mike Thompson, R (1, 1) <small>ERA: 2.16</small> | 4.0 | | 17 | 3 | 1 | 1 | 2 | 0 | 0 | 0 | 0 | 0 | 0 | 20 | 28 | 4.50 | 1.500 | | | | | | | | |
| 26 Doug Brocail, R (5, 1) <small>ERA: 4.39</small> | 2.0 | H | 9 | 3 | 1 | 1 | 2 | 0 | 0 | 0 | 0 | 0 | 0 | 24 | 35 | 4.50 | 2.000 | | | | | | | | |
| 43 Cia Meredith, R (7, 1) <small>ERA: 7.84</small> | 2.0 | H | 9 | 4 | 1 | 1 | 2 | 0 | 0 | 0 | 0 | 0 | 0 | 9 | 13 | 9.00 | 3.000 | | | | | | | | |
| Justin Germano, R (9, 1) <small>ERA: 6.23</small> | 1.0 | S | 5 | 3 | 1 | 1 | 0 | 0 | 0 | 0 | 0 | 0 | 0 | 9 | 13 | 9.00 | 3.000 | | | | | | | | |



| Batter | 1 | 2 | 3 | 4 | 5 | 6 | 7 | 8 | 9 | AB | R | H | RBI | BB | SO | LOB | TOP | | | | | | | | | | |
|---|------------------------------|---------------------------------|------------------------------|---------------------------------|------------------------------|---------------------------------|------------------------------|---------------------------------|------------------------------|---------------------------------|------------------------------|---------------------------------|------------------------------|---------------------------------|------------------------------|---------------------------------|---|------------------------------------|----------------------------------|--------|--|--|--|--|--|--|--|
| Brent Johnson, R OBP: 0.286, SLG: 0.286 (1, 8) | G6-3 | | 2H 1B | | | G4-3 | | | G5-3 | 4 | 0 | 1 | 0 | 0 | 0 | 0 | Seattle Mariners @ San Diego Padres Peoria Stadium, Peoria, AZ Thu Mar 29 2007, 3:05 PM EDT Att: 4,830 - Sunny - 64 F | | | | | | | | | | |
| Luis Valbuena, L OBP: 0.750, SLG: 1.000 (1, 4) | F7 | | | G4-6-3 BB | | | 2B BB | | 2B | 2 | 1 | 1 | 0 | 2 | 0 | 0 | | | | | | | | | | | |
| Jose Vidro, S OBP: 0.405, SLG: 0.446 Jesus Guzman, R (7, PR) (7, 10) | G1-3 | | | F9 | | | G3 1-H 2B | | K | 3 | 0 | 1 | 1 | 0 | 0 | 1 | | | | | | | | | | | |
| Jon Nelson, R (1, 7) (6, 3) | | F8 | | G4-6-3 1-2 | | | G6-3 | | G6-3 | 4 | 0 | 0 | 0 | 0 | 0 | 3 | | | | | | | | | | | |
| 64 Jeff Clement, L OBP: 0.273, SLG: 0.111 Adam Moore, R (6, 2) | | K | | | 78 G6-4-3 BB | | G3 | | | 1 | 0 | 0 | 0 | 1 | 1 | 0 | | | | | | | | | | | |
| 78 Matt Tuigasosopo, R OBP: 0.250, SLG: 0.182 (1, 5) | | G6-3 | | | G6-4-3 1-2 | | G6-3 | | | 3 | 0 | 0 | 0 | 0 | 0 | 3 | | | | | | | | | | | |
| Johan Limonta, L Jeff Frazier, R (1, 3) (6, 7) | | | K | | G3 | | | | K | 2 | 0 | 0 | 0 | 0 | 1 | 0 | | | | | | | | | | | |
| 84 Greg Halman, R OBP: 0.400, SLG: 0.250 (1, 9) | | | | | | G6-3 | | | F7 | 3 | 0 | 1 | 0 | 0 | 0 | 0 | | | | | | | | | | | |
| Jeff Dominguez, S OBP: 0.333, SLG: 0.333 Ronnie Prettyman, L (8, PH) (8, 6) | | | 1B 1B | | | | | | F7 | 2 | 0 | 0 | 0 | 0 | 2 | 1 | | | | | | | | | | | |
| | | | 1-2 | | | | | | | 1 | 0 | 0 | 0 | 0 | 0 | 0 | | | | | | | | | | | |
| Inning Stats | R: 0 E: 0 K: 0 S: 3 | H: 0 LOB: 0 BB: 0 P: 3 | R: 0 E: 0 K: 1 S: 5 | H: 0 LOB: 0 BB: 0 P: 5 | R: 0 E: 0 K: 2 S: 8 | H: 2 LOB: 2 BB: 0 P: 9 | R: 0 E: 0 K: 0 S: 2 | H: 0 LOB: 0 BB: 1 P: 6 | R: 0 E: 0 K: 1 S: 5 | H: 0 LOB: 0 BB: 0 P: 5 | R: 1 E: 0 K: 0 S: 4 | H: 1 LOB: 2 BB: 1 P: 8 | R: 0 E: 0 K: 1 S: 6 | H: 0 LOB: 0 BB: 0 P: 5 | R: 0 E: 0 K: 1 S: 6 | H: 1 LOB: 1 BB: 0 P: 6 | 1B: 2 2B: 2 3B: 0 HR: 0 | SF: 0 SAC: 0 DP: 2 HBP: 0 | WP: 0 PB: 0 SB: 1 CS: 0 | PA: 31 | | | | | | | |
| PITCHER | IP | WLS | BF | H | R | ER | SO | BB | IBB | HBP | BLK | WP | HR | S | P | ERA | WHIP | | | | | | | | | | |
| 44 Jake Peavy, R ERA: 3.52 (1, 1) | 3.0 | W | 10 | 2 | 0 | 0 | 3 | 0 | 0 | 0 | 0 | 0 | 0 | 16 | 17 | 0.00 | 0.667 | | | | | | | | | | |
| 58 Andrew Brown, R ERA: 10.97 (4, 1) | 2.0 | H | 6 | 0 | 0 | 0 | 0 | 2 | 0 | 0 | 0 | 0 | 0 | 4 | 12 | 0.00 | 1.000 | | | | | | | | | | |
| 41 Kevin Cameron, R ERA: 4.38 (6, 1) | 1.0 | H | 3 | 0 | 0 | 0 | 1 | 0 | 0 | 0 | 0 | 0 | 0 | 5 | 5 | 0.00 | 0.000 | | | | | | | | | | |
| Trevor Hoffman, R ERA: 8.22 (7, 1) | 1.0 | S | 5 | 1 | 1 | 1 | 0 | 1 | 0 | 0 | 0 | 0 | 0 | 4 | 8 | 9.00 | 2.000 | | | | | | | | | | |
| 45 Justin Hampson, L ERA: 2.57 (8, 1) | 2.0 | S | 7 | 1 | 0 | 0 | 2 | 0 | 0 | 0 | 0 | 0 | 0 | 11 | 11 | 0.00 | 0.500 | | | | | | | | | | |

| Batter | 1 | 2 | 3 | 4 | 5 | 6 | 7 | 8 | 9 | AB | R | H | RBI | BB | SO | LOB | BOTTOM | | | | | | | | | | |
|--|------------------------------|---------------------------------|------------------------------|---------------------------------|------------------------------|----------------------------------|------------------------------|---------------------------------|------------------------------|---------------------------------|------------------------------|---------------------------------|------------------------------|---------------------------------|------------------------------|---------------------------------|---|------------------------------------|----------------------------------|--------|--|--|--|--|--|--|--|
| 22 Marcus Giles, R OBP: 0.367, SLG: 0.510 82 Brett Dowdy, R OBP: 0.600, SLG: 0.600 (6, PR) (7, 4) | G4-3 | | 13 G4-6-3 1B | | | 13 3B | | | | 3 | 0 | 2 | 1 | 0 | 0 | 0 | Seattle Mariners @ San Diego Padres Peoria Stadium, Peoria, AZ Thu Mar 29 2007, 3:05 PM EDT Att: 4,830 - Sunny - 64 F | | | | | | | | | | |
| 13 Oscar Robles, L OBP: 0.347, SLG: 0.341 Jesus Lopez, R OBP: 0.333, SLG: 0.333 (6, PR) (7, 6) | F7 | | G4-6-3 1-2 | | | 24 3B | | | K | 3 | 0 | 1 | 1 | 0 | 0 | 2 | | | | | | | | | | | |
| 24 Brian Giles, L OBP: 0.391, SLG: 0.536 76 Will Venable, L OBP: 0.423, SLG: 0.458 (6, PR) (7, 9) | P5 | | | G3 | | G3 3B | | | G4-3 1B | 3 | 0 | 1 | 1 | 0 | 0 | 0 | | | | | | | | | | | |
| 28 Josh Bard, S OBP: 0.365, SLG: 0.532 73 Justin Hatcher, R OBP: 0.333, SLG: 0.333 (8, 2) | | F8 | | F8 2B | | L4 | | | F7 | 3 | 0 | 1 | 0 | 0 | 0 | 2 | | | | | | | | | | | |
| Rob Bowen, S OBP: 0.292, SLG: 0.356 (1, 10) | | K | | F8 2-3 | | G3 | | | G4-3 | 4 | 0 | 0 | 1 | 0 | 1 | 3 | | | | | | | | | | | |
| 67 Royce Huffman, R OBP: 0.273, SLG: 0.300 Craig Cooper, R OBP: 0.500, SLG: 0.500 (8, 3) | | F9 | | F8 | | G3 2B | | | E4 78 1B | 3 | 0 | 1 | 0 | 0 | 0 | 1 | | | | | | | | | | | |
| 78 Adam Shabala, L OBP: 0.349, SLG: 0.229 (1, 8) | | | SH1-3 22 1B BB | | | F8 | | | G3 | 3 | 1 | 1 | 0 | 1 | 0 | 3 | | | | | | | | | | | |
| Vince Sinisi, L OBP: 0.412, SLG: 0.231 (1, 7) | | | 22 1B SH1-3 BB | | | F8 | | | G1-3 | 3 | 0 | 1 | 1 | 1 | 0 | 0 | | | | | | | | | | | |
| Chase Headley, S OBP: 0.167, SLG: 0.167 (1, 5) | | | SH1-3 | | | P3 | | | K | 3 | 0 | 0 | 0 | 0 | 2 | 2 | | | | | | | | | | | |
| | | | 1-2 2-3 | | | | | | | 1 | 1 | 0 | 0 | 0 | 0 | 0 | | | | | | | | | | | |
| Inning Stats | R: 0 E: 0 K: 0 S: 3 | H: 0 LOB: 0 BB: 0 P: 3 | R: 0 E: 0 K: 1 S: 5 | H: 0 LOB: 0 BB: 0 P: 5 | R: 1 E: 0 K: 0 S: 3 | H: 1 LOB: 2 BB: 2 P: 11 | R: 0 E: 0 K: 0 S: 4 | H: 1 LOB: 1 BB: 0 P: 4 | R: 0 E: 0 K: 0 S: 3 | H: 0 LOB: 0 BB: 0 P: 3 | R: 3 E: 0 K: 0 S: 7 | H: 4 LOB: 3 BB: 0 P: 7 | R: 0 E: 0 K: 2 S: 8 | H: 1 LOB: 1 BB: 0 P: 8 | R: 2 E: 1 K: 1 S: 9 | H: 3 LOB: 2 BB: 0 P: 9 | 1B: 6 2B: 2 3B: 2 HR: 0 | SF: 0 SAC: 1 DP: 1 HBP: 0 | WP: 1 PB: 0 SB: 0 CS: 0 | PA: 36 | | | | | | | |
| PITCHER | IP | WLS | BF | H | R | ER | SO | BB | IBB | HBP | BLK | WP | HR | S | P | ERA | WHIP | | | | | | | | | | |
| 46 Sean White, R ERA: 1.59 (1, 1) | 3.0 | L | 11 | 1 | 1 | 1 | 1 | 2 | 0 | 0 | 0 | 0 | 0 | 14 | 14 | 3.00 | 1.000 | | | | | | | | | | |
| 60 Jon Huber, R ERA: 9.75 (4, 1) | 3.0 | | 14 | 5 | 3 | 3 | 0 | 0 | 0 | 0 | 0 | 0 | 0 | 14 | 14 | 9.00 | 1.667 | | | | | | | | | | |
| 49 Jake Woods, L ERA: 2.57 (7, 1) | 2.0 | | 11 | 4 | 2 | 0 | 3 | 0 | 0 | 0 | 0 | 0 | 0 | 17 | 17 | 0.00 | 2.000 | | | | | | | | | | |



| Batter | 1 | 2 | 3 | 4 | 5 | 6 | 7 | 8 | 9 | AB | R | H | RBI | BB | SO | LOB | TOP | | | | |
|--|--|--|---|---|---|----------------------------------|--|---|------------------------------|---------------------------------|------------------------------|---------------------------------|------------------------------|---------------------------------|------------------------------|---------------------------------|-------------------------------|----------------------------------|-----------------------------------|------------------------------------|--|
| 6 Stephen Drew, L (1,6) Donnie Sadler, R (7,4) OBP: 0.422, SLG: 0.481 OBP: 0.167, SLG: 0.200 | | | | | | | | | | 4 | 1 | 1 | 0 | 1 | 0 | 1 | | | | | |
| 13 Alberto Callaspo, S (1,4) 28 Brandon Medders, R (7,1) Dustin Grant, R (8,1) 44 Micah Owens, R (9,PH) Abe Woody, R (9,1) | | | | | | | | | | 4 | 2 | 1 | 0 | 1 | 0 | 4 | | | | | |
| Scott Hairston, R (1,7) 10 Dee Brown, L (1,7) | | | | | | | | | | 1 | 0 | 0 | 0 | 0 | 1 | 1 | | | | | |
| Tony Clark, S (1,3) 68 Justin Upton, R (6,8) OBP: 0.357, SLG: 0.511 OBP: 0.353, SLG: 0.517 | | | | | | | | | | 3 | 1 | 0 | 0 | 1 | 1 | 3 | | | | | |
| 26 Miguel Montero, L (1,2) Brandon Lyon, R (5,1) 71 Mark Reynolds, R (6,5) | | | | | | | | | | 3 | 1 | 0 | 0 | 1 | 1 | 3 | | | | | |
| 24 Chris Young, R (1,8) 37 Juan Cruz, R (6,1) 11 Augie Ojeda, S (7,6) | | | | | | | | | | 2 | 2 | 0 | 2 | 2 | 2 | 0 | | | | | |
| Jeff Salazar, L (1,9) | | | | | | | | | | 3 | 1 | 1 | 4 | 2 | 0 | 2 | | | | | |
| 14 Brian Barden, R (1,5) 70 Chris Carter, L (6,PH) S: 8 | | | | | | | | | | 3 | 1 | 3 | 3 | 0 | 0 | 0 | | | | | |
| 31 Edgar Gonzalez, R (1,1) 5 Robby Hammock, R (5,2) OBP: 0.250, SLG: 0.250 OBP: 0.395, SLG: 0.417 | | | | | | | | | | 3 | 0 | 1 | 1 | 0 | 1 | 4 | | | | | |
| Inning Stats | R: 0 E: 0 K: 1 S: 8 | H: 1 LOB: 1 BB: 0 P: 8 | R: 0 E: 0 K: 2 S: 8 | H: 1 LOB: 2 BB: 1 P: 12 | R: 5 E: 1 K: 1 S: 10 | H: 4 LOB: 1 BB: 2 P: 18 | R: 4 E: 0 K: 2 S: 9 | H: 2 LOB: 5 BB: 5 P: 29 | R: 0 E: 0 K: 0 S: 3 | H: 0 LOB: 0 BB: 0 P: 3 | R: 0 E: 0 K: 1 S: 5 | H: 0 LOB: 0 BB: 0 P: 5 | R: 0 E: 0 K: 1 S: 5 | H: 0 LOB: 0 BB: 0 P: 5 | R: 2 E: 1 K: 0 S: 7 | H: 4 LOB: 2 BB: 0 P: 7 | R: 2 E: 0 K: 2 S: 10 | H: 3 LOB: 1 BB: 0 P: 10 | 1B: 10 2B: 5 3B: 0 HR: 0 | SF: 0 SAC: 0 DP: 0 HBP: 0 | WP: 0 PA: 51 PB: 0 SB: 1 CS: 0 |
| PITCHER | IP: 2.2 WLS: L BF: 16 H: 4 R: 5 ER: 1 SO: 4 BB: 3 IBB: 0 HBP: 0 BLK: 0 WP: 0 HR: 0 S: 23 P: 35 ERA: 3.38 WHIP: 2.625 | IP: 0.2 WLS: L BF: 10 H: 4 R: 5 ER: 4 SO: 1 BB: 4 IBB: 0 HBP: 0 BLK: 0 WP: 0 HR: 8 S: 24 P: 24 ERA: 54.00 WHIP: 12.000 | IP: 1.2 WLS: L BF: 6 H: 0 R: 0 ER: 0 SO: 1 BB: 1 IBB: 0 HBP: 0 BLK: 0 WP: 0 HR: 7 S: 11 P: 11 ERA: 0.00 WHIP: 0.600 | IP: 1.0 WLS: L BF: 3 H: 0 R: 0 ER: 0 SO: 1 BB: 0 IBB: 0 HBP: 0 BLK: 0 WP: 0 HR: 5 S: 5 P: 5 ERA: 0.00 WHIP: 0.000 | IP: 1.0 WLS: L BF: 3 H: 0 R: 0 ER: 0 SO: 1 BB: 0 IBB: 0 HBP: 0 BLK: 0 WP: 0 HR: 5 S: 5 P: 5 ERA: 0.00 WHIP: 0.000 | PITCHER | IP: 1.0 WLS: L BF: 7 H: 4 R: 2 ER: 2 SO: 2 BB: 0 IBB: 0 HBP: 0 BLK: 0 WP: 0 HR: 7 S: 7 P: 7 ERA: 18.00 WHIP: 4.000 | IP: 1.0 WLS: L BF: 6 H: 3 R: 2 ER: 2 SO: 2 BB: 0 IBB: 0 HBP: 0 BLK: 0 WP: 0 HR: 10 S: 10 P: 10 ERA: 18.00 WHIP: 3.000 | | | | | | | | | | | | | |

Arizona Diamondbacks @ San Diego Padres
Peoria Stadium, Peoria, AZ
Fri Mar 30 2007, 4:05 PM EDT
Att: 9,452 - Sunny - 78 F

| | |
|-----|----|
| AB | 43 |
| R | 14 |
| H | 15 |
| RBI | 14 |
| BB | 8 |
| SO | 10 |
| LOB | 24 |



| Batter | 1 | 2 | 3 | 4 | 5 | 6 | 7 | 8 | 9 | AB | R | H | RBI | BB | SO | LOB | BOTTOM | | | | |
|---|---|---|---|---|---|---------------------------------|---|---|------------------------------|---------------------------------|------------------------------|----------------------------------|------------------------------|---------------------------------|------------------------------|---------------------------------|------------------------------|---------------------------------|----------------------------------|------------------------------------|--|
| 8 Terrel Sledge, L (1,7) 82 Brett Dowdy, R (5,7) OBP: 0.371, SLG: 0.615 OBP: 0.500, SLG: 0.429 | | | | | | | | | | 3 | 1 | 1 | 0 | 0 | 0 | 1 | | | | | |
| Oscar Robles, L (1,4) Drew Macias, L (8,7) OBP: 0.358, SLG: 0.375 OBP: 0.348, SLG: 0.400 | | | | | | | | | | 4 | 1 | 2 | 1 | 0 | 0 | 1 | | | | | |
| 3 Khalil Greene, R (1,6) Juan Ciriaco, R (5,PR) OBP: 0.446, SLG: 0.804 OBP: 0.231, SLG: 0.333 | | | | | | | | | | 3 | 1 | 2 | 1 | 0 | 1 | 1 | | | | | |
| 5 Kevin Kouzmanoff, R (1,5) 53 Pete Laforest, L (6,3) OBP: 0.415, SLG: 0.589 OBP: 0.439, SLG: 0.730 | | | | | | | | | | 2 | 0 | 0 | 1 | 0 | 0 | 2 | | | | | |
| Geoff Blum, S (1,3) 86 David Freese, R (6,5) OBP: 0.388, SLG: 0.636 | | | | | | | | | | 3 | 1 | 2 | 2 | 0 | 0 | 1 | | | | | |
| Rob Bowen, S (1,2) 83 Arturo Lopez, L (8,1) Neil Jamison, R (9,1) OBP: 0.288, SLG: 0.408 | | | | | | | | | | 4 | 1 | 1 | 1 | 0 | 1 | 3 | | | | | |
| 78 Adam Shabata, L (1,8) 75 Frank Brooks, L (4,1) Scott Linebrink, R (8,1) 34 Russell Brannan, L (6,PH) 21 Heath Bell, R (7,1) 87 Matt Stocco, R (8,2) | | | | | | | | | | 2 | 0 | 0 | 0 | 0 | 0 | 1 | | | | | |
| Vince Sinisi, L (1,9) OBP: 0.476, SLG: 0.313 | | | | | | | | | | 3 | 1 | 2 | 0 | 1 | 0 | 0 | | | | | |
| 32 Chris Young, R (1,1) Jon Ellis, R (3,1) 84 Mike Sansoe, R (4,8) | | | | | | | | | | 1 | 0 | 0 | 0 | 0 | 1 | 0 | | | | | |
| Inning Stats | R: 0 E: 0 K: 1 S: 6 | H: 1 LOB: 1 BB: 0 P: 6 | R: 2 E: 0 K: 1 S: 7 | H: 2 LOB: 0 BB: 0 P: 7 | R: 3 E: 0 K: 0 S: 7 | H: 4 LOB: 1 BB: 0 P: 7 | R: 0 E: 0 K: 0 S: 4 | H: 1 LOB: 1 BB: 0 P: 5 | R: 0 E: 0 K: 0 S: 4 | H: 1 LOB: 2 BB: 0 P: 4 | R: 3 E: 2 K: 2 S: 9 | H: 0 LOB: 0 BB: 1 P: 15 | R: 0 E: 0 K: 2 S: 7 | H: 0 LOB: 0 BB: 0 P: 7 | R: 0 E: 0 K: 0 S: 4 | H: 1 LOB: 2 BB: 1 P: 8 | R: 0 E: 0 K: 2 S: 7 | H: 0 LOB: 0 BB: 0 P: 7 | 1B: 6 2B: 2 3B: 0 HR: 2 | SF: 1 SAC: 0 DP: 0 HBP: 0 | WP: 1 PA: 41 PB: 0 SB: 0 CS: 0 |
| PITCHER | IP: 4.0 WLS: W BF: 20 H: 8 R: 5 ER: 5 SO: 2 BB: 0 IBB: 0 HBP: 0 BLK: 0 WP: 0 HR: 2 S: 24 P: 25 ERA: 11.25 WHIP: 2.000 | IP: 1.0 WLS: L BF: 4 H: 1 R: 0 ER: 0 SO: 0 BB: 0 IBB: 0 HBP: 0 BLK: 0 WP: 0 HR: 4 S: 4 P: 4 ERA: 0.00 WHIP: 1.000 | IP: 1.0 WLS: L BF: 6 H: 0 R: 3 ER: 2 SO: 2 BB: 1 IBB: 0 HBP: 0 BLK: 0 WP: 0 HR: 9 S: 15 P: 15 ERA: 0.00 WHIP: 1.000 | IP: 1.0 WLS: L BF: 3 H: 0 R: 0 ER: 0 SO: 2 BB: 0 IBB: 0 HBP: 0 BLK: 0 WP: 0 HR: 7 S: 7 P: 7 ERA: 0.00 WHIP: 0.000 | IP: 1.0 WLS: L BF: 5 H: 1 R: 0 ER: 0 SO: 0 BB: 0 IBB: 0 HBP: 0 BLK: 0 WP: 0 HR: 4 S: 8 P: 8 ERA: 0.00 WHIP: 2.000 | PITCHER | IP: 1.0 WLS: L BF: 3 H: 4 R: 2 ER: 2 SO: 2 BB: 0 IBB: 0 HBP: 0 BLK: 0 WP: 0 HR: 7 S: 7 P: 7 ERA: 0.00 WHIP: 0.000 | IP: 1.0 WLS: L BF: 6 H: 3 R: 2 ER: 2 SO: 2 BB: 0 IBB: 0 HBP: 0 BLK: 0 WP: 0 HR: 10 S: 10 P: 10 ERA: 18.00 WHIP: 3.000 | | | | | | | | | | | | | |

Arizona Diamondbacks @ San Diego Padres
Peoria Stadium, Peoria, AZ
Fri Mar 30 2007, 4:05 PM EDT
Att: 9,452 - Sunny - 78 F

| | |
|-----|----|
| AB | 38 |
| R | 8 |
| H | 10 |
| RBI | 6 |
| BB | 2 |
| SO | 8 |
| LOB | 16 |



| Batter | 1 | 2 | 3 | 4 | 5 | 6 | 7 | 8 | 9 | AB | R | H | RBI | BB | SO | LOB | TOP | | | | | |
|---|---|----------------------------------|-------------------------------------|----------------------------------|------------------------------|---|--------------------------------|-------------------------------------|----------------------------------|----------------------------------|------------------------------|----------------------------------|-------------------------------|----------------------------------|-------------------------------|----------------------------------|-------------------------------|--|----------------------------------|----------------------------------|------------------------------------|----------------------------------|
| 22 Marcus Giles, R (1,4) OBP: 0.385, SLG: 0.577 Geoff Blum, S (6,6) OBP: 0.373, SLG: 0.609 79 Aaron Rakers, R (8,1) | | | | | | | | | | | 3 | 1 | 2 | 1 | 0 | 1 | 0 | San Diego Padres @ Arizona Diamondbacks Chase Field, Phoenix, AZ Sat Mar 31 2007, 1:40 PM MST Att: 17,579 - Sunny - 73 F | | | | |
| 24 Brian Giles, L (1,9) OBP: 0.394, SLG: 0.626 67 Royce Huffman, R (6, PR) OBP: 0.250, SLG: 0.273 (6,3) | | | | | | | | | | | 1 | 0 | 0 | 0 | 1 | 0 | 0 | | | | | |
| 23 Adrián González, L (1,3) OBP: 0.335, SLG: 0.700 Drew Macias, L (6, PR) OBP: 0.400, SLG: 0.400 (6,9) | | | | | | | | | | | 2 | 0 | 1 | 0 | 1 | 1 | 0 | | | | | |
| 28 Josh Bard, S (1,2) OBP: 0.364, SLG: 0.520 Rob Bowen, S (6,2) OBP: 0.315, SLG: 0.440 | | | | | | | | | | | 3 | 0 | 1 | 0 | 0 | 0 | 3 | | | | | |
| 3 Khalil Greene, R (1,6) OBP: 0.424, SLG: 0.763 82 Sean Kazmar, Jr., R (6,4) OBP: 0.579, SLG: 1.000 | | | | | | | | | | | 3 | 0 | 0 | 0 | 0 | 1 | 5 | | | | | |
| 5 Kevin Kouzmanoff, R (1,5) OBP: 0.412, SLG: 0.576 86 David Freese, R (7, PR) OBP: 0.250, SLG: 0.500 (7,5) | | | | | | | | | | | 3 | 0 | 1 | 0 | 0 | 1 | 3 | | | | | |
| 8 Termel Sledge, L (1,7) OBP: 0.333, SLG: 0.588 Chad Huffman, R (7,7) OBP: 0.333, SLG: 0.500 | | | | | | | | | | | 3 | 0 | 0 | 0 | 0 | 2 | 1 | | | | | |
| José Cruz Jr., S (1,8) OBP: 0.364, SLG: 0.653 84 Mike Sansoe, R (7, PR) OBP: 0.364, SLG: 0.653 (7,8) | | | | | | | | | | | 3 | 0 | 1 | 0 | 0 | 0 | 0 | | | | | |
| 52 Clay Hensley, R (1,1) OBP: 0.280, SLG: 0.290 41 Kevin Cameron, R (2,1) OBP: 0.333, SLG: 0.618 34 Russell Branyan, L (5, PH) OBP: 0.333, SLG: 0.618 79 Jose Oquendo, R (5,1) OBP: 0.333, SLG: 0.618 18 Paul McNulty, L (7, PH) OBP: 0.333, SLG: 0.618 80 Kyle Stutes, L (7,1) OBP: 0.333, SLG: 0.618 Jesus Lopez, R (8,6) OBP: 0.400, SLG: 0.400 (8,6) | | | | | | | | | | | 0 | 0 | 0 | 0 | 0 | 0 | 0 | | | | | |
| Inning Stats | R: 0 E: 0 K: 2 S: 10 | H: 0 LOB: 0 BB: 0 P: 13 | R: 0 E: 0 K: 1 S: 7 | H: 0 LOB: 0 BB: 0 P: 10 | R: 0 E: 0 K: 1 S: 7 | H: 0 LOB: 0 BB: 0 P: 10 | R: 1 E: 0 K: 1 S: 16 | H: 3 LOB: 2 BB: 1 P: 22 | R: 0 E: 0 K: 0 S: 9 | H: 0 LOB: 0 BB: 0 P: 16 | R: 0 E: 0 K: 0 S: 8 | H: 1 LOB: 2 BB: 1 P: 15 | R: 1 E: 0 K: 1 S: 15 | H: 3 LOB: 2 BB: 0 P: 21 | R: 5 E: 1 K: 0 S: 15 | H: 3 LOB: 1 BB: 2 P: 28 | R: 1 E: 0 K: 1 S: 12 | | H: 1 LOB: 1 BB: 1 P: 19 | 1B: 7 2B: 3 3B: 0 HR: 2 | SF: 0 SAC: 0 DP: 3 HBP: 1 | WP: 0 PB: 0 SB: 0 CS: 0 |
| PITCHER | IP: 5.0 WLS: 18 BF: 18 ERA: 5.14 | H: 3 R: 1 ER: 1 SO: 7 | BB: 1 IBB: 0 HBP: 0 BLK: 0 | WP: 0 HR: 1 S: 49 P: 71 | ERA: 1.80 WHIP: 0.800 | IP: 1.2 WLS: 7 BF: 7 ERA: 5.93 | H: 1 R: 1 ER: 1 SO: 1 | BB: 1 IBB: 0 HBP: 0 BLK: 0 | WP: 0 HR: 0 S: 16 P: 24 | ERA: 5.40 WHIP: 1.200 | | | | | | | | | | | | |

| | |
|-----|----|
| AB | 36 |
| R | 8 |
| H | 11 |
| RBI | 8 |
| BB | 5 |
| SO | 9 |
| LOB | 19 |




| Batter | 1 | 2 | 3 | 4 | 5 | 6 | 7 | 8 | 9 | AB | R | H | RBI | BB | SO | LOB | BOTTOM | | | | | |
|---|---|----------------------------------|-------------------------------------|----------------------------------|------------------------------|--|--------------------------------|-------------------------------------|----------------------------------|----------------------------------|------------------------------|----------------------------------|-------------------------------|----------------------------------|------------------------------|---------------------------------|-------------------------------|----------------------------------|----------------------------------|------------------------------------|----------------------------------|--------|
| 6 Stephen Drew, L (1,6) OBP: 0.441, SLG: 0.500 11 Augie Ojeda, S (6, PR) OBP: 0.354, SLG: 0.317 (7,6) | | | | | | | | | | | 4 | 1 | 3 | 1 | 0 | 0 | 2 | | | | | |
| 1 Orlando Hudson, S (1,4) OBP: 0.316, SLG: 0.623 J.D. Durbin, R (7,1) OBP: 0.316, SLG: 0.623 | | | | | | | | | | | 2 | 1 | 0 | 0 | 2 | 0 | 1 | | | | | |
| 40 Bill Murphy, L (8,1) OBP: 0.421, SLG: 0.424 | | | | | | | | | | | 0 | 0 | 0 | 0 | 0 | 0 | 0 | | | | | |
| 10 Dee Brown, L (8,7) OBP: 0.421, SLG: 0.424 | | | | | | | | | | | 0 | 1 | 0 | 0 | 1 | 0 | 0 | | | | | |
| Chad Tracy, L (1,5) OBP: 0.435, SLG: 0.632 14 Brian Barden, R (7,5) OBP: 0.435, SLG: 0.638 | | | | | | | | | | | 3 | 1 | 1 | 2 | 0 | 1 | 1 | | | | | |
| 22 Eric Byrnes, R (1,9) OBP: 0.373, SLG: 0.583 Jeff Salazar, L (7,9) OBP: 0.440, SLG: 0.750 | | | | | | | | | | | 1 | 2 | 1 | 1 | 1 | 0 | 0 | | | | | |
| 34 Conor Jackson, R (1,3) OBP: 0.364, SLG: 0.475 5 Robby Hammock, R (6,3) OBP: 0.400, SLG: 0.421 | | | | | | | | | | | 3 | 1 | 1 | 2 | 0 | 0 | 0 | | | | | |
| Scott Hairston, R (1,7) OBP: 0.280, SLG: 0.290 Jose Valverde, R (8,1) ERA: 2.29 56 Ramon Pena, R (8,1) ERA: 2.29 71 Mark Reynolds, R (8,1) OBP: 0.342, SLG: 0.376 46 D.J. Carrasco, R (8,1) OBP: 0.342, SLG: 0.376 70 Chris Carter, L (8, PH) OBP: 0.417, SLG: 0.400 | | | | | | | | | | | 2 | 1 | 1 | 1 | 0 | 0 | 0 | | | | | |
| 24 Chris Young, R (1,8) OBP: 0.338, SLG: 0.382 68 Justin Upton, R (7, PH) OBP: 0.361, SLG: 0.613 (8,8) | | | | | | | | | | | 1 | 1 | 1 | 0 | 2 | 0 | 0 | | | | | |
| 19 Chris Snyder, R (1,2) OBP: 0.327, SLG: 0.267 26 Miguel Montero, L (6,2) OBP: 0.417, SLG: 0.450 | | | | | | | | | | | 2 | 0 | 0 | 0 | 0 | 1 | 1 | | | | | |
| 50 Yusmeiro Petit, R (1,1) OBP: 0.333, SLG: 0.333 Tony Clark, S (5, PH) OBP: 0.333, SLG: 0.500 13 Alberto Callaspo, S (8,4) OBP: 0.417, SLG: 0.523 | | | | | | | | | | | 1 | 0 | 1 | 0 | 0 | 0 | 0 | | | | | |
| Inning Stats | R: 0 E: 1 K: 0 S: 12 | H: 1 LOB: 1 BB: 1 P: 24 | R: 1 E: 0 K: 0 S: 14 | H: 2 LOB: 1 BB: 1 P: 24 | R: 0 E: 0 K: 2 S: 9 | H: 0 LOB: 0 BB: 0 P: 16 | R: 0 E: 0 K: 0 S: 6 | H: 1 LOB: 1 BB: 0 P: 9 | R: 4 E: 0 K: 0 S: 16 | H: 3 LOB: 0 BB: 1 P: 29 | R: 1 E: 0 K: 1 S: 9 | H: 1 LOB: 1 BB: 1 P: 19 | R: 1 E: 0 K: 1 S: 12 | H: 1 LOB: 1 BB: 1 P: 24 | R: 0 E: 0 K: 0 S: 4 | H: 0 LOB: 0 BB: 0 P: 7 | R: 5 E: 0 K: 0 S: 15 | H: 3 LOB: 0 BB: 2 P: 28 | 1B: 6 2B: 2 3B: 0 HR: 4 | SF: 0 SAC: 0 DP: 0 HBP: 0 | WP: 1 PB: 0 SB: 0 CS: 1 | PA: 43 |
| PITCHER | IP: 1.2 WLS: 8 BF: 8 ERA: 2.29 | H: 1 R: 0 ER: 0 SO: 2 | BB: 0 IBB: 0 HBP: 0 BLK: 0 | WP: 0 HR: 0 S: 17 P: 27 | ERA: 0.00 WHIP: 0.429 | IP: 2.0 WLS: 12 BF: 4 ERA: 22.5 | H: 5 R: 5 ER: 5 SO: 1 | BB: 2 IBB: 0 HBP: 0 BLK: 0 | WP: 1 HR: 1 S: 25 P: 48 | ERA: 22.50 WHIP: 3.000 | | | | | | | | | | | | |

| | |
|-----|----|
| AB | 36 |
| R | 12 |
| H | 12 |
| RBI | 12 |
| BB | 7 |
| SO | 5 |
| LOB | 14 |



| Batter | 1 | 2 | 3 | 4 | 5 | 6 | 7 | 8 | 9 | AB | R | H | RBI | BB | SO | LOB | TOP | | |
|--|---|----------------------------------|------------------------------|---------------------------------|------------------------------|---------------------------------|-------------------------------|----------------------------------|-------------------------------|---------------------------------|-------------------------------|----------------------------------|-------------------------------|----------------------------------|------------------------------|----------------------------------|--|------------------------------------|-----------------------------------|
| 22 Marcus Giles, R (1,4) | G5-3 | | G5-3 | | K | | F9 | | | 4 | 0 | 0 | 0 | 1 | 1 | 0 | San Diego Padres @ San Francisco Giants AT&T Park, San Francisco, CA Tue Apr 03 2007, 1:35 PM PDT Att: 42,773 - Partly Cloudy - 62 F | | |
| 24 Brian Giles, L (1,9) OBP: 0.400, SLG: 0.800 | 2B | | G3 | | G4-3 | | 2B | L6 | | 5 | 1 | 2 | 0 | 0 | 0 | 2 | | | |
| Mike Cameron, R (1,8) OBP: 0.400, SLG: 0.250 | F7 | | | | BB | | F8 | | 1B | 4 | 1 | 1 | 0 | 1 | 1 | 2 | | | |
| 23 Adrián González, L (1,3) OBP: 0.400, SLG: 0.250 | 1B | | G4-3 | | | | G5-3 | | F7 | 4 | 1 | 1 | 1 | 1 | 0 | 2 | | | |
| 28 Josh Bard, S (1,2) OBP: 0.800, SLG: 1.000 | F8 | | | | BB | | 1B | | 1B | 5 | 2 | 4 | 1 | 0 | 0 | 1 | | | |
| 3 Khalil Greene, R (1,6) OBP: 0.200, SLG: 0.200 | | F8 | | FC5 | | | F9 | | P3 | 5 | 1 | 1 | 1 | 0 | 0 | 4 | | | |
| 5 Kevin Kouzmanoff, R (1,5) OBP: 0.200, SLG: 0.200 | | P3 | | BB | | | F9 | | K | 5 | 0 | 1 | 0 | 0 | 1 | 5 | | | |
| José Cruz Jr., S (1,7) OBP: 0.500, SLG: 1.000 | | F7 | | | | | | | FC5-4 | 3 | 1 | 1 | 2 | 1 | 0 | 1 | | | |
| 44 Jake Peavy, R (1,1) | | | | | | | | | G6-3 | 2 | 0 | 0 | 0 | 0 | 0 | 3 | | | |
| 18 Paul McNulty, L (7,PH) | | | | | | | | | | 1 | 0 | 0 | 0 | 0 | 1 | 1 | | | |
| 43 Cla Meredith, R (7,1) | | | | | | | | | | 0 | 0 | 0 | 0 | 0 | 0 | 0 | | | |
| 34 Russell Branyan, L (8,PH) OBP: 1.000, SLG: 2.000 | | | | | | | | | | 1 | 0 | 1 | 1 | 0 | 0 | 0 | | | |
| 21 Heath Bell, R (8,1) | | | | | | | | | | 0 | 0 | 0 | 0 | 0 | 0 | 0 | | | |
| Inning Stats | R: 1 E: 0 K: 0 S: 10 | H: 2 LOB: 1 BB: 0 P: 15 | R: 0 E: 0 K: 0 S: 6 | H: 0 LOB: 0 BB: 0 P: 8 | R: 0 E: 0 K: 0 S: 8 | H: 0 LOB: 0 BB: 0 P: 9 | R: 2 E: 1 K: 0 S: 22 | H: 2 LOB: 2 BB: 2 P: 37 | R: 0 E: 0 K: 0 S: 10 | H: 1 LOB: 1 BB: 0 P: 7 | R: 1 E: 0 K: 1 S: 13 | H: 2 LOB: 1 BB: 0 P: 18 | R: 3 E: 0 K: 1 S: 14 | H: 3 LOB: 2 BB: 2 P: 28 | R: 0 E: 0 K: 0 S: 8 | H: 2 LOB: 2 BB: 0 P: 13 | 1B: 7 2B: 4 3B: 1 HR: 0 | SF: 0 SAC: 0 DP: 1 HBP: 0 | WP: 2 PA: 43 PB: 0 CS: 0 |
| PITCHER | IP WLS BF H R ER SO BB IBB HBP BLK WP HR S P ERA WHIP | | | | | | | | | | | | | | | | | | |
| 75 Barry Zito, L (1,1) ERA: 3.8 | 5.0 L 21 4 3 2 2 2 0 0 0 0 0 0 56 86 3.60 1.200 | | | | | | | | | | | | | | | | | | |
| 32 Kevin Correia, R (8,1) ERA: 9.0 | 1.0 5 2 1 1 0 0 0 0 0 0 0 0 8 10 9.00 2.000 | | | | | | | | | | | | | | | | | | |
| 53 Jonathan Sánchez, L (7,1) ERA: 27.0 | 1.0 7 3 3 3 1 1 0 0 0 0 1 0 16 27 27.00 4.000 | | | | | | | | | | | | | | | | | | |
| 31 Vinnie Chulk, R (8,1) ERA: | 1.0 5 1 0 0 1 1 0 0 0 0 1 0 8 16 0.00 2.000 | | | | | | | | | | | | | | | | | | |
| Steve Kline, L (9,1) ERA: | 1.0 5 2 0 0 0 0 0 0 0 0 0 0 8 13 0.00 2.000 | | | | | | | | | | | | | | | | | | |

| Batter | 1 | 2 | 3 | 4 | 5 | 6 | 7 | 8 | 9 | AB | R | H | RBI | BB | SO | LOB | BOTTOM | | | | |
|--|---|----------------------------------|------------------------------|----------------------------------|-------------------------------|----------------------------------|------------------------------|----------------------------------|------------------------------|----------------------------------|-------------------------------|----------------------------------|-------------------------------|----------------------------------|-------------------------------|----------------------------------|--|----------------------------------|----------------------------------|------------------------------------|-----------------------------------|
| 10 Dave Roberts, L (1,8) OBP: 0.250, SLG: 0.250 | G3-1 | | | | F7 | | | P5 | | 4 | 0 | 1 | 0 | 0 | 0 | 1 | San Diego Padres @ San Francisco Giants AT&T Park, San Francisco, CA Tue Apr 03 2007, 1:35 PM PDT Att: 42,773 - Partly Cloudy - 62 F | | | | |
| 13 Omar Vizquel, S (1,6) OBP: 0.250, SLG: 0.250 | K | | | 1B | | | F9 | | | 4 | 0 | 1 | 0 | 0 | 1 | 1 | | | | | |
| 19 Kevin Frandsen, R (9,6) | | | | | F8 | | | 1B | | 0 | 0 | 0 | 0 | 0 | 0 | 0 | | | | | |
| Barry Bonds, L (1,7) OBP: 0.500, SLG: 0.333 | | | | | | | G3 | | | 3 | 0 | 1 | 0 | 1 | 0 | 1 | | | | | |
| Steve Kline, S (9,1) | E6 | | | | BB | | | F7 | | 0 | 0 | 0 | 0 | 0 | 0 | 0 | | | | | |
| Ray Durham, S (1,4) OBP: 0.250, SLG: 0.250 | E6 | | | | | | | G4-3 | | 4 | 0 | 1 | 0 | 0 | 1 | 3 | | | | | |
| 35 Rich Aurilia, R (1,3) | | | | | | | | | | 3 | 0 | 0 | 0 | 0 | 0 | 2 | | | | | |
| Todd Linden, S (9,7) | G6-3 | | | | P6 | | | F7 | | 1 | 0 | 0 | 0 | 0 | 1 | 0 | | | | | |
| 1 Bengie Molina, R (1,2) OBP: 0.250, SLG: 0.250 | | | | | | | | | | 4 | 0 | 1 | 0 | 0 | 0 | 1 | | | | | |
| Pedro Feliz, R (1,5) OBP: 0.250, SLG: 0.250 | | | | | | | | | | 4 | 0 | 1 | 0 | 0 | 2 | 1 | | | | | |
| 2 Randy Winn, S (1,9) OBP: 0.500, SLG: 0.333 | | | | | | | | | | 3 | 0 | 1 | 0 | 1 | 1 | 1 | | | | | |
| 75 Barry Zito, L (1,1) | | | | | | | | | | 1 | 0 | 0 | 0 | 0 | 1 | 0 | | | | | |
| Lance Niekro, R (5,PH) | | | | | | | | | | 1 | 0 | 0 | 0 | 0 | 1 | 1 | | | | | |
| 32 Kevin Correia, R (8,1) ERA: | | | | | | | | | | 0 | 0 | 0 | 0 | 0 | 0 | 0 | | | | | |
| 53 Jonathan Sánchez, L (7,1) ERA: | | | | | | | | | | 0 | 0 | 0 | 0 | 0 | 0 | 0 | | | | | |
| Ryan Klesko, L (7,3) ERA: | | | | | | | | | | 1 | 0 | 0 | 0 | 0 | 0 | 2 | | | | | |
| 31 Vinnie Chulk, R (8,1) ERA: | | | | | | | | | | 0 | 0 | 0 | 0 | 0 | 0 | 0 | | | | | |
| Inning Stats | R: 0 E: 1 K: 1 S: 13 | H: 1 LOB: 2 BB: 0 P: 20 | R: 0 E: 0 K: 0 S: 9 | H: 0 LOB: 0 BB: 0 P: 14 | R: 0 E: 0 K: 2 S: 12 | H: 1 LOB: 1 BB: 0 P: 18 | R: 0 E: 0 K: 1 S: 8 | H: 0 LOB: 1 BB: 1 P: 14 | R: 0 E: 0 K: 2 S: 9 | H: 0 LOB: 1 BB: 1 P: 16 | R: 0 E: 0 K: 0 S: 10 | H: 1 LOB: 1 BB: 0 P: 16 | R: 0 E: 0 K: 1 S: 11 | H: 2 LOB: 1 BB: 0 P: 15 | R: 0 E: 0 K: 0 S: 10 | H: 1 LOB: 1 BB: 0 P: 15 | R: 0 E: 0 K: 1 S: 10 | H: 1 LOB: 1 BB: 0 P: 14 | 1B: 7 2B: 0 3B: 0 HR: 0 | SF: 0 SAC: 0 DP: 1 HBP: 0 | WP: 0 PA: 35 PB: 1 CS: 0 |
| PITCHER | IP WLS BF H R ER SO BB IBB HBP BLK WP HR S P ERA WHIP | | | | | | | | | | | | | | | | | | | | |
| 44 Jake Peavy, R (1,1) ERA: | 6.0 W 23 3 0 0 6 2 0 0 0 0 0 0 61 98 0.00 0.833 | | | | | | | | | | | | | | | | | | | | |
| 43 Cla Meredith, R (7,1) ERA: | 1.0 4 2 0 0 1 0 0 0 0 0 0 0 11 15 0.00 2.000 | | | | | | | | | | | | | | | | | | | | |
| 21 Heath Bell, R (8,1) ERA: | 2.0 8 2 0 0 1 0 0 0 0 0 0 0 20 29 0.00 1.000 | | | | | | | | | | | | | | | | | | | | |



| Batter | 1 | 2 | 3 | 4 | 5 | 6 | 7 | 8 | 9 | AB | R | H | RBI | BB | SO | LOB | TOP | | | | | | | | |
|--|-------------------------------|----------------------------------|------------------------------|----------------------------------|-------------------------------|----------------------------------|------------------------------|----------------------------------|-------------------------------|----------------------------------|------------------------------|----------------------------------|------------------------------|----------------------------------|-------------------------------|----------------------------------|---|----------------------------------|----------------------------------|------------------------------------|----------------------------------|--------|--|--|--|
| 22 Marcus Giles, R OBP: 0.444, SLG: 0.750 | F9 | | 1B | | 1-H HR | | | 23 HR 1B | | 4 | 2 | 3 | 2 | 0 | 0 | 0 | San Diego Padres @ San Francisco Giants AT&T Park, San Francisco, CA Wed Apr 04 2007, 7:15 PM PDT Att: 39,938 - Cloudy - 58 F | | | | | | | | |
| 24 Brian Giles, L OBP: 0.222, SLG: 0.444 | F7 | | F7 | | P6 | | | F8 | | 4 | 0 | 0 | 0 | 0 | 0 | 2 | | | | | | | | | |
| 23 Adrián González, L OBP: 0.556, SLG: 0.875 | 1B | | | K | | | | HR | | 4 | 1 | 3 | 2 | 0 | 1 | 0 | | | | | | | | | |
| 28 Josh Bard, S OBP: 0.444, SLG: 0.556 | K | | | F7 | | | | K | | 4 | 0 | 0 | 0 | 0 | 2 | 2 | | | | | | | | | |
| Mike Cameron, R OBP: 0.222, SLG: 0.125 | | G5-3 | | F8 | | | | | P4 | 4 | 0 | 0 | 0 | 0 | 1 | 0 | | | | | | | | | |
| 3 Khalil Greene, R OBP: 0.222, SLG: 0.556 | | K | | | HR | | | | K | 4 | 1 | 1 | 1 | 0 | 2 | 0 | | | | | | | | | |
| 5 Kevin Kouzmanoff, R OBP: 0.222, SLG: 0.333 | | K | | | F9 | | | | P4 | 4 | 0 | 1 | 0 | 0 | 1 | 0 | | | | | | | | | |
| 8 Terrel Sledge, L OBP: 0.222, SLG: 0.556 | | | | F7 | | | | | BB | 2 | 1 | 0 | 0 | 2 | 0 | 0 | | | | | | | | | |
| 32 Chris Young, R 33 Cia Meredith, R 18 Paul McAnulty, L Scott Linebrink, R 34 Russell Branyan, L Trevor Hoffman, R | | | | G6-3 | | | | | P5 | 2 | 0 | 0 | 0 | 0 | 1 | 1 | | | | | | | | | |
| Inning Stats | R: 0 E: 0 K: 1 S: 10 | H: 1 LOB: 1 BB: 0 P: 13 | R: 0 E: 0 K: 2 S: 9 | H: 0 LOB: 0 BB: 0 P: 14 | R: 0 E: 0 K: 0 S: 12 | H: 1 LOB: 1 BB: 0 P: 19 | R: 0 E: 0 K: 1 S: 8 | H: 0 LOB: 0 BB: 0 P: 11 | R: 3 E: 0 K: 1 S: 13 | H: 2 LOB: 0 BB: 1 P: 23 | R: 0 E: 0 K: 1 S: 7 | H: 1 LOB: 0 BB: 0 P: 10 | R: 0 E: 0 K: 0 S: 8 | H: 0 LOB: 0 BB: 0 P: 15 | R: 2 E: 0 K: 1 S: 12 | H: 2 LOB: 0 BB: 0 P: 17 | R: 0 E: 0 K: 1 S: 13 | H: 1 LOB: 2 BB: 1 P: 22 | 1B: 4 2B: 1 3B: 0 HR: 3 | SF: 0 SAC: 0 DP: 1 HBP: 0 | WP: 0 PB: 0 SB: 0 CS: 0 | PA: 36 | | | |
| PITCHER | IP | WLS | BF | H | R | ER | SO | BB | IBB | HBP | BLK | WP | HR | S | P | ERA | WHIP | | | | | | | | |
| 18 Matt Cain, R ERA: 4.5 | 6.0 | | 23 | 5 | 3 | 3 | 6 | 1 | 0 | 0 | 0 | 0 | 2 | 59 | 90 | 4.50 | 1.000 | | | | | | | | |
| 41 Brad Hennessey, R ERA: 6.75 | 1.1 | L | 5 | 1 | 1 | 1 | 0 | 0 | 0 | 0 | 0 | 0 | 0 | 13 | 22 | 6.75 | 0.750 | | | | | | | | |
| Jack Taschner, L ERA: 13.5 | 0.2 | | 3 | 1 | 1 | 1 | 0 | 0 | 0 | 0 | 0 | 0 | 1 | 7 | 10 | 13.50 | 1.500 | | | | | | | | |
| Armando Benitez, R ERA: | 1.0 | | 5 | 1 | 0 | 0 | 1 | 1 | 0 | 0 | 0 | 0 | 0 | 13 | 22 | 0.00 | 2.000 | | | | | | | | |

| | |
|-----|----|
| AB | 34 |
| R | 5 |
| H | 8 |
| RBI | 5 |
| BB | 2 |
| SO | 8 |
| LOB | 7 |



| Batter | 1 | 2 | 3 | 4 | 5 | 6 | 7 | 8 | 9 | AB | R | H | RBI | BB | SO | LOB | BOTTOM | | | | | | | | |
|--|-------------------------------|----------------------------------|------------------------------|----------------------------------|-------------------------------|----------------------------------|------------------------------|----------------------------------|------------------------------|----------------------------------|-------------------------------|----------------------------------|------------------------------|---------------------------------|-------------------------------|----------------------------------|---|---------------------------------|----------------------------------|------------------------------------|----------------------------------|--------|--|--|--|
| 10 Dave Roberts, L OBP: 0.222, SLG: 0.444 | F9 | | 13 1B | | G5-3 | G4-3 | | | F8 | 5 | 1 | 1 | 0 | 0 | 0 | 3 | San Diego Padres @ San Francisco Giants AT&T Park, San Francisco, CA Wed Apr 04 2007, 7:15 PM PDT Att: 39,938 - Cloudy - 58 F | | | | | | | | |
| 13 Omar Vizquel, S OBP: 0.222, SLG: 0.222 | L7 | | G4-3 S | | F9 | | | G4-3 | L6 | 5 | 0 | 1 | 1 | 0 | 0 | 0 | | | | | | | | | |
| Barry Bonds, L OBP: 0.375, SLG: 0.714 | HR | | G4-3 | | F8 | | | K | | 4 | 1 | 1 | 1 | 0 | 1 | 1 | | | | | | | | | |
| Ray Durham, S OBP: 0.375, SLG: 0.286 | K | | 35 BB | | | 35 F9 S | | G4-3 | | 3 | 1 | 1 | 0 | 1 | 1 | 0 | | | | | | | | | |
| 35 Rich Aurilia, R | | | BB | | | | | F9 | | 2 | 0 | 0 | 0 | 2 | 0 | 1 | | | | | | | | | |
| 1 Bengie Molina, R OBP: 0.250, SLG: 0.250 | K | | F8 | | G6-3 | | | G6-3 | 1B | 4 | 0 | 1 | 0 | 0 | 1 | 5 | | | | | | | | | |
| Pedro Feliz, R OBP: 0.250, SLG: 0.250 | P4 | | | | F8 | | | | K | 4 | 0 | 1 | 1 | 0 | 1 | 2 | | | | | | | | | |
| 2 Randy Winn, S OBP: 0.375, SLG: 0.286 | K | | | | B5-3 | | | | G4-3 | 4 | 0 | 1 | 0 | 0 | 1 | 2 | | | | | | | | | |
| 18 Matt Cain, R Ryan Klesko, L 41 Brad Hennessey, R Jack Taschner, L Armando Benitez, R 50 Eleazer Alfonzo, R | | | F9 | | | | | | F9 | 2 | 0 | 0 | 0 | 0 | 1 | 0 | | | | | | | | | |
| Inning Stats | R: 1 E: 0 K: 1 S: 10 | H: 1 LOB: 0 BB: 0 P: 15 | R: 0 E: 0 K: 2 S: 9 | H: 0 LOB: 1 BB: 1 P: 16 | R: 1 E: 0 K: 0 S: 18 | H: 2 LOB: 3 BB: 2 P: 31 | R: 0 E: 0 K: 1 S: 9 | H: 0 LOB: 0 BB: 0 P: 12 | R: 0 E: 0 K: 0 S: 9 | H: 0 LOB: 0 BB: 0 P: 10 | R: 1 E: 0 K: 0 S: 17 | H: 3 LOB: 3 BB: 1 P: 25 | R: 0 E: 0 K: 1 S: 6 | H: 0 LOB: 0 BB: 0 P: 9 | R: 0 E: 0 K: 1 S: 11 | H: 1 LOB: 1 BB: 0 P: 15 | R: 0 E: 0 K: 0 S: 6 | H: 0 LOB: 0 BB: 0 P: 8 | 1B: 5 2B: 0 3B: 1 HR: 1 | SF: 0 SAC: 0 DP: 0 HBP: 0 | WP: 0 PB: 0 SB: 2 CS: 0 | PA: 38 | | | |
| PITCHER | IP | WLS | BF | H | R | ER | SO | BB | IBB | HBP | BLK | WP | HR | S | P | ERA | WHIP | | | | | | | | |
| 32 Chris Young, R ERA: 4.76 | 5.2 | | 26 | 6 | 3 | 3 | 4 | 3 | 0 | 0 | 0 | 0 | 0 | 12 | 20 | 0.00 | 0.750 | | | | | | | | |
| 43 Cia Meredith, R ERA: | 1.1 | W | 5 | 0 | 0 | 0 | 1 | 1 | 0 | 0 | 0 | 0 | 0 | 6 | 9 | 0.00 | 1.588 | | | | | | | | |
| Scott Linebrink, R ERA: | 1.0 | H | 4 | 1 | 0 | 0 | 1 | 0 | 0 | 0 | 0 | 0 | 0 | 11 | 15 | 0.00 | 1.000 | | | | | | | | |
| Trevor Hoffman, R ERA: | 1.0 | S | 3 | 0 | 0 | 0 | 0 | 0 | 0 | 0 | 0 | 0 | 0 | 6 | 8 | 0.00 | 0.000 | | | | | | | | |

| | |
|-----|----|
| AB | 34 |
| R | 3 |
| H | 7 |
| RBI | 3 |
| BB | 4 |
| SO | 6 |
| LOB | 14 |



| Batter | 1 | 2 | 3 | 4 | 5 | 6 | 7 | 8 | 9 | AB | R | H | RBI | BB | SO | LOB | TOP | | | | | |
|--|---|----------------------------------|------------------------------|----------------------------------|-------------------------------|----------------------------------|------------------------------|----------------------------------|------------------------------|----------------------------------|-------------------------------|----------------------------------|-------------------------------|----------------------------------|-------------------------------|----------------------------------|--|----------------------------------|----------------------------------|------------------------------------|----------------------------------|--------|
| 22 Marcus Giles, R OBP: 0.429, SLG: 0.667 | G4-3 | | G5-3 | | | | F7 | | 24 1B 28 1B | 4 | 1 | 1 | 0 | 1 | 0 | 1 | San Diego Padres @ San Francisco Giants AT&T Park, San Francisco, CA Thu Apr 05 2007, 7:15 PM PDT Att: 37,915 - Partly Cloudy - 55 F livebaseballscorecards.com | | | | | |
| 24 Brian Giles, L OBP: 0.397, SLG: 0.417 | FC4-6 BB | | | F9 | G4-3 | | | | 23 DI 28 1B | 3 | 1 | 1 | 0 | 2 | 0 | 2 | | | | | | |
| 23 Adrián González, L OBP: 0.429, SLG: 0.583 | FC4-6 1-2 | | | F8 | | G4-3 | | | 28 1B | 4 | 0 | 0 | 0 | 1 | 1 | 3 | | | | | | |
| 28 Josh Bard, S Rob Bowen, S | P6 | | | | | | | F9 | 28 1B | 5 | 0 | 2 | 2 | 0 | 0 | 1 | | | | | | |
| Mike Cameron, R OBP: 0.286, SLG: 0.231 | | G5-3 | | | | | | | | 0 | 0 | 0 | 0 | 0 | 0 | 0 | | | | | | |
| 3 Khalil Greene, R OBP: 0.308, SLG: 0.692 | | F8 | | | | | | | | 5 | 0 | 2 | 0 | 0 | 0 | 3 | | | | | | |
| 5 Kevin Kouzmanoff, R OBP: 0.194, SLG: 0.231 | | F7 | | | | | | | | 4 | 1 | 2 | 0 | 0 | 1 | 1 | | | | | | |
| 8 Termel Sledge, L | | | | | | | | | | 4 | 0 | 0 | 0 | 0 | 1 | 1 | | | | | | |
| 52 Clay Hensley, R 26 Doug Brocaill, L | | | | | | | | | | 2 | 0 | 1 | 1 | 0 | 1 | 0 | | | | | | |
| José Cruz Jr., S 41 Kevin Cameron, R Geoff Blum, S | | | | | | | | | | 0 | 0 | 0 | 0 | 0 | 0 | 0 | | | | | | |
| Inning Stats | R: 0 E: 0 K: 0 S: 11 | H: 0 LOB: 1 BB: 1 P: 18 | R: 0 E: 0 K: 0 S: 8 | H: 0 LOB: 0 BB: 0 P: 10 | R: 0 E: 0 K: 2 S: 10 | H: 0 LOB: 0 BB: 0 P: 14 | R: 0 E: 0 K: 0 S: 7 | H: 1 LOB: 1 BB: 0 P: 12 | R: 1 E: 0 K: 0 S: 9 | H: 2 LOB: 2 BB: 1 P: 17 | R: 0 E: 0 K: 1 S: 10 | H: 2 LOB: 2 BB: 0 P: 15 | R: 0 E: 0 K: 1 S: 11 | H: 1 LOB: 2 BB: 1 P: 18 | R: 0 E: 0 K: 2 S: 10 | H: 1 LOB: 1 BB: 0 P: 17 | R: 2 E: 0 K: 0 S: 15 | H: 3 LOB: 2 BB: 1 P: 26 | 1B: 7 2B: 3 3B: 0 HR: 0 | SF: 0 SAC: 0 DP: 0 HBP: 0 | WP: 0 PB: 0 SB: 0 CS: 0 | PA: 41 |
| PITCHER | IP WLS BF H R ER SO BB IBB HBP BLK WP HR S P ERA WHIP | | | | | | | | | | | | | | | | | | | | | |
| Matt Morris, R ERA: 1.5 | 6.0 W 25 5 1 1 2 2 0 0 0 0 0 0 55 86 1.50 1.167 | | | | | | | | | | | | | | | | | | | | | |
| 53 Jonathan Sánchez, L ERA: 13.5 | 1.0 5 1 0 0 1 1 0 0 0 0 0 0 11 18 0.00 2.000 | | | | | | | | | | | | | | | | | | | | | |
| 31 Vinnie Chulk, R ERA: | 1.0 4 1 0 0 2 0 0 0 0 0 0 0 10 17 0.00 1.000 | | | | | | | | | | | | | | | | | | | | | |
| Steve Kline, L ERA: 10.8 | 0.2 4 2 2 2 0 0 0 0 0 0 0 0 11 15 27.00 3.000 | | | | | | | | | | | | | | | | | | | | | |
| Armando Benitez, R ERA: | 0.1 S 3 1 0 0 0 1 0 0 0 0 0 0 4 11 0.00 6.000 | | | | | | | | | | | | | | | | | | | | | |

| Batter | 1 | 2 | 3 | 4 | 5 | 6 | 7 | 8 | 9 | AB | R | H | RBI | BB | SO | LOB | BOTTOM | | | |
|---|---|----------------------------------|------------------------------|----------------------------------|------------------------------|---------------------------------|-------------------------------|----------------------------------|-------------------------------|----------------------------------|------------------------------|---------------------------------|-------------------------------|----------------------------------|------------------------------|---------------------------------|--|----------------------------------|------------------------------------|----------------------------------|
| 10 Dave Roberts, L OBP: 0.308, SLG: 0.417 | 2B 1B | | G3 | | | | | | | 3 | 2 | 1 | 0 | 1 | 1 | 0 | San Diego Padres @ San Francisco Giants AT&T Park, San Francisco, CA Thu Apr 05 2007, 7:15 PM PDT Att: 37,915 - Partly Cloudy - 55 F livebaseballscorecards.com | | | |
| 13 Omar Vizquel, S | F8 | | F7 | | | | | | | 3 | 1 | 0 | 0 | 1 | 0 | 1 | | | | |
| Barry Bonds, L 31 Vinnie Chulk, R Steve Kline, S Armando Benitez, R | G4-3 2B | | G1-3 | | | | | | | 3 | 1 | 1 | 1 | 1 | 0 | 0 | | | | |
| Ray Durham, S | G4-3 | | | | | | | | | 4 | 1 | 1 | 2 | 0 | 1 | 1 | | | | |
| 35 Rich Aurilia, R OBP: 0.273, SLG: 0.111 | G5-3 | | | | | | | | | 4 | 0 | 1 | 1 | 0 | 1 | 1 | | | | |
| Ryan Klesko, L OBP: 0.667, SLG: 0.600 | | | G4-3 | | | | | | | 4 | 0 | 3 | 1 | 0 | 0 | 0 | | | | |
| 1 Bengie Molina, R OBP: 0.333, SLG: 0.364 | | | | | | | | | | 3 | 0 | 1 | 0 | 1 | 0 | 2 | | | | |
| 2 Randy Winn, S OBP: 0.250, SLG: 0.182 | | | | | | | | | | 4 | 0 | 0 | 0 | 0 | 1 | 4 | | | | |
| Matt Morris, R Lance Niekro, R 53 Jonathan Sánchez, L Todd Linden, S | | | | | | | | | | 2 | 0 | 0 | 0 | 0 | 0 | 1 | | | | |
| Inning Stats | R: 1 E: 0 K: 0 S: 18 | H: 2 LOB: 1 BB: 0 P: 29 | R: 0 E: 0 K: 1 S: 8 | H: 1 LOB: 0 BB: 0 P: 11 | R: 0 E: 0 K: 1 S: 3 | H: 1 LOB: 1 BB: 0 P: 4 | R: 0 E: 0 K: 1 S: 10 | H: 1 LOB: 1 BB: 0 P: 15 | R: 4 E: 0 K: 0 S: 17 | H: 3 LOB: 3 BB: 4 P: 39 | R: 0 E: 0 K: 1 S: 8 | H: 0 LOB: 0 BB: 0 P: 9 | R: 0 E: 0 K: 1 S: 10 | H: 0 LOB: 0 BB: 0 P: 13 | R: 0 E: 0 K: 0 S: 6 | H: 1 LOB: 0 BB: 0 P: 9 | | 1B: 6 2B: 2 3B: 0 HR: 0 | SF: 0 SAC: 0 DP: 1 HBP: 0 | WP: 0 PB: 0 SB: 1 CS: 0 |
| PITCHER | IP WLS BF H R ER SO BB IBB HBP BLK WP HR S P ERA WHIP | | | | | | | | | | | | | | | | | | | |
| 52 Clay Hensley, R ERA: 9.64 | 4.2 L 24 7 5 5 2 3 0 0 0 0 0 0 52 90 9.64 2.143 | | | | | | | | | | | | | | | | | | | |
| 26 Doug Brocaill, R ERA: | 1.1 5 0 0 0 1 1 0 0 0 0 0 0 12 17 0.00 0.750 | | | | | | | | | | | | | | | | | | | |
| 41 Kevin Cameron, R ERA: | 2.0 6 1 0 0 1 0 0 0 0 0 0 0 16 22 0.00 0.500 | | | | | | | | | | | | | | | | | | | |



| Batter | 1 | 2 | 3 | 4 | 5 | 6 | 7 | 8 | 9 | AB | R | H | RBI | BB | SO | LOB | TOP | | | | | | | | |
|--|---|---|--|--|-------------------------------|----------------------------------|-------------------------------|----------------------------------|-------------------------------|----------------------------------|-------------------------------|----------------------------------|-------------------------------|----------------------------------|-------------------------------|----------------------------------|---|---------------------------------|----------------------------------|------------------------------------|----------------------------------|--------|--|--|--|
| 3 Willy Taveras, R OBP: 0.214, SLG: 0.083 | G5-3 | | HBP | | K | | P4 | | | 3 | 1 | 0 | 0 | 0 | 1 | 0 | Colorado Rockies @ San Diego Padres PETCO Park, San Diego, CA Fri Apr 06 2007, 10:05 PM EDT Att: 44,267 - Cloudy - 61 F | | | | | | | | |
| 7 Kazuo Matsui, S OBP: 0.500, SLG: 0.615 | G4-3 | | 3B | | | 1B | | | | 4 | 1 | 3 | 1 | 0 | 0 | 0 | | | | | | | | | |
| 27 Garrett Atkins, R OBP: 0.350, SLG: 0.294 | 1B | | F9 | | | F9 | | | | 3 | 0 | 1 | 0 | 0 | 0 | 2 | | | | | | | | | |
| 17 Todd Helton, L OBP: 0.500, SLG: 0.467 | F7 | | | | | BB | | | | 3 | 1 | 0 | 0 | 1 | 0 | 3 | | | | | | | | | |
| 5 Matt Holliday, R OBP: 0.421, SLG: 0.789 | F9 | | 1B | | | HR | | | | 4 | 1 | 2 | 2 | 0 | 1 | 2 | | | | | | | | | |
| 11 Brad Hawpe, L OBP: 0.421, SLG: 0.375 | G4-3 | | F8 | | | F8 | | | | 4 | 0 | 0 | 0 | 0 | 1 | 3 | | | | | | | | | |
| 2 Troy Tulowitzki, R OBP: 0.211, SLG: 0.316 | F7 | | K | | | G6-3 | | | | 4 | 0 | 0 | 0 | 0 | 1 | 1 | | | | | | | | | |
| 20 Chris Iannetta, R OBP: 0.154, SLG: 0.231 | | | K | | | G1-3 | | | | 4 | 0 | 0 | 0 | 0 | 2 | 0 | | | | | | | | | |
| 48 Jason Hirsh, R OBP: 0.154, SLG: 0.231 | | | G2-3 | | | K | | | | 3 | 0 | 0 | 0 | 0 | 2 | 0 | | | | | | | | | |
| 60 Manny Corpas, R OBP: 0.154, SLG: 0.231 | | | | | | K2-3 | | | | 0 | 0 | 0 | 0 | 0 | 0 | 0 | | | | | | | | | |
| 32 LaTroy Hawkins, R OBP: 0.154, SLG: 0.231 | | | | | | | | | | 0 | 0 | 0 | 0 | 0 | 0 | 0 | | | | | | | | | |
| John Mabry, L OBP: 0.154, SLG: 0.231 | | | | | | | | | | 1 | 0 | 0 | 0 | 0 | 0 | 0 | | | | | | | | | |
| 40 Brian Fuentes, L OBP: 0.154, SLG: 0.231 | | | | | | | | | | 0 | 0 | 0 | 0 | 0 | 0 | 0 | | | | | | | | | |
| Inning Stats | R: 0 E: 0 K: 0 S: 9 | H: 1 LOB: 1 BB: 0 P: 12 | R: 0 E: 0 K: 0 S: 9 | H: 0 LOB: 0 BB: 0 P: 16 | R: 1 E: 0 K: 1 S: 10 | H: 1 LOB: 1 BB: 0 P: 14 | R: 0 E: 0 K: 1 S: 10 | H: 1 LOB: 1 BB: 0 P: 12 | R: 0 E: 0 K: 2 S: 10 | H: 0 LOB: 0 BB: 0 P: 13 | R: 3 E: 0 K: 0 S: 16 | H: 2 LOB: 0 BB: 1 P: 23 | R: 0 E: 0 K: 2 S: 13 | H: 0 LOB: 0 BB: 0 P: 15 | R: 0 E: 0 K: 2 S: 14 | H: 1 LOB: 2 BB: 0 P: 24 | R: 0 E: 0 K: 0 S: 5 | H: 0 LOB: 0 BB: 0 P: 6 | 1B: 4 2B: 0 3B: 1 HR: 1 | SF: 0 SAC: 0 DP: 0 HBP: 2 | WP: 1 PB: 0 SB: 2 CS: 0 | PA: 36 | | | |
| PITCHER | IP WLS BF H R ER SO BB IBB HBP BLK WP HR S P ERA WHIP | 5.1 L 23 5 4 4 4 1 0 1 0 1 1 59 83 6.75 1.125 | 1.2 5 0 0 0 2 0 0 0 0 0 0 0 18 22 0.00 0.000 | 2.0 8 1 0 0 2 0 0 1 0 0 0 0 19 30 0.00 0.500 | | | | | | | | | | | | | | | | | | | | | |

| Batter | 1 | 2 | 3 | 4 | 5 | 6 | 7 | 8 | 9 | AB | R | H | RBI | BB | SO | LOB | BOTTOM | | | | | | | |
|---|---|---|--|---|-------------------------------|----------------------------------|------------------------------|----------------------------------|------------------------------|----------------------------------|------------------------------|----------------------------------|-------------------------------|----------------------------------|-------------------------------|----------------------------------|---|----------------------------------|----------------------------------|------------------------------------|----------------------------------|--------|--|--|
| 22 Marcus Giles, R OBP: 0.444, SLG: 0.625 | F7 | | 1B | | | K | | | | 4 | 0 | 2 | 0 | 0 | 1 | 0 | Colorado Rockies @ San Diego Padres PETCO Park, San Diego, CA Fri Apr 06 2007, 10:05 PM EDT Att: 44,267 - Cloudy - 61 F | | | | | | | |
| 24 Brian Giles, L OBP: 0.333, SLG: 0.375 | P6 | | K | | | 1B | | | | 4 | 0 | 1 | 0 | 0 | 2 | 2 | | | | | | | | |
| 23 Adrián González, L OBP: 0.333, SLG: 0.438 | F8 | | | | | K | | | | 4 | 0 | 0 | 0 | 0 | 2 | 2 | | | | | | | | |
| 28 Josh Bard, S OBP: 0.333, SLG: 0.389 | F7 | | | | | F8 | | | | 4 | 0 | 0 | 0 | 0 | 0 | 2 | | | | | | | | |
| Mike Cameron, R OBP: 0.278, SLG: 0.188 | K | | | | | L8 | | | | 3 | 1 | 0 | 0 | 0 | 1 | 0 | | | | | | | | |
| 3 Khalil Greene, R OBP: 0.412, SLG: 0.941 | | | | | | K | | | | 4 | 1 | 3 | 2 | 0 | 1 | 0 | | | | | | | | |
| 5 Kevin Kouzmanoff, R OBP: 0.116, SLG: 0.176 | 1B | | | | | 2B | | | | 1 | 0 | 0 | 0 | 0 | 0 | 0 | | | | | | | | |
| 8 Termel Sledge, L OBP: 0.364, SLG: 0.556 | F8 | | | | | K | | | | 4 | 0 | 0 | 0 | 0 | 2 | 2 | | | | | | | | |
| Geoff Blum, S OBP: 0.364, SLG: 0.556 | | | | | | HR | | | | 3 | 1 | 2 | 1 | 0 | 1 | 0 | | | | | | | | |
| Greg Maddux, R OBP: 0.364, SLG: 0.556 | | | | | | 1B | | | | 1 | 0 | 0 | 0 | 0 | 0 | 0 | | | | | | | | |
| 21 Heath Bell, R OBP: 0.364, SLG: 0.556 | | | | | | K | | | | 0 | 0 | 0 | 0 | 0 | 0 | 0 | | | | | | | | |
| 18 Paul McNulty, L OBP: 0.364, SLG: 0.556 | | | | | | | | | | 1 | 0 | 0 | 0 | 0 | 0 | 2 | | | | | | | | |
| 39 Mike Thompson, R OBP: 0.364, SLG: 0.556 | | | | | | | | | | 0 | 0 | 0 | 0 | 0 | 0 | 0 | | | | | | | | |
| José Cruz Jr., S OBP: 0.500, SLG: 0.800 | | | | | | | | | | 1 | 0 | 0 | 0 | 0 | 1 | 0 | | | | | | | | |
| Inning Stats | R: 0 E: 0 K: 0 S: 6 | H: 0 LOB: 0 BB: 0 P: 9 | R: 0 E: 0 K: 1 S: 9 | H: 1 LOB: 1 BB: 0 P: 16 | R: 0 E: 0 K: 2 S: 10 | H: 1 LOB: 1 BB: 0 P: 16 | R: 0 E: 0 K: 1 S: 8 | H: 0 LOB: 0 BB: 0 P: 11 | R: 1 E: 0 K: 1 S: 9 | H: 1 LOB: 0 BB: 0 P: 16 | R: 0 E: 0 K: 2 S: 8 | H: 1 LOB: 1 BB: 0 P: 14 | R: 0 E: 0 K: 1 S: 11 | H: 2 LOB: 2 BB: 0 P: 14 | R: 0 E: 0 K: 1 S: 13 | H: 1 LOB: 1 BB: 0 P: 20 | R: 2 E: 0 K: 2 S: 16 | H: 1 LOB: 0 BB: 0 P: 24 | 1B: 5 2B: 1 3B: 0 HR: 2 | SF: 0 SAC: 0 DP: 0 HBP: 1 | WP: 0 PB: 0 SB: 0 CS: 0 | PA: 36 | | |
| PITCHER | IP WLS BF H R ER SO BB IBB HBP BLK WP HR S P ERA WHIP | 6.2 W 26 6 1 1 0 0 0 0 0 0 0 2 4 0.00 0.000 | 0.1 H 1 0 0 0 0 0 0 0 0 0 0 13 20 0.00 1.000 | 1.0 S 5 1 2 2 2 0 0 1 0 0 1 16 24 18.00 1.000 | | | | | | | | | | | | | | | | | | | | |



| Batter | 1 | 2 | 3 | 4 | 5 | 6 | 7 | 8 | 9 | 10 | AB | R | H | RBI | BB | SO | LOB | TOP | | | |
|--|--|---|---|--|--|--|--|----------------------------------|-------------------------------|--|-------------------------------|----------------------------------|------------------------------|----------------------------------|------------------------------|----------------------------------|------------------------------|----------------------------------|----------------------------------|------------------------------------|-----------------|
| Steve Finley, L OBP: 0.154, SLG: 0.083 | (1,8) CH 70, B FA 74, F CH 83, S CH 82, X CU 75 F8 | | (2,2) B FA 84, C SL 83, F CH 87, B SL 84, X FA 96 F9 | | (0,2) C FA 97, C FA 99, F SL 85, X SL 87 F8 | | (0,0) X FA 97 FC6-4 | | | (1,1) B CH 84, X FA 94 L8 | 5 | 0 | 0 | 0 | 0 | 0 | 3 | | | | |
| 7 Kazuo Matsui, S OBP: 0.444, SLG: 0.529 | (1,4) B FA 96, B FA 96, B FA 94, C FA 94, F FA 94, F FA 95, X FA 96 27 G1-3 1B | | (1,3) C FA 96, C FA 96, S CU 78, S SL 84, S FA 97 K | | | (0,1) C CH 84 F8 | | | | (2,1) B FA 88, C FA 88, F FA 88, X FA 88 G5-3 | 4 | 0 | 1 | 0 | 0 | 1 | 0 | | | | |
| 27 Garrett Atkins, R OBP: 0.321, SLG: 0.280 | (1,5) C FA 96, C FA 97, X SL 90 G1-3 | | | (0,2) C FA 95, X SL 83 5 G4-3, 17 G1-3 11 1B | | (1,2) B FA 96, F FA 96, F FC 89, X SL 83 F9 | | | | (0,1) F FA 89, F FA 89 G6-3 | 4 | 1 | 1 | 0 | 0 | 0 | 1 | | | | |
| 17 Todd Helton, L OBP: 0.429, SLG: 0.391 | (1,3) B FA 97, C FA 88, C CH 88, B FA 92, C SL 85 K | | | (0,0) X FA 88 G1-3 | | (1,2) C FA 95, C FA 90, C FA 97, S SL 84, B SL 84, X FA 90 G6-3 | | | | (1,2) B FA 89, F FA 89, F FA 89, X FA 97 L9 | 4 | 0 | 0 | 0 | 0 | 1 | 2 | | | | |
| 5 Matt Holliday, R OBP: 0.333, SLG: 0.593 | | (3,2) S FA 96, B FA 96, S SL 86, B FA 88, X FA 88 G5-3 | | (0,0) X FA 96 G4-3 | | | (2,1) B SL 83, F SL 84, B FF 86, X CH 88 28 WP, 11 G3-4-3 1B | | | (0,1) F FA 88, X CH 77 F8 | 4 | 0 | 1 | 0 | 0 | 0 | 1 | | | | |
| 11 Brad Hawpe, L OBP: 0.417, SLG: 0.381 | | (2,2) C FA 97, B CH 87, B FA 96, C SL 84, X FA 97 1B | | (1,1) C FA 88, B FA 97, X FA 96 1B | | (0,0) X FA 90 G3-4-3 | | | | (2,3) C FA 88, B CH 77, C FA 89, C FA 90 K | 4 | 0 | 2 | 1 | 0 | 1 | 1 | | | | |
| 8 Yorvit Torrealba, R OBP: 0.333, SLG: 0.333 | | (1,1) B FA 97, C SL 86, X FA 96 F9 | | (1,1) B SL 86, F SL 86, X SL 87 G5-3 | | | (2,1) B SL 84, S SL 84, B SL 83, X SL 87 G1-3 | | | (2,1) B SL 85, C FA 89, X SL 84 F9 | 4 | 0 | 0 | 0 | 0 | 0 | 3 | | | | |
| 2 Troy Tulowitzki, R OBP: 0.289, SLG: 0.292 | | (0,0) X FA 96 L1 | | | (2,2) B SL 84, C SL 84, B SL 84, X FA 96 G6-3 | | (4,0) I IN 64, I IN 67, I IN 70 28 WP IBB | | | (3,3) S FA 96, F FF 85, B CU 82, B CU 83, B FA 96, F FA 95, C FF 95 K | 3 | 0 | 0 | 0 | 1 | 1 | 1 | | | | |
| 28 Aaron Cook, R John Mabry, L (10, PH) 32 LaTroy Hawkins, R (10, 1) | | | (0,0) X FA 96 F8 | | (0,3) C FA 96, C FA 96, S SL 85 K | | (4,2) C SL 85, B SL 83, B SL 82, B SL 96 FC6-4 BB | | | (1,0) B CH 85, X CH 84 G4-3 | 2 | 0 | 0 | 0 | 1 | 1 | 0 | | | | |
| Inning Stats | R: 0 E: 0 K: 1 S: 14 | H: 1 LOB: 1 BB: 0 P: 22 | R: 0 E: 0 K: 0 S: 9 | H: 1 LOB: 1 BB: 0 P: 15 | R: 0 E: 0 K: 1 S: 7 | H: 0 LOB: 0 BB: 0 P: 10 | R: 1 E: 0 K: 0 S: 9 | H: 2 LOB: 1 BB: 0 P: 11 | R: 0 E: 0 K: 1 S: 11 | H: 0 LOB: 0 BB: 0 P: 13 | R: 0 E: 0 K: 0 S: 10 | H: 0 LOB: 0 BB: 0 P: 12 | R: 0 E: 0 K: 0 S: 7 | H: 0 LOB: 0 BB: 0 P: 10 | R: 0 E: 0 K: 1 S: 7 | H: 0 LOB: 0 BB: 0 P: 11 | R: 0 E: 0 K: 1 S: 7 | H: 0 LOB: 0 BB: 0 P: 12 | 1B: 5 2B: 0 3B: 0 HR: 0 | SF: 0 SAC: 0 DP: 0 HBP: 0 | WP: 1 PA: 37 |
| PITCHER | IP 7.0 | WLS 28 | H 5 | R 1 | ER 1 | SO 3 | BB 1 | IBB 0 | HBP 0 | BLK 0 | WP 1 | HR 0 | S 68 | P 103 | ERA 1.29 | WHIP 0.857 | | | | | |
| 44 Jake Peavy, R ERA: 0.69 | (1,1) | 1.0 | 3 | 0 | 0 | 0 | 0 | 0 | 0 | 0 | 0 | 0 | 7 | 10 | 0.00 | 0.000 | | | | | |
| 43 Cla Meredith, R ERA: | (8,1) | 1.0 | 3 | 0 | 0 | 0 | 0 | 0 | 0 | 0 | 0 | 0 | 7 | 11 | 0.00 | 0.000 | | | | | |
| Trevor Hoffman, R ERA: | (9,1) | 1.0 | 3 | 0 | 0 | 0 | 0 | 0 | 0 | 0 | 0 | 0 | 7 | 11 | 0.00 | 0.000 | | | | | |
| Scott Linebrink, R ERA: | (10,1) | 1.0 | W | 3 | 0 | 0 | 0 | 0 | 0 | 0 | 0 | 0 | 7 | 12 | 0.00 | 0.000 | | | | | |

Colorado Rockies @ San Diego Padres
 PETCO Park, San Diego, CA
 Sun Apr 08 2007, 4:05 PM EDT
 Att: 27,086 - Cloudy - 67 F

| | |
|-----|----|
| AB | 35 |
| R | 1 |
| H | 5 |
| RBI | 1 |
| BB | 2 |
| SO | 5 |
| LOB | 12 |



| Batter | 1 | 2 | 3 | 4 | 5 | 6 | 7 | 8 | 9 | 10 | AB | R | H | RBI | BB | SO | LOB | BOTTOM | | | |
|---|---|---|--|--|---------------------------------------|--|------------------------------|----------------------------------|------------------------------|--|------------------------------|---------------------------------|------------------------------|----------------------------------|------------------------------|---------------------------------|-------------------------------|----------------------------------|----------------------------------|------------------------------------|-----------------|
| 22 Marcus Giles, R OBP: 0.462, SLG: 0.591 | (1,4) B FA 92, X FA 92 G4-3 | | (1,3) B CH 87, C FA 94, F FA 88, S CU 83 K | | | (0,2) C CU 81, C FA 93, X CH 86 2B | | | | (0,0) X FA 93 F8 | 4 | 0 | 1 | 0 | 0 | 1 | 0 | | | | |
| 24 Brian Giles, L OBP: 0.370, SLG: 0.375 | (1,9) B FA 92, B FA 92, B CH 84, S FA 93, X CH 85 G3 | | | (3,2) B SL 86, S CH 86, B FA 93, C FA 93, F FA 94, X FA 94 G4-3 | | (0,1) C FA 92, X SL 86 F7 | | | | (1,0) B FA 92, X FA 93 23 1B 1B | 4 | 0 | 1 | 0 | 0 | 0 | 1 | | | | |
| 23 Adrián González, L OBP: 0.333, SLG: 0.458 | (1,3) B FA 93, X FA 88 G3-1 | | | (0,1) C CU 81, X FA 94 F7 | | | | | | (1,0) B FA 91, X FA 92 G4-3 | 4 | 0 | 1 | 0 | 0 | 0 | 0 | | | | |
| 28 Josh Bard, S OBP: 0.318, SLG: 0.409 | | (2,2) C FA 92, F FA 93, C CU 82, B FA 95, B FA 94, F FA 97, X FA 95 2B | | (0,1) C CU 83, X FA 94 L9 | | | | | | (0,0) X FA 94 G4-3 | 4 | 0 | 1 | 0 | 0 | 0 | 2 | | | | |
| Mike Cameron, R OBP: 0.269, SLG: 0.208 | | (3,2) B FA 95, B FA 95, B FA 94, F FA 95, X FA 94 G6-3 | | | (1,1) S FA 92, B CH 86, X FA 92 F7 | | | | | (1,0) B CU 82, X FA 93 G6-3 | 4 | 0 | 0 | 0 | 0 | 1 | 1 | | | | |
| 3 Khatli Greene, R OBP: 0.320, SLG: 0.760 | | (1,0) B FA 95, X SL 85 F8 | | | (0,1) F FA 93, X FA 94 G4-3 | | | | | (0,2) C FA 93, C FA 92, X FA 92 G5-3 | 4 | 1 | 1 | 0 | 0 | 0 | 1 | | | | |
| 5 Kevin Kouzmanoff, R OBP: 0.143, SLG: 0.190 | | (2,3) B FA 95, C FA 95, C FA 94 K | | | (0,0) X CU 81 G5-3 | | | | | (2,2) B FA 93, C FA 92, B FA 94, X CU 82 G6-3 | 4 | 0 | 1 | 1 | 0 | 1 | 1 | | | | |
| José Cruz Jr., S OBP: 0.455, SLG: 0.900 | | | (3,2) F FA 92, B FA 93, S CH 86, B CU 82, B FA 94, X FA 92 G3 | | | (1,3) S CH 85, B FA 90, S CH 86, S SL 83 K | | | | (2,1) B CH 86, C FA 94, B FA 92, X CH 85 HR | 3 | 1 | 1 | 1 | 0 | 1 | 0 | | | | |
| 44 Jake Peavy, R 43 Cla Meredith, R (8, PH) 34 Russell Branyan, L (8, PH) Trevor Hoffman, R (9, 1) Scott Linebrink, R (10, 1) | | | | (2,2) C FA 94, B FA 94, S CH 86, X FA 94 G4-3 | | (2,3) S FA 91, B FA 94, C CU 81, B FA 92, S FA 94 K | | | | (0,0) X FA 94 F7 | 2 | 0 | 0 | 0 | 0 | 1 | 0 | | | | |
| Inning Stats | R: 0 E: 0 K: 0 S: 5 | H: 0 LOB: 0 BB: 0 P: 9 | R: 0 E: 0 K: 1 S: 13 | H: 1 LOB: 1 BB: 0 P: 21 | R: 0 E: 0 K: 1 S: 9 | H: 0 LOB: 0 BB: 0 P: 15 | R: 0 E: 0 K: 0 S: 8 | H: 0 LOB: 0 BB: 0 P: 11 | R: 0 E: 0 K: 0 S: 5 | H: 0 LOB: 0 BB: 0 P: 6 | R: 0 E: 0 K: 0 S: 3 | H: 0 LOB: 0 BB: 0 P: 5 | R: 1 E: 0 K: 0 S: 9 | H: 1 LOB: 0 BB: 0 P: 13 | R: 0 E: 0 K: 0 S: 6 | H: 2 LOB: 1 BB: 0 P: 8 | R: 1 E: 0 K: 1 S: 10 | H: 2 LOB: 1 BB: 0 P: 16 | 1B: 3 2B: 2 3B: 1 HR: 1 | SF: 0 SAC: 0 DP: 1 HBP: 0 | WP: 0 PA: 34 |
| PITCHER | IP 9.0 | WLS 31 | H 5 | R 1 | ER 1 | SO 4 | BB 0 | IBB 0 | HBP 0 | BLK 0 | WP 0 | HR 1 | S 70 | P 103 | ERA 1.00 | WHIP 0.556 | | | | | |
| 28 Aaron Cook, R ERA: 3.6 | (1,1) | 0.1 | L | 3 | 2 | 1 | 1 | 0 | 0 | 0 | 0 | 0 | 0 | 0 | 0 | 0 | 0 | | | | |
| 32 LaTroy Hawkins, R (10, 1) ERA: 9.0 | (10,1) | 0.1 | L | 3 | 2 | 1 | 1 | 0 | 0 | 0 | 0 | 0 | 0 | 0 | 0 | 0 | 0 | | | | |

Colorado Rockies @ San Diego Padres
 PETCO Park, San Diego, CA
 Sun Apr 08 2007, 4:05 PM EDT
 Att: 27,086 - Cloudy - 67 F

| | |
|-----|----|
| AB | 34 |
| R | 2 |
| H | 7 |
| RBI | 2 |
| BB | 0 |
| SO | 5 |
| LOB | 6 |



| Batter | 1 | 2 | 3 | 4 | 5 | 6 | 7 | 8 | 9 | AB | R | H | RBI | BB | SO | LOB | TOP | | | | | | | | | | |
|--|------------------------------|----------------------------------|-------------------------------|----------------------------------|------------------------------|----------------------------------|-------------------------------|----------------------------------|-------------------------------|----------------------------------|------------------------------|----------------------------------|-------------------------------|----------------------------------|------------------------------|----------------------------------|--|----------------------------------|----------------------------------|------------------------------------|----------------------------------|--------|--|--|--|--|--|
| 10 Dave Roberts, L (1.8) OBP: 0.233, SLG: 0.250 | F8 | | G3 | | | F7 | | | K | 4 | 1 | 0 | 0 | 1 | 1 | 1 | San Francisco Giants @ San Diego Padres PETCO Park, San Diego, CA Tue Apr 10 2007, 10:05 PM EDT Att: 28,878 - Clear - 64 F | | | | | | | | | | |
| 13 Omar Vizquel, S (1.6) OBP: 0.233, SLG: 0.207 | F7 | | G3-1 | | | SH1-4 | | | K | 4 | 0 | 2 | 0 | 0 | 0 | 0 | | | | | | | | | | | |
| 35 Rich Aurilia, R (1.5) OBP: 0.387, SLG: 0.429 | F8 | | K | | | 1B | | | K | 5 | 1 | 2 | 1 | 0 | 2 | 1 | | | | | | | | | | | |
| Barry Bonds, L (1.7) OBP: 0.393, SLG: 0.409 32 Kevin Correia, R (7.1) | | E4 | | | | | | | G6-3 | 2 | 1 | 1 | 1 | 2 | 0 | 0 | | | | | | | | | | | |
| Lance Niekro, R (9. PH) OBP: 0.250, SLG: 0.250 Armando Benitez, R (9.1) | | 2B 1B | | | | 1B | | | | 0 | 0 | 0 | 0 | 0 | 0 | 0 | | | | | | | | | | | |
| Ray Durham, S (1.4) OBP: 0.406, SLG: 0.444 | 1B 2B G1-3 | | | | | SF8 | | | G6-4-3 | 3 | 2 | 1 | 1 | 0 | 0 | 3 | | | | | | | | | | | |
| Ryan Klesko, L (1.3) OBP: 0.386, SLG: 0.294 | K | | | | | K | | | | 4 | 0 | 1 | 0 | 0 | 2 | 3 | | | | | | | | | | | |
| 1 Bengie Molina, R (1.2) OBP: 0.370, SLG: 0.480 | 2B G1-3 | | | | | HBP | | | | 3 | 0 | 1 | 2 | 0 | 1 | 1 | | | | | | | | | | | |
| 2 Randy Winn, S (1.9) OBP: 0.226, SLG: 0.241 | G1-3 | | | | | K | | | | 4 | 0 | 0 | 1 | 0 | 2 | 3 | | | | | | | | | | | |
| Matt Morris, R (1.1) OBP: 0.250, SLG: 0.250 Jack Taschner, L (6.1) Todd Linden, S (7.7) OBP: 0.556, SLG: 0.429 | K | | | | | SH3-4 | | | F9 | 2 | 1 | 1 | 0 | 0 | 1 | 1 | | | | | | | | | | | |
| Inning Stats | R: 0 E: 0 K: 0 S: 8 | H: 0 LOB: 0 BB: 0 P: 12 | R: 2 E: 1 K: 2 S: 16 | H: 2 LOB: 1 BB: 0 P: 24 | R: 0 E: 0 K: 1 S: 8 | H: 0 LOB: 0 BB: 0 P: 12 | R: 1 E: 0 K: 1 S: 10 | H: 1 LOB: 1 BB: 1 P: 17 | R: 3 E: 0 K: 1 S: 10 | H: 3 LOB: 1 BB: 1 P: 22 | R: 0 E: 0 K: 0 S: 8 | H: 0 LOB: 1 BB: 0 P: 12 | R: 0 E: 0 K: 1 S: 10 | H: 1 LOB: 1 BB: 1 P: 16 | R: 0 E: 0 K: 2 S: 8 | H: 0 LOB: 0 BB: 0 P: 13 | R: 0 E: 0 K: 1 S: 10 | H: 2 LOB: 2 BB: 0 P: 16 | 1B: 8 2B: 1 3B: 0 HR: 0 | SF: 1 SAC: 2 DP: 1 HBP: 1 | WP: 1 PB: 0 SB: 0 CS: 0 | PA: 40 | | | | | |
| PITCHER | IP | WLS | BF | H | R | ER | SO | BB | IBB | HBP | BLK | WP | HR | S | P | ERA | WHIP | | | | | | | | | | |
| 52 Clay Hensley, R (1.1) ERA: 9.0 | 4.1 | L | 22 | 6 | 6 | 4 | 4 | 2 | 0 | 0 | 0 | 0 | 0 | 47 | 77 | 8.31 | 1.846 | | | | | | | | | | |
| 39 Mike Thompson, R (5.1) ERA: | 1.2 | | 6 | 0 | 0 | 0 | 1 | 0 | 0 | 1 | 0 | 0 | 0 | 13 | 22 | 0.00 | 0.000 | | | | | | | | | | |
| 41 Kevin Cameron, R (7.1) ERA: | 2.0 | | 7 | 1 | 0 | 0 | 3 | 0 | 1 | 0 | 0 | 1 | 0 | 18 | 29 | 0.00 | 0.500 | | | | | | | | | | |
| 21 Heath Bell, R (9.1) ERA: | 1.0 | | 5 | 2 | 0 | 0 | 1 | 0 | 0 | 0 | 0 | 0 | 0 | 10 | 16 | 0.00 | 2.000 | | | | | | | | | | |

| Batter | 1 | 2 | 3 | 4 | 5 | 6 | 7 | 8 | 9 | AB | R | H | RBI | BB | SO | LOB | BOTTOM | | | | | | | | | | |
|--|------------------------------|---------------------------------|------------------------------|---------------------------------|-------------------------------|----------------------------------|-------------------------------|----------------------------------|-------------------------------|----------------------------------|-------------------------------|----------------------------------|-------------------------------|----------------------------------|------------------------------|----------------------------------|--|-------------------------------|----------------------------------|----------------------------------|------------------------------------|----------------------------------|--------|--|--|--|--|
| 22 Marcus Giles, R (1.4) OBP: 0.371, SLG: 0.467 | FC5-4 1B | | P4 | | | G4-3 | | | K | 4 | 0 | 1 | 1 | 0 | 1 | 1 | San Francisco Giants @ San Diego Padres PETCO Park, San Diego, CA Tue Apr 10 2007, 10:05 PM EDT Att: 28,878 - Clear - 64 F | | | | | | | | | | |
| 24 Brian Giles, L (1.9) OBP: 0.314, SLG: 0.375 | F7 | | BB | | | F8 | | | K | 4 | 2 | 2 | 0 | 1 | 0 | 3 | | | | | | | | | | | |
| Mike Cameron, R (1.8) OBP: 0.314, SLG: 0.172 | FC5-4 | | BB | | | BB | | | F7 | 3 | 0 | 0 | 0 | 2 | 1 | 2 | | | | | | | | | | | |
| 23 Adrián González, L (1.3) OBP: 0.389, SLG: 0.656 | F7 | | F8 | | | HR | | | HR | 5 | 2 | 3 | 4 | 0 | 0 | 4 | | | | | | | | | | | |
| 3 Khalil Greene, R (1.6) OBP: 0.273, SLG: 0.636 | F7 | | P3 | | | FC5-4 | | | F8 | 5 | 0 | 0 | 0 | 0 | 1 | 2 | | | | | | | | | | | |
| 34 Russell Branyan, L (1.5) OBP: 0.417, SLG: 0.727 | G6-4-3 1B | | P5 | | | 1B | | | F8 | 4 | 1 | 2 | 0 | 0 | 1 | 0 | | | | | | | | | | | |
| 8 Terrel Sledge, L (1.7) OBP: 0.305, SLG: 0.326 39 Mike Thompson, R (5.1) Geoff Blum, S (6. PH) 41 Kevin Cameron, R (7.1) Jose Cruz, Jr., S (8. PH) OBP: 0.307, SLG: 0.692 | G6-4-3 | | 1B | | | 1B | | | P6 | 2 | 0 | 1 | 0 | 0 | 0 | 1 | | | | | | | | | | | |
| Rob Bowen, S (1.2) OBP: 0.125, SLG: 0.125 | | | BB 24 BB | | | F9 | | | K | 4 | 0 | 1 | 0 | 0 | 2 | 3 | | | | | | | | | | | |
| 52 Clay Hensley, R (1.1) OBP: 0.333, SLG: 0.333 18 Paul McNulty, L (5.7) 21 Heath Bell, R (9.1) | K | | K | | | K | | | G3-1 | 1 | 0 | 0 | 0 | 0 | 1 | 1 | | | | | | | | | | | |
| Inning Stats | R: 0 E: 0 K: 0 S: 7 | H: 1 LOB: 1 BB: 0 P: 8 | R: 0 E: 0 K: 0 S: 7 | H: 1 LOB: 0 BB: 0 P: 9 | R: 0 E: 0 K: 1 S: 11 | H: 1 LOB: 3 BB: 2 P: 19 | R: 0 E: 0 K: 1 S: 12 | H: 1 LOB: 1 BB: 0 P: 19 | R: 1 E: 0 K: 0 S: 10 | H: 2 LOB: 2 BB: 1 P: 15 | R: 1 E: 0 K: 0 S: 13 | H: 1 LOB: 2 BB: 2 P: 28 | R: 1 E: 0 K: 3 S: 11 | H: 1 LOB: 0 BB: 0 P: 17 | R: 0 E: 0 K: 1 S: 6 | H: 0 LOB: 0 BB: 0 P: 10 | | R: 2 E: 0 K: 1 S: 14 | H: 2 LOB: 0 BB: 0 P: 20 | 1B: 7 2B: 1 3B: 0 HR: 2 | SF: 1 SAC: 0 DP: 1 HBP: 0 | WP: 1 PB: 0 SB: 0 CS: 0 | PA: 41 | | | | |
| PITCHER | IP | WLS | BF | H | R | ER | SO | BB | IBB | HBP | BLK | WP | HR | S | P | ERA | WHIP | | | | | | | | | | |
| Matt Morris, R (1.1) ERA: 2.38 | 5.1 | W | 26 | 7 | 2 | 2 | 3 | 4 | 0 | 0 | 0 | 0 | 0 | 83 | 3.38 | 2.062 | | | | | | | | | | | |
| Jack Taschner, L (6.1) ERA: 3.0 | 0.2 | | 3 | 0 | 0 | 0 | 0 | 1 | 0 | 0 | 0 | 0 | 0 | 8 | 15 | 0.00 | 1.500 | | | | | | | | | | |
| 32 Kevin Correia, R (7.1) ERA: 5.4 | 2.0 | | 7 | 1 | 1 | 1 | 4 | 0 | 0 | 0 | 0 | 0 | 1 | 17 | 27 | 4.50 | 0.500 | | | | | | | | | | |
| Armando Benitez, R (9.1) ERA: 7.71 | 1.0 | S | 5 | 2 | 2 | 2 | 1 | 0 | 0 | 0 | 0 | 0 | 1 | 14 | 20 | 18.00 | 2.000 | | | | | | | | | | |

AB 33
R 6
H 9
RBI 6
BB 3
SO 9
LOB 15



AB 35
R 5
H 10
RBI 5
BB 5
SO 8
LOB 17



| Batter | 1 | 2 | 3 | 4 | 5 | 6 | 7 | 8 | 9 | AB | R | H | RBI | BB | SO | LOB | TOP | | | | | | | | | | |
|--|------------------------------|---------------------------------|-------------------------------|----------------------------------|-------------------------------|----------------------------------|------------------------------|----------------------------------|-------------------------------|----------------------------------|------------------------------|---------------------------------|------------------------------|---------------------------------|------------------------------|----------------------------------|---|---------------------------------|----------------------------------|------------------------------------|----------------------------------|--------|--|--|--|--|--|
| 10 Dave Roberts, L OBP: 0.265, SLG: 0.281 | G6-3 | | 1B | | 1B | | | G6-3 | | 4 | 0 | 2 | 0 | 0 | 0 | 0 | San Francisco Giants @ San Diego Padres PETCO Park, San Diego, CA Wed Apr 11 2007, 10:05 PM EDT Att: 31,568 - Cloudy - 63 F | | | | | | | | | | |
| 13 Omar Vizquel, S OBP: 0.235, SLG: 0.212 | K | | 1B | | K | | | G4-3 | | 4 | 0 | 1 | 0 | 0 | 2 | 1 | | | | | | | | | | | |
| 35 Rich Aurilia, R OBP: 0.371, SLG: 0.406 | 1B | | G6-4-3 | | G5-3 | | | F9 | | 4 | 0 | 1 | 0 | 0 | 0 | 2 | | | | | | | | | | | |
| Barry Bonds, L OBP: 0.344, SLG: 0.346 | F7 | | | | F7 | | | F7 | | 4 | 0 | 0 | 0 | 0 | 0 | 1 | | | | | | | | | | | |
| Ray Durham, S OBP: 0.389, SLG: 0.419 | K | | 1B | | F7 | | | K | | 4 | 0 | 1 | 0 | 0 | 2 | 0 | | | | | | | | | | | |
| Ryan Klesko, L OBP: 0.316, SLG: 0.250 | K | | P5 | | P5 | | | G4-3 | | 3 | 0 | 0 | 0 | 0 | 1 | 1 | | | | | | | | | | | |
| 1 Bengie Molina, R OBP: 0.367, SLG: 0.500 | 2B | | FC4-6 | | FC4-6 | | | K | | 3 | 0 | 1 | 0 | 0 | 1 | 1 | | | | | | | | | | | |
| Todd Linden, S OBP: 0.417, SLG: 0.300 | P6 | | | | K | | | K | | 3 | 0 | 0 | 0 | 0 | 2 | 1 | | | | | | | | | | | |
| 51 Noah Lowry, R | G6-3 | | | | K | | | F9 | | 2 | 0 | 0 | 0 | 0 | 1 | 0 | | | | | | | | | | | |
| 31 Vinnie Chulk, R | | | | | K | | | | | 0 | 0 | 0 | 0 | 0 | 0 | 0 | | | | | | | | | | | |
| Pedro Feliz, R OBP: 0.200, SLG: 0.320 | | | | | | | | | | 1 | 0 | 0 | 0 | 0 | 0 | 0 | | | | | | | | | | | |
| 41 Brad Hennessey, R | | | | | | | | | | 0 | 0 | 0 | 0 | 0 | 0 | 0 | | | | | | | | | | | |
| Inning Stats | R: 0 E: 0 K: 1 S: 8 | H: 1 LOB: 1 BB: 0 P: 9 | R: 0 E: 0 K: 2 S: 13 | H: 1 LOB: 1 BB: 0 P: 16 | R: 0 E: 0 K: 0 S: 10 | H: 2 LOB: 1 BB: 0 P: 14 | R: 0 E: 0 K: 0 S: 9 | H: 1 LOB: 1 BB: 0 P: 16 | R: 0 E: 0 K: 3 S: 12 | H: 1 LOB: 1 BB: 0 P: 14 | R: 0 E: 0 K: 0 S: 4 | H: 0 LOB: 0 BB: 0 P: 6 | R: 0 E: 0 K: 2 S: 7 | H: 0 LOB: 0 BB: 0 P: 8 | R: 0 E: 0 K: 0 S: 7 | H: 0 LOB: 0 BB: 0 P: 11 | R: 0 E: 0 K: 1 S: 6 | H: 0 LOB: 0 BB: 0 P: 9 | 1B: 5 2B: 1 3B: 0 HR: 0 | SF: 0 SAC: 0 DP: 1 HBP: 0 | WP: 0 PB: 0 SB: 2 CS: 0 | PA: 32 | | | | | |
| PITCHER | IP | WLS | BF | H | R | ER | SO | BB | IBB | HBP | BLK | WP | HR | S | P | ERA | WHIP | | | | | | | | | | |
| Greg Maddux, R ERA: 3.18 | 6.0 | W | 23 | 6 | 0 | 0 | 6 | 0 | 0 | 0 | 0 | 0 | 0 | 56 | 75 | 0.00 | 1.000 | | | | | | | | | | |
| 43 Cla Meredith, R ERA: | 1.0 | H | 3 | 0 | 0 | 0 | 2 | 0 | 0 | 0 | 0 | 0 | 0 | 7 | 8 | 0.00 | 0.000 | | | | | | | | | | |
| Scott Linebrink, R ERA: | 1.0 | | 3 | 0 | 0 | 0 | 0 | 0 | 0 | 0 | 0 | 0 | 0 | 7 | 11 | 0.00 | 0.000 | | | | | | | | | | |
| 26 Doug Brocail, R ERA: | 1.0 | | 3 | 0 | 0 | 0 | 1 | 0 | 0 | 0 | 0 | 0 | 0 | 6 | 9 | 0.00 | 0.000 | | | | | | | | | | |

| Batter | 1 | 2 | 3 | 4 | 5 | 6 | 7 | 8 | 9 | AB | R | H | RBI | BB | SO | LOB | BOTTOM | | | | | | | | | | |
|---|-------------------------------|----------------------------------|-------------------------------|----------------------------------|-------------------------------|----------------------------------|------------------------------|---------------------------------|------------------------------|---------------------------------|-------------------------------|----------------------------------|-------------------------------|----------------------------------|-------------------------------|----------------------------------|---|------------------------------------|----------------------------------|--------|--|--|--|--|--|--|--|
| 22 Marcus Giles, R OBP: 0.395, SLG: 0.485 | 1B | | E | | F8 | | SH2-3 | | | 3 | 1 | 2 | 1 | 0 | 0 | 0 | San Francisco Giants @ San Diego Padres PETCO Park, San Diego, CA Wed Apr 11 2007, 10:05 PM EDT Att: 31,568 - Cloudy - 63 F | | | | | | | | | | |
| 24 Brian Giles, L OBP: 0.310, SLG: 0.361 | L7 | | G6-3 | | G3-1 | | 1B | | | 4 | 0 | 1 | 1 | 0 | 0 | 2 | | | | | | | | | | | |
| Mike Cameron, R OBP: 0.333, SLG: 0.188 | K | | E5 | | BB | | K | | | 3 | 1 | 1 | 0 | 1 | 2 | 2 | | | | | | | | | | | |
| 23 Adrián González, L OBP: 0.375, SLG: 0.600 | G3 | | P6 | | BB | | F9 | | | 3 | 0 | 0 | 0 | 1 | 0 | 3 | | | | | | | | | | | |
| 28 Josh Bard, S OBP: 0.310, SLG: 0.357 | G4-3 | | G5-3 | | E9 | | 1B | | | 3 | 0 | 1 | 1 | 0 | 0 | 0 | | | | | | | | | | | |
| Rob Bowen, S OBP: 0.222, SLG: 0.222 | | | G5-3 | | 1B | | 1B | | | 1 | 0 | 1 | 0 | 0 | 0 | 0 | | | | | | | | | | | |
| 3 Khalil Greene, R OBP: 0.270, SLG: 0.583 | P4 | | G5-3 | | IBB | | F8 | | | 3 | 0 | 0 | 0 | 1 | 0 | 1 | | | | | | | | | | | |
| Geoff Blum, S | P4 | | F7 | | P5 | | K | | | 4 | 0 | 0 | 0 | 0 | 1 | 4 | | | | | | | | | | | |
| José Cruz Jr., S OBP: 0.333, SLG: 0.563 | | | SH2-4 | | L7 | | F8 | | | 3 | 1 | 0 | 0 | 1 | 1 | 4 | | | | | | | | | | | |
| Greg Maddux, R | | | SH2-4 | | G6-3 | | 2B | | | 1 | 0 | 0 | 0 | 0 | 0 | 0 | | | | | | | | | | | |
| 43 Cla Meredith, R | | | | | | | | | | 0 | 0 | 0 | 0 | 0 | 0 | 0 | | | | | | | | | | | |
| 18 Paul McNulty, L OBP: 0.286, SLG: 0.333 | | | | | | | | | | 1 | 1 | 1 | 0 | 0 | 0 | 0 | | | | | | | | | | | |
| Scott Linebrink, R | | | | | | | | | | 0 | 0 | 0 | 0 | 0 | 0 | 0 | | | | | | | | | | | |
| 26 Doug Brocail, L | | | | | | | | | | 0 | 0 | 0 | 0 | 0 | 0 | 0 | | | | | | | | | | | |
| Inning Stats | R: 0 E: 0 K: 1 S: 11 | H: 1 LOB: 1 BB: 0 P: 21 | R: 0 E: 0 K: 0 S: 11 | H: 0 LOB: 0 BB: 0 P: 17 | R: 2 E: 1 K: 0 S: 10 | H: 2 LOB: 1 BB: 1 P: 17 | R: 0 E: 0 K: 0 S: 6 | H: 0 LOB: 0 BB: 0 P: 7 | R: 0 E: 0 K: 0 S: 4 | H: 0 LOB: 0 BB: 0 P: 8 | R: 1 E: 1 K: 0 S: 12 | H: 1 LOB: 3 BB: 3 P: 24 | R: 1 E: 0 K: 1 S: 11 | H: 2 LOB: 1 BB: 0 P: 18 | R: 0 E: 0 K: 2 S: 10 | H: 1 LOB: 1 BB: 0 P: 14 | 1B: 6 2B: 1 3B: 0 HR: 0 | SF: 0 SAC: 2 DP: 0 HBP: 0 | WP: 0 PB: 0 SB: 1 CS: 0 | PA: 35 | | | | | | | |
| PITCHER | IP | WLS | BF | H | R | ER | SO | BB | IBB | HBP | BLK | WP | HR | S | P | ERA | WHIP | | | | | | | | | | |
| 51 Noah Lowry, L ERA: 2.77 | 6.0 | L | 27 | 5 | 4 | 3 | 1 | 3 | 1 | 0 | 0 | 0 | 0 | 55 | 96 | 4.50 | 1.333 | | | | | | | | | | |
| 31 Vinnie Chulk, R ERA: 2.08 | 1.0 | | 4 | 1 | 0 | 0 | 1 | 0 | 0 | 0 | 0 | 0 | 0 | 10 | 16 | 0.00 | 1.000 | | | | | | | | | | |
| 41 Brad Hennessey, R ERA: 4.15 | 1.0 | | 4 | 1 | 0 | 0 | 2 | 0 | 0 | 0 | 0 | 0 | 0 | 10 | 14 | 0.00 | 1.000 | | | | | | | | | | |

AB 32
R 0
H 6
RBI 0
BB 0
SO 9
LOB 7

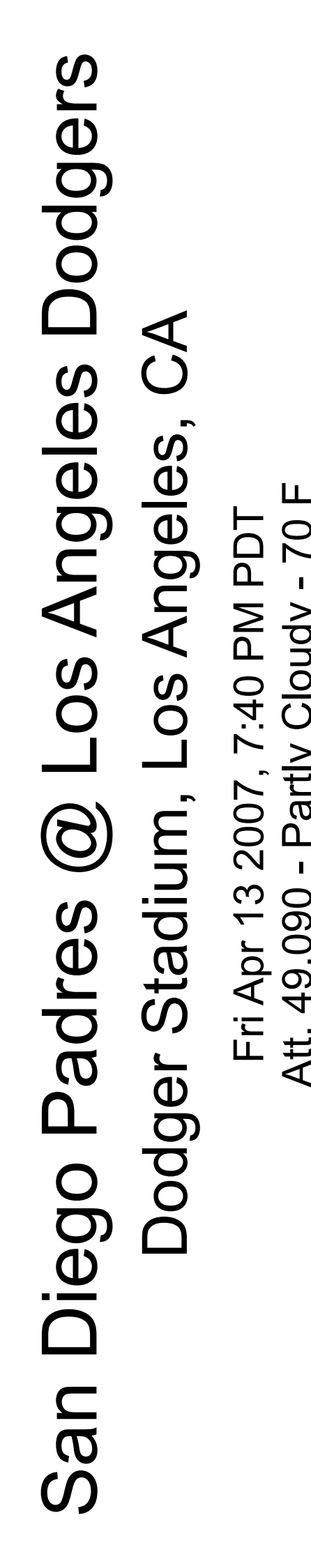
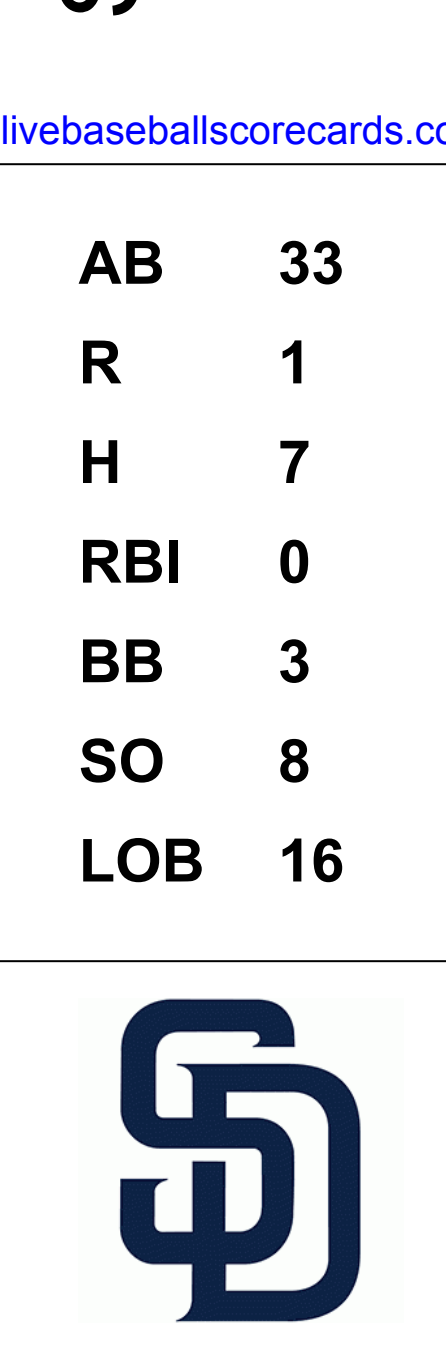


AB 29
R 4
H 7
RBI 3
BB 4
SO 4
LOB 16



| Batter | 1 | 2 | 3 | 4 | 5 | 6 | 7 | 8 | 9 | AB | R | H | RBI | BB | SO | LOB | TOP | | | | | | | | | | |
|--|-------------------------------|----------------------------------|------------------------------|----------------------------------|------------------------------|----------------------------------|------------------------------|----------------------------------|------------------------------|---------------------------------|------------------------------|----------------------------------|-------------------------------|----------------------------------|-------------------------------|----------------------------------|--|-------------------------------|----------------------------------|----------------------------------|------------------------------------|----------------------------------|--------|--|--|--|--|
| 22 Marcus Giles, R OBP: 0.391, SLG: 0.459 | G5-3 | | G5-3 | | | | G1-2-3 | | | 4 | 0 | 1 | 0 | 0 | 0 | 3 | San Diego Padres @ Los Angeles Dodgers Dodger Stadium, Los Angeles, CA Fri Apr 13 2007, 7:40 PM PDT Att: 49,090 - Partly Cloudy - 70 F | | | | | | | | | | |
| 24 Brian Giles, L OBP: 0.394, SLG: 0.375 | F8 | | | | | | | | | 4 | 1 | 2 | 0 | 0 | 0 | 1 | | | | | | | | | | | |
| Mike Cameron, R OBP: 0.326, SLG: 0.194 | K | | | | | | | | | 4 | 0 | 1 | 0 | 0 | 3 | 1 | | | | | | | | | | | |
| 23 Adrián González, L OBP: 0.364, SLG: 0.564 | | G3 | | | | | | | | 4 | 0 | 1 | 0 | 0 | 0 | 1 | | | | | | | | | | | |
| 3 Khalil Greene, R OBP: 0.244, SLG: 0.525 | L1 | | | | | | | | | 4 | 0 | 0 | 0 | 0 | 0 | 3 | | | | | | | | | | | |
| 8 Termel Sledge, L OBP: 0.500, SLG: 0.533 | E3 | | | | | | | | | 2 | 0 | 1 | 0 | 2 | 0 | 0 | | | | | | | | | | | |
| 5 Kevin Kouzmanoff, R OBP: 0.149, SLG: 0.154 | G4-3 | | | | | | | | | 4 | 0 | 0 | 0 | 0 | 2 | 5 | | | | | | | | | | | |
| Rob Bowen, S OBP: 0.231, SLG: 0.231 | | | K | | | | | | | 4 | 0 | 1 | 0 | 0 | 2 | 1 | | | | | | | | | | | |
| David Wells, L 39 Mike Thompson, R 18 Paul McAnulty, L 41 Kevin Cameron, R 21 Heath Bell, R Geoff Blum, S | G6-3 | | G6-3 | | | | | | | 1 | 0 | 0 | 0 | 0 | 0 | 0 | | | | | | | | | | | |
| Inning Stats | R: 0 E: 0 K: 1 S: 10 | H: 0 LOB: 0 BB: 0 P: 17 | R: 0 E: 1 K: 0 S: 9 | H: 0 LOB: 1 BB: 0 P: 13 | R: 0 E: 0 K: 1 S: 7 | H: 0 LOB: 0 BB: 0 P: 11 | R: 1 E: 0 K: 0 S: 7 | H: 3 LOB: 2 BB: 1 P: 14 | R: 0 E: 0 K: 1 S: 6 | H: 1 LOB: 0 BB: 0 P: 7 | R: 0 E: 0 K: 1 S: 8 | H: 0 LOB: 0 BB: 0 P: 10 | R: 0 E: 0 K: 1 S: 12 | H: 2 LOB: 2 BB: 1 P: 20 | R: 0 E: 0 K: 1 S: 12 | H: 1 LOB: 1 BB: 1 P: 16 | | R: 0 E: 0 K: 2 S: 11 | H: 0 LOB: 1 BB: 1 P: 19 | 1B: 7 2B: 0 3B: 0 HR: 0 | SF: 0 SAC: 0 DP: 2 HBP: 0 | WP: 0 PB: 0 SB: 0 CS: 0 | PA: 36 | | | | |
| PITCHER | IP | WLS | BF | H | R | ER | SO | BB | IBB | HBP | BLK | WP | HR | S | P | ERA | WHIP | | | | | | | | | | |
| Derek Lowe, R ERA: 3.79 | 8.0 | W | 32 | 7 | 1 | 1 | 6 | 2 | 0 | 0 | 0 | 0 | 0 | 71 | 108 | 1.12 | 1.125 | | | | | | | | | | |
| Rudy Seanez, R ERA: 9.0 | 1.0 | | 4 | 0 | 0 | 0 | 2 | 1 | 0 | 0 | 0 | 0 | 0 | 11 | 19 | 0.00 | 1.000 | | | | | | | | | | |

| Batter | 1 | 2 | 3 | 4 | 5 | 6 | 7 | 8 | 9 | AB | R | H | RBI | BB | SO | LOB | BOTTOM | | | | | | | | | | |
|--|------------------------------|---------------------------------|-------------------------------|----------------------------------|-------------------------------|----------------------------------|------------------------------|----------------------------------|-------------------------------|----------------------------------|------------------------------|----------------------------------|-------------------------------|----------------------------------|------------------------------|----------------------------------|--|------------------------------------|----------------------------------|--------|--|--|--|--|--|--|--|
| 15 Rafael Furcal, S OBP: 0.400, SLG: 0.800 | G6-3 | | | | | | | | | 5 | 1 | 2 | 2 | 0 | 2 | 5 | San Diego Padres @ Los Angeles Dodgers Dodger Stadium, Los Angeles, CA Fri Apr 13 2007, 7:40 PM PDT Att: 49,090 - Partly Cloudy - 70 F | | | | | | | | | | |
| 9 Juan Pierre, L OBP: 0.200, SLG: 0.209 | F7 | | | | | | | | | 5 | 0 | 0 | 0 | 0 | 0 | 6 | | | | | | | | | | | |
| 5 Nomar Garciaparra, R OBP: 0.282, SLG: 0.333 | L9 | | | | | | | | | 5 | 1 | 2 | 2 | 0 | 0 | 0 | | | | | | | | | | | |
| 12 Jeff Kent, R OBP: 0.350, SLG: 0.444 | F9 | | | | | | | | | 4 | 1 | 1 | 0 | 0 | 0 | 1 | | | | | | | | | | | |
| Wilson Betemit, S OBP: 0.269, SLG: 0.050 | | | | | | | | | | 1 | 0 | 0 | 0 | 0 | 1 | 0 | | | | | | | | | | | |
| Luis Gonzalez, L OBP: 0.395, SLG: 0.629 | | | | | | | | | | 4 | 2 | 2 | 2 | 0 | 0 | 1 | | | | | | | | | | | |
| 16 Andre Ethier, L OBP: 0.158, SLG: 0.167 | | | | | | | | | | 1 | 0 | 0 | 0 | 0 | 1 | 0 | | | | | | | | | | | |
| 55 Russell Martin, R OBP: 0.400, SLG: 0.441 | G6-3 | | | | | | | | | 3 | 1 | 1 | 1 | 1 | 0 | 0 | | | | | | | | | | | |
| Mike Lieberthal, R OBP: 0.200, SLG: 0.200 | | | | | | | | | | 0 | 0 | 0 | 0 | 0 | 0 | 0 | | | | | | | | | | | |
| Brady Clark, R OBP: 0.500, SLG: 0.778 | | | | | | | | | | 3 | 2 | 2 | 1 | 1 | 0 | 1 | | | | | | | | | | | |
| 18 Ramon Martinez, R OBP: 0.280, SLG: 0.238 | | | | | | | | | | 4 | 0 | 2 | 1 | 0 | 0 | 3 | | | | | | | | | | | |
| Derek Lowe, R OBP: 0.571, SLG: 0.250 | | | | | | | | | | 1 | 1 | 1 | 0 | 2 | 0 | 0 | | | | | | | | | | | |
| Rudy Seanez, R | | | | | | | | | | 0 | 0 | 0 | 0 | 0 | 0 | 0 | | | | | | | | | | | |
| Inning Stats | R: 0 E: 0 K: 0 S: 7 | H: 4 LOB: 0 BB: 0 P: 9 | R: 2 E: 0 K: 1 S: 16 | H: 4 LOB: 2 BB: 0 P: 31 | R: 3 E: 0 K: 0 S: 16 | H: 4 LOB: 1 BB: 0 P: 20 | R: 2 E: 0 K: 0 S: 7 | H: 2 LOB: 1 BB: 1 P: 14 | R: 2 E: 0 K: 0 S: 16 | H: 2 LOB: 1 BB: 1 P: 28 | R: 0 E: 0 K: 0 S: 7 | H: 0 LOB: 0 BB: 0 P: 11 | R: 0 E: 0 K: 1 S: 17 | H: 1 LOB: 3 BB: 2 P: 29 | R: 0 E: 0 K: 2 S: 8 | H: 0 LOB: 0 BB: 0 P: 15 | 1B: 9 2B: 3 3B: 0 HR: 1 | SF: 0 SAC: 1 DP: 0 HBP: 0 | WP: 0 PB: 0 SB: 2 CS: 0 | PA: 41 | | | | | | | |
| PITCHER | IP | WLS | BF | H | R | ER | SO | BB | IBB | HBP | BLK | WP | HR | S | P | ERA | WHIP | | | | | | | | | | |
| David Wells, L ERA: 7.0 | 2.1 | L | 15 | 8 | 5 | 5 | 1 | 0 | 0 | 0 | 0 | 0 | 0 | 33 | 57 | 9.82 | 1.636 | | | | | | | | | | |
| 39 Mike Thompson, R ERA: 4.91 | 3.2 | | 17 | 4 | 4 | 4 | 0 | 2 | 0 | 0 | 0 | 0 | 0 | 33 | 57 | 9.82 | 1.636 | | | | | | | | | | |
| 41 Kevin Cameron, R ERA: | 1.0 | | 6 | 1 | 0 | 0 | 1 | 2 | 0 | 0 | 0 | 0 | 0 | 17 | 29 | 0.00 | 3.000 | | | | | | | | | | |
| 21 Heath Bell, R ERA: | 1.0 | | 3 | 0 | 0 | 0 | 2 | 0 | 0 | 0 | 0 | 0 | 0 | 8 | 15 | 0.00 | 0.000 | | | | | | | | | | |



| Batter | 1 | 2 | 3 | 4 | 5 | 6 | 7 | 8 | 9 | AB | R | H | RBI | BB | SO | LOB | TOP | | | | | | | |
|---|---|---|---|---|---|---|---|---|---|---|---|---|---|---|---|---|---|---|---|---|---|---|---|---|
| 22 Marcus Giles, R OBP: 0.362, SLG: 0.429 | | | | | | | | | | 5 | 0 | 1 | 1 | 0 | 0 | 3 | | | | | | | | |
| 24 Brian Giles, L OBP: 0.397, SLG: 0.444 | | | | | | | | | | 5 | 1 | 2 | 2 | 0 | 0 | 0 | | | | | | | | |
| Mike Cameron, R OBP: 0.292, SLG: 0.171 | | | | | | | | | | 5 | 0 | 0 | 0 | 0 | 0 | 2 | | | | | | | | |
| 23 Adrián González, L OBP: 0.327, SLG: 0.500 | | | | | | | | | | 5 | 0 | 0 | 0 | 0 | 3 | 2 | | | | | | | | |
| 3 Khalil Greene, R OBP: 0.244, SLG: 0.523 | | | | | | | | | | 4 | 1 | 1 | 0 | 0 | 1 | 2 | | | | | | | | |
| 8 Termel Stedje, L OBP: 0.542, SLG: 0.556 | | | | | | | | | | 3 | 2 | 2 | 1 | 1 | 1 | 0 | | | | | | | | |
| 5 Kevin Kouzmanoff, R OBP: 0.226, SLG: 0.310 | | | | | | | | | | 3 | 1 | 2 | 2 | 1 | 1 | 0 | | | | | | | | |
| Pete Laforest, L OBP: 0.500, SLG: 0.333 | | | | | | | | | | 3 | 1 | 1 | 1 | 1 | 2 | 2 | | | | | | | | |
| 44 Jake Peavy, R | | | | | | | | | | 2 | 1 | 0 | 0 | 0 | 1 | 4 | | | | | | | | |
| Geoff Blum, S OBP: 0.162, SLG: 0.222 | | | | | | | | | | 1 | 0 | 1 | 0 | 0 | 0 | 0 | | | | | | | | |
| 26 Doug Brocail, L | | | | | | | | | | 0 | 0 | 0 | 0 | 0 | 0 | 0 | | | | | | | | |
| 43 Cia Meredith, R | | | | | | | | | | 0 | 0 | 0 | 0 | 0 | 0 | 0 | | | | | | | | |
| Inning Stats | R: 1 E: 0 K: 0 S: 7 | H: 1 LOB: 0 BB: 0 P: 10 | R: 5 E: 1 K: 2 S: 21 | H: 5 LOB: 2 BB: 1 P: 37 | R: 0 E: 0 K: 2 S: 15 | H: 1 LOB: 2 BB: 1 P: 25 | R: 0 E: 0 K: 0 S: 6 | H: 0 LOB: 0 BB: 0 P: 8 | R: 1 E: 0 K: 0 S: 9 | H: 2 LOB: 1 BB: 1 P: 15 | R: 0 E: 0 K: 0 S: 5 | H: 0 LOB: 0 BB: 0 P: 7 | R: 0 E: 0 K: 2 S: 9 | H: 0 LOB: 0 BB: 0 P: 13 | R: 0 E: 1 K: 2 S: 11 | H: 1 LOB: 1 BB: 0 P: 13 | R: 0 E: 0 K: 1 S: 6 | H: 0 LOB: 0 BB: 0 P: 9 | 1B: 6 2B: 3 3B: 0 HR: 2 | SF: 0 SAC: 1 DP: 1 HBP: 0 | WP: 0 PB: 0 SB: 0 CS: 0 | PA: 40 | | |
| PITCHER | IP WLS BF H R ER SO BB IBB HBP BLK WP HR S P ERA WHIP | IP WLS BF H R ER SO BB IBB HBP BLK WP HR S P ERA WHIP | IP WLS BF H R ER SO BB IBB HBP BLK WP HR S P ERA WHIP | IP WLS BF H R ER SO BB IBB HBP BLK WP HR S P ERA WHIP | IP WLS BF H R ER SO BB IBB HBP BLK WP HR S P ERA WHIP | IP WLS BF H R ER SO BB IBB HBP BLK WP HR S P ERA WHIP | IP WLS BF H R ER SO BB IBB HBP BLK WP HR S P ERA WHIP | IP WLS BF H R ER SO BB IBB HBP BLK WP HR S P ERA WHIP | IP WLS BF H R ER SO BB IBB HBP BLK WP HR S P ERA WHIP | IP WLS BF H R ER SO BB IBB HBP BLK WP HR S P ERA WHIP | IP WLS BF H R ER SO BB IBB HBP BLK WP HR S P ERA WHIP | IP WLS BF H R ER SO BB IBB HBP BLK WP HR S P ERA WHIP | IP WLS BF H R ER SO BB IBB HBP BLK WP HR S P ERA WHIP | IP WLS BF H R ER SO BB IBB HBP BLK WP HR S P ERA WHIP | IP WLS BF H R ER SO BB IBB HBP BLK WP HR S P ERA WHIP | IP WLS BF H R ER SO BB IBB HBP BLK WP HR S P ERA WHIP | IP WLS BF H R ER SO BB IBB HBP BLK WP HR S P ERA WHIP | IP WLS BF H R ER SO BB IBB HBP BLK WP HR S P ERA WHIP | IP WLS BF H R ER SO BB IBB HBP BLK WP HR S P ERA WHIP | IP WLS BF H R ER SO BB IBB HBP BLK WP HR S P ERA WHIP | IP WLS BF H R ER SO BB IBB HBP BLK WP HR S P ERA WHIP | IP WLS BF H R ER SO BB IBB HBP BLK WP HR S P ERA WHIP | IP WLS BF H R ER SO BB IBB HBP BLK WP HR S P ERA WHIP | IP WLS BF H R ER SO BB IBB HBP BLK WP HR S P ERA WHIP |

San Diego Padres @ Los Angeles Dodgers
Dodger Stadium, Los Angeles, CA
Sat Apr 14 2007, 7:10 PM PDT
Att: 55,942 - Cloudy - 70 F

AB 36
R 7
H 10
RBI 7
BB 3
SO 9
LOB 15



| Batter | 1 | 2 | 3 | 4 | 5 | 6 | 7 | 8 | 9 | AB | R | H | RBI | BB | SO | LOB | BOTTOM | | | | | | | |
|--|---|---|---|---|---|---|---|---|---|---|---|---|---|---|---|---|---|---|---|---|---|---|---|---|
| 15 Rafael Furcal, S OBP: 0.333, SLG: 0.556 | | | | | | | | | | 4 | 0 | 1 | 0 | 0 | 0 | 0 | | | | | | | | |
| 55 Russell Martin, R OBP: 0.409, SLG: 0.432 | | | | | | | | | | 3 | 1 | 1 | 1 | 1 | 1 | 0 | | | | | | | | |
| 5 Nomar Garciaparra, R OBP: 0.400, SLG: 0.500 | | | | | | | | | | 3 | 0 | 2 | 0 | 0 | 1 | 0 | | | | | | | | |
| 12 Jeff Kent, R OBP: 0.341, SLG: 0.421 | | | | | | | | | | 2 | 0 | 0 | 1 | 1 | 0 | 3 | | | | | | | | |
| Luis Gonzalez, L OBP: 0.357, SLG: 0.564 | | | | | | | | | | 4 | 0 | 0 | 0 | 0 | 0 | 5 | | | | | | | | |
| Brady Clark, R OBP: 0.357, SLG: 0.538 | | | | | | | | | | 4 | 0 | 0 | 0 | 0 | 2 | 2 | | | | | | | | |
| 16 Andre Ethier, L OBP: 0.182, SLG: 0.190 | | | | | | | | | | 3 | 0 | 1 | 0 | 0 | 0 | 0 | | | | | | | | |
| Rudy Seanez, R | | | | | | | | | | 0 | 0 | 0 | 0 | 0 | 0 | 0 | | | | | | | | |
| 21 Marlon Anderson, L OBP: 0.200, SLG: 0.200 | | | | | | | | | | 4 | 0 | 0 | 0 | 0 | 1 | 3 | | | | | | | | |
| Wilson Betemit, S OBP: 0.233, SLG: 0.042 | | | | | | | | | | 0 | 0 | 0 | 0 | 0 | 0 | 0 | | | | | | | | |
| 29 Jason Schmidt, R OBP: 0.250, SLG: 1.000 | | | | | | | | | | 0 | 0 | 0 | 0 | 0 | 0 | 0 | | | | | | | | |
| Mark Hendrickson, L | | | | | | | | | | 2 | 0 | 0 | 0 | 0 | 0 | 0 | | | | | | | | |
| 9 Juan Pierre, L OBP: 0.213, SLG: 0.222 | | | | | | | | | | 2 | 1 | 1 | 0 | 0 | 0 | 1 | | | | | | | | |
| Inning Stats | R: 0 E: 0 K: 1 S: 9 | H: 0 LOB: 0 BB: 0 P: 12 | R: 0 E: 0 K: 0 S: 11 | H: 1 LOB: 2 BB: 1 P: 22 | R: 0 E: 0 K: 1 S: 7 | H: 0 LOB: 0 BB: 0 P: 13 | R: 0 E: 0 K: 1 S: 14 | H: 1 LOB: 1 BB: 0 P: 22 | R: 0 E: 0 K: 0 S: 4 | H: 0 LOB: 0 BB: 0 P: 7 | R: 1 E: 0 K: 0 S: 9 | H: 3 LOB: 2 BB: 0 P: 16 | R: 0 E: 0 K: 0 S: 6 | H: 0 LOB: 0 BB: 0 P: 8 | R: 1 E: 0 K: 0 S: 15 | H: 3 LOB: 2 BB: 0 P: 26 | R: 0 E: 0 K: 2 S: 9 | H: 1 LOB: 1 BB: 0 P: 11 | 1B: 7 2B: 0 3B: 0 HR: 0 | SF: 1 SAC: 0 DP: 0 HBP: 0 | WP: 0 PB: 0 SB: 0 CS: 0 | PA: 36 | | |
| PITCHER | IP WLS BF H R ER SO BB IBB HBP BLK WP HR S P ERA WHIP | IP WLS BF H R ER SO BB IBB HBP BLK WP HR S P ERA WHIP | IP WLS BF H R ER SO BB IBB HBP BLK WP HR S P ERA WHIP | IP WLS BF H R ER SO BB IBB HBP BLK WP HR S P ERA WHIP | IP WLS BF H R ER SO BB IBB HBP BLK WP HR S P ERA WHIP | IP WLS BF H R ER SO BB IBB HBP BLK WP HR S P ERA WHIP | IP WLS BF H R ER SO BB IBB HBP BLK WP HR S P ERA WHIP | IP WLS BF H R ER SO BB IBB HBP BLK WP HR S P ERA WHIP | IP WLS BF H R ER SO BB IBB HBP BLK WP HR S P ERA WHIP | IP WLS BF H R ER SO BB IBB HBP BLK WP HR S P ERA WHIP | IP WLS BF H R ER SO BB IBB HBP BLK WP HR S P ERA WHIP | IP WLS BF H R ER SO BB IBB HBP BLK WP HR S P ERA WHIP | IP WLS BF H R ER SO BB IBB HBP BLK WP HR S P ERA WHIP | IP WLS BF H R ER SO BB IBB HBP BLK WP HR S P ERA WHIP | IP WLS BF H R ER SO BB IBB HBP BLK WP HR S P ERA WHIP | IP WLS BF H R ER SO BB IBB HBP BLK WP HR S P ERA WHIP | IP WLS BF H R ER SO BB IBB HBP BLK WP HR S P ERA WHIP | IP WLS BF H R ER SO BB IBB HBP BLK WP HR S P ERA WHIP | IP WLS BF H R ER SO BB IBB HBP BLK WP HR S P ERA WHIP | IP WLS BF H R ER SO BB IBB HBP BLK WP HR S P ERA WHIP | IP WLS BF H R ER SO BB IBB HBP BLK WP HR S P ERA WHIP | IP WLS BF H R ER SO BB IBB HBP BLK WP HR S P ERA WHIP | IP WLS BF H R ER SO BB IBB HBP BLK WP HR S P ERA WHIP | IP WLS BF H R ER SO BB IBB HBP BLK WP HR S P ERA WHIP |

San Diego Padres @ Los Angeles Dodgers
Dodger Stadium, Los Angeles, CA
Sat Apr 14 2007, 7:10 PM PDT
Att: 55,942 - Cloudy - 70 F

AB 33
R 2
H 7
RBI 2
BB 2
SO 5
LOB 16



| Batter | 1 | 2 | 3 | 4 | 5 | 6 | 7 | 8 | 9 | AB | R | H | RBI | BB | SO | LOB | TOP | | | | | |
|---|---|---|---|---|---|---|---|---|---|---|---|---|---|---|---|---|---|---|---|----------------------------------|------------------------------------|----------------------------------|
| 22 Marcus Giles, R OBP: 0.373, SLG: 0.444 | 4-1 23 1B S BB | | 3-1 24 F8 G5-3 2B | | 2-2 F8 | | 1-0 FC5-4 | | | 3 | 1 | 1 | 0 | 1 | 0 | 1 | San Diego Padres @ Los Angeles Dodgers Dodger Stadium, Los Angeles, CA Sun Apr 15 2007, 5:05 PM PDT Att: 55,298 - Cloudy - 62 F | | | | | |
| 24 Brian Giles, L OBP: 0.340, SLG: 0.408 | 3-2 F7 | | 1-0 F8 | | 0-2 F7 | | 1-0 G4-3 | | | 4 | 0 | 0 | 0 | 0 | 0 | 3 | | | | | | |
| Mike Cameron, R OBP: 0.289, SLG: 0.156 | 3-3 K | | 0-0 G5-3 | | 0-3 K | | | 1-0 G4-3 | | 4 | 0 | 0 | 1 | 0 | 2 | 1 | | | | | | |
| 23 Adrián González, L OBP: 0.321, SLG: 0.479 | 0-0 FC5-4 1B | | 3-H 3-2 G3 | | 2-3 K | | 2-0 F7 | | | 4 | 0 | 1 | 0 | 0 | 1 | 0 | | | | | | |
| 3 Khalil Greene, R OBP: 0.245, SLG: 0.521 | 2-2 FC5-4 1-2 | | 5 F9 2B | | 1-3 K | | 2-3 K | | | 4 | 1 | 1 | 0 | 0 | 2 | 2 | | | | | | |
| Jose Cruz Jr., S OBP: 0.364, SLG: 0.700 | | 1-1 E8 G5-3 1B | | 2-3 K | | 0-2 HR | | 1-3 K | | 4 | 1 | 2 | 1 | 0 | 2 | 1 | | | | | | |
| 5 Kevin Kouzmanoff, R 26 Doug Brocail, L Scott Linebrink, R 8 Terrel Sledge, L | | 0-0 G6-3 | | 1-0 F9 | | 2-2 K | | 0-0 F7 | | 3 | 0 | 0 | 0 | 0 | 1 | 2 | | | | | | |
| Rob Bowen, S OBP: 0.235, SLG: 0.294 | | 1-1 G5-3 | | 2-3 2B | | 0-0 F8 | | 2-3 K | | 4 | 0 | 1 | 1 | 0 | 1 | 1 | | | | | | |
| 32 Chris Young, R 41 Kevin Cameron, R 34 Russell Branyan, L | | 0-0 G4-3 | | 0-3 K | | 4-2 FC5-4 BB | | | | 1 | 0 | 0 | 0 | 0 | 0 | 1 | | | | | | |
| | | | | | | | | | | 1 | 0 | 0 | 0 | 0 | 1 | 1 | | | | | | |
| | | | | | | | | | | 0 | 0 | 0 | 0 | 1 | 0 | 0 | | | | | | |
| Inning Stats | R: 0 E: 0 K: 1 S: 12 | H: 1 LOB: 2 BB: 1 P: 24 | R: 0 E: 1 K: 0 S: 6 | H: 1 LOB: 0 BB: 0 P: 8 | R: 1 E: 0 K: 0 S: 7 | H: 1 LOB: 0 BB: 0 P: 14 | R: 1 E: 0 K: 2 S: 11 | H: 2 LOB: 1 BB: 0 P: 17 | R: 0 E: 0 K: 1 S: 11 | H: 0 LOB: 0 BB: 0 P: 13 | R: 1 E: 0 K: 3 S: 14 | H: 1 LOB: 0 BB: 0 P: 19 | R: 0 E: 0 K: 0 S: 6 | H: 0 LOB: 1 BB: 1 P: 12 | R: 0 E: 0 K: 1 S: 5 | H: 0 LOB: 0 BB: 0 P: 10 | | R: 0 E: 0 K: 2 S: 8 | H: 0 LOB: 0 BB: 0 P: 11 | 1B: 2 2B: 3 3B: 0 HR: 1 | SF: 0 SAC: 0 DP: 0 HBP: 0 | WP: 0 PB: 0 SB: 1 CS: 0 |
| PITCHER | IP WLS BF H R ER SO BB IBB HBP BLK WP HR S P ERA WHIP | IP WLS BF H R ER SO BB IBB HBP BLK WP HR S P ERA WHIP | IP WLS BF H R ER SO BB IBB HBP BLK WP HR S P ERA WHIP | IP WLS BF H R ER SO BB IBB HBP BLK WP HR S P ERA WHIP | IP WLS BF H R ER SO BB IBB HBP BLK WP HR S P ERA WHIP | IP WLS BF H R ER SO BB IBB HBP BLK WP HR S P ERA WHIP | IP WLS BF H R ER SO BB IBB HBP BLK WP HR S P ERA WHIP | IP WLS BF H R ER SO BB IBB HBP BLK WP HR S P ERA WHIP | IP WLS BF H R ER SO BB IBB HBP BLK WP HR S P ERA WHIP | IP WLS BF H R ER SO BB IBB HBP BLK WP HR S P ERA WHIP | IP WLS BF H R ER SO BB IBB HBP BLK WP HR S P ERA WHIP | IP WLS BF H R ER SO BB IBB HBP BLK WP HR S P ERA WHIP | IP WLS BF H R ER SO BB IBB HBP BLK WP HR S P ERA WHIP | IP WLS BF H R ER SO BB IBB HBP BLK WP HR S P ERA WHIP | IP WLS BF H R ER SO BB IBB HBP BLK WP HR S P ERA WHIP | IP WLS BF H R ER SO BB IBB HBP BLK WP HR S P ERA WHIP | IP WLS BF H R ER SO BB IBB HBP BLK WP HR S P ERA WHIP | IP WLS BF H R ER SO BB IBB HBP BLK WP HR S P ERA WHIP | IP WLS BF H R ER SO BB IBB HBP BLK WP HR S P ERA WHIP | | | |

| | |
|-----|----|
| AB | 33 |
| R | 3 |
| H | 6 |
| RBI | 3 |
| BB | 2 |
| SO | 10 |
| LOB | 13 |



| Batter | 1 | 2 | 3 | 4 | 5 | 6 | 7 | 8 | 9 | AB | R | H | RBI | BB | SO | LOB | BOTTOM | | | |
|---|---|---|---|---|---|---|---|---|---|---|---|---|---|---|---|---|---|---|---|--------|
| 15 Rafael Furcal, S OBP: 0.308, SLG: 0.417 | 1-2 CI 12 F9 5 S 1B | 1-2 FC4-6 FC4-2 9 S 9 S | 2-3 K | | 3-2 G1-3 | | 3-1 BB | | | 3 | 1 | 0 | 1 | 1 | 1 | 6 | San Diego Padres @ Los Angeles Dodgers Dodger Stadium, Los Angeles, CA Sun Apr 15 2007, 5:05 PM PDT Att: 55,298 - Cloudy - 62 F | | | |
| 9 Juan Pierre, L OBP: 0.192, SLG: 0.200 | 0-3 K | 1-2 FC4-2 5 S | 0-0 FC3-2 | | 2-1 P4 | | 1-1 G4-3 | | | 5 | 0 | 0 | 0 | 0 | 1 | 8 | | | | |
| 5 Nomar Garciaparra, R OBP: 0.320, SLG: 0.376 | 4-0 1B | 4-2 BB | 1-3 2-3 3-H K | | 1-1 G6-3 | | 0-1 55 2B | | | 3 | 1 | 1 | 0 | 2 | 1 | 3 | | | | |
| 12 Jeff Kent, R OBP: 0.347, SLG: 0.429 | 0-0 F9 | 2-3 K | | 4-1 55 G5-3 S BB | | 1-1 G4-3 55 1B 2B | | 0-1 G6-3 | | 4 | 1 | 1 | 0 | 1 | 1 | 6 | | | | |
| Luis Gonzalez, L 44 Takashi Saito, L | 2-1 K | | 2-2 55 1B 16 2B 2B | | 3-3 K | | 0-0 G4-3 | | 1-3 K | 5 | 1 | 2 | 1 | 0 | 2 | 3 | | | | |
| | | | | | | | | | | 0 | 0 | 0 | 0 | 0 | 0 | 0 | | | | |
| 55 Russell Martin, R OBP: 0.448, SLG: 0.488 | | 4-2 16 1B 2B BB | 1-2 16 2B 1B | | 1-1 G5-3 | | 0-0 1B | | 1-0 16 HR 2B | 4 | 3 | 3 | 2 | 1 | 0 | 1 | | | | |
| 16 Andre Ethier, L OBP: 0.239, SLG: 0.423 | | 1-2 2B 15 FC4-6 1B | 2-1 E 9 FC3-2 2B | | 3-2 G3 | | 3-1 F7 | | 3-2 2H HR | 5 | 2 | 3 | 4 | 0 | 0 | 2 | | | | |
| Wilson Valdez, R OBP: 0.440, SLG: 0.583 | | 3-1 15 FC4-6 9 FC4-2 2B | 1-2 E6 FC3-2 9 52 BB 1B | | 2-1 52 SH3-4 1B | | 1-2 G5-3 | | 1-3 K2-3 | 5 | 0 | 3 | 1 | 0 | 1 | 0 | | | | |
| 52 Randy Wolf, L Joe Beimel, L | | 4-2 15 FC4-6 2B | 4-0 BB | | 0-0 SH3-4 | | 2-2 F8 | | | 0 | 0 | 0 | 0 | 2 | 0 | 0 | | | | |
| 21 Marlon Anderson, L 51 Jonathan Broxton, R Brady Clark, R | | | | | | | | | | 0 | 0 | 0 | 0 | 0 | 0 | 0 | | | | |
| | | | | | | | | | | 1 | 0 | 0 | 0 | 0 | 0 | 0 | | | | |
| | | | | | | | | | | 0 | 0 | 0 | 0 | 0 | 0 | 0 | | | | |
| Inning Stats | R: 1 E: 1 K: 1 S: 12 | H: 1 LOB: 2 BB: 1 P: 18 | R: 2 E: 0 K: 1 S: 22 | H: 2 LOB: 3 BB: 3 P: 42 | R: 2 E: 1 K: 2 S: 21 | H: 4 LOB: 3 BB: 1 P: 34 | R: 0 E: 0 K: 1 S: 11 | H: 0 LOB: 1 BB: 1 P: 22 | R: 0 E: 0 K: 0 S: 9 | H: 1 LOB: 1 BB: 0 P: 16 | R: 1 E: 0 K: 0 S: 8 | H: 2 LOB: 1 BB: 0 P: 13 | R: 0 E: 0 K: 0 S: 10 | H: 0 LOB: 1 BB: 1 P: 16 | R: 3 E: 0 K: 2 S: 14 | H: 3 LOB: 0 BB: 0 P: 20 | 1B: 6 2B: 6 3B: 0 HR: 1 | SF: 0 SAC: 1 DP: 0 HBP: 0 | WP: 0 PB: 0 SB: 5 CS: 0 | PA: 44 |
| PITCHER | IP WLS BF H R ER SO BB IBB HBP BLK WP HR S P ERA WHIP | IP WLS BF H R ER SO BB IBB HBP BLK WP HR S P ERA WHIP | IP WLS BF H R ER SO BB IBB HBP BLK WP HR S P ERA WHIP | IP WLS BF H R ER SO BB IBB HBP BLK WP HR S P ERA WHIP | IP WLS BF H R ER SO BB IBB HBP BLK WP HR S P ERA WHIP | IP WLS BF H R ER SO BB IBB HBP BLK WP HR S P ERA WHIP | IP WLS BF H R ER SO BB IBB HBP BLK WP HR S P ERA WHIP | IP WLS BF H R ER SO BB IBB HBP BLK WP HR S P ERA WHIP | IP WLS BF H R ER SO BB IBB HBP BLK WP HR S P ERA WHIP | IP WLS BF H R ER SO BB IBB HBP BLK WP HR S P ERA WHIP | IP WLS BF H R ER SO BB IBB HBP BLK WP HR S P ERA WHIP | IP WLS BF H R ER SO BB IBB HBP BLK WP HR S P ERA WHIP | IP WLS BF H R ER SO BB IBB HBP BLK WP HR S P ERA WHIP | IP WLS BF H R ER SO BB IBB HBP BLK WP HR S P ERA WHIP | IP WLS BF H R ER SO BB IBB HBP BLK WP HR S P ERA WHIP | IP WLS BF H R ER SO BB IBB HBP BLK WP HR S P ERA WHIP | IP WLS BF H R ER SO BB IBB HBP BLK WP HR S P ERA WHIP | IP WLS BF H R ER SO BB IBB HBP BLK WP HR S P ERA WHIP | IP WLS BF H R ER SO BB IBB HBP BLK WP HR S P ERA WHIP | |

| | |
|-----|----|
| AB | 35 |
| R | 9 |
| H | 13 |
| RBI | 9 |
| BB | 7 |
| SO | 7 |
| LOB | 29 |



| Batter | 1 | 2 | 3 | 4 | 5 | 6 | 7 | 8 | 9 | AB | R | H | RBI | BB | SO | LOB | TOP | | | | |
|--|------------------------------|----------------------------------|-------------------------------|----------------------------------|------------------------------|----------------------------------|-------------------------------|----------------------------------|------------------------------|----------------------------------|-------------------------------|----------------------------------|------------------------------|----------------------------------|-------------------------------|----------------------------------|----------------------------------|------------------------------------|----------------------------------|--------|--|
| 22 Marcus Giles, R OBP: 0.397, SLG: 0.480 | F8 | | F8 | | F9 | | K | | HR | 5 | 1 | 1 | 3 | 0 | 1 | 3 | | | | | |
| Geoff Blum, S OBP: 0.125, SLG: 0.143 | F8 | | K | | G6-3 | | G3-1 | | P6 | 5 | 0 | 0 | 0 | 0 | 1 | 3 | | | | | |
| 24 Brian Giles, L 18 Paul McNulty, L OBP: 0.339, SLG: 0.392 OBP: 0.333, SLG: 0.286 | G4-3 | | | BB | | K | | | | 2 | 0 | 0 | 0 | 1 | 1 | 0 | | | | | |
| 23 Adrián González, L OBP: 0.298, SLG: 0.442 | | G4-3 | | F8 | | K | | | K | 4 | 0 | 0 | 0 | 0 | 2 | 1 | | | | | |
| 8 Terrel Sledge, L OBP: 0.483, SLG: 0.455 | | K | | F7 | | BB | | | K | 3 | 0 | 0 | 0 | 1 | 2 | 1 | | | | | |
| 34 Russell Branyan, L 21 Heath Bell, R Rob Bowen, S OBP: 0.500, SLG: 0.692 OBP: 0.222, SLG: 0.278 | | | | FC6 | | BB | | | | 2 | 0 | 1 | 0 | 1 | 0 | 1 | | | | | |
| José Cruz Jr., S OBP: 0.385, SLG: 0.708 | | G4-3 | | | G6-3 | BB | | | K | 4 | 2 | 2 | 0 | 0 | 0 | 3 | | | | | |
| Pete Laforest, L OBP: 0.625, SLG: 0.667 | | | | BB | G6-3 | | | | HR | 3 | 1 | 2 | 0 | 1 | 0 | 1 | | | | | |
| 52 Clay Hensley, R 39 Mike Thompson, R 5 Kevin Kouzmanoff, R OBP: 0.400, SLG: 0.400 OBP: 0.194, SLG: 0.285 | | | | K | | S | | | L4 | 2 | 0 | 1 | 1 | 0 | 1 | 1 | | | | | |
| Inning Stats | R: 0 E: 0 K: 0 S: 9 | H: 0 LOB: 0 BB: 0 P: 15 | R: 0 E: 0 K: 1 S: 12 | H: 0 LOB: 1 BB: 1 P: 21 | R: 0 E: 0 K: 2 S: 9 | H: 0 LOB: 1 BB: 1 P: 14 | R: 0 E: 0 K: 0 S: 10 | H: 0 LOB: 1 BB: 1 P: 16 | R: 0 E: 0 K: 2 S: 8 | H: 2 LOB: 2 BB: 0 P: 12 | R: 0 E: 0 K: 2 S: 12 | H: 1 LOB: 1 BB: 0 P: 21 | R: 0 E: 0 K: 3 S: 9 | H: 0 LOB: 0 BB: 0 P: 13 | R: 3 E: 0 K: 1 S: 10 | H: 3 LOB: 0 BB: 0 P: 14 | 1B: 4 2B: 2 3B: 0 HR: 1 | SF: 0 SAC: 0 DP: 0 HBP: 0 | WP: 0 PB: 0 SB: 1 CS: 0 | PA: 38 | |
| PITCHER | IP | WLS | BF | H | R | ER | SO | BB | IBB | HBP | BLK | WP | HR | S | P | ERA | WHIP | | | | |
| Jason Marquis, R ERA: 2.65 | 6.0 | W | 25 | 3 | 1 | 1 | 5 | 4 | 0 | 0 | 0 | 0 | 0 | 60 | 99 | 1.50 | 1.167 | | | | |
| 37 Angel Guzman, R ERA: 2.45 | 2.0 | | 7 | 1 | 0 | 0 | 4 | 0 | 0 | 0 | 0 | 0 | 0 | 17 | 24 | 0.00 | 0.500 | | | | |
| 13 Will Ohman, L ERA: 9.0 | 1.0 | | 6 | 3 | 3 | 3 | 1 | 0 | 0 | 0 | 0 | 0 | 1 | 10 | 14 | 27.00 | 3.000 | | | | |

San Diego Padres @ Chicago Cubs
Wrigley Field, Chicago, IL
Mon Apr 16 2007, 7:05 PM CDT
Att: 32,126 - Clear - 58 F

AB 34
R 4
H 7
RBI 4
BB 4
SO 10
LOB 17



| Batter | 1 | 2 | 3 | 4 | 5 | 6 | 7 | 8 | 9 | AB | R | H | RBI | BB | SO | LOB | BOTTOM | | | | |
|--|-------------------------------|----------------------------------|------------------------------|---------------------------------|------------------------------|----------------------------------|-------------------------------|----------------------------------|-------------------------------|----------------------------------|-------------------------------|----------------------------------|------------------------------|---------------------------------|-------------------------------|----------------------------------|-----------------------------------|------------------------------------|----------------------------------|--------|--|
| 12 Alfonso Soriano, R 15 Cliff Floyd, L OBP: 0.288, SLG: 0.367 OBP: 0.333, SLG: 0.469 | 2B 1B | | G6-3 | | E9 FC6-4 | HR | K | | | 2 | 1 | 1 | 0 | 0 | 0 | 0 | | | | | |
| 2 Ryan Theriot, R OBP: 0.393, SLG: 0.346 | G3 | | K | | G6-3 | | | | G1-3 | 5 | 1 | 1 | 0 | 0 | 1 | 2 | | | | | |
| 25 Derrek Lee, R 37 Angel Guzman, R 13 Will Ohman, L OBP: 0.491, SLG: 0.511 OBP: 0.326, SLG: 0.333 | | | | | 19 BB | 19 FC6-4 | G1-3 1B | | F9 | 2 | 2 | 2 | 1 | 1 | 0 | 0 | | | | | |
| 19 Matt Murton, R OBP: 0.348, SLG: 0.286 | | | | | G5-4-3 1B | 19 FC6-4 | G1-3 HBP | | | 4 | 1 | 2 | 2 | 1 | 1 | 1 | | | | | |
| Michael Barrett, R OBP: 0.326, SLG: 0.333 | L4 | | | | G5-4-3 | HR | G1-3 1B | | | 3 | 1 | 1 | 3 | 0 | 0 | 3 | | | | | |
| Jacque Jones, L OBP: 0.320, SLG: 0.267 | | G6-3 | | | BB | | G1-3 | | | 4 | 0 | 1 | 1 | 0 | 0 | 2 | | | | | |
| Mark DeRosa, R OBP: 0.308, SLG: 0.556 | | F9 | | | BB | | K | | | 3 | 1 | 1 | 1 | 1 | 1 | 2 | | | | | |
| Cesar Izturis, S OBP: 0.268, SLG: 0.316 | | G4-3 | | | G5-3 | | L6 | | | 4 | 1 | 1 | 0 | 0 | 0 | 2 | | | | | |
| Jason Marquis, L 32 Danyle Ward, L OBP: 0.286, SLG: 0.429 OBP: 0.375, SLG: 0.167 | | | | | G3-1 | | L6 | | | 3 | 2 | 2 | 0 | 0 | 0 | 0 | | | | | |
| Inning Stats | R: 2 E: 0 K: 0 S: 10 | H: 3 LOB: 0 BB: 0 P: 16 | R: 0 E: 0 K: 0 S: 5 | H: 0 LOB: 0 BB: 0 P: 7 | R: 0 E: 0 K: 1 S: 7 | H: 0 LOB: 0 BB: 0 P: 10 | R: 1 E: 0 K: 0 S: 12 | H: 2 LOB: 2 BB: 2 P: 25 | R: 4 E: 0 K: 0 S: 10 | H: 3 LOB: 0 BB: 1 P: 20 | R: 5 E: 0 K: 1 S: 17 | H: 6 LOB: 2 BB: 0 P: 28 | R: 0 E: 0 K: 1 S: 6 | H: 0 LOB: 0 BB: 0 P: 7 | R: 0 E: 0 K: 1 S: 11 | H: 0 LOB: 0 BB: 0 P: 17 | 1B: 10 2B: 2 3B: 0 HR: 3 | SF: 1 SAC: 0 DP: 2 HBP: 1 | WP: 1 PB: 0 SB: 0 CS: 0 | PA: 40 | |
| PITCHER | IP | WLS | BF | H | R | ER | SO | BB | IBB | HBP | BLK | WP | HR | S | P | ERA | WHIP | | | | |
| 52 Clay Hensley, R ERA: 12.21 | 5.0 | L | 27 | 11 | 10 | 10 | 10 | 2 | 1 | 0 | 0 | 0 | 1 | 20 | 29 | 9.00 | 1.500 | | | | |
| 39 Mike Thompson, R ERA: 5.79 | 2.0 | | 10 | 3 | 2 | 2 | 2 | 0 | 0 | 1 | 0 | 0 | 0 | 11 | 17 | 0.00 | 0.000 | | | | |
| 21 Heath Bell, R ERA: | 1.0 | | 3 | 0 | 0 | 0 | 1 | 0 | 0 | 0 | 0 | 0 | 0 | 0 | 0 | 0.00 | 0.000 | | | | |

San Diego Padres @ Chicago Cubs
Wrigley Field, Chicago, IL
Mon Apr 16 2007, 7:05 PM CDT
Att: 32,126 - Clear - 58 F


AB 35
R 12
H 14
RBI 12
BB 3
SO 4
LOB 12



| Batter | 1 | 2 | 3 | 4 | 5 | 6 | 7 | 8 | 9 | 10 | 11 | 12 | AB | R | H | RBI | BB | SO | LOB | TOP | | | | | | |
|--|---|---|---|---|---|---|---|---|---|---|---|---|---|---|---|---|---|---|---|---|---|---|---|---|---|---|
| 6 Stephen Drew, L OBP: 0.344, SLG: 0.250 | | | | | | | | | | | | | 5 | 2 | 1 | 0 | 1 | 1 | 0 | | | | | | | |
| 22 Eric Byrnes, R OBP: 0.347, SLG: 0.500 | | | | | | | | | | | | | 5 | 2 | 2 | 1 | 1 | 0 | 1 | | | | | | | |
| 1 Orlando Hudson, S OBP: 0.440, SLG: 0.565 | | | | | | | | | | | | | 6 | 0 | 2 | 3 | 0 | 0 | 1 | | | | | | | |
| 7 Carlos Quentin, R OBP: 0.429, SLG: 0.583 | | | | | | | | | | | | | 5 | 0 | 0 | 0 | 0 | 2 | 1 | | | | | | | |
| 34 Conor Jackson, R OBP: 0.345, SLG: 0.292 | | | | | | | | | | | | | 4 | 0 | 1 | 1 | 1 | 1 | 0 | | | | | | | |
| 24 Chris Young, R OBP: 0.191, SLG: 0.233 | | | | | | | | | | | | | 4 | 0 | 0 | 0 | 1 | 0 | 4 | | | | | | | |
| 56 Ramon Pena, R Jose Valverde, R | | | | | | | | | | | | | 0 | 0 | 0 | 0 | 0 | 0 | 0 | | | | | | | |
| 13 Alberto Callaspo, S OBP: 0.333, SLG: 0.340 | | | | | | | | | | | | | 4 | 0 | 0 | 0 | 1 | 0 | 3 | | | | | | | |
| 19 Chris Snyder, R OBP: 0.306, SLG: 0.310 | | | | | | | | | | | | | 3 | 0 | 0 | 0 | 0 | 1 | 3 | | | | | | | |
| Tony Clark, S OBP: 0.350, SLG: 0.722 | | | | | | | | | | | | | 1 | 0 | 0 | 0 | 0 | 2 | | | | | | | | |
| 5 Robby Hammock, R OBP: 0.300, SLG: 0.333 | | | | | | | | | | | | | 1 | 0 | 0 | 0 | 0 | 1 | | | | | | | | |
| 17 Brandon Webb, R OBP: 0.295, SLG: 0.407 | | | | | | | | | | | | | 3 | 0 | 0 | 0 | 0 | 1 | 0 | | | | | | | |
| Brandon Lyon, R OBP: 0.295, SLG: 0.407 | | | | | | | | | | | | | 0 | 0 | 0 | 0 | 0 | 0 | 0 | | | | | | | |
| Chad Tracy, L OBP: 0.295, SLG: 0.407 | | | | | | | | | | | | | 1 | 0 | 0 | 0 | 0 | 0 | 0 | | | | | | | |
| 45 Doug Slaten, L OBP: 0.362, SLG: 0.415 | | | | | | | | | | | | | 1 | 1 | 1 | 0 | 0 | 0 | 0 | | | | | | | |
| Inning Stats | R: 1 E: 0 K: 1 S: 7 | H: 1 LOB: 0 BB: 10 | R: 0 E: 0 K: 1 S: 11 | H: 0 LOB: 0 BB: 0 P: 16 | R: 0 E: 0 K: 1 S: 12 | H: 0 LOB: 0 BB: 0 P: 14 | R: 0 E: 0 K: 0 S: 4 | H: 0 LOB: 0 BB: 0 P: 6 | R: 0 E: 0 K: 0 S: 5 | H: 0 LOB: 0 BB: 0 P: 9 | R: 0 E: 0 K: 1 S: 8 | H: 0 LOB: 1 BB: 13 | R: 0 E: 0 K: 1 S: 11 | H: 0 LOB: 2 BB: 21 | R: 0 E: 0 K: 0 S: 7 | H: 0 LOB: 0 BB: 13 | R: 0 E: 0 K: 0 S: 8 | H: 1 LOB: 1 BB: 0 P: 12 | R: 3 E: 1 K: 0 S: 13 | H: 3 LOB: 1 BB: 1 P: 24 | 1B: 4 2B: 3 3B: 0 HR: 0 | SF: 0 SAC: 0 DP: 1 HBP: 1 | WP: 0 PB: 0 SB: 0 CS: 0 | PA: 49 | | |
| PITCHER | IP WLS BF H R ER SO BB IBB HBP BLK WP HR S P ERA WHIP | 7.0 1.0 4 0 0 0 1 1 0 0 0 0 0 8 13 0.00 1.000 | 7.0 1.0 4 0 0 0 1 1 0 0 0 0 0 8 13 0.00 1.000 | 7.0 1.0 4 0 0 0 1 1 0 0 0 0 0 8 13 0.00 1.000 | 7.0 1.0 4 0 0 0 1 1 0 0 0 0 0 8 13 0.00 1.000 | 7.0 1.0 4 0 0 0 1 1 0 0 0 0 0 8 13 0.00 1.000 | 7.0 1.0 4 0 0 0 1 1 0 0 0 0 0 8 13 0.00 1.000 | 7.0 1.0 4 0 0 0 1 1 0 0 0 0 0 8 13 0.00 1.000 | 7.0 1.0 4 0 0 0 1 1 0 0 0 0 0 8 13 0.00 1.000 | 7.0 1.0 4 0 0 0 1 1 0 0 0 0 0 8 13 0.00 1.000 | 7.0 1.0 4 0 0 0 1 1 0 0 0 0 0 8 13 0.00 1.000 | 7.0 1.0 4 0 0 0 1 1 0 0 0 0 0 8 13 0.00 1.000 | 7.0 1.0 4 0 0 0 1 1 0 0 0 0 0 8 13 0.00 1.000 | 7.0 1.0 4 0 0 0 1 1 0 0 0 0 0 8 13 0.00 1.000 | 7.0 1.0 4 0 0 0 1 1 0 0 0 0 0 8 13 0.00 1.000 | 7.0 1.0 4 0 0 0 1 1 0 0 0 0 0 8 13 0.00 1.000 | 7.0 1.0 4 0 0 0 1 1 0 0 0 0 0 8 13 0.00 1.000 | 7.0 1.0 4 0 0 0 1 1 0 0 0 0 0 8 13 0.00 1.000 | 7.0 1.0 4 0 0 0 1 1 0 0 0 0 0 8 13 0.00 1.000 | 7.0 1.0 4 0 0 0 1 1 0 0 0 0 0 8 13 0.00 1.000 | 7.0 1.0 4 0 0 0 1 1 0 0 0 0 0 8 13 0.00 1.000 | 7.0 1.0 4 0 0 0 1 1 0 0 0 0 0 8 13 0.00 1.000 | 7.0 1.0 4 0 0 0 1 1 0 0 0 0 0 8 13 0.00 1.000 | 7.0 1.0 4 0 0 0 1 1 0 0 0 0 0 8 13 0.00 1.000 | 7.0 1.0 4 0 0 0 1 1 0 0 0 0 0 8 13 0.00 1.000 | 7.0 1.0 4 0 0 0 1 1 0 0 0 0 0 8 13 0.00 1.000 |

Arizona Diamondbacks @ San Diego Padres
 PETCO Park, San Diego, CA
 Wed Apr 18 2007, 10:05 PM EDT
 Att. 26,872 - Clear - 61 F

| | |
|-----|----|
| AB | 43 |
| R | 5 |
| H | 7 |
| RBI | 5 |
| BB | 5 |
| SO | 6 |
| LOB | 16 |



| Batter | 1 | 2 | 3 | 4 | 5 | 6 | 7 | 8 | 9 | 10 | 11 | 12 | AB | R | H | RBI | BB | SO | LOB | BOTTOM | | | | | | |
|---|---|--|--|--|--|--|--|--|--|--|--|--|--|--|--|--|--|--|--|--|--|--|--|--|--|--|
| 22 Marcus Giles, R OBP: 0.348, SLG: 0.444 | | | | | | | | | | | | | 6 | 1 | 1 | 0 | 0 | 2 | 3 | | | | | | | |
| 24 Brian Giles, L OBP: 0.362, SLG: 0.422 | | | | | | | | | | | | | 6 | 1 | 4 | 0 | 0 | 1 | 0 | | | | | | | |
| Mike Cameron, R OBP: 0.246, SLG: 0.172 | | | | | | | | | | | | | 6 | 0 | 0 | 1 | 0 | 2 | 6 | | | | | | | |
| 23 Adrián González, L OBP: 0.329, SLG: 0.489 | | | | | | | | | | | | | 5 | 0 | 1 | 0 | 1 | 2 | 1 | | | | | | | |
| 3 Khalil Greene, R OBP: 0.262, SLG: 0.483 | | | | | | | | | | | | | 5 | 0 | 1 | 1 | 0 | 3 | 2 | | | | | | | |
| 8 Tammel Sledge, L OBP: 0.390, SLG: 0.313 | | | | | | | | | | | | | 5 | 0 | 0 | 0 | 0 | 2 | 4 | | | | | | | |
| 5 Kevin Koussanoff, R OBP: 0.222, SLG: 0.244 | | | | | | | | | | | | | 4 | 0 | 1 | 0 | 1 | 1 | 2 | | | | | | | |
| Pete Laforest, L OBP: 0.538, SLG: 0.545 | | | | | | | | | | | | | 4 | 0 | 2 | 0 | 0 | 1 | 2 | | | | | | | |
| Rob Bowen, S OBP: 0.200, SLG: 0.208 | | | | | | | | | | | | | 1 | 0 | 0 | 0 | 0 | 0 | 0 | | | | | | | |
| David Wells, L ERA: 4.0 | | | | | | | | | | | | | 1 | 0 | 0 | 0 | 0 | 0 | 0 | | | | | | | |
| Inning Stats | R: 1 E: 0 K: 2 S: 16 | H: 3 LOB: 2 BB: 0 P: 20 | R: 0 E: 0 K: 2 S: 10 | H: 1 LOB: 1 BB: 0 P: 12 | R: 0 E: 0 K: 3 S: 14 | H: 0 LOB: 0 BB: 0 P: 14 | R: 0 E: 0 K: 2 S: 8 | H: 0 LOB: 1 BB: 0 P: 16 | R: 0 E: 0 K: 1 S: 7 | H: 1 LOB: 1 BB: 1 P: 9 | R: 1 E: 1 K: 1 S: 10 | H: 1 LOB: 2 BB: 0 P: 16 | R: 0 E: 0 K: 1 S: 10 | H: 2 LOB: 2 BB: 0 P: 14 | R: 0 E: 0 K: 0 S: 7 | H: 0 LOB: 0 BB: 13 | R: 0 E: 0 K: 1 S: 6 | H: 0 LOB: 0 BB: 11 | R: 0 E: 0 K: 1 S: 12 | H: 1 LOB: 1 BB: 0 P: 19 | 1B: 10 2B: 0 3B: 0 HR: 0 | SF: 0 SAC: 1 DP: 0 HBP: 0 | WP: 0 PB: 0 SB: 1 CS: 0 | PA: 49 | | |
| PITCHER | IP WLS BF H R ER SO BB IBB HBP BLK WP HR S P ERA WHIP | 8.0 1.0 5 2 0 0 1 2 0 0 0 0 0 10 14 0.00 2.000 | 8.0 1.0 5 2 0 0 1 2 0 0 0 0 0 10 14 0.00 2.000 | 8.0 1.0 5 2 0 0 1 2 0 0 0 0 0 10 14 0.00 2.000 | 8.0 1.0 5 2 0 0 1 2 0 0 0 0 0 10 14 0.00 2.000 | 8.0 1.0 5 2 0 0 1 2 0 0 0 0 0 10 14 0.00 2.000 | 8.0 1.0 5 2 0 0 1 2 0 0 0 0 0 10 14 0.00 2.000 | 8.0 1.0 5 2 0 0 1 2 0 0 0 0 0 10 14 0.00 2.000 | 8.0 1.0 5 2 0 0 1 2 0 0 0 0 0 10 14 0.00 2.000 | 8.0 1.0 5 2 0 0 1 2 0 0 0 0 0 10 14 0.00 2.000 | 8.0 1.0 5 2 0 0 1 2 0 0 0 0 0 10 14 0.00 2.000 | 8.0 1.0 5 2 0 0 1 2 0 0 0 0 0 10 14 0.00 2.000 | 8.0 1.0 5 2 0 0 1 2 0 0 0 0 0 10 14 0.00 2.000 | 8.0 1.0 5 2 0 0 1 2 0 0 0 0 0 10 14 0.00 2.000 | 8.0 1.0 5 2 0 0 1 2 0 0 0 0 0 10 14 0.00 2.000 | 8.0 1.0 5 2 0 0 1 2 0 0 0 0 0 10 14 0.00 2.000 | 8.0 1.0 5 2 0 0 1 2 0 0 0 0 0 10 14 0.00 2.000 | 8.0 1.0 5 2 0 0 1 2 0 0 0 0 0 10 14 0.00 2.000 | 8.0 1.0 5 2 0 0 1 2 0 0 0 0 0 10 14 0.00 2.000 | 8.0 1.0 5 2 0 0 1 2 0 0 0 0 0 10 14 0.00 2.000 | 8.0 1.0 5 2 0 0 1 2 0 0 0 0 0 10 14 0.00 2.000 | 8.0 1.0 5 2 0 0 1 2 0 0 0 0 0 10 14 0.00 2.000 | 8.0 1.0 5 2 0 0 1 2 0 0 0 0 0 10 14 0.00 2.000 | 8.0 1.0 5 2 0 0 1 2 0 0 0 0 0 10 14 0.00 2.000 | 8.0 1.0 5 2 0 0 1 2 0 0 0 0 0 10 14 0.00 2.000 | 8.0 1.0 5 2 0 0 1 2 0 0 0 0 0 10 14 0.00 2.000 |

Arizona Diamondbacks @ San Diego Padres
 PETCO Park, San Diego, CA
 Wed Apr 18 2007, 10:05 PM EDT
 Att. 26,872 - Clear - 61 F

| | |
|-----|----|
| AB | 46 |
| R | 2 |
| H | 10 |
| RBI | 2 |
| BB | 2 |
| SO | 16 |
| LOB | 22 |



| Batter | 1 | 2 | 3 | 4 | 5 | 6 | 7 | 8 | 9 | AB | R | H | RBI | BB | SO | LOB | TOP |
|---|-------------------------------|----------------------------------|-------------------------------|----------------------------------|-------------------------------|----------------------------------|-------------------------------|----------------------------------|-------------------------------|----------------------------------|-------------------------------|----------------------------------|------------------------------|----------------------------------|-----------------------------------|------------------------------------|--|
| 22 Marcus Giles, R OBP: 0.359, SLG: 0.443 Geoff Blum, S OBP: 0.174, SLG: 0.200 | F9 | F9 | FC6-4 | 1B | 1B | G6-3 | | G4-6-3 | | 4 | 0 | 2 | 2 | 0 | 0 | 3 | |
| José Cruz Jr., S OBP: 0.359, SLG: 0.618 | 24 HR 1B | 1B | | 1B | | G5-3 | | G3-1 | | 5 | 2 | 2 | 0 | 1 | 0 | 4 | |
| 24 Brian Giles, L OBP: 0.354, SLG: 0.397 8 Termel Sledge, L OBP: 0.372, SLG: 0.294 | 23 HR 1B | F9 | | 1B | K | | | G1-3 | G4-3 | 5 | 2 | 2 | 0 | 0 | 1 | 3 | |
| 23 Adrián González, L OBP: 0.358, SLG: 0.507 | HR | K | | 1B | K | | | K | F7 | 6 | 2 | 2 | 4 | 0 | 3 | 3 | |
| Mike Cameron, R OBP: 0.276, SLG: 0.239 | F8 | | K | 1B | K | | | 1B | K | 6 | 0 | 3 | 0 | 0 | 2 | 0 | |
| 3 Khalil Greene, R OBP: 0.282, SLG: 0.522 | F9 | | 2B | FC5-4 | F9 | | | FC6-4 | | 5 | 1 | 1 | 1 | 0 | 0 | 4 | |
| 34 Russell Bryanan, L OBP: 0.500, SLG: 0.619 | | G4-3 | K | 32 E 22 1B BB | | 2B | | 1B | | 3 | 3 | 1 | 0 | 2 | 1 | 1 | |
| Rob Bowen, S OBP: 0.343, SLG: 0.469 | | 32 1B 22 1B 2B | 32 BB IBB | G3 | | 2B | | G4-6-3 5 BB 1B | | 4 | 1 | 3 | 1 | 1 | 0 | 2 | |
| 32 Chris Young, R OBP: 0.222, SLG: 0.125 5 Kevin Kouzmanoff, R OBP: 0.239, SLG: 0.244 26 Doug Brocail, L (8.1) | 1B | 1B | 22 1B FC6-4 BB | E3 22 1B | | G5-3 | | G4-6-3 BB | | 3 | 0 | 1 | 1 | 1 | 0 | 2 | |
| Inning Stats | R: 3 E: 0 K: 0 S: 15 | H: 2 LOB: 0 BB: 1 P: 26 | R: 1 E: 0 K: 1 S: 12 | H: 4 LOB: 3 BB: 0 P: 17 | R: 0 E: 0 K: 2 S: 10 | H: 1 LOB: 3 BB: 2 P: 21 | R: 5 E: 1 K: 0 S: 18 | H: 5 LOB: 2 BB: 1 P: 33 | R: 0 E: 0 K: 2 S: 10 | H: 1 LOB: 1 BB: 0 P: 14 | R: 1 E: 0 K: 1 S: 11 | H: 2 LOB: 1 BB: 1 P: 20 | R: 0 E: 0 K: 1 S: 8 | H: 0 LOB: 0 BB: 0 P: 12 | 1B: 11 2B: 5 3B: 0 HR: 1 | SF: 0 SAC: 0 DP: 1 HBP: 0 | WP: 0 PA: 50 PB: 0 SB: 0 CS: 0 |
| PITCHER | IP | WLS | BF | H | R | ER | SO | BB | IBB | HBP | BLK | WP | HR | S | P | ERA | WHIP |
| 37 Josh Fogg, R ERA: 6.61 | 3.0 | L | 23 | 11 | 8 | 7 | 3 | 2 | 1 | 0 | 0 | 0 | 0 | 45 | 77 | 21.00 | 4.333 |
| Matt Herges, R ERA: 9.0 | 2.0 | | 10 | 2 | 1 | 0 | 2 | 1 | 0 | 0 | 0 | 0 | 0 | 20 | 34 | 0.00 | 1.500 |
| Jeremy Affeldt, L ERA: 1.29 | 2.0 | | 9 | 2 | 1 | 1 | 2 | 1 | 0 | 0 | 0 | 0 | 0 | 21 | 35 | 4.50 | 1.500 |
| 32 LaTroy Hawkins, R ERA: 8.59 | 1.0 | | 5 | 2 | 1 | 1 | 0 | 1 | 0 | 0 | 0 | 0 | 0 | 10 | 20 | 9.00 | 3.000 |
| 40 Brian Fuentes, L ERA: 3.39 | 1.0 | | 3 | 0 | 0 | 0 | 1 | 0 | 0 | 0 | 0 | 0 | 0 | 8 | 12 | 0.00 | 0.000 |

San Diego Padres @ Colorado Rockies
Coors Field, Denver, CO
Fri Apr 20 2007, 7:05 PM MDT
Att: 22,338 - Partly Cloudy - 69 F

| | |
|-----|----|
| AB | 44 |
| R | 11 |
| H | 17 |
| RBI | 9 |
| BB | 6 |
| SO | 7 |
| LOB | 25 |



| Batter | 1 | 2 | 3 | 4 | 5 | 6 | 7 | 8 | 9 | AB | R | H | RBI | BB | SO | LOB | BOTTOM | | | | |
|--|-------------------------------|----------------------------------|-------------------------------|----------------------------------|------------------------------|----------------------------------|-------------------------------|----------------------------------|-------------------------------|----------------------------------|------------------------------|----------------------------------|------------------------------|---------------------------------|-------------------------------|----------------------------------|------------------------------|----------------------------------|----------------------------------|------------------------------------|--|
| Jamey Carroll, R OBP: 0.333, SLG: 0.297 | 17 S 1B | | P3 | | K | | | K | | 4 | 0 | 1 | 0 | 0 | 2 | 1 | | | | | |
| Steve Finley, L OBP: 0.147, SLG: 0.242 | P2 | | F7 | | | L8 | | | P4 | 4 | 0 | 0 | 0 | 0 | 0 | 1 | | | | | |
| 27 Garrett Atkins, R OBP: 0.352, SLG: 0.407 21 Clint Barmes, R (8.5) | F9 | | G6-3 | | | F8 | | | K | 3 | 0 | 0 | 0 | 0 | 0 | 1 | | | | | |
| 17 Todd Helton, L OBP: 0.435, SLG: 0.421 | G4-3 | | | K | | L8 | | | G6-3 | 4 | 0 | 0 | 0 | 0 | 1 | 1 | | | | | |
| 5 Matt Holliday, R OBP: 0.405, SLG: 0.507 32 LaTroy Hawkins, R (8.1) 40 Brian Fuentes, L (9.1) | 10 S 8 1B 1B | | | G5-3 | | K | | | | 3 | 1 | 1 | 0 | 0 | 1 | 0 | | | | | |
| 10 Jeff Baker, R OBP: 0.308, SLG: 0.520 | K | | | F9 | | K | | | | 3 | 0 | 0 | 0 | 0 | 2 | 1 | | | | | |
| 8 Yorvit Torrealba, R OBP: 0.344, SLG: 0.367 | | 2H 1B | | | L6 | | | F9 | | 3 | 0 | 1 | 1 | 0 | 0 | 0 | | | | | |
| 2 Troy Tulowitzki, R OBP: 0.281, SLG: 0.228 | | K | | | K | | | F9 | | 3 | 0 | 0 | 0 | 0 | 2 | 1 | | | | | |
| 37 Josh Fogg, R Matt Herges, L (4.1) 11 Brad Hawpe, L OBP: 0.413, SLG: 0.396 Jeremy Affeldt, L (6.1) John Mabry, L OBP: 0.167, SLG: 0.182 (8.7) | G5-3 | | | | | | | L9 | | 1 | 0 | 0 | 0 | 0 | 0 | 1 | | | | | |
| Inning Stats | R: 0 E: 0 K: 0 S: 11 | H: 1 LOB: 1 BB: 0 P: 15 | R: 1 E: 0 K: 2 S: 12 | H: 2 LOB: 1 BB: 0 P: 16 | R: 0 E: 0 K: 0 S: 8 | H: 0 LOB: 0 BB: 0 P: 12 | R: 0 E: 0 K: 1 S: 13 | H: 0 LOB: 0 BB: 0 P: 19 | R: 0 E: 0 K: 2 S: 12 | H: 1 LOB: 1 BB: 0 P: 17 | R: 0 E: 0 K: 0 S: 8 | H: 0 LOB: 0 BB: 0 P: 13 | R: 0 E: 0 K: 2 S: 8 | H: 0 LOB: 0 BB: 0 P: 9 | R: 0 E: 0 K: 1 S: 12 | H: 0 LOB: 0 BB: 0 P: 18 | R: 0 E: 0 K: 1 S: 8 | H: 0 LOB: 0 BB: 0 P: 14 | 1B: 4 2B: 0 3B: 0 HR: 0 | SF: 0 SAC: 0 DP: 0 HBP: 0 | WP: 0 PA: 31 PB: 0 SB: 2 CS: 0 |
| PITCHER | IP | WLS | BF | H | R | ER | SO | BB | IBB | HBP | BLK | WP | HR | S | P | ERA | WHIP | | | | |
| 32 Chris Young, R ERA: 3.32 | 7.0 | W | 25 | 4 | 1 | 1 | 7 | 0 | 0 | 0 | 0 | 0 | 0 | 72 | 101 | 1.29 | 0.571 | | | | |
| 26 Doug Brocail, R ERA: 1.96 | 2.0 | | 6 | 0 | 0 | 0 | 2 | 0 | 0 | 0 | 0 | 0 | 0 | 20 | 32 | 0.00 | 0.000 | | | | |

San Diego Padres @ Colorado Rockies
Coors Field, Denver, CO
Fri Apr 20 2007, 7:05 PM MDT
Att: 22,338 - Partly Cloudy - 69 F

| | |
|-----|----|
| AB | 31 |
| R | 1 |
| H | 4 |
| RBI | 1 |
| BB | 0 |
| SO | 9 |
| LOB | 7 |



| Batter | 1 | 2 | 3 | 4 | 5 | 6 | 7 | 8 | 9 | AB | R | H | RBI | BB | SO | LOB | TOP | | | | |
|---|------------------------------|---------------------------------|------------------------------|----------------------------------|------------------------------|----------------------------------|-------------------------------|----------------------------------|------------------------------|---------------------------------|-------------------------------|----------------------------------|------------------------------|---------------------------------|------------------------------|---------------------------------|---|----------------------------------|------------------------------------|----------------------------------|--------|
| José Cruz Jr. S (1,7) OBP: 0.417, SLG: 0.571 | | | | | | | | | | 4 | 0 | 0 | 0 | 0 | 0 | 0 | San Diego Padres @ Colorado Rockies Coors Field, Denver, CO Sun Apr 22 2007, 1:05 PM MDT Att: 25,746 - Partly Cloudy - 58 F | | | | |
| 24 Brian Giles L (1,9) OBP: 0.394, SLG: 0.413 | | | | | | | | | | 3 | 1 | 1 | 0 | 1 | 0 | 0 | | | | | |
| 23 Adrián González L (1,3) OBP: 0.356, SLG: 0.537 | | | | | | | | | | 4 | 0 | 1 | 1 | 0 | 1 | 1 | | | | | |
| Mike Cameron R (1,8) OBP: 0.294, SLG: 0.267 | | | | | | | | | | 4 | 0 | 1 | 0 | 0 | 2 | 2 | | | | | |
| 3 Khalil Greene R (1,6) OBP: 0.304, SLG: 0.560 | | | | | | | | | | 4 | 1 | 2 | 1 | 0 | 0 | 2 | | | | | |
| 34 Russell Branyan L (1,5) OBP: 0.469, SLG: 0.542 | | | | | | | | | | 2 | 0 | 0 | 0 | 1 | 1 | 1 | | | | | |
| Geoff Blum S (1,4) OBP: 0.154, SLG: 0.174 | | | | | | | | | | 3 | 0 | 0 | 0 | 0 | 1 | 2 | | | | | |
| Rob Bowen S (1,2) OBP: 0.333, SLG: 0.421 | | | | | | | | | | 3 | 0 | 0 | 0 | 0 | 2 | 0 | | | | | |
| Greg Maddux R (1,1) 8 Termel Sledge L (8,PH) 43 Cia Meredith R (8,1) | | | | | | | | | | 2 | 0 | 0 | 0 | 0 | 0 | 0 | AB 30 R 2 H 5 RBI 2 BB 2 SO 8 LOB 8 | | | | |
| Inning Stats | R: 0 E: 0 K: 0 S: 6 | H: 0 LOB: 0 BB: 0 P: 8 | R: 0 E: 0 K: 1 S: 9 | H: 1 LOB: 1 BB: 1 P: 19 | R: 0 E: 0 K: 0 S: 7 | H: 0 LOB: 0 BB: 0 P: 11 | R: 1 E: 0 K: 1 S: 11 | H: 1 LOB: 1 BB: 1 P: 20 | R: 0 E: 0 K: 1 S: 6 | H: 0 LOB: 0 BB: 0 P: 7 | R: 1 E: 0 K: 3 S: 10 | H: 1 LOB: 0 BB: 0 P: 16 | R: 0 E: 0 K: 1 S: 5 | H: 0 LOB: 0 BB: 0 P: 6 | R: 0 E: 0 K: 0 S: 7 | H: 1 LOB: 0 BB: 0 P: 9 | | 1B: 3 2B: 1 3B: 0 HR: 1 | SF: 0 SAC: 0 DP: 2 HBP: 0 | WP: 1 PB: 0 SB: 0 CS: 0 | PA: 32 |
| PITCHER | IP | WLS | BF | H | R | ER | SO | BB | IBB | HBP | BLK | WP | HR | S | P | ERA | WHIP | | | | |
| 48 Jason Hirsh R (1,1) ERA: 3.16 | 7.0 | W | 26 | 4 | 2 | 2 | 7 | 2 | 0 | 0 | 0 | 1 | 1 | 57 | 93 | 2.57 | 0.857 | | | | |
| 60 Manny Corpas R (8,1) ERA: 0.93 | 1.0 | H | 3 | 0 | 0 | 0 | 1 | 0 | 0 | 0 | 0 | 0 | 0 | 5 | 6 | 0.00 | 0.000 | | | | |
| 40 Brian Fuentes L (9,1) ERA: 3.0 | 1.0 | S | 3 | 1 | 0 | 0 | 0 | 0 | 0 | 0 | 0 | 0 | 0 | 7 | 9 | 0.00 | 1.000 | | | | |

| Batter | 1 | 2 | 3 | 4 | 5 | 6 | 7 | 8 | 9 | AB | R | H | RBI | BB | SO | LOB | BOTTOM | | | | |
|---|-------------------------------|----------------------------------|------------------------------|----------------------------------|------------------------------|----------------------------------|-------------------------------|----------------------------------|------------------------------|---------------------------------|------------------------------|----------------------------------|-------------------------------|----------------------------------|------------------------------|----------------------------------|---|----------------------------------|------------------------------------|----------------------------------|--------|
| 3 Willy Taveras R (1,8) OBP: 0.276, SLG: 0.212 | | | | | | | | | | 4 | 1 | 0 | 0 | 0 | 2 | 1 | San Diego Padres @ Colorado Rockies Coors Field, Denver, CO Sun Apr 22 2007, 1:05 PM MDT Att: 25,746 - Partly Cloudy - 58 F | | | | |
| Jamey Carroll R (1,4) OBP: 0.333, SLG: 0.289 | | | | | | | | | | 4 | 0 | 1 | 0 | 0 | 0 | 1 | | | | | |
| 27 Garrett Atkins R (1,5) OBP: 0.388, SLG: 0.493 | | | | | | | | | | 4 | 1 | 2 | 0 | 0 | 1 | 2 | | | | | |
| 17 Todd Helton L (1,3) OBP: 0.462, SLG: 0.452 | | | | | | | | | | 2 | 1 | 1 | 1 | 1 | 0 | 0 | | | | | |
| 5 Matt Holliday R (1,7) OBP: 0.434, SLG: 0.566 | | | | | | | | | | 4 | 1 | 3 | 1 | 0 | 0 | 2 | | | | | |
| 11 Brad Hawpe L (1,9) OBP: 0.389, SLG: 0.356 | | | | | | | | | | 2 | 0 | 0 | 1 | 1 | 0 | 3 | | | | | |
| 8 Yorvit Torrealba R (1,2) OBP: 0.289, SLG: 0.306 | | | | | | | | | | 4 | 0 | 0 | 1 | 0 | 0 | 4 | | | | | |
| 21 Clint Barmes R (1,6) OBP: 0.300, SLG: 0.333 | | | | | | | | | | 2 | 0 | 0 | 0 | 1 | 0 | 1 | | | | | |
| 48 Jason Hirsh R (1,1) John Mabry L (7,PH) 60 Manny Corpas R (8,1) 40 Brian Fuentes L (9,1) | | | | | | | | | | 2 | 0 | 0 | 0 | 0 | 0 | 0 | AB 29 R 4 H 8 RBI 4 BB 3 SO 4 LOB 16 | | | | |
| Inning Stats | R: 1 E: 0 K: 2 S: 12 | H: 1 LOB: 0 BB: 0 P: 20 | R: 0 E: 0 K: 0 S: 7 | H: 1 LOB: 0 BB: 0 P: 10 | R: 0 E: 0 K: 2 S: 9 | H: 0 LOB: 0 BB: 0 P: 12 | R: 2 E: 0 K: 0 S: 12 | H: 3 LOB: 2 BB: 1 P: 22 | R: 0 E: 0 K: 0 S: 6 | H: 0 LOB: 0 BB: 0 P: 7 | R: 1 E: 0 K: 0 S: 5 | H: 1 LOB: 1 BB: 0 P: 10 | R: 0 E: 0 K: 0 S: 10 | H: 1 LOB: 1 BB: 0 P: 16 | R: 0 E: 0 K: 0 S: 9 | H: 1 LOB: 2 BB: 2 P: 19 | | 1B: 5 2B: 3 3B: 1 HR: 0 | SF: 2 SAC: 0 DP: 2 HBP: 0 | WP: 1 PB: 0 SB: 1 CS: 0 | PA: 34 |
| PITCHER | IP | WLS | BF | H | R | ER | SO | BB | IBB | HBP | BLK | WP | HR | S | P | ERA | WHIP | | | | |
| Greg Maddux R (1,1) ERA: 4.24 | 7.0 | L | 29 | 7 | 4 | 4 | 4 | 0 | 0 | 0 | 0 | 1 | 0 | 61 | 97 | 5.14 | 1.000 | | | | |
| 43 Cia Meredith R (8,1) ERA: | 1.0 | | 5 | 1 | 0 | 0 | 0 | 1 | 1 | 0 | 0 | 1 | 0 | 9 | 19 | 0.00 | 2.000 | | | | |



| Batter | 1 | 2 | 3 | 4 | 5 | 6 | 7 | 8 | 9 | AB | R | H | RBI | BB | SO | LOB | TOP | | | | | |
|---|---|----------------------------------|-------------------------------|----------------------------------|------------------------------|----------------------------------|-------------------------------|----------------------------------|-------------------------------|----------------------------------|-------------------------------|----------------------------------|-------------------------------|----------------------------------|-------------------------------|----------------------------------|--|-------------------------------|----------------------------------|----------------------------------|------------------------------------|----------------------------------|
| 22 Marcus Giles, R OBP: 0.375, SLG: 0.488 | | | | | | | | | | 5 | 1 | 1 | 0 | 0 | 3 | 1 | San Diego Padres @ Arizona Diamondbacks Chase Field, Phoenix, AZ Tue Apr 24 2007, 6:40 PM MST Att: 19,470 - Clear - 84 F | | | | | |
| José Cruz Jr., S OBP: 0.415, SLG: 0.609 | | | | | | | | | | 4 | 2 | 1 | 1 | 1 | 2 | 1 | | | | | | |
| 24 Brian Giles, L OBP: 0.366, SLG: 0.412 | | | | | | | | | | 5 | 2 | 2 | 1 | 0 | 1 | 1 | | | | | | |
| 23 Adrián González, L OBP: 0.389, SLG: 0.600 | | | | | | | | | | 3 | 3 | 3 | 3 | 1 | 0 | 0 | | | | | | |
| Mike Cameron, R OBP: 0.289, SLG: 0.253 | | | | | | | | | | 4 | 1 | 0 | 0 | 0 | 2 | 3 | | | | | | |
| 3 Khalil Greene, R OBP: 0.333, SLG: 0.600 | | | | | | | | | | 5 | 1 | 4 | 4 | 0 | 0 | 0 | | | | | | |
| 5 Kevin Kouzmanoff, R 21 Heath Bell, R 26 Doug Brocail, L 4 Termel Steele, L 41 Kevin Cameron, R Trevor Hoffman, R | | | | | | | | | | 4 | 0 | 0 | 0 | 0 | 2 | 4 | | | | | | |
| Rob Bowen, S OBP: 0.383, SLG: 0.410 | | | | | | | | | | 1 | 0 | 0 | 0 | 4 | 1 | 1 | | | | | | |
| David Wells, L Geoff Blum, S OBP: 0.143, SLG: 0.160 | | | | | | | | | | 3 | 0 | 0 | 0 | 0 | 1 | 6 | | | | | | |
| Inning Stats | R: 0 E: 0 K: 2 S: 8 | H: 0 LOB: 0 BB: 0 P: 13 | R: 0 E: 0 K: 1 S: 9 | H: 1 LOB: 3 BB: 1 P: 17 | R: 2 E: 0 K: 2 S: 9 | H: 1 LOB: 1 BB: 0 P: 16 | R: 0 E: 0 K: 1 S: 8 | H: 1 LOB: 1 BB: 0 P: 12 | R: 4 E: 0 K: 1 S: 19 | H: 3 LOB: 2 BB: 2 P: 39 | R: 4 E: 1 K: 2 S: 12 | H: 4 LOB: 0 BB: 0 P: 20 | R: 0 E: 0 K: 2 S: 9 | H: 0 LOB: 1 BB: 1 P: 16 | R: 0 E: 0 K: 2 S: 10 | H: 1 LOB: 1 BB: 0 P: 15 | | R: 0 E: 0 K: 1 S: 9 | H: 0 LOB: 1 BB: 1 P: 17 | 1B: 5 2B: 4 3B: 0 HR: 2 | SF: 0 SAC: 0 DP: 0 HBP: 2 | WP: 0 PB: 1 SB: 0 CS: 1 |
| PITCHER | IP WLS BF H R ER SO BB IBB HBP BLK WP HR S P ERA WHIP | | | | | | | | | | | | | | | | | | | | | |
| 51 Randy Johnson, L ERA: 10.8 | 5.0 L 27 6 6 6 7 2 2 2 0 0 2 53 97 10.80 1.600 | | | | | | | | | | | | | | | | | | | | | |
| 39 Dana Eveland, L ERA: 81.0 | 0.1 4 3 3 3 1 0 0 0 0 0 0 6 10 81.00 9.000 | | | | | | | | | | | | | | | | | | | | | |
| 28 Brandon Medders, R ERA: 4.91 | 1.2 6 1 1 0 3 1 0 0 0 0 0 0 15 26 0.00 1.200 | | | | | | | | | | | | | | | | | | | | | |
| 57 Dustin Nippert, R ERA: 3.52 | 1.2 6 1 0 0 3 0 0 0 0 0 0 0 16 25 0.00 0.600 | | | | | | | | | | | | | | | | | | | | | |
| Jose Valverde, R ERA: 1.13 | 0.1 2 0 0 0 0 1 0 0 0 0 0 0 3 7 0.00 3.000 | | | | | | | | | | | | | | | | | | | | | |
| Batter | 1 | 2 | 3 | 4 | 5 | 6 | 7 | 8 | 9 | AB | R | H | RBI | BB | SO | LOB | BOTTOM | | | | | |
| 24 Chris Young, R OBP: 0.321, SLG: 0.368 | | | | | | | | | | 4 | 1 | 2 | 0 | 1 | 0 | 1 | San Diego Padres @ Arizona Diamondbacks Chase Field, Phoenix, AZ Tue Apr 24 2007, 6:40 PM MST Att: 19,470 - Clear - 84 F | | | | | |
| 6 Stephen Drew, L OBP: 0.321, SLG: 0.278 | | | | | | | | | | 5 | 1 | 2 | 2 | 0 | 0 | 4 | | | | | | |
| 1 Orlando Hudson, S OBP: 0.412, SLG: 0.537 | | | | | | | | | | 4 | 0 | 1 | 1 | 0 | 1 | 2 | | | | | | |
| 22 Eric Byrnes, R OBP: 0.365, SLG: 0.477 | | | | | | | | | | 3 | 0 | 0 | 0 | 1 | 1 | 0 | | | | | | |
| Tony Clark, S OBP: 0.273, SLG: 0.467 | | | | | | | | | | 4 | 0 | 0 | 0 | 0 | 1 | 2 | | | | | | |
| Chad Tracy, L OBP: 0.341, SLG: 0.429 | | | | | | | | | | 4 | 1 | 2 | 0 | 0 | 0 | 0 | | | | | | |
| 7 Carlos Quentin, R OBP: 0.233, SLG: 0.393 | | | | | | | | | | 4 | 1 | 1 | 2 | 0 | 1 | 2 | | | | | | |
| 5 Robby Hammock, R OBP: 0.400, SLG: 0.333 | | | | | | | | | | 2 | 1 | 0 | 0 | 2 | 0 | 0 | | | | | | |
| 51 Randy Johnson, R Scott Hairston, R 39 Dana Eveland, L 28 Brandon Medders, R 26 Miguel Montero, L 57 Dustin Nippert, R Jose Valverde, R 13 Alberto Callaspo, S | | | | | | | | | | 1 | 0 | 0 | 0 | 0 | 1 | 0 | | | | | | |
| Inning Stats | R: 0 E: 0 K: 0 S: 5 | H: 1 LOB: 0 BB: 0 P: 7 | R: 2 E: 0 K: 2 S: 12 | H: 2 LOB: 0 BB: 0 P: 17 | R: 1 E: 0 K: 1 S: 7 | H: 2 LOB: 0 BB: 0 P: 11 | R: 0 E: 0 K: 0 S: 11 | H: 1 LOB: 1 BB: 0 P: 18 | R: 2 E: 0 K: 0 S: 14 | H: 2 LOB: 2 BB: 2 P: 26 | R: 0 E: 0 K: 1 S: 8 | H: 0 LOB: 0 BB: 0 P: 12 | R: 0 E: 0 K: 1 S: 14 | H: 0 LOB: 0 BB: 0 P: 20 | R: 0 E: 0 K: 1 S: 9 | H: 0 LOB: 0 BB: 0 P: 15 | | R: 0 E: 1 K: 0 S: 13 | H: 0 LOB: 3 BB: 2 P: 24 | 1B: 3 2B: 1 3B: 3 HR: 1 | SF: 0 SAC: 0 DP: 2 HBP: 0 | WP: 0 PB: 0 SB: 0 CS: 0 |
| PITCHER | IP WLS BF H R ER SO BB IBB HBP BLK WP HR S P ERA WHIP | | | | | | | | | | | | | | | | | | | | | |
| David Wells, L ERA: 6.0 | 5.0 W 23 8 5 0 2 2 0 0 0 0 0 0 22 32 0.00 0.000 | | | | | | | | | | | | | | | | | | | | | |
| 21 Heath Bell, R ERA: 0.69 | 2.0 6 0 0 0 2 0 0 0 0 0 0 0 9 15 0.00 0.000 | | | | | | | | | | | | | | | | | | | | | |
| 26 Doug Brocail, R ERA: 1.69 | 1.0 3 0 0 0 1 0 0 0 0 0 0 0 9 15 0.00 0.000 | | | | | | | | | | | | | | | | | | | | | |
| 41 Kevin Cameron, R ERA | 0.2 5 0 0 0 0 2 0 0 0 0 0 0 12 22 0.00 3.000 | | | | | | | | | | | | | | | | | | | | | |
| Trevor Hoffman, R ERA | 0.1 S 1 0 0 0 0 0 0 0 0 0 0 0 1 2 0.00 0.000 | | | | | | | | | | | | | | | | | | | | | |

| Batter | 1 | 2 | 3 | 4 | 5 | 6 | 7 | 8 | 9 | AB | R | H | RBI | BB | SO | LOB | TOP | | | | | | | | |
|---|------------------------------|---------------------------------|-------------------------------|----------------------------------|------------------------------|---------------------------------|-------------------------------|----------------------------------|-------------------------------|----------------------------------|------------------------------|----------------------------------|------------------------------|----------------------------------|------------------------------|----------------------------------|--|------------------------------|----------------------------------|----------------------------------|------------------------------------|----------------------------------|--------|--|--|
| 22 Marcus Giles, R OBP: 0.359, SLG: 0.464 | G6-3 | | G6-3 | | G5-3 | | | G6-3 | | 4 | 0 | 0 | 0 | 0 | 0 | 1 | San Diego Padres @ Arizona Diamondbacks Chase Field, Phoenix, AZ Wed Apr 25 2007, 6:40 PM MST Att: 18,254 - Clear - 87 F livebaseballscorecards.com | | | | | | | | |
| Mike Cameron, R OBP: 0.297, SLG: 0.253 | G3-6-3 1B | | K | | K | | | G6-3 | | 4 | 0 | 1 | 0 | 0 | 2 | 1 | | | | | | | | | |
| 24 Brian Giles, L OBP: 0.361, SLG: 0.398 | G3-6-3 1-2 | | L7 | | G6-3 | | | HBP | | 3 | 0 | 0 | 0 | 0 | 0 | 1 | | | | | | | | | |
| 23 Adrián González, L OBP: 0.374, SLG: 0.573 | | G3-1 | | K | | L4 | | G3 | | 4 | 0 | 0 | 0 | 0 | 1 | 1 | | | | | | | | | |
| 3 Khalil Greene, R OBP: 0.330, SLG: 0.583 | | G1-3 | | K | | 1B | | G5-3 | | 4 | 0 | 1 | 0 | 0 | 1 | 0 | | | | | | | | | |
| 8 Termel Stodge, L OBP: 0.388, SLG: 0.400 | | 5 2B | | HR | | G3 | | 1B | | 4 | 2 | 3 | 1 | 0 | 0 | 1 | | | | | | | | | |
| 5 Kevin Kouzmanoff, R OBP: 0.297, SLG: 0.226 | 1-H 2B | | K | | G5-3 | | | K | | 4 | 0 | 1 | 1 | 0 | 2 | 1 | | | | | | | | | |
| Pete Laforest, L OBP: 0.471, SLG: 0.429 | | IBB | | | G1-3 | | | G4-3 | | 3 | 0 | 0 | 0 | 1 | 1 | 1 | | | | | | | | | |
| 44 Jake Peavy, R OBP: 0.250, SLG: 0.500 Scott Linebrink, R Trevor Hoffman, R | G3-1 22 WP 1B | | | | G5-3 | | | G5-3 | | 3 | 0 | 1 | 0 | 0 | 0 | 2 | SD | | | | | | | | |
| Inning Stats | R: 0 E: 0 K: 0 S: 5 | H: 1 LOB: 0 BB: 0 P: 8 | R: 1 E: 0 K: 0 S: 13 | H: 2 LOB: 2 BB: 1 P: 23 | R: 0 E: 0 K: 1 S: 7 | H: 0 LOB: 0 BB: 0 P: 9 | R: 1 E: 0 K: 3 S: 10 | H: 1 LOB: 0 BB: 0 P: 13 | R: 0 E: 0 K: 1 S: 12 | H: 1 LOB: 1 BB: 0 P: 19 | R: 0 E: 0 K: 0 S: 8 | H: 0 LOB: 0 BB: 0 P: 11 | R: 0 E: 0 K: 1 S: 9 | H: 0 LOB: 0 BB: 0 P: 11 | R: 0 E: 0 K: 0 S: 7 | H: 1 LOB: 1 BB: 0 P: 12 | | R: 0 E: 0 K: 1 S: 8 | H: 1 LOB: 1 BB: 0 P: 11 | 1B: 5 2B: 1 3B: 0 HR: 1 | SF: 0 SAC: 0 DP: 1 HBP: 1 | WP: 1 PB: 0 SB: 0 CS: 0 | PA: 35 | | |
| PITCHER | IP | WLS | BF | H | R | ER | SO | BB | IBB | HBP | BLK | WP | HR | S | P | ERA | WHIP | | | | | | | | |
| 17 Brandon Webb, R ERA: 3.6 56 Ramon Pena, R ERA: 1.38 | 8.0 | | 31 | 6 | 2 | 2 | 6 | 0 | 1 | 1 | 0 | 1 | 1 | 71 | 106 | 2.25 | 0.750 | | | | | | | | |
| 17 Brandon Webb, R Scott Hairston, R 56 Ramon Pena, R | 1.0 | W | 4 | 1 | 0 | 0 | 1 | 0 | 0 | 0 | 0 | 0 | 0 | 8 | 11 | 0.00 | 1.000 | | | | | | | | |

| Batter | 1 | 2 | 3 | 4 | 5 | 6 | 7 | 8 | 9 | AB | R | H | RBI | BB | SO | LOB | BOTTOM | | | | | | | | |
|--|-------------------------------|----------------------------------|-------------------------------|----------------------------------|------------------------------|----------------------------------|-------------------------------|----------------------------------|-------------------------------|----------------------------------|-------------------------------|----------------------------------|------------------------------|----------------------------------|-------------------------------|----------------------------------|--|----------------------------------|----------------------------------|------------------------------------|----------------------------------|--------|--|--|--|
| 24 Chris Young, R OBP: 0.265, SLG: 0.344 | K | | K | | | K | | L7 | | 4 | 0 | 0 | 0 | 0 | 3 | 0 | San Diego Padres @ Arizona Diamondbacks Chase Field, Phoenix, AZ Wed Apr 25 2007, 6:40 PM MST Att: 18,254 - Clear - 87 F livebaseballscorecards.com | | | | | | | | |
| 13 Alberto Callaspo, S OBP: 0.260, SLG: 0.288 | G4-3 | | | | K | | P4 | K | | 4 | 0 | 0 | 0 | 0 | 2 | 0 | | | | | | | | | |
| 1 Orlando Hudson, S OBP: 0.416, SLG: 0.529 | 1B | | | | K | | | BB | | 3 | 0 | 1 | 0 | 1 | 1 | 0 | | | | | | | | | |
| Chad Tracy, L OBP: 0.349, SLG: 0.425 | 1B | | | | K | | | K | | 3 | 1 | 1 | 0 | 1 | 2 | 1 | | | | | | | | | |
| 22 Eric Byrnes, R OBP: 0.360, SLG: 0.461 | | K | | | | 19 BB | | G6-3 | | 3 | 0 | 0 | 0 | 1 | 1 | 1 | | | | | | | | | |
| 6 Stephen Drew, L OBP: 0.318, SLG: 0.316 | | K | | | F8 | | | K | | 4 | 1 | 1 | 2 | 0 | 2 | 1 | | | | | | | | | |
| 7 Carlos Quentin, R OBP: 0.212, SLG: 0.355 | | | | | K | | | K | | 3 | 0 | 0 | 0 | 0 | 3 | 1 | | | | | | | | | |
| 19 Chris Snyder, R OBP: 0.295, SLG: 0.278 26 Miguel Montero, L OBP: 0.303, SLG: 0.448 | | | K2-3 | | | | | HR | | 1 | 0 | 0 | 0 | 1 | 1 | 0 | | | | | | | | | |
| 17 Brandon Webb, R Scott Hairston, R 56 Ramon Pena, R | | | | | | | | K | | 1 | 1 | 1 | 1 | 0 | 0 | 0 | | | | | | | | | |
| Inning Stats | R: 0 E: 0 K: 1 S: 13 | H: 2 LOB: 2 BB: 0 P: 16 | R: 0 E: 0 K: 3 S: 10 | H: 0 LOB: 0 BB: 0 P: 16 | R: 0 E: 0 K: 3 S: 9 | H: 0 LOB: 0 BB: 0 P: 14 | R: 0 E: 0 K: 3 S: 10 | H: 0 LOB: 0 BB: 0 P: 16 | R: 0 E: 0 K: 2 S: 15 | H: 0 LOB: 2 BB: 2 P: 27 | R: 0 E: 0 K: 2 S: 10 | H: 0 LOB: 1 BB: 1 P: 16 | R: 0 E: 0 K: 2 S: 8 | H: 0 LOB: 0 BB: 0 P: 12 | R: 1 E: 0 K: 2 S: 10 | H: 1 LOB: 0 BB: 0 P: 18 | R: 2 E: 0 K: 0 S: 9 | H: 1 LOB: 0 BB: 1 P: 17 | 1B: 2 2B: 0 3B: 0 HR: 2 | SF: 0 SAC: 0 DP: 0 HBP: 0 | WP: 0 PB: 0 SB: 0 CS: 0 | PA: 33 | | | |
| PITCHER | IP | WLS | BF | H | R | ER | SO | BB | IBB | HBP | BLK | WP | HR | S | P | ERA | WHIP | | | | | | | | |
| 44 Jake Peavy, R ERA: 1.67 Scott Linebrink, R Trevor Hoffman, R | 7.0 | | 25 | 2 | 0 | 0 | 16 | 3 | 0 | 0 | 0 | 0 | 0 | 75 | 117 | 0.00 | 0.714 | | | | | | | | |
| 44 Jake Peavy, R Scott Linebrink, R Trevor Hoffman, R | 1.0 | H | 4 | 1 | 1 | 1 | 2 | 0 | 0 | 0 | 0 | 0 | 1 | 10 | 18 | 9.00 | 1.000 | | | | | | | | |
| 44 Jake Peavy, R Scott Linebrink, R Trevor Hoffman, R | 0.2 | L | 4 | 1 | 2 | 2 | 0 | 1 | 0 | 0 | 0 | 0 | 1 | 9 | 17 | 27.00 | 3.000 | | | | | | | | |

| Batter | 1 | 2 | 3 | 4 | 5 | 6 | 7 | 8 | 9 | AB | R | H | RBI | BB | SO | LOB | TOP | | | |
|--|---|--|---|--|------------------------------|----------------------------------|------------------------------|---------------------------------|------------------------------|----------------------------------|------------------------------|----------------------------------|------------------------------|----------------------------------|------------------------------|----------------------------------|--|----------------------------------|------------------------------------|----------------------------------|
| 22 Marcus Giles, R OBP: 0.365, SLG: 0.471 | 2-1 24 G5-3 23 HR 2B | | 3-2 G1-3 | | 4-1 1B BB | | 0-0 F9 | | | 3 | 1 | 1 | 0 | 1 | 0 | 0 | San Diego Padres @ Arizona Diamondbacks Chase Field, Phoenix, AZ Thu Apr 26 2007, 6:40 PM MST Att: 16,802 - Clear - 90 F livebaseballscorecards.com | | | |
| José Cruz Jr., S OBP: 0.456, SLG: 0.673 | 4-2 24 G5-3 23 HR BB | | 0-0 24 G4-3 2B | | 1-0 1-3 1B | | 0-0 24 1B | 2B | | 3 | 2 | 3 | 0 | 1 | 0 | 0 | | | | |
| 24 Brian Giles, L OBP: 0.356, SLG: 0.391 | 1-0 G5-3 | | 0-0 G4-3 | | 1-0 F7 | | 3-1 23 G5-4-3 2B | 1B | | 4 | 0 | 1 | 1 | 0 | 0 | 5 | | | | |
| 23 Adrián González, L OBP: 0.369, SLG: 0.591 | 0-0 2H 3-H HR | | 1-0 G3-1 | | 3-1 G3-1 | | 1-2 G5-4-3 1B | | | 4 | 1 | 1 | 3 | 0 | 0 | 2 | | | | |
| Mike Cameron, R OBP: 0.276, SLG: 0.241 | 1-3 K | | 2-0 G6-3 | | 2-2 G4-3 | | 0-0 P3 | | | 4 | 0 | 0 | 0 | 0 | 1 | 0 | | | | |
| 3 Khalil Greene, R OBP: 0.326, SLG: 0.563 | 2-0 G5-3 | | 1-1 P3 | | 4-1 5 FC6-4 BB | | 0-3 K | | | 3 | 0 | 0 | 0 | 1 | 1 | 0 | | | | |
| 5 Kevin Kouzmanoff, R Geoff Blum, S OBP: 0.197, SLG: 0.214 OBP: 0.138, SLG: 0.154 | 2-1 L9 | | 0-0 G6-3 | | 1-0 FC6-4 | | 3-1 F7 | | | 3 | 0 | 0 | 0 | 0 | 0 | 1 | | | | |
| Rob Bowen, S OBP: 0.353, SLG: 0.372 | 0-1 F8 | | 2-3 K | | 2-2 F9 | | 0-3 K | | | 4 | 0 | 0 | 0 | 0 | 2 | 0 | | | | |
| 32 Chris Young, R 26 Doug Brocail, L 13 Oscar Robles, L 45 Justin Hampson, L | 1-1 G1-3 | | 2-1 G6-3 | | 3-2 F7 | | | | | 2 | 0 | 0 | 0 | 0 | 0 | 0 | | | | |
| Inning Stats | R: 3 E: 0 K: 1 S: 10 | H: 2 LOB: 0 BB: 1 P: 20 | R: 0 E: 0 K: 0 S: 6 | H: 0 LOB: 0 BB: 0 P: 9 | R: 0 E: 0 K: 0 S: 6 | H: 1 LOB: 1 BB: 0 P: 10 | R: 0 E: 0 K: 0 S: 4 | H: 0 LOB: 0 BB: 0 P: 7 | R: 0 E: 0 K: 1 S: 8 | H: 0 LOB: 1 BB: 1 P: 17 | R: 0 E: 0 K: 0 S: 8 | H: 0 LOB: 0 BB: 0 P: 13 | R: 1 E: 0 K: 0 S: 7 | H: 2 LOB: 0 BB: 0 P: 11 | R: 0 E: 0 K: 2 S: 8 | H: 0 LOB: 0 BB: 0 P: 11 | | 1B: 2 2B: 3 3B: 0 HR: 1 | SF: 0 SAC: 0 DP: 1 HBP: 0 | WP: 0 PB: 0 SB: 0 CS: 0 |
| PITCHER | IP WLS BF H R ER SO BB IBB HBP BLK WP HR S P ERA WHIP | IP WLS BF H R ER SO BB IBB HBP BLK WP HR S P ERA WHIP | | | | | | | | | | | | | | | | | | |
| Livan Hernandez, R ERA: 3.94 | (1, 1) 7.0 W 28 | (8, 1) 0.2 3 2 1 1 0 0 0 0 0 0 0 0 6 10 13.50 3.000 | (8, 1) 0.1 H 1 0 0 0 0 0 0 0 0 0 0 0 1 1 0.00 0.000 | (9, 1) 1.0 S 3 0 0 0 2 0 0 0 0 0 0 0 8 11 0.00 0.000 | | | | | | | | | | | | | | | | |

| Batter | 1 | 2 | 3 | 4 | 5 | 6 | 7 | 8 | 9 | AB | R | H | RBI | BB | SO | LOB | BOTTOM | | | | |
|--|---|---|--|--|------------------------------|----------------------------------|-------------------------------|----------------------------------|------------------------------|----------------------------------|-------------------------------|----------------------------------|-------------------------------|----------------------------------|------------------------------|---------------------------------|--|----------------------------------|------------------------------------|----------------------------------|--------|
| 24 Chris Young, R OBP: 0.264, SLG: 0.338 | 3-2 F8 | | 1-1 F7 | | 1-2 P4 | | 0-0 22 S 22 1B | | | 4 | 1 | 1 | 0 | 0 | 0 | 1 | San Diego Padres @ Arizona Diamondbacks Chase Field, Phoenix, AZ Thu Apr 26 2007, 6:40 PM MST Att: 16,802 - Clear - 90 F livebaseballscorecards.com | | | | |
| 22 Eric Byrnes, R OBP: 0.356, SLG: 0.452 | 1-0 G1-3 | | 1-3 K | | 3-1 P4 | | 3-2 1 CS 1B | | | 4 | 0 | 1 | 1 | 0 | 1 | 0 | | | | | |
| 1 Orlando Hudson, S | 1-1 G4-3 | | 3-2 P6 | | 1-0 F7 | | 4-2 1-2 BB | | | 3 | 0 | 0 | 0 | 1 | 0 | 0 | | | | | |
| Chad Tracy, L OBP: 0.356, SLG: 0.442 | | 1-2 6 1B 2B | 0-2 F8 | | 0-1 HR 1B | | 0-0 F8 | | | 4 | 2 | 2 | 0 | 0 | 0 | 1 | | | | | |
| Tony Clark, S OBP: 0.297, SLG: 0.647 | | 2-3 K | | 1-0 HR | | 1-2 1-H HR | | 0-1 G6-3 | | 4 | 2 | 2 | 3 | 0 | 1 | 2 | | | | | |
| 6 Stephen Drew, L OBP: 0.326, SLG: 0.338 | | 2-2 26 E 7 BB WP 2H 1B | | 3-2 WP 2B | | 2-3 K | | 1-1 G3 | | 4 | 1 | 2 | 1 | 0 | 1 | 0 | | | | | |
| 7 Carlos Quentin, R OBP: 0.270, SLG: 0.344 | | 4-2 WP 26 E SF9 BB | | 4-2 G5-4-3 BB | | 4-2 BB | | 1-0 G6-3 | | 1 | 1 | 0 | 0 | 3 | 0 | 0 | | | | | |
| 26 Miguel Montero, L OBP: 0.270, SLG: 0.394 | | 2-2 E1 WP | | 0-0 F8 | | 3-1 L6 | | 0-2 F7 | | 4 | 0 | 0 | 0 | 0 | 5 | | | | | | |
| Livan Hernandez, R 45 Doug Slaten, L Brandon Lyon, R Jose Valverde, R | (1, 1) 0.250, SLG: 0.273 (8, 1) (8, 1) (9, 1) | (1, 1) 5.1 L 25 | (8, 1) 0.2 2 0 0 0 0 0 0 0 0 0 0 0 3 6 0.00 0.000 | (7, 1) 2.0 8 2 1 1 0 1 0 0 0 0 0 0 17 26 4.50 1.500 | | | | | | | | | | | | | | | | | |
| Inning Stats | R: 0 E: 0 K: 0 S: 7 | H: 0 LOB: 0 BB: 0 P: 12 | R: 3 E: 1 K: 1 S: 20 | H: 2 LOB: 1 BB: 1 P: 34 | R: 0 E: 0 K: 1 S: 9 | H: 0 LOB: 0 BB: 0 P: 13 | R: 1 E: 0 K: 0 S: 10 | H: 2 LOB: 1 BB: 1 P: 18 | R: 0 E: 0 K: 0 S: 6 | H: 0 LOB: 0 BB: 0 P: 11 | R: 2 E: 0 K: 1 S: 13 | H: 2 LOB: 1 BB: 1 P: 23 | R: 1 E: 0 K: 0 S: 11 | H: 2 LOB: 1 BB: 1 P: 18 | R: 0 E: 0 K: 0 S: 6 | H: 0 LOB: 0 BB: 0 P: 8 | | 1B: 4 2B: 2 3B: 0 HR: 2 | SF: 1 SAC: 0 DP: 1 HBP: 0 | WP: 2 PB: 0 SB: 1 CS: 1 | PA: 35 |
| PITCHER | IP WLS BF H R ER SO BB IBB HBP BLK WP HR S P ERA WHIP | IP WLS BF H R ER SO BB IBB HBP BLK WP HR S P ERA WHIP | | | | | | | | | | | | | | | | | | | |
| 32 Chris Young, R ERA: 4.33 | (1, 1) 5.1 L 25 | (6, 1) 0.2 2 0 0 0 0 0 0 0 0 0 0 3 6 0.00 0.000 | (7, 1) 2.0 8 2 1 1 0 1 0 0 0 0 0 17 26 4.50 1.500 | | | | | | | | | | | | | | | | | | |
| 26 Doug Brocail, R ERA: 1.59 | (6, 1) 0.2 2 0 0 0 0 0 0 0 0 0 0 3 6 0.00 0.000 | (7, 1) 2.0 8 2 1 1 0 1 0 0 0 0 0 17 26 4.50 1.500 | | | | | | | | | | | | | | | | | | | |
| 45 Justin Hampson, L ERA: 9.0 | (7, 1) 2.0 8 2 1 1 0 1 0 0 0 0 0 17 26 4.50 1.500 | | | | | | | | | | | | | | | | | | | | |

| Batter | 1 | 2 | 3 | 4 | 5 | 6 | 7 | 8 | 9 | AB | R | H | RBI | BB | SO | LOB | TOP | | | | |
|--|-------------------------------|----------------------------------|------------------------------|---------------------------------|-------------------------------|----------------------------------|------------------------------|---------------------------------|------------------------------|---------------------------------|------------------------------|----------------------------------|------------------------------|---------------------------------|------------------------------|---------------------------------|---|------------------------------------|----------------------------------|--------|--|
| 15 Rafael Furcal, S OBP: 0.257, SLG: 0.231 | G5-3 | F9 | | | G4-3 | | | G4-3 | | 4 | 0 | 0 | 0 | 0 | 0 | 1 | Los Angeles Dodgers @ San Diego Padres PETCO Park, San Diego, CA Sat Apr 28, 2007, 10:05 PM EDT Att: 42,385 - Cloudy - 66 F livebaseballscorecards.com | | | | |
| 9 Juan Pierre, L OBP: 0.299, SLG: 0.330 | 2B | | 1B | | P6 | | | 1B | | 4 | 2 | 3 | 0 | 0 | 0 | 0 | | | | | |
| 5 Nomar Garciaparra, R OBP: 0.360, SLG: 0.433 | L9 | | G1-3 | | F7 | | | F9 | | 4 | 0 | 0 | 0 | 0 | 0 | 2 | | | | | |
| 12 Jeff Kent, R OBP: 0.402, SLG: 0.447 | E9 | | | | P2 | | | G6-3 | | 4 | 0 | 2 | 2 | 0 | 0 | 0 | | | | | |
| Luis Gonzalez, L OBP: 0.366, SLG: 0.432 | | | | | G4-3 | | | F7 | | 3 | 0 | 0 | 0 | 1 | 1 | 1 | | | | | |
| 55 Russell Martin, R OBP: 0.411, SLG: 0.487 | F7 | | G5-3 | | | | | F7 | | 4 | 0 | 0 | 0 | 0 | 1 | 3 | | | | | |
| 16 Andre Ethier, L OBP: 0.282, SLG: 0.462 | | | | | G4-3 | | | F7 | | 3 | 0 | 1 | 0 | 0 | 0 | 0 | | | | | |
| Wilson Valdez, R OBP: 0.317, SLG: 0.385 | | FC4-6 | | | G6-3 | | | L7 | | 3 | 0 | 0 | 0 | 0 | 0 | 1 | | | | | |
| Brett Tomko, R 41 Chin-hui Tsao, R | | SH3-4 | | | | | | F8 | | 2 | 0 | 0 | 0 | 0 | 1 | 0 | | | | | |
| Inning Stats | R: 1 E: 1 K: 0 S: 12 | H: 2 LOB: 2 BB: 1 P: 19 | R: 0 E: 0 K: 0 S: 6 | H: 1 LOB: 1 BB: 0 P: 7 | R: 1 E: 0 K: 1 S: 14 | H: 2 LOB: 1 BB: 0 P: 20 | R: 0 E: 0 K: 1 S: 6 | H: 0 LOB: 0 BB: 0 P: 9 | R: 0 E: 0 K: 1 S: 6 | H: 0 LOB: 0 BB: 0 P: 9 | R: 0 E: 0 K: 0 S: 9 | H: 0 LOB: 0 BB: 0 P: 11 | R: 0 E: 0 K: 0 S: 3 | H: 1 LOB: 0 BB: 0 P: 6 | R: 0 E: 0 K: 0 S: 6 | H: 0 LOB: 0 BB: 0 P: 8 | 1B: 4 2B: 2 3B: 0 HR: 0 | SF: 0 SAC: 1 DP: 0 HBP: 0 | WP: 0 PB: 0 SB: 1 CS: 0 | PA: 33 | |
| PITCHER | IP | WLS | BF | H | R | ER | SO | BB | IBB | HBP | BLK | WP | HR | S | P | ERA | WHIP | | | | |
| Greg Maddux, R ERA: 3.86 | 7.0 | W | 27 | 5 | 2 | 2 | 3 | 1 | 0 | 0 | 0 | 0 | 0 | 57 | 80 | 2.57 | 0.857 | | | | |
| Scott Linebrink, R ERA: 3.0 | 1.0 | H | 3 | 1 | 0 | 0 | 0 | 0 | 0 | 0 | 0 | 0 | 0 | 3 | 6 | 0.00 | 1.000 | | | | |
| Trevor Hoffman, R ERA: 6.23 | 1.0 | S | 3 | 0 | 0 | 0 | 0 | 0 | 0 | 0 | 0 | 0 | 0 | 6 | 8 | 0.00 | 0.000 | | | | |

| Batter | 1 | 2 | 3 | 4 | 5 | 6 | 7 | 8 | 9 | AB | R | H | RBI | BB | SO | LOB | BOTTOM | | | | |
|--|------------------------------|----------------------------------|------------------------------|---------------------------------|-------------------------------|----------------------------------|-------------------------------|----------------------------------|------------------------------|---------------------------------|-------------------------------|----------------------------------|------------------------------|---------------------------------|------------------------------|---------------------------------|---|------------------------------------|----------------------------------|--------|--|
| 22 Marcus Giles, R OBP: 0.362, SLG: 0.447 | F9 | | | | F8 | | | | | 4 | 0 | 0 | 0 | 0 | 1 | 0 | Los Angeles Dodgers @ San Diego Padres PETCO Park, San Diego, CA Sat Apr 28, 2007, 10:05 PM EDT Att: 42,385 - Cloudy - 66 F livebaseballscorecards.com | | | | |
| 8 Termerl Stedje, L OBP: 0.322, SLG: 0.356 | G3-1 | | | | P5 | | | P6 | | 4 | 0 | 0 | 0 | 0 | 0 | 0 | | | | | |
| 24 Brian Giles, L OBP: 0.376, SLG: 0.392 | G3-1 | | | | 2B | | | F7 | | 3 | 1 | 1 | 0 | 0 | 0 | 0 | | | | | |
| 23 Adrián González, L OBP: 0.369, SLG: 0.574 | | G4-3 | | | 1B | | | G3 | | 3 | 1 | 1 | 0 | 0 | 0 | 0 | | | | | |
| 3 Khalil Greene, R OBP: 0.313, SLG: 0.554 | | G6-3 | | | 1B | | | F7 | | 3 | 1 | 1 | 2 | 0 | 0 | 0 | | | | | |
| Mike Cameron, R OBP: 0.286, SLG: 0.247 | | F8 | | | 2B | | | 1B | | 3 | 0 | 2 | 1 | 0 | 0 | 0 | | | | | |
| 5 Kevin Kouzmanoff, R OBP: 0.191, SLG: 0.206 | | | | | P4 | | | 1B | | 3 | 0 | 1 | 0 | 0 | 0 | 1 | | | | | |
| Rob Bowen, S OBP: 0.333, SLG: 0.348 | | | | | L3 | | | FC1-5-2 | | 3 | 0 | 0 | 0 | 0 | 1 | 2 | | | | | |
| Greg Maddux, R Scott Linebrink, R 28 Josh Bard, S Trevor Hoffman, R | | G4-3 | | | F8 | | | F8 | | 2 | 0 | 0 | 0 | 0 | 0 | 0 | | | | | |
| Inning Stats | R: 0 E: 0 K: 0 S: 6 | H: 0 LOB: 0 BB: 0 P: 11 | R: 0 E: 0 K: 0 S: 6 | H: 0 LOB: 0 BB: 0 P: 9 | R: 0 E: 0 K: 1 S: 10 | H: 0 LOB: 0 BB: 0 P: 17 | R: 3 E: 0 K: 0 S: 15 | H: 4 LOB: 1 BB: 0 P: 25 | R: 0 E: 0 K: 0 S: 6 | H: 0 LOB: 0 BB: 0 P: 8 | R: 0 E: 0 K: 0 S: 10 | H: 0 LOB: 0 BB: 0 P: 14 | R: 0 E: 0 K: 0 S: 5 | H: 2 LOB: 0 BB: 0 P: 7 | R: 0 E: 0 K: 1 S: 5 | H: 0 LOB: 0 BB: 0 P: 5 | 1B: 5 2B: 2 3B: 0 HR: 0 | SF: 0 SAC: 0 DP: 1 HBP: 0 | WP: 0 PB: 0 SB: 0 CS: 0 | PA: 29 | |
| PITCHER | IP | WLS | BF | H | R | ER | SO | BB | IBB | HBP | BLK | WP | HR | S | P | ERA | WHIP | | | | |
| Brett Tomko, R ERA: 3.09 | 6.1 | L | 25 | 6 | 3 | 3 | 1 | 0 | 0 | 0 | 0 | 0 | 0 | 57 | 90 | 4.26 | 0.947 | | | | |
| 41 Chin-hui Tsao, R ERA: | 1.2 | | 4 | 0 | 0 | 0 | 1 | 0 | 0 | 0 | 0 | 0 | 0 | 6 | 6 | 0.00 | 0.000 | | | | |

| Batter | 1 | 2 | 3 | 4 | 5 | 6 | 7 | 8 | 9 | 10 | 11 | 12 | 13 | 14 | 15 | 16 | 17 | AB | R | H | RBI | BB | SO | LOB | TOP | | |
|--|--|--|---|--|---------------------------------------|--|---------------------------------------|--|---------------------------------------|--|--------------------------------------|--|---------------------------------------|--|---------------------------------------|--|--------------------------------------|---|---------------------------------------|--|--------------------------------------|---|----------------------------------|------------------------------------|----------------------------------|--------|--|
| 16 Rafael Furcal, S OBP: 0.299, SLG: 0.299 58 Chad Billingsley, R (16, 1) | | | | | | | | | | | | | | | | | | 7 | 1 | 2 | 0 | 1 | 0 | 3 | | | |
| 9 Juan Pierre, L OBP: 0.304, SLG: 0.327 (1, 8) | | | | | | | | | | | | | | | | | | 7 | 1 | 2 | 0 | 1 | 1 | 5 | | | |
| 5 Nomar Garciaparra, R OBP: 0.361, SLG: 0.429 (1, 3) | | | | | | | | | | | | | | | | | | 8 | 0 | 3 | 0 | 0 | 1 | 3 | | | |
| 12 Jeff Kent, R OBP: 0.400, SLG: 0.467 (1, 4) | | | | | | | | | | | | | | | | | | 7 | 1 | 2 | 1 | 1 | 1 | 4 | | | |
| 18 Ramon Martinez, R OBP: 0.262, SLG: 0.263 ERA: 0.23 26 Doug Brocail, R ERA: 1.35 21 Heath Bell, R ERA: 0.57 43 Cia Meredith, R ERA: 0.57 41 Kevin Cameron, R ERA: 0.57 | | | | | | | | | | | | | | | | | | 6 | 0 | 1 | 1 | 2 | 2 | 3 | | | |
| Derek Lowe, R OBP: 0.385, SLG: 0.222 Joe Beimel, L (7, 1) | | | | | | | | | | | | | | | | | | 7 | 0 | 2 | 0 | 0 | 1 | 3 | | | |
| 16 Andre Ethier, L OBP: 0.327, SLG: 0.435 (8, 9) | | | | | | | | | | | | | | | | | | 4 | 0 | 0 | 0 | 0 | 0 | 1 | | | |
| Inning Stats | R: 2 H: 3 E: 0 K: 0 S: 18 | H: 3 R: 4 ER: 0 SO: 2 BB: 0 P: 29 | R: 0 H: 1 E: 0 K: 0 S: 8 | H: 1 R: 4 LOB: 1 BB: 0 P: 10 | R: 2 H: 2 E: 0 K: 1 S: 10 | H: 2 R: 4 LOB: 0 BB: 0 P: 15 | R: 0 H: 1 E: 0 K: 1 S: 9 | H: 1 R: 4 LOB: 0 BB: 0 P: 13 | R: 0 H: 0 E: 0 K: 2 S: 10 | H: 0 R: 1 LOB: 0 BB: 0 P: 13 | R: 0 H: 0 E: 0 K: 0 S: 8 | H: 2 R: 4 LOB: 2 BB: 0 P: 10 | R: 0 H: 0 E: 0 K: 2 S: 13 | H: 1 R: 2 LOB: 3 BB: 1 P: 24 | R: 0 H: 1 E: 0 K: 0 S: 9 | H: 0 R: 1 LOB: 0 BB: 1 P: 16 | R: 0 H: 1 E: 0 K: 0 S: 7 | H: 1 R: 4 LOB: 0 BB: 0 P: 9 | R: 1 H: 1 E: 0 K: 0 S: 10 | H: 1 R: 4 LOB: 1 BB: 0 P: 15 | 1B: 12 2B: 3 3B: 0 HR: 2 | SF: 0 SAC: 2 DP: 3 HBP: 1 | WP: 0 PB: 1 SB: 2 CS: 1 | PA: 71 | | | |
| PITCHER | IP: 5.0 WLS: 24 BF: 4 H: 4 R: 4 ER: 4 SO: 3 BB: 0 IBB: 0 HBP: 0 BLK: 0 WP: 0 HR: 2 S: 56 P: 82 ERA: 7.20 WHIP: 1.800 | IP: 4.0 WLS: 15 BF: 3 H: 1 R: 0 ER: 0 SO: 0 BB: 1 IBB: 0 HBP: 0 BLK: 0 WP: 0 HR: 0 S: 34 P: 55 ERA: 0.00 WHIP: 1.000 | | | | | | | | | | | | | | | | | | | | | | | | | |
| 22 Marcus Giles, R OBP: 0.276, SLG: 0.469 5 Kevin Kuzmaroff, R OBP: 0.181, SLG: 0.194 (10, 5) | | | | | | | | | | | | | | | | | | 4 | 2 | 3 | 1 | 0 | 0 | 0 | | | |
| 24 Brian Giles, L OBP: 0.362, SLG: 0.385 (1, 9) | | | | | | | | | | | | | | | | | | 7 | 0 | 1 | 1 | 0 | 1 | 4 | | | |
| 23 Adrián González, L OBP: 0.359, SLG: 0.551 45 Justin Hampson, L (14, 1) | | | | | | | | | | | | | | | | | | 6 | 0 | 1 | 1 | 0 | 1 | 3 | | | |
| 3 Khalil Greene, R OBP: 0.302, SLG: 0.520 (1, 8) | | | | | | | | | | | | | | | | | | 6 | 0 | 0 | 0 | 1 | 1 | 2 | | | |
| 28 Josh Bard, S OBP: 0.308, SLG: 0.368 41 Kevin Cameron, R (12, 1) | | | | | | | | | | | | | | | | | | 5 | 0 | 0 | 0 | 0 | 0 | 2 | | | |
| Pete LaForest, L OBP: 0.421, SLG: 0.375 (14, 3) | | | | | | | | | | | | | | | | | | 2 | 0 | 0 | 0 | 0 | 1 | 0 | | | |
| Mike Cameron, R OBP: 0.268, SLG: 0.230 (1, 8) | | | | | | | | | | | | | | | | | | 7 | 0 | 0 | 0 | 0 | 1 | 0 | | | |
| Geoff Blum, S OBP: 0.189, SLG: 0.156 (10, 4) | | | | | | | | | | | | | | | | | | 5 | 1 | 1 | 0 | 2 | 0 | 0 | | | |
| David Wells, L 26 Doug Brocail, L 19 Oscar Robles, L 21 Heath Bell, R 8 Tarnai Sledge, L 43 Cia Meredith, R Rudy Seanez, R OBP: 0.176, SLG: 0.087 (1, 1) | | | | | | | | | | | | | | | | | | 2 | 0 | 0 | 0 | 0 | 0 | 1 | | | |
| Inning Stats | R: 1 H: 2 E: 0 K: 0 S: 6 | H: 2 R: 4 ER: 0 SO: 1 BB: 0 P: 10 | R: 0 H: 1 E: 0 K: 1 S: 7 | H: 1 R: 4 LOB: 1 BB: 0 P: 10 | R: 2 H: 3 E: 0 K: 1 S: 9 | H: 3 R: 4 LOB: 1 BB: 1 P: 20 | R: 0 H: 0 E: 0 K: 2 S: 12 | H: 0 R: 1 LOB: 0 BB: 0 P: 13 | R: 0 H: 0 E: 0 K: 0 S: 9 | H: 1 R: 4 LOB: 0 BB: 0 P: 17 | R: 0 H: 0 E: 0 K: 0 S: 6 | H: 0 R: 1 LOB: 0 BB: 0 P: 7 | R: 1 H: 1 E: 0 K: 0 S: 8 | H: 1 R: 4 LOB: 1 BB: 0 P: 12 | R: 0 H: 0 E: 0 K: 1 S: 10 | H: 0 R: 1 LOB: 0 BB: 0 P: 6 | R: 0 H: 0 E: 0 K: 0 S: 7 | H: 0 R: 1 LOB: 0 BB: 0 P: 8 | R: 0 H: 0 E: 0 K: 2 S: 9 | H: 0 R: 1 LOB: 0 BB: 0 P: 16 | R: 0 H: 0 E: 0 K: 1 S: 7 | H: 0 R: 4 LOB: 0 BB: 0 P: 9 | 1B: 7 2B: 1 3B: 0 HR: 0 | SF: 0 SAC: 1 DP: 1 HBP: 0 | WP: 0 PB: 0 SB: 1 CS: 0 | PA: 64 | |
| PITCHER | IP: 6.1 WLS: 28 BF: 8 H: 4 R: 4 ER: 4 SO: 3 BB: 0 IBB: 0 HBP: 0 BLK: 0 WP: 0 HR: 0 S: 54 P: 86 ERA: 5.68 WHIP: 1.579 | IP: 2.0 WLS: 8 BF: 0 H: 0 R: 0 ER: 0 SO: 2 BB: 0 IBB: 0 HBP: 0 BLK: 0 WP: 0 HR: 0 S: 16 P: 24 ERA: 0.00 WHIP: 0.000 | IP: 2.0 WLS: 8 BF: 0 H: 0 R: 0 ER: 0 SO: 4 BB: 1 IBB: 0 HBP: 0 BLK: 0 WP: 0 HR: 0 S: 24 P: 37 ERA: 0.00 WHIP: 0.500 | | | | | | | | | | | | | | | | | | | | | | | | |

Los Angeles Dodgers @ San Diego Padres
PETCO Park, San Diego, CA
Sun Apr 29 2007, 4:05 PM EDT
Att. 44,028 - Cloudy - 72 F

AB: 63
R: 5
H: 16
RBI: 4
BB: 5
SO: 8
LOB: 38



Los Angeles Dodgers @ San Diego Padres
PETCO Park, San Diego, CA
Sun Apr 29 2007, 4:05 PM EDT
Att. 44,028 - Cloudy - 72 F

AB: 59
R: 4
H: 9
RBI: 4
BB: 4
SO: 12
LOB: 18



| Batter | 1 | 2 | 3 | 4 | 5 | 6 | 7 | 8 | 9 | AB | R | H | RBI | BB | SO | LOB | TOP | | | |
|--|---|----------------------------------|------------------------------|----------------------------------|------------------------------|----------------------------------|------------------------------|----------------------------------|-------------------------------|----------------------------------|-------------------------------|----------------------------------|------------------------------|----------------------------------|-------------------------------|----------------------------------|---|----------------------------------|------------------------------------|-------------------------|
| Felipe Lopez, S (1,6) OBP: 0.319, SLG: 0.294 | | | | | | | | | | 4 | 0 | 0 | 0 | 0 | 4 | 3 | Washington Nationals @ San Diego Padres PETCO Park, San Diego, CA Mon Apr 30 2007, 10:05 PM EDT Att: 19,769 - Cloudy - 65 F | | | |
| 10 Ronnie Belliard, R (1,4) OBP: 0.340, SLG: 0.386 | | | | | | | | | | 4 | 0 | 1 | 0 | 0 | 1 | 3 | | | | |
| 11 Ryan Zimmerman, R (1,5) OBP: 0.288, SLG: 0.327 | | | | | | | | | | 4 | 0 | 1 | 0 | 0 | 1 | 1 | | | | |
| Ryan Church, L (1,8) OBP: 0.394, SLG: 0.500 | | | | | | | | | | 3 | 2 | 1 | 0 | 0 | 0 | 1 | | | | |
| 25 Austin Kearns, R (1,9) OBP: 0.360, SLG: 0.455 | | | | | | | | | | 4 | 1 | 2 | 1 | 0 | 0 | 1 | | | | |
| 21 Dmitri Young, S (1,3) OBP: 0.361, SLG: 0.440 | | | | | | | | | | 3 | 0 | 1 | 1 | 1 | 0 | 1 | | | | |
| 5 Kory Casto, L (1,7) OBP: 0.229, SLG: 0.212 | | | | | | | | | | 4 | 0 | 1 | 1 | 0 | 1 | 1 | | | | |
| Brian Schneider, L (1,2) OBP: 0.289, SLG: 0.250 | | | | | | | | | | 3 | 0 | 0 | 0 | 1 | 2 | 1 | | | | |
| 22 John Patterson, R (7,PH) 13 Robert Fick, L (7,PH) 52 Saul Rivera, S (7,PH) 34 Ray King, L (7,PH) Jon Rauch, R (8,PH) Michael Rostovich, R (8,PH) 32 Chad Cordero, R (8,PH) | | | | | | | | | | 2 | 0 | 0 | 0 | 0 | 2 | 0 | | | | |
| Inning Stats | R: 0 E: 0 K: 3 S: 9 | H: 0 LOB: 0 BB: 0 P: 13 | R: 1 E: 0 K: 0 S: 9 | H: 1 LOB: 0 BB: 0 P: 16 | R: 0 E: 0 K: 2 S: 9 | H: 0 LOB: 0 BB: 0 P: 12 | R: 1 E: 0 K: 0 S: 8 | H: 2 LOB: 1 BB: 0 P: 12 | R: 0 E: 0 K: 1 S: 10 | H: 1 LOB: 3 BB: 0 P: 16 | R: 1 E: 0 K: 2 S: 20 | H: 2 LOB: 3 BB: 2 P: 35 | R: 0 E: 0 K: 0 S: 9 | H: 0 LOB: 0 BB: 0 P: 10 | R: 0 E: 0 K: 2 S: 13 | H: 1 LOB: 1 BB: 0 P: 22 | | 1B: 5 2B: 2 3B: 0 HR: 0 | SF: 0 SAC: 0 DP: 1 HBP: 1 | WP: 1 PB: 0 CS: 1 |
| PITCHER | IP WLS BF H R ER SO BB IBB HBP BLK WP HR S P ERA WHIP | | | | | | | | | | | | | | | | | | | |
| 44 Jake Peavy, R (1,1) ERA: 2.06 | 7.0 L 29 6 3 3 10 2 0 1 0 1 0 74 116 3.86 1.143 | | | | | | | | | | | | | | | | | | | |
| 21 Heath Bell, R (8,1) ERA: 0.54 | 1.0 3 0 0 0 0 0 0 0 0 0 0 9 10 0.00 0.000 | | | | | | | | | | | | | | | | | | | |
| 40 Royce Ring, L (9,1) ERA: | 1.0 4 1 0 0 2 0 0 0 0 0 0 13 22 0.00 1.000 | | | | | | | | | | | | | | | | | | | |

| | |
|-----|----|
| AB | 33 |
| R | 3 |
| H | 7 |
| RBI | 3 |
| BB | 2 |
| SO | 12 |
| LOB | 16 |



| Batter | 1 | 2 | 3 | 4 | 5 | 6 | 7 | 8 | 9 | AB | R | H | RBI | BB | SO | LOB | BOTTOM | | | |
|---|---|----------------------------------|------------------------------|----------------------------------|------------------------------|----------------------------------|------------------------------|---------------------------------|------------------------------|----------------------------------|-------------------------------|----------------------------------|------------------------------|----------------------------------|------------------------------|----------------------------------|---|------------------------------------|-------------------------|--------|
| 8 Termel Sledge, L (1,7) OBP: 0.379, SLG: 0.426 | | | | | | | | | | 2 | 1 | 1 | 1 | 1 | 1 | 0 | Washington Nationals @ San Diego Padres PETCO Park, San Diego, CA Mon Apr 30 2007, 10:05 PM EDT Att: 19,769 - Cloudy - 65 F | | | |
| José Cruz Jr., S (7,PH) OBP: 0.429, SLG: 0.677 | | | | | | | | | | 3 | 0 | 0 | 0 | 0 | 1 | 2 | | | | |
| 24 Brian Giles, L (1,9) OBP: 0.358, SLG: 0.374 | | | | | | | | | | 3 | 0 | 1 | 0 | 1 | 0 | 1 | | | | |
| 23 Adrián González, L (1,3) OBP: 0.364, SLG: 0.545 | | | | | | | | | | 4 | 1 | 1 | 1 | 0 | 0 | 4 | | | | |
| 28 Josh Bard, S (1,2) OBP: 0.302, SLG: 0.429 | | | | | | | | | | 4 | 1 | 1 | 1 | 0 | 0 | 4 | | | | |
| 3 Khalil Greene, R (1,6) OBP: 0.300, SLG: 0.529 | | | | | | | | | | 4 | 0 | 1 | 0 | 0 | 0 | 4 | | | | |
| Mike Cameron, R (1,8) OBP: 0.267, SLG: 0.240 | | | | | | | | | | 4 | 0 | 1 | 0 | 0 | 1 | 1 | | | | |
| 5 Kevin Kouzmanoff, R (1,5) OBP: 0.171, SLG: 0.163 | | | | | | | | | | 4 | 0 | 0 | 0 | 0 | 1 | 2 | | | | |
| 13 Oscar Robles, L (1,4) OBP: 0.200, SLG: 0.200 | | | | | | | | | | 4 | 0 | 1 | 0 | 0 | 0 | 0 | | | | |
| 44 Jake Peavy, R (1,1) ERA: 6.44 Geoff Blum, S (7,PH) 21 Heath Bell, R (8,1) 40 Royce Ring, L (9,1) | | | | | | | | | | 2 | 0 | 1 | 0 | 0 | 0 | 0 | | | | |
| Inning Stats | R: 0 E: 0 K: 1 S: 6 | H: 0 LOB: 0 BB: 0 P: 11 | R: 0 E: 0 K: 1 S: 7 | H: 1 LOB: 0 BB: 0 P: 12 | R: 1 E: 0 K: 1 S: 9 | H: 1 LOB: 0 BB: 0 P: 14 | R: 0 E: 0 K: 0 S: 5 | H: 1 LOB: 0 BB: 0 P: 9 | R: 0 E: 0 K: 0 S: 7 | H: 0 LOB: 0 BB: 0 P: 13 | R: 0 E: 0 K: 2 S: 17 | H: 2 LOB: 2 BB: 0 P: 24 | R: 1 E: 0 K: 0 S: 6 | H: 1 LOB: 0 BB: 0 P: 11 | R: 0 E: 0 K: 0 S: 9 | H: 0 LOB: 0 BB: 0 P: 16 | 1B: 3 2B: 2 3B: 1 HR: 2 | SF: 0 SAC: 0 DP: 2 HBP: 1 | WP: 0 PB: 0 CS: 0 | PA: 35 |
| PITCHER | IP WLS BF H R ER SO BB IBB HBP BLK WP HR S P ERA WHIP | | | | | | | | | | | | | | | | | | | |
| 22 John Patterson, R (1,1) ERA: 6.44 | 6.0 W 23 4 1 1 3 2 0 0 0 0 0 44 77 1.50 1.000 | | | | | | | | | | | | | | | | | | | |
| 52 Saul Rivera, R (7,1) ERA: 3.72 | 0.1 H 3 2 0 0 1 0 0 0 0 0 0 10 15 0.00 6.000 | | | | | | | | | | | | | | | | | | | |
| 34 Ray King, L (7,1) ERA: 10.8 | 1.1 H 5 1 1 1 1 0 0 1 0 0 1 11 17 6.75 0.750 | | | | | | | | | | | | | | | | | | | |
| Jon Rauch, R (8,1) ERA: 5.85 | 0.1 H 1 0 0 0 0 0 0 0 0 0 0 2 3 0.00 0.000 | | | | | | | | | | | | | | | | | | | |
| 32 Chad Cordero, R (9,1) ERA: 4.73 | 1.0 S 3 0 0 0 0 0 0 0 0 0 0 9 16 0.00 0.000 | | | | | | | | | | | | | | | | | | | |

| | |
|-----|----|
| AB | 32 |
| R | 2 |
| H | 7 |
| RBI | 2 |
| BB | 2 |
| SO | 5 |
| LOB | 18 |



| Batter | 1 | 2 | 3 | 4 | 5 | 6 | 7 | 8 | 9 | AB | R | H | RBI | BB | SO | LOB | TOP | | | | |
|---|------------------------------|----------------------------------|------------------------------|---------------------------------|------------------------------|----------------------------------|-------------------------------|----------------------------------|-------------------------------|----------------------------------|------------------------------|----------------------------------|-------------------------------|----------------------------------|------------------------------|----------------------------------|--|------------------------------------|----------------------------------|--------|--|
| Felipe Lopez, S OBP: 0.309, SLG: 0.283 | F9 | | P5 | | | G4-3 | | K | | 4 | 0 | 0 | 0 | 0 | 1 | 2 | Washington Nationals @ San Diego Padres PETCO Park, San Diego, CA Tue May 01 2007, 10:05 PM EDT Att: 19,438 - Cloudy - 66 F | | | | |
| 10 Ronnie Belliard, R OBP: 0.336, SLG: 0.375 | K | | K | | | BB | | FC6-4 | | 3 | 0 | 0 | 0 | 1 | 2 | 2 | | | | | |
| 11 Ryan Zimmerman, R (1,5) | BB | | | | P4 | P2 | | L8 | | 3 | 0 | 0 | 0 | 1 | 0 | 1 | | | | | |
| Ryan Church, L OBP: 0.380, SLG: 0.478 | F8 | | | | F8 | K | | K | | 4 | 0 | 0 | 0 | 0 | 2 | 2 | | | | | |
| 25 Austin Kearns, R OBP: 0.357, SLG: 0.447 | | 1B | | | K | | | L7 | | 4 | 0 | 1 | 0 | 0 | 1 | 0 | | | | | |
| 21 Dmitri Young, S OBP: 0.351, SLG: 0.426 | L3 | | | | | F7 | | L7 | | 3 | 0 | 0 | 0 | 0 | 0 | 1 | | | | | |
| 5 Kory Casto, L OBP: 0.194 | F9 | | | | | K | | K | | 3 | 0 | 0 | 0 | 0 | 2 | 0 | | | | | |
| 59 Micah Bowie, L (7, 1) | | | | | | K | | K | | 0 | 0 | 0 | 0 | 0 | 0 | 0 | | | | | |
| Brian Schneider, L OBP: 0.301, SLG: 0.278 | | | G6-3 | | | 2B | | 1B | | 3 | 0 | 2 | 0 | 0 | 0 | 0 | | | | | |
| 41 Shawn Hill, R OBP: 0.333, SLG: 0.200 | | | | | | F8 | | K | | 1 | 0 | 0 | 0 | 1 | 0 | 1 | | | | | |
| Chris Snelling, L OBP: 0.361, SLG: 0.327 | | | | | | | | | | 1 | 0 | 0 | 0 | 0 | 1 | 1 | | | | | |
| Inning Stats | R: 0 E: 0 K: 1 S: 7 | H: 0 LOB: 1 BB: 1 P: 12 | R: 0 E: 0 K: 0 S: 4 | H: 1 LOB: 0 BB: 0 P: 8 | R: 0 E: 0 K: 1 S: 9 | H: 0 LOB: 1 BB: 1 P: 16 | R: 0 E: 0 K: 1 S: 10 | H: 0 LOB: 0 BB: 0 P: 15 | R: 0 E: 0 K: 1 S: 11 | H: 0 LOB: 1 BB: 1 P: 18 | R: 0 E: 0 K: 1 S: 7 | H: 0 LOB: 0 BB: 0 P: 11 | R: 0 E: 0 K: 2 S: 10 | H: 1 LOB: 1 BB: 0 P: 18 | R: 0 E: 0 K: 1 S: 8 | H: 0 LOB: 0 BB: 0 P: 10 | 1B: 2 2B: 2 3B: 0 HR: 0 | SF: 0 SAC: 0 DP: 1 HBP: 0 | WP: 0 PB: 0 SB: 1 CS: 0 | PA: 32 | |
| PITCHER | IP | WLS | BF | H | R | ER | SO | BB | IBB | HBP | BLK | WP | HR | S | P | ERA | WHIP | | | | |
| 32 Chris Young, R ERA: 3.34 | 8.0 | W | 29 | 3 | 0 | 0 | 8 | 3 | 0 | 0 | 0 | 0 | 0 | 64 | 106 | 0.00 | 0.750 | | | | |
| Trevor Hoffman, R ERA: 5.99 | 1.0 | S | 3 | 0 | 0 | 0 | 1 | 0 | 0 | 0 | 0 | 0 | 0 | 8 | 10 | 0.00 | 0.000 | | | | |

| Batter | 1 | 2 | 3 | 4 | 5 | 6 | 7 | 8 | 9 | AB | R | H | RBI | BB | SO | LOB | BOTTOM | | | | |
|---|------------------------------|----------------------------------|------------------------------|----------------------------------|------------------------------|----------------------------------|------------------------------|----------------------------------|------------------------------|----------------------------------|------------------------------|----------------------------------|-------------------------------|----------------------------------|------------------------------|----------------------------------|--|------------------------------------|----------------------------------|--------|--|
| José Cruz Jr., S OBP: 0.419, SLG: 0.652 | F9 | | 1B | | | K | | P6 | | 4 | 0 | 1 | 0 | 0 | 1 | 1 | Washington Nationals @ San Diego Padres PETCO Park, San Diego, CA Tue May 01 2007, 10:05 PM EDT Att: 19,438 - Cloudy - 66 F | | | | |
| 24 Brian Giles, L OBP: 0.355, SLG: 0.369 | G6-3 | | CS | | 2B | G4-3 | | G4-3 | | 4 | 1 | 1 | 0 | 0 | 0 | 0 | | | | | |
| 23 Adrián González, L OBP: 0.368, SLG: 0.549 | BB | | | | 2B | K | | G4-3 | | 3 | 0 | 1 | 1 | 1 | 1 | 0 | | | | | |
| 28 Josh Bard, S OBP: 0.283, SLG: 0.400 | F7 | | | | G4-3 | G6-3 | | | | 3 | 0 | 0 | 0 | 0 | 0 | 2 | | | | | |
| 3 Khalil Greene, R OBP: 0.292, SLG: 0.514 | | K | | | K | | | K | | 3 | 0 | 0 | 0 | 0 | 3 | 1 | | | | | |
| Mike Cameron, R OBP: 0.269, SLG: 0.236 | F8 | | | | G5-3 | | | BB | | 2 | 1 | 0 | 0 | 1 | 0 | 1 | | | | | |
| 5 Kevin Kouzmanoff, R OBP: 0.177, SLG: 0.216 | L6 | | | | G4-3 | | | SH1-3 | | 3 | 1 | 1 | 1 | 0 | 0 | 0 | | | | | |
| 13 Oscar Robles, L OBP: 0.143, SLG: 0.143 | | | G3 | | | L9 | | SH1-3 | | 2 | 0 | 0 | 1 | 0 | 0 | 0 | | | | | |
| 32 Chris Young, R OBP: 0.214, SLG: 0.083 | | | G6-3 | | | | | K | | 2 | 0 | 0 | 0 | 1 | 1 | 0 | | | | | |
| Trevor Hoffman, R (9, 1) | | | | | | | | | | 0 | 0 | 0 | 0 | 0 | 0 | 0 | | | | | |
| Inning Stats | R: 0 E: 0 K: 0 S: 8 | H: 0 LOB: 1 BB: 1 P: 16 | R: 0 E: 0 K: 1 S: 7 | H: 0 LOB: 0 BB: 0 P: 11 | R: 0 E: 0 K: 0 S: 6 | H: 1 LOB: 0 BB: 0 P: 11 | R: 1 E: 0 K: 1 S: 9 | H: 2 LOB: 1 BB: 0 P: 17 | R: 0 E: 0 K: 1 S: 9 | H: 0 LOB: 1 BB: 1 P: 18 | R: 0 E: 0 K: 1 S: 8 | H: 0 LOB: 0 BB: 0 P: 13 | R: 2 E: 0 K: 2 S: 11 | H: 1 LOB: 0 BB: 1 P: 18 | R: 0 E: 0 K: 0 S: 8 | H: 0 LOB: 0 BB: 0 P: 14 | 1B: 2 2B: 1 3B: 1 HR: 0 | SF: 0 SAC: 1 DP: 0 HBP: 0 | WP: 0 PB: 0 SB: 1 CS: 1 | PA: 31 | |
| PITCHER | IP | WLS | BF | H | R | ER | SO | BB | IBB | HBP | BLK | WP | HR | S | P | ERA | WHIP | | | | |
| 41 Shawn Hill, R ERA: 3.0 | 6.1 | L | 25 | 4 | 3 | 3 | 5 | 3 | 0 | 0 | 0 | 0 | 0 | 54 | 99 | 4.26 | 1.105 | | | | |
| 59 Micah Bowie, L ERA: 2.63 | 1.2 | | 5 | 0 | 0 | 0 | 1 | 0 | 0 | 0 | 0 | 0 | 0 | 12 | 19 | 0.00 | 0.000 | | | | |



| Batter | 1 | 2 | 3 | 4 | 5 | 6 | 7 | 8 | 9 | AB | R | H | RBI | BB | SO | LOB | TOP | | | | | |
|---|------------------------------|----------------------------------|-------------------------------|----------------------------------|------------------------------|---------------------------------|------------------------------|----------------------------------|-------------------------------|----------------------------------|-------------------------------|----------------------------------|-------------------------------|----------------------------------|-------------------------------|----------------------------------|---|----------------------------------|----------------------------------|------------------------------------|----------------------------------|--------|
| 22 Marcus Giles, R OBP: 0.373, SLG: 0.458 | | | | | | | | | | 4 | 1 | 1 | 0 | 0 | 2 | 1 | San Diego Padres @ Florida Marlins Dolphin Stadium, Miami, FL Fri May 04 2007, 7:05 PM EDT Att: 24,691 - Partly Cloudy - 83 F | | | | | |
| José Cruz Jr., S OBP: 0.402, SLG: 0.622 | | | | | | | | | | 4 | 1 | 1 | 0 | 0 | 2 | 1 | | | | | | |
| 24 Brian Giles, L OBP: 0.341, SLG: 0.347 | | | | | | | | | | 3 | 1 | 0 | 0 | 1 | 0 | 0 | | | | | | |
| 23 Adrián González, L OBP: 0.368, SLG: 0.555 | | | | | | | | | | 3 | 0 | 0 | 0 | 1 | 2 | 3 | | | | | | |
| 3 Khalil Greene, R OBP: 0.298, SLG: 0.523 | | | | | | | | | | 2 | 0 | 1 | 1 | 1 | 0 | 1 | | | | | | |
| 28 Josh Bard, S OBP: 0.296, SLG: 0.360 | | | | | | | | | | 3 | 1 | 0 | 0 | 1 | 2 | 3 | | | | | | |
| Mike Cameron, R OBP: 0.276, SLG: 0.265 | | | | | | | | | | 4 | 0 | 1 | 3 | 0 | 1 | 2 | | | | | | |
| 5 Kevin Kouzmanoff, R OBP: 0.176, SLG: 0.205 | | | | | | | | | | 2 | 0 | 0 | 0 | 1 | 0 | 1 | | | | | | |
| 13 Oscar Robles, L OBP: 0.200, SLG: 0.200 | | | | | | | | | | 1 | 0 | 0 | 0 | 0 | 0 | 0 | | | | | | |
| Greg Maddux, R OBP: 0.400, SLG: 0.458 | | | | | | | | | | 2 | 0 | 0 | 0 | 0 | 1 | 2 | | | | | | |
| 8 Terrel Sledge, L OBP: 0.400, SLG: 0.458 | | | | | | | | | | 0 | 0 | 0 | 0 | 1 | 0 | 0 | | | | | | |
| 21 Heath Bell, R OBP: 0.200, SLG: 0.171 | | | | | | | | | | 0 | 0 | 0 | 0 | 0 | 0 | 0 | | | | | | |
| Geoff Blum, S OBP: 0.200, SLG: 0.171 | | | | | | | | | | 1 | 0 | 0 | 0 | 0 | 0 | 0 | | | | | | |
| Inning Stats | R: 0 E: 0 K: 1 S: 6 | H: 0 LOB: 0 BB: 0 P: 11 | R: 0 E: 0 K: 1 S: 12 | H: 0 LOB: 1 BB: 1 P: 20 | R: 0 E: 0 K: 0 S: 5 | H: 0 LOB: 0 BB: 0 P: 9 | R: 0 E: 0 K: 1 S: 8 | H: 0 LOB: 0 BB: 0 P: 10 | R: 0 E: 0 K: 1 S: 14 | H: 1 LOB: 2 BB: 1 P: 25 | R: 4 E: 0 K: 1 S: 15 | H: 3 LOB: 1 BB: 2 P: 31 | R: 0 E: 0 K: 2 S: 12 | H: 0 LOB: 1 BB: 1 P: 18 | R: 0 E: 0 K: 2 S: 10 | H: 0 LOB: 1 BB: 1 P: 16 | R: 0 E: 0 K: 1 S: 9 | H: 0 LOB: 0 BB: 0 P: 13 | 1B: 3 2B: 0 3B: 1 HR: 0 | SF: 1 SAC: 0 DP: 0 HBP: 0 | WP: 0 PB: 0 SB: 0 CS: 1 | PA: 37 |
| PITCHER | IP | WLS | BF | H | R | ER | SO | BB | IBB | HBP | BLK | WP | HR | S | P | ERA | WHIP | | | | | |
| Dontrelle Willis, L ERA: 5.44 | 6.0 | | 26 | 4 | 4 | 4 | 5 | 4 | 0 | 0 | 0 | 0 | 0 | 60 | 106 | 6.00 | 1.333 | | | | | |
| Kevin Gregg, R ERA: 3.0 | 0.2 | 3 | 0 | 0 | 0 | 0 | 2 | 1 | 0 | 0 | 0 | 0 | 0 | 11 | 17 | 0.00 | 1.500 | | | | | |
| 57 Taylor Tankersley, L ERA: 3.38 | 1.1 | W | 4 | 0 | 0 | 0 | 2 | 1 | 0 | 0 | 0 | 0 | 0 | 11 | 17 | 0.00 | 0.750 | | | | | |
| 77 Henry Owens, R ERA: 2.16 | 1.0 | S | 3 | 0 | 0 | 0 | 1 | 0 | 0 | 0 | 0 | 0 | 0 | 9 | 13 | 0.00 | 0.000 | | | | | |

| Batter | 1 | 2 | 3 | 4 | 5 | 6 | 7 | 8 | 9 | AB | R | H | RBI | BB | SO | LOB | BOTTOM | | | | | | |
|---|-------------------------------|----------------------------------|-------------------------------|----------------------------------|------------------------------|----------------------------------|------------------------------|---------------------------------|-------------------------------|----------------------------------|------------------------------|---------------------------------|-------------------------------|----------------------------------|-------------------------------|----------------------------------|---|------------------------------------|----------------------------------|--------|--|--|--|
| 2 Hanley Ramirez, R OBP: 0.437, SLG: 0.573 | | | | | | | | | | 5 | 2 | 4 | 0 | 0 | 0 | 1 | San Diego Padres @ Florida Marlins Dolphin Stadium, Miami, FL Fri May 04 2007, 7:05 PM EDT Att: 24,691 - Partly Cloudy - 83 F | | | | | | |
| 6 Dan Uggla, R OBP: 0.311, SLG: 0.426 | | | | | | | | | | 3 | 1 | 1 | 0 | 1 | 1 | 3 | | | | | | | |
| Miguel Cabrera, R OBP: 0.445, SLG: 0.653 | | | | | | | | | | 3 | 0 | 2 | 1 | 1 | 1 | 2 | | | | | | | |
| 17 Mike Jacobs, L OBP: 0.389, SLG: 0.519 | | | | | | | | | | 4 | 0 | 1 | 1 | 0 | 0 | 5 | | | | | | | |
| 14 Josh Willingham, R OBP: 0.388, SLG: 0.554 | | | | | | | | | | 4 | 1 | 1 | 2 | 0 | 0 | 4 | | | | | | | |
| Joe Borchard, S OBP: 0.324, SLG: 0.372 | | | | | | | | | | 4 | 1 | 1 | 1 | 0 | 1 | 4 | | | | | | | |
| Miguel Olivo, R OBP: 0.260, SLG: 0.320 | | | | | | | | | | 4 | 0 | 2 | 0 | 0 | 0 | 0 | | | | | | | |
| 4 Alfredo Amezaga, S OBP: 0.300, SLG: 0.400 | | | | | | | | | | 4 | 0 | 0 | 0 | 0 | 1 | 2 | | | | | | | |
| Dontrelle Willis, L ERA: 5.44 | 6.0 | | 27 | 8 | 3 | 3 | 5 | 0 | 0 | 0 | 0 | 0 | 0 | 60 | 80 | 4.50 | | 1.333 | | | | | |
| Kevin Gregg, R ERA: 3.0 | 1.0 | H | 4 | 1 | 0 | 0 | 1 | 1 | 0 | 0 | 0 | 0 | 0 | 10 | 16 | 0.00 | | 2.000 | | | | | |
| 57 Taylor Tankersley, L ERA: 3.38 | 1.0 | L | 6 | 3 | 2 | 2 | 1 | 0 | 0 | 0 | 0 | 2 | 11 | 17 | 18.00 | 3.000 | | | | | | | |
| 77 Henry Owens, R ERA: 2.16 | 1.0 | | 3 | 2 | 2 | 1 | 0 | 0 | 0 | 0 | 0 | 2 | 11 | 17 | 18.00 | 3.000 | | | | | | | |
| Inning Stats | R: 2 E: 0 K: 0 S: 11 | H: 3 LOB: 1 BB: 0 P: 13 | R: 0 E: 1 K: 2 S: 12 | H: 2 LOB: 2 BB: 0 P: 16 | R: 0 E: 0 K: 0 S: 9 | H: 1 LOB: 1 BB: 0 P: 11 | R: 0 E: 0 K: 1 S: 8 | H: 0 LOB: 0 BB: 0 P: 8 | R: 1 E: 0 K: 1 S: 14 | H: 2 LOB: 2 BB: 1 P: 25 | R: 0 E: 0 K: 1 S: 6 | H: 0 LOB: 0 BB: 0 P: 7 | R: 0 E: 0 K: 1 S: 10 | H: 1 LOB: 1 BB: 1 P: 16 | R: 2 E: 0 K: 1 S: 11 | H: 3 LOB: 1 BB: 0 P: 17 | 1B: 9 2B: 1 3B: 0 HR: 2 | SF: 0 SAC: 0 DP: 1 HBP: 0 | WP: 0 PB: 0 SB: 1 CS: 0 | PA: 37 | | | |
| PITCHER | IP | WLS | BF | H | R | ER | SO | BB | IBB | HBP | BLK | WP | HR | S | P | ERA | WHIP | | | | | | |
| Greg Maddux, R ERA: 3.96 | 6.0 | | 27 | 8 | 3 | 3 | 5 | 0 | 0 | 0 | 0 | 0 | 0 | 60 | 80 | 4.50 | 1.333 | | | | | | |
| 21 Heath Bell, R ERA: 0.45 | 1.0 | H | 4 | 1 | 0 | 0 | 1 | 1 | 0 | 0 | 0 | 0 | 0 | 10 | 16 | 0.00 | 2.000 | | | | | | |
| Scott Linebrink, R ERA: 3.68 | 1.0 | L | 6 | 3 | 2 | 2 | 1 | 0 | 0 | 0 | 0 | 2 | 11 | 17 | 18.00 | 3.000 | | | | | | | |

| Batter | 1 | 2 | 3 | 4 | 5 | 6 | 7 | 8 | 9 | AB | R | H | RBI | BB | SO | LOB | TOP | | | | | |
|---|------------------------------|----------------------------------|-------------------------------|----------------------------------|-------------------------------|----------------------------------|------------------------------|----------------------------------|-------------------------------|----------------------------------|------------------------------|---------------------------------|------------------------------|---------------------------------|-------------------------------|----------------------------------|------------------------------|----------------------------------|----------------------------------|------------------------------------|----------------------------------|--------|
| 22 Marcus Giles, R OBP: 0.362, SLG: 0.424 | F9 | | E4 | | K | | | P4 | | 4 | 0 | 0 | 0 | 0 | 1 | 0 | | | | | | |
| 24 Brian Giles, L OBP: 0.361, SLG: 0.359 | G4-3 | | | | F9 | | | | | 3 | 0 | 1 | 0 | 1 | 0 | 0 | | | | | | |
| 23 Adrián González, L OBP: 0.355, SLG: 0.541 | G6-3 | | F7 | | | | | F8 | | 4 | 0 | 0 | 0 | 0 | 1 | 3 | | | | | | |
| 28 Josh Bard, S OBP: 0.290, SLG: 0.328 | | F8 | | G3 | | | | | G3 | 4 | 0 | 0 | 0 | 0 | 0 | 0 | | | | | | |
| 3 Khalil Greene, R OBP: 0.279, SLG: 0.461 | | | | F9 | | | | | | 4 | 0 | 0 | 0 | 0 | 2 | 0 | | | | | | |
| Russell Branyan, L OBP: 0.436, SLG: 0.448 | | | | | | | | | | 3 | 0 | 0 | 0 | 1 | 2 | 0 | | | | | | |
| Mike Cameron, R OBP: 0.281, SLG: 0.290 | | | | | | | | | | 3 | 1 | 1 | 1 | 0 | 1 | 1 | | | | | | |
| 8 Termel Sledge, L OBP: 0.386, SLG: 0.491 | | | | | | | | | | 3 | 1 | 1 | 1 | 0 | 1 | 0 | | | | | | |
| Justin Germano, R ERA: 1.26 | | | | | | | | | | 2 | 0 | 0 | 0 | 0 | 1 | 0 | | | | | | |
| 26 Doug Brocail, L ERA: 4.91 | | | | | | | | | | 0 | 0 | 0 | 0 | 0 | 0 | 0 | | | | | | |
| José Cruz Jr., S OBP: 0.389, SLG: 0.576 | | | | | | | | | | 1 | 0 | 0 | 0 | 0 | 0 | 0 | | | | | | |
| 21 Heath Bell, R ERA: 1.29 | | | | | | | | | | 0 | 0 | 0 | 0 | 0 | 0 | 0 | | | | | | |
| 41 Kevin Cameron, R ERA: 3.31 | | | | | | | | | | 0 | 0 | 0 | 0 | 0 | 0 | 0 | | | | | | |
| Inning Stats | R: 0 E: 0 K: 0 S: 6 | H: 0 LOB: 0 BB: 0 P: 12 | R: 0 E: 0 K: 2 S: 10 | H: 0 LOB: 0 BB: 0 P: 14 | R: 1 E: 1 K: 2 S: 16 | H: 1 LOB: 2 BB: 1 P: 30 | R: 0 E: 0 K: 1 S: 9 | H: 0 LOB: 1 BB: 1 P: 16 | R: 1 E: 0 K: 1 S: 13 | H: 1 LOB: 0 BB: 0 P: 19 | R: 0 E: 0 K: 1 S: 6 | H: 0 LOB: 0 BB: 0 P: 7 | R: 0 E: 0 K: 0 S: 4 | H: 0 LOB: 0 BB: 0 P: 5 | R: 0 E: 0 K: 0 S: 12 | H: 1 LOB: 1 BB: 0 P: 19 | R: 0 E: 0 K: 2 S: 7 | H: 0 LOB: 0 BB: 0 P: 11 | 1B: 1 2B: 0 3B: 0 HR: 2 | SF: 0 SAC: 0 DP: 0 HBP: 0 | WP: 0 PB: 0 SB: 0 CS: 0 | PA: 33 |
| PITCHER | IP | WLS | BF | H | R | ER | SO | BB | IBB | HBP | BLK | WP | HR | S | P | ERA | WHIP | | | | | |
| 50 Anthony Lerew, R ERA: 3.0 | 6.0 | | 23 | 2 | 2 | 2 | 7 | 2 | 0 | 0 | 0 | 0 | 2 | 60 | 98 | 3.00 | 0.667 | | | | | |
| Tyler Yates, R ERA: 4.91 | 1.0 | | 3 | 0 | 0 | 0 | 0 | 0 | 0 | 0 | 0 | 0 | 0 | 4 | 5 | 0.00 | 0.000 | | | | | |
| 51 Michael Gonzalez, L ERA: 1.26 | 1.0 | W | 4 | 1 | 0 | 0 | 0 | 0 | 0 | 0 | 0 | 0 | 0 | 12 | 19 | 0.00 | 1.000 | | | | | |
| 39 Rafael Soriano, R ERA: 3.31 | 1.0 | S | 3 | 0 | 0 | 0 | 2 | 0 | 0 | 0 | 0 | 0 | 0 | 7 | 11 | 0.00 | 0.000 | | | | | |

San Diego Padres @ Atlanta Braves
Turner Field, Atlanta, GA
Tue May 08 2007, 7:35 PM EDT
Att: 21,752 - Clear - 80 F

AB 31
R 2
H 3
RBI 2
BB 2
SO 9
LOB 4



| Batter | 1 | 2 | 3 | 4 | 5 | 6 | 7 | 8 | 9 | AB | R | H | RBI | BB | SO | LOB | BOTTOM | | | | |
|--|-------------------------------|----------------------------------|------------------------------|---------------------------------|------------------------------|----------------------------------|-------------------------------|----------------------------------|------------------------------|----------------------------------|-------------------------------|----------------------------------|------------------------------|---------------------------------|-------------------------------|----------------------------------|----------------------------------|------------------------------------|----------------------------------|--------|--|
| 2 Kelly Johnson, L OBP: 0.433, SLG: 0.522 | P5 | | G6-3 | | K | | | FC4 | | 4 | 1 | 0 | 0 | 0 | 1 | 1 | | | | | |
| 11 Edgar Renteria, R OBP: 0.399, SLG: 0.508 | G5-3 | | G6-3 | | | | | | | 4 | 2 | 2 | 1 | 0 | 0 | 0 | | | | | |
| 10 Chipper Jones, S OBP: 0.406, SLG: 0.633 | G4-3 | | | | | | | | | 3 | 0 | 1 | 0 | 1 | 0 | 1 | | | | | |
| Andrew Jones, R OBP: 0.376, SLG: 0.455 | | G5-3 | | | | | | | | 3 | 0 | 2 | 2 | 1 | 0 | 0 | | | | | |
| 7 Jeff Francoeur, R OBP: 0.348, SLG: 0.476 | | G4-3 | | L9 | | | | | | 4 | 0 | 0 | 0 | 0 | 0 | 5 | | | | | |
| Scott Thorman, L OBP: 0.303, SLG: 0.451 | | | | | | | | | | 2 | 0 | 0 | 0 | 0 | 0 | 0 | | | | | |
| Jarrod Saltalamacchia, S OBP: 0.364, SLG: 0.222 | | | G3 | | P5 | | | | | 3 | 0 | 0 | 0 | 0 | 0 | 1 | | | | | |
| Willie Harris, L OBP: 0.458, SLG: 0.429 | | | F7 | | K | | | | | 3 | 0 | 0 | 0 | 0 | 1 | 1 | | | | | |
| 50 Anthony Lerew, L ERA: 1.5 | | | G1-3 | | | | | | | 2 | 0 | 0 | 0 | 0 | 0 | 1 | | | | | |
| 23 Matt Diaz, R OBP: 0.376, SLG: 0.429 | | | | | | | | | | 0 | 0 | 0 | 0 | 0 | 0 | 0 | | | | | |
| 4 Pete Orr, L OBP: 0.362, SLG: 0.290 | | | | | | | | | | 1 | 0 | 1 | 0 | 0 | 0 | 0 | | | | | |
| 39 Rafael Soriano, R ERA: 3.31 | | | | | | | | | | 0 | 0 | 0 | 0 | 0 | 0 | 0 | | | | | |
| Inning Stats | R: 0 E: 0 K: 0 S: 10 | H: 0 LOB: 0 BB: 0 P: 16 | R: 0 E: 0 K: 0 S: 6 | H: 0 LOB: 0 BB: 0 P: 9 | R: 0 E: 0 K: 0 S: 8 | H: 0 LOB: 0 BB: 0 P: 11 | R: 0 E: 0 K: 0 S: 11 | H: 1 LOB: 2 BB: 1 P: 21 | R: 0 E: 0 K: 1 S: 9 | H: 0 LOB: 1 BB: 0 P: 14 | R: 1 E: 0 K: 1 S: 12 | H: 2 LOB: 1 BB: 0 P: 15 | R: 0 E: 0 K: 0 S: 5 | H: 0 LOB: 0 BB: 0 P: 8 | R: 2 E: 0 K: 0 S: 11 | H: 3 LOB: 1 BB: 1 P: 22 | 1B: 2 2B: 4 3B: 1 HR: 0 | SF: 0 SAC: 0 DP: 1 HBP: 1 | WP: 0 PB: 0 SB: 0 CS: 0 | PA: 32 | |
| PITCHER | IP | WLS | BF | H | R | ER | SO | BB | IBB | HBP | BLK | WP | HR | S | P | ERA | WHIP | | | | |
| Justin Germano, R ERA: 1.5 | 6.0 | | 23 | 3 | 1 | 1 | 2 | 1 | 0 | 1 | 0 | 0 | 0 | 56 | 86 | 1.50 | 0.667 | | | | |
| 26 Doug Brocail, R ERA: 1.05 | 1.0 | H | 3 | 0 | 0 | 0 | 0 | 0 | 0 | 0 | 0 | 0 | 0 | 5 | 8 | 0.00 | 0.000 | | | | |
| 21 Heath Bell, R ERA: 1.29 | 0.1 | L | 5 | 3 | 2 | 2 | 0 | 0 | 1 | 0 | 0 | 0 | 0 | 10 | 19 | 54.00 | 9.000 | | | | |
| 41 Kevin Cameron, R ERA: 3.31 | 0.2 | | 1 | 0 | 0 | 0 | 0 | 0 | 0 | 0 | 0 | 0 | 0 | 1 | 3 | 0.00 | 0.000 | | | | |

San Diego Padres @ Atlanta Braves
Turner Field, Atlanta, GA
Tue May 08 2007, 7:35 PM EDT
Att: 21,752 - Clear - 80 F

AB 29
R 3
H 6
RBI 3
BB 2
SO 2
LOB 10



| Batter | 1 | 2 | 3 | 4 | 5 | 6 | 7 | 8 | 9 | AB | R | H | RBI | BB | SO | LOB | TOP | | | |
|---|---|---|---|---|---|---|---|---|---|---|---|---|---|---|---|---|---|------------------------------------|-------------------------|--------|
| 22 Marcus Giles, R OBP: 0.352, SLG: 0.411 | E6 24 1B | FC6-4 1-2F | | | G6-3 | | | P3 | | 4 | 0 | 0 | 0 | 0 | 0 | 2 | San Diego Padres @ Atlanta Braves Turner Field, Atlanta, GA Wed May 09 2007, 7:35 PM EDT Att: 36,523 - Clear - 81 F | | | |
| 8 Terrell Stedje, L OBP: 0.370, SLG: 0.467 José Cruz Jr., S OBP: 0.385, SLG: 0.570 | P4 | | G3-1 | | G4-3 | | | K | | 3 | 0 | 0 | 0 | 0 | 1 | 1 | | | | |
| 24 Brian Giles, L OBP: 0.364, SLG: 0.370 | 1B | | F7 | | | | | G1-3 | | 4 | 0 | 2 | 0 | 0 | 0 | 0 | | | | |
| 23 Adrián González, L OBP: 0.353, SLG: 0.554 | G6-3 | | HR | | G4-3 | | | K | | 4 | 1 | 1 | 1 | 0 | 1 | 2 | | | | |
| Mike Cameron, R OBP: 0.273, SLG: 0.281 | | K | K | | G6-3 | | | P2 | | 4 | 0 | 0 | 0 | 0 | 2 | 1 | | | | |
| Russell Branyan, L OBP: 0.405, SLG: 0.406 43 Cla Meredith, R 26 Doug Brocail, L 2B Josh Bard, S | K | | G4-3 | | K | | | K | | 3 | 0 | 0 | 0 | 0 | 2 | 1 | | | | |
| Geoff Blum, S OBP: 0.213, SLG: 0.286 | HR | | 2B | | | | | G3-1 | | 3 | 1 | 2 | 1 | 0 | 0 | 0 | | | | |
| Rob Bowen, S OBP: 0.338, SLG: 0.345 | 1B | | K | | K | | | K | | 3 | 0 | 1 | 0 | 0 | 2 | 0 | | | | |
| Greg Maddux, R OBP: 0.083, SLG: 0.083 13 Oscar Robles, L | 1B | | K | | K | | | F8 | | 2 | 0 | 1 | 0 | 0 | 1 | 0 | | | | |
| | 1B | | | | | | | | | 1 | 0 | 0 | 0 | 0 | 0 | 0 | | | | |
| Inning Stats | R: 0 E: 1 K: 0 S: 6 | H: 1 LOB: 1 BB: 0 P: 10 | R: 1 E: 0 K: 2 S: 16 | H: 3 LOB: 2 BB: 0 P: 20 | R: 1 E: 0 K: 1 S: 14 | H: 1 LOB: 0 BB: 0 P: 23 | R: 0 E: 0 K: 1 S: 7 | H: 1 LOB: 0 BB: 0 P: 11 | R: 0 E: 0 K: 1 S: 8 | H: 0 LOB: 0 BB: 0 P: 9 | R: 0 E: 0 K: 1 S: 11 | H: 1 LOB: 1 BB: 0 P: 14 | R: 0 E: 0 K: 1 S: 7 | H: 0 LOB: 0 BB: 0 P: 10 | R: 0 E: 0 K: 2 S: 10 | H: 0 LOB: 0 BB: 0 P: 15 | 1B: 3 2B: 2 3B: 0 HR: 2 | SF: 0 SAC: 0 DP: 0 HBP: 0 | WP: 0 PB: 0 CS: 0 | PA: 33 |
| PITCHER | IP WLS BF H R ER SO BB IBB HBP BLK WP HR S P ERA WHIP | IP WLS BF H R ER SO BB IBB HBP BLK WP HR S P ERA WHIP | IP WLS BF H R ER SO BB IBB HBP BLK WP HR S P ERA WHIP | IP WLS BF H R ER SO BB IBB HBP BLK WP HR S P ERA WHIP | IP WLS BF H R ER SO BB IBB HBP BLK WP HR S P ERA WHIP | IP WLS BF H R ER SO BB IBB HBP BLK WP HR S P ERA WHIP | IP WLS BF H R ER SO BB IBB HBP BLK WP HR S P ERA WHIP | IP WLS BF H R ER SO BB IBB HBP BLK WP HR S P ERA WHIP | IP WLS BF H R ER SO BB IBB HBP BLK WP HR S P ERA WHIP | IP WLS BF H R ER SO BB IBB HBP BLK WP HR S P ERA WHIP | IP WLS BF H R ER SO BB IBB HBP BLK WP HR S P ERA WHIP | IP WLS BF H R ER SO BB IBB HBP BLK WP HR S P ERA WHIP | IP WLS BF H R ER SO BB IBB HBP BLK WP HR S P ERA WHIP | IP WLS BF H R ER SO BB IBB HBP BLK WP HR S P ERA WHIP | IP WLS BF H R ER SO BB IBB HBP BLK WP HR S P ERA WHIP | IP WLS BF H R ER SO BB IBB HBP BLK WP HR S P ERA WHIP | IP WLS BF H R ER SO BB IBB HBP BLK WP HR S P ERA WHIP | | | |

| | |
|-----|----|
| AB | 33 |
| R | 2 |
| H | 7 |
| RBI | 2 |
| BB | 0 |
| SO | 10 |
| LOB | 7 |



| Batter | 1 | 2 | 3 | 4 | 5 | 6 | 7 | 8 | 9 | AB | R | H | RBI | BB | SO | LOB | BOTTOM | | | |
|--|---|---|---|---|---|---|---|---|---|---|---|---|---|---|---|---|---|------------------------------------|----------------------------------|--------|
| 2 Kelly Johnson, L OBP: 0.428, SLG: 0.513 | G4-3 | | G4-3 | | K | | | 1B | | 4 | 1 | 1 | 0 | 0 | 1 | 1 | San Diego Padres @ Atlanta Braves Turner Field, Atlanta, GA Wed May 09 2007, 7:35 PM EDT Att: 36,523 - Clear - 81 F | | | |
| Willie Harris, L OBP: 0.500, SLG: 0.458 | B2 | | BB | | 1B | | | 1B | | 3 | 1 | 2 | 1 | 1 | 0 | 0 | | | | |
| 10 Chipper Jones, S OBP: 0.408, SLG: 0.634 | BB | | E6 | | K | | | 1B | | 3 | 0 | 1 | 1 | 1 | 1 | 2 | | | | |
| Andrew Jones, R OBP: 0.372, SLG: 0.448 | F8 | | F7 | | | | | 2B | | 4 | 0 | 1 | 1 | 0 | 0 | 3 | | | | |
| 16 Brian McCann, L OBP: 0.358, SLG: 0.454 | | K | | | K2-3 | | | L4 | | 4 | 0 | 0 | 0 | 0 | 2 | 3 | | | | |
| 7 Jeff Francoeur, R OBP: 0.345, SLG: 0.469 | 1B | | G6-3 | | G6-3 | | | L5 | | 4 | 0 | 1 | 0 | 0 | 0 | 1 | | | | |
| Scott Thorman, L OBP: 0.288, SLG: 0.427 | F7 | | P6 | | | | | K2-3 | | 4 | 0 | 0 | 0 | 0 | 1 | 2 | | | | |
| Chris Woodward, R OBP: 0.286, SLG: 0.308 | P6 | | | | 1B | | | F9 | | 4 | 1 | 1 | 0 | 0 | 0 | 1 | | | | |
| 29 John Smoltz, R OBP: 0.087, SLG: 0.133 4 Pete Orr, L 51 Michael Gonzalez, R 39 Rafael Soriano, R | G1-3 | | | | SH1-4 | | | G6-3 | | 1 | 0 | 0 | 0 | 0 | 0 | 0 | | | | |
| | | | | | | | | | | 1 | 0 | 0 | 0 | 0 | 0 | 0 | | | | |
| Inning Stats | R: 0 E: 0 K: 0 S: 8 | H: 0 LOB: 1 BB: 1 P: 13 | R: 0 E: 0 K: 1 S: 9 | H: 1 LOB: 0 BB: 0 P: 12 | R: 0 E: 0 K: 0 S: 9 | H: 0 LOB: 2 BB: 1 P: 18 | R: 0 E: 0 K: 1 S: 5 | H: 0 LOB: 0 BB: 0 P: 6 | R: 1 E: 0 K: 2 S: 12 | H: 2 LOB: 1 BB: 0 P: 16 | R: 0 E: 0 K: 0 S: 7 | H: 0 LOB: 1 BB: 0 P: 10 | R: 2 E: 0 K: 0 S: 10 | H: 4 LOB: 2 BB: 0 P: 14 | R: 0 E: 0 K: 1 S: 8 | H: 0 LOB: 0 BB: 0 P: 9 | 1B: 6 2B: 1 3B: 0 HR: 0 | SF: 0 SAC: 1 DP: 0 HBP: 0 | WP: 1 PB: 0 SB: 2 CS: 0 | PA: 35 |
| PITCHER | IP WLS BF H R ER SO BB IBB HBP BLK WP HR S P ERA WHIP | IP WLS BF H R ER SO BB IBB HBP BLK WP HR S P ERA WHIP | IP WLS BF H R ER SO BB IBB HBP BLK WP HR S P ERA WHIP | IP WLS BF H R ER SO BB IBB HBP BLK WP HR S P ERA WHIP | IP WLS BF H R ER SO BB IBB HBP BLK WP HR S P ERA WHIP | IP WLS BF H R ER SO BB IBB HBP BLK WP HR S P ERA WHIP | IP WLS BF H R ER SO BB IBB HBP BLK WP HR S P ERA WHIP | IP WLS BF H R ER SO BB IBB HBP BLK WP HR S P ERA WHIP | IP WLS BF H R ER SO BB IBB HBP BLK WP HR S P ERA WHIP | IP WLS BF H R ER SO BB IBB HBP BLK WP HR S P ERA WHIP | IP WLS BF H R ER SO BB IBB HBP BLK WP HR S P ERA WHIP | IP WLS BF H R ER SO BB IBB HBP BLK WP HR S P ERA WHIP | IP WLS BF H R ER SO BB IBB HBP BLK WP HR S P ERA WHIP | IP WLS BF H R ER SO BB IBB HBP BLK WP HR S P ERA WHIP | IP WLS BF H R ER SO BB IBB HBP BLK WP HR S P ERA WHIP | IP WLS BF H R ER SO BB IBB HBP BLK WP HR S P ERA WHIP | | | | |

| | |
|-----|----|
| AB | 32 |
| R | 3 |
| H | 7 |
| RBI | 3 |
| BB | 2 |
| SO | 5 |
| LOB | 13 |



| Batter | 1 | 2 | 3 | 4 | 5 | 6 | 7 | 8 | 9 | AB | R | H | RBI | BB | SO | LOB | TOP | | | | | | |
|---|---|---|---|---|---|----------------------------------|-------------------------------|----------------------------------|------------------------------|---------------------------------|------------------------------|----------------------------------|------------------------------|----------------------------------|------------------------------|----------------------------------|---|------------------------------------|----------------------------------|--------|--|--|--|
| 22 Marcus Giles, R OBP: 0.349, SLG: 0.406 | G1-3 | | F9 | F7 | | | G4-6-3 | | | 4 | 0 | 1 | 0 | 0 | 0 | 2 | San Diego Padres @ Atlanta Braves Turner Field, Atlanta, GA Thu May 10 2007, 1:05 PM EDT Att: 28,799 - Sunny - 82 F | | | | | | |
| José Cruz Jr., S OBP: 0.370, SLG: 0.551 | G3 | | K | | G4-3 | | SF9 | | | 3 | 0 | 0 | 1 | 0 | 1 | | | | | | | | |
| 24 Brian Giles, L OBP: 0.368, SLG: 0.374 | 1B | | 1B | | G4-3 | | G4-6-3 | | | 4 | 0 | 2 | 0 | 0 | 0 | 1 | | | | | | | |
| 23 Adrián González, L OBP: 0.356, SLG: 0.552 | 1B | | G3-1 | | 1B | | F8 | | | 4 | 0 | 2 | 0 | 0 | 0 | 2 | | | | | | | |
| 3 Khalil Greene, R OBP: 0.278, SLG: 0.455 | G5-3 | | | 2B | G6-3 | | G5-3 | | | 4 | 1 | 1 | 0 | 0 | 0 | 3 | | | | | | | |
| 28 Josh Bard, S OBP: 0.284, SLG: 0.319 | G4-3 | | K | | | L4-3 | | K | | 4 | 0 | 1 | 0 | 0 | 2 | 1 | | | | | | | |
| Mike Cameron, R OBP: 0.273, SLG: 0.288 | F8 | | 2B | | F9 | | G5-3 | | | 4 | 1 | 1 | 1 | 0 | 0 | 1 | | | | | | | |
| 5 Kevin Kouzmanoff, R OBP: 0.175, SLG: 0.207 | K | | 2B | | L4-3 | | F9 | | | 4 | 0 | 1 | 1 | 0 | 1 | 1 | | | | | | | |
| David Wells, L OBP: 0.154, SLG: 0.154 | | | | | | | | P2 | | 2 | 0 | 1 | 0 | 0 | 0 | 1 | | | | | | | |
| 26 Doug Brocaill, L OBP: 0.228, SLG: 0.302 | | | | | | | | | | 0 | 0 | 0 | 0 | 0 | 0 | 0 | | | | | | | |
| 45 Justin Hampson, L OBP: 0.284, SLG: 0.459 | | | | | | | | | | 1 | 1 | 1 | 0 | 0 | 0 | 0 | | | | | | | |
| 8 Termerl Stedje, L OBP: 0.385, SLG: 0.459 | | | | | | | | | | 1 | 0 | 0 | 0 | 0 | 0 | 0 | | | | | | | |
| Inning Stats | R: 0 E: 0 K: 0 S: 8 | H: 2 LOB: 2 BB: 0 P: 15 | R: 0 E: 0 K: 1 S: 7 | H: 0 LOB: 0 BB: 0 P: 10 | R: 0 E: 0 K: 1 S: 9 | H: 2 LOB: 2 BB: 0 P: 12 | R: 2 E: 0 K: 2 S: 17 | H: 3 LOB: 1 BB: 0 P: 22 | R: 0 E: 0 K: 0 S: 6 | H: 1 LOB: 1 BB: 0 P: 8 | R: 1 E: 0 K: 0 S: 8 | H: 2 LOB: 0 BB: 0 P: 12 | R: 0 E: 0 K: 1 S: 7 | H: 0 LOB: 0 BB: 0 P: 11 | R: 0 E: 0 K: 0 S: 8 | H: 0 LOB: 0 BB: 0 P: 11 | 1B: 9 2B: 3 3B: 0 HR: 0 | SF: 1 SAC: 0 DP: 2 HBP: 0 | WP: 1 PB: 0 SB: 0 CS: 0 | PA: 36 | | | |
| PITCHER | IP WLS BF H R ER SO BB IBB HBP BLK WP HR S P ERA WHIP | 6.0 W 26 9 2 2 4 0 0 0 0 0 0 55 80 3.00 1.500 | 1.0 H 4 2 1 1 0 0 0 0 0 0 1 0 8 12 9.00 2.000 | 1.0 H 3 0 0 0 1 0 0 0 0 0 0 0 7 11 0.00 0.000 | 1.0 S 3 0 0 0 0 0 0 0 0 0 0 0 8 11 0.00 0.000 | | | | | | | | | | | | | | | | | | |

| Batter | 1 | 2 | 3 | 4 | 5 | 6 | 7 | 8 | 9 | AB | R | H | RBI | BB | SO | LOB | BOTTOM | | | | | |
|---|---|---|--|--|------------------------------|---------------------------------|------------------------------|----------------------------------|------------------------------|---------------------------------|-------------------------------|----------------------------------|-------------------------------|----------------------------------|-------------------------------|----------------------------------|---|------------------------------------|----------------------------------|--------|--|--|
| 2 Kelly Johnson, L OBP: 0.427, SLG: 0.512 | G4-3 | 23 BB | | F7 | | 2B | | F9 | | 4 | 0 | 1 | 3 | 1 | 0 | 2 | San Diego Padres @ Atlanta Braves Turner Field, Atlanta, GA Thu May 10 2007, 1:05 PM EDT Att: 28,799 - Sunny - 82 F | | | | | |
| 23 Matt Diaz, R OBP: 0.329, SLG: 0.424 | | | | | G6-3 | L7 | | | | 3 | 1 | 1 | 0 | 1 | 0 | 1 | | | | | | |
| 54 Chad Paronto, R OBP: 0.355, SLG: 0.477 | 10 1B | | | | | | | | | 0 | 0 | 0 | 0 | 0 | 0 | 0 | | | | | | |
| 39 Rafael Soriano, R ERA: 4.6 | 1B | | | | | | | | | 0 | 0 | 0 | 0 | 0 | 0 | 0 | | | | | | |
| 10 Chipper Jones, S OBP: 0.404, SLG: 0.622 | 7 2B | P2 | | | F8 | | K | | | 4 | 1 | 1 | 0 | 0 | 1 | 2 | | | | | | |
| Andrew Jones, R OBP: 0.369, SLG: 0.442 | 2B | 1B | | F8 | F7 | | K | | | 4 | 0 | 1 | 1 | 0 | 1 | 0 | | | | | | |
| 7 Jeff Francoeur, R OBP: 0.349, SLG: 0.477 | 1B | | | | | | | | | 4 | 0 | 2 | 1 | 0 | 0 | 0 | | | | | | |
| 16 Brian McCann, L OBP: 0.354, SLG: 0.446 | 1-3 2H | 2B | | | | | | | | 4 | 1 | 1 | 0 | 0 | 1 | 3 | | | | | | |
| Chris Woodward, R OBP: 0.283, SLG: 0.326 | P4 | | | | | | | | | 4 | 1 | 1 | 0 | 0 | 0 | 2 | | | | | | |
| Craig Wilson, R OBP: 0.313, SLG: 0.268 | | G6-3 | | | | | | | | 3 | 0 | 0 | 0 | 1 | 1 | 2 | | | | | | |
| 15 Tim Hudson, R OBP: 0.238, SLG: 0.211 | | | | | | | | | | 1 | 0 | 0 | 0 | 0 | 1 | 0 | | | | | | |
| Willie Harris, L OBP: 0.533, SLG: 0.458 | | K | | | | | | | | 0 | 1 | 0 | 0 | 2 | 0 | 0 | | | | | | |
| Inning Stats | R: 2 E: 0 K: 1 S: 19 | H: 4 LOB: 2 BB: 0 P: 26 | R: 0 E: 0 K: 1 S: 12 | H: 0 LOB: 2 BB: 2 P: 23 | R: 0 E: 0 K: 0 S: 5 | H: 0 LOB: 0 BB: 0 P: 7 | R: 0 E: 0 K: 0 S: 9 | H: 0 LOB: 1 BB: 1 P: 14 | R: 0 E: 0 K: 0 S: 5 | H: 0 LOB: 0 BB: 0 P: 9 | R: 3 E: 0 K: 1 S: 13 | H: 3 LOB: 1 BB: 1 P: 20 | R: 0 E: 0 K: 2 S: 11 | H: 1 LOB: 1 BB: 0 P: 18 | R: 0 E: 0 K: 0 S: 11 | H: 0 LOB: 1 BB: 1 P: 19 | 1B: 5 2B: 3 3B: 0 HR: 0 | SF: 0 SAC: 1 DP: 0 HBP: 0 | WP: 0 PB: 0 SB: 1 CS: 0 | PA: 37 | | |
| PITCHER | IP WLS BF H R ER SO BB IBB HBP BLK WP HR S P ERA WHIP | 5.2 L 28 7 5 5 3 4 0 0 0 0 0 0 2 3 7.94 1.941 | 0.1 1 0 0 0 0 0 0 0 0 0 0 2 3 0.00 0.000 | 2.0 8 1 0 0 2 1 0 0 0 0 0 22 37 0.00 1.000 | | | | | | | | | | | | | | | | | | |




| Batter | 1 | 2 | 3 | 4 | 5 | 6 | 7 | 8 | 9 | AB | R | H | RBI | BB | SO | LOB | TOP | | | |
|--|---|---|---|---|---|---|---|---|---|---|---|---|---|---|---|---|---|------------------------------------|----------------------------------|--------|
| 7 Adam Kennedy, L (1.4) OBP: 0.282, SLG: 0.292 | F9 | | SF8 15 16 BB | F8 | | FC3-2 | | | F7 | 5 | 1 | 1 | 0 | 0 | 0 | 3 | | | | |
| 16 Chris Duncan, L (1.7) OBP: 0.383, SLG: 0.491 | F8 | | 2B 27 BB 5 SF | | F8 | K | | | G1-3 | 4 | 1 | 0 | 0 | 1 | 1 | 3 | | | | |
| 5 Albert Pujols, R (1.3) OBP: 0.354, SLG: 0.437 | | | SF 27 BB 2B | | G5-3 | | | | G1-4-3 | 3 | 1 | 1 | 1 | 1 | 0 | 0 | | | | |
| 15 Jim Edmonds, L (1.8) OBP: 0.281, SLG: 0.272 | PO | | SF8 | | | | | | G4-3 | 4 | 0 | 2 | 1 | 0 | 0 | 1 | | | | |
| 27 Scott Rolen, R (1.5) OBP: 0.282, SLG: 0.305 | | | 2B | | F8 | | | | | 2 | 1 | 0 | 0 | 2 | 0 | 2 | | | | |
| So Taguchi, R (1.9) OBP: 0.340, SLG: 0.375 | | | 2B | | | L7 | | | G6-3 | 4 | 0 | 1 | 3 | 0 | 0 | 2 | | | | |
| 4 Yadier Molina, R (1.2) OBP: 0.337, SLG: 0.310 | | | P5 | | | | | | G4-3 | 4 | 0 | 1 | 0 | 0 | 0 | 2 | | | | |
| 22 David Eckstein, R (1.6) OBP: 0.282, SLG: 0.234 | | | P6 | | G5-3 | | | | F9 | 3 | 0 | 0 | 0 | 1 | 0 | 0 | | | | |
| 41 Braden Looper, R (1.1) OBP: 0.250, SLG: 0.267 | | | | | | | | | | 2 | 1 | 1 | 0 | 0 | 1 | 0 | | | | |
| 47 Ryan Ludwick, R (8, PH) OBP: 0.227, SLG: 0.238 | | | | | | | | | | 1 | 0 | 0 | 0 | 0 | 1 | 0 | | | | |
| 36 Russ Springer, R (8.1) Tyler Johnson, S (9.1) | | | | | | | | | | 0 | 0 | 0 | 0 | 0 | 0 | 0 | | | | |
| | | | | | | | | | | 0 | 0 | 0 | 0 | 0 | 0 | 0 | | | | |
| Inning Stats | R: 0 E: 0 K: 0 S: 11 | H: 0 LOB: 0 BB: 1 P: 19 | R: 0 E: 0 K: 0 S: 8 | H: 1 LOB: 1 BB: 0 P: 15 | R: 5 E: 1 K: 0 S: 16 | H: 3 LOB: 1 BB: 2 P: 28 | R: 0 E: 0 K: 1 S: 13 | H: 0 LOB: 0 BB: 0 P: 17 | R: 0 E: 0 K: 1 S: 9 | H: 1 LOB: 1 BB: 1 P: 15 | R: 0 E: 0 K: 0 S: 5 | H: 0 LOB: 1 BB: 1 P: 10 | R: 0 E: 0 K: 1 S: 7 | H: 0 LOB: 0 BB: 0 P: 10 | R: 0 E: 0 K: 0 S: 6 | H: 1 LOB: 1 BB: 0 P: 8 | 1B: 5 2B: 2 3B: 0 HR: 0 | SF: 2 SAC: 0 DP: 0 HBP: 1 | WP: 0 PB: 0 SB: 0 CS: 0 | PA: 41 |
| PITCHER | IP WLS BF H R ER SO BB IBB HBP BLK WP HR S P ERA WHIP | IP WLS BF H R ER SO BB IBB HBP BLK WP HR S P ERA WHIP | IP WLS BF H R ER SO BB IBB HBP BLK WP HR S P ERA WHIP | IP WLS BF H R ER SO BB IBB HBP BLK WP HR S P ERA WHIP | IP WLS BF H R ER SO BB IBB HBP BLK WP HR S P ERA WHIP | IP WLS BF H R ER SO BB IBB HBP BLK WP HR S P ERA WHIP | IP WLS BF H R ER SO BB IBB HBP BLK WP HR S P ERA WHIP | IP WLS BF H R ER SO BB IBB HBP BLK WP HR S P ERA WHIP | IP WLS BF H R ER SO BB IBB HBP BLK WP HR S P ERA WHIP | IP WLS BF H R ER SO BB IBB HBP BLK WP HR S P ERA WHIP | IP WLS BF H R ER SO BB IBB HBP BLK WP HR S P ERA WHIP | IP WLS BF H R ER SO BB IBB HBP BLK WP HR S P ERA WHIP | IP WLS BF H R ER SO BB IBB HBP BLK WP HR S P ERA WHIP | IP WLS BF H R ER SO BB IBB HBP BLK WP HR S P ERA WHIP | IP WLS BF H R ER SO BB IBB HBP BLK WP HR S P ERA WHIP | IP WLS BF H R ER SO BB IBB HBP BLK WP HR S P ERA WHIP | IP WLS BF H R ER SO BB IBB HBP BLK WP HR S P ERA WHIP | | | |

St. Louis Cardinals @ San Diego Padres
PETCO Park, San Diego, CA
 Sat May 12 2007, 10:05 PM EDT
 Att: 44,082 - Clear - 63 F

livebaseballscorecards.com

AB 32
 R 5
 H 7
 RBI 5
 BB 5
 SO 3
 LOB 13




| Batter | 1 | 2 | 3 | 4 | 5 | 6 | 7 | 8 | 9 | AB | R | H | RBI | BB | SO | LOB | BOTTOM | | | | | |
|--|---|---|---|---|---|---|---|---|---|---|---|---|---|---|---|---|---|----------------------------------|----------------------------------|------------------------------------|----------------------------------|--------|
| 8 Terrel Sledge, L (1.7) OBP: 0.341, SLG: 0.412 | F7 | | K | | | F8 | | | L3 | 4 | 0 | 0 | 0 | 0 | 1 | 3 | | | | | | |
| 24 Brian Giles, L (1.9) OBP: 0.382, SLG: 0.374 | | | | | G6-3 | K | | | K | 4 | 0 | 0 | 0 | 0 | 3 | 1 | | | | | | |
| Mike Cameron, R (1.8) OBP: 0.278, SLG: 0.295 | | | | | F8 | L6 | | | FC6-4 BB | 3 | 0 | 1 | 0 | 1 | 0 | 1 | | | | | | |
| 23 Adrián González, L (1.3) OBP: 0.345, SLG: 0.530 | CS | | K | | F7 | | | | K | 4 | 0 | 0 | 0 | 0 | 2 | 1 | | | | | | |
| 3 Khalil Greene, R (1.6) OBP: 0.276, SLG: 0.464 | | | | | | G5-3 | | | G6-3 | 4 | 0 | 0 | 0 | 0 | 0 | 1 | | | | | | |
| Russell Branyan, L (1.5) OBP: 0.408, SLG: 0.564 | | | | | | K | | | K | 3 | 0 | 0 | 0 | 0 | 2 | 0 | | | | | | |
| 28 Josh Bard, S (1.2) OBP: 0.296, SLG: 0.311 | | | | | G4-3 | | | | | 2 | 0 | 1 | 0 | 1 | 0 | 0 | | | | | | |
| Geoff Blum, S (1.4) OBP: 0.240, SLG: 0.333 | | | | | | | | | | 2 | 0 | 1 | 0 | 0 | 1 | 1 | | | | | | |
| 45 Justin Hampson, L (6.1) José Cruz Jr., S (8, PH) 26 Doug Brocail, L (9.1) | | | | | | | | | P4 | 0 | 0 | 0 | 0 | 0 | 0 | 0 | | | | | | |
| | | | | | | | | | | 1 | 0 | 0 | 0 | 0 | 0 | 1 | | | | | | |
| | | | | | | | | | | 0 | 0 | 0 | 0 | 0 | 0 | 0 | | | | | | |
| 32 Chris Young, R (1.1) OBP: 0.333, SLG: 0.077 | | | | | | | | | | 1 | 0 | 0 | 0 | 0 | 0 | 1 | | | | | | |
| 13 Oscar Robles, L (6.4) OBP: 0.267, SLG: 0.267 | | | | | | | | | | 2 | 0 | 1 | 0 | 0 | 1 | 1 | | | | | | |
| Inning Stats | R: 0 E: 0 K: 1 S: 10 | H: 1 LOB: 0 BB: 0 P: 18 | R: 0 E: 0 K: 1 S: 8 | H: 0 LOB: 0 BB: 0 P: 11 | R: 0 E: 0 K: 1 S: 13 | H: 1 LOB: 1 BB: 0 P: 20 | R: 0 E: 0 K: 0 S: 7 | H: 0 LOB: 0 BB: 0 P: 14 | R: 0 E: 0 K: 2 S: 12 | H: 0 LOB: 1 BB: 1 P: 17 | R: 0 E: 0 K: 1 S: 10 | H: 1 LOB: 1 BB: 0 P: 18 | R: 0 E: 0 K: 1 S: 6 | H: 0 LOB: 0 BB: 0 P: 9 | R: 0 E: 0 K: 1 S: 15 | H: 1 LOB: 1 BB: 0 P: 23 | R: 0 E: 0 K: 2 S: 12 | H: 0 LOB: 1 BB: 1 P: 20 | 1B: 3 2B: 1 3B: 0 HR: 0 | SF: 0 SAC: 0 DP: 0 HBP: 0 | WP: 0 PB: 0 SB: 0 CS: 1 | PA: 33 |
| PITCHER | IP WLS BF H R ER SO BB IBB HBP BLK WP HR S P ERA WHIP | IP WLS BF H R ER SO BB IBB HBP BLK WP HR S P ERA WHIP | IP WLS BF H R ER SO BB IBB HBP BLK WP HR S P ERA WHIP | IP WLS BF H R ER SO BB IBB HBP BLK WP HR S P ERA WHIP | IP WLS BF H R ER SO BB IBB HBP BLK WP HR S P ERA WHIP | IP WLS BF H R ER SO BB IBB HBP BLK WP HR S P ERA WHIP | IP WLS BF H R ER SO BB IBB HBP BLK WP HR S P ERA WHIP | IP WLS BF H R ER SO BB IBB HBP BLK WP HR S P ERA WHIP | IP WLS BF H R ER SO BB IBB HBP BLK WP HR S P ERA WHIP | IP WLS BF H R ER SO BB IBB HBP BLK WP HR S P ERA WHIP | IP WLS BF H R ER SO BB IBB HBP BLK WP HR S P ERA WHIP | IP WLS BF H R ER SO BB IBB HBP BLK WP HR S P ERA WHIP | IP WLS BF H R ER SO BB IBB HBP BLK WP HR S P ERA WHIP | IP WLS BF H R ER SO BB IBB HBP BLK WP HR S P ERA WHIP | IP WLS BF H R ER SO BB IBB HBP BLK WP HR S P ERA WHIP | IP WLS BF H R ER SO BB IBB HBP BLK WP HR S P ERA WHIP | IP WLS BF H R ER SO BB IBB HBP BLK WP HR S P ERA WHIP | | | | | |

St. Louis Cardinals @ San Diego Padres
PETCO Park, San Diego, CA
 Sat May 12 2007, 10:05 PM EDT
 Att: 44,082 - Clear - 63 F

livebaseballscorecards.com

AB 30
 R 0
 H 4
 RBI 0
 BB 2
 SO 10
 LOB 11



| Batter | 1 | 2 | 3 | 4 | 5 | 6 | 7 | 8 | 9 | AB | R | H | RBI | BB | SO | LOB | TOP | | | | | | | | |
|---|------------------------------|----------------------------------|------------------------------|----------------------------------|------------------------------|----------------------------------|------------------------------|----------------------------------|------------------------------|----------------------------------|-------------------------------|----------------------------------|------------------------------|----------------------------------|------------------------------|----------------------------------|------------------------------|---------------------------------|----------------------------------|------------------------------------|----------------------------------|--------|--|--|--|
| 7 Adam Kennedy, L (1.4) OBP: 0.280, SLG: 0.290 | F9 | | | F7 | | | | | K | 4 | 0 | 1 | 0 | 0 | 1 | 0 | | | | | | | | | |
| 16 Chris Duncan, L (1.7) OBP: 0.371, SLG: 0.474 | G6-3 | | | F8 | | | | | G1-3 | 4 | 0 | 0 | 0 | 0 | 0 | 2 | | | | | | | | | |
| 5 Albert Pujols, R (1.3) OBP: 0.347, SLG: 0.426 | G6-3 | | | K | | | | | | 3 | 0 | 0 | 0 | 0 | 1 | 0 | | | | | | | | | |
| 15 Jim Edmonds, L (1.8) OBP: 0.274, SLG: 0.264 | K | | | F8 | | | | | | 3 | 0 | 0 | 0 | 0 | 1 | 0 | | | | | | | | | |
| 27 Scott Rolen, R (1.5) OBP: 0.283, SLG: 0.306 | G6-3 | | | G6-4-3 | | | | | | 3 | 0 | 1 | 0 | 0 | 0 | 0 | | | | | | | | | |
| 43 Juan Encarnacion, R (1.9) 44 Jason Istringhausen, R (8.1) | K | | | G6-4-3 | | | | | | 3 | 0 | 0 | 0 | 0 | 1 | 1 | | | | | | | | | |
| Gary Bennett, R (1.2) OBP: 0.270, SLG: 0.257 | G6-3 | | | F9 | | | | | G5-3 | 3 | 0 | 0 | 0 | 0 | 0 | 0 | | | | | | | | | |
| Aaron Miles, S (1.6) OBP: 0.288, SLG: 0.295 | F8 | | | G6-3 | | | | | G4-3 | 3 | 0 | 0 | 0 | 0 | 0 | 0 | | | | | | | | | |
| 23 Anthony Reyes, R (1.1) 47 Ryan Ludwick, R (6,PH) 56 Kelvin Jimenez, R (6.1) 34 Randy Flores, L (7.1) So Taguchi, R (8.9) | G6-3 | | | G6-3 | | | | | F7 | 1 | 0 | 0 | 0 | 0 | 0 | 0 | | | | | | | | | |
| Inning Stats | R: 0 E: 0 K: 0 S: 9 | H: 0 LOB: 0 BB: 0 P: 16 | R: 0 E: 0 K: 2 S: 9 | H: 0 LOB: 0 BB: 0 P: 12 | R: 0 E: 0 K: 0 S: 6 | H: 0 LOB: 0 BB: 0 P: 10 | R: 0 E: 0 K: 1 S: 8 | H: 0 LOB: 0 BB: 0 P: 12 | R: 0 E: 0 K: 0 S: 9 | H: 1 LOB: 0 BB: 0 P: 13 | R: 0 E: 0 K: 0 S: 12 | H: 2 LOB: 2 BB: 0 P: 17 | R: 0 E: 0 K: 0 S: 9 | H: 0 LOB: 0 BB: 0 P: 15 | R: 0 E: 0 K: 0 S: 6 | H: 0 LOB: 0 BB: 0 P: 10 | R: 0 E: 0 K: 1 S: 5 | H: 0 LOB: 0 BB: 0 P: 7 | 1B: 3 2B: 0 3B: 0 HR: 0 | SF: 0 SAC: 0 DP: 1 HBP: 0 | WP: 0 PB: 0 SB: 0 CS: 0 | PA: 29 | | | |
| PITCHER | IP | WLS | BF | H | R | ER | SO | BB | IBB | HBP | BLK | WP | HR | S | P | ERA | WHIP | | | | | | | | |
| Justin Germano, R (1.1) ERA: 0.69 | 7.0 | W | 23 | 3 | 0 | 0 | 3 | 0 | 0 | 0 | 0 | 0 | 0 | 62 | 95 | 0.00 | 0.429 | | | | | | | | |
| Scott Linebrink, R (8.1) ERA: 3.05 | 1.0 | H | 3 | 0 | 0 | 0 | 0 | 0 | 0 | 0 | 0 | 0 | 0 | 6 | 10 | 0.00 | 0.000 | | | | | | | | |
| Trevor Hoffman, R (9.1) ERA: 3.95 | 1.0 | S | 3 | 0 | 0 | 0 | 1 | 0 | 0 | 0 | 0 | 0 | 0 | 5 | 7 | 0.00 | 0.000 | | | | | | | | |

St. Louis Cardinals @ San Diego Padres
 PETCO Park, San Diego, CA
 Sun May 13 2007, 4:05 PM EDT
 Att: 36,616 - Sunny - 71 F

AB 29
 R 0
 H 3
 RBI 0
 BB 0
 SO 4
 LOB 3



| Batter | 1 | 2 | 3 | 4 | 5 | 6 | 7 | 8 | 9 | AB | R | H | RBI | BB | SO | LOB | BOTTOM | | | | | | | | |
|---|-------------------------------|----------------------------------|------------------------------|----------------------------------|-------------------------------|----------------------------------|-------------------------------|----------------------------------|-------------------------------|----------------------------------|------------------------------|----------------------------------|-------------------------------|----------------------------------|-------------------------------|----------------------------------|----------------------------------|------------------------------------|----------------------------------|--------|--|--|--|--|--|
| 22 Marcus Giles, R (1.4) OBP: 0.355, SLG: 0.396 | 2B | | | | 1B | | | | FC6-4 | 3 | 2 | 1 | 0 | 2 | 0 | 3 | | | | | | | | | |
| José Cruz Jr., S (1.7) OBP: 0.371, SLG: 0.553 | 23 1B | | | | G4-3 | | | | K | 4 | 1 | 2 | 0 | 0 | 1 | 3 | | | | | | | | | |
| 24 Brian Giles, L (1.9) OBP: 0.359, SLG: 0.371 | G6-3 | | | F7 | | | | | G4-3 | 4 | 0 | 1 | 1 | 0 | 0 | 2 | | | | | | | | | |
| 23 Adrián González, L (1.3) OBP: 0.355, SLG: 0.532 | 1B | | | P6 | | | | | BB | 3 | 0 | 2 | 1 | 1 | 0 | 1 | | | | | | | | | |
| 3 Khalil Greene, R (1.6) OBP: 0.269, SLG: 0.451 | K | | | P3 | | | | | F8 | 4 | 0 | 0 | 0 | 0 | 2 | 6 | | | | | | | | | |
| Mike Cameron, R (1.8) OBP: 0.271, SLG: 0.287 | K | | | F9 | | | | | G5-3 | 4 | 0 | 0 | 0 | 0 | 1 | 2 | | | | | | | | | |
| 5 Kevin Kouzmanoff, R (1.5) OBP: 0.179, SLG: 0.209 | F9 | | | K | | | | | G6-3 | 4 | 0 | 1 | 0 | 0 | 1 | 0 | | | | | | | | | |
| Rob Bowen, S (1.2) OBP: 0.333, SLG: 0.328 | K | | | K | | | | | P5 | 3 | 0 | 0 | 0 | 0 | 2 | 0 | | | | | | | | | |
| 28 Josh Bard, S (9.2) OBP: 0.236, SLG: 0.311 | K | | | K | | | | | P5 | 0 | 0 | 0 | 0 | 0 | 0 | 0 | | | | | | | | | |
| Justin Germano, R (1.1) 47 Ryan Ludwick, R (6,PH) 56 Kelvin Jimenez, R (6.1) 34 Randy Flores, L (7.1) 44 Jason Istringhausen, R (8.1) | K | | | G1-3 | | | | | K | 1 | 0 | 0 | 0 | 1 | 0 | 0 | | | | | | | | | |
| Inning Stats | R: 2 E: 0 K: 2 S: 15 | H: 2 LOB: 1 BB: 1 P: 27 | R: 0 E: 0 K: 1 S: 8 | H: 0 LOB: 2 BB: 2 P: 18 | R: 0 E: 0 K: 0 S: 11 | H: 1 LOB: 1 BB: 0 P: 18 | R: 0 E: 0 K: 2 S: 10 | H: 0 LOB: 0 BB: 0 P: 15 | R: 1 E: 0 K: 0 S: 17 | H: 2 LOB: 0 BB: 0 P: 20 | R: 0 E: 0 K: 0 S: 6 | H: 0 LOB: 0 BB: 0 P: 10 | R: 0 E: 0 K: 2 S: 12 | H: 1 LOB: 3 BB: 2 P: 24 | R: 0 E: 0 K: 1 S: 11 | H: 1 LOB: 2 BB: 0 P: 18 | 1B: 6 2B: 1 3B: 0 HR: 0 | SF: 0 SAC: 0 DP: 0 HBP: 1 | WP: 0 PB: 0 SB: 0 CS: 0 | PA: 37 | | | | | |
| PITCHER | IP | WLS | BF | H | R | ER | SO | BB | IBB | HBP | BLK | WP | HR | S | P | ERA | WHIP | | | | | | | | |
| 23 Anthony Reyes, R (1.1) ERA: 5.08 | 5.0 | L | 23 | 5 | 3 | 3 | 5 | 3 | 0 | 0 | 0 | 0 | 0 | 61 | 98 | 5.40 | 1.600 | | | | | | | | |
| 56 Kelvin Jimenez, R (6.1) ERA: 2.35 | 1.2 | | 6 | 0 | 0 | 0 | 1 | 1 | 0 | 0 | 0 | 0 | 0 | 11 | 21 | 0.00 | 0.600 | | | | | | | | |
| 34 Randy Flores, L (7.1) ERA: 2.08 | 0.1 | | 3 | 1 | 0 | 0 | 1 | 1 | 0 | 0 | 0 | 0 | 0 | 7 | 13 | 0.00 | 6.000 | | | | | | | | |
| 44 Jason Istringhausen, R (8.1) ERA: 1.88 | 1.0 | | 5 | 1 | 0 | 0 | 1 | 0 | 0 | 1 | 0 | 0 | 0 | 11 | 18 | 0.00 | 1.000 | | | | | | | | |

St. Louis Cardinals @ San Diego Padres
 PETCO Park, San Diego, CA
 Sun May 13 2007, 4:05 PM EDT
 Att: 36,616 - Sunny - 71 F

AB 31
 R 3
 H 7
 RBI 2
 BB 5
 SO 8
 LOB 19




| Batter | 1 | 2 | 3 | 4 | 5 | 6 | 7 | 8 | 9 | AB | R | H | RBI | BB | SO | LOB | TOP | | | |
|---|--|----------------------------------|------------------------------|---------------------------------|------------------------------|----------------------------------|------------------------------|----------------------------------|------------------------------|----------------------------------|-------------------------------|----------------------------------|------------------------------|---------------------------------|-------------------------------|----------------------------------|--|------------------------------------|----------------------------------|--------|
| 6 Ryan Freel, R OBP: 0.348, SLG: 0.374 | | | | | | | | | | 4 | 0 | 1 | 0 | 0 | 0 | 2 | <p>Cincinnati Reds @ San Diego Padres PETCO Park, San Diego, CA Mon May 14 2007, 10:05 PM EDT Att: 20,262 - Partly Cloudy - 67 F</p> <p>livebaseballscores.com</p> | | | |
| Scott Hatteberg, L OBP: 0.352, SLG: 0.375 | | | | | | | | | | 4 | 0 | 0 | 0 | 0 | 0 | 2 | | | | |
| Ken Griffey Jr., L OBP: 0.433, SLG: 0.573 | | | | | | | | | | 3 | 0 | 0 | 1 | 0 | 1 | 0 | | | | |
| 4 Brandon Phillips, R OBP: 0.327, SLG: 0.462 | | | | | | | | | | 4 | 0 | 1 | 0 | 0 | 1 | 1 | | | | |
| Adam Dunn, L OBP: 0.369, SLG: 0.599 | | | | | | | | | | 3 | 0 | 0 | 0 | 0 | 2 | 1 | | | | |
| 33 Josh Hamilton, L OBP: 0.333, SLG: 0.537 | | | | | | | | | | 3 | 0 | 0 | 0 | 0 | 0 | 0 | | | | |
| 2 Alex Gonzalez, R OBP: 0.315, SLG: 0.492 | | | | | | | | | | 3 | 0 | 0 | 0 | 0 | 1 | 0 | | | | |
| 29 Mike Stanton, L | | | | | | | | | | 0 | 0 | 0 | 0 | 0 | 0 | 0 | | | | |
| Javier Valentin, S OBP: 0.327, SLG: 0.318 | | | | | | | | | | 3 | 0 | 1 | 0 | 0 | 0 | 0 | | | | |
| 31 Matt Belisle, R | | | | | | | | | | 1 | 0 | 0 | 0 | 0 | 0 | 0 | | | | |
| 27 Jeff Keppinger, R OBP: 0.409, SLG: 0.250 | | | | | | | | | | 1 | 0 | 1 | 0 | 0 | 0 | 0 | | | | |
| 51 Jared Burton, R | | | | | | | | | | 0 | 0 | 0 | 0 | 0 | 0 | 0 | | | | |
| 25 David Weathers, R | | | | | | | | | | 0 | 0 | 0 | 0 | 0 | 0 | 0 | | | | |
| 9 Juan Castro, R OBP: 0.233, SLG: 0.244 | | | | | | | | | | 1 | 1 | 1 | 0 | 0 | 0 | 0 | | | | |
| Inning Stats | R: 0 E: 0 K: 0 S: 6 | H: 0 LOB: 0 BB: 0 P: 11 | R: 0 E: 0 K: 1 S: 6 | H: 0 LOB: 0 BB: 0 P: 8 | R: 0 E: 0 K: 1 S: 6 | H: 0 LOB: 0 BB: 0 P: 10 | R: 0 E: 0 K: 1 S: 9 | H: 0 LOB: 0 BB: 0 P: 10 | R: 0 E: 0 K: 0 S: 5 | H: 2 LOB: 1 BB: 0 P: 12 | R: 0 E: 0 K: 1 S: 10 | H: 1 LOB: 1 BB: 0 P: 13 | R: 0 E: 0 K: 0 S: 4 | H: 0 LOB: 0 BB: 0 P: 6 | R: 1 E: 0 K: 1 S: 14 | H: 2 LOB: 1 BB: 0 P: 19 | 1B: 3 2B: 2 3B: 0 HR: 0 | SF: 1 SAC: 0 DP: 1 HBP: 0 | WP: 0 PB: 0 SB: 1 CS: 0 | PA: 31 |
| PITCHER Greg Maddux, R ERA: 3.2 | IP: 9.0 WLS: W BF: 31 H: 5 R: 1 ER: 1 SO: 5 BB: 0 IBB: 0 HBP: 0 BLK: 0 WP: 0 HR: 0 S: 68 P: 96 ERA: 1.00 WHIP: 0.556 | | | | | | | | | | | | | | | PITCHER | | | | |

| Batter | 1 | 2 | 3 | 4 | 5 | 6 | 7 | 8 | 9 | AB | R | H | RBI | BB | SO | LOB | BOTTOM | | | |
|---|---|----------------------------------|-------------------------------|----------------------------------|-------------------------------|----------------------------------|------------------------------|----------------------------------|-------------------------------|----------------------------------|------------------------------|----------------------------------|------------------------------|----------------------------------|------------------------------|----------------------------------|--|----------------------------------|------------------------------------|----------------------------------|
| 22 Marcus Giles, R OBP: 0.356, SLG: 0.399 | | | | | | | | | | 4 | 1 | 1 | 0 | 0 | 1 | 3 | <p>Cincinnati Reds @ San Diego Padres PETCO Park, San Diego, CA Mon May 14 2007, 10:05 PM EDT Att: 20,262 - Partly Cloudy - 67 F</p> <p>livebaseballscores.com</p> | | | |
| José Cruz Jr., S OBP: 0.376, SLG: 0.546 | | | | | | | | | | 3 | 1 | 1 | 1 | 1 | 0 | 1 | | | | |
| 24 Brian Giles, L OBP: 0.363, SLG: 0.370 | | | | | | | | | | 3 | 1 | 1 | 0 | 1 | 0 | 1 | | | | |
| 23 Adrián González, L OBP: 0.347, SLG: 0.519 | | | | | | | | | | 4 | 0 | 0 | 0 | 0 | 2 | 5 | | | | |
| 3 Khalil Greene, R OBP: 0.269, SLG: 0.456 | | | | | | | | | | 3 | 2 | 1 | 1 | 0 | 1 | 0 | | | | |
| Mike Cameron, R OBP: 0.276, SLG: 0.305 | | | | | | | | | | 4 | 1 | 2 | 2 | 0 | 1 | 1 | | | | |
| 28 Josh Bard, S OBP: 0.306, SLG: 0.321 | | | | | | | | | | 4 | 0 | 2 | 2 | 0 | 1 | 1 | | | | |
| 5 Kevin Kouzmanoff, R OBP: 0.190, SLG: 0.234 | | | | | | | | | | 3 | 1 | 2 | 1 | 0 | 1 | 0 | | | | |
| Greg Maddux, R OBP: 0.077, SLG: 0.077 | | | | | | | | | | 1 | 0 | 0 | 0 | 0 | 0 | 0 | | | | |
| Inning Stats | R: 3 E: 0 K: 0 S: 13 | H: 3 LOB: 1 BB: 1 P: 25 | R: 1 E: 0 K: 0 S: 11 | H: 2 LOB: 2 BB: 0 P: 16 | R: 1 E: 0 K: 0 S: 10 | H: 3 LOB: 2 BB: 0 P: 11 | R: 0 E: 0 K: 1 S: 9 | H: 0 LOB: 0 BB: 0 P: 11 | R: 2 E: 0 K: 1 S: 12 | H: 2 LOB: 1 BB: 0 P: 18 | R: 0 E: 0 K: 1 S: 8 | H: 0 LOB: 0 BB: 1 P: 15 | R: 0 E: 0 K: 2 S: 9 | H: 0 LOB: 0 BB: 0 P: 11 | R: 0 E: 0 K: 2 S: 9 | H: 0 LOB: 0 BB: 0 P: 12 | | 1B: 6 2B: 3 3B: 1 HR: 0 | SF: 2 SAC: 3 DP: 1 HBP: 1 | WP: 1 PB: 0 SB: 0 CS: 0 |
| PITCHER 31 Matt Belisle, R ERA: 4.38 | IP: 5.0 WLS: L BF: 28 H: 10 R: 7 ER: 7 SO: 28 BB: 1 IBB: 0 HBP: 0 BLK: 0 WP: 0 HR: 0 S: 55 P: 81 ERA: 12.60 WHIP: 2.200 | | | | | | | | | | | | | | | PITCHER | | | | |
| 51 Jared Burton, R | IP: 1.0 WLS: L BF: 3 H: 0 R: 0 ER: 0 SO: 1 BB: 1 IBB: 0 HBP: 0 BLK: 0 WP: 0 HR: 0 S: 8 P: 15 ERA: 0.00 WHIP: 1.000 | | | | | | | | | | | | | | | | | | | |
| 25 David Weathers, R ERA: 2.25 | IP: 1.0 WLS: L BF: 3 H: 0 R: 0 ER: 0 SO: 2 BB: 0 IBB: 0 HBP: 0 BLK: 0 WP: 0 HR: 0 S: 9 P: 11 ERA: 0.00 WHIP: 0.000 | | | | | | | | | | | | | | | | | | | |
| 29 Mike Stanton, L ERA: 7.5 | IP: 1.0 WLS: L BF: 3 H: 0 R: 0 ER: 0 SO: 2 BB: 0 IBB: 0 HBP: 0 BLK: 0 WP: 0 HR: 0 S: 9 P: 12 ERA: 0.00 WHIP: 0.000 | | | | | | | | | | | | | | | | | | | |

| Batter | 1 | 2 | 3 | 4 | 5 | 6 | 7 | 8 | 9 | AB | R | H | RBI | BB | SO | LOB | TOP | | | |
|---|---|----------------------------------|------------------------------|----------------------------------|------------------------------|----------------------------------|-------------------------------|----------------------------------|------------------------------|----------------------------------|-------------------------------|----------------------------------|-------------------------------|----------------------------------|------------------------------|----------------------------------|---|----------------------------------|------------------------------------|----------------------------------|
| 22 Marcus Giles, R OBP: 0.345, SLG: 0.385 | | | | | | | | | | 5 | 0 | 2 | 0 | 0 | 0 | 4 | San Diego Padres @ Seattle Mariners Safeco Field, Seattle, WA Fri May 18 2007, 7:05 PM PDT Att: 39,532 - Roof Closed - 63 F | | | |
| José Cruz Jr., S OBP: 0.361, SLG: 0.514 | | | | | | | | | | 4 | 1 | 1 | 0 | 0 | 1 | 2 | | | | |
| 24 Brian Giles, L OBP: 0.351, SLG: 0.355 | | | | | | | | | | 5 | 0 | 1 | 1 | 0 | 0 | 2 | | | | |
| 23 Adrián González, L OBP: 0.337, SLG: 0.497 | | | | | | | | | | 4 | 1 | 1 | 0 | 1 | 1 | 1 | | | | |
| 3 Khalil Greene, R OBP: 0.264, SLG: 0.438 | | | | | | | | | | 4 | 2 | 1 | 0 | 1 | 0 | 3 | | | | |
| Mike Cameron, R OBP: 0.288, SLG: 0.327 | | | | | | | | | | 5 | 2 | 2 | 2 | 0 | 1 | 1 | | | | |
| 28 Josh Bard, S OBP: 0.299, SLG: 0.303 | | | | | | | | | | 3 | 1 | 1 | 0 | 1 | 0 | 1 | | | | |
| Russell Branyan, L OBP: 0.382, SLG: 0.578 | | | | | | | | | | 4 | 1 | 1 | 3 | 0 | 2 | 4 | | | | |
| 5 Kevin Kouzmanoff, R OBP: 0.243, SLG: 0.270 | | | | | | | | | | 2 | 0 | 1 | 2 | 2 | 0 | 0 | | | | |
| Inning Stats | R: 0 E: 0 K: 0 S: 11 | H: 2 LOB: 2 BB: 0 P: 14 | R: 0 E: 0 K: 0 S: 7 | H: 0 LOB: 0 BB: 0 P: 12 | R: 0 E: 0 K: 1 S: 8 | H: 1 LOB: 0 BB: 0 P: 12 | R: 3 E: 1 K: 1 S: 21 | H: 2 LOB: 2 BB: 2 P: 39 | R: 0 E: 0 K: 0 S: 6 | H: 0 LOB: 1 BB: 1 P: 17 | R: 1 E: 0 K: 0 S: 13 | H: 2 LOB: 1 BB: 1 P: 21 | R: 4 E: 0 K: 0 S: 16 | H: 4 LOB: 1 BB: 1 P: 28 | R: 0 E: 0 K: 1 S: 9 | H: 0 LOB: 0 BB: 0 P: 12 | | 1B: 3 2B: 7 3B: 0 HR: 1 | SF: 0 SAC: 1 DP: 0 HBP: 0 | WP: 0 PB: 0 SB: 1 CS: 2 |
| PITCHER | IP WLS BF H R ER SO BB IBB HBP BLK WP HR S P ERA WHIP | | | | | | | | | | | | | | | | | | | |
| 43 Miguel Batista, R ERA: 6.15 | 6.2 L 29 6 4 1 4 4 0 0 0 0 0 70 118 1.35 1.500 | | | | | | | | | | | | | | | | | | | |
| George Sherrill, L ERA: 2.19 | 0.1 2 1 0 0 0 0 0 0 0 0 0 6 8 0.00 3.000 | | | | | | | | | | | | | | | | | | | |
| 33 Chris Reitsma, R ERA: 4.86 | 1.0 8 4 4 4 0 1 0 0 0 0 0 1 16 28 36.00 5.000 | | | | | | | | | | | | | | | | | | | |
| 35 Brandon Morrow, R ERA: 2.4 | 1.0 3 0 0 0 1 0 0 0 0 0 0 0 9 12 0.00 0.000 | | | | | | | | | | | | | | | | | | | |

| Batter | 1 | 2 | 3 | 4 | 5 | 6 | 7 | 8 | 9 | AB | R | H | RBI | BB | SO | LOB | BOTTOM | | | |
|--|---|----------------------------------|-------------------------------|----------------------------------|-------------------------------|----------------------------------|-------------------------------|----------------------------------|------------------------------|---------------------------------|-------------------------------|----------------------------------|-------------------------------|----------------------------------|-------------------------------|----------------------------------|---|-----------------------------------|------------------------------------|----------------------------------|
| 51 Ichiro Suzuki, L OBP: 0.396, SLG: 0.437 | | | | | | | | | | 4 | 1 | 2 | 0 | 1 | 0 | 2 | San Diego Padres @ Seattle Mariners Safeco Field, Seattle, WA Fri May 18 2007, 7:05 PM PDT Att: 39,532 - Roof Closed - 63 F | | | |
| Jose Vidro, S OBP: 0.354, SLG: 0.362 | | | | | | | | | | 5 | 0 | 2 | 1 | 0 | 0 | 3 | | | | |
| Raul Ibanez, L OBP: 0.316, SLG: 0.364 | | | | | | | | | | 4 | 0 | 2 | 0 | 0 | 0 | 1 | | | | |
| Richie Sexson, R OBP: 0.268, SLG: 0.346 | | | | | | | | | | 4 | 0 | 0 | 0 | 0 | 3 | 5 | | | | |
| Jose Guillen, R OBP: 0.348, SLG: 0.433 | | | | | | | | | | 4 | 0 | 0 | 0 | 0 | 2 | 2 | | | | |
| 29 Adrián Beltré, R OBP: 0.304, SLG: 0.414 | | | | | | | | | | 4 | 0 | 1 | 0 | 0 | 0 | 2 | | | | |
| 2 Kenji Johjima, R OBP: 0.339, SLG: 0.523 | | | | | | | | | | 4 | 0 | 2 | 0 | 0 | 0 | 1 | | | | |
| 7 Yuniesky Betancourt, R OBP: 0.279, SLG: 0.397 | | | | | | | | | | 4 | 0 | 0 | 0 | 0 | 2 | 3 | | | | |
| 4 Jose Lopez, R OBP: 0.281, SLG: 0.409 | | | | | | | | | | 4 | 0 | 1 | 0 | 0 | 1 | 1 | | | | |
| Inning Stats | R: 0 E: 0 K: 1 S: 10 | H: 1 LOB: 1 BB: 0 P: 16 | R: 0 E: 0 K: 1 S: 10 | H: 0 LOB: 0 BB: 0 P: 11 | R: 1 E: 0 K: 1 S: 19 | H: 2 LOB: 2 BB: 1 P: 30 | R: 0 E: 0 K: 0 S: 12 | H: 1 LOB: 1 BB: 0 P: 17 | R: 0 E: 0 K: 0 S: 7 | H: 0 LOB: 0 BB: 0 P: 9 | R: 0 E: 0 K: 1 S: 13 | H: 2 LOB: 2 BB: 0 P: 16 | R: 0 E: 0 K: 1 S: 16 | H: 2 LOB: 2 BB: 0 P: 23 | R: 0 E: 0 K: 2 S: 18 | H: 2 LOB: 2 BB: 0 P: 25 | | 1B: 10 2B: 0 3B: 0 HR: 0 | SF: 0 SAC: 0 DP: 0 HBP: 0 | WP: 0 PB: 0 SB: 4 CS: 0 |
| PITCHER | IP WLS BF H R ER SO BB IBB HBP BLK WP HR S P ERA WHIP | | | | | | | | | | | | | | | | | | | |
| 32 Chris Young, R ERA: 2.89 | 6.2 W 27 6 1 1 5 1 0 0 0 0 0 75 105 1.35 1.050 | | | | | | | | | | | | | | | | | | | |
| 21 Heath Bell, R ERA: 1.45 | 1.1 H 6 2 0 0 1 0 0 0 0 0 0 19 26 0.00 1.500 | | | | | | | | | | | | | | | | | | | |
| 26 Doug Brocail, R ERA: 0.89 | 1.0 5 2 0 0 2 0 0 0 0 0 0 18 25 0.00 2.000 | | | | | | | | | | | | | | | | | | | |



| Batter | 1 | 2 | 3 | 4 | 5 | 6 | 7 | 8 | 9 | AB | R | H | RBI | BB | SO | LOB | TOP | | | | | |
|--|--|----------------------------------|-------------------------------|----------------------------------|------------------------------|----------------------------------|-------------------------------|----------------------------------|-------------------------------|----------------------------------|-------------------------------|----------------------------------|-------------------------------|----------------------------------|-------------------------------|----------------------------------|---|------------------------------------|----------------------------------|------------------------------------|----------------------------------|--------|
| 22 Marcus Giles, R OBP: 0.352, SLG: 0.388 | | | | | | | | | | 4 | 0 | 2 | 1 | 1 | 0 | 0 | San Diego Padres @ Seattle Mariners Safeco Field, Seattle, WA Sat May 19 2007, 7:05 PM PDT Att: 34,289 - Roof Closed - 58 F | | | | | |
| José Cruz Jr., S OBP: 0.362, SLG: 0.504 | | | | | | | | | | 4 | 0 | 1 | 1 | 1 | 0 | 3 | | | | | | |
| 24 Brian Giles, L OBP: 0.347, SLG: 0.347 | | | | | | | | | | | 4 | 0 | 0 | 0 | 1 | 0 | | 2 | | | | |
| 23 Adrián González, L OBP: 0.330, SLG: 0.486 | | | | | | | | | | | 4 | 0 | 0 | 0 | 0 | 1 | | 3 | | | | |
| 3 Khalil Greene, R OBP: 0.270, SLG: 0.463 | | | | | | | | | | | 4 | 1 | 2 | 1 | 0 | 0 | | 0 | | | | |
| Mike Cameron, R OBP: 0.293, SLG: 0.327 | | | | | | | | | | | 3 | 1 | 1 | 0 | 1 | 2 | | 1 | | | | |
| 5 Kevin Kouzmanoff, R OBP: 0.252, SLG: 0.296 | | | | | | | | | | | 4 | 1 | 2 | 1 | 0 | 0 | | 2 | | | | |
| Geoff Blum, S OBP: 0.263, SLG: 0.353 | | | | | | | | | | | 4 | 0 | 1 | 0 | 0 | 2 | | 2 | | | | |
| Rob Bowen, S OBP: 0.333, SLG: 0.317 | | | | | | | | | | 2 | 1 | 0 | 0 | 1 | 1 | 2 | | SD | | | | |
| 13 Oscar Robles, L OBP: 0.250, SLG: 0.250 | | | | | | | | | 1 | 0 | 0 | 0 | 0 | 1 | 0 | 0 | | | | | | |
| Inning Stats | R: 0 E: 0 K: 0 S: 5 | H: 1 LOB: 0 BB: 0 P: 9 | R: 1 E: 0 K: 1 S: 18 | H: 2 LOB: 1 BB: 0 P: 29 | R: 0 E: 0 K: 1 S: 7 | H: 0 LOB: 0 BB: 0 P: 7 | R: 0 E: 0 K: 0 S: 7 | H: 0 LOB: 0 BB: 0 P: 9 | R: 1 E: 0 K: 1 S: 15 | H: 3 LOB: 2 BB: 0 P: 26 | R: 1 E: 0 K: 0 S: 11 | H: 1 LOB: 1 BB: 1 P: 18 | R: 1 E: 0 K: 1 S: 14 | H: 1 LOB: 2 BB: 3 P: 30 | R: 0 E: 0 K: 2 S: 12 | H: 1 LOB: 1 BB: 0 P: 18 | R: 0 E: 0 K: 1 S: 7 | H: 0 LOB: 1 BB: 1 P: 16 | 1B: 5 2B: 4 3B: 0 HR: 1 | SF: 0 SAC: 0 DP: 2 HBP: 0 | WP: 0 PB: 1 SB: 0 CS: 0 | PA: 39 |
| PITCHER | IP WLS BF H R ER SO BB IBB HBP BLK WP HR S P ERA WHIP | | | | | | | | | | | | | | | | | | | | | |
| 26 Horacio Ramirez, L ERA: 6.1 | (1, 1) 6.0 W 25 7 3 3 3 1 0 0 0 0 0 1 63 98 4.50 1.333 | | | | | | | | | | | | | | | | | | | | | |
| Jason Davis, R ERA: 4.3 | (7, 1) 0.1 4 1 1 1 1 2 0 0 0 0 0 0 9 20 27.00 9.000 | | | | | | | | | | | | | | | | | | | | | |
| George Sherrill, L ERA: 2.08 | (7, 1) 0.2 H 2 0 0 0 0 1 0 0 0 0 0 0 5 10 0.00 1.500 | | | | | | | | | | | | | | | | | | | | | |
| 35 Brandon Morrow, R ERA: 2.25 | (8, 1) 1.0 H 4 1 0 0 2 0 0 0 0 0 0 0 12 18 0.00 1.000 | | | | | | | | | | | | | | | | | | | | | |
| 20 J.J. Putz, R ERA: 1.45 | (9, 1) 1.0 S 4 0 0 0 1 1 0 0 0 0 0 0 7 16 0.00 1.000 | | | | | | | | | | | | | | | | | | | | | |
| Batter | 1 | 2 | 3 | 4 | 5 | 6 | 7 | 8 | 9 | AB | R | H | RBI | BB | SO | LOB | BOTTOM | | | | | |
| 51 Ichiro Suzuki, L OBP: 0.396, SLG: 0.436 | | | | | | | | | | 5 | 2 | 2 | 0 | 0 | 0 | 2 | San Diego Padres @ Seattle Mariners Safeco Field, Seattle, WA Sat May 19 2007, 7:05 PM PDT Att: 34,289 - Roof Closed - 58 F | | | | | |
| Jose Vidro, S OBP: 0.357, SLG: 0.365 | | | | | | | | | | 4 | 2 | 2 | 1 | 0 | 1 | 1 | | | | | | |
| Jose Guillen, R OBP: 0.353, SLG: 0.468 | | | | | | | | | | 4 | 1 | 2 | 4 | 0 | 2 | 0 | | | | | | |
| 7 Yuniesky Betancourt, R OBP: 0.279, SLG: 0.397 | | | | | | | | | | 0 | 0 | 0 | 0 | 0 | 0 | 0 | | | | | | |
| Ben Broussard, L OBP: 0.324, SLG: 0.563 | | | | | | | | | | 4 | 0 | 2 | 0 | 0 | 2 | 0 | | | | | | |
| 29 Adrián Beltré, R OBP: 0.309, SLG: 0.436 | | | | | | | | | | 4 | 1 | 2 | 1 | 0 | 0 | 1 | | | | | | |
| 2 Kenji Johjima, R OBP: 0.328, SLG: 0.505 | | | | | | | | | | 4 | 0 | 0 | 0 | 0 | 0 | 2 | | | | | | |
| 4 Jose Lopez, R OBP: 0.288, SLG: 0.407 | | | | | | | | | | 3 | 0 | 1 | 0 | 1 | 1 | 2 | | | | | | |
| 16 Willie Bloomquist, R OBP: 0.179, SLG: 0.154 | | | | | | | | | | 4 | 0 | 1 | 0 | 0 | 0 | 2 | | | | | | |
| Jason Ellison, R OBP: 0.375, SLG: 0.375 | | | | | | | | | | 4 | 1 | 2 | 0 | 0 | 0 | 1 | | | | | | |
| Inning Stats | R: 2 E: 0 K: 1 S: 13 | H: 4 LOB: 2 BB: 0 P: 19 | R: 3 E: 0 K: 1 S: 13 | H: 4 LOB: 0 BB: 0 P: 24 | R: 1 E: 0 K: 0 S: 9 | H: 2 LOB: 1 BB: 0 P: 13 | R: 1 E: 0 K: 2 S: 11 | H: 2 LOB: 1 BB: 0 P: 15 | R: 0 E: 0 K: 0 S: 6 | H: 0 LOB: 0 BB: 1 P: 12 | R: 0 E: 0 K: 0 S: 7 | H: 0 LOB: 0 BB: 0 P: 9 | R: 0 E: 0 K: 2 S: 9 | H: 0 LOB: 0 BB: 0 P: 13 | R: 0 E: 0 K: 0 S: 10 | H: 2 LOB: 2 BB: 0 P: 15 | 1B: 11 2B: 1 3B: 0 HR: 2 | SF: 0 SAC: 0 DP: 1 HBP: 0 | WP: 0 PB: 0 SB: 2 CS: 0 | PA: 37 | | |
| PITCHER | IP WLS BF H R ER SO BB IBB HBP BLK WP HR S P ERA WHIP | | | | | | | | | | | | | | | | | | | | | |
| Greg Maddux, R ERA: 4.14 | (1, 1) 3.2 L 22 12 7 7 4 0 0 0 0 0 0 2 43 67 17.18 3.273 | | | | | | | | | | | | | | | | | | | | | |
| 45 Justin Hampson, L ERA: 1.29 | (4, 1) 2.1 7 0 0 0 0 1 0 0 0 0 0 0 16 25 0.00 0.429 | | | | | | | | | | | | | | | | | | | | | |
| 43 Cla Meredith, R ERA: 3.0 | (7, 1) 2.0 8 2 0 0 2 0 0 0 0 0 0 0 19 28 0.00 1.000 | | | | | | | | | | | | | | | | | | | | | |

| Batter | 1 | 2 | 3 | 4 | 5 | 6 | 7 | 8 | 9 | AB | R | H | RBI | BB | SO | LOB | TOP | | | | | |
|---|---|---|--|----------------------------------|-------------------------------|----------------------------------|------------------------------|----------------------------------|-------------------------------|----------------------------------|------------------------------|----------------------------------|------------------------------|----------------------------------|-------------------------------|----------------------------------|---|----------------------------------|----------------------------------|------------------------------------|----------------------------------|--------|
| 22 Marcus Giles, R OBP: 0.359, SLG: 0.396 | G5-3 | | WP 23 1B | | | E6 | | G3-1 | | 4 | 1 | 2 | 0 | 0 | 0 | 0 | San Diego Padres @ Seattle Mariners Safeco Field, Seattle, WA Sun May 20 2007, 1:05 PM PDT Att: 38,843 - Roof Closed - 55 F | | | | | |
| José Cruz Jr., S OBP: 0.348, SLG: 0.483 | K | | K | F8 | | G3 | | G3-1 | | 5 | 0 | 0 | 0 | 0 | 2 | 5 | | | | | | |
| Mike Cameron, R OBP: 0.295, SLG: 0.326 | | | K | | | F9 | | K | | 4 | 0 | 1 | 0 | 1 | 2 | 4 | | | | | | |
| 23 Adrián González, L OBP: 0.342, SLG: 0.503 | PO | | WP 28 3 1B | | | | | | | 4 | 1 | 3 | 1 | 1 | 1 | 0 | | | | | | |
| 3 Khalil Greene, R OBP: 0.273, SLG: 0.467 | | | | | | | | | | 5 | 0 | 2 | 0 | 0 | 2 | 4 | | | | | | |
| 28 Josh Bard, S OBP: 0.314, SLG: 0.315 | | | | | | | | | | 3 | 0 | 1 | 1 | 2 | 0 | 2 | | | | | | |
| 5 Kevin Kouzmanoff, R OBP: 0.259, SLG: 0.296 | | | | | | | | | | 4 | 0 | 1 | 0 | 0 | 2 | 7 | | | | | | |
| Russell Branyan, L OBP: 0.356, SLG: 0.531 | | | | | | | | | | 4 | 0 | 0 | 0 | 0 | 2 | 5 | | | | | | |
| Geoff Blum, S OBP: 0.259, SLG: 0.346 | | | | | | | | | | 1 | 0 | 0 | 0 | 0 | 1 | 2 | | | | | | |
| 8 Termel Sledge, L OBP: 0.330, SLG: 0.392 | | | | | | | | | | 4 | 0 | 1 | 0 | 0 | 2 | 2 | | | | | | |
| Inning Stats | R: 0 E: 0 K: 1 S: 7 | H: 1 LOB: 0 BB: 0 P: 13 | R: 1 E: 0 K: 3 S: 13 | H: 2 LOB: 2 BB: 0 P: 18 | R: 1 E: 0 K: 2 S: 19 | H: 3 LOB: 3 BB: 1 P: 30 | R: 0 E: 0 K: 0 S: 9 | H: 1 LOB: 1 BB: 0 P: 16 | R: 0 E: 0 K: 3 S: 12 | H: 0 LOB: 3 BB: 2 P: 26 | R: 0 E: 1 K: 1 S: 9 | H: 0 LOB: 1 BB: 0 P: 18 | R: 0 E: 0 K: 2 S: 9 | H: 1 LOB: 1 BB: 0 P: 18 | R: 0 E: 0 K: 1 S: 9 | H: 2 LOB: 2 BB: 1 P: 17 | R: 0 E: 0 K: 1 S: 9 | H: 1 LOB: 2 BB: 1 P: 18 | 1B: 6 2B: 5 3B: 0 HR: 0 | SF: 0 SAC: 0 DP: 0 HBP: 2 | WP: 2 PB: 0 SB: 1 CS: 0 | PA: 45 |
| PITCHER | IP WLS BF H R ER SO BB IBB HBP BLK WP HR S P ERA WHIP | IP WLS BF H R ER SO BB IBB HBP BLK WP HR S P ERA WHIP | PITCHER IP WLS BF H R ER SO BB IBB HBP BLK WP HR S P ERA WHIP | | | | | | | | | | | | | | | | | | | |
| 34 Félix Hernández, R ERA: 2.77 | 5.0 L 26 8 2 2 9 2 1 1 0 2 0 60 103 3.60 2.000 | | | | | | | | | | | | | | | | | | | | | |
| 46 Sean White, R ERA: 4.03 | 3.2 17 3 0 0 4 1 0 1 0 0 0 33 67 0.00 1.091 | | | | | | | | | | | | | | | | | | | | | |
| 59 Eric O'Flaherty, L ERA: 2.25 | 0.1 1 0 0 0 1 0 0 0 0 0 0 3 4 0.00 0.000 | | | | | | | | | | | | | | | | | | | | | |
| Batter | 1 | 2 | 3 | 4 | 5 | 6 | 7 | 8 | 9 | AB | R | H | RBI | BB | SO | LOB | BOTTOM | | | | | |
| 51 Ichiro Suzuki, L OBP: 0.394, SLG: 0.440 | CS S | | G3-6-3 | | | G3 | | | | 3 | 0 | 2 | 0 | 1 | 0 | 1 | San Diego Padres @ Seattle Mariners Safeco Field, Seattle, WA Sun May 20 2007, 1:05 PM PDT Att: 38,843 - Roof Closed - 55 F | | | | | |
| Jose Vidro, S OBP: 0.349, SLG: 0.356 | G5-3 | | F8 | | | L8 | | L1 | | 4 | 0 | 0 | 0 | 0 | 0 | 3 | | | | | | |
| Jose Guillen, R OBP: 0.350, SLG: 0.461 | G6-3 | | G3-6-3 | | | P6 | | | | 4 | 0 | 1 | 0 | 0 | 0 | 2 | | | | | | |
| Jason Ellison, R OBP: 0.375, SLG: 0.375 | | | | | | | | | | 0 | 0 | 0 | 0 | 0 | 0 | 0 | | | | | | |
| Ben Broussard, L OBP: 0.316, SLG: 0.528 | | | | | | | | | | 4 | 0 | 1 | 0 | 0 | 0 | 0 | | | | | | |
| 29 Adrián Beltré, R OBP: 0.307, SLG: 0.431 | | | | | | | | | | 4 | 0 | 1 | 0 | 0 | 0 | 2 | | | | | | |
| 7 Yunesky Betancourt, R OBP: 0.278, SLG: 0.392 | | | | | | | | | | 4 | 1 | 1 | 0 | 0 | 1 | 2 | | | | | | |
| 4 Jose Lopez, R OBP: 0.287, SLG: 0.402 | | | | | | | | | | 4 | 0 | 1 | 1 | 0 | 1 | 2 | | | | | | |
| Jamie Burke, R OBP: 0.393, SLG: 0.480 | | | | | | | | | | 2 | 0 | 2 | 0 | 0 | 0 | 0 | | | | | | |
| 2 Kenji Johjima, R OBP: 0.325, SLG: 0.500 | | | | | | | | | | 1 | 0 | 0 | 0 | 0 | 0 | 0 | | | | | | |
| 16 Willie Bloomquist, R OBP: 0.161, SLG: 0.138 | | | | | | | | | | 3 | 0 | 0 | 0 | 0 | 0 | 3 | | | | | | |
| Inning Stats | R: 0 E: 0 K: 0 S: 7 | H: 1 LOB: 0 BB: 0 P: 11 | R: 1 E: 1 K: 0 S: 14 | H: 4 LOB: 2 BB: 0 P: 22 | R: 0 E: 0 K: 0 S: 7 | H: 0 LOB: 0 BB: 1 P: 13 | R: 0 E: 0 K: 0 S: 6 | H: 0 LOB: 0 BB: 0 P: 9 | R: 0 E: 0 K: 0 S: 9 | H: 1 LOB: 1 BB: 0 P: 16 | R: 0 E: 0 K: 0 S: 6 | H: 0 LOB: 0 BB: 0 P: 12 | R: 0 E: 0 K: 1 S: 9 | H: 0 LOB: 0 BB: 0 P: 13 | R: 0 E: 0 K: 0 S: 10 | H: 1 LOB: 1 BB: 0 P: 12 | R: 0 E: 0 K: 1 S: 10 | H: 2 LOB: 2 BB: 0 P: 14 | 1B: 9 2B: 0 3B: 0 HR: 0 | SF: 0 SAC: 0 DP: 1 HBP: 0 | WP: 0 PB: 0 SB: 1 CS: 1 | PA: 34 |
| PITCHER | IP WLS BF H R ER SO BB IBB HBP BLK WP HR S P ERA WHIP | IP WLS BF H R ER SO BB IBB HBP BLK WP HR S P ERA WHIP | PITCHER IP WLS BF H R ER SO BB IBB HBP BLK WP HR S P ERA WHIP | | | | | | | | | | | | | | | | | | | |
| Justin Germano, R ERA: 0.47 | 6.0 W 22 6 1 0 1 1 0 0 0 0 0 9 13 0.00 0.000 | | | | | | | | | | | | | | | | | | | | | |
| 21 Heath Bell, R ERA: 1.42 | 1.0 H 3 0 0 0 1 0 0 0 0 0 0 10 12 0.00 1.000 | | | | | | | | | | | | | | | | | | | | | |
| Scott Linebrink, R ERA: 2.61 | 1.0 H 4 1 0 0 0 0 0 0 0 0 0 10 14 0.00 2.000 | | | | | | | | | | | | | | | | | | | | | |
| Trevor Hoffman, R ERA: 3.24 | 1.0 S 5 2 0 0 1 0 0 0 0 0 0 10 14 0.00 2.000 | | | | | | | | | | | | | | | | | | | | | |
| Seattle Mariners | | | | | | | | | | | | | | | | | | | | | | |

| Batter | 1 | 2 | 3 | 4 | 5 | 6 | 7 | 8 | 9 | AB | R | H | RBI | BB | SO | LOB | TOP | | | | | | | | | | | | | | |
|---|--|---|---|---|---|---|---|--|--|--|--|---|---|---|---|---|---|--|--|--|--|---|---|---|---|---|---|--|--|--|--|
| 12 Alfonso Soriano, R OBP: 0.343, SLG: 0.465 | | | | | | | | | | 2 | 1 | 0 | 0 | 3 | 2 | 1 | | | | | | | | | | | | | | | |
| 2 Ryan Theriot, R OBP: 0.353, SLG: 0.353 | | | | | | | | | | 5 | 0 | 0 | 0 | 0 | 1 | 6 | | | | | | | | | | | | | | | |
| 25 Derrek Lee, R OBP: 0.455, SLG: 0.558 | | | | | | | | | | 5 | 0 | 0 | 0 | 0 | 1 | 3 | | | | | | | | | | | | | | | |
| 16 Aramis Ramirez, R OBP: 0.354, SLG: 0.566 | | | | | | | | | | 4 | 0 | 2 | 0 | 0 | 0 | 0 | | | | | | | | | | | | | | | |
| 15 Cliff Floyd, L OBP: 0.340, SLG: 0.409 | | | | | | | | | | 4 | 0 | 2 | 1 | 0 | 1 | 2 | | | | | | | | | | | | | | | |
| Michael Barrett, R OBP: 0.291, SLG: 0.434 | | | | | | | | | | 4 | 0 | 0 | 0 | 0 | 1 | 5 | | | | | | | | | | | | | | | |
| Jacque Jones, L OBP: 0.345, SLG: 0.345 | | | | | | | | | | 4 | 0 | 0 | 0 | 0 | 1 | 3 | | | | | | | | | | | | | | | |
| 46 Ryan Dempster, R OBP: 0.336, SLG: 0.340 | | | | | | | | | | 0 | 0 | 0 | 0 | 0 | 0 | 0 | | | | | | | | | | | | | | | |
| Cesar Izturis, S OBP: 0.336, SLG: 0.340 | | | | | | | | | | 4 | 0 | 3 | 0 | 0 | 0 | 1 | | | | | | | | | | | | | | | |
| 53 Rich Hill, L OBP: 0.100, SLG: 0.105 | | | | | | | | | | 2 | 0 | 0 | 0 | 0 | 2 | 1 | | | | | | | | | | | | | | | |
| 19 Matt Murton, R OBP: 0.326, SLG: 0.364 | | | | | | | | | | 1 | 0 | 1 | 0 | 0 | 0 | 0 | | | | | | | | | | | | | | | |
| 37 Angel Guzman, R OBP: 0.414, SLG: 0.704 | | | | | | | | | | 0 | 0 | 0 | 0 | 0 | 0 | 0 | | | | | | | | | | | | | | | |
| 29 Angel Pagán, S OBP: 0.414, SLG: 0.704 | | | | | | | | | | 1 | 0 | 0 | 0 | 0 | 0 | 1 | | | | | | | | | | | | | | | |
| Inning Stats | R: 1 E: 0 K: 2 S: 19 | H: 2 LOB: 2 BB: 1 P: 30 | R: 0 E: 0 K: 2 S: 12 | H: 1 LOB: 1 BB: 0 P: 18 | R: 0 E: 0 K: 0 S: 6 | H: 0 LOB: 0 BB: 0 P: 10 | R: 0 E: 0 K: 0 S: 8 | H: 1 LOB: 1 BB: 0 P: 12 | R: 0 E: 0 K: 2 S: 10 | H: 0 LOB: 0 BB: 0 P: 15 | R: 0 E: 0 K: 0 S: 9 | H: 0 LOB: 0 BB: 0 P: 13 | R: 0 E: 0 K: 2 S: 16 | H: 2 LOB: 3 BB: 1 P: 24 | R: 0 E: 1 K: 1 S: 14 | H: 1 LOB: 2 BB: 0 P: 20 | R: 0 E: 0 K: 0 S: 16 | H: 1 LOB: 2 BB: 1 P: 26 | 1B: 7 2B: 1 3B: 0 HR: 0 | SF: 0 SAC: 0 DP: 0 HBP: 0 | WP: 0 PB: 0 SB: 0 CS: 0 | PA: 39 | | | | | | | | | |
| PITCHER | IP: 6.0 WLS: W BF: 23 ERA: 1.63 | IP: 1.0 WLS: 6 BF: 2 ERA: 1.37 | IP: 1.0 WLS: 5 BF: 1 ERA: 2.86 | IP: 0.1 WLS: 3 BF: 1 ERA: 0.87 | IP: 0.2 WLS: S BF: 2 ERA: 3.12 | IP: 1.1 WLS: 4 BF: 1 ERA: 1.63 | IP: 7.1 WLS: 6 BF: 2 ERA: 3.00 | IP: 8.1 WLS: 2 BF: 0 ERA: 1.000 | IP: 9.1 WLS: 1 BF: 0 ERA: 6.000 | IP: 9.1 WLS: S BF: 0 ERA: 0.000 | IP: 6.0 WLS: W BF: 23 ERA: 1.63 | IP: 1.0 WLS: 6 BF: 2 ERA: 1.37 | IP: 1.0 WLS: 5 BF: 1 ERA: 2.86 | IP: 0.1 WLS: 3 BF: 1 ERA: 0.87 | IP: 0.2 WLS: S BF: 2 ERA: 3.12 | IP: 1.1 WLS: 4 BF: 1 ERA: 1.63 | IP: 7.1 WLS: 6 BF: 2 ERA: 3.00 | IP: 8.1 WLS: 2 BF: 0 ERA: 1.000 | IP: 9.1 WLS: 1 BF: 0 ERA: 6.000 | IP: 9.1 WLS: S BF: 0 ERA: 0.000 | IP: 6.0 WLS: W BF: 23 ERA: 1.63 | IP: 1.0 WLS: 6 BF: 2 ERA: 1.37 | IP: 1.0 WLS: 5 BF: 1 ERA: 2.86 | IP: 0.1 WLS: 3 BF: 1 ERA: 0.87 | IP: 0.2 WLS: S BF: 2 ERA: 3.12 | IP: 1.1 WLS: 4 BF: 1 ERA: 1.63 | IP: 7.1 WLS: 6 BF: 2 ERA: 3.00 | IP: 8.1 WLS: 2 BF: 0 ERA: 1.000 | IP: 9.1 WLS: 1 BF: 0 ERA: 6.000 | IP: 9.1 WLS: S BF: 0 ERA: 0.000 | IP: 6.0 WLS: W BF: 23 ERA: 1.63 |

Chicago Cubs @ San Diego Padres
PETCO Park, San Diego, CA
Tue May 22 2007, 10:05 PM EDT
Att: 26,192 - Cloudy - 67 F

AB 36
R 1
H 8
RBI 1
BB 3
SO 9
LOB 23



| Batter | 1 | 2 | 3 | 4 | 5 | 6 | 7 | 8 | 9 | AB | R | H | RBI | BB | SO | LOB | BOTTOM | | | | | | | | | | | | | | |
|---|--|---|---|--|--|--|--|--|--|--|--|---|---|--|--|--|--|--|--|--|--|---|---|--|--|--|--|--|--|--|--|
| 22 Marcus Giles, R OBP: 0.362, SLG: 0.401 | | | | | | | | | | 3 | 1 | 1 | 0 | 1 | 1 | 0 | | | | | | | | | | | | | | | |
| José Cruz Jr., S OBP: 0.346, SLG: 0.471 | | | | | | | | | | 3 | 0 | 0 | 0 | 1 | 1 | 1 | | | | | | | | | | | | | | | |
| Mike Cameron, R OBP: 0.299, SLG: 0.363 | | | | | | | | | | 4 | 2 | 2 | 2 | 0 | 1 | 2 | | | | | | | | | | | | | | | |
| 23 Adrián González, L OBP: 0.345, SLG: 0.519 | | | | | | | | | | 4 | 1 | 2 | 2 | 0 | 1 | 0 | | | | | | | | | | | | | | | |
| 3 Khalil Greene, R OBP: 0.267, SLG: 0.457 | | | | | | | | | | 4 | 0 | 0 | 0 | 0 | 0 | 2 | | | | | | | | | | | | | | | |
| 28 Josh Bard, S OBP: 0.305, SLG: 0.305 | | | | | | | | | | 3 | 0 | 0 | 0 | 0 | 2 | 2 | | | | | | | | | | | | | | | |
| 5 Kevin Kouzmanoff, R OBP: 0.260, SLG: 0.324 | | | | | | | | | | 3 | 1 | 1 | 1 | 0 | 1 | 0 | | | | | | | | | | | | | | | |
| 8 Termel Sledge, L OBP: 0.319, SLG: 0.377 | | | | | | | | | | 3 | 0 | 0 | 0 | 0 | 2 | 0 | | | | | | | | | | | | | | | |
| 44 Jake Peavy, R OBP: 0.277, SLG: 0.348 | | | | | | | | | | 2 | 0 | 0 | 0 | 0 | 0 | 0 | | | | | | | | | | | | | | | |
| 21 Heath Bell, R OBP: 0.226, SLG: 0.296 | | | | | | | | | | 0 | 0 | 0 | 0 | 0 | 0 | 0 | | | | | | | | | | | | | | | |
| 13 Oscar Robles, L OBP: 0.226, SLG: 0.296 | | | | | | | | | | 0 | 0 | 0 | 0 | 0 | 0 | 0 | | | | | | | | | | | | | | | |
| 43 Clá Méndez, R OBP: 0.226, SLG: 0.296 | | | | | | | | | | 0 | 0 | 0 | 0 | 0 | 0 | 0 | | | | | | | | | | | | | | | |
| 26 Doug Brocail, L OBP: 0.226, SLG: 0.296 | | | | | | | | | | 0 | 0 | 0 | 0 | 0 | 0 | 0 | | | | | | | | | | | | | | | |
| Trevor Hoffman, R OBP: 0.226, SLG: 0.296 | | | | | | | | | | 0 | 0 | 0 | 0 | 0 | 0 | 0 | | | | | | | | | | | | | | | |
| Inning Stats | R: 1 E: 0 K: 2 S: 13 | H: 1 LOB: 2 BB: 2 P: 24 | R: 1 E: 0 K: 1 S: 14 | H: 2 LOB: 1 BB: 0 P: 16 | R: 2 E: 0 K: 0 S: 14 | H: 2 LOB: 0 BB: 0 P: 18 | R: 0 E: 0 K: 1 S: 5 | H: 0 LOB: 0 BB: 0 P: 8 | R: 1 E: 0 K: 1 S: 12 | H: 1 LOB: 0 BB: 0 P: 15 | R: 0 E: 0 K: 3 S: 11 | H: 0 LOB: 0 BB: 0 P: 18 | R: 0 E: 0 K: 1 S: 9 | H: 0 LOB: 0 BB: 0 P: 12 | R: 0 E: 0 K: 1 S: 10 | H: 0 LOB: 0 BB: 0 P: 13 | R: 0 E: 0 K: 0 S: 16 | H: 1 LOB: 2 BB: 1 P: 26 | 1B: 1 2B: 1 3B: 0 HR: 4 | SF: 0 SAC: 0 DP: 0 HBP: 0 | WP: 0 PB: 1 SB: 1 CS: 0 | PA: 32 | | | | | | | | | |
| PITCHER | IP: 6.0 WLS: L BF: 26 ERA: 3.38 | IP: 1.2 WLS: 5 BF: 0 ERA: 2.96 | IP: 0.1 WLS: 1 BF: 0 ERA: 4.35 | IP: 0.0 WLS: 0 BF: 0 ERA: 0.000 | IP: 0.0 WLS: 0 BF: 0 ERA: 0.000 | IP: 0.0 WLS: 0 BF: 0 ERA: 0.000 | IP: 0.0 WLS: 0 BF: 0 ERA: 0.000 | IP: 0.0 WLS: 0 BF: 0 ERA: 0.000 | IP: 0.0 WLS: 0 BF: 0 ERA: 0.000 | IP: 0.0 WLS: 0 BF: 0 ERA: 0.000 | IP: 6.0 WLS: L BF: 26 ERA: 3.38 | IP: 1.2 WLS: 5 BF: 0 ERA: 2.96 | IP: 0.1 WLS: 1 BF: 0 ERA: 4.35 | IP: 0.0 WLS: 0 BF: 0 ERA: 0.000 | IP: 0.0 WLS: 0 BF: 0 ERA: 0.000 | IP: 0.0 WLS: 0 BF: 0 ERA: 0.000 | IP: 0.0 WLS: 0 BF: 0 ERA: 0.000 | IP: 0.0 WLS: 0 BF: 0 ERA: 0.000 | IP: 0.0 WLS: 0 BF: 0 ERA: 0.000 | IP: 0.0 WLS: 0 BF: 0 ERA: 0.000 | IP: 6.0 WLS: L BF: 26 ERA: 3.38 | IP: 1.2 WLS: 5 BF: 0 ERA: 2.96 | IP: 0.1 WLS: 1 BF: 0 ERA: 4.35 | IP: 0.0 WLS: 0 BF: 0 ERA: 0.000 | IP: 0.0 WLS: 0 BF: 0 ERA: 0.000 | IP: 0.0 WLS: 0 BF: 0 ERA: 0.000 | IP: 0.0 WLS: 0 BF: 0 ERA: 0.000 | IP: 0.0 WLS: 0 BF: 0 ERA: 0.000 | IP: 0.0 WLS: 0 BF: 0 ERA: 0.000 | IP: 0.0 WLS: 0 BF: 0 ERA: 0.000 | IP: 6.0 WLS: L BF: 26 ERA: 3.38 |

Chicago Cubs @ San Diego Padres
PETCO Park, San Diego, CA
Tue May 22 2007, 10:05 PM EDT
Att: 26,192 - Cloudy - 67 F

AB 30
R 5
H 6
RBI 5
BB 2
SO 10
LOB 7



| Batter | 1 | 2 | 3 | 4 | 5 | 6 | 7 | 8 | 9 | AB | R | H | RBI | BB | SO | LOB | TOP | | | | | |
|---|---|---------------------------------|-------------------------------|----------------------------------|------------------------------|----------------------------------|------------------------------|---------------------------------|------------------------------|----------------------------------|------------------------------|----------------------------------|-------------------------------|----------------------------------|------------------------------|----------------------------------|---|----------------------------------|-------------------------|---------------------------|----------------------------------|--------|
| 12 Alfonso Soriano, R (1,7) OBP: 0.341, SLG: 0.459 | F9 | | F8 | | | G4-3 | | 1B | | 4 | 0 | 1 | 0 | 0 | 0 | 0 | Chicago Cubs @ San Diego Padres PETCO Park, San Diego, CA Wed May 23 2007, 10:05 PM EDT Att: 27,535 - Clear - 65 F | | | | | |
| 29 Angel Pagan, S (1,8) OBP: 0.364, SLG: 0.613 | K | | F7 | | | K | | K | | 4 | 0 | 0 | 0 | 0 | 3 | 1 | | | | | | |
| 25 Derrek Lee, R (1,3) OBP: 0.450, SLG: 0.547 | G5-3 | | | | F8 | | G6-3 | | | 3 | 0 | 0 | 0 | 1 | 0 | 0 | | | | | | |
| 16 Aramis Ramirez, R (1,5) OBP: 0.346, SLG: 0.552 | | K | | | F9 | | G6-3 | P6 | | 4 | 0 | 0 | 0 | 0 | 1 | 2 | | | | | | |
| Michael Barrett, R (1,2) OBP: 0.290, SLG: 0.426 | | G6-3 | | | F7 | | 1B | 1B | G6-3 | 3 | 0 | 0 | 0 | 1 | 0 | 0 | | | | | | |
| 19 Matt Murton, R (1,9) OBP: 0.343, SLG: 0.374 | | | | | L9-6 | 1B | 1B | | | 3 | 1 | 2 | 0 | 1 | 1 | 0 | | | | | | |
| Mark DeRosa, R (1,4) OBP: 0.371, SLG: 0.478 | | | | | | | 1B | | | 4 | 0 | 4 | 1 | 0 | 0 | 0 | | | | | | |
| Cesar Izturis, S (1,6) OBP: 0.328, SLG: 0.330 | | | | | | | | | | 3 | 0 | 0 | 0 | 0 | 0 | 6 | | | | | | |
| Jacque Jones, L (9,PH) OBP: 0.303, SLG: 0.343 | | | | | | | | | | 1 | 0 | 0 | 0 | 0 | 0 | 1 | | | | | | |
| 45 Sean Marshall, L (1,1) OBP: 0.337, SLG: 0.404 | | | | | | | | | | 2 | 0 | 0 | 0 | 0 | 2 | 1 | | | | | | |
| 15 Cliff Floyd, L (8,PH) OBP: 0.337, SLG: 0.404 | | | | | | | | | | 1 | 0 | 0 | 0 | 0 | 0 | 0 | | | | | | |
| 43 Michael Wuerztz, R (8,1) OBP: 0.337, SLG: 0.404 | | | | | | | | | | 0 | 0 | 0 | 0 | 0 | 0 | 0 | | | | | | |
| 13 Will Ohman, L (8,1) OBP: 0.337, SLG: 0.404 | | | | | | | | | | 0 | 0 | 0 | 0 | 0 | 0 | 0 | | | | | | |
| Inning Stats | R: 0 E: 0 K: 1 S: 7 | H: 0 LOB: 0 BB: 0 P: 7 | R: 1 E: 0 K: 1 S: 12 | H: 2 LOB: 1 BB: 0 P: 17 | R: 0 E: 0 K: 1 S: 9 | H: 0 LOB: 0 BB: 0 P: 12 | R: 0 E: 0 K: 0 S: 6 | H: 0 LOB: 0 BB: 0 P: 7 | R: 0 E: 0 K: 1 S: 9 | H: 2 LOB: 1 BB: 0 P: 12 | R: 0 E: 0 K: 1 S: 8 | H: 0 LOB: 0 BB: 0 P: 10 | R: 0 E: 0 K: 0 S: 12 | H: 1 LOB: 2 BB: 2 P: 24 | R: 0 E: 0 K: 1 S: 9 | H: 1 LOB: 2 BB: 1 P: 17 | R: 0 E: 0 K: 1 S: 16 | H: 1 LOB: 1 BB: 0 P: 24 | 1B: 5 2B: 2 HR: 0 | SF: 0 SAC: 0 HBP: 0 | WP: 0 PB: 0 SB: 2 CS: 0 | PA: 35 |
| PITCHER | IP WLS BF H R ER SO BB IBB HBP BLK WP HR S P ERA WHIP | | | | | | | | | | | | | | | | | | | | | |
| David Wells, L (1,1) ERA: 4.85 | 7.0 W 26 5 1 1 5 2 0 0 0 0 0 0 63 89 1.29 1.000 | | | | | | | | | | | | | | | | | | | | | |
| Scott Linebrink, R (8,1) ERA: 2.49 | 1.0 H 5 1 0 0 1 1 0 0 0 0 0 0 9 17 0.00 2.000 | | | | | | | | | | | | | | | | | | | | | |
| Trevor Hoffman, R (9,1) ERA: 2.95 | 1.0 S 4 1 0 0 1 0 0 0 0 0 0 0 16 24 0.00 1.000 | | | | | | | | | | | | | | | | | | | | | |

AB 32
R 1
H 7
RBI 1
BB 3
SO 7
LOB 11



| Batter | 1 | 2 | 3 | 4 | 5 | 6 | 7 | 8 | 9 | AB | R | H | RBI | BB | SO | LOB | BOTTOM | | | |
|---|---|----------------------------------|------------------------------|----------------------------------|-------------------------------|----------------------------------|------------------------------|----------------------------------|------------------------------|----------------------------------|------------------------------|---------------------------------|-------------------------------|----------------------------------|-------------------------------|----------------------------------|---|------------------------------------|----------------------------------|--------|
| 22 Marcus Giles, R (1,4) OBP: 0.359, SLG: 0.394 | G1-3 | | G4-3 | | F7 | | | K | | 3 | 0 | 0 | 0 | 1 | 1 | 0 | Chicago Cubs @ San Diego Padres PETCO Park, San Diego, CA Wed May 23 2007, 10:05 PM EDT Att: 27,535 - Clear - 65 F | | | |
| José Cruz Jr., S (1,9) OBP: 0.350, SLG: 0.468 | G3 | | | | | K | | | | 3 | 0 | 1 | 0 | 1 | 1 | 1 | | | | |
| Mike Cameron, R (1,8) OBP: 0.299, SLG: 0.357 | G1-3 | | | | | F7 | | K | | 3 | 0 | 0 | 0 | 1 | 1 | 2 | | | | |
| 23 Adrián González, L (1,3) OBP: 0.338, SLG: 0.508 | F7 | | F8 | | | P5 | | G4-3 | | 4 | 0 | 0 | 0 | 0 | 4 | | | | | |
| 3 Khalil Greene, R (1,6) OBP: 0.263, SLG: 0.449 | | P3 | | | F7 | | K | | | 3 | 0 | 0 | 0 | 0 | 1 | 0 | | | | |
| 28 Josh Bard, S (1,2) OBP: 0.306, SLG: 0.306 | | L6 | | | G6-3 | | | | | 3 | 1 | 1 | 0 | 0 | 0 | 0 | | | | |
| 5 Kevin Kouzmanoff, R (1,5) OBP: 0.269, SLG: 0.360 | | | | | K | | | | | 3 | 1 | 2 | 2 | 0 | 1 | 0 | | | | |
| 8 Termel Sledge, L (1,7) OBP: 0.309, SLG: 0.363 | | | | | | | | | | 3 | 0 | 0 | 0 | 0 | 2 | 1 | | | | |
| David Wells, L (1,1) OBP: 0.118, SLG: 0.118 | | | | | | | | | | 2 | 0 | 0 | 0 | 0 | 2 | 0 | | | | |
| Geoff Blum, S (7,PH) OBP: 0.254, SLG: 0.340 | | | | | | | | | | 1 | 0 | 0 | 0 | 0 | 1 | 0 | | | | |
| Scott Linebrink, R (8,1) ERA: 1.5 | | | | | | | | | | 0 | 0 | 0 | 0 | 0 | 0 | 0 | | | | |
| Trevor Hoffman, R (9,1) ERA: 4.26 | | | | | | | | | | 0 | 0 | 0 | 0 | 0 | 0 | 0 | | | | |
| Inning Stats | R: 0 E: 0 K: 0 S: 11 | H: 0 LOB: 1 BB: 1 P: 20 | R: 0 E: 0 K: 1 S: 8 | H: 1 LOB: 0 BB: 0 P: 13 | R: 0 E: 0 K: 1 S: 10 | H: 1 LOB: 2 BB: 1 P: 19 | R: 0 E: 0 K: 1 S: 6 | H: 0 LOB: 0 BB: 0 P: 12 | R: 0 E: 0 K: 1 S: 9 | H: 0 LOB: 0 BB: 0 P: 14 | R: 0 E: 0 K: 1 S: 6 | H: 0 LOB: 0 BB: 0 P: 9 | R: 2 E: 0 K: 3 S: 13 | H: 2 LOB: 0 BB: 0 P: 18 | R: 0 E: 0 K: 2 S: 10 | H: 0 LOB: 1 BB: 1 P: 15 | 1B: 3 2B: 0 3B: 0 HR: 1 | SF: 0 SAC: 0 DP: 0 HBP: 0 | WP: 0 PB: 0 SB: 0 CS: 0 | PA: 31 |
| PITCHER | IP WLS BF H R ER SO BB IBB HBP BLK WP HR S P ERA WHIP | | | | | | | | | | | | | | | | | | | |
| 45 Sean Marshall, L (1,1) ERA: 2.57 | 7.0 L 27 4 2 2 8 2 0 0 0 0 0 0 8 105 2.57 0.857 | | | | | | | | | | | | | | | | | | | |
| 43 Michael Wuerztz, R (8,1) ERA: 1.5 | 0.2 3 0 0 0 2 1 0 0 0 0 0 0 8 13 0.00 1.500 | | | | | | | | | | | | | | | | | | | |
| 13 Will Ohman, L (8,1) ERA: 4.26 | 0.1 1 0 0 0 0 0 0 0 0 0 0 0 2 2 0.00 0.000 | | | | | | | | | | | | | | | | | | | |

AB 28
R 2
H 4
RBI 2
BB 3
SO 10
LOB 8



| Batter | 1 | 2 | 3 | 4 | 5 | 6 | 7 | 8 | 9 | AB | R | H | RBI | BB | SO | LOB | TOP | | | | | | | |
|--|---|---|---|---|---|---|---|---|---|---|---|---|---|---|---|---|---|---|---|---|---|---|---|---|
| 23 Rickie Weeks Jr., R OBP: 0.359, SLG: 0.456 | | | | | | | | | | 5 | 1 | 2 | 0 | 0 | 1 | 2 | | | | | | | | |
| 8 Ryan Braun, R OBP: 0.200, SLG: 0.500 | | | | | | | | | | 4 | 1 | 1 | 2 | 0 | 0 | 2 | | | | | | | | |
| 7 J.J. Hardy, R OBP: 0.359, SLG: 0.608 | | | | | | | | | | 4 | 1 | 2 | 2 | 1 | 1 | 0 | | | | | | | | |
| 28 Prince Fielder, L OBP: 0.373, SLG: 0.598 | | | | | | | | | | 3 | 1 | 1 | 1 | 1 | 0 | 3 | | | | | | | | |
| Geoff Jenkins, L OBP: 0.341, SLG: 0.555 | | | | | | | | | | 4 | 1 | 1 | 0 | 0 | 1 | 1 | | | | | | | | |
| Kevin Mench, R OBP: 0.270, SLG: 0.398 | | | | | | | | | | 0 | 0 | 0 | 0 | 0 | 0 | 0 | | | | | | | | |
| 2 Bill Hall, R OBP: 0.320, SLG: 0.446 | | | | | | | | | | 4 | 0 | 1 | 0 | 0 | 0 | 1 | | | | | | | | |
| Damian Miller, R OBP: 0.278, SLG: 0.286 | | | | | | | | | | 4 | 0 | 1 | 1 | 0 | 1 | 0 | | | | | | | | |
| 18 Gabe Gross, L OBP: 0.387, SLG: 0.510 | | | | | | | | | | 3 | 0 | 2 | 0 | 0 | 0 | 2 | | | | | | | | |
| 50 Chris Spurling, R | | | | | | | | | | 0 | 0 | 0 | 0 | 0 | 0 | 0 | | | | | | | | |
| 1 Corey Hart, R OBP: 0.327, SLG: 0.386 | | | | | | | | | | 0 | 0 | 0 | 0 | 0 | 1 | 0 | | | | | | | | |
| Matt Wise, R | | | | | | | | | | 0 | 0 | 0 | 0 | 0 | 0 | 2 | | | | | | | | |
| 31 Dave Bush, R OBP: 0.200, SLG: 0.263 | | | | | | | | | | 2 | 0 | 0 | 0 | 0 | 0 | 2 | | | | | | | | |
| 22 Tony Gwynn Jr., L OBP: 0.418, SLG: 0.417 | | | | | | | | | | 1 | 1 | 0 | 0 | 1 | 1 | 0 | | | | | | | | |
| Inning Stats | R: 0 E: 0 K: 0 S: 4 | H: 1 LOB: 1 BB: 1 P: 8 | R: 0 E: 0 K: 0 S: 7 | H: 0 LOB: 0 BB: 0 P: 12 | R: 0 E: 0 K: 1 S: 11 | H: 1 LOB: 1 BB: 0 P: 15 | R: 0 E: 0 K: 0 S: 5 | H: 1 LOB: 0 BB: 0 P: 5 | R: 0 E: 0 K: 1 S: 8 | H: 0 LOB: 0 BB: 0 P: 10 | R: 3 E: 0 K: 0 S: 12 | H: 5 LOB: 2 BB: 0 P: 18 | R: 3 E: 0 K: 1 S: 18 | H: 2 LOB: 1 BB: 2 P: 34 | R: 0 E: 0 K: 2 S: 7 | H: 0 LOB: 0 BB: 0 P: 8 | R: 0 E: 0 K: 1 S: 8 | H: 0 LOB: 0 BB: 0 P: 12 | 1B: 5 2B: 3 3B: 2 HR: 2 | SF: 1 SAC: 0 DP: 2 HBP: 0 | WP: 0 PB: 0 SB: 2 CS: 0 | PA: 39 | | |
| PITCHER | IP WLS BF H R ER SO BB IBB HBP BLK WP HR S P ERA WHIP | IP WLS BF H R ER SO BB IBB HBP BLK WP HR S P ERA WHIP | IP WLS BF H R ER SO BB IBB HBP BLK WP HR S P ERA WHIP | IP WLS BF H R ER SO BB IBB HBP BLK WP HR S P ERA WHIP | IP WLS BF H R ER SO BB IBB HBP BLK WP HR S P ERA WHIP | IP WLS BF H R ER SO BB IBB HBP BLK WP HR S P ERA WHIP | IP WLS BF H R ER SO BB IBB HBP BLK WP HR S P ERA WHIP | IP WLS BF H R ER SO BB IBB HBP BLK WP HR S P ERA WHIP | IP WLS BF H R ER SO BB IBB HBP BLK WP HR S P ERA WHIP | IP WLS BF H R ER SO BB IBB HBP BLK WP HR S P ERA WHIP | IP WLS BF H R ER SO BB IBB HBP BLK WP HR S P ERA WHIP | IP WLS BF H R ER SO BB IBB HBP BLK WP HR S P ERA WHIP | IP WLS BF H R ER SO BB IBB HBP BLK WP HR S P ERA WHIP | IP WLS BF H R ER SO BB IBB HBP BLK WP HR S P ERA WHIP | IP WLS BF H R ER SO BB IBB HBP BLK WP HR S P ERA WHIP | IP WLS BF H R ER SO BB IBB HBP BLK WP HR S P ERA WHIP | IP WLS BF H R ER SO BB IBB HBP BLK WP HR S P ERA WHIP | IP WLS BF H R ER SO BB IBB HBP BLK WP HR S P ERA WHIP | IP WLS BF H R ER SO BB IBB HBP BLK WP HR S P ERA WHIP | IP WLS BF H R ER SO BB IBB HBP BLK WP HR S P ERA WHIP | IP WLS BF H R ER SO BB IBB HBP BLK WP HR S P ERA WHIP | IP WLS BF H R ER SO BB IBB HBP BLK WP HR S P ERA WHIP | IP WLS BF H R ER SO BB IBB HBP BLK WP HR S P ERA WHIP | IP WLS BF H R ER SO BB IBB HBP BLK WP HR S P ERA WHIP |

Milwaukee Brewers @ San Diego Padres
PETCO Park, San Diego, CA
Fri May 25 2007, 10:05 PM EDT
Att: 32,130 - Overcast - 66 F

AB 35
R 6
H 11
RBI 6
BB 3
SO 6
LOB 13



| Batter | 1 | 2 | 3 | 4 | 5 | 6 | 7 | 8 | 9 | AB | R | H | RBI | BB | SO | LOB | BOTTOM | | | | | | | |
|--|---|---|---|---|---|---|---|---|---|---|---|---|---|---|---|---|---|---|---|---|---|---|---|---|
| 22 Marcus Giles, R OBP: 0.353, SLG: 0.402 | | | | | | | | | | 5 | 2 | 2 | 1 | 0 | 2 | 1 | | | | | | | | |
| José Cruz Jr., S OBP: 0.351, SLG: 0.458 | | | | | | | | | | 3 | 1 | 1 | 0 | 1 | 1 | 1 | | | | | | | | |
| Mike Cameron, R OBP: 0.292, SLG: 0.347 | | | | | | | | | | 4 | 1 | 1 | 1 | 0 | 0 | 2 | | | | | | | | |
| 23 Adrián González, L OBP: 0.353, SLG: 0.518 | | | | | | | | | | 4 | 1 | 3 | 1 | 0 | 0 | 0 | | | | | | | | |
| 3 Khalil Greene, R OBP: 0.253, SLG: 0.429 | | | | | | | | | | 4 | 0 | 0 | 0 | 0 | 2 | 4 | | | | | | | | |
| 28 Josh Bard, S OBP: 0.310, SLG: 0.298 | | | | | | | | | | 2 | 2 | 0 | 0 | 2 | 1 | 0 | | | | | | | | |
| 5 Kevin Koussmanoff, R OBP: 0.285, SLG: 0.400 | | | | | | | | | | 4 | 1 | 2 | 4 | 0 | 0 | 0 | | | | | | | | |
| 8 Termel Sledge, L OBP: 0.327, SLG: 0.365 | | | | | | | | | | 3 | 0 | 1 | 1 | 1 | 1 | 1 | | | | | | | | |
| Greg Maddux, R OBP: 0.063, SLG: 0.063 | | | | | | | | | | 3 | 0 | 0 | 0 | 0 | 0 | 3 | | | | | | | | |
| 26 Doug Brocaill, L | | | | | | | | | | 0 | 0 | 0 | 0 | 0 | 0 | 0 | | | | | | | | |
| 21 Heath Bell, R | | | | | | | | | | 0 | 0 | 0 | 0 | 0 | 0 | 0 | | | | | | | | |
| 13 Oscar Robles, L OBP: 0.222, SLG: 0.222 | | | | | | | | | | 0 | 0 | 0 | 0 | 0 | 0 | 0 | | | | | | | | |
| Scott Linebrink, R | | | | | | | | | | 0 | 0 | 0 | 0 | 0 | 0 | 0 | | | | | | | | |
| Inning Stats | R: 1 E: 0 K: 2 S: 15 | H: 2 LOB: 1 BB: 0 P: 21 | R: 1 E: 0 K: 0 S: 16 | H: 1 LOB: 1 BB: 1 P: 26 | R: 0 E: 0 K: 0 S: 5 | H: 1 LOB: 1 BB: 0 P: 7 | R: 0 E: 0 K: 0 S: 6 | H: 0 LOB: 1 BB: 1 P: 11 | R: 5 E: 0 K: 2 S: 19 | H: 5 LOB: 1 BB: 1 P: 30 | R: 1 E: 0 K: 0 S: 7 | H: 1 LOB: 0 BB: 1 P: 12 | R: 0 E: 0 K: 1 S: 9 | H: 0 LOB: 0 BB: 0 P: 10 | R: 0 E: 0 K: 2 S: 7 | H: 0 LOB: 0 BB: 0 P: 9 | 1B: 7 2B: 1 3B: 0 HR: 2 | SF: 0 SAC: 0 DP: 1 HBP: 0 | WP: 0 PB: 0 SB: 2 CS: 0 | PA: 37 | | | | |
| PITCHER | IP WLS BF H R ER SO BB IBB HBP BLK WP HR S P ERA WHIP | IP WLS BF H R ER SO BB IBB HBP BLK WP HR S P ERA WHIP | IP WLS BF H R ER SO BB IBB HBP BLK WP HR S P ERA WHIP | IP WLS BF H R ER SO BB IBB HBP BLK WP HR S P ERA WHIP | IP WLS BF H R ER SO BB IBB HBP BLK WP HR S P ERA WHIP | IP WLS BF H R ER SO BB IBB HBP BLK WP HR S P ERA WHIP | IP WLS BF H R ER SO BB IBB HBP BLK WP HR S P ERA WHIP | IP WLS BF H R ER SO BB IBB HBP BLK WP HR S P ERA WHIP | IP WLS BF H R ER SO BB IBB HBP BLK WP HR S P ERA WHIP | IP WLS BF H R ER SO BB IBB HBP BLK WP HR S P ERA WHIP | IP WLS BF H R ER SO BB IBB HBP BLK WP HR S P ERA WHIP | IP WLS BF H R ER SO BB IBB HBP BLK WP HR S P ERA WHIP | IP WLS BF H R ER SO BB IBB HBP BLK WP HR S P ERA WHIP | IP WLS BF H R ER SO BB IBB HBP BLK WP HR S P ERA WHIP | IP WLS BF H R ER SO BB IBB HBP BLK WP HR S P ERA WHIP | IP WLS BF H R ER SO BB IBB HBP BLK WP HR S P ERA WHIP | IP WLS BF H R ER SO BB IBB HBP BLK WP HR S P ERA WHIP | IP WLS BF H R ER SO BB IBB HBP BLK WP HR S P ERA WHIP | IP WLS BF H R ER SO BB IBB HBP BLK WP HR S P ERA WHIP | IP WLS BF H R ER SO BB IBB HBP BLK WP HR S P ERA WHIP | IP WLS BF H R ER SO BB IBB HBP BLK WP HR S P ERA WHIP | IP WLS BF H R ER SO BB IBB HBP BLK WP HR S P ERA WHIP | IP WLS BF H R ER SO BB IBB HBP BLK WP HR S P ERA WHIP | IP WLS BF H R ER SO BB IBB HBP BLK WP HR S P ERA WHIP |

Milwaukee Brewers @ San Diego Padres
PETCO Park, San Diego, CA
Fri May 25 2007, 10:05 PM EDT
Att: 32,130 - Overcast - 66 F

AB 33
R 8
H 10
RBI 8
BB 4
SO 7
LOB 12



| Batter | 1 | 2 | 3 | 4 | 5 | 6 | 7 | 8 | 9 | AB | R | H | RBI | BB | SO | LOB | TOP | | | | | | | | | | |
|---|------------------------------|----------------------------------|------------------------------|----------------------------------|-------------------------------|----------------------------------|------------------------------|----------------------------------|------------------------------|----------------------------------|-------------------------------|----------------------------------|------------------------------|----------------------------------|-------------------------------|----------------------------------|----------------------------------|------------------------------------|-------------------------|--------|--|--|--|--|--|--|--|
| 23 Rickie Weeks Jr., R OBP: 0.352, SLG: 0.448 | | | | | | | | | | 5 | 0 | 1 | 0 | 0 | 0 | 3 | | | | | | | | | | | |
| 8 Ryan Braun, R OBP: 0.444, SLG: 1.000 | | | | | | | | | | 4 | 1 | 3 | 1 | 0 | 0 | 1 | | | | | | | | | | | |
| 7 J.J. Hardy, R OBP: 0.352, SLG: 0.596 | | | | | | | | | | 4 | 0 | 0 | 0 | 0 | 2 | 3 | | | | | | | | | | | |
| 28 Prince Fielder, L OBP: 0.366, SLG: 0.585 | | | | | | | | | | 4 | 0 | 0 | 0 | 0 | 1 | 2 | | | | | | | | | | | |
| Johnny Estrada, S OBP: 0.301, SLG: 0.470 | | | | | | | | | | 3 | 1 | 0 | 0 | 1 | 0 | 1 | | | | | | | | | | | |
| Geoff Jenkins, L OBP: 0.352, SLG: 0.580 | | | | | | | | | | 3 | 1 | 2 | 1 | 1 | 0 | 0 | | | | | | | | | | | |
| 2 Bill Hall, R OBP: 0.323, SLG: 0.436 | | | | | | | | | | 4 | 0 | 0 | 0 | 0 | 1 | 3 | | | | | | | | | | | |
| 22 Tony Gwynn Jr., L OBP: 0.400, SLG: 0.397 | | | | | | | | | | 3 | 0 | 0 | 0 | 0 | 1 | 0 | | | | | | | | | | | |
| 12 Carlos Villanueva, R OBP: 0.287, SLG: 0.395 | | | | | | | | | | 2 | 0 | 0 | 0 | 0 | 0 | 0 | | | | | | | | | | | |
| 46 Claudio Vargas, R OBP: 0.143, SLG: 0.214 | | | | | | | | | | 1 | 0 | 0 | 1 | 1 | 0 | 0 | | | | | | | | | | | |
| Brian Shouse, L | | | | | | | | | | 0 | 0 | 0 | 0 | 0 | 0 | 0 | | | | | | | | | | | |
| 18 Gabe Gross, L OBP: 0.391, SLG: 0.500 | | | | | | | | | | 1 | 0 | 0 | 1 | 1 | 0 | 0 | | | | | | | | | | | |
| Inning Stats | R: 0 E: 0 K: 1 S: 9 | H: 1 LOB: 1 BB: 0 P: 13 | R: 1 E: 0 K: 0 S: 8 | H: 1 LOB: 0 BB: 0 P: 12 | R: 1 E: 0 K: 1 S: 12 | H: 1 LOB: 0 BB: 0 P: 16 | R: 0 E: 0 K: 1 S: 9 | H: 1 LOB: 1 BB: 0 P: 14 | R: 0 E: 0 K: 0 S: 7 | H: 0 LOB: 0 BB: 0 P: 13 | R: 0 E: 0 K: 1 S: 10 | H: 0 LOB: 0 BB: 0 P: 13 | R: 0 E: 0 K: 1 S: 9 | H: 1 LOB: 1 BB: 0 P: 12 | R: 1 E: 1 K: 0 S: 16 | H: 0 LOB: 3 BB: 3 P: 28 | 1B: 4 2B: 0 3B: 0 HR: 2 | SF: 0 SAC: 0 DP: 0 HBP: 0 | WP: 0 PB: 0 CS: 1 | PA: 37 | | | | | | | |
| PITCHER | IP | WLS | BF | H | R | ER | SO | BB | IBB | HBP | BLK | WP | HR | S | P | ERA | WHIP | | | | | | | | | | |
| Justin Germano, R ERA: 1.08 | 6.0 | W | 23 | 5 | 2 | 2 | 4 | 0 | 0 | 0 | 0 | 0 | 2 | 54 | 82 | 3.00 | 0.833 | | | | | | | | | | |
| 43 Cia Meredith, R ERA: 3.39 | 1.0 | H | 3 | 0 | 0 | 0 | 1 | 0 | 0 | 0 | 0 | 0 | 0 | 10 | 13 | 0.00 | 0.000 | | | | | | | | | | |
| Scott Linebrink, R ERA: 2.28 | 1.0 | H | 4 | 1 | 0 | 0 | 1 | 0 | 0 | 0 | 0 | 0 | 0 | 9 | 12 | 0.00 | 1.000 | | | | | | | | | | |
| 26 Doug Brocail, R ERA: 2.08 | 0.1 | S | 3 | 0 | 1 | 0 | 0 | 2 | 0 | 0 | 0 | 0 | 0 | 6 | 14 | 0.00 | 6.000 | | | | | | | | | | |
| Trevor Hoffman, R ERA: 2.84 | 0.2 | S | 4 | 0 | 0 | 0 | 0 | 1 | 0 | 0 | 0 | 0 | 0 | 10 | 14 | 0.00 | 1.500 | | | | | | | | | | |

Milwaukee Brewers @ San Diego Padres
 PETCO Park, San Diego, CA
 Sat May 26 2007, 10:05 PM EDT
 Att: 35,975 - Cloudy - 65 F

AB 34
 R 3
 H 6
 RBI 3
 BB 3
 SO 6
 LOB 15



| Batter | 1 | 2 | 3 | 4 | 5 | 6 | 7 | 8 | 9 | AB | R | H | RBI | BB | SO | LOB | BOTTOM | | | | | | | | | | |
|---|-------------------------------|----------------------------------|-------------------------------|----------------------------------|-------------------------------|----------------------------------|------------------------------|---------------------------------|-------------------------------|----------------------------------|------------------------------|----------------------------------|------------------------------|----------------------------------|-------------------------------|----------------------------------|----------------------------------|------------------------------------|-------------------------|--------|--|--|--|--|--|--|--|
| 22 Marcus Giles, R OBP: 0.350, SLG: 0.402 | | | | | | | | | | 5 | 1 | 1 | 0 | 0 | 1 | 4 | | | | | | | | | | | |
| José Cruz Jr., S OBP: 0.355, SLG: 0.481 | | | | | | | | | | 4 | 1 | 2 | 1 | 0 | 2 | 1 | | | | | | | | | | | |
| Mike Cameron, R OBP: 0.291, SLG: 0.361 | | | | | | | | | | 4 | 1 | 1 | 2 | 0 | 1 | 1 | | | | | | | | | | | |
| 23 Adrián González, L OBP: 0.361, SLG: 0.533 | | | | | | | | | | 4 | 1 | 3 | 0 | 0 | 0 | 1 | | | | | | | | | | | |
| 5 Kevin Kouzmanoff, R OBP: 0.277, SLG: 0.387 | | | | | | | | | | 4 | 0 | 0 | 0 | 0 | 2 | 4 | | | | | | | | | | | |
| 8 Termel Stedje, L OBP: 0.333, SLG: 0.382 | | | | | | | | | | 4 | 2 | 2 | 1 | 0 | 1 | 2 | | | | | | | | | | | |
| Geoff Blum, S OBP: 0.250, SLG: 0.316 | | | | | | | | | | 3 | 0 | 0 | 0 | 1 | 1 | 1 | | | | | | | | | | | |
| Rob Bowen, S OBP: 0.355, SLG: 0.359 | | | | | | | | | | 4 | 0 | 3 | 1 | 0 | 0 | 2 | | | | | | | | | | | |
| Justin Germano, R | | | | | | | | | | 0 | 0 | 0 | 0 | 0 | 0 | 0 | | | | | | | | | | | |
| 18 Paul McNulty, L | | | | | | | | | | 1 | 0 | 0 | 0 | 0 | 0 | 0 | | | | | | | | | | | |
| 43 Cia Meredith, R | | | | | | | | | | 0 | 0 | 0 | 0 | 0 | 0 | 0 | | | | | | | | | | | |
| Scott Linebrink, R | | | | | | | | | | 0 | 0 | 0 | 0 | 0 | 0 | 0 | | | | | | | | | | | |
| Russell Branyan, L | | | | | | | | | | 1 | 0 | 1 | 1 | 0 | 0 | 0 | | | | | | | | | | | |
| 26 Doug Brocail, L | | | | | | | | | | 0 | 0 | 0 | 0 | 0 | 0 | 0 | | | | | | | | | | | |
| Trevor Hoffman, R | | | | | | | | | | 0 | 0 | 0 | 0 | 0 | 0 | 0 | | | | | | | | | | | |
| Inning Stats | R: 2 E: 0 K: 2 S: 15 | H: 3 LOB: 1 BB: 0 P: 26 | R: 0 E: 0 K: 2 S: 11 | H: 1 LOB: 1 BB: 0 P: 16 | R: 1 E: 0 K: 1 S: 12 | H: 2 LOB: 1 BB: 0 P: 20 | R: 0 E: 0 K: 0 S: 6 | H: 1 LOB: 1 BB: 0 P: 9 | R: 0 E: 0 K: 0 S: 13 | H: 2 LOB: 0 BB: 0 P: 19 | R: 1 E: 0 K: 0 S: 7 | H: 0 LOB: 0 BB: 0 P: 15 | R: 0 E: 0 K: 2 S: 8 | H: 0 LOB: 0 BB: 0 P: 12 | R: 2 E: 0 K: 1 S: 13 | H: 3 LOB: 2 BB: 1 P: 23 | 1B: 7 2B: 3 3B: 1 HR: 2 | SF: 0 SAC: 2 DP: 0 HBP: 0 | WP: 0 PB: 0 CS: 1 | PA: 37 | | | | | | | |
| PITCHER | IP | WLS | BF | H | R | ER | SO | BB | IBB | HBP | BLK | WP | HR | S | P | ERA | WHIP | | | | | | | | | | |
| 46 Claudio Vargas, R ERA: 4.01 | 1.1 | L | 26 | 10 | 4 | 4 | 5 | 0 | 0 | 0 | 0 | 0 | 0 | 21 | 35 | 9.00 | 2.000 | | | | | | | | | | |
| Brian Shouse, L ERA: 3.75 | 0.2 | | 1 | 0 | 0 | 0 | 0 | 0 | 0 | 0 | 0 | 0 | 0 | 2 | 4 | 0.00 | 0.000 | | | | | | | | | | |
| 12 Carlos Villanueva, R ERA: 3.0 | 2.0 | | 10 | 3 | 2 | 2 | 3 | 1 | 0 | 0 | 0 | 0 | 0 | 21 | 35 | 9.00 | 2.000 | | | | | | | | | | |

Milwaukee Brewers @ San Diego Padres
 PETCO Park, San Diego, CA
 Sat May 26 2007, 10:05 PM EDT
 Att: 35,975 - Cloudy - 65 F

AB 34
 R 6
 H 13
 RBI 6
 BB 1
 SO 8
 LOB 17

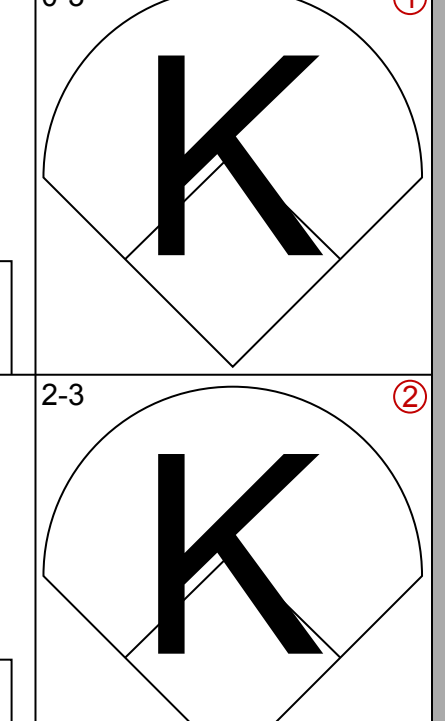
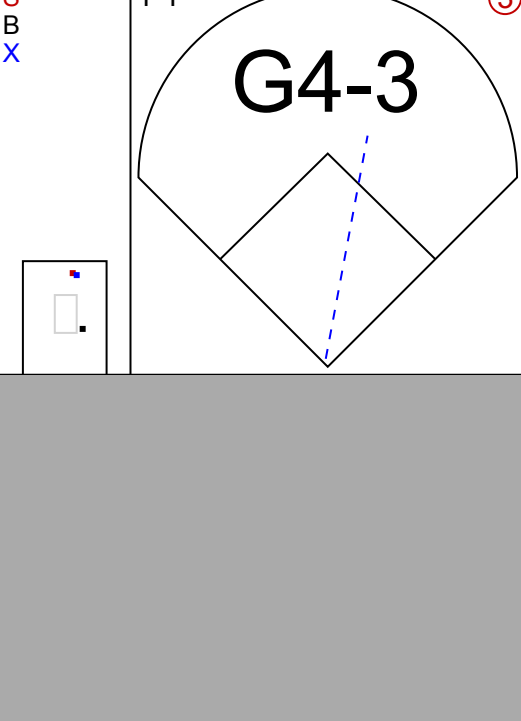
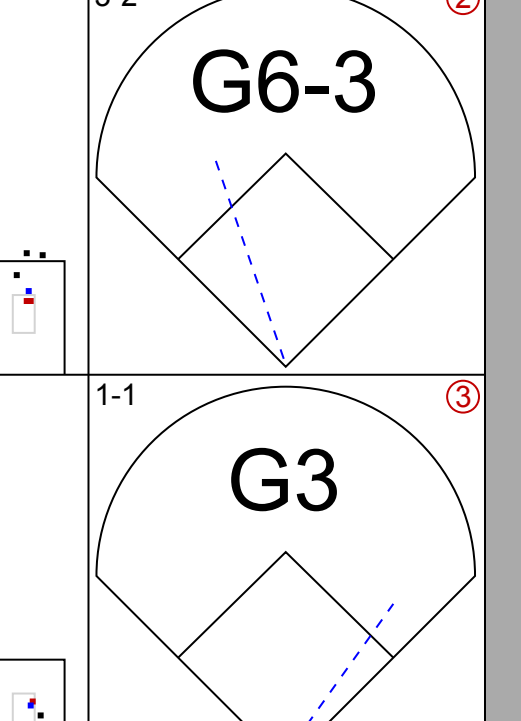
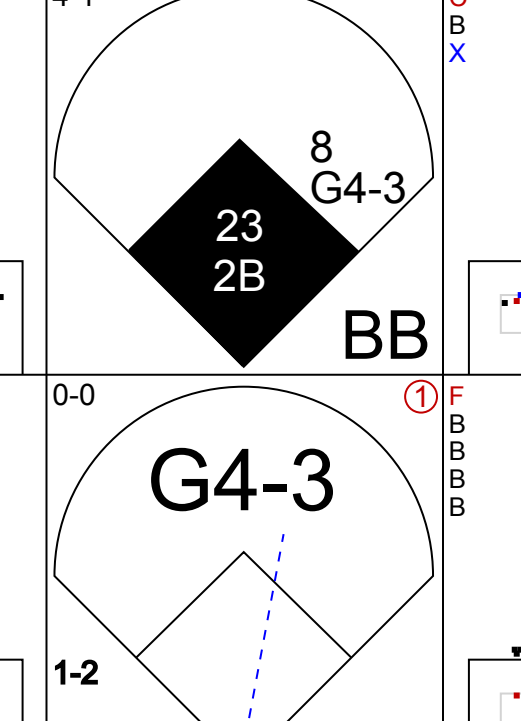
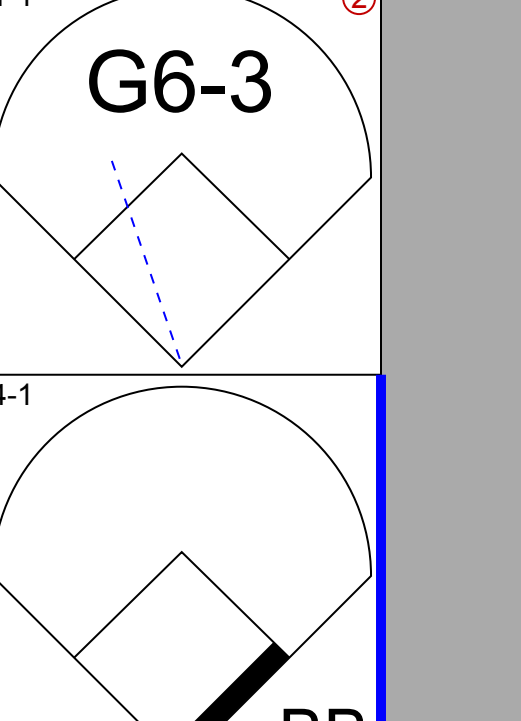
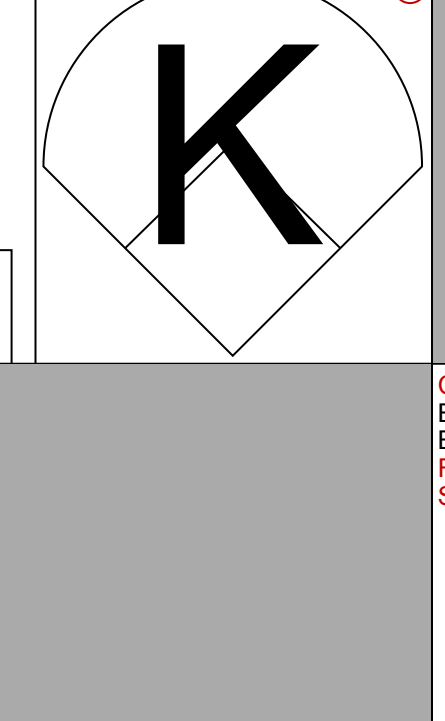
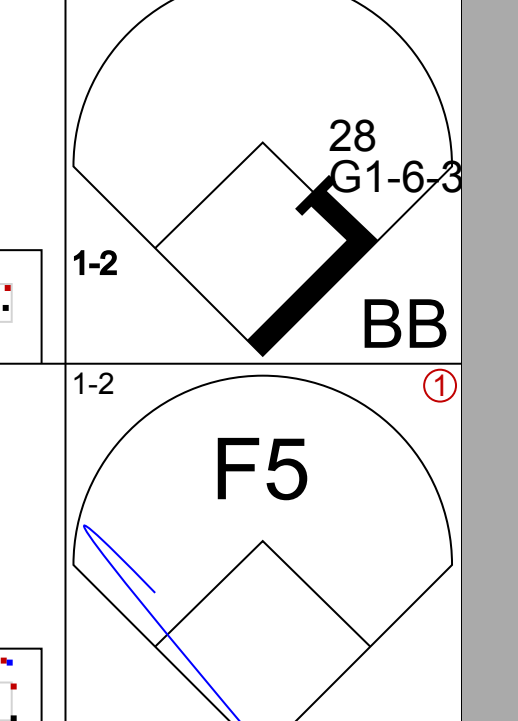

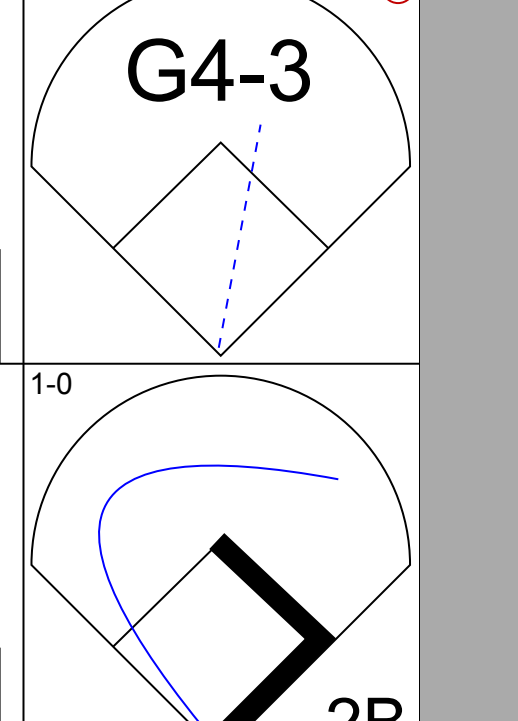
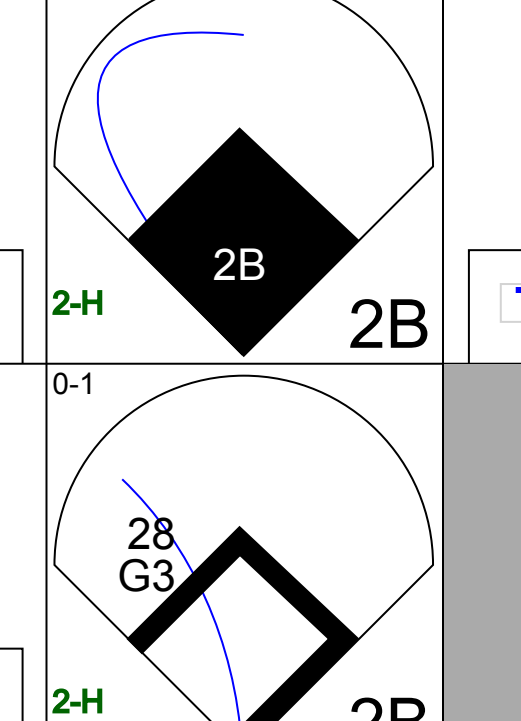
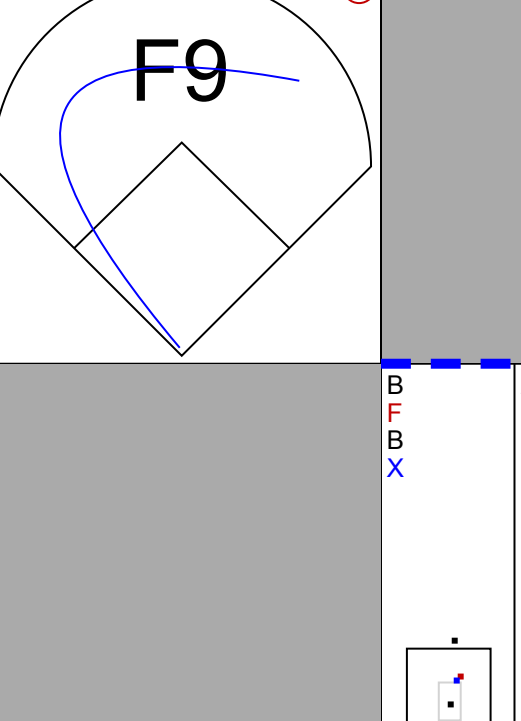

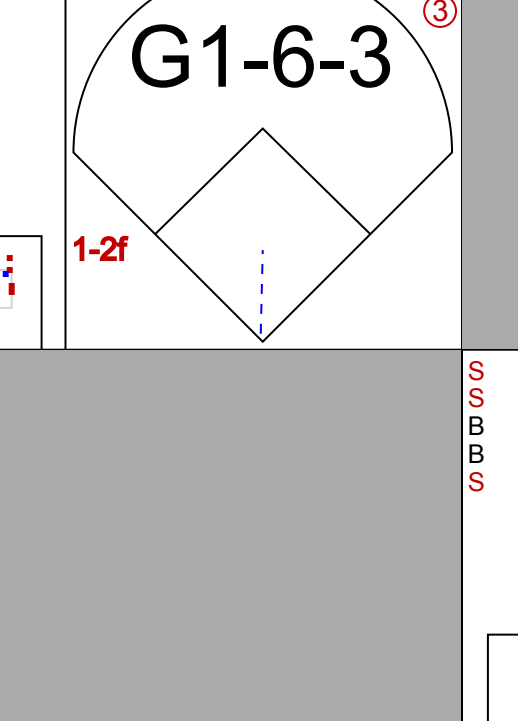
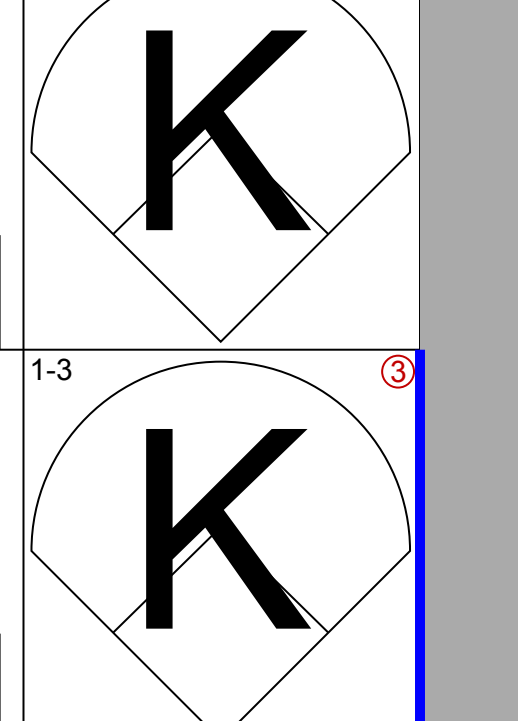
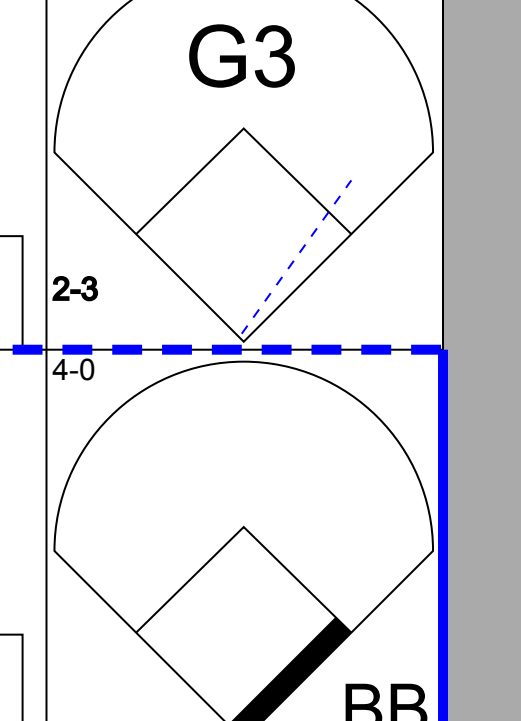
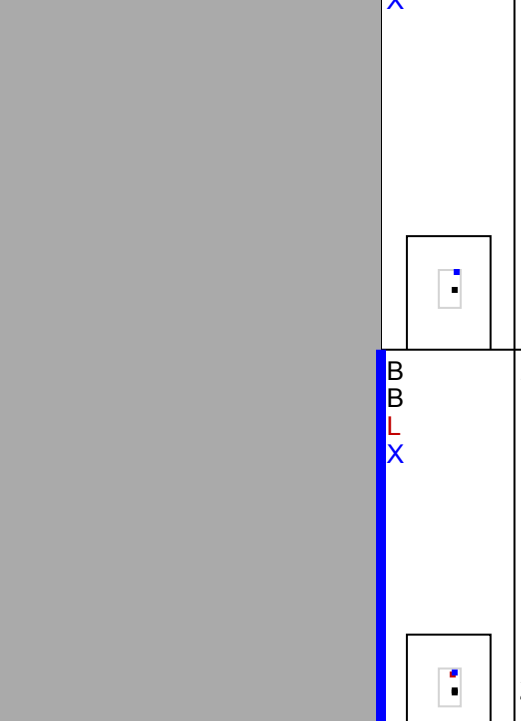

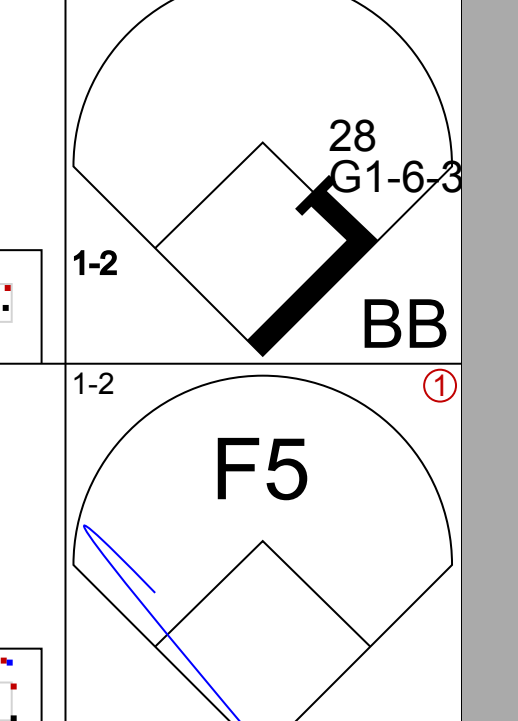
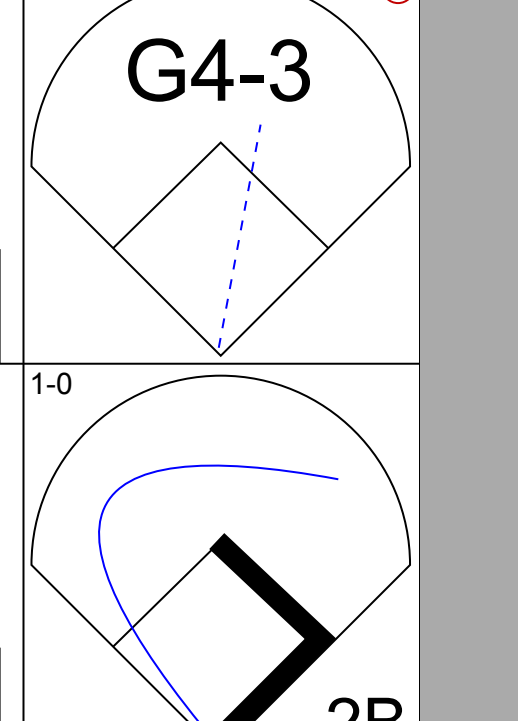
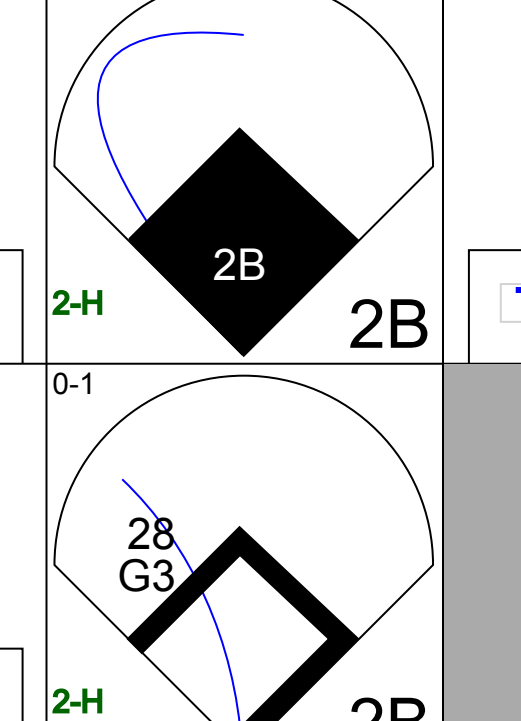
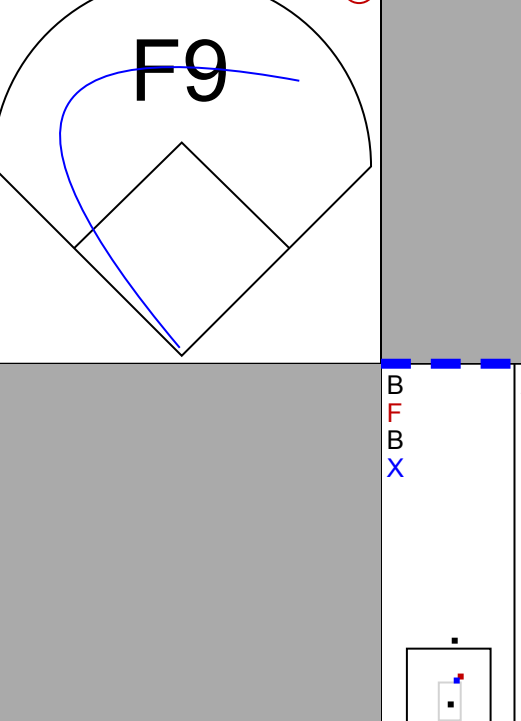
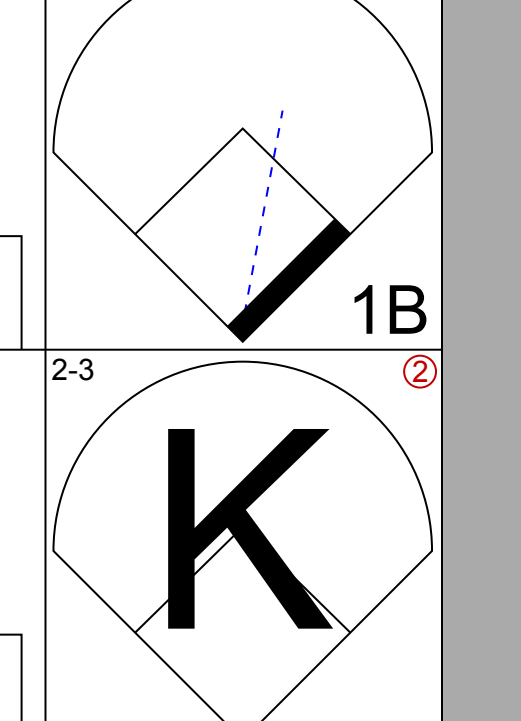
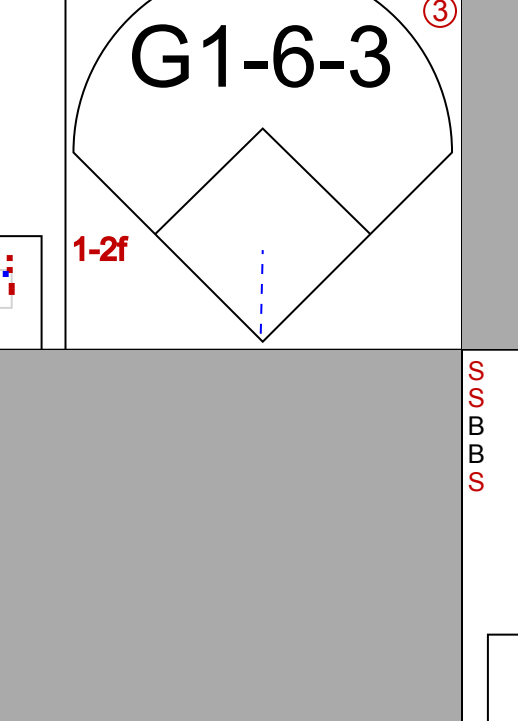
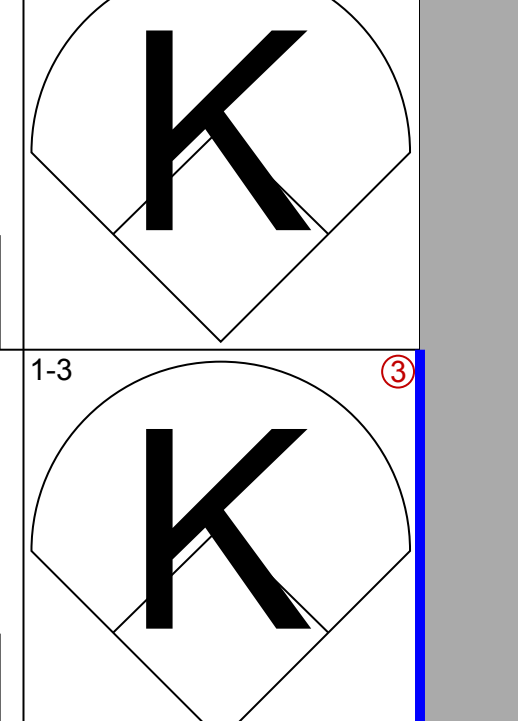
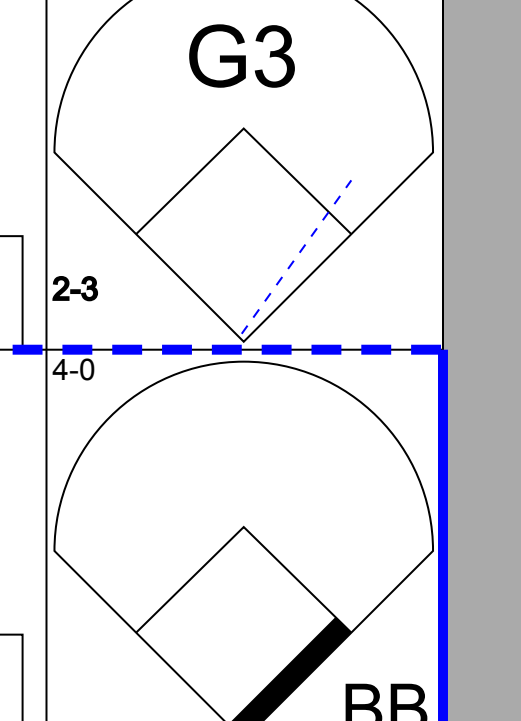
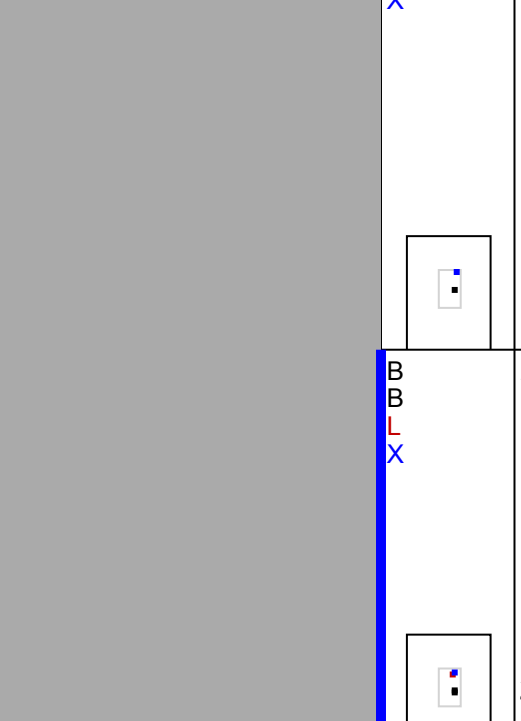
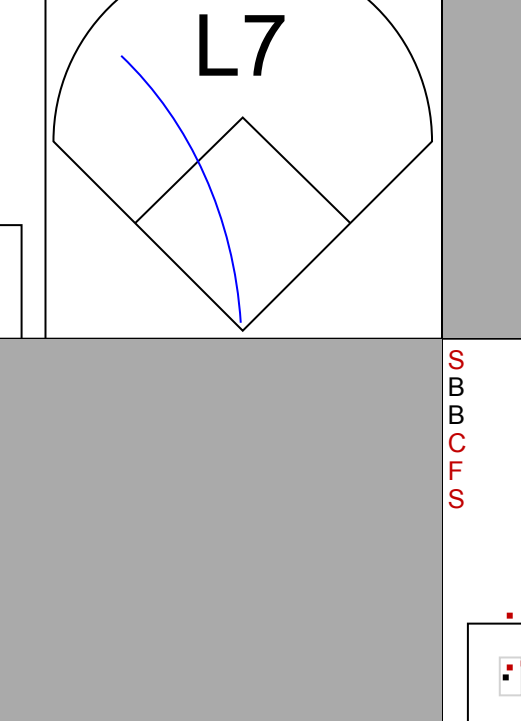
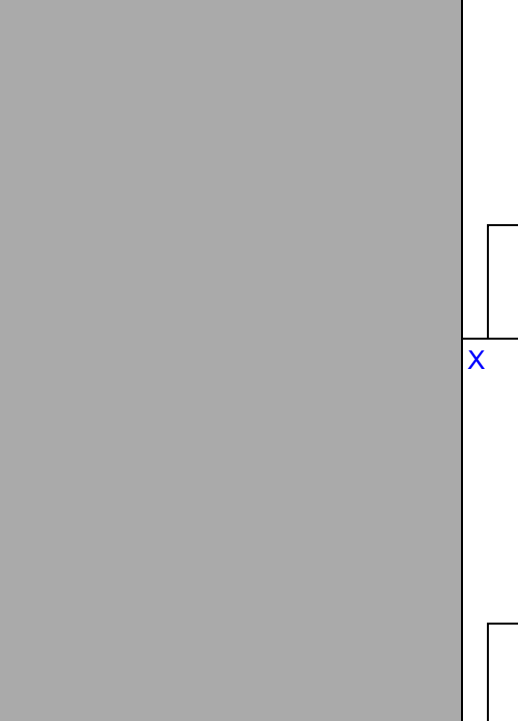
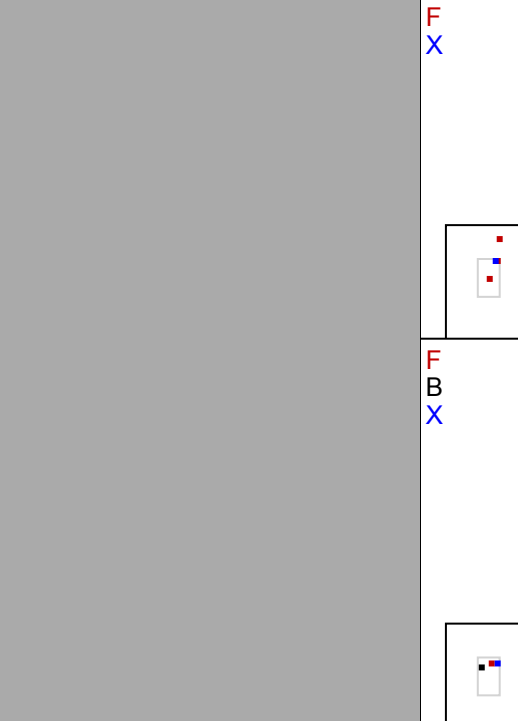
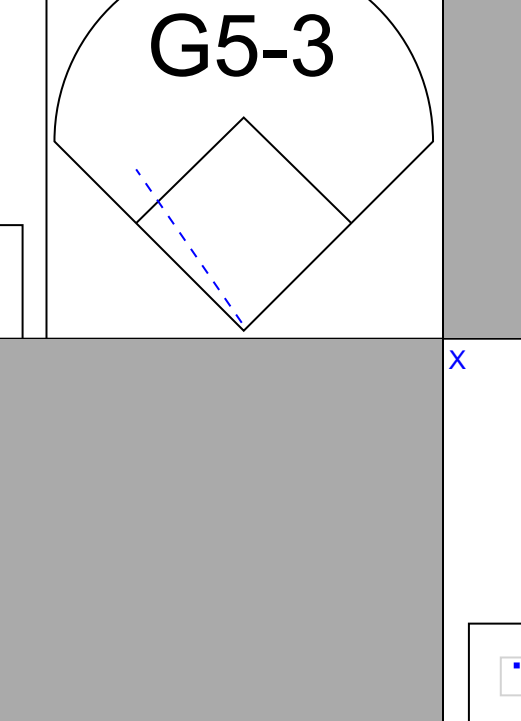
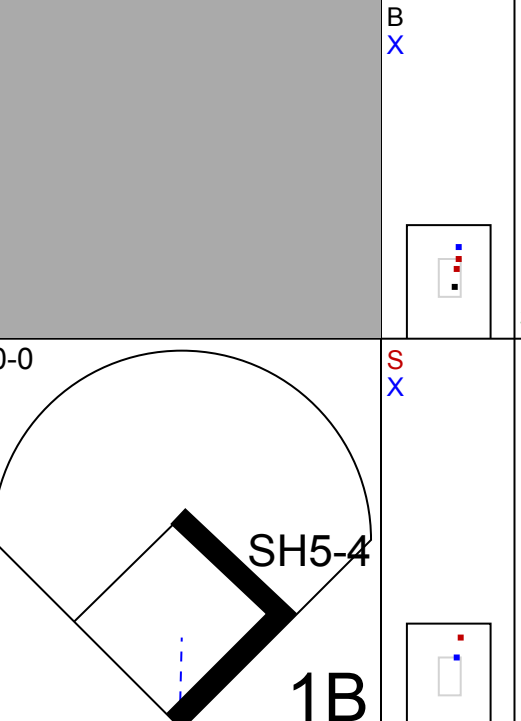




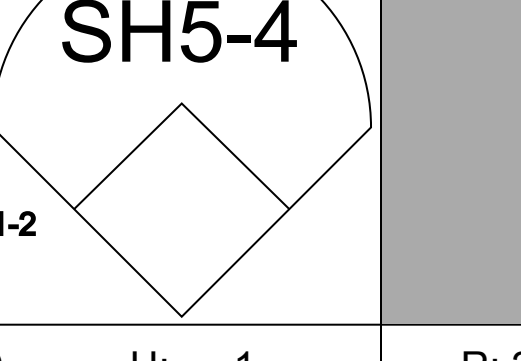
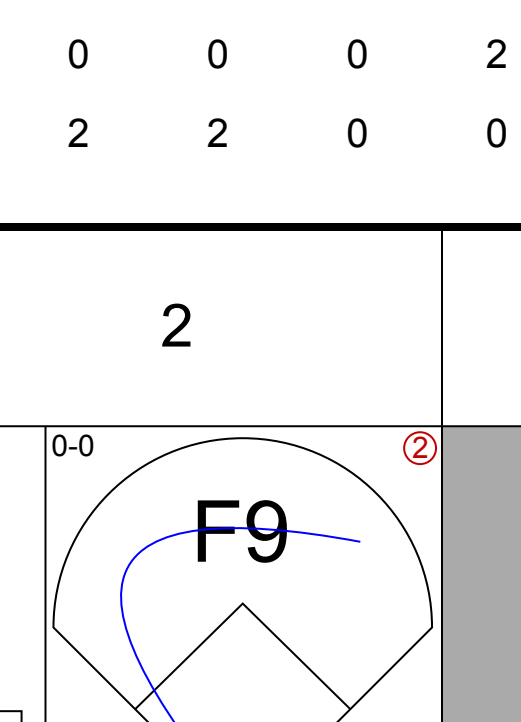
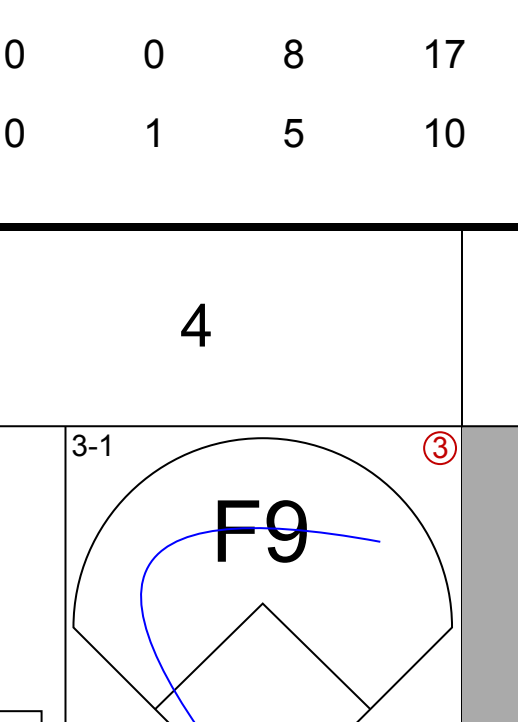
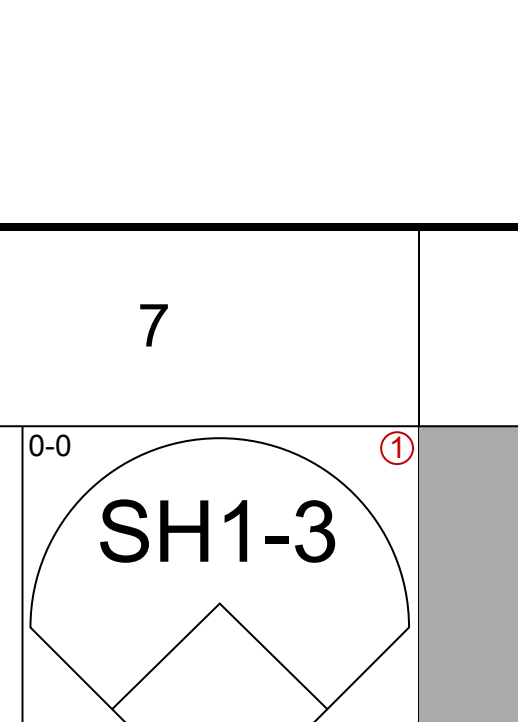
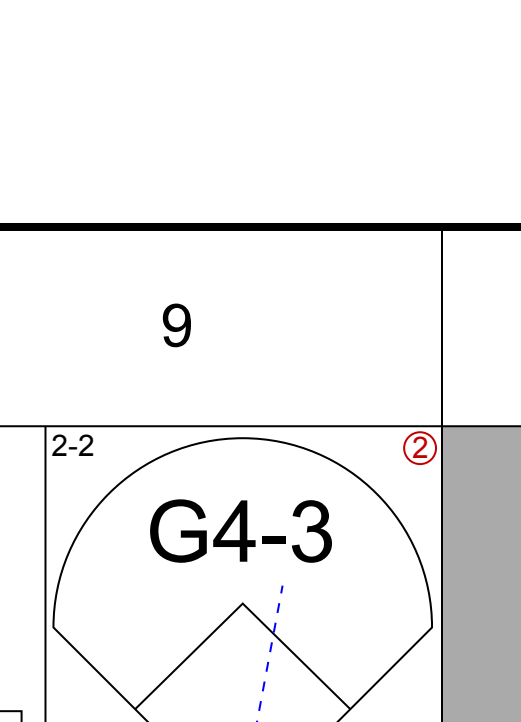
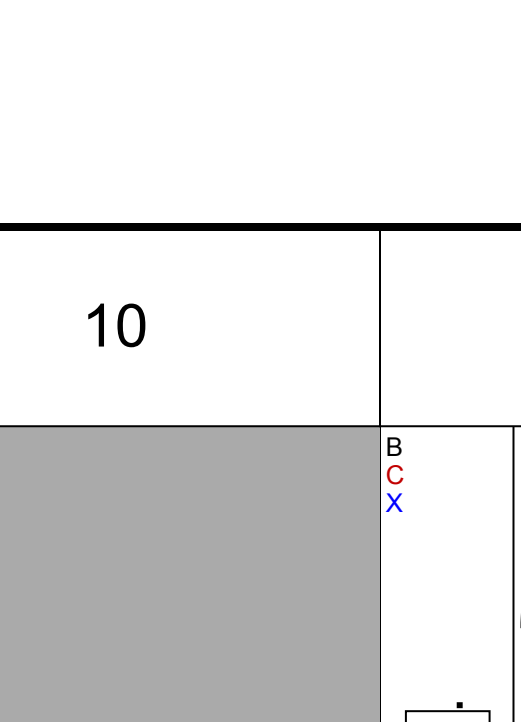
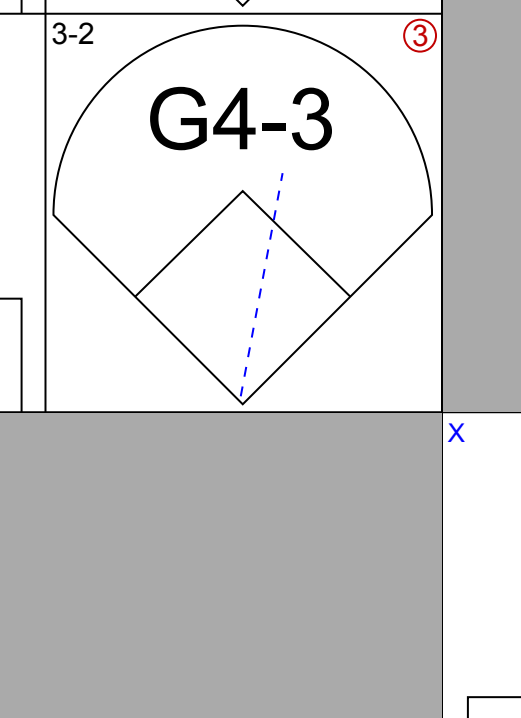

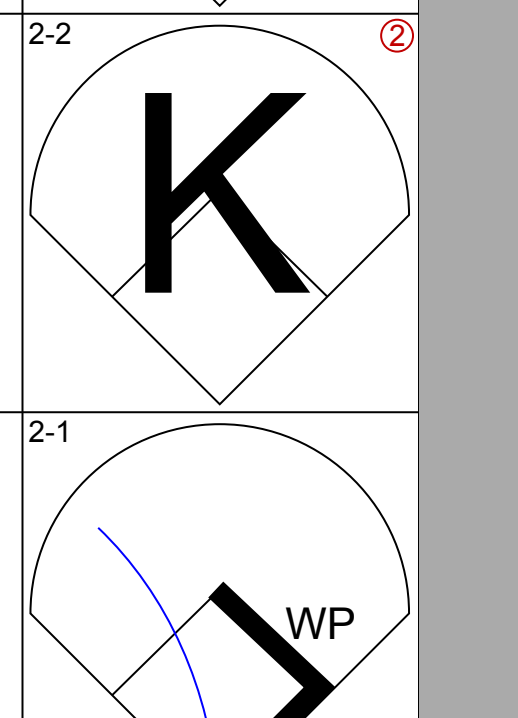
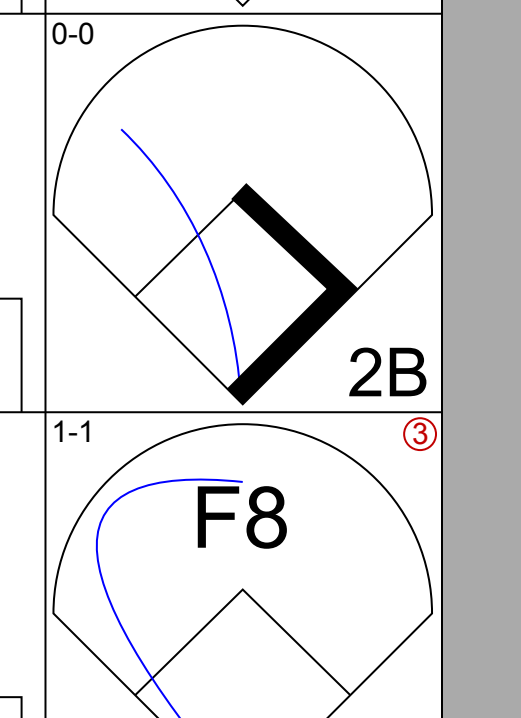


| Batter | 1 | 2 | 3 | 4 | 5 | 6 | 7 | 8 | 9 | AB | R | H | RBI | BB | SO | LOB | TOP | | | | | |
|--|---|----------------------------------|-------------------------------|----------------------------------|------------------------------|----------------------------------|-------------------------------|----------------------------------|------------------------------|----------------------------------|-------------------------------|----------------------------------|-------------------------------|----------------------------------|------------------------------|----------------------------------|--|------------------------------|---------------------------------|----------------------------------|------------------------------------|----------------------------------|
| 22 Tony Gwynn Jr., L (1.8) OBP: 0.392, SLG: 0.388 | | | | | | | | | | 4 | 0 | 1 | 0 | 0 | 1 | 0 | Milwaukee Brewers @ San Diego Padres PETCO Park, San Diego, CA Sun May 27 2007, 4:05 PM EDT Att: 41,246 - Sunny - 70 F | | | | | |
| 7 J.J. Hardy, R (1.6) OBP: 0.350, SLG: 0.587 | | | | | | | | | | 3 | 0 | 0 | 0 | 1 | 1 | | | | | | | |
| 8 Ryan Braun, R (1.5) OBP: 0.333, SLG: 0.727 | | | | | | | | | | 3 | 0 | 0 | 0 | 0 | 2 | | | | | | | |
| 28 Prince Fielder, L (1.3) OBP: 0.365, SLG: 0.581 | | | | | | | | | | 3 | 0 | 1 | 0 | 0 | 1 | | | | | | | |
| Johnny Estrada, S (1.2) OBP: 0.296, SLG: 0.461 | | | | | | | | | | 3 | 0 | 0 | 0 | 0 | 1 | | | | | | | |
| Geoff Jenkins, L (1.7) OBP: 0.345, SLG: 0.567 | | | | | | | | | | 3 | 0 | 0 | 0 | 0 | 0 | | | | | | | |
| 18 Gabe Gross, L (1.9) Derrick Turnbow, R (8.1) | | | | | | | | | | 3 | 0 | 0 | 0 | 0 | 3 | 1 | | | | | | |
| Craig Counsell, L (1.4) OBP: 0.360, SLG: 0.309 | | | | | | | | | | 3 | 0 | 1 | 0 | 0 | 0 | | | | | | | |
| 37 Jeff Suppan, R (1.1) 50 Chris Spurling, R (7.1) 1 Corey Hart, R (8.9) OBP: 0.323, SLG: 0.382 | | | | | | | | | | 2 | 0 | 0 | 0 | 0 | 1 | 1 | | | | | | |
| Inning Stats | R: 0 E: 0 K: 2 S: 8 | H: 0 LOB: 0 BB: 0 P: 13 | R: 0 E: 0 K: 1 S: 14 | H: 1 LOB: 1 BB: 0 P: 21 | R: 0 E: 0 K: 1 S: 7 | H: 0 LOB: 0 BB: 0 P: 13 | R: 0 E: 0 K: 1 S: 10 | H: 0 LOB: 0 BB: 1 P: 15 | R: 0 E: 0 K: 1 S: 9 | H: 0 LOB: 0 BB: 0 P: 12 | R: 0 E: 0 K: 0 S: 13 | H: 1 LOB: 0 BB: 0 P: 17 | R: 0 E: 0 K: 2 S: 10 | H: 0 LOB: 0 BB: 0 P: 14 | R: 0 E: 0 K: 2 S: 7 | H: 0 LOB: 0 BB: 0 P: 11 | | R: 0 E: 0 K: 0 S: 6 | H: 1 LOB: 1 BB: 0 P: 7 | 1B: 3 2B: 0 3B: 0 HR: 0 | SF: 0 SAC: 0 DP: 2 HBP: 0 | WP: 0 PB: 0 SB: 0 CS: 0 |
| PITCHER | IP WLS BF H R ER SO BB IBB HBP BLK WP HR S P ERA WHIP | | | | | | | | | | | | | | | | | | | | | |
| 44 Jake Peavy, R (1.1) ERA: 1.47 | 7.0 W 22 2 0 0 8 1 0 0 0 0 0 0 71 105 0.00 0.429 | | | | | | | | | | | | | | | | | | | | | |
| 21 Heath Bell, R (8.1) ERA: 1.2 | 1.0 H 3 0 0 0 2 0 0 0 0 0 0 0 7 11 0.00 0.000 | | | | | | | | | | | | | | | | | | | | | |
| Trevor Hoffman, R (9.1) ERA: 2.7 | 1.0 S 4 1 0 0 0 0 0 0 0 0 0 0 6 7 0.00 1.000 | | | | | | | | | | | | | | | | | | | | | |

| Batter | 1 | 2 | 3 | 4 | 5 | 6 | 7 | 8 | 9 | AB | R | H | RBI | BB | SO | LOB | BOTTOM | | | |
|--|---|----------------------------------|------------------------------|----------------------------------|------------------------------|----------------------------------|-------------------------------|----------------------------------|------------------------------|----------------------------------|-------------------------------|----------------------------------|-------------------------------|----------------------------------|------------------------------|----------------------------------|--|----------------------------------|------------------------------------|----------------------------------|
| 22 Marcus Giles, R (1.4) OBP: 0.355, SLG: 0.404 | | | | | | | | | | 4 | 0 | 2 | 1 | 1 | 0 | 1 | Milwaukee Brewers @ San Diego Padres PETCO Park, San Diego, CA Sun May 27 2007, 4:05 PM EDT Att: 41,246 - Sunny - 70 F | | | |
| José Cruz Jr., S (1.9) OBP: 0.348, SLG: 0.471 | | | | | | | | | | 3 | 0 | 0 | 0 | 0 | 1 | 3 | | | | |
| Mike Cameron, R (1.8) OBP: 0.290, SLG: 0.355 | | | | | | | | | | 3 | 0 | 0 | 0 | 1 | 1 | 3 | | | | |
| 23 Adrián González, L (1.3) OBP: 0.368, SLG: 0.548 | | | | | | | | | | 2 | 1 | 1 | 1 | 2 | 0 | 1 | | | | |
| 5 Kevin Kouzmanoff, R (1.5) OBP: 0.276, SLG: 0.378 | | | | | | | | | | 3 | 0 | 0 | 0 | 1 | 1 | 4 | | | | |
| 28 Josh Bard, S (1.2) OBP: 0.308, SLG: 0.290 | | | | | | | | | | 3 | 0 | 0 | 0 | 1 | 1 | 2 | | | | |
| Geoff Blum, S (1.6) OBP: 0.279, SLG: 0.339 | | | | | | | | | | 2 | 1 | 1 | 0 | 2 | 0 | 1 | | | | |
| 8 Termel Sledge, L (1.7) OBP: 0.330, SLG: 0.376 | | | | | | | | | | 4 | 0 | 1 | 0 | 0 | 1 | 4 | | | | |
| 44 Jake Peavy, R (1.1) 21 Heath Bell, R (8.1) Russell Branyan, L (8. PH) Trevor Hoffman, R (9.1) OBP: 0.231, SLG: 0.385 ERA: 2.16 | | | | | | | | | | 3 | 1 | 1 | 1 | 0 | 0 | 3 | | | | |
| Inning Stats | R: 0 E: 0 K: 1 S: 7 | H: 0 LOB: 0 BB: 0 P: 13 | R: 0 E: 0 K: 0 S: 6 | H: 0 LOB: 2 BB: 2 P: 17 | R: 0 E: 0 K: 0 S: 7 | H: 1 LOB: 2 BB: 1 P: 14 | R: 1 E: 0 K: 0 S: 16 | H: 1 LOB: 2 BB: 2 P: 25 | R: 0 E: 0 K: 0 S: 7 | H: 1 LOB: 1 BB: 0 P: 15 | R: 2 E: 0 K: 2 S: 13 | H: 3 LOB: 1 BB: 0 P: 21 | R: 0 E: 0 K: 2 S: 13 | H: 0 LOB: 1 BB: 1 P: 22 | R: 0 E: 0 K: 1 S: 8 | H: 0 LOB: 1 BB: 1 P: 16 | | 1B: 3 2B: 2 3B: 0 HR: 1 | SF: 0 SAC: 1 DP: 1 HBP: 0 | WP: 0 PB: 0 SB: 1 CS: 0 |
| PITCHER | IP WLS BF H R ER SO BB IBB HBP BLK WP HR S P ERA WHIP | | | | | | | | | | | | | | | | | | | |
| 37 Jeff Suppan, R (1.1) ERA: 3.58 | 6.0 L 29 6 3 3 3 5 1 0 0 0 0 0 56 105 4.50 1.833 | | | | | | | | | | | | | | | | | | | |
| 50 Chris Spurling, R (7.1) ERA: 2.16 | 1.0 4 0 0 0 2 1 0 0 0 0 0 0 13 22 0.00 1.000 | | | | | | | | | | | | | | | | | | | |
| Derrick Turnbow, R (8.1) ERA: 3.98 | 1.0 4 0 0 0 1 1 0 0 0 0 0 0 8 16 0.00 1.000 | | | | | | | | | | | | | | | | | | | |

| Batter | 1 | 2 | 3 | 4 | 5 | 6 | 7 | 8 | 9 | AB | R | H | RBI | BB | SO | LOB | TOP | | | | | |
|--|---|----------------------------------|------------------------------|----------------------------------|------------------------------|----------------------------------|------------------------------|---------------------------------|-------------------------------|----------------------------------|-------------------------------|----------------------------------|-------------------------------|----------------------------------|------------------------------|----------------------------------|--|------------------------------|----------------------------------|----------------------------------|------------------------------------|----------------------------------|
| 22 Marcus Giles, R (1,4) OBP: 0.352, SLG: 0.400 13 Oscar Robles, L (2,4) OBP: 0.238, SLG: 0.238 | | | | | | | | | | 2 | 0 | 0 | 0 | 0 | 2 | 1 | San Diego Padres @ Pittsburgh Pirates PNC Park, Pittsburgh, PA Tue May 29 2007, 7:05 PM EDT Att: 15,794 - Clear - 81 F livebaseballscorecards.com | | | | | |
| José Cruz Jr., S (1,9) OBP: 0.350, SLG: 0.469 | | | | | | | | | | 5 | 0 | 2 | 0 | 0 | 0 | 0 | | | | | | |
| Mike Cameron, R (1,8) OBP: 0.294, SLG: 0.352 | | | | | | | | | | 2 | 0 | 0 | 0 | 2 | 0 | 2 | | | | | | |
| 23 Adrián González, L (1,3) OBP: 0.366, SLG: 0.547 | | | | | | | | | | 4 | 0 | 1 | 0 | 0 | 1 | 5 | | | | | | |
| 3 Khalil Greene, R (1,6) OBP: 0.252, SLG: 0.422 | | | | | | | | | | 3 | 0 | 0 | 0 | 1 | 0 | 1 | | | | | | |
| 5 Kevin Kouzmanoff, R (1,5) OBP: 0.275, SLG: 0.382 | | | | | | | | | | 4 | 1 | 1 | 0 | 0 | 0 | 3 | | | | | | |
| 28 Josh Bard, S (1,2) OBP: 0.323, SLG: 0.315 | | | | | | | | | | 4 | 0 | 3 | 0 | 0 | 0 | 0 | | | | | | |
| 8 Termel Sledge, L (1,7) OBP: 0.319, SLG: 0.365 | | | | | | | | | | 3 | 0 | 0 | 1 | 0 | 0 | 2 | | | | | | |
| David Wells, L (1,1) OBP: 0.105, SLG: 0.105 Geoff Blum, S (6,PH) OBP: 0.275, SLG: 0.333 43 Cia Meredith, R (6,1) 41 Kevin Cameron, R (7,1) 18 Paul McNulty, L (9,PH) OBP: 0.250, SLG: 0.200 | | | | | | | | | | 2 | 0 | 0 | 0 | 0 | 1 | 1 | | | | | | |
| Inning Stats | R: 0 E: 0 K: 1 S: 17 | H: 1 LOB: 3 BB: 2 P: 34 | R: 0 E: 0 K: 1 S: 9 | H: 1 LOB: 1 BB: 0 P: 13 | R: 0 E: 0 K: 0 S: 7 | H: 1 LOB: 1 BB: 0 P: 12 | R: 0 E: 0 K: 0 S: 5 | H: 0 LOB: 0 BB: 0 P: 8 | R: 0 E: 0 K: 1 S: 13 | H: 2 LOB: 2 BB: 0 P: 15 | R: 1 E: 0 K: 0 S: 12 | H: 2 LOB: 1 BB: 0 P: 17 | R: 0 E: 0 K: 1 S: 14 | H: 0 LOB: 1 BB: 1 P: 21 | R: 0 E: 0 K: 0 S: 9 | H: 1 LOB: 1 BB: 0 P: 12 | | R: 0 E: 0 K: 1 S: 6 | H: 0 LOB: 0 BB: 0 P: 10 | 1B: 5 2B: 3 3B: 0 HR: 0 | SF: 1 SAC: 0 DP: 0 HBP: 0 | WP: 0 PB: 0 SB: 0 CS: 0 |
| PITCHER | IP WLS BF H R ER SO BB IBB HBP BLK WP HR S P ERA WHIP | | | | | | | | | | | | | | | | | | | | | |
| 24 Tom Gorzelanny, L (1,1) ERA: 2.39 | 7.0 W 31 7 1 1 4 3 0 0 0 0 0 0 77 120 1.29 1.429 | | | | | | | | | | | | | | | | | | | | | |
| 55 Matt Capps, R (8,1) ERA: 3.19 | 0.2 H 3 1 0 0 0 0 0 0 0 0 0 0 6 8 0.00 1.500 | | | | | | | | | | | | | | | | | | | | | |
| 34 John Grabow, L (8,1) ERA: 6.23 | 0.1 H 1 0 0 0 0 0 0 0 0 0 0 0 3 4 0.00 0.000 | | | | | | | | | | | | | | | | | | | | | |
| 16 Salomon Torres, R (9,1) ERA: 4.24 | 1.0 S 3 0 0 0 1 0 0 0 0 0 0 0 6 10 0.00 0.000 | | | | | | | | | | | | | | | | | | | | | |

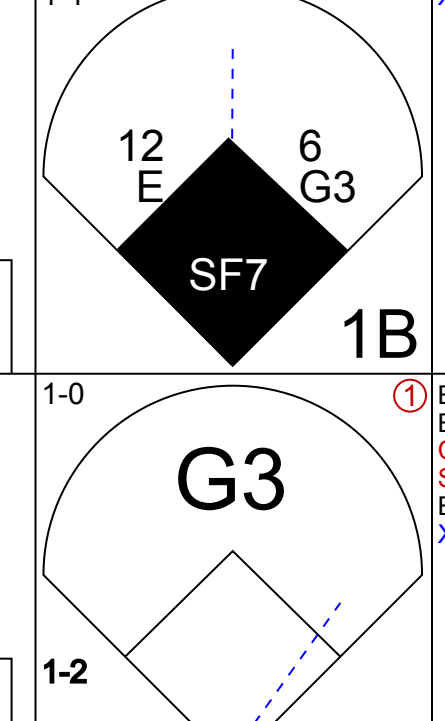
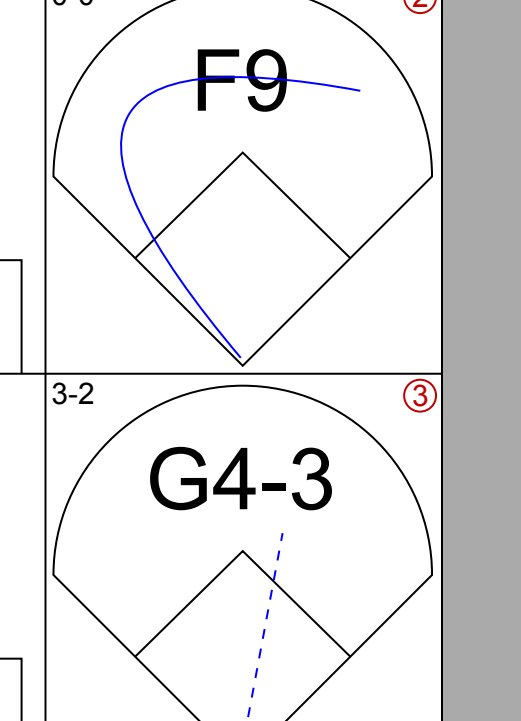
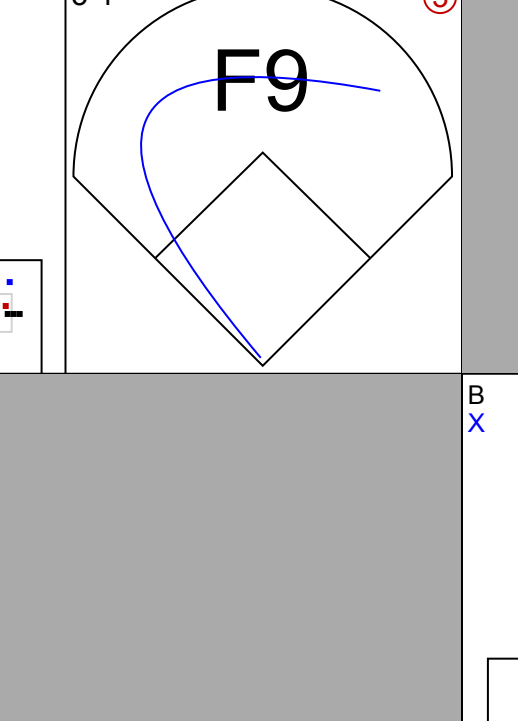
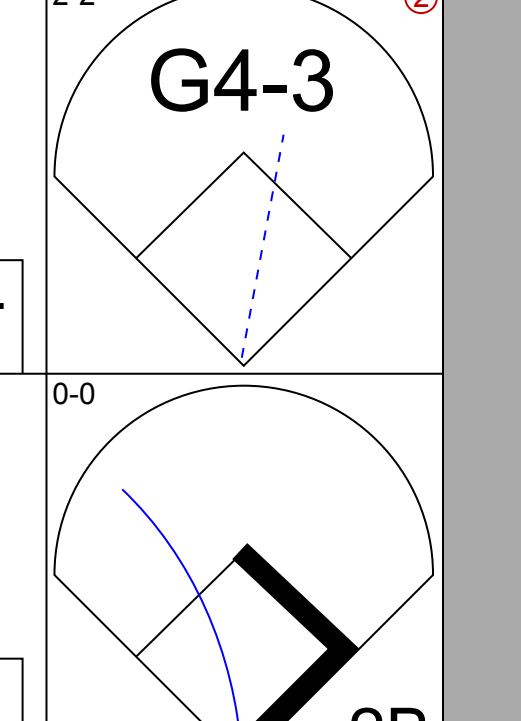
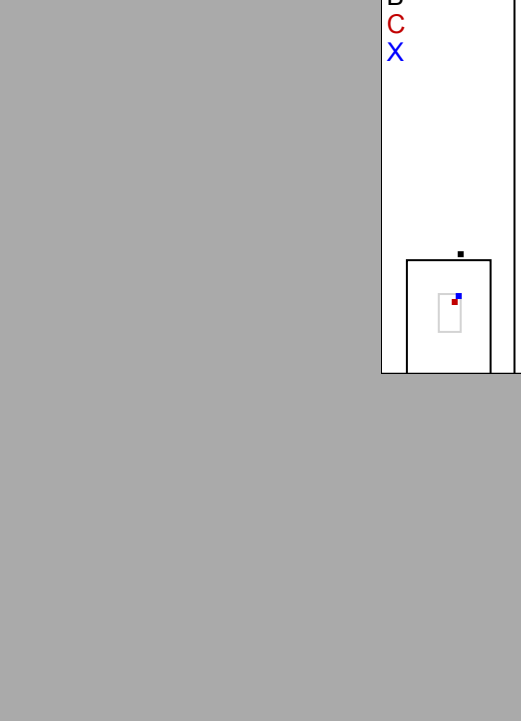
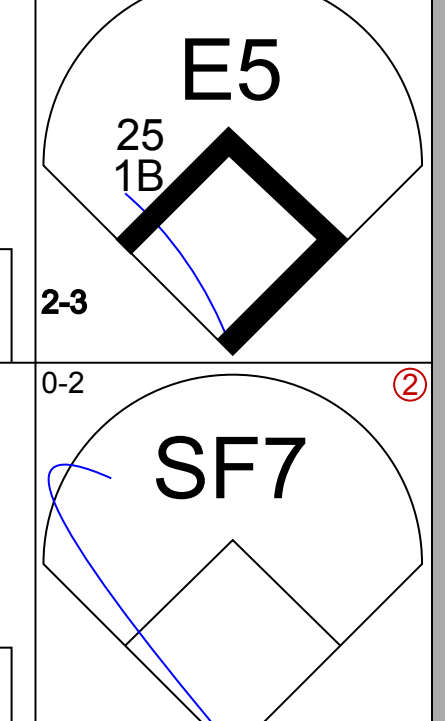
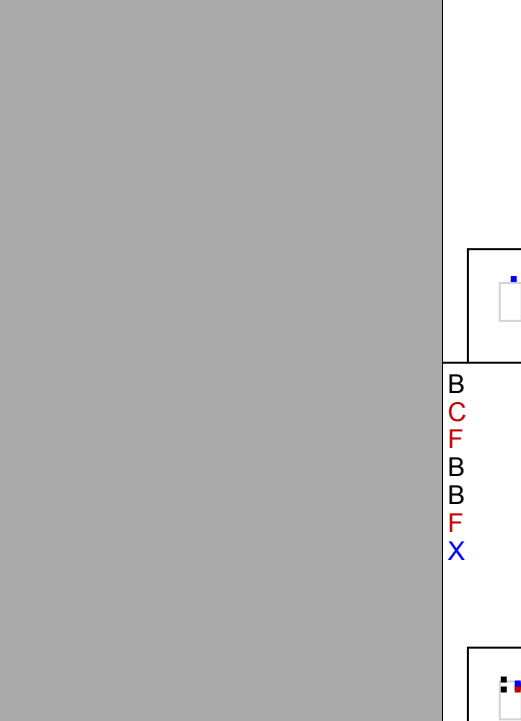
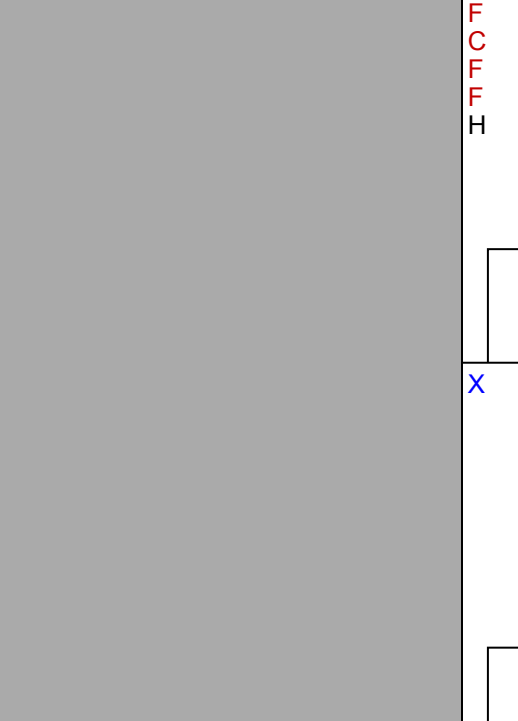
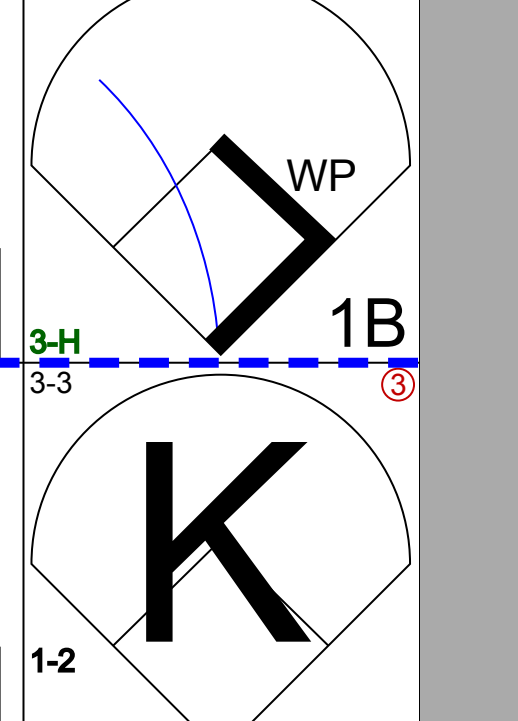
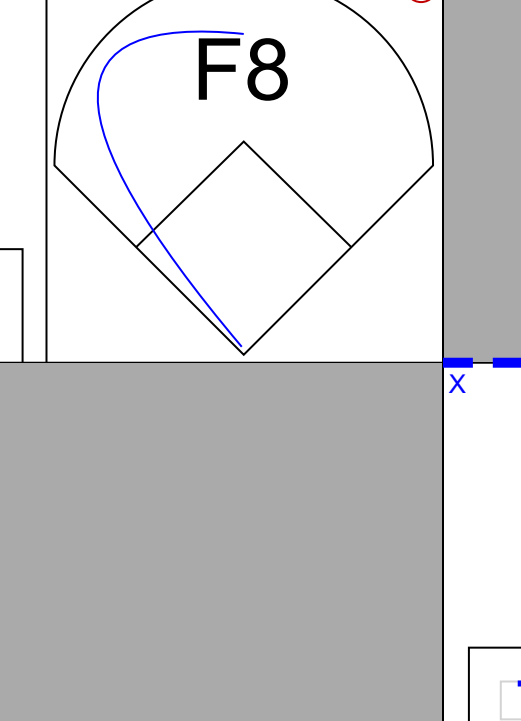
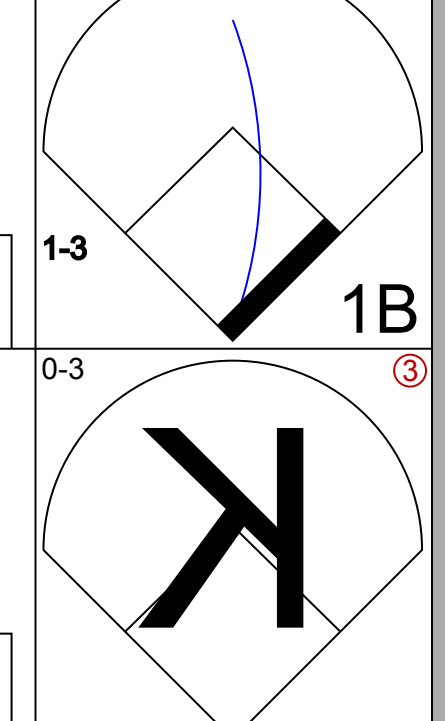
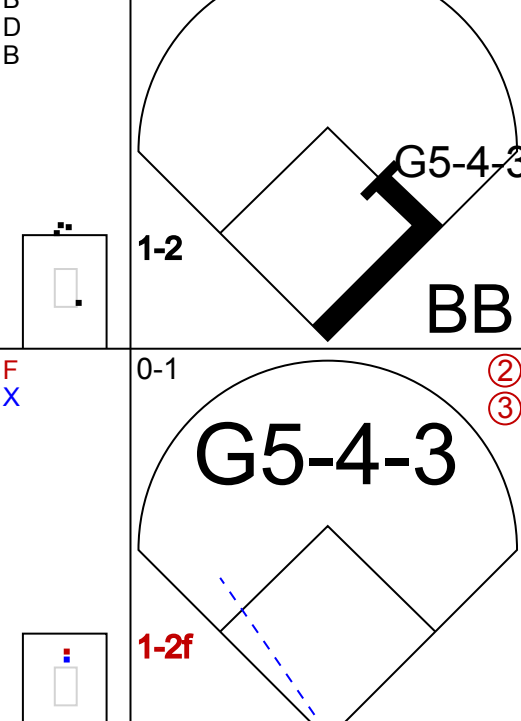
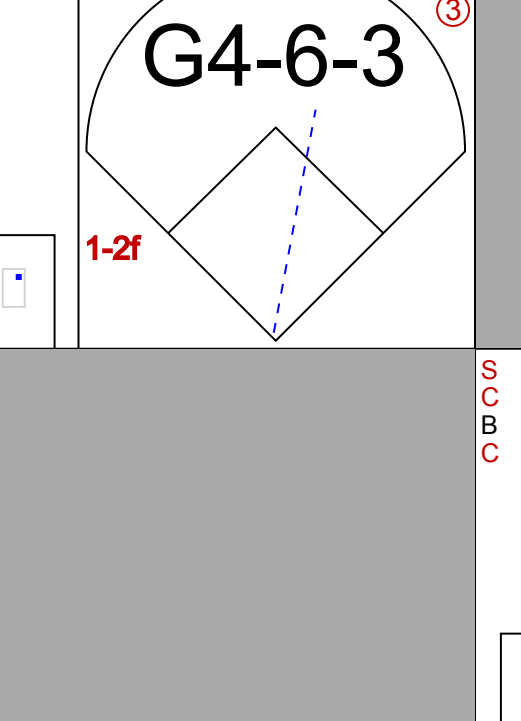
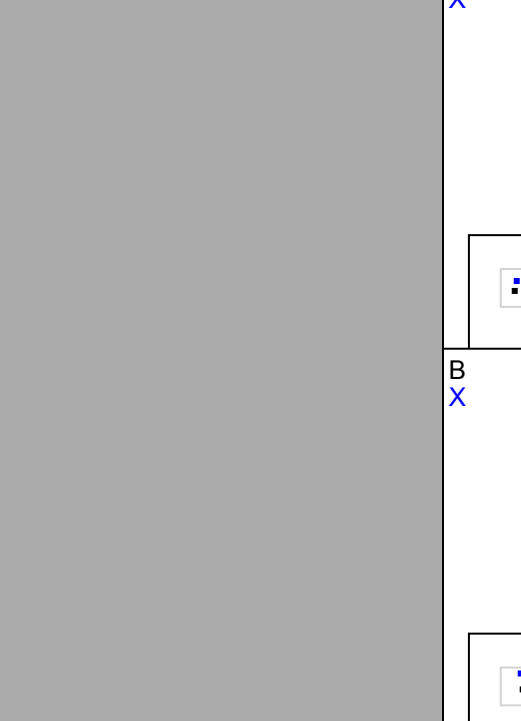






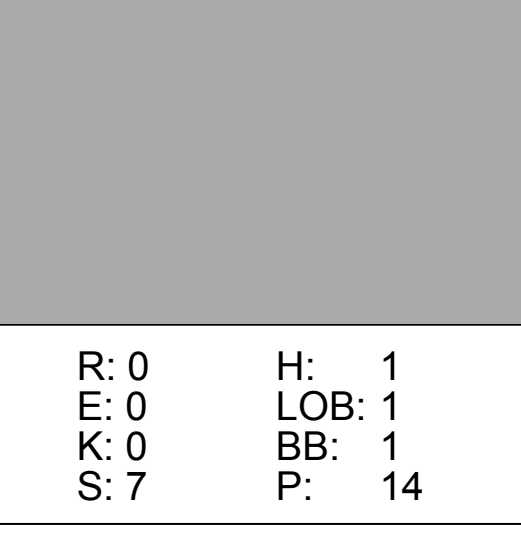
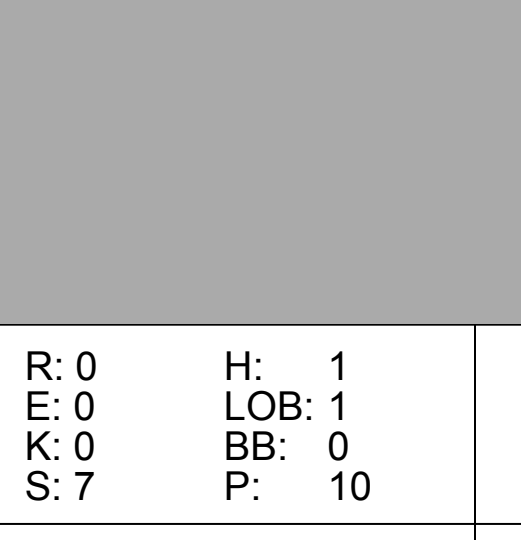
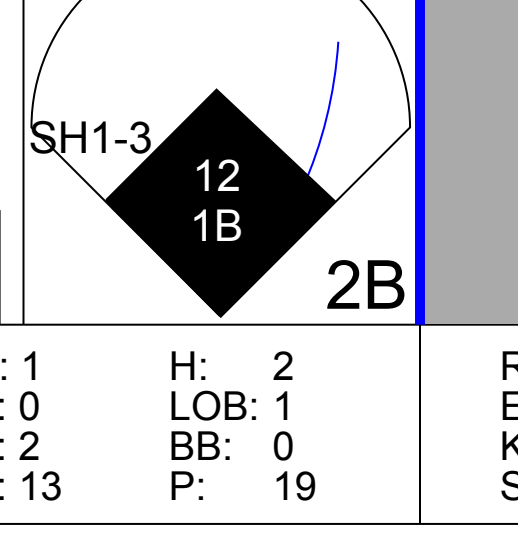
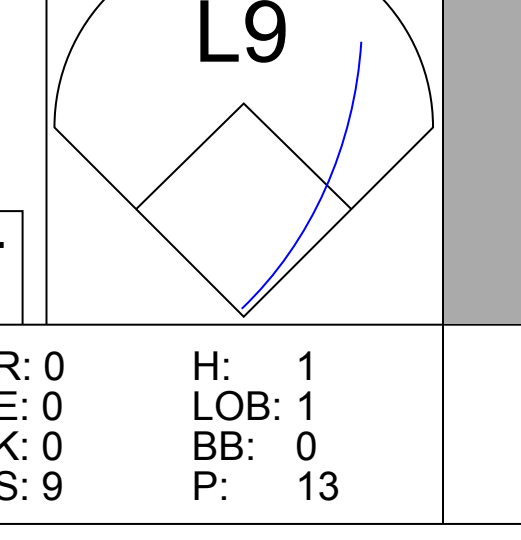
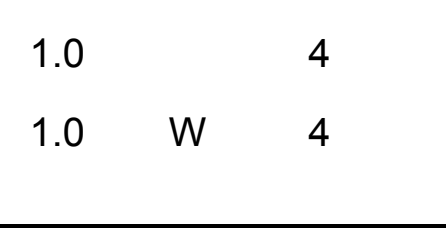

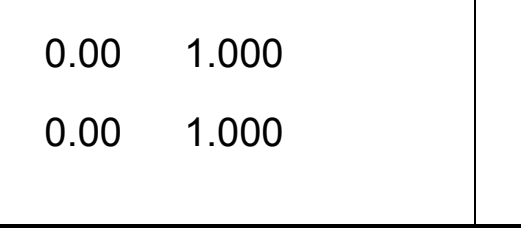


| Batter | 1 | 2 | 3 | 4 | 5 | 6 | 7 | 8 | 9 | AB | R | H | RBI | BB | SO | LOB | BOTTOM | | | |
|--|---|----------------------------------|------------------------------|---------------------------------|------------------------------|----------------------------------|-------------------------------|----------------------------------|------------------------------|---------------------------------|------------------------------|----------------------------------|------------------------------|----------------------------------|-------------------------------|----------------------------------|--|----------------------------------|------------------------------------|----------------------------------|
| José Bautista, R (1,5) OBP: 0.352, SLG: 0.408 | | | | | | | | | | 4 | 2 | 2 | 0 | 0 | 0 | 0 | San Diego Padres @ Pittsburgh Pirates PNC Park, Pittsburgh, PA Tue May 29 2007, 7:05 PM EDT Att: 15,794 - Clear - 81 F livebaseballscorecards.com | | | |
| 6 Chris Duffy, L (1,8) OBP: 0.294, SLG: 0.343 | | | | | | | | | | 4 | 0 | 1 | 0 | 0 | 0 | 2 | | | | |
| 12 Freddy Sanchez, R (1,4) OBP: 0.318, SLG: 0.346 Jose Castillo, R (9,4) OBP: 0.270, SLG: 0.300 | | | | | | | | | | 4 | 0 | 2 | 1 | 0 | 0 | 1 | | | | |
| Jason Bay, R (1,7) OBP: 0.382, SLG: 0.515 | | | | | | | | | | 4 | 2 | 2 | 1 | 0 | 1 | 2 | | | | |
| Xavier Nady, R (1,9) OBP: 0.323, SLG: 0.473 | | | | | | | | | | 4 | 0 | 1 | 1 | 0 | 1 | 1 | | | | |
| 25 Adam LaRoche, L (1,3) OBP: 0.324, SLG: 0.362 | | | | | | | | | | 4 | 0 | 3 | 1 | 0 | 1 | 2 | | | | |
| 26 Ronny Paulino, R (1,2) OBP: 0.267, SLG: 0.351 | | | | | | | | | | 4 | 0 | 1 | 0 | 0 | 0 | 2 | | | | |
| 2 Jack Wilson, R (1,6) OBP: 0.309, SLG: 0.348 | | | | | | | | | | 2 | 0 | 0 | 0 | 1 | 1 | 1 | | | | |
| 24 Tom Gorzelanny, R (1,1) ERA: 4.74 Don Kelly, L (7,PH) OBP: 0.310, SLG: 0.167 55 Matt Capps, R (8,1) OBP: 1.000, SLG: 1.000 34 John Grabow, L (8,1) 16 Salomon Torres, R (9,1) ERA: 0.49 | | | | | | | | | | 2 | 0 | 0 | 0 | 0 | 1 | 2 | | | | |
| Inning Stats | R: 1 E: 0 K: 2 S: 13 | H: 3 LOB: 2 BB: 0 P: 20 | R: 0 E: 0 K: 2 S: 7 | H: 0 LOB: 0 BB: 0 P: 9 | R: 1 E: 0 K: 0 S: 7 | H: 2 LOB: 0 BB: 0 P: 11 | R: 0 E: 0 K: 0 S: 10 | H: 2 LOB: 2 BB: 1 P: 21 | R: 0 E: 0 K: 0 S: 4 | H: 1 LOB: 0 BB: 0 P: 6 | R: 1 E: 0 K: 0 S: 8 | H: 2 LOB: 1 BB: 0 P: 14 | R: 0 E: 0 K: 0 S: 8 | H: 0 LOB: 0 BB: 0 P: 13 | R: 1 E: 0 K: 1 S: 13 | H: 2 LOB: 1 BB: 0 P: 15 | | 1B: 9 2B: 2 3B: 0 HR: 1 | SF: 0 SAC: 0 DP: 1 HBP: 0 | WP: 0 PB: 0 SB: 0 CS: 0 |
| PITCHER | IP WLS BF H R ER SO BB IBB HBP BLK WP HR S P ERA WHIP | | | | | | | | | | | | | | | | | | | |
| David Wells, L (1,1) ERA: 4.74 | 5.0 L 21 8 2 2 4 2 2 2 4 0 0 0 0 41 67 3.60 1.600 | | | | | | | | | | | | | | | | | | | |
| 43 Cia Meredith, R (6,1) ERA: 3.5 | 1.0 5 2 1 1 0 0 0 0 0 0 0 1 8 14 9.00 2.000 | | | | | | | | | | | | | | | | | | | |
| 41 Kevin Cameron, R (7,1) ERA: 0.49 | 2.0 8 2 1 1 1 0 0 0 0 0 0 0 21 28 4.50 1.000 | | | | | | | | | | | | | | | | | | | |

| Batter | 1 | 2 | 3 | 4 | 5 | 6 | 7 | 8 | 9 | 10 | 11 | AB | R | H | RBI | BB | SO | LOB | TOP | | | | | | | | |
|---|---|----------------------------------|--|---|--------------------------------|---|--|---|--|---|---|--|--|--|---|--|--|---|---|----------------------------------|---|------------------------------------|--|-----------------------------------|------------------------------------|----------------------------------|--------|
| 22 Marcus Giles, R OBP: 0.345, SLG: 0.384 |  | |  | | |  | | |  2B |  | | 4 | 1 | 0 | 0 | 1 | 1 | 1 | | | | | | | | | |
| 8 Terrel Sledge, L OBP: 0.322, SLG: 0.360 43 Cia Meredith, R Trevor Hoffman, R |  | | |  | | |  | |  |  |  | 4 | 0 | 1 | 0 | 1 | 1 | 1 | | | | | | | | | |
| 23 Adrián González, L OBP: 0.363, SLG: 0.538 |  | | |  | | | |  |  |  | | 4 | 1 | 1 | 1 | 1 | 1 | 2 | | | | | | | | | |
| Mike Cameron, R OBP: 0.312, SLG: 0.394 |  | | |  | | | |  |  | |  | 5 | 1 | 3 | 2 | 0 | 1 | 2 | | | | | | | | | |
| 28 Josh Bard, S Rob Bowen, S |  | | |  | | | |  |  | |  | 5 | 0 | 2 | 0 | 0 | 1 | 4 | | | | | | | | | |
| 5 Kevin Kousseroff, R 21 Heath Bell, R 26 Doug Brocail, L Russell Branyan, L Scott Linebrink, R 13 Oscar Robles, L |  | | |  | | | |  |  | |  | 3 | 0 | 0 | 0 | 0 | 3 | 2 | | | | | | | | | |
| 3 Khalil Greene, R OBP: 0.256, SLG: 0.433 |  | | |  | | | |  |  | |  | 4 | 0 | 0 | 1 | 0 | 0 | 3 | | | | | | | | | |
| 18 Paul McNulty, L OBP: 0.238, SLG: 0.211 |  | | |  | | | |  | |  |  | 5 | 0 | 1 | 0 | 0 | 1 | 1 | | | | | | | | | |
| Greg Maddux, R Geoff Blum, S |  | | |  | | | |  | |  | | 2 | 0 | 0 | 0 | 0 | 1 | 0 | | | | | | | | | |
| Inning Stats | R: 0 E: 0 K: 3 S: 10 | H: 0 LOB: 0 BB: 0 P: 14 | R: 0 E: 0 K: 2 S: 12 | H: 1 LOB: 1 BB: 0 P: 19 | R: 0 E: 0 K: 1 S: 7 | H: 0 LOB: 0 BB: 0 P: 11 | R: 0 E: 0 K: 0 S: 11 | H: 1 LOB: 1 BB: 1 P: 18 | R: 0 E: 0 K: 1 S: 9 | H: 0 LOB: 0 BB: 0 P: 15 | R: 0 E: 0 K: 2 S: 12 | H: 1 LOB: 1 BB: 0 P: 17 | R: 0 E: 0 K: 0 S: 8 | H: 0 LOB: 0 BB: 0 P: 12 | R: 2 E: 0 K: 0 S: 10 | H: 2 LOB: 2 BB: 2 P: 19 | R: 0 E: 0 K: 0 S: 6 | H: 1 LOB: 2 BB: 1 P: 11 | R: 2 E: 0 K: 0 S: 10 | H: 2 LOB: 1 BB: 0 P: 16 | 1B: 3 2B: 4 3B: 0 HR: 1 | SF: 1 SAC: 2 DP: 1 HBP: 0 | WP: 0 PB: 0 SB: 0 CS: 0 | PA: 44 | | | |
| PITCHER | IP WLS BF H R ER SO BB IBB HBP BLK WP HR S P ERA WHIP | Shawn Chacon, R ERA: 2.84 | 55 Matt Capps, R ERA: 3.07 | 16 Salomon Torres, R ERA: 4.88 | 34 John Grabow, L ERA: 5.65 | 44 Josh Sharpless, R ERA: 21.6 | PITCHER | IP WLS BF H R ER SO BB IBB HBP BLK WP HR S P ERA WHIP | 54 Jonah Bayliss, R ERA: 7.07 | 6 Chris Duffy, L OBP: 0.295, SLG: 0.348 | 12 Freddy Sanchez, R OBP: 0.314, SLG: 0.337 | Jason Bay, R OBP: 0.385, SLG: 0.517 | 25 Adam LaRoche, L OBP: 0.319, SLG: 0.352 | Xavier Nady, R OBP: 0.319, SLG: 0.465 | 41 Ryan Doumit, S OBP: 0.390, SLG: 0.528 | 34 John Grabow, L Jose Castillo, R 44 Josh Sharpless, R 54 Jonah Bayliss, R | 2 Jack Wilson, R OBP: 0.307, SLG: 0.344 | Shawn Chacon, R 13 Nate McLouth, L 55 Matt Capps, R 16 Salomon Torres, R | 26 Ronny Paulino, R OBP: 0.259, SLG: 0.340 | PITCHER | IP WLS BF H R ER SO BB IBB HBP BLK WP HR S P ERA WHIP | Trevor Hoffman, R ERA: 2.67 | 21 Heath Bell, R 26 Doug Brocail, R Scott Linebrink, R 43 Cia Meredith, R | 1B: 10 2B: 2 3B: 0 HR: 0 | SF: 1 SAC: 3 DP: 2 HBP: 1 | WP: 1 PB: 0 SB: 0 CS: 0 | PA: 46 |

San Diego Padres @ Pittsburgh Pirates
PNC Park, Pittsburgh, PA
Thu May 31 2007, 7:05 PM EDT
Alt. 14.966 - Overcast - 68 F

AB 37
R 4
H 8
RBI 4
BB 4
SO 10
LOB 16



| Batter | 1 | 2 | 3 | 4 | 5 | 6 | 7 | 8 | 9 | 10 | 11 | AB | R | H | RBI | BB | SO | LOB | BOTTOM | | | | | |
|---|---|---|---|---|---------------------------------|---|------------------------------|---|---|--|---|------------------------------------|----------------------------------|----------------------------------|------------------------------|----------------------------------|------------------------------|---------------------------------|------------------------------|---------------------------------|-----------------------------------|------------------------------------|----------------------------------|--------|
| José Bautista, R OBP: 0.346, SLG: 0.404 |  |  | |  | | | | |  | |  | 5 | 1 | 1 | 0 | 0 | 0 | 3 | | | | | | |
| 6 Chris Duffy, L OBP: 0.295, SLG: 0.348 |  |  | |  | | | | |  | |  | 5 | 0 | 1 | 0 | 0 | 1 | 4 | | | | | | |
| 12 Freddy Sanchez, R OBP: 0.314, SLG: 0.337 |  | |  | | |  | | |  | | | 4 | 0 | 1 | 1 | 0 | 0 | 2 | | | | | | |
| Jason Bay, R OBP: 0.385, SLG: 0.517 |  | |  | | |  | | |  | |  | 4 | 0 | 2 | 1 | 0 | 1 | 1 | | | | | | |
| 25 Adam LaRoche, L OBP: 0.319, SLG: 0.352 |  | |  | | |  | | |  | |  | 4 | 0 | 1 | 0 | 1 | 0 | 2 | | | | | | |
| Xavier Nady, R OBP: 0.319, SLG: 0.465 |  | |  | | |  | | |  | |  | 5 | 0 | 1 | 0 | 0 | 3 | 4 | | | | | | |
| 41 Ryan Doumit, S 34 John Grabow, L Jose Castillo, R 44 Josh Sharpless, R 54 Jonah Bayliss, R | | | | | | | | | | | | 4 | 0 | 2 | 0 | 0 | 1 | 0 | | | | | | |
| 2 Jack Wilson, R OBP: 0.307, SLG: 0.344 | | | | | | | | | | | | 5 | 0 | 2 | 0 | 0 | 0 | 1 | | | | | | |
| Shawn Chacon, R 13 Nate McLouth, L 55 Matt Capps, R 16 Salomon Torres, R | | | | | | | | | | | | 0 | 0 | 0 | 0 | 0 | 0 | 0 | | | | | | |
| 26 Ronny Paulino, R OBP: 0.259, SLG: 0.340 | | | | | | | | | | | | 2 | 0 | 0 | 0 | 0 | 0 | 1 | | | | | | |
| Inning Stats | R: 1 E: 1 K: 14 S: 14 | H: 2 LOB: 2 BB: 0 P: 17 | R: 0 E: 0 K: 0 S: 8 | H: 2 LOB: 2 BB: 0 P: 15 | R: 0 E: 0 K: 0 S: 7 | H: 1 LOB: 1 BB: 1 P: 14 | R: 0 E: 0 K: 0 S: 7 | H: 1 LOB: 1 BB: 0 P: 11 | R: 0 E: 0 K: 0 S: 7 | H: 0 LOB: 0 BB: 0 P: 16 | R: 1 E: 0 K: 2 S: 13 | H: 2 LOB: 1 BB: 0 P: 19 | R: 0 E: 0 K: 1 S: 10 | H: 1 LOB: 1 BB: 0 P: 15 | R: 0 E: 0 K: 0 S: 9 | H: 1 LOB: 1 BB: 0 P: 13 | R: 0 E: 0 K: 1 S: 6 | H: 0 LOB: 0 BB: 0 P: 8 | R: 0 E: 0 K: 1 S: 6 | H: 0 LOB: 0 BB: 0 P: 7 | 1B: 10 2B: 2 3B: 0 HR: 0 | SF: 1 SAC: 3 DP: 2 HBP: 1 | WP: 1 PB: 0 SB: 0 CS: 0 | PA: 46 |
| PITCHER | IP WLS BF H R ER SO BB IBB HBP BLK WP HR S P ERA WHIP | Greg Maddux, R ERA: 3.92 | 21 Heath Bell, R ERA: 1.19 | 26 Doug Brocail, R ERA: 1.9 | Scott Linebrink, R ERA: 2.19 | 43 Cia Meredith, R ERA: 3.46 | PITCHER | IP WLS BF H R ER SO BB IBB HBP BLK WP HR S P ERA WHIP | Trevor Hoffman, R ERA: 2.67 | 21 Heath Bell, R 26 Doug Brocail, R Scott Linebrink, R 43 Cia Meredith, R | 1B: 10 2B: 2 3B: 0 HR: 0 | SF: 1 SAC: 3 DP: 2 HBP: 1 | WP: 1 PB: 0 SB: 0 CS: 0 | PA: 46 | | | | | | | | | | |

San Diego Padres @ Pittsburgh Pirates
PNC Park, Pittsburgh, PA
Thu May 31 2007, 7:05 PM EDT
Alt. 14.966 - Overcast - 68 F

AB 40
R 2
H 12
RBI 2
BB 1
SO 8
LOB 18



| Batter | 1 | 2 | 3 | 4 | 5 | 6 | 7 | 8 | 9 | 10 | AB | R | H | RBI | BB | SO | LOB | | | | | |
|---|-------------------------------|----------------------------------|-------------------------------|----------------------------------|------------------------------|----------------------------------|-------------------------------|----------------------------------|------------------------------|----------------------------------|-------------------------------|----------------------------------|------------------------------|----------------------------------|------------------------------|----------------------------------|-------------------------------|----------------------------------|----------------------------------|------------------------------------|----------------------------------|--------|
| 22 Marcus Giles, R OBP: 0.342, SLG: 0.379 | (1,4) 3-3 K | | (1) 0-0 L9 | | (1) 3-2 P4 | | (1) 0-1 G5-3 | | (1) 2-2 | | 5 | 0 | 1 | 0 | 0 | 1 | 0 | | | | | |
| 3 Khalil Greene, R OBP: 0.250, SLG: 0.422 | (1,6) 1-2 L3 | | (2) 1-3 K | | (3) 1-0 F8 | | (2) 2-2 G6-3 | | (3) 2-2 | | 5 | 0 | 0 | 0 | 0 | 1 | 1 | | | | | |
| 23 Adrián González, L OBP: 0.372, SLG: 0.546 | (1,3) 2-2 G1-3 | | | | | | | | | | 4 | 1 | 3 | 0 | 1 | 0 | 0 | | | | | |
| Mike Cameron, R OBP: 0.309, SLG: 0.394 | (1,8) | | | | | | | | | | 5 | 1 | 1 | 0 | 0 | 1 | 4 | | | | | |
| 28 Josh Bard, S OBP: 0.328, SLG: 0.352 | (1,2) | | | | | | | | | | 5 | 1 | 4 | 2 | 0 | 0 | 0 | | | | | |
| Russell Branyan, L OBP: 0.368, SLG: 0.500 | (1,5) | | | | | | | | | | 4 | 0 | 1 | 0 | 1 | 1 | 3 | | | | | |
| Hiram Bocachica, R OBP: 0.125, SLG: 0.190 | (1,9) | | | | | | | | | | 4 | 0 | 0 | 0 | 0 | 1 | 5 | | | | | |
| 21 Heath Bell, R OBP: 0.268, SLG: 0.323 | (8,1) | | | | | | | | | | 0 | 0 | 0 | 0 | 0 | 0 | 0 | | | | | |
| Geoff Blum, S OBP: 0.268, SLG: 0.323 | (10,PH) | | | | | | | | | | 1 | 0 | 0 | 0 | 0 | 0 | 2 | | | | | |
| 43 Cla Meredith, R OBP: 0.328, SLG: 0.369 | (10,1) | | | | | | | | | | 0 | 0 | 0 | 0 | 0 | 0 | 0 | | | | | |
| 8 Termel Sledge, L OBP: 0.328, SLG: 0.369 | (1,7) | | | | | | | | | | 3 | 0 | 1 | 1 | 1 | 1 | 1 | | | | | |
| 44 Jake Peavy, R OBP: 0.207, SLG: 0.345 | (1,1) | | | | | | | | | | 3 | 0 | 0 | 0 | 0 | 2 | 4 | | | | | |
| 18 Paul McNulty, L OBP: 0.227, SLG: 0.200 | (8,9) | | | | | | | | | | 1 | 0 | 0 | 0 | 0 | 0 | 0 | | | | | |
| Inning Stats | R: 0 E: 0 K: 1 S: 10 | H: 0 LOB: 0 BB: 0 P: 16 | R: 1 E: 0 K: 0 S: 12 | H: 2 LOB: 2 BB: 1 P: 23 | R: 0 E: 0 K: 1 S: 8 | H: 1 LOB: 1 BB: 0 P: 11 | R: 0 E: 0 K: 1 S: 10 | H: 2 LOB: 1 BB: 0 P: 14 | R: 0 E: 0 K: 1 S: 8 | H: 0 LOB: 0 BB: 0 P: 14 | R: 2 E: 0 K: 1 S: 18 | H: 3 LOB: 2 BB: 1 P: 29 | R: 0 E: 0 K: 0 S: 7 | H: 1 LOB: 1 BB: 0 P: 12 | R: 0 E: 0 K: 1 S: 6 | H: 0 LOB: 0 BB: 0 P: 11 | R: 0 E: 0 K: 0 S: 10 | H: 1 LOB: 2 BB: 1 P: 21 | 1B: 6 2B: 6 3B: 0 HR: 0 | SF: 0 SAC: 0 DP: 1 HBP: 0 | WP: 0 PB: 0 SB: 0 CS: 0 | PA: 43 |

| PITCHER | IP | WLS | BF | H | R | ER | SO | BB | IBB | HBP | BLK | WP | HR | S | P | ERA | WHIP |
|---------------------------------|--------|-----|----|---|---|----|----|----|-----|-----|-----|----|----|----|----|------|-------|
| 47 Matt Chico, L ERA: 5.13 | (1,1) | 5.1 | 24 | 7 | 3 | 3 | 4 | 2 | 0 | 0 | 0 | 0 | 0 | 59 | 98 | 5.06 | 1.688 |
| Winston Abreu, R ERA: 4.5 | (6,1) | 0.2 | 3 | 1 | 0 | 0 | 1 | 0 | 0 | 0 | 0 | 0 | 0 | 7 | 9 | 0.00 | 1.500 |
| 52 Saul Rivera, R ERA: 3.64 | (7,1) | 2.0 | 7 | 1 | 0 | 0 | 1 | 0 | 0 | 0 | 0 | 0 | 0 | 13 | 23 | 0.00 | 0.500 |
| 32 Chad Cordero, R ERA: 2.84 | (9,1) | 1.0 | 4 | 1 | 0 | 0 | 0 | 0 | 0 | 0 | 0 | 0 | 0 | 10 | 18 | 0.00 | 1.000 |
| Jon Rauch, R ERA: 5.08 | (10,1) | 1.0 | 5 | 1 | 0 | 0 | 2 | 1 | 0 | 0 | 0 | 0 | 0 | 13 | 21 | 0.00 | 2.000 |

TOP

San Diego Padres @ Washington Nationals
Robert F. Kennedy Memorial Stadium, Washington, DC

Fri Jun 01 2007, 7:05 PM EDT
Att: 22,352 - Partly Cloudy - 86 F

| | |
|-----|----|
| AB | 40 |
| R | 3 |
| H | 11 |
| RBI | 3 |
| BB | 3 |
| SO | 8 |
| LOB | 20 |



| Batter | 1 | 2 | 3 | 4 | 5 | 6 | 7 | 8 | 9 | 10 | AB | R | H | RBI | BB | SO | LOB | | | | | | | |
|---|-------------------------------|----------------------------------|-------------------------------|----------------------------------|-------------------------------|----------------------------------|------------------------------|----------------------------------|------------------------------|----------------------------------|-------------------------------|----------------------------------|------------------------------|----------------------------------|------------------------------|---------------------------------|-------------------------------|----------------------------------|------------------------------|---------------------------------|-----------------------------------|------------------------------------|----------------------------------|--------|
| Felipe Lopez, S OBP: 0.298, SLG: 0.354 | (1,4) 0-0 F8 | | (3) 1-3 K | | (3) 1-2 L8 | | | | | | 5 | 0 | 0 | 0 | 0 | 1 | 2 | | | | | | | |
| 15 Cristian Guzman, S OBP: 0.365, SLG: 0.432 | (1,6) 1-2 | | | | | | | | | | 5 | 3 | 4 | 0 | 0 | 0 | 0 | | | | | | | |
| 11 Ryan Zimmerman, R OBP: 0.312, SLG: 0.415 | (1,5) 3-1 | | | | | | | | | | 5 | 1 | 2 | 1 | 0 | 2 | 2 | | | | | | | |
| 21 Dmitri Young, S OBP: 0.406, SLG: 0.484 | (1,3) 2-2 | | | | | | | | | | 4 | 0 | 4 | 2 | 0 | 0 | 0 | | | | | | | |
| Nook Logan, S OBP: 0.274, SLG: 0.322 | (8,PR) | | | | | | | | | | 0 | 0 | 0 | 0 | 0 | 0 | 0 | | | | | | | |
| 32 Chad Cordero, R OBP: 0.331, SLG: 0.354 | (9,1) | | | | | | | | | | 0 | 0 | 0 | 0 | 0 | 0 | 0 | | | | | | | |
| Jon Rauch, R OBP: 0.314, SLG: 0.400 | (10,1) | | | | | | | | | | 1 | 0 | 1 | 1 | 0 | 0 | 0 | | | | | | | |
| 10 Ronnie Belliard, R OBP: 0.301, SLG: 0.354 | (10,PH) | | | | | | | | | | 4 | 0 | 1 | 0 | 0 | 0 | 3 | | | | | | | |
| 25 Austin Kearns, R OBP: 0.314, SLG: 0.400 | (1,9) | | | | | | | | | | 4 | 0 | 1 | 0 | 0 | 0 | 3 | | | | | | | |
| Ryan Church, L OBP: 0.373, SLG: 0.459 | (1,7) | | | | | | | | | | 4 | 0 | 1 | 0 | 0 | 2 | 3 | | | | | | | |
| Brian Schneider, L OBP: 0.310, SLG: 0.327 | (1,2) | | | | | | | | | | 3 | 0 | 0 | 0 | 1 | 2 | 2 | | | | | | | |
| Ryan Langerhans, L OBP: 0.240, SLG: 0.217 | (1,8) | | | | | | | | | | 4 | 0 | 1 | 0 | 0 | 2 | 2 | | | | | | | |
| 47 Matt Chico, L OBP: 0.222, SLG: 0.222 | (1,1) | | | | | | | | | | 1 | 0 | 0 | 0 | 0 | 0 | 0 | | | | | | | |
| Winston Abreu, R ERA: 1.11 | (6,PH) | | | | | | | | | | 0 | 0 | 0 | 0 | 0 | 0 | 0 | | | | | | | |
| Tony Batista, R OBP: 0.250, SLG: 0.188 | (6,PH) | | | | | | | | | | 1 | 0 | 0 | 0 | 0 | 0 | 1 | | | | | | | |
| 52 Saul Rivera, S OBP: 0.304, SLG: 0.237 | (9,3) | | | | | | | | | | 0 | 0 | 0 | 0 | 0 | 0 | 0 | | | | | | | |
| 13 Robert Fick, L OBP: 0.304, SLG: 0.237 | (9,3) | | | | | | | | | | 1 | 0 | 1 | 0 | 0 | 0 | 0 | | | | | | | |
| Inning Stats | R: 2 E: 0 K: 0 S: 10 | H: 3 LOB: 3 BB: 0 P: 16 | R: 0 E: 0 K: 2 S: 11 | H: 1 LOB: 2 BB: 1 P: 19 | R: 1 E: 0 K: 2 S: 14 | H: 3 LOB: 2 BB: 0 P: 22 | R: 0 E: 0 K: 1 S: 9 | H: 0 LOB: 0 BB: 0 P: 11 | R: 0 E: 0 K: 0 S: 8 | H: 2 LOB: 1 BB: 0 P: 12 | R: 0 E: 0 K: 1 S: 14 | H: 1 LOB: 1 BB: 0 P: 19 | R: 0 E: 0 K: 1 S: 9 | H: 0 LOB: 0 BB: 0 P: 13 | R: 0 E: 0 K: 1 S: 9 | H: 1 LOB: 1 BB: 0 P: 9 | R: 0 E: 0 K: 1 S: 11 | H: 1 LOB: 0 BB: 0 P: 16 | R: 1 E: 0 K: 0 S: 5 | H: 3 LOB: 2 BB: 0 P: 8 | 1B: 13 2B: 2 3B: 0 HR: 0 | SF: 0 SAC: 1 DP: 3 HBP: 0 | WP: 0 PB: 0 SB: 1 CS: 1 | PA: 41 |

| PITCHER | IP | WLS | BF | H | R | ER | SO | BB | IBB | HBP | BLK | WP | HR | S | P | ERA | WHIP |
|---------------------------------|--------|-----|----|----|---|----|----|----|-----|-----|-----|----|----|----|-----|-------|-------|
| 44 Jake Peavy, R ERA: 1.68 | (1,1) | 7.0 | 30 | 10 | 3 | 3 | 7 | 1 | 0 | 0 | 0 | 0 | 0 | 75 | 112 | 3.86 | 1.571 |
| 21 Heath Bell, R ERA: 1.11 | (8,1) | 2.0 | 6 | 2 | 0 | 0 | 2 | 0 | 0 | 0 | 0 | 0 | 0 | 20 | 25 | 0.00 | 1.000 |
| 43 Cla Meredith, R ERA: 3.76 | (10,1) | 0.1 | 4 | 3 | 1 | 1 | 0 | 0 | 0 | 0 | 0 | 0 | 0 | 5 | 8 | 27.00 | 9.000 |

BOTTOM

San Diego Padres @ Washington Nationals
Robert F. Kennedy Memorial Stadium, Washington, DC

Fri Jun 01 2007, 7:05 PM EDT
Att: 22,352 - Partly Cloudy - 86 F

| | |
|-----|----|
| AB | 38 |
| R | 4 |
| H | 15 |
| RBI | 4 |
| BB | 1 |
| SO | 9 |
| LOB | 15 |



| Batter | 1 | 2 | 3 | 4 | 5 | 6 | 7 | 8 | 9 | AB | R | H | RBI | BB | SO | LOB | TOP | | | | | |
|---|---|----------------------------------|------------------------------|----------------------------------|------------------------------|---------------------------------|-------------------------------|----------------------------------|-------------------------------|----------------------------------|------------------------------|----------------------------------|-------------------------------|----------------------------------|------------------------------|----------------------------------|-------------------------------|----------------------------------|-----------------------------------|------------------------------------|----------------------------------|--------|
| 22 Marcus Giles, R (1,4) OBP: 0.343, SLG: 0.377 | | | | | | | | | | 4 | 1 | 1 | 1 | 1 | 1 | 2 | | | | | | |
| 8 Terrell Sledge, L (1,7) OBP: 0.331, SLG: 0.370 | | | | | | | | | | 5 | 1 | 2 | 0 | 0 | 1 | 3 | | | | | | |
| 23 Adrián González, L (1,3) OBP: 0.368, SLG: 0.538 | | | | | | | | | | 5 | 1 | 1 | 0 | 0 | 1 | 2 | | | | | | |
| Mike Cameron, R (1,8) OBP: 0.308, SLG: 0.392 | | | | | | | | | | 4 | 0 | 1 | 0 | 0 | 1 | 3 | | | | | | |
| Hiram Bocachica, R (8, PH) OBP: 0.120, SLG: 0.182 | | | | | | | | | | 1 | 0 | 0 | 0 | 0 | 0 | 0 | | | | | | |
| 5 Kevin Kouzmanoff, R (1,5) OBP: 0.280, SLG: 0.373 | | | | | | | | | | 5 | 2 | 2 | 1 | 0 | 2 | 1 | | | | | | |
| 3 Khalil Greene, R (1,6) OBP: 0.282, SLG: 0.436 | | | | | | | | | | 5 | 3 | 4 | 1 | 0 | 0 | 0 | | | | | | |
| 18 Paul McNulty, L (1,9) OBP: 0.259, SLG: 0.333 | | | | | | | | | | 4 | 3 | 1 | 3 | 1 | 1 | 4 | | | | | | |
| Rob Bowen, S (1,2) OBP: 0.346, SLG: 0.368 | | | | | | | | | | 4 | 0 | 1 | 4 | 0 | 0 | 2 | | | | | | |
| Justin Germano, R (1,1) OBP: 0.429, SLG: 0.500 | | | | | | | | | | 3 | 0 | 2 | 1 | 0 | 1 | 0 | | | | | | |
| Geoff Blum, S (7, PH) OBP: 0.284, SLG: 0.317 | | | | | | | | | | 1 | 0 | 0 | 0 | 0 | 0 | 1 | | | | | | |
| 26 Doug Brocail, L (7,1) OBP: 0.284, SLG: 0.317 | | | | | | | | | | 0 | 0 | 0 | 0 | 0 | 0 | 0 | | | | | | |
| 41 Kevin Cameron, R (8,1) OBP: 0.284, SLG: 0.317 | | | | | | | | | | 1 | 0 | 0 | 0 | 0 | 0 | 0 | | | | | | |
| Inning Stats | R: 6 E: 0 K: 1 S: 25 | H: 6 LOB: 2 BB: 1 P: 42 | R: 0 E: 0 K: 1 S: 9 | H: 0 LOB: 0 BB: 0 P: 16 | R: 0 E: 0 K: 0 S: 5 | H: 0 LOB: 0 BB: 0 P: 7 | R: 0 E: 0 K: 1 S: 10 | H: 1 LOB: 1 BB: 0 P: 14 | R: 0 E: 0 K: 2 S: 13 | H: 2 LOB: 2 BB: 0 P: 20 | R: 0 E: 0 K: 0 S: 8 | H: 1 LOB: 1 BB: 0 P: 13 | R: 3 E: 0 K: 1 S: 11 | H: 3 LOB: 1 BB: 1 P: 19 | R: 0 E: 0 K: 1 S: 7 | H: 0 LOB: 0 BB: 0 P: 10 | R: 2 E: 0 K: 1 S: 10 | H: 2 LOB: 0 BB: 0 P: 18 | 1B: 11 2B: 3 3B: 0 HR: 1 | SF: 1 SAC: 0 DP: 0 HBP: 0 | WP: 0 PB: 0 SB: 0 CS: 0 | PA: 45 |
| PITCHER | IP WLS BF H R ER SO BB IBB HBP BLK WP HR S P ERA WHIP | | | | | | | | | | | | | | | | | | | | | |
| Levale Speigner, R (1,1) ERA: 9.1 | 4.0 L 21 7 6 6 3 1 0 0 0 0 0 0 49 79 13.50 2.000 | | | | | | | | | | | | | | | | | | | | | |
| 40 Billy Traber, L (5,1) ERA: 0.87 | 2.0 9 3 0 0 2 0 0 0 0 0 0 0 21 33 0.00 1.500 | | | | | | | | | | | | | | | | | | | | | |
| Winston Abreu, R (7,1) ERA: 5.63 | 2.0 10 3 3 3 2 0 1 0 0 0 0 0 18 29 13.50 1.500 | | | | | | | | | | | | | | | | | | | | | |
| 34 Ray King, L (9,1) ERA: 6.6 | 1.0 5 2 2 2 1 0 0 0 0 0 0 1 10 18 18.00 2.000 | | | | | | | | | | | | | | | | | | | | | |

San Diego Padres @ Washington Nationals
Robert F. Kennedy Memorial Stadium, Washington, DC
Sat Jun 02 2007, 7:05 PM EDT
Att: 21,635 - Cloudy - 85 F

| | |
|-----|----|
| AB | 42 |
| R | 11 |
| H | 15 |
| RBI | 11 |
| BB | 2 |
| SO | 8 |
| LOB | 18 |



| Batter | 1 | 2 | 3 | 4 | 5 | 6 | 7 | 8 | 9 | AB | R | H | RBI | BB | SO | LOB | BOTTOM | | | | | |
|---|---|----------------------------------|-------------------------------|----------------------------------|------------------------------|----------------------------------|-------------------------------|----------------------------------|------------------------------|----------------------------------|-------------------------------|----------------------------------|------------------------------|---------------------------------|-------------------------------|----------------------------------|-------------------------------|----------------------------------|----------------------------------|------------------------------------|----------------------------------|--------|
| Felipe Lopez, S (1,4) OBP: 0.294, SLG: 0.348 | | | | | | | | | | 4 | 0 | 0 | 0 | 0 | 0 | 2 | | | | | | |
| 15 Cristian Guzman, S (1,6) OBP: 0.370, SLG: 0.455 | | | | | | | | | | 4 | 1 | 2 | 0 | 0 | 0 | 0 | | | | | | |
| 11 Ryan Zimmerman, R (1,5) OBP: 0.311, SLG: 0.412 | | | | | | | | | | 4 | 1 | 1 | 1 | 0 | 0 | 1 | | | | | | |
| 21 Dmitri Young, S (1,3) OBP: 0.408, SLG: 0.503 | | | | | | | | | | 4 | 1 | 2 | 2 | 0 | 0 | 1 | | | | | | |
| 25 Austin Kearns, R (1,9) OBP: 0.309, SLG: 0.392 | | | | | | | | | | 4 | 0 | 0 | 0 | 0 | 2 | 1 | | | | | | |
| Ryan Church, L (1,7) OBP: 0.386, SLG: 0.449 | | | | | | | | | | 4 | 0 | 0 | 0 | 0 | 1 | 1 | | | | | | |
| Brian Schneider, L (1,2) OBP: 0.310, SLG: 0.327 | | | | | | | | | | 3 | 0 | 1 | 0 | 0 | 0 | 0 | | | | | | |
| Nook Logan, S (1,8) OBP: 0.262, SLG: 0.306 | | | | | | | | | | 3 | 0 | 0 | 0 | 0 | 0 | 1 | | | | | | |
| Levale Speigner, R (1,1) ERA: 9.1 | | | | | | | | | | 1 | 0 | 0 | 0 | 0 | 0 | 0 | | | | | | |
| 40 Billy Traber, L (5,1) ERA: 0.87 | | | | | | | | | | 0 | 0 | 0 | 0 | 0 | 0 | 0 | | | | | | |
| Ryan Langerhans, L (6, PH) OBP: 0.248, SLG: 0.226 | | | | | | | | | | 1 | 0 | 0 | 0 | 0 | 0 | 0 | | | | | | |
| Winston Abreu, R (7,1) ERA: 5.63 | | | | | | | | | | 0 | 0 | 0 | 0 | 0 | 0 | 0 | | | | | | |
| Tony Batista, R (8, PH) OBP: 0.280, SLG: 0.235 | | | | | | | | | | 1 | 0 | 1 | 0 | 0 | 0 | 0 | | | | | | |
| 34 Ray King, L (9,1) ERA: 6.6 | | | | | | | | | | 0 | 0 | 0 | 0 | 0 | 0 | 0 | | | | | | |
| Inning Stats | R: 0 E: 0 K: 0 S: 7 | H: 1 LOB: 1 BB: 0 P: 10 | R: 0 E: 0 K: 1 S: 10 | H: 1 LOB: 0 BB: 0 P: 17 | R: 0 E: 0 K: 0 S: 7 | H: 0 LOB: 0 BB: 0 P: 13 | R: 0 E: 0 K: 0 S: 11 | H: 0 LOB: 0 BB: 0 P: 15 | R: 0 E: 0 K: 0 S: 7 | H: 0 LOB: 0 BB: 0 P: 10 | R: 3 E: 0 K: 0 S: 15 | H: 4 LOB: 0 BB: 0 P: 21 | R: 0 E: 0 K: 0 S: 6 | H: 0 LOB: 0 BB: 0 P: 8 | R: 0 E: 0 K: 0 S: 10 | H: 1 LOB: 0 BB: 0 P: 13 | R: 0 E: 0 K: 2 S: 11 | H: 1 LOB: 1 BB: 0 P: 17 | 1B: 6 2B: 0 3B: 1 HR: 1 | SF: 0 SAC: 0 DP: 2 HBP: 0 | WP: 0 PB: 0 SB: 0 CS: 0 | PA: 33 |
| PITCHER | IP WLS BF H R ER SO BB IBB HBP BLK WP HR S P ERA WHIP | | | | | | | | | | | | | | | | | | | | | |
| Justin Germano, R (1,1) ERA: 1.74 | 6.0 W 23 6 3 3 1 0 0 0 0 0 0 0 6 8 4.50 1.000 | | | | | | | | | | | | | | | | | | | | | |
| 26 Doug Brocail, R (7,1) ERA: 1.82 | 1.0 3 0 0 0 0 0 0 0 0 0 0 0 6 8 0.00 0.000 | | | | | | | | | | | | | | | | | | | | | |
| 41 Kevin Cameron, R (8,1) ERA: 0.44 | 2.0 7 2 0 0 2 0 0 0 0 0 0 0 21 30 0.00 1.000 | | | | | | | | | | | | | | | | | | | | | |

San Diego Padres @ Washington Nationals
Robert F. Kennedy Memorial Stadium, Washington, DC
Sat Jun 02 2007, 7:05 PM EDT
Att: 21,635 - Cloudy - 85 F

| | |
|-----|----|
| AB | 33 |
| R | 3 |
| H | 8 |
| RBI | 3 |
| BB | 0 |
| SO | 3 |
| LOB | 7 |





| Batter | 1 | 2 | 3 | 4 | 5 | 6 | 7 | 8 | 9 | AB | R | H | RBI | BB | SO | LOB | TOP | | | |
|--|---|---|---|---|---|---|---|---|---|---|---|---|---|---|---|---|--|------------------------------------|----------------------------------|--------|
| 9 Juan Pierre, L OBP: 0.298, SLG: 0.318 | B5 | | P5 | | P4 | | G3 | | | 4 | 0 | 0 | 0 | 0 | 0 | 3 | Los Angeles Dodgers @ San Diego Padres PETCO Park, San Diego, CA Tue Jun 05 2007, 10:05 PM EDT Att: 31,703 - Cloudy - 64 F | | | |
| 15 Rafael Furcal, S OBP: 0.371, SLG: 0.369 | G6-3 | | G5-3 | | | F7 | | G4-3 | | 3 | 0 | 0 | 0 | 1 | 0 | | | | | |
| 5 Nomar Garciaparra, R OBP: 0.329, SLG: 0.341 | G6-3 | | | F9 | | G5-3 | | | 1B | 4 | 0 | 1 | 0 | 0 | 0 | 1 | | | | |
| 12 Jeff Kent, R OBP: 0.333, SLG: 0.450 | K | | | G6-3 | | | | F9 | | 3 | 0 | 0 | 0 | 1 | 1 | 2 | | | | |
| Luis Gonzalez, L OBP: 0.371, SLG: 0.439 | K | | | 1B | | K | | G3 | | 4 | 0 | 1 | 0 | 0 | 2 | 2 | | | | |
| 55 Russell Martin, R OBP: 0.388, SLG: 0.505 | | G2-3 | | | | | | G6-3 | | 3 | 0 | 1 | 0 | 1 | 0 | 1 | | | | |
| 16 Andre Ethier, L OBP: 0.315, SLG: 0.431 | | F7 | | | F8 | | F7 | | 1B | 4 | 0 | 1 | 0 | 0 | 0 | 2 | | | | |
| 6 Tony Abreu, S OBP: 0.326, SLG: 0.476 | K | | | E6 | | | | F8 | | 4 | 0 | 1 | 0 | 0 | 1 | 2 | | | | |
| 29 Jason Schmidt, R OBP: 0.200, SLG: 0.800 | | | | | | | | | | 1 | 0 | 0 | 0 | 0 | 1 | 0 | | | | |
| Wilson Betemit, S OBP: 0.327, SLG: 0.411 | | | | | | | | | | 0 | 0 | 0 | 0 | 1 | 0 | 0 | | | | |
| Rudy Seanez, R OBP: 0.345, SLG: 0.456 | | | | | | | | | | 0 | 0 | 0 | 0 | 0 | 0 | 0 | | | | |
| Joe Beimel, L OBP: 0.356, SLG: 0.396 | | | | | | | | | | 1 | 0 | 0 | 0 | 0 | 0 | 1 | | | | |
| Inning Stats | R: 0 E: 0 K: 1 S: 9 | H: 0 LOB: 1 BB: 1 P: 18 | R: 0 E: 0 K: 2 S: 15 | H: 0 LOB: 1 BB: 2 P: 23 | R: 0 E: 0 K: 1 S: 7 | H: 0 LOB: 0 BB: 0 P: 8 | R: 0 E: 0 K: 0 S: 14 | H: 1 LOB: 1 BB: 0 P: 18 | R: 0 E: 1 K: 0 S: 9 | H: 0 LOB: 1 BB: 0 P: 15 | R: 0 E: 0 K: 1 S: 7 | H: 2 LOB: 2 BB: 1 P: 17 | R: 0 E: 0 K: 0 S: 13 | H: 1 LOB: 1 BB: 0 P: 15 | R: 0 E: 0 K: 0 S: 8 | H: 1 LOB: 1 BB: 0 P: 13 | 1B: 5 2B: 0 3B: 0 HR: 0 | SF: 0 SAC: 1 DP: 0 HBP: 0 | WP: 0 PB: 0 SB: 2 CS: 0 | PA: 36 |
| PITCHER | IP WLS BF H R ER SO BB IBB HBP BLK WP HR S P ERA WHIP | IP WLS BF H R ER SO BB IBB HBP BLK WP HR S P ERA WHIP | IP WLS BF H R ER SO BB IBB HBP BLK WP HR S P ERA WHIP | IP WLS BF H R ER SO BB IBB HBP BLK WP HR S P ERA WHIP | IP WLS BF H R ER SO BB IBB HBP BLK WP HR S P ERA WHIP | IP WLS BF H R ER SO BB IBB HBP BLK WP HR S P ERA WHIP | IP WLS BF H R ER SO BB IBB HBP BLK WP HR S P ERA WHIP | IP WLS BF H R ER SO BB IBB HBP BLK WP HR S P ERA WHIP | IP WLS BF H R ER SO BB IBB HBP BLK WP HR S P ERA WHIP | IP WLS BF H R ER SO BB IBB HBP BLK WP HR S P ERA WHIP | IP WLS BF H R ER SO BB IBB HBP BLK WP HR S P ERA WHIP | IP WLS BF H R ER SO BB IBB HBP BLK WP HR S P ERA WHIP | IP WLS BF H R ER SO BB IBB HBP BLK WP HR S P ERA WHIP | IP WLS BF H R ER SO BB IBB HBP BLK WP HR S P ERA WHIP | IP WLS BF H R ER SO BB IBB HBP BLK WP HR S P ERA WHIP | IP WLS BF H R ER SO BB IBB HBP BLK WP HR S P ERA WHIP | | | | |



| Batter | 1 | 2 | 3 | 4 | 5 | 6 | 7 | 8 | 9 | AB | R | H | RBI | BB | SO | LOB | BOTTOM | | | |
|---|---|---|---|---|---|---|---|---|---|---|---|---|---|---|---|---|--|------------------------------------|----------------------------------|--------|
| 22 Marcus Giles, R OBP: 0.347, SLG: 0.380 | P3 | | F7 | | F8 | | | | | 4 | 0 | 1 | 1 | 0 | 0 | 0 | Los Angeles Dodgers @ San Diego Padres PETCO Park, San Diego, CA Tue Jun 05 2007, 10:05 PM EDT Att: 31,703 - Cloudy - 64 F | | | |
| 8 Termel Stedje, L OBP: 0.341, SLG: 0.377 | G4-3 | | F9 | | | F8 | | F7 | | 3 | 0 | 0 | 0 | 0 | 0 | | | | | |
| José Cruz Jr., S OBP: 0.345, SLG: 0.456 | | | | | | | | | | 1 | 0 | 0 | 0 | 0 | 1 | | | | | |
| 23 Adrián González, L OBP: 0.363, SLG: 0.528 | F8 | | G3 | | | P2 | | FC5-4 | | 4 | 0 | 0 | 0 | 0 | 1 | | | | | |
| 28 Josh Bard, S OBP: 0.327, SLG: 0.364 | | K | | | K | | F9 | | | 3 | 0 | 0 | 0 | 2 | 0 | | | | | |
| Mike Cameron, R OBP: 0.303, SLG: 0.385 | | K | | | F9 | | | P6 | | 3 | 0 | 0 | 0 | 1 | 0 | | | | | |
| 5 Kevin Kouzmanoff, R OBP: 0.280, SLG: 0.361 | | BB | | | | G6-3 | | | | 1 | 0 | 0 | 0 | 2 | 0 | | | | | |
| Geoff Blum, S OBP: 0.287, SLG: 0.318 | | BB | | | K | | | K | | 3 | 0 | 1 | 0 | 0 | 2 | | | | | |
| Hiram Bocachica, R OBP: 0.156, SLG: 0.286 | | | | | F7 | | | K | | 2 | 0 | 0 | 0 | 1 | 1 | | | | | |
| 32 Chris Young, R OBP: 0.292, SLG: 0.105 | | | | | G4-3 | | | | | 2 | 0 | 0 | 0 | 0 | 0 | | | | | |
| Scott Linebrink, R OBP: 0.371, SLG: 0.491 | | | | | | | | | | 0 | 0 | 0 | 0 | 0 | 0 | | | | | |
| Russell Branyan, L OBP: 0.371, SLG: 0.491 | | | | | | | | | | 0 | 1 | 0 | 0 | 0 | 0 | | | | | |
| Trevor Hoffman, R OBP: 0.351 | | | | | | | | | | 0 | 0 | 0 | 0 | 0 | 0 | | | | | |
| Inning Stats | R: 0 E: 0 K: 0 S: 7 | H: 1 LOB: 3 BB: 2 P: 28 | R: 0 E: 0 K: 2 S: 14 | H: 1 LOB: 2 BB: 2 P: 28 | R: 0 E: 0 K: 0 S: 8 | H: 0 LOB: 0 BB: 0 P: 8 | R: 0 E: 0 K: 2 S: 9 | H: 0 LOB: 1 BB: 1 P: 15 | R: 0 E: 0 K: 0 S: 9 | H: 0 LOB: 0 BB: 0 P: 14 | R: 0 E: 0 K: 0 S: 8 | H: 0 LOB: 0 BB: 0 P: 10 | R: 0 E: 0 K: 1 S: 7 | H: 0 LOB: 0 BB: 0 P: 13 | R: 1 E: 0 K: 1 S: 15 | H: 1 LOB: 1 BB: 0 P: 23 | 1B: 2 2B: 0 3B: 0 HR: 0 | SF: 0 SAC: 0 DP: 0 HBP: 1 | WP: 0 PB: 0 SB: 1 CS: 0 | PA: 30 |
| PITCHER | IP WLS BF H R ER SO BB IBB HBP BLK WP HR S P ERA WHIP | IP WLS BF H R ER SO BB IBB HBP BLK WP HR S P ERA WHIP | IP WLS BF H R ER SO BB IBB HBP BLK WP HR S P ERA WHIP | IP WLS BF H R ER SO BB IBB HBP BLK WP HR S P ERA WHIP | IP WLS BF H R ER SO BB IBB HBP BLK WP HR S P ERA WHIP | IP WLS BF H R ER SO BB IBB HBP BLK WP HR S P ERA WHIP | IP WLS BF H R ER SO BB IBB HBP BLK WP HR S P ERA WHIP | IP WLS BF H R ER SO BB IBB HBP BLK WP HR S P ERA WHIP | IP WLS BF H R ER SO BB IBB HBP BLK WP HR S P ERA WHIP | IP WLS BF H R ER SO BB IBB HBP BLK WP HR S P ERA WHIP | IP WLS BF H R ER SO BB IBB HBP BLK WP HR S P ERA WHIP | IP WLS BF H R ER SO BB IBB HBP BLK WP HR S P ERA WHIP | IP WLS BF H R ER SO BB IBB HBP BLK WP HR S P ERA WHIP | IP WLS BF H R ER SO BB IBB HBP BLK WP HR S P ERA WHIP | IP WLS BF H R ER SO BB IBB HBP BLK WP HR S P ERA WHIP | IP WLS BF H R ER SO BB IBB HBP BLK WP HR S P ERA WHIP | | | | |



| Batter | 1 | 2 | 3 | 4 | 5 | 6 | 7 | 8 | 9 | AB | R | H | RBI | BB | SO | LOB | TOP | | | | | |
|--|---|----------------------------------|-------------------------------|----------------------------------|-------------------------------|----------------------------------|------------------------------|----------------------------------|------------------------------|----------------------------------|------------------------------|----------------------------------|-------------------------------|----------------------------------|------------------------------|----------------------------------|--|----------------------------------|----------------------------------|------------------------------------|----------------------------------|--------|
| 9 Juan Pierre, L (1,8) OBP: 0.298, SLG: 0.317 | G3-1 | | | G4-3 | | G3 | | E5 | | 4 | 0 | 1 | 0 | 0 | 0 | 0 | Los Angeles Dodgers @ San Diego Padres PETCO Park, San Diego, CA Wed Jun 06 2007, 10:05 PM EDT Att: 31,541 - Clear - 63 F AB 30 R 2 H 7 RBI 2 BB 2 SO 2 LOB 10  | | | | | |
| 15 Rafael Furcal, S (1,6) OBP: 0.364, SLG: 0.361 | F8 | | | G3-1 | | G3 | | F9 | | 4 | 0 | 0 | 0 | 0 | 0 | 2 | | | | | | |
| 5 Nomar Garciaparra, R (1,3) OBP: 0.326, SLG: 0.344 | G6-3 | | | G4-3 | | | | | | 4 | 0 | 1 | 0 | 0 | 0 | 0 | | | | | | |
| 12 Jeff Kent, R (1,4) OBP: 0.341, SLG: 0.471 | | | | | | | | | | 4 | 2 | 3 | 1 | 0 | 0 | 1 | | | | | | |
| Luis Gonzalez, L (1,7) OBP: 0.373, SLG: 0.437 | F8 | | | | | | | | | 3 | 0 | 1 | 0 | 1 | 0 | 2 | | | | | | |
| 55 Russell Martin, R (1,2) OBP: 0.382, SLG: 0.497 | G1-4-3 | | | | | | | | | 3 | 0 | 0 | 1 | 0 | 1 | 3 | | | | | | |
| 16 Andre Ethier, L (1,9) OBP: 0.310, SLG: 0.424 | | | | | | | | | | 3 | 0 | 0 | 0 | 0 | 0 | 1 | | | | | | |
| 6 Tony Abreu, S (1,5) OBP: 0.348, SLG: 0.500 | | | | | | | | | | 2 | 0 | 1 | 0 | 1 | 0 | 0 | | | | | | |
| 52 Randy Wolf, L (1,1) OBP: 0.222, SLG: 0.174 | | | | | | | | | | 1 | 0 | 0 | 0 | 0 | 0 | 0 | | | | | | |
| Brady Clark, R (8,PH) OBP: 0.317, SLG: 0.315 | | | | | | | | | | 1 | 0 | 0 | 0 | 0 | 0 | 0 | | | | | | |
| Brett Tomko, R (6,1) | | | | | | | | | | 0 | 0 | 0 | 0 | 0 | 0 | 0 | | | | | | |
| Wilson Betemit, S (8,PH) OBP: 0.325, SLG: 0.407 | | | | | | | | | | 1 | 0 | 0 | 0 | 0 | 1 | 1 | | | | | | |
| Mark Hendrickson, L (8,1) | | | | | | | | | | 0 | 0 | 0 | 0 | 0 | 0 | 0 | | | | | | |
| Inning Stats | R: 0 E: 0 K: 0 S: 8 | H: 0 LOB: 0 BB: 0 P: 13 | R: 0 E: 0 K: 0 S: 6 | H: 1 LOB: 0 BB: 0 P: 7 | R: 0 E: 0 K: 0 S: 6 | H: 0 LOB: 0 BB: 0 P: 7 | R: 0 E: 0 K: 0 S: 7 | H: 0 LOB: 0 BB: 0 P: 9 | R: 1 E: 0 K: 0 S: 6 | H: 3 LOB: 2 BB: 0 P: 10 | R: 0 E: 0 K: 0 S: 9 | H: 0 LOB: 0 BB: 0 P: 12 | R: 1 E: 0 K: 0 S: 9 | H: 1 LOB: 1 BB: 1 P: 15 | R: 0 E: 1 K: 1 S: 8 | H: 1 LOB: 2 BB: 1 P: 15 | R: 0 E: 0 K: 1 S: 9 | H: 1 LOB: 0 BB: 0 P: 10 | 1B: 4 2B: 2 3B: 0 HR: 1 | SF: 1 SAC: 0 DP: 2 HBP: 0 | WP: 0 PB: 0 SB: 0 CS: 0 | PA: 33 |
| PITCHER | IP WLS BF H R ER SO BB IBB HBP BLK WP HR S P ERA WHIP | | | | | | | | | | | | | | | | | | | | | |
| Greg Maddux, R (1,1) ERA: 3.82 | 6.1 W 23 5 2 2 0 1 0 0 0 0 0 1 49 71 2.84 0.947 | | | | | | | | | | | | | | | | | | | | | |
| 21 Heath Bell, R (7,1) ERA: 1.05 | 0.2 H 1 0 0 0 0 0 0 0 0 0 0 0 2 2 0.00 0.000 | | | | | | | | | | | | | | | | | | | | | |
| Scott Linebrink, R (8,1) ERA: 1.95 | 1.0 H 5 1 0 0 1 1 0 0 0 0 0 0 8 15 0.00 2.000 | | | | | | | | | | | | | | | | | | | | | |
| Trevor Hoffman, R (9,1) ERA: 2.35 | 1.0 S 4 1 0 0 1 0 0 0 0 0 0 0 9 10 0.00 1.000 | | | | | | | | | | | | | | | | | | | | | |
| Batter | 1 | 2 | 3 | 4 | 5 | 6 | 7 | 8 | 9 | AB | R | H | RBI | BB | SO | LOB | BOTTOM | | | | | |
| 22 Marcus Giles, R (1,4) OBP: 0.344, SLG: 0.373 | BB | G5-3 | | G6-3 | | G5-3 | | G4-3 | | 4 | 0 | 0 | 0 | 1 | 0 | 3 | Los Angeles Dodgers @ San Diego Padres PETCO Park, San Diego, CA Wed Jun 06 2007, 10:05 PM EDT Att: 31,541 - Clear - 63 F AB 31 R 5 H 9 RBI 5 BB 5 SO 11 LOB 20  | | | | | |
| José Cruz Jr., S (1,7) OBP: 0.349, SLG: 0.453 | BB | K | | P5 | | | | | | 3 | 0 | 1 | 0 | 1 | 1 | 1 | | | | | | |
| 23 Adrián González, L (1,3) OBP: 0.362, SLG: 0.524 | K | | | K | | | | | | 4 | 1 | 1 | 0 | 0 | 3 | 3 | | | | | | |
| 28 Josh Bard, S (1,2) OBP: 0.325, SLG: 0.356 | L7 | | | BB | | G5-3 | | F7 | | 3 | 1 | 0 | 0 | 1 | 0 | 3 | | | | | | |
| Mike Cameron, R (1,8) OBP: 0.302, SLG: 0.382 | P6 | | | K | | CS | | K | | 4 | 0 | 1 | 0 | 0 | 2 | 5 | | | | | | |
| 5 Kevin Koussmanoff, R (1,5) OBP: 0.285, SLG: 0.364 | | BB | | P6 | | | | K2-3 | | 4 | 1 | 2 | 0 | 0 | 1 | 2 | | | | | | |
| Hiram Bocachica, R (1,9) OBP: 0.194, SLG: 0.375 | | BB | | BB | | K | | G6-3 | | 4 | 2 | 2 | 1 | 0 | 1 | 2 | | | | | | |
| Geoff Blum, S (1,6) OBP: 0.291, SLG: 0.348 | SH1-4 | | | BB | | K | | BB | | 3 | 0 | 2 | 4 | 1 | 1 | 0 | | | | | | |
| Greg Maddux, R (1,1) OBP: 0.050, SLG: 0.050 | SH1-4 | | | K | | K | | BB | | 2 | 0 | 0 | 0 | 0 | 2 | 1 | | | | | | |
| 21 Heath Bell, R (7,1) ERA: 4.03 | | | | | | | | | | 0 | 0 | 0 | 0 | 0 | 0 | 0 | | | | | | |
| Scott Linebrink, R (8,1) | | | | | | | | | | 0 | 0 | 0 | 0 | 0 | 0 | 0 | | | | | | |
| Russell Branyan, L (8,PH) OBP: 0.380, SLG: 0.491 | | | | | | | | | | 0 | 0 | 0 | 0 | 1 | 0 | 0 | | | | | | |
| Trevor Hoffman, R (9,1) | | | | | | | | | | 0 | 0 | 0 | 0 | 0 | 0 | 0 | | | | | | |
| Inning Stats | R: 0 E: 0 K: 1 S: 12 | H: 0 LOB: 2 BB: 2 P: 23 | R: 2 E: 0 K: 1 S: 12 | H: 3 LOB: 1 BB: 0 P: 16 | R: 3 E: 0 K: 2 S: 19 | H: 3 LOB: 1 BB: 1 P: 28 | R: 0 E: 0 K: 1 S: 9 | H: 0 LOB: 0 BB: 0 P: 17 | R: 0 E: 0 K: 2 S: 8 | H: 2 LOB: 1 BB: 0 P: 12 | R: 0 E: 0 K: 2 S: 9 | H: 0 LOB: 0 BB: 0 P: 13 | R: 0 E: 0 K: 2 S: 10 | H: 1 LOB: 1 BB: 0 P: 13 | R: 0 E: 0 K: 1 S: 8 | H: 0 LOB: 2 BB: 2 P: 18 | R: 0 E: 0 K: 1 S: 8 | H: 0 LOB: 1 BB: 2 P: 18 | 1B: 6 2B: 3 3B: 0 HR: 0 | SF: 0 SAC: 1 DP: 0 HBP: 0 | WP: 0 PB: 0 SB: 0 CS: 1 | PA: 37 |
| PITCHER | IP WLS BF H R ER SO BB IBB HBP BLK WP HR S P ERA WHIP | | | | | | | | | | | | | | | | | | | | | |
| 52 Randy Wolf, L (1,1) ERA: 4.03 | 5.0 L 25 8 5 5 0 3 0 0 0 0 0 0 60 96 9.00 2.200 | | | | | | | | | | | | | | | | | | | | | |
| Brett Tomko, R (6,1) ERA: 5.47 | 2.0 7 1 0 0 4 0 0 0 0 0 0 0 19 26 0.00 0.500 | | | | | | | | | | | | | | | | | | | | | |
| Mark Hendrickson, L (8,1) ERA: 4.08 | 1.0 5 0 0 0 1 2 0 0 0 0 0 0 8 18 0.00 2.000 | | | | | | | | | | | | | | | | | | | | | |

| Batter | 1 | 2 | 3 | 4 | 5 | 6 | 7 | 8 | 9 | 10 | 11 | AB | R | H | RBI | BB | SO | LOB | TOP | | | | | | | | | |
|---|--------------------------------|----------------------------------|--|-------------------------------------|----------------------------------|----------------------------------|---------------------------------|----------------------------------|---|-------------------------------------|------------------------------------|----------------------------------|------------------------------|----------------------------------|-------------------------------|----------------------------------|------------------------------|----------------------------------|------------------------------|---------------------------------|------------------------------|----------------------------------|-----------------------------------|------------------------------------|----------------------------------|--------|--|--|
| 51 Ichiro Suzuki, L OBP: 0.386, SLG: 0.449 | | | | | | | | | | | | 6 | 1 | 2 | 0 | 0 | 1 | 3 | | | | | | | | | | |
| 4 José Lopez, R OBP: 0.340, SLG: 0.440 | | | | | | | | | | | | 6 | 0 | 3 | 0 | 0 | 0 | 2 | | | | | | | | | | |
| Jose Guillen, R OBP: 0.344, SLG: 0.437 | | | | | | | | | | | | 4 | 1 | 0 | 0 | 1 | 2 | 3 | | | | | | | | | | |
| Raul Ibanez, L OBP: 0.345, SLG: 0.400 | | | | | | | | | | | | 6 | 2 | 4 | 2 | 0 | 0 | 4 | | | | | | | | | | |
| Richie Sexson, R 20 J.J. Putz, R | | | | | | | | | | | | 5 | 2 | 1 | 2 | 1 | 1 | 4 | | | | | | | | | | |
| 2 Kenji Johjima, R Jason Ellison, R Jamie Burke, R | | | | | | | | | | | | 5 | 0 | 3 | 1 | 0 | 0 | 1 | | | | | | | | | | |
| 29 Adrian Beltré, R | | | | | | | | | | | | 5 | 0 | 0 | 0 | 0 | 0 | 4 | | | | | | | | | | |
| 7 Yuniesky Betancourt, R | | | | | | | | | | | | 4 | 0 | 2 | 1 | 1 | 1 | 1 | | | | | | | | | | |
| 43 Miguel Batista, R George Sherrill, L 35 Brandon Morrow, R Jose Vidro, S Sean Green, R 59 Eric O'Flaherty, L Ben Broussard, L | | | | | | | | | | | | 4 | 0 | 0 | 0 | 0 | 0 | 5 | | | | | | | | | | |
| Inning Stats | R: 0 E: 0 K: 0 S: 10 | H: 1 LOB: 1 BB: 0 P: 13 | R: 1 E: 0 K: 1 S: 13 | H: 1 LOB: 2 BB: 1 P: 22 | R: 0 E: 0 K: 1 S: 12 | H: 2 LOB: 0 BB: 0 P: 18 | R: 0 E: 0 K: 1 S: 7 | H: 0 LOB: 0 BB: 0 P: 10 | R: 4 E: 0 K: 0 S: 18 | H: 4 LOB: 3 BB: 1 P: 29 | R: 0 E: 1 K: 0 S: 11 | H: 2 LOB: 3 BB: 0 P: 17 | R: 0 E: 0 K: 0 S: 8 | H: 1 LOB: 2 BB: 1 P: 14 | R: 0 E: 0 K: 1 S: 10 | H: 2 LOB: 2 BB: 0 P: 13 | R: 0 E: 0 K: 0 S: 9 | H: 1 LOB: 1 BB: 0 P: 12 | R: 0 E: 0 K: 0 S: 6 | H: 0 LOB: 0 BB: 0 P: 7 | R: 1 E: 0 K: 1 S: 8 | H: 2 LOB: 0 BB: 0 P: 14 | 1B: 12 2B: 3 3B: 0 HR: 1 | SF: 0 SAC: 0 DP: 2 HBP: 2 | WP: 0 PB: 0 SB: 1 CS: 0 | PA: 52 | | |
| PITCHER | Justin Germano, R ERA: 2.75 | IP: 5.0 WLS: 25 | BF: 11 H: 3 R: 0 ER: 0 SO: 0 | BB: 0 IBB: 0 HBP: 1 BLK: 0 | WP: 0 HR: 0 S: 19 P: 31 | ERA: 0.00 WHIP: 1.500 | 43 Cia Meredith, R ERA: 3.94 | IP: 1.0 WLS: 4 | BF: 2 H: 2 R: 1 ER: 1 SO: 1 | BB: 0 IBB: 0 HBP: 0 BLK: 0 | WP: 0 HR: 0 S: 14 P: 9.00 | ERA: 9.00 WHIP: 2.000 | | | | | | | | | | | | | | | | |
| 45 Justin Hampson, L Scott Linebrink, R Trevor Hoffman, R 21 Heath Bell, R | | | | | | | | | | | | | | | | | | | | | | | | | | | | |

Seattle Mariners @ San Diego Padres
PETCO Park, San Diego, CA
Fri Jun 08 2007, 10:05 PM EDT
Att. 44,325 - Party Cloudy - 67 F

livebaseballscores.com

AB 47
R 6
H 16
RBI 6
BB 3
SO 5
LOB 28



| Batter | 1 | 2 | 3 | 4 | 5 | 6 | 7 | 8 | 9 | 10 | 11 | AB | R | H | RBI | BB | SO | LOB | BOTTOM | | | | | | | |
|--|-----------------------------------|----------------------------------|--|-------------------------------------|----------------------------------|----------------------------------|------------------------------|----------------------------------|---|-------------------------------------|------------------------------------|---------------------------------|------------------------------|----------------------------------|------------------------------|----------------------------------|------------------------------|----------------------------------|------------------------------|----------------------------------|------------------------------|----------------------------------|----------------------------------|------------------------------------|----------------------------------|--------|
| 22 Marcus Giles, R 8 Terrence Lincecum, L 5 Kevin Kouzmanoff, R | | | | | | | | | | | | 5 | 1 | 1 | 1 | 0 | 1 | 3 | | | | | | | | |
| 23 Adrián González, L | | | | | | | | | | | | 3 | 0 | 0 | 0 | 0 | 2 | 1 | | | | | | | | |
| 28 Josh Bard, S Mike Cameron, R Scott Linebrink, R Geoff Blum, S Trevor Hoffman, R 21 Heath Bell, R Rob Bowen, S 43 Cia Meredith, R | | | | | | | | | | | | 5 | 0 | 1 | 0 | 0 | 0 | 0 | | | | | | | | |
| Russell Branyan, L 3 Khalil Greene, R | | | | | | | | | | | | 4 | 1 | 2 | 0 | 1 | 0 | 2 | | | | | | | | |
| Hiram Bocachica, R Justin Germano, R 18 Paul McNulty, L 45 Justin Hampson, L José Cruz Jr., S | | | | | | | | | | | | 5 | 1 | 1 | 0 | 0 | 1 | 3 | | | | | | | | |
| 43 Miguel Batista, R George Sherrill, L 35 Brandon Morrow, R Sean Green, R 59 Eric O'Flaherty, L | | | | | | | | | | | | 0 | 0 | 0 | 0 | 0 | 0 | 0 | | | | | | | | |
| Inning Stats | R: 0 E: 0 K: 2 S: 9 | H: 0 LOB: 0 BB: 0 P: 16 | R: 0 E: 0 K: 1 S: 7 | H: 1 LOB: 1 BB: 0 P: 10 | R: 0 E: 0 K: 0 S: 12 | H: 1 LOB: 1 BB: 0 P: 17 | R: 0 E: 0 K: 0 S: 6 | H: 0 LOB: 0 BB: 0 P: 13 | R: 1 E: 0 K: 2 S: 12 | H: 2 LOB: 1 BB: 0 P: 14 | R: 0 E: 0 K: 1 S: 5 | H: 0 LOB: 0 BB: 0 P: 8 | R: 4 E: 1 K: 0 S: 9 | H: 2 LOB: 1 BB: 3 P: 22 | R: 0 E: 0 K: 1 S: 9 | H: 1 LOB: 1 BB: 0 P: 16 | R: 0 E: 1 K: 0 S: 8 | H: 0 LOB: 0 BB: 0 P: 10 | R: 0 E: 0 K: 1 S: 8 | H: 2 LOB: 2 BB: 0 P: 12 | R: 0 E: 0 K: 1 S: 8 | H: 0 LOB: 0 BB: 0 P: 10 | 1B: 6 2B: 3 3B: 0 HR: 0 | SF: 0 SAC: 2 DP: 0 HBP: 0 | WP: 0 PB: 0 SB: 0 CS: 1 | PA: 45 |
| PITCHER | 43 Miguel Batista, R ERA: 5.56 | IP: 6.2 WLS: 6 | BF: 28 H: 5 R: 1 ER: 0 SO: 0 | BB: 3 IBB: 0 HBP: 0 BLK: 0 | WP: 0 HR: 0 S: 28 P: 95 | ERA: 6.75 WHIP: 1.200 | 20 J.J. Putz, R ERA: 1.32 | IP: 1.0 WLS: 3 | BF: 3 H: 0 R: 0 ER: 0 SO: 1 | BB: 0 IBB: 0 HBP: 0 BLK: 0 | WP: 0 HR: 0 S: 10 P: 0.00 | ERA: 0.00 WHIP: 0.000 | | | | | | | | | | | | | | |

Seattle Mariners @ San Diego Padres
PETCO Park, San Diego, CA
Fri Jun 08 2007, 10:05 PM EDT
Att. 44,325 - Party Cloudy - 67 F

livebaseballscores.com

AB 40
R 5
H 9
RBI 4
BB 3
SO 9
LOB 13



| Batter | 1 | 2 | 3 | 4 | 5 | 6 | 7 | 8 | 9 | AB | R | H | RBI | BB | SO | LOB | TOP | |
|---|---|---|------------------------------|----------------------------------|-------------------------------|----------------------------------|-------------------------------|----------------------------------|------------------------------|---------------------------------|-------------------------------|----------------------------------|-------------------------------|----------------------------------|----------------------------------|------------------------------------|--|----------------------------------|
| 51 Ichiro Suzuki, L (1.8) OBP: 0.398, SLG: 0.449 | | | K2-3 | | F8 | | | | SH1-3 | 4 | 1 | 2 | 2 | 0 | 1 | 1 | Seattle Mariners @ San Diego Padres PETCO Park, San Diego, CA Sat Jun 09 2007, 10:05 PM EDT Att: 37,178 - Clear - 68 F livebaseballscorecards.com | |
| 4 Jose Lopez, R (1.4) OBP: 0.341, SLG: 0.439 | | | G5-3 | | FC6-4 | | | | | 5 | 0 | 2 | 2 | 0 | 0 | 2 | | |
| Jose Guillen, R (1.9) OBP: 0.336, SLG: 0.426 20 J.J. Putz, R (9.1) | | | | | F9 | | G3-1 | | K | 5 | 0 | 0 | 0 | 0 | 2 | 4 | | |
| Raul Ibanez, L (1.7) OBP: 0.346, SLG: 0.405 | | | | | FC5 | | G3 | | G3 | 5 | 0 | 2 | 1 | 0 | 1 | 3 | | |
| Richie Sexson, R (1.3) OBP: 0.295, SLG: 0.396 | | | | | E5 | | G5-3 | | HR | 4 | 1 | 1 | 1 | 0 | 0 | 2 | | |
| 2 Kenji Johjima, R (1.2) OBP: 0.355, SLG: 0.525 | | | | | FC5 | | | | G6-3 | 4 | 0 | 1 | 0 | 0 | 0 | 2 | | |
| 29 Adrian Beltré, R (1.5) OBP: 0.312, SLG: 0.471 | | | | | F8 | | | | G5-3 | 4 | 1 | 1 | 0 | 0 | 0 | 2 | | |
| 7 Yuniesky Betancourt, R (1.6) OBP: 0.327, SLG: 0.436 | | | | | | | FC3-2 | | P2 | 4 | 1 | 1 | 0 | 0 | 0 | 2 | | |
| 36 Jeff Weaver, R (1.1) Jason Elison, R (5. PH) Jason Davis, R (5.1) Jose Vidro, S (7. PH) Sean Green, R (7.1) Ben Broussard, L (9. PH) 16 Willie Bloomquist, R (9. PH) | | | G4-3 | | | | | | | 1 | 0 | 0 | 0 | 0 | 0 | 0 | | |
| Inning Stats | R: 1 E: 0 K: 0 S: 17 | H: 2 LOB: 1 BB: 0 P: 25 | R: 0 E: 0 K: 0 S: 7 | H: 0 LOB: 0 BB: 0 P: 10 | R: 0 E: 0 K: 1 S: 11 | H: 0 LOB: 0 BB: 0 P: 16 | R: 0 E: 1 K: 0 S: 11 | H: 1 LOB: 2 BB: 0 P: 14 | R: 0 E: 0 K: 0 S: 4 | H: 0 LOB: 0 BB: 0 P: 7 | R: 3 E: 0 K: 1 S: 24 | H: 4 LOB: 2 BB: 1 P: 35 | R: 1 E: 0 K: 2 S: 14 | H: 2 LOB: 1 BB: 0 P: 16 | 1B: 8 2B: 2 3B: 0 HR: 1 | SF: 0 SAC: 1 DP: 0 HBP: 0 | | WP: 0 PB: 0 SB: 0 CS: 0 |
| PITCHER | IP WLS BF H R ER SO BB IBB HBP BLK WP HR S P ERA WHIP | IP WLS BF H R ER SO BB IBB HBP BLK WP HR S P ERA WHIP | | | | | | | | | | | | | | | | |
| David Wells, L (1.1) ERA: 4.76 | 6.0 | 25 | 6 | 3 | 3 | 2 | 0 | 0 | 0 | 0 | 0 | 0 | 0 | 0 | 66 | 93 | 4.50 | 1.000 |
| 21 Heath Bell, R (7.1) ERA: 1.25 | 1.0 | 6 | 2 | 1 | 1 | 1 | 1 | 0 | 0 | 0 | 0 | 0 | 0 | 0 | 17 | 26 | 9.00 | 3.000 |
| Scott Linebrink, R (8.1) ERA: 2.12 | 1.0 | 4 | 1 | 1 | 1 | 0 | 0 | 0 | 0 | 0 | 0 | 1 | 10 | 11 | 9.00 | 1.000 | | |
| 26 Doug Brocail, R (9.1) ERA: 2.03 | 1.0 | 5 | 2 | 1 | 1 | 2 | 0 | 0 | 0 | 0 | 0 | 0 | 14 | 16 | 9.00 | 2.000 | | |

| Batter | 1 | 2 | 3 | 4 | 5 | 6 | 7 | 8 | 9 | AB | R | H | RBI | BB | SO | LOB | BOTTOM | | | |
|---|---|---|------------------------------|----------------------------------|------------------------------|----------------------------------|-------------------------------|----------------------------------|------------------------------|---------------------------------|------------------------------|---------------------------------|-------------------------------|----------------------------------|-------------------------------|----------------------------------|--|----------------------------------|------------------------------------|----------------------------------|
| 22 Marcus Giles, R (1.4) OBP: 0.340, SLG: 0.361 | | | F8 | | L9 | | K | | | 4 | 0 | 0 | 0 | 1 | 1 | 3 | Seattle Mariners @ San Diego Padres PETCO Park, San Diego, CA Sat Jun 09 2007, 10:05 PM EDT Att: 37,178 - Clear - 68 F livebaseballscorecards.com | | | |
| José Cruz Jr., S (1.9) OBP: 0.356, SLG: 0.443 | | | F9 | | | | F7 | | K | 5 | 1 | 2 | 1 | 0 | 1 | 1 | | | | |
| 23 Adrián González, L (1.3) OBP: 0.358, SLG: 0.514 | | | L3 | | | | | | FC5-4 | 4 | 1 | 2 | 1 | 0 | 0 | 1 | | | | |
| Mike Cameron, R (1.8) OBP: 0.296, SLG: 0.376 | | | | | G6-3 | | K | | FC5-4 | 4 | 0 | 1 | 1 | 0 | 1 | 3 | | | | |
| Russell Branyan, L (1.7) OBP: 0.378, SLG: 0.477 | | | | | K | | K | | K | 3 | 0 | 0 | 1 | 0 | 3 | 3 | | | | |
| 5 Kevin Koussanoff, R (1.5) OBP: 0.284, SLG: 0.364 | | | | | K | | L4 | | | 4 | 0 | 1 | 0 | 0 | 1 | 1 | | | | |
| 3 Khalil Greene, R (1.6) OBP: 0.256, SLG: 0.421 | | | | | | | G5-3 | | K | 3 | 1 | 0 | 0 | 1 | 1 | 2 | | | | |
| Rob Bowen, S (1.2) OBP: 0.337, SLG: 0.356 | | | | | | | P5 | | K | 4 | 1 | 1 | 0 | 0 | 2 | 0 | | | | |
| David Wells, L (1.1) ERA: 12.46 21 Heath Bell, R (7.1) 18 Paul McNulty, L (7. PH) Scott Linebrink, R (8.1) 26 Doug Brocail, L (9. PH) Geoff Blum, S (9. PH) | | | | | | | SH | | L1 | 1 | 1 | 0 | 0 | 0 | 0 | 0 | | | | |
| Inning Stats | R: 2 E: 1 K: 0 S: 13 | H: 2 LOB: 1 BB: 0 P: 22 | R: 0 E: 0 K: 1 S: 7 | H: 0 LOB: 0 BB: 0 P: 11 | R: 0 E: 0 K: 2 S: 9 | H: 0 LOB: 0 BB: 0 P: 13 | R: 0 E: 0 K: 2 S: 19 | H: 3 LOB: 2 BB: 1 P: 38 | R: 0 E: 0 K: 0 S: 4 | H: 0 LOB: 0 BB: 0 P: 7 | R: 0 E: 0 K: 1 S: 6 | H: 0 LOB: 0 BB: 0 P: 8 | R: 0 E: 0 K: 2 S: 13 | H: 2 LOB: 2 BB: 0 P: 20 | R: 0 E: 0 K: 2 S: 15 | H: 0 LOB: 1 BB: 1 P: 25 | | 1B: 6 2B: 1 3B: 0 HR: 0 | SF: 1 SAC: 1 DP: 0 HBP: 0 | WP: 1 PB: 0 SB: 0 CS: 0 |
| PITCHER | IP WLS BF H R ER SO BB IBB HBP BLK WP HR S P ERA WHIP | IP WLS BF H R ER SO BB IBB HBP BLK WP HR S P ERA WHIP | | | | | | | | | | | | | | | | | | |
| 36 Jeff Weaver, R (1.1) ERA: 12.46 | 4.0 | 15 | 2 | 2 | 1 | 3 | 0 | 0 | 0 | 0 | 0 | 0 | 0 | 35 | 58 | 2.25 | 0.500 | | | |
| Jason Davis, R (5.1) ERA: 4.37 | 2.0 | 11 | 3 | 3 | 2 | 2 | 1 | 0 | 0 | 0 | 1 | 0 | 23 | 45 | 9.00 | 2.000 | | | | |
| Sean Green, R (7.1) ERA: 2.6 | 2.0 | 8 | 2 | 0 | 0 | 3 | 0 | 0 | 0 | 0 | 0 | 0 | 19 | 28 | 0.00 | 1.000 | | | | |
| 20 J.J. Putz, R (9.1) ERA: 1.27 | 1.0 | 4 | 0 | 0 | 0 | 2 | 1 | 0 | 0 | 0 | 0 | 0 | 15 | 25 | 0.00 | 1.000 | | | | |

| Batter | 1 | 2 | 3 | 4 | 5 | 6 | 7 | 8 | 9 | AB | R | H | RBI | BB | SO | LOB | TOP | | | | | |
|---|---|----------------------------------|------------------------------|---------------------------------|-------------------------------|----------------------------------|------------------------------|---------------------------------|-------------------------------|----------------------------------|------------------------------|----------------------------------|-------------------------------|----------------------------------|-------------------------------|----------------------------------|--|----------------------------------|----------------------------------|------------------------------------|----------------------------------|--------|
| 51 Ichiro Suzuki, L (1, 8) OBP: 0.392, SLG: 0.448 | | | | | | | | | | 3 | 0 | 1 | 2 | 2 | 0 | 2 | Seattle Mariners @ San Diego Padres PETCO Park, San Diego, CA Sun Jun 10 2007, 4:05 PM EDT Att: 35,950 - Sunny - 71 F livebaseballscorecards.com | | | | | |
| 4 Jose Lopez, R (1, 4) OBP: 0.333, SLG: 0.429 | | | | | | | | | | 5 | 0 | 0 | 1 | 0 | 1 | 6 | | | | | | |
| Jose Guillen, R (1, 9) OBP: 0.333, SLG: 0.421 | | | | | | | | | | 5 | 0 | 1 | 0 | 0 | 1 | 4 | | | | | | |
| Raul Ibanez, L (1, 7) OBP: 0.341, SLG: 0.397 | | | | | | | | | | 4 | 0 | 0 | 0 | 0 | 0 | 2 | | | | | | |
| Richie Sexson, R (1, 3) OBP: 0.298, SLG: 0.395 | | | | | | | | | | 3 | 1 | 1 | 0 | 1 | 1 | 0 | | | | | | |
| 7 Yuniesky Betancourt, R (1, 6) OBP: 0.321, SLG: 0.427 | | | | | | | | | | 4 | 0 | 0 | 0 | 0 | 0 | 3 | | | | | | |
| Jamie Burke, R (1, 2) OBP: 0.476, SLG: 0.514 | | | | | | | | | | 4 | 2 | 3 | 0 | 0 | 0 | 2 | | | | | | |
| 16 Willie Bloomquist, R (1, 5) OBP: 0.317, SLG: 0.293 | | | | | | | | | | 4 | 1 | 1 | 0 | 0 | 0 | 3 | | | | | | |
| 34 Félix Hernández, R (7, PH) OBP: 0.330, SLG: 0.500 | | | | | | | | | | 2 | 0 | 1 | 1 | 0 | 1 | 0 | | | | | | |
| 33 Chris Reitsma, R (7, 1) OBP: 0.343, SLG: 0.460 | | | | | | | | | | 0 | 0 | 0 | 0 | 0 | 0 | 0 | | | | | | |
| 20 J.J. Putz, R (9, 1) OBP: 0.340, SLG: 0.395 | | | | | | | | | | 0 | 0 | 0 | 0 | 0 | 0 | 0 | | | | | | |
| Inning Stats | R: 0 E: 0 K: 1 S: 11 | H: 0 LOB: 0 BB: 0 P: 14 | R: 0 E: 0 K: 0 S: 7 | H: 0 LOB: 0 BB: 0 P: 9 | R: 1 E: 0 K: 0 S: 16 | H: 3 LOB: 2 BB: 0 P: 24 | R: 0 E: 0 K: 1 S: 5 | H: 0 LOB: 0 BB: 0 P: 8 | R: 0 E: 0 K: 1 S: 14 | H: 1 LOB: 0 BB: 0 P: 18 | R: 0 E: 0 K: 0 S: 9 | H: 0 LOB: 1 BB: 1 P: 14 | R: 2 E: 0 K: 1 S: 17 | H: 3 LOB: 2 BB: 0 P: 26 | R: 0 E: 0 K: 0 S: 10 | H: 1 LOB: 2 BB: 1 P: 18 | R: 1 E: 1 K: 0 S: 8 | H: 0 LOB: 1 BB: 1 P: 14 | 1B: 8 2B: 0 3B: 0 HR: 0 | SF: 0 SAC: 1 DP: 1 HBP: 1 | WP: 0 PB: 0 SB: 2 CS: 0 | PA: 39 |
| PITCHER | IP WLS BF H R ER SO BB IBB HBP BLK WP HR S P ERA WHIP | | | | | | | | | | | | | | | | | | | | | |
| 32 Chris Young, R (1, 1) ERA: 2.34 | 6.2 | 28 | 7 | 3 | 3 | 3 | 1 | 0 | 1 | 1 | 0 | 0 | 0 | 0 | 0 | 4 | 10 | 4.05 | 1.200 | | | |
| 43 Cla Meredith, R (7, 1) ERA: 3.9 | 0.1 | 1 | 0 | 0 | 0 | 1 | 0 | 0 | 0 | 0 | 0 | 0 | 0 | 0 | 0 | 4 | 4 | 0.00 | 0.000 | | | |
| 21 Heath Bell, R (8, 1) ERA: 1.22 | 1.0 | 5 | 1 | 0 | 0 | 0 | 1 | 0 | 0 | 0 | 0 | 0 | 0 | 0 | 18 | 0.00 | 2.000 | | | | | |
| Trevor Hoffman, R (9, 1) ERA: 2.16 | 1.0 | L | 5 | 0 | 1 | 0 | 0 | 1 | 0 | 0 | 0 | 0 | 0 | 8 | 14 | 0.00 | 0.000 | | | | | |

| Batter | 1 | 2 | 3 | 4 | 5 | 6 | 7 | 8 | 9 | AB | R | H | RBI | BB | SO | LOB | BOTTOM | | | | | |
|--|---|----------------------------------|-------------------------------|----------------------------------|------------------------------|---------------------------------|-------------------------------|----------------------------------|------------------------------|----------------------------------|-------------------------------|----------------------------------|-------------------------------|----------------------------------|------------------------------|----------------------------------|--|----------------------------------|----------------------------------|------------------------------------|----------------------------------|--------|
| 22 Marcus Giles, R (1, 4) OBP: 0.338, SLG: 0.356 | | | | | | | | | | 3 | 0 | 0 | 0 | 1 | 0 | 0 | Seattle Mariners @ San Diego Padres PETCO Park, San Diego, CA Sun Jun 10 2007, 4:05 PM EDT Att: 35,950 - Sunny - 71 F livebaseballscorecards.com | | | | | |
| Jose Cruz Jr., S (1, 9) OBP: 0.350, SLG: 0.451 | | | | | | | | | | 4 | 0 | 2 | 0 | 0 | 1 | 1 | | | | | | |
| 23 Adrián González, L (1, 3) OBP: 0.353, SLG: 0.506 | | | | | | | | | | 4 | 0 | 0 | 0 | 0 | 1 | 3 | | | | | | |
| 28 Josh Bard, S (1, 2) OBP: 0.321, SLG: 0.340 | | | | | | | | | | 4 | 0 | 0 | 0 | 0 | 2 | 2 | | | | | | |
| Mike Cameron, R (1, 8) OBP: 0.299, SLG: 0.390 | | | | | | | | | | 4 | 1 | 2 | 1 | 0 | 0 | 1 | | | | | | |
| 5 Kevin Koussoff, R (1, 5) OBP: 0.293, SLG: 0.361 | | | | | | | | | | 4 | 0 | 1 | 0 | 0 | 2 | 1 | | | | | | |
| 3 Khalil Greene, R (1, 6) OBP: 0.261, SLG: 0.423 | | | | | | | | | | 4 | 1 | 2 | 0 | 0 | 1 | 1 | | | | | | |
| 8 Termel Sledge, L (1, 7) OBP: 0.326, SLG: 0.382 | | | | | | | | | | 4 | 1 | 1 | 2 | 0 | 2 | 2 | | | | | | |
| 32 Chris Young, R (1, 1) OBP: 0.269, SLG: 0.095 | | | | | | | | | | 2 | 0 | 0 | 0 | 0 | 1 | 2 | | | | | | |
| 43 Cla Meredith, R (7, 1) ERA: 5.79 | | | | | | | | | | 0 | 0 | 0 | 0 | 0 | 0 | 0 | | | | | | |
| Russell Branyan, L (7, PH) OBP: 0.373, SLG: 0.470 | | | | | | | | | | 1 | 0 | 0 | 0 | 0 | 0 | 0 | | | | | | |
| 21 Heath Bell, R (8, 1) ERA: 5.79 | | | | | | | | | | 0 | 0 | 0 | 0 | 0 | 0 | 0 | | | | | | |
| Trevor Hoffman, R (9, 1) ERA: 1.23 | | | | | | | | | | 0 | 0 | 0 | 0 | 0 | 0 | 0 | | | | | | |
| Inning Stats | R: 0 E: 0 K: 1 S: 11 | H: 0 LOB: 1 BB: 1 P: 19 | R: 0 E: 0 K: 2 S: 10 | H: 2 LOB: 2 BB: 0 P: 15 | R: 0 E: 0 K: 0 S: 3 | H: 1 LOB: 0 BB: 0 P: 6 | R: 3 E: 0 K: 1 S: 13 | H: 3 LOB: 0 BB: 0 P: 24 | R: 0 E: 0 K: 1 S: 7 | H: 0 LOB: 0 BB: 0 P: 10 | R: 0 E: 0 K: 1 S: 13 | H: 1 LOB: 1 BB: 0 P: 19 | R: 0 E: 0 K: 1 S: 10 | H: 0 LOB: 0 BB: 0 P: 16 | R: 0 E: 0 K: 1 S: 9 | H: 1 LOB: 1 BB: 0 P: 12 | R: 0 E: 0 K: 2 S: 8 | H: 0 LOB: 0 BB: 0 P: 10 | 1B: 5 2B: 1 3B: 0 HR: 2 | SF: 0 SAC: 0 DP: 1 HBP: 0 | WP: 0 PB: 0 SB: 1 CS: 0 | PA: 35 |
| PITCHER | IP WLS BF H R ER SO BB IBB HBP BLK WP HR S P ERA WHIP | | | | | | | | | | | | | | | | | | | | | |
| 34 Félix Hernández, R (1, 1) ERA: 4.41 | 6.0 | 25 | 7 | 3 | 3 | 6 | 1 | 0 | 0 | 0 | 0 | 0 | 0 | 0 | 0 | 10 | 16 | 4.50 | 1.333 | | | |
| 33 Chris Reitsma, R (7, 1) ERA: 5.79 | 1.0 | 3 | 0 | 0 | 0 | 1 | 0 | 0 | 0 | 0 | 0 | 0 | 0 | 0 | 10 | 16 | 0.00 | 0.000 | | | | |
| 43 Miguel Batista, R (8, 1) ERA: 5.48 | 1.0 | W | 4 | 1 | 0 | 0 | 1 | 0 | 0 | 0 | 0 | 0 | 0 | 9 | 12 | 0.00 | 1.000 | | | | | |
| 20 J.J. Putz, R (9, 1) ERA: 1.23 | 1.0 | S | 3 | 0 | 0 | 0 | 2 | 0 | 0 | 0 | 0 | 0 | 0 | 8 | 10 | 0.00 | 0.000 | | | | | |

| | |
|-----|----|
| AB | 34 |
| R | 4 |
| H | 8 |
| RBI | 4 |
| BB | 3 |
| SO | 4 |
| LOB | 22 |



| | |
|-----|----|
| AB | 34 |
| R | 3 |
| H | 8 |
| RBI | 3 |
| BB | 1 |
| SO | 10 |
| LOB | 13 |

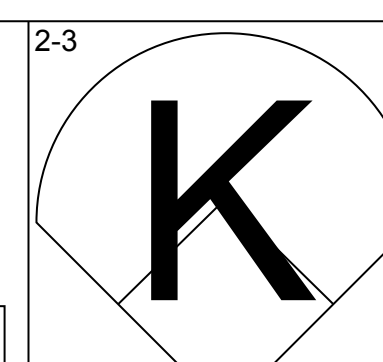
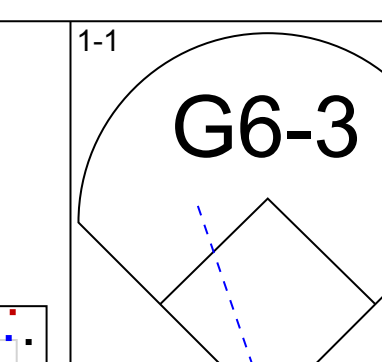
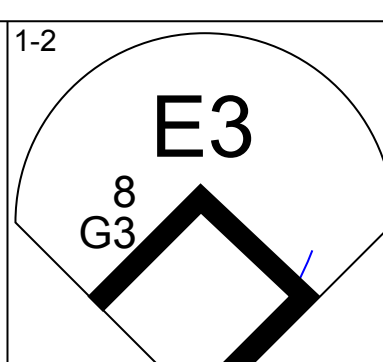
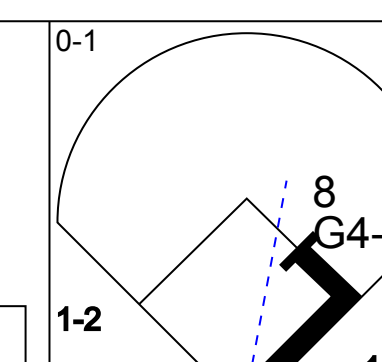
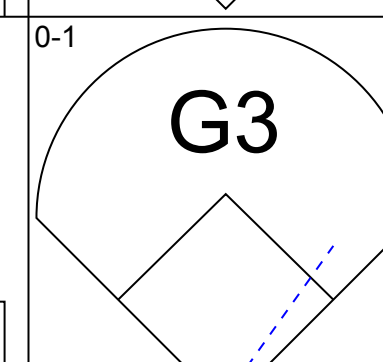
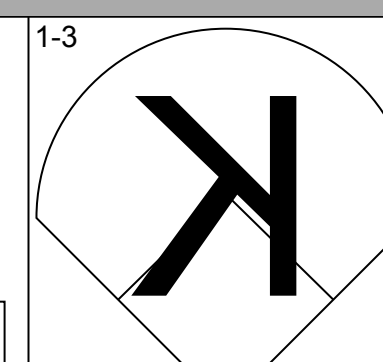
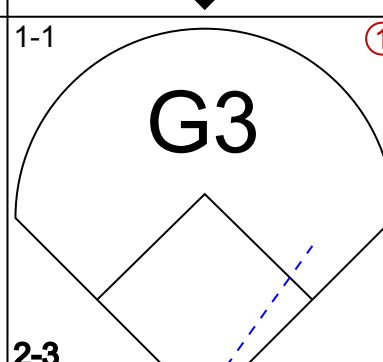
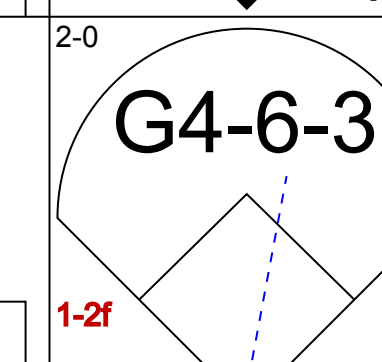
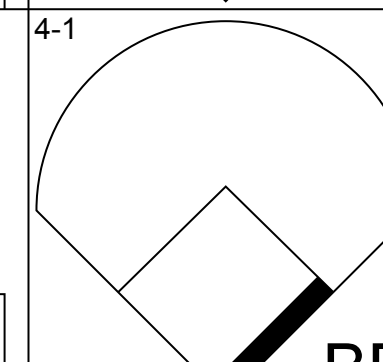
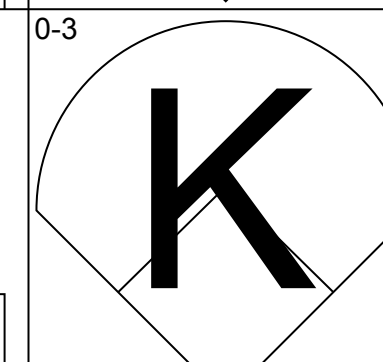
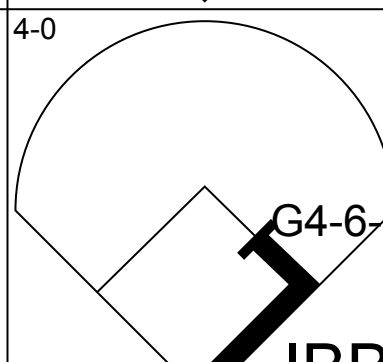
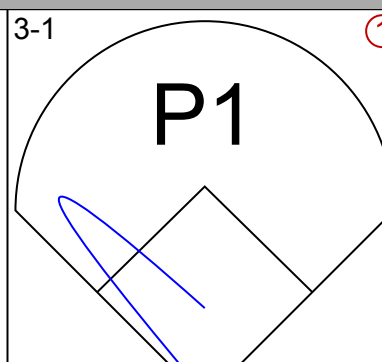
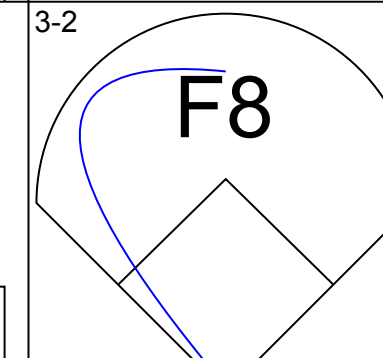
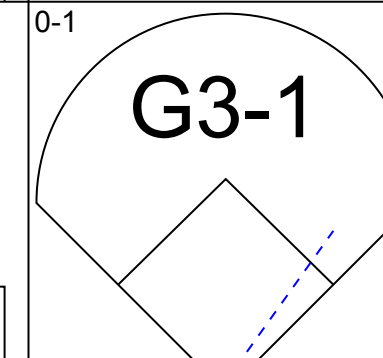
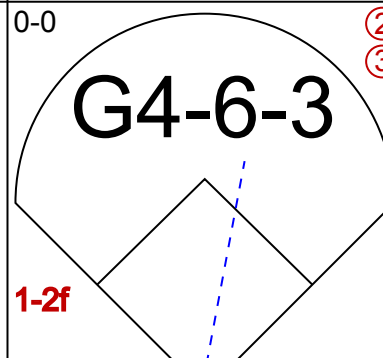
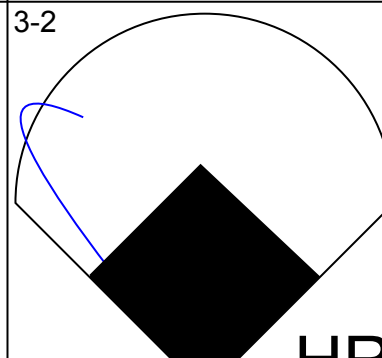
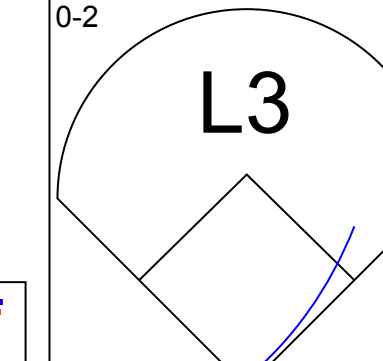
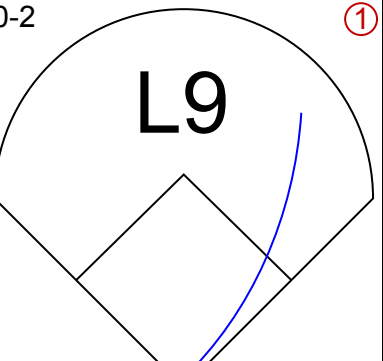
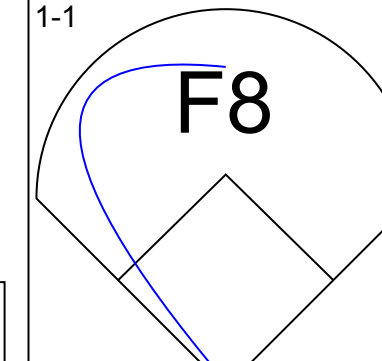
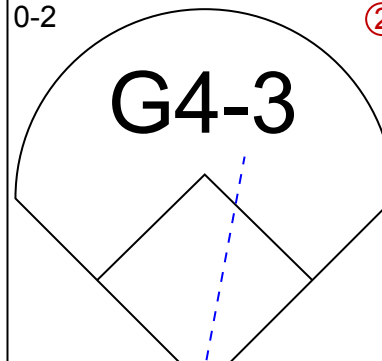
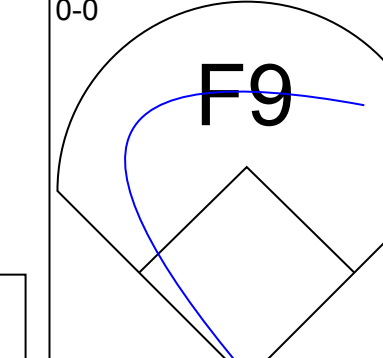
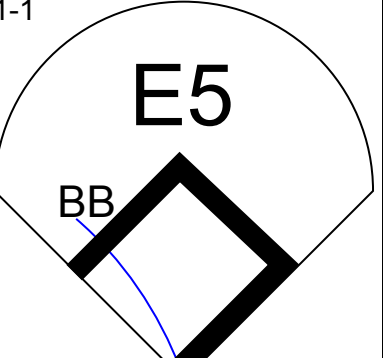
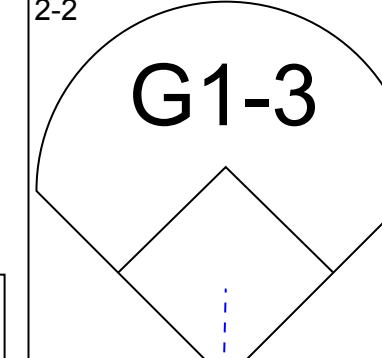
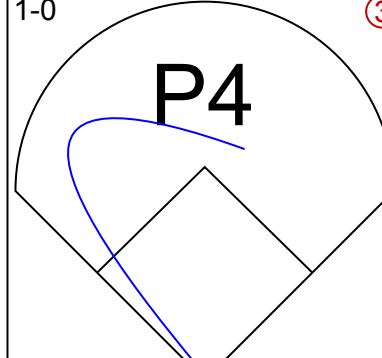
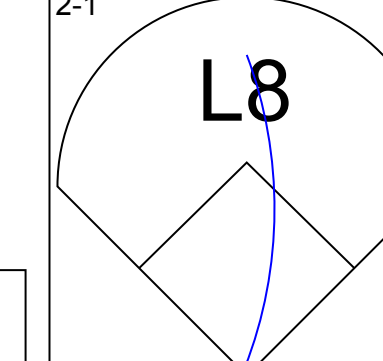
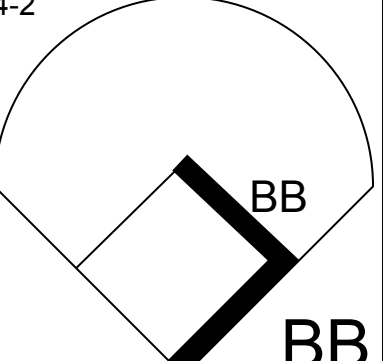
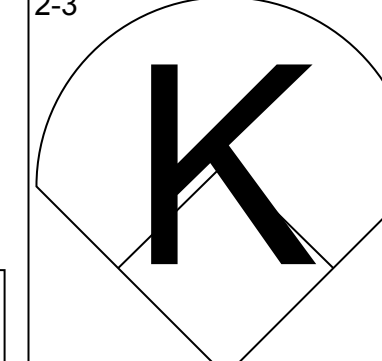
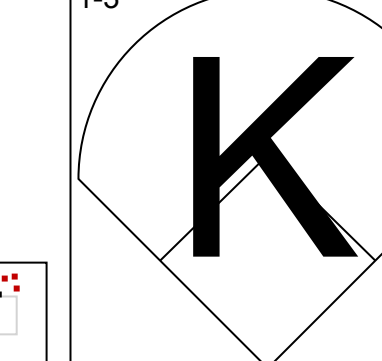
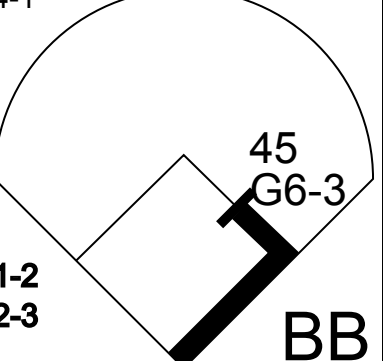


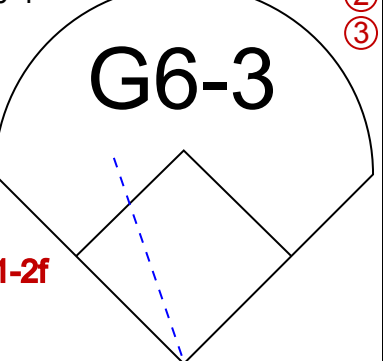



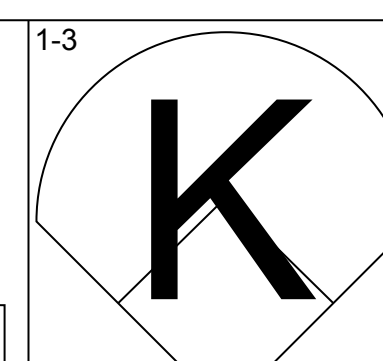
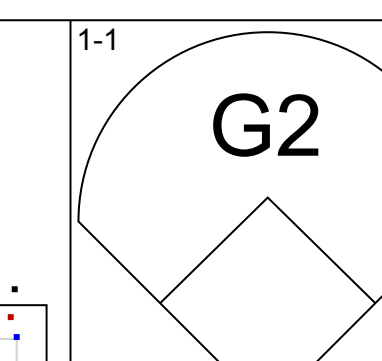
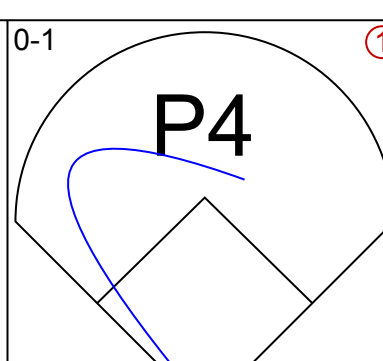
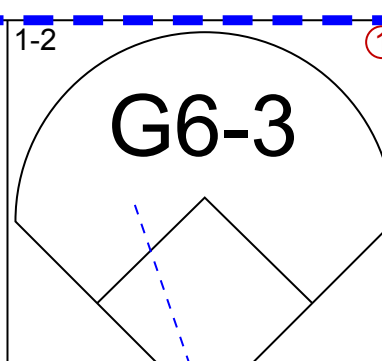
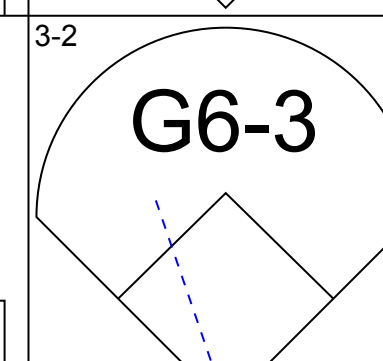
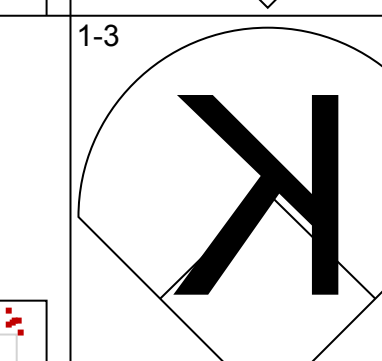
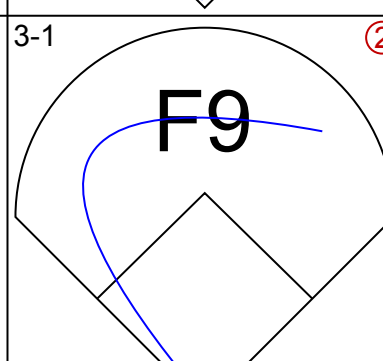
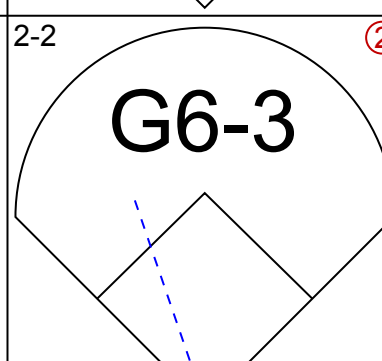
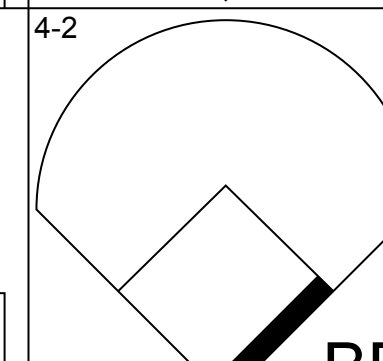
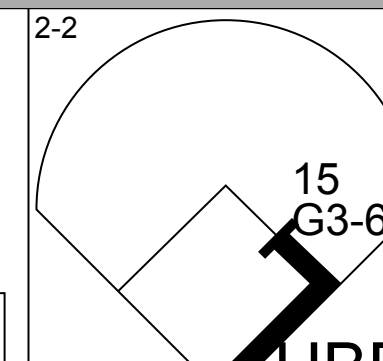
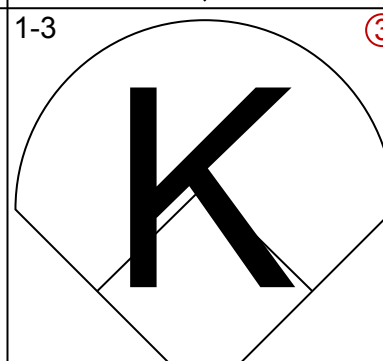
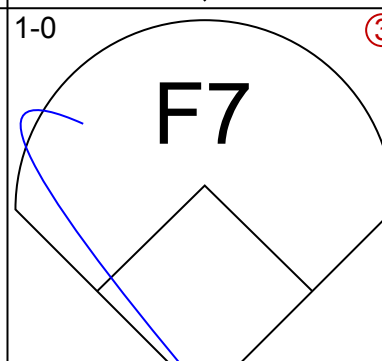
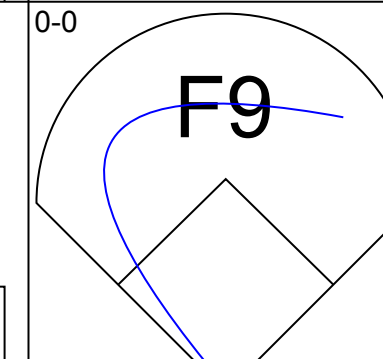
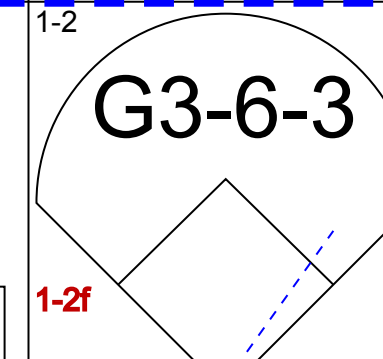
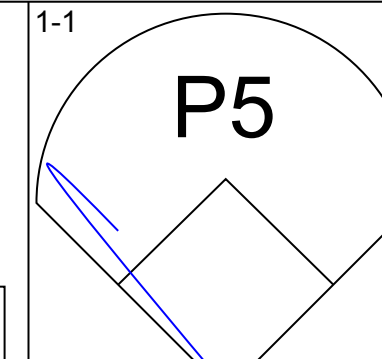
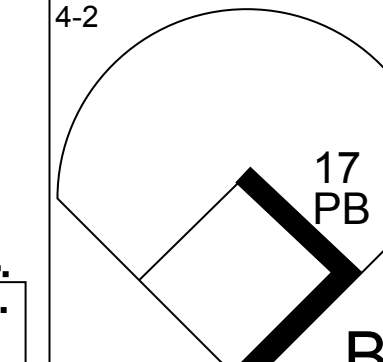
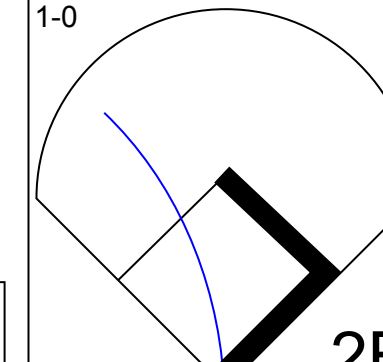

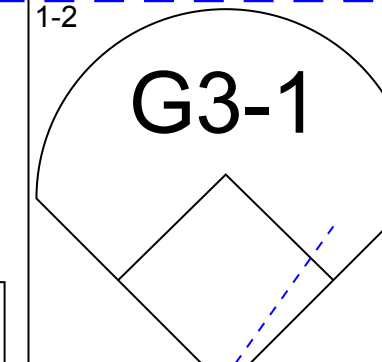
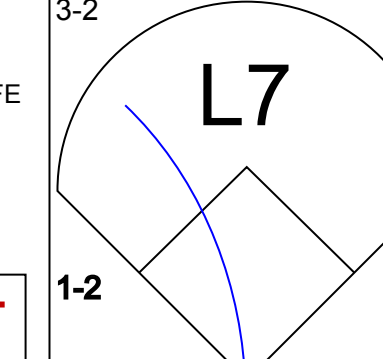
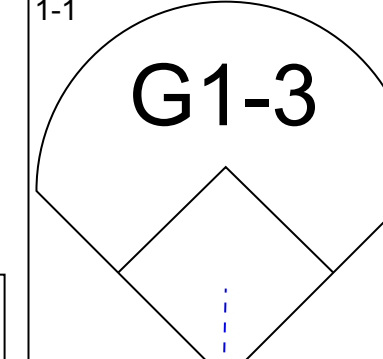
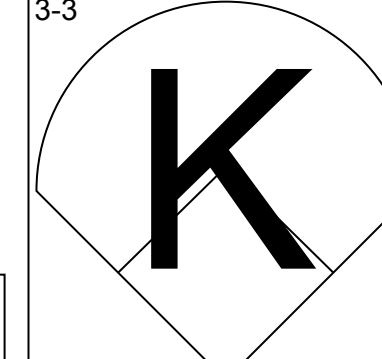
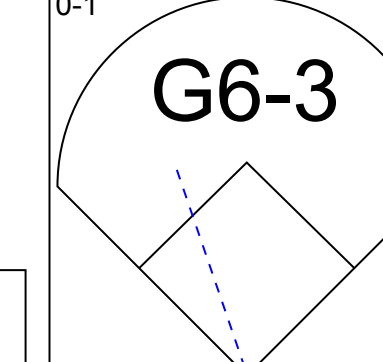
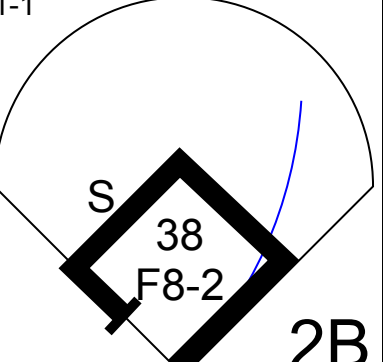

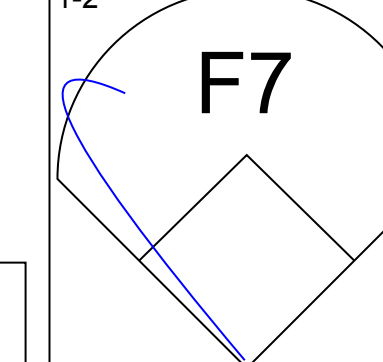
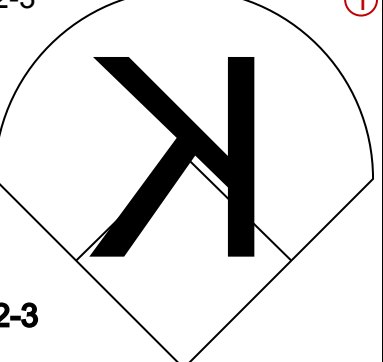

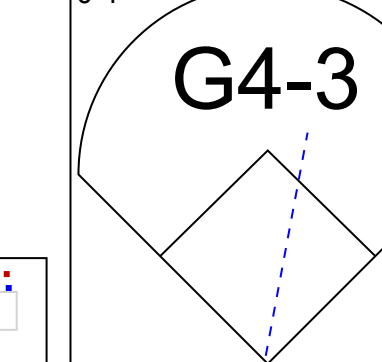
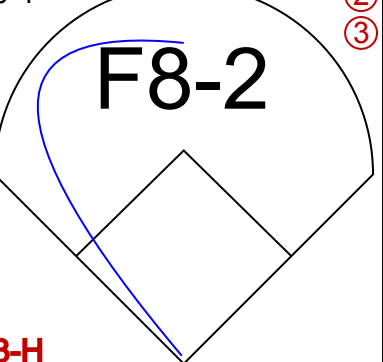

| Batter | 1 | 2 | 3 | 4 | 5 | 6 | 7 | 8 | 9 | AB | R | H | RBI | BB | SO | LOB | TOP | | | | | | | | |
|---|-------------------------------|----------------------------------|------------------------------|----------------------------------|-------------------------------|----------------------------------|-------------------------------|----------------------------------|------------------------------|---------------------------------|------------------------------|----------------------------------|------------------------------|----------------------------------|-------------------------------|----------------------------------|--|----------------------------------|----------------------------------|------------------------------------|----------------------------------|--------|--|--|--|
| 22 Marcus Giles, R OBP: 0.339, SLG: 0.354 Geoff Blum, S OBP: 0.264, SLG: 0.309 | | | | | | | | | | 4 | 1 | 1 | 0 | 0 | 3 | 3 | San Diego Padres @ Tampa Bay Devil Rays Tropicana Field, St. Petersburg, FL Wed Jun 13 2007, 7:10 PM EDT Att: 12,020 - Dome - 72 F livebaseballscorecards.com | | | | | | | | |
| 8 Terrell Stedje, L OBP: 0.336, SLG: 0.409 | | | | | | | | | | 4 | 2 | 2 | 1 | 1 | 1 | 0 | | | | | | | | | |
| 23 Adrián González, L OBP: 0.345, SLG: 0.504 | | | | | | | | | | 5 | 1 | 1 | 3 | 0 | 3 | 2 | | | | | | | | | |
| 28 Josh Bard, S OBP: 0.333, SLG: 0.355 | | | | | | | | | | 5 | 0 | 2 | 0 | 0 | 1 | 0 | | | | | | | | | |
| Mike Cameron, R OBP: 0.313, SLG: 0.399 Hiram Bocachica, R OBP: 0.267, SLG: 0.385 | | | | | | | | | | 3 | 2 | 2 | 0 | 1 | 1 | 1 | | | | | | | | | |
| 5 Kevin Kouzmanoff, R OBP: 0.291, SLG: 0.389 | | | | | | | | | | 5 | 2 | 2 | 2 | 0 | 0 | 4 | | | | | | | | | |
| Russell Branyan, L OBP: 0.375, SLG: 0.449 | | | | | | | | | | 3 | 1 | 0 | 0 | 2 | 2 | 1 | | | | | | | | | |
| 3 Khalil Greene, R OBP: 0.267, SLG: 0.434 | | | | | | | | | | 4 | 0 | 2 | 3 | 1 | 0 | 0 | | | | | | | | | |
| 18 Paul McNulty, L OBP: 0.256, SLG: 0.300 | | | | | | | | | | 5 | 0 | 1 | 0 | 0 | 0 | 4 | | | | | | | | | |
| Inning Stats | R: 5 E: 0 K: 2 S: 28 | H: 5 LOB: 2 BB: 2 P: 48 | R: 0 E: 0 K: 1 S: 9 | H: 0 LOB: 0 BB: 0 P: 14 | R: 3 E: 0 K: 2 S: 14 | H: 2 LOB: 2 BB: 3 P: 34 | R: 0 E: 0 K: 2 S: 11 | H: 1 LOB: 1 BB: 0 P: 17 | R: 0 E: 0 K: 1 S: 7 | H: 0 LOB: 0 BB: 0 P: 8 | R: 0 E: 0 K: 1 S: 9 | H: 2 LOB: 2 BB: 0 P: 15 | R: 0 E: 0 K: 0 S: 9 | H: 1 LOB: 1 BB: 0 P: 11 | R: 1 E: 0 K: 1 S: 13 | H: 2 LOB: 1 BB: 0 P: 20 | R: 0 E: 0 K: 1 S: 12 | H: 1 LOB: 1 BB: 0 P: 19 | 1B: 8 2B: 3 3B: 0 HR: 3 | SF: 0 SAC: 0 DP: 0 HBP: 0 | WP: 0 PB: 0 SB: 0 CS: 0 | PA: 46 | | | |
| PITCHER | IP | WLS | BF | H | R | ER | SO | BB | IBB | HBP | BLK | WP | HR | S | P | ERA | WHIP | | | | | | | | |
| 36 Edwin Jackson, R ERA: 8.2 | 0.1 | L | 8 | 5 | 5 | 5 | 1 | 2 | 0 | 0 | 0 | 0 | 2 | 24 | 42 | 135.00 | 21.000 | | | | | | | | |
| 49 Jason Hammel, R ERA: 4.05 | 6.2 | | 29 | 6 | 3 | 3 | 8 | 3 | 0 | 0 | 0 | 0 | 0 | 63 | 105 | 4.05 | 1.350 | | | | | | | | |
| Brian Stokes, R ERA: 6.99 | 2.0 | | 9 | 3 | 1 | 1 | 2 | 0 | 0 | 0 | 0 | 0 | 1 | 25 | 39 | 4.50 | 1.500 | | | | | | | | |

| Batter | 1 | 2 | 3 | 4 | 5 | 6 | 7 | 8 | 9 | AB | R | H | RBI | BB | SO | LOB | BOTTOM | | | | | | | | |
|--|------------------------------|---------------------------------|------------------------------|----------------------------------|------------------------------|---------------------------------|-------------------------------|----------------------------------|------------------------------|----------------------------------|-------------------------------|----------------------------------|------------------------------|----------------------------------|-------------------------------|----------------------------------|--|----------------------------------|----------------------------------|------------------------------------|----------------------------------|--------|--|--|--|
| 1 Akinori Iwamura, L OBP: 0.442, SLG: 0.457 | | | | | | | | | | 3 | 0 | 0 | 0 | 1 | 1 | 1 | San Diego Padres @ Tampa Bay Devil Rays Tropicana Field, St. Petersburg, FL Wed Jun 13 2007, 7:10 PM EDT Att: 12,020 - Dome - 72 F livebaseballscorecards.com | | | | | | | | |
| Brendan Harris, R OBP: 0.368, SLG: 0.462 | | | | | | | | | | 3 | 0 | 0 | 0 | 1 | 0 | 2 | | | | | | | | | |
| 13 Carl Crawford, L OBP: 0.353, SLG: 0.492 | | | | | | | | | | 4 | 0 | 0 | 0 | 0 | 3 | 3 | | | | | | | | | |
| Greg Norton, S OBP: 0.400, SLG: 0.326 3 Jorge Cantu, R OBP: 0.326, SLG: 0.310 | | | | | | | | | | 2 | 0 | 0 | 0 | 1 | 0 | 1 | | | | | | | | | |
| 23 Carlos Pena, L OBP: 0.401, SLG: 0.658 | | | | | | | | | | 4 | 0 | 2 | 0 | 0 | 1 | 2 | | | | | | | | | |
| Ty Wigginton, R OBP: 0.311, SLG: 0.453 | | | | | | | | | | 4 | 0 | 1 | 0 | 0 | 0 | 1 | | | | | | | | | |
| Delmon Young, R OBP: 0.299, SLG: 0.406 | | | | | | | | | | 4 | 0 | 0 | 0 | 0 | 2 | 4 | | | | | | | | | |
| 30 Dioner Navarro, S OBP: 0.247, SLG: 0.256 | | | | | | | | | | 4 | 0 | 1 | 0 | 0 | 2 | 2 | | | | | | | | | |
| Josh Wilson, R OBP: 0.310, SLG: 0.240 | | | | | | | | | | 2 | 0 | 0 | 0 | 1 | 0 | 2 | | | | | | | | | |
| Inning Stats | R: 0 E: 0 K: 2 S: 8 | H: 0 LOB: 0 BB: 0 P: 9 | R: 0 E: 0 K: 0 S: 6 | H: 0 LOB: 0 BB: 0 P: 10 | R: 0 E: 0 K: 1 S: 6 | H: 0 LOB: 0 BB: 0 P: 7 | R: 0 E: 0 K: 1 S: 11 | H: 0 LOB: 1 BB: 1 P: 19 | R: 0 E: 0 K: 1 S: 9 | H: 2 LOB: 2 BB: 0 P: 17 | R: 0 E: 0 K: 2 S: 15 | H: 0 LOB: 2 BB: 2 P: 28 | R: 0 E: 0 K: 1 S: 8 | H: 0 LOB: 0 BB: 0 P: 12 | R: 0 E: 0 K: 0 S: 12 | H: 0 LOB: 1 BB: 1 P: 21 | R: 0 E: 0 K: 2 S: 12 | H: 2 LOB: 2 BB: 0 P: 15 | 1B: 3 2B: 1 3B: 0 HR: 0 | SF: 0 SAC: 0 DP: 1 HBP: 0 | WP: 0 PB: 0 SB: 0 CS: 0 | PA: 35 | | | |
| PITCHER | IP | WLS | BF | H | R | ER | SO | BB | IBB | HBP | BLK | WP | HR | S | P | ERA | WHIP | | | | | | | | |
| 44 Jake Peavy, R ERA: 1.82 | 7.0 | W | 26 | 2 | 0 | 0 | 8 | 3 | 0 | 0 | 0 | 0 | 0 | 63 | 102 | 0.00 | 0.714 | | | | | | | | |
| 41 Kevin Cameron, R ERA: 0.42 | 1.0 | | 4 | 0 | 0 | 0 | 0 | 1 | 0 | 0 | 0 | 0 | 0 | 12 | 21 | 0.00 | 1.000 | | | | | | | | |
| 45 Justin Hampson, L ERA: 0.95 | 1.0 | | 5 | 2 | 0 | 0 | 2 | 0 | 0 | 0 | 0 | 0 | 0 | 12 | 15 | 0.00 | 2.000 | | | | | | | | |

| Batter | 1 | 2 | 3 | 4 | 5 | 6 | 7 | 8 | 9 | AB | R | H | RBI | BB | SO | LOB | TOP | | | | | |
|--|-------------------------------|----------------------------------|------------------------------|--------------------------|------------------------------|----------------------------------|------------------------------|---------------------------------|------------------------------|----------------------------------|------------------------------|---------------------------------|------------------------------|----------------------------------|-------------------------------|----------------------------------|---|-------------------------------|----------------------------------|----------------------------------|------------------------------------|----------------------------------|
| 22 Marcus Giles, R OBP: 0.342, SLG: 0.360 | F9 | G5-4-3 | | | | | | SH1-3 | SF8 | 4 | 1 | 2 | 1 | 0 | 0 | 1 | San Diego Padres @ Tampa Bay Devil Rays Tropicana Field, St. Petersburg, FL Thu Jun 14 2007, 12:10 PM EDT Att: 19,270 - Dome - 72 F livebaseballscorecards.com | | | | | |
| José Cruz Jr., S OBP: 0.358, SLG: 0.438 | E | | F8 | | K | | | 23 BB | 23 BB | 3 | 2 | 1 | 1 | 2 | 1 | 1 | | | | | | |
| 23 Adrián González, L OBP: 0.353, SLG: 0.513 | 28 FC5-4 | | G4-3 | | | G5-4-3 | | 1B | | 3 | 1 | 2 | 1 | 2 | 0 | 0 | | | | | | |
| Mike Cameron, R OBP: 0.307, SLG: 0.393 | E5 | | F8 | | G5-4-3 | | K | SF8 | | 4 | 0 | 0 | 1 | 0 | 1 | 3 | | | | | | |
| 28 Josh Bard, S OBP: 0.330, SLG: 0.346 | FC5-4 | | | F7 | | F7 | | 1B | F6 | 4 | 1 | 0 | 0 | 1 | 0 | 4 | | | | | | |
| 5 Kevin Kouzmanoff, R OBP: 0.293, SLG: 0.386 Geoff Blum, S OBP: 0.286, SLG: 0.310 | 3 FC5 | | | F9 | | | G5-3 | 3 BB | F8 | 1 | 0 | 0 | 0 | 1 | 0 | 0 | | | | | | |
| 3 Khalil Greene, R OBP: 0.267, SLG: 0.431 | FC5 | | | G5-3 | | | G5-3 | 1B | | 4 | 0 | 1 | 1 | 0 | 0 | 3 | | | | | | |
| Hiram Bocachica, R OBP: 0.245, SLG: 0.349 | | P6 | | | F8 | | K | P6 | | 4 | 0 | 0 | 0 | 0 | 1 | 2 | | | | | | |
| Rob Bowen, S OBP: 0.356, SLG: 0.403 | | | | | G5-3 | | | 22 SH1-3 | 22 BB | 4 | 2 | 3 | 0 | 0 | 0 | 0 | | | | | | |
| Inning Stats | R: 1 E: 1 K: 0 S: 13 | H: 1 LOB: 3 BB: 2 P: 26 | R: 0 E: 0 K: 0 S: 6 | H: 1 LOB: 0 BB: 11 | R: 0 E: 0 K: 0 S: 9 | H: 0 LOB: 0 BB: 0 P: 13 | R: 0 E: 0 K: 0 S: 5 | H: 0 LOB: 0 BB: 0 P: 9 | R: 0 E: 0 K: 1 S: 8 | H: 1 LOB: 1 BB: 0 P: 11 | R: 0 E: 0 K: 0 S: 5 | H: 0 LOB: 0 BB: 1 P: 9 | R: 0 E: 0 K: 1 S: 8 | H: 0 LOB: 0 BB: 0 P: 13 | R: 4 E: 0 K: 1 S: 21 | H: 5 LOB: 2 BB: 1 P: 36 | | R: 2 E: 0 K: 0 S: 13 | H: 2 LOB: 2 BB: 2 P: 28 | 1B: 5 2B: 5 3B: 0 HR: 0 | SF: 1 SAC: 1 DP: 2 HBP: 0 | WP: 0 PB: 0 SB: 0 CS: 0 |
| PITCHER | IP | WLS | BF | H | R | ER | SO | BB | IBB | HBP | BLK | WP | HR | S | P | ERA | WHIP | | | | | |
| 39 J.P. Howell, L ERA: 3.6 | 7.0 | L | 27 | 4 | 2 | 1 | 2 | 3 | 0 | 0 | 0 | 0 | 0 | 55 | 94 | 1.29 | 1.000 | | | | | |
| 47 Gary Glover, R ERA: 4.73 | 0.2 | | 7 | 4 | 3 | 3 | 1 | 1 | 0 | 0 | 0 | 0 | 0 | 18 | 32 | 40.50 | 7.500 | | | | | |
| 45 Jay Witasick, R ERA: 4.41 | 1.1 | | 8 | 2 | 2 | 2 | 0 | 2 | 0 | 0 | 0 | 0 | 0 | 15 | 30 | 13.50 | 3.000 | | | | | |

| Batter | 1 | 2 | 3 | 4 | 5 | 6 | 7 | 8 | 9 | AB | R | H | RBI | BB | SO | LOB | BOTTOM | | | | | |
|--|------------------------------|---------------------------------|------------------------------|----------------------------------|------------------------------|----------------------------------|-------------------------------|----------------------------------|-------------------------------|----------------------------------|------------------------------|----------------------------------|-------------------------------|----------------------------------|------------------------------|----------------------------------|---|-------------------------------|----------------------------------|----------------------------------|------------------------------------|----------------------------------|
| 1 Akinori Iwamura, L OBP: 0.436, SLG: 0.449 | G4-3 | | | F8 | | G6-4-3 | | F8 | | 4 | 0 | 1 | 0 | 0 | 0 | 0 | San Diego Padres @ Tampa Bay Devil Rays Tropicana Field, St. Petersburg, FL Thu Jun 14 2007, 12:10 PM EDT Att: 19,270 - Dome - 72 F livebaseballscorecards.com | | | | | |
| Brendan Harris, R OBP: 0.366, SLG: 0.462 | F8 | | | | 2B | G6-4-3 | | F9 | | 4 | 0 | 1 | 0 | 0 | 0 | 1 | | | | | | |
| 13 Carl Crawford, L OBP: 0.348, SLG: 0.485 | F8 | | | | K | | | | | 4 | 0 | 0 | 0 | 0 | 3 | 1 | | | | | | |
| Greg Norton, S OBP: 0.373, SLG: 0.298 | | F9 | | | K | | | | | 4 | 0 | 0 | 0 | 0 | 2 | 1 | | | | | | |
| 23 Carlos Pena, L OBP: 0.409, SLG: 0.654 | | | | | F9 | | WP | | 1B | 1 | 0 | 0 | 0 | 3 | 0 | 0 | | | | | | |
| Ty Wigginton, R OBP: 0.317, SLG: 0.455 | | | | | G5-4-3 | | WP | | | 3 | 0 | 2 | 0 | 1 | 0 | 1 | | | | | | |
| Delmon Young, R OBP: 0.295, SLG: 0.399 | | | | | G4-3 | | | | | 4 | 0 | 0 | 0 | 0 | 2 | 5 | | | | | | |
| Raul Casanova, S OBP: 0.333, SLG: 0.625 | | | | | G5-3 | | | | | 3 | 0 | 0 | 0 | 0 | 1 | 1 | | | | | | |
| 31 Jonny Gomes, R OBP: 0.323, SLG: 0.346 | | | | | K | | | | | 3 | 1 | 1 | 1 | 0 | 1 | 0 | | | | | | |
| Inning Stats | R: 0 E: 0 K: 0 S: 4 | H: 0 LOB: 0 BB: 0 P: 7 | R: 0 E: 0 K: 0 S: 9 | H: 0 LOB: 1 BB: 1 P: 16 | R: 0 E: 0 K: 1 S: 9 | H: 0 LOB: 0 BB: 0 P: 11 | R: 0 E: 0 K: 2 S: 11 | H: 1 LOB: 1 BB: 0 P: 18 | R: 0 E: 0 K: 1 S: 14 | H: 1 LOB: 1 BB: 0 P: 20 | R: 0 E: 0 K: 0 S: 9 | H: 1 LOB: 0 BB: 0 P: 14 | R: 0 E: 0 K: 3 S: 14 | H: 0 LOB: 2 BB: 2 P: 26 | R: 1 E: 0 K: 0 S: 9 | H: 1 LOB: 0 BB: 0 P: 13 | | R: 0 E: 0 K: 2 S: 19 | H: 1 LOB: 2 BB: 1 P: 29 | 1B: 3 2B: 1 3B: 0 HR: 1 | SF: 0 SAC: 0 DP: 2 HBP: 0 | WP: 1 PB: 0 SB: 0 CS: 0 |
| PITCHER | IP | WLS | BF | H | R | ER | SO | BB | IBB | HBP | BLK | WP | HR | S | P | ERA | WHIP | | | | | |
| Justin Germano, R ERA: 2.36 | 6.0 | W | 20 | 3 | 0 | 0 | 4 | 1 | 0 | 0 | 0 | 0 | 0 | 56 | 86 | 0.00 | 0.667 | | | | | |
| 21 Heath Bell, R ERA: 1.18 | 1.0 | H | 5 | 0 | 0 | 0 | 3 | 2 | 0 | 0 | 0 | 1 | 0 | 14 | 26 | 0.00 | 2.000 | | | | | |
| 26 Doug Brocail, R ERA: 2.4 | 2.0 | | 9 | 2 | 1 | 1 | 2 | 1 | 0 | 0 | 0 | 0 | 1 | 28 | 42 | 4.50 | 1.500 | | | | | |

| Batter | 1 | 2 | 3 | 4 | 5 | 6 | 7 | 8 | 9 | AB | R | H | RBI | BB | SO | LOB | TOP | | | |
|---|---|---|--|---|------------------------------|--|------------------------------|---|---|----------------------------------|------------------------------|----------------------------------|-------------------------------|----------------------------------|------------------------------|----------------------------------|---|---|----------------------------------|--------|
| 22 Marcus Giles, R OBP: 0.340, SLG: 0.359 |  | |  | | |  | |  | | 4 | 0 | 1 | 0 | 0 | 1 | 0 | San Diego Padres @ Chicago Cubs Wrigley Field, Chicago, IL Sat Jun 16 2007, 12:05 PM CDT Att: 41,632 - Partly Cloudy - 89 F | | | |
| 8 Terrell Stedje, L OBP: 0.327, SLG: 0.397 |  | | |  | |  | |  | | 4 | 0 | 0 | 0 | 0 | 1 | 3 | | | | |
| 23 Adrián González, L OBP: 0.357, SLG: 0.515 |  | | |  | |  | | |  | 2 | 0 | 0 | 0 | 2 | 1 | 0 | | | | |
| Russell Branyan, L OBP: 0.376, SLG: 0.486 |  | | |  | |  | | |  | 4 | 1 | 1 | 1 | 0 | 0 | 3 | | | | |
| 3 Khalil Greene, R OBP: 0.263, SLG: 0.421 | |  | | | |  | |  |  | 4 | 0 | 0 | 0 | 0 | 0 | 0 | | | | |
| Hiram Bocachica, R OBP: 0.228, SLG: 0.333 |  | | | | |  | |  |  | 4 | 0 | 0 | 0 | 0 | 0 | 0 | | | | |
| 16 Chase Headley, S 21 Heath Bell, R Trevor Hoffman, R |  | | | | |  | |  | | 2 | 0 | 0 | 0 | 1 | 1 | 0 | | AB 28 R 1 H 2 RBI 1 BB 5 SO 6 LOB 10 | | |
| Rob Bowen, S OBP: 0.366, SLG: 0.397 | | |  | | |  | |  | | 1 | 0 | 0 | 0 | 2 | 1 | 0 | | | | |
| 32 Chris Young, R 45 Justin Hampson, L José Cruz Jr., S |  | | | | |  | |  | | 1 | 0 | 0 | 0 | 0 | 0 | 0 | | | | |
| | | | | | | | | | | 1 | 0 | 0 | 0 | 0 | 3 | | | | | |
| | | | | | | | | | | 1 | 0 | 0 | 0 | 1 | 1 | | | | | |
| Inning Stats | R: 0 E: 0 K: 1 S: 10 | H: 0 LOB: 1 BB: 1 P: 19 | R: 0 E: 0 K: 0 S: 6 | H: 0 LOB: 0 BB: 0 P: 8 | R: 0 E: 0 K: 1 S: 7 | H: 0 LOB: 0 BB: 0 P: 9 | R: 0 E: 0 K: 2 S: 8 | H: 0 LOB: 0 BB: 0 P: 9 | R: 0 E: 1 K: 0 S: 10 | H: 0 LOB: 2 BB: 2 P: 19 | R: 0 E: 0 K: 1 S: 8 | H: 0 LOB: 0 BB: 0 P: 13 | R: 0 E: 0 K: 1 S: 10 | H: 1 LOB: 1 BB: 1 P: 17 | R: 1 E: 0 K: 0 S: 9 | H: 1 LOB: 0 BB: 0 P: 16 | 1B: 1 2B: 0 3B: 0 HR: 1 | SF: 0 SAC: 0 DP: 3 HBP: 0 | WP: 0 PB: 0 SB: 0 CS: 0 | PA: 33 |
| PITCHER 38 Carlos Zambrano, R ERA: 4.53 | IP: 9.0 WLS: L BF: 33 | H: 2 R: 1 ER: 1 SO: 6 | BB: 4 IBB: 1 HBP: 0 BLK: 0 | WP: 0 HR: 1 S: 75 P: 123 | ERA: 1.00 WHIP: 0.667 | | | | | | | | | | | | | | | |

| Batter | 1 | 2 | 3 | 4 | 5 | 6 | 7 | 8 | 9 | AB | R | H | RBI | BB | SO | LOB | BOTTOM | | | |
|--|---|---|---|---|-------------------------------|---|------------------------------|---|---|----------------------------------|------------------------------|----------------------------------|-------------------------------|----------------------------------|------------------------------|----------------------------------|---|------------------------------------|----------------------------------|--------|
| 12 Alfonso Soriano, R OBP: 0.346, SLG: 0.521 |  | |  | | |  | | |  | 4 | 0 | 0 | 0 | 0 | 1 | 0 | San Diego Padres @ Chicago Cubs Wrigley Field, Chicago, IL Sat Jun 16 2007, 12:05 PM CDT Att: 41,632 - Partly Cloudy - 89 F | | | |
| 20 Felix Pie, L OBP: 0.292, SLG: 0.400 |  | |  | | |  | | |  | 4 | 0 | 0 | 0 | 0 | 1 | 0 | | | | |
| 25 Derrek Lee, R Cesar Izturis, S Jacque Jones, L |  | | |  | |  | | |  | 0 | 0 | 0 | 0 | 1 | 0 | 0 | | | | |
| 15 Cliff Floyd, L OBP: 0.372, SLG: 0.416 |  | | |  | | | |  | | 3 | 0 | 0 | 0 | 0 | 2 | | | | | |
| Mark DeRosa, R OBP: 0.363, SLG: 0.456 | |  | |  | |  | |  | | 2 | 0 | 1 | 0 | 1 | 0 | 0 | | | | |
| 17 Mike Fontenot, L OBP: 0.375, SLG: 0.767 |  | | |  | | | |  | | 3 | 0 | 0 | 0 | 0 | 1 | 3 | | | | |
| 2 Ryan Theriot, R OBP: 0.330, SLG: 0.341 |  | | | | |  | |  | | 3 | 0 | 1 | 0 | 0 | 0 | 1 | | | | |
| Koyie Hill, S OBP: 0.250, SLG: 0.200 |  | | | | |  | |  | | 3 | 0 | 0 | 0 | 0 | 2 | 2 | | | | |
| 38 Carlos Zambrano, S OBP: 0.273, SLG: 0.485 | | |  | | |  | |  | | 3 | 0 | 0 | 0 | 0 | 1 | 1 | | | | |
| | | | | | | | | | | | | | | | | | | | | |
| Inning Stats | R: 0 E: 0 K: 1 S: 11 | H: 0 LOB: 1 BB: 1 P: 19 | R: 0 E: 0 K: 0 S: 12 | H: 0 LOB: 1 BB: 1 P: 20 | R: 0 E: 0 K: 1 S: 10 | H: 0 LOB: 0 BB: 0 P: 12 | R: 0 E: 0 K: 0 S: 9 | H: 1 LOB: 2 BB: 0 P: 14 | R: 0 E: 0 K: 1 S: 7 | H: 1 LOB: 0 BB: 0 P: 10 | R: 0 E: 0 K: 1 S: 7 | H: 0 LOB: 0 BB: 0 P: 11 | R: 0 E: 0 K: 2 S: 10 | H: 0 LOB: 0 BB: 0 P: 13 | R: 0 E: 0 K: 0 S: 7 | H: 0 LOB: 0 BB: 0 P: 11 | 1B: 0 2B: 3 3B: 0 HR: 0 | SF: 0 SAC: 0 DP: 2 HBP: 1 | WP: 0 PB: 1 SB: 1 CS: 0 | PA: 30 |
| PITCHER 32 Chris Young, R 45 Justin Hampson, L 21 Heath Bell, R Trevor Hoffman, R | IP: 3.0 WLS: 10 BF: 12 | H: 2 R: 0 ER: 0 SO: 2 | BB: 0 IBB: 0 HBP: 0 BLK: 0 | WP: 0 HR: 0 S: 22 P: 33 | ERA: 0.00 WHIP: 0.600 | | | | | | | | | | | | | | | |
| | IP: 1.2 WLS: 5 BF: 5 | H: 0 R: 0 ER: 0 SO: 3 | BB: 0 IBB: 0 HBP: 0 BLK: 0 | WP: 0 HR: 0 S: 17 P: 24 | ERA: 0.00 WHIP: 0.000 | | | | | | | | | | | | | | | |
| | IP: 1.0 WLS: 3 BF: 3 | H: 0 R: 0 ER: 0 SO: 0 | BB: 0 IBB: 0 HBP: 0 BLK: 0 | WP: 0 HR: 0 S: 7 P: 11 | ERA: 0.00 WHIP: 0.000 | | | | | | | | | | | | | | | |

| Batter | 1 | 2 | 3 | 4 | 5 | 6 | 7 | 8 | 9 | AB | R | H | RBI | BB | SO | LOB | TOP | | | | | | | | | | | | | | | | | | | | | |
|---|-------------------------------|----------------------------------|------------------------------|----------------------------------|-------------------------------|----------------------------------|-------------------------------|----------------------------------|------------------------------|----------------------------------|-------------------------------|----------------------------------|------------------------------|----------------------------------|------------------------------|----------------------------------|----------------------------------|------------------------------------|----------------------------------|--------|--|----|-----|----|---|---|----|----|----|-----|-----|-----|----|----|---|---|-----|------|
| Coco Crisp, S OBP: 0.311, SLG: 0.365 | 0-2 SH1-3 1B | | 3-3 K | | 0-0 1B | | 2-2 1B | | | 4 | 0 | 3 | 0 | 0 | 1 | 0 | | | | | | | | | | | | | | | | | | | | | | |
| 15 Dustin Pedroia, R OBP: 0.399, SLG: 0.455 | 0-1 SH1-3 1-3 | | | 2-2 1B | 3-2 L5 | | 1-0 G1-3 | | | 3 | 1 | 1 | 0 | 0 | 0 | 2 | | | | | | | | | | | | | | | | | | | | | | |
| 34 David Ortiz, L OBP: 0.443, SLG: 0.603 37 Hideki Okajima, L (8.1) 58 Jonathan Papelbon, R (9.1) | 0-1 L4 | | | 1-1 F7 | | 3-1 G6-3 | | 0-1 F9 | | 4 | 0 | 0 | 0 | 0 | 0 | 2 | | | | | | | | | | | | | | | | | | | | | | |
| Manny Ramirez, R OBP: 0.403, SLG: 0.502 | 0-2 F9 | | | 1-1 1B | 1-0 FC5 | | 2-2 P4 | | | 4 | 1 | 2 | 0 | 0 | 0 | 1 | | | | | | | | | | | | | | | | | | | | | | |
| 20 Kevin Youkilis, R OBP: 0.413, SLG: 0.502 | 2-2 F9 | | | 1-2 1B | 0-1 G5-3 | | 3-3 K | | | 4 | 0 | 1 | 1 | 0 | 1 | 1 | | | | | | | | | | | | | | | | | | | | | | |
| Jason Varitek, S OBP: 0.361, SLG: 0.434 | 4-2 BB | | | 1-0 1B | 4-0 IBB | | 1-3 K | | | 2 | 0 | 1 | 1 | 2 | 1 | 0 | | | | | | | | | | | | | | | | | | | | | | |
| Wily Mo Peña, R OBP: 0.300, SLG: 0.394 44 David Murphy, L (6.9) | 2-2 G4-6-3 | | | 0-1 FC6-4 | 0-1 FC5 | | 1-3 K | | | 3 | 0 | 0 | 0 | 0 | 0 | 5 | AB 32 | | | | | | | | | | | | | | | | | | | | | |
| 23 Julio Lugo, R OBP: 0.261, SLG: 0.295 | | | 0-2 F9 | 1-3 K | | 2-2 G1-3 | | 0-3 K | | 4 | 0 | 0 | 0 | 0 | 2 | 2 | R 2 | | | | | | | | | | | | | | | | | | | | | |
| 18 Daisuke Matsuzaka, R (1.1) 12 Eric Hinske, L OBP: 0.289, SLG: 0.369 48 Javier López, L (7.1) 17 Manny Delcarmen, R (7.1) 25 Mike Lowell, R OBP: 0.337, SLG: 0.525 | | | 0-2 G4-3 | | 2-1 G6-3 | | 0-3 K2-3 | | | 2 | 0 | 0 | 0 | 0 | 0 | 0 | H 8 | | | | | | | | | | | | | | | | | | | | | |
| Inning Stats | R: 0 E: 0 K: 0 S: 10 | H: 1 LOB: 1 BB: 0 P: 10 | R: 0 E: 0 K: 0 S: 9 | H: 0 LOB: 0 BB: 1 P: 17 | R: 0 E: 0 K: 1 S: 12 | H: 0 LOB: 0 BB: 0 P: 15 | R: 2 E: 0 K: 1 S: 16 | H: 4 LOB: 2 BB: 0 P: 23 | R: 0 E: 0 K: 0 S: 7 | H: 1 LOB: 0 BB: 0 P: 11 | R: 0 E: 0 K: 1 S: 10 | H: 1 LOB: 1 BB: 0 P: 15 | R: 0 E: 0 K: 1 S: 8 | H: 0 LOB: 0 BB: 0 P: 13 | R: 0 E: 0 K: 3 S: 9 | H: 0 LOB: 0 BB: 0 P: 11 | 1B: 7 2B: 1 3B: 0 HR: 0 | SF: 0 SAC: 1 DP: 1 HBP: 0 | WP: 0 PB: 0 SB: 1 CS: 1 | PA: 35 | | | | | | | | | | | | | | | | | | |
| PITCHER | IP | WLS | BF | H | R | ER | SO | BB | IBB | HBP | BLK | WP | HR | S | P | ERA | WHIP | PITCHER | | | | IP | WLS | BF | H | R | ER | SO | BB | IBB | HBP | BLK | WP | HR | S | P | ERA | WHIP |
| Greg Maddux, R ERA: 3.94 | (1.1) | 6.0 | L | 25 | 7 | 2 | 2 | 2 | 1 | 1 | 0 | 0 | 0 | 0 | 61 | 91 | 3.00 | 1.333 | | | | | | | | | | | | | | | | | | | | |
| 43 Cla Meredith, R ERA: 4.0 | (7.1) | 1.0 | | 4 | 1 | 0 | 0 | 1 | 0 | 0 | 0 | 0 | 0 | 0 | 10 | 15 | 0.00 | 1.000 | | | | | | | | | | | | | | | | | | | | |
| Scott Linebrink, R ERA: 1.99 | (8.1) | 1.0 | | 3 | 0 | 0 | 0 | 1 | 0 | 0 | 0 | 0 | 0 | 8 | 13 | 0.00 | 0.000 | | | | | | | | | | | | | | | | | | | | | |
| 40 Royce Ring, L ERA: | (9.1) | 1.0 | | 3 | 0 | 0 | 0 | 3 | 0 | 0 | 0 | 0 | 0 | 9 | 11 | 0.00 | 0.000 | | | | | | | | | | | | | | | | | | | | | |

Boston Red Sox @ San Diego Padres
PETCO Park, San Diego, CA
Fri Jun 22 2007, 10:05 PM EDT
Att: 44,405 - Partly Cloudy - 69 F

AB 32
R 2
H 8
RBI 2
BB 2
SO 7
LOB 13

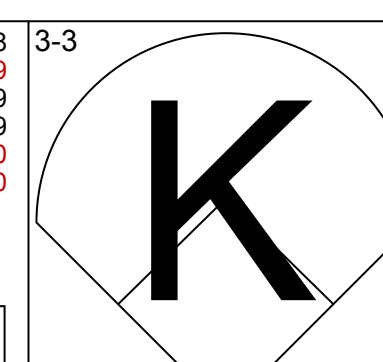
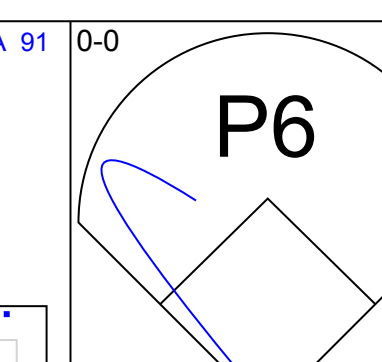
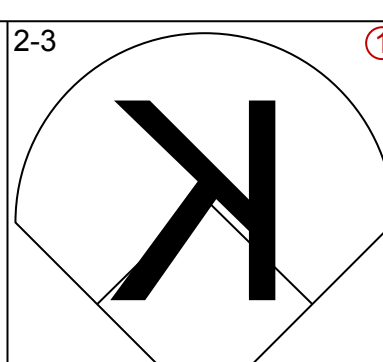
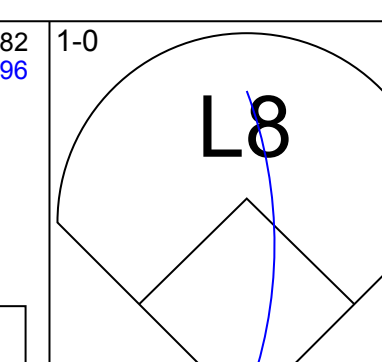
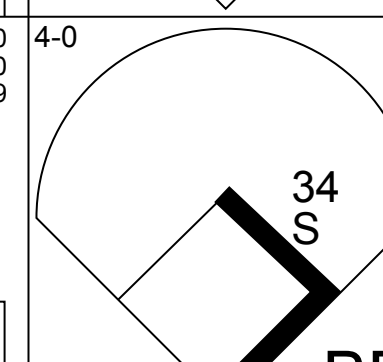
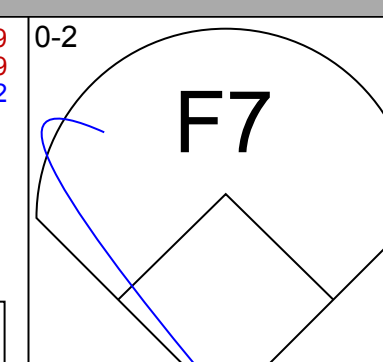
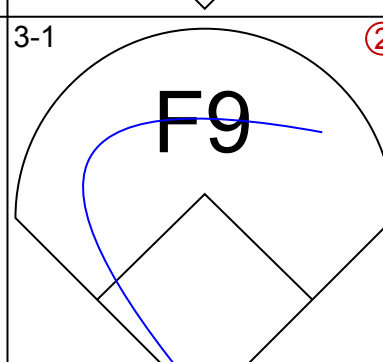
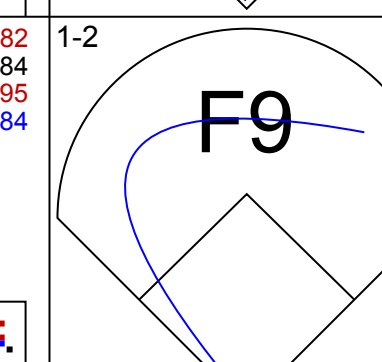
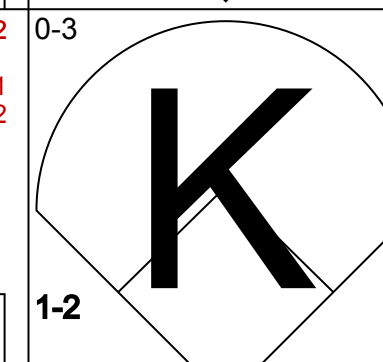
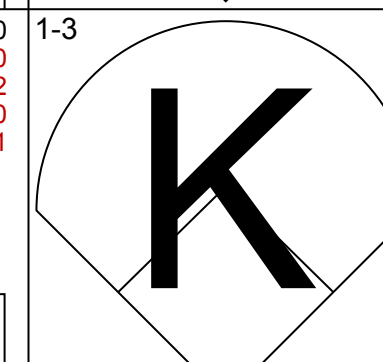
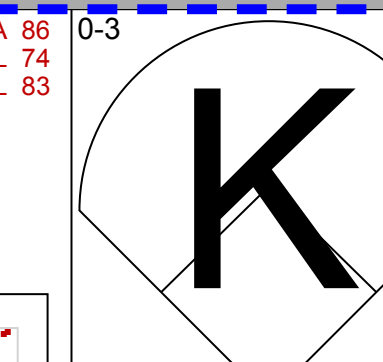
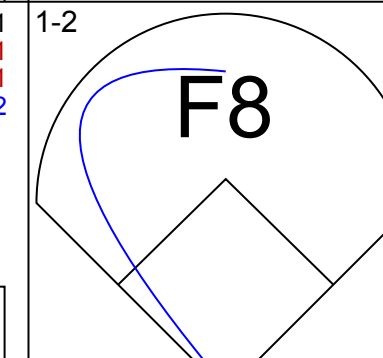
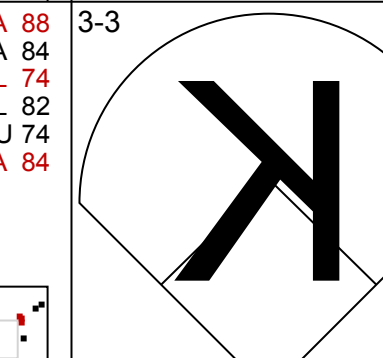



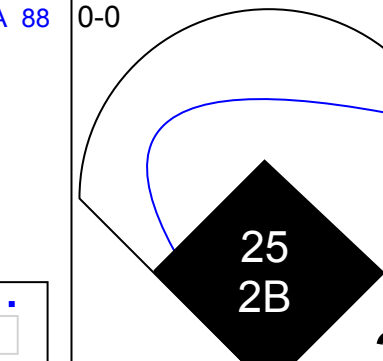
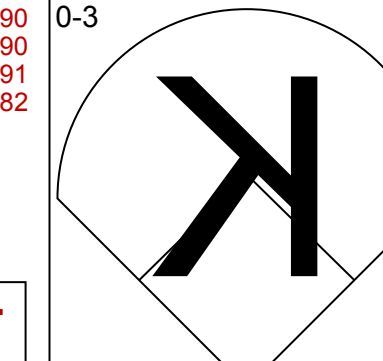
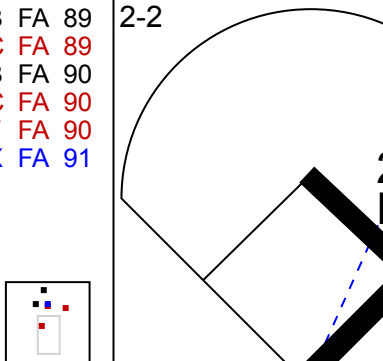
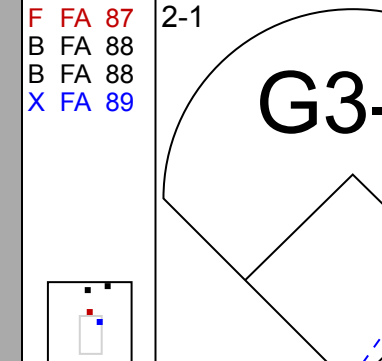
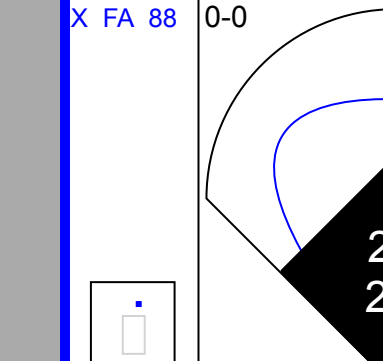
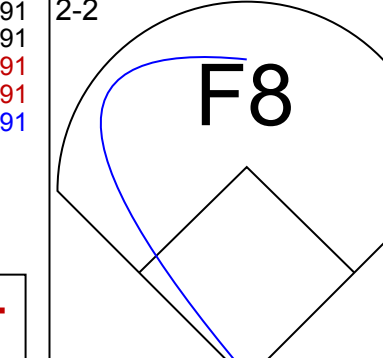
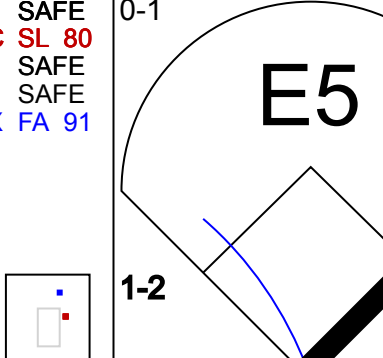
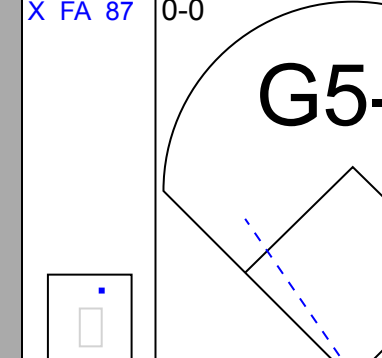
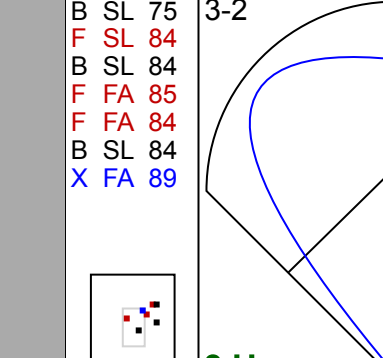
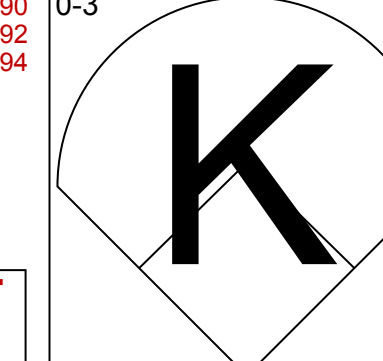
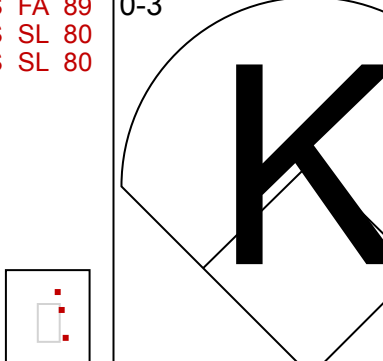
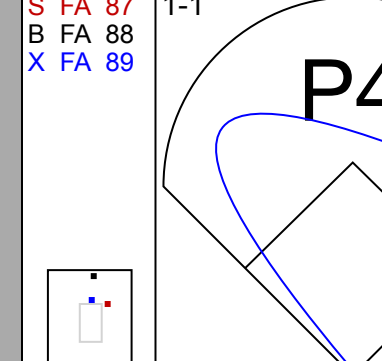
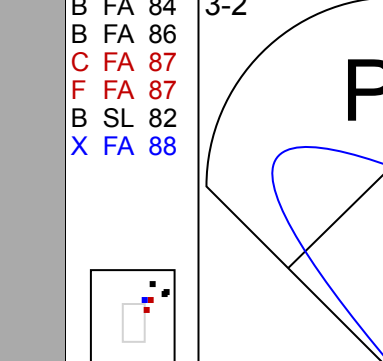
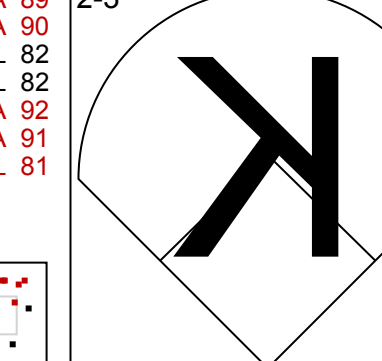
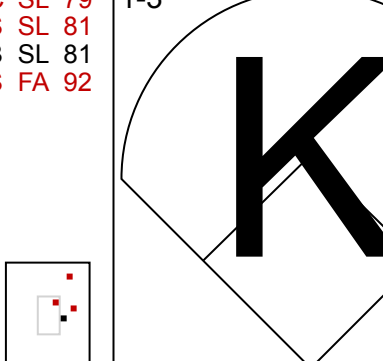
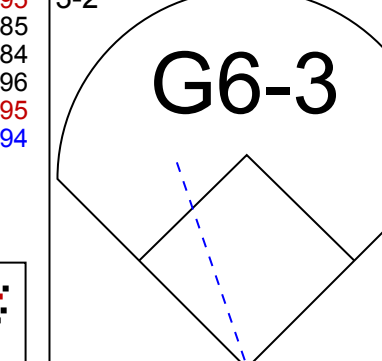
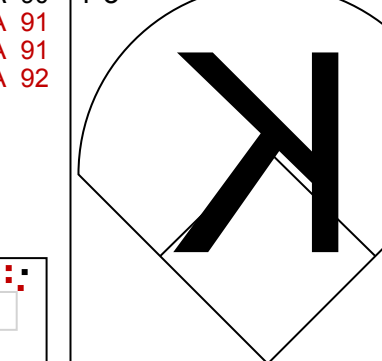
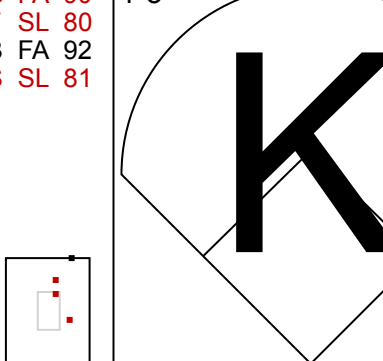
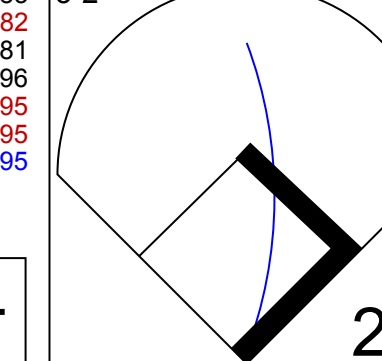


| Batter | 1 | 2 | 3 | 4 | 5 | 6 | 7 | 8 | 9 | AB | R | H | RBI | BB | SO | LOB | BOTTOM | | | | | | | | | | | | | | | | | | | | | |
|--|-------------------------------|----------------------------------|-------------------------------|----------------------------------|-------------------------------|----------------------------------|------------------------------|---------------------------------|-------------------------------|----------------------------------|-------------------------------|----------------------------------|-------------------------------|----------------------------------|------------------------------|----------------------------------|-------------------------------|----------------------------------|----------------------------------|------------------------------------|----------------------------------|--------|-----|----|---|---|----|----|----|-----|-----|-----|----|----|---|---|-----|------|
| 22 Marcus Giles, R OBP: 0.334, SLG: 0.358 | 4-2 BB | | 2-3 K | | 2-3 K | | | | 3-2 F9 | 4 | 1 | 0 | 0 | 1 | 3 | 2 | | | | | | | | | | | | | | | | | | | | | | |
| José Cruz Jr., S OBP: 0.357, SLG: 0.420 | 4-2 BB | | 3-2 L9 | | 1-0 1B | | 2-1 G5-3 | | 1-2 1B | 4 | 0 | 2 | 0 | 1 | 0 | 0 | | | | | | | | | | | | | | | | | | | | | | |
| 23 Adrián González, L OBP: 0.362, SLG: 0.526 | 4-2 BB | | 1-3 K | | 0-2 P5 | | 1-1 1B | | 2-3 K | 4 | 0 | 1 | 0 | 1 | 2 | 2 | | | | | | | | | | | | | | | | | | | | | | |
| Mike Cameron, R OBP: 0.320, SLG: 0.422 | 0-1 P4 | | 4-2 BB | | 4-1 BB | | 0-2 P5 | | | 2 | 0 | 0 | 0 | 2 | 0 | 4 | | | | | | | | | | | | | | | | | | | | | | |
| 4 Michael Barrett, R OBP: 0.305, SLG: 0.420 | 0-0 1B | | 0-2 1B | | 1-2 BB | | 2-2 L8 | | | 4 | 0 | 2 | 1 | 0 | 0 | 3 | | | | | | | | | | | | | | | | | | | | | | |
| 3 Khalil Greene, R OBP: 0.271, SLG: 0.441 | 1-3 K | | 3-2 F8 | | 0-2 1B | | 0-2 K | | | 4 | 0 | 1 | 0 | 0 | 2 | 5 | | | | | | | | | | | | | | | | | | | | | | |
| Russell Branyan, L OBP: 0.362, SLG: 0.476 Hiram Bocachica, R OBP: 0.243, SLG: 0.333 | 1-2 F9 | | | 0-3 K | | 1-3 K | | 0-0 L4 | | 3 | 0 | 0 | 0 | 0 | 2 | 4 | AB 34 | | | | | | | | | | | | | | | | | | | | | |
| 5 Kevin Kouzmanoff, R OBP: 0.286, SLG: 0.380 | | 1-3 K | | 0-0 F8 | | 3-2 G5-3 | | 3-3 K | | 4 | 0 | 0 | 0 | 0 | 2 | 1 | RBI 1 | | | | | | | | | | | | | | | | | | | | | |
| Greg Maddux, R ERA: 4.0 16 Chase Headley, S OBP: 0.260, SLG: 0.286 43 Cla Meredith, R ERA: 2.76 Scott Linebrink, R ERA: 1.99 40 Royce Ring, L ERA: 0.98 8 Terrel Sledge, L OBP: 0.327, SLG: 0.336 | | 0-1 F8 | | 2-3 K | | 1-1 1B | | | 1-3 K | 2 | 0 | 0 | 0 | 0 | 1 | 0 | H 7 | | | | | | | | | | | | | | | | | | | | | |
| Inning Stats | R: 1 E: 0 K: 1 S: 18 | H: 1 LOB: 3 BB: 3 P: 32 | R: 0 E: 0 K: 2 S: 10 | H: 0 LOB: 0 BB: 0 P: 13 | R: 0 E: 0 K: 1 S: 16 | H: 1 LOB: 1 BB: 1 P: 27 | R: 0 E: 0 K: 2 S: 7 | H: 0 LOB: 0 BB: 0 P: 9 | R: 0 E: 0 K: 1 S: 12 | H: 1 LOB: 2 BB: 1 P: 20 | R: 0 E: 0 K: 2 S: 18 | H: 2 LOB: 2 BB: 0 P: 25 | R: 0 E: 0 K: 0 S: 10 | H: 1 LOB: 1 BB: 0 P: 15 | R: 0 E: 0 K: 2 S: 7 | H: 0 LOB: 0 BB: 0 P: 10 | R: 0 E: 0 K: 2 S: 14 | H: 1 LOB: 1 BB: 0 P: 21 | 1B: 7 2B: 0 3B: 0 HR: 0 | SF: 0 SAC: 0 DP: 0 HBP: 0 | WP: 1 PB: 0 SB: 1 CS: 0 | PA: 39 | | | | | | | | | | | | | | | | |
| PITCHER | IP | WLS | BF | H | R | ER | SO | BB | IBB | HBP | BLK | WP | HR | S | P | ERA | WHIP | PITCHER | | | | IP | WLS | BF | H | R | ER | SO | BB | IBB | HBP | BLK | WP | HR | S | P | ERA | WHIP |
| 18 Daisuke Matsuzaka, R ERA: 4.0 | (1.1) | 6.0 | W | 28 | 5 | 1 | 9 | 5 | 0 | 0 | 0 | 0 | 0 | 4 | 7 | 1.50 | 1.667 | | | | | | | | | | | | | | | | | | | | | |
| 48 Javier López, L ERA: 2.76 | (7.1) | 0.1 | H | 2 | 1 | 0 | 0 | 0 | 0 | 0 | 0 | 0 | 0 | 4 | 7 | 0.00 | 3.000 | | | | | | | | | | | | | | | | | | | | | |
| 17 Manny Delcarmen, R ERA: | (7.1) | 0.2 | H | 2 | 0 | 0 | 0 | 0 | 0 | 0 | 0 | 0 | 0 | 6 | 8 | 0.00 | 0.000 | | | | | | | | | | | | | | | | | | | | | |
| 37 Hideki Okajima, L ERA: 0.98 | (8.1) | 1.0 | H | 3 | 0 | 0 | 0 | 2 | 0 | 0 | 0 | 0 | 0 | 7 | 10 | 0.00 | 0.000 | | | | | | | | | | | | | | | | | | | | | |
| 58 Jonathan Papelbon, R ERA: 1.71 | (9.1) | 1.0 | S | 4 | 1 | 0 | 0 | 2 | 0 | 0 | 0 | 0 | 0 | 14 | 21 | 0.00 | 1.000 | | | | | | | | | | | | | | | | | | | | | |

Boston Red Sox @ San Diego Padres
PETCO Park, San Diego, CA
Fri Jun 22 2007, 10:05 PM EDT
Att: 44,405 - Partly Cloudy - 69 F

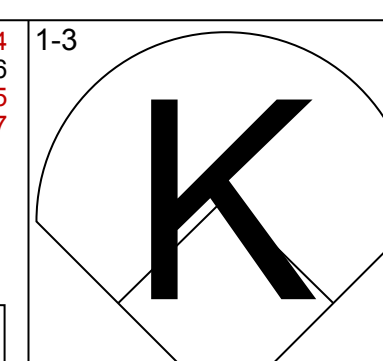
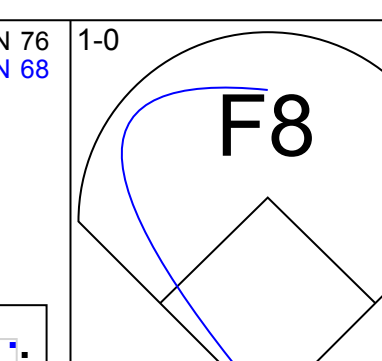
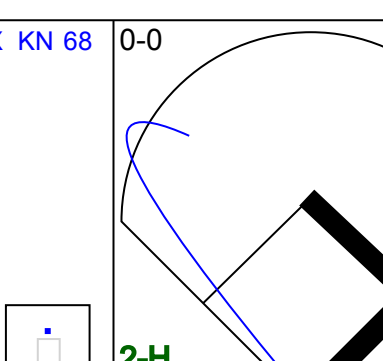
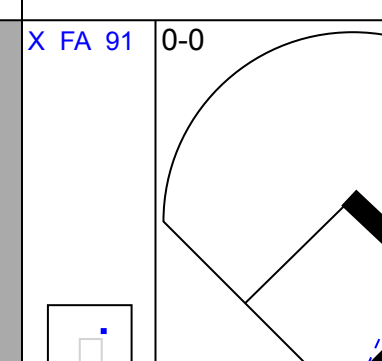
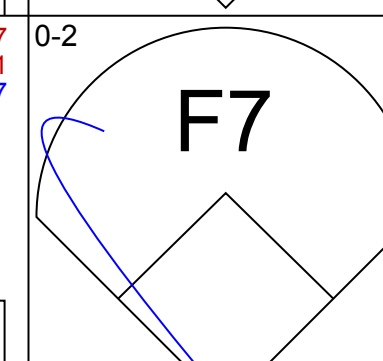
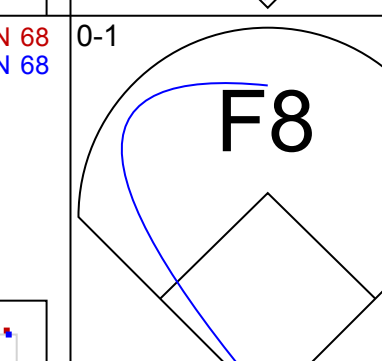
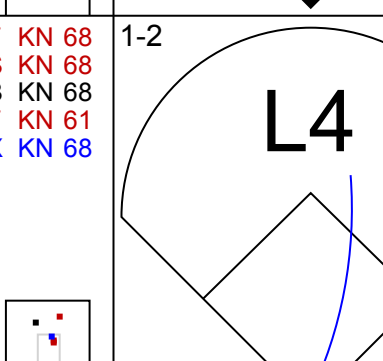
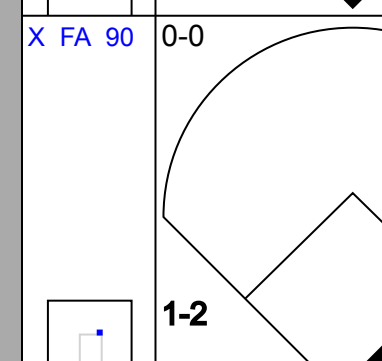
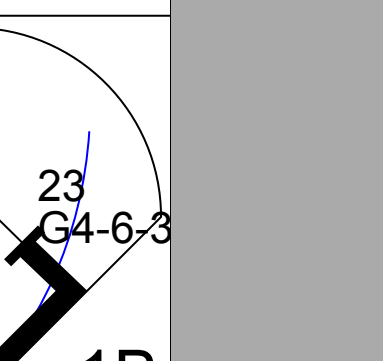
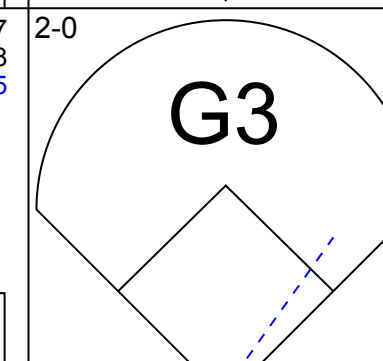
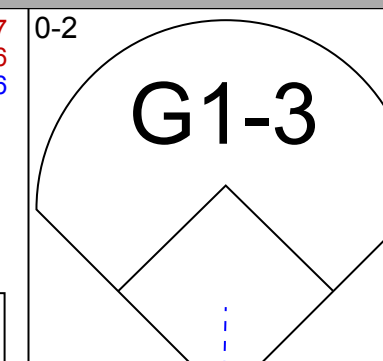
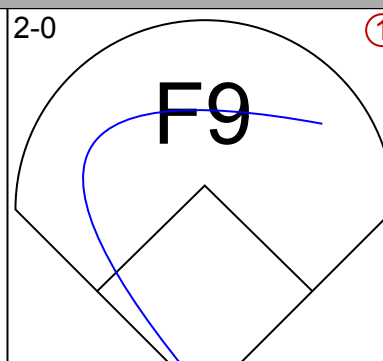

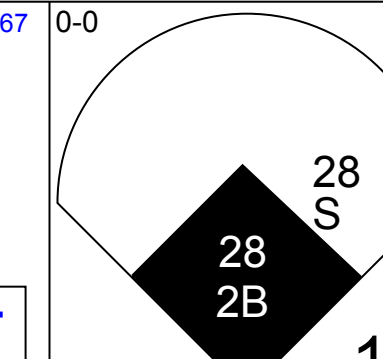
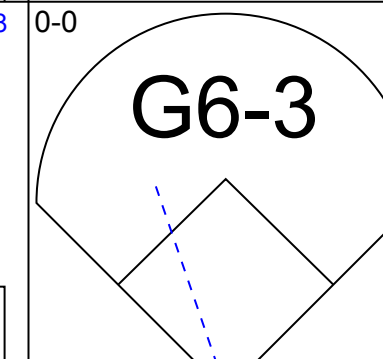
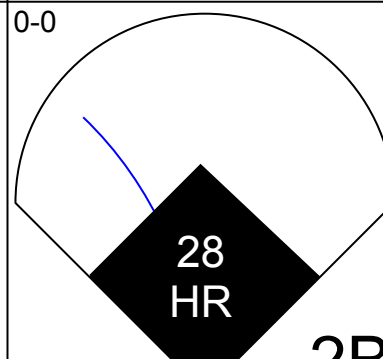
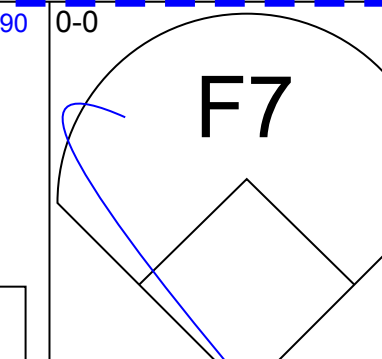
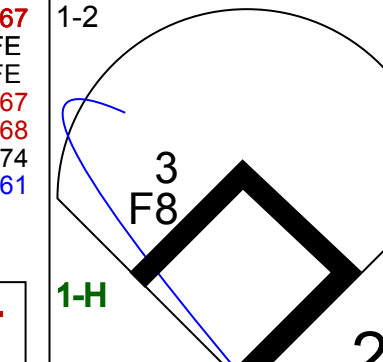
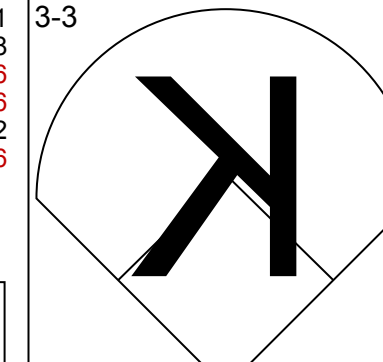
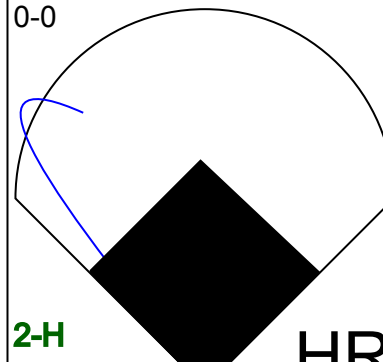
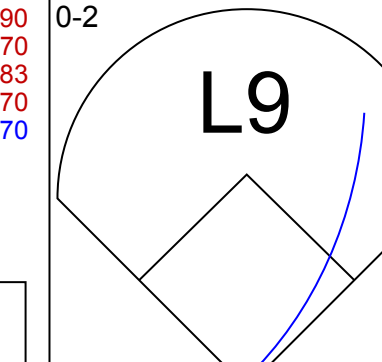
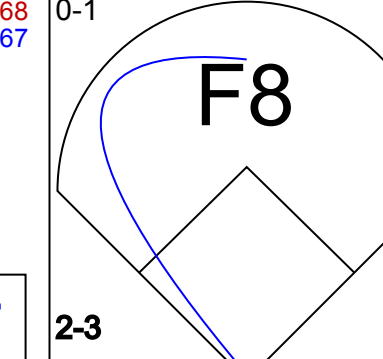

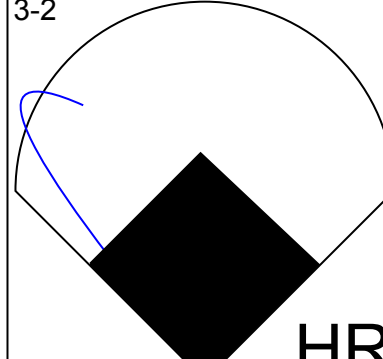
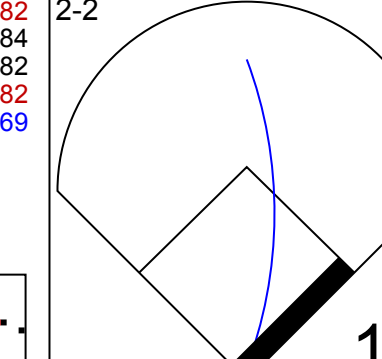
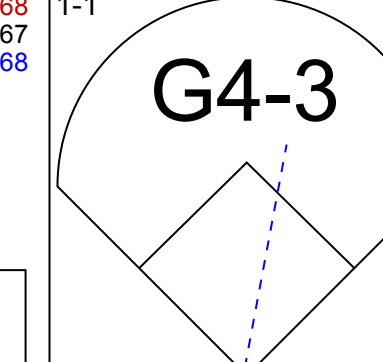

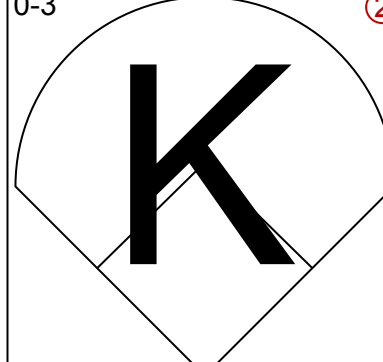
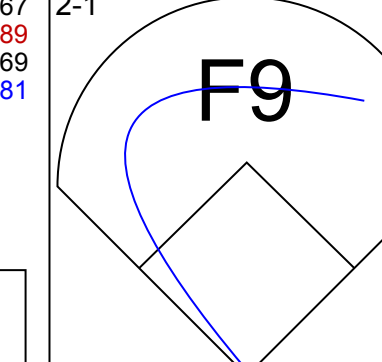
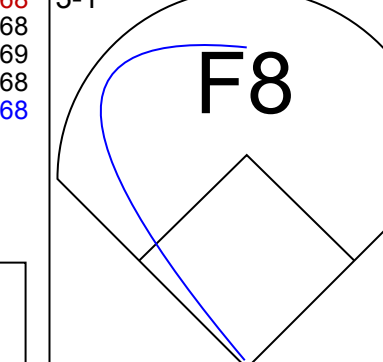

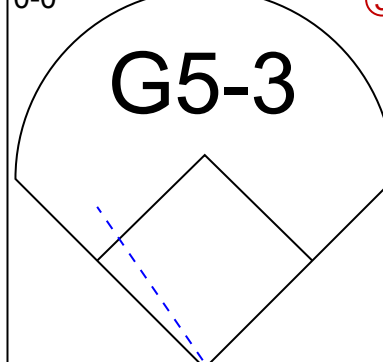

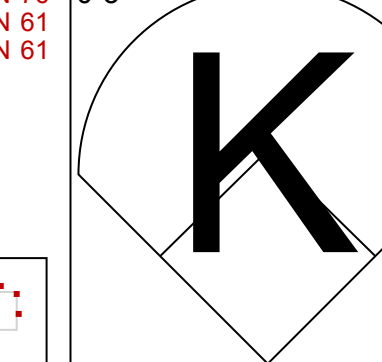
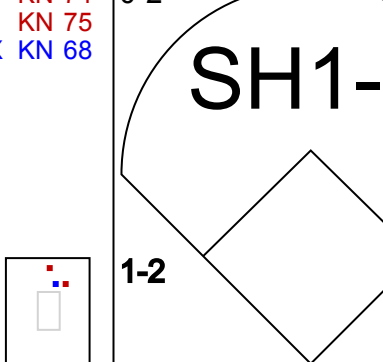
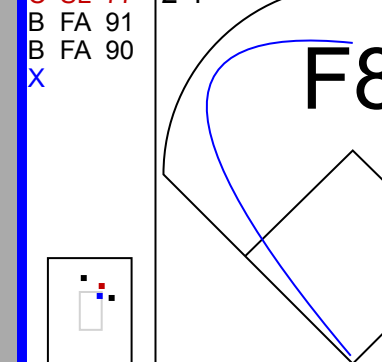
AB 34
R 1
H 7
RBI 1
BB 5
SO 13
LOB 21



| Batter | 1 | 2 | 3 | 4 | 5 | 6 | 7 | 8 | 9 | AB | R | H | RBI | BB | SO | LOB | TOP | | | | | |
|--|---|---|--|--|--|--|---|---|---|---|---|---|--|---------------------------------|-------------------------------|----------------------------------|--|----------------------------------|----------------------------------|------------------------------------|----------------------------------|--------|
| Coco Crisp, S OBP: 0.306, SLG: 0.359 (1, 8) |  | |  | | |  | |  | | 4 | 0 | 0 | 0 | 0 | 2 | 1 | Boston Red Sox @ San Diego Padres PETCO Park, San Diego, CA Sat Jun 23 2007, 10:05 PM EDT Att: 44,457 - Partly Cloudy - 67 F | | | | | |
| 15 Dustin Pedroia, R OBP: 0.396, SLG: 0.448 (1, 4) |  | | |  | |  | |  | | 3 | 0 | 0 | 0 | 1 | 0 | 1 | | | | | | |
| 34 David Ortiz, L OBP: 0.442, SLG: 0.598 39 Kyle Snyder, S (8, 1) |  | | |  | | | | |  | 2 | 0 | 0 | 0 | 1 | 2 | 1 | | | | | | |
| 13 Alex Cora, L OBP: 0.318, SLG: 0.439 (9, FH) |  | | | | | | | |  | 0 | 0 | 0 | 0 | 0 | 0 | 0 | | | | | | |
| Manny Ramirez, R OBP: 0.399, SLG: 0.496 Wily Mo Peña, R OBP: 0.297, SLG: 0.390 (8, 9) |  | | |  | |  | | |  | 3 | 0 | 0 | 0 | 0 | 0 | 2 | | | | | | |
| 7 J.D. Drew, L OBP: 0.345, SLG: 0.385 44 David Murphy, L OBP: 0.500, SLG: 1.500 (8, 7) |  | | | |  | |  | |  | 3 | 0 | 1 | 0 | 0 | 1 | 0 | | | | | | |
| 25 Mike Lowell, R OBP: 0.355, SLG: 0.524 (1, 5) |  | | | |  | |  | |  | 4 | 0 | 1 | 1 | 0 | 0 | 1 | | | | | | |
| 28 Doug Mirabeli, R OBP: 0.239, SLG: 0.288 (1, 2) |  | | | |  | |  | |  | 4 | 0 | 0 | 0 | 0 | 2 | 3 | | | | | | |
| 23 Julio Lugo, R OBP: 0.298, SLG: 0.292 (1, 6) | | |  | | |  | |  | | 3 | 0 | 0 | 0 | 0 | 2 | 2 | | | | | | |
| 49 Tim Wakefield, R (1, 1) 50 Mike Timlin, R (6, 1) 12 Eric Hinske, L OBP: 0.299, SLG: 0.394 (8, 3) | | |  | | |  | |  | | 2 | 0 | 0 | 0 | 0 | 2 | 2 | | | | | | |
| Inning Stats | R: 0 E: 0 K: 2 S: 9 | H: 0 LOB: 1 BB: 1 P: 17 | R: 0 E: 0 K: 2 S: 10 | H: 0 LOB: 0 BB: 0 P: 12 | R: 0 E: 0 K: 2 S: 9 | H: 0 LOB: 0 BB: 0 P: 12 | R: 0 E: 0 K: 1 S: 12 | H: 0 LOB: 0 BB: 0 P: 16 | R: 0 E: 0 K: 3 S: 15 | H: 1 LOB: 2 BB: 0 P: 19 | R: 0 E: 0 K: 1 S: 14 | H: 0 LOB: 1 BB: 1 P: 26 | R: 0 E: 0 K: 0 S: 5 | H: 0 LOB: 0 BB: 0 P: 8 | R: 0 E: 0 K: 0 S: 11 | H: 1 LOB: 1 BB: 0 P: 19 | R: 1 E: 0 K: 2 S: 14 | H: 2 LOB: 1 BB: 0 P: 23 | 1B: 1 2B: 2 3B: 1 HR: 0 | SF: 0 SAC: 0 DP: 0 HBP: 0 | WP: 0 PB: 0 SB: 1 CS: 0 | PA: 34 |
| PITCHER | IP WLS BF H R ER SO BB IBB HBP BLK WP HR S P ERA WHIP | 7.0 W 25 1 0 0 11 2 0 0 0 0 0 74 110 0.00 0.429 | 1.0 L 4 1 0 0 0 0 0 0 0 0 0 11 19 0.00 1.000 | 1.0 L 5 2 1 1 2 0 0 0 0 0 0 14 23 9.00 2.000 | | | | | PITCHER | IP WLS BF H R ER SO BB IBB HBP BLK WP HR S P ERA WHIP | 7.0 W 25 1 0 0 11 2 0 0 0 0 0 74 110 0.00 0.429 | 1.0 L 4 1 0 0 0 0 0 0 0 0 11 19 0.00 1.000 | 1.0 L 5 2 1 1 2 0 0 0 0 0 0 14 23 9.00 2.000 | | | | | | | | | |

AB 32
R 1
H 4
RBI 1
BB 2
SO 13
LOB 13



| Batter | 1 | 2 | 3 | 4 | 5 | 6 | 7 | 8 | 9 | AB | R | H | RBI | BB | SO | LOB | BOTTOM | | | | | |
|---|---|--|--|---|--|---|---|---|---|---|---|--|------------------------------|----------------------------------|-------------------------------|----------------------------------|--|-------------------------------|----------------------------------|----------------------------------|------------------------------------|----------------------------------|
| 22 Marcus Giles, R OBP: 0.337, SLG: 0.364 (1, 4) |  | |  | | |  | |  | | 4 | 0 | 2 | 1 | 0 | 1 | 0 | Boston Red Sox @ San Diego Padres PETCO Park, San Diego, CA Sat Jun 23 2007, 10:05 PM EDT Att: 44,457 - Partly Cloudy - 67 F | | | | | |
| José Cruz Jr., S OBP: 0.356, SLG: 0.416 (1, 9) |  | |  | |  | |  | |  | 4 | 0 | 1 | 0 | 0 | 0 | 1 | | | | | | |
| 23 Adrián González, L OBP: 0.358, SLG: 0.519 (1, 3) |  | | |  | |  | |  | | 4 | 0 | 0 | 0 | 0 | 0 | 2 | | | | | | |
| Mike Cameron, R OBP: 0.322, SLG: 0.427 (1, 8) | |  | |  | |  | |  | | 4 | 2 | 2 | 0 | 0 | 0 | 0 | | | | | | |
| 28 Josh Bard, S OBP: 0.340, SLG: 0.377 (1, 2) | |  | |  | |  | |  | | 4 | 1 | 2 | 3 | 0 | 1 | 0 | | | | | | |
| 3 Khalil Greene, R OBP: 0.278, SLG: 0.468 (1, 6) | |  | |  | |  | |  | | 4 | 2 | 3 | 2 | 0 | 0 | 1 | | | | | | |
| 8 Terrel Sledge, L OBP: 0.319, SLG: 0.384 (1, 7) | |  | |  | |  | |  | | 4 | 0 | 0 | 0 | 0 | 2 | 2 | | | | | | |
| 5 Kevin Kouzmanoff, R OBP: 0.287, SLG: 0.380 (1, 5) | |  | |  | |  | |  | | 3 | 1 | 1 | 0 | 0 | 0 | 1 | | | | | | |
| 32 Chris Young, R OBP: 0.250, SLG: 0.087 Geoff Blum, S OBP: 0.253, SLG: 0.292 21 Heath Bell, R (7, PH) 45 Justin Hampson, L (8, 1) | | |  | |  | |  | | | 1 | 0 | 0 | 0 | 0 | 1 | 0 | | | | | | |
| Inning Stats | R: 0 E: 0 K: 1 S: 7 | H: 0 LOB: 0 BB: 0 P: 10 | R: 1 E: 0 K: 0 S: 12 | H: 2 LOB: 1 BB: 0 P: 16 | R: 0 E: 0 K: 1 S: 6 | H: 0 LOB: 0 BB: 0 P: 7 | R: 0 E: 0 K: 1 S: 7 | H: 0 LOB: 0 BB: 0 P: 10 | R: 2 E: 0 K: 1 S: 16 | H: 3 LOB: 1 BB: 0 P: 21 | R: 3 E: 0 K: 1 S: 11 | H: 3 LOB: 0 BB: 0 P: 16 | R: 0 E: 0 K: 0 S: 9 | H: 2 LOB: 1 BB: 0 P: 11 | R: 0 E: 0 K: 0 S: 11 | H: 1 LOB: 1 BB: 0 P: 15 | | R: 0 E: 0 K: 0 S: 11 | H: 1 LOB: 1 BB: 0 P: 15 | 1B: 5 2B: 3 3B: 0 HR: 3 | SF: 0 SAC: 1 DP: 1 HBP: 0 | WP: 0 PB: 0 SB: 1 CS: 0 |
| PITCHER | IP WLS BF H R ER SO BB IBB HBP BLK WP HR S P ERA WHIP | 5.1 L 24 8 2 0 1 0 0 0 0 0 3 75 10.12 1.500 | 4.5 L 6 2 0 0 1 0 0 0 0 0 0 14 16 0.00 1.200 | 1.0 L 4 1 0 0 0 0 0 0 0 0 11 15 0.00 1.000 | | | | PITCHER | IP WLS BF H R ER SO BB IBB HBP BLK WP HR S P ERA WHIP | 5.1 L 24 8 2 0 1 0 0 0 0 3 75 10.12 1.500 | 4.5 L 6 2 0 0 1 0 0 0 0 0 14 16 0.00 1.200 | 1.0 L 4 1 0 0 0 0 0 0 0 11 15 0.00 1.000 | | | | | | | | | | |

AB 33
R 6
H 11
RBI 6
BB 0
SO 5
LOB 7



| Batter | 1 | 2 | 3 | 4 | 5 | 6 | 7 | 8 | 9 | 10 | AB | R | H | RBI | BB | SO | LOB | TOP | |
|---|------------------------------|----------------------------------|------------------------------|---------------------------------|------------------------------|----------------------------------|-------------------------------|----------------------------------|------------------------------|----------------------------------|------------------------------|----------------------------------|------------------------------|----------------------------------|----------------------------------|------------------------------------|-----------------|-------|--|
| 22 Marcus Giles, R OBP: 0.335, SLG: 0.357 | (1,4) X 0-1 F7 | | (1,3) X 1-3 K | | | (1,4) X 0-0 23 CS 1B | | (2,0) X 2-0 G5-3 | | (1,3) X 2-2 F8 | 5 | 0 | 1 | 0 | 0 | 1 | 0 | | |
| Hiram Bocachica, R OBP: 0.240, SLG: 0.313 | (1,9) X 1-2 P5 | | | (1,2) X 1-2 P6 | | (1,4) X 0-0 B1 | | (4,0) X 4-0 BB | | | 3 | 0 | 0 | 0 | 1 | 0 | 1 | | |
| 23 Adrián González, L OBP: 0.350, SLG: 0.505 | (1,3) X 2-1 F7 | | | (2,2) X 0-1 G4-3 | | (1,4) X SAFE 2-1 F7 | | (0,1) X 0-1 G4-3 | | | 4 | 0 | 0 | 0 | 0 | 0 | 2 | | |
| Mike Cameron, R OBP: 0.325, SLG: 0.449 | (1,8) X 0-0 HR | | | (1,4) X 0-1 1B | | | | (2,1) X 2-1 F8 | | (2,2) X 2-2 K | 4 | 1 | 2 | 1 | 0 | 1 | 0 | | |
| 28 Josh Bard, S OBP: 0.332, SLG: 0.367 | (1,2) X 0-0 G6-3 | | | (3,2) X 3-2 G6-3 | | | | (0,3) X 0-3 K | | (0,1) X 0-1 G5-3 | 4 | 0 | 0 | 0 | 0 | 1 | 1 | | |
| 43 Cla Meredith, R Trevor Hoffman, R | (9,1) X (10,1) X | | | | | | | | | | 0 | 0 | 0 | 0 | 0 | 0 | 0 | | |
| 3 Khalil Greene, R OBP: 0.273, SLG: 0.468 | (1,6) X 1-1 G5-3 | | | | | (1,4) X 0-0 F9 | | (1,1) X 1-1 HR | | (1,3) X 1-3 K | 4 | 1 | 1 | 1 | 0 | 1 | 0 | | |
| Russell Branyan, L OBP: 0.362, SLG: 0.462 | (1,7) X 2-1 G4-3 | | | | | (2,2) X 2-2 F7 | | (1,2) X 1-2 HR | | (2,0) X 2-0 F8 | 3 | 0 | 1 | 0 | 0 | 0 | 0 | | |
| 21 Heath Bell, R | (7,1) X | | | | | | | | | | 0 | 0 | 0 | 0 | 0 | 0 | 0 | | |
| Scott Linebrink, R | (8,1) X | | | | | | | | | | 0 | 0 | 0 | 0 | 0 | 0 | 0 | | |
| 40 Royce Ring, L | (9,1) X | | | | | | | | | | 1 | 0 | 0 | 0 | 0 | 0 | 0 | | |
| 4 Michael Barrett, R OBP: 0.301, SLG: 0.415 | (9,2) X | | | | | (1,0) X 1-0 1B | | (2,3) X 2-3 K | | (0,0) X 0-0 HR | 4 | 1 | 2 | 1 | 0 | 1 | 1 | | |
| 5 Kevin Kouzmanoff, R OBP: 0.284, SLG: 0.382 | (1,5) X 0-1 G5-3 | | | | | | | | | | 2 | 0 | 0 | 0 | 0 | 0 | 1 | | |
| David Wells, L OBP: 0.074, SLG: 0.074 | (1,1) X 1-2 P6 | | | | | (0,0) X 0-0 F7 | | | | | 2 | 0 | 0 | 0 | 0 | 0 | 1 | | |
| José Cruz Jr., S OBP: 0.347, SLG: 0.404 | (7,7) X | | | | | | | (1,3) X 1-3 K | | (3,3) X 3-3 K | 2 | 0 | 0 | 0 | 0 | 2 | 0 | | |
| Inning Stats | R: 0 E: 0 K: 0 S: 7 | H: 0 LOB: 0 BB: 0 P: 10 | R: 1 E: 0 K: 0 S: 6 | H: 1 LOB: 0 BB: 0 P: 9 | R: 0 E: 0 K: 1 S: 8 | H: 0 LOB: 0 BB: 0 P: 10 | R: 0 E: 0 K: 0 S: 10 | H: 1 LOB: 1 BB: 0 P: 14 | R: 0 E: 0 K: 0 S: 7 | H: 1 LOB: 1 BB: 0 P: 10 | R: 0 E: 0 K: 2 S: 9 | H: 0 LOB: 0 BB: 0 P: 12 | R: 0 E: 0 K: 1 S: 9 | H: 1 LOB: 0 BB: 0 P: 16 | 1B: 3 2B: 1 3B: 0 HR: 3 | SF: 0 SAC: 0 DP: 0 HBP: 0 | WP: 0 PA: 37 | | |
| PITCHER | IP 8.0 | WLS 30 | BF 6 | H 2 | R 2 | ER 2 | SO 4 | BB 1 | IBB 0 | HBP 0 | BLK 0 | WP 0 | HR 2 | S 61 | P 91 | ERA 2.25 | WHIP 0.875 | | |
| 75 Barry Zito, L ERA: 4.61 | (1,1) | | | | | | | | | | | | | | | | | | |
| 23 Randy Messenger, R ERA: 2.35 | (9,1) | 2.0 | L | 7 | 1 | 1 | 1 | 3 | 0 | 0 | 0 | 0 | 0 | 1 | 18 | 28 | 4.50 | 0.500 | |

San Diego Padres @ San Francisco Giants
 AT&T Park, San Francisco, CA
 Tue Jun 26 2007, 7:15 PM PDT
 Alt. 41,331 - Partly Cloudy - 56 F

livebaseballscores.com

AB 36
 R 3
 H 7
 RBI 3
 BB 1
 SO 7
 LOB 6




| Batter | 1 | 2 | 3 | 4 | 5 | 6 | 7 | 8 | 9 | 10 | AB | R | H | RBI | BB | SO | LOB | BOTTOM | | | |
|--|-------------------------------|----------------------------------|------------------------------|---------------------------------|------------------------------|--|-------------------------------|----------------------------------|------------------------------|----------------------------------|------------------------------|----------------------------------|-------------------------------|----------------------------------|-------------------------------|----------------------------------|------------------------------|----------------------------------|-----------------------------------|------------------------------------|-----------------|
| 10 Dave Roberts, L OBP: 0.298, SLG: 0.342 | (1,8) X 2-2 P5 | | (1,1) X 1-1 L6 | | | (1,2) X SAFE 1-2 1B | | (1,4) X SAFE 0-0 P4 | | (0,1) X 0-1 E8 | 6 | 0 | 3 | 1 | 0 | 0 | 1 | | | | |
| 2 Randy Winn, S OBP: 0.335, SLG: 0.413 | (1,9) X 2-2 E8 | | | (1,1) X 1-1 F9 | | (1,0) X 1-0 E6 | | (1,0) X 1-0 G6-4-3 | | (2,1) X 2-1 L3-1 | 5 | 1 | 2 | 0 | 0 | 0 | 4 | | | | |
| Ray Durham, S OBP: 0.316, SLG: 0.401 | (1,4) X 2-3 K | | | (0,1) X 0-1 FC4-6 | | (0,1) X 0-1 F8 | | (3,2) X SAFE 1-2 G6-4-3 | | (1,2) X 1-2 G6-3 | 5 | 0 | 1 | 0 | 0 | 1 | 5 | | | | |
| Barry Bonds, L OBP: 0.504, SLG: 0.578 | (1,7) X 0-0 1B | | | (4,1) X 4-1 FC4-6 | | (0,2) X 0-2 F7 | | (4,0) X 4-0 BB | | (4,0) X 4-0 BB | 2 | 0 | 1 | 0 | 3 | 0 | 0 | | | | |
| 1 Bengie Molina, R OBP: 0.307, SLG: 0.425 | (1,2) X 0-1 1B | | | (0,1) X 0-1 FC4-6 | | (2,2) X 2-2 G5-3 | | (0,1) X 0-1 P4 | | (0,0) X 0-0 F7 | 5 | 0 | 1 | 1 | 0 | 0 | 4 | | | | |
| Ryan Klesko, L OBP: 0.380, SLG: 0.448 | (1,3) X 1-2 1B | | | (1,2) X 1-2 1B | | (0,0) X 0-0 F8 | | | | (3,2) X 3-2 F8 | 4 | 0 | 1 | 0 | 1 | 0 | 2 | | | | |
| Pedro Feliz, R OBP: 0.278, SLG: 0.425 | (1,5) X 1-2 F9 | | | | | (0,0) X 0-0 G2-3 | | (4,0) X 4-0 19 FC5-4 BB | | (2,1) X 2-1 G4-3 | 4 | 0 | 0 | 0 | 1 | 1 | 5 | | | | |
| 19 Kevin Frandsen, R OBP: 0.314, SLG: 0.354 | (1,6) X 1-0 G5-3 | | | | | (4,0) X 4-0 2E 10 1B BB | | (0,1) X 0-1 FC5-4 | | (1,1) X 1-1 10 1B 1B | 4 | 1 | 1 | 0 | 1 | 0 | 1 | | | | |
| 75 Barry Zito, L OBP: 0.103, SLG: 0.103 | (1,1) | | | | | | | (1,1) X 1-1 10 1B 1B | | | 3 | 0 | 0 | 0 | 0 | 2 | 2 | | | | |
| Mark Sweeney, L OBP: 0.301, SLG: 0.317 | (8,PH) | | | | | | | (0,0) X 0-0 G4-3 | | | 1 | 0 | 1 | 0 | 0 | 0 | 0 | | | | |
| 23 Randy Messenger, R | (9,1) | | | | | | | | | | 0 | 0 | 0 | 0 | 0 | 0 | 0 | | | | |
| 12 Nate Schierholtz, L OBP: 0.378, SLG: 0.441 | (10,PH) | | | | | | | | | | 1 | 0 | 0 | 0 | 0 | 0 | 0 | | | | |
| Inning Stats | R: 1 E: 1 K: 1 S: 21 | H: 4 LOB: 3 BB: 0 P: 28 | R: 0 E: 0 K: 0 S: 5 | H: 0 LOB: 0 BB: 0 P: 8 | R: 0 E: 0 K: 0 S: 9 | H: 1 LOB: 2 BB: 1 P: 14 | R: 0 E: 1 K: 1 S: 11 | H: 1 LOB: 3 BB: 1 P: 17 | R: 0 E: 0 K: 0 S: 7 | H: 0 LOB: 0 BB: 0 P: 9 | R: 0 E: 0 K: 0 S: 6 | H: 1 LOB: 1 BB: 1 P: 16 | R: 1 E: 1 K: 0 S: 13 | H: 3 LOB: 2 BB: 0 P: 22 | R: 0 E: 0 K: 1 S: 12 | H: 0 LOB: 2 BB: 2 P: 24 | R: 0 E: 0 K: 0 S: 8 | H: 1 LOB: 0 BB: 0 P: 12 | 1B: 10 2B: 1 3B: 0 HR: 0 | SF: 0 SAC: 0 DP: 1 HBP: 0 | WP: 0 PA: 47 |
| PITCHER | IP 6.0 | WLS 28 | BF 6 | H 1 | R 1 | ER 1 | SO 3 | BB 3 | IBB 0 | HBP 0 | BLK 0 | WP 0 | HR 0 | S 59 | P 86 | ERA 1.50 | WHIP 1.500 | | | | |
| David Wells, L ERA: 4.48 | (1,1) | | | | | | | | | | | | | | | | | | | | |
| 21 Heath Bell, R ERA: 1.39 | (7,1) | 1.0 | H | 4 | 1 | 0 | 0 | 0 | 0 | 0 | 0 | 0 | 0 | 8 | 16 | 0.00 | 2.000 | | | | |
| Scott Linebrink, R ERA: 2.6 | (8,1) | 1.0 | B | 6 | 3 | 1 | 1 | 0 | 0 | 0 | 0 | 0 | 0 | 13 | 22 | 9.00 | 3.000 | | | | |
| 40 Royce Ring, L ERA: | (9,1) | 0.2 | | 4 | 0 | 0 | 0 | 2 | 0 | 0 | 0 | 0 | 0 | 6 | 15 | 0.00 | 3.000 | | | | |
| 43 Cla Meredith, R ERA: 3.89 | (9,1) | 0.1 | W | 1 | 0 | 0 | 0 | 1 | 0 | 0 | 0 | 0 | 0 | 6 | 9 | 0.00 | 0.000 | | | | |
| PITCHER | IP 10.0 | WLS 3 | BF 1 | H 0 | R 0 | ER 0 | SO 0 | BB 0 | IBB 0 | HBP 0 | BLK 0 | WP 0 | HR 0 | S 8 | P 12 | ERA 0.00 | WHIP 1.000 | | | | |
| Trevor Hoffman, R ERA: 1.93 | (10,1) | | | | | | | | | | | | | | | | | | | | |

San Diego Padres @ San Francisco Giants
 AT&T Park, San Francisco, CA
 Tue Jun 26 2007, 7:15 PM PDT
 Alt. 41,331 - Partly Cloudy - 56 F

livebaseballscores.com

AB 40
 R 2
 H 11
 RBI 2
 BB 6
 SO 4
 LOB 24



| Batter | 1 | 2 | 3 | 4 | 5 | 6 | 7 | 8 | 9 | AB | R | H | RBI | BB | SO | LOB | TOP | | | | | |
|---|---|----------------------------------|-------------------------------|----------------------------------|-------------------------------|----------------------------------|-------------------------------|----------------------------------|-------------------------------|----------------------------------|-------------------------------|----------------------------------|------------------------------|----------------------------------|------------------------------|----------------------------------|--|----------------------------------|----------------------------------|------------------------------------|----------------------------------|--------|
| 24 Brian Giles, L OBP: 0.354, SLG: 0.347 | | | | | | | | | | 3 | 1 | 1 | 0 | 2 | 2 | 0 | San Diego Padres @ Los Angeles Dodgers Dodger Stadium, Los Angeles, CA Fri Jun 29 2007, 7:40 PM PDT Att: 52,050 - Clear - 77 F livebaseballscorecards.com | | | | | |
| 22 Marcus Giles, R OBP: 0.331, SLG: 0.355 | | | | | | | | | | 5 | 0 | 1 | 1 | 0 | 0 | 2 | | | | | | |
| 23 Adrián González, L OBP: 0.347, SLG: 0.498 | | | | | | | | | | 5 | 0 | 0 | 0 | 0 | 2 | 3 | | | | | | |
| Mike Cameron, R OBP: 0.325, SLG: 0.445 | | | | | | | | | | 4 | 1 | 1 | 0 | 1 | 0 | 2 | | | | | | |
| 4 Michael Barrett, R OBP: 0.302, SLG: 0.412 | | | | | | | | | | 5 | 1 | 2 | 1 | 0 | 0 | 2 | | | | | | |
| 3 Khalil Greene, R OBP: 0.275, SLG: 0.474 | | | | | | | | | | 4 | 1 | 1 | 0 | 0 | 1 | 1 | | | | | | |
| 5 Kevin Kouzmanoff, R 43 Cia Meredith, R | | | | | | | | | | 3 | 2 | 2 | 3 | 1 | 0 | 1 | | | | | | |
| 40 Royce Ring, L Scott Linebrink, R Trevor Hoffman, R | | | | | | | | | | 0 | 0 | 0 | 0 | 0 | 0 | 0 | | | | | | |
| José Cruz Jr., S OBP: 0.348, SLG: 0.409 | | | | | | | | | | 3 | 1 | 1 | 1 | 1 | 1 | 2 | | | | | | |
| 32 Chris Young, R Russell Bryan, L | | | | | | | | | | 2 | 0 | 0 | 0 | 0 | 0 | 2 | | | | | | |
| Inning Stats | R: 0 E: 0 K: 1 S: 12 | H: 0 LOB: 1 BB: 1 P: 20 | R: 1 E: 0 K: 1 S: 13 | H: 1 LOB: 1 BB: 1 P: 23 | R: 0 E: 0 K: 1 S: 10 | H: 0 LOB: 0 BB: 0 P: 15 | R: 6 E: 2 K: 0 S: 26 | H: 6 LOB: 2 BB: 2 P: 44 | R: 0 E: 0 K: 0 S: 10 | H: 1 LOB: 1 BB: 0 P: 18 | R: 0 E: 0 K: 1 S: 12 | H: 0 LOB: 1 BB: 1 P: 20 | R: 0 E: 0 K: 1 S: 7 | H: 1 LOB: 0 BB: 0 P: 10 | R: 0 E: 0 K: 2 S: 8 | H: 0 LOB: 0 BB: 0 P: 11 | R: 0 E: 0 K: 0 S: 9 | H: 0 LOB: 0 BB: 0 P: 11 | 1B: 6 2B: 1 3B: 1 HR: 1 | SF: 0 SAC: 1 DP: 0 HBP: 0 | WP: 0 PB: 0 SB: 1 CS: 0 | PA: 41 |
| PITCHER | IP WLS BF H R ER SO BB IBB HBP BLK WP HR S P ERA WHIP | | | | | | | | | | | | | | | | | | | | | |
| 56 Hung-Chih Kuo, L ERA: 7.42 | 3.1 L 19 6 7 6 3 3 0 0 0 0 0 1 53 89 16.20 2.700 | | | | | | | | | | | | | | | | | | | | | |
| Rudy Seanez, R ERA: 3.38 | 4.1 0.2 4 1 0 0 0 1 0 0 0 0 0 8 13 0.00 3.000 | | | | | | | | | | | | | | | | | | | | | |
| Mark Hendrickson, L ERA: 4.08 | 5.1 3.0 12 2 0 0 2 1 0 0 0 0 0 29 48 0.00 1.000 | | | | | | | | | | | | | | | | | | | | | |
| Joe Beimel, L ERA: 4.5 | 8.1 1.0 3 0 0 0 2 0 0 0 0 0 0 8 11 0.00 0.000 | | | | | | | | | | | | | | | | | | | | | |
| 41 Chin-hui Tsao, R ERA: 2.84 | 9.1 1.0 3 0 0 0 0 0 0 0 0 0 0 9 11 0.00 0.000 | | | | | | | | | | | | | | | | | | | | | |

| Batter | 1 | 2 | 3 | 4 | 5 | 6 | 7 | 8 | 9 | AB | R | H | RBI | BB | SO | LOB | BOTTOM | | | | | |
|---|---|----------------------------------|------------------------------|----------------------------------|-------------------------------|----------------------------------|-------------------------------|----------------------------------|------------------------------|----------------------------------|-------------------------------|----------------------------------|------------------------------|----------------------------------|-------------------------------|----------------------------------|--|----------------------------------|-----------------------------------|------------------------------------|----------------------------------|--------|
| 15 Rafael Furcal, S OBP: 0.340, SLG: 0.353 | | | | | | | | | | 5 | 2 | 2 | 0 | 0 | 0 | 1 | San Diego Padres @ Los Angeles Dodgers Dodger Stadium, Los Angeles, CA Fri Jun 29 2007, 7:40 PM PDT Att: 52,050 - Clear - 77 F livebaseballscorecards.com | | | | | |
| 9 Juan Pierre, L OBP: 0.305, SLG: 0.325 | | | | | | | | | | 5 | 1 | 3 | 1 | 0 | 0 | 1 | | | | | | |
| 55 Russell Martin, R OBP: 0.365, SLG: 0.480 | | | | | | | | | | 4 | 1 | 1 | 1 | 1 | 1 | 2 | | | | | | |
| 12 Jeff Kent, R OBP: 0.354, SLG: 0.455 | | | | | | | | | | 5 | 1 | 2 | 1 | 0 | 0 | 3 | | | | | | |
| Luis Gonzalez, L OBP: 0.387, SLG: 0.490 | | | | | | | | | | 5 | 0 | 0 | 0 | 0 | 3 | 4 | | | | | | |
| 5 Nomar Garciaparra, R OBP: 0.312, SLG: 0.367 | | | | | | | | | | 4 | 1 | 3 | 1 | 0 | 1 | 0 | | | | | | |
| 7 James Loney, L OBP: 0.500, SLG: 0.848 | | | | | | | | | | 4 | 0 | 2 | 1 | 0 | 0 | 1 | | | | | | |
| 27 Matt Kemp, R OBP: 0.424, SLG: 0.475 | | | | | | | | | | 4 | 0 | 0 | 1 | 0 | 3 | 4 | | | | | | |
| 56 Hung-Chih Kuo, L Rudy Seanez, R | | | | | | | | | | 1 | 0 | 0 | 0 | 0 | 1 | 0 | | | | | | |
| 16 Andre Ethier, L Mark Hendrickson, L 6 Tony Abreu, S Joe Beimel, S Wilson Betemit, S 41 Chin-hui Tsao, R | | | | | | | | | | 0 | 0 | 0 | 0 | 0 | 0 | 0 | | | | | | |
| Inning Stats | R: 1 E: 0 K: 1 S: 14 | H: 1 LOB: 1 BB: 1 P: 24 | R: 0 E: 0 K: 2 S: 8 | H: 0 LOB: 0 BB: 0 P: 11 | R: 1 E: 1 K: 2 S: 15 | H: 2 LOB: 1 BB: 0 P: 21 | R: 0 E: 0 K: 2 S: 18 | H: 2 LOB: 2 BB: 0 P: 21 | R: 0 E: 0 K: 0 S: 9 | H: 1 LOB: 1 BB: 0 P: 12 | R: 0 E: 0 K: 2 S: 18 | H: 1 LOB: 1 BB: 0 P: 24 | R: 0 E: 0 K: 0 S: 7 | H: 1 LOB: 0 BB: 0 P: 11 | R: 3 E: 0 K: 0 S: 21 | H: 4 LOB: 1 BB: 0 P: 30 | R: 1 E: 0 K: 0 S: 11 | H: 2 LOB: 1 BB: 0 P: 13 | 1B: 11 2B: 3 3B: 0 HR: 0 | SF: 0 SAC: 0 DP: 1 HBP: 0 | WP: 1 PB: 0 SB: 5 CS: 0 | PA: 41 |
| PITCHER | IP WLS BF H R ER SO BB IBB HBP BLK WP HR S P ERA WHIP | | | | | | | | | | | | | | | | | | | | | |
| 32 Chris Young, R ERA: 2.14 | 6.0 W 26 7 2 2 2 0 1 0 0 0 0 0 0 11 16 3.00 1.333 | | | | | | | | | | | | | | | | | | | | | |
| 43 Cia Meredith, R ERA: 4.23 | 1.0 5 3 2 2 0 0 0 0 0 0 0 0 11 16 18.00 3.000 | | | | | | | | | | | | | | | | | | | | | |
| 40 Royce Ring, L ERA: 1.5 | 0.1 3 2 0 0 0 0 0 0 0 0 0 0 10 13 0.00 6.000 | | | | | | | | | | | | | | | | | | | | | |
| Scott Linebrink, R ERA: 2.55 | 0.2 H 2 0 1 1 0 0 0 0 0 0 1 0 7 12 13.50 0.000 | | | | | | | | | | | | | | | | | | | | | |
| Trevor Hoffman, R ERA: 2.1 | 1.0 S 5 2 1 1 0 0 0 0 0 0 0 0 11 13 9.00 2.000 | | | | | | | | | | | | | | | | | | | | | |



| Batter | 1 | 2 | 3 | 4 | 5 | 6 | 7 | 8 | 9 | AB | R | H | RBI | BB | SO | LOB | TOP | | | | | |
|---|---|----------------------------------|-------------------------------|----------------------------------|------------------------------|---------------------------------|------------------------------|----------------------------------|------------------------------|----------------------------------|------------------------------|---------------------------------|------------------------------|---------------------------------|-------------------------------|----------------------------------|--|----------------------------------|----------------------------------|------------------------------------|----------------------------------|--------|
| José Cruz Jr., S OBP: 0.340, SLG: 0.402 | G1-3 | | L6 | | | K | | G3-1 | | 4 | 0 | 0 | 0 | 0 | 1 | 2 | San Diego Padres @ Los Angeles Dodgers Dodger Stadium, Los Angeles, CA Sun Jul 01 2007, 1:10 PM PDT Att: 48,632 - Sunny - 85 F | | | | | |
| 22 Marcus Giles, R OBP: 0.324, SLG: 0.347 | G1-3 | | G1-3 | | | G5-3 | | G5-3 | | 4 | 0 | 1 | 0 | 0 | 0 | 2 | | | | | | |
| 23 Adrián González, L OBP: 0.344, SLG: 0.488 | K | | K | | | F8 | | G4-3 | | 4 | 0 | 0 | 0 | 0 | 2 | 1 | | | | | | |
| Mike Cameron, R OBP: 0.325, SLG: 0.448 | F9 | | | | | F9 | | F9 | | 4 | 0 | 1 | 0 | 0 | 0 | 1 | | | | | | |
| 4 Michael Barrett, R OBP: 0.300, SLG: 0.407 | | 1B | | | | G6-3 | | G4-3 | | 4 | 0 | 1 | 0 | 0 | 0 | 1 | | | | | | |
| Russell Branyan, L OBP: 0.344, SLG: 0.434 | | | | | | | | | | 3 | 0 | 0 | 0 | 0 | 0 | 3 | | 1 | | | | |
| 41 Kevin Cameron, R OBP: 0.343, SLG: 0.377 | | | | | | | | | | 0 | 0 | 0 | 0 | 0 | 0 | 0 | | 0 | | | | |
| 28 Josh Bard, S | | | | | | | | | | 0 | 0 | 0 | 0 | 0 | 1 | 0 | | 0 | | | | |
| Geoff Blum, S OBP: 0.264, SLG: 0.303 | | | | | | | | | | 3 | 0 | 0 | 0 | 1 | 2 | 3 | | AB 32 | | | | |
| Hiram Bocachica, R OBP: 0.266, SLG: 0.338 | | | | | | | | | | 3 | 0 | 2 | 0 | 0 | 1 | 0 | | R 0 | | | | |
| Justin Germano, R OBP: 0.385, SLG: 0.417 | | | | | | | | | | 2 | 0 | 0 | 0 | 0 | 0 | 2 | H 5 | | | | | |
| 5 Kevin Kouzmanoff, R OBP: 0.291, SLG: 0.354 | | | | | | | | | | 1 | 0 | 0 | 0 | 0 | 1 | 2 | RBI 0 | | | | | |
| Inning Stats | R: 0 E: 0 K: 1 S: 13 | H: 1 LOB: 1 BB: 0 P: 19 | R: 0 E: 0 K: 2 S: 18 | H: 2 LOB: 2 BB: 0 P: 25 | R: 0 E: 0 K: 1 S: 5 | H: 0 LOB: 0 BB: 0 P: 6 | R: 0 E: 0 K: 1 S: 9 | H: 0 LOB: 0 BB: 0 P: 11 | R: 0 E: 0 K: 2 S: 8 | H: 0 LOB: 0 BB: 0 P: 11 | R: 0 E: 0 K: 1 S: 5 | H: 0 LOB: 0 BB: 0 P: 9 | R: 0 E: 0 K: 1 S: 5 | H: 0 LOB: 0 BB: 0 P: 7 | R: 0 E: 0 K: 1 S: 12 | H: 1 LOB: 2 BB: 1 P: 19 | R: 0 E: 0 K: 0 S: 7 | H: 1 LOB: 2 BB: 1 P: 13 | 1B: 5 2B: 0 3B: 0 HR: 0 | SF: 0 SAC: 0 DP: 0 HBP: 0 | WP: 0 PB: 0 SB: 0 CS: 0 | PA: 34 |
| PITCHER | IP WLS BF H R ER SO BB IBB HBP BLK WP HR S P ERA WHIP | | | | | | | | | | | | | | | | | | | | | |
| 58 Chad Billingsley, R ERA: 3.44 | 7.0 W 24 3 0 0 9 0 0 0 0 0 0 63 88 0.00 0.429 | | | | | | | | | | | | | | | | | | | | | |
| 51 Jonathan Broxton, R ERA: 3.0 | 1.0 5 1 0 0 1 1 0 0 0 0 0 12 19 0.00 2.000 | | | | | | | | | | | | | | | | | | | | | |
| 54 D.J. Houlton, R ERA: | 1.0 5 1 0 0 0 1 0 0 0 0 0 7 13 0.00 2.000 | | | | | | | | | | | | | | | | | | | | | |

| Batter | 1 | 2 | 3 | 4 | 5 | 6 | 7 | 8 | 9 | AB | R | H | RBI | BB | SO | LOB | BOTTOM | |
|--|---|---------------------------------|------------------------------|----------------------------------|-------------------------------|----------------------------------|-------------------------------|----------------------------------|------------------------------|----------------------------------|-------------------------------|----------------------------------|-------------------------------|----------------------------------|----------------------------------|------------------------------------|--|--------|
| 15 Rafael Furcal, S OBP: 0.338, SLG: 0.359 | G3 | | G3 | | | F7 | | K | | 5 | 2 | 2 | 2 | 0 | 1 | 5 | San Diego Padres @ Los Angeles Dodgers Dodger Stadium, Los Angeles, CA Sun Jul 01 2007, 1:10 PM PDT Att: 48,632 - Sunny - 85 F | |
| 9 Juan Pierre, L OBP: 0.310, SLG: 0.324 | G4-3 | | G4-3 | | | G5-3 | | F7 | | 3 | 1 | 1 | 1 | 1 | 0 | 0 | | |
| 55 Russell Martin, R OBP: 0.364, SLG: 0.473 | G4-3 | | G4-3 | | | F8 | | F8 | | 3 | 0 | 1 | 1 | 1 | 0 | 1 | | |
| Luis Gonzalez, L OBP: 0.385, SLG: 0.481 | | | F8 | | | G4-3 | | | | 3 | 0 | 0 | 0 | 1 | 1 | 2 | | |
| 51 Jonathan Broxton, R | | | G4-3 | | | | | | | 0 | 0 | 0 | 0 | 0 | 0 | 0 | | |
| 54 D.J. Houlton, R | | | | | | | | | | 0 | 0 | 0 | 0 | 0 | 0 | 0 | | |
| 5 Nomar Garciaparra, R OBP: 0.310, SLG: 0.336 | | | | | | | | | | 3 | 0 | 0 | 0 | 0 | 0 | 1 | | |
| 16 Andre Ethier, R OBP: 0.340, SLG: 0.421 | | | | | | | | | | 1 | 0 | 0 | 0 | 0 | 0 | 0 | | |
| 7 James Loney, L OBP: 0.456, SLG: 0.736 | | | | | | | | | | 3 | 0 | 0 | 0 | 1 | 1 | 0 | | |
| 27 Matt Kemp, R OBP: 0.429, SLG: 0.523 | | | | | | | | | | 4 | 2 | 2 | 1 | 0 | 2 | 1 | | |
| 6 Tony Abreu, S OBP: 0.316, SLG: 0.421 | | | | | | | | | | 4 | 0 | 2 | 0 | 0 | 0 | 1 | | |
| 58 Chad Billingsley, R OBP: 0.667, SLG: 1.000 | | | | | | | | | | 1 | 0 | 1 | 0 | 0 | 0 | 0 | | |
| Wilson Betemit, S | | | | | | | | | | 1 | 0 | 0 | 0 | 1 | 1 | 0 | | |
| Inning Stats | R: 0 E: 0 K: 0 S: 4 | H: 0 LOB: 0 BB: 1 P: 8 | R: 0 E: 0 K: 0 S: 8 | H: 0 LOB: 0 BB: 0 P: 12 | R: 3 E: 0 K: 0 S: 19 | H: 4 LOB: 1 BB: 0 P: 26 | R: 1 E: 0 K: 0 S: 14 | H: 3 LOB: 2 BB: 0 P: 17 | R: 0 E: 0 K: 2 S: 8 | H: 0 LOB: 0 BB: 0 P: 10 | R: 1 E: 0 K: 2 S: 11 | H: 1 LOB: 1 BB: 1 P: 19 | R: 0 E: 1 K: 2 S: 13 | H: 1 LOB: 3 BB: 2 P: 23 | 1B: 7 2B: 0 3B: 0 HR: 2 | SF: 0 SAC: 1 DP: 1 HBP: 0 | WP: 0 PB: 0 SB: 2 CS: 0 | PA: 37 |
| PITCHER | IP WLS BF H R ER SO BB IBB HBP BLK WP HR S P ERA WHIP | | | | | | | | | | | | | | | | | |
| Justin Germano, R ERA: 3.12 | 1.1 L 7 1 0 0 3 2 0 0 0 0 0 0 16 28 0.00 2.250 | | | | | | | | | | | | | | | | | |
| 41 Kevin Cameron, R ERA: 0.55 | 7.1 7 1 0 0 3 2 0 0 0 0 0 0 68 28 0.00 1.650 | | | | | | | | | | | | | | | | | |



| Batter | 1 | 2 | 3 | 4 | 5 | 6 | 7 | 8 | 9 | AB | R | H | RBI | BB | SO | LOB | TOP | | | | |
|--|---|---|------------------------------|----------------------------------|-------------------------------|----------------------------------|-------------------------------|----------------------------------|------------------------------|----------------------------------|-------------------------------|----------------------------------|-------------------------------|----------------------------------|-------------------------------|----------------------------------|---|---|------------------------------------|------------------------------------|----------------------------------|
| 2 Hanley Ramirez, R OBP: 0.376, SLG: 0.503 Todd Linden, S OBP: 0.287, SLG: 0.241 | | | | | | | | | | 2 | 0 | 1 | 0 | 0 | 1 | 0 | Florida Marlins @ San Diego Padres PETCO Park, San Diego, CA Mon Jul 02 2007, 10:05 PM EDT Att: 25,857 - Clear - 71 F | | | | |
| 6 Dan Uggla, R OBP: 0.319, SLG: 0.501 | | | | | | | | | | 5 | 0 | 0 | 0 | 0 | 1 | 2 | | | | | |
| Miguel Cabrera, R OBP: 0.396, SLG: 0.584 | | | | | | | | | | 2 | 0 | 1 | 0 | 2 | 0 | | | | | | |
| Mike Jacobs, L OBP: 0.331, SLG: 0.454 | | | | | | | | | | 4 | 0 | 0 | 0 | 0 | 1 | 4 | | | | | |
| 14 Josh Willingham, R OBP: 0.371, SLG: 0.467 | | | | | | | | | | 4 | 1 | 1 | 1 | 0 | 0 | 2 | | | | | |
| 27 Jeremy Hermida, L OBP: 0.309, SLG: 0.406 | | | | | | | | | | 3 | 0 | 0 | 0 | 1 | 1 | 0 | | | | | |
| Miguel Olivo, R OBP: 0.269, SLG: 0.408 | | | | | | | | | | 4 | 0 | 3 | 0 | 0 | 1 | 0 | | | | | |
| 4 Alfredo Amezaga, S OBP: 0.309, SLG: 0.339 | | | | | | | | | | 4 | 0 | 0 | 0 | 0 | 0 | 4 | | | | | |
| 52 Sergio Mitre, R OBP: 0.147, SLG: 0.176 Joe Girardi, S OBP: 0.280, SLG: 0.330 Wes Obermueller, R OBP: 0.287, SLG: 0.133 Erasmio Ramirez, L OBP: 0.287, SLG: 0.133 48 Lee Gardner, R OBP: 0.294, SLG: 0.422 Jason Wood, R OBP: 0.294, SLG: 0.422 | | | | | | | | | | 2 | 0 | 0 | 0 | 0 | 2 | 2 | | Florida Marlins @ San Diego Padres PETCO Park, San Diego, CA Mon Jul 02 2007, 10:05 PM EDT Att: 25,857 - Clear - 71 F | | | |
| Inning Stats | R: 0 E: 1 K: 2 S: 9 | H: 1 LOB: 1 BB: 0 P: 12 | R: 0 E: 0 K: 0 S: 8 | H: 1 LOB: 1 BB: 0 P: 10 | R: 0 E: 0 K: 2 S: 14 | H: 1 LOB: 2 BB: 1 P: 24 | R: 0 E: 0 K: 1 S: 14 | H: 1 LOB: 2 BB: 1 P: 24 | R: 0 E: 1 K: 0 S: 8 | H: 0 LOB: 2 BB: 1 P: 13 | R: 0 E: 0 K: 1 S: 8 | H: 1 LOB: 1 BB: 0 P: 20 | R: 1 E: 0 K: 1 S: 17 | H: 2 LOB: 1 BB: 0 P: 26 | R: 0 E: 0 K: 1 S: 7 | H: 0 LOB: 0 BB: 0 P: 11 | | | 1B: 5 2B: 1 3B: 0 HR: 1 | SF: 0 SAC: 0 DP: 0 HBP: 0 | WP: 0 PB: 0 SB: 0 CS: 0 |
| PITCHER | IP WLS BF H R ER SO BB IBB HBP BLK WP HR S P ERA WHIP | IP WLS BF H R ER SO BB IBB HBP BLK WP HR S P ERA WHIP | | | | | | | | | | | | | | | | | | | |
| David Wells, L ERA: 4.16 | 6.2 | W | 29 | 5 | 0 | 0 | 6 | 3 | 0 | 0 | 0 | 0 | 0 | 0 | 0 | 0 | 0.00 | | 1.200 | | |
| 21 Heath Bell, R ERA: 1.45 | 0.1 | H | 1 | 0 | 0 | 0 | 0 | 0 | 0 | 0 | 0 | 0 | 0 | 0 | 0 | 0 | 0.00 | | 0.000 | | |
| Scott Linebrink, R ERA: 2.65 | 1.0 | H | 5 | 2 | 1 | 1 | 1 | 0 | 0 | 0 | 0 | 0 | 1 | 17 | 26 | 9.00 | 2.000 | | | | |
| Trevor Hoffman, R ERA: 1.97 | 1.0 | S | 3 | 0 | 0 | 0 | 1 | 0 | 0 | 0 | 0 | 0 | 0 | 7 | 11 | 0.00 | 0.000 | | | | |
| 24 Brian Giles, L OBP: 0.366, SLG: 0.361 | | | | | | | | | | 2 | 2 | 1 | 0 | 2 | 0 | 0 | | | | | |
| 22 Marcus Giles, R OBP: 0.325, SLG: 0.346 | | | | | | | | | | 3 | 1 | 1 | 0 | 0 | 1 | 1 | | | | | |
| 23 Adrián González, L OBP: 0.340, SLG: 0.481 | | | | | | | | | | 4 | 0 | 0 | 1 | 0 | 0 | 3 | | | | | |
| Mike Cameron, R OBP: 0.322, SLG: 0.442 | | | | | | | | | | 4 | 0 | 0 | 1 | 0 | 2 | 3 | | | | | |
| 3 Khalil Greene, R OBP: 0.275, SLG: 0.469 | | | | | | | | | | 2 | 0 | 1 | 1 | 0 | 0 | 1 | | | | | |
| 28 Josh Bard, S OBP: 0.338, SLG: 0.371 | | | | | | | | | | 3 | 0 | 0 | 0 | 0 | 0 | 2 | | | | | |
| 5 Kevin Kouzmanoff, R OBP: 0.292, SLG: 0.350 | | | | | | | | | | 2 | 0 | 0 | 0 | 1 | 0 | 0 | | | | | |
| José Cruz Jr., S OBP: 0.336, SLG: 0.396 | | | | | | | | | | 3 | 0 | 0 | 0 | 0 | 0 | 1 | | | | | |
| David Wells, L OBP: 0.069, SLG: 0.069 21 Heath Bell, R ERA: 2.88 Russell Branyan, L OBP: 0.341, SLG: 0.430 Scott Linebrink, R ERA: 5.62 Trevor Hoffman, R ERA: 3.6 | | | | | | | | | | 2 | 0 | 0 | 0 | 0 | 0 | 1 | Florida Marlins @ San Diego Padres PETCO Park, San Diego, CA Mon Jul 02 2007, 10:05 PM EDT Att: 25,857 - Clear - 71 F | | | | |
| Inning Stats | R: 0 E: 0 K: 1 S: 10 | H: 0 LOB: 0 BB: 0 P: 14 | R: 0 E: 0 K: 1 S: 6 | H: 1 LOB: 0 BB: 0 P: 7 | R: 0 E: 0 K: 0 S: 5 | H: 0 LOB: 0 BB: 0 P: 7 | R: 1 E: 0 K: 1 S: 9 | H: 1 LOB: 1 BB: 0 P: 12 | R: 0 E: 0 K: 0 S: 4 | H: 0 LOB: 1 BB: 1 P: 11 | R: 2 E: 0 K: 0 S: 15 | H: 1 LOB: 1 BB: 1 P: 22 | R: 0 E: 0 K: 0 S: 4 | H: 0 LOB: 0 BB: 0 P: 5 | R: 0 E: 0 K: 0 S: 12 | H: 0 LOB: 1 BB: 1 P: 21 | | 1B: 2 2B: 1 3B: 0 HR: 0 | SF: 1 SAC: 1 DP: 1 HBP: 0 | WP: 0 PB: 0 SB: 1 CS: 0 | PA: 31 |
| PITCHER | IP WLS BF H R ER SO BB IBB HBP BLK WP HR S P ERA WHIP | IP WLS BF H R ER SO BB IBB HBP BLK WP HR S P ERA WHIP | | | | | | | | | | | | | | | | | | | |
| 52 Sergio Mitre, R ERA: 2.88 | 6.0 | L | 24 | 3 | 3 | 3 | 3 | 2 | 0 | 0 | 0 | 0 | 0 | 0 | 0 | 0 | | 4.50 | 0.833 | | |
| Wes Obermueller, R ERA: 5.62 | 1.0 | | 3 | 0 | 0 | 0 | 0 | 0 | 0 | 0 | 0 | 0 | 0 | 4 | 5 | 0.00 | | 0.000 | | | |
| Erasmio Ramirez, L ERA: | 0.2 | | 3 | 0 | 0 | 0 | 0 | 1 | 0 | 0 | 0 | 0 | 0 | 10 | 17 | 0.00 | | 1.500 | | | |
| 48 Lee Gardner, R ERA: 3.6 | 0.1 | | 1 | 0 | 0 | 0 | 0 | 0 | 0 | 0 | 0 | 0 | 0 | 2 | 4 | 0.00 | | 0.000 | | | |
| AB | | | | | | | | | | | 26 | | | | | | | | | | |
| R | | | | | | | | | | | 3 | | | | | | | | | | |
| H | | | | | | | | | | | 3 | | | | | | | | | | |
| RBI | | | | | | | | | | | 3 | | | | | | | | | | |
| BB | | | | | | | | | | | 3 | | | | | | | | | | |
| SO | | | | | | | | | | | 3 | | | | | | | | | | |
| LOB | | | | | | | | | | | 12 | | | | | | | | | | |

| Batter | 1 | 2 | 3 | 4 | 5 | 6 | 7 | 8 | 9 | AB | R | H | RBI | BB | SO | LOB | TOP | | | | | |
|--|---|---|---|---|---|---|---|---|---|---|---|---|---|---|---|---|--|---|---|---|---|---|
| Willie Harris, L (1, 7) OBP: 0.425, SLG: 0.453 | | | | | | | | | | 5 | 0 | 0 | 0 | 0 | 0 | 2 | Atlanta Braves @ San Diego Padres PETCO Park, San Diego, CA Fri Jul 06 2007, 10:05 PM EDT Att: 37,526 - Clear - 69 F livebaseballscorecards.com | | | | | |
| 11 Edgar Renteria, R (1, 6) OBP: 0.386, SLG: 0.488 | | | | | | | | | | 3 | 1 | 1 | 0 | 2 | 0 | 0 | | | | | | |
| 10 Chipper Jones, S (1, 5) OBP: 0.419, SLG: 0.606 | | | | | | | | | | 4 | 2 | 2 | 0 | 1 | 0 | 2 | | | | | | |
| Andruw Jones, R (1, 8) OBP: 0.301, SLG: 0.399 | | | | | | | | | | 5 | 2 | 2 | 3 | 0 | 0 | 2 | | | | | | |
| 2 Kelly Johnson, L (1, 4) OBP: 0.388, SLG: 0.461 | | | | | | | | | | 4 | 2 | 3 | 1 | 0 | 0 | 0 | | | | | | |
| 7 Jeff Francoeur, R (1, 9) OBP: 0.333, SLG: 0.433 | | | | | | | | | 4 | 0 | 2 | 1 | 0 | 1 | 1 | | | | | | | |
| Jarrod Saltalamacchia, S (1, 2) 16 Brian McCann, L (7, 2) OBP: 0.312, SLG: 0.429 | | | | | | | | | 3 | 0 | 1 | 0 | 0 | 1 | 4 | | | | | | | |
| Scott Thorman, L (1, 3) OBP: 0.253, SLG: 0.397 | | | | | | | | | 3 | 0 | 0 | 1 | 0 | 1 | 3 | | | | | | | |
| 3B Buddy Carlyle, L (1, 1) Tyler Yates, R (9, 1) OBP: 0.071, SLG: 0.071 | | | | | | | | | 4 | 0 | 1 | 1 | 0 | 0 | 1 | | | | | | | |
| | | | | | | | | | 0 | 0 | 0 | 0 | 0 | 0 | 0 | | | | | | | |
| Inning Stats | R: 0 H: 0 E: 0 K: 0 S: 10 | H: 0 LOB: 1 BB: 1 P: 18 | R: 0 H: 2 E: 0 K: 1 S: 8 | LOB: 1 BB: 0 P: 14 | R: 0 H: 0 E: 0 K: 0 S: 7 | H: 0 LOB: 0 BB: 0 P: 9 | R: 3 H: 5 E: 0 K: 1 S: 19 | H: 5 LOB: 2 BB: 0 P: 29 | R: 4 H: 4 E: 0 K: 0 S: 21 | H: 4 LOB: 1 BB: 1 P: 36 | R: 0 H: 0 E: 0 K: 0 S: 7 | H: 0 LOB: 0 BB: 1 P: 13 | R: 0 H: 0 E: 0 K: 1 S: 10 | H: 0 LOB: 0 BB: 0 P: 13 | R: 0 H: 0 E: 0 K: 1 S: 7 | H: 0 LOB: 1 BB: 0 P: 11 | 1B: 8 2B: 3 3B: 0 HR: 1 | SF: 1 SAC: 0 DP: 2 HBP: 0 | WP: 0 PB: 0 SB: 0 CS: 0 | PA: 40 | | |
| PITCHER | IP WLS BF H R ER SO BB IBB HBP BLK WP HR S P ERA WHIP | IP WLS BF H R ER SO BB IBB HBP BLK WP HR S P ERA WHIP | IP WLS BF H R ER SO BB IBB HBP BLK WP HR S P ERA WHIP | IP WLS BF H R ER SO BB IBB HBP BLK WP HR S P ERA WHIP | IP WLS BF H R ER SO BB IBB HBP BLK WP HR S P ERA WHIP | IP WLS BF H R ER SO BB IBB HBP BLK WP HR S P ERA WHIP | IP WLS BF H R ER SO BB IBB HBP BLK WP HR S P ERA WHIP | IP WLS BF H R ER SO BB IBB HBP BLK WP HR S P ERA WHIP | IP WLS BF H R ER SO BB IBB HBP BLK WP HR S P ERA WHIP | IP WLS BF H R ER SO BB IBB HBP BLK WP HR S P ERA WHIP | IP WLS BF H R ER SO BB IBB HBP BLK WP HR S P ERA WHIP | IP WLS BF H R ER SO BB IBB HBP BLK WP HR S P ERA WHIP | IP WLS BF H R ER SO BB IBB HBP BLK WP HR S P ERA WHIP | IP WLS BF H R ER SO BB IBB HBP BLK WP HR S P ERA WHIP | IP WLS BF H R ER SO BB IBB HBP BLK WP HR S P ERA WHIP | IP WLS BF H R ER SO BB IBB HBP BLK WP HR S P ERA WHIP | IP WLS BF H R ER SO BB IBB HBP BLK WP HR S P ERA WHIP | IP WLS BF H R ER SO BB IBB HBP BLK WP HR S P ERA WHIP | IP WLS BF H R ER SO BB IBB HBP BLK WP HR S P ERA WHIP | IP WLS BF H R ER SO BB IBB HBP BLK WP HR S P ERA WHIP | IP WLS BF H R ER SO BB IBB HBP BLK WP HR S P ERA WHIP | IP WLS BF H R ER SO BB IBB HBP BLK WP HR S P ERA WHIP |
| Justin Germano, R (1, 1) ERA: 3.9 | 4.0 | 23 | 10 | 7 | 7 | 2 | 2 | 0 | 0 | 0 | 0 | 0 | 0 | 0 | 0 | 0 | 15.75 | 3.000 | | | | |
| 45 Justin Hampson, L (5, 1) ERA: 2.3 | 3.0 | 10 | 1 | 0 | 0 | 1 | 1 | 0 | 0 | 0 | 0 | 0 | 0 | 0 | 0 | 0 | 0.00 | 0.667 | | | | |
| 41 Kevin Cameron, R (8, 1) ERA: 0.31 | 2.0 | 7 | 1 | 0 | 0 | 1 | 0 | 0 | 0 | 0 | 0 | 0 | 0 | 0 | 0 | 0 | 0.00 | 0.500 | | | | |

Atlanta Braves @ San Diego Padres
 PETCO Park, San Diego, CA
 Fri Jul 06 2007, 10:05 PM EDT
 Att: 37,526 - Clear - 69 F

| | |
|-----|----|
| AB | 36 |
| R | 7 |
| H | 12 |
| RBI | 7 |
| BB | 3 |
| SO | 4 |
| LOB | 15 |



| Batter | 1 | 2 | 3 | 4 | 5 | 6 | 7 | 8 | 9 | AB | R | H | RBI | BB | SO | LOB | BOTTOM | | | | |
|---|---|---|---|---|---|---|---|---|---|---|---|---|---|---|---|---|--|---|---|---|---|
| 24 Brian Giles, L (1, 9) OBP: 0.374, SLG: 0.359 | | | | | | | | | | 4 | 1 | 2 | 0 | 0 | 1 | 2 | Atlanta Braves @ San Diego Padres PETCO Park, San Diego, CA Fri Jul 06 2007, 10:05 PM EDT Att: 37,526 - Clear - 69 F livebaseballscorecards.com | | | | |
| 22 Marcus Giles, R (1, 4) OBP: 0.318, SLG: 0.348 | | | | | | | | | 4 | 0 | 0 | 0 | 0 | 2 | 2 | | | | | | |
| Mike Cameron, R (1, 8) OBP: 0.324, SLG: 0.437 | | | | | | | | | 3 | 1 | 1 | 0 | 1 | 1 | 0 | | | | | | |
| 4 Michael Barrett, R (1, 2) OBP: 0.301, SLG: 0.409 | | | | | | | | | 4 | 0 | 2 | 1 | 0 | 0 | 1 | | | | | | |
| 3 Khalil Greene, R (1, 6) OBP: 0.280, SLG: 0.469 | | | | | | | | | 4 | 1 | 1 | 1 | 0 | 1 | 2 | | | | | | |
| Russell Branyan, L (1, 5) (5, 7) OBP: 0.333, SLG: 0.443 | | | | | | | | | 4 | 1 | 1 | 1 | 0 | 2 | 2 | | | | | | |
| José Cruz Jr., S (1, 7) 41 Kevin Cameron, R (8, 1) 2B Josh Bard, S (9, PH) OBP: 0.338, SLG: 0.379 | | | | | | | | | 2 | 0 | 0 | 0 | 0 | 1 | 0 | | | | | | |
| Geoff Blum, S (1, 3) OBP: 0.272, SLG: 0.311 | | | | | | | | | 4 | 0 | 2 | 1 | 0 | 0 | 0 | | | | | | |
| Justin Germano, R (1, 1) 45 Justin Hampson, L (5, 1) 5 Kevin Kouzmanoff, R (5, 5) Hiram Bocachica, R (7, PH) OBP: 0.271, SLG: 0.338 | | | | | | | | | 0 | 0 | 0 | 0 | 0 | 0 | 0 | | | | | | |
| | | | | | | | | | 3 | 0 | 1 | 0 | 0 | 0 | 1 | | | | | | |
| Inning Stats | R: 2 H: 3 E: 0 K: 1 S: 12 | H: 1 LOB: 1 BB: 0 P: 6 | R: 0 H: 0 E: 0 K: 0 S: 6 | H: 0 LOB: 0 BB: 1 P: 12 | R: 0 H: 0 E: 0 K: 3 S: 9 | H: 0 LOB: 0 BB: 0 P: 9 | R: 0 H: 1 E: 0 K: 1 S: 10 | H: 1 LOB: 1 BB: 0 P: 17 | R: 0 H: 1 E: 0 K: 1 S: 7 | H: 1 LOB: 0 BB: 0 P: 10 | R: 1 H: 2 E: 0 K: 1 S: 13 | H: 2 LOB: 1 BB: 0 P: 22 | R: 0 H: 0 E: 0 K: 0 S: 6 | H: 0 LOB: 0 BB: 0 P: 9 | R: 1 H: 2 E: 0 K: 1 S: 12 | H: 2 LOB: 1 BB: 0 P: 16 | 1B: 7 2B: 2 3B: 0 HR: 1 | SF: 0 SAC: 1 DP: 2 HBP: 0 | WP: 0 PB: 0 SB: 0 CS: 0 | PA: 36 | |
| PITCHER | IP WLS BF H R ER SO BB IBB HBP BLK WP HR S P ERA WHIP | IP WLS BF H R ER SO BB IBB HBP BLK WP HR S P ERA WHIP | IP WLS BF H R ER SO BB IBB HBP BLK WP HR S P ERA WHIP | IP WLS BF H R ER SO BB IBB HBP BLK WP HR S P ERA WHIP | IP WLS BF H R ER SO BB IBB HBP BLK WP HR S P ERA WHIP | IP WLS BF H R ER SO BB IBB HBP BLK WP HR S P ERA WHIP | IP WLS BF H R ER SO BB IBB HBP BLK WP HR S P ERA WHIP | IP WLS BF H R ER SO BB IBB HBP BLK WP HR S P ERA WHIP | IP WLS BF H R ER SO BB IBB HBP BLK WP HR S P ERA WHIP | IP WLS BF H R ER SO BB IBB HBP BLK WP HR S P ERA WHIP | IP WLS BF H R ER SO BB IBB HBP BLK WP HR S P ERA WHIP | IP WLS BF H R ER SO BB IBB HBP BLK WP HR S P ERA WHIP | IP WLS BF H R ER SO BB IBB HBP BLK WP HR S P ERA WHIP | IP WLS BF H R ER SO BB IBB HBP BLK WP HR S P ERA WHIP | IP WLS BF H R ER SO BB IBB HBP BLK WP HR S P ERA WHIP | IP WLS BF H R ER SO BB IBB HBP BLK WP HR S P ERA WHIP | IP WLS BF H R ER SO BB IBB HBP BLK WP HR S P ERA WHIP | IP WLS BF H R ER SO BB IBB HBP BLK WP HR S P ERA WHIP | IP WLS BF H R ER SO BB IBB HBP BLK WP HR S P ERA WHIP | IP WLS BF H R ER SO BB IBB HBP BLK WP HR S P ERA WHIP | IP WLS BF H R ER SO BB IBB HBP BLK WP HR S P ERA WHIP |
| 3B Buddy Carlyle, R (1, 1) Tyler Yates, R (9, 1) ERA: 3.79 | 8.0 | 31 | 8 | 3 | 3 | 7 | 1 | 0 | 0 | 0 | 0 | 0 | 0 | 0 | 0 | 0 | 3.38 | 1.125 | | | |
| | 1.0 | 5 | 2 | 1 | 1 | 1 | 0 | 0 | 0 | 0 | 0 | 0 | 0 | 0 | 0 | 0 | 9.00 | 2.000 | | | |

Atlanta Braves @ San Diego Padres
 PETCO Park, San Diego, CA
 Fri Jul 06 2007, 10:05 PM EDT
 Att: 37,526 - Clear - 69 F

| | |
|-----|----|
| AB | 34 |
| R | 4 |
| H | 10 |
| RBI | 4 |
| BB | 1 |
| SO | 8 |
| LOB | 11 |



| Batter | 1 | 2 | 3 | 4 | 5 | 6 | 7 | 8 | 9 | AB | R | H | RBI | BB | SO | LOB | TOP | | |
|---|---|---------------------------------|------------------------------|----------------------------------|------------------------------|----------------------------------|-------------------------------|----------------------------------|------------------------------|---------------------------------|-------------------------------|----------------------------------|-------------------------------|----------------------------------|------------------------------|----------------------------------|----------------------------------|------------------------------------|--|
| 19 Yunel Escobar, R OBP: 0.339, SLG: 0.412 | L9 | | G3 | | | L4 | | | F8 | 5 | 0 | 1 | 1 | 0 | 0 | 2 | | | |
| 11 Edgar Renteria, R OBP: 0.386, SLG: 0.486 | F8 | | K | | | 10 BB | 10 BB | | K | 5 | 1 | 2 | 0 | 0 | 2 | 1 | | | |
| 10 Chipper Jones, S OBP: 0.419, SLG: 0.600 | G6-3 | | F7 | | | BB | | | G4-3 | 4 | 1 | 1 | 0 | 1 | 0 | 1 | | | |
| Andruw Jones, R OBP: 0.303, SLG: 0.404 | | P2 | | | G6-4-3 | | | | | 3 | 1 | 1 | 2 | 1 | 0 | 2 | | | |
| 7 Jeff Francoeur, R OBP: 0.332, SLG: 0.439 | | G6-3 | | | G3-1 | | | | | 4 | 1 | 1 | 2 | 0 | 1 | 2 | | | |
| 23 Matt Diaz, R OBP: 0.377, SLG: 0.473 | | | | | | | | | | 4 | 0 | 2 | 0 | 0 | 0 | 0 | | | |
| 16 Brian McCann, L OBP: 0.311, SLG: 0.426 | | | | | | | | | | 4 | 0 | 1 | 0 | 0 | 0 | 1 | | | |
| Jarrod Saltalamacchia, S OBP: 0.364, SLG: 0.481 | | | | | | | | | | 3 | 1 | 1 | 0 | 1 | 1 | 2 | | | |
| 37 Jo-Jo Reyes, L Oscar Villarreal, L 58 Peter Moylan, R Willie Harris, L Tyler Yates, R 54 Chad Paronto, R 2 Kelly Johnson, L 27 Joey Devine, R | | | | | | | | | | 0 | 0 | 0 | 0 | 0 | 0 | 0 | | | |
| Inning Stats | R: 0 E: 0 K: 0 S: 6 | H: 0 LOB: 0 BB: 0 P: 8 | R: 0 E: 0 K: 0 S: 7 | H: 1 LOB: 1 BB: 0 P: 10 | R: 1 E: 0 K: 1 S: 9 | H: 2 LOB: 1 BB: 0 P: 13 | R: 2 E: 0 K: 1 S: 17 | H: 3 LOB: 2 BB: 1 P: 26 | R: 0 E: 0 K: 0 S: 5 | H: 0 LOB: 0 BB: 0 P: 4 | R: 2 E: 0 K: 2 S: 14 | H: 3 LOB: 1 BB: 0 P: 25 | R: 0 E: 0 K: 0 S: 12 | H: 0 LOB: 1 BB: 1 P: 23 | R: 0 E: 0 K: 1 S: 8 | H: 0 LOB: 0 BB: 0 P: 10 | 1B: 6 2B: 2 3B: 1 HR: 1 | SF: 0 SAC: 2 DP: 1 HBP: 0 | WP: 1 PA: 39 PB: 0 SB: 0 CS: 0 |
| PITCHER | IP WLS BF H R ER SO BB IBB HBP BLK WP HR S P ERA WHIP | | | | | | | | | | | | | | | | | | |
| David Wells, L ERA: 4.31 | 3.0 | 14 | 4 | 3 | 3 | 1 | 1 | 0 | 0 | 0 | 0 | 0 | 1 | 30 | 44 | 9.00 | 1.667 | | |
| 26 Doug Brocail, R ERA: 3.03 | 3.0 | 12 | 3 | 0 | 0 | 1 | 1 | 0 | 0 | 0 | 0 | 0 | 17 | 29 | 0.00 | 1.333 | | | |
| 21 Heath Bell, R ERA: 1.78 | 1.0 | W | 6 | 3 | 2 | 2 | 0 | 0 | 0 | 0 | 0 | 0 | 14 | 25 | 18.00 | 3.000 | | | |
| Scott Linebrink, R ERA: 2.52 | 1.0 | H | 4 | 0 | 0 | 0 | 1 | 0 | 0 | 0 | 1 | 0 | 12 | 23 | 0.00 | 1.000 | | | |
| Trevor Hoffman, R ERA: 1.91 | 1.0 | S | 3 | 0 | 0 | 0 | 0 | 0 | 0 | 0 | 0 | 0 | 8 | 10 | 0.00 | 0.000 | | | |

Atlanta Braves @ San Diego Padres
PETCO Park, San Diego, CA
Sat Jul 07 2007, 3:55 PM EDT
Att: 41,419 - Sunny - 75 F

AB 34
R 5
H 10
RBI 5
BB 3
SO 5
LOB 12



| Batter | 1 | 2 | 3 | 4 | 5 | 6 | 7 | 8 | 9 | AB | R | H | RBI | BB | SO | LOB | BOTTOM | | |
|--|---|----------------------------------|------------------------------|----------------------------------|-------------------------------|----------------------------------|-------------------------------|----------------------------------|-------------------------------|----------------------------------|-------------------------------|----------------------------------|-------------------------------|----------------------------------|------------------------------|----------------------------------|----------------------------------|------------------------------------|--|
| 24 Brian Giles, L OBP: 0.370, SLG: 0.352 | G6-4-3 | | G1-6-3 | | | K | | | G4-3 | 4 | 0 | 0 | 0 | 1 | 1 | 4 | | | |
| 22 Marcus Giles, R OBP: 0.317, SLG: 0.344 | G6-4-3 | | | | | | | | | 4 | 1 | 0 | 0 | 1 | 0 | 1 | | | |
| 23 Adrián González, L OBP: 0.338, SLG: 0.472 | F7 | | | | | | | | | 3 | 2 | 1 | 0 | 2 | 0 | 0 | | | |
| Mike Cameron, R OBP: 0.326, SLG: 0.445 | | L8 | | | | | | | | 3 | 2 | 1 | 3 | 1 | 0 | 1 | | | |
| Milton Bradley, S OBP: 0.380, SLG: 0.441 | | G6-3 | | | | | | | | 3 | 2 | 1 | 0 | 1 | 0 | 2 | | | |
| 3 Khalil Greene, R OBP: 0.282, SLG: 0.479 | | | | | | | | | | 4 | 1 | 2 | 2 | 0 | 1 | 4 | | | |
| 28 Josh Bard, S OBP: 0.332, SLG: 0.372 | | G6-3 | | | | | | | | 4 | 0 | 0 | 0 | 0 | 0 | 5 | | | |
| 5 Kevin Kouzmanoff, R OBP: 0.290, SLG: 0.386 | | | | | | | | | | 3 | 0 | 2 | 3 | 0 | 0 | 0 | | | |
| David Wells, L ERA: 4.31 | 3.0 | 15 | 5 | 5 | 5 | 1 | 3 | 0 | 0 | 0 | 0 | 0 | 0 | 0 | 0 | 1 | | | |
| 26 Doug Brocail, R ERA: 3.78 | 2.0 | 9 | 1 | 0 | 0 | 1 | 1 | 0 | 0 | 0 | 0 | 0 | 10 | 18 | 0.00 | 1.000 | | | |
| 58 Peter Moylan, R ERA: 2.13 | 1.0 | L | 4 | 1 | 3 | 1 | 0 | 0 | 0 | 0 | 0 | 0 | 7 | 18 | 27.00 | 9.000 | | | |
| 21 Heath Bell, R ERA: 3.99 | 0.2 | 4 | 1 | 0 | 0 | 1 | 0 | 0 | 0 | 0 | 0 | 0 | 14 | 21 | 0.00 | 1.500 | | | |
| 37 Jo-Jo Reyes, L Oscar Villarreal, R 58 Peter Moylan, R Tyler Yates, R 54 Chad Paronto, R | | | | | | | | | | 1 | 0 | 0 | 0 | 0 | 1 | 1 | | | |
| Inning Stats | R: 0 E: 0 K: 0 S: 5 | H: 0 LOB: 1 BB: 0 P: 12 | R: 1 E: 0 K: 0 S: 7 | H: 1 LOB: 0 BB: 0 P: 11 | R: 0 E: 0 K: 1 S: 11 | H: 1 LOB: 0 BB: 0 P: 12 | R: 4 E: 0 K: 0 S: 18 | H: 4 LOB: 2 BB: 2 P: 38 | R: 0 E: 1 K: 1 S: 11 | H: 0 LOB: 2 BB: 1 P: 15 | R: 0 E: 0 K: 1 S: 10 | H: 0 LOB: 1 BB: 1 P: 18 | R: 3 E: 1 K: 1 S: 21 | H: 2 LOB: 2 BB: 2 P: 39 | R: 0 E: 0 K: 0 S: 7 | H: 0 LOB: 0 BB: 0 P: 13 | 1B: 5 2B: 1 3B: 0 HR: 2 | SF: 1 SAC: 0 DP: 2 HBP: 0 | WP: 1 PA: 39 PB: 0 SB: 0 CS: 0 |
| PITCHER | IP WLS BF H R ER SO BB IBB HBP BLK WP HR S P ERA WHIP | | | | | | | | | | | | | | | | | | |
| 27 Joey Devine, R ERA: 1.0 | 1.0 | 3 | 0 | 0 | 0 | 0 | 0 | 0 | 0 | 0 | 0 | 0 | 7 | 13 | 0.00 | 0.000 | | | |

Atlanta Braves @ San Diego Padres
PETCO Park, San Diego, CA
Sat Jul 07 2007, 3:55 PM EDT
Att: 41,419 - Sunny - 75 F

AB 31
R 8
H 8
RBI 8
BB 7
SO 4
LOB 20



| Batter | 1 | 2 | 3 | 4 | 5 | 6 | 7 | 8 | 9 | AB | R | H | RBI | BB | SO | LOB | TOP | | | | | |
|--|-------------------------------|----------------------------------|------------------------------|----------------------------------|-------------------------------|----------------------------------|------------------------------|----------------------------------|-------------------------------|----------------------------------|------------------------------|----------------------------------|-------------------------------|----------------------------------|-------------------------------|----------------------------------|------------------------------|---------------------------------|----------------------------------|------------------------------------|----------------------------------|--------|
| 7 José Reyes, S OBP: 0.390, SLG: 0.454 | | | | | | | | | | 4 | 0 | 2 | 0 | 0 | 1 | 0 | | | | | | |
| Lastings Milledge, R OBP: 0.217, SLG: 0.364 | | | | | | | | | | 4 | 0 | 0 | 0 | 0 | 1 | 4 | | | | | | |
| 15 Carlos Beltrán, S OBP: 0.337, SLG: 0.458 | | | | | | | | | | 4 | 0 | 0 | 0 | 0 | 0 | 2 | | | | | | |
| 5 David Wright, R OBP: 0.379, SLG: 0.506 | | | | | | | | | | 4 | 1 | 3 | 0 | 0 | 0 | 0 | | | | | | |
| 21 Carlos Delgado, L OBP: 0.313, SLG: 0.432 | | | | | | | | | | 4 | 0 | 1 | 0 | 0 | 0 | 2 | | | | | | |
| 16 Paul Lo Duca, R OBP: 0.314, SLG: 0.362 | | | | | | | | | | 4 | 0 | 1 | 1 | 0 | 0 | 0 | | | | | | |
| Shawn Green, L OBP: 0.326, SLG: 0.424 | | | | | | | | | | 3 | 0 | 0 | 0 | 0 | 1 | 2 | AB 32 | | | | | |
| 22 Jose Valentin, S OBP: 0.288, SLG: 0.376 | | | | | | | | | | 3 | 0 | 0 | 0 | 0 | 1 | 0 | R 1 | | | | | |
| Jorge Sosa, R OBP: 0.261, SLG: 0.200 | | | | | | | | | | 1 | 0 | 1 | 0 | 1 | 0 | 0 | H 9 | | | | | |
| Rubén Castro, S OBP: 0.379, SLG: 0.533 | | | | | | | | | | 0 | 0 | 0 | 0 | 0 | 0 | 0 | RBI 1 | | | | | |
| 35 Jose Smith, R OBP: 0.255, SLG: 0.352 | | | | | | | | | | 0 | 0 | 0 | 0 | 0 | 0 | 0 | BB 1 | | | | | |
| 25 Pedro Feliciano, L OBP: 0.225, SLG: 0.352 | | | | | | | | | | 0 | 0 | 0 | 0 | 0 | 0 | 0 | SO 4 | | | | | |
| Aaron Heilman, R OBP: 0.236, SLG: 0.165 | | | | | | | | | | 0 | 0 | 0 | 0 | 0 | 0 | 0 | LOB 10 | | | | | |
| Scott Schoeneweis, L OBP: 0.288, SLG: 0.376 | | | | | | | | | | 0 | 0 | 0 | 0 | 0 | 0 | 0 | | | | | | |
| Inning Stats | R: 0 E: 0 K: 1 S: 17 | H: 0 LOB: 0 BB: 0 P: 21 | R: 0 E: 0 K: 0 S: 8 | H: 0 LOB: 0 BB: 0 P: 13 | R: 0 E: 0 K: 1 S: 14 | H: 2 LOB: 2 BB: 0 P: 21 | R: 1 E: 0 K: 0 S: 8 | H: 3 LOB: 1 BB: 0 P: 12 | R: 0 E: 0 K: 0 S: 12 | H: 1 LOB: 2 BB: 1 P: 18 | R: 0 E: 0 K: 0 S: 7 | H: 1 LOB: 0 BB: 0 P: 10 | R: 0 E: 0 K: 1 S: 10 | H: 1 LOB: 0 BB: 0 P: 18 | R: 0 E: 0 K: 1 S: 10 | H: 0 LOB: 0 BB: 0 P: 16 | R: 0 E: 0 K: 0 S: 7 | H: 1 LOB: 0 BB: 0 P: 9 | 1B: 8 2B: 1 3B: 0 HR: 0 | SF: 0 SAC: 0 DP: 2 HBP: 0 | WP: 0 PB: 0 SB: 0 CS: 2 | PA: 34 |
| PITCHER | IP | WLS | BF | H | R | ER | SO | BB | IBB | HBP | BLK | WP | HR | S | P | ERA | WHIP | | | | | |
| David Wells, L ERA: 4.15 | 6.0 | W | 24 | 7 | 1 | 1 | 2 | 1 | 0 | 0 | 0 | 0 | 0 | 66 | 95 | 1.50 | 1.333 | | | | | |
| 21 Heath Bell, R ERA: 2.22 | 1.0 | H | 3 | 1 | 0 | 0 | 1 | 0 | 0 | 0 | 0 | 0 | 0 | 10 | 18 | 0.00 | 1.000 | | | | | |
| Scott Linebrink, R ERA: 2.55 | 1.0 | H | 3 | 0 | 0 | 0 | 1 | 0 | 0 | 0 | 0 | 0 | 0 | 10 | 16 | 0.00 | 0.000 | | | | | |
| 43 Cla Meredith, R ERA: 3.8 | 1.0 | | 3 | 1 | 0 | 0 | 0 | 0 | 0 | 0 | 0 | 0 | 0 | 7 | 9 | 0.00 | 1.000 | | | | | |

New York Mets @ San Diego Padres
PETCO Park, San Diego, CA
Mon Jul 16 2007, 10:05 PM EDT
Att: 35,802 - Partly Cloudy - 69 F

| | |
|-----|----|
| AB | 32 |
| R | 1 |
| H | 9 |
| RBI | 1 |
| BB | 1 |
| SO | 4 |
| LOB | 10 |



| Batter | 1 | 2 | 3 | 4 | 5 | 6 | 7 | 8 | 9 | AB | R | H | RBI | BB | SO | LOB | BOTTOM | | | | |
|--|------------------------------|----------------------------------|-------------------------------|----------------------------------|-------------------------------|----------------------------------|------------------------------|----------------------------------|------------------------------|----------------------------------|-------------------------------|----------------------------------|-------------------------------|----------------------------------|-------------------------------|----------------------------------|----------------------------------|------------------------------------|----------------------------------|--------|--|
| 24 Brian Giles, L OBP: 0.394, SLG: 0.375 | | | | | | | | | | 4 | 0 | 1 | 0 | 0 | 0 | 5 | | | | | |
| 22 Marcus Giles, R OBP: 0.312, SLG: 0.333 | | | | | | | | | | 3 | 0 | 0 | 1 | 1 | 0 | 3 | | | | | |
| 23 Adrián González, L OBP: 0.335, SLG: 0.459 | | | | | | | | | | 4 | 0 | 1 | 0 | 0 | 1 | 2 | | | | | |
| Mike Cameron, R OBP: 0.324, SLG: 0.445 | | | | | | | | | | 4 | 1 | 1 | 1 | 0 | 1 | 2 | | | | | |
| Milton Bradley, S OBP: 0.396, SLG: 0.434 | | | | | | | | | | 3 | 2 | 1 | 0 | 1 | 1 | 2 | | | | | |
| 3 Khalil Greene, R OBP: 0.277, SLG: 0.471 | | | | | | | | | | 4 | 1 | 1 | 0 | 0 | 1 | 3 | | | | | |
| 4 Michael Barrett, R OBP: 0.306, SLG: 0.410 | | | | | | | | | | 4 | 0 | 3 | 3 | 0 | 1 | 0 | AB 34 | | | | |
| 5 Kevin Kouzmanoff, R OBP: 0.299, SLG: 0.424 | | | | | | | | | | 4 | 1 | 1 | 0 | 0 | 0 | 2 | R 5 | | | | |
| David Wells, L ERA: 3.84 | 6.0 | L | 24 | 5 | 2 | 2 | 4 | 2 | 0 | 0 | 0 | 0 | 0 | 60 | 98 | 3.00 | 1.167 | H 10 | | | |
| 35 Jose Smith, R ERA: 2.68 | 0.0 | | 2 | 2 | 1 | 0 | 0 | 0 | 0 | 0 | 0 | 0 | 0 | 5 | 7 | - | - | RBI 5 | | | |
| 25 Pedro Feliciano, L ERA: 2.25 | 1.0 | | 4 | 0 | 0 | 0 | 1 | 0 | 0 | 0 | 0 | 0 | 0 | 8 | 14 | 0.00 | 0.000 | BB 2 | | | |
| Aaron Heilman, R ERA: 4.0 | 0.2 | | 5 | 3 | 2 | 2 | 1 | 0 | 0 | 0 | 0 | 1 | 12 | 18 | 27.00 | 4.500 | SO 6 | | | | |
| Scott Schoeneweis, L ERA: 5.05 | 0.1 | | 1 | 0 | 0 | 0 | 0 | 0 | 0 | 0 | 0 | 0 | 3 | 4 | 0.00 | 0.000 | LOB 22 | | | | |
| Inning Stats | R: 0 E: 0 K: 0 S: 7 | H: 0 LOB: 0 BB: 0 P: 12 | R: 2 E: 0 K: 0 S: 13 | H: 3 LOB: 2 BB: 1 P: 23 | R: 0 E: 0 K: 1 S: 12 | H: 1 LOB: 2 BB: 1 P: 21 | R: 0 E: 0 K: 2 S: 9 | H: 0 LOB: 0 BB: 0 P: 14 | R: 0 E: 0 K: 0 S: 9 | H: 1 LOB: 0 BB: 0 P: 14 | R: 0 E: 0 K: 1 S: 10 | H: 0 LOB: 0 BB: 0 P: 14 | R: 1 E: 1 K: 1 S: 13 | H: 2 LOB: 2 BB: 0 P: 21 | R: 2 E: 1 K: 1 S: 15 | H: 3 LOB: 1 BB: 0 P: 22 | 1B: 8 2B: 1 3B: 0 HR: 1 | SF: 0 SAC: 0 DP: 0 HBP: 0 | WP: 0 PB: 0 SB: 1 CS: 1 | PA: 36 | |
| PITCHER | IP | WLS | BF | H | R | ER | SO | BB | IBB | HBP | BLK | WP | HR | S | P | ERA | WHIP | | | | |
| Jorge Sosa, R ERA: 3.84 | 6.0 | L | 24 | 5 | 2 | 2 | 4 | 2 | 0 | 0 | 0 | 0 | 0 | 60 | 98 | 3.00 | 1.167 | | | | |
| 35 Jose Smith, R ERA: 2.68 | 0.0 | | 2 | 2 | 1 | 0 | 0 | 0 | 0 | 0 | 0 | 0 | 0 | 5 | 7 | - | - | | | | |
| 25 Pedro Feliciano, L ERA: 2.25 | 1.0 | | 4 | 0 | 0 | 0 | 1 | 0 | 0 | 0 | 0 | 0 | 0 | 8 | 14 | 0.00 | 0.000 | | | | |
| Aaron Heilman, R ERA: 4.0 | 0.2 | | 5 | 3 | 2 | 2 | 1 | 0 | 0 | 0 | 0 | 1 | 12 | 18 | 27.00 | 4.500 | | | | | |
| Scott Schoeneweis, L ERA: 5.05 | 0.1 | | 1 | 0 | 0 | 0 | 0 | 0 | 0 | 0 | 0 | 0 | 3 | 4 | 0.00 | 0.000 | | | | | |

New York Mets @ San Diego Padres
PETCO Park, San Diego, CA
Mon Jul 16 2007, 10:05 PM EDT
Att: 35,802 - Partly Cloudy - 69 F

| | |
|-----|----|
| AB | 34 |
| R | 5 |
| H | 10 |
| RBI | 5 |
| BB | 2 |
| SO | 6 |
| LOB | 22 |



| Batter | 1 | 2 | 3 | 4 | 5 | 6 | 7 | 8 | 9 | AB | R | H | RBI | BB | SO | LOB | TOP | | | | | | |
|---|---|---|---|---|---|---|---|---|---|---|---|---|---|---|---|---|---|---|---|---|---|---|---|
| 7 José Reyes, S OBP: 0.386, SLG: 0.448 | | | | | | | | | | 5 | 1 | 0 | 0 | 0 | 0 | 1 | | | | | | | |
| 22 Jose Valentin, S OBP: 0.297, SLG: 0.375 | | | | | | | | | | 3 | 2 | 1 | 1 | 2 | 0 | 0 | | | | | | | |
| 15 Carlos Beltrán, S OBP: 0.340, SLG: 0.464 | | | | | | | | | | 4 | 1 | 2 | 1 | 1 | 1 | 3 | | | | | | | |
| 5 David Wright, R OBP: 0.380, SLG: 0.501 | | | | | | | | | | 3 | 2 | 0 | 0 | 2 | 2 | 3 | | | | | | | |
| 21 Carlos Delgado, L OBP: 0.316, SLG: 0.433 | | | | | | | | | | 4 | 0 | 2 | 2 | 1 | 1 | 1 | | | | | | | |
| Shawn Green, L OBP: 0.328, SLG: 0.423 | | | | | | | | | | 3 | 0 | 1 | 0 | 1 | 0 | 2 | | | | | | | |
| 16 Paul Lo Duca, R OBP: 0.316, SLG: 0.360 | | | | | | | | | | 4 | 0 | 1 | 2 | 1 | 0 | 3 | | | | | | | |
| Lastings Milledge, R OBP: 0.179, SLG: 0.308 | | | | | | | | | | 4 | 0 | 0 | 1 | 0 | 2 | 5 | | | | | | | |
| 26 Orlando Hernandez, R OBP: 0.226, SLG: 0.290 | | | | | | | | | | 3 | 1 | 1 | 0 | 0 | 0 | 0 | | | | | | | |
| Ruben Gotay, S OBP: 0.375, SLG: 0.527 | | | | | | | | | | 1 | 0 | 0 | 0 | 0 | 0 | 2 | | | | | | | |
| 25 Pedro Feliciano, L OBP: 0.337, SLG: 0.465 | | | | | | | | | | 0 | 0 | 0 | 0 | 0 | 0 | 0 | | | | | | | |
| 59 Guillermo Mota, R OBP: 0.337, SLG: 0.465 | | | | | | | | | | 0 | 0 | 0 | 0 | 0 | 0 | 0 | | | | | | | |
| Inning Stats | R: 0 E: 0 K: 0 S: 10 | H: 1 LOB: 1 BB: 0 P: 13 | R: 0 E: 0 K: 2 S: 12 | H: 1 LOB: 1 BB: 0 P: 15 | R: 0 E: 0 K: 0 S: 5 | H: 0 LOB: 0 BB: 0 P: 9 | R: 1 E: 0 K: 2 S: 17 | H: 1 LOB: 2 BB: 0 P: 30 | R: 2 E: 0 K: 1 S: 17 | H: 3 LOB: 1 BB: 0 P: 26 | R: 0 E: 0 K: 0 S: 7 | H: 0 LOB: 0 BB: 0 P: 11 | R: 0 E: 0 K: 1 S: 8 | H: 0 LOB: 1 BB: 1 P: 17 | R: 1 E: 0 K: 0 S: 7 | H: 1 LOB: 2 BB: 2 P: 18 | R: 3 E: 1 K: 0 S: 9 | H: 1 LOB: 2 BB: 3 P: 25 | 1B: 6 2B: 2 3B: 0 HR: 0 | SF: 1 SAC: 1 DP: 0 HBP: 0 | WP: 1 PB: 1 SB: 3 CS: 0 | PA: 44 | |
| PITCHER | IP WLS BF H R ER SO BB IBB HBP BLK WP HR S P ERA WHIP | IP WLS BF H R ER SO BB IBB HBP BLK WP HR S P ERA WHIP | IP WLS BF H R ER SO BB IBB HBP BLK WP HR S P ERA WHIP | IP WLS BF H R ER SO BB IBB HBP BLK WP HR S P ERA WHIP | IP WLS BF H R ER SO BB IBB HBP BLK WP HR S P ERA WHIP | IP WLS BF H R ER SO BB IBB HBP BLK WP HR S P ERA WHIP | IP WLS BF H R ER SO BB IBB HBP BLK WP HR S P ERA WHIP | IP WLS BF H R ER SO BB IBB HBP BLK WP HR S P ERA WHIP | IP WLS BF H R ER SO BB IBB HBP BLK WP HR S P ERA WHIP | IP WLS BF H R ER SO BB IBB HBP BLK WP HR S P ERA WHIP | IP WLS BF H R ER SO BB IBB HBP BLK WP HR S P ERA WHIP | IP WLS BF H R ER SO BB IBB HBP BLK WP HR S P ERA WHIP | IP WLS BF H R ER SO BB IBB HBP BLK WP HR S P ERA WHIP | IP WLS BF H R ER SO BB IBB HBP BLK WP HR S P ERA WHIP | IP WLS BF H R ER SO BB IBB HBP BLK WP HR S P ERA WHIP | IP WLS BF H R ER SO BB IBB HBP BLK WP HR S P ERA WHIP | IP WLS BF H R ER SO BB IBB HBP BLK WP HR S P ERA WHIP | IP WLS BF H R ER SO BB IBB HBP BLK WP HR S P ERA WHIP | IP WLS BF H R ER SO BB IBB HBP BLK WP HR S P ERA WHIP | IP WLS BF H R ER SO BB IBB HBP BLK WP HR S P ERA WHIP | IP WLS BF H R ER SO BB IBB HBP BLK WP HR S P ERA WHIP | IP WLS BF H R ER SO BB IBB HBP BLK WP HR S P ERA WHIP | IP WLS BF H R ER SO BB IBB HBP BLK WP HR S P ERA WHIP |

New York Mets @ San Diego Padres
PETCO Park, San Diego, CA
Tue Jul 17 2007, 10:05 PM EDT
Att: 31,660 - Clear - 68 F

AB 34
R 7
H 8
RBI 7
BB 8
SO 6
LOB 20

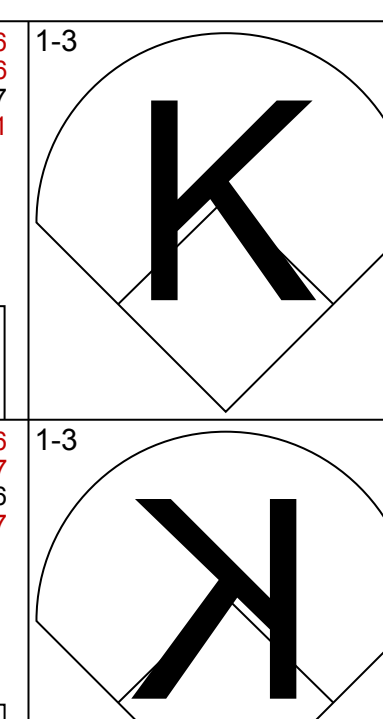
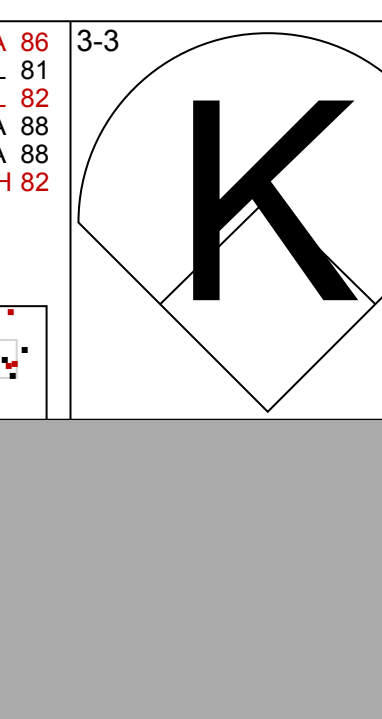
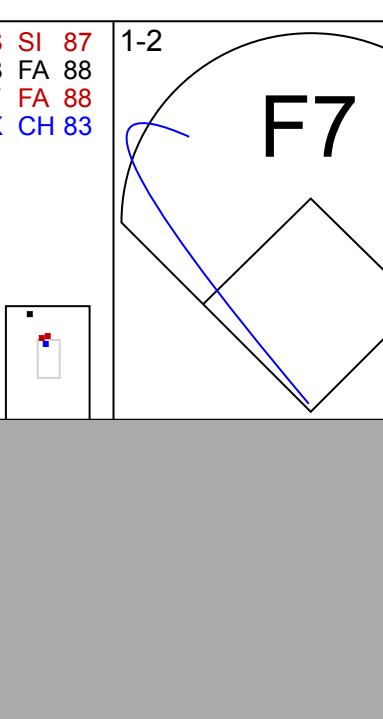
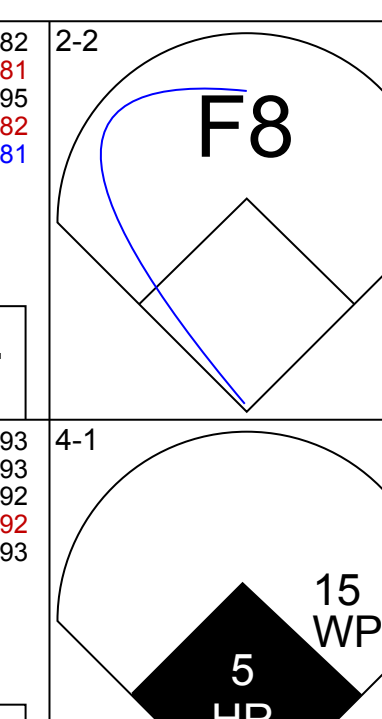

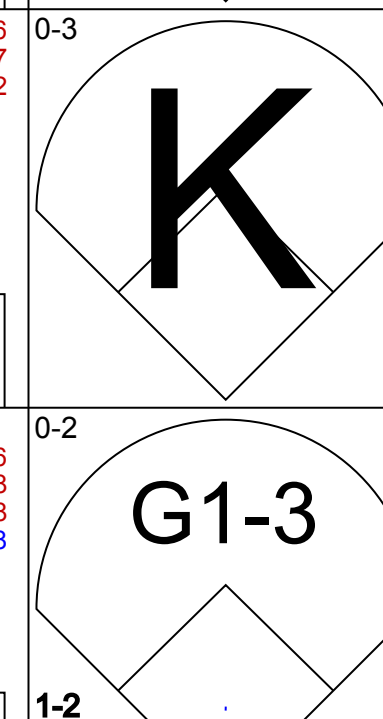
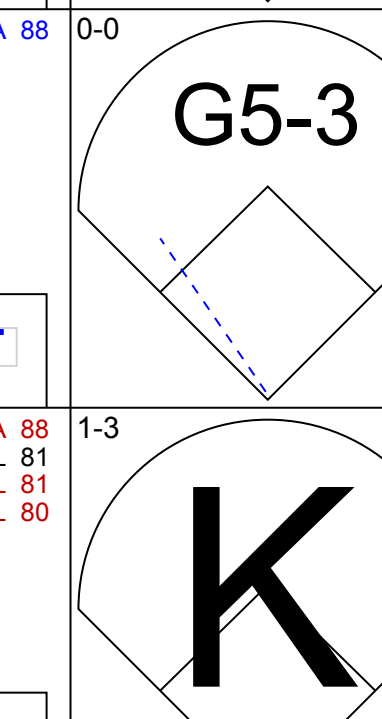
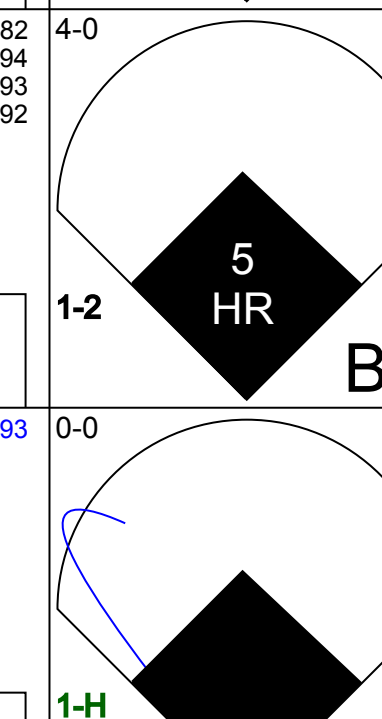

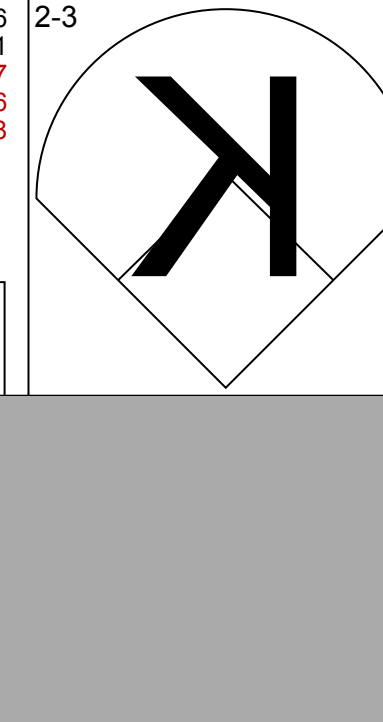

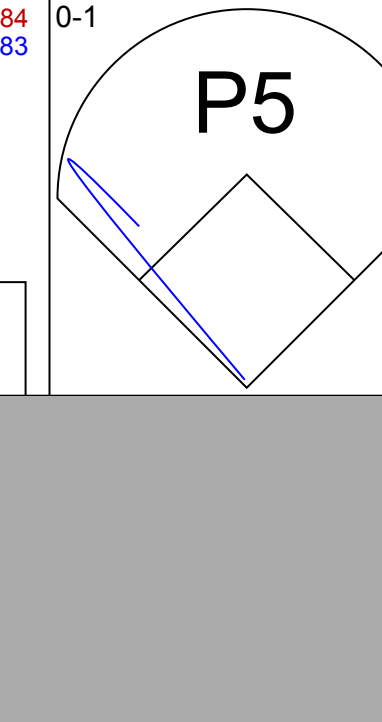
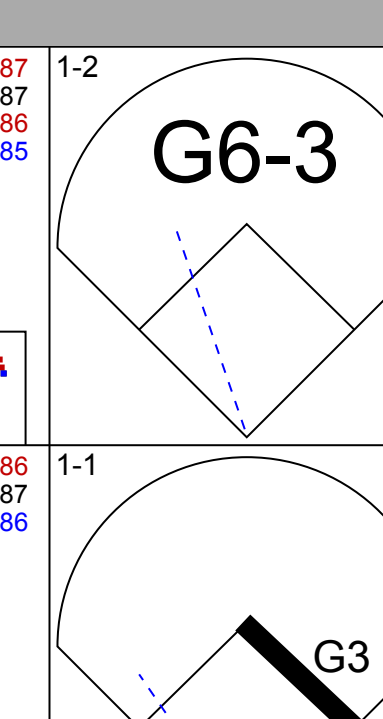
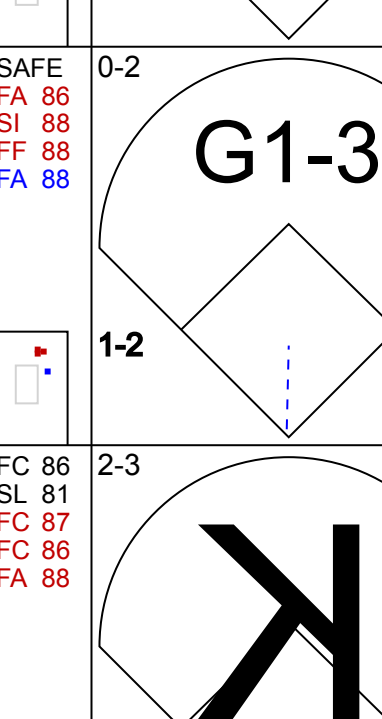
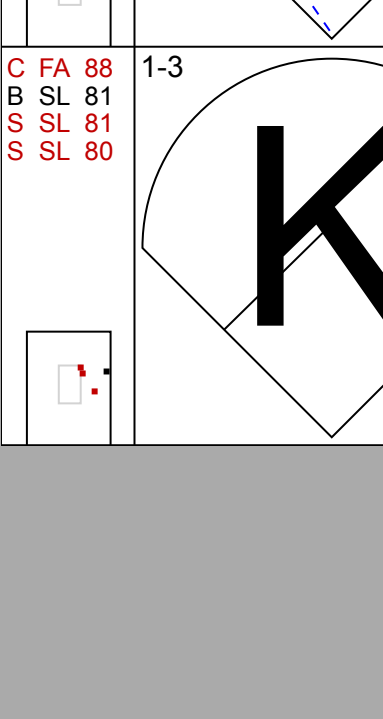
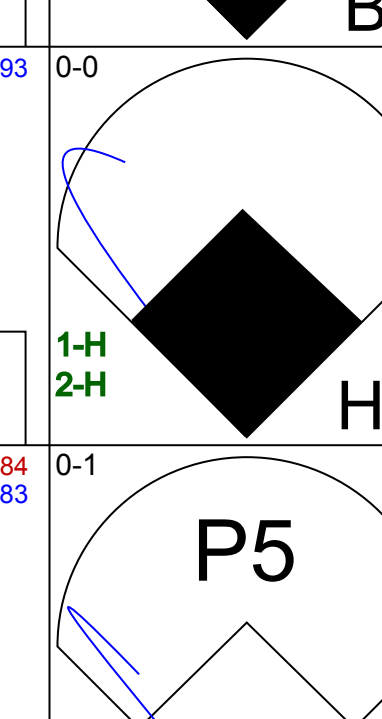
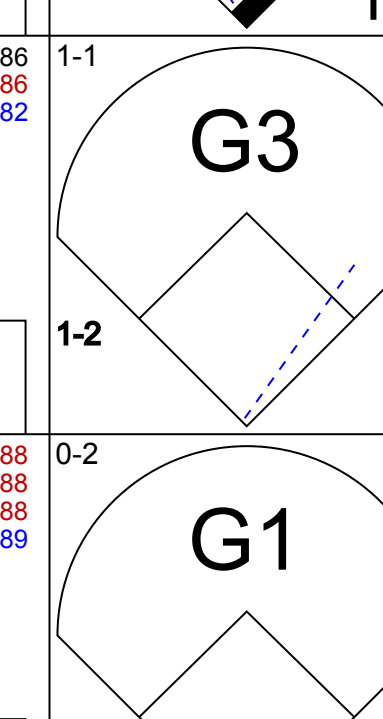

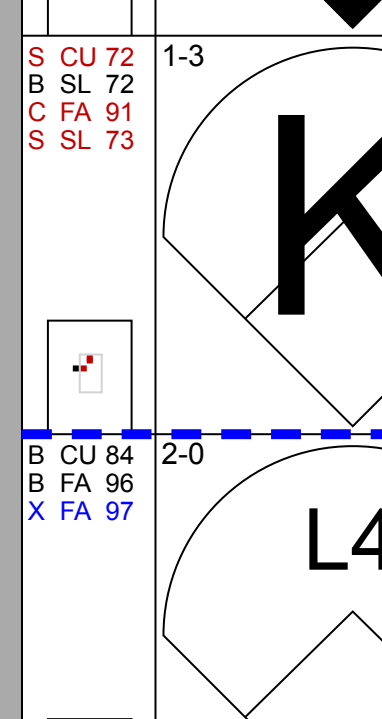

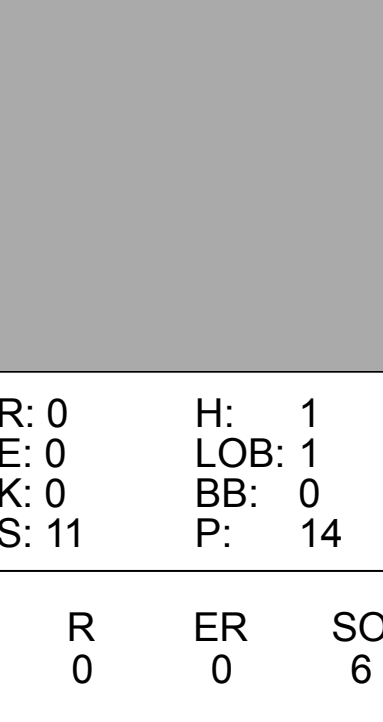
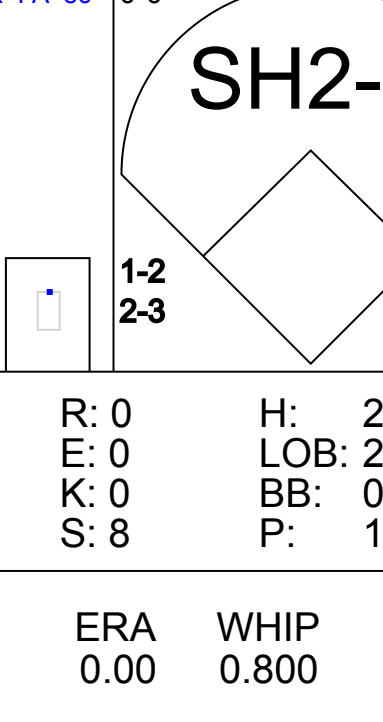

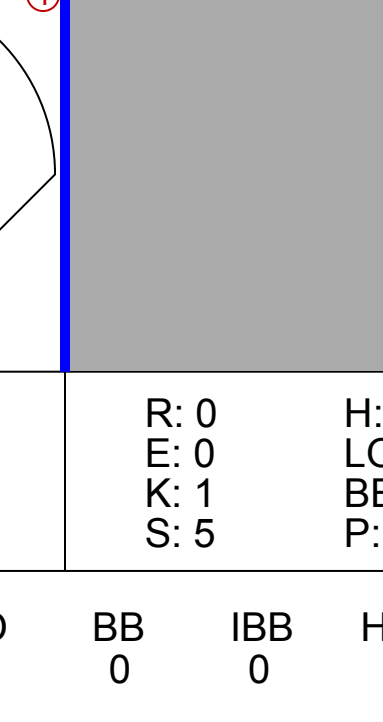
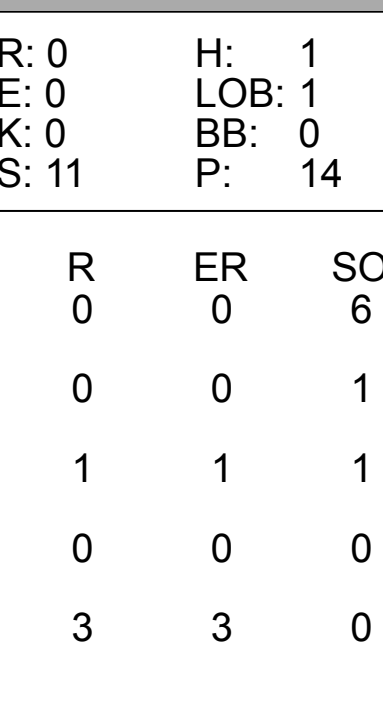
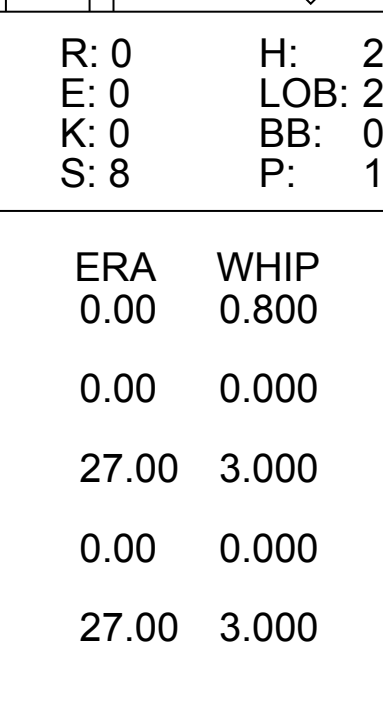
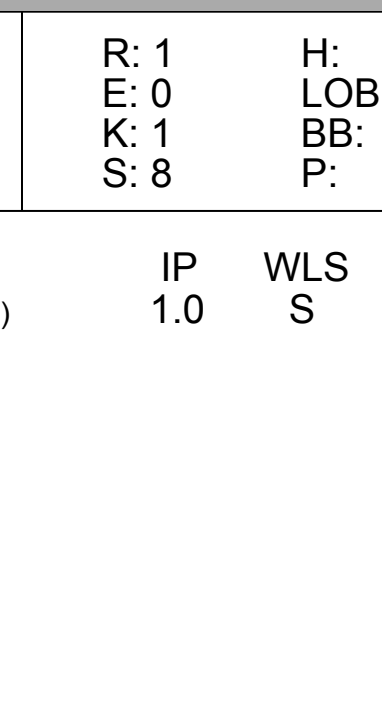
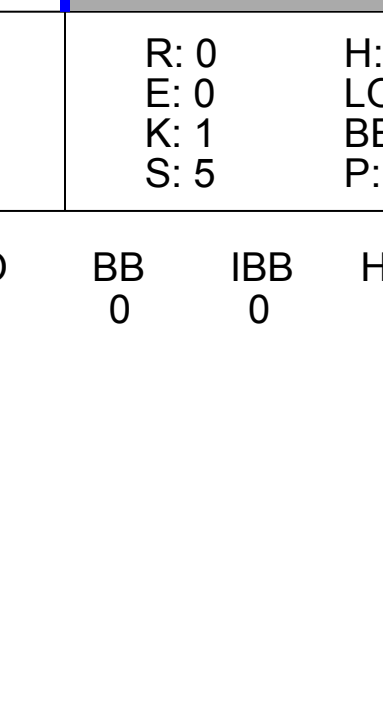
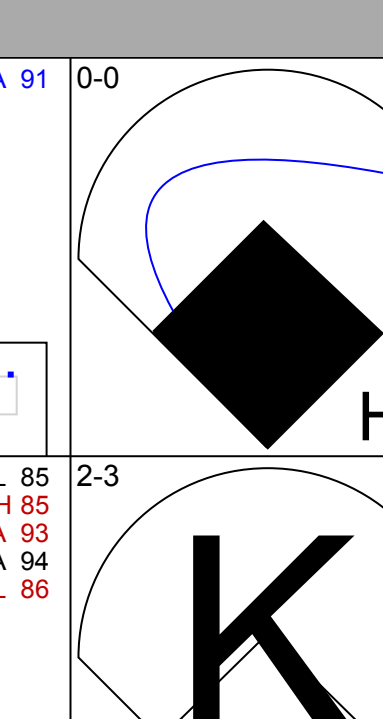
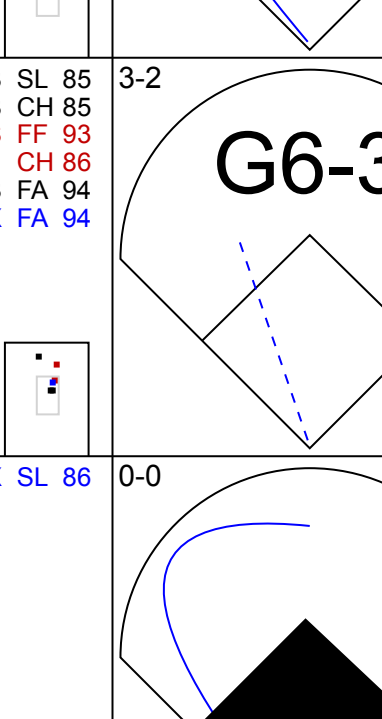
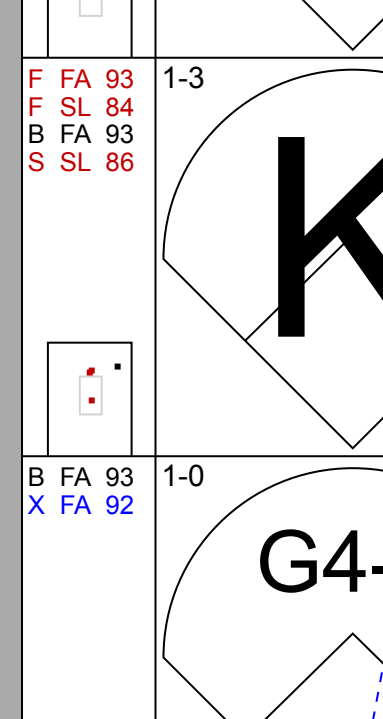

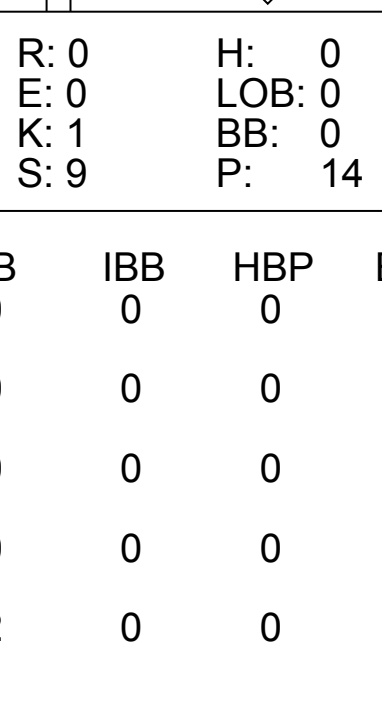
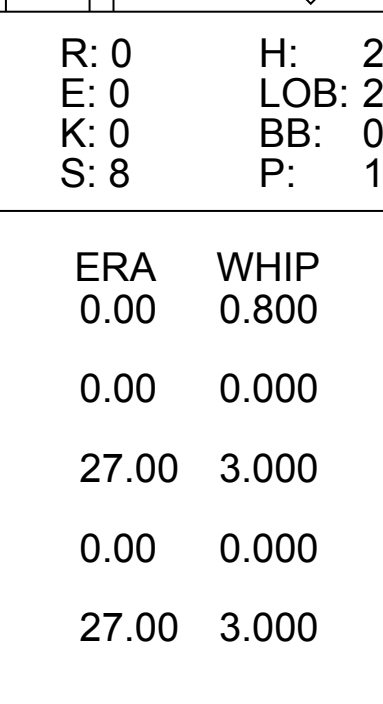
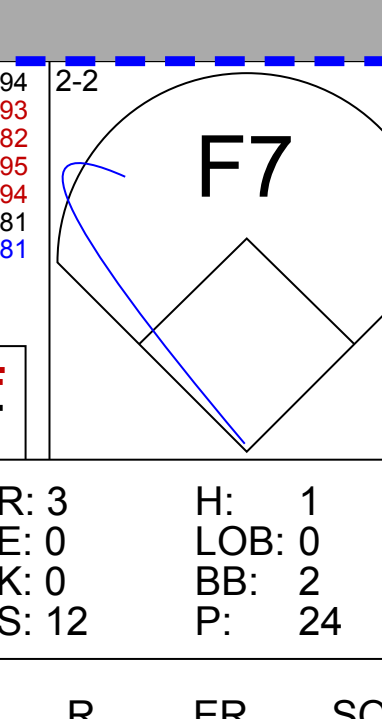


| Batter | 1 | 2 | 3 | 4 | 5 | 6 | 7 | 8 | 9 | AB | R | H | RBI | BB | SO | LOB | BOTTOM | | | | | | | |
|---|---|---|---|---|---|---|---|---|---|---|---|---|---|---|---|---|---|---|---|---|---|---|---|---|
| 24 Brian Giles, L OBP: 0.378, SLG: 0.368 | | | | | | | | | | 4 | 0 | 0 | 0 | 0 | 0 | 2 | | | | | | | | |
| 22 Marcus Giles, R OBP: 0.305, SLG: 0.329 | | | | | | | | | | 4 | 0 | 0 | 0 | 0 | 2 | 1 | | | | | | | | |
| 23 Adrián González, L OBP: 0.337, SLG: 0.465 | | | | | | | | | | 4 | 0 | 2 | 0 | 0 | 0 | 0 | | | | | | | | |
| Milton Bradley, S OBP: 0.390, SLG: 0.419 | | | | | | | | | | 3 | 0 | 0 | 0 | 1 | 1 | 1 | | | | | | | | |
| 3 Khalil Greene, R OBP: 0.274, SLG: 0.465 | | | | | | | | | | 4 | 0 | 0 | 0 | 0 | 1 | 2 | | | | | | | | |
| 4 Michael Barrett, R OBP: 0.302, SLG: 0.406 | | | | | | | | | | 3 | 0 | 0 | 0 | 0 | 0 | 2 | | | | | | | | |
| 5 Kevin Kouzmanoff, R OBP: 0.296, SLG: 0.419 | | | | | | | | | | 3 | 0 | 0 | 0 | 0 | 0 | 0 | | | | | | | | |
| Hiram Bocachica, R OBP: 0.261, SLG: 0.325 | | | | | | | | | | 2 | 0 | 0 | 0 | 0 | 2 | 0 | | | | | | | | |
| José Cruz Jr., S OBP: 0.322, SLG: 0.390 | | | | | | | | | | 1 | 0 | 0 | 0 | 0 | 1 | 0 | | | | | | | | |
| 44 Jake Peavy, R OBP: 0.205, SLG: 0.316 | | | | | | | | | | 1 | 0 | 0 | 0 | 1 | 0 | 0 | | | | | | | | |
| 41 Kevin Cameron, R OBP: 0.333, SLG: 0.373 | | | | | | | | | | 0 | 0 | 0 | 0 | 0 | 0 | 0 | | | | | | | | |
| 28 Josh Bard, S OBP: 0.333, SLG: 0.373 | | | | | | | | | | 1 | 0 | 1 | 0 | 0 | 0 | 0 | | | | | | | | |
| 40 Royce Ring, L OBP: 0.333, SLG: 0.373 | | | | | | | | | | 0 | 0 | 0 | 0 | 0 | 0 | 0 | | | | | | | | |
| Inning Stats | R: 0 E: 0 K: 0 S: 8 | H: 1 LOB: 1 BB: 0 P: 14 | R: 0 E: 0 K: 1 S: 6 | H: 0 LOB: 0 BB: 0 P: 8 | R: 0 E: 0 K: 1 S: 9 | H: 0 LOB: 0 BB: 0 P: 12 | R: 0 E: 0 K: 0 S: 10 | H: 1 LOB: 2 BB: 1 P: 21 | R: 0 E: 0 K: 1 S: 11 | H: 0 LOB: 1 BB: 1 P: 21 | R: 0 E: 0 K: 1 S: 8 | H: 0 LOB: 0 BB: 0 P: 13 | R: 0 E: 0 K: 0 S: 5 | H: 0 LOB: 0 BB: 0 P: 6 | R: 0 E: 0 K: 2 S: 11 | H: 1 LOB: 1 BB: 0 P: 16 | R: 0 E: 0 K: 1 S: 8 | H: 0 LOB: 0 BB: 0 P: 12 | 1B: 1 2B: 2 3B: 0 HR: 0 | SF: 0 SAC: 0 DP: 0 HBP: 0 | WP: 0 PB: 0 SB: 0 CS: 0 | PA: 32 | | |
| PITCHER | IP WLS BF H R ER SO BB IBB HBP BLK WP HR S P ERA WHIP | IP WLS BF H R ER SO BB IBB HBP BLK WP HR S P ERA WHIP | IP WLS BF H R ER SO BB IBB HBP BLK WP HR S P ERA WHIP | IP WLS BF H R ER SO BB IBB HBP BLK WP HR S P ERA WHIP | IP WLS BF H R ER SO BB IBB HBP BLK WP HR S P ERA WHIP | IP WLS BF H R ER SO BB IBB HBP BLK WP HR S P ERA WHIP | IP WLS BF H R ER SO BB IBB HBP BLK WP HR S P ERA WHIP | IP WLS BF H R ER SO BB IBB HBP BLK WP HR S P ERA WHIP | IP WLS BF H R ER SO BB IBB HBP BLK WP HR S P ERA WHIP | IP WLS BF H R ER SO BB IBB HBP BLK WP HR S P ERA WHIP | IP WLS BF H R ER SO BB IBB HBP BLK WP HR S P ERA WHIP | IP WLS BF H R ER SO BB IBB HBP BLK WP HR S P ERA WHIP | IP WLS BF H R ER SO BB IBB HBP BLK WP HR S P ERA WHIP | IP WLS BF H R ER SO BB IBB HBP BLK WP HR S P ERA WHIP | IP WLS BF H R ER SO BB IBB HBP BLK WP HR S P ERA WHIP | IP WLS BF H R ER SO BB IBB HBP BLK WP HR S P ERA WHIP | IP WLS BF H R ER SO BB IBB HBP BLK WP HR S P ERA WHIP | IP WLS BF H R ER SO BB IBB HBP BLK WP HR S P ERA WHIP | IP WLS BF H R ER SO BB IBB HBP BLK WP HR S P ERA WHIP | IP WLS BF H R ER SO BB IBB HBP BLK WP HR S P ERA WHIP | IP WLS BF H R ER SO BB IBB HBP BLK WP HR S P ERA WHIP | IP WLS BF H R ER SO BB IBB HBP BLK WP HR S P ERA WHIP | IP WLS BF H R ER SO BB IBB HBP BLK WP HR S P ERA WHIP | IP WLS BF H R ER SO BB IBB HBP BLK WP HR S P ERA WHIP |

New York Mets @ San Diego Padres
PETCO Park, San Diego, CA
Tue Jul 17 2007, 10:05 PM EDT
Att: 31,660 - Clear - 68 F

AB 30
R 0
H 3
RBI 0
BB 2
SO 7
LOB 8



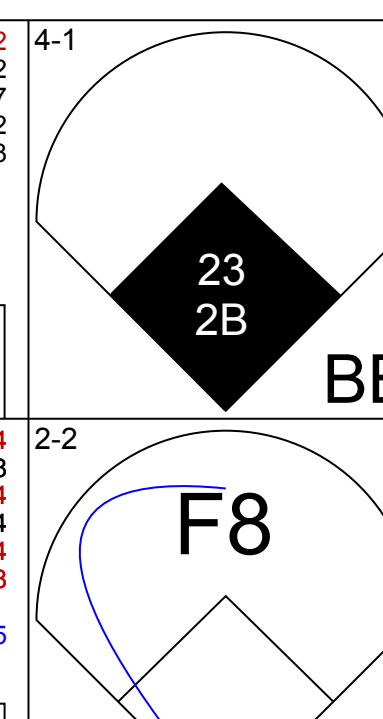
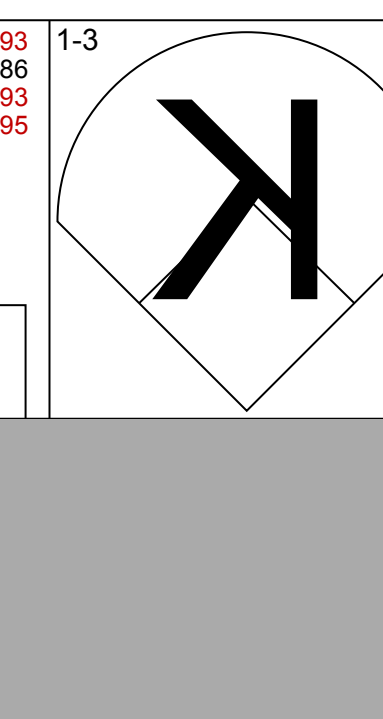
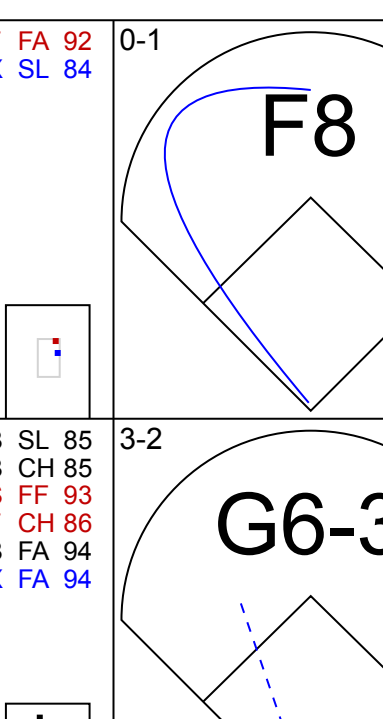
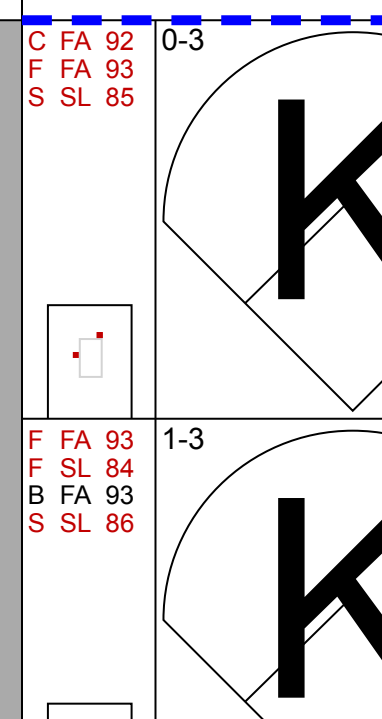
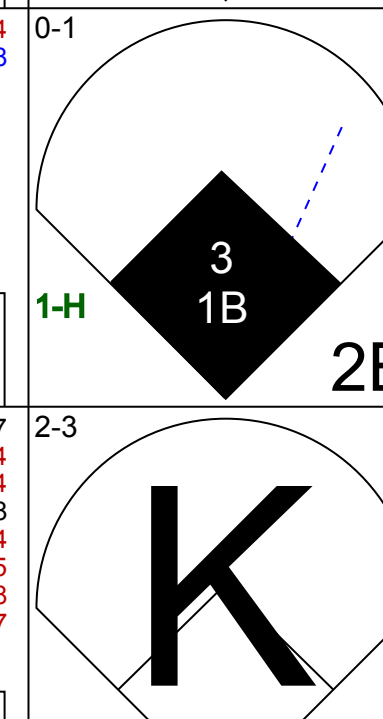
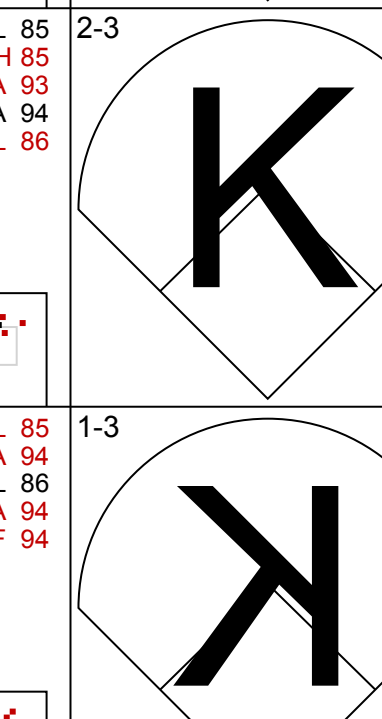
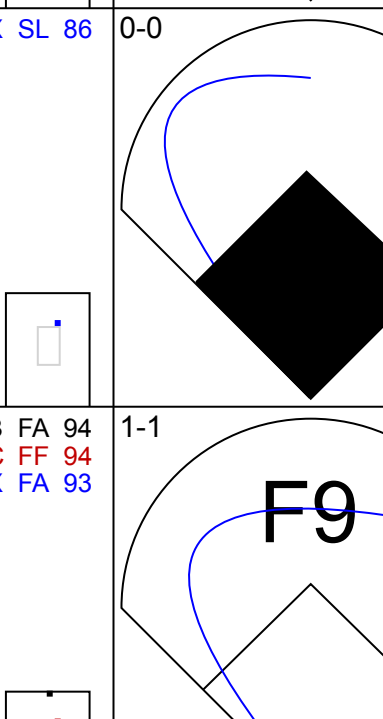
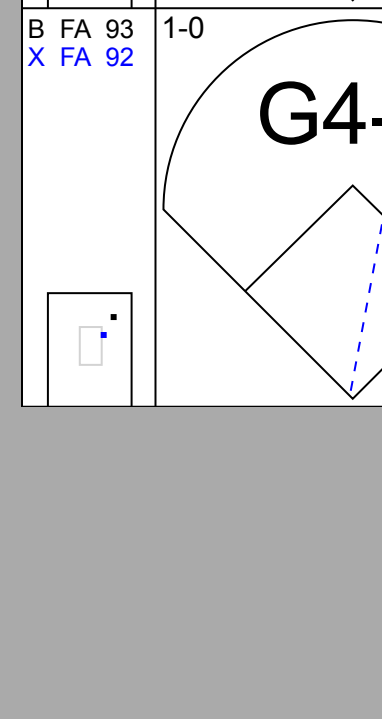
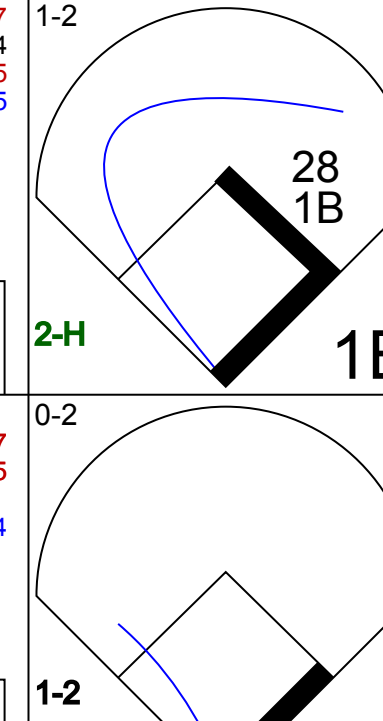
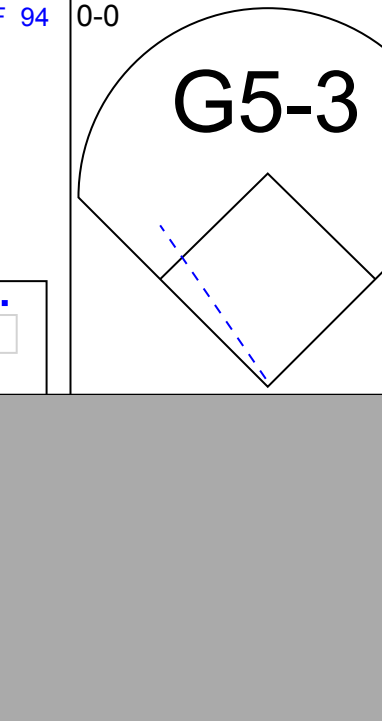


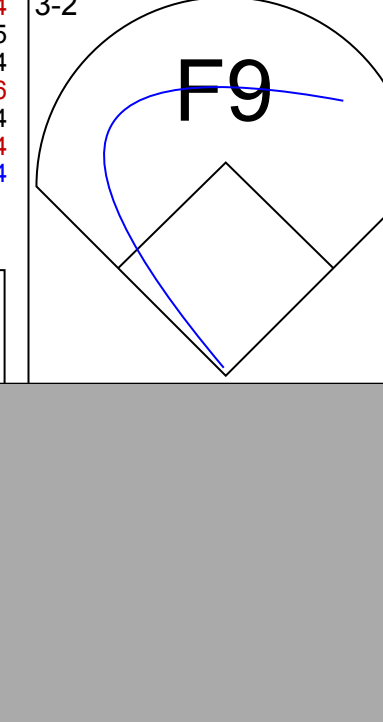


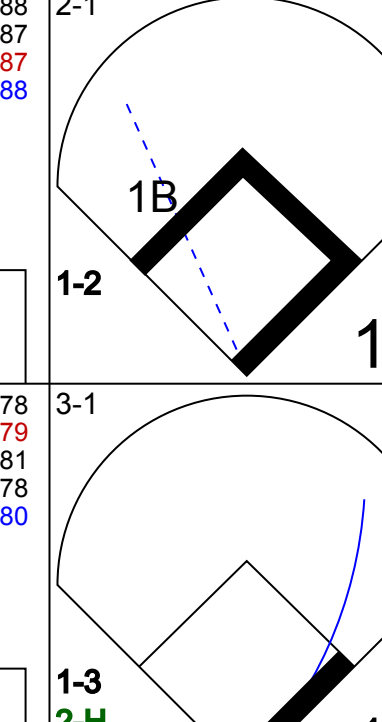

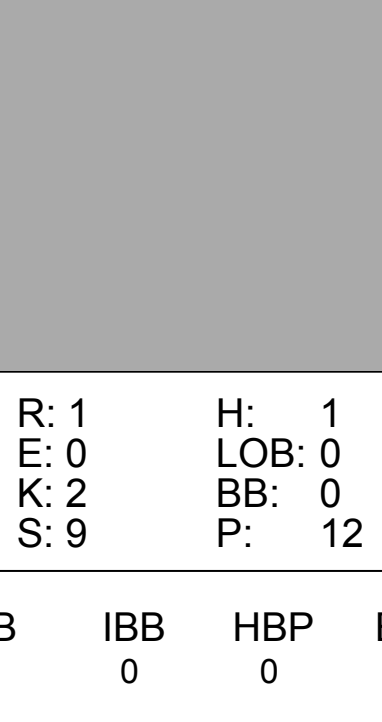
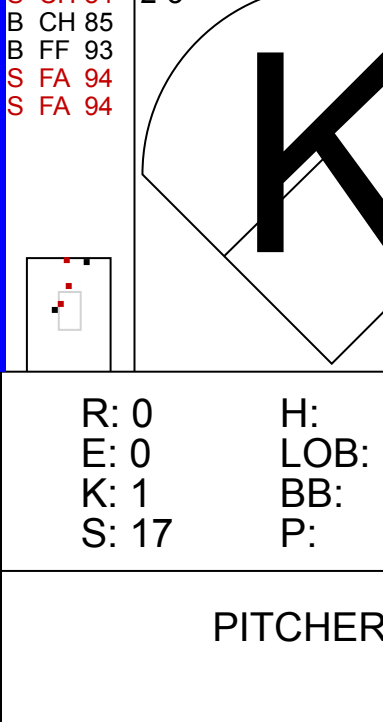
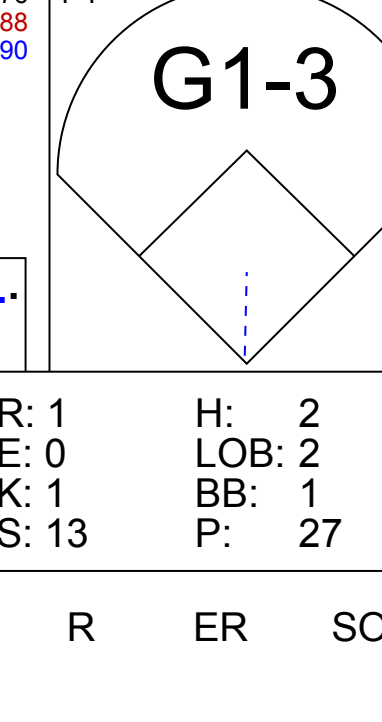




| Batter | 1 | 2 | 3 | 4 | 5 | 6 | 7 | 8 | 9 | AB | R | H | RBI | BB | SO | LOB | TOP | | | | | |
|---|---|---|---|--|--|---|---|---|---|----------------------------------|------------------------------|---------------------------------|------------------------------|----------------------------------|-------------------------------|----------------------------------|------------------------------|---------------------------------|----------------------------------|------------------------------------|----------------------------------|--------|
| 7 José Reyes, S OBP: 0.382, SLG: 0.443 |  | |  | |  | | |  | | 4 | 0 | 0 | 0 | 0 | 2 | 2 | | | | | | |
| 22 Jose Valentin, S OBP: 0.302, SLG: 0.374 |  | | |  | |  | |  | | 3 | 1 | 1 | 0 | 1 | 1 | 0 | | | | | | |
| 15 Carlos Beltrán, S OBP: 0.339, SLG: 0.460 |  | | |  | |  | |  | | 3 | 1 | 0 | 0 | 1 | 2 | 1 | | | | | | |
| 5 David Wright, R OBP: 0.378, SLG: 0.507 | |  | |  | |  | |  | | 4 | 1 | 1 | 3 | 0 | 1 | 1 | | | | | | |
| 21 Carlos Delgado, L OBP: 0.318, SLG: 0.442 |  | | |  | | |  |  | | 4 | 1 | 2 | 1 | 0 | 1 | 1 | | | | | | |
| Shawn Green, L OBP: 0.327, SLG: 0.421 |  | | | |  | |  | |  | 4 | 0 | 1 | 0 | 0 | 2 | 1 | | | | | | |
| 16 Paul Lo Duca, R OBP: 0.315, SLG: 0.359 |  | | | |  | |  | |  | 4 | 0 | 1 | 0 | 0 | 0 | 1 | | | | | | |
| Lastings Milledge, R OBP: 0.156, SLG: 0.267 | | |  | |  | |  | |  | 4 | 0 | 0 | 0 | 0 | 0 | 2 | | | | | | |
| 33 John Maine, R OBP: 0.179, SLG: 0.088 | | |  | |  | | |  | | 1 | 0 | 0 | 0 | 0 | 0 | 0 | | | | | | |
| Scott Schoeneweis, L OBP: 0.371, SLG: 0.522 | | | | | | | | | | 0 | 0 | 0 | 0 | 0 | 0 | 0 | | | | | | |
| Ruben Gotay, S OBP: 0.371, SLG: 0.522 | | | | | | | | | | 0 | 0 | 0 | 0 | 0 | 0 | 0 | | | | | | |
| 35 Joe Smith, R OBP: 0.371, SLG: 0.522 | | | | | | | | | | 0 | 0 | 0 | 0 | 0 | 0 | 0 | | | | | | |
| 25 Pedro Feliciano, L OBP: 0.371, SLG: 0.522 | | | | | | | | | | 0 | 0 | 0 | 0 | 0 | 0 | 0 | | | | | | |
| Inning Stats | R: 0 E: 0 K: 3 S: 9 | H: 0 LOB: 0 BB: 0 P: 11 | R: 0 E: 0 K: 0 S: 11 | H: 1 LOB: 1 BB: 0 P: 14 | R: 0 E: 0 K: 1 S: 9 | H: 0 LOB: 0 BB: 0 P: 14 | R: 0 E: 0 K: 2 S: 12 | H: 1 LOB: 1 BB: 0 P: 16 | R: 0 E: 0 K: 0 S: 8 | H: 2 LOB: 2 BB: 0 P: 10 | R: 0 E: 0 K: 1 S: 6 | H: 0 LOB: 0 BB: 0 P: 7 | R: 1 E: 0 K: 1 S: 8 | H: 1 LOB: 0 BB: 0 P: 14 | R: 3 E: 0 K: 0 S: 12 | H: 1 LOB: 0 BB: 2 P: 24 | R: 0 E: 0 K: 1 S: 5 | H: 0 LOB: 0 BB: 0 P: 7 | 1B: 4 2B: 0 3B: 0 HR: 2 | SF: 0 SAC: 1 DP: 0 HBP: 0 | WP: 1 PB: 0 SB: 1 CS: 0 | PA: 35 |
| PITCHER | IP | WLS | BF | H | R | ER | SO | BB | IBB | HBP | BLK | WP | HR | S | P | ERA | WHIP | | | | | |
| Greg Maddux, R ERA: 4.25 | 5.0 | | 19 | 4 | 0 | 0 | 6 | 0 | 0 | 0 | 0 | 0 | 0 | 49 | 65 | 0.00 | 0.800 | | | | | |
| 43 Cia Meredith, R ERA: 3.72 | 1.0 | | 3 | 0 | 0 | 0 | 1 | 0 | 0 | 0 | 0 | 0 | 0 | 6 | 7 | 0.00 | 0.000 | | | | | |
| 40 Royce Ring, L ERA: 3.55 | 0.1 | | 2 | 1 | 1 | 1 | 1 | 0 | 0 | 0 | 0 | 0 | 1 | 4 | 7 | 27.00 | 3.000 | | | | | |
| 21 Heath Bell, R ERA: 2.19 | 0.2 | H | 2 | 0 | 0 | 0 | 0 | 0 | 0 | 0 | 0 | 0 | 0 | 4 | 7 | 0.00 | 0.000 | | | | | |
| Scott Linebrink, R ERA: 3.12 | 1.0 | W | 6 | 1 | 3 | 3 | 0 | 2 | 0 | 0 | 0 | 1 | 1 | 12 | 24 | 27.00 | 3.000 | | | | | |

New York Mets @ San Diego Padres
PETCO Park, San Diego, CA
Wed Jul 18 2007, 10:05 PM EDT
Att: 32,524 - Clear - 69 F

| | |
|-----|----|
| AB | 32 |
| R | 4 |
| H | 6 |
| RBI | 4 |
| BB | 2 |
| SO | 9 |
| LOB | 9 |

| | |
|-------|--------|
| WP: 1 | PA: 35 |
| PB: 0 | |
| SB: 1 | |
| CS: 0 | |



| Batter | 1 | 2 | 3 | 4 | 5 | 6 | 7 | 8 | 9 | AB | R | H | RBI | BB | SO | LOB | BOTTOM | | | | | |
|---|---|---|---|---|--|---|---|---|------------------------------|----------------------------------|-------------------------------|----------------------------------|------------------------------|---------------------------------|-------------------------------|----------------------------------|------------------------------|---------------------------------|----------------------------------|------------------------------------|----------------------------------|--------|
| 24 Brian Giles, L OBP: 0.376, SLG: 0.363 |  |  | | |  | |  | | | 3 | 1 | 0 | 0 | 1 | 2 | 0 | | | | | | |
| Milton Bradley, S OBP: 0.385, SLG: 0.444 |  | |  | |  | |  | | | 4 | 1 | 1 | 1 | 0 | 1 | 1 | | | | | | |
| 23 Adrián González, L OBP: 0.338, SLG: 0.477 |  | |  | |  | |  | | | 4 | 2 | 2 | 2 | 0 | 1 | 0 | | | | | | |
| Mike Cameron, R OBP: 0.320, SLG: 0.440 |  | |  | |  | | |  | | 4 | 0 | 0 | 0 | 0 | 2 | 1 | | | | | | |
| 3 Khalil Greene, R OBP: 0.276, SLG: 0.464 |  | |  | | |  | |  | | 3 | 1 | 1 | 1 | 1 | 0 | 0 | | | | | | |
| 28 Josh Bard, S OBP: 0.332, SLG: 0.370 |  | | |  | |  | |  | | 4 | 0 | 1 | 0 | 0 | 1 | 1 | | | | | | |
| 5 Kevin Kouzmanoff, R OBP: 0.299, SLG: 0.420 | | | | | | | | | | 4 | 0 | 2 | 0 | 0 | 0 | 2 | | | | | | |
| Geoff Blum, S OBP: 0.293, SLG: 0.327 | | | | | | | | | | 3 | 0 | 2 | 1 | 1 | 0 | 0 | | | | | | |
| Greg Maddux, R ERA: 3.07 | 6.0 | | 27 | 7 | 4 | 4 | 5 | 2 | 0 | 0 | 0 | 0 | 0 | 72 | 106 | 6.00 | 1.500 | | | | | |
| 8 Termel Sledge, L OBP: 0.389, SLG: 0.389 | 0.1 | | 1 | 0 | 0 | 0 | 0 | 0 | 0 | 0 | 0 | 0 | 0 | 0 | 0 | 0 | | | | | | |
| 40 Royce Ring, L ERA: 3.55 | 0.2 | L | 5 | 2 | 1 | 1 | 1 | 1 | 0 | 0 | 0 | 0 | 0 | 11 | 24 | 13.50 | 4.500 | | | | | |
| 21 Heath Bell, R ERA: 2.19 | 0.1 | | 1 | 0 | 0 | 0 | 0 | 0 | 0 | 0 | 0 | 0 | 0 | 2 | 3 | 0.00 | 0.000 | | | | | |
| Scott Linebrink, R ERA: 3.12 | 1.0 | | 6 | 1 | 3 | 3 | 0 | 2 | 0 | 0 | 0 | 1 | 1 | 12 | 24 | 27.00 | 3.000 | | | | | |
| José Cruz Jr., S OBP: 0.371, SLG: 0.522 | | | | | | | | | | | | | | | | | | | | | | |
| Trevor Hoffman, R ERA: 1.85 | 1.0 | | 3 | 0 | 0 | 0 | 1 | 0 | 0 | 0 | 0 | 0 | 0 | 5 | 7 | 0.00 | 0.000 | | | | | |
| Inning Stats | R: 2 E: 0 K: 1 S: 24 | H: 3 LOB: 2 BB: 1 P: 36 | R: 0 E: 0 K: 1 S: 9 | H: 0 LOB: 0 BB: 0 P: 12 | R: 1 E: 0 K: 2 S: 9 | H: 1 LOB: 0 BB: 0 P: 12 | R: 0 E: 0 K: 0 S: 5 | H: 1 LOB: 1 BB: 0 P: 8 | R: 1 E: 0 K: 0 S: 8 | H: 1 LOB: 0 BB: 0 P: 12 | R: 0 E: 0 K: 1 S: 17 | H: 1 LOB: 2 BB: 1 P: 26 | R: 0 E: 0 K: 2 S: 7 | H: 0 LOB: 0 BB: 0 P: 9 | R: 1 E: 0 K: 1 S: 13 | H: 2 LOB: 2 BB: 1 P: 27 | R: 1 E: 0 K: 1 S: 5 | H: 0 LOB: 0 BB: 0 P: 7 | 1B: 5 2B: 2 3B: 0 HR: 2 | SF: 0 SAC: 0 DP: 0 HBP: 0 | WP: 0 PB: 0 SB: 0 CS: 0 | PA: 36 |
| PITCHER | IP | WLS | BF | H | R | ER | SO | BB | IBB | HBP | BLK | WP | HR | S | P | ERA | WHIP | | | | | |
| 33 John Maine, R ERA: 3.07 | 6.0 | | 27 | 7 | 4 | 4 | 5 | 2 | 0 | 0 | 0 | 0 | 0 | 72 | 106 | 6.00 | 1.500 | | | | | |
| Scott Schoeneweis, L ERA: 4.91 | 1.0 | | 3 | 0 | 0 | 0 | 2 | 0 | 0 | 0 | 0 | 0 | 0 | 7 | 9 | 0.00 | 0.000 | | | | | |
| 35 Joe Smith, R ERA: 4.27 | 0.2 | L | 5 | 2 | 1 | 1 | 1 | 1 | 0 | 0 | 0 | 0 | 0 | 11 | 24 | 13.50 | 4.500 | | | | | |
| 25 Pedro Feliciano, L ERA: 2.21 | 0.1 | | 1 | 0 | 0 | 0 | 0 | 0 | 0 | 0 | 0 | 0 | 0 | 2 | 3 | 0.00 | 0.000 | | | | | |

New York Mets @ San Diego Padres
PETCO Park, San Diego, CA
Wed Jul 18 2007, 10:05 PM EDT
Att: 32,524 - Clear - 69 F

| | |
|-----|----|
| AB | 33 |
| R | 5 |
| H | 9 |
| RBI | 5 |
| BB | 3 |
| SO | 8 |
| LOB | 10 |


| | |
|-------|--------|
| WP: 0 | PA: 36 |
| PB: 0 | |
| SB: 0 | |
| CS: 0 | |



| Batter | 1 | 2 | 3 | 4 | 5 | 6 | 7 | 8 | 9 | AB | R | H | RBI | BB | SO | LOB | TOP | | | | | |
|--|------------------------------|----------------------------------|-------------------------------|----------------------------------|------------------------------|---------------------------------|-------------------------------|----------------------------------|------------------------------|----------------------------------|-------------------------------|----------------------------------|------------------------------|----------------------------------|-------------------------------|----------------------------------|-------------------------------|----------------------------------|----------------------------------|------------------------------------|----------------------------------|--------|
| 11 Jimmy Rollins, S OBP: 0.331, SLG: 0.518 | P6 | | F8 | | | K | | G3-1 | | 4 | 0 | 0 | 0 | 0 | 1 | 0 | | | | | | |
| 8 Shane Victorino, S OBP: 0.350, SLG: 0.435 | F9 | | | | | G6-3 | | | | 4 | 0 | 1 | 0 | 0 | 1 | 0 | | | | | | |
| 26 Chase Utley, L OBP: 0.405, SLG: 0.585 | F8 | | | | | | | F7 | | 4 | 0 | 2 | 0 | 0 | 0 | 1 | | | | | | |
| 6 Ryan Howard, L OBP: 0.387, SLG: 0.584 | | | | | | | | | | 1 | 0 | 0 | 0 | 3 | 1 | 0 | | | | | | |
| Aaron Rowand, R OBP: 0.404, SLG: 0.525 | F7 | | | | | | | | | 3 | 0 | 0 | 0 | 1 | 0 | 5 | | | | | | |
| Pat Burrell, R OBP: 0.394, SLG: 0.434 Abraham Nunez, S OBP: 0.323, SLG: 0.322 | F9 | | | | | | | | | 4 | 0 | 1 | 0 | 0 | 1 | 3 | | | | | | |
| 19 Greg Dobbs, L OBP: 0.315, SLG: 0.503 | F9 | | | | | | | | | 0 | 0 | 0 | 0 | 0 | 0 | 0 | | | | | | |
| 51 Carlos Ruiz, R OBP: 0.317, SLG: 0.382 | | | G5-3 | | | P6 | | F7 | | 4 | 0 | 0 | 0 | 0 | 1 | 2 | | | | | | |
| 35 Cole Hamels, L OBP: 0.170, SLG: 0.200 9 Michael Bourn, L OBP: 0.330, SLG: 0.367 16 J.C. Romero, S OBP: 0.323, SLG: 0.322 | P5 | | | | | | | | | 2 | 0 | 0 | 0 | 0 | 1 | 0 | | | | | | |
| | | | | | | | | | | 1 | 0 | 0 | 0 | 0 | 1 | 0 | | | | | | |
| | | | | | | | | | | 0 | 0 | 0 | 0 | 0 | 0 | 0 | | | | | | |
| Inning Stats | R: 0 E: 0 K: 0 S: 8 | H: 0 LOB: 0 BB: 0 P: 12 | R: 0 E: 0 K: 0 S: 14 | H: 0 LOB: 1 BB: 1 P: 21 | R: 0 E: 0 K: 0 S: 5 | H: 0 LOB: 0 BB: 0 P: 6 | R: 0 E: 0 K: 1 S: 14 | H: 1 LOB: 2 BB: 1 P: 25 | R: 0 E: 0 K: 2 S: 9 | H: 0 LOB: 0 BB: 0 P: 12 | R: 0 E: 0 K: 1 S: 19 | H: 1 LOB: 2 BB: 1 P: 29 | R: 0 E: 0 K: 2 S: 8 | H: 0 LOB: 0 BB: 0 P: 11 | R: 0 E: 0 K: 1 S: 13 | H: 1 LOB: 1 BB: 0 P: 19 | R: 0 E: 0 K: 3 S: 11 | H: 1 LOB: 2 BB: 1 P: 20 | 1B: 3 2B: 1 3B: 0 HR: 0 | SF: 0 SAC: 0 DP: 0 HBP: 0 | WP: 0 PB: 0 SB: 1 CS: 0 | PA: 35 |
| PITCHER | IP | WLS | BF | H | R | ER | SO | BB | IBB | HBP | BLK | WP | HR | S | P | ERA | WHIP | | | | | |
| 32 Chris Young, R ERA: 1.85 | 7.0 | W | 26 | 2 | 0 | 0 | 6 | 3 | 0 | 0 | 0 | 0 | 0 | 77 | 116 | 0.00 | 0.714 | | | | | |
| 21 Heath Bell, R ERA: 2.15 | 1.0 | H | 4 | 1 | 0 | 0 | 1 | 0 | 0 | 0 | 0 | 0 | 0 | 13 | 19 | 0.00 | 1.000 | | | | | |
| Trevor Hoffman, R ERA: 1.8 | 1.0 | S | 5 | 1 | 0 | 0 | 3 | 1 | 0 | 0 | 0 | 0 | 0 | 11 | 20 | 0.00 | 2.000 | | | | | |

Philadelphia Phillies @ San Diego Padres
 PETCO Park, San Diego, CA
 Thu Jul 19 2007, 10:05 PM EDT
 Att: 30,885 - Clear - 70 F


AB 31
 R 0
 H 4
 RBI 0
 BB 4
 SO 10
 LOB 14



| Batter | 1 | 2 | 3 | 4 | 5 | 6 | 7 | 8 | 9 | AB | R | H | RBI | BB | SO | LOB | BOTTOM | | | | | |
|--|------------------------------|---------------------------------|-------------------------------|----------------------------------|-------------------------------|----------------------------------|------------------------------|----------------------------------|------------------------------|---------------------------------|------------------------------|---------------------------------|-------------------------------|----------------------------------|-------------------------------|----------------------------------|----------------------------------|------------------------------------|----------------------------------|--------|--|--|
| 24 Brian Giles, L OBP: 0.374, SLG: 0.366 | L6 | | | | | F9 | | | | 4 | 0 | 1 | 1 | 0 | 1 | 1 | | | | | | |
| Milton Bradley, S OBP: 0.374, SLG: 0.430 | P6 | | | | | | | | | 3 | 0 | 0 | 0 | 0 | 0 | 1 | | | | | | |
| 23 Adrián González, L OBP: 0.338, SLG: 0.474 | G3 | | | | | | | | | 2 | 0 | 0 | 0 | 1 | 1 | 0 | | | | | | |
| Mike Cameron, R OBP: 0.318, SLG: 0.437 | | | | | | | | | | 3 | 0 | 0 | 0 | 0 | 1 | 1 | | | | | | |
| 3 Khalil Greene, R OBP: 0.274, SLG: 0.460 | | | | | | | | | | 3 | 0 | 0 | 0 | 0 | 1 | 1 | | | | | | |
| 4 Michael Barrett, R OBP: 0.299, SLG: 0.401 | F9 | | | | | | | | | 3 | 0 | 0 | 0 | 0 | 0 | 1 | | | | | | |
| 5 Kevin Kouzmanoff, R OBP: 0.299, SLG: 0.415 | | | | | | | | | | 3 | 0 | 0 | 0 | 0 | 1 | 0 | | | | | | |
| Geoff Blum, S OBP: 0.302, SLG: 0.336 | | | | | | | | | | 3 | 1 | 2 | 0 | 0 | 0 | 0 | | | | | | |
| 32 Chris Young, R OBP: 0.206, SLG: 0.069 21 Heath Bell, R OBP: 0.320, SLG: 0.387 Trevor Hoffman, R OBP: 0.320, SLG: 0.387 | | | | | | | | | | 1 | 0 | 0 | 0 | 0 | 0 | 0 | | | | | | |
| | | | | | | | | | | 0 | 0 | 0 | 0 | 0 | 0 | 0 | | | | | | |
| | | | | | | | | | | 1 | 0 | 0 | 0 | 0 | 1 | 1 | | | | | | |
| | | | | | | | | | | 0 | 0 | 0 | 0 | 0 | 0 | 0 | | | | | | |
| Inning Stats | R: 0 E: 0 K: 0 S: 6 | H: 0 LOB: 0 BB: 0 P: 8 | R: 0 E: 0 K: 0 S: 10 | H: 0 LOB: 0 BB: 0 P: 15 | R: 1 E: 0 K: 0 S: 15 | H: 2 LOB: 1 BB: 0 P: 22 | R: 0 E: 0 K: 1 S: 7 | H: 0 LOB: 0 BB: 0 P: 10 | R: 0 E: 0 K: 0 S: 6 | H: 0 LOB: 0 BB: 0 P: 8 | R: 0 E: 0 K: 0 S: 6 | H: 0 LOB: 0 BB: 0 P: 9 | R: 0 E: 0 K: 2 S: 11 | H: 0 LOB: 1 BB: 1 P: 17 | R: 0 E: 0 K: 3 S: 11 | H: 1 LOB: 1 BB: 0 P: 16 | 1B: 2 2B: 1 3B: 0 HR: 0 | SF: 0 SAC: 1 DP: 0 HBP: 0 | WP: 0 PB: 0 SB: 0 CS: 0 | PA: 28 | | |
| PITCHER | IP | WLS | BF | H | R | ER | SO | BB | IBB | HBP | BLK | WP | HR | S | P | ERA | WHIP | | | | | |
| 35 Cole Hamels, L ERA: 3.69 | 7.0 | L | 24 | 2 | 1 | 1 | 3 | 1 | 0 | 0 | 0 | 0 | 0 | 61 | 89 | 1.29 | 0.429 | | | | | |
| 16 J.C. Romero, L ERA: 2.77 | 1.0 | | 4 | 1 | 0 | 0 | 3 | 0 | 0 | 0 | 0 | 0 | 0 | 11 | 16 | 0.00 | 1.000 | | | | | |

Philadelphia Phillies @ San Diego Padres
 PETCO Park, San Diego, CA
 Thu Jul 19 2007, 10:05 PM EDT
 Att: 30,885 - Clear - 70 F

AB 26
 R 1
 H 3
 RBI 1
 BB 1
 SO 6
 LOB 6



| Batter | 1 | 2 | 3 | 4 | 5 | 6 | 7 | 8 | 9 | AB | R | H | RBI | BB | SO | LOB | TOP |
|---|---|---|---|---|---|---|---|---|---|----|---|---|-----|----|----|-----|-----|
| 11 Jimmy Rollins, S OBP: 0.330, SLG: 0.514 | | | | | | | | | | 5 | 0 | 1 | 1 | 0 | 0 | 3 | |
| 8 Shane Victorino, S OBP: 0.349, SLG: 0.432 | | | | | | | | | | 5 | 2 | 1 | 0 | 0 | 1 | 3 | |
| 26 Chase Utley, L OBP: 0.376, SLG: 0.594 | | | | | | | | | | 4 | 2 | 2 | 2 | 1 | 1 | 1 | |
| 6 Ryan Howard, L OBP: 0.390, SLG: 0.582 | | | | | | | | | | 4 | 1 | 2 | 1 | 1 | 2 | 1 | |
| Aaron Rowand, R OBP: 0.401, SLG: 0.523 | | | | | | | | | | 5 | 1 | 1 | 1 | 0 | 0 | 3 | |
| Pat Burrell, R OBP: 0.395, SLG: 0.431 | | | | | | | | | | 2 | 0 | 0 | 1 | 2 | 0 | 1 | |
| 9 Michael Bourn, L OBP: 0.337, SLG: 0.367 | | | | | | | | | | 0 | 1 | 0 | 0 | 1 | 0 | 0 | |
| Wes Helms, R OBP: 0.365, SLG: 0.365 | | | | | | | | | | 4 | 0 | 2 | 0 | 0 | 1 | 1 | |
| 59 Mike Zagurski, L Antonio Alfonseca, R | | | | | | | | | | 0 | 0 | 0 | 0 | 0 | 0 | 0 | |
| 2 Rod Barajas, R OBP: 0.341, SLG: 0.381 | | | | | | | | | | 3 | 0 | 0 | 0 | 1 | 0 | 4 | |
| 23 Adam Eaton, R 16 J.C. Romero, S 27 Chris Coste, R 63 Ryan Madson, L Abraham Nunez, S | | | | | | | | | | 3 | 0 | 0 | 0 | 1 | 0 | 4 | |
| | | | | | | | | | | 2 | 0 | 1 | 1 | 0 | 0 | 0 | |
| | | | | | | | | | | 0 | 0 | 0 | 0 | 0 | 0 | 0 | |
| | | | | | | | | | | 0 | 0 | 0 | 0 | 0 | 0 | 0 | |
| | | | | | | | | | | 0 | 0 | 0 | 0 | 0 | 0 | 0 | |
| | | | | | | | | | | 0 | 0 | 0 | 0 | 0 | 0 | 0 | |
| | | | | | | | | | | 0 | 0 | 0 | 0 | 0 | 0 | 0 | |
| | | | | | | | | | | 0 | 0 | 0 | 0 | 0 | 0 | 0 | |
| | | | | | | | | | | 0 | 0 | 0 | 0 | 0 | 0 | 0 | |
| | | | | | | | | | | 0 | 0 | 0 | 0 | 0 | 0 | 0 | |
| | | | | | | | | | | 0 | 0 | 0 | 0 | 0 | 0 | 0 | |
| | | | | | | | | | | 0 | 0 | 0 | 0 | 0 | 0 | 0 | |
| | | | | | | | | | | 0 | 0 | 0 | 0 | 0 | 0 | 0 | |
| | | | | | | | | | | 0 | 0 | 0 | 0 | 0 | 0 | 0 | |
| | | | | | | | | | | 0 | 0 | 0 | 0 | 0 | 0 | 0 | |
| | | | | | | | | | | 0 | 0 | 0 | 0 | 0 | 0 | 0 | |
| | | | | | | | | | | 0 | 0 | 0 | 0 | 0 | 0 | 0 | |
| | | | | | | | | | | 0 | 0 | 0 | 0 | 0 | 0 | 0 | |
| | | | | | | | | | | 0 | 0 | 0 | 0 | 0 | 0 | 0 | |
| | | | | | | | | | | 0 | 0 | 0 | 0 | 0 | 0 | 0 | |
| | | | | | | | | | | 0 | 0 | 0 | 0 | 0 | 0 | 0 | |
| | | | | | | | | | | 0 | 0 | 0 | 0 | 0 | 0 | 0 | |
| | | | | | | | | | | 0 | 0 | 0 | 0 | 0 | 0 | 0 | |
| | | | | | | | | | | 0 | 0 | 0 | 0 | 0 | 0 | 0 | |
| | | | | | | | | | | 0 | 0 | 0 | 0 | 0 | 0 | 0 | |
| | | | | | | | | | | 0 | 0 | 0 | 0 | 0 | 0 | 0 | |
| | | | | | | | | | | 0 | 0 | 0 | 0 | 0 | 0 | 0 | |
| | | | | | | | | | | 0 | 0 | 0 | 0 | 0 | 0 | 0 | |
| | | | | | | | | | | 0 | 0 | 0 | 0 | 0 | 0 | 0 | |
| | | | | | | | | | | 0 | 0 | 0 | 0 | 0 | 0 | 0 | |
| | | | | | | | | | | 0 | 0 | 0 | 0 | 0 | 0 | 0 | |
| | | | | | | | | | | 0 | 0 | 0 | 0 | 0 | 0 | 0 | |
| | | | | | | | | | | 0 | 0 | 0 | 0 | 0 | 0 | 0 | |
| | | | | | | | | | | 0 | 0 | 0 | 0 | 0 | 0 | 0 | |
| | | | | | | | | | | 0 | 0 | 0 | 0 | 0 | 0 | 0 | |
| | | | | | | | | | | 0 | 0 | 0 | 0 | 0 | 0 | 0 | |
| | | | | | | | | | | 0 | 0 | 0 | 0 | 0 | 0 | 0 | |
| | | | | | | | | | | 0 | 0 | 0 | 0 | 0 | 0 | 0 | |
| | | | | | | | | | | 0 | 0 | 0 | 0 | 0 | 0 | 0 | |
| | | | | | | | | | | 0 | 0 | 0 | 0 | 0 | 0 | 0 | |
| | | | | | | | | | | 0 | 0 | 0 | 0 | 0 | 0 | 0 | |
| | | | | | | | | | | | | | | | | | |

| Batter | 1 | 2 | 3 | 4 | 5 | 6 | 7 | 8 | 9 | AB | R | H | RBI | BB | SO | LOB | TOP | | | | | |
|--|-------------------------------|----------------------------------|------------------------------|----------------------------------|------------------------------|----------------------------------|-------------------------------|----------------------------------|-------------------------------|----------------------------------|------------------------------|----------------------------------|------------------------------|----------------------------------|------------------------------|----------------------------------|-------------------------------|----------------------------------|----------------------------------|------------------------------------|----------------------------------|--------|
| 11 Jimmy Rollins, S OBP: 0.330, SLG: 0.513 | | | | | | | | | | 5 | 2 | 2 | 0 | 0 | 0 | 1 | | | | | | |
| 8 Shane Victorino, S OBP: 0.347, SLG: 0.429 | | | | | | | | | | 5 | 1 | 1 | 0 | 0 | 0 | 3 | | | | | | |
| 26 Chase Utley, L OBP: 0.398, SLG: 0.593 | | | | | | | | | | 4 | 1 | 2 | 0 | 1 | 0 | 1 | | | | | | |
| 6 Ryan Howard, L OBP: 0.398, SLG: 0.608 | | | | | | | | | | 3 | 3 | 3 | 5 | 2 | 0 | 0 | | | | | | |
| Aaron Rowand, R OBP: 0.396, SLG: 0.515 | | | | | | | | | | 5 | 1 | 0 | 0 | 0 | 1 | 5 | | | | | | |
| Pat Burrell, R OBP: 0.396, SLG: 0.427 | | | | | | | | | | 2 | 1 | 0 | 0 | 2 | 0 | 2 | | | | | | |
| 9 Michael Bourn, L OBP: 0.343, SLG: 0.374 | | | | | | | | | | 1 | 1 | 1 | 0 | 0 | 0 | 0 | | | | | | |
| Wes Helms, R OBP: 0.318, SLG: 0.377 | | | | | | | | | | 4 | 1 | 1 | 2 | 0 | 2 | 3 | AB 40 | | | | | |
| 45 Tom Gordon, R OBP: 0.318, SLG: 0.505 | | | | | | | | | | 0 | 0 | 0 | 0 | 0 | 0 | 0 | R 12 | | | | | |
| 19 Greg Dobbs, L OBP: 0.318, SLG: 0.505 | | | | | | | | | | 1 | 1 | 1 | 2 | 0 | 0 | 0 | H 13 | | | | | |
| Clay Condey, R OBP: 0.318, SLG: 0.316 | | | | | | | | | | 0 | 0 | 0 | 0 | 0 | 0 | 0 | RBI 11 | | | | | |
| 51 Carlos Ruiz, R OBP: 0.318, SLG: 0.387 | | | | | | | | | | 5 | 0 | 2 | 2 | 0 | 0 | 0 | BB 5 | | | | | |
| Jamie Moyer, L OBP: 0.130, SLG: 0.152 | | | | | | | | | | 3 | 0 | 0 | 0 | 0 | 2 | 1 | SO 6 | | | | | |
| Jose Mesa, R OBP: 0.318, SLG: 0.316 | | | | | | | | | | 2 | 0 | 0 | 0 | 0 | 1 | 1 | LOB 17 | | | | | |
| Abraham Nunez, S OBP: 0.318, SLG: 0.316 | | | | | | | | | | 3 | 0 | 0 | 0 | 0 | 2 | 1 | | | | | | |
| Inning Stats | R: 3 E: 0 K: 0 S: 14 | H: 2 LOB: 0 BB: 1 P: 25 | R: 0 E: 0 K: 1 S: 8 | H: 0 LOB: 0 BB: 0 P: 11 | R: 0 E: 0 K: 0 S: 9 | H: 0 LOB: 0 BB: 0 P: 13 | R: 3 E: 0 K: 0 S: 11 | H: 2 LOB: 0 BB: 1 P: 22 | R: 1 E: 0 K: 2 S: 19 | H: 3 LOB: 3 BB: 1 P: 25 | R: 0 E: 0 K: 1 S: 8 | H: 1 LOB: 1 BB: 0 P: 10 | R: 0 E: 0 K: 0 S: 9 | H: 1 LOB: 1 BB: 1 P: 20 | R: 0 E: 0 K: 2 S: 9 | H: 0 LOB: 0 BB: 0 P: 14 | R: 5 E: 1 K: 0 S: 17 | H: 4 LOB: 1 BB: 1 P: 28 | 1B: 9 2B: 1 3B: 0 HR: 3 | SF: 0 SAC: 0 DP: 1 HBP: 0 | WP: 0 PB: 0 SB: 2 CS: 0 | PA: 45 |
| PITCHER | IP | WLS | BF | H | R | ER | SO | BB | IBB | HBP | BLK | WP | HR | S | P | ERA | WHIP | | | | | |
| David Wells, L ERA: 4.57 | (1, 1) | 4.1 | L | 22 | 7 | 7 | 7 | 1 | 2 | 0 | 0 | 0 | 0 | 3 | 50 | 79 | 14.54 | 2.077 | | | | |
| 41 Kevin Cameron, R ERA: 0.52 | (5, 1) | 1.2 | | 7 | 1 | 0 | 0 | 3 | 1 | 0 | 0 | 0 | 0 | 0 | 19 | 27 | 0.00 | 1.200 | | | | |
| 40 Royce Ring, L ERA: 3.07 | (7, 1) | 2.0 | | 7 | 1 | 0 | 0 | 2 | 1 | 0 | 0 | 0 | 0 | 0 | 18 | 34 | 0.00 | 1.000 | | | | |
| 43 Cia Meredith, R ERA: 3.59 | (9, 1) | 1.0 | | 9 | 4 | 5 | 0 | 0 | 0 | 1 | 0 | 0 | 0 | 0 | 17 | 28 | 0.00 | 4.000 | | | | |

Philadelphia Phillies @ San Diego Padres
 PETCO Park, San Diego, CA
 Sat Jul 21 2007, 10:05 PM EDT
 Att: 40,917 - Partly Cloudy - 68 F

| | |
|-----|----|
| AB | 40 |
| R | 12 |
| H | 13 |
| RBI | 11 |
| BB | 5 |
| SO | 6 |
| LOB | 17 |



| Batter | 1 | 2 | 3 | 4 | 5 | 6 | 7 | 8 | 9 | AB | R | H | RBI | BB | SO | LOB | BOTTOM | | | | | |
|---|-------------------------------|----------------------------------|-------------------------------|----------------------------------|-------------------------------|----------------------------------|-------------------------------|----------------------------------|------------------------------|----------------------------------|------------------------------|----------------------------------|-------------------------------|----------------------------------|------------------------------|---------------------------------|-------------------------------|----------------------------------|----------------------------------|------------------------------------|----------------------------------|--------|
| 24 Brian Giles, L OBP: 0.396, SLG: 0.373 | | | | | | | | | | 4 | 1 | 2 | 0 | 1 | 1 | 1 | | | | | | |
| Milton Bradley, S OBP: 0.290, SLG: 0.500 | | | | | | | | | | 5 | 2 | 3 | 2 | 0 | 1 | 2 | | | | | | |
| 23 Adrián González, L OBP: 0.333, SLG: 0.469 | | | | | | | | | | 4 | 1 | 0 | 1 | 0 | 0 | 3 | | | | | | |
| Mike Cameron, R OBP: 0.323, SLG: 0.435 | | | | | | | | | | 3 | 0 | 1 | 0 | 1 | 1 | 1 | | | | | | |
| 28 Josh Bard, S OBP: 0.335, SLG: 0.377 | | | | | | | | | | 4 | 0 | 2 | 1 | 0 | 0 | 1 | | | | | | |
| 3 Khalil Greene, R OBP: 0.273, SLG: 0.457 | | | | | | | | | | 4 | 0 | 0 | 0 | 0 | 1 | 3 | | | | | | |
| 5 Kevin Kouzmanoff, R OBP: 0.290, SLG: 0.407 | | | | | | | | | | 3 | 0 | 0 | 0 | 0 | 2 | 1 | AB 35 | | | | | |
| 40 Royce Ring, L OBP: 0.315, SLG: 0.384 | | | | | | | | | | 0 | 0 | 0 | 0 | 0 | 0 | 0 | R 4 | | | | | |
| 8 Termel Sledge, L OBP: 0.315, SLG: 0.384 | | | | | | | | | | 1 | 0 | 0 | 0 | 0 | 0 | 0 | H 9 | | | | | |
| 43 Cia Meredith, R ERA: 3.59 | | | | | | | | | | 0 | 0 | 0 | 0 | 0 | 0 | 0 | RBI 4 | | | | | |
| 22 Marcus Giles, R OBP: 0.308, SLG: 0.327 | | | | | | | | | | 3 | 0 | 0 | 0 | 1 | 0 | 0 | BB 3 | | | | | |
| David Wells, L OBP: 0.118, SLG: 0.118 | | | | | | | | | | 2 | 0 | 1 | 0 | 0 | 0 | 2 | SO 7 | | | | | |
| 41 Kevin Cameron, R ERA: 7.22 | | | | | | | | | | 0 | 0 | 0 | 0 | 0 | 0 | 0 | LOB 14 | | | | | |
| Russell Branyan, L OBP: 0.329, SLG: 0.437 | | | | | | | | | | 2 | 0 | 0 | 0 | 0 | 1 | 0 | | | | | | |
| Inning Stats | R: 0 E: 0 K: 1 S: 10 | H: 1 LOB: 1 BB: 0 P: 15 | R: 0 E: 0 K: 0 S: 11 | H: 1 LOB: 2 BB: 1 P: 20 | R: 1 E: 0 K: 0 S: 15 | H: 2 LOB: 1 BB: 1 P: 26 | R: 0 E: 0 K: 1 S: 11 | H: 1 LOB: 1 BB: 0 P: 20 | R: 1 E: 0 K: 1 S: 7 | H: 1 LOB: 0 BB: 0 P: 13 | R: 0 E: 0 K: 2 S: 8 | H: 0 LOB: 0 BB: 0 P: 10 | R: 2 E: 0 K: 1 S: 11 | H: 2 LOB: 1 BB: 1 P: 20 | R: 0 E: 0 K: 0 S: 5 | H: 0 LOB: 0 BB: 0 P: 7 | R: 0 E: 0 K: 1 S: 11 | H: 1 LOB: 1 BB: 0 P: 15 | 1B: 5 2B: 2 3B: 1 HR: 1 | SF: 1 SAC: 0 DP: 0 HBP: 0 | WP: 0 PB: 0 SB: 0 CS: 0 | PA: 39 |
| PITCHER | IP | WLS | BF | H | R | ER | SO | BB | IBB | HBP | BLK | WP | HR | S | P | ERA | WHIP | | | | | |
| Jamie Moyer, L ERA: 5.01 | (1, 1) | 6.2 | W | 31 | 8 | 4 | 4 | 0 | 0 | 0 | 0 | 0 | 0 | 0 | 122 | 5.40 | 1.650 | | | | | |
| Jose Mesa, R ERA: 7.22 | (7, 1) | 0.1 | H | 1 | 0 | 0 | 0 | 0 | 0 | 0 | 0 | 0 | 0 | 1 | 2 | 0.00 | 0.000 | | | | | |
| 45 Tom Gordon, R ERA: 3.97 | (8, 1) | 1.0 | H | 3 | 0 | 0 | 0 | 0 | 0 | 0 | 0 | 0 | 0 | 5 | 7 | 0.00 | 0.000 | | | | | |
| Clay Condey, R ERA: 7.17 | (9, 1) | 1.0 | | 4 | 1 | 0 | 0 | 1 | 0 | 0 | 0 | 0 | 0 | 11 | 15 | 0.00 | 1.000 | | | | | |

Philadelphia Phillies @ San Diego Padres
 PETCO Park, San Diego, CA
 Sat Jul 21 2007, 10:05 PM EDT
 Att: 40,917 - Partly Cloudy - 68 F

| | |
|-----|----|
| AB | 35 |
| R | 4 |
| H | 9 |
| RBI | 4 |
| BB | 3 |
| SO | 7 |
| LOB | 14 |




| Batter | 1 | 2 | 3 | 4 | 5 | 6 | 7 | 8 | 9 | AB | R | H | RBI | BB | SO | LOB | TOP | | | | | | | | | | | | | | | | | |
|---|---|----------------------------------|-------------------------------|----------------------------------|------------------------------|----------------------------------|------------------------------|----------------------------------|------------------------------|---------------------------------|-------------------------------|----------------------------------|------------------------------|---------------------------------|-------------------------------|----------------------------------|---|----------------------------------|----------------------------------|------------------------------------|--|--|--|--|--|--|--|--|--|--|--|--|--|--|
| 24 Brian Giles, L OBP: 0.391, SLG: 0.370 | G6-3 | | G3-6-3 1B | | F8 | | | K | G6-3 1B | 5 | 0 | 2 | 0 | 0 | 1 | 0 | San Diego Padres @ Colorado Rockies Coors Field, Denver, CO Tue Jul 24 2007, 7:05 PM MDT Att: 37,127 - Partly Cloudy - 93 F | | | | | | | | | | | | | | | | | |
| 4 Michael Barrett, R OBP: 0.296, SLG: 0.401 | P6 | | G3-6-3 1-2 | | | | K | G6-3 2B | 5 | 1 | 1 | 0 | 0 | 1 | 2 | | | | | | | | | | | | | | | | | | | |
| Milton Bradley, S OBP: 0.411, SLG: 0.523 | HR 23 1B BB | | HBP | | | | HR 23 G3-1 BB | HR 23 2B 3 SF9 1B | 1 | 2 | 1 | 0 | 2 | 0 | 0 | | | | | | | | | | | | | | | | | | | |
| 23 Adrián González, L OBP: 0.335, SLG: 0.470 | HR 1B | | P3 | | | | G3-1 | HR 3 SF9 2B | 4 | 1 | 2 | 1 | 0 | 0 | 2 | | | | | | | | | | | | | | | | | | | |
| Mike Cameron, R OBP: 0.321, SLG: 0.434 | HR | | | | K | | P3 | BB | 3 | 1 | 1 | 3 | 1 | 1 | 1 | | | | | | | | | | | | | | | | | | | |
| 3 Khalil Greene, R OBP: 0.269, SLG: 0.448 | L5 | | | | G6-3 | | G6-3 | SF9 | 3 | 0 | 0 | 1 | 0 | 0 | 0 | | | | | | | | | | | | | | | | | | | |
| 5 Kevin Kouzmanoff, R OBP: 0.289, SLG: 0.497 | | | K | | K | | G5-3 | K | 4 | 0 | 0 | 0 | 0 | 3 | 2 | | | | | | | | | | | | | | | | | | | |
| Geoff Blum, S OBP: 0.319, SLG: 0.341 | F9 | | | | G4-3 | | | F9 | 4 | 0 | 1 | 0 | 0 | 0 | 0 | | | | | | | | | | | | | | | | | | | |
| 32 Chris Young, R OBP: 0.266, SLG: 0.467 | | | | | | | | | 1 | 0 | 0 | 0 | 0 | 0 | 1 | | | | | | | | | | | | | | | | | | | |
| 45 Justin Hampson, L OBP: 0.266, SLG: 0.376 | | | | | | | | | 1 | 0 | 0 | 0 | 0 | 0 | 0 | | | | | | | | | | | | | | | | | | | |
| 41 Kevin Cameron, R OBP: 0.266, SLG: 0.376 | | | | | | | | | 0 | 0 | 0 | 0 | 0 | 0 | 0 | | | | | | | | | | | | | | | | | | | |
| 8 Terrence Sledge, L OBP: 0.266, SLG: 0.376 | | | | | | | | | 1 | 0 | 0 | 0 | 0 | 0 | 1 | | | | | | | | | | | | | | | | | | | |
| 26 Doug Brocail, L OBP: 0.266, SLG: 0.376 | | | | | | | | | 0 | 0 | 0 | 0 | 0 | 0 | 0 | | | | | | | | | | | | | | | | | | | |
| 21 Heath Bell, R OBP: 0.266, SLG: 0.376 | | | | | | | | | 0 | 0 | 0 | 0 | 0 | 0 | 0 | | | | | | | | | | | | | | | | | | | |
| José Cruz Jr., S OBP: 0.266, SLG: 0.376 | | | | | | | | | 1 | 0 | 0 | 0 | 0 | 0 | 0 | | | | | | | | | | | | | | | | | | | |
| Trevor Hoffman, R OBP: 0.266, SLG: 0.376 | | | | | | | | | 0 | 0 | 0 | 0 | 0 | 0 | 0 | | | | | | | | | | | | | | | | | | | |
| Inning Stats | R: 3 E: 0 K: 0 S: 13 | H: 2 LOB: 0 BB: 1 P: 18 | R: 0 E: 0 K: 2 S: 10 | H: 0 LOB: 0 BB: 0 P: 13 | R: 0 E: 0 K: 0 S: 7 | H: 1 LOB: 1 BB: 0 P: 13 | R: 0 E: 0 K: 2 S: 9 | H: 0 LOB: 0 BB: 0 P: 14 | R: 0 E: 0 K: 1 S: 4 | H: 0 LOB: 0 BB: 0 P: 6 | R: 0 E: 0 K: 1 S: 11 | H: 1 LOB: 1 BB: 1 P: 18 | R: 0 E: 0 K: 0 S: 5 | H: 1 LOB: 1 BB: 0 P: 9 | R: 2 E: 0 K: 2 S: 12 | H: 3 LOB: 2 BB: 0 P: 20 | R: 0 E: 0 K: 0 S: 7 | H: 1 LOB: 1 BB: 0 P: 11 | 1B: 5 2B: 2 3B: 0 HR: 1 | SF: 1 SAC: 0 DP: 1 HBP: 1 | WP: 0 PA: 38 PB: 0 SB: 0 CS: 0 | | | | | | | | | | | | | |
| PITCHER | IP WLS BF H R ER SO BB IBB HBP BLK WP HR S P ERA WHIP | | | | | | | | | | | | | | | | | | | | | | | | | | | | | | | | | |
| 38 Ubaldo Jiménez, R ERA: 3.75 | 7.0 | | 4 | 3 | 3 | 5 | 2 | 0 | 1 | 0 | 0 | 0 | 0 | 0 | 59 | 91 | 3.86 | 0.857 | | | | | | | | | | | | | | | | |
| 61 Ramon E Ramirez, R ERA: 10.54 | 0.1 | L | 3 | 2 | 2 | 1 | 0 | 0 | 0 | 0 | 0 | 0 | 0 | 0 | 5 | 7 | 54.00 | 6.000 | | | | | | | | | | | | | | | | |
| Jeremy Affeldt, L ERA: 2.9 | 0.0 | | 1 | 1 | 0 | 0 | 0 | 0 | 0 | 0 | 0 | 0 | 0 | 0 | 2 | 2 | ∞ | ∞ | | | | | | | | | | | | | | | | |
| 50 Jorge Julio, R ERA: 5.97 | 0.2 | | 3 | 0 | 0 | 0 | 1 | 0 | 0 | 0 | 0 | 0 | 0 | 0 | 5 | 11 | 0.00 | 1.500 | | | | | | | | | | | | | | | | |
| 34 Matt Herges, R ERA: 5.4 | 1.0 | | 4 | 1 | 0 | 0 | 0 | 0 | 0 | 0 | 0 | 0 | 0 | 0 | 7 | 11 | 0.00 | 1.000 | | | | | | | | | | | | | | | | |

| Batter | 1 | 2 | 3 | 4 | 5 | 6 | 7 | 8 | 9 | AB | R | H | RBI | BB | SO | LOB | BOTTOM | | | | | | | | | | | | | | |
|---|---|----------------------------------|------------------------------|----------------------------------|------------------------------|----------------------------------|-------------------------------|----------------------------------|------------------------------|----------------------------------|------------------------------|----------------------------------|-------------------------------|----------------------------------|------------------------------|----------------------------------|---|----------------------------------|----------------------------------|------------------------------------|--|--|--|--|--|--|--|--|--|--|--|
| 3 Willy Taveras, R OBP: 0.357, SLG: 0.372 | L8 | | F9 | | | B2-3 | 1B | | | 4 | 0 | 1 | 0 | 0 | 0 | 1 | San Diego Padres @ Colorado Rockies Coors Field, Denver, CO Tue Jul 24 2007, 7:05 PM MDT Att: 37,127 - Partly Cloudy - 93 F | | | | | | | | | | | | | | |
| Kazuo Matsui, S OBP: 0.321, SLG: 0.415 | G6-3 | | | | K | | 1B | K | 4 | 0 | 1 | 0 | 0 | 2 | 0 | | | | | | | | | | | | | | | | |
| 5 Matt Holliday, R OBP: 0.382, SLG: 0.553 | K | | | | HBP | | K | P4 | 3 | 0 | 0 | 0 | 0 | 2 | 1 | | | | | | | | | | | | | | | | |
| 17 Todd Helton, L OBP: 0.428, SLG: 0.459 | | | F8 | | F9 | | L6 | F7 | 4 | 0 | 0 | 0 | 0 | 0 | 1 | | | | | | | | | | | | | | | | |
| 27 Garrett Atkins, R OBP: 0.322, SLG: 0.431 | | | G5-3 | | G6-3 | | | | 4 | 1 | 1 | 0 | 0 | 0 | 1 | | | | | | | | | | | | | | | | |
| 11 Brad Hawpe, L OBP: 0.387, SLG: 0.553 | | | G3 | | G4-3 | | | G3-1 | 4 | 1 | 1 | 0 | 0 | 0 | 0 | | | | | | | | | | | | | | | | |
| 8 Yorvit Torrealba, R OBP: 0.335, SLG: 0.399 | | | P6 | | G6-3 | | | P6 | 4 | 1 | 1 | 1 | 0 | 0 | 0 | | | | | | | | | | | | | | | | |
| Jamey Carroll, R OBP: 0.335, SLG: 0.305 | | | SH1-4 1B | | G5-3 | | | K | 3 | 0 | 1 | 0 | 0 | 1 | 2 | | | | | | | | | | | | | | | | |
| 38 Ubaldo Jiménez, R ERA: 1.82 | 2.0 | | 6 | 0 | 0 | 1 | 0 | 0 | 0 | 0 | 0 | 0 | 0 | 0 | 0 | | | | | | | | | | | | | | | | |
| 19 Ryan Socolof, R ERA: 2.03 | 3.2 | | 14 | 2 | 0 | 0 | 1 | 0 | 0 | 0 | 0 | 32 | 49 | 0.00 | 0.545 | | | | | | | | | | | | | | | | |
| 41 Kevin Cameron, R ERA: 0.52 | 0.1 | H | 1 | 0 | 0 | 0 | 1 | 0 | 0 | 0 | 0 | 3 | 5 | 0.00 | 0.000 | | | | | | | | | | | | | | | | |
| 26 Doug Brocail, R ERA: 4.64 | 0.2 | H | 5 | 3 | 3 | 3 | 1 | 0 | 0 | 0 | 0 | 11 | 12 | 40.50 | 4.500 | | | | | | | | | | | | | | | | |
| 21 Heath Bell, R ERA: 2.09 | 1.1 | W | 5 | 2 | 0 | 0 | 1 | 0 | 0 | 0 | 0 | 16 | 26 | 0.00 | 1.500 | | | | | | | | | | | | | | | | |
| Inning Stats | R: 0 E: 0 K: 1 S: 10 | H: 0 LOB: 0 BB: 0 P: 17 | R: 0 E: 0 K: 0 S: 6 | H: 0 LOB: 0 BB: 0 P: 11 | R: 0 E: 0 K: 0 S: 9 | H: 1 LOB: 1 BB: 0 P: 13 | R: 0 E: 0 K: 1 S: 12 | H: 0 LOB: 1 BB: 0 P: 20 | R: 0 E: 0 K: 1 S: 6 | H: 0 LOB: 0 BB: 0 P: 10 | R: 0 E: 0 K: 1 S: 8 | H: 1 LOB: 1 BB: 0 P: 11 | R: 3 E: 0 K: 1 S: 18 | H: 5 LOB: 2 BB: 0 P: 25 | R: 0 E: 0 K: 1 S: 9 | H: 0 LOB: 0 BB: 0 P: 13 | R: 0 E: 0 K: 0 S: 10 | H: 0 LOB: 0 BB: 0 P: 14 | 1B: 6 2B: 1 3B: 0 HR: 0 | SF: 0 SAC: 1 DP: 0 HBP: 1 | WP: 0 PA: 34 PB: 0 SB: 0 CS: 0 | | | | | | | | | | |
| PITCHER | IP WLS BF H R ER SO BB IBB HBP BLK WP HR S P ERA WHIP | | | | | | | | | | | | | | | | | | | | | | | | | | | | | | |
| 32 Chris Young, R ERA: 1.82 | 2.0 | | 6 | 0 | 0 | 1 | 0 | 0 | 0 | 0 | 0 | 16 | 28 | 0.00 | 0.000 | | | | | | | | | | | | | | | | |
| 45 Justin Hampson, L ERA: 2.03 | 3.2 | | 14 | 2 | 0 | 0 | 1 | 0 | 0 | 0 | 0 | 32 | 49 | 0.00 | 0.545 | | | | | | | | | | | | | | | | |
| 41 Kevin Cameron, R ERA: 0.52 | 0.1 | H | 1 | 0 | 0 | 0 | 1 | 0 | 0 | 0 | 0 | 3 | 5 | 0.00 | 0.000 | | | | | | | | | | | | | | | | |
| 26 Doug Brocail, R ERA: 4.64 | 0.2 | H | 5 | 3 | 3 | 3 | 1 | 0 | 0 | 0 | 0 | 11 | 12 | 40.50 | 4.500 | | | | | | | | | | | | | | | | |
| 21 Heath Bell, R ERA: 2.09 | 1.1 | W | 5 | 2 | 0 | 0 | 1 | 0 | 0 | 0 | 0 | 16 | 26 | 0.00 | 1.500 | | | | | | | | | | | | | | | | |

| Batter | 1 | 2 | 3 | 4 | 5 | 6 | 7 | 8 | 9 | AB | R | H | RBI | BB | SO | LOB | TOP | | | | | |
|---|---|---|------------------------------|---------------------------------|------------------------------|---------------------------------|------------------------------|----------------------------------|------------------------------|---------------------------------|------------------------------|---------------------------------|------------------------------|---------------------------------|------------------------------|---------------------------------|---|---------------------------------|----------------------------------|------------------------------------|----------------------------------|--------|
| 24 Brian Giles, L (1,9) OBP: 0.396, SLG: 0.380 | | | | | | | | | | 4 | 1 | 3 | 0 | 0 | 0 | 0 | San Diego Padres @ Colorado Rockies Coors Field, Denver, CO Wed Jul 25 2007, 1:05 PM MDT Att: 28,162 - Sunny - 93 F | | | | | |
| 4 Michael Barrett, R (1,2) OBP: 0.296, SLG: 0.402 | | | | | | | | | | 4 | 1 | 1 | 0 | 0 | 0 | 2 | | | | | | |
| 23 Adrián González, L (1,3) OBP: 0.334, SLG: 0.468 | | | | | | | | | | 4 | 0 | 1 | 1 | 0 | 0 | 1 | | | | | | |
| 3 Khalil Greene, R (1,6) OBP: 0.269, SLG: 0.449 | | | | | | | | | | 4 | 0 | 1 | 0 | 0 | 1 | 2 | | | | | | |
| Russell Branyan, L (1,7) OBP: 0.322, SLG: 0.426 | | | | | | | | | | 3 | 0 | 0 | 0 | 0 | 0 | 1 | | | | | | |
| 5 Kevin Kouzmanoff, R (1,5) 43 Cia Meredith, R (7,1) | | | | | | | | | | 3 | 0 | 1 | 0 | 0 | 0 | 1 | | | | | | |
| José Cruz Jr., S (1,8) OBP: 0.317, SLG: 0.379 | | | | | | | | | | 3 | 0 | 0 | 0 | 0 | 0 | 1 | | | | | | |
| 22 Marcus Giles, R (1,4) OBP: 0.308, SLG: 0.326 | | | | | | | | | | 3 | 0 | 0 | 0 | 0 | 1 | 0 | | | | | | |
| Justin Germano, R (1,1) 41 Kevin Cameron, R (6,1) Geoff Blum, S (7,5) OBP: 0.317, SLG: 0.339 | | | | | | | | | | 2 | 0 | 0 | 0 | 0 | 0 | 0 | | | | | | |
| | | | | | | | | | | 0 | 0 | 0 | 0 | 0 | 0 | 0 | | | | | | |
| Inning Stats | R: 2 E: 0 K: 0 S: 10 | H: 3 LOB: 0 BB: 0 P: 13 | R: 0 E: 0 K: 1 S: 6 | H: 0 LOB: 0 BB: 0 P: 7 | R: 0 E: 0 K: 0 S: 7 | H: 1 LOB: 0 BB: 0 P: 9 | R: 0 E: 0 K: 1 S: 7 | H: 0 LOB: 0 BB: 0 P: 10 | R: 0 E: 0 K: 0 S: 4 | H: 1 LOB: 0 BB: 0 P: 6 | R: 0 E: 0 K: 0 S: 6 | H: 0 LOB: 1 BB: 0 P: 7 | R: 0 E: 0 K: 0 S: 5 | H: 1 LOB: 1 BB: 0 P: 9 | R: 0 E: 0 K: 0 S: 3 | H: 0 LOB: 0 BB: 0 P: 5 | R: 0 E: 0 K: 0 S: 7 | H: 1 LOB: 1 BB: 0 P: 8 | 1B: 4 2B: 3 3B: 0 HR: 0 | SF: 0 SAC: 0 DP: 2 HBP: 0 | WP: 0 PB: 0 SB: 0 CS: 1 | PA: 31 |
| PITCHER | IP WLS BF H R ER SO BB IBB HBP BLK WP HR S P ERA WHIP | 9.0 W 31 7 2 2 2 0 0 0 0 0 0 55 74 2.00 0.778 | | | | | | | | | | | | | | | | | | | | |

| Batter | 1 | 2 | 3 | 4 | 5 | 6 | 7 | 8 | 9 | AB | R | H | RBI | BB | SO | LOB | BOTTOM | | | |
|--|---|--|------------------------------|----------------------------------|------------------------------|----------------------------------|-------------------------------|----------------------------------|------------------------------|----------------------------------|-------------------------------|----------------------------------|-------------------------------|----------------------------------|-------------------------------|----------------------------------|---|-----------------------------------|------------------------------------|----------------------------------|
| Jamey Carroll, R (1,6) OBP: 0.326, SLG: 0.295 | | | | | | | | | | 5 | 0 | 0 | 0 | 0 | 1 | 4 | San Diego Padres @ Colorado Rockies Coors Field, Denver, CO Wed Jul 25 2007, 1:05 PM MDT Att: 28,162 - Sunny - 93 F | | | |
| Kazuo Matsui, S (1,4) OBP: 0.318, SLG: 0.410 | | | | | | | | | | 5 | 1 | 1 | 1 | 0 | 1 | 1 | | | | |
| 5 Matt Holliday, R (1,7) 18 Cory Sullivan, L (6, PR) (9, 8) OBP: 0.400, SLG: 0.351 | | | | | | | | | | 4 | 4 | 4 | 2 | 1 | 0 | 0 | | | | |
| 17 Todd Helton, L (1,3) 10 Jeff Baker, R (6, PH) (9, 3) OBP: 0.291, SLG: 0.336 | | | | | | | | | | 3 | 2 | 1 | 0 | 1 | 0 | 1 | | | | |
| 27 Garrett Atkins, R (1,5) OBP: 0.326, SLG: 0.434 | | | | | | | | | | 4 | 1 | 3 | 3 | 0 | 0 | 0 | | | | |
| 11 Brad Hawpe, L (1,9) OBP: 0.385, SLG: 0.547 | | | | | | | | | | 3 | 0 | 0 | 0 | 1 | 0 | 4 | | | | |
| 19 Ryan Spilborghs, R (1,8) (9, 7) OBP: 0.364, SLG: 0.569 | | | | | | | | | | 3 | 1 | 2 | 3 | 0 | 0 | 0 | | | | |
| 20 Chris Iannetta, R (1,2) OBP: 0.302, SLG: 0.292 | | | | | | | | | | 4 | 0 | 0 | 0 | 0 | 3 | 3 | | | | |
| 2B Aaron Cook, R (1,1) OBP: 0.317, SLG: 0.342 | | | | | | | | | | 4 | 1 | 3 | 0 | 0 | 0 | 0 | | | | |
| Inning Stats | R: 1 E: 0 K: 0 S: 10 | H: 1 LOB: 0 BB: 0 P: 15 | R: 0 E: 1 K: 0 S: 7 | H: 0 LOB: 0 BB: 0 P: 10 | R: 0 E: 0 K: 1 S: 9 | H: 1 LOB: 0 BB: 0 P: 14 | R: 1 E: 0 K: 0 S: 12 | H: 2 LOB: 1 BB: 0 P: 19 | R: 1 E: 0 K: 2 S: 7 | H: 1 LOB: 0 BB: 0 P: 13 | R: 4 E: 1 K: 2 S: 18 | H: 4 LOB: 2 BB: 2 P: 35 | R: 2 E: 0 K: 2 S: 17 | H: 4 LOB: 2 BB: 0 P: 24 | R: 1 E: 1 K: 0 S: 16 | H: 1 LOB: 2 BB: 1 P: 26 | | 1B: 10 2B: 2 3B: 0 HR: 2 | SF: 1 SAC: 0 DP: 3 HBP: 0 | WP: 0 PB: 0 SB: 0 CS: 0 |
| PITCHER | IP WLS BF H R ER SO BB IBB HBP BLK WP HR S P ERA WHIP | 5.0 L 22 7 6 6 1 1 0 0 0 0 0 0 26 44 10.80 4.200 | | | | | | | | | | | | | | | | | | |

San Diego Padres
Colorado Rockies
 Coors Field, Denver, CO
 Wed Jul 25 2007, 1:05 PM MDT
 Att: 28,162 - Sunny - 93 F



San Diego Padres
Colorado Rockies
 Coors Field, Denver, CO
 Wed Jul 25 2007, 1:05 PM MDT
 Att: 28,162 - Sunny - 93 F



| | | | | | | |
|----|---|---|-----|----|----|-----|
| AB | R | H | RBI | BB | SO | LOB |
| 31 | 2 | 7 | 1 | 0 | 2 | 8 |

| | | | | | | |
|----|----|----|-----|----|----|-----|
| AB | R | H | RBI | BB | SO | LOB |
| 36 | 10 | 14 | 9 | 3 | 5 | 15 |

| Batter | 1 | 2 | 3 | 4 | 5 | 6 | 7 | 8 | 9 | AB | R | H | RBI | BB | SO | LOB | TOP | | | | | | | | | | |
|---|-------------------------------|----------------------------------|------------------------------|----------------------------------|------------------------------|----------------------------------|------------------------------|----------------------------------|-------------------------------|----------------------------------|------------------------------|----------------------------------|------------------------------|----------------------------------|------------------------------|----------------------------------|---|------------------------------------|----------------------------------|--------|--|--|--|--|--|--|--|
| 24 Brian Giles, L OBP: 0.388, SLG: 0.382 | | | | | | | | | | 4 | 1 | 2 | 0 | 0 | 0 | 0 | San Diego Padres @ Houston Astros Minute Maid Park, Houston, TX Thu Jul 26 2007, 7:05 PM CDT Att: 33,718 - Roof Closed - 73 F | | | | | | | | | | |
| Mike Cameron, R OBP: 0.320, SLG: 0.435 | | | | | | | | | | 4 | 0 | 1 | 1 | 0 | 1 | 1 | | | | | | | | | | | |
| Milton Bradley, S OBP: 0.398, SLG: 0.504 | | | | | | | | | | | 4 | 0 | 0 | 0 | 0 | 1 | | | | | | | | | | | |
| 23 Adrián González, L OBP: 0.333, SLG: 0.466 | | | | | | | | | | | 4 | 0 | 1 | 0 | 0 | 2 | | | | | | | | | | | |
| 28 Josh Bard, S OBP: 0.337, SLG: 0.373 | | | | | | | | | | | 2 | 0 | 0 | 0 | 2 | 1 | | | | | | | | | | | |
| 3 Khalil Greene, R OBP: 0.287, SLG: 0.445 | | | | | | | | | | | 3 | 0 | 0 | 0 | 0 | 1 | | | | | | | | | | | |
| Geoff Blum, S OBP: 0.314, SLG: 0.336 | | | | | | | | | | | 1 | 0 | 0 | 0 | 0 | 0 | | | | | | | | | | | |
| 5 Kevin Kouzmanoff, R OBP: 0.297, SLG: 0.495 | | | | | | | | | | | 3 | 0 | 1 | 0 | 0 | 0 | | | | | | | | | | | |
| 22 Marcus Giles, R OBP: 0.306, SLG: 0.323 | | | | | | | | | | 3 | 0 | 0 | 0 | 0 | 0 | 2 | | | | | | | | | | | |
| David Wells, L OBP: 0.114, SLG: 0.114 | | | | | | | | | | 1 | 0 | 0 | 0 | 0 | 1 | 0 | | | | | | | | | | | |
| 52 Clay Hensley, R OBP: 0.182, SLG: 0.182 | | | | | | | | | | 1 | 0 | 0 | 0 | 0 | 0 | 0 | | | | | | | | | | | |
| José Cruz Jr., S OBP: 0.316, SLG: 0.378 | | | | | | | | | | 1 | 0 | 0 | 0 | 0 | 0 | 0 | | | | | | | | | | | |
| 50 Joe Thatcher, L OBP: 0.500, SLG: 0.500 | | | | | | | | | | 0 | 0 | 0 | 0 | 0 | 0 | 0 | | | | | | | | | | | |
| 26 Doug Brocail, L OBP: 0.500, SLG: 0.500 | | | | | | | | | | 0 | 0 | 0 | 0 | 0 | 0 | 0 | | | | | | | | | | | |
| Inning Stats | R: 1 E: 0 K: 2 S: 19 | H: 2 LOB: 2 BB: 1 P: 32 | R: 0 E: 0 K: 1 S: 8 | H: 0 LOB: 0 BB: 0 P: 12 | R: 0 E: 0 K: 0 S: 8 | H: 1 LOB: 0 BB: 0 P: 13 | R: 0 E: 0 K: 1 S: 7 | H: 0 LOB: 0 BB: 1 P: 13 | R: 0 E: 0 K: 0 S: 11 | H: 1 LOB: 1 BB: 0 P: 10 | R: 0 E: 0 K: 0 S: 7 | H: 0 LOB: 0 BB: 0 P: 11 | R: 0 E: 0 K: 0 S: 9 | H: 0 LOB: 0 BB: 0 P: 13 | R: 0 E: 0 K: 2 S: 8 | H: 0 LOB: 0 BB: 0 P: 11 | 1B: 4 2B: 1 3B: 0 HR: 0 | SF: 0 SAC: 0 DP: 1 HBP: 0 | WP: 0 PB: 0 SB: 0 CS: 0 | PA: 33 | | | | | | | |
| PITCHER | IP | WLS | BF | H | R | ER | SO | BB | IBB | HBP | BLK | WP | HR | S | P | ERA | WHIP | | | | | | | | | | |
| 51 Wandy Rodriguez, L ERA: 4.28 | 7.0 | W | 27 | 5 | 1 | 1 | 5 | 2 | 0 | 0 | 0 | 0 | 0 | 67 | 110 | 1.29 | 1.000 | | | | | | | | | | |
| Chad Qualls, R ERA: 3.75 | 1.0 | | 3 | 0 | 0 | 0 | 0 | 0 | 0 | 0 | 0 | 0 | 0 | 9 | 13 | 0.00 | 0.000 | | | | | | | | | | |
| Brian Moehler, R ERA: 6.03 | 1.0 | | 3 | 0 | 0 | 0 | 2 | 0 | 0 | 0 | 0 | 0 | 0 | 8 | 11 | 0.00 | 0.000 | | | | | | | | | | |

| Batter | 1 | 2 | 3 | 4 | 5 | 6 | 7 | 8 | 9 | AB | R | H | RBI | BB | SO | LOB | BOTTOM | | | | | | | | | | |
|---|-------------------------------|----------------------------------|-------------------------------|----------------------------------|------------------------------|---------------------------------|------------------------------|----------------------------------|------------------------------|---------------------------------|------------------------------|----------------------------------|------------------------------|----------------------------------|------------------------------|---------------------------------|---|------------------------------------|----------------------------------|--------|--|--|--|--|--|--|--|
| Craig Biggio, R OBP: 0.292, SLG: 0.397 | | | | | | | | | | 5 | 2 | 2 | 1 | 0 | 1 | 0 | San Diego Padres @ Houston Astros Minute Maid Park, Houston, TX Thu Jul 26 2007, 7:05 PM CDT Att: 33,718 - Roof Closed - 73 F | | | | | | | | | | |
| Brian Moehler, R OBP: 0.250, SLG: 0.250 | | | | | | | | | | 0 | 0 | 0 | 0 | 0 | 0 | 0 | | | | | | | | | | | |
| Mark Loretta, R OBP: 0.373, SLG: 0.390 | | | | | | | | | | | 3 | 1 | 1 | 0 | 1 | 1 | | | | | | | | | | | |
| 17 Lance Berkman, S OBP: 0.380, SLG: 0.438 | | | | | | | | | | 4 | 2 | 2 | 1 | 0 | 0 | 1 | | | | | | | | | | | |
| 45 Carlos Lee, R OBP: 0.350, SLG: 0.524 | | | | | | | | | | 3 | 1 | 1 | 2 | 1 | 0 | 1 | | | | | | | | | | | |
| Otniel Palmaire, L OBP: 0.345, SLG: 0.288 | | | | | | | | | | 0 | 0 | 0 | 0 | 0 | 0 | 0 | | | | | | | | | | | |
| Morgan Ensberg, R OBP: 0.320, SLG: 0.381 | | | | | | | | | | 2 | 1 | 1 | 2 | 2 | 1 | 0 | | | | | | | | | | | |
| 16 Jason Lane, R OBP: 0.209, SLG: 0.349 | | | | | | | | | | 2 | 0 | 1 | 1 | 1 | 0 | 0 | | | | | | | | | | | |
| Eric Bruntlett, R OBP: 0.395, SLG: 0.297 | | | | | | | | | | 3 | 0 | 0 | 0 | 1 | 0 | 4 | | | | | | | | | | | |
| Brad Ausmus, R OBP: 0.325, SLG: 0.325 | | | | | | | | | | 4 | 0 | 0 | 0 | 0 | 1 | 2 | | | | | | | | | | | |
| 51 Wandy Rodriguez, S OBP: 0.182, SLG: 0.188 | | | | | | | | | | 3 | 0 | 0 | 0 | 0 | 1 | 0 | | | | | | | | | | | |
| Chad Qualls, R ERA: 6.89 | | | | | | | | | | 0 | 0 | 0 | 0 | 0 | 0 | 0 | | | | | | | | | | | |
| Chris Burke, R OBP: 0.313, SLG: 0.343 | | | | | | | | | | 1 | 0 | 0 | 0 | 0 | 0 | 0 | | | | | | | | | | | |
| Inning Stats | R: 3 E: 0 K: 1 S: 13 | H: 3 LOB: 2 BB: 2 P: 26 | R: 3 E: 0 K: 1 S: 19 | H: 3 LOB: 2 BB: 2 P: 33 | R: 1 E: 0 K: 0 S: 7 | H: 1 LOB: 0 BB: 0 P: 7 | R: 0 E: 0 K: 0 S: 7 | H: 1 LOB: 2 BB: 1 P: 16 | R: 0 E: 0 K: 1 S: 6 | H: 0 LOB: 0 BB: 0 P: 9 | R: 0 E: 0 K: 0 S: 6 | H: 0 LOB: 0 BB: 1 P: 13 | R: 0 E: 0 K: 1 S: 9 | H: 0 LOB: 0 BB: 0 P: 14 | R: 0 E: 0 K: 1 S: 6 | H: 0 LOB: 0 BB: 0 P: 9 | 1B: 3 2B: 2 3B: 0 HR: 3 | SF: 1 SAC: 0 DP: 1 HBP: 0 | WP: 0 PB: 0 SB: 1 CS: 0 | PA: 37 | | | | | | | |
| PITCHER | IP | WLS | BF | H | R | ER | SO | BB | IBB | HBP | BLK | WP | HR | S | P | ERA | WHIP | | | | | | | | | | |
| David Wells, L ERA: 5.02 | 3.0 | L | 20 | 7 | 0 | 0 | 1 | 3 | 1 | 0 | 0 | 0 | 0 | 39 | 66 | 21.00 | 3.333 | | | | | | | | | | |
| 52 Clay Hensley, R ERA: 6.89 | 3.0 | | 11 | 1 | 0 | 0 | 1 | 2 | 0 | 0 | 0 | 0 | 0 | 19 | 38 | 0.00 | 1.000 | | | | | | | | | | |
| 50 Joe Thatcher, L ERA: 6.89 | 1.0 | | 3 | 0 | 0 | 0 | 1 | 0 | 0 | 0 | 0 | 0 | 0 | 9 | 14 | 0.00 | 0.000 | | | | | | | | | | |
| 26 Doug Brocail, R ERA: 4.53 | 1.0 | | 3 | 0 | 0 | 0 | 1 | 0 | 0 | 0 | 0 | 0 | 0 | 6 | 9 | 0.00 | 0.000 | | | | | | | | | | |



| Batter | 1 | 2 | 3 | 4 | 5 | 6 | 7 | 8 | 9 | AB | R | H | RBI | BB | SO | LOB | TOP |
|---|---|---|--------------------------------------|---|---------------------------------------|---|--------------------------------------|---|--------------------------------------|---|----------------------------------|------------------------------------|----------------------------------|--------|----|-----|---|
| 24 Brian Giles, L OBP: 0.393, SLG: 0.376 | E6 23 1B | F7 | | | F7 | | | L7 | | 4 | 1 | 0 | 0 | 0 | 0 | 0 | San Diego Padres @ Houston Astros Minute Maid Park, Houston, TX Sat Jul 28 2007, 2:55 PM CDT Att. 42,651 - Roof Closed - 74 F |
| Mike Cameron, R OBP: 0.314, SLG: 0.424 | F9 | | F9 | | K | | | G6-3 | | 4 | 0 | 0 | 0 | 0 | 1 | 1 | |
| Milton Bradley, S OBP: 0.401, SLG: 0.516 | 23 1B | | K | | | G5-3 4 BB | | G3-1 | | 3 | 0 | 1 | 0 | 1 | 1 | 0 | |
| 23 Adrián González, L OBP: 0.336, SLG: 0.468 | 5 HBP | | | | K | | | G4-3 | | 4 | 0 | 2 | 1 | 0 | 1 | 1 | |
| 4 Michael Barrett, R OBP: 0.292, SLG: 0.397 | K | | | | P3 | | | F8 | | 4 | 0 | 0 | 0 | 0 | 1 | 4 | |
| 5 Kevin Kouzmanoff, R OBP: 0.269, SLG: 0.402 | HBP | | | | K | | | G6-3 | | 3 | 0 | 1 | 0 | 0 | 1 | 1 | |
| Geoff Blum, S OBP: 0.311, SLG: 0.328 | G4-3 | | | | L9 | | | F8 | | 4 | 0 | 0 | 0 | 0 | 1 | 4 | |
| 22 Marcus Giles, R OBP: 0.303, SLG: 0.320 | | L6 | | | K | | | K | | 3 | 0 | 0 | 0 | 0 | 2 | 0 | |
| Greg Maddux, R OBP: 0.103, SLG: 0.079 | | | | | K | | | | | 2 | 0 | 0 | 0 | 0 | 2 | 0 | |
| 14 Scott Hairston, R OBP: 0.299, SLG: 0.356 | | | | | K | | | | | 1 | 0 | 0 | 0 | 0 | 0 | 0 | |
| 26 Doug Brocail, L OBP: 0.500, SLG: 0.500 | | | | | | | | | | 0 | 0 | 0 | 0 | 0 | 0 | 0 | |
| 41 Kevin Cameron, R OBP: 0.312, SLG: 0.341 | | | | | | | | P6 | | 0 | 0 | 0 | 0 | 0 | 0 | 0 | |
| Inning Stats | R: 1 H: 2 E: 0 K: 1 S: 13 | L: 2 R: 0 ER: 0 SO: 3 BB: 0 P: 20 | R: 0 H: 0 E: 0 K: 1 S: 7 | H: 1 R: 0 ER: 0 SO: 12 BB: 0 P: 18 | R: 0 H: 0 E: 0 K: 2 S: 10 | H: 1 R: 0 ER: 0 SO: 10 BB: 0 P: 14 | R: 0 H: 0 E: 0 K: 1 S: 7 | H: 0 R: 0 ER: 0 SO: 11 BB: 0 P: 14 | R: 0 H: 0 E: 0 K: 0 S: 6 | H: 1 R: 0 ER: 0 SO: 7 BB: 0 P: 8 | 1B: 4 2B: 0 3B: 0 HR: 0 | SF: 0 SAC: 0 DP: 0 HBP: 1 | WP: 0 PB: 0 SB: 0 CS: 0 | PA: 34 | | | |
| PITCHER | IP WLS BF H R ER SO BB IBB HBP BLK WP HR S P ERA WHIP | IP WLS BF H R ER SO BB IBB HBP BLK WP HR S P ERA WHIP | | | | | | | | | | | | | | | |
| 44 Roy Oswalt, R ERA: 3.63 | 7.0 W 27 3 1 0 10 1 0 1 0 0 0 67 106 0.00 0.571 | | | | | | | | | | | | | | | | |
| Chad Qualls, R ERA: 3.58 | 1.0 H 3 0 0 0 0 0 0 0 0 0 0 6 11 0.00 0.000 | | | | | | | | | | | | | | | | |
| Brad Lidge, R ERA: 1.9 | 1.0 S 4 1 0 0 0 0 0 0 0 0 0 7 8 0.00 1.000 | | | | | | | | | | | | | | | | |

| | |
|-----|----|
| AB | 32 |
| R | 1 |
| H | 4 |
| RBI | 1 |
| BB | 1 |
| SO | 10 |
| LOB | 11 |



| Batter | 1 | 2 | 3 | 4 | 5 | 6 | 7 | 8 | 9 | AB | R | H | RBI | BB | SO | LOB | BOTTOM |
|---|---|---|--------------------------------------|---|--------------------------------------|---|--------------------------------------|---|--------------------------------------|--|----------------------------------|------------------------------------|----------------------------------|--------|----|-----|---|
| Craig Biggio, R OBP: 0.288, SLG: 0.390 | L9 | F8 | | | G5-3 | | | F8 | | 4 | 0 | 0 | 0 | 0 | 0 | 1 | San Diego Padres @ Houston Astros Minute Maid Park, Houston, TX Sat Jul 28 2007, 2:55 PM CDT Att. 42,651 - Roof Closed - 74 F |
| Chris Burke, R OBP: 0.312, SLG: 0.341 | | | | | | | | | | 0 | 0 | 0 | 0 | 0 | 0 | 0 | |
| Eric Bruntlett, R OBP: 0.400, SLG: 0.299 | 17 S 17 1B | FC4-6 | | | G6-3 | | | G6-3 17 FC6 1B | | 3 | 1 | 1 | 0 | 1 | 0 | 1 | |
| 17 Lance Berkman, S OBP: 0.378, SLG: 0.434 | 45 HR | | | | G4-3 | | | G6-3 | | 4 | 1 | 1 | 1 | 0 | 0 | 1 | |
| 45 Carlos Lee, R OBP: 0.355, SLG: 0.536 | HR | | | | F9 | | | G6-3 | | 4 | 1 | 2 | 2 | 0 | 0 | 0 | |
| Mike Lamb, L OBP: 0.376, SLG: 0.477 | F8 | | | | P4 | | | G1-6-3 1B | | 4 | 0 | 0 | 0 | 0 | 0 | 2 | |
| Brad Lidge, R ERA: 1.9 | | | | | | | | G1-3 | | 0 | 0 | 0 | 0 | 0 | 0 | 0 | |
| Luke Scott, L OBP: 0.337, SLG: 0.478 | 2B | | | | G4-3 16 2B | | | 1B | | 3 | 0 | 3 | 0 | 0 | 0 | 0 | |
| 16 Jason Lane, R OBP: 0.208, SLG: 0.330 | F9 | | | | G4-3 | | | F9 | | 3 | 0 | 0 | 0 | 0 | 0 | 3 | |
| Brad Ausmus, R OBP: 0.317, SLG: 0.316 | | G4-3 | | | G1-3 | | | G6-3 | | 3 | 0 | 0 | 0 | 0 | 0 | 1 | |
| 44 Roy Oswalt, R ERA: 4.2 | 6.0 L 25 3 0 0 3 3 2 0 0 0 0 48 75 4.50 1.167 | | | | | | | | | | | | | | | | |
| Orlando Palmeiro, L OBP: 0.337, SLG: 0.290 | 3 0 0 0 0 0 0 0 0 0 0 6 8 0.00 0.000 | | | | | | | | | | | | | | | | |
| Chad Qualls, R ERA: 4.43 | 1.0 4 2 0 0 0 0 0 0 0 0 9 10 0.00 2.000 | | | | | | | | | | | | | | | | |
| Morgan Ensberg, R OBP: 0.323, SLG: 0.384 | | | | | | | | G1-3 | | 1 | 0 | 0 | 0 | 1 | 0 | 1 | |
| Inning Stats | R: 3 H: 3 E: 0 K: 0 S: 12 | L: 3 R: 0 ER: 0 SO: 6 BB: 1 P: 22 | R: 0 H: 0 E: 0 K: 0 S: 6 | H: 0 R: 0 ER: 0 SO: 12 BB: 1 P: 12 | R: 0 H: 0 E: 0 K: 0 S: 5 | H: 1 R: 0 ER: 0 SO: 10 BB: 0 P: 13 | R: 0 H: 0 E: 0 K: 0 S: 5 | H: 1 R: 0 ER: 0 SO: 12 BB: 0 P: 12 | R: 0 H: 0 E: 0 K: 0 S: 6 | H: 2 R: 0 ER: 0 SO: 9 BB: 0 P: 10 | 1B: 4 2B: 2 3B: 0 HR: 1 | SF: 0 SAC: 0 DP: 1 HBP: 0 | WP: 0 PB: 0 SB: 1 CS: 0 | PA: 32 | | | |
| PITCHER | IP WLS BF H R ER SO BB IBB HBP BLK WP HR S P ERA WHIP | IP WLS BF H R ER SO BB IBB HBP BLK WP HR S P ERA WHIP | | | | | | | | | | | | | | | |
| Greg Maddux, R ERA: 4.2 | 6.0 L 25 3 0 0 3 3 2 0 0 0 0 48 75 4.50 1.167 | | | | | | | | | | | | | | | | |
| 26 Doug Brocail, R ERA: 4.43 | 1.0 4 2 0 0 0 0 0 0 0 0 9 10 0.00 2.000 | | | | | | | | | | | | | | | | |
| 41 Kevin Cameron, R ERA: 0.96 | 1.0 4 2 0 0 0 0 0 0 0 0 9 10 0.00 2.000 | | | | | | | | | | | | | | | | |

| | |
|-----|----|
| AB | 30 |
| R | 3 |
| H | 7 |
| RBI | 3 |
| BB | 2 |
| SO | 0 |
| LOB | 10 |



| Batter | 1 | 2 | 3 | 4 | 5 | 6 | 7 | 8 | 9 | AB | R | H | RBI | BB | SO | LOB | TOP | | | | | | | | | | |
|---|------------------------------|---------------------------------|-------------------------------|-----------------------------------|-------------------------------|----------------------------------|------------------------------|----------------------------------|-------------------------------|----------------------------------|------------------------------|----------------------------------|------------------------------|----------------------------------|------------------------------|----------------------------------|--|----------------------------------|----------------------------------|------------------------------------|----------------------------------|--------|--|--|--|--|--|
| 24 Chris Young, R OBP: 0.294, SLG: 0.462 | | | | | | | | | | 4 | 1 | 1 | 2 | 0 | 3 | 0 | Arizona Diamondbacks @ San Diego Padres PETCO Park, San Diego, CA Tue Jul 31 2007, 10:05 PM EDT Att: 32,086 - Partly Cloudy - 71 F | | | | | | | | | | |
| 1 Orlando Hudson, S OBP: 0.371, SLG: 0.440 | | | | | | | | | | 4 | 0 | 2 | 0 | 0 | 1 | 0 | | | | | | | | | | | |
| 22 Eric Byrnes, R OBP: 0.369, SLG: 0.502 | | | | | | | | | | 3 | 0 | 0 | 0 | 1 | 0 | 1 | | | | | | | | | | | |
| 34 Conor Jackson, R OBP: 0.369, SLG: 0.428 | | | | | | | | | | 4 | 1 | 1 | 0 | 0 | 1 | 3 | | | | | | | | | | | |
| Brandon Lyon, R | | | | | | | | | | 0 | 0 | 0 | 0 | 0 | 0 | 0 | | | | | | | | | | | |
| 56 Ramon Pena, R OBP: 0.333, SLG: 0.333 | | | | | | | | | | 0 | 0 | 0 | 0 | 0 | 0 | 0 | | | | | | | | | | | |
| 6 Stephen Drew, L OBP: 0.298, SLG: 0.375 | | | | | | | | | | 4 | 1 | 1 | 2 | 0 | 0 | 0 | | | | | | | | | | | |
| 27 Mark Reynolds, R OBP: 0.307, SLG: 0.465 | | | | | | | | | | 4 | 0 | 0 | 0 | 0 | 2 | 0 | | | | | | | | | | | |
| 19 Chris Snyder, R OBP: 0.328, SLG: 0.400 | | | | | | | | | | 3 | 0 | 0 | 0 | 1 | 0 | 0 | | | | | | | | | | | |
| 7 Carlos Quentin, R OBP: 0.296, SLG: 0.336 | | | | | | | | | | 3 | 1 | 0 | 0 | 0 | 3 | 1 | | | | | | | | | | | |
| 17 Brandon Webb, R OBP: 0.043, SLG: 0.065 | | | | | | | | | | 3 | 0 | 0 | 0 | 0 | 3 | 1 | | | | | | | | | | | |
| Tony Clark, S OBP: 0.287, SLG: 0.489 | | | | | | | | | | 0 | 0 | 0 | 0 | 0 | 0 | 0 | | | | | | | | | | | |
| Inning Stats | R: 0 E: 0 K: 1 S: 5 | H: 0 LOB: 0 BB: 0 P: 7 | R: 2 E: 0 K: 1 S: 13 | H: 2 LOB: 0 BB: 19 P: 19 | R: 0 E: 0 K: 3 S: 16 | H: 1 LOB: 2 BB: 1 P: 26 | R: 0 E: 0 K: 0 S: 6 | H: 0 LOB: 0 BB: 0 P: 11 | R: 2 E: 0 K: 2 S: 11 | H: 1 LOB: 0 BB: 0 P: 18 | R: 0 E: 0 K: 1 S: 5 | H: 0 LOB: 0 BB: 0 P: 11 | R: 0 E: 0 K: 2 S: 8 | H: 0 LOB: 0 BB: 0 P: 12 | R: 0 E: 0 K: 1 S: 9 | H: 1 LOB: 1 BB: 1 P: 15 | R: 0 E: 0 K: 2 S: 20 | H: 0 LOB: 1 BB: 1 P: 29 | 1B: 2 2B: 1 3B: 0 HR: 2 | SF: 0 SAC: 0 DP: 0 HBP: 1 | WP: 2 PB: 2 SB: 0 CS: 0 | PA: 35 | | | | | |
| PITCHER | IP | WLS | BF | H | R | ER | SO | BB | IBB | HBP | BLK | WP | HR | S | P | ERA | WHIP | | | | | | | | | | |
| Justin Germano, R ERA: 4.38 | 5.0 | L | 21 | 4 | 4 | 4 | 7 | 1 | 0 | 1 | 0 | 0 | 2 | 51 | 81 | 7.20 | 1.000 | | | | | | | | | | |
| 52 Clay Hensley, R ERA: 6.43 | 3.0 | 10 | 1 | 0 | 0 | 4 | 0 | 0 | 0 | 0 | 0 | 1 | 0 | 22 | 38 | 0.00 | 0.333 | | | | | | | | | | |
| 50 Joe Thatcher, L ERA: | 0.2 | 3 | 0 | 0 | 0 | 1 | 1 | 0 | 0 | 0 | 0 | 0 | 0 | 14 | 22 | 0.00 | 1.500 | | | | | | | | | | |
| 41 Kevin Cameron, R ERA: 0.96 | 0.1 | 1 | 0 | 0 | 0 | 1 | 0 | 0 | 0 | 0 | 0 | 0 | 0 | 6 | 7 | 0.00 | 0.000 | | | | | | | | | | |

| Batter | 1 | 2 | 3 | 4 | 5 | 6 | 7 | 8 | 9 | AB | R | H | RBI | BB | SO | LOB | BOTTOM | | | | | | | | | | |
|---|-------------------------------|----------------------------------|------------------------------|----------------------------------|-------------------------------|----------------------------------|------------------------------|----------------------------------|------------------------------|---------------------------------|-------------------------------|----------------------------------|------------------------------|---------------------------------|-------------------------------|----------------------------------|--|----------------------------------|----------------------------------|------------------------------------|----------------------------------|--------|--|--|--|--|--|
| 24 Brian Giles, L OBP: 0.393, SLG: 0.379 | | | | | | | | | | 4 | 0 | 1 | 0 | 0 | 0 | 0 | Arizona Diamondbacks @ San Diego Padres PETCO Park, San Diego, CA Tue Jul 31 2007, 10:05 PM EDT Att: 32,086 - Partly Cloudy - 71 F | | | | | | | | | | |
| Mike Cameron, R OBP: 0.316, SLG: 0.435 | | | | | | | | | | 4 | 0 | 0 | 0 | 0 | 2 | 1 | | | | | | | | | | | |
| Milton Bradley, S OBP: 0.414, SLG: 0.534 | | | | | | | | | | 3 | 0 | 2 | 0 | 1 | 0 | 0 | | | | | | | | | | | |
| 23 Adrián González, L OBP: 0.333, SLG: 0.472 | | | | | | | | | | 4 | 0 | 0 | 0 | 0 | 1 | 3 | | | | | | | | | | | |
| 3 Khalil Greene, R OBP: 0.270, SLG: 0.442 | | | | | | | | | | 3 | 0 | 0 | 0 | 1 | 1 | 1 | | | | | | | | | | | |
| 28 Josh Bard, S OBP: 0.345, SLG: 0.382 | | | | | | | | | | 3 | 0 | 0 | 0 | 1 | 1 | 1 | | | | | | | | | | | |
| 5 Kevin Kouzmanoff, R OBP: 0.291, SLG: 0.410 | | | | | | | | | | 3 | 0 | 1 | 0 | 0 | 1 | 0 | | | | | | | | | | | |
| Geoff Blum, S OBP: 0.312, SLG: 0.319 | | | | | | | | | | 3 | 0 | 0 | 0 | 0 | 1 | 2 | | | | | | | | | | | |
| Justin Germano, R ERA: 4.38 | | | | | | | | | | 1 | 0 | 0 | 0 | 0 | 1 | 2 | | | | | | | | | | | |
| 14 Scott Harrison, R ERA: 2.26, SLG: 0.302 | | | | | | | | | | 1 | 0 | 0 | 0 | 0 | 0 | 0 | | | | | | | | | | | |
| 52 Clay Hensley, R ERA: 6.43 | | | | | | | | | | 0 | 0 | 0 | 0 | 0 | 0 | 0 | | | | | | | | | | | |
| Jose Cruz, Jr., S ERA: 0.182 | | | | | | | | | | 1 | 0 | 0 | 0 | 0 | 0 | 0 | | | | | | | | | | | |
| 50 Joe Thatcher, L ERA: | | | | | | | | | | 0 | 0 | 0 | 0 | 0 | 0 | 0 | | | | | | | | | | | |
| 41 Kevin Cameron, R ERA: 0.96 | | | | | | | | | | 0 | 0 | 0 | 0 | 0 | 0 | 0 | | | | | | | | | | | |
| Inning Stats | R: 0 E: 0 K: 1 S: 11 | H: 1 LOB: 1 BB: 0 P: 19 | R: 0 E: 0 K: 1 S: 9 | H: 1 LOB: 2 BB: 1 P: 16 | R: 0 E: 0 K: 2 S: 14 | H: 0 LOB: 1 BB: 1 P: 24 | R: 0 E: 0 K: 1 S: 7 | H: 0 LOB: 0 BB: 0 P: 10 | R: 0 E: 0 K: 1 S: 8 | H: 0 LOB: 0 BB: 0 P: 9 | R: 0 E: 0 K: 1 S: 16 | H: 1 LOB: 1 BB: 0 P: 24 | R: 0 E: 0 K: 0 S: 5 | H: 0 LOB: 0 BB: 0 P: 9 | R: 0 E: 0 K: 0 S: 10 | H: 1 LOB: 0 BB: 0 P: 12 | R: 0 E: 0 K: 1 S: 9 | H: 0 LOB: 1 BB: 1 P: 15 | 1B: 3 2B: 1 3B: 0 HR: 0 | SF: 0 SAC: 0 DP: 1 HBP: 0 | WP: 0 PB: 0 SB: 1 CS: 0 | PA: 33 | | | | | |
| PITCHER | IP | WLS | BF | H | R | ER | SO | BB | IBB | HBP | BLK | WP | HR | S | P | ERA | WHIP | | | | | | | | | | |
| 17 Brandon Webb, R ERA: 3.08 | 7.0 | W | 26 | 3 | 0 | 0 | 7 | 2 | 0 | 0 | 0 | 0 | 0 | 70 | 111 | 0.00 | 0.714 | | | | | | | | | | |
| Brandon Lyon, R ERA: 2.47 | 1.0 | 3 | 1 | 0 | 0 | 0 | 0 | 0 | 0 | 0 | 0 | 0 | 0 | 10 | 12 | 0.00 | 1.000 | | | | | | | | | | |
| 56 Ramon Pena, R ERA: 1.92 | 1.0 | 4 | 0 | 0 | 0 | 1 | 1 | 0 | 0 | 0 | 0 | 0 | 0 | 9 | 15 | 0.00 | 1.000 | | | | | | | | | | |

AB 32
R 4
H 5
RBI 4
BB 2
SO 13
LOB 6

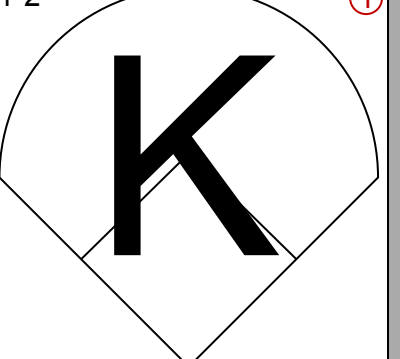
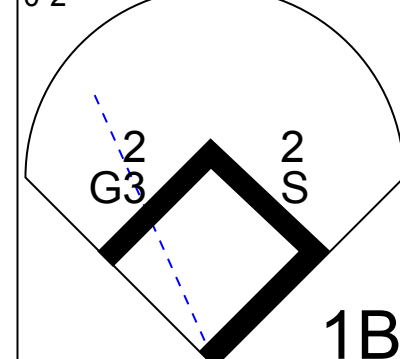
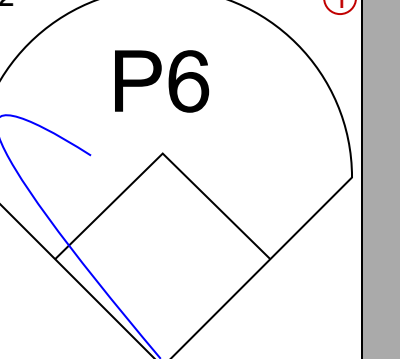
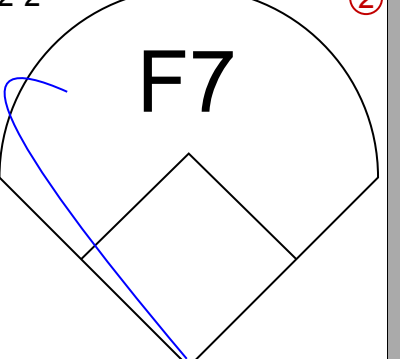
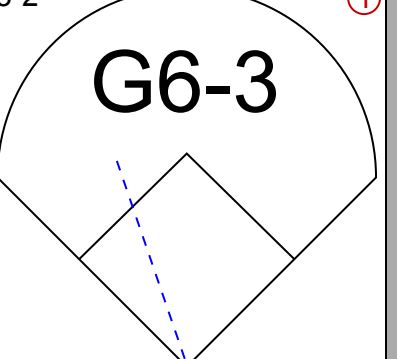
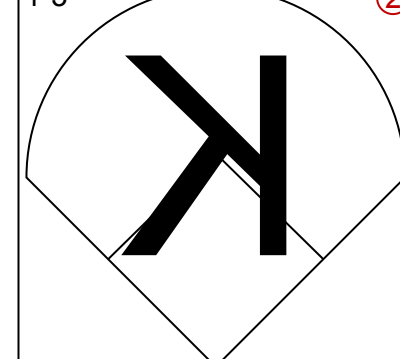
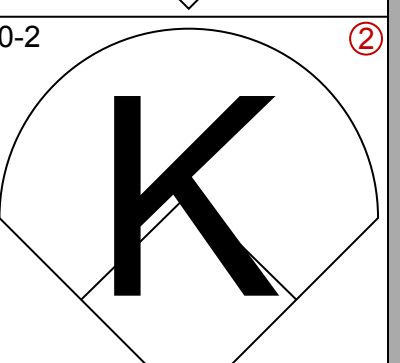
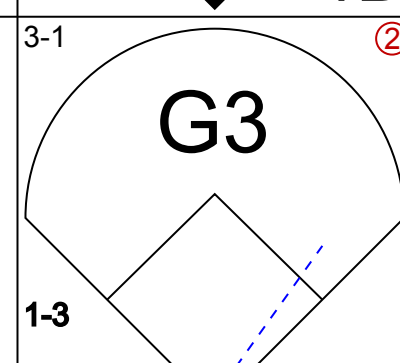
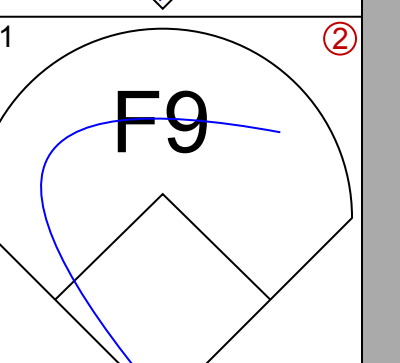
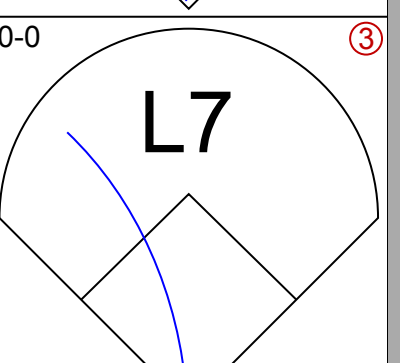
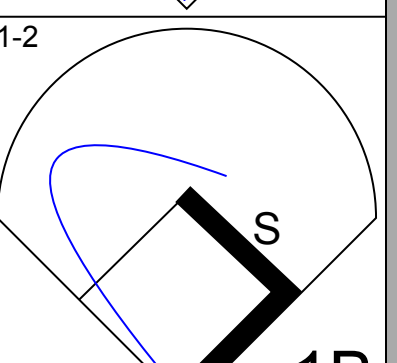
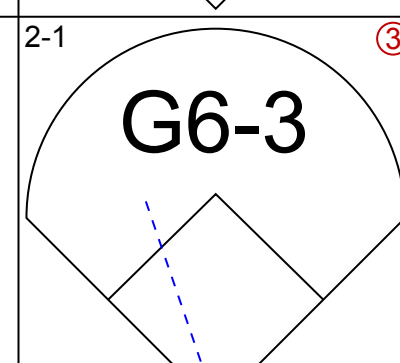
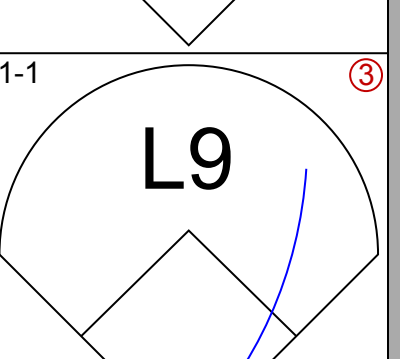
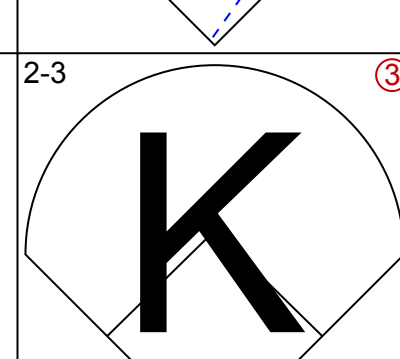
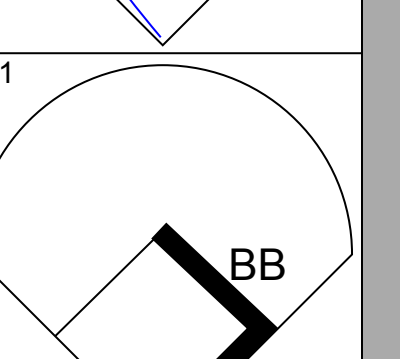
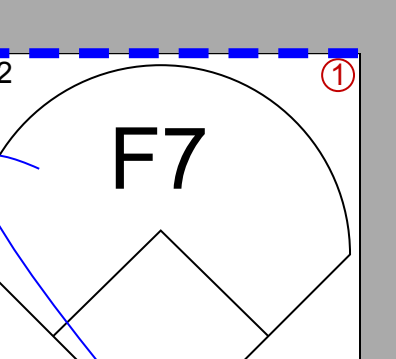
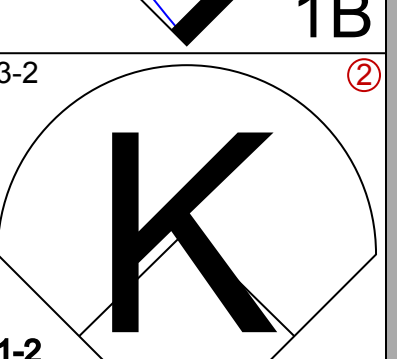
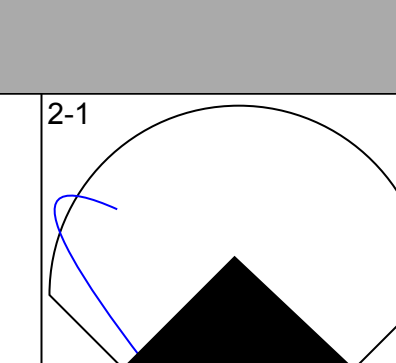
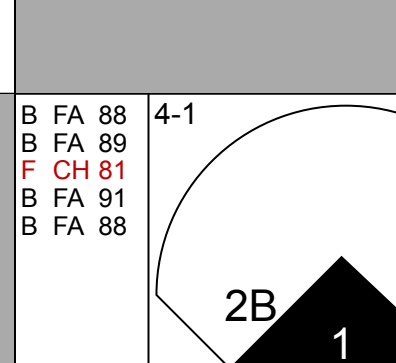
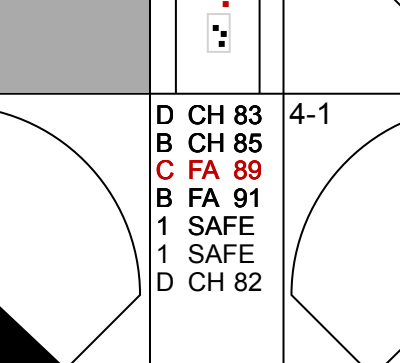

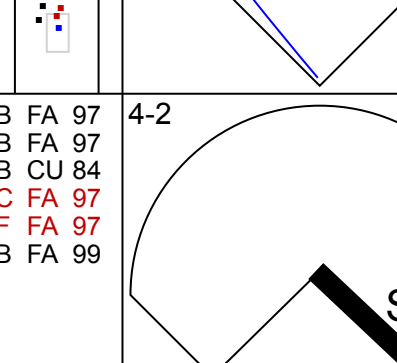

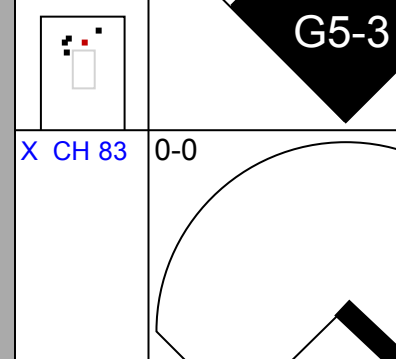
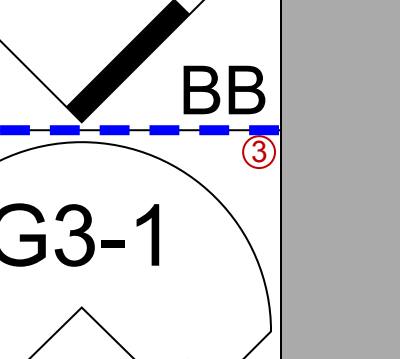
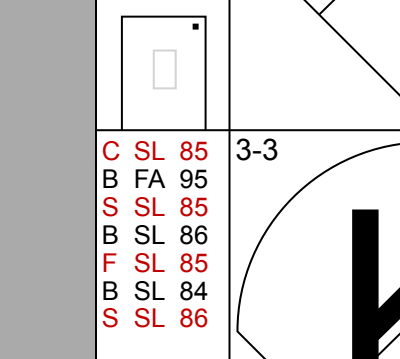
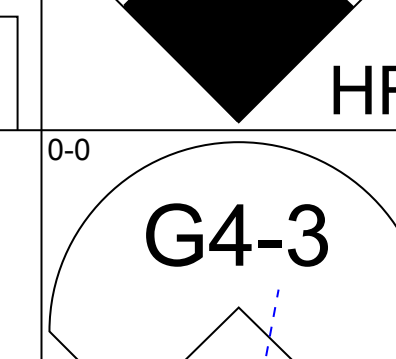
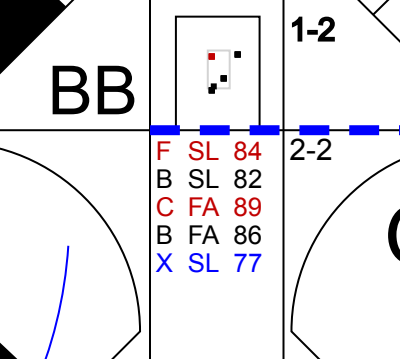
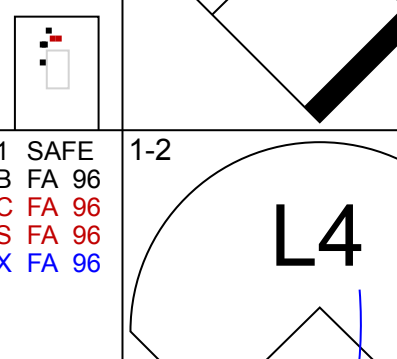
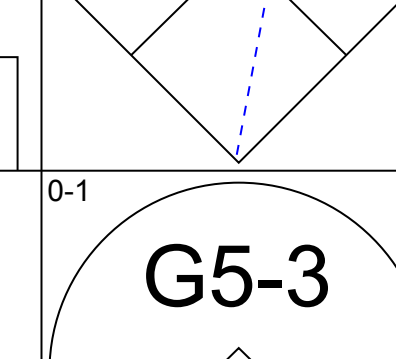
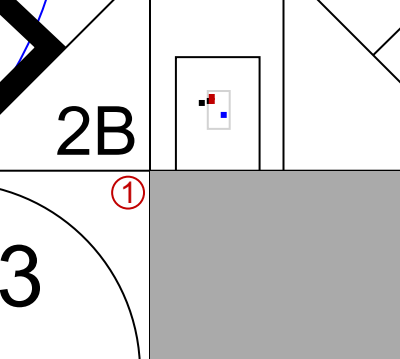
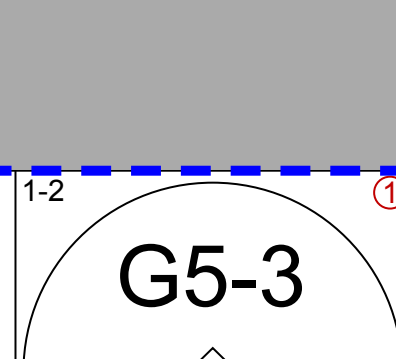
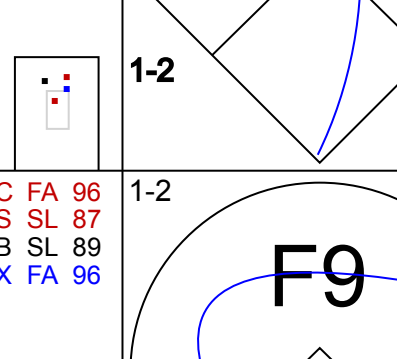
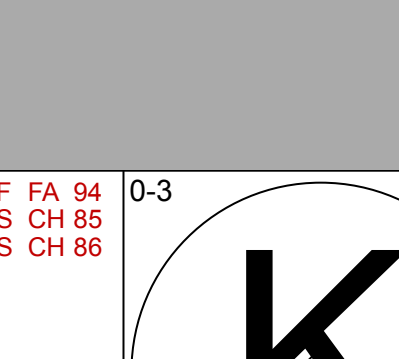

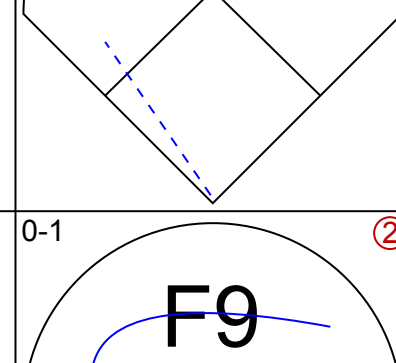
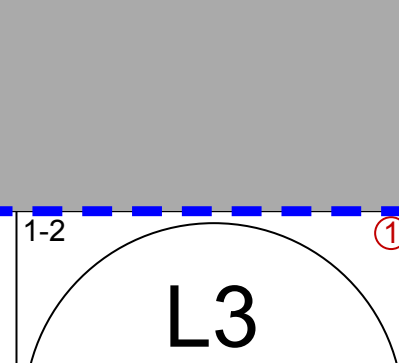
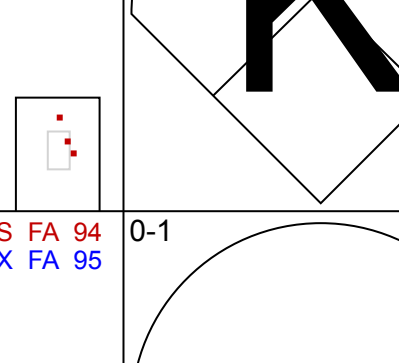

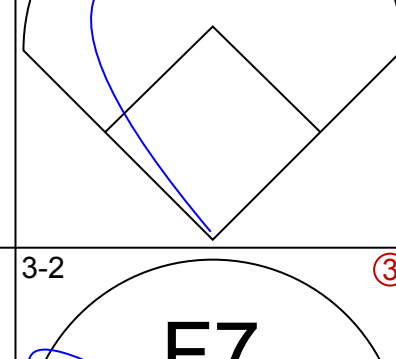
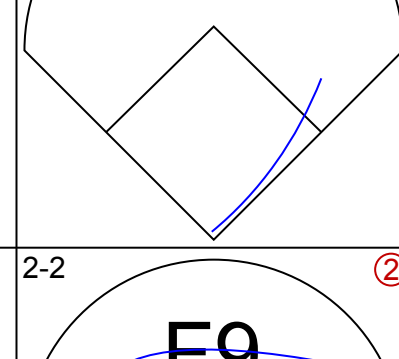
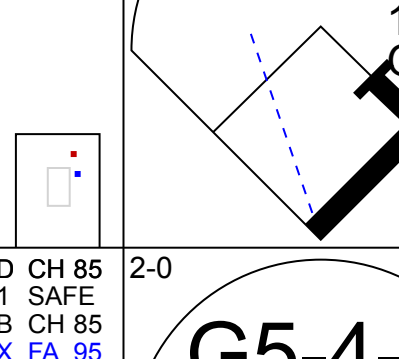
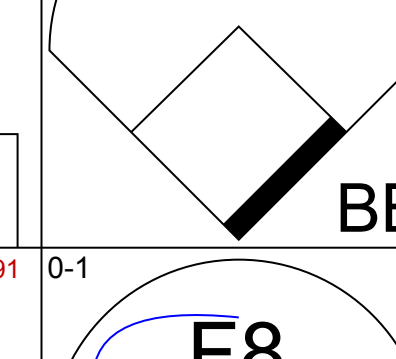
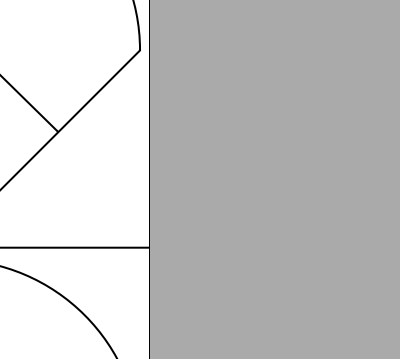
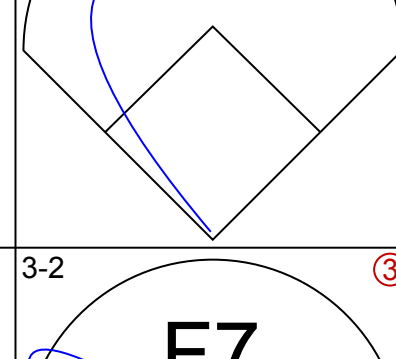
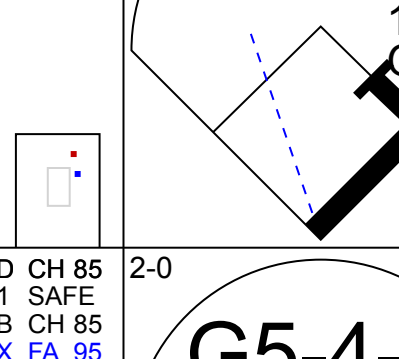
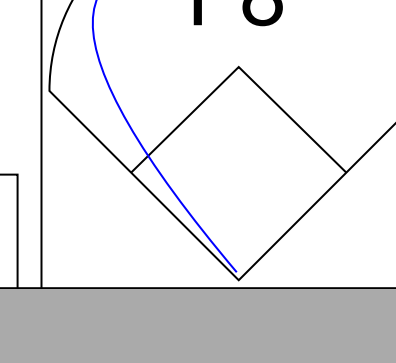
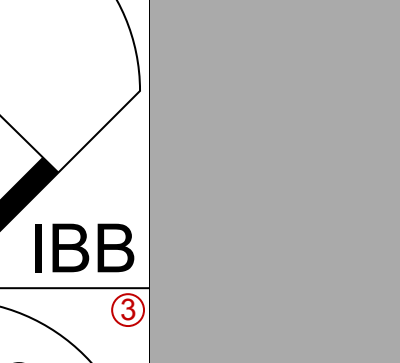
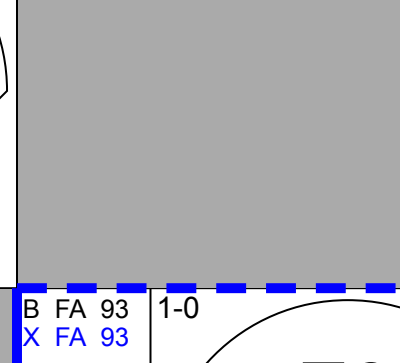
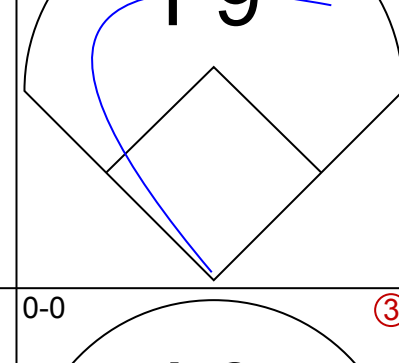
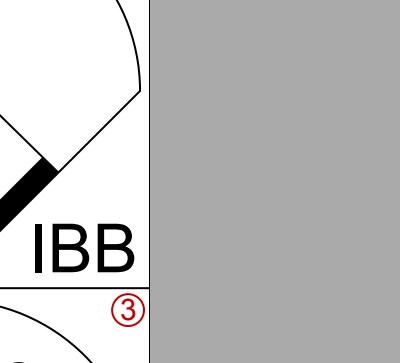
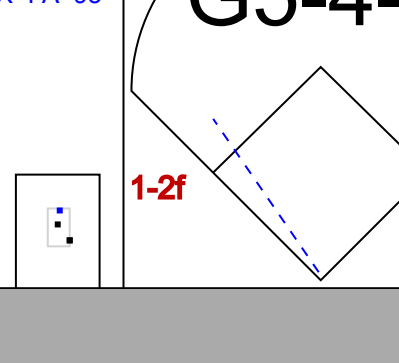


AB 30
R 0
H 4
RBI 0
SO 8
LOB 10



| Batter | 1 | 2 | 3 | 4 | 5 | 6 | 7 | 8 | 9 | AB | R | H | RBI | BB | SO | LOB | TOP | | | | | |
|--|--|----------------------------------|------------------------------|---------------------------------|-------------------------------|----------------------------------|-------------------------------|----------------------------------|-------------------------------|----------------------------------|------------------------------|---------------------------------|-------------------------------|----------------------------------|------------------------------|----------------------------------|---|----------------------------------|----------------------------------|------------------------------------|----------------------------------|--------|
| 24 Chris Young, R OBP: 0.291, SLG: 0.458 | | | | | | | | | | 4 | 0 | 0 | 0 | 0 | 2 | 1 | Arizona Diamondbacks @ San Diego Padres PETCO Park, San Diego, CA Thu Aug 02 2007, 3:35 PM EDT Att: 37,119 - Sunny - 74 F livebaseballscorecards.com | | | | | |
| Jeff DaVanon, S OBP: 0.303, SLG: 0.231 | | | | | | | | | | 4 | 0 | 0 | 0 | 0 | 3 | 0 | | | | | | |
| 22 Eric Byrnes, R 10 Justin Upton, R | | | | | | | | | | 3 | 0 | 0 | 0 | 0 | 1 | 0 | | | | | | |
| 18 Chad Tracy, L OBP: 0.348, SLG: 0.461 | | | | | | | | | | 3 | 0 | 0 | 0 | 0 | 2 | 0 | | | | | | |
| 34 Conor Jackson, R OBP: 0.362, SLG: 0.418 | | | | | | | | | | 4 | 0 | 0 | 0 | 0 | 1 | 1 | | | | | | |
| 6 Stephen Drew, L OBP: 0.295, SLG: 0.378 | | | | | | | | | | 3 | 0 | 2 | 0 | 0 | 1 | 0 | | | | | | |
| 26 Miguel Montero, L OBP: 0.308, SLG: 0.384 | | | | | | | | | | 2 | 0 | 1 | 0 | 1 | 0 | 1 | | | | | | |
| 11 Augie Ojeda, S OBP: 0.327, SLG: 0.392 | | | | | | | | | | 3 | 0 | 0 | 0 | 0 | 0 | 4 | | | | | | |
| 50 Yusmeiro Petit, R OBP: 0.083, SLG: 0.083 | | | | | | | | | | 2 | 0 | 0 | 0 | 0 | 2 | 2 | | | | | | |
| 57 Dustin Nippert, R 45 Doug Slaten, L Tony Clark, S 31 Edgar Gonzalez, R | | | | | | | | | | 0 | 0 | 0 | 0 | 0 | 0 | 0 | | | | | | |
| Inning Stats | R: 0 E: 0 K: 3 S: 15 | H: 0 LOB: 0 BB: 0 P: 21 | R: 0 E: 0 K: 1 S: 7 | H: 0 LOB: 0 BB: 0 P: 8 | R: 0 E: 0 K: 1 S: 11 | H: 1 LOB: 1 BB: 0 P: 16 | R: 0 E: 0 K: 2 S: 10 | H: 0 LOB: 1 BB: 0 P: 13 | R: 0 E: 0 K: 1 S: 13 | H: 1 LOB: 1 BB: 0 P: 21 | R: 0 E: 0 K: 1 S: 6 | H: 0 LOB: 0 BB: 0 P: 9 | R: 0 E: 0 K: 1 S: 10 | H: 1 LOB: 2 BB: 1 P: 15 | R: 0 E: 0 K: 1 S: 6 | H: 0 LOB: 0 BB: 0 P: 11 | R: 0 E: 0 K: 1 S: 7 | H: 0 LOB: 0 BB: 0 P: 11 | 1B: 1 2B: 2 3B: 0 HR: 0 | SF: 0 SAC: 0 DP: 0 HBP: 1 | WP: 0 PB: 0 SB: 0 CS: 0 | PA: 32 |
| PITCHER | IP WLS BF H R ER SO BB IBB HBP BLK WP HR S P ERA WHIP | | | | | | | | | | | | | | | | | | | | | |
| 44 Jake Peavy, R ERA: 2.3 | (1, 1) 7.0 W 26 3 0 0 10 1 0 1 0 0 0 0 72 103 0.00 0.571 | | | | | | | | | | | | | | | | | | | | | |
| 43 Cla Meredith, R ERA: 3.44 | (8, 1) 1.0 3 0 0 0 1 0 0 0 0 0 0 0 6 11 0.00 0.000 | | | | | | | | | | | | | | | | | | | | | |
| Wilfredo Ledezma, L ERA: 5.28 | (9, 1) 1.0 3 0 0 0 1 0 0 0 0 0 0 0 7 11 0.00 0.000 | | | | | | | | | | | | | | | | | | | | | |

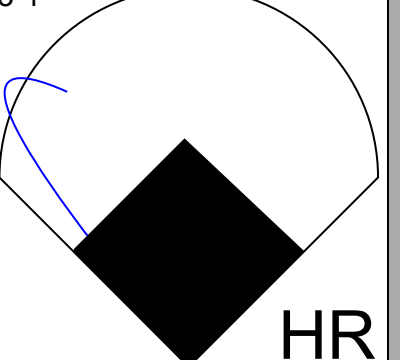
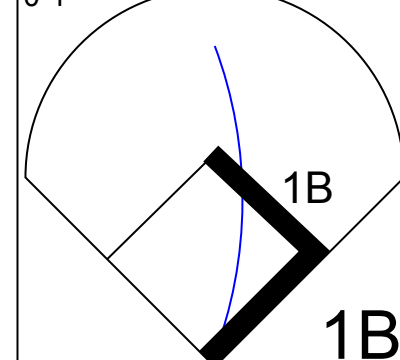
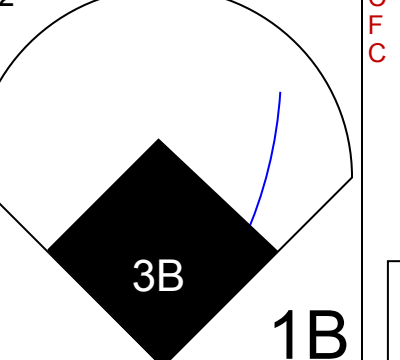


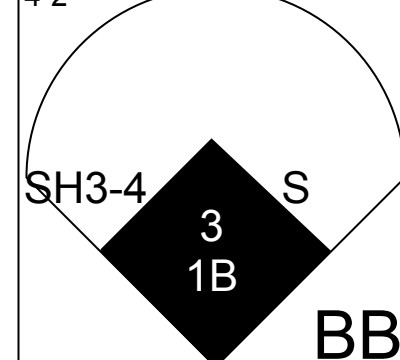
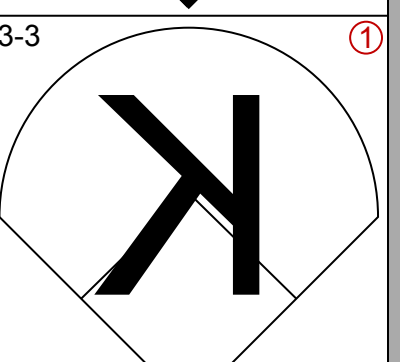
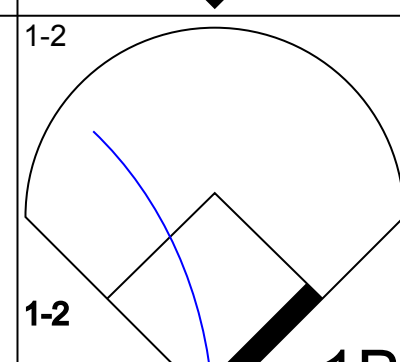
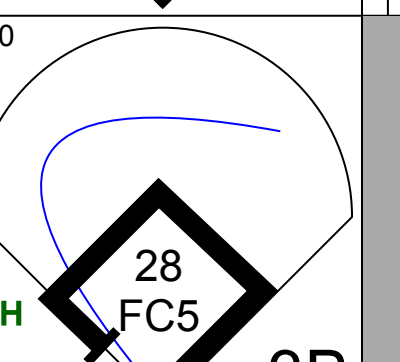
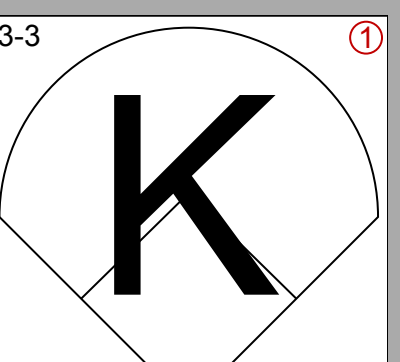
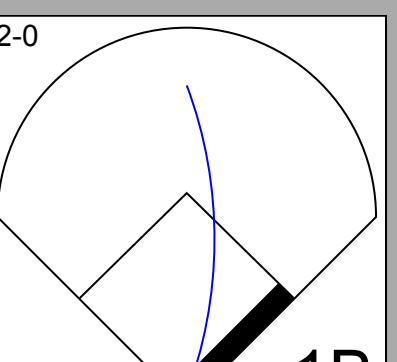
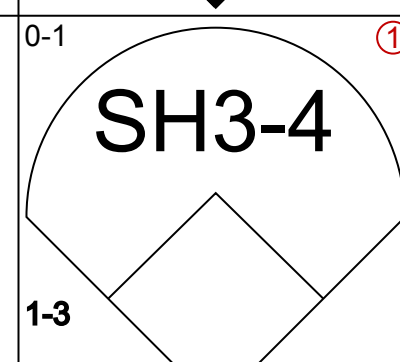
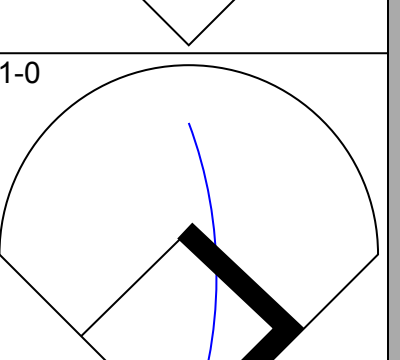
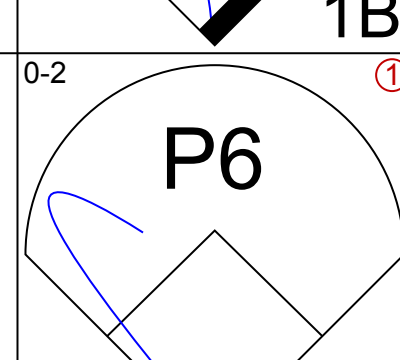
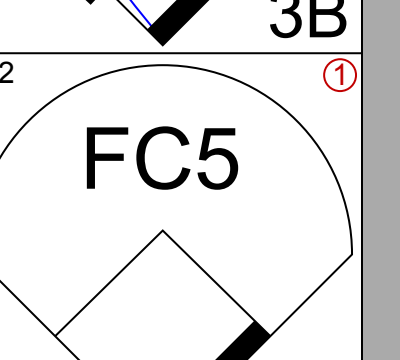
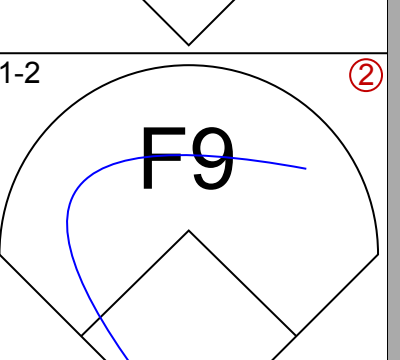
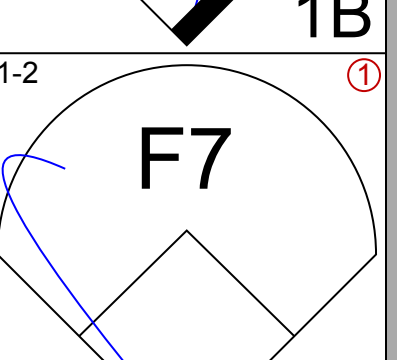
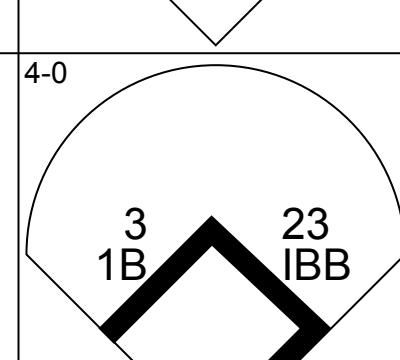
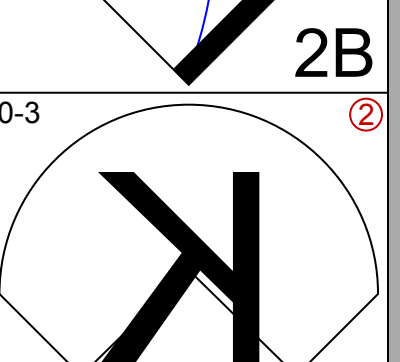
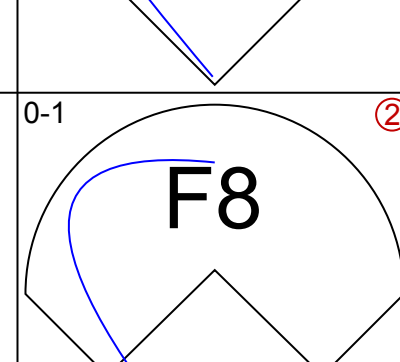
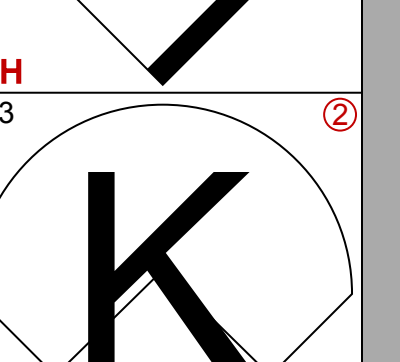
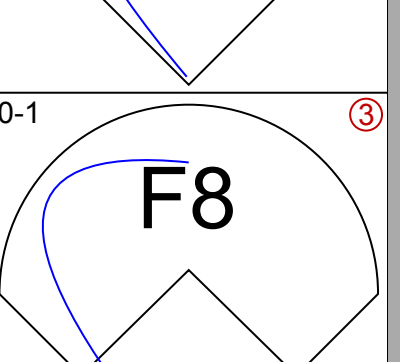
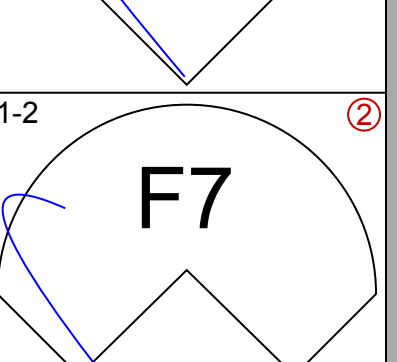
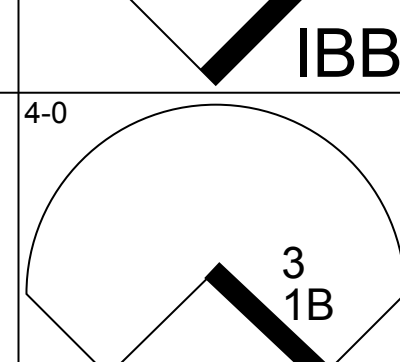
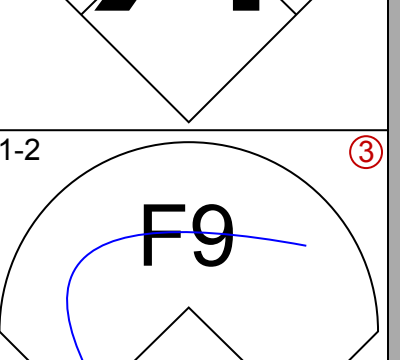
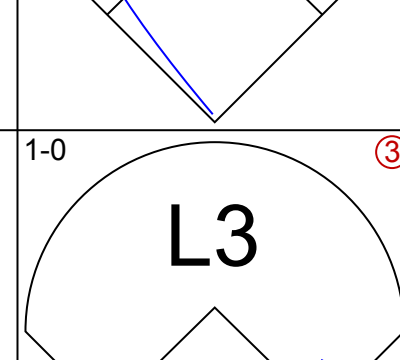
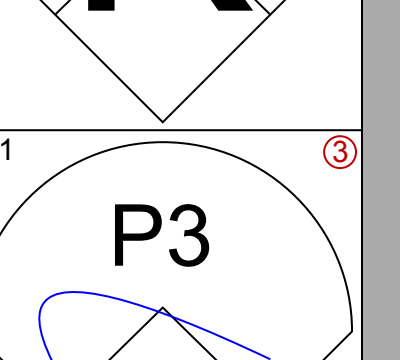
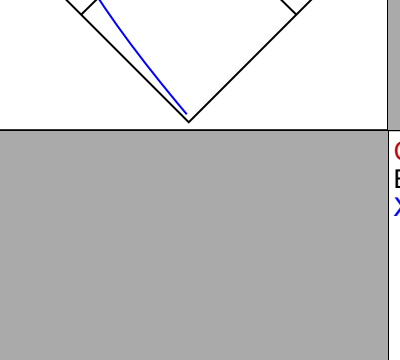
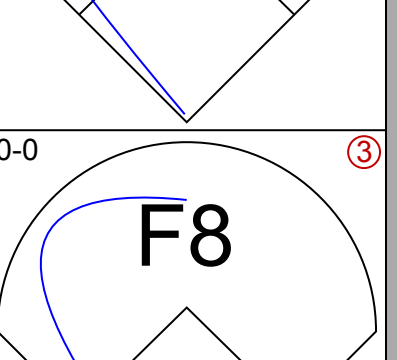
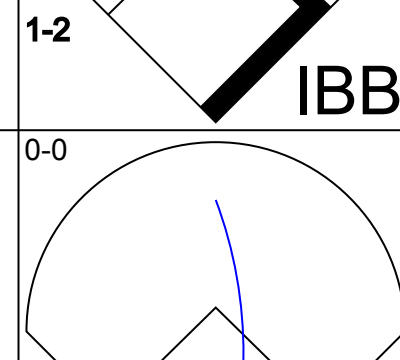
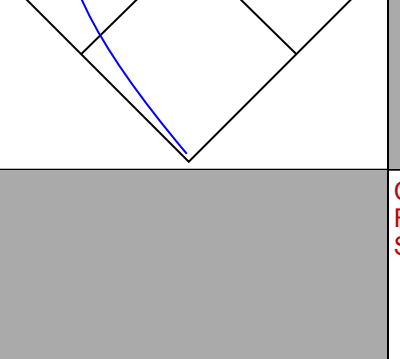
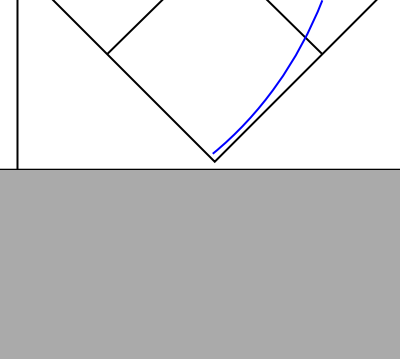
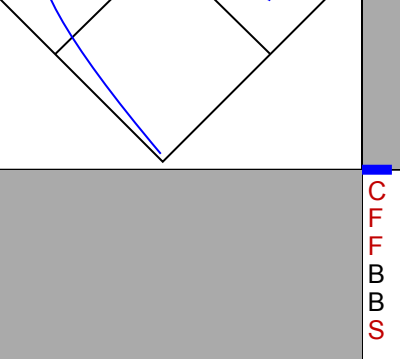

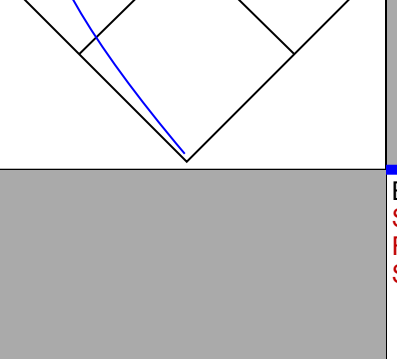
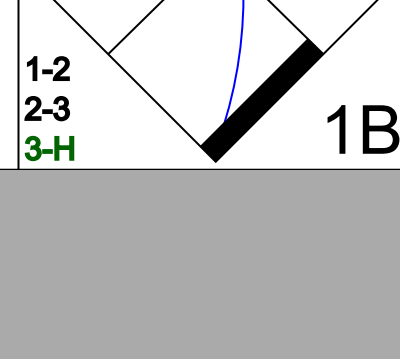
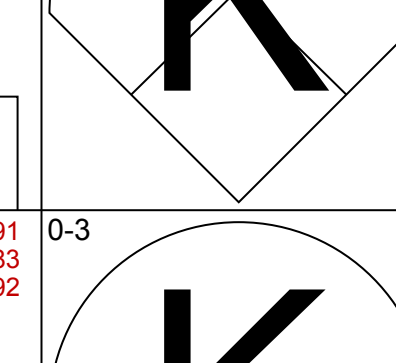




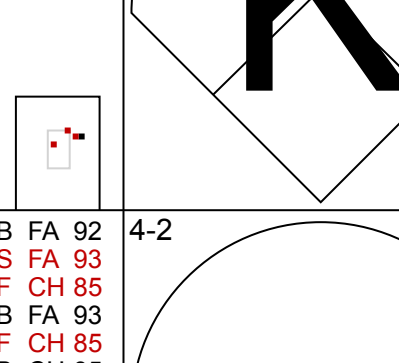
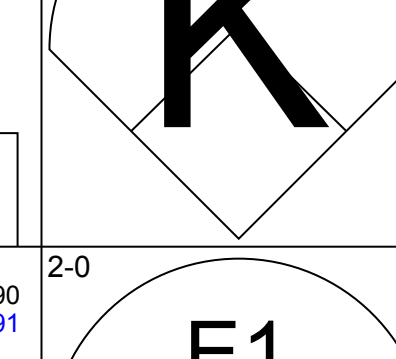



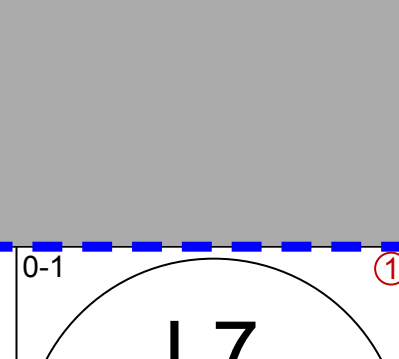
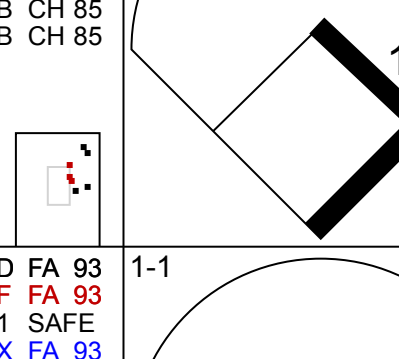
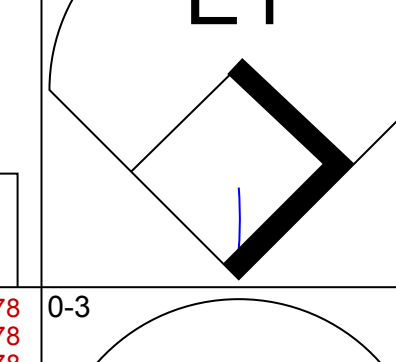



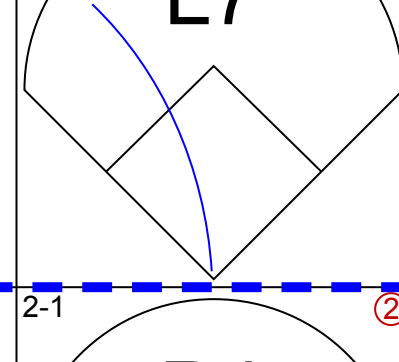
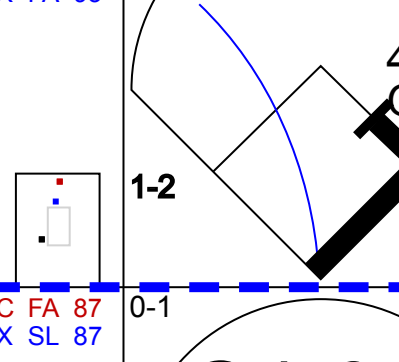
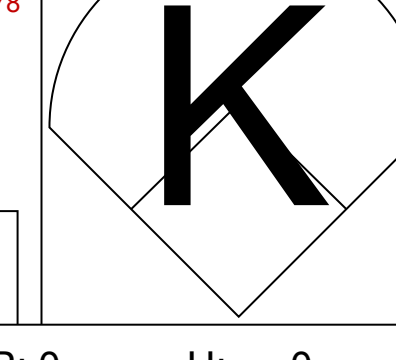



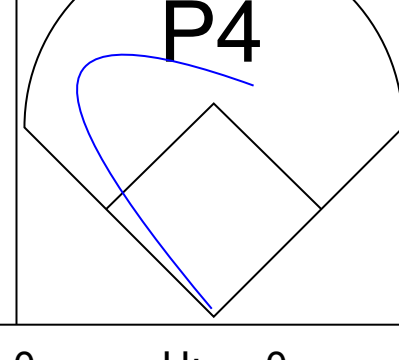
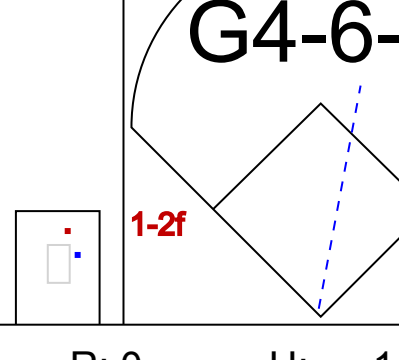
| Batter | 1 | 2 | 3 | 4 | 5 | 6 | 7 | 8 | 9 | AB | R | H | RBI | BB | SO | LOB | BOTTOM | | | |
|--|---|----------------------------------|-------------------------------|----------------------------------|------------------------------|---------------------------------|-------------------------------|----------------------------------|-------------------------------|----------------------------------|------------------------------|----------------------------------|-------------------------------|----------------------------------|-------------------------------|----------------------------------|---|------------------------------------|----------------------------------|--------|
| Rob Mackowiak, L OBP: 0.354, SLG: 0.416 | | | | | | | | | | 5 | 2 | 2 | 0 | 0 | 1 | 0 | Arizona Diamondbacks @ San Diego Padres PETCO Park, San Diego, CA Thu Aug 02 2007, 3:35 PM EDT Att: 37,119 - Sunny - 74 F livebaseballscorecards.com | | | |
| Mike Cameron, R OBP: 0.316, SLG: 0.438 | | | | | | | | | | 4 | 1 | 1 | 1 | 0 | 3 | 0 | | | | |
| Geoff Blum, S OBP: 0.325, SLG: 0.347 | | | | | | | | | | 1 | 0 | 1 | 1 | 0 | 0 | 0 | | | | |
| Milton Bradley, S 14 Scott Hairston, R | | | | | | | | | | 3 | 1 | 1 | 0 | 1 | 0 | 0 | | | | |
| 23 Adrián González, L OBP: 0.336, SLG: 0.475 | | | | | | | | | | 2 | 3 | 1 | 1 | 3 | 1 | 1 | | | | |
| 3 Khalil Greene, R OBP: 0.269, SLG: 0.444 | | | | | | | | | | 4 | 1 | 1 | 3 | 0 | 1 | 3 | | | | |
| 28 Josh Bard, S OBP: 0.347, SLG: 0.379 | | | | | | | | | | 2 | 1 | 0 | 0 | 2 | 0 | 3 | | | | |
| Morgan Ensberg, R OBP: 0.328, SLG: 0.415 | | | | | | | | | | 4 | 2 | 3 | 4 | 0 | 0 | 0 | | | | |
| 22 Marcus Giles, R OBP: 0.300, SLG: 0.316 | | | | | | | | | | 4 | 0 | 0 | 0 | 0 | 2 | 2 | | | | |
| 44 Jake Peavy, R OBP: 0.222, SLG: 0.318 | | | | | | | | | | 3 | 0 | 0 | 0 | 0 | 1 | 0 | | | | |
| 43 Cla Meredith, R 5 Kevin Kouzmanoff, R Wilfredo Ledezma, L | | | | | | | | | | 0 | 0 | 0 | 0 | 0 | 0 | 0 | | | | |
| Inning Stats | R: 0 E: 0 K: 2 S: 9 | H: 0 LOB: 0 BB: 0 P: 14 | R: 2 E: 0 K: 1 S: 14 | H: 1 LOB: 1 BB: 1 P: 21 | R: 0 E: 0 K: 1 S: 6 | H: 0 LOB: 0 BB: 0 P: 7 | R: 1 E: 0 K: 0 S: 11 | H: 2 LOB: 2 BB: 1 P: 19 | R: 2 E: 0 K: 1 S: 15 | H: 2 LOB: 2 BB: 2 P: 25 | R: 0 E: 0 K: 2 S: 8 | H: 0 LOB: 0 BB: 0 P: 10 | R: 5 E: 1 K: 1 S: 25 | H: 3 LOB: 2 BB: 2 P: 46 | R: 1 E: 0 K: 1 S: 15 | H: 2 LOB: 1 BB: 0 P: 21 | 1B: 5 2B: 1 3B: 0 HR: 4 | SF: 0 SAC: 0 DP: 0 HBP: 0 | WP: 1 PB: 0 SB: 1 CS: 0 | PA: 40 |
| PITCHER | IP WLS BF H R ER SO BB IBB HBP BLK WP HR S P ERA WHIP | | | | | | | | | | | | | | | | | | | |
| 50 Yusmeiro Petit, R ERA: 4.23 | (1, 1) 4.1 L 22 5 5 5 4 4 0 0 0 0 0 2 50 80 10.38 2.077 | | | | | | | | | | | | | | | | | | | |
| 57 Dustin Nippert, R ERA: 5.57 | (5, 1) 2.1 12 3 5 5 4 1 1 0 0 1 2 36 59 19.29 1.714 | | | | | | | | | | | | | | | | | | | |
| 45 Doug Slaten, L ERA: 2.22 | (7, 1) 0.1 1 0 0 0 0 0 0 0 0 0 0 2 3 0.00 0.000 | | | | | | | | | | | | | | | | | | | |
| 31 Edgar Gonzalez, R ERA: 5.35 | (8, 1) 1.0 5 2 1 1 1 0 0 0 0 0 0 15 21 9.00 2.000 | | | | | | | | | | | | | | | | | | | |

| Batter | 1 | 2 | 3 | 4 | 5 | 6 | 7 | 8 | 9 | 10 | 11 | 12 | AB | R | H | RBI | BB | SO | LOB | TOP |
|--|--|----------------------------------|---|--|--|--|--|---|---|--|-------------------------------|--|-------------------------------|----------------------------------|------------------------------|----------------------------------|----------------------------------|------------------------------------|----------------------------------|--------|
| 10 Dave Roberts, L (1.8) OBP: 0.326, SLG: 0.363 |  | |  | |  | |  | | |  | |  | 6 | 0 | 1 | 0 | 0 | 2 | 0 | |
| 2 Randy Winn, S (1.9) OBP: 0.347, SLG: 0.413 |  | |  | |  | |  | | |  | |  | 6 | 0 | 1 | 0 | 0 | 1 | 1 | |
| Ray Durham, S (1.4) OBP: 0.303, SLG: 0.374 |  | |  | |  | | |  | |  | | | 4 | 0 | 0 | 0 | 1 | 2 | 2 | |
| Barry Bonds, L (1.7) OBP: 0.493, SLG: 0.556 |  | | |  |  |  | | |  |  | | | 1 | 2 | 1 | 1 | 3 | 0 | 0 | |
| Rajai Davis, R (8. PR) OBP: 0.361, SLG: 0.346 | | | |  |  | | | | |  | | | 0 | 0 | 0 | 0 | 1 | 0 | 0 | |
| Ryan Klesko, L (1.3) OBP: 0.362, SLG: 0.424 |  | | |  | | | | |  | | | | 5 | 0 | 1 | 0 | 0 | 1 | 5 | |
| 1 Bengie Molina, R (1.2) OBP: 0.261, SLG: 0.404 |  | | |  | |  | | | |  | |  | 5 | 0 | 0 | 1 | 0 | 1 | 3 | |
| Pedro Feliz, R (1.9) OBP: 0.437, SLG: 0.447 | | |  | |  | | | |  | | |  | 2 | 0 | 0 | 0 | 1 | 0 | 1 | |
| 53 Jonathan Sánchez, L (8. PR) OBP: 0.301, SLG: 0.315 | | |  | |  | | | |  | | |  | 4 | 0 | 0 | 0 | 1 | 0 | 2 | |
| 32 Kevin Correia, R (8. PR) OBP: 0.311, SLG: 0.317 |  | | |  | | | |  | | | |  | 2 | 0 | 0 | 0 | 0 | 2 | | |
| Pat Misch, R (1.1) OBP: 0.305, SLG: 0.309 |  | | |  | | |  | | |  | | | 3 | 0 | 0 | 0 | 0 | 0 | 0 | |
| 19 Kevin Frandsen, R (6.5) OBP: 0.305, SLG: 0.309 | | | |  | | | | | | | |  | 3 | 0 | 0 | 0 | 0 | 0 | 0 | |
| Inning Stats | R: 0 E: 0 K: 2 S: 8 | H: 0 LOB: 0 BB: 0 P: 10 | R: 1 E: 0 K: 0 S: 8 | H: 1 LOB: 1 BB: 1 P: 14 | R: 0 E: 0 K: 1 S: 11 | H: 1 LOB: 1 BB: 0 P: 16 | R: 0 E: 0 K: 0 S: 6 | H: 0 LOB: 2 BB: 2 P: 24 | R: 0 E: 0 K: 0 S: 6 | H: 0 LOB: 0 BB: 0 P: 9 | R: 0 E: 0 K: 0 S: 11 | H: 0 LOB: 2 BB: 1 P: 19 | R: 0 E: 0 K: 2 S: 15 | H: 1 LOB: 2 BB: 1 P: 28 | R: 0 E: 0 K: 1 S: 7 | H: 1 LOB: 0 BB: 0 P: 10 | 1B: 3 2B: 1 3B: 0 HR: 1 | SF: 0 SAC: 0 DP: 1 HBP: 0 | WP: 0 PB: 0 SB: 3 CS: 0 | PA: 47 |
| PITCHER | IP 4.2 | WLS 22 | BF 23 | H 3 | R 2 | ER 2 | SO 3 | BB 4 | IBB 1 | HBP 0 | BLK 0 | WP 0 | HR 1 | S 40 | P 7 | ERA 3.86 | WHIP 1.500 | | | |
| 52 Clay Hensley, R (1.1) ERA: 4.18 | | | | | | | | | | | | | | | | | | | | |
| 45 Justin Hampson, L (5.1) ERA: 2.7 | 0.1 | 1 | 0 | 0 | 0 | 0 | 0 | 0 | 0 | 0 | 0 | 0 | 0 | 3 | 5 | 0.00 | 0.000 | | | |
| 26 Doug Brocail, R (6.1) ERA: 4.04 | 1.0 | 3 | 0 | 0 | 0 | 0 | 0 | 0 | 0 | 0 | 0 | 0 | 0 | 8 | 12 | 0.00 | 0.000 | | | |
| 41 Kevin Cameron, R (7.1) ERA: 0.9 | 1.0 | 3 | 0 | 0 | 0 | 0 | 0 | 0 | 0 | 0 | 0 | 0 | 0 | 6 | 9 | 0.00 | 0.000 | | | |
| 21 Heath Bell, R (8.1) ERA: 2.45 | 1.0 | 4 | 0 | 0 | 0 | 0 | 0 | 1 | 0 | 0 | 0 | 0 | 0 | 11 | 19 | 0.00 | 1.000 | | | |

San Francisco Giants @ San Diego Padres
PETCO Park, San Diego, CA
Sat/Aug 04 2007, 10:05 PM EDT
Att. 42,497 - Partly Cloudy - 71 F

AB 40
R 2
H 5
RBI 2
BB 7
SO 7
LOB 16



| Batter | 1 | 2 | 3 | 4 | 5 | 6 | 7 | 8 | 9 | 10 | 11 | 12 | AB | R | H | RBI | BB | SO | LOB | BOTTOM | | | | |
|---|---|----------------------------------|---|----------------------------------|---|----------------------------------|---|----------------------------------|-------------------------------|---|-------------------------------|---|------------------------------|----------------------------------|------------------------------|---------------------------------|------------------------------|----------------------------------|------------------------------|----------------------------------|----------------------------------|------------------------------------|----------------------------------|--------|
| 14 Scott Hairston, R (1.7) OBP: 0.305, SLG: 0.405 |  | |  | |  | |  | | |  | |  | 4 | 2 | 3 | 1 | 0 | 1 | 2 | | | | | |
| 22 Marcus Giles, R (7.4) OBP: 0.301, SLG: 0.315 |  | |  | |  | |  | | |  | |  | 5 | 0 | 3 | 1 | 0 | 2 | 0 | | | | | |
| Mike Cameron, R (1.8) OBP: 0.318, SLG: 0.442 |  | |  | |  | |  | | |  | |  | 5 | 0 | 1 | 0 | 1 | 0 | 4 | | | | | |
| 28 Josh Bard, S (1.2) OBP: 0.349, SLG: 0.382 |  | |  | |  | |  | | |  | |  | 5 | 0 | 1 | 0 | 1 | 0 | 4 | | | | | |
| 23 Adrián González, L (1.3) OBP: 0.335, SLG: 0.487 |  | |  | |  | |  | | |  | |  | 5 | 0 | 0 | 0 | 1 | 2 | 5 | | | | | |
| 3 Khalil Greene, R (1.6) OBP: 0.267, SLG: 0.438 |  | |  | |  | |  | | |  | |  | 6 | 0 | 2 | 1 | 0 | 0 | 5 | | | | | |
| Morgan Ensberg, R (1.5) OBP: 0.317, SLG: 0.399 |  | |  | |  | |  | | |  | |  | 5 | 0 | 0 | 0 | 0 | 3 | 1 | | | | | |
| Geoff Blum, S (1.4) OBP: 0.343, SLG: 0.384 |  | |  | |  | |  | | |  | |  | 3 | 0 | 1 | 0 | 2 | 1 | 1 | | | | | |
| Rob Mackowiak, L (1.9) OBP: 0.352, SLG: 0.415 |  | |  | |  | |  | | |  | |  | 5 | 0 | 2 | 0 | 0 | 1 | 1 | | | | | |
| 60 Clayton Kershaw, R (1.1) OBP: 0.305, SLG: 0.309 |  | |  | |  | |  | | |  | |  | 2 | 0 | 0 | 0 | 0 | 0 | 0 | | | | | |
| Inning Stats | R: 1 E: 0 K: 2 S: 15 | H: 2 LOB: 1 BB: 0 P: 23 | R: 0 E: 1 K: 3 S: 10 | H: 0 LOB: 1 BB: 0 P: 12 | R: 0 E: 0 K: 0 S: 16 | H: 2 LOB: 2 BB: 0 P: 18 | R: 0 E: 0 K: 2 S: 10 | H: 1 LOB: 1 BB: 0 P: 16 | R: 1 E: 0 K: 1 S: 14 | H: 2 LOB: 1 BB: 0 P: 21 | R: 0 E: 0 K: 2 S: 11 | H: 1 LOB: 0 BB: 0 P: 18 | R: 0 E: 0 K: 0 S: 9 | H: 1 LOB: 0 BB: 0 P: 12 | R: 0 E: 0 K: 0 S: 5 | H: 0 LOB: 0 BB: 0 P: 7 | R: 0 E: 0 K: 1 S: 9 | H: 1 LOB: 1 BB: 1 P: 16 | R: 0 E: 0 K: 1 S: 6 | H: 1 LOB: 3 BB: 3 P: 17 | 1B: 8 2B: 2 3B: 1 HR: 1 | SF: 0 SAC: 1 DP: 2 HBP: 0 | WP: 0 PB: 0 SB: 1 CS: 0 | PA: 50 |
| PITCHER | IP 5.0 | WLS 23 | BF 27 | H 7 | R 2 | ER 2 | SO 8 | BB 0 | IBB 0 | HBP 0 | BLK 0 | WP 0 | HR 1 | S 65 | P 9 | ERA 3.60 | WHIP 1.400 | | | | | | | |
| Pat Misch, L (1.1) ERA: 4.05 | | | | | | | | | | | | | | | | | | | | | | | | |
| 53 Jonathan Sánchez, L (8. PR) ERA: 4.05 | 3.0 | 11 | 2 | 0 | 0 | 3 | 1 | 0 | 0 | 0 | 0 | 0 | 0 | 31 | 45 | 0.00 | 1.000 | | | | | | | |
| Steve Kline, L (8.1) ERA: 3.15 | 0.1 | 1 | 0 | 0 | 0 | 0 | 0 | 0 | 0 | 0 | 0 | 0 | 0 | 2 | 2 | 0.00 | 0.000 | | | | | | | |
| 32 Kevin Correia, R (8.1) ERA: 3.86 | 1.2 | 6 | 1 | 0 | 0 | 0 | 0 | 0 | 0 | 0 | 0 | 0 | 0 | 12 | 18 | 0.00 | 0.600 | | | | | | | |
| Jack Taschner, L (11.1) ERA: 5.88 | 0.1 | 3 | 1 | 0 | 0 | 0 | 1 | 0 | 0 | 0 | 0 | 0 | 0 | 8 | 14 | 0.00 | 6.000 | | | | | | | |

San Francisco Giants @ San Diego Padres
PETCO Park, San Diego, CA
Sat/Aug 04 2007, 10:05 PM EDT
Att. 42,497 - Partly Cloudy - 71 F

AB 44
R 3
H 12
RBI 3
BB 5
SO 12
LOB 25



| Batter | 1 | 2 | 3 | 4 | 5 | 6 | 7 | 8 | 9 | AB | R | H | RBI | BB | SO | LOB | TOP | | | | | | | | | | |
|---|------------------------------|---------------------------------|-------------------------------|----------------------------------|------------------------------|----------------------------------|------------------------------|----------------------------------|-------------------------------|----------------------------------|-------------------------------|----------------------------------|------------------------------|---------------------------------|-------------------------------|----------------------------------|---|----------------------------------|----------------------------------|------------------------------------|----------------------------------|--------|--|--|--|--|--|
| 10 Dave Roberts, L (1.8) OBP: 0.326, SLG: 0.357 | | | | | | | | | | 4 | 0 | 0 | 0 | 1 | 1 | 1 | San Francisco Giants @ San Diego Padres PETCO Park, San Diego, CA Sun Aug 05 2007, 4:05 PM EDT Att: 42,438 - Sunny - 77 F | | | | | | | | | | |
| 2 Randy Winn, S (1.9) OBP: 0.343, SLG: 0.408 | | | | | | | | | | 5 | 0 | 0 | 1 | 0 | 2 | 3 | | | | | | | | | | | |
| Ray Durham, S (1.4) OBP: 0.302, SLG: 0.371 | | | | | | | | | | 3 | 0 | 0 | 0 | 1 | 1 | 2 | | | | | | | | | | | |
| Ryan Klesko, L (1.3) OBP: 0.360, SLG: 0.425 | | | | | | | | | | 4 | 1 | 1 | 0 | 0 | 0 | 1 | | | | | | | | | | | |
| 41 Brad Hennessey, R (8.1) | | | | | | | | | | 0 | 0 | 0 | 0 | 0 | 0 | 0 | | | | | | | | | | | |
| Pedro Feliz, R (1.5) OBP: 0.289, SLG: 0.423 | | | | | | | | | | 4 | 0 | 0 | 0 | 0 | 0 | 2 | | | | | | | | | | | |
| 14 Fred Lewis, L (1.7) OBP: 0.356, SLG: 0.401 | | | | | | | | | | 3 | 1 | 2 | 1 | 1 | 0 | 1 | | | | | | | | | | | |
| 19 Kevin Frandsen, R (1.6) OBP: 0.304, SLG: 0.308 | | | | | | | | | | 4 | 0 | 1 | 0 | 0 | 0 | 2 | | | | | | | | | | | |
| 39 Guillermo Rodriguez, R (1.2) OBP: 0.347, SLG: 0.293 | | | | | | | | | | 3 | 1 | 0 | 0 | 0 | 2 | 3 | | | | | | | | | | | |
| 1 Benjie Molina, R (9. PH) OBP: 0.293, SLG: 0.414 | | | | | | | | | | 1 | 1 | 1 | 2 | 0 | 0 | 0 | | | | | | | | | | | |
| 51 Noah Lowry, R (1.1) OBP: 0.261, SLG: 0.063 | | | | | | | | | | 1 | 0 | 0 | 0 | 0 | 0 | 0 | | | | | | | | | | | |
| Jack Taschner, L (4.1) | | | | | | | | | | 0 | 0 | 0 | 0 | 0 | 0 | 0 | | | | | | | | | | | |
| 31 Vinnie Chulk, R (6.1) | | | | | | | | | | 0 | 0 | 0 | 0 | 0 | 0 | 0 | | | | | | | | | | | |
| Steve Kline, S (6.1) | | | | | | | | | | 0 | 0 | 0 | 0 | 0 | 0 | 0 | | | | | | | | | | | |
| Rajai Davis, R (7. PH) OBP: 0.365, SLG: 0.340 | | | | | | | | | | 1 | 0 | 0 | 0 | 0 | 0 | 0 | | | | | | | | | | | |
| 75 Barry Zito, L (7.1) OBP: 0.326, SLG: 0.103 | | | | | | | | | | 0 | 0 | 0 | 0 | 0 | 0 | 0 | | | | | | | | | | | |
| Mark Sweeney, L (8.3) OBP: 0.356, SLG: 0.398 | | | | | | | | | | 1 | 0 | 1 | 0 | 0 | 0 | 0 | | | | | | | | | | | |
| Inning Stats | R: 0 E: 0 K: 0 S: 5 | H: 0 LOB: 0 BB: 0 P: 9 | R: 1 E: 0 K: 1 S: 12 | H: 2 LOB: 1 BB: 0 P: 20 | R: 0 E: 0 K: 1 S: 8 | H: 0 LOB: 0 BB: 0 P: 11 | R: 0 E: 0 K: 0 S: 8 | H: 0 LOB: 1 BB: 1 P: 14 | R: 1 E: 0 K: 1 S: 14 | H: 0 LOB: 2 BB: 2 P: 23 | R: 0 E: 0 K: 0 S: 21 | H: 2 LOB: 2 BB: 0 P: 24 | R: 0 E: 0 K: 1 S: 7 | H: 0 LOB: 0 BB: 0 P: 9 | R: 0 E: 0 K: 1 S: 13 | H: 0 LOB: 1 BB: 1 P: 19 | R: 2 E: 0 K: 1 S: 12 | H: 2 LOB: 1 BB: 1 P: 20 | 1B: 3 2B: 2 3B: 0 HR: 1 | SF: 0 SAC: 1 DP: 0 HBP: 0 | WP: 1 PB: 0 SB: 0 CS: 0 | PA: 38 | | | | | |
| PITCHER | IP | WLS | BF | H | R | ER | SO | BB | IBB | HBP | BLK | WP | HR | S | P | ERA | WHIP | | | | | | | | | | |
| Justin Germano, R (1.1) ERA: 4.3 | 5.2 | | 23 | 2 | 2 | 2 | 3 | 2 | 0 | 0 | 0 | 1 | 0 | 55 | 86 | 3.18 | 0.706 | | | | | | | | | | |
| 26 Doug Brocail, R (6.1) ERA: 4.01 | 0.1 | W | 3 | 2 | 0 | 0 | 0 | 0 | 0 | 0 | 0 | 0 | 0 | 13 | 15 | 0.00 | 6.000 | | | | | | | | | | |
| 45 Justin Hampson, L (7.1) ERA: 2.62 | 1.0 | H | 3 | 0 | 0 | 0 | 1 | 0 | 0 | 0 | 0 | 0 | 0 | 7 | 9 | 0.00 | 0.000 | | | | | | | | | | |
| 21 Heath Bell, R (8.1) ERA: 2.42 | 1.0 | H | 3 | 0 | 0 | 0 | 1 | 0 | 0 | 0 | 0 | 0 | 0 | 13 | 19 | 0.00 | 0.000 | | | | | | | | | | |
| Trevor Hoffman, R (9.1) ERA: 2.03 | 1.0 | S | 6 | 2 | 2 | 2 | 1 | 1 | 0 | 0 | 0 | 0 | 1 | 12 | 20 | 18.00 | 3.000 | | | | | | | | | | |

| Batter | 1 | 2 | 3 | 4 | 5 | 6 | 7 | 8 | 9 | AB | R | H | RBI | BB | SO | LOB | BOTTOM | | | | | | | | | | |
|---|------------------------------|---------------------------------|------------------------------|----------------------------------|------------------------------|----------------------------------|-------------------------------|----------------------------------|-------------------------------|----------------------------------|------------------------------|----------------------------------|-------------------------------|----------------------------------|----------------------------------|------------------------------------|---|--------|--|--|--|--|--|--|--|--|--|
| Mike Cameron, R (1.8) OBP: 0.321, SLG: 0.443 | | | | | | | | | | 3 | 1 | 1 | 1 | 2 | 1 | 1 | San Francisco Giants @ San Diego Padres PETCO Park, San Diego, CA Sun Aug 05 2007, 4:05 PM EDT Att: 42,438 - Sunny - 77 F | | | | | | | | | | |
| Geoff Blum, S (1.7) OBP: 0.339, SLG: 0.355 | | | | | | | | | | 4 | 0 | 0 | 0 | 1 | 1 | 3 | | | | | | | | | | | |
| 23 Adrián González, L (1.3) OBP: 0.337, SLG: 0.466 | | | | | | | | | | 3 | 0 | 1 | 0 | 0 | 0 | 2 | | | | | | | | | | | |
| 3 Khalil Greene, R (1.6) OBP: 0.267, SLG: 0.435 | | | | | | | | | | 3 | 0 | 0 | 0 | 1 | 1 | 1 | | | | | | | | | | | |
| 5 Kevin Kouzmanoff, R (1.5) OBP: 0.286, SLG: 0.402 | | | | | | | | | | 4 | 0 | 0 | 0 | 0 | 1 | 4 | | | | | | | | | | | |
| 4 Michael Barrett, R (1.2) OBP: 0.286, SLG: 0.383 | | | | | | | | | | 3 | 2 | 1 | 0 | 1 | 0 | 3 | | | | | | | | | | | |
| Rob Mackowiak, L (1.9) OBP: 0.354, SLG: 0.414 | | | | | | | | | | 3 | 1 | 1 | 0 | 0 | 1 | 0 | | | | | | | | | | | |
| 22 Marcus Giles, R (1.4) OBP: 0.300, SLG: 0.315 | | | | | | | | | | 3 | 0 | 1 | 2 | 0 | 1 | 0 | | | | | | | | | | | |
| Justin Germano, R (1.1) OBP: 0.281, SLG: 0.273 | | | | | | | | | | 2 | 0 | 0 | 0 | 0 | 1 | 2 | | | | | | | | | | | |
| 28 Doug Brocail, L (6.1) OBP: 0.209, SLG: 0.000 | | | | | | | | | | 0 | 0 | 0 | 0 | 0 | 0 | 0 | | | | | | | | | | | |
| 24 Brian Lintz, L (6. PH) OBP: 0.365, SLG: 0.378 | | | | | | | | | | 0 | 0 | 0 | 0 | 0 | 0 | 0 | | | | | | | | | | | |
| Greg Maddux, R (6. PH) OBP: 0.365, SLG: 0.378 | | | | | | | | | | 0 | 0 | 0 | 0 | 0 | 0 | 0 | | | | | | | | | | | |
| 45 Justin Hampson, L (7.1) | | | | | | | | | | 0 | 0 | 0 | 0 | 0 | 0 | 0 | | | | | | | | | | | |
| 21 Heath Bell, R (8.1) | | | | | | | | | | 0 | 0 | 0 | 0 | 0 | 0 | 0 | | | | | | | | | | | |
| Morgan Ensberg, R (8. PH) OBP: 0.320, SLG: 0.250 | | | | | | | | | | 1 | 1 | 1 | 0 | 0 | 0 | 0 | | | | | | | | | | | |
| Trevor Hoffman, R (9.1) ERA: 2.03 | | | | | | | | | | 0 | 0 | 0 | 0 | 0 | 0 | 0 | | | | | | | | | | | |
| Inning Stats | R: 0 E: 0 K: 0 S: 6 | H: 0 LOB: 0 BB: 0 P: 8 | R: 1 E: 0 K: 0 S: 8 | H: 1 LOB: 2 BB: 1 P: 16 | R: 0 E: 0 K: 2 S: 9 | H: 0 LOB: 0 BB: 0 P: 13 | R: 1 E: 0 K: 1 S: 11 | H: 0 LOB: 1 BB: 1 P: 21 | R: 2 E: 0 K: 1 S: 19 | H: 2 LOB: 2 BB: 1 P: 32 | R: 0 E: 0 K: 0 S: 8 | H: 0 LOB: 0 BB: 0 P: 17 | R: 1 E: 0 K: 2 S: 15 | H: 2 LOB: 1 BB: 0 P: 22 | 1B: 5 2B: 1 3B: 0 HR: 0 | SF: 1 SAC: 0 DP: 0 HBP: 2 | WP: 1 PB: 0 SB: 1 CS: 0 | PA: 38 | | | | | | | | | |
| PITCHER | IP | WLS | BF | H | R | ER | SO | BB | IBB | HBP | BLK | WP | HR | S | P | ERA | WHIP | | | | | | | | | | |
| 51 Noah Lowry, L (1.1) ERA: 3.32 | 3.0 | | 15 | 2 | 1 | 1 | 1 | 3 | 0 | 0 | 0 | 1 | 0 | 26 | 48 | 3.00 | 1.667 | | | | | | | | | | |
| Jack Taschner, L (4.1) ERA: 5.54 | 2.0 | | 8 | 0 | 1 | 0 | 3 | 1 | 0 | 1 | 0 | 0 | 0 | 20 | 34 | 0.00 | 0.500 | | | | | | | | | | |
| 31 Vinnie Chulk, R (6.1) ERA: 3.89 | 0.2 | L | 6 | 2 | 2 | 2 | 1 | 1 | 0 | 0 | 0 | 0 | 0 | 17 | 30 | 27.00 | 4.500 | | | | | | | | | | |
| Steve Kline, L (6.1) ERA: 3.12 | 0.1 | | 1 | 0 | 0 | 0 | 0 | 0 | 0 | 0 | 0 | 0 | 0 | 2 | 2 | 0.00 | 0.000 | | | | | | | | | | |
| 75 Barry Zito, L (7.1) ERA: 5.08 | 1.0 | | 3 | 0 | 0 | 0 | 0 | 0 | 0 | 0 | 0 | 0 | 0 | 8 | 17 | 0.00 | 0.000 | | | | | | | | | | |
| PITCHER | IP | WLS | BF | H | R | ER | SO | BB | IBB | HBP | BLK | WP | HR | S | P | ERA | WHIP | | | | | | | | | | |
| 41 Brad Hennessey, R (8.1) ERA: 3.33 | 1.0 | | 5 | 2 | 1 | 1 | 2 | 0 | 0 | 0 | 0 | 0 | 0 | 15 | 22 | 9.00 | 2.000 | | | | | | | | | | |



| Batter | 1 | 2 | 3 | 4 | 5 | 6 | 7 | 8 | 9 | AB | R | H | RBI | BB | SO | LOB | TOP | | | | | | | | | | |
|--|-------------------------------|----------------------------------|-------------------------------|----------------------------------|------------------------------|----------------------------------|------------------------------|----------------------------------|-------------------------------|----------------------------------|------------------------------|----------------------------------|------------------------------|----------------------------------|-------------------------------|----------------------------------|---|-------------------------------|----------------------------------|----------------------------------|------------------------------------|----------------------------------|--------|--|--|--|--|
| 24 Brian Giles, L OBP: 0.391, SLG: 0.374 14 Scott Hairston, R OBP: 0.303, SLG: 0.403 | | | | | | | | | | 3 | 0 | 0 | 0 | 0 | 1 | 0 | San Diego Padres @ St. Louis Cardinals Busch Stadium, St. Louis, MO Mon Aug 06 2007, 6:05 PM CDT Att: 42,743 - Partly Cloudy - 96 F | | | | | | | | | | |
| Rob Mackowiak, L OBP: 0.353, SLG: 0.412 | | | | | | | | | | 4 | 0 | 1 | 0 | 0 | 0 | 0 | | | | | | | | | | | |
| Mike Cameron, R OBP: 0.319, SLG: 0.440 22 Marcus Giles, R OBP: 0.300, SLG: 0.315 | | | | | | | | | | 3 | 0 | 0 | 0 | 0 | 1 | 1 | | | | | | | | | | | |
| 23 Adrián González, L OBP: 0.338, SLG: 0.476 | | | | | | | | | | 4 | 1 | 2 | 1 | 0 | 0 | 1 | | | | | | | | | | | |
| Morgan Ensberg, R OBP: 0.319, SLG: 0.399 | | | | | | | | | | 4 | 1 | 1 | 0 | 0 | 2 | 2 | | | | | | | | | | | |
| 3 Khalil Greene, R OBP: 0.289, SLG: 0.446 | | | | | | | | | | 4 | 1 | 2 | 1 | 0 | 0 | 0 | | | | | | | | | | | |
| 28 Josh Bard, S OBP: 0.348, SLG: 0.381 | | | | | | | | | | 3 | 1 | 1 | 1 | 0 | 1 | 0 | | | | | | | | | | | |
| Geoff Blum, S OBP: 0.343, SLG: 0.377 | | | | | | | | | | 4 | 1 | 2 | 2 | 0 | 0 | 0 | | | | | | | | | | | |
| David Wells, L OBP: 0.105, SLG: 0.105 39 Mike Thompson, R OBP: 0.285, SLG: 0.401 5 Kevin Kouzmanoff, R OBP: 0.285, SLG: 0.401 | | | | | | | | | | 2 | 0 | 0 | 0 | 0 | 1 | 0 | | | | | | | | | | | |
| Inning Stats | R: 0 E: 0 K: 2 S: 13 | H: 0 LOB: 0 BB: 0 P: 20 | R: 1 E: 0 K: 1 S: 13 | H: 1 LOB: 0 BB: 0 P: 20 | R: 0 E: 0 K: 0 S: 7 | H: 0 LOB: 0 BB: 0 P: 11 | R: 0 E: 0 K: 0 S: 8 | H: 1 LOB: 1 BB: 0 P: 14 | R: 2 E: 0 K: 1 S: 13 | H: 2 LOB: 0 BB: 0 P: 18 | R: 0 E: 0 K: 1 S: 9 | H: 1 LOB: 1 BB: 0 P: 13 | R: 1 E: 0 K: 1 S: 9 | H: 1 LOB: 0 BB: 0 P: 15 | R: 0 E: 0 K: 1 S: 12 | H: 0 LOB: 0 BB: 0 P: 17 | | R: 1 E: 0 K: 0 S: 10 | H: 3 LOB: 2 BB: 0 P: 13 | 1B: 4 2B: 2 3B: 0 HR: 3 | SF: 1 SAC: 0 DP: 0 HBP: 0 | WP: 0 PB: 0 SB: 0 CS: 0 | PA: 36 | | | | |
| PITCHER | IP | WLS | BF | H | R | ER | SO | BB | IBB | HBP | BLK | WP | HR | S | P | ERA | WHIP | | | | | | | | | | |
| Braden Loper, R ERA: 5.25 | 6.1 | W | 25 | 6 | 4 | 4 | 6 | 0 | 0 | 0 | 0 | 0 | 3 | 68 | 104 | 5.68 | 0.947 | | | | | | | | | | |
| 36 Russ Springer, R ERA: 3.0 | 0.2 | | 2 | 0 | 0 | 0 | 0 | 0 | 0 | 0 | 0 | 0 | 0 | 4 | 7 | 0.00 | 0.000 | | | | | | | | | | |
| Troy Percival, R ERA: 2.65 | 1.0 | | 3 | 0 | 0 | 0 | 1 | 0 | 0 | 0 | 0 | 0 | 0 | 12 | 17 | 0.00 | 0.000 | | | | | | | | | | |
| 34 Randy Flores, L ERA: 4.31 | 1.0 | | 6 | 3 | 1 | 1 | 0 | 0 | 0 | 0 | 0 | 0 | 0 | 10 | 13 | 9.00 | 3.000 | | | | | | | | | | |

| Batter | 1 | 2 | 3 | 4 | 5 | 6 | 7 | 8 | 9 | AB | R | H | RBI | BB | SO | LOB | BOTTOM | | | | | | | | | | |
|--|-------------------------------|----------------------------------|------------------------------|----------------------------------|-------------------------------|----------------------------------|------------------------------|---------------------------------|--------------------------------|-----------------------------------|------------------------------|---------------------------------|------------------------------|---------------------------------|------------------------------|----------------------------------|---|-----------------------------------|------------------------------------|----------------------------------|--------|--|--|--|--|--|--|
| David Eckstein, R OBP: 0.331, SLG: 0.352 | | | | | | | | | | 4 | 1 | 1 | 2 | 0 | 0 | 0 | San Diego Padres @ St. Louis Cardinals Busch Stadium, St. Louis, MO Mon Aug 06 2007, 6:05 PM CDT Att: 42,743 - Partly Cloudy - 96 F | | | | | | | | | | |
| So Taguchi, R OBP: 0.358, SLG: 0.378 | | | | | | | | | | 5 | 1 | 2 | 1 | 0 | 0 | 1 | | | | | | | | | | | |
| 5 Albert Pujols, R OBP: 0.419, SLG: 0.563 | | | | | | | | | | 4 | 1 | 2 | 1 | 1 | 0 | 1 | | | | | | | | | | | |
| 43 Juan Encarnacion, R OBP: 0.332, SLG: 0.441 | | | | | | | | | | 5 | 1 | 2 | 1 | 0 | 0 | 2 | | | | | | | | | | | |
| 27 Scott Rolen, R OBP: 0.341, SLG: 0.402 | | | | | | | | | | 4 | 1 | 1 | 3 | 0 | 0 | 2 | | | | | | | | | | | |
| 47 Ryan Ludwick, R OBP: 0.310, SLG: 0.497 | | | | | | | | | | 4 | 1 | 2 | 1 | 0 | 0 | 0 | | | | | | | | | | | |
| 4 Yadier Molina, R OBP: 0.331, SLG: 0.313 | | | | | | | | | | 3 | 1 | 1 | 0 | 1 | 0 | 1 | | | | | | | | | | | |
| Braden Loper, R OBP: 0.289, SLG: 0.265 36 Russ Springer, R OBP: 0.378, SLG: 0.544 Troy Percival, R OBP: 0.378, SLG: 0.544 34 Randy Flores, L OBP: 0.378, SLG: 0.544 | | | | | | | | | | 3 | 2 | 2 | 0 | 0 | 1 | 1 | | | | | | | | | | | |
| Aaron Miles, S OBP: 0.329, SLG: 0.344 | | | | | | | | | | 4 | 1 | 2 | 1 | 0 | 0 | 3 | | | | | | | | | | | |
| Inning Stats | R: 0 E: 0 K: 0 S: 14 | H: 2 LOB: 2 BB: 0 P: 18 | R: 0 E: 0 K: 1 S: 9 | H: 1 LOB: 1 BB: 0 P: 11 | R: 0 E: 0 K: 0 S: 10 | H: 1 LOB: 1 BB: 0 P: 15 | R: 0 E: 0 K: 0 S: 5 | H: 0 LOB: 0 BB: 0 P: 8 | R: 10 E: 1 K: 0 S: 21 | H: 10 LOB: 0 BB: 1 P: 33 | R: 0 E: 0 K: 0 S: 4 | H: 0 LOB: 0 BB: 0 P: 6 | R: 0 E: 0 K: 0 S: 4 | H: 1 LOB: 1 BB: 1 P: 8 | R: 0 E: 0 K: 0 S: 7 | H: 0 LOB: 1 BB: 1 P: 15 | | 1B: 11 2B: 2 3B: 0 HR: 2 | SF: 1 SAC: 0 DP: 2 HBP: 0 | WP: 1 PB: 0 SB: 0 CS: 0 | PA: 40 | | | | | | |
| PITCHER | IP | WLS | BF | H | R | ER | SO | BB | IBB | HBP | BLK | WP | HR | S | P | ERA | WHIP | | | | | | | | | | |
| David Wells, L ERA: 5.54 39 Mike Thompson, R ERA: 6.91 | 4.0 | L | 23 | 11 | 7 | 7 | 1 | 0 | 0 | 0 | 0 | 0 | 1 | 21 | 40 | 4.50 | 1.750 | | | | | | | | | | |



| Batter | 1 | 2 | 3 | 4 | 5 | 6 | 7 | 8 | 9 | AB | R | H | RBI | BB | SO | LOB | TOP | | | | | |
|--|-------------------------------|----------------------------------|-------------------------------|----------------------------------|-------------------------------|----------------------------------|-------------------------------|----------------------------------|------------------------------|----------------------------------|------------------------------|---------------------------------|-------------------------------|----------------------------------|------------------------------|----------------------------------|-------------------------------|----------------------------------|----------------------------------|------------------------------------|----------------------------------|--------|
| 24 Brian Giles, L OBP: 0.380, SLG: 0.372 14 Scott Hairston, R OBP: 0.307, SLG: 0.417 | P5 | | F8 | | F8 | | F8 | | WP | 4 | 0 | 1 | 0 | 0 | 0 | 2 | | | | | | |
| Geoff Blum, S OBP: 0.349, SLG: 0.384 | P6 | | F8 | | | | | | | 5 | 0 | 3 | 0 | 0 | 0 | 2 | | | | | | |
| Mike Cameron, R OBP: 0.318, SLG: 0.436 | BB | | F7 | | | | | | | 4 | 0 | 0 | 0 | 1 | 1 | 5 | | | | | | |
| 23 Adrián González, L OBP: 0.339, SLG: 0.474 | F8 | | | | G1-6-3 | | | | | 4 | 0 | 1 | 0 | 1 | 1 | 3 | | | | | | |
| 3 Khalil Greene, R OBP: 0.267, SLG: 0.441 | G5-3 | | | | G3 | | | | | 4 | 0 | 0 | 0 | 0 | 0 | 3 | | | | | | |
| Rob Mackowiak, L OBP: 0.351, SLG: 0.409 | L4 | | | | G4-3 | | | | | 4 | 1 | 1 | 0 | 0 | 0 | 3 | | | | | | |
| 5 Kevin Kouzmanoff, R OBP: 0.285, SLG: 0.399 | G5-3 | | | | K | | | | | 4 | 1 | 1 | 0 | 0 | 1 | 1 | | | | | | |
| 28 Josh Bard, S OBP: 0.354, SLG: 0.385 | | | | | G3 | | | | | 3 | 1 | 2 | 1 | 1 | 0 | 0 | | | | | | |
| 44 Jake Peavy, R Termal Stopped 43 Cia Meredith, R 21 Heath Bell, R 22 Marcus Giles, R 26 Doug Brocail, L | | | | | | | | | | 2 | 0 | 0 | 0 | 0 | 1 | 1 | | | | | | |
| Inning Stats | R: 0 E: 0 K: 0 S: 12 | H: 0 LOB: 1 BB: 1 P: 21 | R: 0 E: 0 K: 0 S: 12 | H: 0 LOB: 0 BB: 0 P: 18 | R: 0 E: 0 K: 1 S: 13 | H: 2 LOB: 2 BB: 0 P: 17 | R: 0 E: 0 K: 1 S: 10 | H: 1 LOB: 1 BB: 0 P: 15 | R: 0 E: 0 K: 0 S: 6 | H: 0 LOB: 0 BB: 0 P: 10 | R: 0 E: 0 K: 0 S: 6 | H: 1 LOB: 1 BB: 0 P: 9 | R: 1 E: 0 K: 0 S: 13 | H: 3 LOB: 2 BB: 0 P: 19 | R: 0 E: 0 K: 0 S: 9 | H: 1 LOB: 2 BB: 1 P: 17 | R: 3 E: 1 K: 2 S: 13 | H: 2 LOB: 1 BB: 1 P: 22 | 1B: 9 2B: 0 3B: 1 HR: 0 | SF: 0 SAC: 1 DP: 1 HBP: 0 | WP: 1 PB: 0 CS: 0 SB: 0 | PA: 40 |
| PITCHER | IP | WLS | BF | H | R | ER | SO | BB | IBB | HBP | BLK | WP | HR | S | P | ERA | WHIP | | | | | |
| 23 Anthony Reyes, R ERA: 5.66 | 7.0 | L | 28 | 7 | 1 | 1 | 2 | 1 | 0 | 0 | 0 | 0 | 0 | 72 | 109 | 1.29 | 1.143 | | | | | |
| 19 Tyler Johnson, L ERA: 4.26 | 0.1 | | 3 | 1 | 0 | 0 | 0 | 1 | 0 | 0 | 0 | 0 | 0 | 5 | 10 | 0.00 | 6.000 | | | | | |
| 36 Russ Springer, R ERA: 2.95 | 0.2 | | 2 | 0 | 0 | 0 | 0 | 0 | 0 | 0 | 0 | 0 | 0 | 4 | 7 | 0.00 | 0.000 | | | | | |
| 44 Jason Istringhausen, R ERA: 1.75 | 1.0 | | 7 | 2 | 3 | 2 | 2 | 1 | 0 | 0 | 0 | 1 | 0 | 13 | 22 | 18.00 | 3.000 | | | | | |

San Diego Padres @ St. Louis Cardinals
 Busch Stadium, St. Louis, MO
 Tue Aug 07 2007, 7:10 PM CDT
 Att: 42,846 - Clear - 96 F

livebaseballscorecards.com

AB 36
 R 4
 H 10
 RBI 3
 BB 3
 SO 4
 LOB 22



| Batter | 1 | 2 | 3 | 4 | 5 | 6 | 7 | 8 | 9 | AB | R | H | RBI | BB | SO | LOB | BOTTOM | | | | | |
|--|-------------------------------|----------------------------------|------------------------------|----------------------------------|------------------------------|----------------------------------|-------------------------------|----------------------------------|------------------------------|----------------------------------|------------------------------|----------------------------------|-------------------------------|----------------------------------|-------------------------------|----------------------------------|-------------------------------|----------------------------------|----------------------------------|------------------------------------|----------------------------------|--------|
| 7 Adam Kennedy, L OBP: 0.285, SLG: 0.297 | F8 | | K | | G3 | | | | | 4 | 0 | 0 | 0 | 0 | 1 | 0 | | | | | | |
| 16 Chris Duncan, L OBP: 0.376, SLG: 0.540 44 Jason Istringhausen, R | K | | F7 | | | | | | | 4 | 0 | 1 | 0 | 0 | 2 | 0 | | | | | | |
| 5 Albert Pujols, R OBP: 0.420, SLG: 0.560 | 1B | | | | G1-3 | | | | | 2 | 0 | 0 | 0 | 2 | 1 | 1 | | | | | | |
| Jim Edmonds, L OBP: 0.321, SLG: 0.388 | | | | | | | | | | 4 | 0 | 3 | 0 | 0 | 0 | 1 | | | | | | |
| 27 Scott Rolen, R OBP: 0.338, SLG: 0.397 | P4 | | | | L8 | | | | | 4 | 0 | 0 | 0 | 0 | 0 | 6 | | | | | | |
| 47 Ryan Ludwick, R OBP: 0.309, SLG: 0.489 | F8 | | | | | | | | | 3 | 0 | 0 | 0 | 1 | 0 | 0 | | | | | | |
| 4 Yadier Molina, R OBP: 0.326, SLG: 0.307 | P4 | | | | K | | | | | 4 | 0 | 0 | 0 | 0 | 1 | 2 | | | | | | |
| 23 Anthony Reyes, R OBP: 0.048, SLG: 0.048 So Taguchi, R OBP: 0.361, SLG: 0.380 19 Tyler Johnson, S 36 Russ Springer, R 43 Juan Encarnacion, R OBP: 0.331, SLG: 0.440 | G6-3 | | | | | | | | | 2 | 0 | 0 | 0 | 0 | 1 | 0 | | | | | | |
| Aaron Miles, S OBP: 0.326, SLG: 0.341 | P2 | | | | G1-3 | | | | | 3 | 0 | 0 | 0 | 0 | 0 | 1 | | | | | | |
| Inning Stats | R: 0 E: 0 K: 1 S: 19 | H: 1 LOB: 2 BB: 1 P: 29 | R: 0 E: 0 K: 0 S: 8 | H: 0 LOB: 0 BB: 0 P: 12 | R: 0 E: 0 K: 1 S: 6 | H: 0 LOB: 0 BB: 0 P: 11 | R: 0 E: 0 K: 1 S: 17 | H: 1 LOB: 2 BB: 1 P: 28 | R: 0 E: 0 K: 1 S: 8 | H: 0 LOB: 0 BB: 0 P: 12 | R: 0 E: 0 K: 1 S: 8 | H: 1 LOB: 1 BB: 0 P: 12 | R: 0 E: 0 K: 0 S: 10 | H: 1 LOB: 1 BB: 0 P: 15 | R: 0 E: 0 K: 1 S: 12 | H: 1 LOB: 2 BB: 1 P: 17 | R: 0 E: 0 K: 0 S: 10 | H: 0 LOB: 0 BB: 0 P: 13 | 1B: 4 2B: 1 3B: 0 HR: 0 | SF: 0 SAC: 0 DP: 0 HBP: 0 | WP: 0 PB: 0 CS: 0 SB: 0 | PA: 35 |
| PITCHER | IP | WLS | BF | H | R | ER | SO | BB | IBB | HBP | BLK | WP | HR | S | P | ERA | WHIP | | | | | |
| 44 Jake Peavy, R ERA: 2.21 | 6.0 | W | 23 | 3 | 0 | 0 | 5 | 2 | 0 | 0 | 0 | 0 | 0 | 66 | 104 | 0.00 | 0.833 | | | | | |
| 43 Cia Meredith, R ERA: 3.27 | 1.0 | H | 4 | 1 | 0 | 0 | 0 | 0 | 0 | 0 | 0 | 0 | 0 | 10 | 15 | 0.00 | 1.000 | | | | | |
| 21 Heath Bell, R ERA: 2.38 | 1.0 | H | 5 | 1 | 0 | 0 | 1 | 1 | 0 | 0 | 0 | 0 | 0 | 12 | 17 | 0.00 | 2.000 | | | | | |
| 26 Doug Brocail, R ERA: 3.93 | 1.0 | | 3 | 0 | 0 | 0 | 0 | 0 | 0 | 0 | 0 | 0 | 0 | 10 | 13 | 0.00 | 0.000 | | | | | |

San Diego Padres @ St. Louis Cardinals
 Busch Stadium, St. Louis, MO
 Tue Aug 07 2007, 7:10 PM CDT
 Att: 42,846 - Clear - 96 F

livebaseballscorecards.com

AB 32
 R 0
 H 5
 RBI 0
 BB 3
 SO 6
 LOB 11



| Batter | 1 | 2 | 3 | 4 | 5 | 6 | 7 | 8 | 9 | AB | R | H | RBI | BB | SO | LOB | TOP | |
|---|---|----------------------------------|---------------------------------------|----------------------------------|---------------------------------------|----------------------------------|--------------------------------------|---------------------------------|--------------------------------------|----------------------------------|--------------------------------------|----------------------------------|---------------------------------------|----------------------------------|----------------------------------|------------------------------------|---|--------|
| 24 Brian Giles, L OBP: 0.378, SLG: 0.371 Termel Sledge, L OBP: 0.310, SLG: 0.376 | G6-3 | | K | | FC6-5 | | | FC5-4 | | 4 | 0 | 1 | 0 | 0 | 1 | 1 | San Diego Padres @ St. Louis Cardinals Busch Stadium, St. Louis, MO Wed Aug 08 2007, 7:10 PM CDT Att: 42,138 - Partly Cloudy - 96 F | |
| Rob Mackowiak, L OBP: 0.348, SLG: 0.404 14 Scott Hairston, R OBP: 0.305, SLG: 0.415 | G3 | | L6 | | G5-6-3 | | | L5 | | 3 | 0 | 0 | 0 | 0 | 1 | | | |
| Mike Cameron, R OBP: 0.319, SLG: 0.437 | 23 1B | | | | | | | FC5-4 | | 4 | 1 | 2 | 0 | 0 | 1 | | | |
| 23 Adrián González, L OBP: 0.340, SLG: 0.473 | E9 | | G3 | | | | | CS | | 3 | 0 | 1 | 0 | 1 | 0 | 1 | | |
| 3 Khalil Greene, R OBP: 0.264, SLG: 0.437 | K | | | | F8 | | | F7 | | 4 | 0 | 0 | 0 | 2 | 2 | | | |
| 5 Kevin Kouzmanoff, R OBP: 0.297, SLG: 0.398 | | | | | G5-3 | | | F9 | | 3 | 0 | 1 | 0 | 0 | 1 | | | |
| 4 Michael Barrett, R OBP: 0.266, SLG: 0.383 Milton Bradley, S OBP: 0.421, SLG: 0.543 44 Jake Peavy, R OBP: 0.208, SLG: 0.298 | F8 | | | | | | | F7 | | 3 | 0 | 1 | 0 | 0 | 2 | AB 32 | | |
| 22 Marcus Giles, R OBP: 0.297, SLG: 0.312 Morgan Ensberg, R OBP: 0.316, SLG: 0.398 | F8 | | | | | | | FC6-4 | | 0 | 0 | 0 | 0 | 0 | 0 | R 1 | | |
| Greg Maddux, R OBP: 0.143, SLG: 0.146 Geoff Blum, S OBP: 0.348, SLG: 0.382 41 Kevin Cameron, R OBP: 0.302, SLG: 0.478 | K | | | | | | | FC6-4 | | 3 | 0 | 0 | 0 | 0 | 3 | H 7 | | |
| | | | | | | | | | | 1 | 0 | 0 | 0 | 0 | 2 | RBI 0 | | |
| | | | | | | | | | | 2 | 0 | 1 | 0 | 0 | 1 | BB 2 | | |
| | | | | | | | | | | 0 | 0 | 0 | 0 | 0 | 0 | SO 4 | | |
| | | | | | | | | | | 0 | 0 | 0 | 0 | 0 | 0 | LOB 17 | | |
| Inning Stats | R: 1 H: 2 E: 1 K: 1 S: 16 | H: 2 LOB: 1 BB: 0 P: 22 | R: 0 H: 1 E: 0 K: 1 S: 10 | H: 1 LOB: 1 BB: 0 P: 13 | R: 0 H: 1 E: 0 K: 1 S: 10 | H: 1 LOB: 1 BB: 0 P: 14 | R: 0 H: 1 E: 0 K: 0 S: 5 | H: 1 LOB: 0 BB: 0 P: 7 | R: 0 H: 0 E: 0 K: 1 S: 6 | H: 0 LOB: 1 BB: 0 P: 13 | R: 0 H: 0 E: 0 K: 0 S: 7 | H: 0 LOB: 1 BB: 0 P: 12 | R: 0 H: 1 E: 0 K: 0 S: 12 | H: 0 LOB: 2 BB: 2 P: 23 | 1B: 6 2B: 1 3B: 0 HR: 0 | SF: 0 SAC: 0 DP: 1 HBP: 1 | WP: 0 PB: 0 SB: 0 CS: 1 | PA: 36 |
| PITCHER | IP WLS BF H R ER SO BB IBB HBP BLK WP HR S P ERA WHIP | | | | | | | | | | | | | | | | | |
| Kip Wells, R ERA: 5.27 34 Randy Flores, L ERA: 4.31 31 Ryan Franklin, R ERA: 1.86 44 Jason Isringhausen, R ERA: 1.71 | 7.0 W 27 6 1 0 4 0 0 1 0 0 0 59 90 0.00 0.857 | | | | | | | | | | | | | | | | | |
| | 0.0 1 1 0 0 0 0 0 0 0 0 0 1 1 ∞ ∞ | | | | | | | | | | | | | | | | | |
| | 1.0 H 2 0 0 0 0 0 0 0 0 0 0 11 17 0.00 0.000 | | | | | | | | | | | | | | | | | |
| | 1.0 S 5 0 0 0 0 2 0 0 0 0 0 0 14 23 0.00 2.000 | | | | | | | | | | | | | | | | | |

| Batter | 1 | 2 | 3 | 4 | 5 | 6 | 7 | 8 | 9 | AB | R | H | RBI | BB | SO | LOB | BOTTOM | | | |
|--|---|----------------------------------|--------------------------------------|---------------------------------|--------------------------------------|---------------------------------|--------------------------------------|----------------------------------|---------------------------------------|----------------------------------|--------------------------------------|---------------------------------|---------------------------------------|----------------------------------|---------------------------------------|---|----------------------------------|------------------------------------|----------------------------------|--------|
| David Eckstein, R OBP: 0.333, SLG: 0.354 | 43 2B | | | | G3 | | | 27 BB | | 4 | 1 | 2 | 0 | 0 | 2 | San Diego Padres @ St. Louis Cardinals Busch Stadium, St. Louis, MO Wed Aug 08 2007, 7:10 PM CDT Att: 42,138 - Partly Cloudy - 96 F | | | | |
| 43 Juan Encarnacion, R OBP: 0.330, SLG: 0.440 | 5 1B | | G6-3 | | K | | | F9 | | 4 | 1 | 1 | 1 | 0 | 2 | | | | | |
| 5 Albert Pujols, R OBP: 0.418, SLG: 0.557 | 1B | | G1-3 | | | | | F9 | | 4 | 0 | 1 | 1 | 0 | 1 | | | | | |
| Jim Edmonds, L OBP: 0.324, SLG: 0.387 | 1B | | G3-1 | | | | | 27 BB | | 3 | 0 | 1 | 0 | 1 | 0 | | | | | |
| 27 Scott Rolen, R OBP: 0.337, SLG: 0.393 | K | | | | G6-3 | | | P6 | | 3 | 0 | 0 | 0 | 1 | 2 | | | | | |
| 47 Ryan Ludwick, R OBP: 0.302, SLG: 0.478 | K | | | | L4 | | | K | | 4 | 0 | 0 | 0 | 2 | 5 | | | | | |
| Gary Bennett, R OBP: 0.263, SLG: 0.302 44 Jason Isringhausen, R ERA: 1.71 | P4 | | | | G6-3 | | | 16 G1-3 | | 3 | 0 | 1 | 0 | 0 | 2 | | | | | |
| Kip Wells, R OBP: 0.293, SLG: 0.390 16 Chris Duncan, L OBP: 0.275, SLG: 0.538 34 Randy Flores, L OBP: 0.302, SLG: 0.478 | G6-3 | | | | | | | G1-3 | | 2 | 0 | 0 | 0 | 1 | 0 | | | | | |
| 31 Ryan Franklin, R OBP: 0.326, SLG: 0.307 4 Yadier Molina, R OBP: 0.326, SLG: 0.307 7 Adam Kennedy, L OBP: 0.286, SLG: 0.295 | E6 | | | | | | | K | | 2 | 0 | 0 | 0 | 1 | 1 | | | | | |
| | | | | | | | | | | 2 | 0 | 0 | 0 | 1 | 1 | | | | | |
| Inning Stats | R: 2 H: 4 E: 0 K: 2 S: 18 | H: 4 LOB: 2 BB: 0 P: 25 | R: 0 H: 0 E: 1 K: 0 S: 7 | H: 0 LOB: 0 BB: 0 P: 8 | R: 0 H: 0 E: 0 K: 0 S: 5 | H: 0 LOB: 0 BB: 0 P: 6 | R: 0 H: 0 E: 0 K: 0 S: 7 | H: 0 LOB: 0 BB: 0 P: 11 | R: 0 H: 0 E: 0 K: 2 S: 13 | H: 0 LOB: 1 BB: 0 P: 17 | R: 0 H: 0 E: 0 K: 1 S: 5 | H: 0 LOB: 0 BB: 0 P: 5 | R: 0 H: 1 E: 0 K: 2 S: 11 | H: 1 LOB: 3 BB: 2 P: 16 | R: 0 H: 1 E: 0 K: 0 S: 12 | H: 1 LOB: 3 BB: 2 P: 27 | 1B: 4 2B: 3 3B: 0 HR: 0 | SF: 0 SAC: 0 DP: 1 HBP: 1 | WP: 0 PB: 0 SB: 2 CS: 0 | PA: 33 |
| PITCHER | IP WLS BF H R ER SO BB IBB HBP BLK WP HR S P ERA WHIP | | | | | | | | | | | | | | | | | | | |
| Greg Maddux, R ERA: 4.15 41 Kevin Cameron, R ERA: 0.96 | 6.0 L 23 4 2 2 5 0 0 1 0 0 0 55 72 3.00 0.667 | | | | | | | | | | | | | | | | | | | |
| | 2.0 0 0 0 2 2 0 0 0 0 0 0 23 43 0.00 2.000 | | | | | | | | | | | | | | | | | | | |



| Batter | 1 | 2 | 3 | 4 | 5 | 6 | 7 | 8 | 9 | AB | R | H | RBI | BB | SO | LOB | TOP | | | | | | | | | | | | | | | | | | | | | |
|--|------------------------------|----------------------------------|------------------------------|----------------------------------|-------------------------------|----------------------------------|------------------------------|----------------------------------|------------------------------|----------------------------------|-------------------------------|----------------------------------|------------------------------|----------------------------------|------------------------------|----------------------------------|----------------------------------|------------------------------------|----------------------------------|--------|--|----|-----|----|---|---|----|----|----|-----|-----|-----|----|----|---|---|-----|------|
| 14 Scott Hairston, R OBP: 0.310, SLG: 0.423 Terrel Sledge, L OBP: 0.308, SLG: 0.373 | F8 | | 2B | | | 1B | | G4-3 | | 3 | 0 | 2 | 0 | 0 | 0 | 0 | | | | | | | | | | | | | | | | | | | | | | |
| Geoff Blum, S OBP: 0.340, SLG: 0.373 | F9 | | G6-3 | | | F8 | | F9 | | 4 | 0 | 0 | 0 | 0 | 0 | 1 | | | | | | | | | | | | | | | | | | | | | | |
| Mike Cameron, R OBP: 0.321, SLG: 0.435 | K | | | | F9 | | HBP | | BB | 2 | 0 | 0 | 0 | 1 | 1 | 0 | | | | | | | | | | | | | | | | | | | | | | |
| 23 Adrián González, L OBP: 0.339, SLG: 0.473 | | F7 | | 2B | | L4 | | | P5 | 4 | 0 | 1 | 0 | 0 | 0 | 2 | | | | | | | | | | | | | | | | | | | | | | |
| Morgan Ensberg, R OBP: 0.314, SLG: 0.393 | | P3 | | K | | | | G6-3 | | 3 | 0 | 0 | 0 | 0 | 1 | 1 | | | | | | | | | | | | | | | | | | | | | | |
| Rob Mackowiak, L OBP: 0.348, SLG: 0.407 | | 2B | | G3 | | | | K | | 3 | 0 | 1 | 0 | 0 | 1 | 1 | | | | | | | | | | | | | | | | | | | | | | |
| 28 Josh Bard, S OBP: 0.350, SLG: 0.380 | | F7 | | | | G1-3 | | G4-3 | | 3 | 0 | 0 | 0 | 0 | 0 | 1 | | | | | | | | | | | | | | | | | | | | | | |
| 22 Marcus Giles, R OBP: 0.295, SLG: 0.310 | | | F8 | | G5-3 | | | K | | 3 | 0 | 0 | 0 | 0 | 1 | 0 | | | | | | | | | | | | | | | | | | | | | | |
| 32 Chris Young, R OBP: 0.189, SLG: 0.063 26 Doug Brocail, L OBP: 0.200, SLG: 0.500 5 Kevin Kouzmanoff, R OBP: 0.297, SLG: 0.597 4 Michael Barrett, R OBP: 0.285, SLG: 0.381 | | | K | | P3 | | | G3-1 | | 2 | 0 | 0 | 0 | 0 | 1 | 0 | | | | | | | | | | | | | | | | | | | | | | |
| Inning Stats | R: 0 E: 0 K: 1 S: 8 | H: 0 LOB: 0 BB: 0 P: 12 | R: 0 E: 0 K: 0 S: 8 | H: 1 LOB: 1 BB: 0 P: 16 | R: 0 E: 0 K: 1 S: 11 | H: 1 LOB: 1 BB: 0 P: 15 | R: 0 E: 0 K: 1 S: 7 | H: 1 LOB: 1 BB: 0 P: 12 | R: 0 E: 0 K: 0 S: 7 | H: 1 LOB: 1 BB: 0 P: 12 | R: 0 E: 0 K: 1 S: 12 | H: 0 LOB: 0 BB: 0 P: 15 | R: 0 E: 0 K: 1 S: 9 | H: 0 LOB: 0 BB: 0 P: 12 | R: 0 E: 0 K: 0 S: 9 | H: 0 LOB: 1 BB: 1 P: 16 | 1B: 1 2B: 3 3B: 0 HR: 0 | SF: 0 SAC: 0 DP: 0 HBP: 1 | WP: 0 PB: 0 SB: 0 CS: 0 | PA: 32 | | | | | | | | | | | | | | | | | | |
| PITCHER | IP | WLS | BF | H | R | ER | SO | BB | IBB | HBP | BLK | WP | HR | S | P | ERA | WHIP | PITCHER | | | | IP | WLS | BF | H | R | ER | SO | BB | IBB | HBP | BLK | WP | HR | S | P | ERA | WHIP |
| 35 Joel Pineiro, R ERA: 4.5 Troy Percival, R ERA: 2.5 19 Tyler Johnson, L ERA: 4.1 | 7.0 | W | 25 | 4 | 0 | 0 | 4 | 0 | 0 | 1 | 0 | 0 | 0 | 60 | 90 | 0.00 | 0.571 | | | | | | | | | | | | | | | | | | | | | |

San Diego Padres @ St. Louis Cardinals
Busch Stadium, St. Louis, MO
Thu Aug 09 2007, 7:10 PM CDT
Att: 42,848 - Partly Cloudy - 93 F

| | |
|-----|----|
| AB | 30 |
| R | 0 |
| H | 4 |
| RBI | 0 |
| BB | 1 |
| SO | 5 |
| LOB | 7 |



| Batter | 1 | 2 | 3 | 4 | 5 | 6 | 7 | 8 | 9 | AB | R | H | RBI | BB | SO | LOB | BOTTOM | | | | | | | | | | | | | | | | | | | | | |
|--|------------------------------|----------------------------------|------------------------------|----------------------------------|------------------------------|----------------------------------|-------------------------------|----------------------------------|------------------------------|----------------------------------|------------------------------|----------------------------------|-------------------------------|----------------------------------|-------------------------------|----------------------------------|----------------------------------|------------------------------------|----------------------------------|--------|--|----|-----|----|---|---|----|----|----|-----|-----|-----|----|----|---|---|-----|------|
| David Eckstein, R OBP: 0.332, SLG: 0.350 | BB | | K | | F8 | | G3-1 | | | 3 | 0 | 0 | 0 | 1 | 1 | 2 | | | | | | | | | | | | | | | | | | | | | | |
| 24 Rick Ankiel, L OBP: 0.290, SLG: 1.000 | P6 | | K | | K | | HR | | | 4 | 1 | 1 | 3 | 0 | 2 | 1 | | | | | | | | | | | | | | | | | | | | | | |
| 5 Albert Pujols, R OBP: 0.417, SLG: 0.554 | F9 | | | | F8 | | 1B | | | 4 | 0 | 1 | 0 | 0 | 0 | 1 | | | | | | | | | | | | | | | | | | | | | | |
| Jim Edmonds, L OBP: 0.319, SLG: 0.381 | G4-3 | | | | P4 | | G6-3 | | | 4 | 0 | 0 | 0 | 0 | 0 | 2 | | | | | | | | | | | | | | | | | | | | | | |
| 27 Scott Rolen, R OBP: 0.336, SLG: 0.392 | | F7 | | 16 BB 4 1B | 1B | | G5-3 | | G5-3 | 4 | 1 | 1 | 0 | 0 | 0 | 0 | | | | | | | | | | | | | | | | | | | | | | |
| 16 Chris Duncan, L OBP: 0.378, SLG: 0.536 Troy Percival, R ERA: 2.02 47 Ryan Ludwick, R OBP: 0.306, SLG: 0.480 19 Tyler Johnson, S | | P6 | | 4 1B | BB | | WP | | F9 | 1 | 1 | 0 | 0 | 2 | 0 | 0 | | | | | | | | | | | | | | | | | | | | | | |
| 4 Yadier Molina, R OBP: 0.336, SLG: 0.316 | | | | | 1B | | FC3-5 | | 1B | 3 | 0 | 3 | 1 | 1 | 0 | 0 | | | | | | | | | | | | | | | | | | | | | | |
| 35 Joel Pineiro, R So Taguchi, R OBP: 0.362, SLG: 0.379 | | | | | K | | 1B | | F9 | 2 | 0 | 0 | 0 | 0 | 2 | 3 | | | | | | | | | | | | | | | | | | | | | | |
| 7 Adam Kennedy, L OBP: 0.282, SLG: 0.290 | | | G3-1 | | G3 | | FC3-5 | | P4 | 4 | 1 | 0 | 0 | 0 | 0 | 4 | | | | | | | | | | | | | | | | | | | | | | |
| Inning Stats | R: 0 E: 0 K: 0 S: 4 | H: 0 LOB: 1 BB: 1 P: 12 | R: 0 E: 0 K: 1 S: 7 | H: 0 LOB: 1 BB: 1 P: 11 | R: 0 E: 0 K: 2 S: 9 | H: 0 LOB: 0 BB: 0 P: 14 | R: 1 E: 0 K: 1 S: 14 | H: 2 LOB: 2 BB: 1 P: 21 | R: 0 E: 0 K: 1 S: 9 | H: 0 LOB: 0 BB: 0 P: 17 | R: 0 E: 0 K: 0 S: 8 | H: 0 LOB: 0 BB: 0 P: 14 | R: 4 E: 0 K: 0 S: 18 | H: 3 LOB: 1 BB: 2 P: 32 | R: 0 E: 0 K: 0 S: 13 | H: 2 LOB: 2 BB: 0 P: 17 | 1B: 6 2B: 0 3B: 0 HR: 1 | SF: 0 SAC: 0 DP: 0 HBP: 0 | WP: 1 PB: 0 SB: 0 CS: 0 | PA: 36 | | | | | | | | | | | | | | | | | | |
| PITCHER | IP | WLS | BF | H | R | ER | SO | BB | IBB | HBP | BLK | WP | HR | S | P | ERA | WHIP | PITCHER | | | | IP | WLS | BF | H | R | ER | SO | BB | IBB | HBP | BLK | WP | HR | S | P | ERA | WHIP |
| 32 Chris Young, R ERA: 2.02 26 Doug Brocail, R ERA: 3.96 | 6.0 | L | 26 | 3 | 4 | 4 | 5 | 5 | 0 | 0 | 0 | 1 | 0 | 59 | 105 | 6.00 | 1.333 | | | | | | | | | | | | | | | | | | | | | |

San Diego Padres @ St. Louis Cardinals
Busch Stadium, St. Louis, MO
Thu Aug 09 2007, 7:10 PM CDT
Att: 42,848 - Partly Cloudy - 93 F

| | |
|-----|----|
| AB | 31 |
| R | 5 |
| H | 7 |
| RBI | 4 |
| BB | 5 |
| SO | 5 |
| LOB | 15 |



| Batter | 1 | 2 | 3 | 4 | 5 | 6 | 7 | 8 | 9 | 10 | 11 | AB | R | H | RBI | BB | SO | LOB | TOP | | | | | | | | |
|--|-------------------------------|----------------------------------|--------------------------------|-------------------------------------|----------------------------------|----------------------------------|------------------------------|----------------------------------|-------------------------------|----------------------------------|-------------------------------------|----------------------------------|-------------------------------|----------------------------------|------------------------------|----------------------------------|--------------------------------|-------------------------------------|----------------------------------|----------------------------------|-------------------------------|----------------------------------|----------------------------------|------------------------------------|-------------------------------------|--------------------------------|---------------------------|
| 24 Brian Giles, L OBP: 0.377, SLG: 0.380 (1, 9) | | | | | | | | | | | | 6 | 1 | 2 | 2 | 0 | 1 | 3 | | | | | | | | | |
| Geoff Blum, S OBP: 0.335, SLG: 0.366 (1, 4) (10, 7) | | | | | | | | | | | | 6 | 1 | 1 | 0 | 0 | 1 | 2 | | | | | | | | | |
| 23 Adrian González, L OBP: 0.345, SLG: 0.487 (1, 3) | | | | | | | | | | | | 4 | 3 | 3 | 3 | 2 | 0 | 0 | | | | | | | | | |
| Mike Cameron, R OBP: 0.325, SLG: 0.433 (1, 8) | | | | | | | | | | | | 2 | 1 | 0 | 0 | 4 | 1 | 2 | | | | | | | | | |
| Rob Mackowiak, L OBP: 0.343, SLG: 0.401 21 Heath Bell, R (7, 1) | | | | | | | | | | | | 4 | 0 | 0 | 0 | 0 | 3 | 3 | | | | | | | | | |
| Morgan Ensberg, R OBP: 0.313, SLG: 0.391 Trevor Hoffman, R (9, PH) (9, 1) | | | | | | | | | | | | 1 | 0 | 0 | 0 | 0 | 0 | 1 | | | | | | | | | |
| 22 Marcus Giles, R OBP: 0.297, SLG: 0.310 (10, 4) | | | | | | | | | | | | 0 | 1 | 0 | 0 | 0 | 0 | 0 | | | | | | | | | |
| 3 Khalil Greene, R OBP: 0.297, SLG: 0.446 (1, 6) | | | | | | | | | | | | 5 | 1 | 3 | 3 | 0 | 1 | 0 | | | | | | | | | |
| 4 Michael Barrett, R OBP: 0.286, SLG: 0.381 28 Josh Bard, S OBP: 0.350, SLG: 0.387 (7, PH) (7, 2) | | | | | | | | | | | | 3 | 0 | 1 | 0 | 0 | 0 | 0 | | | | | | | | | |
| 5 Kevin Kouzmanoff, R OBP: 0.290, SLG: 0.410 (1, 5) | | | | | | | | | | | | 5 | 1 | 2 | 2 | 0 | 1 | 1 | | | | | | | | | |
| Wilfredo Ledezma, L 65 Jack Cassel, R 43 Cia Meredith, R 45 Justin Hampson, L Terrel Stedje, L 41 Kevin Cameron, R (1, 1) (3, 1) (8, 1) (7, 1) (7, 1) (10, 1) | | | | | | | | | | | | 1 | 1 | 0 | 0 | 0 | 0 | 1 | | | | | | | | | |
| Inning Stats | R: 0 E: 0 K: 0 S: 12 | H: 2 LOB: 1 BB: 0 P: 19 | R: 0 E: 0 K: 1 S: 9 | H: 0 LOB: 0 BB: 0 P: 14 | R: 2 E: 0 K: 1 S: 10 | H: 2 LOB: 1 BB: 1 P: 18 | R: 0 E: 0 K: 2 S: 8 | H: 0 LOB: 0 BB: 0 P: 10 | R: 3 E: 0 K: 0 S: 15 | H: 2 LOB: 1 BB: 1 P: 29 | R: 1 E: 0 K: 1 S: 14 | H: 2 LOB: 2 BB: 0 P: 19 | R: 1 E: 0 K: 2 S: 12 | H: 2 LOB: 2 BB: 1 P: 24 | R: 0 E: 0 K: 0 S: 7 | H: 0 LOB: 1 BB: 1 P: 16 | R: 0 E: 0 K: 2 S: 16 | H: 1 LOB: 2 BB: 1 P: 25 | R: 0 E: 0 K: 2 S: 11 | H: 0 LOB: 0 BB: 0 P: 16 | R: 5 E: 0 K: 2 S: 19 | H: 2 LOB: 0 BB: 3 P: 37 | 1B: 5 2B: 4 3B: 1 HR: 4 | SF: 1 SAC: 0 DP: 1 HBP: 1 | WP: 1 PB: 0 SB: 4 CS: 0 | PA: 54 | |
| PITCHER | IP: 5.0 ERA: 5.4 | WLS: 0 BF: 23 | H: 6 R: 5 ER: 5 SO: 4 | BB: 2 IBB: 0 HBP: 1 BLK: 0 | WP: 1 HR: 2 S: 54 P: 90 | ERA: 9.00 WHIP: 1.600 | PITCHER | IP: 2.0 ERA: 4.6 | WLS: 0 BF: 8 | H: 1 R: 0 ER: 0 SO: 2 | BB: 1 IBB: 0 HBP: 0 BLK: 0 | WP: 0 HR: 0 S: 27 P: 41 | ERA: 0.00 WHIP: 1.000 | PITCHER | IP: 0.2 ERA: 3.88 | WLS: 0 BF: 6 | H: 1 R: 4 ER: 4 SO: 1 | BB: 3 IBB: 0 HBP: 0 BLK: 0 | WP: 0 HR: 0 S: 15 P: 31 | ERA: 54.00 WHIP: 6.000 | PITCHER | IP: 0.1 ERA: 4.66 | WLS: 0 BF: 2 | H: 1 R: 1 ER: 1 SO: 1 | BB: 0 IBB: 0 HBP: 0 BLK: 0 | WP: 0 HR: 1 S: 4 P: 6 | ERA: 27.00 WHIP: 3.000 |

San Diego Padres @ Cincinnati Reds
Great American Ball Park, Cincinnati, OH
Fri Aug 10 2007, 7:10 PM EDT
Att: 21,594 - Party Cloudy - 91 F

livebaseballscores.com

AB 44
R 12
H 13
RBI 12
BB 8
SO 11
LOB 19



| Batter | 1 | 2 | 3 | 4 | 5 | 6 | 7 | 8 | 9 | 10 | 11 | AB | R | H | RBI | BB | SO | LOB | BOTTOM | | | | | |
|---|------------------------------|----------------------------------|--------------------------------|-------------------------------------|----------------------------------|----------------------------------|------------------------------|----------------------------------|-------------------------------|----------------------------------|-------------------------------------|----------------------------------|------------------------------|---------------------------------|-------------------------------|----------------------------------|--------------------------------|-------------------------------------|----------------------------------|----------------------------------|----------------------------------|------------------------------------|----------------------------------|--------|
| 30 Norris Hopper, R OBP: 0.340, SLG: 0.357 (1, 8) | | | | | | | | | | | | | 6 | 0 | 2 | 2 | 0 | 1 | 1 | | | | | |
| 4 Brandon Phillips, R OBP: 0.321, SLG: 0.468 (1, 4) | | | | | | | | | | | | | 6 | 2 | 2 | 0 | 0 | 2 | | | | | | |
| Ken Griffey Jr., L OBP: 0.382, SLG: 0.519 (1, 9) | | | | | | | | | | | | | 4 | 2 | 2 | 1 | 2 | 1 | | | | | | |
| Jeff Conine, R OBP: 0.319, SLG: 0.392 Scott Hatteberg, L OBP: 0.355, SLG: 0.474 (1, 3) (7, PH) (8, 3) | | | | | | | | | | | | | 1 | 0 | 0 | 1 | 1 | 0 | 1 | | | | | |
| Adam Dunn, L OBP: 0.362, SLG: 0.544 (1, 7) | | | | | | | | | | | | | 5 | 0 | 1 | 1 | 1 | 3 | | | | | | |
| 28 Edwin Encarnación, R OBP: 0.359, SLG: 0.375 (1, 5) | | | | | | | | | | | | | 4 | 0 | 0 | 0 | 1 | 5 | | | | | | |
| 2 Alex Gonzalez, R OBP: 0.313, SLG: 0.474 (1, 6) | | | | | | | | | | | | | 4 | 2 | 1 | 0 | 1 | 2 | 6 | | | | | |
| 26 David Ross, R OBP: 0.284, SLG: 0.396 (1, 2) | | | | | | | | | | | | | 4 | 1 | 1 | 0 | 1 | 3 | | | | | | |
| 31 Matt Beane, R Mark Redden, R Mark Redden, R 41 Jared Burton, R Bobby Guzman, R 41 Kevin Cameron, R 37 Jeff Blum, S 25 David Weathers, R Victor Santos, R (1, 1) (1, 1) (1, 1) (1, 1) (1, 1) (1, 1) (1, 1) (1, 1) (1, 1) (1, 1) | | | | | | | | | | | | | 2 | 0 | 0 | 0 | 0 | 1 | 1 | | | | | |
| PITCHER | IP: 2.1 ERA: 5.36 | WLS: 0 BF: 15 | H: 5 R: 4 ER: 3 SO: 3 | BB: 3 IBB: 0 HBP: 0 BLK: 0 | WP: 0 HR: 1 S: 31 P: 56 | ERA: 11.57 WHIP: 3.429 | PITCHER | IP: 1.0 ERA: 2.2 | WLS: 0 BF: 6 | H: 2 R: 1 ER: 0 SO: 1 | BB: 0 IBB: 0 HBP: 0 BLK: 0 | WP: 0 HR: 0 S: 14 P: 22 | ERA: 9.00 WHIP: 2.000 | PITCHER | IP: 2.0 ERA: 0.82 | WLS: 0 BF: 7 | H: 1 R: 0 ER: 0 SO: 1 | BB: 0 IBB: 0 HBP: 0 BLK: 0 | WP: 0 HR: 0 S: 20 P: 28 | ERA: 0.00 WHIP: 0.500 | | | | |
| Inning Stats | R: 2 E: 0 K: 0 S: 8 | H: 2 LOB: 1 BB: 1 P: 18 | R: 1 E: 0 K: 2 S: 13 | H: 1 LOB: 2 BB: 2 P: 17 | R: 1 E: 0 K: 2 S: 15 | H: 1 LOB: 2 BB: 2 P: 29 | R: 0 E: 0 K: 0 S: 8 | H: 0 LOB: 0 BB: 0 P: 10 | R: 0 E: 1 K: 2 S: 16 | H: 0 LOB: 2 BB: 1 P: 28 | R: 0 E: 1 K: 2 S: 14 | H: 0 LOB: 0 BB: 1 P: 24 | R: 0 E: 0 K: 0 S: 5 | H: 0 LOB: 0 BB: 1 P: 9 | R: 0 E: 0 K: 1 S: 14 | H: 0 LOB: 0 BB: 0 P: 22 | R: 0 E: 0 K: 1 S: 7 | H: 0 LOB: 0 BB: 0 P: 10 | R: 0 E: 0 K: 0 S: 13 | H: 1 LOB: 1 BB: 0 P: 18 | 1B: 6 2B: 4 3B: 0 HR: 1 | SF: 1 SAC: 0 DP: 2 HBP: 0 | WP: 1 PB: 1 SB: 1 CS: 0 | PA: 50 |

San Diego Padres @ Cincinnati Reds
Great American Ball Park, Cincinnati, OH
Fri Aug 10 2007, 7:10 PM EDT
Att: 21,594 - Party Cloudy - 91 F

livebaseballscores.com

AB 42
R 7
H 11
RBI 7
BB 7
SO 8
LOB 26



| Batter | 1 | 2 | 3 | 4 | 5 | 6 | 7 | 8 | 9 | AB | R | H | RBI | BB | SO | LOB | TOP | | | | | | |
|---|---|---|--|---------------------------------|------------------------------|----------------------------------|------------------------------|---------------------------------|------------------------------|----------------------------------|------------------------------|----------------------------------|-------------------------------|----------------------------------|------------------------------|----------------------------------|--|----------------------------------|----------------------------------|------------------------------------|--|--|--|
| 24 Brian Giles, L (1,9) OBP: 0.379, SLG: 0.402 | | | | | | | | | | 4 | 2 | 2 | 3 | 0 | 0 | 0 | San Diego Padres @ Cincinnati Reds Great American Ball Park, Cincinnati, OH Sat Aug 11 2007, 3:55 PM EDT Att: 27,381 - Partly Cloudy - 90 F | | | | | | |
| Geoff Blum, S (1,7) OBP: 0.333, SLG: 0.363 | | | | | | | | | | 4 | 0 | 1 | 0 | 0 | 0 | 0 | | | | | | | |
| 23 Adrián González, L (1,3) OBP: 0.342, SLG: 0.482 | | | | | | | | | | 4 | 0 | 0 | 0 | 0 | 1 | 1 | | | | | | | |
| Mike Cameron, R (1,8) OBP: 0.322, SLG: 0.429 | | | | | | | | | | 4 | 0 | 0 | 0 | 0 | 0 | 1 | | | | | | | |
| 3 Khalil Greene, R (1,6) OBP: 0.268, SLG: 0.445 | | | | | | | | | | 3 | 0 | 1 | 0 | 0 | 0 | 0 | | | | | | | |
| 5 Kevin Kouzmanoff, R (1,5) OBP: 0.266, SLG: 0.406 | | | | | | | | | | 3 | 0 | 0 | 0 | 0 | 1 | 1 | | | | | | | |
| 28 Josh Bard, S (1,2) OBP: 0.346, SLG: 0.383 | | | | | | | | | | 3 | 0 | 0 | 0 | 0 | 0 | 0 | | | | | | | |
| 22 Marcus Giles, R (1,4) OBP: 0.295, SLG: 0.307 | | | | | | | | | | 3 | 0 | 0 | 0 | 0 | 0 | 0 | | | | | | | |
| Justin Germano, R (1,1) OBP: 0.240, SLG: 0.250 | | | | | | | | | | 2 | 0 | 0 | 0 | 0 | 0 | 0 | | | | | | | |
| 43 Cia Meredith, R (6,1) | | | | | | | | | | 0 | 0 | 0 | 0 | 0 | 0 | 0 | | | | | | | |
| 45 Justin Hampson, L (7,1) | | | | | | | | | | 0 | 0 | 0 | 0 | 0 | 0 | 0 | | | | | | | |
| 39 Mike Thompson, R (7,1) | | | | | | | | | | 0 | 0 | 0 | 0 | 0 | 0 | 0 | | | | | | | |
| Morgan Ensberg, R (9,PH) | | | | | | | | | | 1 | 1 | 1 | 0 | 0 | 0 | 0 | | | | | | | |
| Inning Stats | R: 0 E: 0 K: 0 S: 8 | H: 0 LOB: 0 BB: 0 P: 14 | R: 0 E: 0 K: 0 S: 4 | H: 1 LOB: 0 BB: 0 P: 6 | R: 0 E: 0 K: 0 S: 9 | H: 0 LOB: 0 BB: 0 P: 13 | R: 0 E: 0 K: 0 S: 5 | H: 0 LOB: 0 BB: 0 P: 6 | R: 0 E: 0 K: 1 S: 6 | H: 0 LOB: 0 BB: 0 P: 10 | R: 0 E: 0 K: 0 S: 7 | H: 0 LOB: 0 BB: 0 P: 10 | R: 1 E: 0 K: 1 S: 11 | H: 1 LOB: 0 BB: 0 P: 17 | R: 0 E: 0 K: 0 S: 6 | H: 0 LOB: 0 BB: 0 P: 10 | R: 2 E: 0 K: 0 S: 9 | H: 3 LOB: 1 BB: 0 P: 16 | 1B: 2 2B: 1 3B: 0 HR: 2 | SF: 0 SAC: 0 DP: 1 HBP: 0 | WP: 0 PA: 31 PB: 0 SB: 0 CS: 0 | | |
| PITCHER | IP WLS BF H R ER SO BB IBB HBP BLK WP HR S P ERA WHIP | 8.1 W 28 4 3 3 2 0 0 0 0 0 2 62 96 3.24 0.480 | 0.2 3 1 0 0 0 0 0 0 0 0 0 3 6 0.00 1.500 | | | | | | | | | | | | | | | | | | | | |

| Batter | 1 | 2 | 3 | 4 | 5 | 6 | 7 | 8 | 9 | AB | R | H | RBI | BB | SO | LOB | BOTTOM | | | | |
|--|---|--|--|---|---|----------------------------------|-------------------------------|----------------------------------|-------------------------------|----------------------------------|-------------------------------|----------------------------------|-------------------------------|----------------------------------|----------------------------------|------------------------------------|--|--|--|--|--|
| Scott Hatteberg, L (1,3) OBP: 0.395, SLG: 0.477 | | | | | | | | | | 5 | 2 | 2 | 0 | 0 | 0 | 1 | San Diego Padres @ Cincinnati Reds Great American Ball Park, Cincinnati, OH Sat Aug 11 2007, 3:55 PM EDT Att: 27,381 - Partly Cloudy - 90 F | | | | |
| 30 Norris Hopper, R (1,8) OBP: 0.347, SLG: 0.368 | | | | | | | | | | 5 | 1 | 3 | 0 | 0 | 1 | 2 | | | | | |
| Ken Griffey Jr., L (1,9) OBP: 0.382, SLG: 0.517 | | | | | | | | | | 4 | 2 | 1 | 0 | 1 | 0 | 3 | | | | | |
| 4 Brandon Phillips, R (1,4) OBP: 0.319, SLG: 0.464 | | | | | | | | | | 4 | 1 | 0 | 0 | 1 | 1 | 5 | | | | | |
| Adam Dunn, L (1,7) OBP: 0.364, SLG: 0.542 | | | | | | | | | | 3 | 1 | 1 | 1 | 2 | 0 | 1 | | | | | |
| Jason Ellison, R (9,7) OBP: 0.292, SLG: 0.277 | | | | | | | | | | 0 | 0 | 0 | 0 | 0 | 0 | 0 | | | | | |
| 27 Jeff Keppinger, R (1,5) OBP: 0.407, SLG: 0.532 | | | | | | | | | | 4 | 1 | 2 | 3 | 1 | 0 | 3 | | | | | |
| Javier Valentín, S (1,2) OBP: 0.333, SLG: 0.370 | | | | | | | | | | 3 | 0 | 1 | 1 | 2 | 1 | 2 | | | | | |
| 2 Alex Gonzalez, R (1,6) OBP: 0.317, SLG: 0.475 | | | | | | | | | | 3 | 0 | 1 | 2 | 1 | 1 | 5 | | | | | |
| 37 Bobby Livingston, L (1,1) OBP: 0.318, SLG: 0.318 | | | | | | | | | | 4 | 0 | 0 | 0 | 0 | 2 | 8 | | | | | |
| 45 Bill Bray, L (9,1) | | | | | | | | | | 0 | 0 | 0 | 0 | 0 | 0 | 0 | | | | | |
| Inning Stats | R: 0 E: 0 K: 0 S: 10 | H: 1 LOB: 1 BB: 0 P: 17 | R: 0 E: 0 K: 2 S: 13 | H: 1 LOB: 2 BB: 0 P: 21 | R: 0 E: 0 K: 1 S: 10 | H: 0 LOB: 1 BB: 1 P: 17 | R: 0 E: 0 K: 2 S: 12 | H: 0 LOB: 1 BB: 1 P: 21 | R: 1 E: 0 K: 1 S: 14 | H: 2 LOB: 3 BB: 2 P: 26 | R: 4 E: 0 K: 0 S: 14 | H: 3 LOB: 2 BB: 3 P: 32 | R: 3 E: 1 K: 0 S: 13 | H: 3 LOB: 2 BB: 1 P: 25 | 1B: 7 2B: 4 3B: 0 HR: 0 | SF: 0 SAC: 0 DP: 1 HBP: 1 | WP: 0 PA: 44 PB: 0 SB: 0 CS: 0 | | | | |
| PITCHER | IP WLS BF H R ER SO BB IBB HBP BLK WP HR S P ERA WHIP | 5.1 25 0 0 0 1 2 2 2 1 0 0 59 103 1.69 1.312 | 0.2 2 0 0 0 1 0 0 0 0 0 0 5 6 0.00 0.000 | 0.2 L 7 2 4 4 0 2 1 0 0 0 0 10 25 54.00 6.000 | 1.1 10 4 3 1 0 0 0 1 0 0 0 17 32 6.75 3.000 | | | | | | | | | | | | | | | | |



| Batter | 1 | 2 | 3 | 4 | 5 | 6 | 7 | 8 | 9 | AB | R | H | RBI | BB | SO | LOB | TOP | | | | | | | | | | |
|---|-------------------------------|----------------------------------|------------------------------|---------------------------------|------------------------------|----------------------------------|-------------------------------|----------------------------------|-------------------------------|----------------------------------|-------------------------------|----------------------------------|-------------------------------|----------------------------------|-------------------------------|----------------------------------|-------------------------------|----------------------------------|----------------------------------|------------------------------------|----------------------------------|--------|--|--|--|--|--|
| Kazuo Matsui, S OBP: 0.339, SLG: 0.416 | | | | | | | | | | 5 | 0 | 1 | 1 | 0 | 1 | 3 | | | | | | | | | | | |
| 2 Troy Tulowitzki, R OBP: 0.357, SLG: 0.444 | | | | | | | | | | 5 | 0 | 0 | 0 | 0 | 2 | 1 | | | | | | | | | | | |
| 5 Matt Holliday, R OBP: 0.399, SLG: 0.583 | | | | | | | | | | 4 | 0 | 1 | 0 | 0 | 1 | 0 | | | | | | | | | | | |
| 17 Todd Helton, L OBP: 0.320, SLG: 0.461 | | | | | | | | | 4 | 0 | 1 | 0 | 0 | 1 | 1 | | | | | | | | | | | | |
| 27 Garrett Atkins, R OBP: 0.351, SLG: 0.469 | | | | | | | | | 2 | 1 | 2 | 0 | 2 | 0 | 0 | | | | | | | | | | | | |
| 11 Brad Hawpe, L OBP: 0.387, SLG: 0.540 | | | | | | | | | 3 | 1 | 0 | 0 | 1 | 0 | 5 | | | | | | | | | | | | |
| 19 Ryan Spillborghs, R OBP: 0.383, SLG: 0.580 | | | | | | | | | | 3 | 0 | 1 | 0 | 0 | 2 | 2 | | | | | | | | | | | |
| 18 Cory Sullivan, L OBP: 0.350, SLG: 0.316 | | | | | | | | | | 1 | 0 | 0 | 0 | 0 | 0 | 0 | | | | | | | | | | | |
| 8 Yorvit Torrealba, R OBP: 0.338, SLG: 0.385 | | | | | | | | | | 4 | 0 | 0 | 0 | 0 | 0 | 3 | | | | | | | | | | | |
| 38 Ubaldo Jiménez, R OBP: 0.333, SLG: 0.443 | | | | | | | | | | 1 | 0 | 0 | 0 | 1 | 0 | 1 | | | | | | | | | | | |
| 24 Iain Stewart, L OBP: 1.000, SLG: 0.750 | | | | | | | | | | 1 | 0 | 1 | 2 | 0 | 0 | 0 | | | | | | | | | | | |
| 50 Jorge Julio, R OBP: 0.327, SLG: 0.332 | | | | | | | | | | 0 | 0 | 0 | 0 | 0 | 0 | 0 | | | | | | | | | | | |
| Jamey Carroll, R OBP: 0.327, SLG: 0.332 | | | | | | | | | | 1 | 1 | 1 | 0 | 0 | 0 | 0 | | | | | | | | | | | |
| 60 Manny Corpas, R OBP: 0.327, SLG: 0.332 | | | | | | | | | | 0 | 0 | 0 | 0 | 0 | 0 | 0 | | | | | | | | | | | |
| Inning Stats | R: 0 E: 0 K: 3 S: 13 | H: 0 LOB: 0 BB: 0 P: 15 | R: 0 E: 0 K: 1 S: 6 | H: 1 LOB: 0 BB: 0 P: 9 | R: 0 E: 0 K: 1 S: 9 | H: 0 LOB: 1 BB: 1 P: 14 | R: 0 E: 0 K: 0 S: 16 | H: 1 LOB: 2 BB: 1 P: 29 | R: 0 E: 0 K: 1 S: 10 | H: 0 LOB: 1 BB: 0 P: 13 | R: 0 E: 0 K: 1 S: 12 | H: 0 LOB: 0 BB: 0 P: 15 | R: 2 E: 0 K: 1 S: 15 | H: 2 LOB: 1 BB: 1 P: 23 | R: 0 E: 0 K: 0 S: 13 | H: 1 LOB: 2 BB: 0 P: 20 | R: 1 E: 0 K: 0 S: 14 | H: 2 LOB: 1 BB: 0 P: 21 | 1B: 7 2B: 2 3B: 0 HR: 0 | SF: 0 SAC: 0 DP: 1 HBP: 0 | WP: 1 PB: 0 SB: 2 CS: 0 | PA: 38 | | | | | |
| PITCHER | IP | WLS | BF | H | R | ER | SO | BB | IBB | HBP | BLK | WP | HR | S | P | ERA | WHIP | | | | | | | | | | |
| 32 Chris Young, R ERA: 1.93 | 6.0 | | 22 | 3 | 0 | 0 | 6 | 2 | 0 | 0 | 0 | 0 | 0 | 66 | 95 | 0.00 | 0.833 | | | | | | | | | | |
| 43 Cla Meredith, R ERA: 3.43 | 1.0 | L | 6 | 2 | 2 | 2 | 1 | 1 | 0 | 0 | 0 | 0 | 0 | 15 | 23 | 18.00 | 3.000 | | | | | | | | | | |
| 41 Kevin Cameron, R ERA: 0.8 | 1.0 | | 5 | 1 | 0 | 0 | 1 | 0 | 0 | 0 | 0 | 0 | 0 | 13 | 20 | 0.00 | 2.000 | | | | | | | | | | |
| Doug Brocail, R ERA: 3.98 | 1.0 | | 5 | 2 | 1 | 1 | 0 | 0 | 0 | 0 | 0 | 1 | 0 | 14 | 21 | 9.00 | 2.000 | | | | | | | | | | |

Colorado Rockies @ San Diego Padres
PETCO Park, San Diego, CA
Wed Aug 15 2007, 10:05 PM EDT
Att: 36,864 - Clear - 71 F

AB 34
R 3
H 8
RBI 3
BB 4
SO 7
LOB 16



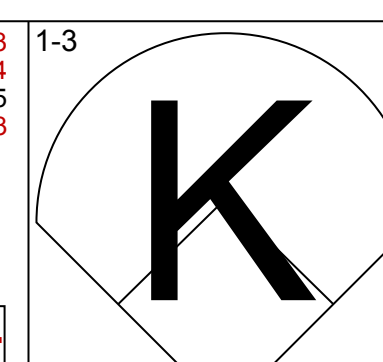
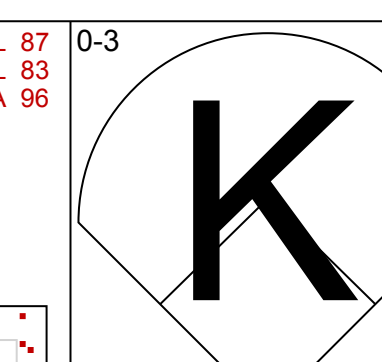
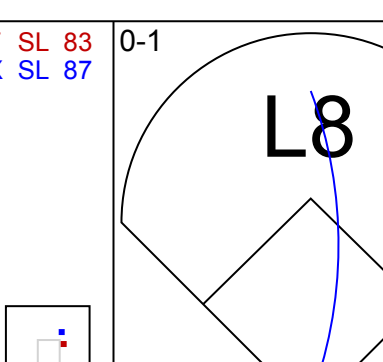
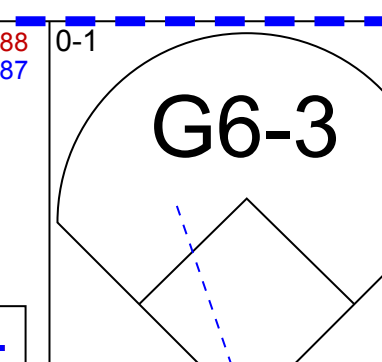
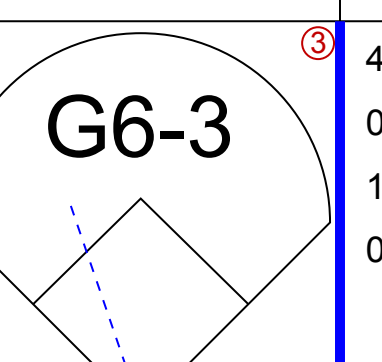
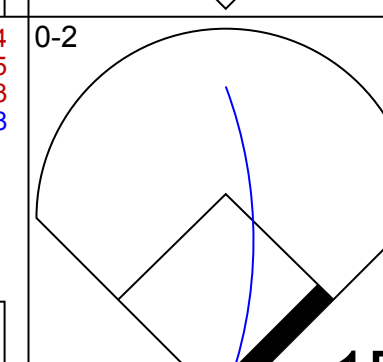
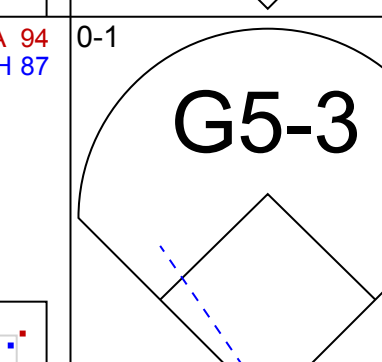

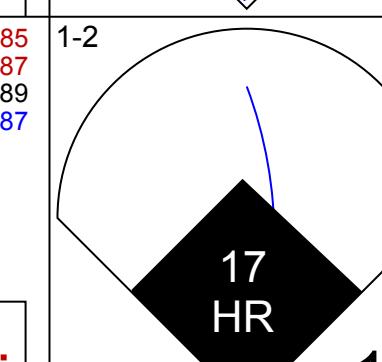
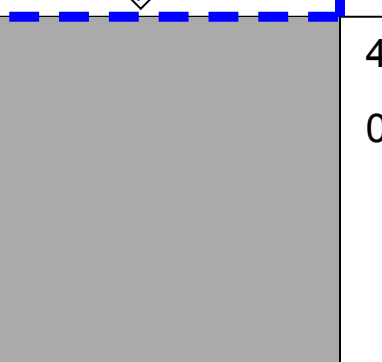
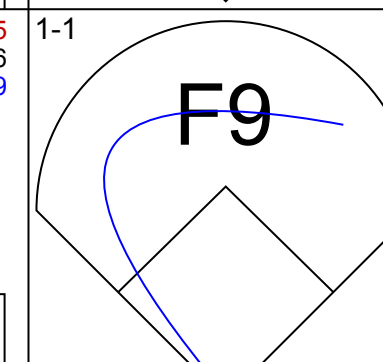
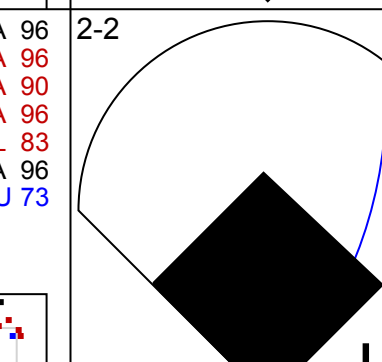

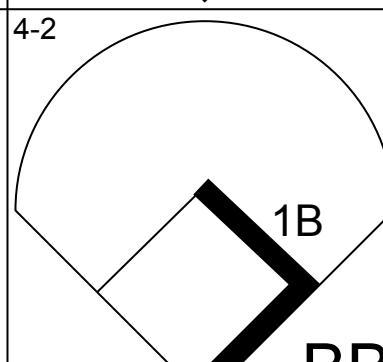
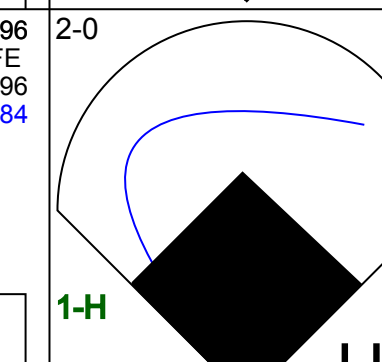
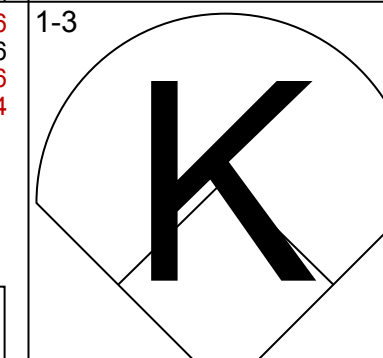
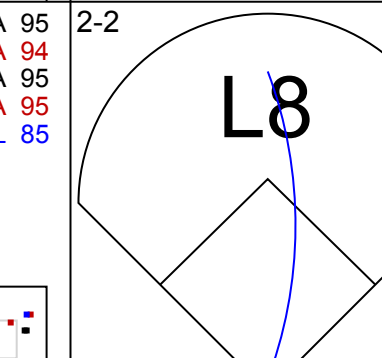

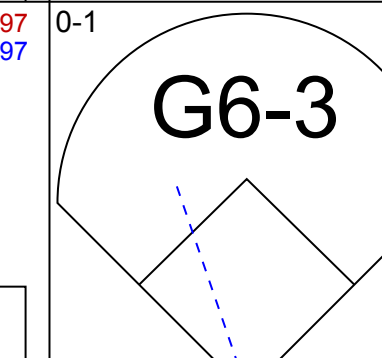
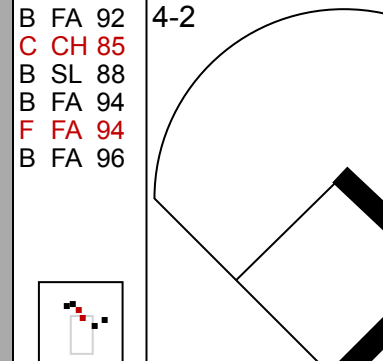
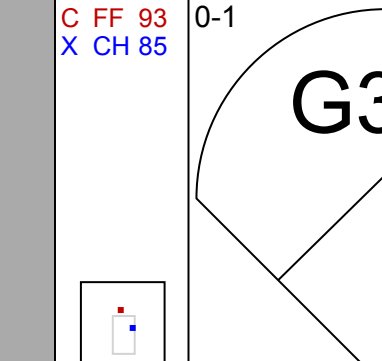
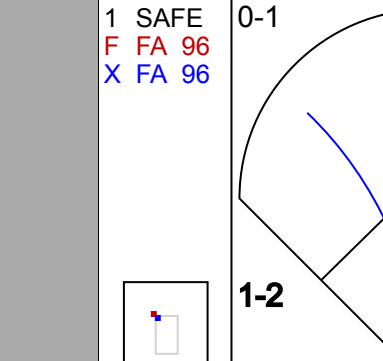
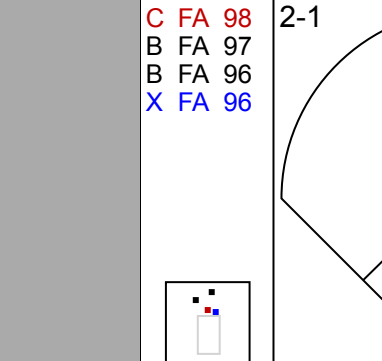








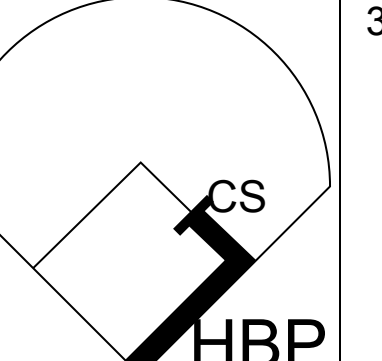


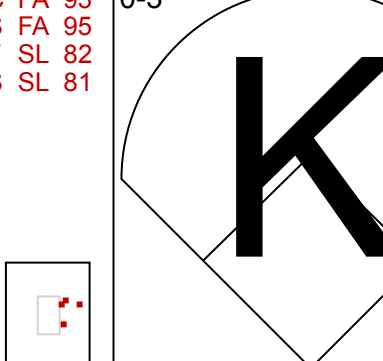

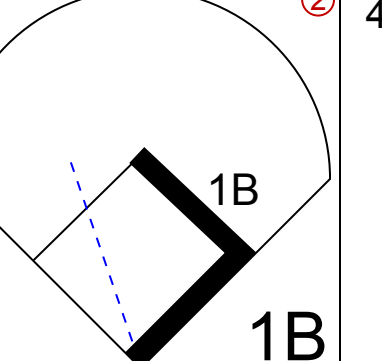


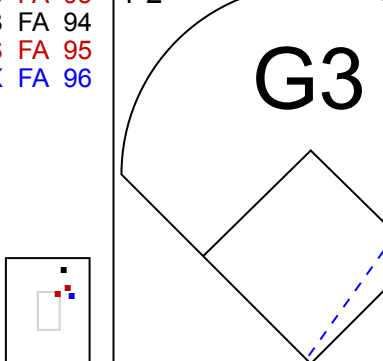

| Batter | 1 | 2 | 3 | 4 | 5 | 6 | 7 | 8 | 9 | AB | R | H | RBI | BB | SO | LOB | BOTTOM | | | | | | | | | | |
|--|-------------------------------|----------------------------------|------------------------------|----------------------------------|-------------------------------|----------------------------------|------------------------------|----------------------------------|------------------------------|----------------------------------|------------------------------|----------------------------------|-------------------------------|----------------------------------|------------------------------|----------------------------------|-------------------------------|----------------------------------|----------------------------------|------------------------------------|----------------------------------|--------|--|--|--|--|--|
| 24 Brian Giles, L OBP: 0.385, SLG: 0.418 | | | | | | | | | | 3 | 0 | 0 | 0 | 0 | 0 | 1 | | | | | | | | | | | |
| Geoff Blum, S OBP: 0.335, SLG: 0.353 | | | | | | | | | | 3 | 0 | 1 | 0 | 1 | 0 | 0 | | | | | | | | | | | |
| Mike Cameron, R OBP: 0.323, SLG: 0.430 | | | | | | | | | | 4 | 0 | 0 | 0 | 0 | 2 | 3 | | | | | | | | | | | |
| 23 Adrián González, L OBP: 0.338, SLG: 0.475 | | | | | | | | | | 4 | 0 | 1 | 0 | 0 | 3 | 1 | | | | | | | | | | | |
| 3 Khalil Greene, R OBP: 0.275, SLG: 0.451 | | | | | | | | | | 3 | 0 | 0 | 0 | 1 | 2 | 0 | | | | | | | | | | | |
| Termel Sledge, L OBP: 0.311, SLG: 0.372 | | | | | | | | | | 4 | 0 | 0 | 0 | 0 | 2 | 2 | | | | | | | | | | | |
| 5 Kevin Kouzmanoff, R OBP: 0.294, SLG: 0.419 | | | | | | | | | | 4 | 0 | 1 | 0 | 0 | 1 | 2 | | | | | | | | | | | |
| 28 Josh Bard, S OBP: 0.346, SLG: 0.377 | | | | | | | | | | 3 | 0 | 0 | 0 | 0 | 1 | 1 | | | | | | | | | | | |
| 32 Chris Young, R OBP: 0.205, SLG: 0.061 | | | | | | | | | | 1 | 0 | 0 | 0 | 1 | 1 | 0 | | | | | | | | | | | |
| 43 Cla Meredith, R ERA: 3.38 | | | | | | | | | | 0 | 0 | 0 | 0 | 0 | 0 | 0 | | | | | | | | | | | |
| 41 Kevin Cameron, R ERA: 4.74 | | | | | | | | | | 0 | 0 | 0 | 0 | 0 | 0 | 0 | | | | | | | | | | | |
| Rob Mackowiak, L OBP: 0.338, SLG: 0.394 | | | | | | | | | | 1 | 0 | 0 | 0 | 0 | 0 | 0 | | | | | | | | | | | |
| Doug Brocail, L OBP: 0.500, SLG: 0.500 | | | | | | | | | | 0 | 0 | 0 | 0 | 0 | 0 | 0 | | | | | | | | | | | |
| Inning Stats | R: 0 E: 0 K: 2 S: 12 | H: 1 LOB: 1 BB: 0 P: 18 | R: 0 E: 0 K: 1 S: 9 | H: 0 LOB: 0 BB: 0 P: 10 | R: 0 E: 0 K: 2 S: 14 | H: 0 LOB: 2 BB: 1 P: 22 | R: 0 E: 0 K: 2 S: 8 | H: 0 LOB: 0 BB: 0 P: 13 | R: 0 E: 0 K: 1 S: 7 | H: 0 LOB: 1 BB: 1 P: 15 | R: 0 E: 0 K: 1 S: 9 | H: 0 LOB: 0 BB: 0 P: 17 | R: 0 E: 0 K: 2 S: 12 | H: 1 LOB: 1 BB: 0 P: 15 | R: 0 E: 0 K: 0 S: 7 | H: 0 LOB: 0 BB: 0 P: 14 | R: 0 E: 0 K: 1 S: 10 | H: 1 LOB: 2 BB: 1 P: 17 | 1B: 3 2B: 0 3B: 0 HR: 0 | SF: 0 SAC: 0 DP: 0 HBP: 1 | WP: 1 PB: 0 SB: 0 CS: 0 | PA: 34 | | | | | |
| PITCHER | IP | WLS | BF | H | R | ER | SO | BB | IBB | HBP | BLK | WP | HR | S | P | ERA | WHIP | | | | | | | | | | |
| 38 Ubaldo Jiménez, R ERA: 5.28 | 6.0 | W | 22 | 1 | 0 | 0 | 9 | 2 | 0 | 0 | 0 | 1 | 0 | 59 | 95 | 0.00 | 0.500 | | | | | | | | | | |
| LaTroy Hawkins, R ERA: 3.38 | 1.0 | H | 4 | 1 | 0 | 0 | 2 | 0 | 0 | 0 | 0 | 0 | 0 | 12 | 15 | 0.00 | 1.000 | | | | | | | | | | |
| 50 Jorge Julio, R ERA: 4.74 | 1.0 | H | 3 | 0 | 0 | 0 | 0 | 0 | 0 | 0 | 0 | 0 | 0 | 7 | 14 | 0.00 | 0.000 | | | | | | | | | | |
| 60 Manny Corpas, R ERA: 2.24 | 1.0 | S | 5 | 1 | 0 | 0 | 1 | 1 | 0 | 0 | 0 | 0 | 0 | 10 | 17 | 0.00 | 2.000 | | | | | | | | | | |

Colorado Rockies @ San Diego Padres
PETCO Park, San Diego, CA
Wed Aug 15 2007, 10:05 PM EDT
Att: 36,864 - Clear - 71 F

AB 30
R 0
H 3
RBI 0
BB 3
SO 12
LOB 10



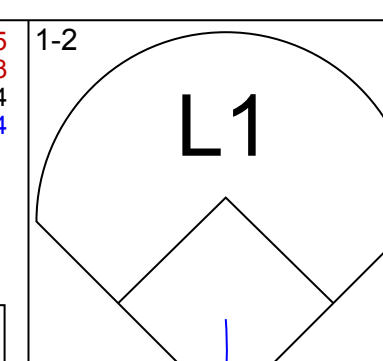
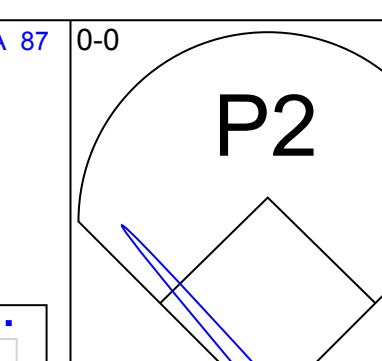
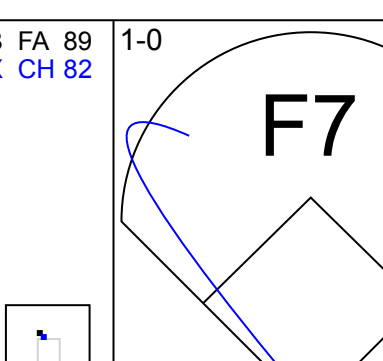
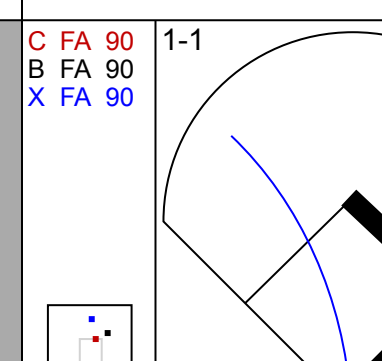
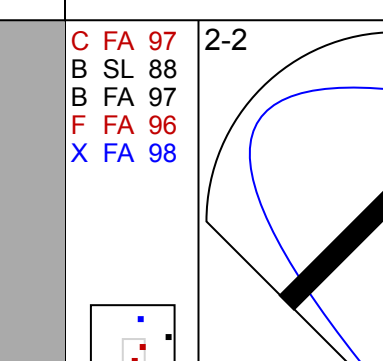
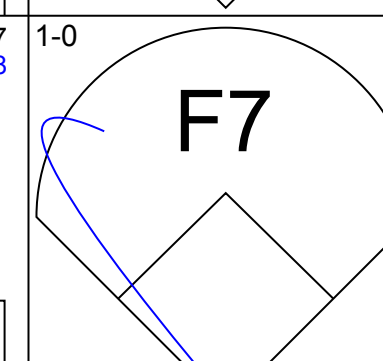
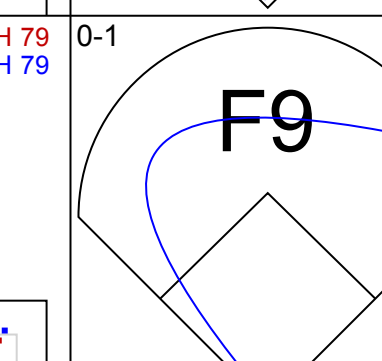
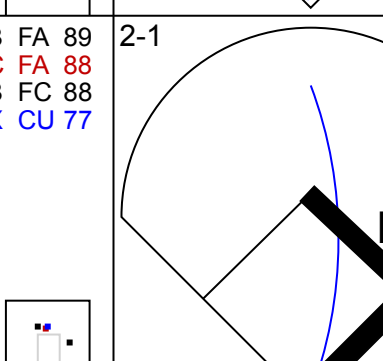

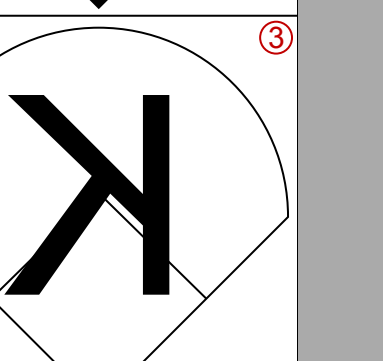
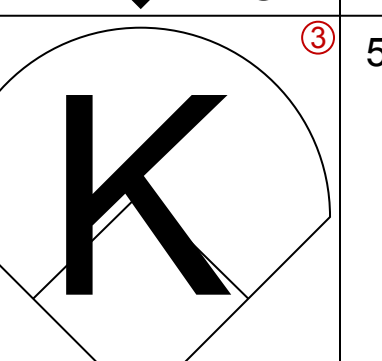
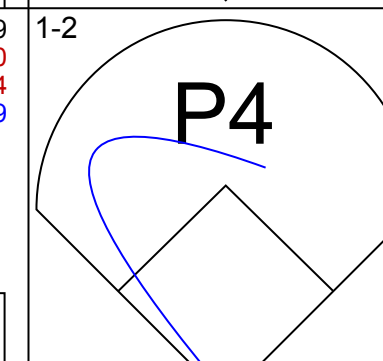
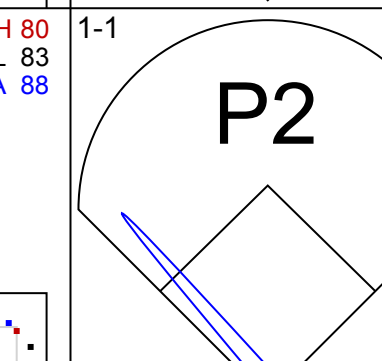
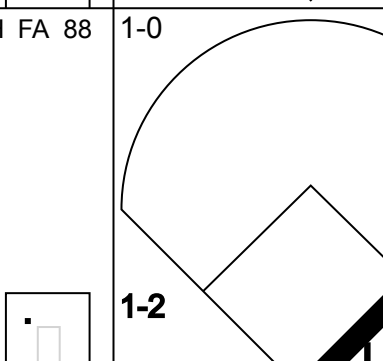

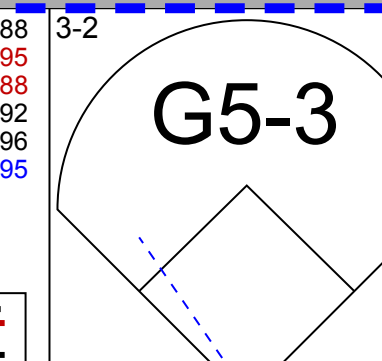

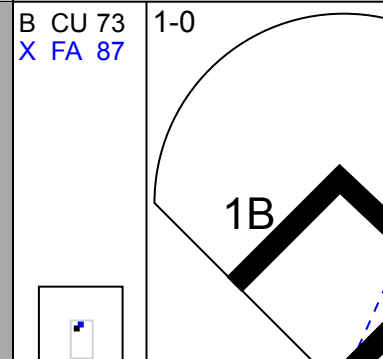

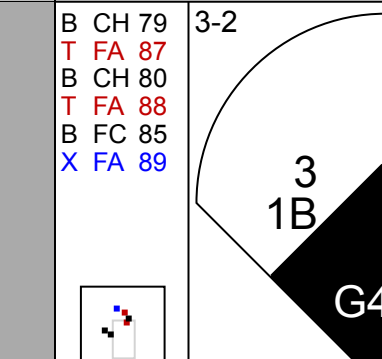

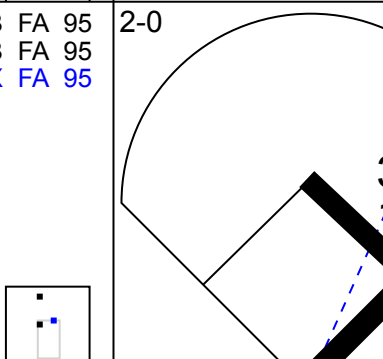

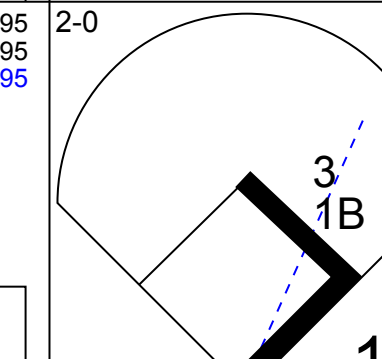

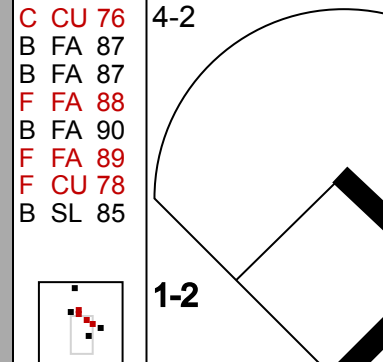

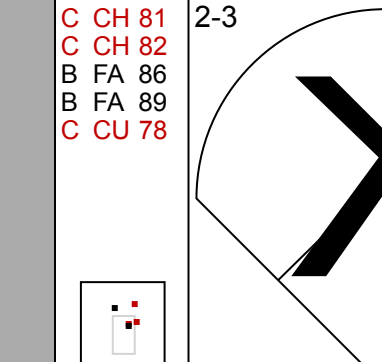
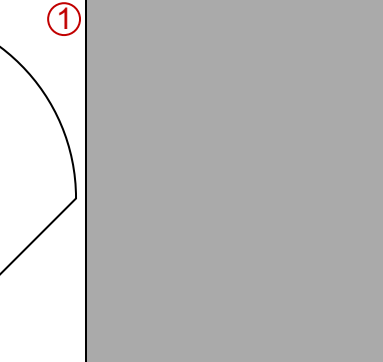
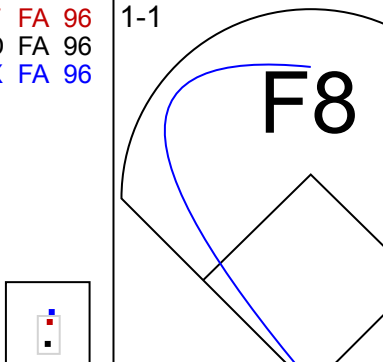

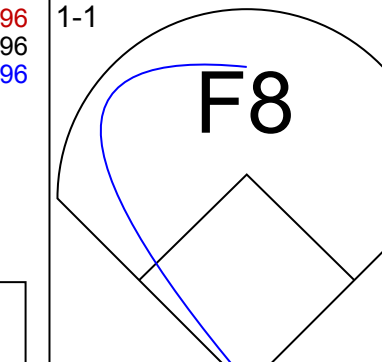


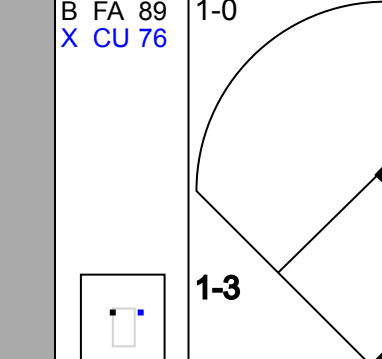

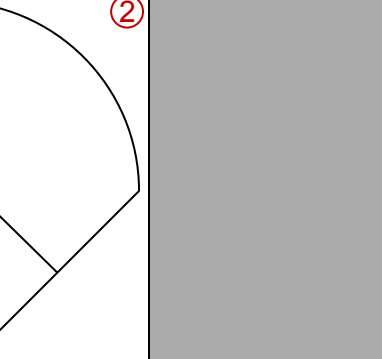
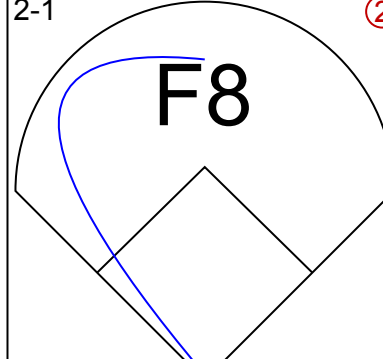
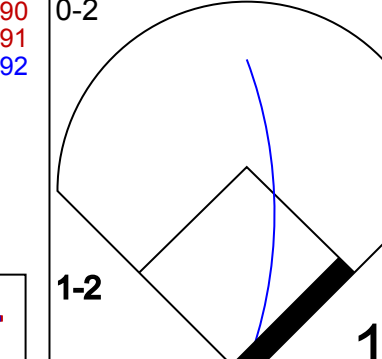

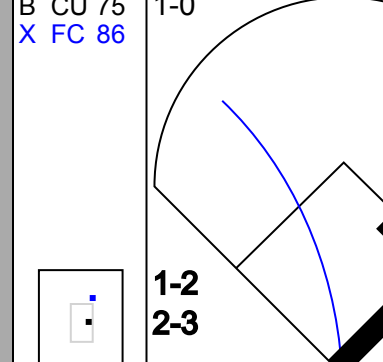

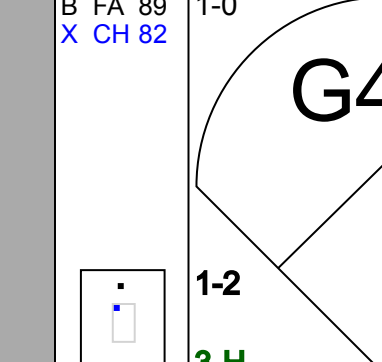
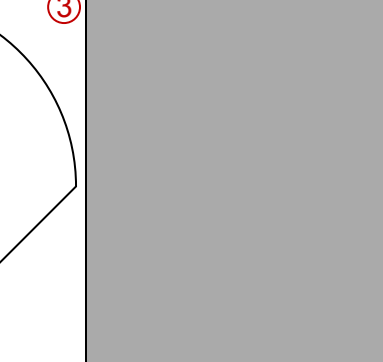
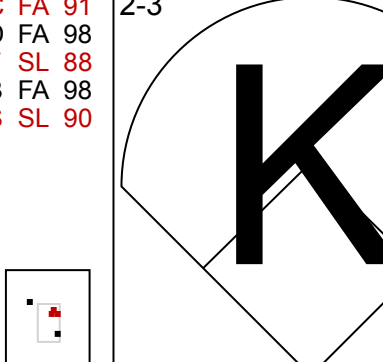
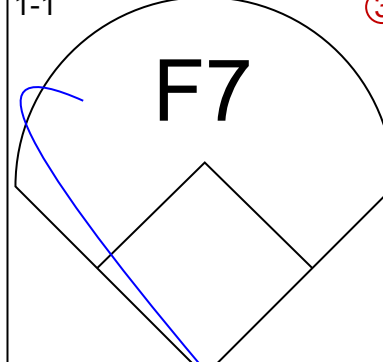
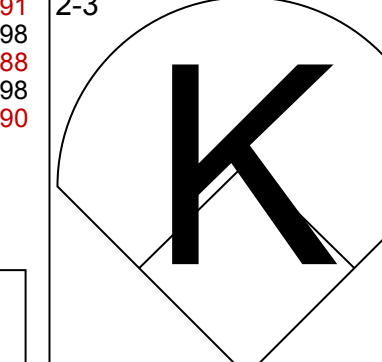


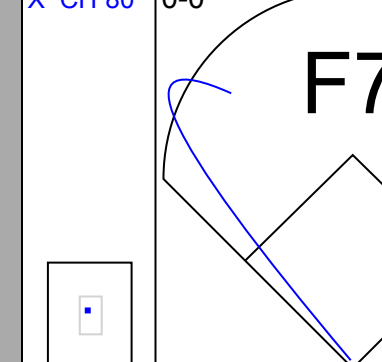
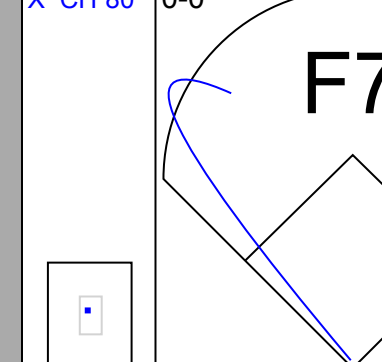
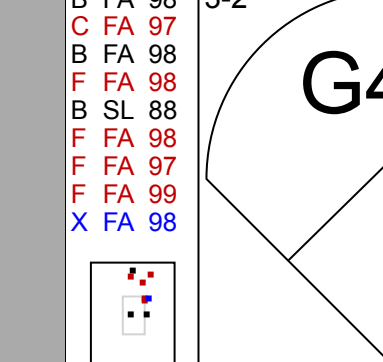


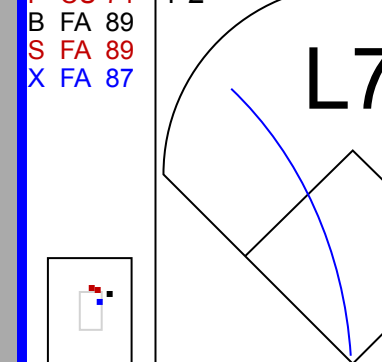
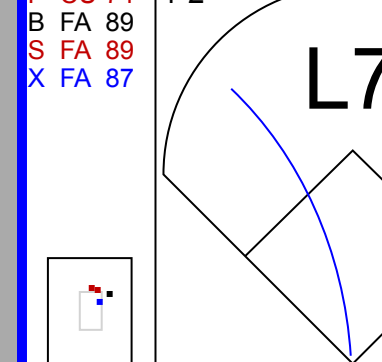
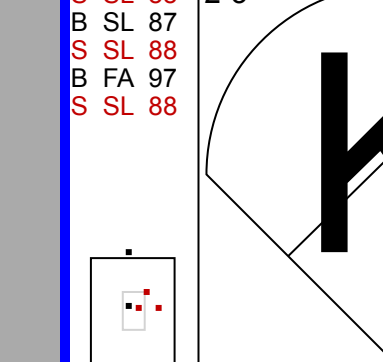
| Batter | 1 | 2 | 3 | 4 | 5 | 6 | 7 | 8 | 9 | AB | R | H | RBI | BB | SO | LOB | TOP | | | | | | | | | | |
|--|-------------------------------|----------------------------------|-------------------------------|----------------------------------|-------------------------------|----------------------------------|------------------------------|----------------------------------|-------------------------------|----------------------------------|-------------------------------|----------------------------------|-------------------------------|----------------------------------|-------------------------------|----------------------------------|--|------------------------------------|-----------------------------------|------------------------------------|----------------------------------|--------|--|--|--|--|--|
| Kazuo Matsui, S (1.4) OBP: 0.343, SLG: 0.417 | 1-1 2 S G1-3 1B | 4-2 1-2 BB | | | 2-1 F8 1B | 2-2 5 1B 1B | 1-3 K | | | 4 | 2 | 2 | 0 | 1 | 1 | 1 | Colorado Rockies @ San Diego Padres PETCO Park, San Diego, CA Thu Aug 16 2007, 10:05 PM EDT Att: 28,198 - Clear - 73 F | | | | | | | | | | |
| 2 Troy Tulowitzki, R (1.6) OBP: 0.357, SLG: 0.443 | 1-2 G1-3 1-H | 3-2 P5 | | | 2-2 5 1B 1B | 1-2 27 1B 1B | | 1-3 K | | 5 | 2 | 2 | 2 | 0 | 1 | 2 | | | | | | | | | | | |
| 5 Matt Holliday, R (1.7) OBP: 0.399, SLG: 0.581 | 3-2 G6-3 | | | 0-1 F9 | 2-0 27 1B 1B | 0-2 27 1B 1B | | 0-2 G4-3 | | 5 | 1 | 2 | 2 | 0 | 0 | 0 | | | | | | | | | | | |
| 17 Todd Helton, L (1.3) OBP: 0.422, SLG: 0.460 | 4-1 BB | | | 0-0 G6-3 | 4-1 27 1B BB | 1-1 F8 | | 0-0 1B | | 3 | 1 | 1 | 0 | 2 | 0 | 2 | | | | | | | | | | | |
| 27 Garrett Atkins, R (1.5) OBP: 0.351, SLG: 0.468 | 2-2 G5-3 | | | 0-1 F7 | 0-1 11 2B 1B | 3-1 1-2 1B | | 2-3 K | | 5 | 1 | 2 | 2 | 0 | 1 | 2 | | | | | | | | | | | |
| 11 Brad Hawpe, L (1.9) OBP: 0.389, SLG: 0.542 | 4-2 8 2B SF7 BB | | | 0-0 G4-3 | 1-0 1-2 2B | 0-2 F9 | | 1-2 G6-3 | | 2 | 1 | 1 | 2 | 1 | 0 | 0 | | | | | | | | | | | |
| 19 Ryan Spilborghs, R (6, PH) OBP: 0.379, SLG: 0.572 | | | | 0-0 F7 | 1-0 1-2 2B | 2-3 F9 | | 0-1 G6-3 | | 2 | 0 | 0 | 0 | 0 | 0 | 2 | | | | | | | | | | | |
| 8 Yovit Torrealba, R (1.2) OBP: 0.335, SLG: 0.385 | 2-0 FC1-5 2B | | | 0-0 K | 3-2 G4-3 | | | 0-1 F8 | | 5 | 0 | 1 | 0 | 0 | 2 | 1 | | | | | | | | | | | |
| 18 Cory Sullivan, L (1.8) OBP: 0.338, SLG: 0.311 | 0-0 SF7 | | | 0-0 F7 | 0-2 2 1B 1B | 0-0 P5 | | 0-3 K2-3 | | 4 | 1 | 1 | 1 | 0 | 1 | 0 | | | | | | | | | | | |
| 39 Elmer Dessens, R (1.1) OBP: 0.347, SLG: 0.354 | 0-0 FC1-5 BB | | | 0-0 K | 1-3 K | 2-1 1B | | | | 2 | 0 | 0 | 0 | 0 | 0 | 1 | | | | | | | | | | | |
| Inning Stats | R: 1 E: 0 K: 0 S: 13 | H: 1 LOB: 1 BB: 1 P: 24 | R: 1 E: 0 K: 0 S: 10 | H: 1 LOB: 2 BB: 2 P: 23 | R: 0 E: 0 K: 0 S: 5 | H: 0 LOB: 0 BB: 0 P: 5 | R: 0 E: 0 K: 1 S: 5 | H: 0 LOB: 0 BB: 0 P: 8 | R: 4 E: 0 K: 1 S: 16 | H: 4 LOB: 1 BB: 1 P: 31 | R: 3 E: 0 K: 1 S: 28 | H: 5 LOB: 2 BB: 0 P: 35 | R: 0 E: 0 K: 2 S: 9 | H: 1 LOB: 1 BB: 0 P: 14 | R: 0 E: 0 K: 2 S: 10 | H: 1 LOB: 1 BB: 0 P: 13 | R: 0 E: 0 K: 1 S: 9 | H: 0 LOB: 0 BB: 0 P: 10 | 1B: 11 2B: 2 3B: 0 HR: 0 | SF: 1 SAC: 0 DP: 0 HBP: 0 | WP: 1 PB: 0 SB: 4 CS: 0 | PA: 44 | | | | | |
| PITCHER | IP | WLS | BF | H | R | ER | SO | BB | IBB | HBP | BLK | WP | HR | S | P | ERA | WHIP | | | | | | | | | | |
| 52 Clay Hensley, R (1.1) ERA: 6.7 | 5.0 | W | 25 | 6 | 6 | 6 | 2 | 4 | 0 | 0 | 0 | 1 | 0 | 49 | 91 | 10.80 | 2.000 | | | | | | | | | | |
| 41 Kevin Cameron, R (6.1) ERA: 1.39 | 0.1 | | 5 | 4 | 3 | 3 | 1 | 0 | 0 | 0 | 0 | 0 | 0 | 21 | 24 | 81.00 | 12.000 | | | | | | | | | | |
| 45 Justin Hampson, L (6.1) ERA: 3.41 | 1.2 | H | 7 | 2 | 0 | 0 | 2 | 0 | 0 | 0 | 0 | 0 | 0 | 16 | 25 | 0.00 | 1.200 | | | | | | | | | | |
| 21 Heath Bell, R (8.1) ERA: 2.24 | 1.0 | H | 4 | 1 | 0 | 0 | 2 | 0 | 0 | 0 | 0 | 0 | 0 | 10 | 13 | 0.00 | 1.000 | | | | | | | | | | |
| Trevor Hoffman, R (9.1) ERA: 2.14 | 1.0 | S | 3 | 0 | 0 | 0 | 1 | 0 | 0 | 0 | 0 | 0 | 0 | 9 | 10 | 0.00 | 0.000 | | | | | | | | | | |
| Batter | 1 | 2 | 3 | 4 | 5 | 6 | 7 | 8 | 9 | AB | R | H | RBI | BB | SO | LOB | BOTTOM | | | | | | | | | | |
| 24 Brian Giles, L (1.9) OBP: 0.385, SLG: 0.418 | 0-0 F7 | | 1-2 1B 1B | | 1-1 F8 | | 3-3 K | | | 5 | 1 | 2 | 2 | 0 | 1 | 3 | Colorado Rockies @ San Diego Padres PETCO Park, San Diego, CA Thu Aug 16 2007, 10:05 PM EDT Att: 28,198 - Clear - 73 F | | | | | | | | | | |
| Geoff Blum, S (1.4) OBP: 0.336, SLG: 0.354 | 3-2 P6 | | 1-2 1B | | 1-2 F8 | | 1-0 F9 | | | 5 | 1 | 2 | 1 | 0 | 0 | 1 | | | | | | | | | | | |
| Mike Cameron, R (1.8) OBP: 0.324, SLG: 0.437 | 1-3 K | | 0-0 F8 | | 1-1 HR | | 0-0 1B | | 0-0 1B | 5 | 1 | 2 | 3 | 0 | 2 | 1 | | | | | | | | | | | |
| 23 Adrián González, L (1.3) OBP: 0.339, SLG: 0.474 | 1-2 G3 1B | | 2-1 G6-3 | | 3-2 3 WP 2B 1B | | 1-1 F9 | | 0-1 F7 | 5 | 1 | 2 | 0 | 0 | 0 | 2 | | | | | | | | | | | |
| 3 Khalil Greene, R (1.6) OBP: 0.274, SLG: 0.447 | 0-3 K | | 0-0 F8 | | 4-0 2B IBB | | 2-1 P4 | | 1-3 K | 4 | 1 | 0 | 0 | 1 | 2 | 2 | | | | | | | | | | | |
| Termel Sledge, L (1.7) OBP: 0.310, SLG: 0.375 | 3-2 G3 | | 2-2 G4-3 | | 1-1 5 1B 2B | | 2-3 K | | 1-3 K | 4 | 1 | 1 | 2 | 0 | 1 | 1 | | | | | | | | | | | |
| 5 Kevin Kouzmanoff, R (1.5) OBP: 0.294, SLG: 0.417 | 1-1 P6 | | 1-3 K | | 1-0 HR 1B | | 0-1 F8 | | | 4 | 1 | 1 | 1 | 0 | 1 | 1 | | | | | | | | | | | |
| Pete Laforest, L (1.2) OBP: 0.522, SLG: 0.632 | | | 2-1 52 SH1-4 1B | | | | 3-2 2B BB | | | 3 | 3 | 3 | 2 | 1 | 0 | 0 | | | | | | | | | | | |
| 21 Heath Bell, R (8.1) OBP: 0.286, SLG: 0.316 | | | | | | | 2-1 2B BB | | | 0 | 0 | 0 | 0 | 0 | 0 | 0 | | | | | | | | | | | |
| Trevor Hoffman, R (9.1) ERA: 2.14 | | | | | | | 4-1 2B BB | | | 0 | 0 | 0 | 0 | 0 | 0 | 0 | | | | | | | | | | | |
| Inning Stats | R: 0 E: 0 K: 1 S: 7 | H: 0 LOB: 0 BB: 0 P: 11 | R: 0 E: 0 K: 1 S: 11 | H: 1 LOB: 1 BB: 0 P: 16 | R: 2 E: 0 K: 0 S: 13 | H: 3 LOB: 1 BB: 0 P: 19 | R: 0 E: 0 K: 1 S: 7 | H: 0 LOB: 0 BB: 0 P: 10 | R: 9 E: 0 K: 1 S: 23 | H: 8 LOB: 1 BB: 2 P: 49 | R: 0 E: 0 K: 1 S: 7 | H: 0 LOB: 0 BB: 0 P: 10 | R: 0 E: 0 K: 2 S: 12 | H: 1 LOB: 2 BB: 1 P: 24 | R: 0 E: 0 K: 1 S: 7 | H: 1 LOB: 1 BB: 0 P: 9 | 1B: 10 2B: 2 3B: 0 HR: 2 | SF: 0 SAC: 1 DP: 0 HBP: 0 | WP: 1 PB: 0 SB: 1 CS: 0 | PA: 41 | | | | | | | |
| PITCHER | IP | WLS | BF | H | R | ER | SO | BB | IBB | HBP | BLK | WP | HR | S | P | ERA | WHIP | | | | | | | | | | |
| 39 Elmer Dessens, R (1.1) ERA: 7.32 | 4.2 | | 21 | 6 | 5 | 5 | 4 | 1 | 0 | 0 | 0 | 1 | 1 | 9 | 74 | 9.64 | 1.500 | | | | | | | | | | |
| Jeremy Affeldt, L (5.1) ERA: 3.47 | 0.0 | L | 5 | 4 | 5 | 5 | 0 | 0 | 1 | 0 | 0 | 1 | 1 | 9 | 21 | ∞ | ∞ | | | | | | | | | | |
| 34 Matt Herges, R (5.1) ERA: 3.86 | 1.1 | | 6 | 2 | 1 | 1 | 1 | 0 | 0 | 0 | 0 | 0 | 0 | 12 | 20 | 6.75 | 1.500 | | | | | | | | | | |
| 40 Brian Fuentes, L (7.1) ERA: 3.89 | 1.0 | | 5 | 1 | 0 | 0 | 2 | 1 | 0 | 0 | 0 | 0 | 0 | 12 | 24 | 0.00 | 2.000 | | | | | | | | | | |
| 61 Ramon E Ramirez, R (8.1) ERA: 8.31 | 1.0 | | 4 | 1 | 0 | 0 | 1 | 0 | 0 | 0 | 0 | 0 | 0 | 7 | 9 | 0.00 | 1.000 | | | | | | | | | | |

| Batter | 1 | 2 | 3 | 4 | 5 | 6 | 7 | 8 | 9 | AB | R | H | RBI | BB | SO | LOB | TOP | | | |
|---|---|---|---|---|---|---|---|---|---|---|---|---|---|---|---|---|---|---|---|---|
| Craig Biggio, R OBP: 0.285, SLG: 0.393 Chad Qualls, R (8, 1) Orlando Palmeiro, L OBP: 0.320, SLG: 0.261 Brad Lidge, R (9, 1) |  | |  | | |  | |  |  | 4 | 0 | 0 | 0 | 0 | 2 | 0 | | | | |
| Mark Loretta, R OBP: 0.358, SLG: 0.368 Eric Bruntlett, R (8, 6) (8, 6) |  | |  | | |  | |  |  | 4 | 0 | 2 | 0 | 0 | 0 | 0 | | | | |
| 17 Lance Berkman, S OBP: 0.378, SLG: 0.470 |  | |  | | |  |  |  | | 3 | 2 | 2 | 3 | 1 | 0 | 1 | | | | |
| 45 Carlos Lee, R OBP: 0.354, SLG: 0.530 |  | |  | | |  | |  | | 4 | 0 | 0 | 0 | 0 | 2 | 3 | | | | |
| Mike Lamb, L OBP: 0.375, SLG: 0.471 | |  | |  | |  | |  | | 3 | 0 | 1 | 0 | 1 | 0 | 1 | | | | |
| 21 Ty Wigginton, R OBP: 0.334, SLG: 0.453 |  | |  | | |  | |  | | 4 | 0 | 0 | 0 | 0 | 2 | 3 | | | | |
| 16 Jason Lane, R OBP: 0.259, SLG: 0.370 |  | |  | | |  | |  |  | 3 | 0 | 1 | 0 | 0 | 1 | 0 | | | | |
| Brad Ausmus, R OBP: 0.312, SLG: 0.316 |  | |  | | |  | |  |  | 4 | 0 | 1 | 0 | 0 | 2 | 2 | | | | |
| Woody Williams, R OBP: 0.080, SLG: 0.140 Chris Burke, R OBP: 0.310, SLG: 0.367 |  | |  | | |  | |  | | 3 | 0 | 0 | 0 | 0 | 2 | 2 | | | | |
| Inning Stats | R: 0 E: 0 K: 2 S: 12 | H: 1 LOB: 1 BB: 0 P: 15 | R: 0 E: 0 K: 2 S: 11 | H: 1 LOB: 2 BB: 1 P: 20 | R: 1 E: 0 K: 1 S: 13 | H: 1 LOB: 0 BB: 0 P: 17 | R: 0 E: 0 K: 1 S: 9 | H: 0 LOB: 0 BB: 0 P: 14 | R: 0 E: 0 K: 1 S: 15 | H: 1 LOB: 2 BB: 1 P: 23 | R: 0 E: 0 K: 3 S: 12 | H: 0 LOB: 0 BB: 0 P: 14 | R: 2 E: 0 K: 0 S: 10 | H: 2 LOB: 1 BB: 0 P: 15 | R: 0 E: 0 K: 0 S: 11 | H: 2 LOB: 2 BB: 0 P: 18 | 1B: 6 2B: 0 3B: 0 HR: 2 | SF: 0 SAC: 0 DP: 0 HBP: 1 | WP: 0 PB: 0 SB: 0 CS: 1 | PA: 37 |
| PITCHER | IP WLS BF H R ER SO BB IBB HBP BLK WP HR S P ERA WHIP | IP WLS BF H R ER SO BB IBB HBP BLK WP HR S P ERA WHIP | IP WLS BF H R ER SO BB IBB HBP BLK WP HR S P ERA WHIP | IP WLS BF H R ER SO BB IBB HBP BLK WP HR S P ERA WHIP | IP WLS BF H R ER SO BB IBB HBP BLK WP HR S P ERA WHIP | IP WLS BF H R ER SO BB IBB HBP BLK WP HR S P ERA WHIP | IP WLS BF H R ER SO BB IBB HBP BLK WP HR S P ERA WHIP | IP WLS BF H R ER SO BB IBB HBP BLK WP HR S P ERA WHIP | IP WLS BF H R ER SO BB IBB HBP BLK WP HR S P ERA WHIP | IP WLS BF H R ER SO BB IBB HBP BLK WP HR S P ERA WHIP | IP WLS BF H R ER SO BB IBB HBP BLK WP HR S P ERA WHIP | IP WLS BF H R ER SO BB IBB HBP BLK WP HR S P ERA WHIP | IP WLS BF H R ER SO BB IBB HBP BLK WP HR S P ERA WHIP | IP WLS BF H R ER SO BB IBB HBP BLK WP HR S P ERA WHIP | IP WLS BF H R ER SO BB IBB HBP BLK WP HR S P ERA WHIP | IP WLS BF H R ER SO BB IBB HBP BLK WP HR S P ERA WHIP | IP WLS BF H R ER SO BB IBB HBP BLK WP HR S P ERA WHIP | IP WLS BF H R ER SO BB IBB HBP BLK WP HR S P ERA WHIP | IP WLS BF H R ER SO BB IBB HBP BLK WP HR S P ERA WHIP | IP WLS BF H R ER SO BB IBB HBP BLK WP HR S P ERA WHIP |

Houston Astros @ San Diego Padres
PETCO Park, San Diego, CA
Fri Aug 17 2007, 10:05 PM EDT
Att: 32,063 - Clear - 73 F

AB 34
R 3
H 8
RBI 3
BB 2
SO 11
LOB 14



| Batter | 1 | 2 | 3 | 4 | 5 | 6 | 7 | 8 | 9 | AB | R | H | RBI | BB | SO | LOB | BOTTOM | | | | | |
|--|---|---|---|---|---|---|---|---|---|---|---|---|---|---|---|---|---|---|---|---|----------------------------------|--------|
| 24 Brian Giles, L OBP: 0.386, SLG: 0.427 |  | |  | |  | |  | |  | 5 | 0 | 2 | 0 | 0 | 0 | 0 | | | | | | |
| Geoff Blum, S OBP: 0.333, SLG: 0.350 |  | |  | |  |  |  | |  | 5 | 0 | 1 | 0 | 0 | 2 | 2 | | | | | | |
| Mike Cameron, R OBP: 0.323, SLG: 0.434 |  | |  | |  |  | |  | | 3 | 0 | 0 | 0 | 0 | 0 | 0 | | | | | | |
| 23 Adrián González, L OBP: 0.342, SLG: 0.477 |  |  |  |  |  |  |  |  | | 4 | 1 | 3 | 0 | 0 | 0 | 2 | | | | | | |
| Morgan Ensberg, R OBP: 0.321, SLG: 0.412 |  |  |  |  |  |  |  |  | | 3 | 0 | 0 | 0 | 1 | 1 | 2 | | | | | | |
| 3 Khalil Greene, R OBP: 0.276, SLG: 0.448 |  | |  |  |  |  |  |  | | 4 | 0 | 2 | 0 | 0 | 0 | 2 | | | | | | |
| Termel Sledge, L OBP: 0.309, SLG: 0.372 |  |  |  |  |  |  |  |  | | 4 | 0 | 1 | 1 | 0 | 1 | 3 | | | | | | |
| 28 Josh Bard, S OBP: 0.343, SLG: 0.372 |  | |  | |  | |  |  | | 4 | 0 | 0 | 0 | 0 | 1 | 4 | | | | | | |
| 44 Jake Peavy, R OBP: 0.208, SLG: 0.314 Rob Mackowiak, L OBP: 0.337, SLG: 0.393 21 Heath Bell, R (8, 1) 43 Cla Meredith, R (9, 1) Pete Laforest, L OBP: 0.500, SLG: 0.600 |  | |  | |  | |  |  | | 2 | 0 | 0 | 0 | 0 | 1 | 3 | | | | | | |
| Inning Stats | R: 0 E: 0 K: 0 S: 7 | H: 0 LOB: 0 BB: 0 P: 10 | R: 0 E: 0 K: 1 S: 15 | H: 2 LOB: 3 BB: 1 P: 26 | R: 0 E: 0 K: 0 S: 5 | H: 0 LOB: 0 BB: 0 P: 6 | R: 1 E: 0 K: 1 S: 9 | H: 2 LOB: 1 BB: 0 P: 16 | R: 0 E: 0 K: 1 S: 8 | H: 1 LOB: 0 BB: 0 P: 13 | R: 0 E: 0 K: 0 S: 8 | H: 0 LOB: 0 BB: 0 P: 12 | R: 0 E: 0 K: 1 S: 9 | H: 1 LOB: 1 BB: 0 P: 12 | R: 0 E: 0 K: 1 S: 12 | H: 2 LOB: 2 BB: 0 P: 20 | R: 0 E: 0 K: 2 S: 15 | H: 1 LOB: 1 BB: 0 P: 23 | 1B: 7 2B: 1 3B: 1 HR: 0 | SF: 0 SAC: 0 DP: 0 HBP: 1 | WP: 0 PB: 0 SB: 0 CS: 0 | PA: 38 |
| PITCHER | IP WLS BF H R ER SO BB IBB HBP BLK WP HR S P ERA WHIP | IP WLS BF H R ER SO BB IBB HBP BLK WP HR S P ERA WHIP | IP WLS BF H R ER SO BB IBB HBP BLK WP HR S P ERA WHIP | IP WLS BF H R ER SO BB IBB HBP BLK WP HR S P ERA WHIP | IP WLS BF H R ER SO BB IBB HBP BLK WP HR S P ERA WHIP | IP WLS BF H R ER SO BB IBB HBP BLK WP HR S P ERA WHIP | IP WLS BF H R ER SO BB IBB HBP BLK WP HR S P ERA WHIP | IP WLS BF H R ER SO BB IBB HBP BLK WP HR S P ERA WHIP | IP WLS BF H R ER SO BB IBB HBP BLK WP HR S P ERA WHIP | IP WLS BF H R ER SO BB IBB HBP BLK WP HR S P ERA WHIP | IP WLS BF H R ER SO BB IBB HBP BLK WP HR S P ERA WHIP | IP WLS BF H R ER SO BB IBB HBP BLK WP HR S P ERA WHIP | IP WLS BF H R ER SO BB IBB HBP BLK WP HR S P ERA WHIP | IP WLS BF H R ER SO BB IBB HBP BLK WP HR S P ERA WHIP | IP WLS BF H R ER SO BB IBB HBP BLK WP HR S P ERA WHIP | IP WLS BF H R ER SO BB IBB HBP BLK WP HR S P ERA WHIP | IP WLS BF H R ER SO BB IBB HBP BLK WP HR S P ERA WHIP | IP WLS BF H R ER SO BB IBB HBP BLK WP HR S P ERA WHIP | IP WLS BF H R ER SO BB IBB HBP BLK WP HR S P ERA WHIP | IP WLS BF H R ER SO BB IBB HBP BLK WP HR S P ERA WHIP | | |

Houston Astros @ San Diego Padres
PETCO Park, San Diego, CA
Fri Aug 17 2007, 10:05 PM EDT
Att: 32,063 - Clear - 73 F

AB 36
R 1
H 9
RBI 1
BB 1
SO 7
LOB 18



| Batter | 1 | 2 | 3 | 4 | 5 | 6 | 7 | 8 | 9 | AB | R | H | RBI | BB | SO | LOB | TOP | |
|---|---|----------------------------------|------------------------------|----------------------------------|------------------------------|---------------------------------|------------------------------|----------------------------------|------------------------------|----------------------------------|------------------------------|----------------------------------|-------------------------------|----------------------------------|----------------------------------|------------------------------------|----------------------------------|--------|
| Chris Burke, R OBP: 0.303, SLG: 0.357 | G4-3 | | G6-3 | | | G1-3 | | G4-6-3 | | 4 | 0 | 0 | 0 | 0 | 0 | 1 | | |
| Mark Loretta, R OBP: 0.354, SLG: 0.364 | G1-3 | | | G4-3 | | K | | | E5 1B | 4 | 1 | 1 | 0 | 0 | 1 | 0 | | |
| 17 Lance Berkman, S OBP: 0.378, SLG: 0.474 | HR | | | G6-3 | | | | | K | 4 | 2 | 2 | 1 | 0 | 1 | 1 | | |
| Mike Lamb, L OBP: 0.369, SLG: 0.460 | L4 | | | F7 | | | | | P6 1B | 4 | 0 | 1 | 1 | 0 | 0 | 1 | | |
| 21 Ty Wigginton, R OBP: 0.335, SLG: 0.452 | F8 | | | | | G6-3 | | | P5 | 3 | 0 | 0 | 0 | 0 | 0 | 1 | | |
| 45 Carlos Lee, R OBP: 0.354, SLG: 0.530 | | | | | | | | | | 1 | 0 | 0 | 0 | 0 | 0 | 1 | | |
| 16 Jason Lane, R OBP: 0.258, SLG: 0.360 | K | | | | | F7 | | | | 3 | 0 | 1 | 1 | 1 | 1 | 0 | | |
| Eric Bruntlett, R OBP: 0.354, SLG: 0.282 | G4-3 | | | | | | | | BB | 4 | 0 | 1 | 0 | 0 | 2 | 3 | | |
| Eric Munson, L OBP: 0.339, SLG: 0.424 | | | | P4 | | G4-3 | | | | 2 | 0 | 0 | 0 | 1 | 0 | 1 | | |
| Matt Albers, L OBP: 0.118, SLG: 0.118 | | | | | | | | | | 2 | 0 | 0 | 0 | 0 | 1 | 0 | | |
| Mark McLemore, L | | | | | | | | | | 0 | 0 | 0 | 0 | 0 | 0 | 0 | | |
| Luke Scott, L OBP: 0.356, SLG: 0.504 | | | | | | | | | | 1 | 0 | 0 | 0 | 0 | 1 | 1 | | |
| 71 Juan Gutierrez, R | | | | | | | | | | 0 | 0 | 0 | 0 | 0 | 0 | 0 | | |
| Inning Stats | R: 1 E: 0 K: 0 S: 10 | H: 1 LOB: 0 BB: 0 P: 14 | R: 0 E: 0 K: 1 S: 8 | H: 0 LOB: 0 BB: 0 P: 11 | R: 0 E: 0 K: 0 S: 6 | H: 0 LOB: 0 BB: 0 P: 9 | R: 0 E: 0 K: 0 S: 6 | H: 0 LOB: 1 BB: 0 P: 18 | R: 0 E: 0 K: 2 S: 9 | H: 2 LOB: 1 BB: 0 P: 13 | R: 0 E: 0 K: 1 S: 6 | H: 0 LOB: 0 BB: 1 P: 11 | R: 1 E: 1 K: 2 S: 15 | H: 2 LOB: 2 BB: 1 P: 22 | 1B: 5 2B: 0 3B: 0 HR: 1 | SF: 0 SAC: 0 DP: 1 HBP: 0 | WP: 0 PB: 0 SB: 2 CS: 0 | PA: 34 |
| PITCHER | IP WLS BF H R ER SO BB IBB HBP BLK WP HR S P ERA WHIP | | | | | | | | | | | | | | | | | |
| Greg Maddux, R ERA: 3.9 | 6.0 W 20 2 1 1 3 0 0 0 0 0 0 1 51 73 1.50 0.333 | | | | | | | | | | | | | | | | | |
| 45 Justin Hampson, L ERA: 3.52 | 0.1 2 1 1 1 0 0 0 0 0 0 0 0 2 4 27.00 3.000 | | | | | | | | | | | | | | | | | |
| 43 Cla Meredith, R ERA: 3.34 | 0.2 3 1 0 0 1 0 0 0 0 0 0 0 7 9 0.00 1.500 | | | | | | | | | | | | | | | | | |
| 21 Heath Bell, R ERA: 2.43 | 1.0 H 3 0 0 0 1 1 0 0 0 0 0 0 6 11 0.00 1.000 | | | | | | | | | | | | | | | | | |
| Trevor Hoffman, R ERA: 2.09 | 1.0 S 6 2 1 0 2 1 0 0 0 0 0 0 0 15 22 0.00 3.000 | | | | | | | | | | | | | | | | | |

Houston Astros @ San Diego Padres
PETCO Park, San Diego, CA
Sun Aug 19 2007, 4:05 PM EDT
Att: 37,628 - Sunny - 78 F

| | |
|-----|----|
| AB | 32 |
| R | 3 |
| H | 6 |
| RBI | 3 |
| BB | 2 |
| SO | 7 |
| LOB | 10 |



| Batter | 1 | 2 | 3 | 4 | 5 | 6 | 7 | 8 | 9 | AB | R | H | RBI | BB | SO | LOB | BOTTOM | | | |
|---|---|----------------------------------|-------------------------------|----------------------------------|------------------------------|----------------------------------|------------------------------|----------------------------------|-------------------------------|----------------------------------|-------------------------------|----------------------------------|------------------------------|----------------------------------|------------------------------|----------------------------------|----------------------------------|------------------------------------|----------------------------------|--------|
| 24 Brian Giles, L OBP: 0.391, SLG: 0.441 | 2B | | G6-4-3 1B | | FC6-4 22 FC6-4 | | | | | 4 | 0 | 3 | 1 | 0 | 0 | 1 | | | | |
| 22 Marcus Giles, R OBP: 0.293, SLG: 0.307 | K | | G6-4-3 1-2 | | FC6-4 1-2 | | | | F9 | 4 | 0 | 0 | 0 | 0 | 1 | 4 | | | | |
| 23 Adrián González, L OBP: 0.341, SLG: 0.479 | L3 | | | G3 2B 1B | | | | | P6 | 4 | 2 | 2 | 1 | 0 | 0 | 1 | | | | |
| 3 Khalil Greene, R OBP: 0.273, SLG: 0.444 | G5-3 | | | G3 SF8 2B | | | | | F7 | 4 | 1 | 1 | 0 | 0 | 0 | 1 | | | | |
| Rob Mackowiak, L OBP: 0.332, SLG: 0.387 | K | | | G3 | | | | | L3 | 4 | 0 | 0 | 1 | 0 | 2 | 1 | | | | |
| Terrel Sledge, L OBP: 0.202, SLG: 0.363 | | | | SF8 | | | | | G3-1 | 0 | 1 | 0 | 1 | 2 | 0 | 0 | | | | |
| 45 Justin Hampson, L ERA: 3.52 | | | | | | | | | | 0 | 0 | 0 | 0 | 0 | 0 | 0 | | | | |
| 43 Cla Meredith, R ERA: 3.34 | | | | | | | | | | 0 | 0 | 0 | 0 | 0 | 0 | 0 | | | | |
| 21 Heath Bell, R ERA: 2.43 | | | | | | | | | | 0 | 0 | 0 | 0 | 0 | 0 | 0 | | | | |
| Milton Bradley, S OBP: 0.416, SLG: 0.509 | | | | | | | | | | 1 | 0 | 0 | 0 | 0 | 0 | 0 | | | | |
| Trevor Hoffman, R ERA: 2.09 | | | | | | | | | | 0 | 0 | 0 | 0 | 0 | 0 | 0 | | | | |
| 5 Kevin Kouzmanoff, R OBP: 0.293, SLG: 0.412 | G5-4-3 1-2 | | | F7 | | | | | L5 | 3 | 1 | 0 | 0 | 0 | 0 | 1 | | | | |
| 28 Josh Bard, S OBP: 0.345, SLG: 0.369 | | | | | G3-1 | | | | | 2 | 0 | 0 | 0 | 1 | 1 | 0 | | | | |
| Greg Maddux, R OBP: 0.174, SLG: 0.178 | | | | | | | | | | 2 | 0 | 2 | 0 | 0 | 0 | 0 | | | | |
| Mike Cameron, R OBP: 0.324, SLG: 0.432 | | | | | | | | | | 0 | 0 | 0 | 1 | 1 | 0 | 0 | | | | |
| Inning Stats | R: 0 E: 0 K: 1 S: 7 | H: 1 LOB: 1 BB: 0 P: 11 | R: 0 E: 0 K: 1 S: 12 | H: 0 LOB: 1 BB: 1 P: 19 | R: 0 E: 0 K: 1 S: 9 | H: 2 LOB: 1 BB: 0 P: 14 | R: 2 E: 0 K: 0 S: 9 | H: 2 LOB: 0 BB: 0 P: 16 | R: 0 E: 0 K: 0 S: 10 | H: 1 LOB: 1 BB: 0 P: 11 | R: 3 E: 0 K: 0 S: 12 | H: 2 LOB: 3 BB: 3 P: 27 | R: 0 E: 0 K: 0 S: 6 | H: 0 LOB: 0 BB: 0 P: 10 | R: 0 E: 0 K: 1 S: 9 | H: 0 LOB: 0 BB: 0 P: 13 | 1B: 5 2B: 2 3B: 0 HR: 1 | SF: 1 SAC: 0 DP: 2 HBP: 1 | WP: 0 PB: 0 SB: 0 CS: 0 | PA: 34 |
| PITCHER | IP WLS BF H R ER SO BB IBB HBP BLK WP HR S P ERA WHIP | | | | | | | | | | | | | | | | | | | |
| Matt Albers, R ERA: 6.14 | 5.2 L 26 7 5 5 3 3 0 1 0 0 0 0 0 9 19 0.00 1.765 | | | | | | | | | | | | | | | | | | | |
| Mark McLemore, L ERA: 3.79 | 1.1 5 1 0 0 0 1 0 0 0 0 0 0 9 19 0.00 1.500 | | | | | | | | | | | | | | | | | | | |
| 71 Juan Gutierrez, R ERA: | 1.0 3 0 0 0 1 0 0 0 0 0 0 0 9 13 0.00 0.000 | | | | | | | | | | | | | | | | | | | |

Houston Astros @ San Diego Padres
PETCO Park, San Diego, CA
Sun Aug 19 2007, 4:05 PM EDT
Att: 37,628 - Sunny - 78 F

| | |
|-----|----|
| AB | 28 |
| R | 5 |
| H | 8 |
| RBI | 5 |
| BB | 4 |
| SO | 4 |
| LOB | 9 |



| Batter | 1 | 2 | 3 | 4 | 5 | 6 | 7 | 8 | 9 | AB | R | H | RBI | BB | SO | LOB | TOP | | | | | |
|---|---|----------------------------------|-------------------------------|----------------------------------|-------------------------------|----------------------------------|------------------------------|----------------------------------|------------------------------|----------------------------------|-------------------------------|----------------------------------|-------------------------------|----------------------------------|------------------------------|----------------------------------|---|----------------------------------|----------------------------------|------------------------------------|----------------------------------|--------|
| 24 Brian Giles, L OBP: 0.388, SLG: 0.436 | | | | | | | | | | 4 | 0 | 0 | 0 | 1 | 2 | 3 | <p>San Diego Padres @ New York Mets Shea Stadium, Flushing, NY Tue Aug 21 2007, 7:10 PM EDT Att: 48,592 - Cloudy - 61 F</p> <p>livebaseballscorecards.com</p> | | | | | |
| Geoff Blum, S OBP: 0.329, SLG: 0.349 | | | | | | | | | | 5 | 0 | 0 | 0 | 0 | 0 | 4 | | | | | | |
| Milton Bradley, S OBP: 0.429, SLG: 0.542 | | | | | | | | | | 3 | 1 | 2 | 1 | 2 | 0 | 0 | | | | | | |
| 23 Adrián González, L OBP: 0.339, SLG: 0.476 | | | | | | | | | | 5 | 1 | 1 | 0 | 0 | 2 | 5 | | | | | | |
| Mike Cameron, R OBP: 0.329, SLG: 0.443 | | | | | | | | | | 3 | 2 | 2 | 2 | 2 | 0 | 0 | | | | | | |
| 3 Khalil Greene, R OBP: 0.277, SLG: 0.445 | | | | | | | | | | 4 | 0 | 2 | 1 | 0 | 1 | 3 | | | | | | |
| 5 Kevin Kouzmanoff, R OBP: 0.289, SLG: 0.407 | | | | | | | | | | 4 | 0 | 0 | 1 | 0 | 1 | 2 | | | | | | |
| 28 Josh Bard, S OBP: 0.346, SLG: 0.377 | | | | | | | | | | 5 | 1 | 2 | 0 | 0 | 2 | 3 | | | | | | |
| 32 Chris Young, R ERA: 3.64 | | | | | | | | | | 2 | 1 | 1 | 0 | 0 | 0 | 0 | | | | | | |
| 22 Marcus Giles, R OBP: 0.299, SLG: 0.394 | | | | | | | | | | 1 | 0 | 1 | 1 | 0 | 0 | 0 | | | | | | |
| 45 Justin Hampson, L ERA: 5.15 | | | | | | | | | | 0 | 0 | 0 | 0 | 0 | 0 | 0 | | | | | | |
| 43 Cla Meredith, R ERA: 4.19 | | | | | | | | | | 0 | 0 | 0 | 0 | 0 | 0 | 0 | | | | | | |
| Termel Sledge, L OBP: 0.201, SLG: 0.307 | | | | | | | | | | 1 | 0 | 1 | 0 | 0 | 0 | 0 | | | | | | |
| 21 Heath Bell, R ERA: 3.32 | | | | | | | | | | 0 | 0 | 0 | 0 | 0 | 0 | 0 | | | | | | |
| Trevor Hoffman, R ERA: 1.64 | | | | | | | | | | 0 | 0 | 0 | 0 | 0 | 0 | 0 | | | | | | |
| Inning Stats | R: 0 E: 0 K: 2 S: 15 | H: 0 LOB: 1 BB: 1 P: 26 | R: 0 E: 0 K: 0 S: 10 | H: 1 LOB: 1 BB: 0 P: 13 | R: 1 E: 0 K: 0 S: 18 | H: 2 LOB: 3 BB: 2 P: 28 | R: 0 E: 0 K: 1 S: 8 | H: 0 LOB: 0 BB: 0 P: 12 | R: 0 E: 0 K: 0 S: 8 | H: 0 LOB: 1 BB: 1 P: 16 | R: 2 E: 0 K: 2 S: 16 | H: 3 LOB: 1 BB: 0 P: 26 | R: 2 E: 1 K: 1 S: 15 | H: 3 LOB: 1 BB: 0 P: 20 | R: 0 E: 0 K: 0 S: 7 | H: 2 LOB: 1 BB: 0 P: 12 | R: 1 E: 0 K: 2 S: 11 | H: 1 LOB: 2 BB: 1 P: 21 | 1B: 7 2B: 3 3B: 1 HR: 1 | SF: 1 SAC: 0 DP: 0 HBP: 1 | WP: 0 PB: 0 SB: 0 CS: 1 | PA: 44 |
| PITCHER | IP WLS BF H R ER SO BB IBB HBP BLK WP HR S P ERA WHIP | | | | | | | | | | | | | | | | | | | | | |
| 33 John Maine, R ERA: 3.64 | 5.2 27 6 3 3 4 4 0 0 0 0 1 72 118 4.76 1.765 | | | | | | | | | | | | | | | | | | | | | |
| Scott Schoeneweis, L ERA: 5.15 | 1.0 4 1 1 1 1 0 0 0 0 0 0 10 13 9.00 1.000 | | | | | | | | | | | | | | | | | | | | | |
| Jorge Sosa, R ERA: 4.19 | 0.1 3 2 1 1 1 0 0 0 0 0 0 8 10 27.00 6.000 | | | | | | | | | | | | | | | | | | | | | |
| Aaron Heilman, R ERA: 3.32 | 1.0 4 2 0 0 0 0 0 0 0 0 0 7 12 0.00 2.000 | | | | | | | | | | | | | | | | | | | | | |
| 13 Billy Wagner, L ERA: 1.64 | 1.0 6 1 1 1 2 1 0 1 0 0 0 11 21 9.00 2.000 | | | | | | | | | | | | | | | | | | | | | |

| Batter | 1 | 2 | 3 | 4 | 5 | 6 | 7 | 8 | 9 | AB | R | H | RBI | BB | SO | LOB | BOTTOM | | | | | |
|--|---|----------------------------------|------------------------------|----------------------------------|-------------------------------|----------------------------------|------------------------------|----------------------------------|------------------------------|---------------------------------|------------------------------|---------------------------------|------------------------------|----------------------------------|-------------------------------|----------------------------------|---|----------------------------------|----------------------------------|------------------------------------|----------------------------------|--------|
| 7 José Reyes, S OBP: 0.376, SLG: 0.448 | | | | | | | | | | 5 | 1 | 2 | 0 | 0 | 1 | 1 | <p>San Diego Padres @ New York Mets Shea Stadium, Flushing, NY Tue Aug 21 2007, 7:10 PM EDT Att: 48,592 - Cloudy - 61 F</p> <p>livebaseballscorecards.com</p> | | | | | |
| 1 Luis Castillo, S OBP: 0.362, SLG: 0.359 | | | | | | | | | | 3 | 2 | 1 | 1 | 2 | 0 | 1 | | | | | | |
| 5 David Wright, R OBP: 0.399, SLG: 0.520 | | | | | | | | | | 3 | 0 | 0 | 0 | 1 | 1 | 3 | | | | | | |
| 15 Carlos Beltrán, S OBP: 0.349, SLG: 0.524 | | | | | | | | | | 3 | 1 | 3 | 5 | 1 | 0 | 0 | | | | | | |
| 21 Carlos Delgado, L OBP: 0.329, SLG: 0.434 | | | | | | | | | | 4 | 0 | 0 | 0 | 0 | 1 | 4 | | | | | | |
| 18 Moises Alou, R OBP: 0.376, SLG: 0.518 | | | | | | | | | | 4 | 0 | 2 | 0 | 0 | 0 | 3 | | | | | | |
| Lastings Milledge, R OBP: 0.336, SLG: 0.452 | | | | | | | | | | 4 | 1 | 1 | 0 | 0 | 0 | 2 | | | | | | |
| Mike DiFelice, R OBP: 0.276, SLG: 0.385 | | | | | | | | | | 3 | 0 | 0 | 0 | 0 | 2 | 1 | | | | | | |
| 33 John Maine, R ERA: 1.12 | | | | | | | | | | 2 | 1 | 1 | 0 | 0 | 1 | 1 | | | | | | |
| 45 Justin Hampson, L ERA: 3.59 | | | | | | | | | | 0 | 0 | 0 | 0 | 0 | 0 | 0 | | | | | | |
| 43 Cla Meredith, R ERA: 3.25 | | | | | | | | | | 0 | 0 | 0 | 0 | 0 | 0 | 0 | | | | | | |
| 21 Heath Bell, R ERA: 2.52 | | | | | | | | | | 0 | 0 | 0 | 0 | 0 | 0 | 0 | | | | | | |
| Trevor Hoffman, R ERA: 2.49 | | | | | | | | | | 1 | 1 | 1 | 1 | 0 | 0 | 0 | | | | | | |
| Inning Stats | R: 2 E: 0 K: 1 S: 8 | H: 1 LOB: 0 BB: 1 P: 16 | R: 0 E: 0 K: 1 S: 9 | H: 1 LOB: 0 BB: 0 P: 10 | R: 2 E: 0 K: 0 S: 10 | H: 2 LOB: 1 BB: 1 P: 18 | R: 0 E: 0 K: 2 S: 8 | H: 1 LOB: 0 BB: 0 P: 12 | R: 0 E: 0 K: 1 S: 7 | H: 0 LOB: 0 BB: 1 P: 8 | R: 0 E: 0 K: 0 S: 3 | H: 0 LOB: 0 BB: 0 P: 7 | R: 0 E: 0 K: 0 S: 6 | H: 0 LOB: 0 BB: 0 P: 11 | R: 1 E: 0 K: 1 S: 19 | H: 2 LOB: 2 BB: 1 P: 27 | R: 2 E: 0 K: 0 S: 10 | H: 4 LOB: 2 BB: 0 P: 11 | 1B: 9 2B: 1 3B: 0 HR: 1 | SF: 0 SAC: 1 DP: 2 HBP: 0 | WP: 1 PB: 0 SB: 1 CS: 0 | PA: 38 |
| PITCHER | IP WLS BF H R ER SO BB IBB HBP BLK WP HR S P ERA WHIP | | | | | | | | | | | | | | | | | | | | | |
| 32 Chris Young, R ERA: 2.12 | 5.0 21 5 4 4 5 2 0 0 0 0 1 42 64 7.20 1.400 | | | | | | | | | | | | | | | | | | | | | |
| 45 Justin Hampson, L ERA: 3.59 | 0.1 2 0 0 0 0 1 0 0 0 0 0 2 6 0.00 3.000 | | | | | | | | | | | | | | | | | | | | | |
| 43 Cla Meredith, R ERA: 3.25 | 1.2 4 0 0 0 0 0 0 0 0 0 0 7 12 0.00 0.000 | | | | | | | | | | | | | | | | | | | | | |
| 21 Heath Bell, R ERA: 2.52 | 1.0 6 2 1 1 1 1 0 0 0 0 0 19 27 9.00 3.000 | | | | | | | | | | | | | | | | | | | | | |
| Trevor Hoffman, R ERA: 2.49 | 0.1 5 4 2 2 0 0 0 0 0 0 0 10 11 54.00 12.000 | | | | | | | | | | | | | | | | | | | | | |

| Batter | 1 | 2 | 3 | 4 | 5 | 6 | 7 | 8 | 9 | AB | R | H | RBI | BB | SO | LOB | TOP | | | |
|--|---|--|--|---|--|--|---|---|--|--|--|--|------------------------------|----------------------------------|------------------------------|---------------------------------|-------------------------------|----------------------------------|----------------------------------|------------------------------------|
| Mike Cameron, R OBP: 0.334, SLG: 0.445 11 Craig Stansberry, R OBP: 0.353, SLG: 0.533 | (1,8) S FA 90 1-3 S FA 91 1-3 S FA 92 1-3 S CH 85 1-3 S SL 82 1-3 | | (1,2) C FA 92 1-2 B FA 91 1-2 C SL 82 1-2 X FA 90 1-2 | | (1,2) L SL 90 1-2 F CH 80 1-2 B FA 91 1-2 X FA 90 1-2 | | (2,0) B FA 91 2-0 B FA 91 2-0 X FA 91 2-0 | | (2,0) B FA 92 2-0 B FA 92 2-0 X FA 90 2-0 | 3 0 1 1 0 1 0 2 0 0 0 0 0 3 | San Diego Padres @ Philadelphia Phillies Citizens Bank Park, Philadelphia, PA Sun Aug 26 2007, 1:35 PM EDT Att: 39,362 - Overcast - 81 F | AB 35 R 2 H 10 RBI 2 BB 1 SO 6 LOB 24 | | | | | | | | |
| Geoff Blum, S OBP: 0.327, SLG: 0.352 | (1,4) C FA 91 2-1 B FA 92 2-1 B CH 85 2-1 X FA 91 2-1 | | (0,0) X FA 91 0-0 | | (2,1) B FA 90 2-1 B FA 90 2-1 C FA 92 2-1 X FA 96 2-1 | | (3,2) C FA 92 3-2 B FA 91 3-2 B CU 75 3-2 F FA 91 3-2 F SL 81 3-2 S FA 93 3-2 X FA 93 3-2 | | (1,3) F FA 90 1-3 B CH 83 1-3 S FA 91 1-3 S SL 84 1-3 | 5 0 2 1 0 1 3 | | | | | | | | | | |
| Milton Bradley, S OBP: 0.423, SLG: 0.572 Wilfredo Ledezma, L 43 Cla Meredith, R 45 Justin Hampson, L | (1,7) X FA 92 0-0 | | (1,1) B FA 90 1-1 B FA 90 1-1 C FA 92 1-1 X FA 92 1-1 | | (2,0) B SL 90 2-0 B FA 91 2-0 B SL 79 2-0 X FA 88 2-0 | | (1,1) S FA 92 1-1 B FA 93 1-1 X FA 90 1-1 | | | 3 0 0 0 0 0 2 0 0 0 0 0 0 0 1 0 0 0 0 0 1 0 0 0 0 0 0 0 | | | | | | | | | | |
| 23 Adrián González, L OBP: 0.347, SLG: 0.496 | (1,3) B FA 92 3-3 E: 0 K: 2 S: 11 | | (4,1) B FA 90 4-1 B FA 90 4-1 F FA 92 4-1 B FA 90 4-1 | | (0,0) X FA 90 0-0 | | (1,1) S FA 90 1-1 B CH 82 1-1 X CU 76 1-1 | | | 3 0 1 0 1 1 1 | | | | | | | | | | |
| 3 Khalil Greene, R OBP: 0.285, SLG: 0.452 | | (0,2) C FA 91 0-2 S SL 81 0-2 X SL 81 0-2 | | (0,0) X FA 91 0-0 | | (0,0) X SL 90 0-0 | | (1,3) B FA 92 1-3 F FA 92 1-3 S SL 78 1-3 | 4 0 2 0 0 1 1 | | | | | | | | | | | |
| Termel Sledge, L OBP: 0.315, SLG: 0.389 | | (2,1) C FA 90 2-1 B FA 91 2-1 B FA 90 2-1 X FA 90 2-1 | | (3,2) B FA 91 3-2 B FA 92 3-2 C FA 92 3-2 S FA 91 3-2 H FA 93 3-2 | | (2,0) B FA 91 2-0 B FA 90 2-0 X FA 99 2-0 | | (0,0) X FA 92 0-0 | 3 0 0 0 0 0 2 | | | | | | | | | | | |
| 5 Kevin Kouzmanoff, R OBP: 0.297, SLG: 0.427 | | (1,2) B FA 91 1-2 F FA 90 1-2 F FA 92 1-2 X FA 91 1-2 | | (0,0) X FA 92 0-0 | | (1,3) C SL 83 1-3 S FA 91 1-3 B SL 84 1-3 S SL 80 1-3 | | (0,0) X FA 90 0-0 | 4 0 1 0 0 1 4 | | | | | | | | | | | |
| Pete Laforest, L OBP: 0.467, SLG: 0.520 | | | (2,2) C FA 90 2-2 B FA 91 2-2 C FA 91 2-2 F CH 86 2-2 F FA 91 2-2 X FA 91 2-2 | | (2,3) B FA 91 2-3 E: 1 K: 1 S: 12 | | (0,1) F FA 90 0-1 X FA 91 0-1 | | (1,0) B FA 91 1-0 X FA 91 1-0 | 4 1 1 0 0 1 4 | | | | | | | | | | |
| 54 Tim Stauffer, R OBP: 0.250, SLG: 0.250 Rob Mackowiak, L OBP: 0.335, SLG: 0.394 | (1,1) X FA 90 0-0 | | (1,1) C SL 81 1-1 X CH 80 1-1 | | | | (0,0) X FA 91 0-0 | | (3,2) F FA 92 3-2 C CH 82 3-2 B CU 76 3-2 B FA 92 3-2 F CU 77 3-2 B CU 76 3-2 F FA 90 3-2 X FA 91 3-2 | 1 0 0 0 0 0 3 2 1 2 0 0 0 0 | | | | | | | | | | |
| Inning Stats | R: 0 E: 0 K: 2 S: 11 | H: 1 LOB: 1 BB: 0 P: 17 | R: 0 E: 0 K: 0 S: 8 | H: 1 LOB: 1 BB: 0 P: 11 | R: 1 E: 0 K: 0 S: 12 | H: 2 LOB: 1 BB: 0 P: 16 | R: 0 E: 0 K: 1 S: 10 | H: 1 LOB: 3 BB: 0 P: 20 | R: 0 E: 0 K: 1 S: 7 | H: 1 LOB: 1 BB: 0 P: 10 | | | R: 1 E: 0 K: 0 S: 9 | H: 2 LOB: 1 BB: 0 P: 15 | R: 0 E: 0 K: 1 S: 6 | H: 0 LOB: 0 BB: 0 P: 8 | R: 0 E: 0 K: 1 S: 11 | H: 2 LOB: 0 BB: 0 P: 18 | 1B: 6 2B: 3 3B: 1 HR: 0 | SF: 0 SAC: 1 DP: 1 HBP: 1 |
| PITCHER | IP WLS BF H R ER SO BB IBB HBP BLK WP HR S P ERA WHIP | | | | | | | | | | | | | | | | ERA WHIP | | | |
| 38 Kyle Kendrick, R ERA: 3.89 John Ennis, R ERA: 3.0 | (1,1) 6.0 W 25 6 1 1 4 1 0 1 0 0 0 54 85 1.50 1.167 | (7,1) 3.0 S 13 4 1 1 2 0 0 0 0 0 0 26 41 3.00 1.333 | | | | | | | | | | | | | | | | | | |

| Batter | 1 | 2 | 3 | 4 | 5 | 6 | 7 | 8 | 9 | AB | R | H | RBI | BB | SO | LOB | BOTTOM | | | |
|--|---|---|--|--|--|---------------------------------|---|----------------------------------|--|----------------------------------|--|--|------------------------------|---------------------------------|-------------------------------|----------------------------------|------------------------------|----------------------------------|-----------------------------------|------------------------------------|
| 11 Jimmy Rollins, S OBP: 0.338, SLG: 0.514 Abraham Nunez, S OBP: 0.320, SLG: 0.298 | (1,6) X FA 91 0-0 | | (2,2) C FA 94 2-2 B CH 80 2-2 C CH 85 2-2 X CH 84 2-2 | | (1,0) B FA 92 1-0 X FA 91 1-0 | | (1,0) B FA 86 1-0 X FA 86 1-0 | | | 4 2 2 0 0 0 2 1 0 1 0 0 0 0 | San Diego Padres @ Philadelphia Phillies Citizens Bank Park, Philadelphia, PA Sun Aug 26 2007, 1:35 PM EDT Att: 39,362 - Overcast - 81 F | AB 40 R 14 H 17 RBI 14 BB 4 SO 7 LOB 24 | | | | | | | | |
| Tadahito Iguchi, R OBP: 0.345, SLG: 0.393 | (1,4) C FA 89 0-1 X FA 85 0-1 | | (2,1) B FA 89 2-1 B FA 89 2-1 X FA 85 2-1 | | (1,0) H CU 73 1-0 | | (2,1) C FA 92 2-2 F SL 82 2-2 F SL 81 2-2 F FA 94 2-2 B FA 93 2-2 T CH 83 2-2 | | (2,1) C FA 87 2-1 B SL 79 2-1 X FA 86 2-1 | 4 2 1 0 0 1 3 | | | | | | | | | | |
| Pat Burrell, R OBP: 0.411, SLG: 0.493 | (1,7) X FA 92 0-0 | | (4,0) B FA 89 4-0 B FA 89 4-0 B FA 89 4-0 B FA 90 4-0 | | (3,2) B CH 80 3-2 F FA 87 3-2 D CU 75 3-2 C CH 84 3-2 B FA 89 3-2 X SL 83 3-2 | | (4,2) C CU 90 4-2 F FA 84 4-2 B FA 83 4-2 S CU 82 4-2 F FA 91 4-2 B FA 93 4-2 B FA 91 4-2 | | (1,0) B FA 86 1-0 X FA 86 1-0 | 3 3 1 1 2 0 2 | | | | | | | | | | |
| 6 Ryan Howard, L OBP: 0.386, SLG: 0.564 Wes Helms, R ERA: 0.53 OBP: 0.297, SLG: 0.371 | (1,3) B FA 91 2-3 B CH 85 2-3 F FA 89 2-3 F CH 82 2-3 S FA 85 2-3 | | (2,0) B FA 88 2-0 D CH 82 2-0 X FA 86 2-0 | | (3,2) B FA 89 3-2 C CH 79 3-2 S SL 82 3-2 X FA 93 3-2 | | (1,2) B FA 93 1-2 C CU 83 1-2 S CU 82 1-2 X FA 93 1-2 | | (2,3) B CU 76 2-3 C FA 88 2-3 C FA 88 2-3 C FA 84 2-3 | 4 3 3 4 0 1 2 1 0 0 0 0 1 0 | | | | | | | | | | |
| Aaron Rowand, R OBP: 0.382, SLG: 0.520 | (1,8) C SL 86 2-3 C CH 80 2-3 B FA 91 2-3 S FA 85 2-3 | | (0,1) F SL 85 0-1 X FA 89 0-1 | | (1,0) B CU 76 1-0 X FA 88 1-0 | | (1,2) B FA 91 1-2 C FA 93 1-2 X SL 82 1-2 | | (1,3) F FA 84 1-3 F FA 89 1-3 C CH 79 1-3 F CU 77 1-3 S CU 78 1-3 | 5 1 3 2 0 2 2 | | | | | | | | | | |
| 19 Greg Dobbs, L OBP: 0.320, SLG: 0.469 | (1,5) B FA 92 4-0 B FA 85 4-0 B FA 92 4-0 | | (0,0) 1 SAFE X FA 86 0-0 | | (2,2) B SL 82 2-2 F FA 81 2-2 F FA 89 2-2 F FA 89 2-2 X FA 89 2-2 | | (2,3) B SL 82 2-3 B SL 81 2-3 F FA 82 2-3 F FA 82 2-3 F FA 89 2-3 S FA 91 2-3 | | (2,2) F FA 86 2-2 F FA 85 2-2 B CU 77 2-2 F FA 85 2-2 F FA 89 2-2 X CU 76 2-2 | 4 0 0 0 1 1 5 | | | | | | | | | | |
| 28 Jayson Werth, R OBP: 0.391, SLG: 0.458 | (1,9) C FA 86 2-2 B SL 86 2-2 B CH 86 2-2 C FA 86 2-2 F FA 92 2-2 F SL 86 2-2 X FA 92 2-2 | | (0,0) X FA 87 0-0 | | (1,2) B CH 84 1-2 C CH 83 1-2 S CU 75 1-2 X CU 77 1-2 | | (2,2) D CH 83 2-2 B CH 80 2-2 C FA 86 2-2 X CU 81 2-2 | | (1,2) C CH 80 1-2 C FA 86 1-2 X FA 86 1-2 | 5 1 5 4 0 0 0 | | | | | | | | | | |
| 27 Chris Coste, R OBP: 0.362, SLG: 0.489 | (1,2) B FA 85 2-1 B CH 84 2-1 S SL 84 2-1 X FA 91 2-1 | | (0,0) X CU 75 0-0 | | (1,1) C CH 83 1-1 B CU 75 1-1 | | (3,2) C FA 92 3-2 B FA 91 3-2 X FA 92 3-2 | | (1,2) B FA 86 1-2 F FA 85 1-2 F CU 77 1-2 X FA 88 1-2 | 5 1 1 3 0 0 6 | | | | | | | | | | |
| 38 Kyle Kendrick, R OBP: 0.235, SLG: 0.167 John Ennis, R | (1,1) B FA 88 4-0 B FA 88 4-0 B FA 89 4-0 | | (0,1) C FA 89 0-1 X CH 82 0-1 | | (2,2) B SL 86 2-2 B FA 89 2-2 F FA 89 2-2 F SL 83 2-2 T CH 85 2-2 | | (0,0) X FA 86 0-0 | | (0,1) F FA 86 0-1 X FA 85 0-1 | 3 1 0 0 1 1 1 1 0 0 0 0 0 1 | | | | | | | | | | |
| Inning Stats | R: 3 E: 0 K: 2 S: 18 | H: 4 LOB: 2 BB: 1 P: 30 | R: 3 E: 0 K: 0 S: 8 | H: 2 LOB: 1 BB: 2 P: 20 | R: 0 E: 0 K: 0 S: 7 | H: 1 LOB: 1 BB: 0 P: 9 | R: 5 E: 0 K: 1 S: 20 | H: 4 LOB: 0 BB: 0 P: 34 | R: 3 E: 0 K: 2 S: 27 | H: 4 LOB: 2 BB: 1 P: 41 | | | R: 0 E: 0 K: 0 S: 5 | H: 1 LOB: 0 BB: 0 P: 9 | R: 0 E: 0 K: 2 S: 12 | H: 0 LOB: 0 BB: 0 P: 17 | R: 0 E: 0 K: 0 S: 8 | H: 1 LOB: 0 BB: 0 P: 10 | 1B: 14 2B: 1 3B: 0 HR: 2 | SF: 0 SAC: 0 DP: 1 HBP: 1 |
| PITCHER | IP WLS BF H R ER SO BB IBB HBP BLK WP HR S P ERA WHIP | | | | | | | | | | | | | | | | ERA WHIP | | | |
| 54 Tim Stauffer, R ERA: 21.13 Wilfredo Ledezma, L ERA: 5.68 43 Cla Meredith, R ERA: 0.53 45 Justin Hampson, L ERA: 3.21 | (1,1) 4.0 L 27 11 11 11 3 0 1 0 0 0 0 2 53 93 24.75 3.500 | (5,1) 1.0 8 4 3 3 2 1 0 0 0 0 0 0 27 41 27.00 5.000 | (6,1) 1.0 4 1 0 0 0 0 0 0 0 0 0 5 9 0.00 1.000 | (7,1) 2.0 6 1 0 0 2 0 0 0 0 0 0 20 27 0.00 0.500 | | | | | | | | | | | | | | | | |



| Batter | 1 | 2 | 3 | 4 | 5 | 6 | 7 | 8 | 9 | AB | R | H | RBI | BB | SO | LOB | TOP | | | | | |
|---|---|----------------------------------|-------------------------------|----------------------------------|------------------------------|----------------------------------|-------------------------------|----------------------------------|-------------------------------|----------------------------------|------------------------------|----------------------------------|-------------------------------|----------------------------------|------------------------------|----------------------------------|--|----------------------------------|----------------------------------|------------------------------------|----------------------------------|--------|
| 24 Chris Young, R OBP: 0.285, SLG: 0.468 | | | | | | | | | | 4 | 0 | 0 | 0 | 1 | 2 | 2 | Arizona Diamondbacks @ San Diego Padres PETCO Park, San Diego, CA Tue Aug 28 2007, 10:05 PM EDT Att: 23,006 - Clear - 71 F | | | | | |
| 1 Orlando Hudson, S OBP: 0.374, SLG: 0.436 | | | | | | | | | | 5 | 1 | 1 | 0 | 0 | 1 | 2 | | | | | | |
| 22 Eric Byrnes, R OBP: 0.366, SLG: 0.484 | | | | | | | | | | 4 | 1 | 1 | 0 | 0 | 0 | 1 | | | | | | |
| 34 Conor Jackson, R OBP: 0.367, SLG: 0.452 | | | | | | | | | | 3 | 1 | 3 | 2 | 1 | 0 | 0 | | | | | | |
| 6 Stephen Drew, L OBP: 0.302, SLG: 0.357 | | | | | | | | | | 4 | 0 | 0 | 1 | 0 | 1 | 3 | | | | | | |
| 19 Chris Snyder, R OBP: 0.337, SLG: 0.438 | | | | | | | | | | 2 | 0 | 1 | 0 | 1 | 0 | 0 | | | | | | |
| 27 Mark Reynolds, R OBP: 0.325, SLG: 0.474 | | | | | | | | | | 4 | 0 | 1 | 0 | 0 | 2 | 3 | | | | | | |
| 10 Justin Upton, R OBP: 0.266, SLG: 0.392 | | | | | | | | | | 4 | 1 | 0 | 0 | 0 | 0 | 3 | | | | | | |
| 17 Brandon Webb, R OBP: 0.085, SLG: 0.119 | | | | | | | | | | 2 | 0 | 1 | 1 | 0 | 0 | 0 | | | | | | |
| 56 Ramon Pena, R OBP: 0.250, SLG: 0.250 | | | | | | | | | | 0 | 0 | 0 | 0 | 0 | 0 | 0 | | | | | | |
| Dustin Nippert, R OBP: 0.250, SLG: 0.250 | | | | | | | | | | 0 | 0 | 0 | 0 | 0 | 0 | 0 | | | | | | |
| 45 Doug Slaten, L OBP: 0.319, SLG: 0.378 | | | | | | | | | | 1 | 0 | 0 | 0 | 0 | 0 | 0 | | | | | | |
| Inning Stats | R: 1 E: 1 K: 2 S: 12 | H: 2 LOB: 1 BB: 0 P: 16 | R: 0 E: 0 K: 1 S: 10 | H: 2 LOB: 2 BB: 0 P: 16 | R: 0 E: 0 K: 0 S: 6 | H: 0 LOB: 1 BB: 1 P: 14 | R: 1 E: 0 K: 1 S: 13 | H: 1 LOB: 2 BB: 1 P: 25 | R: 1 E: 0 K: 0 S: 13 | H: 2 LOB: 1 BB: 1 P: 19 | R: 0 E: 0 K: 0 S: 6 | H: 0 LOB: 0 BB: 0 P: 10 | R: 1 E: 0 K: 0 S: 11 | H: 1 LOB: 0 BB: 0 P: 17 | R: 0 E: 0 K: 1 S: 6 | H: 0 LOB: 0 BB: 0 P: 11 | R: 0 E: 0 K: 1 S: 8 | H: 0 LOB: 0 BB: 0 P: 12 | 1B: 5 2B: 2 3B: 0 HR: 1 | SF: 0 SAC: 1 DP: 1 HBP: 1 | WP: 0 PB: 0 SB: 1 CS: 0 | PA: 38 |
| PITCHER | IP WLS BF H R ER SO BB IBB HBP BLK WP HR S P ERA WHIP | | | | | | | | | | | | | | | | | | | | | |
| Justin Germano, R ERA: 4.25 | 6.0 W 28 7 3 3 4 3 0 1 0 0 0 60 100 4.50 1.667 | | | | | | | | | | | | | | | | | | | | | |
| Doug Brocail, R ERA: 3.94 | 1.0 H 4 1 1 1 0 0 0 0 0 0 1 11 17 9.00 1.000 | | | | | | | | | | | | | | | | | | | | | |
| 21 Heath Bell, R ERA: 2.39 | 1.0 H 3 0 0 0 1 0 0 0 0 0 0 6 11 0.00 0.000 | | | | | | | | | | | | | | | | | | | | | |
| Trevor Hoffman, R ERA: 2.83 | 1.0 S 3 0 0 0 1 0 0 0 0 0 0 8 12 0.00 0.000 | | | | | | | | | | | | | | | | | | | | | |

| Batter | 1 | 2 | 3 | 4 | 5 | 6 | 7 | 8 | 9 | AB | R | H | RBI | BB | SO | LOB | BOTTOM | | | | | |
|---|---|----------------------------------|-------------------------------|----------------------------------|------------------------------|----------------------------------|------------------------------|----------------------------------|------------------------------|----------------------------------|-------------------------------|----------------------------------|------------------------------|----------------------------------|-------------------------------|----------------------------------|--|----------------------------------|----------------------------------|------------------------------------|----------------------------------|--------|
| 24 Brian Giles, L OBP: 0.379, SLG: 0.420 | | | | | | | | | | 4 | 0 | 0 | 0 | 0 | 2 | 4 | Arizona Diamondbacks @ San Diego Padres PETCO Park, San Diego, CA Tue Aug 28 2007, 10:05 PM EDT Att: 23,006 - Clear - 71 F | | | | | |
| Mike Cameron, R OBP: 0.332, SLG: 0.447 | | | | | | | | | | 4 | 1 | 1 | 1 | 0 | 1 | 3 | | | | | | |
| Milton Bradley, S OBP: 0.421, SLG: 0.578 | | | | | | | | | | 3 | 1 | 0 | 0 | 1 | 2 | 0 | | | | | | |
| 23 Adrián González, L OBP: 0.348, SLG: 0.493 | | | | | | | | | | 3 | 2 | 2 | 0 | 1 | 0 | 0 | | | | | | |
| 3 Khalil Greene, R OBP: 0.285, SLG: 0.451 | | | | | | | | | | 4 | 2 | 2 | 2 | 0 | 1 | 1 | | | | | | |
| 5 Kevin Kousseroff, R OBP: 0.297, SLG: 0.424 | | | | | | | | | | 4 | 0 | 1 | 0 | 0 | 0 | 1 | | | | | | |
| 28 Josh Bard, S OBP: 0.355, SLG: 0.386 | | | | | | | | | | 3 | 0 | 1 | 2 | 0 | 0 | 0 | | | | | | |
| Geoff Blum, S OBP: 0.322, SLG: 0.359 | | | | | | | | | | 4 | 0 | 0 | 0 | 0 | 1 | 3 | | | | | | |
| Justin Germano, R ERA: 2.83 | | | | | | | | | | 1 | 0 | 0 | 0 | 1 | 1 | 1 | | | | | | |
| Rob Mackowiak, L ERA: 2.75 | | | | | | | | | | 0 | 0 | 0 | 1 | 0 | 0 | 0 | | | | | | |
| Doug Brocail, R ERA: 3.94 | | | | | | | | | | 0 | 0 | 0 | 0 | 0 | 0 | 0 | | | | | | |
| 21 Heath Bell, R ERA: 2.39 | | | | | | | | | | 0 | 0 | 0 | 0 | 0 | 0 | 0 | | | | | | |
| Terrel Sledge, L ERA: 3.36 | | | | | | | | | | 1 | 0 | 0 | 0 | 0 | 1 | 1 | | | | | | |
| Trevor Hoffman, R ERA: 2.83 | | | | | | | | | | 0 | 0 | 0 | 0 | 0 | 0 | 0 | | | | | | |
| Inning Stats | R: 0 E: 0 K: 1 S: 6 | H: 0 LOB: 0 BB: 0 P: 10 | R: 2 E: 1 K: 1 S: 14 | H: 2 LOB: 1 BB: 0 P: 19 | R: 0 E: 0 K: 2 S: 9 | H: 0 LOB: 0 BB: 0 P: 14 | R: 0 E: 0 K: 0 S: 4 | H: 0 LOB: 0 BB: 1 P: 11 | R: 0 E: 0 K: 0 S: 7 | H: 0 LOB: 1 BB: 1 P: 13 | R: 4 E: 0 K: 2 S: 21 | H: 5 LOB: 3 BB: 1 P: 35 | R: 0 E: 0 K: 1 S: 8 | H: 0 LOB: 0 BB: 0 P: 10 | R: 0 E: 0 K: 2 S: 13 | H: 0 LOB: 1 BB: 0 P: 17 | R: 0 E: 0 K: 2 S: 13 | H: 0 LOB: 0 BB: 0 P: 11 | 1B: 5 2B: 1 3B: 0 HR: 1 | SF: 1 SAC: 0 DP: 1 HBP: 1 | WP: 1 PB: 0 SB: 0 CS: 0 | PA: 36 |
| PITCHER | IP WLS BF H R ER SO BB IBB HBP BLK WP HR S P ERA WHIP | | | | | | | | | | | | | | | | | | | | | |
| 17 Brandon Webb, R ERA: 2.83 | 5.1 L 27 7 3 6 4 3 0 1 0 0 0 55 92 10.12 1.875 | | | | | | | | | | | | | | | | | | | | | |
| 56 Ramon Pena, R ERA: 2.75 | 0.2 2 0 0 0 2 0 0 0 0 0 0 6 10 0.00 0.000 | | | | | | | | | | | | | | | | | | | | | |
| Dustin Nippert, R ERA: 5.59 | 1.2 6 0 0 0 2 0 0 0 0 1 0 17 21 0.00 0.000 | | | | | | | | | | | | | | | | | | | | | |
| 45 Doug Slaten, L ERA: 2.27 | 0.1 1 0 0 0 1 0 0 0 0 0 0 4 6 0.00 0.000 | | | | | | | | | | | | | | | | | | | | | |

| Batter | 1 | 2 | 3 | 4 | 5 | 6 | 7 | 8 | 9 | AB | R | H | RBI | BB | SO | LOB | TOP | | | | | | | | |
|---|------------------------------|----------------------------------|------------------------------|---------------------------------|-------------------------------|----------------------------------|-------------------------------|----------------------------------|------------------------------|---------------------------------|------------------------------|---------------------------------|-------------------------------|----------------------------------|-------------------------------|----------------------------------|-------------------------------|----------------------------------|----------------------------------|------------------------------------|----------------------------------|--------|--|--|--|
| 24 Chris Young, R (1.8) OBP: 0.287, SLG: 0.470 | | | | | | | | | | 4 | 0 | 2 | 1 | 0 | 1 | 2 | | | | | | | | | |
| 1 Orlando Hudson, S (1.4) OBP: 0.373, SLG: 0.437 | | | | | | | | | | 4 | 0 | 1 | 0 | 0 | 1 | 3 | | | | | | | | | |
| 22 Eric Byrnes, R (1.7) OBP: 0.363, SLG: 0.481 | | | | | | | | | | 4 | 0 | 0 | 0 | 0 | 1 | 3 | | | | | | | | | |
| 34 Conor Jackson, R (1.3) OBP: 0.364, SLG: 0.447 | | | | | | | | | | 4 | 0 | 0 | 0 | 0 | 1 | 1 | | | | | | | | | |
| 19 Chris Snyder, R (1.2) OBP: 0.332, SLG: 0.432 | | | | | | | | | | 4 | 0 | 0 | 0 | 0 | 0 | 1 | | | | | | | | | |
| 6 Stephen Drew, L (1.6) OBP: 0.392, SLG: 0.356 | | | | | | | | | | 4 | 0 | 1 | 0 | 0 | 1 | 0 | | | | | | | | | |
| 27 Mark Reynolds, R (1.5) OBP: 0.325, SLG: 0.472 | | | | | | | | | | 3 | 1 | 1 | 0 | 0 | 1 | 1 | | | | | | | | | |
| Jeff Salazar, L (0. PH) OBP: 0.313, SLG: 0.370 | | | | | | | | | | 1 | 0 | 0 | 0 | 0 | 0 | 0 | | | | | | | | | |
| 10 Justin Upton, R (1.9) OBP: 0.280, SLG: 0.403 | | | | | | | | | | 3 | 0 | 2 | 0 | 0 | 1 | 0 | | | | | | | | | |
| 44 Micah Owings, R (1.1) OBP: 0.302, SLG: 0.600 | | | | | | | | | | 3 | 0 | 1 | 0 | 0 | 1 | 2 | | | | | | | | | |
| 45 Doug Slaten, L (8.1) | | | | | | | | | | 0 | 0 | 0 | 0 | 0 | 0 | 0 | | | | | | | | | |
| Brandon Lyon, R (8.1) | | | | | | | | | | 0 | 0 | 0 | 0 | 0 | 0 | 0 | | | | | | | | | |
| Inning Stats | R: 0 E: 0 K: 0 S: 8 | H: 1 LOB: 0 BB: 0 P: 11 | R: 0 E: 0 K: 1 S: 7 | H: 0 LOB: 0 BB: 0 P: 9 | R: 1 E: 0 K: 1 S: 14 | H: 3 LOB: 2 BB: 0 P: 18 | R: 0 E: 0 K: 1 S: 11 | H: 1 LOB: 1 BB: 0 P: 18 | R: 0 E: 0 K: 0 S: 6 | H: 0 LOB: 0 BB: 0 P: 9 | R: 0 E: 0 K: 0 S: 6 | H: 1 LOB: 1 BB: 0 P: 8 | R: 0 E: 0 K: 1 S: 10 | H: 2 LOB: 2 BB: 0 P: 15 | R: 0 E: 0 K: 2 S: 11 | H: 0 LOB: 0 BB: 0 P: 17 | R: 0 E: 0 K: 1 S: 11 | H: 0 LOB: 0 BB: 0 P: 17 | 1B: 6 2B: 2 3B: 0 HR: 0 | SF: 0 SAC: 0 DP: 0 HBP: 0 | WP: 0 PB: 0 SB: 0 CS: 0 | PA: 34 | | | |
| PITCHER | IP | WLS | BF | H | R | ER | SO | BB | IBB | HBP | BLK | WP | HR | S | P | ERA | WHIP | | | | | | | | |
| Greg Maddux, R (1.1) ERA: 3.79 | 7.0 | | 28 | 8 | 1 | 1 | 5 | 0 | 0 | 0 | 0 | 0 | 0 | 64 | 88 | 1.29 | 1.143 | | | | | | | | |
| 41 Kevin Cameron, R (8.1) ERA: 1.42 | 1.0 | W | 3 | 0 | 0 | 0 | 2 | 0 | 0 | 0 | 0 | 0 | 0 | 11 | 17 | 0.00 | 0.000 | | | | | | | | |
| 21 Heath Bell, R (9.1) ERA: 2.36 | 1.0 | S | 3 | 0 | 0 | 0 | 1 | 0 | 0 | 0 | 0 | 0 | 0 | 11 | 17 | 0.00 | 0.000 | | | | | | | | |

Arizona Diamondbacks @ San Diego Padres
 PETCO Park, San Diego, CA
 Wed Aug 29 2007, 10:05 PM EDT
 Att: 29,021 - Partly Cloudy - 72 F

| | |
|-----|----|
| AB | 34 |
| R | 1 |
| H | 8 |
| RBI | 1 |
| BB | 0 |
| SO | 8 |
| LOB | 13 |



| Batter | 1 | 2 | 3 | 4 | 5 | 6 | 7 | 8 | 9 | AB | R | H | RBI | BB | SO | LOB | BOTTOM | | | | | | | | |
|---|-------------------------------|----------------------------------|-------------------------------|----------------------------------|-------------------------------|----------------------------------|------------------------------|----------------------------------|------------------------------|---------------------------------|------------------------------|---------------------------------|-------------------------------|----------------------------------|-------------------------------|----------------------------------|----------------------------------|------------------------------------|----------------------------------|--------|--|--|--|--|--|
| 24 Brian Giles, L (1.9) OBP: 0.393, SLG: 0.432 | | | | | | | | | | 4 | 2 | 3 | 1 | 0 | 0 | 0 | | | | | | | | | |
| Mike Cameron, R (1.8) OBP: 0.335, SLG: 0.452 | | | | | | | | | | 3 | 1 | 2 | 1 | 1 | 0 | 0 | | | | | | | | | |
| Milton Bradley, S (1.7) OBP: 0.417, SLG: 0.568 | | | | | | | | | | 3 | 0 | 0 | 0 | 0 | 0 | 2 | | | | | | | | | |
| 23 Adrián González, L (1.3) OBP: 0.347, SLG: 0.491 | | | | | | | | | | 4 | 0 | 1 | 1 | 0 | 1 | 4 | | | | | | | | | |
| 3 Khalil Greene, R (1.6) OBP: 0.286, SLG: 0.453 | | | | | | | | | | 3 | 0 | 1 | 0 | 0 | 1 | 3 | | | | | | | | | |
| 5 Kevin Kouzmanoff, R (1.5) OBP: 0.297, SLG: 0.420 | | | | | | | | | | 3 | 0 | 0 | 0 | 1 | 1 | 5 | | | | | | | | | |
| 28 Josh Bard, S (1.2) OBP: 0.351, SLG: 0.381 | | | | | | | | | | 4 | 0 | 0 | 0 | 0 | 1 | 2 | | | | | | | | | |
| Geoff Blum, S (1.4) OBP: 0.318, SLG: 0.354 | | | | | | | | | | 3 | 0 | 0 | 0 | 0 | 2 | 0 | | | | | | | | | |
| Greg Maddux, R (1.1) OBP: 0.154, SLG: 0.157 | | | | | | | | | | 2 | 0 | 0 | 0 | 0 | 1 | 0 | | | | | | | | | |
| Rob Mackowiak, L (7. PH) OBP: 0.335, SLG: 0.391 | | | | | | | | | | 1 | 0 | 0 | 0 | 0 | 0 | 0 | | | | | | | | | |
| 41 Kevin Cameron, R (8.1) ERA: 2.56 | | | | | | | | | | 0 | 0 | 0 | 0 | 0 | 0 | 0 | | | | | | | | | |
| 21 Heath Bell, R (9.1) ERA: 2.66 | | | | | | | | | | 0 | 0 | 0 | 0 | 0 | 0 | 0 | | | | | | | | | |
| Inning Stats | R: 0 E: 0 K: 3 S: 14 | H: 1 LOB: 3 BB: 1 P: 23 | R: 0 E: 0 K: 2 S: 10 | H: 0 LOB: 0 BB: 0 P: 12 | R: 1 E: 0 K: 0 S: 11 | H: 2 LOB: 2 BB: 0 P: 18 | R: 0 E: 0 K: 0 S: 9 | H: 0 LOB: 0 BB: 0 P: 11 | R: 0 E: 0 K: 0 S: 6 | H: 0 LOB: 0 BB: 0 P: 7 | R: 0 E: 0 K: 0 S: 5 | H: 0 LOB: 0 BB: 0 P: 9 | R: 0 E: 0 K: 1 S: 11 | H: 0 LOB: 0 BB: 0 P: 14 | R: 2 E: 0 K: 1 S: 10 | H: 4 LOB: 2 BB: 1 P: 18 | 1B: 3 2B: 3 3B: 0 HR: 1 | SF: 0 SAC: 0 DP: 0 HBP: 2 | WP: 0 PB: 0 SB: 0 CS: 0 | PA: 34 | | | | | |
| PITCHER | IP | WLS | BF | H | R | ER | SO | BB | IBB | HBP | BLK | WP | HR | S | P | ERA | WHIP | | | | | | | | |
| 44 Micah Owings, R (1.1) ERA: 4.51 | 7.0 | | 27 | 8 | 1 | 1 | 0 | 1 | 0 | 0 | 0 | 0 | 0 | 66 | 94 | 1.29 | 0.571 | | | | | | | | |
| 45 Doug Slaten, L (8.1) ERA: 2.56 | 0.0 | L | 1 | 1 | 1 | 1 | 0 | 0 | 0 | 0 | 0 | 0 | 0 | 1 | 3 | ∞ | ∞ | | | | | | | | |
| Brandon Lyon, R (8.1) ERA: 2.66 | 1.0 | | 6 | 3 | 1 | 1 | 1 | 1 | 0 | 0 | 0 | 0 | 0 | 9 | 15 | 9.00 | 4.000 | | | | | | | | |

Arizona Diamondbacks @ San Diego Padres
 PETCO Park, San Diego, CA
 Wed Aug 29 2007, 10:05 PM EDT
 Att: 29,021 - Partly Cloudy - 72 F

| | |
|-----|----|
| AB | 30 |
| R | 3 |
| H | 7 |
| RBI | 3 |
| BB | 2 |
| SO | 7 |
| LOB | 16 |



| Batter | 1 | 2 | 3 | 4 | 5 | 6 | 7 | 8 | 9 | AB | R | H | RBI | BB | SO | LOB | TOP | | | | | | | | | | | | | | | |
|--|---|--|---|---|------------------------------|---------------------------------|-------------------------------|----------------------------------|-------------------------------|----------------------------------|-------------------------------|----------------------------------|------------------------------|---------------------------------|---|--|---|---|----------------------------------|-----------------------------------|------------------------------------|----------------------------------|--------|--|--|--|--|--|---|--|---|---|
| 15 Rafael Furcal, S OBP: 0.344, SLG: 0.366 | | | | | | | | | | 5 | 0 | 1 | 0 | 0 | 0 | 1 | Los Angeles Dodgers @ San Diego Padres PETCO Park, San Diego, CA Fri Aug 31 2007, 10:05 PM EDT Att: 44,324 - Partly Cloudy - 77 F | | | | | | | | | | | | | | | |
| 9 Juan Pierre, L OBP: 0.322, SLG: 0.345 | | | | | | | | | | 5 | 1 | 2 | 1 | 0 | 0 | 1 | | | | | | | | | | | | | | | | |
| 27 Matt Kemp, R OBP: 0.361, SLG: 0.517 | | | | | | | | | | 5 | 1 | 1 | 0 | 0 | 0 | 3 | | | | | | | | | | | | | | | | |
| 12 Jeff Kent, R OBP: 0.374, SLG: 0.504 | | | | | | | | | | 4 | 1 | 2 | 1 | 0 | 0 | 1 | | | | | | | | | | | | | | | | |
| 16 Andre Ethier, L OBP: 0.357, SLG: 0.457 | | | | | | | | | | 4 | 0 | 1 | 0 | 0 | 1 | 2 | | | | | | | | | | | | | | | | |
| 55 Russell Martin, R OBP: 0.322, SLG: 0.481 | | | | | | | | | | 4 | 0 | 2 | 2 | 0 | 0 | 2 | | | | | | | | | | | | | | | | |
| 7 James Loney, L OBP: 0.359, SLG: 0.457 | | | | | | | | | | 3 | 0 | 2 | 0 | 1 | 0 | 1 | | | | | | | | | | | | | | | | |
| Shea Hillenbrand, R OBP: 0.273, SLG: 0.336 | | | | | | | | | | 4 | 1 | 1 | 0 | 0 | 3 | 5 | | | | | | | | | | | | | | | | |
| David Wells, L Mark Swestry, L Rudy Seanez, R Joe Beimel, L Roberto Hernandez, R Luis Gonzalez, L | | | | | | | | | | 2 | 0 | 0 | 0 | 0 | 1 | 0 | | | | | | | | | | | | | | | | |
| Inning Stats | R: 1 E: 0 K: 0 S: 7 | H: 2 LOB: 1 BB: 0 P: 9 | R: 0 E: 0 K: 1 S: 9 | H: 2 LOB: 1 BB: 0 P: 12 | R: 0 E: 0 K: 0 S: 7 | H: 0 LOB: 0 BB: 0 P: 8 | R: 1 E: 0 K: 2 S: 12 | H: 3 LOB: 2 BB: 0 P: 16 | R: 0 E: 0 K: 1 S: 12 | H: 1 LOB: 1 BB: 0 P: 16 | R: 1 E: 0 K: 2 S: 18 | H: 2 LOB: 2 BB: 1 P: 27 | R: 0 E: 0 K: 0 S: 6 | H: 0 LOB: 0 BB: 0 P: 7 | R: 0 E: 1 K: 0 S: 10 | H: 0 LOB: 1 BB: 0 P: 14 | | R: 1 E: 0 K: 0 S: 10 | H: 2 LOB: 1 BB: 0 P: 12 | 1B: 10 2B: 2 3B: 0 HR: 0 | SF: 0 SAC: 0 DP: 1 HBP: 0 | WP: 0 PB: 0 SB: 0 CS: 0 | PA: 39 | | | | | | | | | |
| PITCHER | IP: 5.2 WLS: 1 BF: 26 H: 10 R: 3 ER: 3 SO: 5 BB: 1 IBB: 0 HBP: 0 BLK: 0 WP: 0 HR: 0 S: 62 P: 85 ERA: 4.76 WHIP: 1.941 | IP: 1.1 WLS: 0 BF: 4 H: 0 R: 0 ER: 0 SO: 1 BB: 0 IBB: 0 HBP: 0 BLK: 0 WP: 0 HR: 0 S: 9 P: 10 ERA: 0.00 WHIP: 0.000 | IP: 1.0 WLS: 0 BF: 4 H: 0 R: 0 ER: 0 SO: 0 BB: 0 IBB: 0 HBP: 0 BLK: 0 WP: 0 HR: 0 S: 10 P: 14 ERA: 0.00 WHIP: 0.000 | IP: 1.0 WLS: 0 BF: 5 H: 2 R: 1 ER: 1 SO: 0 BB: 0 IBB: 0 HBP: 0 BLK: 0 WP: 0 HR: 0 S: 10 P: 12 ERA: 9.00 WHIP: 2.000 | | | | | | | | | | | IP: 5.2 WLS: 1 BF: 26 H: 10 R: 3 ER: 3 SO: 5 BB: 1 IBB: 0 HBP: 0 BLK: 0 WP: 0 HR: 0 S: 62 P: 85 ERA: 4.76 WHIP: 1.941 | IP: 1.1 WLS: 0 BF: 4 H: 0 R: 0 ER: 0 SO: 1 BB: 0 IBB: 0 HBP: 0 BLK: 0 WP: 0 HR: 0 S: 9 P: 10 ERA: 0.00 WHIP: 0.000 | IP: 1.0 WLS: 0 BF: 4 H: 0 R: 0 ER: 0 SO: 0 BB: 0 IBB: 0 HBP: 0 BLK: 0 WP: 0 HR: 0 S: 10 P: 14 ERA: 0.00 WHIP: 0.000 | IP: 1.0 WLS: 0 BF: 5 H: 2 R: 1 ER: 1 SO: 0 BB: 0 IBB: 0 HBP: 0 BLK: 0 WP: 0 HR: 0 S: 10 P: 12 ERA: 9.00 WHIP: 2.000 | | | | | | | | | | | IP: 5.2 WLS: 1 BF: 26 H: 10 R: 3 ER: 3 SO: 5 BB: 1 IBB: 0 HBP: 0 BLK: 0 WP: 0 HR: 0 S: 62 P: 85 ERA: 4.76 WHIP: 1.941 | IP: 1.1 WLS: 0 BF: 4 H: 0 R: 0 ER: 0 SO: 1 BB: 0 IBB: 0 HBP: 0 BLK: 0 WP: 0 HR: 0 S: 9 P: 10 ERA: 0.00 WHIP: 0.000 | IP: 1.0 WLS: 0 BF: 4 H: 0 R: 0 ER: 0 SO: 0 BB: 0 IBB: 0 HBP: 0 BLK: 0 WP: 0 HR: 0 S: 10 P: 14 ERA: 0.00 WHIP: 0.000 | IP: 1.0 WLS: 0 BF: 5 H: 2 R: 1 ER: 1 SO: 0 BB: 0 IBB: 0 HBP: 0 BLK: 0 WP: 0 HR: 0 S: 10 P: 12 ERA: 9.00 WHIP: 2.000 |



| Batter | 1 | 2 | 3 | 4 | 5 | 6 | 7 | 8 | 9 | AB | R | H | RBI | BB | SO | LOB | BOTTOM | | | | | | | | | | | | | | | |
|--|--|--|---|---|------------------------------|---------------------------------|-------------------------------|----------------------------------|-------------------------------|----------------------------------|------------------------------|----------------------------------|------------------------------|----------------------------------|--|--|---|---|------------------------------------|----------------------------------|--------|--|--|--|--|--|--|--|--|--|---|---|
| 24 Brian Giles, L OBP: 0.379, SLG: 0.424 | | | | | | | | | | 4 | 0 | 0 | 0 | 1 | 2 | 2 | Los Angeles Dodgers @ San Diego Padres PETCO Park, San Diego, CA Fri Aug 31 2007, 10:05 PM EDT Att: 44,324 - Partly Cloudy - 77 F | | | | | | | | | | | | | | | |
| Mike Cameron, R OBP: 0.336, SLG: 0.453 | | | | | | | | | | 3 | 2 | 2 | 0 | 1 | 0 | 0 | | | | | | | | | | | | | | | | |
| Milton Bradley, S OBP: 0.414, SLG: 0.578 | | | | | | | | | | 4 | 1 | 1 | 1 | 0 | 1 | 3 | | | | | | | | | | | | | | | | |
| 23 Adrián González, L OBP: 0.349, SLG: 0.491 | | | | | | | | | | 3 | 2 | 2 | 2 | 0 | 0 | 0 | | | | | | | | | | | | | | | | |
| 3 Khalil Greene, R OBP: 0.286, SLG: 0.452 | | | | | | | | | | 4 | 1 | 1 | 1 | 0 | 1 | 2 | | | | | | | | | | | | | | | | |
| 5 Kevin Koussanoff, R OBP: 0.300, SLG: 0.425 | | | | | | | | | | 4 | 0 | 2 | 1 | 0 | 0 | 0 | | | | | | | | | | | | | | | | |
| 28 Josh Bard, S OBP: 0.354, SLG: 0.382 | | | | | | | | | | 4 | 0 | 2 | 1 | 0 | 1 | 1 | | | | | | | | | | | | | | | | |
| Geoff Blum, S OBP: 0.320, SLG: 0.352 | | | | | | | | | | 4 | 0 | 1 | 0 | 0 | 0 | 2 | | | | | | | | | | | | | | | | |
| Jack Cassel, R Doug Brocail, L Morgan Lerner, R 21 Heath Bell, R Ternel Sledge, L Trevor Hoffman, R | | | | | | | | | | 2 | 0 | 0 | 0 | 0 | 1 | 0 | | | | | | | | | | | | | | | | |
| Inning Stats | R: 3 E: 0 K: 1 S: 17 | H: 4 LOB: 1 BB: 1 P: 28 | R: 0 E: 0 K: 1 S: 9 | H: 0 LOB: 0 BB: 0 P: 10 | R: 0 E: 0 K: 0 S: 7 | H: 0 LOB: 0 BB: 0 P: 9 | R: 0 E: 0 K: 0 S: 10 | H: 1 LOB: 1 BB: 0 P: 17 | R: 0 E: 0 K: 1 S: 10 | H: 1 LOB: 1 BB: 0 P: 17 | R: 1 E: 0 K: 1 S: 9 | H: 2 LOB: 1 BB: 0 P: 16 | R: 2 E: 0 K: 0 S: 8 | H: 2 LOB: 1 BB: 1 P: 19 | R: 0 E: 0 K: 2 S: 12 | H: 2 LOB: 2 BB: 0 P: 20 | | 1B: 10 2B: 2 3B: 0 HR: 0 | SF: 0 SAC: 0 DP: 0 HBP: 1 | WP: 0 PB: 0 SB: 0 CS: 2 | PA: 37 | | | | | | | | | | | |
| PITCHER | IP: 5.0 WLS: 1 BF: 21 H: 6 R: 3 ER: 3 SO: 3 BB: 1 IBB: 0 HBP: 0 BLK: 0 WP: 0 HR: 0 S: 53 P: 81 ERA: 5.40 WHIP: 1.400 | IP: 1.2 WLS: 0 BF: 8 H: 2 R: 2 ER: 2 SO: 1 BB: 1 IBB: 0 HBP: 0 BLK: 0 WP: 0 HR: 0 S: 12 P: 25 ERA: 10.80 WHIP: 1.800 | IP: 0.1 WLS: 0 BF: 3 H: 1 R: 1 ER: 1 SO: 0 BB: 0 IBB: 0 HBP: 0 BLK: 0 WP: 0 HR: 0 S: 5 P: 10 ERA: 27.00 WHIP: 6.000 | IP: 1.0 WLS: 0 BF: 5 H: 2 R: 0 ER: 0 SO: 2 BB: 0 IBB: 0 HBP: 0 BLK: 0 WP: 0 HR: 0 S: 12 P: 20 ERA: 0.00 WHIP: 2.000 | | | | | | | | | | | IP: 5.0 WLS: 1 BF: 21 H: 6 R: 3 ER: 3 SO: 3 BB: 1 IBB: 0 HBP: 0 BLK: 0 WP: 0 HR: 0 S: 53 P: 81 ERA: 5.40 WHIP: 1.400 | IP: 1.2 WLS: 0 BF: 8 H: 2 R: 2 ER: 2 SO: 1 BB: 1 IBB: 0 HBP: 0 BLK: 0 WP: 0 HR: 0 S: 12 P: 25 ERA: 10.80 WHIP: 1.800 | IP: 0.1 WLS: 0 BF: 3 H: 1 R: 1 ER: 1 SO: 0 BB: 0 IBB: 0 HBP: 0 BLK: 0 WP: 0 HR: 0 S: 5 P: 10 ERA: 27.00 WHIP: 6.000 | IP: 1.0 WLS: 0 BF: 5 H: 2 R: 0 ER: 0 SO: 2 BB: 0 IBB: 0 HBP: 0 BLK: 0 WP: 0 HR: 0 S: 12 P: 20 ERA: 0.00 WHIP: 2.000 | | | | | | | | | | | IP: 5.0 WLS: 1 BF: 21 H: 6 R: 3 ER: 3 SO: 3 BB: 1 IBB: 0 HBP: 0 BLK: 0 WP: 0 HR: 0 S: 53 P: 81 ERA: 5.40 WHIP: 1.400 | IP: 1.2 WLS: 0 BF: 8 H: 2 R: 2 ER: 2 SO: 1 BB: 1 IBB: 0 HBP: 0 BLK: 0 WP: 0 HR: 0 S: 12 P: 25 ERA: 10.80 WHIP: 1.800 | IP: 0.1 WLS: 0 BF: 3 H: 1 R: 1 ER: 1 SO: 0 BB: 0 IBB: 0 HBP: 0 BLK: 0 WP: 0 HR: 0 S: 5 P: 10 ERA: 27.00 WHIP: 6.000 | IP: 1.0 WLS: 0 BF: 5 H: 2 R: 0 ER: 0 SO: 2 BB: 0 IBB: 0 HBP: 0 BLK: 0 WP: 0 HR: 0 S: 12 P: 20 ERA: 0.00 WHIP: 2.000 |



| Batter | 1 | 2 | 3 | 4 | 5 | 6 | 7 | 8 | 9 | AB | R | H | RBI | BB | SO | LOB | TOP | | | | | |
|--|-------------------------------|----------------------------------|-------------------------------|----------------------------------|-------------------------------|----------------------------------|-------------------------------|----------------------------------|------------------------------|---------------------------------|------------------------------|----------------------------------|------------------------------|----------------------------------|------------------------------|----------------------------------|------------------------------|---------------------------------|----------------------------------|------------------------------------|----------------------------------|--------|
| 15 Rafael Furcal, S OBP: 0.343, SLG: 0.364 14 Chin-Lung Hu, R (7.6) | G4-3 | | F7 | | | G1-3 | | G6-3 | | 3 | 0 | 0 | 0 | 0 | 0 | 0 | | | | | | |
| 9 Juan Pierre, L OBP: 0.324, SLG: 0.348 Ramon Martinez, R OBP: 0.241, SLG: 0.221 | 2B | | 1B | | | L4 | | G5-3 | | 3 | 0 | 2 | 0 | 0 | 0 | 0 | | | | | | |
| 16 Andre Ethier, L OBP: 0.354, SLG: 0.452 | P6 | | K | | | F8 | | G5-3 | | 4 | 0 | 0 | 0 | 0 | 1 | 2 | | | | | | |
| 12 Jeff Kent, R OBP: 0.372, SLG: 0.500 Mike Lieberthal, R OBP: 0.275, SLG: 0.258 | K | | | | | K | | G4-3 | | 3 | 0 | 0 | 0 | 0 | 2 | 1 | | | | | | |
| Luis Gonzalez, L OBP: 0.355, SLG: 0.425 | | K | | | | K | | F9 | | 3 | 0 | 0 | 0 | 0 | 2 | 0 | | | | | | |
| 55 Russell Martin, R OBP: 0.382, SLG: 0.479 49 Jon Melan, R (7.1) | BB | | K | | | K | | K | | 2 | 0 | 0 | 0 | 1 | 2 | 0 | | | | | | |
| 7 James Loney, L OBP: 0.355, SLG: 0.451 | | K | | | | G4-3 | | K | | 3 | 0 | 0 | 0 | 0 | 2 | 1 | | | | | | |
| Shea Hillenbrand, R OBP: 0.270, SLG: 0.332 | | K | | | | F8 | | K | | 3 | 0 | 0 | 0 | 0 | 2 | 1 | | | | | | |
| Derek Lowe, R OBP: 0.193, SLG: 0.118 Mark Hendrickson, L ERA: 5.08 27 Matt Kemp, R OBP: 0.364, SLG: 0.520 | G6-3 | | G6-3 | | | G4-3 | | 1B | | 2 | 0 | 0 | 0 | 0 | 0 | 0 | | | | | | |
| Inning Stats | R: 0 E: 0 K: 1 S: 11 | H: 1 LOB: 1 BB: 0 P: 14 | R: 0 E: 0 K: 3 S: 14 | H: 0 LOB: 1 BB: 1 P: 23 | R: 0 E: 0 K: 1 S: 14 | H: 1 LOB: 1 BB: 0 P: 18 | R: 0 E: 0 K: 3 S: 11 | H: 0 LOB: 0 BB: 0 P: 16 | R: 0 E: 0 K: 0 S: 5 | H: 0 LOB: 0 BB: 0 P: 8 | R: 0 E: 0 K: 0 S: 8 | H: 0 LOB: 0 BB: 0 P: 10 | R: 0 E: 0 K: 1 S: 7 | H: 0 LOB: 0 BB: 0 P: 10 | R: 0 E: 0 K: 2 S: 8 | H: 1 LOB: 1 BB: 0 P: 11 | R: 0 E: 0 K: 0 S: 5 | H: 0 LOB: 0 BB: 0 P: 7 | 1B: 2 2B: 1 3B: 0 HR: 0 | SF: 0 SAC: 0 DP: 0 HBP: 0 | WP: 0 PB: 0 SB: 1 CS: 0 | PA: 31 |
| PITCHER | IP | WLS | BF | H | R | ER | SO | BB | IBB | HBP | BLK | WP | HR | S | P | ERA | WHIP | | | | | |
| 44 Jake Peavy, R ERA: 2.1 | 7.0 | W | 24 | 2 | 0 | 0 | 9 | 1 | 0 | 0 | 0 | 0 | 0 | 70 | 99 | 0.00 | 0.429 | | | | | |
| 43 Cla Meredith, R ERA: 3.44 | 1.0 | | 4 | 1 | 0 | 0 | 2 | 0 | 0 | 0 | 0 | 0 | 0 | 8 | 11 | 0.00 | 1.000 | | | | | |
| 50 Joe Thatcher, L ERA: 1.5 | 1.0 | | 3 | 0 | 0 | 0 | 0 | 0 | 0 | 0 | 0 | 0 | 0 | 5 | 7 | 0.00 | 0.000 | | | | | |

Los Angeles Dodgers @ San Diego Padres
 PETCO Park, San Diego, CA
 Sat Sep 01 2007, 10:05 PM EDT
 Att: 42,605 - Partly Cloudy - 77 F

AB 30
 R 0
 H 3
 RBI 0
 BB 1
 SO 11
 LOB 6



| Batter | 1 | 2 | 3 | 4 | 5 | 6 | 7 | 8 | 9 | AB | R | H | RBI | BB | SO | LOB | BOTTOM | | | | | |
|--|------------------------------|----------------------------------|-------------------------------|----------------------------------|------------------------------|----------------------------------|------------------------------|----------------------------------|-------------------------------|----------------------------------|------------------------------|----------------------------------|------------------------------|---------------------------------|-------------------------------|----------------------------------|------------------------------|---------------------------------|----------------------------------|------------------------------------|----------------------------------|--------|
| 24 Brian Giles, L OBP: 0.380, SLG: 0.423 Rob Mackowiak, L OBP: 0.336, SLG: 0.390 | G3 | | G4-6-3 | | | HR | | WP | | 3 | 1 | 1 | 0 | 1 | 0 | 1 | | | | | | |
| Mike Cameron, R OBP: 0.336, SLG: 0.457 Brady Clark, R OBP: 0.303, SLG: 0.288 | G5-3 | | G6-3 | | | 1B | | BB | | 4 | 1 | 1 | 4 | 0 | 0 | 1 | | | | | | |
| Milton Bradley, S OBP: 0.413, SLG: 0.572 Terrel Sledge, L OBP: 0.314, SLG: 0.385 | G1-3 | | | | | HR | | P4 | | 2 | 1 | 0 | 0 | 1 | 1 | 0 | | | | | | |
| 23 Adrián González, L OBP: 0.350, SLG: 0.497 | | HR | | | | BB | | F9 | | 1 | 0 | 0 | 0 | 0 | 0 | 0 | | | | | | |
| 3 Khalil Greene, R OBP: 0.286, SLG: 0.451 | G6-3 | | | | | 1B | | G4-3 | | 4 | 1 | 2 | 1 | 0 | 1 | 0 | | | | | | |
| 5 Kevin Kouzmanoff, R OBP: 0.300, SLG: 0.423 | 1B | | | | | BB | | K | | 4 | 0 | 1 | 0 | 0 | 1 | 2 | | | | | | |
| 28 Josh Bard, S OBP: 0.356, SLG: 0.379 | G1 | | | | | BB | | F9 | | 2 | 1 | 0 | 0 | 2 | 0 | 3 | | | | | | |
| Geoff Blum, S OBP: 0.319, SLG: 0.351 | K | | | | | BB | | P3 | | 4 | 1 | 1 | 0 | 0 | 1 | 2 | | | | | | |
| 44 Jake Peavy, R ERA: 2.1 43 Cla Meredith, R ERA: 3.44 9 Brian Myrow, L (8, PH) 50 Joe Thatcher, L (9, 1) | G4-6-3 | | | | | HR | | BB | | 3 | 1 | 1 | 0 | 0 | 1 | 1 | | | | | | |
| Inning Stats | R: 0 E: 0 K: 0 S: 6 | H: 0 LOB: 0 BB: 0 P: 11 | R: 1 E: 0 K: 1 S: 13 | H: 2 LOB: 1 BB: 0 P: 25 | R: 0 E: 0 K: 0 S: 7 | H: 1 LOB: 0 BB: 0 P: 14 | R: 0 E: 0 K: 2 S: 8 | H: 0 LOB: 0 BB: 0 P: 12 | R: 0 E: 0 K: 1 S: 27 | H: 4 LOB: 2 BB: 3 P: 50 | R: 0 E: 0 K: 1 S: 9 | H: 1 LOB: 1 BB: 0 P: 13 | R: 0 E: 0 K: 1 S: 8 | H: 0 LOB: 0 BB: 0 P: 9 | R: 0 E: 0 K: 0 S: 15 | H: 0 LOB: 3 BB: 3 P: 28 | R: 0 E: 0 K: 0 S: 6 | H: 0 LOB: 0 BB: 0 P: 7 | 1B: 6 2B: 0 3B: 0 HR: 2 | SF: 0 SAC: 0 DP: 1 HBP: 0 | WP: 1 PB: 0 SB: 0 CS: 0 | PA: 38 |
| PITCHER | IP | WLS | BF | H | R | ER | SO | BB | IBB | HBP | BLK | WP | HR | S | P | ERA | WHIP | | | | | |
| Derek Lowe, R ERA: 5.08 | 4.1 | L | 22 | 6 | 7 | 6 | 4 | 2 | 1 | 0 | 0 | 0 | 0 | 19 | 26 | 0.00 | 1.200 | | | | | |
| 49 Jon Melan, R ERA: | 2.0 | | 9 | 0 | 0 | 0 | 1 | 3 | 0 | 0 | 0 | 0 | 0 | 23 | 37 | 0.00 | 1.500 | | | | | |

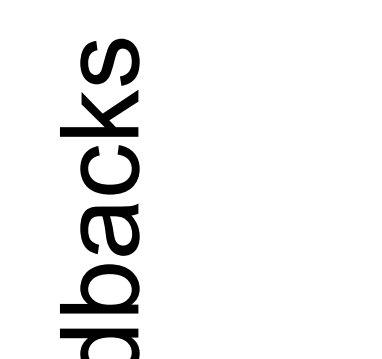
Los Angeles Dodgers @ San Diego Padres
 PETCO Park, San Diego, CA
 Sat Sep 01 2007, 10:05 PM EDT
 Att: 42,605 - Partly Cloudy - 77 F

AB 32
 R 7
 H 8
 RBI 6
 BB 6
 SO 6
 LOB 13



| Batter | 1 | 2 | 3 | 4 | 5 | 6 | 7 | 8 | 9 | AB | R | H | RBI | BB | SO | LOB | TOP | | | | | | | | | | | |
|--|------------------------------|----------------------------------|-------------------------------|----------------------------------|-------------------------------|----------------------------------|------------------------------|----------------------------------|-------------------------------|----------------------------------|------------------------------|----------------------------------|-------------------------------|----------------------------------|-------------------------------|----------------------------------|--|------------------------------|----------------------------------|----------------------------------|------------------------------------|----------------------------------|--------|--|--|--|--|--|
| 24 Brian Giles, L OBP: 0.382, SLG: 0.438 | | | | | | | | | | 4 | 1 | 1 | 0 | 1 | 0 | 1 | San Diego Padres @ Arizona Diamondbacks Chase Field, Phoenix, AZ Wed Sep 05 2007, 6:40 PM MST Att: 27,998 - Roof Closed - 76 F | | | | | | | | | | | |
| Mike Cameron, R OBP: 0.411, SLG: 0.447 | | | | | | | | | | 4 | 0 | 0 | 0 | 1 | 2 | 2 | | | | | | | | | | | | |
| Milton Bradley, S OBP: 0.411, SLG: 0.553 | | | | | | | | | | 4 | 0 | 1 | 0 | 1 | 1 | 4 | | | | | | | | | | | | |
| 23 Adrián González, L OBP: 0.348, SLG: 0.503 | | | | | | | | | | 5 | 1 | 1 | 2 | 0 | 0 | 4 | | | | | | | | | | | | |
| 3 Khalil Greene, R OBP: 0.288, SLG: 0.452 | | | | | | | | | | 4 | 2 | 2 | 1 | 0 | 0 | 0 | | | | | | | | | | | | |
| 5 Kevin Koussanoff, R OBP: 0.303, SLG: 0.430 | | | | | | | | | | 4 | 1 | 2 | 1 | 0 | 1 | 0 | | | | | | | | | | | | |
| 28 Josh Bard, S OBP: 0.355, SLG: 0.379 | | | | | | | | | | 4 | 0 | 2 | 1 | 0 | 0 | 1 | | | | | | | | | | | | |
| Geoff Blum, S OBP: 0.320, SLG: 0.356 | | | | | | | | | | 4 | 0 | 0 | 0 | 0 | 0 | 3 | | | | | | | | | | | | |
| 44 Jake Peavy, R ERA: 2.28, SLG: 0.328 | | | | | | | | | | 2 | 1 | 1 | 0 | 0 | 0 | 1 | | | | | | | | | | | | |
| Inning Stats | R: 0 E: 0 K: 0 S: 8 | H: 0 LOB: 1 BB: 1 P: 16 | R: 2 E: 0 K: 0 S: 10 | H: 3 LOB: 1 BB: 0 P: 17 | R: 0 E: 0 K: 0 S: 10 | H: 0 LOB: 0 BB: 0 P: 16 | R: 0 E: 0 K: 1 S: 9 | H: 1 LOB: 1 BB: 0 P: 13 | R: 3 E: 0 K: 0 S: 10 | H: 3 LOB: 0 BB: 1 P: 22 | R: 0 E: 0 K: 0 S: 6 | H: 0 LOB: 0 BB: 0 P: 12 | R: 0 E: 1 K: 2 S: 10 | H: 0 LOB: 2 BB: 1 P: 18 | R: 1 E: 0 K: 1 S: 15 | H: 2 LOB: 1 BB: 0 P: 22 | | R: 0 E: 0 K: 1 S: 9 | H: 1 LOB: 0 BB: 0 P: 14 | 1B: 5 2B: 3 3B: 0 HR: 2 | SF: 0 SAC: 0 DP: 1 HBP: 0 | WP: 0 PB: 0 SB: 0 CS: 0 | PA: 40 | | | | | |
| PITCHER | IP | WLS | BF | H | R | ER | SO | BB | IBB | HBP | BLK | WP | HR | S | P | ERA | WHIP | | | | | | | | | | | |
| Livan Hernandez, R ERA: 4.79 | 5.0 | W | 23 | 7 | 5 | 5 | 1 | 2 | 0 | 0 | 0 | 0 | 0 | 1 | 47 | 84 | 9.00 | 1.800 | | | | | | | | | | |
| 37 Juan Cruz, R ERA: 3.25 | 0.1 | H | 1 | 0 | 0 | 0 | 0 | 0 | 0 | 0 | 0 | 0 | 0 | 2 | 5 | 0.00 | 0.000 | | | | | | | | | | | |
| 56 Ramon Pena, R ERA: 2.69 | 1.2 | H | 7 | 0 | 0 | 0 | 2 | 1 | 0 | 0 | 0 | 0 | 0 | 14 | 25 | 0.00 | 0.600 | | | | | | | | | | | |
| Brandon Lyon, R ERA: 2.91 | 1.0 | S | 4 | 1 | 0 | 0 | 1 | 0 | 0 | 0 | 0 | 0 | 0 | 9 | 14 | 0.00 | 1.000 | | | | | | | | | | | |
| Jose Valverde, R ERA: 2.83 | 1.0 | S | 4 | 1 | 0 | 0 | 1 | 0 | 0 | 0 | 0 | 0 | 0 | 9 | 14 | 0.00 | 1.000 | | | | | | | | | | | |

| Batter | 1 | 2 | 3 | 4 | 5 | 6 | 7 | 8 | 9 | AB | R | H | RBI | BB | SO | LOB | BOTTOM | | | | | | | | | | |
|---|-------------------------------|----------------------------------|------------------------------|---------------------------------|------------------------------|---------------------------------|-------------------------------|----------------------------------|-------------------------------|----------------------------------|------------------------------|----------------------------------|------------------------------|----------------------------------|-------------------------------|----------------------------------|--|------------------------------------|----------------------------------|--------|--|--|--|--|--|--|--|
| 6 Stephen Drew, L OBP: 0.309, SLG: 0.362 | | | | | | | | | | 4 | 1 | 0 | 0 | 1 | 2 | 1 | San Diego Padres @ Arizona Diamondbacks Chase Field, Phoenix, AZ Wed Sep 05 2007, 6:40 PM MST Att: 27,998 - Roof Closed - 76 F | | | | | | | | | | |
| 1 Orlando Hudson, S OBP: 0.376, SLG: 0.441 | | | | | | | | | | 4 | 1 | 1 | 1 | 0 | 0 | 0 | | | | | | | | | | | |
| 19 Chris Snyder, R OBP: 0.333, SLG: 0.419 | | | | | | | | | | 0 | 0 | 0 | 0 | 0 | 0 | 0 | | | | | | | | | | | |
| 22 Eric Byrnes, R OBP: 0.362, SLG: 0.485 | | | | | | | | | | 3 | 2 | 1 | 0 | 1 | 1 | 0 | | | | | | | | | | | |
| 34 Conor Jackson, R OBP: 0.361, SLG: 0.448 | | | | | | | | | | 3 | 2 | 1 | 2 | 1 | 0 | 0 | | | | | | | | | | | |
| Tony Clark, S OBP: 0.294, SLG: 0.486 | | | | | | | | | | 0 | 0 | 0 | 0 | 0 | 0 | 0 | | | | | | | | | | | |
| 26 Miguel Montero, L OBP: 0.292, SLG: 0.407 | | | | | | | | | | 4 | 2 | 2 | 2 | 0 | 1 | 3 | | | | | | | | | | | |
| Brandon Lyon, R | | | | | | | | | | 0 | 0 | 0 | 0 | 0 | 0 | 0 | | | | | | | | | | | |
| Jose Valverde, R | | | | | | | | | | 0 | 0 | 0 | 0 | 0 | 0 | 0 | | | | | | | | | | | |
| 24 Chris Young, R OBP: 0.291, SLG: 0.470 | | | | | | | | | | 4 | 1 | 2 | 3 | 0 | 1 | 0 | | | | | | | | | | | |
| Jeff Salazar, L OBP: 0.316, SLG: 0.382 | | | | | | | | | | 4 | 0 | 1 | 1 | 0 | 1 | 1 | | | | | | | | | | | |
| Jeff Cirillo, R OBP: 0.322, SLG: 0.371 | | | | | | | | | | 3 | 0 | 1 | 0 | 0 | 0 | 1 | | | | | | | | | | | |
| 56 Ramon Pena, R OBP: 0.250, SLG: 0.250 | | | | | | | | | | 0 | 0 | 0 | 0 | 0 | 0 | 0 | | | | | | | | | | | |
| 11 Augie Ojeda, S OBP: 0.296, SLG: 0.323 | | | | | | | | | | 0 | 0 | 0 | 0 | 1 | 0 | 0 | | | | | | | | | | | |
| Livan Hernandez, R OBP: 0.206, SLG: 0.269 | | | | | | | | | | 2 | 0 | 0 | 0 | 0 | 1 | 2 | | | | | | | | | | | |
| 37 Juan Cruz, R | | | | | | | | | | 0 | 0 | 0 | 0 | 0 | 0 | 0 | | | | | | | | | | | |
| 27 Mark Reynolds, R OBP: 0.327, SLG: 0.476 | | | | | | | | | | 2 | 0 | 0 | 0 | 0 | 1 | 1 | | | | | | | | | | | |
| Inning Stats | R: 2 E: 0 K: 1 S: 12 | H: 2 LOB: 0 BB: 0 P: 20 | R: 0 E: 0 K: 1 S: 5 | H: 0 LOB: 0 BB: 0 P: 7 | R: 0 E: 0 K: 1 S: 6 | H: 0 LOB: 0 BB: 0 P: 7 | R: 2 E: 1 K: 1 S: 24 | H: 4 LOB: 2 BB: 0 P: 34 | R: 4 E: 0 K: 1 S: 24 | H: 2 LOB: 1 BB: 3 P: 43 | R: 0 E: 0 K: 0 S: 5 | H: 0 LOB: 0 BB: 0 P: 10 | R: 1 E: 0 K: 2 S: 8 | H: 1 LOB: 0 BB: 0 P: 11 | R: 0 E: 0 K: 1 S: 10 | H: 0 LOB: 1 BB: 1 P: 18 | 1B: 3 2B: 2 3B: 1 HR: 3 | SF: 0 SAC: 0 DP: 0 HBP: 0 | WP: 0 PB: 0 SB: 2 CS: 0 | PA: 37 | | | | | | | |
| PITCHER | IP | WLS | BF | H | R | ER | SO | BB | IBB | HBP | BLK | WP | HR | S | P | ERA | WHIP | | | | | | | | | | |
| 44 Jake Peavy, R ERA: 2.43 | 4.0 | L | 22 | 7 | 8 | 8 | 4 | 3 | 0 | 0 | 0 | 0 | 0 | 15 | 24 | 0.00 | 0.500 | | | | | | | | | | |
| Doug Brocail, R ERA: 3.49 | 2.0 | | 7 | 1 | 0 | 0 | 1 | 0 | 0 | 0 | 0 | 0 | 0 | 1 | 24 | 0.00 | 0.500 | | | | | | | | | | |
| Brett Tomko, R ERA: 5.83 | 1.0 | | 4 | 1 | 1 | 1 | 2 | 0 | 0 | 0 | 0 | 0 | 1 | 8 | 11 | 9.00 | 1.000 | | | | | | | | | | |
| 21 Heath Bell, R ERA: 2.3 | 1.0 | | 4 | 0 | 0 | 0 | 1 | 1 | 0 | 0 | 0 | 0 | 0 | 10 | 18 | 0.00 | 1.000 | | | | | | | | | | |



| Batter | 1 | 2 | 3 | 4 | 5 | 6 | 7 | 8 | 9 | AB | R | H | RBI | BB | SO | LOB | TOP | | | |
|---|--|----------------------------------|-------------------------------|----------------------------------|-------------------------------|----------------------------------|------------------------------|----------------------------------|------------------------------|---------------------------------|-------------------------------|----------------------------------|------------------------------|----------------------------------|------------------------------|----------------------------------|----------------------------------|------------------------------------|----------------------------------|--------|
| 24 Brian Giles, L OBP: 0.377, SLG: 0.427 | | | | | | | | | | 5 | 0 | 0 | 0 | 0 | 1 | 0 | | | | |
| Marcus Giles, R OBP: 0.326, SLG: 0.324 | | | | | | | | | | 3 | 0 | 2 | 0 | 2 | 0 | 0 | | | | |
| Mike Cameron, R OBP: 0.334, SLG: 0.441 | | | | | | | | | | 3 | 0 | 1 | 0 | 1 | 0 | 1 | | | | |
| 23 Adrián González, L OBP: 0.345, SLG: 0.496 | | | | | | | | | | 4 | 0 | 0 | 0 | 0 | 1 | 6 | | | | |
| 3 Khalil Greene, R OBP: 0.289, SLG: 0.450 | | | | | | | | | | 3 | 1 | 0 | 0 | 1 | 0 | 4 | | | | |
| Morgan Ensberg, R OBP: 0.318, SLG: 0.399 | | | | | | | | | 3 | 1 | 2 | 0 | 1 | 0 | 0 | | | | | |
| 8 Michael Barrett, R OBP: 0.287, SLG: 0.383 | | | | | | | | | 4 | 0 | 2 | 1 | 0 | 0 | 1 | | | | | |
| Terrel Sledge, L OBP: 0.307, SLG: 0.371 | | | | | | | | | 2 | 0 | 0 | 0 | 1 | 1 | 1 | | | | | |
| 41 Kevin Cameron, R OBP: 0.304, SLG: 0.423 | | | | | | | | | | 0 | 0 | 0 | 0 | 0 | 0 | 0 | | | | |
| 5 Kevin Kouzmanoff, R OBP: 0.394, SLG: 0.528 | | | | | | | | | | 1 | 0 | 1 | 1 | 0 | 0 | 0 | | | | |
| Rob Mackowiak, L OBP: 0.339, SLG: 0.388 | | | | | | | | | | 0 | 0 | 0 | 0 | 0 | 0 | 0 | | | | |
| 32 Chris Young, R OBP: 0.344, SLG: 0.454 | | | | | | | | | | 2 | 0 | 1 | 0 | 0 | 0 | 0 | | | | |
| 12 Scott Hairston, R OBP: 0.370, SLG: 0.423 | | | | | | | | | | 0 | 0 | 0 | 0 | 0 | 0 | 0 | | | | |
| 50 Joe Thatcher, L OBP: 0.367, SLG: 1.000 | | | | | | | | | | 1 | 0 | 1 | 1 | 0 | 0 | 0 | | | | |
| 9 Brian Myrow, L OBP: 0.367, SLG: 1.000 | | | | | | | | | | 0 | 0 | 0 | 0 | 0 | 0 | 0 | | | | |
| 43 Cia Meredith, R OBP: 0.339, SLG: 0.388 | | | | | | | | | | 0 | 0 | 0 | 0 | 0 | 0 | 0 | | | | |
| 45 Justin Hampson, L OBP: 0.337, SLG: 0.387 | | | | | | | | | | 0 | 0 | 0 | 0 | 0 | 0 | 0 | | | | |
| Inning Stats | R: 0 E: 0 K: 1 S: 11 | H: 1 LOB: 2 BB: 1 P: 18 | R: 0 E: 0 K: 1 S: 10 | H: 0 LOB: 0 BB: 0 P: 16 | R: 0 E: 0 K: 0 S: 11 | H: 1 LOB: 1 BB: 0 P: 17 | R: 1 E: 0 K: 0 S: 8 | H: 3 LOB: 2 BB: 2 P: 20 | R: 0 E: 0 K: 0 S: 5 | H: 1 LOB: 1 BB: 0 P: 8 | R: 0 E: 0 K: 2 S: 12 | H: 0 LOB: 2 BB: 2 P: 23 | R: 1 E: 0 K: 0 S: 9 | H: 2 LOB: 1 BB: 1 P: 15 | R: 0 E: 0 K: 0 S: 8 | H: 0 LOB: 0 BB: 0 P: 12 | 1B: 8 2B: 1 3B: 0 HR: 0 | SF: 0 SAC: 0 DP: 1 HBP: 1 | WP: 1 PB: 0 SB: 0 CS: 0 | PA: 39 |
| PITCHER | IP WLS BF H R ER SO BB IBB HBP BLK WP HR S P ERA WHIP | | | | | | | | | | | | | | | | | | | |
| Josh Fogg, R ERA: 4.9 | (1, 1) 5.0 W 24 7 1 1 2 2 2 1 1 0 0 0 49 89 1.80 1.800 | | | | | | | | | | | | | | | | | | | |
| 34 Matt Herges, R ERA: 2.41 | (6, 1) 1.2 H 7 0 0 0 1 2 0 0 0 0 0 13 24 0.00 1.200 | | | | | | | | | | | | | | | | | | | |
| 40 Brian Fuentes, L ERA: 3.54 | (7, 1) 0.2 H 5 2 1 1 1 1 0 0 0 1 0 11 19 13.50 4.500 | | | | | | | | | | | | | | | | | | | |
| 60 Manny Corpas, R ERA: 1.91 | (8, 1) 1.2 S 4 0 0 0 0 0 0 0 0 0 0 9 13 0.00 0.000 | | | | | | | | | | | | | | | | | | | |

San Diego Padres @ Colorado Rockies
Coors Field, Denver, CO
Sun Sep 09 2007, 1:05 PM MDT
Att: 20,260 - Sunny - 66 F

AB 32
R 2
H 9
RBI 2
BB 6
SO 4
LOB 15



| Batter | 1 | 2 | 3 | 4 | 5 | 6 | 7 | 8 | 9 | AB | R | H | RBI | BB | SO | LOB | BOTTOM | | | |
|---|---|----------------------------------|-------------------------------|----------------------------------|------------------------------|----------------------------------|-------------------------------|----------------------------------|-------------------------------|----------------------------------|------------------------------|----------------------------------|------------------------------|----------------------------------|------------------------------|----------------------------------|----------------------------------|------------------------------------|----------------------------------|--------|
| Jamey Carroll, R OBP: 0.314, SLG: 0.288 | | | | | | | | | | 3 | 0 | 0 | 0 | 1 | 1 | 0 | | | | |
| 60 Manny Corpas, R ERA: 1.91 | | | | | | | | | | 0 | 0 | 0 | 0 | 0 | 0 | 0 | | | | |
| 2 Troy Tulowitzki, R OBP: 0.357, SLG: 0.463 | | | | | | | | | | 3 | 0 | 0 | 0 | 1 | 2 | 1 | | | | |
| 5 Matt Holliday, R OBP: 0.391, SLG: 0.568 | | | | | | | | | | 3 | 2 | 1 | 1 | 0 | 2 | 1 | | | | |
| 17 Todd Helton, L OBP: 0.428, SLG: 0.468 | | | | | | | | | | 4 | 1 | 2 | 1 | 0 | 0 | 1 | | | | |
| 27 Garrett Atkins, R OBP: 0.352, SLG: 0.468 | | | | | | | | | | 3 | 1 | 1 | 2 | 1 | 0 | 1 | | | | |
| 11 Brad Hawpe, L OBP: 0.380, SLG: 0.527 | | | | | | | | | | 3 | 0 | 0 | 0 | 1 | 2 | 2 | | | | |
| 19 Ryan Spilborghs, R OBP: 0.300, SLG: 0.486 | | | | | | | | | | 2 | 0 | 0 | 0 | 1 | 1 | 2 | | | | |
| 40 Brian Fuentes, L ERA: 3.54 | | | | | | | | | | 0 | 0 | 0 | 0 | 0 | 0 | 0 | | | | |
| 6 Omar Quintanilla, L OBP: 0.304, SLG: 0.326 | | | | | | | | | | 0 | 0 | 0 | 0 | 0 | 0 | 0 | | | | |
| 20 Chris Iannetta, R OBP: 0.322, SLG: 0.335 | | | | | | | | | 2 | 0 | 0 | 0 | 1 | 1 | 0 | | | | | |
| Josh Fogg, R OBP: 0.149, SLG: 0.130 | | | | | | | | | 2 | 0 | 0 | 0 | 0 | 1 | 3 | | | | | |
| 34 Matt Herges, L ERA: 2.72 | | | | | | | | | 0 | 0 | 0 | 0 | 0 | 0 | 0 | | | | | |
| 18 Cory Sullivan, L OBP: 0.337, SLG: 0.387 | | | | | | | | | 1 | 0 | 0 | 0 | 0 | 0 | 0 | | | | | |
| Inning Stats | R: 3 E: 0 K: 2 S: 23 | H: 2 LOB: 1 BB: 1 P: 36 | R: 0 E: 0 K: 2 S: 11 | H: 0 LOB: 0 BB: 0 P: 17 | R: 0 E: 0 K: 1 S: 9 | H: 0 LOB: 1 BB: 1 P: 13 | R: 0 E: 0 K: 0 S: 10 | H: 0 LOB: 3 BB: 3 P: 22 | R: 0 E: 0 K: 3 S: 10 | H: 1 LOB: 0 BB: 0 P: 11 | R: 0 E: 0 K: 1 S: 9 | H: 0 LOB: 1 BB: 1 P: 14 | R: 0 E: 0 K: 0 S: 8 | H: 0 LOB: 1 BB: 1 P: 14 | R: 1 E: 0 K: 1 S: 8 | H: 1 LOB: 0 BB: 0 P: 13 | 1B: 1 2B: 1 3B: 0 HR: 2 | SF: 0 SAC: 0 DP: 2 HBP: 1 | WP: 0 PB: 0 SB: 1 CS: 0 | PA: 33 |
| PITCHER | IP WLS BF H R ER SO BB IBB HBP BLK WP HR S P ERA WHIP | | | | | | | | | | | | | | | | | | | |
| 32 Chris Young, R ERA: 2.72 | (1, 1) 5.0 L 21 3 3 3 3 5 0 1 0 0 0 8 11 5.40 1.400 | | | | | | | | | | | | | | | | | | | |
| 50 Joe Thatcher, L ERA: 1.0 | (6, 1) 0.2 3 1 0 0 1 0 0 0 0 0 0 8 11 0.00 1.500 | | | | | | | | | | | | | | | | | | | |
| 41 Kevin Cameron, R ERA: 2.19 | (6, 1) 1.1 5 0 0 0 0 1 0 0 0 0 0 9 17 0.00 0.750 | | | | | | | | | | | | | | | | | | | |
| 43 Cia Meredith, R ERA: 3.72 | (8, 1) 0.0 1 1 1 1 0 0 0 0 0 0 1 1 2 ∞ ∞ | | | | | | | | | | | | | | | | | | | |
| 45 Justin Hampson, L ERA: 3.0 | (8, 1) 1.0 3 0 0 0 1 0 0 0 0 0 0 7 11 0.00 0.000 | | | | | | | | | | | | | | | | | | | |

San Diego Padres @ Colorado Rockies
Coors Field, Denver, CO
Sun Sep 09 2007, 1:05 PM MDT
Att: 20,260 - Sunny - 66 F

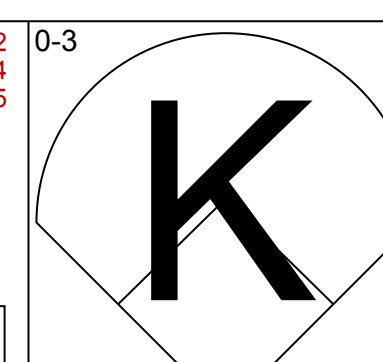
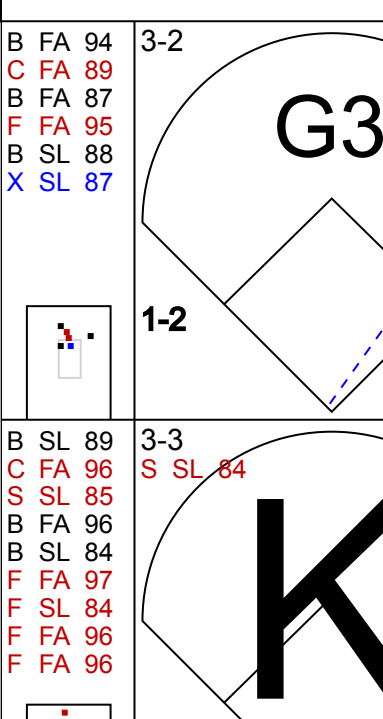
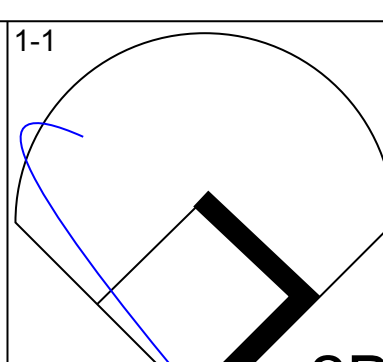
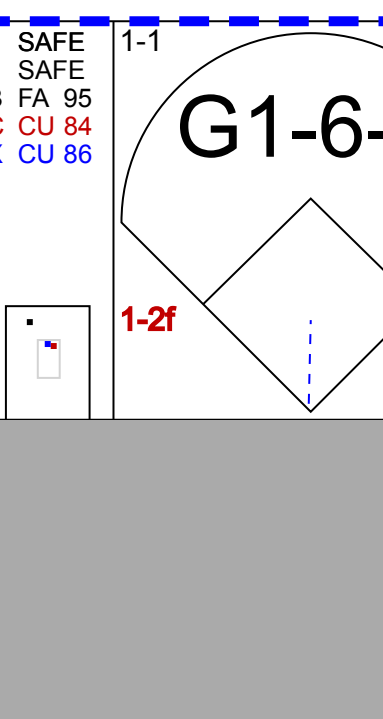
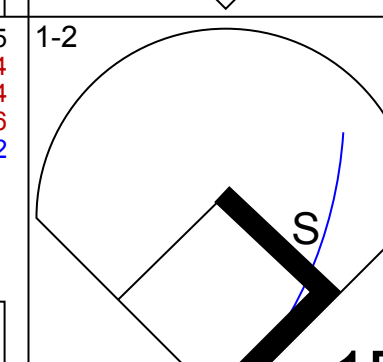

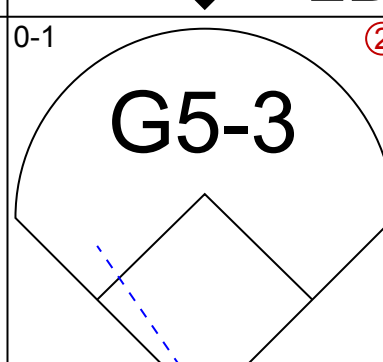
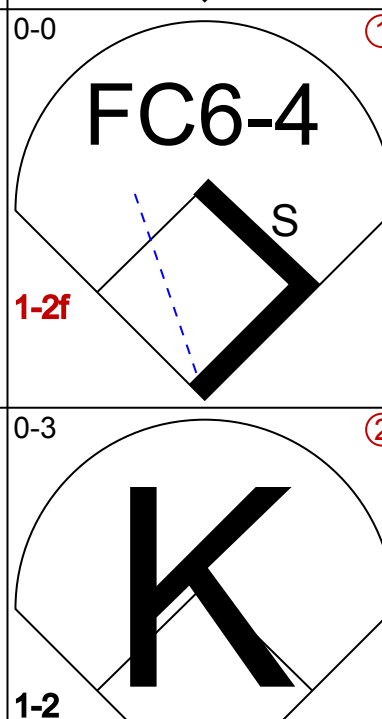
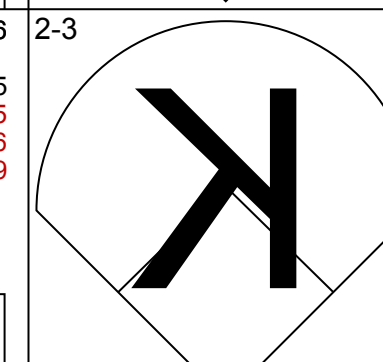
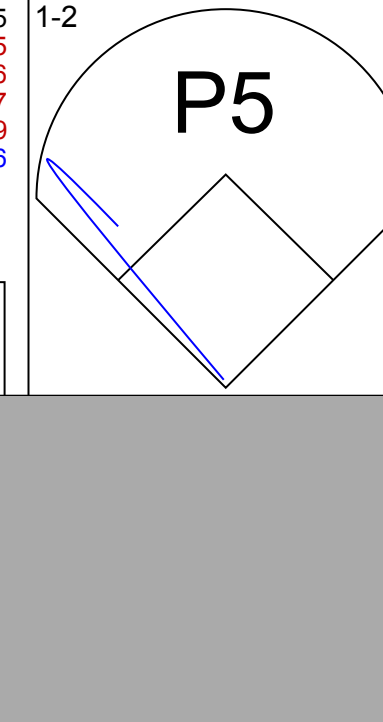
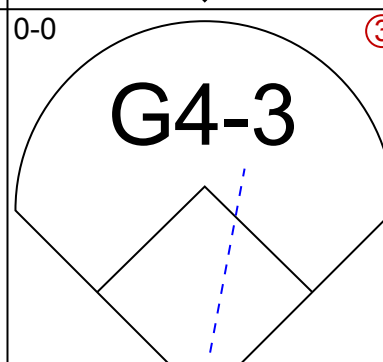

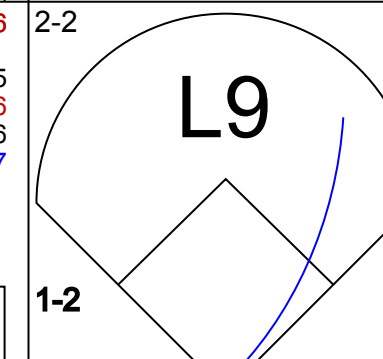




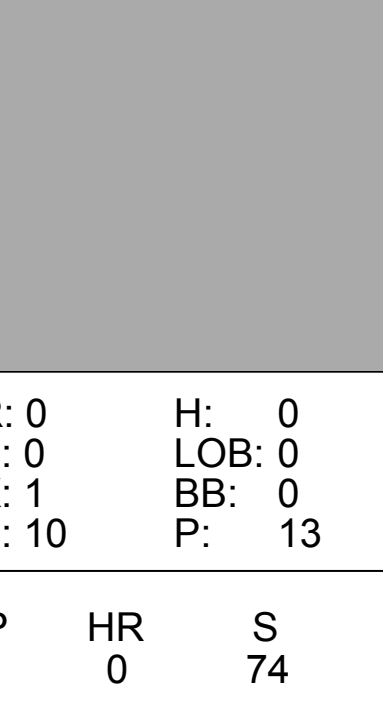
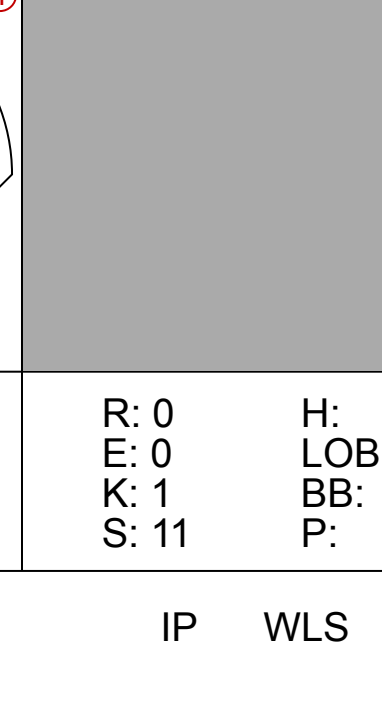

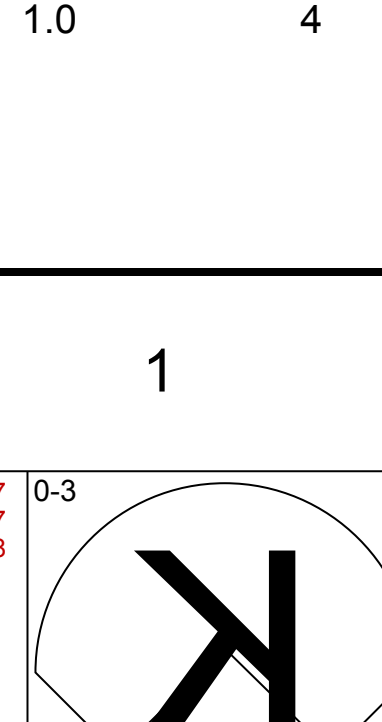
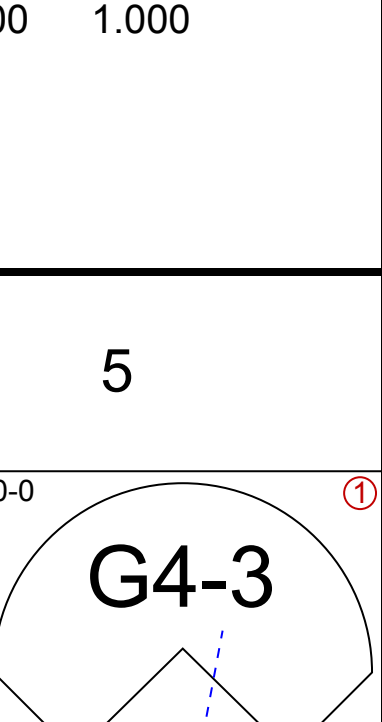
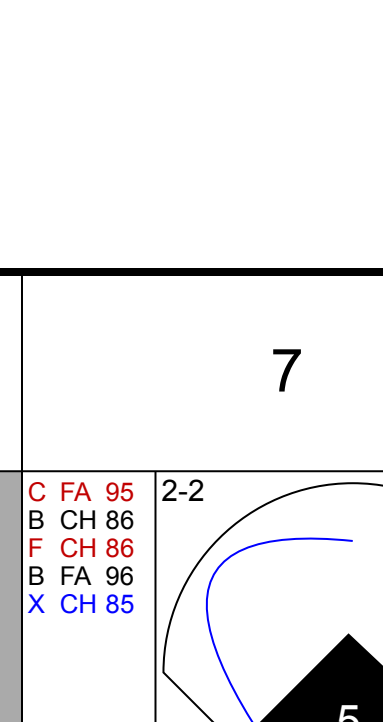
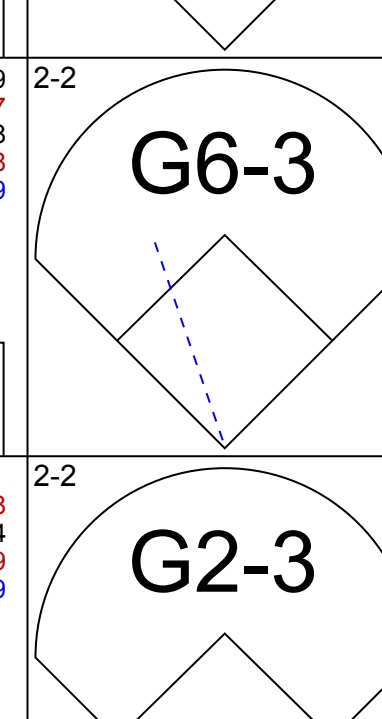
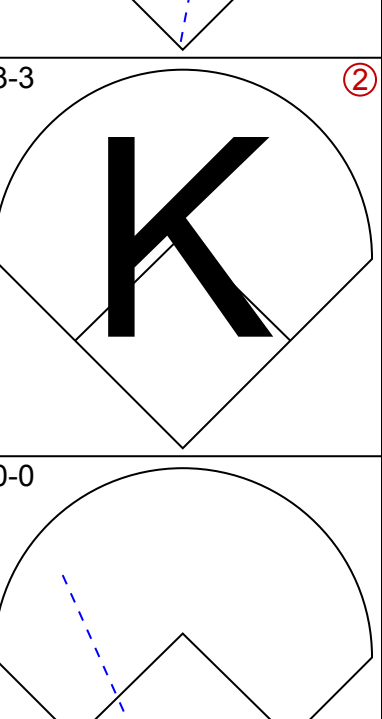
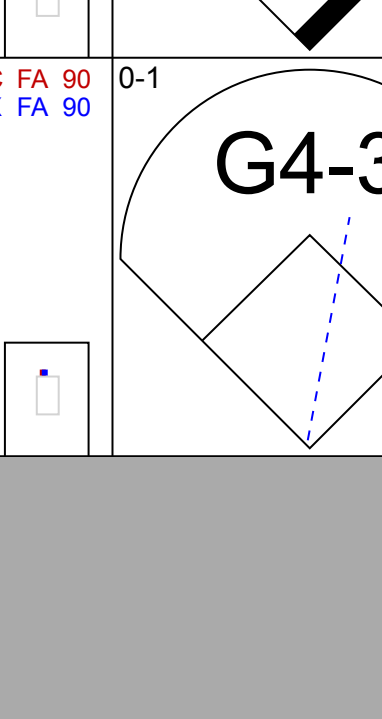
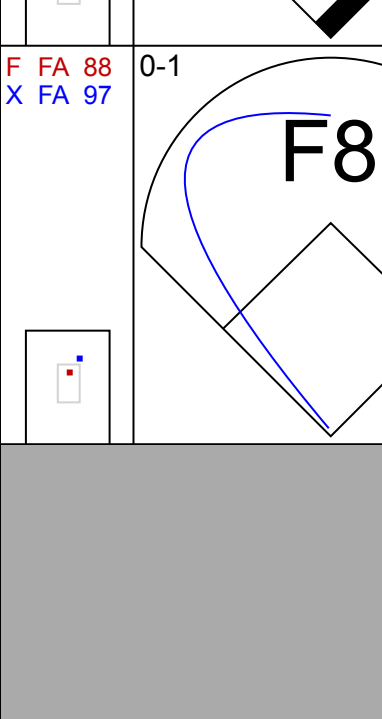
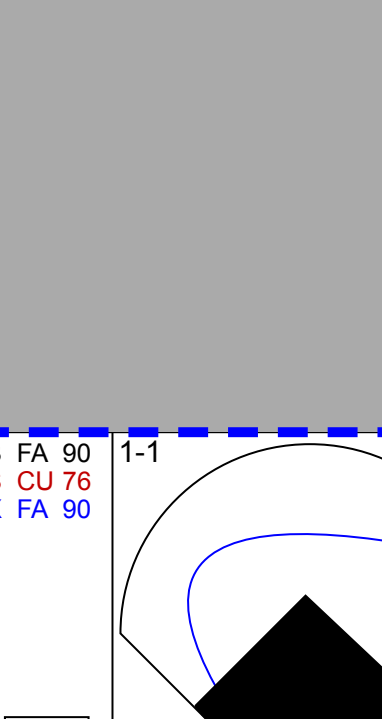
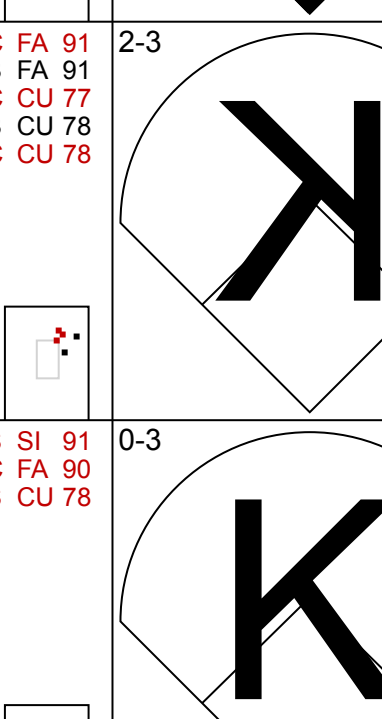
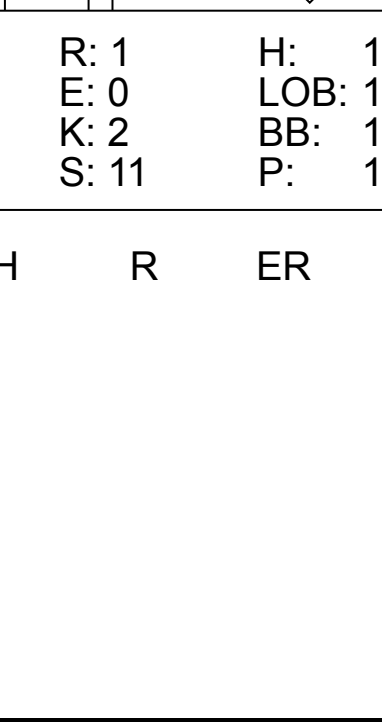

AB 26
R 4
H 4
RBI 4
BB 6
SO 10
LOB 11



| Batter | 1 | 2 | 3 | 4 | 5 | 6 | 7 | 8 | 9 | AB | R | H | RBI | BB | SO | LOB | TOP | | | | |
|---|---|----------------------------------|-------------------------------|----------------------------------|------------------------------|----------------------------------|------------------------------|---------------------------------|------------------------------|----------------------------------|------------------------------|---------------------------------|------------------------------|----------------------------------|-------------------------------|----------------------------------|--|----------------------------------|----------------------------------|------------------------------------|--|
| 10 Dave Roberts, L (1, 8) OBP: 0.331, SLG: 0.365 | G4-3 | | 1B | | | | | BB | | 3 | 0 | 1 | 0 | 1 | 0 | 1 | San Francisco Giants @ San Diego Padres PETCO Park, San Diego, CA Sat Sep 15 2007, 10:05 PM EDT Att: 41,554 - Clear - 68 F | | | | |
| Ray Durham, S (1, 4) OBP: 0.294, SLG: 0.345 | G1-4-3 | | F7 | | | | K | L7 | | 4 | 0 | 0 | 0 | 0 | 1 | 2 | | | | | |
| 2 Randy Winn, S (1, 9) (3, 7) | K | | G3 | | | | F8 | G6-3 | | 4 | 0 | 0 | 0 | 0 | 1 | 2 | | | | | |
| Barry Bonds, L (1, 7) OBP: 0.483, SLG: 0.570 | | | 1B | | | | P6 | K | | 1 | 0 | 1 | 0 | 0 | 0 | 0 | | | | | |
| 12 Nate Schierholz, L (3, 9) OBP: 0.342, SLG: 0.440 | | | 1B | | | | G4-3 | K | | 3 | 0 | 0 | 0 | 0 | 1 | 1 | | | | | |
| 1 Bengie Molina, R (1, 2) OBP: 0.304, SLG: 0.451 | | | F9 | | | | K | | | 3 | 0 | 1 | 0 | 0 | 0 | 1 | | | | | |
| 8 Eugenio Velez, S (7, PR) OBP: 0.333, SLG: 1.000 | | | | | | | | | | 0 | 0 | 0 | 0 | 0 | 0 | 0 | | | | | |
| 23 Randy Messenger, R (7, 1) OBP: 0.292, SLG: 0.345 | | | | | | | | | | 0 | 0 | 0 | 0 | 0 | 0 | 0 | | | | | |
| Scott Munter, R (7, 1) OBP: 0.292, SLG: 0.345 | | | | | | | | | | 0 | 0 | 0 | 0 | 0 | 0 | 0 | | | | | |
| 48 Erick Threats, L (8, 1) OBP: 0.292, SLG: 0.345 | | | | | | | | | | 0 | 0 | 0 | 0 | 0 | 0 | 0 | | | | | |
| 50 Eleazer Alfonso, R (8, PR) OBP: 0.292, SLG: 0.345 | | | | | | | | | | 1 | 0 | 0 | 0 | 0 | 1 | 0 | | | | | |
| Rich Aurilia, R (1, 3) OBP: 0.301, SLG: 0.366 | | | K | | | | P2 | G6-3 | | 3 | 0 | 0 | 0 | 0 | 1 | 2 | | | | | |
| 40 Daniel Ortmeier, S (7, PR) OBP: 0.292, SLG: 0.492 | | | | | | | | | | 1 | 0 | 0 | 0 | 0 | 0 | 0 | | | | | |
| Pedro Feliz, R (1, 5) OBP: 0.291, SLG: 0.417 | | | 1B | | | | G6-3 | | | 4 | 0 | 2 | 0 | 0 | 0 | 0 | | | | | |
| 13 Omar Vizquel, S (1, 6) OBP: 0.302, SLG: 0.297 | | | F7 | | | | | | | 2 | 0 | 1 | 0 | 1 | 0 | 2 | | | | | |
| 18 Matt Cain, R (1, 1) OBP: 0.109, SLG: 0.189 | | | | | | | | | | 1 | 0 | 0 | 0 | 0 | 1 | 0 | | | | | |
| Ryan Klesko, L (7, PH) OBP: 0.349, SLG: 0.413 | | | | | | | | | | 0 | 0 | 0 | 0 | 0 | 0 | 0 | | | | | |
| 39 Guillermo Rodriguez, R (7, PH) OBP: 0.322, SLG: 0.372 | | | | | | | | | | 1 | 0 | 0 | 0 | 0 | 0 | 3 | | | | | |
| Inning Stats | R: 0 E: 0 K: 1 S: 11 | H: 0 LOB: 0 BB: 0 P: 15 | R: 0 E: 0 K: 1 S: 11 | H: 2 LOB: 2 BB: 0 P: 18 | R: 0 E: 0 K: 1 S: 9 | H: 1 LOB: 1 BB: 0 P: 14 | R: 0 E: 0 K: 1 S: 6 | H: 0 LOB: 0 BB: 0 P: 8 | R: 0 E: 0 K: 0 S: 9 | H: 1 LOB: 1 BB: 0 P: 13 | R: 0 E: 0 K: 1 S: 6 | H: 0 LOB: 0 BB: 0 P: 9 | R: 0 E: 0 K: 0 S: 8 | H: 2 LOB: 3 BB: 1 P: 14 | R: 0 E: 0 K: 1 S: 18 | H: 0 LOB: 0 BB: 0 P: 27 | R: 0 E: 0 K: 1 S: 7 | H: 0 LOB: 0 BB: 0 P: 11 | 1B: 5 2B: 1 3B: 0 HR: 0 | SF: 0 SAC: 1 DP: 1 HBP: 0 | WP: 0 PA: 34 PB: 0 SB: 1 CS: 0 |
| PITCHER | IP WLS BF H R ER SO BB IBB HBP BLK WP HR S P ERA WHIP | | | | | | | | | | | | | | | | | | | | |
| Brett Tomko, R (1, 1) ERA: 5.4 | 6.0 W 22 4 0 0 5 0 0 0 0 0 0 0 52 77 0.00 0.667 | | | | | | | | | | | | | | | | | | | | |
| Doug Brocail, R (7, 1) ERA: 3.29 | 0.1 H 4 2 0 0 0 0 1 0 0 0 0 0 5 10 0.00 6.000 | | | | | | | | | | | | | | | | | | | | |
| 50 Joe Thatcher, L (7, 1) ERA: 0.75 | 0.2 H 1 0 0 0 0 0 0 0 0 0 0 0 3 4 0.00 0.000 | | | | | | | | | | | | | | | | | | | | |
| 21 Heath Bell, R (8, 1) ERA: 2.3 | 1.0 4 0 0 0 1 1 0 0 0 0 0 0 18 27 0.00 1.000 | | | | | | | | | | | | | | | | | | | | |
| 45 Justin Hampson, L (9, 1) ERA: 2.81 | 1.0 3 0 0 0 1 0 0 0 0 0 0 0 7 11 0.00 0.000 | | | | | | | | | | | | | | | | | | | | |

| Batter | 1 | 2 | 3 | 4 | 5 | 6 | 7 | 8 | 9 | AB | R | H | RBI | BB | SO | LOB | BOTTOM |
|--|---|----------------------------------|-------------------------------|----------------------------------|------------------------------|----------------------------------|------------------------------|----------------------------------|------------------------------|----------------------------------|-------------------------------|----------------------------------|-------------------------------|----------------------------------|----------------------------------|------------------------------------|--|
| 24 Brian Giles, L (1, 9) OBP: 0.370, SLG: 0.419 | P5 | | F7 | | | | | 2B | | 3 | 1 | 0 | 0 | 1 | 0 | 0 | San Francisco Giants @ San Diego Padres PETCO Park, San Diego, CA Sat Sep 15 2007, 10:05 PM EDT Att: 41,554 - Clear - 68 F |
| Geoff Blum, S (1, 4) OBP: 0.330, SLG: 0.383 | G5-3 | | | | | | F8 | G6-3 | | 4 | 2 | 2 | 1 | 0 | 0 | 0 | |
| Mike Cameron, R (1, 8) OBP: 0.316, SLG: 0.294 | K | | | | | | K | G6-3 | | 3 | 1 | 1 | 2 | 0 | 2 | 0 | |
| 23 Adrián González, L (1, 3) OBP: 0.341, SLG: 0.487 | | | | | | | L8 | | | 4 | 2 | 3 | 0 | 0 | 0 | 0 | |
| 3 Khalil Greene, R (1, 6) OBP: 0.292, SLG: 0.462 | | | | | | | | | | 3 | 0 | 1 | 1 | 0 | 1 | 1 | |
| 5 Kevin Kousseroff, R (1, 5) OBP: 0.317, SLG: 0.450 | | | | | | | F8 | | | 3 | 0 | 0 | 0 | 1 | 0 | 1 | |
| 12 Scott Hairston, R (1, 7) OBP: 0.310, SLG: 0.427 | | | | | | | F7 | | | 2 | 0 | 0 | 1 | 0 | 2 | 0 | |
| 8 Michael Barrett, R (1, 2) OBP: 0.284, SLG: 0.376 | | | | | | | | | | 3 | 0 | 0 | 0 | 0 | 1 | 2 | |
| Brett Tomko, R (1, 1) ERA: 5.4 | | | | | | | | | | 1 | 0 | 0 | 0 | 0 | 1 | 0 | |
| Terrel Sledge, L (6, PR) OBP: 0.292, SLG: 0.360 | | | | | | | | | | 1 | 0 | 0 | 0 | 0 | 0 | 0 | |
| Doug Brocail, L (7, 1) OBP: 0.300, SLG: 0.400 | | | | | | | | | | 0 | 0 | 0 | 0 | 0 | 0 | 0 | |
| 50 Joe Thatcher, L (7, 1) ERA: 0.75 | | | | | | | | | | 0 | 0 | 0 | 0 | 0 | 0 | 0 | |
| 9 Brian Myrow, L (7, PR) OBP: 0.300, SLG: 0.400 | | | | | | | | | | 1 | 0 | 0 | 0 | 0 | 0 | 2 | |
| 21 Heath Bell, R (8, 1) ERA: 2.3 | | | | | | | | | | 0 | 0 | 0 | 0 | 0 | 0 | 0 | |
| 45 Justin Hampson, L (9, 1) ERA: 2.81 | | | | | | | | | | 0 | 0 | 0 | 0 | 0 | 0 | 0 | |
| Inning Stats | R: 0 E: 0 K: 1 S: 7 | H: 0 LOB: 0 BB: 0 P: 12 | R: 1 E: 0 K: 1 S: 10 | H: 1 LOB: 0 BB: 0 P: 16 | R: 0 E: 0 K: 1 S: 9 | H: 0 LOB: 0 BB: 0 P: 12 | R: 0 E: 0 K: 1 S: 9 | H: 0 LOB: 0 BB: 0 P: 15 | R: 0 E: 0 K: 1 S: 8 | H: 0 LOB: 0 BB: 0 P: 11 | R: 3 E: 0 K: 0 S: 16 | H: 4 LOB: 2 BB: 1 P: 28 | R: 2 E: 0 K: 1 S: 12 | H: 2 LOB: 1 BB: 1 P: 22 | 1B: 2 2B: 3 3B: 1 HR: 1 | SF: 2 SAC: 0 DP: 0 HBP: 0 | WP: 1 PA: 33 PB: 0 SB: 0 CS: 0 |
| PITCHER | IP WLS BF H R ER SO BB IBB HBP BLK WP HR S P ERA WHIP | | | | | | | | | | | | | | | | |
| 18 Matt Cain, R (1, 1) ERA: 3.71 | 0.0 L 19 1 1 1 0 0 0 0 0 0 0 0 1 9 18 1.50 0.167 | | | | | | | | | | | | | | | | |
| 23 Randy Messenger, R (7, 1) ERA: 3.09 | 0.0 5 4 3 3 0 0 1 0 0 0 0 1 9 18 0.00 0.000 | | | | | | | | | | | | | | | | |
| Scott Munter, R (7, 1) ERA: 5.06 | 1.0 3 0 0 0 0 0 0 0 0 0 0 0 7 10 0.00 0.000 | | | | | | | | | | | | | | | | |
| 48 Erick Threats, L (8, 1) ERA: 27.0 | 0.1 4 2 2 2 0 1 0 0 0 0 1 0 7 16 54.00 9.000 | | | | | | | | | | | | | | | | |
| Scott Atchison, R (8, 1) ERA: 5.58 | 0.2 2 0 0 0 1 0 0 0 0 0 0 0 5 6 0.00 0.000 | | | | | | | | | | | | | | | | |

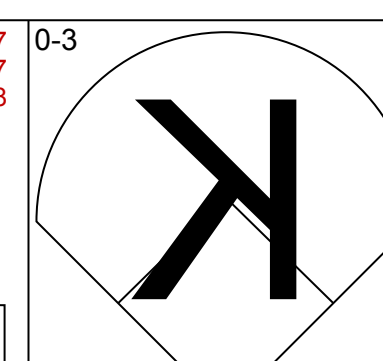
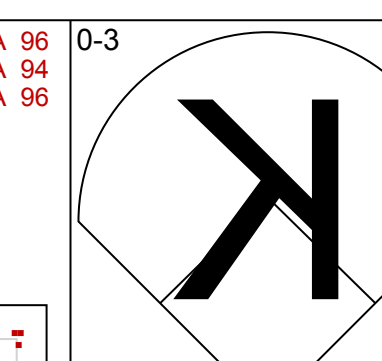
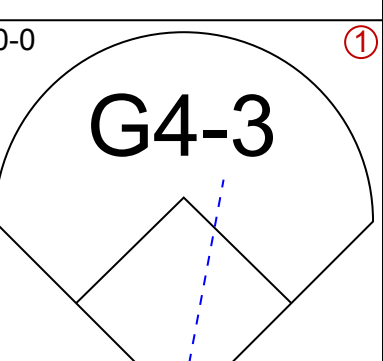
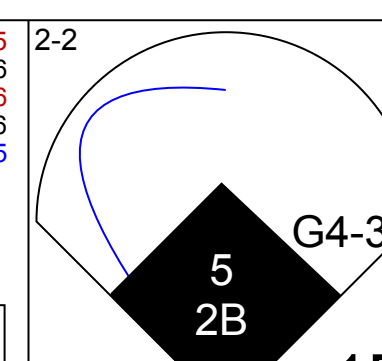
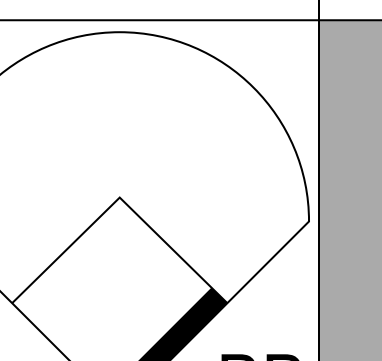
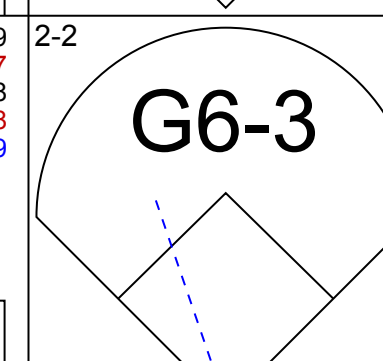
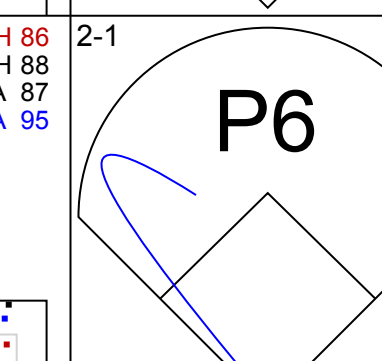
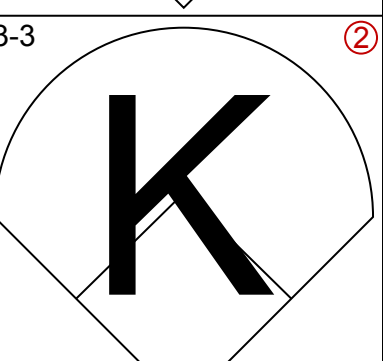
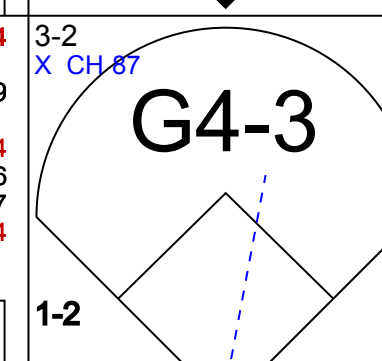
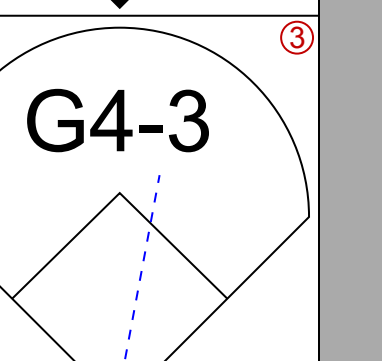
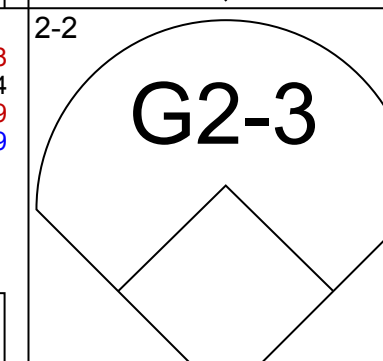
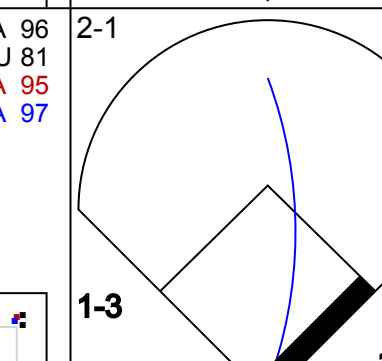
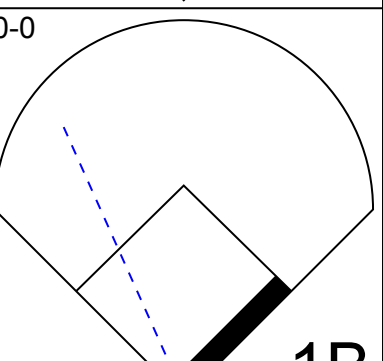
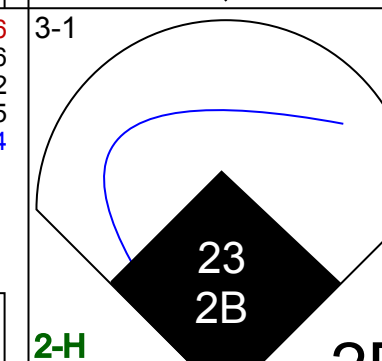

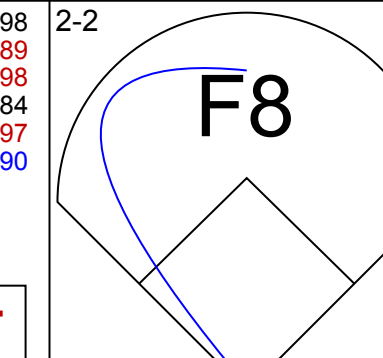
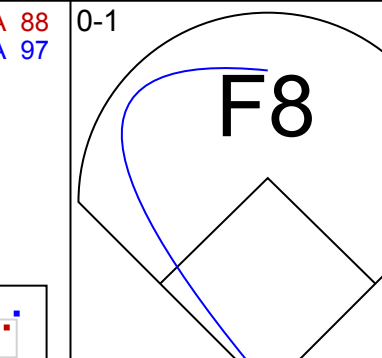
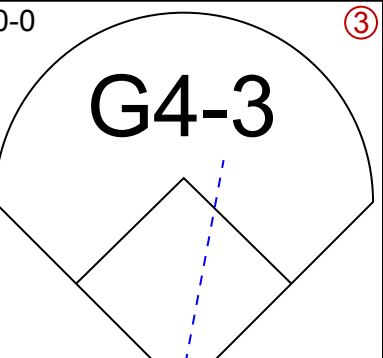
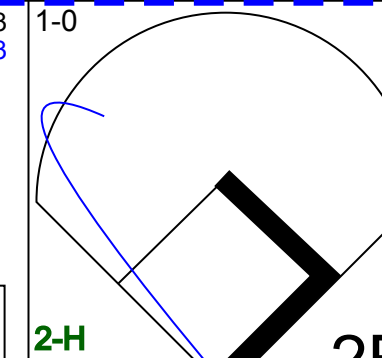

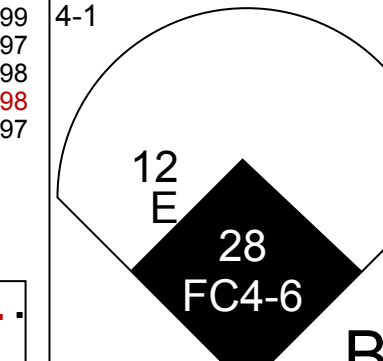


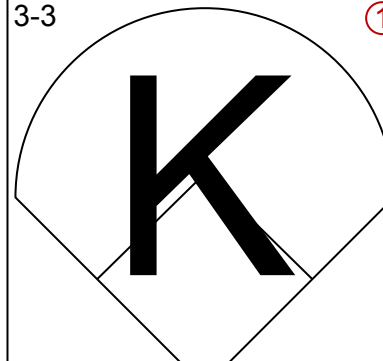
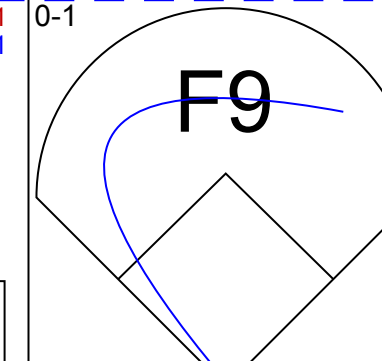
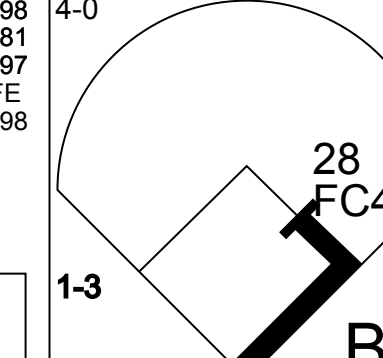

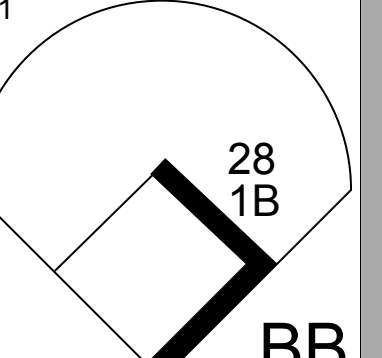
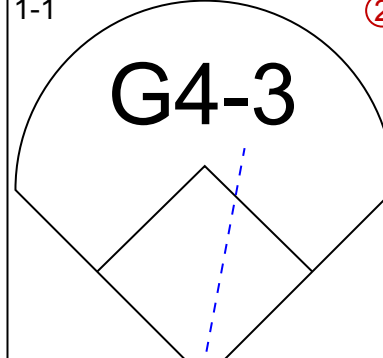
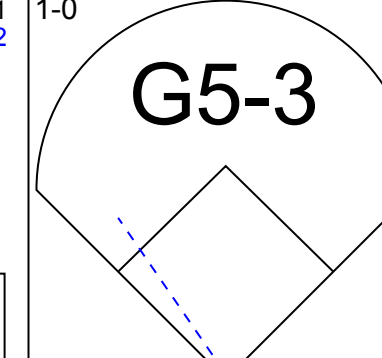


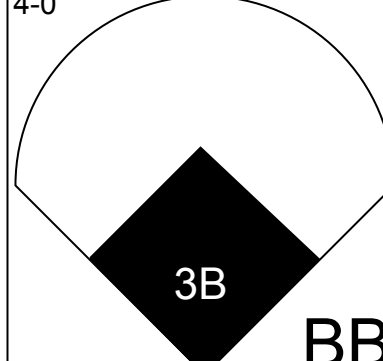
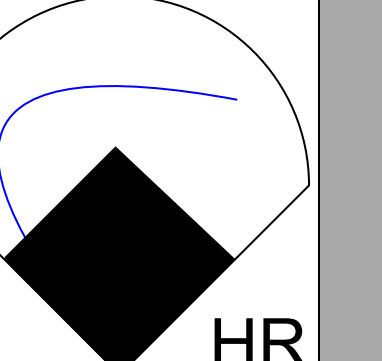

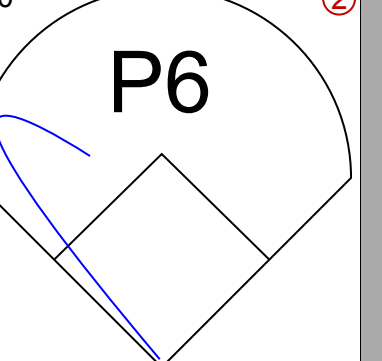
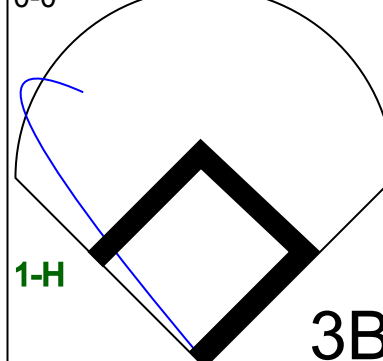
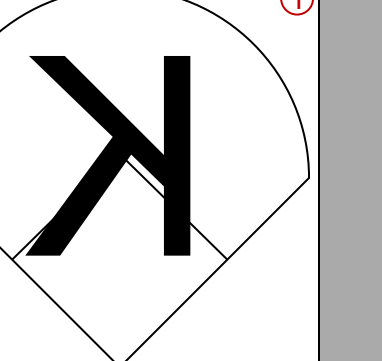
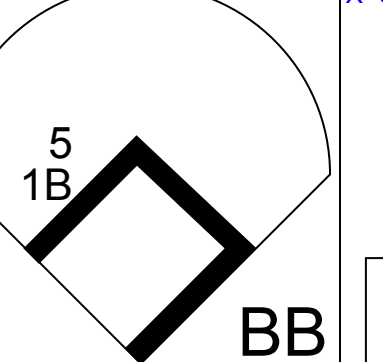
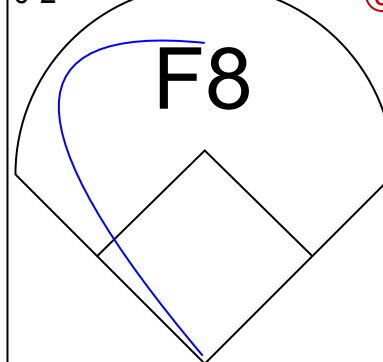
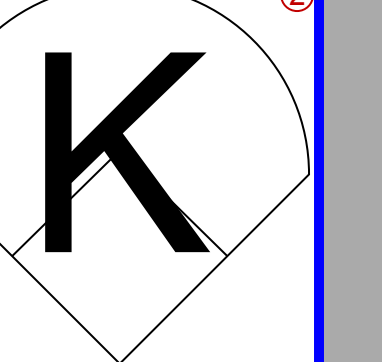


| Batter | 1 | 2 | 3 | 4 | 5 | 6 | 7 | 8 | 9 | AB | R | H | RBI | BB | SO | LOB | TOP | | | | | |
|---|---|----------------------------------|--|---|--|---|---|---|---|---------------------------------|------------------------------|----------------------------------|-------------------------------|----------------------------------|------------------------------|----------------------------------|-------------------------------|----------------------------------|----------------------------------|------------------------------------|----------------------------------|--------|
| 10 Dave Roberts, L (1.8) OBP: 0.330, SLG: 0.366 |  | |  | | |  | |  | | 4 | 0 | 1 | 0 | 0 | 1 | 2 | | | | | | |
| 19 Kevin Frandsen, R (1.4) OBP: 0.303, SLG: 0.347 |  | |  | | |  | | |  | 4 | 0 | 2 | 0 | 0 | 1 | 2 | | | | | | |
| 2 Randy Winn, S (1.7) OBP: 0.344, SLG: 0.415 |  | | |  | |  | | |  | 4 | 0 | 0 | 0 | 0 | 2 | 3 | | | | | | |
| Pedro Feliz, R (1.5) OBP: 0.289, SLG: 0.414 |  | | |  | | |  | |  | 4 | 0 | 0 | 0 | 0 | 1 | 2 | | | | | | |
| 12 Nate Schierholz, L (1.9) OBP: 0.325, SLG: 0.418 |  | | |  | | |  | |  | 4 | 0 | 0 | 0 | 0 | 2 | 1 | | | | | | |
| 40 Daniel Ortmeier, S (1.3) OBP: 0.286, SLG: 0.480 |  | | | |  | | |  | | 3 | 0 | 0 | 0 | 0 | 3 | 0 | | | | | | |
| 13 Omar Vizquel, S (1.6) OBP: 0.300, SLG: 0.295 |  | | | |  | | |  | | 3 | 0 | 0 | 0 | 0 | 0 | 0 | | | | | | |
| 39 Guillermo Rodriguez, R (1.2) OBP: 0.315, SLG: 0.383 | | |  | | | | |  | | 2 | 0 | 0 | 0 | 0 | 1 | 0 | | | | | | |
| 8 Eugenio Velez, S (8. PH) OBP: 0.500, SLG: 1.000 | | | | | | | |  | | 0 | 1 | 0 | 0 | 0 | 1 | 0 | | | | | | |
| 1 Bengie Molina, R (8.2) OBP: 0.394, SLG: 0.451 | | | | | | | |  | | 0 | 0 | 0 | 0 | 0 | 0 | 0 | | | | | | |
| 55 Tim Lincecum, L (1.1) OBP: 0.133, SLG: 0.116 | | | | | | | |  | | 2 | 0 | 1 | 0 | 0 | 1 | 0 | | | | | | |
| Jack Taschner, L (7.1) | | | | | | | | | | 0 | 0 | 0 | 0 | 0 | 0 | 0 | | | | | | |
| Scott Atchison, R (7.1) | | | | | | | | | | 0 | 0 | 0 | 0 | 0 | 0 | 0 | | | | | | |
| Ray Durham, S (8. PH) OBP: 0.295, SLG: 0.346 | | | | | | | | | | 1 | 0 | 1 | 1 | 0 | 0 | 0 | | | | | | |
| Dan Giese, R (8.1) | | | | | | | | | | 0 | 0 | 0 | 0 | 0 | 0 | 0 | | | | | | |
| Inning Stats | R: 0 E: 0 K: 2 S: 13 | H: 1 LOB: 1 BB: 0 P: 18 | R: 0 E: 0 K: 2 S: 7 | H: 0 LOB: 0 BB: 0 P: 10 | R: 0 E: 0 K: 1 S: 12 | H: 1 LOB: 1 BB: 0 P: 20 | R: 0 E: 0 K: 1 S: 10 | H: 0 LOB: 0 BB: 0 P: 13 | R: 0 E: 0 K: 2 S: 7 | H: 0 LOB: 0 BB: 0 P: 7 | R: 0 E: 0 K: 1 S: 8 | H: 1 LOB: 1 BB: 0 P: 10 | R: 0 E: 0 K: 1 S: 11 | H: 0 LOB: 0 BB: 0 P: 16 | R: 1 E: 0 K: 0 S: 8 | H: 1 LOB: 0 BB: 1 P: 13 | R: 0 E: 0 K: 2 S: 11 | H: 1 LOB: 1 BB: 0 P: 12 | 1B: 4 2B: 1 3B: 0 HR: 0 | SF: 0 SAC: 0 DP: 1 HBP: 0 | WP: 0 PB: 0 SB: 3 CS: 0 | PA: 32 |
| PITCHER | IP 7.1 | WLS W | BF 27 | H 4 | R 1 | ER 1 | SO 10 | BB 1 | IBB 0 | HBP 0 | BLK 0 | WP 0 | HR 0 | S 74 | P 104 | ERA 1.23 | WHIP 0.682 | | | | | |
| 44 Jake Peavy, R (1.1) ERA: 2.39 | | | | | | | | | | | | | | | | | | | | | | |
| 21 Heath Bell, R (8.1) ERA: 2.29 | | 0.2 | H | 1 | 0 | 0 | 0 | 0 | 0 | 0 | 0 | 0 | 0 | 2 | 3 | 0.00 | 0.000 | | | | | |
| 43 Cla Meredith, R (9.1) ERA: 3.62 | | 1.0 | 4 | 1 | 0 | 0 | 2 | 0 | 0 | 0 | 0 | 0 | 0 | 11 | 12 | 0.00 | 1.000 | | | | | |

San Francisco Giants @ San Diego Padres
PETCO Park, San Diego, CA
Sun Sep 16 2007, 4:05 PM EDT
Att: 34,000 - Sunny - 71 F

AB 31
R 1
H 5
RBI 1
BB 1
SO 12
LOB 10



| Batter | 1 | 2 | 3 | 4 | 5 | 6 | 7 | 8 | 9 | AB | R | H | RBI | BB | SO | LOB | BOTTOM | | | | |
|---|---|---|---|----------------------------------|--|----------------------------------|---|---|------------------------------|----------------------------------|-------------------------------|----------------------------------|-------------------------------|----------------------------------|-------------------------------|----------------------------------|----------------------------------|------------------------------------|----------------------------------|--------|--|
| 24 Brian Giles, L (1.9) OBP: 0.370, SLG: 0.417 |  | |  | |  | |  |  | | 4 | 1 | 1 | 0 | 1 | 2 | 1 | | | | | |
| Geoff Blum, S (1.4) OBP: 0.325, SLG: 0.376 |  | |  | |  | |  |  | | 5 | 0 | 0 | 0 | 0 | 1 | 3 | | | | | |
| 5 Kevin Kouzmanoff, R (1.5) OBP: 0.321, SLG: 0.495 |  | |  | |  | |  |  | | 4 | 1 | 3 | 1 | 0 | 0 | 0 | | | | | |
| 23 Adrián González, L (1.3) OBP: 0.340, SLG: 0.487 | |  |  | |  | |  |  | | 4 | 0 | 1 | 1 | 0 | 0 | 3 | | | | | |
| 3 Khalil Greene, R (1.6) OBP: 0.292, SLG: 0.460 | |  |  | |  | |  |  | | 3 | 1 | 0 | 0 | 1 | 2 | 1 | | | | | |
| 12 Scott Hairston, R (1.7) OBP: 0.313, SLG: 0.423 | |  |  | |  | |  |  | | 2 | 0 | 0 | 0 | 2 | 0 | 1 | | | | | |
| 28 Josh Bard, S (1.2) OBP: 0.353, SLG: 0.378 |  | | | |  | |  |  | | 3 | 2 | 2 | 2 | 1 | 0 | 1 | | | | | |
| Brady Clark, R (1.8) OBP: 0.313, SLG: 0.319 |  | | | |  | |  |  | | 4 | 0 | 1 | 1 | 0 | 1 | 3 | | | | | |
| 44 Jake Peavy, R (1.1) OBP: 0.235, SLG: 0.308 | | | | |  | |  |  | | 2 | 0 | 0 | 0 | 1 | 0 | 3 | | | | | |
| 21 Heath Bell, R (8.1) ERA: 4.69 | | | | | | | | | | 0 | 0 | 0 | 0 | 0 | 0 | 0 | | | | | |
| Rob Mackowiak, L (8. PH) OBP: 0.338, SLG: 0.387 | | | | | | | | | | 1 | 0 | 0 | 0 | 0 | 1 | 0 | | | | | |
| 43 Cla Meredith, R (9.1) ERA: 3.6 | | | | | | | | | | 0 | 0 | 0 | 0 | 0 | 0 | 0 | | | | | |
| Inning Stats | R: 0 E: 0 K: 1 S: 9 | H: 0 LOB: 0 BB: 0 P: 13 | R: 1 E: 1 K: 0 S: 10 | H: 0 LOB: 1 BB: 2 P: 23 | R: 0 E: 0 K: 1 S: 11 | H: 1 LOB: 2 BB: 1 P: 19 | R: 0 E: 0 K: 1 S: 7 | H: 1 LOB: 2 BB: 1 P: 12 | R: 0 E: 0 K: 1 S: 7 | H: 1 LOB: 1 BB: 0 P: 10 | R: 1 E: 0 K: 1 S: 11 | H: 1 LOB: 1 BB: 1 P: 19 | R: 2 E: 0 K: 0 S: 13 | H: 3 LOB: 1 BB: 0 P: 23 | R: 1 E: 0 K: 2 S: 11 | H: 1 LOB: 1 BB: 1 P: 18 | 1B: 4 2B: 2 3B: 1 HR: 1 | SF: 0 SAC: 0 DP: 0 HBP: 0 | WP: 0 PB: 0 SB: 0 CS: 0 | PA: 38 | |
| PITCHER | IP 6.1 | WLS L | BF 30 | H 6 | R 4 | ER 3 | SO 5 | BB 5 | IBB 0 | HBP 0 | BLK 0 | WP 0 | HR 0 | S 64 | P 113 | ERA 4.26 | WHIP 1.737 | | | | |
| 55 Tim Lincecum, R (1.1) ERA: 4.0 | | | | | | | | | | | | | | | | | | | | | |
| Jack Taschner, L (7.1) ERA: 4.69 | | 0.0 | 1 | 1 | 0 | 0 | 0 | 0 | 0 | 0 | 0 | 0 | 0 | 1 | 2 | ∞ | ∞ | | | | |
| Scott Atchison, R (7.1) ERA: 5.4 | | 0.2 | 2 | 0 | 0 | 0 | 0 | 0 | 0 | 0 | 0 | 0 | 0 | 3 | 4 | 0.00 | 0.000 | | | | |
| Dan Giese, R (8.1) ERA: 3.6 | | 1.0 | 5 | 1 | 1 | 1 | 2 | 1 | 0 | 0 | 0 | 0 | 0 | 1 | 18 | 9.00 | 2.000 | | | | |

San Francisco Giants @ San Diego Padres
PETCO Park, San Diego, CA
Sun Sep 16 2007, 4:05 PM EDT
Att: 34,000 - Sunny - 71 F

AB 32
R 5
H 8
RBI 5
BB 6
SO 7
LOB 16



| Batter | 1 | 2 | 3 | 4 | 5 | 6 | 7 | 8 | 9 | AB | R | H | RBI | BB | SO | LOB | TOP | | | | | | | | | | |
|--|------------------------------|---------------------------------|-------------------------------|----------------------------------|-------------------------------|----------------------------------|------------------------------|----------------------------------|-------------------------------|----------------------------------|------------------------------|----------------------------------|------------------------------|----------------------------------|------------------------------|---------------------------------|--|------------------------------------|----------------------------------|--------|--|--|--|--|--|--|--|
| 3 Nyer Morgan, L (1, 8) OBP: 0.292, SLG: 0.300 | G6-3 | | G5-3 | | G6-4-3 | | G6-4-3 | | | 4 | 0 | 2 | 0 | 0 | 0 | 0 | Pittsburgh Pirates @ San Diego Padres PETCO Park, San Diego, CA Mon Sep 17 2007, 10:05 PM EDT Att: 33,557 - Clear - 66 F | | | | | | | | | | |
| 19 José Bautista, R (1, 5) OBP: 0.346, SLG: 0.426 | P6 | | | | G6-4-3 | | G6-4-3 | | | 4 | 0 | 1 | 0 | 0 | 0 | 4 | | | | | | | | | | | |
| 12 Freddy Sanchez, R (1, 4) OBP: 0.348, SLG: 0.450 | G1-3 | | G6-3 | | G1-3 | | | | | 4 | 0 | 0 | 0 | 0 | 1 | 2 | | | | | | | | | | | |
| 25 Adam LaRoche, L (1, 3) OBP: 0.345, SLG: 0.459 | | | | | F8 | | F8 | | L7 | 4 | 0 | 1 | 0 | 0 | 0 | 0 | | | | | | | | | | | |
| Xavier Nady, R (1, 9) OBP: 0.337, SLG: 0.481 | F8 | | | | | | | | K | 4 | 0 | 2 | 0 | 0 | 1 | 1 | | | | | | | | | | | |
| Jason Bay, R (1, 7) OBP: 0.325, SLG: 0.423 | F9 | | | | K | | K | | F7 | 4 | 0 | 0 | 0 | 0 | 2 | 3 | | | | | | | | | | | |
| 26 Ronny Paulino, R (1, 2) OBP: 0.317, SLG: 0.400 | | | | | | | | | G6-3 | 4 | 0 | 2 | 0 | 0 | 0 | 1 | | | | | | | | | | | |
| 2 Jack Wilson, R (1, 6) OBP: 0.353, SLG: 0.443 | F9 | | | | L6 | | | | P2 | 4 | 0 | 1 | 0 | 0 | 0 | 4 | | | | | | | | | | | |
| 47 John Van Benschoten, R (1, 1) OBP: 0.250, SLG: 0.286 | | | | | | | | | | | | | | | | | | | | | | | | | | | |
| 52 Franquelis Osona, R (6, 1) OBP: 0.259, SLG: 0.360 | | | | | | | | | | | | | | | | | | | | | | | | | | | |
| Matt Kala, S (7, PH) OBP: 0.259, SLG: 0.360 | | | | | | | | | | | | | | | | | | | | | | | | | | | |
| 34 John Grabow, L (7, 1) OBP: 0.259, SLG: 0.360 | | | | | | | | | | | | | | | | | | | | | | | | | | | |
| 58 Romulo Sanchez, R (8, 1) OBP: 0.259, SLG: 0.360 | | | | | | | | | | | | | | | | | | | | | | | | | | | |
| Inning Stats | R: 0 E: 0 K: 0 S: 6 | H: 0 LOB: 0 BB: 0 P: 9 | R: 0 E: 0 K: 0 S: 13 | H: 2 LOB: 2 BB: 0 P: 22 | R: 0 E: 0 K: 1 S: 11 | H: 1 LOB: 1 BB: 0 P: 14 | R: 0 E: 0 K: 1 S: 8 | H: 2 LOB: 2 BB: 0 P: 10 | R: 0 E: 0 K: 1 S: 10 | H: 2 LOB: 1 BB: 0 P: 11 | R: 0 E: 0 K: 1 S: 9 | H: 1 LOB: 1 BB: 0 P: 12 | R: 0 E: 0 K: 2 S: 8 | H: 2 LOB: 1 BB: 0 P: 12 | R: 0 E: 0 K: 0 S: 7 | H: 0 LOB: 0 BB: 0 P: 9 | 1B: 9 2B: 1 3B: 0 HR: 0 | SF: 0 SAC: 0 DP: 2 HBP: 0 | WP: 0 PB: 0 SB: 0 CS: 0 | PA: 35 | | | | | | | |
| PITCHER | IP | WLS | BF | H | R | ER | SO | BB | IBB | HBP | BLK | WP | HR | S | P | ERA | WHIP | | | | | | | | | | |
| Jack Cassel, R (1, 1) ERA: 2.87 | 6.0 | W | 25 | 8 | 0 | 0 | 3 | 0 | 0 | 0 | 0 | 0 | 0 | 57 | 78 | 0.00 | 1.333 | | | | | | | | | | |
| Doug Brocail, R (7, 1) ERA: 3.23 | 1.0 | H | 4 | 2 | 0 | 0 | 1 | 0 | 0 | 0 | 0 | 0 | 0 | 8 | 12 | 0.00 | 2.000 | | | | | | | | | | |
| 21 Heath Bell, R (8, 1) ERA: 2.25 | 1.0 | H | 3 | 0 | 0 | 0 | 2 | 0 | 0 | 0 | 0 | 0 | 0 | 8 | 8 | 0.00 | 0.000 | | | | | | | | | | |
| Trevor Hoffman, R (9, 1) ERA: 2.6 | 1.0 | S | 3 | 0 | 0 | 0 | 0 | 0 | 0 | 0 | 0 | 0 | 0 | 7 | 9 | 0.00 | 0.000 | | | | | | | | | | |

| Batter | 1 | 2 | 3 | 4 | 5 | 6 | 7 | 8 | 9 | AB | R | H | RBI | BB | SO | LOB | BOTTOM | | | | | | | | | | |
|--|------------------------------|----------------------------------|------------------------------|----------------------------------|------------------------------|----------------------------------|-------------------------------|----------------------------------|-------------------------------|----------------------------------|------------------------------|----------------------------------|------------------------------|----------------------------------|------------------------------|----------------------------------|--|------------------------------------|----------------------------------|--------|--|--|--|--|--|--|--|
| 24 Brian Giles, L (1, 9) OBP: 0.371, SLG: 0.415 | SH1-3 | | G6-3 | | | | F9 | | | 2 | 1 | 0 | 0 | 2 | 0 | 0 | Pittsburgh Pirates @ San Diego Padres PETCO Park, San Diego, CA Mon Sep 17 2007, 10:05 PM EDT Att: 33,557 - Clear - 66 F | | | | | | | | | | |
| Geoff Blum, S (1, 4) OBP: 0.322, SLG: 0.372 | SH1-3 | | F8 | | F8 | | K | | | 3 | 0 | 0 | 0 | 0 | 1 | 1 | | | | | | | | | | | |
| Mike Cameron, R (1, 8) OBP: 0.330, SLG: 0.442 | G4-3 | | | | G5-3 | | F8 | | F8 | 3 | 0 | 1 | 1 | 1 | 0 | 0 | | | | | | | | | | | |
| 23 Adrián González, L (1, 3) OBP: 0.339, SLG: 0.486 | G4-3 | | | | | | K | | G4-3 | 4 | 1 | 1 | 0 | 0 | 1 | 3 | | | | | | | | | | | |
| 3 Khalil Greene, R (1, 6) OBP: 0.292, SLG: 0.464 | G6-3 | | | | | | F8 | | F8 | 4 | 1 | 1 | 2 | 0 | 0 | 3 | | | | | | | | | | | |
| 5 Kevin Kouzmanoff, R (1, 5) OBP: 0.321, SLG: 0.455 | G1-3 | | | | G5-3 | | G6-3 | | | 4 | 0 | 1 | 0 | 0 | 0 | 0 | | | | | | | | | | | |
| 12 Scott Hairston, R (1, 7) OBP: 0.316, SLG: 0.425 | G5-3 | | | | | | | | G5-3 | 4 | 0 | 2 | 0 | 0 | 0 | 1 | | | | | | | | | | | |
| 28 Josh Bard, S (1, 2) OBP: 0.355, SLG: 0.381 | G3 | | | | | | | | | 3 | 0 | 2 | 0 | 0 | 0 | 0 | | | | | | | | | | | |
| Jack Cassel, R (1, 1) ERA: 10.89 | | | | | | | | | | | | | | | | | | | | | | | | | | | |
| Rob Mackowiak, L (6, PH) OBP: 0.500, SLG: 0.500 | | | | | | | | | | | | | | | | | | | | | | | | | | | |
| Doug Brocail, L (7, 1) OBP: 0.500, SLG: 0.500 | | | | | | | | | | | | | | | | | | | | | | | | | | | |
| 21 Heath Bell, R (8, 1) ERA: 2.6 | | | | | | | | | | | | | | | | | | | | | | | | | | | |
| Trevor Hoffman, R (9, 1) ERA: 1.69 | | | | | | | | | | | | | | | | | | | | | | | | | | | |
| Inning Stats | R: 1 E: 0 K: 0 S: 9 | H: 1 LOB: 1 BB: 1 P: 17 | R: 0 E: 0 K: 0 S: 8 | H: 0 LOB: 0 BB: 0 P: 12 | R: 0 E: 0 K: 1 S: 7 | H: 0 LOB: 0 BB: 0 P: 13 | R: 2 E: 0 K: 0 S: 11 | H: 4 LOB: 2 BB: 0 P: 21 | R: 0 E: 0 K: 1 S: 10 | H: 2 LOB: 1 BB: 0 P: 21 | R: 0 E: 0 K: 1 S: 8 | H: 2 LOB: 1 BB: 0 P: 11 | R: 0 E: 0 K: 1 S: 8 | H: 0 LOB: 0 BB: 0 P: 14 | R: 0 E: 0 K: 0 S: 9 | H: 1 LOB: 1 BB: 0 P: 15 | 1B: 5 2B: 2 3B: 0 HR: 1 | SF: 0 SAC: 1 DP: 1 HBP: 0 | WP: 0 PB: 0 SB: 0 CS: 0 | PA: 34 | | | | | | | |
| PITCHER | IP | WLS | BF | H | R | ER | SO | BB | IBB | HBP | BLK | WP | HR | S | P | ERA | WHIP | | | | | | | | | | |
| 47 John Van Benschoten, R (1, 1) ERA: 4.09 | 5.0 | L | 23 | 5 | 3 | 3 | 2 | 3 | 0 | 0 | 0 | 0 | 0 | 45 | 84 | 5.40 | 1.600 | | | | | | | | | | |
| 52 Franquelis Osona, R (6, 1) ERA: 4.09 | 1.0 | | 4 | 2 | 0 | 0 | 0 | 0 | 0 | 0 | 0 | 0 | 0 | 8 | 11 | 0.00 | 2.000 | | | | | | | | | | |
| 34 John Grabow, L (7, 1) ERA: 3.6 | 1.1 | | 4 | 0 | 0 | 0 | 1 | 0 | 0 | 0 | 0 | 0 | 0 | 11 | 19 | 0.00 | 0.000 | | | | | | | | | | |
| 58 Romulo Sanchez, R (8, 1) ERA: 1.69 | 0.2 | | 3 | 1 | 0 | 0 | 0 | 0 | 0 | 0 | 0 | 0 | 0 | 6 | 10 | 0.00 | 1.500 | | | | | | | | | | |

| | |
|-----|----|
| AB | 35 |
| R | 0 |
| H | 10 |
| RBI | 0 |
| BB | 0 |
| SO | 6 |
| LOB | 16 |

| | |
|-----|----|
| AB | 30 |
| R | 3 |
| H | 8 |
| RBI | 3 |
| BB | 3 |
| SO | 3 |
| LOB | 12 |

| Batter | 1 | 2 | 3 | 4 | 5 | 6 | 7 | 8 | 9 | AB | R | H | RBI | BB | SO | LOB | TOP | | | |
|--|---|---|---|---|---|---|---|---|---|---|---|---|---|---|---|---|---|--------------------------|----------------------------------|--------|
| 3 Nyer Morgan, L OBP: 0.315, SLG: 0.333 | | | | | | | | | | 3 | 2 | 2 | 0 | 0 | 1 | 0 | Pittsburgh Pirates @ San Diego Padres PETCO Park, San Diego, CA Wed Sep 19 2007, 10:05 PM EDT Att: 26,354 - Cloudy - 65 F | | | |
| 13 Nate McLouth, L OBP: 0.343, SLG: 0.454 | | | | | | | | | | 2 | 0 | 1 | 2 | 1 | 1 | 0 | | | | |
| 12 Freddy Sanchez, R OBP: 0.347, SLG: 0.447 | | | | | | | | | | 3 | 0 | 0 | 1 | 0 | 1 | 2 | | | | |
| 25 Adam LaRoche, L OBP: 0.345, SLG: 0.457 | | | | | | | | | | 3 | 0 | 0 | 0 | 1 | 1 | 2 | | | | |
| Xavier Nady, R OBP: 0.338, SLG: 0.486 | | | | | | | | | | | 4 | 0 | 0 | 0 | 1 | 2 | | | | |
| 19 José Bautista, R OBP: 0.342, SLG: 0.420 | | | | | | | | | | | 4 | 0 | 1 | 0 | 0 | 2 | | 0 | | |
| 26 Ronny Paulino, R OBP: 0.314, SLG: 0.395 | | | | | | | | | | | 4 | 0 | 0 | 0 | 0 | 1 | | 1 | | |
| Cesar Izturis, S OBP: 0.302, SLG: 0.302 | | | | | | | | | | | 3 | 0 | 1 | 0 | 0 | 0 | | 0 | | |
| 45 Ian Snell, R OBP: 0.138, SLG: 0.091 | | | | | | | | | | | 3 | 1 | 0 | 0 | 0 | 0 | | 1 | | |
| Shawn Chacon, R OBP: 0.273, SLG: 0.273 | | | | | | | | | | | 0 | 0 | 0 | 0 | 0 | 0 | | 0 | | |
| Damaso Marte, L OBP: 1.000, SLG: 1.000 | | | | | | | | | | | 0 | 0 | 0 | 0 | 0 | 0 | 0 | | | |
| 55 Matt Capps, R OBP: 1.000, SLG: 1.000 | | | | | | | | | | | 0 | 0 | 0 | 0 | 0 | 0 | 0 | | | |
| Inning Stats | R: 1 E: 0 K: 2 S: 13 | H: 1 LOB: 0 BB: 0 P: 17 | R: 0 E: 0 K: 1 S: 9 | H: 0 LOB: 0 BB: 0 P: 13 | R: 2 E: 0 K: 1 S: 16 | H: 2 LOB: 2 BB: 1 P: 24 | R: 0 E: 0 K: 1 S: 8 | H: 0 LOB: 0 BB: 0 P: 12 | R: 0 E: 0 K: 0 S: 13 | H: 1 LOB: 2 BB: 1 P: 19 | R: 0 E: 0 K: 0 S: 9 | H: 0 LOB: 0 BB: 0 P: 11 | R: 0 E: 0 K: 1 S: 8 | H: 0 LOB: 0 BB: 0 P: 11 | R: 0 E: 0 K: 1 S: 9 | H: 0 LOB: 0 BB: 0 P: 12 | 1B: 3 2B: 1 3B: 1 HR: 0 | SF: 2 DP: 1 HBP: 1 | WP: 0 PB: 0 SB: 3 CS: 0 | PA: 34 |
| PITCHER | IP WLS BF H R ER SO BB IBB HBP BLK WP HR S P ERA WHIP | IP WLS BF H R ER SO BB IBB HBP BLK WP HR S P ERA WHIP | IP WLS BF H R ER SO BB IBB HBP BLK WP HR S P ERA WHIP | IP WLS BF H R ER SO BB IBB HBP BLK WP HR S P ERA WHIP | IP WLS BF H R ER SO BB IBB HBP BLK WP HR S P ERA WHIP | IP WLS BF H R ER SO BB IBB HBP BLK WP HR S P ERA WHIP | IP WLS BF H R ER SO BB IBB HBP BLK WP HR S P ERA WHIP | IP WLS BF H R ER SO BB IBB HBP BLK WP HR S P ERA WHIP | IP WLS BF H R ER SO BB IBB HBP BLK WP HR S P ERA WHIP | IP WLS BF H R ER SO BB IBB HBP BLK WP HR S P ERA WHIP | IP WLS BF H R ER SO BB IBB HBP BLK WP HR S P ERA WHIP | IP WLS BF H R ER SO BB IBB HBP BLK WP HR S P ERA WHIP | IP WLS BF H R ER SO BB IBB HBP BLK WP HR S P ERA WHIP | IP WLS BF H R ER SO BB IBB HBP BLK WP HR S P ERA WHIP | IP WLS BF H R ER SO BB IBB HBP BLK WP HR S P ERA WHIP | IP WLS BF H R ER SO BB IBB HBP BLK WP HR S P ERA WHIP | IP WLS BF H R ER SO BB IBB HBP BLK WP HR S P ERA WHIP | | | |
| 32 Chris Young, R ERA: 2.83 | 6.0 | 25 | 5 | 3 | 3 | 5 | 2 | 0 | 1 | 0 | 0 | 0 | 0 | 68 | 96 | 4.50 | 1.167 | | | |
| 50 Joe Thatcher, L ERA: 0.54 | 2.0 | 6 | 0 | 0 | 0 | 2 | 0 | 0 | 0 | 0 | 0 | 0 | 0 | 17 | 22 | 0.00 | 0.000 | | | |
| 43 Cla Meredith, R ERA: 3.47 | 1.0 | W | 3 | 0 | 0 | 0 | 1 | 0 | 0 | 0 | 0 | 0 | 0 | 8 | 12 | 0.00 | 0.000 | | | |

| | |
|-----|----|
| AB | 29 |
| R | 3 |
| H | 5 |
| RBI | 3 |
| BB | 2 |
| SO | 8 |
| LOB | 8 |



| Batter | 1 | 2 | 3 | 4 | 5 | 6 | 7 | 8 | 9 | AB | R | H | RBI | BB | SO | LOB | BOTTOM | | | | | |
|--|---|---|---|---|---|---|---|---|---|---|---|---|---|---|---|---|---|----------------------------------|----------------------------------|--------------------------|----------------------------------|--------|
| 24 Brian Giles, L OBP: 0.370, SLG: 0.416 | | | | | | | | | | 4 | 1 | 1 | 0 | 0 | 0 | 3 | Pittsburgh Pirates @ San Diego Padres PETCO Park, San Diego, CA Wed Sep 19 2007, 10:05 PM EDT Att: 26,354 - Cloudy - 65 F | | | | | |
| Geoff Blum, S OBP: 0.319, SLG: 0.369 | | | | | | | | | | 3 | 0 | 0 | 0 | 0 | 1 | 1 | | | | | | |
| Morgan Ensberg, R OBP: 0.321, SLG: 0.412 | | | | | | | | | | 0 | 0 | 0 | 0 | 0 | 0 | 0 | | | | | | |
| Terrel Sledge, L OBP: 0.302, SLG: 0.359 | | | | | | | | | | 1 | 0 | 0 | 0 | 0 | 1 | 2 | | | | | | |
| 43 Cla Meredith, R | | | | | | | | | | 0 | 0 | 0 | 0 | 0 | 0 | 0 | | | | | | |
| Mike Cameron, R OBP: 0.332, SLG: 0.440 | | | | | | | | | | | 3 | 1 | 0 | 0 | 1 | 1 | | 0 | | | | |
| 23 Adrián González, L OBP: 0.344, SLG: 0.488 | | | | | | | | | | | 4 | 0 | 2 | 2 | 0 | 0 | | 0 | | | | |
| Brady Clark, R OBP: 0.321, SLG: 0.347 | | | | | | | | | | | 0 | 1 | 0 | 0 | 0 | 0 | | 0 | | | | |
| 3 Khalil Greene, R OBP: 0.296, SLG: 0.465 | | | | | | | | | | | 4 | 0 | 0 | 0 | 0 | 3 | | 2 | | | | |
| 5 Kevin Koussznoff, R OBP: 0.321, SLG: 0.452 | | | | | | | | | | | 3 | 1 | 0 | 0 | 1 | 0 | | 1 | | | | |
| 12 Scott Hairston, R OBP: 0.325, SLG: 0.445 | | | | | | | | | | 4 | 1 | 2 | 3 | 0 | 0 | 0 | 0 | | | | | |
| 28 Josh Bard, S OBP: 0.360, SLG: 0.384 | | | | | | | | | | | 2 | 0 | 2 | 0 | 1 | 0 | 0 | | | | | |
| 11 Craig Stansberry, R OBP: 0.429, SLG: 0.533 | | | | | | | | | | 0 | 0 | 0 | 0 | 0 | 0 | 0 | 0 | | | | | |
| 8 Michael Barrett, R OBP: 0.250, SLG: 0.371 | | | | | | | | | | 0 | 0 | 0 | 0 | 0 | 0 | 0 | 0 | | | | | |
| 32 Chris Young, R OBP: 0.224, SLG: 0.140 | | | | | | | | | | | 2 | 0 | 0 | 0 | 0 | 0 | 2 | | | | | |
| 50 Joe Thatcher, L | | | | | | | | | | 0 | 0 | 0 | 0 | 0 | 0 | 0 | 0 | | | | | |
| 13 Oscar Robles, L OBP: 0.238, SLG: 0.238 | | | | | | | | | | 0 | 0 | 0 | 0 | 0 | 0 | 0 | 0 | | | | | |
| Inning Stats | R: 2 E: 0 K: 1 S: 12 | H: 2 LOB: 1 BB: 1 P: 20 | R: 0 E: 0 K: 0 S: 4 | H: 0 LOB: 0 BB: 1 P: 11 | R: 0 E: 0 K: 1 S: 9 | H: 0 LOB: 0 BB: 0 P: 14 | R: 0 E: 0 K: 1 S: 8 | H: 0 LOB: 0 BB: 0 P: 10 | R: 0 E: 0 K: 0 S: 7 | H: 2 LOB: 1 BB: 0 P: 14 | R: 0 E: 0 K: 1 S: 7 | H: 0 LOB: 0 BB: 0 P: 8 | R: 0 E: 0 K: 1 S: 9 | H: 0 LOB: 0 BB: 0 P: 15 | R: 0 E: 0 K: 1 S: 8 | H: 1 LOB: 2 BB: 0 P: 9 | R: 3 E: 0 K: 0 S: 11 | H: 2 LOB: 1 BB: 1 P: 20 | 1B: 4 2B: 2 3B: 0 HR: 1 | SF: 0 DP: 1 HBP: 0 | WP: 0 PB: 1 SB: 1 CS: 0 | PA: 34 |
| PITCHER | IP WLS BF H R ER SO BB IBB HBP BLK WP HR S P ERA WHIP | IP WLS BF H R ER SO BB IBB HBP BLK WP HR S P ERA WHIP | IP WLS BF H R ER SO BB IBB HBP BLK WP HR S P ERA WHIP | IP WLS BF H R ER SO BB IBB HBP BLK WP HR S P ERA WHIP | IP WLS BF H R ER SO BB IBB HBP BLK WP HR S P ERA WHIP | IP WLS BF H R ER SO BB IBB HBP BLK WP HR S P ERA WHIP | IP WLS BF H R ER SO BB IBB HBP BLK WP HR S P ERA WHIP | IP WLS BF H R ER SO BB IBB HBP BLK WP HR S P ERA WHIP | IP WLS BF H R ER SO BB IBB HBP BLK WP HR S P ERA WHIP | IP WLS BF H R ER SO BB IBB HBP BLK WP HR S P ERA WHIP | IP WLS BF H R ER SO BB IBB HBP BLK WP HR S P ERA WHIP | IP WLS BF H R ER SO BB IBB HBP BLK WP HR S P ERA WHIP | IP WLS BF H R ER SO BB IBB HBP BLK WP HR S P ERA WHIP | IP WLS BF H R ER SO BB IBB HBP BLK WP HR S P ERA WHIP | IP WLS BF H R ER SO BB IBB HBP BLK WP HR S P ERA WHIP | IP WLS BF H R ER SO BB IBB HBP BLK WP HR S P ERA WHIP | | | | | | |
| 45 Ian Snell, R ERA: 3.83 | 7.0 | 25 | 4 | 2 | 1 | 5 | 2 | 0 | 0 | 0 | 0 | 0 | 0 | 56 | 92 | 1.29 | 0.857 | | | | | |
| Shawn Chacon, R ERA: 3.94 | 0.1 | H | 2 | 1 | 0 | 0 | 0 | 0 | 0 | 0 | 0 | 0 | 0 | 2 | 2 | 0.00 | 3.000 | | | | | |
| Damaso Marte, L ERA: 2.22 | 0.1 | H | 1 | 0 | 0 | 0 | 0 | 0 | 0 | 0 | 0 | 0 | 0 | 1 | 1 | 0.00 | 0.000 | | | | | |
| 55 Matt Capps, R ERA: 2.37 | 1.0 | L | 6 | 2 | 3 | 3 | 1 | 1 | 0 | 0 | 0 | 0 | 0 | 16 | 26 | 27.00 | 3.000 | | | | | |

| | |
|-----|----|
| AB | 30 |
| R | 5 |
| H | 7 |
| RBI | 5 |
| BB | 3 |
| SO | 6 |
| LOB | 11 |



| Batter | 1 | 2 | 3 | 4 | 5 | 6 | 7 | 8 | 9 | AB | R | H | RBI | BB | SO | LOB | TOP | | | | | |
|--|---|----------------------------------|-------------------------------|----------------------------------|-------------------------------|----------------------------------|------------------------------|----------------------------------|------------------------------|----------------------------------|------------------------------|----------------------------------|------------------------------|---------------------------------|------------------------------|----------------------------------|---|----------------------------------|----------------------------------|------------------------------------|----------------------------------|--------|
| 3 Nyjer Morgan, L OBP: 0.325, SLG: 0.371 | | | | | | | | | | 4 | 2 | 2 | 0 | 0 | 1 | 0 | Pittsburgh Pirates @ San Diego Padres PETCO Park, San Diego, CA Thu Sep 20 2007, 3:35 PM EDT Att: 27,020 - Partly Cloudy - 68 F | | | | | |
| Cesar Izuris, S OBP: 0.301, SLG: 0.301 | | | | | | | | | | 4 | 0 | 1 | 1 | 0 | 0 | 0 | | | | | | |
| 12 Freddy Sanchez, R OBP: 0.346, SLG: 0.446 | | | | | | | | | | 4 | 0 | 1 | 1 | 0 | 1 | 0 | | | | | | |
| 25 Adam LaRoche, L OBP: 0.344, SLG: 0.457 | | | | | | | | | | 4 | 0 | 1 | 0 | 0 | 0 | 2 | | | | | | |
| Jason Bay, R OBP: 0.328, SLG: 0.421 | | | | | | | | | | 4 | 0 | 0 | 0 | 0 | 3 | 3 | | | | | | |
| 13 Nate McLouth, L OBP: 0.345, SLG: 0.453 | | | | | | | | | | 3 | 0 | 1 | 0 | 1 | 1 | 0 | | | | | | |
| Matt Kata, S OBP: 0.252, SLG: 0.350 | | | | | | | | | | 4 | 0 | 0 | 0 | 0 | 0 | 3 | | | | | | |
| Carlos Maldonado, R OBP: 0.348, SLG: 0.588 | | | | | | | | | | 3 | 1 | 1 | 1 | 0 | 2 | 0 | | | | | | |
| Matt Morris, R OBP: 0.218, SLG: 0.296 | | | | | | | | | | 1 | 0 | 0 | 0 | 0 | 1 | 0 | | | | | | |
| 51 Steve Pearce, R OBP: 0.346, SLG: 0.417 | | | | | | | | | | 1 | 0 | 0 | 0 | 0 | 0 | 0 | | | | | | |
| Shane Youman, L OBP: 0.154, SLG: 0.083 | | | | | | | | | | 0 | 0 | 0 | 0 | 0 | 0 | 0 | | | | | | |
| Josh Phelps, R OBP: 0.393, SLG: 0.513 | | | | | | | | | | 1 | 0 | 0 | 0 | 0 | 1 | 0 | | | | | | |
| 58 Romulo Sanchez, R OBP: 0.393, SLG: 0.513 | | | | | | | | | | 0 | 0 | 0 | 0 | 0 | 0 | 0 | | | | | | |
| Inning Stats | R: 1 E: 0 K: 1 S: 10 | H: 1 LOB: 0 BB: 0 P: 15 | R: 0 E: 0 K: 1 S: 11 | H: 0 LOB: 0 BB: 0 P: 16 | R: 2 E: 0 K: 2 S: 17 | H: 4 LOB: 2 BB: 0 P: 25 | R: 0 E: 0 K: 1 S: 7 | H: 0 LOB: 0 BB: 0 P: 13 | R: 0 E: 0 K: 0 S: 5 | H: 0 LOB: 0 BB: 0 P: 11 | R: 0 E: 0 K: 1 S: 8 | H: 0 LOB: 0 BB: 0 P: 11 | R: 0 E: 0 K: 1 S: 5 | H: 1 LOB: 0 BB: 0 P: 6 | R: 0 E: 0 K: 2 S: 9 | H: 0 LOB: 0 BB: 0 P: 13 | R: 0 E: 0 K: 1 S: 10 | H: 1 LOB: 2 BB: 1 P: 15 | 1B: 4 2B: 1 3B: 1 HR: 1 | SF: 0 SAC: 0 DP: 1 HBP: 0 | WP: 0 PB: 0 SB: 0 CS: 0 | PA: 34 |
| PITCHER | IP WLS BF H R ER SO BB IBB HBP BLK WP HR S P ERA WHIP | | | | | | | | | | | | | | | | | | | | | |
| Brett Tomko, R ERA: 5.36 | 6.0 W 23 5 3 3 6 0 0 0 0 0 1 58 91 4.50 0.833 | | | | | | | | | | | | | | | | | | | | | |
| Doug Brocail, R ERA: 3.14 | 1.0 H 3 1 0 0 1 0 0 0 0 0 0 5 6 0.00 1.000 | | | | | | | | | | | | | | | | | | | | | |
| 21 Heath Bell, R ERA: 2.22 | 1.0 H 3 0 0 0 2 0 0 0 0 0 0 9 13 0.00 0.000 | | | | | | | | | | | | | | | | | | | | | |
| Trevor Hoffman, R ERA: 2.5 | 1.0 S 5 1 0 0 1 1 0 0 0 0 0 10 15 0.00 2.000 | | | | | | | | | | | | | | | | | | | | | |

| Batter | 1 | 2 | 3 | 4 | 5 | 6 | 7 | 8 | 9 | AB | R | H | RBI | BB | SO | LOB | BOTTOM | | | | |
|---|---|---------------------------------|-------------------------------|----------------------------------|-------------------------------|----------------------------------|------------------------------|---------------------------------|------------------------------|---------------------------------|------------------------------|----------------------------------|------------------------------|----------------------------------|------------------------------|----------------------------------|---|----------------------------------|------------------------------------|----------------------------------|--------|
| 24 Brian Giles, L OBP: 0.367, SLG: 0.412 | | | | | | | | | | 4 | 0 | 0 | 0 | 0 | 1 | 0 | Pittsburgh Pirates @ San Diego Padres PETCO Park, San Diego, CA Thu Sep 20 2007, 3:35 PM EDT Att: 27,020 - Partly Cloudy - 68 F | | | | |
| Geoff Blum, S OBP: 0.318, SLG: 0.367 | | | | | | | | | | 4 | 1 | 1 | 0 | 0 | 0 | 0 | | | | | |
| Mike Cameron, R OBP: 0.333, SLG: 0.439 | | | | | | | | | | 3 | 1 | 1 | 0 | 1 | 0 | 0 | | | | | |
| 23 Adrián González, L OBP: 0.343, SLG: 0.488 | | | | | | | | | | 4 | 1 | 1 | 0 | 0 | 0 | 3 | | | | | |
| 3 Khalil Greene, R OBP: 0.295, SLG: 0.465 | | | | | | | | | | 4 | 1 | 1 | 1 | 0 | 1 | 1 | | | | | |
| 5 Kevin Kouzmanoff, R OBP: 0.323, SLG: 0.455 | | | | | | | | | | 3 | 1 | 2 | 2 | 0 | 0 | 0 | | | | | |
| 12 Scott Hairston, R OBP: 0.329, SLG: 0.450 | | | | | | | | | | 2 | 1 | 1 | 1 | 1 | 0 | 1 | | | | | |
| 8 Michael Barrett, R OBP: 0.281, SLG: 0.374 | | | | | | | | | | 3 | 0 | 1 | 2 | 0 | 0 | 1 | | | | | |
| Brett Tomko, R ERA: 5.02 | | | | | | | | | | 2 | 0 | 0 | 0 | 0 | 0 | 1 | | | | | |
| Doug Brocail, L ERA: 5.07 | | | | | | | | | | 0 | 0 | 0 | 0 | 0 | 0 | 0 | | | | | |
| Morgan Ensborg, R OBP: 0.320, SLG: 0.410 | | | | | | | | | | 1 | 0 | 0 | 0 | 0 | 1 | 0 | | | | | |
| 21 Heath Bell, R OBP: 0.295, SLG: 0.465 | | | | | | | | | | 0 | 0 | 0 | 0 | 0 | 0 | 0 | | | | | |
| Trevor Hoffman, R ERA: 1.42 | | | | | | | | | | 0 | 0 | 0 | 0 | 0 | 0 | 0 | | | | | |
| Inning Stats | R: 0 E: 0 K: 0 S: 5 | H: 0 LOB: 0 BB: 0 P: 5 | R: 3 E: 0 K: 0 S: 12 | H: 4 LOB: 0 BB: 0 P: 19 | R: 3 E: 0 K: 0 S: 18 | H: 4 LOB: 1 BB: 0 P: 27 | R: 0 E: 0 K: 0 S: 5 | H: 0 LOB: 0 BB: 0 P: 6 | R: 0 E: 0 K: 0 S: 6 | H: 0 LOB: 0 BB: 0 P: 9 | R: 0 E: 0 K: 0 S: 7 | H: 0 LOB: 1 BB: 1 P: 16 | R: 0 E: 0 K: 2 S: 7 | H: 0 LOB: 0 BB: 0 P: 13 | R: 0 E: 0 K: 1 S: 6 | H: 0 LOB: 0 BB: 1 P: 13 | R: 0 E: 0 K: 1 S: 10 | H: 3 LOB: 6 BB: 0 HR: 0 | SF: 0 SAC: 0 DP: 2 HBP: 0 | WP: 0 PB: 0 SB: 0 CS: 0 | PA: 32 |
| PITCHER | IP WLS BF H R ER SO BB IBB HBP BLK WP HR S P ERA WHIP | | | | | | | | | | | | | | | | | | | | |
| Matt Morris, R ERA: 5.02 | 4.0 L 19 8 6 6 0 0 0 0 0 0 0 40 57 13.50 2.000 | | | | | | | | | | | | | | | | | | | | |
| Shane Youman, L ERA: 6.07 | 3.0 10 0 0 0 2 1 0 0 0 0 0 20 38 0.00 0.333 | | | | | | | | | | | | | | | | | | | | |
| 58 Romulo Sanchez, R ERA: 1.42 | 1.0 3 0 0 0 1 1 0 0 0 0 0 6 13 0.00 1.000 | | | | | | | | | | | | | | | | | | | | |

| Batter | 1 | 2 | 3 | 5 | 6 | 7 | 8 | 9 | 10 | 11 | 12 | 13 | 14 | AB | R | H | RBI | BB | SO | LOB | TOP | | | | | | | | | |
|---|------------------------------|----------------------------------|------------------------------|----------------------------------|------------------------------|----------------------------------|------------------------------|----------------------------------|------------------------------|----------------------------------|------------------------------|----------------------------------|-------------------------------|----------------------------------|------------------------------|---------------------------------|------------------------------|----------------------------------|-------------------------------|----------------------------------|-------------------------------|----------------------------------|------------------------------|----------------------------------|-------------------------------|----------------------------------|----------------------------------|------------------------------------|----------------------------------|--------|
| Kazuo Matsui, S OBP: 0.343, SLG: 0.410 | | | | | | | | | | | | | | 6 | 0 | 0 | 0 | 0 | 1 | 0 | | | | | | | | | | |
| 2 Troy Tulowitzki, R OBP: 0.364, SLG: 0.473 | | | | | | | | | | | | | | 5 | 0 | 0 | 0 | 1 | 1 | 0 | | | | | | | | | | |
| 5 Matt Holliday, R OBP: 0.400, SLG: 0.609 | | | | | | | | | | | | | | 5 | 1 | 0 | 0 | 1 | 3 | 1 | | | | | | | | | | |
| 34 Matt Herges, L (13.1) | | | | | | | | | | | | | | 0 | 0 | 0 | 0 | 0 | 0 | 0 | | | | | | | | | | |
| 17 Todd Helton, L OBP: 0.432, SLG: 0.485 | | | | | | | | | | | | | | 6 | 0 | 2 | 0 | 0 | 0 | 1 | | | | | | | | | | |
| 27 Garrett Atkins, R OBP: 0.344, SLG: 0.380 | | | | | | | | | | | | | | | | | | | | | | | | | | | | | | |
| 60 Manny Corpas, R OBP: 0.298, SLG: 0.327 | | | | | | | | | | | | | | | | | | | | | | | | | | | | | | |
| 50 Jorge Julio, R OBP: 0.298, SLG: 0.327 | | | | | | | | | | | | | | | | | | | | | | | | | | | | | | |
| 35 Taylor Buchholz, R OBP: 0.298, SLG: 0.327 | | | | | | | | | | | | | | | | | | | | | | | | | | | | | | |
| 10 Jeff Bower, R OBP: 0.298, SLG: 0.327 | | | | | | | | | | | | | | | | | | | | | | | | | | | | | | |
| 11 Brad Hawpe, L OBP: 0.376, SLG: 0.519 | | | | | | | | | | | | | | 6 | 1 | 2 | 2 | 0 | 0 | 2 | | | | | | | | | | |
| 8 Yorvit Torrealba, R OBP: 0.344, SLG: 0.380 | | | | | | | | | | | | | | | | | | | | | | | | | | | | | | |
| 21 Clint Barmes, R OBP: 0.243, SLG: 0.306 | | | | | | | | | | | | | | | | | | | | | | | | | | | | | | |
| 20 Chris Iannetta, C OBP: 0.328, SLG: 0.351 | | | | | | | | | | | | | | | | | | | | | | | | | | | | | | |
| 18 Cory Sullivan, L OBP: 0.344, SLG: 0.423 | | | | | | | | | | | | | | | | | | | | | | | | | | | | | | |
| 40 Brian Fuentes, L OBP: 0.315, SLG: 0.296 | | | | | | | | | | | | | | | | | | | | | | | | | | | | | | |
| James Carroll, R OBP: 0.315, SLG: 0.296 | | | | | | | | | | | | | | | | | | | | | | | | | | | | | | |
| 24 Ian Stewart, L OBP: 0.244, SLG: 0.372 | | | | | | | | | | | | | | | | | | | | | | | | | | | | | | |
| 56 Franklin Morales, L OBP: 0.333, SLG: 0.273 | | | | | | | | | | | | | | | | | | | | | | | | | | | | | | |
| 19 Ryan Spilborghs, R OBP: 0.368, SLG: 0.496 | | | | | | | | | | | | | | | | | | | | | | | | | | | | | | |
| Inning Stats | R: 0 E: 0 K: 2 S: 8 | H: 0 LOB: 0 BB: 0 P: 15 | R: 0 E: 0 K: 1 S: 8 | H: 0 LOB: 0 BB: 0 P: 11 | R: 0 E: 0 K: 2 S: 9 | H: 0 LOB: 0 BB: 0 P: 13 | R: 0 E: 0 K: 1 S: 8 | H: 0 LOB: 0 BB: 0 P: 15 | R: 0 E: 0 K: 1 S: 8 | H: 1 LOB: 2 BB: 1 P: 21 | R: 0 E: 0 K: 1 S: 5 | H: 0 LOB: 0 BB: 0 P: 12 | R: 1 E: 0 K: 0 S: 12 | H: 2 LOB: 2 BB: 1 P: 23 | R: 0 E: 0 K: 0 S: 7 | H: 0 LOB: 0 BB: 0 P: 9 | R: 0 E: 0 K: 0 S: 9 | H: 0 LOB: 0 BB: 0 P: 12 | R: 0 E: 0 K: 1 S: 14 | H: 1 LOB: 1 BB: 0 P: 20 | R: 0 E: 0 K: 1 S: 12 | H: 2 LOB: 2 BB: 1 P: 17 | R: 0 E: 0 K: 1 S: 7 | H: 0 LOB: 0 BB: 0 P: 10 | R: 1 E: 0 K: 2 S: 15 | H: 2 LOB: 1 BB: 0 P: 20 | 1B: 5 2B: 2 3B: 0 HR: 1 | SF: 0 SAC: 0 DP: 0 HBP: 0 | WP: 0 PB: 0 SB: 0 CS: 0 | PA: 53 |

Colorado Rockies @ San Diego Padres
PETCO Park, San Diego, CA

Fri Sep 21 2007, 10:05 PM EDT
Att: 31,288 - Partly Cloudy - 67 F

livebaseballscorecards.com

AB 49
R 2
H 8
RBI 2
BB 4
SO 14
LOB 18

| Batter | 1 | 2 | 3 | 4 | 5 | 6 | 7 | 8 | 9 | 10 | 11 | 12 | 13 | 14 | AB | R | H | RBI | BB | SO | LOB | BOTTOM | | | | | | | | |
|--|-------------------------------|----------------------------------|------------------------------|----------------------------------|------------------------------|----------------------------------|------------------------------|---------------------------------|------------------------------|---------------------------------|------------------------------|----------------------------------|------------------------------|----------------------------------|------------------------------|----------------------------------|------------------------------|----------------------------------|------------------------------|----------------------------------|-------------------------------|----------------------------------|------------------------------|---------------------------------|------------------------------|---------------------------------|----------------------------------|------------------------------------|----------------------------------|--------|
| 24 Brian Giles, L OBP: 0.367, SLG: 0.412 | | | | | | | | | | | | | | | 5 | 0 | 1 | 0 | 1 | 1 | 3 | | | | | | | | | |
| Mike Cameron, R OBP: 0.331, SLG: 0.435 | | | | | | | | | | | | | | | 5 | 0 | 0 | 0 | 1 | 3 | 3 | | | | | | | | | |
| Milton Bradley, S OBP: 0.403, SLG: 0.537 | | | | | | | | | | | | | | | 4 | 0 | 0 | 0 | 0 | 2 | 3 | | | | | | | | | |
| 9 Brian Myrow, L OBP: 0.500, SLG: 0.500 | | | | | | | | | | | | | | | 1 | 0 | 0 | 0 | 0 | 0 | 0 | | | | | | | | | |
| Brady Clark, R OBP: 0.318, SLG: 0.342 | | | | | | | | | | | | | | | 1 | 0 | 0 | 0 | 0 | 0 | 0 | | | | | | | | | |
| 23 Adrián González, L OBP: 0.342, SLG: 0.490 | | | | | | | | | | | | | | | 6 | 1 | 1 | 1 | 0 | 1 | 1 | | | | | | | | | |
| 3 Khalil Greene, R OBP: 0.292, SLG: 0.460 | | | | | | | | | | | | | | | 6 | 0 | 0 | 0 | 0 | 3 | 1 | | | | | | | | | |
| 5 Kevin Kouzmanoff, R OBP: 0.327, SLG: 0.455 | | | | | | | | | | | | | | | 3 | 0 | 1 | 0 | 2 | 0 | 0 | | | | | | | | | |
| 28 Josh Bard, S OBP: 0.292, SLG: 0.460 | | | | | | | | | | | | | | | 3 | 0 | 0 | 0 | 0 | 0 | 2 | | | | | | | | | |
| 21 Heath Bell, R OBP: 0.292, SLG: 0.460 | | | | | | | | | | | | | | | 0 | 0 | 0 | 0 | 0 | 0 | 0 | | | | | | | | | |
| 60 Joe Thatcher, L OBP: 0.292, SLG: 0.460 | | | | | | | | | | | | | | | 0 | 0 | 0 | 0 | 0 | 0 | 0 | | | | | | | | | |
| 26 Cott Morton, R OBP: 0.292, SLG: 0.460 | | | | | | | | | | | | | | | 1 | 0 | 0 | 0 | 0 | 0 | 0 | | | | | | | | | |
| Marcus Giles, R OBP: 0.308, SLG: 0.319 | | | | | | | | | | | | | | | 2 | 0 | 1 | 0 | 1 | 0 | 1 | | | | | | | | | |
| Terrel Sledge, L OBP: 0.301, SLG: 0.357 | | | | | | | | | | | | | | | 1 | 0 | 0 | 0 | 1 | 0 | 0 | | | | | | | | | |
| 13 Oscar Robles, L OBP: 0.273, SLG: 0.238 | | | | | | | | | | | | | | | 0 | 0 | 0 | 0 | 1 | 0 | 0 | | | | | | | | | |
| 44 Jake Peavy, R OBP: 0.232, SLG: 0.303 | | | | | | | | | | | | | | | 1 | 0 | 0 | 0 | 0 | 0 | 1 | | | | | | | | | |
| Geoff Blum, S OBP: 0.318, SLG: 0.367 | | | | | | | | | | | | | | | 0 | 0 | 0 | 0 | 0 | 0 | 0 | | | | | | | | | |
| Morgan Ensberg, R OBP: 0.319, SLG: 0.409 | | | | | | | | | | | | | | | 1 | 0 | 0 | 0 | 0 | 1 | 1 | | | | | | | | | |
| 43 Cla Meredith, R OBP: 0.279, SLG: 0.372 | | | | | | | | | | | | | | | 0 | 0 | 0 | 0 | 0 | 0 | 0 | | | | | | | | | |
| 8 Michael Barrett, R OBP: 0.279, SLG: 0.372 | | | | | | | | | | | | | | | 2 | 0 | 0 | 0 | 0 | 2 | 2 | | | | | | | | | |
| Inning Stats | R: 0 E: 0 K: 2 S: 11 | H: 0 LOB: 0 BB: 0 P: 15 | R: 0 E: 0 K: 1 S: 5 | H: 0 LOB: 1 BB: 0 P: 11 | R: 0 E: 0 K: 1 S: 9 | H: 0 LOB: 2 BB: 2 P: 17 | R: 0 E: 0 K: 1 S: 7 | H: 0 LOB: 0 BB: 0 P: 8 | R: 0 E: 0 K: 1 S: 8 | H: 1 LOB: 1 BB: 0 P: 9 | R: 0 E: 0 K: 2 S: 8 | H: 0 LOB: 0 BB: 0 P: 16 | R: 0 E: 0 K: 0 S: 7 | H: 0 LOB: 1 BB: 1 P: 13 | R: 0 E: 0 K: 0 S: 8 | H: 2 LOB: 1 BB: 0 P: 15 | R: 1 E: 0 K: 0 S: 9 | H: 2 LOB: 0 BB: 0 P: 11 | R: 0 E: 0 K: 2 S: 8 | H: 0 LOB: 0 BB: 0 P: 14 | R: 0 E: 0 K: 1 S: 12 | H: 0 LOB: 2 BB: 2 P: 19 | R: 0 E: 0 K: 1 S: 6 | H: 0 LOB: 0 BB: 0 P: 9 | R: 0 E: 0 K: 0 S: 8 | H: 0 LOB: 0 BB: 0 P: 9 | 1B: 2 2B: 1 3B: 0 HR: 1 | SF: 0 SAC: 3 DP: 1 HBP: 1 | WP: 0 PB: 0 SB: 0 CS: 0 | PA: 52 |

Colorado Rockies @ San Diego Padres
PETCO Park, San Diego, CA

Fri Sep 21 2007, 10:05 PM EDT
Att: 31,288 - Partly Cloudy - 67 F

livebaseballscorecards.com

AB 42
R 1
H 4
RBI 1
BB 6
SO 12
LOB 18

| PITCHER | IP | WLS | BF | H | R | ER | SO | BB | IBB | HBP | BLK | WP | HR | S | P | ERA | WHIP | |
|--|------|-----|----|---|---|----|----|----|-----|-----|-----|----|----|----|------|-------|-------|-------|
| 56 Franklin Morales, L ERA: 3.15 | 6.0 | | 24 | 1 | 0 | 0 | 6 | 4 | 0 | 0 | 0 | 0 | 0 | 4 | 4 | 0.00 | 0.633 | |
| LaTroy Hawkins, R ERA: 3.27 | 7.1 | 0.2 | H | 2 | 0 | 0 | 0 | 0 | 0 | 0 | 0 | 0 | 0 | 4 | 4 | 0.00 | 0.000 | |
| 40 Brian Fuentes, L ERA: 3.13 | 7.1 | 1.1 | H | 4 | 0 | 0 | 0 | 1 | 0 | 0 | 0 | 0 | 0 | 11 | 20 | 0.00 | 0.000 | |
| 60 Manny Corpas, R ERA: 1.16 | 9.1 | 2.0 | B | 8 | 3 | 1 | 2 | 0 | 0 | 0 | 0 | 1 | 17 | 23 | 4.50 | 1.500 | | |
| 50 Jorge Julio, R ERA: 5.13 | 11.1 | 1.0 | | 3 | 0 | 0 | 2 | 0 | 0 | 0 | 0 | 0 | 0 | 8 | 14 | 0.00 | 0.000 | |
| PITCHER | IP | WLS | BF | H | R | ER | SO | BB | IBB | HBP | BLK | WP | HR | S | P | ERA | WHIP | |
| 35 Taylor Buchholz, R ERA: 4.38 | 12.1 | 0.2 | W | 6 | 0 | 0 | 0 | 0 | 0 | 0 | 0 | 0 | 0 | 0 | 9 | 17 | 0.00 | 1.500 |
| Jeremy Affeldt, L ERA: 3.63 | 12.1 | 0.1 | | 1 | 0 | 0 | 0 | 0 | 0 | 0 | 0 | 0 | 0 | 2 | 2 | 0.00 | 0.000 | |
| 34 Matt Herges, L ERA: 3.46 | 13.1 | 2.0 | W | 6 | 0 | 0 | 1 | 0 | 0 | 0 | 0 | 0 | 0 | 0 | 14 | 18 | 0.00 | 0.000 |

| Batter | 1 | 2 | 3 | 4 | 5 | 6 | 7 | 8 | 9 | AB | R | H | RBI | BB | SO | LOB | TOP | | | |
|--|---|--|---|---|---|---|-------------------------------|----------------------------------|-------------------------------|----------------------------------|-------------------------------|----------------------------------|-------------------------------|----------------------------------|-------------------------------|----------------------------------|-----------------------------------|------------------------------------|----------------------------------|--------|
| Kazuo Matsui, S OBP: 0.342, SLG: 0.408 | F7 | | G5-3 | | | | SH1-4 | G4-3 | | 4 | 1 | 1 | 0 | 0 | 0 | 1 | | | | |
| 2 Troy Tulowitzki, R OBP: 0.364, SLG: 0.473 | 17 BB | | 27 1B | | | | G6-3 | G6-3 | | 5 | 2 | 2 | 0 | 0 | 0 | 1 | | | | |
| 17 Todd Helton, L OBP: 0.433, SLG: 0.484 | 11 2B | | F8 | | | | G4-3 | 11 1B 27 1B | | 3 | 0 | 1 | 1 | 2 | 0 | 2 | | | | |
| 27 Garrett Atkins, R OBP: 0.358, SLG: 0.474 | F9 | | 11 1B | | | | F8 | 11 1B | | 5 | 0 | 2 | 1 | 0 | 0 | 3 | | | | |
| Jamey Carroll, R OBP: 0.315, SLG: 0.296 | | | 11 1B | | | | F8 | 11 1B | | 0 | 0 | 0 | 0 | 0 | 0 | 0 | | | | |
| 11 Brad Hawpe, L OBP: 0.381, SLG: 0.525 | | | 11 1B | | | | | 11 1B | | 4 | 0 | 4 | 2 | 1 | 0 | 0 | | | | |
| 19 Ryan Spillborghs, R OBP: 0.329, SLG: 0.375 | | | 11 1B | | | | | 11 1B | | 4 | 1 | 0 | 0 | 0 | 2 | 6 | | | | |
| 8 Yorvit Torrealba, R OBP: 0.363, SLG: 0.375 | | | | | | | | | | 5 | 0 | 0 | 0 | 0 | 1 | 8 | | | | |
| 18 Cory Sullivan, L OBP: 0.341, SLG: 0.417 | | | | | | | | | | 4 | 1 | 1 | 0 | 0 | 0 | 3 | | | | |
| 55 Mark Redman, L ERA: 4.0 | | | | | | | | | | 2 | 0 | 0 | 0 | 0 | 0 | 1 | | | | |
| 23 Ryan Speier, R ERA: 4.7 | | | | | | | | | | 0 | 0 | 0 | 0 | 0 | 0 | 0 | | | | |
| 25 Seth Smith, L ERA: 5.00 | | | | | | | | | | 1 | 1 | 1 | 0 | 0 | 0 | 0 | | | | |
| 50 Jorge Julio, R ERA: 5.04 | | | | | | | | | | 0 | 0 | 0 | 0 | 0 | 0 | 0 | | | | |
| 47 Joe Koshansky, L ERA: 3.07 | | | | | | | | | | 1 | 0 | 0 | 0 | 0 | 0 | 0 | | | | |
| 40 Brian Fuentes, L ERA: 1.85 | | | | | | | | | | 0 | 0 | 0 | 0 | 0 | 0 | 0 | | | | |
| 60 Manny Corpas, R ERA: 1.85 | | | | | | | | | | 0 | 0 | 0 | 0 | 0 | 0 | 0 | | | | |
| Inning Stats | R: 1 E: 0 K: 0 S: 17 | H: 2 LOB: 2 BB: 1 P: 25 | R: 0 E: 0 K: 0 S: 12 | H: 1 LOB: 1 BB: 0 P: 21 | R: 2 E: 0 K: 2 S: 16 | H: 4 LOB: 2 BB: 0 P: 28 | R: 0 E: 0 K: 0 S: 11 | H: 0 LOB: 0 BB: 0 P: 14 | R: 0 E: 0 K: 0 S: 8 | H: 1 LOB: 1 BB: 0 P: 16 | R: 1 E: 0 K: 0 S: 10 | H: 2 LOB: 1 BB: 0 P: 13 | R: 2 E: 1 K: 0 S: 13 | H: 0 LOB: 1 BB: 1 P: 21 | R: 0 E: 0 K: 1 S: 19 | H: 2 LOB: 3 BB: 1 P: 33 | 1B: 11 2B: 1 3B: 0 HR: 0 | SF: 0 SAC: 1 DP: 0 HBP: 1 | WP: 0 PB: 0 SB: 0 CS: 0 | PA: 43 |
| PITCHER | IP WLS BF H R ER SO BB IBB HBP BLK WP HR S P ERA WHIP | 2.1 L 13 6 3 3 0 1 0 0 0 0 0 35 57 11.57 3.000 | 2.2 9 1 0 0 2 0 0 0 0 0 0 24 36 0.00 0.375 | 1.2 7 2 1 1 0 0 0 0 0 0 0 12 21 5.40 1.200 | 0.1 2 1 0 0 0 0 0 0 0 0 0 6 8 0.00 3.000 | 2.0 12 2 2 0 1 2 0 1 0 0 0 32 54 0.00 2.000 | PITCHER | | | | | | | | | | | | | |
| Jack Cassel, R ERA: 4.0 | 2.1 L 13 6 3 3 0 1 0 0 0 0 0 35 57 11.57 3.000 | 2.2 9 1 0 0 2 0 0 0 0 0 0 24 36 0.00 0.375 | 1.2 7 2 1 1 0 0 0 0 0 0 0 12 21 5.40 1.200 | 0.1 2 1 0 0 0 0 0 0 0 0 0 6 8 0.00 3.000 | 2.0 12 2 2 0 1 2 0 1 0 0 0 32 54 0.00 2.000 | | | | | | | | | | | | | | | |
| 45 Justin Hampson, L ERA: 2.56 | 2.2 9 1 0 0 2 0 0 0 0 0 0 24 36 0.00 0.375 | 1.2 7 2 1 1 0 0 0 0 0 0 0 12 21 5.40 1.200 | 0.1 2 1 0 0 0 0 0 0 0 0 0 6 8 0.00 3.000 | 2.0 12 2 2 0 1 2 0 1 0 0 0 32 54 0.00 2.000 | | | | | | | | | | | | | | | | |
| 41 Kevin Cameron, R ERA: 2.43 | 1.2 7 2 1 1 0 0 0 0 0 0 0 12 21 5.40 1.200 | 0.1 2 1 0 0 0 0 0 0 0 0 0 6 8 0.00 3.000 | 2.0 12 2 2 0 1 2 0 1 0 0 0 32 54 0.00 2.000 | | | | | | | | | | | | | | | | | |
| 50 Joe Thatcher, L ERA: 1.1 | 0.1 2 1 0 0 0 0 0 0 0 0 0 6 8 0.00 3.000 | 2.0 12 2 2 0 1 2 0 1 0 0 0 32 54 0.00 2.000 | | | | | | | | | | | | | | | | | | |
| Justin Germano, R ERA: 4.49 | 2.0 12 2 2 0 1 2 0 1 0 0 0 32 54 0.00 2.000 | | | | | | | | | | | | | | | | | | | |
| Batter | 1 | 2 | 3 | 4 | 5 | 6 | 7 | 8 | 9 | AB | R | H | RBI | BB | SO | LOB | BOTTOM | | | |
| 24 Brian Giles, L OBP: 0.366, SLG: 0.409 | P6 | | G3 | | | | | K | | 3 | 0 | 0 | 1 | 1 | 1 | 1 | | | | |
| Mike Cameron, R OBP: 0.325, SLG: 0.432 | K | | L7 | | | | | G1-3 | | 4 | 0 | 0 | 0 | 0 | 2 | 3 | | | | |
| Milton Bradley, S OBP: 0.400, SLG: 0.532 | G6-3 | | G4-3 | | | | | F8 | | 2 | 0 | 0 | 0 | 0 | 0 | 0 | | | | |
| 12 Scott Hairston, R OBP: 0.327, SLG: 0.446 | | | G4-3 | | | | | F8 | | 2 | 0 | 0 | 0 | 0 | 0 | 3 | | | | |
| 23 Adrián González, L OBP: 0.341, SLG: 0.488 | | | L7 | | | | | K | | 3 | 0 | 0 | 0 | 1 | 1 | 0 | | | | |
| 3 Khalil Greene, R OBP: 0.292, SLG: 0.464 | | | L4 | | | | | K | | 4 | 1 | 1 | 1 | 0 | 2 | 1 | | | | |
| 5 Kevin Kouzmanoff, R OBP: 0.327, SLG: 0.453 | | | L9 | | | | | F9 | | 4 | 0 | 1 | 0 | 0 | 0 | 0 | | | | |
| 28 Josh Bard, S OBP: 0.359, SLG: 0.385 | | | G5-3 | | | | | G4-3 | | 4 | 1 | 2 | 0 | 0 | 0 | 1 | | | | |
| Marcus Giles, R OBP: 0.305, SLG: 0.320 | | | G5-3 | | | | | F9 | | 2 | 0 | 1 | 0 | 0 | 0 | 1 | | | | |
| Geoff Blum, S OBP: 0.317, SLG: 0.366 | | | G5-3 | | | | | F9 | | 1 | 0 | 0 | 0 | 0 | 0 | 0 | | | | |
| Jack Cassel, R ERA: 4.7 | | | | | | | | | | 0 | 0 | 0 | 0 | 0 | 0 | 0 | | | | |
| 45 Justin Hampson, L ERA: 2.56 | | | | | | | | | | 1 | 0 | 0 | 0 | 0 | 1 | 1 | | | | |
| Morgan Ensberg, R ERA: 3.07 | | | | | | | | | | 0 | 0 | 0 | 0 | 0 | 0 | 0 | | | | |
| 41 Kevin Cameron, R ERA: 2.43 | | | | | | | | | | 0 | 0 | 0 | 0 | 0 | 0 | 0 | | | | |
| 50 Joe Thatcher, L ERA: 1.1 | | | | | | | | | | 0 | 0 | 0 | 0 | 0 | 0 | 0 | | | | |
| 9 Brian Myrow, L ERA: 3.07 | | | | | | | | | | 1 | 0 | 0 | 0 | 0 | 0 | 0 | | | | |
| Justin Germano, R ERA: 4.49 | | | | | | | | | | 0 | 0 | 0 | 0 | 0 | 0 | 0 | | | | |
| Inning Stats | R: 0 E: 0 K: 1 S: 8 | H: 0 LOB: 0 BB: 0 P: 12 | R: 0 E: 0 K: 1 S: 9 | H: 0 LOB: 0 BB: 0 P: 15 | R: 0 E: 0 K: 1 S: 7 | H: 1 LOB: 1 BB: 0 P: 10 | R: 0 E: 0 K: 0 S: 4 | H: 0 LOB: 0 BB: 0 P: 6 | R: 2 E: 0 K: 1 S: 15 | H: 3 LOB: 3 BB: 2 P: 28 | R: 0 E: 0 K: 2 S: 8 | H: 0 LOB: 0 BB: 0 P: 11 | R: 0 E: 0 K: 0 S: 8 | H: 0 LOB: 0 BB: 0 P: 16 | R: 0 E: 0 K: 1 S: 10 | H: 1 LOB: 1 BB: 1 P: 14 | 1B: 3 2B: 1 3B: 0 HR: 1 | SF: 0 SAC: 0 DP: 1 HBP: 0 | WP: 0 PB: 0 SB: 0 CS: 0 | PA: 34 |
| PITCHER | IP WLS BF H R ER SO BB IBB HBP BLK WP HR S P ERA WHIP | 4.1 W 5 0 0 0 3 2 0 0 0 0 0 13 18 0.00 0.000 | 1.0 H 3 0 0 0 0 0 0 0 0 0 0 8 16 0.00 0.000 | 1.0 3 0 0 0 1 0 0 0 0 0 0 10 16 0.00 0.000 | 1.0 4 1 0 0 0 1 0 0 0 0 0 7 14 0.00 2.000 | PITCHER | | | | | | | | | | | | | | |
| 55 Mark Redman, L ERA: 8.67 | 4.1 W 5 0 0 0 3 2 0 0 0 0 0 13 18 0.00 0.000 | 1.0 H 3 0 0 0 0 0 0 0 0 0 0 8 16 0.00 0.000 | 1.0 3 0 0 0 1 0 0 0 0 0 0 10 16 0.00 0.000 | 1.0 4 1 0 0 0 1 0 0 0 0 0 7 14 0.00 2.000 | | | | | | | | | | | | | | | | |
| 23 Ryan Speier, R ERA: 4.7 | 1.0 H 3 0 0 0 0 0 0 0 0 0 0 8 16 0.00 0.000 | 1.0 3 0 0 0 1 0 0 0 0 0 0 10 16 0.00 0.000 | 1.0 4 1 0 0 0 1 0 0 0 0 0 7 14 0.00 2.000 | | | | | | | | | | | | | | | | | |
| 50 Jorge Julio, R ERA: 5.04 | 1.0 3 0 0 0 1 0 0 0 0 0 0 10 16 0.00 0.000 | 1.0 4 1 0 0 0 1 0 0 0 0 0 7 14 0.00 2.000 | | | | | | | | | | | | | | | | | | |
| 40 Brian Fuentes, L ERA: 3.07 | 1.0 3 0 0 0 1 0 0 0 0 0 0 10 16 0.00 0.000 | 1.0 4 1 0 0 0 1 0 0 0 0 0 7 14 0.00 2.000 | | | | | | | | | | | | | | | | | | |
| 60 Manny Corpas, R ERA: 1.85 | 1.0 4 1 0 0 0 1 0 0 0 0 0 7 14 0.00 2.000 | | | | | | | | | | | | | | | | | | | |

Colorado Rockies @ San Diego Padres
PETCO Park, San Diego, CA
Sat Sep 22 2007, 10:05 PM EDT
Att: 35,020 - Partly Cloudy - 66 F

AB 38
R 6
H 12
RBI 4
BB 3
SO 3
LOB 25



Colorado Rockies @ San Diego Padres
PETCO Park, San Diego, CA
Sat Sep 22 2007, 10:05 PM EDT
Att: 35,020 - Partly Cloudy - 66 F

AB 31
R 2
H 5
RBI 2
BB 3
SO 7
LOB 11



| Batter | 1 | 2 | 3 | 4 | 5 | 6 | 7 | 8 | 9 | AB | R | H | RBI | BB | SO | LOB | TOP | | | | |
|--|--|----------------------------------|------------------------------|----------------------------------|-------------------------------|----------------------------------|-------------------------------|----------------------------------|------------------------------|----------------------------------|-------------------------------|----------------------------------|------------------------------|---------------------------------|-------------------------------|----------------------------------|----------------------------------|------------------------------------|----------------------------------|--------|--|
| Kazuo Matsui, S (1,4) OBP: 0.343, SLG: 0.405 | 4-1 B FA 86 F FA 84 B FA 84 B SL 81 B FA 83 | | 2-2 FC4-6 17 2B | 4-2 17 1B | | 2-1 G5-3 | | 1-0 F7 | | 3 | 1 | 0 | 0 | 2 | 0 | 1 | | | | | |
| Troy Tulowitzki, R (1,6) OBP: 0.383, SLG: 0.471 | 1-3 C FA 86 L FA 86 F FA 87 C FA 87 | | 0-0 17 2B | 0-0 SF8 | | 2-1 P4 | | 2-2 F9 | | 4 | 0 | 1 | 1 | 0 | 1 | 1 | | | | | |
| Todd Helton, L (1,3) OBP: 0.433, SLG: 0.485 | 1-0 B FA 85 F FA 86 | | 2-2 2B | 2-1 1B | | 0-3 K | | 1-0 G6-3 | | 5 | 0 | 2 | 2 | 0 | 1 | 1 | | | | | |
| Garrett Atkins, R (1,5) OBP: 0.357, SLG: 0.477 | 3-2 B FA 86 C FA 86 F FA 86 B FA 87 C FA 87 | | 3-1 F8 | 1-2 F8 | | 2-1 IHR | | 2-3 K | | 5 | 1 | 1 | 1 | 0 | 1 | 5 | | | | | |
| Jamey Carroll, R (9,5) | | | | | | | | | | 0 | 0 | 0 | 0 | 0 | 0 | 0 | | | | | |
| Brad Hawpe, L (1,9) OBP: 0.385, SLG: 0.532 | | 0-0 G1-3 | | 0-0 19 3B | | 4-2 FC6-4 19 1B | | 0-1 HR | | 3 | 2 | 2 | 1 | 2 | 0 | 0 | | | | | |
| Ryan Spillborghs, R (1,7) OBP: 0.377, SLG: 0.498 | | 3-2 G1-3 | | 0-2 8 1B | | 0-0 FC6-4 8 1B | | 3-2 G5-4-3 8 1B | | 5 | 1 | 3 | 1 | 0 | 0 | 1 | | | | | |
| Yorvit Torrealba, R (1,2) OBP: 0.329, SLG: 0.373 | | 3-1 G5-3 | | 1-2 18 1B | | 0-1 FC6-4 18 1B | | 1-3 K | | 5 | 1 | 1 | 1 | 0 | 1 | 4 | | | | | |
| Cory Sullivan, L (1,8) OBP: 0.345, SLG: 0.415 | | | 0-2 G4-3 | 0-2 17 1B | | 1-3 K | | 4-0 IBB | | 3 | 1 | 1 | 0 | 1 | 1 | 2 | | | | | |
| Jeff Francis, L (1,1) OBP: 0.203, SLG: 0.226 | | | 2-1 SH1-4 | 1-3 26 SH1-4 17 1B | | 1-1 K | | 1-3 K | | 3 | 0 | 1 | 0 | 0 | 1 | 4 | | | | | |
| LaTroy Hawkins, R (9,1) | | | | | | | | | | 0 | 0 | 0 | 0 | 0 | 0 | 0 | | | | | |
| Inning Stats | R: 0 E: 0 K: 1 S: 10 | H: 0 LOB: 1 BB: 1 P: 19 | R: 0 E: 0 K: 0 S: 6 | H: 0 LOB: 0 BB: 0 P: 12 | R: 1 E: 0 K: 0 S: 15 | H: 3 LOB: 2 BB: 0 P: 24 | R: 4 E: 0 K: 0 S: 22 | H: 5 LOB: 2 BB: 1 P: 30 | R: 0 E: 0 K: 1 S: 8 | H: 0 LOB: 0 BB: 0 P: 12 | R: 1 E: 0 K: 2 S: 13 | H: 1 LOB: 2 BB: 2 P: 25 | R: 0 E: 0 K: 0 S: 5 | H: 0 LOB: 0 BB: 0 P: 9 | R: 1 E: 0 K: 1 S: 11 | H: 2 LOB: 0 BB: 0 P: 16 | 1B: 8 2B: 1 3B: 1 HR: 2 | SF: 1 SAC: 1 DP: 1 HBP: 0 | WP: 0 PB: 0 SB: 2 CS: 0 | PA: 43 | |
| PITCHER | IP | WLS | BF | H | R | ER | SO | BB | IBB | HBP | BLK | WP | HR | S | P | ERA | WHIP | | | | |
| Greg Maddux, R (1,1) ERA: 4.1 | 3.2 | L | 21 | 8 | 5 | 5 | 1 | 2 | 0 | 0 | 0 | 0 | 0 | 50 | 81 | 12.27 | 2.727 | | | | |
| 41 Kevin Cameron, R (4,1) ERA: 2.37 | 1.1 | | 6 | 1 | 0 | 0 | 1 | 1 | 0 | 0 | 0 | 0 | 0 | 13 | 20 | 0.00 | 1.500 | | | | |
| Wilfredo Ledezma, L (6,1) ERA: 5.55 | 3.0 | | 12 | 1 | 1 | 1 | 3 | 1 | 1 | 0 | 0 | 0 | 0 | 26 | 46 | 3.00 | 0.667 | | | | |
| 45 Justin Hampson, L (9,1) ERA: 2.79 | 1.0 | | 4 | 2 | 1 | 1 | 1 | 0 | 0 | 0 | 0 | 0 | 1 | 11 | 16 | 9.00 | 2.000 | | | | |

Colorado Rockies @ San Diego Padres
PETCO Park, San Diego, CA
Sun Sep 23 2007, 4:05 PM EDT
Att: 37,984 - Partly Cloudy - 70 F

AB 36
R 7
H 12
RBI 7
BB 5
SO 6
LOB 19



| Batter | 1 | 2 | 3 | 4 | 5 | 6 | 7 | 8 | 9 | AB | R | H | RBI | BB | SO | LOB | BOTTOM | | | | | |
|---|---|----------------------------------|-------------------------------|----------------------------------|-------------------------------|----------------------------------|------------------------------|---------------------------------|------------------------------|----------------------------------|------------------------------|----------------------------------|------------------------------|----------------------------------|-------------------------------|----------------------------------|------------------------------|----------------------------------|----------------------------------|------------------------------------|----------------------------------|--------|
| Brian Giles, L (1,9) OBP: 0.363, SLG: 0.405 | 1-2 C FA 88 F FA 88 C FA 89 C FA 89 X SL 82 | | 0-0 F9 | | 2-2 G6-3 | | | 0-1 G4-3 | | 4 | 0 | 0 | 0 | 0 | 0 | 0 | | | | | | |
| Milton Bradley, S (1,7) OBP: 0.402, SLG: 0.545 | 0-1 C FA 90 X SL 82 | | 2-1 K | | 2-3 K | | 0-0 K | | | 4 | 1 | 2 | 1 | 0 | 1 | 0 | | | | | | |
| Terrel Sledge, L (8, FR) OBP: 0.301, SLG: 0.357 | | | | | | | | | | 0 | 1 | 0 | 0 | 0 | 0 | 0 | | | | | | |
| 5 Kevin Kouzmanoff, R (1,5) OBP: 0.330, SLG: 0.462 | 3-2 B FA 90 B FA 91 T FA 92 B FA 93 F FA 88 X SL 83 | | 3-2 HR | | 3-3 2B | | 0-0 F7 | | 2-2 2B | 4 | 0 | 3 | 1 | 0 | 0 | 0 | | | | | | |
| 23 Adrián González, L (1,3) OBP: 0.339, SLG: 0.485 | 1-0 B FA 90 F FA 88 X SL 83 | | 0-3 K | | 1-3 K | | 1-3 K | | | 4 | 0 | 0 | 0 | 0 | 3 | 4 | | | | | | |
| 3 Khalil Greene, R (1,6) OBP: 0.290, SLG: 0.461 | | 1-2 G5-3 | | 1-2 G5-3 | | 1-3 K | | | | 4 | 0 | 0 | 0 | 0 | 1 | 1 | | | | | | |
| Mike Cameron, R (1,8) OBP: 0.328, SLG: 0.431 | | 2-3 K | | 0-0 G6-3 | | | | | | 2 | 0 | 0 | 0 | 0 | 1 | 0 | | | | | | |
| Brady Clark, R (7,8) OBP: 0.314, SLG: 0.338 | | | | | | | | | | 1 | 0 | 0 | 0 | 0 | 0 | 0 | | | | | | |
| 9 Brian Myrow, L (9, PH) OBP: 0.376, SLG: 0.333 | | | | | | | | | | 1 | 0 | 0 | 0 | 0 | 1 | 0 | | | | | | |
| 28 Josh Bard, S (1,2) OBP: 0.363, SLG: 0.398 | | 1-1 BB 1B | | 0-0 G4-6-3 1B | | | | | | 4 | 1 | 3 | 1 | 0 | 1 | 0 | | | | | | |
| Marcus Giles, R (1,4) OBP: 0.306, SLG: 0.318 | | 4-2 BB | | 0-0 G4-6-3 | | | | | | 2 | 0 | 0 | 0 | 1 | 0 | 1 | | | | | | |
| Geoff Blum, S (9, PH) OBP: 0.316, SLG: 0.365 | | | | | | | | | | 1 | 0 | 0 | 0 | 0 | 0 | 0 | | | | | | |
| Greg Maddux, R (1,1) OBP: 0.448, SLG: 0.562 | | 0-0 FC4-6 | | | | | | | | 1 | 0 | 0 | 0 | 0 | 0 | 2 | | | | | | |
| 41 Kevin Cameron, R (4,1) ERA: 2.37 | | | | | | | | | | 0 | 0 | 0 | 0 | 0 | 0 | 0 | | | | | | |
| 11 Craig Stansberry, R (5, PH) OBP: 0.315, SLG: 0.336 | | | | | | | | | | 1 | 0 | 0 | 0 | 0 | 1 | 0 | | | | | | |
| Wilfredo Ledezma, L (6,1) ERA: 5.55 | | | | | | | | | | 0 | 0 | 0 | 0 | 0 | 0 | 0 | | | | | | |
| Morgan Ensberg, R (8, PH) OBP: 0.320, SLG: 0.403 | | | | | | | | | | 1 | 0 | 0 | 0 | 0 | 0 | 0 | | | | | | |
| 45 Justin Hampson, L (9,1) ERA: 2.79 | | | | | | | | | | 0 | 0 | 0 | 0 | 0 | 0 | 0 | | | | | | |
| Inning Stats | R: 0 E: 0 K: 0 S: 9 | H: 1 LOB: 1 BB: 0 P: 14 | R: 0 E: 0 K: 1 S: 13 | H: 1 LOB: 2 BB: 1 P: 21 | R: 1 E: 0 K: 1 S: 13 | H: 2 LOB: 1 BB: 0 P: 19 | R: 0 E: 0 K: 0 S: 3 | H: 1 LOB: 0 BB: 0 P: 3 | R: 0 E: 0 K: 2 S: 9 | H: 0 LOB: 0 BB: 0 P: 16 | R: 0 E: 0 K: 2 S: 8 | H: 0 LOB: 0 BB: 0 P: 10 | R: 0 E: 0 K: 1 S: 8 | H: 0 LOB: 0 BB: 0 P: 12 | R: 1 E: 0 K: 1 S: 12 | H: 2 LOB: 2 BB: 0 P: 17 | R: 1 E: 0 K: 1 S: 9 | H: 1 LOB: 0 BB: 0 P: 13 | 1B: 3 2B: 3 3B: 0 HR: 2 | SF: 0 SAC: 0 DP: 1 HBP: 0 | WP: 0 PB: 0 SB: 0 CS: 0 | PA: 35 |
| PITCHER | IP | WLS | BF | H | R | ER | SO | BB | IBB | HBP | BLK | WP | HR | S | P | ERA | WHIP | | | | | |
| 26 Jeff Francis, L (1,1) ERA: 4.17 | 8.0 | W | 31 | 7 | 2 | 2 | 8 | 1 | 0 | 0 | 0 | 0 | 1 | 75 | 112 | 2.25 | 1.000 | | | | | |
| LaTroy Hawkins, R (9,1) ERA: 3.39 | 1.0 | | 4 | 1 | 1 | 1 | 1 | 0 | 0 | 0 | 0 | 0 | 1 | 9 | 13 | 9.00 | 1.000 | | | | | |

Colorado Rockies @ San Diego Padres
PETCO Park, San Diego, CA
Sun Sep 23 2007, 4:05 PM EDT
Att: 37,984 - Partly Cloudy - 70 F

AB 34
R 3
H 8
RBI 3
BB 1
SO 9
LOB 8



| Batter | 1 | 2 | 3 | 4 | 5 | 6 | 7 | 8 | 9 | AB | R | H | RBI | BB | SO | LOB | TOP | | | |
|-----------------------------|---|----------------------------------|-------------------------------|----------------------------------|------------------------------|----------------------------------|-------------------------------|----------------------------------|------------------------------|----------------------------------|------------------------------|----------------------------------|-------------------------------|----------------------------------|--------------------------------|----------------------------------|--|------------------------------------|----------------------------------|--------|
| 24 Brian Giles, L (1.9) | E7 12 WP 5 1B | FC6 | G4-3 | G6-3 | | | | | | 4 | 1 | 1 | 2 | 1 | 0 | 2 | San Diego Padres @ San Francisco Giants AT&T Park, San Francisco, CA Mon Sep 24 2007, 7:15 PM PDT Att: 35,650 - Clear - 65 F | | | |
| 12 Scott Hairston, R (1.7) | P6 | F7 | | | | | | BB | | 4 | 0 | 1 | 0 | 1 | 1 | 3 | | | | |
| 5 Kevin Kouzmanoff, R (1.5) | | | F7 | G1-3 | | | | | | 4 | 0 | 2 | 1 | 0 | 0 | 2 | | | | |
| 23 Adrián González, L (1.3) | | | | | | | | | | 4 | 1 | 3 | 0 | 1 | 0 | 2 | | | | |
| 3 Khalil Greene, R (1.6) | L7 | | F8 | | | | | | | 5 | 0 | 0 | 0 | 0 | 0 | 6 | | | | |
| 28 Josh Bard, S (1.2) | G6-3 | | FC6-4 | | | | | | | 5 | 0 | 2 | 1 | 0 | 0 | 3 | | | | |
| Geoff Blum, S (1.4) | | P4 | | | | | | | | 4 | 1 | 0 | 0 | 1 | 1 | 4 | | | | |
| Brady Clark, R (1.8) | | | | | | | | | | 5 | 1 | 2 | 0 | 0 | 0 | 4 | | | | |
| 32 Chris Young, R (1.1) | | | | | | | | | | 1 | 0 | 1 | 0 | 0 | 0 | 0 | | | | |
| 9 Brian Myrow, L (6,PH) | | | | | | | | | | 1 | 0 | 0 | 0 | 0 | 0 | 0 | | | | |
| 43 Cia Meredith, R (6.1) | | | | | | | | | | 0 | 0 | 0 | 0 | 0 | 0 | 0 | | | | |
| 13 Oscar Robles, L (8,PH) | | | | | | | | | | 1 | 0 | 0 | 0 | 0 | 1 | 0 | | | | |
| Justin Germano, R (8.1) | | | | | | | | | | 0 | 0 | 0 | 0 | 0 | 0 | 0 | | | | |
| Inning Stats | R: 1 E: 0 K: 0 S: 11 | H: 2 LOB: 2 BB: 1 P: 19 | R: 1 E: 0 K: 0 S: 14 | H: 2 LOB: 1 BB: 0 P: 23 | R: 0 E: 0 K: 0 S: 7 | H: 1 LOB: 1 BB: 0 P: 10 | R: 1 E: 0 K: 0 S: 14 | H: 1 LOB: 2 BB: 0 P: 26 | R: 0 E: 0 K: 0 S: 8 | H: 1 LOB: 1 BB: 0 P: 15 | R: 0 E: 0 K: 0 S: 8 | H: 0 LOB: 0 BB: 0 P: 12 | R: 0 E: 0 K: 2 S: 11 | H: 0 LOB: 1 BB: 1 P: 18 | R: 0 E: 0 K: 10 S: 10 | H: 3 LOB: 3 BB: 0 P: 17 | 1B: 9 2B: 3 3B: 0 HR: 0 | SF: 0 SAC: 1 DP: 0 HBP: 1 | WP: 1 PB: 0 SB: 0 CS: 0 | PA: 44 |
| PITCHER | IP WLS BF H R ER SO BB IBB HBP BLK WP HR S P ERA WHIP | | | | | | | | | | | | | | | | | | | |
| 75 Barry Zito, L (1.1) | 5.0 W 26 8 4 4 1 3 0 0 0 0 1 0 56 93 7.20 2.200 | | | | | | | | | | | | | | | | | | | |
| 41 Brad Hennessey, R (6.1) | 2.0 H 8 1 0 0 0 0 0 0 1 0 0 0 16 27 0.00 0.500 | | | | | | | | | | | | | | | | | | | |
| Scott Atchison, R (8.1) | 1.0 5 1 0 0 2 1 0 0 0 0 0 0 14 21 0.00 2.000 | | | | | | | | | | | | | | | | | | | |
| Jack Taschner, L (9.1) | 0.0 1 1 0 0 0 0 0 0 0 0 0 0 2 5 ∞ ∞ | | | | | | | | | | | | | | | | | | | |
| Tyler Walker, R (9.1) | 1.0 4 1 0 0 0 0 0 0 0 0 0 0 5 9 0.00 1.000 | | | | | | | | | | | | | | | | | | | |

AB 38
R 4
H 12
RBI 4
BB 4
SO 3
LOB 26



| Batter | 1 | 2 | 3 | 4 | 5 | 6 | 7 | 8 | 9 | AB | R | H | RBI | BB | SO | LOB | BOTTOM | |
|---------------------------------|---|----------------------------------|-------------------------------|----------------------------------|-------------------------------|----------------------------------|------------------------------|----------------------------------|------------------------------|----------------------------------|------------------------------|----------------------------------|------------------------------|----------------------------------|-----------------------------------|------------------------------------|--|--------|
| 10 Dave Roberts, L (1.8) | L3 | F7 | K | | | | | | | 5 | 0 | 1 | 0 | 0 | 1 | 2 | San Diego Padres @ San Francisco Giants AT&T Park, San Francisco, CA Mon Sep 24 2007, 7:15 PM PDT Att: 35,650 - Clear - 65 F | |
| 19 Kevin Frandsen, R (1.4) | G6-3 | | | | | | | | | 4 | 1 | 0 | 0 | 1 | 0 | 2 | | |
| 2 Randy Winn, S (1.9) | | | | | | | | | | 5 | 1 | 4 | 0 | 0 | 0 | 0 | | |
| 1 Bengie Molina, R (1.2) | F8 | | P4 | | | | | | | 4 | 0 | 0 | 0 | 1 | 0 | 5 | | |
| Ryan Klesko, L (1.3) | | P2 | | | | | | | | 5 | 2 | 2 | 1 | 0 | 0 | 2 | | |
| Rich Aurilia, R (1.5) | | | | | | | | | | 4 | 2 | 1 | 1 | 1 | 1 | 1 | | |
| 14 Fred Lewis, L (1.7) | | | | | | | | | | 3 | 2 | 2 | 1 | 1 | 0 | 1 | | |
| 13 Omar Vizquel, S (1.6) | | | | | | | | | | 4 | 1 | 3 | 4 | 0 | 0 | 1 | | |
| 75 Barry Zito, L (1.1) | | | | | | | | | | 1 | 0 | 1 | 1 | 0 | 0 | 0 | | |
| 12 Nate Schotteltrick, L (5,PH) | | | | | | | | | | 1 | 0 | 0 | 0 | 0 | 0 | 1 | | |
| 41 Brad Hennessey, R (8.1) | | | | | | | | | | 0 | 0 | 0 | 0 | 0 | 0 | 0 | | |
| Ray Durham, S (7,PH) | | | | | | | | | | 1 | 0 | 0 | 0 | 0 | 0 | 1 | | |
| Scott Atchison, R (8.1) | | | | | | | | | | 0 | 0 | 0 | 0 | 0 | 0 | 0 | | |
| Jack Taschner, L (9.1) | | | | | | | | | | 0 | 0 | 0 | 0 | 0 | 0 | 0 | | |
| Tyler Walker, R (9.1) | | | | | | | | | | 0 | 0 | 0 | 0 | 0 | 0 | 0 | | |
| Inning Stats | R: 0 E: 0 K: 0 S: 10 | H: 1 LOB: 1 BB: 0 P: 14 | R: 2 E: 0 K: 1 S: 12 | H: 2 LOB: 1 BB: 1 P: 20 | R: 5 E: 0 K: 1 S: 20 | H: 4 LOB: 1 BB: 2 P: 37 | R: 0 E: 0 K: 0 S: 9 | H: 0 LOB: 1 BB: 1 P: 18 | R: 0 E: 0 K: 0 S: 7 | H: 1 LOB: 1 BB: 0 P: 10 | R: 2 E: 0 K: 0 S: 9 | H: 4 LOB: 2 BB: 0 P: 12 | R: 0 E: 0 K: 0 S: 6 | H: 1 LOB: 1 BB: 0 P: 10 | 1B: 11 2B: 2 3B: 1 HR: 0 | SF: 0 SAC: 1 DP: 0 HBP: 0 | WP: 1 PB: 0 SB: 3 CS: 0 | PA: 42 |
| PITCHER | IP WLS BF H R ER SO BB IBB HBP BLK WP HR S P ERA WHIP | | | | | | | | | | | | | | | | | |
| 32 Chris Young, R (1.1) | 5.0 L 27 8 7 7 3 4 0 0 0 0 1 0 63 105 12.60 2.400 | | | | | | | | | | | | | | | | | |
| 43 Cia Meredith, R (6.1) | 2.0 11 5 2 2 0 0 0 0 0 0 0 0 16 22 9.00 2.500 | | | | | | | | | | | | | | | | | |
| Justin Germano, R (8.1) | 1.0 4 1 0 0 0 0 0 0 0 0 0 0 6 10 0.00 1.000 | | | | | | | | | | | | | | | | | |

AB 37
R 9
H 14
RBI 8
BB 4
SO 3
LOB 16



| Batter | 1 | 2 | 3 | 4 | 5 | 6 | 7 | 8 | 9 | AB R H RBI BB SO LOB | TOP | | | | | | | | | | | |
|---|---|----------------------------------|-------------------------------|----------------------------------|-------------------------------|----------------------------------|-------------------------------|----------------------------------|------------------------------|--|--|---|------------------------------|----------------------------------|-------------------------------|----------------------------------|-------------------------------|----------------------------------|----------------------------------|------------------------------------|----------------------------------|--------|
| 24 Brian Giles, L OBP: 0.362, SLG: 0.408 | G6-3 | | F7 | | | F8 | | F8 | HR | 5 1 1 3 0 0 1 | San Diego Padres @ San Francisco Giants AT&T Park, San Francisco, CA Tue Sep 25 2007, 7:15 PM PDT Att: 35,524 - Clear - 72 F | | | | | | | | | | | |
| 12 Scott Hairston, R OBP: 0.326, SLG: 0.455 | K | | K | | | HR | | K | L6 | 5 1 1 1 1 0 3 2 | | | | | | | | | | | | |
| 5 Kevin Kouzmanoff, R OBP: 0.334, SLG: 0.463 | 1B | | | | K | | | | | 4 0 2 0 0 1 0 | | | | | | | | | | | | |
| 23 Adrián González, L OBP: 0.341, SLG: 0.485 | F8 | | | | P5 | | | | | 4 0 0 0 0 2 3 | | | | | | | | | | | | |
| 3 Khalil Greene, R OBP: 0.289, SLG: 0.464 | K | | F9 | | | | | | | 4 2 2 1 0 1 0 | | | | | | | | | | | | |
| 28 Josh Bard, S OBP: 0.382, SLG: 0.395 | K | | | | G3-6-3 BB | | | | | 3 0 0 0 1 2 1 | | | | | | | | | | | | |
| Geoff Blum, S 50 Joe Thatcher, L | | | | | G3-6-3 | | | | | 3 0 1 0 0 0 1 | | | | | | | | | | | | |
| 9 Brian Myrow, L Trevor Hoffman, R | | | | | 1-2 | | | | | 0 0 0 0 0 0 0 | | | | | | | | | | | | |
| Brady Clark, R OBP: 0.326, SLG: 0.360 | F9 | | | | | | | | | 4 1 2 1 0 0 1 | | | | | | | | | | | | |
| Brett Tomko, R Doug Brocail, L Marcos Mota, R Terrence Long, R 13 Oscar Robles, L 11 Craig Stansberry, R | | | K | | | | | | | 2 0 0 0 0 0 1 1 0 1 0 0 0 0 0 0 0 1 0 0 0 1 0 0 0 0 0 0 | | | | | | | | | | | | |
| Inning Stats | R: 0 E: 0 K: 1 S: 12 | H: 1 LOB: 1 BB: 0 P: 19 | R: 0 E: 0 K: 2 S: 10 | H: 1 LOB: 1 BB: 0 P: 12 | R: 0 E: 0 K: 2 S: 13 | H: 0 LOB: 0 BB: 0 P: 19 | R: 0 E: 0 K: 1 S: 11 | H: 0 LOB: 0 BB: 0 P: 18 | R: 0 E: 0 K: 0 S: 9 | H: 1 LOB: 1 BB: 1 P: 16 | R: 1 E: 0 K: 1 S: 9 | H: 1 LOB: 0 BB: 0 P: 12 | R: 1 E: 0 K: 1 S: 9 | H: 1 LOB: 2 BB: 1 P: 17 | R: 0 E: 0 K: 2 S: 10 | H: 1 LOB: 2 BB: 1 P: 19 | R: 4 E: 0 K: 1 S: 14 | H: 3 LOB: 1 BB: 1 P: 27 | 1B: 5 2B: 1 3B: 0 HR: 3 | SF: 0 SAC: 0 DP: 1 HBP: 0 | WP: 0 PB: 0 SB: 0 CS: 0 | PA: 38 |
| PITCHER | IP WLS BF H R ER SO BB IBB HBP BLK WP HR S P ERA WHIP | | | | | | | | | | | IP WLS BF H R ER SO BB IBB HBP BLK WP HR S P ERA WHIP | | | | | | | | | | |
| 18 Matt Cain, R ERA: 3.65 | 7.0 0.0 26 5 2 2 8 1 0 0 0 0 2 73 113 2.57 0.857 | | | | | | | | | | | | | | | | | | | | | |
| 41 Brad Hennessey, R ERA: 3.53 | 0.0 0.1 1 0 0 0 0 1 0 0 0 0 0 2 6 ∞ ∞ | | | | | | | | | | | | | | | | | | | | | |
| Steve Kline, L ERA: 4.7 | 0.1 1 0 0 0 0 0 0 0 0 0 0 0 1 2 0.00 0.000 | | | | | | | | | | | | | | | | | | | | | |
| 38 Brian Wilson, R ERA: 2.38 | 1.1 L 9 4 4 4 3 1 0 0 0 0 0 1 19 35 27.00 3.750 | | | | | | | | | | | | | | | | | | | | | |
| Scott Munter, R ERA: 4.0 | 0.1 1 0 0 0 0 0 0 0 0 0 0 0 2 3 0.00 0.000 | | | | | | | | | | | | | | | | | | | | | |

| Batter | 1 | 2 | 3 | 4 | 5 | 6 | 7 | 8 | 9 | AB R H RBI BB SO LOB | BOTTOM | | | | | | | | | |
|---|---|----------------------------------|-------------------------------|----------------------------------|------------------------------|----------------------------------|------------------------------|----------------------------------|-------------------------------|--|--|---|----------------------------------|------------------------------|----------------------------------|-------------------------------|----------------------------------|----------------------------------|------------------------------------|----------------------------------|
| 10 Dave Roberts, L OBP: 0.333, SLG: 0.366 | E4 | HR | | B3 | | | G4-3 | | F7 | 5 1 1 1 0 0 0 | San Diego Padres @ San Francisco Giants AT&T Park, San Francisco, CA Tue Sep 25 2007, 7:15 PM PDT Att: 35,524 - Clear - 72 F | | | | | | | | | |
| 19 Kevin Frandsen, R OBP: 0.327, SLG: 0.373 | G1-6-3 | HR | | CS | | | F9 | | 2B | 4 1 2 1 1 0 1 | | | | | | | | | | |
| 2 Randy Winn, S OBP: 0.351, SLG: 0.437 | 1B | HR | | CS | | | | | | 4 1 3 2 1 1 0 | | | | | | | | | | |
| 1 Bengie Molina, R OBP: 0.300, SLG: 0.435 | FC5 | G5-3 | | | | | | | | 4 0 1 0 1 0 2 | | | | | | | | | | |
| Ryan Klesko, L Rich Aurilia, R 38 Brian Wilson, R Scott Munter, R | E6 | | G3-1 | | G4-3 | | | | | 3 0 0 0 0 0 2 1 0 0 0 0 1 2 0 0 0 0 0 0 0 0 0 0 0 0 0 0 | | | | | | | | | | |
| Pedro Feliz, R OBP: 0.287, SLG: 0.419 | FC5 | | | | | | | | | 4 0 1 0 0 0 3 | | | | | | | | | | |
| 14 Fred Lewis, L Rajai Davis, R | | HR | F8 | | | | | | | 2 1 1 0 1 0 1 1 0 1 0 0 0 0 | | | | | | | | | | |
| 13 Omar Vizquel, S OBP: 0.301, SLG: 0.308 | | P4 | L3 | | | | | | | 4 0 0 0 0 0 4 | | | | | | | | | | |
| 18 Matt Cain, R 41 Brad Hennessey, R Steve Kline, S Scott McClain, R | SH3-4 | | | K | | | | | | 2 0 0 0 0 2 1 0 0 0 0 0 0 0 0 0 0 0 0 0 0 1 0 0 0 0 1 1 | | | | | | | | | | |
| Inning Stats | R: 0 E: 2 K: 0 S: 9 | H: 1 LOB: 3 BB: 1 P: 21 | R: 4 E: 0 K: 0 S: 13 | H: 3 LOB: 0 BB: 1 P: 23 | R: 0 E: 0 K: 0 S: 8 | H: 1 LOB: 1 BB: 0 P: 11 | R: 0 E: 0 K: 1 S: 8 | H: 0 LOB: 0 BB: 1 P: 13 | R: 0 E: 0 K: 1 S: 13 | H: 1 LOB: 1 BB: 0 P: 18 | | R: 0 E: 0 K: 1 S: 13 | H: 1 LOB: 2 BB: 1 P: 25 | R: 0 E: 0 K: 1 S: 9 | H: 1 LOB: 1 BB: 0 P: 12 | R: 0 E: 0 K: 0 S: 10 | H: 2 LOB: 1 BB: 0 P: 12 | 1B: 7 2B: 2 3B: 0 HR: 1 | SF: 0 SAC: 1 DP: 2 HBP: 0 | WP: 0 PB: 0 SB: 1 CS: 1 |
| PITCHER | IP WLS BF H R ER SO BB IBB HBP BLK WP HR S P ERA WHIP | | | | | | | | | | | IP WLS BF H R ER SO BB IBB HBP BLK WP HR S P ERA WHIP | | | | | | | | |
| Brett Tomko, R ERA: 5.39 | 6.0 0.2 27 6 4 1 0 0 0 0 1 0 0 0 0 8 99 6.00 1.500 | | | | | | | | | | | | | | | | | | | |
| Doug Brocail, R ERA: 3.07 | 0.2 4 1 0 0 0 0 0 1 0 0 0 0 0 8 17 0.00 1.500 | | | | | | | | | | | | | | | | | | | |
| 50 Joe Thatcher, L ERA: 1.02 | 1.1 W 5 1 0 0 2 0 0 0 0 0 0 0 14 20 0.00 0.750 | | | | | | | | | | | | | | | | | | | |
| Trevor Hoffman, R ERA: 2.45 | 1.0 S 4 2 0 0 0 0 0 0 0 0 0 0 10 12 0.00 2.000 | | | | | | | | | | | | | | | | | | | |



| Batter | 1 | 2 | 3 | 4 | 5 | 6 | 7 | 8 | 9 | AB | R | H | RBI | BB | SO | LOB | TOP | | | | | |
|---|------------------------------|----------------------------------|-------------------------------------|----------------------------------|-------------------------------|----------------------------------|--------------------------------|-------------------------------------|---------------------------------|----------------------------------|-------------------------------|----------------------------------|-------------------------------|----------------------------------|------------------------------|----------------------------------|------------------------------|----------------------------------|----------------------------------|------------------------------------|----------------------------------|--------|
| 24 Brian Giles, L OBP: 0.362, SLG: 0.408 | | | | | | | | | | 5 | 2 | 2 | 0 | 0 | 2 | 1 | | | | | | |
| 12 Scott Hairston, R OBP: 0.325, SLG: 0.465 | | | | | | | | | | 5 | 2 | 2 | 3 | 0 | 0 | 0 | | | | | | |
| 5 Kevin Kouzmanoff, R OBP: 0.333, SLG: 0.460 | | | | | | | | | | 5 | 1 | 0 | 1 | 0 | 2 | 3 | | | | | | |
| 23 Adrián González, L OBP: 0.339, SLG: 0.482 | | | | | | | | | | 3 | 0 | 0 | 1 | 0 | 2 | 0 | | | | | | |
| 3 Khalil Greene, R OBP: 0.290, SLG: 0.462 | | | | | | | | | | 4 | 0 | 1 | 2 | 0 | 1 | 0 | | | | | | |
| 28 Josh Bard, S OBP: 0.342, SLG: 0.401 | | | | | | | | | | 4 | 1 | 0 | 0 | 0 | 2 | 2 | | | | | | |
| Geoff Blum, S OBP: 0.318, SLG: 0.365 | | | | | | | | | | 4 | 0 | 2 | 0 | 0 | 0 | 1 | | | | | | |
| Brady Clark, R OBP: 0.346, SLG: 0.359 | | | | | | | | | | 2 | 2 | 1 | 0 | 2 | 0 | 1 | | | | | | |
| Jack Cassel, R OBP: 0.125, SLG: 0.125 | | | | | | | | | | 2 | 1 | 1 | 0 | 0 | 0 | 2 | | | | | | |
| 43 Cia Meredith, R OBP: 0.279, SLG: 0.279 | | | | | | | | | | 0 | 0 | 0 | 0 | 0 | 0 | 0 | | | | | | |
| 50 Joe Thatcher, L OBP: 0.290, SLG: 0.290 | | | | | | | | | | 0 | 0 | 0 | 0 | 0 | 0 | 0 | | | | | | |
| 13 Oscar Robles, L OBP: 0.290, SLG: 0.290 | | | | | | | | | | 0 | 0 | 0 | 0 | 0 | 0 | 0 | | | | | | |
| Doug Brocail, L OBP: 0.290, SLG: 0.290 | | | | | | | | | | 0 | 0 | 0 | 0 | 0 | 0 | 0 | | | | | | |
| 45 Justin Hampson, L OBP: 0.290, SLG: 0.290 | | | | | | | | | | 0 | 0 | 0 | 0 | 0 | 0 | 0 | | | | | | |
| Termel Sledge, L OBP: 0.290, SLG: 0.290 | | | | | | | | | | 0 | 0 | 0 | 0 | 0 | 0 | 0 | | | | | | |
| 21 Heath Bell, R OBP: 0.290, SLG: 0.290 | | | | | | | | | | 0 | 0 | 0 | 0 | 0 | 0 | 0 | | | | | | |
| Inning Stats | R: 0 E: 0 K: 2 S: 8 | H: 0 LOB: 0 BB: 0 P: 10 | R: 0 E: 1 K: 2 S: 8 | H: 0 LOB: 1 BB: 0 P: 14 | R: 4 E: 1 K: 2 S: 21 | H: 4 LOB: 0 BB: 0 P: 33 | R: 1 E: 1 K: 1 S: 13 | H: 1 LOB: 1 BB: 1 P: 22 | R: 0 E: 0 K: 0 S: 7 | H: 0 LOB: 0 BB: 0 P: 13 | R: 0 E: 0 K: 1 S: 14 | H: 0 LOB: 0 BB: 0 P: 20 | R: 4 E: 1 K: 0 S: 13 | H: 3 LOB: 1 BB: 1 P: 24 | R: 0 E: 0 K: 1 S: 7 | H: 1 LOB: 0 BB: 0 P: 11 | R: 0 E: 0 K: 1 S: 9 | H: 0 LOB: 0 BB: 0 P: 11 | 1B: 8 2B: 1 3B: 0 HR: 0 | SF: 1 SAC: 0 DP: 1 HBP: 0 | WP: 0 PB: 0 SB: 0 CS: 1 | PA: 39 |
| PITCHER | IP: 5.0 WLS: L BF: 22 | H: 5 R: 5 ER: 3 SO: 7 | BB: 1 IBB: 0 HBP: 0 BLK: 0 | WP: 0 HR: 0 S: 57 P: 92 | ERA: 5.40 WHIP: 1.200 | IP: 1.0 WLS: L BF: 3 | H: 0 R: 0 ER: 0 SO: 1 | BB: 0 IBB: 0 HBP: 0 BLK: 0 | WP: 0 HR: 0 S: 9 P: 11 | ERA: 0.00 WHIP: 0.000 | | | | | | | | | | | | |
| 49 Yovani Gallardo, R ERA: 3.67 | IP: 5.0 WLS: L BF: 22 | H: 5 R: 5 ER: 3 SO: 7 | BB: 1 IBB: 0 HBP: 0 BLK: 0 | WP: 0 HR: 0 S: 57 P: 92 | ERA: 5.40 WHIP: 1.200 | IP: 1.0 WLS: L BF: 3 | H: 0 R: 0 ER: 0 SO: 1 | BB: 0 IBB: 0 HBP: 0 BLK: 0 | WP: 0 HR: 0 S: 9 P: 11 | ERA: 0.00 WHIP: 0.000 | | | | | | | | | | | | |
| 73 Seth McClung, R ERA: 4.22 | IP: 1.0 WLS: L BF: 5 | H: 2 R: 2 ER: 2 SO: 1 | BB: 1 IBB: 0 HBP: 0 BLK: 0 | WP: 0 HR: 1 S: 18 P: 28 | ERA: 18.00 WHIP: 1.000 | IP: 0.0 WLS: L BF: 1 | H: 1 R: 0 ER: 0 SO: 0 | BB: 0 IBB: 0 HBP: 0 BLK: 0 | WP: 0 HR: 0 S: 3 P: 3 | ERA: ∞ WHIP: ∞ | | | | | | | | | | | | |
| Ray King, L ERA: 4.93 | IP: 0.0 WLS: L BF: 1 | H: 1 R: 0 ER: 0 SO: 0 | BB: 0 IBB: 0 HBP: 0 BLK: 0 | WP: 0 HR: 0 S: 8 P: 13 | ERA: 0.00 WHIP: 2.000 | IP: 1.0 WLS: L BF: 3 | H: 1 R: 0 ER: 0 SO: 1 | BB: 0 IBB: 0 HBP: 0 BLK: 0 | WP: 0 HR: 0 S: 7 P: 11 | ERA: 0.00 WHIP: 1.000 | | | | | | | | | | | | |
| Chris Spurling, R ERA: 4.74 | IP: 1.0 WLS: L BF: 5 | H: 2 R: 2 ER: 0 SO: 0 | BB: 0 IBB: 0 HBP: 0 BLK: 0 | WP: 0 HR: 0 S: 7 P: 11 | ERA: 0.00 WHIP: 1.000 | IP: 1.0 WLS: L BF: 3 | H: 1 R: 0 ER: 0 SO: 1 | BB: 0 IBB: 0 HBP: 0 BLK: 0 | WP: 0 HR: 0 S: 7 P: 11 | ERA: 0.00 WHIP: 1.000 | | | | | | | | | | | | |
| Scott Linebrink, R ERA: 3.5 | IP: 1.0 WLS: L BF: 3 | H: 1 R: 0 ER: 0 SO: 1 | BB: 0 IBB: 0 HBP: 0 BLK: 0 | WP: 0 HR: 0 S: 7 P: 11 | ERA: 0.00 WHIP: 1.000 | IP: 1.0 WLS: L BF: 3 | H: 1 R: 0 ER: 0 SO: 1 | BB: 0 IBB: 0 HBP: 0 BLK: 0 | WP: 0 HR: 0 S: 7 P: 11 | ERA: 0.00 WHIP: 1.000 | | | | | | | | | | | | |
| PITCHER | IP: 5.0 WLS: L BF: 22 | H: 5 R: 5 ER: 3 SO: 7 | BB: 1 IBB: 0 HBP: 0 BLK: 0 | WP: 0 HR: 0 S: 57 P: 92 | ERA: 5.40 WHIP: 1.200 | IP: 1.0 WLS: L BF: 3 | H: 0 R: 0 ER: 0 SO: 1 | BB: 0 IBB: 0 HBP: 0 BLK: 0 | WP: 0 HR: 0 S: 9 P: 11 | ERA: 0.00 WHIP: 0.000 | | | | | | | | | | | | |
| Francisco Cordero, R ERA: 2.79 | IP: 1.0 WLS: L BF: 3 | H: 0 R: 0 ER: 0 SO: 1 | BB: 0 IBB: 0 HBP: 0 BLK: 0 | WP: 0 HR: 0 S: 9 P: 11 | ERA: 0.00 WHIP: 1.000 | | | | | | | | | | | | | | | | | |

San Diego Padres @ Milwaukee Brewers
Miller Park, Milwaukee, WI
Thu Sep 27 2007, 7:05 PM CDT
Att: 34,918 - Roof Closed - 70 F

| | |
|-----|----|
| AB | 36 |
| R | 9 |
| H | 9 |
| RBI | 7 |
| BB | 2 |
| SO | 10 |
| LOB | 12 |



| Batter | 1 | 2 | 3 | 4 | 5 | 6 | 7 | 8 | 9 | AB | R | H | RBI | BB | SO | LOB | BOTTOM |
|--|-----------------------------|--------------------------------|-------------------------------------|----------------------------------|---------------------------|----------------------------|--------------------------------|-------------------------------------|----------------------------------|--------------------------|---|---|-----|----|----|-----|--------|
| 23 Rickie Weeks Jr., R OBP: 0.375, SLG: 0.432 | | | | | | | | | | 5 | 2 | 2 | 3 | 0 | 0 | 2 | |
| 7 J.J. Hardy, R OBP: 0.322, SLG: 0.465 | | | | | | | | | | 4 | 0 | 2 | 1 | 0 | 0 | 0 | |
| 8 Ryan Braun, R OBP: 0.370, SLG: 0.639 | | | | | | | | | | 3 | 1 | 1 | 1 | 0 | 0 | 1 | |
| 28 Prince Fielder, L OBP: 0.393, SLG: 0.622 | | | | | | | | | | 4 | 0 | 1 | 0 | 0 | 1 | 3 | |
| 1 Corey Hart, R OBP: 0.347, SLG: 0.520 | | | | | | | | | | 4 | 0 | 0 | 0 | 0 | 0 | 1 | |
| Geoff Jenkins, L OBP: 0.322, SLG: 0.473 | | | | | | | | | | 4 | 0 | 0 | 0 | 0 | 1 | 1 | |
| 2 Bill Hall, R OBP: 0.316, SLG: 0.427 | | | | | | | | | | 3 | 0 | 0 | 0 | 0 | 2 | 1 | |
| Scott Linebrink, R OBP: 0.392, SLG: 0.507 | | | | | | | | | | 0 | 0 | 0 | 0 | 0 | 0 | 0 | |
| Francisco Cordero, R ERA: 2.79 | | | | | | | | | | 0 | 0 | 0 | 0 | 0 | 0 | 0 | |
| Damian Miller, R OBP: 0.295, SLG: 0.348 | | | | | | | | | | 2 | 1 | 0 | 0 | 0 | 0 | 0 | |
| Craig Counsell, L OBP: 0.326, SLG: 0.312 | | | | | | | | | | 1 | 0 | 0 | 0 | 0 | 0 | 0 | |
| 49 Yovani Gallardo, R ERA: 3.67 | IP: 4.2 WLS: L BF: 20 | H: 4 R: 2 ER: 2 SO: 2 | BB: 1 IBB: 0 HBP: 1 BLK: 0 | WP: 1 HR: 1 S: 48 P: 78 | ERA: 3.86 WHIP: 1.071 | IP: 2.0 WLS: L BF: 6 | H: 0 R: 0 ER: 0 SO: 1 | BB: 0 IBB: 0 HBP: 0 BLK: 0 | WP: 0 HR: 0 S: 17 P: 22 | ERA: 0.00 WHIP: 0.000 | | | | | | | |
| Gabe Gross, L ERA: 3.52 | IP: 0.0 WLS: L BF: 1 | H: 0 R: 0 ER: 0 SO: 0 | BB: 0 IBB: 0 HBP: 0 BLK: 0 | WP: 0 HR: 0 S: 2 P: 2 | ERA: ∞ WHIP: ∞ | | | | | | | | | | | | |
| 50 Joe Thatcher, L ERA: 0.95 | IP: 1.1 WLS: W BF: 4 | H: 0 R: 0 ER: 0 SO: 0 | BB: 0 IBB: 0 HBP: 0 BLK: 0 | WP: 0 HR: 0 S: 9 P: 15 | ERA: 0.00 WHIP: 0.000 | | | | | | | | | | | | |
| Doug Brocail, R ERA: 3.16 | IP: 0.2 WLS: L BF: 5 | H: 2 R: 3 ER: 1 SO: 0 | BB: 0 IBB: 0 HBP: 0 BLK: 0 | WP: 1 HR: 2 S: 12 P: 21 | ERA: 13.50 WHIP: 3.000 | | | | | | | | | | | | |
| 45 Justin Hampson, L ERA: 2.72 | IP: 0.1 WLS: L BF: 1 | H: 0 R: 0 ER: 0 SO: 1 | BB: 0 IBB: 0 HBP: 0 BLK: 0 | WP: 0 HR: 3 S: 0 P: 0 | ERA: 0.00 WHIP: 0.000 | | | | | | | | | | | | |
| PITCHER | IP: 4.2 WLS: L BF: 20 | H: 4 R: 2 ER: 2 SO: 2 | BB: 1 IBB: 0 HBP: 1 BLK: 0 | WP: 1 HR: 1 S: 48 P: 78 | ERA: 3.86 WHIP: 1.071 | IP: 2.0 WLS: L BF: 6 | H: 0 R: 0 ER: 0 SO: 1 | BB: 0 IBB: 0 HBP: 0 BLK: 0 | WP: 0 HR: 0 S: 17 P: 22 | ERA: 0.00 WHIP: 0.000 | | | | | | | |
| 21 Heath Bell, R ERA: 2.12 | IP: 0.1 WLS: L BF: 1 | H: 0 R: 0 ER: 0 SO: 0 | BB: 0 IBB: 0 HBP: 0 BLK: 0 | WP: 0 HR: 0 S: 3 P: 3 | ERA: 0.00 WHIP: 0.000 | | | | | | | | | | | | |

San Diego Padres @ Milwaukee Brewers
Miller Park, Milwaukee, WI
Thu Sep 27 2007, 7:05 PM CDT
Att: 34,918 - Roof Closed - 70 F

| | |
|-----|----|
| AB | 34 |
| R | 5 |
| H | 6 |
| RBI | 5 |
| BB | 1 |
| SO | 4 |
| LOB | 9 |



| Batter | 1 | 2 | 3 | 4 | 5 | 6 | 7 | 8 | 9 | AB | R | H | RBI | BB | SO | LOB | TOP | | | | | | | | | | |
|--|------------------------------|----------------------------------|------------------------------|----------------------------------|------------------------------|----------------------------------|-------------------------------|----------------------------------|------------------------------|---------------------------------|-------------------------------|----------------------------------|------------------------------|---------------------------------|-------------------------------|----------------------------------|---|------------------------------|----------------------------------|----------------------------------|------------------------------------|----------------------------------|--------|--|--|--|--|
| 24 Brian Giles, L OBP: 0.359, SLG: 0.404 | G3-1 | | F9 | | L9 | | P6 | | G6-3 | 5 | 0 | 0 | 0 | 0 | 0 | 1 | San Diego Padres @ Milwaukee Brewers Miller Park, Milwaukee, WI Fri Sep 28 2007, 7:05 PM CDT Att: 38,135 - Clear - 60 F | | | | | | | | | | |
| 12 Scott Hairston, R OBP: 0.320, SLG: 0.457 | K | | PO | G1-3 | F8 | | G6-3 | | G6-3 | 4 | 0 | 0 | 0 | 0 | 1 | 0 | | | | | | | | | | | |
| 5 Kevin Kouzmanoff, R OBP: 0.333, SLG: 0.456 | K | | | | G6-3 | | | | K | 4 | 1 | 1 | 0 | 0 | 2 | 0 | | | | | | | | | | | |
| 23 Adrián González, L OBP: 0.343, SLG: 0.486 | | | | | | | | | | 2 | 3 | 2 | 0 | 2 | 0 | 0 | | | | | | | | | | | |
| 3 Khalil Greene, R OBP: 0.293, SLG: 0.470 | F9 | | | | | | | | | 3 | 2 | 2 | 3 | 1 | 0 | 1 | | | | | | | | | | | |
| 28 Josh Bard, S OBP: 0.383, SLG: 0.399 | F7 | | | | | | | | | 4 | 0 | 1 | 1 | 0 | 0 | 2 | | | | | | | | | | | |
| Geoff Blum, S 43 Cia Meredith, R 9 Brian Myrow, L 21 Heath Bell, R Trevor Hoffman, R | F7 | | | | | | | | | 2 | 0 | 0 | 1 | 0 | 0 | 2 | | | | | | | | | | | |
| Brady Clark, R OBP: 0.343, SLG: 0.354 | | | | | | | | | | 4 | 0 | 1 | 1 | 0 | 1 | 1 | | | | | | | | | | | |
| Greg Maddux, R 50 Joe Thatcher, L Marcus Giles, R | F7 | | | | | | | | | 2 | 0 | 0 | 0 | 0 | 0 | 2 | | | | | | | | | | | |
| Inning Stats | R: 0 E: 0 K: 2 S: 7 | H: 0 LOB: 0 BB: 0 P: 10 | R: 0 E: 0 K: 0 S: 9 | H: 1 LOB: 1 BB: 0 P: 15 | R: 0 E: 0 K: 0 S: 6 | H: 1 LOB: 2 BB: 0 P: 10 | R: 3 E: 0 K: 1 S: 16 | H: 3 LOB: 2 BB: 2 P: 31 | R: 0 E: 0 K: 0 S: 7 | H: 0 LOB: 1 BB: 0 P: 9 | R: 1 E: 0 K: 1 S: 16 | H: 2 LOB: 1 BB: 0 P: 23 | R: 0 E: 0 K: 1 S: 8 | H: 0 LOB: 0 BB: 0 P: 9 | R: 2 E: 0 K: 2 S: 12 | H: 1 LOB: 0 BB: 1 P: 20 | | R: 0 E: 0 K: 1 S: 7 | H: 0 LOB: 0 BB: 0 P: 10 | 1B: 5 2B: 2 3B: 0 HR: 1 | SF: 1 SAC: 0 DP: 0 HBP: 0 | WP: 1 PB: 0 SB: 0 CS: 0 | PA: 38 | | | | |
| PITCHER | IP | WLS | BF | H | R | ER | SO | BB | IBB | HBP | BLK | WP | HR | S | P | ERA | WHIP | | | | | | | | | | |
| 39 Chris Capuano, L ERA: 5.1 | 5.0 | | 21 | 5 | 3 | 3 | 3 | 2 | 0 | 0 | 0 | 1 | 0 | 45 | 75 | 5.40 | 1.400 | | | | | | | | | | |
| Claudio Vargas, R ERA: 5.09 | 2.0 | L | 8 | 2 | 1 | 1 | 2 | 0 | 0 | 0 | 0 | 0 | 0 | 24 | 32 | 4.50 | 1.000 | | | | | | | | | | |
| Scott Linebrink, R ERA: 3.71 | 1.0 | | 5 | 1 | 2 | 2 | 2 | 1 | 0 | 0 | 0 | 0 | 1 | 12 | 20 | 18.00 | 2.000 | | | | | | | | | | |
| Greg Aquino, R ERA: 4.5 | 1.0 | | 3 | 0 | 0 | 0 | 1 | 0 | 0 | 0 | 0 | 0 | 0 | 7 | 10 | 0.00 | 0.000 | | | | | | | | | | |

| Batter | 1 | 2 | 3 | 4 | 5 | 6 | 7 | 8 | 9 | AB | R | H | RBI | BB | SO | LOB | BOTTOM | | | | | | | | | | |
|---|-------------------------------|----------------------------------|------------------------------|---------------------------------|------------------------------|---------------------------------|------------------------------|----------------------------------|-------------------------------|----------------------------------|-------------------------------|----------------------------------|------------------------------|---------------------------------|-------------------------------|----------------------------------|---|-------------------------------|----------------------------------|----------------------------------|------------------------------------|----------------------------------|--------|--|--|--|--|
| 23 Rickie Weeks Jr., R OBP: 0.375, SLG: 0.430 | G6-3 | | G6-3 | | | | | | K | 4 | 1 | 1 | 0 | 0 | 2 | 0 | San Diego Padres @ Milwaukee Brewers Miller Park, Milwaukee, WI Fri Sep 28 2007, 7:05 PM CDT Att: 38,135 - Clear - 60 F | | | | | | | | | | |
| 7 J.J. Hardy, R OBP: 0.325, SLG: 0.465 | | | G6-3 | | | | | | F8 | 4 | 1 | 2 | 0 | 0 | 0 | 0 | | | | | | | | | | | |
| 8 Ryan Braun, R OBP: 0.367, SLG: 0.634 | SF8 | | G6-3 | | | | | | | 3 | 0 | 0 | 1 | 0 | 1 | 2 | | | | | | | | | | | |
| 28 Prince Fielder, L OBP: 0.393, SLG: 0.620 | K | | | | | | | | | 2 | 0 | 0 | 0 | 2 | 1 | 1 | | | | | | | | | | | |
| 1 Corey Hart, R OBP: 0.352, SLG: 0.529 | | | | | | | | | | 3 | 1 | 3 | 2 | 0 | 0 | 0 | | | | | | | | | | | |
| Gabe Gross, L Kevin Mench, R | G4-3 | | | | | | | | | 2 | 0 | 1 | 0 | 0 | 0 | 1 | | | | | | | | | | | |
| Geoff Jenkins, L 27 Joe Dillon, R | F9 | | | | | | | | | 2 | 0 | 0 | 0 | 0 | 1 | 2 | | | | | | | | | | | |
| Damian Miller, R Craig Counsell, L 11 Mike Rivera, R | K | | | | | | | | | 2 | 0 | 0 | 0 | 0 | 2 | 1 | | | | | | | | | | | |
| 39 Chris Capuano, L 22 Tony Gray, L Claudio Vargas, R 20 Laynce Nix, L Scott Linebrink, R Greg Aquino, R 2 Bill Hall, R | F7 | | | | | | | | | 1 | 0 | 0 | 0 | 0 | 0 | 0 | | | | | | | | | | | |
| Inning Stats | R: 2 E: 0 K: 1 S: 13 | H: 2 LOB: 1 BB: 0 P: 22 | R: 0 E: 0 K: 1 S: 7 | H: 0 LOB: 0 BB: 0 P: 9 | R: 0 E: 0 K: 0 S: 6 | H: 0 LOB: 0 BB: 0 P: 8 | R: 1 E: 0 K: 1 S: 9 | H: 2 LOB: 1 BB: 0 P: 14 | R: 0 E: 0 K: 0 S: 12 | H: 2 LOB: 1 BB: 0 P: 20 | R: 0 E: 0 K: 0 S: 11 | H: 1 LOB: 2 BB: 1 P: 17 | R: 0 E: 0 K: 1 S: 6 | H: 0 LOB: 0 BB: 0 P: 9 | R: 0 E: 0 K: 2 S: 15 | H: 0 LOB: 2 BB: 1 P: 23 | | R: 0 E: 0 K: 3 S: 10 | H: 0 LOB: 0 BB: 0 P: 12 | 1B: 5 2B: 1 3B: 0 HR: 1 | SF: 1 SAC: 0 DP: 2 HBP: 3 | WP: 0 PB: 0 SB: 2 CS: 0 | PA: 37 | | | | |
| PITCHER | IP | WLS | BF | H | R | ER | SO | BB | IBB | HBP | BLK | WP | HR | S | P | ERA | WHIP | | | | | | | | | | |
| Greg Maddux, R ERA: 4.14 | 5.0 | W | 21 | 6 | 3 | 3 | 3 | 0 | 0 | 1 | 0 | 0 | 0 | 8 | 14 | 0.00 | 6.000 | | | | | | | | | | |
| 50 Joe Thatcher, L ERA: 0.93 | 0.1 | H | 4 | 1 | 0 | 0 | 0 | 1 | 0 | 1 | 0 | 0 | 0 | 8 | 14 | 0.00 | 6.000 | | | | | | | | | | |
| 43 Cia Meredith, R ERA: 3.45 | 1.2 | H | 4 | 0 | 0 | 0 | 1 | 0 | 0 | 0 | 0 | 0 | 0 | 9 | 12 | 0.00 | 0.000 | | | | | | | | | | |
| 21 Heath Bell, R ERA: 2.1 | 1.0 | H | 5 | 0 | 0 | 0 | 2 | 1 | 0 | 1 | 0 | 0 | 0 | 15 | 23 | 0.00 | 1.000 | | | | | | | | | | |
| Trevor Hoffman, R ERA: 2.41 | 1.0 | S | 3 | 0 | 0 | 0 | 3 | 0 | 0 | 0 | 0 | 0 | 0 | 10 | 12 | 0.00 | 0.000 | | | | | | | | | | |

| Batter | 1 | 2 | 3 | 4 | 5 | 6 | 7 | 8 | 9 | 10 | 11 | AB | R | H | RBI | BB | SO | LOB | TOP | | | |
|---|--|---------------------------------------|---|---------------------------------------|--|---------------------------------------|---|---------------------------------------|---|---------------------------------------|---|---------------------------------------|---------------------------------------|---------------------------------------|---------------------------------------|---------------------------------------|---------------------------------------|---------------------------------------|----------------------------------|------------------------------------|----------------------------------|--------|
| 24 Brian Giles, L OBP: 0.314, SLG: 0.412 | (1, 9) X FA 80 0-0 F9 2B | | X FA 88 0-0 F9 2B | | X FA 84 0-0 F9 2B | | B CU 85 1-0 X FA 88 F7 | | B SL 83 3-1 B FA 87 F FA 88 X SL 81 P4 | | | 5 | 1 | 3 | 0 | 0 | 0 | 1 | | | | |
| 12 Scott Hairston, R OBP: 0.314, SLG: 0.448 | (1, 7) C FA 88 1-2 S FA 88 B FA 84 X CU 70 P5 | | B FA 84 1-3 F FA 85 C FA 85 S SL 83 K | | H SL 81 0-1 X FA 84 B3 | | X SL 83 0-0 F9 | | C SL 82 1-1 B SL 79 X FA 87 F9 | | | 5 | 0 | 0 | 0 | 0 | 1 | 4 | | | | |
| 5 Kevin Kouzmanoff, R OBP: 0.331, SLG: 0.456 | (1, 5) B FA 89 1-0 X FA 84 F9 | | X SL 82 0-0 G4-3 | | C FA 90 2-2 S CU 89 B FA 84 X CU 71 F8 | | B CU 89 1-1 F SL 83 23 1B 1B | | X SL 85 0-0 F9 | | | 5 | 0 | 1 | 0 | 0 | 0 | 3 | | | | |
| 23 Adrián González, L OBP: 0.345, SLG: 0.491 | (1, 3) B CU 70 1-2 F FA 86 S FA 88 X CU 76 FC5-4 1B | | F FA 85 1-1 X FA 89 F7 | | B B B C 3-1 HR | | S FA 81 0-1 X FA 92 FC5-4 1B | | B SL 84 3-3 S FA 85 F SL 88 B SL 85 B SL 86 S SL 86 K | | | 5 | 1 | 3 | 3 | 0 | 1 | 0 | | | | |
| 3 Khalil Greene, R OBP: 0.292, SLG: 0.487 | (1, 6) B FA 89 1-0 X FA 88 FC5-4 | | S FA 89 0-2 F FA 85 X FA 84 BB HBP 1B | | B B B X 2-0 P2 | | X FA 94 0-0 FC5-4 | | C FA 85 0-3 S SL 85 K | | | 5 | 0 | 1 | 0 | 0 | 1 | 3 | | | | |
| 28 Josh Bard, S OBP: 0.361, SLG: 0.397 | (1, 2) B FA 88 1-1 S CH 81 X FA 89 G4-3 | | F FA 88 1-1 B CU 70 X FA 85 P6 | | F B X X 1-2 1B 1B | | F FA 94 0-1 X FA 96 G4-3 | | F FA 91 0-1 X SL 84 G4-3 | | | 5 | 0 | 1 | 0 | 0 | 0 | 1 | | | | |
| Geoff Blum, S OBP: 0.317, SLG: 0.361 | (1, 4) C FA 88 1-2 B FA 86 F CH 83 T FA 85 K | | F CU 68 2-1 B FA 85 H FA 84 BB HBP | | C X 0-2 BB 4-3 1B | | B FA 95 3-2 B CH 89 F FA 85 F SL 84 B CU 78 F FA 96 X CU 74 L3 | | B FA 93 1-0 X SL 82 G3-1 | | | 4 | 0 | 1 | 0 | 0 | 1 | 0 | | | | |
| Brady Clark, R OBP: 0.345, SLG: 0.350 | (1, 8) B FA 89 1-0 X FA 88 P3 | | B FA 88 4-2 F FA 84 F FA 89 F SL 84 D CU 71 BB | | B X X 1-1 G6-4-3 | | C FA 97 3-3 B FA 97 F FA 97 B FA 97 S FA 95 K | | B FA 91 2-2 C FA 91 B SL 86 X FA 92 1B | | | 4 | 0 | 1 | 0 | 1 | 1 | 2 | | | | |
| 30 Chris Young, R OBP: 0.350, SLG: 0.428 | | | C FA 87 0-2 F FA 88 X FA 88 G4-3 | | F FA 89 0-3 F SL 82 S CU 70 K | | C FA 88 0-1 X FA 87 5 1B 23 1B | | C FA 87 3-3 B FA 88 B FA 89 B FA 89 S CH 84 S FA 87 K | | C SL 75 0-2 C CU 76 X CU 76 G4-3 | | 2 | 0 | 0 | 0 | 0 | 1 | 3 | | | |
| Inning Stats | R: 1 E: 0 K: 0 S: 9 | H: 2 LOB: 1 BB: 0 P: 13 | R: 0 E: 0 K: 1 S: 6 | H: 0 LOB: 0 BB: 0 P: 9 | R: 0 E: 0 K: 1 S: 8 | H: 1 LOB: 1 BB: 0 P: 9 | R: 0 E: 0 K: 1 S: 14 | H: 1 LOB: 3 BB: 0 P: 22 | R: 1 E: 0 K: 0 S: 11 | H: 3 LOB: 1 BB: 0 P: 18 | R: 1 E: 0 K: 0 S: 9 | H: 3 LOB: 2 BB: 0 P: 11 | R: 0 E: 0 K: 1 S: 9 | H: 0 LOB: 0 BB: 0 P: 15 | R: 0 E: 0 K: 2 S: 8 | H: 0 LOB: 0 BB: 0 P: 11 | R: 0 E: 0 K: 0 S: 9 | H: 1 LOB: 1 BB: 0 P: 12 | 1B: 8 2B: 3 3B: 0 HR: 1 | SF: 0 SAC: 0 DP: 1 HBP: 1 | WP: 0 PB: 0 SB: 0 CS: 1 | PA: 45 |
| PITCHER | IP WLS BF H R ER SO | IP WLS BF H R ER SO | IP WLS BF H R ER SO | IP WLS BF H R ER SO | IP WLS BF H R ER SO | IP WLS BF H R ER SO | IP WLS BF H R ER SO | IP WLS BF H R ER SO | IP WLS BF H R ER SO | IP WLS BF H R ER SO | IP WLS BF H R ER SO | IP WLS BF H R ER SO | IP WLS BF H R ER SO | IP WLS BF H R ER SO | IP WLS BF H R ER SO | IP WLS BF H R ER SO | IP WLS BF H R ER SO | IP WLS BF H R ER SO | ERA WHIP | ERA WHIP | | |
| 31 Dave Bush, R ERA: 5.12 | (1, 1) | (1, 1) | (1, 1) | (1, 1) | (1, 1) | (1, 1) | (1, 1) | (1, 1) | (1, 1) | (1, 1) | (1, 1) | (1, 1) | (1, 1) | (1, 1) | (1, 1) | (1, 1) | (1, 1) | (1, 1) | (1, 1) | 4.05 1.650 | | |
| Brian Shouse, L ERA: 3.02 | (7, 1) | (7, 1) | (7, 1) | (7, 1) | (7, 1) | (7, 1) | (7, 1) | (7, 1) | (7, 1) | (7, 1) | (7, 1) | (7, 1) | (7, 1) | (7, 1) | (7, 1) | (7, 1) | (7, 1) | (7, 1) | (7, 1) | 0.00 0.000 | | |
| 73 Seth McClung, R ERA: 3.75 | (7, 1) | (7, 1) | (7, 1) | (7, 1) | (7, 1) | (7, 1) | (7, 1) | (7, 1) | (7, 1) | (7, 1) | (7, 1) | (7, 1) | (7, 1) | (7, 1) | (7, 1) | (7, 1) | (7, 1) | (7, 1) | (7, 1) | 0.00 0.000 | | |
| Ray King, L ERA: 4.81 | (9, 1) | (9, 1) | (9, 1) | (9, 1) | (9, 1) | (9, 1) | (9, 1) | (9, 1) | (9, 1) | (9, 1) | (9, 1) | (9, 1) | (9, 1) | (9, 1) | (9, 1) | (9, 1) | (9, 1) | (9, 1) | (9, 1) | 0.00 0.000 | | |
| Francois Cordero, R ERA: 2.74 | (10, 1) | (10, 1) | (10, 1) | (10, 1) | (10, 1) | (10, 1) | (10, 1) | (10, 1) | (10, 1) | (10, 1) | (10, 1) | (10, 1) | (10, 1) | (10, 1) | (10, 1) | (10, 1) | (10, 1) | (10, 1) | (10, 1) | 0.00 0.000 | | |

San Diego Padres @ Milwaukee Brewers
Miller Park, Milwaukee, WI
Sat Sep 29 2007, 2:55 PM CDT
Alt. 40,946 - Overcast - 70 F

livebaseballscores.com
AB 43
R 3
H 12
RBI 3
BB 1
SO 7
LOB 18



| Batter | 1 | 2 | 3 | 4 | 5 | 6 | 7 | 8 | 9 | 10 | 11 | AB | R | H | RBI | BB | SO | LOB | BOTTOM | | | | | |
|--|---|---------------------------------------|--|---------------------------------------|--|---------------------------------------|---|---------------------------------------|---|---------------------------------------|---------------------------------------|---------------------------------------|---------------------------------------|---------------------------------------|---------------------------------------|---------------------------------------|---------------------------------------|---------------------------------------|------------------------------|----------------------------------|----------------------------------|------------------------------------|----------------------------------|--------|
| 23 Rickie Weeks Jr., R OBP: 0.373, SLG: 0.435 | (1, 4) C FA 87 2-2 B FA 89 B FA 88 X FA 80 F9 | | S FA 89 1-2 B FA 89 S FA 90 X FA 90 P3 | | B FA 88 1-0 X FA 88 HR | | C CU 85 1-2 B SL 84 X CU 84 G4-3 | | B CU 85 1-2 C CH 84 T CH 83 K | | | 5 | 1 | 1 | 1 | 0 | 1 | 0 | | | | | | |
| 7 J.J. Hardy, R OBP: 0.303, SLG: 0.403 | (1, 8) B FA 88 2-3 C FA 88 B SL 89 S SL 80 K2-3 | | X FA 88 0-0 F9 | | B CH 78 2-0 B FA 88 X FA 88 F9 | | B CU 83 4-1 B SL 83 B SL 83 B FA 83 BB | | C CH 85 3-2 C CH 84 B CH 84 X CH 84 G6-3 | | | 3 | 0 | 0 | 0 | 1 | 1 | 0 | | | | | | |
| 8 Ryan Braun, R OBP: 0.386, SLG: 0.632 | (1, 5) B FA 89 2-3 B SL 79 F FA 80 S SL 81 K | | F CH 77 2-2 S CH 78 B SL 79 F FA 90 B SL 79 F SL 79 T FA 89 K | | C B S L X 2-2 L5 | | C FA 93 1-3 B FA 94 S FA 94 K | | S FA 86 1-2 F FA 87 X FA 89 F8 10 1B 2B | | | 5 | 1 | 1 | 0 | 0 | 3 | 1 | | | | | | |
| 28 Prince Fielder, L OBP: 0.395, SLG: 0.618 | (1, 3) C FA 88 4-2 B FA 89 B FA 89 C FA 89 F FA 89 B FA 89 BB 1B | | B CH 80 4-2 C FA 89 B FA 90 C FA 90 B SL 79 B FA 89 BB | | C B S L X 0-0 F8 | | C FC 88 1-3 B CH 85 S CH 85 K | | I IN 82 4-0 I IN 83 I IN 82 10 1B IBB | | | 2 | 1 | 0 | 0 | 3 | 1 | 0 | | | | | | |
| 1 Corey Hart, R OBP: 0.353, SLG: 0.529 | (1, 8) C SL 79 2-3 S SL 79 B SL 79 D SL 80 S FC 89 K | | B SL 77 4-2 F FC 89 B SL 79 B CU 90 F FA 90 B FA 90 BB | | B X 1-0 F7 | | B SL 84 3-2 F CH 85 F SL 84 B CH 84 X CH 84 2B | | B FA 86 3-2 F SL 88 B SL 79 B SL 88 X FA 88 F8 | | | 4 | 1 | 1 | 0 | 1 | 1 | 3 | | | | | | |
| Gabe Gross, L OBP: 0.305, SLG: 0.428 | (1, 9) B FA 88 2-3 C FA 88 B SL 79 S FA 88 K | | L FA 89 1-3 F FA 89 B FA 89 S FA 87 S SL 79 K | | B FA 88 2-0 B SL 80 X FA 88 F8 | | C CH 76 0-3 S CH 76 K | | X FA 88 0-0 F9 | | | 2 | 0 | 0 | 0 | 0 | 2 | 3 | | | | | | |
| 20 Laynce Nix, L | (8, 9) | (8, 9) | (8, 9) | (8, 9) | (8, 9) | (8, 9) | (8, 9) | (8, 9) | (8, 9) | (8, 9) | (8, 9) | (8, 9) | (8, 9) | (8, 9) | (8, 9) | (8, 9) | (8, 9) | (8, 9) | (8, 9) | 1.00 0.000 | | | | |
| 10 Vinny Rottino, R OBP: 0.200, SLG: 0.375 | (11, 9) | (11, 9) | (11, 9) | (11, 9) | (11, 9) | (11, 9) | (11, 9) | (11, 9) | (11, 9) | (11, 9) | (11, 9) | (11, 9) | (11, 9) | (11, 9) | (11, 9) | (11, 9) | (11, 9) | (11, 9) | (11, 9) | 1.00 0.000 | | | | |
| Geoff Jenkins, L OBP: 0.322, SLG: 0.476 | (1, 7) B FA 87 1-1 S FA 89 X FA 88 P5 | | B FA 89 3-2 F FA 90 D CH 77 B FA 89 X FA 90 P5 | | B FA 91 2-1 C FA 92 X SL 87 X FA 88 P4 | | B CH 75 2-2 C CH 75 D CH 76 X CH 76 P4 | | B CH 75 2-2 C CH 75 D CH 76 X CH 76 3B | | | 2 | 0 | 1 | 1 | 0 | 0 | 2 | | | | | | |
| 2 Bill Hall, R OBP: 0.315, SLG: 0.425 | (7, PH) | (7, PH) | (7, PH) | (7, PH) | (7, PH) | (7, PH) | (7, PH) | (7, PH) | (7, PH) | (7, PH) | (7, PH) | (7, PH) | (7, PH) | (7, PH) | (7, PH) | (7, PH) | (7, PH) | (7, PH) | (7, PH) | 1.00 0.000 | | | | |
| 22 Tony Gwynn Jr., L OBP: 0.325, SLG: 0.317 | (9, PH) | (9, PH) | (9, PH) | (9, PH) | (9, PH) | (9, PH) | (9, PH) | (9, PH) | (9, PH) | (9, PH) | (9, PH) | (9, PH) | (9, PH) | (9, PH) | (9, PH) | (9, PH) | (9, PH) | (9, PH) | (9, PH) | 1.00 0.000 | | | | |
| 11 Mike Rivera, R OBP: 0.286, SLG: 0.692 | (1, 2) C FA 89 0-2 S FA 89 F FA 90 X FA 90 F9 | | F FA 87 4-1 B FA 89 B FA 89 B FA 89 X FA 90 BB 31 3B-6-4 | | C SL 89 0-2 X SL 88 G5-3 | | C FC 87 2-1 S CH 74 D CH 75 X FA 86 G5-3 | | X FA 88 0-0 3H 1B | | | 3 | 0 | 0 | 0 | 1 | 0 | 2 | | | | | | |
| 31 Dave Bush, R OBP: 0.363, SLG: 0.184 | (1, 1) | (1, 1) | (1, 1) | (1, 1) | (1, 1) | (1, 1) | (1, 1) | (1, 1) | (1, 1) | (1, 1) | (1, 1) | (1, 1) | (1, 1) | (1, 1) | (1, 1) | (1, 1) | (1, 1) | (1, 1) | (1, 1) | 2.00 0.000 | | | | |
| Brian Shouse, L ERA: 2.7 | (7, 1) | (7, 1) | (7, 1) | (7, 1) | (7, 1) | (7, 1) | (7, 1) | (7, 1) | (7, 1) | (7, 1) | (7, 1) | (7, 1) | (7, 1) | (7, 1) | (7, 1) | (7, 1) | (7, 1) | (7, 1) | (7, 1) | 0.00 0.000 | | | | |
| 73 Seth McClung, L ERA: 2.08 | (7, 1) | (7, 1) | (7, 1) | (7, 1) | (7, 1) | (7, 1) | (7, 1) | (7, 1) | (7, 1) | (7, 1) | (7, 1) | (7, 1) | (7, 1) | (7, 1) | (7, 1) | (7, 1) | (7, 1) | (7, 1) | (7, 1) | 0.00 0.000 | | | | |
| Craig Counsell, L ERA: 2.53 | (9, 6) | (9, 6) | (9, 6) | (9, 6) | (9, 6) | (9, 6) | (9, 6) | (9, 6) | (9, 6) | (9, 6) | (9, 6) | (9, 6) | (9, 6) | (9, 6) | (9, 6) | (9, 6) | (9, 6) | (9, 6) | (9, 6) | 2.00 0.000 | | | | |
| Inning Stats | R: 0 E: 0 K: 2 S: 9 | H: 0 LOB: 0 BB: 0 P: 15 | R: 1 E: 0 K: 2 S: 17 | H: 1 LOB: 1 BB: 1 P: 26 | R: 0 E: 0 K: 1 S: 7 | H: 0 LOB: 0 BB: 0 P: 8 | R: 0 E: 0 K: 2 S: 20 | H: 0 LOB: 2 BB: 1 P: 34 | R: 1 E: 0 K: 0 S: 5 | H: 0 LOB: 1 BB: 0 P: 12 | R: 0 E: 0 K: 0 S: 6 | H: 0 LOB: 0 BB: 0 P: 10 | R: 0 E: 0 K: 1 S: 12 | H: 0 LOB: 2 BB: 1 P: 18 | R: 1 E: 0 K: 2 S: 16 | H: 2 LOB: 0 BB: 0 P: 24 | R: 0 E: 0 K: 2 S: 9 | H: 0 LOB: 0 BB: 0 P: 14 | R: 1 E: 0 K: 0 S: 7 | H: 2 LOB: 2 BB: 1 P: 15 | 1B: 1 2B: 2 3B: 2 HR: 1 | SF: 0 SAC: 0 DP: 1 HBP: 0 | WP: 0 PB: 0 SB: 3 CS: 0 | PA: 42 |
| PITCHER | IP WLS BF H R ER SO | IP WLS BF H R ER SO | IP WLS BF H R ER SO | IP WLS BF H R ER SO | IP WLS BF H R ER SO | IP WLS BF H R ER SO | IP WLS BF H R ER SO | IP WLS BF H R ER SO | IP WLS BF H R ER SO | IP WLS BF H R ER SO | IP WLS BF H R ER SO | IP WLS BF H R ER SO | IP WLS BF H R ER SO | IP WLS BF H R ER SO | IP WLS BF H R ER SO | IP WLS BF H R ER SO | IP WLS BF H R ER SO | IP WLS BF H R ER SO | ERA WHIP | ERA WHIP | | | | |
| 32 Chris Young, R ERA: 3.12 | (1, 1) | (1, 1) | (1, 1) | (1, 1) | (1, 1) | (1, 1) | (1, 1) | (1, 1) | (1, 1) | (1, 1) | (1, 1) | (1, 1) | (1, 1) | (1, 1) | (1, 1) | (1, 1) | (1, 1) | (1, 1) | (1, 1) | 3.00 1.000 | | | | |
| 45 Justin Hampson, L ERA: 2.7 | (7, 1) | (7, 1) | (7, 1) | (7, 1) | (7, 1) | (7, 1) | (7, 1) | (7, 1) | (7, 1) | (7, 1) | (7, 1) | (7, 1) | (7, 1) | (7, 1) | (7, 1) | (7, 1) | (7, 1) | (7, 1) | (7, 1) | 0.00 0.000 | | | | |
| Doug Brocail, R ERA: 3.13 | (7, 1) | (7, 1) | (7, 1) | (7, 1) | (7, 1) | (7, 1) | (7, 1) | (7, 1) | (7, 1) | (7, 1) | (7, 1) | (7, 1) | (7, 1) | (7, 1) | (7, 1) | (7, 1) | (7, 1) | (7, 1) | (7, 1) | 0.00 0.000 | | | | |
| 21 Heath Bell, R ERA: 2.08 | (8, 1) | (8, 1) | (8, 1) | (8, 1) | (8, 1) | (8, 1) | (8, 1) | (8, 1) | (8, 1) | (8, 1) | (8, 1) | (8, 1) | (8, 1) | (8, 1) | (8, 1) | (8, 1) | (8, 1) | (8, 1) | (8, 1) | 1.00 1.000 | | | | |
| Trevor Hoffman, R ERA: 2.53 | (9, 1) | (9, 1) | (9, 1) | (9, 1) | (9, 1) | (9, 1) | (9, 1) | (9, 1) | (9, 1) | (9, 1) | (9, 1) | (9, 1) | (9, 1) | (9, 1) | (9, 1) | (9, 1) | (9, 1) | (9, 1) | (9, 1) | 9.00 2.000 | | | | |

San Diego Padres @ Milwaukee Brewers
Miller Park, Milwaukee, WI
Sat Sep 29 2007, 2:55 PM CDT
Alt. 40,946 - Overcast - 70 F

livebaseballscores

