San Diego Padres - 2009

Batter	1	2	3	4	5	6	7	8	9	10	AB	R	H	RBI	BB	SO	LOB
10 Endy Chavez, L (1, 7) OBP: 0.333, SLG: 0.333	P6		3 F8 1B		G4-3		P4 1-2	K			3	0	1	0	0	0	0
61 Mike Wilson, R (6, 7)											2	0	0	0	0	1	4
3 Ronny Cedeno, R (1, 6) OBP: 0.667, SLG: 0.667	9 G4-6-3 1B		F8 1-2		9 1B 1B		50 FC6-4 2-3 1B		F7		3	0	2	0	0	0	1
6 Chris Woodward, R (6, 6) OBP: 0.500, SLG: 0.500											2	0	1	0	0	0	0
9 Jeff Clement, L (1, 2) OBP: 0.333, SLG: 0.333	G4-6-3 1-2f		E6 12 G6-4-3		12 G4-6-3 1-3 1B		P3		HR		3	0	1	0	0	0	2
32 Rob Johnson, R (5, 2) OBP: 0.500, SLG: 2.000											2	1	1	1	0	0	2
12 Michael Morse, R (1, 9) OBP: 0.333, SLG: 0.333		21 SH2-3 30 1B 39 1B 1B	G6-4-3 1-2f		G4-6-3 1-2f		FC6-4 1-2f		G5-3		3	1	1	0	0	0	4
50 Prentice Redman, R (6, 9)											2	0	0	0	0	0	2
30 Russell Branyan, L (1, 10) OBP: 0.667, SLG: 0.667		21 SH2-3 39 1B 1-2 1B		39 FC4-6 21 1B 1B	G4-3			41 E 13 BB BB	G4-3		3	0	2	0	0	0	0
59 Mike Carp, L (8, PH) (8, 10)											1	0	0	0	1	0	0
21 Franklin Gutierrez, R (1, 8) OBP: 0.500, SLG: 0.500		SH2-3 1-2 2-3		39 FC4-6 1-2 1B	F8			F7		41 CS 13 S BB	2	0	1	0	0	0	0
69 Greg Halman, R (6, 8)											1	0	0	0	1	0	1
39 Bryan LaHair, L (1, 3) OBP: 0.667, SLG: 0.500		27 3B 2-H 3-H 1B		FC4-6 1-2f 2-3	BB			41 E 1-2 BB		1-2 BB	2	1	1	1	1	0	2
13 Chris Shelton, R (6, PR) (6, 3)											0	0	0	0	2	0	0
27 Matt Tuiasosopo, R (1, 5) OBP: 0.333, SLG: 1.000		3B 2-H		P3	K			FC3 1-2 2-3		F7 2-3	3	0	1	1	0	1	3
41 Oswaldo Navarro, R (6, 5)											2	0	0	0	0	0	4
Reegie Corona, S (1, 4)		G5-3		L7			6 1B 61 S HBP	K		F9	2	0	0	0	0	0	3
67 Callix Crabbe, S (6, 4)											2	0	0	0	0	1	4
Inning Stats	R: 0 E: 0 K: 0 S: 4 H: 1 LOB: 0 BB: 0 P: 4	R: 2 E: 0 K: 0 S: 6 H: 4 LOB: 1 BB: 0 P: 6	R: 0 E: 1 K: 0 S: 4 H: 1 LOB: 1 BB: 0 P: 4	R: 0 E: 0 K: 0 S: 5 H: 2 LOB: 2 BB: 0 P: 5	R: 0 E: 0 K: 0 S: 6 H: 2 LOB: 1 BB: 0 P: 6	R: 0 E: 0 K: 1 S: 5 H: 0 LOB: 1 BB: 1 P: 9	R: 0 E: 0 K: 0 S: 5 H: 1 LOB: 2 BB: 0 P: 6	R: 0 E: 1 K: 2 S: 8 H: 0 LOB: 3 BB: 2 P: 16	R: 1 E: 0 K: 0 S: 4 H: 1 LOB: 0 BB: 0 P: 4	R: 0 E: 0 K: 0 S: 3 H: 0 LOB: 1 BB: 2 P: 11	1B: 10 2B: 0 3B: 1 HR: 1 SF: 0 SAC: 1 DP: 3 HBP: 1						

PITCHER	IP	WLS	BF	H	R	ER	SO	BB	IBB	HBP	BLK	WP	HR	S	P	ERA	WHIP
44 Jake Peavy, R (1, 1) ERA:	1.0		3	1	0	0	0	0	0	0	0	0	0	4	4	0.00	1.000
21 Heath Bell, R (2, 1) ERA: 18.0	1.0		6	4	2	2	0	0	0	0	0	0	0	6	6	18.00	4.000
43 Cla Meredith, R (3, 1) ERA:	1.0		4	1	0	0	0	0	0	0	0	0	0	4	4	0.00	1.000
78 Chris Britton, R (4, 1) ERA:	1.0	H	5	2	0	0	0	0	0	0	0	0	0	5	5	0.00	2.000
57 Wilton Lopez, R (5, 1) ERA:	1.0	H	4	2	0	0	0	0	0	0	0	0	0	6	6	0.00	2.000

PITCHER	IP	WLS	BF	H	R	ER	SO	BB	IBB	HBP	BLK	WP	HR	S	P	ERA	WHIP
41 Mark Worrell, R (6, 1) ERA:	1.0	H	4	0	0	0	1	1	0	0	0	0	0	5	9	0.00	1.000
40 Scott Patterson, R (7, 1) ERA:	1.0	H	5	1	0	0	0	0	0	1	0	0	0	5	6	0.00	1.000
56 Mike Ekstrom, R (8, 1) ERA:	1.0	H	6	0	0	0	2	2	0	0	0	0	0	8	16	0.00	2.000
82 Oneli Perez, R (9, 1) ERA: 9.0	1.0	B	4	1	1	1	0	0	0	0	0	0	1	4	4	9.00	1.000
46 Ernesto Frieri, R (10, 1) ERA:	1.0	W	4	0	0	0	0	2	0	0	0	0	0	3	11	0.00	2.000

TOP

Seattle Mariners @ San Diego Padres

Peoria Stadium, Peoria, AZ

Wed Feb 25 2009, 3:05 PM EST
Att. 5,028 - Sunny - 77 F

livebaseballscorecards.com

AB	38
R	3
H	12
RBI	3
BB	5
SO	3
LOB	32

PA: 45
WP: 0
PB: 0
SB: 2
CS: 1

Batter	1	2	3	4	5	6	7	8	9	10	AB	R	H	RBI	BB	SO	LOB
12 Scott Hairston, R (1, 8) OBP: 1.000, SLG: 1.500 11 Drew Macias, L (5, PR) (6, 8)	0-0 23 G4-3 22 SH3-4 1B	0-0 23 G4-3 5 HR 1-3 2B	4-0 22 PB BB		1-0 L1-6 1-2			4-0 18 BB BB		2 1 2 0 1 0 0 1 0 0 0 1 0 1
22 David Eckstein, R (1, 4) 18 Travis Denker, R (6, 4) (10, 5) 63 Luis Durango, S (10, PR)	0-0 ① SH3-4 1-2	0-3 ① K	1-0 ① G6-3 1-2		0-0 ① G5-3			4-1 ② 66 S 66 2B 1-2 BB		2 0 0 0 0 1 3 1 0 0 0 1 0 0 0 1 0 0 0 0 0
23 Adrián González, L (1, 3) 66 Kyle Blanks, R (6, 3) OBP: 0.500, SLG: 1.000	0-0 ② G4-3 2-3	0-2 ② G4-3 2-3 3-H	0-3 ② K		0-3 ② K			1-0 1-H 2B		3 0 0 1 0 1 4 2 0 1 1 0 1 0
5 Kevin Kouzmanoff, R (1, 10) OBP: 0.667, SLG: 2.000 76 Chad Huffman, R (8, PH) (9, 10)	4-0 7 FC6-4 BB	2-1 3-H HR	0-0 ③ G5-3		0-3 ③ K					2 1 1 2 1 0 2 1 0 0 0 0 1 0
7 Chase Headley, S (1, 7) 49 Emil Brown, R (6, 7)	0-0 ③ FC6-4 1-2f	4-0 BB		0-0 ① P3			0-0 ① G4-3			1 0 0 0 1 0 2 2 0 0 0 0 0 0
2 Edgar Gonzalez, R (1, 5) OBP: 0.500, SLG: 0.500 30 Eliezer Alfonzo, R (6, 2)	0-0 15 2-4 1B	0-0 ③ F8		0-0 ② G5-3			0-0 ② F8			2 0 1 0 0 0 1 2 0 0 0 0 0 0
25 Will Venable, L (1, 9) 81 Peter Ciofrone, L (6, 5) OBP: 0.500, SLG: 0.500 1 Everth Cabrera, S (9, PR) (10, 6)	0-0 ① F8	4-0 4 G6-4-3 BB		0-0 ③ G4-3			0-0 1B			1 0 0 0 1 0 1 2 0 1 0 0 0 0 0 0 0 0 0 0 0
4 Nick Hundley, R (1, 2) 67 Cedric Hunter, L (6, 9)	0-0 ② F7	0-0 ① ② G6-4-3 1-2f			0-0 ① G4-3		0-0 ③ G6-3			2 0 0 0 0 0 2 2 0 0 0 0 0 1
15 Luis Antonio Rodriguez, S (1, 6) OBP: 0.500, SLG: 0.500 8 Chris Burke, R (5, 6) (10, 4)	1-0 ③ 2-4 1-2	0-0 12 2B 23 G4-3 1B	0-0 ③ G4-3		4-0 11 L1-6 11 E BB				0-0 ① G4-3	2 1 1 0 0 0 0 1 0 0 0 1 0 0
Inning Stats	R: 0 H: 1 E: 0 LOB: 2 K: 0 BB: 1 S: 4 P: 8	R: 0 H: 1 E: 0 LOB: 1 K: 0 BB: 0 S: 3 P: 4	R: 3 H: 3 E: 0 LOB: 1 K: 1 BB: 1 S: 11 P: 17	R: 0 H: 0 E: 0 LOB: 0 K: 0 BB: 1 S: 2 P: 6	R: 0 H: 0 E: 0 LOB: 2 K: 1 BB: 1 S: 5 P: 10	R: 0 H: 0 E: 0 LOB: 0 K: 0 BB: 0 S: 3 P: 3	R: 0 H: 0 E: 1 LOB: 0 K: 0 BB: 1 S: 2 P: 7	R: 0 H: 0 E: 0 LOB: 0 K: 2 BB: 0 S: 7 P: 7	R: 0 H: 1 E: 0 LOB: 1 K: 0 BB: 0 S: 4 P: 4	R: 1 H: 1 E: 0 LOB: 2 K: 0 BB: 2 S: 3 P: 12	1B: 4 SF: 0 2B: 3 SAC: 1 3B: 0 DP: 2 HR: 1 HBP: 0						

PITCHER		IP	WLS	BF	H	R	ER	SO	BB	IBB	HBP	BLK	WP	HR	S	P	ERA	WHIP
18 Ryan Rowland-Smith, L ERA:	(1, 1)	2.0		9	2	0	0	0	1	0	0	0	0	0	7	12	0.00	1.500
49 Garrett Olson, L ERA: 27.0	(3, 1)	1.0	B	7	3	3	3	1	1	0	0	0	0	1	11	17	27.00	4.000
48 Roy Corcoran, R ERA:	(4, 1)	1.0		3	0	0	0	0	1	0	0	0	0	0	2	6	0.00	1.000
63 Chris Seddon, L ERA:	(5, 1)	2.0		7	0	0	0	1	1	0	0	0	0	0	8	13	0.00	0.500
46 Sean White, R ERA:	(7, 1)	1.0		3	0	0	0	0	1	0	0	0	0	0	2	7	0.00	1.000

PITCHER		IP	WLS	BF	H	R	ER	SO	BB	IBB	HBP	BLK	WP	HR	S	P	ERA	WHIP
26 Randy Messenger, R ERA:	(8, 1)	2.0		7	1	0	0	2	0	0	0	0	0	0	11	11	0.00	0.500
68 Stephen Kahn, R ERA: 13.5	(10, 1)	0.2	L	4	1	1	1	0	2	0	0	0	0	0	3	12	13.50	4.500

BOTTOM

Seattle Mariners @ San Diego Padres

Peoria Stadium, Peoria, AZ

Wed Feb 25 2009, 3:05 PM EST

Att. 5,028 - Sunny - 77 F

livebaseballscorecards.com

AB	31
R	4
H	7
RBI	4
BB	7
SO	4
LOB	17

1B: 4 SF: 0
2B: 3 SAC: 1
3B: 0 DP: 2
HR: 1 HBP: 0

WP: 0 PA: 39
PB: 1
SB: 1
CS: 0

Batter	1	2	3	4	5	6	7	8	9	10	AB	R	H	RBI	BB	SO	LOB
10 Endy Chavez, L (1, 8) 50 Prentice Redman, R (6, 8)	G4-3	SAFE CS 1-2	K	BB 9 FC3-6 1-2	K			K	F9 1-2		2 2	0 0	0 0	0 0	1 0	1 1	0 1
9 Jeff Clement, L (1, 10) 32 Rob Johnson, R (10, PH) OBP: 1.000, SLG: 1.000 (10, 10)	F9		BB 12 HBP 69 1B	FC3-6 1-2f 12 2B				P6		1B 2-H	3 1	1 0	0 1	0 0	1 0	0 0	1 0
12 Michael Morse, R (1, 5) OBP: 0.667, SLG: 1.000 27 Matt Tuiasosopo, R (6, 5)	F8		HBP 69 1B 1-2	2B 1-H				G5-3			2 1	0 0	1 0	1 0	0 0	0 0	0 0
13 Chris Shelton, R (1, 3) OBP: 0.333, SLG: 1.333 59 Mike Carp, L (6, 3)		HR	K			P3			P6		3 1	1 0	1 0	1 0	0 0	1 0	2 0
69 Greg Halman, R (1, 7) OBP: 0.333, SLG: 0.333 39 Bryan LaHair, L (6, 7) OBP: 1.000, SLG: 3.000		K	1B 1-2 2-H			K			3B		3 1	0 0	1 1	0 0	0 0	2 0	0 0
61 Mike Wilson, R (1, 9) OBP: 0.333, SLG: 0.667 96 Tyson Gillies, L (6, 9)		2B 6 2B		K		K			K		3 1	1 0	1 0	0 0	0 0	2 1	0 1
15 Jamie Burke, R (1, 2) 70 Adam Moore, R (6, 2)	G5-3			G6-3			F9		K		2 2	0 0	0 0	0 0	0 0	0 1	1 1
6 Chris Woodward, R (1, 6) OBP: 0.500, SLG: 1.000 41 Oswaldo Navarro, R (6, 6)	S E 2B 2-H			F9			K			G5-3	2 2	1 0	1 0	1 0	0 0	0 1	0 0
Reegie Corona, S (1, 4) 67 Callix Crabbe, S (6, 4) OBP: 0.500, SLG: 0.500	E6 10 CS 2-H				BB 10 BB		G4-3			1B 50 S 32 1B	1 2	0 0	0 1	0 0	1 0	0 0	0 0
Inning Stats	R: 0 E: 0 K: 0 S: 3 H: 0 LOB: 0 BB: 0 P: 3	R: 3 E: 1 K: 1 S: 11 H: 3 LOB: 0 BB: 0 P: 13	R: 0 E: 0 K: 2 S: 7 H: 1 LOB: 2 BB: 1 P: 12	R: 0 E: 0 K: 1 S: 5 H: 0 LOB: 0 BB: 0 P: 5	R: 1 E: 0 K: 0 S: 2 H: 1 LOB: 1 BB: 2 P: 10	R: 0 E: 0 K: 2 S: 7 H: 0 LOB: 0 BB: 0 P: 7	R: 0 E: 0 K: 1 S: 5 H: 0 LOB: 0 BB: 0 P: 5	R: 0 E: 0 K: 1 S: 5 H: 0 LOB: 0 BB: 0 P: 5	R: 0 E: 0 K: 2 S: 8 H: 1 LOB: 1 BB: 0 P: 8	R: 0 E: 0 K: 0 S: 5 H: 2 LOB: 2 BB: 0 P: 5	1B: 3 2B: 3 3B: 1 HR: 1	SF: 0 SAC: 0 DP: 0 HBP: 1					

PITCHER		IP	WLS	BF	H	R	ER	SO	BB	IBB	HBP	BLK	WP	HR	S	P	ERA	WHIP
32 Chris Young, R ERA:	(1, 1)	1.0		3	0	0	0	0	0	0	0	0	0	0	3	3	0.00	0.000
Justin Hampson, L ERA: 27.0	(2, 1)	0.2		6	3	3	2	1	0	0	0	0	0	1	10	12	27.00	4.500
50 Joe Thatcher, L ERA:	(2, 1)	1.1		5	1	0	0	2	1	0	1	0	0	0	8	13	0.00	1.500
59 Chad Reineke, R ERA:	(4, 1)	1.0		3	0	0	0	1	0	0	0	0	0	0	5	5	0.00	0.000
38 Cesar Carrillo, R ERA: 9.0	(5, 1)	1.0		4	1	1	1	0	2	0	0	0	0	0	2	10	9.00	3.000

PITCHER		IP	WLS	BF	H	R	ER	SO	BB	IBB	HBP	BLK	WP	HR	S	P	ERA	WHIP
70 Matt Buschmann, R ERA:	(6, 1)	1.0		3	0	0	0	2	0	0	0	0	0	0	7	7	0.00	0.000
72 Nick Schmidt, L ERA:	(7, 1)	1.0		3	0	0	0	1	0	0	0	0	0	0	5	5	0.00	0.000
65 Arturo Lopez, L ERA:	(8, 1)	1.0		3	0	0	0	1	0	0	0	0	0	0	5	5	0.00	0.000
64 Edwin Moreno, R ERA:	(9, 1)	1.0		4	1	0	0	2	0	0	0	0	0	0	8	8	0.00	1.000
68 Greg Burke, R ERA:	(10, 1)	1.0		4	2	0	0	0	0	0	0	0	0	0	5	5	0.00	2.000

Seattle Mariners @ San Diego Padres

Peoria Stadium, Peoria, AZ

Thu Feb 26 2009, 3:05 PM EST

Att. 2,402 - Sunny - 73 F

TOP

livebaseballscorecards.com

AB	34
R	4
H	8
RBI	3
BB	3
SO	10
LOB	7

1B: 3	SF: 0	WP: 0	PA: 39
2B: 3	SAC: 0	PB: 0	
3B: 1	DP: 0	SB: 2	
HR: 1	HBP: 1	CS: 1	

Seattle Mariners @ San Diego Padres

Peoria Stadium, Peoria, AZ

Thu Feb 26 2009, 3:05 PM EST

Att. 2,402 - Sunny - 73 F

BOTTOM

Batter	1	2	3	4	5	6	7	8	9	10	AB	R	H	RBI	BB	SO	LOB
33 Jody Gerut, L (1, 8) 67 Cedric Hunter, L (5, PR) (6, 8) OBP: 0.500, SLG: 0.500	G6-3		BB		BB			P6	1B		1 2	0 1	0 1	0 0	2 0	0 0	0 0
8 Chris Burke, R (1, 4) 11 Drew Macias, L (6, 7) OBP: 1.000, SLG: 1.500	G6-3		HBP		K			2 WP, 73 BB, 76 HBP, 1B	2B		2 2	0 1	0 2	0 1	0 0	1 0	1 0
24 Brian Giles, L (1, 9) 25 Will Venable, L (6, 9)	G4-3		G4-3			G4-3		F8	F9		2 3	0 0	0 0	0 0	0 0	0 0	1 2
16 Cliff Floyd, L (1, 10) 73 Mitch Canham, L (8, PH) (9, 10) OBP: 1.000, SLG: 1.000	F8	P6				G4-3		76 HBP, 2 WP, BB		2 G4-3, 2 S, 1B	3 1	0 0	0 1	0 0	0 1	0 0	1 0
49 Emil Brown, R (1, 7) 2 Edgar Gonzalez, R (6, 4) OBP: 0.500, SLG: 1.000	66 1B, 2B			F8		K		76 HBP, BB		G4-3	2 2	0 0	1 0	0 0	0 1	0 1	0 1
66 Kyle Blanks, R (1, 3) 76 Chad Huffman, R (8, 3) OBP: 0.333, SLG: 0.333	28 HR, 1B			F7			P3			BB	3 0	1 0	1 0	0 1	0 1	0 0	0 0
28 Henry Blanco, R (1, 2) 14 Colt Morton, R (6, 2) OBP: 1.000, SLG: 2.500	HR			18 PO, 1B			18 FC6-4, 1B	K		P6	2 3	1 0	2 1	2 0	0 0	0 1	0 5
18 Travis Denker, R (1, 5) OBP: 0.200, SLG: 0.200	1B			PO	G3		FC6-4		G6-3	K2-3	5	0	1	0	0	1	3
1 Everth Cabrera, S (1, 6) 63 Luis Durango, S (9, PH) 60 Sean Kazmar Jr., R (10, 6)	G3				33 CS, BB		FC6-4		G6-3		2 1 0	0 0 0	0 0 0	0 0 0	1 0 0	0 0 0	2 0 0
Inning Stats	R: 0 H: 0 E: 0 LOB: 0 K: 0 BB: 0 S: 3 P: 3	R: 2 H: 4 E: 0 LOB: 1 K: 0 BB: 0 S: 6 P: 6	R: 0 H: 0 E: 0 LOB: 1 K: 0 BB: 1 S: 3 P: 8	R: 0 H: 1 E: 0 LOB: 0 K: 0 BB: 0 S: 4 P: 4	R: 0 H: 0 E: 0 LOB: 1 K: 1 BB: 2 S: 5 P: 13	R: 0 H: 0 E: 0 LOB: 0 K: 1 BB: 0 S: 5 P: 5	R: 0 H: 1 E: 0 LOB: 1 K: 0 BB: 0 S: 4 P: 4	R: 1 H: 1 E: 0 LOB: 3 K: 1 BB: 2 S: 7 P: 16	R: 1 H: 2 E: 0 LOB: 1 K: 0 BB: 0 S: 5 P: 5	R: 0 H: 1 E: 0 LOB: 2 K: 1 BB: 1 S: 7 P: 11	1B: 7 2B: 2 3B: 0 HR: 1	SF: 0 SAC: 0 DP: 0 HBP: 2						

PITCHER		IP	WLS	BF	H	R	ER	SO	BB	IBB	HBP	BLK	WP	HR	S	P	ERA	WHIP
34 Félix Hernández, R	(1, 1)	2.0		9	4	2	2	0	0	0	0	0	0	1	9	9	9.00	2.000
ERA: 9.0																		
56 Jarrod Washburn, L	(3, 1)	1.0	H	4	0	0	0	0	1	0	1	0	0	0	3	8	0.00	1.000
ERA:																		
57 Mark Lowe, R	(4, 1)	1.0	H	3	1	0	0	0	0	0	0	0	0	0	4	4	0.00	1.000
ERA:																		
53 David Aardsma, R	(5, 1)	1.0	H	4	0	0	0	1	2	0	0	0	0	0	5	13	0.00	2.000
ERA:																		
66 Shawn Kelley, R	(6, 1)	1.0	H	3	0	0	0	1	0	0	0	0	0	0	5	5	0.00	0.000
ERA:																		

PITCHER		IP	WLS	BF	H	R	ER	SO	BB	IBB	HBP	BLK	WP	HR	S	P	ERA	WHIP
20 Denny Stark, R	(7, 1)	1.0	H	4	1	0	0	0	0	0	0	0	0	0	0	0	0.00	1.000
ERA:																		
33 Tracy Thorpe, R	(8, 1)	0.2	H	6	1	1	1	0	2	0	1	0	1	0	4	13	13.50	4.500
ERA: 13.5																		
65 Eric Hull, R	(8, 1)	1.0	B	5	2	1	1	1	0	0	0	0	0	0	7	7	9.00	2.000
ERA: 9.0																		
Jose Lugo, L	(9, 1)	0.1		1	0	0	0	0	0	0	0	0	0	0	1	1	0.00	0.000
ERA:																		
64 Luis Munoz, R	(10, 1)	1.0		5	1	0	0	1	1	0	0	0	0	0	7	11	0.00	2.000
ERA:																		

livebaseballscorecards.com

AB	36
R	4
H	10
RBI	4
BB	6
SO	4
LOB	16

WP: 1 PA: 45
PB: 0
SB: 1
CS: 2

Batter	1	2	3	4	5	6	7	8	9	AB	R	H	RBI	BB	SO	LOB
12 Scott Hairston, R (1, 8) 63 Luis Durango, S (5, 8) OBP: 0.333, SLG: 0.667 (6, 7)	G5-3		BB		K		G1-3		10 WP, 2-H, 2B	2 2	0 0	0 1	0 1	1 0	1 0	0 0
22 David Eckstein, R (1, 4) OBP: 0.333, SLG: 1.000 10 Matt Antonelli, R (5, 4) OBP: 0.500, SLG: 0.500	3B		P6		G1-4-3		66 1B, 1B		K2-3, 2-3	3 2	0 0	1 1	0 0	0 0	0 1	1 1
23 Adrián González, L (1, 3) OBP: 0.333, SLG: 0.667 66 Kyle Blanks, R (6, PR) OBP: 0.400, SLG: 0.400 (6, 3)	P6			P6		2 1B, 2B	1-3, 1B		K	3 2	0 0	1 1	0 0	0 0	0 1	1 1
5 Kevin Kouzmanoff, R (1, 10) OBP: 0.667, SLG: 2.000 26 Jose Lobaton, S (7, PH) (7, 10)	K			HR		2 1B, BB	G3-1			2 1	1 0	1 0	1 0	1 0	1 0	1 2
7 Chase Headley, S (1, 7) 30 Eliezer Alfonzo, R (6, 2)		F7		K	K	K		G6-3		3 1	0 0	0 0	0 0	0 0	2 0	2 0
2 Edgar Gonzalez, R (1, 5) OBP: 0.667, SLG: 0.800 18 Travis Denker, R (6, 5) OBP: 0.333, SLG: 0.200		25 G6-4-3, 1B		25 1B, 2B		1-2 2-3, 1B		67 G6-4-3, BB		3 0	1 0	3 0	0 0	0 1	0 0	0 0
25 Will Venable, L (1, 9) OBP: 0.167, SLG: 0.167 67 Cedric Hunter, L (6, 9) OBP: 0.333, SLG: 0.333		G6-4-3, 1-2f		2-H, 1B		K		G6-4-3, 1-2f		3 1	0 0	1 0	1 0	0 0	1 0	4 1
4 Nick Hundley, R (1, 2) OBP: 0.333, SLG: 0.333 1 Everth Cabrera, S (6, 6) OBP: 0.500, SLG: 0.333			15 G5-4-3, 1B	F9		K			11 G6-3, 63 2B, 1B	3 1	0 1	1 1	0 0	0 0	1 0	4 0
15 Luis Antonio Rodriguez, S (1, 6) 11 Drew Macias, L (6, 8) OBP: 0.500, SLG: 0.750			G5-4-3, 1-2f		G1-3		G4-3		G6-3, 1-2	2 2	0 0	0 0	0 0	0 0	0 0	1 1
Inning Stats	R: 0 E: 0 K: 1 S: 6 H: 1 LOB: 1 BB: 0 P: 6	R: 0 E: 0 K: 0 S: 3 H: 1 LOB: 0 BB: 0 P: 3	R: 0 E: 0 K: 0 S: 3 H: 1 LOB: 1 BB: 1 P: 7	R: 2 E: 0 K: 1 S: 8 H: 3 LOB: 1 BB: 0 P: 9	R: 0 E: 0 K: 1 S: 5 H: 0 LOB: 0 BB: 0 P: 5	R: 0 E: 0 K: 3 S: 11 H: 2 LOB: 3 BB: 1 P: 15	R: 0 E: 0 K: 0 S: 5 H: 2 LOB: 2 BB: 0 P: 5	R: 0 E: 0 K: 0 S: 2 H: 0 LOB: 0 BB: 1 P: 6	R: 1 E: 0 K: 2 S: 9 H: 2 LOB: 1 BB: 0 P: 10	1B: 7 2B: 3 3B: 1 HR: 1 SF: 0 SAC: 0 DP: 3 HBP: 0						WP: 1 PB: 0 SB: 0 CS: 0 PA: 39	

PITCHER	IP	WLS	BF	H	R	ER	SO	BB	IBB	HBP	BLK	WP	HR	S	P	ERA	WHIP
55 Roberto Hernandez, R (1, 1) ERA:	2.0	W	7	2	0	0	1	0	0	0	0	0	0	9	9	0.00	1.000
69 David Huff, L (3, 1) ERA: 9.0	2.0	H	10	4	2	2	1	1	0	0	0	0	1	11	16	9.00	2.500
63 Rafael Betancourt, R (5, 1) ERA:	1.0	H	3	0	0	0	1	0	0	0	0	0	0	5	5	0.00	0.000
30 Masa Kobayashi, R (6, 1) ERA:	1.0	H	6	2	0	0	3	1	0	0	0	0	0	11	15	0.00	3.000
40 Matt Herges, R (7, 1) ERA:	1.0	H	5	2	0	0	0	0	0	0	0	0	0	5	5	0.00	2.000

PITCHER	IP	WLS	BF	H	R	ER	SO	BB	IBB	HBP	BLK	WP	HR	S	P	ERA	WHIP
59 Jon Meloan, R (8, 1) ERA:	1.0	H	3	0	0	0	0	1	0	0	0	0	0	2	6	0.00	1.000
36 Greg Aquino, R (9, 1) ERA: 9.0	1.0	S	5	2	1	1	2	0	0	0	0	1	0	9	10	9.00	2.000

TOP

San Diego Padres @ Cleveland Indians

Goodyear Ballpark, Goodyear, AZ

Fri Feb 27 2009, 3:05 PM EST

Att. 3,530 - Sunny - 73 F

livebaseballscorecards.com

AB	36
R	3
H	12
RBI	3
BB	3
SO	8
LOB	20

Batter	1	2	3	4	5	6	7	8	9	AB	R	H	RBI	BB	SO	LOB
26 Trevor Crowe, S (1, 9)	G3		F8		G5-3 1-2		G4-6-3 1-2f			4	0	0	0	0	0	3
11 Jamey Carroll, R (1, 5) OBP: 0.200, SLG: 0.200	K		F8		2-H 1B			1 E 1B		3	0	1	0	0	1	0
68 Wes Hodges, R (5, PR) OBP: 0.333, SLG: 0.333 (6, 5)										1	0	1	0	0	0	0
2 Jhonny Peralta, R (1, 6) OBP: 0.400, SLG: 0.600	41 HR 2B		G5-3		G5-3			FC4 93 G5-4-3 1-2		3	1	1	0	0	0	1
1 Luis Valbuena, L (6, 6)										1	0	0	0	0	0	1
41 Victor Martinez, S (1, 2) OBP: 0.500, SLG: 2.000	2-H HR			HR		K		F7		2	2	2	3	0	0	0
77 Carlos Santana, S (6, 2)										2	0	0	0	0	1	2
25 Ryan Garko, R (1, 7) OBP: 0.250, SLG: 0.500	L6			L9		K		G5-4-3 1-2f		2	0	0	0	0	0	0
93 Nick Weglarz, L (6, 7)										2	0	0	0	0	1	2
12 Ben Francisco, R (1, 8) OBP: 0.250, SLG: 1.000		F9		HR		G5-3				2	1	1	1	0	0	0
61 Michael Brantley, L (6, 8) OBP: 0.333, SLG: 0.333										1	0	0	0	0	0	0
4 Tony Graffanino, R (1, 4) OBP: 0.500, SLG: 0.333		E5 23 1B		23 G4-6-3 1B			HBP			2	1	1	0	0	0	0
26 Andy Cannizaro, R (6, 4)										0	0	0	0	0	0	0
23 Michael Aubrey, L (1, 3) OBP: 0.500, SLG: 1.000		76 G6-4-3 2-H 1B		G4-6-3 1-2f			G4-3 1-2			3	0	1	1	0	0	2
76 Wyatt Toregas, R (1, 10) OBP: 0.600, SLG: 0.333		G6-4-3 1-2f			26 G5-3 11 1B BB		26 G4-6-3 BB			1	0	0	0	2	0	1
Inning Stats	R: 2 E: 0 K: 1 S: 8 H: 2 LOB: 0 BB: 0 P: 8	R: 1 E: 1 K: 0 S: 4 H: 1 LOB: 0 BB: 0 P: 4	R: 0 E: 0 K: 0 S: 3 H: 0 LOB: 0 BB: 0 P: 3	R: 2 E: 0 K: 0 S: 6 H: 3 LOB: 0 BB: 0 P: 10	R: 0 E: 0 K: 0 S: 3 H: 1 LOB: 1 BB: 1 P: 7	R: 0 E: 0 K: 2 S: 7 H: 0 LOB: 0 BB: 0 P: 7	R: 0 E: 0 K: 0 S: 2 H: 0 LOB: 1 BB: 1 P: 7	R: 0 E: 1 K: 0 S: 4 H: 1 LOB: 1 BB: 0 P: 4		1B: 4 2B: 1 3B: 0 HR: 3 SF: 0 SAC: 0 DP: 4 HBP: 1						

BOTTOM

San Diego Padres @ Cleveland Indians

Goodyear Ballpark, Goodyear, AZ

Fri Feb 27 2009, 3:05 PM EST

Att. 3,530 - Sunny - 73 F

livebaseballscorecards.com

AB	29
R	5
H	8
RBI	5
BB	2
SO	3
LOB	12

PITCHER		IP	WLS	BF	H	R	ER	SO	BB	IBB	HBP	BLK	WP	HR	S	P	ERA	WHIP
53 Cha Seung Baek, R ERA: 18.0	(1, 1)	1.0	L	5	2	2	2	1	0	0	0	0	0	1	8	8	18.00	2.000
Jae Kuk Ryu, R ERA:	(2, 1)	1.0		4	1	1	0	0	0	0	0	0	0	0	4	4	0.00	1.000
39 Cesár Ramos, L ERA:	(3, 1)	1.0		3	0	0	0	0	0	0	0	0	0	0	3	3	0.00	0.000
61 Mat Latos, R ERA: 18.0	(4, 1)	1.0		5	3	2	2	0	0	0	0	0	0	2	6	10	18.00	3.000
75 Will Inman, R ERA:	(5, 1)	1.0		4	1	0	0	0	1	0	0	0	0	0	3	7	0.00	2.000

PITCHER		IP	WLS	BF	H	R	ER	SO	BB	IBB	HBP	BLK	WP	HR	S	P	ERA	WHIP
Iván Nova, R ERA:	(6, 1)	1.0		3	0	0	0	2	0	0	0	0	0	0	7	7	0.00	0.000
74 Gabe DeHoyos, R ERA:	(7, 1)	1.0		4	0	0	0	0	1	0	1	0	0	0	2	7	0.00	1.000
57 Wilton Lopez, R ERA:	(8, 1)	1.0		4	1	0	0	0	0	0	0	0	0	0	4	4	0.00	1.000

Batter	1	2	3	4	5	6	7	8	9	10	AB	R	H	RBI	BB	SO	LOB
33 Jody Gerut, L (1, 8) OBP: 0.500, SLG: 0.250	G4-3		L8		1B		G5-3			G3	3	0	1	0	0	0	1
1 Everth Cabrera, S (5, 6) OBP: 0.333, SLG: 0.200											2	0	0	0	0	0	1
8 Chris Burke, R (1, 6)	F9			HBP	F9			K		G3	2	1	0	0	0	0	1
81 Peter Ciofrone, L (5, 5)											2	0	0	0	0	1	0
24 Brian Giles, L (1, 9)	G3-1			G1-6-3		K		1B		BB	2	0	0	0	0	0	1
25 Will Venable, L (5, 9) OBP: 0.333, SLG: 0.250											2	0	1	0	1	1	0
23 Adrián González, L (1, 3) OBP: 0.333, SLG: 0.667		F7		2B		G4-3		BB		BB	3	1	1	1	0	0	0
66 Kyle Blanks, R (6, 3) OBP: 0.571, SLG: 0.400											0	0	0	0	2	0	0
16 Cliff Floyd, L (1, 10) OBP: 0.333, SLG: 0.400		G3-1		2B		BB		K		F9	2	0	1	1	1	0	0
11 Drew Macias, L (6, PR) OBP: 0.333, SLG: 0.500 (6, 10)											2	0	0	0	0	1	3
49 Emil Brown, R (1, 7) OBP: 0.200, SLG: 0.400 (5, 8)		F9		K		K			G4-3		3	0	0	0	0	2	2
67 Cedric Hunter, L (6, 8) OBP: 0.250, SLG: 0.250											1	0	0	0	0	0	0
2 Edgar Gonzalez, R (1, 4) OBP: 0.500, SLG: 0.571			G5-3	G5-3							2	0	0	0	0	0	1
76 Chad Huffman, R (5, 7) OBP: 1.000, SLG: 1.000											1	0	1	0	1	0	0
63 Luis Durango, S (9, PR) OBP: 0.333, SLG: 0.667 (9, 7)											0	0	0	0	0	0	0
28 Henry Blanco, R (1, 2) OBP: 0.500, SLG: 1.250			P3		K						2	0	0	0	0	1	0
73 Mitch Canham, L (6, 2) OBP: 0.750, SLG: 0.500											1	0	0	0	1	1	1
18 Travis Denker, R (1, 5) OBP: 0.375, SLG: 0.167			BB		K						1	0	0	0	1	1	0
10 Matt Antonelli, R (5, 4) OBP: 0.250, SLG: 0.250											2	0	0	0	0	1	3
Inning Stats	R: 0 E: 0 K: 0 S: 3 H: 0 LOB: 0 BB: 0 P: 3	R: 0 E: 0 K: 0 S: 3 H: 0 LOB: 0 BB: 0 P: 3	R: 0 E: 0 K: 0 S: 3 H: 0 LOB: 1 BB: 1 P: 7	R: 2 E: 0 K: 1 S: 7 H: 2 LOB: 1 BB: 0 P: 8	R: 0 E: 0 K: 2 S: 8 H: 1 LOB: 1 BB: 0 P: 8	R: 0 E: 0 K: 2 S: 7 H: 0 LOB: 1 BB: 1 P: 11	R: 0 E: 0 K: 0 S: 3 H: 1 LOB: 1 BB: 1 P: 7	R: 0 E: 0 K: 2 S: 7 H: 1 LOB: 1 BB: 1 P: 11	R: 0 E: 0 K: 2 S: 7 H: 0 LOB: 2 BB: 1 P: 11	R: 0 E: 0 K: 0 S: 3 H: 0 LOB: 2 BB: 2 P: 11	1B: 3 2B: 2 3B: 0 HR: 0	SF: 0 SAC: 0 DP: 0 HBP: 1					

PITCHER	IP	WLS	BF	H	R	ER	SO	BB	IBB	HBP	BLK	WP	HR	S	P	ERA	WHIP
19 Brian Bannister, R (1, 1) ERA:	2.0		6	0	0	0	0	0	0	0	0	0	0	6	6	0.00	0.000
44 Luke Hochevar, R (3, 1) ERA: 9.0	2.0	B	10	2	2	2	1	1	0	1	0	0	0	10	15	9.00	1.500
68 Lenny DiNardo, L (5, 1) ERA:	2.0		8	1	0	0	4	1	0	0	0	0	0	15	19	0.00	1.000
70 Dan Cortes, R (7, 1) ERA:	1.0		4	1	0	0	0	1	0	0	0	0	0	3	7	0.00	2.000
45 Doug Waechter, R (8, 1) ERA:	1.0		4	1	0	0	2	1	0	0	0	0	0	7	11	0.00	2.000

PITCHER	IP	WLS	BF	H	R	ER	SO	BB	IBB	HBP	BLK	WP	HR	S	P	ERA	WHIP
73 Roman Colon, R (9, 1) ERA:	1.0		4	0	0	0	2	1	0	0	0	0	0	7	11	0.00	1.000
27 Yasuhiko Yabuta, R (10, 1) ERA: 4.5	1.0		5	0	0	0	0	2	0	0	0	0	0	3	11	0.00	2.000

TOP

San Diego Padres @ Kansas City Royals

Surprise Stadium, Surprise, AZ

Sat Feb 28 2009, 3:05 PM EST
Att. 3,709 - Sunny - 80 F

livebaseballscorecards.com

AB	33
R	2
H	5
RBI	2
BB	7
SO	9
LOB	14

WP: 0 PA: 41
PB: 0
SB: 2
CS: 0

Batter	1	2	3	4	5	6	7	8	9	10	AB	R	H	RBI	BB	SO	LOB
2 Coco Crisp, S (1, 8) OBP: 0.667, SLG: 1.000 35 Mitch Maier, L (5, PR) OBP: 0.111, SLG: 0.444 (6, 8)	B B B B 4-0 11 PO BB		B B B B 4-0 BB		B B B B 4-0 BB		F S S 0-3 K ③		X 0-0 F7 ③		0 2	0 0	0 0	0 0	3 0	0 1	0 1
30 Mike Aviles, R (1, 6) OBP: 0.300, SLG: 0.222 1 Tony Pena Jr., R (6, 6) OBP: 0.429, SLG: 0.200	X 0-0 F8 ①		S S C 0-3 K ②		X 0-0 F7 ③			X 0-0 F9 ①		X 0-0 G4-3 ①	3 2	0 0	0 0	0 0	0 0	1 0	5 0
9 David DeJesus, L (1, 7) OBP: 0.250, SLG: 0.250 Ross Gload, L (7, 7) OBP: 0.500, SLG: 1.333 (9, 3)	S S S 0-3 K ②		X 0-0 G4-3 ③			S S S 0-3 K2-3 ①		X 0-0 HR		X 0-0 43 G6-4-3 1B	3 2	0 1	0 2	0 1	0 0	2 0	3 0
11 Jose Guillen, R (1, 10) OBP: 0.600, SLG: 1.500 39 Mario Lisson, R (6, PR) (7, 10) 43 Ryan Shealy, R (8, PH) OBP: 0.571, SLG: 1.000 (9, 10)	B 1 SAFE 1-0 PO ③ 1-2	C B X 1-1 HR		X 0-0 P5 ①		X 0-0 2B		X 0-0 G5-3 ②		X 0-0 G6-4-3 ② ③ 1-2f	3 0 2	1 0 0	2 0 0	1 0 0	0 0 0	0 0 1	0 0 1
17 Mike Jacobs, L (1, 3) OBP: 0.222, SLG: 0.556 16 Billy Butler, R (7, 3) OBP: 0.500, SLG: 0.857 63 Tommy Murphy, S (8, PR) OBP: 0.400, SLG: 0.800 (9, 7)		X 0-0 F8 ①		S S S 0-3 K ②		S S S 0-3 K ②		X 0-0 58 2B 1B			3 1 0	0 0 0	0 1 0	0 0 0	0 0 0	2 0 0	1 0 0
4 Alex Gordon, L (1, 5) 58 Tug Hulett, L (7, 5) OBP: 0.500, SLG: 1.000		X 0-0 G4-3 ②		X 0-0 G3-1 ③		X 0-0 G3-1 ③		X 0-0 1-3 2B			3 1	0 0	0 1	0 0	0 0	0 0	1 0
24 Mark Teahen, L (1, 4) OBP: 0.375, SLG: 0.571 15 Shane Costa, L (7, PR) 8 Willie Bloomquist, R (8, 4)		X 0-0 G4-3 ③	B B B B 4-0 14 G5-3 BB			X 0-0 3B	S S S 0-3 K ③				2 0 1	0 0 0	1 0 0	0 0 0	1 0 1	0 0 0	0 0 3
14 John Buck, R (1, 2) OBP: 0.500, SLG: 1.250 21 Miguel Olivo, R (6, 2) OBP: 0.571, SLG: 1.143		X 0-0 78 SH3-4 1B	X 0-0 G5-3 ① 1-2			X 0-0 P3 ①			X 0-0 75 G5-3 1B		2 2	0 0	1 1	0 0	0 0	0 0	1 1
78 Jose Duarte, R (1, 9) OBP: 0.250, SLG: 0.250 75 Derrick Robinson, S (6, 9) OBP: 0.250, SLG: 0.333		X 0-0 SH3-4 ① 1-2	X 0-0 F8 ②			X 0-0 G6-3 ②			S X 0-1 G5-3 ① ② 1-2		1 2	0 0	0 0	0 0	0 0	0 0	1 2
Inning Stats	R: 0 H: 0 E: 0 LOB: 0 K: 1 BB: 1 S: 4 P: 9	R: 1 H: 1 E: 0 LOB: 0 K: 0 BB: 0 S: 5 P: 6	R: 0 H: 1 E: 0 LOB: 2 K: 1 BB: 1 S: 6 P: 10	R: 0 H: 0 E: 0 LOB: 0 K: 1 BB: 0 S: 5 P: 5	R: 0 H: 0 E: 0 LOB: 2 K: 0 BB: 2 S: 3 P: 11	R: 0 H: 1 E: 0 LOB: 1 K: 2 BB: 0 S: 8 P: 8	R: 0 H: 1 E: 0 LOB: 1 K: 1 BB: 0 S: 6 P: 6	R: 1 H: 3 E: 0 LOB: 3 K: 1 BB: 0 S: 8 P: 8	R: 0 H: 1 E: 0 LOB: 0 K: 0 BB: 0 S: 4 P: 4	R: 0 H: 1 E: 0 LOB: 0 K: 0 BB: 0 S: 3 P: 3	1B: 4 2B: 2 3B: 1 HR: 2	SF: 0 SAC: 1 DP: 1 HBP: 0						

PITCHER		IP	WLS	BF	H	R	ER	SO	BB	IBB	HBP	BLK	WP	HR	S	P	ERA	WHIP
79 Kevin Correia, R ERA: 4.5	(1, 1)	2.0		7	1	1	1	1	1	0	0	0	0	1	9	15	4.50	1.000
21 Heath Bell, R ERA:	(3, 1)	1.0		5	1	0	0	1	1	0	0	0	0	0	6	10	0.00	2.000
43 Cla Meredith, R ERA:	(4, 1)	1.0	H	3	0	0	0	1	0	0	0	0	0	0	5	5	0.00	0.000
41 Mark Worrell, R ERA:	(5, 1)	1.0	H	5	0	0	0	0	2	0	0	0	0	0	3	11	0.00	2.000
78 Chris Britton, R ERA:	(6, 1)	1.0	H	4	1	0	0	2	0	0	0	0	0	0	8	8	0.00	1.000

PITCHER		IP	WLS	BF	H	R	ER	SO	BB	IBB	HBP	BLK	WP	HR	S	P	ERA	WHIP
40 Scott Patterson, R ERA:	(7, 1)	1.0	H	4	1	0	0	1	0	0	0	0	0	0	6	6	0.00	1.000
82 Oneli Perez, R ERA: 9.0	(8, 1)	1.0	B	6	3	1	1	1	0	0	0	0	0	1	8	8	9.00	3.000
56 Mike Ekstrom, R ERA:	(9, 1)	1.0		3	1	0	0	0	0	0	0	0	0	0	4	4	0.00	1.000
50 Joe Thatcher, L ERA:	(10, 1)	1.0		3	1	0	0	0	0	0	0	0	0	0	3	3	0.00	1.000

BOTTOM

San Diego Padres @ Kansas City Royals

Surprise Stadium, Surprise, AZ

Sat Feb 28 2009, 3:05 PM EST

Att. 3,709 - Sunny - 80 F

livebaseballscorecards.com

AB	35
R	2
H	9
RBI	2
BB	4
SO	7
LOB	20

WP: 0 PA: 41
PB: 0
SB: 0
CS: 0

Batter	1	2	3	4	5	6	7	8	9	AB	R	H	RBI	BB	SO	LOB
2 Ryan Theriot, R (1, 6) OBP: 0.600, SLG: 0.600	7 G1-6-3 1B			F9		7 G6-4-3 1B			K	3	0	2	0	0	0	0
65 Darwin Barney, R (6, 6) OBP: 0.143, SLG: 0.143										1	0	0	0	0	1	0
7 Aaron Miles, S (1, 4) OBP: 0.300, SLG: 0.222	G1-6-3 1-2f			F8		G6-4-3 1-2f			P6	3	0	0	0	0	0	2
73 Bobby Scales, S (6, 4) OBP: 0.444, SLG: 0.375										1	0	0	0	0	0	0
9 Reed Johnson, R (1, 8) OBP: 0.333, SLG: 0.250	G4-3			G4-3			13 G6-3 1B		G3-1	3	0	1	0	0	0	0
27 Sam Fuld, L (7, PR) (7, 8) OBP: 0.429, SLG: 0.857										1	0	0	0	0	0	0
13 Jake Fox, R (1, 3) OBP: 0.462, SLG: 0.727		P4			17 2B 66 G4-3 1B		G6-3 1-2f			3	1	1	0	0	0	1
17 Mike Fontenot, L (1, 5) OBP: 0.462, SLG: 1.000		G4-3			66 G4-3 19 SF7 1-3 2B		2B			3	1	2	0	0	0	0
20 Luis Rivas, R (7, 5) OBP: 0.444, SLG: 0.375										0	0	0	0	0	0	0
66 Doug Deeds, L (1, 9) OBP: 0.333, SLG: 0.455		F7			G4-3 2-3 3-H		G6-3			3	0	0	1	0	0	3
19 Richie Robnett, L (1, 7) OBP: 0.182, SLG: 0.250			G4-3		SF7 3-H			F8		2	0	0	1	0	0	0
Paul Bako, L (1, 2)			F9		K			K		2	0	0	0	0	1	0
15 Mark Johnson, L (7, 2)										1	0	0	0	0	1	0
46 Ryan Dempster, R (1, 1) 74 Steve Clevenger, L (3, PH) 44 Chad Fox, R (3, 1) 32 Mike Stanton, L (4, 1) 64 Justin Berg, R (5, 1) 99 So Taguchi, R (6, PH) 67 Rocky Roquet, R (6, 1) 22 Kevin Hart, R (7, 1) 56 Brad Snyder, L (8, PH) 62 Marcos Mateo, R (8, 1)			F7			K		K		0 1 0 0 0 1 0 0 1 0	0 0 0 0 0 0 0 0 0 0	0 0 0 0 0 1 0 0 1 0	0 0 0 0 0 0 0 0 0 0	0 0 0 0 0 0 0 0 0 0	0 0 0 0 0 0 0 0 1 0	0 0 0 0 0 0 0 0 0 0
Inning Stats	R: 0 H: 1 E: 0 LOB: 0 K: 0 BB: 0 S: 3 P: 3	R: 0 H: 0 E: 0 LOB: 0 K: 0 BB: 0 S: 3 P: 3	R: 0 H: 0 E: 0 LOB: 0 K: 0 BB: 0 S: 3 P: 3	R: 0 H: 0 E: 0 LOB: 0 K: 0 BB: 0 S: 3 P: 3	R: 2 H: 2 E: 0 LOB: 0 K: 1 BB: 0 S: 7 P: 7	R: 0 H: 1 E: 0 LOB: 0 K: 1 BB: 0 S: 5 P: 5	R: 0 H: 2 E: 0 LOB: 2 K: 0 BB: 0 S: 4 P: 4	R: 0 H: 0 E: 0 LOB: 0 K: 2 BB: 0 S: 7 P: 7	R: 0 H: 0 E: 0 LOB: 0 K: 1 BB: 0 S: 5 P: 5	1B: 4 SF: 1 2B: 2 SAC: 0 3B: 0 DP: 3 HR: 0 HBP: 0						

TOP

Chicago Cubs @ San Diego Padres

Peoria Stadium, Peoria, AZ

Sun Mar 01 2009, 3:05 PM EST

Att. 7,072 - Sunny - 81 F

livebaseballscorecards.com

AB	29
R	2
H	6
RBI	2
BB	0
SO	5
LOB	6

WP: 0 PB: 0 SB: 0 CS: 0 PA: 30

PITCHER		IP	WLS	BF	H	R	ER	SO	BB	IBB	HBP	BLK	WP	HR	S	P	ERA	WHIP
44 Jake Peavy, R ERA:	(1, 1)	3.0	W	9	1	0	0	0	0	0	0	0	0	0	9	9	0.00	0.333
58 Wade LeBlanc, L ERA: 9.0	(4, 1)	2.0	H	8	2	2	2	1	0	0	0	0	0	0	10	10	9.00	1.000
Justin Hampson, L ERA: 10.8	(6, 1)	1.0	H	3	1	0	0	1	0	0	0	0	0	0	5	5	0.00	1.000
65 Arturo Lopez, L ERA:	(7, 1)	1.0	H	4	2	0	0	0	0	0	0	0	0	0	4	4	0.00	2.000
68 Greg Burke, R ERA:	(8, 1)	1.0	H	3	0	0	0	2	0	0	0	0	0	0	7	7	0.00	0.000

PITCHER		IP	WLS	BF	H	R	ER	SO	BB	IBB	HBP	BLK	WP	HR	S	P	ERA	WHIP
64 Edwin Moreno, R ERA:	(9, 1)	1.0	S	3	0	0	0	1	0	0	0	0	0	0	5	5	0.00	0.000

Chicago Cubs @ San Diego Padres

Peoria Stadium, Peoria, AZ

Sun Mar 01 2009, 3:05 PM EST

Att. 7,072 - Sunny - 81 F

livebaseballscorecards.com

BOTTOM

Batter	1	2	3	4	5	6	7	8	9	AB	R	H	RBI	BB	SO	LOB
12 Scott Hairston, R (1, 8) OBP: 0.500, SLG: 0.250	BBBB 4-0 7 E 22 E BB	x 0-0 F7 ③			x 0-0 7 1B 22 1B 1B		x 0-0 G6-3 ①② 1-2f			2	1	1	0	1	0	0
11 Drew Macias, L (5, PR) OBP: 0.286, SLG: 0.429 (6, 8)										1	1	0	0	0	0	1
22 David Eckstein, R (1, 4) OBP: 0.333, SLG: 0.667	x 0-0 E3 7 FC4-6 1-2		x 0-0 E6 7 1B		x 0-0 66 G5-3 7 1B 1-2 1B		CCS 0-3 K ③			3	0	1	0	0	0	1
1 Everth Cabrera, S (5, PR) OBP: 0.286, SLG: 0.167 (6, 6)										1	0	0	0	0	1	0
7 Chase Headley, S (1, 7) OBP: 0.286, SLG: 0.286	x 0-0 FC4-6 ① 25 2B 1-2f 2-H		x 0-0 25 G6-4-3 1-2 1B		x 0-0 1-2 2-H 1B			x 0-0 G3 ①		4	1	2	1	0	0	1
66 Kyle Blanks, R (1, 3) OBP: 0.400, SLG: 0.250	x 0-0 F8 ②		CCC 0-3 K ①		x 0-0 G5-3 ②③ 2-3f			CCS 0-3 K ②		3	0	0	0	0	1	5
76 Chad Huffman, R (7, 3) OBP: 0.800, SLG: 0.500										1	0	0	0	0	1	0
25 Will Venable, L (1, 9) OBP: 0.417, SLG: 0.455	x 0-0 18 1B 2-H 2B		x 0-0 G6-4-3 ②③ 1-2f			x 0-0 26 CS 1B		x 0-0 F8 ③		3	1	2	1	0	0	2
67 Cedric Hunter, L (6, PR) OBP: 0.200, SLG: 0.200 (7, 9)										1	0	0	0	0	0	0
18 Travis Denker, R (1, 5) OBP: 0.364, SLG: 0.222	x 0-0 2-H 1B			x 0-0 P4 ①		x 0-0 F7 ①				3	0	1	1	0	0	1
60 Sean Kazmar Jr., R (8, 5)										0	0	0	0	0	0	0
4 Nick Hundley, R (1, 2) OBP: 0.200, SLG: 0.200	x 0-0 P4 ③			x 0-0 G4-3 ②		BBBB 4-0 1-2 BB ②				2	0	0	0	0	0	1
26 Jose Lobaton, S (6, 2)										0	0	0	0	1	0	0
15 Luis Antonio Rodriguez, S (5, 6)		CCS 0-3 K ①		x 0-0 G4-3 ③		x 0-0 F9 ③				2	0	0	0	0	1	0
10 Matt Antonelli, R (6, 4) OBP: 0.200, SLG: 0.200										1	0	0	0	0	0	1
44 Jake Peavy, R (1, 1)		x 0-0 L1 ②			CCS 0-3 K ①		H 1-0 11 G6-3 HBP			1	0	0	0	0	0	0
58 Wade LeBlanc, L (4, 1)										0	0	0	0	0	0	0
5 Kevin Kouzmanoff, R (5, PH) OBP: 0.500, SLG: 1.333										1	0	0	0	0	1	0
Justin Hampson, L (6, 1)										0	0	0	0	0	0	0
65 Arturo Lopez, L (7, 1)										0	0	0	0	0	0	0
73 Mitch Canham, L (7, PH) OBP: 0.800, SLG: 0.500										0	0	0	0	0	0	0
68 Greg Burke, R (8, 1)										0	0	0	0	0	0	0
64 Edwin Moreno, R (9, 1)										0	0	0	0	0	0	0
Inning Stats	R: 3 H: 2 E: 2 LOB: 1 K: 0 BB: 1 S: 6 P: 10	R: 0 H: 0 E: 0 LOB: 0 K: 1 BB: 0 S: 5 P: 5	R: 0 H: 1 E: 1 LOB: 1 K: 1 BB: 0 S: 6 P: 6	R: 0 H: 0 E: 0 LOB: 0 K: 0 BB: 0 S: 3 P: 3	R: 1 H: 3 E: 0 LOB: 1 K: 1 BB: 0 S: 7 P: 7	R: 0 H: 1 E: 0 LOB: 0 K: 0 BB: 1 S: 3 P: 7	R: 0 H: 0 E: 0 LOB: 0 K: 1 BB: 0 S: 4 P: 5	R: 0 H: 0 E: 0 LOB: 0 K: 1 BB: 0 S: 5 P: 5		1B: 6 SF: 0 2B: 1 SAC: 0 3B: 0 DP: 3 HR: 0 HBP: 1						

	AB	29
	R	4
	H	7
	RBI	3
	BB	2
	SO	5
	LOB	13

WP: 0 PA: 32
PB: 0
SB: 0
CS: 1

PITCHER		IP	WLS	BF	H	R	ER	SO	BB	IBB	HBP	BLK	WP	HR	S	P	ERA	WHIP
46 Ryan Dempster, R ERA:	(1, 1)	2.0	L	10	2	3	0	1	1	0	0	0	0	0	11	15	0.00	1.500
44 Chad Fox, R ERA:	(3, 1)	1.0		4	1	0	0	1	0	0	0	0	0	0	6	6	0.00	1.000
32 Mike Stanton, L ERA: 4.5	(4, 1)	1.0		3	0	0	0	0	0	0	0	0	0	0	3	3	0.00	0.000
64 Justin Berg, R ERA: 4.5	(5, 1)	1.0		5	3	1	1	1	0	0	0	0	0	0	7	7	9.00	3.000
67 Rocky Roquet, R ERA: 9.0	(6, 1)	1.0		4	1	0	0	0	1	0	0	0	0	0	3	7	0.00	2.000

PITCHER		IP	WLS	BF	H	R	ER	SO	BB	IBB	HBP	BLK	WP	HR	S	P	ERA	WHIP
22 Kevin Hart, R ERA:	(7, 1)	1.0		3	0	0	0	1	0	0	1	0	0	0	4	5	0.00	0.000
62 Marcos Mateo, R ERA:	(8, 1)	1.0		3	0	0	0	1	0	0	0	0	0	0	5	5	0.00	0.000

Milwaukee Brewers @ San Diego Padres

Peoria Stadium, Peoria, AZ

Mon Mar 02 2009, 3:05 PM EST

Att. 2,188 - Sunny - 82 F

TOP

livebaseballscorecards.com

Batter	1	2	3	4	5	6	7	8	9	AB	R	H	RBI	BB	SO	LOB
18 Jason Kendall, R (1, 2) OBP: 0.300, SLG: 0.500 87 Jonathan Lucroy, R (5, 2)	G5-3		F8	G6-3			K			3 1	0 0	0 0	0 0	0 0	0 1	0 0
30 Craig Counsell, L (1, 4) OBP: 0.583, SLG: 0.636 9 Hernan Iribarren, L (5, 4) OBP: 0.111, SLG: 0.111	G1-3		1 HR 1B		G5-3		F7			3 1	1 0	1 0	0 0	0 0	0 0	0 0
1 Corey Hart, R (1, 9) OBP: 0.750, SLG: 1.400 98 Cole Gillespie, R (5, PR) (5, 9) (6, 7)	1B		1-H HR		28 G4-3 2B			F8		3 1	1 0	3 0	2 0	0 0	0 0	0 0
28 Prince Fielder, L (1, 3) OBP: 0.250, SLG: 0.333 88 Lorenzo Cain, R (5, 7) (6, 8)	K		2B		G4-3 2-3			F9		3 1	0 0	1 0	0 0	0 0	1 0	2 0
13 Angel Salome, R (1, 10) OBP: 0.222, SLG: 0.667		3 G4-3 27 1B 2B	G6-3		F7			G6-3		4	1	1	0	0	0	3
3 Trot Nixon, L (1, 8) 93 Brendan Katin, R (6, 9)		G4-3 2-3	BB			G1-3			K	2 1	0 0	0 0	0 0	1 0	0 1	1 0
27 Brad Nelson, L (1, 7) OBP: 0.727, SLG: 0.571 (5, 3) 88 Brent Brewer, R (9, PR) OBP: 1.000, SLG: 4.000	3-H 1B	F8				K			BB	3 0	0 0	1 0	1 0	1 0	1 0	2 0
14 Casey McGehee, R (1, 5) OBP: 0.222, SLG: 0.222 97 Adam Heether, R (6, 5)	F9		21 G1-6-3 1B			G5-3			F9	3 1	0 0	1 0	0 0	0 0	0 0	1 1
21 Alcides Escobar, R (1, 6) OBP: 0.143, SLG: 0.214	F9		G1-6-3 1-2f				F7		G6-3	4	0	0	0	0	0	3
Inning Stats	R: 0 E: 0 K: 1 S: 6 H: 1 LOB: 1 BB: 0 P: 6	R: 1 E: 0 K: 0 S: 5 H: 2 LOB: 1 BB: 0 P: 5	R: 2 E: 0 K: 0 S: 6 H: 3 LOB: 2 BB: 1 P: 12	R: 0 E: 0 K: 0 S: 3 H: 1 LOB: 0 BB: 0 P: 3	R: 0 E: 0 K: 0 S: 4 H: 1 LOB: 2 BB: 0 P: 4	R: 0 E: 0 K: 1 S: 5 H: 0 LOB: 0 BB: 0 P: 5	R: 0 E: 0 K: 1 S: 5 H: 0 LOB: 0 BB: 0 P: 5	R: 0 E: 0 K: 0 S: 3 H: 0 LOB: 0 BB: 0 P: 3	R: 0 E: 0 K: 1 S: 5 H: 0 LOB: 1 BB: 1 P: 9	1B: 4 2B: 3 3B: 0 HR: 1 SF: 0 SAC: 0 DP: 1 HBP: 0						

	AB	34
	R	3
	H	8
	RBI	3
	BB	2
	SO	4
	LOB	13

WP: 0 PB: 0 SB: 0 CS: 0 PA: 36

PITCHER		IP	WLS	BF	H	R	ER	SO	BB	IBB	HBP	BLK	WP	HR	S	P	ERA	WHIP
52 Josh Geer, R ERA: 4.5	(1, 1)	2.0		9	3	1	1	1	0	0	0	0	0	0	11	11	4.50	1.500
61 Mat Latos, R ERA: 18.0	(3, 1)	1.0	B	7	3	2	2	0	1	0	0	0	0	1	6	12	18.00	4.000
39 Cesár Ramos, L ERA:	(4, 1)	1.0	W	3	1	0	0	0	0	0	0	0	0	0	3	3	0.00	1.000
72 Nick Schmidt, L ERA:	(5, 1)	1.0	H	4	1	0	0	0	0	0	0	0	0	0	4	4	0.00	1.000
Jae Kuk Ryu, R ERA:	(6, 1)	1.0	H	3	0	0	0	1	0	0	0	0	0	0	5	5	0.00	0.000

PITCHER		IP	WLS	BF	H	R	ER	SO	BB	IBB	HBP	BLK	WP	HR	S	P	ERA	WHIP
38 Cesar Carrillo, R ERA: 4.5	(7, 1)	1.0	H	3	0	0	0	1	0	0	0	0	0	0	5	5	0.00	0.000
Iván Nova, R ERA:	(8, 1)	1.0	H	3	0	0	0	0	0	0	0	0	0	0	3	3	0.00	0.000
70 Matt Buschmann, R ERA:	(9, 1)	1.0	S	4	0	0	0	1	1	0	0	0	0	0	5	9	0.00	1.000

Batter	1	2	3	4	5	6	7	8	9	AB	R	H	RBI	BB	SO	LOB
33 Jody Gerut, L (1, 8) OBP: 0.333, SLG: 0.143 76 Chad Huffman, R (6, 7) OBP: 0.667, SLG: 0.333 (8, 3)	F8	F9		G6-3			G4-3			3	0	0	0	0	0	1
										1	0	0	0	0	0	0
8 Chris Burke, R (1, 4) 67 Cedric Hunter, L (6, 9) OBP: 0.167, SLG: 0.167	BB 49 HR 16 S		G5-3		L4		G4-3			2	1	0	0	1	0	0
										1	0	0	0	0	0	0
16 Cliff Floyd, L (1, 10) OBP: 0.444, SLG: 0.571 26 Jose Lobaton, S (7, PH) (8, 10)	BB 49 HR 1-2		2B		P6		G3-1			2	1	1	0	1	0	0
										1	0	0	0	0	0	0
49 Emil Brown, R (1, 7) OBP: 0.375, SLG: 0.875 14 Colt Morton, R (6, 2) OBP: 0.250, SLG: 0.250	HR 1-H 2-H		K		1B 66 HBP			K		3	1	2	3	0	1	1
										1	0	0	0	0	1	0
66 Kyle Blanks, R (1, 3) OBP: 0.462, SLG: 0.300 84 Brett Dowdy, R (8, 5)	1B 11 FC4-6		G5-3		HBP 1-2			K		2	0	1	0	0	0	1
										1	0	0	0	0	1	0
11 Drew Macias, L (1, 9) OBP: 0.273, SLG: 0.364 (6, 8)	FC4-6 1-2f			1B 18 2B	P6			K		4	1	1	0	0	1	3
30 Eliezer Alfonzo, R (1, 2) 10 Matt Antonelli, R (6, 4) OBP: 0.167, SLG: 0.167	G4-3			K		G5-3				2	0	0	0	0	1	2
										1	0	0	0	0	0	0
18 Travis Denker, R (1, 5) OBP: 0.357, SLG: 0.333 60 Sean Kazmar Jr., R (7, 5) (8, 6)		K		2B 1 G4-3 1-H		F9				3	0	1	1	0	1	0
										0	0	0	0	0	0	0
1 Everth Cabrera, S (1, 6) OBP: 0.200, SLG: 0.111 85 Danny Payne, L (8, 7)		G4-3		G4-3 2-3		K				3	0	0	0	0	1	1
										0	0	0	0	0	0	0
Inning Stats	R: 3 E: 0 K: 0 S: 5 H: 2 LOB: 1 BB: 2 P: 13	R: 0 E: 0 K: 1 S: 5 H: 0 LOB: 0 BB: 0 P: 5	R: 0 E: 0 K: 1 S: 6 H: 1 LOB: 1 BB: 0 P: 6	R: 1 E: 0 K: 1 S: 7 H: 2 LOB: 1 BB: 0 P: 7	R: 0 E: 0 K: 0 S: 4 H: 1 LOB: 2 BB: 0 P: 5	R: 0 E: 0 K: 1 S: 5 H: 0 LOB: 0 BB: 0 P: 5	R: 0 E: 0 K: 0 S: 3 H: 0 LOB: 0 BB: 0 P: 3	R: 0 E: 0 K: 3 S: 9 H: 0 LOB: 0 BB: 0 P: 9		1B: 3 2B: 2 3B: 0 HR: 1	SF: 0 SAC: 0 DP: 0 HBP: 1			WP: 0 PB: 0 SB: 1 CS: 0	PA: 33		

PITCHER		IP	WLS	BF	H	R	ER	SO	BB	IBB	HBP	BLK	WP	HR	S	P	ERA	WHIP
Jeff Suppan, R ERA: 7.2	(1, 1)	3.0		14	3	3	3	2	2	0	0	0	0	1	16	24	9.00	1.667
60 Todd Coffey, R ERA: 3.0	(4, 1)	1.0	L	5	2	1	1	1	0	0	0	0	0	0	7	7	9.00	2.000
43 R.J. Swindle, L ERA: 4.5	(5, 1)	1.0		5	1	0	0	0	0	0	1	0	0	0	4	5	0.00	1.000
48 Tim Dillard, R ERA:	(6, 1)	2.0		6	0	0	0	1	0	0	0	0	0	0	8	8	0.00	0.000
65 Lindsay Gulin, L ERA:	(8, 1)	1.0		3	0	0	0	3	0	0	0	0	0	0	9	9	0.00	0.000

PITCHER	IP	WLS	BF	H	R	ER	SO	BB	IBB	HBP	BLK	WP	HR	S	P	ERA	WHIP

BOTTOM

Milwaukee Brewers @ San Diego Padres

Peoria Stadium, Peoria, AZ

Mon Mar 02 2009, 3:05 PM EST

Att. 2,188 - Sunny - 82 F

livebaseballscorecards.com

AB	30
R	4
H	6
RBI	4
BB	2
SO	7
LOB	9

Batter	1	2	3	4	5	6	7	8	9	AB	R	H	RBI	BB	SO	LOB
27 Matt Kemp, R (1, 8) OBP: 0.462, SLG: 0.750	x 0-0 ① P6		S S S 0-3 ③ K			S S S 0-3 ① K	x 0-0 ③ F9			3	0	0	0	0	2	0
17 Jason Repko, R (6, 8) OBP: 0.182, SLG: 0.100										1	0	0	0	0	0	0
16 Andre Ethier, L (1, 10) OBP: 0.286, SLG: 0.571	x 0-0 ② G3-1			x 0-0 ① F8		x 0-0 5 1B 3B		x 0-0 ① F7		4	1	1	0	0	0	0
5 Mark Loretta, R (1, 4) OBP: 0.364, SLG: 0.300	x 0-0 ③ F7			x 0-0 ② F8		x 0-0 33 HR 3-H 1B		x 0-0 ② G4-3		3	0	1	1	0	0	0
60 Chin-Lung Hu, R (6, PR) OBP: 0.143, SLG: 0.571										1	1	0	0	0	0	0
7 James Loney, L (1, 3) OBP: 0.182, SLG: 0.182		x 0-0 ① G1-3		x 0-0 ③ G6-3		x 0-0 ② F9		C C C 0-3 ③ K		3	0	0	0	0	0	1
76 Doug Mientkiewicz, L (6, 3)										1	0	0	0	0	1	0
33 Blake DeWitt, L (1, 6) OBP: 0.313, SLG: 0.563		C C C 0-3 ② K			x 0-0 75 1B 72 E 2B	S B X 1-1 1-H HR			x 0-0 ① G4-3	3	2	2	2	0	1	0
14 Juan Castro, R (6, 6) OBP: 0.600, SLG: 0.900										1	0	0	0	0	0	0
83 Mitch Jones, R (1, 7) OBP: 0.385, SLG: 1.250		S C B B X 2-2 HR			x 0-0 ① P4	x 0-0 1B			x 0-0 75 L6-3 1B	3	1	2	1	0	0	1
77 Jamie Hoffmann, R (6, PR) OBP: 0.667, SLG: 1.167										1	0	1	0	0	0	0
75 Xavier Paul, L (1, 9) OBP: 0.412, SLG: 0.467		x 0-0 ③ G3			x 0-0 ② 2-3 1B	x 0-0 ③ F7			x 0-0 ② ③ L6-3 1-1	4	0	1	0	0	0	2
72 Hector Luna, R (1, 5)			x 0-0 ① G5-3		x 0-0 E4 3-H		x 0-0 ① F8			3	0	0	0	0	0	0
44 A.J. Ellis, R (1, 2) OBP: 0.286, SLG: 0.286			x 0-0 ② F8		S S S 0-3 ③ K		x 0-0 ② G4-3			3	0	0	0	0	1	1
28 Danny Ardoin, R (7, 2) OBP: 0.750, SLG: 1.000										0	0	0	0	0	0	0
Inning Stats	R: 0 H: 0 E: 0 LOB: 0 K: 0 BB: 0 S: 3 P: 3	R: 1 H: 1 E: 0 LOB: 0 K: 1 BB: 0 S: 8 P: 10	R: 0 H: 0 E: 0 LOB: 0 K: 1 BB: 0 S: 5 P: 5	R: 0 H: 0 E: 0 LOB: 0 K: 0 BB: 0 S: 3 P: 3	R: 1 H: 2 E: 1 LOB: 1 K: 1 BB: 0 S: 7 P: 7	R: 3 H: 4 E: 0 LOB: 1 K: 1 BB: 0 S: 10 P: 11	R: 0 H: 0 E: 0 LOB: 0 K: 0 BB: 0 S: 3 P: 3	R: 0 H: 0 E: 0 LOB: 0 K: 1 BB: 0 S: 5 P: 5	R: 0 H: 1 E: 0 LOB: 0 K: 0 BB: 0 S: 3 P: 3	1B: 4 SF: 0 2B: 2 SAC: 0 3B: 1 DP: 1 HR: 2 HBP: 0						

PITCHER		IP	WLS	BF	H	R	ER	SO	BB	IBB	HBP	BLK	WP	HR	S	P	ERA	WHIP
32 Chris Young, R ERA: 3.0	(1, 1)	2.0	L	7	1	1	1	1	0	0	0	0	0	1	11	13	4.50	0.500
43 Cla Meredith, R ERA:	(3, 1)	1.0		3	0	0	0	1	0	0	0	0	0	0	5	5	0.00	0.000
78 Chris Britton, R ERA:	(4, 1)	1.0		3	0	0	0	0	0	0	0	0	0	0	3	3	0.00	0.000
40 Scott Patterson, R ERA:	(5, 1)	1.0		5	2	1	0	1	0	0	0	0	0	0	7	7	0.00	2.000
74 Gabe DeHoyos, R ERA: 13.5	(6, 1)	1.0		7	4	3	3	1	0	0	0	0	0	1	10	11	27.00	4.000
46 Ernesto Frieri, R ERA:	(7, 1)	1.0		3	0	0	0	0	0	0	0	0	0	0	3	3	0.00	0.000
75 Will Inman, R ERA:	(8, 1)	1.0		3	0	0	0	1	0	0	0	0	0	0	5	5	0.00	0.000
56 Mike Ekstrom, R ERA:	(9, 1)	1.0		3	1	0	0	0	0	0	0	0	0	0	3	3	0.00	1.000

TOP

Los Angeles Dodgers @ San Diego Padres

Peoria Stadium, Peoria, AZ

Tue Mar 03 2009, 3:05 PM EST

Att. 2,923 - Overcast - 79 F

livebaseballscorecards.com

AB	34
R	5
H	8
RBI	4
BB	0
SO	5
LOB	5

WP: 0	PA: 34																	
PB: 0																		
SB: 0																		
CS: 0																		

BOTTOM

Los Angeles Dodgers @ San Diego Padres

Peoria Stadium, Peoria, AZ

Tue Mar 03 2009, 3:05 PM EST

Att. 2,923 - Overcast - 79 F

livebaseballscorecards.com

Batter	1	2	3	4	5	6	7	8	9	AB	R	H	RBI	BB	SO	LOB
8 Chris Burke, R (1, 6)	BBBB 4-0 22 FC6-4 BB		X 0-0 ② G3 2-3		X 0-0 ② P5		X 0-0 67 G4-3 1 BB 30 G4-3 1B		BBBB 4-0 1 G4-3 1 BLK 76 E BB	2	0	0	0	1	0	2
10 Matt Antonelli, R (6, 4) OBP: 0.375, SLG: 0.286										1	2	1	0	1	0	0
22 David Eckstein, R (1, 4) OBP: 0.333, SLG: 0.556	X 0-0 ① FC6-4 1-2f		X 0-0 ③ G3		X 0-0 33 1B 2-H 1B		BBBB 4-0 30 G4-3 67 G4-3 1-2 BB		X 0-0 ① G4-3 1-3	3	0	1	1	0	0	2
1 Everth Cabrera, S (5, PR) (6, 6) OBP: 0.250, SLG: 0.100										1	0	0	0	1	0	1
33 Jody Gerut, L (1, 8) OBP: 0.333, SLG: 0.200	X 0-0 ② P2			X 0-0 ① G5-3	X 0-0 49 BB 1-3 1B		X 0-0 ① G4-3 1-2 2-3		SSS 0-3 ② K	3	0	1	0	0	0	1
67 Cedric Hunter, L (5, PR) (6, 8) OBP: 0.125, SLG: 0.125										2	0	0	0	0	1	3
49 Emil Brown, R (1, 10) OBP: 0.364, SLG: 0.700	SST 0-2 ③ K			X 0-0 ② P4	BBBB 4-0 1-2 BB		X 0-0 ② G4-3 2-3 3-H		BBBB 4-0 76 E BB	2	0	0	0	1	1	1
30 Eliezer Alfonzo, R (7, PH) (8, 10)										1	0	0	1	0	0	1
11 Drew Macias, L (9, PH) OBP: 0.333, SLG: 0.364										0	0	0	0	1	0	0
7 Chase Headley, S (1, 7) OBP: 0.300, SLG: 0.300		CCC 0-3 ① K	X 0-0 66 1B 66 BLK 1B	SSS 0-3 ③ K		CCC 0-3 ③ K		S 1 SAFE X 0-1 ③ G5-3 1-2 3-H		3	0	1	0	0	2	3
76 Chad Huffman, R (6, 7) OBP: 0.500, SLG: 0.200										2	0	0	0	0	1	2
66 Kyle Blanks, R (1, 3) OBP: 0.500, SLG: 0.462		X 0-0 ② F9	B X 1-0 1-3 1B			X 0-0 25 1B 73 G5-4-3 2B		X 0-0 ① P3		3	1	2	0	0	0	0
87 Matt Clark, L (7, 3)										1	0	0	0	0	0	0
25 Will Venable, L (1, 9) OBP: 0.400, SLG: 0.429	SSS 0-3 ③ K		X 0-0 ③ G5-3			X 0-0 73 G5-4-3 2-3 1B		X 0-0 ② G6-3		3	0	1	0	0	1	2
84 Brett Dowdy, R (7, 9)										1	0	0	0	0	0	0
4 Nick Hundley, R (1, 2) OBP: 0.429, SLG: 0.429			X 0-0 8 G3 15 SH1-3 1B		X 0-0 15 G6-3 22 1B 1B		X 0-0 ① ② G5-4-3 1-2f 3-H		X 0-0 1B	2	1	2	0	0	0	0
73 Mitch Canham, L (6, 2) OBP: 0.714, SLG: 0.500										2	0	1	0	0	0	1
15 Luis Antonio Rodriguez, S (5, 5)			X 0-0 ① SH1-3 1-2		X 0-0 ① G6-3 1-2		X 0-0 ③ F7		X 0-0 ③ F9	1	0	0	0	0	0	1
18 Travis Denker, R (6, 5) OBP: 0.313, SLG: 0.286										2	0	0	0	0	0	1

Inning Stats	1	2	3	4	5	6	7	8	9	1B	SF	WP	PA
	R: 0 E: 0 K: 1 S: 5	H: 0 LOB: 1 BB: 1 P: 9	R: 0 E: 0 K: 2 S: 7	H: 0 LOB: 0 BB: 0 P: 7	R: 0 E: 0 K: 0 S: 4	H: 1 LOB: 1 BB: 0 P: 4	R: 0 E: 0 K: 0 S: 5	H: 2 LOB: 2 BB: 0 P: 6	R: 1 E: 0 K: 1 S: 8	H: 3 LOB: 3 BB: 1 P: 12	R: 1 E: 0 K: 0 S: 4	H: 2 LOB: 0 BB: 0 P: 4	R: 1 E: 0 K: 1 S: 6	H: 1 LOB: 1 BB: 1 P: 10	R: 0 E: 0 K: 0 S: 4	H: 1 LOB: 1 BB: 0 P: 4	R: 1 E: 1 K: 1 S: 6	H: 0 LOB: 1 BB: 2 P: 14	1B: 9 2B: 1 3B: 0 HR: 0	SF: 0 SAC: 1 DP: 1 HBP: 0	WP: 0 PB: 0 SB: 0 CS: 0	PA: 41

PITCHER		IP	WLS	BF	H	R	ER	SO	BB	IBB	HBP	BLK	WP	HR	S	P	ERA	WHIP
58 Chad Billingsley, R ERA: 2.25	(1, 1)	2.0	W	7	0	0	0	3	1	0	0	0	0	0	12	16	0.00	0.500
36 Shawn Estes, L ERA: 13.5	(3, 1)	2.0	H	9	3	0	0	0	0	0	0	1	0	0	9	10	0.00	1.500
79 Jesus Adrian Castillo, R ERA: 9.0	(5, 1)	1.0	H	7	3	1	1	1	1	0	0	0	0	0	8	12	9.00	4.000
37 Tanyon Sturtze, R ERA: 5.4	(6, 1)	1.0		4	2	1	1	0	0	0	0	0	0	0	4	4	9.00	2.000
35 Erick Threets, L ERA: 4.5	(7, 1)	1.0	H	5	1	1	1	1	1	0	0	0	0	0	6	10	9.00	2.000

PITCHER		IP	WLS	BF	H	R	ER	SO	BB	IBB	HBP	BLK	WP	HR	S	P	ERA	WHIP
82 Charlie Haeger, R ERA:	(8, 1)	1.0	H	4	1	0	0	0	0	0	0	0	0	0	4	4	0.00	1.000
68 Jacobo Meque, L ERA:	(9, 1)	0.2	H	3	0	1	0	1	1	0	0	1	0	0	4	8	0.00	1.500
64 Travis Chick, R ERA: 20.25	(9, 1)	0.1	S	2	0	0	0	0	1	0	0	0	0	0	2	6	0.00	3.000

AB	35
R	4
H	10
RBI	2
BB	5
SO	6
LOB	21

Batter	1	2	3	4	5	6	7	8	9	AB	R	H	RBI	BB	SO	LOB
25 Will Venable, L (1, 8) OBP: 0.333, SLG: 0.353 67 Cedric Hunter, L (6, 8) OBP: 0.200, SLG: 0.111	G4-3		F7			G6-3 1-H	BB 1-2		F8	3 0 0 1 0 0 1 1 0 0 0 1 0 0						
22 David Eckstein, R (1, 4) OBP: 0.417, SLG: 0.500 60 Sean Kazmar Jr., R (6, PR) (6, 5)	F7			BB 5 CS		BB 16	K		F9	1 0 0 0 2 0 0 2 0 0 0 0 1 3						
16 Cliff Floyd, L (1, 10) OBP: 0.417, SLG: 0.444 18 Travis Denker, R (6, PR) OBP: 0.294, SLG: 0.267 (6, 10)	F7			F7		BB 5 FC4 1-2		K2-3		2 0 0 0 1 0 1 1 0 0 0 0 1 0						
5 Kevin Kouzmanoff, R (1, 5) OBP: 0.286, SLG: 0.667 26 Jose Lobaton, S (6, 2) OBP: 0.500, SLG: 0.667		F7		K 1-2		FC4 1-2f		11 1B 2B		3 0 0 0 0 1 3 1 1 1 0 0 0 0						
7 Chase Headley, S (1, 7) OBP: 0.308, SLG: 0.250 76 Chad Huffman, R (7, 7) OBP: 0.444, SLG: 0.167 (8, 3)		G6-3			G3		10 HBP 11 WP 1 FC5-4 BB	G6-3		2 1 0 0 1 0 0 1 0 0 0 0 0 1						
49 Emil Brown, R (1, 9) OBP: 0.385, SLG: 0.667 11 Drew Macias, L (5, 9) OBP: 0.429, SLG: 0.417		K			66 G6-4-3 1B		1 FC5-4 10 HBP 1-2 BB	87 BB 2-H 1B		2 0 1 0 0 1 0 1 0 1 1 1 0 0						
66 Kyle Blanks, R (1, 3) OBP: 0.421, SLG: 0.375 87 Matt Clark, L (7, 3) 84 Brett Dowdy, R (8, PR) (8, 7)			F9		G6-4-3 1-2f		K	BB 1-2		3 0 0 0 0 1 3 0 0 0 0 1 0 0 0 0 0 0 0 0 0						
30 Eliezer Alfonzo, R (1, 2) OBP: 0.167, SLG: 0.333 10 Matt Antonelli, R (6, 4) OBP: 0.400, SLG: 0.250			2B			K2-3	1 FC5-4 1-2 2-3 HBP	G6-3		2 0 1 0 0 1 0 1 0 0 0 0 0 2						
15 Luis Antonio Rodriguez, S (6, 6) OBP: 0.143, SLG: 0.143 1 Everth Cabrera, S (6, 6) OBP: 0.214, SLG: 0.083			F8			25 S 25 G6-3 1B	FC5-4 67 BB 1-2f 2-3 3-H		G1-6-3	2 1 1 0 0 0 1 2 0 0 1 0 0 2						
Inning Stats	R: 0 E: 0 K: 0 S: 3 H: 0 LOB: 0 BB: 0 P: 3	R: 0 E: 0 K: 1 S: 5 H: 0 LOB: 0 BB: 0 P: 5	R: 0 E: 0 K: 0 S: 4 H: 1 LOB: 1 BB: 0 P: 4	R: 0 E: 0 K: 1 S: 4 H: 0 LOB: 0 BB: 1 P: 8	R: 0 E: 0 K: 0 S: 3 H: 1 LOB: 0 BB: 0 P: 3	R: 1 E: 0 K: 1 S: 7 H: 1 LOB: 2 BB: 2 P: 16	R: 1 E: 0 K: 2 S: 7 H: 0 LOB: 3 BB: 3 P: 20	R: 1 E: 0 K: 1 S: 7 H: 2 LOB: 2 BB: 1 P: 11	R: 0 E: 0 K: 0 S: 3 H: 0 LOB: 0 BB: 0 P: 3	1B: 3 2B: 2 3B: 0 HR: 0 SF: 0 SAC: 0 DP: 1 HBP: 1						

TOP

San Diego Padres @ Texas Rangers

Surprise Stadium, Surprise, AZ

Thu Mar 05 2009, 3:05 PM EST

Att. 3,127 - Partly Cloudy - 68 F

livebaseballscorecards.com

AB	30
R	3
H	5
RBI	3
BB	7
SO	6
LOB	17

PITCHER		IP	WLS	BF	H	R	ER	SO	BB	IBB	HBP	BLK	WP	HR	S	P	ERA	WHIP
39 Scott Feldman, R ERA: 9.82	(1, 1)	2.0	W	6	0	0	0	1	0	0	0	0	0	0	8	8	0.00	0.000
37 Kris Benson, R ERA: 2.25	(3, 1)	2.0	H	7	1	0	0	1	1	0	0	0	0	0	8	12	0.00	1.000
46 Luis Mendoza, R ERA: 2.08	(5, 1)	2.0	H	9	2	1	1	1	2	0	0	0	0	0	10	19	4.50	2.000
58 Derrick Turnbow, R ERA: 4.5	(7, 1)	1.0	H	7	0	1	1	2	3	0	1	0	1	0	7	20	9.00	3.000
31 Jason Jennings, R ERA: 9.0	(8, 1)	1.0	H	6	2	1	1	1	1	0	0	0	0	0	7	11	9.00	3.000

PITCHER		IP	WLS	BF	H	R	ER	SO	BB	IBB	HBP	BLK	WP	HR	S	P	ERA	WHIP
36 C.J. Wilson, L ERA:	(9, 1)	0.1	S	1	0	0	0	0	0	0	0	0	0	0	1	1	0.00	0.000
95 A.J. Murray, L ERA:	(9, 1)	0.2	S	2	0	0	0	0	0	0	0	0	0	0	2	2	0.00	0.000

San Diego Padres @ Texas Rangers

Surprise Stadium, Surprise, AZ

Thu Mar 05 2009, 3:05 PM EST
Att. 3,127 - Partly Cloudy - 68 F

livebaseballscorecards.com

Batter	1	2	3	4	5	6	7	8	9	AB	R	H	RBI	BB	SO	LOB
5 Ian Kinsler, R (1, 4) OBP: 0.333, SLG: 0.611 65 Jose Vallejo, S (6, 4) OBP: 0.273, SLG: 0.111	10 F9 32 1B 2B		G5-3 ②		1-H HR		G4-3 ①			3 1	2 0	2 0	2 0	0 0	0 0	0 0
10 Michael Young, R (1, 5) OBP: 0.316, SLG: 0.235 6 German Duran, R (6, 5) OBP: 0.250, SLG: 0.100	F9 ① 2-3		G5-3 ③		32 E BB		64 E BB			2 0	0 0	0 0	0 0	1 1	0 0	1 0
32 Josh Hamilton, L (1, 8) OBP: 0.500, SLG: 1.143 25 Andruw Jones, R (6, 8) OBP: 0.200, SLG: 0.143	9 FC6-4 3-H 1B			9 2B 2B	E8 1-2		K			3 1	1 0	2 0	1 0	0 0	0 1	1 1
9 Hank Blalock, L (1, 10) OBP: 0.500, SLG: 0.733 64 Manny Piña, R (5, PH) (6, 10)	FC6-4 ② 1-2f			22 G1-3 2-H 2B	F4 ②		FC6 1-2			2 2	0 0	1 0	1 0	0 0	0 0	1 3
22 Marlon Byrd, R (1, 9) OBP: 0.273, SLG: 0.300 41 Brandon Boggs, S (6, 9) OBP: 0.286, SLG: 0.250	G4-3 ③			G1-3 ① 2-3	K ③		K2-3 ③			3 1	0 0	0 0	0 0	0 0	1 1	4 2
7 David Murphy, L (1, 7) OBP: 0.316, SLG: 0.474 15 Travis Metcalf, R (6, 7) OBP: 0.333, SLG: 0.412		P2 ①		G6-3 ②	14 BB 1B			G1-3 ①		2 2	0 0	0 1	0 0	0 0	0 0	1 0
19 Chris Davis, L (1, 3) OBP: 0.400, SLG: 0.250 12 Justin Smoak, S (7, 3) OBP: 0.455, SLG: 0.909		P5 ②		K ③	K ①			F9 ②		3 1	0 0	0 0	0 0	0 0	2 0	2 0
2 Taylor Teagarden, R (1, 2) OBP: 0.286, SLG: 0.286 14 Adam Melhuse, S (6, 2) OBP: 0.714, SLG: 0.800	K ③				K ①		13 G6-4-3 1-2 BB	K ③		2 1	0 0	0 0	0 0	0 1	2 1	0 0
1 Elvis Andrus, R (1, 6) OBP: 0.313, SLG: 0.214 13 Omar Vizquel, S (6, 6) OBP: 0.455, SLG: 0.400			B1-3 ①		5 S 5 HR BB		G6-4-3 ②③ 1-2f			1 1	1 0	0 0	0 0	1 0	0 0	0 2
Inning Stats	R: 1 E: 0 K: 0 S: 6 H: 2 LOB: 1 BB: 0 P: 6	R: 0 E: 0 K: 1 S: 5 H: 0 LOB: 0 BB: 0 P: 5	R: 0 E: 0 K: 0 S: 3 H: 0 LOB: 0 BB: 0 P: 3	R: 1 E: 0 K: 1 S: 7 H: 2 LOB: 1 BB: 0 P: 7	R: 2 E: 1 K: 2 S: 9 H: 1 LOB: 2 BB: 2 P: 19	R: 0 E: 0 K: 1 S: 5 H: 1 LOB: 1 BB: 1 P: 9	R: 0 E: 1 K: 2 S: 8 H: 0 LOB: 2 BB: 1 P: 12	R: 0 E: 0 K: 1 S: 5 H: 0 LOB: 0 BB: 0 P: 5		1B: 2 2B: 3 3B: 0 HR: 1	SF: 0 SAC: 0 DP: 1 HBP: 0			WP: 0 PB: 0 SB: 1 CS: 0	PA: 35		

PITCHER		IP	WLS	BF	H	R	ER	SO	BB	IBB	HBP	BLK	WP	HR	S	P	ERA	WHIP
53 Cha Seung Baek, R ERA: 9.0	(1, 1)	2.0	L	8	2	1	1	1	0	0	0	0	0	0	11	11	4.50	1.000
Justin Hampson, L ERA: 6.75	(3, 1)	1.0		3	0	0	0	0	0	0	0	0	0	0	3	3	0.00	0.000
50 Joe Thatcher, L ERA: 2.7	(4, 1)	1.0		5	2	1	1	1	0	0	0	0	0	0	7	7	9.00	2.000
82 Oneli Perez, R ERA: 20.25	(5, 1)	0.1		5	1	2	2	1	2	0	0	0	0	1	5	15	54.00	9.000
57 Wilton Lopez, R ERA:	(5, 1)	0.2		2	0	0	0	1	0	0	0	0	0	0	4	4	0.00	0.000
64 Edwin Moreno, R ERA:	(6, 1)	1.0		4	1	0	0	1	1	0	0	0	0	0	5	9	0.00	2.000
68 Greg Burke, R ERA:	(7, 1)	1.0		5	0	0	0	2	1	0	0	0	0	0	8	12	0.00	1.000
65 Arturo Lopez, L ERA:	(8, 1)	1.0		3	0	0	0	1	0	0	0	0	0	0	5	5	0.00	0.000

AB	31
R	4
H	6
RBI	4
BB	4
SO	8
LOB	18

Colorado Rockies @ San Diego Padres

Peoria Stadium, Peoria, AZ

Fri Mar 06 2009, 3:05 PM EST

Att. 4,354 - Partly Cloudy - 70 F

TOP

livebaseballscorecards.com

Batter	1	2	3	4	5	6	7	8	9	AB	R	H	RBI	BB	SO	LOB
22 Scott Podsednik, L (1, 7) OBP: 0.250, SLG: 0.250	0-0 19 1B 40 G6-3 1B		0-0 G4-3		0-0 19 BB 40 E 1B	1-0 P6 1-3 3-H	0-0 3 S 1B 2-H		0-3 K	4	2	2	0	0	0	1
24 Dexter Fowler, S (6, 8) OBP: 0.214, SLG: 0.154										2	0	1	1	0	1	3
19 Ryan Spilborghs, R (1, 8) OBP: 0.231, SLG: 0.167	0-0 40 G6-3 1-3 1B		0-0 P4		4-0 40 S 1-2 BB	0-0 1B 3-H	1-0 P6 1-2		0-0 F7	3	0	2	1	1	0	0
41 Alan Embree, L (6, 1)										0	0	0	0	0	0	0
3 Luis Gonzalez, R (7, PH) (7, 5)										2	0	0	0	0	0	4
40 Daniel Ortmeier, S (1, 9) OBP: 0.200, SLG: 0.429	0-0 G6-3 1-2f 3-H			0-0 F7	4-0 8 FC6-4 1-3 2-H BB	0-0 F8		0-0 G4-3		4	0	0	0	1	0	2
(6, 3)																
8 Yorvit Torrealba, R (1, 2) OBP: 0.300, SLG: 0.700	1-2 HR			0-0 L8	0-0 FC6-4 1-2f		1-1 HR	0-3 K		3	1	1	1	0	0	2
67 Michael McKenry, R (6, 2) OBP: 0.250, SLG: 1.000										2	1	1	1	0	1	0
47 Joe Koshansky, L (1, 3) OBP: 0.375, SLG: 0.643	0-3 K			0-3 K		0-0 1 1B 6 PB 4 1B 1B	0-0 G3-1	0-0 G6-3		3	0	1	0	0	2	0
72 Chris Frey, L (6, PR)										2	1	0	0	0	0	0
(6, 9)																
62 Christian Colonel, R (1, 5) OBP: 0.250, SLG: 0.313		0-3 K			0-0 6 WP 6 3B 2B	0-0 F9	0-0 F9		0-0 L8	4	1	1	0	0	1	1
53 Randy Flores, L (7, 1)										0	0	0	0	0	0	0
46 Ryan Mattheus, R (8, 1)										0	0	0	0	0	0	0
64 Chris Nelson, R (9, PH) OBP: 0.167, SLG: 0.167										1	0	0	0	0	0	0
(9, 6)																
6 Omar Quintanilla, L (1, 6) OBP: 0.533, SLG: 0.714		0-0 G6-3			1-0 1 SF9 2-H 3B	4-0 1 1B 4 1B 1-2 BB	0-0 1 1B 4 E 1B		0-0 1 1B 1 WP 1B	2	2	1	1	1	0	0
65 Matt Miller, R (6, 7) OBP: 0.400, SLG: 0.333										2	1	2	0	0	0	0
1 Jonathan Herrera, S (1, 4) OBP: 0.467, SLG: 0.364		0-0 P6			0-0 SF9 3-H	0-0 4 1B 22 E 1-2 2-3 1B	0-0 4 E 1-3 1B		1-0 4 BB 1-3 1B	4	2	3	1	0	0	0
(6, 6)																
61 Esmil Rogers, R (9, 1)										0	0	0	0	0	0	0
28 Aaron Cook, R (1, 1)			0-0 P4		0-3 K	0-0 22 E 22 S 19 1B 1-3 2-H 3-H 1B	0-0 E6 24 1B 2-H 3-H		4-0 1-2 BB	1	0	0	0	0	0	0
71 Wilin Rosario, R (5, PH)										1	0	0	0	0	1	0
16 Huston Street, R (5, 1)										0	0	0	0	0	0	0
66 Matt Daley, R (5, 1)										0	0	0	0	0	0	0
4 Eric Young Jr., S (6, PH) OBP: 0.235, SLG: 0.188										2	2	1	2	1	0	0
(6, 4)																
Inning Stats	R: 2 E: 0 K: 1 S: 9 H: 3 LOB: 0 BB: 0 P: 10	R: 0 E: 0 K: 1 S: 5 H: 0 LOB: 0 BB: 0 P: 5	R: 0 E: 0 K: 0 S: 3 H: 0 LOB: 0 BB: 0 P: 3	R: 0 E: 0 K: 1 S: 5 H: 0 LOB: 0 BB: 0 P: 5	R: 3 E: 0 K: 1 S: 8 H: 3 LOB: 2 BB: 2 P: 17	R: 4 E: 1 K: 0 S: 7 H: 4 LOB: 1 BB: 1 P: 12	R: 4 E: 1 K: 0 S: 9 H: 4 LOB: 1 BB: 0 P: 11	R: 0 E: 0 K: 1 S: 5 H: 0 LOB: 0 BB: 0 P: 5	R: 0 E: 0 K: 1 S: 7 H: 2 LOB: 3 BB: 1 P: 12	1B: 12 2B: 1 3B: 1 HR: 2	SF: 1 SAC: 0 DP: 1 HBP: 0						

	AB	42
	R	13
	H	16
	RBI	8
	BB	4
	SO	6
	LOB	13

WP: 2 PB: 1 SB: 4 CS: 0 PA: 47

PITCHER		IP	WLS	BF	H	R	ER	SO	BB	IBB	HBP	BLK	WP	HR	S	P	ERA	WHIP
79 Kevin Correia, R ERA: 5.4	(1, 1)	3.0		11	3	2	2	2	0	0	0	0	0	1	17	18	6.00	1.000
58 Wade LeBlanc, L ERA: 9.0	(4, 1)	2.0		11	3	3	2	2	2	0	0	0	1	0	13	22	9.00	2.500
59 Chad Reineke, R ERA: 10.8	(6, 1)	0.2	L	7	4	4	2	0	1	0	0	0	0	0	6	11	27.00	7.500
Iván Nova, R ERA: 2.7	(6, 1)	1.1		9	4	4	1	0	0	0	0	0	0	1	10	12	6.75	3.000
Jae Kuk Ryu, R ERA:	(8, 1)	1.0		3	0	0	0	1	0	0	0	0	0	0	5	5	0.00	0.000

PITCHER		IP	WLS	BF	H	R	ER	SO	BB	IBB	HBP	BLK	WP	HR	S	P	ERA	WHIP
38 Cesar Carrillo, R ERA: 3.0	(9, 1)	1.0		6	2	0	0	1	1	0	0	0	1	0	7	12	0.00	3.000

Colorado Rockies @ San Diego Padres

Peoria Stadium, Peoria, AZ

Fri Mar 06 2009, 3:05 PM EST

Att. 4,354 - Partly Cloudy - 70 F

livebaseballscorecards.com

BOTTOM

Batter	1	2	3	4	5	6	7	8	9	AB	R	H	RBI	BB	SO	LOB
11 Drew Macias, L (1, 9) OBP: 0.444, SLG: 0.467 67 Cedric Hunter, L (8, 9) OBP: 0.333, SLG: 0.200	8 WP 2B		G4-3 2-3		8 1B 7 HR BB	K		10 FC6-4 1B	76 HR 1-2 2-3 BB	3 1	1 1	1 1	0 1	1 0	1 0	1 0
8 Chris Burke, R (1, 4) OBP: 0.400, SLG: 0.182 10 Matt Antonelli, R (6, 4) OBP: 0.308, SLG: 0.182	G5-3 2-3		33 1B 3-H 1B		33 S 7 HR 1-3 1B	F7		FC6-4 76 BB 1-2f	K	3 3	1 0	2 0	1 0	0 0	0 1	1 4
33 Jody Gerut, L (1, 8) OBP: 0.400, SLG: 0.250 76 Chad Huffman, R (6, 7) OBP: 0.583, SLG: 0.714	BB		1-2 1B		G1-3 1-2	BB		1-2 BB	1-H 2-H 3-H HR	2 1	0 1	1 1	0 4	1 2	0 0	2 0
7 Chase Headley, S (1, 7) OBP: 0.313, SLG: 0.467 59 Chad Reineke, R (6, 1) Iván Nova, R (6, 1) Jae Kuk Ryu, R (8, 1) 26 Jose Lobaton, S (8, PH) OBP: 0.400, SLG: 0.500 38 Cesar Carrillo, R (9, 1) 73 Mitch Canham, L (9, PH) OBP: 0.625, SLG: 0.400	K		K		2-1 2-H 3-H HR	K		F7	G3	3 0 1 0 1 0 1	1 0 0 0 0 0 0	1 0 0 0 0 0 0	3 0 0 0 0 0 0	0 0 1 0 0 0 0	2 0 1 0 0 0 0	4 0 1 0 2 0 0
66 Kyle Blanks, R (1, 3) OBP: 0.435, SLG: 0.550 87 Matt Clark, L (8, 3)	K		K		HR		14 2B 1B	G3-1		4 1	1 0	2 0	1 0	0 0	2 0	4 2
4 Nick Hundley, R (1, 2) OBP: 0.400, SLG: 0.333 14 Colt Morton, R (7, 2) OBP: 0.333, SLG: 0.500	G5-3	G5-3			1 1B 25 E BB		1-3 2B		F9	2 2	1 0	0 1	0 0	1 0	0 0	0 0
18 Travis Denker, R (1, 5) OBP: 0.286, SLG: 0.222 84 Brett Dowdy, R (8, 5) OBP: 0.333, SLG: 0.333	K	BB			F8		G5-3		25 1B 60 BB 1B	3 1	0 1	0 1	0 0	1 0	1 0	3 0
1 Everth Cabrera, S (1, 6) OBP: 0.222, SLG: 0.125 60 Sean Kazmar Jr., R (8, 6)	L8		K		25 S 1-3 1B		K		67 BB 25 1B 76 HR 1-2 BB	4 0	0 1	1 0	0 0	0 1	2 0	3 0
79 Kevin Correia, R (1, 1) 30 Eliezer Alfonzo, R (3, PH) OBP: 0.286, SLG: 0.571 58 Wade LeBlanc, L (4, 1) 25 Will Venable, L (5, PH) OBP: 0.333, SLG: 0.350 (6, 8)			11 G4-3 8 1B 2B	G4-3	K 1-3 3-H		K		67 BB 76 HR 1-2 2-H 1B	0 1 1 3	0 1 0 1	0 1 0 1	0 0 0 1	0 0 0 0	0 0 0 2	0 0 1 3
Inning Stats	R: 0 E: 0 K: 2 S: 8 H: 1 LOB: 2 BB: 1 P: 13	R: 0 E: 0 K: 1 S: 5 H: 0 LOB: 0 BB: 0 P: 5	R: 1 E: 0 K: 2 S: 10 H: 3 LOB: 2 BB: 0 P: 10	R: 0 E: 0 K: 1 S: 5 H: 0 LOB: 0 BB: 1 P: 9	R: 5 E: 0 K: 1 S: 12 H: 4 LOB: 1 BB: 2 P: 25	R: 0 E: 0 K: 2 S: 7 H: 0 LOB: 1 BB: 1 P: 11	R: 0 E: 0 K: 2 S: 9 H: 2 LOB: 2 BB: 0 P: 9	R: 0 E: 0 K: 0 S: 4 H: 1 LOB: 2 BB: 1 P: 8	R: 5 E: 0 K: 1 S: 10 H: 3 LOB: 0 BB: 2 P: 20	1B: 8 2B: 3 3B: 0 HR: 3	SF: 0 SAC: 0 DP: 0 HBP: 0						

AB	41
R	11
H	14
RBI	10
BB	8
SO	12
LOB	31

WP: 1 PB: 0 SB: 3 CS: 0 PA: 49

PITCHER	IP	WLS	BF	H	R	ER	SO	BB	IBB	HBP	BLK	WP	HR	S	P	ERA	WHIP
28 Aaron Cook, R (1, 1) ERA: 3.0	4.0		18	4	1	1	6	2	0	0	0	1	0	28	37	2.25	1.500
16 Huston Street, R (5, 1) ERA: 33.75	0.1		6	3	5	4	0	2	0	0	0	0	2	7	20	108.00	15.000
66 Matt Daley, R (5, 1) ERA: 4.5	0.2	W	3	1	0	0	1	0	0	0	0	0	0	5	5	0.00	1.500
41 Alan Embree, L (6, 1) ERA: 7.36	1.0	H	4	0	0	0	2	1	0	0	0	0	0	7	11	0.00	1.000
53 Randy Flores, L (7, 1) ERA:	1.0		5	2	0	0	2	0	0	0	0	0	0	9	9	0.00	2.000

PITCHER	IP	WLS	BF	H	R	ER	SO	BB	IBB	HBP	BLK	WP	HR	S	P	ERA	WHIP
46 Ryan Mattheus, R (8, 1) ERA: 6.0	1.0		5	1	0	0	0	1	0	0	0	0	0	4	8	0.00	2.000
61 Esmil Rogers, R (9, 1) ERA: 22.5	1.0		8	3	5	5	1	2	0	0	0	0	1	10	20	45.00	5.000

Oakland Athletics @ San Diego Padres

Peoria Stadium, Peoria, AZ

Sat Mar 07 2009, 3:05 PM EST

Att. 5,351 - Sunny - 60 F

TOP

livebaseballscorecards.com

Batter	1	2	3	4	5	6	7	8	9	AB	R	H	RBI	BB	SO	LOB
6 Travis Buck, L (1, 7) OBP: 0.364, SLG: 0.650	14 G4-3 15 WP 2B	HR		G4-3	F4	BB 1-2	F8		K	3	2	2	1	0	0	0
11 Rajai Davis, R (4, 8) OBP: 0.526, SLG: 0.800										2	0	0	0	1	0	4
65 Javier Herrera, R (7, 8) OBP: 0.667, SLG: 0.800										1	0	0	0	0	1	1
14 Mark Ellis, R (1, 10) OBP: 0.182, SLG: 0.273	G4-3 2-3	P6		E5	23 BB 35 BB 1-H 2-H 3-H 2B	F9		HR	K 2-3	4	1	1	3	0	0	1
29 Josh Donaldson, R (6, PH) OBP: 0.375, SLG: 0.714										3	1	1	1	0	1	3
(6, 10)																
15 Ryan Sweeney, L (1, 8) OBP: 0.591, SLG: 0.895	HR 3-H	P5		G6-3	35 BB 23 BB BB		23 1B 2B BB	F7		3	1	1	1	1	0	1
(4, 9)										1	1	0	0	1	0	0
28 Ben Copeland, L (5, PR) OBP: 0.333, SLG: 0.231																
(5, 9)																
32 Jack Cust, L (1, 9) OBP: 0.143, SLG: 0.357	G3		22 2B 1B		77 1B 3B		1-2 2B 1B	F8		2	0	1	0	0	0	0
23 Matt Carson, R (4, 7) OBP: 0.583, SLG: 0.778					35 BB BB					3	2	2	0	1	0	0
35 Landon Powell, S (1, 2) OBP: 0.357, SLG: 0.455	HR	K			K		75 WP 40 2B 1-H 2-H 2B	75 1B BB		3	1	1	2	1	2	2
Rob Bowen, S (5, 2) OBP: 0.286, SLG: 0.333										1	1	1	2	1	0	0
61 Joel Galarraga, R (8, 2) OBP: 0.286, SLG: 0.286					BB					0	0	0	0	0	0	0
77 Sean Doolittle, L (1, 3) OBP: 0.600, SLG: 0.889	2B	F7			56 BB 22 S 4 HBP 3-H 1B		K 2-3	1B 1-2		3	1	2	1	0	0	1
75 Chris Carter, R (5, PH) OBP: 0.250, SLG: 0.364										3	0	1	0	0	2	4
(5, 3)					K											
22 Jack Hannahan, L (1, 5) OBP: 0.471, SLG: 0.538	BB	2B 1-3		4 HBP 56 BB 14 2B 1-2 BB	K	0-3	2 1B 53 G6-3 3-H 2B	L7		1	1	1	0	2	0	0
40 Yung-Chi Chen, R (5, 5) OBP: 0.400, SLG: 0.800										3	1	1	1	0	1	2
56 Cliff Pennington, S (1, 6) OBP: 0.143, SLG: 0.077	P4	K			4 HBP 14 2B 1-2 2-3 BB	11 BB 1B	53 G6-3 53 WP 2-3 1B		E5 29 PB 1B	2	1	0	0	1	1	4
2 Gregorio Petit, R (5, 6) OBP: 0.357, SLG: 0.500										2	0	2	0	0	0	0
26 Corey Wimberly, S (8, 6) OBP: 0.375, SLG: 0.333										1	0	1	0	0	0	0
4 Eric Patterson, L (1, 4) OBP: 0.154, SLG: 0.083		F9		L9	14 2B 1-2 2-3 3-H HBP	F7	G6-3 1-3 3-H		K	2	1	0	1	0	0	0
53 Jemile Weeks, S (5, 4)										3	0	0	1	0	1	3
Inning Stats	R: 3 E: 0 K: 0 S: 9 H: 4 LOB: 2 BB: 1 P: 17	R: 1 E: 0 K: 0 S: 4 H: 1 LOB: 0 BB: 0 P: 4	R: 0 E: 0 K: 2 S: 9 H: 2 LOB: 2 BB: 0 P: 9	R: 0 E: 1 K: 0 S: 4 H: 0 LOB: 1 BB: 0 P: 4	R: 6 E: 0 K: 2 S: 10 H: 3 LOB: 3 BB: 5 P: 31	R: 0 E: 0 K: 1 S: 6 H: 1 LOB: 2 BB: 1 P: 10	R: 4 E: 0 K: 1 S: 9 H: 4 LOB: 1 BB: 1 P: 15	R: 1 E: 0 K: 0 S: 6 H: 2 LOB: 2 BB: 1 P: 12	R: 0 E: 1 K: 3 S: 10 H: 1 LOB: 1 BB: 0 P: 11	1B: 7 2B: 6 3B: 1 HR: 4	SF: 0 SAC: 0 DP: 0 HBP: 1					

AB	46
R	15
H	18
RBI	14
BB	9
SO	9
LOB	26

WP: 3 PB: 1 SB: 1 CS: 0 PA: 56

PITCHER		IP	WLS	BF	H	R	ER	SO	BB	IBB	HBP	BLK	WP	HR	S	P	ERA	WHIP
52 Josh Geer, R ERA: 11.25	(1, 1)	2.0		12	5	4	4	0	1	0	0	0	1	3	13	21	18.00	3.000
Justin Hampson, L ERA: 4.91	(3, 1)	1.0		5	2	0	0	2	0	0	0	0	0	0	9	9	0.00	2.000
43 Cla Meredith, R ERA:	(4, 1)	1.0		4	0	0	0	0	0	0	0	0	0	0	4	4	0.00	0.000
39 Cesár Ramos, L ERA: 20.25	(5, 1)	0.2	L	8	3	6	6	1	2	0	1	0	0	0	7	16	81.00	7.500
78 Chris Britton, R ERA:	(5, 1)	0.1		4	0	0	0	1	3	0	0	0	0	0	3	15	0.00	9.000

PITCHER		IP	WLS	BF	H	R	ER	SO	BB	IBB	HBP	BLK	WP	HR	S	P	ERA	WHIP
70 Matt Buschmann, R ERA: 10.8	(6, 1)	1.1		10	4	4	4	2	2	0	0	0	1	0	12	21	27.00	4.500
40 Scott Patterson, R ERA: 2.45	(7, 1)	1.2		9	3	1	1	0	1	0	0	0	1	1	9	16	5.40	2.400
41 Mark Worrell, R ERA:	(9, 1)	1.0		4	1	0	0	3	0	0	0	0	0	0	10	11	0.00	1.000

BOTTOM

Oakland Athletics @ San Diego Padres

Peoria Stadium, Peoria, AZ

Sat Mar 07 2009, 3:05 PM EST

Att. 5,351 - Sunny - 60 F

livebaseballscorecards.com

Batter	1	2	3	4	5	6	7	8	9	AB	R	H	RBI	BB	SO	LOB
25 Will Venable, L (1, 8) OBP: 0.375, SLG: 0.391	B1-3		22 1B 24 1B 1B	1-3 2-H 1B			11 G6-3 10 BB 1B	10 HBP 1-2 HBP		3	1	2	1	0	0	0
18 Travis Denker, R (6, 5) OBP: 0.348, SLG: 0.263										1	0	1	0	0	0	0
22 David Eckstein, R (1, 4) OBP: 0.467, SLG: 0.667	24 G6-3 2B		24 1B 5 SF7 1-2 3-H 1B	SF8 3-H			B B B B 4-0 11 G6-3 1-2 BB	H 1-0 1-2 2-3 3-H HBP		2	1	2	2	0	0	0
10 Matt Antonelli, R (5, 4) OBP: 0.400, SLG: 0.182										0	0	0	1	1	0	0
24 Brian Giles, L (1, 9) OBP: 0.143, SLG: 0.143	G6-3 2-3		16 HBP 1-3 2-H 1B	F7			S S S G6-3 1-2 2-3	K		3	0	1	1	0	0	2
11 Drew Macias, L (5, 9) OBP: 0.400, SLG: 0.412										2	0	0	0	0	1	5
16 Cliff Floyd, L (1, 10) OBP: 0.375, SLG: 0.333	G6-3		H 1-0 1-2 HBP		F8		S S C K		G4-3	3	0	0	0	0	1	3
84 Brett Dowdy, R (9, PH) OBP: 0.250, SLG: 0.250										1	0	0	0	0	0	0
5 Kevin Kouzmanoff, R (1, 5) OBP: 0.300, SLG: 0.625		49 G6-4-3 1B	SF7 3-H		F7		G6-3		G3-1	2	0	1	1	0	0	0
67 Cedric Hunter, L (6, 8) OBP: 0.286, SLG: 0.167										2	0	0	0	0	0	2
49 Emil Brown, R (1, 7) OBP: 0.313, SLG: 0.533		G6-4-3 1-2f	F8		G6-3			73 1B 10 HBP 1B	S S C K	3	0	0	0	0	0	3
1 Everth Cabrera, S (6, 6) OBP: 0.250, SLG: 0.167										2	1	1	0	0	1	0
66 Kyle Blanks, R (1, 3) OBP: 0.462, SLG: 0.591	S S S K			25 1B 2B		B B B B 4-0 73 G3-6-1 BB		S S S K		2	1	1	0	1	1	0
87 Matt Clark, L (8, PH) (9, 3)										1	0	0	0	0	1	1
30 Eliezer Alfonzo, R (1, 2) OBP: 0.333, SLG: 0.556			E5 25 1B 22 1B 1B	G5-3		F9		P3		2	1	1	0	0	0	1
76 Chad Huffman, R (6, 7) OBP: 0.500, SLG: 0.556										2	0	0	0	0	0	2
15 Luis Antonio Rodriguez, S (5, 6) OBP: 0.222, SLG: 0.125			F8	B B B B 25 1B 22 SF8 BB		G3-6-1 1-2f		10 HBP 18 HBP 1-3 1B		1	1	0	0	1	0	1
73 Mitch Canham, L (6, 2) OBP: 0.600, SLG: 0.429										2	0	1	0	0	0	1

Inning Stats	1	2	3	4	5	6	7	8	9
	R: 0 E: 0 K: 0 S: 4 H: 1 LOB: 1 BB: 0 P: 4	R: 0 E: 0 K: 1 S: 5 H: 1 LOB: 0 BB: 0 P: 5	R: 3 E: 1 K: 0 S: 7 H: 4 LOB: 2 BB: 0 P: 8	R: 2 E: 0 K: 0 S: 5 H: 2 LOB: 1 BB: 1 P: 9	R: 0 E: 0 K: 0 S: 3 H: 0 LOB: 0 BB: 0 P: 3	R: 0 E: 0 K: 0 S: 2 H: 0 LOB: 0 BB: 1 P: 6	R: 0 E: 0 K: 1 S: 6 H: 1 LOB: 2 BB: 1 P: 10	R: 1 E: 0 K: 2 S: 9 H: 2 LOB: 3 BB: 0 P: 11	R: 0 E: 0 K: 1 S: 5 H: 0 LOB: 0 BB: 0 P: 5

AB	34
R	6
H	11
RBI	6
BB	3
SO	5
LOB	21

1B: 9 2B: 2 3B: 0 HR: 0	SF: 2 SAC: 0 DP: 2 HBP: 3	WP: 0 PB: 0 SB: 0 CS: 0	PA: 42
---	---	---	---

PITCHER		IP	WLS	BF	H	R	ER	SO	BB	IBB	HBP	BLK	WP	HR	S	P	ERA	WHIP
47 Gio González, L ERA: 5.68	(1, 1)	2.1		13	6	3	3	1	0	0	1	0	0	0	14	15	11.57	2.571
45 Chris Schroder, R ERA: 3.86	(3, 1)	1.2	W	8	2	2	2	0	1	0	0	0	0	0	7	11	10.80	1.800
36 Russ Springer, R ERA: 3.0	(5, 1)	1.0		3	0	0	0	0	0	0	0	0	0	0	3	3	0.00	0.000
44 Santiago Casilla, R ERA:	(6, 1)	1.0		3	0	0	0	0	1	0	0	0	0	0	2	6	0.00	1.000
60 Jeff Gray, R ERA: 1.93	(7, 1)	1.2		9	3	1	1	2	1	0	0	0	0	0	12	16	5.40	2.400

PITCHER		IP	WLS	BF	H	R	ER	SO	BB	IBB	HBP	BLK	WP	HR	S	P	ERA	WHIP
72 Andrew Carignan, R ERA: 5.4	(8, 1)	1.1		6	0	0	0	2	0	0	2	0	0	0	8	10	0.00	0.000

San Diego Padres @ Colorado Rockies

US West Sports Complex, Hi Corbett Field, Tucson, AZ

Sun Mar 08 2009, 4:10 PM EDT

Att. 4,927 - Cloudy - 71 F

TOP

livebaseballscorecards.com

Batter	1	2	3	4	5	6	7	8	9	AB	R	H	RBI	BB	SO	LOB
11 Drew Macias, L (1, 9) OBP: 0.360, SLG: 0.364	1-0 33 1B 1B		0-0 ② F9		0-0 ① G4-3		0-0 ② F7		0-0 ① G4-3	5	0	1	0	0	0	0
8 Chris Burke, R (1, 6) OBP: 0.444, SLG: 0.286 76 Chad Huffman, R (6, 3) OBP: 0.500, SLG: 0.500	0-3 ① K		0-0 1B		0-0 33 G4-3 1B		1-0 1 WP HBP		0-0 ② F8	3	0	2	0	0	1	1
										1	0	0	0	0	0	0
33 Jody Gerut, L (1, 8) OBP: 0.389, SLG: 0.267 56 Mike Ekstrom, R (5, 1) 1 Everth Cabrera, S (6, 6) OBP: 0.227, SLG: 0.150	0-0 66 FC6-4 1-3 1B		0-0 ③ G5-6-3		0-0 ② G4-3 1-2		1-0 ③ G4-3 1-2		0-0 ③ B2-3	3	0	1	0	0	0	2
										0	0	0	0	0	0	0
										2	0	0	0	0	0	1
7 Chase Headley, S (1, 7) OBP: 0.250, SLG: 0.368	0-0 ② F7			0-3 ① K	0-3 ③ K			0-3 ① K		4	0	0	0	0	3	3
66 Kyle Blanks, R (1, 3) OBP: 0.448, SLG: 0.600 14 Colt Morton, R (6, 2) OBP: 0.429, SLG: 0.571	0-0 ③ FC6-4 1-2f			0-0 10 1B 2B		0-0 ① G5-3		0-0 18 1B 10 2B 1B		3	0	1	0	0	0	2
										1	1	1	0	0	0	0
4 Nick Hundley, R (1, 2) OBP: 0.385, SLG: 0.500 61 Mat Latos, R (6, 1) 67 Cedric Hunter, L (8, PH) OBP: 0.267, SLG: 0.154 (8, 8)		0-0 ① G6-3		0-0 ② L6		0-0 18 SF9 3B		0-0 ② F7		3	1	1	0	0	0	1
										0	0	0	0	0	0	0
										1	0	0	0	0	0	1
18 Travis Denker, R (1, 5) OBP: 0.407, SLG: 0.300	4-0 10 CS BB		1-0 10 1B HBP		0-0 ② SF9 3-H			0-0 10 2B 1-3 1B		1	0	1	1	1	0	0
10 Matt Antonelli, R (1, 4) OBP: 0.421, SLG: 0.333	0-1 ②③ G3-1 1-2		0-0 72 FC6 1-2 2-3 1B		0-0 F8			0-0 1-3 3-H 2B		4	0	2	1	0	0	1
32 Chris Young, R (1, 1) 26 Jose Lobaton, S (3, PH) OBP: 0.333, SLG: 0.400 72 Nick Schmidt, R (3, 1) 25 Will Venable, L (5, 8) OBP: 0.346, SLG: 0.360 75 Will Inman, R (8, 1)		0-0 ① G3-1	0-0 ③ FC6 1-2f				0-0 ① F7	0-0 ③ L3		0	0	0	0	0	0	0
										1	0	0	0	0	0	0
										1	0	0	0	0	0	3
										2	0	0	0	0	0	2
										0	0	0	0	0	0	0
Inning Stats	R: 0 H: 2 E: 0 LOB: 2 K: 1 BB: 0 S: 7 P: 8	R: 0 H: 0 E: 0 LOB: 0 K: 0 BB: 1 S: 3 P: 7	R: 0 H: 1 E: 0 LOB: 1 K: 0 BB: 0 S: 4 P: 4	R: 0 H: 2 E: 0 LOB: 3 K: 1 BB: 0 S: 7 P: 8	R: 0 H: 1 E: 0 LOB: 1 K: 1 BB: 0 S: 6 P: 6	R: 1 H: 1 E: 0 LOB: 0 K: 0 BB: 0 S: 4 P: 4	R: 0 H: 0 E: 0 LOB: 1 K: 0 BB: 0 S: 3 P: 5	R: 1 H: 3 E: 0 LOB: 2 K: 1 BB: 0 S: 8 P: 8	R: 0 H: 0 E: 0 LOB: 0 K: 0 BB: 0 S: 3 P: 3	1B: 7 SF: 1 2B: 2 SAC: 0 3B: 1 DP: 0 HR: 0 HBP: 2						

	AB	35
	R	2
	H	10
	RBI	2
	BB	1
	SO	4
	LOB	17

WP: 1 PA: 39
PB: 0
SB: 0
CS: 1

PITCHER	IP	WLS	BF	H	R	ER	SO	BB	IBB	HBP	BLK	WP	HR	S	P	ERA	WHIP
54 Greg Reynolds, R (1, 1) ERA: 5.0	4.0	W	18	5	0	0	2	1	0	1	0	0	0	21	27	0.00	1.500
51 Josh Fogg, R (5, 1) ERA: 11.25	3.0	H	12	2	1	1	1	0	0	1	0	1	0	13	15	3.00	0.667
52 Juan Morillo, R (8, 1) ERA: 2.25	1.0	H	6	3	1	1	1	0	0	0	0	0	0	8	8	9.00	3.000
34 Matt Belisle, R (9, 1) ERA:	1.0	S	3	0	0	0	0	0	0	0	0	0	0	3	3	0.00	0.000

PITCHER	IP	WLS	BF	H	R	ER	SO	BB	IBB	HBP	BLK	WP	HR	S	P	ERA	WHIP

BOTTOM

San Diego Padres @ Colorado Rockies

US West Sports Complex, Hi Corbett Field, Tucson, AZ

Sun Mar 08 2009, 4:10 PM EDT

Att. 4,927 - Cloudy - 71 F

livebaseballscorecards.com

Batter	1	2	3	4	5	6	7	8	9	AB	R	H	RBI	BB	SO	LOB
22 Scott Podsednik, L (1, 7) OBP: 0.200, SLG: 0.211 40 Daniel Ortmeier, S (8, 7) OBP: 0.250, SLG: 0.467	E6 19 2B	SF8 3-H	G6-3		P5					3 0	1 0	0 0	1 0	0 0	0 0	0 0
19 Ryan Spilborghs, R (1, 8) OBP: 0.353, SLG: 0.438 52 Juan Morillo, R (8, 1) 34 Matt Belisle, R (9, 1)	17 HR 1-H 2B	2B			47 CS 1B		G4-3			4 0 0	1 0 0	3 0 0	1 0 0	0 0 0	0 0 0	0 0 0
17 Todd Helton, L (1, 3) OBP: 0.500, SLG: 2.000 47 Joe Koshansky, L (4, 3) OBP: 0.333, SLG: 0.563	B B F 2-1 2-H HR	F9			S X F7 1-2			F7		2 2	1 0	1 0	2 0	0 0	0 0	1 1
27 Garrett Atkins, R (1, 5) OBP: 0.357, SLG: 0.500 9 Ian Stewart, L (3, PR) OBP: 0.200, SLG: 0.400 (4, 5)	8 F9 8 WP 1B	8 G6-4-3 2B	2B		2B			F F C K		2 2	0 0	2 1	0 0	0 0	0 1	0 0
5 Carlos González, L (1, 9) OBP: 0.263, SLG: 0.353 72 Chris Frey, L (6, 9) OBP: 0.125, SLG: 0.125	F8	B B B B 8 G6-4-3 BB			G4-3			39 CS 1B		2 1	0 0	0 1	0 0	1 0	0 0	2 0
8 Yorvit Torrealba, R (1, 2) OBP: 0.231, SLG: 0.538 39 Paul Phillips, R (8, 2) OBP: 0.333, SLG: 0.333	B 1-0 F9 1-3	G6-4-3 1-2f 2-3			P4			B 1-0 CS 1-2		3 0	0 0	0 0	0 0	0 0	0 0	3 0
6 Omar Quintanilla, L (1, 6) OBP: 0.444, SLG: 0.588 1 Jonathan Herrera, S (7, 6) OBP: 0.450, SLG: 0.400	L9	G5-3			G6-3					3 0	0 0	0 0	0 0	0 0	0 0	3 0
4 Eric Young Jr., S (1, 4) OBP: 0.250, SLG: 0.263	54 SH2-3 22 SF8 2B		G3-1		G1-3					3	1	1	0	0	0	0
54 Greg Reynolds, R (1, 1) 71 Wilin Rosario, R (4, PH) 51 Josh Fogg, R (5, 1) 24 Dexter Fowler, S (7, PH) OBP: 0.188, SLG: 0.133 (8, 8)	SH2-3 2-3		G6-3				G3-1			0 1 0 1	0 0 0 0	0 0 0 0	0 0 0 0	0 0 0 0	0 0 0 0	0 0 0 0

Inning Stats																							
	R: 3	H: 3	R: 1	H: 2	R: 0	H: 1	R: 0	H: 0	R: 0	H: 2	R: 0	H: 0	R: 0	H: 0	R: 0	H: 1							
	E: 1	LOB: 1	E: 0	LOB: 1	E: 0	LOB: 2	E: 0	LOB: 0	E: 0	LOB: 1	E: 0	LOB: 0	E: 0	LOB: 0	E: 0	LOB: 0							
	K: 0	BB: 0	K: 0	BB: 0	K: 0	BB: 1	K: 0	BB: 0	K: 0	BB: 0	K: 0	BB: 0	K: 0	BB: 0	K: 1	BB: 0							
	S: 8	P: 11	S: 5	P: 5	S: 3	P: 7	S: 3	P: 3	S: 5	P: 5	S: 3	P: 3	S: 3	P: 3	S: 5	P: 6							

	1B: 3	SF: 1	WP: 1	PA: 33
	2B: 5	SAC: 1	PB: 0	
	3B: 0	DP: 1	SB: 0	
	HR: 1	HBP: 0	CS: 2	

PITCHER		IP	WLS	BF	H	R	ER	SO	BB	IBB	HBP	BLK	WP	HR	S	P	ERA	WHIP
32 Chris Young, R ERA: 7.2	(1, 1)	2.0	L	12	5	4	3	0	0	0	0	0	1	1	13	16	13.50	2.500
72 Nick Schmidt, L ERA:	(3, 1)	2.0		7	1	0	0	0	1	0	0	0	0	0	6	10	0.00	1.000
56 Mike Ekstrom, R ERA:	(5, 1)	1.0		4	2	0	0	0	0	0	0	0	0	0	5	5	0.00	2.000
61 Mat Latos, R ERA: 9.0	(6, 1)	2.0		6	0	0	0	0	0	0	0	0	0	0	6	6	0.00	0.000
75 Will Inman, R ERA:	(8, 1)	1.0		3	1	0	0	1	0	0	0	0	0	0	5	6	0.00	1.000

PITCHER	IP	WLS	BF	H	R	ER	SO	BB	IBB	HBP	BLK	WP	HR	S	P	ERA	WHIP

AB	29
R	4
H	9
RBI	4
BB	1
SO	1
LOB	10

Batter	1	2	3	4	5	6	7	8	9	AB	R	H	RBI	BB	SO	LOB
25 Will Venable, L (1, 8) OBP: 0.323, SLG: 0.333	P2	P6		G4-3	1 FC4-6 1B 2-H		F7		K	5	0	1	1	0	0	1
Justin Hampson, L (7, 1)										0	0	0	0	0	0	0
65 Arturo Lopez, L (8, 1)										0	0	0	0	0	0	0
18 Travis Denker, R (9, PH) OBP: 0.393, SLG: 0.286										1	0	0	0	0	1	1
64 Edwin Moreno, R (9, 1)										0	0	0	0	0	0	0
22 David Eckstein, R (1, 4) OBP: 0.444, SLG: 0.600	G6-3		24 2B 1B	E6	F8		G5-3		1 HBP 1-2	3	1	1	0	0	0	0
76 Chad Huffman, R (5, PH) OBP: 0.474, SLG: 0.417										2	0	0	0	0	0	1
(5, 7)																
(8, 3)																
24 Brian Giles, L (1, 9) OBP: 0.200, SLG: 0.300	G4-3		5 2B 2B 1-H	F8	FC4-6 1-2f			F8	1B 1-2 2-3	3	1	1	1	0	0	1
1 Everth Cabrera, S (5, PH) OBP: 0.240, SLG: 0.174										3	0	1	0	0	0	1
(5, 6)																
5 Kevin Kouzmanoff, R (1, 5) OBP: 0.429, SLG: 0.917		30 HR 2B	66 2B 2B 2-H	F8		49 1B 66 SF8 2B		G4-3	SF7 3-H	4	2	3	1	0	0	1
67 Cedric Hunter, L (6, PR) OBP: 0.235, SLG: 0.143										1	1	0	1	0	0	0
(6, 9)																
(7, 8)																
49 Emil Brown, R (1, 7) OBP: 0.300, SLG: 0.474		F7	F7		F7	1B 2-3		K	K	4	0	1	0	0	0	2
(5, 9)																
60 Sean Kazmar Jr., R (6, PR)										2	0	0	0	0	2	2
(6, 5)																
66 Kyle Blanks, R (1, 3) OBP: 0.485, SLG: 0.654	30 HR BB	30 2B 2B 2-H			15 BB 30 WP 84 2B BB	SF8 3-H			HR	1	3	1	2	2	0	0
11 Drew Macias, L (8, 7) OBP: 0.385, SLG: 0.522										1	1	1	1	0	0	0
30 Eliezer Alfonzo, R (1, 2) OBP: 0.500, SLG: 1.000	HR 1-H 2-H	15 G6-3 2B 2-H			15 BB 84 2B BB 1-2	F8			10 3B BB	2	2	2	4	1	0	0
73 Mitch Canham, L (6, PH) OBP: 0.583, SLG: 0.375										1	1	0	0	1	0	2
(6, 2)																
15 Luis Antonio Rodriguez, S (5, 6) OBP: 0.250, SLG: 0.100	G3	G6-3 2-3			84 2B BB 1-2 2-3	F7			84 1B 3B 1-H	2	1	0	0	1	0	1
68 Greg Burke, R (5, 1)										0	0	0	0	0	0	0
26 Jose Lobaton, S (6, PH) OBP: 0.286, SLG: 0.333										1	0	0	0	0	0	2
50 Joe Thatcher, L (6, 1)										0	0	0	0	0	0	0
10 Matt Antonelli, R (7, 4) OBP: 0.450, SLG: 0.500										1	1	1	1	0	0	0
53 Cha Seung Baek, R (1, 1) OBP: 0.500, SLG: 0.500	1B	1-2 G6-3			25 1B 2B 1-H 2-H 3-H		G5-3		1 76 HBP 67 SF7 1B 3-H	2	0	1	0	0	0	1
Jae Kuk Ryu, R (4, 1)										0	0	0	0	0	0	0
84 Brett Dowdy, R (5, PH) OBP: 0.429, SLG: 0.571										3	2	2	4	0	0	0
(5, 4)																
(7, 9)																
Inning Stats	R: 0 E: 0 K: 0 S: 3 H: 0 LOB: 0 BB: 0 P: 3	R: 3 E: 0 K: 0 S: 8 H: 3 LOB: 1 BB: 1 P: 12	R: 4 E: 0 K: 0 S: 19 H: 5 LOB: 1 BB: 0 P: 26	R: 0 E: 1 K: 0 S: 4 H: 0 LOB: 1 BB: 0 P: 7	R: 4 E: 0 K: 0 S: 5 H: 2 LOB: 1 BB: 3 P: 17	R: 1 E: 0 K: 0 S: 5 H: 2 LOB: 2 BB: 0 P: 5	R: 0 E: 0 K: 0 S: 3 H: 0 LOB: 0 BB: 0 P: 3	R: 0 E: 0 K: 1 S: 5 H: 0 LOB: 0 BB: 0 P: 5	R: 4 E: 0 K: 2 S: 12 H: 4 LOB: 2 BB: 1 P: 19	1B: 6 2B: 7 3B: 1 HR: 2 SF: 2 SAC: 0 DP: 0 HBP: 1						

TOP

San Diego Padres @ Arizona Diamondbacks

Tucson Electric Park, Tucson, AZ

Mon Mar 09 2009, 4:05 PM EDT

Att. 4,667 - Sunny - 67 F

livebaseballscorecards.com

AB	42
R	16
H	16
RBI	16
BB	5
SO	3
LOB	16

PITCHER		IP	WLS	BF	H	R	ER	SO	BB	IBB	HBP	BLK	WP	HR	S	P	ERA	WHIP
52 Jon Garland, R ERA: 14.54	(1, 1)	2.1	L	14	6	6	6	0	1	0	0	0	0	1	24	34	23.14	3.000
40 Jon Coutlangus, L ERA: 6.75	(3, 1)	0.2		4	2	1	1	0	0	0	0	0	0	0	6	7	13.50	3.000
46 Jailen Peguero, R ERA: 9.0	(4, 1)	1.0		4	0	0	0	0	0	0	0	0	0	0	4	7	0.00	0.000
62 Leyson Septimo, L ERA: 27.0	(5, 1)	1.0		8	2	4	4	0	3	0	0	0	1	0	5	17	36.00	5.000
65 Esmerling Vasquez, R ERA: 6.75	(6, 1)	2.0		8	2	1	1	0	0	0	0	0	0	0	8	8	4.50	1.000

PITCHER		IP	WLS	BF	H	R	ER	SO	BB	IBB	HBP	BLK	WP	HR	S	P	ERA	WHIP
44 Jose Marte, R ERA:	(8, 1)	1.0		3	0	0	0	1	0	0	0	0	0	0	5	5	0.00	0.000
61 Kyler Newby, R ERA: 15.43	(9, 1)	0.1		7	4	4	4	1	1	0	1	0	0	1	8	15	108.00	15.000
59 Tony Barnette, R ERA: 3.38	(9, 1)	0.2		2	0	0	0	1	0	0	0	0	0	0	4	4	0.00	0.000

Batter	1	2	3	4	5	6	7	8	9	AB	R	H	RBI	BB	SO	LOB
30 Brandon Watson, L (1, 7) OBP: 0.391, SLG: 0.400	F8		G3		P2		F8			4	0	0	0	0	0	1
24 Chris Young, R (1, 8) OBP: 0.429, SLG: 0.556	K		F8			1B	F7			2	0	0	0	0	1	0
5 Taylor Harbin, R (6, 6) OBP: 0.500, SLG: 0.500										2	0	1	0	0	0	1
6 Stephen Drew, L (1, 6) OBP: 0.235, SLG: 0.313	F8			F8		K		K		2	0	0	0	0	0	0
29 Josh Whitesell, L (6, 3) OBP: 0.263, SLG: 0.421										2	0	0	0	0	2	1
10 Justin Upton, R (1, 9) OBP: 0.478, SLG: 0.588		18 G4-3 19 2B BB		E6 27 1B 18 1B		F9		G3		2	1	0	0	1	0	1
31 Cyle Hankerd, R (7, 9)										1	0	0	0	0	0	0
18 Chad Tracy, L (1, 3) OBP: 0.600, SLG: 0.500		G4-3 1-2		27 1B 1-2 1B		K		F8		2	0	1	0	0	0	1
12 Chris Roberson, S (6, 8) OBP: 0.280, SLG: 0.409										2	0	0	0	0	1	1
27 Mark Reynolds, R (1, 5) OBP: 0.474, SLG: 0.500	K		19 G5-4-3 1-2 2-3 1B			26 HR 1B		G4-3		3	1	2	0	0	1	1
44 Jose Marte, R (8, 1)										0	0	0	0	0	0	0
68 Ed Easley, R (9, 2)										1	0	0	0	0	0	0
19 Chris Snyder, R (1, 2) OBP: 0.250, SLG: 0.467			G5-4-3 1-2f					G6-3		2	0	1	1	0	0	3
26 Miguel Montero, L (6, 2) OBP: 0.438, SLG: 0.571	2B 2-H					HR 1-H				1	1	1	2	0	0	0
61 Kyler Newby, R (9, 1)										0	0	0	0	0	0	0
59 Tony Barnette, R (9, 1)										0	0	0	0	0	0	0
32 John Hester, R (9, PH) OBP: 0.500, SLG: 0.200										1	0	0	0	0	0	0
25 James Skelton, L (1, 4) OBP: 0.333, SLG: 0.091	P4			P4		8 FC6-4 1B		F7		4	0	1	0	0	0	1
52 Jon Garland, R (1, 1) 40 Jon Coutlangus, L (3, 1) 31 Tony Clark, S (3, PH) OBP: 0.313, SLG: 0.188 46 Jailen Peguero, R (4, 1) 62 Leyson Septimo, L (5, 1) 14 Ryan Roberts, R (5, PH) OBP: 0.419, SLG: 0.581 65 Esmerling Vasquez, R (6, 1) 8 Rusty Ryal, R (7, PH) OBP: 0.400, SLG: 0.231 (8, 1)		F8			P4	FC6-4 1-2f				0 0 1 0 0 0 1 0 0	0 0 0 0 0 0 0 0 0	0 0 0 0 0 0 0 0 0	0 0 0 0 0 0 0 0 0	0 0 0 0 0 0 1 0 0	0 0 0 0 0 0 0 0 0	0 0 0 0 0 0 0 0 1
Inning Stats	R: 0 E: 0 K: 1 S: 5 / H: 0 LOB: 0 BB: 0 P: 5	R: 1 E: 0 K: 1 S: 10 / H: 1 LOB: 1 BB: 1 P: 20	R: 0 E: 0 K: 0 S: 5 / H: 0 LOB: 0 BB: 0 P: 8	R: 0 E: 1 K: 0 S: 7 / H: 2 LOB: 2 BB: 0 P: 8	R: 0 E: 0 K: 1 S: 5 / H: 0 LOB: 0 BB: 0 P: 5	R: 0 E: 0 K: 2 S: 8 / H: 1 LOB: 1 BB: 0 P: 8	R: 2 E: 0 K: 0 S: 7 / H: 3 LOB: 1 BB: 0 P: 8	R: 0 E: 0 K: 1 S: 5 / H: 0 LOB: 0 BB: 0 P: 5	R: 0 E: 0 K: 0 S: 3 / H: 0 LOB: 0 BB: 0 P: 3	1B: 5 2B: 1 3B: 0 HR: 1 / SF: 0 SAC: 0 DP: 1 HBP: 0							

BOTTOM

San Diego Padres @ Arizona Diamondbacks

Tucson Electric Park, Tucson, AZ

Mon Mar 09 2009, 4:05 PM EDT

Att. 4,667 - Sunny - 67 F

livebaseballscorecards.com

AB	34
R	3
H	7
RBI	3
BB	1
SO	6
LOB	12

WP: 0 PB: 0 SB: 0 CS: 0 PA: 35

PITCHER		IP	WLS	BF	H	R	ER	SO	BB	IBB	HBP	BLK	WP	HR	S	P	ERA	WHIP
53 Cha Seung Baek, R ERA: 6.0	(1, 1)	3.0	W	11	1	1	1	2	1	0	0	0	0	0	20	33	3.00	0.667
Jae Kuk Ryu, R ERA:	(4, 1)	1.0		5	2	0	0	0	0	0	0	0	0	0	7	8	0.00	2.000
68 Greg Burke, R ERA:	(5, 1)	1.0		3	0	0	0	1	0	0	0	0	0	0	5	5	0.00	0.000
50 Joe Thatcher, L ERA: 2.08	(6, 1)	1.0		4	1	0	0	2	0	0	0	0	0	0	8	8	0.00	1.000
Justin Hampson, L ERA: 7.71	(7, 1)	1.0		6	3	2	2	0	0	0	0	0	0	1	7	8	18.00	3.000

PITCHER		IP	WLS	BF	H	R	ER	SO	BB	IBB	HBP	BLK	WP	HR	S	P	ERA	WHIP
65 Arturo Lopez, L ERA:	(8, 1)	1.0		3	0	0	0	1	0	0	0	0	0	0	5	5	0.00	0.000
64 Edwin Moreno, R ERA:	(9, 1)	1.0		3	0	0	0	0	0	0	0	0	0	0	3	3	0.00	0.000

Batter	1	2	3	4	5	6	7	8	9	AB	R	H	RBI	BB	SO	LOB
39 Jong Wook Lee, L (1, 8) 29 Taek-Keun Lee, R (6, PH) OBP: 0.333, SLG: 0.667 (6, 8)	K		CS 1-2	G1-3		P6		14 2B 2-H 2B	E8	2 3	0 1	0 1	0 1	0 0	1 0	0 1
8 Keunwoo Jeong, R (1, 4) 14 Young Min Ko, R (2, 4) OBP: 0.250, SLG: 0.500	G5-3			K		K		50 G1-3 6 G6-3 2-H 2B	K	1 4	0 1	0 1	0 1	0 0	0 3	0 2
50 Hyun Soo Kim, L (1, 7) OBP: 0.250, SLG: 0.250	F7			1B		F8		G1-3 2-3		4	0	1	0	0	0	2
52 Taekyun Kim, R (1, 3) 6 Bum Ho Lee, R (5, 5)		K		K			BB	G6-3 3-H		2 1	0 0	0 0	0 1	0 1	2 0	1 0
5 Shin-Soo Choo, L (1, 10)		G5-3			G6-3		K	10 1B BB		3	0	0	0	1	1	1
10 Dae-Ho Lee, R (1, 5) OBP: 0.500, SLG: 0.750 (5, 3)		G6-3			35 G6-3 2B		L9	1-2 1B		4	0	2	0	0	0	1
35 Jin Young Lee, L (1, 9)			16 FC6-4 BB		G6-3 2-3		G6-3	K		3	0	0	0	1	1	4
47 Minho Kang, R (1, 2) OBP: 0.333, SLG: 0.333 15 Yongkyu Lee, L (9, PH)			K		F9			2 2B 1B	F8	3 1	1 0	1 0	0 0	0 0	1 0	2 0
16 Ki Hyuk Park, R (1, 6) 2 Jeong Choi, R (5, 6) OBP: 0.667, SLG: 1.000			FC6-4 39 CS 1-2f			1B		29 2B 1-H 2B	L5	1 3	0 1	0 2	0 1	0 0	0 0	1 0
Inning Stats	R: 0 E: 0 K: 1 S: 12 H: 0 LOB: 0 BB: 0 P: 16	R: 0 E: 0 K: 1 S: 6 H: 0 LOB: 0 BB: 0 P: 9	R: 0 E: 0 K: 1 S: 6 H: 0 LOB: 0 BB: 1 P: 12	R: 0 E: 0 K: 2 S: 11 H: 1 LOB: 1 BB: 0 P: 18	R: 0 E: 0 K: 0 S: 7 H: 1 LOB: 1 BB: 0 P: 11	R: 0 E: 0 K: 1 S: 8 H: 1 LOB: 1 BB: 0 P: 12	R: 0 E: 0 K: 1 S: 9 H: 0 LOB: 1 BB: 1 P: 18	R: 4 E: 0 K: 1 S: 15 H: 5 LOB: 2 BB: 1 P: 29	R: 0 E: 1 K: 1 S: 12 H: 0 LOB: 1 BB: 0 P: 19	1B: 4 2B: 4 3B: 0 HR: 0 SF: 0 SAC: 0 DP: 0 HBP: 0						

TOP

Korea @ San Diego Padres

Peoria Stadium, Peoria, AZ

Wed Mar 11 2009, 10:05 PM EDT

Att. 5,998 - Clear - 71 F

livebaseballscorecards.com

AB	35
R	4
H	8
RBI	4
BB	3
SO	9
LOB	15

WP: 0 PB: 0 SB: 0 CS: 1 PA: 39

PITCHER		IP	WLS	BF	H	R	ER	SO	BB	IBB	HBP	BLK	WP	HR	S	P	ERA	WHIP
79 Kevin Correia, R ERA:	(1, 1)	4.0	W	13	1	0	0	5	1	0	0	0	0	0	35	55	0.00	0.500
58 Wade LeBlanc, L ERA:	(5, 1)	3.0		12	2	0	0	2	1	0	0	0	0	0	24	41	0.00	1.000
Iván Nova, R ERA: 36.0	(8, 1)	1.0		9	5	4	4	1	1	0	0	0	0	0	15	29	36.00	6.000
40 Scott Patterson, R ERA:	(9, 1)	1.0		4	0	0	0	1	0	0	0	0	0	0	12	19	0.00	0.000

PITCHER	IP	WLS	BF	H	R	ER	SO	BB	IBB	HBP	BLK	WP	HR	S	P	ERA	WHIP

Korea @ San Diego Padres

Peoria Stadium, Peoria, AZ

Wed Mar 11 2009, 10:05 PM EDT

Att. 5,998 - Clear - 71 F

BOTTOM

Batter	1	2	3	4	5	6	7	8	9	AB	R	H	RBI	BB	SO	LOB
33 Jody Gerut, L (1, 8) OBP: 0.667, SLG: 0.667 1 Everth Cabrera, S (5, PH) (6, 6)	B S B B X 3-1 F9 ①		C B B X 2-1 24 2B 1B	C B X 1-1 8 G6-3 24 1B 1-3 1B	B C B X 2-1 F7 ①		B C F F F S 1-3 K ②			3 2 2 0 0 0 0 2 0 0 0 0 1 0						
8 Chris Burke, R (1, 4) OBP: 0.333, SLG: 0.200 76 Chad Huffman, R (5, PR) OBP: 0.500, SLG: 1.000 (6, 3)	C B C B B F X 3-2 G3 ②		X 0-0 F7 ①	B B F 1 SAFE B X 3-1 G6-3 ① 1-2 3-H	C B F X 1-2 16 1B 1B		C S B B X 2-2 25 1B 2B			4 0 1 1 0 0 2 1 1 1 0 0 0 0						
24 Brian Giles, L (1, 9) OBP: 1.000, SLG: 1.333 25 Will Venable, L (4, PR) OBP: 0.500, SLG: 0.333 (5, 9) 60 Sean Kazmar Jr., R (8, 5)	C X 0-1 16 1B 1B		B B 1 SAFE C B F X 3-2 7 2B 1-H 2B	B X 1-0 66 2B 2-H 1B	B C X 1-1 F7 ②		B S B F X 2-2 2-H 1B			3 1 3 2 0 0 0 2 1 1 1 0 0 1 0 0 0 0 0 0 0						
16 Cliff Floyd, L (1, 10) OBP: 0.750, SLG: 0.667 11 Drew Macias, L (5, PR) (6, 10)	B X 1-0 1-3 1B		C B S S 1-3 K ②	B B B 4-0 66 2B 7 2B BB	F T D X 1-2 1-2 1B		B F C B B S 3-3 K ③			3 1 2 0 1 1 1 1 0 0 0 0 1 1						
66 Kyle Blanks, R (1, 3) OBP: 0.600, SLG: 1.000 10 Matt Antonelli, R (5, PH) (6, 4)	C C B B F X 2-2 P4 ③		B B B D C B 4-2 7 2B BB	B C C B F B X 3-2 7 2B 1-3 2-H 2B	B C S F D B X 3-2 F7 ③			C B B X 2-1 P4 ①		2 2 1 1 1 0 2 2 0 0 0 0 0 2						
7 Chase Headley, S (1, 7) OBP: 0.500, SLG: 0.800 63 Luis Durango, S (7, 7)		F B C S 1-3 K ①	C X 0-1 1-H 2-H 2B	B C C X 1-2 18 BLK 18 SF7 2-H 3-H 2B		F X 0-1 F7 ①		C X 0-1 F7 ②		4 1 2 4 0 1 0 1 0 0 0 0 0 0						
4 Nick Hundley, R (1, 2) 26 Jose Lobaton, S (6, PH) (7, 2)	B X 1-0 P2 ②		C B B B B 4-1 BB	B B B C C B 4-2 18 SF7 18 BLK BB		B C S B B F S 3-3 K ②		B F F B B F C 3-3 K ③		1 0 0 0 2 0 0 2 0 0 0 0 2 0						
18 Travis Denker, R (1, 5) 84 Brett Dowdy, R (5, 5) (8, 9)	C C B X 1-2 E6		C B F S 1-3 K ③	F X 0-1 SF7 ② 1-3 2-H		C X 0-1 F9 ③				2 0 0 1 0 1 2 1 0 0 0 0 0 0						
15 Luis Antonio Rodriguez, S (5, 6) OBP: 0.400, SLG: 0.400 67 Cedric Hunter, L (6, 8)	B X 1-0 F9 ③			1-2 33 1B 8 G6-3 1B 2-2 G3 ③			C S F B B F B X 3-2 P5 ①			3 1 1 0 0 0 3 1 0 0 0 0 0 0						
Inning Stats	R: 0 H: 2 E: 0 LOB: 2 K: 0 BB: 0 S: 13 P: 22	R: 0 H: 0 E: 1 LOB: 1 K: 1 BB: 0 S: 8 P: 12	R: 3 H: 3 E: 0 LOB: 2 K: 2 BB: 2 S: 17 P: 32	R: 6 H: 5 E: 0 LOB: 2 K: 0 BB: 2 S: 22 P: 42	R: 0 H: 2 E: 0 LOB: 2 K: 0 BB: 0 S: 14 P: 22	R: 0 H: 0 E: 0 LOB: 0 K: 1 BB: 0 S: 8 P: 11	R: 1 H: 2 E: 0 LOB: 1 K: 2 BB: 0 S: 19 P: 30	R: 0 H: 0 E: 0 LOB: 0 K: 1 BB: 0 S: 8 P: 13		1B: 9 SF: 1 2B: 5 SAC: 0 3B: 0 DP: 0 HR: 0 HBP: 0						

livebaseballscorecards.com

AB	38
R	10
H	14
RBI	10
BB	4
SO	7
LOB	14

PITCHER		IP	WLS	BF	H	R	ER	SO	BB	IBB	HBP	BLK	WP	HR	S	P	ERA	WHIP
31 Kwang Hyun Kim, L ERA: 10.13	(1, 1)	2.2	L	15	5	3	3	2	1	0	0	0	0	0	34	57	10.12	2.250
1 Min Han Son, R ERA: 27.0	(3, 1)	0.2		5	2	2	2	1	1	0	0	0	0	0	11	21	27.00	4.500
20 Seung Ho Lee, L ERA:	(4, 1)	0.0		5	3	3	3	0	2	0	0	0	0	0	10	23	∞	∞
11 Jae Woo Lee, R ERA:	(4, 1)	2.2		10	2	1	1	1	0	0	0	1	0	0	27	40	3.38	0.750
17 Seunghwan Oh, R ERA: 4.5	(7, 1)	2.0		8	2	1	1	3	0	0	0	0	0	0	27	43	4.50	1.000

PITCHER	IP	WLS	BF	H	R	ER	SO	BB	IBB	HBP	BLK	WP	HR	S	P	ERA	WHIP

Batter	1	2	3	4	5	6	7	8	9	10	AB	R	H	RBI	BB	SO	LOB
11 Drew Macias, L (1, 8) OBP: 0.345, SLG: 0.462	F8	G4-3		F9			K	BB		1-2 1B	3	0	0	0	0	0	0
43 Cla Meredith, R (4, 1)											0	0	0	0	0	0	0
67 Cedric Hunter, L (5, 8) OBP: 0.300, SLG: 0.188											2	0	1	0	1	1	0
22 David Eckstein, R (1, 4) OBP: 0.476, SLG: 0.667	5 1B 49 2B 1B	FC6-5 5 2B		K			E5 5 HR 1B	FC4 1-2 2-H		K	3	1	2	0	0	1	0
18 Travis Denker, R (6, 4) OBP: 0.387, SLG: 0.292											3	1	1	0	0	1	3
5 Kevin Kouzmanoff, R (1, 5) OBP: 0.444, SLG: 1.000	49 2B 1-2 1B	FC6-5 49 BB 66 HR 2-3			G5-3		2-H HR	2-3			4	3	2	2	0	0	1
81 Peter Ciofrone, L (7, 5)											1	0	0	0	0	1	2
49 Emil Brown, R (1, 9) OBP: 0.391, SLG: 0.550	25 WP 1-H 2-H 2B	66 HR 1-2 BB			BB		F8		F8		1	1	1	2	2	0	0
76 Chad Huffman, R (6, 9) OBP: 0.429, SLG: 0.357											2	0	0	0	0	0	0
(7, 3)																	
66 Kyle Blanks, R (1, 3) OBP: 0.459, SLG: 0.700	K	HR 1-H 2-H			K		K		P6		4	1	1	3	0	3	2
70 Matt Buschmann, R (7, 1)											0	0	0	0	0	0	0
73 Mitch Canham, L (9, PH) OBP: 0.538, SLG: 0.333											1	0	0	0	0	0	0
64 Edwin Moreno, R (9, 1)											0	0	0	0	0	0	0
25 Will Venable, L (1, 7) OBP: 0.353, SLG: 0.375	2-3 BB	2B		P3				G4-3	G5-3		2	0	1	0	1	0	1
(4, 8)											0	0	0	0	0	0	0
38 Cesar Carrillo, R (5, 1)											0	0	0	0	0	0	0
78 Chris Britton, R (5, 1)											2	0	0	0	0	0	0
63 Luis Durango, S (7, 9) OBP: 0.200, SLG: 0.400																	
(10, 7)																	
30 Eliezer Alfonzo, R (1, 2) OBP: 0.400, SLG: 0.786	P6	P4				K		10 1B 7 2B BB		K	3	0	0	0	0	1	3
14 Colt Morton, R (7, 2) OBP: 0.444, SLG: 0.500											1	1	0	0	1	1	0
1 Everth Cabrera, S (1, 6) OBP: 0.214, SLG: 0.154	G5-3	K				G4-3		7 2B 1-3 1B		K	3	0	0	0	0	1	1
10 Matt Antonelli, R (8, PH) OBP: 0.476, SLG: 0.529											1	1	1	0	0	0	0
60 Sean Kazmar Jr., R (8, 6)											1	0	0	0	0	1	0
52 Josh Geer, R (1, 1)	F7			F8		L1-3		18 FC4 18 E 1-H 3-H 2B		67 1B 1B	1	0	0	0	0	0	0
7 Chase Headley, S (4, PH) OBP: 0.292, SLG: 0.435											4	1	2	2	0	0	0
(4, 7)																	
84 Brett Dowdy, R (10, PR) OBP: 0.429, SLG: 0.571											0	0	0	0	0	0	0
(10, 9)																	
Inning Stats	R: 2 E: 0 K: 1 S: 8 H: 3 LOB: 2 BB: 1 P: 12	R: 0 E: 0 K: 0 S: 3 H: 0 LOB: 0 BB: 0 P: 3	R: 3 E: 0 K: 1 S: 8 H: 3 LOB: 1 BB: 1 P: 12	R: 0 E: 0 K: 1 S: 5 H: 0 LOB: 0 BB: 0 P: 5	R: 0 E: 0 K: 1 S: 5 H: 0 LOB: 1 BB: 1 P: 9	R: 0 E: 0 K: 1 S: 5 H: 0 LOB: 0 BB: 0 P: 5	R: 2 E: 1 K: 2 S: 10 H: 2 LOB: 0 BB: 0 P: 10	R: 3 E: 1 K: 1 S: 7 H: 2 LOB: 1 BB: 2 P: 16	R: 0 E: 0 K: 0 S: 3 H: 0 LOB: 0 BB: 0 P: 3	R: 0 E: 0 K: 3 S: 11 H: 2 LOB: 2 BB: 0 P: 11	1B: 6 2B: 4 3B: 0 HR: 2 SF: 0 SAC: 0 DP: 0 HBP: 0						

TOP

San Diego Padres @ Milwaukee Brewers

Maryvale Baseball Park, Phoenix, AZ

Thu Mar 12 2009, 4:05 PM EDT

Att. 4,030 - Partly Cloudy - 74 F

livebaseballscorecards.com

AB	42
R	10
H	12
RBI	9
BB	5
SO	11
LOB	13

WP: 1 PA: 47
PB: 0
SB: 0
CS: 1

PITCHER		IP	WLS	BF	H	R	ER	SO	BB	IBB	HBP	BLK	WP	HR	S	P	ERA	WHIP
Jeff Suppan, R ERA: 7.36	(1, 1)	3.0		17	6	5	5	2	2	0	0	0	1	1	19	27	15.00	2.667
12 Carlos Villanueva, R ERA: 3.86	(4, 1)	2.0		7	0	0	0	2	1	0	0	0	0	0	10	14	0.00	0.500
60 Todd Coffey, R ERA: 2.25	(6, 1)	1.0	H	3	0	0	0	1	0	0	0	0	0	0	5	5	0.00	0.000
66 Chris Narveson, L ERA: 9.0	(7, 1)	2.0	B	12	4	5	4	3	2	0	0	0	0	1	17	26	18.00	3.000
Eddie Morlan, R ERA: 6.43	(9, 1)	2.0		8	2	0	0	3	0	0	0	0	0	0	14	14	0.00	1.000

PITCHER	IP	WLS	BF	H	R	ER	SO	BB	IBB	HBP	BLK	WP	HR	S	P	ERA	WHIP

San Diego Padres @ Milwaukee Brewers

Maryvale Baseball Park, Phoenix, AZ

Thu Mar 12 2009, 4:05 PM EDT

Att. 4,030 - Partly Cloudy - 74 F

livebaseballscorecards.com

BOTTOM

Batter	1	2	3	4	5	6	7	8	9	10	AB	R	H	RBI	BB	SO	LOB
23 Rickie Weeks Jr., R (1, 4) OBP: 0.387, SLG: 0.375 60 Todd Coffey, R (6, 1) 3 Trot Nixon, L (6, PH) OBP: 0.207, SLG: 0.200 66 Chris Narveson, L (7, 1) 32 Scott Thorman, L (8, PH) OBP: 0.391, SLG: 0.522 Eddie Morlan, R (9, 1)	K2-3		E5		30 G4-3, 1 HR, 1-3, 2-H, 2B	G4-3		K			3 0 1 0 1 0	1 0 0 0 0 0	1 0 0 0 0 0	1 0 0 0 0 0	0 0 0 0 1 0	1 0 0 0 0 0	0 0 0 0 1 0
30 Craig Counsell, L (1, 5) (6, 4) 21 Alcides Escobar, R (7, PR) OBP: 0.160, SLG: 0.250 (8, 6)	G1-3		G4-3		G4-3, 2-3, 3-H		28 HR, 3B		P2		4 1	0 1	1 0	1 0	0 0	0 0	2 0
7 J.J. Hardy, R (1, 6) OBP: 0.370, SLG: 0.538 14 Casey McGehee, R (8, 5) OBP: 0.429, SLG: 0.714	G1-6-3			K	F9		G3		G5-3		4 1	0 0	0 0	0 0	0 0	1 0	2 0
28 Prince Fielder, L (1, 3) OBP: 0.438, SLG: 0.435 9 Hernan Iribarren, L (8, 4) OBP: 0.250, SLG: 0.263		HBP		G4-3	1 HR, BB		HR, 3-H		G4-3		2 1	2 0	1 0	2 0	1 0	0 0	0 0
1 Corey Hart, R (1, 9) OBP: 0.481, SLG: 0.880 88 Lorenzo Cain, R (6, 9) OBP: 0.400, SLG: 0.333	K			K	HR, 1-H, 3-H	P4				K	3 2	1 0	1 0	3 0	0 0	2 1	1 1
27 Brad Nelson, L (1, 7) OBP: 0.519, SLG: 0.667	P4			BB	G4-3	G4-3			G4-3		4	1	0	0	1	0	2
16 Chris Duffy, L (1, 8) OBP: 0.382, SLG: 0.656	P2				18 1B, 1-3, 2B	G4-3		E, 1B		1B	5	1	3	0	0	0	1
18 Jason Kendall, R (1, 2) OBP: 0.278, SLG: 0.556 77 Carlos Corporán, S (7, 2) OBP: 0.125, SLG: 0.125			K		1B, 23 2B, 2-3, 3-H, 1B	HR		B1		F8	3 2	2 0	2 0	2 0	0 0	1 0	0 2
Jeff Suppan, R (1, 1) 24 Mat Gamel, L (3, PH) OBP: 0.214, SLG: 0.500 12 Carlos Villanueva, R (4, 1) Mike Lamb, L (5, PH) OBP: 0.231, SLG: 0.208 (6, 5) (8, 3)			F9		23 2B, 30 G4-3, 1-2, 3-H, 1B	G4-3		G4-3, 1-3			0 1 0 3	0 0 0 1	0 0 0 1	0 0 0 1	0 0 0 0	0 0 0 1	0 0 0 1

Inning Stats	1	2	3	4	5	6	7	8	9	10
	R: 0 H: 0 E: 0 LOB: 0 K: 1 BB: 0 S: 5 P: 5	R: 0 H: 0 E: 0 LOB: 1 K: 1 BB: 0 S: 5 P: 6	R: 0 H: 0 E: 1 LOB: 1 K: 1 BB: 0 S: 6 P: 6	R: 0 H: 0 E: 0 LOB: 0 K: 2 BB: 0 S: 7 P: 7	R: 7 H: 5 E: 0 LOB: 0 K: 0 BB: 2 S: 9 P: 19	R: 1 H: 1 E: 0 LOB: 0 K: 0 BB: 0 S: 5 P: 6	R: 2 H: 2 E: 0 LOB: 1 K: 0 BB: 0 S: 5 P: 5	R: 0 H: 1 E: 1 LOB: 1 K: 1 BB: 0 S: 6 P: 6	R: 0 H: 0 E: 0 LOB: 0 K: 0 BB: 0 S: 3 P: 3	R: 0 H: 1 E: 0 LOB: 1 K: 1 BB: 0 S: 6 P: 6

1B: 4	SF: 0	WP: 0	PA: 44
2B: 2	SAC: 0	PB: 0	
3B: 1	DP: 0	SB: 0	
HR: 3	HBP: 1	CS: 0	

PITCHER		IP	WLS	BF	H	R	ER	SO	BB	IBB	HBP	BLK	WP	HR	S	P	ERA	WHIP
52 Josh Geer, R	(1, 1)	3.0		11	0	0	0	3	0	0	1	0	0	0	16	17	0.00	0.000
ERA: 6.43																		
43 Cla Meredith, R	(4, 1)	1.0		3	0	0	0	2	0	0	0	0	0	0	7	7	0.00	0.000
ERA:																		
38 Cesar Carrillo, R	(5, 1)	0.2		8	4	6	6	0	2	0	0	0	0	0	6	14	81.00	9.000
ERA: 17.18																		
78 Chris Britton, R	(5, 1)	1.1	B	6	2	2	2	0	0	0	0	0	0	2	8	11	13.50	1.500
ERA: 4.91																		
70 Matt Buschmann, R	(7, 1)	2.0		9	3	2	2	1	0	0	0	0	0	1	11	11	9.00	1.500
ERA: 10.13																		

PITCHER		IP	WLS	BF	H	R	ER	SO	BB	IBB	HBP	BLK	WP	HR	S	P	ERA	WHIP
64 Edwin Moreno, R	(9, 1)	2.0		7	1	0	0	1	0	0	0	0	0	0	9	9	0.00	0.500
ERA:																		

AB	41
R	10
H	10
RBI	10
BB	2
SO	7
LOB	13

Batter	1	2	3	4	5	6	7	8	9	AB	R	H	RBI	BB	SO	LOB
31 Dewayne Wise, L (1, 8) OBP: 0.375, SLG: 0.652	F7		G6-3 1-2	FC6-5 12 1B 5 BB 14 1B 1-2 2-3f 3-H	B S B X 2-1 1-H HR	0-0 3-H 1B		G3		6	2	2	4	0	0	3
5 Jayson Nix, R (1, 4) OBP: 0.583, SLG: 0.700 51 John Van Benschoten, R (6, 1) 62 Jack Egbert, L (7, 1) 61 Jon Link, R (8, 1) 74 Josh Kroeger, L (9, PH) OBP: 0.355, SLG: 0.484 46 Adam Russell, R (9, 1)	P6		F7	4-0 14 1B 12 1B 7 1B 1-2 2-3 BB	B B B H 1-0 14 G5-4-3 HBP	C C C 0-3			X 0-0 2B	3 1 0 0 1 1 2 0 0 0 0 0 0 0 0 0 0 0 0 0 0 0 0 0 0 0 0 0 1 0 1 0 0 0 0 0 0 0 0 0 0 0						
12 A.J. Pierzynski, L (1, 2) OBP: 0.435, SLG: 0.500 15 Wilson Betemit, S (6, 5) OBP: 0.250, SLG: 0.500	F9		7 BB 14 1B 2-3 1B	7 1B 14 1B 18 1B 1-2 2-3 3-H 1B	P5		P3		B B B B 4-0 BB	4 1 2 1 0 0 1 1 0 0 0 1 0 0						
14 Paul Konerko, R (1, 3) OBP: 0.387, SLG: 0.690 47 Mike MacDougal, S (5, 1) 75 Eider Torres, S (6, 6) OBP: 0.200, SLG: 0.077	S B S X 1-2 HR	0-0 7 BB 1-2 3-H 1B	18 1B 7 1B 7 WP 1-2 2-3 3-H 1B	G5-4-3 1-2f		G3	F S S 0-3		4 2 3 3 0 0 1 0 0 0 0 0 0 0 2 0 0 0 0 1 2							
7 Josh Fields, R (1, 5) OBP: 0.476, SLG: 0.737 58 Michael Restovich, R (6, 9) OBP: 0.381, SLG: 0.529	0-0 32 G6-3 2B	B B B B 4-0 1-2 2-3 BB	0-0 7 WP 18 1B 1-2 2-3 3-H 1B		0-0 32 HR 1B	B B B B 4-0 38 HR BB	S S S 0-3		3 1 3 1 1 0 0 1 1 0 0 1 1 2							
32 Brian Anderson, R (1, 9) OBP: 0.306, SLG: 0.300 38 Cole Armstrong, L (6, 2) OBP: 0.111, SLG: 0.444	0-0 G6-3 2-3	0-0 F9	S S S 0-3	0-0 1-H HR	S B S X 1-2 1-H HR	C C C 0-3			4 1 1 2 0 1 7 2 1 1 2 0 1 2							
18 Brent Lillibridge, R (1, 6) OBP: 0.313, SLG: 0.323 (6, 4)	0-0 G1-3		34 1B 31 FC6-5 2B 7 WP 1-2 2-3 3-H 1B	0-0 E3 7 FC5-4	0-0 F8				5 1 2 1 0 0 1							
7 Jerry Owens, L (1, 7) OBP: 0.310, SLG: 0.200	0-0 G6-3		31 FC6-5 34 1B 1B 0-3 K 1-2 2-3 3-H	0-0 FC5-4 27 G4-3 31 1B 1-2f	0-0 G6-3				5 1 1 0 0 1 4							
34 Gavin Floyd, R (1, 1) OBP: 1.000, SLG: 1.000 27 Ben Broussard, L (5, PH) OBP: 0.172, SLG: 0.286 (5, 3)	B B B B 4-0 12 1B 31 G6-3 14 1B BB	0-0 5 BB 31 FC6-5 12 1B 1-2 2-3 1B	0-0 31 HR 1B	0-0 G4-3 2-3	S S S 0-3 K				1 2 1 0 1 0 0 3 1 1 0 0 1 1							
Inning Stats	R: 0 E: 0 K: 0 S: 3 H: 0 LOB: 0 BB: 0 P: 3	R: 1 E: 0 K: 0 S: 7 H: 2 LOB: 1 BB: 0 P: 8	R: 1 E: 0 K: 0 S: 5 H: 2 LOB: 3 BB: 2 P: 13	R: 6 E: 0 K: 2 S: 14 H: 7 LOB: 2 BB: 1 P: 18	R: 2 E: 0 K: 0 S: 5 H: 2 LOB: 0 BB: 0 P: 8	R: 3 E: 2 K: 1 S: 9 H: 3 LOB: 1 BB: 0 P: 9	R: 2 E: 0 K: 0 S: 6 H: 1 LOB: 0 BB: 1 P: 11	R: 0 E: 0 K: 1 S: 5 H: 0 LOB: 0 BB: 0 P: 5	R: 0 E: 0 K: 3 S: 10 H: 1 LOB: 2 BB: 1 P: 14	1B: 11 2B: 3 3B: 0 HR: 4 SF: 0 SAC: 0 DP: 1 HBP: 1						

PITCHER	IP	WLS	BF	H	R	ER	SO	BB	IBB	HBP	BLK	WP	HR	S	P	ERA	WHIP
32 Chris Young, R (1, 1) ERA: 6.75	3.0		15	4	2	2	0	2	0	0	0	0	1	15	24	6.00	2.000
56 Mike Ekstrom, R (4, 1) ERA: 14.73	0.2	L	10	7	6	6	1	1	0	0	0	0	0	11	15	81.00	12.000
41 Mark Worrell, R (4, 1) ERA: 5.4	1.1		6	2	2	2	1	0	0	1	0	1	1	8	11	13.50	1.500
68 Greg Burke, R (6, 1) ERA: 4.76	1.2		10	3	4	3	1	1	0	0	0	0	1	11	15	16.20	2.400
50 Joe Thatcher, L (7, 1) ERA: 3.18	1.1		5	1	1	1	1	0	0	0	0	0	1	9	10	6.75	0.750

PITCHER	IP	WLS	BF	H	R	ER	SO	BB	IBB	HBP	BLK	WP	HR	S	P	ERA	WHIP
40 Scott Patterson, R (9, 1) ERA: 1.93	1.0		5	1	0	0	3	1	0	0	0	0	0	10	14	0.00	2.000

TOP

Chicago White Sox @ San Diego Padres

Peoria Stadium, Peoria, AZ

Fri Mar 13 2009, 4:05 PM EDT

Att. 5,069 - Sunny - 68 F

livebaseballscorecards.com

AB	45
R	15
H	18
RBI	14
BB	5
SO	7
LOB	26

PA: 51

WP: 1
PB: 0
SB: 0
CS: 0

BOTTOM

Chicago White Sox @ San Diego Padres

Peoria Stadium, Peoria, AZ

Fri Mar 13 2009, 4:05 PM EDT

Att. 5,069 - Sunny - 68 F

livebaseballscorecards.com

Batter	1	2	3	4	5	6	7	8	9	AB	R	H	RBI	BB	SO	LOB
8 Chris Burke, R (1, 6) OBP: 0.429, SLG: 0.250 81 Peter Ciofrone, L (6, PR) (7, 5)	G3		F9			15 2B HBP	BB		F8	2 1	0 1	0 1	0 0	0 1	0 0	0 0
15 Luis Antonio Rodriguez, S (3, 5) OBP: 0.267, SLG: 0.231 76 Chad Huffman, R (6, PR) OBP: 0.409, SLG: 0.333 (7, 3)	F7		L8			63 1B 67 1B 2B 1-H	F9			3 1	0 1	1 1	1 0	0 0	0 0	0 1
24 Brian Giles, L (1, 9) OBP: 0.167, SLG: 0.250 63 Luis Durango, S (4, 7) OBP: 0.286, SLG: 0.429	G3		G4-3			11 FC4-6 67 1B 1B 2-3		G3		2 2	0 0	0 1	0 0	0 0	0 0	0 0
66 Kyle Blanks, R (1, 3) OBP: 0.425, SLG: 0.636 84 Brett Dowdy, R (7, 9) OBP: 0.500, SLG: 0.625		K		K		K		60 FC5-4 67 1B 1B		3 1	0 0	0 1	0 0	0 0	3 0	3 0
33 Jody Gerut, L (1, 8) OBP: 0.350, SLG: 0.235 67 Cedric Hunter, L (6, 8) OBP: 0.364, SLG: 0.278		G4-3		K		11 FC4-6 1B 1-2 3-H		60 FC5-4 1B 1-2		2 2	0 0	0 2	0 1	0 0	1 0	0 0
11 Drew Macias, L (1, 7) OBP: 0.344, SLG: 0.429 (4, 9) 60 Sean Kazmar Jr., R (7, 6)		4 2B BB		G4-3		FC4-6 1-2f 2-3		FC5-4 1-2f 2-3		2 1	1 0	0 0	0 0	1 0	0 0	2 2
4 Nick Hundley, R (1, 2) OBP: 0.400, SLG: 0.571 73 Mitch Canham, L (6, 2) OBP: 0.500, SLG: 0.300 50 Joe Thatcher, L (7, 1) 18 Travis Denker, R (8, PH) OBP: 0.375, SLG: 0.280 40 Scott Patterson, R (9, 1)		1-H 2B			K	G5-3		F7		2 1 0 1 0	0 0 0 0 0	1 0 0 0 0	1 0 0 0 0	0 0 0 0 0	1 0 0 0 0	0 3 0 2 0
10 Matt Antonelli, R (1, 4) OBP: 0.400, SLG: 0.429		K			K		K		G6-3	4	0	0	0	0	3	1
32 Chris Young, R (1, 1) 16 Cliff Floyd, L (3, PH) OBP: 0.412, SLG: 0.615 56 Mike Ekstrom, R (4, 1) 41 Mark Worrell, R (4, 1) 7 Chase Headley, S (5, PH) OBP: 0.280, SLG: 0.417 68 Greg Burke, R (6, 1) 14 Colt Morton, R (7, 2) OBP: 0.364, SLG: 0.400			HR		G4-3		G6-3		F8	0 1 0 0 1 0 2	0 1 0 0 0 0 0	0 1 0 0 0 0 0	0 1 0 0 0 0 0	0 0 0 0 0 0 0	0 0 0 0 0 0 0	0 0 0 0 0 0 0
Inning Stats	R: 0 H: 0 E: 0 LOB: 0 K: 0 BB: 0 S: 3 P: 3	R: 1 H: 1 E: 0 LOB: 1 K: 2 BB: 1 S: 8 P: 12	R: 1 H: 1 E: 0 LOB: 0 K: 0 BB: 0 S: 5 P: 5	R: 0 H: 0 E: 0 LOB: 0 K: 2 BB: 0 S: 7 P: 7	R: 0 H: 0 E: 0 LOB: 0 K: 2 BB: 0 S: 7 P: 7	R: 2 H: 3 E: 0 LOB: 3 K: 1 BB: 0 S: 8 P: 9	R: 0 H: 0 E: 0 LOB: 1 K: 1 BB: 1 S: 5 P: 9	R: 0 H: 2 E: 0 LOB: 2 K: 0 BB: 0 S: 5 P: 5	R: 0 H: 0 E: 0 LOB: 0 K: 0 BB: 0 S: 3 P: 3	1B: 4 2B: 2 3B: 0 HR: 1	SF: 0 SAC: 0 DP: 0 HBP: 1						

AB	34
R	4
H	7
RBI	4
BB	2
SO	8
LOB	14

WP: 0 PA: 37
PB: 0
SB: 0
CS: 0

PITCHER		IP	WLS	BF	H	R	ER	SO	BB	IBB	HBP	BLK	WP	HR	S	P	ERA	WHIP
34 Gavin Floyd, R ERA: 2.7	(1, 1)	4.0	W	15	2	2	2	4	1	0	0	0	0	1	23	27	4.50	0.750
47 Mike MacDougal, R ERA: 4.5	(5, 1)	1.0		3	0	0	0	2	0	0	0	0	0	0	7	7	0.00	0.000
51 John Van Benschoten, R ERA: 9.82	(6, 1)	1.0		7	3	2	2	1	0	0	1	0	0	0	8	9	18.00	3.000
62 Jack Egbert, R ERA:	(7, 1)	1.0		4	0	0	0	1	1	0	0	0	0	0	5	9	0.00	1.000
61 Jon Link, R ERA: 3.86	(8, 1)	1.0		5	2	0	0	0	0	0	0	0	0	0	5	5	0.00	2.000

PITCHER		IP	WLS	BF	H	R	ER	SO	BB	IBB	HBP	BLK	WP	HR	S	P	ERA	WHIP
46 Adam Russell, R ERA: 13.5	(9, 1)	1.0		3	0	0	0	0	0	0	0	0	0	0	3	3	0.00	0.000

Cleveland Indians @ San Diego Padres

Peoria Stadium, Peoria, AZ

Sat Mar 14 2009, 4:05 PM EDT

Att. 5,692 - Partly Cloudy - 72 F

TOP

livebaseballscorecards.com

Batter	1	2	3	4	5	6	7	8	9	AB	R	H	RBI	BB	SO	LOB
12 Ben Francisco, R (1, 8) OBP: 0.345, SLG: 0.385	0-0 ① G6-3		4-0 2B BB		0-1 1B S 2 1B 1-H 2-H 1B	0-0 ③ F8		0-0 ② F8		3	2	1	1	1	0	1
67 Jordan Brown, L (7, 7) OBP: 0.333, SLG: 0.533										1	0	0	0	0	0	1
Asdrúbal Cabrera, S (1, 4) OBP: 0.333, SLG: 0.409	0-0 ② G4-3		0-0 1-H 2-H 2B		0-1 41 BB 2 1B 1-3 1B		0-3 ① K	1 SAFE 0-0 ③ CS 1-2	4-0 77 CS BB	3	1	2	2	0	0	0
1 Luis Valbuena, L (6, 4) OBP: 0.217, SLG: 0.250										1	0	0	0	1	1	0
48 Travis Hafner, L (1, 10) OBP: 0.294, SLG: 0.267	0-0 ③ G4-3		0-3 ③ K		0-3 ② K		4-0 41 2B 8 G4-3 BB		0-3 ①② K 1-2	3	0	0	0	0	2	3
77 Carlos Santana, S (7, PH) OBP: 0.438, SLG: 0.182										1	1	0	0	1	1	1
(7, 10)																
41 Victor Martinez, S (1, 2) OBP: 0.423, SLG: 0.739		0-0 ① G3		0-0 ① G3	4-0 25 WP 2 1B 1-2 BB		0-0 8 G4-3 23 1B 1-3 2B		0-3 ③ K	3	0	1	0	1	0	0
76 Wyatt Toregas, R (7, PR)										1	1	0	0	0	1	0
(7, 2)																
2 Jhonny Peralta, R (1, 6) OBP: 0.565, SLG: 0.957	0-3 ② K		0-0 ② F7		0-0 1-2 2-H 3-H 1B		0-0 ② G4-3 2-3 3-H			3	0	1	2	0	1	0
8 Wilson Valdez, R (6, 6) OBP: 0.095, SLG: 0.050										1	0	0	1	0	0	1
25 Ryan Garko, R (1, 3) OBP: 0.357, SLG: 0.519	0-0 ③ G5-3		0-0 ③ F9		0-3 ③ K 2-3		0-0 3-H 1B			3	0	0	0	0	1	2
23 Michael Aubrey, L (6, 3) OBP: 0.526, SLG: 0.647										1	0	1	1	0	0	0
29 Josh Barfield, R (1, 5) OBP: 0.206, SLG: 0.212	0-0 ① L8		0-0 ① F8		0-3 ① K	0-3 ③ K				3	0	0	0	0	1	0
15 Andy Marte, R (6, 5) OBP: 0.100, SLG: 0.100										1	0	0	0	0	1	2
26 Trevor Crowe, S (1, 9) OBP: 0.333, SLG: 0.346	0-0 61 G4-3 2B 1B		4-0 61 1B 12 E BB		0-0 61 G6-3 61 S 1B			0-0 ① F9		2	2	2	0	1	0	0
71 Matt LaPorta, R (6, 9) OBP: 0.375, SLG: 0.524										1	0	0	0	0	0	0
61 Michael Brantley, L (1, 7) OBP: 0.423, SLG: 0.435	0-0 ② G4-3 1-2		0-0 12 S 12 1B 1-2 1B		0-1 ② G6-3 1-3			4-0 1 CS BB		3	1	1	0	1	0	2
(7, 8)																

	AB	34
	R	8
	H	9
	RBI	7
	BB	6
	SO	9
	LOB	13

Inning Stats																																		
	R: 0	E: 0	K: 0	S: 3	H: 0	LOB: 0	BB: 0	P: 3	R: 0	E: 0	K: 1	S: 5	H: 0	LOB: 0	BB: 0	P: 5	R: 2	E: 0	K: 1	S: 7	H: 2	LOB: 1	BB: 1	P: 11	R: 0	E: 0	K: 0	S: 3	H: 0	LOB: 0	BB: 0	P: 3	R: 4	E: 0	K: 2	S: 13	H: 4	LOB: 2	BB: 2	P: 21	R: 0	E: 0	K: 1	S: 7	H: 1	LOB: 1	BB: 0	P: 7	R: 2	E: 0	K: 2	S: 9	H: 2	LOB: 2	BB: 1	P: 13	R: 0	E: 0	K: 0	S: 2	H: 0	LOB: 0	BB: 1	P: 6	R: 0	E: 0	K: 2	S: 6	H: 0	LOB: 0	BB: 1	P: 10	1B: 7	2B: 3	3B: 0	HR: 0	SF: 0	SAC: 0	DP: 1	HBP: 0	WP: 1	PB: 0	SB: 4	CS: 2	PA: 41
---	---	---	---	---	---	---	---	---	---	---	---	---	---	---	---	---	---	---

BOTTOM

Batter	1	2	3	4	5	6	7	8	9	AB	R	H	RBI	BB	SO	LOB
11 Drew Macias, L (1, 8) (7, 7) OBP: 0.378, SLG: 0.455	G6-3		22 G4-3, 22 WP, 1B		2-H, 1B		77 BB, 10 1B, 16 SF8, 3-H, 1B		G3	5	1	3	2	0	0	0
22 David Eckstein, R (1, 4) OBP: 0.458, SLG: 0.600	B B B B, 4-0, 24 G1-6-3, BB		B X, 1-0, G4-3, 1-3			G3-4-3	16 SF8, 77 BB, 1-2, 1B		77 2B, 1B	2	0	0	0	1	0	1
10 Matt Antonelli, R (7, 4) OBP: 0.444, SLG: 0.478										2	1	2	0	0	0	0
24 Brian Giles, L (1, 9) OBP: 0.200, SLG: 0.333	G1-6-3, 1-2f		G4-3			16 2B, B B B B	1-2, 2-3, BB		1-H, 2B	3	0	1	0	0	0	2
77 Chris Snelling, L (6, PR) OBP: 1.000, SLG: 2.000 (7, 9)										1	1	1	1	1	0	0
16 Cliff Floyd, L (1, 10) OBP: 0.381, SLG: 0.625		G4-3		G4-3		2-H, 2B	SF8, 2-3, 3-H		F7	3	0	1	2	0	0	0
81 Peter Ciofrone, L (9, PH)										1	0	0	0	0	0	1
49 Emil Brown, R (1, 7) OBP: 0.385, SLG: 0.500		B B B B, 4-0, 76 BB, BB		L5		F7	F7		F8	2	0	0	0	1	0	1
67 Cedric Hunter, L (7, 8) OBP: 0.333, SLG: 0.250										2	0	0	0	0	0	4
30 Eliezer Alfonzo, R (1, 2) OBP: 0.333, SLG: 0.647		S S S, 0-3, K		S S S, 0-3, K		S S S, 0-3, K		B B B, 4-0, 81 G4-6-3, 76 1B, BB		3	0	0	0	0	3	2
14 Colt Morton, R (7, 2) OBP: 0.417, SLG: 0.400										0	0	0	0	1	0	0
76 Chad Huffman, R (1, 3) OBP: 0.462, SLG: 0.389		B B B B, 4-0, 1-2, BB			L4		15 2B, 1B		81 G4-6-3, 1-2, 1B	3	1	2	0	1	0	0
15 Luis Antonio Rodriguez, S (5, 6) OBP: 0.278, SLG: 0.313		G4-3			P6		18 G3-1, 11 1B, 1-H, 2B		G4-6-3, 1-2f, 2-3	3	0	1	1	0	0	2
81 Jesus Lopez, R (7, PR) (8, 6)										1	1	0	0	0	0	2
18 Travis Denker, R (1, 5) OBP: 0.361, SLG: 0.310			G6-3		11 1B, 2B		G3-1, 2-3		G4-3	4	1	1	0	0	0	2
Inning Stats	R: 0 E: 0 K: 0 S: 2 H: 0 LOB: 0 BB: 1 P: 6	R: 0 E: 0 K: 1 S: 5 H: 0 LOB: 2 BB: 2 P: 13	R: 0 E: 0 K: 0 S: 4 H: 1 LOB: 1 BB: 0 P: 5	R: 0 E: 0 K: 1 S: 5 H: 0 LOB: 0 BB: 0 P: 5	R: 1 E: 0 K: 0 S: 4 H: 2 LOB: 1 BB: 0 P: 4	R: 1 E: 0 K: 1 S: 7 H: 2 LOB: 1 BB: 0 P: 7	R: 3 E: 0 K: 0 S: 7 H: 4 LOB: 3 BB: 1 P: 11	R: 0 E: 0 K: 0 S: 3 H: 1 LOB: 1 BB: 1 P: 7	R: 1 E: 0 K: 0 S: 5 H: 2 LOB: 1 BB: 0 P: 5	1B: 7 2B: 5 3B: 0 HR: 0	SF: 1 SAC: 0 DP: 2 HBP: 0						

PITCHER	IP	WLS	BF	H	R	ER	SO	BB	IBB	HBP	BLK	WP	HR	S	P	ERA	WHIP
55 Roberto Hernandez, R (1, 1) ERA: 2.45	4.0	W	15	1	0	0	2	3	0	0	0	1	0	16	29	0.00	1.000
69 David Huff, L (5, 1) ERA: 9.0	2.0		9	4	2	2	1	0	0	0	0	0	0	11	11	9.00	2.000
30 Masa Kobayashi, R (7, 1) ERA: 15.75	1.0		8	4	3	3	0	1	0	0	0	0	0	7	11	27.00	5.000
49 Edward Mujica, R (8, 1) ERA: 15.43	1.0	H	4	1	0	0	0	1	0	0	0	0	0	3	7	0.00	2.000
40 Matt Herges, R (9, 1) ERA: 7.5	1.0	S	5	2	1	1	0	0	0	0	0	0	0	5	5	9.00	2.000

PITCHER	IP	WLS	BF	H	R	ER	SO	BB	IBB	HBP	BLK	WP	HR	S	P	ERA	WHIP

Cleveland Indians @ San Diego Padres

Peoria Stadium, Peoria, AZ

Sat Mar 14 2009, 4:05 PM EDT

Att. 5,692 - Partly Cloudy - 72 F

livebaseballscorecards.com

AB	35
R	6
H	12
RBI	6
BB	5
SO	3
LOB	17

WP: 1 PB: 0 SB: 0 CS: 0 PA: 41

San Diego Padres @ San Francisco Giants

Scottsdale Stadium, Scottsdale, AZ

Sat Mar 14 2009, 4:05 PM EDT

Att. 11,267 - Partly Cloudy - 73 F

livebaseballscorecards.com

Batter	1	2	3	4	5	6	7	8	9	AB	R	H	RBI	BB	SO	LOB
33 Jody Gerut, L (1, 8) OBP: 0.333, SLG: 0.238	0-1 8 CS 1B		2-3 ② K	3-3 ③ K 1-2		2-3 ② K 2-3		0-0 ① G3-1		4	0	1	0	0	3	3
83 Walter Silva, R (6, 1)										0	0	0	0	0	0	0
83 Beamer Weems, R (8, PH) (8, 6)										1	0	0	0	0	0	0
8 Chris Burke, R (1, 4) OBP: 0.458, SLG: 0.278	4-1 ① 5 E 1-2 BB		0-2 ③ F9		1-1 5 1B 7 2B 1B	3-2 ③ G6-3		1-1 ② G5-3		2	1	1	0	1	0	0
84 Brett Dowdy, R (5, 4) OBP: 0.400, SLG: 0.500										2	0	0	0	0	0	1
5 Kevin Kouzmanoff, R (1, 5) OBP: 0.455, SLG: 0.900	0-0 E7 1-2			0-0 ① G4-3	1-0 7 2B 1-2 1B		0-0 66 HR 1B	1-2 ③ G5-3		4	2	2	0	0	0	1
60 Sean Kazmar Jr., R (7, 4)										1	0	0	0	0	0	0
75 Will Inman, R (8, 1)										0	0	0	0	0	0	0
82 Oneli Perez, R (9, 1)										0	0	0	0	0	0	0
66 Kyle Blanks, R (1, 3) OBP: 0.409, SLG: 0.676	0-3 ② K			0-1 ② F8	1-3 ① K		1-0 1-H HR		3-3 ① K	4	1	1	2	0	2	4
86 Craig Cooper, R (9, PH) (9, 3)										1	0	0	0	0	1	0
7 Chase Headley, S (1, 7) OBP: 0.345, SLG: 0.519	1-2 ③ P5			4-1 25 1B 4 2B BB	1-1 1-H 2-H 2B		3-2 26 1B 2B		2-1 ② G4-3	3	1	2	2	1	0	2
99 Blake Tekotte, L (7, PR) (7, 7)										1	1	0	0	0	0	0
25 Will Venable, L (1, 9) OBP: 0.333, SLG: 0.351		3-1 ① F9		C 1 SAFE 0-2 4 2B 1-2 1B	2-0 ② F7		1-3 ① K		2-2 G4-3	5	1	1	0	0	1	2
(6, 8)																
4 Nick Hundley, R (1, 2) OBP: 0.389, SLG: 0.588		1-3 ② K		2-2 1 1B 1-H 2-H 2B	3-2 ③ X G5-3		1-1 2-H 1B			3	1	1	2	0	1	1
26 Jose Lobaton, S (6, 2) OBP: 0.375, SLG: 0.429										1	0	1	1	0	0	0
1 Everth Cabrera, S (1, 6) OBP: 0.250, SLG: 0.172		1-3 ③ K		0-0 97 1B 2-H 1B		4-2 33 S 63 SH3 BB	1-3 ② K			3	0	1	1	1	2	2
(8, 4)																
39 Cesár Ramos, L (1, 1)			1-3 ① K2-3	B 1 SAFE 1-0 33 PB 1-3 1B		0-0 ① SH3 1-2	1-0 ③ G4-3			1	0	0	0	0	1	0
97 Brad Chalk, L (4, PH) OBP: 1.000, SLG: 1.000										1	0	1	0	0	0	0
Jae Kuk Ryu, R (4, 1)										0	0	0	0	0	0	0
63 Luis Durango, S (6, PH) OBP: 0.250, SLG: 0.375										1	0	0	0	0	0	2
(6, 9)																

TOP

AB	38
R	8
H	12
RBI	8
BB	3
SO	11
LOB	18

Inning Stats	1	2	3	4	5	6	7	8	9
	R: 0 E: 1 K: 1 S: 10	H: 1 LOB: 2 BB: 1 P: 15	R: 0 E: 0 K: 2 S: 8	H: 0 LOB: 0 BB: 0 P: 13	R: 0 E: 0 K: 2 S: 9	H: 0 LOB: 0 BB: 0 P: 12	R: 3 E: 0 K: 1 S: 16	H: 4 LOB: 2 BB: 1 P: 26	R: 2 E: 0 K: 1 S: 16	H: 3 LOB: 1 BB: 0 P: 25	R: 0 E: 0 K: 1 S: 13	H: 0 LOB: 1 BB: 1 P: 22	R: 3 E: 0 K: 2 S: 15	H: 4 LOB: 2 BB: 0 P: 23	R: 0 E: 0 K: 0 S: 6	H: 0 LOB: 0 BB: 0 P: 8	R: 0 E: 0 K: 1 S: 9	H: 0 LOB: 0 BB: 0 P: 16

1B: 8	SF: 0	WP: 0	PA: 42
2B: 3	SAC: 1	PB: 1	
3B: 0	DP: 0	SB: 1	
HR: 1	HBP: 0	CS: 1	

PITCHER		IP	WLS	BF	H	R	ER	SO	BB	IBB	HBP	BLK	WP	HR	S	P	ERA	WHIP
18 Matt Cain, R ERA: 7.59	(1, 1)	4.1	L	22	7	5	5	7	2	0	0	0	0	0	49	75	10.38	2.077
93 Steve Edlefsen, R ERA:	(5, 1)	0.2		3	1	0	0	0	0	0	0	0	0	0	10	16	0.00	1.500
Madison Bumgarner, L ERA:	(6, 1)	1.0		4	0	0	0	1	1	0	0	0	0	0	13	22	0.00	1.000
Tim Alderson, R ERA: 27.0	(7, 1)	1.0		7	4	3	3	2	0	0	0	0	0	1	15	23	27.00	4.000
41 Jeremy Affeldt, L ERA: 6.43	(8, 1)	1.0		3	0	0	0	0	0	0	0	0	0	0	6	8	0.00	0.000

PITCHER		IP	WLS	BF	H	R	ER	SO	BB	IBB	HBP	BLK	WP	HR	S	P	ERA	WHIP
38 Brian Wilson, R ERA:	(9, 1)	1.0		3	0	0	0	1	0	0	0	0	0	0	9	16	0.00	0.000

BOTTOM

San Diego Padres @ San Francisco Giants
Scottsdale Stadium, Scottsdale, AZ
Sat Mar 14 2009, 4:05 PM EDT
Att. 11,267 - Partly Cloudy - 73 F

livebaseballscorecards.com

Batter	1	2	3	4	5	6	7	8	9	AB	R	H	RBI	BB	SO	LOB
12 Nate Schierholtz, L (1, 9) OBP: 0.429, SLG: 0.857 21 John Bowker, L (4, 9) OBP: 0.378, SLG: 0.474	B B X 2-0 ① G4-3		B X 1-0 16 G6-4-3 1B	C F T 0-2 ③ K			B B X 2-0 57 G5-4-3 1B		B C F S 1-3 ① K	2 0 1 0 0 0 0 3 0 1 0 0 2 1						
16 Edgar Renteria, R (1, 6) OBP: 0.273, SLG: 0.313 57 Ryan Rohlinger, R (6, 5) OBP: 0.308, SLG: 1.077	B X 1-0 ② F8		C X 0-1 ① ② G6-4-3 1-2f		B S B S F B C 3-3 ① K		B C X 1-1 ② ③ G5-4-3 1-2f		B B C C B C 3-3 ② K	3 0 0 0 0 1 1 2 0 0 0 0 1 1						
48 Pablo Sandoval, S (1, 5) OBP: 0.441, SLG: 0.625 13 Brian Bocock, R (6, 6) OBP: 0.400, SLG: 0.500	X 0-0 1B		B B X 2-0 2B		B X 1-0 ② P6			B C F F B F X 2-2 2B	B C B F B B C 3-3 ③ K	3 0 2 0 0 0 0 2 0 1 0 0 1 0						
1 Bengie Molina, R (1, 2) OBP: 0.286, SLG: 0.444 Madison Bumgarner, R (6, 1) Tim Alderson, R (7, 1) 41 Jeremy Affeldt, L (8, 1) 14 Fred Lewis, L (8, PH) OBP: 0.321, SLG: 0.630 38 Brian Wilson, R (9, 1)	C S F B F X 1-2 ③ G5-3		C B B C S 2-3 ③ K		B B B C F X 3-2 ③ F7			C B C S 1-3 ① K		3 0 0 0 0 1 2 0 0 0 0 0 0 0 0 0 0 0 0 0 0 0 0 0 0 0 0 0 1 0 0 0 0 1 1 0 0 0 0 0 0 0						
10 Travis Ishikawa, L (1, 3) OBP: 0.324, SLG: 0.622 85 Brett Pill, R (7, 3)		C B B F X 2-2 74 BB 1B		X 0-0 HR		C X 0-1 ① F7		C C F X 0-2 ② F8		3 1 2 1 0 0 0 1 0 0 0 0 0 1						
59 Andres Torres, S (1, 8) OBP: 0.471, SLG: 0.667	D C F F 1 SAFE F S 1-3 ① K		L B S X 1-2 19 2B 74 G4-3 1B			B C X 1-1 19 FC5-4 1B		B S F B B B 4-2 BB		3 1 2 0 1 1 1						
19 Kevin Frandsen, R (1, 4) OBP: 0.350, SLG: 0.444	1 SAFE B B F F E X 2-2 ② L6		B 1 SAFE C X 1-1 74 G4-3 1-3 2B			B 1 SAFE X 1-0 ② FC5-4 1-2f		F C D F B C 2-3 ③ K		4 0 1 0 0 1 4						
74 Matt Downs, R (1, 7) OBP: 0.370, SLG: 0.560	B B B B 4-0 1-2 BB		X 0-0 ① G4-3 2-3 3-H			B F S S 1-3 ③ K			B C B B B 4-1 28 HR BB	2 1 0 1 2 1 2						
18 Matt Cain, R (1, 1) 93 Steve Edlefsen, R (5, 1) 28 Buster Posey, R (6, 2) OBP: 0.400, SLG: 0.692	X 0-0 ③ F9		C L C 0-3 ② K			X 0-0 ① L7			B B B C X 3-1 1-H HR	2 0 0 0 0 1 3 0 0 0 0 0 0 0 2 1 1 2 0 0 0						
Inning Stats	R: 0 H: 1 E: 0 LOB: 1 K: 0 BB: 0 S: 8 P: 12	R: 0 H: 1 E: 0 LOB: 2 K: 1 BB: 1 S: 12 P: 21	R: 0 H: 2 E: 0 LOB: 1 K: 1 BB: 0 S: 7 P: 12	R: 2 H: 3 E: 0 LOB: 1 K: 2 BB: 0 S: 13 P: 15	R: 0 H: 0 E: 0 LOB: 0 K: 1 BB: 0 S: 8 P: 15	R: 0 H: 1 E: 0 LOB: 1 K: 1 BB: 0 S: 8 P: 11	R: 0 H: 1 E: 0 LOB: 0 K: 0 BB: 0 S: 4 P: 7	R: 0 H: 1 E: 0 LOB: 2 K: 2 BB: 1 S: 18 P: 27	R: 2 H: 1 E: 0 LOB: 0 K: 3 BB: 1 S: 12 P: 26	1B: 6 SF: 0 2B: 3 SAC: 0 3B: 0 DP: 2 HR: 2 HBP: 0							

	AB	36
	R	4
	H	11
	RBI	4
	BB	3
	SO	11
	LOB	17

WP: 0 PA: 39
PB: 0
SB: 0
CS: 0

PITCHER		IP	WLS	BF	H	R	ER	SO	BB	IBB	HBP	BLK	WP	HR	S	P	ERA	WHIP
39 Cesár Ramos, L ERA: 9.53	(1, 1)	3.0	W	13	4	0	0	2	1	0	0	0	0	0	27	45	0.00	1.667
Jae Kuk Ryu, R ERA: 3.0	(4, 1)	2.0	H	9	3	2	2	3	0	0	0	0	0	1	21	30	9.00	1.500
83 Walter Silva, R ERA:	(6, 1)	2.0	H	7	2	0	0	1	0	0	0	0	0	0	12	18	0.00	1.000
75 Will Inman, R ERA: 4.5	(8, 1)	1.0		7	2	2	2	2	2	0	0	0	0	1	21	37	18.00	4.000
82 Oneli Perez, R ERA: 11.57	(9, 1)	1.0		3	0	0	0	3	0	0	0	0	0	0	9	16	0.00	0.000

PITCHER	IP	WLS	BF	H	R	ER	SO	BB	IBB	HBP	BLK	WP	HR	S	P	ERA	WHIP

Batter	1	2	3	4	5	6	7	8	9	AB	R	H	RBI	BB	SO	LOB
11 Drew Macias, L (1, 8) OBP: 0.350, SLG: 0.417 73 Mitch Canham, L (5, 2) OBP: 0.500, SLG: 0.273	C C C 0-3 K		x 0-0 F7	C C C 0-3 K		B B B 4-0 77 BB 1-2 2-3 BB		C C C 0-3 K		3 0 0 0 0 2 3 1 0 0 0 1 1 0						
77 Chris Snelling, L (1, 9) OBP: 0.667, SLG: 1.000 63 Luis Durango, S (6, PR) (6, 9) OBP: 0.222, SLG: 0.333	x 0-0 F7		x 0-0 7 G3 66 1B 1-H 2-H 2B		x 0-0 G6-3	B B B 4-0 1-2 2-3 3-H BB			S S S 0-3 K	3 1 1 3 1 0 0 1 0 0 0 0 1 0						
7 Chase Headley, S (1, 7) OBP: 0.313, SLG: 0.467 67 Cedric Hunter, L (5, 8) OBP: 0.308, SLG: 0.227	x 0-0 G4-3		x 0-0 G3 2-3		x 0-0 F7	x 0-0 G4-3			C C C 0-3 K	3 0 0 0 0 0 1 2 0 0 0 0 1 3						
66 Kyle Blanks, R (1, 10) OBP: 0.429, SLG: 0.650		B B B 4-0 10 FC6-4 BB	x 0-0 3-H 1B		x 0-0 G6-3		x 0-0 G1-3		H 1-0 76 2B 60 1B HBP	3 1 1 1 1 0 0						
4 Nick Hundley, R (1, 2) OBP: 0.350, SLG: 0.526 76 Chad Huffman, R (5, 7) OBP: 0.517, SLG: 0.714	x 0-0 F9	x 0-0 F8			B C X 1-1 HR	x 0-0 81 G3 2B			x 0-0 60 1B 1-3 2B	2 0 0 0 0 0 2 3 1 3 1 0 0 0						
81 Peter Ciofrone, L (1, 3) OBP: 0.200, SLG: 0.444 60 Sean Kazmar Jr., R (9, PH) OBP: 0.222, SLG: 0.125	x 0-0 P6		x 0-0 HR	S S S 0-3 K	x 0-0 G3 2-3				x 0-0 2-3 3-H 1B	4 1 1 1 0 1 2 1 0 1 1 0 0 0						
10 Matt Antonelli, R (1, 4) OBP: 0.433, SLG: 0.440 18 Travis Denker, R (6, 4) OBP: 0.342, SLG: 0.290	x 0-0 FC6-4 1-2f		x 0-0 G6-3	B B B 4-0 73 BB 84 BB 77 BB BB	c c c 0-3 K			x 0-0 G3	2 1 0 0 1 0 1 2 0 0 0 0 1 3							
84 Brett Dowdy, R (1, 5) OBP: 0.500, SLG: 0.538			x 0-0 1 1B 77 2B 1B	x 0-0 1 G5-3 1B		B B B B 4-0 77 BB 73 BB 1-2 BB		x 0-0 F9		3 1 2 0 1 0 0						
1 Everth Cabrera, S (1, 6) OBP: 0.250, SLG: 0.182			x 0-0 1-2 77 2B 1B	x 0-0 G5-3 1-2		S S S 0-3 K		x 0-0 G1-3		4 1 1 0 0 1 3						
Inning Stats	R: 0 H: 0 E: 0 LOB: 0 K: 1 BB: 0 S: 5 P: 5	R: 0 H: 0 E: 0 LOB: 1 K: 0 BB: 1 S: 3 P: 7	R: 3 H: 4 E: 0 LOB: 1 K: 0 BB: 0 S: 7 P: 7	R: 1 H: 2 E: 0 LOB: 1 K: 1 BB: 0 S: 7 P: 7	R: 0 H: 0 E: 0 LOB: 0 K: 0 BB: 0 S: 3 P: 3	R: 2 H: 1 E: 0 LOB: 3 K: 2 BB: 4 S: 9 P: 26	R: 0 H: 1 E: 0 LOB: 1 K: 1 BB: 0 S: 6 P: 6	R: 0 H: 0 E: 0 LOB: 0 K: 1 BB: 0 S: 5 P: 5	R: 1 H: 2 E: 0 LOB: 2 K: 2 BB: 0 S: 9 P: 10	1B: 5 SF: 0 2B: 3 SAC: 0 3B: 0 DP: 0 HR: 2 HBP: 1						

PITCHER		IP	WLS	BF	H	R	ER	SO	BB	IBB	HBP	BLK	WP	HR	S	P	ERA	WHIP
33 Kevin Millwood, R ERA: 9.69	(1, 1)	5.0	W	22	6	4	4	2	1	0	0	0	0	1	25	29	7.20	1.400
63 Joe Torres, L ERA: 5.4	(6, 1)	1.0		8	1	2	2	2	4	0	0	0	0	1	9	26	18.00	5.000
55 Willie Eyre, R ERA:	(7, 1)	1.0	H	4	1	0	0	1	0	0	0	0	0	0	6	6	0.00	1.000
67 Derek Holland, L ERA: 4.91	(8, 1)	2.0	S	9	2	1	1	3	0	0	1	0	0	0	14	15	4.50	1.000

PITCHER	IP	WLS	BF	H	R	ER	SO	BB	IBB	HBP	BLK	WP	HR	S	P	ERA	WHIP

TOP

San Diego Padres @ Texas Rangers

Surprise Stadium, Surprise, AZ

Sun Mar 15 2009, 4:05 PM EDT

Att. 5,946 - Sunny - 73 F

livebaseballscorecards.com

AB	37
R	7
H	10
RBI	7
BB	5
SO	8
LOB	18

1B: 5	SF: 0	WP: 0	PA: 43
2B: 3	SAC: 0	PB: 0	
3B: 0	DP: 0	SB: 0	
HR: 2	HBP: 1	CS: 0	

BOTTOM

San Diego Padres @ Texas Rangers

Surprise Stadium, Surprise, AZ

Sun Mar 15 2009, 4:05 PM EDT

Att. 5,946 - Sunny - 73 F

livebaseballscorecards.com

Batter	1	2	3	4	5	6	7	8	9	AB	R	H	RBI	BB	SO	LOB
5 Ian Kinsler, R (1, 4) OBP: 0.400, SLG: 0.533	F9	SF8		BB	G5-4-3			HR		2	1	0	1	1	0	1
3 Joaquin Arias, R (7, 4) OBP: 0.550, SLG: 0.700		1-2 2-3 3-H		10 E 32 2B 1-2 2-3	1-2f					1	1	1	1	0	0	0
10 Michael Young, R (1, 5) OBP: 0.325, SLG: 0.353	HR	BB		E5 32 2B 15 1B 1-2 2-3 3-H	G4-3			F8		3	2	1	2	1	0	2
6 German Duran, R (7, 5) OBP: 0.269, SLG: 0.136										1	0	0	0	0	0	0
32 Josh Hamilton, L (1, 8) OBP: 0.400, SLG: 0.765	K	G6-3		15 1B 1-3 2-H 3-H 2B		F9		P5		4	1	1	2	0	1	3
29 Julio Borbon, L (7, 8) OBP: 0.300, SLG: 0.176										1	0	0	0	0	0	0
9 Hank Blalock, L (1, 10) OBP: 0.410, SLG: 0.606	K		G4-3	22 1B 2-H 3-H 1B		K		43 2B 1B		2	0	0	0	0	1	0
15 Travis Metcalf, R (4, PH) OBP: 0.250, SLG: 0.263										3	0	2	2	0	1	0
(5, 10)																
22 Marlon Byrd, R (1, 9) OBP: 0.429, SLG: 0.448		19 WP WP 1 BB 1B	P4	1-2 1B		G6-3		1-3 2B		4	1	2	0	0	0	0
43 Greg Golson, R (7, 9) OBP: 0.391, SLG: 0.636										1	0	1	0	0	0	0
Frank Catalanotto, L (1, 7) OBP: 0.308, SLG: 0.333	F9	G3-1	K				K	G1-3		3	0	0	0	0	1	3
41 Brandon Boggs, S (7, 7) OBP: 0.371, SLG: 0.567	1-2									2	0	0	0	0	1	2
19 Chris Davis, L (1, 3) OBP: 0.362, SLG: 0.350	K 1 BB 2 BB 5 SF8 2-3		HR	K		P3				3	2	1	1	0	2	3
12 Justin Smoak, S (7, 3) OBP: 0.364, SLG: 0.550										1	0	0	0	0	0	0
2 Taylor Teagarden, R (1, 2) OBP: 0.318, SLG: 0.526	5 SF8 1 BB 1-2 BB		5 BB 1 1B 10 E BB			BB				1	1	0	0	2	1	2
14 Adam Melhuse, S (7, 2) OBP: 0.733, SLG: 0.833										0	0	0	0	1	0	0
1 Elvis Andrus, R (1, 6) OBP: 0.368, SLG: 0.324	5 SF8 1-2 2-3 3-H BB			10 E 5 BB 32 2B 1-2 1B	5 G5-4-3 1B	G6-3				3	1	2	1	1	0	1
Inning Stats	R: 1 H: 1 E: 0 LOB: 0 K: 2 BB: 0 S: 8 P: 9	R: 2 H: 1 E: 0 LOB: 3 K: 1 BB: 3 S: 7 P: 20	R: 0 H: 0 E: 0 LOB: 0 K: 0 BB: 0 S: 3 P: 3	R: 6 H: 5 E: 1 LOB: 2 K: 3 BB: 2 S: 17 P: 28	R: 0 H: 1 E: 0 LOB: 0 K: 0 BB: 0 S: 3 P: 3	R: 0 H: 0 E: 0 LOB: 0 K: 1 BB: 0 S: 5 P: 5	R: 0 H: 0 E: 0 LOB: 1 K: 1 BB: 1 S: 5 P: 9	R: 1 H: 3 E: 0 LOB: 2 K: 0 BB: 0 S: 6 P: 7		1B: 6 SF: 1 2B: 2 SAC: 0 3B: 0 DP: 1 HR: 3 HBP: 0						

	AB	35
	R	10
	H	11
	RBI	10
	BB	6
	SO	8
	LOB	17

WP: 2 PA: 42
PB: 0
SB: 0
CS: 0

PITCHER	IP	WLS	BF	H	R	ER	SO	BB	IBB	HBP	BLK	WP	HR	S	P	ERA	WHIP
58 Wade LeBlanc, L (1, 1) ERA: 10.5	2.0		12	2	3	3	3	3	0	0	0	2	1	15	29	13.50	2.500
64 Edwin Moreno, R (3, 1) ERA:	1.0		3	0	0	0	0	0	0	0	0	0	0	3	3	0.00	0.000
72 Nick Schmidt, L (4, 1) ERA: 11.25	0.0	L	6	3	6	5	0	2	0	0	0	0	1	6	17	∞	∞
50 Joe Thatcher, L (4, 1) ERA: 2.7	1.0		5	2	0	0	3	0	0	0	0	0	0	11	11	0.00	2.000
70 Matt Buschmann, R (5, 1) ERA: 7.36	2.0		6	1	0	0	1	0	0	0	0	0	0	8	8	0.00	0.500

PITCHER	IP	WLS	BF	H	R	ER	SO	BB	IBB	HBP	BLK	WP	HR	S	P	ERA	WHIP
38 Cesar Carrillo, R (7, 1) ERA: 13.5	1.0		4	0	0	0	1	1	0	0	0	0	0	5	9	0.00	1.000
83 Josh Banks, R (8, 1) ERA: 9.0	1.0		6	3	1	1	0	0	0	0	0	0	1	6	7	9.00	3.000

Los Angeles Angels @ San Diego Padres

Peoria Stadium, Peoria, AZ

Tue Mar 17 2009, 4:05 PM EDT

Att. 4,276 - Sunny - 79 F

livebaseballscorecards.com

TOP

Batter	1	2	3	4	5	6	7	8	9	AB	R	H	RBI	BB	SO	LOB
24 Gary Matthews, S (1, 8) OBP: 0.571, SLG: 0.500	L3		5 3B 1B (2-H)	5 BB 1B (2-H 3-H)		P5		G5-3	F7	3	1	2	3	0	0	0
64 Terry Evans, R (5, 7) OBP: 0.306, SLG: 0.250 (9, 9)										3	0	0	0	0	0	1
5 Jeff Mathis, R (1, 2) OBP: 0.344, SLG: 0.667	F8		20 FC1-2 3B (1-H)	BBBB 4-0 BB (1-2)			P6	95 HR 2B		2	0	1	1	1	0	0
46 Bobby Wilson, R (7, PH) OBP: 0.318, SLG: 0.350 (7, 2)										2	1	1	0	0	0	0
20 Juan Rivera, R (1, 7) OBP: 0.259, SLG: 0.167	G6-3		FC1-2 39 FC4-6 (3-H)	G6-3			3 2B 2B	B X 2-H HR		3	0	0	0	0	0	3
95 Brad Coon, L (5, 8) OBP: 0.444, SLG: 0.800										2	2	2	2	0	0	0
39 Robb Quinlan, R (1, 3) OBP: 0.391, SLG: 0.450		C B X 1-1 HR	FC4-6 (1-2f)		43 3 G3 1B		BBBB 4-0 3 2B 43 1B BB	3 G5-6-3 43 1B 1B		3	1	2	1	0	0	1
57 Luis Figueroa, S (6, 4) OBP: 0.667, SLG: 0.700										1	2	1	0	1	0	0
3 Brandon Wood, R (1, 6) OBP: 0.410, SLG: 0.730		F9		43 G4-3 18 2B 2B	G3 (1-2)		43 1B 2B (1-3 2-H)	G5-6-3 (1-2)		5	2	2	1	0	0	2
43 Matthew Brown, R (1, 5) OBP: 0.543, SLG: 0.556		18 G4-6-3 1B		G4-3 (2-3)	S 2 S C SAFE K (2-3)		2-H 3-H 1B	2-H 1B		5	0	3	3	0	1	2
90 Matt Palmer, R (9, 1)										0	0	0	0	0	0	0
18 Sean Rodríguez, R (1, 4) OBP: 0.364, SLG: 0.448		G4-6-3 (1-2f)		22 1B 24 1B 2B (3-H)		F7	P6	F9		3	1	1	1	0	0	1
74 Adam Pavkovich, R (6, 3) OBP: 0.333, SLG: 0.450										2	0	0	0	0	0	2
22 Chris Pettit, R (1, 9) OBP: 0.457, SLG: 0.421			41 SH2-4 24 1B 1B	41 SH3-4 24 1B 1B (2-3)		BBBB F7 1B	BBBB 4-0 BB		F8	3	2	3	0	1	0	0
Jeremy Moore, L (9, PH) (9, 7)										1	0	0	0	0	0	0
41 John Lackey, R (1, 1)			SH2-4 (1-2)	SH3-4 (1-2)		S C S F9	S C S K		S S S K	0	0	0	0	0	0	0
28 Ryan Budde, R (6, PH) OBP: 0.429, SLG: 0.417										1	0	0	0	0	0	1
40 Brian Fuentes, L (6, 1)										0	0	0	0	0	0	0
Jeremy Thorne, R (6, 1)										0	0	0	0	0	0	0
32 Andrew Romine, S (7, PH) OBP: 0.333, SLG: 0.500										1	0	0	0	0	1	2
38 Darren Oliver, R (7, 1)										0	0	0	0	0	0	0
Jay Brossman, R (9, PH) (9, 5)										1	0	0	0	0	1	0
Inning Stats	R: 0 E: 0 K: 0 S: 3 H: 0 LOB: 0 BB: 0 P: 3	R: 1 E: 0 K: 0 S: 5 H: 2 LOB: 0 BB: 0 P: 6	R: 2 E: 0 K: 0 S: 6 H: 3 LOB: 1 BB: 0 P: 6	R: 3 E: 0 K: 0 S: 7 H: 4 LOB: 2 BB: 1 P: 11	R: 0 E: 0 K: 1 S: 5 H: 1 LOB: 0 BB: 0 P: 5	R: 0 E: 0 K: 0 S: 4 H: 1 LOB: 1 BB: 0 P: 4	R: 3 E: 0 K: 1 S: 8 H: 3 LOB: 2 BB: 2 P: 16	R: 3 E: 0 K: 0 S: 7 H: 4 LOB: 1 BB: 0 P: 8	R: 0 E: 0 K: 1 S: 5 H: 0 LOB: 0 BB: 0 P: 5							

	AB	41
	R	12
	H	18
	RBI	12
	BB	3
	SO	3
	LOB	15

1B: 10 SF: 0
2B: 5 SAC: 2
3B: 1 DP: 1
HR: 2 HBP: 0

WP: 0 PA: 46
PB: 0
SB: 0
CS: 0

PITCHER		IP	WLS	BF	H	R	ER	SO	BB	IBB	HBP	BLK	WP	HR	S	P	ERA	WHIP
52 Josh Geer, R ERA: 9.28	(1, 1)	3.2		20	9	6	6	0	1	0	0	0	0	1	20	25	14.73	2.727
68 Greg Burke, R ERA: 3.86	(4, 1)	1.1		4	1	0	0	1	0	0	0	0	0	0	6	6	0.00	0.750
Iván Nova, R ERA: 1.69	(6, 1)	1.0		4	1	0	0	0	0	0	0	0	0	0	4	4	0.00	1.000
40 Scott Patterson, R ERA: 6.75	(7, 1)	0.2	L	7	3	3	3	0	2	0	0	0	0	0	5	13	40.50	7.500
78 Chris Britton, R ERA: 4.15	(7, 1)	0.1		1	0	0	0	1	0	0	0	0	0	0	3	3	0.00	0.000

PITCHER		IP	WLS	BF	H	R	ER	SO	BB	IBB	HBP	BLK	WP	HR	S	P	ERA	WHIP
Justin Hampson, L ERA: 15.63	(8, 1)	1.0		7	4	3	3	0	0	0	0	0	0	1	7	8	27.00	4.000
41 Mark Worrell, R ERA: 4.15	(9, 1)	1.0		3	0	0	0	1	0	0	0	0	0	0	5	5	0.00	0.000

Batter	1	2	3	4	5	6	7	8	9	AB	R	H	RBI	BB	SO	LOB
33 Jody Gerut, L (1, 8) OBP: 0.333, SLG: 0.375	C S C 0-3 K ①		x 0-0 G1-3 ③			x 1-0 1-H HR			x 0-0 F7 ②	3	1	1	2	0	1	0
11 Drew Macias, L (6, PH) OBP: 0.333, SLG: 0.395 (7, 8)						x 0-0 G4-3 ③				2	0	0	0	0	0	2
22 David Eckstein, R (1, 4) OBP: 0.444, SLG: 0.609	x 0-0 G3 ②			x 0-0 24 G4-3 5 G5-3 2B		x 0-0 G6-3 ①	C S S 0-3 K ①		x 0-0 2B	3	1	1	0	0	0	0
25 Will Venable, L (7, 7) OBP: 0.341, SLG: 0.385										2	0	1	0	0	1	0
24 Brian Giles, L (1, 9) OBP: 0.278, SLG: 0.353	x 0-0 1B			x 0-0 G4-3 ① 2-3		B B B 4-0 66 1B 7 1B BB	x 0-0 G6-3 ②		x 0-0 F8 ③	2	0	1	0	1	0	1
10 Matt Antonelli, R (6, PR) OBP: 0.406, SLG: 0.407 (7, 4)										2	1	0	0	0	0	1
5 Kevin Kouzmanoff, R (1, 5) OBP: 0.400, SLG: 0.783	x 0-0 G6-3 ③			x 0-0 G5-3 ② 3-H		x 0-0 L6 ②	x 0-0 G5-3 ③			3	0	0	1	0	0	2
84 Brett Dowdy, R (7, 5) OBP: 0.467, SLG: 0.500										1	0	0	0	0	0	0
66 Kyle Blanks, R (1, 3) OBP: 0.434, SLG: 0.636		x 0-0 7 G3-6-3 1B		x 0-0 F9 ③		x 0-0 30 1B 7 1B 8 1B 1-2 1B		x 0-0 G5-3 ①		4	1	2	0	0	0	0
1 Everth Cabrera, S (9, 6) OBP: 0.250, SLG: 0.182										0	0	0	0	0	0	0
7 Chase Headley, S (1, 7) OBP: 0.314, SLG: 0.455	x 0-0 ① ② G3-6-3 1-2f			x 0-0 F8 ①		x 0-0 30 1B 8 1B 1-2 2-H 1B		x 0-0 1B		3	1	1	1	0	0	1
26 Jose Lobaton, S (7, 2) OBP: 0.444, SLG: 0.500										1	0	1	0	0	0	0
30 Eliezer Alfonzo, R (1, 2) OBP: 0.333, SLG: 0.600		x 0-0 F8 ③		x 0-0 G6-3 ②		x 0-0 8 1B 77 1B 1-2 2-3 1B		S C S 0-3 K ②		3	1	1	0	0	0	0
40 Scott Patterson, R (7, 1)										0	0	0	0	0	0	0
78 Chris Britton, R (7, 1)										0	0	0	0	0	0	0
Justin Hampson, L (8, 1)										0	0	0	0	0	0	0
76 Chad Huffman, R (8, PH) OBP: 0.500, SLG: 0.682 (9, 3)										1	0	0	0	0	1	1
15 Luis Antonio Rodriguez, S (1, 6) OBP: 0.250, SLG: 0.278			x 0-0 L3 ①			x 0-0 77 1B 1-3 2-H 3-H 1B		x 0-0 G5-3 ③		2	0	0	0	0	0	0
8 Chris Burke, R (6, 6) OBP: 0.462, SLG: 0.300										2	0	1	2	0	0	1
41 Mark Worrell, R (9, 1)										0	0	0	0	0	0	0
52 Josh Geer, R (1, 1)			x 0-0 P4 ②			33 HR BB 1-3 3-H 1B			S C S 0-3 K ①	1	0	0	0	0	0	0
68 Greg Burke, R (4, 1)										0	0	0	0	0	0	0
Iván Nova, R (6, 1)										0	0	0	0	0	0	0
49 Emil Brown, R (6, PH) OBP: 0.407, SLG: 0.500										0	1	0	0	1	0	0
77 Chris Snelling, L (6, PH) OBP: 0.625, SLG: 0.833 (7, 9)										2	0	1	1	0	1	0
Inning Stats	R: 0 H: 1 E: 0 LOB: 1 K: 1 BB: 0 S: 6 P: 6	R: 0 H: 1 E: 0 LOB: 0 K: 0 BB: 0 S: 3 P: 3	R: 0 H: 0 E: 0 LOB: 0 K: 0 BB: 0 S: 3 P: 3	R: 1 H: 1 E: 0 LOB: 0 K: 0 BB: 0 S: 4 P: 4	R: 0 H: 0 E: 0 LOB: 0 K: 0 BB: 0 S: 3 P: 3	R: 6 H: 6 E: 0 LOB: 2 K: 0 BB: 2 S: 9 P: 18	R: 0 H: 0 E: 0 LOB: 0 K: 1 BB: 0 S: 5 P: 5	R: 0 H: 1 E: 0 LOB: 1 K: 1 BB: 0 S: 6 P: 6	R: 0 H: 1 E: 0 LOB: 1 K: 1 BB: 0 S: 6 P: 6	1B: 8 SF: 0 2B: 2 SAC: 0 3B: 0 DP: 1 HR: 1 HBP: 0						

PITCHER		IP	WLS	BF	H	R	ER	SO	BB	IBB	HBP	BLK	WP	HR	S	P	ERA	WHIP
41 John Lackey, R ERA: 3.86	(1, 1)	5.0		17	3	1	1	1	0	0	0	0	0	0	19	19	1.80	0.600
40 Brian Fuentes, L ERA: 16.88	(6, 1)	0.2		7	3	5	5	0	2	0	0	0	0	1	5	14	67.50	7.500
Jeremy Thorne, R ERA: 27.0	(6, 1)	0.1	W	4	3	1	1	0	0	0	0	0	0	0	4	4	27.00	9.000
38 Darren Oliver, L ERA:	(7, 1)	2.0	H	7	1	0	0	2	0	0	0	0	0	0	11	11	0.00	0.500
90 Matt Palmer, R ERA: 5.4	(9, 1)	1.0		4	1	0	0	1	0	0	0	0	0	0	6	6	0.00	1.000

PITCHER	IP	WLS	BF	H	R	ER	SO	BB	IBB	HBP	BLK	WP	HR	S	P	ERA	WHIP

BOTTOM

Los Angeles Angels @ San Diego Padres

Peoria Stadium, Peoria, AZ

Tue Mar 17 2009, 4:05 PM EDT

Att. 4,276 - Sunny - 79 F

livebaseballscorecards.com

AB	37
R	7
H	11
RBI	7
BB	2
SO	4
LOB	9

1B: 8 SF: 0
2B: 2 SAC: 0
3B: 0 DP: 1
HR: 1 HBP: 0

WP: 0 PA: 39
PB: 0
SB: 0
CS: 0

Texas Rangers @ San Diego Padres

Peoria Stadium, Peoria, AZ

Wed Mar 18 2009, 4:05 PM EDT

Att. 4,731 - Sunny - 86 F

TOP

livebaseballscorecards.com

Batter	1	2	3	4	5	6	7	8	9	AB	R	H	RBI	BB	SO	LOB
5 Ian Kinsler, R (1, 4) OBP: 0.476, SLG: 0.611	E8	G6-4-3		G4-3		G4-3				3	2	3	0	0	0	0
3 Joaquin Arias, R (6, PH) (6, 4) OBP: 0.522, SLG: 0.652	1B	1B		32 2B 2B				1-3 3-H 1B		2	0	1	1	0	0	0
Frank Catalanotto, L (1, 10) OBP: 0.294, SLG: 0.313	17 32 1B HR 2-H 1B	G6-4-3 1-2f		G4-3 2-3		P4		SF7 3-H		4	1	1	1	0	0	2
6 German Duran, R (8, PH) (8, 10) OBP: 0.259, SLG: 0.136										0	0	0	1	0	0	0
32 Josh Hamilton, L (1, 8) OBP: 0.452, SLG: 0.829	17 HR 1-2 1B		17 F9 7 SF7 2B	3-H 2B			43 SF9 3B	G4-3		3	2	3	1	0	0	0
29 Julio Borbon, L (6, 8) OBP: 0.304, SLG: 0.300										2	1	1	0	0	0	1
17 Nelson Cruz, R (1, 9) OBP: 0.318, SLG: 0.842	1-H 2-H HR		F9 2-3	BB			SF9 3-H		F9	2	1	1	3	1	0	1
43 Greg Golson, R (6, 9) OBP: 0.360, SLG: 0.609										1	0	0	1	0	0	0
7 David Murphy, L (1, 7) OBP: 0.318, SLG: 0.561	2 S BB	SF7 3-H	G3-1				L5		G3	1	0	0	1	1	0	2
41 Brandon Boggs, S (6, 7) OBP: 0.342, SLG: 0.515										2	0	0	0	0	0	0
19 Chris Davis, L (1, 3) OBP: 0.377, SLG: 0.326	L8		15 1B BB		G3-1		G3-1		F7	2	0	0	0	1	0	1
12 Justin Smoak, S (6, 3) OBP: 0.320, SLG: 0.478										2	0	0	0	0	0	0
15 Travis Metcalf, R (1, 5) OBP: 0.244, SLG: 0.256	L8		1-3 1B		G5-3			K		4	0	1	0	0	1	1
2 Taylor Teagarden, R (1, 2) OBP: 0.280, SLG: 0.455	F7 1-2		P4		F8			E6 13 1B 3 1B		3	0	0	0	0	0	3
14 Adam Melhuse, S (7, 2) OBP: 0.688, SLG: 0.769										1	1	0	0	0	0	0
1 Elvis Andrus, R (1, 6) OBP: 0.318, SLG: 0.275		G6-3		K		G5-3		3 1B 6 SF7 2-3 1B		3	0	0	0	0	1	0
13 Omar Vizquel, S (6, 6) OBP: 0.303, SLG: 0.233										1	1	1	0	0	0	0
Inning Stats	R: 4 E: 1 K: 0 S: 7 H: 4 LOB: 1 BB: 1 P: 13	R: 0 E: 0 K: 0 S: 3 H: 1 LOB: 0 BB: 0 P: 3	R: 1 E: 0 K: 0 S: 5 H: 2 LOB: 2 BB: 1 P: 9	R: 1 E: 0 K: 1 S: 7 H: 2 LOB: 2 BB: 1 P: 11	R: 0 E: 0 K: 0 S: 3 H: 0 LOB: 0 BB: 0 P: 3	R: 0 E: 0 K: 0 S: 3 H: 0 LOB: 0 BB: 0 P: 3	R: 1 E: 0 K: 0 S: 4 H: 1 LOB: 0 BB: 0 P: 4	R: 2 E: 1 K: 1 S: 8 H: 2 LOB: 1 BB: 0 P: 8	R: 0 E: 0 K: 0 S: 3 H: 0 LOB: 0 BB: 0 P: 3	1B: 7 2B: 3 3B: 1 HR: 1 SF: 3 SAC: 0 DP: 1 HBP: 0							

	AB	36
	R	9
	H	12
	RBI	9
	BB	3
	SO	2
	LOB	11

WP: 0 PB: 0 SB: 1 CS: 0 PA: 42

PITCHER	IP	WLS	BF	H	R	ER	SO	BB	IBB	HBP	BLK	WP	HR	S	P	ERA	WHIP
39 Cesár Ramos, L (1, 1) ERA: 11.42	3.0	L	17	7	5	5	0	2	0	0	0	0	1	15	25	15.00	3.000
Jae Kuk Ryu, R (4, 1) ERA: 3.38	2.0		9	2	1	1	1	1	0	0	0	0	0	10	14	4.50	1.500
65 Arturo Lopez, L (6, 1) ERA: 2.57	1.0		3	0	0	0	0	0	0	0	0	0	0	3	3	0.00	0.000
64 Edwin Moreno, R (7, 1) ERA: 1.13	1.0		4	1	1	1	0	0	0	0	0	0	0	4	4	9.00	1.000
50 Joe Thatcher, L (8, 1) ERA: 2.35	1.0		6	2	2	0	1	0	0	0	0	0	0	8	8	0.00	2.000

PITCHER	IP	WLS	BF	H	R	ER	SO	BB	IBB	HBP	BLK	WP	HR	S	P	ERA	WHIP
70 Matt Buschmann, R (9, 1) ERA: 6.48	1.0		3	0	0	0	0	0	0	0	0	0	0	3	3	0.00	0.000

BOTTOM

Texas Rangers @ San Diego Padres

Peoria Stadium, Peoria, AZ

Wed Mar 18 2009, 4:05 PM EDT

Att. 4,731 - Sunny - 86 F

livebaseballscorecards.com

Batter	1	2	3	4	5	6	7	8	9	AB	R	H	RBI	BB	SO	LOB
8 Chris Burke, R (1, 5) OBP: 0.483, SLG: 0.318 84 Brett Dowdy, R (6, PR) OBP: 0.438, SLG: 0.467 (7, 5)	BBBB 4-0 22 CS BB			X 0-0 ① G6-3		X 0-0 ② 7 G4-6-3 2-3 1B		X 0-0 ②③ G6-4-3 1-2f		2 0 1 0 1 0 0 1 0 0 0 0 0 1						
22 David Eckstein, R (1, 4) OBP: 0.414, SLG: 0.560 7 Chase Headley, S (6, 7) OBP: 0.324, SLG: 0.486	SSS 0-3 ①② K 1-2			X 0-0 ② G6-3		X 0-0 ①② G4-6-3 1-2f 3-H			X 0-0 81 WP 11 HR 2B	2 0 0 0 0 1 1 2 1 1 0 0 0 1						
16 Cliff Floyd, L (1, 10) OBP: 0.417, SLG: 0.611 81 Jesus Lopez, R (9, PH)	X 0-0 ③ F9			BBBB 4-0 BB		X 0-0 49 FC5-4 1B			B X 1-0 ① G2 2-3	2 0 1 0 1 0 0 1 0 0 0 0 0 1						
49 Emil Brown, R (1, 7) OBP: 0.367, SLG: 0.440 (6, 8) 11 Drew Macias, L (7, 8) OBP: 0.349, SLG: 0.487		X 0-0 ① G6-3		SST 0-2 ③ K		X 0-0 ③ FC5-4 1-2f			B B X 2-0 HR 3-H	3 0 0 0 0 1 2 1 1 1 2 0 0 0						
77 Chris Snelling, L (1, 9) OBP: 0.455, SLG: 0.556 76 Chad Huffman, R (8, 3) OBP: 0.484, SLG: 0.652		X 0-0 ② F7			SSS 0-3 ① K		SSS 0-3 ① K		C C C 0-3 ② K	3 0 0 0 0 2 0 1 0 0 0 0 1 0						
66 Kyle Blanks, R (1, 3) OBP: 0.429, SLG: 0.638 99 Blake Tekotte, L (8, 9) OBP: 0.500, SLG: 0.500		SSS 0-3 ③ K			X 0-0 25 1B 2B		SSS 0-3 ② K		X 0-0 1B	3 1 1 0 0 2 0 1 0 1 0 0 0 0						
25 Will Venable, L (1, 8) OBP: 0.349, SLG: 0.390 10 Matt Antonelli, R (6, 4) OBP: 0.382, SLG: 0.379		X 0-0 ① G4-3			X 0-0 4 L3 2-H 1B		X 0-0 ③ F8		X 0-0 ③ P4	2 0 1 1 0 0 0 2 0 0 0 0 0 1						
4 Nick Hundley, R (1, 2) OBP: 0.318, SLG: 0.476 26 Jose Lobaton, S (6, 2) OBP: 0.500, SLG: 0.500		X 0-0 ② P5			X 0-0 ②③ L3 1-1			BBBB 4-0 84 G6-4-3 BB		2 0 0 0 0 0 1 0 0 0 0 1 0 0						
1 Everth Cabrera, S (1, 6) OBP: 0.256, SLG: 0.222		X 0-0 ③ G3-1				X 0-0 8 1B 7 G4-6-3 2B		C C C 0-3 ① K		3 1 1 0 0 1 1						
Inning Stats	R: 0 E: 0 K: 1 S: 4 H: 0 LOB: 0 BB: 1 P: 8	R: 0 E: 0 K: 1 S: 5 H: 0 LOB: 0 BB: 0 P: 5	R: 0 E: 0 K: 0 S: 3 H: 0 LOB: 0 BB: 0 P: 3	R: 0 E: 0 K: 1 S: 5 H: 0 LOB: 1 BB: 1 P: 9	R: 1 E: 0 K: 1 S: 6 H: 2 LOB: 0 BB: 0 P: 6	R: 1 E: 0 K: 0 S: 5 H: 3 LOB: 1 BB: 0 P: 5	R: 0 E: 0 K: 2 S: 7 H: 0 LOB: 0 BB: 0 P: 7	R: 0 E: 0 K: 1 S: 4 H: 0 LOB: 0 BB: 1 P: 8	R: 2 E: 0 K: 1 S: 8 H: 3 LOB: 1 BB: 0 P: 11	1B: 4 2B: 5 3B: 0 HR: 1 SF: 0 SAC: 0 DP: 4 HBP: 0							

	AB	31
	R	4
	H	8
	RBI	3
	BB	3
	SO	8
	LOB	9

WP: 1 PB: 0 SB: 0 CS: 1 PA: 34

PITCHER		IP	WLS	BF	H	R	ER	SO	BB	IBB	HBP	BLK	WP	HR	S	P	ERA	WHIP
20 Brandon McCarthy, R ERA: 1.8	(1, 1)	4.0	W	13	0	0	0	3	2	0	0	0	0	0	17	25	0.00	0.500
52 Brendan Donnelly, R ERA: 9.0	(5, 1)	1.0		4	2	1	1	1	0	0	0	0	0	0	6	6	9.00	2.000
71 John Bannister, R ERA: 3.38	(6, 1)	1.0		5	3	1	1	0	0	0	0	0	0	0	5	5	9.00	3.000
55 Willie Eyre, R ERA:	(7, 1)	1.0		3	0	0	0	2	0	0	0	0	0	0	7	7	0.00	0.000
66 Neftalí Feliz, R ERA: 5.63	(8, 1)	2.0		9	3	2	2	2	1	0	0	0	1	1	12	19	9.00	2.000

PITCHER	IP	WLS	BF	H	R	ER	SO	BB	IBB	HBP	BLK	WP	HR	S	P	ERA	WHIP

Batter	1	2	3	4	5	6	7	8	9	AB	R	H	RBI	BB	SO	LOB
12 Scott Hairston, R (1, 7) OBP: 0.400, SLG: 0.250	L5	K		24 SF9 1-2 2-3 1B		F9		G4-3		4	0	1	0	0	1	1
26 Jose Lobaton, S (6, 2) OBP: 0.455, SLG: 0.444										1	0	0	0	0	0	0
24 Brian Giles, L (1, 9) OBP: 0.286, SLG: 0.421	23 1B 2B	F7		SF9 1-2 2-3 3-H		K		G4-1		2	1	1	1	0	0	1
77 Chris Snelling, L (5, 9) OBP: 0.385, SLG: 0.455										2	0	0	0	0	1	0
5 Kevin Kouzmanoff, R (1, 5) OBP: 0.414, SLG: 0.731	23 1B 16 1B HBP	G5-3 1-2		K			76 F9 23 1B 11 SF7 1B		K	3	1	1	0	0	1	3
84 Brett Dowdy, R (7, PR) OBP: 0.412, SLG: 0.438										1	1	0	0	0	1	0
(7, 5)																
23 Adrián González, L (1, 3) OBP: 0.400, SLG: 0.600	16 1B 2 SF7 1-2 2-H 1B		P6		F8		2 HBP 1-2 1B		G4-3	4	1	2	1	0	0	0
66 Kyle Blanks, R (7, PR) OBP: 0.421, SLG: 0.625										1	0	0	0	0	0	0
(7, 3)																
16 Cliff Floyd, L (1, 10) OBP: 0.481, SLG: 0.667	33 2B 30 1B 1-3 2-H 1B		2 G5-4-3 1B		33 2B 1B		F9 2-3		K	3	1	3	1	0	0	0
76 Chad Huffman, R (5, PR) OBP: 0.455, SLG: 0.600										2	1	0	0	0	1	2
(5, 10)																
2 Edgar Gonzalez, R (1, 4) OBP: 0.417, SLG: 0.444	SF7 3-H		G5-4-3 1-2f		K		HBP 1-2			2	0	0	1	0	1	2
10 Matt Antonelli, R (7, PR) OBP: 0.382, SLG: 0.379										0	0	0	0	0	0	0
(7, 4)																
33 Jody Gerut, L (1, 8) OBP: 0.367, SLG: 0.481	30 1B 1-3 2B			G6-3	1-H 2B		SF7 3-H			3	1	2	1	0	0	0
11 Drew Macias, L (6, 8) OBP: 0.341, SLG: 0.487										0	0	0	1	0	0	0
30 Eliezer Alfonzo, R (1, 2) OBP: 0.375, SLG: 0.609	15 2-4 2-H 3-H 1B			12 1B 15 1B 24 SF9 1B	G5-3		F9			3	1	2	2	0	0	2
1 Everth Cabrera, S (6, 6) OBP: 0.250, SLG: 0.216										1	0	0	0	0	0	2
15 Luis Antonio Rodriguez, R (3, 6) OBP: 0.304, SLG: 0.333	2-4 1-2	5 S 1B		24 SF9 12 1B 1-2 1B		G6-3		F8		3	0	2	0	0	0	0
25 Will Venable, L (6, 7) OBP: 0.341, SLG: 0.381										1	0	0	0	0	0	0

Inning Stats	1	2	3	4	5	6	7	8	9
	R: 5 E: 0 K: 0 S: 7 H: 5 LOB: 1 BB: 0 P: 9	R: 0 E: 0 K: 1 S: 6 H: 1 LOB: 1 BB: 0 P: 7	R: 0 E: 0 K: 0 S: 3 H: 1 LOB: 0 BB: 0 P: 3	R: 1 E: 0 K: 1 S: 8 H: 3 LOB: 2 BB: 0 P: 8	R: 1 E: 0 K: 1 S: 7 H: 2 LOB: 2 BB: 0 P: 7	R: 0 E: 0 K: 1 S: 5 H: 0 LOB: 0 BB: 0 P: 5	R: 1 E: 0 K: 0 S: 5 H: 2 LOB: 2 BB: 0 P: 6	R: 0 E: 0 K: 0 S: 3 H: 0 LOB: 0 BB: 0 P: 3	R: 0 E: 0 K: 2 S: 7 H: 0 LOB: 0 BB: 0 P: 7

1B: 11 SF: 3
2B: 3 SAC: 0
3B: 0 DP: 1
HR: 0 HBP: 2

WP: 0 PA: 41
PB: 0
SB: 1
CS: 0

PITCHER		IP	WLS	BF	H	R	ER	SO	BB	IBB	HBP	BLK	WP	HR	S	P	ERA	WHIP
18 Ryan Rowland-Smith, L ERA: 9.0	(1, 1)	4.0		22	10	6	6	2	0	0	1	0	0	0	24	27	13.50	2.500
37 Cesar Jimenez, L ERA: 4.5	(5, 1)	1.0	W	5	2	1	1	1	0	0	0	0	0	0	7	7	9.00	2.000
67 Jesus Delgado, R ERA: 9.0	(6, 1)	1.0	H	3	0	0	0	1	0	0	0	0	0	0	5	5	0.00	0.000
Phillippe Aumont, R ERA: 9.0	(7, 1)	1.0	H	6	2	1	1	0	0	0	1	0	0	0	5	6	9.00	2.000
65 Eric Hull, R ERA: 7.36	(8, 1)	1.0	H	3	0	0	0	0	0	0	0	0	0	0	3	3	0.00	0.000

PITCHER		IP	WLS	BF	H	R	ER	SO	BB	IBB	HBP	BLK	WP	HR	S	P	ERA	WHIP
66 Shawn Kelley, R ERA: 9.45	(9, 1)	1.0	S	3	0	0	0	2	0	0	0	0	0	0	7	7	0.00	0.000

TOP

San Diego Padres @ Seattle Mariners

Peoria Stadium, Peoria, AZ

Thu Mar 19 2009, 10:05 PM EDT
Att. 7,189 - Clear - 82 F

livebaseballscorecards.com

AB	36
R	8
H	14
RBI	8
BB	0
SO	6
LOB	13

San Diego Padres @ Seattle Mariners

Peoria Stadium, Peoria, AZ

Thu Mar 19 2009, 10:05 PM EDT

Att. 7,189 - Clear - 82 F

BOTTOM

livebaseballscorecards.com

Batter	1	2	3	4	5	6	7	8	9	AB	R	H	RBI	BB	SO	LOB
21 Franklin Gutierrez, R (1, 8) OBP: 0.415, SLG: 0.432	E5 7 FC6-4		BBB 4-0 7 1B 29 SF9 BB	CCC 0-3 ② K	x 0-0 1-H 2-H 2B			x 0-0 ① G6-3		3	1	1	2	1	1	1
94 Brent Johnson, R (8, 7) OBP: 0.500, SLG: 0.500										1	0	0	0	0	0	0
7 Yuniesky Betancourt, R (1, 6) OBP: 0.435, SLG: 0.826	0-0 ① FC6-4 24 G1-6-3 1-2f		x 0-0 30 1B 5 1B 1-3 1B	x 0-0 3-H 1B	x 0-0 ③ F7			x 0-0 ② G1-3		4	1	2	1	0	0	2
84 Carlos Triunfel, R (8, 6) OBP: 0.400, SLG: 0.385										1	0	0	0	0	0	0
24 Ken Griffey Jr., L (1, 7) OBP: 0.250, SLG: 0.118	x 0-0 ②③ G1-6-3 1-2f		x 0-0 ① F9	CCS 0-3 ③ K		x 0-0 ① F7		x 0-0 ③ B5-3		3	0	0	0	0	1	4
Ezequiel Carrera, L (5, 7) (8, 8)										2	0	0	0	0	0	0
29 Adrian Beltré, R (1, 5) OBP: 0.370, SLG: 0.440		x 0-0 30 2B 5 SF9 1B	x 0-0 ② SF9 3-H		x 0-0 ① G4-3	BBB 4-0 30 G5-4-3 BB				2	1	1	1	1	0	0
25 Jeff Dominguez, S (8, 5) OBP: 0.333, SLG: 0.333										0	0	0	0	0	0	0
30 Russell Branyan, L (1, 3) OBP: 0.386, SLG: 0.786		x 0-0 5 SF9 61 HR 1-3 2B	x 0-0 5 1B 1-3 1B		x 0-0 5 S 5 E 1B	x 0-0 ② G5-4-3 1-2				4	2	3	0	0	0	1
5 Mike Sweeney, R (1, 10) OBP: 0.429, SLG: 0.588		x 0-0 ① SF9 2-3 3-H	x 0-0 1-2 3-H 1B		BBB 4-0 E2 9 2B 61 SF7 1-H BB	x 0-0 ③ F8				2	1	1	2	1	0	1
9 Jeff Clement, L (1, 2) OBP: 0.324, SLG: 0.300	CCS 0-3 ② K	CCS 0-3 ③ K			x 0-0 21 2B 1-3 2B		CCS 0-3 ① K			4	1	1	0	0	3	3
61 Mike Wilson, R (1, 9) OBP: 0.286, SLG: 0.703		x 0-0 3-H HR	x 0-0 6 E 7 1B 2B		x 0-0 ② SF7 3-H		x 0-0 ② G5-3			3	2	2	3	0	0	0
6 Chris Woodward, R (1, 4) OBP: 0.225, SLG: 0.421	CCS 0-3 ③ K		2 SAFE B 2 SAFE CCS 1-3 ① K 2-3	BBB 4-0 21 2B BB			x 0-0 ③ G6-3			3	1	0	0	1	2	1
Inning Stats	R: 0 H: 0 E: 1 LOB: 0 K: 0 BB: 0 S: 3 P: 3	R: 3 H: 3 E: 0 LOB: 0 K: 2 BB: 0 S: 10 P: 10	R: 2 H: 3 E: 0 LOB: 2 K: 1 BB: 1 S: 8 P: 12	R: 1 H: 2 E: 1 LOB: 1 K: 3 BB: 0 S: 11 P: 12	R: 4 H: 3 E: 1 LOB: 1 K: 0 BB: 2 S: 6 P: 14	R: 0 H: 0 E: 0 LOB: 1 K: 0 BB: 1 S: 3 P: 7	R: 0 H: 0 E: 0 LOB: 0 K: 1 BB: 0 S: 5 P: 5	R: 0 H: 0 E: 0 LOB: 0 K: 0 BB: 0 S: 3 P: 3		1B: 6 SF: 3 2B: 4 SAC: 0 3B: 0 DP: 1 HR: 1 HBP: 0				WP: 0 PA: 39 PB: 0 SB: 1 CS: 0		

	AB	32
	R	10
	H	11
	RBI	9
	BB	4
	SO	7
	LOB	13

PITCHER	IP	WLS	BF	H	R	ER	SO	BB	IBB	HBP	BLK	WP	HR	S	P	ERA	WHIP
53 Cha Seung Baek, R (1, 1) ERA: 7.53	4.1		22	8	6	6	6	1	0	0	0	0	1	33	38	12.46	2.077
90 Mike DeMark, R (5, 1) ERA: 108.0	0.1	L	5	2	2	2	0	2	0	0	0	0	0	3	11	54.00	12.000
Iván Nova, R (5, 1) ERA: 1.35	1.1		6	1	2	2	0	1	0	0	0	0	0	5	9	13.50	1.500
43 Cla Meredith, R (7, 1) ERA:	1.0		3	0	0	0	1	0	0	0	0	0	0	5	5	0.00	0.000
40 Scott Patterson, R (8, 1) ERA: 5.68	1.0		3	0	0	0	0	0	0	0	0	0	0	3	3	0.00	0.000

PITCHER	IP	WLS	BF	H	R	ER	SO	BB	IBB	HBP	BLK	WP	HR	S	P	ERA	WHIP

Batter	1	2	3	4	5	6	7	8	9	AB	R	H	RBI	BB	SO	LOB
8 Chris Burke, R (1, 5) OBP: 0.424, SLG: 0.269	L8	K			K		G5-3			4	0	0	0	0	2	2
68 Greg Burke, R (7, 1)										0	0	0	0	0	0	0
64 Edwin Moreno, R (8, 1)										0	0	0	0	0	0	0
22 David Eckstein, R (1, 4) OBP: 0.406, SLG: 0.536	F8	P1			1B			K		3	0	1	0	0	0	1
10 Matt Antonelli, R (5, 4) OBP: 0.371, SLG: 0.367										1	0	0	0	0	1	0
7 Chase Headley, S (1, 7) OBP: 0.293, SLG: 0.436	E4 66 HR		K		K			K		4	1	0	0	0	3	1
99 Blake Tekotte, L (8, 7) OBP: 0.500, SLG: 0.500										0	0	0	0	0	0	0
66 Kyle Blanks, R (1, 3) OBP: 0.410, SLG: 0.654	HR 1-H		G4-3			E5 77 L3		G1-3		4	1	1	2	0	0	0
60 Sean Kazmar Jr., R (8, 5) OBP: 0.222, SLG: 0.125										0	0	0	0	0	0	0
49 Emil Brown, R (1, 8) OBP: 0.364, SLG: 0.407	BB 77 BB		G6-3			K			73 G4-6-3 1 3B 76 HBP HBP	2	0	0	0	1	1	1
11 Drew Macias, L (6, 8) OBP: 0.356, SLG: 0.487										0	1	0	0	0	0	0
77 Chris Snelling, L (1, 9) OBP: 0.375, SLG: 0.385	BB 1-2			F9		L3 1-1			73 G4-6-3 1-2 HBP	2	0	0	0	1	0	1
76 Chad Huffman, R (6, 9) OBP: 0.471, SLG: 0.600										0	0	0	0	0	0	0
(8, 3)																
4 Nick Hundley, R (1, 2) OBP: 0.320, SLG: 0.435	F7			G1-3			BB 1 G6-3		G4-6-3 1-2f 2-3	2	0	0	0	1	0	2
73 Mitch Canham, L (8, 2) OBP: 0.471, SLG: 0.250										1	0	0	0	0	0	2
1 Everth Cabrera, S (1, 6) OBP: 0.250, SLG: 0.268		F9		G3			G6-3 1-2		3B 3-H	4	0	1	1	0	0	1
79 Kevin Correia, R (1, 1) OBP: 0.500, SLG: 0.500		1B			G3-1		K		F9	2	0	1	0	0	0	0
Justin Hampson, L (5, 1)										0	0	0	0	0	0	0
84 Brett Dowdy, R (7, PH) OBP: 0.368, SLG: 0.389										2	0	0	0	0	1	2
(7, 5)																
(8, 9)																
Inning Stats	R: 2 E: 1 K: 0 S: 6 H: 1 LOB: 2 BB: 2 P: 15	R: 0 E: 0 K: 1 S: 6 H: 1 LOB: 1 BB: 0 P: 6	R: 0 E: 0 K: 1 S: 5 H: 0 LOB: 0 BB: 0 P: 5	R: 0 E: 0 K: 0 S: 3 H: 0 LOB: 0 BB: 0 P: 3	R: 0 E: 0 K: 2 S: 8 H: 1 LOB: 1 BB: 0 P: 8	R: 0 E: 1 K: 1 S: 5 H: 0 LOB: 0 BB: 0 P: 5	R: 0 E: 0 K: 1 S: 5 H: 0 LOB: 0 BB: 1 P: 9	R: 0 E: 0 K: 2 S: 7 H: 0 LOB: 0 BB: 0 P: 7	R: 1 E: 0 K: 0 S: 3 H: 1 LOB: 1 BB: 0 P: 5	1B: 2 2B: 1 3B: 1 HR: 1 SF: 0 SAC: 0 DP: 2 HBP: 2						

TOP

San Diego Padres @ Chicago Cubs

Hohokam Park, Mesa, AZ

Fri Mar 20 2009, 4:05 PM EDT

Att. 13,162 - Partly Cloudy - 85 F

livebaseballscorecards.com

AB	31
R	3
H	4
RBI	3
BB	3
SO	8
LOB	13

| | | | | | | | | | | | | | | | |

BOTTOM

San Diego Padres @ Chicago Cubs

Hohokam Park, Mesa, AZ

Fri Mar 20 2009, 4:05 PM EDT
Att. 13,162 - Partly Cloudy - 85 F

Batter	1	2	3	4	5	6	7	8	9	AB	R	H	RBI	BB	SO	LOB
12 Alfonso Soriano, R (1, 7) OBP: 0.319, SLG: 0.535	0-0 2 CS 1B		0-0 6 E, 2 1B, 6 SF7 1B	0-0 F7		0-0 F9		0-0 G4-3		4	1	2	0	0	0	1
5 Matt Camp, L (7, 7)										1	0	0	0	0	0	0
2 Ryan Theriot, R (1, 6) OBP: 0.447, SLG: 0.410	4-0 6 G3, 21 E BB		0-0 6 E 1B		0-0 B1-3		0-0 99 WP, 53 1B 1B			3	1	2	0	1	0	0
59 Andrés Blanco, S (7, PR) OBP: 0.351, SLG: 0.441										0	1	0	0	0	0	0
(8, 6)																
6 Micah Hoffpauir, L (1, 3) OBP: 0.304, SLG: 0.524	0-0 G3		1-0 SF7		0-0 P5		0-0 F8			3	0	0	1	0	0	2
21 Milton Bradley, S (1, 9) OBP: 0.409, SLG: 0.450	0-0 E8 16 1B 1B		0-3 K		0-0 16 1B 1B		1-0 G5-3			3	0	2	1	0	1	2
99 So Taguchi, R (6, 9) OBP: 0.371, SLG: 0.321										1	0	0	0	0	0	1
16 Aramis Ramirez, R (1, 5) OBP: 0.432, SLG: 0.594	0-0 1B		0-0 F9		0-0 1B		0-0 37 1B 1B			3	0	2	0	0	0	2
53 Esteban German, R (5, PR) OBP: 0.357, SLG: 0.182										1	0	1	1	0	0	0
(6, 5)																
17 Mike Fontenot, L (1, 4) OBP: 0.404, SLG: 0.714		0-0 F7		0-3 K	0-0 F7		0-0 1B			3	0	0	0	0	1	2
76 Jason Waddell, R (6, 1)										0	0	0	0	0	0	0
37 Angel Guzman, R (7, 1) OBP: 1.000, SLG: 1.000										1	0	1	0	0	0	0
22 Kevin Hart, R (9, 1)										0	0	0	0	0	0	0
18 Geovany Soto, R (1, 2) OBP: 0.500, SLG: 0.333	4-0 27 G4-3 BB		0-3 K	0-3 K	0-3 K					2	0	0	0	1	2	0
Paul Bako, L (7, 2) OBP: 0.259, SLG: 0.200										1	0	0	0	0	1	2
27 Sam Fuld, L (1, 8) OBP: 0.393, SLG: 0.565	0-0 G4-3		4-0 9 HR BB		4-0 BB			0-0 P6		2	1	0	0	2	0	1
Mitch Atkins, R (1, 1)	0-0 G4-3		2-1 1-H HR		0-3 K			0-3 K		0	0	0	0	0	0	0
7 Aaron Miles, S (2, PH) OBP: 0.396, SLG: 0.385										1	0	0	0	0	0	1
49 Carlos Marmol, R (3, 1)										0	0	0	0	0	0	0
9 Reed Johnson, R (4, PH) OBP: 0.348, SLG: 0.489										1	1	1	2	0	0	0
63 Kevin Gregg, R (5, 1)										0	0	0	0	0	0	0
73 Bobby Scales, S (6, 4) OBP: 0.378, SLG: 0.424										2	0	0	0	0	2	1
Inning Stats	R: 1 E: 1 K: 0 S: 4 H: 3 LOB: 2 BB: 1 P: 8	R: 0 E: 0 K: 0 S: 3 H: 0 LOB: 1 BB: 1 P: 7	R: 1 E: 1 K: 1 S: 7 H: 2 LOB: 2 BB: 0 P: 8	R: 2 E: 0 K: 2 S: 9 H: 1 LOB: 0 BB: 1 P: 15	R: 0 E: 0 K: 0 S: 5 H: 2 LOB: 2 BB: 0 P: 5	R: 0 E: 0 K: 2 S: 7 H: 0 LOB: 1 BB: 1 P: 11	R: 1 E: 0 K: 1 S: 8 H: 3 LOB: 2 BB: 0 P: 9	R: 0 E: 0 K: 1 S: 5 H: 0 LOB: 0 BB: 0 P: 5		1B: 10 2B: 0 3B: 0 HR: 1	SF: 1 SAC: 0 DP: 0 HBP: 0					

livebaseballscorecards.com

AB	32
R	5
H	11
RBI	5
BB	4
SO	7
LOB	15

WP: 1 PB: 0 SB: 0 CS: 1 PA: 37

PITCHER		IP	WLS	BF	H	R	ER	SO	BB	IBB	HBP	BLK	WP	HR	S	P	ERA	WHIP
79 Kevin Correia, R ERA: 6.52	(1, 1)	4.2	L	23	8	4	4	3	3	0	0	0	0	1	27	42	7.71	2.357
Justin Hampson, L ERA: 12.91	(5, 1)	1.1		5	0	0	0	2	1	0	0	0	0	0	8	12	0.00	0.750
68 Greg Burke, R ERA: 4.5	(7, 1)	1.0		6	3	1	1	1	0	0	0	0	1	0	8	9	9.00	3.000
64 Edwin Moreno, R ERA: 1.0	(8, 1)	1.0		3	0	0	0	1	0	0	0	0	0	0	5	5	0.00	0.000

PITCHER	IP	WLS	BF	H	R	ER	SO	BB	IBB	HBP	BLK	WP	HR	S	P	ERA	WHIP

San Diego Padres @ San Francisco Giants

Scottsdale Stadium, Scottsdale, AZ

Sat Mar 21 2009, 6:10 PM EDT

Att. 11,022 - Partly Cloudy - 85 F

TOP

livebaseballscorecards.com

Batter	1	2	3	4	5	6	7	8	9	AB	R	H	RBI	BB	SO	LOB
33 Jody Gerut, L (1, 8) OBP: 0.353, SLG: 0.452	0-0 24 BB 23 SF7 22 1B 1B	0-0 G4-3		0-0 F8		0-3 K			1-1 HR	4	1	1	0	0	1	1
11 Drew Macias, L (6, 8) OBP: 0.370, SLG: 0.575										1	1	1	1	0	0	0
22 David Eckstein, R (1, 4) OBP: 0.457, SLG: 0.581	0-0 5 1B 12 SF7 24 BB 1-2 1B		0-0 5 HBP 24 1B 1B	0-0 1-2 1B		0-0 G6-3			4-0 1 1B 76 BB 25 BB BB	3	1	3	0	0	0	0
8 Chris Burke, R (5, 4) OBP: 0.429, SLG: 0.259										1	1	0	0	1	0	0
24 Brian Giles, L (1, 9) OBP: 0.333, SLG: 0.429	4-0 12 SF7 5 1B 1-2 2-3 BB		0-0 5 HBP 1-2 1B	0-0 G3			0-0 G6-3		4-0 76 BB 1 1B 1-2 BB	2	0	1	0	1	0	2
25 Will Venable, L (6, 9) OBP: 0.348, SLG: 0.372										1	0	0	0	1	0	0
23 Adrián González, L (1, 3) OBP: 0.286, SLG: 0.462	0-0 SF7 3-H		0-0 F7		0-3 K		0-3 K		0-0 76 BB 1-2 2-3 1B	3	0	0	1	0	2	2
1 Everth Cabrera, S (7, 6) OBP: 0.267, SLG: 0.286										1	0	1	0	0	0	0
5 Kevin Kouzmanoff, R (1, 5) OBP: 0.469, SLG: 0.786	0-0 12 SF7 1-2 2-3 1B		1-0 1-2 2-3 HBP		0-0 12 1B 2B		0-0 1B		0-3 K	2	0	2	0	0	0	0
2 Edgar Gonzalez, R (6, 5) OBP: 0.429, SLG: 0.455										2	0	1	0	0	1	3
12 Scott Hairston, R (1, 7) OBP: 0.357, SLG: 0.273	0-0 SF7 1-2 2-3 3-H		0-3 K		0-0 30 WP 2-3 1B		0-3 K		4-0 1-2 2-3 3-H BB	3	0	1	1	0	2	4
76 Chad Huffman, R (7, 7) OBP: 0.486, SLG: 0.600										0	0	0	1	1	0	0
30 Eliezer Alfonzo, R (1, 2) OBP: 0.333, SLG: 0.538	0-0 P3		0-0 L8		0-3 K 1-2			0-3 K	0-0 F6	3	0	0	0	0	1	7
26 Jose Lobaton, S (6, 2) OBP: 0.385, SLG: 0.364										2	0	0	0	0	1	3
15 Luis Antonio Rodriguez, S (5, 6) OBP: 0.269, SLG: 0.292		0-0 G4-3		0-0 F7	0-3 K			0-3 K	0-0 F8	3	0	0	0	0	1	2
66 Kyle Blanks, R (7, 3) OBP: 0.397, SLG: 0.630										2	0	0	0	0	1	3
83 Walter Silva, R (1, 1) OBP: 0.500, SLG: 0.500		0-3 K		0-0 22 1B 1B		0-3 K		0-0 F8		2	0	1	0	0	1	0
85 Duaner Sanchez, R (5, 1)										0	0	0	0	0	0	0
7 Chase Headley, S (6, PH) OBP: 0.286, SLG: 0.425										1	0	0	0	0	1	0
Jae Kuk Ryu, R (6, 1)										0	0	0	0	0	0	0
65 Arturo Lopez, L (6, 1)										0	0	0	0	0	0	0
10 Matt Antonelli, R (8, PH) OBP: 0.361, SLG: 0.355										1	0	0	0	0	0	0
50 Joe Thatcher, L (8, 1)										0	0	0	0	0	0	0
Inning Stats	R: 2 E: 0 K: 0 S: 6 H: 3 LOB: 2 BB: 1 P: 10	R: 0 E: 0 K: 1 S: 5 H: 0 LOB: 0 BB: 0 P: 5	R: 0 E: 0 K: 1 S: 7 H: 2 LOB: 3 BB: 0 P: 8	R: 0 E: 0 K: 0 S: 5 H: 2 LOB: 2 BB: 0 P: 5	R: 0 E: 0 K: 3 S: 11 H: 2 LOB: 2 BB: 0 P: 11	R: 0 E: 0 K: 2 S: 7 H: 0 LOB: 0 BB: 0 P: 7	R: 0 E: 0 K: 2 S: 8 H: 1 LOB: 1 BB: 0 P: 8	R: 0 E: 0 K: 2 S: 7 H: 0 LOB: 0 BB: 0 P: 7	R: 2 E: 0 K: 1 S: 8 H: 2 LOB: 3 BB: 3 P: 21	1B: 10 2B: 1 3B: 0 HR: 1	SF: 2 SAC: 0 DP: 0 HBP: 1						

AB	37
R	4
H	12
RBI	4
BB	4
SO	12
LOB	27

WP: 1 PB: 0 SB: 0 CS: 0 PA: 44

PITCHER		IP	WLS	BF	H	R	ER	SO	BB	IBB	HBP	BLK	WP	HR	S	P	ERA	WHIP
49 Joe Martinez, R ERA: 5.17	(1, 1)	4.0		21	7	2	2	2	1	0	1	0	0	0	23	28	4.50	2.000
49 Brandon Medders, R ERA:	(5, 1)	1.0		5	2	0	0	3	0	0	0	0	1	0	11	11	0.00	2.000
38 Brian Wilson, R ERA:	(6, 1)	1.0	W	3	0	0	0	2	0	0	0	0	0	0	7	7	0.00	0.000
47 Merkin Valdez, R ERA: 7.94	(7, 1)	1.0		4	1	0	0	2	0	0	0	0	0	0	8	8	0.00	1.000
41 Jeremy Affeldt, L ERA: 6.55	(8, 1)	1.0		3	0	0	0	2	0	0	0	0	0	0	7	7	0.00	0.000

PITCHER		IP	WLS	BF	H	R	ER	SO	BB	IBB	HBP	BLK	WP	HR	S	P	ERA	WHIP
60 Francis Beltran, R ERA: 7.11	(9, 1)	0.1		6	2	2	2	1	3	0	0	0	0	1	6	19	54.00	15.000
56 Osiris Matos, R ERA: 0.93	(9, 1)	0.2		2	0	0	0	0	0	0	0	0	0	0	2	2	0.00	0.000

Batter	1	2	3	4	5	6	7	8	9	AB	R	H	RBI	BB	SO	LOB
2 Randy Winn, S (1, 9) OBP: 0.208, SLG: 0.217 81 Mike McBryde, R (6, 9) OBP: 0.600, SLG: 0.600 (7, 8)	G6-3		7 FC1-5 1B 1-2 2-H		P5	7 1B 14 1B 1B 1-3 2-H		K		3 2	0 1	1 1	1 1	0 0	0 1	1 0
7 Emmanuel Burriss, S (1, 6) OBP: 0.456, SLG: 0.472	G6-3		FC1-5 14 G6-3 1-2 2-3f			14 2B 1 1B 1B 14 1B 48 1B 1B 1-2 3-H		20 G1-3 20 WP HR 1B		5	3	3	1	0	0	2
14 Fred Lewis, L (1, 7) OBP: 0.366, SLG: 0.632 20 Steve Holm, R (7, 2) OBP: 0.250, SLG: 0.192	G4-3		G6-3 1-2f			1 1B 2B 48 1B 1B 1-3 2-H		G1-3 1-3		4 1	1 0	2 0	1 0	0 0	0 0	2 1
1 Bengie Molina, R (1, 2) OBP: 0.279, SLG: 0.405 Roger Kieschnick, L (6, PR) OBP: 0.429, SLG: 1.400 (7, 9)		G6-3		P6		48 2B 76 1B 1B K 2-H 3-H		HR 3-H		3 2	0 2	1 1	2 2	0 0	0 1	0 2
48 Pablo Sandoval, S (1, 5) OBP: 0.478, SLG: 0.682 85 Brett Pill, R (7, 3)		G4-3		F7		76 1B 2B 1-3 1B 3-H		K		4 1	1 0	2 0	1 0	0 0	0 1	0 0
76 Jesus Guzman, R (1, 3) OBP: 0.440, SLG: 0.872 (7, 7)	1B			G5-3		19 1B 23 1B 1B 2-H 3-H L8				4	1	2	2	0	0	2
33 Aaron Rowand, R (1, 8) OBP: 0.239, SLG: 0.364 47 Merkin Valdez, R (7, 1) 87 Angel Villalona, R (7, PH) 41 Jeremy Affeldt, L (8, 1) 60 Francis Beltran, R (9, 1) 56 Osiris Matos, R (9, 1)	L7				G1-3	K	K			3 0 1 0 0 0	0 0 0 0 0 0	0 0 0 0 0 0	0 0 0 0 0 0	1 0 1 0 0 0	0 0 0 0 0 0	2 0 0 0 0 0
19 Kevin Frandsen, R (1, 4) OBP: 0.383, SLG: 0.463			49 SH 2 1B BB		18 WP 2B	23 1B 81 1B 1B 1-2	K			3	2	2	0	1	1	0
49 Joe Martinez, L (1, 1) 49 Brandon Medders, R (5, 1) 18 Nick Noonan, L (5, PH) OBP: 0.250, SLG: 1.000 38 Brian Wilson, R (6, 1) 23 Juan Uribe, R (6, PH) OBP: 0.289, SLG: 0.444 (7, 5)			SH 7 FC1-5 2 1B 1-2		K 2-3	81 1B 7 1B 1B 1-2 2-H	F9			0 0 1 0 2	0 0 0 0 1	0 0 0 0 1	0 0 0 0 1	0 0 1 0 0	0 0 1 0 0	0 0 1 0 0
Inning Stats	R: 0 E: 0 K: 0 S: 3 H: 0 LOB: 0 BB: 0 P: 3	R: 0 E: 0 K: 0 S: 4 H: 1 LOB: 1 BB: 0 P: 4	R: 1 E: 0 K: 0 S: 4 H: 1 LOB: 1 BB: 1 P: 8	R: 0 E: 0 K: 0 S: 3 H: 0 LOB: 0 BB: 0 P: 3	R: 0 E: 0 K: 1 S: 6 H: 1 LOB: 1 BB: 0 P: 7	R: 9 E: 0 K: 2 S: 18 H: 11 LOB: 2 BB: 0 P: 18	R: 0 E: 0 K: 2 S: 7 H: 0 LOB: 0 BB: 0 P: 7	R: 2 E: 0 K: 2 S: 9 H: 2 LOB: 0 BB: 0 P: 12		1B: 12 2B: 3 3B: 0 HR: 1		SF: 0 SAC: 1 DP: 1 HBP: 0		WP: 2 PB: 0 SB: 0 CS: 0		PA: 41

BOTTOM

San Diego Padres @ San Francisco Giants

Scottsdale Stadium, Scottsdale, AZ

Sat Mar 21 2009, 6:10 PM EDT

Att. 11,022 - Partly Cloudy - 85 F

livebaseballscorecards.com

AB	39
R	12
H	16
RBI	12
BB	1
SO	7
LOB	13

PITCHER		IP	WLS	BF	H	R	ER	SO	BB	IBB	HBP	BLK	WP	HR	S	P	ERA	WHIP
83 Walter Silva, R ERA: 1.5	(1, 1)	4.0		15	2	1	1	0	1	0	0	0	0	0	14	18	2.25	0.750
85 Duaner Sanchez, R ERA: 3.0	(5, 1)	1.0	H	4	1	0	0	1	0	0	0	0	1	0	6	7	0.00	1.000
Jae Kuk Ryu, R ERA: 11.88	(6, 1)	0.1	L	9	8	8	8	1	0	0	0	0	0	0	11	11	216.00	24.000
65 Arturo Lopez, L ERA: 3.12	(6, 1)	1.2		8	3	1	1	3	0	0	0	0	0	0	14	14	5.40	1.800
50 Joe Thatcher, L ERA: 4.15	(8, 1)	1.0		5	2	2	2	2	0	0	0	0	1	1	9	12	18.00	2.000

PITCHER	IP	WLS	BF	H	R	ER	SO	BB	IBB	HBP	BLK	WP	HR	S	P	ERA	WHIP

Arizona Diamondbacks @ San Diego Padres

Peoria Stadium, Peoria, AZ

Sun Mar 22 2009, 4:05 PM EDT

Att. 8,838 - Sunny - 81 F

TOP

livebaseballscorecards.com

Batter	1	2	3	4	5	6	7	8	9	AB	R	H	RBI	BB	SO	LOB
2 Felipe Lopez, S (1, 4) OBP: 0.304, SLG: 0.333	G3		24 HR 2B	F8		E7 24 1B 2B	HR		16 G6-4-3 29 1B 1B	4	2	2	0	0	0	0
14 Ryan Roberts, R (6, 4) OBP: 0.444, SLG: 0.578										2	1	2	1	0	0	0
11 Augie Ojeda, S (1, 6) OBP: 0.421, SLG: 0.375	B1-3		24 HR BB	G4-3		24 1B 34 SF9 BB	24 2B 1B		16 G6-4-3 1-2 1B	3	2	1	0	2	0	0
29 Josh Whitesell, L (8, 3) OBP: 0.463, SLG: 0.576										1	0	1	0	0	0	0
24 Chris Young, R (1, 8) OBP: 0.417, SLG: 0.614	F9		1-H 2-H HR		G6-3	34 SF9 1-3 3-H 18 2B 1B	1-3 2B		G6-4-3 1-2f 2-3	5	2	3	4	0	0	0
16 Josh Wilson, R (8, 5) OBP: 0.370, SLG: 0.488										1	0	0	0	0	0	2
34 Conor Jackson, R (1, 7) OBP: 0.293, SLG: 0.265		E7 18 E	F8		18 2B BB	SF9 2-3 3-H	P3		K	3	1	0	1	1	0	2
4 Mark Hallberg, R (8, 6) OBP: 0.400, SLG: 0.667										1	0	0	0	0	1	1
18 Chad Tracy, L (1, 3) OBP: 0.450, SLG: 0.556		E6 26 BB 2-3	26 HR 2B		27 1B 28 FC6-4 1-H 2B	3-H 2B	G4-3			5	2	3	2	0	0	3
Chris Rahl, R (8, 7)										0	0	0	0	0	0	0
27 Mark Reynolds, R (1, 5) OBP: 0.366, SLG: 0.459		P3	26 HR BB		28 FC6-4 26 BB 2-3 1B	P3		E3 39 WP		3	1	1	0	1	0	3
12 Chris Roberson, S (8, PH) OBP: 0.292, SLG: 0.310										1	0	0	0	0	0	0
(8, 8)																
26 Miguel Montero, L (1, 2) OBP: 0.519, SLG: 0.714		28 G3-6-3 1-2 BB	1-H 2-H HR		28 FC6-4 1-2 BB	28 FC4-6 BB		L9		2	1	1	3	3	0	1
28 Alex Romero, L (1, 9)		G3-6-3 1-2f	G3-1		FC6-4 1-2f 2-3 3-H	FC4-6 1-2f		K 1-2		4	0	0	1	0	0	7
39 Max Scherzer, R (6, 1)										1	0	0	0	0	1	1
47 Leo Rosales, R (9, 1)										0	0	0	0	0	0	0
15 Dan Haren, R (1, 1)			G6-3	P4	G4-3		F7	F9		3	0	0	0	0	0	2
12 Evan Frey, L (6, 9) OBP: 0.327, SLG: 0.477										2	0	0	0	0	0	1

	AB	R	H	RBI	BB	SO	LOB
	41	12	14	12	7	2	23

Inning Stats	1	2	3	4	5	6	7	8	9
	R: 0 E: 0 K: 0 S: 3	R: 0 E: 2 K: 0 S: 4	R: 6 E: 0 K: 0 S: 7	R: 0 E: 0 K: 0 S: 3	R: 2 E: 0 K: 0 S: 5	R: 3 E: 1 K: 0 S: 6	R: 1 E: 0 K: 0 S: 6	R: 0 E: 1 K: 1 S: 6	R: 0 E: 0 K: 1 S: 6
	H: 0 LOB: 0 BB: 0 P: 3	H: 0 LOB: 2 BB: 1 P: 8	H: 4 LOB: 0 BB: 2 P: 17	H: 0 LOB: 0 BB: 0 P: 3	H: 2 LOB: 2 BB: 2 P: 13	H: 3 LOB: 2 BB: 2 P: 14	H: 3 LOB: 2 BB: 0 P: 7	H: 0 LOB: 1 BB: 0 P: 7	H: 2 LOB: 1 BB: 0 P: 6

	1B: 5	SF: 1	WP: 1	PA: 49
	2B: 6	SAC: 0	PB: 0	
	3B: 0	DP: 2	SB: 0	
	HR: 3	HBP: 0	CS: 0	

PITCHER		IP	WLS	BF	H	R	ER	SO	BB	IBB	HBP	BLK	WP	HR	S	P	ERA	WHIP
52 Josh Geer, R ERA: 10.43	(1, 1)	4.0	L	20	4	6	6	0	3	0	0	0	0	2	17	31	13.50	1.750
Iván Nova, R ERA: 7.04	(5, 1)	1.0		10	4	5	5	0	3	0	0	0	0	0	7	19	45.00	7.000
40 Scott Patterson, R ERA: 5.4	(6, 1)	2.0		11	4	1	1	0	1	0	0	0	0	1	10	15	4.50	2.500
43 Cla Meredith, R ERA:	(8, 1)	1.0		4	0	0	0	1	0	0	0	0	1	0	6	7	0.00	0.000
68 Greg Burke, R ERA: 4.0	(9, 1)	1.0		4	2	0	0	1	0	0	0	0	0	0	6	6	0.00	2.000

PITCHER		IP	WLS	BF	H	R	ER	SO	BB	IBB	HBP	BLK	WP	HR	S	P	ERA	WHIP

BOTTOM

Arizona Diamondbacks @ San Diego Padres

Peoria Stadium, Peoria, AZ

Sun Mar 22 2009, 4:05 PM EDT

Att. 8,838 - Sunny - 81 F

livebaseballscorecards.com

Batter	1	2	3	4	5	6	7	8	9	AB	R	H	RBI	BB	SO	LOB
33 Jody Gerut, L (1, 8) OBP: 0.368, SLG: 0.543 73 Mitch Canham, L (7, 2) OBP: 0.444, SLG: 0.231	0-0 2 HR 1B	2-1 1-H HR		0-0 G1-3 ②		0-0 F7 ③		0-0 G5-3 ②		4 1	2 0	2 0	2 0	0 0	0 0	1 0
2 Edgar Gonzalez, R (1, 4) OBP: 0.444, SLG: 0.733 66 Kyle Blanks, R (7, PR) OBP: 0.391, SLG: 0.618 (8, 3)	1-0 1-H HR	0-0 P4 ②		0-0 F8 ③			0-0 49 G1-3 23 2B 2B	0-3 K ③		4 1	1 1	2 0	2 0	0 0	0 1	0 0
24 Brian Giles, L (1, 9) OBP: 0.333, SLG: 0.417 49 Emil Brown, R (6, 9) OBP: 0.343, SLG: 0.379	0-0 23 WP 23 E 1B	0-0 F7 ③			0-0 P6 ①		0-0 G1-3 ① 2-3		0-3 K ①	3 2	1 0	1 0	0 0	0 0	0 1	0 1
23 Adrián González, L (1, 3) OBP: 0.333, SLG: 0.529 10 Matt Antonelli, R (7, PR) OBP: 0.351, SLG: 0.344 (8, 4)	1-0 E3 1-H		0-0 4 1B 15 1B 1B		0-0 F8 ②		0-0 5 1B 3-H 2B		0-0 G5-3 ②	4 1	0 1	2 0	1 0	0 0	0 0	0 0
5 Kevin Kouzmanoff, R (1, 5) OBP: 0.472, SLG: 0.750 84 Brett Dowdy, R (7, PR) OBP: 0.400, SLG: 0.421 (8, 5)	0-0 F8 ①		0-0 F9 ①		0-0 1B		0-0 11 1B 2-H 1B		0-0 26 DI 1B	4 1	0 0	2 1	1 0	0 0	0 0	2 0
7 Chase Headley, S (1, 7) OBP: 0.267, SLG: 0.395 43 Cla Meredith, R (8, 1) 68 Greg Burke, R (9, 1) 26 Jose Lobaton, S (9, PH) OBP: 0.357, SLG: 0.333	0-3 K ②		0-3 K ②		0-3 K ③		0-3 K ②		0-3 K ③ 1-2	3 0 0 1	0 0 0 0	0 0 0 0	0 0 0 0	0 0 0 1	3 0 0 1	3 0 0 1
4 Nick Hundley, R (1, 2) OBP: 0.321, SLG: 0.423 11 Drew Macias, L (7, 8) OBP: 0.383, SLG: 0.585	0-0 G1-3 ③		0-0 15 1B 1-2 1B			0-3 K ①	0-0 1-2 1B			3 1	0 0	1 1	0 0	0 0	1 0	1 0
15 Luis Antonio Rodriguez, S (6, 6) OBP: 0.345, SLG: 0.370 1 Everth Cabrera, S (7, 6) OBP: 0.261, SLG: 0.279		0-0 33 HR 1B	0-0 1-2 2-H 1B			0-0 1B	0-0 G3-1 ③			3 1	1 0	3 0	0 0	0 0	0 0	0 2
52 Josh Geer, R (1, 1) 16 Cliff Floyd, L (4, PH) OBP: 0.464, SLG: 0.636 Iván Nova, R (5, 1) 40 Scott Patterson, R (6, 1) 77 Chris Snelling, L (6, 7) OBP: 0.333, SLG: 0.333 25 Will Venable, L (7, PH) OBP: 0.340, SLG: 0.364		0-3 K ①		0-3 K ①		0-3 K ②		0-3 K ①		1 1 0 0 2 1	0 0 0 0 0 0	0 0 0 0 0 0	0 0 0 0 0 0	0 0 0 0 2 1	1 0 0 0 1 2	1 0 0 0 1 2
Inning Stats	R: 3 E: 1 K: 1 S: 9 H: 3 LOB: 1 BB: 0 P: 11	R: 2 E: 0 K: 1 S: 8 H: 2 LOB: 0 BB: 0 P: 10	R: 0 E: 0 K: 1 S: 7 H: 3 LOB: 2 BB: 0 P: 7	R: 0 E: 0 K: 1 S: 5 H: 0 LOB: 0 BB: 0 P: 5	R: 0 E: 0 K: 1 S: 6 H: 1 LOB: 1 BB: 0 P: 6	R: 0 E: 0 K: 2 S: 8 H: 1 LOB: 1 BB: 0 P: 8	R: 2 E: 0 K: 1 S: 9 H: 4 LOB: 2 BB: 0 P: 9	R: 0 E: 0 K: 2 S: 7 H: 0 LOB: 0 BB: 0 P: 7	R: 0 E: 0 K: 2 S: 8 H: 1 LOB: 1 BB: 0 P: 8	1B: 11 2B: 2 3B: 0 HR: 2	SF: 0 SAC: 0 DP: 0 HBP: 0						

AB	42
R	7
H	15
RBI	6
BB	0
SO	12
LOB	15

WP: 1 PA: 42
PB: 0
SB: 0
CS: 0

PITCHER		IP	WLS	BF	H	R	ER	SO	BB	IBB	HBP	BLK	WP	HR	S	P	ERA	WHIP
15 Dan Haren, R ERA: 5.79	(1, 1)	5.0	W	24	9	5	5	5	0	0	0	0	1	2	35	39	9.00	1.800
39 Max Scherzer, R ERA: 7.36	(6, 1)	3.0	H	14	5	2	2	5	0	0	0	0	0	0	24	24	6.00	1.667
47 Leo Rosales, R ERA: 4.5	(9, 1)	1.0		4	1	0	0	2	0	0	0	0	0	0	8	8	0.00	1.000

PITCHER	IP	WLS	BF	H	R	ER	SO	BB	IBB	HBP	BLK	WP	HR	S	P	ERA	WHIP

Kansas City Royals @ San Diego Padres

Peoria Stadium, Peoria, AZ

Mon Mar 23 2009, 4:05 PM EDT

Att. 3,386 - Sunny - 65 F

TOP

livebaseballscorecards.com

Batter	1	2	3	4	5	6	7	8	9	AB	R	H	RBI	BB	SO	LOB
2 Coco Crisp, S (1, 8) OBP: 0.517, SLG: 0.622	0-0 9 G4-3 / 24 1B 1B		CCC 0-3 ① K		x 0-0 1-3 24 2B 2B		x 0-0 ① F7	x 0-0 15 2B 3-H 1B		3	1	2	0	0	1	0
35 Mitch Maier, L (5, PR) OBP: 0.375, SLG: 0.696 (5, 8)										2	1	1	1	0	0	1
9 David DeJesus, L (1, 7) OBP: 0.345, SLG: 0.420	x 0-0 ① G4-3 1-2		x 0-0 ② F8		x 0-0 ② G1-3		x 0-0 24 1B 1-2 1B	x 0-0 1-3 2B		3	0	0	0	0	0	3
15 Shane Costa, L (5, 7) OBP: 0.552, SLG: 0.583										2	0	2	0	0	0	0
24 Mark Teahen, L (1, 4) OBP: 0.564, SLG: 1.057	x 0-0 16 S 2-H 1B		x 0-0 ③ F8		x 0-0 2-H 3-H 2B		x 0-0 11 G5-4-3 1-2 2-3 1B	x 0-0 ③ G6-3		4	0	3	3	0	0	0
26 Matt Tupman, L (8, PH) (8, 2)										1	0	0	0	0	0	2
11 Jose Guillen, R (1, 9) OBP: 0.304, SLG: 0.429	SSS 0-3 ② K			x 0-0 ① F8	x 0-0 ③ F7		x 0-0 ②③ G5-4-3 1-2f		x 0-0 ① F9	4	0	0	0	0	1	5
13 Alberto Callaspo, S (7, 5) OBP: 0.216, SLG: 0.347 (8, 4)										1	0	0	0	0	0	0
16 Billy Butler, R (1, 3) OBP: 0.434, SLG: 0.630	SSS 1-3 ③ K 1-3			BBBB 4-0 G6-3 BB		x 0-0 30 G6-3 2B		BBBB 4-0 FC5-4 BB	x 0-0 E6 1 G5-4-3	2	0	1	0	2	1	1
Ross Gload, L (8, 3) OBP: 0.326, SLG: 0.500										1	0	0	0	0	0	0
Bryan Peña, S (1, 2)		x 0-0 ① G3-1		x 0-0 ②③ G6-3 1-2f		SSS 0-3 ① K		x 0-0 ①f FC5-4 30 1B 1-2f 8 2B	x 0-0 ②③ G5-4-3 1-2f	4	1	0	0	0	1	3
(8, 5)																
1 Tony Pena Jr., R (9, PH) OBP: 0.286, SLG: 0.333 (9, 6)										1	0	0	0	0	0	1
30 Mike Aviles, R (1, 6) OBP: 0.409, SLG: 0.333		x 0-0 ② P2			x 0-0 28 E 28 1B 2B	x 0-0 ② G6-3 2-3		x 0-0 8 2B 1-2 1B		4	2	2	0	0	0	1
46 Luis Hernandez, S (9, 5) OBP: 0.243, SLG: 0.200										0	0	0	0	0	0	0
8 Willie Bloomquist, R (1, 5)		x 0-0 1B			SSS 0-3 ① K	x 0-0 ③ G4-3		x 0-0 48 S 35 1B 1-H 2-H 2B		4	1	2	2	0	1	2
(7, 9)																
63 Tommy Murphy, S (8, 9) OBP: 0.412, SLG: 0.600										0	0	0	0	0	0	0
28 Kyle Davies, R (1, 1) OBP: 0.333, SLG: 0.333	CCC 0-3 ③ K				2 SAFE x 0-0 2 2B 24 2B 2-H 1B		x 0-0 24 1B 15 1B 1B	SSS 0-3 ② K 2-3		2	1	1	1	0	1	1
65 Heath Phillips, L (6, 1)										0	0	0	0	0	0	0
17 Mike Jacobs, L (7, PH) OBP: 0.404, SLG: 0.740										1	0	1	0	0	0	0
48 Joakim Soria, R (7, 1)										1	0	0	0	0	1	1
45 Doug Waechter, R (9, 1)										0	0	0	0	0	0	0
Joel Peralta, R (9, 1)										0	0	0	0	0	0	0
Inning Stats	R: 1 H: 2 E: 0 LOB: 1 K: 2 BB: 0 S: 9 P: 10	R: 0 H: 1 E: 0 LOB: 1 K: 1 BB: 0 S: 6 P: 6	R: 0 H: 0 E: 0 LOB: 0 K: 1 BB: 0 S: 5 P: 5	R: 0 H: 0 E: 0 LOB: 0 K: 0 BB: 1 S: 2 P: 6	R: 3 H: 4 E: 1 LOB: 1 K: 1 BB: 0 S: 9 P: 9	R: 0 H: 1 E: 0 LOB: 1 K: 1 BB: 0 S: 6 P: 6	R: 0 H: 3 E: 0 LOB: 2 K: 0 BB: 0 S: 5 P: 5	R: 3 H: 4 E: 0 LOB: 2 K: 1 BB: 1 S: 9 P: 13	R: 0 H: 0 E: 1 LOB: 0 K: 0 BB: 0 S: 3 P: 3	1B: 9 SF: 0 2B: 6 SAC: 0 3B: 0 DP: 3 HR: 0 HBP: 0						

	AB	40
	R	7
	H	15
	RBI	7
	BB	2
	SO	7
	LOB	21

WP: 0 PA: 42
PB: 0
SB: 3
CS: 0

PITCHER		IP	WLS	BF	H	R	ER	SO	BB	IBB	HBP	BLK	WP	HR	S	P	ERA	WHIP
32 Chris Young, R ERA: 6.57	(1, 1)	4.1		18	5	3	3	5	1	0	0	0	0	0	27	32	6.23	1.385
Justin Hampson, L ERA: 12.96	(5, 1)	0.2		4	2	1	1	0	0	0	0	0	0	0	4	4	13.50	3.000
39 Cesár Ramos, L ERA: 10.8	(6, 1)	3.0		17	8	3	3	2	1	0	0	0	0	0	20	24	9.00	3.000
64 Edwin Moreno, R ERA: 0.9	(9, 1)	1.0	W	3	0	0	0	0	0	0	0	0	0	0	3	3	0.00	0.000

PITCHER	IP	WLS	BF	H	R	ER	SO	BB	IBB	HBP	BLK	WP	HR	S	P	ERA	WHIP

BOTTOM

Kansas City Royals @ San Diego Padres

Peoria Stadium, Peoria, AZ

Mon Mar 23 2009, 4:05 PM EDT

Att. 3,386 - Sunny - 65 F

livebaseballscorecards.com

Batter	1	2	3	4	5	6	7	8	9	AB	R	H	RBI	BB	SO	LOB
12 Scott Hairston, R (1, 8) OBP: 0.278, SLG: 0.200	G6-3		F7		P4		F7		84 BB; 66 1B; 3-H; 1B	4	0	0	0	0	0	0
30 Eliezer Alfonzo, R (8, 2) OBP: 0.357, SLG: 0.556										1	1	1	1	0	0	0
22 David Eckstein, R (1, 4) OBP: 0.474, SLG: 0.606	49 K2; BB			F8		66 2B; 2B	G3		66 1B; 7 HR; 1-2; BB	2	0	1	0	1	0	0
84 Brett Dowdy, R (6, PR) OBP: 0.409, SLG: 0.400										1	2	0	0	1	0	0
(7, 4)																
(9, 5)																
49 Emil Brown, R (1, 9) OBP: 0.342, SLG: 0.406	K2; 1-1f			2 BB; 2B		K	K		F6	3	0	1	0	0	2	2
11 Drew Macias, L (7, 9) OBP: 0.367, SLG: 0.558										2	0	0	0	0	1	2
(8, 8)																
66 Kyle Blanks, R (1, 3) OBP: 0.420, SLG: 0.638		28 FC6-4; BB		2 BB; BB		7 E; 2 SF9; 2-H; 2B		F8	7 HR; 1-2; 2-H; 1B	3	2	2	2	2	0	0
7 Chase Headley, S (1, 7) OBP: 0.300, SLG: 0.479		F7	F7			E9; 28 1B; 2-3; 1B		1B	1-H; 2-H; HR	5	2	3	3	0	0	3
2 Edgar Gonzalez, R (1, 5) OBP: 0.409, SLG: 0.647	K					SF9; 3-H		P3		2	0	0	1	1	1	2
60 Sean Kazmar Jr., R (9, 4) OBP: 0.222, SLG: 0.125				1-2; 2-3; BB						0	0	0	0	0	0	0
28 Henry Blanco, R (1, 2) OBP: 0.429, SLG: 0.857	FC6-4; 1-2f			F8		1 E; 2-H; 1B		K		3	1	1	1	0	0	4
77 Chris Snelling, L (8, 9) OBP: 0.316, SLG: 0.313										1	0	0	0	0	1	1
1 Everth Cabrera, S (1, 6) OBP: 0.280, SLG: 0.298		G3-1			P5	E7; 39 S; 2-H; 1B			4 WP; 4 PB; 30 1B; 1B	4	1	2	1	0	0	0
32 Chris Young, R (1, 1)		F8			K	G4-3; 2-3			K; 1-3	1	0	0	0	0	0	0
Justin Hampson, L (5, 1)										0	0	0	0	0	0	0
16 Cliff Floyd, L (5, PH) OBP: 0.448, SLG: 0.609										1	0	0	0	0	1	0
39 Cesar Ramos, L (6, 1)										1	0	0	0	0	0	1
64 Edwin Moreno, R (9, 1)										0	0	0	0	0	0	0
4 Nick Hundley, R (9, PH) OBP: 0.310, SLG: 0.407										1	0	0	0	0	1	1
Inning Stats	R: 0 E: 0 K: 1 S: 4 / H: 0 LOB: 1 BB: 1 P: 8	R: 0 E: 0 K: 1 S: 5 / H: 0 LOB: 1 BB: 1 P: 9	R: 0 E: 0 K: 0 S: 3 / H: 0 LOB: 0 BB: 0 P: 3	R: 0 E: 0 K: 0 S: 4 / H: 1 LOB: 3 BB: 2 P: 12	R: 0 E: 0 K: 1 S: 5 / H: 0 LOB: 0 BB: 0 P: 5	R: 4 E: 2 K: 1 S: 10 / H: 5 LOB: 2 BB: 0 P: 11	R: 0 E: 0 K: 1 S: 5 / H: 0 LOB: 0 BB: 0 P: 5	R: 0 E: 0 K: 1 S: 6 / H: 1 LOB: 1 BB: 0 P: 6	R: 5 E: 0 K: 1 S: 9 / H: 4 LOB: 0 BB: 1 P: 16	1B: 7 2B: 4 3B: 0 HR: 1	SF: 1 SAC: 0 DP: 1 HBP: 0						

	AB	35
	R	9
	H	11
	RBI	9
	BB	5
	SO	7
	LOB	16

WP: 1 PB: 1 SB: 1 CS: 0 PA: 41

PITCHER		IP	WLS	BF	H	R	ER	SO	BB	IBB	HBP	BLK	WP	HR	S	P	ERA	WHIP
28 Kyle Davies, R ERA: 3.0	(1, 1)	5.1		21	2	1	1	4	4	0	0	0	0	0	25	41	1.69	1.125
65 Heath Phillips, L ERA: 3.86	(6, 1)	0.2	B	6	4	3	2	0	0	0	0	0	0	0	6	7	27.00	6.000
48 Joakim Soria, R ERA:	(7, 1)	2.0		7	1	0	0	2	0	0	0	0	0	0	11	11	0.00	0.500
45 Doug Waechter, R ERA: 21.6	(9, 1)	0.2	L	6	3	4	4	1	1	0	0	0	1	0	7	11	54.00	6.000
Joel Peralta, R ERA: 5.87	(9, 1)	0.0	B	1	1	1	1	0	0	0	0	0	0	1	2	5	∞	∞

PITCHER	IP	WLS	BF	H	R	ER	SO	BB	IBB	HBP	BLK	WP	HR	S	P	ERA	WHIP

San Diego Padres @ Los Angeles Angels

Tempe Diablo Stadium, Tempe, AZ

Tue Mar 24 2009, 4:05 PM EDT

Att. 4,938 - Sunny - 80 F

livebaseballscorecards.com

TOP

Batter	1	2	3	4	5	6	7	8	9	AB	R	H	RBI	BB	SO	LOB
8 Chris Burke, R (1, 5) OBP: 0.447, SLG: 0.310	C B B S B B 4-2 22 FC4-6 BB		X 0-0 22 1B 2B		X 0-0 ① SH3-4 1-2		C B F B B C 3-3 ② K 2-3 3-H		B X 1-0 ② 2B	2	1	1	0	1	1	1
1 Everth Cabrera, S (7, 4) OBP: 0.294, SLG: 0.333										1	0	1	0	0	0	0
22 David Eckstein, R (1, 4) OBP: 0.463, SLG: 0.583	C T X 0-2 ① FC4-6 23 HR 1-2f		B C T X 1-2 24 1B 23 G6-3 2-H 1B		S X 0-1 ② G3-1 2-3		C F B S 1-3 ③ K		B X 1-0 66 BB 2B	3	2	1	1	0	0	2
2 Edgar Gonzalez, R (6, 4) OBP: 0.417, SLG: 0.684										2	0	1	0	0	1	1
(7, 5)																
24 Brian Giles, L (1, 9) OBP: 0.333, SLG: 0.407	B X 1-0 ② F7		C B X 1-1 23 G6-3 1-3 1B		B X 1-0 ③ G4-3			X 0-0 77 1B 66 WP 1B	B C B B F B 4-2 66 BB BB	3	0	1	0	0	0	2
11 Drew Macias, L (6, 9) OBP: 0.392, SLG: 0.568										1	0	1	0	1	0	0
(7, 8)																
23 Adrián González, L (1, 3) OBP: 0.333, SLG: 0.650	B 1 X SAFE 1-0 1-H HR		S F X 0-2 ①② G6-3 1-2f 3-H			S S S 0-3 ① K		B C F B B B 4-2 77 1B 1-2 BB	C B C B B F F B 4-2 1-2 2-3 BB	3	1	1	2	0	1	1
66 Kyle Blanks, R (6, 3) OBP: 0.437, SLG: 0.638										0	0	0	0	2	0	0
7 Chase Headley, S (1, 10) OBP: 0.283, SLG: 0.451	B X 1-0 ③ G4-3		X 0-0 ③ G5-3			X 0-0 ② G4-3		F S B B F X 2-2 ① F9	C F S 0-3 ③ K	3	0	0	0	0	0	0
30 Eliezer Alfonzo, R (8, PH) OBP: 0.333, SLG: 0.517										2	0	0	0	0	1	5
(8, 10)																
12 Scott Hairston, R (1, 7) OBP: 0.238, SLG: 0.167		B F F F F C 1-3 ① K		B S B F C 2-3 ① K		X 0-0 ③ G5-3		X 0-0 1-2 2-3 1B		3	0	0	0	0	2	0
77 Chris Snelling, L (6, 7) OBP: 0.350, SLG: 0.353										1	0	1	0	0	0	0
(7, 9)																
33 Jody Gerut, L (1, 8) OBP: 0.341, SLG: 0.500		B C F B C 2-3 ② K		S X 0-1 ② F9			B C B B F S 3-3 ① K	C S S 0-3 ② K		3	0	0	0	0	2	0
84 Brett Dowdy, R (7, 7) OBP: 0.391, SLG: 0.381										1	0	0	0	0	1	3
4 Nick Hundley, R (1, 2) OBP: 0.333, SLG: 0.452		B B X 2-0 2B		C F B B B X 3-2 ③ G5-3			X 0-0 15 E 8 WP 1B	B C B X 2-1 ③ G4-3		4	1	2	0	0	0	3
15 Luis Antonio Rodriguez, S (8, 6) OBP: 0.333, SLG: 0.355		C X 0-1 ③ G5-3			C B X 1-1 22 G3-1 8 SH3-4 1B		X 0-0 E9 8 WP 1-3		B C F F B S 2-3 ① K	4	0	1	0	0	1	2
Inning Stats	R: 2 H: 1 E: 0 LOB: 0 K: 0 BB: 1 S: 8 P: 15	R: 0 H: 1 E: 0 LOB: 1 K: 2 BB: 0 S: 11 P: 16	R: 2 H: 3 E: 0 LOB: 0 K: 0 BB: 0 S: 10 P: 12	R: 0 H: 0 E: 0 LOB: 0 K: 1 BB: 0 S: 8 P: 13	R: 0 H: 1 E: 0 LOB: 1 K: 0 BB: 0 S: 6 P: 8	R: 0 H: 0 E: 0 LOB: 0 K: 1 BB: 0 S: 5 P: 5	R: 1 H: 1 E: 1 LOB: 1 K: 3 BB: 0 S: 11 P: 18	R: 0 H: 2 E: 0 LOB: 3 K: 1 BB: 1 S: 13 P: 21	R: 0 H: 2 E: 0 LOB: 3 K: 2 BB: 2 S: 15 P: 27	1B: 6 SF: 0 2B: 4 SAC: 1 3B: 0 DP: 1 HR: 1 HBP: 0						

	AB	36
	R	5
	H	11
	RBI	3
	BB	4
	SO	10
	LOB	20

PITCHER		IP	WLS	BF	H	R	ER	SO	BB	IBB	HBP	BLK	WP	HR	S	P	ERA	WHIP
51 Joe Saunders, L ERA: 3.46	(1, 1)	6.0	W	24	6	4	4	4	1	0	0	0	0	1	48	69	6.00	1.167
33 Justin Speier, R ERA: 5.19	(7, 1)	1.0		5	1	1	0	3	0	0	0	0	1	0	11	18	0.00	1.000
65 Kevin Jepsen, R ERA: 3.27	(8, 1)	1.0		6	2	0	0	1	1	0	0	0	1	0	13	21	0.00	3.000
63 Rich Thompson, R ERA: 9.45	(9, 1)	1.0		6	2	0	0	2	2	0	0	0	0	0	15	27	0.00	4.000

PITCHER		IP	WLS	BF	H	R	ER	SO	BB	IBB	HBP	BLK	WP	HR	S	P	ERA	WHIP

WP: 2 PA: 41
PB: 0
SB: 0
CS: 0

BOTTOM

San Diego Padres @ Los Angeles Angels

Tempe Diablo Stadium, Tempe, AZ

Tue Mar 24 2009, 4:05 PM EDT

Att. 4,938 - Sunny - 80 F

livebaseballscorecards.com

Batter	1	2	3	4	5	6	7	8	9	AB	R	H	RBI	BB	SO	LOB
Chone Figgins, S (1, 5) OBP: 0.370, SLG: 0.465 2 Erick Aybar, S (6, 6) OBP: 0.405, SLG: 0.548	C L B B S 2-3 ① K		X 0-0 ① G5-3		X 0-0 47 1B 53 SF7 1-2 1B	B C F X 1-2 HR		B C X 1-1 ② G1		3 2	1 1	1 1	0 1	0 0	1 0	0 0
47 Howie Kendrick, R (1, 4) OBP: 0.400, SLG: 0.514 20 Juan Rivera, R (6, 7) OBP: 0.273, SLG: 0.300 Demetrius Washington, R (9, 9)	C C B S 1-3 ② K		X 0-0 ② L8		X 0-0 27 2B 1-3 2-H 1B	C S X 1-2 ① G5-3		B B X 2-0 ③ P5		3 2 0	1 0 0	1 0 0	1 0 0	0 0 0	1 0 0	0 0 0
53 Bobby Abreu, L (1, 7) OBP: 0.375, SLG: 0.417 39 Robb Quinlan, R (6, 3) OBP: 0.412, SLG: 0.667	B C B B X 3-1 ③ F7		B B C C B B 4-2 BB		X 0-0 ① SF7 3-H	S X 0-1 57 G6-3 2B				1 1	0 0	0 1	1 0	1 0	0 0	0 0
27 Vladimir Guerrero, R (1, 10) OBP: 0.273, SLG: 0.364 57 Luis Figueroa, S (6, PH) OBP: 0.567, SLG: 0.577 (7, 10)		C S S 0-3 ① K	B C S S 1 F S SAFE 1-3 ③ K		X 0-0 8 2B 1-H 2B	X 0-0 ② G6-3 2-3				3 1	1 0	1 0	1 0	0 0	2 0	1 1
48 Torii Hunter, R (1, 8) OBP: 0.259, SLG: 0.333 77 Reggie Willits, S (6, 8) OBP: 0.448, SLG: 0.435		B B X 2-0 ② G3-1	C B B B B 4-1 8 FC3-6 BB	C B X 1-1 ② P3	X 0-0 ③ P4				2 1	0 0	0 0	0 0	1 0	0 0	1 1	
8 Kendrys Morales, S (1, 3) OBP: 0.393, SLG: 0.615 3 Brandon Wood, R (6, 5) OBP: 0.400, SLG: 0.696		B B F X 2-1 ③ G3	X 0-0 ① FC3-6 1-2f	F X 0-1 24 HR 2-H 2B	X 0-0 ① G5-3				3 1	1 0	1 0	1 0	0 0	0 0	1 0	
24 Gary Matthews, S (1, 9) OBP: 0.500, SLG: 0.941 28 Ryan Budde, R (7, 2) OBP: 0.476, SLG: 0.667		C B X 1-1 13 HR 2B	X 0-0 ② P6	X 0-0 2-H HR	B C B B F S 3-3 ② K				3 1	2 0	2 0	2 0	0 0	0 0	1 1	0
46 Bobby Wilson, R (1, 2) OBP: 0.333, SLG: 0.370 Jeremy Moore, L (7, 9) (9, 7)		S X 0-1 13 HR 1B	X 0-0 ③ G6-3	X 0-0 2B	X 0-0 ③ G4-3				3 1	1 0	2 0	0 0	0 0	0 0	1 0	
13 Maicer Izturis, S (1, 6) OBP: 0.440, SLG: 0.550 (6, 4) Gary Patchett, R (8, PH) (9, 4)		B X 1-0 1-H 2-H HR	B B B B 4-1 47 1B BB	X 3-1 F7 ③	B C C B X 2-2 ① G4-3				2 1	2 0	1 0	3 0	1 0	0 0	1 0	
Inning Stats	R: 0 E: 0 K: 2 S: 8 H: 0 LOB: 0 BB: 0 P: 14	R: 0 E: 0 K: 1 S: 6 H: 0 LOB: 0 BB: 0 P: 10	R: 3 E: 0 K: 1 S: 13 H: 3 LOB: 1 BB: 1 P: 20	R: 0 E: 0 K: 0 S: 4 H: 0 LOB: 1 BB: 1 P: 8	R: 6 E: 0 K: 0 S: 13 H: 6 LOB: 1 BB: 1 P: 18	R: 1 E: 0 K: 0 S: 10 H: 2 LOB: 1 BB: 0 P: 12	R: 0 E: 0 K: 1 S: 5 H: 0 LOB: 0 BB: 0 P: 8	R: 0 E: 0 K: 0 S: 6 H: 0 LOB: 0 BB: 0 P: 11		1B: 3 2B: 5 3B: 0 HR: 3	SF: 1 SAC: 0 DP: 0 HBP: 0			WP: 0 PB: 0 SB: 0 CS: 0	PA: 38		

	AB	34
	R	10
	H	11
	RBI	10
	BB	3
	SO	5
	LOB	8

PITCHER	IP	WLS	BF	H	R	ER	SO	BB	IBB	HBP	BLK	WP	HR	S	P	ERA	WHIP
53 Cha Seung Baek, R (1, 1) ERA: 9.95	4.2	L	26	9	9	9	4	3	0	0	0	0	2	42	68	17.36	2.571
68 Greg Burke, R (5, 1) ERA: 3.86	0.1		1	0	0	0	0	0	0	0	0	0	0	2	2	0.00	0.000
85 Duaner Sanchez, R (6, 1) ERA: 3.86	1.0		5	2	1	1	0	0	0	0	0	0	1	10	12	9.00	2.000
65 Arturo Lopez, L (7, 1) ERA: 2.79	1.0		3	0	0	0	1	0	0	0	0	0	0	5	8	0.00	0.000
Jae Kuk Ryu, R (8, 1) ERA: 10.61	1.0		3	0	0	0	0	0	0	0	0	0	0	6	11	0.00	0.000

PITCHER	IP	WLS	BF	H	R	ER	SO	BB	IBB	HBP	BLK	WP	HR	S	P	ERA	WHIP

Cleveland Indians @ San Diego Padres

Peoria Stadium, Peoria, AZ

Wed Mar 25 2009, 4:05 PM EDT

Att. 3,672 - Sunny - 75 F

TOP

livebaseballscorecards.com

Batter	1	2	3	4	5	6	7	8	9	AB	R	H	RBI	BB	SO	LOB
24 Grady Sizemore, L (1, 8) OBP: 0.462, SLG: 0.611	1-0 3B 1B		0-0 2 S 2 1B 1B	0-0 F8		0-0 G4-3		0-0 F7		4	2	2	0	0	0	1
29 Josh Barfield, R (6, 8) OBP: 0.234, SLG: 0.244										1	0	0	0	0	0	0
Asdrúbal Cabrera, S (1, 4) OBP: 0.415, SLG: 0.611	0-0 48 1B 1-H 3B		4-0 2 1B 1-2 BB		0-3 K		0-0 F7		0-0 L8	3	1	1	1	1	1	0
8 Wilson Valdez, R (7, 4) OBP: 0.182, SLG: 0.129										1	0	0	0	0	0	0
48 Travis Hafner, L (1, 10) OBP: 0.279, SLG: 0.216	0-0 2 G6-4-3 3-H 1B		0-0 F5		0-0 L7		0-0 1B		0-0 G4-3	5	0	2	1	0	0	2
2 Jhonny Peralta, R (1, 6) OBP: 0.442, SLG: 0.667	0-0 G6-4-3 1-2f		0-0 1-2 2-H 1B		0-0 1B		0-3 K		0-3 K	4	0	2	1	0	1	2
Niuman Romero, S (7, 6)										1	0	0	0	0	1	0
25 Ryan Garko, R (1, 9) OBP: 0.311, SLG: 0.395	0-0 F9		0-3 K		0-0 P4		0-0 G4-3			4	0	0	0	0	1	4
George Lombard, L (7, 9) OBP: 1.000, SLG: 3.000										0	0	0	0	0	0	0
10 Kelly Shoppach, R (1, 2) OBP: 0.310, SLG: 0.605		0-0 G5-3		0-0 15 HR 1B		0-3 K		0-0 HR		4	2	2	1	0	1	0
79 Chris Gimenez, R (8, 2) OBP: 0.471, SLG: 0.679										0	0	0	0	0	0	0
4 Tony Graffanino, R (1, 3) OBP: 0.385, SLG: 0.353		0-3 K		0-0 F8		4-0 26 S 26 3B BB		0-0 G4-3		3	1	0	0	1	1	1
15 Andy Marte, R (1, 5) OBP: 0.192, SLG: 0.346		0-0 F9		2-1 1-H HR		0-0 F8		0-0 F8		4	1	1	2	0	0	1
26 Trevor Crowe, S (1, 7) OBP: 0.289, SLG: 0.409			0-0 G3-1	0-0 G4-3		1-0 1-H 3B		1-2 HR		4	1	2	2	0	0	0
Inning Stats	R: 2 E: 0 K: 0 S: 5 H: 3 LOB: 0 BB: 0 P: 6	R: 0 E: 0 K: 1 S: 5 H: 0 LOB: 0 BB: 0 P: 5	R: 1 E: 0 K: 1 S: 7 H: 2 LOB: 2 BB: 1 P: 11	R: 2 E: 0 K: 0 S: 6 H: 2 LOB: 0 BB: 0 P: 8	R: 0 E: 0 K: 1 S: 6 H: 1 LOB: 1 BB: 0 P: 6	R: 1 E: 0 K: 1 S: 6 H: 1 LOB: 1 BB: 1 P: 11	R: 0 E: 0 K: 1 S: 6 H: 1 LOB: 1 BB: 0 P: 6	R: 2 E: 0 K: 0 S: 7 H: 2 LOB: 0 BB: 0 P: 8	R: 0 E: 0 K: 1 S: 5 H: 0 LOB: 0 BB: 0 P: 5	1B: 7 2B: 0 3B: 2 HR: 3 SF: 0 SAC: 0 DP: 1 HBP: 0							

	AB	38
	R	8
	H	12
	RBI	8
	BB	2
	SO	6
	LOB	11

WP: 0 PB: 0 SB: 2 CS: 0 PA: 40

PITCHER		IP	WLS	BF	H	R	ER	SO	BB	IBB	HBP	BLK	WP	HR	S	P	ERA	WHIP
79 Kevin Correia, R ERA: 7.63	(1, 1)	5.2	L	27	9	6	6	4	2	0	0	0	0	1	34	46	9.53	1.941
Justin Hampson, L ERA: 12.46	(6, 1)	0.1		1	0	0	0	0	0	0	0	0	0	0	1	1	0.00	0.000
43 Cla Meredith, R ERA:	(7, 1)	1.0		4	1	0	0	1	0	0	0	0	0	0	6	6	0.00	1.000
Iván Nova, R ERA: 8.31	(8, 1)	1.0		5	2	2	2	0	0	0	0	0	0	2	7	8	18.00	2.000
21 Heath Bell, R ERA:	(9, 1)	1.0		3	0	0	0	1	0	0	0	0	0	0	5	5	0.00	0.000

PITCHER	IP	WLS	BF	H	R	ER	SO	BB	IBB	HBP	BLK	WP	HR	S	P	ERA	WHIP

Cleveland Indians @ San Diego Padres

Peoria Stadium, Peoria, AZ

Wed Mar 25 2009, 4:05 PM EDT

Att. 3,672 - Sunny - 75 F

livebaseballscorecards.com

BOTTOM

Batter	1	2	3	4	5	6	7	8	9	AB	R	H	RBI	BB	SO	LOB
33 Jody Gerut, L (1, 8) OBP: 0.333, SLG: 0.476	K		F9		G4-3		8 E; 23 E; 1B		K	4	1	1	0	0	1	1
66 Kyle Blanks, R (8, 3) OBP: 0.431, SLG: 0.627										1	0	0	0	0	1	0
22 David Eckstein, R (1, 4) OBP: 0.500, SLG: 0.615	24 F8; 1B		3-H; 1B		1B		FC5; 23 E		30 DI; 1B	3	0	3	1	0	0	0
8 Chris Burke, R (5, PR) OBP: 0.450, SLG: 0.323							1-2; 2-3			2	0	1	0	0	0	2
(6, 4)																
24 Brian Giles, L (1, 9) OBP: 0.303, SLG: 0.367	F8; 1-2		F9		L4		SF8; 3-H		F8	3	0	0	0	0	0	3
11 Drew Macias, L (6, 9) OBP: 0.377, SLG: 0.556										1	0	0	1	0	0	1
(8, 8)																
23 Adrián González, L (1, 3) OBP: 0.360, SLG: 0.625	G3		F9			1B	E9; 1-3; 2-H; 1B		G4-3; 1-2	4	0	2	1	0	0	2
30 Eliezer Alfonzo, R (8, 2) OBP: 0.323, SLG: 0.500										1	0	0	0	0	0	1
16 Cliff Floyd, L (1, 10) OBP: 0.419, SLG: 0.560		G4-3		K		P2	F7			2	0	0	0	0	1	0
49 Emil Brown, R (6, PH) OBP: 0.325, SLG: 0.382										2	0	0	0	0	0	3
(7, 10)																
7 Chase Headley, S (1, 7) OBP: 0.263, SLG: 0.418		G6-3		G3		F8		G3		4	0	0	0	0	0	1
2 Edgar Gonzalez, R (1, 5) OBP: 0.429, SLG: 0.636		F8		1B		L6		77 G6-3; BB		3	0	1	0	1	0	1
84 Brett Dowdy, R (8, PR) OBP: 0.391, SLG: 0.381										0	0	0	0	0	0	0
(9, 5)																
28 Henry Blanco, R (1, 2) OBP: 0.400, SLG: 1.000			HR	P4			K	G6-3; 1-2		3	1	1	1	0	1	1
77 Chris Snelling, L (8, 9) OBP: 0.333, SLG: 0.333										1	0	0	0	0	0	1
15 Luis Antonio Rodriguez, S (1, 6) OBP: 0.343, SLG: 0.394			33 F9; 22 1B; 2B		G4-3		8 E; 33 1B; 11 SF8; 1B		K	2	1	1	0	0	0	0
1 Everth Cabrera, S (6, 6) OBP: 0.302, SLG: 0.340										2	1	1	0	0	1	2
Inning Stats	R: 0 E: 0 K: 1 S: 6 / H: 1 LOB: 1 BB: 0 P: 6	R: 0 E: 0 K: 0 S: 3 / H: 0 LOB: 0 BB: 0 P: 3	R: 2 E: 0 K: 0 S: 8 / H: 3 LOB: 1 BB: 0 P: 10	R: 0 E: 0 K: 1 S: 6 / H: 1 LOB: 1 BB: 0 P: 6	R: 0 E: 0 K: 0 S: 4 / H: 1 LOB: 1 BB: 0 P: 4	R: 0 E: 0 K: 0 S: 4 / H: 1 LOB: 1 BB: 0 P: 4	R: 2 E: 2 K: 1 S: 9 / H: 3 LOB: 2 BB: 0 P: 9	R: 0 E: 0 K: 1 S: 5 / H: 0 LOB: 2 BB: 1 P: 9	R: 0 E: 0 K: 1 S: 6 / H: 1 LOB: 1 BB: 0 P: 7	1B: 9 2B: 1 3B: 0 HR: 1	SF: 1 SAC: 0 DP: 0 HBP: 0						

	AB	38
	R	4
	H	11
	RBI	4
	BB	1
	SO	5
	LOB	19

WP: 0 PB: 0 SB: 0 CS: 0 PA: 40

PITCHER		IP	WLS	BF	H	R	ER	SO	BB	IBB	HBP	BLK	WP	HR	S	P	ERA	WHIP
44 Carl Pavano, R ERA: 7.41	(1, 1)	6.0	W	25	7	2	2	2	0	0	0	0	0	1	31	33	3.00	1.167
34 Kerry Wood, R ERA:	(7, 1)	1.0		7	3	2	0	1	0	0	0	0	0	0	9	9	0.00	3.000
38 Joe Smith, R ERA: 2.25	(8, 1)	1.0		4	0	0	0	1	1	0	0	0	0	0	5	9	0.00	1.000
39 Vinnie Chulk, R ERA: 2.13	(9, 1)	1.0		4	1	0	0	1	0	0	0	0	0	0	6	7	0.00	1.000

PITCHER	IP	WLS	BF	H	R	ER	SO	BB	IBB	HBP	BLK	WP	HR	S	P	ERA	WHIP

San Diego Padres @ Oakland Athletics

Phoenix Municipal Stadium, Phoenix, AZ

Fri Mar 27 2009, 10:05 PM EDT

Att. 7,154 - Clear - 63 F

TOP

livebaseballscorecards.com

Batter	1	2	3	4	5	6	7	8	9	AB	R	H	RBI	BB	SO	LOB
33 Jody Gerut, L (1, 8) OBP: 0.347, SLG: 0.478	F9		1B	1B			K			4	0	2	0	0	1	0
11 Drew Macias, L (7, 8) OBP: 0.377, SLG: 0.556										0	0	0	0	0	0	0
22 David Eckstein, R (1, 4) OBP: 0.489, SLG: 0.585	24 G6-3 BB		F9	F9			L7			2	0	0	0	1	0	2
2 Edgar Gonzalez, R (6, 5) OBP: 0.414, SLG: 0.609										1	0	0	0	0	0	0
24 Brian Giles, L (1, 9) OBP: 0.270, SLG: 0.324	G6-3		P5		G5-3		K			4	0	0	0	0	1	2
77 Chris Snelling, L (7, 9) OBP: 0.333, SLG: 0.333	1-2									0	0	0	0	0	0	0
23 Adrián González, L (1, 3) OBP: 0.357, SLG: 0.593	F8			5 WP 5 1B 1B	G4-3			8 G5-4-3 1B		3	1	1	0	0	0	1
66 Kyle Blanks, R (7, 3) OBP: 0.438, SLG: 0.633										1	0	1	0	0	0	0
5 Kevin Kouzmanoff, R (1, 5) OBP: 0.462, SLG: 0.714		K		7 BB 12 HR 1B	G6-3			P6		3	1	1	1	0	1	0
49 Emil Brown, R (6, 7) OBP: 0.317, SLG: 0.371				1-H						1	0	0	0	0	0	1
7 Chase Headley, S (1, 7) OBP: 0.267, SLG: 0.404		G4-3		12 HR		K		G5-4-3		2	1	0	0	1	1	0
8 Chris Burke, R (6, 4) OBP: 0.439, SLG: 0.313				1-2 BB				1-2f		1	0	0	0	0	0	1
12 Scott Hairston, R (1, 10) OBP: 0.320, SLG: 0.524		28 S BB	3-1 1-H 2-H HR			2-0 HR			K	3	2	2	4	1	1	0
28 Henry Blanco, R (1, 2) OBP: 0.357, SLG: 0.786		K	F8			P2			1 CS 1B	4	0	1	0	0	1	1
15 Luis Antonio Rodriguez, S (5, 6) OBP: 0.316, SLG: 0.361			G3	F9		G3			K	3	0	0	0	0	0	0
1 Everth Cabrera, S (8, 6) OBP: 0.296, SLG: 0.333										1	0	0	0	0	1	1

	AB	33
	R	5
	H	8
	RBI	5
	BB	3
	SO	7
	LOB	9

Inning Stats	1	2	3	4	5	6	7	8	9
	R: 0 E: 0 K: 0 S: 3 H: 0 LOB: 1 BB: 1 P: 7	R: 0 E: 0 K: 2 S: 7 H: 0 LOB: 1 BB: 1 P: 11	R: 0 E: 0 K: 0 S: 5 H: 1 LOB: 1 BB: 0 P: 5	R: 4 E: 0 K: 0 S: 8 H: 4 LOB: 1 BB: 1 P: 16	R: 0 E: 0 K: 0 S: 3 H: 0 LOB: 0 BB: 0 P: 3	R: 1 E: 0 K: 1 S: 6 H: 1 LOB: 0 BB: 0 P: 8	R: 0 E: 0 K: 2 S: 7 H: 0 LOB: 0 BB: 0 P: 7	R: 0 E: 0 K: 0 S: 3 H: 1 LOB: 0 BB: 0 P: 3	R: 0 E: 0 K: 2 S: 7 H: 1 LOB: 0 BB: 0 P: 7

1B: 6	SF: 0
2B: 0	SAC: 0
3B: 0	DP: 1
HR: 2	HBP: 0

WP: 1	PA: 36
PB: 0	
SB: 1	
CS: 1	

PITCHER		IP	WLS	BF	H	R	ER	SO	BB	IBB	HBP	BLK	WP	HR	S	P	ERA	WHIP
76 Trevor Cahill, R ERA: 4.95	(1, 1)	4.0	L	20	5	4	4	2	3	0	0	0	1	1	23	39	9.00	2.000
13 Jerry Blevins, L ERA: 10.8	(5, 1)	1.0		3	0	0	0	0	0	0	0	0	0	0	3	3	0.00	0.000
33 Joey Devine, R ERA: 3.0	(6, 1)	1.0		4	1	1	1	1	0	0	0	0	0	1	6	8	9.00	1.000
36 Russ Springer, R ERA: 5.19	(7, 1)	1.0		3	0	0	0	2	0	0	0	0	0	0	7	7	0.00	0.000
59 Edgar Gonzalez, R ERA: 10.93	(8, 1)	2.0		6	2	0	0	2	0	0	0	0	0	0	10	10	0.00	1.000

PITCHER	IP	WLS	BF	H	R	ER	SO	BB	IBB	HBP	BLK	WP	HR	S	P	ERA	WHIP

Batter	1	2	3	4	5	6	7	8	9	AB	R	H	RBI	BB	SO	LOB
15 Ryan Sweeney, L (1, 8) OBP: 0.400, SLG: 0.589 (8, 9) 19 Chris Denorfia, R (9, 9) OBP: 0.406, SLG: 0.414	F8			18 G5-4-3 1B		G4-6-3 1-2f		F9		4 0	0 0	1 0	0 0	0 0	0 0	3 0
18 Orlando Cabrera, R (1, 6) OBP: 0.400, SLG: 0.357 2 Gregorio Petit, R (7, PR) OBP: 0.320, SLG: 0.375 (8, 6)	K			G5-4-3 1-2f			5 G4-6-3 BB		K	2 1	0 0	0 0	0 0	1 0	1 0	1 0
16 Jason Giambi, L (1, 3) OBP: 0.313, SLG: 0.211	K			P5			F7		K	4	0	0	0	0	2	1
5 Matt Holliday, R (1, 7) OBP: 0.367, SLG: 0.349 11 Rajai Davis, R (8, 8) OBP: 0.391, SLG: 0.491		32 CS 1B			G4-3		G4-6-3 1-2f		F8	3 1	0 0	1 0	0 0	0 0	0 0	1 0
3 Eric Chavez, L (1, 5) OBP: 0.133, SLG: 0.077 1 Nomar Garciaparra, R (6, 5) OBP: 0.455, SLG: 0.650		F9			K			HR		2 1	0 1	0 1	0 1	0 0	1 0	1 0
32 Jack Cust, L (1, 10) OBP: 0.391, SLG: 0.561		K 1-2			K			HR		3	1	1	1	0	2	1
8 Kurt Suzuki, R (1, 2) OBP: 0.320, SLG: 0.417			K			E5 14 HBP		G1-3		3	0	0	0	0	1	0
6 Travis Buck, L (1, 9) OBP: 0.387, SLG: 0.491 (8, 7)			K			F8		BB		2	0	0	0	1	1	1
14 Mark Ellis, R (1, 4) OBP: 0.250, SLG: 0.222 56 Cliff Pennington, S (7, 4) OBP: 0.386, SLG: 0.489			F9			15 G4-6-3 1-2 HBP		K		1 1	0 0	0 0	0 0	0 0	0 1	0 1
Inning Stats	R: 0 E: 0 K: 2 S: 7 H: 0 LOB: 0 BB: 0 P: 7	R: 0 E: 0 K: 1 S: 5 H: 1 LOB: 1 BB: 0 P: 5	R: 0 E: 0 K: 2 S: 7 H: 0 LOB: 0 BB: 0 P: 7	R: 0 E: 0 K: 0 S: 3 H: 1 LOB: 0 BB: 0 P: 3	R: 0 E: 0 K: 2 S: 7 H: 0 LOB: 0 BB: 0 P: 7	R: 0 E: 1 K: 0 S: 3 H: 0 LOB: 1 BB: 0 P: 4	R: 0 E: 0 K: 0 S: 2 H: 0 LOB: 1 BB: 1 P: 6	R: 2 E: 0 K: 1 S: 9 H: 2 LOB: 1 BB: 1 P: 16	R: 0 E: 0 K: 2 S: 7 H: 0 LOB: 0 BB: 0 P: 7	1B: 2 2B: 1 3B: 0 HR: 2 SF: 0 SAC: 0 DP: 4 HBP: 1						

PITCHER	IP	WLS	BF	H	R	ER	SO	BB	IBB	HBP	BLK	WP	HR	S	P	ERA	WHIP
44 Jake Peavy, R (1, 1) ERA:	6.0	W	19	2	0	0	7	0	0	1	0	0	0	32	33	0.00	0.333
54 Shawn Hill, R (7, 1) ERA: 4.5	2.0		9	2	2	2	1	2	0	0	0	0	2	11	22	9.00	2.000
64 Edwin Moreno, R (9, 1) ERA: 0.82	1.0	S	3	0	0	0	2	0	0	0	0	0	0	7	7	0.00	0.000

PITCHER	IP	WLS	BF	H	R	ER	SO	BB	IBB	HBP	BLK	WP	HR	S	P	ERA	WHIP

BOTTOM

San Diego Padres @ Oakland Athletics

Phoenix Municipal Stadium, Phoenix, AZ

Fri Mar 27 2009, 10:05 PM EDT

Att. 7,154 - Clear - 63 F

livebaseballscorecards.com

AB	28
R	2
H	4
RBI	2
BB	2
SO	10
LOB	10

Batter	1	2	3	4	5	6	7	8	9	AB	R	H	RBI	BB	SO	LOB
2 Randy Winn, S (1, 9) OBP: 0.286, SLG: 0.310	16 2B 1B	16 1B BB			G4-3		F8	BB		3	1	2	0	1	0	0
46 Bob Howry, L (5, 1)										0	0	0	0	0	0	0
8 Eugenio Velez, S (6, 7) OBP: 0.364, SLG: 0.540	16 BB 1B									1	0	0	0	1	0	0
16 Edgar Renteria, R (1, 6) OBP: 0.290, SLG: 0.345	14 2B 2B				G5-3		21 BB 10 1B BB	K		2	1	2	2	1	0	0
19 Kevin Frandsen, R (4, 6) OBP: 0.360, SLG: 0.412	BB	1B								2	1	0	0	1	1	2
14 Fred Lewis, L (1, 7) OBP: 0.439, SLG: 0.667	48 1B 2B			G4-3	1B		10 1B BB		G4-3	4	1	2	1	0	1	3
21 John Bowker, L (6, 9) OBP: 0.323, SLG: 0.357	K									1	0	0	0	1	0	0
48 Pablo Sandoval, S (1, 5) OBP: 0.484, SLG: 0.683	10 HR 1B	33 FC6-5 10 G1-3 BB		1B	K		F8		BB	2	1	2	1	1	0	0
23 Juan Uribe, R (4, 5) OBP: 0.276, SLG: 0.429									28 CS	2	0	0	0	1	1	3
10 Travis Ishikawa, L (1, 3) OBP: 0.368, SLG: 0.662	HR	G1-3		F7		K	1B		K	5	1	2	3	0	1	2
43 Alex Hinshaw, L (7, 1)										0	0	0	0	0	0	0
28 Buster Posey, R (8, 2) OBP: 0.355, SLG: 0.593										1	0	0	0	0	1	1
49 Brandon Medders, R (8, 1)										0	0	0	0	0	0	0
33 Aaron Rowand, R (1, 8) OBP: 0.267, SLG: 0.411	F8	FC6-5 7 BB 20 1B		G5-3		G4-3	P4			4	1	0	0	0	0	2
47 Merkin Valdez, R (6, 1)										0	0	0	0	0	0	0
76 Jesus Guzman, R (7, PH) OBP: 0.423, SLG: 0.837										1	0	0	0	0	0	2
(7, 3)																
7 Emmanuel Burriss, S (1, 4) OBP: 0.446, SLG: 0.470	20 S 68 1B BB	20 1B 68 1B BB		F9		E6 20 S		G4-3		3	2	0	0	2	0	0
20 Steve Holm, R (1, 2) OBP: 0.342, SLG: 0.324	K	68 1B 16 1B 1B		K		BB		8 BB 1B		4	1	2	1	1	2	1
68 Kevin Pucetas, R (1, 1) OBP: 1.000, SLG: 1.000	16 BB 2 1B 1B	16 1B 2 BB 1B		G5-3		K		K		2	0	2	2	0	0	0
95 Dan Otero, R (3, 1)										1	0	0	0	0	0	0
93 Steve Edlefsen, R (4, 1)										0	0	0	0	0	0	0
59 Andres Torres, S (5, 9) OBP: 0.469, SLG: 0.571										2	0	0	0	0	2	3
(6, 8)																

TOP

San Francisco Giants @ San Diego Padres

Peoria Stadium, Peoria, AZ

Sat Mar 28 2009, 4:05 PM EDT

Att. 7,176 - Sunny - 72 F

livebaseballscorecards.com

AB	40
R	10
H	14
RBI	10
BB	10
SO	9
LOB	19

Inning Stats	1	2	3	4	5	6	7	8	9
	R: 6 E: 0 K: 2 S: 15	H: 7 LOB: 3 BB: 2 P: 25	R: 3 E: 0 K: 0 S: 5	H: 3 LOB: 2 BB: 3 P: 17	R: 0 E: 0 K: 0 S: 4	H: 1 LOB: 1 BB: 0 P: 4	R: 0 E: 0 K: 1 S: 5	H: 0 LOB: 0 BB: 0 P: 5	R: 0 E: 0 K: 1 S: 6	H: 1 LOB: 1 BB: 0 P: 6
	R: 0 E: 1 K: 2 S: 8	H: 0 LOB: 2 BB: 1 P: 12	R: 1 E: 0 K: 0 S: 4	H: 1 LOB: 2 BB: 2 P: 12	R: 0 E: 0 K: 2 S: 8	H: 1 LOB: 2 BB: 1 P: 12	R: 0 E: 0 K: 1 S: 4	H: 0 LOB: 1 BB: 1 P: 8		

1B: 11	SF: 0	WP: 0	PA: 50
2B: 3	SAC: 0	PB: 0	
3B: 0	DP: 1	SB: 2	
HR: 1	HBP: 0	CS: 1	

PITCHER		IP	WLS	BF	H	R	ER	SO	BB	IBB	HBP	BLK	WP	HR	S	P	ERA	WHIP
32 Chris Young, R ERA: 10.38	(1, 1)	0.2		11	7	6	6	1	2	0	0	0	0	1	12	22	81.00	13.500
39 Cesár Ramos, L ERA: 10.93	(1, 1)	2.1		13	4	3	3	1	3	0	0	0	0	0	12	24	11.57	3.000
Justin Hampson, L ERA: 10.13	(4, 1)	2.0		7	1	0	0	2	0	0	0	0	0	0	11	11	0.00	0.500
65 Arturo Lopez, L ERA: 2.53	(6, 1)	1.0		5	0	0	0	2	1	0	0	0	0	0	8	12	0.00	1.000
58 Frankie De La Cruz, R ERA: 4.26	(7, 1)	1.0		6	1	1	1	0	2	0	0	0	0	0	4	12	9.00	3.000

PITCHER		IP	WLS	BF	H	R	ER	SO	BB	IBB	HBP	BLK	WP	HR	S	P	ERA	WHIP
57 Luke Gregerson, R ERA:	(8, 1)	1.0		5	1	0	0	2	1	0	0	0	0	0	8	12	0.00	2.000
68 Greg Burke, R ERA: 3.48	(9, 1)	1.0	W	3	0	0	0	1	1	0	0	0	0	0	4	8	0.00	1.000

Batter	1	2	3	4	5	6	7	8	9	AB	R	H	RBI	BB	SO	LOB
33 Jody Gerut, L (1, 8) OBP: 0.358, SLG: 0.480	F8	2 1B 1-2 1B	F8		66 E 3-H 1B		P4		K 1-2	4	0	2	1	0	0	2
65 Arturo Lopez, L (6, 1)										0	0	0	0	0	0	0
84 Brett Dowdy, R (7, 5) OBP: 0.360, SLG: 0.348										2	0	0	0	0	1	1
2 Edgar Gonzalez, R (1, 4) OBP: 0.429, SLG: 0.586	F7	1-2 2-3 1B		F7	F9			66 1B 66 S 81 SF9 1B	2-H 1B	6	1	3	1	0	0	1
23 Adrián González, L (1, 3) OBP: 0.355, SLG: 0.667	HR	P6		L5	1 SAFE 1-2			81 SF9 77 BB 1-3 7 1B		3	1	1	1	0	0	3
66 Kyle Blanks, R (5, 3) OBP: 0.440, SLG: 0.629										2	1	1	0	0	1	1
5 Kevin Kouzmanoff, R (1, 5) OBP: 0.465, SLG: 0.684	K		49 G5-3 7 2B 1B	49 HR		K		7 1B 1-2 BB		3	2	1	0	1	2	0
77 Chris Snelling, L (7, 9) OBP: 0.364, SLG: 0.333				BB						0	0	0	0	1	0	0
49 Emil Brown, R (1, 9) OBP: 0.333, SLG: 0.447		F8	G5-3 1-2	HR 1-H		BB		SF9 2-3 3-H		3	1	1	2	1	0	1
58 Frankie De La Cruz, R (7, 1)										0	0	0	0	0	0	0
57 Luke Gregerson, L (8, 1)										0	0	0	0	0	0	0
81 Peter Ciofrone, L (8, PH) OBP: 0.182, SLG: 0.444										0	0	0	1	0	0	0
68 Greg Burke, R (9, 1)										0	0	0	0	0	0	0
7 Chase Headley, S (1, 7) OBP: 0.308, SLG: 0.500		HR	4 1B 2-H 2B	4 WP 1B	F9			30 G6-4-3 1-2 3-H 1B		5	2	4	3	0	0	1
4 Nick Hundley, R (1, 2) OBP: 0.361, SLG: 0.500	15 1B 2B	15 1B 2-H 1B	G6-3 1-2		K			G6-4-3 1-2f		3	1	2	1	0	0	1
30 Eliezer Alfonzo, R (6, PH) OBP: 0.303, SLG: 0.469										2	0	0	0	0	1	3
(7, 2)																
15 Luis Antonio Rodriguez, S (3, 6) OBP: 0.366, SLG: 0.410	2 1B 33 1B 2-H 1B	1-2 1B			11 F7 11 S 33 1B 1B		K		G5-3	3	0	3	1	0	0	0
1 Everth Cabrera, S (5, PR) OBP: 0.286, SLG: 0.321										2	1	0	0	0	1	0
(6, 6)																
32 Chris Young, R (1, 1)	K	K			F7 1-3		K		84 S 2 1B 1B	0	0	0	0	0	0	0
39 Cesár Ramos, L (1, 1)										1	0	0	0	0	1	1
12 Scott Hairston, R (3, PH) OBP: 0.308, SLG: 0.500										1	0	0	0	0	1	2
Justin Hampson, L (4, 1)										0	0	0	0	0	0	0
11 Drew Macias, L (5, PH) OBP: 0.375, SLG: 0.542										3	1	1	0	0	1	1
(6, 8)																
Inning Stats	R: 1 E: 0 K: 1 S: 8 H: 1 LOB: 0 BB: 0 P: 10	R: 2 E: 0 K: 1 S: 12 H: 5 LOB: 3 BB: 0 P: 13	R: 2 E: 0 K: 1 S: 9 H: 4 LOB: 2 BB: 0 P: 9	R: 2 E: 0 K: 0 S: 6 H: 2 LOB: 1 BB: 1 P: 14	R: 1 E: 1 K: 1 S: 7 H: 2 LOB: 2 BB: 0 P: 8	R: 0 E: 0 K: 2 S: 7 H: 0 LOB: 1 BB: 1 P: 11	R: 0 E: 0 K: 2 S: 7 H: 0 LOB: 0 BB: 0 P: 7	R: 2 E: 0 K: 0 S: 5 H: 3 LOB: 1 BB: 1 P: 10	R: 1 E: 0 K: 1 S: 6 H: 2 LOB: 1 BB: 0 P: 6	1B: 14 2B: 2 3B: 0 HR: 3 SF: 1 SAC: 0 DP: 1 HBP: 0							

PITCHER		IP	WLS	BF	H	R	ER	SO	BB	IBB	HBP	BLK	WP	HR	S	P	ERA	WHIP
68 Kevin Pucetas, R ERA: 8.04	(1, 1)	2.1		15	8	5	5	2	0	0	0	0	0	2	23	26	19.29	3.429
95 Dan Otero, R ERA: 13.5	(3, 1)	1.1		9	4	2	2	1	1	0	0	0	0	1	11	18	13.50	3.750
93 Steve Edlefsen, R ERA:	(4, 1)	0.1	H	1	0	0	0	0	0	0	0	0	1	0	1	2	0.00	0.000
46 Bob Howry, R ERA: 4.63	(5, 1)	1.0	H	5	2	1	1	1	0	0	0	0	0	0	7	8	9.00	2.000
47 Merkin Valdez, R ERA: 5.19	(6, 1)	1.0	H	4	0	0	0	2	1	0	0	0	0	0	7	11	0.00	1.000

PITCHER		IP	WLS	BF	H	R	ER	SO	BB	IBB	HBP	BLK	WP	HR	S	P	ERA	WHIP
43 Alex Hinshaw, L ERA: 5.79	(7, 1)	1.0	H	4	1	1	1	2	0	0	0	0	0	0	8	8	9.00	1.000
49 Brandon Medders, R ERA: 1.5	(8, 1)	1.2	L	9	4	2	2	1	1	0	0	0	0	0	10	15	10.80	3.000

BOTTOM

San Francisco Giants @ San Diego Padres

Peoria Stadium, Peoria, AZ

Sat Mar 28 2009, 4:05 PM EDT

Att. 7,176 - Sunny - 72 F

livebaseballscorecards.com

AB	43
R	11
H	19
RBI	11
BB	3
SO	9
LOB	18

WP: 1 PA: 47
PB: 0
SB: 3
CS: 0

San Diego Padres @ Los Angeles Dodgers

Camelback Ranch, Glendale, AZ

Sun Mar 29 2009, 4:05 PM EDT
Att. 10,561 - Partly Cloudy - 76 F

livebaseballscorecards.com

TOP

Batter	1	2	3	4	5	6	7	8	9	AB	R	H	RBI	BB	SO	LOB
33 Jody Gerut, L (1, 8) OBP: 0.351, SLG: 0.481	S S S 0-3 ① K		X 0-0 ① F9	X 0-0 22 1-3 1B 2-H 2B		X 0-0 ① F8		X 0-0 ③ G6-3		4	1	1	1	0	1	0
66 Kyle Blanks, R (6, 3) OBP: 0.434, SLG: 0.619										1	0	0	0	0	0	0
22 David Eckstein, R (1, 4) OBP: 0.490, SLG: 0.568	X 0-0 ② L7		B B B B 4-0 23 CS 24 BB BB	X 0-0 ③ 2-H 3-H 1B		S S S 0-3 ② K			X 0-0 ① G4-3	3	0	1	2	1	1	0
15 Luis Antonio Rodriguez, S (8, 4) OBP: 0.357, SLG: 0.400										1	0	0	0	0	0	0
24 Brian Giles, L (1, 9) OBP: 0.268, SLG: 0.297	S S S 0-3 ③ K		B B B B 4-0 1-2 BB		S S S 0-3 ① K	X 0-0 ③ G3			X 0-0 ② G6-3	3	0	0	0	1	2	0
84 Brett Dowdy, R (6, 5) OBP: 0.346, SLG: 0.333										1	0	0	0	0	0	0
23 Adrián González, L (1, 3) OBP: 0.353, SLG: 0.667		X 0-0 1 2B 2B	C C C 0-3 ②③ K 2-3		X 0-0 ② G6-3		X 0-0 ① F9		X 0-0 ③ G6-3	3	1	1	0	0	1	2
11 Drew Macias, L (6, 9) OBP: 0.362, SLG: 0.520										2	0	0	0	0	0	0
5 Kevin Kouzmanoff, R (1, 5) OBP: 0.478, SLG: 0.700		X 0-0 ① G6-3		X 0-0 1 FC4-6 53 1B 2B	H 1-0 12 1B 28 1B HBP		B B B B 4-0 BB			2	2	1	0	0	0	1
49 Emil Brown, R (6, 8) OBP: 0.348, SLG: 0.447										0	0	0	0	1	0	0
12 Scott Hairston, R (1, 7) OBP: 0.300, SLG: 0.462		S S S 1-3 ② K		X 0-0 ① G6-3	X 0-0 1 E 28 1B 1-3 1B		X 0-0 ② P6			4	0	1	0	0	1	3
30 Eliezer Alfonzo, R (7, 2) OBP: 0.303, SLG: 0.469										0	0	0	0	0	0	0
28 Henry Blanco, R (1, 2) OBP: 0.471, SLG: 0.800		B B B B 4-0 1 2B BB		B B B B 4-0 1 FC4-6 BB	X 0-0 1 E 1-2 3-H 1B		S S S 0-3 ③ K			1	1	1	1	2	0	0
77 Chris Snelling, L (7, PH) OBP: 0.348, SLG: 0.316										1	0	0	0	0	1	1
(7, 7)																
1 Everth Cabrera, S (1, 6) OBP: 0.283, SLG: 0.333		X 0-0 53 S 1-H 2-H 2B		X 0-0 ② FC4-6 53 1B 33 2B 1-2f 2-3	X 0-0 E6 1-2 2-3			X 0-0 ① F7		4	1	1	2	0	0	4
82 Oneli Perez, R (8, 1)										0	0	0	0	0	0	0
78 Chris Britton, R (9, 1)										0	0	0	0	0	0	0
53 Cha Seung Baek, R (1, 1) OBP: 0.500, SLG: 0.500		B X 1-0 ③ P4 2-3		X 0-0 33 2B 22 1B 1-2 3-H 1B	X 0-0 ③ G4-3			X 0-0 ② P6		2	1	1	1	0	0	1
64 Edwin Moreno, R (4, 1)										1	0	0	0	0	0	3
85 Duaner Sanchez, R (6, 1)										0	0	0	0	0	0	0
65 Arturo Lopez, L (7, 1)										0	0	0	0	0	0	0
7 Chase Headley, S (8, PH) OBP: 0.303, SLG: 0.492										1	0	0	0	0	0	0
60 Sean Kazmar Jr., R (8, 6) OBP: 0.222, SLG: 0.125										0	0	0	0	0	0	0

	AB	34
	R	7
	H	8
	RBI	7
	BB	5
	SO	7
	LOB	15

Inning Stats	1	2	3	4	5	6	7	8	9
	R: 0 E: 0 K: 2 S: 7 H: 0 LOB: 0 BB: 0 P: 7	R: 2 E: 0 K: 1 S: 7 H: 2 LOB: 1 BB: 1 P: 13	R: 0 E: 0 K: 1 S: 4 H: 0 LOB: 2 BB: 2 P: 12	R: 4 E: 0 K: 0 S: 6 H: 4 LOB: 1 BB: 1 P: 10	R: 1 E: 1 K: 1 S: 8 H: 2 LOB: 3 BB: 0 P: 9	R: 0 E: 0 K: 1 S: 5 H: 0 LOB: 0 BB: 0 P: 5	R: 0 E: 0 K: 1 S: 5 H: 0 LOB: 1 BB: 1 P: 9	R: 0 E: 0 K: 0 S: 3 H: 0 LOB: 0 BB: 0 P: 3	R: 0 E: 0 K: 0 S: 3 H: 0 LOB: 0 BB: 0 P: 3

	1B: 4	SF: 0	WP: 0	PA: 40
	2B: 5	SAC: 0	PB: 0	
	3B: 0	DP: 1	SB: 1	
	HR: 0	HBP: 1	CS: 1	

PITCHER		IP	WLS	BF	H	R	ER	SO	BB	IBB	HBP	BLK	WP	HR	S	P	ERA	WHIP
29 Jason Schmidt, R ERA: 7.36	(1, 1)	3.1	L	15	3	3	3	4	3	0	0	0	0	0	20	34	8.10	1.800
37 Tanyon Sturtze, R ERA: 7.36	(4, 1)	0.1		3	1	0	0	0	1	0	0	0	0	0	2	6	0.00	6.000
35 Erick Threets, L ERA: 6.75	(4, 1)	0.1		2	2	3	3	0	0	0	0	0	0	0	2	2	81.00	6.000
56 Hung-Chih Kuo, L ERA: 7.71	(5, 1)	1.0		7	2	1	1	1	0	0	1	0	0	0	8	9	9.00	2.000
47 Cory Wade, R ERA: 6.23	(6, 1)	1.0		3	0	0	0	1	0	0	0	0	0	0	5	5	0.00	0.000

PITCHER		IP	WLS	BF	H	R	ER	SO	BB	IBB	HBP	BLK	WP	HR	S	P	ERA	WHIP
Josh Lindblom, R ERA: 2.0	(7, 1)	2.0		7	0	0	0	1	1	0	0	0	0	0	8	12	0.00	0.500
38 Ramon Troncoso, R ERA: 4.66	(9, 1)	1.0		3	0	0	0	0	0	0	0	0	0	0	3	3	0.00	0.000

BOTTOM

Batter	1	2	3	4	5	6	7	8	9	AB	R	H	RBI	BB	SO	LOB
15 Rafael Furcal, S (1, 6) OBP: 0.303, SLG: 0.259	G6-3		G3		G1-3		G1-6-3 1-2f		P6	4	0	0	0	0	0	1
14 Juan Castro, R (8, 4) OBP: 0.431, SLG: 0.604										1	0	0	0	0	0	0
13 Orlando Hudson, S (1, 4) OBP: 0.283, SLG: 0.304	K		99 CS 1B		F8		1B		K	4	0	2	0	0	1	0
60 Chin-Lung Hu, R (7, PR) OBP: 0.304, SLG: 0.386 (8, 6)										1	0	0	0	0	1	0
99 Manny Ramirez, R (1, 7) OBP: 0.625, SLG: 0.722	2B		1-2 BB		K		K			3	0	1	0	1	2	1
17 Jason Repko, R (8, 7) OBP: 0.317, SLG: 0.306										0	0	0	0	0	0	0
16 Andre Ethier, L (1, 9) OBP: 0.342, SLG: 0.373	F8		F9			K		12 HBP 75 E 1B		4	0	1	0	0	1	2
67 Luis Maza, R (8, PR) OBP: 0.364, SLG: 0.125 (9, 5)										0	1	0	0	0	0	0
55 Russell Martin, R (1, 2) OBP: 0.410, SLG: 0.722		23 FC5-4 27 1B BB		27 HR 1B		F9		1-0 75 FC3-6 1-2 HBP		1	1	1	0	1	0	0
12 Brad Ausmus, R (6, 2) OBP: 0.442, SLG: 0.500										1	0	0	0	0	0	0
7 James Loney, L (1, 3) OBP: 0.263, SLG: 0.247		F8		K		27 1B BB		FC3-6 1-2f 2-H		2	0	0	0	0	1	2
56 Hung-Chih Kuo, L (5, 1)										0	0	0	0	0	0	0
47 Cory Wade, R (6, 1)										0	0	0	0	0	0	0
Pedro Báez, R (6, PH)										0	0	0	0	1	0	0
75 Xavier Paul, L (7, 8) OBP: 0.406, SLG: 0.579										1	0	0	0	0	0	1
27 Matt Kemp, R (1, 8) OBP: 0.293, SLG: 0.472		23 FC5-4 1-2 1B		1-H HR		1-3 1B		P6		3	1	3	2	0	0	0
Josh Lindblom, R (7, 1)										0	0	0	0	0	0	0
33 Blake DeWitt, L (8, PH) OBP: 0.323, SLG: 0.361										1	0	0	0	0	0	1
88 Tommy Giles, L (9, 9)										0	0	0	0	0	0	0
23 Casey Blake, R (1, 5) OBP: 0.311, SLG: 0.439		FC5-4 1-2f 2-3		K		K		G4-3		4	0	0	0	0	2	5
38 Ramon Troncoso, R (9, 1)										0	0	0	0	0	0	0
29 Jason Schmidt, R (1, 1)									L4	1	0	0	0	0	0	2
37 Tanyon Sturtze, R (4, 1)										0	0	0	0	0	0	0
35 Erick Threets, L (4, 1)										0	0	0	0	0	0	0
76 Doug Mientkiewicz, L (4, PH) OBP: 0.368, SLG: 0.667 (5, 3)		P6		G4-3			15 G1-6-3 1B			3	0	1	0	0	0	0

Inning Stats	1	2	3	4	5	6	7	8	9
R	0	0	0	2	0	0	0	1	0
E	0	0	0	0	0	0	0	1	0
K	1	0	0	2	0	1	1	0	1
S	6	4	3	10	5	8	6	4	5
H	1	1	1	2	0	1	2	1	0
LOB	1	2	1	0	0	2	1	1	0
BB	0	1	1	0	0	1	0	0	0
P	6	8	7	10	5	12	6	5	5

PITCHER	IP	WLS	BF	H	R	ER	SO	BB	IBB	HBP	BLK	WP	HR	S	P	ERA	WHIP
53 Cha Seung Baek, R (1, 1) ERA: 9.27	3.1	W	16	5	2	2	2	2	0	0	0	0	1	19	27	5.40	2.100
64 Edwin Moreno, R (4, 1) ERA: 0.71	1.2		5	0	0	0	2	0	0	0	0	0	0	9	9	0.00	0.000
85 Duaner Sanchez, R (6, 1) ERA: 3.38	1.0		5	1	0	0	2	1	0	0	0	0	0	8	12	0.00	2.000
65 Arturo Lopez, L (7, 1) ERA: 2.31	1.0		4	2	0	0	1	0	0	0	0	0	0	6	6	0.00	2.000
82 Oneli Perez, R (8, 1) ERA: 8.1	1.0		5	1	1	0	0	0	0	1	0	0	0	4	5	0.00	1.000

PITCHER	IP	WLS	BF	H	R	ER	SO	BB	IBB	HBP	BLK	WP	HR	S	P	ERA	WHIP
78 Chris Britton, R (9, 1) ERA: 3.38	1.0		3	0	0	0	1	0	0	0	0	0	0	5	5	0.00	0.000

San Diego Padres @ Los Angeles Dodgers

Camelback Ranch, Glendale, AZ

Sun Mar 29 2009, 4:05 PM EDT

Att. 10,561 - Partly Cloudy - 76 F

livebaseballscorecards.com

AB	34
R	3
H	9
RBI	2
BB	3
SO	8
LOB	15

1B: 7	SF: 0	WP: 0	PA: 38
2B: 1	SAC: 0	PB: 0	
3B: 0	DP: 1	SB: 0	
HR: 1	HBP: 1	CS: 1	

Batter	1	2	3	4	5	6	7	8	9	AB	R	H	RBI	BB	SO	LOB
22 David Eckstein, R (1, 4) OBP: 0.481, SLG: 0.553	E5 24 BB 7 1B	3-H 1B			G6-3		G4-3			3	1	1	1	0	0	0
1 Everth Cabrera, S (6, 6) OBP: 0.279, SLG: 0.328										1	0	0	0	0	0	1
2 Edgar Gonzalez, R (1, 5) OBP: 0.385, SLG: 0.515	F9	F8			K			K		4	0	0	0	0	2	2
(6, 9)																
24 Brian Giles, L (1, 10) OBP: 0.295, SLG: 0.308	7 1B 1-2 BB		F8			66 FC5-4 1B		K		2	0	1	0	1	0	0
30 Eliezer Alfonzo, R (8, PH) OBP: 0.294, SLG: 0.455										1	0	0	0	0	1	0
(8, 10)																
49 Emil Brown, R (1, 9) OBP: 0.327, SLG: 0.415	F9		G4-3			P6		G3		3	0	0	0	0	0	3
82 Eric Sogard, L (6, 4)										1	0	0	0	0	0	0
7 Chase Headley, S (1, 7) OBP: 0.300, SLG: 0.478	1-3 2-H 1B		K			F8			K	4	0	1	1	0	2	1
66 Kyle Blanks, R (1, 3) OBP: 0.425, SLG: 0.597	G5-3			G5-3		FC5-4 1-2f			4 DI 1B	4	0	1	0	0	0	3
12 Scott Hairston, R (1, 8) OBP: 0.273, SLG: 0.414		F7		G6-3			K		P6	3	0	0	0	0	1	0
11 Drew Macias, L (7, 8) OBP: 0.356, SLG: 0.510										1	0	0	0	0	0	1
4 Nick Hundley, R (1, 2) OBP: 0.350, SLG: 0.474		15 G4-3 15 S 22 1B 1B		G5-3			G4-3		K 1-2	4	1	1	0	0	1	1
15 Luis Antonio Rodriguez, S (6, 6) OBP: 0.356, SLG: 0.381		G4-3 1-3			G3		BB			2	0	0	0	1	0	1
(6, 5)																
81 Jesus Lopez, R (8, 5)										0	0	0	0	0	0	0
Inning Stats	R: 1 E: 1 K: 0 S: 5 H: 1 LOB: 2 BB: 1 P: 9	R: 1 E: 0 K: 0 S: 6 H: 2 LOB: 1 BB: 0 P: 6	R: 0 E: 0 K: 1 S: 5 H: 0 LOB: 0 BB: 0 P: 5	R: 0 E: 0 K: 0 S: 3 H: 0 LOB: 0 BB: 0 P: 3	R: 0 E: 0 K: 1 S: 5 H: 0 LOB: 0 BB: 0 P: 5	R: 0 E: 0 K: 0 S: 4 H: 1 LOB: 1 BB: 0 P: 4	R: 0 E: 0 K: 1 S: 5 H: 0 LOB: 1 BB: 1 P: 9	R: 0 E: 0 K: 2 S: 7 H: 0 LOB: 0 BB: 0 P: 7	R: 0 E: 0 K: 2 S: 8 H: 1 LOB: 1 BB: 0 P: 8	1B: 5 2B: 0 3B: 0 HR: 0 SF: 0 SAC: 0 DP: 0 HBP: 0						

PITCHER		IP	WLS	BF	H	R	ER	SO	BB	IBB	HBP	BLK	WP	HR	S	P	ERA	WHIP
44 Carl Pavano, R ERA: 5.7	(1, 1)	6.2	W	26	4	2	1	3	1	0	0	0	0	0	32	36	1.35	0.750
49 Edward Mujica, R ERA: 9.0	(7, 1)	0.1	H	2	0	0	0	0	1	0	0	0	0	0	1	5	0.00	3.000
38 Joe Smith, R ERA: 1.42	(8, 1)	1.0	H	3	0	0	0	2	0	0	0	0	0	0	7	7	0.00	0.000
63 Rafael Betancourt, R ERA: 7.04	(9, 1)	1.0	S	4	1	0	0	2	0	0	0	0	0	0	8	8	0.00	1.000

PITCHER	IP	WLS	BF	H	R	ER	SO	BB	IBB	HBP	BLK	WP	HR	S	P	ERA	WHIP

TOP

San Diego Padres @ Cleveland Indians

Goodyear Ballpark, Goodyear, AZ

Mon Mar 30 2009, 7:05 PM EDT

Att. 4,294 - Sunny - 77 F

livebaseballscorecards.com

AB	33
R	2
H	5
RBI	2
BB	2
SO	7
LOB	13

WP: 0 PA: 35
PB: 0
SB: 1
CS: 0

Batter	1	2	3	4	5	6	7	8	9	AB	R	H	RBI	BB	SO	LOB
24 Grady Sizemore, L (1, 8) OBP: 0.442, SLG: 0.583	K		2 WP, 17 S, 1B 1-3 2-H	F9			48 WP, 17 G3, BB 1-2			3	0	1	1	1	1	2
17 Shin-Soo Choo, L (1, 9) OBP: 0.091, SLG: 0.100	K		SF8 1-2 3-H		F8		G3 1-2 2-3			3	0	0	1	0	1	2
2 Jhonny Peralta, R (1, 5) OBP: 0.436, SLG: 0.660 4 Tony Graffanino, R (7, 5) OBP: 0.340, SLG: 0.310	G5-3		BB 2-3		F8	48 WP, 1B 3-H				2 1	0 0	0 1	0 1	1 0	0 0	0 0
48 Travis Hafner, L (1, 10) OBP: 0.314, SLG: 0.341		HR	F9		G4-3		K 1-2 2-3			4	1	1	1	0	1	4
10 Kelly Shoppach, R (1, 2) OBP: 0.280, SLG: 0.543		K	F8			K	F9			4	0	0	0	0	2	4
Asdrúbal Cabrera, S (1, 6) OBP: 0.385, SLG: 0.617		29 CS, 1B		F8		K		HR		4	1	2	1	0	1	0
29 Josh Barfield, R (1, 4) OBP: 0.241, SLG: 0.255		K 1-2		P4		2B		G5-3		4	0	1	0	0	1	1
15 Andy Marte, R (1, 3) OBP: 0.219, SLG: 0.323			26 1B, 24 1B, 1B	26 BB, BB	G5-3			K		3	1	1	0	1	1	1
26 Trevor Crowe, S (1, 7) OBP: 0.340, SLG: 0.426			24 1B, 17 SF8, 1B 1-2	1-2, BB			17 G3, 24 S, 4 1B, BB		G1-3	2	2	1	0	2	0	0
Inning Stats	R: 0 E: 0 K: 2 S: 7 H: 0 LOB: 0 BB: 0 P: 7	R: 1 E: 0 K: 2 S: 10 H: 2 LOB: 0 BB: 0 P: 12	R: 2 E: 0 K: 0 S: 7 H: 3 LOB: 2 BB: 1 P: 11	R: 0 E: 0 K: 0 S: 3 H: 0 LOB: 2 BB: 2 P: 11	R: 0 E: 0 K: 0 S: 3 H: 0 LOB: 0 BB: 0 P: 3	R: 0 E: 0 K: 2 S: 8 H: 1 LOB: 1 BB: 0 P: 8	R: 1 E: 0 K: 1 S: 6 H: 1 LOB: 2 BB: 2 P: 15	R: 1 E: 0 K: 1 S: 7 H: 1 LOB: 0 BB: 0 P: 10		1B: 5 2B: 1 3B: 0 HR: 2 SF: 1 SAC: 0 DP: 0 HBP: 0						

PITCHER		IP	WLS	BF	H	R	ER	SO	BB	IBB	HBP	BLK	WP	HR	S	P	ERA	WHIP
79 Kevin Correia, R ERA: 7.08	(1, 1)	5.0	L	22	5	3	3	4	3	0	0	0	1	1	30	44	5.40	1.600
58 Frankie De La Cruz, R ERA: 4.32	(6, 1)	2.0		10	2	1	1	3	2	0	0	0	1	0	14	23	4.50	2.000
68 Greg Burke, R ERA: 3.97	(8, 1)	1.0		4	1	1	1	1	0	0	0	0	0	1	7	10	9.00	1.000

PITCHER	IP	WLS	BF	H	R	ER	SO	BB	IBB	HBP	BLK	WP	HR	S	P	ERA	WHIP

BOTTOM

San Diego Padres @ Cleveland Indians

Goodyear Ballpark, Goodyear, AZ

Mon Mar 30 2009, 7:05 PM EDT

Att. 4,294 - Sunny - 77 F

livebaseballscorecards.com

AB	30
R	5
H	8
RBI	5
BB	5
SO	8
LOB	14

PA: 36

WP: 2
PB: 0
SB: 2
CS: 1

Milwaukee Brewers @ San Diego Padres

Peoria Stadium, Peoria, AZ

Tue Mar 31 2009, 10:05 PM EDT

Att. 4,651 - Clear - 70 F

TOP

livebaseballscorecards.com

Batter	1	2	3	4	5	6	7	8	9	AB	R	H	RBI	BB	SO	LOB
23 Rickie Weeks Jr., R (1, 4) OBP: 0.436, SLG: 0.561	P3		G1-3		K			11 PB 27 1B	K 1-3	3	0	0	0	0	1	0
15 Logan Schafer, L (7, 9) OBP: 0.333, SLG: 0.333								1B		2	1	1	0	0	1	1
1 Corey Hart, R (1, 9) OBP: 0.391, SLG: 0.778	E9 8 G6-3		K		G5-3			F7 1-2		3	1	1	0	0	1	0
54 David Riske, R (5, 1)	2B									0	0	0	0	0	0	0
11 Mike Rivera, R (7, 2) OBP: 0.323, SLG: 0.724										1	0	0	0	0	0	1
8 Ryan Braun, R (1, 7) OBP: 0.353, SLG: 0.308	G6-3 3-H		F9			L3		2-H		1	0	0	1	0	0	0
27 Brad Nelson, L (2, 7) (5, 9) (7, 3) OBP: 0.441, SLG: 0.632								1B		3	0	1	1	0	0	0
28 Prince Fielder, L (1, 3) OBP: 0.397, SLG: 0.646	1B			25 3B 2B		P6		F9		3	1	2	0	0	0	0
14 Casey McGehee, R (6, 3) (7, 4) OBP: 0.364, SLG: 0.709										1	0	0	0	0	0	1
7 J.J. Hardy, R (1, 6) OBP: 0.493, SLG: 0.831	F7			G5-3		25 FC6-4 BB		K		2	0	0	0	1	0	2
21 Alcides Escobar, R (6, PR) (6, 6) OBP: 0.250, SLG: 0.314										1	0	0	0	0	1	1
25 Mike Cameron, R (1, 8) OBP: 0.339, SLG: 0.529		G4-3		30 SF8 2-H 3B		FC6-4 1-2f			K	3	1	1	1	0	0	1
22 Tony Gwynn Jr., L (6, 8) OBP: 0.267, SLG: 0.160										1	0	0	0	0	1	0
30 Craig Counsell, L (1, 5) OBP: 0.447, SLG: 0.561		G6-3		SF8 3-H			G3		88 G4-3 16 1B 2B	2	0	0	1	0	0	0
98 Zelous Wheeler, R (7, 5) OBP: 1.000, SLG: 2.000										1	1	1	0	0	0	0
18 Jason Kendall, R (1, 2) OBP: 0.254, SLG: 0.431		1B		G5-3			F9		G4-3 2-3	3	0	1	0	0	0	0
73 Seth McClung, L (7, 1) OBP: 0.500, SLG: 0.500										0	0	0	0	0	0	0
88 Michael Marseco, L (9, PH)										1	0	0	0	0	0	1
41 Braden Looper, R (1, 1)		K			L7		K		15 WP 15 S 3-H 1B	1	0	0	0	0	1	1
16 Chris Duffy, L (5, PH) (5, 7) OBP: 0.351, SLG: 0.500										3	0	1	1	0	1	0

	AB	35
	R	5
	H	9
	RBI	5
	BB	1
	SO	7
	LOB	9

Inning Stats	1	2	3	4	5	6	7	8	9	1B: 5	SF: 1	WP: 1	PA: 37
R:	1	0	0	2	0	0	0	1	1	2B: 3	SAC: 0	PB: 1	
E:	1	0	0	0	0	0	0	0	0	3B: 1	DP: 0	SB: 1	
K:	0	1	1	0	1	0	1	1	2	HR: 0	HBP: 0	CS: 0	
S:	5	6	5	5	5	3	5	7	9				
H:	2	1	0	2	0	0	0	2	2				
LOB:	1	1	0	0	0	1	1	1	1				
BB:	0	0	0	0	0	1	0	0	0				
P:	5	6	5	5	5	7	5	8	10				

PITCHER		IP	WLS	BF	H	R	ER	SO	BB	IBB	HBP	BLK	WP	HR	S	P	ERA	WHIP
54 Shawn Hill, R ERA: 4.5	(1, 1)	4.0	W	17	5	3	2	2	0	0	0	0	0	0	21	21	4.50	1.250
85 Duaner Sanchez, R ERA: 3.0	(5, 1)	1.0	H	3	0	0	0	1	0	0	0	0	0	0	5	5	0.00	0.000
57 Luke Gregerson, R ERA:	(6, 1)	2.0	H	7	0	0	0	1	1	0	0	0	0	0	8	12	0.00	0.500
Brandon Gomes, R ERA:	(8, 1)	0.2	H	4	2	1	0	0	0	0	0	0	0	0	4	5	0.00	3.000
21 Heath Bell, R ERA: 2.7	(8, 1)	1.1	S	6	2	1	1	3	0	0	0	0	1	0	12	13	6.75	1.500

PITCHER		IP	WLS	BF	H	R	ER	SO	BB	IBB	HBP	BLK	WP	HR	S	P	ERA	WHIP

Batter	1	2	3	4	5	6	7	8	9	AB	R	H	RBI	BB	SO	LOB
33 Jody Gerut, L (1, 8) OBP: 0.355, SLG: 0.508 (7, 9)	P5	1-2 1B		G1-3		22 SH 3B	F8			5	1	2	0	0	0	2
Brandon Gomes, R (8, 1)										0	0	0	0	0	0	0
21 Heath Bell, R (8, 1)										0	0	0	0	0	0	0
22 David Eckstein, R (1, 4) OBP: 0.456, SLG: 0.520	G5-3	F8		F7		SH 24 G3-1 23 2B 3-H		66 FC3-6 1B		3	0	0	1	0	0	2
1 Everth Cabrera, S (6, PR) OBP: 0.290, SLG: 0.339 (7, 6)										1	1	1	0	0	0	0
24 Brian Giles, L (1, 9) OBP: 0.292, SLG: 0.372	E7 23 2B	F8		HR		G3-1 1-2		P3		4	2	1	1	0	0	3
12 Scott Hairston, R (7, 8) OBP: 0.265, SLG: 0.400										1	0	0	0	0	0	1
23 Adrián González, L (1, 3) OBP: 0.395, SLG: 0.730	5 1B 1-H 2B		7 1B 1B	G4-3		2-H 2B		FC3-6 1-2f		4	1	3	2	0	0	0
66 Kyle Blanks, R (6, PR) OBP: 0.420, SLG: 0.588 (7, 3)										1	0	0	0	0	0	1
5 Kevin Kouzmanoff, R (1, 5) OBP: 0.451, SLG: 0.644	2-H 1B		K		G6-3	G5-3		K		5	0	1	1	0	2	4
7 Chase Headley, S (1, 7) OBP: 0.311, SLG: 0.471	28 FC5-4 BB		1-2 1B		P5		P6			3	0	1	0	1	0	0
28 Henry Blanco, R (1, 2) OBP: 0.421, SLG: 0.706	FC5-4 1-2f		K		2B		15 1B BB			2	0	0	0	0	1	4
85 Duaner Sanchez, R (5, 1)										0	0	0	0	0	0	0
49 Emil Brown, R (5, PH) OBP: 0.340, SLG: 0.452										1	0	1	0	0	0	0
57 Luke Gregerson, L (6, 1)										0	0	0	0	0	0	0
2 Edgar Gonzalez, R (7, PH) OBP: 0.400, SLG: 0.515 (8, 9)										0	0	0	0	1	0	0
15 Luis Antonio Rodriguez, S (3, 6) OBP: 0.347, SLG: 0.370 (7, 4)		F8	F9		F8		1-2 1B			4	0	1	0	0	0	3
54 Shawn Hill, R (1, 1)		33 1B BB		HR		G4-3	K			0	0	0	0	1	0	0
30 Eliezer Alfonzo, R (4, PH) OBP: 0.297, SLG: 0.528 (5, 2)										3	1	1	1	0	1	2
Inning Stats	R: 2 E: 1 K: 0 S: 7 H: 2 LOB: 2 BB: 1 P: 11	R: 0 E: 0 K: 0 S: 4 H: 1 LOB: 2 BB: 1 P: 8	R: 0 E: 0 K: 2 S: 9 H: 2 LOB: 2 BB: 0 P: 9	R: 2 E: 0 K: 0 S: 5 H: 2 LOB: 0 BB: 0 P: 5	R: 0 E: 0 K: 0 S: 4 H: 1 LOB: 1 BB: 0 P: 4	R: 2 E: 1 K: 0 S: 6 H: 2 LOB: 2 BB: 0 P: 6	R: 0 E: 0 K: 1 S: 6 H: 1 LOB: 2 BB: 1 P: 10	R: 0 E: 0 K: 1 S: 6 H: 1 LOB: 1 BB: 0 P: 6		1B: 6 2B: 3 3B: 1 HR: 2		SF: 0 SAC: 1 DP: 0 HBP: 0		WP: 0 PB: 0 SB: 0 CS: 0	PA: 41	

PITCHER		IP	WLS	BF	H	R	ER	SO	BB	IBB	HBP	BLK	WP	HR	S	P	ERA	WHIP
41 Braden Looper, R ERA: 10.5	(1, 1)	4.0	L	22	7	4	2	2	2	0	0	0	0	2	25	33	4.50	2.250
54 David Riske, R ERA: 7.2	(5, 1)	2.0		10	3	2	1	0	0	0	0	0	0	0	10	10	4.50	1.500
73 Seth McClung, R ERA: 6.75	(7, 1)	2.0		9	2	0	0	2	1	0	0	0	0	0	12	16	0.00	1.500

PITCHER	IP	WLS	BF	H	R	ER	SO	BB	IBB	HBP	BLK	WP	HR	S	P	ERA	WHIP

BOTTOM

Milwaukee Brewers @ San Diego Padres

Peoria Stadium, Peoria, AZ

Tue Mar 31 2009, 10:05 PM EDT

Att. 4,651 - Clear - 70 F

livebaseballscorecards.com

AB	37
R	6
H	12
RBI	6
BB	3
SO	4
LOB	22

Batter	1	2	3	4	5	6	7	8	9	AB	R	H	RBI	BB	SO	LOB
33 Jody Gerut, L (1, 9) OBP: 0.338, SLG: 0.484 Mike Baxter, L (7, PH) (7, 9)	G6-3			G4-3	G3 1-2 2-3 3-H		G3		F8	3 2	0 0	0 0	1 0	0 0	0 0	2 3
2 Edgar Gonzalez, R (1, 4) OBP: 0.386, SLG: 0.486 (6, 5) 83 Andy Parrino, S (7, 5)	K			23 HR 1B	G5-3		P5		F8	4 1	1 0	1 0	0 0	0 0	1 0	4 1
23 Adrián González, L (1, 3) OBP: 0.390, SLG: 0.775 66 Kyle Blanks, R (6, 3) OBP: 0.415, SLG: 0.580	K			1-H HR		F7		K		3 1	1 0	1 0	2 0	0 0	1 1	0 0
5 Kevin Kouzmanoff, R (1, 5) OBP: 0.426, SLG: 0.604 4 Nick Hundley, R (6, 2) OBP: 0.341, SLG: 0.462		G6-3		G6-3		K		E5 93 WP		3 1	0 0	0 0	0 0	0 0	1 0	0 0
49 Emil Brown, R (1, 10) OBP: 0.340, SLG: 0.444 85 Anthony Contreras, L (8, PH) (8, 10)		G5-3		G6-3		7 PO 1B		F7		3 1	0 0	1 0	0 0	0 0	0 0	0 1
7 Chase Headley, S (1, 7) OBP: 0.338, SLG: 0.500 93 Daniel Robertson, R (7, PR) (7, 8)	12 CS 1B				15 BB 33 G3 2B	PO 1-2	15 2B BB	1-2		2 1	1 1	2 0	0 0	1 0	0 1	0 1
12 Scott Hairston, R (1, 8) OBP: 0.270, SLG: 0.394 93 Sawyer Carroll, L (7, 7)	1 SAFE CS 1-2	G5-3			33 G3 15 BB 1B		K		G3	3 1	0 0	1 0	0 0	0 0	1 0	1 0
28 Henry Blanco, R (1, 2) OBP: 0.381, SLG: 0.632 1 Everth Cabrera, S (6, 6) OBP: 0.297, SLG: 0.344		K			F3		FC4 15 2B 1-2		15 S 15 2B 1B	2 2	0 2	0 1	0 0	0 0	1 0	2 1
15 Luis Antonio Rodriguez, S (6, 6) OBP: 0.377, SLG: 0.429 (6, 4)		G6-3			33 G3 BB 1-2 2-3		1-H 2-H 2B		1-H 2B	3	0	2	3	1	0	0
Inning Stats	R: 0 E: 0 K: 2 S: 7 H: 0 LOB: 0 BB: 0 P: 7	R: 0 E: 0 K: 0 S: 3 H: 1 LOB: 0 BB: 0 P: 3	R: 0 E: 0 K: 1 S: 5 H: 0 LOB: 0 BB: 0 P: 5	R: 2 E: 0 K: 0 S: 7 H: 2 LOB: 0 BB: 0 P: 8	R: 1 E: 0 K: 0 S: 5 H: 2 LOB: 2 BB: 1 P: 9	R: 0 E: 0 K: 1 S: 5 H: 1 LOB: 0 BB: 0 P: 5	R: 2 E: 1 K: 1 S: 7 H: 1 LOB: 2 BB: 1 P: 11	R: 0 E: 1 K: 2 S: 8 H: 0 LOB: 1 BB: 0 P: 9	R: 1 E: 0 K: 0 S: 6 H: 2 LOB: 1 BB: 0 P: 7	1B: 5 2B: 3 3B: 0 HR: 1 SF: 0 SAC: 0 DP: 0 HBP: 0						

PITCHER	IP	WLS	BF	H	R	ER	SO	BB	IBB	HBP	BLK	WP	HR	S	P	ERA	WHIP
54 Clayton Richard, L (1, 1) ERA: 7.16	6.0	L	23	6	3	3	4	1	0	0	0	0	1	32	37	4.50	1.167
47 Mike MacDougal, R (7, 1) ERA: 3.86	2.0		10	1	2	1	3	1	0	0	0	1	0	15	20	4.50	1.000
Derek Rodriguez, R (9, 1) ERA: 7.71	1.0		5	2	1	1	0	0	0	0	0	0	0	6	7	9.00	2.000

PITCHER	IP	WLS	BF	H	R	ER	SO	BB	IBB	HBP	BLK	WP	HR	S	P	ERA	WHIP

TOP

San Diego Padres @ Chicago White Sox

Camelback Ranch, Glendale, AZ

Wed Apr 01 2009, 4:05 PM EDT

Att. 4,420 - Sunny - 74 F

livebaseballscorecards.com

AB	36
R	6
H	9
RBI	6
BB	2
SO	7
LOB	16

WP: 1	PA: 40		
PB: 0			
SB: 2			
CS: 1			

Batter	1	2	3	4	5	6	7	8	9	AB	R	H	RBI	BB	SO	LOB
31 Dewayne Wise, L (1, 8) OBP: 0.317, SLG: 0.574	G3			K		K		20 FC6-4 1B		4	0	1	0	0	2	0
10 Alexei Ramirez, R (1, 6) OBP: 0.319, SLG: 0.424	G1-3			20 G5-4-3 1B		G4-3		K		4	0	1	0	0	1	1
20 Carlos Quentin, R (1, 7) OBP: 0.305, SLG: 0.419	G6-3			G5-4-3 1-2f			F8	FC6-4 1-2f		4	0	0	0	0	0	2
25 Jim Thome, L (1, 10) OBP: 0.417, SLG: 0.604		G5-3			F9		96 1B 12 1B BB		BB	2	1	0	0	2	0	0
23 Jermaine Dye, R (1, 9) OBP: 0.270, SLG: 0.284 96 Jordan Danks, L (7, 9) OBP: 0.375, SLG: 0.375		F9			14 2B 12 FC3-2 1B		15 WP 1-2		K	2	0	1	0	0	0	0
							12 1B			2	0	1	0	0	1	1
14 Paul Konerko, R (1, 3) OBP: 0.390, SLG: 0.597		K			12 FC3-2 1-3 2B		F9		K	4	0	1	0	0	2	3
12 A.J. Pierzynski, L (1, 2) OBP: 0.293, SLG: 0.321			18 G1-4-3 1B		FC3-2 2-3 3-H		15 WP 1-2 2-H 1B		G4-3	4	0	2	1	0	0	3
15 Wilson Betemit, S (1, 5) OBP: 0.355, SLG: 0.632			L7		K		K 1-2 2-3			3	0	0	0	0	2	5
18 Brent Lillibridge, R (1, 4) OBP: 0.274, SLG: 0.319			G1-4-3 1-2f			P4		P3		3	0	0	0	0	0	1
Inning Stats	R: 0 E: 0 K: 0 S: 3 H: 0 LOB: 0 BB: 0 P: 3	R: 0 E: 0 K: 1 S: 5 H: 0 LOB: 0 BB: 0 P: 5	R: 0 E: 0 K: 0 S: 3 H: 1 LOB: 0 BB: 0 P: 3	R: 0 E: 0 K: 1 S: 5 H: 1 LOB: 0 BB: 0 P: 5	R: 0 E: 0 K: 1 S: 7 H: 2 LOB: 2 BB: 0 P: 7	R: 0 E: 0 K: 1 S: 5 H: 0 LOB: 0 BB: 0 P: 5	R: 1 E: 0 K: 1 S: 7 H: 2 LOB: 2 BB: 1 P: 12	R: 0 E: 0 K: 1 S: 6 H: 1 LOB: 1 BB: 0 P: 6	R: 0 E: 0 K: 2 S: 7 H: 0 LOB: 1 BB: 1 P: 11	1B: 6 2B: 1 3B: 0 HR: 0	SF: 0 SAC: 0 DP: 2 HBP: 0						

PITCHER		IP	WLS	BF	H	R	ER	SO	BB	IBB	HBP	BLK	WP	HR	S	P	ERA	WHIP
44 Jake Peavy, R ERA:	(1, 1)	5.0	W	17	4	0	0	3	0	0	0	0	0	0	23	23	0.00	0.800
64 Edwin Moreno, R ERA: 0.66	(6, 1)	1.0	H	3	0	0	0	1	0	0	0	0	0	0	5	5	0.00	0.000
92 Jeremy McBryde, R ERA: 4.5	(7, 1)	2.0		10	3	1	1	2	1	0	0	0	1	0	13	18	4.50	2.000
80 Jon Ellis, R ERA:	(9, 1)	1.0		4	0	0	0	2	1	0	0	0	0	0	7	11	0.00	1.000

PITCHER	IP	WLS	BF	H	R	ER	SO	BB	IBB	HBP	BLK	WP	HR	S	P	ERA	WHIP

BOTTOM

San Diego Padres @ Chicago White Sox

Camelback Ranch, Glendale, AZ

Wed Apr 01 2009, 4:05 PM EDT
Att. 4,420 - Sunny - 74 F

livebaseballscorecards.com

AB	32
R	1
H	7
RBI	1
BB	2
SO	8
LOB	16

Batter	1	2	3	4	5	6	7	8	9	AB	R	H	RBI	BB	SO	LOB
Drew Macias, L (1, 8) OBP: 0.500, SLG: 0.833	F8		BB		G6-3		1B		HR	4	1	2	2	1	0	0
Will Venable, L (1, 9) OBP: 0.444, SLG: 0.625	G4-3		3B		E4		K		1B	5	1	2	0	0	1	1
5 Kevin Kouzmanoff, R (1, 5) OBP: 0.667, SLG: 1.200 83 Beamer Weems, R (5, PR) (5, 4)	L5		1B		1B		G4-3		BB	3 1	0 0	2 0	1 0	0 1	0 0	0 1
66 Kyle Blanks, R (1, 3) OBP: 0.500, SLG: 0.750		K	2B		F9			K	BB	4	0	1	0	1	2	2
7 Chase Headley, S (1, 7) OBP: 0.444, SLG: 0.625 97 Brad Chalk, L (7, 7)		1B	F7			K		F8	F8	3 2	0 0	1 0	0 0	0 0	1 0	2 3
28 Henry Blanco, R (1, 2) OBP: 0.333, SLG: 0.333 Ali Solis, R (6, 2)		1B		K		K		K		3 1	0 0	1 0	0 0	0 0	2 1	0 0
81 Peter Ciofrone, L (1, 10) OBP: 0.500, SLG: 0.400		F8		G6-3		BB			HR	3	1	1	0	1	0	2
84 Brett Dowdy, R (1, 4) (5, 5)		F9		K		F8			F8	4	0	0	0	0	1	4
1 Everth Cabrera, S (1, 6)			K		K		G6-3		F9	4	0	0	0	0	2	1
Inning Stats	R: 0 E: 0 K: 0 S: 3 H: 0 LOB: 0 BB: 0 P: 4	R: 0 E: 0 K: 1 S: 7 H: 2 LOB: 2 BB: 0 P: 7	R: 1 E: 0 K: 1 S: 9 H: 3 LOB: 2 BB: 1 P: 13	R: 0 E: 0 K: 2 S: 7 H: 0 LOB: 0 BB: 0 P: 7	R: 0 E: 1 K: 1 S: 7 H: 1 LOB: 2 BB: 0 P: 7	R: 0 E: 0 K: 2 S: 7 H: 0 LOB: 1 BB: 1 P: 11	R: 0 E: 0 K: 1 S: 6 H: 1 LOB: 1 BB: 0 P: 6	R: 0 E: 0 K: 2 S: 7 H: 0 LOB: 0 BB: 0 P: 7	R: 2 E: 0 K: 0 S: 7 H: 3 LOB: 3 BB: 2 P: 18	1B: 7 2B: 1 3B: 1 HR: 1 SF: 0 SAC: 0 DP: 0 HBP: 0	WP: 0 PB: 0 SB: 1 CS: 1 PA: 41					

PITCHER		IP	WLS	BF	H	R	ER	SO	BB	IBB	HBP	BLK	WP	HR	S	P	ERA	WHIP
38 Cesar Carrillo, R ERA: 2.08	(1, 1)	4.1	W	18	5	1	1	5	1	0	0	0	0	0	29	34	2.08	1.385
14 Mike DeMark, R ERA:	(5, 1)	0.0	H	0	0	0	0	0	0	0	0	0	0	0	0	0	∞	∞
37 Derek McDaid, R ERA:	(7, 1)	2.0	H	7	1	0	0	3	0	0	0	0	0	0	13	13	0.00	0.500
34 Evan Scribner, R ERA: 27.0	(9, 1)	0.0		0	0	0	0	0	0	0	0	0	0	0	0	0	∞	∞
31 Brandon Gomes, R ERA:	(9, 1)	0.0	S	0	0	0	0	0	0	0	0	0	0	0	0	0	∞	∞

PITCHER	IP	WLS	BF	H	R	ER	SO	BB	IBB	HBP	BLK	WP	HR	S	P	ERA	WHIP

TOP

San Diego Padres @ San Antonio Missions

Nelson W. Wolff Municipal Stadium, San Antonio, TX

Thu Apr 02 2009, 8:05 PM EDT

Att. 5,148 - Clear - 76 F

livebaseballscorecards.com

AB	37
R	3
H	10
RBI	3
BB	4
SO	10
LOB	16

BOTTOM

San Diego Padres @ San Antonio Missions

Nelson W. Wolff Municipal Stadium, San Antonio, TX

Thu Apr 02 2009, 8:05 PM EDT

Att. 5,148 - Clear - 76 F

livebaseballscorecards.com

Batter	1	2	3	4	5	6	7	8	9	AB	R	H	RBI	BB	SO	LOB
55 Luis Durango, S (1, 7) OBP: 0.333, SLG: 0.667	G5-3	B1-3			G4-3, 6, 23, FC1-2-5-1, 2B		HR	FC6-4, 1-		3	0	1	0	0	0	0
6 Robert Perry, L (6, 7) OBP: 0.500, SLG: 2.000										2	1	1	1	0	0	1
6 Eric Sogard, L (1, 4)	F7		K		G4-3, 2-3		K	K		5	0	0	0	0	3	2
23 Cedric Hunter, L (1, 8) OBP: 0.500, SLG: 1.000	2B		K		FC1-2-5-1, 1-2, 3-H		2B			4	0	2	0	0	1	1
25 Craig Cooper, R (1, 3)	BB		G5-3		G5-3		G4-3, 2-3			3	0	0	0	1	0	2
24 Mike Baxter, L (1, 9) OBP: 1.000, SLG: 1.000	BB, 1-2, 2-3			1B		BB	BB			1	0	1	0	3	0	0
5 Seth Johnston, R (1, 5) OBP: 0.667, SLG: 1.667	HR, 1-H, 2-H, 3-H			K		17, BB, 1B, 1-2	2B, 1-H, 3-H			3	1	2	4	0	1	1
Travis Denker, R (7, 5) OBP: 1.000, SLG: 2.000										1	0	1	2	0	0	0
11 Mitch Canham, L (1, 2)	G6-3			P5	F6, 1-2		F9			3	0	0	0	0	0	3
15 Michael Collins, R (7, 2)										1	0	0	0	0	0	1
17 Sam Carter, R (1, 10) OBP: 0.500, SLG: 0.333		G6-3		5, G6-4, 1-2, 1B		5, G6-4-3, 1-2, 2-3, BB		K		3	0	1	0	1	1	0
5 Jesus Lopez, R (1, 6)		L9		G6-4, 1-2f		G6-4-3, 1-2f		BB		3	0	0	0	1	0	5
Inning Stats	R: 4 E: 0 K: 0 S: 7 H: 2 LOB: 0 BB: 2 P: 15	R: 0 E: 0 K: 0 S: 3 H: 0 LOB: 0 BB: 0 P: 3	R: 0 E: 0 K: 2 S: 7 H: 0 LOB: 0 BB: 0 P: 7	R: 0 E: 0 K: 1 S: 7 H: 2 LOB: 2 BB: 0 P: 7	R: 0 E: 0 K: 0 S: 4 H: 1 LOB: 1 BB: 0 P: 4	R: 0 E: 0 K: 0 S: 3 H: 1 LOB: 2 BB: 2 P: 11	R: 3 E: 0 K: 1 S: 8 H: 3 LOB: 1 BB: 1 P: 16	R: 0 E: 0 K: 2 S: 7 H: 0 LOB: 1 BB: 1 P: 11		1B: 3 2B: 4 3B: 0 HR: 2	SF: 0 SAC: 0 DP: 1 HBP: 0					

	AB	32
	R	2
	H	9
	RBI	7
	BB	6
	SO	6
	LOB	16

PITCHER		IP	WLS	BF	H	R	ER	SO	BB	IBB	HBP	BLK	WP	HR	S	P	ERA	WHIP
Cesár Ramos, L ERA: 7.2	(1, 1)	5.0	L	22	5	4	4	3	2	0	0	0	0	1	28	36	7.20	1.400
Robert Woodard, R ERA:	(6, 1)	1.0		5	1	0	0	0	2	0	0	0	0	0	3	11	0.00	3.000
65 Arturo Lopez, L ERA: 27.0	(7, 1)	1.0		7	3	3	3	1	1	0	0	0	0	1	8	16	27.00	4.000
68 Greg Burke, R ERA:	(8, 1)	1.0		4	0	0	0	2	1	0	0	0	0	0	7	11	0.00	1.000

PITCHER	IP	WLS	BF	H	R	ER	SO	BB	IBB	HBP	BLK	WP	HR	S	P	ERA	WHIP

WP: 0	PB: 0	SB: 0	CS: 0
PA: 38			

Seattle Mariners @ San Diego Padres

Peoria Stadium, Peoria, AZ

Thu Apr 02 2009, 3:05 PM EDT

Att. 3,570 - Sunny - 75 F

TOP

livebaseballscorecards.com

Batter	1	2	3	4	5	6	7	8	9	AB	R	H	RBI	BB	SO	LOB
10 Endy Chavez, L (1, 8) OBP: 0.526, SLG: 0.750 Ezequiel Carrera, L (6, 8) OBP: 0.200, SLG: 0.400	BBBB 4-0 24 G4-6-3 3 1B BB		0-0 E5 3 1B 24 1B 1-3 1B	SSBX 1-2 2-H 3-H HR	X 0-0 1-2 2-H 1B		X 0-0 1-3 2-H 67 1B 2B	X 0-0 ① F8		3 2	2 1	3 1	4 1	1 0	0 0	0 0
3 Ronny Cedeno, R (1, 5) OBP: 0.329, SLG: 0.425 67 Callix Crabbe, S (6, 5) OBP: 0.400, SLG: 0.571	X 0-0 24 G4-6-3 1-2 1B		X 0-0 4 BB 24 1B 2 1B 2-3 3-H 1B	X 0-0 ① G5-3	X 0-0 ② F8 2-3		X 0-0 32 BB 23 1B 2-H 3-H 1B	X 0-0 1B		4 2	1 1	2 2	1 2	0 0	0 0	2 0
24 Ken Griffey Jr., L (1, 7) OBP: 0.380, SLG: 0.488 61 Mike Wilson, R (5, 7) OBP: 0.324, SLG: 0.719	X 0-0 ① ② G4-6-3 1-2f 2-3		X 0-0 4 BB 2 1B 1-2 3-H 1B	BBBB 4-0 4 HR BB	SSS 0-3 ③ K		X 0-0 ① F9	X 0-0 ② F9		3 2	2 0	1 0	1 0	1 0	1 0	4 2
4 Jose Lopez, R (1, 10) OBP: 0.275, SLG: 0.436 32 Rob Johnson, R (7, PH) OBP: 0.395, SLG: 0.641 (7, 10)	X 0-0 ③ P6		BBBB 4-0 2 1B 1-2 2-3 BB	X 0-0 1-H HR		X 0-0 ① F9	BBBB 4-0 23 1B 15 2B 1-2 BB	X 0-0 ③ F7		3 1	1 1	1 0	2 0	1 1	0 0	1 1
30 Russell Branyan, L (1, 3) OBP: 0.354, SLG: 0.685 23 Johan Limonta, L (6, PR) OBP: 0.600, SLG: 1.000 (6, 3)		X 0-0 ① G3	X 0-0 ② F6	X 0-0 ② G4-3		BBBB 4-0 BB	X 0-0 1-3 2-H 15 2B 1B		X 0-0 ① F7	3 2	0 1	0 1	0 1	1 0	0 0	3 0
2 Kenji Johjima, R (1, 2) OBP: 0.438, SLG: 0.667 15 Jamie Burke, R (6, 2) OBP: 0.237, SLG: 0.200		X 0-0 ② P6	X 0-0 1-2 2-H 3-H 1B	X 0-0 ③ L6		X 0-0 ② F9	X 0-0 1-H 3-H 50 3B 2B		X 0-0 ② F8	4 2	0 1	1 1	2 2	0 0	0 0	1 0
25 Wladimir Balentien, R (1, 9) OBP: 0.368, SLG: 0.515 50 Prentice Redman, R (6, 9) OBP: 0.224, SLG: 0.306		X 0-0 ③ P2	SSS 0-3 ③ K		FX 0-1 7 BB 10 1B 1B	X 0-0 ③ F8	X 0-0 96 G4-3 2-H 3B		CCC 0-3 ③ K	4 2	1 1	1 1	0 1	0 0	1 1	3 0
7 Yuniesky Betancourt, R (1, 6) OBP: 0.407, SLG: 0.632 96 Juan Diaz, L (6, 6) OBP: 0.500, SLG: 0.500			X 0-0 ① P2	X 0-0 6 2B 10 HR 1B	BBBB 4-0 3 F8 10 1B 1-2 BB		X 0-0 6 BB 2B 1B 4-0 G4-3 3-H			2 2	1 1	1 1	0 1	1 0	0 0	0 0
6 Chris Woodward, R (1, 4) OBP: 0.343, SLG: 0.625 16 Chris Burke, R (7, 4) OBP: 0.435, SLG: 0.324			BBBB 4-0 10 E 10 1B 3 1B BB	X 0-0 1-3 10 HR 2B	SSS 0-3 ① K		BBBB 4-0 2B 67 1B 1-2 BB 0-3 K2-3			3 0	3 0	1 0	0 0	2 0	2 0	2 0

Inning Stats	1	2	3	4	5	6	7	8	9	1B: 12	SF: 0	WP: 0	PA: 52
	R: 0 E: 0 K: 0 S: 3	R: 0 E: 0 K: 0 S: 3	R: 4 E: 1 K: 1 S: 9	R: 5 E: 0 K: 0 S: 9	R: 1 E: 0 K: 2 S: 10	R: 0 E: 0 K: 0 S: 3	R: 8 E: 0 K: 1 S: 11	R: 0 E: 0 K: 0 S: 4	R: 0 E: 0 K: 1 S: 5	2B: 3 3B: 1 HR: 2	SAC: 0 DP: 1 HBP: 0	PB: 0 SB: 0 CS: 0	
	H: 1 LOB: 1 BB: 1 P: 7	H: 0 LOB: 0 BB: 0 P: 3	H: 4 LOB: 2 BB: 2 P: 17	H: 4 LOB: 0 BB: 1 P: 14	H: 2 LOB: 2 BB: 1 P: 14	H: 0 LOB: 1 BB: 1 P: 7	H: 6 LOB: 0 BB: 2 P: 19	H: 1 LOB: 1 BB: 0 P: 4	H: 0 LOB: 0 BB: 0 P: 5				

	AB	44
	R	18
	H	18
	RBI	18
	BB	8
	SO	5
	LOB	19

PITCHER		IP	WLS	BF	H	R	ER	SO	BB	IBB	HBP	BLK	WP	HR	S	P	ERA	WHIP
32 Chris Young, R ERA: 12.96	(1, 1)	3.2	L	23	9	9	9	1	4	0	0	0	0	2	23	40	22.09	3.545
96 Bryan Oland, R ERA:	(4, 1)	1.1		7	2	1	0	2	1	0	0	0	0	0	11	15	0.00	2.250
58 Frankie De La Cruz, R ERA: 8.38	(6, 1)	1.1		10	3	5	5	0	3	0	0	0	0	0	7	19	33.75	4.500
92 Nick Vincent, R ERA: 40.5	(7, 1)	0.2		5	3	3	3	1	0	0	0	0	0	0	7	7	40.50	4.500
91 Brad Brach, R ERA:	(8, 1)	2.0		7	1	0	0	1	0	0	0	0	0	0	9	9	0.00	0.500

PITCHER	IP	WLS	BF	H	R	ER	SO	BB	IBB	HBP	BLK	WP	HR	S	P	ERA	WHIP

BOTTOM

Seattle Mariners @ San Diego Padres

Peoria Stadium, Peoria, AZ

Thu Apr 02 2009, 3:05 PM EDT

Att. 3,570 - Sunny - 75 F

livebaseballscorecards.com

Batter	1	2	3	4	5	6	7	8	9	AB	R	H	RBI	BB	SO	LOB
33 Jody Gerut, L (1, 8) OBP: 0.328, SLG: 0.469	P6			G3-1	K			K		2	0	0	0	0	0	0
49 Emil Brown, R (5, 8) OBP: 0.333, SLG: 0.435										1	0	0	0	0	1	1
8 Jason Codiroli, L (8, 8)										1	0	0	0	0	1	0
22 David Eckstein, R (1, 4) OBP: 0.458, SLG: 0.538	G1-3			24 G6-3 2B		K		3B		2	0	1	0	0	0	0
98 Jeudy Valdez, R (6, 4) OBP: 0.500, SLG: 1.500										2	0	1	0	0	1	0
24 Brian Giles, L (1, 9) OBP: 0.280, SLG: 0.356	G3			G6-3 2-3		F7		P5		2	0	0	0	0	0	1
77 Chris Snelling, L (5, 9) OBP: 0.320, SLG: 0.286										2	0	0	0	0	0	1
23 Adrián González, L (1, 3) OBP: 0.372, SLG: 0.738		F8		K		BB		G6-3		2	0	0	0	0	1	1
98 Justin Baum, R (6, 3)										1	0	0	0	1	0	1
16 Cliff Floyd, L (1, 10) OBP: 0.412, SLG: 0.536		P6			12 HR 1B	G3-1			17 G4-6-3 99 1B 1B	3	1	1	0	0	0	1
11 Robert Blauer, L (9, PH) OBP: 1.000, SLG: 1.000										1	0	1	0	0	0	0
12 Scott Hairston, R (1, 7) OBP: 0.282, SLG: 0.486		F7			1-H HR		17 F8 4 1B 2B		17 G4-6-3 1-2 1B	2	1	1	2	0	0	0
99 Blake Tekotte, L (6, 7) OBP: 0.750, SLG: 1.000										2	1	2	0	0	0	0
2 Edgar Gonzalez, R (1, 5) OBP: 0.391, SLG: 0.487			G3		4 G5-4-3 1B		F8 2-3		G4-6-3 1-2f 2-3	2	0	1	0	0	0	0
17 Dean Anna, L (6, 5)										2	0	0	0	0	0	3
4 Nick Hundley, R (1, 2) OBP: 0.364, SLG: 0.476			15 G6-3 1B		G5-4-3 1-2f		60 G6-3 3-H 1B		F8	3	0	2	1	0	0	1
99 Josh Johnson, R (8, 2)										1	0	0	0	0	0	1
15 Luis Antonio Rodriguez, S (6, 6) OBP: 0.382, SLG: 0.431			G6-3 1-2f				G6-3 1-2f			2	0	1	0	0	0	1
60 Sean Kazmar Jr., R (6, 6) OBP: 0.200, SLG: 0.111										1	0	0	0	0	0	1

Inning Stats	1	2	3	4	5	6	7	8	9
	R: 0 H: 0 E: 0 LOB: 0 K: 0 BB: 0 S: 3 P: 3	R: 0 H: 0 E: 0 LOB: 0 K: 0 BB: 0 S: 3 P: 3	R: 0 H: 1 E: 0 LOB: 0 K: 0 BB: 0 S: 3 P: 3	R: 0 H: 1 E: 0 LOB: 1 K: 1 BB: 0 S: 6 P: 6	R: 2 H: 4 E: 0 LOB: 1 K: 1 BB: 0 S: 10 P: 11	R: 0 H: 0 E: 0 LOB: 1 K: 1 BB: 1 S: 5 P: 9	R: 1 H: 2 E: 0 LOB: 0 K: 0 BB: 0 S: 4 P: 4	R: 0 H: 1 E: 0 LOB: 1 K: 1 BB: 0 S: 6 P: 6	R: 0 H: 2 E: 0 LOB: 1 K: 0 BB: 0 S: 4 P: 4

1B: 7	SF: 0
2B: 2	SAC: 0
3B: 1	DP: 4
HR: 1	HBP: 0
WP: 0	PA: 35
PB: 0	
SB: 0	
CS: 0	

PITCHER	IP	WLS	BF	H	R	ER	SO	BB	IBB	HBP	BLK	WP	HR	S	P	ERA	WHIP
52 Carlos Silva, R (1, 1) ERA: 10.45	5.0	W	19	6	2	2	2	0	0	0	0	0	1	25	26	3.60	1.200
57 Mark Lowe, R (6, 1) ERA: 5.79	2.0		8	2	1	1	1	1	0	0	0	0	0	9	13	4.50	1.500
20 Denny Stark, R (8, 1) ERA: 1.64	1.0		4	1	0	0	1	0	0	0	0	0	0	6	6	0.00	1.000
46 Sean White, R (9, 1) ERA: 1.46	1.0		4	2	0	0	0	0	0	0	0	0	0	4	4	0.00	2.000

PITCHER	IP	WLS	BF	H	R	ER	SO	BB	IBB	HBP	BLK	WP	HR	S	P	ERA	WHIP

Batter	1	2	3	4	5	6	7	8	9	AB	R	H	RBI	BB	SO	LOB
Chone Figgins, S (1, 5) OBP: 0.461, SLG: 0.559	B FF 88 C FF 88 B CH 81 B FF 88 C FF 90 X SL 83 3-2 F8 ①	C CU 76 B FF 90 D CH 80 F SL 83 B FF 89 C SL 82 3-3 K ③		C CU 76 X FF 89 0-1 G4-3 ③		S SL 84 S SL 84 F SL 86 F FF 92 X SL 84 0-2 G5-3 ③			C CU 82 B FF 94 F FF 94 X CH 83 1-2 G1-3 ②	3 2	0 0	0 0	0 0	0 0	1 0	3 0
39 Robby Quinlan, R (5, 3) OBP: 0.353, SLG: 0.638																
47 Howie Kendrick, R (1, 4) OBP: 0.400, SLG: 0.500	B SL 85 X FF 89 1-0 F9 ②		C CU 75 F CU 74 C SL 85 0-3 K ①		X CU 73 0-0 53 2B 1B		B FC 85 B SI 88 C SI 87 B CH 78 B FF 88 4-1 24 G4-3 24 S BB		B SI 84 C FF 93 F CU 82 B FF 95 B FF 93 X CU 79 3-2 G5-3 ③	3 1	1 0	1 0	0 0	0 1	1 0	0 0
77 Reggie Willits, S (5, 9) OBP: 0.400, SLG: 0.351																
53 Bobby Abreu, L (1, 7) OBP: 0.400, SLG: 0.528	C FF 89 C CU 75 X SL 84 0-2 G6-3 ③		B CU 75 C FF 89 X CU 73 1-1 G4-3 ②		C FF 88 B CH 80 X FF 89 1-1 20 2B 1-H 2B		1 SAFE B FF 88 C FC 84 P PO 83 S FC 85 X CH 78 2-2 F7 ①			3 1	1 0	1 0	1 0	0 0	0 0	0 1
3 Brandon Wood, R (5, 5) OBP: 0.387, SLG: 0.667																
(8, 6)																
27 Vladimir Guerrero, R (1, 9) OBP: 0.324, SLG: 0.636		C FF 89 B SL 84 X FF 88 1-1 HR	F SL 85 S FF 89 X SL 84 0-2 L9 ③		C CU 76 C D X 1-2 P6 ①		S FC 85 B CH 78 B SI 88 B FC 85 C FC 86 X CH 80 3-2 G4-3 ② 1-3			2 2	1 0	1 0	1 0	0 0	0 0	0 2
24 Gary Matthews, S (4, 9) OBP: 0.356, SLG: 0.513																
(5, 8)																
48 Torii Hunter, R (1, 8) OBP: 0.373, SLG: 0.766		B FF 90 F SL 84 S CH 78 X FF 89 1-2 G6-3 ①		B CU 75 C CH 79 B FF 89 X CH 80 2-1 5 G3 8 E 45 1B 1B	D CU 77 X FF 88 1-0 8 G3 2-H 2B		B FC 87 B FC 85 F CH 78 C FF 92 B FF 92 F FF 92 X CH 82 3-2 F7 ③			2 2	1 0	1 1	0 1	0 0	0 0	0 1
20 Juan Rivera, R (5, PH) OBP: 0.302, SLG: 0.345																
(5, 7)																
8 Kendrys Morales, S (1, 3) OBP: 0.427, SLG: 0.675		B CH 80 B CH 80 C FF 91 X SL 83 2-1 5 2B 3B		S CU 75 B FF 90 B CH 80 F SL 82 X CU 76 2-2 FC4 45 1B 5 G3 1-2	B CH 80 C CU 75 X CU 74 1-1 G3 ② 2-3			C SI 86 F SI 86 F SL 78 S SL 79 0-3 K ①		3 1	1 0	1 0	0 0	0 0	0 1	2 0
18 Sean Rodríguez, R (5, 4) OBP: 0.352, SLG: 0.479																
13 Maicer Izturis, S (1, 6) OBP: 0.377, SLG: 0.444	B FF 89 B CH 80 B SL 84 B FF 89 4-0 5 2B BB		C FF 88 C CU 74 T CU 74 0-2 K ①	X CU 74 0-0 G4-3 ③				B FF 87 B FF 87 X FF 86 2-0 G1-3 ②		3 0	1 0	0 0	0 0	1 0	1 0	3 0
52 Jason Bulger, R (8, 1)																
5 Jeff Mathis, R (1, 2) OBP: 0.410, SLG: 0.712	B SL 84 X SL 84 1-0 1-H 3-H 2B		C FF 90 B FF 90 B CH 79 X CU 74 2-1 G3 1-2 2-3		B SI 91 B FF 91 F SI 90 F FF 91 S SL 85 2-3 K ①			S FF 87 B SL 77 X FF 86 1-1 F9 ③		3 0	0 0	1 0	2 0	0 0	1 0	2 0
65 Kevin Jepsen, R (6, 1)																
97 Fernando Rodriguez Jr., (R 1)																
43 Matthew Brown, R (8, PH) OBP: 0.537, SLG: 0.804																
(8, 5)																
45 Kelvim Escobar, R (1, 1) OBP: 0.500, SLG: 0.500	C FF 90 F FF 89 B FF 90 C FF 90 1-3 K ②		B FF 88 F FF 89 C FF 89 X FF 90 1-2 2-3 3-H 1B		C SL 83 B SI 93 C SL 83 S SL 85 1-3 K ②				C SI 93 S FF 95 B CU 83 B CU 82 C CU 82 2-3 K ①	2 0	0 0	1 0	1 0	0 0	1 0	1 0
33 Justin Speier, R (4, 1)																
83 Mason Tobin, R (5, 1)																
28 Ryan Budde, R (6, PH) OBP: 0.467, SLG: 0.560																
(6, 2)																
Inning Stats	R: 0 E: 0 K: 0 S: 7 H: 0 LOB: 0 BB: 0 P: 11	R: 3 E: 0 K: 2 S: 14 H: 3 LOB: 1 BB: 1 P: 27	R: 0 E: 0 K: 1 S: 8 H: 0 LOB: 0 BB: 0 P: 9	R: 1 E: 1 K: 1 S: 15 H: 2 LOB: 2 BB: 0 P: 22	R: 2 E: 0 K: 0 S: 10 H: 3 LOB: 1 BB: 0 P: 14	R: 0 E: 0 K: 2 S: 11 H: 0 LOB: 0 BB: 0 P: 14	R: 0 E: 0 K: 0 S: 12 H: 0 LOB: 1 BB: 1 P: 23	R: 0 E: 0 K: 1 S: 7 H: 0 LOB: 0 BB: 0 P: 10	R: 0 E: 0 K: 1 S: 9 H: 0 LOB: 0 BB: 0 P: 15	1B: 3 2B: 3 3B: 1 HR: 1	SF: 0 SAC: 0 DP: 0 HBP: 0			WP: 0 PB: 0 SB: 1 CS: 0	PA: 38		

PITCHER		IP	WLS	BF	H	R	ER	SO	BB	IBB	HBP	BLK	WP	HR	S	P	ERA	WHIP
83 Walter Silva, R ERA: 4.91	(1, 1)	5.0	L	25	8	6	5	4	1	0	0	0	0	1	54	83	9.00	1.800
57 Luke Gregerson, R ERA:	(6, 1)	1.0		3	0	0	0	2	0	0	0	0	0	0	11	14	0.00	0.000
85 Duaner Sanchez, R ERA: 2.7	(7, 1)	1.0		4	0	0	0	0	1	0	0	0	0	0	12	23	0.00	1.000
43 Cla Meredith, R ERA:	(8, 1)	1.0		3	0	0	0	1	0	0	0	0	0	0	7	10	0.00	0.000
21 Heath Bell, R ERA: 2.08	(9, 1)	1.0		3	0	0	0	1	0	0	0	0	0	0	9	15	0.00	0.000

PITCHER	IP	WLS	BF	H	R	ER	SO	BB	IBB	HBP	BLK	WP	HR	S	P	ERA	WHIP

TOP

Los Angeles Angels @ San Diego Padres

PETCO Park, San Diego, CA

Fri Apr 03 2009, 10:05 PM EDT

Att. 13,443 - Partly Cloudy - 58 F

livebaseballscorecards.com

AB	36
R	6
H	8
RBI	6
BB	2
SO	8
LOB	15

Batter	1	2	3	4	5	6	7	8	9	AB	R	H	RBI	BB	SO	LOB
33 Jody Gerut, L (1, 8) OBP: 0.324, SLG: 0.456 (6, 9) 85 Duaner Sanchez, R (7, 1) 81 Peter Ciofrone, L (8, 3) OBP: 0.167, SLG: 0.400	F FF 94 S FS 85 B FF 94 B FS 87 X FF 94 2-2 22 2B 24 G4-3 1B		X 0-0 ① G4-3	B SI 91 X FC 85 1-0 ③ G4-3		B FF 94 1 SAFE S FC 94 S CU 84 S CU 85 1-3 ③ K 1-2		B FF 93 X SI 92 1-0 ② G3-1 1-3		4 1 1 0 0 1 3 0 0 0 0 0 0 0 1 0 0 0 0 0 1						
22 David Eckstein, R (1, 4) OBP: 0.452, SLG: 0.545 2 Edgar Gonzalez, R (7, 4) OBP: 0.396, SLG: 0.475	C FF 93 X FF 93 0-1 24 G4-3 5 1B 1-3 2B		C FF 91 B FF 93 B SL 80 X FF 93 2-1 ② G6-3		B SI 90 C SI 91 F FC 85 B SL 81 X FC 85 2-2 ① G6-3		B FF 91 B FF 90 B FF 91 C FF 91 B FF 91 4-1 12 BB 7 1B BB	D SL 80 S SL 78 B FF 94 X SL 78 2-1 ③ F9		3 1 1 0 0 0 0 1 1 0 0 1 0 1					
24 Brian Giles, L (1, 9) OBP: 0.283, SLG: 0.340 12 Scott Hairston, R (6, 8) OBP: 0.317, SLG: 0.486	B FF 94 X FF 95 1-0 ① G4-3 2-3 3-H		X SI 92 0-0 ③ F9		C SI 91 C SI 92 B SL 82 B FC 86 B FC 86 B SI 93 4-2 5 BB		T FF 90 B CU 77 B CU 76 F SL 81 B FF 88 1 SAFE F FF 92 F FF 92 F FF 92 4-2 B FF 92 7 1B 1-2 BB		B SL 80 B SL 78 B SI 93 C FF 92 B SL 81 4-1 84 SH2-3 BB	2 0 0 1 1 0 1 0 0 0 0 2 0 0					
23 Adrián González, L (1, 3) OBP: 0.340, SLG: 0.674 84 Brett Dowdy, R (8, 5) OBP: 0.346, SLG: 0.333	X FF 94 0-0 ② G4-3			C FF 92 X FS 84 0-1 ① G3	C FC 85 C SI 92 B SL 80 S SI 92 1-3 ② K		B FF 90 S FF 90 F CU 77 S FF 92 1-3 ① K		L FF 92 B SI 94 X FF 93 1-1 ① SH2-3 1-2	4 0 0 0 0 2 4 0 0 0 0 0 0 0						
5 Kevin Kouzmanoff, R (1, 5) OBP: 0.431, SLG: 0.588 43 Cla Meredith, R (8, 1) 21 Heath Bell, R (9, 1) 97 Brad Chalk, L (9, PH) OBP: 0.500, SLG: 0.500	B SL 80 S FS 86 X FF 94 1-1 3-H			C SL 79 S FS 86 B FF 94 X SL 82 1-2 E6 7 BB 28 1B	B SI 91 S FC 85 B FC 85 B SI 91 B SI 92 4-1 1-2 BB		C CU 75 D CU 75 2 SAFE F FF 92 X CU 74 1-2 ② L8		C SI 93 F SI 94 C SL 82 0-3 ② K	3 1 1 1 1 0 2 0 0 0 0 0 0 0 1 0 0 0 0 1 1					
7 Chase Headley, S (1, 7) OBP: 0.341, SLG: 0.487	B SL 81 C SL 80 B FS 84 S FS 84 X FS 83 2-2 ③ G4-3			B FC 84 B SI 91 F SI 91 B FC 84 B SI 91 4-1 28 1B 83 E 1-2 BB	C SI 94 S SI 94 B SI 95 F SI 95 S SL 85 1-3 ③ K		C CU 74 C FF 91 B FF 91 X FF 91 1-2 1-3 2-H 1B		C SL 80 B FF 94 C SL 80 S SL 82 1-3 ③ K	4 1 1 1 1 2 4						
28 Henry Blanco, R (1, 2) OBP: 0.375, SLG: 0.591 49 Emil Brown, R (7, 9) OBP: 0.327, SLG: 0.426		T FF 93 B FF 92 C SL 79 X SL 81 1-2 E5 83 B5-6-4		S FC 85 B FC 85 B SI 91 F FF 91 D SL 81 X FC 83 2-2 83 E 1-2 2-H 1B		C FF 95 S CU 86 S CU 84 0-3 ① K	X FF 91 0-0 ③ L7			3 0 1 1 0 1 0 1 0 0 0 0 0 2						
15 Luis Antonio Rodriguez, S (1, 6) OBP: 0.362, SLG: 0.407 4 Nick Hundley, R (7, 2) OBP: 0.356, SLG: 0.465		S SI 94 B FS 84 S FS 85 X FS 86 1-2 ① P5		C SI 90 X FF 91 0-1 ② L6		F FF 95 B FF 95 B FF 95 B FC 96 F FF 94 X FF 95 3-2 ② F7		B FF 91 C SI 80 C SI 93 S SL 82 1-3 ① K		3 0 0 0 0 0 3 1 0 0 0 0 1 0						
83 Walter Silva, R (1, 1) OBP: 0.250, SLG: 0.250 57 Luke Gregerson, L (6, 1) 16 Cliff Floyd, L (6, PH) OBP: 0.429, SLG: 0.552 1 Everth Cabrera, S (6, PR) OBP: 0.308, SLG: 0.344 (7, 6)		B FF 93 L FF 93 1 SAFE X FF 91 1-1 ②③ B5-6-4 1-2f		S SI 89 C FC 84 X SL 80 0-2 E1 1-2 2-H		B FC 96 B FC 97 X FF 96 2-0 33 S 1B		B FF 92 B FF 93 C SL 80 B FF 93 B FF 91 4-1 81 G3-1 81 S BB		2 0 0 0 0 0 2 0 0 0 0 0 0 0 1 0 1 0 0 0 0 0 0 0 0 1 0 0						
Inning Stats	R: 2 E: 0 K: 0 S: 12 H: 3 LOB: 1 BB: 0 P: 18	R: 0 E: 1 K: 0 S: 8 H: 0 LOB: 0 BB: 0 P: 11	R: 0 E: 0 K: 0 S: 4 H: 0 LOB: 0 BB: 0 P: 6	R: 2 E: 2 K: 0 S: 15 H: 1 LOB: 2 BB: 1 P: 23	R: 0 E: 0 K: 2 S: 14 H: 0 LOB: 2 BB: 2 P: 26	R: 0 E: 0 K: 2 S: 10 H: 1 LOB: 2 BB: 0 P: 16	R: 1 E: 0 K: 1 S: 16 H: 1 LOB: 2 BB: 2 P: 27	R: 0 E: 0 K: 1 S: 7 H: 0 LOB: 1 BB: 1 P: 15	R: 0 E: 0 K: 2 S: 9 H: 0 LOB: 1 BB: 1 P: 15	1B: 5 2B: 1 3B: 0 HR: 0 SF: 0 SAC: 1 DP: 1 HBP: 0						

PITCHER		IP	WLS	BF	H	R	ER	SO	BB	IBB	HBP	BLK	WP	HR	S	P	ERA	WHIP
45 Kelvim Escobar, R ERA: 5.4	(1, 1)	3.1		14	3	3	2	0	0	0	0	0	0	0	29	41	5.40	0.900
33 Justin Speier, R ERA: 3.21	(4, 1)	1.1	W	9	1	1	0	1	3	0	0	0	0	0	20	38	0.00	3.000
83 Mason Tobin, R ERA: 1.93	(5, 1)	0.1	H	1	0	0	0	1	0	0	0	0	0	0	4	5	0.00	0.000
65 Kevin Jepsen, R ERA: 3.0	(6, 1)	1.0	H	4	1	0	0	2	0	0	0	0	0	0	10	16	0.00	1.000
97 Fernando Rodriguez Jr., R ERA: 3.48	(7, 1)	1.0	H	6	1	1	1	1	2	0	0	0	0	0	16	27	9.00	3.000

PITCHER		IP	WLS	BF	H	R	ER	SO	BB	IBB	HBP	BLK	WP	HR	S	P	ERA	WHIP
52 Jason Bulger, R ERA: 4.85	(8, 1)	2.0	S	8	0	0	0	3	2	0	0	0	0	0	16	30	0.00	1.000

BOTTOM

Los Angeles Angels @ San Diego Padres

PETCO Park, San Diego, CA

Fri Apr 03 2009, 10:05 PM EDT

Att. 13,443 - Partly Cloudy - 58 F

livebaseballscorecards.com

AB	34
R	5
H	6
RBI	4
BB	7
SO	8
LOB	24

WP: 0 PA: 42
PB: 0
SB: 2
CS: 0

Batter	1	2	3	4	5	6	7	8	9	AB	R	H	RBI	BB	SO	LOB
33 Jody Gerut, L (1, 8) OBP: 0.320, SLG: 0.444	X SI 89 0-0 22 CS 1B		C SI 90 1 SAFE B CH 78 X CH 77 1-1 ① P3	X FS 78 0-0 ③ F9			C FF 93 X FS 84 0-1 ① G1-3		B SI 89 L SI 89 X SI 88 1-1 SH 1 SF9 1 E 1-2	4	0	1	0	0	0	3
97 Brad Chalk, L (7, 8) OBP: 0.500, SLG: 0.500										0	0	0	0	0	0	0
22 David Eckstein, R (1, 4) OBP: 0.462, SLG: 0.552	B FF 90 C FF 90 1 SAFE B SI 91 1 SAFE P PO 82 3-2 ① ② G6-3 1-2		B SI 90 B SI 90 1 SAFE B SI 90 C SI 89 X SI 88 3-1 24 HBP 1-2 1B		C FF 88 X FF 88 0-1 23 CS 1B		C FF 93 F FF 92 X FS 84 0-2 ② P5		L SI 86 2 SAFE F SI 88 B SI 88 B SL 72 F SI 89 X SL 73 2-2 ① SF9 1-3 2-H	3	0	2	0	0	0	1
1 Everth Cabrera, S (5, PR) OBP: 0.299, SLG: 0.339										1	0	0	1	0	0	0
(5, 4)																
(6, 6)																
24 Brian Giles, L (1, 9) OBP: 0.304, SLG: 0.347	B SI 90 B CH 78 X SI 90 2-0 1B		C SI 89 C CH 77 H SL 79 1-2 1-2 2-3 HBP		B SL 77 B FF 89 X FF 88 2-0 ① F7		B FF 92 F FF 93 B FS 88 X FF 92 2-1 81 S 1B		B SI 88 F SI 89 S SL 73 F SL 73 S SI 88 1-3 ② K	2	0	1	0	0	0	1
49 Emil Brown, R (5, 9) OBP: 0.333, SLG: 0.429										2	0	1	0	0	1	1
23 Adrián González, L (1, 3) OBP: 0.320, SLG: 0.646	B SI 88 S SI 89 T SI 89 D SL 77 S CH 79 2-3 ③ K		C SI 88 X SI 90 0-1 ② SF7 3-H		1 SAFE B FF 87 1 SAFE B SL 77 X SL 78 2-0 ② G3 1-2		F FF 91 B FS 81 C FS 81 1 SAFE B FF 92 S FS 84 2-3 ③ K 1-2		C SI 88 C SL 73 S SL 73 0-3 ③ K	2	0	0	1	0	1	2
81 Peter Ciofrone, L (5, 3) OBP: 0.143, SLG: 0.333										2	0	0	0	0	2	2
16 Cliff Floyd, L (1, 10) OBP: 0.421, SLG: 0.531		S SL 76 S SL 77 B SI 90 B SL 77 X SI 92 2-2 1B	F CH 75 D SI 90 X SI 89 1-1 ③ F9			X 0-0 ① G3-1		B SI 89 C SI 90 C CU 78 B SI 91 B CU 79 X SI 91 3-2 ① F8		3	0	1	0	0	0	2
7 Chase Headley, S (8, PH) OBP: 0.337, SLG: 0.481										1	0	0	0	0	0	0
(8, 10)																
5 Kevin Kouzmanoff, R (1, 5) OBP: 0.426, SLG: 0.574		B SI 90 C SI 90 S CH 78 D SL 78 F CH 78 B FF 92 X CH 76 3-2 ① P3		B SL 75 B SI 88 X SI 89 2-0 4 SH5-4 12 1B 1B		B FC 94 C FC 94 F CU 83 F FF 94 B CU 84 X FC 94 2-2 ② F9		C SI 92 C SI 91 F SI 91 X SI 91 0-2 ② P3		3	0	1	0	0	0	1
2 Edgar Gonzalez, R (6, 5) OBP: 0.388, SLG: 0.463										1	0	0	0	0	0	0
12 Scott Hairston, R (1, 7) OBP: 0.341, SLG: 0.500		C SI 90 S SI 90 B SI 90 D SL 78 B SI 92 S CH 77 3-3 ② K		B CH 75 X SI 89 1-0 4 SH5-4 1-2 1B		C CU 83 F FF 96 B CU 85 B CU 83 X FC 94 2-2 4 S 4 2B 1B		X SI 92 0-0 ③ G5-3		3	1	2	0	0	1	1
84 Brett Dowdy, R (6, 7) OBP: 0.333, SLG: 0.320										1	0	0	0	0	0	0
4 Nick Hundley, R (1, 2) OBP: 0.375, SLG: 0.565		D SI 91 B SI 88 F SI 90 X CH 78 2-1 ③ F7		X FF 89 0-0 ① SH5-4 1-2 2-3		B FC 94 1 SAFE F FF 93 B FF 93 C FC 93 X CU 83 2-2 1-H 2B			F SI 87 B CH 70 X CH 72 1-1 HR	3	1	2	2	0	0	1
15 Luis Antonio Rodriguez, S (6, 6) OBP: 0.361, SLG: 0.404			B SI 86 X SI 89 1-0 24 HBP 22 1B 23 SF7 1B	X FF 90 0-0 ② F7		C FC 93 B FF 94 X FC 93 1-1 ③ G3			C SI 89 B SI 88 B SI 89 X SI 88 2-1 1 E 97 SH 1 SF9 1B	3	1	1	0	0	0	3
83 Beamer Weems, R (6, 4) OBP: 0.500, SLG: 0.500										1	1	1	0	0	0	0

Inning Stats										
	R: 0 E: 0 K: 1 S: 9	H: 2 LOB: 1 BB: 0 P: 15	R: 0 E: 0 K: 1 S: 12	H: 1 LOB: 1 BB: 0 P: 22	R: 1 E: 0 K: 0 S: 11	H: 2 LOB: 2 BB: 0 P: 18	R: 0 E: 0 K: 0 S: 5	H: 2 LOB: 2 BB: 0 P: 8	R: 0 E: 0 K: 0 S: 4	H: 1 LOB: 1 BB: 0 P: 8
	R: 1 E: 0 K: 0 S: 13	H: 2 LOB: 1 BB: 0 P: 20	R: 0 E: 0 K: 1 S: 10	H: 1 LOB: 1 BB: 0 P: 14	R: 0 E: 0 K: 0 S: 8	H: 0 LOB: 0 BB: 0 P: 11	R: 2 E: 2 K: 2 S: 17	H: 2 LOB: 1 BB: 0 P: 24	1B: 11 2B: 1 3B: 0 HR: 1	SF: 2 SAC: 2 DP: 0 HBP: 1

	WP: 0	PA: 40
	PB: 0	
	SB: 2	
	CS: 2	

PITCHER		IP	WLS	BF	H	R	ER	SO	BB	IBB	HBP	BLK	WP	HR	S	P	ERA	WHIP
70 Sean O'Sullivan, R ERA: 9.9	(1, 1)	3.0		16	7	1	1	2	0	0	1	0	0	0	34	60	3.00	2.333
79 Eddie McKiernan, R ERA: 1.69	(4, 1)	1.0		3	0	0	0	0	0	0	0	0	0	0	3	3	0.00	0.000
38 Darren Oliver, L ERA: 2.25	(5, 1)	1.0	H	3	1	0	0	0	0	0	0	0	0	0	4	8	0.00	1.000
65 Kevin Jepsen, R ERA: 3.38	(6, 1)	1.0	B	5	2	1	1	0	0	0	0	0	0	0	13	20	9.00	2.000
66 Jose Arredondo, R ERA: 2.45	(7, 1)	1.0	H	4	1	0	0	1	0	0	0	0	0	0	10	14	0.00	1.000
62 Scot Shields, R ERA: 5.14	(8, 1)	1.0	H	3	0	0	0	0	0	0	0	0	0	0	8	11	0.00	0.000
40 Brian Fuentes, L ERA: 8.22	(9, 1)	1.0	W	6	2	2	1	2	0	0	0	0	0	1	17	24	9.00	2.000

TOP

San Diego Padres @ Los Angeles Angels

Angel Stadium of Anaheim, Anaheim, CA

Sat Apr 04 2009, 6:05 PM PDT

Att. 30,609 - Clear - 70 F

livebaseballscorecards.com

AB	35
R	4
H	13
RBI	4
BB	0
SO	5
LOB	18

BOTTOM

San Diego Padres @ Los Angeles Angels

Angel Stadium of Anaheim, Anaheim, CA

Sat Apr 04 2009, 6:05 PM PDT

Att. 30,609 - Clear - 70 F

livebaseballscorecards.com

Batter	1	2	3	4	5	6	7	8	9	AB	R	H	RBI	BB	SO	LOB
Chone Figgins, S (1, 5) OBP: 0.443, SLG: 0.535	C FF 90 B CH 83 B FF 91 B FF 91 F FF 90 X FF 91 3-2 L3		C SI 90 B SL 85 B FF 90 B SL 84 S SI 89 S CH 82 3-3 K		1 SAFE 1 SAFE 1 SAFE 2 SAFE B FF 89 F FF 91 X SL 82 1-1 F7 1-3			B FC 89 F FF 90 B FF 91 S SL 81 S CH 82 2-3 K		3	0	0	0	0	1	1
Matthew Brown, R (6, 3) OBP: 0.527, SLG: 0.787										1	0	0	0	0	1	0
47 Howie Kendrick, R (1, 4) OBP: 0.403, SLG: 0.500	C B S B B S 3-3 K			X SI 92 0-0 53 G4-3 53 S 27 1B		B SL 77 C FF 86 F FF 85 X CH 76 1-2 HR		C FF 92 F FC 89 B SI 91 X CH 84 1-2 P4		2	1	1	0	0	1	0
39 Robb Quinlan, R (6, 7) OBP: 0.358, SLG: 0.694										2	1	1	1	0	0	0
53 Bobby Abreu, L (1, 7) OBP: 0.404, SLG: 0.526	C SI 91 C SL 84 B FC 92 B SL 86 F CU 76 X CH 83 2-2 1B			C SI 92 X SI 93 0-1 G4-3 1-3		C FF 86 B SL 77 B CH 77 S SL 76 S FF 85 2-3 K		C CH 83 B FC 90 B FC 89 C SL 83 T FF 92 S CH 84 2-3 K		2	0	1	0	0	0	1
Brandon Wood, R (6, 5) OBP: 0.375, SLG: 0.644										2	0	0	0	0	2	0
27 Vladimir Guerrero, R (1, 9) OBP: 0.333, SLG: 0.629	C SL 84 B CH 84 X SL 84 1-1 G4-3			X SL 84 0-0 48 G5-3 8 2B 3-H 1B		C CH 76 B FF 86 C FA 84 X FF 85 1-2 G3-1			B FF 88 S FA 88 S FA 88 X FA 88 1-2 G6-3	2	1	1	1	0	0	1
24 Gary Matthews, S (5, 9) OBP: 0.340, SLG: 0.488										2	0	0	0	0	0	0
(6, 8)																
48 Torii Hunter, R (1, 8) OBP: 0.358, SLG: 0.735		C FF 88 B SI 91 S CU 74 C FF 91 1-3 K		B SI 93 X SI 93 1-0 G5-3 1-2		B FF 86 C CH 76 S FF 85 F FF 86 X CH 74 1-2 F8			C FF 89 F CU 73 X CU 69 0-2 BB 13 G1-3 1B	2	0	0	0	0	1	1
Reggie Willits, S (6, 9) OBP: 0.404, SLG: 0.359										2	1	1	0	0	0	0
8 Kendrys Morales, S (1, 3) OBP: 0.429, SLG: 0.682		X CH 84 0-0 G4-3		D FS 87 X FF 94 1-0 2-H 2B			C SI 91 F SI 89 B SI 91 B SL 83 B SI 90 F SI 90 X SI 91 3-2 F9		F FF 89 B FF 88 F CU 72 B FF 88 B FF 88 B FF 88 4-2 13 G1-3 1-2 1B BB	2	0	1	1	0	0	0
Sean Rodríguez, R (6, 4) OBP: 0.357, SLG: 0.469										1	1	0	0	1	0	0
20 Juan Rivera, R (1, 10) OBP: 0.288, SLG: 0.328	C FF 91 B SL 85 S SL 86 B CU 77 C SL 84 2-3 K		C SI 93 B SI 93 C SL 84 F SI 93 S SL 83 1-3 K				X SL 84 0-0 G5-3	B FF 88 C FA 87 X FC 87 1-1 1-3 2-H G1-3		3	0	0	0	0	2	1
13 Maicer Izturis, S (9, PH)										1	0	0	1	0	0	1
5 Jeff Mathis, R (1, 2) OBP: 0.429, SLG: 0.717			B FF 89 B SL 82 F FF 90 C FF 90 B FF 92 B FF 91 4-2 2 G4-3 BB		B FF 90 B CH 81 C FF 91 X FF 91 2-1 2 FC6-4 1B		B SI 92 F SI 92 S SI 89 B SL 89 B SL 84 F SI 91 F SL 83 B SI 88 4-2 2 FC4-6 BB		F FF 88 C CU 72 B FC 86 X FF 88 1-2 3-H 1B	1	0	1	0	1	0	0
Bobby Wilson, R (6, 2) OBP: 0.368, SLG: 0.344										1	0	1	1	1	0	0
2 Erick Aybar, S (1, 6) OBP: 0.476, SLG: 0.741			B SI 89 B FF 91 F FF 89 B FF 89 F SI 90 1 SAFE F SL 83 F SI 90 F FF 90 3-2 X SL 84 G4-3 1-2		B FF 91 F FF 90 D SL 82 F FF 91 X FF 90 2-2 FC6-4 CS S 1-2f		F SI 90 C CH 81 X CH 82 0-2 FC4-6 1-2f			3	0	0	0	0	0	3

	AB	R	H	RBI	BB	SO
	32	5	8	5	3	8

LOB 9

Inning Stats	1	2	3	4	5	6	7	8	9	1B: 6	SF: 0	WP: 0	PA: 35
R:	0	0	0	2	0	1	0	0	2	2B: 1	SAC: 0	PB: 0	
E:	0	0	0	0	0	0	0	0	0	3B: 0	DP: 0	SB: 2	
H:	1	0	0	3	1	1	0	0	2	HR: 1	HBP: 0	CS: 1	
LOB:	1	0	1	1	0	0	1	0	2				
K:	1	2	1	1	0	1	0	2	0				
BB:	0	0	1	0	0	0	1	0	1				
S:	12	7	11	10	7	13	12	10	13				
P:	21	10	21	13	12	18	19	15	20				

PITCHER		IP	WLS	BF	H	R	ER	SO	BB	IBB	HBP	BLK	WP	HR	S	P	ERA	WHIP
79 Kevin Correia, R ERA: 6.17	(1, 1)	3.0		10	1	0	0	4	1	0	0	0	0	0	30	52	0.00	0.667
45 Edward Mujica, R ERA: 9.0	(4, 1)	1.0		6	3	2	2	1	0	0	0	0	0	0	10	13	18.00	3.000
65 Arturo Lopez, L ERA: 2.13	(5, 1)	1.0		3	1	0	0	0	0	0	0	0	0	0	7	12	0.00	1.000
Robert Woodard, R ERA: 9.0	(6, 1)	1.0		4	1	1	1	1	0	0	0	0	0	1	13	18	9.00	1.000
68 Greg Burke, R ERA: 3.65	(7, 1)	1.0		4	0	0	0	0	1	0	0	0	0	0	12	19	0.00	1.000

PITCHER		IP	WLS	BF	H	R	ER	SO	BB	IBB	HBP	BLK	WP	HR	S	P	ERA	WHIP
64 Edwin Moreno, R ERA: 0.61	(8, 1)	1.0		3	0	0	0	2	0	0	0	0	0	0	10	15	0.00	0.000
Allen Harrington, L ERA: 27.0	(9, 1)	0.2	L	5	2	2	2	0	1	0	0	0	0	0	13	20	27.00	4.500

Batter	1	2	3	4	5	6	7	8	9	AB	R	H	RBI	BB	SO	LOB
15 Rafael Furcal, S (1, 6) OBP: 0.400, SLG: 0.400	C SI 90 B SI 91 B FC 88 X FF 91 2-1 55 S 13 1B 7 1B 1B		C FF 91 B CU 77 X SI 92 1-1 ① G3		B FF 90 B FF 90 C FF 89 B FF 90 X FF 90 3-1 ① P5		C FF 91 S CU 77 B CU 78 F CU 79 X FC 88 1-2 1B		S B C X 1-2 ③ F7	5	1	2	0	0	0	2
13 Orlando Hudson, S (1, 4) OBP: 0.250, SLG: 0.250	X SI 92 0-0 55 S 7 1B 1-2 1B		C FF 92 F B F X 1-2 ② G4-3		S CH 86 C FF 91 S SL 80 0-3 ② K		B FF 92 X CH 84 1-0 ③ G4-3			4	1	1	0	0	1	1
99 Manny Ramirez, R (1, 7)	X SL 82 0-0 ① F8		B SI 94 C FF 94 C FF 94 B FF 95 B SI 88 B SI 94 4-2 16 E 16 1B BB		X SI 92 0-0 ③ G6-3			B SL 86 F FF 93 C FF 94 B SL 85 C FF 94 2-3 ① K		3	1	0	0	1	1	2
16 Andre Ethier, L (1, 9) OBP: 0.500, SLG: 0.500	B FC 85 C FC 88 X FF 92 1-1 ② F7		B CU 80 B FC 88 F FC 88 S CH 86 1 SAFE B SI 93 X CH 86 3-2 1-H 1B			C FC 86 B CU 76 F SI 91 F SL 80 B SI 92 F CU 75 B SI 92 C FC 86 3-3 ① K		F FS 88 F FF 95 F SL 83 B SL 84 B FF 93 F FF 95 F FS 89 B FS 90 F FF 95 3-2 X SL 86 55 G6-4-3 1B		4	0	2	1	0	1	2
55 Russell Martin, R (1, 2)	C SL 82 B FF 93 B FC 88 B CH 85 B SL 83 4-1 7 1B 1-2 2-3 BB		B SI 93 C SL 82 C SI 93 C SL 82 1-3 ③ K			C SL 80 B SI 92 F FF 92 S CU 78 1-3 ② K		B SL 81 X SL 82 1-0 ②③ G6-4-3 1-2f		3	0	0	0	1	2	2
7 James Loney, L (1, 3) OBP: 0.750, SLG: 0.750	C FF 93 F FF 93 B FF 94 X FF 94 1-2 ③ 1-3 2-H 3-H 1B			B B FF 89 C FF 89 X FF 90 2-1 23 S 1B		C CU 78 X FF 93 0-1 ③ F8			C FF 92 C CH 79 F SL 86 X SI 93 0-2 27 BB 1B	4	0	3	2	0	0	0
27 Matt Kemp, R (1, 8) OBP: 0.500, SLG: 1.333		C SI 92 F FF 87 S SL 81 0-3 ① K		B SL 81 C SL 81 X SL 82 1-1 ① F9			B SL 80 B SL 80 B FF 91 C FF 90 X FF 91 3-1 HR		B SL 85 F FF 92 B SL 85 B SL 82 S SI 92 B SI 92 4-2 1-2 BB	3	1	1	1	1	1	1
23 Casey Blake, R (1, 5)		S SI 92 S SI 93 X SI 94 0-2 ② F9		B SI 91 C SL 81 C FF 92 S SL 80 1-3 ② K 1-2			B SI 91 F SI 90 F SL 80 C CU 78 1-3 ① K		L SI 92 L FF 91 S SL 87 0-3 ① K	4	0	0	0	0	3	3
18 Hiroki Kuroda, R (1, 1) 47 Cory Wade, R (6, 1) 56 Hung-Chih Kuo, L (8, 1) 26 Doug Mientkiewicz, L (9, PH) 51 Jonathan Broxton, R (9, 1)		C SI 91 C SI 93 T SL 82 0-2 ③ K		X SL 82 0-0 ③ G5-3			C SI 90 B SI 90 X FF 89 1-1 ② G1-3		C FF 91 F FF 92 F SL 86 F SL 84 C 0-3 ② K	2 1 0 1 0	0 0 0 0 0	0 0 0 0 0	0 0 0 0 0	0 0 0 0 0	1 0 0 1 0	1 0 0 2 0
Inning Stats	R: 2 E: 0 K: 0 S: 10 H: 3 LOB: 2 BB: 1 P: 18	R: 0 E: 0 K: 2 S: 9 H: 0 LOB: 0 BB: 0 P: 9	R: 1 E: 1 K: 1 S: 14 H: 1 LOB: 1 BB: 1 P: 24	R: 0 E: 0 K: 1 S: 8 H: 1 LOB: 1 BB: 0 P: 12	R: 0 E: 0 K: 1 S: 6 H: 0 LOB: 0 BB: 0 P: 9	R: 0 E: 0 K: 2 S: 10 H: 0 LOB: 0 BB: 0 P: 14	R: 1 E: 0 K: 1 S: 12 H: 2 LOB: 1 BB: 0 P: 19	R: 0 E: 0 K: 1 S: 11 H: 1 LOB: 0 BB: 0 P: 17	R: 0 E: 0 K: 2 S: 17 H: 1 LOB: 2 BB: 1 P: 22	1B: 8 2B: 0 3B: 0 HR: 1 SF: 0 SAC: 0 DP: 1 HBP: 0						

PITCHER	IP	WLS	BF	H	R	ER	SO	BB	IBB	HBP	BLK	WP	HR	S	P	ERA	WHIP
44 Jake Peavy, R (1, 1) ERA: 3.86	7.0	L	29	7	4	3	8	2	0	0	0	0	1	69	105	3.86	1.286
45 Edward Mujica, R (8, 1) ERA:	1.0		3	1	0	0	1	0	0	0	0	0	0	11	17	0.00	1.000
57 Luke Gregerson, R (9, 1) ERA:	1.0		5	1	0	0	2	1	0	0	0	0	0	17	22	0.00	2.000

PITCHER	IP	WLS	BF	H	R	ER	SO	BB	IBB	HBP	BLK	WP	HR	S	P	ERA	WHIP

TOP

Los Angeles Dodgers @ San Diego Padres

PETCO Park, San Diego, CA

Mon Apr 06 2009, 7:05 PM EDT

Att. 45,496 - Sunny - 75 F

livebaseballscorecards.com

AB	34
R	4
H	9
RBI	4
BB	3
SO	11
LOB	16

BOTTOM

Los Angeles Dodgers @ San Diego Padres

PETCO Park, San Diego, CA

Mon Apr 06 2009, 7:05 PM EDT

Att. 45,496 - Sunny - 75 F

livebaseballscorecards.com

Batter	1	2	3	4	5	6	7	8	9	AB	R	H	RBI	BB	SO	LOB
33 Jody Gerut, L (1, 8) OBP: 0.250, SLG: 0.500	X SI 90 0-0 22 SH5-3 24 G6-3 2B		C SL 85 B SI 92 D SI 90 S SL 84 B SL 83 F SI 94 F SL 85 X FS 87 3-2 ② G3-1 2-3			B SL 82 B SL 83 F SI 93 X SI 93 2-1 ② F8		B C C S 1-3 ① K		4	1	1	0	0	1	1
22 David Eckstein, R (1, 4) OBP: 0.667, SLG: 0.500	X FS 89 0-0 ① SH5-3 2-3		C SI 92 X SI 92 0-1 ③ G6-3			B SI 93 C SI 91 F SI 92 F SI 93 B SL 84 F SI 92 F SI 91 F SI 93 B SL 84 3-2 X SI 92 23 BB 24 1B 1B		B FF 91 B FF 90 B FF 93 C FF 91 C FF 92 F FF 93 F FF 93 B FF 94 4-2 23 WP BB		2	0	1	0	1	0	1
24 Brian Giles, L (1, 9) OBP: 0.250, SLG: 0.250	C CU 81 F FS 88 B B F X 2-2 ② G6-3 3-H			X SI 92 0-0 ① G6-3		C SL 83 X SI 92 0-1 23 BB 1-2 1B		B FF 94 X FF 93 1-0 ② P5		4	0	1	1	0	0	1
23 Adrián González, L (1, 3)	C SI 93 F B X 1-2 ③ F8			L SI 91 L FF 89 B FS 88 F FF 91 B SI 89 X FF 91 2-2 ② P2		D FS 88 B FF 91 F FF 92 C FS 88 B FS 88 F FF 92 D FS 88 4-2 1-2 2-3 BB		B FF 91 B FF 93 B FF 92 4-0 1-2 BB		2	0	0	0	2	0	0
5 Kevin Kouzmanoff, R (1, 5)		F B F X 1-2 ① G5-3		B SI 94 F SI 94 X SI 94 1-1 ③ F8		D CU 72 B SI 88 F SI 88 C SI 89 X SI 90 2-2 ③ G1-3		C FF 92 B FF 94 B FF 93 F FF 94 X FF 94 2-2 ③ P3		4	0	0	0	0	0	5
7 Chase Headley, S (1, 7) OBP: 0.250, SLG: 0.500		C X 0-1 ② F8			C CU 80 B FF 90 F CU 81 B FF 92 S FF 92 2-3 ① K		C SI 88 F CH 79 B SI 89 X CU 73 1-2 15 G3-1 2B		C S S 0-3 ① K	4	0	1	0	0	2	0
28 Henry Blanco, R (1, 2) 11 Drew Macias, L (9, PH)		B C SI 93 C SL 84 X SI 94 1-2 ③ G6-3			C SL 83 C SL 84 X SL 84 0-2 ② G4-3		S SI 89 B SI 90 X CU 75 1-1 ① G5-3		B FF 99 X 1-0 ② P6	3 1	0 0	0 0	0 0	0 0	0 0	1 0
15 Luis Antonio Rodriguez, S (8, 6) OBP: 0.250, SLG: 0.250			B CU 80 C SI 91 F SL 83 F SI 94 B SI 90 F SI 94 X SI 93 2-2 33 G3-1 44 SH2-4 1B		C CU 80 B FF 91 F FF 91 X SI 89 1-2 ③ G3-1		B CU 74 F FF 90 B C X 2-2 ② G3-1 2-3		B FF 98 B FF 98 C FF 99 B C S 3-3 ③ K	4	0	1	0	0	1	1
44 Jake Peavy, R (1, 1) 2 Edgar Gonzalez, R (7, PH) 45 Edward Mujica, R (8, 1) 57 Luke Gregerson, L (9, 1)			X SI 89 0-0 ① SH2-4 1-2			S SI 92 F SI 92 B FS 86 B SI 92 S SI 93 2-3 ① K		B FF 89 F SI 90 F SI 91 X SI 92 1-2 ③ F9		1 1 0 0	0 0 0 0	0 0 0 0	0 0 0 0	1 0 0 0	0 0 0 0	0 1 0 0

Inning Stats	1	2	3	4	5	6	7	8	9
R	1	0	0	0	0	0	0	0	0
H	1	0	1	0	0	2	1	0	0
E	0	0	0	0	0	0	0	0	0
LOB	0	0	1	0	0	3	1	2	0
K	0	0	0	0	1	1	0	1	2
BB	0	0	1	0	0	1	0	2	0
S	9	8	13	7	9	20	11	11	7
P	12	10	18	10	12	33	16	23	11

1B	3
2B	2
3B	0
HR	0
SF	0
SAC	2
DP	0
HBP	0
WP	1
PB	0
SB	0
CS	0
PA	35

AB	30
R	1
H	5
RBI	1
BB	3
SO	5
LOB	11

PITCHER		IP	WLS	BF	H	R	ER	SO	BB	IBB	HBP	BLK	WP	HR	S	P	ERA	WHIP
18 Hiroki Kuroda, R ERA: 1.59	(1, 1)	5.2	W	22	4	1	1	2	1	0	0	0	0	0	63	90	1.59	0.882
47 Cory Wade, R ERA:	(6, 1)	1.1	H	5	1	0	0	0	0	0	0	0	0	0	14	21	0.00	0.750
56 Hung-Chih Kuo, L ERA:	(8, 1)	1.0	H	5	0	0	0	1	2	0	0	0	1	0	11	23	0.00	2.000
51 Jonathan Broxton, R ERA:	(9, 1)	1.0	S	3	0	0	0	2	0	0	0	0	0	0	7	11	0.00	0.000

Batter	1	2	3	4	5	6	7	8	9	AB	R	H	RBI	BB	SO	LOB
15 Rafael Furcal, S (1, 6) OBP: 0.300, SLG: 0.222	L FF 86 T FF 87 F FF 88 B SL 79 C 1-3 ① K		B FF 89 T FF 88 X SL 81 1-1 ② G3		C FF 87 C SL 78 F FF 89 S SL 80 0-3 ① K		B CH 83 B FF 91 C SI 92 B FC 90 B SI 92 4-1 1-2 BB		C FF 94 T CU 81 B FF 96 S 1-3 ③ K	4	0	0	0	1	3	1
13 Orlando Hudson, S (1, 4) OBP: 0.250, SLG: 0.143	C FF 87 X FF 88 0-1 ② P6		B FF 89 X FF 88 1-0 ③ F9		B SL 78 B FF 88 F FF 87 B CH 76 B FF 88 4-1 99 F8 99 S BB		B FC 92 C CH 85 B FC 90 B SI 93 S CH 86 S CH 84 3-3 ② K			3	0	0	0	1	1	2
99 Manny Ramirez, R (1, 7) OBP: 0.250, SLG: 0.286	F FF 88 F FF 90 F FF 90 B FF 88 F FF 90 S FF 83 1-3 ③ K			X FF 87 0-0 55 2B 2B	F SL 79 1 SAFE C FF 87 X FF 87 0-2 ② F8 1-3		B FC 92 C FC 90 B FF 94 B FC 91 X CH 85 3-1 ③ P3			4	1	1	0	0	1	3
16 Andre Ethier, L (1, 9) OBP: 0.250, SLG: 0.250		B FF 87 C FF 88 F FF 90 F FF 90 X FF 80 1-2 ① F7		F FF 87 X FF 89 0-1 ① F7	B FF 88 F FF 87 B FF 89 C CH 77 X SL 79 2-2 ③ G3-1			C FF 89 S CH 79 X CH 79 0-2 ① P4		4	0	0	0	0	0	2
55 Russell Martin, R (1, 2) OBP: 0.250, SLG: 0.286		B FF 89 F FF 89 S SL 81 F SL 80 B FF 88 B FF 89 X FF 89 3-2 ② G6-3		B SL 79 C SL 79 B SL 78 X FF 88 2-1 27 1B 23 SF8 2B 2-H		C FF 86 B SL 78 X FF 88 1-1 ① F9		B SI 90 B FF 86 B SI 90 C SI 90 S FF 90 X FF 91 3-2 ② L9		4	1	1	1	0	0	0
7 James Loney, L (1, 3) OBP: 0.625, SLG: 0.571 54 Ronald Belisario, R (8, 1)		C FF 88 F CU 71 B FF 89 B FF 88 X 2-2 27 1B 1B		C FF 88 B FF 88 B SL 79 B CH 80 B FF 89 4-1 27 1B BB		B FF 88 C FF 87 X FF 87 1-1 ② F8		F FF 90 B SI 91 B CU 79 X FF 90 2-1 ③ P4		3 0	0 0	1 0	0 0	1 0	0 0	0 0
27 Matt Kemp, R (1, 8) OBP: 0.500, SLG: 0.857		X FF 88 0-0 1-2 1B		B SL 78 B SL 78 2 SAFE B FF 88 C FF 88 C FF 87 X SL 79 3-2 1-2 2-3 1B		C SL 77 B FF 88 C SL 79 F SL 78 X FF 88 1-2 ③ F8			B CU 83 F FF 94 B FF 95 C FF 94 S FF 95 2-3 ① K	4	0	2	0	0	1	0
23 Casey Blake, R (1, 5)		C FF 88 S SL 80 B SL 80 S SL 80 1-3 ③ K		C SL 78 X SL 79 0-1 ② SF8 3-H			B FF 92 B FF 91 C SI 92 B FF 92 B SI 93 4-1 15 BB BB		B FF 96 C FF 93 F FF 94 B FF 96 B CU 82 B CU 81 4-2 BB	1	0	0	1	2	1	2
43 Randy Wolf, L (1, 1) 59 Guillermo Mota, R (6, 1) 33 Blake DeWitt, L (7, PH) 43 Will Ohman, L (7, 1) 26 Doug Mientkiewicz, L (8, 3)			B FF 88 C FF 87 C FF 88 F SL 79 S SL 80 1-3 ① K	C FF 87 F FF 87 B SL 80 X FF 88 1-2 ③ G1-3			B SI 92 C CH 83 B CH 84 F CH 83 B SL 82 X CH 84 3-2 ① P3		C FF 93 F FF 93 B FF 95 F CU 81 C FF 94 1-3 ② K	2 0 1 0 1	0 0 0 0 0	0 0 0 0 0	0 0 0 0 0	0 0 0 0 0	1 0 0 0 1	2 0 1 0 1

TOP

Los Angeles Dodgers @ San Diego Padres

PETCO Park, San Diego, CA

Tue Apr 07 2009, 10:05 PM EDT

Att. 20,035 - Clear - 63 F

livebaseballscorecards.com

AB	31
R	2
H	5
RBI	2
BB	5
SO	9
LOB	14

Inning Stats	1	2	3	4	5	6	7	8	9
	R: 0 H: 0 E: 0 LOB: 0 K: 2 BB: 0 S: 11 P: 13	R: 0 H: 2 E: 0 LOB: 2 K: 1 BB: 0 S: 15 P: 22	R: 0 H: 0 E: 0 LOB: 0 K: 1 BB: 0 S: 7 P: 10	R: 2 H: 3 E: 0 LOB: 2 K: 0 BB: 1 S: 14 P: 24	R: 0 H: 0 E: 0 LOB: 1 K: 1 BB: 1 S: 11 P: 17	R: 0 H: 0 E: 0 LOB: 0 K: 0 BB: 0 S: 8 P: 11	R: 0 H: 0 E: 0 LOB: 2 K: 1 BB: 2 S: 10 P: 27	R: 0 H: 0 E: 0 LOB: 0 K: 0 BB: 0 S: 8 P: 13	R: 0 H: 0 E: 0 LOB: 1 K: 3 BB: 1 S: 12 P: 20

| | | |

Los Angeles Dodgers @ San Diego Padres

PETCO Park, San Diego, CA

Tue Apr 07 2009, 10:05 PM EDT

Att. 20,035 - Clear - 63 F

livebaseballscorecards.com

BOTTOM

Batter	1	2	3	4	5	6	7	8	9	AB	R	H	RBI	BB	SO	LOB
22 David Eckstein, R (1, 4) OBP: 0.286, SLG: 0.167	C SI 87 X SI 90 0-1 ① F8		C FF 87 B SL 78 B SL 81 X FF 88 2-1 ① F7		B FF 86 C FF 86 X FF 88 1-1 ② F9		B FF 90 C SI 89 X FF 90 1-1 ① F9			4	0	0	0	0	0	1
24 Brian Giles, L (1, 9) OBP: 0.250, SLG: 0.143	B FF 89 B FF 90 B FF 89 C FF 90 F FF 90 C FF 90 3-3 ② K		B FF 90 B FF 90 C FF 89 C CH 80 B CU 71 B FF 90 4-2 23 BB 1-2 BB		B CU 67 B FF 88 F FF 88 C FF 90 F CU 68 X 2-2 ③ G2-3		B FF 91 B FF 91 B FF 91 X FF 91 3-0 ② F7			3	0	0	0	1	1	0
23 Adrián González, L (1, 3) OBP: 0.500, SLG: 0.200	C FF 90 T FF 90 F FF 91 S FF 91 0-3 ③ K		B FF 90 B SL 80 F FF 91 B FF 91 B FF 90 4-1 1-2 2-3 BB			S FF 88 B SI 86 S FF 89 B FF 89 F FF 90 B FF 90 X FF 90 3-2 5 1B 7 2B 1B	C FF 92 B FF 91 S FF 92 F FF 91 F SL 82 F FF 92 B SL 82 X FF 92 2-2 ③ L7			3	1	1	0	1	1	0
5 Kevin Kouzmanoff, R (1, 5) OBP: 0.250, SLG: 0.500		B SI 87 X SI 88 1-0 12 2B 3B	B SL 80 C FF 91 F SL 82 F FF 90 S FF 91 1-3 ② K			B SI 88 X 1-0 1-2 7 2B 1B		C SI 93 B SI 95 X SI 94 1-1 ① G6-3		4	2	2	0	0	1	3
7 Chase Headley, S (1, 7) OBP: 0.250, SLG: 0.500		F SI 90 X CU 68 0-1 ① L5	X CH 79 0-0 ③ G6-3			C CH 78 X SL 80 0-1 12 P4 15 SF9 1-H 2-H 2B		C SI 95 B SI 95 S SL 84 F SI 96 B SL 85 B SI 94 T SI 94 3-2 ② K		4	1	1	2	0	1	4
12 Scott Hairston, R (1, 8) OBP: 0.333, SLG: 0.667 46 Edwin Moreno, R (7, 1) 50 Duaner Sanchez, R (8, 1) 2 Edgar Gonzalez, R (8, PH) 21 Heath Bell, R (9, 1)		X CU 68 0-0 15 G4-3-5 3-H 2B	C FF 87 B SL 79 B CH 76 F FF 88 B SI 89 X CH 78 3-2 ① F9			C SI 89 B CU 69 L SI 88 F SI 90 X FF 89 1-2 ① P4 2-3		X SI 96 0-0 ③ F8		3 0 1 1 0 0 1 0 0 0 0 0 0 0 0 0 0 0 0 0 0 1 0 0 0 0 0 0 0 0 0 0 0 0 0						
4 Nick Hundley, R (1, 2)		S FF 90 F FF 91 B FF 90 D CU 69 B FF 91 B FF 91 4-2 15 G4-3-5 BB	C SI 88 B CU 68 B CU 66 B SI 88 X SI 88 3-1 ② P3			F SI 94 B CH 87 F CH 85 B SI 95 B SI 95 B SI 94 4-2 BB				1	0	0	0	2	0	0
15 Luis Antonio Rodriguez, S (8, 6) OBP: 0.143, SLG: 0.167		B SL 79 F SI 87 X SL 79 1-1 ② ③ G4-3-5 1-2 2-Hf	X SI 88 0-0 ③ G6-3			S CH 85 B SI 94 B SI 94 F SI 94 X CH 84 2-2 ② SF9 3-H				2	0	0	1	0	0	2
32 Chris Young, R (1, 1) OBP: 0.500, SLG: 0.500 33 Jody Gerut, L (6, PH) OBP: 0.200, SLG: 0.400 (7, 8)			X SI 88 0-0 23 BB 24 BB 1B		C FF 86 X SI 87 0-1 ① L9	X CH 85 0-0 ③ F9				2 0 1 0 0 0 0 1 0 0 0 0 0 1						

	AB	28
	R	4
	H	6
	RBI	4
	BB	4
	SO	4
	LOB	12

Inning Stats																																
	R: 0 E: 0 K: 2 S: 9	H: 0 LOB: 0 BB: 0 P: 12		R: 1 E: 0 K: 0 S: 8	H: 2 LOB: 1 BB: 1 P: 14		R: 0 E: 0 K: 1 S: 11	H: 1 LOB: 3 BB: 2 P: 22		R: 0 E: 0 K: 0 S: 6	H: 0 LOB: 0 BB: 0 P: 12		R: 0 E: 0 K: 0 S: 8	H: 0 LOB: 0 BB: 0 P: 11		R: 3 E: 0 K: 0 S: 17	H: 3 LOB: 1 BB: 1 P: 28		R: 0 E: 0 K: 0 S: 9	H: 0 LOB: 0 BB: 0 P: 15		R: 0 E: 0 K: 1 S: 7	H: 0 LOB: 0 BB: 0 P: 11		1B: 3 2B: 3 3B: 1 HR: 0	SF: 1 SAC: 0 DP: 1 HBP: 0		WP: 0 PB: 0 SB: 0 CS: 0	PA: 33

PITCHER		IP	WLS	BF	H	R	ER	SO	BB	IBB	HBP	BLK	WP	HR	S	P	ERA	WHIP
43 Randy Wolf, L ERA: 6.75	(1, 1)	5.1	L	24	6	4	4	3	3	0	0	0	0	0	53	87	6.75	1.688
59 Guillermo Mota, R ERA:	(6, 1)	0.2		3	0	0	0	0	1	0	0	0	0	0	6	12	0.00	1.500
43 Will Ohman, L ERA:	(7, 1)	1.0		3	0	0	0	0	0	0	0	0	0	0	9	15	0.00	0.000
54 Ronald Belisario, R ERA:	(8, 1)	1.0		3	0	0	0	1	0	0	0	0	0	0	7	11	0.00	0.000

PITCHER	IP	WLS	BF	H	R	ER	SO	BB	IBB	HBP	BLK	WP	HR	S	P	ERA	WHIP

Los Angeles Dodgers @ San Diego Padres

PETCO Park, San Diego, CA

Wed Apr 08 2009, 10:05 PM EDT

Att. 31,700 - Partly Cloudy - 62 F

livebaseballscorecards.com

Batter	1	2	3	4	5	6	7	8	9	AB	R	H	RBI	BB	SO	LOB
15 Rafael Furcal, S (1, 6) OBP: 0.333, SLG: 0.357	B FF 88 X FF 89 1-0 13 G6-3 99 G6-3 2B	B SL 83 F CH 81 B CU 74 B SL 82 X SL 82 3-1 ③ F8		D SL 83 S SL 82 C CH 81 X CU 76 1-2 ③ FC6 1-2f			C FS 87 B FS 89 T FF 94 X FS 88 1-2 13 1B 99 2B 1B	S CH 78 B SL 81 X CH 78 1-1 ② G6-3 1-3		5	2	2	0	0	0	3
13 Orlando Hudson, S (1, 4) OBP: 0.308, SLG: 0.250	B FF 89 X CH 83 1-0 ① G6-3 2-3		B FF 88 C CU 72 X 1-1 16 FC4-6 99 1B 1B		C FF 88 C FF 89 X SL 84 0-2 ① G1-3		1 SAFE X FF 91 0-0 99 2B 1-2 1B	B CH 77 X FF 91 1-0 ③ L9		5	1	2	0	0	0	2
99 Manny Ramirez, R (1, 7) OBP: 0.385, SLG: 0.455	B CU 78 F FF 91 X CU 78 1-1 ② G6-3 3-H		B FF 89 S CH 80 1 SAFE X FF 89 1-1 16 FC4-6 1-2 1B		S FF 89 F CH 79 B SL 82 F B B D 4-2 16 G3-6 BB		B FF 94 2 SAFE C SL 83 X FF 94 1-1 7 1B 1-H 2-H 2B		B FF 95 X FF 95 1-0 ① G6-3	4	1	2	3	1	0	0
16 Andre Ethier, L (1, 9) OBP: 0.385, SLG: 0.200	B FF 89 B CH 81 C SL 84 B CU 76 C SL 82 B SL 84 4-2 BB		B CH 80 C FF 90 B FF 84 F FF 90 F X 2-2 ① FC4-6 1-2f 2-3		B CH 80 D SL 81 X SL 81 2-0 ②③ G3-6 1-2f		I IN 74 I IN 77 I IN 77 I 4-0 7 1B IBB		B FF 96 B FF 96 B FF 95 B FF 93 4-0 7 S BB	2	0	0	0	3	0	3
55 Russell Martin, R (1, 2) OBP: 0.231, SLG: 0.182	B FF 89 C SL 84 B SL 84 X 2-1 ③ P3		C SL 84 F FF 90 D CU 77 B CU 74 S SL 84 2-3 ② K			B SL 83 C FF 94 F FF 93 B FS 88 B SL 85 B FF 95 4-2 7 CS BB	C FF 87 C FF 86 B SL 80 S SL 81 1-3 ② K		B FF 95 C FF 95 F FF 96 S CH 86 1-3 ② K	4	0	0	0	1	3	6
7 James Loney, L (1, 3) OBP: 0.538, SLG: 0.500		B CH 82 C SL 83 F FF 90 B CU 74 X CH 81 2-2 ① F8	X CH 81 0-0 ③ P5			C FF 85 B FS 88 B FF 93 B SI 94 C FF 95 X FF 96 3-2 ① 1-2 1B	C FF 87 X SL 82 0-1 1-3 2-H 1B		B FF 96 C FF 92 B FF 95 X FF 94 2-1 ③ G4-3 1-2	5	0	2	1	0	0	3
27 Matt Kemp, R (1, 8) OBP: 0.417, SLG: 0.636		B FF 85 S SL 83 C FF 90 B CU 77 F SL 84 B FF 90 X SL 83 3-2 ② F9		F SL 84 B CU 73 B SI 86 X SL 83 2-1 23 G5-4-3 1B		B SL 83 B SL 82 F FF 94 F FF 95 C 2-3 ② K	B SI 87 F CH 80 B X 2-1 ③ L1			4	0	1	0	0	1	3
23 Casey Blake, R (1, 5) OBP: 0.250, SLG: 0.444		B FF 90 B FF 90 X FF 89 2-0 HR		C FF 89 B SL 83 1 SAFE T SL 83 X CU 73 1-2 ①② G5-4-3 1-2f		B SL 84 B FF 95 C SL 83 X FF 94 2-1 ③ F7		C SI 91 F SL 84 B SL 84 X SL 83 1-2 ① P4		4	1	1	1	0	0	2
58 Chad Billingsley, R (1, 1) 9 Juan Pierre, L (7, PH) 47 Cory Wade, R (7, 1) 5 Mark Loretta, R (8, PH) 56 Hung-Chih Kuo, L (8, 1) 51 Jonathan Broxton, R (9, 1)		S FF 90 S FF 86 B SI 87 B SL 84 B FF 90 B FF 91 4-2 BB		B FF 91 C FF 90 F SL 84 F SL 85 B CU 74 B FF 89 F FF 89 F FF 88 B FF 89 4-2 15 FC6 BB			B FF 93 B FF 93 C FF 93 X 2-1 ① G4-3	F SI 91 S SL 84 B SL 85 B SL 84 B FF 91 B FF 92 4-2 15 G6-3 15 WP BB		0 1 0 0 0 0 0	0 0 0 0 0 0 0	0 0 0 0 1 0 0	2 0 0 0 0 0 0	0 0 0 0 0 0 0	0 0 0 0 0 0 0
Inning Stats	R: 1 E: 0 K: 0 S: 8 H: 1 LOB: 1 BB: 1 P: 17	R: 1 E: 0 K: 0 S: 12 H: 1 LOB: 1 BB: 1 P: 26	R: 0 E: 0 K: 1 S: 12 H: 2 LOB: 2 BB: 0 P: 18	R: 0 E: 0 K: 0 S: 13 H: 1 LOB: 1 BB: 1 P: 21	R: 0 E: 0 K: 0 S: 7 H: 0 LOB: 0 BB: 1 P: 13	R: 0 E: 0 K: 1 S: 10 H: 1 LOB: 1 BB: 1 P: 21	R: 3 E: 0 K: 1 S: 15 H: 4 LOB: 2 BB: 1 P: 26	R: 0 E: 0 K: 0 S: 8 H: 0 LOB: 1 BB: 1 P: 15	R: 0 E: 0 K: 1 S: 6 H: 0 LOB: 1 BB: 1 P: 14	1B: 7 2B: 2 3B: 0 HR: 1	SF: 0 SAC: 0 DP: 2 HBP: 0					

TOP		
AB	34	
R	5	
H	10	
RBI	5	
BB	8	
SO	4	
LOB	22	

WP: 1 PA: 42
PB: 0
SB: 1
CS: 1

PITCHER		IP	WLS	BF	H	R	ER	SO	BB	IBB	HBP	BLK	WP	HR	S	P	ERA	WHIP
27 Walter Silva, R ERA: 3.6	(1, 1)	5.0		22	5	2	2	1	4	0	0	0	0	1	52	95	3.60	1.800
45 Edward Mujica, R ERA: 11.57	(6, 1)	1.1	L	9	4	3	3	1	1	1	0	0	0	0	18	37	20.25	3.750
43 Cla Meredith, R ERA:	(7, 1)	0.2		3	1	0	0	1	0	0	0	0	0	0	7	10	0.00	1.500
57 Luke Gregerson, R ERA:	(8, 1)	1.0		4	0	0	0	0	1	0	0	0	1	0	8	15	0.00	1.000
58 Frankie De La Cruz, R ERA:	(9, 1)	1.0		4	0	0	0	1	1	0	0	0	0	0	6	14	0.00	1.000

PITCHER		IP	WLS	BF	H	R	ER	SO	BB	IBB	HBP	BLK	WP	HR	S	P	ERA	WHIP

BOTTOM

Los Angeles Dodgers @ San Diego Padres

PETCO Park, San Diego, CA

Wed Apr 08 2009, 10:05 PM EDT

Att. 31,700 - Partly Cloudy - 62 F

livebaseballscorecards.com

Batter	1	2	3	4	5	6	7	8	9	AB	R	H	RBI	BB	SO	LOB
33 Jody Gerut, L (1, 8) OBP: 0.111, SLG: 0.222	B SI 92 S FF 93 C SI 93 B FF 95 X FF 94 2-2 G4-3 ①		B FF 92 B FF 92 F FC 90 F FF 90 B FF 95 F FC 90 S 3-3 K ②		X FF 91 0-0 FC3-6 22 SF8-3-4 ① 1-2f 2-3 3-H			B FF 93 C FF 92 B FF 94 C FF 95 T FF 96 2-2 K ①		4	0	0	1	0	2	2
22 David Eckstein, R (1, 4) OBP: 0.182, SLG: 0.111	C FF 91 B SI 91 F FF 92 F FC 90 F FF 95 B FF 95 F FF 95 F FF 95 F FC 87 2-2 F9 ② X		B FF 92 C FC 90 X FF 94 1-1 L3 ③		X 0-0 SF8-3-4 ②③ 1-2 3-H			C FF 93 F FF 95 B FF 95 X SL 80 1-2 G6-3 ②		3	0	0	1	0	0	0
24 Brian Giles, L (1, 9) OBP: 0.250, SLG: 0.182	B SI 94 X FF 90 1-0 23 BB 1B			C SL 76 B FF 93 C SL 79 C SL 81 1-3 K ①		C SL 78 B FF 92 B SI 92 X FF 89 2-1 G4-3 ①		X FF 95 0-0 G5-3 ③		4	0	1	0	0	1	0
23 Adrián González, L (1, 3) OBP: 0.500, SLG: 0.250	B FF 93 S FF 92 B FF 91 F SI 94 F FF 91 B FC 87 F FF 92 B 4-2 1-2 BB ③			B FF 93 B FC 91 X FC 89 2-0 1B		C FC 88 C FF 94 B FC 90 X 1-2 F8 ②			X FF 98 0-0 B1-3 ①	3	0	1	0	1	0	0
5 Kevin Kouzmanoff, R (1, 5) OBP: 0.167, SLG: 0.333	C FF 94 F FF 93 B FF 94 S FC 91 1-3 K ③			B SI 91 X 1-0 L8 ②		B FF 92 F FF 90 X FC 89 1-1 P6 ③			C FF 97 B FF 98 F FF 98 S FF 98 1-3 K ②	4	0	0	0	0	2	3
7 Chase Headley, S (1, 7) OBP: 0.167, SLG: 0.333		C SI 92 B FF 90 X 1-1 G5-3 ①		B FF 90 S FF 90 F SL 81 X FF 92 1-2 F8 ③			C FF 88 F CH 78 B SI 89 S SI 89 1-3 K ①		S FF 98 F FF 98 B FF 100 C FF 98 1-3 K ③	4	0	0	0	0	2	1
28 Henry Blanco, R (1, 2)		S FF 93 X FF 93 0-1 F8 ②	B FF 93 B SI 92 B FF 91 B 4-0 15 BB 1 BB 33 FC3-6 BB				X SI 89 0-0 P4 ②			2	1	0	0	1	0	0
1 Everth Cabrera, S (1, 6) OBP: 0.667, SLG: 1.000		C FF 95 B SL 79 B FF 93 F FF 94 X FF 95 2-2 G4-3 ③	B SL 79 B FF 93 B FF 91 C FF 94 C FF 93 F FF 92 B FF 94 4-2 33 FC3-6 15 BB 22 SF8-3-4 1-2 BB				C FF 89 B CH 89 B SI 90 X SI 89 2-1 2 WP 2B			2	1	1	0	1	0	0
27 Walter Silva, R (1, 1) 15 Luis Antonio Rodriguez, S (5, PH) OBP: 0.250, SLG: 0.167 45 Edward Mujica, R (6, 1) 43 Cla Meredith, R (7, 1) 2 Edgar Gonzalez, R (7, PH) 57 Luke Gregerson, L (8, 1) 58 Frankie De La Cruz, R (9, 1)			C FF 92 S FF 94 S SL 80 0-3 K2-3 ①		B FF 93 B FF 92 L FF 93 B FF 93 B 4-1 33 FC3-6 1-2 2-3 BB		F FF 89 B CU 75 D CU 75 X SI 90 2-1 F8 ③ 2-3			1 0 0 0 1 0 0	0 0 0 0 0 0 0	0 0 0 0 0 0 0	0 1 0 0 0 0 0	0 0 0 0 0 0 0	1 0 0 0 0 0 0	0 0 0 0 1 0 0
Inning Stats	R: 0 E: 0 K: 1 S: 19 H: 1 LOB: 2 BB: 1 P: 29	R: 0 E: 0 K: 0 S: 7 H: 0 LOB: 0 BB: 0 P: 10	R: 0 E: 0 K: 2 S: 9 H: 0 LOB: 0 BB: 0 P: 13	R: 0 E: 0 K: 1 S: 8 H: 1 LOB: 1 BB: 0 P: 13	R: 2 E: 0 K: 0 S: 6 H: 0 LOB: 0 BB: 3 P: 18	R: 0 E: 0 K: 0 S: 7 H: 0 LOB: 0 BB: 0 P: 11	R: 0 E: 0 K: 1 S: 8 H: 1 LOB: 1 BB: 0 P: 13	R: 0 E: 0 K: 1 S: 7 H: 0 LOB: 0 BB: 0 P: 10	R: 0 E: 0 K: 2 S: 7 H: 0 LOB: 0 BB: 0 P: 9	1B: 2 2B: 2 3B: 0 HR: 0	SF: 1 SAC: 0 DP: 1 HBP: 0						

	AB	28
	R	2
	H	3
	RBI	2
	BB	4
	SO	8
	LOB	7

WP: 1 PB: 0 SB: 0 CS: 0 PA: 33

PITCHER		IP	WLS	BF	H	R	ER	SO	BB	IBB	HBP	BLK	WP	HR	S	P	ERA	WHIP
58 Chad Billingsley, R ERA: 3.0	(1, 1)	6.0	W	23	2	2	2	4	4	0	0	0	0	0	56	94	3.00	1.000
47 Cory Wade, R ERA:	(7, 1)	1.0	H	4	1	0	0	1	0	0	0	0	1	0	8	13	0.00	1.000
56 Hung-Chih Kuo, L ERA:	(8, 1)	1.0	H	3	0	0	0	1	0	0	0	0	0	0	7	10	0.00	0.000
51 Jonathan Broxton, R ERA:	(9, 1)	1.0	S	3	0	0	0	2	0	0	0	0	0	0	7	9	0.00	0.000

PITCHER	IP	WLS	BF	H	R	ER	SO	BB	IBB	HBP	BLK	WP	HR	S	P	ERA	WHIP

Batter	1	2	3	4	5	6	7	8	9	AB	R	H	RBI	BB	SO	LOB
33 Blake DeWitt, L (1, 6) 43 Will Ohman, L (8, 1) 47 Cory Wade, R (8, 1) 59 Guillermo Mota, R (8, 1)	C CH 90 B SI 92 C SL 84 F CH 84 X CU 76 1-2 G4-3		B SL 85 D CH 83 C CH 91 F CH 90 B SI 91 B CH 90 4-2 16 BB 13 G4-1 1-2 BB		C CH 90 B SL 86 C SL 86 T SL 85 1-2 K		B SI 92 X SI 92 1-0 P6	B SI 86 F SI 87 X SI 87 1-1 G4-3		4 0 0 0	0 0 0 0	0 0 0 0	0 0 0 0	1 0 0 0	1 0 0 0	2 0 0 0
13 Orlando Hudson, S (1, 4) OBP: 0.333, SLG: 0.412	B CH 91 F CH 91 B SL 85 B CH 89 F CH 91 X CH 91 3-2 G4-3		C CH 90 B CH 84 B CH 89 X CH 91 2-1 G4-1 1-2 2-3		X CH 84 0-0 G3		C FF 92 B FC 90 S CH 84 B CH 87 B FF 90 X FF 92 3-2 16 HBP 99 S 1B		B FF 94 C FF 94 C FF 95 B FF 95 F FF 95 B FF 95 X FF 93 3-2 3B	5	0	2	0	0	0	2
99 Manny Ramirez, R (1, 7) OBP: 0.389, SLG: 0.357	B FC 91 B CH 91 F SL 85 X CH 91 2-1 P3		T CH 92 B FF 92 D CH 85 F CH 90 F CH 94 B FF 93 B CH 85 4-2 16 BB BB			C CU 76 F CH 90 X CH 85 0-2 F8	B FF 92 B FC 89 C SL 83 B FF 90 I IN 68 4-1 16 HBP 1-2 IBB		C F FF 96 B FF 96 X 1-2 G6-3	3	0	0	0	2	0	1
16 Andre Ethier, L (1, 9) OBP: 0.556, SLG: 0.333		C CH 88 C SL 83 X SL 82 0-2 7 BB 1B	B SI 92 B CH 92 B CH 91 C CH 92 B CH 91 4-1 55 FC6-4 1-2 2-3 3-H BB			X CH 83 0-0 7 G4-3 55 1B 27 1B 1B	B FF 91 F CH 84 F CH 83 B SI 92 H FC 90 3-2 1-2 2-3 HBP		B SI 96 B CH 85 C S CU 82 F B FF 95 B CU 83 4-2 55 G4-6-3 BB	2	1	2	1	2	0	0
55 Russell Martin, R (1, 2) OBP: 0.222, SLG: 0.188		C CH 90 B SL 86 X SL 85 1-1 F8	F SL 86 X SL 86 0-1 FC6-4 1-2f			1 SAFE B CH 80 C SL 86 X SL 87 1-1 7 G4-3 27 1B 1-2 1B	C SI 92 C FC 90 B FF 92 F CH 84 B FF 92 X CH 85 2-2 G4-3		C F X FF 96 0-2 G4-6-3 1-2f	5	1	1	0	0	0	9
7 James Loney, L (1, 3) OBP: 0.471, SLG: 0.400		B SL 84 B SI 90 1 SAFE B CH 90 B CH 90 4-0 27 G6-4-3 1-2 BB	C SI 90 B CU 76 X CU 75 1-1 G3-1			B SL 84 C SL 86 B CH 89 F CH 91 X CH 82 2-2 G4-3 1-2 2-3		B SI 87 B SI 87 C SI 87 B SI 86 X SI 86 3-1 G4-3	3	0	0	0	1	0	2
27 Matt Kemp, R (1, 8) OBP: 0.438, SLG: 0.600		X CH 91 0-0 G6-4-3 1-2f	B CH 91 C CH 85 F CH 85 B CU 76 F CH 91 C CH 92 2-3 K			B SL 87 B SL 86 S SL 86 C CH 92 B CU 77 X SL 85 3-2 2-H 3-H 1B		B FF 88 F SI 87 S SL 80 B SL 80 X SI 86 2-2 23 G5-3 1B	4	0	2	2	0	1	2
23 Casey Blake, R (1, 5) OBP: 0.188, SLG: 0.308			C CH 90 C CH 91 B SL 87 B CU 77 S SL 86 2-3 K	C SL 87 S CU 77 C CH 92 0-3 K		S FC 90 D CU 75 F CH 91 1 SAFE S FF 89 1-3 K		F SI 86 X SI 85 0-1 G5-3 1-2	4	0	0	0	0	3	2
22 Clayton Kershaw, L (1, 1) OBP: 0.500, SLG: 0.500 54 Ronald Belisario, R (6, 1) 15 Rafael Furcal, S (8, PH) OBP: 0.375, SLG: 0.357 (8, 6)			X CH 90 0-0 13 G4-1 33 BB 16 BB 1B		C CH 91 B SL 85 X SL 85 1-1 G1-3		C SI 92 B FF 93 B C SI 93 S SI 92 2-3 K	B SL 80 B SI 86 I IN 66 I IN 65 4-0 IBB		2 1 0	1 0 0	1 0 0	0 0 0	0 1 1	0 0 0	0 0 0
Inning Stats	R: 0 E: 0 K: 0 S: 9 H: 0 LOB: 0 BB: 0 P: 15	R: 0 E: 0 K: 0 S: 6 H: 1 LOB: 1 BB: 1 P: 11	R: 1 E: 0 K: 1 S: 14 H: 1 LOB: 3 BB: 3 P: 30	R: 0 E: 0 K: 2 S: 9 H: 0 LOB: 0 BB: 0 P: 12	R: 0 E: 0 K: 1 S: 6 H: 0 LOB: 0 BB: 0 P: 8	R: 2 E: 0 K: 1 S: 15 H: 3 LOB: 1 BB: 0 P: 22	R: 0 E: 0 K: 1 S: 14 H: 1 LOB: 3 BB: 1 P: 29	R: 0 E: 0 K: 0 S: 9 H: 1 LOB: 2 BB: 1 P: 19	R: 0 E: 0 K: 0 S: 13 H: 1 LOB: 1 BB: 1 P: 21	1B: 7 2B: 0 3B: 1 HR: 0 SF: 0 SAC: 0 DP: 2 HBP: 1						

PITCHER		IP	WLS	BF	H	R	ER	SO	BB	IBB	HBP	BLK	WP	HR	S	P	ERA	WHIP
29 Kevin Correia, R ERA: 4.5	(1, 1)	6.0		26	5	3	3	5	4	0	0	0	0	0	59	98	4.50	1.500
46 Edwin Moreno, R ERA:	(7, 1)	1.0		6	1	0	0	1	0	1	1	0	0	0	14	29	0.00	1.000
43 Cla Meredith, R ERA:	(8, 1)	1.0	W	5	1	0	0	0	0	1	0	0	0	0	9	19	0.00	1.000
21 Heath Bell, R ERA:	(9, 1)	1.0	S	4	1	0	0	0	1	0	0	0	0	0	13	21	0.00	2.000

PITCHER	IP	WLS	BF	H	R	ER	SO	BB	IBB	HBP	BLK	WP	HR	S	P	ERA	WHIP

TOP

Los Angeles Dodgers @ San Diego Padres

PETCO Park, San Diego, CA

Thu Apr 09 2009, 3:35 PM EDT

Att. 29,710 - Partly Cloudy - 68 F

livebaseballscorecards.com

AB	33
R	3
H	8
RBI	3
BB	7
SO	6
LOB	20

PA: 41

WP: 0
PB: 0
SB: 1
CS: 0

BOTTOM

Los Angeles Dodgers @ San Diego Padres

PETCO Park, San Diego, CA

Thu Apr 09 2009, 3:35 PM EDT

Att. 29,710 - Partly Cloudy - 68 F

livebaseballscorecards.com

Batter	1	2	3	4	5	6	7	8	9	AB	R	H	RBI	BB	SO	LOB
12 Scott Hairston, R (1, 8) OBP: 0.143, SLG: 0.286 43 Cla Meredith, R (8, 1) Drew Macias, L (8, PH) 21 Heath Bell, R (9, 1)	C FF 94 S FF 95 F CU 73 B B F FF 96 B X 3-2 ① P4		C FF 93 B CU 72 X CH 82 1-1 ① P5		F FF 94 D CH 83 F FF 94 B C 2-3 ② K		C SI 93 F SI 94 B SI 96 S SL 85 1-3 ② K	S CH 85 B CH 84 F SI 94 F CH 84 X CH 84 1-2 ③ G4-3		4 0 1 0	0 0 0 0	0 0 0 0	0 0 0 0	0 0 0 0	2 0 0 0	3 0 2 0
22 David Eckstein, R (1, 4) OBP: 0.267, SLG: 0.308	B FF 95 B FF 93 C FF 93 C FF 95 B FF 95 F FF 95 T 3-2 ② K		B FF 92 F FF 91 B FF 94 F FF 93 F CH 81 F CH 85 F F F CH 83 3-2 F B F X 2B		B C X CH 84 1-1 2-H 1B		C SI 93 X SI 94 0-1 ③ FC4-6 1-2f			4	0	2	1	0	1	2
24 Brian Giles, L (1, 9) OBP: 0.250, SLG: 0.143	B FF 95 F FF 96 F FF 96 B CU 74 B CU 74 B 4-2 BB		B CU 73 X FF 96 1-0 ② G6-3		C CU 73 1 SAFE C CU 73 1 SAFE S CU 73 0-3 ③ K			C SI 91 X FF 92 0-1 ① G6-3		3	0	0	0	1	1	2
23 Adrián González, L (1, 3) OBP: 0.438, SLG: 0.500	B FF 97 S F FF 96 1 SAFE F B S 2-3 ③ K		F FF 96 S F B F FF 95 F F C CU 74 1-3 ③ K			C SI 94 S SI 97 S SI 97 0-3 ① K		C FF 92 B FF 92 F B SI 93 F SI 92 F SL 82 F SL 81 X SI 92 2-2 HR		4	1	1	1	0	3	2
7 Chase Headley, S (1, 7) OBP: 0.125, SLG: 0.250		F FF 93 X FF 94 0-1 ① G5-3		C FF 92 C CU 72 B FF 94 B CU 72 T FF 94 2-2 ① K		C SI 95 B SI 94 C SL 84 S SI 96 1-3 ② K		X FF 85 0-0 ② L3		4	0	0	0	0	2	0
2 Edgar Gonzalez, R (1, 5) OBP: 0.143, SLG: 0.429 1 Everth Cabrera, S (8, PR) OBP: 0.667, SLG: 1.000 (9, 6)		F FF 94 C FF 95 F FF 94 B FF 95 F CU 73 F FF 94 X FF 95 1-2 ② P3		X FF 94 0-0 ② P4		S SI 96 B SI 95 B SL 84 F SI 95 S SI 97 3-3 ③ K		C FF 86 F FF 88 B CU 75 F CU 73 B CU 74 B FF 89 F FF 89 X FF 90 3-2 4 1B 3B		4 0	0 1	1 0	0 0	0 0	1 0	0 0
4 Nick Hundley, R (1, 2) OBP: 0.571, SLG: 0.250		B FF 95 F FF 95 F B B B 4-2 15 BB BB		F C FF 94 B FF 94 B FF 95 X FF 94 2-2 ③ F8			C SI 94 B SI 96 C SI 94 F SL 85 X SI 94 1-2 ① L9	X SI 89 0-0 15 E 3-H 1B		3	1	1	1	1	0	0
15 Luis Antonio Rodriguez, S (1, 6) OBP: 0.500, SLG: 0.429 (9, 5)		B CH 82 B B FF 94 B 4-0 1-2 BB			C FF 92 B FF 93 B B FF 92 B FF 92 4-1 29 SH1-4 22 1B BB		B SI 95 C SI 93 B SI 88 B SI 94 C SI 93 F SI 95 B SI 95 4-2 33 1B BB	B CU 72 B SI 89 X SI 89 2-0 1-H E6 2B		1	1	1	1	3	0	0
29 Kevin Correia, R (1, 1) 46 Edwin Moreno, R (7, 1) 33 Jody Gerut, L (7, PH) OBP: 0.273, SLG: 0.300 (8, 8)		C FF 94 C FF 95 B X 1-2 ③ G3			C X FF 93 0-1 ① SH1-4 1-2		X SI 93 0-0 22 FC4-6 1-2 1B	I IN 78 I IN 79 I IN 81 I IN 78 4-0 IBB		1 0 1	0 0 0	0 0 1	0 0 0	0 0 1	0 0 0	2 0 0
Inning Stats	R: 0 E: 0 K: 2 S: 15 H: 0 LOB: 1 BB: 1 P: 27	R: 0 E: 0 K: 0 S: 13 H: 0 LOB: 2 BB: 2 P: 23	R: 0 E: 0 K: 1 S: 20 H: 1 LOB: 1 BB: 0 P: 26	R: 0 E: 0 K: 1 S: 7 H: 0 LOB: 0 BB: 0 P: 11	R: 1 E: 0 K: 2 S: 11 H: 1 LOB: 1 BB: 1 P: 18	R: 0 E: 0 K: 3 S: 9 H: 0 LOB: 0 BB: 0 P: 13	R: 0 E: 0 K: 1 S: 13 H: 1 LOB: 2 BB: 1 P: 19	R: 3 E: 1 K: 0 S: 20 H: 4 LOB: 2 BB: 1 P: 32		1B: 3 2B: 2 3B: 1 HR: 1	SF: 0 SAC: 1 DP: 0 HBP: 0		WP: 0 PB: 0 SB: 0 CS: 0	PA: 37	

	AB	30
	R	4
	H	7
	RBI	4
	BB	6
	SO	10
	LOB	13

PITCHER		IP	WLS	BF	H	R	ER	SO	BB	IBB	HBP	BLK	WP	HR	S	P	ERA	WHIP
22 Clayton Kershaw, L ERA: 1.8	(1, 1)	5.0		21	2	1	1	6	4	0	0	0	0	0	66	105	1.80	1.200
54 Ronald Belisario, R ERA:	(6, 1)	2.0	H	8	1	0	0	4	1	0	0	0	0	0	22	32	0.00	1.000
43 Will Ohman, L ERA: 6.75	(8, 1)	0.1	H	2	1	1	1	0	0	0	0	0	0	1	8	10	27.00	3.000
47 Cory Wade, R ERA: 6.75	(8, 1)	0.1	L	4	3	2	2	0	0	0	0	0	0	0	8	13	54.00	9.000
59 Guillermo Mota, R ERA:	(8, 1)	0.1		2	0	0	0	0	0	1	0	0	0	0	4	9	0.00	0.000

PITCHER		IP	WLS	BF	H	R	ER	SO	BB	IBB	HBP	BLK	WP	HR	S	P	ERA	WHIP

San Francisco Giants @ San Diego Padres

PETCO Park, San Diego, CA

Fri Apr 10 2009, 10:05 PM EDT

Att. 20,507 - Cloudy - 61 F

livebaseballscorecards.com

TOP

Batter	1	2	3	4	5	6	7	8	9	AB	R	H	RBI	BB	SO	LOB
2 Randy Winn, S (1, 9) OBP: 0.400, SLG: 0.563	C SI 90 X SI 89 0-1 ① F7		D CH 80 C SI 88 X CH 80 1-1 2-H 1B		B SL 77 C CU 74 B FF 87 F CU 75 B SI 86 X SI 89 3-2 ③ F8 1-2		C FF 93 B SL 82 D FS 87 B FF 94 F FF 93 X FF 94 3-2 ② L6		B FC 89 B FC 88 B CH 81 C SI 89 X FF 90 3-1 ② F7	5	0	1	1	0	0	3
16 Edgar Renteria, R (1, 6) OBP: 0.263, SLG: 0.235	B SI 90 C SI 91 B SL 78 C SI 90 B SI 89 F SI 90 F SI 89 S SI 90 3-3 ② K		B SI 88 C SI 87 X SI 88 1-1 ② F9			B CU 75 X SI 86 1-0 14 1B 1 1B 2B	1 SAFE 1 SAFE P PO 93 X FF 93 1-0 ③ P3		C SL 82 S FC 89 D FC 90 B CH 84 B SI 91 X FF 89 3-2 ③ G6-3 1-2	5	1	1	0	0	1	3
14 Fred Lewis, L (1, 7) OBP: 0.647, SLG: 0.583	B SI 90 S CH 82 X CH 80 1-1 ③ F7		S CH 80 B SI 89 1 SAFE 1 SAFE F SI 88 X CH 80 1-2 ③ F8			X SI 88 0-0 48 1B 1 1B 10 G3-2-3 2-3 1B		B SI 91 B CH 78 B SI 90 C SI 89 F FF 90 F FF 90 B FF 91 4-2 BB		3	0	1	0	1	0	1
1 Bengie Molina, R (1, 2) OBP: 0.353, SLG: 0.688		C SI 89 B SI 86 X CH 82 1-1 ① F9		B SL 76 X SI 89 1-0 ① G5-3		X SI 87 0-0 10 G3-2-3 48 1B 1-2 3-H 1B		D SI 88 X FF 89 1-0 ① F8		4	0	1	1	0	0	1
48 Pablo Sandoval, S (1, 5) OBP: 0.412, SLG: 0.400		F SI 89 X CH 80 0-1 ② G5-3		B CH 79 S SL 78 X SI 89 1-1 ② G6-3		B CH 80 X CH 79 1-0 10 G3-2-3 1-2 2-3 1B		D CH 79 C CU 78 F FF 91 1 SAFE S FF 90 1-3 ② K		4	0	1	0	0	1	1
10 Travis Ishikawa, L (1, 3) OBP: 0.308, SLG: 0.462		C SI 89 B SL 77 X SI 90 1-1 1B		X SI 88 0-0 ③ F7		B FF 89 F SI 89 X FF 90 1-1 ① ② G3-2-3 1-2 2-3 3-Hf		F FF 92 X CH 81 0-1 ③ F9		4	0	1	0	0	0	4
33 Aaron Rowand, R (1, 8) OBP: 0.438, SLG: 0.800		C SI 89 F CH 80 F SI 89 B SI 90 C CU 75 1-3 ③ K			B SI 86 F CU 74 X SI 89 1-1 ① G4-3	S FF 90 S SI 90 S SL 82 0-3 ③ K			C FF 91 F FC 89 X SL 80 0-2 ① F8	4	0	0	0	0	2	3
7 Emmanuel Burriss, S (1, 4) OBP: 0.375, SLG: 0.167			L SI 87 B CU 76 B CH 80 F SI 88 B SI 90 B SI 90 4-2 75 SH1-4 2 1B BB		X SI 87 0-0 2 S 1B		C FF 93 B FF 93 S FF 93 F FF 93 B FF 93 B FF 93 B FF 94 4-2 BB		B SI 92 X SI 90 1-0 5 DI 5 E 1B	2	2	2	0	2	0	0
75 Barry Zito, L (1, 1) 12 Nate Schierholtz, L (5, PH) 45 Justin Miller, R (5, 1) 8 Eugenio Velez, S (7, PH) 43 Alex Hinshaw, L (7, 1) 47 Merkin Valdez, R (8, 1) 5 Juan Uribe, R (9, PH)			M SI 90 X SI 88 0-1 ① SH1-4 1-2		S CH 80 S SI 88 C SI 87 0-3 ② K		B FF 91 B FF 92 S FF 93 1 SAFE B FF 93 X FF 93 3-1 ① F7		B FF 90 C SL 82 B SL 82 B SI 91 F SI 91 X CH 83 3-2 E6 16 DI 1-H	0 1 0 1 0 0 1	0 0 0 0 0 0 0	0 0 0 0 0 0 0	0 0 0 0 0 0 0	0 1 0 0 0 0 0	0 0 0 0 0 0 0	0 1 0 1 0 0 0
Inning Stats	R: 0 E: 0 K: 1 S: 9 H: 0 LOB: 0 BB: 0 P: 13	R: 0 E: 0 K: 1 S: 10 H: 1 LOB: 1 BB: 0 P: 13	R: 1 E: 0 K: 0 S: 11 H: 1 LOB: 1 BB: 1 P: 18	R: 0 E: 0 K: 0 S: 4 H: 0 LOB: 0 BB: 0 P: 6	R: 0 E: 0 K: 1 S: 9 H: 1 LOB: 1 BB: 0 P: 13	R: 1 E: 0 K: 1 S: 9 H: 4 LOB: 2 BB: 0 P: 12	R: 0 E: 0 K: 0 S: 10 H: 0 LOB: 1 BB: 1 P: 20	R: 0 E: 0 K: 1 S: 9 H: 0 LOB: 1 BB: 1 P: 15	R: 1 E: 1 K: 0 S: 12 H: 1 LOB: 1 BB: 0 P: 22	1B: 7 2B: 1 3B: 0 HR: 0 SF: 0 SAC: 1 DP: 1 HBP: 0						

	AB	34
	R	3
	H	8
	RBI	2
	BB	3
	SO	5
	LOB	18

	PITCHER		IP	WLS	BF	H	R	ER	SO	BB	IBB	HBP	BLK	WP	HR	S	P	ERA	WHIP
34	Shawn Hill, R	(1, 1)	5.0	W	23	7	2	2	3	1	0	0	0	0	0	47	69	3.60	1.600
	ERA: 3.6																		
57	Luke Gregerson, R	(6, 1)	1.0	H	2	0	0	0	1	0	0	0	0	0	0	5	6	0.00	0.000
	ERA:																		
45	Edward Mujica, R	(7, 1)	1.0	H	4	0	0	0	0	1	0	0	0	0	0	10	20	0.00	1.000
	ERA: 8.1																		
50	Duaner Sanchez, R	(8, 1)	1.0	H	4	0	0	0	1	1	0	0	0	0	0	9	15	0.00	1.000
	ERA:																		
46	Edwin Moreno, R	(9, 1)	1.0		5	1	1	0	0	0	0	0	0	0	0	12	22	0.00	1.000
	ERA:																		

PITCHER	IP	WLS	BF	H	R	ER	SO	BB	IBB	HBP	BLK	WP	HR	S	P	ERA	WHIP

WP: 0	PB: 0	SB: 1	CS: 0
PA: 38			

Batter	1	2	3	4	5	6	7	8	9	AB	R	H	RBI	BB	SO	LOB
12 Scott Hairston, R (1, 8) OBP: 0.333, SLG: 0.667	C SI 87 X CH 74 0-1 22 BB 24 2B 1B	C CU 72 C CU 73 F SL 77 C CH 74 0-3 ① K		F FF 86 C CU 74 F SI 88 X CU 75 0-2 ② G5-3		B CU 78 S CU 78 X CU 79 1-1 22 S 1B		B SL 82 X SL 81 1-0 1-H 2-H HR		5	2	3	3	0	1	0
22 David Eckstein, R (1, 4) OBP: 0.300, SLG: 0.353	1 SAFE B SI 86 B SI 87 B SI 86 B SI 86 4-0 24 2B 23 G5-3 1-2 BB	B SI 87 C SI 86 C CU 73 B FF 84 F FF 87 X CH 75 2-2 ② G5-3		C CH 76 B CU 74 B CH 75 B CH 74 X SI 86 3-1 24 1B 2B		1 SAFE B CU 76 C CU 76 X CU 76 1-1 ③ F7 1-2		C FF 93 X FF 95 0-1 ② G6-3		4	2	1	0	1	0	1
24 Brian Giles, L (1, 9) OBP: 0.333, SLG: 0.278	B CU 73 B FC 80 S FF 88 C FF 88 F FC 80 F SI 87 F SI 87 B CH 73 X SI 88 3-2 23 G5-3 5 1B 1-3 2-H 2B	B FF 87 C CU 72 B SI 85 B SI 86 F FF 87 B CU 74 4-2 23 1B BB		B SI 87 B FC 79 F FF 87 C CU 73 B FC 81 X CU 75 3-2 2-H 1B			B FF 92 C CU 71 B SL 83 F FF 91 B FF 92 X CU 72 3-2 ① F7	B FF 94 B FF 94 B FF 92 C FF 93 C FF 94 X FF 93 3-2 ③ F8		4	1	2	2	1	0	0
23 Adrián González, L (1, 3) OBP: 0.450, SLG: 0.467	B SI 86 S FC 79 X SL 78 1-1 G5-3 2-3 3-H	B FF 88 ① B CH 77 B FF 87 C FF 88 S CH 76 X FF 87 3-2 1-3 1B		1 SAFE B FF 88 X FC 79 1-0 ③ F7			B FF 92 B FF 92 B FF 91 B FF 91 4-0 5 FC6-4 BB			3	0	1	1	1	0	2
5 Kevin Kouzmanoff, R (1, 5) OBP: 0.188, SLG: 0.313	C SI 87 F SI 87 X FC 79 0-2 15 FC4 7 1B 3-H 1B	S CH 75 S FF 86 F FF 86 B CH 76 S FF 86 1-3 ③ K			B FF 88 X CU 79 1-0 ① G5-3		B CU 72 F FF 91 C FF 91 X FF 92 1-2 ② FC6-4 1-2f			4	0	1	1	0	1	3
7 Chase Headley, S (1, 7) OBP: 0.150, SLG: 0.250	C CH 75 X FF 87 0-1 15 FC4 1-2 1B		B SI 87 S CH 74 X FF 86 1-1 ① G5-3		C CH 80 B SI 82 F FF 87 B CU 80 B CU 80 X CU 79 3-2 ② G3		1 SAFE F FF 92 X FF 91 0-1 ③ F8			4	0	1	0	0	0	1
4 Nick Hundley, R (1, 2) OBP: 0.364, SLG: 0.125	F SI 87 B SI 86 B CU 72 C CH 75 X FC 79 2-2 ② F8		C CH 75 C CH 74 S FF 86 0-3 ② K		B CU 79 S CU 79 B FF 88 S FF 87 S CU 79 2-3 ③ K			B FF 91 X FF 91 1-0 ① G1-3		4	0	0	0	0	2	2
15 Luis Antonio Rodriguez, S (5, 6) OBP: 0.500, SLG: 0.400	B CU 74 C CH 75 B SI 88 X CH 73 2-1 FC4 1-2 2-3		X FF 87 0-0 ③ P6			B SI 86 B FF 86 B FF 87 B FF 86 4-0 57 BB		B FF 91 C FF 91 B CH 83 S FF 92 F FF 92 X CH 83 2-2 33 BB 12 HR 1B		3	1	1	0	1	0	2
34 Shawn Hill, R (1, 1) 57 Luke Gregerson, L (6, 1) 45 Edward Mujica, R (7, 1) 50 Duaner Sanchez, R (8, 1) 33 Jody Gerut, L (8, PH) OBP: 0.333, SLG: 0.300 46 Edwin Moreno, R (9, 1)	F SI 87 B CH 74 C CH 76 B CU 74 F CU 74 X CH 76 2-2 ③ P3			C SI 85 F SI 85 C SL 76 0-3 ① K		X FF 85 0-0 ①② SH5-4-1 1-3f		B FF 93 B FF 92 B FF 93 C FF 92 B FF 93 4-1 12 HR 1-2 BB		2 0 0 0 0 1 0	0 0 0 0 1 0 0	0 0 0 0 0 0 0	1 0 0 0 0 0 0	3 0 0 0 0 0 0		
Inning Stats	R: 3 E: 0 K: 0 S: 25 H: 4 LOB: 3 BB: 1 P: 39	R: 0 E: 0 K: 2 S: 17 H: 1 LOB: 2 BB: 1 P: 27	R: 0 E: 0 K: 1 S: 6 H: 0 LOB: 0 BB: 0 P: 7	R: 1 E: 0 K: 1 S: 13 H: 2 LOB: 1 BB: 0 P: 20	R: 0 E: 0 K: 1 S: 7 H: 0 LOB: 0 BB: 0 P: 13	R: 0 E: 0 K: 0 S: 5 H: 1 LOB: 1 BB: 1 P: 11	R: 0 E: 0 K: 0 S: 8 H: 0 LOB: 1 BB: 1 P: 16	R: 3 E: 0 K: 0 S: 12 H: 2 LOB: 0 BB: 1 P: 23		1B: 7 2B: 3 3B: 0 HR: 1 SF: 0 SAC: 1 DP: 1 HBP: 0						

PITCHER		IP	WLS	BF	H	R	ER	SO	BB	IBB	HBP	BLK	WP	HR	S	P	ERA	WHIP
75 Barry Zito, L ERA: 9.0	(1, 1)	4.0	L	22	7	4	4	4	2	0	0	0	0	0	61	93	9.00	2.250
45 Justin Miller, R ERA:	(5, 1)	2.0		7	1	0	0	1	1	0	0	0	0	0	12	24	0.00	1.000
43 Alex Hinshaw, L ERA: 3.38	(7, 1)	1.0		4	0	0	0	0	1	0	0	0	0	0	8	16	0.00	1.000
47 Merkin Valdez, R ERA: 9.0	(8, 1)	1.0		6	2	3	3	0	1	0	0	0	0	1	12	23	27.00	3.000

PITCHER	IP	WLS	BF	H	R	ER	SO	BB	IBB	HBP	BLK	WP	HR	S	P	ERA	WHIP

BOTTOM

San Francisco Giants @ San Diego Padres

PETCO Park, San Diego, CA

Fri Apr 10 2009, 10:05 PM EDT

Att. 20,507 - Cloudy - 61 F

livebaseballscorecards.com

AB	33
R	7
H	10
RBI	7
BB	5
SO	5
LOB	14

WP: 0	PA: 39		
PB: 0			
SB: 1			
CS: 0			

San Francisco Giants @ San Diego Padres

PETCO Park, San Diego, CA

Sat Apr 11 2009, 10:05 PM EDT

Att. 35,305 - Partly Cloudy - 63 F

livebaseballscorecards.com

TOP

Batter	1	2	3	4	5	6	7	8	9	AB	R	H	RBI	BB	SO	LOB
2 Randy Winn, S (1, 9) OBP: 0.458, SLG: 0.700	C FF 90 X FC 87 0-1 G6-3			B SI 91 X SI 92 1-0 16 1B 1 CS 2B		B FC 86 B CH 83 X FF 91 2-0 16 G6-4-3 1B			X FF 90 0-0 14 2B 2B	4	2	3	0	0	0	0
16 Edgar Renteria, R (1, 6) OBP: 0.261, SLG: 0.238	C FF 92 C SL 81 F FF 94 X CU 82 0-2 F9			X SI 93 0-0 1 CS 2-3 1B		B FC 86 1 SAFE X SI 91 1-0 G6-4-3 1-2f			C SL 80 F SI 90 B SL 80 F SL 80 S FF 92 1-3 K	4	0	1	0	0	1	2
14 Fred Lewis, L (1, 7) OBP: 0.619, SLG: 0.750	B CU 75 B FF 94 X CH 86 2-0 F7			F FF 89 F FF 92 B SI 94 D CU 79 F CU 82 F SI 92 S FC 88 2-3 K			C CU 74 X CU 74 0-1 1 SF9 3B		S SI 92 C SI 91 B SI 93 X FC 87 1-2 1 WP 2-H 2B	4	1	2	1	0	1	2
1 Bengie Molina, R (1, 2) OBP: 0.286, SLG: 0.579		C SI 91 S SI 92 X SL 80 0-2 G5-3		1 SAFE S SI 93 P PO 88 1 SAFE S SI 92 X SI 93 1-2 L4 1-2 3-H			S SL 79 X SI 92 0-1 SF9 3-H		S FF 92 C FF 94 B CU 82 S FF 94 1-3 K 2-3	3	0	0	1	0	1	2
48 Pablo Sandoval, S (1, 5) OBP: 0.333, SLG: 0.316		B SI 93 F CU 79 S SI 94 F SI 94 B CU 81 F FC 88 X SI 94 2-2 F7			F FC 87 B FF 91 X CH 84 1-1 G5-3		S FC 87 S FF 93 S FF 93 0-3 K		B FF 93 F FF 93 B FF 94 B CU 78 X FF 93 3-1 P5	4	0	0	0	0	1	1
10 Travis Ishikawa, L (1, 3) OBP: 0.250, SLG: 0.375		B SI 94 B CH 86 C FC 87 S FC 87 B CU 78 S SL 81 3-3 K			C FF 92 S SL 79 S SL 79 0-3 K		B FF 92 S FC 87 C SL 78 F CU 78 F SL 79 F SI 92 F SL 84 B SI 92 C CU 79 2-3 K			3	0	0	0	0	3	0
33 Aaron Rowand, R (1, 8) OBP: 0.421, SLG: 0.722			B SL 78 B CH 86 C SI 91 X SI 92 2-1 G4-3		C FF 91 B SL 80 X FC 86 1-1 1B			X SI 89 0-0 F9		3	0	1	0	0	0	0
7 Emmanuel Burriss, S (1, 4) OBP: 0.333, SLG: 0.143 49 Brandon Medders, R (5, 1) 43 Alex Hinshaw, L (7, 1) 59 Andres Torres, S (8, PH) 46 Bob Howry, L (8, 1)			B FF 91 X FC 87 1-0 G3		B FC 86 1 SAFE B FC 86 S FF 91 F FF 92 S CU 81 2-3 K			M CU 74 S FC 85 B CU 78 C SI 91 1-3 K		2 0 0 1 0	0 0 0 0 0	0 0 0 0 0	0 0 0 0 0	1 0 0 1 0	1 0 0 0 0
57 Jonathan Sánchez, L (1, 1) 8 Eugenio Velez, S (5, 4)			B FF 90 C FF 90 F FF 92 B CU 78 S FF 92 2-3 K			C FF 90 B CU 77 C SI 92 B CU 80 C SL 81 2-3 K		X SI 91 0-0 L8		1 2	0 0	0 0	0 0	0 0	1 1	0 0
Inning Stats	R: 0 E: 0 K: 0 S: 7 H: 0 LOB: 0 BB: 0 P: 9	R: 0 E: 0 K: 1 S: 11 H: 0 LOB: 0 BB: 0 P: 16	R: 0 E: 0 K: 1 S: 6 H: 0 LOB: 0 BB: 0 P: 11	R: 1 E: 0 K: 1 S: 11 H: 2 LOB: 0 BB: 0 P: 14	R: 0 E: 0 K: 2 S: 10 H: 1 LOB: 1 BB: 0 P: 14	R: 0 E: 0 K: 1 S: 5 H: 1 LOB: 0 BB: 0 P: 10	R: 1 E: 0 K: 2 S: 14 H: 1 LOB: 0 BB: 0 P: 16	R: 0 E: 0 K: 1 S: 5 H: 0 LOB: 0 BB: 0 P: 6	R: 1 E: 0 K: 2 S: 13 H: 2 LOB: 1 BB: 0 P: 19	1B: 3 2B: 3 3B: 1 HR: 0 SF: 1 SAC: 0 DP: 1 HBP: 0						

	AB	31
	R	3
	H	7
	RBI	2
	BB	0
	SO	11
	LOB	8

WP: 1 PB: 0 SB: 0 CS: 2 PA: 32

PITCHER		IP	WLS	BF	H	R	ER	SO	BB	IBB	HBP	BLK	WP	HR	S	P	ERA	WHIP
44 Jake Peavy, R ERA: 3.52	(1, 1)	8.1	W	30	7	3	3	10	0	0	0	0	0	0	77	106	3.24	0.840
21 Heath Bell, R ERA:	(9, 1)	0.2	S	2	0	0	0	1	0	0	0	0	1	0	5	9	0.00	0.000

PITCHER		IP	WLS	BF	H	R	ER	SO	BB	IBB	HBP	BLK	WP	HR	S	P	ERA	WHIP

BOTTOM

San Francisco Giants @ San Diego Padres

PETCO Park, San Diego, CA

Sat Apr 11 2009, 10:05 PM EDT

Att. 35,305 - Partly Cloudy - 63 F

livebaseballscorecards.com

Batter	1	2	3	4	5	6	7	8	9	AB	R	H	RBI	BB	SO	LOB
12 Scott Hairston, R (1, 8) OBP: 0.375, SLG: 0.600	C FF 94 B FF 94 F SI 94 F SL 82 S SI 94 1-3 ① K		B SI 93 F SI 92 B SL 82 F CH 84 B SL 82 B SI 93 4-2 BB		S CH 84 S FF 92 D SL 83 B CH 86 X CH 83 2-2 22 BB 23 2B 1-2 1B	C FC 90 D FF 90 X FF 90 1-1 ③ FC6-4 1-2f				3	1	1	0	1	1	1
22 David Eckstein, R (1, 4) OBP: 0.292, SLG: 0.300	B FF 94 C FF 92 S FF 93 F SI 94 F SL 83 S SL 84 1-3 ② K		C FF 92 1 SAFE F SI 92 P PO 86 B FF 92 1 SAFE S SL 80 2-3 ③ K		B FF 90 B FF 89 B FF 89 B FF 88 4-0 23 2B 1-2 2-3 BB		C FF 91 X FF 90 0-1 ① F7			3	1	0	0	1	2	1
24 Brian Giles, L (1, 9) OBP: 0.320, SLG: 0.238	C FF 95 X SI 94 0-1 ③ G5-3			C FF 92 B SL 80 F SI 91 B SL 82 B SI 92 B SI 92 4-2 23 G4-6-3 BB	C FF 90 B SI 90 B FF 89 X FF 89 2-1 ② F8		B CU 74 B FF 91 B FF 91 C FF 91 X FF 91 3-1 ② L8			3	0	0	0	1	0	3
23 Adrián González, L (1, 3) OBP: 0.417, SLG: 0.474		S FF 94 S SI 93 B FF 93 F FF 94 B SL 83 S SL 83 2-3 ① K		X SI 92 0-0 ① ② G4-6-3 1-2f	F SI 92 X FF 92 0-1 1-H 2-H 3-H 2B		X FF 92 0-0 ③ L7			4	0	1	3	0	1	1
5 Kevin Kouzmanoff, R (1, 5) OBP: 0.200, SLG: 0.263		C SL 79 F FF 94 S SI 94 0-3 ② K		F SL 81 B SI 93 B SI 92 S FF 92 B FF 93 B SI 91 4-2 BB	C FF 91 B FF 89 F FC 90 X FC 90 1-2 ③ F9			X SL 83 0-0 ① F8		3	0	0	0	1	1	1
7 Chase Headley, S (1, 7) OBP: 0.167, SLG: 0.375		C FF 93 C FF 93 B FF 93 T SI 93 1-2 ③ K		S FF 92 1 SAFE F FF 92 B FF 93 1 SAFE S SL 82 1-3 ③ K		B CU 71 X FF 90 1-0 HR		C SI 90 B SI 91 B SI 91 X SI 89 2-1 ② G3-1		4	1	1	1	0	2	1
28 Henry Blanco, R (1, 2) OBP: 0.400, SLG: 1.000			F FF 92 B SI 92 X CH 82 1-1 HR		B SI 90 B SI 90 B FF 90 C FF 88 X SI 90 3-1 HR	C CU 74 B CU 73 S SL 83 B CU 73 F SL 84 B FC 91 X FF 90 3-2 12 FC6-4 1B		B SL 84 C SL 84 F SI 92 X CH 84 1-2 ③ G4-3		4	2	3	2	0	0	0
1 Everth Cabrera, S (1, 6) OBP: 0.333, SLG: 0.400			C FF 92 B FF 93 S FF 93 X FF 93 1-2 ① F9		C FF 92 X FF 91 0-1 ① F9	B FF 92 C FC 90 F FF 90 D CU 74 S CU 73 2-3 ① K				3	0	0	0	0	1	1
44 Jake Peavy, R (1, 1) 21 Heath Bell, R (9, 1)			F FF 92 B SI 91 X SI 91 1-1 ② F9		B SI 92 B FF 92 C FF 89 B FF 90 C FF 90 B FF 91 4-2 22 BB 12 1B 23 2B BB	1 SAFE L FC 90 C FC 90 M CU 73 0-3 ② K				2 0	1 0	0 0	0 0	1 0	1 0	1 0
Inning Stats	R: 0 E: 0 K: 2 S: 11 H: 0 LOB: 0 BB: 0 P: 13	R: 0 E: 0 K: 3 S: 10 H: 0 LOB: 0 BB: 0 P: 13	R: 1 E: 0 K: 1 S: 13 H: 1 LOB: 1 BB: 1 P: 21	R: 0 E: 0 K: 1 S: 8 H: 0 LOB: 1 BB: 2 P: 17	R: 4 E: 0 K: 0 S: 16 H: 3 LOB: 1 BB: 2 P: 32	R: 1 E: 0 K: 2 S: 13 H: 2 LOB: 1 BB: 0 P: 20	R: 0 E: 0 K: 0 S: 5 H: 0 LOB: 0 BB: 0 P: 8	R: 0 E: 0 K: 0 S: 6 H: 0 LOB: 0 BB: 0 P: 9		1B: 2 2B: 1 3B: 0 HR: 3 SF: 0 SAC: 0 DP: 1 HBP: 0				WP: 0 PB: 0 SB: 0 CS: 0 PA: 34	

	AB	29
	R	6
	H	6
	RBI	6
	BB	5
	SO	9
	LOB	10

PITCHER		IP	WLS	BF	H	R	ER	SO	BB	IBB	HBP	BLK	WP	HR	S	P	ERA	WHIP
57 Jonathan Sánchez, L ERA: 9.64	(1, 1)	4.2	L	22	4	5	5	7	5	0	0	0	0	2	55	92	9.64	1.929
49 Brandon Medders, R ERA: 2.45	(5, 1)	1.1		6	2	1	1	2	0	0	0	0	0	1	16	24	6.75	1.500
43 Alex Hinshaw, L ERA: 2.45	(7, 1)	1.0		3	0	0	0	0	0	0	0	0	0	0	5	8	0.00	0.000
46 Bob Howry, R ERA:	(8, 1)	1.0		3	0	0	0	0	0	0	0	0	0	0	6	9	0.00	0.000

PITCHER	IP	WLS	BF	H	R	ER	SO	BB	IBB	HBP	BLK	WP	HR	S	P	ERA	WHIP

San Francisco Giants @ San Diego Padres

PETCO Park, San Diego, CA

Sun Apr 12 2009, 4:05 PM EDT

Att. 19,415 - Sunny - 68 F

livebaseballscorecards.com

TOP

Batter	1	2	3	4	5	6	7	8	9	AB	R	H	RBI	BB	SO	LOB
2 Randy Winn, S (1, 9) OBP: 0.429, SLG: 0.625	C FF 85 B FF 87 F FF 86 B CU 67 F FF 87 B CH 79 S FF 86 3-3 ① K			C FF 86 B FF 86 S SL 78 C SL 79 1-3 ① K		B SL 75 B SL 77 C FF 86 B FF 86 S FF 85 F SL 76 X FF 87 3-2 14 WP 14 S 1B		X SI 91 0-0 ② ③ G6-3 1-2f		4	0	1	0	0	2	1
7 Emmanuel Burriss, S (1, 4) OBP: 0.273, SLG: 0.111	B FF 86 L FF 85 S SL 78 X SL 78 1-2 ② F8			F FF 87 C SL 78 B SL 79 X FF 87 1-2 ② G5-3		B FF 84 X FF 85 1-0 ① B1			C FF 89 F SL 83 X SL 84 0-2 ① F9	4	0	0	0	0	0	1
14 Fred Lewis, L (1, 7) OBP: 0.560, SLG: 0.700	B FF 86 C FF 86 B FF 87 C FF 87 B FF 86 C FF 87 3-3 ③ K			C FF 87 B FF 88 X SL 78 1-1 ③ G3		F SL 76 1 SAFE B FF 86 S FF 86 F FF 86 B SL 76 B FF 88 S FF 86 1-3 3-3 ② K			C SL 84 X FF 91 0-1 2B	4	0	1	0	0	2	1
1 Bengie Molina, R (1, 2) OBP: 0.280, SLG: 0.522		F FF 85 B SL 78 X SL 78 1-1 ① P5			B SL 75 X SL 76 1-0 8 1B 5 1B 8 E 1B	B FF 88 S FF 87 B FF 88 X FF 88 2-1 ③ P2			F FF 91 F SL 83 F SL 84 S FF 91 0-3 ② K	4	1	1	0	0	1	2
48 Pablo Sandoval, S (1, 5) OBP: 0.280, SLG: 0.261		B FF 87 X FF 88 1-0 ② G3-1			B FF 87 F FF 86 X SL 78 1-1 ① P5		L F B X FF 87 1-2 ① L8		X SI 90 0-0 ③ G3-1	4	0	0	0	0	0	2
10 Travis Ishikawa, L (1, 3) OBP: 0.211, SLG: 0.316		B FF 86 B SL 76 F FF 87 X FF 86 2-1 ③ F7			C FF 86 D SL 77 X SL 76 1-1 ② L9		B CH 76 C FF 86 X SL 76 1-1 ② L9			3	0	0	0	0	0	1
5 Juan Uribe, R (1, 6) OBP: 0.200, SLG: 0.200			B SL 75 S SL 75 F FF 84 S SL 75 1-3 ① K		B SL 77 X FF 86 1-0 8 E 1-2 1B		F FF 85 F FF 87 B SL 78 X SL 78 1-2 ③ F7			3	0	1	0	0	1	0
8 Eugenio Velez, S (1, 8) OBP: 0.143, SLG: 0.143			X FF 86 0-0 ② F8		C SL 75 X FF 88 0-1 E7 1-2 2-H 1B			B FF 92 C SI 91 B SI 91 S SI 90 B X 3-2 ① G4-3		3	0	1	0	0	0	0
55 Tim Lincecum, L (1, 1) OBP: 0.333, SLG: 0.333 41 Jeremy Affeldt, L (6, 1) 45 Justin Miller, R (7, 1) 12 Nate Schierholtz, L (8, PH) OBP: 0.250, SLG: 0.250 38 Brian Wilson, R (8, 1)			C FF 85 S FF 88 S FF 87 0-3 ③ K		S FF 86 F FF 87 C SL 77 0-3 ③ K			B SI 91 F FF 91 B SL 84 X SI 91 2-1 2 G6-3 1B		2 0 0 1 0	0 0 0 0 0	0 0 0 1 0	0 0 0 0 0	0 0 0 0 0	2 0 0 0 0	2 0 0 0 0
Inning Stats	R: 0 H: 0 E: 0 LOB: 0 K: 2 BB: 0 S: 10 P: 17	R: 0 H: 0 E: 0 LOB: 0 K: 0 BB: 0 S: 5 P: 9	R: 0 H: 0 E: 0 LOB: 0 K: 2 BB: 0 S: 7 P: 8	R: 0 H: 0 E: 0 LOB: 0 K: 1 BB: 0 S: 8 P: 11	R: 1 H: 3 E: 1 LOB: 2 K: 1 BB: 0 S: 11 P: 15	R: 0 H: 1 E: 0 LOB: 1 K: 1 BB: 0 S: 11 P: 20	R: 0 H: 0 E: 0 LOB: 0 K: 0 BB: 0 S: 8 P: 11	R: 0 H: 1 E: 0 LOB: 0 K: 0 BB: 0 S: 6 P: 11	R: 0 H: 1 E: 0 LOB: 1 K: 1 BB: 0 S: 10 P: 10	1B: 5 2B: 1 3B: 0 HR: 0	SF: 0 SAC: 0 DP: 1 HBP: 0						

	AB	32
	R	1
	H	6
	RBI	0
	BB	0
	SO	8
	LOB	10

WP: 1 PA: 32
PB: 0
SB: 1
CS: 0

PITCHER	IP	WLS	BF	H	R	ER	SO	BB	IBB	HBP	BLK	WP	HR	S	P	ERA	WHIP
32 Chris Young, R (1, 1) ERA: 1.38	7.0	W	25	4	1	0	7	0	0	0	0	1	0	60	91	0.00	0.571
57 Luke Gregerson, R (8, 1) ERA:	2.0		7	2	0	0	1	0	0	0	0	0	0	16	21	0.00	1.000

PITCHER	IP	WLS	BF	H	R	ER	SO	BB	IBB	HBP	BLK	WP	HR	S	P	ERA	WHIP

BOTTOM

San Francisco Giants @ San Diego Padres

PETCO Park, San Diego, CA

Sun Apr 12 2009, 4:05 PM EDT

Att. 19,415 - Sunny - 68 F

livebaseballscorecards.com

Batter	1	2	3	4	5	6	7	8	9	AB	R	H	RBI	BB	SO	LOB
33 Jody Gerut, L (1, 8) OBP: 0.353, SLG: 0.357	B SI 94 F SI 93 X SI 94 1-1 ① P6		B CH 82 B SI 93 X SI 93 2-0 22 SH5-4 23 1B 2B	B SI 92 X CU 75 1-0 ① F7		B FF 91 D CU 76 B CH 82 B FF 90 4-0 22 1B 1-2 BB	C SI 86 B SI 86 F CH 78 B CH 78 S CU 76 2-3 ③ K			4	1	1	0	1	1	2
22 David Eckstein, R (1, 4) OBP: 0.286, SLG: 0.292	B FF 94 B SI 93 C SI 94 C FF 95 X CH 83 2-2 ② P3		B SI 94 X FF 93 1-0 ① SH5-4 2-3	B FF 91 B SI 92 C SI 90 C SI 90 F CH 82 X CU 78 2-2 ② L6		B CU 75 B CU 76 X FF 90 2-0 24 G6-4-3 1-2 2-3 1B		B SL 84 C FF 97 X FF 96 1-1 ① F8		4	0	1	0	0	0	0
24 Brian Giles, L (1, 9) OBP: 0.267, SLG: 0.192	C SI 95 C CH 84 B SI 95 S CH 84 1-3 ③ K		C FF 94 B SI 94 B CH 85 X CH 85 2-1 ② G4-3	B CU 76 B CU 76 F SI 92 C SI 90 C SI 93 2-3 ③ K		B SI 93 D FF 95 X FF 95 2-0 ② ③ G6-4-3 1-2f		B FF 98 X FF 97 1-0 ② G6-3		5	0	0	0	0	2	4
23 Adrián González, L (1, 3) OBP: 0.414, SLG: 0.458		C SI 94 B SI 94 C CH 82 S SI 96 1-3 ① K	B CH 85 X FF 94 1-0 7 HR 3-H 1B		C CU 75 B CH 82 S CH 81 B CH 84 X SI 93 2-2 ① G4-3		B FF 93 T SI 91 X CU 77 1-1 7 4 1B 1B	C FF 98 B CH 86 B FF 98 F FF 98 C FF 98 2-3 ③ K		5	2	2	1	0	2	0
7 Chase Headley, S (1, 7) OBP: 0.214, SLG: 0.500		B SI 93 X SI 93 1-0 ② P5	B SI 95 X SI 94 1-0 1-H HR		X SI 92 0-0 ② F8		B FF 93 X SI 92 1-0 4 E 4 1B 15 SF8 1-2 1B			4	2	2	2	0	0	0
5 Kevin Kouzmanoff, R (1, 5) OBP: 0.250, SLG: 0.304		X SI 93 0-0 4 1B 1B	B CU 77 C CH 83 B FF 95 B CU 75 X SI 92 3-1 4 2B 1B		S CU 78 S CU 79 B CU 80 S SI 93 1-3 ③ K		B FF 94 F FF 94 C CU 78 F FF 95 F FF 96 F FF 94 S CU 79 1-3 ① K			4	0	2	0	0	2	2
4 Nick Hundley, R (1, 2) OBP: 0.533, SLG: 0.667		F FF 94 1 SAFE B FF 94 B CU 76 C FF 94 1 SAFE D CU 79 F CH 84 X FF 95 3-2 15 BB 1-3 1B	X SI 92 0-0 1-3 2B			B CU 76 C FF 91 B FF 90 S CH 82 X FF 92 2-2 15 SF9 3B	B CU 77 B CU 77 X SI 92 2-0 E8 1-3 2-H 1B			4	1	4	1	0	0	0
15 Luis Antonio Rodriguez, S (5, 6) OBP: 0.500, SLG: 0.400		B FF 94 B SI 92 B SI 94 B FF 93 4-0 1-2 BB	I IN 83 I IN 81 I IN 81 I IN 82 4-0 IBB			X SI 91 0-0 ① SF9 3-H	B CU 77 X FF 94 1-0 ② SF8 3-H			0	0	0	2	2	0	0
32 Chris Young, R (1, 1) OBP: 0.400, SLG: 0.400 2 Edgar Gonzalez, R (7, PH) OBP: 0.250, SLG: 0.429 57 Luke Gregerson, L (8, 1)		C FF 94 C CU 76 S CU 79 0-3 ③ K	S FF 92 B SI 91 X FF 92 1-1 ③ G4-3			B SI 92 B SI 90 C SI 90 X FF 90 2-1 22 1B 33 BB 1B	B FF 93 D SI 93 S CU 78 F SI 86 B SL 77 B CU 77 4-2 BB			3 0 0	0 0 0	1 0 0	0 0 0	0 1 0	1 0 0	6 0 0
Inning Stats	R: 0 E: 0 K: 1 S: 8 H: 0 LOB: 0 BB: 0 P: 12	R: 0 E: 0 K: 2 S: 12 H: 2 LOB: 3 BB: 1 P: 21	R: 3 E: 0 K: 0 S: 11 H: 5 LOB: 3 BB: 1 P: 26	R: 0 E: 0 K: 1 S: 8 H: 0 LOB: 0 BB: 0 P: 13	R: 0 E: 0 K: 1 S: 7 H: 0 LOB: 0 BB: 0 P: 10	R: 1 E: 0 K: 0 S: 8 H: 3 LOB: 2 BB: 1 P: 20	R: 2 E: 1 K: 2 S: 16 H: 3 LOB: 2 BB: 1 P: 28	R: 0 E: 0 K: 1 S: 6 H: 0 LOB: 0 BB: 0 P: 10		1B: 9 2B: 2 3B: 1 HR: 1 SF: 2 SAC: 1 DP: 1 HBP: 0				WP: 0 PB: 0 SB: 0 CS: 0 PA: 40		

	AB	33
	R	6
	H	13
	RBI	6
	BB	4
	SO	8
	LOB	14

PITCHER		IP	WLS	BF	H	R	ER	SO	BB	IBB	HBP	BLK	WP	HR	S	P	ERA	WHIP
55 Tim Lincecum, R ERA: 7.56	(1, 1)	5.1	L	29	10	4	4	5	2	1	0	0	0	1	53	99	6.75	2.250
41 Jeremy Affeldt, L ERA: 2.7	(6, 1)	1.1		6	3	2	1	1	0	0	0	0	0	0	12	20	6.75	2.250
45 Justin Miller, R ERA:	(7, 1)	0.1		2	0	0	0	1	1	0	0	0	0	0	5	11	0.00	3.000
38 Brian Wilson, R ERA:	(8, 1)	1.0		3	0	0	0	1	0	0	0	0	0	0	6	10	0.00	0.000

PITCHER	IP	WLS	BF	H	R	ER	SO	BB	IBB	HBP	BLK	WP	HR	S	P	ERA	WHIP

San Diego Padres @ New York Mets

Citi Field, Flushing, NY

Mon Apr 13 2009, 7:10 PM EDT

Att. 41,007 - Cloudy - 54 F

TOP

livebaseballscorecards.com

Batter	1	2	3	4	5	6	7	8	9	AB	R	H	RBI	BB	SO	LOB
33 Jody Gerut, L (1, 8) OBP: 0.409, SLG: 0.611	C SI 92 B FS 82 X	1-1 HR	B SI 89 B SI 90 C SI 92 X SI 92	2-1 22 2B 1-3 2B	F SI 89 B SI 91 B CU 79 B SI 91 B SI 90	4-1 22 G5-3 BB	B CU 77 F SL 82 X SI 86	1-1 ② G3	C SI 91 1 SAFE B FS 83 X FS 84	1-1 ② G3-1 1-3		4	2	2	1	1	0	2
22 David Eckstein, R (1, 4) OBP: 0.364, SLG: 0.429	C SI 91 B SI 90 F SI 90 F SI 92 X FF 92	1-2 7 BB 1B	B SI 93 X SI 92	1-0 24 1B 2-H 3-H 2B	1 SAFE X FF 87	0-0 ② G5-3 1-2	C CH 74 F SL 82 B CH 76 F SL 84 B SI 87 B CH 74 X SI 88	3-2 3-H 2B	B FS 82 C FF 91 F FF 92 F FF 93 F FF 93 F FF 93 B FF 94 F FF 94 B FF 93	4-2 B FF 94 BB		4	1	3	2	1	0	1
24 Brian Giles, L (1, 9) OBP: 0.257, SLG: 0.194	X SI 87	0-0 ① P6	C CU 77 D SI 90 B SI 90 X SI 91	2-1 2-H 1B	X SI 91	0-0 ③ G4-3	X SI 87	0-0 ③ G6-3	C FS 83 X SI 94	0-1 ③ G1-3		5	0	1	1	0	0	5
23 Adrián González, L (1, 3) OBP: 0.382, SLG: 0.517	X SI 87	0-0 ② L6	1 SAFE X FF 90	0-0 ③ P3	B FS 86 S CU 74 X SI 90	1-1 HR	B SI 88 F SI 89 X SI 90	1-1 ① G1-3		S CH 82 B FF 92 S CH 85 S CH 87	1-3 ① K	5	1	1	1	0	1	2
7 Chase Headley, S (1, 7) OBP: 0.242, SLG: 0.452	C SI 87 B SI 90 B SI 90 B SI 91 B SI 90	4-1 1-2 BB	B SI 88 S FS 82 X FF 89	1-1 ① F7	B SI 88 F FS 83 B CU 77 C SI 89 F SI 92 F SI 90 S FF 91	2-3 ① K	B SI 89 B SI 90 B SI 90 B SI 90	4-0 5 G6-3 BB		C CU 79 S FF 92 B CH 85 F CU 80 X FF 93	1-2 ② F9	3	0	0	0	2	1	0
5 Kevin Kouzmanoff, R (1, 5) OBP: 0.241, SLG: 0.286	C SI 91 S SI 92 B SI 91 F SI 92 F SI 92 F SI 91 B SI 92 X CU 78	2-2 ③ G5-3		T FF 90 X FF 91	0-1 1B	B CU 77 B CU 76 B FF 90 C SI 90 F FF 92 F SI 92 X FF 93	3-2 ② G6-3	B SI 89 B SI 89 C SI 88 S SI 90 X SI 89	3-2 ② G6-3 1-2	B CU 82 B CH 83 S FF 92 B FF 92 X FF 90	3-1 ③ F7	5	0	1	0	0	0	3
4 Nick Hundley, R (1, 2) OBP: 0.421, SLG: 0.500		B SI 88 C SI 90 F SI 89 B SI 91 C FF 92 2-3 ① K	C CU 76 B SI 89 1 SAFE B FF 91 C FF 92 F CU 80 S SI 92 2-3 ② K		B SI 91 C SI 90 B FF 91 X SI 92 2-1 ③ F8		C SI 91 C CU 75 F SI 89 F CU 74 S SI 90 0-3 ③ K			4	0	0	0	0	3	2
15 Luis Antonio Rodriguez, S (8, 6) OBP: 0.458, SLG: 0.308		B FF 90 X SI 90 1-0 ② P6	C CU 75 X SI 88 0-1 ③ L3			B SI 94 C FF 94 B SI 95 C CH 78 X FF 96 2-2 E9 22 BLK		B SL 82 B SI 90 B FF 90 B SI 91 4-0 33 G3-1 33 WP BB		3	1	0	0	1	0	1
27 Walter Silva, R (1, 1) OBP: 0.333, SLG: 0.333 45 Edward Mujica, R (5, 1) 2 Edgar Gonzalez, R (6, PH) OBP: 0.222, SLG: 0.375 46 Edwin Moreno, R (6, 1) 1 Everth Cabrera, S (8, PH) OBP: 0.286, SLG: 0.333 50 Duaner Sanchez, R (8, 1) 21 Heath Bell, R (9, 1)		C SI 89 B FF 91 X SI 91 1-1 33 2B 22 2B 1B		C SI 88 T SI 88 X SI 89 0-2 ① G6-3		C CU 79 B SI 94 B CU 79 X FF 95 2-1 ① G5-3		L SI 90 X FF 90 0-1 ① B1		2 1 1 0 0 0 0 0 0 0 0 0 0 0 1 0 0 0 0 0 1 0 0 0 0 0 0 0 1 0 0 0 0 0 1 0 0 0 0 0 0 0 0 0 0 0 0 0 0						

Inning Stats																							
	R: 1	H: 2	R: 3	H: 4	R: 0	H: 1	R: 0	H: 0	R: 1	H: 1	R: 1	H: 1	R: 0	H: 0	R: 0	H: 0	R: 0	H: 0	1B: 4	SF: 0	WP: 1	PA: 42
	E: 0	LOB: 2	E: 0	LOB: 1	E: 0	LOB: 1	E: 0	LOB: 1	E: 0	LOB: 0	E: 1	LOB: 1	E: 0	LOB: 1	E: 0	LOB: 2	E: 0	LOB: 0	2B: 3	SAC: 0	PB: 0	
	K: 0	BB: 1	K: 1	BB: 0	K: 0	BB: 0	K: 1	BB: 1	K: 1	BB: 0	K: 0	BB: 0	K: 1	BB: 1	K: 0	BB: 2	K: 1	BB: 0	3B: 0	DP: 0	SB: 0	
	S: 15	P: 23	S: 12	P: 21	S: 10	P: 13	S: 6	P: 10	S: 13	P: 21	S: 12	P: 20	S: 10	P: 18	S: 12	P: 21	S: 9	P: 14	HR: 2	HBP: 0	CS: 0	

PITCHER		IP	WLS	BF	H	R	ER	SO	BB	IBB	HBP	BLK	WP	HR	S	P	ERA	WHIP
34 Mike Pelfrey, R ERA: 8.1	(1, 1)	5.0		25	8	5	5	3	2	0	0	0	0	2	56	88	9.00	2.000
43 Brian Stokes, R ERA:	(6, 1)	0.1	L	2	0	1	0	0	0	0	0	0	0	0	5	9	0.00	0.000
25 Pedro Feliciano, L ERA: 9.0	(6, 1)	0.2		3	1	0	0	0	0	0	0	1	0	0	7	11	0.00	1.500
50 Sean Green, R ERA: 2.45	(7, 1)	1.0		4	0	0	0	1	1	0	0	0	0	0	10	18	0.00	1.000
22 J.J. Putz, R ERA: 2.25	(8, 1)	1.0		5	0	0	0	0	2	0	0	0	1	0	12	21	0.00	2.000

PITCHER		IP	WLS	BF	H	R	ER	SO	BB	IBB	HBP	BLK	WP	HR	S	P	ERA	WHIP
75 Francisco Rodríguez, R ERA:	(9, 1)	1.0		3	0	0	0	1	0	0	0	0	0	0	9	14	0.00	0.000

AB	37
R	6
H	9
RBI	5
BB	5
SO	5
LOB	18

Batter	1	2	3	4	5	6	7	8	9	AB	R	H	RBI	BB	SO	LOB
7 José Reyes, S (1, 6) OBP: 0.353, SLG: 0.379	B FF 86 C FF 86 X SL 81 1-1 G3		L SL 77 F FF 86 B FF 86 B CU 72 B SL 78 X FF 86 3-2 1B		B SL 78 B FF 84 B CH 79 B FF 86 4-0 28 1B 5 HR 1-2 BB	B FF 90 S CH 83 S CH 83 X CH 83 1-2 F7			C F FF 94 B SI 94 B FF 95 X FF 93 2-2 P5	4	1	1	0	1	0	3
28 Daniel Murphy, L (1, 7) OBP: 0.333, SLG: 0.419	B FF 87 C FF 87 F FF 87 B FF 87 X FF 89 2-2 P2		B FF 85 F FF 86 X SL 80 1-1 F7		C CU 78 B FF 86 F FF 87 X FF 87 1-2 5 HR 1-3 2-H 1B		S CH 81 F FC 89 B FF 90 S CH 84 1-3 K2-3			4	1	1	1	0	1	0
5 David Wright, R (1, 5) OBP: 0.438, SLG: 0.519	C FF 87 X SL 81 0-1 2B		B FF 86 B FF 86 F FF 86 F FF 86 C FF 86 2-3		F FF 87 D CU 72 C SL 81 F SL 81 B FF 87 B FF 87 X SL 81 3-2 1-H 3-H HR		B SI 91 X SI 89 1-0 F8			4	1	2	3	0	1	0
21 Carlos Delgado, L (1, 3) OBP: 0.406, SLG: 0.519	S SL 80 B FF 86 F FF 88 F SL 82 F FF 88 D CU 75 X SL 80 2-2 G4-3			C SL 78 B CU 72 F CU 76 S FF 86 1-3 K	X FF 91 0-0 F8		C CH 83 F FC 90 F CH 84 C SI 90 0-3			4	0	0	0	0	2	1
15 Carlos Beltrán, S (1, 8) OBP: 0.406, SLG: 0.483		C FF 86 X FF 87 0-1 F7		B FF 85 F CU 78 F FF 86 B CU 70 X FF 86 2-2 F8		X FF 90 0-0 18 1B 1 BB 1B		C FF 88 B SI 90 B FF 89 B CH 79 X CH 80 3-1 P2		4	0	1	0	0	0	0
19 Ryan Church, L (1, 9) OBP: 0.500, SLG: 0.654		B FF 85 B CU 79 B FF 87 B FF 87 4-0 23 FC3-6 BB		C CH 79 X CU 77 0-1 G6-3		B FC 89 S CH 81 B SL 87 B CH 82 C FF 90 X CH 82 3-2 P4			S CH 80 X FF 90 0-1 G4-3	3	0	0	0	1	0	1
23 Brian Schneider, L (1, 2) OBP: 0.250, SLG: 0.222		C FF 87 B FF 87 X SL 79 1-1 FC3-6 1 2B 1-2f		F FF 84 B CU 70 C CU 70 B FF 86 B FF 86 F CU 78 B SL 78 4-2 10 FC5-4 BB		B FC 90 F CH 81 1 SAFE X FF 90 1-1 P5			C FF 91 B CU 79 F CU 77 X FF 89 1-2 G6-3	3	1	0	0	1	0	2
1 Luis Castillo, S (1, 4) OBP: 0.455, SLG: 0.474		D SL 80 C FF 85 B FF 86 C FF 87 F CU 71 D SL 81 X SL 80 3-2 1-H 2B		B FF 86 B FF 85 C FF 85 C FF 86 B FF 88 X FF 86 3-2 F8		1 SAFE C FF 89 P PO 80 B CH 81 B SI 89 B CH 81 4-1 18 1B 1-2 BB			C FF 94 C FF 95 X FF 95 0-2 G5-3	3	0	1	1	1	0	1
34 Mike Pelfrey, R (1, 1) 10 Gary Sheffield, R (5, PH) 43 Brian Stokes, R (6, 1) 25 Pedro Feliciano, L (8, 1) 18 Jeremy Reed, L (5, PH) Batted for Nick Evans 50 Sean Green, R (7, 1) 22 J.J. Putz, R (8, 1) 75 Francisco Rodríguez, R (9, 1) 17 Fernando Tatis, R (9, PH)		F FF 87 B SL 81 X CU 78 1-1 F8			C SL 81 X CU 73 0-1 FC5-4 7 BB 28 1B 1-2f	C CH 82 S FC 89 F FC 90 B FF 90 X FC 89 1-2 2-3 1B			B FF 94 B FF 94 S FF 93 F FF 95 B FF 95 F FF 92 X FF 93 3-2 F9	1 0 0 0 0 0 1 1 1 0 0 0 0 1 0 0 0 0 0 0 0 0 0 0 0 0 0 0 1 0 1 0 0 0 0 0 0 0 0 0 0 0 0 0 0 0 0 0 0 0 0 0 0 0 0 0 1 0 0 0 0 0 0						
Inning Stats	R: 0 H: 1 E: 0 LOB: 1 K: 0 BB: 0 S: 12 P: 17	R: 1 H: 1 E: 0 LOB: 1 K: 0 BB: 1 S: 10 P: 19	R: 0 H: 1 E: 0 LOB: 0 K: 1 BB: 0 S: 8 P: 14	R: 0 H: 0 E: 0 LOB: 0 K: 1 BB: 0 S: 8 P: 11	R: 4 H: 2 E: 0 LOB: 0 K: 0 BB: 2 S: 16 P: 31	R: 0 H: 2 E: 0 LOB: 3 K: 0 BB: 1 S: 15 P: 24	R: 0 H: 0 E: 0 LOB: 0 K: 2 BB: 0 S: 8 P: 10	R: 0 H: 0 E: 0 LOB: 0 K: 0 BB: 0 S: 7 P: 11	R: 0 H: 0 E: 0 LOB: 0 K: 0 BB: 0 S: 10 P: 15	1B: 4 SF: 0 2B: 2 SAC: 0 3B: 0 DP: 0 HR: 1 HBP: 0					WP: 0 PA: 37 PB: 0 SB: 0 CS: 0	

BOTTOM

San Diego Padres @ New York Mets

Citi Field, Flushing, NY

Mon Apr 13 2009, 7:10 PM EDT

Att. 41,007 - Cloudy - 54 F

livebaseballscorecards.com

AB	33
R	5
H	7
RBI	5
BB	4
SO	4
LOB	10

PITCHER		IP	WLS	BF	H	R	ER	SO	BB	IBB	HBP	BLK	WP	HR	S	P	ERA	WHIP
27 Walter Silva, R ERA: 6.52	(1, 1)	4.2		21	5	5	5	2	3	0	0	0	0	1	53	91	9.64	1.714
45 Edward Mujica, R ERA: 7.36	(5, 1)	0.1	W	1	0	0	0	0	0	0	0	0	0	0	1	1	0.00	0.000
46 Edwin Moreno, R ERA:	(6, 1)	2.0	H	9	2	0	0	2	1	0	0	0	0	0	23	34	0.00	1.500
50 Duaner Sanchez, R ERA:	(8, 1)	1.0	H	3	0	0	0	0	0	0	0	0	0	0	7	11	0.00	0.000
21 Heath Bell, R ERA:	(9, 1)	1.0	S	3	0	0	0	0	0	0	0	0	0	0	10	15	0.00	0.000

PITCHER	IP	WLS	BF	H	R	ER	SO	BB	IBB	HBP	BLK	WP	HR	S	P	ERA	WHIP

Batter	1	2	3	4	5	6	7	8	9	AB	R	H	RBI	BB	SO	LOB
12 Scott Hairston, R (1, 8) OBP: 0.450, SLG: 0.611	S FF 88 B FF 89 F FF 89 B FF 90 B FF 91 F FF 90 B FF 90 4-2 24 E 22 F7 BB		X CH 82 0-0 ② F8		D CH 83 X CH 84 1-0 2-H 1B			X FF 91 0-0 22 S 1B		3	0	2	1	1	0	1
22 David Eckstein, R (1, 4) OBP: 0.324, SLG: 0.375	C FF 89 B SL 77 B FF 88 C FF 89 F FF 89 X FF 89 2-2 ① F7 1-2		C SI 87 B CH 84 1 SAFE B FF 88 F FF 88 1 SAFE X FF 89 2-2 ③ P5		B CH 86 B SI 87 B FA 87 C CH 86 X FF 89 3-1 ③ G4-3			C FF 90 B SI 90 X FF 90 1-1 ② P5 1-2		4	0	0	0	0	0	4
24 Brian Giles, L (1, 9) OBP: 0.231, SLG: 0.171	C FF 88 X FF 89 0-1 ② F7 2-3			B FF 88 C FF 89 B FF 91 S FF 88 F FF 90 X FF 90 2-2 ① F7		B CH 86 B SL 75 F FF 87 C FF 88 F FF 87 B CH 83 C SL 77 3-3 ① K		F FS 83 S FS 84 X FS 84 0-2 ③ G6-3		4	0	0	0	0	1	2
23 Adrián González, L (1, 3) OBP: 0.395, SLG: 0.594	S FF 89 F FF 90 S FF 90 0-3 ③ K			B SL 79 B SL 79 S SL 78 B FF 91 B FF 91 4-1 BB		B FF 89 X SL 77 1-0 ② G4-3			C SI 88 F SI 87 B CU 76 B SI 88 F SI 89 B SI 89 X SI 88 3-2 HR	3	1	1	1	1	1	1
7 Chase Headley, S (1, 7) OBP: 0.216, SLG: 0.400		F FF 89 B SL 74 F FF 90 B CH 84 X FF 88 2-2 ① G5-3		D CH 85 C FF 90 B CH 84 F FF 89 X FF 91 2-2 ② L8		B CH 84 C SL 77 C FF 89 B CH 86 B SL 80 X FF 90 3-2 ③ L9			C SI 88 B CU 74 B SI 88 T SI 88 C SI 88 2-3 ① K	4	0	0	0	0	1	1
5 Kevin Kouzmanoff, R (1, 5) OBP: 0.212, SLG: 0.250		B SL 76 S FF 89 X FF 89 1-1 ② G5-3		S CH 85 S CH 86 B CH 85 S CH 85 1-3 ③ K			C FF 93 C FF 93 F FF 95 X FF 94 0-2 ① G1-3		F SI 89 X SI 90 0-1 ② G4-3	4	0	0	0	0	1	1
4 Nick Hundley, R (1, 2) OBP: 0.391, SLG: 0.450		F FF 89 C FF 90 S FF 90 0-3 ③ K			C FF 87 S CH 83 X SL 76 0-2 ① F9		B FF 95 C FF 93 C FF 93 B FF 92 X FF 94 2-2 ② G5-3		B SI 87 X SI 89 1-0 1B	4	0	1	0	0	1	0
15 Luis Antonio Rodriguez, S (6, 6) OBP: 0.464, SLG: 0.353			X FF 88 0-0 1B		B SL 75 B FF 87 C FF 88 X CH 84 2-1 29 SH2-4 12 1B 1B		B FF 94 C FF 94 X FF 95 1-1 ③ F7		C SI 88 B SI 87 F SI 89 F SI 90 S CU 75 1-3 ③ K	4	1	2	0	0	1	1
29 Kevin Correia, R (1, 1) 57 Luke Gregerson, L (6, 1) 45 Edward Mujica, R (7, 1) 33 Jody Gerut, L (8, PH) OBP: 0.391, SLG: 0.579 59 Luis Perdomo, R (8, 1)			L CH 84 L CH 84 X CH 86 0-2 ① B2		1 SAFE L CH 84 X CH 86 0-1 ② SH2-4 1-2			X FF 91 0-0 ① P5		1 0 0 1 0	0 0 0 0 0	0 0 0 0 0	0 0 0 0 0	0 0 0 0 0	0 0 0 0 0	1 0 0 0 0
Inning Stats	R: 0 E: 1 K: 1 S: 12 H: 0 LOB: 1 BB: 1 P: 18	R: 0 E: 0 K: 1 S: 8 H: 0 LOB: 0 BB: 0 P: 11	R: 0 E: 0 K: 0 S: 8 H: 1 LOB: 1 BB: 0 P: 10	R: 0 E: 0 K: 1 S: 11 H: 0 LOB: 1 BB: 1 P: 20	R: 1 E: 0 K: 0 S: 10 H: 2 LOB: 1 BB: 0 P: 16	R: 0 E: 0 K: 1 S: 8 H: 0 LOB: 0 BB: 0 P: 15	R: 0 E: 0 K: 0 S: 9 H: 0 LOB: 0 BB: 0 P: 12	R: 0 E: 0 K: 0 S: 7 H: 1 LOB: 1 BB: 0 P: 8	R: 1 E: 0 K: 2 S: 14 H: 2 LOB: 1 BB: 0 P: 21	1B: 5 2B: 0 3B: 0 HR: 1 SF: 0 SAC: 1 DP: 0 HBP: 0						

PITCHER		IP	WLS	BF	H	R	ER	SO	BB	IBB	HBP	BLK	WP	HR	S	P	ERA	WHIP
46 Oliver Pérez, L ERA: 7.84	(1, 1)	6.0	W	23	3	1	1	4	2	0	0	0	0	0	57	90	1.50	0.833
39 Bobby Parnell, R ERA: 2.08	(7, 1)	1.0	H	3	0	0	0	0	0	0	0	0	0	0	9	12	0.00	0.000
22 J.J. Putz, R ERA: 1.8	(8, 1)	1.0		4	1	0	0	0	0	0	0	0	0	0	7	8	0.00	1.000
50 Sean Green, R ERA: 3.86	(9, 1)	1.0		5	2	1	1	2	0	0	0	0	0	1	14	21	9.00	2.000

PITCHER	IP	WLS	BF	H	R	ER	SO	BB	IBB	HBP	BLK	WP	HR	S	P	ERA	WHIP

San Diego Padres @ New York Mets

Citi Field, Flushing, NY

Wed Apr 15 2009, 7:10 PM EDT

Att. 35,581 - Clear - 48 F

TOP

livebaseballscorecards.com

AB	32
R	2
H	6
RBI	2
BB	2
SO	6
LOB	12

WP: 0 PA: 35
PB: 0
SB: 1
CS: 0

BOTTOM

Batter	1	2	3	4	5	6	7	8	9	AB	R	H	RBI	BB	SO	LOB
7 José Reyes, S (1, 6) OBP: 0.368, SLG: 0.375	C CH 89 X SL 82 0-1 P6 ①		X SL 84 0-0 G3 ③		B SI 90 C SL 84 B SI 90 B SI 88 F SI 88 F SL 84 X SL 83 3-2 1B		I IN 76 I IN 78 I IN 79 I IN 80 4-0 5 S 5 E IBB			3	1	1	0	1	0	0
28 Daniel Murphy, L (1, 7) OBP: 0.324, SLG: 0.412 22 J.J. Putz, R (8, 1) 50 Sean Green, R (9, 1)	C FF 88 B CU 74 B SI 89 B FC 90 F CH 89 F CH 90 F CH 89 F CH 91 F SL 84 3-3 S SL 84 K ②			C SL 82 B CH 82 F SI 87 B SL 84 X CH 83 2-2 5 1B 15 1B 1B	X FF 88 0-0 G4-3 ③		B FF 91 C FF 92 F FF 92 F FF 92 F SL 83 B FF 93 F FF 91 X SL 82 2-2 SF9 ② 2-3 3-H			3 0 0	1 0 0	1 0 0	1 0 0	0 0 0	1 0 0	1 0 0
5 David Wright, R (1, 5) OBP: 0.417, SLG: 0.484	F FC 90 C CH 92 B CU 76 F CU 74 F FC 91 B SL 86 S SL 86 2-3 K ③			B CH 90 C CH 90 X CH 90 1-1 15 1B 21 BB 10 G6-4-3 1-3 1B		C SI 88 B SL 82 C SI 90 S SL 84 1-3 K ①	C FF 93 B SI 92 C FS 85 X SL 82 1-2 F9 ③ 1-H 3-H			4	1	1	0	0	2	0
21 Carlos Delgado, L (1, 3) OBP: 0.444, SLG: 0.633		F SI 88 B SL 84 X CH 82 1-1 15 BB 1B		B SL 83 B SL 83 C SL 84 B SI 89 F SI 89 B CH 89 4-2 10 G6-4-3 15 1B 1-2 BB		B SI 90 X SI 89 1-0 G6-3 ②		C SI 89 B SL 86 S SI 90 X SL 86 1-2 HR		3	1	2	1	1	0	0
15 Carlos Beltrán, S (1, 8) OBP: 0.444, SLG: 0.484		B CH 88 B SI 88 C CH 89 B SL 84 C FC 89 B CH 89 4-2 23 G4-6-3 1-2 BB		F SL 84 X SL 85 0-1 10 G6-4-3 1-2 2-3 3-H 1B		C SI 90 B SL 83 X SI 91 1-1 G2-3 ③		C SI 90 F SI 89 B SI 91 B SI 91 F SL 83 F SI 91 B SL 83 B SI 90 4-2 23 G6-4-3 BB		2	0	1	1	2	0	0
10 Gary Sheffield, R (1, 9) 18 Jeremy Reed, L (8, 7) OBP: 0.500, SLG: 0.400		C SL 84 B SL 84 C SL 84 F FC 91 F SL 84 F SL 85 F SL 85 S FC 91 1-3 K ①		X SI 91 0-0 G6-4-3 ①② 1-2f 2-3 3-H			B SI 89 B SL 80 B SI 90 B SI 89 4-0 1 1B 23 BB 19 WP BB	B SI 89 C CH 88 X SI 89 1-1 F9 ①		2 1	1 0	0 0	0 0	1 0	1 0	4 1
23 Brian Schneider, L (1, 2) OBP: 0.250, SLG: 0.190		C CH 89 X CH 83 0-1 G4-6-3 ②③ 1-2f		F SI 91 C CH 90 D CU 77 B CH 91 X CH 84 2-2 G1 ③			B FF 87 B SI 89 B SI 87 B FF 89 4-0 19 WP 1 1B 28 SF9 1-2 BB	F SI 90 X SI 90 0-1 G6-4-3 ②③ 1-2f		3	1	0	0	1	0	4
1 Luis Castillo, S (1, 4) OBP: 0.440, SLG: 0.455			B CH 88 B CH 88 C CH 89 B CH 90 C CH 90 F CH 90 F CH 90 X SL 84 3-2 F7 ①		B CH 88 C SI 88 C SL 84 X CU 75 1-2 F8 ①		B SI 88 B SI 88 X FF 89 2-0 28 SF9 19 WP 5 PB 1-2 2-3 1B			3	1	1	0	0	0	0
46 Oliver Pérez, L (1, 1) 39 Bobby Parnell, R (7, 1) 19 Ryan Church, L (7, PH) OBP: 0.484, SLG: 0.630 (8, 9)			C CH 90 B SL 85 C CH 89 F SL 85 B SL 86 B CH 90 F CH 90 F CH 89 F CH 89 3-3 S CH 89 K ②		C CH 89 L SL 83 B CU 76 B CH 90 B CH 90 F CH 88 S CH 89 3-3 K ②		F FF 91 C FF 92 B FF 92 T SL 82 1-2 K ① 1-2 2-3 3-H			2 0 1	0 0 0	0 0 0	0 0 0	0 0 1	2 0 2	0 0 0
Inning Stats	R: 0 E: 0 K: 2 S: 14 H: 0 LOB: 0 BB: 0 P: 19	R: 0 E: 0 K: 1 S: 13 H: 1 LOB: 1 BB: 1 P: 19	R: 0 E: 0 K: 1 S: 13 H: 0 LOB: 0 BB: 0 P: 19	R: 2 K: 0 S: 13 H: 3 LOB: 1 BB: 1 P: 22	R: 0 E: 0 K: 1 S: 12 H: 1 LOB: 1 BB: 0 P: 19	R: 0 E: 0 K: 1 S: 6 H: 0 LOB: 0 BB: 0 P: 9	R: 4 E: 0 K: 1 S: 13 H: 1 LOB: 0 BB: 3 P: 31	R: 1 E: 0 K: 0 S: 11 H: 1 LOB: 0 BB: 1 P: 17		1B: 6 2B: 0 3B: 0 HR: 1 SF: 1 SAC: 0 DP: 3 HBP: 0					WP: 1 PB: 1 SB: 1 CS: 0 PA: 34	

PITCHER	IP	WLS	BF	H	R	ER	SO	BB	IBB	HBP	BLK	WP	HR	S	P	ERA	WHIP
29 Kevin Correia, R (1, 1) ERA: 4.09	5.0	L	20	5	2	2	5	2	0	0	0	0	0	65	98	3.60	1.400
57 Luke Gregerson, R (6, 1) ERA: 3.0	1.0		5	0	2	2	1	2	0	0	0	0	0	6	17	18.00	2.000
45 Edward Mujica, R (7, 1) ERA: 5.79	1.0		5	1	2	0	1	0	1	0	0	1	0	13	23	0.00	1.000
59 Luis Perdomo, R (8, 1) ERA: 9.0	1.0		4	1	1	1	0	1	0	0	0	0	1	11	17	9.00	2.000

PITCHER	IP	WLS	BF	H	R	ER	SO	BB	IBB	HBP	BLK	WP	HR	S	P	ERA	WHIP

San Diego Padres @ New York Mets

Citi Field, Flushing, NY

Wed Apr 15 2009, 7:10 PM EDT

Att. 35,581 - Clear - 48 F

livebaseballscorecards.com

AB	27
R	7
H	7
RBI	3
BB	6
SO	7
LOB	12

San Diego Padres @ New York Mets

Citi Field, Flushing, NY

Thu Apr 16 2009, 7:10 PM EDT

Att. 35,981 - Partly Cloudy - 50 F

livebaseballscorecards.com

TOP

Batter	1	2	3	4	5	6	7	8	9	AB	R	H	RBI	BB	SO	LOB
33 Jody Gerut, L (1, 8) OBP: 0.393, SLG: 0.542	B SI 91 B FF 92 B FF 92 C FF 91 X FF 92 3-1 ① P6		B SL 86 X SI 93 1-0 24 G3-1 22 1B 7 1B 2-3 3-H 1B	F FF 91 F FF 92 B SL 77 B SL 84 F FF 91 B CH 84 S SL 84 3-3 ③ K			F SI 84 C SI 86 B SL 80 X SL 80 1-2 24 G4-3 1B		C CH 81 S CU 79 C FF 91 0-3 ③ K	5	1	2	1	0	2	0
22 David Eckstein, R (1, 4) OBP: 0.317, SLG: 0.361	C FF 94 C FF 94 X FF 94 0-2 ② G3		1 SAFE B FF 92 F FF 92 F FF 91 X FF 92 1-2 24 G3-1 7 1B 1-2 3-H 1B		B FF 89 C FF 90 X SL 84 1-1 ① G4-3		1 SAFE B SI 85 1 SAFE C SI 83 F SI 84 B SI 85 S SI 85 2-3 ① K			4	1	1	1	0	1	1
24 Brian Giles, L (1, 9) OBP: 0.209, SLG: 0.154	C SI 93 B FF 94 B FF 92 T FF 93 B FF 93 X FF 93 3-2 ③ G4-3		B SL 83 S FF 92 X FF 92 1-1 ② G3-1 1-2 2-3		X CH 85 0-0 ② L8		X SI 84 0-0 ② G4-3 1-2			4	0	0	0	0	0	3
23 Adrián González, L (1, 3) OBP: 0.405, SLG: 0.559		C SI 90 B CH 84 S FF 91 B FF 92 S FF 93 2-3 ① K	I IN 66 I IN 66 I IN 68 I IN 66 4-0 7 1B 5 1B IBB		B SL 84 F FF 92 B CH 84 S CH 85 B CH 86 B SL 85 4-2 7 2B BB		F CU 75 X SI 86 0-1 ③ G4-3			2	2	0	0	2	1	1
7 Chase Headley, S (1, 7) OBP: 0.293, SLG: 0.487		B FF 93 X FF 93 1-0 28 CS 1B	B SL 84 B SL 91 C FF 93 B SL 85 F SL 84 B FF 93 X FF 92 3-2 5 1B 1-3 2-H 3-H 1B		C FF 91 F FF 91 B FF 91 X FF 91 1-2 1-H 2B			X FF 93 0-0 5 G5-4-3 1B		4	0	4	3	0	0	0
5 Kevin Kouzmanoff, R (1, 5) OBP: 0.216, SLG: 0.250		F SL 86 B SL 83 F FF 92 F FF 92 S SL 83 1-3 ② K	S SL 85 B SL 85 X SL 84 1-1 1-2 3-H 1B		B SL 84 F SL 84 F FF 92 X FF 92 1-2 ③ G6-3			B FF 93 F FF 92 X FF 92 1-1 ①② G5-4-3 1-2f		4	0	1	1	0	1	3
28 Henry Blanco, R (1, 2) OBP: 0.357, SLG: 0.750		F FF 92 C SL 84 B FF 92 1-2 ③ CS 1-2	B FF 91 4-0 B FF 92 B FF 91 B FF 91 44 SH5-4 1 1B 33 1B BB F FF 92 3-3 ③ S SL 84 B SL 85 B SL 86 B SL 85 C FF 92 K			X SI 82 0-0 ① F7		F FF 94 B CU 81 B SI 93 X SI 93 2-1 ③ G5-3		3	1	0	0	1	1	2
1 Everth Cabrera, S (1, 6) OBP: 0.273, SLG: 0.300			B FF 90 C FF 91 L SI 92 B SL 84 F FF 91 F FF 93 B FF 92 F FF 92 X FF 92 3-2 33 1B 44 SH5-4 22 1B 1-2 1B	B FF 90 B FF 91 C FF 90 X FF 90 2-1 ① P6		C SI 80 C SL 74 S FF 83 0-3 ② K			B FF 92 S FF 91 S CH 81 B CU 80 S CH 83 2-3 ① K	4	1	1	0	0	2	0
44 Jake Peavy, R (1, 1)			X FF 90 0-0 ① SH5-4 1-2 2-3	F FF 90 B SL 85 B FF 91 X FF 89 2-1 ② G1-4-3		C SL 74 F SL 74 B FF 84 F SL 75 B SI 81 F SL 75 B SL 73 F SL 73 X SI 82 3-2 ③ G4-3			B CU 77 C CU 78 S CU 79 B CU 79 S CH 81 2-3 ② K	1	0	0	0	0	0	0
2 Edgar Gonzalez, R (6, PH) OBP: 0.200, SLG: 0.333										1	0	0	0	0	0	0
43 Cla Meredith, R (6, 1)										0	0	0	0	0	0	0
46 Edwin Moreno, R (7, 1)										0	0	0	0	0	0	0
50 Duaner Sanchez, R (8, 1)										0	0	0	0	0	0	0
12 Scott Hairston, R (9, PH) OBP: 0.429, SLG: 0.579										1	0	0	0	0	1	0
21 Heath Bell, R (9, 1)										0	0	0	0	0	0	0

	AB	33
	R	6
	H	9
	RBI	6
	BB	3
	SO	9
	LOB	10

Inning Stats																												
	R: 0	H: 0	R: 0	H: 1	R: 5	H: 5	R: 0	H: 0	R: 1	H: 1	R: 0	H: 0	R: 0	H: 1	R: 0	H: 1	R: 0	H: 0	1B: 8	SF: 0	WP: 0	PA: 38
	E: 0	LOB: 0	E: 0	LOB: 0	E: 0	LOB: 2	E: 0	LOB: 0	E: 0	LOB: 1	E: 0	LOB: 0	E: 0	LOB: 1	E: 0	LOB: 0	E: 0	LOB: 0	2B: 1	SAC: 1	PB: 0	
	K: 0	BB: 0	K: 2	BB: 0	K: 1	BB: 2	K: 1	BB: 0	K: 0	BB: 1	K: 1	BB: 0	K: 1	BB: 0	K: 0	BB: 0	K: 3	BB: 0	3B: 0	DP: 1	SB: 0	
	S: 8	P: 14	S: 10	P: 15	S: 22	P: 43	S: 8	P: 15	S: 11	P: 18	S: 10	P: 13	S: 9	P: 12	S: 5	P: 8	S: 9	P: 13	HR: 0	HBP: 0	CS: 1	

PITCHER		IP	WLS	BF	H	R	ER	SO	BB	IBB	HBP	BLK	WP	HR	S	P	ERA	WHIP
33 John Maine, R ERA: 7.2	(1, 1)	5.0	L	24	7	6	6	4	2	1	0	0	0	0	59	105	10.80	1.800
36 Darren O'Day, R ERA:	(6, 1)	1.0		3	0	0	0	1	0	0	0	0	0	0	10	13	0.00	0.000
25 Pedro Feliciano, L ERA: 6.75	(7, 1)	1.0		4	1	0	0	1	0	0	0	0	0	0	9	12	0.00	1.000
43 Brian Stokes, R ERA:	(8, 1)	1.0		3	1	0	0	0	0	0	0	0	0	0	5	8	0.00	1.000
75 Francisco Rodríguez, R ERA:	(9, 1)	1.0		3	0	0	0	3	0	0	0	0	0	0	9	13	0.00	0.000

PITCHER	IP	WLS	BF	H	R	ER	SO	BB	IBB	HBP	BLK	WP	HR	S	P	ERA	WHIP

BOTTOM

San Diego Padres @ New York Mets

Citi Field, Flushing, NY

Thu Apr 16 2009, 7:10 PM EDT

Att. 35,981 - Partly Cloudy - 50 F

livebaseballscorecards.com

Batter	1	2	3	4	5	6	7	8	9	AB	R	H	RBI	BB	SO	LOB
7 José Reyes, S (1, 6) OBP: 0.349, SLG: 0.351	C FF 88 L SI 90 B SL 82 X SI 92 1-2 21 BLK 28 BB 21 HR 1B	B SI 89 B CH 83 B SL 83 C FF 88 F FF 89 1 SAFE X FF 90 3-2 ② F8		X SI 91 0-0 ② FC3-6 28 2B 1-2f		C FF 83 B SI 76 F FF 83 X SL 76 1-2 ③ F9		B CH 78 C SI 85 B FF 87 X SI 87 2-1 ②③ G4-6-3 1-2f		5	1	1	0	0	0	3
28 Daniel Murphy, L (1, 7) OBP: 0.333, SLG: 0.421	B SI 91 F FF 90 1 SAFE B FF 91 F FF 90 1 SAFE 1 SAFE F FF 91 B FF 92 4-2 B FC 87 21 BLK 21 HR 1-2 BB	C FF 90 1 SAFE X SI 89 0-1 ③ L7		B FF 90 C FF 90 B FF 91 F FF 90 X FF 91 2-2 1-3 2B			B FF 89 B FF 90 C FF 88 C CH 82 X SL 80 2-2 ① G3-1		C FF 94 X FF 94 0-1 ① G6-3	4	1	1	0	1	0	1
5 David Wright, R (1, 5) OBP: 0.415, SLG: 0.457	C SI 92 C SI 92 B FC 88 B SI 92 F SL 81 F FF 93 F SI 92 S FC 87 2-3 ① K		B FF 89 C SL 84 B SI 90 F FF 90 F SI 89 F FF 91 B SL 84 F FF 91 F FF 91 4-2 B FF 91 19 G4-3 15 S BB	B FC 86 F SI 91 B SI 92 B FC 86 S SI 92 C FF 93 3-3 ③ K			B FF 89 B FF 90 B SL 87 F CH 82 X FF 91 2-2 1B		B FF 93 B FF 93 F FF 93 B FF 91 X FF 92 3-1 ② F8	4	0	1	0	1	2	4
21 Carlos Delgado, L (1, 3) OBP: 0.415, SLG: 0.657	2 SAFE B FF 91 B FF 92 B FF 92 X SI 91 3-0 1-H 2-H HR		B SI 92 C FF 91 X FF 92 1-1 ① F8		X FF 89 0-0 ① F8		X FF 90 0-0 ② F7		C CU 77 C FF 94 B FF 94 B FF 94 F CU 79 F FF 94 F FF 94 F FF 95 B FF 94 3-3 ③ F FF 93 C FF 94 K	5	1	1	3	0	1	2
15 Carlos Beltrán, S (1, 8) OBP: 0.450, SLG: 0.455	C SL 82 F SI 91 F CU 81 B FC 86 F SL 80 B SI 90 F CH 84 B FC 86 X SL 80 3-2 ② G3-1		B FC 87 B SI 92 B CH 85 F FC 85 B CH 84 4-1 19 G4-3 1-2 BB		C SI 89 B SI 90 B CU 77 F SI 90 B FC 86 F FF 90 B FF 89 4-2 BB		F CH 82 X CH 83 0-1 ③ G4-3			2	0	0	0	2	0	1
19 Ryan Church, L (1, 9) OBP: 0.486, SLG: 0.613	B SL 83 F CH 83 C SI 90 B CU 78 X CU 78 2-2 1B		S FF 90 F FF 90 X CU 78 0-2 ② G4-3 1-2 2-3		C SI 91 F FF 90 D SL 82 C SI 91 1-3 ② K			X SI 85 0-0 E1 11 HR 1B		4	1	2	0	0	1	3
11 Ramon Castro, R (1, 2) OBP: 0.091, SLG: 0.364	F SI 90 C FF 90 F FF 91 B SL 80 F FF 90 B FF 91 X FF 91 2-2 ③ P3		C SI 91 S FF 91 F FF 92 B CU 81 F FF 92 T FC 87 1-2 ③ K		F FF 91 F FF 91 D CU 77 T SI 88 1-2 ③ K			B SI 85 C FC 82 B CU 80 X FC 83 2-1 2-H HR		4	1	1	2	0	2	4
1 Luis Castillo, S (1, 4) OBP: 0.448, SLG: 0.462		C FF 86 X CU 73 0-1 1B		C FF 88 B FF 89 X FF 87 1-1 33 FC1-6 1B		C SI 84 B CH 76 B FF 82 B SI 83 C SI 84 X FF 82 3-2 ① G4-3		B FF 87 C FF 85 C FF 86 F FF 88 X CH 77 1-2 ① F7		4	0	2	0	0	0	0
33 John Maine, R (1, 1) 36 Darren O'Day, R (6, 1) 18 Jeremy Reed, L (6, PH) OBP: 0.429, SLG: 0.333 25 Pedro Feliciano, L (7, 1) 43 Brian Stokes, R (8, 1) 10 Gary Sheffield, R (8, PH) 75 Francisco Rodríguez, R (9, 1)		X SI 88 0-0 ① B5		X FF 89 0-0 ① FC1-6 7 FC3-6 1-2f		X FF 84 0-0 ② G4-3		B CH 77 C FF 88 B FC 84 F FF 88 B CH 79 F CH 79 B FF 88 4-2 7 G4-6-3 BB		2 0 1 0 0 0 0 0	0 0 0 0 0 0 0 0	0 0 0 0 0 0 0 0	0 0 0 0 0 0 1 0	0 0 0 0 0 0 0 0	0 0 0 0 0 0 0 0	2 0 0 0 0 0 0 0
Inning Stats	R: 3 E: 0 K: 1 S: 27 H: 3 LOB: 1 BB: 1 P: 44	R: 0 E: 0 K: 0 S: 8 H: 1 LOB: 1 BB: 0 P: 11	R: 0 E: 0 K: 1 S: 17 H: 0 LOB: 2 BB: 2 P: 27	R: 0 E: 0 K: 1 S: 10 H: 2 LOB: 2 BB: 0 P: 16	R: 0 E: 0 K: 2 S: 10 H: 0 LOB: 1 BB: 1 P: 16	R: 0 E: 0 K: 0 S: 7 H: 0 LOB: 0 BB: 0 P: 11	R: 0 E: 0 K: 0 S: 10 H: 1 LOB: 1 BB: 0 P: 14	R: 2 E: 1 K: 0 S: 12 H: 2 LOB: 1 BB: 1 P: 21	R: 0 E: 0 K: 1 S: 12 H: 0 LOB: 0 BB: 0 P: 18	1B: 6 2B: 1 3B: 0 HR: 2 SF: 0 SAC: 0 DP: 1 HBP: 0						

	AB	35
	R	5
	H	9
	RBI	5
	BB	5
	SO	6
	LOB	20

WP: 0 PA: 40
PB: 0
SB: 1
CS: 0

PITCHER		IP	WLS	BF	H	R	ER	SO	BB	IBB	HBP	BLK	WP	HR	S	P	ERA	WHIP
44 Jake Peavy, R ERA: 3.98	(1, 1)	5.0	W	25	6	3	3	5	4	0	0	1	0	1	72	114	5.40	2.000
43 Cla Meredith, R ERA:	(6, 1)	1.0	H	3	0	0	0	0	0	0	0	0	0	0	7	11	0.00	0.000
46 Edwin Moreno, R ERA:	(7, 1)	1.0	H	4	1	0	0	0	0	0	0	0	0	0	10	14	0.00	1.000
50 Duaner Sanchez, R ERA: 4.5	(8, 1)	1.0	H	5	2	2	2	0	1	0	0	0	0	1	12	21	18.00	3.000
21 Heath Bell, R ERA:	(9, 1)	1.0	S	3	0	0	0	1	0	0	0	0	0	0	12	18	0.00	0.000

PITCHER	IP	WLS	BF	H	R	ER	SO	BB	IBB	HBP	BLK	WP	HR	S	P	ERA	WHIP

San Diego Padres @ Philadelphia Phillies

Citizens Bank Park, Philadelphia, PA

Fri Apr 17 2009, 7:05 PM EDT

Att. 44,984 - Clear - 67 F

TOP

livebaseballscorecards.com

Batter	1	2	3	4	5	6	7	8	9	AB	R	H	RBI	BB	SO	LOB
12 Scott Hairston, R (1, 8) OBP: 0.462, SLG: 0.792	F FF 90 B FF 90 S CH 78 X CH 81 1-2 22 SH5-3 2B		X FF 90 0-0 ② F9		B CH 78 C CH 78 X CH 80 1-1 1-H HR		X FF 90 0-0 ① B1-3	X CH 82 0-0 1-H 3-H 2B		5	1	3	4	0	0	0
22 David Eckstein, R (1, 4) OBP: 0.333, SLG: 0.375	X FF 90 0-0 ① SH5-3 2-3		C FF 88 C FF 90 S CH 80 0-3 ③ K		F FF 89 X FF 90 0-1 24 1B 1B		C FF 89 C SI 91 B FC 86 B SI 91 X SI 91 2-2 24 FC3-6 1B	F FC 91 F FF 94 X CH 83 0-2 ③ G5-3		4	0	2	0	0	1	1
24 Brian Giles, L (1, 9) OBP: 0.229, SLG: 0.182	B FF 91 B CH 79 X CH 81 2-0 ② F8			C FF 89 B FF 88 X FF 90 1-1 ① G4-3	B FF 88 X FF 88 1-0 1-2 1B		B FF 89 B FF 88 B FF 89 C FF 89 C FF 88 X FF 88 3-2 ② FC3-6 1-2f		F FF 94 F FF 85 B FF 85 B FF 84 F FF 85 F FF 84 X FF 94 2-2 7 1B 23 1B 1B	5	0	2	0	0	0	2
23 Adrián González, L (1, 3) OBP: 0.383, SLG: 0.513	B CH 80 X FF 91 1-0 ③ F7			B CU 73 X CU 73 1-0 ② G4-3	F FF 89 F CH 79 B FF 89 S FF 90 1-3 ③ K		B SL 79 B FF 90 F FF 90 C FF 91 C FF 91 B FF 90 S FF 90 3-3 ③ K		B FF 94 C SL 85 S SL 84 B FF 94 F SL 85 F SL 85 D FF 86 X SL 84 3-2 1-2 7 1B 1B	5	0	1	0	0	2	4
7 Chase Headley, S (1, 7) OBP: 0.326, SLG: 0.500		C FF 89 B FF 89 B CH 78 X FF 89 2-1 ① G5-3		C FF 90 X FF 89 0-1 1B	F FF 88 S CH 77 F FF 90 B CH 79 F CH 79 X FF 89 1-2 ① L6			X FF 94 0-0 5 G3 33 1B 1B	C SL 84 B FF 94 B FF 94 C SL 84 X FF 85 2-2 1-2 2-3 1B	5	1	3	0	0	0	0
5 Kevin Kouzmanoff, R (1, 5) OBP: 0.214, SLG: 0.244		C FF 89 X FF 90 0-1 ② G1-3		C CH 78 D CH 80 C CH 79 S CH 79 1-3 ③ K	S CH 79 X FF 90 0-1 4 HR 1B			F FC 91 B CH 81 F CH 82 B FF 96 F FF 96 X CH 81 2-2 ① G3 1-2	B FF 94 S FF 94 B FF 94 F FF 94 X FF 94 2-2 ① P3	5	1	1	0	0	1	5
4 Nick Hundley, R (1, 2) OBP: 0.393, SLG: 0.542		B FF 90 B FF 90 S FF 90 X FF 91 2-1 ③ L8			S FF 86 F CH 76 B CH 79 B FF 90 B CH 79 B FF 90 4-2 15 FC5-4 BB	C FF 90 S FF 89 B CH 80 X FF 91 1-2 1-H HR		S FC 91 X CH 82 0-1 ② F7	S SL 84 S FF 85 D FF 85 S FF 85 1-3 ② K	4	1	1	2	1	1	4
15 Luis Antonio Rodriguez, S (1, 6) OBP: 0.455, SLG: 0.476			C FF 89 X FF 89 0-1 HR		F CH 78 X CH 79 0-1 ① FC5-4 12 HR 1-2f	X CH 79 0-0 ② B1-3		B FF 95 B CH 83 B CH 83 C FF 94 C FF 95 B CH 82 4-2 33 1B 12 2B BB	D FF 84 B SL 84 X FF 93 2-0 ③ G4-3	4	3	1	1	1	0	4
32 Chris Young, R (1, 1) OBP: 0.333, SLG: 0.333 59 Luis Perdomo, R (4, 1) 2 Edgar Gonzalez, R (6, PH) OBP: 0.182, SLG: 0.300 57 Luke Gregerson, L (6, 1) 43 Cla Meredith, R (7, 1) 33 Jody Gerut, L (8, PH) OBP: 0.414, SLG: 0.560 50 Duaner Sánchez, R (8, 1) 21 Heath Bell, R (9, 1)			C FF 88 C CU 73 S CH 79 0-3 ① K		L FF 88 X FF 88 0-1 ② B3	X CH 78 0-0 ③ G4-3		X CH 82 0-0 1-3 2-H 12 2B 1B		1 1 1 0 0 1 0 0	0 0 0 0 0 1 0 0	0 0 0 0 0 1 0 0	0 0 0 0 0 0 0 0	1 0 0 0 0 0 0 0	0 1 0 0 0 0 0 0	0 1 0 0 0 0 0 0
Inning Stats	R: 0 E: 0 K: 0 S: 6 H: 1 LOB: 1 BB: 0 P: 10	R: 0 E: 0 K: 0 S: 6 H: 0 LOB: 0 BB: 0 P: 10	R: 1 E: 0 K: 2 S: 9 H: 1 LOB: 0 BB: 0 P: 9	R: 0 E: 0 K: 1 S: 8 H: 1 LOB: 1 BB: 0 P: 11	R: 2 E: 0 K: 1 S: 14 H: 3 LOB: 2 BB: 1 P: 21	R: 2 E: 0 K: 0 S: 12 H: 2 LOB: 0 BB: 0 P: 14	R: 0 E: 0 K: 1 S: 11 H: 1 LOB: 1 BB: 0 P: 19	R: 3 E: 0 K: 0 S: 14 H: 3 LOB: 1 BB: 1 P: 20	R: 0 E: 0 K: 1 S: 20 H: 3 LOB: 3 BB: 0 P: 32	1B: 10 2B: 2 3B: 0 HR: 3 SF: 0 SAC: 1 DP: 0 HBP: 0						

	AB	41
	R	8
	H	15
	RBI	8
	BB	2
	SO	6
	LOB	21

PITCHER		IP	WLS	BF	H	R	ER	SO	BB	IBB	HBP	BLK	WP	HR	S	P	ERA	WHIP
35 Cole Hamels, L ERA: 11.17	(1, 1)	6.0		27	8	5	5	4	1	0	0	0	0	3	55	75	7.50	1.500
55 Clay Condrey, R ERA: 4.15	(7, 1)	0.1	H	2	1	0	0	0	0	0	0	0	0	0	4	6	0.00	3.000
47 Scott Eyre, L ERA:	(7, 1)	0.2	H	2	0	0	0	1	0	0	0	0	0	0	7	13	0.00	0.000
46 Ryan Madson, R ERA: 5.4	(8, 1)	1.0	L	7	3	3	3	0	1	0	0	0	0	0	14	20	27.00	4.000
54 Brad Lidge, R ERA: 4.5	(9, 1)	1.0		6	3	0	0	1	0	0	0	0	0	0	20	32	0.00	3.000

PITCHER	IP	WLS	BF	H	R	ER	SO	BB	IBB	HBP	BLK	WP	HR	S	P	ERA	WHIP

WP: 0 PB: 0 SB: 0 CS: 0 PA: 44

BOTTOM

San Diego Padres @ Philadelphia Phillies

Citizens Bank Park, Philadelphia, PA

Fri Apr 17 2009, 7:05 PM EDT

Att. 44,984 - Clear - 67 F

livebaseballscorecards.com

Batter	1	2	3	4	5	6	7	8	9	AB	R	H	RBI	BB	SO	LOB
11 Jimmy Rolls, S (1, 6) OBP: 0.163, SLG: 0.150	B FF 86 X FF 86 1-0 8 1B 26 HR 1B	C FF 84 X SL 75 0-1 ① G4-3		C FF 83 X FF 85 0-1 ① P5	B SI 92 C SI 88 F SI 92 B FC 88 X SI 92 2-2 ③ P5			X SI 88 0-0 ① SH5-4 1-2		4	1	1	0	0	0	0
8 Shane Victorino, S (1, 8) OBP: 0.326, SLG: 0.405	B FF 86 1 SAFE C FF 86 1 SAFE B FF 86 B FF 85 F FF 85 F FF 86 3-2 X FF 85 26 S 26 HR 1-3 1B	C SL 73 L FF 86 X SL 74 0-2 ② F9		X FF 85 0-0 26 G3 26 S 6 2B 1B		B SI 91 C FF 90 B SI 92 X FF 92 2-1 ① G4-3		B SI 90 X SI 90 1-0 ② P6		5	2	2	0	0	0	1
26 Chase Utley, L (1, 4) OBP: 0.500, SLG: 0.606	B FF 86 X FF 87 1-0 1-H 3-H HR	B FF 85 B SL 74 X SL 75 2-0 ③ P6		C FF 85 B FF 84 B FF 84 B SL 76 X FF 85 3-1 ② G3 1-3		C SI 92 B SL 84 B SI 92 X FF 91 2-1 ② F7		B SI 90 X SI 91 1-0 ③ 2-H 1B		5	1	2	3	0	0	1
6 Ryan Howard, L (1, 3) OBP: 0.350, SLG: 0.486	B SL 75 C SL 76 S SL 76 B SL 75 S SL 75 2-3 ① K	F FF 84 F SL 75 B SL 76 F SL 74 B SL 76 S SL 76 2-3 ① K		S FF 86 B SL 76 X SL 75 1-1 28 BB 3-H 2B		B SL 83 C SI 91 B FF 91 F SL 84 S SL 85 2-3 ③ K			F CU 78 F CU 81 B FF 95 B FF 95 B FF 95 F CU 80 S FF 94 3-3 ① K	5	0	1	1	0	4	0
29 Raul Ibanez, L (1, 7) OBP: 0.425, SLG: 0.750	B FF 85 B SL 76 B FF 86 C FF 84 C FF 86 F SL 75 F FF 87 B SL 76 4-2 7 S 27 2B BB	C FF 84 X SL 76 0-1 7 1B 3B		C SI 92 B SI 92 B B SI 92 3-1 28 BB BB			C FF 84 B SL 78 X CH 78 1-1 28 G6-4-3 1B		C FF 94 B SI 94 C FF 94 F FF 95 F FF 95 F CU 82 B CU 80 B FF 95 X CU 81 3-2 1B	3	2	3	0	2	0	0
28 Jayson Werth, R (1, 9) OBP: 0.350, SLG: 0.472	B FF 86 C FF 86 B FF 86 1 SAFE X FF 86 2-1 ② F9	B FF 84 F FF 85 F FF 86 X SL 76 1-2 ② P4		B SI 90 B SL 85 B SI 90 F SI 89 F SI 90 F SI 89 B SI 89 4-2 1-2 2-3 BB			C FF 85 C FF 84 F SL 80 X FF 85 0-2 ①② G6-4-3 1-2f		C FF 93 S FF 94 B FF 94 F FF 94 F FF 95 B CU 82 X FF 94 2-2 ② F9	4	0	0	0	1	0	4
7 Pedro Feliz, R (1, 5) OBP: 0.444, SLG: 0.448 12 Matt Stairs, L (9, PH) OBP: 0.400, SLG: 1.000	B SL 75 B FF 86 B FF 85 B FF 84 4-0 27 2B 1-2 BB	C FF 86 S SL 75 B SL 74 X SL 76 1-2 27 2B 3-H 1B		C SI 93 X SI 93 0-1 ③ L8			B SL 79 F SI 86 X FF 85 1-1 1B		B CU 82 B CU 78 B CU 83 C FF 95 C CU 83 C FF 95 3-3 ③ K	3 1	1 0	2 0	1 0	1 0	0 1	3 1
27 Chris Coste, R (1, 2) OBP: 0.300, SLG: 0.333	C FF 86 B SL 75 F FF 86 D SL 75 D SL 76 F FF 86 X FF 87 3-2 1-H 2-H 2B	F FF 83 S FF 76 X SL 75 0-2 1-3 2B			B SL 86 C SI 91 B SI 93 B SL 85 X SI 91 3-1 ① G5-3		C SI 85 X SI 85 0-1 ③ G1-3			4	0	2	2	0	0	1
35 Cole Hamels, L (1, 1) 55 Clay Condrey, R (7, 1) 47 Scott Eyre, L (7, 1) 46 Ryan Madson, L (8, 1) 19 Greg Dobbs, L (8, PH) OBP: 0.167, SLG: 0.167 54 Brad Lidge, R (9, 1)	C FF 85 F FF 85 B SL 74 X SL 76 1-2 ③ F8	X FF 86 0-0 ③ F8			B SI 93 C SI 92 B FF 92 F SI 91 F SI 91 X SI 92 2-2 ② G4-3			F FF 89 X CH 81 0-1 11 SH5-4 26 1B 1B		3 0 0 0 0 1 0	0 0 0 0 0 0 0	0 0 0 0 0 1 0	0 0 0 0 0 0 0	0 0 0 0 0 0 0	0 0 0 0 0 0 0	3 0 0 0 0 0 0
Inning Stats	R: 5 E: 0 K: 1 S: 22 H: 4 LOB: 1 BB: 2 P: 43	R: 0 E: 0 K: 0 S: 6 H: 0 LOB: 0 BB: 0 P: 8	R: 1 E: 0 K: 1 S: 16 H: 3 LOB: 2 BB: 0 P: 20	R: 1 E: 0 K: 0 S: 13 H: 2 LOB: 3 BB: 2 P: 24	R: 0 E: 0 K: 0 S: 9 H: 0 LOB: 0 BB: 0 P: 16	R: 0 E: 0 K: 1 S: 7 H: 0 LOB: 0 BB: 0 P: 13	R: 0 E: 0 K: 0 S: 10 H: 2 LOB: 1 BB: 0 P: 12	R: 0 E: 0 K: 0 S: 5 H: 2 LOB: 2 BB: 0 P: 7	R: 0 E: 0 K: 2 S: 18 H: 1 LOB: 1 BB: 0 P: 29	1B: 9 2B: 3 3B: 1 HR: 1 SF: 0 SAC: 1 DP: 1 HBP: 0						

	AB	38
	R	7
	H	14
	RBI	7
	BB	4
	SO	5
	LOB	14

WP: 0 PA: 43
PB: 0
SB: 3
CS: 0

PITCHER		IP	WLS	BF	H	R	ER	SO	BB	IBB	HBP	BLK	WP	HR	S	P	ERA	WHIP
32 Chris Young, R ERA: 4.86	(1, 1)	3.2		22	9	7	7	2	2	0	0	0	0	1	51	82	17.18	3.000
59 Luis Perdomo, R ERA: 3.86	(4, 1)	1.1		6	0	0	0	0	2	0	0	0	0	0	15	29	0.00	1.500
57 Luke Gregerson, R ERA: 2.57	(6, 1)	1.0		3	0	0	0	1	0	0	0	0	0	0	7	13	0.00	0.000
43 Cla Meredith, R ERA:	(7, 1)	1.0	W	4	2	0	0	0	0	0	0	0	0	0	10	12	0.00	2.000
50 Duaner Sanchez, R ERA: 3.6	(8, 1)	1.0	H	4	2	0	0	0	0	0	0	0	0	0	5	7	0.00	2.000

PITCHER		IP	WLS	BF	H	R	ER	SO	BB	IBB	HBP	BLK	WP	HR	S	P	ERA	WHIP
21 Heath Bell, R ERA:	(9, 1)	1.0	S	4	1	0	0	2	0	0	0	0	0	0	18	29	0.00	1.000

San Diego Padres @ Philadelphia Phillies

Citizens Bank Park, Philadelphia, PA

Sat Apr 18 2009, 7:05 PM EDT
Att. 45,007 - Partly Cloudy - 72 F

TOP

livebaseballscorecards.com

Batter	1	2	3	4	5	6	7	8	9	AB	R	H	RBI	BB	SO	LOB
33 Jody Gerut, L (1, 8) OBP: 0.412, SLG: 0.567	X SI 90 0-0 G4-3		B SI 88 C SI 88 C CU 76 S SI 85 1-3 K 24 G4-6-3 22 1B 23 HR		C CU 75 X FF 89 0-1 P4		X FF 90 0-0 22 FC6-4 1B		B FF 93 C FF 93 S FF 85 B SL 84 X FF 86 2-2 22 G4-3 24 G3-1 2B	5	2	2	0	0	1	0
22 David Eckstein, R (1, 4) OBP: 0.360, SLG: 0.409	B FF 91 C FF 90 B FF 92 B FF 90 C FF 90 F FF 89 B FF 90 4-2 7 BB 23 BB BB		C SI 90 F SI 89 B FC 84 F SL 80 1 SAFE B FF 90 X SI 91 2-2 24 G4-6-3 1-2 1B		C FF 89 F SI 89 F FF 90 B SL 83 X FC 84 1-2 24 2B		C CU 76 X CU 77 0-1 FC6-4 1-2f		B FF 93 X FF 94 1-0 G4-3 2-3	4	1	2	0	1	0	2
24 Brian Giles, L (1, 9) OBP: 0.226, SLG: 0.204	C SI 89 X FF 90 0-1 F9		D SL 79 X SI 89 1-0 G4-6-3 1-2f 2-3		B SI 89 X SI 89 1-0 23 BB 2-H 2B		D SL 79 B FF 90 C FF 90 B SL 80 F FF 90 S FF 89 3-3 K		C FF 86 D FF 86 F FF 85 B FF 94 F FF 94 X FF 92 2-2 G3-1 3-H	5	0	1	2	0	1	4
23 Adrián González, L (1, 3) OBP: 0.423, SLG: 0.585	B SI 89 B SI 89 1 SAFE 1 SAFE B SI 88 B FF 90 4-0 7 BB 1-2 BB		C SI 88 C FF 90 X CH 85 0-2 3-H HR		D SL 79 D SL 79 B SI 89 C FF 90 S SL 83 D SL 79 4-2 2-3 BB			B FF 96 C FC 92 F FF 96 C FF 96 1-3 K	B FF 85 B FF 93 B FF 93 B FF 93 4-0 7 BB 5 HR BB	2	2	1	2	3	1	0
7 Chase Headley, S (1, 7) OBP: 0.353, SLG: 0.478	F SI 89 D SL 80 D SL 79 B SI 90 D CH 83 4-1 1-2 2-3 BB		B SI 89 B SL 78 F SI 90 C SI 90 B SL 80 S SI 89 3-3 K		F FF 90 S FF 90 0-3 K			C FC 90 B CH 83 F CH 83 B FF 95 B FF 95 F FF 96 B CH 82 4-2 5 1B 4 1B BB	C SL 84 F SL 84 B FF 93 D FF 85 B FF 92 B FF 93 4-2 1-2 5 HR BB	2	2	0	0	3	2	1
5 Kevin Kouzmanoff, R (1, 5) OBP: 0.255, SLG: 0.370	F FF 91 B FF 91 C FC 86 X FF 92 1-2 P4		B SL 82 B SL 83 B SL 81 C SI 90 X FF 90 3-1 15 G4-3 2B		C FF 90 X SI 89 0-1 G5-3			B FF 95 C FC 91 B FF 95 1 SAFE S CH 83 B FF 96 X FF 95 3-2 4 1B 1-3 1B	B SL 85 B SL 84 X FF 92 2-0 1-H 2-H HR	5	1	3	3	0	0	3
4 Nick Hundley, R (1, 2) OBP: 0.364, SLG: 0.483		B FF 89 B SL 82 B SL 84 C FF 89 F FF 89 X FF 89 3-2 P3	M CU 77 C CU 77 B CH 78 C FF 90 1-3 K		S FC 85 C CU 78 B FC 86 C FF 91 1-3 K			F FF 95 S CH 84 F FC 91 X FF 96 0-2 1-2 3-H 1B	S FC 84 C FC 85 B FC 84 B CH 78 S FC 85 2-3 K	5	0	1	1	0	3	1
15 Luis Antonio Rodriguez, S (3, 6) OBP: 0.405, SLG: 0.400		C FF 90 B SI 89 B FC 84 X FF 90 2-1 P6	C SI 88 B SL 78 B SL 78 C FC 84 X SL 79 2-2 G4-3 2-3		B FF 90 F CH 82 B SL 83 B FF 91 X FF 90 3-1 G3			S FF 96 F FC 91 F CH 84 B FF 96 F FC 90 S CH 84 1-3 K		4	0	0	0	0	1	3
34 Shawn Hill, R (1, 1)							B CU 73 S SL 83 C CU 76 S FC 85 1-3 K	C FF 95 S FF 96 S FF 96 0-3 K		2	0	0	0	0	0	1
57 Luke Gregerson, L (6, 1)										0	0	0	0	0	0	0
2 Edgar Gonzalez, R (7, PH) OBP: 0.167, SLG: 0.273										1	0	0	0	0	1	0
46 Edwin Moreno, R (7, 1)										0	0	0	0	0	0	0
12 Scott Hairston, R (8, PH) OBP: 0.444, SLG: 0.760										1	0	0	0	1	2	
50 Duaner Sanchez, R (8, 1)										0	0	0	0	0	0	0
43 Cla Meredith, R (8, 1)										0	0	0	0	0	0	0
21 Heath Bell, R (9, 1)										0	0	0	0	0	0	0
Inning Stats	R: 0 E: 0 K: 0 S: 10 H: 0 LOB: 3 BB: 3 P: 23	R: 0 E: 0 K: 0 S: 6 H: 0 LOB: 0 BB: 0 P: 11	R: 2 E: 0 K: 2 S: 14 H: 2 LOB: 0 BB: 0 P: 21	R: 0 E: 0 K: 1 S: 11 H: 1 LOB: 1 BB: 0 P: 17	R: 1 E: 0 K: 1 S: 12 H: 2 LOB: 1 BB: 1 P: 18	R: 0 E: 0 K: 1 S: 7 H: 0 LOB: 0 BB: 0 P: 11	R: 0 E: 0 K: 2 S: 9 H: 1 LOB: 1 BB: 0 P: 13	R: 1 E: 0 K: 3 S: 21 H: 2 LOB: 2 BB: 1 P: 30	R: 4 E: 0 K: 1 S: 14 H: 2 LOB: 0 BB: 2 P: 31	1B: 4 2B: 4 3B: 0 HR: 2	SF: 0 SAC: 0 DP: 1 HBP: 0						

	AB	36
	R	8
	H	10
	RBI	8
	BB	7
	SO	11
	LOB	17

WP: 1 PB: 0 SB: 0 CS: 0 PA: 43

PITCHER		IP	WLS	BF	H	R	ER	SO	BB	IBB	HBP	BLK	WP	HR	S	P	ERA	WHIP
39 Brett Myers, R ERA: 5.03	(1, 1)	6.2		29	6	3	3	6	4	0	0	0	1	1	66	108	4.05	1.500
47 Scott Eyre, L ERA:	(7, 1)	0.1		1	0	0	0	1	0	0	0	0	0	0	3	6	0.00	0.000
46 Ryan Madson, R ERA: 6.0	(8, 1)	1.0		6	2	1	1	3	1	0	0	0	0	0	21	30	9.00	3.000
54 Brad Lidge, R ERA: 9.45	(9, 1)	0.2	L	6	2	4	4	0	2	0	0	0	0	1	11	26	54.00	6.000
37 Chad Durbin, R ERA: 9.0	(9, 1)	0.1		1	0	0	0	1	0	0	0	0	0	0	3	5	0.00	0.000

PITCHER	IP	WLS	BF	H	R	ER	SO	BB	IBB	HBP	BLK	WP	HR	S	P	ERA	WHIP

BOTTOM

San Diego Padres @ Philadelphia Phillies

Citizens Bank Park, Philadelphia, PA

Sat Apr 18 2009, 7:05 PM EDT

Att. 45,007 - Partly Cloudy - 72 F

livebaseballscorecards.com

Batter	1	2	3	4	5	6	7	8	9	AB	R	H	RBI	BB	SO	LOB
11 Jimmy Rollins, S (1, 6) OBP: 0.167, SLG: 0.178	C SI 88 X SI 90 0-1 ① G6-3		C SI 90 B SL 79 B SL 78 X SI 90 2-1 8 E 2B		F SI 89 B CH 80 S CH 81 X SI 89 1-2 ① F8 2-3		S CH 84 C FC 90 F FC 89 S CH 84 0-3 ② K		B SI 93 C FF 93 B CU 80 F FF 92 F FF 94 B FF 94 X CU 79 3-2 ② P6	5	0	1	0	0	1	2
8 Shane Victorino, S (1, 8) OBP: 0.292, SLG: 0.366	B SI 89 B SI 90 C SI 89 X SI 90 2-1 ② F7		C CH 81 X SI 90 0-1 E3 6 BB 2-3		X SI 89 0-0 ② SF8 3-H		X CH 85 0-0 ③ P5		B FF 94 B FF 92 C FF 92 C FF 92 F FF 94 X FF 95 2-2 ③ G4-3	4	0	0	1	0	0	2
26 Chase Utley, L (1, 4) OBP: 0.477, SLG: 0.649	B SI 90 B SI 90 X SI 90 2-0 ③ P4		F SI 87 1 SAFE B SI 88 3 SAFE X CH 80 1-1 ② F9		C CH 81 S SL 79 B SL 78 F SI 89 B SI 89 F SI 89 S CU 78 2-3 ③ K			B SI 87 C SI 88 F SI 89 F FF 90 X CH 78 1-2 HR		4	1	1	1	0	1	2
6 Ryan Howard, L (1, 3) OBP: 0.364, SLG: 0.550		B SI 88 B SI 90 X CH 81 2-0 ① F7	B SL 78 B SI 89 F CU 76 B CH 80 F SI 90 S CU 77 4-2 1-2 BB			S SL 83 X SL 85 0-1 HR		X SI 87 0-0 ① G6-3		3	1	1	1	1	0	0
29 Raul Ibanez, L (1, 7) OBP: 0.432, SLG: 0.800		B SI 91 C CH 80 B SI 90 B SI 91 X SI 91 3-1 HR	S SI 91 C SI 90 B SI 90 D SI 90 B SI 90 S CH 82 3-3 ③ K			B SI 91 B SI 91 S SI 91 F SI 92 F SL 85 S SL 84 2-3 ① K		C FF 87 X CU 77 0-1 28 1B 7 SF9 1B		4	2	2	1	0	2	3
28 Jayson Werth, R (1, 9) OBP: 0.341, SLG: 0.450		C SI 90 C CU 78 X CU 77 0-2 E3 3 FC4-6		B SI 89 B SL 78 C SI 91 C SI 89 X SI 89 2-2 ① G5-3		B SI 91 S SI 91 B SL 86 F SI 91 F SL 84 F SI 92 F SL 84 S SL 85 2-3 ② K		X FF 86 0-0 1-3 1B		4	0	1	0	0	1	0
7 Pedro Feliz, R (1, 5) OBP: 0.400, SLG: 0.406		B SI 90 C CH 81 1 SAFE 1 SAFE B SI 88 C SI 90 F SI 89 X SL 77 2-2 ② L9		B CH 82 S SI 90 C SI 91 F SI 88 S CH 82 1-3 ② K		C SL 84 X FF 92 0-1 ③ G5-3		B SI 86 B SI 86 X SI 86 2-0 ② SF9 3-H		3	0	0	1	0	1	1
3 Lou Marson, R (1, 2) OBP: 0.500, SLG: 0.667 19 Greg Dobbs, L (8, PH) OBP: 0.143, SLG: 0.143 27 Chris Coste, R (9, 2) OBP: 0.300, SLG: 0.333		B SI 90 C SI 91 1 SAFE F SI 89 X SI 82 1-2 ③ FC4-6 1-2f	B SI 90 B SI 88 C SI 90 F SI 90 F SI 90 B SI 89 X SI 90 3-2 ③ F9				X FC 89 0-0 1B	F SI 86 1 SAFE F FF 85 B SL 80 B SL 80 1 SAFE X FF 86 2-2 ③ G5-3		3 1 0	0 0 0	1 0 0	0 0 0	0 0 0	0 1 0	1 1 0
39 Brett Myers, R (1, 1) OBP: 0.200, SLG: 0.400 47 Scott Eyre, L (7, 1) 9 Miguel Cairo, R (7, PH) 46 Ryan Madson, L (8, 1) 54 Brad Lidge, R (9, 1) 37 Chad Durbin, R (9, 1) OBP: 1.000, SLG: 1.000 12 Matt Stairs, L (9, PH) OBP: 0.333, SLG: 0.800			B SI 88 C SI 88 C SI 88 B CH 86 B SI 89 X SI 89 3-2 ① G4-3		C SI 87 B SI 86 B SI 88 F SI 88 X SI 89 2-2 11 F8 8 SF8 2B		X SI 90 0-0 ① B1		B FF 94 B FF 93 C CU 80 B FF 94 F FF 93 F FF 93 S FF 93 3-3 ① K	2 0 1 0 0 0 0 1	1 0 0 0 0 0 0 0	1 0 0 0 0 0 0 0	0 0 0 0 0 0 0 1	0 0 0 0 0 0 0 0	0 0 1 0 0 0 0 0	0 0 1 0 0 0 0 0

	AB	35
	R	5
	H	8
	RBI	5
	BB	1
	SO	7
	LOB	13

Inning Stats	1	2	3	4	5	6	7	8	9	1B: 3	SF: 2	WP: 0	PA: 38
	R: 0 E: 0 K: 0 S: 5	R: 1 E: 1 K: 0 S: 13	R: 0 E: 1 K: 1 S: 14	R: 0 E: 0 K: 1 S: 11	R: 1 E: 0 K: 1 S: 12	R: 1 E: 0 K: 2 S: 14	R: 0 E: 0 K: 1 S: 7	R: 2 E: 0 K: 0 S: 12	R: 0 E: 0 K: 1 S: 12	2B: 2	SAC: 0	PB: 0	
	H: 0 LOB: 0 BB: 0 P: 9	H: 1 LOB: 1 BB: 0 P: 21	H: 1 LOB: 3 BB: 1 P: 27	H: 0 LOB: 0 BB: 0 P: 17	H: 1 LOB: 0 BB: 0 P: 17	H: 1 LOB: 0 BB: 0 P: 18	H: 1 LOB: 1 BB: 0 P: 7	H: 3 LOB: 1 BB: 0 P: 17	H: 0 LOB: 0 BB: 0 P: 20	3B: 0 HR: 3	DP: 0 HBP: 0	SB: 0 CS: 0	

PITCHER	IP	WLS	BF	H	R	ER	SO	BB	IBB	HBP	BLK	WP	HR	S	P	ERA	WHIP
34 Shawn Hill, R (1, 1) ERA: 3.6	5.0		21	3	2	2	3	1	0	0	0	0	1	55	91	3.60	0.800
57 Luke Gregerson, R (6, 1) ERA: 3.38	1.0	B	4	1	1	1	2	0	0	0	0	0	1	14	18	9.00	1.000
46 Edwin Moreno, R (7, 1) ERA:	1.0		4	1	0	0	1	0	0	0	0	0	0	7	7	0.00	1.000
50 Duaner Sanchez, R (8, 1) ERA: 6.75	0.1	B	3	2	2	2	0	0	0	0	0	0	1	7	8	54.00	6.000
43 Cla Meredith, R (8, 1) ERA:	0.2	W	3	1	0	0	0	0	0	0	0	0	0	5	9	0.00	1.500

PITCHER	IP	WLS	BF	H	R	ER	SO	BB	IBB	HBP	BLK	WP	HR	S	P	ERA	WHIP
21 Heath Bell, R (9, 1) ERA:	1.0	S	3	0	0	0	1	0	0	0	0	0	0	12	20	0.00	0.000

San Diego Padres @ Philadelphia Phillies

Citizens Bank Park, Philadelphia, PA

Sun Apr 19 2009, 1:35 PM EDT

Att. 45,266 - Sunny - 66 F

TOP

livebaseballscorecards.com

Batter	1	2	3	4	5	6	7	8	9	AB	R	H	RBI	BB	SO	LOB
33 Jody Gerut, L (1, 8) OBP: 0.385, SLG: 0.514	C SI 90 B CU 74 F SL 86 B SI 92 S SL 84 2-3 ① **K**		F SL 86 2 SAFE X SI 91 0-1 2 3B 2-H 1B	B SL 88 F SL 86 D CH 82 B SI 90 X SI 91 3-1 ③ G4-3		B SL 83 C FF 90 C FF 92 C FF 93 1-3 ③ **K**			B SI 90 X SI 90 1-0 ①② G4-6-3 1-2f	5	1	1	1	0	2	6
2 Edgar Gonzalez, R (1, 4) OBP: 0.176, SLG: 0.375 46 Edwin Moreno, R (9, 1)	B SI 91 C SI 91 X CU 76 1-1 ② L8		1 SAFE C SI 90 F SL 85 B SI 92 B SI 90 B SI 93 1 SAFE X SL 84 3-2 24 G4-3 1-H 3B		X SI 90 0-0 ① F9		X FF 88 0-0 ① P3		B FC 90 F SI 91 X SL 86 1-1 ③ F9	5 0	1 0	1 0	1 0	0 0	0 0	0 0
24 Brian Giles, L (1, 9) OBP: 0.211, SLG: 0.189	B SI 89 X FF 90 1-0 ③ G4-3		S SI 91 B FF 92 C CH 81 B SL 81 F SI 91 F SI 92 X FF 92 2-2 ② G4-3 3-H		B SI 90 C FF 89 F SL 86 C SL 81 1-3 ② **K**		C FF 90 B FF 92 F FF 91 F FF 93 B FF 92 F FF 91 X FF 92 2-2 ② G4-3			4	0	0	1	0	1	0
23 Adrián González, L (1, 3) OBP: 0.429, SLG: 0.644		B CU 75 B SI 90 C SI 89 S CH 79 F SL 84 F SI 91 F SL 82 X FF 94 2-2 4 5 L5-4 1B 1B	B CU 73 F FF 91 X SL 86 1-1 ③ G3-1		C CU 74 X SL 85 0-1 HR		B FF 90 B FF 90 C FF 90 X FF 91 2-1 ③ L7			4	1	2	1	0	0	0
7 Chase Headley, S (1, 7) OBP: 0.327, SLG: 0.440		C SI 89 B SL 86 B CH 80 X SI 90 2-1 ① F7		C CU 74 B SI 89 X CH 80 1-1 ① G4-3	B FF 90 X CH 81 1-0 ③ F8			F FF 89 C FF 90 B FF 91 F FF 89 B FF 91 X CH 83 2-2 ① F7		4	0	0	0	0	0	1
5 Kevin Kouzmanoff, R (1, 5) OBP: 0.294, SLG: 0.400		F SI 90 B SL 87 B SL 85 F SL 85 X SL 81 2-2 1-2 1B		F SL 83 B CU 75 C SL 84 B SL 80 B FF 92 C SI 91 3-3 ② **K**		C FF 89 C FF 90 B FF 88 X SL 84 1-2 1 4 G3-1 1B 1B		S FF 90 F FF 92 B FF 89 B FF 91 X FF 91 2-2 15 4 L9-6 BB 1B		4	0	3	0	0	1	0
4 Nick Hundley, R (1, 2) OBP: 0.405, SLG: 0.500		C SI 92 B SI 91 S SI 92 B FF 95 B SI 92 X SI 92 3-2 ②③ L5-4 2-3		B CU 77 C CU 77 X CH 83 1-1 52 1 BB 1B 1B		C FF 89 X SL 82 0-1 1 G3-1 1-2 1B		B FF 90 F FF 90 B CH 81 B FF 90 B FF 91 4-1 1-2 BB		3	0	2	0	1	0	2
1 Everth Cabrera, S (1, 6) OBP: 0.357, SLG: 0.385 15 Luis Antonio Rodriguez, R (8, 6) OBP: 0.395, SLG: 0.385			X SI 90 0-0 52 SH3 33 1B 1B	B CU 75 S CH 80 X FF 90 1-1 52 BB 1-2 1B		F FF 89 B FF 89 C FF 89 X FF 90 1-2 ① G3-1 1-2 2-3		D SL 85 C FF 91 F FF 91 B FF 92 X CH 83 2-2 ②③ L9-6 2-2		3 1	1 0	2 0	0 0	0 0	0 0	2 2
52 Josh Geer, R (1, 1) 45 Edward Mujica, R (8, 1) 22 David Eckstein, R (9, PH) OBP: 0.373, SLG: 0.422 (9, 4)			B SI 89 1 SAFE X FF 89 1-0 ① SH3 1-2	B SL 80 B SI 91 B FF 91 C FF 90 B SI 88 4-1 1-2 2-3 BB		F SL 82 T FF 89 S FF 91 0-3 ② **K**			B FF 89 C SI 90 X SL 85 1-1 33 G4-6-3 1B	1 0 1	0 0 0	0 0 1	0 0 0	1 0 0	1 0 0	2 0 0
Inning Stats	R: 0 E: 0 K: 1 S: 6 H: 0 LOB: 0 BB: 0 P: 10	R: 0 E: 0 K: 0 S: 14 H: 2 LOB: 1 BB: 0 P: 23	R: 3 E: 0 K: 0 S: 14 H: 3 LOB: 0 BB: 0 P: 21	R: 0 E: 0 K: 1 S: 12 H: 2 LOB: 3 BB: 1 P: 25	R: 1 E: 0 K: 1 S: 7 H: 1 LOB: 0 BB: 0 P: 9	R: 0 E: 0 K: 2 S: 14 H: 2 LOB: 2 BB: 0 P: 17	R: 0 E: 0 K: 0 S: 8 H: 0 LOB: 0 BB: 0 P: 12	R: 0 E: 0 K: 0 S: 11 H: 1 LOB: 1 BB: 1 P: 21	R: 0 E: 0 K: 0 S: 5 H: 1 LOB: 0 BB: 0 P: 8	1B: 10 2B: 2 3B: 1 HR: 1 SF: 0 SAC: 1 DP: 3 HBP: 0						

	AB	35
	R	4
	H	12
	RBI	4
	BB	2
	SO	5
	LOB	15

WP: 0 PB: 0 SB: 0 CS: 0 PA: 38

PITCHER		IP	WLS	BF	H	R	ER	SO	BB	IBB	HBP	BLK	WP	HR	S	P	ERA	WHIP
61 Chan Ho Park, R ERA: 8.68	(1, 1)	5.0		23	8	4	4	3	1	0	0	0	0	1	53	88	7.20	1.800
43 J.A. Happ, L ERA: 2.35	(6, 1)	3.0		12	3	0	0	2	1	0	0	0	0	0	33	50	0.00	1.333
55 Clay Condrey, R ERA: 3.38	(9, 1)	1.0	W	3	1	0	0	0	0	0	0	0	0	0	5	8	0.00	1.000

PITCHER		IP	WLS	BF	H	R	ER	SO	BB	IBB	HBP	BLK	WP	HR	S	P	ERA	WHIP

Batter	1	2	3	4	5	6	7	8	9	AB	R	H	RBI	BB	SO	LOB
8 Shane Victorino, S (1, 8) OBP: 0.288, SLG: 0.356	B SI 83 C SI 83 X CH 74 1-1 1B		C SI 83 B FF 83 X FF 84 1-1 ② F9			B FF 85 C SI 83 B FF 85 F FF 85 F SI 86 X CH 76 2-2 ① G4-3		C SL 85 F SL 84 F SL 83 B FF 94 B FF 94 S FS 88 2-3 ① K		4	0	1	0	0	1	0
4 Eric Bruntlett, R (1, 6) OBP: 0.182, SLG: 0.400 19 Greg Dobbs, L (8, PH) OBP: 0.125, SLG: 0.125 55 Clay Condrey, R (9, 1)	C FF 84 C FF 85 B FF 86 F SL 79 X SI 85 1-2 ① F8		C FF 85 F FF 86 F SI 85 B SI 87 X SI 86 1-2 ③ G5-3			X FF 87 0-0 E6 26 HR		B FF 94 F FS 88 X SL 83 1-1 ② P6		3 1 0	1 0 0	0 0 0	0 0 0	0 0 0	0 0 0	1 0 0
26 Chase Utley, L (1, 4) OBP: 0.458, SLG: 0.683	B SI 84 C SI 84 1 SAFE X FF 85 1-1 ② F9			C SI 81 B FF 85 X SI 85 1-1 ① G4-3		B SI 86 C CH 75 X SI 86 1-1 2-H HR		B FF 95 B SI 94 F FF 95 C SL 83 F FS 90 X SL 84 2-2 ③ F9		4	1	1	2	0	0	1
6 Ryan Howard, L (1, 3) OBP: 0.396, SLG: 0.614	C SI 84 F SL 77 S SL 77 0-3 ③ K			X SL 75 0-0 3B		B SI 86 C CH 75 B SI 86 F SI 87 X SL 79 2-2 29 G3-6 1B			B SL 82 B CH 84 S CH 84 B FC 90 X CH 84 3-1 29 HR 1B	4	1	3	0	0	1	1
29 Raul Ibanez, L (1, 7) OBP: 0.438, SLG: 0.864		C SI 82 C FF 83 B FF 86 B FF 85 X CH 75 2-2 12 FC3-5 2B		F FF 85 B SI 87 B FF 87 X FF 87 2-1 ② G1-3		F SI 86 B FF 86 B FF 87 X SI 88 2-1 ②③ G3-6 1-2f			B FC 89 B CH 84 X CH 84 2-0 1-H HR	4	1	2	2	0	0	2
12 Matt Stairs, L (1, 9) OBP: 0.222, SLG: 0.500		B SI 84 C SI 84 X SI 85 1-1 ① FC3-5 27 FC6-4 2-3		C CH 76 S CH 77 C FF 87 0-3 ③ K			X CH 73 0-0 ① P4			3	0	0	0	0	1	2
7 Pedro Feliz, R (1, 5) OBP: 0.395, SLG: 0.400		B FF 85 X SL 77 1-0 ② F8			S CH 73 X SI 84 0-1 27 G6-4-3 1B		B FF 84 B FF 85 C FF 85 B CH 76 C FF 84 F FF 86 S CH 76 3-3 ② K			3	0	1	0	0	1	1
27 Chris Coste, R (1, 2) OBP: 0.261, SLG: 0.286		C SL 76 X SL 77 0-1 ③ FC6-4 1-2f			C FF 84 X SL 77 0-1 ①② G6-4-3 1-2f		B SI 85 C SI 86 F FF 86 B CH 78 S CH 77 2-3 ③ K			3	0	0	0	0	1	2
61 Chan Ho Park, R (1, 1) 9 Miguel Cairo, R (5, PH) 43 J.A. Happ, L (6, 1) 11 Jimmy Rollins, S (8, PH) OBP: 0.184, SLG: 0.261 (9, 6)			X FF 83 0-0 ① G1-3		C SL 79 B FF 87 B CH 77 X CH 76 2-1 ③ G5-3			B SI 92 C FF 92 F FF 93 B SL 86 B FF 94 F FF 94 X FF 94 3-2 HR		1 1 0 1	0 0 0 1	0 0 0 1	0 0 0 1	0 0 0 0	0 0 0 0	0 0 0 0
Inning Stats	R: 0 E: 0 K: 1 S: 11 H: 1 LOB: 1 BB: 0 P: 14	R: 0 E: 0 K: 0 S: 8 H: 1 LOB: 1 BB: 0 P: 12	R: 0 E: 0 K: 0 S: 7 H: 0 LOB: 0 BB: 0 P: 9	R: 0 E: 0 K: 1 S: 8 H: 1 LOB: 1 BB: 0 P: 11	R: 0 E: 0 K: 0 S: 6 H: 1 LOB: 0 BB: 0 P: 8	R: 2 E: 1 K: 0 S: 12 H: 2 LOB: 0 BB: 0 P: 19	R: 0 E: 0 K: 2 S: 8 H: 0 LOB: 0 BB: 0 P: 13	R: 1 E: 0 K: 1 S: 14 H: 1 LOB: 0 BB: 0 P: 22	R: 2 E: 0 K: 0 S: 3 H: 2 LOB: 0 BB: 0 P: 8	1B: 4 2B: 1 3B: 1 HR: 3	SF: 0 SAC: 0 DP: 2 HBP: 0			WP: 0 PB: 0 SB: 0 CS: 0	PA: 32		

PITCHER		IP	WLS	BF	H	R	ER	SO	BB	IBB	HBP	BLK	WP	HR	S	P	ERA	WHIP
52 Josh Geer, R ERA: 1.29	(1, 1)	7.0		26	6	2	1	4	0	0	0	0	0	1	60	86	1.29	0.857
45 Edward Mujica, R ERA: 6.35	(8, 1)	1.0	H	4	1	1	1	1	0	0	0	0	0	1	14	22	9.00	1.000
46 Edwin Moreno, R ERA: 2.57	(9, 1)	0.0	L	2	2	2	2	0	0	0	0	0	0	1	3	8	∞	∞

PITCHER	IP	WLS	BF	H	R	ER	SO	BB	IBB	HBP	BLK	WP	HR	S	P	ERA	WHIP

BOTTOM

San Diego Padres @ Philadelphia Phillies

Citizens Bank Park, Philadelphia, PA

Sun Apr 19 2009, 1:35 PM EDT
Att. 45,266 - Sunny - 66 F

livebaseballscorecards.com

AB	32
R	5
H	9
RBI	5
BB	0
SO	5
LOB	10

San Diego Padres @ San Francisco Giants

AT&T Park, San Francisco, CA

Tue Apr 21 2009, 7:15 PM PDT

Att. 39,314 - Clear - 77 F

livebaseballscorecards.com

Batter	1	2	3	4	5	6	7	8	9	AB	R	H	RBI	BB	SO	LOB
33 Jody Gerut, L (1, 8) OBP: 0.381, SLG: 0.500	B FF 90 B FF 90 C FF 90 S CH 86 X CH 86 2-2 22 SH5-3 22 WP 24 1B 1B		B CH 85 B FF 90 F FF 90 X FF 91 2-1 ① F8		C CU 74 F CU 74 B FF 92 B FF 92 B SL 86 X FF 92 2-2 ② F9		F FF 93 F FF 94 F CU 78 F CU 78 F FF 94 X SI 94 0-2 22 FC3-6 1-2 1B		B CU 77 F CU 77 B SI 88 B SI 88 X SI 87 3-1 24 1B 1-2 1B	3	1	1	0	0	0	0
12 Scott Hairston, R (7, PH) OBP: 0.483, SLG: 0.778										2	0	2	0	0	0	0
(7, 8)																
22 David Eckstein, R (1, 4) OBP: 0.382, SLG: 0.429	B FF 90 X FF 91 1-0 ① SH5-3 1-3		B FF 91 C FF 90 X CU 74 1-1 24 G6-4-3 1B		C FF 92 B SL 87 F FF 92 B FF 93 X FF 92 2-2 1B		B FF 94 B FF 94 C FF 94 X FF 94 2-1 ② FC3-6 1-2f 2-3		B SL 78 C CU 79 X CU 78 1-1 ② F7	4	0	2	0	0	0	4
24 Brian Giles, L (1, 9) OBP: 0.226, SLG: 0.207	C FF 92 B CH 86 X CU 75 1-1 3-H 1B		F FF 92 X FF 92 0-1 ②③ G6-4-3 1-2f		C CU 74 F FF 93 X FF 92 0-2 ③ P3		X FF 94 0-0 ③ G4-3		B FF 91 B FF 91 C FF 91 B FF 92 C FF 91 F FF 92 X FF 92 3-2 1-3 2-H 1B	5	0	2	2	0	0	4
23 Adrián González, L (1, 3) OBP: 0.426, SLG: 0.620	B FF 92 F FF 92 F FF 92 F FF 92 F SL 84 S CH 86 1-3 ② K			F FF 91 X CH 85 0-1 7 1B 5 2B 1B		C CH 84 B FF 90 X FF 90 1-1 7 WP 1B		C FF 93 X FF 94 0-1 ① G4-3	B FF 92 X CU 72 1-0 ③ G3-1	5	1	2	0	0	1	3
7 Chase Headley, S (1, 7) OBP: 0.339, SLG: 0.444	F FF 92 X FF 91 0-1 ③ F8			B CH 85 C CU 74 B FF 91 F FF 92 X CH 86 2-2 1-2 5 2B 1B		C CU 73 F FF 89 F FF 91 F FF 91 F FF 92 F FF 93 F CU 76 S SL 85 0-3 ① K 1-2		B CU 77 C CU 76 B FF 94 F FF 95 B CU 79 F FF 95 X CU 78 3-2 5 S 1B		4	0	2	0	0	1	2
5 Kevin Kouzmanoff, R (1, 5) OBP: 0.309, SLG: 0.426		B FF 89 C FF 90 X SL 85 1-1 1B	B FF 92 X FF 91 1-0 ① 1-H 2-H 2B		C FF 91 X FF 92 0-1 ② L8			F SI 91 S SL 84 D SL 86 X SI 92 1-2 ② G6-3 1-2		4	0	2	1	0	0	2
28 Henry Blanco, R (1, 2) OBP: 0.278, SLG: 0.563		1 SAFE C CU 72 C SL 82 F FF 92 B SL 87 S FF 92 1-3 ① K	P PO 90 S SL 87 B SL 84 F FF 92 B SL 86 F FF 93 F SL 87 F SL 86 S SL 86 3-3 ② K		B FF 92 B FF 92 F SL 86 F FF 92 B SL 87 F FF 92 F FF 92 X SL 86 3-2 ③ F8		C SI 93 X SI 93 0-1 ③ F8		4	0	0	0	0	2	4
15 Luis Antonio Rodriguez, S (5, 6) OBP: 0.405, SLG: 0.379		F FF 91 C FF 92 F FF 92 B FF 92 T SL 84 1-2 ② K	D CU 74 C FF 90 X CH 86 1-1 ③ F7			C FF 92 B FC 92 C CU 73 F FC 90 F CU 73 X FC 92 1-2 22 FC3-6 12 1B 1B		C SI 90 B CH 81 B CU 80 C FF 89 F SI 90 F CU 78 B CU 78 B FF 88 4-2 12 1B 24 1B BB	3	1	1	0	1	1	2
44 Jake Peavy, R (1, 1) 2 Edgar Gonzalez, R (7, PH) OBP: 0.167, SLG: 0.353 59 Luis Perdomo, R (7, 1) 58 Frankie De La Cruz, R (8, 1) 8 Chris Burke, R (9, PH)		X 0-0 ③ P6			B FF 89 F FF 90 C FF 92 B SL 86 X FF 91 2-2 ① P6		B FC 91 X FC 91 1-0 ① F9		B FF 88 B FF 87 C FF 88 F CU 78 B FF 87 X FF 88 3-2 ① P2	2 1 0 0 1	0 0 0 0 0	0 0 0 0 0	0 0 0 0 0	0 0 0 0 0	0 0 0 0 0	1 1 0 0 1

Inning Stats																						
	R: 1 E: 0 K: 1 S: 13	H: 2 LOB: 1 BB: 0 P: 18	R: 0 E: 0 K: 2 S: 11	H: 1 LOB: 1 BB: 0 P: 14	R: 0 E: 0 K: 0 S: 6	H: 1 LOB: 0 BB: 0 P: 9	R: 1 E: 0 K: 1 S: 15	H: 3 LOB: 1 BB: 0 P: 21	R: 0 E: 0 K: 0 S: 13	H: 1 LOB: 1 BB: 0 P: 19	R: 0 E: 0 K: 1 S: 17	H: 1 LOB: 1 BB: 0 P: 21	R: 0 E: 0 K: 0 S: 15	H: 2 LOB: 2 BB: 0 P: 19	R: 0 E: 0 K: 0 S: 11	H: 1 LOB: 1 BB: 0 P: 15	R: 1 E: 0 K: 0 S: 16	H: 2 LOB: 2 BB: 1 P: 31	1B: 13 2B: 1 3B: 0 HR: 0	SF: 0 SAC: 1 DP: 1 HBP: 0	WP: 2 PB: 0 SB: 1 CS: 0	PA: 40

PITCHER		IP	WLS	BF	H	R	ER	SO	BB	IBB	HBP	BLK	WP	HR	S	P	ERA	WHIP
18 Matt Cain, R ERA: 2.37	(1, 1)	6.0	W	25	9	2	2	5	0	0	0	0	2	0	75	102	3.00	1.500
49 Brandon Medders, R ERA: 2.57	(7, 1)	0.1		2	1	0	0	0	0	0	0	0	0	0	6	8	0.00	3.000
41 Jeremy Affeldt, L ERA: 4.5	(7, 1)	1.0		5	2	0	0	0	0	0	0	0	0	0	15	20	0.00	2.000
46 Bob Howry, R ERA: 3.38	(8, 1)	0.2		2	0	0	0	0	0	0	0	0	0	0	5	6	0.00	0.000
45 Justin Miller, R ERA: 2.25	(9, 1)	0.2		4	1	1	1	0	1	0	0	0	0	0	11	22	13.50	3.000

PITCHER		IP	WLS	BF	H	R	ER	SO	BB	IBB	HBP	BLK	WP	HR	S	P	ERA	WHIP
43 Alex Hinshaw, L ERA: 8.44	(9, 1)	0.1		2	1	0	0	0	0	0	0	0	0	0	5	9	0.00	3.000

AB	38
R	3
H	14
RBI	3
BB	1
SO	5
LOB	24

San Diego Padres @ San Francisco Giants

AT&T Park, San Francisco, CA

Tue Apr 21 2009, 7:15 PM PDT

Att. 39,314 - Clear - 77 F

livebaseballscorecards.com

BOTTOM

Batter	1	2	3	4	5	6	7	8	9	AB	R	H	RBI	BB	SO	LOB
14 Fred Lewis, L (1, 7) OBP: 0.519, SLG: 0.512	C FF 90 X FC 85 0-1 7 G5-3 1B		B SI 93 B CH 84 B SI 93 S FF 92 C FC 87 B FF 93 4-2 7 G6-3 1-2 2-3 BB	B CU 77 X SI 92 1-0 ③ F7			F SI 94 B SI 91 S FC 89 B SI 92 X SL 88 2-2 ② G4-3			3	0	1	0	1	0	0
7 Emmanuel Burriss, S (1, 4) OBP: 0.244, SLG: 0.195	F SI 92 1 SAFE B FC 85 B FC 87 1 SAFE X SI 92 2-1 ① G5-3 1-2		C FC 85 B FC 86 X FC 86 1-1 ①② G6-3 1-2f 2-3 3-H		L SI 89 X CU 75 0-1 ① G6-3		C SI 94 X SL 88 0-1 ③ G4-3			4	0	0	0	0	0	3
2 Randy Winn, S (1, 9) OBP: 0.298, SLG: 0.340	C FC 86 B FF 93 D CH 86 C FC 87 S FF 94 2-3 ② K		D FC 88 C SI 94 C FC 87 X SI 94 1-2 ③ F7		B SI 90 B CH 83 B FF 91 C FF 89 B SI 91 4-1 1 G6-4-3 BB			S FC 88 S SI 92 F FC 88 T SI 93 0-2 ① K		3	0	0	0	1	2	2
1 Bengie Molina, R (1, 2) OBP: 0.283, SLG: 0.471	B SI 94 X SL 82 1-0 ③ P3			B SI 91 X SI 92 1-0 10 BB 33 G4-3 16 HR 1B	1 SAFE B SI 91 1 SAFE S SI 91 F SI 91 X SI 92 1-2 ②③ G6-4-3 1-2f			C FF 92 B SL 88 B SL 86 F SI 92 F SL 87 X FC 88 2-2 12 2B 10 1B 1B		4	2	2	0	0	0	2
33 Aaron Rowand, R (1, 8) OBP: 0.326, SLG: 0.500 49 Brandon Medders, R (7, 1) 41 Jeremy Affeldt, L (7, 1) OBP: 1.000, SLG: 1.000 46 Bob Howry, L (8, 1) 12 Nate Schierholtz, L (8, PH) OBP: 0.400, SLG: 0.600 45 Justin Miller, R (9, 1) 43 Alex Hinshaw, L (9, 1)		X FF 92 0-0 ① P3		C SI 92 X FC 86 0-1 ① G4-3 1-2		C SI 88 X SI 91 0-1 ① F9		B SL 87 D SI 92 F SI 92 X SI 92 2-1 10 1B 1-3 2B		3 0 0 0 1 0 0	0 0 0 0 1 0 0	0 0 0 0 1 0 0	0 0 0 0 1 0 0	0 0 0 0 0 0 0	0 0 0 0 0 0 0	1 0 0 0 0 0 0
48 Pablo Sandoval, S (1, 5) OBP: 0.288, SLG: 0.347		C FF 92 F FC 87 F FF 93 B CU 79 X FF 94 1-2 ② G6-3		B FF 92 F FF 93 X SI 93 1-1 10 BB 16 HR 1B		F CH 83 F FC 86 X FF 91 0-2 ② F7		F SL 88 F FC 88 F SI 93 F SL 84 X SL 88 0-2 ② L6		4	1	1	0	0	0	2
10 Travis Ishikawa, L (1, 3) OBP: 0.222, SLG: 0.294		B SI 93 C FC 88 C CU 78 C CU 80 1-3 ③ K		C FC 87 F FC 86 B CU 81 B SL 83 F SL 82 B FC 86 B CU 80 4-2 16 HR 1-2 2-3 BB		X FC 85 0-0 16 1B 2B		X FC 89 0-0 2-H 3-H 1B		3	2	2	2	1	1	0
16 Edgar Renteria, R (1, 6) OBP: 0.327, SLG: 0.364			F FF 92 X SI 92 0-1 14 BB 18 SH 7 G6-3 1B	X FC 84 0-0 1-H 2-H 3-H HR		C SI 92 B SI 92 D SL 80 X SI 92 2-1 ③ 2-H 1B		X FF 95 0-0 ③ G1-3		4	2	3	5	0	0	1
18 Matt Cain, R (1, 1) 59 Andres Torres, S (7, 8) OBP: 0.250, SLG: 1.000			X FF 90 0-0 SH 7 G6-3 14 BB 1-2	C FF 91 S FF 91 F FF 92 S SL 80 0-3 ② K			C SI 92 B CH 88 F SI 94 F SL 88 B SI 93 S SL 87 2-3 ① K			1 1	0 0	0 0	0 0	0 0	1 1	0 0
Inning Stats	R: 0 E: 0 K: 1 S: 8 H: 1 LOB: 1 BB: 0 P: 13	R: 0 E: 0 K: 1 S: 8 H: 0 LOB: 0 BB: 0 P: 10	R: 1 E: 0 K: 0 S: 10 H: 1 LOB: 1 BB: 1 P: 16	R: 4 E: 0 K: 1 S: 14 H: 3 LOB: 0 BB: 1 P: 21	R: 0 E: 0 K: 0 S: 6 H: 0 LOB: 0 BB: 1 P: 11	R: 1 E: 0 K: 0 S: 8 H: 2 LOB: 1 BB: 0 P: 10	R: 0 E: 0 K: 1 S: 9 H: 0 LOB: 0 BB: 0 P: 13	R: 2 E: 0 K: 1 S: 17 H: 3 LOB: 1 BB: 0 P: 21		1B: 7 2B: 2 3B: 0 HR: 1 SF: 0 SAC: 1 DP: 2 HBP: 0				WP: 0 PB: 0 SB: 0 CS: 0 PA: 35		

PITCHER	IP	WLS	BF	H	R	ER	SO	BB	IBB	HBP	BLK	WP	HR	S	P	ERA	WHIP
44 Jake Peavy, R (1, 1) ERA: 5.13	6.0	L	26	7	6	6	3	3	0	0	0	0	1	54	81	9.00	1.667
59 Luis Perdomo, R (7, 1) ERA: 6.75	1.2		8	3	2	2	2	0	0	0	0	0	0	25	33	10.80	1.800
58 Frankie De La Cruz, R (8, 1) ERA:	0.1		1	0	0	0	0	0	0	0	0	0	0	1	1	0.00	0.000

PITCHER	IP	WLS	BF	H	R	ER	SO	BB	IBB	HBP	BLK	WP	HR	S	P	ERA	WHIP

Batter	1	2	3	4	5	6	7	8	9	10	AB	R	H	RBI	BB	SO	LOB
12 Scott Hairston, R (1, 8) OBP: 0.471, SLG: 0.750	B SI 86 S SI 86 F SI 86 X CU 74 1-2 ① G6-3		S SI 87 F SI 87 F SI 88 B SI 88 X SI 86 1-2 ① 1-2 1B		S CH 76 X CU 74 0-1 ③ G3			B SI 91 C SI 92 X SL 84 1-1 ① 22 SH5-4 2B		B FF 97 1 SAFE F FF 95 B SL 88 C SL 87 1 SAFE B FF 96 S SL 87 3-3 ① K 1-2	5	0	2	0	0	1	2
22 David Eckstein, R (1, 4) OBP: 0.373, SLG: 0.415	B SI 86 C SI 86 C CH 73 X SL 79 1-2 ② G4-3		F CH 74 X SI 87 0-1 ③ G5-3			B SI 86 F SI 86 C SI 84 X CU 73 1-2 7 F8 23 1B 1B		F SI 90 X SI 88 0-1 ① SH5-4 2-3		C SL 89 T FF 97 F FF 97 X SL 88 0-2 ② L5	4	0	1	0	0	0	3
24 Brian Giles, L (1, 9) OBP: 0.209, SLG: 0.190 46 Edwin Moreno, R (10, 1)	F SI 87 C SL 79 B FF 88 X CU 74 1-2 ③ F9			C SI 87 F FC 79 B FC 79 S FC 81 1-3 ① K		X SI 87 0-0 ① F7		C CU 76 D CU 77 B FF 93 S FF 94 F FF 96 C CU 80 2-3 ② K		B SL 87 B SL 88 C SL 88 B SL 88 S SL 88 X FF 98 3-2 ③ G5-3	5 0	0 0	0 0	0 0	0 0	2 0	3 0
23 Adrián González, L (1, 3) OBP: 0.431, SLG: 0.604		C FF 87 B FF 87 H SI 82 2-1 7 G6-3 HBP		S CU 74 B CU 76 S FC 81 F FF 89 C SI 88 1-3 ② K		X SI 86 0-0 1-2 1B		C CU 79 D CU 80 B SI 95 S CU 79 C CU 79 2-3 ③ K			3	0	1	0	0	2	1
7 Chase Headley, S (1, 7) OBP: 0.333, SLG: 0.431		B CH 72 X SI 85 1-0 ①② G6-3 1-2f		C CH 74 B CH 75 B CU 74 B SI 88 F SI 88 X CH 74 3-2 1B		B CH 73 B SI 84 F CH 74 C CU 72 X SI 86 2-2 ② F8 2-3			B FF 94 B SL 89 F FF 96 S SL 89 X FF 96 2-2 ① P6		4	0	1	0	0	0	3
5 Kevin Kouzmanoff, R (1, 5) OBP: 0.305, SLG: 0.414		C CH 73 X CU 72 0-1 ③ G4-3		B SI 88 S SI 87 1 SAFE F FF 87 T FC 81 1-2 ③ K		B CU 74 B CH 75 C CH 75 S SI 86 F CU 76 X FC 80 2-2 ③ P2			F SL 88 X CU 78 0-1 1B		4	0	1	0	0	1	3
4 Nick Hundley, R (1, 2) OBP: 0.366, SLG: 0.444			C CH 74 F CU 71 B FF 84 F FF 85 B SI 86 B CH 74 C SI 87 3-3 ① K		B SI 87 X CH 73 1-0 ① P3		C CH 73 B SI 85 F SI 85 X FF 84 1-2 ① F8		B SL 88 1 SAFE 1 SAFE C FF 96 F FF 95 B FF 97 1 SAFE X FF 96 2-2 ② P4		4	0	0	0	0	1	1
15 Luis Antonio Rodriguez, S (1, 6) OBP: 0.391, SLG: 0.364			C SI 87 X CH 74 0-1 32 FC2-6 1B		B SI 86 B SI 86 C SI 85 X SI 85 2-1 ② L8		C SI 86 S SL 80 S SL 77 0-3 ② K		C FF 96 C SL 89 B FF 98 F FF 96 C SL 88 1-3 ③ K		4	0	1	0	0	2	1
32 Chris Young, R (1, 1) OBP: 0.333, SLG: 0.333 57 Luke Gregerson, L (8, 1) 33 Jody Gerut, L (10, PH) OBP: 0.395, SLG: 0.500 (10, 9)			L SI 86 X SI 86 0-1 ② FC2-6 12 1B 1-2f		B SI 86 X SI 86 1-0 1B		C SI 86 X CH 72 0-1 ③ G6-3			B FF 93 C SL 87 B SL 87 F SL 86 B FF 95 B FF 96 4-2 12 S BB	3 0 0	0 0 0	1 0 0	0 0 1	0 0 0	0 0 0	1 0 0
Inning Stats	R: 0 H: 0 E: 0 LOB: 0 K: 0 BB: 0 S: 9 P: 12	R: 0 H: 0 E: 0 LOB: 0 K: 0 BB: 0 S: 4 P: 7	R: 0 H: 2 E: 0 LOB: 2 K: 1 BB: 0 S: 14 P: 18	R: 0 H: 1 E: 0 LOB: 1 K: 3 BB: 0 S: 13 P: 19	R: 0 H: 1 E: 0 LOB: 1 K: 0 BB: 0 S: 6 P: 10	R: 0 H: 2 E: 0 LOB: 2 K: 0 BB: 0 S: 12 P: 17	R: 0 H: 0 E: 0 LOB: 0 K: 1 BB: 0 S: 8 P: 9	R: 0 H: 1 E: 0 LOB: 1 K: 2 BB: 0 S: 11 P: 16	R: 0 H: 1 E: 0 LOB: 1 K: 1 BB: 0 S: 12 P: 17	R: 0 H: 0 E: 0 LOB: 1 K: 1 BB: 1 S: 12 P: 22	1B: 7 2B: 1 3B: 0 HR: 0	SF: 0 SAC: 1 DP: 1 HBP: 1	WP: 0 PB: 0 SB: 1 CS: 0	PA: 39			

PITCHER		IP	WLS	BF	H	R	ER	SO	BB	IBB	HBP	BLK	WP	HR	S	P	ERA	WHIP
75 Barry Zito, L ERA: 5.63	(1, 1)	7.0		27	6	0	0	5	0	0	1	0	0	0	66	92	0.00	0.857
46 Bob Howry, R ERA: 3.18	(8, 1)	0.1		2	1	0	0	0	0	0	0	0	0	0	4	5	0.00	3.000
41 Jeremy Affeldt, L ERA: 4.05	(8, 1)	0.2		2	0	0	0	2	0	0	0	0	0	0	7	11	0.00	0.000
38 Brian Wilson, R ERA: 1.35	(9, 1)	2.0	W	8	1	0	0	2	1	0	0	0	0	0	24	39	0.00	1.000

PITCHER	IP	WLS	BF	H	R	ER	SO	BB	IBB	HBP	BLK	WP	HR	S	P	ERA	WHIP

TOP

San Diego Padres @ San Francisco Giants

AT&T Park, San Francisco, CA

Wed Apr 22 2009, 12:45 PM PDT

Att. 26,593 - Sunny - 73 F

livebaseballscorecards.com

AB	36
R	0
H	8
RBI	0
BB	1
SO	9
LOB	18

Batter	1	2	3	4	5	6	7	8	9	10	AB	R	H	RBI	BB	SO	LOB
14 Fred Lewis, L (1, 7) OBP: 0.491, SLG: 0.467	B FF 82 F FF 85 B FF 85 X FF 85 2-1 F8 ①		B FF 84 F FF 86 B FF 86 X FF 86 2-1 P6 ③		B FF 87 C FF 86 B FF 86 B FF 87 X FF 86 3-1 P6 ③			S SI 90 S SL 82 C SL 84 0-3 K ①		I IN 70 I IN 76 I IN 77 I IN 72 4-0 1 2B IBB	4	0	0	0	1	1	2
7 Emmanuel Burriss, S (1, 4) OBP: 0.265, SLG: 0.186 1 Bengie Molina, R (10, PH) OBP: 0.296, SLG: 0.500	B FF 85 C FF 85 F FF 86 F FF 87 B SL 79 B FF 86 F FF 86 X FF 87 3-2 G5-3 ②			B FF 85 F FF 85 F FF 86 B CU 67 F SL 77 F FF 87 B FF 87 B FF 86 4-2 2 S BB		C FF 84 B FF 86 B CH 76 B FF 86 B FF 83 4-1 48 1B BB		M SI 92 F SI 92 X SL 83 0-2 G3 ②		S FC 89 B FC 90 B SL 84 X CH 86 2-1 1-3 2-H 2B	2 1	0 0	0 1	0 1	2 0	0 0	0 0
2 Randy Winn, S (1, 9) OBP: 0.279, SLG: 0.315	X FF 86 0-0 B5-3 ③			C FF 87 X FF 87 0-1 F8 ① 1-2		C FF 86 X FF 85 0-1 F9 ①		F FF 90 F FF 90 S SL 85 0-3 K ③			4	0	0	0	0	1	2
48 Pablo Sandoval, S (1, 2) OBP: 0.286, SLG: 0.340		B FF 85 F FF 86 X FF 85 1-1 G1-3 ①		F FF 88 B FF 87 B FF 87 F FF 86 F FF 88 F SL 79 T FF 87 2-2 K ②		X FF 84 0-0 1B 1-2			F SI 88 F SI 90 B SL 81 X SI 90 1-2 G4-3 ①		4	0	1	0	0	1	1
16 Edgar Renteria, R (1, 6) OBP: 0.321, SLG: 0.340		B FF 86 C FF 86 B FF 86 B FF 87 T FF 86 B FF 88 4-2 5 FC5-4 BB		B FF 87 X FF 86 1-0 F9 ③		B FF 86 X FF 86 1-0 F9 ②			C SI 91 S SL 84 F SL 83 B FF 91 S SL 83 1-3 K ②		3	0	0	0	1	1	3
10 Travis Ishikawa, L (1, 3) OBP: 0.225, SLG: 0.289	T FF 87 F FF 87 F FF 86 X SL 80 0-2 F7 ②				F FF 86 T FF 86 B FF 88 B FF 87 X FF 87 2-2 75 SH1-4 5 BB 1B	X FF 87 0-0 F7 ③			C FF 90 X SI 91 0-1 G4-3 ③		4	0	1	0	0	0	3
5 Juan Uribe, R (1, 5) OBP: 0.286, SLG: 0.167	1 SAFE F FF 86 F FF 86 X SL 78 0-2 FC5-4 ③ 1-2f				F FF 85 B FF 85 D SL 76 B FF 85 B FF 85 4-1 75 SH1-4 BB 1-2		B FF 86 S FF 85 F FF 85 F FF 86 F SL 77 F FF 87 X SL 76 1-2 F8 ①			C SI 91 X FC 89 0-1 G5-3 ①	3	0	0	0	1	0	1
59 Andres Torres, S (1, 8) OBP: 0.250, SLG: 0.625			X FF 84 0-0 B3 ①		C FF 85 F FF 86 B SL 76 F SL 76 X FF 84 1-2 F9 ①		C FF 86 B CH 76 B FF 86 C FF 85 X FF 85 2-2 G1-3 ②			B SI 92 S CH 83 X CH 83 1-1 8 S 1 2B 1B	4	1	1	0	0	0	2
75 Barry Zito, L (1, 1) OBP: 0.250, SLG: 0.250 12 Nate Schierholtz, L (7, PH) OBP: 0.333, SLG: 0.500 46 Bob Howry, L (8, 1) 41 Jeremy Affeldt, L (8, 1) OBP: 1.000, SLG: 1.000 38 Brian Wilson, R (9, 1) 8 Eugenio Velez, S (10, PH) OBP: 0.100, SLG: 0.100			B FF 83 C FF 84 B FF 86 B FF 85 C FF 85 C FF 86 3-3 K ②		X FF 84 0-0 SH1-4 1-2 2-3		C SL 77 C SL 77 S FF 86 0-3 K ③			B CH 82 S CH 83 F FF 90 S CH 85 1-3 K ② 1-2	1 1 0 0 0 1	0 0 0 0 0 0	0 0 0 0 0 1	0 0 0 0 0 1	1 1 0 0 0 1	0 0 0 0 0 1	0 0 0 0 0 1
Inning Stats	R: 0 H: 0 E: 0 LOB: 0 K: 0 BB: 0 S: 8 P: 13	R: 0 H: 0 E: 0 LOB: 1 K: 0 BB: 1 S: 11 P: 16	R: 0 H: 0 E: 0 LOB: 0 K: 1 BB: 0 S: 6 P: 11	R: 0 H: 0 E: 0 LOB: 1 K: 1 BB: 1 S: 12 P: 19	R: 0 H: 1 E: 0 LOB: 2 K: 0 BB: 1 S: 11 P: 21	R: 0 H: 1 E: 0 LOB: 2 K: 0 BB: 1 S: 6 P: 11	R: 0 H: 0 E: 0 LOB: 0 K: 1 BB: 0 S: 12 P: 15	R: 0 H: 0 E: 0 LOB: 0 K: 2 BB: 0 S: 9 P: 9	R: 0 H: 0 E: 0 LOB: 0 K: 1 BB: 0 S: 9 P: 11	R: 1 H: 2 E: 0 LOB: 2 K: 1 BB: 1 S: 9 P: 17	1B: 3 2B: 1 3B: 0 HR: 0	SF: 0 SAC: 1 DP: 0 HBP: 0		WP: 0 PB: 0 SB: 2 CS: 0		PA: 38	

PITCHER		IP	WLS	BF	H	R	ER	SO	BB	IBB	HBP	BLK	WP	HR	S	P	ERA	WHIP
32 Chris Young, R ERA: 3.42	(1, 1)	7.0		27	2	0	0	3	4	0	0	0	0	0	66	106	0.00	0.857
57 Luke Gregerson, R ERA: 2.7	(8, 1)	2.0		6	0	0	0	3	0	0	0	0	0	0	18	20	0.00	0.000
46 Edwin Moreno, R ERA: 3.52	(10, 1)	0.2	L	5	2	1	1	1	0	1	0	0	0	0	9	17	13.50	3.000

PITCHER	IP	WLS	BF	H	R	ER	SO	BB	IBB	HBP	BLK	WP	HR	S	P	ERA	WHIP

BOTTOM

San Diego Padres @ San Francisco Giants

AT&T Park, San Francisco, CA

Wed Apr 22 2009, 12:45 PM PDT

Att. 26,593 - Sunny - 73 F

livebaseballscorecards.com

AB	32
R	1
H	4
RBI	1
BB	5
SO	7
LOB	15

Pittsburgh Pirates @ San Diego Padres

PETCO Park, San Diego, CA

Fri Apr 24 2009, 10:05 PM EDT
Att. 25,601 - Cloudy - 62 F

TOP

Batter	1	2	3	4	5	6	7	8	9	10	11	AB	R	H	RBI	BB	SO	LOB
3 Nyjer Morgan, L (1, 8) OBP: 0.373, SLG: 0.406	G5-3	FC4			SH2-3	IBB	12 F9 1B				P6	4	0	1	0	1	0	3
2 Jack Wilson, R (1, 6) OBP: 0.314, SLG: 0.319	F8		G6-3		G6-3	K			B2			5	0	0	0	0	1	5
12 Freddy Sanchez, R (1, 4) OBP: 0.361, SLG: 0.594	K		F9		K		G6-3		F9			5	0	0	0	0	2	2
25 Adam LaRoche, L (1, 3) OBP: 0.354, SLG: 0.559		G4-3	BB			BB	K			F8		3	1	0	0	2	1	0
16 Eric Hinske, L (1, 9) OBP: 0.318, SLG: 0.450		HBP	P5			2B	K			P5		4	1	1	0	0	1	1
44 Brandon Moss, L (1, 7) OBP: 0.286, SLG: 0.311		FC5-4		G3-1		G6-3		G1-3		1B		5	1	1	1	0	0	2
15 Andy LaRoche, R (1, 5) OBP: 0.286, SLG: 0.318		BB		F8		1B		P3		G5-3		4	0	1	1	1	0	1
35 Jason Jaramillo, S (1, 2) OBP: 0.400, SLG: 0.444		BB		K		1B		2B			G3-1	4	0	2	0	1	1	0
45 Ian Snell, R (1, 1) OBP: 0.250, SLG: 0.250; 24 Delwyn Young, S (6, PH) OBP: 0.250, SLG: 0.500; 43 Jesse Chavez, R (6, 1); 34 John Grabow, L (7, 1); 5 Ramón Vázquez, L (8, PH) OBP: 0.333, SLG: 0.130; 30 Tyler Yates, R (8, 1); 17 Sean Burnett, L (9, 1); 18 Craig Monroe, R (11, PH) OBP: 0.300, SLG: 0.556; 55 Matt Capps, R (11, 1)		1B			1B	K		F8			K	2 1 0 0 1 0 0 1 0	0 0 0 0 0 0 0 0 0	2 0 0 0 0 0 0 0 0	1 0 0 0 0 0 0 0 0	0 0 0 0 0 0 0 0 0	0 1 0 0 0 0 0 1 0	0 2 0 0 1 0 0 0 0

Inning Stats	1	2	3	4	5	6	7	8	9	10	11
R	0	1	0	0	0	2	0	0	0	0	0
H	0	1	0	0	1	3	0	1	1	1	0
E	0	0	0	0	0	0	0	0	0	0	0
LOB	0	3	1	0	1	3	0	1	0	1	0
K	1	0	0	1	1	2	2	0	0	0	1
BB	0	2	1	0	0	2	0	0	0	0	0
S	8	14	9	6	8	20	10	10	10	5	7
P	13	26	20	10	14	37	15	14	11	11	12

1B: 6, 2B: 2, 3B: 0, HR: 0, SF: 0, SAC: 1, DP: 0, HBP: 1

WP: 0, PB: 1, SB: 1, CS: 0, PA: 46

AB 39, R 3, H 8, RBI 3, BB 5, SO 8, LOB 17

PITCHER		IP	WLS	BF	H	R	ER	SO	BB	IBB	HBP	BLK	WP	HR	S	P	ERA	WHIP
29 Kevin Correia, R (ERA: 4.5)	(1, 1)	5.0		23	3	3	3	3	4	0	1	0	0	0	51	95	5.40	1.400
43 Cla Meredith, R (ERA:)	(6, 1)	1.0	B	6	2	0	0	2	0	1	0	0	0	0	14	25	0.00	2.000
45 Edward Mujica, R (ERA: 5.4)	(7, 1)	1.0		3	0	0	0	2	0	0	0	0	0	0	10	15	0.00	0.000
57 Luke Gregerson, R (ERA: 2.45)	(8, 1)	1.0		4	1	0	0	0	0	0	0	0	0	0	10	14	0.00	1.000
21 Heath Bell, R (ERA:)	(9, 1)	1.0		3	1	0	0	0	0	0	0	0	0	0	10	11	0.00	1.000

PITCHER		IP	WLS	BF	H	R	ER	SO	BB	IBB	HBP	BLK	WP	HR	S	P	ERA	WHIP
46 Edwin Moreno, R (ERA: 2.79)	(10, 1)	2.0	W	7	1	0	0	1	0	0	0	0	0	0	12	23	0.00	0.500

livebaseballscorecards.com

Pittsburgh Pirates @ San Diego Padres

PETCO Park, San Diego, CA

Fri Apr 24 2009, 10:05 PM EDT

Att. 25,601 - Cloudy - 62 F

livebaseballscorecards.com

Batter	1	2	3	4	5	6	7	8	9	10	11	AB	R	H	RBI	BB	SO	LOB
33 Jody Gerut, L (1, 8) OBP: 0.347, SLG: 0.432	X 0-0 F8 ①		B FF 91 F FF 92 X SL 81 1-1 F8 ②	S SL 86 B CH 88 X FF 93 1-1 L1 ③		X FF 97 0-0 G4-3 ③			B SI 91 B SL 81 F FF 91 X SI 91 2-1 G3 ②		F SI 92 1 SAFE 1 SAFE 1 SAFE X SI 93 0-1 P5 ②	6	0	0	0	0	0	5
22 David Eckstein, R (1, 4) OBP: 0.369, SLG: 0.431	B B C C X 2-2 F9 ②		B SL 78 F CH 89 F SL 85 X SL 82 1-2 3-H 3B		B FF 91 B FF 90 C FF 89 F FF 91 X SL 85 2-2 G3 ①		C FF 96 F FF 95 B SI 92 F FF 96 X SI 96 1-2 F9 ①		C SI 90 X SI 91 0-1 F8 ③		1 SAFE 1 SAFE B FF 93 P PO 81 B FF 92 C FF 94 C FF 93 B SI 95 4-2 24 1B 1-2 BB	5	0	1	1	1	0	0
24 Brian Giles, L (1, 9) OBP: 0.233, SLG: 0.194	C B X 1-1 F9 ③		X CH 83 0-0 F8 ③		B SI 92 B CH 84 B SI 93 C SI 92 F SI 93 F SL 87 F SL 86 F FF 94 B SL 81 4-2 5 BB 23 S BB		B FF 90 X FF 89 1-0 G4-3 ②			B SL 79 B SI 89 B FF 91 C FF 91 B FF 91 4-1 23 FC3-6 BB	F SI 87 B SI 94 T FF 93 F SI 95 X SI 95 1-2 1-3 2-H 1B	4	0	1	1	2	0	1
23 Adrián González, L (1, 3) OBP: 0.429, SLG: 0.638		X SI 91 0-0 HR		C CH 85 S FF 94 B CH 86 S SL 83 1-3 K ①	F SI 92 S SL 87 F SI 94 B CH 86 X SL 88 1-2 F7 ② 1-2		C SL 85 S SL 85 X SL 85 0-2 1B			B SL 80 B SL 79 F FF 91 X SI 90 2-1 FC3-6 7 E 1-2f ①		5	1	2	1	0	1	2
7 Chase Headley, S (1, 7) OBP: 0.338, SLG: 0.435		B SI 90 X SI 91 1-0 F8 ①		B FF 93 X CH 87 1-0 4 2B 2B	B FF 93 B SL 82 S SI 92 S SL 86 B SL 86 B SI 94 4-2 5 BB BB		B FF 89 B CH 81 X FF 90 2-0 F8 ③			S CH 81 D CH 82 1 SAFE B SI 91 F CH 83 X SL 79 2-2 E6 1-2		4	1	1	0	1	0	2
5 Kevin Kouzmanoff, R (1, 5) OBP: 0.297, SLG: 0.387		S SL 81 F SL 84 S SL 82 0-3 K ②		S SL 84 C SL 86 F FF 93 S SL 84 0-3 K2-3 ②	B CH 87 B SI 91 B SI 94 C SI 95 B FF 94 4-1 4 FC4-6 1-2 2-3 BB			X FF 95 0-0 G4-3 ①		F CH 82 B CH 81 F CH 82 D SL 81 X FF 90 2-2 F9 ②		4	0	0	0	1	2	3
4 Nick Hundley, R (1, 2) OBP: 0.370, SLG: 0.450		B SL 84 B FF 92 C FF 92 C FF 91 B SL 82 B SL 83 4-2 15 CS BB		B SL 86 C FF 94 B SL 85 X FF 94 2-1 29 1B 2-H 2B	B SL 81 B FF 94 X FF 93 2-0 FC4-6 1-2f ③			B FF 95 F FF 96 B SL 90 X FF 96 2-1 G4-3 ②		B CH 81 C SI 91 B CH 83 S FF 91 C SI 91 2-3 K ③		4	0	1	1	1	1	5
15 Luis Antonio Rodriguez, S (1, 6) OBP: 0.392, SLG: 0.378	C SI 91 B CH 86 1 SAFE 1-1 CS 1-2 ③		X SL 83 0-0 29 SH1-4 22 3B 2B	C CH 86 B FF 92 D CH 87 B FF 94 I IN 59 4-1 29 1B IBB		C FF 96 X CH 88 0-1 F9 ①		X FF 96 0-0 F8 ③			C SI 92 F SI 92 F SI 94 B FF 94 B CH 87 B SI 92 X FF 94 3-2 F9 ①	4	1	1	0	1	0	0
29 Kevin Correia, R (1, 1) 43 Cla Meredith, R (6, 1) 2 Edgar Gonzalez, R (5, PH) 45 Edward Mujica, R (7, 1) 57 Luke Gregerson, L (8, 1) 21 Heath Bell, R (9, 1) 12 Scott Hairston, R (5, PH) 46 Edwin Moreno, R (10, 1) 8 Chris Burke, R (11, PH)			X CH 87 0-0 SH1-4 ① 2-3	B SL 83 C FF 94 F FF 94 X SL 87 1-2 2-3 1B		B FF 96 S FF 96 B FF 96 S FF 96 B FF 97 S FF 96 3-3 K ②			B SI 89 F SI 90 B SI 91 F SI 90 S CH 82 2-3 K ①		B FF 92 B FF 92 B FF 93 C SI 92 B SI 92 4-1 22 S 24 1B BB	1 0 1 0 0 0 0 0 0 0 0 0 0 0 1 0 0 0 0 1 0 0 0 0 0 0 0 0 0 0 0 0 0 0 0 0 0 0 0 0 0 0 1 0 0 0 0 1 0 0 0 0 0 0 0 0 0 1 0 0 1 0 0						
Inning Stats	R: 0 E: 0 K: 0 S: 6 H: 0 LOB: 0 BB: 0 P: 9	R: 1 E: 0 K: 1 S: 8 H: 1 LOB: 0 BB: 1 P: 14	R: 1 E: 0 K: 0 S: 8 H: 2 LOB: 1 BB: 0 P: 10	R: 1 E: 0 K: 2 S: 16 H: 3 LOB: 3 BB: 1 P: 26	R: 0 E: 0 K: 0 S: 16 H: 0 LOB: 3 BB: 3 P: 33	R: 0 E: 0 K: 1 S: 6 H: 0 LOB: 0 BB: 0 P: 9	R: 0 E: 0 K: 0 S: 9 H: 1 LOB: 1 BB: 0 P: 13	R: 0 E: 0 K: 0 S: 4 H: 0 LOB: 0 BB: 0 P: 6	R: 0 E: 0 K: 1 S: 8 H: 0 LOB: 0 BB: 0 P: 12	R: 0 E: 1 K: 1 S: 12 H: 0 LOB: 2 BB: 1 P: 24	R: 1 E: 0 K: 0 S: 14 H: 1 LOB: 2 BB: 2 P: 25	1B: 3 2B: 3 3B: 1 HR: 1	SF: 0 SAC: 1 DP: 0 HBP: 0		WP: 0 PB: 0 SB: 2 CS: 1	PA: 49		

PITCHER		IP	WLS	BF	H	R	ER	SO	BB	IBB	HBP	BLK	WP	HR	S	P	ERA	WHIP
45 Ian Snell, R ERA: 4.5	(1, 1)	5.0		25	6	3	3	3	4	1	0	0	0	1	54	92	5.40	2.000
43 Jesse Chavez, R ERA: 1.13	(6, 1)	1.1		4	0	0	0	1	0	0	0	0	0	0	10	14	0.00	0.000
34 John Grabow, L ERA:	(7, 1)	0.2		3	1	0	0	0	0	0	0	0	0	0	5	8	0.00	1.500
30 Tyler Yates, R ERA: 6.0	(8, 1)	1.0		3	0	0	0	0	0	0	0	0	0	0	4	6	0.00	0.000
17 Sean Burnett, L ERA: 3.86	(9, 1)	2.0		8	0	0	0	2	1	0	0	0	0	0	20	36	0.00	0.500

PITCHER		IP	WLS	BF	H	R	ER	SO	BB	IBB	HBP	BLK	WP	HR	S	P	ERA	WHIP
55 Matt Capps, R ERA: 1.42	(11, 1)	0.2	L	5	1	1	1	0	2	0	0	0	0	0	14	25	13.50	4.500

BOTTOM	
AB	39
R	4
H	8
RBI	4
BB	8
SO	6
LOB	18

Pittsburgh Pirates @ San Diego Padres

PETCO Park, San Diego, CA

Sat Apr 25 2009, 10:05 PM EDT

Att. 41,665 - Clear - 65 F

livebaseballscorecards.com

TOP

Batter	1	2	3	4	5	6	7	8	9	AB	R	H	RBI	BB	SO	LOB
3 Nyjer Morgan, L (1, 8) OBP: 0.383, SLG: 0.403	B SI 87 B SI 88 C SI 88 B SI 89 B SI 88 4-1 12 2B 18 1B BB	F SI 88 B SI 87 F SI 87 C SI 88 1-3 ② K		S CH 76 X CH 78 0-1 ② SF8 3-H		C SL 76 F SL 78 B FF 86 X FF 87 1-2 12 1B 18 2B 1B		B FF 94 B FF 92 B FF 95 B FF 94 4-0 12 FC6-4 BB	C SI 92 B SI 92 F SI 92 X SL 87 1-2 ③ F7	3	2	1	1	2	1	1
12 Freddy Sanchez, R (1, 4) OBP: 0.377, SLG: 0.608	**B SI 88** **1 SAFE** **1 SAFE** **1 SAFE** 1 SAFE S SI 87 1 SAFE X SI 88 1-1 18 1B 25 G6-3 1-3 2B	C SI 87 X CU 75 0-1 3-H 1B		C FF 85 B FF 85 F FF 86 X SI 85 1-2 ③ L5		C FF 86 B FF 87 X FF 87 1-1 18 2B 1-2 1B		C FF 93 C FF 93 F CH 87 D CH 88 B CH 87 X FF 94 2-2 ① FC6-4 18 E 18 1B 16 1B 1-2f		5	3	3	1	0	0	1
18 Craig Monroe, R (1, 7) OBP: 0.360, SLG: 0.609	S SI 89 F SI 87 D SL 80 X CH 81 1-2 25 G6-3 2-3 3-H 1B	F SI 88 B SI 86 X SI 89 1-1 ③ L5			B SL 76 F FF 85 X FF 84 1-1 ① F8	C SI 79 X FF 88 0-1 1-H 2-H 2B		X FF 95 0-0 E6 16 1B 25 BB 15 SF9 1-3 1B		5	1	3	3	0	0	1
25 Adam LaRoche, L (1, 3) OBP: 0.343, SLG: 0.524	B SI 88 B SI 89 S SI 88 S CH 80 F SI 89 F CH 81 X SI 89 2-2 ① ② G6-3 1-2f 3-H		C SI 83 X SI 83 0-1 ① G4-3		C SI 84 C SL 77 X FF 85 0-2 ② P4	B CH 78 C SL 79 F FF 86 B SL 80 F CH 79 X SI 87 2-2 ③ G4-3		B FF 92 S FF 92 B FF 92 F FF 92 F FF 95 D CH 87 F FF 94 F FF 94 F FF 93 4-2 F FF 92 D CH 87 15 SF9 16 1B 1-2 BB		4	0	0	0	1	0	2
16 Eric Hinske, L (1, 9) OBP: 0.407, SLG: 0.478	C CH 81 B SL 78 H SL 78 2-1 15 1B HBP		B FF 82 B SI 82 X CH 72 2-0 ② G1-3		X SL 76 0-0 15 2B 1B		B FF 95 B FF 95 B FF 95 D FF 95 4-0 15 G3-6-1 BB	C FF 94 B FF 94 X FF 93 1-1 1-2 2-3 3-H 1B		3	1	2	1	1	0	0
15 Andy LaRoche, R (1, 5) OBP: 0.296, SLG: 0.354	C SI 88 X CH 80 0-1 1-2 1B		B FF 83 C CH 71 B SL 76 X CH 72 2-1 ③ G6-3		B FF 85 C SL 76 X FF 86 1-1 1-H 2B		B FF 94 C FF 96 C FF 95 D CH 87 X FF 96 2-2 ① ② G3-6-1 1-2f	C FF 93 X FF 93 0-1 ② SF9 2-3 3-H		4	0	2	2	0	0	1
5 Ramón Vázquez, L (1, 6) OBP: 0.343, SLG: 0.148	B SI 89 S CH 81 B SI 89 X SI 88 2-1 ③ F7		B FF 83 C CH 73 X CH 73 1-1 35 2B 57 SF8 1B		B SI 85 B SI 86 S CH 77 B SI 86 X CH 78 3-1 ③ F9		B FF 97 F FF 95 B FF 94 F FF 94 B SI 87 B FF 93 4-2 35 BB BB	C FF 95 S CH 86 D CH 88 F FF 94 D CH 89 S CH 87 2-3 ③ K		4	1	1	0	1	1	5
35 Jason Jaramillo, S (1, 2) OBP: 0.440, SLG: 0.545		B SI 87 X SI 87 1-0 57 SH5-4 12 1B 2B		X SI 83 0-0 57 SF8 3 SF8 1-3 2B		C CH 76 X FF 85 0-1 ① L5	B FF 94 B FF 94 B FF 93 C FF 94 B FF 94 4-1 1-2 BB		F SI 90 B SL 87 S SI 92 X SI 92 1-2 ① G6-3	4	2	2	0	1	0	0
57 Zach Duke, L (1, 1) OBP: 0.273, SLG: 0.444 47 Evan Meek, R (9, 1)		B SI 87 L SI 86 L SI 86 X CU 76 1-2 ① SH5-4 2-3		S SI 83 D CH 76 X SI 84 1-1 ① SF8 2-3 3-H		C SL 77 C SL 78 S CH 77 0-3 ② K	B FF 95 X FF 94 1-0 ③ F8		C SI 92 B SI 93 S SI 92 B SI 93 F F SI 92 S 2-3 ② K	3 0	0 0	0 0	1 0	0 0	2 0	2 0
Inning Stats	R: 2 E: 0 K: 0 S: 16 H: 3 LOB: 2 BB: 1 P: 28	R: 1 E: 0 K: 1 S: 11 H: 2 LOB: 1 BB: 0 P: 15	R: 0 E: 0 K: 0 S: 5 H: 0 LOB: 0 BB: 0 P: 9	R: 2 E: 0 K: 0 S: 10 H: 2 LOB: 0 BB: 0 P: 13	R: 1 E: 0 K: 0 S: 10 H: 2 LOB: 1 BB: 0 P: 15	R: 2 E: 0 K: 1 S: 16 H: 3 LOB: 1 BB: 0 P: 20	R: 0 E: 0 K: 0 S: 7 H: 0 LOB: 2 BB: 3 P: 22	R: 2 E: 1 K: 1 S: 20 H: 2 LOB: 2 BB: 2 P: 33	R: 0 E: 0 K: 1 S: 11 H: 0 LOB: 0 BB: 0 P: 15	1B: 9 2B: 5 3B: 0 HR: 0 SF: 3 SAC: 1 DP: 2 HBP: 1						

AB	35
R	10
H	14
RBI	9
BB	6
SO	4
LOB	13

WP: 0 PB: 0 SB: 0 CS: 0 PA: 46

PITCHER		IP	WLS	BF	H	R	ER	SO	BB	IBB	HBP	BLK	WP	HR	S	P	ERA	WHIP
34 Shawn Hill, R ERA: 5.25	(1, 1)	2.0	L	12	5	3	3	1	1	0	1	0	0	0	27	43	13.50	3.000
52 Josh Geer, R ERA: 4.91	(3, 1)	4.0		19	7	5	5	1	0	0	0	0	0	0	41	57	11.25	1.750
58 Frankie De La Cruz, R ERA: 5.4	(7, 1)	2.0		12	2	2	2	1	5	0	0	0	0	0	27	55	9.00	3.500
59 Luis Perdomo, R ERA: 5.4	(9, 1)	1.0		3	0	0	0	1	0	0	0	0	0	0	11	15	0.00	0.000

PITCHER	IP	WLS	BF	H	R	ER	SO	BB	IBB	HBP	BLK	WP	HR	S	P	ERA	WHIP

BOTTOM

Pittsburgh Pirates @ San Diego Padres

PETCO Park, San Diego, CA

Sat Apr 25 2009, 10:05 PM EDT

Att. 41,665 - Clear - 65 F

livebaseballscorecards.com

Batter	1	2	3	4	5	6	7	8	9	AB	R	H	RBI	BB	SO	LOB
12 Scott Hairston, R (1, 8) OBP: 0.462, SLG: 0.750	B SI 88 C FF 89 B CH 83 S FF 90 F CH 82 T FF 91 2-2 ① **K**		B F SI 90 B F B CH 84 F FF 91 B FF 89 4-2 22 1B **BB**			X SI 88 0-0 23 G4-3 **3B**		C CU 74 B FF 89 B FF 89 S CH 80 F FF 88 B CH 80 X FF 87 3-2 ② **F8**		3	1	1	0	1	1	0
22 David Eckstein, R (1, 4) OBP: 0.368, SLG: 0.426 58 Frankie De La Cruz, R (7, 1) 28 Henry Blanco, R (8, PH) OBP: 0.263, SLG: 0.529 59 Luis Perdomo, R (9, 1)	C SI 90 X FF 90 0-1 ② **G6-3**		B CU 76 X FF 90 1-0 **1-2** **1B**			B FF 87 B FF 88 C SI 88 F FF 88 X SL 81 2-2 ① **F7**		B SI 88 X CH 81 1-0 ③ **P4**		3 0 1 0	0 0 0 0	1 0 0 0	0 0 0 0	0 0 0 0	0 0 0 0	1 0 0 0
23 Adrián González, L (1, 3) OBP: 0.419, SLG: 0.613	C CU 77 F SI 91 B SL 87 F SI 92 B SL 86 X SL 86 2-2 ③ **F7**		B FF 86 F FF 90 X SL 85 1-1 ③ **P6**			F SL 84 X SI 89 0-1 ② **G4-3** **3-H**			B SI 88 C SL 82 F CU 73 B SI 88 F CH 80 F SI 88 F SL 82 X CH 80 2-2 5 1B **1B**	4	0	1	1	0	0	2
7 Chase Headley, S (1, 7) OBP: 0.333, SLG: 0.424		X SI 88 0-0 ① **G5-3**		L SI 87 X FF 89 0-1 5 G6-4-3 **1B**		C CU 75 F CU 74 B FF 89 B SL 84 S CH 82 2-3 ③ **K**			X SI 89 0-0 ① **F9**	4	0	1	0	0	1	1
5 Kevin Kouzmanoff, R (1, 5) OBP: 0.309, SLG: 0.394		B SI 89 C CH 83 B CH 84 X SI 90 2-1 **1B**		X CH 83 0-0 ① ② **G6-4-3** **1-2f**			X CH 81 0-0 ① **L7**		C FF 88 B CH 81 X CH 80 1-1 **1-2** **1B**	4	0	2	0	0	0	1
4 Nick Hundley, R (1, 2) OBP: 0.340, SLG: 0.409		B CU 75 F SI 89 C CU 75 F FF 90 1 SAFE F CH 83 1 SAFE X FF 90 1-2 ② **P3**		X SI 89 0-0 ③ **G3-1**			C SI 88 C FF 88 F FF 88 X 0-2 ② **P6**		X 0-0 ② **F8**	4	0	0	0	0	0	3
8 Chris Burke, R (1, 6)		F SI 90 B CH 82 X CH 83 1-1 ③ **L8**			B SI 86 S SI 88 X CH 80 1-1 ① **F7**		B CU 74 B SI 87 F SI 88 B CH 82 B SI 88 4-1 **BB**		X FF 94 0-0 ③ **G5-3**	3	0	0	0	1	0	3
33 Jody Gerut, L (1, 9) OBP: 0.327, SLG: 0.404			C FF 89 B SL 84 X CU 76 1-1 ① **G3-1**		C FF 88 B CU 75 F SI 88 B CU 74 B SI 89 F SI 88 X SI 89 3-2 ② **G4-3**		C CU 74 F FF 87 B SL 82 C FF 89 1-3 ③ **K**			3	0	0	0	0	1	1
34 Shawn Hill, R (1, 1) 52 Josh Geer, R (3, 1) 2 Edgar Gonzalez, R (7, 4) OBP: 0.150, SLG: 0.316			C SI 90 X 0-1 ② **G1-3**		F FF 88 C CU 75 S SI 90 0-3 ③ **K**			C SI 86 S CH 80 F CU 73 T SI 88 0-2 ① **K**		0 2 1	0 0 0	0 0 0	0 0 0	0 1 1	0 0 0	0 0 0
Inning Stats	R: 0 E: 0 K: 1 S: 10 H: 0 LOB: 0 BB: 0 P: 14	R: 0 E: 0 K: 0 S: 10 H: 1 LOB: 1 BB: 0 P: 14	R: 0 E: 0 K: 0 S: 10 H: 1 LOB: 2 BB: 1 P: 17	R: 0 E: 0 K: 0 S: 4 H: 1 LOB: 0 BB: 0 P: 4	R: 0 E: 0 K: 1 S: 9 H: 0 LOB: 0 BB: 0 P: 13	R: 1 E: 0 K: 1 S: 9 H: 1 LOB: 0 BB: 0 P: 13	R: 0 E: 0 K: 1 S: 9 H: 0 LOB: 1 BB: 1 P: 14	R: 0 E: 0 K: 1 S: 9 H: 0 LOB: 0 BB: 0 P: 13	R: 0 E: 0 K: 0 S: 11 H: 2 LOB: 2 BB: 0 P: 14	1B: 5 2B: 0 3B: 1 HR: 0 SF: 0 SAC: 0 DP: 1 HBP: 0						

PITCHER		IP	WLS	BF	H	R	ER	SO	BB	IBB	HBP	BLK	WP	HR	S	P	ERA	WHIP
57 Zach Duke, L ERA: 2.43	(1, 1)	8.1	W	32	6	1	1	5	2	0	0	0	0	0	79	114	1.08	0.960
47 Evan Meek, R ERA:	(9, 1)	0.2		2	0	0	0	0	0	0	0	0	0	0	2	2	0.00	0.000

PITCHER	IP	WLS	BF	H	R	ER	SO	BB	IBB	HBP	BLK	WP	HR	S	P	ERA	WHIP

AB	32
R	1
H	6
RBI	1
BB	2
SO	5
LOB	12

PA: 34

WP: 0
PB: 0
SB: 0
CS: 0

Batter	1	2	3	4	5	6	7	8	9	AB	R	H	RBI	BB	SO	LOB
3 Nyjer Morgan, L (1, 8) OBP: 0.395, SLG: 0.408	B FF 91 F SI 92 X FC 85 1-1 ① F7		C SI 92 B CH 84 B CU 78 X FF 93 2-1 5 CS 1B		B SI 91 B SL 84 C FF 89 C FF 90 X SL 80 2-2 5 BB 25 HR 1B		C FF 92 B FS 86 X FS 87 1-1 ① F8	B SI 85 C SI 86 S SL 79 H SL 80 2-2 HBP		4	1	2	0	0	0	0
5 Ramón Vázquez, L (1, 4) OBP: 0.350, SLG: 0.161	C SI 92 B CU 76 C FC 85 B SI 94 S FC 87 2-3 ② K		B SI 94 C FC 86 X FC 88 1-1 ②③ G6-3 1-2		B SI 93 B FC 86 B FC 86 C FF 92 B FF 92 4-1 25 HR 1-2 BB		B FF 93 C FF 94 F SL 84 B FF 89 X SL 85 2-2 1B	C FF 85 B FF 85 X FF 85 1-1 ③ G6-3		4	1	1	0	1	1	3
44 Brandon Moss, L (1, 7) OBP: 0.278, SLG: 0.300	C SI 94 S CU 79 F FF 95 B CU 79 C SI 94 1-3 ③ K			X FC 87 0-0 16 WP 25 BB 23 1B 1B	C SI 93 F SI 93 X FF 93 0-2 ① F6		F FS 88 S FF 94 F FF 95 T FF 95 0-2 ② K		C SI 90 B CH 85 B SL 86 B SI 91 X SI 92 3-1 ① F7	5	1	1	0	0	2	3
25 Adam LaRoche, L (1, 3) OBP: 0.373, SLG: 0.621		C SI 92 B SI 92 B CU 78 B FC 86 C SI 93 B FC 87 4-2 23 G3 15 1B BB		B FF 93 F FF 93 B SI 94 C SI 94 F SI 95 B SI 95 1 SAFE F SI 94 B FC 89 4-2 16 WP 23 1B 1-2 BB	X SI 93 0-0 1-H 2-H HR		C FS 88 B FF 94 B FF 94 S FS 88 S FF 94 2-3 ③ K		B FC 87 B SI 92 C SI 92 F SL 86 X SL 88 2-2 HR	3	3	2	4	2	1	1
16 Eric Hinske, L (1, 9) OBP: 0.375, SLG: 0.429		B CH 85 F FC 88 S CU 79 B FC 87 B SI 96 S FC 87 3-3 ① K		B FC 88 C CU 82 B F SL 84 F SI 95 B F SI 94 F CU 80 F 3-3 ① C K 1-2 2-3	F CH 82 B CU 74 X FC 85 1-1 ② G4-3			C FF 85 S SL 80 B SL 80 B SL 80 X FF 87 2-2 23 SH1-4 15 1B 10 2B 1B	X SI 91 0-0 ② F8	5	1	1	0	0	2	3
15 Andy LaRoche, R (1, 5) OBP: 0.305, SLG: 0.358		C SL 82 C SI 94 B CU 82 X SI 94 1-2 23 G3 1-2 1B		B SI 94 F SI 94 F SI 95 S FC 87 1-3 ② K	B CH 82 F SI 92 S CU 76 B SI 92 X CU 78 2-2 ③ G4-3			C SI 87 B SL 80 C SI 87 X SL 80 1-2 23 SH1-4 10 2B 1-2 1B	C SI 93 F SL 86 B FC 88 B SI 91 X SL 87 2-2 ③ L4	5	1	2	0	0	1	2
23 Robinzon Diaz, R (1, 2) OBP: 0.333, SLG: 0.333		B FC 88 C SL 82 C FF 94 X SL 83 1-2 ② G3 1-2 2-3		X FC 88 0-0 10 BB 2-H 3-H 1B		C FF 91 B FF 91 F SL 82 X FS 87 1-2 ① G6-3		X SI 87 0-0 ① SH1-4 1-2 2-3		3	0	1	2	0	0	2
10 Brian Bixler, R (1, 6) OBP: 0.500, SLG: 0.667		B SL 82 B SL 82 C FC 86 C SI 94 C SI 95 2-3 ③ K		B SI 94 B SI 93 B SI 93 B SI 92 4-0 1-2 BB		B FF 93 X FF 92 1-0 ② F8		B SL 80 B SI 87 C SI 86 X FF 86 2-1 2-H 3-H 2B		3	0	1	2	1	1	2
49 Ross Ohlendorf, R (1, 1) 34 John Grabow, L (8, 1)			C SI 92 X SI 92 0-1 ① G4-3	S SL 82 C SL 82 X SL 81 0-2 ③ G4-3		B FF 92 B FF 91 C FF 92 F FF 93 S FF 93 2-3 ③ K		S FF 86 B SL 80 C FF 86 S SL 79 1-3 ② K		4 0	0 0	0 0	0 0	0 0	2 0	3 0
Inning Stats	R: 0 E: 0 K: 2 S: 9 H: 0 LOB: 0 BB: 0 P: 13	R: 0 E: 0 K: 2 S: 14 H: 1 LOB: 2 BB: 1 P: 25	R: 0 E: 0 K: 0 S: 6 H: 1 LOB: 0 BB: 0 P: 9	R: 2 E: 0 K: 2 S: 19 H: 2 LOB: 2 BB: 2 P: 31	R: 3 E: 0 K: 0 S: 13 H: 2 LOB: 0 BB: 1 P: 22	R: 0 E: 0 K: 1 S: 7 H: 0 LOB: 0 BB: 0 P: 11	R: 0 E: 0 K: 2 S: 12 H: 1 LOB: 1 BB: 0 P: 17	R: 2 E: 0 K: 1 S: 16 H: 3 LOB: 2 BB: 0 P: 25	R: 1 E: 0 K: 0 S: 9 H: 1 LOB: 0 BB: 0 P: 16	1B: 8 2B: 1 3B: 0 HR: 2 SF: 0 SAC: 1 DP: 0 HBP: 1						

PITCHER		IP	WLS	BF	H	R	ER	SO	BB	IBB	HBP	BLK	WP	HR	S	P	ERA	WHIP
44 Jake Peavy, R ERA: 5.74	(1, 1)	5.0	L	24	6	5	5	6	4	0	0	0	1	1	61	100	9.00	2.000
45 Edward Mujica, R ERA: 4.15	(6, 1)	2.0		7	1	0	0	3	0	0	0	0	0	0	19	28	0.00	0.500
43 Cla Meredith, R ERA: 2.84	(8, 1)	1.0		7	3	2	2	1	0	0	1	0	0	0	16	25	18.00	3.000
59 Luis Perdomo, R ERA: 6.0	(9, 1)	1.0		4	1	1	1	0	0	0	0	0	0	1	9	16	9.00	1.000

PITCHER	IP	WLS	BF	H	R	ER	SO	BB	IBB	HBP	BLK	WP	HR	S	P	ERA	WHIP

TOP

Pittsburgh Pirates @ San Diego Padres

PETCO Park, San Diego, CA

Sun Apr 26 2009, 4:05 PM EDT

Att. 30,848 - Sunny - 69 F

livebaseballscorecards.com

AB	36
R	8
H	11
RBI	8
BB	4
SO	10
LOB	19

Pittsburgh Pirates @ San Diego Padres

PETCO Park, San Diego, CA

Sun Apr 26 2009, 4:05 PM EDT

Att. 30,848 - Sunny - 69 F

livebaseballscorecards.com

BOTTOM

Batter	1	2	3	4	5	6	7	8	9	AB	R	H	RBI	BB	SO	LOB
33 Jody Gerut, L (1, 8) OBP: 0.304, SLG: 0.373	C FF 90 B FF 92 B FF 92 X FF 91 2-1 ① G4-3	S SL 81 D FF 93 F SL 81 D SL 82 C FF 93 2-3 ③ K			B FF 89 X FF 87 1-0 ② G4-3			X FF 91 0-0 ① G4-3		4	0	0	0	0	1	2
22 David Eckstein, R (1, 4) OBP: 0.361, SLG: 0.406	B FF 91 B FF 90 C FF 90 F FF 90 X FF 92 2-2 ② G6-3		C FF 90 B FF 90 C SL 80 F FF 92 H FF 92 2-2 24 G4-6-3 HBP		C FF 90 C SL 80 B SL 81 X FF 92 1-2 ③ F9			C FF 90 F FF 91 X SL 84 0-2 ② F9		3	0	0	0	0	0	0
24 Brian Giles, L (1, 9) OBP: 0.234, SLG: 0.197	X FF 91 0-0 23 HR 1B		X FF 92 0-0 ① ② G4-6-3 1-2f			X FF 90 0-0 ① G4-3		B FF 91 X FF 91 1-0 ③ F8		4	1	1	0	0	0	1
23 Adrián González, L (1, 3) OBP: 0.436, SLG: 0.662	F FF 93 B FF 94 1 SAFE B SL 83 1 SAFE X FF 93 2-1 1-H HR		F FF 92 B CH 81 B CH 82 F FF 92 F FF 92 B SL 83 B FF 91 4-2 BB			B FF 90 X FF 90 1-0 7 G3-6-3 1B			X FF 88 0-0 ① F7	3	1	2	2	1	0	0
7 Chase Headley, S (1, 7) OBP: 0.316, SLG: 0.400	B FF 90 C SI 90 X CH 80 1-1 ③ F9		X FF 92 0-0 ③ G4-3			B FF 90 S FF 90 B CH 80 X FF 90 2-1 ② ③ G3-6-3 1-2f			B FF 89 C FF 90 S CH 80 B CH 81 B CH 83 F FF 90 S FF 91 3-3 ② K	4	0	0	0	0	1	2
5 Kevin Kouzmanoff, R (1, 5) OBP: 0.306, SLG: 0.377		B SL 78 B SL 80 B FF 91 B FF 90 4-0 44 SH1-4 28 G6-3 BB		B FF 90 X FF 90 1-0 ① G5-3			C SL 78 X FF 89 0-1 ① F7		C FF 91 B FF 91 S CH 82 S CH 83 1-3 ③ K	3	0	0	0	1	1	0
28 Henry Blanco, R (1, 2) OBP: 0.227, SLG: 0.450		B FF 91 C FF 91 X FF 92 1-1 ① G6-3 1-2		B SL 78 S SL 79 B SL 79 X FF 90 2-1 ② G5-3			B FF 90 C FF 89 B SL 80 B FF 89 X FF 88 3-1 ② G5-3			3	0	0	0	0	0	1
8 Chris Burke, R (1, 6)		D SL 80 D FF 92 S SI 91 F FF 92 B FF 93 F FF 92 F SI 91 B FF 91 4-2 44 SH1-4 BB		F FF 89 F FF 90 B FF 91 F SL 80 B FF 92 B FF 92 X FF 90 3-2 ③ G6-3			L FF 88 F FF 91 B FF 91 B FF 91 F FF 90 F FF 91 S SL 82 2-3 ③ K2-3			2	0	0	0	1	1	0
44 Jake Peavy, R (1, 1) 11 Drew Macias, L (5, PH) OBP: 0.333, SLG: 0.667 45 Edward Mujica, R (6, 1) 43 Cla Meredith, R (8, 1) 2 Edgar Gonzalez, R (8, PH) OBP: 0.190, SLG: 0.500 59 Luis Perdomo, R (9, 1)	C FF 92 X FF 93 0-1 ② SH1-4 1-2 2-3				X FF 89 0-0 ① 2B			X FF 86 0-0 HR		0 1 0 0 1 0	0 0 0 0 1 0	0 1 0 0 1 0	0 0 0 0 1 0	0 0 0 0 0 0	0 0 0 0 0 0	0 0 0 0 0 0
Inning Stats	R: 2 E: 0 K: 0 S: 10 H: 2 LOB: 0 BB: 0 P: 17	R: 0 E: 0 K: 1 S: 11 H: 0 LOB: 2 BB: 2 P: 22	R: 0 E: 0 K: 0 S: 8 H: 0 LOB: 1 BB: 1 P: 14	R: 0 E: 0 K: 0 S: 7 H: 0 LOB: 0 BB: 0 P: 13	R: 0 E: 0 K: 0 S: 5 H: 1 LOB: 0 BB: 0 P: 7	R: 0 E: 0 K: 0 S: 4 H: 1 LOB: 0 BB: 0 P: 7	R: 0 E: 0 K: 1 S: 9 H: 0 LOB: 0 BB: 0 P: 14	R: 1 E: 0 K: 0 S: 6 H: 1 LOB: 0 BB: 0 P: 7	R: 0 E: 0 K: 2 S: 8 H: 0 LOB: 0 BB: 0 P: 12	1B: 2 2B: 1 3B: 0 HR: 2	SF: 0 SAC: 1 DP: 2 HBP: 1			WP: 0 PB: 0 SB: 0 CS: 0	PA: 33		

	AB	28
	R	3
	H	5
	RBI	3
	BB	3
	SO	4
	LOB	6

PITCHER		IP	WLS	BF	H	R	ER	SO	BB	IBB	HBP	BLK	WP	HR	S	P	ERA	WHIP
49 Ross Ohlendorf, R ERA: 3.24	(1, 1)	7.0	W	27	5	3	3	2	3	0	1	0	0	2	55	95	3.86	1.143
34 John Grabow, L ERA:	(8, 1)	2.0		6	0	0	0	2	0	0	0	0	0	0	13	18	0.00	0.000

PITCHER	IP	WLS	BF	H	R	ER	SO	BB	IBB	HBP	BLK	WP	HR	S	P	ERA	WHIP

Batter	1	2	3	4	5	6	7	8	9	AB	R	H	RBI	BB	SO	LOB
33 Jody Gerut, L (1, 8) OBP: 0.328, SLG: 0.464	B SI 91 X FF 91 1-0 ① G3		C CU 75 B CU 73 X FF 90 1-1 24 G4-3 7 3B 2B	C SL 87 B CU 72 X SL 88 1-1 HR		F SL 80 B FF 88 B FF 90 F F FF 91 F B SI 92 F SL 80 F FF 90 3-2 X 22 2B 24 G3 1B		C SI 92 C SI 92 B CH 83 X CH 81 1-2 ② G3-1		5	3	3	1	0	0	0
22 David Eckstein, R (1, 4) OBP: 0.377, SLG: 0.426	C SI 92 X SL 85 0-1 ② G6-3		S FF 91 F FF 91 F SI 90 B FF 91 C CU 74 1-3 ① K	C FF 89 C SL 83 B SL 82 B SL 88 B CU 74 F SI 89 B FF 89 4-2 24 1B BB		C FF 89 X SI 90 0-1 24 G3 1-3 23 2B 2B		B SL 84 B SI 91 B SI 91 C SI 90 C SI 90 F SI 91 X SI 91 3-2 1B		4	1	2	0	1	1	1
24 Brian Giles, L (1, 9) OBP: 0.244, SLG: 0.211	B FF 92 X SI 92 1-0 1B		B SL 84 B CH 83 X SI 90 2-0 ② G4-3 2-3	B FF 87 F FF 88 C SL 78 B FF 89 F SI 88 1 SAFE X CU 75 2-2 7 G5-4-3 1-3 1B		B SL 81 C SI 91 F FF 90 B SI 90 X SL 80 2-2 ② G3 2-3 3-H		X SI 91 0-0 ③ G4-3		5	0	2	1	0	0	3
23 Adrián González, L (1, 3) OBP: 0.434, SLG: 0.652	S CH 83 F FF 92 1 SAFE F SL 84 B FF 91 X FF 91 1-2 ③ F8		B FF 92 F FF 92 B FF 92 B CH 84 C SL 84 B CH 84 4-2 7 3B BB	C FF 89 B FF 90 F SI 89 S SL 80 1-3 ① K		X FF 90 0-0 3-H 2B			S SL 82 B SI 91 X SL 81 1-1 ① G3-1	4	1	1	1	1	1	3
7 Chase Headley, S (1, 7) OBP: 0.321, SLG: 0.427		B SI 90 X SI 91 1-0 ① F8	C SI 90 F CH 83 D CU 76 1 SAFE F CU 77 X FF 91 1-2 5 1B 1-H 3-H 3B	B SI 90 C FF 89 B CH 81 X SI 90 2-1 ② ③ G5-4-3 1-2f		B SL 84 B FF 92 B FF 92 C FF 92 S FF 92 C FF 92 3-3 ③ K			C SL 83 B SI 93 F SL 81 B SI 92 X SL 80 2-2 4 1B 1B	5	1	2	2	0	1	3
5 Kevin Kouzmanoff, R (1, 5) OBP: 0.299, SLG: 0.365		C FF 90 F CH 83 B SL 85 B CU 76 S CH 83 2-3 ② K	B SI 91 X SI 91 1-0 4 E 15 1B 3-H 1B		B FF 87 F FF 88 X CH 80 1-1 ① F8		X SL 82 0-0 ① F7		C FF 91 B SL 81 C FF 91 S SL 81 1-3 ② K	5	1	1	1	0	2	1
4 Nick Hundley, R (1, 2) OBP: 0.345, SLG: 0.429		B FF 91 C SL 84 B SL 83 S FF 91 B CH 83 X FF 91 3-2 2B	F FF 92 X CH 82 0-1 E5 15 1B 1-2		C FF 89 X CU 74 0-1 ② F7		C FF 90 C SL 84 S SL 83 0-3 ② K		F SI 92 C FF 92 F F FF 92 B SL 84 X SL 82 1-2 1B	5	0	2	0	0	1	1
15 Luis Antonio Rodriguez, S (1, 6) OBP: 0.393, SLG: 0.366		B FF 90 B CH 83 I IN 67 I IN 70 4-0 IBB	B CU 75 F FF 90 F FF 91 X FF 90 1-2 1-2 2-H 1B		C SI 91 X SI 90 0-1 ③ F8		B FF 91 S SL 84 C SL 83 B FF 93 C SL 84 2-3 ③ K		F F FF 92 F FF 91 F B FF 92 F FF 91 B X 2-2 ③ F7	4	0	1	1	1	1	2
32 Chris Young, R (1, 1) OBP: 0.273, SLG: 0.273 46 Edwin Moreno, R (4, 1) 8 Chris Burke, R (6, PH) 50 Duaner Sanchez, R (6, 1) 57 Luke Gregerson, L (7, 1) 2 Edgar Gonzalez, R (8, PH) OBP: 0.182, SLG: 0.476 59 Luis Perdomo, R (8, 1)		B SL 84 T SI 90 X SI 90 1-1 ③ F8	B SI 92 F FF 89 S SL 81 D SL 84 B FF 90 F FF 90 X CH 90 3-2 ③ F7			C FF 89 F FF 90 B SL 79 T FF 90 1-2 ① K		X SI 91 0-0 ① G6-3		2 0 1 0 0 0 1 0	0 0 0 0 0 0 0 0	0 0 0 0 0 0 0 0	0 0 0 0 0 0 0 0	0 0 1 0 0 0 0 0	0 0 0 0 0 0 0 0	4 0 0 0 0 0 0 0
Inning Stats	R: 0 E: 0 K: 0 S: 8 H: 1 LOB: 1 BB: 0 P: 11	R: 0 E: 0 K: 1 S: 9 H: 1 LOB: 2 BB: 1 P: 20	R: 4 E: 1 K: 1 S: 23 H: 4 LOB: 2 BB: 1 P: 37	R: 1 E: 0 K: 1 S: 14 H: 2 LOB: 1 BB: 1 P: 24	R: 0 E: 0 K: 0 S: 6 H: 0 LOB: 0 BB: 0 P: 7	R: 2 E: 0 K: 2 S: 19 H: 3 LOB: 1 BB: 0 P: 28	R: 0 E: 0 K: 2 S: 7 H: 0 LOB: 0 BB: 0 P: 9	R: 0 E: 0 K: 0 S: 9 H: 1 LOB: 1 BB: 0 P: 13	R: 0 E: 0 K: 1 S: 19 H: 2 LOB: 2 BB: 0 P: 26	1B: 8 2B: 4 3B: 1 HR: 1 SF: 0 SAC: 0 DP: 1 HBP: 0						

TOP

San Diego Padres @ Colorado Rockies

Coors Field, Denver, CO

Mon Apr 27 2009, 6:40 PM MDT

Att. 18,246 - Overcast - 44 F

livebaseballscorecards.com

AB	41
R	7
H	14
RBI	7
BB	3
SO	8
LOB	18

PITCHER		IP	WLS	BF	H	R	ER	SO	BB	IBB	HBP	BLK	WP	HR	S	P	ERA	WHIP
46 Jason Hammel, R ERA: 5.59	(1, 1)	3.0		20	7	5	4	2	2	1	0	0	0	1	45	78	12.00	3.000
32 Glendon Rusch, L ERA: 5.84	(4, 1)	2.2	W	11	4	2	2	2	0	0	0	0	0	0	31	43	6.75	1.500
49 Jason Grilli, R ERA: 1.08	(6, 1)	1.1	H	4	0	0	0	3	0	0	0	0	0	0	10	15	0.00	0.000
16 Huston Street, R ERA: 7.0	(8, 1)	1.0		4	1	0	0	0	0	0	0	0	0	0	9	13	0.00	1.000
60 Manny Corpas, R ERA: 5.79	(9, 1)	1.0		5	2	0	0	1	0	0	0	0	0	0	19	26	0.00	2.000

PITCHER	IP	WLS	BF	H	R	ER	SO	BB	IBB	HBP	BLK	WP	HR	S	P	ERA	WHIP

Batter	1	2	3	4	5	6	7	8	9	AB	R	H	RBI	BB	SO	LOB
24 Dexter Fowler, S (1, 8) OBP: 0.393, SLG: 0.491	C FF 85 C FF 86 B FF 87 X FF 86 1-2 17 S 19 S 17 SF8 1B		C FF 84 B SL 76 B SL 77 B FF 81 B FF 85 4-1 17 S 19 S 27 1B BB	X FF 84 0-0 19 1B 19 S 17 1B 1B	B FF 91 D FC 90 B FF 91 C FF 89 F CH 83 B FF 90 4-2 17 G3-6-1 1-2 BB		S SI 91 S SL 85 S SL 84 0-3 ② K	B SI 93 B SI 92 F FF 92 B SL 87 C FF 90 X SI 91 3-2 ③ G1		4	3	2	0	2	1	2
19 Ryan Spilborghs, R (1, 7) (7, 9) OBP: 0.366, SLG: 0.477	B FF 86 F FF 86 B FF 80 F FF 86 D SL 78 B 4-2 17 SF8 17 S 27 2B 1-2 BB		1 SAFE P PO 80 1 SAFE F FF 86 B SL 76 F FF 85 1 SAFE S SL 79 2-3 ① K 1-2	B FF 87 C FF 86 B FF 85 C FF 85 B FF 84 X FF 86 3-2 17 1B 11 2B 1-3 1B	C SL 81 B SL 82 B CH 83 X FF 89 2-1 ① F9		X FF 91 0-0 17 1B 1B			4	2	2	0	1	1	3
17 Todd Helton, L (1, 3) OBP: 0.313, SLG: 0.356	B FF 85 B FF 86 F FF 85 X FF 84 2-1 ① SF8 1-3 2-H		B SL 76 D SL 75 F FF 87 C FF 86 F SL 77 F FF 87 F SL 78 F FF 86 S SL 80 2-3 ② K 2-3	X FF 90 0-0 11 2B 1-3 3-H 1B	B FC 90 D CH 83 X SL 88 2-0 ②③ G3-6-1 1-2f		C SI 90 1 SAFE B SL 85 X SI 92 1-1 27 FC4-6 1-2 1B			4	1	2	2	0	1	3
27 Garrett Atkins, R (1, 5) OBP: 0.295, SLG: 0.444 60 Manny Corpas, R (9, 1)	X FF 86 0-0 3-H 2B		X FF 87 0-0 11 BB 9 2B 3-H 1B	S FC 90 F SL 81 X FF 90 0-2 ① P6		C FF 86 B FC 89 B FC 84 X CH 78 2-1 11 1B 9 G1-4-3 2B	D SL 84 B SL 84 F SI 91 X FF 92 2-1 ③ FC4-6 1-2f			5 0	2 0	3 0	2 0	0 0	0 0	4 0
11 Brad Hawpe, L (1, 9) OBP: 0.435, SLG: 0.586 21 Jason Marquis, L (6, PR) OBP: 0.500, SLG: 0.625 6 Omar Quintanilla, L (7, 4) OBP: 0.125, SLG: 0.250	X FF 85 0-0 ② L4		B SL 79 C SL 77 B FF 85 B SL 79 B FF 87 4-1 9 2B 1-2 BB	S FF 91 3 SAFE C FC 89 B FF 91 F FC 90 F FC 90 X CH 84 1-2 12 1B 1-H 3-H 2B		F CH 79 B CH 75 X FF 90 1-1 9 G1-4-3 2-3 1B		F SI 91 S SL 86 B SL 84 F FF 92 B SL 85 S FF 90 2-3 ① K		3 0 1	2 0 0	2 0 0	2 0 0	1 0 0	0 0 1	1 0 0
9 Ian Stewart, L (1, 4) (7, 7) (9, 5) OBP: 0.333, SLG: 0.524	B FF 83 S SL 76 X FF 84 1-1 ③ P3		B SL 76 B FF 86 F FF 86 B FF 86 C FF 86 X FF 85 3-2 12 S 12 1B 1-H 2-H 2B	B FC 89 S FC 89 S CH 84 C FF 91 1-3 ② K		S CH 79 C FF 91 X FF 89 0-2 ① G1-4-3 1-2 3-H		B SI 93 X 1-0 ② G4-3		5	1	1	3	0	1	3
12 Clint Barmes, R (1, 6) OBP: 0.315, SLG: 0.538		C FF 85 X SL 76 0-1 ① F7	F SL 75 C FF 84 F FF 84 B SL 78 D SL 78 B FF 85 X SL 78 3-2 20 S 2-H 1B	X FC 90 0-0 3-H 1B		C FC 91 D CU 79 2 SAFE B FF 89 B FF 89 S FF 88 F CH 80 X CH 80 3-2 ② F7		B SI 92 B FF 92 B FF 91 B SI 92 4-0 20 1B 7 1B BB		4	1	2	2	1	0	1
20 Chris Iannetta, R (1, 2) OBP: 0.321, SLG: 0.310		B FF 84 B FF 86 B FF 85 C FF 86 B FF 86 4-1 46 G6-3 BB	B FF 86 I IN 63 I I 4-0 1-2 IBB	X FF 92 0-0 ③ P5		X FC 88 0-0 ③ F7		1 SAFE F SI 91 B SL 85 X FF 91 1-1 7 1B 1-3 1B		3	0	1	0	2	0	2
46 Jason Hammel, R (1, 1) 32 Glendon Rusch, L (4, 1) OBP: 0.500, SLG: 0.750 49 Jason Grilli, R (6, 1) 16 Huston Street, R (8, 1) 7 Seth Smith, L (8, PH) OBP: 0.450, SLG: 0.516 (9, 7)		L FF 84 L FF 84 F SL 78 B SL 77 X SL 76 1-2 ②③ G6-3 1-2f	B FF 87 S FF 85 B FF 86 S FF 85 C FF 85 2-3 ③ K		B FF 90 C FF 90 S CH 82 B SL 84 B FF 91 X FF 89 3-2 24 BB 1B		B B X 2-0 ① G5-3	C SI 92 X FF 93 0-1 1-3 3-H 1B		2 1 1 0 1	0 0 0 0 0	0 1 0 0 1	0 0 0 0 0	1 0 0 0 0	3 0 0 0 0
Inning Stats	R: 2 E: 0 K: 0 S: 11 H: 2 LOB: 1 BB: 1 P: 19	R: 0 E: 0 K: 0 S: 7 H: 0 LOB: 0 BB: 1 P: 12	R: 4 E: 0 K: 3 S: 24 H: 3 LOB: 2 BB: 3 P: 47	R: 4 E: 0 K: 1 S: 18 H: 5 LOB: 1 BB: 0 P: 23	R: 0 E: 0 K: 0 S: 8 H: 1 LOB: 1 BB: 1 P: 19	R: 1 E: 0 K: 0 S: 12 H: 2 LOB: 0 BB: 0 P: 18	R: 0 E: 0 K: 1 S: 9 H: 2 LOB: 2 BB: 0 P: 14	R: 1 E: 0 K: 1 S: 12 H: 2 LOB: 2 BB: 1 P: 23		1B: 13 2B: 4 3B: 0 HR: 0 SF: 1 SAC: 0 DP: 2 HBP: 0						

PITCHER		IP	WLS	BF	H	R	ER	SO	BB	IBB	HBP	BLK	WP	HR	S	P	ERA	WHIP
32 Chris Young, R ERA: 5.74	(1, 1)	3.0	L	20	7	8	8	3	4	1	0	0	0	0	46	85	24.00	3.667
46 Edwin Moreno, R ERA: 3.86	(4, 1)	2.0		10	4	2	2	1	1	0	0	0	0	0	22	35	9.00	2.500
50 Duaner Sanchez, R ERA: 7.11	(6, 1)	1.0		5	2	1	1	0	0	0	0	0	0	0	12	18	9.00	2.000
57 Luke Gregerson, R ERA: 2.25	(7, 1)	1.0		5	2	0	0	1	0	0	0	0	0	0	9	14	0.00	2.000
59 Luis Perdomo, R ERA: 6.43	(8, 1)	1.0		6	2	1	1	1	1	0	0	0	0	0	12	23	9.00	3.000

PITCHER	IP	WLS	BF	H	R	ER	SO	BB	IBB	HBP	BLK	WP	HR	S	P	ERA	WHIP

BOTTOM

San Diego Padres @ Colorado Rockies

Coors Field, Denver, CO

Mon Apr 27 2009, 6:40 PM MDT

Att. 18,246 - Overcast - 44 F

livebaseballscorecards.com

AB	38
R	12
H	17
RBI	12
BB	7
SO	6
LOB	22

COLORADO ROCKIES

1B: 13 SF: 1 WP: 0 PA: 46
2B: 4 SAC: 0 PB: 0
3B: 0 DP: 2 SB: 8
HR: 0 HBP: 0 CS: 0

San Diego Padres @ Colorado Rockies

Coors Field, Denver, CO

Tue Apr 28 2009, 6:40 PM MDT

Att. 19,346 - Overcast - 61 F

livebaseballscorecards.com

TOP

Batter	1	2	3	4	5	6	7	8	9	AB	R	H	RBI	BB	SO	LOB
12 Scott Hairston, R (1, 8) OBP: 0.455, SLG: 0.775	C FF 91 X FF 93 0-1 ① F7		X FS 83 0-0 2-H HR		B FF 95 C FF 95 B FS 85 B FC 85 C FC 84 F FC 85 D FC 86 4-2 BB		C FF 93 C FF 94 X FF 94 0-2 ③ G6-3		F SI 92 1 SAFE S FF 91 X FF 91 0-2 ② F7	4	1	1	2	1	0	3
22 David Eckstein, R (1, 4) OBP: 0.378, SLG: 0.431	B FF 92 B FF 92 B FF 89 C FF 90 C FF 90 F FF 92 B FF 92 4-2 BB		C FF 92 B FF 94 L FF 94 X FS 84 1-2 ② G6-3		B FF 94 F FF 94 F FF 93 1 SAFE 1 SAFE 1-2 ③ CS 2-H	B FF 90 C FC 89 X FF 92 1-1 ① G5-3		B FF 92 B FF 91 C FF 92 X FF 91 2-1 23 G6-3 7 1B 2B	1 SAFE B SL 83 C SL 79 C FF 90 1 SAFE F FF 91 F SL 83 F FF 89 F SL 84 1-2 ③ P5 X FF 91	4	1	1	0	1	0	1
24 Brian Giles, L (1, 9) OBP: 0.233, SLG: 0.200	C FF 94 B FC 83 S FC 85 B FF 94 D FC 85 X FF 94 3-2 ② F7		B FF 95 B FF 95 B FF 95 C FF 93 X FF 94 3-1 ③ G6-3			C FS 79 S FS 81 C CU 77 0-3 ② K		C FF 92 X FF 93 0-1 ① F8		4	0	0	0	0	1	2
23 Adrián González, L (1, 3) OBP: 0.425, SLG: 0.630	C FF 93 B FF 93 F FC 85 1 SAFE F FF 94 F FC 86 S FC 85 1-3 ③ K			C FC 84 S FF 93 S FF 94 0-3 ① K		S FF 92 B FC 83 B FC 83 X FC 82 2-1 7 S 1B		X FF 93 0-0 ② G6-3 2-3		4	0	1	0	0	2	2
7 Chase Headley, S (1, 7) OBP: 0.318, SLG: 0.418		F FF 90 F FS 83 B FF 92 X FC 84 1-2 ① G4-3		C CU 74 B FF 94 B FF 94 B FS 85 F FF 93 S FS 85 3-3 ② K		B CU 74 C FF 94 F FC 83 B FF 93 B FS 84 X FS 84 3-2 ③ L8 1-2		B FF 92 X FF 93 1-0 5 S 1B 3-H		4	0	1	1	0	1	1
5 Kevin Kouzmanoff, R (1, 5) OBP: 0.296, SLG: 0.359		B FF 93 S FS 83 F FF 93 S FS 85 1-3 ② K		B CU 74 B FF 94 X FC 85 2-0 ③ G6-3			B FF 90 S FF 90 F FC 92 X SL 85 1-2 8 1B 1B	F SL 83 1 SAFE F SL 84 B SL 84 D SL 84 X SL 85 2-2 ③ F9 1-2		4	0	1	0	0	1	1
4 Nick Hundley, R (1, 2) OBP: 0.339, SLG: 0.453		B CU 75 X FF 94 1-0 ③ G5-3			B FF 92 C FF 92 X FS 81 1-1 ① G6-3		F FF 90 1 SAFE B FF 91 1 SAFE D SL 84 X FF 90 2-1 ① F9		S SL 82 B SL 78 X SL 82 1-1 15 1B 3B	4	1	1	0	0	0	1
8 Chris Burke, R (1, 6) OBP: 0.429, SLG: 0.200 21 Heath Bell, R (9, 1)			B FF 92 X FF 92 1-0 49 SH3-4 12 HR 1B		B FF 94 H FF 94 2-0 22 S 49 E 22 CS HBP		1 SAFE B SL 84 X SL 87 1-0 1-2 1B		B FF 90 X FF 90 1-0 ① G5-3	3 0	1 0	2 0	0 0	0 0	0 0	1 0
49 Chad Gaudin, R (1, 1) 45 Edward Mujica, R (6, 1) 33 Jody Gerut, L (7, PH) OBP: 0.323, SLG: 0.456 57 Luke Gregerson, L (7, 1) 50 Duaner Sanchez, R (8, 1) 15 Luis Antonio Rodriguez, S (9, PH) OBP: 0.404, SLG: 0.381 (9, 6)			B X FC 88 1-0 ① SH3-4 1-2		1 SAFE F FF 92 F FF 94 S FF 93 0-3 ② K 1-2		C FF 91 C FF 93 B FF 95 S FF 94 1-3 ② K		B SI 90 B SI 90 S FF 89 B SI 91 C FF 90 X SL 83 3-2 3-H 1B	1 0 1 0 0 1	0 0 0 0 0 0	0 0 0 0 0 1	0 0 0 0 0 0	1 0 0 0 0 0	0 0 1 0 0 0	1 0 2 0 0 0
Inning Stats	R: 0 E: 0 K: 1 S: 13 H: 0 LOB: 1 BB: 1 P: 21	R: 0 E: 0 K: 1 S: 7 H: 0 LOB: 0 BB: 0 P: 10	R: 2 E: 0 K: 0 S: 8 H: 2 LOB: 0 BB: 0 P: 14	R: 0 E: 0 K: 2 S: 7 H: 0 LOB: 0 BB: 0 P: 12	R: 0 E: 1 K: 1 S: 10 H: 0 LOB: 1 BB: 1 P: 18	R: 0 E: 0 K: 1 S: 10 H: 1 LOB: 1 BB: 0 P: 16	R: 0 E: 0 K: 1 S: 12 H: 2 LOB: 2 BB: 0 P: 17	R: 1 E: 0 K: 0 S: 9 H: 2 LOB: 1 BB: 0 P: 14	R: 1 E: 0 K: 0 S: 16 H: 2 LOB: 1 BB: 0 P: 22	1B: 6 2B: 1 3B: 1 HR: 1 SF: 0 SAC: 1 DP: 0 HBP: 1						

AB	34
R	4
H	9
RBI	4
BB	2
SO	7
LOB	15

PITCHER		IP	WLS	BF	H	R	ER	SO	BB	IBB	HBP	BLK	WP	HR	S	P	ERA	WHIP
29 Jorge De La Rosa, L ERA: 3.57	(1, 1)	6.0		23	3	2	2	6	2	0	1	0	0	1	55	91	3.00	0.833
34 Matt Belisle, R ERA: 10.29	(7, 1)	1.0		5	2	0	0	1	0	0	0	0	0	0	12	17	0.00	2.000
41 Alan Embree, L ERA: 6.0	(8, 1)	0.2	B	4	2	1	1	0	0	0	0	0	0	0	6	9	13.50	3.000
16 Huston Street, R ERA: 6.75	(8, 1)	0.1		1	0	0	0	0	0	0	0	0	0	0	3	5	0.00	0.000
60 Manny Corpas, R ERA: 6.1	(9, 1)	1.0	L	5	2	1	1	0	0	0	0	0	0	0	16	22	9.00	2.000

PITCHER	IP	WLS	BF	H	R	ER	SO	BB	IBB	HBP	BLK	WP	HR	S	P	ERA	WHIP

WP: 0	PB: 0	SB: 3	CS: 1
PA: 39			

BOTTOM

San Diego Padres @ Colorado Rockies

Coors Field, Denver, CO

Tue Apr 28 2009, 6:40 PM MDT

Att. 19,346 - Overcast - 61 F

livebaseballscorecards.com

Batter	1	2	3	4	5	6	7	8	9	AB	R	H	RBI	BB	SO	LOB
24 Dexter Fowler, S (1, 8) OBP: 0.394, SLG: 0.483	C FF 89 F FF 90 C FF 90 0-3 ① K		B FF 88 B FF 88 C FF 88 X FF 88 2-1 ① F8		F FF 88 F CH 86 X CH 87 0-2 19 G6-3 19 WP 1B		X FF 90 0-0 19 1B 17 1B 1-2 1B		F FF 93 B FF 94 B FF 94 C FF 94 S CU 82 2-3 ① K	5	1	2	0	0	2	0
19 Ryan Spilborghs, R (1, 9) OBP: 0.368, SLG: 0.464	B FF 90 X FF 89 1-0 ② G4-3		C CH 87 C SL 79 F FF 92 B FF 92 B CH 90 B SL 79 B SL 81 4-2 17 F7-4-3 BB		B FF 89 S SL 78 B SL 77 1 SAFE B SL 77 X FF 89 3-1 ② G6-3 1-3		X FF 91 0-0 17 1B 1-3 2-H 1B		C CU 82 F CU 80 F FF 95 F FF 95 X CU 79 0-2 ② P4	4	0	1	1	1	0	1
17 Todd Helton, L (1, 3) OBP: 0.333, SLG: 0.381 21 Jason Marquis, L (9, PR) OBP: 0.500, SLG: 0.625	B FF 90 B FF 90 B FF 89 C FF 88 F CH 86 F FF 90 B FF 90 4-2 BB		B FF 89 C FF 90 1 SAFE B FF 90 C SL 79 X FF 90 2-2 ② ③ F7-4-3 1-1		C FF 90 F FF 91 F FF 91 X FF 91 0-2 ③ G5-3		F SI 90 X SI 91 0-1 27 G5-4-3 1-3 3-H 1B		C FF 95 B FF 95 F FF 92 B CU 80 X FF 95 2-2 27 FC6-5 2B	4 0	0 0	2 0	1 0	1 0	0 0	2 0
27 Garrett Atkins, R (1, 5) OBP: 0.289, SLG: 0.429	B FF 90 D SL 80 S SL 79 B FF 89 1 SAFE F FF 87 1 SAFE X SL 79 3-2 ③ P			C FF 88 X FF 88 0-1 9 FC3-6 1B		C SL 82 X SL 84 0-1 ① G5-3	S SL 83 S SL 84 B FF 92 X SI 91 1-2 ② ③ G5-4-3 1-2f		B CU 82 X FF 93 1-0 ③ FC6-5 2-3	5	0	1	0	0	0	4
9 Ian Stewart, L (1, 4) OBP: 0.327, SLG: 0.489		C FF 89 B FF 88 F SL 79 B FF 91 X FF 90 2-2 ① G4-3		C CH 85 X FF 89 0-1 ① FC3-6 7 1B 1-2f		B FS 87 S SL 83 F FF 92 S FF 92 1-3 ② K		B FC 90 S CH 80 B CH 77 B FC 91 B CH 83 4-1 6 1B BB		3	0	0	0	1	1	1
7 Seth Smith, L (1, 7) OBP: 0.477, SLG: 0.618		B FF 89 C FF 88 B SL 78 B SL 78 B FF 87 4-1 12 BB BB		C SL 77 X FF 89 0-1 1-2 1B		S FS 88 B FS 87 X SL 84 1-1 HR		B FF 89 X FF 90 1-0 ① F7	3	1	2	1	1	0	1
12 Clint Barmes, R (1, 6) OBP: 0.316, SLG: 0.519 34 Matt Belisle, R (7, 1) 41 Alan Embree, L (8, 1) 16 Huston Street, R (8, 1) 6 Omar Quintanilla, L (8, PH) OBP: 0.222, SLG: 0.333 60 Manny Corpas, R (9, 1)	1 SAFE B SL 79 B FF 88 1 SAFE C FF 88 D SL 78 B FF 88 4-1 1-2 BB		S SL 80 B SL 79 F FF 89 S FF 91 1-3 ② K		X FF 93 0-0 ③ F9		C FF 90 1 SAFE B CH 81 1 SAFE F CH 80 F FF 91 1 SAFE X FC 90 1-2 8 HBP 1-3 1B		2 0 0 0 0 1 0	0 0 0 0 0 0 0	0 0 0 0 0 1 0	0 0 0 0 0 1 0	1 0 0 0 0 0 0	1 0 0 0 0 0 0	2 0 0 0 0 0 0
8 Yorvit Torrealba, R (1, 2) OBP: 0.304, SLG: 0.350		B FF 89 F FF 89 S CH 85 F SL 79 S SL 78 1-3 ② K	B SL 79 C CH 87 S SL 79 S SL 79 1-3 ③ K				C SL 82 S SL 82 F SL 84 S SL 83 0-3 ① K	B CU 80 S CU 78 L CU 80 H FC 92 2-2 2 G6-4-3 HBP 1-2	3	0	0	0	0	3	4
29 Jorge De La Rosa, L (1, 1) 2 Troy Tulowitzki, R (7, 6) OBP: 0.313, SLG: 0.393		F FF 89 X SL 78 0-1 ③ G4-3			B CH 86 B CH 85 C FF 87 S FF 88 B FF 89 S FF 88 3-3 ① K		C SI 91 F SL 84 X SL 84 0-2 24 1B 19 1B 1B	C FF 92 X FF 92 0-1 ② ③ G6-4-3 1-2f	2 2	0 1	0 1	0 1	0 0	1 0	2 3

Inning Stats	1	2	3	4	5	6	7	8	9
	R: 0 E: 0 K: 1 S: 10	H: 0 LOB: 1 BB: 1 P: 18	R: 0 E: 0 K: 1 S: 11	H: 0 LOB: 2 BB: 2 P: 22	R: 0 E: 0 K: 0 S: 8	H: 0 LOB: 0 BB: 1 P: 16	R: 0 E: 0 K: 2 S: 12	H: 2 LOB: 2 BB: 0 P: 14	R: 0 E: 0 K: 1 S: 12	H: 1 LOB: 1 BB: 0 P: 18
	R: 1 E: 0 K: 1 S: 8	H: 1 LOB: 0 BB: 0 P: 10	R: 2 E: 0 K: 1 S: 14	H: 4 LOB: 1 BB: 0 P: 15	R: 0 E: 0 K: 0 S: 10	H: 1 LOB: 2 BB: 1 P: 18	R: 0 E: 0 K: 1 S: 12	H: 1 LOB: 1 BB: 0 P: 17		

1B: 8 2B: 2 3B: 0 HR: 1	SF: 0 SAC: 0 DP: 3 HBP: 1	WP: 1 PB: 0 SB: 0 CS: 0	PA: 40
---	---	---	---

PITCHER		IP	WLS	BF	H	R	ER	SO	BB	IBB	HBP	BLK	WP	HR	S	P	ERA	WHIP
49 Chad Gaudin, R ERA:	(1, 1)	5.0		21	3	0	0	5	4	0	0	0	1	0	53	88	0.00	1.400
45 Edward Mujica, R ERA: 4.66	(6, 1)	1.0	H	4	1	1	1	1	0	0	0	0	0	1	8	10	9.00	1.000
57 Luke Gregerson, R ERA: 3.46	(7, 1)	1.0	B	6	4	2	2	1	0	0	0	0	0	0	14	15	18.00	4.000
50 Duaner Sanchez, R ERA: 6.14	(8, 1)	1.0	W	5	1	0	0	0	1	0	1	0	0	0	10	18	0.00	2.000
21 Heath Bell, R ERA:	(9, 1)	1.0	S	4	1	0	0	1	0	0	0	0	0	0	12	17	0.00	1.000

PITCHER	IP	WLS	BF	H	R	ER	SO	BB	IBB	HBP	BLK	WP	HR	S	P	ERA	WHIP

TOP

San Diego Padres @ Colorado Rockies

Coors Field, Denver, CO

Wed Apr 29 2009, 1:10 PM MDT

Att. 20,289 - Sunny - 68 F

livebaseballscorecards.com

Batter	1	2	3	4	5	6	7	8	9
33 Jody Gerut, L (1, 8) (6, 9) OBP: 0.303, SLG: 0.426	1-0 G3-1 ①			3-1 G4-3 ①		1-0 G4-3 ② 2-3		2-1 G3-1 ①	
15 Luis Antonio Rodriguez, S (1, 6) OBP: 0.410, SLG: 0.378	2-1 G1-3 ②			3-2 24 G4-3 1B		4-1 BB		1-0 F8 ②	
24 Brian Giles, L (1, 9) OBP: 0.225, SLG: 0.193; 38 Arturo Lopez, L (6, 1); 59 Luis Perdomo, R (6, 1); 22 David Eckstein, R (8, PH) OBP: 0.386, SLG: 0.438; 46 Edwin Moreno, R (8, 1)	0-0 F7 ③			3-2 G4-3 ② 1-2		1-3 K ③		2-2 23 HR 1B	
23 Adrián González, L (1, 3) OBP: 0.440, SLG: 0.711		4-2 7 G4-6-3 BB		2-1 G1 ③			0-0 HR	1-0 1-H HR	
7 Chase Headley, S (1, 7) OBP: 0.303, SLG: 0.398		0-2 G4-6-3 ① ② 1-2f			0-3 K ①		0-2 P6 ①	1-2 P4 ③	
5 Kevin Kouzmanoff, R (1, 5) OBP: 0.282, SLG: 0.341		0-2 K ③			1-0 P4 ②		2-2 G6-3 ②		1-3 K ①
2 Edgar Gonzalez, R (1, 4) OBP: 0.192, SLG: 0.440			0-0 G5-3 ①		0-1 G1-3 ③		1-1 28 HR 1B		0-3 K ②
28 Henry Blanco, R (1, 2) OBP: 0.231, SLG: 0.542			2-1 F9 ②			1-0 F9 ①	0-0 1-H HR		2-3 K ③
29 Kevin Correia, R (1, 1) OBP: 0.250, SLG: 0.250; 8 Chris Burke, R (6, PH) OBP: 0.467, SLG: 0.364; 43 Cla Meredith, R (6, 1); 12 Scott Hairston, R (6, 8) OBP: 0.444, SLG: 0.756			0-0 G6-3 ③			2-2 33 G4-3 2B	1-2 L7 ③		

Batter	AB	R	H	RBI	BB	SO	LOB
Jody Gerut	4	0	0	0	0	0	1
Luis Antonio Rodriguez	3	0	1	0	1	0	0
Brian Giles	3	0	0	0	0	1	3
Arturo Lopez	0	0	0	0	0	0	0
Luis Perdomo	0	0	0	0	0	0	0
David Eckstein	1	1	1	0	0	0	0
Edwin Moreno	0	0	0	0	0	0	0
Adrián González	3	2	2	3	1	0	1
Chase Headley	4	0	0	0	0	1	1
Kevin Kouzmanoff	4	0	0	0	0	2	0
Edgar Gonzalez	4	1	1	0	0	1	0
Henry Blanco	4	1	1	2	0	1	0
Kevin Correia	1	0	0	0	0	0	0
Chris Burke	1	0	1	0	0	0	0
Cla Meredith	0	0	0	0	0	0	0
Scott Hairston	1	0	0	0	0	0	0

AB	33
R	5
H	7
RBI	5
BB	2
SO	6
LOB	6

Inning Stats

	1	2	3	4	5	6	7	8	9
R	0	0	0	0	0	0	3	2	0
E	0	0	0	0	0	0	0	0	0
K	0	1	0	0	1	1	0	0	3
S	4	8	4	14	7	11	14	10	12
H	0	0	0	1	0	1	3	2	0
LOB	0	0	0	1	0	2	0	0	0
BB	0	1	0	0	0	1	0	0	0
P	7	12	6	25	8	20	18	17	15

1B: 3 SF: 0
2B: 1 SAC: 0
3B: 0 DP: 1
HR: 3 HBP: 0

WP: 0 PA: 35
PB: 0
SB: 0
CS: 0

PITCHER	IP	WLS	BF	H	R	ER	SO	BB	IBB	HBP	BLK	WP	HR	S	P	ERA	WHIP
28 Aaron Cook, R (1, 1) ERA: 7.11	7.0	W	27	5	3	3	3	2	0	0	0	0	2	62	96	3.86	1.000
34 Matt Belisle, R (8, 1) ERA: 11.25	1.0		5	2	2	2	0	0	0	0	0	0	1	10	17	18.00	2.000
16 Huston Street, R (9, 1) ERA: 6.1	1.0	S	3	0	0	0	3	0	0	0	0	0	0	12	15	0.00	0.000

PITCHER	IP	WLS	BF	H	R	ER	SO	BB	IBB	HBP	BLK	WP	HR	S	P	ERA	WHIP

Batter	1	2	3	4	5	6	7	8	9	AB	R	H	RBI	BB	SO	LOB
24 Dexter Fowler, S (1, 8) OBP: 0.366, SLG: 0.452	C CH 89 B FC 90 B CH 90 S FC 90 F CH 92 F FC 90 S SL 85 2-3 **K** ①	B FC 90 C CH 90 C SL 85 B SL 85 F SL 83 F FC 90 S SL 84 2-3 **K** ③			C SL 82 C CU 75 B SL 85 X SL 85 1-2 G3-1 ②	B SL 80 S SL 80 S SL 80 X SL 81 1-2 SF9 ② 2-3 3-H		B FF 90 F SL 85 X SL 85 1-1 G6-3 ①		4	0	0	1	0	2	1
7 Seth Smith, L (1, 7) OBP: 0.490, SLG: 0.595	C FC 91 B SL 85 F SL 85 B FC 91 F FC 90 F SL 84 B SL 84 B SL 83 4-2 **BB**		S SL 83 X SL 84 0-1 G6-3 ①		C SL 84 F CU 76 F FC 90 X FC 90 0-2 17 BB 19 1B **1B**	D SL 83 B FF 93 B FF 91 B FF 92 4-0 19 BB 17 1B **BB**		C SL 84 B SL 88 F SL 84 B FF 91 F SL 83 F SL 80 X FC 91 2-2 G5-3 ②		3	1	1	0	2	0	0
19 Ryan Spilborghs, R (1, 9) OBP: 0.370, SLG: 0.452	X SL 89 0-0 F9 ②		C SL 84 X CH 90 0-1 G5-3 ②		C SL 84 1 SAFE X SL 85 0-1 17 BB **1B** 1-2	C FF 93 F CH 82 F FF 92 B SL 81 B FF 90 B CH 82 F SI 82 B SL 81 4-2 17 1B **BB** 1-2		T SL 89 B SL 83 C FC 90 B SL 83 B SL 85 S SL 89 3-3 **K** ③		4	0	1	0	1	1	1
17 Todd Helton, L (1, 3) OBP: 0.355, SLG: 0.439	C CH 89 F SI 90 F CU 74 B FC 90 S SL 84 1-3 **K** ③		B CH 84 S CH 83 B CH 90 B SL 84 X CH 91 3-1 **HR**		B FC 91 B SL 84 C SL 83 D CH 85 B CH 84 1-2 2-3 **BB**	B FF 93 B FF 93 B FF 93 C FF 92 F SI 91 X SI 93 3-2 2 FC6-5 9 HBP **1B** 1-3 2-H 3-H				3	1	2	3	1	1	1
9 Ian Stewart, L (1, 5) OBP: 0.357, SLG: 0.478		S CH 82 F SL 89 B SL 84 B SL 83 B FC 90 B CH 90 4-2 12 F9-6-3 2 1B 20 HR **BB**	S SL 84 B CU 75 B CU 74 B SL 83 F SL 84 B SL 84 4-2 2 CS **BB**		C SL 86 B FC 91 B FC 91 B SL 84 C FC 91 X FF 90 3-2 **F9** ③	C SL 84 F FF 92 B SL 82 B SL 80 H FF 91 3-2 2 FC6-5 1-2 **HBP**				1	1	0	0	2	0	3
2 Troy Tulowitzki, R (1, 6) OBP: 0.324, SLG: 0.400		1 SAFE S SL 84 P PO 85 B CH 90 1 SAFE X SL 85 2-1 12 F9-6-3 1-2 **1B**	B FC 90 1-0 **CS** ③ 1-2	B SL 84 X SL 84 1-0 **F8** ①		F 7 8 9 X SL 80 12 E 12 S 20 1B 1B F 7 8 9 X SL 80 FC6-5 1-2 2-3rd				4	1	2	0	0	0	3
12 Clint Barmes, R (1, 4) OBP: 0.295, SLG: 0.483		D SL 86 X SL 83 1-0 **F9-6-3** ① ② 1-2 2-3		B SL 84 C SL 89 S SL 84 B CU 76 B CH 85 X FF 90 3-2 **G5-3** ②		B FF 86 X FF 86 1-0 E4 20 1B 24 SF9 **1-3**	B FF 92 X FF 91 1-0 **F9** ①			4	1	0	0	0	0	3
20 Chris Iannetta, R (1, 2) OBP: 0.333, SLG: 0.391		B SL 86 S SL 85 B SL 85 S SL 83 B FC 92 F SL 84 X SL 85 3-2 **HR** 3-H		B FC 90 B SL 84 B SL 86 X SL 89 3-0 **P4** ③		B SL 81 X FF 87 1-0 24 SF9 28 SH1-4 17 1B **1-3** **1B** 3-H	B FF 93 C SL 87 S SL 88 F SL 86 B FF 93 S SL 86 2-3 **K** ②			4	2	2	3	0	1	0
28 Aaron Cook, R (1, 1) OBP: 0.222, SLG: 0.222 14 Matt Murton, R (7, PH) 34 Matt Belisle, R (8, 1) 16 Huston Street, R (9, 1)		C FC 91 X FC 91 0-1 **1B**			C SL 84 F CH 90 S SL 85 0-3 **K** ①	L SL 80 B SL 78 X FF 86 1-1 **SH1-4** ① 1-2	S FF 93 C SL 89 S SL 86 0-3 **K** ③			2 1 0 0	0 0 0 0	1 0 0 0	0 0 0 0	0 0 0 0	1 1 0 0	0 0 0 0
Inning Stats	R: 0 E: 0 K: 2 S: 14 H: 0 LOB: 1 BB: 1 P: 21	R: 2 E: 0 K: 1 S: 17 H: 3 LOB: 1 BB: 1 P: 28	R: 1 E: 0 K: 0 S: 8 H: 1 LOB: 0 BB: 1 P: 16	R: 0 E: 0 K: 0 S: 5 H: 0 LOB: 0 BB: 0 P: 12	R: 0 E: 0 K: 1 S: 16 H: 2 LOB: 3 BB: 1 P: 24	R: 4 E: 1 K: 0 S: 20 H: 3 LOB: 3 BB: 2 P: 38	R: 0 E: 0 K: 2 S: 8 H: 0 LOB: 0 BB: 0 P: 11	R: 0 E: 0 K: 1 S: 10 H: 0 LOB: 0 BB: 0 P: 16		1B: 7 2B: 1 3B: 0 HR: 2 SF: 1 SAC: 1 DP: 1 HBP: 1			WP: 0 PB: 0 SB: 1 CS: 1 PA: 40	

PITCHER		IP	WLS	BF	H	R	ER	SO	BB	IBB	HBP	BLK	WP	HR	S	P	ERA	WHIP
29 Kevin Correia, R ERA: 4.71	(1, 1)	5.0	L	23	6	3	3	4	4	0	0	0	0	2	60	101	5.40	2.000
43 Cla Meredith, R ERA: 3.86	(6, 1)	0.2		5	2	3	2	0	0	0	0	0	0	0	9	13	27.00	3.000
38 Arturo Lopez, L ERA:	(6, 1)	0.0		4	1	1	0	0	2	0	1	0	0	0	9	23	∞	∞
59 Luis Perdomo, R ERA: 5.4	(6, 1)	1.1		4	0	0	0	2	0	0	0	0	0	0	10	13	0.00	0.000
46 Edwin Moreno, R ERA: 3.55	(8, 1)	1.0		3	0	0	0	1	0	0	0	0	0	0	10	16	0.00	0.000

PITCHER	IP	WLS	BF	H	R	ER	SO	BB	IBB	HBP	BLK	WP	HR	S	P	ERA	WHIP

BOTTOM

San Diego Padres @ Colorado Rockies

Coors Field, Denver, CO

Wed Apr 29 2009, 1:10 PM MDT

Att. 20,289 - Sunny - 68 F

livebaseballscorecards.com

AB	30
R	7
H	9
RBI	7
BB	6
SO	7
LOB	12

San Diego Padres @ Los Angeles Dodgers

Dodger Stadium, Los Angeles, CA

Thu Apr 30 2009, 7:10 PM PDT

Att. 54,628 - Partly Cloudy - 63 F

livebaseballscorecards.com

TOP

Batter	1	2	3	4	5	6	7	8	9	AB	R	H	RBI	BB	SO	LOB
24 Brian Giles, L (1, 9) OBP: 0.234, SLG: 0.186	B FF 91 C FF 92 B CH 76 X FF 92 2-1 P3	C FF 92 C CU 75 B FF 90 B CU 76 B CU 75 B FF 92 4-2 22 BB 1-2 BB		X SI 90 0-0 L9		B SL 83 B FF 91 B FF 91 S FF 91 C FF 92 B FF 91 4-2 BB		X CU 73 0-0 F9		3	0	0	0	2	0	1
22 David Eckstein, R (1, 4) OBP: 0.375, SLG: 0.416	B FF 92 C FF 91 X FF 91 1-1 F9	B SI 88 B SI 87 D SI 87 B SI 87 4-0 1-2 2-3 BB		C SI 90 B SI 91 F SI 90 S SL 81 1-3 K		X FF 91 0-0 P3		B FF 89 C FF 89 X FF 90 1-1 F8		4	0	0	0	1	1	3
33 Jody Gerut, L (1, 8) OBP: 0.304, SLG: 0.438 12 Scott Hairston, R (7, PH) OBP: 0.468, SLG: 0.756 (7, 8)	C CH 78 B CU 75 C CU 71 B CU 77 B FF 92 X FF 92 3-2 F9	C SL 79 X SI 91 0-1 F8			B CH 83 X SI 89 1-0 2B		B SI 90 B FF 90 F FF 92 B SL 82 B FF 91 4-1 23 2B BB		B FF 97 B FF 97 B FF 97 B FF 96 4-0 7 DI BB	3 0	0 1	1 0	0 0	0 2	0 0	3 0
23 Adrián González, L (1, 3) OBP: 0.438, SLG: 0.704		C FF 90 B FF 92 X FF 91 1-1 5 BB 7 BB 4 BB 1B	X SI 90 0-0 F8		B SI 90 B SI 90 C SI 86 B SI 90 S SL 80 F FF 91 S SL 81 3-3 K		S SI 91 B FF 91 X SL 82 1-1 7 1B 5 FC6-4 1-H 2B		C FF 96 S SL 86 D SL 89 C SL 86 1-3 K	5	2	2	1	0	2	2
7 Chase Headley, S (1, 7) OBP: 0.319, SLG: 0.402		D CU 72 B FF 90 B FF 90 B FF 90 4-0 4 BB 5 BB 15 G3-6-1 1-2 BB	C SI 90 B CH 83 B SL 80 X SI 89 2-1 1B		C SL 80 B FF 89 B CH 84 F SL 79 X SI 89 2-2 F7		S SL 84 B SI 96 X SL 85 1-1 5 FC6-4 2-3 1B		B FF 94 C SL 86 C FF 98 C FF 98 1-3 K 1-2	4	1	2	0	1	1	2
5 Kevin Kouzmanoff, R (1, 5) OBP: 0.278, SLG: 0.326		B B FF 91 C FF 92 B FF 92 B FF 90 4-1 15 G3-6-1 4 BB 52 1B 1-2 2-3 BB	C SI 90 S SI 90 1 SAFE F SI 90 B SL 81 S SI 90 1-3 K		B SI 90 S SI 91 B SI 91 F SL 80 X SI 91 2-2 L8		S SI 94 F SI 95 X SI 97 0-2 FC6-4 1-2f 3-H		S SL 86 D FF 99 C SL 86 B FF 98 S SL 88 2-3 K	4	1	0	1	1	2	4
4 Nick Hundley, R (1, 2) OBP: 0.349, SLG: 0.446		F FF 91 C CU 74 D CU 77 B FF 93 B FF 92 F FF 91 F FF 92 F FF 92 F 4-2 B CH 74 15 G3-6-1 1-2 2-3 3-H BB	1 SAFE B SL 81 B SI 90 B SI 90 C SI 90 F SI 90 F SL 80 S SI 90 3-3 K			S SL 80 F SI 90 X SI 91 0-2 52 SH3-4 1B	C SL 87 C SI 96 B SI 96 C SL 87 1-3 K			3	0	1	1	1	2	2
15 Luis Antonio Rodriguez, S (7, 6) OBP: 0.385, SLG: 0.347 45 Edward Mujica, R (7, 1)		F FF 92 S CH 75 D CH 79 F FF 92 F FF 93 X FF 91 1-2 G3-6-1 1-2f 2-3 3-H		F SI 88 B SI 90 B SI 90 C SI 89 X CH 81 2-2 G1-3		X CH 84 0-0 P5	B SI 94 C SI 96 X SI 97 1-1 G4-3			4 0	0 0	0 0	0 0	0 0	0 0	4 0
52 Josh Geer, R (1, 1) OBP: 0.500, SLG: 0.400 57 Luke Gregerson, L (7, 1) 8 Chris Burke, R (7, 6) OBP: 0.438, SLG: 0.333		C FF 90 X FF 92 0-1 22 BB 24 WP 3-H 1B		X SI 88 0-0 1B		L SL 81 X SL 81 0-1 SH3-4 1-2		X FF 88 0-0 F8		2 0 1	0 0 0	2 0 0	1 0 0	0 0 0	0 0 0	0 0 0

	AB	33
	R	5
	H	8
	RBI	4
	BB	8
	SO	8
	LOB	21

Inning Stats																		
	R: 0 E: 0 K: 0 S: 7	H: 0 LOB: 0 BB: 0 P: 13	R: 3 E: 0 K: 0 S: 20	H: 2 LOB: 3 BB: 5 P: 42	R: 0 E: 0 K: 2 S: 11	H: 1 LOB: 1 BB: 0 P: 17	R: 0 E: 0 K: 1 S: 8	H: 1 LOB: 1 BB: 0 P: 11	R: 0 E: 0 K: 1 S: 11	H: 1 LOB: 1 BB: 0 P: 19	R: 0 E: 0 K: 0 S: 9	H: 1 LOB: 2 BB: 1 P: 13	R: 2 E: 0 K: 1 S: 13	H: 2 LOB: 1 BB: 1 P: 21	R: 0 E: 0 K: 0 S: 4	H: 0 LOB: 0 BB: 0 P: 5	R: 0 E: 0 K: 3 S: 9	H: 0 LOB: 1 BB: 1 P: 17

	1B: 6	SF: 0	WP: 1	PA: 42
	2B: 2	SAC: 1	PB: 0	
	3B: 0	DP: 1	SB: 0	
	HR: 0	HBP: 0	CS: 0	

PITCHER		IP	WLS	BF	H	R	ER	SO	BB	IBB	HBP	BLK	WP	HR	S	P	ERA	WHIP
52 James McDonald, R ERA: 8.16	(1, 1)	1.2		10	2	3	3	0	4	0	0	0	1	0	25	49	16.20	3.600
36 Jeff Weaver, R ERA:	(2, 1)	4.0		17	4	0	0	4	1	0	0	0	0	0	38	59	0.00	1.250
43 Will Ohman, L ERA: 4.5	(6, 1)	0.1	B	4	1	2	2	0	2	0	0	0	0	0	6	15	54.00	9.000
54 Ronald Belisario, R ERA: 3.45	(7, 1)	1.0	W	4	1	0	0	1	0	0	0	0	0	0	10	13	0.00	1.000
47 Cory Wade, R ERA: 3.86	(8, 1)	1.0	H	3	0	0	0	0	0	0	0	0	0	0	4	5	0.00	0.000

PITCHER		IP	WLS	BF	H	R	ER	SO	BB	IBB	HBP	BLK	WP	HR	S	P	ERA	WHIP
51 Jonathan Broxton, R ERA: 0.82	(9, 1)	1.0	S	4	0	0	0	3	1	0	0	0	0	0	9	17	0.00	1.000

Batter	1	2	3	4	5	6	7	8	9	AB	R	H	RBI	BB	SO	LOB
15 Rafael Furcal, S (1, 6) OBP: 0.333, SLG: 0.330	B SI 84 B SI 86 C SI 84 B SI 86 C FF 85 F FF 87 F FF 87 X CH 76 3-2 13 G1-6-3 1B		C SL 75 X SL 76 0-1 13 HR 2B		B CH 75 C SI 84 B SI 86 X CH 76 2-1 ② G4-3		L FF 91 L FF 90 S SL 85 0-3 ① K	F SL 83 X FF 92 0-1 ③ P6		5	1	2	0	0	1	3
13 Orlando Hudson, S (1, 4) OBP: 0.411, SLG: 0.537	B SI 85 1 SAFE C SL 77 X SL 77 1-1 ① ② G1-6-3 1-2f		B CH 75 X SL 75 1-0 2-H HR		B SI 85 B FF 86 B SI 85 C FF 86 X FF 86 3-1 ③ G4-3		B FF 92 X FF 91 1-0 E2 1-3 2-H 1B			4	1	2	2	0	0	1
99 Manny Ramirez, R (1, 7) OBP: 0.500, SLG: 0.654	B FF 88 B FF 88 F FF 87 F FF 88 F FF 89 B SI 87 X FF 88 3-2 16 1B 2B		B SL 79 S CH 76 X FF 86 1-1 HR			C SI 84 C FF 85 X SI 85 0-2 ① G5-3	I IN 76 I IN 73 I IN 73 I IN 73 4-0 IBB			3	2	2	1	1	0	0
16 Andre Ethier, L (1, 9) OBP: 0.423, SLG: 0.553	S SL 80 B SL 80 B CH 77 F SL 79 B SI 88 X FF 88 3-2 2-H 1B		S SI 85 B SL 79 B SI 86 S CH 77 X 2-2 ② F8			X SL 77 0-0 1B	B FS 88 S FS 88 B FF 89 F FF 94 X FS 88 2-2 ② ③ G3-2-3 3-Hf			4	0	2	1	0	0	3
7 James Loney, L (1, 3) OBP: 0.423, SLG: 0.388	B SI 87 C SL 78 C FF 88 X FF 89 1-2 ③ P5		X CH 77 0-0 ③ F9			C FF 84 B SI 85 1 SAFE F FF 84 X FF 86 1-2 ② F9		F FS 88 B FF 94 X SL 84 1-1 27 2B 1B		4	1	1	0	0	0	2
55 Russell Martin, R (1, 2) OBP: 0.303, SLG: 0.256		F FF 85 S SL 78 B SL 79 B SL 79 X FF 86 2-2 ① G4-3		B CH 74 C SL 76 C SI 85 C FF 86 1-3 ① K		1 SAFE C CH 76 F FF 85 B FF 85 X FF 87 1-2 ③ G4-3		C SL 83 P PO 85 X FF 93 1-1 ① P4		4	0	0	0	0	1	2
27 Matt Kemp, R (1, 8) OBP: 0.402, SLG: 0.588		C FF 86 B FF 86 X SL 78 1-1 ② G5-3		S CH 74 C SL 80 C SI 88 0-3 ② K			X SL 83 0-0 23 1B 5 1B 1B	1 SAFE 1 SAFE X FF 93 0-0 1-H 23 1B 2B		4	2	2	1	0	1	0
23 Casey Blake, R (1, 5) OBP: 0.326, SLG: 0.486		B FF 87 C FF 86 B FF 87 C SL 78 S FF 88 2-3 ③ K		B SL 80 X SL 79 1-0 ③ G5-3			F FF 91 1 SAFE 1 SAFE X SI 92 0-1 13 1B 5 1B 13 E 1-3 1B	S FF 94 B SL 85 F FF 93 B FF 94 B FF 95 F FF 94 F FF 95 F FF 94 X FF 94 3-2 3-H 1B		4	1	2	1	0	1	0
52 James McDonald, L (1, 1) 36 Jeff Weaver, R (2, 1) 43 Will Ohman, L (6, 1) 54 Ronald Belisario, R (7, 1) 5 Mark Loretta, R (7, PH) 9 Juan Pierre, L (7, PR) 47 Cory Wade, R (8, 1) 50 Eric Stults, L (8, PH) 51 Jonathan Broxton, R (9, 1)			B SI 83 B FF 83 C FF 83 X FF 83 2-1 ① F7		B FF 83 C FF 84 S SL 76 B SL 79 S FF 84 2-3 ① K		B SL 84 B FF 92 F FF 92 X SL 86 2-1 13 E 16 G3-2-3 1-2 3-H 1B	L SL 83 S SL 82 B FF 93 B FF 93 L SL 82 2-3 ② K		0 0 0 0 0 0 0 2 0 0 0 0 1 0 0 0 0 0 0 0 0 0 0 0 0 0 0 0 1 0 1 1 0 0 0 0 0 0 0 0 0 0 0 0 0 0 0 0 0 1 0 0 0 0 1 1 0 0 0 0 0 0 0						
Inning Stats	R: 1 E: 0 K: 0 S: 17 H: 3 LOB: 1 BB: 0 P: 28	R: 0 E: 0 K: 1 S: 8 H: 0 LOB: 0 BB: 0 P: 13	R: 3 E: 0 K: 0 S: 11 H: 3 LOB: 0 BB: 0 P: 17	R: 0 E: 0 K: 2 S: 7 H: 0 LOB: 0 BB: 0 P: 9	R: 0 E: 0 K: 1 S: 7 H: 0 LOB: 0 BB: 0 P: 14	R: 0 E: 0 K: 0 S: 10 H: 1 LOB: 1 BB: 0 P: 12	R: 2 E: 1 K: 1 S: 12 H: 4 LOB: 3 BB: 1 P: 21	R: 2 E: 0 K: 1 S: 17 H: 3 LOB: 1 BB: 0 P: 23		1B: 9 2B: 3 3B: 0 HR: 2 SF: 0 SAC: 0 DP: 2 HBP: 0				WP: 0 PB: 0 SB: 0 CS: 0 PA: 37		

PITCHER		IP	WLS	BF	H	R	ER	SO	BB	IBB	HBP	BLK	WP	HR	S	P	ERA	WHIP
52 Josh Geer, R ERA: 5.29	(1, 1)	6.0		24	7	4	4	4	0	0	0	0	0	2	60	93	6.00	1.167
57 Luke Gregerson, R ERA: 4.73	(7, 1)	0.1	L	6	4	2	2	1	0	1	0	0	0	0	9	16	54.00	12.000
45 Edward Mujica, R ERA: 5.56	(7, 1)	1.2		7	3	2	2	1	0	0	0	0	0	0	20	28	10.80	1.800

PITCHER	IP	WLS	BF	H	R	ER	SO	BB	IBB	HBP	BLK	WP	HR	S	P	ERA	WHIP

BOTTOM

San Diego Padres @ Los Angeles Dodgers

Dodger Stadium, Los Angeles, CA

Thu Apr 30 2009, 7:10 PM PDT

Att. 54,628 - Partly Cloudy - 63 F

livebaseballscorecards.com

AB	36
R	8
H	14
RBI	7
BB	1
SO	6
LOB	12

Batter	1	2	3	4	5	6	7	8	9	AB	R	H	RBI	BB	SO	LOB
22 David Eckstein, R (1, 4) OBP: 0.359, SLG: 0.395	B FF 92 B FF 93 C FF 94 X FF 93 2-1 G5-3		B FF 92 C FF 93 C FF 94 X CU 71 1-2 G5-3		C FF 94 X FF 93 0-1 G6-3			C SI 93 C SI 96 B B SL 86 X SI 94 2-2 L8		4	0	0	0	0	0	0
24 Brian Giles, L (1, 9) OBP: 0.235, SLG: 0.180	F FF 95 X FF 95 0-1 F7		B FF 92 F FF 94 S CU 71 B CU 73 B FF 94 X 3-2 G4-3			C FF 93 B CU 70 B FF 93 X FF 94 2-1 G6-3		B F SI 94 B SI 96 S SL 86 B SI 97 B SL 86 4-2 12 HBP BB		3	0	0	0	1	0	0
12 Scott Hairston, R (1, 8) OBP: 0.471, SLG: 0.750	C FF 94 B CU 72 X CU 72 1-1 G5-3			B FF 94 X CH 83 1-0 7 G5-4-3 2B		B FF 94 B CU 72 F FF 95 F CH 83 B C 3-3 K		S H SI 94 1-1 7 FC6-4 1-2 HBP		3	0	1	0	0	1	0
23 Adrián González, L (1, 3) OBP: 0.430, SLG: 0.679		C FF 94 F FF 95 X FF 94 0-2 F7		F FF 94 F FF 94 B CU 71 B FF 94 B CU 71 B FF 94 4-2 7 G5-4-3 BB		F FF 95 B FF 94 F FF 94 F FF 95 X FF 95 1-2 E6		D SI 92 S FF 92 S SL 83 F FF 93 S SL 83 1-3 K		3	0	0	0	1	1	2
7 Chase Headley, S (1, 7) OBP: 0.316, SLG: 0.396		F FF 94 B FF 95 X CH 82 1-1 28 1B 1B		B FF 94 F FF 94 X CU 71 1-1 G5-4-3 1-2f 2-3		C CU 71 B FF 94 X FF 95 1-1 G6-3		B FF 93 X FF 92 1-0 FC6-4 1-2f		4	0	1	0	0	0	5
5 Kevin Kouzmanoff, R (1, 5) OBP: 0.287, SLG: 0.337		D CU 73 1 SAFE F FF 94 F FF 94 F FF 94 F CU 73 D CU 74 1 SAFE F FF 94 3-2 B FF 95 X FF 95 P4		D FF 95 B FF 94 D CH 84 B FF 94 4-0 BB			X 0-0 2B		S SL 84 B FF 96 B SL 85 S FF 97 B SL 86 C FF 97 3-3 K	3	0	1	0	1	1	1
28 Henry Blanco, R (1, 2) OBP: 0.233, SLG: 0.500		B FF 94 B FF 93 T FF 95 B FF 95 1 SAFE X FF 95 3-1 8 FC5-4 1-2 1B		D CU 71 C FF 94 X FF 94 1-1 F7			B CU 70 C FF 93 F FF 94 S CU 73 1-3 K		F FF 98 B FF 97 B SL 85 F FF 97 X SL 85 2-2 G5-3	4	0	1	0	0	1	3
8 Chris Burke, R (1, 6) 33 Jody Gerut, L (9, PH) OBP: 0.300, SLG: 0.431 50 Duaner Sanchez, R (9, 1)		B FF 94 C FF 94 X CU 72 1-1 FC5-4 1-2f			F FF 92 B CU 72 C CU 71 B FF 94 X CU 71 2-2 F8		X CU 70 0-0 F8		B CH 89 F FF 95 S CH 91 F SL 86 F SL 88 B FF 96 B CH 90 F SL 86 S SL 86 3-3 K2-3	3 1 0	0 0 0	0 0 0	0 0 0	0 0 0	0 1 0	3 0 0
44 Jake Peavy, R (1, 1) 15 Luis Antonio Rodriguez, S (8, 6) OBP: 0.385, SLG: 0.347	C FF 90 B FF 92 C FF 92 C CU 70 1-3 K			X FF 93 0-0 L9		C CU 71 B FF 94 X FF 92 1-1 P4			3 0	0 0	0 0	0 0	0 0	1 0	1 0

Inning Stats	1	2	3	4	5	6	7	8	9
	R: 0 E: 0 K: 0 S: 6	H: 0 LOB: 0 BB: 0 P: 9	R: 0 E: 0 K: 0 S: 15	H: 2 LOB: 2 BB: 0 P: 23	R: 0 E: 0 K: 1 S: 9	H: 0 LOB: 0 BB: 0 P: 14	R: 0 E: 0 K: 0 S: 7	H: 1 LOB: 2 BB: 2 P: 18	R: 0 E: 0 K: 0 S: 6	H: 0 LOB: 0 BB: 0 P: 8	R: 0 E: 1 K: 1 S: 11	H: 0 LOB: 1 BB: 0 P: 18	R: 0 E: 0 K: 1 S: 7	H: 1 LOB: 1 BB: 0 P: 9	R: 0 E: 0 K: 1 S: 11	H: 0 LOB: 2 BB: 1 P: 20	R: 0 E: 0 K: 2 S: 12	H: 0 LOB: 0 BB: 0 P: 20

1B: 2 SF: 0 WP: 0 PA: 35
2B: 2 SAC: 0 PB: 0
3B: 0 DP: 1 SB: 0
HR: 0 HBP: 1 CS: 0

PITCHER		IP	WLS	BF	H	R	ER	SO	BB	IBB	HBP	BLK	WP	HR	S	P	ERA	WHIP
22 Clayton Kershaw, L ERA: 5.46	(1, 1)	7.0		27	4	0	0	3	2	0	0	0	0	0	61	99	0.00	0.857
54 Ronald Belisario, R ERA: 3.38	(8, 1)	0.1		3	0	0	0	0	1	0	1	0	0	0	6	13	0.00	3.000
43 Will Ohman, L ERA: 4.15	(8, 1)	0.2		2	0	0	0	1	0	0	0	0	0	0	5	7	0.00	0.000
51 Jonathan Broxton, R ERA: 0.75	(9, 1)	1.0	W	3	0	0	0	2	0	0	0	0	0	0	12	20	0.00	0.000

PITCHER	IP	WLS	BF	H	R	ER	SO	BB	IBB	HBP	BLK	WP	HR	S	P	ERA	WHIP

TOP

San Diego Padres @ Los Angeles Dodgers

Dodger Stadium, Los Angeles, CA

Fri May 01 2009, 7:10 PM PDT
Att. 47,210 - Cloudy - 64 F

livebaseballscorecards.com

AB	31
R	0
H	4
RBI	0
BB	3
SO	6
LOB	15

Batter	1	2	3	4	5	6	7	8	9	AB	R	H	RBI	BB	SO	LOB
15 Rafael Furcal, S (1, 6) OBP: 0.330, SLG: 0.326	B FF 90 C SI 92 B CH 82 F FF 91 S FC 88 2-3 ① **K**		F FF 93 F FC 88 X FC 88 0-2 ③ L5			X CH 82 0-0 ② G1-3			B CH 80 B SI 90 C CH 80 X FC 88 2-1 13 FC1-6 1B	4	0	1	0	0	1	1
13 Orlando Hudson, S (1, 4) OBP: 0.405, SLG: 0.525	C FF 93 X SL 80 0-1 ② F7			B FF 92 B FF 92 B FF 93 C FF 91 C FF 92 X FF 92 3-2 ① G4-3		B FF 92 B FF 92 X FF 92 2-0 1B			X FF 88 0-0 ① FC1-6 27 BB 99 WP 55 BB 1-2f	4	1	1	0	0	0	1
99 Manny Ramirez, R (1, 7) OBP: 0.500, SLG: 0.638	C FF 94 C FF 94 S FF 95 0-3 ③ **K**			B FC 88 B FF 93 C FF 94 B FC 88 F FF 94 F FF 94 B FF 94 4-2 BB		F FF 93 F FF 93 B FF 94 S SL 81 1-3 ③ **K**			B FC 86 C FC 85 1 SAFE B SI 90 F FC 87 B CU 80 I IN 71 4-2 55 BB 27 BB IBB 1-2	2	0	0	0	2	2	1
7 James Loney, L (1, 3) OBP: 0.406, SLG: 0.369		C FF 92 B FF 91 C FF 91 F FF 92 F FF 94 B FC 88 X FF 94 2-2 ① F9		B CH 84 B FF 93 B FC 87 B FF 93 X FF 92 3-0 ② P2			B FF 92 B FF 92 T FF 92 C FF 93 X CU 79 2-2 ① G3		T SI 91 C SI 93 B FF 93 B FF 91 D CH 80 S CH 82 3-3 ② **K**	4	0	0	0	0	1	3
27 Matt Kemp, R (1, 9) (9, 8) OBP: 0.396, SLG: 0.566		S FF 94 F FF 93 F SL 82 B FF 95 B SL 82 S FC 87 2-3 ② **K**		S FF 89 C FC 88 B FC 87 C CU 80 1-3 ③ **K**			F CU 72 B SL 80 F FC 87 B FC 87 C FF 93 2-3 ② **K**		B FC 89 B FC 86 S FC 88 B FC 88 B CH 82 4-1 55 BB 1-2 2-3	3	0	0	0	1	3	1
55 Russell Martin, R (1, 2) OBP: 0.301, SLG: 0.247		S FC 88 F FF 94 F FC 87 B FF 93 F CU 80 F SI 92 X FF 94 1-2 ③ L6			B FC 86 C FC 87 X FC 86 1-1 ① P5		S SL 79 B FC 86 F FC 87 F CU 80 F FF 93 X FF 93 1-2 ③ F9		S FC 88 B FC 87 D CH 83 F SI 92 F FC 88 F FC 87 F CH 82 B FF 89 F FF 91 4-2 BB B SI 91 1-2 2-3 3-H	3	0	0	1	1	0	0
23 Casey Blake, R (1, 5) OBP: 0.315, SLG: 0.468			C FF 92 C FF 92 B FC 87 B FC 89 X SL 82 2-2 ① G4-3		B SL 80 B FF 92 C FF 92 F FF 93 S FF 93 2-3 ② **K**			C FC 86 S SL 80 B CU 78 F FF 92 X FF 92 1-2 ① F8		3	0	0	0	0	1	0
22 Clayton Kershaw, L (1, 1) OBP: 0.273, SLG: 0.111 54 Ronald Belisario, R (8, 1) 43 Will Ohman, L (8, 1) OBP: 1.000, SLG: 1.000 16 Andre Ethier, L (8, PH) OBP: 0.419, SLG: 0.547 (9, 9)			C FF 92 C FF 93 S CU 81 0-3 ② K2-3		B FF 92 X CH 83 1-0 ③ L5			C CH 83 B FF 92 B SL 79 F FF 92 F FF 93 B FC 87 X CU 79 3-2 ② F8		2 0 0 1	0 0 0 0	0 0 0 0	0 0 0 0	0 0 0 0	1 0 0 0	0 0 0 0
9 Juan Pierre, L (1, 8) OBP: 0.440, SLG: 0.435 51 Jonathan Broxton, R (9, 1)			X SI 92 0-0 1B			C CH 82 S CU 77 F SL 79 X FF 92 0-2 ① G4-3		F CH 83 X CU 78 0-1 ③ G6-3		3 0	0 0	1 0	0 0	0 0	0 0	0 0
Inning Stats	R: 0 E: 0 K: 2 S: 8 H: 0 LOB: 0 BB: 0 P: 10	R: 0 E: 0 K: 1 S: 15 H: 0 LOB: 0 BB: 0 P: 20	R: 0 E: 0 K: 1 S: 10 H: 1 LOB: 1 BB: 0 P: 12	R: 0 E: 0 K: 1 S: 10 H: 0 LOB: 1 BB: 1 P: 21	R: 0 E: 0 K: 1 S: 6 H: 0 LOB: 0 BB: 0 P: 10	R: 0 E: 0 K: 1 S: 9 H: 1 LOB: 1 BB: 0 P: 12	R: 0 E: 0 K: 1 S: 11 H: 0 LOB: 0 BB: 0 P: 16	R: 0 E: 0 K: 0 S: 10 H: 0 LOB: 0 BB: 0 P: 14	R: 1 E: 0 K: 1 S: 15 H: 1 LOB: 3 BB: 3 P: 32	1B: 3 2B: 0 3B: 0 HR: 0 SF: 0 SAC: 0 DP: 0 HBP: 0						WP: 1 PB: 0 SB: 0 CS: 0 PA: 33	

PITCHER	IP	WLS	BF	H	R	ER	SO	BB	IBB	HBP	BLK	WP	HR	S	P	ERA	WHIP
44 Jake Peavy, R (1, 1) ERA: 4.58	8.0		27	2	0	0	8	1	0	0	0	0	0	79	115	0.00	0.375
50 Duaner Sanchez, R (9, 1) ERA: 6.75	0.2	L	6	1	1	1	1	2	1	0	0	1	0	15	32	13.50	4.500

PITCHER	IP	WLS	BF	H	R	ER	SO	BB	IBB	HBP	BLK	WP	HR	S	P	ERA	WHIP

BOTTOM

San Diego Padres @ Los Angeles Dodgers

Dodger Stadium, Los Angeles, CA

Fri May 01 2009, 7:10 PM PDT

Att. 47,210 - Cloudy - 64 F

livebaseballscorecards.com

AB	29
R	1
H	3
RBI	1
BB	4
SO	9
LOB	7

Batter	1	2	3	4	5	6	7	8	9	10	AB	R	H	RBI	BB	SO	LOB
22 David Eckstein, R (1, 4) OBP: 0.351, SLG: 0.376	C FF 86 F FF 88 X FF 90 0-2 G4-3 ①		B FF 87 C FF 87 B FF 89 B FF 88 C SI 88 X FF 89 3-2 F8 ③			B FF 86 C FF 86 B CU 66 L SI 86 B SI 88 B FF 88 4-2 23 1B 2 WP BB		C SI 88 C SI 89 X CU 75 0-2 G5-3 ②		B SL 86 C SI 94 B SI 94 X SI 94 2-1 FC5 ③ 1-2 2-3f	4	0	0	0	1	0	2
2 Edgar Gonzalez, R (1, 9) OBP: 0.233, SLG: 0.536 46 Edwin Moreno, R (8, 1) 43 Cla Meredith, R (9, 1) 57 Luke Gregerson, L (10, 1)	C FF 89 X SL 81 0-1 HR			C FF 88 B CU 66 X CH 77 1-1 E5 12 CS		B CU 66 1 SAFE B FF 88 1 SAFE B CH 77 B FF 88 4-0 23 1B 1-2 BB		B FF 90 X SI 89 1-0 G6-3 ③			3 0 0 0	1 0 0 0	1 0 0 0	1 0 0 0	1 0 0 0	0 0 0 0	0 0 0 0
12 Scott Hairston, R (1, 7) OBP: 0.436, SLG: 0.688	C FF 89 B SL 82 T FF 89 B FF 90 B FF 89 X FF 90 3-2 F9 ②			L CH 76 S FF 88 F FF 89 F CU 68 B FF 91 T CH 79 1-2 1-2 K ① ②		C SI 88 F FF 88 B FF 90 X SL 80 1-2 F9 ①			C CU 74 X FF 88 0-1 F9 ①		4	0	0	0	0	1	3
23 Adrián González, L (1, 3) OBP: 0.423, SLG: 0.659	B SL 82 B SL 79 X FF 88 2-0 G1-3 ③			B CU 53 F FF 90 S FF 89 S SL 81 1-3 K ③		C FF 89 S FF 90 F FF 90 F FF 91 B SL 81 D SL 82 F FF 90 B FF 90 X SL 78 3-2 5 G6-4-3 1-2 2-3 1B			B SI 90 C FF 90 B FF 90 B CH 82 X CH 81 3-1 G3-1 ②		4	0	1	0	0	1	0
5 Kevin Kouzmanoff, R (1, 5) OBP: 0.276, SLG: 0.323		S CU 65 F FF 86 F FF 90 B CU 68 X CU 68 1-2 G5-3 ①			C FF 86 F SL 78 B FF 89 F FF 88 X CU 68 1-2 G5-3 ①	X SI 92 0-0 G6-4-3 ② ③ 1-2f			B CU 76 S CH 81 S CH 80 C FF 89 1-3 K ③		4	0	0	0	0	1	3
33 Jody Gerut, L (1, 8) OBP: 0.284, SLG: 0.406		B FF 89 B FF 89 B FF 89 C FF 87 S FF 89 C FF 89 3-3 K ②			C FF 89 F SL 82 X FF 91 0-2 G3 ②		C CU 77 X CU 78 0-1 G1-3 ①			C SL 84 B CH 87 S CH 84 F SI 95 X CH 86 1-2 L8 ①	4	0	0	0	0	1	0
4 Nick Hundley, R (1, 2) OBP: 0.343, SLG: 0.424		C FF 89 B FF 89 F CH 79 X FF 89 1-2 P2 ③			F CH 78 B CU 67 B CU 66 B FF 89 F FF 88 F CH 77 B FF 90 4-2 15 S BB		B SI 92 F SI 92 C SI 92 B CU 79 X SI 92 2-2 G6-3 ②			B SI 94 F SI 95 B SI 95 B CH 85 X SI 94 3-1 G4-3 ②	3	0	0	0	1	0	0
15 Luis Antonio Rodriguez, S (6, 6) OBP: 0.391, SLG: 0.365			X FF 87 0-0 F8 ①		1 SAFE 1 SAFE C FF 88 1 SAFE C CU 66 B FF 90 B FF 90 F CU 68 F CU 68 4-2 B FF 89 B CH 78 1-2 BB		B SI 92 F SI 93 B SI 93 X SI 93 2-1 F7 ③			C CH 84 F SI 93 B CH 87 X CH 84 1-2 22 FC5 2B	3	0	1	0	1	0	0
32 Chris Young, R (1, 1) OBP: 0.231, SLG: 0.231 24 Brian Giles, L (8, PH) OBP: 0.240, SLG: 0.178 (8, 9)			C FF 89 B FF 90 S FF 90 C FF 91 1-3 K ②		B CU 68 S FF 90 B SL 81 X FF 90 2-1 L9 ③			X CU 73 0-0 G4-3 ①		I IN 75 I IN 78 I IN 79 I IN 78 4-0 22 FC5 IBB	2 1	0 0	0 0	0 0	0 1	1 0	2 0
Inning Stats	R: 1 H: 1 E: 0 LOB: 0 K: 0 BB: 0 S: 9 P: 14	R: 0 H: 0 E: 0 LOB: 0 K: 1 BB: 0 S: 10 P: 15	R: 0 H: 0 E: 0 LOB: 0 K: 1 BB: 0 S: 7 P: 11	R: 0 H: 0 E: 1 LOB: 0 K: 2 BB: 0 S: 10 P: 13	R: 0 H: 0 E: 0 LOB: 2 K: 0 BB: 2 S: 16 P: 27	R: 0 H: 1 E: 0 LOB: 2 K: 0 BB: 2 S: 12 P: 24	R: 0 H: 0 E: 0 LOB: 0 K: 0 BB: 0 S: 7 P: 11	R: 0 H: 0 E: 0 LOB: 0 K: 0 BB: 0 S: 5 P: 6	R: 0 H: 0 E: 0 LOB: 0 K: 1 BB: 0 S: 7 P: 11	R: 0 H: 1 E: 0 LOB: 2 K: 0 BB: 1 S: 11 P: 22	1B: 1 SF: 0 2B: 1 SAC: 0 3B: 0 DP: 1 HR: 1 HBP: 0						

PITCHER	IP	WLS	BF	H	R	ER	SO	BB	IBB	HBP	BLK	WP	HR	S	P	ERA	WHIP
43 Randy Wolf, L (1, 1) ERA: 3.19	5.1		22	2	1	1	4	4	0	0	0	1	1	63	103	1.69	1.125
38 Ramon Troncoso, R (6, 1) ERA: 1.23	1.2		4	0	0	0	0	0	0	0	0	0	0	8	12	0.00	0.000
47 Cory Wade, R (8, 1) ERA: 2.7	2.0		6	0	0	0	1	0	0	0	0	0	0	12	17	0.00	0.000
59 Guillermo Mota, R (10, 1) ERA: 6.75	1.0	W	5	1	0	0	0	0	1	0	0	0	0	11	22	0.00	1.000

PITCHER	IP	WLS	BF	H	R	ER	SO	BB	IBB	HBP	BLK	WP	HR	S	P	ERA	WHIP

TOP

San Diego Padres @ Los Angeles Dodgers

Dodger Stadium, Los Angeles, CA

Sat May 02 2009, 7:10 PM PDT
Att. 47,680 - Cloudy - 66 F

livebaseballscorecards.com

AB	32
R	1
H	3
RBI	1
BB	5
SO	5
LOB	10

WP: 1		PA:	37
PB: 0			
SB: 1			
CS: 1			

Batter	1	2	3	4	5	6	7	8	9	10	AB	R	H	RBI	BB	SO	LOB
15 Rafael Furcal, S (1, 6) OBP: 0.333, SLG: 0.330	C FF 86 B FF 86 X FF 87 1-1 ① G4-3		X FF 85 0-0 13 G4-3 2-H 1B		C SL 75 B SL 78 F FF 87 F SL 78 F SL 79 B FF 87 F FF 86 X FF 87 2-2 ① F7		C FF 85 F FF 87 T SL 78 0-2 ③ K			C CH 78 L FF 91 B SL 84 B SL 86 X SL 85 2-2 13 1B 16 1B 1B	5	1	2	1	0	1	0
13 Orlando Hudson, S (1, 4) OBP: 0.397, SLG: 0.510	B FF 86 X FF 87 1-0 ② G3-1		B FF 85 1 SAFE B FF 86 X FF 85 2-0 ① G4-3 1-2		B FF 86 F FF 86 B FF 86 B FF 86 F FF 86 X FF 86 3-2 G3-1			B FF 89 B SI 91 S SI 91 B CH 84 F SI 90 S SI 92 3-3 ① K		1 SAFE B FF 92 1 SAFE B SI 91 L FF 92 1 SAFE B FF 92 X FF 92 3-1 16 1B 99 IBB 1-3 1B	5	0	1	0	0	1	1
99 Manny Ramirez, R (1, 7) OBP: 0.495, SLG: 0.614	X FF 87 0-0 ③ F7		C SL 80 B FF 86 B FF 87 B FF 88 S FF 87 B SL 80 4-2 BB		C FF 88 F FF 86 C SL 70 0-3 ③ K			C SL 84 B FC 91 X FC 89 1-1 ② G6-3		I IN 72 I IN 73 I IN 78 I IN 74 4-0 16 1B 1-2 IBB	3	0	0	0	2	1	0
16 Andre Ethier, L (1, 9) OBP: 0.418, SLG: 0.538		C FF 86 B FF 87 C FF 86 S SL 79 1-3 ① K	C SL 77 F FF 86 B FF 86 F SL 78 S FF 87 1-3 ② K			C FF 85 F FF 85 B SL 78 B SL 77 X 2-2 7 2B 27 L6-5 1B		F SI 92 B FF 89 B CH 84 B FF 90 X CH 85 3-1 ③ P5		B FF 91 B FF 91 C FF 93 X FF 92 2-1 1-2 2-3 3-H 1B	5	0	2	1	0	2	2
7 James Loney, L (1, 3) OBP: 0.400, SLG: 0.375		C FF 87 F FF 86 F FF 87 X SL 79 0-2 ② P5	C FF 86 C FF 85 F FF 87 X FF 87 0-2 ③ G3			B FF 85 X FF 86 1-0 1-3 2B			B SI 86 S SI 87 B SI 87 X FF 86 2-1 ① G3		4	0	1	0	0	0	2
55 Russell Martin, R (1, 2) OBP: 0.320, SLG: 0.271	B FF 87 F FF 88 S FF 87 B FF 88 B SL 78 X FF 87 3-2 27 BB 1B		X FF 85 0-0 1B			X FF 87 0-0 ① G6-3			S SL 81 B SL 80 S SI 87 B SL 81 F SI 87 F SL 81 X SL 81 2-2 5 WP 27 S 1B	4	0	3	0	0	0	2
27 Matt Kemp, R (1, 8) OBP: 0.390, SLG: 0.547	B FF 86 B FF 86 B FF 87 B FF 85 4-0 1-2 BB		B FF 85 B SL 76 X FF 85 2-0 ① F8			X SL 78 0-0 ② ③ L6-5 3-3			1 SAFE S FF 87 1 SAFE S SI 86 1 SAFE B SI 88 B SL 82 S SI 87 2-3 ② K 1-2	3	0	0	0	1	1	4
23 Casey Blake, R (1, 5) OBP: 0.312, SLG: 0.450	C SL 78 X FF 86 0-1 ③ F8				1 SAFE C SL 75 1 SAFE D FF 83 C FF 85 F SL 77 T FF 85 1-2 ② K		X FF 86 0-0 ① B5-3		C SL 81 B SL 80 B SI 88 B SL 80 B SL 80 4-1 BB	3	0	0	0	1	1	3
43 Randy Wolf, L (1, 1) OBP: 0.154, SLG: 0.231 38 Ramon Troncoso, R (6, 1) 9 Juan Pierre, L (7, PH) OBP: 0.423, SLG: 0.417 47 Cory Wade, R (8, 1) 5 Mark Loretta, R (9, PH) OBP: 0.500, SLG: 0.500 59 Guillermo Mota, R (10, 1)			B FF 85 C FF 84 B FF 86 X FF 86 2-1 15 1B 2B		T FF 83 L FF 86 X FF 87 0-2 ③ G4-3		B FF 84 C FF 86 X FF 86 1-1 ② P5		C SI 87 B SI 86 F FF 87 X SL 81 1-2 ③ G4-3 2-3	2 0 1 0 1 0	1 0 0 0 0 0	1 0 0 0 0 0	0 0 0 0 0 0	0 0 0 0 0 0	0 0 0 0 0 0	1 0 0 0 2 0
Inning Stats	R: 0 E: 0 K: 0 S: 4 H: 0 LOB: 0 BB: 0 P: 6	R: 0 E: 0 K: 1 S: 12 H: 1 LOB: 2 BB: 1 P: 20	R: 1 E: 0 K: 1 S: 14 H: 2 LOB: 2 BB: 1 P: 23	R: 0 E: 0 K: 1 S: 9 H: 1 LOB: 1 BB: 0 P: 12	R: 0 E: 0 K: 1 S: 12 H: 0 LOB: 0 BB: 0 P: 17	R: 0 E: 0 K: 0 S: 6 H: 2 LOB: 1 BB: 0 P: 9	R: 0 E: 0 K: 1 S: 6 H: 0 LOB: 0 BB: 0 P: 7	R: 0 E: 0 K: 1 S: 7 H: 0 LOB: 0 BB: 0 P: 14	R: 0 E: 0 K: 1 S: 14 H: 1 LOB: 2 BB: 1 P: 25	R: 1 E: 0 K: 0 S: 7 H: 3 LOB: 3 BB: 1 P: 18	1B: 8 2B: 3 3B: 0 HR: 0	SF: 0 SAC: 0 DP: 1 HBP: 0	WP: 1 PB: 0 SB: 1 CS: 0	PA: 40			

PITCHER		IP	WLS	BF	H	R	ER	SO	BB	IBB	HBP	BLK	WP	HR	S	P	ERA	WHIP
32 Chris Young, R ERA: 4.81	(1, 1)	7.0		28	6	1	1	5	2	0	0	0	0	0	63	94	1.29	1.143
46 Edwin Moreno, R ERA: 3.29	(8, 1)	1.0		3	0	0	0	1	0	0	0	0	0	0	7	14	0.00	0.000
43 Cla Meredith, R ERA: 3.38	(9, 1)	1.0		5	1	0	0	1	1	0	0	0	1	0	14	25	0.00	2.000
57 Luke Gregerson, R ERA: 5.4	(10, 1)	0.0	L	4	3	1	1	0	0	1	0	0	0	0	7	18	∞	∞

PITCHER	IP	WLS	BF	H	R	ER	SO	BB	IBB	HBP	BLK	WP	HR	S	P	ERA	WHIP

BOTTOM

San Diego Padres @ Los Angeles Dodgers

Dodger Stadium, Los Angeles, CA

Sat May 02 2009, 7:10 PM PDT

Att. 47,680 - Cloudy - 66 F

livebaseballscorecards.com

AB	36
R	2
H	10
RBI	2
BB	4
SO	7
LOB	17

San Diego Padres @ Los Angeles Dodgers

Dodger Stadium, Los Angeles, CA

Sun May 03 2009, 1:10 PM PDT

Att. 52,096 - Partly Cloudy - 73 F

livebaseballscorecards.com

TOP

Batter	1	2	3	4	5	6	7	8	9	AB	R	H	RBI	BB	SO	LOB
24 Brian Giles, L (1, 9) OBP: 0.238, SLG: 0.211	F FF 92 C FF 90 B SL 78 C FF 92 1-3 ① K		C FF 89 X FF 88 0-1 ② F8		X FF 92 0-0 ③ F7		C FF 88 B CU 71 B SL 81 B FF 91 X FF 89 3-1 HR		B CU 80 C SI 92 X SI 94 1-1 ③ F7	5	1	1	1	0	1	1
22 David Eckstein, R (1, 4) OBP: 0.356, SLG: 0.375	C FF 89 B FF 93 S FC 89 F FF 93 B FC 83 X FF 92 2-2 ② F8		B FF 91 B FF 89 B FF 90 B FF 91 4-0 BB			X FF 93 0-0 2 WP 23 S 1B	C FC 88 F S 0-3 ③ K			3	0	1	0	1	1	0
33 Jody Gerut, L (1, 8) OBP: 0.282, SLG: 0.438	X FF 90 0-0 ③ G4-3		F FF 90 1 SAFE S SL 79 B SL 79 1 SAFE X SL 81 1-2 ③ G3			B SL 77 F CH 86 B SI 92 B FF 89 X FF 92 3-1 ① F8		C FF 90 X SL 82 0-1 HR		4	1	1	1	0	0	2
23 Adrián González, L (1, 3) OBP: 0.417, SLG: 0.641		B FF 90 F FC 89 S SL 79 F FF 95 X FC 89 1-2 ① F8		B SL 78 C FF 91 B FF 92 B FC 89 X FF 93 3-1 ① G4-3		D SI 92 B FC 89 B FF 93 C FF 88 F FF 89 S SL 81 3-3 ② K 1-2		S SL 83 B FF 92 C FF 92 B FF 93 B FF 92 X FF 92 3-2 1B		4	0	1	0	0	1	1
7 Chase Headley, S (1, 7) OBP: 0.324, SLG: 0.404		B SI 91 C FF 92 B SL 78 X FC 89 2-1 2 2B 2B		M CU 74 B FF 92 T FF 93 B FC 88 S SL 76 2-3 ② K		S FC 79 B FF 95 B FF 91 B FF 91 B FF 92 4-1 2 WP BB		C FF 91 B CU 78 F SI 91 C SI 93 1-3 ① K		3	1	1	0	1	2	1
2 Edgar Gonzalez, R (1, 5) OBP: 0.265, SLG: 0.548		B FF 88 S FC 88 S FF 93 F SL 81 B SL 79 X FC 86 2-2 2-H 2B		X FF 94 0-0 ③ F9		F FF 90 B FF 92 B FC 83 S FC 89 D SL 82 F FF 91 B FF 94 4-2 1-2 2-3 BB		C CU 78 C SI 92 B SI 93 D CU 80 F SI 92 F FF 91 B SI 93 F SI 92 X SI 92 3-2 ② F9		3	0	1	1	1	0	1
4 Nick Hundley, R (1, 2) OBP: 0.324, SLG: 0.397		C FC 88 B FF 92 T FF 91 X FF 92 1-2 ② P3			X FC 86 0-0 ① F8	C SL 80 S SL 82 S 0-3 ③ K		X SI 92 0-0 ③ G6-3		4	0	0	0	0	1	5
15 Luis Antonio Rodriguez, S (3, 6) OBP: 0.370, SLG: 0.339		B SL 78 X FF 90 1-0 ③ G5-3			B SI 90 C FF 93 B CU 72 B FF 94 C FF 93 S FF 89 3-3 ② K		X FF 92 0-0 ① G4-3		C SI 91 X CU 79 0-1 ① F9	4	0	0	0	0	1	1
49 Chad Gaudin, R (1, 1) 38 Arturo Lopez, L (6, 1) 8 Chris Burke, R (7, PH) OBP: 0.350, SLG: 0.250 59 Luis Perdomo, R (7, 1) 12 Scott Hairston, R (9, PH) OBP: 0.429, SLG: 0.673			C FF 90 B FC 89 C FF 89 B SL 76 S FC 87 2-3 ① K		B FF 93 B FF 93 C FF 92 B FF 93 B FF 92 4-1 BB		C FF 90 S FC 83 F SL 78 S FC 88 0-3 ② K		C SI 92 B SI 93 B CU 80 X FF 92 2-1 ② G3	1 0 1 0 1	0 0 0 0 0	0 0 0 0 0	0 0 0 0 0	1 0 0 0 0	1 0 1 0 0	0 0 0 0 0
Inning Stats	R: 0 E: 0 K: 1 S: 8 H: 0 LOB: 0 BB: 0 P: 11	R: 1 E: 0 K: 0 S: 14 H: 2 LOB: 1 BB: 0 P: 21	R: 0 E: 0 K: 1 S: 8 H: 0 LOB: 1 BB: 1 P: 15	R: 0 E: 0 K: 1 S: 6 H: 0 LOB: 0 BB: 0 P: 11	R: 0 E: 0 K: 1 S: 6 H: 0 LOB: 1 BB: 1 P: 13	R: 0 E: 0 K: 2 S: 13 H: 1 LOB: 3 BB: 2 P: 27	R: 1 E: 0 K: 2 S: 10 H: 1 LOB: 0 BB: 0 P: 13	R: 1 E: 0 K: 1 S: 15 H: 2 LOB: 1 BB: 0 P: 22	R: 0 E: 0 K: 0 S: 6 H: 0 LOB: 0 BB: 0 P: 9	1B: 2 2B: 2 3B: 0 HR: 2 SF: 0 SAC: 0 DP: 0 HBP: 0						

AB	33
R	3
H	6
RBI	3
BB	4
SO	9
LOB	12

WP: 1 PA: 37
PB: 0
SB: 1
CS: 0

PITCHER		IP	WLS	BF	H	R	ER	SO	BB	IBB	HBP	BLK	WP	HR	S	P	ERA	WHIP
58 Chad Billingsley, R ERA: 2.21	(1, 1)	7.0	W	29	4	2	2	8	4	0	0	0	1	1	65	111	2.57	1.143
43 Will Ohman, L ERA: 5.19	(8, 1)	0.0		2	2	1	1	0	0	0	0	0	0	1	5	8	∞	∞
38 Ramon Troncoso, R ERA: 1.08	(8, 1)	2.0		6	0	0	0	1	0	0	0	0	0	0	16	23	0.00	0.000

PITCHER		IP	WLS	BF	H	R	ER	SO	BB	IBB	HBP	BLK	WP	HR	S	P	ERA	WHIP

BOTTOM

Batter	1	2	3	4	5	6	7	8	9	AB	R	H	RBI	BB	SO	LOB
9 Juan Pierre, L (1, 7) OBP: 0.433, SLG: 0.429	C FF 90 X FF 90 0-1 13 2B 1B	P PO 87 C SL 79 X SL 78 1-1 ②③ G4-6-3 1-2f			C CH 83 B SL 78 X FF 89 1-1 ① F8	C SL 82 B FF 92 B SL 81 F CH 82 F FF 94 B CH 82 X SL 84 3-2 1-2 2-H 13 2B 1B				4	2	2	1	0	0	1
13 Orlando Hudson, S (1, 4) OBP: 0.408, SLG: 0.533	1 SAFE X FF 90 0-0 1-H 16 2B 2B		C FF 90 B CH 84 X FF 90 1-1 ① L5		B SL 79 B CH 83 B SL 79 B FF 89 4-0 BB	B CH 82 X FF 92 1-0 1-H 2-H 2B				3	1	2	3	1	0	0
16 Andre Ethier, L (1, 9) OBP: 0.421, SLG: 0.543	X SL 80 0-0 2-H 7 1B 2B		C FF 86 S CH 86 B FF 91 B CH 85 F SI 87 B SL 78 B FF 90 4-2 BB		X FF 90 0-0 ② L8	B FF 91 B CH 81 X FF 92 2-0 ③ P3				3	1	1	1	1	0	2
7 James Loney, L (1, 3) OBP: 0.394, SLG: 0.370	C FF 92 F FF 90 F FF 91 X FF 87 0-2 ① 2-H 1B		B FF 90 B SI 88 1 SAFE C FF 90 1 SAFE F FF 89 X FF 90 2-2 ② L7		P PO 85 1 SAFE X FF 89 1-0 ③ F9		B SI 92 C SI 94 X SI 94 1-1 ① F8			4	0	1	1	0	0	2
27 Matt Kemp, R (1, 8) OBP: 0.375, SLG: 0.522	B SL 80 C SL 78 S FF 90 B SL 80 F CH 88 F FF 92 B FF 92 S SL 82 3-3 ② K		B FF 90 S FF 90 B FF 90 F SL 79 B FF 91 1 SAFE S SL 79 3-3 ③ K			S SL 78 C FF 89 F SL 78 S SL 81 0-3 ① K	B SL 89 S SI 92 X SI 94 1-1 ② G6-3			4	0	0	0	0	3	1
5 Mark Loretta, R (1, 5) OBP: 0.462, SLG: 0.435 43 Will Ohman, L (8, 1) OBP: 1.000, SLG: 1.000 38 Ramon Troncoso, R (8, 1)	B FF 91 H FF 90 2-0 HBP			C SL 79 B FF 87 S CH 83 F FF 90 B FF 89 B SL 79 S SL 80 3-3 ① K		C F FF 90 X FF 92 0-2 ② F9	F SI 94 B SI 95 B SL 87 S SL 88 X SL 89 2-2 ③ G5-3				3 0 0	0 0 0	0 0 0	0 0 0	1 0 0	0 0 0
12 Brad Ausmus, R (1, 2) OBP: 0.500, SLG: 0.500	B FF 90 F FF 90 C SL 78 B FF 92 S SL 80 2-3 ③ K			B SL 79 B FF 88 B FF 90 C FF 89 C FF 88 F FF 88 B SL 80 4-2 14 S BB	C SI 91 X FF 91 0-1 14 1B 58 1B 1B		C SI 92 B SI 94 X SI 93 1-1 ① G6-3			3	1	1	0	1	1	1
14 Juan Castro, R (1, 6) OBP: 0.308, SLG: 0.333		C FF 90 B SL 79 S SL 80 F FF 92 X SL 80 1-2 9 G4-6-3 1B		D CH 87 X SL 79 1-0 ② P4 1-2	S SL 79 X SL 78 0-1 58 1B 9 1B 1-3 1B		B SL 89 F SI 92 X SI 93 1-1 ② F8			4	1	2	0	0	0	1
58 Chad Billingsley, R (1, 1) OBP: 0.286, SLG: 0.167 23 Casey Blake, R (8, 5) OBP: 0.309, SLG: 0.444		B FF 88 X FF 87 1-0 ① B2		C SL 79 F FF 89 X SL 79 0-2 ③ P3	B SL 79 F SL 79 X FF 91 1-1 9 1B 13 2B 1-2 3-H 1B		B SI 94 F SL 88 B SI 94 X SI 93 2-1 ③ P4			3 1	1 0	1 0	1 0	0 0	0 0	2 0
Inning Stats	R: 3 H: 4 E: 0 LOB: 1 K: 2 BB: 0 S: 16 P: 23	R: 0 H: 1 E: 0 LOB: 0 K: 0 BB: 0 S: 8 P: 10	R: 0 H: 0 E: 0 LOB: 1 K: 1 BB: 1 S: 11 P: 21	R: 0 H: 0 E: 0 LOB: 1 K: 1 BB: 1 S: 11 P: 19	R: 0 H: 0 E: 0 LOB: 1 K: 0 BB: 1 S: 5 P: 10	R: 4 H: 5 E: 0 LOB: 1 K: 1 BB: 0 S: 19 P: 26	R: 0 H: 0 E: 0 LOB: 0 K: 0 BB: 0 S: 7 P: 11	R: 0 H: 0 E: 0 LOB: 0 K: 0 BB: 0 S: 6 P: 10		1B: 7 SF: 0 2B: 3 SAC: 0 3B: 0 DP: 1 HR: 0 HBP: 1					WP: 0 PA: 36 PB: 0 SB: 1 CS: 0	

PITCHER		IP	WLS	BF	H	R	ER	SO	BB	IBB	HBP	BLK	WP	HR	S	P	ERA	WHIP
49 Chad Gaudin, R ERA: 5.06	(1, 1)	5.2	L	27	8	6	6	5	3	0	1	0	0	0	64	97	9.53	1.941
38 Arturo Lopez, L ERA: 54.0	(6, 1)	0.1		3	2	1	1	0	0	0	0	0	0	0	6	12	27.00	6.000
59 Luis Perdomo, R ERA: 4.35	(7, 1)	2.0		6	0	0	0	0	0	0	0	0	0	0	13	21	0.00	0.000

PITCHER	IP	WLS	BF	H	R	ER	SO	BB	IBB	HBP	BLK	WP	HR	S	P	ERA	WHIP

San Diego Padres @ Los Angeles Dodgers

Dodger Stadium, Los Angeles, CA

Sun May 03 2009, 1:10 PM PDT

Att. 52,096 - Partly Cloudy - 73 F

livebaseballscorecards.com

AB	32
R	7
H	10
RBI	7
BB	3
SO	5
LOB	10

Batter	1	2	3	4	5	6	7	8	9	AB	R	H	RBI	BB	SO	LOB
24 Dexter Fowler, S (1, 8) OBP: 0.341, SLG: 0.413	B CH 89 C CH 89 S CH 90 S SL 85 1-3 K ①		S SL 83 B CU 73 F SL 83 B CU 75 B CH 92 S FF 90 3-3 K ①	L CH 88 C CH 88 X SL 83 0-2 SH1-4 ① 1-2 2-3		C CH 83 B SL 84 B CH 83 B FC 88 B SI 89 4-1 19 CS BB		X SI 90 0-0 L6 ①		3	0	0	0	1	2	0
19 Ryan Spilborghs, R (1, 7) OBP: 0.354, SLG: 0.483	B CH 92 F CH 92 B CH 93 B CH 92 F CH 90 C CH 92 3-3 K ②		B CH 92 X CH 92 1-0 17 BB 27 1B 1B	B SL 83 F FF 92 B SL 82 F SL 82 X FF 92 2-2 SF7 ② 3-H		F SI 89 B SL 83 B SL 82 F SI 88 B SI 91 F FC 89 S SI 91 3-3 K ② ③ 1-2		B FF 91 C FF 90 F SL 82 B SL 84 S SL 83 2-3 K ②		4	1	1	1	0	3	1
17 Todd Helton, L (1, 3) OBP: 0.394, SLG: 0.457	B SL 86 B SI 91 F SI 91 F CH 91 B CU 75 F CH 92 X SL 83 3-2 1B		1 SAFE B CH 91 B CH 90 B CH 89 B CH 90 4-0 11 BB 2 SF8 27 1B 1-2 BB	I IN 77 I IN 82 I IN 82 I IN 83 4-0 IBB			F SI 91 B SI 88 F CH 83 B SI 91 F SL 83 X SI 92 2-2 2 BB 20 HR 2B	B SI 91 X FF 91 1-0 G3-1 ③		3	2	2	0	2	0	0
27 Garrett Atkins, R (1, 5) OBP: 0.310, SLG: 0.400 16 Huston Street, R (9, 1)	B SL 84 B SL 83 X SL 85 2-0 F7 ③		C CH 90 B SL 86 C SI 90 X CU 76 1-2 2 SF8 11 BB 1-2 2-H 1B	B SL 83 C FF 94 F FF 92 T FF 93 1-2 K ③			B SL 84 C SL 82 B SI 92 B SL 85 B SL 82 4-1 2 BB 20 HR BB		B FF 91 B FF 91 B FF 90 C FF 91 B FF 91 4-1 2 G4-6-3 BB	3 0	1 0	1 0	1 0	2 0	1 0	3 0
11 Brad Hawpe, L (1, 9) OBP: 0.422, SLG: 0.571		C CH 90 C CU 75 X SL 84 0-2 2 2B 1B	B SI 90 B CH 90 F SL 85 B SL 85 F FF 90 B CH 83 4-2 1-2 2-3 BB		X FS 85 0-0 1B		B FF 90 B SI 90 X SI 91 2-0 F7 ①		B FF 90 C FF 91 X FF 91 1-1 F9 ①	4	1	2	0	1	0	3
2 Troy Tulowitzki, R (1, 6) OBP: 0.318, SLG: 0.413		C SI 90 1 SAFE F SI 88 B CH 92 X CH 84 1-2 20 1B 12 G6-3 1-H 2B	B SI 91 B SI 90 B CH 90 C CH 90 F CH 90 X CH 91 3-2 SF8 ② 2-3 3-H		F FF 92 C FF 93 1 SAFE S FS 87 0-3 K ①		D SI 92 B FC 90 B SI 92 C SI 91 B FC 90 4-1 20 HR 1-2 2-3 BB		C FF 91 D CH 82 X FF 91 1-1 G4-6-3 ② ③ 1-2f	3	2	1	2	1	1	2
20 Chris Iannetta, R (1, 2) OBP: 0.348, SLG: 0.482		S SL 85 B SL 84 X SL 84 1-1 12 G6-3 2-3 1B	C CH 93 F CH 91 B SL 84 F SL 85 B FF 92 F FF 92 B SL 83 F SL 85 F SL 85 3-3 C CH 80 K ③		C FF 93 C SL 82 F FF 93 F FS 87 1 SAFE B SL 82 S FF 94 1-3 K ②		B FF 86 F SI 85 B SI 86 F SI 86 X FF 86 2-2 1-H 2-H 3-H HR			4	1	2	4	0	2	3
12 Clint Barmes, R (1, 4) OBP: 0.286, SLG: 0.448		X SI 90 0-0 G6-3 ① ② 1-2f 3-H		B CH 89 C FF 88 S SL 84 X CU 76 1-2 24 SH1-4 29 1B 19 SF7 1B	F SL 82 F FF 93 1 SAFE B FF 93 X FF 94 1-2 P3 ③		B FF 86 B SI 86 B SI 86 C SI 86 S FF 86 X SI 86 3-2 G5-3 ②			4	1	1	0	0	0	2
29 Jorge De La Rosa, L (1, 1) OBP: 0.100, SLG: 0.100 7 Seth Smith, L (6, PH) OBP: 0.446, SLG: 0.512 32 Glendon Rusch, L (6, 1) OBP: 0.400, SLG: 0.600 31 Matt Daley, R (7, 1) 41 Alan Embree, L (8, 1) 9 Ian Stewart, L (9, 5) OBP: 0.349, SLG: 0.462		F CH 91 X SL 84 0-1 G3 ③		X 0-0 24 SH1-4 1-2 1B		X SI 91 0-0 F8 ①	F SI 86 X FF 86 0-1 L5 ③			2 1 1 0 0 0	0 0 0 0 0 0	1 0 0 0 0 0	0 0 0 0 0 0	0 0 0 0 0 0	0 0 0 0 0 0	0 0 0 0 0 0
Inning Stats	R: 0 E: 0 K: 2 S: 11 H: 1 LOB: 1 BB: 0 P: 20	R: 2 E: 0 K: 0 S: 11 H: 3 LOB: 0 BB: 0 P: 13	R: 2 E: 0 K: 2 S: 19 H: 2 LOB: 2 BB: 2 P: 38	R: 1 E: 0 K: 1 S: 13 H: 2 LOB: 2 BB: 1 P: 21	R: 0 E: 0 K: 2 S: 12 H: 1 LOB: 1 BB: 0 P: 14	R: 0 E: 0 K: 1 S: 6 H: 0 LOB: 0 BB: 1 P: 13	R: 4 E: 0 K: 0 S: 15 H: 2 LOB: 0 BB: 2 P: 32	R: 0 E: 0 K: 1 S: 5 H: 0 LOB: 0 BB: 0 P: 8	R: 0 E: 0 K: 0 S: 5 H: 0 LOB: 0 BB: 1 P: 11	1B: 8 2B: 2 3B: 0 HR: 1 SF: 2 SAC: 1 DP: 2 HBP: 0						

PITCHER		IP	WLS	BF	H	R	ER	SO	BB	IBB	HBP	BLK	WP	HR	S	P	ERA	WHIP
29 Kevin Correia, R ERA: 5.92	(1, 1)	3.1		19	8	5	5	4	2	0	0	0	0	0	48	79	13.50	3.000
45 Edward Mujica, R ERA: 4.85	(4, 1)	1.2		7	1	0	0	3	0	1	0	0	0	0	18	27	0.00	0.600
46 Edwin Moreno, R ERA: 4.8	(6, 1)	1.1	L	7	1	3	3	1	3	0	0	0	0	0	13	32	20.25	3.000
43 Cla Meredith, R ERA: 4.15	(7, 1)	0.2	B	3	1	1	1	0	0	0	0	0	0	1	8	13	13.50	1.500
57 Luke Gregerson, R ERA: 5.02	(8, 1)	1.0		3	0	0	0	1	0	0	0	0	0	0	5	8	0.00	0.000

PITCHER		IP	WLS	BF	H	R	ER	SO	BB	IBB	HBP	BLK	WP	HR	S	P	ERA	WHIP
38 Arturo Lopez, L ERA: 13.5	(9, 1)	1.0		3	0	0	0	0	1	0	0	0	0	0	5	11	0.00	1.000

TOP

Colorado Rockies @ San Diego Padres

PETCO Park, San Diego, CA

Mon May 04 2009, 10:05 PM EDT

Att. 14,717 - Partly Cloudy - 65 F

livebaseballscorecards.com

AB	32
R	9
H	11
RBI	8
BB	7
SO	9
LOB	14

Colorado Rockies @ San Diego Padres

PETCO Park, San Diego, CA

Mon May 04 2009, 10:05 PM EDT

Att. 14,717 - Partly Cloudy - 65 F

livebaseballscorecards.com

BOTTOM

Batter	1	2	3	4	5	6	7	8	9	AB	R	H	RBI	BB	SO	LOB
22 David Eckstein, R (1, 4) OBP: 0.343, SLG: 0.359	C FF 91 X FF 93 0-1 G5-3 ①		C FF 95 F FS 84 F FS 86 X FC 86 0-2 FC5-2-6-3 ① 12 1B 1-3 3-H		X FS 84 0-0 G3 ② 1-2		B CU 76 C FF 91 X FF 91 1-1 P4 ③			4	1	0	0	0	0	3
24 Brian Giles, L (1, 9) OBP: 0.239, SLG: 0.204	C FF 94 B FS 85 B FF 94 X FF 94 2-1 G6-3 ②		C FF 95 X FC 86 0-1 G6-3 ② 3-H		B FF 95 B FS 84 B FF 95 C FF 94 B FF 95 4-1 12 HR BB			B FF 93 X FF 93 1-0 L4 ①		3	1	0	1	1	0	1
12 Scott Hairston, R (1, 8) OBP: 0.450, SLG: 0.755	B FF 94 F FF 94 B FF 94 X FF 95 2-1 F9 ③		C FF 96 B FF 94 B FS 86 X FF 96 2-1 2-H 1B		F FS 84 X FF 94 0-1 1-H 2-H HR			C SL 80 B FF 92 X FF 92 1-1 2B		4	1	3	4	0	0	0
23 Adrián González, L (1, 3) OBP: 0.402, SLG: 0.615		B FF 93 C FF 93 F FC 82 B FC 84 B CU 77 S FF 95 3-3 K ①	B FF 96 F FF 96 S FC 84 1 SAFE B FF 95 1 SAFE S FC 84 2-3 K ③		B FF 96 X FF 94 1-0 F7 ③			B SL 81 S SL 79 F SL 81 S SL 82 1-3 K2-3 ②		4	0	0	0	0	3	2
7 Chase Headley, S (1, 7) OBP: 0.311, SLG: 0.388		B FF 93 X FF 95 1-0 G6-3 ②		B FF 91 F FF 92 X FS 83 1-1 G6-3 ①		X FF 88 0-0 L9 ①		C SL 80 B FF 92 S SL 80 X SL 81 1-2 L7 ③		4	0	0	0	0	0	1
5 Kevin Kouzmanoff, R (1, 5) OBP: 0.265, SLG: 0.309		F CU 75 B FF 94 B FS 86 X FF 95 2-1 F8 ③		X FF 94 0-0 G6-3 ②		C FF 88 B FF 88 B FF 88 F FF 89 X SL 77 2-2 G5-3 ②			F SI 92 F SL 85 B SL 86 X CH 84 1-2 G5-3 ①	4	0	0	0	0	0	0
28 Henry Blanco, R (1, 2) OBP: 0.235, SLG: 0.452			B FF 92 B FF 92 B FF 91 B FC 88 4-0 15 1B 29 SH BB	C FF 91 B CU 76 X FF 92 1-1 P6 ③		C FF 89 B FF 89 F FF 89 S SL 78 1-3 K2-3 ③			B SL 84 B SI 93 C SI 92 F SI 94 S SL 85 2-3 K ②	3	1	0	0	1	2	0
15 Luis Antonio Rodriguez, S (5, 6) OBP: 0.377, SLG: 0.339			C FF 90 B FF 94 X FF 94 1-1 29 SH 22 1-2 FC5-2-6-3 1B		B CU 72 B FF 93 B FF 91 C FF 90 C FF 91 B FF 92 4-2 22 G3 12 HR BB		C FF 91 B FF 91 F FF 90 B CU 78 X CH 81 2-2 F8 ①		B SI 93 X SI 92 1-0 F8 ③	3	1	1	0	1	0	0
29 Kevin Correia, R (1, 1) OBP: 0.250, SLG: 0.250 45 Edward Mujica, R (4, 1) 8 Chris Burke, R (5, PH) OBP: 0.333, SLG: 0.235 46 Edwin Moreno, R (6, 1) 43 Cla Meredith, R (7, 1) 33 Jody Gerut, L (7, PH) OBP: 0.278, SLG: 0.432 57 Luke Gregerson, L (8, 1) 38 Arturo Lopez, L (9, 1)			L FF 90 X FF 93 0-1 SH 22 FC5-2-6-3 24 G6-3 1-3 2-H		B FF 91 F FF 93 F FS 81 D CU 77 F FF 93 S FC 82 2-3 K ①		B CU 76 B FF 90 C FF 91 S FF 91 S FF 92 2-3 K ②			0 0 1 0 0 1 0	1 0 0 0 0 0 0	0 0 0 0 0 0 0	0 0 0 0 0 0 0	0 0 1 0 0 1 0	0 0 1 0 0 0 0	0 0 1 0 0 0 0
Inning Stats	R: 0 E: 0 K: 0 S: 6 H: 0 LOB: 0 BB: 0 P: 10	R: 0 E: 0 K: 1 S: 6 H: 0 LOB: 0 BB: 0 P: 12	R: 3 E: 1 K: 1 S: 15 H: 2 LOB: 1 BB: 1 P: 24	R: 0 E: 0 K: 0 S: 5 H: 0 LOB: 0 BB: 0 P: 7	R: 3 E: 0 K: 1 S: 11 H: 1 LOB: 0 BB: 2 P: 22	R: 0 E: 0 K: 1 S: 7 H: 0 LOB: 0 BB: 0 P: 10	R: 0 E: 0 K: 1 S: 8 H: 0 LOB: 0 BB: 0 P: 13	R: 0 E: 0 K: 1 S: 9 H: 1 LOB: 1 BB: 0 P: 13	R: 0 E: 0 K: 1 S: 7 H: 0 LOB: 0 BB: 0 P: 11	1B: 2 2B: 1 3B: 0 HR: 1 SF: 0 SAC: 1 DP: 0 HBP: 0						

	AB	31
	R	6
	H	4
	RBI	5
	BB	3
	SO	7
	LOB	8

PITCHER		IP	WLS	BF	H	R	ER	SO	BB	IBB	HBP	BLK	WP	HR	S	P	ERA	WHIP
29 Jorge De La Rosa, L ERA: 3.9	(1, 1)	5.0		22	3	6	3	3	3	0	0	0	0	1	43	75	5.40	1.200
32 Glendon Rusch, L ERA: 5.4	(6, 1)	1.0	W	3	0	0	0	1	0	0	0	0	0	0	7	10	0.00	0.000
31 Matt Daley, R ERA:	(7, 1)	1.0	H	3	0	0	0	1	0	0	0	0	0	0	8	13	0.00	0.000
41 Alan Embree, L ERA: 4.7	(8, 1)	1.0	H	4	1	0	0	1	0	0	0	0	0	0	9	13	0.00	1.000
16 Huston Street, R ERA: 5.56	(9, 1)	1.0	S	3	0	0	0	1	0	0	0	0	0	0	7	11	0.00	0.000

PITCHER	IP	WLS	BF	H	R	ER	SO	BB	IBB	HBP	BLK	WP	HR	S	P	ERA	WHIP

Batter	1	2	3	4	5	6	7	8	9	10	AB	R	H	RBI	BB	SO	LOB
24 Dexter Fowler, S (1, 8) OBP: 0.337, SLG: 0.397	B SI 83 B SI 84 S FF 84 B SI 86 F FF 85 X FF 85 3-2 F7 ①			B CH 74 B SI 83 B FF 86 B FF 84 4-0 7 L3 BB		X FF 86 0-0 B3 ② 1-2		X CH 75 0-0 F9 ③			3	0	0	0	1	0	1
7 Seth Smith, L (1, 7) OBP: 0.417, SLG: 0.468	C SI 85 B SL 78 X FF 85 1-1 F8 ②			B SI 85 X FF 85 1-0 L3 ①② 1-1		B CH 77 F CH 76 X CH 76 1-1 G1-3 ③			C FF 94 C FF 95 B SI 95 B FF 95 C FF 95 2-3 K ①		4	0	0	0	0	1	2
17 Todd Helton, L (1, 3) OBP: 0.398, SLG: 0.459	C SI 85 B SI 85 F SI 85 F FF 86 C SL 79 1-3 K ③			F SI 87 B SI 86 B SL 78 C CH 76 X CH 76 2-2 1B			B SL 76 F SI 84 B SI 85 X SI 86 2-1 11 2B 27 FC6-2 1B		B FF 96 T CU 83 C FF 96 B SI 96 X FF 95 2-2 G1-3 ②		4	0	2	0	0	1	0
11 Brad Hawpe, L (1, 9) OBP: 0.425, SLG: 0.581		B SI 82 C SI 85 F FF 85 F FF 85 F SL 78 B SL 78 F SI 86 X CH 77 2-2 L4 ①		F CH 76 F FF 85 B FF 86 X SI 87 1-2 F7 ③			C SL 78 B SI 86 B SL 79 C SL 77 B FF 86 1 SAFE F FF 85 1 SAFE X FF 85 3-2 2 G5-3 1-3 2B		C FF 95 C FF 96 B FF 96 X FF 96 1-2 1B		4	0	2	0	0	0	1
27 Garrett Atkins, R (1, 5) OBP: 0.298, SLG: 0.383		B FF 86 B FF 87 X FF 87 2-0 F8 ②			C SL 77 B FF 84 B SL 78 X CH 75 2-1 G5-3 ①		C SL 81 X SI 88 0-1 FC6-2 ① 3-H		B CU 84 D CU 84 C CU 82 C FF 94 S FF 95 2-3 K ③		4	0	0	0	0	1	3
2 Troy Tulowitzki, R (1, 6) OBP: 0.315, SLG: 0.397		B FF 86 B SL 79 C SI 86 F FF 87 B SI 86 B SI 87 4-2 20 CS BB			X CH 74 0-0 F7 ②		B SI 88 C SL 82 F SI 88 X SI 87 1-2 G5-3 ②③ 2-3f			C CU 83 B FF 94 X CU 84 1-1 F7 ①	3	0	0	0	1	0	2
20 Chris Iannetta, R (1, 2) OBP: 0.342, SLG: 0.517		C SI 86 B FF 85 C CH 76 B SI 87 1 SAFE 2-2 CS ③ 1-2	B CH 76 X CH 75 1-0 F7 ①		F FF 86 B SI 84 B SI 84 C FF 86 B CH 76 X SI 86 3-2 F7 ③			F FF 85 X FF 86 0-1 HR		B FF 94 C FF 94 C FF 94 F FF 96 S FF 95 1-3 K ②	4	1	1	1	0	1	0
9 Ian Stewart, L (1, 4) OBP: 0.333, SLG: 0.436 12 Clint Barmes, R (9, 4) OBP: 0.282, SLG: 0.441			C SI 84 F FF 85 C FF 86 0-3 K ②			S CH 73 B FF 84 F SL 78 F FF 85 C FF 87 1-3 K ①		F SL 78 F FF 86 B SL 79 B CH 78 X CH 78 2-2 P6 ①		C CU 83 S FF 95 S FF 95 0-3 K ③	3 1	0 0	0 0	0 0	0 0	2 1	0 0
28 Aaron Cook, R (1, 1) OBP: 0.250, SLG: 0.250 41 Alan Embree, L (9, 1) 31 Matt Daley, R (9, 1)			F FF 85 B FF 85 X SL 78 1-1 G6-3 ③			X FF 86 0-0 24 B3 1B		F SL 79 S SL 80 B FF 88 X CH 76 1-2 G5-3 ②			3 0 0	0 0 0	1 0 0	0 0 0	0 0 0	0 0 0	0 0 0
Inning Stats	R: 0 E: 0 K: 1 S: 9 H: 0 LOB: 0 BB: 0 P: 14	R: 0 E: 0 K: 0 S: 11 H: 0 LOB: 0 BB: 1 P: 21	R: 0 E: 0 K: 1 S: 6 H: 0 LOB: 0 BB: 0 P: 8	R: 0 E: 0 K: 0 S: 7 H: 1 LOB: 1 BB: 1 P: 15	R: 0 E: 0 K: 0 S: 6 H: 0 LOB: 0 BB: 0 P: 11	R: 0 E: 0 K: 1 S: 8 H: 1 LOB: 1 BB: 0 P: 10	R: 0 E: 0 K: 0 S: 11 H: 2 LOB: 1 BB: 0 P: 17	R: 1 E: 0 K: 0 S: 9 H: 1 LOB: 0 BB: 0 P: 12	R: 0 E: 0 K: 2 S: 12 H: 1 LOB: 1 BB: 0 P: 19	R: 0 E: 0 K: 2 S: 9 H: 0 LOB: 0 BB: 0 P: 11	1B: 4 2B: 2 3B: 0 HR: 1 SF: 0 SAC: 0 DP: 2 HBP: 0	WP: 0 PB: 0 SB: 0 CS: 1 PA: 36					

PITCHER		IP	WLS	BF	H	R	ER	SO	BB	IBB	HBP	BLK	WP	HR	S	P	ERA	WHIP
52 Josh Geer, R ERA: 3.96	(1, 1)	8.0		28	5	1	1	3	2	0	0	0	0	1	67	108	1.12	0.875
21 Heath Bell, R ERA:	(9, 1)	2.0	W	7	1	0	0	4	0	0	0	0	0	0	21	30	0.00	0.500

PITCHER	IP	WLS	BF	H	R	ER	SO	BB	IBB	HBP	BLK	WP	HR	S	P	ERA	WHIP

TOP

Colorado Rockies @ San Diego Padres

PETCO Park, San Diego, CA

Tue May 05 2009, 10:05 PM EDT

Att. 13,646 - Clear - 68 F

livebaseballscorecards.com

AB	33
R	1
H	6
RBI	1
BB	2
SO	7
LOB	9

Batter	1	2	3	4	5	6	7	8	9	10	AB	R	H	RBI	BB	SO	LOB
24 Brian Giles, L (1, 9) OBP: 0.263, SLG: 0.228	C SI 88 X FF 89 0-1 22 2B 33 SF7 1B	B SI 89 C SI 88 B SI 90 C SI 91 B SI 90 B SI 92 4-2 22 FC6-4 BB			B SI 89 B FF 89 B SI 88 B SI 87 4-0 22 G6-3-6 BB			X CU 72 0-0 ① F8		B FF 90 F FF 90 F CH 82 1 SAFE B CH 81 F FF 90 B SI 91 1 SAFE F FF 90 3-2 X SI 90 1-H 2B	3	1	2	1	2	0	0
22 David Eckstein, R (1, 4) OBP: 0.339, SLG: 0.365	C SI 88 1 SAFE X SI 87 0-1 1-3 2B	C SI 90 B SL 86 B SI 90 F SI 89 X SI 91 2-2 ③ FC6-4 1-2f			X SI 89 0-0 ①② G6-3-6 1-3f			B SL 83 F SI 88 B CU 72 B SI 90 F SI 88 X SI 89 3-2 ② G6-3			4	0	1	0	0	0	3
12 Scott Hairston, R (1, 7) OBP: 0.422, SLG: 0.702	C SI 90 X SI 92 0-1 ① L6		C SI 88 S CU 72 B FF 85 B SI 90 C SL 84 2-3 ① K		B SI 91 C SI 90 F SI 91 S SL 84 1-3 ③ K			X SI 91 0-0 ③ G6-3			4	0	0	0	0	2	2
23 Adrián González, L (1, 3) OBP: 0.414, SLG: 0.616	B SI 92 B SI 91 I I 4-0 IBB		B CU 74 C CU 75 X SI 90 1-1 ② G6-3			X FF 90 0-0 33 G6-4-3 1B			B FF 94 X SL 78 1-0 5 G5-3 1B		3	0	2	0	1	0	0
33 Jody Gerut, L (1, 8) OBP: 0.265, SLG: 0.416	C SI 89 B SI 88 B SI 91 F SI 91 D SI 92 X SI 90 3-2 ② SF7 3-H		X SI 91 0-0 ③ G1			B SI 89 B SI 88 F SI 89 X SI 89 2-1 ①② G6-4-3 1-2f			L FF 92 L SL 80 B SL 82 B FF 95 C FF 95 2-3 ① K		3	0	0	1	0	1	2
5 Kevin Kouzmanoff, R (1, 5) OBP: 0.264, SLG: 0.317	B SI 90 C SI 91 F SI 91 X SL 80 1-2 ③ F8			S SL 82 B SL 82 F SI 89 B SI 89 F SL 82 X SI 91 2-2 15 F8 2B		C CU 73 S SL 83 S CU 75 0-3 ③ K2-3			C FF 91 X CH 81 0-1 ② G5-3 1-2		4	0	1	0	0	1	3
4 Nick Hundley, R (1, 2) OBP: 0.320, SLG: 0.388		B SI 86 C SI 87 B SL 82 C SI 88 X SL 80 2-2 52 SH3-4 1B		B SI 89 B SI 89 X SI 89 2-0 ① G1-3			B SI 87 X SI 88 1-0 ① P4		C CH 81 B FF 92 B FF 90 C CH 81 S FF 91 2-3 ③ K		4	0	1	0	0	1	2
15 Luis Antonio Rodriguez, S (1, 6) OBP: 0.358, SLG: 0.317		C SI 90 C SI 90 X SL 81 0-2 ① F8		C SI 89 B SI 88 B SI 90 X SI 91 2-1 ② F8 2-3			C CU 72 F CU 75 F SI 92 B SI 91 B SL 81 X SI 92 2-2 ② F7			X FF 89 0-0 ① P6	4	0	0	0	0	0	2
52 Josh Geer, R (1, 1) OBP: 0.375, SLG: 0.286 21 Heath Bell, R (9, 1) 2 Edgar Gonzalez, R (10, PH) OBP: 0.286, SLG: 0.548		B SI 88 L SI 88 X SI 88 1-1 ② SH3-4 1-2		C SI 90 S SL 83 S SL 83 0-3 ③ K			S SI 91 S SL 82 B SI 91 S SL 83 1-3 ③ K			B CU 76 B FF 90 B FF 89 B FF 90 4-0 24 2B BB	2 0 0	0 0 1	0 0 0	0 0 0	2 0 1	1 0 0	
Inning Stats	R: 1 H: 2 E: 0 LOB: 2 K: 0 BB: 1 S: 12 P: 20	R: 0 H: 1 E: 0 LOB: 2 K: 0 BB: 1 S: 13 P: 22	R: 0 H: 0 E: 0 LOB: 0 K: 1 BB: 0 S: 6 P: 9	R: 0 H: 1 E: 0 LOB: 1 K: 1 BB: 0 S: 10 P: 16	R: 0 H: 0 E: 0 LOB: 0 K: 1 BB: 1 S: 4 P: 9	R: 0 H: 1 E: 0 LOB: 0 K: 1 BB: 0 S: 6 P: 8	R: 0 H: 0 E: 0 LOB: 0 K: 1 BB: 0 S: 8 P: 12	R: 0 H: 0 E: 0 LOB: 0 K: 0 BB: 0 S: 5 P: 8	R: 0 H: 1 E: 0 LOB: 1 K: 2 BB: 0 S: 9 P: 14	R: 1 H: 1 E: 0 LOB: 1 K: 0 BB: 1 S: 6 P: 13	1B: 4 2B: 4 3B: 0 HR: 0	SF: 1 SAC: 1 DP: 2 HBP: 0		WP: 0 PB: 0 SB: 0 CS: 0		PA: 37		

PITCHER		IP	WLS	BF	H	R	ER	SO	BB	IBB	HBP	BLK	WP	HR	S	P	ERA	WHIP
28 Aaron Cook, R ERA: 5.67	(1, 1)	8.0		30	5	1	1	5	2	1	0	0	0	0	64	104	1.12	0.875
41 Alan Embree, L ERA: 4.5	(9, 1)	0.1		2	1	0	0	1	0	0	0	0	0	0	4	7	0.00	3.000
31 Matt Daley, R ERA: 2.25	(9, 1)	1.0	L	5	1	1	1	1	1	0	0	0	0	0	11	20	9.00	2.000

PITCHER	IP	WLS	BF	H	R	ER	SO	BB	IBB	HBP	BLK	WP	HR	S	P	ERA	WHIP

BOTTOM

Colorado Rockies @ San Diego Padres

PETCO Park, San Diego, CA

Tue May 05 2009, 10:05 PM EDT

Att. 13,646 - Clear - 68 F

livebaseballscorecards.com

AB	31
R	2
H	7
RBI	2
BB	4
SO	7
LOB	15

Batter	1	2	3	4	5	6	7	8	9	AB	R	H	RBI	BB	SO	LOB
2 Felipe Lopez, S (1, 4) OBP: 0.376, SLG: 0.472	C FF 92 B FF 92 B FC 88 T FF 93 F FC 88 F FF 94 B FC 88 B FF 92 4-2 10 S BB		X CU 77 0-0 10 FC6-4 1B			F FF 91 F FF 92 S CU 76 0-3 ① K	F FF 91 B CH 83 B CU 78 S CH 83 F CU 78 C SI 92 2-3 ③ K		X FF 93 0-0 ③ L4	4	0	1	0	1	2	0
11 Augie Ojeda, S (1, 6) OBP: 0.391, SLG: 0.393	C FF 93 F FF 93 B CU 78 F FF 93 S FF 94 1-3 ① K		X FF 93 0-0 ② F8			B CU 77 F CH 83 B CU 77 F FF 92 B CU 78 B FF 91 4-2 10 HR BB		X FF 88 0-0 ① F7		3	1	0	0	1	1	2
10 Justin Upton, R (1, 9) OBP: 0.363, SLG: 0.556	1 SAFE C FC 88 B FC 88 2 SAFE S FF 94 B FF 95 D SL 84 T FF 95 3-2 ② K 1-3		F FF 94 X FC 88 0-1 ③ FC6-4 1-2f			X FC 88 0-0 1-H HR		B FF 89 F CH 80 X FF 90 1-1 HR		4	2	2	3	0	1	2
27 Mark Reynolds, R (1, 5) OBP: 0.343, SLG: 0.546	B FC 87 S FC 88 B FF 94 F FF 95 B FF 95 F FF 94 C FF 95 3-3 ③ K			C FF 92 F CU 75 F FC 85 F SL 79 B FF 93 B FF 93 S 2-3 ① K		C FF 92 B FF 92 X SL 80 1-1 29 BB 1B		S FC 86 S FC 86 B CU 79 X SI 90 1-2 34 F9 29 BB 1B		4	0	2	0	0	2	1
29 Josh Whitesell, L (1, 3)		B FF 92 C CH 83 X FF 93 1-1 ① P5		F FF 93 F SI 93 C CU 78 0-3 ② K		D CH 82 B CH 83 1 SAFE B SI 92 B FF 91 4-0 1-2 BB		B CH 78 B CH 79 C CH 80 1 SAFE F SI 86 B SI 88 D CH 78 4-2 1-2 BB		2	0	0	0	2	1	0
34 Conor Jackson, R (1, 7) OBP: 0.260, SLG: 0.253		B FF 94 C FF 92 S FF 93 T FF 94 1-2 ② K		B FF 94 B FF 93 F FF 93 F SI 93 B FF 93 X CU 78 3-2 ③ G5-3		X SI 92 0-0 ② L8		F FF 91 S FF 91 B FF 93 X FF 93 1-2 ② F9 2-3		4	0	0	0	0	1	4
26 Miguel Montero, L (1, 2) OBP: 0.310, SLG: 0.447		C CH 83 X FC 90 0-1 2B			B FF 91 T FF 91 B FF 91 F FF 92 B FF 92 S FC 87 3-3 ① K	B SI 93 C SI 92 S FF 92 F FF 92 S CU 79 1-3 ③ K2-3		B FF 93 C FF 92 S FF 93 F FF 94 B FF 93 X FF 94 2-2 ③ F7		4	0	1	0	0	2	4
22 Eric Byrnes, R (1, 8) OBP: 0.221, SLG: 0.333 24 Chris Young, R (9, 8) OBP: 0.233, SLG: 0.333		C FF 94 C FF 94 F FF 94 F FC 88 B FF 94 X FF 94 1-2 ③ F7		B FF 93 C FF 93 B FF 93 X FF 93 2-1 ② F7			X FF 91 0-0 ① F9		C FF 92 B FF 92 X FF 93 1-1 ① F8	4 0	0 0	0 0	0 0	0 0	0 0	1 0
52 Jon Garland, R (1, 1) 56 Ramon Pena, R (8, 1) 14 Ryan Roberts, R (9, PH) OBP: 0.350, SLG: 0.188 50 Chad Qualls, R (9, 1)			B FF 92 C FF 91 C FF 92 C SL 81 1-3 ① K		F FF 93 C FF 92 B FF 93 S CU 78 1-3 ③ K		B FF 91 C FF 91 X FF 91 1-1 ② F8		X FF 92 0-0 ② F9	3 0 0 1 0	0 0 0 0 0	0 0 0 0 0	0 0 0 0 0	0 0 0 0 0	2 0 0 0 0	0 0 0 0 0
Inning Stats	R: 0 E: 0 K: 3 S: 15 H: 0 LOB: 1 BB: 1 P: 26	R: 0 E: 0 K: 1 S: 12 H: 1 LOB: 1 BB: 0 P: 15	R: 0 E: 0 K: 1 S: 7 H: 1 LOB: 1 BB: 0 P: 8	R: 0 E: 0 K: 2 S: 11 H: 0 LOB: 0 BB: 0 P: 16	R: 0 E: 0 K: 2 S: 8 H: 0 LOB: 0 BB: 0 P: 14	R: 2 E: 0 K: 2 S: 13 H: 2 LOB: 2 BB: 2 P: 23	R: 0 E: 0 K: 1 S: 7 H: 0 LOB: 0 BB: 0 P: 10	R: 1 E: 0 K: 0 S: 15 H: 2 LOB: 2 BB: 1 P: 24	R: 0 E: 0 K: 0 S: 4 H: 0 LOB: 0 BB: 0 P: 5	1B: 3 2B: 1 3B: 0 HR: 2	SF: 0 SAC: 0 DP: 0 HBP: 0		WP: 0 PB: 0 SB: 2 CS: 0	PA: 37		

PITCHER		IP	WLS	BF	H	R	ER	SO	BB	IBB	HBP	BLK	WP	HR	S	P	ERA	WHIP
44 Jake Peavy, R ERA: 4.27	(1, 1)	7.0	L	28	4	2	2	12	3	0	0	0	0	1	73	112	2.57	1.000
50 Duaner Sanchez, R ERA: 7.56	(8, 1)	0.1		4	2	1	1	0	1	0	0	0	0	1	8	14	27.00	9.000
45 Edward Mujica, R ERA: 4.3	(8, 1)	1.2		5	0	0	0	0	0	0	0	0	0	0	11	15	0.00	0.000

PITCHER	IP	WLS	BF	H	R	ER	SO	BB	IBB	HBP	BLK	WP	HR	S	P	ERA	WHIP

TOP

Arizona Diamondbacks @ San Diego Padres

PETCO Park, San Diego, CA

Wed May 06 2009, 10:05 PM EDT

Att. 15,092 - Clear - 70 F

livebaseballscorecards.com

AB	33
R	3
H	6
RBI	3
BB	4
SO	12
LOB	14

BOTTOM

Arizona Diamondbacks @ San Diego Padres

PETCO Park, San Diego, CA

Wed May 06 2009, 10:05 PM EDT

Att. 15,092 - Clear - 70 F

livebaseballscorecards.com

Batter	1	2	3	4	5	6	7	8	9	AB	R	H	RBI	BB	SO	LOB
24 Brian Giles, L (1, 9) OBP: 0.254, SLG: 0.219	F7		G3-1		FC3			G3		4	0	0	0	0	0	2
22 David Eckstein, R (1, 4) OBP: 0.327, SLG: 0.350	G1-3		L9		F9-2			F8		4	0	0	0	0	0	3
12 Scott Hairston, R (1, 7) OBP: 0.412, SLG: 0.672	23 E 23 S 1B		F7			L7		G6-3		4	0	1	0	0	0	0
23 Adrián González, L (1, 3) OBP: 0.417, SLG: 0.608	33 FC4-6 1-3 BB			G1-3		K			5 HBP 33 1B 28 G5-4-3 1B	3	1	1	0	1	1	0
33 Jody Gerut, L (1, 8) OBP: 0.264, SLG: 0.407	FC4-6 1-2f			F8		F7			28 G5-4-3 5 HBP 1-2 1B	4	0	1	0	0	0	2
5 Kevin Kouzmanoff, R (1, 5) OBP: 0.264, SLG: 0.308		E5		K			G5-3		28 G5-4-3 1-2 2-3 HBP	3	0	0	0	0	1	0
28 Henry Blanco, R (1, 2) OBP: 0.263, SLG: 0.441		P4			24 E 44 E 22 F9-2 1B		15 1B BB		G5-4-3 1-2f 2-3 3-H	3	0	1	0	1	0	3
15 Luis Antonio Rodriguez, S (3, 6) OBP: 0.376, SLG: 0.323		44 G6-3 BB			F8		2 G1-6-3 1-2 1B		BB	2	0	1	0	2	0	1
44 Jake Peavy, R (1, 1)		G6-3 1-2f			FC2 24 E 1-2		G1-6-3 1-2f		K	2	0	0	0	0	0	3
2 Edgar Gonzalez, R (7, PH) OBP: 0.278, SLG: 0.531										1	0	0	0	0	0	2
50 Duaner Sanchez, R (8, 1)										0	0	0	0	0	0	0
45 Edward Mujica, R (8, 1)										0	0	0	0	0	0	0
7 Chase Headley, S (9, PH) OBP: 0.308, SLG: 0.384										1	0	0	0	0	1	2

Inning Stats	1	2	3	4	5	6	7	8	9
	R: 0 H: 1	R: 0 H: 0	R: 0 H: 0	R: 0 H: 0	R: 0 H: 1	R: 0 H: 0	R: 0 H: 1	R: 0 H: 0	R: 1 H: 2
	E: 0 LOB: 2	E: 1 LOB: 1	E: 0 LOB: 0	E: 0 LOB: 0	E: 2 LOB: 2	E: 0 LOB: 0	E: 0 LOB: 1	E: 0 LOB: 0	E: 0 LOB: 2
	K: 0 BB: 1	K: 0 BB: 1	K: 0 BB: 0	K: 1 BB: 0	K: 0 BB: 0	K: 1 BB: 0	K: 0 BB: 1	K: 0 BB: 0	K: 1 BB: 1
	S: 12 P: 23	S: 8 P: 15	S: 8 P: 9	S: 5 P: 8	S: 16 P: 20	S: 9 P: 15	S: 6 P: 12	S: 7 P: 12	S: 13 P: 24

1B: 5	SF: 0	WP: 0 PA: 36
2B: 1	SAC: 0	PB: 0
3B: 0	DP: 4	SB: 1
HR: 0	HBP: 1	CS: 0

AB	31
R	1
H	5
RBI	0
BB	4
SO	3
LOB	18

PITCHER	IP	WLS	BF	H	R	ER	SO	BB	IBB	HBP	BLK	WP	HR	S	P	ERA	WHIP
52 Jon Garland, R (1, 1) ERA: 4.03	7.0	W	27	3	0	0	2	3	0	0	0	0	0	64	102	0.00	0.857
56 Ramon Pena, R (8, 1) ERA: 1.32	1.0	H	3	0	0	0	0	0	0	0	0	0	0	7	12	0.00	0.000
50 Chad Qualls, R (9, 1) ERA: 2.45	1.0	S	6	2	1	1	1	1	0	1	0	0	0	13	24	9.00	3.000

PITCHER	IP	WLS	BF	H	R	ER	SO	BB	IBB	HBP	BLK	WP	HR	S	P	ERA	WHIP

Batter	1	2	3	4	5	6	7	8	9	10	AB	R	H	RBI	BB	SO	LOB
2 Felipe Lopez, S (1, 4) OBP: 0.369, SLG: 0.459	C FF 84 C FF 85 X SL 78 0-2 ① G3-1		X FF 86 0-0 ① SF8 3-H		B SL 76 C FF 86 X SL 77 1-1 ② F7		B SL 80 B SI 91 C SI 90 B CH 83 B SI 90 4-1 11 SH2-4 BB		B CU 81 C CU 82 B CU 83 C FF 94 C FF 95 2-3 ② K		3	0	0	1	1	1	0
11 Augie Ojeda, S (1, 6) OBP: 0.382, SLG: 0.373	B FF 83 L FF 84 B FF 85 X FF 85 2-1 ② G6-3		C FF 86 B SL 78 B SL 78 S FF 86 B FF 86 B FF 86 4-2 10 1B BB		B FF 86 X FF 86 1-0 ③ L9		X SI 91 0-0 ① SH2-4 1-2		C FF 95 B FF 95 F CU 81 F FF 95 B FF 95 X FF 95 2-2 ③ G5-3		3	0	0	0	1	0	0
10 Justin Upton, R (1, 9) OBP: 0.375, SLG: 0.565	C FF 86 F FF 85 B SL 78 B SL 79 B FF 86 S FF 88 3-3 ③ K		X FF 86 0-0 1-2 1B			S SL 74 X FF 85 0-1 29 S 22 SF8 2B	C SL 82 C FC 91 B SI 92 B FF 92 B SL 84 B FC 91 4-2 BB			X 0-0 ① L3	4	1	2	0	1	1	0
27 Mark Reynolds, R (1, 5) OBP: 0.327, SLG: 0.520		B FF 85 F FF 85 S FF 86 F FF 86 X SL 78 1-2 ① P3	C FF 86 D SL 76 C SL 76 S FF 86 1-3 ② K			B FF 87 C FF 87 L FF 86 S SL 79 1-3 ① K	C SL 83 2 SAFE S SL 84 B SL 85 B SL 86 C FF 93 2-3 ② K			C SL 80 S SL 79 S SL 80 0-3 ② K	5	0	0	0	0	4	5
29 Josh Whitesell, L (1, 3)		B FF 85 C FF 86 X FF 86 1-1 ② F8	B SL 76 F FF 86 X FF 86 1-1 ③ F7			B FF 86 B FF 86 C FF 87 B FF 86 B FF 88 4-1 22 SF8 34 BB 2-3 BB	X SI 92 0-0 ③ G3			X SI 88 0-0 ③ G4-3	4	0	0	0	1	0	4
34 Conor Jackson, R (1, 7) OBP: 0.269, SLG: 0.266		S FF 86 C SL 78 B FF 86 X FF 87 1-2 2B		C FF 85 X FF 85 0-1 ① L9		B SL 77 F FF 85 B FF 85 F FF 88 B FF 86 D SL 77 4-2 22 SF8 1-2 BB		S SL 84 C FF 92 F SL 86 B SI 93 F FF 93 C SL 86 1-3 ① K			3	0	1	0	1	1	0
22 Eric Byrnes, R (1, 8) OBP: 0.210, SLG: 0.319		B SL 76 F FF 87 X FF 87 1-1 ③ F8		C SL 75 B FF 85 F FF 86 B FF 87 F FF 87 S SL 76 2-3 ② K		X FF 87 0-0 ② SF8 1-2 2-3 3-H		B FF 93 S SL 84 T SL 84 B FF 93 X FF 92 2-2 ② L9			3	0	0	1	0	1	1
19 Chris Snyder, R (1, 2) OBP: 0.348, SLG: 0.296			C FF 84 B FF 86 X FF 86 1-1 15 E 1B	B SL 76 C SL 75 B SL 75 F FF 85 C SL 76 2-3 ③ K		I IN 62 I IN 61 I IN 62 I IN 60 4-0 IBB		B FF 92 C FF 93 C FF 91 B SL 86 X SL 85 2-2 ③ L1			3	1	1	0	1	1	0
15 Dan Haren, R (1, 1) OBP: 0.176, SLG: 0.294 58 Juan Gutierrez, R (7, 1) 60 Scott Schoeneweis, L (8, 1) 18 Chad Tracy, L (9, PH) OBP: 0.253, SLG: 0.390 32 Esmerling Vasquez, R (9, 1)			L FF 83 C FF 84 X FF 85 0-2 E6 2 SF8 1-H 2B	C FF 84 X SL 75 0-1 ① L9		F FF 87 B FF 88 S FF 87 B FF 87 F FF 87 B FF 88 S FF 86 3-3 ③ K			C CU 80 C FF 94 F FF 95 B SI 94 X CH 84 1-2 ① L1-3		3 0 0 1 0 0	1 0 0 0 0 0	1 0 0 0 0 0	0 0 0 0 0 0	1 0 0 0 0 0	0 0 0 0 0 0	3 0 0 0 0 0
Inning Stats	R: 0 E: 0 K: 1 S: 8 H: 0 LOB: 0 BB: 0 P: 13	R: 0 E: 0 K: 0 S: 11 H: 1 LOB: 1 BB: 0 P: 15	R: 2 E: 1 K: 1 S: 14 H: 3 LOB: 2 BB: 1 P: 21	R: 0 E: 0 K: 2 S: 9 H: 0 LOB: 0 BB: 0 P: 13	R: 0 E: 0 K: 0 S: 5 H: 0 LOB: 0 BB: 0 P: 7	R: 1 E: 0 K: 2 S: 13 H: 1 LOB: 3 BB: 3 P: 29	R: 0 E: 0 K: 1 S: 8 H: 0 LOB: 2 BB: 2 P: 18	R: 0 E: 0 K: 1 S: 11 H: 0 LOB: 0 BB: 0 P: 16	R: 0 E: 0 K: 1 S: 11 H: 0 LOB: 0 BB: 0 P: 16	R: 0 E: 0 K: 1 S: 5 H: 0 LOB: 0 BB: 0 P: 5	1B: 2 2B: 3 3B: 0 HR: 0	SF: 2 SAC: 1 DP: 0 HBP: 0		WP: 0 PB: 0 SB: 1 CS: 0	PA: 41			

PITCHER		IP	WLS	BF	H	R	ER	SO	BB	IBB	HBP	BLK	WP	HR	S	P	ERA	WHIP
32 Chris Young, R ERA: 4.76	(1, 1)	6.0		27	5	3	3	6	3	1	0	0	0	0	60	98	4.50	1.333
46 Edwin Moreno, R ERA: 4.7	(7, 1)	0.1		3	0	0	0	0	2	0	0	0	0	0	4	12	0.00	6.000
57 Luke Gregerson, R ERA: 4.5	(7, 1)	1.2		5	0	0	0	2	0	0	0	0	0	0	15	22	0.00	0.000
21 Heath Bell, R ERA:	(9, 1)	1.0		3	0	0	0	1	0	0	0	0	0	0	11	16	0.00	0.000
43 Cla Meredith, R ERA: 3.72	(10, 1)	1.0	W	3	0	0	0	1	0	0	0	0	0	0	5	5	0.00	0.000

PITCHER	IP	WLS	BF	H	R	ER	SO	BB	IBB	HBP	BLK	WP	HR	S	P	ERA	WHIP

TOP

Arizona Diamondbacks @ San Diego Padres

PETCO Park, San Diego, CA

Thu May 07 2009, 3:35 PM EDT
Att. 18,921 - Sunny - 76 F

livebaseballscorecards.com

AB	32
R	3
H	5
RBI	3
BB	6
SO	10
LOB	13

Batter	1	2	3	4	5	6	7	8	9	10	AB	R	H	RBI	BB	SO	LOB
24 Brian Giles, L (1, 9) OBP: 0.252, SLG: 0.218	B FF 90 X SI 90 1-0 ① G1-3		C KC 78 X FC 86 0-1 ② F9		C FF 91 X KC 79 0-1 2 1B 12 1B 1-3 1B	B FF 90 B SI 90 X FF 90 2-0 ③ F8		B FF 89 B FF 89 X FF 88 2-0 ③ L3			5	1	1	0	0	0	7
2 Edgar Gonzalez, R (1, 4) OBP: 0.268, SLG: 0.486 43 Cla Meredith, R (10, 1)	B KC 77 X FC 86 1-0 ② P6		S KC 79 S FC 86 S FC 87 0-3 ③ K		B FC 86 B KC 79 F FF 92 1 SAFE B FF 91 F FF 91 X KC 79 3-2 12 1B 1-3 3-H 1B		C FF 96 B FF 96 F FF 96 B CU 84 X CU 83 2-2 ① F8		C SI 95 F CU 80 B SI 96 B SI 97 S SI 98 2-3 ① K		5 0	0 0	1 0	1 0	0 0	2 0	2 0
12 Scott Hairston, R (1, 7) OBP: 0.411, SLG: 0.652	B FF 91 X FC 87 1-0 ③ G6-3			X KC 76 0-0 ① P3	X FC 85 0-0 1-3 3-H 1B		C CU 84 B CU 85 X CU 84 1-1 ② F8		C SI 95 B CU 82 B CU 80 X SI 96 2-1 23 G4-6-3 1B		5	0	2	1	0	0	0
23 Adrián González, L (1, 3) OBP: 0.408, SLG: 0.589		B KC 76 B FF 90 F FF 90 C KC 78 F FF 91 C FF 91 2-3 ① K		C FS 85 B FC 87 X FS 84 1-1 5 FC6-4 1B	X FF 91 0-0 ③ F7		C FF 96 C FF 97 B FF 97 B FF 96 S CU 82 2-3 ③ K		B SI 93 X SI 93 1-0 ②③ G4-6-3 1-2f		5	0	1	0	0	2	3
33 Jody Gerut, L (1, 8) OBP: 0.261, SLG: 0.395		X FF 92 0-0 ② F8		C FF 91 F KC 78 B FF 90 B FF 91 B FF 91 S FF 91 3-3 ② K		F FF 90 B FF 89 F FF 91 X FF 89 1-2 ① L9		C FF 95 S SI 94 X SI 95 0-2 4 FC1-5 5 1B 1B		C SI 90 C SI 95 S CH 87 0-3 ① K	5	0	1	0	0	2	1
5 Kevin Kouzmanoff, R (1, 5) OBP: 0.278, SLG: 0.330		F FF 91 B FF 91 X FF 90 1-1 ③ L8		X FC 88 0-0 ③ FC6-4 1-2f		B FC 87 X KC 79 1-0 4 2B 1B		1 SAFE B CU 81 X FF 95 1-0 7 BB 4 FC1-5 1-2 1B		X CU 78 0-0 8 BB 22 1B 2B	5	2	3	0	0	0	1
4 Nick Hundley, R (1, 2) OBP: 0.338, SLG: 0.408			B FF 89 B FF 89 F FF 90 B KC 78 F FF 91 X FF 92 3-2 8 2B 1B		C KC 77 F FC 86 F FS 85 B FS 85 X FF 89 1-2 ① L4	F FF 91 B FF 91 B FC 85 X FF 90 2-1 1-H 2B		B FF 94 X SI 92 1-0 ① FC1-5 7 BB 1-2 2-3f		B SI 94 B SI 96 D CU 82 B SI 95 4-0 22 1B 8 BB BB	4	0	2	1	1	0	2
8 Chris Burke, R (1, 6) OBP: 0.346, SLG: 0.286			X FF 92 0-0 1-3 2B		B KC 78 S KC 79 X FF 91 1-1 ② G6-3	F FF 90 B FF 90 D KC 79 S FC 85 B FC 84 F FC 85 F KC 78 X FF 90 3-2 ② L8		D FF 96 F FF 96 F CU 85 S FF 96 1-3 ② K		F FF 95 F SI 95 B SI 96 B CU 82 F SI 96 D SI 96 F SI 95 F SI 96 F SI 96 4-2 B CU 81 22 1B 1-2 2-3 BB	4	0	1	0	1	1	3
32 Chris Young, R (1, 1) OBP: 0.287, SLG: 0.214 15 Luis Antonio Rodriguez, S (6, PH) OBP: 0.384, SLG: 0.333 46 Edwin Moreno, R (7, 1) 57 Luke Gregerson, L (7, 1) 7 Chase Headley, S (8, PH) OBP: 0.315, SLG: 0.384 21 Heath Bell, R (9, 1) 22 David Eckstein, R (10, 4) OBP: 0.333, SLG: 0.356			T FF 90 S FC 89 D FC 86 B FF 92 S FC 88 2-3 ① K		C FF 90 S KC 80 B FF 92 B FF 93 B KC 80 B FC 85 4-2 24 1B 2 1B BB	B KC 79 C FF 91 B FF 92 B KC 78 B FF 90 4-1 BB		F SI 90 D SL 80 B FF 90 F SL 81 B SL 81 B SI 90 4-2 1-2 2-3 BB		C SI 95 B SI 95 X FF 96 1-1 1-2 2-3 3-H 1B	1 0 0 0 0 0 1	1 0 0 0 0 0 0	0 0 0 0 0 0 1	0 0 0 0 1 0 0	1 0 0 0 0 0 0	1 0 0 0 0 0 0	2 0 0 0 0 0 0
Inning Stats	R: 0 E: 0 K: 0 S: 3 H: 0 LOB: 0 BB: 0 P: 6	R: 0 E: 0 K: 1 S: 7 H: 0 LOB: 0 BB: 0 P: 10	R: 0 E: 0 K: 2 S: 12 H: 2 LOB: 2 BB: 0 P: 17	R: 0 E: 0 K: 1 S: 7 H: 1 LOB: 1 BB: 0 P: 11	R: 2 E: 0 K: 0 S: 15 H: 3 LOB: 2 BB: 1 P: 24	R: 1 E: 0 K: 0 S: 13 H: 2 LOB: 2 BB: 1 P: 26	R: 0 E: 0 K: 1 S: 8 H: 0 LOB: 0 BB: 0 P: 13	R: 0 E: 0 K: 1 S: 11 H: 2 LOB: 3 BB: 1 P: 20	R: 0 E: 0 K: 1 S: 6 H: 1 LOB: 0 BB: 0 P: 11	R: 1 E: 0 K: 1 S: 12 H: 2 LOB: 3 BB: 2 P: 21	1B: 10 2B: 3 3B: 0 HR: 0 SF: 0 SAC: 0 DP: 1 HBP: 0						WP: 0 PB: 0 SB: 0 CS: 0 PA: 45

PITCHER		IP	WLS	BF	H	R	ER	SO	BB	IBB	HBP	BLK	WP	HR	S	P	ERA	WHIP
15 Dan Haren, R ERA: 1.84	(1, 1)	6.0		28	8	3	3	4	2	0	0	0	0	0	57	94	4.50	1.667
58 Juan Gutierrez, R ERA: 2.7	(7, 1)	1.2		7	2	0	0	2	0	0	0	0	0	0	16	24	0.00	1.200
60 Scott Schoeneweis, L ERA: 2.16	(8, 1)	0.1		2	0	0	0	0	1	0	0	0	0	0	3	9	0.00	3.000
32 Esmerling Vasquez, R ERA: 3.68	(9, 1)	1.1	L	8	3	1	1	2	2	0	0	0	0	0	18	32	6.75	3.750

PITCHER	IP	WLS	BF	H	R	ER	SO	BB	IBB	HBP	BLK	WP	HR	S	P	ERA	WHIP

BOTTOM

Arizona Diamondbacks @ San Diego Padres

PETCO Park, San Diego, CA

Thu May 07 2009, 3:35 PM EDT
Att. 18,921 - Sunny - 76 F

livebaseballscorecards.com

AB	40
R	4
H	13
RBI	4
BB	5
SO	8
LOB	21

Batter	1	2	3	4	5	6	7	8	9	AB	R	H	RBI	BB	SO	LOB
22 David Eckstein, R (1, 4) OBP: 0.331, SLG: 0.352	C FF 89 B CU 74 X SI 90 1-1 12 2B 1B	B CU 80 D CU 78 B CH 85 C SI 90 C CH 84 F FC 90 X SI 91 3-2 ③ G6-3			X FC 91 0-0 ③ P5			C FF 91 B CU 77 S CU 77 B CU 76 X FF 91 2-2 ② F9		4	0	1	0	0	0	2
24 Brian Giles, L (1, 9) OBP: 0.244, SLG: 0.211	B SI 87 T FF 90 C CU 76 X SI 90 1-2 ① F8		C FF 90 S CU 75 F CU 74 B CU 76 B CU 76 C SI 90 2-3 ① K			B CU 77 X FF 90 1-0 ① P4		B CU 77 X FC 91 1-0 ③ F8		4	0	0	0	0	1	1
12 Scott Hairston, R (1, 8) OBP: 0.403, SLG: 0.643	B SI 90 B SI 88 F FF 89 1 SAFE F CH 83 1 SAFE F CH 84 X CU 77 2-2 1-3 2B		B FF 90 S CH 85 X CH 86 1-1 ② F7			S FF 90 C CH 83 B FF 90 T SI 91 1-2 ② K			C SL 87 B SL 88 F FF 95 B SL 89 C FF 96 2-3 ① K	4	0	1	0	0	2	0
23 Adrián González, L (1, 3) OBP: 0.395, SLG: 0.568	X SI 90 0-0 ② G5-3		F SI 88 X FF 91 0-1 ③ G4-3			C CU 75 X FF 90 0-1 ③ F9			C FF 93 X CH 88 0-1 ② G3-1	4	0	0	0	0	0	2
7 Chase Headley, S (1, 7) OBP: 0.304, SLG: 0.369	B CU 77 C CH 84 X CH 86 1-1 ③ F8			C FC 90 S CU 77 B CU 75 S CU 76 1-3 ① K			B FF 90 C FF 90 S CU 77 S CU 77 1-3 ① K		L FF 93 B SL 86 B SL 88 X FF 94 2-1 ③ G4-3	4	0	0	0	0	2	2
5 Kevin Kouzmanoff, R (1, 5) OBP: 0.271, SLG: 0.321		C FF 89 F CU 76 B FF 90 X SI 91 1-2 ① F8		B FF 90 S CH 83 S CU 77 F CU 76 B CU 77 S CH 84 2-3 ② K			B FF 91 B FF 90 C CH 83 F SI 91 F CU 78 B CU 76 F SI 90 X FF 91 3-2 ② F8			3	0	0	0	0	1	0
4 Nick Hundley, R (1, 2) OBP: 0.349, SLG: 0.419		F FF 92 F CU 76 B CU 76 F CU 76 F CU 77 F FF 91 X CU 78 1-2 15 2B 1B		C FF 90 F CU 78 F FC 92 X CU 78 0-2 ③ G6-3			S CH 83 F CU 75 X CU 74 0-2 1B			3	0	2	0	0	0	0
15 Luis Antonio Rodriguez, S (1, 6) OBP: 0.382, SLG: 0.338		B FF 90 B CH 84 X SI 91 2-0 1-3 2B			B FC 89 C FC 90 F CH 82 B CU 78 B CU 77 X FF 90 3-2 ① P4		C CH 83 X CH 84 0-1 ③ G4-3			3	0	1	0	0	0	1
49 Chad Gaudin, R (1, 1) 2 Edgar Gonzalez, R (8, PH) OBP: 0.262, SLG: 0.474 43 Cla Meredith, R (8, 1)		B FF 91 F FF 90 F CU 77 B CU 75 B CU 76 T FC 91 3-2 ② K			F FF 91 F FC 92 F CU 76 S CU 76 0-3 ② K			S CH 83 F CU 75 B FF 90 X CH 83 1-2 ① F9		2 1 0	0 0 0	0 0 0	0 0 0	0 0 0	2 0 0	2 0 0
Inning Stats	R: 0 E: 0 K: 0 S: 12 H: 2 LOB: 2 BB: 0 P: 17	R: 0 E: 0 K: 1 S: 17 H: 2 LOB: 2 BB: 0 P: 27	R: 0 E: 0 K: 1 S: 8 H: 0 LOB: 0 BB: 0 P: 11	R: 0 E: 0 K: 2 S: 11 H: 0 LOB: 0 BB: 0 P: 14	R: 0 E: 0 K: 1 S: 8 H: 0 LOB: 0 BB: 0 P: 11	R: 0 E: 0 K: 1 S: 6 H: 0 LOB: 0 BB: 0 P: 8	R: 0 E: 0 K: 1 S: 13 H: 1 LOB: 1 BB: 0 P: 17	R: 0 E: 0 K: 0 S: 7 H: 0 LOB: 0 BB: 0 P: 11	R: 0 E: 0 K: 1 S: 7 H: 0 LOB: 0 BB: 0 P: 11	1B: 3 2B: 2 3B: 0 HR: 0	SF: 0 SAC: 0 DP: 0 HBP: 0					

San Diego Padres @ Houston Astros

Minute Maid Park, Houston, TX

Fri May 08 2009, 7:05 PM CDT

Att. 28,139 - Roof Closed - 73 F

TOP

livebaseballscorecards.com

AB	32
R	0
H	5
RBI	0
BB	0
SO	8
LOB	10

PITCHER	IP	WLS	BF	H	R	ER	SO	BB	IBB	HBP	BLK	WP	HR	S	P	ERA	WHIP
51 Wandy Rodriguez, L (1, 1) ERA: 1.8	8.0	W	29	5	0	0	7	0	0	0	0	0	0	82	116	0.00	0.625
22 LaTroy Hawkins, R (9, 1) ERA: 2.57	1.0	S	3	0	0	0	1	0	0	0	0	0	0	7	11	0.00	0.000

PITCHER	IP	WLS	BF	H	R	ER	SO	BB	IBB	HBP	BLK	WP	HR	S	P	ERA	WHIP

WP: 0 PA: 32
PB: 0
SB: 0
CS: 0

San Diego Padres @ Houston Astros

Minute Maid Park, Houston, TX

Fri May 08 2009, 7:05 PM CDT
Att. 28,139 - Roof Closed - 73 F

BOTTOM

livebaseballscorecards.com

Batter	1	2	3	4	5	6	7	8	9	AB	R	H	RBI	BB	SO	LOB
3 Kazuo Matsui, S (1, 4) OBP: 0.333, SLG: 0.356	C FF 89 B SL 74 B CH 88 X CH 88 2-1 G4-3 ①		B CH 86 C FF 92 X SL 80 1-1 21 BB 1B		C CH 87 B FF 89 B FF 90 B SL 76 1 SAFE B CH 89 4-1 21 G3-1 9 1B 1-2 BB		C CH 89 B CH 84 X FF 88 1-1 F7 ②			3	1	1	0	1	0	0
21 Michael Bourn, L (1, 8) OBP: 0.357, SLG: 0.426	C FF 90 X CH 85 0-1 G4-3 ②		1 SAFE B CH 84 1 SAFE B SI 88 1 SAFE B CH 83 B FF 90 4-0 1-2 BB		X CH 85 0-0 G3-1 ② 1-2 2-3		F FF 92 B SI 92 C SL 79 F CH 89 S SL 78 1-3 K ③			3	0	0	0	1	1	2
9 Hunter Pence, R (1, 9) OBP: 0.377, SLG: 0.481	B FF 91 B FF 89 C FF 89 B SL 77 T FF 89 X SL 80 3-2 E1 1B		C FF 92 B FF 93 F SL 80 S FF 93 1-3 K ③		F SL 80 S SL 80 B SL 80 D SL 78 B FF 94 X SL 80 3-2 45 1B 2-H 3-H 1B			B FF 86 F SI 87 F SL 80 X SL 81 1-2 P4 ①		4	0	2	2	0	1	2
45 Carlos Lee, R (1, 7) OBP: 0.347, SLG: 0.514 22 LaTroy Hawkins, R (9, 1)	C FF 90 B SL 79 B SL 74 X CH 83 2-1 G5-3 ③			F FF 91 B FF 91 S SL 78 X FF 92 1-2 2B	X SL 56 0-0 1-3 1B			X SI 87 0-0 G5-3 ②		4 0	0 0	2 0	0 0	0 0	0 0	1 0
10 Miguel Tejada, R (1, 6) OBP: 0.326, SLG: 0.403		B FF 89 F FF 90 X CH 88 1-1 G1-3 ①		X 0-0 F7 ①	C FF 91 F FF 91 X SL 78 0-2 F7 ③			C SI 87 B FF 86 F FF 88 S SL 81 1-3 K ③		4	0	0	0	0	1	3
27 Geoff Blum, S (1, 5) OBP: 0.337, SLG: 0.298		B FF 89 B FF 90 B CH 85 C CH 89 B CH 89 4-1 2 CS BB		B CH 91 B SL 77 X CH 89 2-0 F8 ②		B SL 77 C FF 90 S SL 79 B SL 79 B FF 91 S SL 78 3-3 K ①				2	0	0	0	1	1	1
2 Darin Erstad, L (1, 3) OBP: 0.206, SLG: 0.226		B FF 90 C SL 78 B CH 86 B FF 89 C SL 79 F SL 79 1 SAFE 1 SAFE S SL 80 3-3 K ② ③ 1-2		C SL 81 X SL 77 0-1 G1-3 ③		B FF 92 C FF 90 X CH 85 1-1 G1-3 ②				3	0	0	0	0	1	2
77 Ivan Rodriguez, R (1, 2) OBP: 0.284, SLG: 0.421			S SL 78 B SL 74 F FF 91 B FF 92 S SL 80 2-3 K ①		F FF 91 H FF 90 1-1 21 G3-1 3 BB 9 1B HBP		X SL 80 0-0 G2-3 ③			2	1	0	0	0	1	0
51 Wandy Rodriguez, S (1, 1) 4 Jason Michaels, R (9, 7) OBP: 0.414, SLG: 0.435			B FF 90 C FF 89 B FF 88 X FF 90 2-1 G4-3 ②		P PO 85 L FF 87 X CH 87 1-1 B3 ①		C FF 89 S SL 78 X SL 78 0-2 L6 ①			3 0	0 0	0 0	0 0	0 0	0 0	1 0
Inning Stats	R: 0 E: 1 K: 0 S: 9 H: 1 LOB: 1 BB: 0 P: 16	R: 0 E: 0 K: 1 S: 7 H: 0 LOB: 1 BB: 1 P: 15	R: 0 E: 0 K: 2 S: 10 H: 1 LOB: 2 BB: 1 P: 20	R: 0 E: 0 K: 0 S: 7 H: 1 LOB: 1 BB: 0 P: 10	R: 2 E: 0 K: 0 S: 13 H: 2 LOB: 2 BB: 1 P: 21	R: 0 E: 0 K: 1 S: 6 H: 0 LOB: 0 BB: 0 P: 10	R: 0 E: 0 K: 1 S: 9 H: 0 LOB: 0 BB: 0 P: 11	R: 0 E: 0 K: 1 S: 7 H: 0 LOB: 0 BB: 0 P: 9		1B: 4 2B: 2 3B: 0 HR: 0	SF: 0 SAC: 0 DP: 1 HBP: 1		WP: 0 PB: 0 SB: 0 CS: 1	PA: 32		

	AB	28
	R	2
	H	5
	RBI	2
	BB	3
	SO	6
	LOB	12

PITCHER		IP	WLS	BF	H	R	ER	SO	BB	IBB	HBP	BLK	WP	HR	S	P	ERA	WHIP
49 Chad Gaudin, R ERA: 4.08	(1, 1)	7.0	L	29	5	2	2	5	3	0	1	0	0	0	61	103	2.57	1.143
43 Cla Meredith, R ERA: 3.38	(8, 1)	1.0		3	0	0	0	1	0	0	0	0	0	0	7	9	0.00	0.000

PITCHER	IP	WLS	BF	H	R	ER	SO	BB	IBB	HBP	BLK	WP	HR	S	P	ERA	WHIP

Batter	1	2	3	4	5	6	7	8	9	AB	R	H	RBI	BB	SO	LOB
24 Brian Giles, L (1, 9) OBP: 0.235, SLG: 0.202	C FF 88 B FF 89 F CH 80 C CU 79 1-3 ① K		B CH 80 C SI 88 X FF 88 1-1 ② L6			B FF 88 F SI 88 B FF 86 X CH 80 2-1 ① G4-3 2-3		B SI 88 B CH 82 F SI 88 F SI 89 X SL 78 2-2 ① G6-3 2-3	C FF 93 X FF 93 0-1 ② F8	5	0	0	0	0	1	5
22 David Eckstein, R (1, 4) OBP: 0.333, SLG: 0.364	B SI 89 C FF 88 B FF 87 X SI 88 2-1 ② G1-3		C FF 87 F SI 88 X SI 88 0-2 ③ P4			B SI 88 B FC 86 X SI 89 2-0 12 1B 3-H 2B		C SL 79 X SL 80 0-1 23 1B 7 2B 3-H 1B	B SL 88 C FF 95 X FF 94 1-1 ③ P3	5	1	2	2	0	0	3
12 Scott Hairston, R (1, 8) OBP: 0.395, SLG: 0.622	C FC 85 B SI 89 B CH 81 X SI 89 2-1 ③ G5-3			B CH 80 C SI 89 X SI 88 1-1 ① L9		D CU 79 B SI 90 C SI 88 X FC 86 2-1 23 G1-6-3 2-3 1B		C SL 82 S SL 81 B SL 83 S SL 82 1-3 ② K		4	0	1	0	0	1	1
23 Adrián González, L (1, 3) OBP: 0.391, SLG: 0.557		B SI 88 X SI 88 1-0 ① L8		C SI 89 B FF 84 S CH 80 B FF 86 S FF 90 2-3 ② K		F CH 80 X FF 89 0-1 ② ③ G1-6-3 1-2f		B FF 92 C FF 92 S FF 92 B FF 93 X FF 92 2-2 7 2B 1-2 1B		4	1	1	0	0	1	2
7 Chase Headley, S (1, 7) OBP: 0.310, SLG: 0.377		S CH 80 S CH 80 C FF 86 0-3 ② K		S CU 77 B FF 87 B CH 80 X SI 88 2-1 ③ G4-3			B SI 88 B SI 88 B FF 88 C SI 87 C SI 87 B SI 87 4-2 4 S BB	C FF 91 X CH 87 0-1 4 S 1-H 2-H 2B		3	0	1	2	1	1	0
5 Kevin Kouzmanoff, R (1, 5) OBP: 0.270, SLG: 0.313		B FF 88 C FC 84 F FC 89 S 1-3 ③ K			F FF 86 F SI 89 X SI 88 0-2 ① F8		X SI 88 0-0 ① F8	D SL 88 C SL 88 H FF 91 2-1 4 S HBP		3	0	0	0	0	1	1
4 Nick Hundley, R (1, 2) OBP: 0.345, SLG: 0.410			X FF 88 0-0 29 SH1-4 15 1B 1B		B FC 87 F SI 88 F CU 79 B CU 76 S CH 80 2-3 ② K		C SI 88 X FF 86 0-1 ② F9 1-2	B SL 87 C FF 95 X SL 87 1-1 ③ P3 1-2 2-3		4	0	1	0	0	1	3
15 Luis Antonio Rodriguez, S (5, 6) OBP: 0.380, SLG: 0.338 57 Luke Gregerson, L (7, 1) 43 Cla Meredith, R (8, 1) 45 Edward Mujica, R (8, 1) 33 Jody Gerut, L (9, PH) OBP: 0.258, SLG: 0.391			C SI 87 B SI 88 X FC 85 1-1 29 SH1-4 1-2 1B		S CH 80 X CH 81 0-1 ③ G3		B CH 80 C FF 88 B CH 80 B SI 89 C SI 88 F FF 88 T SI 89 3-2 ③ K		B FF 92 B FF 91 C FF 92 X FF 93 2-1 ① F8	3 0 0 0 1	0 0 0 0 0	1 0 0 0 0	0 0 0 0 0	0 0 0 0 0	1 0 0 0 0	1 0 0 0 0
29 Kevin Correia, R (1, 1) OBP: 0.400, SLG: 0.600 8 Chris Burke, R (7, 6) OBP: 0.393, SLG: 0.435			L B X 1-1 ① SH1-4 1-2 2-3			F FF 88 B FF 87 B SI 88 F SI 87 B SI 89 X SI 88 3-2 24 G4-3 22 2B 2B		B SI 90 X SI 88 1-0 24 G6-3 22 1B 2B	B SL 87 C FF 94 F FF 94 F SL 88 F SL 87 B FF 95 F SI 94 X FF 94 2-2 2B	1 2	1 1	1 2	0 0	0 0	0 0	0 0
Inning Stats	R: 0 E: 0 K: 1 S: 7 H: 0 LOB: 0 BB: 0 P: 12	R: 0 E: 0 K: 2 S: 7 H: 0 LOB: 0 BB: 0 P: 9	R: 0 E: 0 K: 0 S: 10 H: 2 LOB: 2 BB: 0 P: 13	R: 0 E: 0 K: 1 S: 7 H: 0 LOB: 0 BB: 0 P: 12	R: 0 E: 0 K: 1 S: 8 H: 0 LOB: 0 BB: 0 P: 10	R: 1 E: 0 K: 0 S: 10 H: 3 LOB: 1 BB: 0 P: 19	R: 0 E: 0 K: 1 S: 9 H: 0 LOB: 1 BB: 1 P: 16	R: 3 E: 0 K: 1 S: 17 H: 4 LOB: 2 BB: 0 P: 26	R: 0 E: 0 K: 0 S: 12 H: 1 LOB: 1 BB: 0 P: 17	1B: 5 2B: 5 3B: 0 HR: 0 SF: 0 SAC: 1 DP: 1 HBP: 1						

TOP

San Diego Padres @ Houston Astros

Minute Maid Park, Houston, TX

Sat May 09 2009, 6:05 PM CDT
Att. 29,141 - Roof Closed - 73 F

livebaseballscorecards.com

AB	35
R	4
H	10
RBI	4
BB	1
SO	7
LOB	16

PITCHER		IP	WLS	BF	H	R	ER	SO	BB	IBB	HBP	BLK	WP	HR	S	P	ERA	WHIP
38 Brian Moehler, R ERA: 8.44	(1, 1)	7.0		26	5	1	1	6	1	0	0	0	0	0	58	91	1.29	0.857
29 Geoff Geary, R ERA: 6.05	(8, 1)	0.1	H	3	2	2	2	0	0	0	0	0	0	0	6	9	54.00	6.000
50 Alberto Arias, R ERA: 3.38	(8, 1)	0.1	H	1	0	0	0	1	0	0	0	0	0	0	3	4	0.00	0.000
53 Wesley Wright, L ERA: 7.84	(8, 1)	0.0		1	1	0	0	0	0	0	0	0	0	0	3	5	∞	∞
22 LaTroy Hawkins, R ERA: 2.35	(8, 1)	1.1	W	7	2	1	1	0	0	0	1	0	0	0	17	25	6.75	1.500

PITCHER	IP	WLS	BF	H	R	ER	SO	BB	IBB	HBP	BLK	WP	HR	S	P	ERA	WHIP

BOTTOM

San Diego Padres @ Houston Astros

Minute Maid Park, Houston, TX

Sat May 09 2009, 6:05 PM CDT
Att. 29,141 - Roof Closed - 73 F

livebaseballscorecards.com

Batter	1	2	3	4	5	6	7	8	9	AB	R	H	RBI	BB	SO	LOB
3 Kazuo Matsui, S (1, 4) OBP: 0.321, SLG: 0.340	B CH 87 C SI 88 F CH 80 X SI 91 1-2 ① F7		C SI 91 X CU 75 0-1 ③ F7			C SL 82 T CH 90 S 0-3 ① K2-3	T SI 92 C SI 92 B SI 92 B SL 84 S CH 80 2-3 ③ K 3-H			4	0	0	0	0	2	0
21 Michael Bourn, L (1, 8) OBP: 0.371, SLG: 0.427	B SI 89 F SI 90 X SI 91 1-1 ② B3			S CH 83 F CH 83 B CU 76 B SL 82 B SL 85 B FC 90 4-2 45 CS BB		B CU 75 B CH 90 C SI 90 F SI 90 F SL 83 X CH 91 2-2 9 S 45 1B 1B		B SI 89 B SI 90 C FF 90 B SI 90 C FF 90 F FF 91 B FF 91 4-2 45 WP 9 BB 45 1B BB		2	2	1	0	2	0	0
9 Hunter Pence, R (1, 9) OBP: 0.381, SLG: 0.473	B CH 91 F SI 91 B F CH 85 X CH 90 2-2 ③ G1-3			1 SAFE 1 SAFE 1 SAFE P PO 87 F SI 90 F CH 90 S SI 90 1-3 ① K		B SI 91 B CH 91 C CH 92 C SL 85 B CH 91 B SL 84 4-2 45 1B 10 SF9 1-2 BB		1 SAFE B FF 90 B SL 83 1 SAFE B SI 86 B FF 86 4-0 45 1B 45 WP 10 G1-3 1-2 BB		2	2	0	0	2	1	1
45 Carlos Lee, R (1, 7) OBP: 0.360, SLG: 0.531 8 Jeff Keppinger, R (9, 5) OBP: 0.429, SLG: 0.548		X SI 90 0-0 ① F7		1 SAFE B SI 90 C CH 85 B CU 76 X FC 92 2-1 ② 1-2 2B		C CH 84 C CH 91 B CH 93 B SI 91 B SL 86 X SL 85 3-2 1-3 2-H 1B		B X SI 87 1-0 2 FC4-6 10 G1-3 1-3 2-H 1B		4 0	0 0	3 0	2 0	0 0	0 0	0 0
10 Miguel Tejada, R (1, 6) OBP: 0.331, SLG: 0.405		C CH 90 F FC 91 X SL 85 0-2 27 FC4-6 1B		D SL 85 B CH 84 F SL 84 B SI 90 F SL 84 B CH 89 4-2 BB		X SL 86 0-0 ② SF9 3-H		X SI 86 0-0 ① G1-3 1-2 3-H		2	0	1	2	1	0	1
27 Geoff Blum, S (1, 5) OBP: 0.333, SLG: 0.287 (9, 3)		C SL 84 B SI 91 X CH 85 1-1 ② FC4-6 2 FC6-4 1-2f		B SL 83 X SL 83 1-0 ③ F7		B SI 90 B SI 91 C SI 89 1 SAFE S SL 84 F SL 84 X SL 84 2-2 ③ L7		I IN 60 I IN 62 I IN 58 I IN 59 4-0 2 FC4-6 IBB		3	0	0	0	1	0	4
2 Darin Erstad, L (1, 3) OBP: 0.211, SLG: 0.257 (9, 7)		B CH 92 F CH 84 X SL 83 1-1 ③ FC6-4 1-2f			B CH 82 B SL 84 B SI 90 C SI 90 X SI 90 3-1 ① G3		B SI 90 C SI 90 X SL 83 1-1 46 SH1-3 3 WP 2B	C FF 92 B FF 91 B FS 86 C FS 86 X FS 88 2-2 ② FC4-6 1-2f 2-3		4	1	1	0	0	0	3
46 J.R. Towles, R (1, 2) OBP: 0.250, SLG: 0.182			B SL 82 C CH 90 C FC 91 F CU 76 B SL 85 F SL 82 F FC 91 F CH 92 B SL 84 3-2 X CH 91 ① P6		B CH 92 F SL 85 B CH 91 F CH 92 S CH 92 2-3 ② K		X SI 91 0-0 ① SH1-3 2-3	C SL 83 C SL 83 X FF 94 0-2 ③ F7		3	0	0	0	1	2
38 Brian Moehler, R (1, 1) 4 Jason Michaels, R (7, PH) OBP: 0.400, SLG: 0.417 29 Geoff Geary, R (8, 1) 50 Alberto Arias, R (8, 1) 53 Wesley Wright, R (8, 1) 22 LaTroy Hawkins, R (8, 1)			B CH 91 C CH 91 C SL 84 F SL 86 S FC 92 1-3 ② K		B SL 87 C FC 93 B SL 87 C FC 92 X CH 93 2-2 ③ F9		C SL 84 X SL 84 0-1 ② G1-3			2 1 0 0 0 0	0 0 0 0 0 0	0 0 0 0 0 0	0 0 0 0 0 0	1 0 0 0 0 0	0 1 0 0 0 0	0 1 0 0 0 0
Inning Stats	R: 0 E: 0 K: 0 S: 8 H: 0 LOB: 0 BB: 0 P: 12	R: 0 E: 0 K: 0 S: 8 H: 1 LOB: 1 BB: 0 P: 10	R: 0 E: 0 K: 1 S: 13 H: 0 LOB: 0 BB: 0 P: 17	R: 0 E: 0 K: 1 S: 11 H: 1 LOB: 2 BB: 2 P: 22	R: 0 E: 0 K: 1 S: 8 H: 0 LOB: 0 BB: 0 P: 15	R: 2 E: 0 K: 1 S: 17 H: 2 LOB: 1 BB: 1 P: 28	R: 1 E: 0 K: 1 S: 8 H: 1 LOB: 0 BB: 0 P: 11	R: 2 E: 0 K: 0 S: 11 H: 1 LOB: 2 BB: 3 P: 26		1B: 4 2B: 2 3B: 0 HR: 0 SF: 1 SAC: 1 DP: 0 HBP: 0						

	AB	27
	R	5
	H	6
	RBI	4
	BB	6
	SO	5
	LOB	12

WP: 2 PA: 35
PB: 0
SB: 1
CS: 1

PITCHER		IP	WLS	BF	H	R	ER	SO	BB	IBB	HBP	BLK	WP	HR	S	P	ERA	WHIP
29 Kevin Correia, R ERA: 5.34	(1, 1)	6.0		24	4	2	2	4	3	0	0	0	0	0	65	104	3.00	1.167
57 Luke Gregerson, R ERA: 5.82	(7, 1)	1.0	L	5	1	2	2	1	1	0	0	0	1	0	11	18	18.00	2.000
43 Cla Meredith, R ERA: 3.27	(8, 1)	0.1	B	4	1	1	1	0	1	1	0	0	1	0	2	11	27.00	6.000
45 Edward Mujica, R ERA: 4.11	(8, 1)	0.2		2	0	0	0	0	0	0	0	0	0	0	6	8	0.00	0.000

PITCHER	IP	WLS	BF	H	R	ER	SO	BB	IBB	HBP	BLK	WP	HR	S	P	ERA	WHIP

San Diego Padres @ Houston Astros

Minute Maid Park, Houston, TX

Sun May 10 2009, 1:05 PM CDT

Att. 30,023 - Roof Closed - 73 F

TOP

livebaseballscorecards.com

Batter	1	2	3	4	5	6	7	8	9	AB	R	H	RBI	BB	SO	LOB
33 Jody Gerut, L (1, 9) OBP: 0.265, SLG: 0.424	C SI 93 B FF 93 S FC 84 B CU 74 B SI 93 X FF 94 3-2 ① F7		C SI 93 X CH 83 0-1 ③ F8		B FF 94 C FF 94 F FC 85 S CU 72 1-3 ③ K		B FF 90 C FF 90 X SL 81 1-1 HR		B SI 90 X 1-0 1B	5	1	2	1	0	1	1
22 David Eckstein, R (1, 4) OBP: 0.336, SLG: 0.360 15 Luis Antonio Rodriguez, S (8, 6) OBP: 0.389, SLG: 0.342	B FF 94 F FF 94 C FC 86 X SL 76 1-2 ② G2-3			C FF 93 F FF 92 B CH 88 H SI 92 2-2 7 HR HBP		C SI 92 X CH 84 0-1 23 HR 1B	B FF 90 B FF 90 B FF 90 B FF 89 4-0 23 E BB		B SI 88 B SI 88 C SI 89 X SI 89 2-1 ③ G4-3	1 2	1 1	0 1	0 1	0 0	0 1	0 1
23 Adrián González, L (1, 3) OBP: 0.387, SLG: 0.571	B CH 84 B FF 93 S CH 83 S SI 94 X FF 95 2-2 ③ P5			B FF 93 X FF 93 1-0 ① F8		X FF 93 0-0 1-H HR	B SL 84 B SL 83 B SL 84 C SI 90 T SL 83 X FF 91 3-2 E4 7 L1-3 1-3			4	1	1	2	0	0	2
7 Chase Headley, S (1, 7) OBP: 0.317, SLG: 0.409		B FF 91 F SI 92 B CH 83 C FC 84 F SI 94 F CU 73 B FF 93 F FF 94 X FC 86 3-2 12 G4-6-3 1B		B FF 92 B FF 93 X SI 92 2-0 1-H HR		B FF 96 F FC 86 S FC 85 S CU 73 1-3 ① K	C FF 91 B FF 92 C FF 92 X FF 93 1-2 ②③ L1-3 1-2			4	1	2	2	0	1	2
12 Scott Hairston, R (1, 8) OBP: 0.388, SLG: 0.615		S FC 85 X FC 86 0-1 ①② G4-6-3 1-2f		S FC 86 B FF 95 B FC 87 S FC 85 X FC 84 2-2 2B		S SI 94 C FF 95 B FC 85 X SI 95 1-2 ② F8		X SI 88 0-0 ① F8		4	0	1	0	0	0	1
5 Kevin Kouzmanoff, R (1, 5) OBP: 0.266, SLG: 0.308 46 Edwin Moreno, R (6, 1) 50 Duaner Sanchez, R (7, 1) 28 Henry Blanco, R (8, PH) OBP: 0.282, SLG: 0.441 38 Arturo Lopez, L (8, 1)		S FF 94 S FF 95 X SI 95 0-2 ③ G4-3		C FF 96 F SI 94 S FF 94 0-3 ② K		X CH 83 0-0 8 WP 4 BB 1B		B SL 84 C SI 88 B SL 82 B SI 88 B FF 89 4-1 4 G5-4-3 BB		2 0 0 0 0	0 0 0 0 0	0 0 0 0 0	0 0 0 0 0	0 0 0 1 0	1 0 0 0 0	1 0 0 0 0
4 Nick Hundley, R (1, 2) OBP: 0.352, SLG: 0.400			B FF 93 B FF 94 B FF 92 B FF 92 4-0 BB	S FC 87 F FF 95 B FC 86 F FF 96 F FC 88 D CU 71 C SI 94 2-3 ③ K		B FC 83 B FC 84 F FC 82 D SI 93 S FC 85 B FC 83 4-2 8 WP 1-2 BB		S SL 82 B SL 82 B SI 88 X SI 88 2-1 ②③ G5-4-3 1-2f		2	0	0	0	2	1	2
8 Chris Burke, R (1, 6) OBP: 0.375, SLG: 0.407 (5, 4)			C FC 87 B SI 93 F FF 95 B FC 85 F FF 94 B SI 92 X FF 92 3-2 ① F8		C FF 94 X FC 86 0-1 ① P4	F FC 86 C FF 95 B CU 70 B FC 86 X FF 93 2-2 ③ P6 1-2 2-3			X SI 89 0-0 2 G5-4-3 1B	4	0	1	0	0	0	3
52 Josh Geer, R (1, 1) OBP: 0.333, SLG: 0.250 59 Luis Perdomo, R (4, 1) 2 Edgar Gonzalez, R (4, 5) OBP: 0.244, SLG: 0.439 24 Brian Giles, L (6, PH) OBP: 0.241, SLG: 0.208			C SI 93 F FF 94 B FC 86 X FC 86 1-2 ② P3		S FC 84 S FC 85 B FC 84 F FF 94 X CU 73 1-2 ② G5-3		B CH 82 F SI 89 X CH 82 1-1 ① G4-3		C SI 88 B SI 89 B FF 88 X SI 88 2-1 ①② G5-4-3 1-2f	1 0 3 1	0 0 0 0	0 0 0 1	0 0 0 0	0 0 0 0	0 0 1 0	1 0 1 0

Inning Stats	1	2	3	4	5	6	7	8	9
	R: 0 E: 0 K: 0 S: 9	R: 0 E: 0 K: 0 S: 11	R: 0 E: 0 K: 0 S: 9	R: 2 E: 0 K: 2 S: 15	R: 0 E: 0 K: 1 S: 9	R: 2 E: 0 K: 1 S: 15	R: 1 E: 1 K: 0 S: 10	R: 0 E: 0 K: 0 S: 4	R: 0 E: 0 K: 0 S: 6
	H: 0 LOB: 0 BB: 0 P: 15	H: 1 LOB: 0 BB: 0 P: 14	H: 0 LOB: 1 BB: 1 P: 17	H: 2 LOB: 1 BB: 0 P: 24	H: 0 LOB: 0 BB: 0 P: 11	H: 3 LOB: 2 BB: 1 P: 23	H: 1 LOB: 1 BB: 1 P: 20	H: 0 LOB: 0 BB: 1 P: 10	H: 2 LOB: 1 BB: 0 P: 11

1B: 5	SF: 0
2B: 2	SAC: 0
3B: 0	DP: 4
HR: 3	HBP: 1

WP: 1	PA: 38
PB: 0	
SB: 0	
CS: 0	

AB	33
R	5
H	9
RBI	5
BB	4
SO	4
LOB	15

PITCHER		IP	WLS	BF	H	R	ER	SO	BB	IBB	HBP	BLK	WP	HR	S	P	ERA	WHIP
44 Roy Oswalt, R ERA: 4.5	(1, 1)	6.0	W	26	6	4	4	4	2	0	1	0	1	2	68	104	6.00	1.333
48 Tim Byrdak, L ERA: 3.0	(7, 1)	0.1		4	1	1	1	0	1	0	0	0	0	1	7	16	27.00	6.000
50 Alberto Arias, R ERA: 2.7	(7, 1)	0.2	H	1	0	0	0	0	0	0	0	0	0	0	3	4	0.00	0.000
43 Chris Sampson, R ERA: 1.71	(8, 1)	2.0		7	2	0	0	0	1	0	0	0	0	0	10	21	0.00	1.500

PITCHER		IP	WLS	BF	H	R	ER	SO	BB	IBB	HBP	BLK	WP	HR	S	P	ERA	WHIP

San Diego Padres @ Houston Astros

Minute Maid Park, Houston, TX

Sun May 10 2009, 1:05 PM CDT
Att. 30,023 - Roof Closed - 73 F

livebaseballscorecards.com

Batter	1	2	3	4	5	6	7	8	9	AB	R	H	RBI	BB	SO	LOB
3 Kazuo Matsui, S (1, 4) OBP: 0.324, SLG: 0.337	B X 1-0 21 G4-3 45 1B 1B	B SI 84 F CH 74 F SI 84 F SI 86 B FF 85 F CH 76 F FF 87 X CH 76 2-2 ① F7		H SL 73 1-0 21 1B 21 S 9 E HBP	C CH 88 S SI 93 B SI 93 X SI 93 1-2 ① FC1-6 9 WP 21 G6-3 1-2f		B FF 89 B CH 81 X FF 88 2-0 ② F7			4	2	1	0	0	0	2
21 Michael Bourn, L (1, 8) OBP: 0.364, SLG: 0.417	C SI 82 X SL 75 0-1 ① G4-3 1-2	F SL 79 B CH 76 S CH 76 X SI 78 1-2 ② G6-3		B SI 82 S CH 72 B CH 74 X FF 85 2-1 9 S 9 E 1-3 1B	S CH 87 B SI 94 D CH 88 C SL 88 B SI 94 F SI 91 1 SAFE X CH 88 3-2 ② G6-3 1-2		T CH 81 B CH 78 B CH 80 B FF 90 C FC 88 F CH 82 X SI 91 3-2 ③ F7			5	1	1	0	0	0	3
9 Hunter Pence, R (1, 9) OBP: 0.389, SLG: 0.487	C FF 84 B FF 85 X CH 76 1-1 ② G6-3	D SL 80 B FF 87 F CH 75 B SI 88 C FF 87 B FF 88 4-2 45 BB 10 1B BB		C FF 92 F FF 92 B SL 84 B SL 89 F SL 86 F FF 93 B SI 93 X SI 93 3-2 E6 45 2B 1-H 3-H	B SI 93 D SI 89 S SL 88 F SL 89 B SL 88 B SL 87 4-2 2-3 BB			B FF 93 S SI 81 X FF 93 1-1 45 HR 3B		3	3	1	0	2	0	1
45 Carlos Lee, R (1, 7) OBP: 0.377, SLG: 0.573 27 Geoff Blum, S (9, 3) OBP: 0.333, SLG: 0.287	C FF 85 B CH 74 B FF 86 X CH 76 2-1 10 HR 2-H 1B	B FF 87 S SL 81 B SI 87 B FF 87 B FF 86 4-1 10 1B 1-2 2-3 BB		X SL 90 0-0 10 1B 2-H 2B	B FF 93 B CH 88 X SI 93 2-0 ③ F8			B FF 93 F FF 93 X FF 92 1-1 45 HR 3-H HR		4 0	2 0	3 0	4 0	1 0	0 0	2 0
10 Miguel Tejada, R (1, 6) OBP: 0.341, SLG: 0.435	B FF 85 X SI 84 1-0 1-H HR	C FF 86 B SI 87 D SL 81 X SL 78 2-1 1-2 2-H 3-H 1B		B SI 94 F FF 93 X SI 94 1-1 ① 77 3B 2-H 1B		B SL 88 F SI 92 B SI 92 F SI 91 B SL 81 F SI 92 S CH 84 3-3 ① K		X CH 81 0-0 ① G5-3		5	2	3	4	0	1	0
2 Darin Erstad, L (1, 3) OBP: 0.209, SLG: 0.250 (9, 7)	C FF 87 B SL 79 X SL 77 1-1 77 BB 1B	B SI 86 C CH 77 X CH 75 1-1 ③ G4-3		C SI 94 B SI 94 B SL 89 X SI 94 2-1 ② L5		B CH 84 X CH 83 1-0 ② F7		B FF 92 C FF 93 X SL 77 1-1 ② G3-1		5	0	1	0	0	0	3
77 Ivan Rodriguez, R (1, 2) OBP: 0.318, SLG: 0.495	B SL 77 B FF 84 B FF 86 B FF 85 4-0 1-2 BB			X FF 84 0-0 8 G5-4-3 1B B SI 94 F SL 88 X SL 89 1-1 2-H 3B		B SL 82 B FF 90 B SI 92 C SI 91 X SL 81 3-1 1B		B CH 80 C CH 81 F FF 93 X FF 93 1-2 HR		4	1	4	2	1	0	0
8 Jeff Keppinger, R (1, 5) OBP: 0.407, SLG: 0.511	B SL 79 C SL 79 F SI 85 X SI 86 1-2 ③ G6-3			B SL 78 C FF 84 B CH 76 F CH 76 F SI 85 X CH 76 2-2 ① ② G5-4-3 1-2f C SI 92 X SI 92 0-1 ③ G4-3		B FC 91 C SI 92 C FC 89 F SI 92 S CH 84 1-3 ③ K		C FF 93 X SL 81 0-1 43 FC6 1B		5	0	1	0	0	1	5
44 Roy Oswalt, R (1, 1) OBP: 0.200, SLG: 0.143 48 Tim Byrdak, L (7, 1) 50 Alberto Arias, R (7, 1) 4 Jason Michaels, R (7, PH) OBP: 0.387, SLG: 0.400 43 Chris Sampson, R (8, 1)		B SI 83 C FF 84 C FF 84 X SL 77 1-2 E6 45 BB 10 1B		X FF 85 0-0 ③ F9	C SI 92 B FF 92 X FF 91 1-1 3 FC1-6 1B		S FF 90 B SI 89 B FF 84 B FC 85 X SI 88 3-1 ① G5-3	X FF 92 0-0 ③ FC6 1-2f		3 0 0 1 1	1 0 0 0 0	1 0 0 0 0	0 0 0 0 0	0 0 0 0 0	0 0 0 0 0	0 0 0 0 1
Inning Stats	R: 3 E: 0 K: 0 S: 13 H: 4 LOB: 2 BB: 1 P: 24	R: 2 E: 1 K: 0 S: 19 H: 1 LOB: 2 BB: 2 P: 34	R: 0 E: 0 K: 0 S: 6 H: 1 LOB: 0 BB: 0 P: 8	R: 4 E: 1 K: 0 S: 16 H: 4 LOB: 1 BB: 0 P: 26	R: 0 E: 0 K: 0 S: 12 H: 1 LOB: 2 BB: 1 P: 23	R: 0 E: 0 K: 2 S: 11 H: 1 LOB: 1 BB: 0 P: 19	R: 0 E: 0 K: 0 S: 7 H: 0 LOB: 0 BB: 0 P: 15	R: 3 E: 0 K: 0 S: 13 H: 4 LOB: 1 BB: 0 P: 17		1B: 10 2B: 1 3B: 2 HR: 3 SF: 0 SAC: 0 DP: 1 HBP: 1						

AB	40
R	12
H	16
RBI	10
BB	4
SO	2
LOB	17

WP: 1 PA: 45
PB: 0
SB: 2
CS: 0

PITCHER	IP	WLS	BF	H	R	ER	SO	BB	IBB	HBP	BLK	WP	HR	S	P	ERA	WHIP
52 Josh Geer, R (1, 1) ERA: 5.14	3.0	L	20	7	7	5	0	3	0	1	0	0	1	40	71	15.00	3.333
59 Luis Perdomo, R (4, 1) ERA: 3.65	2.0		11	4	2	0	0	1	0	0	0	1	0	26	44	0.00	2.500
46 Edwin Moreno, R (6, 1) ERA: 4.41	1.0		4	1	0	0	2	0	0	0	0	0	0	11	19	0.00	1.000
50 Duaner Sanchez, R (7, 1) ERA: 6.75	1.0		3	0	0	0	0	0	0	0	0	0	0	7	15	0.00	0.000
38 Arturo Lopez, L (8, 1) ERA: 19.29	1.0		7	4	3	3	0	0	0	0	0	0	2	13	17	27.00	4.000

PITCHER	IP	WLS	BF	H	R	ER	SO	BB	IBB	HBP	BLK	WP	HR	S	P	ERA	WHIP

Batter	1	2	3	4	5	6	7	8	9	AB	R	H	RBI	BB	SO	LOB
24 Brian Giles, L (1, 9) OBP: 0.241, SLG: 0.218	B FF 89 C FF 90 X SL 83 1-1 23 HR 2B		B FF 89 F FF 91 F FF 92 B FF 93 F FF 92 F FF 92 F FF 90 X SL 85 2-2 ② G4-3			C FF 90 F FF 90 F FF 92 X FF 94 0-2 ① P2		X FF 94 0-0 ② F7		4	1	1	0	0	0	0
22 David Eckstein, R (1, 4) OBP: 0.341, SLG: 0.360	B FF 92 B FF 92 X FF 91 2-0 ① B2		C FF 89 F FF 91 F FF 93 F SL 84 B FF 92 F FF 92 S FF 94 1-3 ③ K			B SL 84 F FF 91 B FF 91 B FF 91 C FF 91 F FF 92 X FF 93 3-2 23 1B 1B		B FF 93 B FF 93 B FF 91 C FF 92 B FF 91 4-1 BB		3	0	1	0	1	1	1
23 Adrián González, L (1, 3) OBP: 0.390, SLG: 0.593	C SL 82 B FF 92 X FF 91 1-1 2-H HR			C FF 90 B SL 81 B SL 81 X FF 92 2-1 ① G3		D SL 83 B FF 92 C FF 91 X FF 92 2-1 7 G4-6-3 1-2 1B		F FF 94 C SL 82 B SL 80 X SL 84 1-2 ③ G3		4	1	2	2	0	0	1
7 Chase Headley, S (1, 7) OBP: 0.306, SLG: 0.395	B FF 94 C FF 92 S SL 84 B SL 84 B SL 82 S FF 93 3-3 ② K			B FF 90 B FF 91 F FF 92 S SL 84 C SL 83 2-3 ② K		S SL 85 D SL 86 B FF 94 B FF 92 X FF 92 3-1 ②③ G4-6-3 1-2f			F FF 89 S FS 82 F FS 82 T FF 91 0-2 ① K	4	0	0	0	0	3	2
33 Jody Gerut, L (1, 8) OBP: 0.265, SLG: 0.417	C FF 92 B FF 93 F FF 92 F SL 84 S CH 84 1-3 ③ K			X FF 92 0-0 ③ F7			B SI 91 B SI 91 C SI 90 S SI 91 X SI 92 2-2 28 G1 28 S 1B		F CU 80 B FS 84 X FF 91 1-1 ② F7	4	0	1	0	0	1	0
5 Kevin Kouzmanoff, R (1, 5) OBP: 0.258, SLG: 0.298		S SL 82 X FF 92 0-1 ① F9			B SL 83 F SL 83 B FF 92 B SL 85 S FF 93 F FF 94 X FF 94 3-2 ① G6-3		C SI 90 1 SAFE B CH 83 1 SAFE X SI 90 1-1 ① P1		S CU 80 S CU 79 B FF 91 B CU 78 B CU 78 F FF 92 X FF 92 3-2 ③ G6-3	4	0	0	0	0	0	1
28 Henry Blanco, R (1, 2) OBP: 0.262, SLG: 0.405		B SL 81 X FF 92 1-0 ② F7			B FF 91 C SL 84 B SL 84 F FF 92 S SL 84 2-3 ② K		D SI 91 C SI 91 B CU 80 B SI 92 X SI 91 3-1 ② G1 1-3			3	0	0	0	0	1	1
15 Luis Antonio Rodriguez, S (1, 6) OBP: 0.388, SLG: 0.333		B FF 90 S FF 91 F SL 85 X SL 82 1-2 ③ P5			B SL 83 F FF 92 B FF 92 C FF 91 B SL 85 B FF 94 4-2 BB		C SI 92 C SL 84 B SL 84 X SI 94 1-2 ③ F7			2	0	0	0	1	0	1
44 Jake Peavy, R (1, 1) 46 Edwin Moreno, R (7, 1) 11 Drew Macias, L (8, PH) OBP: 0.250, SLG: 0.500 43 Cla Meredith, R (8, 1)			B SL 79 B FF 90 F FF 90 B FF 92 C FF 92 X FF 92 3-2 ① L5		B SL 84 B FF 92 F FF 92 X FF 92 2-1 ③ L6			B FF 94 S FF 93 B SL 82 B FF 93 F FF 92 C SL 82 3-3 ① K		2 0 1 0	0 0 0 0	0 0 0 0	0 0 0 0	0 0 1 0	0 0 0 0	1 0 0 0

TOP

San Diego Padres @ Chicago Cubs
Wrigley Field, Chicago, IL
Tue May 12 2009, 7:05 PM CDT
Att. 39,963 - Partly Cloudy - 63 F

livebaseballscorecards.com

AB	31
R	2
H	5
RBI	2
BB	2
SO	7
LOB	8

Inning Stats	1	2	3	4	5	6	7	8	9
	R: 2 E: 0 K: 2 S: 12	R: 0 E: 0 K: 0 S: 6	R: 0 E: 0 K: 1 S: 15	R: 0 E: 0 K: 1 S: 6	R: 0 E: 0 K: 1 S: 11	R: 0 E: 0 K: 0 S: 12	R: 0 E: 0 K: 0 S: 10	R: 0 E: 0 K: 1 S: 8	R: 0 E: 0 K: 1 S: 10
	H: 2 LOB: 0 BB: 0 P: 20	H: 0 LOB: 0 BB: 0 P: 8	H: 0 LOB: 0 BB: 0 P: 21	H: 0 LOB: 0 BB: 0 P: 10	H: 0 LOB: 1 BB: 1 P: 22	H: 2 LOB: 1 BB: 0 P: 20	H: 1 LOB: 1 BB: 0 P: 17	H: 0 LOB: 1 BB: 1 P: 16	H: 0 LOB: 0 BB: 0 P: 14

1B: 3	SF: 0	WP: 0	PA: 33
2B: 1	SAC: 0	PB: 0	
3B: 0	DP: 1	SB: 1	
HR: 1	HBP: 0	CS: 0	

PITCHER		IP	WLS	BF	H	R	ER	SO	BB	IBB	HBP	BLK	WP	HR	S	P	ERA	WHIP
40 Rich Harden, R ERA: 4.54	(1, 1)	6.0	W	22	4	2	2	5	1	0	0	0	0	1	62	101	3.00	0.833
47 Aaron Heilman, R ERA: 5.06	(7, 1)	1.0	H	4	1	0	0	0	0	0	0	0	0	0	10	17	0.00	1.000
49 Carlos Marmol, R ERA: 3.94	(8, 1)	1.0	H	4	0	0	0	1	1	0	0	0	0	0	8	16	0.00	1.000
63 Kevin Gregg, R ERA: 3.86	(9, 1)	1.0		3	0	0	0	1	0	0	0	0	0	0	10	14	0.00	0.000

PITCHER		IP	WLS	BF	H	R	ER	SO	BB	IBB	HBP	BLK	WP	HR	S	P	ERA	WHIP

Batter	1	2	3	4	5	6	7	8	9	AB	R	H	RBI	BB	SO	LOB
12 Alfonso Soriano, R (1, 7) OBP: 0.340, SLG: 0.571	X SL 83 0-0 ① G4-3		B FF 92 B SI 91 S SL 84 T FF 92 X CU 78 2-2 2B		F CU 79 X SI 91 0-1 2-H 2B		C SL 80 F SL 80 F SI 91 B FF 91 F CH 84 X CH 84 1-2 ① F7	S SL 79 F SL 77 B SL 78 B SL 79 X FF 86 2-2 2 FC6-4 1-2 3-H 1B		5	0	3	2	0	0	0
2 Ryan Theriot, R (1, 6) OBP: 0.353, SLG: 0.426	C FF 90 C FF 90 B FC 84 B SL 80 B FF 92 X SI 91 3-2 ② G4-3		S FF 92 S FF 92 B FF 93 S SL 81 1-3 ③ K		F FF 92 B SI 91 X FF 92 1-1 ③ L9		X SL 82 0-0 ② G4-3	C FF 85 B SL 79 X FF 86 1-1 ② FC6-4 1 WP 1-2f 2-3		5	0	0	0	0	1	4
1 Kosuke Fukudome, L (1, 8) OBP: 0.455, SLG: 0.566	C FF 92 F FF 91 B CU 77 T CU 77 1-2 ③ K			C FF 91 B CU 77 B CH 80 X FF 91 2-1 25 WP 2B		B CU 76 B CU 78 B FF 90 C FF 88 C FF 88 X FF 88 3-2 21 HR 2B	C CH 84 C SL 82 B CH 84 B FC 88 X SI 90 2-2 21 BB 25 S 1B	S FF 85 C SI 85 B SL 79 F FF 85 S SL 78 1-3 ③ K 1-2 3-H		5	1	3	0	0	2	1
25 Derrek Lee, R (1, 3) OBP: 0.280, SLG: 0.351		C FF 90 T FF 91 B FF 92 S FF 92 1-3 ① K		C SI 92 F FF 92 B FF 93 B SL 82 F SI 92 S CU 80 2-3 ① K 2-3		B SI 91 B CH 82 S CH 81 C SI 91 F FF 91 C SI 92 2-3 ① K	B FF 91 D FF 91 B FF 91 B SI 90 4-0 21 BB 1-2 BB			3	0	0	0	1	3	2
21 Milton Bradley, S (1, 9) OBP: 0.329, SLG: 0.371		X FC 85 0-0 ② G3-1		B FF 93 B FF 92 S FF 92 S SI 92 B FF 92 T FF 91 3-2 ② K		B FF 91 X SI 90 1-0 2-H HR	B SL 81 C CH 83 B CH 83 C CH 81 F CH 83 B SI 91 B CH 83 4-2 17 FC6-4 1-2 2-3 BB			3	1	1	2	1	1	1
17 Mike Fontenot, L (1, 5) OBP: 0.319, SLG: 0.414		B FF 91 F FC 85 B FF 92 S FF 92 F FC 86 B FF 93 F SL 80 B FF 92 4-2 BB		B CH 84 F FF 92 F FF 92 D CU 79 F FF 92 F FF 92 B CU 78 X CU 78 3-2 ③ L5		C CU 77 T FF 91 F FF 91 S SL 84 0-3 ② K	C SI 91 S CH 83 B CH 83 B SI 90 X CH 82 2-2 ③ FC6-4 1-2f			3	0	0	0	1	1	4
18 Geovany Soto, R (1, 2) OBP: 0.305, SLG: 0.200		C SI 92 B FC 86 1 SAFE F SI 93 B SI 94 F FF 93 S CU 78 2-3 ③ K			B CU 80 C FF 90 B FF 91 B SI 91 C FF 90 B FF 91 4-2 40 SH1-4 12 2B BB	F FF 90 B CU 78 B CU 78 S CH 82 X FF 91 2-2 1B		C FF 83 B SL 79 F FF 85 B SL 80 S SL 79 2-3 ① K		3	1	1	0	1	2	1
7 Aaron Miles, S (1, 4) OBP: 0.265, SLG: 0.273			C FF 89 C CU 74 F CU 79 X FF 92 0-2 ① F7		F FF 90 C FF 92 B CU 78 F SI 92 F FF 91 C CU 77 1-3 ① K	X SI 89 0-0 ③ G6-3		C FF 85 B SI 86 X SI 84 1-1 6 1B 12 1B 1B		4	1	1	0	0	1	2
40 Rich Harden, L (1, 1) OBP: 0.286, SLG: 0.231 47 Aaron Heilman, R (7, 1) 24 Bobby Scales, S (7, PH) OBP: 0.429, SLG: 0.786 49 Carlos Marmol, R (8, 1) 6 Micah Hoffpauir, L (8, PH) OBP: 0.353, SLG: 0.632 63 Kevin Gregg, R (9, 1)			X FF 90 0-0 ② B1-3		C FF 91 X FF 91 0-1 ② SH1-4 1-2		X SI 90 0-0 HR	F SI 85 1 SAFE X SI 85 0-1 ② 2 FC6-4 1 WP 12 1B 1-3 1B		1 0 1 0 1 0	0 0 1 0 1 0	0 0 1 0 1 0	0 0 1 0 0 0	0 0 0 0 0 0	0 0 1 0 0 0	0 0 1 0 0 0
Inning Stats	R: 0 E: 0 K: 1 S: 7 H: 0 LOB: 0 BB: 0 P: 11	R: 0 E: 0 K: 2 S: 12 H: 0 LOB: 1 BB: 1 P: 19	R: 0 E: 0 K: 1 S: 11 H: 1 LOB: 1 BB: 0 P: 14	R: 0 E: 0 K: 2 S: 14 H: 1 LOB: 1 BB: 0 P: 24	R: 1 E: 0 K: 1 S: 13 H: 1 LOB: 1 BB: 1 P: 19	R: 2 E: 0 K: 2 S: 16 H: 3 LOB: 1 BB: 0 P: 24	R: 1 E: 0 K: 0 S: 16 H: 2 LOB: 3 BB: 2 P: 29	R: 2 E: 0 K: 2 S: 16 H: 3 LOB: 1 BB: 0 P: 23			1B: 5 2B: 4 3B: 0 HR: 2 SF: 0 SAC: 1 DP: 0 HBP: 0			WP: 2 PB: 0 SB: 1 CS: 0 PA: 39	

PITCHER		IP	WLS	BF	H	R	ER	SO	BB	IBB	HBP	BLK	WP	HR	S	P	ERA	WHIP
44 Jake Peavy, R ERA: 4.3	(1, 1)	6.0	L	26	6	3	3	9	2	0	0	0	1	1	73	111	4.50	1.333
46 Edwin Moreno, R ERA: 4.67	(7, 1)	1.0		7	2	1	1	0	2	0	0	0	0	1	16	29	9.00	4.000
43 Cla Meredith, R ERA: 4.5	(8, 1)	1.0		6	3	2	2	2	0	0	0	0	1	0	16	23	18.00	3.000

PITCHER	IP	WLS	BF	H	R	ER	SO	BB	IBB	HBP	BLK	WP	HR	S	P	ERA	WHIP

BOTTOM

San Diego Padres @ Chicago Cubs

Wrigley Field, Chicago, IL

Tue May 12 2009, 7:05 PM CDT

Att. 39,963 - Partly Cloudy - 63 F

livebaseballscorecards.com

AB	34
R	6
H	11
RBI	5
BB	4
SO	11
LOB	15

Batter	1	2	3	4	5	6	7	8	9	AB	R	H	RBI	BB	SO	LOB
12 Scott Hairston, R (1, 8) OBP: 0.393, SLG: 0.610	C FF 85 X CH 78 0-1 23 HR 1B	X SL 83 0-0 ③ P3			B CH 78 C FF 87 F CU 68 B FF 87 C SL 83 2-3 ③ K		C FF 92 X SI 93 0-1 1-2 1B			4	1	2	0	0	1	2
22 David Eckstein, R (1, 4) OBP: 0.331, SLG: 0.347	1 SAFE C FF 84 B FF 85 1 SAFE B SL 79 C SL 79 F CU 67 X FF 87 2-2 ① F7		B CH 80 C SL 79 C CU 66 X CU 64 1-2 ① G4-3			C CH 82 C CU 66 X SI 83 0-2 ① F7	C FF 94 X FC 86 0-1 ② F7			4	0	0	0	0	0	3
23 Adrián González, L (1, 3) OBP: 0.393, SLG: 0.638	X FF 87 0-0 1-H HR		C FF 86 B CU 70 B CH 77 F SL 82 X FF 89 2-2 ② F8			X CU 70 0-0 HR	B FC 88 B FC 89 B FC 89 X FC 88 3-0 ③ G4-3			4	2	2	3	0	0	2
7 Chase Headley, S (1, 7) OBP: 0.313, SLG: 0.407	C SL 82 B CU 69 C SL 84 F FF 89 B CH 78 F FF 86 S FF 87 2-3 ② K		S CH 76 X CH 77 0-1 ③ G6-3			B SL 81 B SL 83 S FF 85 X SL 83 2-1 5 1B 2B		S SL 82 B SL 83 X FF 92 1-1 5 G6-3 1B		4	0	2	0	0	1	0
5 Kevin Kouzmanoff, R (1, 5) OBP: 0.258, SLG: 0.296	X FF 85 0-0 ③ F9			C FF 84 B CU 68 S SL 80 F CU 70 S FF 86 1-3 ① K		C FF 86 B FF 87 X FF 88 1-1 2-3 1B		S SL 82 B SL 82 X SL 83 1-1 ①② G6-3 1-2f		4	0	1	0	0	1	1
4 Nick Hundley, R (1, 2) OBP: 0.347, SLG: 0.386		C SL 80 C CU 66 B CH 75 F FF 86 F CU 69 F SL 82 X SL 82 1-2 ① F8		F FF 85 C FF 86 F FF 89 F CU 71 S FF 88 0-3 ② K		F FF 88 B CU 72 S FF 88 C FF 88 1-3 ② K		C FF 92 B FF 92 B FF 92 C SL 82 B SL 83 B SL 83 4-2 24 WP 33 1B BB		3	1	0	0	1	2	2
24 Brian Giles, L (1, 9) OBP: 0.248, SLG: 0.220		C CH 79 X CU 67 0-1 15 1B 1B		X FF 88 0-0 ③ L3		X SL 83 0-0 ③ F7		B SL 84 C SL 83 F FF 92 B SL 84 B SL 85 F FF 93 B SL 83 4-2 33 1B 1-2 BB		3	0	1	0	1	0	2
15 Luis Antonio Rodriguez, S (3, 6) OBP: 0.396, SLG: 0.346 29 Kevin Correia, R (7, PR) OBP: 0.400, SLG: 0.600 57 Luke Gregerson, L (7, 1) 33 Jody Gerut, L (8, PH) OBP: 0.272, SLG: 0.423 50 Duaner Sanchez, R (8, 1)		B SL 82 X SL 80 1-0 32 SH1-4 1-3 1B			B FF 85 X SL 81 1-0 ① F8		F FF 84 X FF 85 0-1 12 1B 1B	B FF 93 S SL 83 X SL 82 1-1 ③ 1-3 2-H 1B		3 0 0 1 0	0 0 0 0 0	2 0 0 1 0	0 0 0 1 0	0 0 0 0 0	0 0 0 0 0	0 0 0 0 0
32 Chris Young, R (1, 1) OBP: 0.267, SLG: 0.214 2 Edgar Gonzalez, R (5, PH) OBP: 0.239, SLG: 0.429 45 Edward Mujica, R (5, 1) 8 Chris Burke, R (7, PH) OBP: 0.364, SLG: 0.393 (7, 6)		L FF 87 X FF 87 0-1 ② SH1-4 1-2			B SL 81 C SL 84 C CU 68 F CU 71 C FF 89 1-3 ② K		C SL 82 F SL 82 S CU 70 0-3 ① K			0 1 0 1	0 0 0 0	0 0 0 0	0 0 0 0	0 1 0 1	0 0 0 0	0 0 0 1
Inning Stats	R: 2 E: 0 K: 1 S: 13 H: 2 LOB: 0 BB: 0 P: 17	R: 0 E: 0 K: 0 S: 12 H: 2 LOB: 2 BB: 0 P: 14	R: 0 E: 0 K: 0 S: 8 H: 0 LOB: 0 BB: 0 P: 11	R: 0 E: 0 K: 2 S: 10 H: 0 LOB: 0 BB: 0 P: 11	R: 0 E: 0 K: 2 S: 8 H: 0 LOB: 0 BB: 0 P: 12	R: 1 E: 0 K: 1 S: 12 H: 3 LOB: 2 BB: 0 P: 16	R: 0 E: 0 K: 1 S: 10 H: 2 LOB: 2 BB: 0 P: 13	R: 1 E: 0 K: 0 S: 11 H: 2 LOB: 2 BB: 2 P: 22		1B: 8 2B: 1 3B: 0 HR: 2 SF: 0 SAC: 1 DP: 1 HBP: 0				WP: 1 PB: 0 SB: 0 CS: 0 PA: 35		

PITCHER		IP	WLS	BF	H	R	ER	SO	BB	IBB	HBP	BLK	WP	HR	S	P	ERA	WHIP
30 Ted Lilly, L ERA: 3.27	(1, 1)	6.1	W	27	8	3	3	7	0	0	0	0	0	2	68	86	4.26	1.263
37 Angel Guzman, R ERA: 3.5	(7, 1)	0.2	H	3	1	0	0	0	0	0	0	0	0	0	5	8	0.00	1.500
49 Carlos Marmol, R ERA: 4.24	(8, 1)	1.0	S	5	2	1	1	0	2	0	0	0	1	0	11	22	9.00	4.000

PITCHER	IP	WLS	BF	H	R	ER	SO	BB	IBB	HBP	BLK	WP	HR	S	P	ERA	WHIP

San Diego Padres @ Chicago Cubs

Wrigley Field, Chicago, IL

Wed May 13 2009, 7:05 PM CDT

Att. 38,410 - Cloudy - 65 F

TOP

livebaseballscorecards.com

AB	32
R	4
H	11
RBI	4
BB	2
SO	7
LOB	13

Batter	1	2	3	4	5	6	7	8	9	AB	R	H	RBI	BB	SO	LOB
12 Alfonso Soriano, R (1, 7) OBP: 0.344, SLG: 0.588	C FF 85 X FF 85 0-1 HR	C SL 76 B SL 78 B SL 77 B SL 77 F FF 85 H FF 86 4-2 1 FC6-4-5 2 BB HBP		S SL 76 S FF 85 X SL 77 0-2 ② G5-3			C SL 81 F SL 82 B SL 82 X SL 82 1-2 ① F7			3	1	1	1	0	0	0
2 Ryan Theriot, R (1, 6) OBP: 0.364, SLG: 0.480	X FF 85 0-0 HR	1 SAFE B FF 85 T FF 85 L FF 84 1 SAFE B SL 76 F FF 84 B CH 78 1 SAFE 4-2 B FF 85 1 FC6-4-5 1-2 BB		B SL 75 C FF 85 B SL 75 B FF 85 X FF 85 3-1 HR			C SI 91 B FF 91 X SL 84 1-1 ② G1-3			3	2	2	2	1	0	0
1 Kosuke Fukudome, L (1, 8) OBP: 0.449, SLG: 0.553	C FF 84 B SL 77 C SL 78 B FF 85 F SL 77 B FF 85 C FF 85 3-3 ① K	F FF 84 F FF 85 F FF 86 B CU 68 D SL 76 F FF 84 F SL 76 X CH 78 2-2 ②③ FC6-4-5 1-2 2-3		B FF 85 B FF 84 F FF 84 C CH 76 B CH 77 X CH 78 3-2 ③ G3-1			X FF 90 0-0 25 FC4-6 1B			4	0	1	0	0	1	2
25 Derrek Lee, R (1, 3) OBP: 0.270, SLG: 0.337	B FF 85 B SL 77 F FF 86 X FF 86 2-1 ② F8		S SL 76 B FF 86 B FF 86 F FF 85 B SL 77 X SL 77 3-2 ① F8		C FF 92 B SL 82 X SL 82 1-1 ① G6-3		1 SAFE X SL 82 0-0 ③ FC4-6 1-2f			4	0	0	0	0	0	1
21 Milton Bradley, S (1, 9) OBP: 0.341, SLG: 0.375	B FF 86 B SL 78 B FF 87 C FF 86 C FF 85 B FF 87 4-2 17 BB 18 1B BB		S FF 86 X FF 86 0-1 18 HR 1B		B FS 87 B FS 87 B FF 92 S FF 93 C FF 92 X FS 88 3-2 ② G3-1			0-0		3	2	1	0	1	0	0
17 Mike Fontenot, L (1, 4) OBP: 0.319, SLG: 0.406	1 SAFE C FF 84 C SL 77 1 SAFE F FF 86 F SL 76 B FF 85 B SL 76 B FF 85 4-2 B FF 85 18 1B 1-2 BB		S FF 86 B FF 86 B FF 85 C FF 84 S FF 85 2-3 ② K		B FF 92 S FF 90 S FS 87 X FF 92 1-2 ③ F7					2	0	0	0	1	1	1
18 Geovany Soto, R (1, 2) OBP: 0.316, SLG: 0.253	B CH 77 D SL 77 S FF 85 X FF 85 2-1 1-2 2-H 1B		B FF 86 X FF 84 1-0 1-H HR				F FF 91 B FF 92 B FS 86 X SL 81 2-1 ① G6-3			3	1	2	3	0	0	0
4 Ryan Freel, R (1, 5) OBP: 0.333, SLG: 0.158	C FF 84 S SL 77 F SL 76 B FF 84 F FF 86 D SL 76 X SL 77 2-2 ③ P3		B B FF 84 B C F CH 77 S 3-3 ③ K				B SL 83 B FF 92 C FF 92 T FF 92 B FF 92 F FF 92 X FF 93 3-2 ② F8			3	0	0	0	0	1	2
30 Ted Lilly, L (1, 1) 37 Angel Guzman, R (7, 1) 49 Carlos Marmol, R (8, 1)		T FF 82 L FF 85 B SL 77 F FF 85 X SL 77 1-2 ① G3-1		B FF 83 X FF 83 1-0 ① F9			S FF 91 F FF 93 F FF 92 T FF 93 0-2 ③ K			3 0 0	0 0 0	0 0 0	0 0 0	0 0 0	1 0 0	0 0 0
Inning Stats	R: 3 E: 0 K: 1 S: 22 H: 3 LOB: 2 BB: 2 P: 39	R: 0 E: 0 K: 0 S: 15 H: 0 LOB: 1 BB: 1 P: 26	R: 2 E: 0 K: 2 S: 12 H: 2 LOB: 0 BB: 0 P: 21	R: 1 E: 0 K: 0 S: 9 H: 1 LOB: 0 BB: 0 P: 16	R: 0 E: 0 K: 0 S: 8 H: 0 LOB: 0 BB: 0 P: 13	R: 0 E: 0 K: 1 S: 10 H: 0 LOB: 0 BB: 0 P: 15	R: 0 E: 0 K: 0 S: 7 H: 1 LOB: 1 BB: 0 P: 9	R: 0 E: 0 K: 0 S: 0 H: 0 LOB: 0 BB: 0 P: 0		1B: 3 2B: 0 3B: 0 HR: 4 SF: 0 SAC: 0 DP: 1 HBP: 1						

PITCHER		IP	WLS	BF	H	R	ER	SO	BB	IBB	HBP	BLK	WP	HR	S	P	ERA	WHIP
32 Chris Young, R ERA: 5.56	(1, 1)	4.0	L	21	6	6	6	3	3	0	1	0	0	4	58	102	13.50	2.250
45 Edward Mujica, R ERA: 3.63	(5, 1)	2.0		6	0	0	0	1	0	0	0	0	0	0	18	28	0.00	0.000
57 Luke Gregerson, R ERA: 5.5	(7, 1)	1.0		4	1	0	0	0	0	0	0	0	0	0	7	9	0.00	1.000
50 Duaner Sanchez, R ERA: 6.75	(8, 1)	0.0		1	0	0	0	0	0	0	0	0	0	0	0	0	∞	∞

PITCHER	IP	WLS	BF	H	R	ER	SO	BB	IBB	HBP	BLK	WP	HR	S	P	ERA	WHIP

BOTTOM

San Diego Padres @ Chicago Cubs

Wrigley Field, Chicago, IL

Wed May 13 2009, 7:05 PM CDT

Att. 38,410 - Cloudy - 65 F

livebaseballscorecards.com

AB	28
R	6
H	7
RBI	6
BB	3
SO	4
LOB	6

Batter	1	2	3	4	5	6	7	8	9	AB	R	H	RBI	BB	SO	LOB
12 Scott Hairston, R (1, 8) OBP: 0.387, SLG: 0.593	C SI 90 S SL 84 B SL 85 T SL 85 1-2 ① K		B SL 84 B SL 85 X SI 90 2-0 1B			X SL 83 0-0 ① G3		B CU 77 C CH 86 B FF 88 X CH 86 2-1 ② P6		4	0	1	0	0	1	0
22 David Eckstein, R (1, 4) OBP: 0.324, SLG: 0.339 11 Drew Macias, L (7, 9) OBP: 0.400, SLG: 1.200	C SI 90 B SI 91 C SI 92 F SI 92 X SL 86 1-2 ② G4-3		B SI 89 1 SAFE C SI 90 S SL 84 X SI 90 1-2 ③ G4-3			C SI 89 X SI 91 0-1 ② G6-3		B SI 94 C CH 83 S CH 84 B SI 87 B CH 84 X SI 93 3-2 HR		3 1	0 1	0 1	0 1	0 0	0 0	1 0
23 Adrián González, L (1, 3) OBP: 0.403, SLG: 0.659	S FS 82 B FS 82 B SI 92 S FS 82 B SI 92 B SL 84 4-2 BB			C SL 82 B FS 82 B FS 81 B SL 85 X FS 81 3-1 HR		B SI 90 B SL 86 B FF 91 B SI 90 4-0 BB		C SI 90 F CH 86 S SI 94 0-3 ③ K		2	1	1	1	2	1	0
7 Chase Headley, S (1, 7) OBP: 0.303, SLG: 0.393	C SI 90 B FS 81 S FS 83 B FF 91 X FS 82 2-2 ③ P5			B SI 90 X SI 90 1-0 ① G3		B FS 81 C SI 90 C SL 85 D FS 82 D SL 85 S FS 81 3-3 ③ K			X SI 88 0-0 ① F8	4	0	0	0	0	1	2
24 Brian Giles, L (1, 9) OBP: 0.250, SLG: 0.231 5 Kevin Kouzmanoff, R (7, 5) OBP: 0.256, SLG: 0.294		B SI 90 X SL 83 1-0 ① G4-3		B SI 88 B SI 90 B SI 89 C SI 88 C SI 90 X SI 90 3-2 ② F8			B SI 90 X SI 90 1-0 2 F9 8 G6-3 2B		B CU 76 S CH 84 F CH 82 F FF 89 T SI 93 1-2 ② K	3 1	1 0	1 0	0 0	0 0	0 1	0 0
2 Edgar Gonzalez, R (1, 5) OBP: 0.220, SLG: 0.391 (7, 4)		B SI 89 C SI 90 F SI 90 X SL 84 1-2 ② F8		C SI 90 B SL 86 C SL 85 B SI 90 B SL 84 X SI 90 3-2 ③ F8			C SL 84 B SI 91 F SL 85 B FF 91 F SL 86 B FF 91 X SL 86 3-2 ① F9 2-3		F SI 93 C SI 94 F SI 94 C FF 88 0-3 ③ K	4	0	0	0	0	1	1
8 Chris Burke, R (1, 6) OBP: 0.333, SLG: 0.355		B SL 84 C SL 84 F SI 89 F SL 85 B FS 80 X SL 84 2-2 ③ G6-3			B SI 87 C SI 88 B SI 89 X SI 89 2-1 ① F9		X SI 91 0-0 ② G6-3 3-H			3	0	0	1	0	0	0
28 Henry Blanco, R (1, 2) OBP: 0.244, SLG: 0.375			B SL 84 C SI 90 B SL 86 B SI 90 X SI 91 3-1 ① P5		C SL 82 X SL 85 0-1 ② P3		C SL 84 B FF 91 B FF 91 S FF 91 B FF 92 S FF 91 3-3 ③ K			3	0	0	0	0	1	0
49 Chad Gaudin, R (1, 1) 59 Luis Perdomo, R (5, 1) 50 Duaner Sanchez, R (5, 1) 43 Cla Meredith, R (7, 1) 33 Jody Gerut, L (8, PH) OBP: 0.269, SLG: 0.418 21 Heath Bell, R (8, 1)			C SI 89 B SI 90 C SI 90 S SL 84 1-3 ② K		F SI 89 F SL 83 C SI 89 0-3 ③ K			B SI 88 F SI 86 B CH 81 F SI 92 B SI 93 F CH 84 F SI 93 F CH 83 F CH 84 3-2 ① F8		2 0 0 0 0 1 0	0 0 0 0 0 0 0	0 0 0 0 0 0 0	0 0 0 0 0 0 0	2 0 0 0 0 0 0	0 0 0 0 0 0 0
Inning Stats	R: 0 E: 0 K: 1 S: 12 H: 0 LOB: 1 BB: 1 P: 20	R: 0 E: 0 K: 0 S: 8 H: 0 LOB: 0 BB: 0 P: 12	R: 0 E: 0 K: 1 S: 9 H: 1 LOB: 1 BB: 0 P: 16	R: 1 E: 0 K: 0 S: 9 H: 1 LOB: 0 BB: 0 P: 19	R: 0 E: 0 K: 1 S: 7 H: 0 LOB: 0 BB: 0 P: 9	R: 0 E: 0 K: 1 S: 6 H: 0 LOB: 1 BB: 1 P: 13	R: 1 E: 0 K: 1 S: 9 H: 1 LOB: 0 BB: 0 P: 16	R: 1 E: 0 K: 1 S: 16 H: 1 LOB: 0 BB: 0 P: 24	R: 0 E: 0 K: 2 S: 9 H: 0 LOB: 0 BB: 0 P: 10	1B: 1 2B: 1 3B: 0 HR: 2	SF: 0 SAC: 0 DP: 0 HBP: 0					

PITCHER		IP	WLS	BF	H	R	ER	SO	BB	IBB	HBP	BLK	WP	HR	S	P	ERA	WHIP
46 Ryan Dempster, R ERA: 4.65	(1, 1)	7.0	W	26	3	2	2	5	2	0	0	0	0	1	60	105	2.57	0.714
58 Jose Ascanio, R ERA: 4.5	(8, 1)	2.0		7	1	1	1	3	0	0	0	0	0	1	25	34	4.50	0.500

PITCHER		IP	WLS	BF	H	R	ER	SO	BB	IBB	HBP	BLK	WP	HR	S	P	ERA	WHIP

TOP

San Diego Padres @ Chicago Cubs

Wrigley Field, Chicago, IL

Thu May 14 2009, 1:20 PM CDT

Att. 39,728 - Sunny - 62 F

livebaseballscorecards.com

AB	31
R	3
H	4
RBI	3
BB	2
SO	8
LOB	4

PA: 33

Batter	1	2	3	4	5	6	7	8	9	AB	R	H	RBI	BB	SO	LOB
12 Alfonso Soriano, R (1, 7) OBP: 0.340, SLG: 0.571 4 Ryan Freel, R (7, 7) OBP: 0.320, SLG: 0.150	B SI 88 B SL 79 B SI 89 C CH 87 S SL 80 X SL 80 3-2 ① G6-3	B SL 81 C SL 77 C SL 79 F SL 80 S FF 92 1-3 ③ K			X SL 77 0-0 ① P4 C SI 86 B SL 79 R FC 86 S FC 86 4-1 1-2 BB	B FC 88 D CH 80 T FC 87 X FF 86 2-1 ③ G6-3		B FF 93 C FF 93 C CU 82 S FF 94 1-3 ③ K		4 1	0 0	0 0	0 0	1 0	1 1	2 1
2 Ryan Theriot, R (1, 6) OBP: 0.372, SLG: 0.484	B FF 89 S FF 89 B SL 80 B FF 90 B FF 88 4-1 18 E, 6 BB BB	B FF 88 B SI 88 B FF 89 C FF 88 X FF 88 3-1 6 F9, 18 SF9 2B	B FF 89 4-1 6 BB, 1 BB, 18 BB BB B FC 86 1-1 G3-1		C SI 86 B SL 79 F FF 85 B SL 78 B SL 78 S 3-3 ① K			3	2	1	0	2	1	2
1 Kosuke Fukudome, L (1, 9) OBP: 0.462, SLG: 0.557	C FF 89 B SI 89 S SL 78 B SL 75 1 SAFE X FF 88 2-2 ② P6	B CH 89 B FF 87 B FF 88 C FF 89 B SI 88 4-1 BB	S CH 87 1 SAFE B CH 87 S SL 78 B SL 77 1 SAFE F FF 89 1 SAFE 1 SAFE 4-2 B SI 89 1 SAFE F SL 77 F SL 77 B SL 88 18 BB, 6 BB, 9 2B 1-2 BB	X SI 88 0-0 6 FC3-6 1B	C SI 86 B SL 78 F SI 86 X SL 80 1-2 55 BB 1B			3	1	2	0	2	0	1
6 Micah Hoffpauir, L (1, 3) OBP: 0.356, SLG: 0.508	B FF 89 D CH 85 F SI 89 F SL 78 B SL 78 B SL 76 4-2 18 E 1-2 BB	F SI 89 C SI 89 F FF 90 F SL 78 X FF 90 0-2 ① F9 2-3	B FF 89 B SL 76 B FF 88 B FF 88 4-0 18 BB, 9 2B 1-2 2-3 BB	B FC 85 B CH 79 X SI 88 2-0 ① FC3-6 9 1B, 24 2B 1-2f	B SI 87 F SI 86 B SL 80 B SI 86 F FF 85 S FF 86 3-3 ② K			3	2	0	0	2	1	4
18 Geovany Soto, R (1, 2) OBP: 0.314, SLG: 0.247 55 Koyie Hill, S (7, PH) OBP: 0.405, SLG: 0.444 (8, 2)	B SL 78 C SL 79 F FF 90 F SL 78 X SL 77 1-2 E5 2-3	B SL 76 C FF 88 X FF 90 1-1 ② SF9 3-H	B FF 92 D SL 87 B FF 91 C FF 91 B FF 92 4-1 9 2B, 24 2B 1-2 2-3 3-H BB	B FC 87 B CH 81 X SI 87 2-0 ② F9	C FF 85 B SL 78 S SL 79 B SL 81 B FF 86 B SI 85 4-2 1-2 BB			2 0	1 0	0 0	2 0	1 1	0 0	3 0
9 Reed Johnson, R (1, 8) OBP: 0.323, SLG: 0.296	B SL 78 C FF 91 F FF 91 S SL 78 1-3 ③ K	C FF 89 C FF 90 X SL 86 0-2 ③ F7			B SL 87 F SI 91 X SI 93 1-1 24 2B 1-3 2-H 3-H 2B	X SI 90 0-0 24 2B 1B	C FF 86 S SL 80 S SL 80 0-3 ③ K			5	2	2	2	0	2	6
24 Bobby Scales, S (1, 5) OBP: 0.474, SLG: 0.833		C SL 79 S SL 77 B SL 77 B FF 90 B CH 86 B SL 78 4-2 46 G3, 7 G6-3 BB	B CH 82 B SL 76 B FF 87 C FF 88 F SL 77 X SL 80 3-2 ① G5-3	B CH 87 B SI 93 B SL 87 C SI 92 X SI 91 3-1 46 1B 2-H 3-H 2B	D CH 82 F CH 80 F FC 88 B SI 90 B CH 78 X CH 81 3-2 7 2B 1-H 3-H 2B		C SI 93 B CU 78 C FF 93 B FF 95 X CU 81 2-2 ① G1-3		4	2	2	4	1	0	0
7 Aaron Miles, S (1, 4) OBP: 0.273, SLG: 0.293		C FF 88 B FF 88 X SI 89 1-1 ① G6-3 1-2	C FF 89 B SI 89 C SL 78 F SL 80 B FF 92 S SI 89 2-3 ② K	B CH 75 F FC 83 B SI 87 B CH 78 S CH 77 X CH 78 3-2 ② F7	C SI 89 X SI 89 0-1 46 2B 2-H 2B		X SI 92 0-0 1B		5	1	2	1	0	1	2
46 Ryan Dempster, R (1, 1) OBP: 0.150, SLG: 0.158 58 Jose Ascanio, R (8, 1)		B FF 89 C SL 76 B FF 90 X FF 88 2-1 ② G3 2-3	X FF 91 0-0 ③ G5-3	F FF 88 X FC 85 0-1 12 BB 2-H 1B	X FF 89 0-0 2-H 2B		B FF 92 S FF 92 F FF 92 S FF 92 1-3 ② K		4 1	0 0	2 0	2 0	0 0	0 1	1 1
Inning Stats	R: 0 E: 1 K: 1 S: 16 H: 0 LOB: 3 BB: 2 P: 31	R: 0 E: 0 K: 1 S: 10 H: 0 LOB: 1 BB: 1 P: 18	R: 1 E: 0 K: 0 S: 13 H: 1 LOB: 1 BB: 1 P: 21	R: 0 E: 0 K: 1 S: 8 H: 0 LOB: 0 BB: 0 P: 13	R: 6 E: 0 K: 0 S: 20 H: 3 LOB: 2 BB: 5 P: 48	R: 4 E: 0 K: 0 S: 12 H: 5 LOB: 1 BB: 0 P: 21	R: 0 E: 0 K: 3 S: 14 H: 1 LOB: 2 BB: 1 P: 25	R: 0 E: 0 K: 2 S: 10 H: 1 LOB: 1 BB: 0 P: 14		1B: 5 2B: 6 3B: 0 HR: 0 SF: 1 SAC: 0 DP: 0 HBP: 0						

PITCHER		IP	WLS	BF	H	R	ER	SO	BB	IBB	HBP	BLK	WP	HR	S	P	ERA	WHIP
49 Chad Gaudin, R ERA: 4.91	(1, 1)	4.1	L	22	1	4	4	3	7	0	0	0	0	0	54	102	8.31	1.846
59 Luis Perdomo, R ERA: 5.84	(5, 1)	0.0		3	2	2	2	0	1	0	0	0	0	0	5	13	∞	∞
50 Duaner Sanchez, R ERA: 9.0	(5, 1)	1.2		12	6	5	5	0	1	0	0	0	0	0	20	37	27.00	4.200
43 Cla Meredith, R ERA: 4.15	(7, 1)	1.0		5	1	0	0	3	1	0	0	0	0	0	14	25	0.00	2.000
21 Heath Bell, R ERA:	(8, 1)	1.0		4	1	0	0	2	0	0	0	0	0	0	10	14	0.00	1.000

PITCHER	IP	WLS	BF	H	R	ER	SO	BB	IBB	HBP	BLK	WP	HR	S	P	ERA	WHIP

BOTTOM

San Diego Padres @ Chicago Cubs

Wrigley Field, Chicago, IL

Thu May 14 2009, 1:20 PM CDT

Att. 39,728 - Sunny - 62 F

livebaseballscorecards.com

AB	35
R	11
H	11
RBI	11
BB	10
SO	8
LOB	23

WP: 0 PA: 46
PB: 0
SB: 0
CS: 0

Batter	1	2	3	4	5	6	7	8	9	AB	R	H	RBI	BB	SO	LOB
3 Willy Taveras, R (1, 8) OBP: 0.371, SLG: 0.400	B CH 88 X CH 89 1-0 ① P2			C CH 90 B SL 83 B SL 84 B CH 90 X CH 90 3-1 ① P3		C FC 90 B CU 75 F SL 85 C FC 90 1-3 ① K		C SL 83 B SL 84 S SI 92 B SI 93 X SL 85 2-2 ① F8		4	0	0	0	0	1	0
15 Jerry Hairston, R (1, 5) OBP: 0.312, SLG: 0.453	C CH 90 X SL 82 0-1 ② F7			B SL 85 C SL 83 F CH 91 F CH 92 F SL 84 S CU 75 1-3 ② K		B SI 92 X SI 91 1-0 ② G5-3		C SL 83 B FF 91 S SL 85 X SL 85 1-2 ② L7		4	0	0	0	0	1	0
19 Joey Votto, L (1, 3) OBP: 0.477, SLG: 0.600	F CH 91 S SI 92 B CH 91 B FC 92 F CH 92 X SL 84 2-2 ③ F9			B CH 84 X CH 84 1-0 ③ G4-3		B SI 92 B SI 91 C CH 90 X SL 86 2-1 HR		B SI 92 B CH 80 S SL 84 B FF 92 B SI 92 4-1 BB		3	1	1	1	1	0	0
4 Brandon Phillips, R (1, 4) OBP: 0.345, SLG: 0.479		C FF 89 B CU 73 X SL 84 1-1 ① 1B			C SI 90 B CU 76 B CH 90 X FC 92 2-1 ① F9	B SI 91 F CH 92 S FC 92 X CU 76 1-2 ③ G6-3		B FF 95 C FF 94 B FF 95 S CU 84 X FF 94 2-2 ③ F9		4	0	1	0	0	0	1
32 Jay Bruce, L (1, 9) OBP: 0.326, SLG: 0.520		X SI 90 0-0 ② F7			C CH 92 B SL 85 C SL 85 B CH 85 X SL 84 2-2 ② F8		B CH 82 X SI 88 1-0 ① F7		B FF 96 X SI 93 1-0 55 G3 2B	4	0	1	0	0	0	0
55 Ramon Hernandez, R (1, 2) OBP: 0.336, SLG: 0.352		B FC 91 B FC 90 C SL 84 B FC 90 X FC 90 3-1 ③ P5			B CH 84 B SL 85 F CH 92 X CH 90 2-1 2 2B 2B		X SI 90 0-0 ② F8		L CU 80 B SI 94 X FF 95 1-1 ① G3 2-3	4	1	1	0	0	0	1
17 Laynce Nix, L (1, 7) OBP: 0.344, SLG: 0.593			F SL 82 B CH 90 C SL 81 S CH 91 1-3 ① K		B CH 84 C SL 85 B SL 83 B SI 91 I 4-1 2 2B IBB		F SI 90 B FC 90 F CU 75 B CH 92 B FC 91 F SL 84 F SI 90 F SI 90 X CH 91 3-2 2B		X CU 83 0-0 ② P6	3	1	1	0	1	1	1
2 Alex Gonzalez, R (1, 6) OBP: 0.232, SLG: 0.303 21 Chris Dickerson, L (9, PH) OBP: 0.341, SLG: 0.300			C FC 90 F FC 90 B FF 92 B CH 92 X SL 83 2-2 ② F8		C CH 91 B CH 91 S SL 84 X SL 85 1-2 1-H 2-H 2B		I I IN 52 I IN 53 I 4-0 39 FC6-4 IBB		S CU 83 B CU 80 B FF 96 B FF 95 B FF 96 4-1 BB	2 0	0 0	1 0	2 0	1 1	0 0	0 0
39 Aaron Harang, R (1, 1) OBP: 0.111, SLG: 0.059 53 Arthur Rhodes, L (7, 1) 25 David Weathers, R (7, 1) 23 Adam Rosales, R (9, PH) OBP: 0.367, SLG: 0.442			X CH 91 0-0 ③ G6-3		F SL 85 F SL 85 B FC 92 X FF 92 1-2 ③ G4-3		S SL 84 X SL 83 0-1 ③ FC6-4 1-2f		C FF 95 S FF 94 F FF 96 F FF 96 B FF 96 S FF 95 1-3 ③ K	3 0 0 1	0 0 0 0	0 0 0 0	0 0 0 0	0 0 0 1	0 0 0 2	3 0 0 2
Inning Stats	R: 0 E: 0 K: 0 S: 7 H: 0 LOB: 0 BB: 0 P: 10	R: 0 E: 0 K: 0 S: 5 H: 1 LOB: 0 BB: 0 P: 9	R: 0 E: 0 K: 1 S: 7 H: 0 LOB: 0 BB: 0 P: 10	R: 0 E: 0 K: 1 S: 8 H: 0 LOB: 0 BB: 0 P: 13	R: 2 E: 0 K: 0 S: 14 H: 2 LOB: 1 BB: 1 P: 26	R: 1 E: 0 K: 1 S: 9 H: 1 LOB: 0 BB: 0 P: 14	R: 0 E: 0 K: 0 S: 10 H: 1 LOB: 2 BB: 1 P: 18	R: 0 E: 0 K: 0 S: 10 H: 0 LOB: 1 BB: 1 P: 19	R: 0 E: 0 K: 1 S: 10 H: 1 LOB: 2 BB: 1 P: 17	1B: 1 2B: 4 3B: 0 HR: 1 SF: 0 SAC: 0 DP: 0 HBP: 0						

TOP

Cincinnati Reds @ San Diego Padres

PETCO Park, San Diego, CA

Fri May 15 2009, 10:05 PM EDT

Att. 27,021 - Cloudy - 65 F

livebaseballscorecards.com

AB	32
R	3
H	6
RBI	3
BB	4
SO	4
LOB	8

PITCHER		IP	WLS	BF	H	R	ER	SO	BB	IBB	HBP	BLK	WP	HR	S	P	ERA	WHIP
29 Kevin Correia, R ERA: 5.06	(1, 1)	7.0	W	27	5	3	3	3	0	2	0	0	0	1	60	100	3.86	0.714
57 Luke Gregerson, R ERA: 5.3	(8, 1)	0.2	H	3	0	0	0	0	1	0	0	0	0	0	7	14	0.00	1.500
21 Heath Bell, R ERA:	(8, 1)	1.1	S	6	1	0	0	1	1	0	0	0	0	0	13	22	0.00	1.500

PITCHER	IP	WLS	BF	H	R	ER	SO	BB	IBB	HBP	BLK	WP	HR	S	P	ERA	WHIP

Cincinnati Reds @ San Diego Padres

PETCO Park, San Diego, CA

Fri May 15 2009, 10:05 PM EDT

Att. 27,021 - Cloudy - 65 F

livebaseballscorecards.com

BOTTOM

Batter	1	2	3	4	5	6	7	8	9	AB	R	H	RBI	BB	SO	LOB
24 Brian Giles, L (1, 9) OBP: 0.250, SLG: 0.231	B SI 90 X FF 91 1-0 ① G4-3	C SI 91 F SI 93 B SI 93 F SI 92 F SL 85 X FF 93 1-2 ③ P5			B SI 92 B SI 92 B SI 91 C SI 88 X SI 89 3-1 ② F8		B SI 91 F SI 91 X SI 92 1-1 22 1B / 12 1B / 2-3 1B			4	1	1	0	0	0	4
22 David Eckstein, R (1, 4) OBP: 0.321, SLG: 0.336	C FF 90 B SL 83 X SI 92 1-1 ② L5		B FF 89 C FF 90 X SL 82 1-1 ① P5		S SL 82 B FF 92 X SL 81 1-1 ③ F9		S SL 83 D SL 81 F FF 93 B FF 91 F FF 94 X FF 93 2-2 12 1B / 23 BB / 33 SF7 / 1-3 / 3-H 1B			4	1	1	1	0	0	1
23 Adrián González, L (1, 3) OBP: 0.405, SLG: 0.674	C SI 91 B SI 92 S SI 92 B FF 91 B SL 83 X SL 83 3-2 HR		S FF 90 F CU 74 B SI 91 B SI 92 S SI 91 2-3 ② K			B CU 75 X CU 76 1-0 ① G4-3	B SL 83 D SL 81 B SL 82 B SL 83 4-0 12 1B / 1-2 BB			3	1	1	1	1	1	0
12 Scott Hairston, R (1, 7) OBP: 0.381, SLG: 0.578	C FF 92 B SL 83 X FF 92 1-1 ③ P3		C SL 83 C FF 92 S FF 91 0-3 ③ K			B SI 90 C SI 91 F SI 91 S FF 90 1-3 ② K	X SL 84 0-0 / 1-2 / 2-3 / 3-H 1B			4	0	1	1	0	2	0
33 Jody Gerut, L (1, 8)		C FF 89 B FF 90 B CH 82 X FF 90 2-1 ① P4		B CH 81 F FF 89 B CH 83 F CH 83 S FF 91 2-3 ① K		B CU 76 B CH 83 X SI 90 2-0 5 2B / 1B	F FF 88 B FF 88 X FF 88 1-1 ② SF7 / 3-H			3	1	1	1	0	1	0
5 Kevin Kouzmanoff, R (1, 5) OBP: 0.263, SLG: 0.308 21 Heath Bell, R (8, 1)		B SL 83 S SL 82 B SI 88 X SL 81 2-1 4 2B / 1B		B FF 91 F FF 91 F SI 92 S SL 82 1-3 ② K		B SL 82 X SI 92 1-0 1-H 2B	B SI 87 B SI 87 S SL 84 B SI 85 X SL 83 3-1 ③ G1-3			4 0	0 0	2 0	1 0	0 0	1 0	2 0
4 Nick Hundley, R (1, 2) OBP: 0.343, SLG: 0.391		C SI 92 1 SAFE F FF 92 B FF 93 X SL 82 1-2 1-3 2B		X FF 90 0-0 ③ F8		X SL 83 0-0 ③ F8		B SL 82 X SI 87 1-0 ① P3		4	0	1	0	0	0	1
8 Chris Burke, R (1, 6) OBP: 0.350, SLG: 0.353		D SI 91 B FF 91 C SL 83 B FF 89 B SL 84 4-1 BB			C FF 89 C SI 90 B FF 89 B SI 90 X SL 82 2-2 ① F8		F SI 89 X SL 80 0-1 24 1B / 11 G5-3 / 22 1B / 1B	B SI 86 S SL 83 X SI 87 1-1 ② B1		3	1	1	0	1	0	0
29 Kevin Correia, R (1, 1) OBP: 0.429, SLG: 0.500 11 Drew Macias, L (7, PH) OBP: 0.333, SLG: 1.000 57 Luke Gregerson, L (8, 1) 14 Josh Wilson, R (8, 5) OBP: 0.323, SLG: 0.259		B SI 92 B SI 92 B SI 91 C FF 91 F FF 91 F SI 91 C SI 90 3-3 ② K			B SI 89 S FF 88 C FF 91 F FF 91 B SL 81 B FF 92 B SI 90 4-2 BB		X FF 92 0-0 ① G5-3 / 1-2	B SL 84 X FF 88 1-0 ③ P4		1 1 0 1	0 0 0 0	0 0 0 0	0 0 0 0	1 0 0 0	1 0 0 0	3 1 0 0
Inning Stats	R: 1 E: 0 K: 0 S: 8 H: 1 LOB: 0 BB: 0 P: 14	R: 0 E: 0 K: 1 S: 17 H: 2 LOB: 3 BB: 1 P: 30	R: 0 E: 0 K: 2 S: 8 H: 0 LOB: 0 BB: 0 P: 11	R: 0 E: 0 K: 2 S: 7 H: 0 LOB: 0 BB: 0 P: 10	R: 0 E: 0 K: 0 S: 10 H: 0 LOB: 1 BB: 1 P: 20	R: 1 E: 0 K: 1 S: 7 H: 2 LOB: 1 BB: 0 P: 12	R: 3 E: 0 K: 0 S: 14 H: 4 LOB: 2 BB: 1 P: 25	R: 0 E: 0 K: 0 S: 4 H: 0 LOB: 0 BB: 0 P: 7		1B: 6 2B: 2 3B: 0 HR: 1 SF: 1 SAC: 0 DP: 0 HBP: 0						

	AB	32
	R	5
	H	9
	RBI	5
	BB	3
	SO	6
	LOB	12

PITCHER		IP	WLS	BF	H	R	ER	SO	BB	IBB	HBP	BLK	WP	HR	S	P	ERA	WHIP	PITCHER	IP	WLS	BF	H	R	ER	SO	BB	IBB	HBP	BLK	WP	HR	S	P	ERA	WHIP
39 Aaron Harang, R ERA: 3.44	(1, 1)	6.1	L	29	8	5	5	6	2	0	0	0	0	1	66	109	7.11	1.579																	
53 Arthur Rhodes, L ERA:	(7, 1)	0.0		1	0	0	0	0	1	0	0	0	0	0	0	4	∞	∞																	
25 David Weathers, R ERA: 2.13	(7, 1)	1.2		6	1	0	0	0	0	0	0	0	0	0	9	16	0.00	0.600																	

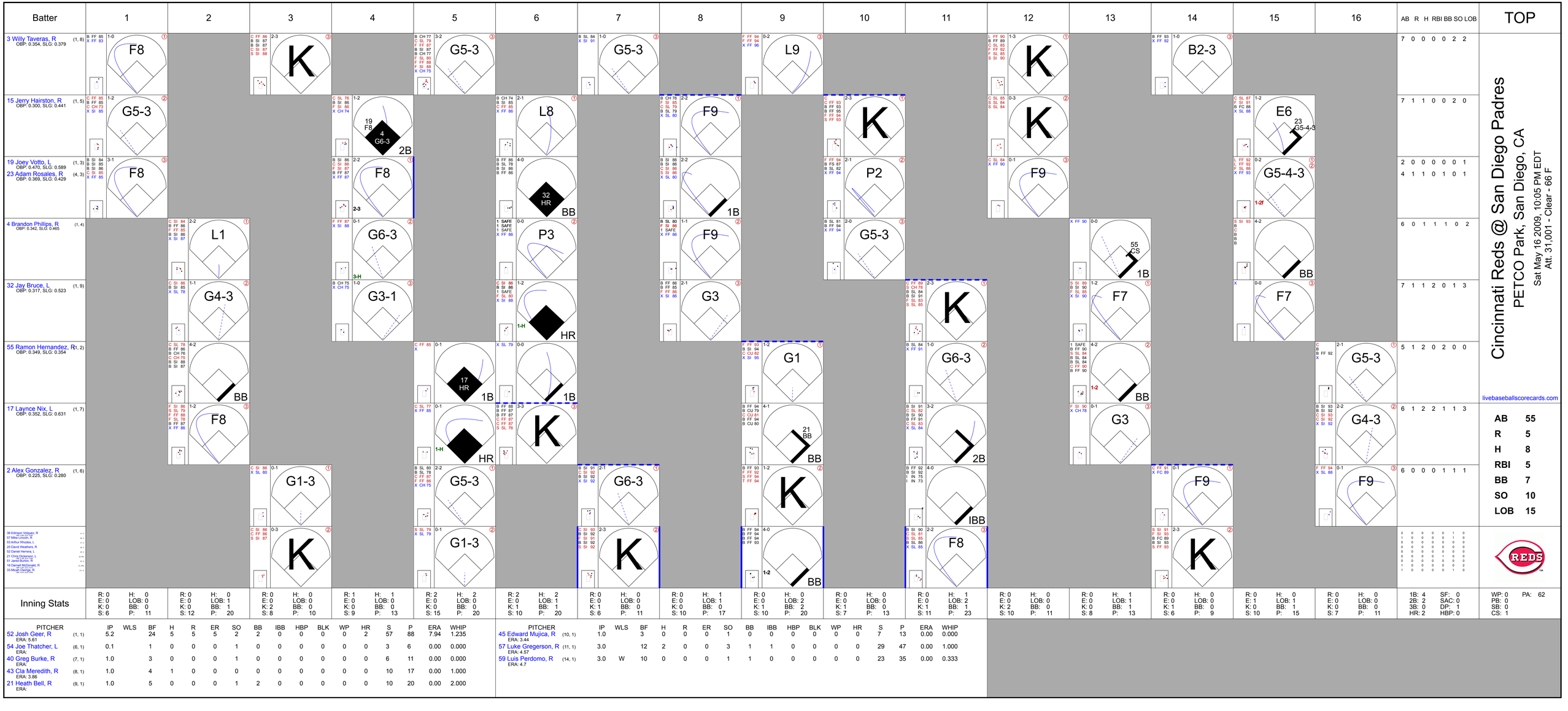
Batter
1
2
3
4
5
6
7
8
9
10
11
12
13
14
15
16
AB R H RBI BB SO LOB
TOP
3 Willy Taveras, R (1, 8)
OBP: 0.354, SLG: 0.379
F8
K
G5-3
G5-3
L9
K
B2-3
15 Jerry Hairston, R (1, 5)
OBP: 0.300, SLG: 0.441
G5-3
19 F8 4 G6-3 2B
F9
K
K
E6 23 G5-4-3
19 Joey Votto, L (1, 3)
23 Adam Rosales, R (4, 3)
OBP: 0.470, SLG: 0.589
OBP: 0.369, SLG: 0.429
F8
F8
L8
32 HR BB
P2
F9
G5-4-3 1-2f
4 Brandon Phillips, R (1, 4)
OBP: 0.342, SLG: 0.465
L1
G6-3 3-H
P3
G5-3
55 CS 1B
BB
32 Jay Bruce, L (1, 9)
OBP: 0.317, SLG: 0.523
G4-3
G3-1
1-H HR
G3
K
F7
F7
55 Ramon Hernandez, R (1, 2)
OBP: 0.349, SLG: 0.354
BB
17 HR 1B
1B
G1
G6-3
BB
G5-3
17 Laynce Nix, L (1, 7)
OBP: 0.352, SLG: 0.631
F8
1-H HR
K
21 BB BB
2B
G3
G4-3
2 Alex Gonzalez, R (1, 6)
OBP: 0.225, SLG: 0.280
G1-3
G5-3
G6-3
K
IBB
F9
F9
36 Edinson Volquez, R
57 Mike Lincoln, R
53 Arthur Rhodes, L
25 David Weathers, R
52 Daniel Herrera, L
21 Chris Dickerson, L
51 Jared Burton, R
16 Darnell McDonald, R
33 Micah Owings, R
K
K
G1-3
K
1-2 BB
F8
K
Inning Stats
R: 0 H: 0
E: 0 LOB: 0
K: 0 BB: 0
S: 6 P: 11
R: 0 H: 0
E: 0 LOB: 1
K: 0 BB: 1
S: 12 P: 20
R: 0 H: 0
E: 0 LOB: 0
K: 2 BB: 0
S: 8 P: 10
R: 1 H: 1
E: 0 LOB: 0
K: 0 BB: 0
S: 9 P: 13
R: 2 H: 2
E: 0 LOB: 0
K: 0 BB: 0
S: 15 P: 20
R: 2 H: 2
E: 0 LOB: 1
K: 1 BB: 1
S: 10 P: 20
R: 0 H: 0
E: 0 LOB: 0
K: 1 BB: 0
S: 6 P: 11
R: 0 H: 1
E: 0 LOB: 0
K: 0 BB: 0
S: 10 P: 17
R: 0 H: 0
E: 0 LOB: 2
K: 1 BB: 2
S: 10 P: 20
R: 0 H: 0
E: 0 LOB: 0
K: 1 BB: 0
S: 7 P: 13
R: 0 H: 1
E: 0 LOB: 2
K: 1 BB: 1
S: 11 P: 23
R: 0 H: 0
E: 0 LOB: 0
K: 2 BB: 0
S: 10 P: 11
R: 0 H: 1
E: 0 LOB: 1
K: 0 BB: 1
S: 8 P: 13
R: 0 H: 0
E: 0 LOB: 0
K: 1 BB: 0
S: 6 P: 9
R: 0 H: 1
E: 1 LOB: 1
K: 0 BB: 1
S: 10 P: 15
R: 0 H: 0
E: 0 LOB: 0
K: 0 BB: 0
S: 7 P: 11
1B: 4 SF: 0
2B: 2 SAC: 0
3B: 0 DP: 1
HR: 2 HBP: 0
WP: 0 PA: 62
PB: 0
SB: 0
CS: 1
PITCHER IP WLS BF H R ER SO BB IBB HBP BLK WP HR S P ERA WHIP
52 Josh Geer, R (1, 1) 5.2 24 5 5 5 2 2 0 0 0 0 0 2 57 88 7.94 1.235
ERA: 5.61
54 Joe Thatcher, L (6, 1) 0.1 1 0 0 0 1 0 0 0 0 0 0 0 3 6 0.00 0.000
ERA:
40 Greg Burke, R (7, 1) 1.0 3 0 0 0 1 0 0 0 0 0 0 0 6 11 0.00 0.000
ERA:
43 Cla Meredith, R (8, 1) 1.0 4 1 0 0 0 0 0 0 0 0 0 0 10 17 0.00 1.000
ERA: 3.86
21 Heath Bell, R (9, 1) 1.0 5 0 0 0 1 2 0 0 0 0 0 0 10 20 0.00 2.000
ERA:
PITCHER IP WLS BF H R ER SO BB IBB HBP BLK WP HR S P ERA WHIP
45 Edward Mujica, R (10, 1) 1.0 3 0 0 0 1 0 0 0 0 0 0 7 13 0.00 0.000
ERA: 3.44
57 Luke Gregerson, R (11, 1) 3.0 12 2 0 0 0 3 1 1 0 0 0 0 29 47 0.00 1.000
ERA: 4.57
59 Luis Perdomo, R (14, 1) 3.0 W 10 0 0 0 1 1 0 0 0 0 0 23 35 0.00 0.333
ERA: 4.7
Cincinnati Reds @ San Diego Padres
PETCO Park, San Diego, CA
Sat May 16 2009, 10:05 PM EDT
Att. 31,001 - Clear - 66 F
livebaseballscorecards.com
AB 55
R 5
H 8
RBI 5
BB 7
SO 10
LOB 15

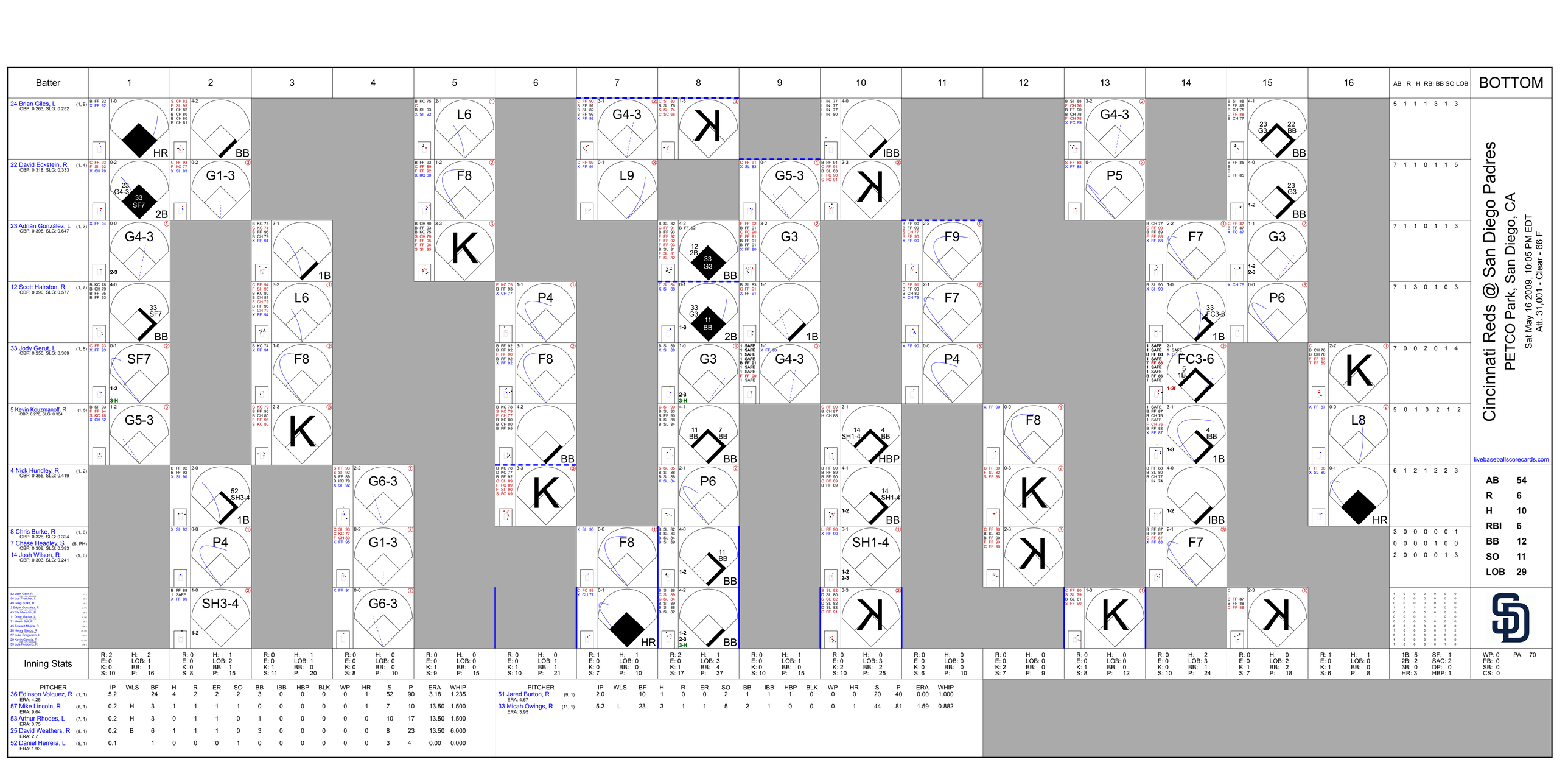
Batter
1
2
3
4
5
6
7
8
9
10
11
12
13
14
15
16
AB R H RBI BB SO LOB
BOTTOM
24 Brian Giles, L (1, 9) OBP: 0.263, SLG: 0.252
22 David Eckstein, R (1, 4) OBP: 0.318, SLG: 0.333
23 Adrián González, L (1, 3) OBP: 0.398, SLG: 0.647
12 Scott Hairston, R (1, 7) OBP: 0.390, SLG: 0.577
33 Jody Gerut, L (1, 8) OBP: 0.250, SLG: 0.389
5 Kevin Kouzmanoff, R (1, 5) OBP: 0.276, SLG: 0.304
4 Nick Hundley, R (1, 2) OBP: 0.355, SLG: 0.419
8 Chris Burke, R (1, 6) OBP: 0.326, SLG: 0.324
7 Chase Headley, S (8, PH) OBP: 0.308, SLG: 0.393
14 Josh Wilson, R (9, 6) OBP: 0.303, SLG: 0.241
52 Josh Geer, R
54 Joe Thatcher, L
40 Greg Burke, R
2 Edgar Gonzalez, R
43 Cla Meredith, R
11 Drew Macias, L
21 Heath Bell, R
45 Edward Mujica, R
28 Henry Blanco, R
57 Luke Gregerson, L
29 Kevin Correia, R
59 Luis Perdomo, R
Cincinnati Reds @ San Diego Padres
PETCO Park, San Diego, CA
Sat May 16 2009, 10:05 PM EDT
Att. 31,001 - Clear - 66 F
livebaseballscorecards.com
AB 54
R 6
H 10
RBI 6
BB 12
SO 11
LOB 29
Inning Stats
PITCHER
36 Edinson Volquez, R (1, 1) ERA: 4.25
57 Mike Lincoln, R (6, 1) ERA: 9.64
53 Arthur Rhodes, L (7, 1) ERA: 0.75
25 David Weathers, R (8, 1) ERA: 2.7
52 Daniel Herrera, L (8, 1) ERA: 1.93
51 Jared Burton, R (9, 1) ERA: 4.67
33 Micah Owings, R (11, 1) ERA: 3.95
IP WLS BF H R ER SO BB IBB HBP BLK WP HR S P ERA WHIP
5.2 24 4 2 2 2 3 0 0 0 0 1 52 90 3.18 1.235
0.2 H 3 1 1 1 1 0 0 0 0 0 1 7 10 13.50 1.500
0.2 H 3 0 1 1 0 1 0 0 0 0 0 0 10 17 13.50 1.500
0.2 B 6 1 1 1 0 3 0 0 0 0 0 0 8 23 13.50 6.000
0.1 1 0 0 0 1 0 0 0 0 0 0 3 4 0.00 0.000
2.0 10 1 1 0 0 2 1 1 0 0 0 1 44 81 1.59 0.882
5.2 L 23 3 1 1 5 2 1 0 0 0 1 20 40 0.00 1.000
1B: 5
2B: 2
3B: 0
HR: 3
SF: 1
SAC: 2
DP: 0
HBP: 1
WP: 0
PB: 0
SB: 0
CS: 0
PA: 70

Cincinnati Reds @ San Diego Padres

PETCO Park, San Diego, CA

Sun May 17 2009, 4:05 PM EDT

Att. 21,123 - Partly Cloudy - 70 F

livebaseballscorecards.com

Batter	1	2	3	4	5	6	7	8	9	AB	R	H	RBI	BB	SO	LOB
21 Chris Dickerson, L (1, 8) OBP: 0.356, SLG: 0.365	B FF 89 C FF 91 B FF 92 B FF 92 S SI 91 X FF 93 3-2 15 FC1-5 2B		X 0-0 ③ F7			C FF 91 C CU 79 B SL 81 B CU 79 B FF 92 F SL 82 F SL 81 F FF 92 F FF 93 3-2 X SL 81 HR			F FF 92 B CH 84 B SI 92 T FF 93 X SL 81 2-2 ② G4-1	4	1	2	1	0	0	0
15 Jerry Hairston, R (1, 5) OBP: 0.298, SLG: 0.433	C FF 93 X SI 92 0-1 ① FC1-5 2-3			C F X CU 77 0-2 ① G6-3		C FF 91 S SI 93 X SI 94 0-2 ③ G3-1			C FF 93 F SL 84 F SI 93 B SL 82 X CU 81 1-2 1B	4	0	1	0	0	0	1
32 Jay Bruce, L (1, 9) OBP: 0.309, SLG: 0.507	C FF 93 X FF 92 0-1 ② F7			C CH 82 B CU 78 B FF 92 S CU 81 F SL 81 F SL 80 B FF 93 X SL 80 3-2 ② F7			S CU 78 X SI 91 0-1 ① G4-3		C CU 79 C FF 94 F FC 85 F SL 82 F FF 94 S CU 80 0-3 ③ K	4	0	0	0	0	1	2
4 Brandon Phillips, R (1, 4) OBP: 0.336, SLG: 0.454	F FF 93 1 SAFE F FF 93 B FF 94 X SI 93 1-2 ③ G3			C SI 93 C SI 92 B FC 88 X SI 94 1-2 ③ P3			B FF 92 S CH 82 C SI 93 F SL 83 F CU 80 S SI 94 1-3 ② K			3	0	0	0	0	1	1
17 Laynce Nix, L (1, 7) OBP: 0.338, SLG: 0.603		F FF 90 F CU 77 F SL 82 C FF 94 0-3 ① K			C CH 81 F SI 93 C SL 82 0-3 ① K		B CU 79 C CU 78 B CH 84 S CH 85 S SL 81 2-3 ③ K			3	0	0	0	0	3	0
23 Adam Rosales, R (1, 3) OBP: 0.353, SLG: 0.407		T FF 91 X FF 91 0-1 ② F9			C FC 85 S SL 78 B CU 78 C FF 92 1-3 ② K			B SL 80 F FC 85 X FF 92 1-1 ① F9		3	0	0	0	0	1	0
29 Ryan Hanigan, R (1, 2) OBP: 0.360, SLG: 0.333		C FF 91 X SL 80 0-1 ③ G6-3			B FC 85 X SL 81 1-0 ③ P4			B FF 92 C FF 91 F FF 92 B FF 93 F SI 93 B FF 93 F SI 92 X FF 93 3-2 7 G5-4-3 1B		3	0	1	0	0	0	0
7 Paul Janish, R (1, 6) OBP: 0.389, SLG: 0.406			B SI 88 B SI 93 B FF 92 C SI 92 S FF 92 F FF 93 C 3-3 ① K			X SI 91 0-0 ① F9		C SI 93 F SL 81 B SI 93 X CU 80 1-2 ②③ G5-4-3 1-2f		3	0	0	0	0	1	1
61 Bronson Arroyo, R (1, 1) OBP: 0.077, SLG: 0.077 52 Daniel Herrera, L (8, 1) 3 Willy Taveras, R (9, PH) OBP: 0.351, SLG: 0.376			B FF 93 B B C C S 3-3 ② K			C FF 91 X SL 80 0-1 ② B1-3			C SI 92 X SL 81 0-1 ① P6	2 0 1	0 0 0	0 0 0	0 0 0	0 0 0	1 0 0	0 0 0

Inning Stats	1	2	3	4	5	6	7	8	9
	R: 0 E: 0 K: 0 S: 10 H: 1 LOB: 1 BB: 0 P: 14	R: 0 E: 0 K: 1 S: 8 H: 0 LOB: 0 BB: 0 P: 8	R: 0 E: 0 K: 2 S: 8 H: 0 LOB: 0 BB: 0 P: 14	R: 0 E: 0 K: 0 S: 11 H: 0 LOB: 0 BB: 0 P: 15	R: 0 E: 0 K: 2 S: 7 H: 0 LOB: 0 BB: 0 P: 9	R: 1 E: 0 K: 0 S: 13 H: 1 LOB: 0 BB: 0 P: 16	R: 0 E: 0 K: 2 S: 10 H: 0 LOB: 0 BB: 0 P: 13	R: 0 E: 0 K: 0 S: 10 H: 1 LOB: 0 BB: 0 P: 15	R: 0 E: 0 K: 1 S: 15 H: 1 LOB: 1 BB: 0 P: 18

1B: 2	SF: 0	WP: 0	PA: 30
2B: 1	SAC: 0	PB: 0	
3B: 0	DP: 1	SB: 0	
HR: 1	HBP: 0	CS: 0	

TOP	
AB	30
R	1
H	4
RBI	1
BB	0
SO	8
LOB	5

PITCHER	IP	WLS	BF	H	R	ER	SO	BB	IBB	HBP	BLK	WP	HR	S	P	ERA	WHIP
44 Jake Peavy, R (1, 1) ERA: 3.82	9.0	W	30	4	1	1	8	0	0	0	0	0	1	92	122	1.00	0.444

PITCHER	IP	WLS	BF	H	R	ER	SO	BB	IBB	HBP	BLK	WP	HR	S	P	ERA	WHIP

Cincinnati Reds @ San Diego Padres

PETCO Park, San Diego, CA

Sun May 17 2009, 4:05 PM EDT

Att. 21,123 - Partly Cloudy - 70 F

livebaseballscorecards.com

BOTTOM

Batter	1	2	3	4	5	6	7	8	9	AB	R	H	RBI	BB	SO	LOB
11 Drew Macias, L (1, 8) OBP: 0.545, SLG: 1.000	B CH 75 S CH 80 B CU 69 B CU 69 C CU 70 B SI 86 4-2 2 HBP 5 1B BB	C SI 86 B B B X 3-1 2B		B SI 86 B SI 87 B CH 81 B CH 79 4-0 2 BB 1-2 BB		C CU 66 B CU 70 B SI 87 X SI 87 2-1 ③ F8				2	1	1	0	2	0	0
2 Edgar Gonzalez, R (1, 4) OBP: 0.255, SLG: 0.449 22 David Eckstein, R (8, 4) OBP: 0.318, SLG: 0.333	C SL 74 H SI 88 1-1 5 1B 1-2 33 1B HBP	X 0-0 ③ P3		B CU 71 B SL 73 B CU 70 B SI 84 4-0 1-2 2-3 BB			X SI 88 0-0 ① F8			2 0	1 0	0 0	0 0	1 0	0 0	1 0
23 Adrián González, L (1, 3) OBP: 0.388, SLG: 0.629	B SI 88 F FF 87 F CU 69 X SI 86 1-2 ① F5		B SL 72 B SI 87 B CH 81 C SI 87 X SI 88 3-1 ① F9	C SI 86 X SI 88 0-1 ③ L4			B CU 68 B CH 78 B SI 85 C CU 69 X SI 87 3-1 ② G4-3			4	0	0	0	0	0	5
7 Chase Headley, S (1, 7) OBP: 0.307, SLG: 0.389	C SI 87 F SI 89 F FF 89 B FF 89 S FF 89 1-3 ② K		C B SL 77 B S S FF 89 2-3 ② K		C CU 71 X FF 85 0-1 33 FC4-6 1B		F SI 86 F CH 79 B FF 88 F SI 88 X CH 82 1-2 ③ F8			4	0	1	0	0	2	2
5 Kevin Kouzmanoff, R (1, 5) OBP: 0.289, SLG: 0.338	B SI 89 B SI 88 X SI 86 2-0 33 1B 1-3 2-H 1B		C S F SI 87 B B X 2-2 1B		X SI 86 0-0 ① F7			B SL 72 S SL 73 B SL 73 X FF 87 2-1 HR		4	1	3	2	0	0	1
33 Jody Gerut, L (1, 9) OBP: 0.250, SLG: 0.384	B SL 72 C CU 68 B FF 87 X FF 88 2-1 1-3 3-H 1B		B F X 1-1 ③ G5-3		C CU 70 F SI 86 F SI 87 B FF 89 F CH 80 F FF 90 B SI 88 F SL 75 1 SAFE 2-2 ② X CH 80 1-2f FC4-6			C SI 83 F SL 73 X SL 70 0-2 ① G4-3		4	0	1	1	0	0	2
14 Josh Wilson, R (1, 6) OBP: 0.270, SLG: 0.212	B CU 69 B SL 73 C CU 69 C SL 73 B FF 86 X SI 86 3-2 ③ F8			F CH 79 F SL 73 S SL 75 0-3 ① K	X CU 71 0-0 ③ G4-3			B SL 73 X SI 82 1-0 ② F9		4	0	0	0	0	1	3
28 Henry Blanco, R (1, 2) OBP: 0.240, SLG: 0.341		X CH 78 0-0 ① F7		B SI 86 C CU 70 B SI 87 B CH 78 B CU 69 4-1 2 BB 11 BB BB		C SL 74 C SL 73 S SL 76 0-3 ① K		C SI 83 C SC 66 B SC 64 X SC 67 1-2 ③ G4-3		3	0	0	0	1	1	0
44 Jake Peavy, R (1, 1)		F CH 78 X 0-1 ② G6-3		L SL 73 L FF 86 X SL 74 0-2 ② F8		F SL 72 F SI 88 B SI 88 B SL 76 X SI 87 2-2 ② F8				3	0	0	0	0	0	1

Inning Stats	1	2	3	4	5	6	7	8	9
	R: 2 E: 0 K: 1 S: 16 H: 2 LOB: 2 BB: 1 P: 30	R: 0 E: 0 K: 0 S: 6 H: 1 LOB: 1 BB: 0 P: 9	R: 0 E: 0 K: 1 S: 11 H: 1 LOB: 1 BB: 0 P: 19	R: 0 E: 0 K: 1 S: 9 H: 0 LOB: 3 BB: 3 P: 21	R: 0 E: 0 K: 0 S: 11 H: 1 LOB: 1 BB: 0 P: 13	R: 0 E: 0 K: 1 S: 8 H: 0 LOB: 0 BB: 0 P: 12	R: 0 E: 0 K: 0 S: 7 H: 0 LOB: 0 BB: 0 P: 11	R: 1 E: 0 K: 0 S: 9 H: 1 LOB: 0 BB: 0 P: 13	

	AB	30
	R	3
	H	6
	RBI	3
	BB	4
	SO	4
	LOB	15

1B: 4 SF: 0
2B: 1 SAC: 0
3B: 0 DP: 0
HR: 1 HBP: 1

WP: 0 PA: 35
PB: 0
SB: 0
CS: 0

PITCHER		IP	WLS	BF	H	R	ER	SO	BB	IBB	HBP	BLK	WP	HR	S	P	ERA	WHIP
61 Bronson Arroyo, R ERA: 6.56	(1, 1)	7.0	L	32	6	3	3	4	4	0	1	0	0	1	70	119	3.86	1.429
52 Daniel Herrera, L ERA: 1.8	(8, 1)	1.0		3	0	0	0	0	0	0	0	0	0	0	7	9	0.00	0.000

PITCHER	IP	WLS	BF	H	R	ER	SO	BB	IBB	HBP	BLK	WP	HR	S	P	ERA	WHIP

San Francisco Giants @ San Diego Padres

PETCO Park, San Diego, CA

Tue May 19 2009, 10:05 PM EDT

Att. 16,175 - Clear - 68 F

livebaseballscorecards.com

Batter	1	2	3	4	5	6	7	8	9	AB	R	H	RBI	BB	SO	LOB
8 Eugenio Velez, S (1, 8) OBP: 0.182, SLG: 0.188	C FF 86 F FF 86 B CU 70 X FF 86 1-2 19 S 1B		B FF 86 F FF 86 B SL 77 X FF 86 2-1 48 F8 19 HBP 1B		B SL 76 X FF 85 1-0 ① F7		C SI 92 B SL 85 S SL 83 B SL 84 B SL 83 S SI 91 3-3 ① K		C CU 78 B CU 83 F CU 81 C FF 94 1-3 ③ K	5	0	2	0	0	2	0
19 Kevin Frandsen, R (1, 6)	C FF 85 X SL 78 0-1 ① F9 1-2		1 SAFE F FF 86 1 SAFE F FF 86 1 SAFE H FF 86 1-2 1-2 HBP		B FF 88 B FF 86 F FF 85 F FF 86 B SL 79 X FF 86 3-2 ② L9		X SI 92 0-0 ② G4-3			3	0	0	0	0	0	1
48 Pablo Sandoval, S (1, 5) OBP: 0.349, SLG: 0.483	C FF 86 F FF 87 F FF 86 B SL 80 X FF 90 1-2 ② F8		X FF 85 0-0 ② F8 2-3		B FF 86 B FF 86 F FF 87 B FF 87 B FF 87 4-1 BB		F SL 84 B SI 90 B SI 92 F SI 90 C SI 90 2-3 ③ K			3	0	0	0	1	1	3
1 Bengie Molina, R (1, 2) OBP: 0.303, SLG: 0.532	C FF 87 B FF 87 B FF 87 B SL 78 X FF 87 3-1 ③ P6		X FF 86 0-0 ③ F8		F FF 86 X FF 87 0-1 ③ P3			X FF 92 0-0 ① L8		4	0	0	0	0	0	4
2 Randy Winn, S (1, 9) OBP: 0.333, SLG: 0.411		C FF 86 C SL 76 X FF 85 0-2 2B	B FF 86 X FF 86 1-0 14 L9 14 S 1B		C FF 87 B SL 76 S SL 76 S SL 77 1-3 ① K			C SL 82 F FF 92 B SL 84 F FF 95 X FS 88 1-2 1B		4	0	3	0	0	1	0
14 Fred Lewis, L (1, 7) OBP: 0.387, SLG: 0.402		C FF 85 M FF 85 B FF 87 S FF 88 1-3 ① K	B FF 85 B FF 85 S FF 86 T FF 86 F FF 88 X SL 79 2-2 ① L9 1-3		B SL 75 F FF 85 B FF 86 B FF 86 F FF 84 F FF 86 F FF 87 B FF 87 4-2 35 1B 7 FC5-4 BB			S FF 93 1 SAFE C FF 92 S FF 92 0-3 ② K		3	1	0	0	1	2	3
35 Rich Aurilia, R (1, 3) OBP: 0.233, SLG: 0.236		C FF 88 2 SAFE S FF 88 F FF 88 S SL 79 0-3 ② K	S SL 78 B SL 79 B SL 77 F FF 87 S FF 86 2-3 ② K		B FF 86 B FF 86 F FF 85 1 SAFE X FF 85 2-1 7 FC5-4 1-3 1B			B SL 83 X FF 92 1-0 ③ F9		4	0	1	0	0	2	3
7 Emmanuel Burriss, S (1, 4) OBP: 0.324, SLG: 0.275		C FF 87 X SL 77 0-1 ③ G1-3	B FF 87 B FF 86 B FF 86 I IN 60 4-0 IBB		B FF 84 C FF 86 D SL 76 B FF 85 C FF 85 1 SAFE X FF 85 3-2 ② FC5-4 1-2f 3-H				C FF 94 X FF 95 0-1 ① G5-3	3	0	0	1	1	0	2
75 Barry Zito, L (1, 1) OBP: 0.071, SLG: 0.071 33 Aaron Rowand, R (9, PH) OBP: 0.328, SLG: 0.390			C FF 84 F FF 86 F FF 88 S SL 77 0-3 ① K	F FF 86 F FF 87 C SL 78 0-3 ③ K		X FF 84 0-0 ③ F7			S FF 94 F FF 95 F FF 95 F FF 96 S CU 84 0-3 ② K	3 1	0 0	0 0	0 0	0 0	2 1	3 0
Inning Stats	R: 0 E: 0 K: 0 S: 11 H: 1 LOB: 1 BB: 0 P: 16	R: 0 E: 0 K: 2 S: 12 H: 1 LOB: 1 BB: 0 P: 13	R: 0 E: 0 K: 1 S: 10 H: 1 LOB: 2 BB: 0 P: 13	R: 0 E: 0 K: 2 S: 11 H: 1 LOB: 2 BB: 1 P: 20	R: 0 E: 0 K: 0 S: 7 H: 0 LOB: 1 BB: 1 P: 15	R: 1 E: 0 K: 1 S: 13 H: 1 LOB: 1 BB: 1 P: 23	R: 0 E: 0 K: 2 S: 7 H: 0 LOB: 0 BB: 0 P: 12	R: 0 E: 0 K: 1 S: 9 H: 1 LOB: 1 BB: 0 P: 11	R: 0 E: 0 K: 2 S: 10 H: 0 LOB: 0 BB: 0 P: 11	1B: 5 2B: 1 3B: 0 HR: 0 SF: 0 SAC: 0 DP: 0 HBP: 1						

TOP

AB	33
R	1
H	6
RBI	1
BB	3
SO	11
LOB	19

WP: 0 PA: 37
PB: 0
SB: 2
CS: 0

PITCHER		IP	WLS	BF	H	R	ER	SO	BB	IBB	HBP	BLK	WP	HR	S	P	ERA	WHIP
32 Chris Young, R ERA: 5.07	(1, 1)	6.0	W	27	5	1	1	6	2	1	1	0	0	0	64	100	1.50	1.167
40 Greg Burke, R ERA:	(7, 1)	1.0	H	3	0	0	0	2	0	0	0	0	0	0	7	12	0.00	0.000
45 Edward Mujica, R ERA: 3.26	(8, 1)	1.0	H	4	1	0	0	1	0	0	0	0	0	0	9	11	0.00	1.000
21 Heath Bell, R ERA:	(9, 1)	1.0	S	3	0	0	0	2	0	0	0	0	0	0	10	11	0.00	0.000

PITCHER	IP	WLS	BF	H	R	ER	SO	BB	IBB	HBP	BLK	WP	HR	S	P	ERA	WHIP

Batter	1	2	3	4	5	6	7	8	9	AB	R	H	RBI	BB	SO	LOB
24 Brian Giles, L (1, 9) OBP: 0.256, SLG: 0.245	C FF 87 B SL 77 F FC 80 S CU 74 1-3 K ①		C CU 71 B SL 78 B FF 88 X FC 78 2-1 G1-3 ②		X FC 80 0-0 F7 ①		X SL 78 0-0 B1-3 ①			4	0	0	0	0	1	1
22 David Eckstein, R (1, 4) OBP: 0.309, SLG: 0.324	C SI 87 C SL 77 F CU 73 F SL 79 X FF 87 0-2 L6 ②		C FF 87 F CU 75 X SL 78 0-2 F9 ③		C SI 87 X FC 80 0-1 L7 ②		B SI 86 B SI 85 C SI 86 B SL 78 C FF 86 X SI 86 3-2 L7 ②			4	0	0	0	0	0	1
12 Scott Hairston, R (1, 8) OBP: 0.413, SLG: 0.616	X SI 88 0-0 HR			C SI 87 S CU 74 F CU 75 X CH 74 0-2 5 FC4-6 23 S 1B	B CU 73 F SI 87 B FC 80 B FC 81 B CH 73 4-1 1-2 BB		B SI 89 B SI 87 B CH 69 C SI 88 B SI 87 4-1 BB			2	1	2	1	2	0	0
23 Adrián González, L (1, 3) OBP: 0.385, SLG: 0.616	F SL 78 X CU 72 0-1 G6-3 ③			B SI 88 1 SAFE C SI 88 B SI 84 1 SAFE B SI 87 B FF 88 4-1 5 FC4-6 1-2 BB	F SI 83 X CU 74 0-1 L7 ③		S CU 74 1 SAFE B FC 82 1 SAFE 1 SAFE B FF 87 B FF 88 S FC 81 F CU 74 3-2 X FC 81 G3-1 ③			3	0	0	0	1	0	3
5 Kevin Kouzmanoff, R (1, 5) OBP: 0.281, SLG: 0.329		B CH 73 S CH 72 F SI 86 B FF 86 B FF 87 X SL 79 3-2 G4-3 ①		S CH 75 C SI 87 X SI 85 0-2 FC4-6 7 HBP 1-2f 2-3 ①		B CH 72 F SL 78 C CU 72 F FC 79 X FF 86 1-2 G6-3 ①		X SI 86 0-0 L9 ①		4	0	0	0	0	0	2
7 Chase Headley, S (1, 7) OBP: 0.312, SLG: 0.383		C CH 73 C SL 78 F CU 73 C FF 87 0-3 K ②		C CU 73 F SI 87 H CU 76 1-2 8 FC6-4 1-2 HBP		B CU 73 B CH 70 B CH 71 B FF 85 4-0 4 S BB		F SI 87 B SI 84 X SI 87 1-1 G6-3 ②		2	0	0	0	1	1	0
4 Nick Hundley, R (1, 2) OBP: 0.360, SLG: 0.454		B SL 79 X CH 74 1-0 HR		X FC 79 0-0 F9 ②		C SI 87 C CU 75 D FC 81 X FC 80 1-2 2 FC5-4 1-2 1B		B SI 88 B SI 86 B SL 76 C SI 85 S SI 86 C SI 88 3-3 K ③		4	1	2	1	0	1	3
8 Chris Burke, R (1, 6) OBP: 0.304, SLG: 0.300		B SI 88 X SI 86 1-0 F9 ③		C CH 75 F FC 80 D CU 75 X FC 82 1-2 FC6-4 1-2f ③		B CH 74 X SL 78 1-0 P3 ②				3	0	0	0	0	0	5
32 Chris Young, R (1, 1) OBP: 0.294, SLG: 0.250 2 Edgar Gonzalez, R (6, PH) OBP: 0.250, SLG: 0.440 40 Greg Burke, R (7, 1) 45 Edward Mujica, R (8, 1) 21 Heath Bell, R (9, 1)			B SI 86 B SI 86 C SI 85 F SI 85 X CH 73 2-2 G5-3 ①		B SI 85 C FF 86 X SI 86 1-1 12 BB 1B	X CU 74 0-0 FC5-4 1-2f ③				2 1 0 0 0	0 0 0 0 0	1 0 0 0 0	0 0 0 0 0	0 0 0 0 0	0 2 0 0 0	0 0 0 0 0
Inning Stats	R: 1 E: 0 K: 1 S: 11 H: 1 LOB: 0 BB: 0 P: 12	R: 1 E: 0 K: 1 S: 9 H: 1 LOB: 0 BB: 0 P: 14	R: 0 E: 0 K: 0 S: 8 H: 0 LOB: 0 BB: 0 P: 12	R: 0 E: 0 K: 0 S: 14 H: 1 LOB: 3 BB: 1 P: 20	R: 0 E: 0 K: 0 S: 8 H: 1 LOB: 2 BB: 1 P: 13	R: 0 E: 0 K: 0 S: 9 H: 1 LOB: 2 BB: 1 P: 16	R: 0 E: 0 K: 0 S: 9 H: 0 LOB: 1 BB: 1 P: 19	R: 0 E: 0 K: 1 S: 6 H: 0 LOB: 0 BB: 0 P: 10		1B: 3 2B: 0 3B: 0 HR: 2	SF: 0 SAC: 0 DP: 0 HBP: 1		WP: 0 PB: 0 SB: 2 CS: 0	PA: 34		

PITCHER	IP	WLS	BF	H	R	ER	SO	BB	IBB	HBP	BLK	WP	HR	S	P	ERA	WHIP
75 Barry Zito, L (1, 1) ERA: 3.62	8.0	L	34	5	2	2	3	4	0	1	0	0	2	74	116	2.25	1.125

PITCHER	IP	WLS	BF	H	R	ER	SO	BB	IBB	HBP	BLK	WP	HR	S	P	ERA	WHIP

BOTTOM

San Francisco Giants @ San Diego Padres

PETCO Park, San Diego, CA

Tue May 19 2009, 10:05 PM EDT

Att. 16,175 - Clear - 68 F

livebaseballscorecards.com

AB	29
R	2
H	5
RBI	2
BB	4
SO	3
LOB	17

San Francisco Giants @ San Diego Padres

PETCO Park, San Diego, CA

Wed May 20 2009, 10:05 PM EDT

Att. 15,208 - Clear - 67 F

livebaseballscorecards.com

TOP

Batter	1	2	3	4	5	6	7	8	9	AB	R	H	RBI	BB	SO	LOB
33 Aaron Rowand, R (1, 8) OBP: 0.341, SLG: 0.410	B FF 90 F FF 90 S SL 80 S SL 78 1-3 K		B SL 79 X FF 90 1-0 19 G5-4-3 1B		X FF 90 0-0 2B		C SI 91 X SI 91 0-1 19 G4-3 1B			4	0	3	0	0	1	0
19 Kevin Frandsen, R (1, 6)	X FF 91 0-0 L9		B SI 90 X SL 78 1-0 G5-4-3 1-2f		B SL 79 D SL 77 C FF 89 B FF 90 B FF 89 4-1 BB		B SL 83 F SI 91 B SI 90 1 SAFE C SI 90 1 SAFE F SI 90 X SI 90 2-2 G4-3 1-2			3	0	0	0	1	0	2
48 Pablo Sandoval, S (1, 5) OBP: 0.340, SLG: 0.469	F FF 91 B FF 90 B SL 78 X FF 88 2-1 F8		C FF 92 X SL 80 0-1 G4-3		C SL 79 X FF 91 0-1 P4		X SL 82 0-0 G4-3			4	0	0	0	0	0	3
1 Bengie Molina, R (1, 2) OBP: 0.295, SLG: 0.517		F FF 89 F FF 91 X SL 78 0-2 G3-1		B FF 90 F SL 78 S FF 90 F FF 92 F FF 92 X FF 89 1-2 G6-3	F FF 92 X SI 90 0-1 G6-3			F FF 90 B SI 91 B SL 83 X SL 83 2-1 F7		4	0	0	0	0	0	2
2 Randy Winn, S (1, 9) OBP: 0.337, SLG: 0.428		B FF 90 B SL 83 F CH 87 B SL 79 F FF 89 X FF 90 3-2 10 WP 7 1B 2B		C SL 78 F SL 76 B SL 79 B FF 91 F SL 81 F FF 91 B CH 89 X SL 78 3-2 G3		C FF 90 X SL 79 0-1 14 G6-3 2B		C SL 82 S SI 92 S SI 91 0-3 K		4	1	2	0	0	1	0
14 Fred Lewis, L (1, 7) OBP: 0.384, SLG: 0.392		C FF 90 B SI 90 X SL 79 1-1 P6		B FF 91 B CH 88 B CH 89 B FF 89 4-0 10 BB BB		B FF 90 B FF 90 C FF 88 B FF 89 S FF 89 F FF 90 F SL 79 X FF 90 3-2 G6-3 2-3		F SI 92 B SI 91 C SL 83 F SL 84 B SI 91 F SI 91 X SI 91 2-2 L9		3	0	0	0	1	0	2
10 Travis Ishikawa, L (1, 3) OBP: 0.304, SLG: 0.286		B C SL 79 F SL 78 B FF 92 B CH 87 B SL 79 4-2 7 1B 2-3 BB		B FF 88 1 SAFE F SL 79 1 SAFE B SL 78 B FF 88 B SL 79 4-1 1-2 BB		B SI 91 B FF 90 C SL 78 C FF 90 D SL 80 X SL 81 3-2 L3			B FF 93 C FF 93 B FF 93 F CU 79 B FF 95 C CU 79 3-3 K	2	0	0	0	2	1	1
7 Emmanuel Burriss, S (1, 4) OBP: 0.322, SLG: 0.274		C B SI 90 X 1-1 1-3 3-H 1B		C FF 90 F SL 77 X FF 90 0-2 G4-3		F FF 91 B SL 78 B SL 79 X FF 91 2-1 G5-3			L CU 79 X CU 83 0-1 G1-3	4	0	1	1	0	0	3
57 Jonathan Sánchez, L (1, 1) 12 Nate Schierholtz, L (7, PH) OBP: 0.240, SLG: 0.319 37 Pat Misch, R (7, 1) 49 Brandon Medders, R (7, 1) 46 Bob Howry, L (8, 1) 35 Rich Aurilia, R (9, PH) OBP: 0.230, SLG: 0.232		C FF 88 S FF 91 S SL 78 0-3 K			B FF 86 B FF 86 C FF 86 B FF 87 C FF 88 F FF 86 C FF 89 3-3 K		C SI 90 X SI 91 0-1 F7		B FF 93 S FF 94 B FF 94 F FF 94 S FF 95 2-3 K	2 1 0 0 0 1	0 0 0 0 0 0	0 0 0 0 0 0	0 0 0 0 0 0	2 0 0 0 0 1	2 0 0 0 0 0	2 0 0 0 0 0
Inning Stats	R: 0 E: 0 K: 1 S: 6 H: 0 LOB: 0 BB: 0 P: 9	R: 1 E: 0 K: 1 S: 15 H: 2 LOB: 2 BB: 1 P: 24	R: 0 E: 0 K: 0 S: 4 H: 1 LOB: 0 BB: 0 P: 6	R: 0 E: 0 K: 0 S: 14 H: 0 LOB: 2 BB: 2 P: 26	R: 0 E: 0 K: 1 S: 10 H: 1 LOB: 2 BB: 1 P: 17	R: 0 E: 0 K: 0 S: 12 H: 1 LOB: 1 BB: 0 P: 20	R: 0 E: 0 K: 0 S: 9 H: 1 LOB: 1 BB: 0 P: 11	R: 0 E: 0 K: 1 S: 10 H: 0 LOB: 0 BB: 0 P: 14	R: 0 E: 0 K: 2 S: 8 H: 0 LOB: 0 BB: 0 P: 13	1B: 3 2B: 3 3B: 0 HR: 0 SF: 0 SAC: 0 DP: 1 HBP: 0						

AB	32
R	1
H	6
RBI	1
BB	4
SO	6
LOB	15

WP: 1 PA: 36
PB: 0
SB: 0
CS: 0

PITCHER		IP	WLS	BF	H	R	ER	SO	BB	IBB	HBP	BLK	WP	HR	S	P	ERA	WHIP
49 Chad Gaudin, R ERA: 4.18	(1, 1)	6.0	W	26	5	1	1	3	4	0	0	0	1	0	61	102	1.50	1.500
40 Greg Burke, R ERA:	(7, 1)	1.0	H	4	1	0	0	0	0	0	0	0	0	0	9	11	0.00	1.000
57 Luke Gregerson, R ERA: 4.37	(8, 1)	1.0	H	3	0	0	0	1	0	0	0	0	0	0	10	14	0.00	0.000
21 Heath Bell, R ERA:	(9, 1)	1.0	S	3	0	0	0	2	0	0	0	0	0	0	8	13	0.00	0.000

PITCHER		IP	WLS	BF	H	R	ER	SO	BB	IBB	HBP	BLK	WP	HR	S	P	ERA	WHIP

Batter	1	2	3	4	5	6	7	8	9	AB	R	H	RBI	BB	SO	LOB
22 David Eckstein, R (1, 4) OBP: 0.301, SLG: 0.314	C FF 94 S FF 93 B FF 93 B FF 93 S FF 94 2-3 ① **K**		B FF 91 C FF 91 F FF 90 F FF 91 B SL 80 F SI 92 X FF 91 2-2 ① **P3**		C FF 90 F FF 91 F SL 81 B FF 90 B SL 81 F FF 90 X FF 90 2-2 ③ **P4**			B SI 93 C SI 92 X SI 92 1-1 **E5** 5 1B		4	0	0	0	0	1	0
12 Scott Hairston, R (1, 8) OBP: 0.407, SLG: 0.598	C SI 94 C SL 82 F SL 83 B FF 94 B SL 83 F FF 93 B CH 87 F FF 93 B SL 81 4-2 **BB** 23 S		B SL 79 B SI 91 C FF 90 C SI 91 X SL 82 2-2 ② **G6-3**			B FF 89 B FF 89 F FF 90 F FF 89 S SL 81 2-3 ① **K**		B SI 92 1 SAFE X FF 92 1-0 ① **F8**		3	0	0	0	1	1	1
23 Adrián González, L (1, 3) OBP: 0.376, SLG: 0.600	C FF 92 D SI 93 S FF 93 F FF 93 S SL 82 1-3 ② **K** **1-2**		X FF 92 0-0 ③ **F7**			F FF 91 B SL 80 X SI 89 1-1 ② **G6-3**		F SI 93 1 SAFE B CH 84 X FF 93 1-1 ② **P4**		4	0	0	0	0	1	2
5 Kevin Kouzmanoff, R (1, 5) OBP: 0.287, SLG: 0.354	F FF 93 B FF 94 S FF 93 B FF 93 X FF 93 2-2 ③ **G4-3**			X FF 90 0-0 **HR**		F SI 92 F SI 91 X SL 81 0-2 ③ **G6-3**		B SI 93 X SI 93 1-0 **1B** **1-3**		4	1	2	1	0	0	1
7 Chase Headley, S (1, 7) OBP: 0.310, SLG: 0.374		B FF 91 B CH 81 B FF 91 B SI 91 4-0 **BB** 24 G3-6		X FF 90 0-0 ① **F9**			F SI 85 B SI 81 B FF 84 S CH 80 B CU 75 X SI 86 3-2 ① **G5-3**	1 SAFE S SI 93 T SI 93 T SI 92 0-2 ③ **K**		3	0	0	0	1	1	2
24 Brian Giles, L (1, 9) OBP: 0.258, SLG: 0.241		B SI 91 C FF 92 1 SAFE X SI 91 1-1 ① ② **G3-6** **1-2f**		F SI 91 C SI 91 X SL 82 0-2 ② **G4-3**			B CU 74 B FF 86 B FF 84 C SI 84 B SI 85 4-1 **BB** 8 1B			2	0	0	0	1	0	1
4 Nick Hundley, R (1, 2) OBP: 0.360, SLG: 0.444		B SI 92 C FF 92 B SI 92 B FF 91 B SI 91 4-1 **BB** 8 2B		B SI 90 C FF 91 S CH 83 T SI 92 1-2 ③ **K**			B FF 90 1 SAFE C FC 90 F CU 71 1 SAFE F SL 81 B FC 90 S CU 71 2-3 ② **K**			2	1	0	0	1	2	1
8 Chris Burke, R (1, 6) OBP: 0.327, SLG: 0.349		1 SAFE 1 SAFE C FF 92 B CH 83 B SI 90 B CH 80 S FF 92 X FF 91 3-2 **2B** **1-H**			C FF 90 B CH 81 B SI 89 F FF 90 S FF 90 2-3 ① **K**		F FC 89 X FC 89 0-1 **1B** **1-2**			3	0	2	1	0	1	0
49 Chad Gaudin, R (1, 1) 40 Greg Burke, R (7, 1) Jody Gerut, L (7, PH) OBP: 0.248, SLG: 0.381 57 Luke Gregerson, L (8, 1) 21 Heath Bell, R (9, 1)		B FF 90 S FF 91 S SI 91 B FF 92 F SI 91 B SL 79 X FF 91 3-2 ③ **F9**			F SI 89 F FF 90 B SL 81 X FF 90 1-2 ② **G5-3**		C CU 71 S CU 72 F CU 70 B SL 82 X FC 89 1-2 ③ **L5**			2 0 1 0 0	0 0 0 0 0	0 0 0 0 0	0 0 0 0 0	0 0 0 0 0	0 0 0 0 0	1 0 2 0 0
Inning Stats	R: 0 E: 0 K: 2 S: 15 H: 0 LOB: 1 BB: 1 P: 24	R: 1 E: 0 K: 0 S: 10 H: 1 LOB: 1 BB: 2 P: 25	R: 0 E: 0 K: 0 S: 9 H: 0 LOB: 0 BB: 0 P: 13	R: 1 E: 0 K: 1 S: 8 H: 1 LOB: 1 BB: 0 P: 9	R: 0 E: 0 K: 1 S: 12 H: 0 LOB: 0 BB: 0 P: 17	R: 0 E: 0 K: 1 S: 8 H: 0 LOB: 0 BB: 0 P: 11	R: 0 E: 0 K: 1 S: 14 H: 1 LOB: 2 BB: 1 P: 24	R: 0 E: 1 K: 1 S: 9 H: 1 LOB: 2 BB: 0 P: 13		1B: 2 2B: 1 3B: 0 HR: 1 SF: 0 SAC: 0 DP: 1 HBP: 0						

PITCHER		IP	WLS	BF	H	R	ER	SO	BB	IBB	HBP	BLK	WP	HR	S	P	ERA	WHIP
57 Jonathan Sánchez, L ERA: 4.74	(1, 1)	6.0	L	22	2	2	2	5	3	0	0	0	0	1	62	99	3.00	0.833
37 Pat Misch, L ERA: 10.8	(7, 1)	0.1		2	0	0	0	0	1	0	0	0	0	0	4	11	0.00	3.000
49 Brandon Medders, R ERA: 3.5	(7, 1)	0.2		3	1	0	0	1	0	0	0	0	0	0	10	13	0.00	1.500
46 Bob Howry, R ERA: 4.5	(8, 1)	1.0		5	1	0	0	1	0	0	0	0	0	0	9	13	0.00	1.000

PITCHER	IP	WLS	BF	H	R	ER	SO	BB	IBB	HBP	BLK	WP	HR	S	P	ERA	WHIP

BOTTOM

San Francisco Giants @ San Diego Padres

PETCO Park, San Diego, CA

Wed May 20 2009, 10:05 PM EDT

Att. 15,208 - Clear - 67 F

livebaseballscorecards.com

AB	28
R	2
H	4
RBI	2
BB	4
SO	7
LOB	11

WP: 0 PA: 32
PB: 0
SB: 1
CS: 0

Batter	1	2	3	4	5	6	7	8	9	AB	R	H	RBI	BB	SO	LOB
33 Aaron Rowand, R (1, 8) OBP: 0.345, SLG: 0.437	X CH 90 0-0 ① P3			C SL 86 B CU 75 B FC 92 X CH 91 2-1 8 FC6 1B		B CH 91 B FC 90 X FC 92 2-0 HR		C FF 94 B FS 88 X FF 94 1-1 ③ G6-3		4	1	2	1	0	0	0
8 Eugenio Velez, S (1, 4) OBP: 0.216, SLG: 0.222 35 Rich Aurilia, R (9, 3) OBP: 0.230, SLG: 0.232	C CH 90 X SL 83 0-1 ② G5-3			B SL 85 C CH 90 F SI 92 B CH 84 1 SAFE X CH 91 2-2 ① FC6 48 G4-6-3 1-2f		X SI 92 0-0 1B			B CU 79 X FF 92 1-0 48 1B 2 1B 1B	4 0	1 0	2 0	0 0	0 0	0 0	1 0
48 Pablo Sandoval, S (1, 5) OBP: 0.338, SLG: 0.464	F SI 92 X CU 75 0-1 ③ G4-3			C SL 84 X CH 90 0-1 ②③ G4-6-3 1-2f		B CH 90 F SL 86 F SI 90 S FC 91 1-3 ③ K			B FF 94 X FF 94 1-0 1 FC5-4 1-3 1B	4	0	1	0	0	1	2
1 Bengie Molina, R (1, 2) OBP: 0.294, SLG: 0.510		B CH 91 S FF 90 F FC 92 B CU 74 F CH 92 X FF 92 2-2 ① F9			F SI 90 S FC 93 F SL 88 B CH 92 B FC 91 X CU 75 2-2 2 FC4-6 1B		X FC 90 0-0 ① F8		F FF 95 X FF 96 0-1 ① FC5-4 12 1B 2 1B 1-2f	4	0	1	0	0	0	2
2 Randy Winn, S (1, 7) OBP: 0.341, SLG: 0.430		C SI 92 B SL 84 F SL 86 S CH 92 1-3 ② K			C SL 85 X SI 90 0-1 ① FC4-6 1-2f		C CH 84 B CU 78 B SI 91 S SL 85 X CH 90 2-2 12 1B 1B		X CU 82 0-0 12 1B 1-2 3-H 1B	4	0	2	1	0	1	1
12 Nate Schierholtz, L (1, 9) OBP: 0.259, SLG: 0.333		B CH 92 X SL 86 1-0 ③ G3			C SL 85 1 SAFE X CH 91 0-1 ② P5		B SI 90 T SL 86 1 SAFE 1 SAFE P PO 86 F SL 84 B FC 90 1 SAFE X CH 90 3-2 29 G6-4-3 1-3 1B		C FF 95 S FF 93 X FF 95 0-2 1-2 2-3 1B	4	0	2	0	0	0	1
10 Travis Ishikawa, L (1, 3) OBP: 0.298, SLG: 0.280 29 Jesus Guzman, R (7, PH) (7, 3) 38 Brian Wilson, R (9, 1)			F CH 91 B CU 75 B CH 92 B SI 91 F CH 91 X FC 91 3-2 ① G4-3		1 SAFE X SI 88 0-0 ③ G3		F FF 88 F FF 88 F SL 78 B FC 88 X FF 88 1-2 ②③ G6-4-3 1-2f		B FF 95 B CU 82 F FF 93 F FF 94 F FF 94 S CU 81 2-3 ② K	2 2 0	0 0 0	0 0 0	0 0 0	0 0 0	0 1 0	1 5 0
19 Kevin Frandsen, R (1, 6)			B CH 91 C SL 86 X SL 86 1-1 ② G4-3			F FC 90 C CU 74 F FC 91 B SI 93 X CH 92 1-2 ① L8		B SL 84 C FF 92 F FF 93 F FF 93 B FF 94 S FF 93 2-3 ① K	S FF 94 F FF 94 X FF 95 0-2 ③ G6-3	4	0	0	0	0	1	3
55 Tim Lincecum, L (1, 1) OBP: 0.190, SLG: 0.158 14 Fred Lewis, L (8, PH) OBP: 0.381, SLG: 0.389 46 Bob Howry, L (8, 1) 41 Jeremy Affeldt, L (8, 1) OBP: 1.000, SLG: 1.000 7 Emmanuel Burriss, S (9, 4) OBP: 0.322, SLG: 0.274			C CH 91 C SL 86 S FC 92 0-3 ③ K			B CH 91 B CH 89 C CH 90 S CH 91 X SL 86 2-2 ② G1-3		S FS 88 C FF 94 B FF 94 S FF 94 1-3 ② K		2 1 0 0 0	0 0 0 0 0	0 0 0 0 0	0 0 0 0 0	1 1 0 0 0	0 0 0 0 0	0 0 0 0 0
Inning Stats	R: 0 E: 0 K: 0 S: 5 H: 0 LOB: 0 BB: 0 P: 5	R: 0 E: 0 K: 1 S: 8 H: 0 LOB: 0 BB: 0 P: 12	R: 0 E: 0 K: 1 S: 8 H: 0 LOB: 0 BB: 0 P: 12	R: 0 E: 0 K: 0 S: 7 H: 1 LOB: 0 BB: 0 P: 11	R: 0 E: 0 K: 0 S: 9 H: 1 LOB: 1 BB: 0 P: 11	R: 1 E: 0 K: 1 S: 12 H: 2 LOB: 1 BB: 0 P: 18	R: 0 E: 0 K: 0 S: 12 H: 2 LOB: 1 BB: 0 P: 17	R: 0 E: 0 K: 2 S: 9 H: 0 LOB: 0 BB: 0 P: 13	R: 1 E: 0 K: 1 S: 15 H: 4 LOB: 3 BB: 0 P: 19	1B: 9 2B: 0 3B: 0 HR: 1	SF: 0 SAC: 0 DP: 2 HBP: 0		WP: 0 PB: 0 SB: 0 CS: 0	PA: 35			

PITCHER		IP	WLS	BF	H	R	ER	SO	BB	IBB	HBP	BLK	WP	HR	S	P	ERA	WHIP
29 Kevin Correia, R ERA: 4.53	(1, 1)	6.1		24	6	1	1	3	0	0	0	0	0	1	57	81	1.42	0.947
54 Joe Thatcher, L ERA:	(7, 1)	0.2		1	0	0	0	0	0	0	0	0	0	0	4	5	0.00	0.000
45 Edward Mujica, R ERA: 3.1	(8, 1)	1.0		3	0	0	0	2	0	0	0	0	0	0	9	13	0.00	0.000
21 Heath Bell, R ERA: 0.5	(9, 1)	1.0	W	7	4	1	1	1	0	0	0	0	0	0	15	19	9.00	4.000

PITCHER	IP	WLS	BF	H	R	ER	SO	BB	IBB	HBP	BLK	WP	HR	S	P	ERA	WHIP

TOP

San Francisco Giants @ San Diego Padres

PETCO Park, San Diego, CA

Thu May 21 2009, 10:05 PM EDT

Att. 19,921 - Clear - 66 F

livebaseballscorecards.com

AB	35
R	2
H	10
RBI	2
BB	0
SO	6
LOB	16

Batter	1	2	3	4	5	6	7	8	9	AB	R	H	RBI	BB	SO	LOB
24 Brian Giles, L (1, 9) OBP: 0.256, SLG: 0.235	C SI 94 C FF 94 B SI 96 C SI 95 1-3 ① K		X SI 95 0-0 ② L8		B CU 76 S CH 82 B CH 84 C FF 92 F SI 94 T CH 83 2-2 ② K		C FF 93 1 SAFE C CU 79 B CH 86 F CH 84 X CH 82 1-2 ③ G1-3		B FF 97 C FF 98 F FF 96 B SL 89 B FF 99 B SL 89 4-2 12 1B 22 HBP BB 1-2 2-3	4	0	0	0	1	2	2
22 David Eckstein, R (1, 4) OBP: 0.304, SLG: 0.313	C SI 95 F FF 95 B FF 95 B F B SI 95 X 3-2 E3		B FF 93 C SI 94 F SI 93 X CH 83 1-2 2-H 1B		C CU 80 B CU 79 F FF 94 F SI 95 F FF 94 F CH 82 F CU 79 X SI 94 1-2 ③ G4-3			B FF 93 C SI 92 F SI 93 B SI 93 F FF 93 F SI 92 F SI 93 F SL 83 B SI 94 3-2 X SI 92 E4 12 FC1-6	H FF 97 1-0 12 1B 1-2 2-3 3-H HBP	4	0	1	2	0	0	0
12 Scott Hairston, R (1, 8) OBP: 0.398, SLG: 0.579	D CU 79 1 SAFE F FF 93 F FF 93 X SL 83 1-2 ② L7		1 SAFE D CU 75 X CH 83 1-0 ③ P2			X CU 78 0-0 ① G5-3		B FF 93 C SI 94 F FF 93 D SL 86 1 SAFE B SL 86 X SI 93 3-2 ① FC1-6 23 G1 1-2f	C SL 89 X SL 91 0-1 1-2 2-3 3-H 1B	5	0	1	1	0	0	3
23 Adrián González, L (1, 3) OBP: 0.373, SLG: 0.591	1 SAFE X CH 83 0-0 ③ G3			S SI 92 F CH 82 S CH 84 0-3 ① K		C SI 94 C SI 93 F SI 94 F SI 94 B SI 95 B FF 94 B CH 84 X CU 76 3-2 1B		1 SAFE F SI 94 X SI 95 0-1 1-2 ② G1		4	0	1	0	0	1	2
7 Chase Headley, S (1, 7) OBP: 0.302, SLG: 0.363		B CU 76 B CU 75 F SI 94 F FF 94 C SI 95 2-3 ① K		C CU 76 C SI 93 F SI 94 X CH 83 0-2 ② L9		F CU 93 S CU 80 C CH 85 0-3 ② K		C FF 95 B CU 80 B FF 95 X FF 95 2-1 ③ G5-3		4	0	0	0	0	2	2
5 Kevin Kouzmanoff, R (1, 5) OBP: 0.292, SLG: 0.353		C CU 77 B SL 80 B FF 94 B CH 82 F SI 92 S CH 85 3-3 ② K		B FF 93 C CU 75 H CU 78 2-1 4 BB HBP		X FF 93 0-0 ③ G3			B FF 96 S SL 90 B SL 90 F SL 91 X SL 90 2-2 24 BB 4 SH3-4 22 HBP 1B	3	1	1	0	0	1	1
4 Nick Hundley, R (1, 2) OBP: 0.359, SLG: 0.436	S SI 95 B SL 80 C FF 94 B SI 94 X CH 83 2-2 ③ G1-3			1 SAFE 1 SAFE B FF 94 1 SAFE B SI 92 B FF 93 B SI 93 4-0 1-2 BB			C CU 77 C SL 80 B FF 94 S FF 94 1-3 ① K		C FF 96 B SL 88 X 1-1 ① SH3-4 1-2	2	0	0	0	1	1	0
8 Chris Burke, R (1, 6) OBP: 0.346, SLG: 0.370 18 Tony Gwynn Jr., L (9, PH)			C SI 93 S FF 93 F CH 84 B SI 95 F CU 78 F SL 80 X CH 84 1-2 22 S 29 SH5-4 22 1B 1B	D CU 76 C CU 78 F FF 92 B CH 84 F FF 95 S CU 78 2-3 ③ K			X SI 95 0-0 24 E 1B		C SL 88 B FF 96 B FF 96 B SL 89 B SL 88 4-1 22 HBP 24 BB 12 1B BB	3 0	1 1	2 0	0 0	1 1	2 0	0 0
29 Kevin Correia, R (1, 1) OBP: 0.333, SLG: 0.375 54 Joe Thatcher, L (7, 1) 11 Drew Macias, L (7, PH) OBP: 0.500, SLG: 0.889 45 Edward Mujica, R (8, 1) 21 Heath Bell, R (9, 1) 2 Edgar Gonzalez, R (9, PH) OBP: 0.246, SLG: 0.431			X SI 94 0-0 ① SH5-4 1-2		F SI 91 B FF 93 F SI 93 S CH 82 1-3 ① K		B CU 76 1 SAFE B CU 74 C FF 93 1 SAFE F SI 93 S CH 82 2-3 ② K		S FF 98 B FF 98 S SL 91 C FF 97 1-3 ② K	1 0 1 0 0 0 1	0 0 0 0 0 0 0	0 0 0 0 0 0 0	0 0 0 0 0 0 0	0 0 1 0 0 0 0	1 0 1 0 0 0 1	0 0 1 0 0 0 2
Inning Stats	R: 0 E: 1 K: 1 S: 11 H: 0 LOB: 1 BB: 0 P: 16	R: 0 E: 0 K: 2 S: 9 H: 0 LOB: 0 BB: 0 P: 16	R: 1 E: 0 K: 0 S: 12 H: 2 LOB: 1 BB: 0 P: 15	R: 0 E: 0 K: 2 S: 12 H: 0 LOB: 2 BB: 1 P: 20	R: 0 E: 0 K: 2 S: 14 H: 0 LOB: 0 BB: 0 P: 18	R: 0 E: 0 K: 1 S: 10 H: 1 LOB: 1 BB: 0 P: 13	R: 0 E: 1 K: 2 S: 11 H: 1 LOB: 1 BB: 0 P: 15	R: 0 E: 1 K: 0 S: 14 H: 0 LOB: 1 BB: 0 P: 22	R: 2 E: 0 K: 1 S: 13 H: 2 LOB: 3 BB: 2 P: 26	1B: 6 2B: 0 3B: 0 HR: 0	SF: 0 SAC: 2 DP: 0 HBP: 2	WP: 0 PB: 0 SB: 1 CS: 0	PA: 39			

PITCHER		IP	WLS	BF	H	R	ER	SO	BB	IBB	HBP	BLK	WP	HR	S	P	ERA	WHIP
55 Tim Lincecum, R ERA: 3.45	(1, 1)	7.0		28	4	1	1	10	1	0	1	0	0	0	79	113	1.29	0.714
46 Bob Howry, R ERA: 4.41	(8, 1)	0.1		2	0	0	0	0	0	0	0	0	0	0	10	16	0.00	0.000
41 Jeremy Affeldt, L ERA: 2.41	(8, 1)	0.2		2	0	0	0	0	0	0	0	0	0	0	4	6	0.00	0.000
38 Brian Wilson, R ERA: 4.87	(9, 1)	0.2	L	7	2	2	2	1	2	0	1	0	0	0	13	26	27.00	6.000

PITCHER	IP	WLS	BF	H	R	ER	SO	BB	IBB	HBP	BLK	WP	HR	S	P	ERA	WHIP

BOTTOM

San Francisco Giants @ San Diego Padres

PETCO Park, San Diego, CA

Thu May 21 2009, 10:05 PM EDT

Att. 19,921 - Clear - 66 F

livebaseballscorecards.com

AB	32
R	3
H	6
RBI	3
BB	3
SO	11
LOB	15

Chicago Cubs @ San Diego Padres

PETCO Park, San Diego, CA

Fri May 22 2009, 10:05 PM EDT

Att. 27,260 - Partly Cloudy - 65 F

TOP

livebaseballscorecards.com

Batter	1	2	3	4	5	6	7	8	9	AB	R	H	RBI	BB	SO	LOB
12 Alfonso Soriano, R (1, 7) OBP: 0.322, SLG: 0.533	F SI 92 C SI 92 F SI 94 B CU 81 F FC 84 B SI 94 B CU 81 S FF 93 3-3 ① K	B SI 94 B FF 93 C FC 86 C FF 94 S FF 94 2-3 ③ K			X FC 85 0-0 ① F9		C SI 91 S SL 84 S SL 84 0-3 ② K		S SL 84 F SL 82 X FF 94 0-2 2 1B 1B	5	0	1	0	0	3	2
2 Ryan Theriot, R (1, 6) OBP: 0.343, SLG: 0.454	S FF 92 S FF 92 C FF 93 0-3 ② K		C FC 85 C SL 81 F CU 80 X FF 93 0-2 ① F9		C FF 90 F FF 91 B SI 92 X CU 80 1-2 ② G1-3		B FF 90 F FF 91 C SL 84 B SL 85 S FF 91 2-3 ③ K		C FF 93 X 0-1 1 DI 1B 1-3	5	0	1	0	0	2	0
1 Kosuke Fukudome, L (1, 8) OBP: 0.452, SLG: 0.504	B SI 93 C FC 86 T FF 93 B FC 87 B FF 94 B FC 88 4-2 25 BB BB		B FF 93 B CH 84 C CH 83 B FC 86 B FF 91 4-1 BB		F FF 92 B FF 92 C CU 79 B SL 81 F SL 81 C FF 92 2-3 ③ K			B SI 89 C SI 90 X CH 79 1-1 24 BB 1B	B FF 93 B FF 93 F FF 93 B FF 93 C FF 93 B FF 93 4-2 1-2 BB	2	0	1	0	3	1	0
25 Derrek Lee, R (1, 3) OBP: 0.309, SLG: 0.388	F FF 93 B FC 87 B CH 84 B FC 87 B SI 92 4-1 1-2 BB		C SL 81 X SI 93 0-1 ② P3			X FC 85 0-0 24 BB 1B		C SL 83 X SL 83 0-1 ① F7	C CU 81 T FF 94 X FF 95 0-2 ③ P3	4	0	1	0	1	0	5
6 Micah Hoffpauir, L (1, 9) OBP: 0.354, SLG: 0.527	T SI 94 F FF 94 S FF 94 0-3 ③ K		B CU 79 F FF 93 F FF 93 S SL 82 1-3 ③ K			B SI 92 T CH 83 C SI 91 S SL 82 1-3 ① K		C FF 92 F SL 85 S FC 92 0-3 ② K		4	0	0	0	0	4	5
24 Bobby Scales, S (1, 5) OBP: 0.429, SLG: 0.536		C CU 78 H FF 92 1-1 38 G3 55 E HBP		B CH 82 C FC 86 B CU 79 S FC 86 T SI 92 2-2 ① K		S CH 84 B CU 80 C FC 86 F SL 81 B SI 93 B CU 82 B FC 86 4-2 1-2 BB		B CH 80 B SL 83 B SI 91 C SI 91 D SL 85 4-1 1-2 BB		1	0	0	0	2	1	0
55 Koyie Hill, S (1, 2) OBP: 0.391, SLG: 0.425		1 SAFE B FF 91 F FC 87 1 SAFE X SI 92 1-1 E6 38 G3 1-2		B SI 93 C FC 86 X CH 84 1-1 7 G4-3 1B		B FC 86 F SI 92 S FC 87 B SI 92 C SI 92 2-3 ② K		C FF 92 B FF 93 S FS 87 S FF 93 1-3 ③ K		4	0	1	0	0	2	5
7 Aaron Miles, S (1, 4) OBP: 0.255, SLG: 0.272		B FF 93 X CH 84 1-0 ① F8		B FF 91 B FF 91 C SI 91 F SI 92 F SL 82 D CU 80 X FF 93 3-2 ② G4-3 1-3		C FF 92 X CU 80 0-1 ③ L9			B FF 92 C FF 92 F FS 86 S FF 94 1-3 ① K	4	0	0	0	0	1	5
38 Carlos Zambrano, S (1, 1) OBP: 0.286, SLG: 0.450 47 Aaron Heilman, R (5, 1) 17 Mike Fontenot, L (7, PH) OBP: 0.290, SLG: 0.361 48 Neal Cotts, L (7, 1) 63 Kevin Gregg, R (8, 1) 21 Milton Bradley, S (9, PH) OBP: 0.314, SLG: 0.341		C FF 93 B FF 92 X CH 84 1-1 ② G3 1-2 2-3		S FF 92 T FF 92 S FF 94 0-3 ③ K			X SI 89 0-0 ① G1-3		S FS 87 C FS 87 B FF 94 S FF 94 1-3 ② K	2 0 1 0 0 1	0 0 0 0 0 0	0 0 0 0 0 0	0 0 0 0 0 0	0 0 0 0 0 0	1 0 0 0 0 1	3 0 0 0 0 0
Inning Stats	R: 0 E: 0 K: 3 S: 14 H: 0 LOB: 2 BB: 2 P: 25	R: 0 E: 1 K: 1 S: 9 H: 0 LOB: 2 BB: 0 P: 15	R: 0 E: 0 K: 1 S: 10 H: 0 LOB: 1 BB: 1 P: 15	R: 0 E: 0 K: 2 S: 12 H: 1 LOB: 1 BB: 0 P: 18	R: 0 E: 0 K: 1 S: 8 H: 0 LOB: 0 BB: 0 P: 11	R: 0 E: 0 K: 2 S: 12 H: 1 LOB: 2 BB: 1 P: 19	R: 0 E: 0 K: 2 S: 7 H: 0 LOB: 0 BB: 0 P: 9	R: 0 E: 0 K: 2 S: 11 H: 1 LOB: 2 BB: 1 P: 17	R: 0 E: 0 K: 2 S: 16 H: 2 LOB: 3 BB: 1 P: 22	1B: 5 2B: 0 3B: 0 HR: 0	SF: 0 SAC: 0 DP: 0 HBP: 1					

	AB	33
	R	0
	H	5
	RBI	0
	BB	6
	SO	16
	LOB	25

	WP: 0	PA: 40
	PB: 0	
	SB: 0	
	CS: 0	

PITCHER		IP	WLS	BF	H	R	ER	SO	BB	IBB	HBP	BLK	WP	HR	S	P	ERA	WHIP
44 Jake Peavy, R ERA: 3.48	(1, 1)	6.0	W	26	2	0	0	10	4	0	1	0	0	0	65	103	0.00	1.000
57 Luke Gregerson, R ERA: 4.07	(7, 1)	1.2	H	7	1	0	0	3	1	0	0	0	0	0	15	22	0.00	1.200
45 Edward Mujica, R ERA: 2.95	(8, 1)	1.0	H	5	2	0	0	3	0	0	0	0	0	0	14	17	0.00	2.000
21 Heath Bell, R ERA: 0.49	(9, 1)	0.1	S	2	0	0	0	0	1	0	0	0	0	0	5	9	0.00	3.000

PITCHER	IP	WLS	BF	H	R	ER	SO	BB	IBB	HBP	BLK	WP	HR	S	P	ERA	WHIP

Chicago Cubs @ San Diego Padres

PETCO Park, San Diego, CA

Fri May 22 2009, 10:05 PM EDT
Att. 27,260 - Partly Cloudy - 65 F

livebaseballscorecards.com

BOTTOM

Batter	1	2	3	4	5	6	7	8	9	AB	R	H	RBI	BB	SO	LOB
18 Tony Gwynn Jr., L (1, 8) OBP: 0.500, SLG: 0.500	BB		F7		SF7	K		K		4	2	1	0	1	2	3
22 David Eckstein, R (1, 4) OBP: 0.309, SLG: 0.313	HBP		1B		SF7	F9				0	0	0	0	0	0	0
2 Edgar Gonzalez, R (2, 4) OBP: 0.250, SLG: 0.434										2	0	1	1	0	0	2
23 Adrián González, L (1, 3) OBP: 0.376, SLG: 0.605	K		K		IBB		HR			3	1	1	1	1	2	3
12 Scott Hairston, R (1, 7) OBP: 0.393, SLG: 0.564	BB		K		P3		G6-3			3	0	0	0	1	1	3
24 Brian Giles, L (1, 9) OBP: 0.262, SLG: 0.238	SF8			BB	1B		G4-3			2	0	1	2	1	0	0
5 Kevin Kouzmanoff, R (1, 5) OBP: 0.285, SLG: 0.344	K			K	G6-3		K			4	0	0	0	0	3	5
8 Chris Burke, R (1, 6) OBP: 0.321, SLG: 0.340		K		G5-3	G5-3			K		4	0	0	0	0	2	1
28 Henry Blanco, R (1, 2) OBP: 0.241, SLG: 0.354		K		F8		E7		F9		4	0	1	0	0	1	1
44 Jake Peavy, R (1, 1) OBP: 0.105, SLG: 0.056		G5-3			1B	BB		1B		2	1	1	0	0	0	0
7 Chase Headley, S (6, PH) OBP: 0.307, SLG: 0.363										0	0	0	0	1	0	0
57 Luke Gregerson, L (7, 1)										0	0	0	0	0	0	0
45 Edward Mujica, R (8, 1) OBP: 1.000, SLG: 1.000										1	0	1	0	0	0	0
21 Heath Bell, R (9, 1)										0	0	0	0	0	0	0
Inning Stats	R: 1 E: 1 K: 2 S: 15 H: 0 LOB: 2 BB: 2 P: 31		R: 0 E: 0 K: 2 S: 11 H: 0 LOB: 0 BB: 0 P: 14	R: 0 E: 0 K: 2 S: 10 H: 1 LOB: 1 BB: 0 P: 14	R: 0 E: 0 K: 1 S: 11 H: 0 LOB: 1 BB: 1 P: 18	R: 2 E: 0 K: 0 S: 16 H: 3 LOB: 2 BB: 1 P: 29	R: 0 E: 1 K: 1 S: 13 H: 1 LOB: 2 BB: 1 P: 27	R: 1 E: 0 K: 1 S: 8 H: 1 LOB: 0 BB: 0 P: 10	R: 0 E: 0 K: 2 S: 14 H: 1 LOB: 1 BB: 0 P: 19		1B: 4 2B: 2 3B: 0 HR: 1 SF: 2 SAC: 0 DP: 0 HBP: 1					

	AB	29
	R	4
	H	7
	RBI	4
	BB	5
	SO	11
	LOB	18

WP: 1 PB: 0 SB: 0 CS: 0 PA: 37

PITCHER	IP	WLS	BF	H	R	ER	SO	BB	IBB	HBP	BLK	WP	HR	S	P	ERA	WHIP
38 Carlos Zambrano, R (1, 1) ERA: 4.64	4.2	L	22	3	3	3	7	3	1	1	0	0	0	57	97	5.79	1.286
47 Aaron Heilman, R (5, 1) ERA: 4.5	1.1		7	2	0	0	1	1	0	0	0	1	0	19	36	0.00	2.250
48 Neal Cotts, L (7, 1) ERA: 6.0	1.0		4	1	1	1	1	0	0	0	0	0	1	8	10	9.00	1.000
63 Kevin Gregg, R (8, 1) ERA: 5.4	1.0		4	1	0	0	2	0	0	0	0	0	0	14	19	0.00	1.000

PITCHER	IP	WLS	BF	H	R	ER	SO	BB	IBB	HBP	BLK	WP	HR	S	P	ERA	WHIP

Batter	1	2	3	4	5	6	7	8	9	AB	R	H	RBI	BB	SO	LOB
2 Ryan Theriot, R (1, 6) OBP: 0.335, SLG: 0.442	C FF 85 X FF 84 0-1 ① L4		B FF 86 C SL 80 B SL 80 B SI 85 F FF 86 X FF 86 3-2 ① F9		B FF 86 C SL 77 X CH 74 1-1 ③ G6-3			C SL 84 S SL 84 S SL 84 0-3 ② K		4	0	0	0	0	1	0
1 Kosuke Fukudome, L (1, 8) OBP: 0.441, SLG: 0.488	C SI 85 B FF 84 B SI 85 X SL 79 2-1 ② G4-3		C SL 77 B SI 85 C SI 85 S CH 76 1-3 ② K			B CH 73 C SL 78 C SL 78 S CH 75 1-3 ① K		C CH 78 C SL 84 S SL 84 0-3 ③ K		4	0	0	0	0	3	0
21 Milton Bradley, S (1, 9) OBP: 0.312, SLG: 0.337	C SI 86 C SI 87 B SI 87 B FF 87 X SI 86 2-2 ③ F8		B X 1-0 ③ G4-3			B SI 85 B SL 79 B SI 86 C SI 85 F SI 85 C SI 86 3-3 ② K			X FF 93 0-0 25 1B	4	0	1	0	0	1	0
25 Derrek Lee, R (1, 3) OBP: 0.314, SLG: 0.416		X FF 84 0-0 HR		B FF 86 B SL 79 S FF 86 X CH 74 2-1 ① G1-3		C SL 81 C FF 88 X SL 80 0-2 ③ G6-3			B SL 82 C FF 93 B FF 93 C FF 94 B FF 94 X FF 93 3-2 6 G3-6 1-3 1B	4	1	2	1	0	0	0
6 Micah Hoffpauir, L (1, 7) OBP: 0.349, SLG: 0.513		B FF 86 C SL 79 B SI 86 X SI 86 2-1 ① G6-3		B CH 76 F FF 86 F SI 87 F CH 75 X SI 87 1-2 1B			C SI 83 B SL 78 F SL 77 B SL 79 S CH 76 2-3 ① K		X FS 88 0-0 ① ② G3-6 1-2f	4	0	1	0	0	1	2
18 Geovany Soto, R (1, 2) OBP: 0.320, SLG: 0.274		C FF 87 S SL 80 B FF 86 X SI 86 1-2 17 1B 1B		S SL 80 S SL 80 D SL 80 F SL 81 B FF 87 1 SAFE S CH 76 2-3 ② K			C FF 86 B FF 87 S CH 74 S CH 76 1-3 ② K		B FF 93 F FF 93 B FF 94 B SL 83 F FF 93 C FF 94 3-3 ③ K	4	0	1	0	0	3	2
17 Mike Fontenot, L (1, 4) OBP: 0.298, SLG: 0.369		C SI 84 B SI 85 B CH 76 C CH 76 B SI 86 1 SAFE F SI 86 1 SAFE F CH 75 3-2 X CH 76 1-2 1B		F CH 75 F SI 86 B SI 86 F SL 80 F SI 87 S SL 80 1-3 ③ K			B SI 86 B SI 86 B SI 85 C SI 86 X SI 86 3-1 1B			3	0	2	0	0	1	1
24 Bobby Scales, S (1, 5) OBP: 0.395, SLG: 0.484		B SI 86 C SI 87 B SL 80 X SI 87 2-1 ② F7			C CH 73 X CH 74 0-1 ① F7		B SL 81 S SL 81 1 SAFE F SL 82 F SL 82 1 SAFE F SI 91 F SL 82 1 SAFE 2-2 ③ L7			3	0	0	0	0	0	3
36 Randy Wells, R (1, 1) 7 Aaron Miles, S (8, PH) OBP: 0.253, SLG: 0.269 49 Carlos Marmol, R (8, 1)		F FF 87 B SL 81 B SL 80 X FF 86 2-1 ③ F8			B FF 84 B FF 85 C FF 84 C FF 83 B CH 73 X FF 84 3-2 ② G5-3			F SI 90 B FF 90 B SL 84 F SL 82 X SL 84 2-2 ① G4-3		2 1 0	0 0 0	0 0 0	0 0 0	0 0 0	0 0 0	2 0 0
Inning Stats	R: 0 E: 0 K: 0 S: 7 H: 0 LOB: 0 BB: 0 P: 11	R: 1 E: 0 K: 0 S: 15 H: 3 LOB: 2 BB: 0 P: 25	R: 0 E: 0 K: 1 S: 7 H: 0 LOB: 0 BB: 0 P: 12	R: 0 E: 0 K: 2 S: 15 H: 1 LOB: 1 BB: 0 P: 21	R: 0 E: 0 K: 0 S: 7 H: 0 LOB: 0 BB: 0 P: 11	R: 0 E: 0 K: 2 S: 9 H: 0 LOB: 0 BB: 0 P: 13	R: 0 E: 0 K: 2 S: 16 H: 1 LOB: 1 BB: 0 P: 24	R: 0 E: 0 K: 2 S: 9 H: 0 LOB: 0 BB: 0 P: 11	R: 0 E: 0 K: 1 S: 8 H: 2 LOB: 1 BB: 0 P: 14	1B: 6 2B: 0 3B: 0 HR: 1	SF: 0 SAC: 0 DP: 1 HBP: 0					

PITCHER		IP	WLS	BF	H	R	ER	SO	BB	IBB	HBP	BLK	WP	HR	S	P	ERA	WHIP
52 Josh Geer, R ERA: 4.91	(1, 1)	6.2	W	25	5	1	1	7	0	0	0	0	0	1	68	107	1.35	0.750
40 Greg Burke, R ERA:	(7, 1)	0.1	H	1	0	0	0	0	0	0	0	0	0	0	8	10	0.00	0.000
57 Luke Gregerson, R ERA: 3.91	(8, 1)	1.0	H	3	0	0	0	2	0	0	0	0	0	0	9	11	0.00	0.000
45 Edward Mujica, R ERA: 2.82	(9, 1)	1.0	S	4	2	0	0	1	0	0	0	0	0	0	8	14	0.00	2.000

PITCHER	IP	WLS	BF	H	R	ER	SO	BB	IBB	HBP	BLK	WP	HR	S	P	ERA	WHIP

TOP

Chicago Cubs @ San Diego Padres

PETCO Park, San Diego, CA

Sat May 23 2009, 10:05 PM EDT

Att. 37,798 - Clear - 64 F

livebaseballscorecards.com

AB	33
R	1
H	7
RBI	1
BB	0
SO	10
LOB	10

WP: 0 PA: 33
PB: 0
SB: 0
CS: 0

Chicago Cubs @ San Diego Padres

PETCO Park, San Diego, CA

Sat May 23 2009, 10:05 PM EDT

Att. 37,798 - Clear - 64 F

livebaseballscorecards.com

BOTTOM

Batter	1	2	3	4	5	6	7	8	9	AB	R	H	RBI	BB	SO	LOB
18 Tony Gwynn Jr., L (1, 8) OBP: 0.300, SLG: 0.250	C FF 88 L SI 88 B SI 89 B CH 82 S CH 82 2-3 ① K			C SI 89 B SI 91 B CH 82 X FF 91 2-1 ① F7		C FF 90 S CH 84 C SI 91 0-3 ① K		X FF 95 0-0 ① F9		4	0	0	0	0	2	0
2 Edgar Gonzalez, R (1, 4) OBP: 0.250, SLG: 0.411 45 Edward Mujica, R (9, 1) OBP: 1.000, SLG: 1.000	X SI 89 0-0 ② G5-3			S SL 84 B FF 91 F SL 85 F SI 91 B FF 90 B FF 91 H SI 90 4-2 12 1B 24 2B HBP		F SI 91 S FF 92 B SL 86 B FF 92 S FF 91 2-3 ② K		B FF 96 B FF 95 C SL 84 S SL 85 X SL 84 2-2 ② G4-3		3 0	1 0	0 0	0 0	0 0	1 0	0 0
23 Adrián González, L (1, 3) OBP: 0.378, SLG: 0.600	C FF 90 B SI 91 B CH 84 F FF 91 B CH 84 X CH 82 3-2 ③ F9			B FF 90 D CH 83 C SI 89 F SI 89 B SI 91 X SI 91 3-2 ② F7		B FF 92 X CH 84 1-0 1B		B FF 95 B FF 94 B SL 84 C FF 94 C SL 83 B SL 84 4-2 BB		3	0	1	0	1	0	1
12 Scott Hairston, R (1, 7) OBP: 0.389, SLG: 0.553		C SL 84 C SI 90 S SL 85 0-3 ① K		1 SAFE B CH 84 B SI 90 1 SAFE F SI 91 1 SAFE X CH 84 2-1 24 2B 1-3 1B		B SL 84 B SL 85 C SI 91 C SI 91 B SL 87 S SL 85 3-3 ③ K		B SL 83 S FF 94 F FF 94 X SL 84 1-2 ③ F8		4	1	1	0	0	2	2
24 Brian Giles, L (1, 9) OBP: 0.269, SLG: 0.248		F SI 90 B FF 90 B SI 91 S CH 84 B SI 86 B FF 91 4-2 5 G5-4-3 BB		1 SAFE C FF 90 X FF 91 0-1 1-H 3-H 2B			X CH 83 0-0 ① G3			2	0	1	2	1	0	0
5 Kevin Kouzmanoff, R (1, 5) OBP: 0.280, SLG: 0.338		C CH 83 X SI 90 0-1 ② ③ G5-4-3 1-2f		X SL 85 0-0 ③ G5-3			X SL 84 0-0 ② G6-3			3	0	0	0	0	0	2
4 Nick Hundley, R (1, 2) OBP: 0.358, SLG: 0.433			B FF 90 X SI 89 1-0 ① G4-3		C SL 84 B SL 84 X FF 91 1-1 ① P5		C SI 92 C SI 90 X SI 90 0-2 8 BLK 8 1B 1B			3	1	1	0	0	0	0
8 Chris Burke, R (1, 6) OBP: 0.322, SLG: 0.340			C FF 90 S SL 85 B SL 83 B CH 85 F FF 91 X SI 86 2-2 ② G5-3		X SL 83 0-0 ② F9		C SL 82 F SI 89 B SL 85 D CH 84 X CH 84 2-2 1-H 1B			3	0	1	1	0	0	0
52 Josh Geer, R (1, 1) OBP: 0.250, SLG: 0.182 40 Greg Burke, R (7, 1) 7 Chase Headley, S (7, PH) OBP: 0.305, SLG: 0.360 57 Luke Gregerson, L (8, 1) 22 David Eckstein, R (9, 4) OBP: 0.309, SLG: 0.313			C SI 91 S SL 84 S SL 84 0-3 ③ K		X FF 90 0-0 ③ F9		C SL 83 B CH 83 F FF 90 1 SAFE F FF 90 P PO 81 S SI 86 2-3 ③ K			2 0 1 0 0	0 0 0 0 0	0 0 0 0 0	0 0 0 0 0	0 0 0 0 0	1 0 1 0 0	0 0 1 0 0
Inning Stats	R: 0 E: 0 K: 1 S: 7 H: 0 LOB: 0 BB: 0 P: 12	R: 0 E: 0 K: 1 S: 7 H: 0 LOB: 0 BB: 1 P: 11	R: 0 E: 0 K: 1 S: 8 H: 0 LOB: 0 BB: 0 P: 11	R: 2 E: 0 K: 0 S: 13 H: 2 LOB: 1 BB: 0 P: 24	R: 0 E: 0 K: 0 S: 4 H: 0 LOB: 0 BB: 0 P: 5	R: 0 E: 0 K: 3 S: 10 H: 1 LOB: 1 BB: 0 P: 16	R: 1 E: 0 K: 1 S: 13 H: 2 LOB: 1 BB: 0 P: 16	R: 0 E: 0 K: 0 S: 9 H: 0 LOB: 1 BB: 1 P: 16		1B: 4 2B: 1 3B: 0 HR: 0 SF: 0 SAC: 0 DP: 1 HBP: 1				WP: 0 PB: 0 SB: 0 CS: 0	PA: 31	

	AB	28
	R	3
	H	5
	RBI	3
	BB	2
	SO	7
	LOB	6

PITCHER	IP	WLS	BF	H	R	ER	SO	BB	IBB	HBP	BLK	WP	HR	S	P	ERA	WHIP
36 Randy Wells, R (1, 1) ERA: 1.5	7.0	L	27	5	3	3	7	1	0	1	1	0	0	62	95	3.86	0.857
49 Carlos Marmol, R (8, 1) ERA: 3.6	1.0		4	0	0	0	0	1	0	0	0	0	0	9	16	0.00	1.000

PITCHER	IP	WLS	BF	H	R	ER	SO	BB	IBB	HBP	BLK	WP	HR	S	P	ERA	WHIP

Batter	1	2	3	4	5	6	7	8	9	AB	R	H	RBI	BB	SO	LOB
12 Alfonso Soriano, R (1, 7) OBP: 0.316, SLG: 0.520	B FF 84 B FF 84 S FF 84 X FF 85 2-1 ① P3			B SL 74 F SL 75 S FF 86 X SL 76 1-2 ① P4		X SL 74 0-0 ② G5-3		X SL 82 0-0 ③ F8		4	0	0	0	0	0	1
2 Ryan Theriot, R (1, 6) OBP: 0.328, SLG: 0.431	F FF 84 X CH 77 0-1 ② G6-3			B SL 74 B FF 86 C FF 85 X FF 85 2-1 ② F9		B SL 74 F FF 85 B FF 85 F FF 86 X SL 76 2-2 ③ G1-4-3			C SI 91 X SI 90 0-1 ① G4-3	4	0	0	0	0	0	1
6 Micah Hoffpauir, L (1, 3) OBP: 0.333, SLG: 0.488	B FF 84 F FF 85 C FF 85 B SL 77 X FF 86 2-2 ③ P6			B FF 86 B SL 73 B FF 84 X FF 84 3-0 ③ P5			B FF 84 B FF 84 C FF 84 F FF 86 F FF 86 B SL 75 S FF 86 3-3 ① K		C SL 83 B SL 83 X SI 91 1-1 ② F9	4	0	0	0	0	1	0
21 Milton Bradley, S (1, 9) OBP: 0.310, SLG: 0.333		F FF 85 X FF 86 0-1 ① F9			B FF 84 F FF 86 X FF 84 1-1 ① F7		B FF 85 X FF 85 1-0 9 HR 1B		X SL 83 0-0 ③ G1-3	4	1	1	0	0	0	0
9 Reed Johnson, R (1, 8) OBP: 0.313, SLG: 0.339		B FF 85 C FF 85 X FF 85 1-1 ② B3			F FF 84 S SL 74 B SL 74 S SL 75 1-3 ② K		B FF 84 X FF 85 1-0 1-H HR			3	1	1	2	0	1	0
17 Mike Fontenot, L (1, 4) OBP: 0.299, SLG: 0.368		B FF 83 F FF 85 F SL 75 X SL 78 1-2 ③ P2			B FF 85 B FF 85 F FF 86 B FF 85 F FF 86 F FF 85 X FF 86 3-2 18 S 1B		B FF 85 B FF 84 B FF 85 C FF 84 F FF 84 F FF 86 X FF 85 3-2 ② G6-3			3	0	1	0	0	0	0
18 Geovany Soto, R (1, 2) OBP: 0.313, SLG: 0.266			C FF 85 C SL 74 B SL 76 B FF 85 F SL 75 X FF 86 2-2 ① F8		B SL 74 B SL 76 C FF 86 X FF 86 2-1 ③ G5-3 1-2		C SL 75 B SL 76 X SL 75 1-1 ③ F8			3	0	0	0	0	0	1
24 Bobby Scales, S (1, 5) OBP: 0.390, SLG: 0.471			B CH 76 S FF 85 F FF 85 B SL 76 C SL 75 2-3 ② K			C CH 80 F CH 76 F FF 85 B FF 85 B SL 75 X FF 86 2-2 30 SH3-4 1B		B FF 90 B SI 90 C FF 90 S SL 82 S SL 84 2-3 ① K		3	0	1	0	0	2	0
30 Ted Lilly, L (1, 1) OBP: 0.150, SLG: 0.158 47 Aaron Heilman, R (7, 1) 1 Kosuke Fukudome, L (8, PH) OBP: 0.438, SLG: 0.485 48 Neal Cotts, L (8, 1)			S FF 84 B FF 86 B FF 85 B FF 84 C FF 84 S FF 85 3-3 ③ K			X FF 83 0-0 ① SH3-4 1-2		B CH 78 F SL 83 C FF 89 F SL 83 X FF 90 1-2 ② G5-3		1 0 1 0	0 0 0 0	0 0 0 0	0 0 0 0	1 0 0 0	0 0 0 0	0 0 0 0
Inning Stats	R: 0 E: 0 K: 0 S: 7 H: 0 LOB: 0 BB: 0 P: 11	R: 0 E: 0 K: 0 S: 7 H: 0 LOB: 0 BB: 0 P: 9	R: 0 E: 0 K: 2 S: 10 H: 0 LOB: 0 BB: 0 P: 17	R: 0 E: 0 K: 0 S: 6 H: 0 LOB: 0 BB: 0 P: 12	R: 0 E: 0 K: 1 S: 11 H: 1 LOB: 1 BB: 0 P: 18	R: 0 E: 0 K: 0 S: 9 H: 1 LOB: 1 BB: 0 P: 13	R: 2 E: 0 K: 1 S: 12 H: 2 LOB: 0 BB: 0 P: 21	R: 0 E: 0 K: 1 S: 8 H: 0 LOB: 0 BB: 0 P: 11	R: 0 E: 0 K: 0 S: 5 H: 0 LOB: 0 BB: 0 P: 6	1B: 3 2B: 0 3B: 0 HR: 1	SF: 0 SAC: 1 DP: 0 HBP: 0			WP: 0 PB: 0 SB: 1 CS: 0	PA: 31		

PITCHER		IP	WLS	BF	H	R	ER	SO	BB	IBB	HBP	BLK	WP	HR	S	P	ERA	WHIP
32 Chris Young, R ERA: 4.76	(1, 1)	7.0	W	25	4	2	2	4	0	0	0	0	0	1	62	101	2.57	0.571
57 Luke Gregerson, R ERA: 3.76	(8, 1)	1.0		3	0	0	0	1	0	0	0	0	0	0	8	11	0.00	0.000
40 Greg Burke, R ERA:	(9, 1)	1.0		3	0	0	0	0	0	0	0	0	0	0	5	6	0.00	0.000

PITCHER	IP	WLS	BF	H	R	ER	SO	BB	IBB	HBP	BLK	WP	HR	S	P	ERA	WHIP

TOP

Chicago Cubs @ San Diego Padres

PETCO Park, San Diego, CA

Sun May 24 2009, 4:05 PM EDT

Att. 39,593 - Sunny - 71 F

livebaseballscorecards.com

AB	30
R	2
H	4
RBI	2
BB	0
SO	5
LOB	3

Chicago Cubs @ San Diego Padres

PETCO Park, San Diego, CA

Sun May 24 2009, 4:05 PM EDT

Att. 39,593 - Sunny - 71 F

livebaseballscorecards.com

BOTTOM

Batter	1	2	3	4	5	6	7	8	9	AB	R	H	RBI	BB	SO	LOB
22 David Eckstein, R (1, 4) OBP: 0.305, SLG: 0.308	C FF 84 F SL 82 F SL 83 F FF 87 C FF 89 0-3 ① K		B SL 85 X FF 88 1-0 ③ F7		X SL 85 0-0 SH 12 G6-4-3 1-3 3-H		B FF 88 X FF 86 1-0 ① SH5-4 2-3			2	0	0	1	0	1	1
12 Scott Hairston, R (1, 8) OBP: 0.385, SLG: 0.542	B SL 85 X SL 85 1-0 23 G4-6-3 1B			C FF 88 F CU 71 B FF 90 X FF 90 1-2 ① F9	F CU 72 X CU 72 0-1 ② ③ G6-4-3 1-2f		S SL 82 B SL 83 F SL 82 B SI 93 B SL 84 F SL 83 S SI 93 3-3 ② K			4	0	1	0	0	1	3
23 Adrián González, L (1, 3) OBP: 0.381, SLG: 0.601	B FF 89 F SL 83 1 SAFE B SL 82 F FF 90 X CU 72 2-2 ② ③ G4-6-3 1-2f			C FF 89 B CU 73 F SL 83 S SL 82 1-3 ② K		B SI 89 B FF 89 F SI 87 X SL 81 2-1 5 2B 2B	I IN 71 I IN 73 I IN 72 I IN 72 4-0 5 HR IBB			3	2	1	0	1	1	1
5 Kevin Kouzmanoff, R (1, 5) OBP: 0.285, SLG: 0.366		B FF 86 B FF 88 X SL 84 2-0 ① G5-3		C FF 89 B CU 72 F SL 84 B CH 79 F FF 90 X SL 85 2-2 ③ G6-3		B SI 88 B FF 88 S SL 81 S SL 80 F FF 90 F FF 90 X FF 92 2-2 7 FC1-5 2B 2-H	B SL 82 B SL 83 F SI 93 X SL 83 2-1 1-H 3-H HR			4	1	2	4	0	0	0
4 Nick Hundley, R (1, 2) OBP: 0.347, SLG: 0.417		F FF 87 C SI 89 C CU 72 0-3 ② K			X FF 89 0-0 ① F8	X SL 83 0-0 ① B2	C SI 93 C SL 83 F SL 85 C SI 94 0-3 ③ K			4	0	0	0	0	2	1
7 Chase Headley, S (1, 7) OBP: 0.303, SLG: 0.357		S FF 88 C CU 70 F FF 90 F FF 91 B FF 91 F SL 86 B CU 72 F FF 90 C SL 85 2-3 ③ K			B SL 86 C SL 84 F FF 89 X CU 73 1-2 11 2B 32 1B 1B	X SL 85 0-0 ② FC1-5 14 FC5 11 S 2-3		C SL 86 S SL 87 S FF 92 0-3 ① K		4	1	1	0	0	2	1
11 Drew Macias, L (1, 9) OBP: 0.500, SLG: 0.833			C SL 81 C SL 83 X CU 70 0-2 ① F7		1 SAFE B SL 81 X SL 79 1-0 32 1B 2B 1-3	B CU 73 F FF 90 B FF 90 C SL 84 F CU 72 D FF 86 F FF 90 B SL 84 4-2 14 FC5 BB 1-2		B SI 91 B SL 83 F FF 90 X FF 91 2-1 ② P6		3	1	1	0	1	0	0
14 Josh Wilson, R (1, 6) OBP: 0.268, SLG: 0.194			C FF 88 C CU 70 X FF 90 0-2 ② L9		I IN 60 I IN 58 I IN 57 I IN 58 4-0 32 1B 22 SH IBB	X SL 84 0-0 ③ FC5 1-2 2-3f		C SL 87 B FF 93 B FF 91 C FF 93 X SL 87 2-2 ③ G4-3		3	1	0	0	1	0	2
32 Chris Young, R (1, 1) OBP: 0.368, SLG: 0.333 2 Edgar Gonzalez, R (7, PH) OBP: 0.262, SLG: 0.439 57 Luke Gregerson, L (8, 1) 40 Greg Burke, R (9, 1)			C FF 90 B FF 88 C FF 90 B FF 90 X FF 90 2-2 1B		X FF 90 0-0 22 E 22 SH 1-3 2-H 3-H 1B		C FF 87 X CU 69 0-1 22 SH5-4 5 HR 2B			2 1 0 0	0 1 0 0	2 1 0 0	2 0 0 0	0 0 0 0	0 0 0 0	0 0 0 0
Inning Stats	R: 0 E: 0 K: 1 S: 9 H: 1 LOB: 0 BB: 0 P: 12	R: 0 E: 0 K: 2 S: 11 H: 0 LOB: 0 BB: 0 P: 15	R: 0 E: 0 K: 0 S: 10 H: 1 LOB: 1 BB: 0 P: 13	R: 0 E: 0 K: 1 S: 10 H: 0 LOB: 0 BB: 0 P: 14	R: 3 E: 1 K: 0 S: 9 H: 3 LOB: 1 BB: 1 P: 15	R: 1 E: 0 K: 0 S: 14 H: 2 LOB: 2 BB: 1 P: 22	R: 3 E: 0 K: 2 S: 13 H: 2 LOB: 0 BB: 1 P: 23	R: 0 E: 0 K: 1 S: 8 H: 0 LOB: 0 BB: 0 P: 12		1B: 4 2B: 4 3B: 0 HR: 1 SF: 0 SAC: 2 DP: 2 HBP: 0						

	AB	30
	R	7
	H	9
	RBI	7
	BB	3
	SO	7
	LOB	9

PITCHER		IP	WLS	BF	H	R	ER	SO	BB	IBB	HBP	BLK	WP	HR	S	P	ERA	WHIP
30 Ted Lilly, L ERA: 3.77	(1, 1)	6.1	L	28	8	5	5	4	1	1	0	0	0	0	66	95	7.11	1.421
47 Aaron Heilman, R ERA: 5.3	(7, 1)	0.2		4	1	2	2	2	0	1	0	0	0	1	10	19	27.00	1.500
48 Neal Cotts, L ERA: 5.4	(8, 1)	1.0		3	0	0	0	1	0	0	0	0	0	0	8	12	0.00	0.000

PITCHER	IP	WLS	BF	H	R	ER	SO	BB	IBB	HBP	BLK	WP	HR	S	P	ERA	WHIP

Batter	1	2	3	4	5	6	7	8	9	10	AB	R	H	RBI	BB	SO	LOB
22 David Eckstein, R (1, 4) OBP: 0.302, SLG: 0.305	B FF 83 B FF 83 C FF 84 X FC 82 2-1 1B		C FF 84 X FF 86 0-1 ② G1-3		B FF 84 C FF 84 C CU 68 B SI 86 F FC 83 S CU 69 2-3 ③ K			C FF 84 X FC 82 0-1 E6 12 2B 5 1B	L SI 92 L SI 93 X SI 94 0-2 ① G4-3 2-3	B FF 92 C FF 93 1-1 ③ CS 1-2	5	1	1	0	0	1	1
12 Scott Hairston, R (1, 8) OBP: 0.393, SLG: 0.553	D FC 84 C CH 77 F FC 82 1 SAFE F FF 87 X CU 69 1-2 ① P6		B FF 86 F FF 85 X CU 70 1-1 23 CS 1B			B FC 79 X FC 81 1-0 ① P2		B FC 83 X FC 82 1-0 5 1B 28 1B 1-3 2B	S SL 86 B SL 89 X SL 86 1-1 23 FC4-6 3-H 1B		5	1	3	1	0	0	1
23 Adrián González, L (1, 3) OBP: 0.381, SLG: 0.611	B FF 85 B CH 78 B FF 86 C FC 81 F CU 89 1 SAFE X FC 82 3-2 ② P5		1 SAFE B FF 86 C FF 84 B FF 84 1 SAFE 2-1 CS 1-2 ③	B FF 84 C FC 81 B FF 84 S FF 84 X FC 81 2-2 HR		B CU 67 C FF 84 X FF 84 1-1 ② F7		B FF 86 D CH 79 B FF 85 B FF 84 4-0 28 1B 5 1B 11 2B BB	X SI 92 0-0 ② FC4-6 1-2f		4	2	1	1	1	0	2
5 Kevin Kouzmanoff, R (1, 5) OBP: 0.288, SLG: 0.364 45 Edward Mujica, R (9, 1) OBP: 1.000, SLG: 1.000 14 Josh Wilson, R (10, 6) OBP: 0.268, SLG: 0.194	B FF 86 B FF 84 X FC 82 2-0 ③ F8			B FC 83 B FF 85 B CH 78 B FF 85 4-0 7 G5-4-3 4 WP BB		C FC 82 S CH 78 S CU 68 0-3 ③ K		F FF 92 B FF 91 B CU 74 X FF 92 2-1 28 1B 11 2B 1-2 2-3 3-H 1B	S SL 85 F SL 85 B SL 86 X SI 93 1-2 G3 ③		4 0 0	1 0 0	1 0 0	1 0 0	1 0 0	1 0 0	2 0 0
4 Nick Hundley, R (1, 2) OBP: 0.357, SLG: 0.417 28 Henry Blanco, R (6, 2) OBP: 0.263, SLG: 0.373		C FF 84 B FF 83 B FF 84 S FC 83 F FC 84 B FC 82 F FF 85 F FC 84 B CH 78 4-2 11 FC5-6 BB		F FC 83 B FF 84 B FC 82 B FC 81 B FF 84 4-1 7 G5-4-3 1-2 BB			F FC 81 C FC 80 S CU 67 0-3 ① K	B SL 84 S FF 93 B FF 93 B FF 93 X FF 92 3-1 11 2B 1-2 2-3 3-H 1B		F FF 93 C SL 85 X SL 86 0-2 7 HR 1B	0 3	0 2	0 2	0 1	2 0	0 1	0 0
7 Chase Headley, S (1, 7) OBP: 0.306, SLG: 0.379		F FF 85 F CU 68 X FF 85 0-2 ① F7		B CU 68 B FF 84 X FC 82 2-0 ①② G5-4-3 1-2f 2-3			X FF 84 0-0 1B	D SI 88 X SI 89 1-0 ② F4		F FF 91 B CH 86 X FF 94 1-1 1-H HR	5	1	2	2	0	0	6
11 Drew Macias, L (1, 9) OBP: 0.429, SLG: 0.706		B FF 84 1 SAFE X FC 82 1-0 ② FC5-6 1-2f		C FC 82 B FC 83 C CU 68 F CU 70 B SI 88 F FC 84 C FC 83 2-3 ③ K			X FC 81 0-0 ② F7	B SI 88 C SI 89 C CH 80 B CH 80 X CH 80 2-2 1-H 2-H 3-H 2B		B FF 94 C SL 88 B SL 86 X FF 93 2-1 ① G3	5	0	1	3	0	1	3
8 Chris Burke, R (1, 6) OBP: 0.297, SLG: 0.310 (10, 5)		1 SAFE D FC 81 X FC 82 1-0 ③ G4-3			X FF 84 0-0 ① F9		C FF 85 D CH 79 F FC 82 B CH 80 C FF 86 2-3 ③ K	C CH 80 B FF 87 C CH 80 F SI 88 X FF 88 1-2 ③ P5		S SL 86 S SL 86 B SI 94 F FF 94 F SL 85 B SL 86 C SL 85 2-3 ② K	5	0	0	0	0	2	3
49 Chad Gaudin, R (1, 1) 54 Joe Thatcher, L (6, 1) 43 Cla Meredith, R (7, 1) 18 Tony Gwynn Jr., L (8, PH) OBP: 0.273, SLG: 0.222 40 Greg Burke, R (8, 1) 24 Brian Giles, L (9, PH) OBP: 0.273, SLG: 0.260 2 Edgar Gonzalez, R (9, 5) OBP: 0.273, SLG: 0.448 21 Heath Bell, R (10, 1)			C FF 84 F FF 85 F CU 67 F FC 81 C CU 68 0-3 ① K		C FF 84 F FC 82 B FF 85 B CU 68 B FF 85 F FC 81 F FC 82 X FC 82 3-2 ② G6-3			C CU 69 B FC 84 X FC 81 1-1 ① F9	F SI 90 X SI 91 0-1 22 G4-3 12 1B 2B	C SL 84 B FF 93 S SL 85 B SL 85 X SL 86 2-2 22 CS 1B	2 0 0 1 0 0	0 0 0 0 1 1	0 0 0 0 0 0	0 0 0 0 0 0	0 0 0 0 0 0	1 0 0 0 0 0	0 0 0 0 0 0
Inning Stats	R: 0 E: 0 K: 0 S: 10 H: 1 LOB: 1 BB: 0 P: 18	R: 0 E: 0 K: 0 S: 10 H: 0 LOB: 1 BB: 1 P: 16	R: 0 E: 0 K: 1 S: 10 H: 1 LOB: 0 BB: 0 P: 13	R: 1 E: 0 K: 1 S: 10 H: 1 LOB: 1 BB: 2 P: 24	R: 0 E: 0 K: 1 S: 10 H: 0 LOB: 0 BB: 0 P: 15	R: 0 E: 0 K: 1 S: 6 H: 0 LOB: 0 BB: 0 P: 8	R: 0 E: 0 K: 2 S: 8 H: 1 LOB: 1 BB: 0 P: 10	R: 5 E: 1 K: 0 S: 17 H: 4 LOB: 1 BB: 1 P: 32	R: 1 E: 0 K: 0 S: 11 H: 2 LOB: 1 BB: 0 P: 13	R: 2 E: 0 K: 1 S: 16 H: 3 LOB: 0 BB: 0 P: 24	1B: 8 2B: 3 3B: 0 HR: 2	SF: 0 SAC: 0 DP: 1 HBP: 0		WP: 1 PB: 0 SB: 0 CS: 2	PA: 47			

PITCHER		IP	WLS	BF	H	R	ER	SO	BB	IBB	HBP	BLK	WP	HR	S	P	ERA	WHIP
49 Doug Davis, L ERA: 3.77	(1, 1)	7.1		30	5	4	4	6	4	0	0	0	1	1	69	115	4.91	1.227
57 Jon Rauch, R ERA: 7.23	(8, 1)	0.0		2	2	0	0	0	0	0	0	0	0	0	4	9	∞	∞
35 Clay Zavada, L ERA:	(8, 1)	0.2	H	3	1	2	0	0	0	0	0	0	0	0	8	12	0.00	1.500
50 Chad Qualls, R ERA: 3.6	(9, 1)	1.0	B	5	2	1	1	0	0	0	0	0	0	0	11	13	9.00	2.000
56 Ramon Pena, R ERA: 2.01	(10, 1)	1.0	L	5	3	2	2	1	0	0	0	0	0	1	16	24	18.00	3.000

PITCHER	IP	WLS	BF	H	R	ER	SO	BB	IBB	HBP	BLK	WP	HR	S	P	ERA	WHIP

TOP

San Diego Padres @ Arizona Diamondbacks

Chase Field, Phoenix, AZ

Mon May 25 2009, 12:40 PM MST
Att. 30,545 - Roof Closed - 76 F

livebaseballscorecards.com

AB	41
R	9
H	13
RBI	9
BB	4
SO	7
LOB	18

San Diego Padres @ Arizona Diamondbacks

Chase Field, Phoenix, AZ

Mon May 25 2009, 12:40 PM MST

Att. 30,545 - Roof Closed - 76 F

livebaseballscorecards.com

BOTTOM

Batter	1	2	3	4	5	6	7	8	9	10	AB	R	H	RBI	BB	SO	LOB
18 Gerardo Parra, L (1, 7) (8, 8) OBP: 0.346, SLG: 0.426	C FF 87 F CH 87 S SL 75 0-3 K		B SL 78 F FF 89 X FF 91 1-1 10 1B 11 BLK 3-H 1B	C FF 88 F CH 82 X CH 86 0-2 G4-3		F FF 88 B FF 90 B FF 88 3 SAFE B FF 88 F FF 87 H SL 77 4-2 11 G3-2-3 1-2 2-3 3-H HBP		X SI 89 0-0 G3-1		4	1	1	2	0	1	0
11 Augie Ojeda, S (1, 4) OBP: 0.350, SLG: 0.337	B FF 88 B CH 86 B CH 85 B FF 88 4-0 10 FC5-4 BB		S CH 84 L FF 89 H SL 78 1-2 10 E 10 1B 6 SF7 1-2 HBP		X CH 82 0-0 G3	B FF 88 F FF 87 C FF 89 X FF 89 1-2 G3-2-3 1-2 2-3 3-H			C FF 92 C FS 85 F FS 86 F FF 92 B FS 86 B FF 91 F FF 93 S FF 93 2-3 K		3	1	0	1	1	1	2
10 Justin Upton, R (1, 9) OBP: 0.398, SLG: 0.616	C FF 88 1 SAFE B SL 77 F SL 78 X CH 83 1-2 FC5-4 1-2f		S SL 78 B SL 77 C CH 83 X CH 88 1-2 E9 18 FC3-6 24 WP 1-3 2-H 1B		F FF 89 B CH 82 F FF 89 T FF 92 1-2 K	I IN 81 I IN 82 I IN 82 I IN 80 4-0 IBB			B SL 84 B SL 83 C SL 82 X FF 92 2-1 2B		4	1	2	1	1	1	1
6 Stephen Drew, L (1, 6) OBP: 0.280, SLG: 0.333	C FF 88 F SL 78 D CH 84 X FF 90 1-2 G4-1		B SL 78 X FF 91 1-0 SF7 3-H		B CH 82 F FF 87 B SL 75 B SL 77 B CH 85 4-1 BB	B FF 87 X FF 87 1-0 F7			I IN 78 I IN 77 I IN 78 I IN 78 4-0 IBB		2	0	0	1	2	0	4
27 Mark Reynolds, R (1, 5) OBP: 0.361, SLG: 0.541		F FF 89 S SL 74 B FF 89 C FF 90 1-3 K	C SL 78 2 SAFE B FF 89 2 SAFE B SL 77 B SL 78 B CH 88 4-1 18 FC3-6 BB		C FF 88 B SL 76 1 SAFE B SL 76 S FF 88 1 SAFE 1 SAFE F FF 90 B SL 79 3-2 1 SAFE X FF 85 F8		X FF 85 0-0 18 L3 1B	S FF 92 B FF 91 S FF 92 B FF 93 C FF 92 2-3 K		4	0	1	0	1	2	3
18 Chad Tracy, L (1, 3) OBP: 0.252, SLG: 0.342		B FF 89 C CH 82 F CH 84 B CH 89 C SL 79 2-3 K	C FF 89 X SL 76 0-1 FC3-6 24 WP 1-2f 2-3			B CH 82 B SL 74 B FF 88 C CH 86 B SL 76 4-1 24 2B 18 HBP BB	B SI 85 S FF 85 X SI 85 1-1 L3 1-1		C FS 87 B FF 93 F FF 93 S FF 93 1-3 K		4	1	0	0	1	2	5
24 Chris Young, R (1, 8) OBP: 0.216, SLG: 0.320 57 Jon Rauch, R (8, 1) 35 Clay Zavada, L (8, 1) 50 Chad Qualls, R (9, 1) 56 Ramon Pena, R (10, 1) 26 Miguel Montero, L (10, PH) OBP: 0.338, SLG: 0.394		B CH 88 B FF 88 B CH 88 C FF 88 F FF 88 X SL 80 3-2 F7	B CH 89 B SL 76 S FF 88 C FF 90 X SL 77 2-2 P4 1-2 3-H			X CH 87 0-0 18 HBP 11 G3-2-3 1-3 2B	B SL 77 F FF 86 B FF 85 X FF 84 2-1 G6-3		B FF 92 C FF 91 B FF 93 F FF 92 S FF 93 2-3 K		4 0 0 0 0 1	1 0 0 0 0 0	1 0 0 0 0 0	0 0 0 0 0 1	0 0 0 0 0 0	0 0 0 0 0 1	1 0 0 0 0 0
19 Chris Snyder, R (1, 2) OBP: 0.381, SLG: 0.444			X FF 87 0-0 HR	B FF 88 C CH 87 S SL 77 C SL 78 1-3 K		I IN 71 I IN 74 I IN 73 I IN 73 4-0 11 G3-2-3 18 HBP IBB		S SL 82 B SI 90 C SI 90 F SI 90 B SL 83 C SI 90 2-3 K	C FF 92 B CU 82 S FF 92 F FF 93 X FF 93 1-2 P2		4	1	1	1	1	2	0
49 Doug Davis, R (1, 1) OBP: 0.211, SLG: 0.316 22 Eric Byrnes, R (8, 7) OBP: 0.257, SLG: 0.384			X FF 88 0-0 18 1B 3B	B CH 88 B CH 88 F CH 86 X FF 87 2-1 G3		S FF 90 F SL 79 S SL 79 0-3 K		B SI 89 B SI 90 C SI 90 X SI 91 2-1 P4	X FF 92 0-0 G3-1		3 2	1 0	1 0	0 0	0 0	1 0	3 0

Inning Stats	1	2	3	4	5	6	7	8	9	10
	R: 0 E: 0 K: 1 S: 9 H: 0 LOB: 1 BB: 1 P: 15	R: 0 E: 0 K: 2 S: 9 H: 0 LOB: 0 BB: 0 P: 15	R: 5 E: 1 K: 0 S: 16 H: 4 LOB: 1 BB: 1 P: 26	R: 0 E: 0 K: 1 S: 8 H: 0 LOB: 0 BB: 0 P: 11	R: 0 E: 0 K: 1 S: 9 H: 0 LOB: 1 BB: 1 P: 17	R: 2 E: 0 K: 1 S: 11 H: 1 LOB: 3 BB: 3 P: 29	R: 0 E: 0 K: 0 S: 5 H: 1 LOB: 0 BB: 0 P: 8	R: 0 E: 0 K: 1 S: 7 H: 0 LOB: 0 BB: 0 P: 11	R: 0 E: 0 K: 3 S: 14 H: 1 LOB: 2 BB: 1 P: 25	R: 0 E: 0 K: 1 S: 8 H: 0 LOB: 0 BB: 0 P: 11

1B: 3	SF: 1
2B: 3	SAC: 0
3B: 1	DP: 1
HR: 1	HBP: 2

WP: 1	PA: 45
PB: 0	
SB: 0	
CS: 0	

PITCHER		IP	WLS	BF	H	R	ER	SO	BB	IBB	HBP	BLK	WP	HR	S	P	ERA	WHIP
49 Chad Gaudin, R ERA: 5.4	(1, 1)	5.1		27	5	7	7	6	4	1	1	1	1	1	56	97	11.81	1.688
54 Joe Thatcher, L ERA:	(6, 1)	0.2		4	0	0	0	0	0	1	1	0	0	0	6	16	0.00	0.000
43 Cla Meredith, R ERA: 3.6	(7, 1)	1.0		3	1	0	0	0	0	0	0	0	0	0	5	8	0.00	1.000
40 Greg Burke, R ERA:	(8, 1)	1.0		3	0	0	0	1	0	0	0	0	0	0	7	11	0.00	0.000
45 Edward Mujica, R ERA: 2.7	(9, 1)	1.0	W	5	1	0	0	3	0	1	0	0	0	0	14	25	0.00	1.000

PITCHER		IP	WLS	BF	H	R	ER	SO	BB	IBB	HBP	BLK	WP	HR	S	P	ERA	WHIP
21 Heath Bell, R ERA: 0.47	(10, 1)	1.0	S	3	0	0	0	1	0	0	0	0	0	0	8	11	0.00	0.000

AB	35
R	7
H	7
RBI	6
BB	7
SO	11
LOB	19

Batter	1	2	3	4	5	6	7	8	9	AB	R	H	RBI	BB	SO	LOB
24 Brian Giles, L (1, 9) OBP: 0.282, SLG: 0.277	B FF 92 X FF 92 1-0 22 G5-3 1B		C FF 94 F FF 95 B CH 86 X CH 85 1-2 2B		D CH 85 B CH 85 X FF 94 2-0 ③ FC6 1-2f			X FF 91 0-0 ① L5	C CU 80 C CU 80 B SI 95 X FF 94 1-2 12 G5-4-3 22 HBP 1-2 1B	5	0	3	0	0	0	2
22 David Eckstein, R (1, 4) OBP: 0.305, SLG: 0.303	B FF 92 X FF 92 1-0 ① G5-3 1-2		C SL 84 C SL 84 F SL 86 F FF 95 D CH 86 X FF 93 1-2 ③ F8			B FF 91 C FF 92 C CH 84 F CH 85 F FF 92 X SL 84 1-2 ① F8		C SI 94 B CH 82 C SI 94 X SI 96 1-2 5 HBP 7 1B 12 BB 1-3 1B	S CU 83 H FF 95 1-1 12 G5-4-3 1-2 2-3 HBP	4	1	1	0	0	0	2
12 Scott Hairston, R (1, 8) OBP: 0.386, SLG: 0.535 (8, 7)	C SL 84 F SL 84 F FF 95 S FF 94 0-3 ② K			C FF 92 C FF 92 B FF 92 F FF 94 B FF 92 S CH 84 2-3 ① K		B SL 84 B SL 84 B FF 93 C FF 93 S FF 93 X FF 95 3-2 ② P2		B CU 82 B SI 94 D SI 94 B SI 95 4-0 7 1B 5 HBP 11 WP 1-2 BB	C CU 83 S CU 83 X CU 83 0-2 ①② G5-4-3 1-2f 2-3 3-H	4	1	0	0	1	2	3
5 Kevin Kouzmanoff, R (1, 5) OBP: 0.286, SLG: 0.355	C SL 83 F FF 92 F FF 96 S CH 85 0-3 ③ K			F FF 93 B FF 91 B FF 92 X SL 83 2-1 ② G1-3		B FF 93 F SL 83 X FF 92 1-1 ③ G5-3		C SI 94 B SI 94 B CH 84 H SI 95 3-1 11 WP 7 1B 1-2 2-3 3-H HBP	C CU 84 F CU 84 B FF 94 F FF 95 F CU 83 B FF 95 X FF 95 2-2 ③ F8	4	0	0	1	0	1	2
7 Chase Headley, S (1, 7) OBP: 0.311, SLG: 0.383 (8, 3)		C FF 90 B FF 93 F CH 83 F FF 94 S CH 84 1-3 ① K		C FF 92 F FF 94 B SL 84 X FF 96 1-2 1B			C FF 92 B CH 84 S CH 84 X FF 94 1-2 ① P6	F FF 95 S FF 95 B FF 94 X FF 95 1-2 11 WP 1-2 2-3 3-H 1B		4	0	2	1	0	1	0
4 Nick Hundley, R (1, 2) OBP: 0.346, SLG: 0.402		B FF 93 F SL 82 C FF 94 B FF 94 F FF 95 B CH 86 S FF 93 3-3 ② K		B FF 93 B SL 84 C SL 82 C FF 92 S CH 86 2-3 ③ K			X FF 93 0-0 ② L8	C CU 82 S CU 85 S CU 84 0-3 ② K		4	0	0	0	0	3	4
2 Edgar Gonzalez, R (1, 3) OBP: 0.261, SLG: 0.426 11 Drew Macias, L (8, PH) OBP: 0.455, SLG: 0.706 57 Luke Gregerson, L (8, 1)		C FF 94 B SL 84 S SL 84 S FF 96 1-3 ③ K		F SL 82 T FF 93 B FF 94 S FF 92 1-3 ① K			X FF 93 0-0 ③ F8	D CU 80 F FF 96 B FF 96 B CH 84 B SI 94 4-1 1-2 2-3 3-H BB		3 0 0	0 0 0	0 0 0	0 1 0	2 0 0	0 0 0	0 0 0
8 Chris Burke, R (1, 6) OBP: 0.299, SLG: 0.361 23 Adrián González, L (8, PH) OBP: 0.379, SLG: 0.607 14 Josh Wilson, R (8, 6) OBP: 0.268, SLG: 0.194			C FF 91 B SL 83 B FF 93 X FF 92 2-1 ① F9		F FF 93 F FF 94 B FF 94 F FF 93 F CH 86 S FF 96 1-3 ② K			X FF 93 0-0 HR	B FF 95 C FF 94 X FF 90 1-1 F9	3 1 0	1 0 0	1 0 0	1 0 0	0 0 0	1 0 0	0 3 0
29 Kevin Correia, R (1, 1) OBP: 0.364, SLG: 0.400 43 Cla Meredith, R (6, 1) 18 Tony Gwynn Jr., L (8, PH) OBP: 0.385, SLG: 0.364 (8, 8)			S FF 92 S FF 94 S FF 95 0-3 ② K		B FF 93 C FF 93 X FF 93 1-1 24 FC6 1B			X FF 93 0-0 22 1B 5 HBP 1B	X FF 94 0-0 22 HBP 24 1B 12 G5-4-3 1B	2 0 2	0 0 2	1 0 2	0 0 2	0 0 0	1 0 0	0 0 0
Inning Stats	R: 0 E: 0 K: 2 S: 10 H: 1 LOB: 1 BB: 0 P: 12	R: 0 E: 0 K: 3 S: 11 H: 0 LOB: 0 BB: 0 P: 16	R: 0 E: 0 K: 1 S: 13 H: 1 LOB: 1 BB: 0 P: 17	R: 0 E: 0 K: 2 S: 12 H: 1 LOB: 1 BB: 0 P: 19	R: 0 E: 0 K: 2 S: 11 H: 1 LOB: 1 BB: 0 P: 16	R: 0 E: 0 K: 0 S: 10 H: 0 LOB: 0 BB: 0 P: 15	R: 0 E: 0 K: 0 S: 5 H: 0 LOB: 0 BB: 0 P: 6	R: 4 E: 0 K: 1 S: 16 H: 4 LOB: 3 BB: 2 P: 30	R: 1 E: 0 K: 0 S: 13 H: 2 LOB: 1 BB: 0 P: 17	1B: 8 2B: 1 3B: 0 HR: 1 SF: 0 SAC: 0 DP: 1 HBP: 2						

PITCHER		IP	WLS	BF	H	R	ER	SO	BB	IBB	HBP	BLK	WP	HR	S	P	ERA	WHIP
39 Max Scherzer, R ERA: 3.38	(1, 1)	7.0	W	27	6	2	2	10	0	0	0	0	0	1	74	103	2.57	0.857
45 Doug Slaten, L ERA: 6.35	(8, 1)	0.1		1	0	0	0	0	0	0	0	0	0	0	1	1	0.00	0.000
32 Esmerling Vasquez, R ERA: 6.91	(8, 1)	0.0		3	1	0	0	0	1	0	1	0	0	0	4	12	∞	∞
58 Juan Gutierrez, R ERA: 3.42	(8, 1)	1.2	S	9	3	3	3	1	1	0	1	0	1	0	22	32	16.20	2.400

PITCHER	IP	WLS	BF	H	R	ER	SO	BB	IBB	HBP	BLK	WP	HR	S	P	ERA	WHIP

TOP

San Diego Padres @ Arizona Diamondbacks

Chase Field, Phoenix, AZ

Tue May 26 2009, 6:40 PM MST

Att. 18,601 - Clear - 93 F

livebaseballscorecards.com

AB	36
R	5
H	10
RBI	3
BB	2
SO	11
LOB	16

WP: 1 PA: 40
PB: 0
SB: 0
CS: 0

Batter	1	2	3	4	5	6	7	8	9	AB	R	H	RBI	BB	SO	LOB
18 Gerardo Parra, L (1, 7) OBP: 0.339, SLG: 0.431	C CH 88 X SL 85 0-1 ① F7		B SL 84 S CH 89 1 SAFE B CH 89 S SL 84 F CH 90 F SL 84 F FC 91 X CH 85 2-2 ② L7 1-2		X CH 84 0-0 2-H 2B	B FF 86 B SI 85 C SI 86 X SI 84 2-1 ③ F7				4	0	1	1	0	0	2
11 Augie Ojeda, S (1, 4) OBP: 0.346, SLG: 0.333	C CH 90 B SI 91 F CH 84 X CH 84 1-2 10 G6-4-3 1B		B SL 84 X CH 89 1-0 ③ F7		B SL 85 C SL 86 B CH 90 S CH 89 C FC 91 2-3 ③ K		B CH 76 X FF 85 1-0 ① G4-3			4	0	1	0	0	1	2
10 Justin Upton, R (1, 9) OBP: 0.400, SLG: 0.617	B CH 91 X SL 85 1-0 ② ③ G6-4-3 1-2f			B SL 86 B CH 90 X SL 87 2-0 ① F8		B CU 75 B CH 91 X SI 91 2-0 6 1B 2B	B SL 77 B SL 77 B FF 85 C FF 85 F FF 85 F FF 84 F FF 84 B FF 83 4-2 6 G4-6-3 BB			3	1	1	0	1	0	1
6 Stephen Drew, L (1, 6) OBP: 0.279, SLG: 0.330		C SI 90 X CH 83 0-1 ① F7		S CH 83 B SL 85 B CH 84 X CH 84 2-1 ② P4		B SI 90 X CH 84 1-0 27 HR 2-H 1B	X FF 85 0-0 ② ③ G4-6-3 1-2f			4	1	1	1	0	0	1
27 Mark Reynolds, R (1, 3) OBP: 0.358, SLG: 0.552		C CH 92 B FF 92 S SL 88 F CH 89 B CU 78 F SL 86 B FC 91 F SL 87 S SL 86 3-3 ② K		C CU 76 C CH 92 B CH 91 S CU 77 1-3 ③ K		X SL 87 0-0 1-H HR		B FF 91 S SL 81 S SL 82 B SL 83 S SL 83 2-3 ① K		4	1	1	2	0	3	0
26 Miguel Montero, L (1, 2) OBP: 0.333, SLG: 0.377		F CH 91 B FC 91 F CU 76 B FC 92 B CH 86 B SL 85 4-2 BB			B SL 86 F CH 89 F FC 90 F CU 78 X FC 92 1-2 ① G1-3	X SI 91 0-0 ① F7		S CH 78 F SI 91 F SL 82 X FF 91 0-2 ② G4-3		3	0	0	0	1	0	0
24 Chris Young, R (1, 8) OBP: 0.220, SLG: 0.313		C SL 85 F FC 91 F SL 86 S SL 88 0-3 ③ K			C CH 92 B CH 92 C SI 92 X CU 77 1-2 ② F8	B SI 92 X SL 86 1-0 ② G6-3		C SL 82 B FF 91 B FF 92 B SL 82 B SL 82 4-1 BB		3	0	0	0	1	1	1
14 Ryan Roberts, R (1, 5) OBP: 0.426, SLG: 0.463			X FC 89 0-0 18 S 1B		F SL 86 X SL 87 0-1 39 2B 1B	B CH 91 C SI 91 B FC 89 F SL 86 X CU 77 2-2 39 1B 2B		C SL 81 1 SAFE S SI 90 B SL 84 C SL 83 1-3 ③ K		4	2	3	0	0	1	1
39 Max Scherzer, R (1, 1) OBP: 0.294, SLG: 0.412 45 Doug Slaten, L (8, 1) 32 Esmerling Vasquez, R (8, 1) 58 Juan Gutierrez, R (8, 1)			1 SAFE C CH 88 1 SAFE L SL 85 1 SAFE T SL 84 0-2 ① K		F CH 91 X SL 86 0-1 18 2B 1-H 2B	S FF 85 B FF 85 S FF 86 X FF 84 1-2 2-H 1B				3 0 0 0	1 0 0 0	2 0 0 0	2 0 0 0	0 0 0 0	1 0 0 0	1 0 0 0
Inning Stats	R: 0 H: 1 E: 0 LOB: 0 K: 0 BB: 0 S: 6 P: 8	R: 0 H: 0 E: 0 LOB: 1 K: 2 BB: 1 S: 14 P: 21	R: 0 H: 1 E: 0 LOB: 1 K: 1 BB: 0 S: 11 P: 14	R: 0 H: 0 E: 0 LOB: 0 K: 1 BB: 0 S: 6 P: 11	R: 2 H: 3 E: 0 LOB: 1 K: 1 BB: 0 S: 15 P: 19	R: 4 H: 5 E: 0 LOB: 1 K: 0 BB: 0 S: 13 P: 22	R: 0 H: 0 E: 0 LOB: 0 K: 0 BB: 1 S: 6 P: 11	R: 0 H: 0 E: 0 LOB: 1 K: 2 BB: 1 S: 11 P: 18		1B: 5 SF: 0 2B: 4 SAC: 0 3B: 0 DP: 2 HR: 1 HBP: 0					WP: 0 PA: 35 PB: 0 SB: 1 CS: 0	

PITCHER		IP	WLS	BF	H	R	ER	SO	BB	IBB	HBP	BLK	WP	HR	S	P	ERA	WHIP
29 Kevin Correia, R ERA: 5.11	(1, 1)	5.2	L	26	9	6	6	5	1	0	0	0	0	1	60	87	9.53	1.765
43 Cla Meredith, R ERA: 3.31	(6, 1)	1.1		5	1	0	0	0	1	0	0	0	0	0	11	19	0.00	1.500
57 Luke Gregerson, R ERA: 3.62	(8, 1)	1.0		4	0	0	0	2	1	0	0	0	0	0	11	18	0.00	1.000

PITCHER	IP	WLS	BF	H	R	ER	SO	BB	IBB	HBP	BLK	WP	HR	S	P	ERA	WHIP

BOTTOM

San Diego Padres @ Arizona Diamondbacks

Chase Field, Phoenix, AZ

Tue May 26 2009, 6:40 PM MST

Att. 18,601 - Clear - 93 F

livebaseballscorecards.com

AB	32
R	6
H	10
RBI	6
BB	3
SO	7
LOB	9

San Diego Padres @ Arizona Diamondbacks

Chase Field, Phoenix, AZ

Wed May 27 2009, 6:40 PM MST

Att. 18,257 - Partly Cloudy - 94 F

livebaseballscorecards.com

TOP

Batter	1	2	3	4	5	6	7	8	9	AB	R	H	RBI	BB	SO	LOB
24 Brian Giles, L (1, 9) OBP: 0.285, SLG: 0.288	X FF 86 0-0 ① F7		F CH 81 B CU 80 D CU 80 B FF 90 B SI 88 4-1 12 G6-4-3 1-2 BB			X CU 77 0-0 22 1B 3B	B CH 79 X CH 80 1-0 ③ L9	C CH 86 S SI 87 F SI 96 F SI 88 B SI 96 B CU 80 B SI 88 C SI 96 3-3 K		4	1	1	0	1	1	3
22 David Eckstein, R (1, 4) OBP: 0.318, SLG: 0.314	C FF 86 X FF 90 0-1 23 HR 1B		C SI 88 F CH 82 S CU 81 0-3 ① K			B SI 90 C FF 90 X FF 90 1-1 12 23 1B 3-H 1B		C FF 88 B SL 80 B SL 82 B FF 89 B CH 86 4-1 12 E 12 E BB	B FF 90 C FF 91 B FF 90 X CU 73 2-1 23 G4-6-3 1B	4	3	3	1	1	1	2
12 Scott Hairston, R (1, 8) OBP: 0.386, SLG: 0.530	B FF 87 F FF 88 S FF 90 B CU 81 1 SAFE F CU 79 F SI 91 S CH 80 2-3 ② K		B SI 90 F CU 80 B CH 82 F SI 90 F CH 81 X FF 91 2-2 ②③ G6-4-3 1-2f			L CU 78 1 SAFE B CU 76 F FF 89 F CU 80 B CH 82 X CH 81 2-2 23 1B 5 SF7 1-2 1B		X SL 82 0-0 E1 7 BB 1-H 1B	C CU 73 C FF 91 F FF 90 B SL 82 C FF 92 1-3 ① K	5	2	2	0	0	2	4
23 Adrián González, L (1, 3) OBP: 0.385, SLG: 0.622	B CH 81 S CH 82 B SI 90 X FF 89 2-1 1-H HR			C FF 86 B CU 79 B CU 80 F CH 84 F CH 84 X FF 91 2-2 ① G5-3		C CH 77 B CU 74 F SI 88 D CH 80 X CH 80 2-2 7 G1-3 1-3 2-H 1B		I IN 71 I IN 73 I IN 71 I IN 71 4-0 7 BB 5 BB 28 1B IBB	B FF 92 B FF 92 B CU 74 C FF 91 C FF 88 F CH 86 X FF 93 3-2 ②③ G4-6-3 1-2f	4	2	2	3	1	0	1
5 Kevin Kouzmanoff, R (1, 5) OBP: 0.290, SLG: 0.357	F FF 90 F FF 91 B FF 90 S CH 82 1-3 ③ K			C CU 78 S CU 82 B CU 82 F FF 91 F CH 82 B FF 91 F FF 92 X CU 82 2-2 ② 1B		B SI 88 B CH 78 S CH 79 B SI 88 X SI 87 3-1 ① SF7 3-H		B SL 82 F FF 88 B FF 88 F CH 79 D SL 85 D SL 84 4-2 28 1B 7 BB 18 FC5-2 1-2 BB		2	0	1	1	1	1	0
7 Chase Headley, S (1, 7) OBP: 0.310, SLG: 0.375		C CH 85 B FF 87 B CH 81 S CH 82 B CU 80 T FF 89 3-2 ① K		S CH 83 B CH 83 S FF 93 B FF 92 B S 3-3 ③ K		S CH 78 B SI 88 F SI 87 F CH 81 B FF 88 X CH 80 2-2 ② G1-3 1-2		B CH 81 B CH 81 B CH 83 B FF 88 4-0 18 FC5-2 28 1B 1-2 2-3 3-H BB		3	0	0	1	1	2	1
8 Chris Burke, R (1, 6) OBP: 0.286, SLG: 0.344 11 Drew Macias, L (8, PH) OBP: 0.435, SLG: 0.667 14 Josh Wilson, R (8, 6) OBP: 0.268, SLG: 0.194		C FF 88 S CH 82 X CH 83 0-2 ② L7			B CU 75 B FF 87 F FF 86 X FF 89 2-1 ① F7	B CH 79 B FF 87 B CH 79 C SI 87 F FF 89 S CH 81 3-3 ③ K		B FF 89 B SI 94 B SI 93 C SI 95 F SI 95 F SI 96 C SI 96 3-3 ① K		3 1 0	0 0 0	0 0 0	0 0 0	0 0 0	1 1 0	1 3 0
28 Henry Blanco, R (1, 2) OBP: 0.262, SLG: 0.364		B FF 90 C CU 78 F CU 79 B CU 81 X FF 91 2-2 ③ G6-3			B FF 89 C CU 75 B CH 82 F SI 90 B FF 91 X CH 81 3-2 ② F7		S SL 82 X SL 83 0-1 ① G6-3	X CU 79 0-0 18 FC5-2 1-2 2-3 3-H 1B		4	0	1	1	0	0	0
44 Jake Peavy, R (1, 1) OBP: 0.136, SLG: 0.095 57 Luke Gregerson, L (7, 1) 18 Tony Gwynn Jr., L (8, PH) OBP: 0.357, SLG: 0.333 45 Edward Mujica, R (8, 1) OBP: 1.000, SLG: 1.000 40 Greg Burke, R (9, 1) 21 Heath Bell, R (9, 1)			S FF 86 S CU 78 B CU 79 B CU 79 F FF 90 X FF 90 2-2 24 BB 1B		F SI 88 F CU 79 X CU 81 0-2 ③ G5-3		X FF 89 0-0 ② P4	C CH 83 F SI 96 B SI 87 D SI 87 X SI 95 2-2 ② FC5-2 1-2 2-3 3-Hf		3 0 1 0 0 0	0 0 0 0 0 0	1 0 0 0 0 0	0 0 0 0 0 0	0 0 0 0 0 0	0 0 3 0 0 0	0 0 0 0 0 0
Inning Stats	R: 2 E: 0 K: 2 S: 13 H: 2 LOB: 0 BB: 0 P: 18	R: 0 E: 0 K: 1 S: 9 H: 0 LOB: 0 BB: 0 P: 14	R: 0 E: 0 K: 1 S: 12 H: 1 LOB: 1 BB: 1 P: 20	R: 0 E: 0 K: 1 S: 13 H: 1 LOB: 0 BB: 0 P: 20	R: 0 E: 0 K: 0 S: 8 H: 0 LOB: 0 BB: 0 P: 13	R: 3 E: 0 K: 1 S: 19 H: 4 LOB: 1 BB: 0 P: 32	R: 0 E: 0 K: 0 S: 4 H: 0 LOB: 0 BB: 0 P: 5	R: 3 E: 1 K: 2 S: 17 H: 2 LOB: 3 BB: 4 P: 41	R: 0 E: 0 K: 1 S: 10 H: 1 LOB: 0 BB: 0 P: 16	1B: 9 2B: 0 3B: 1 HR: 1	SF: 1 SAC: 0 DP: 2 HBP: 0	WP: 0 PB: 0 SB: 0 CS: 0	PA: 40			

	AB	34
	R	8
	H	11
	RBI	7
	BB	5
	SO	9
	LOB	18

PITCHER		IP	WLS	BF	H	R	ER	SO	BB	IBB	HBP	BLK	WP	HR	S	P	ERA	WHIP
33 Billy Buckner, R ERA: 7.16	(1, 1)	5.0	L	21	7	5	5	5	1	0	0	0	0	1	62	95	9.00	1.600
35 Clay Zavada, L ERA:	(6, 1)	1.0		4	1	0	0	1	0	0	0	0	0	0	12	22	0.00	1.000
47 Leo Rosales, R ERA: 6.23	(7, 1)	1.0		8	1	3	3	0	3	1	0	0	0	0	8	25	27.00	4.000
32 Esmerling Vasquez, R ERA: 6.46	(8, 1)	1.0		4	1	0	0	2	0	0	0	0	0	0	13	21	0.00	1.000
57 Jon Rauch, R ERA: 6.86	(9, 1)	1.0		3	1	0	0	1	0	0	0	0	0	0	10	16	0.00	1.000

PITCHER	IP	WLS	BF	H	R	ER	SO	BB	IBB	HBP	BLK	WP	HR	S	P	ERA	WHIP

San Diego Padres @ Arizona Diamondbacks

Chase Field, Phoenix, AZ

Wed May 27 2009, 6:40 PM MST

Att. 18,257 - Partly Cloudy - 94 F

livebaseballscorecards.com

BOTTOM

Batter	1	2	3	4	5	6	7	8	9	AB	R	H	RBI	BB	SO	LOB
18 Gerardo Parra, L (1, 8) OBP: 0.344, SLG: 0.491	C FF 90 F FF 91 F FF 93 X FC 85 0-2 F8		B CU 78 C CH 83 B FF 91 S FC 86 F FF 93 B FF 93 X FF 93 3-2 L8			B CH 81 X CH 81 1-0 26 1B 10 3B 2B	X SL 80 0-0 SF9 3-H		B SI 89 C SI 89 X SL 81 1-1 2-H 3B	4	1	2	2	0	0	0
26 Miguel Montero, L (1, 2) OBP: 0.329, SLG: 0.370 57 Jon Rauch, R (9, 1) 24 Chris Young, R (9, PH) OBP: 0.219, SLG: 0.311	X FF 91 0-0 G6-3			C FF 90 B FC 86 F FF 91 F FF 93 S CU 78 1-3 K		B FF 90 X FF 91 1-0 10 3B 2-3 1B	D SI 89 F SL 81 X SI 90 1-1 F8		B CU 82 X FF 93 1-0 F9	4 0 1	1 0 0	1 0 0	0 0 0	0 0 0	1 0 0	1 0 1
10 Justin Upton, R (1, 9) OBP: 0.408, SLG: 0.633	F FF 91 B SI 92 X FF 92 1-1 1B			B FF 93 B FF 93 B FF 92 F FF 91 F FF 92 F FF 92 X SI 91 3-2 27 FC1-5 6 S 1B		B CU 81 B SL 80 F CH 84 B SI 92 S SL 80 F SL 81 F SI 90 X SI 92 3-2 1-H 6 1B 3-H 3B		B FF 91 S FF 92 X FF 93 2-1 G6-3		4	1	3	2	0	0	0
6 Stephen Drew, L (1, 6) OBP: 0.296, SLG: 0.352	1 SAFE B FF 91 X FF 91 1-0 G6-3			B SI 92 B SI 92 B FC 86 C FF 92 F FC 86 D CU 79 4-2 27 FC1-5 1-2 BB		C FF 91 X CU 79 0-1 27 K 3-H 1B		S FS 86 F FS 88 F FF 94 B FS 88 X FS 88 1-2 2B		3	0	2	1	1	0	1
27 Mark Reynolds, R (1, 5) OBP: 0.351, SLG: 0.539 (7, 3)		B SL 82 S FF 90 S FF 91 C FF 92 1-3 K		B SI 92 F SI 92 B FC 86 X SI 90 2-1 FC1-5 1-2 2-3f		B SI 89 C SI 90 S SL 80 S FF 93 1-3 K 1-2		B FF 93 C FF 93 C SL 80 C FF 94 1-3 K		4	0	0	0	0	3	4
18 Chad Tracy, L (1, 3) OBP: 0.246, SLG: 0.333 47 Leo Rosales, R (7, 1) 32 Esmerling Vasquez, R (8, 1) 19 Chris Snyder, R (8, 2) OBP: 0.377, SLG: 0.440		B CH 84 F CH 83 B FF 93 B FF 92 F FC 86 X FF 92 3-2 F7		F CH 84 B FF 94 F CU 80 S FC 85 1-3 K2-3		X CH 83 0-0 G3		C SL 82 B FF 93 F FF 93 B FF 94 F FF 94 S SL 84 2-3 K		3 0 0 1	0 0 0 0	0 0 0 0	0 0 0 0	1 0 0 0	1 0 0 1	2 0 0 1
22 Eric Byrnes, R (1, 7) OBP: 0.250, SLG: 0.372		C SI 92 B SI 92 X FF 92 1-1 F9			X FF 89 0-0 P2		B FF 90 X SL 80 1-0 F7		C SI 90 B SI 91 C SI 90 B SL 83 X SI 91 2-2 L9	4	0	0	0	0	0	0
14 Ryan Roberts, R (1, 4) OBP: 0.412, SLG: 0.444 (7, 5)			C SL 80 C CU 80 X CU 78 0-2 G6-3		F FF 90 F FF 90 B FF 93 F FF 92 X SI 92 1-2 P3		X SL 80 0-0 11 1B 18 SF9 1B		C SI 90 B SI 90 C SI 91 B SI 91 F SI 91 X SI 91 2-2 F9	4	1	1	0	0	0	0
33 Billy Buckner, R (1, 1) 35 Clay Zavada, L (6, 1) 11 Augie Ojeda, S (7, 4) OBP: 0.358, SLG: 0.359			C FF 92 C FF 91 X FF 92 0-2 G1-3		S FF 91 B SL 81 S SL 81 S SL 81 1-3 K		X SI 90 0-0 1-3 1B		C SI 90 F SL 82 X FF 90 0-2 18 3B 2B	2 0 2	0 0 1	0 0 2	0 0 1	0 0 0	1 0 0	0 0 0

Inning Stats																																			
	R: 0	H: 1	E: 0	LOB: 1	K: 0	BB: 0	S: 8	P: 10	R: 0	H: 0	E: 0	LOB: 0	K: 1	BB: 0	S: 8	P: 13	R: 0	H: 0	E: 0	LOB: 0	K: 0	BB: 0	S: 10	P: 13	R: 0	H: 1	E: 0	LOB: 2	K: 2	BB: 1	S: 15	P: 26	R: 0	H: 0	E: 0	LOB: 0	K: 1	BB: 0	S: 8	P: 10
	R: 3	H: 4	E: 0	LOB: 0	K: 1	BB: 0	S: 13	P: 19	R: 1	H: 2	E: 0	LOB: 1	K: 0	BB: 0	S: 6	P: 8	R: 0	H: 1	E: 0	LOB: 1	K: 2	BB: 0	S: 13	P: 19	R: 1	H: 2	E: 0	LOB: 1	K: 0	BB: 0	S: 13	P: 19								

	AB	36
	R	5
	H	11
	RBI	5
	BB	1
	SO	7
	LOB	10

	1B: 6	SF: 1	2B: 3	SAC: 0	3B: 2	DP: 0	HR: 0	HBP: 0	WP: 0	PA: 38	PB: 0	SB: 1	CS: 0																						

PITCHER		IP	WLS	BF	H	R	ER	SO	BB	IBB	HBP	BLK	WP	HR	S	P	ERA	WHIP
44 Jake Peavy, R ERA: 3.67	(1, 1)	6.1	W	27	8	4	4	5	1	0	0	0	0	0	65	95	5.68	1.421
57 Luke Gregerson, R ERA: 3.54	(7, 1)	0.2	H	2	0	0	0	0	0	0	0	0	0	0	3	4	0.00	0.000
45 Edward Mujica, R ERA: 2.59	(8, 1)	1.0		4	1	0	0	2	0	0	0	0	0	0	13	19	0.00	1.000
40 Greg Burke, R ERA: 1.5	(9, 1)	0.2		4	2	1	1	0	0	0	0	0	0	0	12	17	13.50	3.000
21 Heath Bell, R ERA: 0.46	(9, 1)	0.1	S	1	0	0	0	0	0	0	0	0	0	0	1	2	0.00	0.000

PITCHER	IP	WLS	BF	H	R	ER	SO	BB	IBB	HBP	BLK	WP	HR	S	P	ERA	WHIP

Batter	1	2	3	4	5	6	7	8	9	AB	R	H	RBI	BB	SO	LOB
24 Brian Giles, L (1, 9) OBP: 0.284, SLG: 0.287	B SI 90 C SI 90 C SL 84 F SL 84 X SI 92 1-2 23 BB 1B		C SI 89 X CH 82 0-1 ① G4-3		X CH 81 0-0 ② F8		C SI 90 C SI 89 B SL 83 C SI 90 1-3 ① K			4	0	1	0	0	1	1
22 David Eckstein, R (1, 4) OBP: 0.322, SLG: 0.315	C SI 91 B SI 92 F SI 91 S SI 90 1-3 ① K		B SI 90 B SL 84 B SI 91 B SI 90 4-0 12 S BB		C SI 90 C SI 91 F CH 83 B SI 91 X CU 78 1-2 1B		X SI 91 0-0 ②③ G4-6-3 1-2f			3	0	1	0	1	1	2
12 Scott Hairston, R (1, 7) OBP: 0.376, SLG: 0.515	B SI 91 F SI 92 D SL 86 F SL 84 B SI 92 S SL 83 3-3 ② K		B SI 92 F SI 92 F SI 92 S SL 84 1-3 ② K 1-2		X SI 91 0-0 ③ F8			X SI 89 0-0 ① G5-3		4	0	0	0	0	2	3
23 Adrián González, L (1, 3) OBP: 0.392, SLG: 0.618	C SI 90 F SI 92 B SI 93 B SL 83 B SI 92 B SI 92 4-2 5 FC6-4 1-2 BB		C SI 91 B SI 92 B SI 91 B SL 91 I IN 78 4-1 IBB			C SI 89 B SI 89 F CH 82 X SL 83 1-2 ① G4-3		B SI 88 B CH 82 B SI 89 B SI 87 4-0 5 G6-4-3 BB		1	0	0	0	3	0	0
5 Kevin Kouzmanoff, R (1, 5) OBP: 0.284, SLG: 0.349	B SI 92 X SI 92 1-0 ③ FC6-4 1-2f		B SI 91 X SI 92 1-0 ③ G4-3			C SI 92 B SI 88 X SI 89 1-1 ② G5-3		B SI 89 C SI 90 B SI 88 S SI 89 X SI 90 2-2 ②③ G6-4-3 1-2f		4	0	0	0	0	0	5
4 Nick Hundley, R (1, 2) OBP: 0.343, SLG: 0.397		C SI 90 F SI 90 X CU 76 0-2 ① G5-3		F SL 84 B SI 90 B SL 84 B SL 86 X SI 89 3-1 ① G5-3		X SI 91 0-0 18 1B 1B			C SI 92 C SL 86 X SL 86 0-2 ① L6	4	0	1	0	0	0	0
18 Tony Gwynn Jr., L (1, 8) OBP: 0.389, SLG: 0.375		X SI 90 0-0 8 G6-3 1B		B SI 90 X SI 89 1-0 ② B1-3		C SI 90 B SI 90 X SI 91 1-1 1-2 1B			C SI 92 B CH 84 X CH 82 1-1 ② G4-3	4	0	2	0	0	0	0
8 Chris Burke, R (1, 6) OBP: 0.270, SLG: 0.324		S SI 90 X SI 90 0-1 ② G6-3 1-2		B CU 74 C SI 91 X SI 90 1-1 ③ G5-3		X SI 91 0-0 ③ G6-3			C SI 92 C SI 93 X SL 85 0-2 ③ G6-3	4	0	0	0	0	0	3
32 Chris Young, R (1, 1) OBP: 0.333, SLG: 0.300 7 Chase Headley, S (7, PH) OBP: 0.314, SLG: 0.379 54 Joe Thatcher, L (7, 1) 43 Cla Meredith, R (7, 1)		B SI 91 C SI 91 S SI 91 F SI 90 B SL 85 B SI 91 S SI 91 3-3 ③ K		C SI 89 B CU 75 F SI 90 S SL 82 1-3 ① K			B CH 81 F SI 90 B SL 83 X SI 90 2-1 22 G4-6-3 1B			2 1 0 0	0 0 0 0	0 1 0 0	0 0 0 0	2 0 0 0	1 0 0 0
Inning Stats	R: 0 E: 0 K: 2 S: 13 H: 1 LOB: 2 BB: 1 P: 23	R: 0 E: 0 K: 1 S: 10 H: 1 LOB: 1 BB: 0 P: 13	R: 0 E: 0 K: 1 S: 7 H: 0 LOB: 2 BB: 2 P: 17	R: 0 E: 0 K: 0 S: 5 H: 0 LOB: 0 BB: 0 P: 10	R: 0 E: 0 K: 1 S: 9 H: 1 LOB: 1 BB: 0 P: 11	R: 0 E: 0 K: 0 S: 9 H: 2 LOB: 2 BB: 0 P: 12	R: 0 E: 0 K: 1 S: 6 H: 1 LOB: 0 BB: 0 P: 9	R: 0 E: 0 K: 0 S: 4 H: 0 LOB: 0 BB: 1 P: 10	R: 0 E: 0 K: 0 S: 8 H: 0 LOB: 0 BB: 0 P: 9	1B: 6 2B: 0 3B: 0 HR: 0 SF: 0 SAC: 0 DP: 2 HBP: 0						

TOP

San Diego Padres @ Colorado Rockies

Coors Field, Denver, CO

Fri May 29 2009, 7:10 PM MDT

Att. 23,239 - Cloudy - 75 F

livebaseballscorecards.com

AB	31
R	0
H	6
RBI	0
BB	4
SO	6
LOB	15

PITCHER		IP	WLS	BF	H	R	ER	SO	BB	IBB	HBP	BLK	WP	HR	S	P	ERA	WHIP
21 Jason Marquis, R ERA: 3.93	(1, 1)	8.0	W	32	6	0	0	6	3	1	0	0	0	0	63	105	0.00	1.125
16 Huston Street, R ERA: 3.1	(9, 1)	1.0	S	3	0	0	0	0	0	0	0	0	0	0	8	9	0.00	0.000

PITCHER	IP	WLS	BF	H	R	ER	SO	BB	IBB	HBP	BLK	WP	HR	S	P	ERA	WHIP

Batter	1	2	3	4	5	6	7	8	9	AB	R	H	RBI	BB	SO	LOB
24 Dexter Fowler, S (1, 8) OBP: 0.353, SLG: 0.397	C FF 83 F FF 85 F SL 76 B FF 85 B SL 76 B FF 86 X FF 85 3-2 G3-1 ①		B FF 82 C FF 83 B CH 75 X FF 83 2-1 F7 ①		B FF 85 S FF 85 B FF 86 T FF 86 B SL 78 B FF 86 4-2 BB		F FF 89 B FF 88 C FF 88 B SL 77 F FF 88 F FF 88 X SL 78 2-2 L4 ①			3	0	0	0	1	0	0
12 Clint Barmes, R (1, 4) OBP: 0.303, SLG: 0.424	B FF 83 F FF 84 X FF 84 1-1 F9 ②		C FF 84 F FF 84 S SL 75 0-3 K ②		C FF 86 B SL 76 F FF 85 D SL 75 F SL 74 B FF 85 F FF 86 X FF 85 3-2 F8 ③		X FF 88 0-0 17 S 1B			4	0	1	0	0	1	2
17 Todd Helton, L (1, 3) OBP: 0.376, SLG: 0.500	F FF 84 B FF 86 F FF 85 X FF 86 1-2 L5 ③		F FF 84 X FF 85 0-1 L4 ③			C SL 72 B SL 74 B FF 85 B FF 85 B FF 84 4-1 19 FC3-6 7 BB 8 E BB	C FF 88 1 SAFE B FF 88 S FF 88 B SL 78 B SL 77 X FC 86 3-2 P3 ② 1-2			3	1	0	0	1	0	1
27 Garrett Atkins, R (1, 5) OBP: 0.273, SLG: 0.287 6 Omar Quintanilla, L (7, PR) OBP: 0.348, SLG: 0.263 (8, 5)		C FF 84 B FF 85 X FF 85 1-1 L5 ①		C SL 73 B SL 75 X FF 85 1-1 F8 ①		X FF 85 0-0 F8 ①	I IN 80 I IN 81 I IN 81 I IN 79 4-0 IBB			3 0	0 0	0 0	0 0	1 0	0 0	1 0
7 Seth Smith, L (1, 7) OBP: 0.429, SLG: 0.500 14 Matt Murton, R (7, PH) OBP: 0.325, SLG: 0.486 (8, 7)		B FF 83 B FF 84 B FF 84 B FF 84 4-0 19 G6-3 8 1B BB		B F FF 84 B FF 85 F FF 84 F FF 86 X FF 85 2-2 L7 ②		B FF 85 F FF 85 1 SAFE B SL 74 B FF 84 B FF 84 4-1 19 FC3-6 1-2 BB	C SL 80 X FF 86 0-1 F8 ③			1 1	1 0	0 0	0 0	2 0	0 0	0 2
19 Ryan Spilborghs, R (1, 9) OBP: 0.343, SLG: 0.442		1 SAFE B FF 84 B FF 84 C FF 84 X SL 76 2-1 G6-3 ② 1-2		F FF 85 S SL 76 X SL 76 0-2 G6-3 ③		S SL 74 C FF 84 X SL 74 0-2 FC3-6 2 BB 8 E ② 1-2f 2-3		S SL 79 B SL 79 S SL 78 B SL 80 X FF 85 2-2 2 G5-4-3 1B		4	1	1	0	0	0	3
2 Troy Tulowitzki, R (1, 6) OBP: 0.322, SLG: 0.388		C FF 84 D SL 76 D SL 75 B FF 85 B FF 84 4-1 8 1B BB			C FF 83 X FF 85 0-1 F8 ①	B FF 85 B FF 85 B FF 84 B FF 84 4-0 8 E 1-2 BB		B SI 87 1 SAFE 1 SAFE B FF 86 X SI 87 2-0 G5-4-3 ① ② 1-2f		2	0	0	0	2	0	1
8 Yorvit Torrealba, R (1, 2) OBP: 0.295, SLG: 0.352		C FF 84 C SL 76 B SL 74 D SL 75 F FF 85 X FF 86 2-2 1B 1-3 2-H			F FF 84 X SL 74 0-1 21 SH3-4 1B	X FF 84 0-0 E5 1-3 2-H 3-H		C SL 81 X SL 81 0-1 G1-3 ③		4	0	2	1	0	0	1
21 Jason Marquis, L (1, 1) OBP: 0.250, SLG: 0.263 16 Huston Street, R (9, 1)		C FF 83 X FF 84 0-1 F8 ③			1 SAFE C FF 84 P 1 SAFE X FF 85 1-1 SH3-4 ② 1-2	C FF 84 F FF 84 C SL 75 0-3 K ③				2 0	0 0	0 0	0 0	0 0	1 0	4 0
Inning Stats	R: 0 E: 0 K: 0 S: 9 H: 0 LOB: 0 BB: 0 P: 14	R: 1 E: 0 K: 0 S: 11 H: 1 LOB: 2 BB: 2 P: 24	R: 0 E: 0 K: 1 S: 7 H: 0 LOB: 0 BB: 0 P: 9	R: 0 E: 0 K: 0 S: 9 H: 0 LOB: 0 BB: 0 P: 12	R: 0 E: 0 K: 0 S: 14 H: 1 LOB: 2 BB: 1 P: 21	R: 2 E: 1 K: 1 S: 10 H: 0 LOB: 2 BB: 3 P: 22	R: 0 E: 0 K: 0 S: 11 H: 1 LOB: 2 BB: 1 P: 20	R: 0 E: 0 K: 0 S: 6 H: 1 LOB: 0 BB: 0 P: 10		1B: 4 2B: 0 3B: 0 HR: 0 SF: 0 SAC: 1 DP: 1 HBP: 0				WP: 0 PB: 0 SB: 1 CS: 0 PA: 35		

PITCHER	IP	WLS	BF	H	R	ER	SO	BB	IBB	HBP	BLK	WP	HR	S	P	ERA	WHIP
32 Chris Young, R (1, 1) ERA: 4.45	6.0	L	27	2	3	1	2	6	0	0	0	0	0	60	102	1.50	1.333
54 Joe Thatcher, L (7, 1) ERA:	0.2		4	1	0	0	0	0	1	0	0	0	0	9	18	0.00	1.500
43 Cla Meredith, R (7, 1) ERA: 3.06	1.1		4	1	0	0	0	0	0	0	0	0	0	8	12	0.00	0.750

PITCHER	IP	WLS	BF	H	R	ER	SO	BB	IBB	HBP	BLK	WP	HR	S	P	ERA	WHIP

BOTTOM

San Diego Padres @ Colorado Rockies

Coors Field, Denver, CO

Fri May 29 2009, 7:10 PM MDT

Att. 23,239 - Cloudy - 75 F

livebaseballscorecards.com

AB	27
R	3
H	4
RBI	1
BB	7
SO	2
LOB	15

Batter	1	2	3	4	5	6	7	8	9	AB	R	H	RBI	BB	SO	LOB
18 Tony Gwynn Jr., L (1, 8) OBP: 0.348, SLG: 0.429	B SI 94 C SI 93 F FF 94 B SI 94 F SI 92 X CU 77 2-2 E5 22 1B 22 S 23 HR	C FF 92 X CH 84 0-1 ② F8		B CH 84 B SI 92 X FF 92 2-0 1-H 22 1B 3B			C FF 92 X FF 91 0-1 ① F7		F SI 91 C SL 86 S CH 84 0-3 ② K	5	2	1	1	0	1	1
22 David Eckstein, R (1, 4) OBP: 0.330, SLG: 0.319	1 SAFE B FF 91 B FF 92 C FF 92 X FF 92 2-1 1-3 23 HR 1B	C FF 92 B CU 76 D CH 84 B FF 92 L FF 92 F FF 92 F SI 92 X FF 92 3-2 ③ G4-3		C FC 85 C FC 84 X FC 86 0-2 3-H 1B			B FF 92 C FF 92 B FF 92 B FF 93 F FF 91 B FF 92 4-2 23 G5-3 BB		C SI 90 B SI 92 X SL 86 1-1 ③ G1-4-3	4	1	2	1	1	0	1
23 Adrián González, L (1, 3) OBP: 0.389, SLG: 0.627	X FF 93 0-0 1-H 3-H HR	B SI 92 C CH 84 X FF 93 1-1 ① F7	1 SAFE C FC 84 B FC 84 F FC 86 B FF 86 X CH 80 2-2 ③ F7				F FF 92 F FF 93 B FF 88 X FF 88 1-2 ② G5-3 1-2			4	1	1	3	0	0	2
7 Chase Headley, S (1, 7) OBP: 0.312, SLG: 0.376	C FF 94 F CH 86 F FF 94 S CU 78 0-3 ① K	X SI 93 0-0 1B			B CH 80 C FF 86 C FC 84 B FF 86 F CH 81 B FC 84 X FF 86 3-2 ① G3		C FF 91 S FF 93 F FF 92 S FF 94 0-3 ③ K			4	0	1	0	0	2	1
24 Brian Giles, L (1, 9) OBP: 0.284, SLG: 0.287	X SI 94 0-0 ② G3-1	1 SAFE X CH 85 0-0 ② P3			B SL 76 C FF 87 B CH 82 B FF 86 X FF 86 3-1 ② G4-3			B SL 80 B FF 91 F FF 92 X FF 93 2-1 4 G5-4-3 1B		4	0	1	0	0	0	1
5 Kevin Kouzmanoff, R (1, 5) OBP: 0.278, SLG: 0.341	C FF 94 B SL 86 C CU 76 B FF 93 S CU 77 2-3 ③ K	F CH 85 X FF 93 0-1 ③ G4-3			F SI 88 F FF 86 B FC 86 B FC 84 X SI 89 2-2 ③ F7			B FF 91 X 1-0 ① F9		4	0	0	0	0	1	2
4 Nick Hundley, R (1, 2) OBP: 0.348, SLG: 0.408		F FF 93 B SL 85 X SL 86 1-1 14 WP 14 2B 1B		B CU 77 X FF 93 1-0 14 (A2) D64 2B		F FC 84 B FF 87 X FF 86 1-1 ① P4		X FF 92 0-0 ②③ G5-4-3 1-2f		4	1	2	0	0	0	1
14 Josh Wilson, R (1, 6) OBP: 0.273, SLG: 0.231 16 Cliff Floyd, L (9, PH) 8 Chris Burke, R (9, 6) OBP: 0.270, SLG: 0.324		C SI 91 S CH 84 F SI 91 B CU 78 F CU 77 F FF 92 X SL 84 1-2 52 FC3-5 1-H 2B		B SI 92 S CH 83 B FF 92 F SI 92 F FF 92 F F CH 84 F FF 92 2 SAFE 2-3 ①② C CU 77 2-3		C SI 88 B CH 81 X FF 87 1-1 ② F9			B SI 92 S SI 92 B SI 91 F SI 93 B CH 84 T SI 92 3-2 ① K	3 1 0	0 0 0	1 0 0	1 0 0	0 0 0	1 1 0	1 0 0
52 Josh Geer, R (1, 1) OBP: 0.267, SLG: 0.214 57 Luke Gregerson, L (7, 1) 12 Scott Hairston, R (9, PH) OBP: 0.380, SLG: 0.540 21 Heath Bell, R (9, 1)		L FF 92 X FF 91 0-1 ① FC3-5 2-3		X FF 93 0-0 18 3B 1B		F FF 86 S FC 86 F FC 85 F FF 88 B FC 84 S FC 86 1-3 ③ K			B SL 85 X SI 92 1-0 HR	3 0 1 0	1 0 1 0	1 0 1 0	0 0 1 0	0 0 0 0	1 0 0 0	1 0 0 0

Inning Stats	1	2	3	4	5	6	7	8	9
	R: 3 E: 1 K: 2 S: 15	R: 1 E: 0 K: 0 S: 17	R: 0 E: 0 K: 0 S: 6	R: 2 E: 0 K: 1 S: 16	R: 0 E: 0 K: 0 S: 9	R: 0 E: 0 K: 1 S: 9	R: 0 E: 0 K: 1 S: 11	R: 0 E: 0 K: 0 S: 4	R: 1 E: 0 K: 2 S: 9
	H: 2 LOB: 0 BB: 0 P: 21	H: 2 LOB: 1 BB: 0 P: 22	H: 1 LOB: 1 BB: 0 P: 7	H: 4 LOB: 1 BB: 0 P: 23	H: 0 LOB: 0 BB: 0 P: 17	H: 0 LOB: 0 BB: 0 P: 12	H: 0 LOB: 1 BB: 1 P: 16	H: 1 LOB: 0 BB: 0 P: 7	H: 1 LOB: 0 BB: 0 P: 14

1B: 6 SF: 0 WP: 1 PA: 38
2B: 2 SAC: 0 PB: 0
3B: 1 DP: 1 SB: 1
HR: 2 HBP: 0 CS: 0

PITCHER		IP	WLS	BF	H	R	ER	SO	BB	IBB	HBP	BLK	WP	HR	S	P	ERA	WHIP
46 Jason Hammel, R ERA: 4.83	(1, 1)	3.2		19	8	6	5	3	0	0	0	0	1	1	48	65	12.27	2.182
51 Josh Fogg, R ERA:	(4, 1)	2.1		8	1	0	0	1	0	0	0	0	0	0	24	37	0.00	0.429
41 Alan Embree, L ERA: 7.07	(7, 1)	1.0		5	1	0	0	1	1	0	0	0	0	0	13	20	0.00	2.000
60 Manny Corpas, R ERA: 6.35	(8, 1)	1.0		2	0	0	0	0	0	0	0	0	0	0	2	3	0.00	0.000
16 Huston Street, R ERA: 3.38	(9, 1)	1.0	W	4	1	1	1	2	0	0	0	0	0	1	9	14	9.00	1.000

PITCHER	IP	WLS	BF	H	R	ER	SO	BB	IBB	HBP	BLK	WP	HR	S	P	ERA	WHIP

TOP

San Diego Padres @ Colorado Rockies

Coors Field, Denver, CO

Sat May 30 2009, 6:10 PM MDT
Att. 32,064 - Partly Cloudy - 67 F

livebaseballscorecards.com

AB	37
R	7
H	11
RBI	7
BB	1
SO	7
LOB	11

San Diego Padres @ Colorado Rockies

Coors Field, Denver, CO

Sat May 30 2009, 6:10 PM MDT

Att. 32,064 - Partly Cloudy - 67 F

livebaseballscorecards.com

Batter	1	2	3	4	5	6	7	8	9	AB	R	H	RBI	BB	SO	LOB
24 Dexter Fowler, S (1, 8) OBP: 0.349, SLG: 0.397	X SL 83 0-0 ① B5-3		C SL 85 X CH 75 0-1 ① G1-3		C FF 86 C SL 78 B FF 86 B FF 86 S FF 87 2-3 ② K		C SL 77 X SL 75 0-1 12 2B 2B		B FF 92 C FF 92 B FF 94 C FF 93 C FF 93 2-3 ① K	5	1	1	0	0	2	0
12 Clint Barmes, R (1, 4) OBP: 0.320, SLG: 0.467	C FF 84 X FF 85 0-1 17 2B 3B		C SL 79 F CH 74 F FF 86 X SL 80 0-2 E8 27 SF8 2B		B FF 86 C FF 86 F FF 86 F FF 86 F FF 87 F SL 75 X FF 88 1-2 ③ F9		B SL 83 X SL 81 1-0 2-H 2B		X CU 82 0-0 17 S 27 1B 1B	5	3	4	1	0	0	0
17 Todd Helton, L (1, 3) OBP: 0.382, SLG: 0.503	B SI 86 C SL 79 X SL 81 1-1 11 HR 3-H 2B		B FF 88 B SL 78 B SL 78 B FF 86 4-0 BB			X SL 75 0-0 ① G3	I IN 72 I IN 73 I IN 73 I 4-0 27 FC5-4 IBB		B FF 93 B FF 94 C FF 92 1 SAFE D CU 80 C FF 94 X FF 94 3-2 ② G5-3 1-2	3	1	1	1	2	0	1
27 Garrett Atkins, R (1, 5) OBP: 0.271, SLG: 0.286	C FF 86 X SL 78 0-1 ② F7		B SL 81 X FF 87 1-0 ② SF8 3-H			C FF 85 B SL 80 X SL 80 1-1 ② L6	C SI 91 B FF 92 B SL 84 X SL 84 2-1 ③ FC5-4 1-2f		C FF 94 X SI 94 0-1 11 2B 2-H 1B	4	1	1	2	0	0	3
11 Brad Hawpe, L (1, 9) OBP: 0.415, SLG: 0.628	F FF 86 F FF 88 F FF 87 X FF 87 0-2 2-H HR		X SI 87 0-0 ③ G4-3			B FF 86 C FF 85 F FF 87 X FF 89 1-2 E6		F SI 91 X SI 90 0-1 6 SH3-4 1B	F FF 94 S CU 81 B FF 94 X FF 94 1-2 1-H 2B	5	1	3	3	0	0	1
7 Seth Smith, L (1, 7) OBP: 0.417, SLG: 0.482 41 Alan Embree, L (7, 1) 60 Manny Corpas, R (8, 1) 6 Omar Quintanilla, L (8, PH) OBP: 0.348, SLG: 0.263 16 Huston Street, R (9, 1)	B FF 87 S SL 78 F SL 78 B SL 77 S SL 77 2-3 ③ K			C CH 73 B FF 84 X FF 85 1-1 ① F8		C SL 78 C SL 76 B SL 80 S SL 77 1-3 ③ K		B FF 90 1 SAFE L SI 90 1 SAFE X SL 82 1-1 ① SH3-4 1-2		3 0 0 0 0	0 0 0 0 0	0 0 0 0 0	0 0 0 0 0	2 0 0 0 0	1 0 0 0 0
2 Troy Tulowitzki, R (1, 6) OBP: 0.321, SLG: 0.397		S SL 78 B SL 81 B FF 84 X FF 86 2-1 ① F9		B CH 75 F CH 75 X SL 76 1-1 ② P3			C SL 77 B SL 79 C SL 78 B FF 86 X CH 75 2-2 19 G4-3 3B	F FF 91 X SL 84 0-1 ② P5		4	1	1	0	0	0	1
39 Paul Phillips, R (1, 2) OBP: 0.444, SLG: 0.429		B FF 87 B FF 87 X FF 87 2-0 ② G6-3		B FF 86 B SL 77 F FF 86 B FF 88 F FF 86 X FF 86 3-2 ③ F9			B FF 86 F SL 80 X SL 81 1-1 ① P3	B SL 83 F SL 84 B SL 85 B SL 84 F FF 91 B FF 92 4-2 BB		3	0	0	0	1	0	1
46 Jason Hammel, R (1, 1) 51 Josh Fogg, R (4, 1) 19 Ryan Spilborghs, R (7, 7) OBP: 0.339, SLG: 0.436		C FF 87 B SL 80 X FF 87 1-1 ③ G3			C FF 85 X SL 78 0-1 ① G5-3		X SL 81 0-0 ② G4-3 3-H	B FC 92 B SI 91 B FF 91 X FC 92 3-0 ③ F9		1 1 2	0 0 0	0 0 0	0 0 1	0 0 0	0 0 0	0 0 2
Inning Stats	R: 3 H: 3 E: 0 LOB: 0 K: 1 BB: 0 S: 14 P: 17	R: 0 H: 0 E: 0 LOB: 0 K: 0 BB: 0 S: 5 P: 10	R: 1 H: 1 E: 1 LOB: 1 K: 0 BB: 1 S: 8 P: 13	R: 0 H: 0 E: 0 LOB: 0 K: 0 BB: 0 S: 7 P: 12	R: 0 H: 0 E: 0 LOB: 0 K: 1 BB: 0 S: 11 P: 14	R: 0 H: 0 E: 1 LOB: 1 K: 1 BB: 0 S: 9 P: 12	R: 2 H: 3 E: 0 LOB: 2 K: 0 BB: 1 S: 11 P: 21	R: 0 H: 1 E: 0 LOB: 2 K: 0 BB: 1 S: 9 P: 17	R: 2 H: 3 E: 0 LOB: 1 K: 1 BB: 0 S: 12 P: 18	1B: 3 SF: 1 2B: 5 SAC: 1 3B: 2 DP: 0 HR: 1 HBP: 0						WP: 0 PA: 41 PB: 0 SB: 1 CS: 0

BOTTOM

AB	36
R	8
H	11
RBI	8
BB	3
SO	4
LOB	10

PITCHER		IP	WLS	BF	H	R	ER	SO	BB	IBB	HBP	BLK	WP	HR	S	P	ERA	WHIP
52 Josh Geer, R ERA: 5.17	(1, 1)	6.2		28	6	6	5	3	1	0	0	0	0	1	62	89	6.75	1.050
57 Luke Gregerson, R ERA: 3.38	(7, 1)	1.1	B	8	2	0	0	0	1	1	0	0	0	0	12	27	0.00	2.250
21 Heath Bell, R ERA: 1.33	(9, 1)	0.2	L	5	3	2	2	1	0	0	0	0	0	0	12	18	27.00	4.500

PITCHER	IP	WLS	BF	H	R	ER	SO	BB	IBB	HBP	BLK	WP	HR	S	P	ERA	WHIP

Batter	1	2	3	4	5	6	7	8	9	AB	R	H	RBI	BB	SO	LOB
18 Tony Gwynn Jr., L (1, 9) (8, 8) OBP: 0.393, SLG: 0.440	B FF 90 C FF 90 C FF 93 S FC 87 1-3 **K** ①		X FF 93 0-0 22 2B 23 HR **1B**		X FF 91 0-0 **B1** ①	C SL 86 B FF 94 2 SAFE D FF 93 B FF 93 B FF 93 4-1 1-2 2-3 **BB**		X FF 92 0-0 12 FC6-4 **1B**		4	1	2	0	1	1	0
22 David Eckstein, R (1, 4) OBP: 0.326, SLG: 0.322	C X 0-1 **F9** ②		C FF 91 X FF 92 0-1 1-3 23 HR **2B**		C FF 92 B FF 92 B FF 92 B FF 92 C FF 91 X FF 92 3-2 **G6-3** ②	B FF 92 C FF 93 F FF 94 X FF 94 1-2 **L9** ③		1 SAFE B FF 92 1 SAFE C FF 90 C FF 90 1 SAFE T FF 92 1-2 **K** ②		5	1	1	0	0	1	4
12 Scott Hairston, R (1, 8) OBP: 0.387, SLG: 0.560 45 Edward Mujica, R (8, 1) OBP: 1.000, SLG: 1.000 21 Heath Bell, R (9, 1)	C FF 94 F FF 94 B FF 93 B FF 94 B FS 86 X FS 85 3-2 **1B**		X CU 73 0-0 **P4** ②		B FF 94 B FS 83 B FF 94 B FF 94 4-0 23 S 5 2B **BB**		C SL 82 B FF 93 X FF 92 1-1 **HR**	C CU 78 1 SAFE 1 SAFE B FF 91 B CU 79 X CU 78 2-1 **FC6-4** ③ 1-2f		4 0 0	2 0 0	2 0 0	1 0 0	1 0 0	0 0 0	3 0 0
23 Adrián González, L (1, 3) OBP: 0.394, SLG: 0.641	S FF 94 B FF 93 S FF 95 F FF 94 S FF 95 1-3 **K** ③		C FF 94 F FF 94 X FF 95 0-2 2-H 3-H **HR**		C FF 94 B FF 93 B FF 95 B FC 84 B FC 84 4-1 1-2 5 2B **BB**		X FF 92 0-0 28 CS 5 1B **1B**		X FF 91 0-0 **F8** ①	4	1	2	3	1	1	1
5 Kevin Kouzmanoff, R (1, 5) OBP: 0.281, SLG: 0.348		S FF 93 B FF 92 B FS 83 F FF 94 B FS 85 X FF 94 3-2 **F7** ①	B FF 95 S FS 84 F FF 94 S FC 87 1-3 **K** ③		C FC 84 C FF 94 X FC 85 0-2 1-H 2-H **2B** ③		C SL 85 F SL 86 B FF 92 F FF 93 X SL 85 1-2 28 CS 1-2 **1B**		B FF 92 F FF 90 X CU 79 1-1 **G5-3** ②	5	0	2	1	0	1	0
7 Chase Headley, S (1, 7) OBP: 0.309, SLG: 0.366		F FF 92 F FF 91 S FC 87 0-3 **K** ②		C CU 72 B FF 92 S FC 92 F FC 85 S FC 85 1-3 **K** ①		C SL 83 S FF 92 B SL 85 X FF 93 1-2 **P6** ①	B FF 93 C FF 94 B FF 94 F SI 93 F FF 93 B SL 84 F FF 93 S FF 93 3-3 **K** ①		B FS 80 B CU 79 B FF 92 B 4-0 **BB**	4	0	0	0	1	3	2
28 Henry Blanco, R (1, 2) OBP: 0.273, SLG: 0.345		C FF 94 B FF 94 S FS 84 B FF 94 B FS 86 B FF 94 4-2 14 FC6-4 **BB**	X FF 94 0-0 **G5-3** ②			C SL 83 F FF 93 B FF 94 X SL 85 1-2 **P5** ② F SL 86 B SL 87 S SL 86 B SL 87 B SL 86 B SL 86 4-2 1-2 2-3 **BB** ②			C CU 78 B FF 91 1 SAFE F FF 91 X CU 78 1-2 **P2** ③	3	0	0	0	2	0	1
14 Josh Wilson, R (1, 6) OBP: 0.292, SLG: 0.279		B FF 93 X FF 92 1-0 **FC6-4** ③ 1-2f	B FF 93 B FF 94 B FF 91 C FF 91 X FF 92 3-1 **2B**			C FF 93 X FF 93 0-1 18 BB 49 1B **1B** X FF 93 0-0 **L8** ③				4	0	2	0	0	0	3
49 Chad Gaudin, R (1, 1) OBP: 0.143, SLG: 0.077 40 Greg Burke, R (7, 1) 24 Brian Giles, L (8, PH) (8, 9) OBP: 0.282, SLG: 0.285			C FC 88 B FF 93 F FF 92 B CU 74 X FF 93 2-2 **P4** ① C FF 93 B FF 96 B FF 94 X FF 92 2-1 **G4-3** ③			C FF 93 X FF 92 0-1 18 BB 1-2 **1B**		B FF 91 C CU 77 X FF 92 1-1 **G6-3** ①		3 0 1	0 0 0	1 0 0	0 0 0	0 0 0	0 0 0	1 0 0
Inning Stats	R: 0 E: 0 K: 2 S: 12 H: 1 LOB: 1 BB: 0 P: 17	R: 0 E: 0 K: 1 S: 9 H: 0 LOB: 1 BB: 1 P: 17	R: 3 E: 0 K: 1 S: 13 H: 3 LOB: 0 BB: 0 P: 16	R: 0 E: 0 K: 1 S: 9 H: 1 LOB: 1 BB: 0 P: 15	R: 1 E: 0 K: 0 S: 8 H: 1 LOB: 2 BB: 2 P: 19	R: 0 E: 0 K: 0 S: 14 H: 2 LOB: 3 BB: 1 P: 21	R: 1 E: 0 K: 1 S: 15 H: 3 LOB: 2 BB: 1 P: 24	R: 0 E: 0 K: 1 S: 8 H: 1 LOB: 1 BB: 0 P: 12	R: 0 E: 0 K: 0 S: 6 H: 0 LOB: 1 BB: 1 P: 12	1B: 7 2B: 3 3B: 0 HR: 2	SF: 0 SAC: 0 DP: 0 HBP: 0	WP: 0 PB: 0 SB: 1 CS: 2	PA: 43				

PITCHER		IP	WLS	BF	H	R	ER	SO	BB	IBB	HBP	BLK	WP	HR	S	P	ERA	WHIP
29 Jorge De La Rosa, L ERA: 5.43	(1, 1)	5.0	L	23	6	4	4	5	3	0	0	0	0	1	51	84	7.20	1.800
49 Jason Grilli, R ERA: 5.89	(6, 1)	2.0		12	5	1	1	1	2	0	0	0	0	1	29	45	4.50	3.500
52 Joel Peralta, R ERA: 3.18	(8, 1)	2.0		8	1	0	0	1	1	0	0	0	0	0	14	24	0.00	1.000

PITCHER	IP	WLS	BF	H	R	ER	SO	BB	IBB	HBP	BLK	WP	HR	S	P	ERA	WHIP

TOP

San Diego Padres @ Colorado Rockies

Coors Field, Denver, CO

Sun May 31 2009, 1:10 PM MDT

Att. 30,223 - Partly Cloudy - 80 F

livebaseballscorecards.com

AB	37
R	5
H	12
RBI	5
BB	6
SO	7
LOB	15

BOTTOM

San Diego Padres @ Colorado Rockies

Coors Field, Denver, CO

Sun May 31 2009, 1:10 PM MDT

Att. 30,223 - Partly Cloudy - 80 F

livebaseballscorecards.com

Batter	1	2	3	4	5	6	7	8	9	AB	R	H	RBI	BB	SO	LOB
24 Dexter Fowler, S (1, 8) OBP: 0.346, SLG: 0.394	B FF 91 F FF 90 C FF 91 C FF 93 1-3 ① K		C FF 91 F FF 93 B FF 93 X FF 92 1-2 ② G1-3			B FF 91 L FF 91 B FF 90 X FF 90 2-1 17 G6-4-3 1B	B FF 92 S FF 91 X FF 91 1-1 ③ P6			4	0	1	0	0	1	2
12 Clint Barmes, R (1, 4) OBP: 0.318, SLG: 0.461	C FF 92 C FF 93 F FF 94 F FF 93 F FF 94 S SL 81 0-3 ② K		B FF 92 X FF 92 1-0 ③ F9			S FF 90 F FF 90 F FF 92 X FF 92 0-2 ① F9		C FF 92 B FF 92 C FF 92 F FF 93 B FF 94 X FF 93 2-2 1B		4	0	1	0	0	1	1
17 Todd Helton, L (1, 3) OBP: 0.374, SLG: 0.491	C FF 93 C FF 94 S FF 93 0-3 ③ K			F FF 90 X SL 77 0-1 ① G3		1 SAFE B FF 90 C FF 91 X FF 91 1-1 ②③ G6-4-3 1-2f		C FS 86 B FF 93 F FF 92 X FF 93 1-2 ① F8		4	0	0	0	0	1	2
27 Garrett Atkins, R (1, 5) OBP: 0.270, SLG: 0.285		S SL 82 B FF 92 B FF 91 C SL 81 F FF 92 B SL 81 S SL 82 3-3 ① K		C SL 79 C SL 77 B FF 93 C FF 92 1-3 ② K			B FF 91 C FF 90 X SL 80 1-1 9 F9 11 1B 2 SF 1B	B SL 83 X FF 94 1-0 ② F7		4	1	1	0	0	2	1
11 Brad Hawpe, L (1, 9) OBP: 0.417, SLG: 0.624		B FF 92 B FF 93 X FF 92 2-0 9 HBP 1B		F FF 92 C FF 93 S FF 93 0-3 ③ K			B FF 89 B FF 90 X FF 90 2-0 2 SF 1-2 8 1B 1B	S FF 93 B FF 93 T FF 93 B FF 93 F FF 93 X FF 95 2-2 ③ F8		4	1	2	0	0	1	1
9 Ian Stewart, L (1, 7) OBP: 0.289, SLG: 0.409		H FF 90 1-0 1-2 HBP			B FF 90 X FF 91 1-0 ① F7		F FF 91 X FF 92 0-1 ① F9 2-3		B FF 94 B FF 93 B FF 93 C FF 92 C FF 92 X FF 93 3-2 ① F7	3	0	0	0	0	0	2
2 Troy Tulowitzki, R (1, 6) OBP: 0.319, SLG: 0.396		C FF 92 B FF 92 F FF 93 F SL 81 F FF 91 C FF 93 1-3 ② K			B FF 91 F FF 90 B FF 92 F SL 82 X FF 93 2-2 7 CS 8 1B 1B		X FF 91 0-0 SF 8 1B 1-2 3-H		B FF 95 B FF 93 C FF 94 C FF 94 B FF 94 X SI 92 3-2 ② G5-3	3	0	1	1	0	1	2
8 Yorvit Torrealba, R (1, 2) OBP: 0.308, SLG: 0.362		C SL 81 B SL 80 C FF 93 B SL 80 S SL 81 2-3 ③ K			S FF 90 B FF 92 X SL 79 1-1 1-2 1B		X SL 80 0-0 1-3 2-H 1B		C FF 94 S CU 84 S CU 84 0-3 ③ K	4	0	2	1	0	2	2
29 Jorge De La Rosa, L (1, 1) OBP: 0.063, SLG: 0.063			B FF 91 C FF 91 F CH 86 X SL 81 1-2 ① G1-3		C FF 91 B CH 87 C FF 92 B FF 93 B FF 92 F FF 92 C FF 93 3-3 ②③ K 2-3		B FF 92 X FF 92 1-0 ② L6			1	0	0	0	0	0	0
7 Seth Smith, L (5, PH) OBP: 0.413, SLG: 0.477										1	0	0	0	0	1	2
49 Jason Grilli, R (6, 1)										0	0	0	0	0	0	0
14 Matt Murton, R (7, PH) OBP: 0.317, SLG: 0.474										1	0	0	0	0	0	2
52 Joel Peralta, R (8, 1)										0	0	0	0	0	0	0

Inning Stats	1	2	3	4	5	6	7	8	9
	R: 0 E: 0 K: 3 S: 12	H: 0 LOB: 0 BB: 0 P: 13	R: 0 E: 0 K: 3 S: 13	H: 1 LOB: 2 BB: 0 P: 22	R: 0 E: 0 K: 0 S: 7	H: 0 LOB: 0 BB: 0 P: 10	R: 0 E: 0 K: 2 S: 8	H: 0 LOB: 0 BB: 0 P: 9	R: 0 E: 0 K: 1 S: 10	H: 2 LOB: 2 BB: 0 P: 17	R: 0 E: 0 K: 0 S: 8	H: 1 LOB: 0 BB: 0 P: 11	R: 2 E: 1 K: 0 S: 10	H: 3 LOB: 2 BB: 0 P: 15	R: 0 E: 0 K: 0 S: 12	H: 1 LOB: 1 BB: 0 P: 18	R: 0 E: 0 K: 1 S: 9	H: 0 LOB: 0 BB: 0 P: 15

	1B: 8	SF: 1	WP: 0	PA: 35
	2B: 1	SAC: 0	PB: 0	
	3B: 0	DP: 2	SB: 0	
	HR: 0	HBP: 1	CS: 1	

PITCHER		IP	WLS	BF	H	R	ER	SO	BB	IBB	HBP	BLK	WP	HR	S	P	ERA	WHIP
49 Chad Gaudin, R ERA: 4.76	(1, 1)	6.1	W	26	7	2	1	9	0	0	1	0	0	0	65	92	1.42	1.105
40 Greg Burke, R ERA: 1.35	(7, 1)	0.2	H	2	0	0	0	0	0	0	0	0	0	0	3	5	0.00	0.000
45 Edward Mujica, R ERA: 2.49	(8, 1)	1.0	H	4	1	0	0	0	0	0	0	0	0	0	12	18	0.00	1.000
21 Heath Bell, R ERA: 1.27	(9, 1)	1.0	S	3	0	0	0	1	0	0	0	0	0	0	9	15	0.00	0.000

PITCHER	IP	WLS	BF	H	R	ER	SO	BB	IBB	HBP	BLK	WP	HR	S	P	ERA	WHIP

Philadelphia Phillies @ San Diego Padres

PETCO Park, San Diego, CA

Mon Jun 01 2009, 10:05 PM EDT

Att. 22,825 - Cloudy - 66 F

livebaseballscorecards.com

TOP

Batter	1	2	3	4	5	6	7	8	9	AB	R	H	RBI	BB	SO	LOB
11 Jimmy Rollins, S (1, 6) OBP: 0.273, SLG: 0.343	C FF 90 B CH 91 B SI 92 X CH 92 2-1 2B		X SI 91 0-0 8 1B 26 1B 1-2 1B	B CH 84 C SL 86 X CH 84 1-1 ② G4-3 2-3	B SI 86 S SI 86 F SI 86 X SL 79 1-2 ③ F8			B CH 79 B CH 78 S SL 81 X SL 83 2-1 ② L9 2-3		5	1	2	0	0	0	5
8 Shane Victorino, S (1, 8) OBP: 0.343, SLG: 0.452	L CH 92 X SL 84 0-1 F7 ①		B SI 92 B SI 92 C SI 90 B SL 87 X CH 92 3-1 28 BB 26 1B 1-3 2-H 1B	F CH 84 B CH 91 X CU 74 1-1 F8 ③		C FF 89 B FF 89 F SL 77 B FF 88 F FF 87 B FF 89 X FC 87 3-2 ① F8		C FF 91 X CH 82 0-1 3-H 2B	5	0	2	2	0	0	2
26 Chase Utley, L (1, 4) OBP: 0.434, SLG: 0.567	B SI 90 C SL 86 F SI 91 X CH 91 1-2 ② P5		X SI 90 0-0 28 BB 1-2 3-H 1B		B CH 88 C SL 84 X CH 83 1-1 HR	B FC 89 C FF 87 B SL 78 C FF 88 F SL 78 X SL 78 2-2 ② G3		I IN 76 I IN 75 I IN 72 I IN 72 4-0 IBB		4	1	2	2	1	0	1
6 Ryan Howard, L (1, 3) OBP: 0.336, SLG: 0.579	S SL 86 C SL 85 S CU 77 0-3 ③ K		B SI 91 D CH 86 C SI 91 F SL 85 S SL 84 2-3 ① K		B CH 83 B CH 90 S SL 85 B CH 85 X SL 86 3-1 HR	B SL 78 B FF 89 S FF 88 F SL 78 S SL 77 2-3 ③ K		C SL 84 B FF 92 B FF 92 S SL 85 S SL 85 2-3 ③ K		5	1	1	1	0	4	5
29 Raul Ibanez, L (1, 7) OBP: 0.394, SLG: 0.682		B SL 85 C CH 90 C FF 91 X CH 92 1-2 7 G4-3 2B	F SI 91 C SI 91 F CU 77 S FF 92 0-3 ② K		F CH 85 B CH 92 B SL 86 X CH 85 2-1 7 1B 1B		S FF 87 S SL 77 B FC 87 B SL 76 X SL 77 2-2 ① P4		C SI 91 B SI 92 X SI 91 1-1 ① G6-3	5	0	2	0	0	1	2
28 Jayson Werth, R (1, 9) OBP: 0.338, SLG: 0.449		C SL 86 B CH 92 X SI 92 1-1 ① G5-3	C SL 84 B FC 92 B FC 92 B SL 84 F SL 87 B CH 91 4-2 1-2 2-3 BB		B SI 90 C SI 91 C CH 90 S CH 93 1-3 ① K		B FC 88 B FC 87 C FF 87 X FC 87 2-1 ② G5-3		F SI 92 B SI 92 X SL 85 1-1 ② L6	4	0	0	0	1	1	2
7 Pedro Feliz, R (1, 5) OBP: 0.360, SLG: 0.425		C CH 93 B SL 85 B SL 86 F SL 85 F SI 91 X SL 87 2-2 ② G4-3 2-3	C CH 92 F CH 93 B SL 86 B SL 87 S SL 86 2-3 ③ K		D CH 84 S FC 91 X CH 92 1-1 1-3 1B		B FF 89 X FF 88 1-0 ③ G5-3		C CH 83 F SL 84 B SI 92 C SI 91 1-3 ③ K	5	0	1	0	0	2	4
51 Carlos Ruiz, R (1, 2) OBP: 0.430, SLG: 0.500		B SL 86 C SL 84 B FF 94 B SL 86 C SL 87 X CH 93 3-2 ③ G1-3		B FF 88 F CH 90 X SL 86 1-1 11 G4-3 56 SH2-4 1B	I IN 54 I IN 63 I IN 70 I IN 77 4-0 IBB			B FF 91 C SL 81 X FF 92 1-1 ① F8		3	0	1	0	1	0	1
56 Joe Blanton, R (1, 1) OBP: 0.235, SLG: 0.071			B FF 91 C CH 90 B CH 92 B FF 93 B CH 91 4-1 11 1B 8 1B BB	B CH 89 X CH 89 1-0 ① SH2-4 1-2	C SI 86 S SI 85 S SL 80 0-3 ② K			B SL 81 B SI 92 X FF 90 2-0 11 L9 8 2B 2B		1	1	0	0	1	1	3
19 Greg Dobbs, L (8, PH) OBP: 0.267, SLG: 0.256										1	1	1	0	0	0	0
47 Scott Eyre, L (8, 1)										0	0	0	0	0	0	0
54 Brad Lidge, R (9, 1)										0	0	0	0	0	0	0

	AB	38
	R	5
	H	12
	RBI	5
	BB	4
	SO	9
	LOB	25

Inning Stats																																		
	R: 0 E: 0 K: 1 S: 10	H: 1 LOB: 1 BB: 0 P: 13	R: 0 E: 0 K: 0 S: 12	H: 1 LOB: 1 BB: 0 P: 19	R: 2 E: 0 K: 3 S: 17	H: 3 LOB: 3 BB: 2 P: 32	R: 0 E: 0 K: 0 S: 7	H: 1 LOB: 1 BB: 0 P: 11	R: 2 E: 0 K: 2 S: 17	H: 4 LOB: 3 BB: 1 P: 30	R: 0 E: 0 K: 1 S: 11	H: 0 LOB: 0 BB: 0 P: 18	R: 0 E: 0 K: 0 S: 6	H: 0 LOB: 0 BB: 0 P: 11	R: 1 E: 0 K: 1 S: 10	H: 2 LOB: 2 BB: 1 P: 21	R: 0 E: 0 K: 1 S: 7	H: 0 LOB: 0 BB: 0 P: 10	1B: 6 2B: 4 3B: 0 HR: 2	SF: 0 SAC: 1 DP: 0 HBP: 0	WP: 0 PB: 0 SB: 0 CS: 0	PA: 43

PITCHER		IP	WLS	BF	H	R	ER	SO	BB	IBB	HBP	BLK	WP	HR	S	P	ERA	WHIP
29 Kevin Correia, R ERA: 5.37	(1, 1)	4.1	L	26	10	4	4	5	2	1	0	0	0	2	57	98	8.31	2.769
43 Cla Meredith, R ERA: 2.95	(5, 1)	0.2		2	0	0	0	1	0	0	0	0	0	0	6	7	0.00	0.000
54 Joe Thatcher, L ERA:	(6, 1)	2.0		6	0	0	0	1	0	0	0	0	0	0	17	29	0.00	0.000
57 Luke Gregerson, R ERA: 3.56	(8, 1)	1.0		6	2	1	1	1	0	1	0	0	0	0	10	21	9.00	2.000
40 Greg Burke, R ERA: 1.17	(9, 1)	1.0		3	0	0	0	1	0	0	0	0	0	0	7	10	0.00	0.000

PITCHER	IP	WLS	BF	H	R	ER	SO	BB	IBB	HBP	BLK	WP	HR	S	P	ERA	WHIP

Batter	1	2	3	4	5	6	7	8	9	AB	R	H	RBI	BB	SO	LOB
18 Tony Gwynn Jr., L (1, 8) OBP: 0.375, SLG: 0.414	C FF 89 F CH 84 B FF 91 B SI 92 X SI 91 2-2 ① F7		F CH 84 B FF 90 X FF 92 1-1 22 CS 1B			X SI 88 0-0 ① B3		C SL 73 B SL 81 S SL 82 X SL 81 1-2 ② P4		4	0	1	0	0	0	0
22 David Eckstein, R (1, 4) OBP: 0.320, SLG: 0.314	B SI 90 C SL 82 B SL 83 C FF 90 X FF 92 2-2 ② L4		1 SAFE B SL 84 C SI 90 1-1 ③ CS 1-2	C FF 89 B CH 83 B FC 84 X FF 89 2-1 ① F9		C FF 88 C CU 75 B SL 83 F SL 81 X SI 90 1-2 ② G3		C SL 73 B FF 90 B FF 91 B FF 89 C FF 89 X FF 88 3-2 ③ L9		4	0	0	0	0	0	0
23 Adrián González, L (1, 3) OBP: 0.401, SLG: 0.656	B CU 76 B FC 84 X CH 84 2-0 ③ G3			C SL 84 B FF 91 B FF 91 B CU 76 B FF 90 4-1 24 FC4 BB		B FF 90 X SI 91 1-0 HR			C FF 89 B FF 88 C SL 82 B FF 90 B FF 91 B FF 88 4-2 24 P6 BB	2	1	1	1	2	0	0
12 Scott Hairston, R (1, 7) OBP: 0.390, SLG: 0.579		C SI 89 X SI 91 0-1 24 1B 5 G6-4-3 1B		F SL 83 B FF 91 B SI 92 C SL 83 B SI 91 F SI 91 S FC 85 3-3 ② K		F SL 82 B FF 92 X SI 92 1-1 HR			C SL 84 X FF 93 0-1 ① F7	4	2	2	1	0	1	2
24 Brian Giles, L (1, 9) OBP: 0.281, SLG: 0.284		B SI 89 1 SAFE 1 SAFE F FF 90 C FF 91 B SL 83 B FF 91 1 SAFE F SI 91 3-2 X FF 91 5 G6-4-3 1-3 1B	F CH 84 X CH 82 0-1 ③ FC4 1-2f		C SL 82 X FF 91 0-1 ③ P4			B FF 93 B SL 84 X FF 94 2-0 ②③ P6 1-2	4	0	1	0	0	0	2
5 Kevin Kouzmanoff, R (1, 5) OBP: 0.282, SLG: 0.348		B FF 92 X SL 84 1-0 ①② G6-4-3 1-2f 3-H		C SL 82 X FF 89 0-1 1B		X SI 89 0-0 ① G5-3				3	0	1	0	0	0	1
4 Nick Hundley, R (1, 2) OBP: 0.340, SLG: 0.398		B SL 84 S SL 84 F FF 92 F FF 91 C SI 91 1-3 ③ K		B FF 89 X SL 83 1-0 ① L7		B SL 83 C SI 88 C SI 90 S SL 82 1-3 ② K				3	0	0	0	0	2	1
14 Josh Wilson, R (1, 6) OBP: 0.275, SLG: 0.261			C SI 89 F SL 81 B FF 91 S SL 82 1-3 ① K	C FC 84 C FF 91 B SI 91 B FC 84 X SL 83 2-2 ② L8		C FF 90 B SI 91 X SI 90 1-1 ③ F9				3	0	0	0	0	1	1
29 Kevin Correia, R (1, 1) OBP: 0.333, SLG: 0.364 43 Cla Meredith, R (5, 1) 2 Edgar Gonzalez, R (5, PH) OBP: 0.257, SLG: 0.419 54 Joe Thatcher, L (6, 1) 57 Luke Gregerson, L (8, 1) 7 Chase Headley, S (8, PH) OBP: 0.307, SLG: 0.364 40 Greg Burke, R (9, 1)			S FF 89 F SL 84 S SL 84 0-3 ② K	C SL 82 B FF 92 F FF 91 B SI 92 F FC 84 1 SAFE X FC 85 2-2 ③ F8				C FF 89 S SL 79 B SL 76 C FF 91 1-3 ① K		1 0 1 0 0 0 1 0	0 0 0 0 0 0 0 0	0 0 0 0 0 0 0 0	0 0 0 0 0 0 0 0	1 0 1 0 0 0 1 0	0 0 1 0 0 0 0 0	0 0 1 0 0 0 0 0
Inning Stats	R: 0 E: 0 K: 0 S: 7 H: 0 LOB: 0 BB: 0 P: 13	R: 1 E: 0 K: 1 S: 11 H: 2 LOB: 0 BB: 0 P: 16	R: 0 E: 0 K: 2 S: 9 H: 1 LOB: 0 BB: 0 P: 12	R: 0 E: 0 K: 1 S: 9 H: 0 LOB: 1 BB: 1 P: 18	R: 0 E: 0 K: 0 S: 10 H: 1 LOB: 1 BB: 0 P: 15	R: 2 E: 0 K: 0 S: 10 H: 2 LOB: 0 BB: 0 P: 13	R: 0 E: 0 K: 1 S: 6 H: 0 LOB: 0 BB: 0 P: 8	R: 0 E: 0 K: 1 S: 9 H: 0 LOB: 0 BB: 0 P: 14	R: 0 E: 0 K: 0 S: 5 H: 0 LOB: 1 BB: 1 P: 11	1B: 4 2B: 0 3B: 0 HR: 2	SF: 0 SAC: 0 DP: 1 HBP: 0	WP: 0 PB: 0 SB: 0 CS: 1	PA: 33			

PITCHER		IP	WLS	BF	H	R	ER	SO	BB	IBB	HBP	BLK	WP	HR	S	P	ERA	WHIP
56 Joe Blanton, R ERA: 5.86	(1, 1)	7.0	W	26	6	3	3	5	1	0	0	0	0	2	62	95	3.86	1.000
47 Scott Eyre, L ERA: 2.84	(8, 1)	1.0	H	4	0	0	0	1	1	0	0	0	0	0	11	20	0.00	1.000
54 Brad Lidge, R ERA: 7.4	(9, 1)	1.0	S	2	0	0	0	0	0	0	0	0	0	0	3	5	0.00	0.000

PITCHER	IP	WLS	BF	H	R	ER	SO	BB	IBB	HBP	BLK	WP	HR	S	P	ERA	WHIP

BOTTOM

Philadelphia Phillies @ San Diego Padres

PETCO Park, San Diego, CA

Mon Jun 01 2009, 10:05 PM EDT

Att. 22,825 - Cloudy - 66 F

livebaseballscorecards.com

AB	30
R	3
H	6
RBI	2
BB	2
SO	6
LOB	8

Philadelphia Phillies @ San Diego Padres

PETCO Park, San Diego, CA

Tue Jun 02 2009, 10:05 PM EDT

Att. 17,625 - Partly Cloudy - 67 F

livebaseballscorecards.com

TOP

Batter	1	2	3	4	5	6	7	8	9	AB	R	H	RBI	BB	SO	LOB
11 Jimmy Rollins, S (1, 6) OBP: 0.272, SLG: 0.339	F8	8 G4-3 1B		G4-3		G3-1		G6-3		5	0	1	0	0	0	0
8 Shane Victorino, S (1, 8) OBP: 0.349, SLG: 0.463	26 S 6 2B BB	G4-3		26 G6-3 3B		G3-1		26 1B 1B		4	2	2	0	1	0	1
26 Chase Utley, L (1, 4) OBP: 0.438, SLG: 0.563	6 2B BB	P5		G6-3			29 HR BB	6 HBP 1B		3	2	1	1	2	0	1
6 Ryan Howard, L (1, 3) OBP: 0.342, SLG: 0.580	29 2B 2B		29 HR BB	G3-1			K	29 G4-6-3 HBP		3	2	1	2	1	1	1
29 Raul Ibanez, L (1, 7) OBP: 0.399, SLG: 0.716	28 1B 19 SF7 2B		HR	F7			HR	G4-6-3		5	3	3	5	0	0	3
28 Jayson Werth, R (1, 9) OBP: 0.344, SLG: 0.448	1B		19 S BB	K			51 BLK BB		F9	3	0	1	0	2	1	0
19 Greg Dobbs, L (1, 5) OBP: 0.271, SLG: 0.341 4 Eric Bruntlett, R (7, PH) (7, 5)	SF7	F7	HR				K		51 F9-3 1B	2 2	1 0	1 1	2 0	0 1	0 1	1 1
51 Carlos Ruiz, R (1, 2) OBP: 0.419, SLG: 0.477	F8	F7	K				BB	F9-3		4	0	0	0	1	1	3
58 Antonio Bastardo, R (1, 1) 7 Pedro Feliz, R (7, PH) OBP: 0.358, SLG: 0.423 61 Chan Ho Park, R (7, 1) OBP: 0.250, SLG: 0.400 37 Chad Durbin, R (8, 1) OBP: 0.333, SLG: 0.333 46 Ryan Madson, L (9, 1)		G4-3	K			G6-3	K			3 1 0 0 0	0 0 0 0 0	0 0 0 0 0	0 0 0 0 0	0 0 0 0 0	1 1 0 0 0	1 2 0 0 0
Inning Stats	R: 4 H: 3 E: 0 LOB: 1 K: 0 BB: 2 S: 16 P: 33	R: 0 H: 1 E: 0 LOB: 1 K: 0 BB: 0 S: 8 P: 11	R: 2 H: 1 E: 0 LOB: 2 K: 1 BB: 2 S: 16 P: 27	R: 1 H: 1 E: 0 LOB: 0 K: 0 BB: 0 S: 12 P: 18	R: 1 H: 1 E: 0 LOB: 0 K: 2 BB: 0 S: 11 P: 18	R: 0 H: 0 E: 0 LOB: 0 K: 0 BB: 0 S: 4 P: 9	R: 2 H: 1 E: 0 LOB: 2 K: 3 BB: 3 S: 19 P: 38	R: 0 H: 2 E: 0 LOB: 2 K: 0 BB: 0 S: 9 P: 14	R: 0 H: 1 E: 0 LOB: 0 K: 0 BB: 0 S: 9 P: 11	1B: 5 SF: 1 2B: 3 SAC: 0 3B: 1 DP: 2 HR: 3 HBP: 1						

PITCHER		IP	WLS	BF	H	R	ER	SO	BB	IBB	HBP	BLK	WP	HR	S	P	ERA	WHIP
44 Jake Peavy, R ERA: 4.1	(1, 1)	1.0	L	8	3	4	4	0	2	0	0	0	0	0	16	33	36.00	5.000
52 Josh Geer, R ERA: 5.44	(2, 1)	1.0		7	2	2	2	0	2	0	0	0	0	1	18	30	18.00	4.000
59 Luis Perdomo, R ERA: 4.66	(3, 1)	4.0		14	2	2	2	3	0	0	0	0	0	1	33	53	4.50	0.500
54 Joe Thatcher, L ERA: 3.38	(7, 1)	1.0		7	1	2	2	3	3	0	0	1	0	1	19	38	18.00	4.000
43 Cla Meredith, R ERA: 2.66	(8, 1)	2.0		8	3	0	0	0	0	0	1	0	0	0	18	25	0.00	1.500

PITCHER	IP	WLS	BF	H	R	ER	SO	BB	IBB	HBP	BLK	WP	HR	S	P	ERA	WHIP

AB	35
R	10
H	11
RBI	10
BB	7
SO	6
LOB	14

WP: 0 PA: 44
PB: 0
SB: 2
CS: 0

BOTTOM

Philadelphia Phillies @ San Diego Padres

PETCO Park, San Diego, CA

Tue Jun 02 2009, 10:05 PM EDT

Att. 17,625 - Partly Cloudy - 67 F

livebaseballscorecards.com

Batter	1	2	3	4	5	6	7	8	9	AB	R	H	RBI	BB	SO	LOB
18 Tony Gwynn Jr., L (1, 8) OBP: 0.378, SLG: 0.394	K		1B		F8		BB		K	4	1	1	0	1	2	0
22 David Eckstein, R (1, 4) OBP: 0.320, SLG: 0.315 2 Edgar Gonzalez, R (7, PH) OBP: 0.278, SLG: 0.438 (8, 4)	F9		1B			F7 / 1B	1B		1B	3 2	0 1	1 2	0 1	0 0	0 0	0 0
23 Adrián González, L (1, 3) OBP: 0.410, SLG: 0.670	BB		G4-6-3			HR	BB		BB	2	1	1	2	3	0	2
12 Scott Hairston, R (1, 7) OBP: 0.385, SLG: 0.571 7 Chase Headley, S (4, 7) OBP: 0.313, SLG: 0.366	K		F9			P6 / 1B	1B		FC5-4 / BB	2 2	0 0	0 1	0 2	0 1	1 0	2 0
5 Kevin Kouzmanoff, R (1, 5) OBP: 0.275, SLG: 0.339		L1-4-3		L8		F7	K2-3		FC5-4	5	0	0	0	0	1	5
24 Brian Giles, L (1, 9) OBP: 0.281, SLG: 0.283		K		G6-3			2 / 1B / 1B		G3	4	1	1	0	0	1	0
28 Henry Blanco, R (1, 2) OBP: 0.286, SLG: 0.355		HBP / 1B		F9			2 / 1B / 23 BB / 1B		L4	4	1	2	0	0	0	0
14 Josh Wilson, R (1, 6) OBP: 0.273, SLG: 0.245		HBP			F8		K		K	3	0	0	0	0	2	2
44 Jake Peavy, R (1, 1) OBP: 0.136, SLG: 0.095 52 Josh Geer, R (2, 1) OBP: 0.250, SLG: 0.200 59 Luis Perdomo, R (3, 1) 54 Joe Thatcher, L (7, 1) 8 Chris Burke, R (7, PH) OBP: 0.267, SLG: 0.319 43 Cla Meredith, R (8, 1) 16 Cliff Floyd, L (9, PH)		K			K		P3		P3	0 1 1 0 1 0 1	0 0 0 0 0 0 0	0 0 0 0 0 0 0	0 0 0 0 0 0 0	0 1 1 0 0 0 0	0 0 0 0 0 0 0	0 2 0 0 2 0 0
Inning Stats	R: 0 E: 0 K: 2 S: 10 H: 0 LOB: 1 BB: 1 P: 23	R: 0 E: 0 K: 2 S: 13 H: 1 LOB: 2 BB: 0 P: 20	R: 0 E: 0 K: 0 S: 13 H: 2 LOB: 1 BB: 0 P: 20	R: 0 K: 0 S: 8 H: 0 LOB: 0 BB: 0 P: 10	R: 0 E: 0 K: 1 S: 12 H: 0 LOB: 0 BB: 0 P: 17	R: 1 E: 0 K: 0 S: 7 H: 1 LOB: 0 BB: 0 P: 12	R: 4 E: 0 K: 2 S: 20 H: 4 LOB: 2 BB: 2 P: 33	R: 0 E: 0 K: 1 S: 7 H: 0 LOB: 0 BB: 0 P: 10	R: 0 E: 0 K: 1 S: 11 H: 1 LOB: 3 BB: 2 P: 23	1B: 8 2B: 0 3B: 0 HR: 1	SF: 0 SAC: 0 DP: 1 HBP: 1						

	AB	35
	R	5
	H	9
	RBI	5
	BB	5
	SO	9
	LOB	15

	WP: 0	PA: 41
	PB: 0	
	SB: 0	
	CS: 0	

PITCHER		IP	WLS	BF	H	R	ER	SO	BB	IBB	HBP	BLK	WP	HR	S	P	ERA	WHIP
58 Antonio Bastardo, L ERA: 1.5	(1, 1)	6.0	W	23	4	1	1	5	1	0	1	0	0	1	63	102	1.50	0.833
61 Chan Ho Park, R ERA: 7.32	(7, 1)	1.0		9	4	4	4	2	2	0	0	0	0	0	20	33	36.00	6.000
37 Chad Durbin, R ERA: 4.23	(8, 1)	1.2		8	1	0	0	2	2	0	0	0	0	0	17	32	0.00	1.800
46 Ryan Madson, R ERA: 2.45	(9, 1)	0.1	S	1	0	0	0	0	0	0	0	0	0	0	1	1	0.00	0.000

PITCHER	IP	WLS	BF	H	R	ER	SO	BB	IBB	HBP	BLK	WP	HR	S	P	ERA	WHIP

Philadelphia Phillies @ San Diego Padres

PETCO Park, San Diego, CA

Wed Jun 03 2009, 10:05 PM EDT

Att. 15,436 - Partly Cloudy - 66 F

livebaseballscorecards.com

TOP

Batter	1	2	3	4	5	6	7	8	9	AB	R	H	RBI	BB	SO	LOB
11 Jimmy Rollins, S (1, 6) OBP: 0.270, SLG: 0.336	C FF 85 F FF 86 B FF 86 S SL 78 1-3 K	X SL 75 0-0 F9 ③		C FF 87 X FF 86 0-1 P6 ③			B SI 91 X SI 90 1-0 28 28 1B S 1B	S CH 80 B SI 92 B SI 91 S SI 92 X SL 84 2-2 G4-6-3 ②③ 1-2f		5	1	1	0	0	1	6
8 Shane Victorino, S (1, 8) OBP: 0.349, SLG: 0.465 28 Jayson Werth, R (6, 8) OBP: 0.346, SLG: 0.448	C FF 87 F FF 87 B CU 70 F FF 88 F CH 79 X FF 88 1-2 6 HR 2B		B FF 85 F FF 86 B CH 75 X FF 85 2-1 G6-3 ①		B CH 73 C FF 85 X CH 75 1-1 G4-3 ①		C SL 83 1 SAFE B SI 89 B SI 90 B SI 90 S SI 90 X SI 90 3-2 6 BB 26 E 29 FC4-6 1-H 1B		B FF 92 C FF 92 C SL 82 F FF 93 F FF 93 X FS 86 1-2 G6-3 ①	3 2	1 1	1 1	0 1	0 0	0 0	0 0
26 Chase Utley, L (1, 4) OBP: 0.437, SLG: 0.556	C FF 87 D SL 79 B SL 79 X FF 87 2-1 P6 ②		C FF 86 X CH 77 0-1 P6 ②		B FF 86 F FF 86 B SL 77 B SL 77 B FF 86 4-1 BB		B SL 83 C SL 82 B SL 83 1 SAFE X SI 90 2-1 E7 29 FC4-6 6 BB 1-2		C FF 93 F SL 82 B FF 93 X FF 93 1-2 29 F8 6 BB 1B	4	0	1	0	1	0	2
6 Ryan Howard, L (1, 3) OBP: 0.348, SLG: 0.591	B FF 87 F FF 88 B FF 87 X FF 87 2-1 2-H HR		F FF 86 S SL 77 F SL 78 B SL 78 C CU 68 1-3 K ③		S SL 77 B SL 78 1 SAFE 1 SAFE D SL 76 B FF 86 C FF 85 1 SAFE X FF 85 3-2 F8 ②		B SL 83 S SI 91 D SL 84 B SL 82 S SI 90 B SI 90 4-2 29 FC4-6 1-2 2-3 BB		B SL 81 B FF 93 D FS 88 B FS 87 4-0 1-2 BB	3	1	1	2	2	1	1
29 Raul Ibanez, L (1, 7) OBP: 0.395, SLG: 0.703	B FF 85 F FF 86 B FF 86 C FF 85 F FF 86 X FF 86 3-2 F7 ③			C FF 84 B FF 86 F FF 86 X FF 87 1-2 19 1B 7 SF7 1B	X SL 74 0-0 L7 ③		B CH 82 X SI 90 1-1 FC4-6 ② 1-2f 2-3 3-H		B FF 93 C FF 92 F FF 93 X FF 94 1-2 F8 ② 2-3	5	1	1	1	0	0	5
19 Greg Dobbs, L (1, 9) OBP: 0.288, SLG: 0.378 4 Eric Bruntlett, R (7, 9) OBP: 0.190, SLG: 0.243		B FF 85 C FF 86 B SL 78 B FF 85 X FF 86 3-1 7 G4-3 2B		B SL 76 B FF 87 X FF 87 2-0 43 SH5-4 27 S 1-3 1B	B FF 86 B FF 86 X FF 85 2-0 F8 ①		B SL 82 F SI 90 C SI 90 X CH 83 1-2 F9 ③		B SL 83 C FF 93 X FF 93 1-1 L9 ③	4 1	0 0	2 0	0 0	0 0	0 0	2 2
7 Pedro Feliz, R (1, 5) OBP: 0.356, SLG: 0.421		F FF 85 X FF 87 0-1 G4-3 ① 2-3		S SL 76 S FF 85 X SL 76 0-2 SF7 ① 3-H		B FF 86 B FF 84 C FF 84 X FF 84 2-1 F9 ②		B SI 91 C SL 82 X FF 92 1-1 12 1B 1B		3	0	1	1	0	0	1
27 Chris Coste, R (1, 2) OBP: 0.364, SLG: 0.446		B FF 87 B FF 87 C FF 86 F FF 87 F SL 77 B SL 78 D SL 76 4-2 BB		1 SAFE B SL 75 1 SAFE F FF 86 1 SAFE B SL 76 B FF 85 B FF 86 4-1 43 SH5-4 1-2 BB		X FF 85 0-0 P6 ③		B SI 91 X SI 91 1-0 L5 ①		2	0	0	0	2	0	1
43 J.A. Happ, L (1, 1) 12 Matt Stairs, L (8, PH) OBP: 0.477, SLG: 0.606 16 J.C. Romero, S (8, 1) 46 Ryan Madson, L (9, 1)		F FF 85 T FF 86 F FF 87 S SL 76 0-3 K ②		X FF 84 0-0 SH5-4 ② 1-2 2-3			C SI 91 X SI 90 0-1 G6-3 ①	B SL 81 B SL 82 X SI 91 2-0 11 G4-6-3 1-2 1B		2 1 0 0	0 0 0 0	0 1 0 0	0 0 0 0	1 0 0 0	0 0 0 0	2 0 0 0

Inning Stats																												
	R: 2	H: 2	R: 0	H: 1	R: 0	H: 0	R: 1	H: 2	R: 0	H: 0	R: 0	H: 0	R: 2	H: 2	R: 0	H: 2	R: 0	H: 1	1B: 7	SF: 1	WP: 0	PA: 42
	E: 0	LOB: 0	E: 0	LOB: 2	E: 0	LOB: 0	E: 0	LOB: 2	E: 0	LOB: 0	E: 0	LOB: 1	E: 1	LOB: 2	E: 0	LOB: 2	E: 0	LOB: 2	2B: 2	SAC: 1	PB: 0	
	K: 1	BB: 0	K: 1	BB: 1	K: 1	BB: 0	K: 0	BB: 1	K: 0	BB: 0	K: 0	BB: 1	K: 0	BB: 1	K: 0	BB: 1	K: 0	BB: 1	3B: 0	DP: 1	SB: 2	
	S: 15	P: 24	S: 12	P: 19	S: 8	P: 11	S: 11	P: 18	S: 7	P: 15	S: 4	P: 8	S: 15	P: 27	S: 7	P: 13	S: 13	P: 21	HR: 1	HBP: 0	CS: 0	

PITCHER		IP	WLS	BF	H	R	ER	SO	BB	IBB	HBP	BLK	WP	HR	S	P	ERA	WHIP
32 Chris Young, R ERA: 4.46	(1, 1)	6.0	L	26	5	3	3	3	3	0	0	0	0	1	57	95	4.50	1.333
40 Greg Burke, R ERA: 2.08	(7, 1)	1.0		7	2	2	1	0	1	0	0	0	0	0	15	27	9.00	3.000
57 Luke Gregerson, R ERA: 3.45	(8, 1)	1.0		4	2	0	0	0	0	0	0	0	0	0	7	13	0.00	2.000
45 Edward Mujica, R ERA: 2.39	(9, 1)	1.0		5	1	0	0	0	1	0	0	0	0	0	13	21	0.00	2.000

PITCHER	IP	WLS	BF	H	R	ER	SO	BB	IBB	HBP	BLK	WP	HR	S	P	ERA	WHIP

AB	35
R	5
H	10
RBI	5
BB	5
SO	3
LOB	22

BOTTOM

Philadelphia Phillies @ San Diego Padres

PETCO Park, San Diego, CA

Wed Jun 03 2009, 10:05 PM EDT

Att. 15,436 - Partly Cloudy - 66 F

livebaseballscorecards.com

Batter	1	2	3	4	5	6	7	8	9	AB	R	H	RBI	BB	SO	LOB
18 Tony Gwynn Jr., L (1, 8) OBP: 0.366, SLG: 0.378	B FF 88 C FF 88 F FF 88 X SL 82 1-2 G1-4-3 ①		F FF 88 C SL 82 F FF 89 B FF 92 X SL 83 1-2 1B		C FF 91 B CU 75 B FF 89 F FF 89 F FF 89 B FF 90 F FF 89 F FF 89 X FF 90 3-2 P5 ③			B SI 92 T SI 92 B SI 92 S SI 92 S SI 94 2-3 K ①		4	0	1	0	0	1	1
22 David Eckstein, R (1, 4) OBP: 0.319, SLG: 0.313	C FF 88 C FF 88 B FF 90 X FF 89 1-2 P4 ②		B FF 89 B FF 90 X FF 89 2-0 F7 ①			C FF 88 C FF 89 F FF 88 F FF 90 F FF 90 F FF 90 F SL 83 S FF 90 0-3 K ①		C SI 93 C SL 82 B SL 83 X SI 91 1-2 5 L6-4 23 BB 1-H 1B		4	0	1	1	0	1	1
23 Adrián González, L (1, 3) OBP: 0.412, SLG: 0.663	C CU 73 S FF 90 B SL 84 X FF 90 1-2 F7 ③		C FF 90 F SL 85 B FF 92 B FF 92 X FF 91 2-2 P5 ②			B SL 85 B FF 91 B FF 90 B FF 90 4-0 5 G6-4-3 BB		B SL 80 B SI 92 B SI 93 B SI 91 4-0 1-2 BB		2	0	0	0	2	0	1
5 Kevin Kouzmanoff, R (1, 5) OBP: 0.275, SLG: 0.337		B FF 89 F CH 78 F FF 89 B FF 90 X SL 82 2-2 8 BB 4 1B 1B	B FF 90 X FF 91 1-0 G6-3 ③			F FF 92 C FF 91 B FF 91 X FF 91 1-2 G6-4-3 ②③ 1-2f		F SL 80 S CH 81 X SL 82 0-2 L6-4 ②③ 2-2		4	0	1	0	0	0	4
24 Brian Giles, L (1, 9) OBP: 0.280, SLG: 0.288		F FF 89 C FF 90 B SL 84 X SI 90 1-2 P4 ①		X SL 82 0-0 G4-3 ①			B FF 87 B FF 87 F FF 88 F FF 89 X FF 90 2-2 2B		F SI 92 F FF 92 B SL 82 F SI 93 B SI 91 X SI 93 2-2 G3 ①	4	0	1	0	0	0	1
4 Nick Hundley, R (1, 2) OBP: 0.338, SLG: 0.394		D SL 83 X CH 81 1-0 8 BB 1-2 1B		S FF 89 F FF 90 B FF 91 S SL 83 1-3 K ②			D SL 81 T FF 89 B FF 90 S FF 89 F FF 90 F FF 91 F FF 91 B FF 91 T FF 89 3-2 K ①		B FF 96 F FF 95 X FF 96 1-1 G5-3 ②	4	0	1	0	0	2	1
25 Will Venable, L (1, 7)		B FF 89 F FF 89 B SL 83 X FF 89 2-1 F8 ②		C SL 82 B FF 91 C FF 89 S SL 85 1-3 K ③			F SL 82 S FF 89 B FF 90 X FF 90 1-2 F7 ②		C FF 96 B CH 83 X FF 96 1-1 L4 ③	4	0	0	0	0	1	3
8 Chris Burke, R (1, 6) OBP: 0.269, SLG: 0.310		D SL 85 B FF 92 B SL 84 B FF 90 4-0 1-2 2-3 BB			C FF 88 B CU 75 C FF 89 B SL 82 B FF 89 F FF 89 X FF 89 3-2 G5-3 ①		S FF 89 B FF 89 B FF 89 F FF 90 X FF 91 2-2 F8 ③			2	0	0	0	1	0	1
32 Chris Young, R (1, 1) OBP: 0.304, SLG: 0.273 40 Greg Burke, R (7, 1) 57 Luke Gregerson, L (8, 1) 2 Edgar Gonzalez, R (8, PH) OBP: 0.288, SLG: 0.446 45 Edward Mujica, R (9, 1) OBP: 1.000, SLG: 1.000		X FF 90 0-0 F9 ③			X FF 89 0-0 F9 ②			B CH 78 B SI 92 X SI 92 2-0 22 PB 22 1B 1B		2 0 0 1 0	0 0 0 1 0	0 0 0 1 0	0 0 0 0 0	0 0 0 0 0	0 0 0 0 0	3 0 0 0 0
Inning Stats	R: 0 E: 0 K: 0 S: 9 H: 0 LOB: 0 BB: 0 P: 12	R: 0 E: 0 K: 0 S: 10 H: 2 LOB: 3 BB: 1 P: 20	R: 0 E: 0 K: 0 S: 9 H: 1 LOB: 1 BB: 0 P: 15	R: 0 E: 0 K: 2 S: 7 H: 0 LOB: 0 BB: 0 P: 9	R: 0 E: 0 K: 0 S: 11 H: 0 LOB: 0 BB: 0 P: 17	R: 0 E: 0 K: 1 S: 11 H: 0 LOB: 0 BB: 1 P: 16	R: 0 E: 0 K: 1 S: 15 H: 1 LOB: 1 BB: 0 P: 23	R: 1 E: 0 K: 1 S: 10 H: 2 LOB: 1 BB: 1 P: 19	R: 0 E: 0 K: 0 S: 8 H: 0 LOB: 0 BB: 0 P: 12	1B: 5 2B: 2 3B: 0 HR: 0	SF: 0 SAC: 0 DP: 2 HBP: 0	WP: 0 PB: 1 SB: 0 CS: 0	PA: 34			

	AB	31
	R	1
	H	6
	RBI	1
	BB	3
	SO	5
	LOB	16

PITCHER		IP	WLS	BF	H	R	ER	SO	BB	IBB	HBP	BLK	WP	HR	S	P	ERA	WHIP
43 J.A. Happ, L ERA: 2.48	(1, 1)	7.0	W	26	4	0	0	4	2	0	0	0	0	0	72	112	0.00	0.857
16 J.C. Romero, L ERA:	(8, 1)	1.1		6	2	1	0	1	1	0	0	0	0	0	14	25	0.00	2.250
46 Ryan Madson, R ERA: 2.39	(9, 1)	0.2		2	0	0	0	0	0	0	0	0	0	0	4	6	0.00	0.000

PITCHER	IP	WLS	BF	H	R	ER	SO	BB	IBB	HBP	BLK	WP	HR	S	P	ERA	WHIP

Arizona Diamondbacks @ San Diego Padres

PETCO Park, San Diego, CA

Fri Jun 05 2009, 10:05 PM EDT

Att. 22,426 - Partly Cloudy - 67 F

livebaseballscorecards.com

TOP

Batter	1	2	3	4	5	6	7	8	9	AB	R	H	RBI	BB	SO	LOB
2 Felipe Lopez, S (1, 4) OBP: 0.362, SLG: 0.443	C FF 91 C FF 91 B SL 78 B SL 83 B FF 92 B FF 91 4-2 18 FC4-6 BB	C SL 80 C SL 80 X FF 91 0-2 ③ P4			B CH 84 C SL 79 B SI 90 X FF 89 2-1 18 2B 1B	B FF 87 C FF 86 C FF 87 S FF 87 1-3 ③ K		X FF 86 0-0 ② G3 2-3	B SI 94 X SI 94 1-0 ③ L9	5	1	1	0	1	1	5
18 Gerardo Parra, L (1, 7) OBP: 0.348, SLG: 0.457	1 SAFE B FF 90 X CH 85 1-0 ① FC4-6 1-2f	C FF 90 X SL 78 0-1 ① G4-3			B SL 79 F FF 90 F FF 89 X SL 78 1-2 10 WP 27 1B 1-H 2B		C FF 86 F SL 75 B SL 77 S FC 87 1-3 ① K	B SL 79 B SI 86 B FF 85 B FF 86 4-0 BB		4	1	1	1	1	1	1
10 Justin Upton, R (1, 9) OBP: 0.395, SLG: 0.589	C FF 91 1 SAFE X SL 82 0-1 ② F7	X CH 84 0-0 ② P3			C FF 91 T FF 91 S FF 91 B FF 91 S SL 82 1-3 ② K 2-3		S FC 86 B SL 76 S FC 86 F SL 76 B SL 75 B FC 86 X FF 85 3-2 27 1B 1B	C SL 78 F SL 79 B SL 79 X SL 79 1-2 ③ P3		5	0	1	0	0	1	4
6 Stephen Drew, L (1, 6) OBP: 0.302, SLG: 0.364	B FF 89 B SI 90 C FF 89 C FF 91 1 SAFE S SL 80 2-3 ③ K	C FF 90 B FF 92 B CH 87 X FF 90 2-1 ③ F8			B SL 80 C FF 91 F FF 92 B CH 89 B SL 82 D SL 81 4-2 27 1B 19 1B BB		B FF 86 X FC 86 1-0 ② F8		S SI 92 S SI 92 B SI 92 X SL 88 1-2 27 1B 19 1B 2B	4	2	1	0	1	1	2
27 Mark Reynolds, R (1, 3) OBP: 0.356, SLG: 0.525		C FF 91 C FF 92 F FF 91 B SL 80 F FF 93 B FF 92 S SL 81 2-3 ① K	B SL 80 B FF 91 C FF 90 S SL 81 B FF 92 C FF 91 3-3 ① K	B FF 91 X SL 81 1-0 19 S 19 1B 1-3 3-H 1B	1 SAFE C FC 85 B FC 86 C FF 87 1 SAFE X SL 76 1-2 1-2 1B		F SI 94 X SL 88 0-1 24 BB 19 1B 22 G1-4-3 2-3 1B	5	2	3	1	0	2	0
19 Chris Snyder, R (1, 2) OBP: 0.371, SLG: 0.435		C CH 87 T SL 82 B SL 80 X FF 92 1-2 ② L7	B SL 80 C SL 80 S SL 79 B SL 81 F SL 81 S FF 92 2-3 ② K	B FF 91 B FF 92 C SL 81 X FF 91 2-1 1-H 3-H 1B	X SI 86 0-0 ③ G6-3		D SI 93 S FC 88 S FC 89 X SL 87 1-2 22 G1-4-3 24 BB 1-2 3-H 1B	5	0	2	3	0	1	2
24 Chris Young, R (1, 8) OBP: 0.232, SLG: 0.322		X FF 91 0-0 HR	F FF 92 B SL 82 B SL 80 S SL 81 B FF 94 B SL 82 4-2 BB	B SL 80 B FF 90 C FF 90 C FF 91 C SL 81 2-3 ③ K			B SI 84 X FF 85 1-0 29 S 11 S 29 2B 1B	F FF 93 F SL 89 D FF 94 B FF 93 D FC 89 B SL 87 4-2 22 G1-4-3 1-2 2-3 BB	3	2	2	1	2	1	1
11 Augie Ojeda, S (1, 5) OBP: 0.331, SLG: 0.330		B CH 88 B FF 92 B CH 86 C FF 90 B FF 90 4-1 49 1B BB	B CH 84 B FF 90 C FF 88 1 SAFE B SL 79 1 SAFE X FF 88 3-1 ③ G3		C FF 87 F SL 76 B FC 87 F FC 87 B FF 89 C FF 87 2-3 ① K		B SI 86 X FF 86 1-0 ① B1 1-2	S SI 93 X SI 94 0-1 ① F8	4	0	0	0	1	1	5
49 Doug Davis, R (1, 1) OBP: 0.208, SLG: 0.292 46 Daniel Schlereth, L (7, 1) 29 Josh Whitesell, L (8, PH) OBP: 0.275, SLG: 0.235 32 Esmerling Vasquez, R (8, 1) 22 Eric Byrnes, R (9, PH) OBP: 0.259, SLG: 0.377 50 Chad Qualls, R (9, 1)		X FF 89 0-0 1-2 1B			C FF 88 X SL 79 0-1 ① L3	F FF 88 B SL 76 F FF 87 S SL 76 1-3 ② K		F FF 85 B FF 85 C SL 79 F SL 79 B SL 78 X FF 85 2-2 2 G3 2-H 2B	B SI 94 B SI 93 X FF 94 2-0 ② G1-4-3 1-2 2-3 3-H	3 0 1 0 0 0 1	0 0 0 0 0 0 0	1 0 1 0 0 1 0	0 0 1 0 0 1 0	0 0 0 0 0 0 0	1 0 0 0 0 0 2	0 0 0 0 0 0 0
Inning Stats	R: 0 E: 0 K: 1 S: 8 H: 0 LOB: 1 BB: 1 P: 15	R: 1 E: 0 K: 1 S: 14 H: 2 LOB: 2 BB: 1 P: 21	R: 0 E: 0 K: 0 S: 5 H: 0 LOB: 0 BB: 0 P: 7	R: 0 E: 0 K: 2 S: 11 H: 0 LOB: 1 BB: 1 P: 23	R: 4 E: 0 K: 2 S: 19 H: 4 LOB: 1 BB: 1 P: 32	R: 0 E: 0 K: 3 S: 10 H: 0 LOB: 0 BB: 0 P: 14	R: 0 E: 0 K: 1 S: 12 H: 2 LOB: 2 BB: 0 P: 18	R: 1 E: 0 K: 0 S: 10 H: 2 LOB: 2 BB: 1 P: 19	R: 2 E: 0 K: 0 S: 14 H: 3 LOB: 2 BB: 1 P: 23	1B: 9 2B: 3 3B: 0 HR: 1 SF: 0 SAC: 0 DP: 0 HBP: 0						

	AB	40
	R	8
	H	13
	RBI	8
	BB	6
	SO	10
	LOB	22

WP: 1 PA: 46
PB: 0
SB: 3
CS: 0

PITCHER		IP	WLS	BF	H	R	ER	SO	BB	IBB	HBP	BLK	WP	HR	S	P	ERA	WHIP
49 Chad Gaudin, R ERA: 5.24	(1, 1)	5.0	L	25	6	5	5	6	4	0	0	0	1	1	57	98	9.00	2.000
54 Joe Thatcher, L ERA: 2.57	(6, 1)	1.2		7	2	0	0	4	0	0	0	0	0	0	21	31	0.00	1.200
43 Cla Meredith, R ERA: 2.91	(7, 1)	1.1		7	2	1	1	0	1	0	0	0	0	0	11	20	6.75	2.250
59 Luis Perdomo, R ERA: 5.31	(9, 1)	1.0		7	3	2	2	0	1	0	0	0	0	0	14	23	18.00	4.000

PITCHER		IP	WLS	BF	H	R	ER	SO	BB	IBB	HBP	BLK	WP	HR	S	P	ERA	WHIP

Batter	1	2	3	4	5	6	7	8	9	AB	R	H	RBI	BB	SO	LOB
25 Will Venable, L (1, 8)	B FF 86 X FF 87 1-0 F9 ①		C FF 85 C FC 83 S CU 69 0-3 K ①		F FC 84 B FC 85 F CU 71 X FC 83 1-2 G3 ③			F SI 93 B SI 94 S CH 84 F SI 88 B CU 80 X SI 86 2-2 G3-1 ①		4	0	0	0	0	1	1
22 David Eckstein, R (1, 4) OBP: 0.322, SLG: 0.317	C FF 85 C CU 68 X CU 68 0-2 5 F8 23 BB 1B		B FF 85 B FF 86 B FF 86 C FF 86 X FC 84 3-1 P6 ②			B FF 84 C FC 84 X FC 83 1-1 23 BB 7 1B 1B		C SI 95 X CU 81 0-1 P4 ②		4	0	2	0	0	0	0
23 Adrián González, L (1, 3) OBP: 0.413, SLG: 0.656	B FF 86 B CU 69 B FF 87 B FF 86 4-0 1-2 BB		B CU 70 B FF 87 C FF 86 B CU 69 X CH 80 3-1 G3 ③			B CU 71 B CU 70 B FF 87 B FF 86 4-0 7 1B 1-2 BB		B SI 93 B SI 95 X CH 86 2-0 G6-3 ③		2	0	0	0	2	0	0
5 Kevin Kouzmanoff, R (1, 5) OBP: 0.270, SLG: 0.330	B FC 85 X FC 84 1-0 F8 ② 2-3			B CH 79 F FC 84 B CH 79 F FC 84 F CU 68 S CU 69 2-3 K ①		B FC 85 X FC 84 1-0 F8 ①			C SI 91 X SL 84 0-1 G6-3 ①	4	0	0	0	0	1	4
7 Chase Headley, S (1, 7) OBP: 0.317, SLG: 0.369	B SI 86 C FF 81 F CU 70 B FC 84 B CH 80 X FC 84 3-2 G4-3 ③			B FF 85 F FF 86 F FF 86 B FF 85 B CU 69 X FF 87 3-2 F8 ②		F FC 84 F FC 85 B FC 84 F CU 70 X FC 83 1-2 2-H 1B ②			F SI 92 S SI 92 X SI 93 0-2 16 FC4-6 1B	4	0	2	0	0	0	2
24 Brian Giles, L (1, 9) OBP: 0.276, SLG: 0.283 43 Cla Meredith, R (7, 1) 59 Luis Perdomo, R (9, 1) 16 Cliff Floyd, L (9, PH)		F FF 84 S CH 78 X FC 83 0-2 G4-3 ①		B CU 70 C CU 68 B CU 70 B CH 80 C FF 86 S CU 70 3-3 K ③		C FF 88 B FC 84 B FF 88 F FC 86 C SI 87 2-3 K ③			B SI 92 F SI 92 F SL 86 B SL 87 F SL 88 D SL 88 X SI 92 3-2 FC4-6 ② 1-2f	3 0 0 1	0 0 0 0	0 0 0 0	0 0 0 0	2 0 0 0	2 0 0 1	2 0 0 1
4 Nick Hundley, R (1, 2) OBP: 0.342, SLG: 0.388		F SI 86 B FF 86 F FC 84 B FC 83 B CU 68 B FC 84 4-2 14 FC5-4 BB			B FF 84 C FC 83 B FC 82 F FC 84 F CU 69 F FC 83 F FC 85 B CH 79 F FF 86 4-2 F FF 86 F FF 85 D FF 81 BB		T SI 94 C CU 78 S CU 81 0-3 K ①		B SI 92 B SI 93 F SI 94 B SI 92 C SI 92 X SI 93 3-2 F9 ③	2	0	0	0	2	1	1
14 Josh Wilson, R (1, 6) OBP: 0.259, SLG: 0.231		C FF 85 1 SAFE F CH 80 B FC 84 X CU 70 1-2 FC5-4 ② 1-2f			C FF 86 1 SAFE 1 SAFE B CU 70 F FC 85 F FC 84 B FF 86 B FF 88 F FC 86 3-2 F FC 85 X FC 84 F7 ①		B FF 94 C CU 77 C FF 94 S CU 80 1-3 K ②			3	0	0	0	0	1	2
49 Chad Gaudin, R (1, 1) OBP: 0.133, SLG: 0.071 2 Edgar Gonzalez, R (5, PH) OBP: 0.284, SLG: 0.439 54 Joe Thatcher, L (6, 1) 18 Tony Gwynn Jr., L (7, 9) OBP: 0.357, SLG: 0.368		X FC 84 0-0 L4 ③			S FC 84 C FC 85 S FC 84 0-3 K ②		B CU 80 S FF 93 C FF 94 S CU 82 1-3 K2-3 ③			1 1 0 1	0 0 0 0	0 0 0 0	0 0 0 0	0 1 0 0	0 1 0 1	1 1 0 0
Inning Stats	R: 0 E: 0 K: 0 S: 8 H: 1 LOB: 2 BB: 1 P: 17	R: 0 E: 0 K: 0 S: 9 H: 0 LOB: 1 BB: 1 P: 14	R: 0 E: 0 K: 1 S: 7 H: 0 LOB: 0 BB: 0 P: 13	R: 0 E: 0 K: 2 S: 10 H: 0 LOB: 0 BB: 0 P: 18	R: 0 E: 0 K: 1 S: 20 H: 0 LOB: 1 BB: 1 P: 28	R: 0 E: 0 K: 1 S: 10 H: 2 LOB: 2 BB: 1 P: 19	R: 0 E: 0 K: 3 S: 9 H: 0 LOB: 0 BB: 0 P: 11	R: 0 E: 0 K: 0 S: 7 H: 0 LOB: 0 BB: 0 P: 11	R: 0 E: 0 K: 0 S: 12 H: 1 LOB: 1 BB: 0 P: 18	1B: 4 2B: 0 3B: 0 HR: 0 SF: 0 SAC: 0 DP: 0 HBP: 0					WP: 0 PB: 0 SB: 0 CS: 0	PA: 34

PITCHER		IP	WLS	BF	H	R	ER	SO	BB	IBB	HBP	BLK	WP	HR	S	P	ERA	WHIP
49 Doug Davis, L ERA: 3.36	(1, 1)	6.0	W	24	3	0	0	5	4	0	0	0	0	0	64	109	0.00	1.167
46 Daniel Schlereth, L ERA: 2.7	(7, 1)	1.0		3	0	0	0	3	0	0	0	0	0	0	9	11	0.00	0.000
32 Esmerling Vasquez, R ERA: 5.79	(8, 1)	1.0		3	0	0	0	0	0	0	0	0	0	0	7	11	0.00	0.000
50 Chad Qualls, R ERA: 3.27	(9, 1)	1.0		4	1	0	0	0	0	0	0	0	0	0	12	18	0.00	1.000

PITCHER	IP	WLS	BF	H	R	ER	SO	BB	IBB	HBP	BLK	WP	HR	S	P	ERA	WHIP

BOTTOM

Arizona Diamondbacks @ San Diego Padres

PETCO Park, San Diego, CA

Fri Jun 05 2009, 10:05 PM EDT

Att. 22,426 - Partly Cloudy - 67 F

livebaseballscorecards.com

AB	30
R	0
H	4
RBI	0
BB	4
SO	8
LOB	15

Arizona Diamondbacks @ San Diego Padres

PETCO Park, San Diego, CA

Sat Jun 06 2009, 10:05 PM EDT

Att. 23,592 - Partly Cloudy - 67 F

livebaseballscorecards.com

Batter	1	2	3	4	5	6	7	8	9	AB	R	H	RBI	BB	SO	LOB
2 Felipe Lopez, S (1, 4) OBP: 0.359, SLG: 0.439	C CH 89 S CU 75 F CH 91 B CU 77 B SL 84 X SL 85 2-2 14 PB 6 1B 1B	C CH 90 B SI 90 S CH 85 B CU 76 X CU 76 2-2 ② G6-3			X CH 83 0-0 ① ② L3 1-1			C FF 92 X FS 86 0-1 ① G4-3		4	1	1	0	0	0	1
14 Ryan Roberts, R (1, 5) OBP: 0.405, SLG: 0.429 58 Juan Gutierrez, R (8, 1)	B CH 91 C CH 91 F FC 90 H CH 91 2-2 27 BB 6 1B 22 1B 1-2 HBP	C CH 90 F SI 92 F CH 94 B SL 84 X SL 85 1-2 ③ F8			X SL 87 0-0 ③ G4-3			B FF 92 F FF 92 B FF 93 S FF 93 C FF 93 2-3 ② K		3 0	1 0	0 0	0 0	0 0	1 0	0 0
10 Justin Upton, R (1, 9) OBP: 0.393, SLG: 0.598	B SL 86 F SL 86 F SI 91 X CU 75 1-2 ① F7		F SL 84 X SI 92 0-1 ① G5-3			B SI 91 C SL 83 B SI 92 S CH 92 B CH 93 S SL 85 3-3 ① K		B FF 93 B FF 94 F FF 93 F FF 94 X FF 94 2-2 HR		4	1	1	1	0	1	2
6 Stephen Drew, L (1, 6) OBP: 0.301, SLG: 0.360	B SI 90 X SL 85 1-0 22 1B 27 BB 1-2 2-H 1B		X FF 90 0-0 ② F8			B CH 86 B CH 85 X SI 92 2-0 ② L8		B FS 87 B FF 93 F FF 92 F FF 94 X FS 88 2-2 ③ G6-3		4	0	1	1	0	0	0
27 Mark Reynolds, R (1, 3) OBP: 0.362, SLG: 0.525	B CH 91 B SI 91 B FF 91 B CH 90 4-0 22 1B 1-2 2-3 BB		C SI 92 B FC 92 B CH 92 B SL 86 S SI 94 X SI 93 3-2 ③ F9			F SI 92 X CU 76 0-1 1B			B FF 93 B FF 93 B SI 93 B FF 92 4-0 11 G6-3 11 WP 22 G4-3 BB	2	1	1	0	2	0	0
24 Chris Young, R (1, 8) OBP: 0.228, SLG: 0.317 57 Jon Rauch, R (7, 1) 11 Augie Ojeda, S (8, 5) OBP: 0.328, SLG: 0.327	C SL 85 F SL 85 B CU 76 B SI 94 S FC 93 2-3 ② K			C SL 83 B CU 75 B SL 83 X SL 85 2-1 ① L4		1 SAFE X SL 84 0-0 ③ G5-3			B FF 92 C FF 92 C FF 92 F FF 94 X FF 95 1-2 ① G6-3 1-3	3 0 1	0 0 0	0 0 0	0 0 0	0 0 0	1 0 1	4 0 1
22 Eric Byrnes, R (1, 7) OBP: 0.259, SLG: 0.373	F FC 92 B SI 95 D FC 93 X CH 93 2-1 1-2 2-3 3-H 1B			B SI 91 F CH 91 X FC 91 1-1 ② F8			C SI 90 B FF 91 B SL 84 T SL 85 S SL 85 2-3 ① K		F FF 95 B FF 95 F CU 83 X FF 95 1-2 ② G4-3 3-H	4	0	1	2	0	1	0
19 Chris Snyder, R (1, 2) OBP: 0.363, SLG: 0.423 26 Miguel Montero, L (9, PH) OBP: 0.333, SLG: 0.345	C SL 86 D SL 84 C CH 92 B SL 85 T SL 85 2-2 ③ K			B SL 85 S SL 85 C CH 92 X SI 93 1-2 ③ G6-3			C SL 82 S SL 85 S SL 85 0-3 ② K		B FF 94 S CU 81 C FF 94 F FF 96 B FF 96 F CU 82 X FF 94 2-2 ③ G5-3	3 1	0 0	0 0	0 0	0 0	2 0	3 0
39 Max Scherzer, R (1, 1) OBP: 0.300, SLG: 0.400 47 Leo Rosales, R (6, 1) 46 Daniel Schlereth, L (6, 1) 35 Clay Zavada, L (6, 1) 18 Gerardo Parra, L (6, 8) OBP: 0.344, SLG: 0.451		B CH 90 S CH 89 C CH 90 S CH 93 1-3 ① K			X CH 90 0-0 2 L 3 1B		B SI 90 F SL 82 X CH 81 1-1 ③ G4-3			2 0 0 0 1	0 0 0 0 0	1 0 0 0 0	0 0 0 0 0	0 0 0 0 0	1 0 0 0 0	0 0 0 0 0
Inning Stats	R: 2 E: 0 K: 2 S: 18 H: 3 LOB: 3 BB: 1 P: 34	R: 0 E: 0 K: 1 S: 10 H: 0 LOB: 0 BB: 0 P: 14	R: 0 E: 0 K: 0 S: 6 H: 0 LOB: 0 BB: 0 P: 9	R: 0 E: 0 K: 0 S: 7 H: 0 LOB: 0 BB: 0 P: 11	R: 0 E: 0 K: 0 S: 3 H: 1 LOB: 0 BB: 0 P: 3	R: 0 E: 0 K: 1 S: 7 H: 1 LOB: 1 BB: 0 P: 12	R: 0 E: 0 K: 2 S: 8 H: 0 LOB: 0 BB: 0 P: 11	R: 1 E: 0 K: 1 S: 11 H: 1 LOB: 0 BB: 0 P: 17	R: 1 E: 0 K: 0 S: 12 H: 0 LOB: 0 BB: 1 P: 20	1B: 5 2B: 1 3B: 0 HR: 1 SF: 0 SAC: 0 DP: 1 HBP: 1						

PITCHER	IP	WLS	BF	H	R	ER	SO	BB	IBB	HBP	BLK	WP	HR	S	P	ERA	WHIP
29 Kevin Correia, R (1, 1) ERA: 5.13	6.0	W	24	5	2	2	4	1	0	1	0	0	0	51	83	3.00	1.000
57 Luke Gregerson, R (7, 1) ERA: 3.34	1.0		3	0	0	0	2	0	0	0	0	0	0	8	11	0.00	0.000
45 Edward Mujica, R (8, 1) ERA: 2.63	1.0		4	1	1	1	1	0	0	0	0	0	1	11	17	9.00	1.000
21 Heath Bell, R (9, 1) ERA: 1.61	1.0	S	4	0	1	1	0	1	0	0	0	1	0	12	20	9.00	1.000

PITCHER	IP	WLS	BF	H	R	ER	SO	BB	IBB	HBP	BLK	WP	HR	S	P	ERA	WHIP

AB	32
R	4
H	6
RBI	4
BB	2
SO	7
LOB	11

WP: 1 PA: 35
PB: 1
SB: 0
CS: 0

BOTTOM

Arizona Diamondbacks @ San Diego Padres

PETCO Park, San Diego, CA

Sat Jun 06 2009, 10:05 PM EDT

Att. 23,592 - Partly Cloudy - 67 F

livebaseballscorecards.com

Batter	1	2	3	4	5	6	7	8	9	AB	R	H	RBI	BB	SO	LOB
18 Tony Gwynn Jr., L (1, 8) OBP: 0.426, SLG: 0.425	C FF 93 B FF 95 B CH 85 B FF 95 B FF 94 4-1 23 G4-6-3 22 S BB		C FF 94 B SL 86 B CH 86 B FF 96 X FF 95 3-1 7 BB 22 E 1B		C FF 93 C FF 94 X FF 94 0-2 22 G1-3 2B	C CU 77 B CU 78 B FF 92 D FF 92 B FF 92 4-1 23 BB 22 1B 1-2 7 HBP BB	B CH 86 B FF 92 B FF 91 C B 4-1 1-2 BB			2	1	2	0	3	0	0
22 David Eckstein, R (1, 4) OBP: 0.329, SLG: 0.317	1 SAFE B FF 94 B FF 95 1 SAFE C FF 95 1 SAFE B FF 94 C FF 95 F FF 95 4-2 B FF 96 23 G4-6-3 1-2 BB		B FF 94 C FF 92 1 SAFE F FF 95 F CH 86 B FF 96 B FF 97 B FF 96 4-2 7 BB 1-2 BB		C FF 94 X CH 86 0-1 ① G1-3 2-3	C SI 93 X CU 75 0-1 7 HBP 23 BB 24 1B 1-2 2-H 1B	C FF 92 B FF 91 T SI 92 F SL 86 X CU 74 1-2 ② F5			3	1	1	1	2	0	3
23 Adrián González, L (1, 3) OBP: 0.413, SLG: 0.646	B FF 97 X CH 86 1-0 ①② G4-6-3 1-2f 2-3		S FF 97 F FF 97 F FF 96 T FF 95 0-2 ② K		B FF 96 B FF 96 S CH 88 B CH 88 B FF 95 4-1 BB	D CU 80 F FF 93 B FF 94 D CU 79 B FF 93 4-1 7 HBP 24 1B 1-2 2-3 BB	C CU 74 B FF 92 B CH 85 X CU 75 2-1 ③ G4-3			3	1	0	0	2	1	6
7 Chase Headley, S (1, 5) OBP: 0.326, SLG: 0.367 5 Kevin Kouzmanoff, R (8, 5) OBP: 0.269, SLG: 0.328	C FF 97 H FF 96 1-1 HBP		D CH 87 C FF 95 B FF 96 C FF 96 B FF 97 F FF 96 B FF 96 4-2 1-2 2-3 BB		S FF 95 B FF 96 F CH 87 B FF 96 X CH 86 2-2 ② P5	D CU 79 F FF 93 H CU 81 2-1 24 1B 25 1B 1-2 2-3 3-H HBP		X 0-0 ① G6-3		1 1	1 0	0 0	1 0	1 0	0 0	2 0
24 Brian Giles, L (1, 9) OBP: 0.279, SLG: 0.286	S CH 86 S SL 88 D SL 88 T FF 97 1-2 ③ K		B FF 96 D CH 87 X FF 95 2-0 ③ G6-3		B FF 95 B FF 95 F FF 95 C FF 96 F FF 95 B FF 96 S FF 95 3-3 ③ K	B CU 72 X CH 81 1-0 25 1B 1-3 2-H 3-H 1B		X CH 80 0-0 25 G4-6-3 1B		5	0	2	2	0	2	7
25 Will Venable, L (1, 7) OBP: 0.154, SLG: 0.231		S FF 94 B FF 95 C FF 95 B SL 87 X FF 95 2-2 ① L5		B FF 93 C FF 94 S FF 93 F FF 95 S CH 87 1-3 ① K		28 F6 8 1B 2B T FF 88 X FF 90 0-1 1-2 3-H 1B		B FF 92 C FF 93 1 SAFE X CU 79 1-1 G4-6-3 1-2f		5	1	2	1	0	1	1
28 Henry Blanco, R (1, 2) OBP: 0.284, SLG: 0.348		B SL 85 B SL 86 F FF 96 F FF 96 F FF 96 F FF 96 B CH 88 X FF 96 3-2 E3 8 G6-3		C FF 94 X FF 95 0-1 1B		B CH 78 S SL 89 C CH 80 2-1 ① F9 2-3 S CH 80 S FF 89 S CH 87 0-3 ① K				4	0	1	0	0	1	3
8 Chris Burke, R (1, 6) OBP: 0.280, SLG: 0.320		S FF 95 X SL 87 0-1 ②③ G6-3 1-2f		S FF 95 F FF 95 T FF 96 0-2 ② K		D CH 81 F SI 90 S CH 81 B CH 82 X FF 90 2-2 18 BB 22 1B 3-H 1B	S FF 89 F FF 90 B FF 90 F CU 73 B CU 74 X FF 91 2-2 18 S 1B			4	1	2	1	0	1	2
29 Kevin Correia, R (1, 1) OBP: 0.286, SLG: 0.308 2 Edgar Gonzalez, R (6, PH) OBP: 0.280, SLG: 0.433 57 Luke Gregerson, L (7, 1) 16 Cliff Floyd, L (7, PH) 45 Edward Mujica, R (8, 1) OBP: 1.000, SLG: 1.000 21 Heath Bell, R (9, 1)			C FF 94 B SL 85 F FF 95 F FF 95 B SL 87 S FF 95 2-3 ① K	B FF 96 F FF 95 S FF 94 F FF 95 X FF 94 1-2 ③ P3		1 SAFE F SL 86 1 SAFE S CH 82 F FF 91 X CH 82 0-2 ② F9	S FF 90 C CU 74 D CU 75 S FF 92 1-3 ① K			2 1 0 1 0 0	0 0 0 0 0 0	0 0 0 0 0 0	0 0 0 0 0 0	1 0 0 0 0 0	1 1 0 1 0 0	1 1 0 1 0 0
Inning Stats	R: 0 H: 0 E: 0 LOB: 2 K: 1 BB: 2 S: 9 P: 20	R: 0 H: 0 E: 1 LOB: 0 K: 0 BB: 0 S: 10 P: 15	R: 0 H: 1 E: 1 LOB: 3 K: 2 BB: 2 S: 17 P: 32	R: 0 H: 1 E: 0 LOB: 1 K: 2 BB: 0 S: 13 P: 15	R: 0 H: 1 E: 0 LOB: 2 K: 1 BB: 1 S: 13 P: 22	R: 6 H: 5 E: 0 LOB: 2 K: 1 BB: 2 S: 21 P: 38	R: 0 H: 1 E: 0 LOB: 0 K: 1 BB: 1 S: 14 P: 24	R: 0 H: 1 E: 0 LOB: 0 K: 0 BB: 0 S: 4 P: 5		1B: 8 SF: 0 2B: 2 SAC: 0 3B: 0 DP: 3 HR: 0 HBP: 2					WP: 0 PA: 42 PB: 0 SB: 2 CS: 0	

PITCHER		IP	WLS	BF	H	R	ER	SO	BB	IBB	HBP	BLK	WP	HR	S	P	ERA	WHIP
39 Max Scherzer, R ERA: 4.1	(1, 1)	5.0		23	3	0	0	6	5	0	1	0	0	0	62	104	0.00	1.600
47 Leo Rosales, R ERA: 6.94	(6, 1)	0.2	H	4	2	2	2	0	0	0	0	0	0	0	10	16	27.00	3.000
46 Daniel Schlereth, L ERA: 13.5	(6, 1)	0.0	L	4	1	1	1	0	2	0	1	0	0	0	5	15	∞	∞
35 Clay Zavada, L ERA:	(6, 1)	0.1		3	2	3	3	1	0	0	0	0	0	0	6	7	81.00	6.000
57 Jon Rauch, R ERA: 5.47	(7, 1)	1.0		5	1	0	0	1	1	0	0	0	0	0	14	24	0.00	2.000

PITCHER		IP	WLS	BF	H	R	ER	SO	BB	IBB	HBP	BLK	WP	HR	S	P	ERA	WHIP
58 Juan Gutierrez, R ERA: 2.9	(8, 1)	1.0		3	1	0	0	0	0	0	0	0	0	0	4	5	0.00	1.000

AB	32
R	6
H	10
RBI	6
BB	8
SO	8
LOB	27

Batter
1
2
3
4
5
6
7
8
9
10
11
12
13
14
15
16
17
18
AB R H RBI BB SO LOB
TOP
2 Felipe Lopez, S (1, 4) OBP: 0.354, SLG: 0.432
8 1 2 1 0 3 2
18 Gerardo Parra, L (1, 7) OBP: 0.347, SLG: 0.449
(10, 9)
7 0 2 0 1 2 0
10 Justin Upton, R (1, 9) OBP: 0.393, SLG: 0.598
14 Ryan Roberts, R (10, 7) OBP: 0.398, SLG: 0.411
5 1 2 0 0 3 2
3 1 0 0 1 0 2
6 Stephen Drew, L (1, 6) OBP: 0.316, SLG: 0.383
8 1 4 0 1 1 6
27 Mark Reynolds, R (1, 5) OBP: 0.367, SLG: 0.527
7 2 1 3 2 4 6
26 Miguel Montero, L (1, 2) OBP: 0.351, SLG: 0.383
7 1 4 1 1 0 0
24 Chris Young, R (1, 8) OBP: 0.238, SLG: 0.321
7 1 2 1 2 2 4
29 Josh Whitesell, L (1, 3) OBP: 0.292, SLG: 0.250
6 1 1 3 2 0 5
15 Dan Haren, R
56 Ramon Pena, R
22 Eric Byrnes, R
58 Juan Gutierrez, R
50 Chad Qualls, R
57 Jon Rauch, R
11 Augi Garcia, C
32 Edwin Jackson, Jr., R
19 Chris Snyder, R
35 Clay Zavada, L
47 Leo Rosales, R
livebaseballscorecards.com
Arizona Diamondbacks @ San Diego Padres
PETCO Park, San Diego, CA
Sun Jun 07 2009, 4:05 PM EDT
Att. 27,804 - Sunny - 71 F
AB 64
R 9
H 18
RBI 9
BB 10
SO 15
LOB 30
Inning Stats
1B: 9 SF: 2
2B: 8 SAC: 3
3B: 0 DP: 1
HR: 1 HBP: 0
WP: 2 PA: 79
PB: 0
SB: 3
CS: 0
PITCHER IP WLS BF H R ER SO BB IBB HBP BLK WP HR S P ERA WHIP
52 Josh Geer, R (1, 1) ERA: 5.6 5.0 20 5 4 4 2 3 0 0 0 0 0 45 78 7.20 1.600
54 Joe Thatcher, L (6, 1) ERA: 4.5 1.0 6 3 2 2 0 1 0 0 0 0 0 18 28 18.00 4.000
40 Greg Burke, R (7, 1) ERA: 1.86 1.0 5 2 0 0 2 0 0 0 0 0 0 15 21 0.00 2.000
43 Cla Meredith, R (8, 1) ERA: 2.78 1.0 4 0 0 0 1 0 0 0 0 0 0 13 21 0.00 0.000
59 Luis Perdomo, R (9, 1) ERA: 5.06 1.0 3 0 0 0 1 0 0 0 0 0 0 6 9 0.00 0.000
21 Heath Bell, R (10, 1) ERA: 1.48 2.0 8 1 0 0 2 1 2 0 0 2 0 17 35 0.00 1.000
45 Edward Mujica, R (12, 1) ERA: 2.45 2.0 8 2 0 0 0 0 0 0 0 0 0 18 26 0.00 1.000
57 Luke Gregerson, R (14, 1) ERA: 3.15 2.0 10 1 0 0 2 1 2 0 0 2 0 17 35 0.00 1.000
49 Chad Gaudin, R (16, 1) ERA: 5.01 2.0 8 1 0 0 3 0 1 0 0 0 0 22 37 0.00 0.500
14 Josh Wilson, R (18, 1) ERA: 13.5 1.0 L 7 3 3 3 0 1 0 0 0 0 1 16 29 27.00 4.000

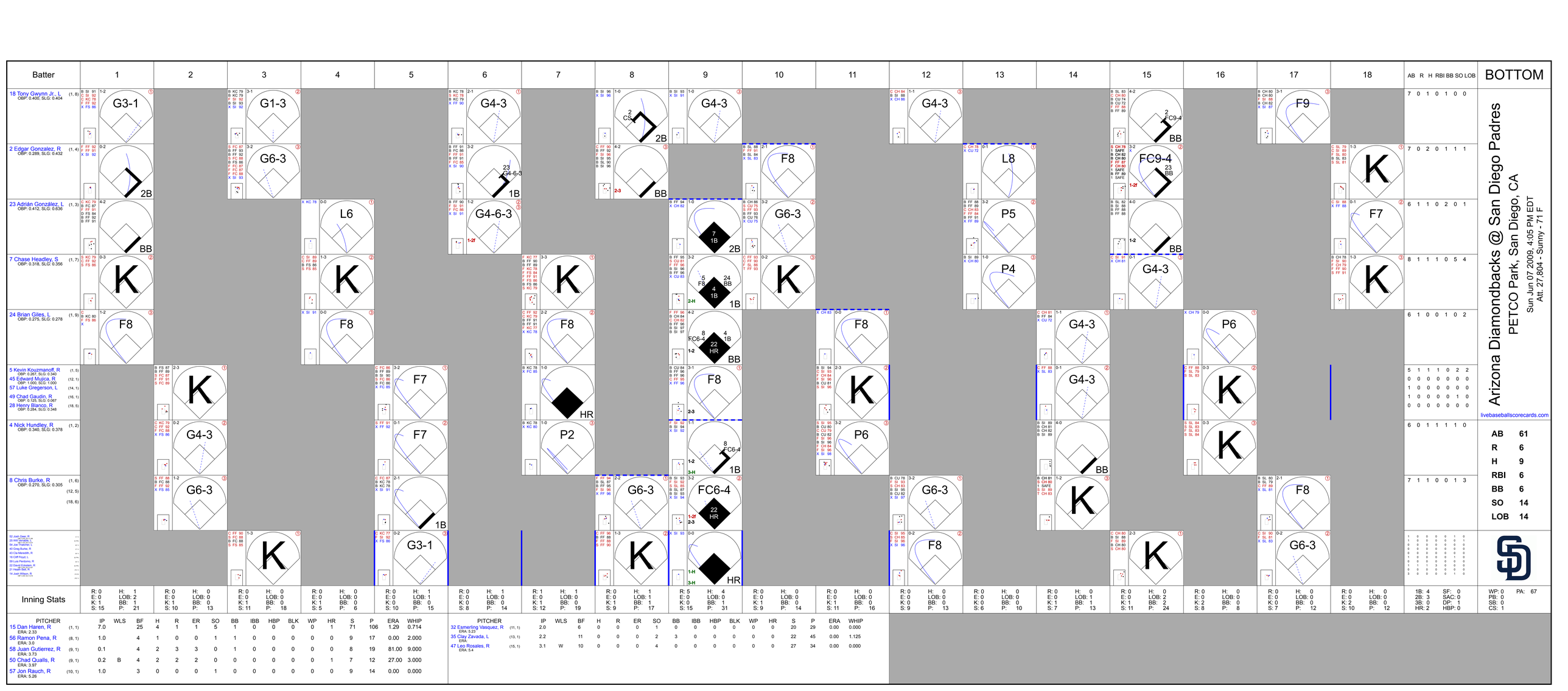
Batter
1
2
3
4
5
6
7
8
9
10
11
12
13
14
15
16
17
18
AB R H RBI BB SO LOB
BOTTOM
18 Tony Gwynn Jr., L (1, 8) OBP: 0.400, SLG: 0.404
2 Edgar Gonzalez, R (1, 4) OBP: 0.289, SLG: 0.432
23 Adrián González, L (1, 3) OBP: 0.412, SLG: 0.636
7 Chase Headley, S (1, 7) OBP: 0.318, SLG: 0.356
24 Brian Giles, L (1, 9) OBP: 0.275, SLG: 0.278
5 Kevin Kouzmanoff, R (1, 5)
45 Edward Mujica, R (12, 1) OBP: 1.000, SLG: 1.000
57 Luke Gregerson, L (14, 1)
49 Chad Gaudin, R (16, 1) OBP: 0.125, SLG: 0.067
28 Henry Blanco, R (18, 5) OBP: 0.284, SLG: 0.348
4 Nick Hundley, R (1, 2) OBP: 0.340, SLG: 0.378
8 Chris Burke, R (1, 6) OBP: 0.270, SLG: 0.305
(12, 5)
(18, 6)
52 Josh Geer, R
29 Will Venable, L
34 Joe Thatcher, L
40 Greg Burke, R
43 Cla Meredith, R
16 Cliff Floyd, L
59 Luis Perdomo, R
22 David Eckstein, R
21 Heath Bell, R
14 Josh Wilson, R
Inning Stats
Arizona Diamondbacks @ San Diego Padres
PETCO Park, San Diego, CA
Sun Jun 07 2009, 4:05 PM EDT
Att. 27,804 - Sunny - 71 F
livebaseballscorecards.com
AB 61
R 6
H 9
RBI 6
BB 6
SO 14
LOB 14
PITCHER IP WLS BF H R ER SO BB IBB HBP BLK WP HR S P ERA WHIP
15 Dan Haren, R (1, 1) ERA: 2.33 7.0 25 4 1 1 5 1 0 0 0 0 0 1 71 106 1.29 0.714
56 Ramon Pena, R (8, 1) ERA: 3.0 1.0 4 1 0 0 1 1 0 0 0 0 0 0 9 17 0.00 2.000
58 Juan Gutierrez, R (9, 1) ERA: 3.73 0.1 4 2 3 0 1 1 0 0 0 0 0 0 8 19 81.00 9.000
50 Chad Qualls, R (9, 1) ERA: 3.97 0.2 B 4 2 2 2 0 0 0 0 0 0 1 7 12 27.00 3.000
57 Jon Rauch, R (10, 1) ERA: 5.26 1.0 3 0 0 0 1 0 0 0 0 0 0 0 9 14 0.00 0.000
PITCHER IP WLS BF H R ER SO BB IBB HBP BLK WP HR S P ERA WHIP
32 Esmerling Vasquez, R (11, 1) ERA: 8.23 2.0 6 0 0 0 1 0 0 0 0 0 0 0 20 29 0.00 0.000
35 Clay Zavada, L (13, 1) ERA: 2.2 11 0 0 0 2 3 0 0 0 0 0 0 0 22 45 0.00 1.125
47 Leo Rosales, R (15, 1) ERA: 5.4 3.1 W 10 0 0 0 4 0 0 0 0 0 0 0 27 34 0.00 0.000
1B: 4 SF: 0
2B: 3 SAC: 0
3B: 0 DP: 1
HR: 2 HBP: 0
WP: 0 PA: 67
PB: 0
SB: 0
CS: 1

Arizona Diamondbacks @ San Diego Padres

PETCO Park, San Diego, CA

Mon Jun 08 2009, 10:05 PM EDT

Att. 17,501 - Partly Cloudy - 67 F

livebaseballscorecards.com

TOP

Batter	1	2	3	4	5	6	7	8	9	AB	R	H	RBI	BB	SO	LOB
2 Felipe Lopez, S (1, 4) OBP: 0.351, SLG: 0.431	G4-3		G4-1		K		2B		G4-3	5	0	1	0	0	1	2
24 Chris Young, R (1, 8) OBP: 0.233, SLG: 0.314	G6-3		P6		G6-3		P6			4	0	0	0	0	0	1
18 Gerardo Parra, L (1, 9) OBP: 0.353, SLG: 0.452	K			E 19 1B		G5-4-3 19 22 1B 6 1B		F8		4	2	2	0	0	1	0
6 Stephen Drew, L (1, 6) OBP: 0.314, SLG: 0.380		K		F8		19 G5-4-3 1-2 1B		F8		4	0	1	0	0	1	1
19 Chris Snyder, R (1, 2) OBP: 0.364, SLG: 0.417		29 BB BB		E7 29 1B 1-H 1B		G5-4-3 1-2f 2-3		K		3	1	1	0	1	1	2
22 Eric Byrnes, R (1, 7) OBP: 0.257, SLG: 0.368		K		F9		29 S 3-H 1B			L4	4	0	1	1	0	1	2
29 Josh Whitesell, L (1, 3) OBP: 0.327, SLG: 0.279		BB 1-2		1B 2-H		K2-3 1-2			26 BB 1B	3	0	2	1	1	1	1
11 Augie Ojeda, S (1, 5) 26 Miguel Montero, L (9, PH) OBP: 0.318, SLG: 0.316 OBP: 0.357, SLG: 0.383	F7		K				B3		BB 1-2	3 0	0	0	0	0	1	3 0
52 Jon Garland, R (1, 1) 46 Daniel Schlereth, L (7, 1) 27 Mark Reynolds, R (9, PH) OBP: 0.080, SLG: 0.042 OBP: 0.360, SLG: 0.524			K		G4-3		K		K	3 0 1	0	0	0	0	2	0 0 2
Inning Stats	R: 0 E: 0 K: 1 S: 10 H: 0 LOB: 0 BB: 0 P: 13	R: 0 E: 0 K: 2 S: 12 H: 0 LOB: 2 BB: 2 P: 21	R: 0 E: 0 K: 1 S: 5 H: 0 LOB: 0 BB: 0 P: 8	R: 2 E: 1 K: 1 S: 16 H: 3 LOB: 1 BB: 0 P: 25	R: 0 E: 0 K: 1 S: 10 H: 0 LOB: 0 BB: 0 P: 14	R: 1 E: 0 K: 1 S: 11 H: 3 LOB: 1 BB: 0 P: 15	R: 0 E: 0 K: 1 S: 7 H: 1 LOB: 1 BB: 0 P: 9	R: 0 E: 0 K: 1 S: 7 H: 0 LOB: 0 BB: 0 P: 9	R: 0 E: 0 K: 1 S: 13 H: 1 LOB: 2 BB: 1 P: 25	1B: 7 2B: 1 3B: 0 HR: 0	SF: 0 SAC: 0 DP: 1 HBP: 0						

	AB	34
	R	3
	H	8
	RBI	2
	BB	3
	SO	10
	LOB	14

WP: 0 PB: 0 SB: 1 CS: 0 PA: 37

PITCHER	IP	WLS	BF	H	R	ER	SO	BB	IBB	HBP	BLK	WP	HR	S	P	ERA	WHIP
44 Jake Peavy, R (1, 1) ERA: 3.97	7.0	W	29	7	3	2	8	2	0	0	0	0	0	71	105	2.57	1.286
40 Greg Burke, R (8, 1) ERA: 1.69	1.0	H	3	0	0	0	1	0	0	0	0	0	0	7	9	0.00	0.000
21 Heath Bell, R (9, 1) ERA: 1.42	1.0	S	5	1	0	0	1	1	0	0	0	0	0	13	25	0.00	2.000

PITCHER	IP	WLS	BF	H	R	ER	SO	BB	IBB	HBP	BLK	WP	HR	S	P	ERA	WHIP

Batter	1	2	3	4	5	6	7	8	9	AB	R	H	RBI	BB	SO	LOB
18 Tony Gwynn Jr., L (1, 8) OBP: 0.424, SLG: 0.420	B SI 88 S CH 80 B SI 89 F SI 88 B CH 79 X SI 89 3-2 23 BB 24 1B 1B		C SI 89 B SI 89 C SI 90 X CU 76 1-2 ① G3-1		X SI 90 0-0 22 SF8 5 1B 2-3 3-H 1B		B CU 73 B CH 79 B SI 88 B SI 89 4-0 22 G1-3 5 2B BB			3	2	2	1	1	0	0
22 David Eckstein, R (1, 4) OBP: 0.326, SLG: 0.332	1 SAFE X FF 88 0-0 ① F8		B FF 88 C SI 88 F CU 75 X SI 89 1-2 ② L8		B SL 83 X SI 89 1-0 ② SF8 2-3 3-H		B FF 89 1 SAFE 1 SAFE C SI 90 1 SAFE B FF 88 X SI 89 2-1 ① G1-3 1-2			3	0	0	1	0	0	2
24 Brian Giles, L (1, 9) OBP: 0.279, SLG: 0.279	C SI 89 1 SAFE F FF 88 B SI 89 1 SAFE X CH 80 1-2 23 BB 1B		X SI 90 0-0 ③ G4-3		B SI 90 H FF 88 2-0 23 BB 5 1B HBP		B SI 90 B SI 90 X CH 80 2-0 ② L9			3	1	1	0	0	0	1
23 Adrián González, L (1, 3) OBP: 0.421, SLG: 0.638	B SI 89 B SI 89 D CH 82 C SI 89 B SI 89 4-1 1-2 2-3 BB			B SI 86 S SI 88 F FF 88 B FF 88 B SI 90 X CH 80 3-2 5 G4-6-3 1B	B FF 89 B SI 89 C SI 90 B FF 90 C SI 90 B SI 92 4-2 5 1B 1-2 BB		I IN 80 I IN 79 I IN 78 I IN 78 4-0 5 2B IBB			1	1	1	0	3	0	0
5 Kevin Kouzmanoff, R (1, 5) OBP: 0.271, SLG: 0.348	X SI 90 0-0 ② L9			B SI 90 S CH 78 B SI 90 D FF 88 X FF 89 3-1 ①② G4-6-3 1-2f	X FF 88 0-0 1-2 2-H 3-H 1B		C SI 90 B SI 89 S CH 80 B SI 90 X CH 80 2-2 1-H 2-H 2B			4	0	2	4	0	0	4
7 Chase Headley, S (1, 7) OBP: 0.312, SLG: 0.348	C SI 90 F CH 82 B SI 90 F SL 88 B CH 79 B CH 79 X SI 91 3-2 ③ L4			X SI 89 0-0 ③ F7	C CH 80 C SI 90 B FF 90 F CH 80 X CU 76 1-2 ③ P3		F SI 94 X CU 80 0-1 ③ G6-3			4	0	0	0	0	0	6
28 Henry Blanco, R (1, 2) OBP: 0.282, SLG: 0.333		B FF 87 C SI 88 C SL 83 X SI 89 1-2 ① G5-3			B SL 83 B FF 88 B SI 90 B SI 89 4-0 44 SH1-4 14 1B 18 1B BB	C FF 87 B SI 87 S CH 78 F FF 89 X CH 77 1-2 ① F8		S CU 79 C CU 79 B CU 81 F FF 93 S CU 80 1-3 ① K		3	1	0	0	1	1	0
14 Josh Wilson, R (1, 6) OBP: 0.246, SLG: 0.220		X SL 82 0-0 ② F7			C SI 89 1 SAFE F SI 90 F SI 89 X SL 83 0-2 18 1B 44 SH1-4 22 SF8 1-2 1B	S CH 77 B SL 83 X SL 81 1-1 ② G6-3		C FF 94 C CU 79 F CU 81 B CU 80 S FF 94 1-3 ② K		4	1	1	0	0	1	0
44 Jake Peavy, R (1, 1) 40 Greg Burke, R (8, 1) 2 Edgar Gonzalez, R (8, PH) OBP: 0.286, SLG: 0.427 21 Heath Bell, R (9, 1)		B SL 82 F SI 88 B FF 88 F FF 89 X SL 82 2-2 ③ F8			B SI 88 X SI 87 1-0 ① SH1-4 1-2 2-3	C FF 88 F SL 82 B SL 82 F SI 88 C FF 90 1-3 ③ K		S CU 81 B CU 81 F FF 94 B CU 82 B CU 80 S CU 80 3-3 ③ K		2 0 1 0	0 0 0 0	0 0 0 0	0 0 0 0	1 0 0 0	0 0 1 0	0 0 0 0
Inning Stats	R: 0 E: 0 K: 0 S: 13 H: 2 LOB: 3 BB: 1 P: 24	R: 0 E: 0 K: 0 S: 7 H: 0 LOB: 0 BB: 0 P: 10	R: 0 E: 0 K: 0 S: 7 H: 0 LOB: 0 BB: 0 P: 9	R: 0 E: 0 K: 0 S: 6 H: 1 LOB: 0 BB: 0 P: 12	R: 4 E: 0 K: 0 S: 14 H: 3 LOB: 2 BB: 2 P: 27	R: 0 E: 0 K: 1 S: 10 H: 0 LOB: 0 BB: 0 P: 13	R: 2 E: 0 K: 0 S: 8 H: 1 LOB: 1 BB: 2 P: 22	R: 0 E: 0 K: 3 S: 11 H: 0 LOB: 0 BB: 0 P: 16		1B: 6 2B: 1 3B: 0 HR: 0 SF: 1 SAC: 1 DP: 1 HBP: 1				WP: 0 PB: 0 SB: 0 CS: 0 PA: 36		

PITCHER		IP	WLS	BF	H	R	ER	SO	BB	IBB	HBP	BLK	WP	HR	S	P	ERA	WHIP
52 Jon Garland, R ERA: 5.61	(1, 1)	6.2	L	32	7	6	6	1	4	1	1	0	0	0	63	115	8.10	1.650
46 Daniel Schlereth, L ERA: 9.64	(7, 1)	1.1		4	0	0	0	3	0	0	0	0	0	0	13	18	0.00	0.000

PITCHER	IP	WLS	BF	H	R	ER	SO	BB	IBB	HBP	BLK	WP	HR	S	P	ERA	WHIP

BOTTOM

Arizona Diamondbacks @ San Diego Padres

PETCO Park, San Diego, CA

Mon Jun 08 2009, 10:05 PM EDT

Att. 17,501 - Partly Cloudy - 67 F

livebaseballscorecards.com

AB	28
R	6
H	7
RBI	6
BB	5
SO	4
LOB	13

San Diego Padres @ Los Angeles Dodgers

Dodger Stadium, Los Angeles, CA

Tue Jun 09 2009, 7:10 PM PDT

Att. 35,313 - Partly Cloudy - 65 F

livebaseballscorecards.com

TOP

Batter	1	2	3	4	5	6	7	8	9	AB	R	H	RBI	BB	SO	LOB
18 Tony Gwynn Jr., L (1, 8) OBP: 0.453, SLG: 0.463	C FF 92 X SI 89 0-1 24 1B 22 1B 1B		B FF 90 M FC 89 B FC 88 T FC 88 F SL 80 B FC 88 X FF 92 3-2 22 1B 1B		C FC 90 D CU 74 C SL 81 F SL 82 B FF 92 B SL 80 F FF 89 F FC 89 F FF 93 3-2 X FC 89 24 G6-3 1-3 2B		B SI 95 C SI 95 S SI 95 C SI 97 1-3 ①		B FF 97 C F F F B B B 4-2 22 DI 22 1B BB	4	1	3	0	1	1	0
22 David Eckstein, R (1, 4) OBP: 0.332, SLG: 0.338	C FF 91 F FF 92 B FC 88 X FF 90 1-2 23 WP 24 1B 5 1B 1B		C FF 93 D SL 77 1 SAFE X FF 93 1-1 1-2 1B		S FC 87 D FC 88 C FF 92 B CH 85 X SL 81 2-2 ① F9		C SI 96 B SI 96 B SI 96 F SI 95 X SI 97 2-2 ② G3-1		C FF 95 F FF 96 X FF 96 0-2 1-H 24 DI 1B	5	1	3	1	0	0	2
24 Brian Giles, L (1, 9) OBP: 0.277, SLG: 0.277	D SL 80 X FF 92 1-0 ① 23 WP 5 1B 1-2 2-3 1B		C FF 93 B FF 93 F SL 80 F SL 81 X SL 79 1-2 ① F7		B SL 80 B SL 75 F FF 90 B FF 91 X FF 93 3-1 ② G6-3 2-3 3-H		B SI 96 X SI 96 1-0 ③ F8		C FF 95 C FF 96 F FF 97 F SL 88 C FF 97 0-3 ③ 1-2	5	1	1	1	0	1	4
23 Adrián González, L (1, 3) OBP: 0.422, SLG: 0.632	B FF 90 F FF 91 S FF 92 F FC 87 F FF 92 B FC 84 S FF 93 2-3 ② K 1-2 2-3		F FC 88 X CH 87 0-1 ② F7		I IN 62 I IN 59 I IN 60 I IN 58 4-0 IBB			L SI 93 B CU 79 C SI 93 B CU 79 B CU 81 B SI 92 4-2 7 1B BB		2	0	0	0	2	1	4
5 Kevin Kouzmanoff, R (1, 5) OBP: 0.271, SLG: 0.346	B FF 91 F SL 80 B FF 93 F FF 89 X FF 94 2-2 2-H 3-H 1B		X CU 70 0-0 ③ G5-3		B FC 89 X FF 91 1-0 ③ G4-3			C FF 91 D CU 79 B SI 91 B SI 92 F SI 92 S SI 92 3-3 ① K		4	0	1	2	0	1	5
7 Chase Headley, S (1, 7) OBP: 0.311, SLG: 0.346	B FF 93 S FC 86 F FC 88 B SL 80 C FF 88 2-3 ③ K			C FF 91 B SL 80 B FC 89 T FF 91 F FC 88 F FF 94 S SL 81 2-3 ① K		F FF 91 B SL 79 F SL 79 F FF 93 F FF 95 F SL 78 S FC 89 1-3 ① K		B CU 78 X SI 92 1-0 28 G6-4-3 1-2 1B	4	0	1	0	0	3	1
4 Nick Hundley, R (1, 2) OBP: 0.346, SLG: 0.387 28 Henry Blanco, R (7, 2) OBP: 0.278, SLG: 0.329		F FF 91 B SL 77 X FF 89 1-1 ① P3		C FF 93 C FF 92 B SL 81 B SL 77 X 2-2 32 2-6-5 2B		S FF 92 B FF 94 H FF 93 2-1 25 FC6-4 HBP		C SI 92 X SI 93 0-1 ② ③ G6-4-3 1-2f	2 1	0 0	1 0	0 0	0 0	0 0	0 2
14 Josh Wilson, R (1, 6) OBP: 0.235, SLG: 0.210 2 Edgar Gonzalez, R (9, PH) OBP: 0.282, SLG: 0.421		F FF 92 B FF 92 B SL 78 X FF 91 2-1 ② P4		X SL 80 0-0 ② F9		F FC 90 B SL 81 S FC 84 B FF 90 X FF 90 2-2 ② F9			C S B B F S 2-3 ① K	3 1	0 0	0 0	0 0	0 1	0 0	2 0
32 Chris Young, R (1, 1) OBP: 0.320, SLG: 0.261 25 Will Venable, L (6, PH) OBP: 0.133, SLG: 0.200 46 Edwin Moreno, R (6, 1) 37 Mike Adams, R (7, 1) 43 Cla Meredith, R (8, 1) 16 Cliff Floyd, L (9, PH)		C SI 92 C SL 80 C SL 80 0-3 ③ K		B SL 81 1-0 ③ 2-6-5 2-3	C FF 92 B FF 90 B FC 86 F FF 93 F SL 80 F FF 94 F FF 93 B SL 81 B FC 89 4-2 18 2B 24 G6-3 BB	X FF 91 0-0 ③ FC6-4 1-2f			X FF 97 0-0 ② G6-3	1 1 0 0 0 0 1	1 0 0 0 0 0 0	0 0 0 0 0 0 0	0 0 0 0 0 0 0	1 0 0 0 0 0 0	1 0 0 0 0 0 0	0 1 0 0 0 0 0

	AB	34
	R	4
	H	10
	RBI	4
	BB	4
	SO	9
	LOB	21

Inning Stats										
	R: 2	H: 4	R: 0	H: 0	R: 0	H: 2	R: 0	H: 1	R: 1	H: 1
	E: 0	LOB: 1	E: 0	LOB: 0	E: 0	LOB: 2	E: 0	LOB: 1	E: 0	LOB: 2
	K: 2	BB: 0	K: 1	BB: 0	K: 0	BB: 0	K: 1	BB: 0	K: 0	BB: 2
	S: 17	P: 25	S: 7	P: 10	S: 13	P: 18	S: 9	P: 14	S: 18	P: 35

Inning Stats										
	R: 0	H: 0	R: 0	H: 0	R: 0	H: 1	R: 1	H: 1	1B: 8	SF: 0
	E: 0	LOB: 1	E: 0	LOB: 1	E: 0	LOB: 1	E: 0	LOB: 1	2B: 2	SAC: 0
	K: 1	BB: 0	K: 1	BB: 0	K: 1	BB: 1	K: 2	BB: 1	3B: 0	DP: 1
	S: 11	P: 16	S: 7	P: 11	S: 8	P: 16	S: 17	P: 23	HR: 0	HBP: 1

	WP: 1	PA: 39
	PB: 0	
	SB: 0	
	CS: 0	

PITCHER		IP	WLS	BF	H	R	ER	SO	BB	IBB	HBP	BLK	WP	HR	S	P	ERA	WHIP
58 Chad Billingsley, R ERA: 2.73	(1, 1)	5.2	W	27	8	3	3	5	1	1	1	0	1	0	74	117	4.76	1.588
45 Brent Leach, L ERA: 4.22	(6, 1)	0.1	H	1	0	0	0	0	0	0	0	0	0	0	1	1	0.00	0.000
54 Ronald Belisario, R ERA: 2.57	(7, 1)	1.0	H	3	0	0	0	1	0	0	0	0	0	0	7	11	0.00	0.000
38 Ramon Troncoso, R ERA: 1.64	(8, 1)	1.0	H	4	1	0	0	1	1	0	0	0	0	0	8	16	0.00	2.000
51 Jonathan Broxton, R ERA: 1.5	(9, 1)	1.0	S	5	1	1	1	2	1	0	0	0	0	0	17	23	9.00	2.000

PITCHER	IP	WLS	BF	H	R	ER	SO	BB	IBB	HBP	BLK	WP	HR	S	P	ERA	WHIP

Batter	1	2	3	4	5	6	7	8	9	AB	R	H	RBI	BB	SO	LOB
9 Juan Pierre, L (1, 7) OBP: 0.412, SLG: 0.455	B FF 85 X FF 85 1-0 G4-3		C FF 85 B SL 76 C FF 86 F SL 77 F SL 76 X FF 87 1-2 F7		B SL 75 L FF 85 B SL 75 F FF 86 X SL 76 2-2 G1-3		C FF 92 F CU 80 X SL 88 0-2 F7			4	0	0	0	0	0	0
13 Orlando Hudson, S (1, 4) OBP: 0.393, SLG: 0.453	C FF 86 B FF 86 X FF 86 1-1 P5		B FF 86 X FF 87 1-0 F7		B SL 74 F FF 86 B FF 86 C FF 86 B SL 76 X FF 86 3-2 HR		B FF 92 X FF 92 1-0 F8			4	1	1	1	0	0	0
16 Andre Ethier, L (1, 9) OBP: 0.372, SLG: 0.502	B FF 86 C F SL 76 X CU 68 1-2 HR		X FF 86 0-0 HR		B FF 87 B FF 88 X FF 86 2-0 F8		S CU 80 B FF 92 C CU 77 F CU 78 F FF 92 B FF 93 X FF 92 2-2 7 CS 1B			4	2	3	2	0	0	0
7 James Loney, L (1, 3) OBP: 0.350, SLG: 0.374	B FF 85 B FF 86 B FF 86 C FF 86 C FF 86 X FF 87 3-2 G4-3		B SL 75 C FF 86 X FF 87 1-1 F8			B SI 91 X SI 91 1-0 F8	C FF 91 1 SAFE C FF 90 0-2 CS 1-2	C SI 84 X SL 78 0-1 F7		4	0	0	0	0	0	0
23 Casey Blake, R (1, 5) OBP: 0.364, SLG: 0.525		C FF 86 S FF 86 B FF 88 B FF 86 B SL 77 F FF 86 X FF 87 3-2 F8		S SL 76 B FF 88 B FF 86 T FF 87 X SL 76 2-2 G5-3		C FF 92 C SL 82 B SL 83 B FC 91 B SL 83 F SI 91 F SI 92 F CH 84 X SI 91 3-2 15 G1-3 55 1B 1B		B SL 77 B SI 85 B SI 85 B SI 84 4-0 55 BB 15 1B BB		3	1	1	0	1	0	0
55 Russell Martin, R (1, 2) OBP: 0.368, SLG: 0.305		B FF 87 B FF 86 X FF 86 2-0 P4		S FF 87 C FF 87 B SL 77 X SL 77 1-2 15 P6 1B		X FF 90 0-0 15 G1-3 1-2 1B		C SI 84 B SL 78 P PO 80 B SI 85 F SI 86 1 SAFE 1 SAFE F SI 84 B SI 86 4-2 27 1B 15 1B 1-2 BB		3	0	2	0	1	0	0
15 Rafael Furcal, S (1, 6) OBP: 0.310, SLG: 0.316		B FF 85 B FF 86 B FF 86 B FF 85 4-0 27 E 27 S 27 1B BB	1 SAFE C FF 85 1 SAFE B FF 86 F FF 86 X SL 77 1-2 P6 1-2		B CH 84 X FC 90 1-0 G1-3 1-2 2-3		B SI 85 X SI 86 1-0 27 1B 1-2 2-H 1B			3	1	1	1	1	0	3
27 Matt Kemp, R (1, 8) OBP: 0.380, SLG: 0.486		1 SAFE S FF 86 1 SAFE 1 SAFE P PO 80 X FF 86 1-1 1-H 1B		X FF 85 0-0 HR	I IN 65 I IN 71 I IN 72 I IN 73 4-0 IBB		B SL 79 C SI 86 B SI 85 X SI 86 2-1 33 G1-4-3 1-2 2-3 1B			3	1	3	2	1	0	0
58 Chad Billingsley, R (1, 1) OBP: 0.300, SLG: 0.259 45 Brent Leach, R (6, 1) 5 Mark Loretta, R (6, PH) OBP: 0.363, SLG: 0.294 54 Ronald Belisario, R (7, 1) 38 Ramon Troncoso, R (8, 1) 33 Blake DeWitt, L (8, PH) OBP: 0.200, SLG: 0.158 51 Jonathan Broxton, R (9, 1)		F FF 86 S FF 87 S SL 76 0-3 K			F FF 85 X SL 75 0-1 G1-4-3	D FF 92 C SI 92 F CH 86 X SI 93 1-2 F9		B SI 87 F SI 86 F SI 86 X SL 79 1-2 G1-4-3 1-2f		2 0 1 0 0 1	0 0 0 0 0 0	0 0 0 0 0 0	0 0 0 0 0 0	0 0 0 0 0 0	1 0 3 0 0 3	1 0 0 0 0 0
Inning Stats	R: 1 E: 0 K: 0 S: 9 H: 1 LOB: 0 BB: 0 P: 15	R: 1 E: 0 K: 1 S: 11 H: 1 LOB: 1 BB: 1 P: 20	R: 1 E: 0 K: 0 S: 9 H: 1 LOB: 0 BB: 0 P: 12	R: 0 E: 0 K: 0 S: 9 H: 1 LOB: 0 BB: 0 P: 13	R: 2 E: 0 K: 0 S: 10 H: 2 LOB: 0 BB: 0 P: 17	R: 0 E: 0 K: 0 S: 12 H: 2 LOB: 3 BB: 1 P: 22	R: 0 E: 0 K: 0 S: 11 H: 1 LOB: 0 BB: 0 P: 14	R: 1 E: 0 K: 0 S: 12 H: 2 LOB: 2 BB: 2 P: 23		1B: 7 2B: 0 3B: 0 HR: 4 SF: 0 SAC: 0 DP: 1 HBP: 0				WP: 0 PB: 0 SB: 1 CS: 1 PA: 37		

PITCHER		IP	WLS	BF	H	R	ER	SO	BB	IBB	HBP	BLK	WP	HR	S	P	ERA	WHIP
32 Chris Young, R ERA: 4.76	(1, 1)	5.0	L	21	6	5	5	1	1	0	0	0	0	4	48	77	9.00	1.400
46 Edwin Moreno, R ERA: 4.42	(6, 1)	1.0		6	2	0	0	0	0	1	0	0	0	0	12	22	0.00	2.000
37 Mike Adams, R ERA:	(7, 1)	1.0		3	1	0	0	0	0	0	0	0	0	0	11	14	0.00	1.000
43 Cla Meredith, R ERA: 3.04	(8, 1)	1.0		6	2	1	1	0	2	0	0	0	0	0	12	23	9.00	4.000

PITCHER	IP	WLS	BF	H	R	ER	SO	BB	IBB	HBP	BLK	WP	HR	S	P	ERA	WHIP

BOTTOM

San Diego Padres @ Los Angeles Dodgers

Dodger Stadium, Los Angeles, CA

Tue Jun 09 2009, 7:10 PM PDT

Att. 35,313 - Partly Cloudy - 65 F

livebaseballscorecards.com

AB	32
R	6
H	11
RBI	6
BB	4
SO	1
LOB	10

San Diego Padres @ Los Angeles Dodgers

Dodger Stadium, Los Angeles, CA

Wed Jun 10 2009, 7:10 PM PDT

Att. 44,079 - Cloudy - 66 F

livebaseballscorecards.com

TOP

Batter	1	2	3	4	5	6	7	8	9	AB	R	H	RBI	BB	SO	LOB
18 Tony Gwynn Jr., L (1, 8) OBP: 0.441, SLG: 0.448	C FF 94 S FF 94 F FF 95 B CU 74 X 1-2 23 BB 22 1B 5 1B 1B	B FF 94 B FF 94 C FF 93 X FF 94 2-1 F8 ②		X SI 88 0-0 F9 ①			C CH 78 B CU 74 C CU 74 S CU 76 1-3 K ①			4	1	1	0	0	1	1
22 David Eckstein, R (1, 4) OBP: 0.330, SLG: 0.337	C FF 93 X FF 94 0-1 5 1B 23 BB 2 FC6-5 1-2 1B	B FF 94 C FF 92 S SL 89 B SL 86 B FF 94 X 3-2 G6-3 ③		B SI 88 C SI 88 C SI 90 F SI 92 F SI 92 F SI 92 F SI 91 F SI 90 X SI 92 1-2 G3 ②			C FF 89 F FF 90 X SI 91 0-2 G4-3 ②			4	1	1	0	0	0	1
23 Adrián González, L (1, 3) OBP: 0.420, SLG: 0.623	S FF 94 B FF 96 B FF 95 B FF 95 B FF 94 4-1 2 FC6-5 5 1B 1-2 2-3 BB		F FF 94 S SL 88 F CU 73 B FF 95 F SL 88 X FF 95 1-2 G6-3 ①	X FF 90 0-0 F9 ③			B FF 90 C CH 82 B CH 82 S SI 91 X SI 91 2-2 P5 ③			3	0	0	0	1	0	0
5 Kevin Kouzmanoff, R (1, 5) OBP: 0.275, SLG: 0.353	B FF 95 C FF 95 X 1-1 28 WP 2 FC6-5 1-2 2-3 3-H 1B		B SL 86 X FF 95 1-0 7 1B 2B		C SI 88 S SI 90 F SI 92 X SL 81 0-2 P6 ①			C SI 96 B SI 97 F SI 96 X SI 97 1-2 G6-3 ①		4	1	2	1	0	0	0
7 Chase Headley, S (1, 7) OBP: 0.319, SLG: 0.356	T FF 95 D CU 73 B FF 94 F FF 94 F FF 95 D CU 74 F FF 96 F FF 96 X 3-2 F4 ①		B FF 95 B CH 84 B FF 90 X FF 96 3-0 14 BB 28 BB 2-H 1B		C CU 77 B CU 76 F SI 90 F SI 90 B CU 76 B CU 77 X CU 77 3-2 2 CS 2B			B SI 97 F SI 96 B SI 97 B SI 96 B SI 96 4-1 2 G6-3 BB		3	0	2	1	1	0	3
2 Edgar Gonzalez, R (1, 9) OBP: 0.270, SLG: 0.400 45 Edward Mujica, R (8, 1) OBP: 1.000, SLG: 1.000 21 Heath Bell, R (9, 1)	B FF 94 F FF 93 X FF 94 1-1 FC6-5 ② 1-2 2-3f 3-H		C FF 95 S FF 95 X FF 95 0-2 F7 ②		B SL 81 F SI 90 C SI 91 B SL 81 F CU 78 S SL 80 2-3 K2-3 ②③			B SI 95 F SI 94 C SI 94 F SL 88 X SI 97 1-2 G6-3 ②③ 1-2f		4 0 0	0 0 0	0 0 0	1 0 0	0 0 0	1 0 0	5 0 0
28 Henry Blanco, R (1, 2) OBP: 0.277, SLG: 0.315	C FF 95 C CU 72 B CU 73 B CU 74 B FF 96 F FF 95 S FF 94 3-3 K ③ 2-3		C FF 94 D CU 73 F FF 94 B CU 73 B FF 94 B FF 95 4-2 14 BB 1-2 BB			F FF 87 X CU 73 0-1 G6-3 ①			B SI 90 B SI 91 X SI 91 2-0 P4 ①	3	0	0	0	1	1	2
14 Josh Wilson, R (1, 6) OBP: 0.250, SLG: 0.203		B FF 92 B SL 86 B FF 92 C FF 92 B FF 92 4-1 BB	F FF 94 B CU 72 B CU 71 B FF 93 S FF 94 1 SAFE F B FF 95 4-2 1-2 2-3 BB			C CU 72 S CU 74 B SI 88 X SI 88 1-2 G4-3 ②			B SI 91 F SI 91 F SI 90 X CU 78 1-2 G4-3 ②	2	0	0	0	2	0	0
29 Kevin Correia, R (1, 1) OBP: 0.235, SLG: 0.250 40 Greg Burke, R (7, 1) 25 Will Venable, L (8, 9) OBP: 0.125, SLG: 0.188		B FF 90 L FF 91 L FF 92 L FF 93 1-3 K ①	B FF 94 B FF 94 C SI 86 F SI 88 C SI 89 2-3 K ③			F SI 87 S CU 73 S CU 74 0-3 K2-3 ③			F SI 91 C CU 79 F CU 78 S CU 79 0-3 K ③	3 0 1	0 0 0	0 0 0	0 0 0	0 0 0	3 0 1	4 0 0

Inning Stats																												
	R: 2	H: 3	E: 0	LOB: 2	K: 1	BB: 1	S: 21	P: 34	R: 0	H: 0	E: 0	LOB: 1	K: 1	BB: 1	S: 9	P: 19	R: 1	H: 2	E: 0	LOB: 3	K: 1	BB: 2	S: 18	P: 33	R: 0	H: 0	E: 0	LOB: 0	K: 0	BB: 0	S: 10	P: 11
	R: 0	H: 1	E: 0	LOB: 0	K: 1	BB: 0	S: 12	P: 17	R: 0	H: 0	E: 0	LOB: 0	K: 1	BB: 0	S: 8	P: 9	R: 0	H: 0	E: 0	LOB: 0	K: 1	BB: 0	S: 9	P: 12	R: 0	H: 0	E: 0	LOB: 0	K: 0	BB: 1	S: 8	P: 14
	R: 0	H: 0	E: 0	LOB: 0	K: 1	BB: 0	S: 8	P: 11	1B: 4	SF: 0	2B: 2	SAC: 0	3B: 0	DP: 1	HR: 0	HBP: 0	WP: 1	PA: 36	PB: 0	SB: 0	CS: 1							

PITCHER		IP	WLS	BF	H	R	ER	SO	BB	IBB	HBP	BLK	WP	HR	S	P	ERA	WHIP
22 Clayton Kershaw, L ERA: 4.5	(1, 1)	2.2	L	17	5	3	3	2	4	0	0	0	1	0	45	81	10.12	3.375
36 Jeff Weaver, R ERA: 3.72	(3, 1)	2.1		7	1	0	0	2	0	0	0	0	0	0	25	33	0.00	0.429
47 Cory Wade, R ERA: 4.24	(6, 1)	2.0		6	0	0	0	2	0	0	0	0	0	0	17	21	0.00	0.000
54 Ronald Belisario, R ERA: 2.5	(8, 1)	1.0		3	0	0	0	0	1	0	0	0	0	0	8	14	0.00	1.000
38 Ramon Troncoso, R ERA: 1.6	(9, 1)	1.0		3	0	0	0	1	0	0	0	0	0	0	8	11	0.00	0.000

PITCHER		IP	WLS	BF	H	R	ER	SO	BB	IBB	HBP	BLK	WP	HR	S	P	ERA	WHIP

AB	31
R	3
H	6
RBI	3
BB	5
SO	7
LOB	16

Batter	1	2	3	4	5	6	7	8	9	AB	R	H	RBI	BB	SO	LOB
9 Juan Pierre, L (1, 7) OBP: 0.409, SLG: 0.450	C CH 87 C CU 74 F SL 84 X SL 85 0-2 13 G3 13 S 16 1B 1B	X SL 83 0-0 ③ G4-3			B CH 90 C SI 91 F SI 92 B CU 77 B CH 92 X SL 85 3-2 ③ L6			C FF 94 C FF 93 F FF 95 F FS 89 F FF 94 B SL 84 X FF 95 1-2 ① F7 1-2		4	1	1	0	0	0	2
13 Orlando Hudson, S (1, 4) OBP: 0.388, SLG: 0.446	C FF 89 F CH 91 B CH 90 B CH 90 F CH 89 X CH 91 2-2 ① G3 1-3		C SL 83 B FF 92 X CH 82 1-1 ① G3			B SI 90 B SL 85 T FC 91 B CH 92 F CH 91 C CH 90 3-3 ① K		X FS 88 0-0 ② G6-3 2-3		4	0	0	0	0	1	2
16 Andre Ethier, L (1, 9) OBP: 0.371, SLG: 0.498	X FC 92 0-0 23 G4-3 7 1B 1B 3-H		X CH 82 0-0 ② G4-3			B CH 84 B SL 86 C SL 86 X CH 92 2-1 ② G4-3		C FS 89 F FF 95 S FF 95 0-3 ③ K		4	0	1	1	0	1	1
7 James Loney, L (1, 3) OBP: 0.352, SLG: 0.376	B SL 84 F CH 83 1 SAFE B SI 89 X SI 90 2-1 23 G4-3 1B 1-2		C CH 90 B CH 83 F CH 84 S CU 78 1-3 ③ K			B CH 86 C CH 85 B SI 91 F SI 92 B CH 92 X CH 86 3-2 ③ G3-1			B FF 94 B FF 93 B CU 81 C FF 92 C FF 91 X FF 92 3-2 23 G6-4-3 1B	4	0	2	0	0	1	0
23 Casey Blake, R (1, 5) OBP: 0.362, SLG: 0.524	D SL 86 C CH 90 1 SAFE X SL 84 1-1 ② G4-3 1-2 2-3			C SL 86 X SI 91 0-1 ① F9			B SL 84 B SI 92 C SI 92 C SI 92 F SI 92 B SI 93 X SI 92 3-2 27 CS 2B		B CU 82 C FF 92 T FF 92 F FF 94 X FF 94 1-2 ① ② G6-4-3 1-2f	4	0	1	0	0	0	3
55 Russell Martin, R (1, 2) OBP: 0.366, SLG: 0.301	C SL 86 B SL 86 B FC 93 B SL 86 X SL 85 3-1 ③ G5-3			C SI 90 F CH 92 F CH 93 F CU 78 F FC 89 F SL 87 S CU 78 0-3 ② K			B SL 84 B SI 92 C SI 91 B SI 91 B SI 91 4-1 BB		F FF 94 F CU 83 B X 1-2 ③ F9	3	0	0	0	1	1	2
15 Rafael Furcal, S (1, 6) OBP: 0.310, SLG: 0.316		C SI 89 X CU 76 0-1 22 SH1-4 1B		B CH 84 F CH 86 C CH 93 F SL 86 B SI 92 B SL 86 S CH 93 3-3 ③ K			B SI 90 C SI 91 F SI 90 C SI 91 1-3 ① K			3	0	1	0	0	2	2
27 Matt Kemp, R (1, 8) OBP: 0.375, SLG: 0.480		1 SAFE B SL 81 1 SAFE C CH 87 F SL 85 1 SAFE B CH 89 X CH 90 2-2 ① F8			X SL 86 0-0 ① P5		B SL 84 S SL 84 B SI 90 F SL 84 B SL 84 S SL 83 3-3 ② ③ K 2-3			3	0	0	0	0	1	3
22 Clayton Kershaw, L (1, 1) OBP: 0.286, SLG: 0.167 36 Jeff Weaver, R (3, 1) OBP: 0.143, SLG: 0.143 30 Jamie Hoffmann, R (5, PH) OBP: 0.167, SLG: 0.409 47 Cory Wade, R (6, 1) 54 Ronald Belisario, R (8, 1) 33 Blake DeWitt, L (8, PH) OBP: 0.238, SLG: 0.158 38 Ramon Troncoso, R (9, 1)		X CH 88 0-0 ② SH1-4 1-2			C SL 86 X SI 92 0-1 ② F9			F FF 92 B FS 86 B FS 87 B FF 93 C FF 93 F FF 93 F FF 93 B FF 94 4-2 13 G6-3 9 WP BB		0 0 1 0 0 0 0 0	0 0 0 0 0 0 0 0	0 0 0 0 0 0 0 0	0 0 0 0 0 0 1 0	0 0 0 0 0 0 0 0	0 0 0 0 0 0 0 0	0 0 0 0 0 0 0 0
Inning Stats	R: 1 H: 3 E: 0 LOB: 2 K: 0 BB: 0 S: 15 P: 23	R: 0 H: 1 E: 0 LOB: 1 K: 0 BB: 0 S: 7 P: 9	R: 0 H: 0 E: 0 LOB: 0 K: 1 BB: 0 S: 6 P: 8	R: 0 H: 0 E: 0 LOB: 0 K: 2 BB: 0 S: 13 P: 16	R: 0 H: 0 E: 0 LOB: 0 K: 0 BB: 0 S: 6 P: 9	R: 0 H: 0 E: 0 LOB: 0 K: 1 BB: 0 S: 8 P: 16	R: 0 H: 1 E: 0 LOB: 2 K: 2 BB: 1 S: 11 P: 22	R: 0 H: 0 E: 0 LOB: 1 K: 1 BB: 1 S: 14 P: 19	R: 0 H: 1 E: 0 LOB: 0 K: 0 BB: 0 S: 10 P: 15	1B: 5 SF: 0 2B: 2 SAC: 1 3B: 0 DP: 2 HR: 0 HBP: 0						

BOTTOM

San Diego Padres @ Los Angeles Dodgers

Dodger Stadium, Los Angeles, CA

Wed Jun 10 2009, 7:10 PM PDT

Att. 44,079 - Cloudy - 66 F

livebaseballscorecards.com

AB	30
R	1
H	6
RBI	1
BB	2
SO	7
LOB	15

PITCHER		IP	WLS	BF	H	R	ER	SO	BB	IBB	HBP	BLK	WP	HR	S	P	ERA	WHIP
29 Kevin Correia, R ERA: 4.8	(1, 1)	6.0	W	22	4	1	1	4	0	0	0	0	0	0	55	81	1.50	0.667
40 Greg Burke, R ERA: 1.54	(7, 1)	1.0	H	4	1	0	0	2	1	0	0	0	0	0	11	22	0.00	2.000
45 Edward Mujica, R ERA: 2.37	(8, 1)	1.0	H	4	0	0	0	1	1	0	0	0	1	0	14	19	0.00	1.000
21 Heath Bell, R ERA: 1.37	(9, 1)	1.0	S	3	1	0	0	0	0	0	0	0	0	0	10	15	0.00	1.000

PITCHER	IP	WLS	BF	H	R	ER	SO	BB	IBB	HBP	BLK	WP	HR	S	P	ERA	WHIP

Batter	1	2	3	4	5	6	7	8	9	AB	R	H	RBI	BB	SO	LOB
18 Tony Gwynn Jr., L (1, 8) OBP: 0.452, SLG: 0.443	C SI 88 C CU 74 X CU 75 0-2 G4-3	X SI 88 0-0 ③ L8		B CU 75 B CU 76 B FF 87 C FC 86 B CU 75 4-1 24 PB BB		B FF 87 B FC 86 C FC 87 C FF 87 B FC 86 X FF 86 3-2 1B		C SI 90 B SL 81 B SL 81 B FC 84 C SI 90 B FC 86 4-2 BB		3	0	1	0	2	0	3
22 David Eckstein, R (1, 4) OBP: 0.328, SLG: 0.338	B FF 88 B FC 88 C SI 88 B SI 89 C FF 87 F FC 88 X FC 88 3-2 ② G4-3		C FF 87 B SI 89 X SI 88 1-1 24 2B 2B	X FC 86 0-0 ② F9		C FC 86 B CH 84 C SI 88 X SI 88 1-2 ③ F8		C SI 90 B FC 84 B FC 85 F SI 90 X FC 85 2-2 ③ L5		5	1	1	0	0	0	4
24 Brian Giles, L (1, 9) OBP: 0.284, SLG: 0.286	C SI 89 C FC 87 B CU 74 B FF 86 B CH 84 X FC 88 3-2 ③ F9		C FF 88 X CH 84 0-1 23 G4-3 5 1B 2-H 2B	B SI 88 B CU 74 B CH 82 B FC 87 4-0 1-2 3-H BB			F FF 88 B FF 88 B SL 77 S SL 77 X FF 89 2-2 5 HR 1B		B FF 87 B B C SL 78 F C 3-3 ① K	4	2	2	1	1	1	0
23 Adrián González, L (1, 3) OBP: 0.415, SLG: 0.612		B SI 87 X FF 87 1-0 7 1B 16 1B 28 1B 1B	C CU 75 X FF 87 0-1 ① G4-3 2-3	B FF 87 B CH 84 X FC 88 2-0 ③ G4-3			B FF 88 S SL 77 B SL 77 S FF 88 X FF 88 2-2 ① F8		C F C FF 92 0-3 ② K	5	1	1	0	0	1	4
16 Cliff Floyd, L (1, 10) OBP: 0.182, SLG: 0.100		C CU 73 B FC 87 F FF 88 X CU 75 1-2 28 1B 7 1B 1-2 1B	F FF 88 B CU 74 B SI 88 D CH 84 B SI 88 4-1 5 1B BB		B CH 86 F FF 85 X CU 74 1-1 ① G6-3		C SL 79 S FF 89 B FF 88 F SL 77 X FF 88 1-2 ② F8		B S C SL 81 B S 2-3 ③ K	4	0	1	0	1	1	1
5 Kevin Kouzmanoff, R (1, 5) OBP: 0.283, SLG: 0.374		B FC 87 B SI 88 C FC 87 F SI 89 F CU 75 F SI 89 S SI 89 2-3 ① K	X FF 87 0-0 7 G4-6-3 1-2 3-H 1B		B CU 74 B FC 86 B CH 86 C FC 85 C FC 86 X FC 84 3-2 7 G3-6-3 1B		F FF 89 X FF 87 0-1 1-H HR			4	1	3	3	0	1	2
7 Chase Headley, S (1, 7) OBP: 0.318, SLG: 0.354		C CU 76 X SI 88 0-1 28 1B 1-2 2-3 1B	C SI 88 X CH 83 0-1 ② ③ G4-6-3 1-2f		B CU 75 X CH 82 1-0 ② ③ G3-6-3 1-2f		C FF 89 S FF 89 C FF 89 0-3 ③ K			4	0	1	0	0	1	3
28 Henry Blanco, R (1, 2) OBP: 0.287, SLG: 0.338		S CU 76 F FC 88 D CU 76 B SI 89 B FF 87 X SI 89 3-2 1-2 2-3 3-H 1B		B SI 87 B SI 88 C FC 86 F FC 86 X FC 86 2-2 15 SH5-3 24 PB 2B		C FF 86 B FC 84 C FC 86 F CU 74 B CU 76 B CH 83 F FC 86 X FC 86 3-2 ① F9		C SI 90 C SL 81 F FC 86 S SL 80 0-3 ① K2-3		4	1	2	1	0	1	0
15 Luis Antonio Rodriguez, S (1, 6) OBP: 0.385, SLG: 0.333		B CU 76 B SI 88 S FF 87 F FC 87 D CU 77 S FF 86 3-3 ② K	X FF 87 0-0 ① SH5-3 2-3			F FF 87 F CU 76 B SI 88 B CH 84 C FC 86 2-3 ② K		C SI 90 C FC 86 B SL 81 C FC 85 1-3 ② K		3	0	0	0	0	3	3
Inning Stats	R: 0 E: 0 K: 0 S: 10 H: 0 LOB: 0 BB: 0 P: 16	R: 1 E: 0 K: 2 S: 18 H: 4 LOB: 3 BB: 0 P: 28	R: 2 E: 0 K: 0 S: 10 H: 3 LOB: 1 BB: 1 P: 15	R: 1 E: 0 K: 0 S: 7 H: 1 LOB: 2 BB: 2 P: 19	R: 0 E: 0 K: 0 S: 6 H: 1 LOB: 0 BB: 0 P: 11	R: 0 E: 0 K: 1 S: 14 H: 1 LOB: 1 BB: 0 P: 23	R: 2 E: 0 K: 1 S: 15 H: 2 LOB: 0 BB: 0 P: 20	R: 0 E: 0 K: 2 S: 12 H: 0 LOB: 1 BB: 1 P: 19	R: 0 E: 0 K: 3 S: 9 H: 0 LOB: 0 BB: 0 P: 14	1B: 8 2B: 3 3B: 0 HR: 1	SF: 0 SAC: 1 DP: 2 HBP: 0	WP: 0 PB: 1 SB: 0 CS: 0	PA: 41			

PITCHER		IP	WLS	BF	H	R	ER	SO	BB	IBB	HBP	BLK	WP	HR	S	P	ERA	WHIP
32 Matt Palmer, R ERA: 4.11	(1, 1)	6.0	W	29	10	4	3	3	3	0	0	0	0	0	65	112	4.50	2.167
38 Darren Oliver, L ERA: 3.58	(7, 1)	1.0		5	2	2	2	1	0	0	0	0	0	1	15	20	18.00	2.000
33 Justin Speier, R ERA: 4.63	(8, 1)	1.0		4	0	0	0	2	1	0	0	0	0	0	12	19	0.00	1.000
52 Jason Bulger, R ERA: 5.13	(9, 1)	1.0		3	0	0	0	3	0	0	0	0	0	0	9	14	0.00	0.000

PITCHER	IP	WLS	BF	H	R	ER	SO	BB	IBB	HBP	BLK	WP	HR	S	P	ERA	WHIP

TOP

San Diego Padres @ Los Angeles Angels

Angel Stadium of Anaheim, Anaheim, CA

Fri Jun 12 2009, 7:05 PM PDT
Att. 41,597 - Cloudy - 67 F

livebaseballscorecards.com

AB	36
R	6
H	12
RBI	5
BB	4
SO	9
LOB	20

BOTTOM

San Diego Padres @ Los Angeles Angels
Angel Stadium of Anaheim, Anaheim, CA
Fri Jun 12 2009, 7:05 PM PDT
Att. 41,597 - Cloudy - 67 F

livebaseballscorecards.com

Batter	1	2	3	4	5	6	7	8	9	AB	R	H	RBI	BB	SO	LOB
Chone Figgins, S (1, 5) OBP: 0.395, SLG: 0.404	2B	F8		1B		G4-3		1B		5	3	3	0	0	0	1
53 Bobby Abreu, L (1, 9) OBP: 0.407, SLG: 0.422	1B	F7		1B		BB		1B		4	1	3	3	1	0	1
48 Torii Hunter, R (1, 8) OBP: 0.394, SLG: 0.580	HR		P5	BB		G5-3		FC1-4		4	1	1	2	1	0	2
27 Vladimir Guerrero, R (1, 10) OBP: 0.283, SLG: 0.337	F7		G4-3	1B		G6-3		G4-3		5	0	1	1	0	0	2
20 Juan Rivera, R (1, 7) OBP: 0.346, SLG: 0.458	1B		G6-3	F9-2-4			G5-3			4	0	1	0	0	0	2
8 Kendrys Morales, S (1, 3) OBP: 0.316, SLG: 0.474	G6-4-3			HR	2B		G4-3			4	2	2	1	0	0	1
13 Maicer Izturis, S (1, 4) OBP: 0.344, SLG: 0.336		3B		1B	2B		1B			4	2	4	1	0	0	0
44 Mike Napoli, R (1, 2) OBP: 0.347, SLG: 0.474		K		E6	K		FC6-4			4	1	1	1	0	2	3
2 Erick Aybar, S (1, 6) OBP: 0.311, SLG: 0.395		1B		E8	P6-4			F8		4	1	2	2	0	0	1
Inning Stats	R: 3 E: 0 K: 0 S: 21 H: 4 LOB: 0 BB: 0 P: 30	R: 1 E: 0 K: 1 S: 14 H: 2 LOB: 1 BB: 0 P: 22	R: 0 E: 0 K: 0 S: 5 H: 0 LOB: 0 BB: 0 P: 6	R: 5 E: 2 K: 0 S: 22 H: 7 LOB: 1 BB: 1 P: 36	R: 1 E: 0 K: 1 S: 9 H: 2 LOB: 0 BB: 0 P: 15	R: 0 E: 0 K: 0 S: 7 H: 0 LOB: 1 BB: 0 P: 13	R: 0 E: 0 K: 0 S: 9 H: 1 LOB: 1 BB: 0 P: 15	R: 1 E: 0 K: 0 S: 11 H: 2 LOB: 1 BB: 0 P: 15		1B: 11 2B: 6 3B: 1 HR: 2	SF: 0 SAC: 0 DP: 3 HBP: 0						

	AB	38
	R	11
	H	18
	RBI	11
	BB	2
	SO	2
	LOB	13

WP: 0 PB: 0 SB: 1 CS: 1 PA: 40

PITCHER		IP	WLS	BF	H	R	ER	SO	BB	IBB	HBP	BLK	WP	HR	S	P	ERA	WHIP
49 Chad Gaudin, R ERA: 6.16	(1, 1)	3.0	L	18	10	8	8	1	0	0	0	0	0	2	48	72	24.00	3.333
46 Edwin Moreno, R ERA: 4.87	(4, 1)	2.0		9	5	2	2	1	1	0	0	0	0	0	23	37	9.00	3.000
43 Cla Meredith, R ERA: 2.81	(6, 1)	2.0		8	1	0	0	0	1	0	0	0	0	0	16	28	0.00	1.000
37 Mike Adams, R ERA: 4.5	(8, 1)	1.0		5	2	1	1	0	0	0	0	0	0	0	11	15	9.00	2.000

PITCHER	IP	WLS	BF	H	R	ER	SO	BB	IBB	HBP	BLK	WP	HR	S	P	ERA	WHIP

San Diego Padres @ Los Angeles Angels

Angel Stadium of Anaheim, Anaheim, CA

Sat Jun 13 2009, 6:05 PM PDT

Att. 43,233 - Cloudy - 69 F

livebaseballscorecards.com

TOP

Batter	1	2	3	4	5	6	7	8	9	AB	R	H	RBI	BB	SO	LOB
18 Tony Gwynn Jr., L (1, 8) OBP: 0.442, SLG: 0.462	B FF 89 C FF 88 S CU 76 B SL 83 S SI 90 2-3 ① K		X SI 89 0-0 ② G3		C SI 89 M SL 83 F CU 78 B SL 83 X CU 73 1-2 ③ G3			C SI 87 B SI 87 B CH 79 S SI 87 X SI 89 2-2 22 F9-2 3B		4	0	1	0	0	1	0
22 David Eckstein, R (1, 4) OBP: 0.331, SLG: 0.338	B FF 89 B SI 90 C SI 90 X SI 89 2-1 ② G5-3		C SI 90 S CH 82 B FF 90 X FF 91 1-2 1B			B SI 89 B SI 89 C SI 88 B SI 89 C FF 89 F FF 90 B FF 90 4-2 23 G6-5-3 BB		C SI 90 X CH 82 0-1 ①② F9-2 3-H		3	0	1	0	1	0	1
23 Adrián González, L (1, 3) OBP: 0.409, SLG: 0.601	B CU 75 B SI 90 B SI 90 C FF 88 C SI 91 F SI 90 C FF 92 3-3 ③ K		C SL 81 B SI 91 B SL 81 F SI 90 B CU 78 C CU 79 3-3 ③ K			B CU 75 F SI 89 X SL 80 1-1 ①② G6-5-3 1-2f		F SI 89 X SL 82 0-1 ③ F8		4	0	0	0	0	2	2
5 Kevin Kouzmanoff, R (1, 5) OBP: 0.282, SLG: 0.385		B CU 71 X SI 89 1-0 ① G6-3		B CU 74 C CH 82 F CH 82 F SI 91 C CH 81 1-3 ① K		X CH 82 0-0 HR			F SI 87 B CU 73 F SI 88 S CU 75 1-3 K 2	4	1	1	1	0	2	0
2 Edgar Gonzalez, R (1, 10) OBP: 0.269, SLG: 0.393		X SI 88 0-0 7 1B 1B		S CH 82 B FF 91 X FF 91 1-1 ② F8		F SI 90 X CU 76 0-1 ③ F7			B CH 80 S CH 82 B SI 89 X SI 89 2-1 E9 7 G4-6-3 1-2	4	0	1	0	0	0	1
24 Brian Giles, L (1, 9) OBP: 0.283, SLG: 0.285		X FF 88 0-0 ② F9		X SI 90 0-0 1B			C CU 73 C SI 88 B SL 81 F CU 79 X FF 90 1-2 ① F8		B SL 80 F SI 89 C SL 81 X CU 74 1-2 ① F6	4	0	1	0	0	0	3
7 Chase Headley, S (1, 7) OBP: 0.317, SLG: 0.352		S SI 90 C SI 91 B CH 82 D CH 83 X FF 90 2-2 1-3 1B		B CH 83 X CH 81 1-0 ③ L9			C FF 88 B CU 73 B SI 90 X SI 89 2-1 E9 28 1B		B FF 93 S FF 94 X CU 82 1-1 ②③ G4-6-3 1-2f	4	0	1	0	0	0	3
28 Henry Blanco, R (1, 2) OBP: 0.289, SLG: 0.338		B CH 82 S CH 82 B CU 78 B SI 91 X SI 91 3-1 ③ G6-3			C SI 89 B FF 90 B FF 90 F SI 89 X CH 82 2-2 ① G5-3		X SI 88 0-0 15 G5-4-3 1B 2-3			3	0	1	0	0	0	2
15 Luis Antonio Rodriguez, S (5, 6) OBP: 0.374, SLG: 0.321			B SI 88 X SI 90 1-0 ① G4-3		B SI 89 B SI 90 F SI 90 X SI 91 2-1 ② G6-3		X CH 81 0-0 ②③ G5-4-3 1-2f			3	0	0	0	0	0	2
Inning Stats	R: 0 E: 0 K: 2 S: 9 H: 0 LOB: 0 BB: 0 P: 16	R: 0 E: 0 K: 0 S: 8 H: 2 LOB: 2 BB: 0 P: 14	R: 0 E: 0 K: 1 S: 8 H: 1 LOB: 1 BB: 0 P: 13	R: 0 E: 0 K: 1 S: 8 H: 1 LOB: 1 BB: 0 P: 11	R: 0 E: 0 K: 0 S: 9 H: 0 LOB: 0 BB: 0 P: 14	R: 1 E: 0 K: 0 S: 8 H: 1 LOB: 0 BB: 1 P: 13	R: 0 E: 1 K: 0 S: 8 H: 1 LOB: 1 BB: 0 P: 11	R: 0 E: 0 K: 0 S: 7 H: 1 LOB: 0 BB: 0 P: 9	R: 0 E: 1 K: 1 S: 10 H: 0 LOB: 1 BB: 0 P: 15	1B: 5 2B: 1 3B: 1 HR: 1 SF: 0 SAC: 0 DP: 4 HBP: 0						

	AB	33
	R	1
	H	7
	RBI	1
	BB	1
	SO	5
	LOB	14

PITCHER		IP	WLS	BF	H	R	ER	SO	BB	IBB	HBP	BLK	WP	HR	S	P	ERA	WHIP
51 Joe Saunders, L ERA: 3.66	(1, 1)	8.1	W	33	7	1	1	5	1	0	0	0	0	1	73	113	1.08	0.960
40 Kevin Jepsen, R ERA: 13.5	(9, 1)	0.2		1	0	0	0	0	0	0	0	0	0	0	2	3	0.00	0.000

PITCHER		IP	WLS	BF	H	R	ER	SO	BB	IBB	HBP	BLK	WP	HR	S	P	ERA	WHIP

WP: 0 PA: 34
PB: 1
SB: 0
CS: 0

San Diego Padres @ Los Angeles Angels

Angel Stadium of Anaheim, Anaheim, CA

Sat Jun 13 2009, 6:05 PM PDT

Att. 43,233 - Cloudy - 69 F

livebaseballscorecards.com

BOTTOM

Batter	1	2	3	4	5	6	7	8	9	AB	R	H	RBI	BB	SO	LOB
Chone Figgins, S (1, 5) OBP: 0.397, SLG: 0.403 39 Robb Quinlan, R (8, PH) OBP: 0.234, SLG: 0.283 (9, 5)	B SI 82 C SI 83 C SL 76 B FF 86 B CH 74 B SI 84 4-2 27 2B 20 1B BB	X SI 85 0-0 1-3 1B			C SI 83 C CH 75 F CH 75 B FF 85 B SI 85 S CH 75 2-3 ① K	C FF 86 X FF 86 0-1 ③ F8		X SI 90 0-0 ② FC5-4 1-2f 2-3		3 1	1 0	1 0	0 0	1 0	1 0	1 2
53 Bobby Abreu, L (1, 9) OBP: 0.398, SLG: 0.412	C SI 84 C SI 86 F CH 77 B SL 80 1 SAFE S CH 77 1-3 ① K	B CH 76 C CH 76 X SI 85 1-1 ③ G6-3			C SI 85 S CH 75 B CH 77 X CH 77 1-2 ② F7		C FC 86 B FF 87 B SL 75 F FF 86 S SL 76 2-3 ① K	B SI 90 C SI 89 B SI 89 T SI 90 S SI 90 2-3 ③ K		5	0	0	0	0	3	5
48 Torii Hunter, R (1, 8) OBP: 0.400, SLG: 0.627	S SL 80 X 0-1 ② L9		B SI 85 C SI 84 X CH 74 1-1 HR		B SI 85 X FF 87 1-0 HR		C FF 87 B FC 87 F SL 76 X SL 77 1-2 HR			4	3	3	3	0	0	1
27 Vladimir Guerrero, R (1, 10) OBP: 0.291, SLG: 0.352	X SL 81 0-0 1-3 20 1B 2B		C SL 82 B SL 79 F SI 86 X SI 85 1-2 ① G5-3		B SL 81 X SL 80 1-0 ③ G4-3		B FC 87 X FC 87 1-0 20 G5-4-3 1B			4	1	2	0	0	0	0
20 Juan Rivera, R (1, 7) OBP: 0.344, SLG: 0.454	C SL 81 F SI 87 B CH 77 F SL 80 D CH 77 D CH 76 X CH 74 3-2 ③ 2-H 3-H 1B		C SI 87 B FF 87 F SI 86 X SL 81 1-2 ② G5-3			B SI 83 B SL 77 X SI 83 2-0 ① F8	C FF 86 B FF 85 X FF 86 1-1 ②③ G5-4-3 1-2f			4	0	1	2	0	0	1
8 Kendrys Morales, S (1, 3) OBP: 0.319, SLG: 0.493		C SI 85 B SL 78 X SL 77 1-1 HR	C CH 76 F SI 87 C FF 87 0-3 ③ K			C CH 74 B SI 84 B CH 76 X CH 74 2-1 ② F9		B SI 89 X SI 90 1-0 18 1B 2 1B 2B		4	2	2	1	0	1	0
13 Maicer Izturis, S (1, 4) OBP: 0.343, SLG: 0.345 18 Sean Rodríguez, R (8, PH) OBP: 1.000, SLG: 1.000 (9, 4)		C SI 86 B SI 87 B SI 86 S CH 74 C FF 86 2-3 ① K	B SI 84 S CH 72 C CH 74 F CH 76 B FF 86 B FF 86 X CH 74 3-2 ① F7			F CH 74 B SI 85 X CH 74 1-1 5 HR 2B		C SI 89 B SI 90 X SL 82 1-1 39 FC5-4 2 1B 2-3 1B		3 1	1 0	1 1	0 0	0 0	1 0	0 0
5 Jeff Mathis, R (1, 2) OBP: 0.301, SLG: 0.247		X SL 81 0-0 ② G6-3	C FF 86 F FF 85 B SL 81 T CH 76 1-2 ② K			F SL 80 F FF 86 B FF 87 F SL 80 F FF 87 X CH 76 1-2 2-H HR		C SI 89 F SI 88 B SL 83 S SL 83 1-3 ① K		4	1	1	2	0	2	2
2 Erick Aybar, S (1, 6) OBP: 0.322, SLG: 0.400		B SI 86 X CH 74 1-0 1B 1B	C CH 73 X CH 75 0-1 ③ G3-1			F FF 86 F SL 76 H FF 86 1-2 HBP		X SI 90 0-0 39 FC5-4 1-2 3-H 1B		3	0	2	1	0	0	0
Inning Stats	R: 2 H: 2 E: 0 LOB: 1 K: 1 BB: 1 S: 13 P: 21	R: 1 H: 3 E: 0 LOB: 2 K: 1 BB: 0 S: 10 P: 15	R: 1 H: 1 E: 0 LOB: 0 K: 1 BB: 0 S: 11 P: 14	R: 0 H: 0 E: 0 LOB: 0 K: 1 BB: 0 S: 9 P: 13	R: 1 H: 1 E: 0 LOB: 0 K: 1 BB: 0 S: 9 P: 14	R: 2 H: 2 E: 0 LOB: 1 K: 0 BB: 0 S: 14 P: 21	R: 1 H: 2 E: 0 LOB: 0 K: 1 BB: 0 S: 9 P: 14	R: 1 H: 3 E: 0 LOB: 2 K: 2 BB: 0 S: 11 P: 16		1B: 6 SF: 0 2B: 3 SAC: 0 3B: 0 DP: 1 HR: 5 HBP: 1						WP: 0 PA: 38 PB: 0 SB: 0 CS: 0	

	AB	36
	R	9
	H	14
	RBI	9
	BB	1
	SO	8
	LOB	12

PITCHER		IP	WLS	BF	H	R	ER	SO	BB	IBB	HBP	BLK	WP	HR	S	P	ERA	WHIP
52 Josh Geer, R ERA: 6.14	(1, 1)	5.2	L	26	9	7	7	5	1	0	0	0	0	4	62	93	11.12	1.765
54 Joe Thatcher, L ERA: 4.82	(6, 1)	1.1		6	2	1	1	1	0	0	1	0	0	1	13	19	6.75	1.500
40 Greg Burke, R ERA: 2.13	(8, 1)	1.0		6	3	1	1	2	0	0	0	0	0	0	11	16	9.00	3.000

PITCHER	IP	WLS	BF	H	R	ER	SO	BB	IBB	HBP	BLK	WP	HR	S	P	ERA	WHIP

Batter	1	2	3	4	5	6	7	8	9	AB	R	H	RBI	BB	SO	LOB
18 Tony Gwynn Jr., L (1, 8) OBP: 0.432, SLG: 0.464	C FF 86 C SI 86 S FF 88 0-3 ① K		B SI 86 X SI 86 1-0 ③ P6		C CH 81 X CU 73 0-1 ③ G3			C SI 85 C CU 69 B SI 86 X SL 77 1-2 2B		4	0	1	0	0	1	1
22 David Eckstein, R (1, 4) OBP: 0.329, SLG: 0.333	B FF 86 C FF 86 X SL 78 1-1 ② P4			C FF 84 B SL 78 F FF 86 B SL 78 F SL 76 B SI 86 F FF 86 B FF 87 4-2 23 1B BB		B FF 85 B FF 85 C FF 84 X FF 85 2-1 ① P6		F SI 86 X CU 74 0-1 ② F7		3	0	0	0	1	0	1
24 Brian Giles, L (1, 9) OBP: 0.279, SLG: 0.280	B SI 86 F SI 86 X CU 71 1-1 ③ F7			C CU 71 X CH 80 0-1 ① P4		X FF 86 0-0 ② F7		B CH 78 B CH 79 X FF 85 2-0 ③ P6		4	0	0	0	0	0	2
23 Adrián González, L (1, 3) OBP: 0.414, SLG: 0.608		B CU 69 B SI 86 S CH 84 X SI 86 2-1 2B		C SI 86 C CH 81 B FF 88 X CH 80 1-2 **1-2** 1B		B CH 80 F SI 86 X CH 81 1-1 1B			C SI 86 C CH 76 F FF 88 X FF 87 0-2 ① F7	4	0	3	0	0	0	0
16 Cliff Floyd, L (1, 10) OBP: 0.133, SLG: 0.071		C CU 70 B FF 86 F FF 87 D SL 77 D SL 78 S CH 80 3-3 ① K		B SL 76 S CH 81 B SI 86 B CH 81 S SI 88 F CH 81 F SI 88 S CH 81 3-3 ② K		B CU 71 B SI 86 S SI 87 S SI 86 S FF 88 2-3 ③ K			X CU 68 0-0 ② F8	4	0	0	0	0	3	4
5 Kevin Kouzmanoff, R (1, 5) OBP: 0.278, SLG: 0.378		C SL 75 X SL 76 0-1 ② F8		B SL 78 X SL 77 1-0 ③ F7			C CH 84 S CH 76 B FF 86 X FF 87 1-2 ① F9		X FF 86 0-0 ③ P4	4	0	0	0	0	0	3
25 Will Venable, L (1, 7) OBP: 0.158, SLG: 0.263		C CU 69 B SI 85 S CU 70 B FF 86 X SL 77 2-2 ③ G1-3			S SI 84 B CU 70 X FF 84 1-1 15 G3 2B		B CH 80 S CH 79 S SI 86 B SL 77 X CH 81 2-2 ② G3			3	0	1	0	0	0	1
28 Henry Blanco, R (1, 2) OBP: 0.280, SLG: 0.325			C FF 85 B SL 77 C FF 85 X CU 74 1-2 ① F9		B FF 86 F FF 86 C SI 86 X SL 77 1-2 ① G6-3		B FF 85 B FF 86 C FF 86 C FF 86 F CH 80 B FF 88 F FF 86 X FF 86 3-2 ③ F7			3	0	0	0	0	0	1
15 Luis Antonio Rodriguez, S (3, 6) OBP: 0.364, SLG: 0.310			F FF 86 C FF 88 B SL 77 C SI 87 1-3 ② K		B SI 86 X SI 86 1-0 ② G3 **2-3**			B SI 84 F FF 85 X FF 86 1-1 ① F7		3	0	0	0	0	1	1
Inning Stats	R: 0 E: 0 K: 1 S: 7 H: 0 LOB: 0 BB: 0 P: 9	R: 0 E: 0 K: 1 S: 10 H: 1 LOB: 1 BB: 0 P: 17	R: 0 E: 0 K: 1 S: 7 H: 0 LOB: 0 BB: 0 P: 10	R: 0 E: 0 K: 1 S: 15 H: 1 LOB: 2 BB: 1 P: 24	R: 0 E: 0 K: 0 S: 8 H: 1 LOB: 1 BB: 0 P: 11	R: 0 E: 0 K: 1 S: 8 H: 1 LOB: 1 BB: 0 P: 13	R: 0 E: 0 K: 0 S: 11 H: 0 LOB: 0 BB: 0 P: 17	R: 0 E: 0 K: 0 S: 8 H: 1 LOB: 1 BB: 0 P: 12	R: 0 E: 0 K: 0 S: 6 H: 0 LOB: 0 BB: 0 P: 6	1B: 2 2B: 3 3B: 0 HR: 0 SF: 0 SAC: 0 DP: 0 HBP: 0						

TOP

San Diego Padres @ Los Angeles Angels

Angel Stadium of Anaheim, Anaheim, CA

Sun Jun 14 2009, 12:35 PM PDT
Att. 40,163 - Partly Cloudy - 71 F

livebaseballscorecards.com

AB	32
R	0
H	5
RBI	0
BB	1
SO	5
LOB	14

WP: 0 PA: 33
PB: 0
SB: 0
CS: 0

PITCHER	IP	WLS	BF	H	R	ER	SO	BB	IBB	HBP	BLK	WP	HR	S	P	ERA	WHIP
36 Jered Weaver, R (1, 1) ERA: 2.08	9.0	W	33	5	0	0	5	1	0	0	0	0	0	80	119	0.00	0.667

PITCHER	IP	WLS	BF	H	R	ER	SO	BB	IBB	HBP	BLK	WP	HR	S	P	ERA	WHIP

San Diego Padres @ Los Angeles Angels

Angel Stadium of Anaheim, Anaheim, CA

Sun Jun 14 2009, 12:35 PM PDT
Att. 40,163 - Partly Cloudy - 71 F

livebaseballscorecards.com

Batter	1	2	3	4	5	6	7	8	9	AB	R	H	RBI	BB	SO	LOB
Chone Figgins, S (1, 5) OBP: 0.402, SLG: 0.415	C FF 83 B FF 85 F FF 84 B SL 76 X FF 85 2-2 27 1B 2B	B FF 84 B FF 84 B FF 84 B FF 84 4-0 13 BB 48 1B 1-2 2-3 BB		B SI 91 X FF 91 1-0 ② G4-3		C SI 89 B CH 83 X CH 82 1-1 2B				3	2	2	0	1	0	0
13 Maicer Izturis, S (1, 4) OBP: 0.348, SLG: 0.339	C FF 85 B FF 86 X FF 85 1-1 ① P3	B FF 84 B FF 85 B FF 85 B FF 83 4-0 48 1B 1-2 2-3 3-H BB		B FF 91 C SI 90 S SI 90 B CH 84 H FC 89 3-2 HBP		B SI 89 X SI 88 1-0 ② F7				2	0	0	1	1	0	2
48 Torii Hunter, R (1, 8) OBP: 0.398, SLG: 0.620	B SL 77 D FF 83 C FF 84 S SL 75 X FF 84 2-2 ② P5	C SL 75 F SL 76 B FF 86 X FF 86 1-2 ③ 1-3 2-H 3-H 1B		B SL 82 F SL 82 S FC 89 S FC 90 1-3 ③ K		C SI 88 B SI 89 F SI 90 S SL 82 1-3 ③ K				4	0	1	2	0	2	3
27 Vladimir Guerrero, R (1, 10) OBP: 0.289, SLG: 0.349	S FF 85 B SL 77 S CH 77 B FF 84 X SL 76 2-2 2-H 1B		B SL 72 B SL 75 S FF 85 S FF 86 X SL 76 2-2 ① P3		X SL 82 0-0 ① G5-3		C SL 82 X FF 90 0-1 ① F9			4	0	1	1	0	0	0
20 Juan Rivera, R (1, 7) OBP: 0.347, SLG: 0.485	B FF 85 F FF 84 B SL 76 X FF 85 2-1 ③ P5		B FF 84 C SL 74 F FF 84 X CU 66 1-2 HR		C SI 91 B FC 90 B FC 90 B SL 78 X FC 88 3-1 HR		B FF 91 F FF 91 C FF 91 X SL 81 1-2 ② F8			4	2	2	2	0	0	1
8 Kendrys Morales, S (1, 3) OBP: 0.322, SLG: 0.495		C FF 84 S SL 75 B FF 86 F SL 74 X FF 86 1-2 ① F8	C FF 85 B CH 75 B CH 73 S FF 83 B FF 84 B FF 85 4-2 BB		B SI 92 B FC 90 X SI 90 2-0 2B		B FS 86 B FS 86 X FF 92 2-0 ③ F8			3	0	1	0	1	0	0
24 Gary Matthews, S (1, 9) OBP: 0.285, SLG: 0.325		C FF 86 X FF 86 0-1 ② L5	X FF 90 0-0 ② F8		X SL 82 0-0 ② F8			C CU 81 C FF 92 B CU 80 X FF 93 1-2 ① G5-3		4	0	0	0	0	0	2
5 Jeff Mathis, R (1, 2) OBP: 0.299, SLG: 0.239		B FF 86 B FF 86 F FF 86 S FF 85 F FF 86 B SL 77 F FF 85 B SL 75 4-2 2 BB BB 13 BB BB	B SI 91 S FF 90 B FC 89 S FC 89 X SL 81 2-2 ③ P3		C SI 90 B SI 89 B SL 83 C SI 90 X SL 83 2-2 ③ G6-3			S FF 92 B FF 93 F SI 92 S FF 94 1-3 ② K		3	1	0	0	1	1	2
2 Erick Aybar, S (1, 6) OBP: 0.320, SLG: 0.393		B FF 84 1 SAFE B FF 83 C FF 84 1 SAFE B FF 84 B FF 84 4-1 13 BB BB 48 1B 1-2 BB		C SI 89 C SL 82 B SL 80 B FC 90 X SI 91 2-2 ① G6-3		B SI 88 C SL 81 F SI 90 X CH 82 1-2 ① G4-3		S CU 79 F CU 82 X FF 93 0-2 ③ G5-3		3	1	0	0	1	0	0
Inning Stats	R: 1 E: 0 K: 0 S: 13 H: 2 LOB: 1 BB: 0 P: 22	R: 3 E: 0 K: 0 S: 14 H: 1 LOB: 2 BB: 4 P: 32	R: 1 E: 0 K: 0 S: 12 H: 1 LOB: 1 BB: 1 P: 21	R: 0 E: 0 K: 1 S: 9 H: 0 LOB: 1 BB: 0 P: 16	R: 1 E: 0 K: 0 S: 8 H: 2 LOB: 1 BB: 0 P: 15	R: 0 E: 0 K: 1 S: 9 H: 1 LOB: 1 BB: 0 P: 13	R: 0 E: 0 K: 0 S: 6 H: 0 LOB: 0 BB: 0 P: 9	R: 0 E: 0 K: 1 S: 9 H: 0 LOB: 0 BB: 0 P: 11		1B: 2 2B: 3 3B: 0 HR: 2 SF: 0 SAC: 0 DP: 0 HBP: 1						

	AB	30
	R	6
	H	7
	RBI	6
	BB	5
	SO	3
	LOB	10

PITCHER		IP	WLS	BF	H	R	ER	SO	BB	IBB	HBP	BLK	WP	HR	S	P	ERA	WHIP
32 Chris Young, R ERA: 5.21	(1, 1)	2.1	L	15	4	5	5	0	5	0	0	0	0	1	35	69	19.29	3.857
46 Edwin Moreno, R ERA: 4.84	(3, 1)	2.0		9	2	1	1	1	0	0	1	0	0	1	17	31	4.50	1.000
40 Greg Burke, R ERA: 1.88	(5, 1)	1.2		6	1	0	0	1	0	0	0	0	0	0	13	19	0.00	0.600
45 Edward Mujica, R ERA: 2.3	(7, 1)	1.0		3	0	0	0	0	0	0	0	0	0	0	6	9	0.00	0.000
21 Heath Bell, R ERA: 1.32	(8, 1)	1.0		3	0	0	0	1	0	0	0	0	0	0	9	11	0.00	0.000

PITCHER	IP	WLS	BF	H	R	ER	SO	BB	IBB	HBP	BLK	WP	HR	S	P	ERA	WHIP

Seattle Mariners @ San Diego Padres

PETCO Park, San Diego, CA

Tue Jun 16 2009, 10:05 PM EDT

Att. 17,040 - Partly Cloudy - 68 F

livebaseballscorecards.com

Batter	1	2	3	4	5	6	7	8	9	AB	R	H	RBI	BB	SO	LOB
51 Ichiro Suzuki, L (1, 9) OBP: 0.388, SLG: 0.480	B CH 90 X CH 90 1-0 F8 ①		C CU 77 C CH 92 B CU 77 X CU 77 1-2 G3 ③			B FC 92 C SI 91 X SL 86 1-1 G6-3 ③			C SI 92 C CU 80 S SL 87 0-3 K ①	4	0	0	0	0	1	1
30 Russell Branyan, L (1, 3) OBP: 0.413, SLG: 0.602	S CH 83 B CU 76 S CH 84 B CH 85 C CH 93 2-3 K ②			B SL 82 S SL 84 X CU 76 1-1 F8 ①			C SL 85 F CH 91 B CH 85 F CH 85 B SI 91 F FF 93 X CU 77 2-2 G3-1 ①		B CU 80 F SL 87 F FF 92 B SL 87 B SL 87 F CU 79 B FF 92 4-2 1-2 29 E 24 1B BB	3	1	0	0	1	1	0
29 Adrian Beltré, R (1, 5) OBP: 0.298, SLG: 0.389	C CH 92 F CU 75 X CU 76 0-2 G6-3 ③			B SL 84 F SI 93 F FF 91 B SL 85 T CH 87 2-2 K ②			B SL 87 B SI 91 X SL 86 2-0 HR		C FF 91 S FF 91 F FF 92 F SL 88 X SL 88 0-2 1-2 2-3 FC4 24 1B 4 SF9	4	2	1	1	0	1	2
24 Ken Griffey Jr., L (1, 7) OBP: 0.328, SLG: 0.363 10 Endy Chavez, L (9, PR) OBP: 0.322, SLG: 0.335 (9, 7)		B SI 91 C CH 84 C SL 84 S CU 76 1-3 K ①		C SI 93 B CH 85 B CH 92 X SL 86 2-1 G4-3 ③			B CH 84 S CH 85 F CU 77 B FF 92 B CH 92 F SL 85 X CH 85 3-2 F8 ②		B SL 88 X SL 87 1-0 1-3 2-H 3-H 1B	4	0	1	2	0	1	0
										0	0	0	0	0	0	0
4 Jose Lopez, R (1, 4) OBP: 0.275, SLG: 0.408		B SL 86 X SI 93 1-0 G6-3 ②			B CH 90 S SL 86 X SI 93 1-1 G5-3 ①		C SI 93 B CU 77 C SI 93 X SL 85 1-2 P4 ③		1 SAFE X SI 91 0-0 3-H SF9 ②	3	0	0	1	0	0	0
7 Yuniesky Betancourt, R (1, 6) OBP: 0.258, SLG: 0.308		B FC 92 C FF 92 B SL 86 X SL 86 2-1 P3 ③			B SI 92 B CH 92 B CH 92 C CH 90 X CH 89 3-1 P2 ②			B FC 91 X SI 90 1-0 G6-3 ①	X SI 92 0-0 G4-3 ③	4	0	0	0	0	0	1
15 Jamie Burke, R (1, 2) OBP: 0.188, SLG: 0.233			C FC 90 X SI 92 0-1 G5-3 ①		C SL 86 F CH 92 C SI 93 0-3 K ③			B CH 92 X SI 91 1-0 F7 ②		3	0	0	0	0	1	0
21 Franklin Gutierrez, R (1, 8) OBP: 0.324, SLG: 0.355			B SL 85 C SL 85 S FC 92 B CH 93 X FC 92 2-2 HR			B SL 84 C SL 84 B SI 92 X SL 85 2-1 G6-3 ①		C SL 87 B CH 92 B SL 86 B SL 84 F SL 86 S SL 86 3-3 K ③		3	1	1	1	0	1	0
34 Félix Hernández, R (1, 1)			B FF 92 X FC 91 1-0 G4-3 ②			C CH 91 X FC 91 0-1 G6-3 ②			C FF 90 C SL 85 F SL 88 B FF 92 F CU 78 B FF 92 B FF 92 F FF 91 B FF 92 4-2 29 E 30 BB 24 1B BB	2	1	0	0	1	0	0

Inning Stats	1	2	3	4	5	6	7	8	9
	R: 0 E: 0 K: 1 S: 7	R: 0 E: 0 K: 1 S: 6	R: 1 E: 0 K: 0 S: 9	R: 0 E: 0 K: 1 S: 7	R: 0 E: 0 K: 1 S: 7	R: 0 E: 0 K: 0 S: 6	R: 1 E: 0 K: 0 S: 13	R: 0 E: 0 K: 1 S: 5	R: 3 E: 1 K: 1 S: 19
	H: 0 LOB: 0 BB: 0 P: 10	H: 0 LOB: 0 BB: 0 P: 10	H: 1 LOB: 0 BB: 0 P: 13	H: 0 LOB: 0 BB: 0 P: 12	H: 0 LOB: 0 BB: 0 P: 11	H: 0 LOB: 0 BB: 0 P: 9	H: 1 LOB: 0 BB: 0 P: 21	H: 0 LOB: 0 BB: 0 P: 10	H: 1 LOB: 1 BB: 2 P: 28

1B: 1	SF: 1
2B: 0	SAC: 0
3B: 0	DP: 0
HR: 2	HBP: 0

WP: 0	PA: 33
PB: 0	
SB: 0	
CS: 0	

AB	30
R	5
H	3
RBI	5
BB	2
SO	6
LOB	4

PITCHER		IP	WLS	BF	H	R	ER	SO	BB	IBB	HBP	BLK	WP	HR	S	P	ERA	WHIP
29 Kevin Correia, R ERA: 4.52	(1, 1)	8.0	L	26	2	2	2	5	0	0	0	0	0	2	60	96	2.25	0.250
37 Mike Adams, R ERA: 7.71	(9, 1)	0.1		5	1	3	1	1	2	0	0	0	0	0	17	26	27.00	9.000
56 Mike Ekstrom, R ERA:	(9, 1)	0.2		2	0	0	0	0	0	0	0	0	0	0	2	2	0.00	0.000

PITCHER	IP	WLS	BF	H	R	ER	SO	BB	IBB	HBP	BLK	WP	HR	S	P	ERA	WHIP

BOTTOM

Seattle Mariners @ San Diego Padres

PETCO Park, San Diego, CA

Tue Jun 16 2009, 10:05 PM EDT

Att. 17,040 - Partly Cloudy - 68 F

livebaseballscorecards.com

Batter	1	2	3	4	5	6	7	8	9	AB	R	H	RBI	BB	SO	LOB
18 Tony Gwynn Jr., L (1, 8) OBP: 0.435, SLG: 0.458	B FF 92 B FF 93 B FF 92 C FF 94 B FF 94 4-1 5 CS BB		B SI 94 C FF 95 B FF 95 X FF 96 2-1 ② P6			C FF 93 C CU 83 B SL 86 X FF 95 1-2 ② G5-3			C FF 91 X FF 92 0-1 22 FC5-4 1B	3	0	1	0	1	0	0
22 David Eckstein, R (1, 4) OBP: 0.324, SLG: 0.327	C SI 93 C FF 93 X FF 93 0-2 ① F8		C FF 95 S SI 95 B SL 89 X FF 96 1-2 ③ G5-3			C SI 94 B FF 96 X FF 95 1-1 ③ F8			B FF 93 X SI 93 1-0 ① FC5-4 23 G3 1-2f	4	0	0	0	0	0	2
23 Adrián González, L (1, 3) OBP: 0.408, SLG: 0.597	1 SAFE X FF 94 0-0 ② F9			C CU 82 F CH 89 B SL 88 F SL 87 S FF 96 1-3 ① K			C FF 94 B FF 95 X FF 95 1-1 ① G4-3		F FF 94 B FF 95 X SI 93 1-1 ② G3 1-2	4	0	0	0	0	1	2
5 Kevin Kouzmanoff, R (1, 5) OBP: 0.285, SLG: 0.379	F FF 94 1 SAFE 0-1 ③ CS 1-2	C FF 94 B CH 88 S SL 88 X FF 96 1-2 7 G3 24 WP 1B		F SL 87 B SL 86 H CH 90 2-1 24 G3-6-1 HBP			F SL 86 S CU 82 B FF 96 S CH 89 1-3 ② K		S SL 87 B CH 87 S CH 86 F CH 89 B FF 95 F SL 87 B CH 89 B SI 95 4-2 BB	2	0	1	0	1	1	0
24 Brian Giles, L (1, 9) OBP: 0.278, SLG: 0.276		F FF 95 B CH 90 B CH 90 B CH 88 C FF 95 S CH 90 3-3 ① K 1-2	X CH 89 0-0 ②③ G3-6-1 1-2f			C CU 83 B FF 96 B SI 94 F FF 96 B CU 82 F FF 96 B FF 96 4-2 BB		B SI 95 X CH 87 1-0 ③ G3	3	0	0	0	1	1	4
7 Chase Headley, S (1, 7) OBP: 0.312, SLG: 0.347		X FF 96 0-0 ② G3 2-3			B CU 81 C CU 81 S SL 86 B FF 96 B CH 90 C SL 87 3-3 ① K		C CH 89 X CU 83 0-1 ③ F8			3	0	0	0	0	1	2
28 Henry Blanco, R (1, 2) OBP: 0.284, SLG: 0.321 25 Will Venable, L (8, PH) OBP: 0.150, SLG: 0.250 37 Mike Adams, R (9, 1) 56 Mike Ekstrom, R (9, 1)		C SL 88 B FF 96 D CH 91 B SI 96 B FF 96 4-1 BB			F SI 95 C CU 83 B FF 96 F SL 86 C SI 95 1-3 ② K			B FF 93 X CH 88 1-0 ① F9	1 1 0 0	0 0 0 0	0 0 0 0	0 0 0 0	1 0 0 0	1 0 0 0	0 0 0 0
15 Luis Antonio Rodriguez, S (1, 6) OBP: 0.354, SLG: 0.300		X SI 95 0-0 ③ F7			B SI 95 F CH 90 C CU 84 F SL 87 B FC 95 B FF 96 T CH 91 3-2 ③ K			B FF 94 S SI 94 X SI 95 1-1 ② F9	3	0	0	0	0	1	2
29 Kevin Correia, R (1, 1) OBP: 0.211, SLG: 0.222 16 Cliff Floyd, L (8, PH) OBP: 0.125, SLG: 0.067 4 Nick Hundley, R (9, 2) OBP: 0.346, SLG: 0.387			B SI 93 C SI 92 X FF 94 1-1 ① G4-3			C SI 92 X FF 92 0-1 ① G5-3		C CU 82 B SL 88 B FF 94 B CH 89 X SI 94 3-1 ③ G4-3	2 1 0	0 0 0	0 0 0	0 0 0	0 0 0	0 0 0	0 0 0
Inning Stats	R: 0 E: 0 K: 0 S: 6 H: 0 LOB: 0 BB: 1 P: 10	R: 0 E: 0 K: 1 S: 9 H: 1 LOB: 2 BB: 1 P: 17	R: 0 E: 0 K: 0 S: 7 H: 0 LOB: 0 BB: 0 P: 11	R: 0 E: 0 K: 1 S: 6 H: 0 LOB: 0 BB: 0 P: 9	R: 0 E: 0 K: 3 S: 11 H: 0 LOB: 0 BB: 0 P: 18	R: 0 E: 0 K: 0 S: 7 H: 0 LOB: 0 BB: 0 P: 9	R: 0 E: 0 K: 1 S: 10 H: 0 LOB: 1 BB: 1 P: 16	R: 0 E: 0 K: 0 S: 5 H: 0 LOB: 0 BB: 0 P: 10	R: 0 E: 0 K: 0 S: 10 H: 1 LOB: 2 BB: 1 P: 17	1B: 2 2B: 0 3B: 0 HR: 0	SF: 0 SAC: 0 DP: 1 HBP: 1					

	AB	27
	R	0
	H	2
	RBI	0
	BB	4
	SO	6
	LOB	12

PITCHER	IP	WLS	BF	H	R	ER	SO	BB	IBB	HBP	BLK	WP	HR	S	P	ERA	WHIP
34 Félix Hernández, R (1, 1) ERA: 2.77	9.0	W	32	2	0	0	6	4	0	1	0	1	0	71	117	0.00	0.667

PITCHER	IP	WLS	BF	H	R	ER	SO	BB	IBB	HBP	BLK	WP	HR	S	P	ERA	WHIP

WP: 1 PA: 33
PB: 0
SB: 0
CS: 1

Seattle Mariners @ San Diego Padres

PETCO Park, San Diego, CA

Wed Jun 17 2009, 10:05 PM EDT

Att. 20,224 - Partly Cloudy - 67 F

livebaseballscorecards.com

Batter	1	2	3	4	5	6	7	8	9	AB	R	H	RBI	BB	SO	LOB
51 Ichiro Suzuki, L (1, 9) OBP: 0.386, SLG: 0.476	C FF 90 B SL 81 F CH 86 F FF 94 X SL 82 1-2 G3 ①		B CH 87 F SL 81 B FF 92 F SL 81 F FF 93 X CH 90 2-2 G6-3 ③		D SL 80 D FF 90 L SL 81 X SL 80 2-1 30 S 30 E 2-3 1B		F SI 92 X SI 91 0-1 G5-3 ② 1-2			4	0	1	0	0	0	1
30 Russell Branyan, L (1, 3) OBP: 0.410, SLG: 0.595	C FF 93 C SL 81 S CH 90 0-3 K ②			B SL 79 F FF 91 X CH 88 1-1 24 2B 1B	F FF 89 1 SAFE 1 SAFE B SL 80 1 SAFE B FF 91 3 SAFE C SL 79 F FF 92 3-3 B FF 92 S SL 83 K ② 1-3 3-H		C CH 84 S SI 91 B SI 91 B FF 91 S FF 91 2-3 K ③			4	1	1	0	0	3	2
29 Adrian Beltré, R (1, 5) OBP: 0.293, SLG: 0.383	C FF 93 C FF 93 B FF 94 S SI 93 1-3 K ③			C SL 81 B FF 91 S FF 91 1 SAFE X SL 82 1-2 F8 ①	F FF 93 S SL 82 F FF 94 F SL 81 B SL 84 B SL 82 D FF 93 F FF 93 X SL 82 3-2 G5-3 ③			X SL 80 0-0 P5 ①		4	0	0	0	0	1	2
24 Ken Griffey Jr., L (1, 7) OBP: 0.332, SLG: 0.368 10 Endy Chavez, L (8, 7) OBP: 0.322, SLG: 0.335		F FF 91 B CH 90 B SL 79 B FF 92 B FF 92 4-1 7 1B BB		X FF 90 0-0 4 HR 1-H 2B		C CH 86 C SL 77 F SL 80 C CH 89 0-3 K ①		B FF 91 B FF 92 F FF 92 S FF 92 F FF 94 F FS 87 X FS 86 2-2 G3 ②		3 0	1 0	1 0	1 0	1 0	1 0	0 0
4 Jose Lopez, R (1, 4) OBP: 0.278, SLG: 0.421		C FF 92 F SI 91 B SI 91 F SL 81 B SL 83 F SL 83 S FF 92 2-3 K ①		X FF 91 0-0 2-H HR		B FF 92 S SL 79 B FF 92 F FF 91 X SI 92 2-2 G6-3 ②		B SL 82 X FF 93 1-0 1B		4	1	2	2	0	1	1
7 Yuniesky Betancourt, R (1, 6) OBP: 0.263, SLG: 0.312		B SL 82 B SL 80 F FF 92 X FF 92 2-1 15 G1-6-3 1-2 1B		X SL 84 0-0 P3 ②		C FF 92 S SL 82 B SL 82 X SL 81 1-2 1B		B SL 83 X FS 87 1-0 F7 ③		4	0	2	0	0	0	1
15 Jamie Burke, R (1, 2) OBP: 0.167, SLG: 0.206		B FF 94 F FF 92 X FF 92 1-1 G1-6-3 ②③ 1-2f		C SL 82 S FF 93 B FF 93 F FF 93 S SL 84 1-3 K ③		C FF 90 1 SAFE B F SL 81 1 SAFE S 1-3 K ③			C SI 85 F FF 84 X SL 78 0-2 G1-3 ①	4	0	0	0	0	2	3
21 Franklin Gutierrez, R (1, 8) OBP: 0.322, SLG: 0.349			C FF 91 X SL 81 0-1 F9 ①	C SL 81 B SL 78 S SL 81 F FF 92 B FF 93 B SL 82 B SL 82 4-2 51 1B 49 SH2-4 30 E BB			B SI 91 C CH 83 C FF 91 S SL 84 1-3 K ①		C SI 84 S SL 78 B SL 77 B SL 78 F SI 85 X FF 85 2-2 G6-3 ②	3	1	0	0	1	1	0
49 Garrett Olson, R (1, 1) 59 Mike Carp, L (7, PH) 57 Mark Lowe, L (7, 1) 46 Sean White, R (8, 1) 5 Mike Sweeney, R (9, PH) OBP: 0.273, SLG: 0.394 53 David Aardsma, R (9, 1)			C FF 91 B FF 92 C SL 79 C SL 81 1-3 K ②	X FF 86 0-0 SH2-4 ① 1-2			B SL 82 S FF 91 B SI 92 B SI 91 B SI 90 4-1 51 G5-3 BB		B SL 77 F FF 85 B FF 85 X FF 85 2-1 P3 ③	1 0 0 0 0 1 0	0 0 0 0 0 0 0	0 0 0 0 0 0 0	0 1 0 0 0 0 0	0 0 0 0 0 0 0	1 0 0 0 0 0 0	0 0 0 0 0 0 0

Inning Stats									
	R: 0 E: 0 K: 2 S: 10	H: 0 LOB: 0 BB: 0 P: 12	R: 0 E: 0 K: 1 S: 10	H: 1 LOB: 1 BB: 1 P: 19	R: 0 E: 0 K: 1 S: 9	H: 0 LOB: 0 BB: 0 P: 12	R: 3 E: 0 K: 1 S: 12	H: 3 LOB: 0 BB: 0 P: 15	R: 1 E: 1 K: 1 S: 16	H: 1 LOB: 1 BB: 1 P: 28	R: 0 E: 0 K: 2 S: 13	H: 1 LOB: 1 BB: 0 P: 17	R: 0 E: 0 K: 2 S: 9	H: 0 LOB: 1 BB: 1 P: 16	R: 0 E: 0 K: 0 S: 8	H: 1 LOB: 1 BB: 0 P: 12	R: 0 E: 0 K: 0 S: 9	H: 0 LOB: 0 BB: 0 P: 13

AB	32
R	4
H	7
RBI	3
BB	3
SO	10
LOB	10

		1B: 5	SF: 0	WP: 0	PA: 36
		2B: 1	SAC: 1	PB: 0	
		3B: 0	DP: 1	SB: 1	
		HR: 1	HBP: 0	CS: 0	

PITCHER		IP	WLS	BF	H	R	ER	SO	BB	IBB	HBP	BLK	WP	HR	S	P	ERA	WHIP
49 Chad Gaudin, R ERA: 5.98	(1, 1)	6.0	L	25	6	4	3	8	2	0	0	0	0	1	70	103	4.50	1.333
40 Greg Burke, R ERA: 1.76	(7, 1)	1.0		4	0	0	0	2	1	0	0	0	0	0	9	16	0.00	1.000
45 Edward Mujica, R ERA: 2.23	(8, 1)	1.0		4	1	0	0	0	0	0	0	0	0	0	8	12	0.00	1.000
43 Cla Meredith, R ERA: 2.7	(9, 1)	1.0		3	0	0	0	0	0	0	0	0	0	0	9	13	0.00	0.000

PITCHER	IP	WLS	BF	H	R	ER	SO	BB	IBB	HBP	BLK	WP	HR	S	P	ERA	WHIP

BOTTOM

Seattle Mariners @ San Diego Padres

PETCO Park, San Diego, CA

Wed Jun 17 2009, 10:05 PM EDT

Att. 20,224 - Partly Cloudy - 67 F

livebaseballscorecards.com

Batter	1	2	3	4	5	6	7	8	9	AB	R	H	RBI	BB	SO	LOB
18 Tony Gwynn Jr., L (1, 8) OBP: 0.416, SLG: 0.434	C FF 90 X FF 90 0-1 ① G4-3		B SL 80 C FF 90 C SL 81 S SL 81 1-3 ③ K2-3			B SL 78 C SL 80 C SL 80 B FF 89 F SL 80 X FF 89 2-2 ① P5		C X SI 92 0-1 ② L6		4	0	0	0	0	1	1
22 David Eckstein, R (1, 4) OBP: 0.323, SLG: 0.326	C SI 90 X SI 91 0-1 ② G5-3			B FF 90 B FF 90 C FF 90 C FF 91 B FF 90 F FF 90 X FF 90 3-2 ① F7		B FF 89 C FF 89 B CH 82 F SL 80 B FF 90 F SL 81 X SL 80 3-2 ② G5-3		B SI 93 S SI 94 X SL 88 1-1 5 FC5 23 BB 1-3 1B		4	0	1	0	0	0	0
23 Adrián González, L (1, 3) OBP: 0.409, SLG: 0.592	B FF 90 F FF 91 B FF 91 X SI 91 2-1 ③ P6			B SI 90 B SL 82 C SL 82 T FF 90 B FF 91 F FF 90 F FF 90 B FF 91 4-2 7 HR BB		B FF 91 S SL 80 X FF 89 1-1 ③ F9		B SI 90 1 SAFE B SI 94 F SI 94 B SI 92 B SI 91 4-1 1-2 BB		2	1	0	0	2	0	0
5 Kevin Kouzmanoff, R (1, 5) OBP: 0.285, SLG: 0.390		F FF 89 F FF 91 X FF 90 0-2 HR		C SL 81 C FF 90 X SL 81 0-2 ② F9			C SL 84 S SL 84 S SL 85 0-3 ① K	B SI 94 X SI 94 1-0 ③ FC5 2-3f		4	1	1	1	0	1	4
7 Chase Headley, S (1, 7) OBP: 0.311, SLG: 0.360		F FF 91 F FF 91 B FF 91 B FF 91 B FF 92 F SI 91 X SL 81 3-2 ① L3		F FF 90 F FF 89 F SI 90 X FF 90 0-2 1-H HR			F FF 98 X CH 90 0-1 ② G3		B FF 94 F FF 93 C FF 95 B FF 95 S FF 96 2-3 ① K	4	1	1	2	0	1	0
2 Edgar Gonzalez, R (1, 9) OBP: 0.263, SLG: 0.384 25 Will Venable, L (7, PH) OBP: 0.182, SLG: 0.238 (8, 9)		B SL 81 S FF 91 B FF 91 C SL 80 X SI 91 2-2 ② F7		B FF 91 F FF 90 C SL 81 B SL 81 S SL 82 2-3 ③ K			B FF 97 T FF 98 B FF 98 B FF 97 B FF 96 4-1 BB		B FF 93 B FF 93 S FF 94 F FF 94 B FF 96 F FF 95 S FF 95 3-3 ② K	2 1	0 0	0 0	0 0	0 1	1 1	0 0
4 Nick Hundley, R (1, 2) OBP: 0.340, SLG: 0.379 16 Cliff Floyd, L (9, PH) OBP: 0.176, SLG: 0.125 29 Kevin Correia, R (9, PR) OBP: 0.211, SLG: 0.222		B FF 91 C FF 91 B SI 90 F FF 91 S FF 92 2-3 ③ K			C SI 90 C SL 80 B SL 81 B CH 82 F FF 90 B SL 81 X SL 81 3-2 ① F8		C FF 96 C SL 85 F FF 98 B FF 99 S SL 85 1-3 ③ K		C FF 95 B FF 96 B FF 95 X FF 95 2-1 1B	3 1 0	0 0 0	0 1 0	0 0 0	0 0 0	2 0 0	1 0 0
15 Luis Antonio Rodriguez, S (1, 6) OBP: 0.342, SLG: 0.287			C FF 91 B SL 79 B FF 90 X FF 91 2-1 ① F8		X FF 89 0-0 ② G5-3			C SI 92 C SI 93 B SI 91 B SI 95 X SI 94 2-2 ① F8	C FF 94 C FF 95 B FF 96 B FF 95 X FF 96 2-2 ③ F7	4	0	0	0	0	0	1
49 Chad Gaudin, R (1, 1) OBP: 0.111, SLG: 0.059 40 Greg Burke, R (7, 1) 45 Edward Mujica, R (8, 1) OBP: 1.000, SLG: 1.000 24 Brian Giles, L (8, PH) OBP: 0.278, SLG: 0.276 43 Cla Meredith, R (9, 1)			S FF 91 X FF 91 0-1 ② F9		B SI 90 F FF 89 C SL 81 B SL 80 C FF 89 2-3 ③ K			F SI 93 0-1 CI 22 1B		2 0 0 0 0	0 0 0 0 0	0 0 0 0 0	0 0 0 0 0	0 0 0 0 0	1 0 0 0 0	0 0 0 0 0

Inning Stats	1	2	3	4	5	6	7	8	9
	R: 0 E: 0 K: 0 S: 6	R: 1 E: 0 K: 1 S: 13	R: 0 E: 0 K: 1 S: 7	R: 2 E: 0 K: 1 S: 18	R: 0 E: 0 K: 1 S: 8	R: 0 E: 0 K: 0 S: 10	R: 0 E: 0 K: 2 S: 10	R: 0 E: 1 K: 0 S: 10	R: 0 E: 0 K: 2 S: 12
	H: 0 LOB: 0 BB: 0 P: 8	H: 1 LOB: 0 BB: 0 P: 20	H: 0 LOB: 0 BB: 0 P: 10	H: 1 LOB: 0 BB: 1 P: 27	H: 0 LOB: 0 BB: 0 P: 13	H: 0 LOB: 0 BB: 0 P: 16	H: 0 LOB: 1 BB: 1 P: 15	H: 1 LOB: 3 BB: 1 P: 18	H: 1 LOB: 1 BB: 0 P: 21

AB	31
R	3
H	4
RBI	3
BB	3
SO	8
LOB	7

	1B: 2	SF: 0	WP: 0	PA: 35
	2B: 0	SAC: 0	PB: 0	
	3B: 0	DP: 0	SB: 0	
	HR: 2	HBP: 0	CS: 0	

PITCHER		IP	WLS	BF	H	R	ER	SO	BB	IBB	HBP	BLK	WP	HR	S	P	ERA	WHIP
49 Garrett Olson, L ERA: 4.3	(1, 1)	6.0	W	21	2	3	3	4	1	0	0	0	0	2	62	94	4.50	0.500
57 Mark Lowe, R ERA: 3.77	(7, 1)	1.0	H	4	0	0	0	2	1	0	0	0	0	0	10	15	0.00	1.000
46 Sean White, R ERA: 1.95	(8, 1)	1.0	H	6	1	0	0	0	1	0	0	0	0	0	10	18	0.00	2.000
53 David Aardsma, R ERA: 1.72	(9, 1)	1.0	S	4	1	0	0	2	0	0	0	0	0	0	12	21	0.00	1.000

PITCHER	IP	WLS	BF	H	R	ER	SO	BB	IBB	HBP	BLK	WP	HR	S	P	ERA	WHIP

Batter	1	2	3	4	5	6	7	8	9	10	AB	R	H	RBI	BB	SO	LOB
51 Ichiro Suzuki, L (1, 9) OBP: 0.383, SLG: 0.471	B SI 82 X FF 84 1-0 G3		C SI 83 X SL 75 0-1 G4-3		C SI 86 B SI 86 F SI 87 X SL 81 1-2 59 E 1B		C SI 91 B SI 91 B SL 82 F SI 91 X SL 83 2-2 G4-3			C FF 93 1 SAFE B SI 93 X CU 80 1-1 G3 1-2	5	0	1	0	0	0	1
59 Mike Carp, L (1, 3) OBP: 0.667, SLG: 0.333	C SI 83 X CH 76 0-1 24 2B 1B		B SI 85 X SI 85 1-0 G4-3		C SI 86 1 SAFE F FF 85 F FF 86 B FF 87 1 SAFE F FF 85 1 SAFE F SL 82 2-2 H SI 89 1-2 HBP			X FS 85 0-0 G3		B CU 80 B FF 93 B FF 93 C SI 93 B SI 93 4-1 BB	3	1	1	0	1	0	0
29 Adrian Beltré, R (1, 5) OBP: 0.288, SLG: 0.376	C FF 84 X SI 85 0-1 F7		B SI 87 B SI 87 X FF 87 2-0 F8		B SI 88 C FF 87 B FF 88 B SL 81 X SI 87 3-1 F8			C FF 92 B FF 93 S SL 82 F FF 93 X FF 94 1-2 F9		C FF 95 F FF 95 S FF 95 0-3 K	5	0	0	0	0	1	5
24 Ken Griffey Jr., L (1, 7) OBP: 0.333, SLG: 0.375 43 Miguel Batista, R (10, 1)	B SI 84 C SI 86 1 SAFE C CH 76 F FF 86 X CH 77 1-2 1-H 2B			B SI 83 B CH 74 B FF 86 C SI 84 F FF 85 X SI 87 3-2 G6-3		B SL 74 C SI 82 X SI 84 1-1 F8		S FS 88 C FF 93 X FF 93 0-2 1B		B FF 95 B FF 94 C CU 80 B FF 94 F FF 94 X CU 81 3-2 P6	5 0	0 0	2 0	1 0	0 0	0 0	2 0
21 Franklin Gutierrez, R (1, 8) OBP: 0.326, SLG: 0.383	C SL 80 F FF 88 B SL 81 S SL 81 1-3 K			C FF 86 X FF 87 0-1 HR		B SL 77 B SL 79 B SL 78 C FF 84 F SL 77 X SL 77 3-2 HR		C SL 82 S FF 94 C FF 94 0-3 K			4	2	2	2	0	2	2
7 Yuniesky Betancourt, R (1, 6) OBP: 0.263, SLG: 0.316		C FF 84 X FF 86 0-1 15 G3 2B		C SL 80 X SL 80 0-1 G6-3		B FF 85 B FF 84 C FF 86 X SL 79 2-1 F8			B FF 93 F CU 82 B CU 85 B FF 94 F FF 92 X FF 92 3-2 F8		4	0	1	0	0	0	0
3 Ronny Cedeno, R (1, 4) OBP: 0.185, SLG: 0.250		L FF 86 B SL 81 F FF 86 F SL 82 S FF 88 1-3 K		B FF 87 C SI 86 B SI 87 F FF 87 F FF 88 S SL 82 2-3 K		F FF 87 B FF 87 B FF 86 F FF 85 F FF 87 S CH 75 2-3 K			X FF 93 0-0 B3		4	0	0	0	0	3	1
15 Jamie Burke, R (1, 2) OBP: 0.150, SLG: 0.184		B SL 81 C SL 78 F FF 87 X SL 81 1-2 G3 2-3			F FF 85 F FF 85 S SL 79 0-3 K		C SI 90 C SL 83 B SL 83 B SL 84 T SI 91 2-2 K		C CU 82 B CU 83 B FF 93 S FF 92 F FF 94 F CU 84 S FF 95 2-3 K		4	0	0	0	0	3	1
35 Brandon Morrow, R (1, 1) 25 Wladimir Balentien, R (5, PH) OBP: 0.270, SLG: 0.333 41 Chris Jakubauskas, L (5, 1) 48 Roy Corcoran, R (7, 1) 57 Mark Lowe, L (8, 1) 46 Sean White, R (9, 1) 10 Endy Chavez, L (10, PH) OBP: 0.326, SLG: 0.340 (10, 7)		B SL 80 B FF 86 C FF 85 C FF 87 F SL 79 F FF 86 C FF 88 2-3 K			B SL 79 C FF 86 B SL 80 S SL 78 F SL 81 X FF 88 2-2 P3		F SI 91 B SL 82 F SI 90 B CH 85 C SI 91 2-3 K			C FF 92 B CU 82 B FF 92 C CU 80 X FF 95 2-2 51 G3 1B	1 1 1 0 0 0 1	0 0 0 0 0 0 0	0 0 0 0 0 0 1	0 0 0 0 0 0 0	0 0 0 0 0 0 0	1 0 0 0 0 0 0	1 0 0 0 0 0 0
Inning Stats	R: 1 E: 0 K: 1 S: 12 H: 2 LOB: 1 BB: 0 P: 15	R: 0 E: 0 K: 2 S: 14 H: 1 LOB: 1 BB: 0 P: 18	R: 0 E: 0 K: 0 S: 4 H: 0 LOB: 0 BB: 0 P: 7	R: 1 E: 0 K: 1 S: 11 H: 1 LOB: 0 BB: 0 P: 16	R: 0 E: 1 K: 1 S: 17 H: 1 LOB: 2 BB: 0 P: 25	R: 1 E: 0 K: 1 S: 11 H: 1 LOB: 0 BB: 0 P: 19	R: 0 E: 0 K: 2 S: 9 H: 0 LOB: 0 BB: 0 P: 15	R: 0 E: 0 K: 1 S: 11 H: 1 LOB: 1 BB: 0 P: 12	R: 0 E: 0 K: 1 S: 9 H: 0 LOB: 0 BB: 0 P: 14	R: 0 E: 0 K: 1 S: 12 H: 1 LOB: 2 BB: 1 P: 22	1B: 4 2B: 2 3B: 0 HR: 2	SF: 0 SAC: 0 DP: 0 HBP: 1		WP: 0 PB: 0 SB: 0 CS: 0	PA: 40		

PITCHER		IP	WLS	BF	H	R	ER	SO	BB	IBB	HBP	BLK	WP	HR	S	P	ERA	WHIP
52 Josh Geer, R ERA: 5.98	(1, 1)	6.0		25	6	3	3	6	0	0	1	0	0	2	69	100	4.50	1.000
40 Greg Burke, R ERA: 1.65	(7, 1)	1.0		3	0	0	0	2	0	0	0	0	0	0	9	15	0.00	0.000
45 Edward Mujica, R ERA: 2.16	(8, 1)	1.0		4	1	0	0	1	0	0	0	0	0	0	11	12	0.00	1.000
21 Heath Bell, R ERA: 1.23	(9, 1)	2.0	W	8	1	0	0	2	1	0	0	0	0	0	21	36	0.00	1.000

PITCHER	IP	WLS	BF	H	R	ER	SO	BB	IBB	HBP	BLK	WP	HR	S	P	ERA	WHIP

TOP

Seattle Mariners @ San Diego Padres

PETCO Park, San Diego, CA

Thu Jun 18 2009, 3:35 PM EDT

Att. 25,146 - Sunny - 73 F

livebaseballscorecards.com

AB	38
R	3
H	8
RBI	3
BB	1
SO	11
LOB	13

Batter	1	2	3	4	5	6	7	8	9	10	AB	R	H	RBI	BB	SO	LOB
18 Tony Gwynn Jr., L (1, 8) OBP: 0.404, SLG: 0.420	B FF 93 C FF 93 B FF 94 X FF 94 2-1 22 2B 1B	C FF 94 C SL 86 S SL 86 0-3 ③ K			C FF 91 C CU 77 B FF 92 S CU 77 1-3 ① K		C SI 88 X SI 88 0-1 ③ G4-3		C SI 94 C CU 83 B SL 90 T CU 81 1-2 ③ K		5	1	1	0	0	3	1
22 David Eckstein, R (1, 4) OBP: 0.328, SLG: 0.336	B FF 94 1 SAFE C FF 94 F FF 94 B FF 96 1 SAFE X SL 86 2-2 24 F8 23 1B 1-H 2B		B SL 85 B FF 95 C FF 94 C FF 96 X FF 96 2-2 23 1B 1B		C FF 92 B FF 91 S CH 82 B FF 91 X CH 82 2-2 ② F9			B SI 89 C SI 89 B SI 90 X SI 90 2-1 24 CS 1B		B SI 93 C SI 93 B SI 94 X SI 93 2-1 ① G5-3	5	1	3	1	0	0	0
24 Brian Giles, L (1, 9) OBP: 0.277, SLG: 0.271	B FF 95 F FF 94 B FF 96 B FF 95 X FF 94 3-1 ① F8 2-3		B FF 96 C FF 95 F FS 88 F FF 96 S SL 88 1-3 ① K		C FF 92 F FF 92 B FF 93 B FF 92 B FF 92 S FF 93 3-3 ③ K			C SI 91 D SI 91 1 SAFE B SI 90 B CH 83 B SI 92 4-1 ① 7 BB 23 BB 1-2 BB		X SI 95 0-0 ② F8	4	0	0	0	1	2	2
23 Adrián González, L (1, 3) OBP: 0.420, SLG: 0.617	B FF 96 D SL 89 X FF 96 2-0 3-H 1B		C FF 96 D FS 89 X SL 86 1-1 1-2 1B			B CU 74 F CH 79 B FF 91 X FF 92 2-1 HR		B SI 92 F SI 92 B SI 91 D SI 92 1 SAFE S SI 90 F SI 90 1 SAFE B SI 90 4-2 7 BB 1-2 BB		B SI 94 X SL 89 1-0 5 1B 2B	4	2	4	2	1	0	0
5 Kevin Kouzmanoff, R (1, 5) OBP: 0.283, SLG: 0.386	S SL 85 S FF 95 B FF 97 S FF 97 1-3 ② K		F SL 87 F SL 86 S FF 95 0-3 ② K			C FF 92 B FF 93 B CU 76 B FF 92 X FF 92 3-1 ① P6		S SL 83 S SL 84 B FF 97 F SL 84 B SL 84 F SL 85 S SL 85 2-3 ② K		B SI 93 C SI 94 B SI 93 B SI 94 X SI 93 3-1 2-H 1B	5	0	1	1	0	3	5
7 Chase Headley, S (1, 7) OBP: 0.310, SLG: 0.354 21 Heath Bell, R (9, 1)	B KC 82 S FF 95 X FF 96 1-1 ③ G3-1		B FF 93 C SL 84 B FF 94 S FS 88 S SL 86 2-3 ③ K2-3			C FF 91 C FF 91 F FF 93 B CU 76 F FF 92 X FF 92 1-2 ② P6		B FF 98 B SL 85 B FF 97 C FF 96 D CH 89 4-1 1-2 2-3 BB			3 0	0 0	0 0	0 0	1 0	1 0	3 0
28 Henry Blanco, R (1, 2) OBP: 0.273, SLG: 0.307		B FF 95 B FF 97 S FF 97 B FF 96 T FF 97 X FF 96 3-2 ① G6-3		X FF 94 0-0 ① P4		C FF 91 X FF 92 0-1 ③ F9		C FF 98 C SL 86 F FF 98 B FF 98 B SL 88 X SL 86 2-2 ③ F7			4	0	0	0	0	0	3
15 Luis Antonio Rodriguez, S (1, 6) OBP: 0.331, SLG: 0.276		S SL 86 B FF 97 X FF 96 1-1 ② P4		B FF 92 B FF 93 X FF 94 2-0 ② F9			C FF 89 F FF 91 B CU 77 X CU 76 1-2 ① G3-1		F SI 92 F SI 92 B SI 93 X SI 94 1-2 ① F9		4	0	0	0	0	0	0
52 Josh Geer, R (1, 1) OBP: 0.263, SLG: 0.176 40 Greg Burke, R (7, 1) 2 Edgar Gonzalez, R (7, PH) OBP: 0.260, SLG: 0.379 45 Edward Mujica, R (8, 1) OBP: 1.000, SLG: 1.000 25 Will Venable, L (9, 7) OBP: 0.174, SLG: 0.227		S FF 96 B FF 97 S FF 96 F FF 97 B SL 87 B FF 95 B FF 94 4-2 BB		S FF 94 F FF 93 B FF 94 F SL 84 S FF 95 1-3 ③ K			B CU 76 B FF 91 F FF 91 S FF 91 B FF 93 T FF 92 3-2 ② K		F SI 94 B SI 94 X SI 94 1-1 ② G6-3		1 0 1 0 1	0 0 0 0 0	0 0 0 0 0	0 0 0 0 0	1 0 1 0 0	1 0 0 0 0	0 0 0 0 0
Inning Stats	R: 2 E: 0 K: 1 S: 13 H: 3 LOB: 1 BB: 0 P: 24	R: 0 E: 0 K: 1 S: 11 H: 0 LOB: 1 BB: 1 P: 19	R: 0 E: 0 K: 3 S: 15 H: 2 LOB: 2 BB: 0 P: 21	R: 0 E: 0 K: 1 S: 7 H: 0 LOB: 0 BB: 0 P: 10	R: 0 E: 0 K: 2 S: 9 H: 0 LOB: 0 BB: 0 P: 15	R: 1 E: 0 K: 0 S: 11 H: 1 LOB: 0 BB: 0 P: 17	R: 0 E: 0 K: 1 S: 8 H: 0 LOB: 0 BB: 0 P: 12	R: 0 E: 0 K: 1 S: 16 H: 1 LOB: 3 BB: 3 P: 34	R: 0 E: 0 K: 1 S: 8 H: 0 LOB: 0 BB: 0 P: 11	R: 1 E: 0 K: 0 S: 6 H: 2 LOB: 1 BB: 0 P: 12	1B: 6 2B: 2 3B: 0 HR: 1 SF: 0 SAC: 0 DP: 0 HBP: 0						

PITCHER		IP	WLS	BF	H	R	ER	SO	BB	IBB	HBP	BLK	WP	HR	S	P	ERA	WHIP
35 Brandon Morrow, R ERA: 5.68	(1, 1)	4.0		18	5	2	2	6	1	0	0	0	0	0	46	74	4.50	1.500
41 Chris Jakubauskas, R ERA: 5.4	(5, 1)	2.2		9	1	1	1	3	0	0	0	0	0	1	26	42	3.38	0.375
48 Roy Corcoran, R ERA: 5.91	(7, 1)	0.2		4	1	0	0	0	2	0	0	0	0	0	8	18	0.00	4.500
57 Mark Lowe, R ERA: 3.69	(8, 1)	0.2		3	0	0	0	1	1	0	0	0	0	0	10	18	0.00	1.500
46 Sean White, R ERA: 1.89	(9, 1)	1.0		3	0	0	0	1	0	0	0	0	0	0	8	11	0.00	0.000

PITCHER		IP	WLS	BF	H	R	ER	SO	BB	IBB	HBP	BLK	WP	HR	S	P	ERA	WHIP
43 Miguel Batista, R ERA: 3.38	(10, 1)	0.2	L	4	2	1	1	0	0	0	0	0	0	0	6	12	13.50	3.000

BOTTOM

Seattle Mariners @ San Diego Padres

PETCO Park, San Diego, CA

Thu Jun 18 2009, 3:35 PM EDT

Att. 25,146 - Sunny - 73 F

livebaseballscorecards.com

AB	37
R	4
H	9
RBI	4
BB	4
SO	11
LOB	14

WP: 0 PA: 41
PB: 0
SB: 0
CS: 1

Oakland Athletics @ San Diego Padres

PETCO Park, San Diego, CA

Fri Jun 19 2009, 10:05 PM EDT

Att. 20,019 - Cloudy - 67 F

livebaseballscorecards.com

Batter	1	2	3	4	5	6	7	8	9	AB	R	H	RBI	BB	SO	LOB
29 Adam Kennedy, L (1, 4) OBP: 0.371, SLG: 0.463	F9		F9		F9			G3	SH1-3	4	0	0	0	0	0	2
8 Kurt Suzuki, R (1, 2) OBP: 0.328, SLG: 0.399	G6-3			5 BB, 32 BB, 16 HBP, 1B	G1-6-3			5 BB, 16 1B, 1B	5 1B, 5 WP, 1B	5	2	3	1	0	0	1
32 Jack Cust, L (1, 9) OBP: 0.319, SLG: 0.427	G3			16 HBP, 5 BB, 18 SF8, BB		F8		L8	K	4	1	0	0	1	1	2
5 Matt Holliday, R (1, 7) OBP: 0.380, SLG: 0.438		F9		18 SF8, 16 HBP, 7 SF9, BB		18 S, 1B		16 1B, 18 2B, BB	22 S, 1B	3	2	2	0	2	0	0
16 Jason Giambi, L (1, 3) OBP: 0.345, SLG: 0.387 22 Jack Hannahan, L (8, 5) OBP: 0.274, SLG: 0.337		18 G5-4-3, 1B		HBP		F8		F8, 18 2B, 1B	F8	3 1	1 0	2 0	2 0	0 0	0 0	1 2
18 Orlando Cabrera, R (1, 6) OBP: 0.285, SLG: 0.299		G5-4-3		SF8		F8		2B		3	0	1	3	0	0	2
7 Bobby Crosby, R (1, 5) OBP: 0.294, SLG: 0.309 (8, 3) 40 Andrew Bailey, R (8, 1)			K SF9				G6-3 BB			2 0	0 0	0 0	1 0	1 0	1 0	0 0
11 Rajai Davis, R (1, 8) OBP: 0.297, SLG: 0.293 21 Ryan Sweeney, L (7, PH) OBP: 0.309, SLG: 0.314 (7, 8)			P5 F8				K G6-3	F7		2 2	0 0	0 0	0 0	0 0	0 1	1 2
55 Josh Outman, L (1, 1) 59 Edgar Gonzalez, R (2, 1) OBP: 1.000, SLG: 1.000 36 Russ Springer, R (6, 1) 5 Nomar Garciaparra, R (7, PH) OBP: 0.276, SLG: 0.382 48 Michael Wuertz, R (7, 1) 56 Craig Breslow, L (8, 1) 10 Daric Barton, L (8, 3) OBP: 0.167, SLG: 0.182			1B	1B					29 SH1-3, 8 1B, 2B	0 2 0 1 0 0 0 1	0 0 0 0 0 0 0 1	0 2 0 0 0 0 0 1	0 0 0 0 0 0 0 1	0 0 0 0 0 0 0 1	0 0 0 0 0 0 0 0	0 0 0 0 0 0 0 0
Inning Stats	R: 0 E: 0 K: 0 S: 10 H: 0 LOB: 0 BB: 0 P: 18	R: 0 E: 0 K: 0 S: 6 H: 1 LOB: 0 BB: 0 P: 10	R: 0 E: 0 K: 1 S: 8 H: 1 LOB: 1 BB: 0 P: 14	R: 3 E: 0 K: 0 S: 15 H: 1 LOB: 1 BB: 2 P: 32	R: 0 E: 0 K: 0 S: 6 H: 1 LOB: 0 BB: 0 P: 8	R: 0 E: 0 K: 0 S: 22 H: 1 LOB: 1 BB: 0 P: 27	R: 0 E: 0 K: 1 S: 8 H: 0 LOB: 0 BB: 0 P: 11	R: 3 E: 0 K: 0 S: 16 H: 3 LOB: 2 BB: 2 P: 30	R: 1 E: 0 K: 1 S: 13 H: 3 LOB: 2 BB: 0 P: 21	1B: 9 2B: 2 3B: 0 HR: 0 SF: 2 SAC: 1 DP: 2 HBP: 1							

TOP	
AB	33
R	7
H	11
RBI	7
BB	4
SO	3
LOB	13

WP: 1 PB: 0 SB: 2 CS: 0 PA: 41

PITCHER		IP	WLS	BF	H	R	ER	SO	BB	IBB	HBP	BLK	WP	HR	S	P	ERA	WHIP
58 Wade LeBlanc, L ERA: 9.0	(1, 1)	3.0		14	3	3	3	1	2	0	1	0	0	0	32	63	9.00	1.667
50 Josh Banks, R ERA:	(4, 1)	3.0		10	2	0	0	0	0	0	0	0	0	0	35	46	0.00	0.667
37 Mike Adams, R ERA: 5.4	(7, 1)	1.0	H	3	0	0	0	1	0	0	0	0	0	0	8	11	0.00	0.000
45 Edward Mujica, R ERA: 2.91	(8, 1)	0.2	L	7	3	3	3	0	2	0	0	0	0	0	13	25	40.50	7.500
54 Joe Thatcher, L ERA: 5.23	(8, 1)	1.0		5	2	1	1	1	0	0	0	0	0	0	12	19	9.00	2.000

PITCHER		IP	WLS	BF	H	R	ER	SO	BB	IBB	HBP	BLK	WP	HR	S	P	ERA	WHIP
56 Mike Ekstrom, R ERA:	(9, 1)	0.1		2	1	0	0	0	0	0	0	0	1	0	4	7	0.00	3.000

Batter	1	2	3	4	5	6	7	8	9	AB	R	H	RBI	BB	SO	LOB
18 Tony Gwynn Jr., L (1, 8) OBP: 0.424, SLG: 0.459	B FF 88 B FF 87 C FF 89 F FF 88 B FF 88 X FF 89 3-2 ① F7		B SI 87 B CH 77 X SI 89 2-0 22 G3 3B	B SI 88 C SI 88 C SI 90 X SI 91 1-2 22 E 22 1B 1-2 1B		B SI 87 1 SAFE B SI 85 B SI 82 C SI 83 B CH 78 4-1 22 FC4-6 1-2 BB		C FF 88 B SL 84 F SI 89 F SL 84 X SL 84 1-2 22 G6-3 1B	4	1	3	0	1	0	0
22 David Eckstein, R (1, 4) OBP: 0.326, SLG: 0.333	C FF 88 F CH 86 X SL 80 0-2 ② G5-3		B SI 89 X SL 76 1-0 ① G3 3-H	B SL 76 B SL 79 C SI 89 X SI 90 2-1 E8 1-3 2-H 1B		B SL 85 X FF 89 1-0 ① FC4-6 23 IBB 5 1B 1-2f 2-3		F FF 89 1 SAFE 1 SAFE F SL 84 1 SAFE X SL 83 0-2 ①② G6-3 1-2f	5	1	1	2	0	0	3
23 Adrián González, L (1, 3) OBP: 0.430, SLG: 0.623	B FF 89 B FF 89 S FF 90 S FF 89 B FF 90 B FF 90 4-2 5 FC5-4 BB		B SI 91 X FF 86 1-0 2B	I IN 56 I IN 53 I IN 53 I 4-0 IBB		I IN 72 I IN 70 I IN 72 I IN 70 4-0 5 1B 1-2 IBB		B FF 91 B CU 73 B FF 91 C FF 92 F SL 85 B CU 74 4-2 5 1B BB		1	0	1	0	4	0	0
5 Kevin Kouzmanoff, R (1, 5) OBP: 0.285, SLG: 0.386	D CU 71 X FF 89 1-0 ③ FC5-4 1-2f		C SI 90 F SI 91 S SI 93 0-3 ② K	X SI 91 0-0 ③ F8		D SL 86 B SL 87 B FF 92 C FF 92 X FF 92 3-1 1-2 2-H 3-H 1B		X FC 89 0-0 1-2 1B		5	0	2	2	0	1	5
7 Chase Headley, S (1, 7) OBP: 0.312, SLG: 0.367		B FF 89 X FF 89 1-0 HR	C SL 76 C SL 77 B SI 93 F SI 93 D SL 77 D SL 76 B CH 76 4-2 BB		C CH 76 X FF 89 0-1 ① F8	C CU 78 B SL 87 C CU 77 S FF 92 1-3 ② K		C CU 78 B FF 95 X CU 78 1-1 ③ G4-3		4	1	1	1	1	1	4
2 Edgar Gonzalez, R (1, 9) OBP: 0.250, SLG: 0.363 37 Mike Adams, R (7, 1) 45 Edward Mujica, R (8, 1) OBP: 1.000, SLG: 1.000 54 Joe Thatcher, L (8, 1) 56 Mike Ekstrom, R (9, 1) 8 Kyle Blanks, R (9, PH)		B FF 92 X CH 80 1-0 ① F8	X SL 79 0-0 ③ L6		C SI 89 B SI 91 B SI 89 B CH 76 F SI 91 X SI 92 3-2 ② F9	D CU 78 B FF 92 S FF 93 F FF 93 S SL 87 2-3 ③ K			C FC 89 B FF 94 C CU 78 B FF 95 C FC 89 2-3 ① K	4 0 0 0 0 1	0 0 0 0 0 0	0 0 0 0 0 0	0 0 0 0 0 0	1 0 0 0 0 1	4 0 0 0 0 0	
30 Eliezer Alfonzo, R (1, 2) OBP: 0.400, SLG: 0.400		B CU 71 X FF 92 1-0 58 SH1-4 1B		C SI 87 S SL 75 X SI 91 0-2 ① G6-3	F SL 79 B CH 76 X SI 92 1-1 1B		F FF 92 F FF 92 F FF 93 X SL 86 0-2 ① P3	B CU 78 B FC 90 C FF 94 S FF 95 X FF 91 2-2 ② G5-3		5	0	2	0	0	0	0
58 Wade LeBlanc, L (1, 1) 50 Josh Banks, R (4, 1) 25 Will Venable, L (7, 9) OBP: 0.200, SLG: 0.217	X FF 88 0-0 ② SH1-4 1-2			B SI 87 B SI 88 B SI 86 C SI 84 C SI 85 F SI 90 B SI 89 4-2 18 1B 22 1B BB	C SI 89 B SI 90 C SI 90 X SI 92 1-2 ③ G6-3		F FF 94 B FF 92 B SL 86 S SL 86 S SL 87 2-3 ② K	B CU 78 C FF 94 B FC 89 B FF 95 B FF 94 4-1 1 FC6-4 BB	0 1 1	0 1 0	0 1 0	0 0 0	0 1 1	0 0 0	0 1 0
1 Everth Cabrera, S (1, 6) OBP: 0.316, SLG: 0.333		B FF 90 S SI 89 B SI 89 C SI 89 F SI 91 F CH 76 X SI 92 2-2 ③ G6-3		X SI 86 0-0 ② F7		F FF 85 F CH 73 F SI 90 B SL 74 B SL 71 F SL 72 B SI 91 X SI 88 3-2 22 FC4-6 18 BB 5 1B 1B		X FF 93 0-0 ③ G3	X FF 94 0-0 ③ FC6-4 1-2f	5	1	1	0	0	0	3
Inning Stats	R: 0 E: 0 K: 0 S: 9 H: 0 LOB: 1 BB: 1 P: 17	R: 1 E: 0 K: 0 S: 9 H: 2 LOB: 1 BB: 0 P: 14	R: 1 E: 0 K: 1 S: 10 H: 2 LOB: 2 BB: 1 P: 18	R: 1 E: 1 K: 0 S: 13 H: 2 LOB: 3 BB: 2 P: 24	R: 0 E: 0 K: 0 S: 10 H: 1 LOB: 1 BB: 0 P: 15	R: 2 E: 0 K: 2 S: 15 H: 2 LOB: 2 BB: 2 P: 33	R: 0 E: 0 K: 1 S: 8 H: 0 LOB: 0 BB: 0 P: 10	R: 0 E: 0 K: 0 S: 12 H: 2 LOB: 2 BB: 1 P: 18	R: 0 E: 0 K: 1 S: 8 H: 0 LOB: 1 BB: 1 P: 16	1B: 8 2B: 1 3B: 1 HR: 1 SF: 0 SAC: 1 DP: 1 HBP: 0						

PITCHER		IP	WLS	BF	H	R	ER	SO	BB	IBB	HBP	BLK	WP	HR	S	P	ERA	WHIP
55 Josh Outman, L ERA: 3.48	(1, 1)	1.2		8	2	1	1	0	1	0	0	0	0	1	13	24	5.40	1.800
59 Edgar Gonzalez, R ERA: 5.31	(2, 1)	3.1		20	6	4	4	1	3	1	0	0	0	0	44	77	10.80	2.700
36 Russ Springer, R ERA: 5.55	(6, 1)	1.0		5	1	0	0	2	0	1	0	0	0	0	9	20	0.00	1.000
48 Michael Wuertz, R ERA: 3.23	(7, 1)	1.0	W	3	0	0	0	1	0	0	0	0	0	0	8	10	0.00	0.000
56 Craig Breslow, L ERA: 4.5	(8, 1)	0.2	H	3	1	0	0	0	1	0	0	0	0	0	9	14	0.00	3.000

PITCHER		IP	WLS	BF	H	R	ER	SO	BB	IBB	HBP	BLK	WP	HR	S	P	ERA	WHIP
40 Andrew Bailey, R ERA: 2.28	(8, 1)	1.1	S	6	1	0	0	1	1	0	0	0	0	0	11	20	0.00	1.500

BOTTOM

Oakland Athletics @ San Diego Padres

PETCO Park, San Diego, CA

Fri Jun 19 2009, 10:05 PM EDT

Att. 20,019 - Cloudy - 67 F

livebaseballscorecards.com

AB	36
R	5
H	11
RBI	5
BB	8
SO	5
LOB	20

Oakland Athletics @ San Diego Padres

PETCO Park, San Diego, CA

Sat Jun 20 2009, 10:05 PM EDT

Att. 28,074 - Partly Cloudy - 68 F

TOP

livebaseballscorecards.com

Batter	1	2	3	4	5	6	7	8	9	AB	R	H	RBI	BB	SO	LOB
29 Adam Kennedy, L (1, 4) OBP: 0.384, SLG: 0.494	C SI 89 B SI 90 B CU 79 B FF 88 C FF 89 X FF 90 3-2 32 1B 5 G6-3 1B	C CU 78 F CU 76 F FF 90 B FF 90 B FF 90 F SL 83 B FF 90 X FF 88 3-2 32 PB 2-H 1B			C FF 87 B SL 82 C CH 82 S FF 88 1-3 ① K		C FF 84 S SL 76 X SL 76 0-2 32 F8 8 1B 1B	B SI 92 X SI 92 1-0 HR		5	3	4	2	0	1	0
32 Jack Cust, L (1, 9) OBP: 0.321, SLG: 0.440 31 Brad Ziegler, R (8, 1) 40 Andrew Bailey, R (9, 1)	B SI 89 S FF 89 1 SAFE D SL 84 B SI 90 T FF 90 1 SAFE X FF 89 3-2 5 G6-3 1-3 1B	B CU 77 S CU 78 F CH 82 B CU 74 F FF 88 X SL 83 2-2 ③ G4-3 1-2			B FF 88 B FF 85 S CH 82 B CH 82 T SL 79 S SL 81 3-3 ② K		F SI 84 T FF 85 F FF 84 1 SAFE 1 SAFE X SL 78 0-2 ① F8 1-2	B CH 86 X SI 92 1-0 HR		5 0 0	1 0 0	2 0 0	1 0 0	0 0 0	1 0 0	2 0 0
5 Matt Holliday, R (1, 7) OBP: 0.373, SLG: 0.429	F FF 89 F FF 91 F FF 90 X CU 76 0-2 ① G6-3 1-2 3-H	C FF 89 X CU 75 0-1 ① G6-3			S FF 90 F FF 90 B FF 89 X FF 89 1-2 ③ P3		C SL 78 S SL 78 X SL 76 0-2 ② G1-3	C SI 92 B SI 92 F SL 84 B SL 84 C SI 90 2-3 ③ K		5	0	0	1	0	1	2
16 Jason Giambi, L (1, 3) OBP: 0.347, SLG: 0.383 10 Daric Barton, L (8, 3) OBP: 0.154, SLG: 0.167	B CH 82 C CH 81 S CH 81 B SL 84 B SL 84 B CH 83 4-2 BB	B CH 82 B FF 88 C CH 82 X SI 89 2-1 ② G3-1				C FF 87 B SL 79 F CH 80 B FF 88 X CH 80 2-2 ① G4-3	I IN 58 I IN 60 I IN 58 I IN 62 4-0 18 E 8 1B IBB		B FF 93 C FF 93 B CH 86 X SI 93 2-1 ① G5-3	2 1	0 0	0 0	0 0	2 0	0 0	0 0
8 Kurt Suzuki, R (1, 2) OBP: 0.329, SLG: 0.397	F FF 90 F FF 90 X CU 77 0-2 ② F8	C SL 83 F FF 89 X FF 90 0-2 ③ F7				B FF 87 B FF 87 B FF 85 C FF 87 B FF 88 4-1 18 1B 21 1B BB	B FF 84 F SI 84 X SL 80 1-1 18 E 1-2 2-H 1B		X FF 93 0-0 ② P3	4	1	1	1	1	0	2
18 Orlando Cabrera, R (1, 6) OBP: 0.283, SLG: 0.297	B FF 89 X FF 89 1-0 ③ L7			B FF 88 C FF 88 B FF 89 F FF 88 X SL 82 2-2 ① G4-3		B FF 88 X FF 88 1-0 22 PB 21 1B 1-3 1B	C SI 84 X FF 84 0-1 FC6 1-2 2-3		C FF 94 F SL 90 F CU 80 B FF 93 F FF 94 B SL 86 B CH 83 S SL 88 3-3 ③ K	5	0	1	0	0	1	4
21 Ryan Sweeney, L (1, 8) OBP: 0.312, SLG: 0.318 (8, 9)		B CU 76 C SL 80 B SI 89 B SL 81 X FF 89 3-1 22 G3 29 1B 1B		C FF 88 B FF 90 F SL 83 X CU 75 1-2 E6		C FF 89 S FF 88 X FF 88 0-2 22 PB 1-2 3-H 1B	B SL 82 X SL 82 1-0 ③ L9			4	1	2	1	0	0	3
22 Jack Hannahan, L (1, 5) OBP: 0.274, SLG: 0.327		C FF 89 B SL 83 1 SAFE B SL 83 X SI 88 2-1 ① G3 1-2		C FF 88 F FF 88 B FF 89 S CU 77 1-3 ② K		B FF 89 B SL 77 C FF 88 F SL 77 B SL 77 F FF 89 F FF 88 F SL 76 B FF 88 4-2 5 G6-4-3 1-2 2-3 BB		F SI 90 B SI 91 S CH 83 F SL 84 X SI 91 1-2 ① G6-3		3	0	0	0	1	1	2
49 Brett Anderson, L (1, 1) 5 Nomar Garciaparra, R (6, PH) OBP: 0.271, SLG: 0.375 48 Michael Wuertz, R (6, 1) 11 Rajai Davis, R (8, PH) OBP: 0.294, SLG: 0.290 (8, 8)	B SI 90 C SI 88 S SI 89 X CU 79 1-2 ② G4-3			C FF 89 B FF 89 B CH 82 S FF 89 C FF 89 2-3 ③ K	B X 1-0 ② ③ G6-4-3 1-2f		C FF 91 B SI 92 S SL 84 F SL 84 B SL 84 F SL 84 S SI 93 2-3 ② K		2 1 0 1	0 0 0 0	0 0 0 0	0 0 0 0	1 0 0 0	0 0 0 1	2 3 0 0
Inning Stats	R: 1 E: 0 K: 0 S: 16 H: 2 LOB: 2 BB: 1 P: 27	R: 1 E: 0 K: 0 S: 16 H: 2 LOB: 1 BB: 0 P: 27	R: 0 E: 0 K: 0 S: 7 H: 0 LOB: 0 BB: 0 P: 9	R: 0 E: 1 K: 2 S: 12 H: 0 LOB: 1 BB: 0 P: 18	R: 0 E: 0 K: 2 S: 9 H: 0 LOB: 0 BB: 0 P: 14	R: 1 E: 0 K: 0 S: 14 H: 2 LOB: 2 BB: 2 P: 26	R: 1 E: 1 K: 0 S: 15 H: 2 LOB: 3 BB: 1 P: 21	R: 2 E: 0 K: 2 S: 14 H: 2 LOB: 0 BB: 0 P: 21	R: 0 E: 0 K: 1 S: 8 H: 0 LOB: 0 BB: 0 P: 13	1B: 8 2B: 0 3B: 0 HR: 2 SF: 0 SAC: 0 DP: 1 HBP: 0						

AB	38
R	6
H	10
RBI	6
BB	4
SO	7
LOB	20

WP: 0 PA: 42
PB: 2
SB: 0
CS: 0

PITCHER		IP	WLS	BF	H	R	ER	SO	BB	IBB	HBP	BLK	WP	HR	S	P	ERA	WHIP
27 Walter Silva, R ERA: 6.0	(1, 1)	5.1		24	5	3	3	4	2	0	0	0	0	0	65	107	5.06	1.312
54 Joe Thatcher, L ERA: 5.23	(6, 1)	0.0	B	2	1	0	0	0	1	0	0	0	0	0	8	12	∞	∞
43 Cla Meredith, R ERA: 2.89	(6, 1)	1.1	L	7	2	1	1	0	0	1	0	0	0	0	15	21	6.75	1.500
40 Greg Burke, R ERA: 2.55	(7, 1)	1.1		6	2	2	2	2	0	0	0	0	0	2	15	23	13.50	1.500
37 Mike Adams, R ERA: 4.15	(9, 1)	1.0		3	0	0	0	1	0	0	0	0	0	0	8	13	0.00	0.000

PITCHER	IP	WLS	BF	H	R	ER	SO	BB	IBB	HBP	BLK	WP	HR	S	P	ERA	WHIP

Oakland Athletics @ San Diego Padres

PETCO Park, San Diego, CA

Sat Jun 20 2009, 10:05 PM EDT

Att. 28,074 - Partly Cloudy - 68 F

livebaseballscorecards.com

BOTTOM

Batter	1	2	3	4	5	6	7	8	9	AB	R	H	RBI	BB	SO	LOB
18 Tony Gwynn Jr., L (1, 8) OBP: 0.437, SLG: 0.466	X FF 94 0-0 ① B4-3		B SI 89 B SI 89 F SI 93 B SI 92 B FF 92 4-1 7 22 G5-3 1B 1-2 2-3 BB		C SL 86 F FF 94 B SL 86 X FF 92 1-2 22 G1-6-3 3-H 1B			B SI 86 B SI 86 C SI 86 X SI 87 2-1 22 G4-3 1B		3	0	2	1	1	0	0
22 David Eckstein, R (1, 4) OBP: 0.324, SLG: 0.332	B FF 94 C FF 94 F FF 92 S SL 88 1-3 ② K		X SI 91 0-0 1-2 2-3 3-H 1B		C SL 83 S SL 84 D SL 83 X SL 83 1-2 ② ③ G1-6-3 1-2f			C SI 86 ① 1 SAFE F SI 87 B SI 86 B CU 73 F SI 86 X SI 86 2-2 G4-3 1-2f		4	0	1	1	0	1	2
23 Adrián González, L (1, 3) OBP: 0.424, SLG: 0.612	B FF 96 C SL 85 B FF 94 B FF 95 X SL 86 3-1 ③ G4-3		F SL 84 F SI 92 C SL 87 0-3 ① K			B X FF 92 1-0 ① G3		B SI 87 F SI 85 B CH 76 B CH 77 X SI 87 3-1 ③ F8		4	0	0	0	0	1	3
7 Chase Headley, S (1, 5) (7, 7) OBP: 0.307, SLG: 0.360		X SI 93 0-0 ① F9	C SL 81 X SL 84 0-1 ② ③ G5-3 2-3f			C SL 79 B FF 92 F SL 85 B FF 92 X CH 88 2-2 ② G4-3			C FF 94 B CU 79 X CU 78 1-1 ① L6	4	0	0	0	0	0	3
8 Kyle Blanks, R (1, 7) OBP: 0.250, SLG: 0.250 40 Greg Burke, R (7, 1) 37 Mike Adams, R (9, 1) 2 Edgar Gonzalez, R (9, PH) OBP: 0.248, SLG: 0.359		B FF 94 F FF 94 S SL 85 B FF 95 B SL 86 C SI 96 3-3 ② K		B FF 89 S SI 91 B FF 93 B SI 90 X FF 92 3-1 ① G6-3		C SL 85 C FF 92 B CH 88 X SL 86 1-2 1B			B FF 95 C FF 95 F CU 80 S FC 92 1-3 ② K	3 0 0 1	0 0 0 0	1 0 0 0	0 0 0 0	0 0 0 0	1 0 0 1	0 0 0 0
30 Eliezer Alfonzo, R (1, 2) OBP: 0.333, SLG: 0.333		C KC 79 B SI 92 X SI 93 1-1 ③ G4-3		X SI 89 0-0 ② L9		C SL 86 B FF 93 1 SAFE S SL 86 S SL 87 1-3 ③ K			C FF 95 F FF 92 B FF 96 B CU 78 X FC 90 2-2 25 WP 1B	4	0	1	0	0	1	1
25 Will Venable, L (1, 9) OBP: 0.241, SLG: 0.200			C FF 94 C FF 93 B FF 93 B SL 86 H FF 95 3-2 27 27 1B S 1 1B HBP	B SL 85 F SL 85 B SL 80 S SI 95 F SI 96 B SL 86 X FF 96 3-2 ③ G4-3			C FF 90 B FF 92 C SL 86 S SL 88 1-3 ① K		B FF 93 D FF 94 B FF 92 B FF 93 4-0 1-2 BB	2	1	0	0	1	1	0
27 Walter Silva, R (1, 1) OBP: 0.400, SLG: 0.400 54 Joe Thatcher, L (6, 1) 43 Cla Meredith, R (6, 1) 5 Kevin Kouzmanoff, R (7, 5) OBP: 0.283, SLG: 0.383			L B FF 92 L FF 92 1 SAFE B SL 82 B SL 85 2 SAFE X FF 94 3-2 18 1 BB 1B 22 1B 1-3 1B		C SI 90 X FF 93 0-1 ① G6-3		S SL 86 S SL 87 B SL 87 B SL 86 S SL 85 2-3 ② K		B CU 78 B FC 90 C FF 95 F FF 95 X FC 91 2-2 ③ F8	2 0 0 2	1 0 0 0	1 0 0 0	0 0 0 0	0 0 0 1	0 0 0 2	0 0 0 0
1 Everth Cabrera, S (1, 6) OBP: 0.364, SLG: 0.476			S SI 94 X SI 94 0-1 22 18 1B BB 1-2 3-H 1B		X CH 84 0-0 18 1B 3B		C FF 92 B SL 87 B SL 86 S SL 86 F SL 86 B SL 85 S SL 84 3-3 ③ K2-3			3	1	2	1	0	1	0
Inning Stats	R: 0 E: 0 K: 1 S: 6 H: 0 LOB: 0 BB: 0 P: 10	R: 0 E: 0 K: 1 S: 6 H: 0 LOB: 0 BB: 0 P: 10	R: 2 E: 0 K: 1 S: 14 H: 3 LOB: 2 BB: 1 P: 24	R: 0 E: 0 K: 0 S: 7 H: 0 LOB: 0 BB: 0 P: 13	R: 1 E: 0 K: 0 S: 9 H: 2 LOB: 0 BB: 0 P: 11	R: 0 E: 0 K: 1 S: 10 H: 1 LOB: 1 BB: 0 P: 15	R: 0 E: 0 K: 3 S: 10 H: 0 LOB: 0 BB: 0 P: 16	R: 0 E: 0 K: 0 S: 8 H: 1 LOB: 0 BB: 0 P: 15	R: 0 E: 0 K: 1 S: 11 H: 1 LOB: 2 BB: 1 P: 21	1B: 7 2B: 0 3B: 1 HR: 0 SF: 0 SAC: 0 DP: 3 HBP: 1						

	AB	32
	R	3
	H	8
	RBI	3
	BB	2
	SO	8
	LOB	11

WP: 1 PB: 0 SB: 1 CS: 0 PA: 35

PITCHER		IP	WLS	BF	H	R	ER	SO	BB	IBB	HBP	BLK	WP	HR	S	P	ERA	WHIP
49 Brett Anderson, L ERA: 5.74	(1, 1)	5.0		20	5	3	3	3	1	0	1	0	0	0	42	68	5.40	1.200
48 Michael Wuertz, R ERA: 3.03	(6, 1)	2.0	W	7	1	0	0	4	0	0	0	0	0	0	20	31	0.00	0.500
31 Brad Ziegler, R ERA: 3.86	(8, 1)	1.0	H	3	1	0	0	0	0	0	0	0	0	0	8	15	0.00	1.000
40 Andrew Bailey, R ERA: 2.23	(9, 1)	1.0	S	5	1	0	0	1	1	0	0	0	1	0	11	21	0.00	2.000

PITCHER	IP	WLS	BF	H	R	ER	SO	BB	IBB	HBP	BLK	WP	HR	S	P	ERA	WHIP

Oakland Athletics @ San Diego Padres

PETCO Park, San Diego, CA

Sun Jun 21 2009, 4:05 PM EDT

Att. 24,249 - Sunny - 70 F

TOP

livebaseballscorecards.com

Batter	1	2	3	4	5	6	7	8	9	AB	R	H	RBI	BB	SO	LOB
29 Adam Kennedy, L (1, 4) OBP: 0.375, SLG: 0.481	C CH 89 B CH 90 B CH 83 B SI 91 C SI 90 X SI 91 3-2 F7 ①			B CU 76 C FF 91 F CU 77 B CH 92 F SL 85 F CH 93 F CU 76 X FC 92 2-2 G6-3 ①		B SI 93 C CH 91 C FC 90 S FC 92 1-3 K ③			B FF 92 C FF 91 X CU 77 1-1 G6-3 ①	4	0	0	0	0	1	0
32 Jack Cust, L (1, 9) OBP: 0.320, SLG: 0.434	B CH 84 B SL 86 B SL 85 C SI 90 F SI 92 F SL 84 S SL 86 3-3 K ②			B CH 86 B CH 85 C SL 86 X SI 92 2-1 G6-3 ②			C SL 85 S CU 76 B CU 75 B FC 91 B FF 91 B CH 92 4-2 21 2B BB		C C CU 77 B CH 83 F B FF 93 B FF 93 X 3-2 P5 ②	3	1	0	0	1	1	0
5 Matt Holliday, R (1, 7) OBP: 0.368, SLG: 0.422	C CH 93 B CH 93 B SI 92 F SL 87 F CU 76 X CH 92 2-2 L9 ③			F SI 93 X CU 78 0-1 F9 ③			F SI 91 C CH 92 B SL 85 B SI 92 D SI 92 X SL 84 3-2 F9 ①		F FF 94 S FF 95 B FF 95 B FF 94 X FF 94 2-2 G3-1 ③	4	0	0	0	0	0	1
16 Jason Giambi, L (1, 3) OBP: 0.343, SLG: 0.378		C CU 74 B CH 90 X CH 83 1-1 G3 ①			B CH 82 B CH 84 C SL 86 B SI 91 F SL 86 T CH 91 3-2 K ①		B SL 83 S SL 85 B SI 90 F SI 90 B CH 84 F SL 83 F SL 84 F SI 91 X CH 90 3-2 P6 ②			3	0	0	0	0	1	1
21 Ryan Sweeney, L (1, 8) OBP: 0.313, SLG: 0.323		C SL 86 S CU 76 C CH 93 0-3 K ②			C CU 77 X CH 84 0-1 G4-3 ②		X SL 84 0-0 1-H 2B			3	0	1	1	0	1	0
18 Orlando Cabrera, R (1, 6) OBP: 0.284, SLG: 0.301		B SL 87 F SL 87 F SI 93 F CU 78 S SL 86 1-3 K ③			F FC 92 C SI 92 X SL 87 0-2 2B		S FF 92 F FF 92 B FF 93 X FF 94 1-2 G6-3 ③			3	0	1	0	0	1	1
35 Landon Powell, S (1, 2) OBP: 0.258, SLG: 0.364 8 Kurt Suzuki, R (8, PH) OBP: 0.328, SLG: 0.395 (8, 2)			C CU 75 X SI 92 0-1 F7 ①		B CH 90 X SL 85 1-0 G3-1 ③			F FF 92 F FF 92 F FF 93 X SL 83 0-2 G6-3 ①		2 1	0 0	0 0	0 0	0 0	0 0	1 0
22 Jack Hannahan, L (1, 5) OBP: 0.267, SLG: 0.318			B SI 92 X SI 91 1-0 G6-3 ②			B SI 92 C SL 85 B SI 91 F SI 90 B SL 84 C SL 85 3-3 K ①		S FS 87 F FS 87 B FF 94 S FF 93 1-3 K ②		3	0	0	0	0	2	0
51 Dallas Braden, L (1, 1) 5 Nomar Garciaparra, R (8, PH) OBP: 0.267, SLG: 0.368 56 Craig Breslow, L (8, 1) 36 Russ Springer, R (8, 1)			C SI 91 C SL 86 C CU 77 0-3 K ③			C SI 90 B SL 85 M SL 86 F CH 92 X CU 76 1-2 G1-3 ②		F SL 83 X FF 93 0-1 F9 ③		2 1 0 0	0 0 0 0	0 0 0 0	0 0 0 0	1 0 0 0	0 0 0 0	0 0 0 0
Inning Stats	R: 0 E: 0 K: 1 S: 11 H: 0 LOB: 0 BB: 0 P: 19	R: 0 E: 0 K: 2 S: 9 H: 0 LOB: 0 BB: 0 P: 11	R: 0 E: 0 K: 1 S: 6 H: 0 LOB: 0 BB: 0 P: 7	R: 0 E: 0 K: 0 S: 10 H: 0 LOB: 0 BB: 0 P: 14	R: 0 E: 0 K: 1 S: 9 H: 1 LOB: 1 BB: 0 P: 13	R: 0 E: 0 K: 2 S: 10 H: 0 LOB: 0 BB: 0 P: 15	R: 1 E: 0 K: 0 S: 15 H: 1 LOB: 1 BB: 1 P: 26	R: 0 E: 0 K: 1 S: 9 H: 0 LOB: 0 BB: 0 P: 10	R: 0 E: 0 K: 0 S: 9 H: 0 LOB: 0 BB: 0 P: 15	1B: 0 2B: 2 3B: 0 HR: 0	SF: 0 SAC: 0 DP: 0 HBP: 0			WP: 0 PB: 0 SB: 0 CS: 0	PA: 30		

	AB	29
	R	1
	H	2
	RBI	1
	BB	1
	SO	8
	LOB	4

PITCHER		IP	WLS	BF	H	R	ER	SO	BB	IBB	HBP	BLK	WP	HR	S	P	ERA	WHIP
29 Kevin Correia, R ERA: 4.26	(1, 1)	6.2	W	23	2	1	1	7	1	0	0	0	0	0	67	101	1.35	0.450
37 Mike Adams, R ERA: 3.86	(7, 1)	0.1	H	1	0	0	0	0	0	0	0	0	0	0	3	4	0.00	0.000
45 Edward Mujica, R ERA: 2.83	(8, 1)	1.0	H	3	0	0	0	1	0	0	0	0	0	0	9	10	0.00	0.000
21 Heath Bell, R ERA: 1.19	(9, 1)	1.0	S	3	0	0	0	0	0	0	0	0	0	0	9	15	0.00	0.000

PITCHER	IP	WLS	BF	H	R	ER	SO	BB	IBB	HBP	BLK	WP	HR	S	P	ERA	WHIP

Batter	1	2	3	4	5	6	7	8	9	AB	R	H	RBI	BB	SO	LOB
18 Tony Gwynn Jr., L (1, 8) OBP: 0.439, SLG: 0.467	C FF 90 X SI 89 0-1 ① G3		B FC 81 C SI 89 B SI 88 F SI 90 S CU 75 2-3 ② K		B CU 76 X SI 88 1-0 22 1B 1B			C FF 89 B SI 89 B SL 87 X FF 88 2-1 5 HR 1B		4	1	2	0	0	1	0
22 David Eckstein, R (1, 4) OBP: 0.331, SLG: 0.339	C SI 89 B FF 89 F FC 85 B CH 71 X FF 91 2-2 23 G6-4-3 1B		C FC 83 B SI 87 X FF 88 1-1 1B		X SI 88 0-0 1-2 1B			1 SAFE B SL 85 X FF 89 1-0 ① F8		4	0	3	0	0	0	1
23 Adrián González, L (1, 3) OBP: 0.418, SLG: 0.602	B SI 90 B SI 89 C FF 91 X CU 74 2-1 ②③ G6-4-3 1-2f		S CU 74 B SI 90 B SI 88 B SI 89 F SI 90 F SI 91 S CU 77 3-3 ③ K		F SI 89 X SI 90 0-1 ③ L6			1 SAFE X FF 89 0-0 ② P6		4	0	0	0	0	1	5
5 Kevin Kouzmanoff, R (1, 5) OBP: 0.283, SLG: 0.393		C SI 89 B FC 85 F SI 89 X CH 71 1-2 ① F7		C CU 73 B CU 74 C FF 89 B FF 90 F CH 67 X SI 89 2-2 ① F9		F CU 73 B FF 89 B CH 70 X CH 70 2-1 ① G5-3		1 SAFE B FF 91 B SL 86 F FF 92 1 SAFE C SL 86 F FF 92 B SL 87 X FF 92 3-2 1-H HR		4	1	1	2	0	0	0
8 Kyle Blanks, R (1, 7) OBP: 0.286, SLG: 0.167 25 Will Venable, L (8, 7) OBP: 0.233, SLG: 0.192		B FF 89 B FC 84 F FF 89 B CH 73 C FC 83 B CH 72 4-2 2 2B BB		C FF 87 B FF 89 F CH 69 S FC 83 1-3 ② K		X CU 76 0-0 ② F7		F FF 91 B FF 92 S CU 77 T FF 91 1-2 ③ K		2 1	1 0	0 0	0 0	1 0	1 1	0 0
2 Edgar Gonzalez, R (1, 9) OBP: 0.250, SLG: 0.368		B SI 89 F FF 87 C FF 88 F SI 89 F CH 71 X SI 87 1-2 1-H 2B		C CU 73 B CH 71 F CH 72 B FC 82 C SI 88 2-3 ③ K		S CU 75 X FF 89 0-1 ③ G4-3				3	0	1	1	0	1	0
28 Henry Blanco, R (1, 2) OBP: 0.275, SLG: 0.341		B SI 87 C SI 86 F SI 88 X CH 73 1-2 ② P5			F SI 86 F CU 73 X SI 86 0-2 HR		S CU 73 F CU 72 C FF 90 0-3 ① K			3	1	1	1	0	1	1
29 Kevin Correia, R (1, 1) OBP: 0.190, SLG: 0.200 37 Mike Adams, R (7, 1) 7 Chase Headley, S (7, PH) OBP: 0.305, SLG: 0.358 45 Edward Mujica, R (8, 1) OBP: 1.000, SLG: 1.000 21 Heath Bell, R (9, 1)		B SI 88 F SI 88 F FF 89 F CH 72 F CH 72 B FF 90 X FF 90 2-2 ③ P5			X SI 88 0-0 ① F8		C CU 75 F CH 69 F SI 89 F CU 80 F FC 82 F FF 89 B CH 68 X CU 75 1-2 ② F7			2 0 1 0 0	0 0 0 0 0	0 0 0 0 0	0 0 0 0 0	0 0 0 0 0	0 0 0 0 0	1 0 0 0 0
1 Everth Cabrera, S (1, 6) OBP: 0.320, SLG: 0.417			F FF 88 S FC 82 B FF 90 X CH 72 1-2 ① L6		B FF 88 C FF 88 M CH 72 X FC 83 1-2 ② G6-3		S CH 72 F CU 72 F CU 82 B FF 91 F CU 80 S CU 83 1-3 ③ K			3	0	0	0	0	1	0
Inning Stats	R: 0 E: 0 K: 0 S: 7 H: 1 LOB: 0 BB: 0 P: 11	R: 1 E: 0 K: 0 S: 18 H: 1 LOB: 1 BB: 1 P: 27	R: 0 E: 0 K: 2 S: 12 H: 1 LOB: 1 BB: 0 P: 19	R: 0 E: 0 K: 2 S: 10 H: 0 LOB: 0 BB: 0 P: 15	R: 1 E: 0 K: 0 S: 11 H: 3 LOB: 2 BB: 0 P: 13	R: 0 E: 0 K: 0 S: 5 H: 0 LOB: 0 BB: 0 P: 7	R: 0 E: 0 K: 2 S: 15 H: 0 LOB: 0 BB: 0 P: 17	R: 2 E: 0 K: 1 S: 11 H: 2 LOB: 0 BB: 0 P: 18		1B: 5 2B: 1 3B: 0 HR: 2 SF: 0 SAC: 0 DP: 1 HBP: 0						

PITCHER		IP	WLS	BF	H	R	ER	SO	BB	IBB	HBP	BLK	WP	HR	S	P	ERA	WHIP
51 Dallas Braden, L ERA: 3.26	(1, 1)	7.0	L	27	6	2	2	6	1	0	0	0	0	1	78	109	2.57	1.000
56 Craig Breslow, L ERA: 4.73	(8, 1)	0.2		3	1	1	1	0	0	0	0	0	0	0	4	7	13.50	1.500
36 Russ Springer, R ERA: 5.84	(8, 1)	0.1		2	1	1	1	1	0	0	0	0	0	1	7	11	27.00	3.000

PITCHER	IP	WLS	BF	H	R	ER	SO	BB	IBB	HBP	BLK	WP	HR	S	P	ERA	WHIP

BOTTOM

Oakland Athletics @ San Diego Padres

PETCO Park, San Diego, CA

Sun Jun 21 2009, 4:05 PM EDT

Att. 24,249 - Sunny - 70 F

livebaseballscorecards.com

AB	31
R	4
H	8
RBI	4
BB	1
SO	7
LOB	8

WP: 0 PB: 0 SB: 0 CS: 0 PA: 32

Batter	1	2	3	4	5	6	7	8	9	AB	R	H	RBI	BB	SO	LOB
18 Tony Gwynn Jr., L (1, 9) OBP: 0.420, SLG: 0.448	B SI 90 C FF 90 X SI 90 1-1 ① F8		B FF 90 C SL 79 B SL 81 X FF 89 2-1 ③ G3		1 SAFE C SL 79 L SL 76 X FF 90 0-2 ② F8	X SI 91 0-0 ② SF8 3-H		C FF 92 C FF 92 D SL 87 F SL 87 B SI 93 F SI 93 X SI 92 2-2 ②③ G6-4-3 1-2f		4	0	0	1	0	0	2
22 David Eckstein, R (1, 4) OBP: 0.336, SLG: 0.344	C SI 90 B FF 90 X FF 90 1-1 ② G6-3			C FF 89 B FF 90 X CH 82 1-1 ① P5	B SI 90 C FF 91 B SL 80 X SL 79 2-1 1-H 1B	B SI 91 C SI 91 X FF 90 1-1 12 1B 1-3 2-H 1B			C SI 90 F SI 92 X SL 88 0-2 1B	5	0	3	2	0	0	0
12 Scott Hairston, R (1, 8) OBP: 0.386, SLG: 0.566	B SI 90 B SL 80 F FF 90 F FF 91 X FF 91 2-2 ③ P2			B SL 80 X 1-0 23 HR 1B	F SL 80 1 SAFE B FF 88 B CH 82 B FF 89 X SI 90 3-1 ③ F9	C SI 92 F SL 83 B SI 92 X SL 80 1-2 1-3 3-H 1B			B SI 92 X SI 91 1-0 ① P2	5	1	2	1	0	0	2
23 Adrián González, L (1, 3) OBP: 0.415, SLG: 0.606		B SI 88 X FF 89 1-0 ① L3		B F 1 SAFE X 1-1 1-H HR		B FF 88 C SL 80 C SL 79 B FF 90 F SL 80 F FF 91 2-2 ① K X SI 92 0-0 ③ G4-3			X FF 94 0-0 ② F8	5	1	1	2	0	1	3
5 Kevin Kouzmanoff, R (1, 5) OBP: 0.285, SLG: 0.393		C SL 79 X SL 79 0-1 1B		B X 1-0 ② F7		B SI 90 B FF 90 X FF 89 2-0 7 2B 28 BB 1B X SI 90 0-0 ① G4-3			B SI 93 B SI 93 X SI 94 2-0 ③ L8	5	1	2	0	0	0	1
7 Chase Headley, S (1, 7) OBP: 0.309, SLG: 0.365		X SI 89 0-0 ② F9		C B B X 2-1 ③ G5-3		B SL 80 B FF 90 B CH 81 C FF 90 1 SAFE T SI 90 1 SAFE F FF 89 X FF 89 3-2 1-3 28 BB 1 1B 2B C SI 90 F SI 91 B SL 83 B SL 82 F SI 91 F SI 91 B FF 91 X SI 90 3-2 8 G6-4-3 1B			4	1	2	0	0	0	1
8 Kyle Blanks, R (1, 10) OBP: 0.273, SLG: 0.111		C SI 90 X SL 79 0-1 ③ F8			B SI 90 S SI 89 F SI 90 X SL 81 1-2 ① G6-3	B SI 92 B SI 92 B SI 92 D SI 92 4-0 1 1B 28 BB 18 SF8 BB B SI 91 F SI 91 B SL 81 B SI 91 F SI 92 X SI 92 3-2 ②③ G6-4-3 1-2f			3	1	0	0	1	0	2
28 Henry Blanco, R (1, 2) OBP: 0.283, SLG: 0.351			X FF 88 0-0 ① F9		B FF 91 B CH 82 X FF 90 2-0 1 1B 2B	B FF 92 B FF 92 B SI 92 B SI 93 4-0 1 1B 22 1B BB 1-2 2-3 3-H		X SI 92 0-0 ① F8		3	2	1	1	1	0	0
1 Everth Cabrera, S (1, 6) OBP: 0.379, SLG: 0.444			B SI 88 F SI 89 L SI 88 S SL 80 1-3 ② K		B SI 89 B SI 89 C SI 89 B FF 90 X SI 90 3-1 22 S 22 1B 1B 2-H	C SI 91 B SI 91 X SI 92 1-1 22 1B 12 1B 1B 1-2 2-3 3-H		B SI 92 F SI 92 C SL 89 B SL 86 B SL 88 F SI 94 B SL 89 4-2 18 G6-4-3 BB		3	2	2	2	1	1	0
Inning Stats	R: 0 E: 0 K: 0 S: 7 H: 0 LOB: 0 BB: 0 P: 11	R: 0 E: 0 K: 0 S: 6 H: 1 LOB: 1 BB: 0 P: 7	R: 0 E: 0 K: 1 S: 6 H: 0 LOB: 0 BB: 0 P: 9	R: 2 E: 0 K: 0 S: 8 H: 2 LOB: 0 BB: 0 P: 14	R: 2 E: 0 K: 0 S: 13 H: 3 LOB: 1 BB: 0 P: 24	R: 5 E: 0 K: 1 S: 19 H: 5 LOB: 2 BB: 2 P: 37	R: 0 E: 0 K: 0 S: 9 H: 1 LOB: 0 BB: 0 P: 15	R: 0 E: 0 K: 0 S: 9 H: 0 LOB: 0 BB: 1 P: 15	R: 0 E: 0 K: 0 S: 6 H: 1 LOB: 1 BB: 0 P: 9	1B: 10 2B: 2 3B: 0 HR: 1 SF: 1 SAC: 0 DP: 2 HBP: 0						

PITCHER		IP	WLS	BF	H	R	ER	SO	BB	IBB	HBP	BLK	WP	HR	S	P	ERA	WHIP
49 Garrett Olson, L ERA: 4.95	(1, 1)	5.1	L	24	8	6	6	2	0	0	0	0	0	1	50	82	10.12	1.500
48 Roy Corcoran, R ERA: 7.3	(6, 1)	1.2		10	4	3	3	0	2	0	0	0	0	0	18	35	16.20	3.600
43 Miguel Batista, R ERA: 3.09	(8, 1)	2.0		7	1	0	0	0	1	0	0	0	0	0	15	24	0.00	1.000

PITCHER	IP	WLS	BF	H	R	ER	SO	BB	IBB	HBP	BLK	WP	HR	S	P	ERA	WHIP

TOP

San Diego Padres @ Seattle Mariners

Safeco Field, Seattle, WA

Tue Jun 23 2009, 7:10 PM PDT

Att. 23,543 - Partly Cloudy - 70 F

livebaseballscorecards.com

AB	37
R	9
H	13
RBI	9
BB	3
SO	2
LOB	11

BOTTOM

San Diego Padres @ Seattle Mariners

Safeco Field, Seattle, WA

Tue Jun 23 2009, 7:10 PM PDT

Att. 23,543 - Partly Cloudy - 70 F

livebaseballscorecards.com

Batter	1	2	3	4	5	6	7	8	9	AB	R	H	RBI	BB	SO	LOB
51 Ichiro Suzuki, L (1, 9) OBP: 0.392, SLG: 0.480	B FF 90 X FF 90 1-0 ① F9	B SI 92 B FF 92 F FF 91 F FF 92 X SL 83 2-2 ③ G4-3			B FF 91 C FF 92 F SI 91 F SL 79 X FA 89 1-2 ③ F7			B SI 92 X SI 92 1-0 30 HR 1B	B FF 92 C FF 92 B FF 92 F FF 93 F FF 94 F FF 95 X CU 81 2-2 5 1B 1-2 1B	5	1	2	0	0	0	3
30 Russell Branyan, L (1, 3) OBP: 0.403, SLG: 0.601	B FF 91 S CH 86 C SL 82 S SL 79 1-3 ② K		F SL 81 B FF 91 B FF 91 F CH 87 S FF 92 2-3 ① K			B SL 82 B FF 89 B FF 90 C FF 89 F FF 89 F FF 92 C SL 82 3-3 ① K		S SI 92 B SI 91 X SL 83 1-1 1-H HR	S CU 80 B CU 79 C FF 95 B FF 96 F CU 80 F FF 94 F FF 95 T FF 96 2-2 ① K	5	1	1	2	0	4	2
29 Adrian Beltré, R (1, 5) OBP: 0.285, SLG: 0.370 16 Josh Wilson, R (8, PH) OBP: 0.247, SLG: 0.200 (9, 5) 5 Mike Sweeney, R (9, PH) OBP: 0.292, SLG: 0.390	B FF 92 X FF 91 1-0 ③ G6-3		X FF 92 0-0 ② F7			C SL 81 T FF 92 F FF 93 X SL 80 0-2 ② P6		X SI 92 0-0 ① G5-3	C FF 94 X FF 94 0-1 1-2 2-H 1B	3 1 1	0 0 0	0 0 1	0 0 1	0 0 0	0 0 0	0 0 0
24 Ken Griffey Jr., L (1, 10) OBP: 0.341, SLG: 0.412		C FF 90 C CH 87 X FF 92 0-2 25 1B 21 1B 3 BB 1B	C FF 92 X SI 92 0-1 ③ G4-3			B CH 88 X FF 92 1-0 HR		B SI 92 B SI 91 B SI 91 C SI 90 F SI 91 F SI 91 B SL 84 4-2 21 1B 25 1B BB	S CU 81 X CU 81 0-1 ② F8	4	3	2	1	1	0	2
21 Franklin Gutierrez, R (1, 8) OBP: 0.322, SLG: 0.379		C SL 82 B FF 91 B FF 91 X SL 82 2-1 3 BB 25 1B 1-2 1B	C B F FF 91 B FF 92 B SL 81 X FF 92 3-2 ① L3			B SL 82 C SI 91 S SL 82 B SI 94 X SL 81 2-2 ③ P5		B SL 84 X SI 91 1-0 25 1B 59 SF8 1-2 1B	C CU 82 B FF 95 X CU 83 1-1 ③ G4-3	5	1	2	0	0	0	2
25 Wladimir Balentien, R (1, 7) OBP: 0.289, SLG: 0.366		M SL 79 B FF 90 C FF 90 B FF 92 X SI 90 2-2 3 BB 1-2 2-3 1B	B SL 81 F SL 82 C FF 92 B SL 82 S SL 82 2-3 ② K				C SL 79 S SL 78 F FF 91 B SL 80 B SL 80 S SL 81 2-3 ① K	B SL 83 C SI 91 X SI 91 1-1 59 SF8 1-3 2-H 1B		4	0	2	1	0	2	0
32 Rob Johnson, R (1, 2) OBP: 0.254, SLG: 0.306 59 Mike Carp, L (8, PH) OBP: 0.583, SLG: 0.429 15 Jamie Burke, R (9, 2) OBP: 0.163, SLG: 0.195		C SL 80 B FF 92 C FF 91 S SL 81 1-3 ① K	S FF 92 B SI 92 X FF 91 1-1 ③ G4-3				F FF 91 F FF 91 S SL 81 0-3 ② K	X FS 86 0-0 2-3 3-H SF8 ②		3 0 0	0 0 0	0 0 0	0 1 0	0 0 0	2 0 0	3 0 0
7 Yuniesky Betancourt, R (1, 6) OBP: 0.270, SLG: 0.321		C FF 92 B FF 92 B SI 91 C SI 91 F FF 93 S SL 80 2-3 ② K			C SL 79 F FF 91 B SL 80 S SL 83 1-3 ① K		C FF 92 B SL 79 F FF 92 F FF 93 B SL 81 X SL 82 2-2 E5	B FF 92 X SL 81 1-0 ③ P3		4	0	0	0	0	2	4
3 Ronny Cedeno, R (1, 4) OBP: 0.198, SLG: 0.229		B FF 93 B FF 92 B SI 92 C FF 91 F FF 91 B SI 93 4-2 1-2 2-3 3-H BB			C FF 91 B FF 91 S FF 91 S SL 82 1-3 ② K		F FF 91 B FF 91 F SL 82 S SL 80 1-3 ③ K		C FF 92 B FF 93 B FF 93 F FF 91 F FF 93 B CU 83 B CU 80 4-2 51 1B 5 1B BB	2	1	0	1	2	2	1

Inning Stats																																
	R: 0	H: 0	E: 0	LOB: 0	K: 1	BB: 0	S: 5	P: 8	R: 1	H: 3	E: 0	LOB: 3	K: 2	BB: 1	S: 20	P: 33	R: 0	H: 0	E: 0	LOB: 0	K: 1	BB: 0	S: 6	P: 8	R: 0	H: 0	E: 0	LOB: 0	K: 1	BB: 0	S: 8	P: 14
	R: 0	H: 0	E: 0	LOB: 0	K: 2	BB: 0	S: 10	P: 13	R: 1	H: 1	E: 0	LOB: 0	K: 1	BB: 0	S: 12	P: 18	R: 0	H: 0	E: 1	LOB: 1	K: 3	BB: 0	S: 14	P: 19	R: 4	H: 4	E: 0	LOB: 1	K: 0	BB: 1	S: 12	P: 21
	R: 1	H: 2	E: 0	LOB: 2	K: 1	BB: 1	S: 20	P: 29	1B: 8	SF: 1	2B: 0	SAC: 0	3B: 0	DP: 0	HR: 2	HBP: 0	WP: 0	PA: 41	PB: 0	SB: 0	CS: 0											

PITCHER		IP	WLS	BF	H	R	ER	SO	BB	IBB	HBP	BLK	WP	HR	S	P	ERA	WHIP
49 Chad Gaudin, R ERA: 5.6	(1, 1)	7.0	W	27	4	2	2	11	1	0	0	0	0	1	75	113	2.57	0.714
40 Greg Burke, R ERA: 4.5	(8, 1)	0.1		6	4	4	4	0	1	0	0	0	0	1	10	18	108.00	15.000
45 Edward Mujica, R ERA: 2.78	(8, 1)	0.2	H	2	0	0	0	0	0	0	0	0	0	0	2	3	0.00	0.000
21 Heath Bell, R ERA: 1.44	(9, 1)	1.0	S	6	2	1	1	1	1	0	0	0	0	0	20	29	9.00	3.000

PITCHER	IP	WLS	BF	H	R	ER	SO	BB	IBB	HBP	BLK	WP	HR	S	P	ERA	WHIP

AB	37
R	7
H	10
RBI	7
BB	3
SO	12
LOB	17

San Diego Padres @ Seattle Mariners

Safeco Field, Seattle, WA

Wed Jun 24 2009, 7:10 PM PDT

Att. 22,997 - Partly Cloudy - 63 F

livebaseballscorecards.com

Batter	1	2	3	4	5	6	7	8	9	AB	R	H	RBI	BB	SO	LOB
18 Tony Gwynn Jr., L (1, 8) OBP: 0.422, SLG: 0.444	K		B1 1-1f		1B 1-3 2-H			BB 22 1B		3	0	1	1	1	1	1
22 David Eckstein, R (1, 4) OBP: 0.335, SLG: 0.343	F9		F9			G6-3		1B 1-2		4	0	1	0	0	0	0
12 Scott Hairston, R (1, 7) OBP: 0.376, SLG: 0.551	P4			L5		P4		P5		4	0	0	0	0	0	2
23 Adrián González, L (1, 3) OBP: 0.416, SLG: 0.602		1B 5 HR		BB 5 G6-4-3		G3-1			K	3	1	1	0	1	1	0
5 Kevin Kouzmanoff, R (1, 5) OBP: 0.284, SLG: 0.402		HR 1-H		G6-4-3 1-2f			G6-3		G6-3	4	1	1	2	0	0	1
7 Chase Headley, S (1, 10) OBP: 0.308, SLG: 0.360		F7			K		L8		BB	3	0	0	0	1	1	0
25 Will Venable, L (1, 9) OBP: 0.235, SLG: 0.200		G3			1B 30 1B 18 1B		K		K	4	1	1	0	0	2	1
30 Eliezer Alfonzo, R (1, 2) OBP: 0.333, SLG: 0.333		K			1B 1-2 18 1B			G6-3		3	0	1	0	0	1	0
1 Everth Cabrera, S (1, 6) OBP: 0.375, SLG: 0.433			1B 18 B1		K			L7		3	0	1	0	0	1	2
Inning Stats	R: 0 E: 0 K: 1 S: 7 H: 0 LOB: 0 BB: 0 P: 10	R: 2 E: 0 K: 1 S: 21 H: 2 LOB: 0 BB: 0 P: 33	R: 0 E: 0 K: 0 S: 6 H: 1 LOB: 0 BB: 0 P: 9	R: 0 E: 0 K: 0 S: 6 H: 0 LOB: 0 BB: 1 P: 10	R: 1 E: 0 K: 2 S: 17 H: 3 LOB: 2 BB: 0 P: 25	R: 0 E: 0 K: 0 S: 7 H: 0 LOB: 0 BB: 0 P: 13	R: 0 E: 0 K: 1 S: 6 H: 0 LOB: 0 BB: 0 P: 11	R: 0 E: 0 K: 0 S: 18 H: 1 LOB: 2 BB: 1 P: 28	R: 0 E: 0 K: 2 S: 13 H: 0 LOB: 1 BB: 1 P: 23	1B: 6 2B: 1 3B: 0 HR: 1 SF: 0 SAC: 0 DP: 2 HBP: 0	WP: 0 PB: 0 SB: 0 CS: 0 PA: 34					

TOP	
AB	31
R	3
H	7
RBI	3
BB	3
SO	7
LOB	7

PITCHER		IP	WLS	BF	H	R	ER	SO	BB	IBB	HBP	BLK	WP	HR	S	P	ERA	WHIP
35 Brandon Morrow, R ERA: 5.64	(1, 1)	5.0		19	6	3	3	4	1	0	0	0	0	1	57	87	5.40	1.400
41 Chris Jakubauskas, R ERA: 5.22	(6, 1)	2.0		6	0	0	0	1	0	0	0	0	0	0	13	24	0.00	0.000
46 Sean White, R ERA: 1.78	(8, 1)	1.0	W	5	1	0	0	0	1	0	0	0	0	0	18	28	0.00	2.000
53 David Aardsma, R ERA: 1.57	(9, 1)	1.0	S	4	0	0	0	2	1	0	0	0	0	0	13	23	0.00	1.000

PITCHER	IP	WLS	BF	H	R	ER	SO	BB	IBB	HBP	BLK	WP	HR	S	P	ERA	WHIP

San Diego Padres @ Seattle Mariners

Safeco Field, Seattle, WA

Wed Jun 24 2009, 7:10 PM PDT

Att. 22,997 - Partly Cloudy - 63 F

livebaseballscorecards.com

Batter	1	2	3	4	5	6	7	8	9	AB	R	H	RBI	BB	SO	LOB
51 Ichiro Suzuki, L (1, 9) OBP: 0.394, SLG: 0.480	C SI 84 B SI 87 F SI 86 F CH 76 B X SI 88 2-2 24 BB 30 G3 1B	F SI 87 X SI 88 0-1 ② 30 HR 1-2 2-H 1B		C SI 86 B SI 86 X SL 79 1-1 ② G4-3			B FF 92 B FF 92 X FF 92 2-0 ① F8			4	1	2	0	0	0	0
30 Russell Branyan, L (1, 3) OBP: 0.401, SLG: 0.608	B SI 87 1 SAFE B SI 86 S CH 77 X CH 77 2-1 ① G3 1-2	D CH 78 S CH 78 2 SAFE B SI 88 B SI 89 F CH 77 X SI 88 3-2 1-H 2-H HR		F SI 88 B FF 86 B FF 87 B CH 76 X CH 75 3-1 ③ F7			C SL 89 C FF 93 C FF 93 0-3 ② K			4	1	1	3	0	1	1
29 Adrian Beltré, R (1, 5) OBP: 0.292, SLG: 0.376	B FF 87 B SL 82 C SL 80 B CH 76 S SL 81 D SL 81 4-2 21 1B 24 BB BB	F FF 88 S SL 81 X SL 79 0-2 2B			B FF 84 X SL 77 1-0 ① L5		B SL 87 X FF 92 1-0 1B			3	0	2	0	1	0	0
24 Ken Griffey Jr., L (1, 10) OBP: 0.339, SLG: 0.405	B SI 87 B CH 77 C CH 76 C SL 79 B FF 88 B FF 87 4-2 21 1B 1-2 2-3 BB	C CH 77 B FF 87 B SI 86 F CH 77 S SL 82 2-3 ③ K			B SI 84 B CH 75 B CH 73 C SI 85 F CH 75 X CH 75 3-2 ② G2-3		C FF 93 1 SAFE B SL 90 1 SAFE B CH 84 S SL 87 X FF 92 2-2 ③ F7			3	0	0	0	1	1	2
21 Franklin Gutierrez, R (1, 8) OBP: 0.325, SLG: 0.395	B FF 88 F FF 87 B SI 89 B FF 89 X SI 87 3-1 ② 1-2 2-3 1B	B SI 86 C FF 87 S CH 74 F CH 77 B SL 81 S CH 76 2-3 ① K			C SL 80 F FF 87 X SL 83 0-2 ③ F9			B SL 84 B FF 92 X FF 93 2-0 HR		4	1	2	1	0	1	0
25 Wladimir Balentien, R (1, 7) OBP: 0.288, SLG: 0.362	T FF 89 F FF 90 X FF 89 0-2 ③ G5-3	B SL 80 B SL 81 F CH 76 X FF 88 2-1 ② F8				C SL 76 B CH 75 X FF 86 1-1 ① P6		C FF 93 F SL 83 B FS 87 X FS 86 1-2 7 FC5-4 1B		4	0	1	0	0	0	3
7 Yuniesky Betancourt, R (1, 6) OBP: 0.278, SLG: 0.330 6 Chris Woodward, R (8, PR) (9, 4) OBP: 0.462, SLG: 0.364		B FF 85 C FF 86 F CH 74 F FF 88 X CH 75 1-2 3 1B 51 1B 1B	C FF 87 B FF 88 X CH 75 1-1 2B			B FF 85 B FF 85 B FF 87 B FF 85 4-0 3 FC6-4 BB		X FF 92 0-0 ① FC5-4 32 G6-3 1-2f		3 0	0 0	2 0	0 0	1 0	0 0	1 0
32 Rob Johnson, R (1, 2) OBP: 0.246, SLG: 0.295		C FF 86 S SL 80 F SL 81 B FF 87 S FF 87 1-3 ① K	X SL 79 0-0 ③ G5-3			B FF 86 X FF 86 1-0 ② P4		C SL 80 S SL 81 B SL 81 X FF 92 1-2 ②③ G6-3 1-2f		4	0	0	0	0	1	4
3 Ronny Cedeno, R (1, 4) OBP: 0.202, SLG: 0.233 (9, 6)		F FF 87 F FF 86 F FF 87 X SI 87 0-2 51 1B 30 HR 1-2 1B		C FF 84 F FF 85 X FF 86 0-2 ① F9		F FF 86 1 SAFE 1 SAFE P PO 84 X CH 74 1-1 ③ FC6-4 1-2f				3	1	1	0	0	0	1
Inning Stats	R: 0 E: 0 K: 0 S: 15 H: 2 LOB: 3 BB: 2 P: 30	R: 3 E: 0 K: 2 S: 23 H: 5 LOB: 1 BB: 0 P: 30	R: 0 E: 0 K: 1 S: 9 H: 1 LOB: 1 BB: 0 P: 14	R: 0 E: 0 K: 0 S: 7 H: 0 LOB: 0 BB: 0 P: 11	R: 0 E: 0 K: 0 S: 7 H: 0 LOB: 0 BB: 0 P: 11	R: 0 E: 0 K: 0 S: 6 H: 0 LOB: 1 BB: 1 P: 12	R: 0 E: 0 K: 1 S: 8 H: 1 LOB: 1 BB: 0 P: 13	R: 1 E: 0 K: 0 S: 8 H: 2 LOB: 1 BB: 0 P: 12		1B: 7 2B: 2 3B: 0 HR: 2 SF: 0 SAC: 0 DP: 1 HBP: 0				WP: 0 PB: 0 SB: 0 CS: 0 PA: 35		

BOTTOM	
AB	32
R	4
H	11
RBI	4
BB	3
SO	4
LOB	12

PITCHER		IP	WLS	BF	H	R	ER	SO	BB	IBB	HBP	BLK	WP	HR	S	P	ERA	WHIP
52 Josh Geer, R ERA: 5.86	(1, 1)	6.0		27	8	3	3	3	3	0	0	0	0	1	67	108	4.50	1.833
37 Mike Adams, R ERA: 3.18	(7, 1)	1.0		4	1	0	0	1	0	0	0	0	0	0	8	13	0.00	1.000
45 Edward Mujica, R ERA: 2.95	(8, 1)	1.0	L	4	2	1	1	0	0	0	0	0	0	1	8	12	9.00	2.000

PITCHER	IP	WLS	BF	H	R	ER	SO	BB	IBB	HBP	BLK	WP	HR	S	P	ERA	WHIP

Batter	1	2	3	4	5	6	7	8	9	AB	R	H	RBI	BB	SO	LOB
1 Everth Cabrera, S (1, 6) OBP: 0.378, SLG: 0.412	B SI 88 C SI 86 B SI 89 X FF 87 2-1 ① G5-3		C SI 88 X FF 88 0-1 22 G5-3 1-2 1B		B SI 88 C FF 87 X FF 89 1-1 ② G5-3		B FF 91 B FF 90 B FF 91 B FF 90 4-0 22 FC3-6 BB		S SI 92 C SL 86 B SL 87 B SL 87 F SI 93 B SI 93 X SI 92 3-2 ① G4-3	4	0	1	0	1	0	0
22 David Eckstein, R (1, 4) OBP: 0.329, SLG: 0.336	C SI 88 F FF 88 B FF 88 B CH 82 X FF 90 2-2 ② F9		X SI 88 0-0 ① G5-3 1-2 2-3		C SI 89 X SI 90 0-1 ③ G6-3		C FF 96 B FF 97 C FF 97 X SL 86 1-2 ① FC3-6 23 BB 1-2f 2-3		B SI 92 C FF 92 X SI 92 1-1 ② L9	5	0	0	0	0	0	4
12 Scott Hairston, R (1, 8) OBP: 0.372, SLG: 0.544 18 Tony Gwynn Jr., L (3, 8) OBP: 0.420, SLG: 0.441	B SI 89 B FF 90 C FF 89 F FF 88 B FF 90 S FF 89 3-3 ③ K		B CU 68 F FF 89 F FF 89 B FF 90 B FF 91 F FF 90 F FF 91 C FF 90 3-3 ② K			C FF 88 B SI 87 B SI 86 X FF 88 2-1 7 HR 1B	B FF 96 B FF 97 C FF 97 B FF 97 F FF 96 X FF 98 3-2 ② P6		C SI 93 B SL 87 B SI 93 X SI 93 2-1 ③ G6-3	2 3	0 1	0 1	0 0	0 0	2 0	2 2
23 Adrián González, L (1, 10) OBP: 0.417, SLG: 0.599		X FF 87 0-0 8 BB 1B	C SI 89 B FF 90 F SI 91 B SL 81 X SL 79 2-2 ③ G4-3			X SI 89 0-0 ① L8	B SL 86 B SL 85 B CH 88 F FF 96 B SL 84 4-1 1-2 BB			3	0	1	0	1	0	3
5 Kevin Kouzmanoff, R (1, 5) OBP: 0.284, SLG: 0.404		F SI 87 S CH 81 B FF 89 X CH 82 1-2 ① L9		X SI 87 0-0 2B		B CU 72 S CH 81 X CH 83 1-1 ② L7	B SL 85 X FF 96 1-0 ③ F9			4	0	1	0	0	0	5
7 Chase Headley, S (1, 7) OBP: 0.307, SLG: 0.372		B SI 89 X SI 88 1-0 ② F8		S FF 89 F FF 88 B SL 80 F FF 90 X CH 83 1-2 ① G6-3		C CU 70 B CU 69 F FF 89 1 SAFE B FF 90 F FF 90 X SI 85 2-2 1-H HR		X FF 96 0-0 ① F7		4	1	1	2	0	0	2
8 Kyle Blanks, R (1, 3) OBP: 0.333, SLG: 0.250		F SI 88 B FC 87 B FF 88 B FF 89 F FF 89 F FF 90 F FF 89 F FF 88 B FF 90 4-2 1-2 BB		F SI 90 F FF 91 F FF 90 X CH 83 0-2 ② L5		B SI 90 B FF 89 C FF 90 S FF 90 B FF 92 F FF 91 F FF 90 S FF 91 3-3 ③ K		X FF 96 0-0 ② 2B		3	0	1	0	1	1	1
2 Edgar Gonzalez, R (1, 9) OBP: 0.250, SLG: 0.394		C SI 89 B SI 90 C SI 90 S FF 91 1-3 ③ K		F SI 90 F SI 91 B FF 91 D SI 85 B FF 91 F FF 90 S FF 91 3-3 ③ K			F FF 91 X FF 92 0-1 HR	X FF 97 0-0 ② L4		4	1	1	1	0	2	4
28 Henry Blanco, R (1, 2) OBP: 0.291, SLG: 0.367			B SI 87 X SI 87 1-0 22 G5-3 1 1B 1B		F SI 87 B CH 84 B CH 80 F FF 88 S CU 73 2-3 ① K		F FF 92 B CU 77 B CU 75 X FF 92 2-1 22 FC3-6 2B	F FF 97 B SL 86 C SL 85 S SL 86 1-3 ③ K		4	0	2	0	0	2	1
Inning Stats	R: 0 E: 0 K: 1 S: 8 H: 0 LOB: 0 BB: 0 P: 15	R: 0 E: 0 K: 1 S: 13 H: 1 LOB: 2 BB: 1 P: 20	R: 0 E: 0 K: 1 S: 12 H: 2 LOB: 2 BB: 0 P: 18	R: 0 E: 0 K: 1 S: 13 H: 1 LOB: 1 BB: 0 P: 17	R: 0 E: 0 K: 1 S: 7 H: 0 LOB: 0 BB: 0 P: 10	R: 2 E: 0 K: 1 S: 14 H: 2 LOB: 0 BB: 0 P: 22	R: 1 E: 0 K: 0 S: 12 H: 2 LOB: 3 BB: 2 P: 27	R: 0 E: 0 K: 1 S: 6 H: 1 LOB: 1 BB: 0 P: 7	R: 0 E: 0 K: 0 S: 8 H: 0 LOB: 0 BB: 0 P: 14	1B: 4 2B: 3 3B: 0 HR: 2 SF: 0 SAC: 0 DP: 0 HBP: 0						

PITCHER		IP	WLS	BF	H	R	ER	SO	BB	IBB	HBP	BLK	WP	HR	S	P	ERA	WHIP
56 Jarrod Washburn, L ERA: 3.22	(1, 1)	6.0	W	25	6	2	2	6	1	0	0	0	0	1	67	102	3.00	1.167
41 Chris Jakubauskas, R ERA: 5.37	(7, 1)	0.0		3	2	1	1	0	1	0	0	0	0	1	4	10	∞	∞
57 Mark Lowe, R ERA: 3.38	(7, 1)	2.0	H	8	1	0	0	1	1	0	0	0	0	0	14	24	0.00	1.000
43 Miguel Batista, R ERA: 3.0	(9, 1)	1.0		3	0	0	0	0	0	0	0	0	0	0	8	14	0.00	0.000

PITCHER	IP	WLS	BF	H	R	ER	SO	BB	IBB	HBP	BLK	WP	HR	S	P	ERA	WHIP

TOP

San Diego Padres @ Seattle Mariners

Safeco Field, Seattle, WA

Thu Jun 25 2009, 1:40 PM PDT

Att. 27,990 - Cloudy - 66 F

livebaseballscorecards.com

AB	36
R	3
H	9
RBI	3
BB	3
SO	7
LOB	24

1B: 4	SF: 0	WP: 0	PA: 39
2B: 3	SAC: 0	PB: 0	
3B: 0	DP: 0	SB: 0	
HR: 2	HBP: 0	CS: 0	

Batter	1	2	3	4	5	6	7	8	9	AB	R	H	RBI	BB	SO	LOB
51 Ichiro Suzuki, L (1, 9) OBP: 0.401, SLG: 0.500	C FF 83 B FF 84 X FF 85 1-1 HR	C CU 71 F FF 84 B CH 74 F FF 85 F CH 72 F FF 85 B CU 73 F FF 85 X FF 86 2-2 30 CS 2B		B CU 74 X FF 87 1-0 30 FC4-6 1B	B SL 77 X FF 88 1-0 ③ G6-3			F FF 84 B SL 77 F FF 84 B SL 77 X FF 85 2-2 29 1B 30 1B 5 1B 1B		5	2	4	1	0	0	0
30 Russell Branyan, L (1, 3) OBP: 0.401, SLG: 0.602	B CU 73 B CH 74 F FF 82 F SI 85 X CH 82 2-2 ① P5	D CU 71 B CU 74 B FF 86 C FF 86 B FF 85 4-1 ① 5 1B 2-3 BB		1 SAFE B FF 87 X CH 77 1-0 ① FC4-6 5 E 5 1B 1-2f		B SL 76 S FF 88 B FF 88 F SL 76 T FF 89 2-2 ① K		1 SAFE S FF 88 B FF 85 1 SAFE X FF 85 1-1 29 1B 5 1B 1-2 1B		4	1	1	0	1	1	1
29 Adrián Beltré, R (1, 5) OBP: 0.297, SLG: 0.384	B SI 82 F FF 87 S FF 82 X CH 72 1-2 5 2B 32 2B 1B	B FF 88 T FF 87 T FF 88 B FF 90 S FF 88 2-3 ② K		B FF 85 X FF 87 1-0 ② F7		B FF 88 B SL 76 C FF 87 C FF 88 X FF 88 2-2 4 FC6-4 2B		X FF 86 0-0 5 1B 4 G6-4-3 1-2 2-3 1B		5	2	3	0	0	1	2
5 Mike Sweeney, R (1, 10) OBP: 0.322, SLG: 0.422	C CH 81 F CH 76 B FF 87 1 SAFE F FF 86 1 SAFE X CU 72 1-2 32 2B 1-3 2B	B CU 71 B FF 85 X FF 88 2-0 4 FC6-4 1-3 1B		1 SAFE B FF 85 X FF 86 1-0 E8 4 FC5-4 1-3 1B		I IN 80 I IN 79 I IN 79 I IN 78 4-0 4 FC6-4 IBB		B FF 84 X SI 86 1-0 4 G6-4-3 1-3 2-H 3-H 1B		4	1	4	2	1	0	0
4 Jose Lopez, R (1, 4) OBP: 0.273, SLG: 0.413	B CH 73 C FF 86 X FF 86 1-1 ② P4	C FF 88 B FF 86 X FF 87 1-1 ③ FC6-4 1-2f		B CU 67 X FF 86 1-0 ③ FC5-4 1-2f		C FF 88 B FF 88 B FF 88 B FF 88 X FF 88 3-1 ② FC6-4 1-2f 2-3		B SL 78 X FF 85 1-0 ①② G6-4-3 1-2f 3-H		5	0	0	0	0	0	9
21 Franklin Gutierrez, R (1, 8) OBP: 0.331, SLG: 0.394	C CH 74 B FF 87 B FF 88 I IN 65 I IN 66 4-1 32 2B IBB		C FF 85 X CH 79 0-1 32 WP 1B		C CU 71 B FF 90 B FF 85 B FF 83 B FF 87 4-1 32 F8 32 S 3 SH1-3 BB	C SL 77 B FF 89 S SL 77 F SL 78 B FF 89 D FF 89 X SL 77 3-2 ③ G3		X SI 84 0-0 ③ L8		3	2	1	0	2	0	2
32 Rob Johnson, R (1, 2) OBP: 0.246, SLG: 0.302	X FF 83 0-0 1-H 2-H 3-H 2B		B CU 68 L FF 88 1 SAFE F FF 87 B FF 87 X FF 85 2-2 ① G1-3 1-2		B FF 88 F FF 87 F FF 87 B CU 72 X FF 88 2-2 ① F8 1-3		F FF 83 B SL 76 B FF 84 S FF 83 B SL 77 S FF 84 3-3 ① K			4	0	1	3	0	1	2
3 Ronny Cedeno, R (1, 6) OBP: 0.206, SLG: 0.227	B FF 86 S FF 87 B FF 87 F CH 81 B FF 87 B FF 86 4-2 BB		T FF 87 F FF 88 B FF 90 T FF 88 1-2 ② K		S FF 90 X FF 89 0-1 ② SH1-3 3-H		X FF 85 0-0 ② L8			2	0	0	1	1	1	1
25 Wladimir Balentien, R (1, 7) OBP: 0.287, SLG: 0.382	B CH 73 C FF 87 B FF 86 B CH 80 S FF 87 T FF 86 3-2 ③ K		B CH 77 S FF 89 S FF 90 F FF 91 B FF 90 X FF 89 2-2 ③ G6-3		S CU 70 B FF 90 B CH 78 X FF 87 2-1 HR		B SL 77 C FF 84 X FF 85 1-1 ③ G5-3			4	1	1	1	0	1	3
Inning Stats	R: 4 E: 0 K: 1 S: 21 H: 4 LOB: 2 BB: 2 P: 38	R: 0 E: 0 K: 1 S: 14 H: 2 LOB: 2 BB: 1 P: 25	R: 0 E: 0 K: 1 S: 12 H: 1 LOB: 1 BB: 0 P: 17	R: 0 E: 1 K: 0 S: 5 H: 2 LOB: 2 BB: 0 P: 10	R: 2 E: 0 K: 0 S: 9 H: 1 LOB: 0 BB: 1 P: 18	R: 0 E: 0 K: 1 S: 12 H: 1 LOB: 2 BB: 1 P: 26	R: 0 E: 0 K: 1 S: 6 H: 0 LOB: 0 BB: 0 P: 10	R: 3 E: 0 K: 0 S: 9 H: 4 LOB: 0 BB: 0 P: 14		1B: 9 2B: 4 3B: 0 HR: 2 SF: 0 SAC: 1 DP: 1 HBP: 0						

PITCHER		IP	WLS	BF	H	R	ER	SO	BB	IBB	HBP	BLK	WP	HR	S	P	ERA	WHIP
58 Wade LeBlanc, L ERA: 14.54	(1, 1)	1.1	L	11	5	4	4	1	2	1	0	0	0	1	29	52	27.00	5.250
50 Josh Banks, R ERA: 2.84	(2, 1)	3.1		16	5	2	2	2	1	0	0	0	1	1	31	54	5.40	1.800
54 Joe Thatcher, L ERA: 4.63	(5, 1)	1.1		6	1	0	0	1	0	1	0	0	0	0	13	28	0.00	0.750
43 Cla Meredith, R ERA: 3.6	(7, 1)	2.0		9	4	3	3	1	0	0	0	0	0	0	15	24	13.50	2.000

PITCHER	IP	WLS	BF	H	R	ER	SO	BB	IBB	HBP	BLK	WP	HR	S	P	ERA	WHIP

BOTTOM

San Diego Padres @ Seattle Mariners

Safeco Field, Seattle, WA

Thu Jun 25 2009, 1:40 PM PDT

Att. 27,990 - Cloudy - 66 F

livebaseballscorecards.com

AB	36
R	9
H	15
RBI	8
BB	5
SO	5
LOB	20

1B: 9	SF: 0	WP: 1	PA: 42
2B: 4	SAC: 1	PB: 0	
3B: 0	DP: 1	SB: 1	
HR: 2	HBP: 0	CS: 1	

San Diego Padres @ Texas Rangers

Rangers Ballpark in Arlington, Arlington, TX

Fri Jun 26 2009, 8:05 PM EDT

Att. 33,340 - Clear - 100 F

TOP

livebaseballscorecards.com

Batter	1	2	3	4	5	6	7	8	9	AB	R	H	RBI	BB	SO	LOB
18 Tony Gwynn Jr., L (1, 9) OBP: 0.411, SLG: 0.458	B FF 87 C FF 86 B SI 88 C SI 86 B SI 88 F SI 86 X SI 88 3-2 HR		B FF 88 B FF 86 X SI 86 2-0 ① F7		C FF 90 B SL 84 X FF 89 1-1 E6 12 FC5 22 1B 1-2	F SI 91 B FF 91 F SI 91 C SI 91 1-3 ③ K			B SI 90 X SI 87 1-0 ③ F7	5	1	1	1	0	1	3
22 David Eckstein, R (1, 4) OBP: 0.331, SLG: 0.339 15 Luis Antonio Rodriguez, S (3, 4) OBP: 0.331, SLG: 0.276	B FC 88 B FC 88 C FF 87 B SI 87 C SI 87 X SI 88 3-2 ① P2		C FF 87 X SI 88 0-1 23 BB 1B		C FF 90 X SL 84 0-1 12 FC5 1B 1-2 2-3		C FF 88 B SL 83 X FF 91 1-1 ① G6-3			4	0	2	0	0	0	0
										0	0	0	0	0	0	0
12 Scott Hairston, R (1, 8) OBP: 0.364, SLG: 0.531	B FF 89 X FF 88 1-0 ② F8		C FF 88 D FS 83 X SI 88 1-1 ② F9		F FF 89 B SI 90 F FC 85 B FF 90 X CU 73 2-2 ① FC5 5 FC6-4 1-2 2-3f 3-H		B FF 89 X FF 89 1-0 ② G6-3			4	0	0	1	0	0	3
23 Adrián González, L (1, 3) OBP: 0.418, SLG: 0.594 2 Edgar Gonzalez, R (7, 3) OBP: 0.250, SLG: 0.394	B SI 88 S SL 82 S CH 81 B SI 88 B FS 81 F CH 83 B SL 82 4-2 BB		C CU 70 D CH 83 F FC 88 B SI 90 B CH 82 F FC 85 B FF 89 4-2 1-2 BB		X FF 89 0-0 ② F6		B FF 90 B CH 83 S CH 83 F SL 82 X FF 92 2-2 ③ F8			2	0	0	0	2	0	2
										0	0	0	0	0	0	0
5 Kevin Kouzmanoff, R (1, 5) OBP: 0.280, SLG: 0.398	B FF 89 S FS 83 B SL 82 B SI 89 F FF 88 F SL 83 X SI 89 3-2 ③ G6-3		C FF 89 F SL 84 D CU 73 F SL 82 B SI 90 B SI 88 F SL 82 X SI 91 3-2 ③ G5-3		B SI 90 F SL 83 B FF 90 B FF 90 X SI 91 3-1 ③ FC6-4 1-2f			B SL 82 X FF 91 1-0 ① G6-3		4	0	0	0	0	0	5
7 Chase Headley, S (1, 7) OBP: 0.306, SLG: 0.367		C FF 88 B FF 87 F SI 88 B CU 70 B FC 83 B FF 89 4-2 30 G6-3 BB	C FC 86 B FF 88 X SL 80 1-1 ① F8		C FF 88 B FF 85 B FF 84 T SL 83 C FC 85 2-3 ① K		F FF 92 B CH 82 B CH 83 X FF 92 2-1 ② F7		3	0	0	0	1	1	0
8 Kyle Blanks, R (1, 10) OBP: 0.263, SLG: 0.188		1 SAFE B FF 88 C SI 89 1 SAFE S FF 87 B FF 88 S FF 89 2-3 ① K	S FF 88 X FF 88 0-1 ② P3		S FF 90 S FC 90 B FF 91 B FF 90 C SI 92 2-3 ② K		C FF 92 S FF 92 F CU 79 B FF 93 X FF 93 1-2 ③ F9			4	0	0	0	0	2	1
30 Eliezer Alfonzo, R (1, 2) OBP: 0.313, SLG: 0.313		C FF 88 X FS 84 0-1 ② G6-3 1-2	C SI 88 F SL 82 S CU 72 0-3 ③ K		S FS 84 X FS 82 0-1 1 HBP 1B				X FF 90 0-0 ① F8	4	0	1	0	0	1	1
1 Everth Cabrera, S (1, 6) OBP: 0.390, SLG: 0.389		F FF 89 B FF 89 X FF 89 1-1 ③ G6-3		B FF 88 F FC 88 H SL 81 2-1 22 1B 18 DI 12 FC5 HBP	T FF 90 H FF 91 1-1 1-2 HBP				C SI 90 B CU 75 B FC 89 B SI 89 C SI 88 X SI 88 3-2 ② G1-3	2	1	0	0	0	0	1

	AB	32
	R	2
	H	4
	RBI	2
	BB	3
	SO	5
	LOB	16

Inning Stats																		
	R: 1	H: 1	R: 0	H: 0	R: 0	H: 1	R: 0	H: 0	R: 1	H: 1	R: 0	H: 1	R: 0	H: 0	R: 0	H: 0	1B: 3	SF: 0	WP: 0	PA: 37
	E: 0	LOB: 1	E: 0	LOB: 1	E: 0	LOB: 2	E: 0	LOB: 0	E: 1	LOB: 2	E: 0	LOB: 0	E: 0	LOB: 0	E: 0	LOB: 0	2B: 0	SAC: 0	PB: 0	
	K: 0	BB: 1	K: 1	BB: 1	K: 0	BB: 1	K: 1	BB: 0	K: 0	BB: 0	K: 3	BB: 0	K: 0	BB: 0	K: 0	BB: 0	3B: 0	DP: 0	SB: 0	
	S: 15	P: 29	S: 9	P: 16	S: 13	P: 23	S: 7	P: 8	S: 11	P: 19	S: 12	P: 18	S: 6	P: 10	S: 7	P: 11	S: 5	P: 9	HR: 1	HBP: 2	CS: 0	

PITCHER		IP	WLS	BF	H	R	ER	SO	BB	IBB	HBP	BLK	WP	HR	S	P	ERA	WHIP
33 Kevin Millwood, R ERA: 2.64	(1, 1)	6.0	W	28	4	2	2	5	3	0	2	0	0	1	67	113	3.00	1.167
49 Jason Grilli, R ERA: 5.06	(7, 1)	1.0		3	0	0	0	0	0	0	0	0	0	0	6	10	0.00	0.000
55 Willie Eyre, R ERA: 5.06	(8, 1)	1.0		3	0	0	0	0	0	0	0	0	0	0	7	11	0.00	0.000
52 Doug Mathis, R ERA: 3.6	(9, 1)	1.0		3	0	0	0	0	0	0	0	0	0	0	5	9	0.00	0.000

PITCHER	IP	WLS	BF	H	R	ER	SO	BB	IBB	HBP	BLK	WP	HR	S	P	ERA	WHIP

BOTTOM

San Diego Padres @ Texas Rangers

Rangers Ballpark in Arlington, Arlington, TX

Fri Jun 26 2009, 8:05 PM EDT

Att. 33,340 - Clear - 100 F

livebaseballscorecards.com

Batter	1	2	3	4	5	6	7	8	9	AB	R	H	RBI	BB	SO	LOB
5 Ian Kinsler, R (1, 4) OBP: 0.352, SLG: 0.531	C SL 81 B SL 81 X FF 86 1-1 7 E 2B	X SL 80 0-0 ① SF9 3-H	C SL 86 D FC 88 B SI 94 B CH 86 B SI 92 4-1 7 BB BB		B FC 88 S SL 85 X SL 86 1-1 ① G6-3 1-2		C FF 86 C FF 87 B FF 85 F FF 87 F SL 77 X FF 87 1-2 10 WP 1-2 2-3 1B			3	1	2	1	1	0	1
7 David Murphy, L (1, 7) OBP: 0.344, SLG: 0.410	F SI 87 B SI 86 X CH 78 1-1 E9 22 1B 9 SF7 2-H	C SI 85 B CU 72 F SL 81 X CU 73 1-2 1-H 2-H HR	B SI 94 C SI 93 F SI 92 D SI 96 D SI 94 D SI 93 4-2 22 FC6-4 1-2 BB		C SI 93 B CH 86 D CH 87 F SI 94 S FC 89 2-3 ② K		B FF 87 X FF 86 1-0 ① ② F9-6 2-3			4	2	1	3	1	1	4
10 Michael Young, R (1, 5) OBP: 0.355, SLG: 0.498	B CU 75 B CU 73 B SL 80 B FF 86 4-0 22 1B BB	C FF 87 F FF 86 B CU 70 B CU 73 F FF 86 X FF 87 2-2 ② F8	B FF 95 C FC 88 S FC 88 S FC 89 1-3 ② K		F SI 93 F SL 88 X SL 85 0-2 ③ G6-3		F FF 86 C SL 76 B SL 76 S SL 76 1-3 ③ K 1-2 3-H			4	0	0	0	1	2	5
22 Marlon Byrd, R (1, 8) OBP: 0.313, SLG: 0.442	C FF 86 B SL 83 F CH 80 X CU 73 1-2 17 G6-4-3 1-2 2-3 1B	F SL 82 B CH 81 B FF 86 X CU 74 2-1 ③ P6	C SL 88 D SL 87 X FC 88 1-1 ③ FC6-4 1-2f			S SL 87 B FC 88 B FF 94 C SL 85 F SL 87 B SI 94 X SI 92 3-2 ① G6-3		C SI 93 B SL 84 B SL 86 X SL 84 2-1 ① F8		5	0	1	0	0	0	3
9 Hank Blalock, L (1, 10) OBP: 0.293, SLG: 0.522	B SI 87 B SI 87 F SI 87 X CH 80 2-1 ① SF7 3-H		C FF 85 B SI 85 X CH 81 1-1 17 BB 21 2B 1B	C SI 94 X 0-1 HR		X SI 94 0-0 ② G4-3		C SI 91 B CH 87 X CH 85 1-1 ② G4-3		4	2	2	2	0	0	0
17 Nelson Cruz, R (1, 9) OBP: 0.325, SLG: 0.523	B FF 83 X CU 74 1-0 ② ③ G6-4-3 1-2f		B FF 85 B SL 80 F SL 80 D CU 72 1 SAFE B SL 79 4-1 21 2B 1-2 BB	X FC 89 0-0 ① F8		B SL 86 S SI 89 B SI 89 B FC 87 C SL 85 X SL 86 3-2 ③ G4-3		X SI 91 0-0 ③ L8		4	1	0	0	1	0	2
21 Jarrod Saltalamacchia, S (1, 2) OBP: 0.305, SLG: 0.389		L SI 86 B SI 86 B CH 81 F CH 80 B FF 88 B FF 86 4-2 1 1B 19 BB 5 SF9 BB	X SI 85 0-0 1 3B 1-H 2-H 2B	B CH 87 X SI 93 1-0 ② L7			B FF 86 S FF 86 X FF 87 1-1 19 1B 1 1B 1B			3	3	2	2	1	0	0
19 Chris Davis, L (1, 3) OBP: 0.270, SLG: 0.433		S SI 86 S CU 74 B CU 75 F CU 73 B SI 89 F CH 81 B SI 87 F CU 74 B FF 86 4-2 1 1B 7 HR 1-2 BB	F FF 86 B SL 79 D SL 76 B SL 79 S SL 79 C SL 80 3-3 ① K	B SI 93 C CH 86 S SI 88 S SL 85 1-3 ③ K			X SL 75 0-0 5 1B 1 1B 10 WP 1-3 1B			3	2	1	0	1	2	1
1 Elvis Andrus, R (1, 6) OBP: 0.333, SLG: 0.390		X FF 87 0-0 7 HR 1-2 2-3 1B	X SL 80 0-0 2-H 3B		B SI 91 X SI 92 1-0 5 G6-3 1B		B FF 88 F FF 87 C SL 76 F FF 88 F FF 86 X SL 75 1-2 7 F9-6 5 1B 1-2 3-H 1B			4	1	4	2	0	0	0
Inning Stats	R: 2 E: 1 K: 0 S: 10 H: 2 LOB: 1 BB: 1 P: 20	R: 4 E: 0 K: 0 S: 18 H: 2 LOB: 0 BB: 2 P: 31	R: 3 E: 0 K: 2 S: 16 H: 3 LOB: 3 BB: 3 P: 34	R: 1 E: 0 K: 1 S: 7 H: 1 LOB: 0 BB: 0 P: 9	R: 0 E: 0 K: 1 S: 9 H: 1 LOB: 1 BB: 0 P: 13	R: 0 E: 0 K: 0 S: 8 H: 0 LOB: 0 BB: 0 P: 14	R: 2 E: 0 K: 1 S: 17 H: 4 LOB: 1 BB: 0 P: 22	R: 0 E: 0 K: 0 S: 5 H: 0 LOB: 0 BB: 0 P: 8		1B: 8 2B: 3 3B: 1 HR: 2 SF: 2 SAC: 0 DP: 2 HBP: 0				WP: 1 PB: 0 SB: 0 CS: 0 PA: 42	

| | | | |

Batter	1	2	3	4	5	6	7	8	9	AB	R	H	RBI	BB	SO	LOB
18 Tony Gwynn Jr., L (1, 9) OBP: 0.403, SLG: 0.446	C SI 94 C SI 95 B SI 96 B SI 94 X SI 94 2-2 ① G4-3	C KC 75 B KC 75 B SI 93 X SI 93 2-1 ② FC4-6 1-2f 2-3		F SI 91 B SL 82 B SI 90 C KC 74 S KC 77 2-3 ② K		B FF 91 B SI 89 B FF 92 C SI 91 X SI 91 3-1 E3 22 1B 1B		B SI 89 B FF 87 B FF 87 C FF 88 X SI 87 3-1 ① F8		5	1	1	0	0	1	3
22 David Eckstein, R (1, 4) OBP: 0.332, SLG: 0.344	C SI 93 T SI 92 S SI 95 0-3 ② K	X SI 91 0-0 ③ G3		C SI 91 B FF 92 B SI 92 X SI 91 2-1 2-H 2B		C SI 90 X SL 80 0-1 2-H 1B		C FF 90 B SI 89 X FC 84 1-1 ② G6-3		5	0	2	2	0	1	2
12 Scott Hairston, R (1, 8) OBP: 0.354, SLG: 0.515	C SI 93 S SI 92 T SI 96 0-2 ③ K		B SI 92 F SI 91 F SI 92 S SL 85 1-3 ① K	X SI 92 0-0 ③ G6-3		S SI 90 B SI 91 F SL 80 S SL 84 1-3 ① K		B FF 91 B SI 90 F SI 90 X FF 91 2-2 ③ G6-3		5	0	0	0	0	3	2
23 Adrián González, L (1, 3) OBP: 0.415, SLG: 0.587		C SI 94 C SI 95 B SI 96 X SI 95 1-2 ① G4-3	X KC 74 0-0 ② F9		X SI 91 0-0 ① G3	C SI 91 B SI 91 B SL 81 F KC 76 F SI 92 S SI 92 2-3 ② K			X CH 82 0-0 5 G6-4-3 1B	5	0	1	0	0	1	1
5 Kevin Kouzmanoff, R (1, 5) OBP: 0.285, SLG: 0.401		X FF 93 0-0 7 1B 8 2B 1B	B KC 72 B SI 92 X SI 93 2-0 7 1B 1B		X KC 73 0-0 7 WP 8 2B 1B	B FF 90 B SI 87 S SI 88 C SI 88 F CU 77 X SI 89 2-2 ③ G5-3			F SI 88 F SI 87 X CH 84 0-2 ① ② G6-4-3 1-2f	5	2	3	0	0	0	2
7 Chase Headley, S (1, 10) OBP: 0.315, SLG: 0.378		B SI 90 X SI 92 1-0 8 2B 28 1B 1-2 1B	B SI 92 X SI 91 1-0 1-2 1B		B SI 92 B CH 82 B SL 81 C SI 91 B SI 91 4-1 8 2B 1-2 BB		B SI 88 X SI 88 1-0 ① G3		X SI 90 0-0 2B	4	2	3	0	1	0	0
8 Kyle Blanks, R (1, 7) OBP: 0.292, SLG: 0.333		X SI 94 0-0 28 1B 1 1B 1-3 2-H 2B	B SL 84 F SI 92 B KC 74 F SI 92 F SI 94 S SL 82 2-3 ③ K		B SL 82 X SI 91 1-0 1-H 2-H 2B		B FF 90 C SI 88 B SI 90 X SI 88 2-1 ② F8		C CH 85 B FC 84 B FF 90 C CH 84 B CU 78 F SI 90 F FC 85 S FF 91 3-3 ③ K	5	1	2	3	0	2	3
28 Henry Blanco, R (1, 2) OBP: 0.298, SLG: 0.373		X SI 92 0-0 18 FC4-6 1 1B 2-3 3-H 1B		B KC 73 B SI 90 C SI 91 F SI 93 B SL 85 C SI 92 3-3 ① K	X SI 92 0-0 ② F8		B FF 89 F FF 90 S FC 84 X CU 77 1-2 E5 1B			4	0	2	1	0	1	1
1 Everth Cabrera, S (1, 6) OBP: 0.400, SLG: 0.425		C KC 73 1 SAFE X SI 92 0-1 18 FC4-6 1-2 3-H 1B		B SI 92 X SI 91 1-0 22 S 22 2B 2B	B SI 92 X SI 91 1-0 ③ F9		F SI 89 B CH 85 B FF 89 B FF 89 X SI 90 3-1 ③ G6-3			4	1	2	1	0	0	2
Inning Stats	R: 0 E: 0 K: 2 S: 9 H: 0 LOB: 0 BB: 0 P: 11	R: 3 E: 0 K: 0 S: 12 H: 5 LOB: 2 BB: 0 P: 16	R: 0 E: 0 K: 2 S: 10 H: 2 LOB: 2 BB: 0 P: 16	R: 1 E: 0 K: 2 S: 10 H: 2 LOB: 1 BB: 0 P: 18	R: 2 E: 0 K: 0 S: 6 H: 2 LOB: 1 BB: 1 P: 12	R: 1 E: 1 K: 2 S: 15 H: 2 LOB: 1 BB: 0 P: 23	R: 0 E: 1 K: 0 S: 8 H: 1 LOB: 1 BB: 0 P: 15	R: 0 E: 0 K: 0 S: 7 H: 0 LOB: 0 BB: 0 P: 13	R: 0 E: 0 K: 1 S: 10 H: 2 LOB: 1 BB: 0 P: 13	1B: 11 2B: 5 3B: 0 HR: 0 SF: 0 SAC: 0 DP: 1 HBP: 0						

PITCHER		IP	WLS	BF	H	R	ER	SO	BB	IBB	HBP	BLK	WP	HR	S	P	ERA	WHIP
45 Derek Holland, L ERA: 6.2	(1, 1)	5.2	L	31	13	7	6	8	1	0	0	0	1	0	58	90	9.53	2.471
52 Doug Mathis, R ERA: 2.7	(6, 1)	3.1		12	3	0	0	1	0	0	0	0	0	0	29	47	0.00	0.900

PITCHER	IP	WLS	BF	H	R	ER	SO	BB	IBB	HBP	BLK	WP	HR	S	P	ERA	WHIP

San Diego Padres @ Texas Rangers

Rangers Ballpark in Arlington, Arlington, TX

Sat Jun 27 2009, 8:05 PM EDT

Att. 25,410 - Partly Cloudy - 100 F

TOP

livebaseballscorecards.com

AB	42
R	7
H	16
RBI	7
BB	1
SO	9
LOB	16

WP: 1 PA: 43
PB: 0
SB: 1
CS: 0

BOTTOM

Batter	1	2	3	4	5	6	7	8	9	AB	R	H	RBI	BB	SO	LOB
5 Ian Kinsler, R (1, 4) OBP: 0.351, SLG: 0.527	F FF 88 B SL 84 X SL 84 1-1 ① G6-3		B CH 84 C SI 91 X CH 89 1-1 ③ F8			C SI 90 X SL 86 0-1 10 2B 1B		B SL 82 X SL 80 1-0 ② F8		4	1	1	0	0	0	0
7 David Murphy, L (1, 7) OBP: 0.342, SLG: 0.406	B CH 88 C SI 89 B CU 75 X CH 89 2-1 ② G4-3			C CH 88 B FF 89 X SI 89 1-1 1B		C CH 89 X CU 74 0-1 ② F8		S FS 85 C FF 92 B FF 91 T FS 86 1-2 ③ K		4	0	1	0	0	1	1
10 Michael Young, R (1, 5) OBP: 0.357, SLG: 0.502	C SL 84 B SI 91 C CH 88 S CU 76 1-3 ③ K			S SL 85 X SI 89 0-1 ① L9		S SL 85 D SL 87 X SL 83 1-1 1-H 25 2B 2B			B FF 90 B FF 90 X FF 90 2-0 9 DI 1B	4	1	2	1	0	1	1
25 Andruw Jones, R (1, 9) OBP: 0.355, SLG: 0.531		B SL 83 B CH 90 B SI 90 C CH 88 B CH 90 4-1 22 G6-3 BB		S SL 84 1 SAFE F CH 90 B CH 89 B CH 90 C SL 84 2-3 ② K		B FF 91 B SL 84 F SI 91 B SL 85 X SL 84 3-1 2-H 2B			C FF 90 X CU 76 0-1 ① F8	3	0	1	1	1	1	2
22 Marlon Byrd, R (1, 8) OBP: 0.308, SLG: 0.435		C CH 90 B FF 88 F SI 90 B CH 89 F SL 84 1 SAFE F FF 90 X CH 90 2-2 ① ② G6-3 1-2f		F FF 90 1 SAFE F FF 89 X SL 84 0-2 ③ L8		S SI 90 X CH 87 0-1 ③ G6-3			S FF 90 S FF 90 S FF 92 0-3 ② K	4	0	0	0	0	1	4
9 Hank Blalock, L (1, 10) OBP: 0.288, SLG: 0.512		B CH 84 B SI 91 S SL 85 B SI 90 X SI 89 3-1 ③ F7			C CU 73 B CH 89 F CU 76 C CH 90 1-3 ① K		B SL 83 B SL 84 B SI 89 C SI 90 X SL 84 3-1 ① F9		C CH 82 X CH 82 0-1 ③ F8 1-2	4	0	0	0	0	1	1
21 Jarrod Saltalamacchia, S (1, 2) OBP: 0.301, SLG: 0.383			B SL 82 C SL 82 F CH 89 C CU 76 1-3 ① K		C SL 84 C CU 75 S CU 75 0-3 ② K		F SL 86 B SL 84 C CU 76 F CU 76 B SI 90 S CH 92 2-3 ② K			3	0	0	0	0	3	0
19 Chris Davis, L (1, 3) OBP: 0.271, SLG: 0.445			X CH 84 0-0 HR		C CH 90 S CU 76 C CH 92 0-3 ③ K		B CU 76 B SI 91 B SI 91 C SI 90 C SL 86 C CH 90 3-3 ③ K			3	1	1	1	0	2	0
1 Elvis Andrus, R (1, 6) OBP: 0.329, SLG: 0.384			L CH 89 C CH 91 C SI 90 0-3 ② K			C CH 89 X SI 90 0-1 ① G6-3		C FF 91 B FF 91 F FF 90 X FF 92 1-2 ① F9		3	0	0	0	0	1	0
Inning Stats	R: 0 E: 0 K: 1 S: 7 H: 0 LOB: 0 BB: 0 P: 11	R: 0 E: 0 K: 0 S: 8 H: 0 LOB: 0 BB: 1 P: 17	R: 1 E: 0 K: 2 S: 9 H: 1 LOB: 0 BB: 0 P: 11	R: 0 E: 0 K: 1 S: 10 H: 1 LOB: 1 BB: 0 P: 13	R: 0 E: 0 K: 3 S: 9 H: 0 LOB: 0 BB: 0 P: 10	R: 2 E: 0 K: 0 S: 12 H: 3 LOB: 1 BB: 0 P: 16	R: 0 E: 0 K: 2 S: 9 H: 0 LOB: 0 BB: 0 P: 17	R: 0 E: 0 K: 1 S: 7 H: 0 LOB: 0 BB: 0 P: 10	R: 0 E: 0 K: 1 S: 8 H: 1 LOB: 1 BB: 0 P: 10	1B: 3 2B: 2 3B: 0 HR: 1 SF: 0 SAC: 0 DP: 1 HBP: 0						

PITCHER		IP	WLS	BF	H	R	ER	SO	BB	IBB	HBP	BLK	WP	HR	S	P	ERA	WHIP
29 Kevin Correia, R ERA: 4.23	(1, 1)	7.0	W	26	5	3	3	9	1	0	0	0	0	1	64	95	3.86	0.857
45 Edward Mujica, R ERA: 2.87	(8, 1)	1.0		3	0	0	0	1	0	0	0	0	0	0	7	10	0.00	0.000
37 Mike Adams, R ERA: 2.7	(9, 1)	1.0		4	1	0	0	1	0	0	0	0	0	0	8	10	0.00	1.000

PITCHER	IP	WLS	BF	H	R	ER	SO	BB	IBB	HBP	BLK	WP	HR	S	P	ERA	WHIP

San Diego Padres @ Texas Rangers

Rangers Ballpark in Arlington, Arlington, TX

Sat Jun 27 2009, 8:05 PM EDT

Att. 25,410 - Partly Cloudy - 100 F

livebaseballscorecards.com

AB	32
R	3
H	6
RBI	3
BB	1
SO	11
LOB	9

WP: 0 PB: 0 SB: 0 CS: 0 PA: 33

San Diego Padres @ Texas Rangers

Rangers Ballpark in Arlington, Arlington, TX

Sun Jun 28 2009, 8:05 PM EDT

Att. 27,000 - Clear - 99 F

livebaseballscorecards.com

Batter	1	2	3	4	5	6	7	8	9	AB	R	H	RBI	BB	SO	LOB
18 Tony Gwynn Jr., L (1, 9) OBP: 0.391, SLG: 0.431	C FF 89 S FF 92 B CU 81 B FF 90 X FF 91 2-2 F7 ①		B CU 74 C FF 90 C CU 76 S CU 80 1-3 K ③			L FF 88 B FF 88 X FF 88 1-1 G4-3 ①		B SI 94 F FF 93 X SI 93 1-1 G1-3 ①		4	0	0	0	0	1	0
1 Everth Cabrera, S (1, 6) OBP: 0.388, SLG: 0.455	C FF 91 B FF 90 C CU 77 F FF 90 X CU 79 1-2 P4 ②			L FF 87 X FF 87 0-1 G1-3 ①		B FF 89 B FF 89 B FF 88 C FF 88 X FF 90 3-1 12 1B 3B		F FF 93 B FF 93 S SL 83 C SI 94 1-3 K ②		4	1	1	0	0	1	0
12 Scott Hairston, R (1, 8) OBP: 0.362, SLG: 0.544	C FF 90 F FF 90 F CU 82 X CU 80 0-2 P4 ③			B FF 88 F FF 86 F FF 87 F FF 91 X CU 78 1-2 HR		F FF 87 B FF 90 X FF 89 1-1 23 G4-6-3 1B 3-H		B SI 93 F FC 91 B SL 85 B FF 94 X FF 94 3-1 2B		4	1	3	2	0	0	0
23 Adrián González, L (1, 10) OBP: 0.413, SLG: 0.585		C FF 89 X FF 88 0-1 2B		S CU 77 B FF 92 B FF 89 F CH 80 B CH 78 X CU 77 3-2 L9 ②		X CH 78 0-0 G4-6-3 ② ③ 1-2f		C FF 92 F FF 93 F SI 94 S SL 82 0-3 K ③		4	0	1	0	0	1	2
5 Kevin Kouzmanoff, R (1, 5) OBP: 0.285, SLG: 0.399		F FF 88 B FF 87 S FF 88 F CU 80 S FF 93 1-3 K ①		F FF 88 B CU 78 B FF 89 X FF 88 2-1 1B			B CU 76 B FF 86 X FF 84 2-0 F7 ①		C SI 84 X SL 76 0-1 F9 ①	4	0	1	0	0	1	1
7 Chase Headley, S (1, 7) OBP: 0.318, SLG: 0.380		B CU 75 F FF 88 B CH 80 F FF 89 X FF 91 2-2 P5 ②		F CH 79 1 SAFE B FF 88 F CU 75 B FF 89 F CU 78 X CU 77 2-2 G4-3 ③			F CU 74 B CH 78 B FF 87 B CH 78 T FF 88 X FF 88 3-2 8 1B 1B		B FF 85 C SL 77 B FF 83 X SI 84 2-1 8 S 1B	4	0	2	0	0	0	2
8 Kyle Blanks, R (1, 3) OBP: 0.357, SLG: 0.375		B CU 79 C CU 75 F FF 91 X CU 81 1-2 P3 ③			B CU 76 C CU 75 B CU 75 X FF 88 2-1 2 G5-4-3 1B		1 SAFE B SL 81 C SL 82 X SL 81 1-1 30 FC6-4 1B 1-2		1 SAFE 1 SAFE C SL 78 S SL 78 H FF 86 1-2 HBP	3	0	2	0	0	0	1
2 Edgar Gonzalez, R (1, 4) OBP: 0.243, SLG: 0.382 22 David Eckstein, R (7, 4) OBP: 0.331, SLG: 0.342			B CU 75 C CU 74 B FF 86 S FF 87 B FF 91 F FF 89 S CU 78 3-3 K ①		X FF 87 0-0 G5-4-3 ① ② 1-2f		C SL 81 S SL 82 B FF 89 C FF 89 1-3 K ②		C SL 78 F SI 85 F SI 85 F SI 84 S SL 78 0-3 K ②	3 1	0 0	0 0	0 0	0 0	2 1	3 2
30 Eliezer Alfonzo, R (1, 2) OBP: 0.250, SLG: 0.250			X FF 87 0-0 G3-1 ②		B CU 76 B CU 73 X FF 88 2-0 G6-3 ③		F SL 82 X SL 81 0-1 FC6-4 ③ 1-2f		B SL 78 S SL 77 X SL 77 1-1 P6 ③	4	0	0	0	0	0	4
Inning Stats	R: 0 E: 0 K: 0 S: 11 H: 0 LOB: 0 BB: 0 P: 14	R: 0 E: 0 K: 1 S: 12 H: 1 LOB: 1 BB: 0 P: 16	R: 0 E: 0 K: 2 S: 8 H: 0 LOB: 0 BB: 0 P: 12	R: 1 E: 0 K: 0 S: 15 H: 2 LOB: 1 BB: 0 P: 23	R: 0 E: 0 K: 0 S: 4 H: 1 LOB: 0 BB: 0 P: 8	R: 1 E: 0 K: 0 S: 7 H: 2 LOB: 0 BB: 0 P: 12	R: 0 E: 0 K: 1 S: 11 H: 2 LOB: 2 BB: 0 P: 18	R: 0 E: 0 K: 2 S: 11 H: 1 LOB: 1 BB: 0 P: 16	R: 0 E: 0 K: 1 S: 13 H: 1 LOB: 2 BB: 0 P: 17	1B: 6 2B: 2 3B: 1 HR: 1	SF: 0 SAC: 0 DP: 2 HBP: 1					WP: 0 PB: 0 SB: 1 CS: 0	PA: 36

	AB	35
	R	2
	H	10
	RBI	2
	BB	0
	SO	7
	LOB	15

PITCHER		IP	WLS	BF	H	R	ER	SO	BB	IBB	HBP	BLK	WP	HR	S	P	ERA	WHIP
35 Tommy Hunter, R ERA: 3.86	(1, 1)	6.1	L	24	7	2	2	3	0	0	0	0	0	1	61	94	2.84	1.105
28 Jason Jennings, R ERA: 3.76	(7, 1)	0.2		3	1	0	0	1	0	0	0	0	0	0	7	9	0.00	1.500
36 C.J. Wilson, L ERA: 2.59	(8, 1)	1.0		4	1	0	0	2	0	0	0	0	0	0	11	16	0.00	1.000
56 Darren O'Day, R ERA: 1.33	(9, 1)	1.0		5	1	0	0	1	0	0	1	0	0	0	13	17	0.00	1.000

PITCHER		IP	WLS	BF	H	R	ER	SO	BB	IBB	HBP	BLK	WP	HR	S	P	ERA	WHIP

Batter	1	2	3	4	5	6	7	8	9	AB	R	H	RBI	BB	SO	LOB
5 Ian Kinsler, R (1, 4) OBP: 0.347, SLG: 0.520	C FF 90 X SI 89 0-1 ① G1-3		B FF 92 X FF 90 1-0 ② F8		B SL 81 B SI 91 F FF 91 X FF 91 2-1 ③ F9			B FF 92 C SL 80 F SI 91 B CH 87 F CH 86 B SL 82 S SL 83 3-3 ③ K		4	0	0	0	0	1	0
7 David Murphy, L (1, 7) OBP: 0.340, SLG: 0.399	B FF 89 B FF 89 B FF 89 B CH 88 4-0 10 1B BB		C FF 90 F SI 90 X FF 91 0-2 E4			C CH 87 C SI 89 C SL 78 0-3 ① K			C FF 93 C FF 92 B FF 94 B FF 94 C FF 95 2-3 ① K	3	0	0	0	1	2	0
10 Michael Young, R (1, 5) OBP: 0.358, SLG: 0.500	C FF 89 F FF 90 B FF 92 F FF 90 1 SAFE X SL 80 1-2 1-2 1B		S SL 80 C SL 79 1 SAFE B FF 90 S FF 90 1-3 ③ K			F FF 90 S FF 91 X SL 80 0-2 ② F7			B CU 82 F FF 93 B FF 94 F FF 93 B FF 94 D CU 80 4-2 25 G1-4-3 BB	3	0	1	0	1	1	1
25 Andruw Jones, R (1, 9) OBP: 0.346, SLG: 0.515	X FF 91 0-0 ② P2			F FF 90 F FF 90 S SL 79 0-3 ① K		B SL 80 B SL 79 F SL 83 B SI 90 S FF 92 S FF 90 3-3 ③ K			C CU 83 B CU 81 X FF 92 1-1 ②③ G1-4-3 1-2f	4	0	0	0	0	2	3
9 Hank Blalock, L (1, 10) OBP: 0.284, SLG: 0.505	B CH 88 C SI 89 X FF 90 1-1 ③ F9			X SI 90 0-0 ② G4-3			C SI 88 B CH 84 S SL 79 S FF 91 1-3 ① K			3	0	0	0	0	1	2
22 Marlon Byrd, R (1, 8) OBP: 0.309, SLG: 0.431		C FF 90 F SI 89 S SL 80 0-3 ① K		B SL 80 B FF 92 B SL 80 C FF 90 C SL 82 B SL 81 4-2 BB			S FF 90 X FF 91 0-1 ② F9			2	0	0	0	1	1	0
21 Jarrod Saltalamacchia, S (1, 2) OBP: 0.297, SLG: 0.377		C SL 77 B SL 79 X FF 89 1-1 ② F7		C SL 78 B FF 90 F CH 86 F SL 79 F FF 90 1 SAFE B SL 79 C SL 78 2-3 ③ K			F FF 91 B SI 90 X SL 80 1-1 ③ F9			3	0	0	0	0	1	1
19 Chris Davis, L (1, 3) OBP: 0.267, SLG: 0.439		B FF 90 S FF 90 B SL 79 T SL 79 F FF 92 C CH 87 2-3 ③ K			B SL 78 B FF 90 B SI 88 C FF 90 X FF 89 3-1 ① F8			B FF 88 F SL 78 B FF 88 F CH 88 X SL 81 2-2 ① F8		3	0	0	0	0	1	0
1 Elvis Andrus, R (1, 6) OBP: 0.324, SLG: 0.378			X FF 89 0-0 ① L9		B SL 81 C SL 80 F FF 90 X FF 92 1-2 ② G4-3			X FF 91 0-0 ② G6-3		3	0	0	0	0	0	0
Inning Stats	R: 0 E: 0 K: 0 S: 9 H: 1 LOB: 2 BB: 1 P: 15	R: 0 E: 0 K: 2 S: 9 H: 0 LOB: 0 BB: 0 P: 12	R: 0 E: 1 K: 1 S: 8 H: 0 LOB: 1 BB: 0 P: 10	R: 0 E: 0 K: 2 S: 11 H: 0 LOB: 1 BB: 1 P: 17	R: 0 E: 0 K: 0 S: 7 H: 0 LOB: 0 BB: 0 P: 13	R: 0 E: 0 K: 2 S: 9 H: 0 LOB: 0 BB: 0 P: 12	R: 0 E: 0 K: 1 S: 7 H: 0 LOB: 0 BB: 0 P: 9	R: 0 E: 0 K: 1 S: 8 H: 0 LOB: 0 BB: 0 P: 13	R: 0 E: 0 K: 1 S: 7 H: 0 LOB: 0 BB: 1 P: 14	1B: 1 2B: 0 3B: 0 HR: 0 SF: 0 SAC: 0 DP: 1 HBP: 0						

PITCHER		IP	WLS	BF	H	R	ER	SO	BB	IBB	HBP	BLK	WP	HR	S	P	ERA	WHIP
49 Chad Gaudin, R ERA: 4.97	(1, 1)	8.0	W	28	1	0	0	9	2	0	0	0	0	0	68	101	0.00	0.375
21 Heath Bell, R ERA: 1.39	(9, 1)	1.0	S	3	0	0	0	1	1	0	0	0	0	0	7	14	0.00	1.000

PITCHER	IP	WLS	BF	H	R	ER	SO	BB	IBB	HBP	BLK	WP	HR	S	P	ERA	WHIP

BOTTOM

San Diego Padres @ Texas Rangers

Rangers Ballpark in Arlington, Arlington, TX

Sun Jun 28 2009, 8:05 PM EDT

Att. 27,000 - Clear - 99 F

livebaseballscorecards.com

AB	28
R	0
H	1
RBI	0
BB	3
SO	10
LOB	7

1B: 1 2B: 0 3B: 0 HR: 0

SF: 0 SAC: 0 DP: 1 HBP: 0

WP: 0 PB: 0 SB: 0 CS: 0

PA: 31

Batter	1	2	3	4	5	6	7	8	9	AB	R	H	RBI	BB	SO	LOB
21 Michael Bourn, L (1, 8) OBP: 0.372, SLG: 0.413	C SI 85 C SI 85 B CH 75 B SL 80 B CH 75 X SI 85 3-2 G1-3 ①		C SI 85 B CH 76 X FF 87 1-1 F9 ②			L CH 74 C SL 78 X SL 81 0-2 G3 ① F SI 86 B SL 82 X SL 79 1-1 G3 ③				4	0	0	0	0	0	2
10 Miguel Tejada, R (1, 6) OBP: 0.356, SLG: 0.473	B FF 87 F FF 86 B CH 75 X CH 73 2-1 F7 ②		F SL 81 F FF 87 X SI 87 0-2 FC6-4 ③ 1-2f			B FF 86 B FF 87 X SL 79 2-0 17 1B 45 1B 1B		C SI 93 X SI 94 0-1 G4-3 ①		4	1	1	0	0	0	1
17 Lance Berkman, S (1, 3) OBP: 0.383, SLG: 0.508	B SI 86 C SI 86 S CH 75 B FF 88 T SI 88 2-2 K ③			B FF 84 X CH 74 1-0 P5 ①		F SI 85 B FF 86 1 SAFE X SL 78 1-1 45 1B 27 SF8 1-2 1B		C SI 93 B SI 92 X SI 92 1-1 45 G5-4-3 1B		4	1	2	0	0	1	0
45 Carlos Lee, R (1, 7) OBP: 0.355, SLG: 0.487 2 Darin Erstad, L (9, 7) OBP: 0.226, SLG: 0.263		B FF 86 C FF 85 X CH 75 1-1 1B		B FF 86 B FF 87 C SL 80 X SL 82 2-1 G5-3 ②		C FF 86 T FF 88 B FF 89 B FF 89 F SL 82 F SL 81 F SI 89 X SL 82 2-2 9 FC5-4 1-3 2-H 1B		C SI 92 B SI 93 1 SAFE 1 SAFE X SL 83 1-1 G5-4-3 ② ③ 1-2f		4 0	0 0	2 0	1 0	0 0	0 0	1 0
27 Geoff Blum, S (1, 5) OBP: 0.337, SLG: 0.323		C SI 85 B SI 87 B FF 86 X CH 75 2-1 F7 ①		C FF 87 X SL 81 0-1 G3 ③		B FF 86 B FF 86 X SI 85 2-0 SF8 ② 3-H			B FF 84 F FF 84 F FF 85 S SL 77 1-3 K ①	3	0	0	1	0	1	1
9 Hunter Pence, R (1, 9) OBP: 0.387, SLG: 0.509		C FF 86 X FF 87 0-1 F9 ②			C SL 78 X SL 80 0-1 F8 ① C FF 86 B SI 85 X CH 75 1-1 HR	S FF 87 F SL 82 B FF 86 F SI 87 B SI 89 1 SAFE X CH 77 2-2 FC5-4 ③ 1-2f			B SL 75 F SI 84 X FF 84 1-1 3 CS 1B	4	0	1	0	0	0	2
77 Ivan Rodriguez, R (1, 2) OBP: 0.279, SLG: 0.406		F FF 86 B SL 81 1 SAFE X SL 81 1-1 G5-3 ③					B FF 84 C SL 77 F FF 84 X FF 87 1-2 G5-3 ①		1 SAFE C FF 86 X SL 77 0-1 F9 ②	4	1	1	1	0	0	2
3 Kazuo Matsui, S (1, 4) OBP: 0.296, SLG: 0.330			C SI 84 X FF 86 0-1 P4 ①		B SI 86 X SI 86 1-0 F7 ②		C SI 86 F SL 80 F FF 87 F SL 82 S SL 81 0-3 K ②		1 SAFE B SI 86 1 SAFE 1 SAFE C FF 84 P PO 79 2-1 CS ③ 1-2	3	0	0	0	0	1	0
44 Roy Oswalt, R (1, 1) OBP: 0.194, SLG: 0.167			B FF 86 B FF 85 B FF 84 C FF 83 X FF 84 3-1 10 FC6-4 1B		C SI 87 F SL 82 X FF 87 0-2 G1-3 ③		B SL 78 X SL 77 1-0 1B			3	0	2	0	0	0	0
Inning Stats	R: 0 E: 0 K: 1 S: 8 H: 0 LOB: 0 BB: 0 P: 15	R: 0 E: 0 K: 0 S: 8 H: 1 LOB: 1 BB: 0 P: 12	R: 0 E: 0 K: 0 S: 9 H: 1 LOB: 1 BB: 0 P: 13	R: 0 E: 0 K: 0 S: 5 H: 0 LOB: 0 BB: 0 P: 8	R: 1 E: 0 K: 0 S: 8 H: 1 LOB: 0 BB: 0 P: 10	R: 2 E: 0 K: 0 S: 17 H: 3 LOB: 1 BB: 0 P: 26	R: 0 E: 0 K: 1 S: 11 H: 1 LOB: 1 BB: 0 P: 14	R: 0 E: 0 K: 0 S: 6 H: 1 LOB: 0 BB: 0 P: 8	R: 0 E: 0 K: 1 S: 9 H: 1 LOB: 0 BB: 0 P: 12	1B: 8 2B: 0 3B: 0 HR: 1 SF: 1 SAC: 0 DP: 1 HBP: 0						

PITCHER		IP	WLS	BF	H	R	ER	SO	BB	IBB	HBP	BLK	WP	HR	S	P	ERA	WHIP
52 Josh Geer, R ERA: 5.68	(1, 1)	7.0	L	28	7	3	3	2	0	0	0	0	0	1	66	98	3.86	1.000
40 Greg Burke, R ERA: 4.05	(8, 1)	1.0		3	1	0	0	0	0	0	0	0	0	0	6	8	0.00	1.000
43 Cla Meredith, R ERA: 3.48	(9, 1)	1.0		3	1	0	0	1	0	0	0	0	0	0	9	12	0.00	1.000

PITCHER	IP	WLS	BF	H	R	ER	SO	BB	IBB	HBP	BLK	WP	HR	S	P	ERA	WHIP

TOP

Houston Astros @ San Diego Padres

PETCO Park, San Diego, CA

Mon Jun 29 2009, 10:05 PM EDT

Att. 15,671 - Clear - 71 F

livebaseballscorecards.com

AB	33
R	3
H	9
RBI	3
BB	0
SO	3
LOB	9

BOTTOM

Batter	1	2	3	4	5	6	7	8	9	AB	R	H	RBI	BB	SO	LOB
18 Tony Gwynn Jr., L (1, 9) OBP: 0.380, SLG: 0.417	B SI 93 C SI 94 L CU 72 S FF 94 1-3 ① **K**		B FF 95 X FF 96 1-0 ③ F8		B FF 92 C FF 94 C CU 73 F FF 95 B SL 80 X CU 71 2-2 ③ F8			F FF 94 C CU 73 X FC 84 0-2 ③ G4-3		4	0	0	0	0	1	1
22 David Eckstein, R (1, 4) OBP: 0.330, SLG: 0.338	C SI 95 X FC 86 0-1 ② P4			B SI 92 H FF 93 2-0 ② 12 2B 7 WP HBP		B FF 92 C FC 83 C FC 83 X FF 93 1-2 ① G4-3			B FF 92 B FF 92 C FF 92 X FF 91 2-1 ① L9	3	1	0	0	0	0	0
12 Scott Hairston, R (1, 8) OBP: 0.360, SLG: 0.543	B FC 85 S FC 84 F FF 95 S FF 95 1-3 ③ **K**			C FC 86 F FC 85 B FF 94 X FF 95 1-2 7 WP **1-3** 2B		C FF 94 F FC 85 S CU 65 0-3 ② **K**			B FC 86 C FF 94 F FC 84 X FC 85 1-2 ② G5-3	4	0	1	0	0	2	0
23 Adrián González, L (1, 3) OBP: 0.414, SLG: 0.581		B FF 95 B CU 72 F CU 72 B FF 95 D CU 70 4-1 5 G4-6-3 BB		I IN 74 I IN 68 I IN 64 I IN 66 4-0 7 WP IBB		X CU 72 0-0 ③ F7			S FF 95 B FF 96 B FF 95 F FF 95 B SL 81 F FF 96 T FF 96 3-2 ③ **K**	2	0	0	0	0	2	1	0
5 Kevin Kouzmanoff, R (1, 5) OBP: 0.282, SLG: 0.395		C SI 95 C FF 95 B SI 93 D FC 86 X FF 94 2-2 ①② G4-6-3 **1-2f**		B FC 85 X FC 85 1-0 ① F6			X FF 94 0-0 ① P4			3	0	0	0	0	0	4
7 Chase Headley, S (1, 7) OBP: 0.315, SLG: 0.375		B CU 72 C FF 95 C FF 95 S CU 74 1-3 ③ **K**		B CU 73 C FF 95 B FF 94 T CU 72 B CU 71 F CU 72 F FF 94 F FF 95 C FF 95 3-3 ② **K** **1-2** **2-3** **3-H**			B FF 94 F FF 93 B CH 83 C FF 94 B FF 94 X FF 93 3-2 ② P5			3	0	0	0	0	2	2
30 Eliezer Alfonzo, R (1, 2) OBP: 0.217, SLG: 0.217			X SI 93 0-0 ① G6-3	C FF 94 S SI 93 S FF 94 0-3 ③ **K**			C FC 85 S FC 84 F EP 63 X FF 95 0-2 ③ F9			3	0	0	0	0	1	2
1 Everth Cabrera, S (1, 6) OBP: 0.385, SLG: 0.468			C FF 95 B CU 74 X SI 94 1-1 2B		X FF 94 0-0 ① B1-3			C FF 94 B FF 94 C CU 72 F FF 94 F FF 94 C CU 74 1-3 ① **K**		3	0	1	0	0	1	0
52 Josh Geer, R (1, 1) OBP: 0.238, SLG: 0.158 40 Greg Burke, R (8, 1) 25 Will Venable, L (8, PH) OBP: 0.229, SLG: 0.194 43 Cla Meredith, R (9, 1)			X FC 85 0-0 ② P5		L FF 94 X FF 94 0-1 ② G3-1			C FF 94 B CU 72 X FF 94 1-1 ② F9		2 0 1 0	0 0 0 0	0 0 0 0	0 0 0 0	0 0 0 0	0 0 0 0	1 0 0 0
Inning Stats	R: 0 E: 0 K: 2 S: 8 H: 0 LOB: 0 BB: 0 P: 10	R: 0 E: 0 K: 1 S: 7 H: 0 LOB: 0 BB: 1 P: 14	R: 0 E: 0 K: 0 S: 5 H: 1 LOB: 1 BB: 0 P: 7	R: 1 E: 0 K: 2 S: 13 H: 1 LOB: 2 BB: 1 P: 24	R: 0 E: 0 K: 0 S: 7 H: 0 LOB: 0 BB: 0 P: 9	R: 0 E: 0 K: 1 S: 7 H: 0 LOB: 0 BB: 0 P: 8	R: 0 E: 0 K: 0 S: 8 H: 0 LOB: 0 BB: 0 P: 11	R: 0 E: 0 K: 1 S: 10 H: 0 LOB: 0 BB: 0 P: 12	R: 0 E: 0 K: 1 S: 9 H: 0 LOB: 0 BB: 0 P: 15	1B: 0 2B: 2 3B: 0 HR: 0 SF: 0 SAC: 0 DP: 1 HBP: 1						

PITCHER	IP	WLS	BF	H	R	ER	SO	BB	IBB	HBP	BLK	WP	HR	S	P	ERA	WHIP
44 Roy Oswalt, R (1, 1) ERA: 4.02	9.0	W	31	2	1	1	8	1	1	1	0	1	0	74	110	1.00	0.333

PITCHER	IP	WLS	BF	H	R	ER	SO	BB	IBB	HBP	BLK	WP	HR	S	P	ERA	WHIP

Houston Astros @ San Diego Padres

PETCO Park, San Diego, CA

Mon Jun 29 2009, 10:05 PM EDT

Att. 15,671 - Clear - 71 F

livebaseballscorecards.com

AB	28
R	1
H	2
RBI	0
BB	2
SO	8
LOB	10

Houston Astros @ San Diego Padres

PETCO Park, San Diego, CA

Tue Jun 30 2009, 10:05 PM EDT

Att. 15,276 - Cloudy - 69 F

livebaseballscorecards.com

Batter	1	2	3	4	5	6	7	8	9	AB	R	H	RBI	BB	SO	LOB
21 Michael Bourn, L (1, 8) OBP: 0.370, SLG: 0.409	C FF 87 C CU 72 S CH 82 0-3 ① K		F CU 72 C FF 90 B FF 82 X CH 80 1-2 10 2B 1B		L FF 87 F FF 87 D CH 80 B FF 88 X CH 76 2-2 ① G3 2-3		B CU 71 B SI 86 C FF 86 C FF 86 F CH 78 B FF 89 X FF 86 3-2 ③ G4-3		B CU 80 C FF 92 X FF 93 1-1 ③ L9	5	1	1	0	0	1	3
10 Miguel Tejada, R (1, 6) OBP: 0.361, SLG: 0.478	F FF 90 F FF 90 F FF 91 H FF 91 1-2 17 1B HBP		C FF 88 1 SAFE X FF 88 0-1 1-H 17 HR 2B		B FF 88 X FF 87 1-0 ② G1-3			B FF 92 B FF 92 X FF 92 2-0 17 G6-3 1B		3	1	2	1	0	0	1
17 Lance Berkman, S (1, 3) OBP: 0.388, SLG: 0.522	L CH 76 B FF 90 1 SAFE F FF 90 X CH 78 1-2 1-2 1B		B FF 88 C FF 88 F SI 88 X FF 90 1-2 2-H HR		B FF 90 I I IN 51 I 4-0 45 FC5-4 IBB			S FS 87 X FS 86 0-1 ①② G6-3 1-2f		3	1	2	2	1	0	1
45 Carlos Lee, R (1, 7) OBP: 0.354, SLG: 0.484 3 Kazuo Matsui, S (8, PR) OBP: 0.296, SLG: 0.330 (8, 4)	C FF 88 F SI 89 F FF 89 T FF 89 0-2 ② K		B CU 72 F FF 87 X FF 89 1-1 ② P2		B FF 88 C FF 86 F FF 88 F FF 91 P PO 82 X CH 79 2-2 ③ FC5-4 1-2f			C SL 83 C FF 93 X FF 93 0-2 1B		4 0	0 0	1 0	0 0	0 0	1 0	4 0
27 Geoff Blum, S (1, 5) OBP: 0.330, SLG: 0.315	C CH 72 B FF 90 X CU 70 1-1 ③ P6		F CU 72 X SI 89 0-1 ③ G6-3			B CH 80 C FF 88 F CH 77 B CH 80 F CH 77 X FF 89 2-2 ① G4-3		1 SAFE 1 SAFE 1 SAFE B CU 81 X CU 80 1-0 ③ F7		4	0	0	0	0	0	3
9 Hunter Pence, R (1, 9) OBP: 0.382, SLG: 0.502		F FF 87 S FF 89 X SI 91 0-2 ① L9		B CU 72 S FF 86 X FF 87 1-1 ① G5-3		C FF 90 B FF 89 B CU 72 F FF 84 X FF 88 2-2 ② F8			X CU 83 0-0 ① G6-3	4	0	0	0	0	0	0
36 Matt Kata, S (1, 4) OBP: 0.226, SLG: 0.233 (8, 7)		C CH 76 X SI 90 0-1 ② L6		B SI 87 X SI 87 1-0 ② F7		B FF 87 C FF 86 F CU 69 B CU 75 X FF 88 2-2 ③ F9			C CU 79 X CU 80 0-1 ② G1	4	0	0	0	0	0	0
55 Humberto Quintero, R (1, 2) OBP: 0.295, SLG: 0.350 4 Jason Michaels, R (9, PH) OBP: 0.257, SLG: 0.299		F CH 76 B FF 90 S FF 89 S FF 91 1-3 ③ K		B FF 86 X FF 86 1-0 ③ G5-3			B FF 87 C FF 86 B FF 87 F FF 86 S FF 90 2-3 ① K		B CU 81 B CU 79 T FF 92 B FF 92 B FF 91 4-1 77 BB BB	3 0	0 0	0 0	0 0	0 1	2 0	0 0
11 Mike Hampton, R (1, 1) OBP: 0.370, SLG: 0.400 2 Darin Erstad, L (7, PH) OBP: 0.224, SLG: 0.260 43 Chris Sampson, R (7, 1) 50 Alberto Arias, R (8, 1) 77 Ivan Rodriguez, R (9, PH) OBP: 0.283, SLG: 0.406			C FF 88 B CU 72 S FF 88 B FF 90 F FF 87 B FF 89 X FF 88 3-2 ① G5-3		F FF 86 X FF 87 0-1 21 G3 2B		B CH 79 B CH 83 C FF 87 X FF 84 2-1 ② G3		B FF 93 B FF 92 S FF 94 S FF 94 F FF 95 B FF 94 F FF 93 B FF 94 4-2 1-2 BB	2 1 0 0 0	0 0 0 0 0	1 0 0 0 0	0 0 0 0 0	0 0 0 0 1	0 0 0 0 0	0 0 0 0 0
Inning Stats	R: 0 E: 0 K: 2 S: 15 H: 1 LOB: 2 BB: 0 P: 18	R: 0 E: 0 K: 1 S: 8 H: 0 LOB: 0 BB: 0 P: 9	R: 3 E: 0 K: 0 S: 16 H: 3 LOB: 0 BB: 0 P: 22	R: 0 E: 0 K: 0 S: 4 H: 0 LOB: 0 BB: 0 P: 7	R: 0 E: 0 K: 0 S: 11 H: 1 LOB: 2 BB: 1 P: 19	R: 0 E: 0 K: 0 S: 10 H: 0 LOB: 0 BB: 0 P: 16	R: 0 E: 0 K: 1 S: 9 H: 0 LOB: 0 BB: 0 P: 16	R: 0 E: 0 K: 0 S: 7 H: 2 LOB: 1 BB: 0 P: 10	R: 0 E: 0 K: 0 S: 10 H: 0 LOB: 2 BB: 2 P: 19	1B: 4 2B: 2 3B: 0 HR: 1 SF: 0 SAC: 0 DP: 1 HBP: 1						

TOP	
AB	33
R	3
H	7
RBI	3
BB	3
SO	4
LOB	12

WP: 0 PA: 37
PB: 0
SB: 0
CS: 0

PITCHER		IP	WLS	BF	H	R	ER	SO	BB	IBB	HBP	BLK	WP	HR	S	P	ERA	WHIP
50 Josh Banks, R ERA: 3.38	(1, 1)	7.0	W	28	5	3	3	4	0	1	1	0	0	1	73	107	3.86	0.714
45 Edward Mujica, R ERA: 2.82	(8, 1)	0.2	H	3	2	0	0	0	0	0	0	0	0	0	6	8	0.00	3.000
21 Heath Bell, R ERA: 1.34	(8, 1)	1.1	S	6	0	0	0	0	2	0	0	0	0	0	11	21	0.00	1.500

PITCHER		IP	WLS	BF	H	R	ER	SO	BB	IBB	HBP	BLK	WP	HR	S	P	ERA	WHIP

BOTTOM

Houston Astros @ San Diego Padres

PETCO Park, San Diego, CA

Tue Jun 30 2009, 10:05 PM EDT

Att. 15,276 - Cloudy - 69 F

livebaseballscorecards.com

Batter	1	2	3	4	5	6	7	8	9	AB	R	H	RBI	BB	SO	LOB
18 Tony Gwynn Jr., L (1, 9) OBP: 0.376, SLG: 0.411	B FF 88 C FF 88 B FC 86 B SI 84 X FF 88 3-1 ① G4-3		C FC 86 X SI 86 0-1 ③ G3-1		C FC 85 B SI 86 C FC 86 X CU 80 1-2 ③ G3		B SI 90 B CU 79 X SI 90 2-0 22 1B 1B 2-H			4	1	1	1	0	0	1
22 David Eckstein, R (1, 4) OBP: 0.336, SLG: 0.348	C FF 88 B FF 88 F FC 86 X SI 86 1-2 2B			C FF 88 X FF 87 0-1 ① G4-3		C FC 82 F SI 84 F FC 86 B CH 78 X FF 89 1-2 12 SH1-3 1B	C SL 84 B SI 88 S SL 84 F SL 83 F SI 88 X SL 83 1-2 2-H 1B			4	0	3	1	0	0	0
12 Scott Hairston, R (1, 8) OBP: 0.359, SLG: 0.545	C SI 85 F FC 88 B FC 88 F SI 86 B FC 85 S SI 86 2-3 ② K			B FC 85 X SI 86 1-0 23 3B 2B		X FC 87 0-0 ① SH1-3 1-2	C SI 89 B SI 88 F SI 89 X SL 82 1-2 ③ G6-3			3	1	1	0	0	1	2
23 Adrián González, L (1, 3) OBP: 0.414, SLG: 0.588 8 Kyle Blanks, R (4, PR) OBP: 0.333, SLG: 0.346 (5, 3)	C FC 87 B SI 87 S SI 87 B FC 89 T FF 92 2-2 ③ K			X FF 90 0-0 2-H 3B		C SI 84 D FC 87 D SI 82 S FC 87 S FC 87 2-3 ② K		C SI 81 F SL 82 C SL 81 0-3 ① K		2 2	0 0	1 0	1 0	0 0	1 2	1 1
5 Kevin Kouzmanoff, R (1, 5) OBP: 0.278, SLG: 0.389		B FF 88 X SI 83 1-0 ① F8		S FC 87 B FC 88 C FF 90 B FF 89 F FC 88 S FF 91 2-3 ② K		D FC 86 C FC 87 B FF 90 F CH 80 F FF 90 F FC 87 B FF 90 S FC 88 3-3 ③ K		C FF 95 B SL 81 B SL 80 X FF 94 2-1 ② G5-3		4	0	0	0	0	2	2
7 Chase Headley, S (1, 7) OBP: 0.317, SLG: 0.374		S FC 87 B FC 83 F SI 86 C FF 90 1-3 ② K		C SI 84 B FC 85 F FF 90 X CU 80 1-2 ③ G6-3			C CU 78 S SI 89 F SI 90 B CU 80 X SI 89 1-2 1 SH2-3 25 2B 1B	C SI 94 B SL 81 B SL 81 S FF 94 B FF 94 D SL 82 4-2 28 FC6-4 BB		3	1	1	0	1	1	1
28 Henry Blanco, R (1, 2) OBP: 0.288, SLG: 0.358		C CH 80 X SI 85 0-1 ③ G5-3			B SI 84 C CH 78 B SI 82 C CH 81 B FC 84 X FF 90 3-2 ① G4-3		F SI 88 1 SAFE B SI 88 1 SAFE F SL 83 F SI 89 S SL 82 1-3 ① K	X FF 94 0-0 ③ FC6-4 1-2f		4	0	0	0	0	1	2
1 Everth Cabrera, S (1, 6) OBP: 0.370, SLG: 0.449			C FC 83 B FC 85 F FF 89 F FC 87 F CU 78 B FF 89 X SI 87 2-2 ① G6-3		F FF 89 B FC 86 C FF 90 F FC 86 X FF 90 1-2 ② G4-3		X SL 82 0-0 ② SH2-3 1-2			2	0	0	0	0	0	0
50 Josh Banks, R (1, 1) 25 Will Venable, L (7, PH) OBP: 0.250, SLG: 0.250 45 Edward Mujica, R (8, 1) OBP: 1.000, SLG: 1.000 21 Heath Bell, R (8, 1)			C FF 88 B SI 84 B SI 83 X FF 88 2-1 ② F8		C FF 88 B FF 89 S FF 88 B FF 89 B FF 88 F FF 87 B FF 87 4-2 BB		C CU 78 D FF 90 F SI 90 F FF 90 X SL 83 1-2 18 1B 2B 2-H			1 1 0 0	0 1 0 0	0 1 0 0	0 1 0 0	1 0 0 0	0 0 0 0	0 0 0 0
Inning Stats	R: 0 E: 0 K: 2 S: 12 H: 1 LOB: 1 BB: 0 P: 20	R: 0 E: 0 K: 1 S: 6 H: 0 LOB: 0 BB: 0 P: 8	R: 0 E: 0 K: 0 S: 9 H: 0 LOB: 0 BB: 0 P: 13	R: 1 E: 0 K: 1 S: 11 H: 2 LOB: 1 BB: 0 P: 15	R: 0 E: 0 K: 0 S: 13 H: 0 LOB: 1 BB: 1 P: 22	R: 0 E: 0 K: 2 S: 13 H: 1 LOB: 1 BB: 0 P: 19	R: 3 E: 0 K: 1 S: 22 H: 4 LOB: 1 BB: 0 P: 29	R: 0 E: 0 K: 1 S: 8 H: 0 LOB: 1 BB: 1 P: 14		1B: 4 2B: 3 3B: 1 HR: 0	SF: 0 SAC: 2 DP: 0 HBP: 0		WP: 0 PB: 0 SB: 0 CS: 0	PA: 34		

	AB	30
	R	4
	H	8
	RBI	4
	BB	2
	SO	8
	LOB	10

PITCHER		IP	WLS	BF	H	R	ER	SO	BB	IBB	HBP	BLK	WP	HR	S	P	ERA	WHIP
11 Mike Hampton, L ERA: 4.44	(1, 1)	6.0		23	4	1	1	6	1	0	0	0	0	0	64	97	1.50	0.833
43 Chris Sampson, R ERA: 2.66	(7, 1)	1.0	L	7	4	3	3	1	0	0	0	0	0	0	22	29	27.00	4.000
50 Alberto Arias, R ERA: 2.08	(8, 1)	1.0		4	0	0	0	1	1	0	0	0	0	0	8	14	0.00	1.000

PITCHER		IP	WLS	BF	H	R	ER	SO	BB	IBB	HBP	BLK	WP	HR	S	P	ERA	WHIP

Houston Astros @ San Diego Padres

PETCO Park, San Diego, CA

Wed Jul 01 2009, 10:05 PM EDT

Att. 16,670 - Clear - 69 F

TOP

livebaseballscorecards.com

Batter	1	2	3	4	5	6	7	8	9	AB	R	H	RBI	BB	SO	LOB
21 Michael Bourn, L (1, 8) OBP: 0.364, SLG: 0.402	F FF 88 F SI 89 B FF 89 F FF 89 F SL 84 S SL 85 1-3 **K** ①			C SI 86 B SL 80 B CH 84 X SL 82 1-2 L3 ① C CU 76 D CU 76 B SI 88 C SI 88 F CU 74 B FF 89 B SL 80 2-1 G6-3 ③			C FF 89 C SL 78 B FF 89 S SL 78 1-3 **K** ②		F SI 85 B SL 77 B SL 77 X FF 85 2-1 L5 ③	5	0	0	0	0	2	2
10 Miguel Tejada, R (1, 6) OBP: 0.360, SLG: 0.475	C FF 88 F FF 89 B FF 88 B FF 89 S SL 84 2-3 **K** ②			X SL 82 0-0 17 1B / 45 1B / 1B	B FF 94 X SI 95 1-0 G5-3 ①		B FF 88 C FF 88 X FF 89 1-1 G5-3 ③			4	1	1	0	0	1	0
17 Lance Berkman, S (1, 3) OBP: 0.386, SLG: 0.518	C SI 88 X FF 90 0-1 G4-3 ③			F FF 88 F FF 89 X FF 89 0-2 45 1B / 27 1B / 1-2 / 1B	B SI 94 F FC 89 S SI 94 B SL 87 X SL 88 3-2 F7 ②			B FF 88 B FF 88 B FF 88 C FF 88 X FC 88 3-1 G3 ①		4	1	1	0	0	0	0
45 Carlos Lee, R (1, 7) OBP: 0.353, SLG: 0.481		B FF 88 B SL 82 X SL 83 2-0 G6-3 ①		S FF 88 X SI 88 0-1 2 BB / 27 1B / 3 1B / 1-3 / 2-H / 1B	C FF 95 B FF 95 F FC 89 B FF 94 B SL 88 X SL 87 3-2 F7 ③			X FF 88 0-0 G6-3 ②		4	1	1	1	0	0	0
27 Geoff Blum, S (1, 5) OBP: 0.333, SLG: 0.315		B SI 88 B SI 87 C FF 88 X SL 82 2-1 G4-3 ②		C SI 88 1 SAFE B CU 76 B CH 81 1 SAFE B SL 81 F SL 82 1 SAFE X CU 76 3-2 3 1B / 2 BB / 38 E / 1-2 / 3-H / 1B		B SI 94 S SI 94 S CH 84 S CH 87 B FC 89 F FC 88 D SI 94 4-2 77 G5-3 / BB		C SL 78 B SL 78 C FF 88 B SL 77 F SL 76 B FC 87 C FF 87 3-3 **K** ③		3	1	1	1	1	1	0
77 Ivan Rodriguez, R (1, 2) OBP: 0.278, SLG: 0.398		C FF 88 X FF 89 0-1 G4-3 ③		B FF 88 X SI 88 1-0 L9 ②		B FF 94 F SI 94 S SL 89 F FC 90 X SI 95 1-2 G5-3 ①			F SI 83 S SI 83 X SL 75 0-2 G5-3 ①	4	0	0	0	0	0	3
2 Darin Erstad, L (1, 9) OBP: 0.236, SLG: 0.263			C SI 86 B SL 80 B CH 84 X SL 82 2-1 G4-3 ① C CU 76 D CU 76 B SI 88 C SI 88 F CU 74 B FF 89 B SL 80 4-2 3 1B / 38 E / 1-2 / 2-3 / BB		X SI 96 0-0 P6 ②			C SI 85 X FF 84 0-1 3 1B / 36 SF8 / 1B	3	2	1	0	1	0	1
3 Kazuo Matsui, S (1, 4) OBP: 0.300, SLG: 0.333			F SI 88 C FF 89 F SL 83 X FF 89 0-2 L6 ② C FF 88 F FF 89 B FF 89 X CU 77 1-2 38 E / 38 E / 1-2 / 2-3 / 3-H / 1B		F SI 96 F SI 95 S SL 88 0-3 **K** ③			C FF 84 X FF 83 0-1 1-3 / 1B	4	1	2	1	0	1	1
38 Brian Moehler, R (1, 1) 4 Jason Michaels, R (7, PH) OBP: 0.253, SLG: 0.294 47 Jeff Fulchino, R (7, 1) 36 Matt Kata, S (9, PH) OBP: 0.219, SLG: 0.233 22 LaTroy Hawkins, R (9, 1)			B FF 88 C FF 88 X FF 88 1-1 F8 ③	B FF 89 C CH 82 X SL 83 1-1 E5 1-H 2-H 3-H			C FF 88 X FF 89 0-1 F9 ①		B SI 80 S SI 84 X FF 85 1-1 SF8 ② 3-H	2 1 0 0 0	0 0 0 0 0	0 0 0 1 0	0 0 0 0 0	0 0 0 0 0	0 0 0 0 0	0 0 0 0 0

	AB	34
	R	7
	H	7
	RBI	4
	BB	2
	SO	5
	LOB	7

Inning Stats																		
	R: 0	H: 0	R: 0	H: 0	R: 0	H: 0	R: 6	H: 5	R: 0	H: 0	R: 0	H: 0	R: 0	H: 0	R: 0	H: 0	R: 1	H: 2
	E: 0	LOB: 0	E: 0	LOB: 0	E: 0	LOB: 0	E: 1	LOB: 1	E: 0	LOB: 0	E: 0	LOB: 1	E: 0	LOB: 0	E: 0	LOB: 0	E: 0	LOB: 1
	K: 2	BB: 0	K: 0	BB: 0	K: 0	BB: 0	K: 0	BB: 1	K: 0	BB: 0	K: 1	BB: 1	K: 1	BB: 0	K: 1	BB: 0	K: 0	BB: 0
	S: 10	P: 13	S: 5	P: 9	S: 8	P: 11	S: 24	P: 37	S: 7	P: 14	S: 11	P: 16	S: 7	P: 9	S: 7	P: 13	S: 11	P: 14

	1B: 7	SF: 1	WP: 0	PA: 37
	2B: 0	SAC: 0	PB: 0	
	3B: 0	DP: 0	SB: 0	
	HR: 0	HBP: 0	CS: 0	

PITCHER		IP	WLS	BF	H	R	ER	SO	BB	IBB	HBP	BLK	WP	HR	S	P	ERA	WHIP
27 Walter Silva, R ERA: 8.86	(1, 1)	4.0	L	19	5	6	3	2	1	0	0	0	0	0	47	70	6.75	1.500
59 Luis Perdomo, R ERA: 4.33	(5, 1)	2.0		7	0	0	0	1	1	0	0	0	0	0	18	30	0.00	0.500
54 Joe Thatcher, L ERA: 4.91	(7, 1)	2.0		6	0	0	0	2	0	0	0	0	0	0	14	22	0.00	0.000
43 Cla Meredith, R ERA: 3.66	(9, 1)	1.0		5	2	1	1	0	0	0	0	0	0	0	11	14	9.00	2.000

PITCHER		IP	WLS	BF	H	R	ER	SO	BB	IBB	HBP	BLK	WP	HR	S	P	ERA	WHIP

Houston Astros @ San Diego Padres

PETCO Park, San Diego, CA

Wed Jul 01 2009, 10:05 PM EDT

Att. 16,670 - Clear - 69 F

BOTTOM

livebaseballscorecards.com

Batter	1	2	3	4	5	6	7	8	9	AB	R	H	RBI	BB	SO	LOB
18 Tony Gwynn Jr., L (1, 8) OBP: 0.377, SLG: 0.411	C SI 88 B CH 80 L FF 87 B CU 78 X FF 89 2-2 22 FC6-4 1B		C SI 89 B SI 82 C FC 86 B FF 87 C FC 86 3-3 ② K		C FF 86 F FF 88 B CH 82 B FF 88 X CH 81 1-2 ① G1-3		B SI 94 C SI 93 X CH 86 1-1 ① G4-3		C FF 93 X CU 80 0-1 1B	5	0	2	0	0	1	0
22 David Eckstein, R (1, 4) OBP: 0.333, SLG: 0.343	C FF 88 X SI 89 0-1 ① FC6-4 1-2f		B SI 89 F SI 89 F CH 81 H FF 88 2-2 12 1B HBP		C FF 88 S CU 79 X FC 87 0-2 ② L3		B SI 93 C FF 94 X SI 95 1-1 ② G6-3		B FF 94 F FF 93 B FF 94 X FF 94 2-1 ③ L7	4	0	0	0	0	0	2
12 Scott Hairston, R (1, 7) OBP: 0.362, SLG: 0.541	C FF 84 B FC 83 C SI 88 S CU 78 1-3 ② K		B CU 80 B FC 83 S CH 80 C CH 81 F SI 90 B SI 89 X FC 86 3-2 1-2 1B		B CU 79 C CH 82 B FF 89 S FF 84 F FF 90 B SI 88 B SI 89 4-2 23 S BB		C SL 83 X SL 87 0-1 ③ F7			3	0	1	0	1	1	1
23 Adrián González, L (1, 3) OBP: 0.412, SLG: 0.581	C FF 88 B CU 76 B SI 89 X CH 82 2-1 ③ G1-3		C FC 85 X FF 87 0-1 ③ G4-3		S CH 81 S CH 82 F FF 88 F FF 88 B FF 88 B FF 88 B CH 82 F CH 82 B FC 88 4-2 1-2 BB			B SL 83 C SI 94 B CH 86 X SI 92 2-1 ① G3-1		3	0	0	0	1	0	3
7 Chase Headley, S (1, 5) OBP: 0.316, SLG: 0.370		C SI 88 F CH 80 S FF 88 0-3 ① K		B SI 88 B CH 81 B FF 88 C FF 88 C SI 88 B 4-2 1 BB BB	C CH 81 F FC 88 B CU 80 F FF 88 X CH 82 1-2 ③ P4			B FF 94 C SI 94 B CH 86 B FF 94 C FF 93 X FF 93 3-2 ② G6-3		3	0	0	0	1	1	2
25 Will Venable, L (1, 9) OBP: 0.250, SLG: 0.229		F SI 89 C CU 78 C FC 88 0-3 ② K		S SI 90 D C S FC 82 1-3 ① K		X CH 79 0-0 ① F7		B SI 95 T SI 95 B CH 89 F SI 94 B SL 81 D FF 94 4-2 30 FC6-4 BB		3	0	0	0	1	2	1
30 Eliezer Alfonzo, R (1, 2) OBP: 0.259, SLG: 0.407		X FF 87 0-0 HR		B SI 89 F SI 89 B CU 79 F SI 89 B FC 85 F SI 89 X SI 88 3-2 ② F9		C CU 76 F CH 80 X FF 87 0-2 2B		X FF 94 0-0 ③ FC6-4 1-2f		4	1	2	1	0	0	2
1 Everth Cabrera, S (1, 6) OBP: 0.362, SLG: 0.423		X SI 89 0-0 ③ F7		B SI 89 B CH 82 F FF 86 B FF 88 B SI 89 4-1 1-2 BB	B SI 87 F CH 80 C FF 86 C FF 86 1-3 ② K				F FF 93 C CU 79 X CU 80 0-2 ① G6-3	3	0	0	0	1	1	1
27 Walter Silva, R (1, 1) OBP: 0.333, SLG: 0.333 2 Edgar Gonzalez, R (4, PH) OBP: 0.241, SLG: 0.379 59 Luis Perdomo, R (5, 1) 15 Luis Antonio Rodriguez, S (6, PH) OBP: 0.328, SLG: 0.273 54 Joe Thatcher, L (7, 1) 43 Cla Meredith, R (9, 1) 8 Kyle Blanks, R (9, PH) OBP: 0.323, SLG: 0.333			C SI 88 F FC 87 S CU 79 0-3 ① K	B FF 85 F FF 89 B SI 89 F FF 87 C SI 91 2-3 ③ K		B SI 88 F CH 80 F FF 86 D CU 80 D CU 78 F FF 86 X FF 87 3-2 ③ G3-1		C FF 94 S FF 93 X FF 94 0-2 ② G6-3	1 0 0 0 0 1 0 1 0 0 0 0 1 2 0 0 0 0 0 0 0 1 0 0 0 0 0 1 0 0 0 0 0 0 0 0 0 0 0 0 0 0 1 0 0 0 0 0 0						

Inning Stats	1	2	3	4	5	6	7	8	9
	R: 0 E: 0 K: 1 S: 10	H: 1 LOB: 1 BB: 0 P: 15	R: 1 E: 0 K: 2 S: 8	H: 1 LOB: 0 BB: 0 P: 8	R: 0 E: 0 K: 2 S: 14	H: 1 LOB: 2 BB: 0 P: 22	R: 0 E: 0 K: 2 S: 13	H: 0 LOB: 2 BB: 2 P: 27	R: 0 E: 0 K: 0 S: 18	H: 0 LOB: 2 BB: 2 P: 28	R: 0 E: 0 K: 1 S: 11	H: 1 LOB: 1 BB: 0 P: 15	R: 0 E: 0 K: 0 S: 6	H: 0 LOB: 0 BB: 0 P: 8	R: 0 E: 0 K: 0 S: 8	H: 0 LOB: 1 BB: 1 P: 17	R: 0 E: 0 K: 0 S: 10	H: 1 LOB: 1 BB: 0 P: 12

| | | | | | |

Houston Astros @ San Diego Padres

PETCO Park, San Diego, CA

Thu Jul 02 2009, 3:35 PM EDT

Att. 23,284 - Sunny - 72 F

livebaseballscorecards.com

TOP

Batter	1	2	3	4	5	6	7	8	9	AB	R	H	RBI	BB	SO	LOB
21 Michael Bourn, L (1, 8) OBP: 0.364, SLG: 0.402	F CH 90 B CU 76 B FF 91 B SI 91 X SI 90 3-1 45 1B 17 S 27 1B 1B	C SL 85 X SL 85 0-1 ③ B5-3		C CH 91 B CU 77 B SI 91 C CH 91 F FC 92 B CH 92 X CH 91 3-2 ③ F7		B SI 91 B SI 92 B SI 91 C SI 90 C SI 91 F SI 91 F SI 92 X SI 92 3-2 ③ F8			X SL 76 0-0 10 BB 17 2B 1B	5	2	2	0	0	0	1
10 Miguel Tejada, R (1, 6) OBP: 0.364, SLG: 0.476	P PO 85 C SI 92 S CH 91 1 SAFE F CH 91 1 SAFE F SI 91 1 SAFE X CH 90 1-2 ① P3		F CH 92 C CH 92 F SL 86 X SL 83 0-2 17 2B 1B		B SL 87 C SI 92 B SI 91 X CH 91 2-1 17 BB 27 HR 1B		B SI 92 B SI 91 B SI 91 C SI 91 F SI 90 X SI 91 3-2 ① F9		B FF 87 1 SAFE B FF 86 B FF 84 C FC 85 B FF 86 4-1 17 2B 1-2 BB	4	1	2	0	1	0	1
17 Lance Berkman, S (1, 3) OBP: 0.393, SLG: 0.527	1 SAFE P PO 86 B FC 91 S CH 92 1 SAFE F FC 91 B SI 91 B CH 93 4-2 27 1B 45 1B 9 FC6-4 1-2 BB		B CH 90 S CH 90 B CH 91 X SL 84 2-1 ① 45 1B 1-H 2B		F CH 92 B SI 90 B CH 89 F CH 90 1 SAFE B CU 74 1 SAFE F CU 75 F CH 90 4-2 B SI 88 27 HR 1-2 BB		S CH 85 S CH 86 B SI 91 B SI 92 B CH 86 S CH 84 3-3 ② K		B FF 87 X FF 85 1-0 1-3 2-H 2B	3	3	2	1	2	1	0
45 Carlos Lee, R (1, 7) OBP: 0.353, SLG: 0.479	X SI 92 0-0 9 FC6-4 27 1B 1-2 2-3 1B		C SI 91 B SI 92 B CH 93 C SI 92 X SI 91 2-2 9 FC6-4 3-H 1B		B CH 90 F SI 91 X SI 92 1-1 ① F9		C SI 91 X SI 92 0-1 ③ F9		B FF 88 B FF 86 C FF 87 C FF 86 B FC 88 F FF 87 X FF 86 3-2 ③ F8	5	0	2	1	0	0	4
27 Geoff Blum, S (1, 5) OBP: 0.337, SLG: 0.337	C SL 86 S CU 75 B SI 92 X CH 83 1-2 9 FC6-4 1-2 2-3 3-H 1B		C SL 85 B SL 85 S SI 91 C FC 92 1-3 ② K		C SL 84 B SL 91 B SL 86 X SL 86 2-1 1-H 2-H HR			C FF 92 F CH 83 B FF 93 X FF 92 1-2 ① P5		4	1	2	4	0	1	1
9 Hunter Pence, R (1, 9) OBP: 0.377, SLG: 0.495	B SL 83 C SI 92 C SI 91 B SL 85 B CH 92 X SL 85 3-2 ② FC6-4 1-2f 2-3 3-H		F SL 85 C SI 91 B SI 92 1 SAFE B FC 92 X CU 76 2-2 ③ FC6-4 1-2f		B SI 92 B SI 91 X SL 85 2-0 ② G1-3			B SL 89 X FF 91 1-0 ② P6		4	0	0	1	0	0	3
3 Kazuo Matsui, S (1, 4) OBP: 0.294, SLG: 0.326	B SI 90 C SL 84 F SL 83 X CU 74 1-2 ③ F7			B FF 91 X SL 84 1-0 ① G4-3	B CH 82 C FC 91 X CU 76 1-1 ③ L8			C FF 93 B FF 93 F CH 83 B FF 93 C FF 93 2-3 ③ K		4	0	0	0	0	1	2
55 Humberto Quintero, R (1, 2) OBP: 0.277, SLG: 0.328		L SL 85 B CH 91 F SL 86 X CU 75 1-2 ① G6-3		F SL 86 C SI 92 S FC 91 0-3 ② K		S SL 86 B SI 93 S SI 92 B SI 94 F SI 93 X SL 85 2-2 ① G5-3			B FC 86 S FF 86 C FF 86 S FC 87 1-3 ① K	4	0	0	0	0	2	0
51 Wandy Rodriguez, S (1, 1) OBP: 0.067, SLG: 0.034 50 Alberto Arias, R (8, 1) 48 Tim Byrdak, L (9, 1) 47 Jose Valverde, R (9, 1)		C CH 90 F SI 92 S CU 76 0-3 ② K		B SI 92 C SI 91 B SI 92 F SI 90 B SL 86 B SI 92 4-2 BB		C SI 93 F SI 92 B CH 86 F SI 93 X SI 91 1-2 ② G1-3			C FF 86 F FF 87 B SL 76 B FF 87 F FF 87 S FF 86 2-3 ② K	2 1 0 0	0 0 0 0	0 0 0 0	0 0 0 0	1 0 0 0	1 0 0 0	0 0 0 0
Inning Stats	R: 2 H: 3 E: 0 LOB: 2 K: 0 BB: 1 S: 21 P: 32	R: 0 H: 0 E: 0 LOB: 0 K: 1 BB: 0 S: 8 P: 9	R: 1 H: 3 E: 0 LOB: 1 K: 1 BB: 0 S: 15 P: 22	R: 0 H: 0 E: 0 LOB: 1 K: 1 BB: 1 S: 10 P: 18	R: 3 H: 2 E: 0 LOB: 0 K: 0 BB: 1 S: 13 P: 25	R: 0 H: 0 E: 0 LOB: 0 K: 0 BB: 0 S: 14 P: 20	R: 0 H: 0 E: 0 LOB: 0 K: 1 BB: 0 S: 8 P: 14	R: 0 H: 0 E: 0 LOB: 0 K: 1 BB: 0 S: 7 P: 11	R: 1 H: 2 E: 0 LOB: 2 K: 2 BB: 1 S: 14 P: 25	1B: 7 SF: 0 2B: 2 SAC: 0 3B: 0 DP: 0 HR: 1 HBP: 0						

	AB	36
	R	7
	H	10
	RBI	7
	BB	4
	SO	7
	LOB	12

	WP: 0	PA: 40
	PB: 0	
	SB: 1	
	CS: 0	

PITCHER		IP	WLS	BF	H	R	ER	SO	BB	IBB	HBP	BLK	WP	HR	S	P	ERA	WHIP
29 Kevin Correia, R ERA: 4.58	(1, 1)	5.0	L	25	8	6	6	3	3	0	0	0	0	1	67	106	10.80	2.200
40 Greg Burke, R ERA: 3.68	(6, 1)	2.0		6	0	0	0	1	0	0	0	0	0	0	22	34	0.00	0.000
37 Mike Adams, R ERA: 2.35	(8, 1)	1.0		3	0	0	0	1	0	0	0	0	0	0	7	11	0.00	0.000
54 Joe Thatcher, L ERA: 5.17	(9, 1)	1.0		6	2	1	1	2	1	0	0	0	0	0	14	25	9.00	3.000

PITCHER	IP	WLS	BF	H	R	ER	SO	BB	IBB	HBP	BLK	WP	HR	S	P	ERA	WHIP

BOTTOM

Batter	1	2	3	4	5	6	7	8	9	AB	R	H	RBI	BB	SO	LOB
1 Everth Cabrera, S (1, 6) OBP: 0.365, SLG: 0.411	B FF 90 B FF 89 C FF 89 B FF 91 C FF 90 X FF 91 3-2 ① **P4**		D CU 79 B CU 79 B FF 92 B FF 90 4-0 23 FC3-2 12 BB 1-2 **BB**		X FF 91 0-0 12 2B **1B**		C B CU 78 B FF 91 B X FF 91 3-1 ②③ **G5-3** 2-3f		B SI 91 F SI 86 C SL 83 X SL 84 1-2 ② **FC6-4** 1-2f 2-3 3-H	4	1	1	1	1	0	4
12 Scott Hairston, R (1, 8) OBP: 0.368, SLG: 0.546	B FF 92 F FF 92 B FF 92 X FF 90 2-1 **1B**		B CU 78 B FF 92 F SI 91 F SI 91 F FF 91 B CU 79 B CU 77 4-2 23 FC3-2 1-2 2-3 **BB**		F SI 90 X SI 91 0-1 1-H **2B**		B CU 77 C SI 88 F CU 76 B CU 78 F CU 77 X SI 91 2-2 ① **G4-3**	B FF 93 X SL 82 1-0 **E5** 5 S	F SI 83 B CH 83 F CH 84 B FF 92 F SL 77 D SL 84 F SL 84 F FF 90 B SI 90 4-2 1 FC6-4 30 WP **BB**	4	0	2	1	1	0	2
23 Adrián González, L (1, 3) OBP: 0.410, SLG: 0.575	S SI 91 S FF 90 1 SAFE C SI 89 0-3 ② **K**		F SI 92 B SI 91 B SI 92 C SI 90 X SI 91 2-2 ① **FC3-2** 5 G6-4-3 1-2 2-3 3-Hf		C SI 91 F SI 91 C SI 90 0-3 ③ **K**		B FF 94 C FF 95 X FF 95 1-1 ③ **P6**	S H 1-1 8 G6-4-3 **HBP**	X SI 87 0-0 ① **F9**	4	0	0	0	0	2	5
5 Kevin Kouzmanoff, R (1, 5) OBP: 0.275, SLG: 0.384	S FF 91 C CU 75 F FF 92 C CU 77 0-3 ③ **K**		F FF 92 B CU 81 B CU 79 F FF 91 X CU 79 2-2 ②③ **G6-4-3** 1-2f			B FF 90 S FF 90 S CU 76 B FF 91 S CU 78 2-3 ① **K**		B FF 93 C FF 94 C SL 80 F SL 81 F SL 82 S SL 82 1-3 ① **K** 2-3		4	0	0	0	0	3	6
8 Kyle Blanks, R (1, 7) OBP: 0.286, SLG: 0.290		B FF 91 X FF 90 1-0 ① **P6**		B FF 90 F FF 89 B CU 78 C FF 91 X FF 91 2-2 ① **P2**		F FF 90 C CU 77 F FF 91 S CU 77 0-3 ② **K**		C FF 93 B FF 93 S SL 81 D SL 82 B SL 81 X FF 93 3-2 ②③ **G6-4-3** 1-2f		4	0	0	0	0	1	2
2 Edgar Gonzalez, R (1, 9) OBP: 0.241, SLG: 0.383		C FC 90 B CU 78 B SI 90 B SI 91 X FF 90 3-1 ② **G6-3**		C CU 77 C SI 90 X CU 73 0-2 ② **G4-3**		X CU 77 0-0 ③ **G4-3**			B FF 88 B FF 88 B FF 88 C FF 87 S FF 89 F FF 90 F FF 89 F FF 91 X CH 82 3-2 30 WP 1 FC6-4 **2B**	4	1	1	0	0	0	0
28 Henry Blanco, R (1, 2) OBP: 0.295, SLG: 0.367	X FF 92 0-0 **2B**			B CU 77 C CU 77 S CU 77 F CU 75 X FF 92 1-2 ③ **F7**			B CU 77 C SI 88 F CU 76 B CU 78 F CU 77 X SI 91 2-2 ① **G4-3**		F SL 83 B CH 83 F CH 84 B FF 92 F SL 77 D SL 84 F SL 84 F FF 90 B SI 90 4-2 1 FC6-4 30 WP **BB**	3	0	1	0	1	0	0
15 Luis Antonio Rodriguez, S (3, 4) OBP: 0.325, SLG: 0.272		B CU 78 B CU 78 C CU 78 X CU 79 2-1 ③ **G6-3**			C FF 91 B CU 78 X SI 90 1-1 ① **G6-3**		C FF 90 X CU 77 0-1 1 G5-3 18 1B **1B**		X SI 87 0-0 ① **F9**	4	0	1	0	0	0	3
29 Kevin Correia, R (1, 1) OBP: 0.227, SLG: 0.238 7 Chase Headley, S (5, PH) OBP: 0.315, SLG: 0.368 40 Greg Burke, R (6, 1) 18 Tony Gwynn Jr., L (7, PH) OBP: 0.381, SLG: 0.415 37 Mike Adams, R (8, 1) 54 Joe Thatcher, L (9, 1) 30 Eliezer Alfonzo, R (9, PH) OBP: 0.266, SLG: 0.429			X FF 90 0-0 12 BB 1 BB 23 FC3-2 **1B**		C FF 91 F CU 74 B FF 91 B CU 76 F FF 92 F SI 91 X CU 75 2-2 ② **G1-3**		B FF 91 C B S X 2-2 **1-2** **1B**		C SL 82 F FF 93 F FF 90 F FF 92 B FF 93 X SL 82 1-2 1 FC6-4 1-2 2-3 **1B**	1 1 0 1 0 0 1	0 0 0 0 0 0 0	1 0 0 1 0 0 1	0 0 0 0 0 0 0	0 0 0 0 0 0 0	0 0 0 0 0 0 0	0 0 0 0 0 0 0
Inning Stats	R: 0 H: 1 E: 0 LOB: 1 K: 2 BB: 0 S: 12 P: 17	R: 0 H: 1 E: 0 LOB: 1 K: 0 BB: 2 S: 6 P: 12	R: 0 H: 1 E: 0 LOB: 2 K: 0 BB: 2 S: 10 P: 22	R: 0 H: 0 E: 0 LOB: 0 K: 0 BB: 0 S: 10 P: 13	R: 1 H: 2 E: 0 LOB: 1 K: 1 BB: 0 S: 13 P: 16	R: 0 H: 0 E: 0 LOB: 0 K: 2 BB: 0 S: 8 P: 10	R: 0 H: 2 E: 0 LOB: 1 K: 0 BB: 0 S: 11 P: 18	R: 0 H: 0 E: 1 LOB: 1 K: 1 BB: 0 S: 10 P: 16	R: 1 H: 2 E: 0 LOB: 2 K: 0 BB: 1 S: 22 P: 32	1B: 6 2B: 3 3B: 0 HR: 0	SF: 0 SAC: 0 DP: 3 HBP: 1		WP: 1 PB: 0 SB: 1 CS: 0	PA: 38			

PITCHER	IP	WLS	BF	H	R	ER	SO	BB	IBB	HBP	BLK	WP	HR	S	P	ERA	WHIP
51 Wandy Rodriguez, L (1, 1) ERA: 3.21	7.0	W	28	7	1	1	5	2	0	0	0	0	0	70	108	1.29	1.286
50 Alberto Arias, R (8, 1) ERA: 1.99	1.0		4	0	0	0	1	0	0	1	0	0	0	10	16	0.00	0.000
48 Tim Byrdak, L (9, 1) ERA: 3.71	0.2		5	2	1	1	0	1	0	0	0	1	0	20	29	13.50	4.500
47 Jose Valverde, R (9, 1) ERA: 3.78	0.1		1	0	0	0	0	0	0	0	0	0	0	2	3	0.00	0.000

PITCHER	IP	WLS	BF	H	R	ER	SO	BB	IBB	HBP	BLK	WP	HR	S	P	ERA	WHIP

Houston Astros @ San Diego Padres

PETCO Park, San Diego, CA

Thu Jul 02 2009, 3:35 PM EDT

Att. 23,284 - Sunny - 72 F

livebaseballscorecards.com

AB	34
R	2
H	9
RBI	2
BB	3
SO	6
LOB	22

Los Angeles Dodgers @ San Diego Padres

PETCO Park, San Diego, CA

Fri Jul 03 2009, 10:05 PM EDT

Att. 42,217 - Clear - 68 F

TOP

livebaseballscorecards.com

Batter	1	2	3	4	5	6	7	8	9	AB	R	H	RBI	BB	SO	LOB
15 Rafael Furcal, S (1, 6) OBP: 0.320, SLG: 0.332	C FF 91 B SI 92 S FF 92 F FF 93 F SL 81 B SL 81 B SL 82 X FF 92 3-2 13 G5-3 16 E 1B	B FF 90 F FF 91 F FF 91 X CH 87 1-2 G5-3		B FF 91 B FF 90 C FF 90 X FF 91 2-1 99 G6-3 2B		B SI 96 F SI 95 B CH 88 X SI 95 2-1 13 S 1B			B FS 87 F FF 93 X FF 94 1-1 13 FC1-6 1B	5	1	4	0	0	0	0
13 Orlando Hudson, S (1, 4) OBP: 0.357, SLG: 0.418	F SI 90 1 SAFE F SI 91 X FF 91 0-2 ① G5-3 1-2	C SL 81 T SL 81 B FF 91 T FF 93 1-2 ② K		C SL 79 S SL 79 B FF 92 C FF 92 1-3 ① K		B SI 95 S SI 93 C SL 88 S SL 88 1-3 ② K 1-2			L FF 93 P PO 90 F FF 93 1 SAFE 1 SAFE P PO 89 X SL 82 2-2 ① FC1-6 1-2f	5	0	0	0	0	3	4
99 Manny Ramirez, R (1, 7) OBP: 0.484, SLG: 0.621 9 Juan Pierre, L (6, 7) OBP: 0.381, SLG: 0.407	B FF 92 B FF 92 F SL 82 F FF 91 F FF 92 B FF 92 B SL 82 4-2 16 FC3-6 BB	X FF 93 0-0 ③ G1-4-3		C SL 80 B SL 81 X FF 91 1-1 ② G6-3 2-3		F SI 95 B SL 89 X SL 88 1-1 ③ P4			1 SAFE 1 SAFE F FF 91 C FF 94 B FF 92 P PO 90 X FF 94 2-2 ② L8	3 1	0 0	0 0	0 0	1 0	0 0	2 1
16 Andre Ethier, L (1, 9) OBP: 0.347, SLG: 0.481	B SI 92 B SI 90 B CH 86 F FF 91 F FA 90 2 SAFE F SL 81 X SL 81 3-2 ② FC3-6 7 1B 1-2f 2-H	F FF 90 F FF 92 X FA 89 0-2 7 G4-1 55 G6-3 2B	B FF 91 B CH 86 X SI 88 2-0 ③ G3			C FF 92 F CH 83 S FF 92 0-3 ① K		X FS 88 0-0 ③ L6	5	2	1	0	0	1	3
23 Casey Blake, R (1, 5) OBP: 0.356, SLG: 0.490	B FF 91 B FF 91 C SL 82 B FF 90 B FF 91 4-1 7 1B 55 1B BB	B SL 80 B SL 80 B FF 92 C FF 93 F FF 92 D SL 80 4-2 7 G4-1 BB			S FF 90 B FF 90 C SL 81 S SL 82 1-3 ① K		B FF 92 B FF 92 F SL 87 S SL 88 F FF 93 S CU 78 2-3 ② K			2	1	0	0	2	2	0
7 James Loney, L (1, 3) OBP: 0.342, SLG: 0.387	B FF 90 X SI 90 1-0 55 1B 27 2B 1-2 2-H 1B	C SI 90 B SL 81 B CH 85 X CH 85 2-1 ① G4-1 1-2 2-3			B SL 82 F FF 91 B SL 80 X FF 91 2-1 ② G4-3		B CU 79 B SI 93 C FF 91 C FF 92 X SL 89 2-2 ③ G4-1			4	1	1	1	0	0	2
55 Russell Martin, R (1, 2) OBP: 0.368, SLG: 0.302	B SL 84 C SL 81 F FF 91 F FF 91 X SL 82 1-2 27 2B 1-3 2-H 1B	X SL 82 0-0 ② G6-3 3-H			X FF 91 0-0 27 FC6-4 1B			C FF 84 B SL 77 C FF 84 B SL 77 S SL 78 2-3 ① K		4	1	2	2	0	1	1
27 Matt Kemp, R (1, 8) OBP: 0.365, SLG: 0.476	1 SAFE B FF 90 C SL 80 1 SAFE X SL 80 1-1 1-H 3-H 2B	I IN 70 I IN 69 I IN 73 I IN 73 4-0 IBB			B SL 81 B FA 89 X CH 89 2-0 ③ FC6-4 1-2f			C FF 85 S FF 85 B SL 78 S SL 77 1-3 ② K		3	0	1	2	1	1	1
18 Hiroki Kuroda, R (1, 1) 59 Guillermo Mota, R (6, 1) 5 Mark Loretta, R (8, PH) OBP: 0.348, SLG: 0.299 38 Ramon Troncoso, R (8, 1) 45 Brent Leach, R (8, 1) 51 Jonathan Broxton, R (9, 1)	F FF 90 B FF 92 F FF 90 F SL 83 F SL 80 S FF 93 1-3 ③ K	X SL 80 0-0 ③ G4-3				C SI 93 B FF 94 F FF 94 S SL 88 1-3 ① K		B FF 85 C FF 85 X FF 84 1-1 ③ G6-3	3 0 1 0 0 0	0 0 0 0 0 0	0 0 0 0 0 0	0 0 0 0 0 0	0 0 0 0 0 0	2 0 0 0 0 0	3 0 0 0 0 0

Inning Stats	1	2	3	4	5	6	7	8	9
	R: 5 E: 1 K: 1 S: 28	H: 4 LOB: 1 BB: 2 P: 46	R: 0 E: 0 K: 1 S: 7	H: 0 LOB: 0 BB: 0 P: 9	R: 1 E: 0 K: 0 S: 9	H: 1 LOB: 2 BB: 2 P: 19	R: 0 E: 0 K: 1 S: 8	H: 1 LOB: 1 BB: 0 P: 14	R: 0 E: 0 K: 1 S: 7	H: 1 LOB: 1 BB: 0 P: 12	R: 0 E: 0 K: 2 S: 10	H: 1 LOB: 1 BB: 0 P: 15	R: 0 E: 0 K: 2 S: 10	H: 0 LOB: 0 BB: 0 P: 14	R: 0 E: 0 K: 2 S: 8	H: 0 LOB: 0 BB: 0 P: 12	R: 0 E: 0 K: 0 S: 12	H: 1 LOB: 1 BB: 0 P: 14

AB	36
R	6
H	9
RBI	5
BB	4
SO	10
LOB	17

| | | | |

Batter	1	2	3	4	5	6	7	8	9	AB	R	H	RBI	BB	SO	LOB
18 Tony Gwynn Jr., L (1, 9) OBP: 0.377, SLG: 0.406	C SI 91 B FF 90 X CU 82 1-1 ① F8		B CU 82 C CU 82 S FF 92 B FF 92 B SI 95 X FF 94 3-2 ③ G4-3			B CU 80 B FF 91 B SI 92 B SI 91 4-0 22 1B 23 2B BB		C SI 92 B CU 77 B SI 91 F SI 92 X SI 92 2-2 ① G4-3		3	1	0	0	1	0	1
22 David Eckstein, R (1, 4) OBP: 0.332, SLG: 0.342	B SI 91 C SI 91 F SI 93 X SI 94 1-2 ② G4-3			B FF 91 B SI 92 C SI 91 X SI 92 2-1 ① G5-3		1 SAFE C SI 91 C SI 93 X SI 94 0-2 1-2 23 2B 1B		B SI 93 C SI 92 C SI 93 F FF 94 X CU 79 1-2 ② P2		4	1	1	0	0	0	0
12 Scott Hairston, R (1, 8) OBP: 0.371, SLG: 0.559	B SL 84 B SI 94 F SI 93 B SI 94 X SI 94 3-1 ③ G5-3			T SI 94 B SI 94 X SI 94 1-1 HR		C SI 92 2 SAFE C SI 94 B SI 94 F SL 86 F SL 85 S FF 94 1-3 ① K		B SI 93 B SI 92 B SI 93 C SI 93 B SI 94 4-1 BB		3	1	1	1	1	1	2
23 Adrián González, L (1, 3) OBP: 0.408, SLG: 0.574		F SI 94 F FF 91 B SL 85 X SI 94 1-2 ① G4-3		B FF 92 F FF 93 F FF 93 X FF 95 1-2 ② F9		S FF 93 F FF 92 X FF 95 0-2 5 G6-3 1-H 2-H 2B		B SI 90 F FF 92 S CH 86 X FF 93 1-2 ③ F7		4	0	1	2	0	0	1
5 Kevin Kouzmanoff, R (1, 5) OBP: 0.271, SLG: 0.379		B SI 94 X SI 93 1-0 ② G6-3		X SI 95 0-0 ③ L4		C SI 94 B SI 94 F SI 95 B SI 96 F SI 96 X SI 95 2-2 ② G6-3 2-3			B FF 99 C FF 100 F FF 101 S FF 103 1-3 ① K	4	0	0	0	0	1	1
7 Chase Headley, S (1, 7) OBP: 0.311, SLG: 0.363		T SI 94 F FF 93 X SI 94 0-2 ③ F7			C CU 81 F FF 92 B SL 85 X FF 94 1-2 ① P3	B SI 94 B CH 84 X SI 95 2-0 ③ G3-1			B FF 94 X FF 100 1-0 ② F7	4	0	0	0	0	0	1
30 Eliezer Alfonzo, R (1, 2) OBP: 0.250, SLG: 0.375			B SL 83 S SI 91 F SL 85 B FF 93 F SI 94 B SL 85 F SI 94 F X SI 93 3-2 ① F8		B SI 95 F SI 95 S SL 84 X SL 86 1-2 ② G6-3		S SL 86 B CH 82 F SI 95 T SL 86 1-2 ① K		C FF 102 S FF 102 B FF 102 S FF 101 1-3 ③ K	4	0	0	0	0	2	0
1 Everth Cabrera, S (1, 6) OBP: 0.379, SLG: 0.414			B CU 80 X SI 93 1-0 49 S 1B		C CU 81 B CU 80 B FF 92 C FF 92 B CU 82 F FF 93 B FF 92 4-2 BB		B CH 82 C SI 95 S CH 83 B CH 85 X CH 82 2-2 ② P6			2	0	1	0	1	0	0
49 Chad Gaudin, R (1, 1) OBP: 0.105, SLG: 0.056 15 Luis Antonio Rodriguez, S (5, PH) OBP: 0.323, SLG: 0.269 59 Luis Perdomo, R (6, 1) 37 Mike Adams, R (7, 1) 25 Will Venable, L (7, PH) OBP: 0.244, SLG: 0.222 43 Cla Meredith, R (8, 1) 45 Edward Mujica, R (9, 1) OBP: 1.000, SLG: 1.000			L B SI 92 M SI 93 S SI 95 1-3 ② K 1-2		1 SAFE B SI 92 B FF 90 X SI 94 2-0 ③ G1-3		F SI 94 C SI 95 B CH 88 S CH 84 1-3 ③ K			1 1 0 0 1 0 0	0 0 0 0 0 0 0	0 0 0 0 0 0 0	0 0 0 0 0 0 0	1 0 0 0 1 0 0	1 1 0 0 0 0 0	1 1 0 0 0 0 0
Inning Stats	R: 0 E: 0 K: 0 S: 7 H: 0 LOB: 0 BB: 0 P: 12	R: 0 E: 0 K: 0 S: 7 H: 0 LOB: 0 BB: 0 P: 9	R: 0 E: 0 K: 1 S: 13 H: 1 LOB: 1 BB: 0 P: 21	R: 1 E: 0 K: 0 S: 8 H: 1 LOB: 0 BB: 0 P: 12	R: 0 E: 0 K: 0 S: 10 H: 0 LOB: 1 BB: 1 P: 18	R: 2 E: 0 K: 1 S: 16 H: 2 LOB: 1 BB: 1 P: 25	R: 0 E: 0 K: 2 S: 9 H: 0 LOB: 0 BB: 0 P: 13	R: 0 E: 0 K: 0 S: 11 H: 0 LOB: 1 BB: 1 P: 19	R: 0 E: 0 K: 2 S: 7 H: 0 LOB: 0 BB: 0 P: 10	1B: 2 2B: 1 3B: 0 HR: 1 SF: 0 SAC: 0 DP: 0 HBP: 0						WP: 0 PB: 0 SB: 1 CS: 0 PA: 34

PITCHER		IP	WLS	BF	H	R	ER	SO	BB	IBB	HBP	BLK	WP	HR	S	P	ERA	WHIP
18 Hiroki Kuroda, R ERA: 3.91	(1, 1)	5.1	W	22	4	3	3	2	2	0	0	0	0	1	56	88	5.06	1.125
59 Guillermo Mota, R ERA: 3.93	(6, 1)	1.2	H	5	0	0	0	2	0	0	0	0	0	0	14	22	0.00	0.000
38 Ramon Troncoso, R ERA: 1.92	(8, 1)	0.2	H	3	0	0	0	0	1	0	0	0	0	0	8	15	0.00	1.500
45 Brent Leach, L ERA: 3.18	(8, 1)	0.1	H	1	0	0	0	0	0	0	0	0	0	0	3	4	0.00	0.000
51 Jonathan Broxton, R ERA: 2.09	(9, 1)	1.0	S	3	0	0	0	2	0	0	0	0	0	0	7	10	0.00	0.000

PITCHER	IP	WLS	BF	H	R	ER	SO	BB	IBB	HBP	BLK	WP	HR	S	P	ERA	WHIP

BOTTOM

Los Angeles Dodgers @ San Diego Padres

PETCO Park, San Diego, CA

Fri Jul 03 2009, 10:05 PM EDT

Att. 42,217 - Clear - 68 F

livebaseballscorecards.com

AB	31
R	3
H	4
RBI	3
BB	3
SO	6
LOB	8

Los Angeles Dodgers @ San Diego Padres

PETCO Park, San Diego, CA

Sat Jul 04 2009, 4:10 PM EDT

Att. 42,069 - Sunny - 72 F

livebaseballscorecards.com

Batter	1	2	3	4	5	6	7	8	9	AB	R	H	RBI	BB	SO	LOB
15 Rafael Furcal, S (1, 6) OBP: 0.322, SLG: 0.331	L9		F7			1B		BB	K	4	1	1	0	1	1	1
55 Russell Martin, R (1, 2) OBP: 0.370, SLG: 0.305	G6-3			F9		1B		1B		4	0	2	0	0	0	0
99 Manny Ramirez, R (1, 7) OBP: 0.480, SLG: 0.643	HR			G6-3		FC6-4		SH2-4		3	1	1	1	0	0	2
9 Juan Pierre, L (6, 7) OBP: 0.381, SLG: 0.407										0	0	0	0	0	0	0
16 Andre Ethier, L (1, 9) OBP: 0.343, SLG: 0.474	L6			G4-3			G4-3	G6-3		4	0	0	1	0	0	1
23 Casey Blake, R (1, 5) OBP: 0.358, SLG: 0.490		1B			G6-3		1B	F7		4	1	2	0	0	0	1
7 James Loney, L (1, 3) OBP: 0.344, SLG: 0.387		G1-6-3			G4-3		WP 1B		BB	3	1	1	0	1	0	1
27 Matt Kemp, R (1, 8) OBP: 0.367, SLG: 0.475		L7			K		FC6-4 IBB		K	3	0	1	1	1	1	0
14 Juan Castro, R (1, 4) OBP: 0.380, SLG: 0.406			1B			F9	K		K	4	0	1	0	0	2	3
43 Randy Wolf, L (1, 1) OBP: 0.118, SLG: 0.125			B2-6-4			G3	FC6-4		K	2	0	0	0	0	0	1
5 Mark Loretta, R (7, PH) OBP: 0.345, SLG: 0.296										1	0	0	0	0	0	2
54 Ronald Belisario, R (7, 1)										0	0	0	0	0	0	0
38 Ramon Troncoso, R (7, 1)										0	0	0	0	0	0	0
45 Brent Leach, R (8, 1)										0	0	0	0	0	0	0
13 Orlando Hudson, S (9, PH) OBP: 0.356, SLG: 0.417										1	0	0	0	0	1	1
Inning Stats	R: 1 E: 0 K: 0 S: 12 H: 1 LOB: 0 BB: 0 P: 17	R: 0 E: 0 K: 0 S: 6 H: 1 LOB: 0 BB: 0 P: 12	R: 0 E: 0 K: 0 S: 4 H: 1 LOB: 0 BB: 0 P: 5	R: 0 E: 0 K: 0 S: 6 H: 0 LOB: 0 BB: 0 P: 10	R: 0 E: 0 K: 1 S: 9 H: 0 LOB: 0 BB: 0 P: 14	R: 0 E: 0 K: 0 S: 9 H: 2 LOB: 2 BB: 0 P: 14	R: 1 E: 0 K: 1 S: 17 H: 2 LOB: 2 BB: 1 P: 28	R: 1 E: 0 K: 0 S: 8 H: 1 LOB: 1 BB: 1 P: 17	R: 1 E: 0 K: 3 S: 13 H: 1 LOB: 1 BB: 1 P: 23	1B: 8 2B: 0 3B: 0 HR: 1 SF: 0 SAC: 1 DP: 2 HBP: 0	WP: 1 PB: 0 SB: 0 CS: 0 PA: 37					

TOP

AB	33
R	4
H	9
RBI	3
BB	3
SO	5
LOB	13

PITCHER		IP	WLS	BF	H	R	ER	SO	BB	IBB	HBP	BLK	WP	HR	S	P	ERA	WHIP
52 Josh Geer, R ERA: 5.46	(1, 1)	6.1		24	7	2	2	1	0	0	0	0	0	1	58	89	2.84	1.105
40 Greg Burke, R ERA: 3.57	(7, 1)	0.2	W	3	0	0	0	1	0	1	0	0	1	0	5	11	0.00	0.000
45 Edward Mujica, R ERA: 2.95	(8, 1)	0.1	H	3	1	1	1	0	1	0	0	0	0	0	4	10	27.00	6.000
21 Heath Bell, R ERA: 1.53	(8, 1)	1.2	S	7	1	1	1	3	1	0	0	0	0	0	17	30	5.40	1.200

PITCHER	IP	WLS	BF	H	R	ER	SO	BB	IBB	HBP	BLK	WP	HR	S	P	ERA	WHIP

BOTTOM

Los Angeles Dodgers @ San Diego Padres

PETCO Park, San Diego, CA

Sat Jul 04 2009, 4:10 PM EDT

Att. 42,069 - Sunny - 72 F

livebaseballscorecards.com

Batter	1	2	3	4	5	6	7	8	9	AB	R	H	RBI	BB	SO	LOB
1 Everth Cabrera, S (1, 6) OBP: 0.386, SLG: 0.419	C SI 86 F FF 85 B SL 79 F SL 79 B FF 89 B CU 88 X SI 90 3-2 ① G1-3		B SL 82 B SI 91 X SI 89 2-0 ① SH1-3 2-3		B SI 87 X SI 88 1-0 ① F7		B SI 96 F SI 97 B SI 97 X SI 95 2-1 22 FC1-5 23 1B 1B 1-2 2-H 3-H	B SI 93 C CU 79 D CU 78 X SI 93 2-1 E5 22 1B 1B 2-H 3-H		4	2	2	3	0	0	0
22 David Eckstein, R (1, 4) OBP: 0.333, SLG: 0.343	X SI 88 0-0 ② F7		F SI 90 B CU 67 X CU 68 1-1 5 HBP 23 1B 1B 3-H		C SI 86 C SL 80 F FF 91 C FF 88 0-3 ② K		X SI 96 0-0 ① FC1-5 23 1B 1-2 2-3f	C SI 93 X SI 94 0-1 23 FC6-4 1B 3-H		5	0	2	2	0	1	2
23 Adrián González, L (1, 3) OBP: 0.408, SLG: 0.570	B FF 89 C SL 81 X SI 87 1-1 E1		B FF 90 B FF 90 S SL 80 S FF 90 1 SAFE X FF 91 2-2 5 HBP 1-2 1B		S B FF 90 B SI 88 B S FF 90 T FF 90 3-2 ③ K		F SI 97 F SI 97 B SI 98 B SI 96 X SI 94 2-2 5 FC5-4 1-3 2-H 1B	C SL 77 B FF 90 B FF 90 C CH 84 F CH 84 F CH 84 X FF 93 2-2 ③ FC6-4 1-2f		5	0	2	1	0	1	1
12 Scott Hairston, R (1, 8) OBP: 0.364, SLG: 0.547 (8, 7)	C SI 88 C SL 80 B SI 91 F FF 92 F SL 81 X FF 90 1-2 ③ F7		C SL 83 B SI 87 F SL 82 D SI 90 F CU 68 B CH 78 F SI 90 C SL 81 3-3 ② K			B CU 65 X CH 75 1-0 ① P3	C SI 91 B SI 92 F SI 93 B CU 78 S SI 91 2-3 ② K			4	0	0	0	0	2	5
5 Kevin Kouzmanoff, R (1, 5) OBP: 0.271, SLG: 0.375		C SI 88 B CU 66 F CU 66 F FF 87 S FF 88 1-3 ① K	H FF 89 1-0 1-2 2-3 HBP			F CU 64 B CU 64 F FF 85 F FF 91 B FF 90 B CU 67 X FF 88 3-2 ② P3	F SI 92 B SI 93 F CU 78 D CU 78 F SI 92 X SI 93 2-2 ③ FC5-4 1-2f			3	0	0	0	0	1	2
7 Chase Headley, S (1, 7) OBP: 0.307, SLG: 0.358 40 Greg Burke, R (7, 1) 25 Will Venable, L (8, 9) OBP: 0.238, SLG: 0.216		C SI 89 B SI 89 B SI 85 C SI 90 T SI 91 2-2 ② K	B CH 78 B CH 78 S SI 89 C SI 90 F SI 91 S SI 91 2-3 ③ K			B SI 89 F SI 90 S SL 83 B FF 91 B SL 83 S SL 81 3-3 ③ K		C CU 76 F SI 92 S CU 79 0-3 ① K		3 0 1	0 0 0	0 0 0	0 0 0	3 0 0	3 0 0	0 0 0
28 Henry Blanco, R (1, 2) OBP: 0.301, SLG: 0.373 30 Eliezer Alfonzo, R (2, PR) OBP: 0.286, SLG: 0.382 (3, 2)		F SI 88 F FF 88 B SL 81 X SL 80 1-2 1B		B CU 64 B SL 81 X SI 89 2-0 ① G6-3			B SI 97 B SI 97 B SI 97 C SI 98 B SI 97 4-1 18 1B 1 1B BB	B SI 91 X SI 91 1-0 21 SH3-4 18 E 1 1B 1B		1 2	0 2	1 1	0 0	0 1	0 0	0 0
18 Tony Gwynn Jr., L (1, 9) OBP: 0.374, SLG: 0.401 (8, 8)	B SL 79 C SL 79 B CU 67 B FF 89 F FF 89 F FF 90 C FF 90 3-3 ③ K			B FF 89 C FF 88 X FF 90 1-1 ② F7			C SI 95 B SI 97 X SI 98 1-1 8 HBP 1 1B 1B 1-3	1 SAFE 1 SAFE C SI 93 D CU 79 X SI 93 1-1 E4 21 SH3-4 1 E 1-2		4	2	1	0	0	1	2
52 Josh Geer, R (1, 1) OBP: 0.261, SLG: 0.238 8 Kyle Blanks, R (7, 7) OBP: 0.306, SLG: 0.290 45 Edward Mujica, R (8, 1) OBP: 1.000, SLG: 1.000 21 Heath Bell, R (8, 1)			X SI 88 0-0 1 SH1-3 22 1B 2B	B FF 89 X SI 88 1-0 ③ P3			B SI 97 B SI 97 H SI 96 3-0 22 FC1-5 1 1B HBP 1-2	X SI 90 0-0 ② SH3-4 1-2 2-3		2 0 0 0	1 0 0 0	1 0 0 0	0 0 0 0	0 0 0 0	0 0 0 0	0 0 0 0
Inning Stats	R: 0 E: 1 K: 0 S: 12 H: 0 LOB: 1 BB: 0 P: 17	R: 0 E: 0 K: 3 S: 14 H: 1 LOB: 1 BB: 0 P: 21	R: 1 E: 0 K: 2 S: 16 H: 3 LOB: 3 BB: 0 P: 27	R: 0 E: 0 K: 0 S: 4 H: 0 LOB: 0 BB: 0 P: 8	R: 0 E: 0 K: 2 S: 8 H: 0 LOB: 0 BB: 0 P: 12	R: 0 E: 0 K: 1 S: 8 H: 0 LOB: 0 BB: 0 P: 15	R: 3 E: 0 K: 1 S: 17 H: 3 LOB: 2 BB: 1 P: 33	R: 3 E: 2 K: 1 S: 16 H: 3 LOB: 1 BB: 0 P: 22		1B: 9 2B: 1 3B: 0 HR: 0	SF: 0 SAC: 2 DP: 0 HBP: 2	WP: 0 PB: 0 SB: 0 CS: 0	PA: 39			

AB	34
R	7
H	10
RBI	6
BB	1
SO	10
LOB	15

PITCHER		IP	WLS	BF	H	R	ER	SO	BB	IBB	HBP	BLK	WP	HR	S	P	ERA	WHIP
43 Randy Wolf, L ERA: 3.49	(1, 1)	6.0		24	4	1	1	8	0	0	1	0	0	0	62	100	1.50	0.667
54 Ronald Belisario, R ERA: 2.44	(7, 1)	0.1	L	6	3	3	3	0	1	0	1	0	0	0	10	22	81.00	12.000
38 Ramon Troncoso, R ERA: 1.87	(7, 1)	1.1		8	3	3	0	2	0	0	0	0	0	0	18	26	0.00	2.250
45 Brent Leach, L ERA: 3.12	(8, 1)	0.1		1	0	0	0	0	0	0	0	0	0	0	5	7	0.00	0.000

PITCHER	IP	WLS	BF	H	R	ER	SO	BB	IBB	HBP	BLK	WP	HR	S	P	ERA	WHIP

Batter	1	2	3	4	5	6	7	8	9	10	11	12	13	AB	R	H	RBI	BB	SO	LOB
15 Rafael Furcal, S (1, 6) OBP: 0.324, SLG: 0.340	C FF 87 B FF 89 F FF 85 B FF 91 F CH 79 X CH 78 2-2 G3 ①		F FF 87 X SI 89 0-1 7 FC3-2 9 G3 23 HR 2-3 1B		B SI 87 B FF 85 X FF 86 2-0 9 1B 3B	C SI 93 B FF 94 X SI 94 1-1 7 FC1-2 9 1B 1B		B FF 87 C FF 87 C SL 76 B SL 77 F FF 87 B FF 87 X FF 87 3-2 G6-3 ①		C FF 92 F CU 82 B FF 93 S SI 92 1-3 K ①		B CU 80 F SI 91 B FF 92 F SL 88 F FF 93 B SI 94 F SL 88 X SL 89 3-2 G4-3 ②		7	2	3	0	0	1	0
9 Juan Pierre, L (1, 7) OBP: 0.386, SLG: 0.411	B FF 88 B FF 88 B FF 87 C FF 87 C FF 86 X FF 87 3-2 7 G4-3 7 S 1B		F SI 89 C FF 88 B FF 88 F FF 91 F CH 76 1 SAFE F FF 86 P PO 84 2-2 X CH-77 G3 ① 1-2		D CU 72 X SI 88 1-0 7 CS 1B 3-H	S SI 94 B SI 95 X CH 88 1-1 7 FC1-2 1B 1-2 2-3		B FF 88 X FF 87 1-0 G5-3 ②		B FF 88 F FF 87 B FF 87 B SL 75 F FF 86 B SL 76 4-2 23 S BB		C CU 81 S CU 82 B FF 95 B SI 94 X SI 92 2-2 23 1B 1B		B FF 92 B SI 91 C FF 91 X SL 88 2-1 G3 ③		7	0	4	1	0	0	2
7 James Loney, L (1, 3) OBP: 0.346, SLG: 0.395	1 SAFE C SI 88 B F F FF 90 X FF 90 1-2 G4-3 ② 1-3		B FF 90 X FF 86 1-0 FC3-2 ② 23 HR 2-3 3-H		1 SAFE 1 SAFE B CH 77 B FF 87 X CH 80 2-0 55 BB 23 BB 1B ① 1-2	C SI 94 F SL 88 F SL 87 X SI 94 0-2 FC1-2 23 FC6-4 ② 1-2 2-3 3-Hf		B FF 88 F FF 87 B FF 87 B SL 75 F FF 86 B SL 76 4-2 23 S BB		1 SAFE 1 SAFE B SI 91 F FF 92 1 SAFE X CU 81 1-1 F9 ②		B FS 85 B FF 92 X FF 92 2-0 HR		6	2	2	1	1	0	7
23 Casey Blake, R (1, 5) OBP: 0.363, SLG: 0.500	B FF 90 B FF 90 C FF 88 F FF 89 F FF 91 X CU 71 2-2 P6 ③		X FF 89 0-0 1-H 3-H HR		1 SAFE B SL 86 B SL 87 B SI 93 B SI 93 4-0 55 BB 1-2 BB	B FC 88 C SL 87 X SI 94 1-1 FC6-4 ③ 1-2f		B FF 86 B SL 76 B SL 76 I IN 78 4-0 1-2 IBB		1 SAFE 1 SAFE 1 SAFE 1 SAFE B FF 92 C CU 82 1 SAFE X CU 83 1-1 1-3 1B		F FF 93 X FF 93 0-1 F9 ①		5	1	2	3	2	0	4
16 Andre Ethier, L (1, 9) OBP: 0.339, SLG: 0.476		C FF 88 B FF 91 X CH 78 1-1 HR	B SI 88 B SI 88 C FF 88 T SI 88 X CH 81 2-2 F8 ③		B SI 94 F SI 93 C SL 88 B SL 86 S SI 94 2-3 K ②		C FF 83 X FF 83 0-1 G6-3 ①	B FF 87 C FF 86 X FF 86 X SL 76 1-2 F7 ③		B SI 94 S FF 94 B SI 94 X CU 83 2-1 L9 ③		X FF 92 0-0 F9 ②		7	1	1	1	0	1	6
55 Russell Martin, R (1, 2) OBP: 0.365, SLG: 0.298		C FF 90 X FF 90 0-1 L8 ①		B FF 87 X FF 86 1-0 G5-3 ①	C SL 88 B SI 94 D SI 87 B FC 88 F FF 93 B SL 86 4-2 1-2 2-3 BB		B SI 84 F SI 84 B SI 84 F SI 84 F SL 76 S SL 78 2-3 K ②		B FF 87 B FC 86 C FF 86 B SL 74 C FF 86 C FF 87 3-3 K ①		X FF 92 0-0 P4 ①		B FF 93 C SL 82 X SL 81 1-1 G6-3 ③	6	0	0	0	1	2	0
27 Matt Kemp, R (1, 8) OBP: 0.369, SLG: 0.474	B FF 88 F FF 87 B FF 89 B FF 86 S FF 85 B FF 88 4-2 14 CS BB		B FF 87 F CH 78 F FF 88 B CH 80 X CU 72 2-2 P4 ②	X FC 88 0-0 F8 ③		F CH 76 B FF 85 C SI 85 B SL 77 X SL 78 2-2 14 2B 1B		B FF 87 B SL 76 C FC 86 C FF 86 F FC 87 F FF 86 F FC 87 X FF 86 3-2 1B		C FF 93 B FF 89 B FF 92 B FF 93 F FF 91 X SL 88 3-2 F9 ②				5	0	2	0	1	0	3
14 Juan Castro, R (1, 4) OBP: 0.382, SLG: 0.420 99 Manny Ramirez, R (11, PH) OBP: 0.477, SLG: 0.636 36 Jeff Weaver, R (11, 1) OBP: 0.143, SLG: 0.143	B FF 84 X FF 89 1-0 P4 ② ③ 1-2		C FF 86 X CU 71 0-1 F8 ③			F F B SL 88 B SL 88 X SL 85 2-2 9 1B 58 SH3 7 FC1-2 1B	1 SAFE X SI 85 0-0 1-3 2B		C FF 85 T FF 86 B FC 86 F SL 76 C FF 86 1-3 K ②		X FF 93 0-0 F9 ③		5 1 0	0 0 0	2 0 0	0 0 0	0 0 0	1 0 0	2 0 0
58 Chad Billingsley, R (1, 1) OBP: 0.306, SLG: 0.594 51 Jonathan Broxton, R (9, 1) 54 Ronald Belisario, R (10, 1) 59 Guillermo Mota, R (10, 1) 45 Brent Leach, R (10, 1) 13 Orlando Hudson, S (11, 4) OBP: 0.355, SLG: 0.416			B FF 88 B FF 86 C FF 87 C FF 86 X FF 87 2-2 15 1B 7 FC3-2 2B		B FF 88 C FF 87 X CU 69 1-1 HR	X 0-0 SH3 ① 1-2	B SI 85 B SI 85 F SI 86 C FF 85 S SL 78 2-3 K ③		B FC 85 B FC 85 B FF 86 C FF 86 C FF 85 C FF 85 3-3 K ③				C FF 91 X FF 88 0-1 G4-3 ①		4 0 0 0 0 1	1 0 0 0 0 0	2 0 0 0 0 0	1 0 0 0 0 0	0 0 0 0 0 0	2 0 0 0 0 0	3 0 0 0 0 0
Inning Stats	R: 0 H: 1 E: 0 LOB: 1 K: 0 BB: 0 S: 15 P: 23	R: 1 H: 1 E: 0 LOB: 0 K: 0 BB: 1 S: 7 P: 13	R: 3 H: 3 E: 0 LOB: 0 K: 0 BB: 0 S: 17 P: 23	R: 0 H: 0 E: 0 LOB: 0 K: 0 BB: 0 S: 6 P: 9	R: 2 H: 4 E: 0 LOB: 3 K: 1 BB: 2 S: 11 P: 27	R: 0 H: 3 E: 0 LOB: 3 K: 0 BB: 0 S: 14 P: 19	R: 0 H: 2 E: 0 LOB: 2 K: 2 BB: 0 S: 13 P: 19	R: 0 H: 0 E: 0 LOB: 2 K: 0 BB: 2 S: 10 P: 23	R: 0 H: 1 E: 0 LOB: 1 K: 3 BB: 0 S: 16 P: 26	R: 0 H: 2 E: 0 LOB: 2 K: 1 BB: 0 S: 12 P: 19	R: 0 H: 0 E: 0 LOB: 0 K: 0 BB: 0 S: 5 P: 8	R: 0 H: 0 E: 0 LOB: 0 K: 0 BB: 0 S: 9 P: 14	R: 1 H: 1 E: 0 LOB: 0 K: 0 BB: 0 S: 6 P: 9	1B: 11 2B: 2 3B: 1 HR: 4	SF: 0 SAC: 1 DP: 0 HBP: 0	WP: 0 PB: 0 SB: 2 CS: 2	PA: 60					

PITCHER		IP	WLS	BF	H	R	ER	SO	BB	IBB	HBP	BLK	WP	HR	S	P	ERA	WHIP
50 Josh Banks, R ERA: 5.6	(1, 1)	4.1		21	9	6	6	0	1	0	0	0	0	3	50	79	12.46	2.308
59 Luis Perdomo, R ERA: 3.94	(5, 1)	1.2		10	3	0	0	1	2	0	0	0	0	0	20	35	0.00	3.000
43 Cla Meredith, R ERA: 3.44	(7, 1)	1.0		5	2	0	0	2	0	0	0	0	0	0	13	19	0.00	2.000
54 Joe Thatcher, L ERA: 4.58	(8, 1)	2.0		9	1	0	0	3	1	1	0	0	0	0	26	49	0.00	1.000
21 Heath Bell, R ERA: 1.49	(10, 1)	1.0		5	2	0	0	1	0	0	0	0	0	0	12	19	0.00	2.000

PITCHER		IP	WLS	BF	H	R	ER	SO	BB	IBB	HBP	BLK	WP	HR	S	P	ERA	WHIP
37 Mike Adams, R ERA: 1.69	(11, 1)	2.0		6	0	0	0	0	0	0	0	0	0	0	14	22	0.00	0.000
45 Edward Mujica, R ERA: 3.1	(13, 1)	1.0	L	4	1	1	1	0	0	0	0	0	0	1	6	9	9.00	1.000

TOP

Los Angeles Dodgers @ San Diego Padres

PETCO Park, San Diego, CA

Sun Jul 05 2009, 4:05 PM EDT

Att. 30,070 - Sunny - 71 F

livebaseballscorecards.com

AB	54
R	7
H	18
RBI	7
BB	5
SO	7
LOB	27

BOTTOM

Los Angeles Dodgers @ San Diego Padres

PETCO Park, San Diego, CA

Sun Jul 05 2009, 4:05 PM EDT

Att. 30,070 - Sunny - 71 F

livebaseballscorecards.com

Batter	1	2	3	4	5	6	7	8	9	10	11	12	13	AB	R	H	RBI	BB	SO	LOB
18 Tony Gwynn Jr., L (1, 8) (11, 9) OBP: 0.366, SLG: 0.399	K			G4-3		G4-3			25 1B 2B	B3		G6-3		6	1	1	0	0	1	2
22 David Eckstein, R (1, 4) OBP: 0.330, SLG: 0.337	L3			K		P4			F7	WP BB		G5-3		5	0	0	0	1	1	2
26 Jose Lobaton, S (13, 4)														0	0	0	0	0	0	0
Scott Hairston, R (1, 7) (11, 8) OBP: 0.358, SLG: 0.533	G5-3			P3			L7		2 BB 25 1B 30 BB BB	P3			G6-3	5	1	0	0	1	0	2
23 Adrián González, L (1, 3) OBP: 0.407, SLG: 0.562		P5			K		G3-1		K					4	0	0	0	2	2	2
5 Kevin Kouzmanoff, R (1, 5) OBP: 0.277, SLG: 0.385													SH3-4	3	1	1	1	0	0	0
54 Joe Thatcher, L (8, 1)														0	0	0	0	0	0	0
25 Will Venable, L (9, PH) OBP: 0.250, SLG: 0.231 (10, 9)		F9			HR		F8		30 BB 2 BB 1 1B 1B	F8				2	1	1	1	0	0	3
37 Mike Adams, R (11, 1)														0	0	0	0	0	0	0
45 Edward Mujica, R (13, 1) OBP: 1.000, SLG: 1.000														0	0	0	0	0	0	0
29 Kevin Correia, R (13, PH) OBP: 0.227, SLG: 0.238														0	0	0	0	0	0	0
2 Edgar Gonzalez, R (1, 9) OBP: 0.242, SLG: 0.373		F9			K			K	30 BB 1 1B BB		G4-3		K	3	1	0	0	1	2	0
21 Heath Bell, R (10, 1)														0	0	0	0	0	0	0
8 Kyle Blanks, R (11, 7) OBP: 0.289, SLG: 0.273														2	0	0	0	0	1	1
30 Eliezer Alfonzo, R (1, 2) OBP: 0.300, SLG: 0.368	1 G6-3 1B				F8		F7		1 1B BB		L1			4	0	1	1	1	0	0
1 Everth Cabrera, S (1, 6) OBP: 0.373, SLG: 0.403	G6-3 1-2f					E6 18 G4-3 15 G4-3	G1-3		1B		K			5	0	1	2	0	1	1
50 Josh Banks, R (1, 1)														1	0	0	0	0	0	0
59 Luis Perdomo, R (5, 1)														0	0	0	0	0	0	0
15 Luis Antonio Rodriguez, S (3, PH) OBP: 0.320, SLG: 0.267														1	0	0	0	0	0	1
43 Cla Meredith, R (7, 1)														0	0	0	0	0	0	0
7 Chase Headley, S (8, 5) OBP: 0.311, SLG: 0.371	F7					G4-3 1-2			HR	WP 22 BB HBP		F8		2	1	1	1	0	0	0
Inning Stats	R: 0 H: 0 E: 0 LOB: 0 K: 1 BB: 0 S: 10 P: 13	R: 0 H: 0 E: 0 LOB: 0 K: 0 BB: 0 S: 6 P: 10	R: 0 H: 1 E: 0 LOB: 0 K: 0 BB: 0 S: 6 P: 7	R: 0 H: 0 E: 0 LOB: 0 K: 1 BB: 0 S: 5 P: 7	R: 1 H: 0 E: 0 LOB: 0 K: 2 BB: 0 S: 11 P: 15	R: 0 H: 0 E: 1 LOB: 1 K: 0 BB: 0 S: 10 P: 15	R: 0 H: 0 E: 0 LOB: 0 K: 0 BB: 0 S: 7 P: 11	R: 0 H: 0 E: 0 LOB: 0 K: 1 BB: 0 S: 9 P: 13	R: 5 H: 4 E: 0 LOB: 2 K: 1 BB: 3 S: 23 P: 44	R: 0 H: 0 E: 0 LOB: 0 K: 0 BB: 2 S: 4 P: 16	R: 0 H: 0 E: 0 LOB: 0 K: 1 BB: 0 S: 7 P: 12	R: 0 H: 0 E: 0 LOB: 0 K: 0 BB: 0 S: 6 P: 11	R: 0 H: 1 E: 0 LOB: 1 K: 1 BB: 1 S: 8 P: 15	1B: 3 2B: 1 3B: 0 HR: 2	SF: 0 SAC: 1 DP: 1 HBP: 1	WP: 1 PB: 0 SB: 0 CS: 0	PA: 51

PITCHER		IP	WLS	BF	H	R	ER	SO	BB	IBB	HBP	BLK	WP	HR	S	P	ERA	WHIP
58 Chad Billingsley, R ERA: 3.14	(1, 1)	8.0		28	4	3	3	5	0	0	0	0	0	2	68	97	3.38	0.500
51 Jonathan Broxton, R ERA: 2.72	(9, 1)	1.0		7	2	3	3	1	3	0	0	0	0	0	19	38	27.00	5.000
54 Ronald Belisario, R ERA: 2.42	(10, 1)	0.1		3	0	0	0	0	1	0	1	0	0	0	2	8	0.00	3.000
59 Guillermo Mota, R ERA: 3.89	(10, 1)	0.1		2	0	0	0	0	0	1	0	0	1	0	1	7	0.00	0.000
45 Brent Leach, L ERA: 3.06	(10, 1)	0.1		1	0	0	0	0	0	0	0	0	0	0	1	1	0.00	0.000

PITCHER		IP	WLS	BF	H	R	ER	SO	BB	IBB	HBP	BLK	WP	HR	S	P	ERA	WHIP
36 Jeff Weaver, R ERA: 3.32	(11, 1)	3.0	W	10	0	0	0	2	0	1	0	0	0	0	21	38	0.00	0.000

AB	43
R	6
H	6
RBI	6
BB	6
SO	8
LOB	14

San Diego Padres @ Arizona Diamondbacks

Chase Field, Phoenix, AZ

Mon Jul 06 2009, 6:40 PM MST

Att. 17,525 - Roof Closed - 83 F

TOP

livebaseballscorecards.com

Batter	1	2	3	4	5	6	7	8	9	AB	R	H	RBI	BB	SO	LOB
1 Everth Cabrera, S (1, 6) OBP: 0.375, SLG: 0.386	C SI 92 B SI 92 F SI 92 C CU 76 1-3 K	B CH 82 S CH 81 D CU 77 F FF 89 F CU 76 X SI 89 2-2 F9 1-2 2-3 3-H			B CH 79 B SI 88 B SI 88 C SI 88 C SI 89 F SI 90 B SI 90 4-2 18 1B 23 1B BB	B CH 78 B SI 89 X FF 88 2-0 L1		B CH 85 B FF 95 B FF 94 B FF 93 4-0 18 S 18 E BB		3	2	0	0	2	1	3
18 Tony Gwynn Jr., L (1, 8) OBP: 0.373, SLG: 0.405	F SI 92 S FF 89 B SI 92 F CU 78 B SL 88 B FF 88 X SI 92 3-2 G5-3		B SI 85 B SI 90 X SI 89 2-0 G4-3		1 SAFE 1 SAFE B SI 90 C SI 90 B FF 88 1 SAFE X SI 90 2-1 23 1B 1-2 1B		C SI 88 C SI 88 X SL 81 0-2 23 G3-1 5 2B 23 S 1B	1 SAFE C FF 95 B CU 82 X FF 95 1-1 23 WP 1-H 1B		5	1	3	0	0	0	0
23 Adrián González, L (1, 3) OBP: 0.407, SLG: 0.558	S SI 87 C FF 92 S FF 91 0-3 K		B SI 82 X CH 80 1-0 G5-3		B SI 89 F SI 90 X SI 90 1-1 1-3 2-H 1B		C SI 88 D SL 81 1 SAFE 1 SAFE B SI 88 X SL 79 2-1 G3-1 1-3	1 SAFE C FF 94 B SI 93 B CH 85 1 SAFE B CH 85 B CU 80 4-1 1-2 BB		4	0	1	1	1	1	1
5 Kevin Kouzmanoff, R (1, 5) OBP: 0.270, SLG: 0.385		B FF 87 C SL 87 F SL 82 X SI 91 1-2 F9	F SI 91 S SI 85 B SI 85 X SI 92 1-2 F9		X SL 86 0-0 L6		B SI 96 D SI 95 X SI 97 2-0 25 1B 3-H 2B	X CU 83 0-0 L6		5	0	1	1	0	0	4
7 Chase Headley, S (1, 7) OBP: 0.316, SLG: 0.379		B FF 90 B SI 82 B SI 91 C SI 90 F FF 90 X FF 89 3-2 E9 25 G6-3 30 1B 1B		B CH 81 B SI 90 C SI 90 B SI 90 X SI 90 3-1 25 G3 2B	X FF 89 0-0 P5		B FF 95 S CH 86 B FF 96 C FF 95 X FF 96 2-2 F8		X FF 90 0-0 25 G6-3 1B	5	1	3	0	0	0	3
25 Will Venable, L (1, 9) OBP: 0.245, SLG: 0.227		X SI 89 0-0 G6-3 2-3		F SI 91 F SI 90 B SI 84 X SI 91 1-2 G3 2-3	C CH 80 B FF 89 F SI 90 B SI 90 F CU 75 X SI 90 2-2 G1		C CH 86 B SI 96 X SI 96 1-1 2-3 1B		B CH 83 F FF 90 X FF 90 1-1 G6-3 1-2f	5	0	1	0	0	0	5
30 Eliezer Alfonzo, R (1, 2) OBP: 0.311, SLG: 0.372		B SI 91 C SI 91 X SL 83 1-1 27 1B 15 1B 1 WP 3-H 1B		C FC 87 F SI 91 S SI 90 0-3 K		B SL 86 B SL 85 B SI 88 C SI 89 F FF 87 F SI 90 X FF 87 3-2 56 SH3-4 1B	C CU 85 C CU 85 S CU 85 0-3 K2-3		F SL 84 F SL 85 B SL 85 F SL 84 F FF 92 F SL 86 X SL 84 1-2 G5-3	5	1	2	1	0	2	3
15 Luis Antonio Rodriguez, S (3, 4) OBP: 0.326, SLG: 0.269		C SI 90 D SI 82 C CH 80 B FF 91 F FF 88 F FF 88 X SI 91 2-2 1 WP 27 1B 1-2 1B		B CH 80 B CH 79 B SI 90 B SI 88 4-0 BB		X SI 89 0-0 F9		C CH 83 B CU 81 C CU 80 F FF 96 B CU 83 S CH 85 2-3 K		3	0	1	0	1	1	1
27 Walter Silva, R (1, 1) OBP: 0.375, SLG: 0.375 56 Mike Ekstrom, R (4, 1) 40 Greg Burke, R (7, 1) 8 Kyle Blanks, R (8, PH) OBP: 0.282, SLG: 0.265 57 Luke Gregerson, L (8, 1) 43 Cla Meredith, R (9, 1)		X FF 91 0-0 1 WP 1-2 2-3 1B		C SL 84 B SL 84 S SL 83 S SL 84 1-3 K		X FF 86 0-0 SH3-4 1-2		C CU 85 B SI 96 F FF 96 F CU 83 X FF 95 1-2 F8		2 0 0 1 0 0	0 0 0 0 0 0	1 0 0 0 0 0	0 0 0 0 0 0	1 0 0 0 0 0	0 0 0 0 0 0	2 0 0 0 0 0

	AB	38
	R	5
	H	13
	RBI	3
	BB	4
	SO	6
	LOB	22

Inning Stats																				
	R: 0 E: 0 K: 2 S: 10	H: 0 LOB: 0 BB: 0 P: 14	R: 2 E: 1 K: 0 S: 19	H: 4 LOB: 2 BB: 0 P: 28	R: 0 E: 0 K: 0 S: 5	H: 0 LOB: 0 BB: 0 P: 9	R: 0 E: 0 K: 2 S: 11	H: 1 LOB: 2 BB: 1 P: 20	R: 1 E: 0 K: 0 S: 13	H: 2 LOB: 2 BB: 1 P: 22	R: 0 E: 0 K: 0 S: 7	H: 1 LOB: 1 BB: 0 P: 12	R: 1 E: 0 K: 1 S: 14	H: 3 LOB: 2 BB: 0 P: 21	R: 1 E: 0 K: 1 S: 12	H: 1 LOB: 2 BB: 2 P: 24	R: 0 E: 0 K: 0 S: 9	H: 1 LOB: 0 BB: 0 P: 11	1B: 11 2B: 2 3B: 0 HR: 0	SF: 0 SAC: 1 DP: 1 HBP: 0	WP: 2 PB: 0 SB: 3 CS: 0	PA: 43

PITCHER		IP	WLS	BF	H	R	ER	SO	BB	IBB	HBP	BLK	WP	HR	S	P	ERA	WHIP
52 Jon Garland, R ERA: 4.8	(1, 1)	6.0		28	8	3	3	4	2	0	0	0	1	0	65	105	4.50	1.667
60 Scott Schoeneweis, L ERA: 4.5	(7, 1)	0.1		2	1	1	1	0	0	0	0	0	0	0	5	7	27.00	3.000
58 Juan Gutierrez, R ERA: 4.54	(7, 1)	1.1		9	3	1	1	2	2	0	0	0	1	0	20	37	6.75	3.750
32 Esmerling Vasquez, R ERA: 4.88	(8, 1)	0.1		1	0	0	0	0	0	0	0	0	0	0	1	1	0.00	0.000
57 Jon Rauch, R ERA: 4.3	(9, 1)	1.0	W	3	1	0	0	0	0	0	0	0	0	0	9	11	0.00	1.000

PITCHER		IP	WLS	BF	H	R	ER	SO	BB	IBB	HBP	BLK	WP	HR	S	P	ERA	WHIP

BOTTOM

San Diego Padres @ Arizona Diamondbacks

Chase Field, Phoenix, AZ

Mon Jul 06 2009, 6:40 PM MST

Att. 17,525 - Roof Closed - 83 F

livebaseballscorecards.com

Batter	1	2	3	4	5	6	7	8	9	AB	R	H	RBI	BB	SO	LOB
2 Felipe Lopez, S (1, 4) OBP: 0.363, SLG: 0.408	C FF 88 B SI 88 X FF 89 1-1 6 1B 10 SF8 1B		B SI 87 B SL 82 B CH 82 C FF 88 X FF 88 3-1 6 G4-6-3 1-2 1B	X SL 84 0-0 G3-1			B CH 84 S SL 83 C SL 83 F SL 84 X CH 84 1-2 6 BB 1B		C FF 84 B SL 77 F FF 85 B SL 76 B SL 78 F FF 85 X FF 85 3-2 ① L8	5	1	3	0	0	0	3
6 Stephen Drew, L (1, 6) OBP: 0.318, SLG: 0.418	C FF 88 B FF 89 X FF 89 1-1 1-3 1B		C SI 88 X SI 90 0-1 ①② G4-6-3 1-2f		B FF 90 B FF 89 C FF 89 X CH 83 2-1 ① P5		B SI 89 1 SAFE B SL 82 1 SAFE D CH 83 B SI 89 4-0 1-2 BB		C FF 86 F FF 86 B SL 78 F SL 78 X FF 84 1-2 ② F7	4	0	1	0	1	0	2
10 Justin Upton, R (1, 9) OBP: 0.379, SLG: 0.548	1 SAFE B SL 83 B FF 89 S SL 83 B CH 82 1 SAFE X SL 83 3-1 ① SF8 3-H		B FF 89 C FF 89 X CH 84 1-1 2-H HR		X FF 90 0-0 ② G4-3		B SI 91 B SL 83 B SL 83 F SI 90 F SI 91 F CH 81 S SL 82 3-3 ② K		B SL 78 B SL 78 B FF 86 B FF 85 4-0 27 S 27 1B BB	3	2	1	3	1	1	2
27 Mark Reynolds, R (1, 5) OBP: 0.354, SLG: 0.564	B FF 89 B SL 83 X SL 82 2-0 ② F9		X SL 84 0-0 ③ P3		B SL 83 B SL 84 B FF 90 B FF 89 4-0 26 S BB		B SI 91 S SL 83 X SL 83 1-1 ③ G1-3		1 SAFE B FF 86 1 SAFE C FF 86 B SL 79 F SL 79 X SL 79 2-2 1-H 1B	4	0	1	1	1	0	3
26 Miguel Montero, L (1, 2) OBP: 0.345, SLG: 0.398	F FF 89 B FF 88 F CH 83 B CU 78 X CU 78 2-2 ③ P2			X CU 78 0-0 31 18 FC4-6 1B 1B	B FF 91 F FF 91 B FF 91 X SL 84 2-1 ③ F8 1-2			B SI 90 B SL 81 C SI 89 B CH 82 F SI 90 X SI 90 3-2 18 1B 2B		4	1	2	0	0	0	2
18 Gerardo Parra, L (1, 7) OBP: 0.320, SLG: 0.413 (7, 8)		C FF 88 B FF 89 F CH 84 X FF 89 1-2 ① G4-3		B FF 88 X CH 84 1-0 31 FC4-6 1-2 1B		X FF 90 0-0 31 G4-6-3 1B		B FF 90 X SI 90 1-0 31 G3-6-3 2-H 1B		4	0	3	1	0	0	0
31 Tony Clark, S (1, 3) OBP: 0.304, SLG: 0.439 57 Jon Rauch, R (9, 1)		C FF 88 X FF 89 0-1 ② F7		F SI 87 B FF 89 S SL 84 X SI 88 1-2 ① FC4-6 24 BB 1-2f 2-3			1 SAFE B FF 89 1 SAFE X FF 90 1-0 ①② G4-6-3 1-2f		1 SAFE 1 SAFE C SI 90 1 SAFE F SL 83 1 SAFE B FF 90 X SL 83 1-2 ①② G3-6-3 1-2f	4 0	0 0	0 0	0 0	0 0	0 0	4 0
24 Chris Young, R (1, 8) OBP: 0.284, SLG: 0.363 58 Juan Gutierrez, R (7, 1) 32 Esmerling Vasquez, R (8, 1) 18 Chad Tracy, L (8, PH) OBP: 0.274, SLG: 0.382 (9, 3)		C SL 82 T FF 88 C FF 89 0-3 ③ K		B FF 90 B SI 89 C SL 84 D SL 84 S SL 83 F SL 83 B FF 88 4-2 1-2 BB		B SL 83 B FF 90 C FF 90 X FF 91 2-1 ③ P2		B SL 80 X SI 89 1-0 HR	2 0 0 1	0 0 0 1	0 0 0 1	0 0 0 1	1 0 0 1	1 0 0 0	0 0 0 0
52 Jon Garland, R (1, 1) OBP: 0.091, SLG: 0.063 60 Scott Schoeneweis, L (7, 1) 28 Alex Romero, L (7, 7) OBP: 0.400, SLG: 0.300			C FF 88 F SL 81 X CU 76 0-2 2 1B 10 HR 1B	B SL 82 X FF 90 1-0 ② F4			B SL 84 C CH 84 X CH 84 1-1 ① G1-3		B SI 90 C SI 90 S SL 82 X SL 83 1-2 ③ G4-3	2 0 2	1 0 0	1 0 0	0 0 0	0 0 0	0 0 0	3 0 0
Inning Stats	R: 1 E: 0 K: 0 S: 10 H: 2 LOB: 1 BB: 0 P: 19	R: 0 E: 0 K: 1 S: 8 H: 0 LOB: 0 BB: 0 P: 9	R: 2 E: 0 K: 0 S: 10 H: 3 LOB: 0 BB: 0 P: 14	R: 0 E: 0 K: 0 S: 10 H: 2 LOB: 3 BB: 1 P: 17	R: 0 E: 0 K: 0 S: 5 H: 0 LOB: 1 BB: 1 P: 13	R: 0 E: 0 K: 0 S: 4 H: 1 LOB: 0 BB: 0 P: 7	R: 0 E: 0 K: 1 S: 12 H: 1 LOB: 2 BB: 1 P: 22	R: 2 E: 0 K: 0 S: 11 H: 3 LOB: 0 BB: 0 P: 18	R: 1 E: 0 K: 0 S: 11 H: 1 LOB: 1 BB: 1 P: 21	1B: 10 2B: 2 3B: 0 HR: 2 SF: 1 SAC: 0 DP: 3 HBP: 0						

	AB	35
	R	6
	H	13
	RBI	6
	BB	4
	SO	2
	LOB	19

PITCHER		IP	WLS	BF	H	R	ER	SO	BB	IBB	HBP	BLK	WP	HR	S	P	ERA	WHIP
27 Walter Silva, R ERA: 8.76	(1, 1)	3.1		17	7	3	3	1	1	0	0	0	0	1	36	56	8.10	2.400
56 Mike Ekstrom, R ERA:	(4, 1)	2.2		9	1	0	0	0	1	0	0	0	0	0	11	23	0.00	0.750
40 Greg Burke, R ERA: 3.42	(7, 1)	1.0	H	5	1	0	0	1	1	0	0	0	0	0	12	22	0.00	2.000
57 Luke Gregerson, R ERA: 3.57	(8, 1)	1.0	B	5	3	2	2	0	0	0	0	0	0	1	11	18	18.00	3.000
43 Cla Meredith, R ERA: 3.63	(9, 1)	0.2	L	4	1	1	1	0	1	0	0	0	0	0	11	21	13.50	3.000

PITCHER		IP	WLS	BF	H	R	ER	SO	BB	IBB	HBP	BLK	WP	HR	S	P	ERA	WHIP

WP: 0 PB: 0 SB: 2 CS: 0 PA: 40

San Diego Padres @ Arizona Diamondbacks

Chase Field, Phoenix, AZ

Tue Jul 07 2009, 6:40 PM MST

Att. 18,444 - Roof Closed - 82 F

livebaseballscorecards.com

TOP

Batter	1	2	3	4	5	6	7	8	9	AB	R	H	RBI	BB	SO	LOB
1 Everth Cabrera, S (1, 6) OBP: 0.376, SLG: 0.387	C SI 85 B SI 86 B FC 82 B FC 82 C FC 82 F FC 82 S FC 83 3-3 ① K		X FC 82 0-0 ① G6-3		B FC 82 1 SAFE B FC 83 X FC 84 2-0 ② 1-2 1B		C FC 82 C CU 69 D CU 70 X CU 69 1-2 18 1B 1-2 1B		X SI 92 0-0 ② G4-3	5	0	2	0	0	1	0
18 Tony Gwynn Jr., L (1, 8) OBP: 0.374, SLG: 0.401	C FF 85 B CH 79 C CH 78 B CU 70 C SI 87 2-3 ② K		C FC 82 B CU 68 B CU 69 B FC 82 C FC 81 B FC 83 4-2 23 K BB		C FC 84 1 SAFE D CH 78 F FC 83 B FF 86 1 SAFE X CU 72 2-2 ③ G4-3		B CU 69 X FC 83 1-0 23 G1-6-3 1-3 2-H 1B		B SI 93 B SI 92 C SI 93 X SI 92 2-1 ③ G4-3	4	0	1	1	1	1	1
23 Adrián González, L (1, 3) OBP: 0.402, SLG: 0.550	X FF 86 0-0 ③ F7		1 SAFE C FF 84 F CH 79 F FF 84 F SI 87 S CH 78 0-3 ②③ K 1-2			B FF 84 C FF 85 S CU 70 B FF 83 C SI 86 2-3 ① K	B SI 88 F SI 88 S SL 79 X SL 80 1-2 ②③ G1-6-3 1-2f			4	0	0	0	0	2	3
5 Kevin Kouzmanoff, R (1, 5) OBP: 0.276, SLG: 0.396		B CH 78 X CH 78 1-0 7 G6-3 30 1B 2B		B CU 69 F FC 82 S CU 67 B FC 82 X FF 85 2-2 ① F9		C CU 70 B FF 87 B CU 68 B CU 69 F FC 84 X FF 87 3-2 30 FC5 7 BB 1B		B SL 88 X SL 87 1-0 7 2B 2B		4	2	3	0	0	0	0
7 Chase Headley, S (1, 7) OBP: 0.322, SLG: 0.386		X FC 83 0-0 ① G6-3 2-3		B FC 81 X CH 78 1-0 1B		C FC 82 C CU 68 B FC 84 F CU 69 B FC 83 B AB 68 3-2 30 FC5 1-2 BB		B FF 89 F FF 91 X FF 90 1-1 2-H 2B		3	0	2	1	1	0	1
8 Kyle Blanks, R (1, 9) OBP: 0.256, SLG: 0.237		X FC 84 0-0 ② G5-3		C FC 83 C CU 69 C FF 86 0-3 ② K		X FC 83 0-0 ② F7		S SL 85 D SL 84 F FF 90 D SL 83 S SL 83 2-3 ① K		4	0	0	0	0	2	5
30 Eliezer Alfonzo, R (1, 2) OBP: 0.306, SLG: 0.362		C FF 85 D CU 69 S CU 70 X FF 88 1-2 2 1B 3-H 1B		B FC 84 1 SAFE B SI 85 S FC 84 1 SAFE F FC 83 F CU 71 B FC 83 S CU 69 3-3 ③ K		S FC 84 B FC 83 S FC 84 B FC 83 F FC 84 X FC 84 2-2 ③ FC5 1-2 2-3f		X FF 91 0-0 ② P2		4	0	1	1	0	1	4
2 Edgar Gonzalez, R (1, 4) OBP: 0.242, SLG: 0.368		C CH 80 B FC 84 B FC 83 F FC 83 X CU 70 2-2 1-2 1B		X FC 82 0-0 ① G5-3			F FC 82 X FC 81 0-1 ① G6-3	C SL 82 X SL 84 0-1 ③ P4		4	0	1	0	0	0	1
29 Kevin Correia, R (1, 1) OBP: 0.250, SLG: 0.261 15 Luis Antonio Rodriguez, S (7, PH) OBP: 0.331, SLG: 0.269 45 Edward Mujica, R (7, 1) OBP: 1.000, SLG: 1.000 37 Mike Adams, R (8, 1) 25 Will Venable, L (9, PH) OBP: 0.240, SLG: 0.222		S FC 83 B FC 83 S CU 69 X FF 86 1-2 ③ P4		C FF 83 B FC 81 S FF 84 F FF 84 B CU 68 X FC 82 2-2 1 CS 1B			B FC 82 F FC 81 B CU 70 B FF 85 S FC 81 B FC 84 4-2 1 1B 18 1B BB		B SI 91 S SI 90 F SI 90 X SL 87 1-2 ① F9	2 0 0 0 1	0 1 0 0 0	1 0 0 0 0	0 0 0 0 0	0 1 0 0 0	0 0 0 0 0	2 0 0 0 0
Inning Stats	R: 0 E: 0 K: 2 S: 8 H: 0 LOB: 0 BB: 0 P: 13	R: 1 E: 0 K: 0 S: 12 H: 3 LOB: 2 BB: 0 P: 17	R: 0 E: 0 K: 1 S: 8 H: 0 LOB: 0 BB: 1 P: 12	R: 0 E: 0 K: 2 S: 11 H: 1 LOB: 1 BB: 0 P: 17	R: 0 E: 0 K: 0 S: 9 H: 2 LOB: 1 BB: 0 P: 15	R: 0 E: 0 K: 1 S: 14 H: 1 LOB: 2 BB: 1 P: 24	R: 1 E: 0 K: 0 S: 11 H: 2 LOB: 1 BB: 1 P: 18	R: 1 E: 0 K: 1 S: 9 H: 2 LOB: 1 BB: 0 P: 13	R: 0 E: 0 K: 0 S: 6 H: 0 LOB: 0 BB: 0 P: 9	1B: 8 2B: 3 3B: 0 HR: 0 SF: 0 SAC: 0 DP: 1 HBP: 0						

AB	35
R	3
H	11
RBI	3
BB	3
SO	7
LOB	17

WP: 0 PB: 0 SB: 0 CS: 1 PA: 38

PITCHER		IP	WLS	BF	H	R	ER	SO	BB	IBB	HBP	BLK	WP	HR	S	P	ERA	WHIP
49 Doug Davis, L ERA: 3.13	(1, 1)	6.1	W	29	9	2	2	6	3	0	0	0	0	0	70	112	2.84	1.895
60 Scott Schoeneweis, L ERA: 4.3	(7, 1)	0.2	H	1	0	0	0	0	0	0	0	0	0	0	3	4	0.00	0.000
57 Jon Rauch, R ERA: 4.42	(8, 1)	1.0	H	5	2	1	1	1	0	0	0	0	0	0	9	13	9.00	2.000
50 Chad Qualls, R ERA: 3.82	(9, 1)	1.0	S	3	0	0	0	0	0	0	0	0	0	0	6	9	0.00	0.000

PITCHER		IP	WLS	BF	H	R	ER	SO	BB	IBB	HBP	BLK	WP	HR	S	P	ERA	WHIP

BOTTOM

San Diego Padres @ Arizona Diamondbacks

Chase Field, Phoenix, AZ

Tue Jul 07 2009, 6:40 PM MST

Att. 18,444 - Roof Closed - 82 F

livebaseballscorecards.com

Batter	1	2	3	4	5	6	7	8	9	AB	R	H	RBI	BB	SO	LOB
2 Felipe Lopez, S (1, 4) OBP: 0.359, SLG: 0.404	C CH 90 B SI 91 B FF 92 B SI 92 F SI 91 X FC 92 3-2 G4-3 ①		X SL 84 0-0 SH2-3 ① 2-3		B SI 90 C SL 83 X CH 91 1-1 G4-3 ①		X FS 86 0-0 G6-3 ①			3	0	0	0	0	0	0
6 Stephen Drew, L (1, 6) OBP: 0.321, SLG: 0.426	B CH 92 F CH 92 B FC 92 X CH 91 2-1 3B		T SL 84 B CH 92 X CH 93 1-1 FC4 3-H		B CH 90 B SI 92 B SL 86 C CH 90 B SL 85 4-1 10 G1-3 BB		B FS 87 X SI 92 1-0 P2 ②			3	0	1	0	1	0	0
10 Justin Upton, R (1, 9) OBP: 0.374, SLG: 0.541	F CH 93 B SL 83 F SL 85 C CH 94 1-3 K ②		B SL 86 C SL 85 1 SAFE F CH 91 1 SAFE X SL 84 1-2 F9 ②		B SL 86 X SL 87 1-0 G1-3 ② 1-2		B SL 83 C SL 81 X FS 89 1-1 G6-3 ③			4	0	0	0	0	1	3
27 Mark Reynolds, R (1, 5) OBP: 0.350, SLG: 0.557	C CH 93 F CH 93 B FC 93 C SI 93 1-3 K ③		S CH 90 B FC 91 S SL 85 1 SAFE B SI 91 1 SAFE B CH 92 S CH 92 3-3 K ③		B CH 91 C SI 92 C SL 86 S SL 85 1-3 K ③			B SL 88 F SL 88 B FF 93 X SL 88 2-1 F8 ①		4	0	0	0	0	3	3
26 Miguel Montero, L (1, 2) OBP: 0.348, SLG: 0.400		X SI 90 0-0 18 CS 1B	S SL 83 F SI 91 B CH 91 F SI 92 B CH 91 X CH 84 2-2 18 3B 1B			C CU 74 F SL 82 B CU 75 X CU 76 1-2 G3 ①		S SL 89 X CU 78 0-1 G3-1 ②		4	1	2	0	0	0	0
18 Gerardo Parra, L (1, 7) OBP: 0.324, SLG: 0.425		C FC 90 F SL 83 B CH 91 B FC 92 B SI 90 1 SAFE S SL 84 3-3 K ①② 1-2	T FC 91 F SL 84 X FC 90 0-2 18 SF7 1-H 3B			C CU 75 S SL 84 B CU 76 X SL 86 1-2 24 BB 1B		C SL 88 B SL 88 B CU 77 F SL 86 X FF 93 2-2 G6-3 ③		4	1	2	1	0	1	1
18 Chad Tracy, L (1, 3) OBP: 0.268, SLG: 0.376		C SL 86 B CU 77 B CU 77 S SL 86 S CH 93 2-3 K ③	S SI 92 B SL 85 X SL 84 1-1 SF7 ① 3-H			C SI 90 D SL 83 1 SAFE P PO 84 X SL 84 2-1 F8 ②				2	0	0	1	0	1	1
24 Chris Young, R (1, 8) OBP: 0.288, SLG: 0.368			C SI 92 F SI 92 X SL 82 0-2 49 E 2B	C SL 87 S CH 92 B SL 87 X SL 87 1-2 F9 ②		D SL 86 B SL 86 C SL 85 B CH 91 1 SAFE B SL 86 4-1 1-2 BB				2	1	1	0	1	0	0
49 Doug Davis, R (1, 1) OBP: 0.156, SLG: 0.219 60 Scott Schoeneweis, L (7, 1) 57 Jon Rauch, R (8, 1) 50 Chad Qualls, R (9, 1)			X CH 88 0-0 SH 2 SH2-3 6 E 2-H	B SI 90 X CH 92 1-0 G6-3 ③		X SL 84 0-0 G6-3 ③				2 1 0 0 0 0 2 0 0 0 0 0 0 0 0 0 0 0 0 0 0 0 0 0 0 0 0 0						
Inning Stats	R: 0 E: 0 K: 2 S: 11 H: 1 LOB: 1 BB: 0 P: 18	R: 0 E: 0 K: 2 S: 7 H: 1 LOB: 0 BB: 0 P: 12	R: 2 E: 2 K: 1 S: 13 H: 1 LOB: 1 BB: 0 P: 18	R: 2 E: 0 K: 0 S: 13 H: 2 LOB: 0 BB: 0 P: 18	R: 0 E: 0 K: 1 S: 7 H: 0 LOB: 1 BB: 1 P: 14	R: 0 E: 0 K: 0 S: 11 H: 1 LOB: 2 BB: 1 P: 18	R: 0 E: 0 K: 0 S: 4 H: 0 LOB: 0 BB: 0 P: 6	R: 0 E: 0 K: 0 S: 7 H: 0 LOB: 0 BB: 0 P: 11		1B: 3 2B: 2 3B: 2 HR: 0 SF: 1 SAC: 2 DP: 1 HBP: 0				WP: 0 PB: 0 SB: 0 CS: 1 PA: 33	

	AB	28
	R	4
	H	6
	RBI	2
	BB	2
	SO	6
	LOB	10

PITCHER		IP	WLS	BF	H	R	ER	SO	BB	IBB	HBP	BLK	WP	HR	S	P	ERA	WHIP
29 Kevin Correia, R ERA: 4.48	(1, 1)	6.0	L	27	6	4	2	6	2	0	0	0	0	0	62	98	3.00	1.333
45 Edward Mujica, R ERA: 3.02	(7, 1)	1.0		3	0	0	0	0	0	0	0	0	0	0	4	6	0.00	0.000
37 Mike Adams, R ERA: 1.54	(8, 1)	1.0		3	0	0	0	0	0	0	0	0	0	0	7	11	0.00	0.000

PITCHER	IP	WLS	BF	H	R	ER	SO	BB	IBB	HBP	BLK	WP	HR	S	P	ERA	WHIP

Batter	1	2	3	4	5	6	7	8	9	AB	R	H	RBI	BB	SO	LOB
1 Everth Cabrera, S (1, 6) OBP: 0.371, SLG: 0.372	B FF 92 B FF 91 C FF 91 C FF 92 C FF 93 2-3 ① K		C FF 93 F CH 84 B FF 95 X CH 85 1-2 ③ F9		B FF 92 B FF 94 F FF 93 B FF 92 F FF 93 B FF 94 4-2 18 CS BB			B SI 88 C SI 89 C CH 79 B CH 83 F CH 82 F FF 89 F FF 89 X CH 83 2-2 ① L9		3	0	0	0	1	1	0
18 Tony Gwynn Jr., L (1, 8) OBP: 0.377, SLG: 0.406	C FF 93 C FF 94 B FF 94 T FF 94 1-2 ② K			C CH 82 S CH 83 B CH 83 B FF 93 F FF 92 B SL 86 X FF 92 3-2 5 2B 2B	B FF 93 1 SAFE B FF 93 B FF 94 B FF 93 4-0 ② 1-2 BB			X FF 89 0-0 ② F7		3	1	1	0	1	1	0
23 Adrián González, L (1, 3) OBP: 0.398, SLG: 0.543	B FF 94 B CH 84 F FF 94 X FF 94 2-1 ③ G4-3			X FF 94 0-0 ① F7	B CH 84 C CH 85 S FF 96 F FF 96 B FF 96 S CH 87 2-3 ③ K			B CU 75 B FF 90 F CH 81 F FF 90 S CH 81 2-3 ③ K		4	0	0	0	0	2	2
5 Kevin Kouzmanoff, R (1, 5) OBP: 0.279, SLG: 0.401		F FF 90 B FF 92 S CH 81 S FF 94 1-3 ① K		B CH 84 B CH 84 B SL 86 C FF 94 X FF 93 3-1 7 G3 25 2B 2B 2-H		B SL 83 F CH 84 B FF 93 F FF 93 F SL 85 B SL 86 S CH 84 3-3 ① K			X SI 91 0-0 15 1B 25 BB 1B	4	1	2	1	0	2	0
7 Chase Headley, S (1, 7) OBP: 0.318, SLG: 0.381		C FF 93 F FF 92 S CH 84 0-3 ② K		B FF 94 X CH 84 1-0 ② G3 2-3		C FF 93 B FF 93 B CH 84 C CH 84 X FF 94 2-2 ② G3-1			F SI 92 F SI 92 B SL 87 S SL 85 1-3 ① K	4	0	0	0	0	2	2
25 Will Venable, L (1, 9) OBP: 0.278, SLG: 0.292		X FF 93 0-0 2B		C CH 84 B CH 83 X FF 94 1-1 3-H 2B		B FF 90 B CH 83 B FF 93 C FF 93 X FF 92 3-1 ③ F8			B SI 92 B SI 91 B SI 92 B SI 91 4-0 15 1B 1-2 BB	3	0	2	1	1	0	0
15 Luis Antonio Rodriguez, S (3, 4) OBP: 0.336, SLG: 0.270		F FF 92 C FF 92 B FF 94 B FF 92 X CH 83 2-2 ③ G3-1		B CH 84 B FF 92 B CH 84 C FF 95 C FF 94 B FF 93 4-2 BB			F FF 93 B CH 84 F CH 84 S FF 95 1-3 ① K		F SI 92 B SI 93 F SL 85 X SL 87 1-2 1-2 2-3 1B	3	0	1	0	1	1	1
26 Jose Lobaton, S (1, 2) 30 Eliezer Alfonzo, R (9, PH) OBP: 0.300, SLG: 0.354			B FF 91 B FF 91 X FF 91 2-0 ① F8	B CH 84 S FF 94 B FF 94 C FF 94 X CH 85 2-2 ③ G4-3			C FF 95 S FF 96 S FF 96 0-3 ② K		S SL 87 C SL 87 F SL 87 F SL 88 S SL 86 0-3 ② K	3 1	0 0	0 0	0 0	0 0	1 1	2 3
49 Chad Gaudin, R (1, 1) 40 Greg Burke, R (7, 1) 37 Mike Adams, R (8, 1) 58 Ryan Webb, R (8, 1) 2 Edgar Gonzalez, R (9, PH) OBP: 0.240, SLG: 0.365			X FF 90 0-0 ② P3		C FF 90 C FF 92 S SL 86 0-3 ① K		T FF 95 X FF 95 0-1 ③ G5-3		S SL 88 X SL 86 0-1 ③ F8	3 0 0 0 1	0 0 0 0 0	0 0 0 0 0	0 0 0 0 0	1 0 0 0 0	0 0 0 0 3	0 0 0 0 0
Inning Stats	R: 0 E: 0 K: 2 S: 8 H: 0 LOB: 0 BB: 0 P: 13	R: 0 E: 0 K: 2 S: 10 H: 1 LOB: 1 BB: 0 P: 13	R: 0 E: 0 K: 0 S: 5 H: 0 LOB: 0 BB: 0 P: 8	R: 2 E: 0 K: 0 S: 15 H: 3 LOB: 2 BB: 1 P: 29	R: 0 E: 0 K: 2 S: 9 H: 0 LOB: 1 BB: 2 P: 19	R: 0 E: 0 K: 1 S: 9 H: 0 LOB: 0 BB: 0 P: 17	R: 0 E: 0 K: 2 S: 8 H: 0 LOB: 0 BB: 0 P: 9	R: 0 E: 0 K: 1 S: 10 H: 0 LOB: 0 BB: 0 P: 14	R: 0 E: 0 K: 2 S: 14 H: 2 LOB: 3 BB: 1 P: 20	1B: 2 2B: 4 3B: 0 HR: 0 SF: 0 SAC: 0 DP: 0 HBP: 0						

PITCHER	IP	WLS	BF	H	R	ER	SO	BB	IBB	HBP	BLK	WP	HR	S	P	ERA	WHIP
39 Max Scherzer, R (1, 1) ERA: 3.64	7.0		27	4	2	2	9	3	0	0	0	0	0	64	108	2.57	1.000
35 Clay Zavada, L (8, 1) ERA: 1.77	1.0	W	3	0	0	0	1	0	0	0	0	0	0	10	14	0.00	0.000
50 Chad Qualls, R (9, 1) ERA: 3.72	1.0		6	2	0	0	2	1	0	0	0	0	0	14	20	0.00	3.000

PITCHER	IP	WLS	BF	H	R	ER	SO	BB	IBB	HBP	BLK	WP	HR	S	P	ERA	WHIP

TOP

San Diego Padres @ Arizona Diamondbacks

Chase Field, Phoenix, AZ

Wed Jul 08 2009, 12:40 PM MST

Att. 20,796 - Roof Closed - 81 F

livebaseballscorecards.com

AB	32
R	2
H	6
RBI	2
BB	4
SO	12
LOB	13

WP: 0	PA: 36		
PB: 0			
SB: 0			
CS: 1			

Batter	1	2	3	4	5	6	7	8	9	AB	R	H	RBI	BB	SO	LOB
2 Felipe Lopez, S (1, 4) OBP: 0.363, SLG: 0.413	B FF 89 F FF 89 X SL 81 1-1 ① G3	C FF 91 B CH 85 B FF 90 X SL 82 2-1 ② F8	B CH 85 B CH 86 B FF 91 B FF 90 4-0 BB	B SL 80 B FF 90 B FF 90 B FF 88 4-0 6 BB 1-2 BB	**B SL 88** **B FF 91** **C FF 90** **1 SAFE** 1 SAFE S CH 82 1 SAFE B SL 88 X CH 81 3-2 1-H 3-H HR		3	1	1	3	2	0	0
6 Stephen Drew, L (1, 6) OBP: 0.326, SLG: 0.424	F FF 89 C CH 86 H FF 90 1-2 HBP	S SL 80 F CH 88 F SL 82 C CH 87 0-3 ③ K	C FF 90 S SL 80 S SL 79 0-3 ③ K		B CH 82 S CH 83 F SL 82 B CH 82 B SI 90 B SL 82 4-2 10 FC6-4 1-2 2-3 BB	F SI 97 X SI 96 0-1 1B		3	0	1	0	1	2	3
10 Justin Upton, R (1, 9) OBP: 0.369, SLG: 0.532	S FF 89 S FF 90 F FF 90 F SL 81 S SL 80 0-3 ② K	X FF 89 0-0 ① B1-3	C FF 89 C CH 85 S SL 81 0-3 ① K	B SL 83 C SL 84 X SL 83 1-1 ③ FC6-4 1-2f	B SL 89 F SI 97 F SI 97 B SL 88 B SL 88 X SL 86 3-2 ③ F8		5	0	0	0	0	2	5
27 Mark Reynolds, R (1, 5) OBP: 0.346, SLG: 0.550	B FF 90 F FF 90 X SL 81 1-1 ③ G4-3	C FF 90 F FF 90 B FF 92 F SL 84 S SL 80 1-3 ② K	F SL 82 F SL 83 X SL 84 0-2 ② G5-3		B SL 82 B SL 83 F SL 82 X SL 83 2-1 ① F8		4	0	0	0	0	1	1
26 Miguel Montero, L (1, 2) OBP: 0.347, SLG: 0.397		C FF 88 X FF 90 0-1 ① G4-3	B FF 90 X SL 79 1-0 ③ F7	C FF 91 F SL 82 X FF 92 0-2 ③ G4-3	X SI 88 0-0 18 1B 18 E 1B		4	1	1	0	0	0	0
18 Gerardo Parra, L (1, 7) OBP: 0.332, SLG: 0.429		C FF 90 T SL 80 X FF 90 0-2 ② P5	B FF 86 B CH 84 B CH 86 C FF 90 B FF 89 4-1 39 SH1-4 18 1B BB	X FF 88 0-0 18 1B 24 SF8 1B	B SI 88 B SL 82 B FF 89 1 SAFE X SI 89 3-0 1-3 18 E 28 1B 1B		3	2	2	0	1	0	0
18 Chad Tracy, L (1, 3) OBP: 0.281, SLG: 0.382		B FF 91 B FF 89 B CH 87 B FF 89 4-0 BB	X FF 89 0-0 1-2 39 SH1-4 1B	F FF 88 B CH 84 C CH 84 F SL 80 X SL 80 1-2 6 BB 2 BB 1-3 1B	C FF 90 X SL 86 0-1 E3 28 1B 2 HR 1-2 3-H		3	1	2	1	1	0	1
24 Chris Young, R (1, 8) OBP: 0.284, SLG: 0.363		C SL 81 C FF 90 S FF 92 0-3 ③ K	S FF 91 S SL 82 B FF 91 X FF 91 1-2 ① F7	S SL 82 X SL 80 0-1 ① SF8 3-H	F SL 87 C FF 92 B FF 94 B SL 89 F CU 80 S SL 90 2-3 ② K		3	0	0	1	0	2	5
39 Max Scherzer, R (1, 1) OBP: 0.276, SLG: 0.321 31 Tony Clark, S (7, PH) OBP: 0.300, SLG: 0.431 35 Clay Zavada, L (8, 1) 28 Alex Romero, L (8, PH) OBP: 0.423, SLG: 0.333 50 Chad Qualls, R (9, 1)		C FF 89 S SL 82 S SL 81 0-3 ① K	B FF 91 X FF 90 1-0 ② SH1-4 1-2 2-3	B FF 90 C FF 89 B FF 90 B SL 79 X FF 90 3-1 ② F7	B FF 92 B SL 88 C SL 88 C FF 92 F FF 93 F SL 88 F FF 93 F FF 93 X CU 79 2-2 1-3 2-H 2 HR 1B		1 1 0 1 0	0 0 0 1 0	0 0 0 1 0	0 0 0 0 0	1 0 0 0 0	0 1 0 0 0	0 1 0 0 0
Inning Stats	R: 0 E: 0 K: 1 S: 11 H: 0 LOB: 1 BB: 0 P: 14	R: 0 E: 0 K: 1 S: 8 H: 0 LOB: 1 BB: 1 P: 12	R: 0 E: 0 K: 2 S: 9 H: 0 LOB: 0 BB: 0 P: 11	R: 0 E: 0 K: 1 S: 6 H: 0 LOB: 0 BB: 0 P: 8	R: 0 E: 0 K: 1 S: 9 H: 1 LOB: 3 BB: 2 P: 19	R: 0 E: 0 K: 1 S: 9 H: 0 LOB: 0 BB: 0 P: 9	R: 1 E: 0 K: 0 S: 13 H: 2 LOB: 3 BB: 2 P: 26	R: 5 E: 1 K: 1 S: 25 H: 5 LOB: 1 BB: 0 P: 40		1B: 7 2B: 0 3B: 0 HR: 1 SF: 1 SAC: 1 DP: 0 HBP: 1				

PITCHER		IP	WLS	BF	H	R	ER	SO	BB	IBB	HBP	BLK	WP	HR	S	P	ERA	WHIP
49 Chad Gaudin, R ERA: 5.03	(1, 1)	6.2		28	3	1	1	7	4	0	1	0	0	0	61	90	1.35	1.050
40 Greg Burke, R ERA: 3.7	(7, 1)	0.2	L	5	2	2	1	0	1	0	0	0	0	0	8	18	13.50	4.500
37 Mike Adams, R ERA: 1.5	(8, 1)	0.1	B	4	2	3	0	1	0	0	0	0	0	1	16	23	0.00	6.000
58 Ryan Webb, R ERA:	(8, 1)	0.1		2	1	0	0	0	0	0	0	0	0	0	5	8	0.00	3.000

PITCHER	IP	WLS	BF	H	R	ER	SO	BB	IBB	HBP	BLK	WP	HR	S	P	ERA	WHIP

BOTTOM

San Diego Padres @ Arizona Diamondbacks

Chase Field, Phoenix, AZ

Wed Jul 08 2009, 12:40 PM MST
Att. 20,796 - Roof Closed - 81 F

livebaseballscorecards.com

AB	**31**
R	**6**
H	**8**
RBI	**6**
BB	**5**
SO	**8**
LOB	**16**

WP: 0 PA: 39
PB: 0
SB: 0
CS: 0

Batter	1	2	3	4	5	6	7	8	9	AB	R	H	RBI	BB	SO	LOB
1 Everth Cabrera, S (1, 6) OBP: 0.366, SLG: 0.358	B SI 92 B SI 92 F SI 91 B FF 92 B SI 92 4-1 23 L4-3 BB	C SI 92 B CU 76 B CU 76 X FF 91 2-1 ③ P6	B CU 74 C SI 91 B CU 76 B CH 82 C SI 93 S CH 84 3-3 ③ K	X SI 89 0-0 ③ G1-3						3	0	0	0	1	1	3
18 Tony Gwynn Jr., L (1, 8) OBP: 0.374, SLG: 0.403	1 SAFE 1 SAFE C FF 92 C CU 73 S CH 81 0-3 ① K	B SI 92 X FF 92 1-0 ① F8	C CU 74 S CH 80 B CH 84 F CH 84 X SI 93 1-2 23 1B 5 1B 1B	C CU 77 C CU 78 B CU 78 B SI 93 S SI 94 2-3 ① K						4	1	1	0	0	2	1
23 Adrián González, L (1, 3) OBP: 0.396, SLG: 0.539	X SI 92 0-0 ②③ L4-3 1-1	B CH 80 B SI 92 F FF 91 X CH 82 2-1 ② G3	B CU 77 B CH 80 F FF 91 C SI 92 S CH 85 2-3 ③ K	F SI 93 B FF 91 B FF 92 B SI 91 F SI 88 X CH 82 3-2 5 E 5 1B 7 G3 1-2 1B	C SI 95 X CU 79 0-1 ② G4-3					4	1	1	0	0	0	1
5 Kevin Kouzmanoff, R (1, 5) OBP: 0.278, SLG: 0.399	C SI 91 B SI 90 B CH 81 X SI 93 2-1 ① G6-3	B CU 77 B CH 80 F FF 91 C SI 92 S CH 85 2-3 ③ K	S CU 74 B SI 90 X SI 90 1-1 7 G3 E9 2 BB 1-3 2-H 1B	X SI 94 0-0 E6 7 FC5-4						4	1	1	1	0	1	0
7 Chase Headley, S (1, 7) OBP: 0.314, SLG: 0.375	C CU 76 B SI 94 S CH 80 X FF 94 1-2 ② G4-3	C CU 76 B CH 80 C FF 90 F CH 82 S CH 83 1-3 ① K	C FF 93 F CU 75 X CH 84 0-2 ① G3 2-3 3-H	B CU 78 X SI 94 1-0 ③ FC5-4 1-2f						4	0	0	1	0	1	2
25 Will Venable, L (1, 9) OBP: 0.276, SLG: 0.275	C CU 75 B CU 78 B SI 94 B FF 92 B SI 90 4-1 BB	X FF 92 0-0 ② G4-3	C FF 93 F CU 75 B FF 91 S CH 84 1-3 ② K	S FF 91 C FF 92 F FF 91 B CH 86 F FF 92 X SI 92 1-2 ① P5				3	0	0	0	1	1	1
30 Eliezer Alfonzo, R (1, 2) OBP: 0.296, SLG: 0.333	C FF 92 S SI 91 B SL 82 B SI 92 1 SAFE F CH 82 S CH 84 2-3 ③ K	B SL 80 B SI 92 B SI 90 C FF 90 S CH 83 F CH 83 F SI 92 F CH 84 F CH 83 3-2 X SI 84 ③ G5-3	B CU 77 D CH 81 B FF 92 C FF 91 F SI 92 D CH 83 4-2 2 BB 15 BB BB	B SI 92 S FF 92 F SL 85 F SI 92 S SL 84 1-3 ② K				3	0	0	0	1	2	1
15 Luis Antonio Rodriguez, S (3, 4) OBP: 0.333, SLG: 0.263	X SI 90 0-0 ① G3	B SI 89 C FF 92 B CU 74 B FF 93 F FF 91 S CH 83 3-3 ① K	B CU 74 B SI 91 B FF 90 B FF 91 4-0 2 BB 1-2 BB	X FF 92 0-0 ③ F8				3	0	0	0	1	1	0
52 Josh Geer, R (1, 1) OBP: 0.250, SLG: 0.227 59 Luis Perdomo, R (5, 1) 2 Edgar Gonzalez, R (7, PH) OBP: 0.246, SLG: 0.365 57 Luke Gregerson, L (7, 1) 43 Cla Meredith, R (8, 1)	C FF 91 X FF 92 0-1 ② F9	C FF 92 C FF 93 S FF 92 0-3 ② K	S SL 77 B SL 77 B SL 77 B FF 90 S FF 90 B SL 77 4-2 1-2 2-3 3-H BB					1 0 0 0 0 0 0 1 0 0 0 0 1 0 0 0 0 1 1 0 0 0 0 0 0 0 0 0 0 0 0 0 0 0 0							
Inning Stats	R: 0 E: 0 K: 1 S: 5 H: 0 LOB: 0 BB: 1 P: 9	R: 0 E: 0 K: 1 S: 10 H: 0 LOB: 1 BB: 1 P: 19	R: 0 E: 0 K: 0 S: 5 H: 0 LOB: 0 BB: 0 P: 7	R: 0 E: 0 K: 1 S: 6 H: 0 LOB: 0 BB: 0 P: 11	R: 0 E: 0 K: 1 S: 12 H: 0 LOB: 0 BB: 0 P: 16	R: 0 E: 0 K: 3 S: 9 H: 0 LOB: 0 BB: 0 P: 15	R: 3 E: 1 K: 1 S: 20 H: 3 LOB: 3 BB: 3 P: 38	R: 0 E: 1 K: 1 S: 7 H: 0 LOB: 1 BB: 0 P: 10	R: 0 E: 0 K: 1 S: 10 H: 0 LOB: 0 BB: 0 P: 12	1B: 3 2B: 1 3B: 0 HR: 0 SF: 0 SAC: 0 DP: 1 HBP: 0						WP: 0 PB: 0 SB: 0 CS: 0 PA: 35	

PITCHER		IP	WLS	BF	H	R	ER	SO	BB	IBB	HBP	BLK	WP	HR	S	P	ERA	WHIP
55 Tim Lincecum, R ERA: 2.33	(1, 1)	6.2	W	26	3	3	3	8	4	0	0	0	0	0	64	108	4.05	1.050
54 Sergio Romo, R ERA: 2.31	(7, 1)	0.1	H	2	0	0	0	0	1	0	0	0	0	0	3	7	0.00	3.000
41 Jeremy Affeldt, L ERA: 1.34	(8, 1)	1.0	H	4	0	0	0	1	0	0	0	0	0	0	7	10	0.00	0.000
46 Bob Howry, R ERA: 3.48	(9, 1)	1.0		3	0	0	0	1	0	0	0	0	0	0	10	12	0.00	0.000

PITCHER	IP	WLS	BF	H	R	ER	SO	BB	IBB	HBP	BLK	WP	HR	S	P	ERA	WHIP

TOP

San Diego Padres @ San Francisco Giants

AT&T Park, San Francisco, CA

Thu Jul 09 2009, 7:15 PM PDT

Att. 33,508 - Clear - 60 F

livebaseballscorecards.com

AB	30
R	3
H	3
RBI	3
BB	5
SO	10
LOB	9

BOTTOM

San Diego Padres @ San Francisco Giants

AT&T Park, San Francisco, CA

Thu Jul 09 2009, 7:15 PM PDT

Att. 33,508 - Clear - 60 F

livebaseballscorecards.com

Batter	1	2	3	4	5	6	7	8	9	AB	R	H	RBI	BB	SO	LOB
2 Randy Winn, S (1, 8) (9, 7) OBP: 0.321, SLG: 0.392	B FF 82 T SI 83 F SI 84 S SL 78 1-3 K ①		C SL 75 S SL 78 X SL 78 0-2 G1-3 ②		X CH 74 0-0 F9 ②	S FC 88 F SL 88 B FF 94 F SI 95 S SL 88 1-3 K ③		1 SAFE X FF 85 0-0 12 1B 1-3 3-H 1B		5	0	1	1	0	2	4
12 Nate Schierholtz, L (1, 9) OBP: 0.323, SLG: 0.418	B FF 84 S SL 78 B CH 74 F SL 78 B SI 87 F SL 77 X FF 86 3-2 F8 ②		B CH 73 X CH 72 1-0 G4-3 ③		B FF 84 F CH 73 B SL 79 X CH 74 2-1 48 2B 1-2 1B		C CH 78 B CH 77 S FF 89 S SL 82 1-3 K ①	S SL 78 S SL 79 X SL 78 0-2 1-2 3-H 1B		5	1	2	1	0	1	0
48 Pablo Sandoval, S (1, 5) OBP: 0.380, SLG: 0.561	C CH 76 B SI 85 F FF 86 X SL 80 1-2 1 HR 1B			X CH 81 0-0 F7 ①	X SI 85 0-0 1-H 2-H 2B		B SL 83 X SL 81 1-0 G6-3 ②	F SL 78 X FF 84 0-1 F7 ③		5	1	2	2	0	0	2
1 Bengie Molina, R (1, 2) OBP: 0.269, SLG: 0.438	C FF 86 F FF 86 B SL 81 F SL 81 F FF 87 X FF 87 1-2 1-H HR			B FF 83 X FF 84 1-0 G5-3 ②	B SL 85 F SL 86 B SI 91 F SL 86 S SL 87 2-3 K ③		F SL 82 B SL 82 B FF 90 F SL 82 S SL 84 2-3 K ③			4	1	1	2	0	2	1
21 John Bowker, L (1, 7) 46 Bob Howry, L (9, 1)	C SI 86 S SL 80 S SL 80 0-3 K ③			S CH 73 S SL 79 F SL 80 F SL 80 B FF 86 X SL 80 1-2 F8 ③		S CH 86 F CH 87 B SL 86 B FC 88 B SI 92 B SI 93 4-2 5 BB 35 1B BB		C FF 84 F FF 84 B FF 84 B CH 76 X FF 84 2-2 G3-1 ①		3 0	0 0	0 0	0 0	1 0	1 0	0 0
16 Edgar Renteria, R (1, 6) OBP: 0.321, SLG: 0.335		C FF 83 F FF 84 F SL 79 X SL 79 0-2 E6 35 L3	C SL 75 B SL 78 B CH 73 S CH 73 F SL 80 S FF 86 2-3 K ①			B FF 93 B FC 87 S FF 94 X FF 92 2-1 F9 ①		F FF 83 B FF 83 S FF 84 B CH 76 B SL 77 B FF 85 4-2 35 1B 5 1B BB		3	1	0	0	1	1	1
35 Travis Ishikawa, L (1, 3) OBP: 0.330, SLG: 0.432		B SI 83 C CH 74 F CH 73 B SI 85 F SI 85 1 SAFE X SL 79 2-2 ① ② L3 1-1			X FF 84 0-0 HR	B SI 89 B SI 93 S CH 88 B SI 93 F SI 88 X CH 89 3-2 5 BB 1-2 1B		F FF 85 1 SAFE B SL 77 X FF 85 1-1 59 PB 5 1B 59 FC3-2-5 1-3 1B		4	1	3	1	0	0	1
5 Juan Uribe, R (1, 4) OBP: 0.320, SLG: 0.459		B FF 85 C FF 85 S CH 73 F CH 76 B FF 86 F FF 86 X SL 79 2-2 ③ F8			B SL 76 X SL 78 1-0 HR	C SI 93 B FC 89 D FC 89 B SI 93 D FF 90 4-1 1-2 2-3 BB		B FF 86 X FF 86 1-0 59 FC3-2-5 59 PB 2 1B 1-2 3-H 1B		3	2	2	2	1	0	0
55 Tim Lincecum, L (1, 1) OBP: 0.256, SLG: 0.211 54 Sergio Romo, R (7, 1) 41 Jeremy Affeldt, L (8, 1) OBP: 0.500, SLG: 0.500 59 Andres Torres, S (8, PH) OBP: 0.351, SLG: 0.523 (9, 8)			B SI 83 C SI 83 T SI 84 S CH 72 1-3 K ①		X SI 83 0-0 12 1B 48 2B 1B	B SI 94 C SI 88 F FF 89 S SL 87 1-3 K ②		C FF 86 S SL 79 X SL 80 0-2 FC3-2-5 2 1B 12 1B 1-3 2-H		3 0 0 1	1 0 0 1	1 0 0 0	0 0 0 0	0 0 0 0	2 0 0 0	3 0 0 2
Inning Stats	R: 2 E: 0 K: 2 S: 18 H: 2 LOB: 0 BB: 0 P: 24	R: 0 E: 1 K: 0 S: 13 H: 0 LOB: 0 BB: 0 P: 17	R: 0 E: 0 K: 1 S: 7 H: 0 LOB: 0 BB: 0 P: 9	R: 0 E: 0 K: 0 S: 7 H: 0 LOB: 0 BB: 0 P: 9	R: 4 E: 0 K: 2 S: 14 H: 5 LOB: 1 BB: 0 P: 21	R: 0 E: 0 K: 2 S: 15 H: 1 LOB: 3 BB: 2 P: 30	R: 0 E: 0 K: 2 S: 7 H: 0 LOB: 0 BB: 0 P: 11	R: 3 E: 0 K: 0 S: 17 H: 4 LOB: 2 BB: 1 P: 25		1B: 8 2B: 2 3B: 0 HR: 3	SF: 0 SAC: 0 DP: 1 HBP: 0					

	AB	36
	R	9
	H	12
	RBI	9
	BB	3
	SO	9
	LOB	14

PITCHER		IP	WLS	BF	H	R	ER	SO	BB	IBB	HBP	BLK	WP	HR	S	P	ERA	WHIP
52 Josh Geer, R ERA: 5.79	(1, 1)	4.2	L	21	7	6	6	4	0	0	0	0	0	3	56	75	11.57	1.500
59 Luis Perdomo, R ERA: 3.77	(5, 1)	1.1		7	1	0	0	3	2	0	0	0	0	0	18	35	0.00	2.250
57 Luke Gregerson, R ERA: 3.47	(7, 1)	1.0		3	0	0	0	2	0	0	0	0	0	0	7	11	0.00	0.000
43 Cla Meredith, R ERA: 4.29	(8, 1)	1.0		8	4	3	3	0	1	0	0	0	0	0	17	25	27.00	5.000

PITCHER	IP	WLS	BF	H	R	ER	SO	BB	IBB	HBP	BLK	WP	HR	S	P	ERA	WHIP

Batter	1	2	3	4	5	6	7	8	9	AB	R	H	RBI	BB	SO	LOB
1 Everth Cabrera, S (1, 6) OBP: 0.351, SLG: 0.341	C SI 95 X FF 95 0-1 G6-3			B FF 93 F FF 92 X FF 94 1-1 B3			B SI 91 C FF 91 B FF 91 F FF 89 S SL 81 2-3 K		B SL 83 B SL 80 C FF 92 F FF 91 C SL 83 2-3 K	4	0	0	0	0	2	0
18 Tony Gwynn Jr., L (1, 8) OBP: 0.368, SLG: 0.395	B SI 96 C FF 94 F SI 94 S FF 95 1-3 K			C SI 93 B SI 93 B SI 92 F SI 91 B SI 92 X FF 90 3-2 L3			F SI 93 B SL 83 F FF 92 S SL 83 1-3 K			3	0	0	0	0	2	0
5 Kevin Kouzmanoff, R (1, 5) OBP: 0.276, SLG: 0.395	C SI 94 B SI 95 F SI 95 F SI 94 T SL 84 1-2 K			F SL 80 B SL 82 B FF 91 B FF 92 F FF 91 F SI 91 X FF 92 3-2 P3			F SL 83 S FF 92 B SI 93 S SL 84 1-3 K			3	0	0	0	0	2	0
23 Adrián González, L (1, 3) OBP: 0.393, SLG: 0.533		B FF 94 S FF 93 T SI 93 X SI 93 1-2 F7			F SI 90 B FF 92 C SL 79 S SL 84 1-3 K			B SI 92 B SI 91 B FF 91 C FF 90 X FF 90 3-1 F7		3	0	0	0	0	1	0
7 Chase Headley, S (1, 7) OBP: 0.310, SLG: 0.371		C FF 94 X SI 94 0-1 F9			C SL 80 S FF 92 F SL 83 B FF 92 F CH 86 C SL 82 1-3 K			F SL 81 X CH 87 0-1 E5 WP		3	0	0	0	0	1	0
8 Kyle Blanks, R (1, 9) OBP: 0.244, SLG: 0.225 58 Ryan Webb, R (8, 1)		X SI 94 0-0 P2			C FF 93 S SL 82 B SL 83 F SI 92 X SI 87 1-2 G5-3			B SI 92 F FF 90 B FF 91 B SL 78 X FF 89 3-1 F9 1-2		2 0	0 0	0 0	0 0	0 0	0 0	0 0
30 Eliezer Alfonzo, R (1, 2) OBP: 0.281, SLG: 0.315			X FF 94 0-0 F7			C SL 80 S SL 83 S SL 83 0-3 K		C SL 81 C SL 83 F SL 83 B FF 92 S SL 84 1-3 K		3	0	0	0	0	2	1
15 Luis Antonio Rodriguez, S (3, 4) OBP: 0.326, SLG: 0.256			C FF 95 B FF 94 B FF 94 C SI 92 X FF 94 2-2 G3			B FF 91 X SI 91 1-0 F9			C SL 80 B SL 83 X FF 92 1-1 G6-3	3	0	0	0	0	0	0
50 Josh Banks, R (1, 1) 56 Mike Ekstrom, R (5, 1) 2 Edgar Gonzalez, R (5, 9) OBP: 0.242, SLG: 0.359 Craig Stansberry, R (8, PH)			C FF 93 F FF 93 X FF 94 0-2 F7			F SL 82 B FF 92 F CH 85 F SI 91 F CH 85 C SL 83 1-3 K			B FF 93 B FF 92 X FF 91 2-0 F8	1 0 2 1	0 0 0 0	0 0 0 0	0 0 0 0	0 0 0 0	0 0 1 0	0 0 0 1
Inning Stats	R: 0 E: 0 K: 2 S: 9 H: 0 LOB: 0 BB: 0 P: 11	R: 0 E: 0 K: 0 S: 6 H: 0 LOB: 0 BB: 0 P: 7	R: 0 E: 0 K: 0 S: 7 H: 0 LOB: 0 BB: 0 P: 9	R: 0 E: 0 K: 0 S: 9 H: 0 LOB: 0 BB: 0 P: 16	R: 0 E: 0 K: 2 S: 12 H: 0 LOB: 0 BB: 0 P: 15	R: 0 E: 0 K: 2 S: 9 H: 0 LOB: 0 BB: 0 P: 11	R: 0 E: 0 K: 3 S: 9 H: 0 LOB: 0 BB: 0 P: 13	R: 0 E: 1 K: 1 S: 10 H: 0 LOB: 1 BB: 0 P: 17	R: 0 E: 0 K: 1 S: 6 H: 0 LOB: 0 BB: 0 P: 11	1B: 0 2B: 0 3B: 0 HR: 0	SF: 0 SAC: 0 DP: 0 HBP: 0					

PITCHER	IP	WLS	BF	H	R	ER	SO	BB	IBB	HBP	BLK	WP	HR	S	P	ERA	WHIP
57 Jonathan Sánchez, L (1, 1) ERA: 4.69	9.0	W	28	0	0	0	11	0	0	0	0	1	0	77	110	0.00	0.000

PITCHER	IP	WLS	BF	H	R	ER	SO	BB	IBB	HBP	BLK	WP	HR	S	P	ERA	WHIP

TOP

San Diego Padres @ San Francisco Giants

AT&T Park, San Francisco, CA

Fri Jul 10 2009, 7:15 PM PDT

Att. 30,298 - Partly Cloudy - 63 F

livebaseballscorecards.com

AB	28
R	0
H	0
RBI	0
BB	0
SO	11
LOB	2

BOTTOM

San Diego Padres @ San Francisco Giants
AT&T Park, San Francisco, CA
Fri Jul 10 2009, 7:15 PM PDT
Att. 30,298 - Partly Cloudy - 63 F

livebaseballscorecards.com

Batter	1	2	3	4	5	6	7	8	9	AB	R	H	RBI	BB	SO	LOB
33 Aaron Rowand, R (1, 8) OBP: 0.355, SLG: 0.465	B FF 85 F FF 86 F FF 87 B CU 73 F CH 76 B CH 76 S FF 86 3-3 ① **K**	X FF 87 0-0 **1B** 2-H 3-H			B FF 88 S CH 78 X FF 86 1-1 12 2B 48 HR **1B**	C FF 91 X SL 84 0-1 ② **P3**		C SL 87 B SL 86 B SL 85 S SL 87 B SL 86 X SI 96 3-2 **1B** 1-3 2-H		5	1	3	3	0	1	0
2 Randy Winn, S (1, 9) OBP: 0.320, SLG: 0.391 12 Nate Schierholtz, L (2, 9) OBP: 0.321, SLG: 0.420	C FF 86 F FF 86 B FF 89 F FF 85 F FF 90 X FF 88 1-2 ② **P5**	B CH 75 D CH 77 X CH 75 2-0 ③ **F7**			B FF 86 X CH 77 1-0 48 HR **2B** 1-3	F FF 92 B FF 92 F SL 85 F SL 86 F FF 92 C SL 84 1-3 ③ **K**		B SI 93 X CH 85 1-0 ③ **G4-3**		1 4	0 1	0 1	0 0	0 0	0 1	0 3
48 Pablo Sandoval, S (1, 5) OBP: 0.382, SLG: 0.572 19 Kevin Frandsen, R (7, 4) OBP: 0.139, SLG: 0.061	B CH 74 F FF 85 B CH 74 F CH 76 T FF 88 2-2 ③ **K**		X CH 76 0-0 16 S **1B**		X CU 71 0-0 **HR** 2-H 3-H		B FF 90 C SI 91 S SL 84 F FF 91 X SL 85 1-2 ① **P4**			3 1	1 0	2 0	3 0	0 0	1 0	0 0
35 Travis Ishikawa, L (1, 3) OBP: 0.328, SLG: 0.439		B FF 84 X FF 85 1-0 5 E **3B**	B FF 88 X CU 71 1-0 ① **P6**		C SI 89 F SI 90 F FF 90 S SL 84 0-3 ① **K**		F SI 92 B SI 92 C SL 83 F SL 83 S FF 92 1-3 ② **K**			4	1	1	0	0	2	1
16 Edgar Renteria, R (1, 6) OBP: 0.321, SLG: 0.331		B FF 87 F FF 88 B FF 87 B FF 85 B FF 84 4-1 5 E 21 F7 22 1B **BB**	B FF 88 B CU 70 S CH 77 D CH 78 F FF 87 F FF 85 X FF 85 3-2 ② **L7** 1-2		C FF 91 X SL 84 0-1 ② **G6-3**		B FF 92 F FF 91 C SI 93 X SL 85 1-2 ③ **L4**			3	1	0	0	1	0	1
21 John Bowker, L (1, 7) 59 Andres Torres, S (9, 7) OBP: 0.351, SLG: 0.523		F CH 75 X FF 87 0-1 ① **F7** 1-2	X CU 69 0-0 ③ **P6**		H SL 85 1-0 5 1B **HBP**			C SI 96 B SL 86 C SL 86 S SL 88 1-3 ① **K**		3 0	0 0	0 0	0 0	0 0	1 0	3 0
5 Juan Uribe, R (1, 4) OBP: 0.330, SLG: 0.466 (7, 5)		B FF 89 X FF 86 1-0 E8 22 1B 33 1B **1B** 2-3 3-H	F FF 87 B FF 87 B CH 78 C CH 74 X CH 77 2-2 ① **P6**	X SL 82 0-0 **1B** 1-2				X SI 96 0-0 22 1B 33 1B **1B**		4	2	3	1	0	0	0
22 Eli Whiteside, R (1, 2) OBP: 0.302, SLG: 0.333		B FF 86 X FF 88 1-0 57 SH1-4 33 1B **1B** 2-3 3-H	C FF 88 B CU 72 B FF 84 F FF 84 F CH 78 B FF 87 F FF 84 F FF 84 F FF 86 3-2 ② **F7**	C FF 91 B SI 92 S SL 84 B SL 84 B SL 84 C SI 92 3-3 ③ **K**				F SI 97 X SI 96 0-1 33 1B **1B** 1-2		4	1	2	1	0	1	2
57 Jonathan Sánchez, L (1, 1)		1 SAFE X FF 84 0-0 ② **SH1-4** 1-2	T FF 86 C FF 86 S CU 70 0-3 ③ **K**			C SI 89 T SI 90 S FF 90 0-3 ① **K**		C SI 95 F SI 96 S SI 96 0-3 ② **K**		3	0	0	0	0	3	2
Inning Stats	R: 0 E: 0 K: 2 S: 12 H: 0 LOB: 0 BB: 0 P: 18	R: 4 E: 1 K: 0 S: 9 H: 4 LOB: 1 BB: 1 P: 18	R: 0 E: 0 K: 0 S: 7 H: 1 LOB: 1 BB: 0 P: 11	R: 0 E: 0 K: 1 S: 13 H: 0 LOB: 0 BB: 0 P: 18	R: 3 E: 0 K: 2 S: 14 H: 4 LOB: 2 BB: 0 P: 20	R: 0 E: 0 K: 2 S: 10 H: 0 LOB: 0 BB: 0 P: 11	R: 0 E: 0 K: 1 S: 11 H: 0 LOB: 0 BB: 0 P: 14	R: 1 E: 0 K: 2 S: 13 H: 3 LOB: 2 BB: 0 P: 18		1B: 9 2B: 1 3B: 1 HR: 1	SF: 0 SAC: 1 DP: 0 HBP: 1		WP: 0 PB: 0 SB: 1 CS: 0	PA: 38		

PITCHER	IP	WLS	BF	H	R	ER	SO	BB	IBB	HBP	BLK	WP	HR	S	P	ERA	WHIP
50 Josh Banks, R (1, 1) ERA: 7.48	4.0	L	21	8	7	7	3	1	0	0	0	0	1	45	71	15.75	2.250
56 Mike Ekstrom, R (5, 1) ERA:	3.0		11	1	0	0	5	0	0	1	0	0	0	31	39	0.00	0.333
58 Ryan Webb, R (8, 1) ERA: 6.75	1.0		6	3	1	1	2	0	0	0	0	0	0	13	18	9.00	3.000

PITCHER	IP	WLS	BF	H	R	ER	SO	BB	IBB	HBP	BLK	WP	HR	S	P	ERA	WHIP

AB	35
R	8
H	12
RBI	8
BB	1
SO	10
LOB	12

San Diego Padres @ San Francisco Giants

AT&T Park, San Francisco, CA

Sat Jul 11 2009, 6:05 PM PDT

Att. 38,112 - Cloudy - 63 F

livebaseballscorecards.com

Batter	1	2	3	4	5	6	7	8	9	AB	R	H	RBI	BB	SO	LOB
1 Everth Cabrera, S (1, 6) OBP: 0.347, SLG: 0.348	C FF 91 C FF 91 B FF 94 B FF 94 F FF 94 F FF 94 X FF 94 2-2 ① G4-3	C SI 86 B CH 75 F SI 86 X CH 75 1-2 ③ G3			S SI 85 B CH 79 B CH 78 X SI 86 2-1 ③ F8			B SI 89 X SI 89 1-0 18 S 18 E 2B		4	1	1	0	0	0	2
18 Tony Gwynn Jr., L (1, 8) OBP: 0.371, SLG: 0.394	B FF 93 C FF 94 C CU 78 F FF 94 X SL 88 1-2 23 1B 1B		B CU 76 C FF 86 S CH 76 X CH 76 1-2 ① G3			C FC 91 B FC 90 X FC 90 1-1 ① G4-3		B SI 93 C SI 93 B CU 77 B SI 93 B SI 92 4-1 2-H BB		3	0	1	0	1	0	0
23 Adrián González, L (1, 3) OBP: 0.391, SLG: 0.530	C CU 74 S CU 76 X FF 93 0-2 1-2 1B		B CH 76 B SI 87 X SI 87 2-0 ② F9			C CU 70 B SL 84 C CU 72 B CU 70 S CU 70 2-3 ② K		1 SAFE X CU 77 0-0 ② F7		4	0	1	0	0	1	1
5 Kevin Kouzmanoff, R (1, 5) OBP: 0.273, SLG: 0.390	C FF 92 B FF 92 B CH 85 F FF 93 X FF 93 2-2 ② F9		F SI 88 S SI 89 B SL 80 X CU 80 1-2 ③ G5-3			S SL 84 C FF 89 B CU 72 B CU 68 F FF 89 F SL 81 X FC 88 2-2 ③ G6-3		B FF 94 S SL 87 1 SAFE D SL 87 F FF 95 1 SAFE F FF 95 S SL 88 2-3 ③ K		4	0	0	0	0	1	3
7 Chase Headley, S (1, 7) OBP: 0.310, SLG: 0.369	C CU 77 S FF 94 B FF 94 B FF 94 C CU 78 2-3 ③ K			F SI 87 X SI 88 0-1 2 G6-4-3 1B			X SI 89 0-0 ① G4-3		C SL 87 B FF 94 F FF 95 B SL 88 F FF 97 F FF 97 X FF 98 2-2 ① L7	4	0	1	0	0	1	2
25 Will Venable, L (1, 9) OBP: 0.274, SLG: 0.273		F FF 91 X CH 86 0-1 ① G1-3		C SI 86 B CH 76 S CH 75 S CH 76 1-3 ① K			C SI 90 X SI 89 0-1 1B		B SL 89 F FF 97 S FF 98 F FF 98 B FF 98 S FF 98 2-3 ② K	4	0	1	0	0	2	1
2 Edgar Gonzalez, R (1, 4) OBP: 0.242, SLG: 0.364		C FF 92 B CU 78 X CH 86 1-1 46 1B 2B		S CU 76 1 SAFE B SI 88 X CU 77 1-1 ②③ G6-4-3 1-2f			B FF 89 X SL 76 1-0 ② F7		B SL 89 B SL 89 B FF 98 C FF 98 S FF 98 S FF 98 3-3 ③ K	4	0	1	0	0	1	2
26 Jose Lobaton, S (1, 2)		C CU 77 F FF 92 S FF 94 0-3 ② K			B CH 77 X SI 86 1-0 ① F7		B SL 76 F FF 88 1 SAFE B SI 87 B SI 88 X FF 89 3-1 ③ P3			3	0	0	0	0	1	2
46 Tim Stauffer, R (1, 1) OBP: 0.500, SLG: 0.500 15 Luis Antonio Rodriguez, S (PH) OBP: 0.324, SLG: 0.254 45 Edward Mujica, R (8, 1) OBP: 1.000, SLG: 1.000		B FF 93 X FF 92 1-0 2-3 1B			C CU 77 F CU 78 B CU 77 B FF 87 F CU 76 C SI 87 2-3 ② K			C SI 89 F CH 80 X SI 90 0-2 ① G1-3		2 1 0	0 0 0	1 0 0	0 0 0	0 0 0	1 0 0	0 0 0

Inning Stats	1	2	3	4	5	6	7	8	9
	R: 0 E: 0 K: 1 S: 18	H: 2 LOB: 2 BB: 0 P: 25	R: 0 E: 0 K: 1 S: 11	H: 2 LOB: 2 BB: 0 P: 14	R: 0 E: 0 K: 0 S: 7	H: 0 LOB: 0 BB: 0 P: 11	R: 0 E: 0 K: 1 S: 7	H: 1 LOB: 0 BB: 0 P: 9	R: 0 E: 0 K: 1 S: 7	H: 0 LOB: 0 BB: 0 P: 12	R: 0 E: 0 K: 1 S: 10	H: 0 LOB: 0 BB: 0 P: 15	R: 0 E: 0 K: 0 S: 6	H: 1 LOB: 1 BB: 0 P: 10	R: 1 E: 0 K: 1 S: 10	H: 1 LOB: 1 BB: 1 P: 17	R: 0 E: 0 K: 2 S: 12	H: 0 LOB: 0 BB: 0 P: 19

| | | |

San Diego Padres @ San Francisco Giants

Sat Jul 11 2009, 6:05 PM PDT
AT&T Park, San Francisco, CA
Att. 38,112 - Cloudy - 63 F

livebaseballscorecards.com

Batter	1	2	3	4	5	6	7	8	9	AB	R	H	RBI	BB	SO	LOB
33 Aaron Rowand, R (1, 8) OBP: 0.353, SLG: 0.465	C FF 90 B CH 81 F FF 91 B FF 92 F SL 86 X SL 86 2-2 ① F7			F SL 85 F CH 80 S FF 92 0-3 ① K		1 SAFE C SL 86 P PO 82 B SL 84 C SL 83 1 SAFE X FF 89 2-2 1-3 2B		B SL 82 S FS 87 B FF 92 S FS 86 B SI 92 X FF 92 3-2 ② G5-3		4	0	1	0	0	1	0
2 Randy Winn, S (1, 7) (8, 9) OBP: 0.322, SLG: 0.392	C SI 92 C SI 90 B SL 85 B CH 82 S FF 92 2-3 ② K			B CH 80 C CH 79 X FF 92 1-1 48 HR 1B		S SL 84 F SL 85 F FF 89 B FF 90 F SL 84 S CH 78 1-3 ① K		X FF 92 0-0 35 1B 48 1B		4	1	2	0	0	2	2
48 Pablo Sandoval, S (1, 5) OBP: 0.387, SLG: 0.583	B SI 92 B CH 82 S FF 92 S FF 92 S FF 92 2-3 ③ K			X SI 90 0-0 1-H HR		I IN 69 I IN 71 I IN 72 I IN 70 4-0 IBB		B SI 91 F FS 88 B SI 93 F SI 92 1 SAFE 1 SAFE B FF 92 X SI 92 3-2 1-2 35 1B		3	1	2	2	1	1	0
35 Travis Ishikawa, L (1, 3) OBP: 0.327, SLG: 0.435		C CU 74 X FF 90 0-1 ① G3-1		B CU 76 S CH 80 S CH 79 F FF 90 F CH 81 B SL 86 F FF 92 F FF 91 X FF 91 2-2 ② F7		C CU 75 X SL 83 0-1 ② F8		F FS 87 X SI 93 0-1 1-2 2-3 16 FC6-4 1B		4	0	1	0	0	0	3
16 Edgar Renteria, R (1, 6) OBP: 0.316, SLG: 0.326		S SL 84 B FF 91 S CH 81 X SL 85 1-2 ② G6-3		B FF 90 F SL 85 B FF 91 B CH 81 X FF 90 3-1 ③ L9		X SL 86 0-0 ③ L9		B SL 83 C FF 93 F FF 93 B FF 94 X FF 92 2-2 ③ FC6-4 1-2f		4	0	0	0	0	0	6
12 Nate Schierholtz, L (1, 9) OBP: 0.316, SLG: 0.413 38 Brian Wilson, R (8, 1)		F SI 90 S FF 92 B FF 91 S SL 85 1-3 ③ K		B CU 74 F FF 91 X FF 89 1-1 ① G3-1		C CU 73 F SL 83 B FF 88 F CH 79 X SL 84 1-2 ① F9				3 0	0 0	0 0	0 0	0 0	1 0	0 0
5 Juan Uribe, R (1, 4) OBP: 0.324, SLG: 0.458		B FF 90 X SL 84 1-0 ① G6-3		X SL 86 0-0 ② F8		B FF 89 S SL 83 X FF 88 1-1 ② F9				3	0	0	0	0	0	0
22 Eli Whiteside, R (1, 2) OBP: 0.283, SLG: 0.311		B FF 90 F FF 91 S FF 90 F SL 86 C SL 85 1-3 ② K		C SL 86 B FF 89 B CH 80 X FF 89 2-1 ③ F8		F FF 89 F FF 90 B SL 84 S SL 83 1-3 ③ K				3	0	0	0	0	2	0
18 Matt Cain, R (1, 1) OBP: 0.278, SLG: 0.219 45 Justin Miller, R (2, 1) 49 Brandon Medders, R (6, 1) 14 Fred Lewis, L (6, PH) OBP: 0.332, SLG: 0.383 54 Sergio Romo, R (7, 1) 41 Jeremy Affeldt, L (8, 1) OBP: 0.500, SLG: 0.500 59 Andres Torres, S (8, 7) OBP: 0.347, SLG: 0.515		C FF 91 S FF 91 X FF 91 0-2 ③ G3				C SL 84 X CH 79 0-1 33 2B 1B		L FS 85 S SI 91 C SI 91 0-3 ① K		0 1 0 1 0 0 1	0 0 0 0 0 0 0	0 0 0 1 0 0 0	0 0 0 0 0 0 0	0 0 0 0 0 0 0	0 0 0 0 0 1 0	0 0 0 0 0 0 0
Inning Stats	R: 0 E: 0 K: 2 S: 10 H: 0 LOB: 0 BB: 0 P: 16	R: 0 E: 0 K: 1 S: 8 H: 0 LOB: 0 BB: 0 P: 10	R: 0 E: 0 K: 1 S: 8 H: 0 LOB: 0 BB: 0 P: 10	R: 2 E: 0 K: 1 S: 15 H: 2 LOB: 0 BB: 0 P: 21	R: 0 E: 0 K: 0 S: 5 H: 0 LOB: 0 BB: 0 P: 8	R: 0 E: 0 K: 1 S: 14 H: 2 LOB: 3 BB: 1 P: 20	R: 0 E: 0 K: 1 S: 9 H: 0 LOB: 0 BB: 0 P: 12	R: 0 E: 0 K: 1 S: 15 H: 3 LOB: 3 BB: 0 P: 23		1B: 5 2B: 1 3B: 0 HR: 1	SF: 0 SAC: 0 DP: 0 HBP: 0					

PITCHER		IP	WLS	BF	H	R	ER	SO	BB	IBB	HBP	BLK	WP	HR	S	P	ERA	WHIP
46 Tim Stauffer, R ERA: 2.57	(1, 1)	7.0	L	26	4	2	2	7	0	1	0	0	0	1	69	97	2.57	0.571
45 Edward Mujica, R ERA: 2.95	(8, 1)	1.0		6	3	0	0	1	0	0	0	0	0	0	15	23	0.00	3.000

PITCHER	IP	WLS	BF	H	R	ER	SO	BB	IBB	HBP	BLK	WP	HR	S	P	ERA	WHIP

AB	31
R	2
H	7
RBI	2
BB	1
SO	8
LOB	11

WP: 0 PA: 32
PB: 0
SB: 0
CS: 0

San Diego Padres @ San Francisco Giants

AT&T Park, San Francisco, CA

Sun Jul 12 2009, 1:05 PM PDT

Att. 41,913 - Partly Cloudy - 66 F

livebaseballscorecards.com

TOP

Batter	1	2	3	4	5	6	7	8	9	AB	R	H	RBI	BB	SO	LOB
1 Everth Cabrera, S (1, 6) OBP: 0.340, SLG: 0.340	B SI 85 X SI 86 1-0 25 1B 5 HR 1B	B CU 71 C FC 80 B CH 74 X FC 80 2-1 ③ G6-3		B SI 85 C FC 78 B CU 73 C CH 74 X CU 73 2-2 ③ G3		B FF 89 B FC 89 F FF 88 S CH 78 F CU 71 F CH 78 F FC 90 F FC 90 C CU 71 2-3 ① K		S FF 96 B FF 95 F FF 95 X FF 96 1-2 ② F7		5	1	1	0	0	1	1
25 Will Venable, L (1, 8) OBP: 0.313, SLG: 0.367 (9, 9)	C FC 80 X FC 80 0-1 5 HR 1-2 1B	X SI 85 0-0 5 1B 30 HR 1B	C CU 71 X FC 78 0-1 23 G3 5 1B 7 1B 1B	X FC 90 0-0 ② L9		C CH 86 X FF 96 0-1 HR			5	4	4	1	0	0	0
5 Kevin Kouzmanoff, R (1, 5) OBP: 0.280, SLG: 0.405	F SI 85 S CH 74 F SI 84 B SI 86 B FC 81 X CH 74 2-2 1-H 2-H HR	F SI 86 X SI 85 0-1 30 HR 1-2 1B	1 SAFE C CU 71 F FC 80 B SI 83 F SI 85 X CU 72 1-2 7 1B 23 G3 15 1B 1-2 1B	S CU 71 X CU 72 0-1 1B		C SL 86 B SL 83 C SL 84 S SL 86 1-3 ③ K			5	3	4	3	0	1	0
23 Adrián González, L (1, 3) OBP: 0.387, SLG: 0.523 18 Tony Gwynn Jr., L (9, PH) OBP: 0.374, SLG: 0.394 (9, 8)	S FC 79 B SI 86 X SI 84 1-1 ① P5	B FC 80 X FC 80 1-0 ① L7	F SI 83 X SI 84 0-1 ① G3 1-2 2-3	B FC 89 C FF 88 F FC 90 F FC 90 X CU 70 1-2 ③ G4-3				B SL 86 B FF 93 C FF 92 B FF 93 F FF 91 B FF 92 4-2 BB	4 0	0 0	0 0	0 0	0 1	0 0	5 0
7 Chase Headley, S (1, 7) OBP: 0.308, SLG: 0.366	F CU 70 B CH 74 F CU 71 F FC 81 X SI 86 1-2 ② P4	X SI 84 0-0 ② L7	C CU 72 F CU 74 B SI 84 X CU 74 1-2 8 BB 15 1B 2-3 3-H 1B				B FF 94 F FF 94 F CH 85 F SL 85 B SL 85 F FF 95 B CH 87 F CH 86 F FF 97 3-3 ① S FF 96 K		X SI 92 0-0 ① F8	5	1	1	1	0	1	3
30 Eliezer Alfonzo, R (1, 2) OBP: 0.274, SLG: 0.356	C CU 70 F SI 86 B SI 85 S CU 73 1-3 ③ K	X SI 85 0-0 1-H 2-H HR	C CU 71 S CU 72 F CU 71 B FC 90 S CU 72 1-3 ② K				B FF 97 B FF 96 F FF 95 S FF 97 B FF 98 S FF 98 3-3 ② K		X FF 94 0-0 ② P3	5	1	1	3	0	3	3
8 Kyle Blanks, R (1, 9) OBP: 0.260, SLG: 0.227 (9, 3)		C CU 70 F FF 85 X SI 87 0-2 ① P4 S CH 75 S CH 74 B SI 86 B CU 73 X SI 86 2-2 ③ F8	C FF 91 B CU 71 B CU 69 B FC 90 C CU 69 B CU 70 4-2 15 1B 1-2 BB				B FF 96 C SL 83 B FF 97 F FF 97 B FF 97 X SL 83 3-2 1B		C SL 87 F SI 93 B SI 93 S CH 87 1-3 ③ K	4	0	1	0	1	1	1
15 Luis Antonio Rodriguez, S (3, 4) OBP: 0.329, SLG: 0.262		X SI 85 0-0 29 SH3-4 1B		C CU 69 C CH 75 F CU 73 X CU 72 0-2 ① G5-3	X FC 90 0-0 1-2 2-H 3-H 1B		B FF 97 F FF 96 X CH 86 1-1 ③ G4-3			4	0	2	2	0	0	1
29 Kevin Correia, R (1, 1) OBP: 0.231, SLG: 0.240 57 Luke Gregerson, L (6, 1) 2 Edgar Gonzalez, R (8, PH) OBP: 0.241, SLG: 0.361 37 Mike Adams, R (8, 1) 21 Heath Bell, R (9, 1)		L SI 84 B CU 71 X SI 85 1-1 ② SH3-4 1-2		C SI 85 B SI 86 X SI 86 1-1 ② P3	F FC 89 S CU 71 F CU 72 F FC 90 F FC 90 D CU 71 B CU 73 X FC 90 2-2 ③ P3			F FF 93 S SL 83 B FF 96 F SL 84 B SL 84 F FF 95 F FF 96 X SL 84 2-2 ① G5-3		2 0 1 0 0	0 0 0 0 0	0 0 0 0 0	0 0 0 0 0	0 0 0 0 0	0 0 0 0 0	2 0 0 0 0
Inning Stats	R: 3 E: 0 K: 1 S: 16 H: 3 LOB: 0 BB: 0 P: 22	R: 0 E: 0 K: 0 S: 8 H: 1 LOB: 1 BB: 0 P: 11	R: 3 E: 0 K: 0 S: 9 H: 3 LOB: 0 BB: 0 P: 12	R: 0 E: 0 K: 0 S: 9 H: 0 LOB: 0 BB: 0 P: 12	R: 3 E: 0 K: 1 S: 24 H: 4 LOB: 2 BB: 1 P: 33	R: 0 E: 0 K: 1 S: 14 H: 1 LOB: 1 BB: 0 P: 17	R: 0 E: 0 K: 2 S: 15 H: 1 LOB: 1 BB: 0 P: 25	R: 1 E: 0 K: 1 S: 14 H: 1 LOB: 0 BB: 0 P: 18	R: 0 E: 0 K: 1 S: 7 H: 0 LOB: 1 BB: 1 P: 12	1B: 11 2B: 0 3B: 0 HR: 3	SF: 0 SAC: 1 DP: 0 HBP: 0					

	AB	40
	R	10
	H	14
	RBI	10
	BB	2
	SO	7
	LOB	16

	WP: 0	PA: 43
	PB: 0	
	SB: 0	
	CS: 0	

PITCHER		IP	WLS	BF	H	R	ER	SO	BB	IBB	HBP	BLK	WP	HR	S	P	ERA	WHIP
75 Barry Zito, L ERA: 5.01	(1, 1)	4.1	L	23	10	9	9	1	0	0	0	0	0	2	53	70	18.69	2.308
49 Brandon Medders, R ERA: 2.72	(5, 1)	1.2		8	2	0	0	2	1	0	0	0	0	0	27	37	0.00	1.800
47 Merkin Valdez, R ERA: 4.97	(7, 1)	2.0		8	2	1	1	3	0	0	0	0	0	1	29	43	4.50	1.000
46 Bob Howry, R ERA: 3.38	(9, 1)	1.0		4	0	0	0	1	1	0	0	0	0	0	7	12	0.00	1.000

PITCHER	IP	WLS	BF	H	R	ER	SO	BB	IBB	HBP	BLK	WP	HR	S	P	ERA	WHIP

Batter	1	2	3	4	5	6	7	8	9	AB	R	H	RBI	BB	SO	LOB
33 Aaron Rowand, R (1, 8) OBP: 0.348, SLG: 0.458	C SL 85 X SL 87 0-1 G6-3 ①		X SL 87 0-0 G5-3 ②		C SI 92 B SI 92 F SL 87 F CU 77 B SI 92 X SI 93 2-2 P6 ③		C SL 81 F SL 80 B FF 89 B FF 89 S CH 79 2-3 K2-3 ②		C FF 93 C CU 81 S FF 94 0-3 K ③	5	0	0	0	0	2	3
2 Randy Winn, S (1, 9) OBP: 0.321, SLG: 0.391	B SI 92 C SI 91 F SL 86 X CU 76 1-2 48 1B 1B		X CH 85 0-0 G4-3 ③			B CH 83 S CH 83 F SL 88 B CH 92 C FC 92 2-3 K ①	S CH 77 B SL 82 X CH 78 1-1 P3 ③			4	0	1	0	0	1	1
48 Pablo Sandoval, S (1, 5) OBP: 0.385, SLG: 0.578	X SL 87 0-0 1 G5-4-3 1-2 1B			T CH 92 F CH 91 X CU 77 0-2 G4-3 ①		C CU 79 F SL 88 B CH 92 F CH 92 X CU 78 1-2 G6-3 ②		B CH 83 S FF 92 F FF 92 F FF 93 B SI 94 B FF 93 S FF 93 3-3 K ①		4	0	1	0	0	1	0
1 Bengie Molina, R (1, 2) OBP: 0.269, SLG: 0.439	B SI 91 X SL 86 1-0 G5-4-3 ② ③ 1-2f			B SI 92 S SI 93 S CU 78 X CU 78 1-2 F7 ②		B CH 92 B CH 92 X CH 91 2-0 16 1B 2B		S FF 93 X FF 93 0-1 P3 ②		4	1	1	0	0	0	2
35 Travis Ishikawa, L (1, 3) OBP: 0.324, SLG: 0.430 49 Brandon Medders, R (5, 1) 12 Nate Schierholtz, L (6, PH) OBP: 0.320, SLG: 0.413 47 Merkin Valdez, R (7, 1) 35 Rich Aurilia, R (8, PH) OBP: 0.264, SLG: 0.293 46 Bob Howry, L (9, 1)		S SI 92 B SI 91 B CU 77 F CH 92 X SL 85 2-2 P5 ①		C CU 78 B CH 92 F SL 89 B CU 77 X CU 77 2-2 G4-3 ③		B SL 86 F SL 85 B CU 76 2 SAFE B SL 85 B SL 83 4-1 16 1B 21 1B BB		B FF 93 F SL 89 X CH 84 1-1 G5-3 ③		2 0 0 0 0 0 0 0 0 0 0 0 0 0 0 0 0 1 0 0 0 0 0 0 0 0 0 0 1 0 0 0 0 0 0 0 0	0 0 1 0 0 1 0 0	0 0 0 0 0 0 0 0	0 0 0 0 0 0 0 0	0 0 0 0 0 0 0 0
16 Edgar Renteria, R (1, 6) OBP: 0.317, SLG: 0.326 19 Kevin Frandsen, R (9, 6) OBP: 0.162, SLG: 0.088		C SL 87 F FC 92 B SI 94 C SI 94 1-3 K ②			X CH 89 0-0 G5-3 ①	B CH 91 B CH 92 C SL 84 F SL 85 B FC 90 X CH 91 3-2 21 1B 1-3 2-H 1B			B FF 91 B FF 90 F FF 90 F FF 91 X CU 82 2-2 14 2B 1B	3 1	0 1	1 1	1 1	0 0	1 0	0 0
21 John Bowker, L (1, 7) OBP: 0.333, SLG: 0.500 (5, 3)		B CH 94 B SL 86 B SI 92 C CH 90 S SL 87 S CH 92 3-3 K ③			B SI 91 B SI 90 X SI 91 2-0 HR	B SL 82 F SL 85 B CU 75 B SL 82 F SL 84 F FC 91 X SL 82 3-2 1-3 3-H 1B			C CU 79 S CU 81 B FF 93 F FF 93 S CU 82 1-3 K ①	4	1	2	2	0	2	1
5 Juan Uribe, R (1, 4) OBP: 0.328, SLG: 0.464			B SL 87 S SL 86 F SI 92 B SI 92 X SI 93 2-2 75 SH3-4 1B		B SL 86 B SL 87 B SL 86 C CH 90 X CH 90 3-1 14 G4-3 2B	S SL 80 S SL 80 S SL 82 0-3 K ③			B FF 92 X CU 81 1-0 L5 ②	4	0	2	0	0	1	3
75 Barry Zito, L (1, 1) OBP: 0.111, SLG: 0.111 14 Fred Lewis, L (5, 7) OBP: 0.332, SLG: 0.387			X CH 90 0-0 SH3-4 ① 1-2		F CH 91 B SL 84 X SL 86 1-1 G4-3 ② 2-3		B FF 88 F FF 87 F CH 78 F SL 82 S SL 81 1-3 K ①		B CU 78 X CU 80 1-0 1-H 2B	0 3	0 0	0 1	0 1	0 0	0 1	0 1
Inning Stats	R: 0 E: 0 K: 0 S: 7 H: 2 LOB: 1 BB: 0 P: 9	R: 0 E: 0 K: 2 S: 9 H: 0 LOB: 0 BB: 0 P: 15	R: 0 E: 0 K: 0 S: 6 H: 1 LOB: 1 BB: 0 P: 8	R: 0 E: 0 K: 0 S: 9 H: 0 LOB: 0 BB: 0 P: 12	R: 1 E: 0 K: 0 S: 10 H: 2 LOB: 1 BB: 0 P: 18	R: 2 E: 0 K: 2 S: 19 H: 3 LOB: 2 BB: 1 P: 34	R: 0 E: 0 K: 2 S: 9 H: 0 LOB: 0 BB: 0 P: 13	R: 0 E: 0 K: 1 S: 8 H: 0 LOB: 0 BB: 0 P: 12	R: 1 E: 0 K: 2 S: 12 H: 2 LOB: 1 BB: 0 P: 17	1B: 6 2B: 3 3B: 0 HR: 1 SF: 0 SAC: 1 DP: 1 HBP: 0						

PITCHER		IP	WLS	BF	H	R	ER	SO	BB	IBB	HBP	BLK	WP	HR	S	P	ERA	WHIP
29 Kevin Correia, R ERA: 4.5	(1, 1)	5.2	W	25	8	3	3	3	1	0	0	0	0	1	57	93	4.76	1.588
57 Luke Gregerson, R ERA: 3.35	(6, 1)	1.1		4	0	0	0	3	0	0	0	0	0	0	12	16	0.00	0.000
37 Mike Adams, R ERA: 1.38	(8, 1)	1.0		3	0	0	0	1	0	0	0	0	0	0	8	12	0.00	0.000
21 Heath Bell, R ERA: 1.69	(9, 1)	1.0		5	2	1	1	2	0	0	0	0	0	0	12	17	9.00	2.000

PITCHER	IP	WLS	BF	H	R	ER	SO	BB	IBB	HBP	BLK	WP	HR	S	P	ERA	WHIP

BOTTOM

San Diego Padres @ San Francisco Giants

AT&T Park, San Francisco, CA

Sun Jul 12 2009, 1:05 PM PDT
Att. 41,913 - Partly Cloudy - 66 F

livebaseballscorecards.com

AB	35
R	4
H	10
RBI	4
BB	1
SO	9
LOB	11

WP: 0	PA: 37		
PB: 0			
SB: 0			
CS: 0			

Colorado Rockies @ San Diego Padres

PETCO Park, San Diego, CA

Thu Jul 16 2009, 10:05 PM EDT

Att. 22,758 - Clear - 72 F

TOP

livebaseballscorecards.com

Batter	1	2	3	4	5	6	7	8	9	AB	R	H	RBI	BB	SO	LOB
24 Dexter Fowler, S (1, 8) OBP: 0.362, SLG: 0.389	C FF 90 B FF 91 F FF 90 B FF 92 B FF 92 S FF 91 3-3 K ① F FF 91 C FF 91 B FF 93 X FF 92 1-2 FC6-4 ③ 1-2f			B FF 91 F FF 90 B FF 92 X CH 84 2-1 1B 2-H 3-H		B SI 92 B FF 91 S FF 92 B FF 91 B FF 92 4-1 12 HR BB		B SI 96 B SI 96 B SI 95 C SI 95 S SI 95 B SI 96 4-2 12 FC4-6 BB		3	1	1	2	2	1	3
12 Clint Barmes, R (1, 4) OBP: 0.321, SLG: 0.484	C FF 90 F FF 92 B FF 93 F FF 92 C FF 92 1-3 K ② C FF 90 B FF 91 F FF 91 S SL 83 1-3 K ①			F FF 91 B FF 92 B FF 90 X FF 91 2-1 F8 ③		X SL 84 0-0 HR 1-H 2-H		B SI 96 B SI 94 C SI 95 F SI 95 X SL 86 2-2 FC4-6 HR ① 1-2f		5	2	1	3	0	2	2
7 Seth Smith, L (1, 7) OBP: 0.414, SLG: 0.529	C SI 90 B CH 87 F CH 87 F SL 84 X SL 78 1-2 G1-3 ③		B FF 91 X CH 89 1-0 F8 ②		B SL 75 B CH 87 C FF 88 B SL 78 B FF 90 4-1 17 1B 2 G4-6-3 BB	B SI 91 C SL 84 X FF 91 1-1 1B		C SI 96 X SI 96 0-1 HR 1-H		4	2	2	2	1	0	0
17 Todd Helton, L (1, 3) OBP: 0.405, SLG: 0.528		B FF 89 B FF 90 C FF 90 X SI 90 2-1 9 E 28 BB 2B	B F CH 88 C FF 91 B F CH 88 F F F F 2-2 X 2B		C FF 87 X FF 89 0-1 2 G4-6-3 1B 1-3	C FF 92 F SL 85 B SL 84 F FF 92 D SL 83 C FF 91 2-3 K ③		X SI 95 0-0 1B		5	1	4	0	0	1	1
2 Troy Tulowitzki, R (1, 6) OBP: 0.340, SLG: 0.491 6 Omar Quintanilla, L (8, PH) OBP: 0.297, SLG: 0.219 (8, 6)		B SL 82 B FF 90 F CH 85 B FF 91 C SL 82 B FF 92 4-2 28 BB 9 E BB	C SL 62 C F FF 92 S FF 92 0-3 K ③		S FF 91 X FF 91 0-1 G4-6-3 ①② 1-2f 3-H		C SI 97 B SI 97 B SL 88 X SI 97 2-1 9 G6-3 20 SF8 2B	S SL 85 D SL 86 F SL 85 B SI 94 B SI 95 F SI 94 F SI 95 F SI 95 S SI 96 3-3 K ②		3 1	1 0	1 0	0 0	1 0	1 1	2 1
9 Ian Stewart, L (1, 5) OBP: 0.305, SLG: 0.479		B FF 90 C FF 91 F FF 92 X CH 88 1-2 E3 28 BB 1-2 2-3		B FF 85 B CH 88 C CH 87 B FF 89 B FF 89 4-1 28 SH1-4 5 E 24 1B BB	B SL 57 B FF 92 C S FF 90 F S 2-3 K ③		B SI 96 X SI 96 1-0 G6-3 ① 2-3	B SL 84 X SL 85 1-0 G4-3 ③		4	1	0	0	1	1	4
20 Chris Iannetta, R (1, 2) OBP: 0.342, SLG: 0.453		B SL 82 F FF 91 F FF 92 B SL 81 C CH 88 2-3 K ①		C FF 88 C FF 92 S FF 91 0-3 K ①		B FF 92 F FF 90 F SL 85 S FF 92 1-3 K ① X SI 97 0-0 SF8 ② 3-H			C FF 85 X FF 85 0-1 G5-3 ①	4	0	0	1	0	3	4
5 Carlos González, L (1, 9) OBP: 0.286, SLG: 0.337		B FF 92 B CH 87 C SI 89 F SL 81 S FF 93 2-3 K ②		1 SAFE B SI 88 X SI 88 1-0 E5 28 SH1-4 24 1B 1-2		S SI 91 B FF 92 B CH 84 X SL 81 2-1 28 S 12 HR 1B C SL 87 C SL 86 F SI 97 B SL 86 B SL 86 B SI 96 X SI 96 3-2 1B			B FF 85 X SI 85 1-0 G6-3 ②	5	2	2	0	0	1	4
28 Aaron Cook, R (1, 1) OBP: 0.189, SLG: 0.121 27 Garrett Atkins, R (7, PH) OBP: 0.302, SLG: 0.338 31 Matt Daley, R (7, 1) 19 Ryan Spilborghs, R (9, PH) OBP: 0.324, SLG: 0.428 60 Manny Corpas, R (9, 1)		C FF 92 B SL 82 B SL 82 B FF 90 B FF 90 4-1 24 FC6-4 BB 1-2 2-3 3-H		X FF 89 0-0 SH1-4 ② 1-2 2-3		S SI 91 F SI 93 S FF 93 0-3 K ② 1-2 B SI 95 B SI 95 C SL 84 X SL 84 2-1 G5-3 ③			C SI 86 B SL 78 S FF 85 X SL 79 1-2 F8 ③	1 1 0 1 0	0 0 0 0 0	0 0 0 0 0	1 0 0 0 0	1 0 0 0 0	1 0 0 0 0	1 1 0 0 0

Inning Stats	1	2	3	4	5	6	7	8	9
	R: 0 E: 0 K: 2 S: 11	R: 1 E: 1 K: 2 S: 17	R: 0 E: 0 K: 2 S: 16	R: 2 E: 1 K: 1 S: 10	R: 1 E: 0 K: 1 S: 9	R: 3 E: 0 K: 3 S: 16	R: 1 E: 0 K: 0 S: 10	R: 2 E: 0 K: 1 S: 15	R: 0 E: 0 K: 0 S: 6
	H: 0 LOB: 0 BB: 0 P: 16	H: 1 LOB: 3 BB: 2 P: 33	H: 1 LOB: 1 BB: 0 P: 20	H: 1 LOB: 1 BB: 1 P: 19	H: 1 LOB: 0 BB: 1 P: 15	H: 3 LOB: 1 BB: 1 P: 26	H: 2 LOB: 1 BB: 0 P: 18	H: 2 LOB: 1 BB: 1 P: 25	H: 0 LOB: 0 BB: 0 P: 8

AB	37
R	10
H	11
RBI	9
BB	6
SO	12
LOB	23

1B: 6	SF: 1	WP: 0	PA: 45
2B: 3	SAC: 1	PB: 0	
3B: 0	DP: 1	SB: 1	
HR: 2	HBP: 0	CS: 0	

PITCHER	IP	WLS	BF	H	R	ER	SO	BB	IBB	HBP	BLK	WP	HR	S	P	ERA	WHIP
49 Chad Gaudin, R (1, 1) ERA: 4.84	5.0	L	24	4	4	1	8	4	0	0	0	0	0	63	103	1.80	1.600
56 Mike Ekstrom, R (6, 1) ERA: 3.52	1.0		7	3	3	3	3	1	0	0	0	0	1	16	26	27.00	4.000
58 Ryan Webb, R (7, 1) ERA: 10.8	2.0		11	4	3	3	1	1	0	0	0	0	1	25	43	13.50	2.500
43 Cla Meredith, R (9, 1) ERA: 4.17	1.0		3	0	0	0	0	0	0	0	0	0	0	6	8	0.00	0.000

PITCHER	IP	WLS	BF	H	R	ER	SO	BB	IBB	HBP	BLK	WP	HR	S	P	ERA	WHIP

BOTTOM

Colorado Rockies @ San Diego Padres

PETCO Park, San Diego, CA

Thu Jul 16 2009, 10:05 PM EDT

Att. 22,758 - Clear - 72 F

livebaseballscorecards.com

Batter	1	2	3	4	5	6	7	8	9	AB	R	H	RBI	BB	SO	LOB
1 Everth Cabrera, S (1, 6) OBP: 0.333, SLG: 0.333	C SI 87 X SI 88 0-1 F7 ①	B SI 92 B SI 92 C SI 89 X SI 91 2-1 F7 ③		B SI 90 B SI 91 S SI 90 D SI 89 X SI 90 3-1 G3-1 ② 2-3		C SI 88 F SI 88 T FF 89 0-2 K ②		S FF 91 C FF 92 F FF 91 B CH 83 F FF 91 X CH 84 1-2 1-3 1B		5	0	1	0	0	1	2
18 Tony Gwynn Jr., L (1, 8) OBP: 0.375, SLG: 0.394	B SI 88 B SI 88 X SI 87 2-0 23 BB 5 1B 1B		C SI 90 B X 1-1 L4 ①	C FF 87 B SL 86 B SI 92 C SI 90 X SI 92 2-2 G5-3 ③		S SL 85 X SI 82 X SI 90 1-1 2-3 1B		B SI 91 B FF 91 S FF 91 B CH 84 X FF 90 3-1 P6 ③		5	1	2	0	0	0	3
23 Adrián González, L (1, 3) OBP: 0.387, SLG: 0.518	C SI 92 B FF 87 F SI 90 B SI 92 B SI 89 B SI 90 4-2 7 1B 5 1B 1-2 BB		B FF 89 F SL 84 B F B B 4-2 7 1B BB		L SI 86 F SI 90 S SI 91 0-3 K ①	B SI 90 B SI 91 F SI 91 X SI 90 2-1 L8 ③			B SI 92 B SI 92 B SI 91 C SI 92 F SI 92 F SI 93 X SL 85 3-2 G4-3 ①	3	0	0	0	2	1	2
5 Kevin Kouzmanoff, R (1, 5) OBP: 0.279, SLG: 0.402	X SI 90 0-0 7 1B 1-2 2-H 1B		B X 1-0 F8 ②		B SI 90 S SI 90 F SI 90 F SL 87 B SI 90 S SL 84 2-3 K ②		X FF 90 0-0 G3 ①		C SL 83 B SI 90 B SL 83 S SI 90 X SI 92 2-2 P6 ②	5	0	1	1	0	1	1
7 Chase Headley, S (1, 7) OBP: 0.316, SLG: 0.372	S SI 89 X SI 88 0-1 1-2 2-3 1B		C SL 86 F X 0-2 25 BB 1-3 1B		B SI 90 B SI 88 B SI 89 C SI 88 B SI 89 4-1 25 1B BB		C FF 90 X FF 91 0-1 P5 ②		B SL 82 B SI 91 X SI 92 2-0 1B	4	0	3	0	1	0	0
25 Will Venable, L (1, 9) OBP: 0.319, SLG: 0.359	F SL 85 C SI 91 S FF 89 0-3 K ②		B SI 91 B S B SI 91 B 4-1 1-2 BB		1 SAFE X SI 90 0-0 1-2 1B		B FF 90 S FF 91 F CH 84 B FF 91 X CH 84 2-2 G4-3 ③		B SI 91 F SL 81 F SI 90 X SI 91 1-2 F8 ③	4	0	1	0	1	1	4
30 Eliezer Alfonzo, R (1, 2) OBP: 0.258, SLG: 0.333	B SI 92 S SI 92 X FF 86 1-1 G5-3 ③		B C S S 1-3 K ③		S SI 90 F SL 86 S SI 91 0-3 K ③			B FF 90 F FF 90 F FF 91 X FF 91 1-2 F7 ①		4	0	0	0	0	2	8
15 Luis Antonio Rodriguez, S (3, 4) OBP: 0.333, SLG: 0.272		C SI 89 B SI 90 B SI 92 X SI 91 2-1 G5-3 ①		X SI 88 0-0 1 G3-1 2B		X SI 86 0-0 G3-1 ①		C CU 81 F FF 91 B CH 84 B CU 80 F FF 91 F CH 83 F FF 92 F CU 80 F FF 91 4-2 1 1B BB		3	0	1	0	1	0	0
49 Chad Gaudin, R (1, 1) OBP: 0.083, SLG: 0.043 56 Mike Ekstrom, R (6, 1) 8 Kyle Blanks, R (6, PH) OBP: 0.275, SLG: 0.267 58 Ryan Webb, R (7, 1) 2 Edgar Gonzalez, R (8, PH) OBP: 0.239, SLG: 0.358 43 Cla Meredith, R (9, 1)		C SI 90 B SI 90 S SI 90 B FF 86 B SI 91 S 3-3 K ②		M SI 88 M SI 90 L SI 89 0-3 K ①		C SI 89 B SI 90 X SI 89 1-1 18 1B 2B		C FF 91 F CH 83 D CU 81 X FF 90 1-2 L4 ②		2 0 0 1 0 1 0	0 0 0 0 0 0 0	0 0 0 1 0 0 0	0 0 0 0 0 0 0	0 0 0 0 0 0 0	2 0 0 0 0 0 0	1 0 0 0 1 0 0
Inning Stats	R: 1 E: 0 K: 1 S: 13 H: 3 LOB: 3 BB: 1 P: 20	R: 0 E: 0 K: 1 S: 7 H: 0 LOB: 0 BB: 0 P: 14	R: 0 E: 0 K: 1 S: 12 H: 1 LOB: 3 BB: 2 P: 23	R: 0 E: 0 K: 1 S: 9 H: 1 LOB: 1 BB: 0 P: 14	R: 0 E: 0 K: 3 S: 12 H: 1 LOB: 2 BB: 1 P: 18	R: 0 E: 0 K: 1 S: 10 H: 2 LOB: 2 BB: 0 P: 14	R: 0 E: 0 K: 0 S: 6 H: 0 LOB: 0 BB: 0 P: 8	R: 0 E: 0 K: 0 S: 25 H: 1 LOB: 2 BB: 1 P: 35	R: 0 E: 0 K: 0 S: 11 H: 1 LOB: 1 BB: 0 P: 19	1B: 8 2B: 2 3B: 0 HR: 0 SF: 0 SAC: 0 DP: 0 HBP: 0						

	AB	37
	R	1
	H	10
	RBI	1
	BB	5
	SO	8
	LOB	22

WP: 0 PA: 42
PB: 0
SB: 0
CS: 0

PITCHER		IP	WLS	BF	H	R	ER	SO	BB	IBB	HBP	BLK	WP	HR	S	P	ERA	WHIP
28 Aaron Cook, R ERA: 3.85	(1, 1)	6.0	W	30	8	1	1	8	4	0	0	0	0	0	63	103	1.50	2.000
31 Matt Daley, R ERA: 4.13	(7, 1)	2.0		8	1	0	0	0	1	0	0	0	0	0	31	43	0.00	1.000
60 Manny Corpas, R ERA: 5.23	(9, 1)	1.0		4	1	0	0	0	0	0	0	0	0	0	11	19	0.00	1.000

PITCHER	IP	WLS	BF	H	R	ER	SO	BB	IBB	HBP	BLK	WP	HR	S	P	ERA	WHIP

Colorado Rockies @ San Diego Padres

PETCO Park, San Diego, CA

Fri Jul 17 2009, 10:05 PM EDT

Att. 21,887 - Clear - 71 F

livebaseballscorecards.com

TOP

Batter	1	2	3	4	5	6	7	8	9	AB	R	H	RBI	BB	SO	LOB
24 Dexter Fowler, S (1, 8) OBP: 0.359, SLG: 0.384	B1-3	F8		12 G5-3 12 S BB		G6-3		K		4	0	0	0	1	1	1
12 Clint Barmes, R (1, 4) OBP: 0.320, SLG: 0.489	HR	G1-3		G5-3		K			G6-3	5	1	1	1	0	1	2
17 Todd Helton, L (1, 3) OBP: 0.404, SLG: 0.528	2 1B 2B		F8	G3		P6			BB	4	0	1	0	1	0	1
11 Brad Hawpe, L (1, 9) OBP: 0.399, SLG: 0.576	2 1B BB		9 BB 2 1B 20 1B 1B		7 FC1-5 2 HBP 1B		K		F8	4	1	2	0	1	2	1
2 Troy Tulowitzki, R (1, 6) OBP: 0.344, SLG: 0.491	1-2 2-3 1B		9 BB 20 1B 1-2 1B		7 FC1-5 9 2B 1-2 HBP		F9		F8	4	2	2	0	0	0	1
7 Seth Smith, L (1, 7) OBP: 0.411, SLG: 0.522 56 Franklin Morales, L (8, 1) OBP: 0.500, SLG: 0.500 16 Huston Street, R (9, 1)	K		F4		FC1-5 9 2B 1-2 2-3f		1B			4 0 0	1 0 0	1 0 0	0 0 0	0 0 0	1 0 0	7 0 0
9 Ian Stewart, L (1, 5) OBP: 0.308, SLG: 0.482	F9		20 1B 20 1B 1-2 2-3 BB		20 G4-3 1-H 2-H 2B		G4-3			3	0	1	2	1	0	4
20 Chris Iannetta, R (1, 2) OBP: 0.341, SLG: 0.449		F8	1-H 2-H 3-H 1B		G4-3 2-3			K		4	0	1	2	0	1	1
38 Ubaldo Jiménez, R (1, 1) OBP: 0.324, SLG: 0.258 5 Carlos González, L (8, PH) OBP: 0.283, SLG: 0.333 (8, 7)		BB	K	L4				K		2 1	0 0	0 0	0 0	1 0	1 1	1 0
Inning Stats	R: 1 E: 0 K: 1 S: 19 H: 3 LOB: 3 BB: 1 P: 32	R: 0 E: 0 K: 0 S: 10 H: 0 LOB: 1 BB: 1 P: 16	R: 2 E: 0 K: 0 S: 12 H: 3 LOB: 2 BB: 1 P: 24	R: 0 E: 0 K: 1 S: 14 H: 0 LOB: 1 BB: 1 P: 23	R: 2 E: 0 K: 0 S: 19 H: 2 LOB: 1 BB: 0 P: 26	R: 0 E: 0 K: 1 S: 6 H: 0 LOB: 0 BB: 0 P: 6	R: 0 E: 0 K: 1 S: 7 H: 1 LOB: 1 BB: 0 P: 11	R: 0 E: 0 K: 3 S: 9 H: 0 LOB: 0 BB: 0 P: 14	R: 0 E: 0 K: 1 S: 10 H: 0 LOB: 1 BB: 1 P: 19	1B: 6 2B: 2 3B: 0 HR: 1	SF: 0 SAC: 0 DP: 0 HBP: 1					

	AB	35
	R	5
	H	9
	RBI	5
	BB	5
	SO	8
	LOB	19

WP: 0 PB: 0 SB: 1 CS: 0 PA: 41

PITCHER	IP	WLS	BF	H	R	ER	SO	BB	IBB	HBP	BLK	WP	HR	S	P	ERA	WHIP
52 Josh Geer, R (1, 1) ERA: 6.02	4.0	L	23	7	5	5	2	4	0	1	0	0	1	61	105	11.25	2.750
50 Josh Banks, R (5, 1) ERA: 7.15	1.0		4	1	0	0	0	0	0	0	0	0	0	13	16	0.00	1.000
45 Edward Mujica, R (6, 1) ERA: 2.82	2.0		7	1	0	0	2	0	0	0	0	0	0	13	17	0.00	0.500
57 Luke Gregerson, R (8, 1) ERA: 3.26	1.0		3	0	0	0	3	0	0	0	0	0	0	9	14	0.00	0.000
40 Greg Burke, R (9, 1) ERA: 3.55	1.0		4	0	0	0	1	1	0	0	0	0	0	10	19	0.00	1.000

PITCHER	IP	WLS	BF	H	R	ER	SO	BB	IBB	HBP	BLK	WP	HR	S	P	ERA	WHIP

BOTTOM

Colorado Rockies @ San Diego Padres

PETCO Park, San Diego, CA

Fri Jul 17 2009, 10:05 PM EDT

Att. 21,887 - Clear - 71 F

livebaseballscorecards.com

Batter	1	2	3	4	5	6	7	8	9	AB	R	H	RBI	BB	SO	LOB
1 Everth Cabrera, S (1, 6) OBP: 0.330, SLG: 0.350	C FF 91 C SI 98 B CU 81 S CH 89 1-3 K2-3 ①		C FF 97 B SI 97 C CH 89 B FF 98 F CH 90 X SL 86 2-2 G6-3 ②		X SI 96 0-0 18 WP 1-H 3B		B SI 98 T SI 95 B SL 85 F SI 96 F SI 99 X SL 88 2-2 G3 ③			4	1	1	1	0	1	1
18 Tony Gwynn Jr., L (1, 8) OBP: 0.372, SLG: 0.391	C SI 97 B SI 99 B SI 98 F FF 96 S CH 89 2-3 K ②		B CU 78 X CH 88 1-0 23 BB 2-H 1B		B SL 86 C SI 99 B CU 80 L SI 98 F CH 90 B FF 98 S SI 98 3-3 K ② 3-H			B FF 93 B FF 93 C FF 92 C FF 94 S FF 95 2-3 K ①		4	0	1	1	0	3	0
23 Adrián González, L (1, 3) OBP: 0.389, SLG: 0.514	B SI 99 F SI 98 B CU 81 B SI 99 F CH 90 X CH 89 3-2 F7 ③		1 SAFE B FF 98 B FF 98 C SL 87 B SI 98 B FF 98 4-1 1-2 BB		B SI 97 C SL 86 B FF 99 S SI 98 B SL 82 B FF 100 4-2 5 FC6-4 BB			B FF 93 C FF 92 B CU 74 S FF 94 X FF 94 2-2 G6-3 ②		2	0	0	0	2	0	0
5 Kevin Kouzmanoff, R (1, 5) OBP: 0.276, SLG: 0.398		F FF 96 X FF 96 0-1 G5-3 ① C SL 86 T CH 89 B FF 98 S CU 81 1-3 K ③			X SL 86 0-0 FC6-4 ③ 1-2f			B FF 93 B FF 93 F FF 91 S FF 94 X FF 94 2-2 E8 7 WP		4	0	0	0	0	1	3
7 Chase Headley, S (1, 7) OBP: 0.312, SLG: 0.366		B SI 97 B SI 98 X SI 96 2-0 F7 ②		C SL 84 B CU 76 B SI 94 S SI 97 S FF 97 2-3 K ①		S FF 94 F CH 87 B SI 98 S CH 87 1-3 K2-3 ①		B FF 94 X FF 93 1-0 G5-3 ③ 2-3		4	0	0	0	0	2	1
25 Will Venable, L (1, 9) OBP: 0.316, SLG: 0.353		X SI 96 0-0 1B		F SL 86 B FF 95 T SI 96 B CH 89 X CH 88 2-2 G4-3 ②		F SL 84 F CU 78 S FF 98 0-3 K ②			B SI 90 C SI 92 B CH 84 F SI 90 S CH 84 2-3 K ①	4	0	1	0	0	2	0
30 Eliezer Alfonzo, R (1, 2) OBP: 0.243, SLG: 0.313		1 SAFE X SL 87 0-0 F7 ③		C CU 77 X CU 80 0-1 G5-3 ③		C SL 83 B SL 85 F SL 86 B CH 88 S FF 96 2-3 K ③			C SL 84 C SI 92 S SL 84 0-3 K ②	4	0	0	0	0	2	1
15 Luis Antonio Rodriguez, S (3, 4) OBP: 0.331, SLG: 0.266			F SI 94 B SI 98 B FF 98 S SI 96 B SI 99 B SI 96 4-2 52 SH2-4 18 1B BB		F SI 94 C SL 86 B SI 98 C SI 97 1-3 K ①		B SI 94 B SL 84 X FF 94 2-0 F8 ①		B SI 92 C SI 90 X CH 85 1-1 P6 ③	3	1	0	0	1	1	0
52 Josh Geer, R (1, 1) OBP: 0.250, SLG: 0.227 50 Josh Banks, R (5, 1) 8 Kyle Blanks, R (5, PH) OBP: 0.288, SLG: 0.267 45 Edward Mujica, R (6, 1) OBP: 1.000, SLG: 1.000 2 Edgar Gonzalez, R (7, PH) OBP: 0.237, SLG: 0.355 57 Luke Gregerson, L (8, 1) 40 Greg Burke, R (9, 1)			M SI 95 L FF 97 X SL 84 0-2 SH2-4 ① 1-2		B CU 78 S FF 99 C FF 98 B SI 98 F CH 86 B CU 80 B SI 98 4-2 1 3B BB		B SL 85 B SI 97 C SI 96 F FF 96 S SL 85 2-3 K ②			0 0 0 0 1 0 0	0 0 1 0 0 0 0	0 0 0 0 0 0 0	0 0 0 0 0 0 0	0 0 1 0 0 1 0	0 0 0 0 0 0 0	0 0 0 0 0 0 0
Inning Stats	R: 0 E: 0 K: 2 S: 9 H: 0 LOB: 0 BB: 0 P: 15	R: 0 E: 0 K: 0 S: 5 H: 1 LOB: 1 BB: 0 P: 7	R: 1 E: 0 K: 1 S: 14 H: 1 LOB: 2 BB: 2 P: 26	R: 0 E: 0 K: 1 S: 8 H: 0 LOB: 0 BB: 0 P: 12	R: 2 E: 0 K: 2 S: 14 H: 1 LOB: 1 BB: 2 P: 26	R: 0 E: 0 K: 3 S: 9 H: 0 LOB: 0 BB: 0 P: 12	R: 0 E: 0 K: 1 S: 8 H: 0 LOB: 0 BB: 0 P: 14	R: 0 E: 1 K: 1 S: 10 H: 0 LOB: 1 BB: 0 P: 17	R: 0 E: 0 K: 2 S: 8 H: 0 LOB: 0 BB: 0 P: 11	1B: 2 2B: 0 3B: 1 HR: 0 SF: 0 SAC: 1 DP: 0 HBP: 0						

AB	30
R	3
H	3
RBI	2
BB	4
SO	13
LOB	6

PITCHER		IP	WLS	BF	H	R	ER	SO	BB	IBB	HBP	BLK	WP	HR	S	P	ERA	WHIP	
38 Ubaldo Jiménez, R ERA: 3.82	(1, 1)	7.0	W	28	3	3	3	10	4	0	0	0	1	0	67	112	3.86	1.000	
56 Franklin Morales, L ERA: 2.19	(8, 1)	1.0	H	4	0	0	0	1	0	0	0	0	1	0	10	17	0.00	0.000	
16 Huston Street, R ERA: 2.68	(9, 1)	1.0	S	3	0	0	0	2	0	0	0	0	0	0	8	11	0.00	0.000	

PITCHER	IP	WLS	BF	H	R	ER	SO	BB	IBB	HBP	BLK	WP	HR	S	P	ERA	WHIP

Colorado Rockies @ San Diego Padres

PETCO Park, San Diego, CA

Sat Jul 18 2009, 10:05 PM EDT

Att. 28,652 - Clear - 71 F

TOP

livebaseballscorecards.com

Batter	1	2	3	4	5	6	7	8	9	AB	R	H	RBI	BB	SO	LOB
24 Dexter Fowler, S (1, 8) OBP: 0.358, SLG: 0.380	C CH 90 B FF 91 B CH 91 F SI 91 F FC 93 B CH 93 B CH 93 4-2 17 G4-3 17 S 11 2B BB		C FC 91 C SL 87 B CH 92 B CU 77 X SL 84 2-2 ② G6-3		C CH 91 B CU 74 S SL 84 X CU 73 1-2 ③ F7			B FF 92 F SI 90 F FF 92 F SL 84 S SL 84 1-3 ② K		3	1	0	0	1	1	1
12 Clint Barmes, R (1, 4) OBP: 0.319, SLG: 0.486	B SI 92 C SI 92 B SL 86 1 SAFE 1 SAFE F SL 85 X CH 92 2-2 ① F8		B FC 94 C FC 94 F SI 94 X CH 86 1-2 ③ G1-3			C SI 92 B SI 92 X CH 86 1-1 11 G3-6-1 17 WP 1B		C SI 92 F SL 84 F FF 91 B FF 91 B CH 81 C SL 84 2-3 ③ K		4	0	1	0	0	1	1
17 Todd Helton, L (1, 3) OBP: 0.408, SLG: 0.528	1 SAFE B FC 92 C CH 92 B FC 92 X SI 90 2-1 ② G4-3 1-3			B CH 91 B FC 92 B CH 91 C SI 92 F SL 86 F SI 92 B FF 92 4-2 27 G5-3 11 BB BB		B SI 91 F SL 86 B CH 84 B SI 92 B SI 91 4-1 11 G3-6-1 1-2 BB			B CU 83 C FF 94 B FF 95 F FF 94 B CU 84 F CU 82 F FF 94 F FF 94 F FF 95 3-2 F CU 84 X CU 84 11 G6-4-3 1B	2	0	1	0	2	0	1
11 Brad Hawpe, L (1, 9) OBP: 0.400, SLG: 0.577	X SL 86 0-0 2 WP 3-H 2B			B CH 91 B CH 90 S CH 91 B SI 92 B SI 90 4-1 27 G5-3 1-2 BB		X SL 88 0-0 ①② G3-6-1 1-2f 2-3			C CU 83 X FF 94 0-1 ①② G6-4-3 1-2f	3	0	1	1	1	0	3
2 Troy Tulowitzki, R (1, 6) OBP: 0.340, SLG: 0.485	C SI 93 B SL 87 C SL 85 C SI 94 1-3 ③ K 2-3			X CH 91 0-0 ① L9		B SI 93 B CH 92 B SL 87 C CH 92 X SL 88 3-1 ③ F8			C CU 83 F FF 95 B FF 96 S FF 96 1-3 ③ K	4	0	0	0	0	2	4
27 Garrett Atkins, R (1, 5) OBP: 0.299, SLG: 0.333		C CH 93 B SL 83 B SL 86 X SL 87 2-1 ① F7		C SL 86 C SI 92 D SL 86 X SL 85 1-2 ②③ G5-3 1-2 2-3			B SL 85 X SL 84 1-0 ① G5-3		3	0	0	0	0	0	2
7 Seth Smith, L (1, 7) OBP: 0.409, SLG: 0.519 52 Joel Peralta, R (7, 1) 51 Josh Fogg, R (8, 1)		B SI 92 C SL 85 X FF 93 1-1 ② F7			B SI 92 B SI 92 X CH 90 2-0 1B		B SI 91 C SL 83 S CH 86 S CH 86 1-3 ② K			3 0 0	0 0 0	1 0 0	0 0 0	0 0 0	1 0 0	0 0 0
8 Yorvit Torrealba, R (1, 2) OBP: 0.298, SLG: 0.338		C FC 94 X CU 77 0-1 ③ G4-3			C SI 90 F SI 92 F FF 90 F SI 93 B SL 83 S SL 84 1-3 ① K		S SL 85 B SI 92 C SI 92 B SI 92 F SL 83 F SL 83 X SI 91 2-2 ③ G6-3			3	0	0	0	0	1	1
46 Jason Hammel, R (1, 1) OBP: 0.179, SLG: 0.154 58 Juan Rincon, R (6, 1) 19 Ryan Spilborghs, R (7, 7) OBP: 0.323, SLG: 0.426			C SI 90 X SI 93 0-1 ① G3		B CH 89 X CH 89 1-0 ② F9			B SL 83 X SI 91 1-0 ① G3		2 0 1	0 0 0	0 0 0	0 0 0	0 0 0	0 0 0	1 0 0
Inning Stats	R: 1 E: 0 K: 1 S: 12 H: 1 LOB: 1 BB: 1 P: 21	R: 0 E: 0 K: 0 S: 6 H: 0 LOB: 0 BB: 0 P: 9	R: 0 E: 0 K: 0 S: 8 H: 0 LOB: 0 BB: 0 P: 11	R: 0 E: 0 K: 0 S: 8 H: 0 LOB: 2 BB: 2 P: 17	R: 0 E: 0 K: 1 S: 10 H: 1 LOB: 1 BB: 0 P: 15	R: 0 E: 0 K: 0 S: 6 H: 1 LOB: 1 BB: 1 P: 14	R: 0 E: 0 K: 1 S: 9 H: 0 LOB: 0 BB: 0 P: 13	R: 0 E: 0 K: 2 S: 9 H: 0 LOB: 0 BB: 0 P: 13	R: 0 E: 0 K: 1 S: 13 H: 1 LOB: 0 BB: 0 P: 17	1B: 3 2B: 1 3B: 0 HR: 0 SF: 0 SAC: 0 DP: 2 HBP: 0						

	AB	28
	R	1
	H	4
	RBI	1
	BB	4
	SO	6
	LOB	14

WP: 2 PA: 32
PB: 0
SB: 1
CS: 0

PITCHER		IP	WLS	BF	H	R	ER	SO	BB	IBB	HBP	BLK	WP	HR	S	P	ERA	WHIP
29 Kevin Correia, R ERA: 4.34	(1, 1)	6.0		23	3	1	1	2	4	0	0	0	2	0	50	87	1.50	1.167
40 Greg Burke, R ERA: 3.42	(7, 1)	1.0	W	3	0	0	0	1	0	0	0	0	0	0	9	13	0.00	0.000
57 Luke Gregerson, R ERA: 3.18	(8, 1)	1.0	H	3	0	0	0	2	0	0	0	0	0	0	9	13	0.00	0.000
21 Heath Bell, R ERA: 1.64	(9, 1)	1.0	S	3	1	0	0	1	0	0	0	0	0	0	13	17	0.00	1.000

PITCHER	IP	WLS	BF	H	R	ER	SO	BB	IBB	HBP	BLK	WP	HR	S	P	ERA	WHIP

BOTTOM

Colorado Rockies @ San Diego Padres

PETCO Park, San Diego, CA

Sat Jul 18 2009, 10:05 PM EDT

Att. 28,652 - Clear - 71 F

livebaseballscorecards.com

Batter	1	2	3	4	5	6	7	8	9	AB	R	H	RBI	BB	SO	LOB
1 Everth Cabrera, S (1, 6) OBP: 0.325, SLG: 0.336	B FF 94 C FF 94 B FF 94 F FF 94 B FF 92 S FF 94 3-3 K ①	F FF 93 C FF 92 X SL 83 0-2 G4-3 ② 2-3			B SI 93 B FF 92 F FF 92 X FF 92 2-1 B5-3 ① B SL 85 D FF 94 B FF 92 4-0 BB 1-2 2-3			F SI 88 B CH 81 S CH 80 X CH 80 1-2 G6-3 ②		4	0	0	0	1	1	1
18 Tony Gwynn Jr., L (1, 8) OBP: 0.368, SLG: 0.385	F FF 94 B CU 78 C CU 78 F FF 94 B CH 86 F FF 94 T FF 94 2-2 K ②	B FF 93 C FF 94 B SI 94 F FF 92 X FF 94 2-2 G3 ③			C CU 77 X FF 95 0-1 23 1B 1B	B FF 94 C FF 92 X SL 87 1-1 L1 ③		C SL 76 B CH 79 B CH 79 S CH 80 F FC 83 X FC 83 2-2 G4-3 ③		5	0	1	0	0	1	4
23 Adrián González, L (1, 3) OBP: 0.391, SLG: 0.514 40 Greg Burke, R (7, 1) 7 Chase Headley, S (7, PH) OBP: 0.314, SLG: 0.379 57 Luke Gregerson, L (8, 1) 21 Heath Bell, R (9, 1)	S FF 94 B FF 94 B SI 93 B CH 86 B FF 94 4-1 25 HBP 5 1B 8 BB BB	B CH 85 B FF 92 B FF 92 C FF 92 X FF 92 3-1 F7 ①			B FF 92 1 SAFE B FF 93 X FF 93 2-0 25 FC3-6 1-2 1B		C FF 91 S FS 82 B FS 83 F FS 83 B FF 92 B FF 92 F FF 92 X FF 92 3-2 HR			2 0 1 0 0	1 0 1 0 0	1 0 1 0 0	0 0 1 0 0	1 0 1 0 0	0 0 0 0 0	0 0 0 0 0
5 Kevin Kouzmanoff, R (1, 5) OBP: 0.279, SLG: 0.402	B FF 92 X FF 93 1-0 8 BB 25 HBP 1-2 1B	F FF 93 B CU 78 S CU 77 B FF 93 C CU 76 2-3 K ②			X FF 92 0-0 F7 ②		B FF 90 X FF 91 1-0 30 1B 2B			4	1	2	0	0	1	2
25 Will Venable, L (1, 9) OBP: 0.313, SLG: 0.338	H CU 79 1-0 8 BB 1-2 2-3 HBP	F SI 91 S CH 86 B CH 86 F FF 94 F CH 86 C CU 77 1-3 K ③			B CU 77 F FF 91 S FF 93 X FF 94 1-2 FC3-6 ③ 1-2f		B FF 92 C FF 92 X FF 92 1-1 F8 ①			3	0	0	0	0	1	3
8 Kyle Blanks, R (1, 7) OBP: 0.304, SLG: 0.255 (7, 3)	B FF 92 B FF 93 B SI 92 B FF 91 4-0 BB 1-2 2-3 3-H			C CU 76 B FF 92 F FF 92 B CU 78 B FF 91 H CU 76 4-2 2 1B HBP		B FF 91 B SL 84 B FF 93 C FF 93 F FF 92 S FF 94 3-3 K ① B CU 80 C CU 79 B FS 83 F F B S 3-3 K ②			2	0	0	1	1	2	1
30 Eliezer Alfonzo, R (1, 2) OBP: 0.243, SLG: 0.310	C FF 93 F SI 93 F SL 83 F SL 84 S CU 80 0-3 K ③			1 SAFE F FF 90 F FF 92 S CU 77 0-3 K ①		X SL 85 0-0 P6 ② C CU 79 D CU 80 X CU 79 1-1 2-H 1B				4	0	1	1	0	2	4
2 Edgar Gonzalez, R (1, 4) OBP: 0.254, SLG: 0.365 15 Luis Antonio Rodriguez, S (PR) OBP: 0.329, SLG: 0.264 (7, 4)		F FF 91 X FF 93 0-1 1 G4-3 29 SH3 1B		C FF 92 D CH 83 M SL 84 1 SAFE X SL 83 1-2 1-2 1B		B SL 84 S SL 85 H FF 93 2-1 1 BB 11 BB HBP B FF 92 F FF 92 B FS 78 B FF 91 C FF 91 X FF 92 3-2 F9 ③			2 1	0 0	2 0	0 0	0 0	0 0	0 1
29 Kevin Correia, R (1, 1) OBP: 0.222, SLG: 0.231 11 Drew Macias, L (6, PH) OBP: 0.440, SLG: 0.632 (7, 7)		X SI 88 0-0 SH3 ① 1-2		B SI 91 F FF 93 X FF 92 1-1 F7 ③		B SI 92 C FF 92 C CH 84 F CU 78 D CU 78 F CU 77 B FF 93 B CH 84 4-2 1 BB 1-2 BB		B SI 86 B SI 86 C SI 85 B CH 80 F SI 85 S SI 86 3-3 K ①		1 1	0 0	0 0	0 0	0 1	0 1	1 0
Inning Stats	R: 1 E: 0 K: 3 S: 15 H: 1 LOB: 3 BB: 2 P: 30	R: 0 E: 0 K: 0 S: 9 H: 1 LOB: 1 BB: 0 P: 11	R: 0 E: 0 K: 2 S: 10 H: 0 LOB: 0 BB: 0 P: 16	R: 0 E: 0 K: 1 S: 10 H: 1 LOB: 1 BB: 0 P: 16	R: 0 E: 0 K: 0 S: 9 H: 2 LOB: 2 BB: 0 P: 14	R: 0 E: 0 K: 1 S: 11 H: 0 LOB: 3 BB: 2 P: 25	R: 2 E: 0 K: 1 S: 17 H: 3 LOB: 1 BB: 0 P: 29	R: 0 E: 0 K: 1 S: 10 H: 0 LOB: 0 BB: 0 P: 16		1B: 6 2B: 1 3B: 0 HR: 1		SF: 0 SAC: 1 DP: 0 HBP: 3		WP: 0 PB: 0 SB: 0 CS: 0	PA: 38	

	AB	30
	R	3
	H	8
	RBI	3
	BB	4
	SO	9
	LOB	17

PITCHER		IP	WLS	BF	H	R	ER	SO	BB	IBB	HBP	BLK	WP	HR	S	P	ERA	WHIP
46 Jason Hammel, R ERA: 4.26	(1, 1)	5.2		27	5	1	1	7	3	0	3	0	0	0	62	105	1.59	1.412
58 Juan Rincon, R ERA: 5.21	(6, 1)	0.1		2	0	0	0	0	1	0	0	0	0	0	2	7	0.00	3.000
52 Joel Peralta, R ERA: 5.03	(7, 1)	1.0	L	6	3	2	2	1	0	0	0	0	0	1	17	29	18.00	3.000
51 Josh Fogg, R ERA: 1.77	(8, 1)	1.0		3	0	0	0	1	0	0	0	0	0	0	10	16	0.00	0.000

PITCHER	IP	WLS	BF	H	R	ER	SO	BB	IBB	HBP	BLK	WP	HR	S	P	ERA	WHIP

Colorado Rockies @ San Diego Padres

PETCO Park, San Diego, CA

Sun Jul 19 2009, 4:05 PM EDT

Att. 20,747 - Partly Cloudy - 80 F

livebaseballscorecards.com

TOP

Batter	1	2	3	4	5	6	7	8	9	AB	R	H	RBI	BB	SO	LOB
7 Seth Smith, L (1, 7) OBP: 0.409, SLG: 0.515	B FF 95 B FF 96 C FF 94 X FF 96 2-1 ① F7		C FF 94 B SL 82 X FF 93 1-1 2-H 1B		B SL 83 B SI 92 X SI 92 2-0 12 FC6-4 1B	C CH 88 B SI 95 B FC 89 S SI 88 S FC 89 2-3 ③ K			C FF 92 T FS 88 B FF 94 F FF 94 F FF 94 X FF 93 1-2 ② F8	5	0	2	0	0	1	2
31 Matt Daley, R (9, 1)										0	0	0	0	0	0	0
12 Clint Barmes, R (1, 4) OBP: 0.314, SLG: 0.478	C FF 96 S FF 98 S SI 96 0-3 ② K		C FF 92 F SL 81 X FF 93 0-2 ② F8		1 SAFE X SI 92 0-0 ③ FC6-4 1-2f		B FF 94 X SI 94 1-0 ① F8		F FF 93 B FF 93 X FF 94 1-1 ③ F9	5	0	0	0	0	1	3
17 Todd Helton, L (1, 3) OBP: 0.407, SLG: 0.522	B FF 97 C B FF 96 B F F FF 95 F F FF 98 F 4-2 F F FF 96 B BB		C FF 94 1 SAFE F SI 94 X FF 93 0-2 ③ F9			C SL 83 C FF 92 B SL 83 F FF 92 F SI 93 B FF 93 X FF 92 2-2 ① P6	C SI 95 X FC 90 0-1 ② P6			3	0	0	0	1	0	1
11 Brad Hawpe, L (1, 9) OBP: 0.401, SLG: 0.586	C FF 96 S FF 95 B FF 97 B SL 83 F T SI 96 2-2 ③ K			F FF 94 F SL 80 B SL 81 B FF 93 B SL 81 F FF 94 X FF 94 3-2 ① G4-3		B SI 93 B FF 92 C FF 91 B SL 86 F SI 92 F FF 92 X FF 91 3-2 HR	B SI 96 B CH 89 B SI 95 C SI 94 C SL 88 X FC 89 3-2 2 CS 1B			4	1	2	1	0	1	1
2 Troy Tulowitzki, R (1, 6) OBP: 0.339, SLG: 0.480		B FF 94 C FF 93 B SL 83 F FF 95 S FF 95 2-3 ① K		B SL 82 F FF 94 X FF 95 1-1 ② F8		B SL 85 C SL 83 C FF 92 B FF 92 B SL 84 B SI 93 4-2 9 1B 9 S 20 E BB	C FC 90 F SL 88 B FF 95 1-2 ③ CS 1-2	C FF 90 F FF 92 B FF 92 F FF 94 B FF 93 S FS 88 2-3 ① K		3	1	0	0	1	2	0
9 Ian Stewart, L (1, 5) OBP: 0.311, SLG: 0.494		B FF 96 C FF 95 F FF 95 X SL 83 1-2 ② G1-3		C FF 95 B SL 83 B CH 82 B FF 93 S FF 93 F FF 95 F FF 95 X FF 95 3-2 HR		B SI 93 B CH 84 1 SAFE C FF 92 B CH 81 1 SAFE T SI 92 X SL 86 3-2 1-3 20 E 21 2B 1B		B FF 94 C FS 87 X SI 92 1-1 ② G3		4	2	2	1	0	0	0
20 Chris Iannetta, R (1, 2) OBP: 0.335, SLG: 0.439		C FF 96 B SL 82 C SL 83 B FF 96 B FF 97 S FF 97 3-3 ③ K		F FF 96 S FF 96 B SL 83 B FF 95 X FF 95 2-2 ③ F8		C SI 93 B FC 89 F SL 88 B FC 89 F SI 93 X SI 94 2-2 1-2 21 2B 3-H E5		X FF 93 0-0 ③ F9		4	1	0	1	0	1	1
5 Carlos González, L (1, 8) OBP: 0.282, SLG: 0.330			X FF 92 0-0 7 S 21 SH2-4 7 E 1B		F FF 91 C FF 91 B SL 84 X SL 83 1-2 ① F9	B SI 95 X SI 94 1-0 ② F6			X FF 91 0-0 ① F8	4	1	1	0	0	0	2
21 Jason Marquis, L (1, 1) OBP: 0.268, SLG: 0.282 19 Ryan Spilborghs, R (9, PH) OBP: 0.325, SLG: 0.426 (9, 7)			L FF 91 X SI 92 0-1 ① SH2-4 1-2		S FF 91 S SI 92 S SI 93 F SI 93 S FF 92 0-3 ② K	X SI 94 0-0 1-H 2-H 2B			B FF 93 B SL 82 S FF 93 B FF 92 F FF 93 B FF 94 4-2 BB	2	0	1	2	0	1	0
										0	0	0	0	1	0	0

AB	34
R	6
H	8
RBI	5
BB	3
SO	7
LOB	10

Inning Stats	1	2	3	4	5	6	7	8	9
	R: 0 E: 0 K: 2 S: 17	H: 0 LOB: 1 BB: 1 P: 25	R: 0 E: 0 K: 2 S: 9	H: 0 LOB: 0 BB: 0 P: 15	R: 1 E: 0 K: 0 S: 11	H: 2 LOB: 1 BB: 0 P: 12	R: 1 E: 0 K: 0 S: 14	H: 1 LOB: 0 BB: 0 P: 23	R: 0 E: 0 K: 1 S: 9	H: 1 LOB: 1 BB: 0 P: 12	R: 4 E: 1 K: 1 S: 23	H: 3 LOB: 1 BB: 1 P: 40	R: 0 E: 0 K: 0 S: 8	H: 1 LOB: 0 BB: 0 P: 13	R: 0 E: 0 K: 1 S: 7	H: 0 LOB: 0 BB: 0 P: 10	R: 0 E: 0 K: 0 S: 10	H: 0 LOB: 1 BB: 1 P: 16

1B: 5	SF: 0
2B: 1	SAC: 1
3B: 0	DP: 0
HR: 2	HBP: 0

WP: 0	PA: 39
PB: 0	
SB: 2	
CS: 1	

PITCHER		IP	WLS	BF	H	R	ER	SO	BB	IBB	HBP	BLK	WP	HR	S	P	ERA	WHIP
38 Mat Latos, R ERA: 4.5	(1, 1)	4.0	L	16	3	2	2	4	1	0	0	0	0	1	51	75	4.50	1.000
56 Mike Ekstrom, R ERA: 5.0	(5, 1)	1.1		8	3	3	2	1	1	0	0	0	0	1	23	38	13.50	3.000
59 Luis Perdomo, R ERA: 3.58	(6, 1)	1.2		7	2	1	0	1	0	0	0	0	0	0	17	27	0.00	1.200
45 Edward Mujica, R ERA: 2.7	(8, 1)	2.0		7	0	0	0	1	1	0	0	0	0	0	17	26	0.00	0.500

PITCHER		IP	WLS	BF	H	R	ER	SO	BB	IBB	HBP	BLK	WP	HR	S	P	ERA	WHIP

Colorado Rockies @ San Diego Padres

PETCO Park, San Diego, CA

Sun Jul 19 2009, 4:05 PM EDT

Att. 20,747 - Partly Cloudy - 80 F

livebaseballscorecards.com

BOTTOM

Batter	1	2	3	4	5	6	7	8	9	AB	R	H	RBI	BB	SO	LOB
1 Everth Cabrera, S (1, 6) OBP: 0.315, SLG: 0.324	X CH 83 0-0 ① P6		B SL 86 C SL 86 F SL 87 F SL 85 X SI 90 1-2 ③ G6-3			B SI 89 F SI 88 B SI 88 C SI 87 X SI 87 2-2 ② G6-3		C SI 88 B SL 86 B SI 87 F SI 87 B SI 88 F SI 88 S SI 88 3-3 ③ K		4	0	0	0	0	1	1
18 Tony Gwynn Jr., L (1, 8) OBP: 0.366, SLG: 0.383	B CH 85 X SI 86 1-0 ② G4-3			C SI 87 B CH 84 X SL 86 1-1 ① G4-3		B SI 88 C SI 88 B SI 88 X SI 88 2-1 ③ G4-3			C FF 90 B FF 91 X FF 90 1-1 25 DI 1B	4	0	1	0	0	0	0
23 Adrián González, L (1, 3) OBP: 0.389, SLG: 0.514	C SI 86 X SL 86 0-1 ③ G4-3			X SI 89 0-0 ② G6-3			C SI 88 B SL 85 X SI 88 1-1 25 1B 5 SF9 2B		C FF 91 B FF 92 B CH 81 F FF 91 F FF 92 S FF 92 2-3 ① K	4	1	1	0	0	1	1
7 Chase Headley, S (1, 5) OBP: 0.313, SLG: 0.380		C CH 85 C SL 84 X SL 83 0-2 ① G4-3		C SL 86 X SI 89 0-1 2B			B SI 88 C SI 88 B SI 87 F SI 88 S SL 86 2-3 ① K		X SI 91 0-0 ② F7	4	0	1	0	0	1	2
25 Will Venable, L (1, 9) OBP: 0.310, SLG: 0.333		C SI 88 C SI 88 S SL 85 0-3 ② K		X SI 90 0-0 ③ G1-3			C SI 89 B SI 88 F SI 88 B CH 85 B CH 84 X SI 87 3-2 2-3 1B		S FF 92 F CH 83 B FF 91 X FF 91 1-2 ③ F9 1-2	4	0	1	0	0	1	2
11 Drew Macias, L (1, 7) 59 Luis Perdomo, R (6, 1) 5 Kevin Kouzmanoff, R (7, PH) OBP: 0.278, SLG: 0.402 45 Edward Mujica, R (8, 1) OBP: 1.000, SLG: 1.000		C SI 88 F SL 88 B SI 88 X SI 89 1-2 ③ F8		C SL 85 F SL 84 F SL 84 B SI 88 X SI 89 1-2 ① F7			X SI 88 0-0 ② SF9 3-H			2 0 0 0	0 0 0 0	0 0 0 0	0 0 0 0	0 0 0 0	0 0 1 0	0 0 0 0
15 Luis Antonio Rodriguez, S (3, 4) OBP: 0.329, SLG: 0.273			C SI 88 C SL 86 X SL 85 0-2 2B	C SI 90 F SI 89 B CH 85 B CH 86 X SI 89 2-2 ② G3			X SI 87 0-0 ③ G1			3	0	1	0	0	0	1
26 Jose Lobaton, S (1, 2) OBP: 0.111, SLG: 0.111			X SI 88 0-0 ① L7	B SI 86 B SI 90 X SI 88 2-0 ③ G3				B SL 83 B SL 83 B CH 86 C CH 86 X CH 85 3-1 8 G5-4-3 1B		3	0	1	0	0	0	1
38 Mat Latos, R (1, 1) 56 Mike Ekstrom, R (5, 1) 8 Kyle Blanks, R (6, 7) OBP: 0.293, SLG: 0.245			S SI 88 M SL 86 B SL 84 F SL 85 B SI 90 F SL 84 X SI 89 2-2 ② G5-3			B SI 88 X SI 89 1-0 ① G6-3		B SI 90 B SI 88 S SI 89 S SI 90 F SI 90 X SI 90 2-2 ① ② G5-4-3 1-2f		1 0 2	0 0 0	0 0 0	0 0 0	0 0 0	0 0 0	1 0 1
Inning Stats	R: 0 E: 0 K: 0 S: 4 H: 0 LOB: 0 BB: 0 P: 5	R: 0 E: 0 K: 1 S: 9 H: 0 LOB: 0 BB: 0 P: 10	R: 0 E: 0 K: 0 S: 13 H: 1 LOB: 1 BB: 0 P: 16	R: 0 E: 0 K: 0 S: 6 H: 1 LOB: 1 BB: 0 P: 7	R: 0 E: 0 K: 0 S: 8 H: 0 LOB: 0 BB: 0 P: 13	R: 0 E: 0 K: 0 S: 6 H: 0 LOB: 0 BB: 0 P: 11	R: 1 E: 0 K: 1 S: 10 H: 2 LOB: 1 BB: 0 P: 16	R: 0 E: 0 K: 1 S: 10 H: 1 LOB: 0 BB: 0 P: 18	R: 0 E: 0 K: 1 S: 10 H: 1 LOB: 1 BB: 0 P: 14	1B: 3 2B: 3 3B: 0 HR: 0 SF: 1 SAC: 0 DP: 1 HBP: 0						

	AB	31
	R	1
	H	6
	RBI	1
	BB	0
	SO	4
	LOB	10

WP: 0 PB: 0 SB: 0 CS: 0 PA: 32

PITCHER	IP	WLS	BF	H	R	ER	SO	BB	IBB	HBP	BLK	WP	HR	S	P	ERA	WHIP
21 Jason Marquis, R (1, 1) ERA: 3.49	8.0	W	28	5	1	1	3	0	0	0	0	0	0	66	96	1.12	0.625
31 Matt Daley, R (9, 1) ERA: 3.96	1.0		4	1	0	0	1	0	0	0	0	0	0	10	14	0.00	1.000

PITCHER	IP	WLS	BF	H	R	ER	SO	BB	IBB	HBP	BLK	WP	HR	S	P	ERA	WHIP

Florida Marlins @ San Diego Padres

PETCO Park, San Diego, CA

Mon Jul 20 2009, 10:05 PM EDT

Att. 17,184 - Clear - 73 F

TOP

livebaseballscorecards.com

Batter	1	2	3	4	5	6	7	8	9	AB	R	H	RBI	BB	SO	LOB
8 Chris Coghlan, L (1, 7) OBP: 0.336, SLG: 0.340	C FF 91 X FF 90 0-1 ① F9		C SL 85 B CH 81 C FF 92 X CH 82 1-2 ③ P6			B CU 74 C SI 88 X FF 89 1-1 ① G4-3	S SL 82 F SL 83 B FF 92 S SL 84 1-3 ② K		B FF 93 T SI 93 F FF 94 F SL 89 X FF 93 1-2 ② P6	5	0	0	0	0	1	5
1 Emilio Bonifácio, S (1, 5) OBP: 0.299, SLG: 0.318	C FF 91 C SL 86 F FF 92 B FF 92 B CU 78 B FF 91 F FF 91 X FF 91 3-2 ② F8			L SI 89 S CH 81 F FF 90 B FF 91 B CH 80 S SL 84 2-3 ① K		C SI 89 C SL 84 B CU 76 S CH 81 1-3 ② K	B SI 92 B SI 92 B SL 83 C FF 92 B SI 91 4-1 1-2 2-3 3-H BB		S C F D CU 79 B F B CU 80 C 3-3 ③ K	4	0	0	1	1	3	2
2 Hanley Ramirez, R (1, 6) OBP: 0.408, SLG: 0.561	C FF 93 F SL 86 B FF 92 B CH 81 X SL 85 2-2 HR			B FF 90 C CH 81 F SI 91 F CH 81 X FF 91 1-2 ② L3		B FF 89 B CH 80 B SL 86 B FF 90 4-0 BB	B SL 84 C SI 92 F FF 92 D SL 85 F SL 84 B FF 93 S SL 87 3-3 ③ K			3	1	1	1	1	1	3
3 Jorge Cantu, R (1, 3) OBP: 0.331, SLG: 0.444	C FF 92 F SI 90 X CU 77 0-2 ③ G6-3			S SL 85 C FF 90 S SI 89 0-3 ③ K		1 SAFE C SL 84 1 SAFE F FF 89 B FF 91 F SI 88 1 SAFE X FF 88 1-2 ③ G4-3		C FF 90 C SL 85 B SL 83 X FF 92 1-2 ① G1-3		4	0	0	0	0	1	1
27 Jeremy Hermida, L (1, 9) OBP: 0.343, SLG: 0.388		C SL 83 F SL 84 B FF 90 F CH 80 B FF 89 B SI 89 X FF 90 3-2 12 G6-4-3 1B			C CU 75 B SL 84 B FF 89 B CH 79 C FF 88 X SL 86 3-2 ① G3-1		B SI 92 X SI 91 1-0 6 1B 12 1B 21 G6-3 1B	C FF 91 S CH 82 C SL 84 0-3 ② K		4	1	2	0	0	1	0
12 Cody Ross, R (1, 8) OBP: 0.332, SLG: 0.483		S SL 85 X SL 84 0-1 ① ② G6-4-3 1-2f			B SL 86 C FF 89 B CH 81 B SL 86 B FF 90 4-1 6 1B 21 FC3-2 BB		C SI 91 C SL 81 B SI 91 X SI 92 1-2 21 G6-3 6 1B 1 BB 1-2 1B	C SL 84 X FF 92 0-1 ③ P6		3	1	1	0	1	0	1
6 Dan Uggla, R (1, 4) OBP: 0.339, SLG: 0.421		B CU 78 C SL 86 B FF 89 F SL 85 X CH 80 2-2 ③ G5-3			B FF 88 B SL 84 C FF 88 1 SAFE F SL 85 X SI 88 2-2 21 FC3-2 1-3 1B		S SL 81 B SL 82 X SL 81 1-1 1 BB 21 G6-3 1-2 2-3 1B		C SL 89 S FF 93 S FF 94 0-3 ① K	4	0	2	0	0	1	0
21 John Baker, L (1, 2) OBP: 0.328, SLG: 0.414			B SL 85 C SI 87 X SL 84 1-1 ① F7		X CU 76 0-0 ② FC3-2 1-2 3-H		B SI 92 C SI 91 X CH 86 1-1 ① G6-3 1-2 2-3 3-H		C FF 94 S CU 83 X FF 95 0-2 1 WP 18 1B	4	0	1	1	0	0	4
56 Rick Van Den Hurk, R (1, 1) 7 Ross Gload, L (7, PH) OBP: 0.352, SLG: 0.417 40 Kiko Calero, R (7, 1) 53 Dan Meyer, R (8, 1) 48 Brendan Donnelly, R (8, 1) 18 Wes Helms, R (9, PH) OBP: 0.299, SLG: 0.311 46 Juan Carlos Oviedo, R (9, 1)			C FF 90 B SL 86 S FF 89 X SL 85 1-2 ② G6-3		S FF 89 S SL 84 B FF 91 C SL 85 1-3 ③ K		I IN 77 I IN 78 I IN 75 I IN 75 4-0 1 BB IBB		B FF 93 B SL 87 T FF 92 1 SAFE F FF 92 X SL 88 2-2 1 WP 1-2 1B	2 0 0 0 0 1 0	0 0 0 0 0 0 0	0 0 0 0 0 1 0	0 1 0 0 0 0 0	0 0 0 0 0 0 0	1 0 0 0 0 0 0	2 0 0 0 0 0 0
Inning Stats	R: 1 E: 0 K: 0 S: 13 H: 1 LOB: 0 BB: 0 P: 18	R: 0 E: 0 K: 0 S: 9 H: 1 LOB: 0 BB: 0 P: 14	R: 0 E: 0 K: 0 S: 8 H: 0 LOB: 0 BB: 0 P: 11	R: 0 E: 0 K: 2 S: 11 H: 0 LOB: 0 BB: 0 P: 14	R: 0 E: 0 K: 1 S: 11 H: 1 LOB: 2 BB: 1 P: 21	R: 0 E: 0 K: 1 S: 9 H: 0 LOB: 1 BB: 1 P: 16	R: 2 E: 0 K: 2 S: 16 H: 3 LOB: 3 BB: 2 P: 32	R: 0 E: 0 K: 1 S: 8 H: 0 LOB: 0 BB: 0 P: 9	R: 0 E: 0 K: 2 S: 18 H: 2 LOB: 2 BB: 0 P: 24	1B: 7 2B: 0 3B: 0 HR: 1 SF: 0 SAC: 0 DP: 1 HBP: 0						

	AB	34
	R	3
	H	8
	RBI	3
	BB	4
	SO	9
	LOB	18

WP: 1 PA: 38
PB: 0
SB: 0
CS: 0

PITCHER		IP	WLS	BF	H	R	ER	SO	BB	IBB	HBP	BLK	WP	HR	S	P	ERA	WHIP
46 Tim Stauffer, R ERA: 2.08	(1, 1)	6.0		22	3	1	1	4	2	0	0	0	0	1	61	94	1.50	0.833
40 Greg Burke, R ERA: 4.05	(7, 1)	0.1	L	5	3	2	2	0	0	1	0	0	0	0	8	16	54.00	9.000
57 Luke Gregerson, R ERA: 3.05	(7, 1)	1.2		6	0	0	0	3	1	0	0	0	0	0	16	25	0.00	0.600
37 Mike Adams, R ERA: 1.29	(9, 1)	1.0		5	2	0	0	2	0	0	0	0	1	0	18	24	0.00	2.000

PITCHER	IP	WLS	BF	H	R	ER	SO	BB	IBB	HBP	BLK	WP	HR	S	P	ERA	WHIP

Florida Marlins @ San Diego Padres

PETCO Park, San Diego, CA

Mon Jul 20 2009, 10:05 PM EDT

Att. 17,184 - Clear - 73 F

livebaseballscorecards.com

BOTTOM

Batter	1	2	3	4	5	6	7	8	9	AB	R	H	RBI	BB	SO	LOB
1 Everth Cabrera, S (1, 6) OBP: 0.320, SLG: 0.333	B FF 92 B FF 94 C FF 94 F FF 94 B FF 95 X FF 95 3-2 2B		C SL 87 B FF 95 S FF 88 F FF 96 C SL 87 1-3 K ③			B SL 82 F FF 92 C SL 84 F FF 94 X FF 94 1-2 P5 ①		C FF 89 B SL 86 B SL 85 B FF 90 B FF 90 4-1 23 G4-3 18 SH5-3 BB		3	0	1	0	1	1	0
18 Tony Gwynn Jr., L (1, 8) OBP: 0.361, SLG: 0.376	F FF 93 B FF 95 F FF 94 D SL 88 X FF 94 2-2 L8 ①			B FF 92 C FF 93 X SL 84 1-1 F8 ①		B FF 93 C SL 84 S SL 83 X FF 94 1-2 L1 ②		1 SAFE X FF 89 0-0 SH5-3 ① 1-2		3	0	0	0	0	0	1
23 Adrián González, L (1, 3) OBP: 0.390, SLG: 0.526	F FF 93 F FF 94 B SI 96 F FF 95 B CH 86 F FF 94 B SL 87 F SL 86 S FF 94 3-3 K ②			X SL 85 0-0 5 1B 2B		F FF 93 F SL 85 B SL 84 B FF 94 X FF 93 2-2 HR		X SL 83 0-0 G4-3 ② 2-3		4	1	2	1	0	1	2
5 Kevin Kouzmanoff, R (1, 5) OBP: 0.280, SLG: 0.412	F FF 94 X FF 95 0-1 L5 ③			X FF 93 0-0 2-3 1B		B SL 85 X SL 85 1-0 HR		X FS 88 0-0 G5-3 ③		4	1	2	1	0	0	2
7 Chase Headley, S (1, 7) OBP: 0.312, SLG: 0.377		X FF 93 0-0 F8 ①		C FF 93 F SI 94 1 SAFE X FF 94 0-2 F7 ②		C FF 94 B CH 84 S SL 85 B FF 94 B SL 84 D SL 86 4-2 BB			C CH 84 S CH 86 F CH 87 F CH 87 B FF 96 S FF 95 1-3 K ①	3	0	0	0	1	1	2
25 Will Venable, L (1, 9) OBP: 0.299, SLG: 0.321 57 Luke Gregerson, L (7, 1) 37 Mike Adams, R (9, 1) 14 Oscar Salazar, R (9, PH) OBP: 0.441, SLG: 0.594		B FF 94 F SI 94 B FF 94 S CH 86 F FF 94 S FF 96 2-3 K ②		S FF 94 F FF 93 X FF 94 0-2 F8 ③		1 SAFE 1 SAFE B FF 87 F FF 92 1 SAFE X FF 92 1-1 F7 ③			F FF 96 B CH 89 F CH 88 X CH 88 1-2 E5	3 0 0 1	0 0 0 0	0 0 0 0	0 0 0 0	1 0 0 0	0 0 0 0	3 0 0 0
15 Luis Antonio Rodriguez, S (3, 4) OBP: 0.327, SLG: 0.267		B FF 94 F FF 93 B SI 94 X FF 93 2-1 P6 ③			B FF 92 B FF 91 B FF 94 B FF 92 4-0 26 L4-3 BB		B FF 88 B FF 88 C FF 86 B FF 89 F FF 87 X FF 89 3-2 F8 ①		C FF 94 F SI 96 B CH 86 F CH 87 1 SAFE X FF 97 1-2 L9 ②	3	0	0	0	1	0	1
26 Jose Lobaton, S (1, 2) OBP: 0.083, SLG: 0.083 8 Kyle Blanks, R (9, PH) OBP: 0.288, SLG: 0.240			B FF 92 S FF 93 S FF 94 C FF 94 1-3 K ①		T FF 91 X FF 92 0-1 L4-3 ①② 1-1		C SL 79 B SL 81 B SL 80 S FF 89 S SL 80 2-3 K ②		B FF 96 F FF 96 1 SAFE X FF 95 1-1 P2 ③	3 1	0 0	0 0	0 0	0 0	2 0	1 1
46 Tim Stauffer, R (1, 1) OBP: 0.250, SLG: 0.250 40 Greg Burke, R (7, 1) 11 Drew Macias, L (7, 9) OBP: 0.393, SLG: 0.545			B FF 94 X FF 94 1-0 G6-3 ②		B FF 91 X FF 93 1-0 F9 ③		C SL 79 B SL 80 C SL 79 B FF 89 X SL 80 2-2 F9 ③			2 0 1	0 0 0	0 0 0	0 0 0	0 0 0	0 0 0	0 0 0

	AB	R	H	RBI	BB	SO	LOB
	31	2	5	2	3	6	13

Inning Stats	1	2	3	4	5	6	7	8	9
	R: 0 E: 0 K: 1 S: 14 H: 1 LOB: 1 BB: 0 P: 22	R: 0 E: 0 K: 1 S: 7 H: 0 LOB: 0 BB: 0 P: 11	R: 0 E: 0 K: 2 S: 8 H: 0 LOB: 0 BB: 0 P: 11	R: 0 E: 0 K: 0 S: 10 H: 2 LOB: 2 BB: 0 P: 11	R: 0 E: 0 K: 0 S: 3 H: 0 LOB: 0 BB: 1 P: 8	R: 2 E: 0 K: 0 S: 15 H: 2 LOB: 1 BB: 1 P: 25	R: 0 E: 0 K: 1 S: 9 H: 0 LOB: 0 BB: 0 P: 16	R: 0 E: 0 K: 0 S: 4 H: 0 LOB: 1 BB: 1 P: 8	R: 0 E: 1 K: 1 S: 14 H: 0 LOB: 1 BB: 0 P: 18

1B: 1	SF: 0
2B: 3	SAC: 1
3B: 0	DP: 1
HR: 2	HBP: 0

WP: 0	PA: 35
PB: 0	
SB: 0	
CS: 0	

PITCHER		IP	WLS	BF	H	R	ER	SO	BB	IBB	HBP	BLK	WP	HR	S	P	ERA	WHIP
56 Rick Van Den Hurk, R ERA: 3.0	(1, 1)	6.0	W	24	5	2	2	4	2	0	0	0	0	2	57	88	3.00	1.167
40 Kiko Calero, R ERA: 1.82	(7, 1)	1.0	H	3	0	0	0	1	0	0	0	0	0	0	9	16	0.00	0.000
53 Dan Meyer, L ERA: 1.95	(8, 1)	0.2	H	3	0	0	0	0	1	0	0	0	0	0	3	7	0.00	1.500
48 Brendan Donnelly, R ERA:	(8, 1)	0.1	H	1	0	0	0	0	0	0	0	0	0	0	1	1	0.00	0.000
46 Juan Carlos Oviedo, R ERA: 3.51	(9, 1)	1.0	S	4	0	0	0	1	0	0	0	0	0	0	14	18	0.00	0.000

PITCHER	IP	WLS	BF	H	R	ER	SO	BB	IBB	HBP	BLK	WP	HR	S	P	ERA	WHIP

Florida Marlins @ San Diego Padres

PETCO Park, San Diego, CA

Tue Jul 21 2009, 10:05 PM EDT

Att. 20,311 - Clear - 74 F

TOP

livebaseballscorecards.com

Batter	1	2	3	4	5	6	7	8	9	AB	R	H	RBI	BB	SO	LOB
8 Chris Coghlan, L (1, 7) OBP: 0.339, SLG: 0.343 25 Brett Carroll, R (9, PH) OBP: 0.311, SLG: 0.458 (9, 9)	C FF 90 X FF 90 0-1 F7		F FF 88 B CH 89 C CH 86 X CH 88 1-2 1 S 3 1B 1B	B SL 83 B FF 91 C FF 90 F SL 82 F FF 92 B FF 92 X SL 83 3-2 F8		B SL 79 B CH 88 X CH 85 2-0 2-3 1B			B SL 86 S SL 86 C SI 93 C SI 94 1-3 K	4 1	1 0	2 0	0 0	0 0	0 1	2 0
1 Emilio Bonifácio, S (1, 5) OBP: 0.300, SLG: 0.319	C FF 91 X FF 91 0-1 G6-3		S FF 90 L CH 85 B FF 91 F FF 91 F SL 80 X SL 82 1-2 G6-3 1-2		S CH 84 X CH 85 0-1 3 1B 27 SF7 1B	C FF 91 X FF 90 0-1 F8			X CH 87 0-0 2 1B 1B	5	1	2	0	0	0	3
2 Hanley Ramirez, R (1, 6) OBP: 0.410, SLG: 0.562	X FF 91 0-0 1B		C FF 92 B FF 92 X CH 84 1-1 P3		B FF 89 1 SAFE S SL 80 P PO 84 C FF 90 1 SAFE 1 SAFE F FF 91 1 SAFE 2-2 X FF 90 F8		S SL 83 C FF 92 F FF 93 B FF 93 B FF 92 X FS 87 2-2 3 G5-4-3 1B		X SI 93 0-0 1-2 1B	5	0	3	0	0	0	2
3 Jorge Cantu, R (1, 3) OBP: 0.331, SLG: 0.444	C F FF 92 X FF 91 0-2 G4-3		C SL 82 X FF 92 0-1 2-H 1B		P PO 84 B SL 80 B CH 84 C FF 90 1 SAFE 1 SAFE F CH 84 1 SAFE F SL 82 3-2 X CH 85 12 FC6-4 1-3 1B		B FF 91 X SL 82 1-0 G5-4-3 1-2f		B SL 84 B SL 84 C SI 92 B SI 92 X SL 83 3-1 F7	5	0	2	1	0	0	4
27 Jeremy Hermida, L (1, 9) OBP: 0.339, SLG: 0.384 (9, 7)		B FF 90 B FF 89 C FF 89 X CH 86 2-1 G3	B FF 90 T CH 85 F CH 87 F FF 88 X SL 81 1-2 F9		X SI 90 0-0 SF7 3-H		B FS 86 B FS 87 F FF 93 X FF 93 2-1 F9			3	0	0	1	0	0	1
12 Cody Ross, R (1, 8) OBP: 0.329, SLG: 0.477		C B FF 92 B F SL 82 X FF 91 2-2 G6-3		F SL 81 F SL 81 F SL 82 F FF 91 C FF 91 0-3 K	C SL 79 X SL 78 0-1 FC6-4 1-2f			C SL 82 B FF 91 X SL 82 1-1 G6-3		4	0	0	0	0	1	1
6 Dan Uggla, R (1, 4) OBP: 0.341, SLG: 0.423		B SL 82 B SL 81 T FF 91 F FF 92 B FF 88 B SL 84 4-2 21 2B BB	B SL 82 C SL 80 X FF 90 1-1 41 SH1-4 2B			F FF 90 B SL 78 S CH 81 S FF 91 1-3 K		C SI 92 B SL 85 B SL 84 B SL 85 X SI 91 3-1 F7		3	1	1	0	1	1	0
21 John Baker, L (1, 2) OBP: 0.335, SLG: 0.422		C FF 89 X SI 91 0-1 1-H 2B	B FF 91 B CH 85 B CH 86 B CH 84 4-0 41 SH1-4 BB			C SL 78 C FF 90 B FF 92 X FF 90 1-2 8 1B 41 SH1 1B		C FF 91 S CH 84 B FF 92 B FF 92 S SL 86 2-3 K		3	0	2	1	1	1	0
41 Chris Volstad, R (1, 1) OBP: 0.114, SLG: 0.088 53 Dan Meyer, R (8, 1) 52 Luis Ayala, R (8, 1) 7 Ross Gload, L (9, PH) OBP: 0.350, SLG: 0.414 46 Juan Carlos Oviedo, R (9, 1)		F FF 92 F SL 82 T FF 93 0-2 K	C FF 92 X FF 92 0-1 SH1-4 1-2 2-3		L FF 88 L SL 78 X CH 84 0-2 SH1 1-2			C FF 86 C SL 77 B FF 87 S SL 78 1-3 K	1 0 0 1 0	0 0 0 0 0	0 0 0 0 0	0 0 0 0 0	0 0 0 1 0	1 0 0 0 0	1 0 0 0 0
Inning Stats	R: 0 E: 0 K: 0 S: 8 H: 1 LOB: 1 BB: 0 P: 8	R: 1 E: 0 K: 1 S: 12 H: 1 LOB: 1 BB: 1 P: 20	R: 1 E: 0 K: 0 S: 16 H: 2 LOB: 1 BB: 0 P: 20	R: 0 E: 0 K: 1 S: 13 H: 1 LOB: 2 BB: 1 P: 21	R: 1 E: 0 K: 0 S: 15 H: 2 LOB: 1 BB: 0 P: 18	R: 0 E: 0 K: 1 S: 12 H: 2 LOB: 2 BB: 0 P: 16	R: 0 E: 0 K: 0 S: 7 H: 1 LOB: 0 BB: 0 P: 12	R: 0 E: 0 K: 1 S: 7 H: 0 LOB: 0 BB: 0 P: 13	R: 0 E: 0 K: 2 S: 10 H: 2 LOB: 2 BB: 0 P: 15	1B: 10 2B: 2 3B: 0 HR: 0 SF: 1 SAC: 2 DP: 1 HBP: 0						

AB	35
R	3
H	12
RBI	3
BB	2
SO	6
LOB	14

WP: 0 PA: 40
PB: 0
SB: 1
CS: 0

PITCHER		IP	WLS	BF	H	R	ER	SO	BB	IBB	HBP	BLK	WP	HR	S	P	ERA	WHIP
49 Chad Gaudin, R ERA: 4.82	(1, 1)	6.0	L	29	9	3	3	3	2	0	0	0	0	0	76	103	4.50	1.833
45 Edward Mujica, R ERA: 2.64	(7, 1)	1.0		3	1	0	0	0	0	0	0	0	0	0	7	12	0.00	1.000
56 Mike Ekstrom, R ERA: 4.5	(8, 1)	1.0		3	0	0	0	1	0	0	0	0	0	0	7	13	0.00	0.000
54 Joe Thatcher, L ERA: 4.5	(9, 1)	0.1		1	0	0	0	1	0	0	0	0	0	0	3	4	0.00	0.000
40 Greg Burke, R ERA: 3.95	(9, 1)	0.2		4	2	0	0	1	0	0	0	0	0	0	7	11	0.00	3.000

PITCHER	IP	WLS	BF	H	R	ER	SO	BB	IBB	HBP	BLK	WP	HR	S	P	ERA	WHIP

Florida Marlins @ San Diego Padres

PETCO Park, San Diego, CA

Tue Jul 21 2009, 10:05 PM EDT

Att. 20,311 - Clear - 74 F

livebaseballscorecards.com

BOTTOM

Batter	1	2	3	4	5	6	7	8	9	AB	R	H	RBI	BB	SO	LOB
1 Everth Cabrera, S (1, 6) OBP: 0.316, SLG: 0.322	C SI 93 B CH 84 B SI 92 B FF 92 B SI 93 4-1 18 G3 23 1B BB		B SI 92 B CU 76 X FF 93 2-0 ① G3		X SI 93 0-0 ② L9		B CH 84 B SI 93 X SI 92 2-0 ③ G4-3		B CH 84 C FF 94 C CH 85 X CH 87 1-2 ③ G1-3 1-2	4	1	0	0	1	0	1
18 Tony Gwynn Jr., L (1, 8) OBP: 0.363, SLG: 0.376	B SI 93 1 SAFE X FF 92 1-0 ① G3 1-2		C SI 92 B CU 80 F CH 84 B FF 93 X CH 84 2-2 23 L1-6-3 1B		B FF 91 C CU 78 B CU 78 B CH 83 C SI 93 F SI 92 B SI 93 4-2 BB			B FF 88 C FF 89 B FF 91 X FF 90 2-1 ① F7		3	0	1	0	1	0	1
23 Adrián González, L (1, 3) OBP: 0.389, SLG: 0.523	B FF 93 B SI 93 X CH 85 2-0 5 G4-6-3 2-H 1B		B FF 93 1 SAFE 1 SAFE X CH 84 1-0 ② L1-6-3 1-2		X SI 93 0-0 ③ G4-3			C SL 86 B CH 80 C FF 92 F SL 87 B CH 79 S FF 91 2-3 ② K		4	0	1	1	0	1	2
5 Kevin Kouzmanoff, R (1, 5) OBP: 0.283, SLG: 0.411	B SI 93 X SI 93 1-0 ②③ G4-6-3 1-2f		B SI 92 B SI 93 D CH 85 B SI 93 4-0 BB			B CU 79 X FF 90 1-0 ① G5-3		C SL 86 B SI 91 S SL 88 F FF 92 B FF 87 X SL 85 2-2 1B		3	0	1	0	1	0	1
7 Chase Headley, S (1, 7) OBP: 0.315, SLG: 0.376		B FF 93 C CU 79 C CH 84 B SI 94 B CU 82 B SI 93 4-2 15 1B BB	F CH 85 B FF 92 B CH 84 X CH 85 2-1 ③ G4-3			B CU 79 X CH 83 1-0 1B		F SI 92 C SI 92 F FF 92 C FF 92 0-3 ③ K		3	0	1	0	1	1	3
8 Kyle Blanks, R (1, 9) OBP: 0.286, SLG: 0.296		S SI 92 S SI 94 1 SAFE B SI 93 S SI 92 1-3 ① K	C SI 93 C CU 79 S SI 92 0-3 ① K		X SI 91 0-0 ② F7				X FF 95 0-0 HR	4	1	1	1	0	2	2
30 Eliezer Alfonzo, R (1, 2) OBP: 0.234, SLG: 0.297 14 Oscar Salazar, R (9, PH) OBP: 0.429, SLG: 0.576		1 SAFE B SI 92 1 SAFE 1 SAFE F SI 92 1 SAFE B FF 92 F SI 92 X FF 91 2-2 ② P6	B CU 79 F FF 93 S CU 79 B FF 91 X FF 93 2-2 ② F9		B SI 91 B SI 90 B FF 92 C FF 92 F FF 91 X CU 80 3-2 ③ G5-3				B CH 85 C FF 94 X CH 85 1-1 ① F7	3 1	0 0	0 0	0 0	0 0	0 0	2 0
15 Luis Antonio Rodriguez, S (3, 4) OBP: 0.325, SLG: 0.266		B SI 92 F FF 92 X SI 93 1-1 1-3 1B	S CH 83 C CH 84 F SI 93 B CU 80 X CH 84 1-2 ③ F8				C CH 83 F FF 92 X CU 80 0-2 ① G3		S CH 86 X CH 86 0-1 ② G4-3	4	0	1	0	0	0	0
49 Chad Gaudin, R (1, 1) OBP: 0.077, SLG: 0.040 45 Edward Mujica, R (7, 1) OBP: 1.000, SLG: 1.000 11 Drew Macias, L (7, PH) OBP: 0.379, SLG: 0.522 56 Mike Ekstrom, R (8, 1) 54 Joe Thatcher, L (9, 1) 40 Greg Burke, R (9, 1) 25 Will Venable, L (9, PH) OBP: 0.307, SLG: 0.329		C SI 92 B SI 93 F SI 92 X CU 80 1-2 ③ G4-3			B FF 91 C SI 91 X SI 90 1-1 ① G6-3		B CU 78 B SI 91 C SI 92 X CH 84 2-1 ② G4-3		S CH 86 X CH 86 0-1 1 S 1B	2 0 1 0 0 0 0 1	0 0 0 0 0 0 0 0	0 0 0 0 0 0 0 1	0 0 0 0 0 0 0 0	0 0 0 0 0 0 0 0	0 0 0 0 0 0 0 0	2 0 0 0 0 0 0 0
Inning Stats	R: 1 E: 0 K: 0 S: 4 H: 1 LOB: 0 BB: 1 P: 12	R: 0 E: 0 K: 1 S: 13 H: 1 LOB: 2 BB: 1 P: 22	R: 0 E: 0 K: 0 S: 7 H: 1 LOB: 2 BB: 1 P: 18	R: 0 E: 0 K: 1 S: 10 H: 0 LOB: 0 BB: 0 P: 13	R: 0 E: 0 K: 0 S: 7 H: 0 LOB: 1 BB: 1 P: 12	R: 0 E: 0 K: 0 S: 6 H: 1 LOB: 1 BB: 0 P: 11	R: 0 E: 0 K: 0 S: 6 H: 0 LOB: 0 BB: 0 P: 10	R: 0 E: 0 K: 2 S: 14 H: 1 LOB: 1 BB: 0 P: 20	R: 1 E: 0 K: 0 S: 10 H: 2 LOB: 1 BB: 0 P: 12	1B: 6 2B: 0 3B: 0 HR: 1	SF: 0 SAC: 0 DP: 1 HBP: 0		WP: 0 PB: 0 SB: 1 CS: 0	PA: 37		

	AB	R	H	RBI	BB	SO	LOB
AB	33						
R	2						
H	7						
RBI	2						
BB	4						
SO	4						
LOB	14						

PITCHER		IP	WLS	BF	H	R	ER	SO	BB	IBB	HBP	BLK	WP	HR	S	P	ERA	WHIP
41 Chris Volstad, R ERA: 4.34	(1, 1)	7.0	W	28	4	1	1	2	4	0	0	0	0	0	53	98	1.29	1.143
53 Dan Meyer, L ERA: 1.91	(8, 1)	0.2	H	2	0	0	0	1	0	0	0	0	0	0	6	10	0.00	0.000
52 Luis Ayala, R ERA: 3.86	(8, 1)	0.1	H	2	1	0	0	1	0	0	0	0	0	0	8	10	0.00	3.000
46 Juan Carlos Oviedo, R ERA: 3.64	(9, 1)	1.0	S	5	2	1	1	0	0	0	0	0	0	1	10	12	9.00	2.000

PITCHER	IP	WLS	BF	H	R	ER	SO	BB	IBB	HBP	BLK	WP	HR	S	P	ERA	WHIP

Batter	1	2	3	4	5	6	7	8	9	AB	R	H	RBI	BB	SO	LOB
8 Chris Coghlan, L (1, 7) OBP: 0.340, SLG: 0.357	B SI 85 B SI 86 C FF 84 B FF 85 X SI 85 3-1 L9		X SI 85 0-0 1B		C FF 86 F SL 82 B SI 88 D SL 83 F FF 88 S CH 78 2-3 K			C CU 80 C SI 92 F FF 93 X SL 88 0-2 E4 27 FC6 1 SH3-4 27 E	X FF 92 0-0 1-H HR	5	2	2	2	0	1	2
1 Emilio Bonifácio, S (1, 5) OBP: 0.297, SLG: 0.316	X SI 86 0-0 F8		P PO 76 X SI 85 1-0 G1-3			C CH 73 X CH 74 0-1 L1		X SI 91 0-0 SH3-4 1-2	C FF 94 F CU 80 F CH 83 F CU 82 F FF 94 C FF 94 0-3 K	4	0	0	0	0	1	1
2 Hanley Ramirez, R (1, 6) OBP: 0.411, SLG: 0.563	C SI 88 C FF 87 X FF 88 0-2 G4-3			C SL 80 B FF 87 X FF 87 1-1 F9		F CH 75 F FF 86 B FF 87 X SI 88 1-2 27 F9 6 1B 2B		I IN 73 I IN 71 I IN 73 I IN 73 4-0 27 E IBB		3	1	1	0	1	0	0
27 Jeremy Hermida, L (1, 9) OBP: 0.338, SLG: 0.392 25 Brett Carroll, R (8, 9) OBP: 0.311, SLG: 0.458		C SI 85 S SL 80 B FF 85 X SL 80 1-2 HR		X SI 86 0-0 G4-3		C CH 76 X SI 86 0-1 F9 2-3		C SL 88 X SI 91 0-1 FC6 1-3 2-H		4 0	1 0	1 0	1 0	0 0	0 0	2 0
6 Dan Uggla, R (1, 4) OBP: 0.343, SLG: 0.424		C FF 87 B FF 87 S CH 74 F CH 76 B FF 88 B FF 87 X CH 75 3-2 12 G6-4-3 1B		B SI 88 B FF 87 S CH 74 B SI 88 F SI 88 X SI 87 3-2 F9		C SL 83 D SL 81 B FF 88 B CH 77 C FF 87 X FF 88 3-2 3-H 1B		B SL 87 F FF 91 S SL 88 T FF 92 1-2 K		4	0	2	1	0	1	2
7 Ross Gload, L (1, 3) OBP: 0.347, SLG: 0.405		S SL 78 B SI 86 S CH 75 S CH 76 1-3 K			B CH 73 B SL 78 B CH 72 B SI 83 4-0 47 SH2-4 21 1B BB	B SL 79 B CH 74 S CH 73 1 SAFE F SI 84 S FF 87 2-3 K		X SL 88 0-0 P6		3	0	0	0	1	2	4
12 Cody Ross, R (1, 8) OBP: 0.325, SLG: 0.471		C FF 87 B SI 86 F CH 77 B SI 89 1 SAFE F SI 86 X FF 88 2-2 G6-4-3 1-2f			B FF 85 C SL 78 C FF 87 S CH 76 1-3 K		B SI 95 B SI 95 C FF 95 B SL 89 F FF 94 X FF 94 3-2 G6-3		B FF 92 F FF 92 B CU 84 F CU 81 B FF 93 F FF 92 S FF 92 3-3 K	4	0	0	0	0	2	2
21 John Baker, L (1, 2) OBP: 0.337, SLG: 0.423			X SI 84 0-0 G1-3		B SI 85 B CH 74 X CH 74 2-0 47 SH2-4 1-2 1B		C SI 95 F CH 88 F SI 95 X SL 90 0-2 G3		B CU 80 C CU 80 F FF 93 F FF 94 B FF 95 X CU 81 2-2 8 HR 1B	4	1	2	0	0	0	0
47 Ricky Nolasco, R (1, 1) OBP: 0.200, SLG: 0.167 48 Brendan Donnelly, R (7, 1) 37 Renyel Pinto, L (8, 1) 18 Wes Helms, R (9, PH) OBP: 0.296, SLG: 0.309 40 Kiko Calero, R (9, 1)			B SI 84 C FF 86 B FF 86 X SI 86 2-1 G6-3		B SL 78 X FF 84 1-0 SH2-4 1-2 2-3		C SI 95 S FF 95 F FF 97 F SL 88 F SL 88 F FF 95 F CH 87 B FF 95 S SL 89 1-3 K		C FF 92 D CU 84 F FF 93 B FF 93 B CU 82 1 SAFE F FF 92 F FF 92 C CU 80 3-3 K	2 0 0 1 0	0 0 0 0 0	0 0 0 0 0	0 0 0 0 0	1 0 0 1 0	0 0 0 1 0	0 0 0 1 0
Inning Stats	R: 0 E: 0 K: 0 S: 6 H: 0 LOB: 0 BB: 0 P: 9	R: 1 E: 0 K: 1 S: 14 H: 2 LOB: 0 BB: 0 P: 21	R: 0 E: 0 K: 0 S: 6 H: 1 LOB: 1 BB: 0 P: 8	R: 0 E: 0 K: 0 S: 6 H: 0 LOB: 0 BB: 0 P: 10	R: 0 E: 0 K: 2 S: 9 H: 1 LOB: 2 BB: 1 P: 19	R: 1 E: 0 K: 1 S: 13 H: 2 LOB: 1 BB: 0 P: 19	R: 0 E: 0 K: 1 S: 15 H: 0 LOB: 0 BB: 0 P: 19	R: 1 E: 2 K: 1 S: 11 H: 0 LOB: 2 BB: 1 P: 16	R: 2 E: 0 K: 3 S: 20 H: 2 LOB: 0 BB: 0 P: 28	1B: 5 2B: 1 3B: 0 HR: 2	SF: 0 SAC: 2 DP: 1 HBP: 0	WP: 0 PB: 0 SB: 0 CS: 0	PA: 38				

PITCHER		IP	WLS	BF	H	R	ER	SO	BB	IBB	HBP	BLK	WP	HR	S	P	ERA	WHIP
52 Josh Geer, R ERA: 5.84	(1, 1)	6.0	L	24	6	2	2	4	1	0	0	0	0	1	54	86	3.00	1.167
59 Luis Perdomo, R ERA: 3.48	(7, 1)	1.0		3	0	0	0	1	0	0	0	0	0	0	15	19	0.00	0.000
37 Mike Adams, R ERA: 1.2	(8, 1)	1.0		6	0	1	0	1	0	1	0	0	0	0	11	16	0.00	0.000
21 Heath Bell, R ERA: 2.06	(9, 1)	1.0		5	2	2	2	3	0	0	0	0	0	1	20	28	18.00	2.000

PITCHER	IP	WLS	BF	H	R	ER	SO	BB	IBB	HBP	BLK	WP	HR	S	P	ERA	WHIP

TOP

Florida Marlins @ San Diego Padres

PETCO Park, San Diego, CA

Wed Jul 22 2009, 3:35 PM EDT

Att. 16,450 - Sunny - 79 F

livebaseballscorecards.com

AB	34
R	5
H	8
RBI	4
BB	2
SO	9
LOB	14

Batter	1	2	3	4	5	6	7	8	9	AB	R	H	RBI	BB	SO	LOB
1 Everth Cabrera, S (1, 6) OBP: 0.307, SLG: 0.311	B SI 90 B FF 91 C FF 91 C SL 84 2-3 ① K		X SI 92 0-0 ② G4-3			C CU 74 S SL 87 F FF 94 X SL 86 0-2 ② G4-3		F FS 88 F FF 91 B CH 84 F FS 88 F CH 82 F FF 92 X CH 84 1-2 ①② G3-6 1-2f		4	0	0	0	0	1	1
25 Will Venable, L (1, 9) OBP: 0.304, SLG: 0.317	C SI 91 C CU 76 F FF 93 B SL 84 S SL 84 1-3 ② K		C FF 93 S FS 85 B FF 95 F CU 78 F FF 96 S SL 86 1-3 ③ K			S CU 74 T CU 78 S SL 85 0-3 ③ K		C FF 92 B SL 82 C FF 91 B CH 82 F CH 81 B CH 83 F FF 91 B FF 91 4-2 BB		3	0	0	0	1	3	0
23 Adrián González, L (1, 3) OBP: 0.390, SLG: 0.520	B SI 91 B FF 93 B SI 91 B FF 92 4-0 BB			B CU 74 C CU 74 X SL 84 1-1 ① F9			B SL 83 B FF 92 C FF 92 B FF 92 B FF 92 4-1 8 BB 11 1B BB	F FF 92 X FF 91 1-0 ③ P6		2	0	0	0	2	0	1
5 Kevin Kouzmanoff, R (1, 5) OBP: 0.280, SLG: 0.406	B FF 93 C SL 84 B FF 93 S FF 94 B FF 94 S FF 94 3-3 ③ K			F FS 86 C CU 76 S SL 87 0-3 ② K			B CU 76 S SL 83 S SL 86 S SL 88 1-3 ① K		B CU 73 B CU 75 C FF 86 C SL 78 S SL 81 2-3 ① K	4	0	0	0	0	4	2
11 Drew Macias, L (1, 8) OBP: 0.364, SLG: 0.481		B SI 90 B FF 92 F FF 91 C SL 85 B SL 85 F FF 92 F SL 84 S FF 92 3-3 ① K	C FF 93 X CU 78 0-1 ③ G6-3				B SI 92 X SI 91 1-0 8 BB 1-2 1B	C FF 88 X SL 78 0-1 ② G3-1		4	0	1	0	0	1	0
8 Kyle Blanks, R (1, 7) OBP: 0.313, SLG: 0.304		C FF 94 X SL 87 0-1 1B			B FF 93 C SL 84 C CU 76 F FF 94 X CU 77 1-2 ① F8		B FF 94 B FF 94 C SL 87 B SL 85 B FF 95 4-1 1-2 2-3 BB	C SL 79 F SL 81 B SL 80 B FF 89 B SL 81 B SL 80 4-2 15 DI BB		2	0	1	0	2	0	0
15 Luis Antonio Rodriguez, S (1, 4) OBP: 0.318, SLG: 0.259		F FF 92 X FF 92 0-1 ② F8			F SI 90 X FF 94 0-1 ② P6		B FF 89 X FS 88 1-0 ② F6		B FF 88 F FF 89 B FF 87 B SL 79 C FF 88 F FF 88 X FF 89 3-2 ③ P5 1-2	4	0	0	0	0	0	5
30 Eliezer Alfonzo, R (1, 2) OBP: 0.228, SLG: 0.289 7 Chase Headley, S (7, PH) OBP: 0.314, SLG: 0.375 37 Mike Adams, R (8, 1) 21 Heath Bell, R (9, 1)		B FF 94 S FF 93 1 SAFE B FF 94 S SL 87 1 SAFE F FF 94 B SL 87 S SL 86 3-3 ③ K			B SL 86 F FF 94 B CU 76 F SL 86 F FF 95 S SL 87 2-3 ③ K		F FF 90 B CH 84 F FF 89 B FF 93 B FF 93 C FS 88 3-3 ③ K			2 1 0 0	0 0 0 0	0 0 0 0	0 0 0 0	2 1 0 0	1 3 0 0
52 Josh Geer, R (1, 1) OBP: 0.240, SLG: 0.217 18 Tony Gwynn Jr., L (6, PH) OBP: 0.362, SLG: 0.374 59 Luis Perdomo, R (7, 1) 26 Jose Lobaton, S (8, 2) OBP: 0.154, SLG: 0.154			B FF 92 C FF 92 X SL 86 1-1 ① G6-3			C SI 89 C SL 86 B FF 93 X SL 85 1-2 ① G3		B FS 88 C FS 88 X CH 84 1-1 1 G3-6 1B		1 1 0 1	0 0 0 0	0 0 0 1	0 0 0 0	0 0 0 0	0 0 0 0	0 0 0 0
Inning Stats	R: 0 E: 0 K: 3 S: 10 H: 0 LOB: 1 BB: 1 P: 20	R: 0 E: 0 K: 2 S: 13 H: 1 LOB: 1 BB: 0 P: 19	R: 0 E: 0 K: 1 S: 8 H: 0 LOB: 0 BB: 0 P: 10	R: 0 E: 0 K: 1 S: 7 H: 0 LOB: 0 BB: 0 P: 8	R: 0 E: 0 K: 1 S: 10 H: 0 LOB: 0 BB: 0 P: 13	R: 0 E: 0 K: 1 S: 10 H: 0 LOB: 0 BB: 0 P: 11	R: 0 E: 0 K: 2 S: 10 H: 1 LOB: 3 BB: 2 P: 24	R: 0 E: 0 K: 0 S: 13 H: 1 LOB: 1 BB: 1 P: 20	R: 0 E: 0 K: 1 S: 11 H: 0 LOB: 1 BB: 1 P: 20	1B: 3 2B: 0 3B: 0 HR: 0	SF: 0 SAC: 0 DP: 1 HBP: 0			WP: 0 PB: 0 SB: 0 CS: 0	PA: 34		

PITCHER		IP	WLS	BF	H	R	ER	SO	BB	IBB	HBP	BLK	WP	HR	S	P	ERA	WHIP
47 Ricky Nolasco, R ERA: 5.42	(1, 1)	6.1	W	24	2	0	0	10	3	0	0	0	0	0	64	97	0.00	0.789
48 Brendan Donnelly, R ERA:	(7, 1)	1.1	H	4	1	0	0	1	0	0	0	0	0	0	12	18	0.00	0.750
37 Renyel Pinto, L ERA: 2.65	(8, 1)	0.1	H	2	0	0	0	0	1	0	0	0	0	0	5	10	0.00	3.000
40 Kiko Calero, R ERA: 1.77	(9, 1)	1.0		4	0	0	0	1	1	0	0	0	0	0	11	20	0.00	1.000

PITCHER	IP	WLS	BF	H	R	ER	SO	BB	IBB	HBP	BLK	WP	HR	S	P	ERA	WHIP

BOTTOM

Florida Marlins @ San Diego Padres

PETCO Park, San Diego, CA

Wed Jul 22 2009, 3:35 PM EDT

Att. 16,450 - Sunny - 79 F

livebaseballscorecards.com

AB	29
R	0
H	3
RBI	0
BB	5
SO	12
LOB	13

San Diego Padres @ Philadelphia Phillies

Citizens Bank Park, Philadelphia, PA

Thu Jul 23 2009, 7:05 PM EDT

Att. 45,242 - Cloudy - 70 F

livebaseballscorecards.com

TOP

Batter	1	2	3	4	5	6	7	8	9	AB	R	H	RBI	BB	SO	LOB
18 Tony Gwynn Jr., L (1, 8) OBP: 0.359, SLG: 0.376	C FF 92 B FF 91 B FF 91 S FF 93 X FF 93 2-2 ① G5-3		B FF 90 C FF 90 S CH 82 X FF 92 1-2 ③ F8		C CH 78 B FF 86 X FF 89 1-1 ③ G3			B FF 90 B CH 82 C SI 90 F FF 89 X SL 83 2-2 1 1B 2B		4	1	1	0	0	0	0
1 Everth Cabrera, S (1, 6) OBP: 0.312, SLG: 0.312	C FF 89 S FF 93 B FF 92 F FF 92 F CU 78 S CH 81 1-3 ② K2-3			B FF 90 S CH 79 F FF 91 B FF 92 B CH 81 F FF 92 C FF 92 3-3 ① K		B FF 87 B FF 87 F FF 87 F FF 89 B FF 91 B FF 91 4-2 5 G6-4-3 BB		C FF 90 B SL 80 F CH 82 X CH 85 1-2 5 FC5-4-5 23 S 2-H 1B		3	0	1	1	1	2	0
23 Adrián González, L (1, 3) OBP: 0.391, SLG: 0.517	B FF 90 F FF 90 F FF 90 B FF 92 B FF 93 S CH 82 3-3 ③ K			C B CU 76 F FF 89 B FF 91 B FF 92 B 4-2 7 2B BB		C FF 89 F CH 80 B FF 89 S FF 90 1-3 ① K		D SL 81 D FF 88 B FF 89 B SI 89 4-0 5 FC5-4-5 1-2 BB		2	1	0	0	2	2	1
5 Kevin Kouzmanoff, R (1, 5) OBP: 0.277, SLG: 0.402		B FF 87 X CH 79 1-0 ① G1-3		B FF 89 B FF 91 F FF 90 B FF 90 X FF 89 3-1 ② L7		B CH 80 S CH 80 X FF 90 1-1 ② ③ G6-4-3 1-2f		X SI 92 0-0 ② ③ FC5-4-5 1-2 2-3		4	0	0	0	0	0	4
7 Chase Headley, S (1, 7) OBP: 0.313, SLG: 0.377		B FF 88 B FF 88 S CH 80 S FF 90 S FF 92 2-3 ② K		B FF 90 B CH 81 F FF 90 B FF 91 S CH 81 X FF 91 3-2 8 HR 1-H 2B			C FF 86 X FF 88 0-1 ① F8		B SI 92 X SI 90 1-0 ① F7	4	1	1	1	0	1	0
8 Kyle Blanks, R (1, 9) OBP: 0.324, SLG: 0.367		C CH 80 B FF 91 C CU 76 B CH 81 X CU 76 2-2 14 FC4-6 1B		B FF 90 B C CH 80 X FF 90 2-1 2-H HR			F FF 86 C FF 86 B CH 80 S CH 80 1-3 ② K		C SL 84 S FF 93 S SL 80 0-3 ② K2-3	4	1	2	2	0	2	0
14 Oscar Salazar, R (1, 4) OBP: 0.421, SLG: 0.583 54 Joe Thatcher, L (7, 1) 11 Drew Macias, L (9, PH) OBP: 0.353, SLG: 0.464		S CH 80 S CH 80 B FF 90 X CH 81 1-2 ③ FC4-6 1-2f		B FF 91 F FF 91 C FF 92 F FF 92 X FF 94 1-2 ③ F8			C FF 87 F CH 79 B FF 91 X CH 80 1-2 2B		B FF 93 B SL 89 F SI 92 C SL 86 B SI 94 F SI 93 X CU 80 3-2 ③ G3	3 0 1	0 0 0	1 0 0	0 0 0	0 0 0	0 0 0	1 0 0
30 Eliezer Alfonzo, R (1, 2) OBP: 0.220, SLG: 0.278			B FF 88 S CH 79 X CH 80 1-1 ① L7		B FF 87 C FF 86 B FF 87 X CH 79 2-1 ① F7		B FF 89 D CH 80 C FF 89 F FF 90 X FF 92 2-2 ③ G5-3			3	0	0	0	0	0	1
29 Kevin Correia, R (1, 1) OBP: 0.214, SLG: 0.222 56 Mike Ekstrom, R (4, 1) 45 Edward Mujica, R (7, 1) OBP: 1.000, SLG: 1.000 15 Luis Antonio Rodriguez, S (3, 4) OBP: 0.316, SLG: 0.257			X FF 89 0-0 ② G5-3		C FF 85 B FF 86 F FF 86 B CU 74 X FF 90 2-2 ② G6-3			C FF 91 F SL 83 X FF 90 0-2 ① P6		1 1 0 1	0 0 0 0	0 0 0 0	0 0 0 0	0 0 0 0	0 0 0 0	0 0 0 0
Inning Stats	R: 0 E: 0 K: 2 S: 11 H: 0 LOB: 0 BB: 0 P: 17	R: 0 E: 0 K: 1 S: 10 H: 1 LOB: 1 BB: 0 P: 16	R: 0 E: 0 K: 0 S: 6 H: 0 LOB: 0 BB: 0 P: 8	R: 3 E: 0 K: 1 S: 17 H: 2 LOB: 0 BB: 1 P: 33	R: 0 E: 0 K: 0 S: 7 H: 0 LOB: 0 BB: 0 P: 12	R: 0 E: 0 K: 1 S: 7 H: 0 LOB: 0 BB: 1 P: 13	R: 0 E: 0 K: 1 S: 11 H: 1 LOB: 1 BB: 0 P: 15	R: 1 E: 0 K: 0 S: 10 H: 2 LOB: 1 BB: 1 P: 17	R: 0 E: 0 K: 1 S: 8 H: 0 LOB: 0 BB: 0 P: 12	1B: 2 2B: 3 3B: 0 HR: 1	SF: 0 SAC: 0 DP: 2 HBP: 0					

	AB	31
	R	4
	H	6
	RBI	4
	BB	3
	SO	7
	LOB	7

WP: 0 PB: 0 SB: 1 CS: 0 PA: 34

PITCHER		IP	WLS	BF	H	R	ER	SO	BB	IBB	HBP	BLK	WP	HR	S	P	ERA	WHIP
35 Cole Hamels, L ERA: 4.66	(1, 1)	7.0	W	26	4	3	3	6	2	0	0	0	0	1	69	114	3.86	0.857
48 Drew Carpenter, R ERA: 11.57	(8, 1)	0.1		4	2	1	1	0	1	0	0	0	0	0	9	16	27.00	9.000
61 Chan Ho Park, R ERA: 5.07	(8, 1)	1.2		4	0	0	0	1	0	0	0	0	0	0	9	13	0.00	0.000

PITCHER		IP	WLS	BF	H	R	ER	SO	BB	IBB	HBP	BLK	WP	HR	S	P	ERA	WHIP

Batter	1	2	3	4	5	6	7	8	9	AB	R	H	RBI	BB	SO	LOB
11 Jimmy Rolls, S (1, 6) OBP: 0.293, SLG: 0.374	X CH 90 0-0 ① P3	C SI 91 B CH 84 B CH 85 X SL 84 2-1 1-H 26 1B 2B		B SI 90 B CH 83 B CH 92 C CH 91 B SI 91 4-1 8 G3 8 S 6 1B BB	C FF 91 F SL 84 F FF 90 F SL 82 B SL 82 C FF 91 1-3 ② K		C FS 86 X SL 81 0-1 26 FC4-6 8 1B 1B			4	2	2	1	1	1	0
8 Shane Victorino, S (1, 8) OBP: 0.378, SLG: 0.455	B CH 90 B CH 92 C CH 92 X CH 91 2-1 26 BB 1B	H FC 91 1-0 26 1B HBP		C CH 84 X CU 74 0-1 ① G3 1-3	B SL 83 B SI 85 C SI 92 X SI 92 2-1 ③ G4-3		1 SAFE C FF 93 F FF 92 X FF 93 0-2 1-2 26 FC4-6 1B			4	0	2	0	0	0	1
26 Chase Utley, L (1, 4) OBP: 0.419, SLG: 0.552	B SI 89 B SI 90 B SI 90 B CH 90 4-0 1-2 BB	C CH 92 X SL 89 0-1 1-2 2-H 1B		B CH 91 B SL 88 F SL 87 B CH 92 F FC 90 D CU 78 4-2 6 1B 29 2B BB		B SI 91 C SI 90 B SL 85 C SL 84 X FF 91 2-2 ① F8	B FF 87 C FF 87 B FF 88 X FF 87 2-1 ② 1-2f 2-3 FC4-6			3	1	1	1	2	0	2
6 Ryan Howard, L (1, 3) OBP: 0.347, SLG: 0.528	X FC 91 0-0 ② F8	B CH 92 B CH 85 S CH 85 B CH 92 F CH 92 S SL 82 3-3 ③ K		C SL 88 F SL 89 B FC 92 X CU 76 1-2 29 2B 1B 1-2 3-H		B SL 84 S SI 91 B FF 91 S CH 84 B FF 92 B SL 84 4-2 28 WP 29 E BB	C SL 76 B SL 77 B FF 87 B SL 76 F FF 87 C FF 88 3-3 ③ K			4	1	1	1	1	2	6
29 Raul Ibanez, L (1, 7) OBP: 0.369, SLG: 0.657	C SI 93 S CU 76 C FC 94 0-3 ③ K	C SI 91 B FC 93 X SI 93 1-1 ① L9		B SL 88 S SL 88 S SI 91 X SL 88 1-2 28 1B 1-H 2-H 2B		C FF 91 B FF 91 X CH 84 1-1 FC3 28 WP 1-2		C FF 86 C SL 77 B FF 87 F SL 78 F FF 88 S FF 88 1-3 ① K		5	1	1	2	0	2	3
28 Jayson Werth, R (1, 9) OBP: 0.381, SLG: 0.515		C FC 91 B CH 93 C SI 93 X CU 77 1-2 7 1B 2B	S SL 87 F CH 93 X FC 93 0-2 7 E 2B	B SI 91 X FF 92 1-0 7 1B 2-H 1B		B SL 85 C SI 92 F SL 86 S SL 85 1-3 ② K 1-2 2-3		C FF 87 C FF 87 B FF 88 F SL 77 C FF 88 1-3 ② K		5	2	3	1	0	2	2
7 Pedro Feliz, R (1, 5) OBP: 0.341, SLG: 0.410		X CH 92 0-0 FC5-4 2-H 1B	B SL 87 X SL 86 1-0 E4 G5-3 2-H 1B	C SL 82 X FF 91 0-1 G6-4-3 1-2 1B		C SL 87 S SL 86 B FF 92 X SL 82 1-2 ③ G5-3		C FF 87 C SL 77 B FF 88 X SL 78 1-2 ③ G6-3		5	0	3	1	0	0	2
Carlos Ruiz, R (1, 2) OBP: 0.329, SLG: 0.388		C SL 86 F CH 92 B SI 92 F SL 84 X SL 83 1-2 ① FC5-4 35 FC2-6 1-2f	B SI 91 B SL 86 C SL 86 C SI 91 X CH 92 2-2 ② G5-3 2-3	B FF 91 F SI 91 B FF 92 X SL 83 2-1 ② ③ G6-4-3 1-2f			B FF 91 C SL 81 X FF 92 1-1 HR			4	1	1	1	0	0	4
35 Cole Hamels, L (1, 1) OBP: 0.161, SLG: 0.200 12 Matt Stairs, L (7, PH) OBP: 0.420, SLG: 0.484 48 Drew Carpenter, R (8, 1) 61 Chan Ho Park, R (8, 1) OBP: 0.313, SLG: 0.385		1 SAFE X SI 90 0-0 ② FC2-6 11 2B 1-2f	B CH 93 B SL 85 C CH 92 C CH 91 X SL 83 2-2 ③ G1-3		C FF 91 B SI 92 S SI 91 B FF 92 B SL 85 S FF 90 3-3 ① K		F FS 86 X FS 87 0-1 ① F7			3 1 0 0	1 0 0 0	0 0 0 0	0 0 0 0	0 0 0 0	1 0 0 0	2 0 0 0
Inning Stats	R: 0 E: 0 K: 1 S: 7 H: 1 LOB: 2 BB: 1 P: 13	R: 3 E: 0 K: 1 S: 16 H: 4 LOB: 2 BB: 0 P: 24	R: 1 E: 1 K: 0 S: 12 H: 2 LOB: 1 BB: 0 P: 18	R: 4 E: 0 K: 0 S: 16 H: 4 LOB: 1 BB: 2 P: 29	R: 0 E: 0 K: 2 S: 10 H: 0 LOB: 0 BB: 0 P: 16	R: 0 E: 1 K: 1 S: 13 H: 0 LOB: 2 BB: 1 P: 22	R: 1 E: 0 K: 1 S: 14 H: 3 LOB: 2 BB: 0 P: 20	R: 0 E: 0 K: 2 S: 12 H: 0 LOB: 0 BB: 0 P: 15		1B: 9 2B: 4 3B: 0 HR: 1 SF: 0 SAC: 0 DP: 1 HBP: 1					

PITCHER		IP	WLS	BF	H	R	ER	SO	BB	IBB	HBP	BLK	WP	HR	S	P	ERA	WHIP
29 Kevin Correia, R ERA: 4.84	(1, 1)	3.1	L	23	9	8	8	2	3	0	1	0	0	0	46	76	21.60	3.600
56 Mike Ekstrom, R ERA: 3.55	(4, 1)	2.2		11	2	0	0	3	1	0	0	0	1	0	28	46	0.00	1.125
45 Edward Mujica, R ERA: 2.81	(7, 1)	0.1		4	3	1	1	0	0	0	0	0	0	1	9	10	27.00	9.000
54 Joe Thatcher, L ERA: 4.12	(7, 1)	1.2		5	0	0	0	3	0	0	0	0	0	0	17	25	0.00	0.000

PITCHER	IP	WLS	BF	H	R	ER	SO	BB	IBB	HBP	BLK	WP	HR	S	P	ERA	WHIP

BOTTOM

San Diego Padres @ Philadelphia Phillies

Citizens Bank Park, Philadelphia, PA

Thu Jul 23 2009, 7:05 PM EDT

Att. 45,242 - Cloudy - 70 F

livebaseballscorecards.com

AB	38
R	9
H	14
RBI	8
BB	4
SO	8
LOB	22

San Diego Padres @ Washington Nationals

Nationals Park, Washington, DC

Fri Jul 24 2009, 7:05 PM EDT

Att. 23,506 - Clear - 86 F

livebaseballscorecards.com

Batter	1	2	3	4	5	6	7	8	9	AB	R	H	RBI	BB	SO	LOB
18 Tony Gwynn Jr., L (1, 8) OBP: 0.360, SLG: 0.377	1 SH, 1 PB, 23 SF8, 1B	G3-1			1 CS, 1B		E1, 1 SH2-4, 5 2B	K		5	2	2	0	0	1	1
1 Everth Cabrera, S (1, 6) OBP: 0.313, SLG: 0.307	SH, 5 S, 7 2B 1-3	F7			23 PO, BB 1-2		SH2-4 1-2		K	2	1	0	0	1	1	0
23 Adrián González, L (1, 3) OBP: 0.391, SLG: 0.515	SF8 3-H	G4-3			PO 1-2	7 1B, 5 1B, 15 1B, 1B	5 2B, IBB		F7	3	1	1	1	1	0	0
5 Kevin Kouzmanoff, R (1, 5) OBP: 0.278, SLG: 0.404	K 1-2	F7				7 1B, 15 1B, 1B 1-2	1-3 2-H, 2B		F8	5	1	2	1	0	1	1
7 Chase Headley, S (1, 7) OBP: 0.315, SLG: 0.381	2-H, 2B			G3		15 1B, 1B 1-2 2-3	P3			4	0	2	1	0	0	2
8 Kyle Blanks, R (1, 9) OBP: 0.320, SLG: 0.349	K			K		K	BB			3	0	0	0	1	3	4
15 Luis Antonio Rodriguez, S (3, 4) OBP: 0.320, SLG: 0.284		G4-3		HR		1-3 2-H 3-H, 1B	F9			4	1	2	3	0	0	3
30 Eliezer Alfonzo, R (1, 2) OBP: 0.221, SLG: 0.289		E7, 2B		F9		P4		L9		4	0	1	0	0	0	2
38 Mat Latos, R (1, 1)		G6-3			K	G4-3		G5-3		3	0	0	0	0	1	3
57 Luke Gregerson, L (6, 1)										0	0	0	0	0	0	0
14 Oscar Salazar, R (8, PH) OBP: 0.410, SLG: 0.568										1	0	0	0	0	0	0
37 Mike Adams, R (8, 1)										0	0	0	0	0	0	0
40 Greg Burke, R (9, 1)										0	0	0	0	0	0	0

TOP	
AB	34
R	6
H	10
RBI	6
BB	3
SO	7
LOB	16

Inning Stats	1	2	3	4	5	6	7	8	9
	R: 2 E: 1 K: 2 S: 13	R: 0 E: 1 K: 0 S: 6	R: 0 E: 0 K: 0 S: 7	R: 1 E: 0 K: 1 S: 12	R: 0 E: 0 K: 1 S: 6	R: 2 E: 0 K: 1 S: 18	R: 1 E: 1 K: 0 S: 11	R: 0 E: 0 K: 1 S: 5	R: 0 E: 0 K: 1 S: 9
	H: 2 LOB: 1 BB: 0 P: 22	H: 1 LOB: 1 BB: 0 P: 7	H: 0 LOB: 0 BB: 0 P: 12	H: 1 LOB: 0 BB: 0 P: 19	H: 1 LOB: 0 BB: 1 P: 14	H: 4 LOB: 2 BB: 0 P: 22	H: 1 LOB: 3 BB: 2 P: 27	H: 0 LOB: 0 BB: 0 P: 8	H: 0 LOB: 0 BB: 0 P: 13

| | | | | | | | | | |

BOTTOM

San Diego Padres @ Washington Nationals
Nationals Park, Washington, DC
Fri Jul 24 2009, 7:05 PM EDT
Att. 23,506 - Clear - 86 F

livebaseballscorecards.com

Batter	1	2	3	4	5	6	7	8	9	AB	R	H	RBI	BB	SO	LOB
22 Willie Harris, L (1, 8) OBP: 0.356, SLG: 0.393	B FF 95 C FF 93 C FF 93 F FF 95 F FF 95 B FF 95 B CH 80 X FF 95 3-2 ① F8		C CH 82 S SL 82 B SL 80 C FF 94 1-3 ③ K			C SL 79 S SL 82 F SL 80 B FF 92 B FF 94 C FF 94 2-3 ① K	C SL 81 C CH 81 H SL 85 1-2 1-2 2-3 HBP			3	0	0	0	0	2	0
15 Cristian Guzman, S (1, 6) OBP: 0.308, SLG: 0.397	C FF 96 X CH 80 0-1 HR			X FF 92 0-0 44 G4-6-3 11 1B 1B		S SL 81 B SL 82 X FF 95 1-1 ② L7	F SL 84 S SL 84 S SL 84 0-3 ③ K			4	1	2	1	0	1	3
11 Ryan Zimmerman, R (1, 5) OBP: 0.345, SLG: 0.469	C FF 95 X FF 95 0-1 ② F8			C SL 80 X FF 93 0-1 1-2 44 G4-6-3 1B		B SL 82 B SL 82 F FF 94 F CH 83 B FF 95 X CH 81 3-2 HR		C FF 92 C FF 93 F FF 94 B FF 93 F SL 88 F CU 81 B SI 92 B CH 83 S SL 88 3-3 ① K		4	1	2	1	0	1	0
44 Adam Dunn, L (1, 7) OBP: 0.402, SLG: 0.543	B SI 96 C FF 96 C FF 96 B CH 81 X FF 95 2-2 ③ P3			C FF 92 X FF 92 0-1 ① ② G4-6-3 1-2f 2-3		C FF 94 B CH 83 B CH 81 B FF 94 F SI 94 F FF 94 F FF 96 B FF 95 4-2 BB		F SI 92 B SL 88 F SL 89 S FF 92 1-3 ② K		3	0	0	0	1	1	2
24 Nick Johnson, L (1, 3) OBP: 0.413, SLG: 0.416		B FF 95 X FF 93 1-0 16 CS 1B		B SL 81 D SL 82 C FF 94 B FF 94 D SL 82 4-1 BB		C SI 90 X SL 82 0-1 ③ P5		B SL 89 C SL 87 C SI 92 F FF 92 S FF 93 1-3 ③ K		3	0	1	0	1	1	1
16 Josh Willingham, R (1, 9) OBP: 0.408, SLG: 0.553		C FF 94 B SL 81 C FF 95 B FF 96 B FF 94 S FF 94 3-3 ① ② K 1-2		C FF 94 B SL 82 B FF 95 B SL 82 X FF 95 3-1 ③ G5-3			C SL 81 X SL 81 0-1 ① L8		B SI 92 F SL 83 C SI 92 B SI 93 F SI 92 X SL 83 2-2 ① G6-3	4	0	0	0	0	1	3
7 Josh Bard, S (1, 2) OBP: 0.335, SLG: 0.366		C FF 95 B SL 83 C SL 81 F FF 96 F FF 94 S SL 82 1-3 ③ K			B SL 81 X FF 93 1-0 ① G3		B SI 91 C SI 91 B SL 84 C SL 82 B CH 81 X SL 83 3-2 22 HBP 25 BB 1B		X SI 92 0-0 ② P4	4	0	1	0	0	1	0
12 Alberto Gonzalez, R (1, 4) OBP: 0.340, SLG: 0.401			B FF 94 X FF 91 1-0 ① P4		C FF 94 B FF 93 S SL 83 X FF 95 1-2 ② G6-3		C SI 92 B SI 92 X CH 80 1-1 ② P4		B SI 92 C SI 92 B SI 93 X SI 91 2-1 ③ G6-3	4	0	0	0	0	0	1
49 Garrett Mock, S (1, 1) 42 Jason Bergmann, R (6, 1) 41 Ron Villone, L (7, 1) 25 Austin Kearns, R (7, PH) OBP: 0.337, SLG: 0.311 17 Sean Burnett, L (8, 1) 26 Logan Kensing, R (9, 1)			C FF 94 F FF 95 B FF 93 F FF 95 B SL 81 C SL 81 2-3 ② K		B FF 95 C FF 95 S CH 81 B SL 84 B FF 95 F FF 92 X FF 94 3-2 ③ G4-3		B SI 91 S SL 82 B FF 92 B SL 83 B SI 90 4-1 1-2 22 HBP BB			2 0 0 0 0 0 0	0 0 0 0 0 0 0	0 0 0 0 1 0 0	0 0 0 0 0 0 0	1 0 0 0 0 0 0	0 0 0 0 0 0 0	0 0 0 0 0 0 0

AB	31
R	2
H	6
RBI	2
BB	3
SO	9
LOB	10

Inning Stats	1	2	3	4	5	6	7	8	9
	R: 1 E: 0 K: 0 S: 12	H: 1 LOB: 0 BB: 0 P: 17	R: 0 E: 0 K: 2 S: 9	H: 1 LOB: 0 BB: 0 P: 14	R: 0 E: 0 K: 2 S: 8	H: 0 LOB: 0 BB: 0 P: 12	R: 0 E: 0 K: 0 S: 8	H: 2 LOB: 2 BB: 1 P: 15	R: 0 E: 0 K: 0 S: 8	H: 0 LOB: 0 BB: 0 P: 13	R: 1 E: 0 K: 1 S: 15	H: 1 LOB: 1 BB: 1 P: 25	R: 0 E: 0 K: 1 S: 13	H: 1 LOB: 3 BB: 1 P: 22	R: 0 E: 0 K: 3 S: 13	H: 0 LOB: 0 BB: 0 P: 18	R: 0 E: 0 K: 0 S: 7	H: 0 LOB: 0 BB: 0 P: 11

| | | |

Batter	1	2	3	4	5	6	7	8	9	AB	R	H	RBI	BB	SO	LOB
18 Tony Gwynn Jr., L (1, 8) OBP: 0.358, SLG: 0.374	B SI 88 B FF 87 C FF 88 X SI 88 2-1 F7		C FF 90 X CH 80 0-1 F9 ①		F FF 90 B FC 82 F FF 90 C CU 75 1-3 K ②			B FF 88 X SI 87 1-0 8 FC5 1 1B 1B		4	0	1	0	0	1	0
1 Everth Cabrera, S (1, 6) OBP: 0.324, SLG: 0.328	C FF 88 X FF 89 0-1 23 G3 2B		B FF 90 B FF 90 F FF 90 X FF 90 2-1 23 S 1B		B FF 89 B FF 89 F FF 89 F FF 89 X CH 79 2-2 L8 ③			X SI 85 0-0 8 FC5 5 1B 1-2 1B		4	1	3	0	0	0	0
23 Adrián González, L (1, 3) OBP: 0.391, SLG: 0.512 8 Kyle Blanks, R (7, 3) OBP: 0.316, SLG: 0.344	B SI 89 C SI 89 F CU 73 X FC 86 1-2 G3 ② 2-3		S FF 90 1 SAFE C CU 76 B FF 90 B FF 91 B CU 76 B CH 80 4-2 1-2 BB			C CH 78 C FF 90 S FF 90 0-3 K ①		F SI 86 X CH 77 0-1 FC5 5 1B 1-2 2-3f ②		2 1	0 0	0 0	0 0	1 0	1 0	1 2
5 Kevin Kouzmanoff, R (1, 5) OBP: 0.278, SLG: 0.403	B FC 86 S FC 85 B FF 90 X FC 87 2-1 G6-3 ③		S FC 83 B FF 91 S CH 80 C FF 91 1-3 K ②			B FF 90 B CH 79 F FF 91 X FF 89 2-1 P4 ②		S CH 78 B CH 78 X FF 87 1-1 1-2 2-H 1B		4	0	1	1	0	1	3
7 Chase Headley, S (1, 7) OBP: 0.312, SLG: 0.378 54 Joe Thatcher, L (6, 1) 30 Eliezer Alfonzo, R (8, PH) OBP: 0.218, SLG: 0.286 45 Edward Mujica, R (8, 1) OBP: 1.000, SLG: 1.000		F FF 87 B CH 82 X SI 88 1-1 G6-3 ①	S FF 91 X FF 91 0-1 F7 ③			F FF 90 F FF 90 B CU 75 S FF 90 1-3 K ③		F SI 84 S CH 77 X CH 77 0-2 G1-3		3 0 1 0	0 0 0 0	0 0 0 0	0 0 0 0	0 0 0 0	1 0 0 0	2 0 2 0
11 Drew Macias, L (1, 9) OBP: 0.342, SLG: 0.419		C FF 89 X SI 88 0-1 G3 ②	B FF 88 B FF 89 F FF 90 F FF 90 S CH 80 2-3 K ①				C FF 93 B FF 94 F FF 94 B CU 82 B FF 94 B FF 94 4-2 26 G4-6-3 BB		B C SI 95 C X SL 85 1-2 P6 ①	3	0	0	0	1	1	0
15 Luis Antonio Rodriguez, S (3, 4) OBP: 0.319, SLG: 0.278		B FF 88 B SI 88 B FF 88 B FF 87 4-0 26 1B BB	C FF 90 X CU 75 0-1 F7 ②				B FF 93 F FF 93 X FF 94 1-1 F8 ①		F B X SI 96 1-1 G6-3 ②	3	0	0	0	1	0	1
26 Jose Lobaton, S (1, 2) OBP: 0.176, SLG: 0.176		C FF 87 B FF 86 X FF 88 1-1 1-3 1B	S FF 91 S FF 91 B FF 91 F FF 91 B CH 80 B CH 81 S FF 91 3-3 K ③				X FF 94 0-0 G4-6-3 ②③ 1-2f		X 0-0 F8 ③	4	0	1	0	0	1	1
46 Tim Stauffer, R (1, 1) OBP: 0.200, SLG: 0.200 59 Luis Perdomo, R (2, 1) 14 Oscar Salazar, R (5, PH) OBP: 0.400, SLG: 0.553 56 Mike Ekstrom, R (5, 1) 25 Will Venable, L (6, 7) OBP: 0.301, SLG: 0.313		F FC 85 X FC 84 0-1 G1-3 ③			C FF 89 B FC 82 C FF 89 S FF 90 1-3 K ①			F FF 87 C FF 88 B SI 87 F FF 89 S SL 75 1-3 K ①		1 0 1 0 1	0 0 0 0 0	0 0 0 0 0	0 0 0 0 0	0 0 1 0 1	0 0 0 0 0	2 0 0 0 0
Inning Stats	R: 0 E: 0 K: 0 S: 9 H: 1 LOB: 1 BB: 0 P: 14	R: 0 E: 0 K: 0 S: 8 H: 1 LOB: 2 BB: 1 P: 14	R: 0 E: 0 K: 1 S: 11 H: 1 LOB: 2 BB: 1 P: 18	R: 0 E: 0 K: 2 S: 9 H: 0 LOB: 0 BB: 0 P: 14	R: 0 E: 0 K: 2 S: 9 H: 0 LOB: 0 BB: 0 P: 13	R: 0 E: 0 K: 2 S: 8 H: 0 LOB: 0 BB: 0 P: 11	R: 0 E: 0 K: 0 S: 5 H: 0 LOB: 0 BB: 1 P: 10	R: 1 E: 0 K: 1 S: 13 H: 3 LOB: 2 BB: 0 P: 16	R: 0 E: 0 K: 0 S: 6 H: 0 LOB: 0 BB: 0 P: 8	1B: 5 2B: 1 3B: 0 HR: 0	SF: 0 SAC: 0 DP: 1 HBP: 0			WP: 0 PB: 0 SB: 1 CS: 0	PA: 35		

TOP

San Diego Padres @ Washington Nationals

Nationals Park, Washington, DC

Sat Jul 25 2009, 7:05 PM EDT

Att. 21,834 - Partly Cloudy - 87 F

livebaseballscorecards.com

AB	32
R	1
H	6
RBI	1
BB	3
SO	8
LOB	14

PITCHER		IP	WLS	BF	H	R	ER	SO	BB	IBB	HBP	BLK	WP	HR	S	P	ERA	WHIP
51 J.D. Martin, R ERA: 7.5	(1, 1)	2.0		9	2	0	0	0	1	0	0	0	0	0	17	28	0.00	1.500
36 Tyler Clippard, R ERA: 1.93	(3, 1)	4.0	W	14	1	0	0	7	1	0	0	0	0	0	37	56	0.00	0.500
26 Logan Kensing, R ERA: 10.47	(7, 1)	1.0		3	0	0	0	0	1	0	0	0	0	0	5	10	0.00	1.000
97 Joe Beimel, L ERA: 3.49	(8, 1)	1.0		6	3	1	1	1	0	0	0	0	0	0	13	16	9.00	3.000
54 Mike MacDougal, R ERA: 3.91	(9, 1)	1.0		3	0	0	0	0	0	0	0	0	0	0	6	8	0.00	0.000

PITCHER	IP	WLS	BF	H	R	ER	SO	BB	IBB	HBP	BLK	WP	HR	S	P	ERA	WHIP

Batter	1	2	3	4	5	6	7	8	9	AB	R	H	RBI	BB	SO	LOB
1 Nyjer Morgan, L (1, 8) OBP: 0.363, SLG: 0.376	C FF 88 X CU 75 0-1 15 FC5-6 3B	B SI 94 C SI 94 F FC 89 X SL 89 1-2 11 BB 15 1B 44 HR 1-3 1B		C SI 94 S FC 89 B SL 87 B FC 88 X SI 92 2-2 E1 1B		C FF 90 B SL 82 B FF 90 X FF 90 2-1 15 1B 11 2B 1B	B FF 86 S FF 87 S FF 88 F SL 77 S SL 79 1-3 ③ K			5	2	4	0	0	1	0
15 Cristian Guzman, S (1, 6) OBP: 0.312, SLG: 0.400 54 Mike MacDougal, S (9, 1)	X SL 84 0-0 ① FC5-6 11 HR 3-H	C FC 89 I SAFE F FC 91 B FC 88 B SI 94 X SI 92 2-2 11 BB 44 HR 1-2 3-H 1B		S SI 94 F SL 89 S SL 87 0-3 ① K		C SL 83 D CH 84 X FF 90 1-1 11 2B 44 SF8 1-2 1B		X SL 81 0-0 6 1B 11 1B 24 1B 1B		5 0	4 0	3 0	1 0	0 0	1 0	2 0
11 Ryan Zimmerman, R (1, 5) OBP: 0.351, SLG: 0.483	B FF 88 X SL 84 1-0 2-H HR	D FC 90 B SI 94 C SL 88 B FC 90 B FF 95 4-1 44 HR 1-2 2-3 BB		B SI 94 S SI 94 C FC 90 X SI 94 1-2 ② F9		C SI 92 B FF 92 C FF 92 F FF 92 F SL 83 B SL 84 X FF 92 2-2 16 1B 1-3 2-H 2B		C SI 92 F SI 93 B SI 93 D FS 88 B FF 94 F FF 93 X FF 94 3-2 6 1B 24 1B 1-2 1B		4	4	3	3	1	0	1
44 Adam Dunn, L (1, 7) OBP: 0.403, SLG: 0.553 6 Anderson Hernandez, S (7, 4) OBP: 0.316, SLG: 0.324	B FF 89 F FF 89 S SL 85 X FF 89 1-2 1B	X SI 95 0-0 1-H 2-H 3-H HR		B FC 89 C SL 86 B SL 87 S SL 86 D SL 85 C SL 86 3-3 ③ K		F SL 84 D SL 84 C FF 92 X CH 85 1-2 ① SF8 3-H		X SI 94 0-0 24 1B 22 FC3-6 1-2 2-3 1B		3 1	1 1	2 1	5 0	0 0	1 0	1 0
24 Nick Johnson, L (1, 3) OBP: 0.412, SLG: 0.414	C SI 88 B FF 88 S SL 85 F SL 84 S CH 79 1-3 ② K	B FC 90 B SI 89 B FC 88 B FF 94 4-0 BB			B SL 83 B FF 90 F FF 89 F FF 91 S SL 83 2-3 ① K	B SL 82 B CH 83 D SI 91 C FF 91 F FF 91 C FF 91 3-3 ② K		C FS 88 B FS 88 X FF 94 1-1 22 FC3-6 1-3 2-H 3-H 1B		4	0	1	2	1	3	2
16 Josh Willingham, R (1, 9) OBP: 0.409, SLG: 0.557 22 Willie Harris, L (7, 7) OBP: 0.354, SLG: 0.391	C SL 84 B SI 88 X FF 87 1-1 ③ F7	F FF 93 B SI 93 C FC 89 F SL 88 S SL 88 1-3 ③ K			F FF 90 B FF 91 B SL 84 C FF 91 X FF 91 2-2 2B	X FF 92 0-0 2-H 1B		X FS 88 0-0 ① FC3-6 12 G6-4-3 1-2f 3-H		4 1	0 0	2 0	1 1	0 0	1 0	2 1
10 Ronnie Belliard, R (1, 4) OBP: 0.246, SLG: 0.271 26 Logan Kensing, R (7, 1) 97 Joe Beimel, L (8, 1) 12 Alberto Gonzalez, R (8, PH) OBP: 0.338, SLG: 0.399 (9, 6)		B FF 94 S SL 88 F FC 89 C FF 95 1-3 ① K X SI 92 0-0 ① G6-3			C SL 84 D SL 84 F FF 92 D SL 84 B CH 84 B SL 84 4-2 BB	C FF 87 S FF 88 B FF 88 F SL 78 S SL 76 1-3 ③ K		C FF 93 S F F SI 93 F X FS 88 0-2 ②③ G6-4-3 1-2f		3 0 0 1	0 0 0 0	0 0 0 0	0 0 0 0	1 0 0 0	2 0 0 0	1 0 0 1
23 Wil Nieves, R (1, 2) OBP: 0.306, SLG: 0.311		B FF 95 B SL 88 C SI 94 S FC 90 S FC 91 2-3 ② K C FF 93 B SI 94 B SL 88 S SI 94 S SI 93 2-3 ② K			C SI 92 B SI 92 S SL 85 S SL 85 1-3 ② K		F FF 88 F FF 88 F FF 88 B FF 88 T SL 77 1-2 ① K			4	0	0	0	0	4	2
51 J.D. Martin, R (1, 1) 36 Tyler Clippard, R (3, 1) 25 Austin Kearns, R (7, 9) OBP: 0.335, SLG: 0.310		C SI 95 F FF 95 F SL 88 F FC 89 F FF 94 B SL 88 F SL 88 B FF 94 B CH 88 4-2 B SL 88 1 1B 15 1B BB B SI 93 C SI 92 S SI 92 S FC 88 1-3 ③ K			C FF 92 B FF 92 C FF 91 S FF 92 1-3 ③ K		C FF 88 B SL 76 B SL 76 X FF 87 2-1 ② G4-3			0 2 1	1 0 0	0 0 0	0 0 0	1 0 0	0 2 0	0 2 0
Inning Stats	R: 2 E: 0 K: 1 S: 13 H: 3 LOB: 1 BB: 0 P: 17	R: 5 E: 0 K: 3 S: 24 H: 3 LOB: 1 BB: 3 P: 43	R: 0 E: 0 K: 2 S: 7 H: 0 LOB: 0 BB: 0 P: 10	R: 0 E: 1 K: 2 S: 12 H: 1 LOB: 1 BB: 0 P: 18	R: 0 E: 0 K: 3 S: 14 H: 1 LOB: 2 BB: 1 P: 24	R: 3 E: 0 K: 2 S: 20 H: 4 LOB: 1 BB: 0 P: 30	R: 0 E: 0 K: 2 S: 10 H: 0 LOB: 0 BB: 0 P: 14	R: 3 E: 0 K: 0 S: 16 H: 4 LOB: 0 BB: 0 P: 20		1B: 11 2B: 2 3B: 1 HR: 2 SF: 1 SAC: 0 DP: 1 HBP: 0				WP: 0 PB: 0 SB: 0 CS: 0 PA: 43		

PITCHER		IP	WLS	BF	H	R	ER	SO	BB	IBB	HBP	BLK	WP	HR	S	P	ERA	WHIP
46 Tim Stauffer, R ERA: 3.21	(1, 1)	1.0	L	6	3	2	2	1	0	0	0	0	0	1	13	17	18.00	3.000
59 Luis Perdomo, R ERA: 4.42	(2, 1)	3.0		16	4	5	5	7	3	0	0	0	0	1	43	71	15.00	2.333
56 Mike Ekstrom, R ERA: 5.02	(5, 1)	1.2		11	5	3	3	4	1	0	0	0	0	0	30	49	16.20	3.600
54 Joe Thatcher, L ERA: 3.86	(6, 1)	1.1		4	0	0	0	3	0	0	0	0	0	0	14	19	0.00	0.000
45 Edward Mujica, R ERA: 3.31	(8, 1)	1.0		6	4	3	3	0	0	0	0	0	0	0	16	20	27.00	4.000

PITCHER	IP	WLS	BF	H	R	ER	SO	BB	IBB	HBP	BLK	WP	HR	S	P	ERA	WHIP

BOTTOM

San Diego Padres @ Washington Nationals

Nationals Park, Washington, DC

Sat Jul 25 2009, 7:05 PM EDT

Att. 21,834 - Partly Cloudy - 87 F

livebaseballscorecards.com

AB	38
R	13
H	16
RBI	13
BB	4
SO	15
LOB	15

TOP

San Diego Padres @ Washington Nationals

Nationals Park, Washington, DC

Sun Jul 26 2009, 1:35 PM EDT

Att. 20,747 - Cloudy - 86 F

livebaseballscorecards.com

Batter	1	2	3	4	5	6	7	8	9	10	AB	R	H	RBI	BB	SO	LOB
1 Everth Cabrera, S (1, 6) OBP: 0.327, SLG: 0.326	B SI 88 C SI 88 F SI 88 X SL 82 1-2 7 S 1B		F SI 86 C SI 87 B SI 88 F FF 88 F CU 72 X SI 89 1-2 ① G1-3			B SI 87 C SI 88 C SI 87 B SI 88 X SI 88 2-2 ① G6-3		B SI 88 B SI 88 C FF 87 B FF 88 B SI 88 4-1 25 K BB		B CH 77 B CH 78 X SI 85 2-0 ③ F8	4	0	1	0	1	0	1
25 Will Venable, L (1, 8) OBP: 0.299, SLG: 0.322	S FF 87 B SI 88 F SI 87 1 SAFE F SI 87 X SL 81 1-2 ① F9		X SI 87 0-0 ② F9			C SI 88 F SL 79 X FF 88 0-2 5 2B 2B		B FF 86 F SI 86 1 SAFE 1 SAFE B SI 86 F FF 86 1 SAFE S SL 81 2-3 ②③ K 1-2			4	1	1	0	0	1	2
7 Chase Headley, S (1, 7) OBP: 0.309, SLG: 0.373	1 SAFE 1 SAFE B SI 87 X SI 86 1-0 ② F7 1-2		S SI 90 X SI 89 0-1 ③ G5-3			B SI 86 X SI 86 1-0 ② F7			B SI 96 C SI 94 F SI 97 B SI 96 S SI 97 2-3 ① K		4	0	0	0	0	1	2
5 Kevin Kouzmanoff, R (1, 5) OBP: 0.278, SLG: 0.404	B SI 88 X CH 81 1-0 ③ L8			X FF 87 0-0 ① G5-3		B SI 88 C SI 87 F SI 87 F SI 87 X SI 87 1-2 2-H 2B			B SI 96 C SI 96 X SI 97 1-1 ② P4		4	0	1	1	0	0	1
8 Kyle Blanks, R (1, 9) OBP: 0.313, SLG: 0.382		B SI 88 X SI 86 1-0 ① F9		C SI 88 S FF 87 X FF 87 0-2 ② P4		B CU 68 F SI 87 B SI 88 B SI 87 X SI 88 3-1 ③ F9			X SI 97 0-0 HR		4	1	1	1	0	0	1
14 Oscar Salazar, R (1, 3) OBP: 0.372, SLG: 0.512 23 Adrián González, L (7, 3) OBP: 0.390, SLG: 0.510		C CU 71 F SI 89 S FF 88 0-3 ② K		C SI 88 X FF 88 0-1 ③ G1-3			X SI 85 0-0 ① P5		B SI 96 F SI 97 X SI 97 1-1 ③ G3		3 1	0 0	0 0	0 0	0 0	1 0	0 0
15 Luis Antonio Rodriguez, S (3, 4) OBP: 0.317, SLG: 0.277		B SI 87 X SI 88 1-0 30 1B 1B	C CU 71 X SI 88 0-1 ① G5-3				B CH 79 X SI 86 1-0 ② G4-3			X SI 94 0-0 ① L8	4	0	1	0	0	0	0
30 Eliezer Alfonzo, R (1, 2) OBP: 0.231, SLG: 0.295		C SI 87 X SI 87 0-1 49 FC4-6 1-2 1B	X SI 87 0-0 ② G6-3				C SI 87 B CH 84 X SI 87 1-1 ③ G6-3			C SI 96 B SL 87 X SI 95 1-1 1B	4	0	2	0	0	0	0
49 Chad Gaudin, R (1, 1) OBP: 0.071, SLG: 0.037 18 Tony Gwynn Jr., L (8, PH) OBP: 0.357, SLG: 0.373 57 Luke Gregerson, L (8, 1) 37 Mike Adams, R (9, 1) 11 Drew Macias, L (10, PH) OBP: 0.333, SLG: 0.406 40 Greg Burke, R (10, 1)		C CU 70 X SI 86 0-1 ③ FC4-6 1-2f		X SI 87 0-0 ③ G4-3				C CU 70 X SL 78 0-1 ① F7		1 SAFE B SL 71 B FF 87 C FF 87 X FF 87 2-1 ② F7	2 1 0 0 0 1 0	0 0 0 0 0 0 0	0 0 0 0 0 0 0	0 0 0 0 0 0 0	0 0 0 0 0 0 0	0 0 0 0 0 0 0	2 0 0 0 0 1 0
Inning Stats	R: 0 H: 1 E: 0 LOB: 1 K: 0 BB: 0 S: 9 P: 13	R: 0 H: 2 E: 0 LOB: 2 K: 1 BB: 0 S: 9 P: 11	R: 0 H: 0 E: 0 LOB: 0 K: 0 BB: 0 S: 8 P: 9	R: 0 H: 0 E: 0 LOB: 0 K: 0 BB: 0 S: 6 P: 6	R: 0 H: 0 E: 0 LOB: 0 K: 0 BB: 0 S: 4 P: 4	R: 1 H: 2 E: 0 LOB: 1 K: 0 BB: 0 S: 13 P: 20	R: 0 H: 0 E: 0 LOB: 0 K: 0 BB: 0 S: 4 P: 6	R: 0 H: 0 E: 0 LOB: 0 K: 1 BB: 1 S: 6 P: 12	R: 1 H: 1 E: 0 LOB: 0 K: 1 BB: 0 S: 8 P: 12	R: 0 H: 1 E: 0 LOB: 1 K: 0 BB: 0 S: 6 P: 11	1B: 4 SF: 0 2B: 2 SAC: 0 3B: 0 DP: 0 HR: 1 HBP: 0						

	AB	36
	R	2
	H	7
	RBI	2
	BB	1
	SO	3
	LOB	10

WP: 0 PA: 37
PB: 0
SB: 1
CS: 0

PITCHER		IP	WLS	BF	H	R	ER	SO	BB	IBB	HBP	BLK	WP	HR	S	P	ERA	WHIP
31 John Lannan, L ERA: 3.25	(1, 1)	8.0		29	5	1	1	2	1	0	0	0	0	0	59	81	1.12	0.750
54 Mike MacDougal, R ERA: 4.05	(9, 1)	1.1	B	6	2	1	1	1	0	0	0	0	0	1	11	16	6.75	1.500
97 Joe Beimel, L ERA: 3.43	(10, 1)	0.2	W	2	0	0	0	0	0	0	0	0	0	0	3	7	0.00	0.000

PITCHER	IP	WLS	BF	H	R	ER	SO	BB	IBB	HBP	BLK	WP	HR	S	P	ERA	WHIP

Batter	1	2	3	4	5	6	7	8	9	10	AB	R	H	RBI	BB	SO	LOB
22 Willie Harris, L (1, 8) (9, 7) OBP: 0.362, SLG: 0.392	F FF 89 B FF 91 C SL 81 F SL 82 F CH 87 F SL 82 B FF 92 F SL 83 B FF 93 4-2 B FF 92 24 CS BB		B FF 90 B FF 87 C FF 86 B SL 78 B SL 81 4-1 1-2 BB		B CH 82 B SL 82 X FF 90 2-0 ③ P6			B SI 91 C SI 90 S SL 83 F SL 83 F FF 91 B CH 83 F SL 83 X SI 92 2-2 24 E 44 1B 1B		1 SAFE B SI 91 1 SAFE 1 SAFE 1 SAFE B SI 91 F FF 91 X SL 81 2-1 ① SH2-4 1-2	2	1	1	0	2	0	1
24 Nick Johnson, L (1, 3) OBP: 0.410, SLG: 0.409	1 SAFE B SL 80 B SL 82 F FF 90 1 SAFE B SL 84 C SL 79 X SL 82 3-2 ① ② G3-1 1-2		C SL 80 B FF 90 B FF 91 C SL 84 F SL 80 B SL 78 X SL 81 3-2 ② F7			B CH 88 B CH 88 C SL 83 C SL 80 B FF 91 X SL 82 3-2 ① F8		1 SAFE F FF 90 X SL 83 0-1 FC6 44 1B 1-2		I IN 72 I IN 72 I IN 72 I IN 70 4-0 25 1B IBB	4	0	0	0	1	0	4
11 Ryan Zimmerman, R (1, 5) OBP: 0.347, SLG: 0.477	C FF 92 S SL 82 C FF 92 0-3 ③ K		C SL 81 S SL 81 B FF 92 C FF 90 1-3 ③ K			C FF 90 X SL 81 0-1 ② P4		C FF 91 B FF 91 B SL 84 F SL 83 F FF 91 C FF 92 2-3 ② K		C SI 92 X SL 84 0-1 ② F8	5	0	0	0	0	3	6
44 Adam Dunn, L (1, 7) OBP: 0.402, SLG: 0.550 25 Austin Kearns, R (9, 9) OBP: 0.338, SLG: 0.314		C FF 90 F SL 77 B FF 91 X CH 88 1-2 ① G4-3		B SL 79 X FF 88 1-0 ① F7		C FF 89 B CH 86 X CH 86 1-1 ③ G3-1		B SL 82 C SL 82 X FF 92 1-1 1-3 2-H 1B		B SI 92 X SI 91 1-0 1-2 2-H 1B	4 1	0 0	1 1	1 1	0 0	0 0	0 0
16 Josh Willingham, R (1, 9) OBP: 0.407, SLG: 0.565 54 Mike MacDougal, S (9, 1) 97 Joe Beimel, L (10, 1)		B SL 82 B SL 78 B FF 91 C FF 89 X SL 81 3-1 ② P3		B FF 92 C FF 90 F FF 90 F FA 91 S SL 82 1-3 ② K			C SL 81 S SL 79 B FF 89 F FF 89 X SL 78 1-2 HR	C SL 83 B FF 91 X CH 81 1-1 ③ P6			4 0 0	1 0 0	1 0 0	1 0 0	0 0 0	1 0 0	2 0 0
7 Josh Bard, S (1, 2) OBP: 0.333, SLG: 0.362		X FF 91 0-0 1B		B FF 91 X SL 85 1-0 ③ P2			B SL 80 B SL 80 X CH 85 2-0 ① F8		B SI 91 S CH 83 C CH 83 F SL 89 F FF 93 X SI 94 1-2 ① G4-3		4	0	1	0	0	0	0
12 Alberto Gonzalez, R (1, 6) OBP: 0.335, SLG: 0.394		C FF 91 B FF 91 F FF 90 S SL 81 1-3 ③ K			B SL 78 X SL 82 1-0 ① G1		F FF 90 F FF 91 X SL 81 0-2 6 G3-6 1B		S FF 92 B FF 92 C CH 82 F FF 94 B FF 94 X CH 83 2-2 ② G6-3		4	0	1	0	0	1	1
6 Anderson Hernandez, S (1, 4) OBP: 0.311, SLG: 0.318			B FF 89 X CH 88 1-0 ① G4-3		B FF 86 B SL 82 F FF 89 X FF 89 2-1 ② G4-3		F FF 88 X FF 89 0-1 ② ③ G3-6 1-2f		S FF 93 F FF 92 F FF 92 S FF 93 0-3 ③ K		4	0	0	0	0	1	1
31 John Lannan, L (1, 1) OBP: 0.189, SLG: 0.194 1 Nyjer Morgan, L (8, PH) OBP: 0.363, SLG: 0.377 (9, 8)			C FF 89 X FF 90 0-1 22 BB 1B		C FF 88 B SL 78 X SL 80 1-1 1B			B FF 90 C FF 90 C SL 82 X SL 81 1-2 ① F8		X SI 92 0-0 22 SH2-4 25 1B 1B	2 2	0 1	2 1	0 0	0 0	0 0	0 0
Inning Stats	R: 0 H: 0 E: 0 LOB: 0 K: 1 BB: 1 S: 12 P: 19	R: 0 H: 1 E: 0 LOB: 1 K: 1 BB: 0 S: 9 P: 14	R: 0 H: 1 E: 0 LOB: 2 K: 1 BB: 1 S: 11 P: 20	R: 0 H: 0 E: 0 LOB: 0 K: 1 BB: 0 S: 6 P: 9	R: 0 H: 1 E: 0 LOB: 1 K: 0 BB: 0 S: 6 P: 12	R: 0 H: 0 E: 0 LOB: 0 K: 0 BB: 0 S: 7 P: 11	R: 1 H: 2 E: 0 LOB: 0 K: 0 BB: 0 S: 10 P: 13	R: 1 H: 2 E: 1 LOB: 2 K: 1 BB: 0 S: 19 P: 26	R: 0 H: 0 E: 0 LOB: 0 K: 1 BB: 0 S: 13 P: 16	R: 1 H: 2 E: 0 LOB: 2 K: 0 BB: 1 S: 6 P: 13	1B: 8 SF: 0 2B: 0 SAC: 1 3B: 0 DP: 1 HR: 1 HBP: 0						

PITCHER		IP	WLS	BF	H	R	ER	SO	BB	IBB	HBP	BLK	WP	HR	S	P	ERA	WHIP
49 Chad Gaudin, R ERA: 4.57	(1, 1)	7.0		26	5	1	1	4	2	0	0	0	0	1	61	98	1.29	1.000
57 Luke Gregerson, R ERA: 2.89	(8, 1)	1.0		6	2	1	0	1	0	0	0	0	0	0	19	26	0.00	2.000
37 Mike Adams, R ERA: 1.06	(9, 1)	1.0		3	0	0	0	1	0	0	0	0	0	0	13	16	0.00	0.000
40 Greg Burke, R ERA: 4.03	(10, 1)	0.2	L	5	2	1	1	0	0	1	0	0	0	0	6	13	13.50	3.000

PITCHER	IP	WLS	BF	H	R	ER	SO	BB	IBB	HBP	BLK	WP	HR	S	P	ERA	WHIP

BOTTOM

San Diego Padres @ Washington Nationals

Nationals Park, Washington, DC

Sun Jul 26 2009, 1:35 PM EDT

Att. 20,747 - Cloudy - 86 F

livebaseballscorecards.com

AB	36
R	3
H	9
RBI	3
BB	3
SO	6
LOB	15

Batter	1	2	3	4	5	6	7	8	9	AB	R	H	RBI	BB	SO	LOB
18 Tony Gwynn Jr., L (1, 8) OBP: 0.351, SLG: 0.365	C FF 95 B FF 96 B FF 96 B FF 96 X FF 94 3-1 ① G3-1		S S F B SL 87 X 1-2 ③ G4-3			B FF 93 F FF 93 B FF 93 F FF 93 F FF 93 X CH 86 2-2 ① F8		C FF 92 F FF 92 F FF 92 F SL 81 X SL 81 0-2 ② G2		4	0	0	0	0	0	0
1 Everth Cabrera, S (1, 6) OBP: 0.331, SLG: 0.367	B FF 95 F FF 95 C FF 96 F CH 88 F CH 88 X FF 96 1-2 ② G3-1			F FF 94 B FF 95 B KC 79 X FF 95 2-1 ① G3		C KC 78 B CH 88 X FF 95 1-1 HR		B FF 93 B FF 93 B FF 91 C FF 92 X FF 92 3-1 3B		4	1	2	1	0	0	0
23 Adrián González, L (1, 3) OBP: 0.391, SLG: 0.522	B FF 95 B FF 96 F FF 95 F KC 77 F FF 96 F SL 88 C FF 96 2-3 ③ K			S KC 78 S FF 95 B CH 88 B FF 95 B FF 96 X KC 76 3-2 5 F8-5 2B		F FF 96 S FF 95 B SL 85 X CH 90 1-2 HR		C FF 93 B FF 94 X SL 82 1-1 ③ F9		4	1	2	1	0	1	1
5 Kevin Kouzmanoff, R (1, 5) OBP: 0.277, SLG: 0.410		B FF 94 F FF 94 F SL 88 S CH 88 1-3 ① K		B FF 95 S SL 86 B FF 96 S FF 94 X SI 93 2-2 ② ③ F8-5 2-3		B FF 96 S SL 86 B SL 88 C FF 96 F FF 96 F FF 96 B SL 86 X FF 95 3-2 ② P4			B FF 93 X FF 93 1-0 HR	4	1	1	1	0	1	1
8 Kyle Blanks, R (1, 7) OBP: 0.321, SLG: 0.394		B FF 94 B FF 96 B FF 95 B FF 94 4-0 25 S 15 1B BB			X FF 94 0-0 25 G4-3 15 1B 2B	C FF 97 B CH 88 F SL 89 F FF 97 X KC 81 1-2 ③ P4			C FF 95 B SL 89 F SL 88 B FF 95 X FF 96 2-2 ① F9	3	1	1	0	1	0	0
25 Will Venable, L (1, 9) OBP: 0.287, SLG: 0.308		C FF 92 C KC 78 S FF 95 0-3 ② K 1-2			F KC 76 B FF 94 C KC 77 D CH 88 F FF 94 F KC 78 X FF 95 2-2 ① G4-3 2-3		X FF 95 0-0 ① G3-1		B FF 96 F FF 94 B CH 87 S CH 88 X CH 87 2-2 ② P6	4	0	0	0	0	1	2
15 Luis Antonio Rodriguez, S (3, 4) OBP: 0.321, SLG: 0.283		X SI 94 0-0 ③ 2-H 1B			F FF 95 B FF 95 B KC 80 B FF 96 C FF 94 F FF 97 X FF 95 3-2 3-H 1B		B FF 96 X FF 95 1-0 ② F8		X FF 95 0-0 ③ F7	4	0	2	1	0	0	0
30 Eliezer Alfonzo, R (1, 2) OBP: 0.223, SLG: 0.286			F X 0-1 ① G6-3		C FF 94 S FF 94 B FF 95 X SL 88 1-2 ② F9		F FF 97 S FF 96 X FF 97 0-2 ③ F9			3	0	0	0	0	0	1
52 Josh Geer, R (1, 1) OBP: 0.231, SLG: 0.208			C B F S 1-3 ② K		B FF 95 X SI 93 1-0 ③ F7			C FF 95 X FF 95 0-1 ① F8		1	0	0	0	0	1	0
11 Drew Macias, L (5, PH) OBP: 0.325, SLG: 0.394										1	0	0	0	0	0	1
45 Edward Mujica, R (5, 1) OBP: 1.000, SLG: 1.000										0	0	0	0	0	0	0
14 Oscar Salazar, R (8, PH) OBP: 0.364, SLG: 0.500										1	0	0	0	0	0	0
54 Joe Thatcher, L (8, 1)										0	0	0	0	0	0	0
Inning Stats	R: 0 E: 0 K: 1 S: 12 H: 0 LOB: 0 BB: 0 P: 18	R: 0 E: 0 K: 2 S: 7 H: 1 LOB: 2 BB: 1 P: 12	R: 0 E: 0 K: 1 S: 9 H: 0 LOB: 0 BB: 0 P: 11	R: 0 E: 0 K: 0 S: 8 H: 1 LOB: 0 BB: 0 P: 15	R: 1 E: 0 K: 0 S: 14 H: 2 LOB: 1 BB: 0 P: 21	R: 2 E: 0 K: 0 S: 18 H: 2 LOB: 0 BB: 0 P: 26	R: 0 E: 0 K: 0 S: 5 H: 0 LOB: 0 BB: 0 P: 6	R: 0 E: 0 K: 0 S: 11 H: 1 LOB: 1 BB: 0 P: 15	R: 1 E: 0 K: 0 S: 8 H: 1 LOB: 0 BB: 0 P: 13	1B: 2 2B: 3 3B: 1 HR: 3	SF: 0 SAC: 0 DP: 1 HBP: 0			WP: 0 PB: 0 SB: 1 CS: 0	PA: 34		

TOP

San Diego Padres @ Cincinnati Reds

Great American Ball Park, Cincinnati, OH

Mon Jul 27 2009, 7:10 PM EDT

Att. 18,563 - Partly Cloudy - 82 F

livebaseballscorecards.com

AB	33
R	4
H	8
RBI	4
BB	1
SO	4
LOB	6

PITCHER		IP	WLS	BF	H	R	ER	SO	BB	IBB	HBP	BLK	WP	HR	S	P	ERA	WHIP
34 Homer Bailey, R ERA: 6.87	(1, 1)	7.1	W	27	6	3	3	4	1	0	0	0	0	2	75	111	3.68	0.955
53 Arthur Rhodes, L ERA: 2.08	(8, 1)	0.2	H	3	1	0	0	0	0	0	0	0	0	0	9	13	0.00	1.500
48 Francisco Cordero, R ERA: 1.83	(9, 1)	1.0	S	4	1	1	1	0	0	0	0	0	0	1	8	13	9.00	1.000

PITCHER		IP	WLS	BF	H	R	ER	SO	BB	IBB	HBP	BLK	WP	HR	S	P	ERA	WHIP

BOTTOM

San Diego Padres @ Cincinnati Reds

Great American Ball Park, Cincinnati, OH

Mon Jul 27 2009, 7:10 PM EDT

Att. 18,563 - Partly Cloudy - 82 F

livebaseballscorecards.com

Batter	1	2	3	4	5	6	7	8	9	AB	R	H	RBI	BB	SO	LOB
3 Willy Taveras, R (1, 8) OBP: 0.285, SLG: 0.297	C FF 85 B FF 87 F FF 86 X FF 86 1-2 E6 2 1B 4 HR	F FF 88 F FF 88 B FF 87 X CH 78 1-2 ③ G5-3		B FF 89 X CH 78 1-0 ③ L4			T FF 93 B SL 82 B SL 83 X FF 94 2-1 ① G4-3			4	1	0	0	0	0	2
2 Alex Gonzalez, R (1, 6) OBP: 0.254, SLG: 0.293	1 SAFE C FF 86 D SL 81 1 SAFE P PO 80 1 SAFE F SL 82 X FF 88 2-2 4 HR 1-2 1B		F FF 86 B FF 88 B CH 75 X CH 75 2-1 ① G2-3		B FF 93 B FF 94 B SL 84 C FF 93 X FF 92 3-1 ① P6		C FF 94 B SL 84 S FF 93 B FF 94 B FS 89 F FF 94 B FF 95 4-2 BB			3	1	1	0	1	0	0
19 Joey Votto, L (1, 3) OBP: 0.427, SLG: 0.613 23 Adam Rosales, R (2, 3) OBP: 0.279, SLG: 0.290	C CH 76 B SI 89 F FF 89 B FF 90 F FF 89 S CH 78 2-3 ① K		C FF 87 B SL 83 X SL 83 1-1 ② G1-3		F FF 94 X FF 94 0-1 ② G4-3		1 SAFE X FF 94 0-0 ② F8			1 3	0 0	0 0	0 0	0 0	1 0	2 1
4 Brandon Phillips, R (1, 4) OBP: 0.332, SLG: 0.462	C SL 82 X FF 88 0-1 1-H 2-H HR		B FF 89 B FF 88 C CH 77 X CH 76 2-1 ③ F8		F FF 93 B FF 94 C FF 94 S FF 90 1-3 K		1 SAFE C FF 94 F SL 83 S FF 94 0-3 ③ K			4	1	1	3	0	2	1
28 Edwin Encarnación, R (1, 5) OBP: 0.331, SLG: 0.372	C FF 88 B SL 83 B SL 82 F FF 87 X CH 76 2-2 ② G5-3			X SL 78 0-0 HR	X FF 93 0-0 ③ G3			B FF 89 S FF 88 B FF 90 F FF 88 C SL 78 2-3 ① K		4	1	1	1	0	1	1
17 Laynce Nix, L (1, 7) OBP: 0.292, SLG: 0.457	B FF 88 S CH 76 S CH 78 X CH 78 1-2 ③ G3			B B C H 3-1 34 SH2-4 30 BB HBP		C FF 93 X FS 87 0-1 ① G3-1		S FF 88 C FF 89 B FF 88 S SL 79 1-3 ② K		3	0	0	0	0	1	0
31 Jonny Gomes, R (1, 9) OBP: 0.384, SLG: 0.605 48 Francisco Cordero, R (9, 1)		B B FF 86 C S CH 76 B X 3-2 HR		C FF 86 C CH 76 B CH 76 B FF 87 D FF 87 1 SAFE X 3-2 ① L7		B FF 93 C FF 93 B FF 94 X FF 93 2-1 HR		B FF 90 B SL 77 B FF 88 C FF 88 C FF 88 B SL 79 4-2 BB		3 0	2 0	2 0	2 0	1 0	0 0	1 0
30 Craig Tatum, R (1, 2)		X FF 88 0-0 ① F8		B FF 86 B FF 86 B CH 75 C FF 87 B FF 86 4-1 34 SH2-4 1-2 BB		X FF 94 0-0 ② F8		X FF 88 0-0 ③ P5		3	0	0	0	1	0	1
34 Homer Bailey, R (1, 1) 53 Arthur Rhodes, L (8, 1) 15 Jerry Hairston, R (9, 9) OBP: 0.305, SLG: 0.389		B FF 88 B FF 87 B FF 87 C FF 84 F FF 86 X FF 87 3-2 ② G1-3		X SL 82 0-0 ② SH2-4 1-2 2-3		B FF 94 F FF 95 F FF 95 C SL 81 1-3 ③ K				2 0 0	0 0 0	0 0 0	0 0 0	0 0 0	1 0 0	0 0 0
Inning Stats	R: 3 E: 1 K: 1 S: 19 H: 2 LOB: 0 BB: 0 P: 26	R: 1 E: 0 K: 0 S: 10 H: 1 LOB: 0 BB: 0 P: 17	R: 0 E: 0 K: 0 S: 6 H: 0 LOB: 0 BB: 0 P: 11	R: 1 E: 0 K: 0 S: 8 H: 1 LOB: 2 BB: 1 P: 19	R: 0 E: 0 K: 1 S: 8 H: 0 LOB: 1 BB: 0 P: 12	R: 1 E: 0 K: 1 S: 8 H: 1 LOB: 0 BB: 0 P: 11	R: 0 E: 0 K: 1 S: 9 H: 0 LOB: 1 BB: 1 P: 15	R: 0 E: 0 K: 2 S: 9 H: 0 LOB: 1 BB: 1 P: 16		1B: 1 2B: 0 3B: 0 HR: 4 SF: 0 SAC: 1 DP: 0 HBP: 1					WP: 1 PB: 0 SB: 0 CS: 0 PA: 35	

PITCHER		IP	WLS	BF	H	R	ER	SO	BB	IBB	HBP	BLK	WP	HR	S	P	ERA	WHIP
52 Josh Geer, R ERA: 5.96	(1, 1)	4.0	L	19	4	5	4	1	1	0	1	0	0	3	43	73	9.00	1.250
45 Edward Mujica, R ERA: 3.29	(5, 1)	3.0		12	1	1	1	3	1	0	0	0	1	1	25	38	3.00	0.667
54 Joe Thatcher, L ERA: 3.68	(8, 1)	1.0		4	0	0	0	2	1	0	0	0	0	0	9	16	0.00	1.000

PITCHER	IP	WLS	BF	H	R	ER	SO	BB	IBB	HBP	BLK	WP	HR	S	P	ERA	WHIP

AB	30
R	6
H	5
RBI	6
BB	3
SO	6
LOB	9

San Diego Padres @ Cincinnati Reds

Great American Ball Park, Cincinnati, OH

Tue Jul 28 2009, 7:10 PM EDT
Att. 14,526 - Partly Cloudy - 78 F

livebaseballscorecards.com

Batter	1	2	3	4	5	6	7	8	9	AB	R	H	RBI	BB	SO	LOB
18 Tony Gwynn Jr., L (1, 8) OBP: 0.356, SLG: 0.382	C CU 71 F SI 84 X SI 87 0-2 5 2B 3B	B FF 90 B SI 85 X SI 85 2-0 ③ F8		B CH 83 B CU 69 C SL 72 B FF 86 B FF 89 4-1 BB			B CH 81 X FF 83 1-0 22 SH5-4 5 SF9 2B		C FF 82 B SC 66 C SL 77 F SL 74 B FF 84 X SC 68 2-2 ① G3	4	2	2	0	1	0	2
22 David Eckstein, R (1, 4) OBP: 0.326, SLG: 0.332	B SL 73 B SL 72 X SL 72 2-0 ① P6		B CH 78 C CH 77 X FF 90 1-1 ① G6-3	C SI 89 X SL 75 0-1 ③ G3 2-3			X SL 74 0-0 ① SH5-4 2-3		C SI 85 C SL 75 B SI 85 B SC 67 C SC 67 2-3 ② K	4	0	0	0	0	1	3
23 Adrián González, L (1, 3) OBP: 0.391, SLG: 0.528	B CH 83 F FF 90 B SI 85 F SI 85 X FF 91 2-2 ② F8		C CU 69 X FF 91 0-1 HR		B FF 90 B SI 84 C SI 84 B SL 73 X SI 84 3-1 ① G4-3		I IN 59 I IN 60 I IN 56 I IN 59 4-0 IBB		C SI 87 B FF 82 X SL 76 1-1 ③ L9	4	1	1	1	1	0	1
5 Kevin Kouzmanoff, R (1, 5) OBP: 0.280, SLG: 0.418	F SI 92 B SL 78 S CH 79 B SL 79 X CH 78 2-2 3-H 2B		C SI 91 B SI 91 B SI 91 X SI 91 2-1 7 G4-3 2B		S SL 74 B FF 90 B FF 90 X SL 75 2-1 ② G5-3		B FC 92 B FF 95 X FF 96 2-0 ② SF9 3-H			3	0	2	2	0	0	0
7 Chase Headley, S (1, 7) OBP: 0.305, SLG: 0.368	C SI 89 B SI 85 B SI 85 F SL 72 F FF 91 F SI 85 C SL 75 2-3 ③ K		B CH 83 X SI 89 1-0 ② G4-3 2-3		X SI 88 0-0 ③ G6-3		B FF 96 X FF 96 1-0 ③ G4-3			4	0	0	0	0	1	3
8 Kyle Blanks, R (1, 9) OBP: 0.330, SLG: 0.400		B SI 89 B SI 89 C SL 74 B CU 70 C SL 73 X SI 89 3-2 1 2B 29 FC5-2-5 1B	C SI 91 B SL 77 S CU 70 B SI 87 D SL 77 S SL 74 3-3 ③ K			B SI 88 B SI 89 B SI 88 C CU 70 C CU 71 F SL 74 F CU 70 S SL 77 3-3 ① K		B FF 90 S SL 85 C SL 86 F FC 88 X SI 90 1-2 28 SH3-4 1B		4	0	2	0	0	2	1
28 Henry Blanco, R (1, 2) OBP: 0.294, SLG: 0.363		S FF 90 F FC 86 B SL 79 F SI 91 1 SAFE S SL 76 1-3 ① K		S SL 72 B SL 76 C SL 75 F FF 90 F FF 90 F SL 77 X SL 76 1-2 ① P4		B FF 87 C SL 75 B FF 91 F CH 80 X SL 76 2-2 ② F7		1 SAFE B FF 89 1 SAFE X CH 85 1-0 ① SH3-4 1-2		3	0	0	0	0	1	1
1 Everth Cabrera, S (1, 6) OBP: 0.342, SLG: 0.392		C SI 89 X FF 91 0-1 29 FC5-2-5 1-3 2B		B CU 70 C SI 89 C SI 85 B SI 88 B SI 90 F SL 74 X SL 75 3-2 22 S 2B		X SI 89 0-0 29 S 1B		B SI 88 X CH 85 1-0 ② G6-3		4	0	3	0	0	0	1
29 Kevin Correia, R (1, 1) OBP: 0.194, SLG: 0.200 57 Luke Gregerson, L (7, 1) 25 Will Venable, L (8, PH) OBP: 0.284, SLG: 0.304 37 Mike Adams, R (8, 1) 21 Heath Bell, R (9, 1)		X SI 91 0-0 ② FC5-2-5 2-3 3-H		B SL 72 C CU 70 F SL 74 S SL 75 1-3 ② K		B SI 89 S CH 78 B SI 89 B SI 88 S SL 72 C SL 74 3-3 ③ K 1-2		C SL 84 B FF 89 F SI 89 B SI 89 F SL 84 C SI 90 2-3 ③ K		3 0 1 0 0	0 0 0 0 0	0 0 0 0 0	0 0 0 0 0	2 0 1 0 0	4 0 1 0 0	
Inning Stats	R: 1 E: 0 K: 1 S: 15 H: 2 LOB: 1 BB: 0 P: 23	R: 0 E: 0 K: 1 S: 11 H: 2 LOB: 2 BB: 0 P: 17	R: 1 E: 0 K: 1 S: 10 H: 2 LOB: 1 BB: 0 P: 17	R: 0 E: 0 K: 1 S: 16 H: 1 LOB: 2 BB: 1 P: 25	R: 0 E: 0 K: 0 S: 5 H: 0 LOB: 0 BB: 0 P: 10	R: 0 E: 0 K: 2 S: 12 H: 1 LOB: 1 BB: 0 P: 20	R: 1 E: 0 K: 0 S: 4 H: 1 LOB: 1 BB: 1 P: 12	R: 0 E: 0 K: 1 S: 10 H: 1 LOB: 1 BB: 0 P: 15	R: 0 E: 0 K: 1 S: 9 H: 0 LOB: 0 BB: 0 P: 14	1B: 3 2B: 5 3B: 1 HR: 1 SF: 1 SAC: 2 DP: 0 HBP: 0						

TOP	
AB	34
R	3
H	10
RBI	3
BB	2
SO	8
LOB	17

WP: 0 PB: 0 SB: 2 CS: 0 PA: 39

PITCHER		IP	WLS	BF	H	R	ER	SO	BB	IBB	HBP	BLK	WP	HR	S	P	ERA	WHIP
61 Bronson Arroyo, R ERA: 5.17	(1, 1)	6.1	L	30	9	3	3	6	1	1	0	0	0	1	71	119	4.26	1.579
40 Nick Masset, R ERA: 2.51	(7, 1)	0.2		2	0	0	0	0	0	0	0	0	0	0	2	5	0.00	0.000
25 David Weathers, R ERA: 3.06	(8, 1)	1.0		4	1	0	0	1	0	0	0	0	0	0	10	15	0.00	1.000
52 Daniel Herrera, L ERA: 2.88	(9, 1)	1.0		3	0	0	0	1	0	0	0	0	0	0	9	14	0.00	0.000

PITCHER	IP	WLS	BF	H	R	ER	SO	BB	IBB	HBP	BLK	WP	HR	S	P	ERA	WHIP

BOTTOM

San Diego Padres @ Cincinnati Reds

Great American Ball Park, Cincinnati, OH

Tue Jul 28 2009, 7:10 PM EDT

Att. 14,526 - Partly Cloudy - 78 F

livebaseballscorecards.com

Batter	1	2	3	4	5	6	7	8	9	AB	R	H	RBI	BB	SO	LOB
3 Willy Taveras, R (1, 8) OBP: 0.282, SLG: 0.294	C FC 91 X FC 92 0-1 ① G6-3	B FC 93 D SL 88 F SL 86 C FC 94 B CH 94 F SL 87 F FC 94 F SL 86 S FC 92 3-3 ③ K			C SL 85 X SI 92 0-1 ① P4		B SL 84 X FF 92 1-0 ② F7			4	0	0	0	0	1	2
2 Alex Gonzalez, R (1, 6) OBP: 0.249, SLG: 0.287	B CH 93 C FC 93 B SL 86 F SL 87 B CH 94 X CH 92 3-2 ② L7		B FC 92 C FC 93 B CH 93 X FC 92 2-1 ① F7		B CH 92 C SI 93 X SL 88 1-1 ② F9		C SL 84 M SL 84 S SL 85 0-3 ③ K			4	0	0	0	0	1	0
19 Joey Votto, L (1, 3) OBP: 0.424, SLG: 0.607	S CH 93 F CH 95 B FC 96 B CU 77 B CH 86 S SL 85 3-3 ③ K		S CU 77 B CH 86 F SL 85 F CU 77 B FC 95 F FC 94 F FC 91 B SL 86 F SL 87 3-2 X CU 77 1B		B CH 91 F FC 90 B CH 85 F CH 86 X SL 84 2-2 ③ G3			C CH 85 F SI 94 S CH 85 0-3 ① K		4	0	1	0	0	2	0
4 Brandon Phillips, R (1, 4) OBP: 0.328, SLG: 0.456		F FC 94 C CH 94 B SI 95 B CU 78 F SI 94 B CH 95 X SL 87 3-2 ① G4-3	S FC 90 C SI 94 S FC 95 0-3 ② K			X FC 92 0-0 ① F9		C SL 90 S FF 95 B FF 96 C FF 95 1-3 ② K		4	0	0	0	0	2	1
28 Edwin Encarnación, R (1, 5) OBP: 0.335, SLG: 0.383		X SL 87 0-0 17 BB 31 1B 1B	C FC 92 B CH 94 X CH 94 1-1 ③ G5-3			C FC 92 X SI 93 0-1 2B		C FF 95 F FF 95 B SL 90 S FF 95 1-3 ③ K		4	1	2	0	0	1	1
17 Laynce Nix, L (1, 7) OBP: 0.296, SLG: 0.460		F CH 92 B CU 75 C CU 75 B FC 94 F FC 90 B CU 76 F SL 86 1 SAFE F SL 84 4-2 B FC 93 31 1B 30 1B 1-2 BB	B CU 75 B SL 85 B SL 85 C FC 91 X CH 91 3-1 31 F9 2B		S CU 76 C CU 76 X FC 90 0-2 ② G1-3			S CU 84 B CU 84 B FF 95 F FF 94 B FF 96 S CU 84 3-3 ① K		3	1	1	0	1	1	1
31 Jonny Gomes, R (1, 9) OBP: 0.387, SLG: 0.598		X SL 88 0-0 61 SH5-4 30 1B 1-3 2-H 1B	X SL 88 0-0 ① F9 2-3			4-0 IBB		C CU 84 S CU 85 B CU 85 B FF 95 S FF 95 2-3 ② K		3	0	1	1	1	1	1
30 Craig Tatum, R (1, 2) OBP: 0.188, SLG: 0.071		C SL 85 B CH 92 X CH 94 1-1 61 SH5-4 1-2 3-H 1B	F SL 89 C FC 93 F FC 94 B CU 78 B FC 95 S FC 96 2-3 ② K		S FC 92 B FC 92 D SL 89 F SL 87 X CH 92 2-2 ③ L1			C CU 84 B FF 93 F FF 94 X FF 96 1-2 ③ F9		4	0	1	1	0	1	3
61 Bronson Arroyo, R (1, 1) OBP: 0.143, SLG: 0.200 40 Nick Masset, R (7, 1) 15 Drew Sutton, S (7, PH) OBP: 0.111, SLG: 0.222 25 David Weathers, R (8, 1) 52 Daniel Herrera, L (9, 1)		X FC 90 0-0 ② SH5-4 1-2 2-3	C SL 87 B FC 94 F SI 93 B CH 94 F SL 87 B FC 94 S SL 89 3-3 ③ K				C FF 92 S SL 83 B SL 83 S SL 83 1-3 ① K			1 0 1 0 0	0 0 0 0 0	0 0 0 0 0	0 0 0 0 0	0 0 0 0 0	1 0 1 0 0	1 0 0 0 0

Inning Stats	1	2	3	4	5	6	7	8	9
	R: 0 E: 0 K: 1 S: 8 H: 0 LOB: 0 BB: 0 P: 14	R: 2 E: 0 K: 1 S: 20 H: 3 LOB: 2 BB: 1 P: 31	R: 0 E: 0 K: 1 S: 14 H: 1 LOB: 1 BB: 0 P: 20	R: 0 E: 0 K: 2 S: 11 H: 1 LOB: 1 BB: 0 P: 19	R: 0 E: 0 K: 0 S: 7 H: 0 LOB: 0 BB: 0 P: 10	R: 0 E: 0 K: 0 S: 9 H: 1 LOB: 2 BB: 1 P: 15	R: 0 E: 0 K: 2 S: 7 H: 0 LOB: 0 BB: 0 P: 9	R: 0 E: 0 K: 3 S: 9 H: 0 LOB: 0 BB: 0 P: 11	R: 0 E: 0 K: 2 S: 9 H: 0 LOB: 0 BB: 0 P: 15

1B: 4	SF: 0	WP: 0
2B: 2	SAC: 1	PB: 0
3B: 0	DP: 0	SB: 0
HR: 0	HBP: 0	CS: 0

PA: 35

PITCHER		IP	WLS	BF	H	R	ER	SO	BB	IBB	HBP	BLK	WP	HR	S	P	ERA	WHIP
29 Kevin Correia, R ERA: 4.75	(1, 1)	6.0	W	26	6	2	2	5	1	1	0	0	0	0	69	109	3.00	1.167
57 Luke Gregerson, R ERA: 2.82	(7, 1)	1.0	H	3	0	0	0	2	0	0	0	0	0	0	7	9	0.00	0.000
37 Mike Adams, R ERA: 1.0	(8, 1)	1.0	H	3	0	0	0	3	0	0	0	0	0	0	9	11	0.00	0.000
21 Heath Bell, R ERA: 2.01	(9, 1)	1.0	S	3	0	0	0	2	0	0	0	0	0	0	9	15	0.00	0.000

PITCHER	IP	WLS	BF	H	R	ER	SO	BB	IBB	HBP	BLK	WP	HR	S	P	ERA	WHIP

AB	32
R	2
H	6
RBI	2
BB	2
SO	12
LOB	10

San Diego Padres @ Cincinnati Reds

Great American Ball Park, Cincinnati, OH

Wed Jul 29 2009, 7:10 PM EDT
Att. 17,201 - Partly Cloudy - 76 F

TOP

livebaseballscorecards.com

Batter	1	2	3	4	5	6	7	8	9	AB	R	H	RBI	BB	SO	LOB
18 Tony Gwynn Jr., L (1, 8) OBP: 0.357, SLG: 0.380	C FF 89 X FF 90 0-1 P5	C FF 93 F FF 92 B FF 93 F FF 94 F FF 92 F SL 84 F FF 93 X FF 91 1-2 F8		C SL 77 F FF 94 T FF 93 0-2 K			B FF 90 X SI 92 1-0 22 L3 1B		B FF 91 C FF 91 B FF 92 B FF 92 B FC 91 4-1 22 G4-6-3 BB	4	0	1	0	1	1	1
22 David Eckstein, R (1, 4) OBP: 0.324, SLG: 0.333	B FF 88 C FF 87 S SL 79 B SL 79 X FF 92 2-2 23 HR 2B	B FF 90 C FF 91 F FF 92 F CU 77 X SL 83 1-2 G5-3			C FF 90 B FF 91 X CU 76 1-1 F8		B FF 91 X FF 92 1-0 L3 1-2		C SL 84 F FC 93 X SL 85 0-2 G4-6-3 1-2f	5	1	1	0	0	0	2
23 Adrián González, L (1, 3) OBP: 0.394, SLG: 0.536	F SI 90 B FF 91 X CH 79 1-1 2-H HR		B FF 92 F FF 92 X FF 92 1-1 5 G1-3 1B		C FF 92 S FF 93 F FF 94 B FF 92 F FF 93 B CU 75 B SI 93 F SI 94 B SI 94 4-2 5 G4-6-3 BB		B FF 92 B FF 93 S FF 91 X SI 92 2-1 L9		X SI 93 0-0 F7	4	1	2	2	1	0	0
5 Kevin Kouzmanoff, R (1, 5) OBP: 0.282, SLG: 0.417	B FF 90 C FF 90 S SL 82 B SL 82 X FF 91 2-2 7 BB 8 HR 1B		S SL 83 X SL 83 0-1 G1-3 1-2		B FF 93 X SL 83 1-0 G4-6-3 1-2f			B SL 82 B FF 92 B FF 92 B FF 91 4-0 30 FC5-4 7 1B 1 2B BB		3	2	1	0	1	0	2
7 Chase Headley, S (1, 7) OBP: 0.310, SLG: 0.371	B SI 91 B SI 90 B CU 74 B SI 86 4-0 8 HR 1-2 BB		C FF 93 B CU 75 F FF 93 B FF 93 T FF 93 2-2 K			C CU 74 B FF 91 X FF 91 1-1 30 G6-3 8 G4-3 1B		B SI 91 S FF 92 C CU 75 1 SAFE B FF 94 F SI 94 B FF 95 X 3-2 30 FC5-4 1-2 1B		3	1	2	0	1	1	1
8 Kyle Blanks, R (1, 9) OBP: 0.326, SLG: 0.430	C FF 91 X SL 79 0-1 1-H 2-H HR		C FF 93 X FF 93 0-1 G6-3			B FF 92 F FF 93 C SL 82 X SL 83 1-2 G4-3 1-2		S SL 88 F FF 95 B SL 87 S SL 87 1-3 K		4	1	1	3	0	1	4
30 Eliezer Alfonzo, R (1, 2) OBP: 0.214, SLG: 0.274	F FF 93 B FF 92 X FF 92 1-1 G5-3			F FF 90 S SL 84 S SL 82 0-3 K2-3		S SL 84 X SL 83 0-1 G6-3 2-3		B FF 94 C FF 95 S CU 81 X SL 87 1-2 FC5-4 1 2B 25 WP 1-2f 2-3		4	1	0	0	0	1	3
1 Everth Cabrera, S (1, 6) OBP: 0.352, SLG: 0.404	X FF 92 0-0 G6-3			C FF 92 B CU 72 F FF 92 B FF 93 B FF 93 X SI 94 3-2 38 SH2-4 1B		I IN 77 I IN 77 I IN 76 I IN 73 4-0 IBB		X SI 95 0-0 25 WP 1-3 3-H 2B		3	0	2	1	1	0	0
38 Mat Latos, R (1, 1) 25 Will Venable, L (8, PH) OBP: 0.282, SLG: 0.301 40 Greg Burke, R (8, 1) 56 Mike Ekstrom, R (9, 1)		B FF 89 S FF 90 F FF 90 S FF 92 1-3 K		1 SAFE P PO 86 L FF 91 1 SAFE L FF 92 1 SAFE B FF 92 1 SAFE X FF 94 2-2 SH2-4 1-2		F FF 92 S FF 94 1 SAFE S FF 94 0-3 K		B CU 78 C FF 95 D FF 95 F FF 95 B SI 96 F FF 96 S FF 96 3-3 K 2-3 3-H		2 1 0 0	0 0 0 0	0 0 0 0	0 0 0 0	2 1 0 0	0 0 0 0	2 1 0 0

Inning Stats	1	2	3	4	5	6	7	8	9
	R: 5 E: 0 K: 0 S: 15 H: 4 LOB: 0 BB: 1 P: 25	R: 0 E: 0 K: 1 S: 14 H: 0 LOB: 0 BB: 0 P: 17	R: 0 E: 0 K: 1 S: 9 H: 1 LOB: 1 BB: 0 P: 12	R: 0 E: 0 K: 2 S: 13 H: 1 LOB: 1 BB: 0 P: 17	R: 0 E: 0 K: 0 S: 8 H: 0 LOB: 0 BB: 1 P: 14	R: 0 E: 0 K: 1 S: 10 H: 1 LOB: 2 BB: 1 P: 16	R: 0 E: 0 K: 0 S: 4 H: 1 LOB: 0 BB: 0 P: 8	R: 2 E: 0 K: 2 S: 15 H: 2 LOB: 1 BB: 1 P: 27	R: 0 E: 0 K: 0 S: 5 H: 0 LOB: 0 BB: 1 P: 9

AB	33
R	7
H	10
RBI	6
BB	5
SO	7
LOB	16

1B: 6	SF: 0	WP: 1	PA: 39
2B: 3	SAC: 1	PB: 0	
3B: 0	DP: 3	SB: 0	
HR: 2	HBP: 0	CS: 0	

PITCHER	IP	WLS	BF	H	R	ER	SO	BB	IBB	HBP	BLK	WP	HR	S	P	ERA	WHIP
39 Aaron Harang, R (1, 1) ERA: 4.5	7.0	L	32	9	7	7	5	3	1	0	0	0	2	77	120	9.00	1.714
37 Josh Roenicke, R (8, 1) ERA: 2.7	1.0		4	1	0	0	2	0	0	0	0	1	0	11	16	0.00	1.000
46 Carlos Fisher, R (9, 1) ERA: 2.54	1.0		3	0	0	0	0	1	0	0	0	0	0	5	9	0.00	1.000

PITCHER	IP	WLS	BF	H	R	ER	SO	BB	IBB	HBP	BLK	WP	HR	S	P	ERA	WHIP

Batter	1	2	3	4	5	6	7	8	9	AB	R	H	RBI	BB	SO	LOB
3 Willy Taveras, R (1, 8) OBP: 0.279, SLG: 0.290	C FF 95 B FF 94 X FF 95 1-1 ① P3			B FF 93 X FF 93 1-0 ① L8		X FF 94 0-0 ② G4-3 2-3			C FF 90 B SL 83 X FF 91 1-1 ① G6-3	4	0	0	0	0	0	1
15 Jerry Hairston, R (1, 7) OBP: 0.304, SLG: 0.397	C FF 94 X FF 95 0-1 ② F9			C FF 94 X CH 81 0-1 HR		B FF 94 X FF 94 1-0 ③ F8			B FF 91 C FF 91 C SI 92 F FF 92 X FF 92 1-2 ② G1-3	4	1	1	1	0	0	1
19 Joey Votto, L (1, 3) OBP: 0.418, SLG: 0.597	B FF 95 B FF 94 F CH 82 B FF 95 F FF 94 X FF 95 3-2 ③ L8			F FF 94 B FF 94 X CH 84 1-1 ② F8			B FF 94 X CH 84 1-0 ① F8		X FF 92 0-0 ③ G5-3	4	0	0	0	0	0	0
4 Brandon Phillips, R (1, 4) OBP: 0.326, SLG: 0.452		B FF 94 X FF 94 1-0 ① G4-3		B FF 96 F FF 95 B FF 96 C SL 81 X FF 96 2-2 ③ G2-3			S SL 83 B SL 83 S FF 96 F FF 94 F FF 96 S SL 82 1-3 ② K			3	0	0	0	0	1	0
31 Jonny Gomes, R (1, 9) OBP: 0.379, SLG: 0.584		C FF 95 B SL 83 F CH 82 S FF 96 1-3 ② K			B FF 94 F FF 92 B CH 83 F FF 95 F FF 96 F FF 95 F SL 82 B FF 95 3-3 ① K		B SL 82 T CH 82 B FF 95 C SL 82 B FF 95 X CH 84 3-2 ③ G1-3			3	0	0	0	0	2	0
28 Edwin Encarnación, R (1, 5) OBP: 0.329, SLG: 0.375		B FF 96 F FF 96 X CH 82 1-1 ③ P3			S FF 95 C FF 96 B FF 95 B FF 95 F CH 84 F FF 97 F SL 82 X FF 96 2-2 ② F8			C SI 93 X FF 92 0-1 ① F9		3	0	0	0	0	0	0
2 Alex Gonzalez, R (1, 6) OBP: 0.250, SLG: 0.284			B FF 94 X FF 93 1-0 ① P3		B FF 95 C CH 84 F CH 83 X FF 96 1-2 ③ L8			C SI 93 B SI 93 F CH 88 B SI 94 F FF 92 F SL 86 F SL 86 F FF 93 B FF 88 4-2 B SL 83 BB		2	0	0	0	1	0	0
30 Craig Tatum, R (1, 2) OBP: 0.211, SLG: 0.063			X FF 94 0-0 ② P4			C FF 95 F FF 94 B FF 94 B FF 94 B CH 86 B FF 95 4-2 3 39 G4-3 SH3-4 BB		B SI 92 X SI 93 1-0 ② L9		2	0	0	0	1	0	1
39 Aaron Harang, R (1, 1) OBP: 0.184, SLG: 0.270 37 Josh Roenicke, R (8, 1) 17 Laynce Nix, L (8, PH) OBP: 0.294, SLG: 0.458 46 Carlos Fisher, R (9, 1)			B FF 96 C FF 94 F FF 95 F FF 94 S SL 80 1-3 ③ K			X FF 92 0-0 ① SH3-4 1-2		F SI 92 D CH 87 D FF 88 B SI 92 F SI 92 X SI 92 3-2 ③ F7		1 0 1 0	0 0 0 0	0 0 0 0	0 0 0 0	1 0 0 0	0 0 0 0	0 0 1 0
Inning Stats	R: 0 E: 0 K: 0 S: 7 H: 0 LOB: 0 BB: 0 P: 11	R: 0 E: 0 K: 1 S: 6 H: 0 LOB: 0 BB: 0 P: 9	R: 0 E: 0 K: 1 S: 6 H: 0 LOB: 0 BB: 0 P: 8	R: 1 E: 0 K: 0 S: 8 H: 1 LOB: 0 BB: 0 P: 12	R: 0 E: 0 K: 1 S: 16 H: 0 LOB: 0 BB: 0 P: 22	R: 0 E: 0 K: 0 S: 5 H: 0 LOB: 1 BB: 1 P: 10	R: 0 E: 0 K: 1 S: 9 H: 0 LOB: 0 BB: 0 P: 14	R: 0 E: 0 K: 0 S: 12 H: 0 LOB: 1 BB: 1 P: 20	R: 0 E: 0 K: 0 S: 7 H: 0 LOB: 0 BB: 0 P: 9	1B: 0 2B: 0 3B: 0 HR: 1	SF: 0 SAC: 1 DP: 0 HBP: 0			WP: 0 PB: 0 SB: 0 CS: 0	PA: 30		

PITCHER	IP	WLS	BF	H	R	ER	SO	BB	IBB	HBP	BLK	WP	HR	S	P	ERA	WHIP
38 Mat Latos, R (1, 1) ERA: 2.7	7.0	W	23	1	1	1	4	1	0	0	0	0	1	57	86	1.29	0.286
40 Greg Burke, R (8, 1) ERA: 3.9	1.0		4	0	0	0	0	1	0	0	0	0	0	12	20	0.00	1.000
56 Mike Ekstrom, R (9, 1) ERA: 4.7	1.0		3	0	0	0	0	0	0	0	0	0	0	7	9	0.00	0.000

PITCHER	IP	WLS	BF	H	R	ER	SO	BB	IBB	HBP	BLK	WP	HR	S	P	ERA	WHIP

BOTTOM

San Diego Padres @ Cincinnati Reds

Great American Ball Park, Cincinnati, OH

Wed Jul 29 2009, 7:10 PM EDT

Att. 17,201 - Partly Cloudy - 76 F

livebaseballscorecards.com

AB	27
R	1
H	1
RBI	1
BB	2
SO	4
LOB	4

Batter	1	2	3	4	5	6	7	8	9	AB	R	H	RBI	BB	SO	LOB
1 Everth Cabrera, S (1, 6) OBP: 0.341, SLG: 0.391	C FF 93 F FF 93 S SL 87 0-3 ① K	B X 1-0 ③ F8		F SI 93 B SL 86 X FF 92 1-1 ③ G3		C B X 1-1 ① L9	B SL 84 F FF 92 F FF 94 C SL 84 1-3 ③ K			5	0	0	0	0	2	5
15 Luis Antonio Rodriguez, S (3, 4) OBP: 0.328, SLG: 0.288	B FF 93 B FF 92 C FF 92 C FF 92 F FF 94 B FF 92 B SL 86 4-2 23 2B 5 SF9 BB		C FF 89 B SL 81 B SL 80 F FF 93 X SL 85 2-2 ① G4-3		F FF 89 B FF 94 B FF 93 X SL 85 2-1 5 FC5-4 1B	B SI 92 B SI 91 X SI 91 2-0 5 FC6-4 1B 1-2		X SI 82 0-0 ① G5-3		4	1	2	0	1	0	0
23 Adrián González, L (1, 3) OBP: 0.394, SLG: 0.535	B FF 91 X FF 92 1-0 1-3 2B		C SI 92 X CH 83 0-1 ② F8		B SL 85 B SI 91 B SL 85 C SI 92 X SI 94 3-1 ① L7	B SL 84 F FF 93 S FF 95 B FC 94 S 2-3 ② K		C FF 79 B SI 85 B SL 76 S SL 77 B SC 66 F SC 68 B SI 85 4-2 5 G6-4-3 BB		4	0	1	0	1	1	3
5 Kevin Kouzmanoff, R (1, 5) OBP: 0.281, SLG: 0.414	F SL 86 F SL 86 B FF 94 D SL 86 X SL 86 2-2 ② SF9 3-H		B FF 91 F FF 92 B SL 85 B FF 91 F SL 85 B SL 87 4-2 7 1B BB		B F SL 87 C B X 2-2 ② FC5-4 7 2B 1-2f	B F FF 92 X SL 87 1-1 ③ FC6-4 1-2f		C SL 74 X SC 67 0-1 ②③ G6-4-3 1-2f		3	1	0	1	1	0	4
7 Chase Headley, S (1, 7) OBP: 0.317, SLG: 0.377	X FF 91 0-0 ③ F8		C FF 92 X CH 83 0-1 1-2 1B		B S FF 94 B SI 93 C SL 85 F FF 95 X 2-2 1-H 25 HR 2B		B FC 91 F SI 92 B SI 92 B SL 86 B FC 94 4-1 8 BB 25 1B BB		B FF 92 B FF 92 B FF 92 B FF 92 4-0 BB	3	2	2	1	2	0	1
8 Kyle Blanks, R (1, 9) OBP: 0.340, SLG: 0.427		F FF 91 X FF 90 0-1 25 1B 28 G4-3 1B	B SL 87 2 SAFE C FF 94 F SI 94 D SL 87 F FF 94 D SL 88 S FF 94 3-3 ③ K		H FF 95 1-0 25 HR HBP		B FC 91 B SL 85 B FF 94 B FC 94 4-0 46 WP 25 1B 1-2 BB		C SL 88 B SL 88 X SL 88 1-1 ① F9	3	2	1	0	1	1	3
25 Will Venable, L (1, 8) OBP: 0.306, SLG: 0.357		B FF 91 F SL 84 1 SAFE X SL 83 1-1 28 G4-3 1-3 1B	F B X 1-1 1B	B F B X 2-1 1-H 2-H HR		B SL 84 S FF 93 B FC 94 F SL 84 X SL 85 2-2 46 WP 1-2 2-H 1B		S CH 85 B FF 95 F CH 86 X FF 96 1-2 ② F8		5	1	4	4	0	0	1
28 Henry Blanco, R (1, 2) OBP: 0.282, SLG: 0.347		B FF 92 F FF 92 D SL 86 F FF 94 X SL 87 2-2 ①② G4-3 1-2f 3-H	F SL 91 B FF 91 B SI 92 B SL 86 X FF 94 3-1 ① P4	X FF 91 0-0 ③ F7		S SI 93 B SL 85 C FF 94 B SL 85 B FF 96 S FC 95 3-3 ① K		S SL 88 S SL 88 S SL 89 0-3 ③ K		5	0	0	0	0	2	5
46 Tim Stauffer, R (1, 1) OBP: 0.333, SLG: 0.250 54 Joe Thatcher, L (8, 1) 56 Mike Ekstrom, R (9, 1)		C FF 91 F FF 90 X SL 83 0-2 1B	L FF 91 L FF 91 B FF 92 L FF 93 1-3 ② K		H 1-0 15 1B HBP	B FF 92 F FC 93 B SL 84 B FC 93 S FF 93 T FF 93 3-2 ② K 1-2 2-3				3 0 0	0 0 0	1 0 0	0 0 0	0 0 0	2 0 0	3 0 0
Inning Stats	R: 1 E: 0 K: 1 S: 11 H: 1 LOB: 1 BB: 1 P: 18	R: 1 E: 0 K: 0 S: 11 H: 3 LOB: 1 BB: 0 P: 15	R: 0 E: 0 K: 1 S: 13 H: 1 LOB: 2 BB: 1 P: 22	R: 0 E: 0 K: 1 S: 9 H: 1 LOB: 1 BB: 0 P: 15	R: 4 E: 0 K: 0 S: 14 H: 3 LOB: 0 BB: 0 P: 26	R: 0 E: 0 K: 1 S: 8 H: 1 LOB: 2 BB: 0 P: 15	R: 1 E: 0 K: 3 S: 13 H: 1 LOB: 2 BB: 2 P: 30	R: 0 E: 0 K: 0 S: 6 H: 0 LOB: 0 BB: 1 P: 10	R: 0 E: 0 K: 1 S: 8 H: 0 LOB: 1 BB: 1 P: 14	1B: 8 2B: 2 3B: 0 HR: 1	SF: 1 SAC: 0 DP: 2 HBP: 2			WP: 1 PB: 0 SB: 0 CS: 0	PA: 44		

PITCHER		IP	WLS	BF	H	R	ER	SO	BB	IBB	HBP	BLK	WP	HR	S	P	ERA	WHIP
47 Johnny Cueto, R ERA: 4.06	(1, 1)	5.0	L	26	9	6	6	3	2	0	1	0	0	1	58	96	10.80	2.200
46 Carlos Fisher, R ERA: 2.67	(6, 1)	2.0		11	2	1	1	4	2	0	1	0	1	0	21	45	4.50	2.000
52 Daniel Herrera, L ERA: 2.81	(8, 1)	1.0		3	0	0	0	0	1	0	0	0	0	0	6	10	0.00	1.000
48 Francisco Cordero, R ERA: 1.79	(9, 1)	1.0		4	0	0	0	1	1	0	0	0	0	0	8	14	0.00	1.000

PITCHER	IP	WLS	BF	H	R	ER	SO	BB	IBB	HBP	BLK	WP	HR	S	P	ERA	WHIP

TOP

San Diego Padres @ Cincinnati Reds

Great American Ball Park, Cincinnati, OH

Thu Jul 30 2009, 12:35 PM EDT
Att. 19,177 - Overcast - 78 F

livebaseballscorecards.com

AB	35
R	7
H	11
RBI	6
BB	6
SO	8
LOB	25

BOTTOM

San Diego Padres @ Cincinnati Reds

Great American Ball Park, Cincinnati, OH

Thu Jul 30 2009, 12:35 PM EDT

Att. 19,177 - Overcast - 78 F

livebaseballscorecards.com

Batter	1	2	3	4	5	6	7	8	9	AB	R	H	RBI	BB	SO	LOB
Jerry Hairston, R (1, 8) OBP: 0.305, SLG: 0.397	B FF 90 B FF 90 C FF 92 F FF 91 F FF 92 F CU 78 F FF 92 X FF 92 2-2 ① F9		C FF 92 X FF 92 0-1 1B		C D X 1-1 2 G5-3 1B 1-2		B CU 74 B FF 90 B FF 87 C FF 87 X FF 89 3-1 ③ F7		C FF 93 S SL 85 B SL 88 F FF 93 B SL 85 B FF 94 X FF 92 3-2 ③ G5-3	5	0	2	0	0	0	1
2 Alex Gonzalez, R (1, 6) OBP: 0.247, SLG: 0.280 46 Carlos Fisher, R (6, 1) 7 Paul Janish, R (8, 6) OBP: 0.312, SLG: 0.277	C FF 92 B CU 78 C FF 91 S FF 92 1-3 ② K		F FF 88 B CU 77 B FF 89 X FF 90 2-1 ③ L9		F X 0-1 ② G5-3 1-2 2-3			C FF 89 C SL 78 B FF 89 F SL 78 S FF 89 1-3 ① K		3 0 1	0 0 0	0 0 0	0 0 0	0 0 1	1 0 0	3 0 0
19 Joey Votto, L (1, 3) OBP: 0.416, SLG: 0.595	B CH 83 X CH 83 1-0 ③ L7			X CU 76 0-0 4 2B 2B	B F D X 2-1 ③ F7			B SL 76 S FF 89 X FF 88 1-1 ② L8		4	1	1	0	0	0	2
4 Brandon Phillips, R (1, 4) OBP: 0.327, SLG: 0.456		B FF 91 B FF 91 C FF 91 X SL 87 2-1 S 1B		B FF 88 B FF 88 X FF 88 2-0 G5-4-3 2-H 2B		B FF 88 X FF 88 1-0 ① F8		B FF 88 C FF 88 X FF 88 1-1 ③ P3		4	0	2	1	0	0	0
31 Jonny Gomes, R (1, 9) OBP: 0.376, SLG: 0.570		B SL 86 B SL 87 F SL 86 C FF 91 1 SAFE C FF 92 2-3 ① K		F CU 76 D SI 90 B FF 91 B FF 88 B SL 86 4-1 G5-4-3 BB		B FF 89 B SL 85 F FF 88 F FF 90 S FF 91 2-3 ② K			X FF 92 0-0 ① G4-3	3	0	0	0	1	2	1
Edwin Encarnación, R (1, 5) OBP: 0.333, SLG: 0.374		C FF 91 C SI 90 B FF 92 B FF 92 F CU 78 B FF 93 B FF 92 4-2 17 G4-6-3 1-2 BB		B FF 89 B SI 88 F SI 88 S X 2-2 ①② G5-4-3 1-2f 2-3		B FF 91 F FF 89 F FF 90 X CU 76 1-2 ③ F8			C FF 92 X FF 93 0-1 17 BB 23 HR 1B	3	1	1	0	1	0	2
17 Laynce Nix, L (1, 7) OBP: 0.294, SLG: 0.451		C CU 76 C FF 91 F FF 91 X CU 77 0-2 ②③ G4-6-3 1-2f		F FF 91 B FF 91 X CU 77 1-1 ③ G4-3			B CU 74 B FF 90 X FF 88 2-0 ① P5		B FF 92 B FF 92 B FF 92 B FF 92 4-0 23 HR 1-2 BB	3	1	0	0	1	0	3
30 Craig Tatum, R (1, 2) OBP: 0.261, SLG: 0.150			C FF 88 B CU 76 B FF 89 B FF 90 X FF 90 3-1 ① P6		X 0-0 2 G5-3 1B 1B		C CU 75 F FF 89 X FF 89 0-2 1B		C FF 92 D SL 85 C SL 84 B FF 93 C FF 92 2-3 ② K	4	0	2	0	0	1	2
47 Johnny Cueto, R (1, 1) OBP: 0.189, SLG: 0.118 15 Drew Sutton, S (5, PH) (6, 6) OBP: 0.091, SLG: 0.182 52 Daniel Herrera, L (8, 1) 48 Francisco Cordero, R (9, 1) 23 Adam Rosales, R (9, PH) OBP: 0.283, SLG: 0.315			C FF 90 L FF 91 T CU 78 0-2 ② K		C C B D X 2-2 ① F7		B CH 81 X FF 89 1-0 ② P5		F SI 94 F FF 93 B SL 86 B SL 86 X FF 93 2-2 1-H 2-H HR	1 2 0 0 1	0 0 0 0 1	0 0 0 0 1	0 0 0 0 3	0 0 0 0 0	1 0 0 0 0	0 2 0 0 0
Inning Stats	R: 0 E: 0 K: 1 S: 10 H: 0 LOB: 0 BB: 0 P: 14	R: 0 E: 0 K: 1 S: 12 H: 1 LOB: 1 BB: 1 P: 20	R: 0 E: 0 K: 1 S: 9 H: 1 LOB: 1 BB: 0 P: 14	R: 1 E: 0 K: 0 S: 8 H: 2 LOB: 1 BB: 1 P: 17	R: 0 E: 0 K: 0 S: 10 H: 2 LOB: 2 BB: 0 P: 15	R: 0 E: 0 K: 1 S: 7 H: 0 LOB: 0 BB: 0 P: 11	R: 0 E: 0 K: 0 S: 7 H: 1 LOB: 1 BB: 0 P: 13	R: 0 E: 0 K: 1 S: 8 H: 0 LOB: 0 BB: 0 P: 11	R: 3 E: 0 K: 1 S: 13 H: 2 LOB: 0 BB: 1 P: 24	1B: 6 2B: 2 3B: 0 HR: 1 SF: 0 SAC: 0 DP: 2 HBP: 0						WP: 0 PB: 0 SB: 1 CS: 0 PA: 37

	AB	34
	R	4
	H	9
	RBI	4
	BB	3
	SO	6
	LOB	16

PITCHER		IP	WLS	BF	H	R	ER	SO	BB	IBB	HBP	BLK	WP	HR	S	P	ERA	WHIP
46 Tim Stauffer, R ERA: 2.57	(1, 1)	7.0	W	28	7	1	1	4	2	0	0	0	0	0	63	104	1.29	1.286
54 Joe Thatcher, L ERA: 3.52	(8, 1)	1.0		3	0	0	0	1	0	0	0	0	0	0	8	11	0.00	0.000
56 Mike Ekstrom, R ERA: 6.06	(9, 1)	1.0		6	2	3	3	1	1	0	0	0	0	1	13	24	27.00	3.000

PITCHER	IP	WLS	BF	H	R	ER	SO	BB	IBB	HBP	BLK	WP	HR	S	P	ERA	WHIP

Milwaukee Brewers @ San Diego Padres

PETCO Park, San Diego, CA

Fri Jul 31 2009, 10:05 PM EDT

Att. 32,588 - Partly Cloudy - 71 F

TOP

livebaseballscorecards.com

Batter	1	2	3	4	5	6	7	8	9	AB	R	H	RBI	BB	SO	LOB
3 Felipe Lopez, S (1, 4) OBP: 0.366, SLG: 0.413	G6-3	8 E; 30 BB; 28 1B; 1B 1-2 3-H	F7			G4-3		K		5	1	1	1	0	1	1
30 Craig Counsell, L (1, 5) OBP: 0.366, SLG: 0.431	G3-1	8 E; 28 1B; BB 1-2 2-3		G3-1		BB		K 1-2		3	1	0	0	2	1	1
8 Ryan Braun, R (1, 7) OBP: 0.390, SLG: 0.566	F9	E5; 28 E; 28 1B; 1; 2B 1-2 2-3 3-H		G6-3		F8			1; G6-3; 28 WP; 1B	5	1	1	0	0	0	3
28 Prince Fielder, L (1, 3) OBP: 0.427, SLG: 0.593	BB			2B			7; FC4-6; 1B		L5 1-2	4	1	3	2	1	0	1
1 Corey Hart, R (1, 9) OBP: 0.336, SLG: 0.437	2B			F8			K		G6-3 2-3	5	1	2	1	0	1	3
25 Mike Cameron, R (1, 8) OBP: 0.362, SLG: 0.460	BB				K		K		F9	4	1	1	0	1	2	2
7 J.J. Hardy, R (1, 6) OBP: 0.296, SLG: 0.374	F7				K	FC4-6 1-2f				4	0	0	0	0	2	7
18 Jason Kendall, R (1, 2) OBP: 0.320, SLG: 0.276		K	F7		F9			27 FC3-6; BB		3	0	0	0	1	1	3
41 Braden Looper, R (1, 1) OBP: 0.220, SLG: 0.179						G3-1		FC3-6; 30 S 1-2f		2	1	1	2	0	0	0
22 Jody Gerut, L (6, PH) OBP: 0.233, SLG: 0.325										1	0	0	0	0	0	0
48 Tim Dillard, R (6, 1)										0	0	0	0	0	0	0
57 Mitch Stetter, L (6, 1)										0	0	0	0	0	0	0
52 Chris Smith, R (7, 1)										0	0	0	0	0	0	0
27 Frank Catalanotto, L (8, PH) OBP: 0.328, SLG: 0.373										1	0	0	0	0	0	1
43 R.J. Swindle, L (8, 1)										0	0	0	0	0	0	0
Inning Stats	R: 0 E: 0 K: 0 S: 7 H: 0 LOB: 0 BB: 0 P: 13	R: 7 E: 2 K: 2 S: 26 H: 6 LOB: 3 BB: 3 P: 50	R: 0 E: 0 K: 0 S: 6 H: 0 LOB: 0 BB: 0 P: 7	R: 0 E: 0 K: 0 S: 5 H: 1 LOB: 1 BB: 0 P: 7	R: 0 E: 0 K: 2 S: 10 H: 0 LOB: 0 BB: 0 P: 13	R: 0 E: 0 K: 0 S: 8 H: 0 LOB: 1 BB: 1 P: 15	R: 0 E: 0 K: 2 S: 9 H: 1 LOB: 1 BB: 0 P: 10	R: 0 E: 0 K: 2 S: 8 H: 0 LOB: 1 BB: 1 P: 16	R: 0 E: 0 K: 0 S: 9 H: 1 LOB: 1 BB: 0 P: 13	1B: 7 2B: 2 3B: 0 HR: 0 SF: 0 SAC: 0 DP: 0 HBP: 0						

	AB	37
	R	7
	H	9
	RBI	6
	BB	5
	SO	8
	LOB	22

WP: 1 PB: 0 SB: 1 CS: 0 PA: 42

PITCHER		IP	WLS	BF	H	R	ER	SO	BB	IBB	HBP	BLK	WP	HR	S	P	ERA	WHIP
49 Chad Gaudin, R ERA: 4.76	(1, 1)	1.2		14	6	7	3	2	2	0	0	0	0	0	29	53	16.20	4.800
45 Edward Mujica, R ERA: 3.04	(2, 1)	4.1	W	16	1	0	0	2	2	0	0	0	0	0	33	52	0.00	0.692
57 Luke Gregerson, R ERA: 2.76	(7, 1)	1.0	H	4	1	0	0	2	0	0	0	0	0	0	9	10	0.00	1.000
37 Mike Adams, R ERA: 0.95	(8, 1)	1.0	H	4	0	0	0	2	1	0	0	0	0	0	8	16	0.00	1.000
21 Heath Bell, R ERA: 1.96	(9, 1)	1.0		4	1	0	0	0	0	0	0	0	1	0	9	13	0.00	1.000

Batter	1	2	3	4	5	6	7	8	9	AB	R	H	RBI	BB	SO	LOB
18 Tony Gwynn Jr., L (1, 8) OBP: 0.362, SLG: 0.385	C SI 88 B SL 85 X CH 82 1-1 E9 22 SH5-4 23 G6-3 1B	B SI 89 B FS 83 B SI 90 C SI 88 X FF 89 3-1 ③ F7		B FF 90 F FF 89 F FS 83 B SI 88 X FS 81 2-2 1-2 22 2B 1B		C SI 90 L CH 83 F SL 85 F FF 91 F SL 84 B FF 92 F CH 86 F FF 91 F FF 91 1-2 X FF 92 2-3 8 1B 1B	C CH 74 X FF 88 0-1 ③ F7			5	3	3	0	0	0	2
22 David Eckstein, R (1, 4) OBP: 0.326, SLG: 0.340	B SI 88 X SL 83 1-0 ① SH5-4 2-3		C SI 87 B SL 84 F SI 89 B SI 90 X FF 90 2-2 23 G3-6-3 1B	B SI 88 F SI 88 C SL 84 X FS 80 1-2 1-H 2-H 2B		C FF 93 F FF 93 B FF 93 F SL 86 F FF 93 X SL 84 1-2 ① SF8 3-H		C SI 82 F SL 72 B SL 72 X SI 81 1-2 ① F8		3	0	2	3	0	0	0
23 Adrián González, L (1, 3) OBP: 0.391, SLG: 0.534	C FS 84 B SI 88 B FS 84 B SI 89 S CH 83 X FS 83 3-2 ② G6-3 3-H		B SL 85 B SI 89 B SI 91 C SI 89 X SI 89 3-1 ①② G3-6-3 1-2f	B SL 84 B SI 88 B FS 82 X FF 88 3-0 ③ G4-3		B SL 79 C SL 79 B SL 79 S FF 86 B SL 80 C SL 79 3-3 ② K		X SL 69 0-0 15 1B 2B		5	1	1	1	0	1	3
8 Kyle Blanks, R (1, 7) OBP: 0.363, SLG: 0.471	B SL 84 B SL 86 B FS 80 C SI 89 F SL 84 B SL 84 4-2 7 1B BB		F FF 89 B SI 89 F SL 84 F FS 82 S FS 82 1-3 ③ K		X SL 82 0-0 HR	B SL 80 B SL 80 S FF 86 B FF 86 S FF 86 X SL 80 3-2 25 FC5 7 BB 2-H 1B		I IN 60 I IN 56 I IN 56 I IN 54 4-0 15 1B 25 FC4-6 IBB		3	2	2	2	2	1	0
7 Chase Headley, S (1, 5) OBP: 0.322, SLG: 0.380 57 Luke Gregerson, L (7, 1) 37 Mike Adams, R (8, 1) 15 Luis Antonio Rodriguez, S (9, PH) OBP: 0.332, SLG: 0.293 21 Heath Bell, R (9, 1)	F SI 89 X FS 81 0-1 1-2 1B			B FF 89 X SI 89 1-0 25 HR 1B	C FS 80 X FS 81 0-1 ① G4-3	C FF 85 S SL 82 D SL 80 B SL 80 B FF 86 F FF 84 B SL 80 4-2 25 FC5 1-2 BB		B SL 70 X SI 82 1-0 25 FC4-6 1-3 2-H 1B		3 0 0 1 0	1 0 0 0 0	2 0 0 1 0	0 0 0 1 0	1 0 0 0 0	0 0 0 0 0	0 0 0 0 0
25 Will Venable, L (1, 9) OBP: 0.301, SLG: 0.379	F FS 81 T FF 90 B FS 82 B SI 88 F FS 82 D FS 82 F FS 80 F SI 90 F SI 91 3-3 ③ C FS 84 K			F SL 83 X SI 89 0-1 1-H HR	X FS 79 0-0 ② G4-3	B SL 79 X SL 79 1-0 ③ FC5 1-2 2-3f		B SL 73 B SI 82 C SL 70 S SL 70 X CU 55 2-2 ② FC4-6 1-2f 3-H		5	1	1	3	0	1	5
28 Henry Blanco, R (1, 2) OBP: 0.279, SLG: 0.341		C SI 88 B SI 89 X SI 88 1-1 1 FC3-6 1B		C SL 83 F SL 82 S SL 82 0-3 ① K	B SL 84 C SL 82 S FS 80 B FS 80 F FS 80 B SI 87 X SL 82 3-2 ③ F7		B FF 88 C CU 77 B CU 80 S CU 77 S CU 78 2-3 ① K	B SL 71 C SL 71 X SL 71 1-1 ③ G6-3		5	0	1	0	0	2	1
1 Everth Cabrera, S (1, 6) OBP: 0.339, SLG: 0.387		B SI 90 B SI 89 X SI 88 2-0 ① FC3-6 45 SH1-4 1-2f		M FS 81 B FF 89 B FS 82 B SI 88 X SI 87 3-1 ② F9		B FF 89 B FF 91 C FF 91 X FF 91 2-1 E3 14 2B 1B	C CH 74 B CU 76 F FF 88 S CH 74 1-3 ② K			4	1	1	0	0	1	1
49 Chad Gaudin, R (1, 1) OBP: 0.071, SLG: 0.037 45 Edward Mujica, R (2, 1) OBP: 1.000, SLG: 1.000 14 Oscar Salazar, R (6, PH) OBP: 0.378, SLG: 0.535 5 Kevin Kouzmanoff, R (7, 5) OBP: 0.283, SLG: 0.418		X SI 88 0-0 ② SH1-4 1-2		X SI 88 0-0 18 1B 22 2B 1B		D SL 84 B FF 91 X FF 90 2-0 18 1B 22 SF8 2-H 2B	C CU 78 C CU 79 B CU 78 X CH 74 1-2 2B			0 1 1 1	0 1 1 0	0 1 1 1	0 0 0 0	0 0 0 0	0 0 0 0	0 0 0 0
Inning Stats	R: 1 E: 1 K: 1 S: 17 H: 2 LOB: 2 BB: 1 P: 29	R: 0 E: 0 K: 0 S: 6 H: 1 LOB: 1 BB: 0 P: 12	R: 0 E: 0 K: 1 S: 9 H: 1 LOB: 0 BB: 0 P: 15	R: 4 E: 1 K: 1 S: 16 H: 5 LOB: 1 BB: 0 P: 26	R: 1 E: 0 K: 0 S: 8 H: 1 LOB: 0 BB: 0 P: 11	R: 3 E: 1 K: 1 S: 27 H: 4 LOB: 2 BB: 1 P: 44	R: 0 E: 0 K: 2 S: 11 H: 1 LOB: 1 BB: 0 P: 15	R: 2 E: 0 K: 0 S: 10 H: 2 LOB: 1 BB: 1 P: 19		1B: 11 2B: 4 3B: 0 HR: 2 SF: 1 SAC: 2 DP: 1 HBP: 0	WP: 0 PB: 0 SB: 0 CS: 0 PA: 43				

PITCHER		IP	WLS	BF	H	R	ER	SO	BB	IBB	HBP	BLK	WP	HR	S	P	ERA	WHIP
41 Braden Looper, R ERA: 5.03	(1, 1)	5.0		25	10	6	6	3	1	0	0	0	0	2	56	93	10.80	2.200
48 Tim Dillard, R ERA: 12.46	(6, 1)	0.1	L	4	3	3	3	0	0	0	0	0	0	0	17	23	81.00	9.000
57 Mitch Stetter, L ERA: 3.18	(6, 1)	0.2		4	1	0	0	1	1	0	0	0	0	0	10	21	0.00	3.000
52 Chris Smith, R ERA: 3.9	(7, 1)	1.0		4	1	0	0	2	0	0	0	0	0	0	11	15	0.00	1.000
43 R.J. Swindle, L ERA: 11.12	(8, 1)	1.0		6	2	2	2	0	0	1	0	0	0	0	10	19	18.00	2.000

PITCHER	IP	WLS	BF	H	R	ER	SO	BB	IBB	HBP	BLK	WP	HR	S	P	ERA	WHIP

BOTTOM

Milwaukee Brewers @ San Diego Padres

PETCO Park, San Diego, CA

Fri Jul 31 2009, 10:05 PM EDT

Att. 32,588 - Partly Cloudy - 71 F

livebaseballscorecards.com

AB	37
R	11
H	17
RBI	11
BB	3
SO	6
LOB	12

Milwaukee Brewers @ San Diego Padres

PETCO Park, San Diego, CA

Sat Aug 01 2009, 10:05 PM EDT

Att. 26,424 - Partly Cloudy - 70 F

livebaseballscorecards.com

TOP

Batter	1	2	3	4	5	6	7	8	9	AB	R	H	RBI	BB	SO	LOB
3 Felipe Lopez, S (1, 4) OBP: 0.362, SLG: 0.409	C FF 91 B SI 90 X CH 85 1-1 ① G5-3			B SI 90 B SI 90 C SI 91 B CH 84 X FF 92 3-1 ① G3-1	B FF 92 F CH 84 B SI 92 X FF 91 2-1 ③ FC4-6 1-2f		B FF 92 B CH 81 C SI 90 B SL 82 X SI 90 3-1 ③ G3-1			4	0	0	0	0	0	3
1 Corey Hart, R (1, 9) OBP: 0.335, SLG: 0.433	T FF 91 C FF 92 B FF 95 C FF 92 1-3 ② K			B SI 92 F CH 85 F FF 92 B SL 85 F FF 95 B FF 93 B CU 80 4-2 28 S 28 BLK BB		B CU 76 B FF 90 B SI 89 C FF 89 C SI 90 X FF 90 3-2 ① G1-3		C FF 93 F SL 90 S FF 93 0-3 ① K		3	0	0	0	1	2	0
8 Ryan Braun, R (1, 7) OBP: 0.387, SLG: 0.560	X SI 92 0-0 ③ F9			C SI 89 F FF 93 1 SAFE 1 SAFE C FF 94 0-3 ② K		B SI 91 X CH 84 1-0 ② F7		F FF 93 B FF 94 S CH 84 F FF 95 X SI 93 1-2 ② G6-3		4	0	0	0	0	1	1
28 Prince Fielder, L (1, 3) OBP: 0.425, SLG: 0.597		B FF 91 B FF 92 B SI 94 C SI 92 C SI 92 C FF 94 3-3 ① K		B FF 92 B CU 80 C SI 92 F CH 85 B FF 89 S FF 95 3-3 ③ K 1-3		X CU 76 0-0 HR		C SI 94 X FF 93 0-1 ③ F9		4	1	1	1	0	2	1
14 Casey McGehee, R (1, 5) OBP: 0.369, SLG: 0.545		B SI 92 X CH 84 1-0 ② G3-1			B FF 91 B FF 91 B CH 84 C SI 89 X FF 91 3-1 ① F7	X SL 86 0-0 HR			F FF 95 C FF 95 B FF 95 F FF 94 B CU 82 X FF 93 2-2 1B	4	1	2	1	0	0	0
25 Mike Cameron, R (1, 8) OBP: 0.363, SLG: 0.462		X FF 91 0-0 ③ F9			B SI 90 B FF 91 C CH 84 B CU 79 X FF 91 3-1 18 FC5-4 2B	B SI 94 B SL 86 B SL 86 F SI 91 B SI 92 4-1 BB			C FF 93 B CU 82 B CU 80 B FF 91 C CU 81 S CU 79 3-3 ① K	3	0	1	0	1	1	1
7 J.J. Hardy, R (1, 6) OBP: 0.296, SLG: 0.372 57 Mitch Stetter, L (6, 1) 45 Mark DiFelice, R (7, 1) 50 Claudio Vargas, R (8, 1) 27 Frank Catalanotto, L (9, PH) OBP: 0.324, SLG: 0.367			F FF 91 X SI 90 0-1 ① G1-3	B SI 89 B CH 81 C CH 81 D FF 89 B CH 81 4-1 18 FC5-4 BB	1 SAFE 1 SAFE C SI 91 1 SAFE F SL 83 B SI 92 P PO 81 1 SAFE X SL 82 2-2 ③ L7			X FF 92 0-0 ② L7	2 0 0 0 1	0 0 0 0 0	0 0 0 0 0	0 0 0 0 0	1 0 0 0 0	0 0 0 0 0	1 0 0 0 1
18 Jason Kendall, R (1, 2) OBP: 0.316, SLG: 0.273			C FF 90 B CH 85 C CH 85 B FF 94 X SI 93 2-2 ② G4-3	B SI 91 C FF 90 X FF 92 1-1 ② FC5-4 47 BB 1-2f 2-3		C SI 91 S SL 82 F FF 92 C SL 83 0-3 ① K		X FF 94 0-0 ③ P3	4	0	0	0	0	1	3
47 Mike Burns, R (1, 1) OBP: 0.250, SLG: 0.100 30 Craig Counsell, L (6, 6) OBP: 0.365, SLG: 0.429			C FF 92 S SL 83 F FF 96 F FF 96 B FF 95 B FF 93 S CH 84 2-3 ③ K	C FF 90 F FF 92 B FF 94 B FF 92 F FF 93 B CU 80 B SI 93 4-2 3 FC4-6 BB 1-2		B FF 91 F FF 91 X SL 84 1-1 ② G4-3			1 1	0 0	0 0	0 0	1 0	1 0	0 0
Inning Stats	R: 0 E: 0 K: 1 S: 6 H: 0 LOB: 0 BB: 0 P: 8	R: 0 E: 0 K: 1 S: 5 H: 0 LOB: 0 BB: 0 P: 9	R: 0 E: 0 K: 1 S: 10 H: 0 LOB: 0 BB: 0 P: 14	R: 0 E: 0 K: 2 S: 11 H: 0 LOB: 1 BB: 1 P: 21	R: 0 E: 0 K: 0 S: 12 H: 1 LOB: 3 BB: 2 P: 29	R: 2 E: 0 K: 0 S: 11 H: 2 LOB: 1 BB: 1 P: 20	R: 0 E: 0 K: 1 S: 8 H: 0 LOB: 0 BB: 0 P: 12	R: 0 E: 0 K: 1 S: 9 H: 0 LOB: 0 BB: 0 P: 10	R: 0 E: 0 K: 1 S: 9 H: 1 LOB: 1 BB: 0 P: 14	1B: 1 2B: 1 3B: 0 HR: 2 SF: 0 SAC: 0 DP: 0 HBP: 0						

	AB	31
	R	2
	H	4
	RBI	2
	BB	4
	SO	8
	LOB	11

WP: 0 PB: 0 SB: 1 CS: 0 PA: 35

PITCHER		IP	WLS	BF	H	R	ER	SO	BB	IBB	HBP	BLK	WP	HR	S	P	ERA	WHIP
33 Clayton Richard, L ERA: 4.47	(1, 1)	5.2		22	2	1	1	5	3	0	0	1	0	1	49	90	1.59	0.882
40 Greg Burke, R ERA: 4.15	(6, 1)	0.1	W	3	1	1	1	0	1	0	0	0	0	1	6	11	27.00	6.000
57 Luke Gregerson, R ERA: 2.7	(7, 1)	1.0	H	3	0	0	0	1	0	0	0	0	0	0	8	12	0.00	0.000
37 Mike Adams, R ERA: 0.9	(8, 1)	1.0	H	3	0	0	0	1	0	0	0	0	0	0	9	10	0.00	0.000
21 Heath Bell, R ERA: 1.91	(9, 1)	1.0	S	4	1	0	0	1	0	0	0	0	0	0	9	14	0.00	1.000

PITCHER		IP	WLS	BF	H	R	ER	SO	BB	IBB	HBP	BLK	WP	HR	S	P	ERA	WHIP

BOTTOM

Milwaukee Brewers @ San Diego Padres

PETCO Park, San Diego, CA

Sat Aug 01 2009, 10:05 PM EDT
Att. 26,424 - Partly Cloudy - 70 F

livebaseballscorecards.com

Batter	1	2	3	4	5	6	7	8	9	AB	R	H	RBI	BB	SO	LOB
18 Tony Gwynn Jr., L (1, 8) OBP: 0.363, SLG: 0.385	C FF 88 B SI 89 F FF 88 X CU 71 1-2 G3 ①	C FF 87 B FF 87 X SI 87 1-1 G6-3 ①	F T SI 88 B SI 89 X CU 71 1-2 22 2B 5 SF8 1B	C SL 78 B SL 79 B SL 78 X FF 84 2-1 F7 ③		C SI 91 X FF 92 0-1 22 S 1B 2-H			5	1	2	1	0	0	1
22 David Eckstein, R (1, 4) OBP: 0.327, SLG: 0.344	B FF 89 C FF 88 C FF 89 F FF 90 B SL 79 X FF 89 2-2 1B	C FF 88 F SI 87 X CU 69 0-2 F7 ②	B FF 85 F FF 85 1 SAFE X CH 78 1-1 1-3 2B			B FF 84 B FF 85 C SI 85 X FF 84 2-1 G6-3 ①	1 SAFE B FF 92 X SI 92 1-0 1-2 G6-3 ③		5	0	2	0	0	0	1
23 Adrián González, L (1, 3) OBP: 0.390, SLG: 0.529	C FF 87 B FF 88 X FF 88 1-1 L9 ②	C CU 69 C FF 88 B CU 70 X FF 89 1-2 P6 ③	I IN 57 I IN 58 I IN 58 I IN 57 4-0 IBB			B SI 87 F FF 87 B SL 79 X SL 79 2-1 G4-3 ②			3	0	0	0	1	0	1
5 Kevin Kouzmanoff, R (1, 5) OBP: 0.285, SLG: 0.422	B FF 88 B FF 88 F FF 89 1 SAFE X SL 81 2-1 F8 ③		F FF 88 C CU 69 B FF 88 B SL 78 B FF 89 X FF 89 3-2 8 FC6-4 1B	B FF 88 F FF 87 B FF 89 F FF 86 D SL 81 F FF 88 X FF 88 3-2 3-H SF8 ②		S SL 82 B SL 82 X SL 83 1-1 2B			3	0	2	1	0	0	1
8 Kyle Blanks, R (1, 7) OBP: 0.358, SLG: 0.455		X SI 86 0-0 P4 ①	C FF 87 B FF 87 X SL 80 1-1 1-2f FC6-4 30 FC5-4 25 1B ①	C FF 87 B SL 80 F FF 86 S FF 87 1-3 K ③		B SL 82 B SL 82 S SL 82 B SL 83 B SL 82 4-1 BB			3	0	0	0	1	1	3
25 Will Venable, L (1, 9) OBP: 0.308, SLG: 0.411		C SI 87 B CH 82 X CH 81 1-1 HR	B FF 87 B FF 87 B FF 88 C FF 87 X FF 86 3-1 1-2 30 FC5-4 1B	C SL 78 F FF 87 S FF 88 0-3 K ①	C SL 83 F SL 83 F SL 82 F CU 76 S SL 81 0-3 K ③				4	1	2	1	0	2	2
30 Eliezer Alfonzo, R (1, 2) OBP: 0.216, SLG: 0.283		X SL 79 0-0 2B	X FF 87 0-0 1-2f 2-3 FC5-4 ②	C FF 86 S SL 80 F SL 79 X FF 90 0-2 F9 ②			C FF 91 B SI 92 F SL 82 B SI 91 F SI 92 B SL 81 X SI 91 3-2 G1-3 ①		4	0	1	0	0	0	2
1 Everth Cabrera, S (1, 6) OBP: 0.337, SLG: 0.396		C FF 86 X FF 87 0-1 F8 ②	B CU 70 C FF 88 C SI 87 1 SAFE B FF 89 X FF 88 2-2 G4-3 ③		T SI 87 B SI 88 B SI 88 X FF 87 2-1 14 2B 3B			X SI 92 0-0 F7 ②	4	1	1	0	0	0	3
33 Clayton Richard, L (1, 1) OBP: 0.200, SLG: 0.400 40 Greg Burke, R (6, 1) 14 Oscar Salazar, R (6, PH) OBP: 0.391, SLG: 0.568 57 Luke Gregerson, L (7, 1) 37 Mike Adams, R (8, 1) 7 Chase Headley, S (8, PH) OBP: 0.323, SLG: 0.384 21 Heath Bell, R (9, 1)		S FF 86 S CU 70 D CU 70 C FF 88 1-3 K ③			C FF 85 B CH 82 F FF 87 B X FF 88 2-2 G6-3 ①	D CU 69 F SL 79 F FF 89 B FF 89 F FF 87 X CU 70 2-2 3-H 2B		S SL 79 B SI 92 B SI 92 F SL 80 B SL 80 X SI 89 3-2 18 1B 2B	2 0 1 0 0 1	0 0 0 0 0 1	0 0 1 0 0 1	0 0 0 0 0 1	1 0 0 0 0 0	1 0 0 0 0 0	0 0 0 0 0 0
Inning Stats	R: 0 E: 0 K: 0 S: 11 H: 1 LOB: 1 BB: 0 P: 17	R: 1 E: 0 K: 1 S: 9 H: 2 LOB: 1 BB: 0 P: 11	R: 0 E: 0 K: 0 S: 8 H: 0 LOB: 0 BB: 0 P: 10	R: 0 E: 0 K: 0 S: 11 H: 2 LOB: 2 BB: 0 P: 20	R: 1 E: 0 K: 1 S: 15 H: 2 LOB: 2 BB: 1 P: 27	R: 1 E: 0 K: 1 S: 15 H: 2 LOB: 1 BB: 0 P: 21	R: 0 E: 0 K: 1 S: 12 H: 1 LOB: 2 BB: 1 P: 21	R: 1 E: 0 K: 0 S: 11 H: 2 LOB: 1 BB: 0 P: 18		1B: 5 2B: 5 3B: 1 HR: 1 SF: 1 SAC: 0 DP: 0 HBP: 0				WP: 0 PB: 0 SB: 1 CS: 0 PA: 38	

	AB	35
	R	4
	H	12
	RBI	4
	BB	2
	SO	4
	LOB	15

PITCHER		IP	WLS	BF	H	R	ER	SO	BB	IBB	HBP	BLK	WP	HR	S	P	ERA	WHIP
47 Mike Burns, R ERA: 6.06	(1, 1)	5.2	L	27	9	3	3	3	0	1	0	0	0	1	67	102	4.76	1.588
57 Mitch Stetter, L ERA: 3.09	(6, 1)	1.0		3	0	0	0	0	0	0	0	0	0	0	6	12	0.00	0.000
45 Mark DiFelice, R ERA: 1.99	(7, 1)	0.1		3	1	0	0	1	1	0	0	0	0	0	8	13	0.00	6.000
50 Claudio Vargas, R ERA: 2.25	(8, 1)	1.0		5	2	1	1	0	0	0	0	0	0	0	11	18	9.00	2.000

PITCHER	IP	WLS	BF	H	R	ER	SO	BB	IBB	HBP	BLK	WP	HR	S	P	ERA	WHIP

Batter	1	2	3	4	5	6	7	8	9	AB	R	H	RBI	BB	SO	LOB
3 Felipe Lopez, S (1, 4) OBP: 0.363, SLG: 0.410	C CH 90 B CU 76 F SI 91 X CU 76 1-2 G3-1 ①		B SL 87 C SL 88 S SI 91 X CU 77 1-2 F9 ③			B CH 91 B SI 92 B SI 92 C CH 91 B FC 89 4-1 8 FC5-4 BB	C SI 91 C CH 80 B CH 80 X SL 83 1-2 30 1B 1-H 2-H 3-H 2B		B SI 94 F SI 95 X CH 87 1-1 G4-3 ③	4	1	1	3	1	0	1
30 Craig Counsell, L (1, 6) OBP: 0.366, SLG: 0.434	B SI 92 C SI 92 B SL 85 F SI 92 X FF 92 2-2 G4-3 ②			B SI 89 X CH 89 1-0 8 G4-3 28 G5-3 2B		B CH 92 B SL 87 B SI 90 C CH 91 1 SAFE S CH 89 1 SAFE X 3-2 F8 ②	C FF 91 C FF 92 X FF 93 0-2 8 1B 2-H 1B			4	1	2	1	0	0	1
8 Ryan Braun, R (1, 7) OBP: 0.386, SLG: 0.557	C SI 93 S SI 92 B SI 94 X CU 77 1-2 G6-3 ③			C CH 92 X SI 91 0-1 G4-3 ① 2-3		B CH 92 X SI 92 1-0 FC5-4 ③ 1-2f	D FF 92 X SI 91 1-0 1-2 1B			4	0	1	0	0	0	2
28 Prince Fielder, L (1, 3) OBP: 0.422, SLG: 0.591		S CU 76 C CH 90 B CU 77 X CU 76 1-2 G1 ①		F CH 90 X FC 90 0-1 G5-3 ② 3-H			G6-3 ①			4	0	0	1	0	0	2
14 Casey McGehee, R (1, 5) OBP: 0.367, SLG: 0.538		B FC 93 F SL 88 X SI 94 1-1 F8 ②		C SL 89 S SL 88 F FC 90 S FC 93 0-3 K ③			B SL 88 X FF 89 1-0 25 BB 27 1B 1B	C SI 93 B SL 89 B FC 89 C SI 95 F SI 95 C FC 89 2-3 K ①		4	1	1	0	0	2	0
25 Mike Cameron, R (1, 8) OBP: 0.362, SLG: 0.458		B SL 88 T CH 92 C CU 77 B SI 93 F FC 93 B CU 77 F SL 87 C CH 93 3-3 K ③			B SL 88 S SL 87 F SI 92 X CU 77 1-2 G6-3 ①		B CH 90 C SI 93 F SI 92 B CH 93 B FC 92 1 SAFE B SL 87 4-2 22 HBP 27 1B 3 2B 1-2 BB	B SL 88 C SI 93 B SI 95 C SL 87 C FF 94 2-3 K ②		3	1	0	0	1	2	0
27 Frank Catalanotto, L (1, 9) 60 Todd Coffey, R (7, 1) 51 Trevor Hoffman, R (9, 1)			C CH 90 F SL 86 B CH 92 B SL 86 X SL 87 2-2 P4 ①		B CH 93 B SL 88 B SL 85 C CH 91 X CH 91 3-1 F8 ②		F FF 87 F FF 88 B FC 86 F SL 78 X FF 89 1-2 22 HBP 3 2B 1-2 2-H 1B	C SI 94 B FF 94 B SI 94 C FF 94 C SI 94 2-3 K ③		3 1 0	1 0 0	1 0 0	1 0 0	0 0 0	0 1 0	0 0 0
18 Jason Kendall, R (1, 2) OBP: 0.313, SLG: 0.269			B CH 91 F CH 92 X FC 90 1-1 F8 ②		C CH 92 X CH 91 0-1 G5-3 ③		C SL 83 S SL 82 S SL 83 0-3 K ②		B SI 94 B SL 87 F FF 92 X FF 93 2-1 F7 ①	4	0	0	0	0	1	2
12 Carlos Villanueva, R (1, 1) OBP: 0.400, SLG: 0.250 9 Hernan Iribarren, L (6, PH) 50 Claudio Vargas, R (6, 1) 57 Mitch Stetter, L (6, 1) 22 Jody Gerut, L (7, PH) OBP: 0.236, SLG: 0.323 (7, 9)			B SI 94 B CH 92 B SI 92 B CH 91 4-0 BB			B SI 91 B SL 87 C SI 92 F SI 92 B CU 77 F SL 87 F CH 92 S CH 89 3-3 K ①	B CH 80 C CH 79 H SL 84 2-1 3 2B 1-2 2-3 HBP		C CH 85 S CH 86 X CH 86 0-2 G4-3 ②	0 1 0 0 1	0 0 0 0 1	0 0 0 0 0	0 0 0 0 0	1 0 0 0 0	0 1 0 0 0	0 0 0 0 0
Inning Stats	R: 0 E: 0 K: 0 S: 9 H: 0 LOB: 0 BB: 0 P: 13	R: 0 E: 0 K: 1 S: 10 H: 0 LOB: 0 BB: 0 P: 15	R: 0 E: 0 K: 0 S: 8 H: 0 LOB: 1 BB: 1 P: 16	R: 1 E: 0 K: 1 S: 9 H: 1 LOB: 0 BB: 0 P: 10	R: 0 E: 0 K: 0 S: 7 H: 0 LOB: 0 BB: 0 P: 11	R: 0 E: 0 K: 1 S: 10 H: 0 LOB: 1 BB: 1 P: 21	R: 5 E: 0 K: 1 S: 23 H: 5 LOB: 2 BB: 1 P: 35	R: 0 E: 0 K: 3 S: 10 H: 0 LOB: 0 BB: 0 P: 16	R: 0 E: 0 K: 0 S: 7 H: 0 LOB: 0 BB: 0 P: 10	1B: 4 2B: 2 3B: 0 HR: 0 SF: 0 SAC: 0 DP: 0 HBP: 1						

PITCHER		IP	WLS	BF	H	R	ER	SO	BB	IBB	HBP	BLK	WP	HR	S	P	ERA	WHIP
29 Kevin Correia, R ERA: 4.73	(1, 1)	6.1	L	24	2	3	3	3	3	0	0	0	0	0	59	99	4.26	0.789
54 Joe Thatcher, L ERA: 3.91	(7, 1)	0.0		1	1	0	0	0	0	0	0	0	0	0	4	5	∞	∞
57 Luke Gregerson, R ERA: 3.06	(7, 1)	0.1		5	3	3	3	1	0	0	1	0	0	0	11	15	81.00	9.000
59 Luis Perdomo, R ERA: 4.15	(7, 1)	2.1		7	0	0	0	3	0	0	0	0	0	0	19	28	0.00	0.000

PITCHER	IP	WLS	BF	H	R	ER	SO	BB	IBB	HBP	BLK	WP	HR	S	P	ERA	WHIP

TOP

Milwaukee Brewers @ San Diego Padres

PETCO Park, San Diego, CA

Sun Aug 02 2009, 4:05 PM EDT

Att. 23,696 - Sunny - 73 F

livebaseballscorecards.com

AB	33
R	6
H	6
RBI	6
BB	3
SO	7
LOB	8

BOTTOM

Milwaukee Brewers @ San Diego Padres

PETCO Park, San Diego, CA

Sun Aug 02 2009, 4:05 PM EDT
Att. 23,696 - Sunny - 73 F

livebaseballscorecards.com

Batter	1	2	3	4	5	6	7	8	9	AB	R	H	RBI	BB	SO	LOB
18 Tony Gwynn Jr., L (1, 8) OBP: 0.365, SLG: 0.384	B FF 86 B FF 87 C FF 86 S FF 87 F FF 89 B CU 75 F CH 82 X FF 89 3-2 F7 ①		B FF 86 B FF 87 B CH 84 B FF 86 4-0 1 1B 1-2 BB		C CU 74 B FF 89 X CH 81 1-1 L3 ③			B SI 94 C SI 94 X SI 94 1-1 1 1B 1B		3	0	1	0	1	0	1
1 Everth Cabrera, S (1, 6) OBP: 0.346, SLG: 0.401	C FF 88 C CH 82 S SL 82 0-3 K ②		X FF 85 0-0 23 G4-6-3 1-2 2-3 1B			B B FF 92 C B B 4-1 23 2B BB		B SI 95 X SI 94 1-0 5 G5-3 23 BB ① 1-2 1B		3	1	2	0	1	1	0
23 Adrián González, L (1, 3) OBP: 0.391, SLG: 0.530	S FF 90 B FF 89 X CH 82 1-1 G6-3 ③		B CH 82 B CH 80 C FF 88 F FF 89 B SL 82 X CH 81 3-2 G4-6-3 ②③ 1-2f			B CH 81 B SI 91 1 SAFE S SI 90 B SI 92 X SL 81 3-1 1-H 2B		B SI 95 B SI 94 B SI 95 C SI 93 S SI 93 B SI 92 4-2 5 G5-3 1-2 BB		3	0	1	1	1	0	3
5 Kevin Kouzmanoff, R (1, 5) OBP: 0.284, SLG: 0.419		B FF 88 C FF 87 B SL 81 B CH 82 S FF 89 F FF 91 B SL 80 4-2 28 FC6-4 BB		F CU 77 B CU 74 F FF 88 F FF 90 S SL 81 1-3 K ①		B SL 82 F SI 92 B SI 92 S SI 91 B SI 92 X SI 91 3-2 G1-3 ①		F SI 95 F SI 96 D SL 85 B SI 95 X SI 95 2-2 G5-3 ② 1-2 2-3		3	0	0	0	1	1	3
7 Chase Headley, S (1, 7) OBP: 0.320, SLG: 0.380		X FF 86 0-0 F8 ①		C FF 88 B CU 70 B CH 80 C CH 81 B FF 91 X FF 90 3-2 P6 ②		B SL 77 X FF 83 1-0 F8 ②		S SI 95 B SI 96 B SL 87 C SI 96 F SI 96 S SL 85 2-3 K ③		4	0	0	0	0	1	4
25 Will Venable, L (1, 9) OBP: 0.300, SLG: 0.400 59 Luis Perdomo, R (7, 1) 14 Oscar Salazar, R (9, PH) OBP: 0.383, SLG: 0.556		C FF 88 C CU 74 F SL 79 S FF 88 0-3 K ②		C CU 71 S CH 79 X FF 89 0-2 F9 ③		B SL 77 X SL 78 1-0 G3 ③			C FF 86 B CH 73 X FF 86 1-1 P3 ①	3 0 1	0 0 0	0 0 0	0 0 0	0 0 0	1 0 0	2 0 0
28 Henry Blanco, R (1, 2) OBP: 0.286, SLG: 0.336		S FF 89 B FF 89 B SL 77 1 SAFE C CH 79 X SL 80 2-2 FC6-4 ③ 1-2f		C CU 77 B SL 80 F FF 90 B FF 90 B SL 79 B SL 82 4-2 29 G1-6-3 15 1B BB			B SI 91 B SI 92 B SI 92 C SI 93 B SI 92 4-1 15 G4-6-3 BB		C FF 86 B CH 73 C SL 80 S FF 86 1-3 K ②	2	0	0	0	2	1	1
15 Luis Antonio Rodriguez, S (3, 4) OBP: 0.335, SLG: 0.293			X FF 88 0-0 P2 ①		B FF 87 F FF 87 B FF 87 X CH 79 2-1 29 G1-6-3 1-2 1B		C SI 94 X SI 94 0-1 G4-6-3 ①② 1-2f		B FF 88 B FF 85 B FF 85 B FF 84 4-0 8 DI BB	3	0	1	0	1	0	1
29 Kevin Correia, R (1, 1) OBP: 0.212, SLG: 0.194 54 Joe Thatcher, L (7, 1) 57 Luke Gregerson, L (7, 1) 8 Kyle Blanks, R (7, 9) OBP: 0.352, SLG: 0.444			C FF 86 C FF 88 B SL 82 B FF 89 B CU 74 F FF 90 F FF 89 B FF 90 4-2 1 1B 18 BB BB		X CH 77 0-0 G1-6-3 ①② 1-2f 2-3		C SI 94 S SI 94 C SL 82 0-3 K ③		C FC 85 F CH 74 D CH 73 F FF 86 B CH 74 B SL 80 C FF 87 3-3 K ③ 1-2	1 0 0 2	0 0 0 0	0 0 0 0	0 0 0 0	1 0 0 2	0 0 0 2	2 0 0 1
Inning Stats	R: 0 H: 0 E: 0 LOB: 0 K: 1 BB: 0 S: 10 P: 14	R: 0 H: 0 E: 0 LOB: 1 K: 1 BB: 1 S: 11 P: 17	R: 0 H: 1 E: 0 LOB: 2 K: 0 BB: 2 S: 9 P: 20	R: 0 H: 0 E: 0 LOB: 0 K: 1 BB: 0 S: 10 P: 14	R: 0 H: 1 E: 0 LOB: 1 K: 0 BB: 1 S: 7 P: 14	R: 1 H: 1 E: 0 LOB: 1 K: 0 BB: 1 S: 8 P: 20	R: 0 H: 0 E: 0 LOB: 0 K: 1 BB: 1 S: 6 P: 10	R: 0 H: 2 E: 0 LOB: 2 K: 1 BB: 1 S: 12 P: 22	R: 0 H: 0 E: 0 LOB: 1 K: 2 BB: 1 S: 9 P: 18	1B: 4 SF: 0 2B: 1 SAC: 0 3B: 0 DP: 3 HR: 0 HBP: 0						WP: 0 PA: 36 PB: 0 SB: 0 CS: 0	

	AB	28
	R	1
	H	5
	RBI	1
	BB	8
	SO	7
	LOB	18

PITCHER		IP	WLS	BF	H	R	ER	SO	BB	IBB	HBP	BLK	WP	HR	S	P	ERA	WHIP
12 Carlos Villanueva, R ERA: 5.98	(1, 1)	5.0		19	2	0	0	3	4	0	0	0	0	0	47	79	0.00	1.200
50 Claudio Vargas, R ERA: 2.92	(6, 1)	0.1	B	3	1	1	1	0	1	0	0	0	0	0	6	16	27.00	6.000
57 Mitch Stetter, L ERA: 3.03	(6, 1)	0.2	W	2	0	0	0	0	0	0	0	0	0	0	2	4	0.00	0.000
60 Todd Coffey, R ERA: 2.28	(7, 1)	2.0		8	2	0	0	2	2	0	0	0	0	0	18	32	0.00	2.000
51 Trevor Hoffman, R ERA: 1.74	(9, 1)	1.0		4	0	0	0	2	1	0	0	0	0	0	9	18	0.00	1.000

PITCHER	IP	WLS	BF	H	R	ER	SO	BB	IBB	HBP	BLK	WP	HR	S	P	ERA	WHIP

Atlanta Braves @ San Diego Padres

PETCO Park, San Diego, CA

Mon Aug 03 2009, 10:05 PM EDT

Att. 20,423 - Partly Cloudy - 74 F

livebaseballscorecards.com

Batter	1	2	3	4	5	6	7	8	9	AB	R	H	RBI	BB	SO	LOB
13 Nate McLouth, L (1, 8) OBP: 0.344, SLG: 0.447	C FF 94 C FF 95 F FF 96 B FF 94 F FF 96 B SL 83 B SL 81 B FF 95 4-2 10 1B 14 1B 16 SF8 BB		C SI 91 B SL 81 X CH 82 1-1 ① F8		C FF 93 B CH 83 B CH 83 B FF 94 F FF 94 F FF 95 C SL 81 3-3 ③ K			C FF 93 F SL 90 C FF 94 0-3 ① K		3	1	0	0	1	2	1
14 Martín Prado, R (1, 4) OBP: 0.372, SLG: 0.469	C FF 95 1 SAFE F FF 95 F FF 93 X FF 94 0-2 16 SF8 10 1B 18 P4-2 1-2 1B		C SL 81 B SL 83 F FF 94 X FF 93 1-2 ② F9			C FF 92 B CH 84 F CH 80 X SL 81 1-2 ① G6-3		C SL 88 S SL 90 T FF 93 0-2 ② K		4	0	1	0	0	1	0
10 Chipper Jones, S (1, 5) OBP: 0.402, SLG: 0.475	C SL 82 X FF 94 0-1 1-2 2-3 1B		S FF 94 B FF 94 F CH 83 S FF 95 1-3 ③ K			X SL 81 0-0 ② F7		B SL 90 C SL 88 S CH 85 X FF 94 1-2 ③ P5		4	0	1	0	0	1	0
16 Brian McCann, L (1, 2) OBP: 0.365, SLG: 0.510	C FF 95 B CH 83 F CH 82 X FF 96 1-2 ① SF8 2-3 3-H			C SL 80 B SI 90 S CH 83 X FF 94 1-2 ① F7		B SI 94 S CH 82 S CH 82 X FF 94 1-2 ③ G3-4-1			B CU 80 C FF 94 B CH 85 F CU 81 F FF 94 S FF 94 2-3 ① K	3	0	0	1	0	1	0
18 Garret Anderson, L (1, 7) OBP: 0.318, SLG: 0.441	S SL 83 F SL 81 X FF 93 0-2 ②③ P4-2 3-Hf			C CH 82 F FF 94 S CH 84 0-3 ② K			B SL 80 S SL 81 X FF 93 1-1 ① G6-3		B FF 93 F FF 93 C CU 82 F SI 95 B CH 85 S CU 83 2-3 ② K	4	0	0	0	0	2	2
19 Yunel Escobar, R (1, 6) OBP: 0.368, SLG: 0.469		B FF 94 B FF 94 C CH 82 X CH 84 2-1 ① F8		F FF 93 F CH 82 F FF 95 X FF 95 0-2 ③ G3-1			X FF 93 0-0 23 FC6 22 BB 1B		B CU 80 X CU 81 1-0 ③ G5-3	4	0	1	0	0	0	0
22 Adam LaRoche, L (1, 3) OBP: 0.332, SLG: 0.457		B SL 83 B FF 93 C FF 94 S FF 93 X FF 96 2-2 HR			X CH 82 0-0 ① F9		B CH 84 B CH 82 B FF 94 B FF 91 4-0 23 FC6 1-2 BB			2	1	1	1	1	0	0
23 Matt Diaz, R (1, 9) OBP: 0.353, SLG: 0.423		F FF 95 B SL 83 X CH 82 1-1 11 CS 1B			C FF 95 S CH 82 X FF 96 0-2 ② L9		C SL 80 X CH 84 0-1 ② FC6 1-2f 2-3			3	0	1	0	0	0	2
11 Kenshin Kawakami, R (1, 1) OBP: 0.212, SLG: 0.133 20 Greg Norton, S (7, PH) OBP: 0.288, SLG: 0.182 34 Eric O'Flaherty, L (7, 1) 58 Peter Moylan, R (7, 1)		B FF 93 B FF 93 S FF 91 X FF 92 2-1 ②③ L7 1-2			C FF 95 B SL 82 X FF 94 1-1 1B		F CH 84 X CH 84 0-1 ③ L9			2 1 0 0	0 0 0 0	1 0 0 0	0 0 0 0	0 0 0 0	0 0 0 0	1 2 0 0

Inning Stats																																			
	R: 1	E: 0	K: 0	S: 16	H: 2	LOB: 1	BB: 1	P: 21	R: 1	E: 0	K: 0	S: 9	H: 2	LOB: 0	BB: 0	P: 16	R: 0	E: 0	K: 1	S: 8	H: 0	LOB: 0	BB: 0	P: 11	R: 0	E: 0	K: 1	S: 10	H: 0	LOB: 0	BB: 0	P: 11	R: 0	E: 0	K: 1	S: 10	H: 1	LOB: 1	BB: 0	P: 14	R: 0	E: 0	K: 0	S: 7	H: 0	LOB: 0	BB: 0	P: 9	R: 0	E: 0	K: 0	S: 7	H: 1	LOB: 2	BB: 1	P: 12	R: 0	E: 0	K: 2	S: 9	H: 0	LOB: 0	BB: 0	P: 10	R: 0	E: 0	K: 2	S: 9	H: 0	LOB: 0	BB: 0	P: 14	1B: 5	2B: 1	3B: 0	HR: 1	SF: 1	SAC: 0	DP: 1	HBP: 0	WP: 0	PB: 0	SB: 0	CS: 1	PA: 33
---	---	---	---	---	---	---	---	---	---	---	---	---	---	---	---	---	---	---

Atlanta Braves @ San Diego Padres

PETCO Park, San Diego, CA

Mon Aug 03 2009, 10:05 PM EDT

Att. 20,423 - Partly Cloudy - 74 F

livebaseballscorecards.com

BOTTOM

Batter	1	2	3	4	5	6	7	8	9	AB	R	H	RBI	BB	SO	LOB
18 Tony Gwynn Jr., L (1, 8) OBP: 0.359, SLG: 0.378	C FF 91 C FF 91 S CU 70 0-3 K2-3 ①	C FO 85 B FF 91 B FO 87 X CU 71 2-1 G4-3 ③			B FF 90 C FF 90 X FO 83 1-1 G4-3 ①		B SI 90 B FF 88 B FF 88 C FF 91 C FF 90 F FF 90 F FF 91 F SL 85 X FF 91 3-2 FC3-6 ① 25 FC1-6 22 S 1-2f			4	0	0	0	0	1	2
22 David Eckstein, R (1, 4) OBP: 0.329, SLG: 0.351	C FF 92 F FO 84 X FF 92 0-2 G4-3 ②		C FF 91 B FO 84 F FO 84 X FF 92 1-2 25 1B 3B		C SI 90 F FF 91 F CU 69 F FF 92 B CU 68 S CU 68 1-3 K ②		B CH 84 B SL 86 I IN 65 I IN 69 4-0 25 FC1-6 1-2 IBB			3	1	1	0	1	1	0
25 Will Venable, L (1, 9) OBP: 0.315, SLG: 0.412	B CU 70 X SI 92 1-0 5 2B 1B		B CU 72 F FO 86 X CU 70 1-1 5 FC4-6 1B 3-H		B SI 91 X FO 84 1-0 1B		B SL 85 B FF 90 X FF 90 2-0 FC1-6 ② 1-2f 2-3			4	1	3	1	0	0	2
5 Kevin Kouzmanoff, R (1, 5) OBP: 0.284, SLG: 0.420	F FF 92 X FF 92 0-1 1-H 2B		1 SAFE C FO 86 X FO 85 0-1 FC4-6 ① 1-2f		F FF 90 B CU 66 X FO 84 1-1 G5-3 ③		C SI 89 S SL 78 B SL 80 B SI 91 X SL 82 2-2 P4 ③			4	0	1	1	0	0	4
7 Chase Headley, S (1, 7) OBP: 0.319, SLG: 0.378	B FF 92 F FO 86 S FO 86 D FO 87 X CU 70 2-2 G3-1 ③		B FO 86 B SI 91 F FO 86 B CU 71 S FO 86 C FF 90 3-3 K ②			B SI 90 C FO 83 B FO 83 C FF 90 X CU 69 2-2 8 G5-4-3 1B		B SI 89 B SI 90 F SI 89 C SI 91 B SI 91 X SI 91 3-2 G3-1 ①		4	0	1	0	0	1	2
8 Kyle Blanks, R (1, 3) OBP: 0.348, SLG: 0.468 21 Heath Bell, R (9, 1)		X SI 92 0-0 HR	B FO 86 C CU 71 X FO 86 1-1 G6-3 ③			C CU 68 B FF 90 1 SAFE X SI 91 1-1 G5-4-3 ①② 1-2f		B SL 78 X SI 91 1-0 G4-3 ②		4 0	1 0	1 0	1 0	0 0	0 0	2 0
30 Eliezer Alfonzo, R (1, 2) OBP: 0.217, SLG: 0.282		X FF 92 0-0 1 G3 1B	B FO 85 F CU 69 X FF 91 1-1 F8 ①			F FO 84 F FO 83 F FF 90 X FO 83 0-2 G5-3 ③		S SL 79 F SL 82 F SL 75 S SL 81 0-3 K ③		4	0	1	0	0	1	0
1 Everth Cabrera, S (1, 6) OBP: 0.346, SLG: 0.400		C SI 91 F FO 84 X FO 85 0-2 G3 ① 1-2	B FF 90 B FF 90 B FF 91 C FF 90 X FF 90 3-1 G3 ②				B SI 90 B SI 90 C SI 89 F SI 91 F FF 90 B CH 84 F FF 92 X FF 92 3-2 14 S 14 1B 1B			3	1	1	0	0	0	1
38 Mat Latos, R (1, 1) 14 Oscar Salazar, R (7, PH) OBP: 0.396, SLG: 0.565 37 Mike Adams, R (8, 1) 23 Adrián González, L (9, 3) OBP: 0.391, SLG: 0.530		C CU 72 S CU 71 X CU 70 0-2 P3 ②	B FF 91 F FF 91 F FF 92 B CU 69 C FF 92 2-3 K ③				1 SAFE D CH 84 C CH 83 B FF 91 C CH 80 X FF 91 2-2 18 FC3-6 1B 1-H			2 1 0 0	0 0 0 0	0 1 0 0	0 1 0 0	1 0 0 0	1 0 0 0	1 0 0 0

Inning Stats	1	2	3	4	5	6	7	8	9
	R: 1 E: 0 K: 1 S: 12 H: 2 LOB: 1 BB: 0 P: 15	R: 1 E: 0 K: 0 S: 10 H: 2 LOB: 1 BB: 0 P: 12	R: 1 E: 1 K: 1 S: 12 H: 2 LOB: 1 BB: 0 P: 18	R: 0 E: 0 K: 1 S: 7 H: 0 LOB: 0 BB: 0 P: 13	R: 0 E: 0 K: 1 S: 10 H: 1 LOB: 1 BB: 0 P: 14	R: 0 E: 0 K: 0 S: 9 H: 1 LOB: 0 BB: 0 P: 12	R: 1 E: 0 K: 0 S: 18 H: 2 LOB: 2 BB: 1 P: 34	R: 0 E: 0 K: 1 S: 8 H: 0 LOB: 0 BB: 0 P: 12	

	AB	33
	R	4
	H	10
	RBI	4
	BB	1
	SO	5
	LOB	14

	1B: 7	SF: 0	WP: 0	PA: 34
	2B: 1	SAC: 0	PB: 0	
	3B: 1	DP: 1	SB: 3	
	HR: 1	HBP: 0	CS: 0	

PITCHER		IP	WLS	BF	H	R	ER	SO	BB	IBB	HBP	BLK	WP	HR	S	P	ERA	WHIP
11 Kenshin Kawakami, R ERA: 4.38	(1, 1)	6.0	L	25	8	3	3	4	0	0	0	0	0	1	60	84	4.50	1.333
34 Eric O'Flaherty, L ERA: 3.72	(7, 1)	0.2		5	2	1	1	0	0	1	0	0	0	0	15	29	13.50	3.000
58 Peter Moylan, R ERA: 3.66	(7, 1)	1.1		4	0	0	0	1	0	0	0	0	0	0	11	17	0.00	0.000

PITCHER		IP	WLS	BF	H	R	ER	SO	BB	IBB	HBP	BLK	WP	HR	S	P	ERA	WHIP

Atlanta Braves @ San Diego Padres

PETCO Park, San Diego, CA

Tue Aug 04 2009, 10:05 PM EDT

Att. 17,916 - Partly Cloudy - 76 F

livebaseballscorecards.com

TOP

Batter	1	2	3	4	5	6	7	8	9	AB	R	H	RBI	BB	SO	LOB
13 Nate McLouth, L (1, 8) OBP: 0.343, SLG: 0.447	F FF 88 X SL 86 0-1 G4-3	C SL 85 B FF 90 X SI 89 1-1 F8			C CU 74 X SL 84 0-1 F9	B FS 85 B FS 87 X FF 92 2-0 14 1B 1-3 2B		B SL 83 X SI 91 1-0 F8		5	1	1	0	0	0	3
14 Martín Prado, R (1, 4) (8, 5) OBP: 0.376, SLG: 0.483	C FF 90 X CU 77 0-1 G6-3		B CU 74 X FF 89 1-0 F9		C SL 84 X CU 76 0-1 HR	B SL 83 F FF 93 X FS 86 2-H 3-H 1-1 1B		B SL 84 B SI 93 C FF 92 X SL 86 2-1 16 BB 18 1B 1-2 1B		5	2	3	3	0	0	0
10 Chipper Jones, S (1, 5) OBP: 0.399, SLG: 0.469 51 Michael Gonzalez, R (8, 1) 36 Boone Logan, R (9, 1)	C SI 91 B CH 82 B SL 85 B CH 82 B SL 86 4-1 BB		B SI 88 X SL 85 1-0 G6-3		C SI 89 X SI 90 0-1 G5-3	C FF 89 B X FF 88 1-1 F9		B FF 92 B FF 91 F FF 92 X SL 82 2-1 F7		4 0 0	0 0 0	0 0 0	0 0 0	1 0 0	0 0 0	3 0 0
16 Brian McCann, L (1, 2) OBP: 0.366, SLG: 0.507	B CU 76 C SI 90 X CH 81 1-1 G3		S CU 75 B SI 89 X SL 84 1-1 F8		C CH 80 B SI 88 F CU 78 X FF 90 1-2 1B	B SL 76 B SL 75 C FF 88 S FF 87 F SL 77 B SL 77 X SL 76 3-2 F9		C SL 85 B SI 92 B FF 92 B SL 85 B SI 92 4-1 18 1B 1-2 2-3 BB		4	0	1	0	1	0	2
18 Garret Anderson, L (1, 7) OBP: 0.322, SLG: 0.443		C SI 89 B CH 81 F FF 89 B CU 76 B CU 75 F FF 91 X CH 82 3-2 19 1B 22 1B 1B		C SI 88 B CU 76 X SI 89 1-1 22 1B 19 1B 23 G6-4-3 1B	B SI 86 B SL 84 C SL 84 1 SAFE S SI 88 1 SAFE 1 SAFE S FF 89 2-3 K		C FF 88 B FC 88 S SL 76 X SL 77 1-2 F9	X FF 92 0-0 1-3 2-H 3-H 1B		5	2	3	2	0	1	1
19 Yunel Escobar, R (1, 6) OBP: 0.369, SLG: 0.468		B FF 90 B SI 89 B FF 90 C FF 90 C FF 90 F FF 90 X FF 90 3-2 23 G1-4-6-3 22 1B 1-3 1B		B SL 85 B SI 88 S SL 86 1 SAFE X SI 88 2-1 23 G6-4-3 22 1B 1-2 1B		B FF 90 X FF 91 1-0 L9	C SL 76 C FF 87 F FC 88 B FF 88 X SL 77 1-2 G6-3	S SL 84 F SI 92 S SL 84 0-3 K		5	0	2	0	0	1	2
22 Adam LaRoche, L (1, 3) OBP: 0.340, SLG: 0.463		S SL 86 B SI 89 C SL 86 1 SAFE X CU 76 1-2 23 G1-4-6-3 1-2 3-H 1B		C SI 89 B SI 86 B SL 86 S SL 86 F FF 90 F SI 89 X SL 86 2-2 23 G6-4-3 1-2 2-3 1B		C FS 84 F SI 92 X SI 92 0-2 23 HR 1B	B SL 76 B FF 87 X FC 86 2-0 1B		S CH 84 B CH 85 F SI 92 B SL 84 B FF 91 B FF 90 4-2 23 G4-6-3 BB	4	1	4	1	1	0	0
23 Matt Diaz, R (1, 9) OBP: 0.349, SLG: 0.432		C SL 85 F FF 90 B FF 90 F SL 85 F SI 90 X SI 88 1-2 G1-4-6-3 1-2f 2-3		F SL 86 F FF 90 B FF 90 F CU 77 X SI 88 1-2 G6-4-3 1-2f 2-3 3-H		B FF 93 B FF 92 S SL 81 X FF 93 2-1 1-H HR	B FC 86 F SL 75 T FF 87 B FF 88 C FF 87 2-3 K		C SI 91 X SI 92 0-1 G4-6-3 1-2f	5	1	1	2	0	1	6
33 Javier Vazquez, R (1, 1) OBP: 0.196, SLG: 0.209 2 Kelly Johnson, L (8, PH) OBP: 0.296, SLG: 0.388 (8, 4)		C FF 91 B SL 86 B FF 91 B FF 91 B FF 90 4-1 BB		B FF 91 C FF 90 B FF 91 B FF 90 C FF 90 F SI 91 C FF 92 3-3 K		C FF 92 X FF 92 0-1 13 2B 14 1B 1B		C FF 91 B SL 84 B FF 92 S FF 92 B FF 92 F FF 91 F FF 91 F FF 92 X SI 92 3-2 16 BB 18 1B 14 1B 1B	B C FF 91 S CH 84 B CH 85 X FF 92 2-2 F8	2 2	1 1	1 1	0 0	1 0	1 0	1 0
Inning Stats	R: 0 E: 0 K: 0 S: 7 H: 0 LOB: 1 BB: 1 P: 12	R: 1 E: 0 K: 0 S: 19 H: 3 LOB: 2 BB: 1 P: 32	R: 0 E: 0 K: 0 S: 4 H: 0 LOB: 0 BB: 0 P: 7	R: 1 E: 0 K: 1 S: 17 H: 3 LOB: 1 BB: 0 P: 26	R: 1 E: 0 K: 1 S: 12 H: 2 LOB: 1 BB: 0 P: 15	R: 4 E: 0 K: 0 S: 17 H: 5 LOB: 1 BB: 0 P: 27	R: 0 E: 0 K: 1 S: 11 H: 1 LOB: 1 BB: 0 P: 17	R: 2 E: 0 K: 1 S: 16 H: 3 LOB: 2 BB: 1 P: 28	R: 0 E: 0 K: 0 S: 7 H: 0 LOB: 0 BB: 1 P: 13	1B: 14 2B: 1 3B: 0 HR: 2 SF: 0 SAC: 0 DP: 3 HBP: 0	WP: 0 PB: 0 SB: 0 CS: 0 PA: 45					

	AB	41
	R	9
	H	17
	RBI	8
	BB	4
	SO	4
	LOB	18

PITCHER		IP	WLS	BF	H	R	ER	SO	BB	IBB	HBP	BLK	WP	HR	S	P	ERA	WHIP
46 Tim Stauffer, R ERA: 3.12	(1, 1)	5.0	L	23	8	3	3	2	2	0	0	0	0	1	59	92	5.40	2.000
45 Edward Mujica, R ERA: 3.65	(6, 1)	0.1		6	5	4	4	0	0	0	0	0	0	1	11	17	108.00	15.000
54 Joe Thatcher, L ERA: 3.65	(6, 1)	1.2		6	1	0	0	1	0	0	0	0	0	0	17	27	0.00	0.600
56 Mike Ekstrom, R ERA: 6.38	(8, 1)	2.0		10	3	2	2	1	2	0	0	0	0	0	23	41	9.00	2.500

PITCHER	IP	WLS	BF	H	R	ER	SO	BB	IBB	HBP	BLK	WP	HR	S	P	ERA	WHIP

BOTTOM

Atlanta Braves @ San Diego Padres

PETCO Park, San Diego, CA

Tue Aug 04 2009, 10:05 PM EDT

Att. 17,916 - Partly Cloudy - 76 F

livebaseballscorecards.com

Batter	1	2	3	4	5	6	7	8	9	AB	R	H	RBI	BB	SO	LOB
18 Tony Gwynn Jr., L (1, 8) OBP: 0.354, SLG: 0.371	C FF 90 X FF 90 0-1 ① G3-1		B CH 83 C CH 82 F SL 87 F CH 80 B FF 93 X CU 76 2-2 ② F7		X SL 85 0-0 ② P5			B FF 93 B FF 91 C FF 90 X FF 93 2-1 ① G6-3		4	0	0	0	0	0	1
22 David Eckstein, R (1, 4) OBP: 0.326, SLG: 0.346	C FF 89 B FF 90 X SI 91 1-1 ② F7		C SI 90 X SL 87 0-1 ③ G6-3		B CU 76 C SL 85 F CU 74 D CU 70 D CU 75 X SL 86 3-2 ③ G4-3			C FF 92 F SL 81 C FF 94 0-3 ② K		4	0	0	0	0	1	1
25 Will Venable, L (1, 9) OBP: 0.328, SLG: 0.440	X FF 90 0-0 HR			C SL 87 B CH 83 F FF 92 B SL 80 B CH 76 F CU 75 B FF 93 4-2 BB 7 S 7 2B		B FF 91 C SL 81 B SL 81 F SL 82 B FF 93 F FF 93 B SL 84 4-2 BB 7 FC1-6		B FF 94 C SL 79 C FF 94 B FF 94 B SL 84 C SL 82 3-3 ③ K		2	2	1	1	2	1	0
5 Kevin Kouzmanoff, R (1, 5) OBP: 0.281, SLG: 0.416	C SL 82 X SL 86 0-1 ③ F9			F SI 90 X FF 89 0-1 ① P3		X SL 85 0-0 ① F8			X FF 93 0-0 ① G6-3	4	0	0	0	0	0	2
7 Chase Headley, S (1, 7) OBP: 0.321, SLG: 0.386		C SL 83 B FF 91 B CH 81 S SL 84 F FF 93 F SL 85 F FF 93 X CU 68 2-2 2B		C CU 74 F FF 93 B FF 93 B FF 95 X SL 86 2-2 1-H 2B		B SL 84 C SL 83 B FF 90 F SI 92 1 SAFE F FF 94 X CH 81 2-2 ② FC1-6 1-2f			B FF 94 X FF 92 1-0 ② G5-3	4	0	2	1	0	0	1
8 Kyle Blanks, R (1, 3) OBP: 0.345, SLG: 0.454		F SI 90 S FF 93 F FF 92 S CU 73 0-3 ① K		S CU 77 S CU 71 C FF 95 0-3 ② K		C CU 75 B SL 84 B FF 93 S CU 75 B CU 69 S FF 93 3-3 ③ K			S CH 84 B CH 84 S SL 78 F SL 80 B FF 94 B FF 94 B FF 94 4-2 BB	3	0	0	0	1	3	3
28 Henry Blanco, R (1, 2) OBP: 0.278, SLG: 0.326		B SL 85 B SL 84 C SL 86 C CU 76 S CU 70 2-3 ② K		X SI 93 0-0 ③ G1-4-3			X SI 89 0-0 ① P4		C FF 94 F FF 94 X SL 79 0-2 ③ G5-3	4	0	0	0	0	1	3
1 Everth Cabrera, S (1, 6) OBP: 0.346, SLG: 0.411		X SI 92 0-0 ③ G4-3			C SI 89 B CH 82 B CU 74 X FF 91 2-1 3B		C FF 88 X CH 82 0-1 ② F7			3	0	1	0	0	0	1
46 Tim Stauffer, R (1, 1) OBP: 0.300, SLG: 0.222 15 Luis Antonio Rodriguez, S (5, PH) OBP: 0.333, SLG: 0.292 45 Edward Mujica, R (6, 1) OBP: 1.000, SLG: 1.000 54 Joe Thatcher, L (6, 1) 14 Oscar Salazar, R (7, PH) OBP: 0.388, SLG: 0.553 56 Mike Ekstrom, R (8, 1)			B FF 89 F FF 91 F FF 92 S CU 75 1-3 ① K		C CH 83 B SL 83 X CH 80 1-1 ① L1		C FF 90 B CH 83 F FF 92 F SL 86 S CH 77 1-3 ③ K			1 1 0 0 1 0	0 0 0 0 0 0	0 0 0 0 0 0	0 0 0 0 0 0	0 0 0 0 1 0	1 1 0 0 0 0	0 0 0 0 0 0
Inning Stats	R: 1 H: 1 E: 0 LOB: 0 K: 0 BB: 0 S: 7 P: 8	R: 0 H: 1 E: 0 LOB: 1 K: 2 BB: 0 S: 14 P: 18	R: 0 H: 0 E: 0 LOB: 0 K: 1 BB: 0 S: 9 P: 12	R: 1 H: 1 E: 0 LOB: 1 K: 1 BB: 1 S: 12 P: 18	R: 0 H: 1 E: 0 LOB: 1 K: 0 BB: 1 S: 8 P: 14	R: 0 H: 0 E: 0 LOB: 1 K: 1 BB: 1 S: 11 P: 20	R: 0 H: 0 E: 0 LOB: 0 K: 1 BB: 0 S: 7 P: 8	R: 0 H: 0 E: 0 LOB: 0 K: 2 BB: 0 S: 8 P: 13	R: 0 H: 0 E: 0 LOB: 1 K: 0 BB: 1 S: 8 P: 13	1B: 0 2B: 2 3B: 1 HR: 1	SF: 0 SAC: 0 DP: 0 HBP: 0			WP: 0 PB: 0 SB: 1 CS: 0	PA: 34		

PITCHER		IP	WLS	BF	H	R	ER	SO	BB	IBB	HBP	BLK	WP	HR	S	P	ERA	WHIP
33 Javier Vazquez, R ERA: 2.99	(1, 1)	7.0	W	27	4	2	2	6	2	0	0	0	0	1	68	98	2.57	0.857
51 Michael Gonzalez, L ERA: 2.94	(8, 1)	1.0		3	0	0	0	2	0	0	0	0	0	0	8	13	0.00	0.000
36 Boone Logan, L ERA: 4.09	(9, 1)	1.0		4	0	0	0	0	1	0	0	0	0	0	8	13	0.00	1.000

PITCHER	IP	WLS	BF	H	R	ER	SO	BB	IBB	HBP	BLK	WP	HR	S	P	ERA	WHIP

Atlanta Braves @ San Diego Padres

PETCO Park, San Diego, CA

Wed Aug 05 2009, 3:35 PM EDT

Att. 21,816 - Sunny - 78 F

TOP

livebaseballscorecards.com

Batter	1	2	3	4	5	6	7	8	9	AB	R	H	RBI	BB	SO	LOB
13 Nate McLouth, L (1, 8) OBP: 0.346, SLG: 0.449	B FF 89 F FF 89 X CH 86 1-1 14 CS 1B	S SL 79 D SL 77 B FF 89 X SL 79 2-1 10 1B 2-3 3-H 1B		B FF 90 C CH 89 B FF 90 X SL 79 2-1 10 1B 14 1B 16 1B 2-H 1B		B SI 93 B CH 87 B SI 93 C FF 92 X SI 92 3-1 ① G4-3		B SL 84 C SL 84 F CH 85 C SI 92 1-3 ② K		5	1	3	2	0	1	0
14 Martín Prado, R (1, 4) OBP: 0.377, SLG: 0.483	C FF 90 1 SAFE B FF 90 1 SAFE B CH 83 1 SAFE S SL 81 B SL 81 3-3 ①② S SL 81 K 1-2	C FF 90 1 SAFE B SI 89 B CH 86 F SL 80 1 SAFE F FF 90 F FF 92 F SL 79 3-2 ② B SL 80 1 SAFE X SL 79 SF8 3-H		C FF 89 D CH 85 F CH 84 X CH 86 1-2 10 1B 16 1B 1B		B SI 94 C SL 87 C SL 85 F SI 95 B FF 93 F SL 87 F SL 88 X FF 93 2-2 ② G3-1		C SI 92 X SI 92 0-1 1B		4	1	2	1	0	1	1
10 Chipper Jones, S (1, 5) OBP: 0.404, SLG: 0.473	B FF 92 B CH 86 F CH 90 X CH 86 2-1 16 BB 18 E 1B	P PO 83 B SL 79 B FF 90 C FF 89 C SL 77 X SL 78 3-2 1-3 1B		B SI 95 F SI 94 F SL 87 D SL 86 X SI 93 2-2 16 1B 1-2 2-3 1B		B SL 88 B SL 87 F SI 92 C SL 88 B SL 83 B SL 84 4-2 16 BB BB		B SI 90 C SL 82 F SI 90 X SI 91 1-2 ③ F7		4	1	3	0	1	0	1
16 Brian McCann, L (1, 2) OBP: 0.369, SLG: 0.505	C SL 79 B FF 90 F SL 75 B FF 90 B SI 90 B CH 86 4-2 18 E 1-2 BB	B SL 78 F SL 79 S SL 79 F SL 78 S SL 82 1-3 ③ K		X SL 88 0-0 18 L3 1-2 2-H 3-H 1B		B SI 94 B SI 94 B SI 93 B FF 92 4-0 1-2 BB			C FF 87 B FF 87 B SL 75 C FF 87 X SL 77 2-2 ① F7	3	0	1	2	2	1	2
18 Garret Anderson, L (1, 7) OBP: 0.320, SLG: 0.439 Rafael Soriano, R (9, 1)	C SL 79 F FF 90 X FF 92 0-2 E2 1-3 2-H 1B	C FF 88 X SL 78 0-1 ① F7	C SI 95 C SL 87 S SL 87 F FC 88 X SL 89 1-2 ②③ L3 1-1		C SI 87 D SI 88 X FF 88 1-1 ③ G3			C SL 75 C SL 76 B FF 86 B SL 77 S SL 76 2-3 ② K	5 0	0 0	1 0	1 0	0 0	1 0	4 0
19 Yunel Escobar, R (1, 6) OBP: 0.366, SLG: 0.464	X FF 92 0-0 ③ L4	C SL 81 B FF 89 S CH 84 B FF 90 S SL 80 2-3 ② K			B SI 93 B FF 94 S SI 94 B SI 94 F FF 95 X SL 87 3-2 ① G5-3		X SI 92 0-0 ① G3-1		B FF 86 C FF 88 B CH 78 X SL 76 2-1 1B	5	0	1	0	0	1	2
22 Adam LaRoche, L (1, 3) OBP: 0.338, SLG: 0.460		C FF 87 B CH 83 X CH 85 1-1 48 SH5-4 25 BB 13 1B 1B	B FF 90 B SL 81 S CH 88 S SL 81 X FF 90 2-2 ③ F8		B CH 87 B SI 96 C SI 93 S SI 88 C FC 89 2-3 ② K		X SI 92 0-0 ② F8		B FF 87 B FF 85 C FC 87 S SL 77 S SL 77 2-3 ③ K	5	1	1	0	0	2	1
25 Ryan Church, L (1, 9) OBP: 0.344, SLG: 0.369		B FF 90 B CH 86 C FF 88 F SL 78 F FF 91 D SL 79 1 SAFE B SL 79 4-2 13 1B 48 SH5-4 14 SF8 1-2 BB	B FF 87 B SL 77 B SL 79 C CH 85 X SL 80 3-1 48 SH2-4 13 1B 1B	B SI 96 C CH 87 S SL 87 F SL 84 B SI 94 F SL 86 F SI 94 X SL 86 2-2 48 FC6-4 1B		C SI 92 B CH 87 X CH 85 1-1 ③ G4-3			3	2	2	0	1	0	0
48 Tommy Hanson, R (1, 1) OBP: 0.095, SLG: 0.095 58 Peter Moylan, R (7, 1) 20 Greg Norton, S (8, PH) OBP: 0.284, SLG: 0.179 51 Michael Gonzalez, R (8, 1) 23 Matt Diaz, R (9, 7) OBP: 0.349, SLG: 0.432		B FF 89 X FF 90 1-0 ① SH5-4 1-2 2-3		X SL 80 0-0 ① SH2-4 1-2	B SI 93 F SI 93 B SI 93 X FF 94 2-1 ③ FC6-4 1-2f			F CH 84 S SL 84 B CH 85 X CH 86 1-2 ① G3		1 0 1 0 0	0 0 0 0 0	0 0 0 0 0	0 0 0 0 0	0 0 0 0 0	0 0 0 0 0	1 0 0 0 0
Inning Stats	R: 1 E: 1 K: 1 S: 13 H: 3 LOB: 2 BB: 1 P: 23	R: 2 E: 0 K: 1 S: 22 H: 3 LOB: 2 BB: 1 P: 36	R: 0 E: 0 K: 1 S: 8 H: 0 LOB: 0 BB: 0 P: 12	R: 3 E: 0 K: 0 S: 16 H: 5 LOB: 1 BB: 0 P: 25	R: 0 E: 0 K: 1 S: 14 H: 1 LOB: 1 BB: 0 P: 23	R: 0 E: 0 K: 0 S: 12 H: 0 LOB: 2 BB: 2 P: 26	R: 0 E: 0 K: 0 S: 4 H: 0 LOB: 0 BB: 0 P: 5	R: 0 E: 0 K: 1 S: 11 H: 1 LOB: 1 BB: 0 P: 14	R: 0 E: 0 K: 2 S: 11 H: 1 LOB: 1 BB: 0 P: 19	1B: 14 2B: 1 3B: 0 HR: 0 SF: 1 SAC: 2 DP: 1 HBP: 0						

	AB	36
	R	6
	H	14
	RBI	6
	BB	4
	SO	7
	LOB	12

WP: 0 PB: 0 SB: 0 CS: 1 PA: 43

PITCHER		IP	WLS	BF	H	R	ER	SO	BB	IBB	HBP	BLK	WP	HR	S	P	ERA	WHIP
49 Chad Gaudin, R ERA: 5.13	(1, 1)	3.1	L	20	9	6	6	3	2	0	0	0	0	0	51	85	16.20	3.300
59 Luis Perdomo, R ERA: 3.89	(4, 1)	2.2		12	3	0	0	1	2	0	0	0	0	0	34	60	0.00	1.875
40 Greg Burke, R ERA: 3.9	(7, 1)	2.0		7	1	0	0	1	0	0	0	0	0	0	15	19	0.00	0.500
54 Joe Thatcher, L ERA: 3.51	(9, 1)	1.0		4	1	0	0	2	0	0	0	0	0	0	11	19	0.00	1.000

PITCHER	IP	WLS	BF	H	R	ER	SO	BB	IBB	HBP	BLK	WP	HR	S	P	ERA	WHIP

Batter	1	2	3	4	5	6	7	8	9	AB	R	H	RBI	BB	SO	LOB
1 Everth Cabrera, S (1, 6) OBP: 0.349, SLG: 0.415	B FF 89 B FF 91 B FF 91 B FF 91 4-0 25 CS BB		C FF 92 B FF 92 B FF 93 B FF 92 C FF 92 X FF 94 3-2 ③ G4-3			B FF 91 X FF 91 1-0 25 HR 2B		C FF 89 C SL 78 1 SAFE F FF 92 S SL 82 0-3 ① K		3	1	1	0	1	1	1
25 Will Venable, L (1, 8) (7, 9) OBP: 0.333, SLG: 0.467	B FF 91 X FF 92 1-0 ① 23 BB 1-2 1B			C FF 91 C FF 91 B FF 92 S CU 76 1-3 ① K		B CU 74 X FF 91 1-0 2-H HR		C FF 92 B SL 80 S SL 83 B FF 93 F SL 83 B SL 84 S FF 93 3-3 ② K 1-2		4	1	2	2	0	2	1
23 Adrián González, L (1, 3) OBP: 0.394, SLG: 0.530	1 SAFE B FF 92 1 SAFE B CU 75 B FF 93 B FF 93 4-0 5 G6-4-3 1-2 BB			B FF 93 B FF 92 F FF 92 F FF 93 B SL 83 B FF 94 4-2 5 G5-4-3 BB		C FF 92 X SL 84 0-1 5 G5-4-3 1B		C SL 83 F SL 82 C FF 94 0-3 ③ K		2	0	1	0	2	1	1
5 Kevin Kouzmanoff, R (1, 5) OBP: 0.279, SLG: 0.413 40 Greg Burke, R (7, 1) 54 Joe Thatcher, L (9, 1) 14 Oscar Salazar, R (9, PH) OBP: 0.380, SLG: 0.542	S SL 82 S SL 80 D SL 79 X FF 94 1-2 ②③ G6-4-3 1-2f			C SL 82 B FF 93 D SL 81 B FF 92 S SL 80 X FF 94 3-2 ②③ G5-4-3 1-2f		B SL 81 X SL 80 1-0 ②③ G5-4-3 1-2f			F FF 92 X FC 90 0-1 ① P6	3 0 0 1	0 0 0 0	0 0 0 0	0 0 0 0	0 0 0 0	0 0 0 0	4 0 0 0
7 Chase Headley, S (1, 7) (7, 5) OBP: 0.323, SLG: 0.391		B FF 92 C FF 93 F FF 93 X CU 77 1-2 ① G4-3			X FF 91 0-0 8 F9-2 3B		B SI 90 C SI 90 F SI 91 B SI 90 F SI 91 C SL 79 2-3 ① K		C SI 94 B FF 93 S FF 94 B SL 86 F FF 95 B SI 95 B FF 95 4-2 15 DI BB	3	0	1	0	1	1	0
8 Kyle Blanks, R (1, 9) (7, 7) OBP: 0.342, SLG: 0.446		B FF 95 S SL 80 S SL 80 B SL 79 C FF 94 2-3 ② K			X SL 79 0-0 ①② F9-2 3-H		X SI 91 0-0 15 G3 1B		B SL 85 C FF 94 B SL 83 C SL 82 S FF 95 2-3 ② K	4	0	1	0	0	2	2
15 Luis Antonio Rodriguez, S (3, 4) OBP: 0.327, SLG: 0.285		F FF 93 F FF 94 B SL 78 B FF 94 S SL 80 2-3 ③ K			B FF 90 X CH 81 1-0 E1		X SI 89 0-0 ② G3 1-2		C SI 96 X FF 96 0-1 ③ G1-3 1-2	4	0	0	0	0	1	2
30 Eliezer Alfonzo, R (1, 2) OBP: 0.211, SLG: 0.274			F FF 91 C FF 92 T SL 82 0-2 ① K		X FF 90 0-0 ③ P4		B SL 80 S SL 80 F SL 80 B SL 82 F SI 92 S SL 81 2-3 ③ K			3	0	0	0	0	2	2
49 Chad Gaudin, R (1, 1) OBP: 0.069, SLG: 0.036 59 Luis Perdomo, R (4, 1) 18 Tony Gwynn Jr., L (6, PH) OBP: 0.355, SLG: 0.372 (7, 8)			S FF 92 C FF 92 S SL 81 0-3 ② K			B FF 90 C FF 90 X FF 91 1-1 ① F8		C FF 88 X FF 92 0-1 25 S 1B		1 0 2	0 0 0	0 0 1	0 0 0	0 0 0	1 0 0	0 0 0
Inning Stats	R: 0 E: 0 K: 0 S: 4 H: 1 LOB: 1 BB: 2 P: 14	R: 0 E: 0 K: 2 S: 9 H: 0 LOB: 0 BB: 0 P: 14	R: 0 E: 0 K: 2 S: 9 H: 0 LOB: 0 BB: 0 P: 12	R: 0 E: 0 K: 1 S: 8 H: 0 LOB: 0 BB: 1 P: 16	R: 0 E: 1 K: 0 S: 4 H: 1 LOB: 1 BB: 0 P: 5	R: 2 E: 0 K: 0 S: 7 H: 3 LOB: 0 BB: 0 P: 11	R: 0 E: 0 K: 2 S: 10 H: 1 LOB: 1 BB: 0 P: 14	R: 0 E: 0 K: 3 S: 13 H: 1 LOB: 1 BB: 0 P: 16	R: 0 E: 0 K: 1 S: 10 H: 0 LOB: 1 BB: 1 P: 16	1B: 4 2B: 2 3B: 1 HR: 1	SF: 0 SAC: 0 DP: 4 HBP: 0		WP: 0 PB: 0 SB: 1 CS: 1	PA: 34			

PITCHER		IP	WLS	BF	H	R	ER	SO	BB	IBB	HBP	BLK	WP	HR	S	P	ERA	WHIP
48 Tommy Hanson, R ERA: 3.22	(1, 1)	6.0	W	22	5	2	2	5	3	0	0	0	0	1	41	72	3.00	1.333
58 Peter Moylan, R ERA: 3.59	(7, 1)	1.0		4	1	0	0	2	0	0	0	0	0	0	10	14	0.00	1.000
51 Michael Gonzalez, L ERA: 2.88	(8, 1)	1.0		4	1	0	0	3	0	0	0	0	0	0	13	16	0.00	1.000
Rafael Soriano, R ERA: 1.8	(9, 1)	1.0		4	0	0	0	1	1	0	0	0	0	0	10	16	0.00	1.000

PITCHER	IP	WLS	BF	H	R	ER	SO	BB	IBB	HBP	BLK	WP	HR	S	P	ERA	WHIP

BOTTOM

Atlanta Braves @ San Diego Padres

PETCO Park, San Diego, CA

Wed Aug 05 2009, 3:35 PM EDT

Att. 21,816 - Sunny - 78 F

livebaseballscorecards.com

AB	30
R	2
H	7
RBI	2
BB	4
SO	11
LOB	13

New York Mets @ San Diego Padres

PETCO Park, San Diego, CA

Thu Aug 06 2009, 10:05 PM EDT

Att. 18,880 - Partly Cloudy - 69 F

TOP

livebaseballscorecards.com

Batter	1	2	3	4	5	6	7	8	9	AB	R	H	RBI	BB	SO	LOB
16 Ángel Pagán, S (1, 8) OBP: 0.344, SLG: 0.496	C FF 92 X CH 83 0-1 ① G4-3		B CH 83 B FF 91 F FF 91 X CH 84 2-1 1-2 1B		C FF 92 S FF 94 T FF 95 0-2 ③ K		B CH 78 B FF 90 F FF 91 F SI 91 X SL 84 2-2 ② F7		C FS 87 B FS 87 F FF 94 S FF 94 1-3 ② 1-2 K	5	0	1	0	0	2	1
3 Alex Cora, L (1, 4) OBP: 0.329, SLG: 0.307	C FF 91 C FF 93 S SL 84 0-3 ② K		B FF 92 X FF 92 1-0 ②③ 2-2 L6-4			B FF 90 B FF 92 B FF 91 B FF 92 4-0 12 1B 5 BB 12 E BB	B SI 91 X SI 92 1-0 1B		C FS 87 B FF 94 F FS 88 X FF 96 1-2 ③ F7	4	1	1	0	1	1	3
5 David Wright, R (1, 5) OBP: 0.419, SLG: 0.474	B FF 93 B CH 86 C FF 92 F FF 93 F FF 96 F FF 95 B SL 85 F FF 93 X FF 94 3-2 ③ L8			C FF 92 B FF 92 F FF 94 F SL 89 F FF 96 B FF 96 T FF 95 2-2 ① K		B FF 92 C F FF 92 B CH 83 F FF 93 B CU 79 B FF 94 4-2 12 E 17 1B 1-2 BB	C FF 92 F SL 84 B FF 93 B SL 85 S SL 84 2-3 ③ K			3	1	0	0	1	2	1
12 Jeff Francoeur, R (1, 9) OBP: 0.288, SLG: 0.374		C FF 89 F SL 86 S FF 95 0-3 ① K		B CH 84 F FF 92 T FF 94 X SL 84 1-2 ② G5-3		F SI 91 X SI 92 0-1 17 1B 28 G4-6-3 1-2 2-H 1B		B FF 93 X FF 93 1-0 ① P3		4	1	1	0	0	1	0
17 Fernando Tatis, R (1, 7) OBP: 0.314, SLG: 0.422		B CH 83 B FF 91 F FF 91 S CH 84 B CH 84 X SL 87 3-2 28 G6-3 2B		C FF 92 X CH 84 0-1 E6 28 1B		S CH 82 T CH 81 B FF 94 D CH 82 X FF 92 2-2 28 G4-6-3 1-3 2-H 1B		S FF 93 C CU 79 B CU 79 C FF 92 1-3 ② K		4	0	2	1	0	1	0
28 Daniel Murphy, L (1, 3) OBP: 0.319, SLG: 0.384		B FF 91 C FF 91 X SL 87 1-1 ② 2-3 G6-3		D FF 91 X FF 92 1-0 1-2 1B		B SL 86 B FF 92 X SI 91 2-0 ①② G4-6-3 1-2f 3-H		C SI 93 B CH 85 B SI 94 F FF 94 B FF 94 X SL 86 3-2 9 FC6-4 1B		4	0	2	0	0	0	2
9 Omir Santos, R (1, 2) OBP: 0.308, SLG: 0.421		B CH 84 X SL 87 1-0 ③ F9		C CU 78 B CH 84 X FF 92 1-1 ③ G4-3		C FF 92 S CU 80 B SL 84 B FF 95 B CH 83 B SI 93 4-2 BB		B FF 92 F FF 91 X CU 78 1-1 ③ 1-2f FC6-4		3	0	0	0	1	0	4
4 Angel Berroa, R (1, 6) OBP: 0.208, SLG: 0.184			B FF 92 C FF 91 F CH 84 F FF 94 F SL 86 X FF 92 1-2 ① G6-3		C FF 92 F CU 79 S CH 85 0-3 ① K	B SL 81 F FF 90 S SL 82 F SL 82 X SL 82 1-2 ③ P4			C FF 93 F SL 82 S FS 88 0-3 ① K	4	0	0	0	0	2	1
61 Livan Hernandez, R (1, 1) OBP: 0.154, SLG: 0.132 64 Elmer Dessens, R (6, 1) 18 Jeremy Reed, L (7, PH) OBP: 0.298, SLG: 0.345 44 Tim Redding, R (7, 1) OBP: 0.071, SLG: 0.071 50 Sean Green, R (8, 1) 19 Cory Sullivan, L (9, PH) OBP: 0.316, SLG: 0.382			B FF 92 B FF 91 B FF 91 B FF 90 4-0 3 L6-4 16 1B BB		B FF 92 C FF 92 B CU 79 X FF 93 2-1 ② G3-1		B SI 90 F FF 91 X CH 79 1-1 ① G4-1		C FF 93 X FS 87 0-1 16 DI 1B	1 0 1 0 0 1	0 0 0 0 0 0	0 0 0 0 0 1	0 0 0 0 0 0	1 0 0 0 0 0	0 0 0 0 0 0	0 0 0 0 0 0
Inning Stats	R: 0 E: 0 K: 1 S: 11 H: 0 LOB: 0 BB: 0 P: 14	R: 0 E: 0 K: 1 S: 9 H: 1 LOB: 1 BB: 0 P: 14	R: 0 E: 0 K: 0 S: 8 H: 1 LOB: 1 BB: 1 P: 16	R: 0 E: 1 K: 1 S: 13 H: 1 LOB: 2 BB: 0 P: 18	R: 0 E: 0 K: 2 S: 8 H: 0 LOB: 0 BB: 0 P: 10	R: 3 E: 1 K: 0 S: 15 H: 2 LOB: 3 BB: 3 P: 32	R: 0 E: 0 K: 1 S: 9 H: 1 LOB: 1 BB: 0 P: 15	R: 0 E: 0 K: 1 S: 9 H: 1 LOB: 1 BB: 0 P: 15	R: 0 E: 0 K: 2 S: 11 H: 1 LOB: 1 BB: 0 P: 13	1B: 7 2B: 2 3B: 0 HR: 0 SF: 0 SAC: 0 DP: 2 HBP: 0						

	AB	34
	R	3
	H	8
	RBI	1
	BB	4
	SO	9
	LOB	12

WP: 0 PB: 0 SB: 0 CS: 0 PA: 38

PITCHER		IP	WLS	BF	H	R	ER	SO	BB	IBB	HBP	BLK	WP	HR	S	P	ERA	WHIP
33 Clayton Richard, L ERA: 4.49	(1, 1)	5.2	W	25	5	3	3	5	4	0	0	0	0	0	60	99	4.76	1.588
57 Luke Gregerson, R ERA: 2.98	(6, 1)	1.1		5	1	0	0	1	0	0	0	0	0	0	13	20	0.00	0.750
37 Mike Adams, R ERA: 0.82	(8, 1)	1.0		4	1	0	0	1	0	0	0	0	0	0	9	15	0.00	1.000
45 Edward Mujica, R ERA: 3.59	(9, 1)	1.0		4	1	0	0	2	0	0	0	0	0	0	11	13	0.00	1.000

PITCHER	IP	WLS	BF	H	R	ER	SO	BB	IBB	HBP	BLK	WP	HR	S	P	ERA	WHIP

BOTTOM

Batter	1	2	3	4	5	6	7	8	9	AB	R	H	RBI	BB	SO	LOB
18 Tony Gwynn Jr., L (1, 8) OBP: 0.356, SLG: 0.370	C SI 85 B SI 85 B CH 77 X CH 78 2-1 22 2B 23 SF8 1B	B SI 84 C SI 85 C FF 83 F SI 85 B SL 83 X SL 83 2-2 ③ P5	B SI 85 B SI 85 C SL 83 C SI 86 T SL 83 2-2 ② K		B SL 80 X SL 80 1-0 ③ L7		B FF 93 B SI 91 F CH 83 B SI 90 B CH 83 4-1 1-2 2-3 3-H BB			4	1	1	1	1	1	4
22 David Eckstein, R (1, 4) OBP: 0.327, SLG: 0.348	1 SAFE C SI 86 X SI 85 0-1 23 SF8 5 1B 1-3 2B	A FF 83 4-1 B SI 85 B FF 85 C FF 83 B FF 83 23 HR BB B SI 86 X FF 83 1-0 ③ P4				B SI 90 F SI 90 X SL 84 1-1 ① G6-3	C SL 82 X SI 92 0-1 ② ③ G1-2-3 3-Hf			4	2	1	0	1	0	6
23 Adrián González, L (1, 3) OBP: 0.392, SLG: 0.535	B SI 86 F SI 86 B SI 87 S SL 83 F FF 88 B SI 87 X SL 83 3-2 ① SF8 2-3 3-H	C SI 85 B SI 85 C SI 84 B FF 88 X SI 86 2-2 1-H HR	B SL 79 X SL 80 1-0 ① G4-3			C FF 90 B SL 85 F SL 86 X SL 85 1-2 ② F7		X SI 88 0-0 ① G4-3		4	1	1	3	0	0	0
5 Kevin Kouzmanoff, R (1, 5) OBP: 0.281, SLG: 0.412	B SL 83 F CU 67 B SL 81 B SL 82 X SI 86 3-1 7 1B 3-H 1B	F SL 83 B SL 83 X SL 84 1-1 ① G6-3	C CU 66 F SI 84 B FF 84 X SL 73 1-2 ② L5			B SI 90 B SI 88 X SI 89 2-0 1B		X SI 88 0-0 ② G6-3		5	0	2	1	0	0	0
25 Will Venable, L (1, 9) OBP: 0.328, SLG: 0.452	C SI 85 X SI 85 0-1 ② P6	C SI 85 B SI 85 B CH 79 F SL 82 B FF 86 B SI 85 4-2 28 1B 7 BB 1 E BB	C SI 82 C SI 82 B FF 85 B SI 81 X SI 82 2-2 ③ G4-3			B SI 89 B SI 89 B SI 88 C SI 87 X SI 90 3-1 ③ F7		B SI 88 F SI 89 B SI 90 C SI 90 X SI 88 3-2 ③ G3		4	1	0	0	1	0	2
7 Chase Headley, S (1, 7) OBP: 0.327, SLG: 0.391	F SI 85 B SI 86 B SI 86 B CH 80 X SI 86 3-1 1-2 1B	B SI 84 1 SAFE B SI 84 C SI 83 B SL 78 B SI 83 4-1 1 E 28 1B 33 1B 1-2 BB	B SL 79 B SL 78 C CH 80 C SI 82 F FF 85 B SL 74 B SI 82 4-2 28 2B BB				F FF 92 C FF 91 B CU 78 B CH 85 X CU 77 2-2 ① G3-1			2	2	1	0	2	0	0
28 Henry Blanco, R (1, 2) OBP: 0.291, SLG: 0.346	B SL 82 X SL 84 1-0 ③ F9	B SI 83 2 SAFE F SL 82 X SI 84 1-1 33 1B 1 E 1-2 2-3 1B	S SL 80 B SI 84 X SI 83 1-1 33 G3 1-H 2B				C FF 92 B SL 85 B SL 76 X FF 92 2-1 14 1B 1 1B 18 BB 1B			4	1	3	1	0	0	2
1 Everth Cabrera, S (1, 6) OBP: 0.347, SLG: 0.411		C FF 83 B SI 84 X SI 84 1-1 ① G6-3	B SI 85 X SI 85 1-0 E4 33 1B 1-2 2-3 3-H		F SI 83 X SI 84 0-1 ① G6-3		C SI 91 T FF 90 F SI 92 D SL 88 X CH 83 1-2 18 BB 14 1B 22 G1-2-3 1-2 1B			4	0	1	1	0	0	3
33 Clayton Richard, L (1, 1) OBP: 0.250, SLG: 0.375 57 Luke Gregerson, L (6, 1) 14 Oscar Salazar, R (7, PH) OBP: 0.392, SLG: 0.551 37 Mike Adams, R (8, 1) 45 Edward Mujica, R (9, 1) OBP: 1.000, SLG: 1.000		C FF 84 C SI 85 F CU 69 F FF 87 F SL 81 T SI 85 0-2 ② K	F FF 85 B SI 85 F SI 86 B SI 85 X SI 85 2-2 1-2 2-3 3-H 1B		X SL 81 0-0 ② G3 2-3		B FF 92 X FF 91 1-0 18 BB 1-2 2-3 1B			3 0 1 0 0	0 0 0 0 0	1 0 1 0 0	1 0 0 0 0	0 0 0 0 0	1 0 0 0 0	1 0 0 0 0
Inning Stats	R: 2 E: 0 K: 0 S: 15 H: 4 LOB: 2 BB: 0 P: 27	R: 0 E: 0 K: 1 S: 12 H: 0 LOB: 0 BB: 0 P: 15	R: 4 E: 1 K: 1 S: 19 H: 3 LOB: 3 BB: 3 P: 41	R: 0 E: 0 K: 0 S: 7 H: 0 LOB: 0 BB: 0 P: 11	R: 1 E: 0 K: 0 S: 9 H: 1 LOB: 1 BB: 1 P: 15	R: 0 E: 0 K: 0 S: 8 H: 1 LOB: 1 BB: 0 P: 15	R: 1 E: 0 K: 0 S: 13 H: 3 LOB: 2 BB: 1 P: 23	R: 0 E: 0 K: 0 S: 5 H: 0 LOB: 0 BB: 0 P: 8		1B: 9 2B: 2 3B: 0 HR: 1	SF: 1 SAC: 0 DP: 1 HBP: 0			WP: 0 PB: 0 SB: 0 CS: 0	PA: 41

PITCHER		IP	WLS	BF	H	R	ER	SO	BB	IBB	HBP	BLK	WP	HR	S	P	ERA	WHIP
61 Livan Hernandez, R ERA: 5.08	(1, 1)	5.0	L	28	8	7	7	2	4	0	0	0	0	1	62	109	12.60	2.400
64 Elmer Dessens, R ERA: 3.38	(6, 1)	1.0		4	1	0	0	0	0	0	0	0	0	0	8	15	0.00	1.000
44 Tim Redding, R ERA: 6.61	(7, 1)	1.0		6	3	1	1	0	1	0	0	0	0	0	13	23	9.00	4.000
50 Sean Green, R ERA: 4.78	(8, 1)	1.0		3	0	0	0	0	0	0	0	0	0	0	5	8	0.00	0.000

PITCHER	IP	WLS	BF	H	R	ER	SO	BB	IBB	HBP	BLK	WP	HR	S	P	ERA	WHIP

New York Mets @ San Diego Padres

PETCO Park, San Diego, CA

Thu Aug 06 2009, 10:05 PM EDT

Att. 18,880 - Partly Cloudy - 69 F

livebaseballscorecards.com

AB	35
R	8
H	12
RBI	8
BB	5
SO	2
LOB	18

New York Mets @ San Diego Padres

PETCO Park, San Diego, CA

Fri Aug 07 2009, 10:05 PM EDT

Att. 23,038 - Clear - 69 F

livebaseballscorecards.com

TOP

Batter	1	2	3	4	5	6	7	8	9	AB	R	H	RBI	BB	SO	LOB
16 Ángel Pagán, S (1, 8) OBP: 0.348, SLG: 0.493	C CH 90 B SI 91 B SL 84 X SI 91 2-1 3 G3-1 3 CS 5 1B 1B	B FC 91 B SL 84 B SI 91 B CH 91 4-0 BB	L SL 87 C CU 77 X CH 92 0-2 ③ F7			C FF 87 B SL 77 C FC 87 B FF 89 X FF 87 2-2 ② L5			3	1	1	0	1	0	0
3 Alex Cora, L (1, 6) OBP: 0.324, SLG: 0.302	1 SAFE C SL 85 B CH 89 F SL 85 F CH 90 B CU 75 X CH 91 2-2 ① G3-1 1-3	X CH 91 0-0 ③ F8			B SI 90 C SL 86 X CH 84 1-1 ① G4-3		B FC 87 C FC 87 B FF 88 F FC 87 F FF 85 S SL 75 3-3 ③ K2-3			4	0	0	0	0	1	2
5 David Wright, R (1, 5) OBP: 0.422, SLG: 0.479	C CU 77 F CH 92 B CU 76 F CU 77 X CH 92 1-2 12 1B 19 WP 3-H 1B	C SI 90 B CU 77 B SI 91 B CH 92 X SI 90 3-1 28 G4-6-3 1B	B CU 78 B SL 84 C SL 86 X SL 86 2-1 2B				B FF 92 C FF 92 C FF 91 S FF 94 1-3 ① K		4	1	3	1	0	1	0
28 Daniel Murphy, L (1, 3) OBP: 0.316, SLG: 0.380	B SI 90 F SL 86 X FF 88 1-1 ② F7	F CH 83 P PO 84 1 SAFE B SL 86 F SL 85 X SL 87 2-2 ① ② G4-6-3 1-2f	B SL 87 X CH 84 1-0 ② G5-3				B CH 84 X SI 93 1-0 ② G3		4	0	0	0	0	0	3
12 Jeff Francoeur, R (1, 9) OBP: 0.290, SLG: 0.375	1 SAFE C SI 92 C SI 92 B FC 92 B SI 92 1 SAFE X FF 90 2-2 17 FC5 19 WP 1-3 1B	B SL 86 B SI 92 X CH 92 2-0 19 1B 1B	X SI 90 0-0 ③ G5-3				B FF 92 F SL 88 T FF 92 B FF 93 S FF 93 2-3 ③ K		4	0	2	0	0	1	1
19 Cory Sullivan, L (1, 7) OBP: 0.333, SLG: 0.378	B CH 89 B SL 88 B SI 91 B CH 90 4-0 17 FC5 1-2 3-H BB	B SI 91 B SL 88 F SL 86 F SL 88 1 SAFE 1 SAFE B FC 92 X SL 85 3-2 17 S 1-3 1B				B CH 90 F FC 90 X CH 84 1-1 ① G4-3			B FF 92 C FF 92 B FF 93 X FF 92 2-1 ① G4-3	3	0	1	0	1	0	0
17 Fernando Tatis, R (1, 4) OBP: 0.310, SLG: 0.415 11 Anderson Hernandez, S (8, 4) OBP: 0.312, SLG: 0.320	C SL 85 C SL 86 B CU 75 D SL 86 F SL 85 F CH 91 F CH 91 X SL 84 2-2 ③ FC5 1-2 2-3f	C SI 91 D SL 85 F CH 91 B CU 75 X SL 85 2-2 ③ F9 1-2				F CU 78 X SL 88 0-1 ② P6			B CU 82 B FF 91 B FF 92 B FF 90 4-0 23 G6-3 BB	3 0	0 0	0 0	0 0	0 1	0 0	4 0
23 Brian Schneider, L (1, 2) OBP: 0.296, SLG: 0.357		C CU 76 B CU 76 F SI 91 B CU 75 B SL 86 S SL 86 3-3 ① K		C CH 91 F CU 76 B CU 76 B SI 91 B SL 88 F SL 88 S SL 87 3-3 ① K		X CH 85 0-0 ③ G3-1			B CU 78 C FF 92 X FF 92 1-1 ② G6-3 1-2	4	0	0	0	0	2	1
46 Oliver Pérez, L (1, 1) OBP: 0.316, SLG: 0.278 43 Brian Stokes, R (7, 1) 18 Jeremy Reed, L (9, PH) OBP: 0.295, SLG: 0.342 75 Francisco Rodríguez, R (9, 1)		X SI 91 0-0 ② G1-3		B SI 92 C SI 91 C SL 87 F CU 78 C FC 92 1-3 ② K			L FF 86 S FF 87 S SL 77 0-3 ① K		B CU 81 F CU 81 S CU 83 B FF 94 B CU 82 X CU 80 3-2 ③ G3-1	3 0 1 0	0 0 0 0	0 0 0 0	0 0 0 0	0 0 0 0	2 0 0 0	0 0 1 0
Inning Stats	R: 2 E: 0 K: 0 S: 21 H: 3 LOB: 2 BB: 1 P: 35	R: 0 E: 0 K: 1 S: 5 H: 0 LOB: 1 BB: 1 P: 12	R: 0 E: 0 K: 0 S: 13 H: 3 LOB: 2 BB: 0 P: 24	R: 0 E: 0 K: 2 S: 11 H: 0 LOB: 0 BB: 0 P: 15	R: 0 E: 0 K: 0 S: 6 H: 1 LOB: 1 BB: 0 P: 10	R: 0 E: 0 K: 0 S: 5 H: 0 LOB: 0 BB: 0 P: 6	R: 0 E: 0 K: 2 S: 11 H: 0 LOB: 0 BB: 0 P: 16	R: 0 E: 0 K: 2 S: 7 H: 0 LOB: 0 BB: 0 P: 11	R: 0 E: 0 K: 0 S: 7 H: 0 LOB: 1 BB: 1 P: 17	1B: 6 2B: 1 3B: 0 HR: 0 SF: 0 SAC: 0 DP: 1 HBP: 0						

	AB	33
	R	2
	H	7
	RBI	1
	BB	3
	SO	7
	LOB	12

WP: 1 PA: 36
PB: 0
SB: 1
CS: 1

PITCHER		IP	WLS	BF	H	R	ER	SO	BB	IBB	HBP	BLK	WP	HR	S	P	ERA	WHIP
29 Kevin Correia, R ERA: 4.51	(1, 1)	6.0		26	7	2	0	3	2	0	0	0	1	0	61	102	0.00	1.500
54 Joe Thatcher, L ERA: 3.38	(7, 1)	1.0		3	0	0	0	2	0	0	0	0	0	0	11	16	0.00	0.000
37 Mike Adams, R ERA: 0.78	(8, 1)	1.0		3	0	0	0	2	0	0	0	0	0	0	7	11	0.00	0.000
21 Heath Bell, R ERA: 1.83	(9, 1)	1.0	W	4	0	0	0	0	1	0	0	0	0	0	7	17	0.00	1.000

PITCHER	IP	WLS	BF	H	R	ER	SO	BB	IBB	HBP	BLK	WP	HR	S	P	ERA	WHIP

BOTTOM

New York Mets @ San Diego Padres

PETCO Park, San Diego, CA

Fri Aug 07 2009, 10:05 PM EDT

Att. 23,038 - Clear - 69 F

livebaseballscorecards.com

Batter	1	2	3	4	5	6	7	8	9	AB	R	H	RBI	BB	SO	LOB
1 Everth Cabrera, S (1, 6) OBP: 0.345, SLG: 0.425	B FF 88 C FF 89 C FF 90 S SL 80 1-3 **K** ①		F SL 78 B SI 92 C SL 80 F FF 90 C FF 90 1-3 **K** ③			F FF 92 C FF 92 B FF 91 S SL 79 1-3 **K** ③		1 SAFE B FF 96 L FF 95 C FF 95 X FF 97 1-2 **SH1-4** ① **1-2**	C CU 76 S CH 85 D CH 88 F CH 87 F FF 93 B CU 79 F CH 86 B CH 87 X FF 91 3-2 **HR** **1-H** **2-H** **3-H**	4	1	1	4	0	3	1
22 David Eckstein, R (1, 4) OBP: 0.329, SLG: 0.346	B FF 90 X FF 91 1-0 **P6** ②			C FF 88 B FF 90 H SL 79 2-1 23 **G1-6-3** **HBP**			B FF 89 B FF 90 B FF 89 B FF 90 4-0 23 **BB** 7 2B **BB**	C FF 96 S SI 95 F SI 96 B SI 97 B FF 97 X SI 96 2-2 **G6-3** ②		2	1	0	0	1	0	1
23 Adrián González, L (1, 3) OBP: 0.393, SLG: 0.532	B FF 91 B CH 85 F FF 87 S SL 79 F FF 91 X SL 80 2-2 **F7** ③			B FF 89 C CH 84 X SL 78 1-1 **G1-6-3** ①② **1-2f**			B FF 90 B CH 84 C CH 85 B FF 92 B CH 87 4-1 7 2B 28 FC2 **1-2** **BB**	I IN 65 I IN 65 I IN 66 I IN 64 4-0 5 HBP **IBB**		2	0	0	0	2	0	1
5 Kevin Kouzmanoff, R (1, 5) OBP: 0.280, SLG: 0.409		B FF 91 B CH 85 B FF 91 C FF 91 F CH 87 F SL 80 S FF 92 3-3 **K** ①		X SL 77 0-0 **G3** ③			C SL 80 S FF 89 F FF 92 F FF 91 B FF 91 X SI 90 1-2 **F9** ①	C SI 97 B SI 96 F SI 96 H SI 97 2-2 **HBP** **1-2** **2-3**		3	0	0	0	0	1	2
7 Chase Headley, S (1, 7) OBP: 0.327, SLG: 0.393		C FF 93 S FF 92 C FF 93 0-3 **K** ②			C SL 77 X FF 91 0-1 **F8** ①		X FF 91 0-0 28 FC2 **1-3** **2-H** **2B**	X SI 95 0-0 **G3-1** ③		4	0	1	1	0	1	3
8 Kyle Blanks, R (1, 9) OBP: 0.339, SLG: 0.433		F FF 92 C FF 92 B FF 92 F FF 93 X SL 81 1-2 **F7** ③			C CH 86 S FF 92 B FF 92 B FF 92 C FF 92 2-3 ②		F SI 96 F SI 97 S SI 97 0-3 ②		B FF 92 B CU 78 C FF 93 B CH 80 B FF 92 4-1 25 2B **BB**	3	1	0	0	1	2	2
25 Will Venable, L (1, 8) OBP: 0.333, SLG: 0.457			B FF 89 B FF 90 F FF 90 B SL 77 F FF 91 C SL 79 3-3 **K** ①		S SL 80 S SL 80 B SL 82 B SL 80 X FF 92 2-2 **F7** ③		I IN 70 I IN 71 I IN 73 4-0 28 FC2 **IBB**		B CU 76 C CH 80 X CH 84 1-1 1 HR **1-H** **2B**	3	1	1	1	1	1	0
28 Henry Blanco, R (1, 2) OBP: 0.296, SLG: 0.353			C FF 91 C FF 92 B SL 81 B FF 91 X SL 80 2-2 **2B**			B FF 90 C FF 91 X CH 85 1-1 **F7** ①	X SI 97 0-0 **FC2** ③ **1-2** **2-3** **3-Hf**		B CU 78 D CU 79 D CU 77 C CU 77 C CH 82 F FF 90 B CH 82 4-2 14 IBB 1 HR **BB**	3	1	1	0	1	0	3
29 Kevin Correia, R (1, 1) OBP: 0.206, SLG: 0.188 15 Luis Antonio Rodríguez, S (6, PH) OBP: 0.325, SLG: 0.283 54 Joe Thatcher, L (7, 1) 37 Mike Adams, R (8, 1) 18 Tony Gwynn Jr., L (8, PH) OBP: 0.355, SLG: 0.373 21 Heath Bell, R (9, 1) 14 Oscar Salazar, R (9, PH) OBP: 0.404, SLG: 0.551			X FF 90 0-0 **F9** ②			C FF 91 F FF 92 B FF 91 B SL 81 F FF 92 B FF 87 X FF 92 3-2 **F7** ②		B SI 96 B FF 96 B FF 96 C FF 95 F SI 96 F FF 97 X FF 97 3-2 5 HBP 1 SH1-4 **1B**	I IN 74 I IN 78 I IN 76 I IN 74 4-0 1 HR **1-2** **IBB**	1 1 0 0 1 0 0	0 0 0 0 0 0 1	0 0 0 0 0 0 0	0 0 0 0 1 0 0	0 0 0 0 0 0 1	0 0 0 0 0 0 0	1 0 0 0 0 0 0
Inning Stats	R: 0 E: 0 K: 1 S: 8 H: 0 LOB: 0 BB: 0 P: 12	R: 0 E: 0 K: 2 S: 11 H: 0 LOB: 0 BB: 0 P: 15	R: 0 E: 0 K: 2 S: 11 H: 1 LOB: 1 BB: 0 P: 17	R: 0 E: 0 K: 0 S: 4 H: 0 LOB: 0 BB: 0 P: 7	R: 0 E: 0 K: 1 S: 8 H: 0 LOB: 0 BB: 0 P: 12	R: 0 E: 0 K: 1 S: 9 H: 0 LOB: 0 BB: 0 P: 14	R: 1 E: 0 K: 1 S: 11 H: 1 LOB: 3 BB: 3 P: 24	R: 0 E: 0 K: 0 S: 14 H: 1 LOB: 3 BB: 1 P: 26	R: 5 E: 0 K: 0 S: 12 H: 2 LOB: 0 BB: 3 P: 28	1B: 1 2B: 3 3B: 0 HR: 1 SF: 0 SAC: 1 DP: 1 HBP: 2	WP: 0 PB: 0 SB: 0 CS: 0 PA: 37					

AB	27
R	6
H	5
RBI	6
BB	7
SO	8
LOB	14

PITCHER		IP	WLS	BF	H	R	ER	SO	BB	IBB	HBP	BLK	WP	HR	S	P	ERA	WHIP
46 Oliver Pérez, L ERA: 6.38	(1, 1)	6.1		23	2	1	1	7	2	0	1	0	0	0	58	93	1.42	0.632
43 Brian Stokes, R ERA: 3.26	(7, 1)	1.2	H	9	1	0	0	1	0	2	1	0	0	0	18	34	0.00	0.600
75 Francisco Rodríguez, R ERA: 3.31	(9, 1)	0.0	L	5	2	5	5	0	2	1	0	0	0	1	12	28	∞	∞

PITCHER	IP	WLS	BF	H	R	ER	SO	BB	IBB	HBP	BLK	WP	HR	S	P	ERA	WHIP

Batter	1	2	3	4	5	6	7	8	9	AB	R	H	RBI	BB	SO	LOB
16 Ángel Pagán, S (1, 8) OBP: 0.342, SLG: 0.483	B FF 93 C FF 93 B FF 94 X FF 93 2-1 ① G3		C FF 91 B SL 80 B SL 80 X FF 93 2-1 ① F7		C FF 93 1 SAFE F FF 92 B FF 92 X FF 92 1-2 ② F7			B SI 91 C FF 91 F CH 83 C FF 93 1-3 ① K		3	0	0	0	0	0	1
44 Tim Redding, R (5, 1) OBP: 0.071, SLG: 0.071										0	0	0	0	0	0	0
1 Luis Castillo, S (6, PH) OBP: 0.392, SLG: 0.350										1	0	0	0	0	1	0
50 Sean Green, R (8, 1)										0	0	0	0	0	0	0
25 Pedro Feliciano, L (8, 1)										0	0	0	0	0	0	0
64 Elmer Dessens, R (8, 1)										0	0	0	0	0	0	0
3 Alex Cora, L (1, 6) OBP: 0.326, SLG: 0.317	B FF 94 C FF 93 X CH 81 1-1 HR		B FF 93 X SI 91 1-0 1B		F FF 92 1 SAFE X FF 93 0-1 ③ L7			B FF 93 B CH 82 C FF 91 X FF 91 2-1 ② P4		4	1	2	1	0	0	1
5 David Wright, R (1, 5) OBP: 0.418, SLG: 0.474	C FF 96 F FF 96 B FF 95 B FF 95 F SL 82 X FF 95 2-2 ② P4		D SL 82 F FF 93 S CH 81 S FF 93 1-3 ② K			B C SL 81 B FF 95 X CH 85 2-1 ① G4-3		B FF 92 B CH 84 F FF 92 B FF 91 C SL 86 X CH 83 3-2 ③ G6-3		4	0	0	0	0	1	1
28 Daniel Murphy, L (1, 3) OBP: 0.315, SLG: 0.378	F FF 93 F FF 95 S FF 93 0-3 ③ K		C FF 95 S FF 94 F FF 96 B FF 94 S SL 80 1-3 ③ K			S SL 83 B FF 96 X CH 86 1-1 ② F8			B FF 93 C FF 92 X FF 94 1-1 12 G5-4-3 1B	4	0	1	0	0	2	1
12 Jeff Francoeur, R (1, 9) OBP: 0.292, SLG: 0.375		B FF 91 F FF 91 S CH 80 B FF 93 F FF 93 S SL 80 2-3 ① K	F FF 93 B CH 78 F CH 80 F FF 93 X SL 81 1-2 17 CS 1B			B SL 83 B FF 96 B CH 86 B 4-0 BB			B FF 94 X CU 83 1-0 ①② G5-4-3 1-2f	3	0	1	0	1	1	1
19 Cory Sullivan, L (1, 7) OBP: 0.326, SLG: 0.350 (5, 8)		B FF 94 B FF 92 B FF 93 D FF 91 4-0 23 S BB	C FF 93 B FF 94 F SL 81 1 SAFE X FF 92 1-2 ① F8			F FF 95 B FF 94 X FF 94 1-1 ③ G4-3			C FF 94 X FF 96 0-1 ③ F7	3	0	0	0	1	0	2
17 Fernando Tatis, R (1, 4) OBP: 0.306, SLG: 0.410		C FF 93 1 SAFE B SL 78 S SL 80 1 SAFE S FF 94 1-3 ② K	B SL 80 D SL 82 B FF 92 C FF 93 F FF 94 1 SAFE S SL 82 3-3 ②③ K 1-2					B SL 83 X SI 91 1-0 ① G5-3		3	0	0	0	0	2	2
23 Brian Schneider, L (1, 2) OBP: 0.297, SLG: 0.350		F FF 93 1 SAFE B FF 95 D CH 81 B CH 83 D SL 81 4-1 1-2 BB			F FF 92 C CH 80 X FF 93 0-2 ① F9			C SI 92 S SL 83 B SL 85 B CH 80 X SL 83 2-2 ② G4-3		2	0	0	0	1	0	0
39 Bobby Parnell, R (1, 1) OBP: 0.500, SLG: 0.500		C FF 94 S FF 95 S FF 93 0-3 ③ K			B FF 94 F CH 79 B CH 84 X SL 80 2-1 1B			X SI 92 0-0 ③ G6-3		1	0	0	0	0	1	2
27 Nelson Figueroa, R (3, 1) OBP: 0.500, SLG: 1.000										0	0	0	0	0	0	0
18 Jeremy Reed, L (5, PH) OBP: 0.298, SLG: 0.345 (5, 7)										2	0	1	0	0	0	0
Inning Stats	R: 1 E: 0 K: 1 S: 11 H: 1 LOB: 0 BB: 0 P: 16	R: 0 E: 0 K: 3 S: 11 H: 0 LOB: 2 BB: 2 P: 22	R: 0 E: 0 K: 2 S: 10 H: 1 LOB: 1 BB: 0 P: 15	R: 0 E: 0 K: 1 S: 10 H: 1 LOB: 1 BB: 0 P: 15	R: 0 E: 0 K: 0 S: 10 H: 1 LOB: 1 BB: 0 P: 13	R: 0 E: 0 K: 0 S: 6 H: 0 LOB: 1 BB: 1 P: 14	R: 0 E: 0 K: 0 S: 5 H: 0 LOB: 0 BB: 0 P: 8	R: 0 E: 0 K: 1 S: 8 H: 0 LOB: 0 BB: 0 P: 14	R: 0 E: 0 K: 0 S: 5 H: 1 LOB: 0 BB: 0 P: 7	1B: 4 2B: 1 3B: 0 HR: 1 SF: 0 SAC: 0 DP: 2 HBP: 0						

PITCHER		IP	WLS	BF	H	R	ER	SO	BB	IBB	HBP	BLK	WP	HR	S	P	ERA	WHIP
38 Mat Latos, R ERA: 2.43	(1, 1)	6.0	W	24	4	1	1	7	3	0	0	0	0	1	58	95	1.50	1.167
57 Luke Gregerson, R ERA: 2.92	(7, 1)	1.0	H	3	0	0	0	0	0	0	0	0	0	0	5	8	0.00	0.000
37 Mike Adams, R ERA: 0.75	(8, 1)	1.0	H	3	0	0	0	1	0	0	0	0	0	0	8	14	0.00	0.000
21 Heath Bell, R ERA: 1.79	(9, 1)	1.0	S	3	1	0	0	0	0	0	0	0	0	0	5	7	0.00	1.000

PITCHER	IP	WLS	BF	H	R	ER	SO	BB	IBB	HBP	BLK	WP	HR	S	P	ERA	WHIP

TOP

New York Mets @ San Diego Padres

PETCO Park, San Diego, CA

Sat Aug 08 2009, 10:05 PM EDT

Att. 35,184 - Clear - 71 F

livebaseballscorecards.com

AB	30
R	1
H	5
RBI	1
BB	3
SO	8
LOB	11

BOTTOM

New York Mets @ San Diego Padres

PETCO Park, San Diego, CA

Sat Aug 08 2009, 10:05 PM EDT

Att. 35,184 - Clear - 71 F

livebaseballscorecards.com

Batter	1	2	3	4	5	6	7	8	9	AB	R	H	RBI	BB	SO	LOB
18 Tony Gwynn Jr., L (1, 8) OBP: 0.364, SLG: 0.374	C FF 94 B FF 94 B FF 96 B FF 95 F FF 96 F FF 96 B FF 96 4-2 22 G5-3 25 1B BB	C FF 93 D FS 90 F FF 93 B FF 96 F FF 96 B FF 96 F FF 94 F FF 95 B FF 94 4-2 1-2 22 FC6-4 BB		B SL 82 C FF 87 B FF 87 C FF 88 X FF 88 2-2 ① G6-3	D CU 76 B FF 91 C FF 91 X SL 83 2-1 ③ 2-H 1B			L SI 90 B SI 88 X SI 90 1-1 ① SH2-4 1-2 2-3		2	1	1	0	2	0	0
22 David Eckstein, R (1, 4) OBP: 0.330, SLG: 0.347	C FF 92 B KC 84 1 SAFE C FF 93 X FF 94 1-2 ① G5-3 1-2	F FF 98 F FF 94 F FF 94 F KC 84 B FF 94 X FF 95 1-2 ③ FC6-4 1-2f		C FF 88 B FF 88 B CU 75 C FF 88 X SL 84 2-2 7 1B 23 BB 1B		B FF 88 C SI 89 C SI 90 X FF 91 1-2 ① L3		B SI 89 X SI 89 1-0 14 FC5-4 2-3 3-H 1B		5	0	2	1	0	0	3
23 Adrián González, L (1, 3) OBP: 0.395, SLG: 0.531	B FF 95 D SL 86 B FF 94 B FF 93 4-0 8 FC5 25 1B BB		B SL 86 F SL 85 X FF 95 1-1 8 HBP 7 1B 1 BB 1B	B FF 89 B FF 89 F CU 75 B FF 88 F CU 74 B FF 83 4-2 7 1B 1-2 BB		S SI 91 B SI 91 F SI 90 T SI 92 1-2 ② K		B SI 88 F SI 87 F SI 89 S SL 83 1-3 ② K		3	1	1	0	2	2	2
7 Chase Headley, S (1, 5) OBP: 0.328, SLG: 0.394 57 Luke Gregerson, L (7, 1) 37 Mike Adams, R (8, 1) 14 Oscar Salazar, R (8, PH) OBP: 0.396, SLG: 0.540 21 Heath Bell, R (9, 1)	B FS 89 F FF 95 B FS 89 X FF 94 2-1 ② F7	C FF 94 B KC 84 X KC 83 1-1 1 BB 8 HBP 1-2 1B	C CU 74 X SL 82 0-1 1-2 2-3 1B	B SI 84 S CH 83 X SI 91 1-1 ③ G3			C SI 90 B SI 88 F FF 89 B SI 90 F SI 90 X SI 89 2-2 ③ FC5-4 1-2f		4 0 0 1 0	0 0 0 0 0	2 0 0 0 0	0 0 0 0 0	0 0 0 0 0	0 0 0 0 0	2 0 0 2 0
25 Will Venable, L (1, 9) OBP: 0.331, SLG: 0.450	B FF 94 C FF 94 C FF 95 F FF 98 F SL 86 X FF 96 1-2 2-H 8 FC5 1B	F FF 94 B FF 94 S FF 94 2 SAFE B SL 89 F FF 96 B SL 85 X FF 94 3-2 ① F6	F CU 74 C FF 90 T FF 89 0-2 ② K			L CU 75 X SI 90 0-1 ① P5			4	0	1	1	0	1	5
8 Kyle Blanks, R (1, 7) OBP: 0.344, SLG: 0.430	C FF 95 F FF 97 F FF 98 X FF 97 0-2 ③ FC5 1-2 2-3f	B FF 96 H FF 96 2-0 1 BB 1-2 2-3 HBP	B FF 90 B FF 89 C FF 84 F FF 89 F SL 84 S FF 90 2-3 ③ K				C SI 88 F SI 89 F SI 92 X SI 89 0-2 30 CS 1B		3	0	1	0	0	1	5
30 Eliezer Alfonzo, R (1, 2) OBP: 0.204, SLG: 0.264		C FF 94 F FF 93 B FF 96 C FF 95 1-3 ① K	B FF 89 F FF 83 B FF 89 F SL 84 S CU 74 2-3 ② K		X SL 83 0-0 ① P6		S CH 83 B SL 84 S SL 76 S SL 78 1-3 ②③ K2-3 1-2		4	0	0	0	0	3	4
1 Everth Cabrera, S (1, 6) OBP: 0.348, SLG: 0.423		B FF 94 C FF 94 X FS 88 1-1 ② P6	B SL 83 B FS 81 C FF 88 C FF 88 B FF 84 D FF 89 4-2 1-2 2-3 3-H BB		C SI 88 X CU 75 0-1 38 SH2-4 18 1B 1B			C SI 89 S SI 89 B SI 89 F CU 75 B SI 90 F SI 90 X SI 91 2-2 18 SH2-4 5 BB 22 1B		3	1	1	1	1	0	0
38 Mat Latos, R (1, 1) OBP: 0.100, SLG: 0.100 5 Kevin Kouzmanoff, R (7, 5) OBP: 0.282, SLG: 0.409		C FF 95 X FF 96 0-1 18 BB 1B	B FF 84 C FF 88 C SL 83 C CU 75 1-3 ③ K		X FF 87 0-0 ② SH2-4 1-2			B CU 75 1 SAFE B SI 88 B SI 89 B SI 89 4-0 22 1B 18 SH2-4 1-2 BB		2 0	0 0	1 0	0 0	0 1	1 0	3 0
Inning Stats	R: 1 E: 0 K: 0 S: 17 H: 1 LOB: 2 BB: 2 P: 29	R: 0 E: 0 K: 1 S: 17 H: 1 LOB: 2 BB: 1 P: 24	R: 1 E: 0 K: 2 S: 16 H: 2 LOB: 3 BB: 1 P: 30	R: 0 E: 0 K: 2 S: 17 H: 2 LOB: 3 BB: 1 P: 27	R: 0 E: 0 K: 0 S: 6 H: 2 LOB: 2 BB: 0 P: 8	R: 0 E: 0 K: 1 S: 8 H: 0 LOB: 0 BB: 0 P: 11	R: 0 E: 0 K: 1 S: 9 H: 1 LOB: 0 BB: 0 P: 10	R: 1 E: 1 K: 1 S: 15 H: 1 LOB: 2 BB: 1 P: 26		1B: 10 2B: 0 3B: 0 HR: 0 SF: 0 SAC: 2 DP: 0 HBP: 1				WP: 0 PB: 0 SB: 0 CS: 1 PA: 40		

	AB	31
	R	3
	H	10
	RBI	3
	BB	6
	SO	8
	LOB	26

PITCHER		IP	WLS	BF	H	R	ER	SO	BB	IBB	HBP	BLK	WP	HR	S	P	ERA	WHIP
39 Bobby Parnell, R ERA: 3.94	(1, 1)	2.1	L	15	4	2	2	1	3	0	1	0	0	0	42	68	7.71	3.000
27 Nelson Figueroa, R ERA: 5.93	(3, 1)	1.2		9	2	0	0	4	2	0	0	0	0	0	25	42	0.00	2.400
44 Tim Redding, R ERA: 6.3	(5, 1)	3.0		10	3	0	0	2	0	0	0	0	0	0	23	29	0.00	1.000
50 Sean Green, R ERA: 4.74	(8, 1)	0.1		4	1	1	0	0	1	0	0	0	0	0	8	16	0.00	6.000
25 Pedro Feliciano, L ERA: 3.25	(8, 1)	0.1		1	0	0	0	1	0	0	0	0	0	0	3	4	0.00	0.000

PITCHER		IP	WLS	BF	H	R	ER	SO	BB	IBB	HBP	BLK	WP	HR	S	P	ERA	WHIP
64 Elmer Dessens, R ERA: 3.29	(8, 1)	0.1		1	0	0	0	0	0	0	0	0	0	0	4	6	0.00	0.000

Batter	1	2	3	4	5	6	7	8	9	AB	R	H	RBI	BB	SO	LOB
16 Ángel Pagán, S (1, 8) OBP: 0.337, SLG: 0.470	B FF 89 B SI 88 C FF 88 F SL 85 C CU 76 2-3 ① K	X CH 79 0-0 ③ G4-3		B SL 84 X SI 89 1-0 ③ FC6-4 1-2f		B FS 89 F FS 88 F SL 86 X FS 89 1-2 E4 2-H 3-H			B SI 91 B SI 92 B SI 92 B SI 90 4-0 5 G6-3 1 1B 28 1B BB	4	1	0	0	1	1	4
1 Luis Castillo, S (1, 4) OBP: 0.392, SLG: 0.351	B SI 90 X SI 89 1-0 1B	C SI 87 B CU 74 X SL 85 1-1 ① G4-3	C SL 83 B CH 80 C SI 88 B CU 76 S SL 84 2-3 ① K	1 SAFE C FF 92 X FS 89 0-1 ③ P5				X SI 91 0-0 5 G6-3 1-2 1B	5	0	2	0	0	1	1
5 David Wright, R (1, 5) OBP: 0.414, SLG: 0.468	B CU 75 B CU 77 C FF 89 1 SAFE C FF 88 1 SAFE C SI 90 2-3 ② K	C SI 86 F FF 90 F SI 89 B CH 82 S CU 78 1-3 ② K	B CU 74 X SI 88 1-0 ② G4-3		C SI 96 B SI 97 B CH 81 F SI 96 B SL 86 X SI 96 3-2 ① G6-3		F SI 93 F SI 93 F SI 91 B SL 84 X SI 93 1-2 ① ② G6-3 1-2f 2-3	5	0	0	0	0	2	3
28 Daniel Murphy, L (1, 3) OBP: 0.316, SLG: 0.378	B CU 75 S SL 85 1 SAFE F CH 80 B SI 91 1 SAFE B SL 84 X SL 85 3-2 ③ P6	C CU 74 F CH 82 B SI 90 X SI 90 1-2 1B	B SI 90 F SL 85 F CH 81 F SI 90 B CU 76 F SL 84 F SI 89 F CH 82 X SL 84 2-2 ③ F7		X SI 96 0-0 ② G1-3		C SI 93 S CH 86 X CH 86 0-2 12 CS 1B 3-H	5	0	2	1	0	0	1
12 Jeff Francoeur, R (1, 9) OBP: 0.294, SLG: 0.376		B FF 88 B CU 74 B FF 88 C FF 88 F FF 88 F FF 90 F SI 89 X SI 91 3-2 9 G6-3 11 1B 1B	B FF 90 S SI 88 F SI 89 C CU 77 1-3 ③ K		X FF 91 0-0 9 1B 57 1B 1B	C SI 96 B SL 87 C SL 85 X SI 96 1-2 ③ P5	C SI 92 0-1 ③ CS 1-2	4	2	2	0	0	1	1
19 Cory Sullivan, L (1, 7) OBP: 0.300, SLG: 0.318		C SL 84 S CH 79 F SI 90 S CH 81 0-3 ① K		B CH 80 B SL 84 C SL 84 X SI 87 2-1 ① G4-3		X FF 92 0-0 ① F7		C FF 86 F SL 75 B FF 86 S SL 76 1-3 ① K		4	0	0	0	0	2	2
9 Omir Santos, R (1, 2) OBP: 0.307, SLG: 0.418		C SI 86 B CU 76 S CH 79 1 SAFE F CH 80 1 SAFE F SI 87 F CU 75 P PO 83 2-2 ② G6-3 1-2		X SL 84 0-0 ② F8		C FF 92 B SL 81 X SL 81 1-1 ② 57 1B 16 E 1B 1-2		C FF 87 B FF 86 B SL 76 X FC 86 2-1 ② F8		4	1	1	0	0	0	1
11 Anderson Hernandez, S (1, 6) OBP: 0.319, SLG: 0.325		S CH 80 S CH 80 B FF 90 X CH 80 1-2 57 1B 2-H 1B		C FF 89 L SL 85 F SL 84 B SI 89 B SL 84 B FF 89 B FF 89 4-2 57 BB BB		C FS 88 F FS 88 B FF 93 B FF 93 F FF 94 S FS 88 2-3 ② K		B FF 87 X FF 87 1-0 1B		3	0	2	1	1	1	2
57 Johan Santana, L (1, 1) OBP: 0.256, SLG: 0.211 75 Francisco Rodríguez, R (9, 1)		F SI 89 B CU 74 X CH 79 1-1 1-3 1B		B SI 86 B SI 88 B FF 88 B FF 87 4-0 16 FC6-4 1-2 BB		S FS 88 B FS 89 F FS 87 F FS 88 B FF 93 X FF 94 2-2 16 E 1-3 2-H 1B		B FF 87 C FF 86 F FF 87 F SL 77 C SL 75 1-3 ③ K		3 0	1 0	2 0	1 0	1 0	1 0	1 0
Inning Stats	R: 0 E: 0 K: 2 S: 10 H: 1 LOB: 1 BB: 0 P: 18	R: 1 E: 0 K: 1 S: 22 H: 3 LOB: 2 BB: 0 P: 28	R: 0 E: 0 K: 2 S: 12 H: 1 LOB: 1 BB: 0 P: 16	R: 0 E: 0 K: 0 S: 7 H: 0 LOB: 2 BB: 2 P: 18	R: 0 E: 0 K: 1 S: 11 H: 0 LOB: 0 BB: 0 P: 16	R: 3 E: 1 K: 1 S: 17 H: 3 LOB: 1 BB: 0 P: 23	R: 0 E: 0 K: 0 S: 7 H: 0 LOB: 0 BB: 0 P: 11	R: 0 E: 0 K: 2 S: 10 H: 1 LOB: 1 BB: 0 P: 15	R: 1 E: 0 K: 0 S: 9 H: 2 LOB: 0 BB: 1 P: 14	1B: 11 2B: 0 3B: 0 HR: 0 SF: 0 SAC: 0 DP: 1 HBP: 0						

PITCHER	IP	WLS	BF	H	R	ER	SO	BB	IBB	HBP	BLK	WP	HR	S	P	ERA	WHIP
46 Tim Stauffer, R (1, 1) ERA: 2.9	5.0	L	22	5	1	1	6	2	0	0	0	0	0	62	96	1.80	1.400
45 Edward Mujica, R (6, 1) ERA: 3.68	1.0		7	3	3	1	1	0	0	0	0	0	0	17	23	9.00	3.000
58 Ryan Webb, R (7, 1) ERA: 8.31	1.0		3	0	0	0	0	0	0	0	0	0	0	7	11	0.00	0.000
54 Joe Thatcher, L (8, 1) ERA: 3.25	1.0		4	1	0	0	2	0	0	0	0	0	0	10	15	0.00	1.000
40 Greg Burke, R (9, 1) ERA: 4.05	1.0		4	2	1	1	0	1	0	0	0	0	0	9	14	9.00	3.000

PITCHER | IP | WLS | BF | H | R | ER | SO | BB | IBB | HBP | BLK | WP | HR | S | P | ERA | WHIP

TOP

New York Mets @ San Diego Padres

PETCO Park, San Diego, CA

Sun Aug 09 2009, 4:05 PM EDT

Att. 27,754 - Sunny - 74 F

livebaseballscorecards.com

AB	37
R	5
H	11
RBI	3
BB	3
SO	9
LOB	16

WP: 0 PB: 0 SB: 0 CS: 1 PA: 41

BOTTOM

New York Mets @ San Diego Padres

PETCO Park, San Diego, CA

Sun Aug 09 2009, 4:05 PM EDT

Att. 27,754 - Sunny - 74 F

livebaseballscorecards.com

Batter	1	2	3	4	5	6	7	8	9	AB	R	H	RBI	BB	SO	LOB
18 Tony Gwynn Jr., L (1, 8) OBP: 0.358, SLG: 0.368	C FF 91 X FF 90 0-1 ① G3		C FF 90 F SL 83 S FF 92 0-3 ② K		B SL 82 C SL 81 S FF 91 S FF 91 1-3 ③ K			B SL 81 C FF 88 C SL 81 F FF 91 B CH 82 F FF 91 X SL 81 2-2 ① G4-3		4	0	0	0	0	2	2
1 Everth Cabrera, S (1, 6) OBP: 0.341, SLG: 0.414	B FF 90 B FF 90 X FF 88 2-0 ② F8		C CH 82 F SL 81 X CH 84 0-2 ③ L6			C CH 82 C FF 90 F FF 90 X CH 82 0-2 ① F8		B FF 89 B CH 82 X CH 81 2-0 ② G5-3		4	0	0	0	0	0	1
23 Adrián González, L (1, 3) OBP: 0.394, SLG: 0.528	B FF 90 B FF 91 S FF 90 X CH 84 2-1 1B			C FF 90 S FF 90 F FF 91 F FF 92 S SL 83 0-3 ① K		B FF 91 F FF 90 B FF 92 F SL 81 X SI 91 2-2 ② G4-3		B FF 92 F SL 80 X FF 90 1-1 ③ F8		4	0	1	0	0	1	0
5 Kevin Kouzmanoff, R (1, 5) OBP: 0.284, SLG: 0.411	S FF 89 F FF 90 B CH 79 S CH 79 1-3 ③ K			B FF 90 B FF 91 B CH 82 C FF 88 B FF 90 4-1 7 G4-3 BB		B FF 91 X CH 82 1-0 7 1B 2B			B FF 93 F SI 93 B FF 93 F FF 93 S FF 93 2-3 ① K	3	1	1	0	1	2	1
7 Chase Headley, S (1, 7) OBP: 0.328, SLG: 0.392		X FF 89 0-0 ① G5-3		B CH 79 B CH 80 1 SAFE C SI 88 X FF 90 2-1 ② G4-3 1-2		B FF 89 F CH 81 F FF 90 X SL 84 1-2 2-H 1B			B FF 93 S FF 92 C FF 93 X FF 94 1-2 ② F7	4	0	1	1	0	0	1
8 Kyle Blanks, R (1, 9) OBP: 0.348, SLG: 0.441		C FF 90 F FF 91 X CH 82 0-2 14 G6-4-3 1B		F FF 90 B FF 91 X FF 90 1-1 ③ P3		X FF 90 0-0 ③ P3			B FF 93 C FF 92 X SI 94 1-1 2B	4	0	2	0	0	0	2
14 Oscar Salazar, R (1, 4) OBP: 0.368, SLG: 0.500		X FF 88 0-0 ② ③ G6-4-3 1-2f			C CH 82 B CH 83 X FF 90 1-1 ① F9		B SI 88 F CH 82 X CH 83 1-1 ① G1-3		C FF 93 B FF 94 F FF 93 X CH 86 1-2 ③ P3	4	0	0	0	0	0	2
28 Henry Blanco, R (1, 2) OBP: 0.303, SLG: 0.355			C FF 88 B FF 91 C CH 82 F FF 91 X CH 83 1-2 46 SH1-4 1B		B CH 82 B FF 88 B FF 88 C FF 87 B FF 88 4-1 BB		F FF 90 S FF 91 F FF 92 F SL 84 B FF 91 B SL 83 F SL 85 X FF 91 2-2 ② G5-3			2	0	1	0	1	0	0
46 Tim Stauffer, R (1, 1) OBP: 0.300, SLG: 0.222 15 Luis Antonio Rodriguez, S (5, PH) OBP: 0.324, SLG: 0.282 45 Edward Mujica, R (6, 1) OBP: 1.000, SLG: 1.000 58 Ryan Webb, R (7, 1) 22 David Eckstein, R (7, PH) OBP: 0.329, SLG: 0.346 54 Joe Thatcher, L (8, 1) 40 Greg Burke, R (9, 1)			X FF 88 0-0 ① SH1-4 1-2		F FF 89 S CH 84 F CH 82 B FF 92 F FF 91 F CH 82 X CH 83 1-2 ② F9		C FF 89 B FF 90 X CH 84 1-1 ③ G3			0 0 0 0 0 0 0 1 0 0 0 0 0 1 0 0 0 0 0 0 0 0 0 0 0 0 0 0 1 0 0 0 0 0 0 0 0 0 0 0 0 0 0 0 0 0 0 0 0						
Inning Stats	R: 0 H: 1 E: 0 LOB: 1 K: 1 BB: 0 S: 8 P: 13	R: 0 H: 1 E: 0 LOB: 0 K: 0 BB: 0 S: 5 P: 5	R: 0 H: 1 E: 0 LOB: 1 K: 1 BB: 0 S: 11 P: 12	R: 0 H: 0 E: 0 LOB: 1 K: 1 BB: 1 S: 10 P: 17	R: 0 H: 0 E: 0 LOB: 1 K: 1 BB: 1 S: 12 P: 19	R: 1 H: 2 E: 0 LOB: 1 K: 0 BB: 0 S: 12 P: 16	R: 0 H: 0 E: 0 LOB: 0 K: 0 BB: 0 S: 10 P: 14	R: 0 H: 0 E: 0 LOB: 0 K: 0 BB: 0 S: 8 P: 13	R: 0 H: 1 E: 0 LOB: 1 K: 1 BB: 0 S: 11 P: 16	1B: 4 SF: 0 2B: 2 SAC: 1 3B: 0 DP: 1 HR: 0 HBP: 0						

	AB	31
	R	1
	H	6
	RBI	1
	BB	2
	SO	5
	LOB	10

PITCHER		IP	WLS	BF	H	R	ER	SO	BB	IBB	HBP	BLK	WP	HR	S	P	ERA	WHIP
57 Johan Santana, L ERA: 3.0	(1, 1)	8.0	W	30	5	1	1	4	2	0	0	0	0	0	76	109	1.12	0.875
75 Francisco Rodríguez, R ERA: 3.24	(9, 1)	1.0		4	1	0	0	1	0	0	0	0	0	0	11	16	0.00	1.000

PITCHER	IP	WLS	BF	H	R	ER	SO	BB	IBB	HBP	BLK	WP	HR	S	P	ERA	WHIP

San Diego Padres @ Milwaukee Brewers

Miller Park, Milwaukee, WI

Tue Aug 11 2009, 7:05 PM CDT
Att. 37,040 - Clear - 73 F

livebaseballscorecards.com

Batter	1	2	3	4	5	6	7	8	9	AB	R	H	RBI	BB	SO	LOB
1 Everth Cabrera, S (1, 6) OBP: 0.346, SLG: 0.414	C SI 92 B SI 92 B SL 87 B SI 92 C SI 91 X SI 90 3-2 F7 ①	C FS 84 S FS 86 B FS 85 C SI 91 1-3 K ③			C FS 83 B FS 85 X SL 86 1-1 F9 ①	I IN 72 I IN 71 I IN 71 I IN 71 4-0 7 E 23 1B IBB	S SL 84 B SL 84 B FF 89 C SL 84 F SL 84 X SL 84 2-2 22 1B 23 1B 2-H 1B	B FF 98 F FF 97 B FF 96 X FF 96 2-1 2-H 1B		5	2	2	2	1	1	0
22 David Eckstein, R (1, 4) OBP: 0.326, SLG: 0.342 45 Edward Mujica, R (8, 1) OBP: 1.000, SLG: 1.000 58 Ryan Webb, R (9, 1)	B SI 91 C SI 91 X SI 91 1-1 L8 ②	C FF 90 B SL 85 X SI 90 1-1 G6-3 ①	C SI 90 B SI 91 F SL 86 F SI 90 F SI 90 X FS 83 1-2 F7 ②	B SI 92 X FF 93 2-0 F9 ①	C SL 83 B SL 85 X FF 89 1-1 7 G3-6-3 23 1B 5 WP 1-3 1B	B FF 88 C FF 88 X SL 84 1-1 L4 ③		6	1	1	0	0	0	4
										0	0	0	0	0	0	0
										0	0	0	0	0	0	0
23 Adrián González, L (1, 3) OBP: 0.402, SLG: 0.538	C SI 91 T SL 87 B FS 86 X SI 91 1-2 7 1B 1B	B FF 91 F SI 91 B FS 85 B FF 91 F FF 91 X FS 84 3-2 7 1B 2B	B SI 90 B SI 91 F FF 91 F SI 90 F FS 85 X FS 84 2-2 7 1B 5 1B 1B	F FF 87 C SL 81 X SL 82 0-2 7 E 25 1B 1-2 2-H 3-H 1B	B SL 84 F SL 84 B SL 83 X SL 83 2-1 7 G3-6-3 1-2 3-H 1B	S FF 89 X SL 85 0-1 7 G4-6-3 1B		6	2	6	3	0	0	0
7 Chase Headley, S (1, 7) OBP: 0.330, SLG: 0.394	B SI 92 B SL 86 X SI 91 2-0 5 FC5-4 1-2 1B	B FS 84 B FF 90 C FS 84 S FS 83 X FS 84 2-2 5 HBP 2-3 1B	S FS 84 F SI 91 B FS 84 B SI 90 F FF 91 B FF 90 X FS 83 3-2 5 1B 1-3 1B	B SI 89 X FF 86 1-0 E5 25 1B 1-3 2-H	B FF 94 X FF 94 1-0 G3-6-3 ① ② 1-2f 2-3	F SI 89 B SI 89 F FF 90 F SI 91 B SI 89 X SI 91 2-2 G4-6-3 ① ② 1-2f		6	1	3	0	0	0	4
5 Kevin Kouzmanoff, R (1, 5) OBP: 0.291, SLG: 0.417	C SL 86 D CH 85 X SL 86 1-1 FC5-4 ③ 1-2f	F SL 86 1 SAFE H FF 91 1-1 25 G6-4-3 1-2 HBP	B SL 84 F FS 82 B SL 84 X SI 90 2-1 1-2 3-H 1B	I IN 61 I IN 65 I IN 63 I IN 64 4-0 25 1B IBB	B FF 96 F FF 97 B CH 90 X FF 96 2-1 3-H 2B	B SL 86 F SL 86 C SI 90 B SI 88 B SI 91 X FF 91 3-2 1B		4	0	3	1	1	0	2
25 Will Venable, L (1, 8) OBP: 0.333, SLG: 0.471 40 Greg Burke, R (7, 1) 15 Luis Antonio Rodriguez, S (8, 4) OBP: 0.322, SLG: 0.280	C SI 90 B FS 84 X SL 87 1-1 HR	B FS 84 C FF 91 X SI 90 1-1 G6-4-3 ② ③ 1-2f	S FS 85 B SI 90 B FS 84 F FS 83 S FS 84 2-3 K ③	C SL 82 F SL 83 B SL 82 F FF 89 X SL 82 1-2 1-2 2-H 3-H 1B	C FF 96 F FF 96 D CH 92 B SL 90 F FF 97 S SL 91 2-3 K ③	B SI 96 X SI 96 1-0 G3 ③		5	1	2	3	0	2	6
										0	0	0	0	0	0	0
										1	0	0	0	0	0	1
8 Kyle Blanks, R (1, 9) OBP: 0.350, SLG: 0.448	B SI 92 X SI 92 1-0 G5-3 ①	F SL 83 B FF 89 F SI 90 B FS 85 F SI 90 S SL 85 2-3 K ①	33 FC2 28 1B 33 E 1B 2-3 K ②	F FF 94 X SL 89 0-1 1 1B 2B		5	2	2	0	0	2	2
28 Henry Blanco, R (1, 2) OBP: 0.306, SLG: 0.378	X SL 88 0-0 HR	S SL 84 B SL 84 C SI 90 B FS 85 X SL 86 2-2 G4-3 ②	3-2 33 E 23 1B 1-2 1B X SL 84 0-0 F8 ③	B FF 95 X FF 96 1-0 G6-3 ①		5	2	2	1	0	0	3
33 Clayton Richard, L (1, 1) OBP: 0.182, SLG: 0.273 18 Tony Gwynn Jr., L (7, PH) OBP: 0.359, SLG: 0.373 (7, 8)	B SI 92 F FF 91 F FS 85 S FS 86 1-3 K ②	C SI 91 B FS 84 S CH 85 F FS 84 X FS 84 1-2 G4-3 ③	L FS 83 X FS 83 0-1 FC2 23 1B 1-3 2-H 1B	B FF 88 B FF 89 X FF 88 2-0 1 1B 2B	B FF 97 B FF 96 X FF 96 2-0 L7 ②			3	1	0	0	0	1	1
								2	1	1	0	0	0	1

	AB	R	H	RBI	BB	SO	LOB
AB	48						
R		13					
H			22				
RBI				10			
BB					2		
SO						6	
LOB							24

Inning Stats	1	2	3	4	5	6	7	8	9	1B	SF	WP	PA
R	0	2	0	0	1	6	3	1	0	16	0	1	51
E	0	0	0	0	0	2	0	0	0	2B 4	SAC 0	PB 0	
K	0	2	0	1	1	1	1	0	0	3B 0	DP 3	SB 0	
S	11	10	11	11	20	20	16	8	10	HR 2	HBP 1	CS 0	
H	2	2	2	0	3	4	5	2	2				
LOB	2	0	0	0	0	2	1	1	2				
BB	0	0	0	0	0	2	0	0	0				
P	19	14	19	16	31	39	28	14	16				

PITCHER		IP	WLS	BF	H	R	ER	SO	BB	IBB	HBP	BLK	WP	HR	S	P	ERA	WHIP
41 Braden Looper, R ERA: 4.99	(1, 1)	5.0	L	28	11	7	6	4	0	1	1	0	0	2	70	115	10.80	2.200
50 Claudio Vargas, R ERA: 2.93	(6, 1)	0.1		1	0	0	0	0	0	0	0	0	0	0	1	3	0.00	0.000
57 Mitch Stetter, L ERA: 3.53	(6, 1)	0.0		4	2	2	0	0	0	1	0	0	0	0	8	14	∞	∞
45 Mark DiFelice, R ERA: 3.4	(6, 1)	0.2		6	4	3	3	1	0	0	0	0	0	0	13	22	40.50	6.000
58 Jesus Colome, R ERA: 7.64	(7, 1)	1.2		7	3	1	1	1	0	0	0	0	1	0	13	23	5.40	1.800

PITCHER		IP	WLS	BF	H	R	ER	SO	BB	IBB	HBP	BLK	WP	HR	S	P	ERA	WHIP
20 David Weathers, R ERA: 3.23	(8, 1)	1.0		4	2	0	0	0	0	0	0	0	0	0	11	17	0.00	2.000
60 Todd Coffey, R ERA: 2.17	(9, 1)	0.1		1	0	0	0	0	0	0	0	0	0	0	1	2	0.00	0.000

San Diego Padres @ Milwaukee Brewers

Miller Park, Milwaukee, WI

Tue Aug 11 2009, 7:05 PM CDT

Att. 37,040 - Clear - 73 F

livebaseballscorecards.com

BOTTOM

Batter	1	2	3	4	5	6	7	8	9	AB	R	H	RBI	BB	SO	LOB
3 Felipe Lopez, S (1, 4) OBP: 0.366, SLG: 0.405 9 Hernan Iribarren, L (7, PH) OBP: 0.333, SLG: 0.500 (8, 4)	C FF 90 X FF 91 0-1 G4-3	B CH 85 C FF 91 F FF 91 D SL 84 F FF 94 X FF 95 2-2 2-H 1B			F FF 91 X FF 92 0-1 FC1-6 1-2f		B SI 95 B SI 93 C SI 93 X SI 93 2-1 2B		S SL 88 F SI 97 D SL 90 B SI 98 F SI 97 F SL 89 F SI 97 B SI 98 X SI 97 3-2 22 DI 3-H 1B	3 2	0 0	1 2	1 1	0 0	0 0	1 0
25 Mike Cameron, R (1, 8) OBP: 0.361, SLG: 0.450 22 Jody Gerut, L (7, PH) OBP: 0.239, SLG: 0.323 (8, 8)	S FF 91 S CH 84 B FF 95 B SI 87 X FF 93 2-2 HR	B FF 90 X CH 85 1-0 G5-3			B CH 82 1 SAFE C SI 92 B SI 93 B SI 93 X FF 92 3-1 F9		C FF 93 B FF 92 S SI 93 B SL 86 F SI 93 X SI 93 3-2 F8		S CH 83 X SI 96 0-1 G4-3 1-2	3 2	1 0	1 0	1 0	0 0	0 2	1 2
8 Ryan Braun, R (1, 7) OBP: 0.385, SLG: 0.557	C FF 92 F FF 93 B SL 86 F FF 95 X CH 85 1-2 P3	C FF 92 B FF 92 B FF 89 C FF 93 B FF 95 S SI 87 3-3 K				B SI 91 F FF 92 F FF 93 X CH 85 1-2 L8		C FF 93 B FF 94 B FF 95 C FF 96 F FF 95 S FS 90 2-3 K		4	0	0	0	0	2	0
28 Prince Fielder, L (1, 3) OBP: 0.416, SLG: 0.577	B FF 93 B FF 93 C FF 94 X FF 94 2-1 14 BB 1B	B SI 93 F FF 94 F FF 94 F SL 85 F FF 95 F FF 88 X FF 96 1-2 F7				F FF 93 X SL 88 0-1 P5		B FS 87 S FS 90 F FS 88 B FF 96 F FF 96 X SI 91 2-2 F8		4	0	1	0	0	0	0
14 Casey McGehee, R (1, 5) OBP: 0.359, SLG: 0.507	B CH 83 B CH 82 D SL 87 C FF 91 B FF 91 4-1 1-2 BB			F FF 92 B CU 79 B FF 92 B CH 84 X FF 91 3-1 F8		B FF 93 C FF 93 B CH 84 B SI 93 B FF 93 4-1 2 HR BB		B FF 97 C FF 95 B SL 83 X FF 94 2-1 P3		2	1	0	0	2	0	0
2 Bill Hall, R (1, 9) OBP: 0.265, SLG: 0.341	X FF 91 0-0 G4-3			B SI 92 C FF 91 B FF 92 F SI 92 F CH 84 F FF 93 F FF 93 B CH 84 S CH 84 3-3 K		B SI 91 C FF 92 X CH 82 1-1 1-H HR			T SI 98 B SI 97 C SL 88 F SI 98 B SL 90 B SI 98 X SI 97 3-2 G6-3	4	1	1	2	0	1	2
7 J.J. Hardy, R (1, 6) OBP: 0.300, SLG: 0.367 20 David Weathers, R (8, 1) 60 Todd Coffey, R (9, 1) 27 Frank Catalanotto, L (9, PH) OBP: 0.345, SLG: 0.370		B FF 92 C SI 92 B CH 85 X SI 92 2-1 41 SH3-4 3 1B 1B		B FF 94 B FF 94 F FF 93 C CH 84 X CH 87 2-2 G4-3		C FF 93 C FF 93 S FF 90 0-3 K			X SI 96 0-0 30 3B 2B	3 0 0 1	1 0 0 1	1 0 0 1	0 0 0 1	0 0 0 1	1 0 0 0	0 0 0 0
18 Jason Kendall, R (1, 2) OBP: 0.315, SLG: 0.277		B FF 91 1 SAFE B SI 91 B SI 92 C FF 92 X FF 91 3-1 L8			C SI 92 B FF 92 F CH 84 X CH 86 1-2 L9		C SI 94 B SI 95 X SI 94 1-1 F7		C SI 96 D SL 88 F SI 96 D SL 89 B CH 86 S SI 96 3-3 K	4	0	0	0	0	1	2
41 Braden Looper, R (1, 1) OBP: 0.244, SLG: 0.209 50 Claudio Vargas, R (6, 1) 57 Mitch Stetter, L (6, 1) 45 Mark DiFelice, R (6, 1) 58 Jesus Colome, R (7, 1) 30 Craig Counsell, L (7, 6) OBP: 0.368, SLG: 0.430		X SI 92 0-0 SH3-4 1-2			F FF 92 B CU 79 C FF 93 B SI 88 F FF 95 X SI 93 2-2 3 FC1-6 1B		B SI 93 F SI 94 B SI 94 B SI 93 X SI 93 3-1 F9		D CH 84 X SI 98 1-0 9 1B 2-H 3B	1 0 0 0 0 2	0 0 0 0 0 1	1 0 0 0 0 1	0 0 0 0 0 1	0 0 0 0 0 0	0 0 0 0 0 0	0 0 0 0 0 0
Inning Stats	R: 1 E: 0 K: 0 S: 13 H: 2 LOB: 2 BB: 1 P: 22	R: 1 E: 0 K: 0 S: 9 H: 2 LOB: 1 BB: 0 P: 16	R: 0 E: 0 K: 1 S: 10 H: 0 LOB: 0 BB: 0 P: 15	R: 0 E: 0 K: 1 S: 11 H: 0 LOB: 0 BB: 0 P: 19	R: 0 E: 0 K: 0 S: 11 H: 1 LOB: 1 BB: 0 P: 17	R: 2 E: 0 K: 1 S: 11 H: 1 LOB: 0 BB: 1 P: 17	R: 0 E: 0 K: 0 S: 10 H: 1 LOB: 1 BB: 0 P: 19	R: 0 E: 0 K: 1 S: 10 H: 0 LOB: 0 BB: 0 P: 16	R: 2 E: 0 K: 1 S: 17 H: 3 LOB: 1 BB: 0 P: 27	1B: 5 2B: 2 3B: 1 HR: 2		SF: 0 SAC: 1 DP: 0 HBP: 0			WP: 0 PB: 0 SB: 0 CS: 0	PA: 38

PITCHER		IP	WLS	BF	H	R	ER	SO	BB	IBB	HBP	BLK	WP	HR	S	P	ERA	WHIP
33 Clayton Richard, L ERA: 4.57	(1, 1)	6.0	W	25	6	4	4	3	2	0	0	0	0	2	65	106	6.00	1.333
40 Greg Burke, R ERA: 3.93	(7, 1)	1.0		4	1	0	0	0	0	0	0	0	0	0	10	19	0.00	1.000
45 Edward Mujica, R ERA: 3.62	(8, 1)	1.0		3	0	0	0	1	0	0	0	0	0	0	10	16	0.00	0.000
58 Ryan Webb, R ERA: 10.13	(9, 1)	1.0		6	3	2	2	1	0	0	0	0	0	0	17	27	18.00	3.000

PITCHER	IP	WLS	BF	H	R	ER	SO	BB	IBB	HBP	BLK	WP	HR	S	P	ERA	WHIP

TOP

San Diego Padres @ Milwaukee Brewers

Miller Park, Milwaukee, WI

Wed Aug 12 2009, 7:05 PM CDT
Att. 38,753 - Clear - 78 F

livebaseballscorecards.com

Batter	1	2	3	4	5	6	7	8	9	AB	R	H	RBI	BB	SO	LOB
18 Tony Gwynn Jr., L (1, 8) OBP: 0.360, SLG: 0.371	C FF 89 B FF 89 C FF 89 B SL 83 F SL 84 B CU 76 F FF 90 B FF 91 4-2 22 FC4-6 BB	B FF 90 X FF 84 1-0 ③ F8			X FF 89 0-0 ② B3		B SI 95 X SI 95 1-0 22 FC6 1-2 2-3 1B	B FF 94 B SI 94 C FF 94 F FF 95 B FF 96 F FF 95 F SI 93 F FF 95 X FF 95 3-2 ② F8		4	0	1	0	1	0	1
22 David Eckstein, R (1, 4) OBP: 0.324, SLG: 0.340	1 SAFE C FF 88 B FF 89 1 SAFE 1 SAFE F FF 89 X SL 82 1-2 ① FC4-6 25 WP 23 G4-3 25 1B 1-2f	B FF 87 F FF 88 C CU 74 B FF 90 X SL 81 2-2 1B			B FF 88 C FF 88 C CU 70 X SL 83 1-2 ③ F8		B SL 85 B SI 96 C SI 96 X SI 96 2-1 ① FC6 23 2B 25 BB 1-2f 2-3 3-H	B FF 94 C SI 94 F FF 94 F FF 95 X SI 94 1-2 ③ G3		5	2	1	1	0	0	3
23 Adrián González, L (1, 3) OBP: 0.402, SLG: 0.541	C CU 72 F FF 90 D SL 82 F SL 82 D CH 83 B FF 85 X CH 84 3-2 ② G4-3 1-2	C FF 90 T FF 90 S CH 83 0-3 ① K				X FF 89 0-0 7 F9 5 1B 2B	B FF 86 S SI 88 B SI 86 B FF 87 X SI 89 3-1 25 BB 5 1B 1-3 3-H 2B		X CU 74 0-0 ① F7	5	2	2	1	0	1	2
7 Chase Headley, S (1, 7) OBP: 0.331, SLG: 0.391	D CU 76 D SL 83 B FF 85 D FF 89 4-0 25 1B BB	C CH 82 D FF 90 1 SAFE B FF 89 S FF 90 X FF 90 2-2 ② F8				F CU 73 X FF 90 0-1 ① F9 2-3	I IN 61 I IN 59 I IN 58 I IN 58 4-0 25 BB 5 1B IBB		C FF 88 C CH 75 B FF 87 S CH 76 1-3 ② K	3	0	0	0	2	1	2
25 Will Venable, L (1, 9) OBP: 0.335, SLG: 0.464	C FF 90 F FF 90 B SL 83 X SL 82 1-2 1-2 2-H 1B	S CH 81 F FF 90 B CH 78 1 SAFE D CU 76 X FF 90 2-2 ③ F9				B FF 90 B FF 89 C CU 74 X FF 90 2-1 ② G3	B FF 87 B SL 81 C FF 86 B SL 80 B FF 86 4-1 28 1B 5 1B 1-2 2-3 3-H BB		C CH 74 S CH 75 C FF 88 0-3 ③ K	4	0	1	2	1	1	2
5 Kevin Kouzmanoff, R (1, 5) OBP: 0.296, SLG: 0.420	D CU 74 C FF 90 B FF 90 B CH 84 X FF 89 3-1 ③ G6-3			B CH 78 F CH 81 B FF 89 C SL 79 X SL 81 2-2 28 G5-4-3 1B		X SI 96 0-0 3-H 1B	B SL 81 B SI 92 X FF 93 2-0 ② 28 1B 1-2 2-H 3-H 1B			4	0	3	2	0	0	2
28 Henry Blanco, R (1, 2) OBP: 0.305, SLG: 0.374 37 Mike Adams, R (7, 1) 21 Heath Bell, R (9, 1)		C FF 88 B SL 83 S CH 83 B SL 84 X FF 90 2-2 ① F9		X CH 81 0-0 ① ② G5-4-3 1-2f		B SI 96 C SI 96 S SL 84 1 SAFE X SL 84 1-2 ③ G4-3	B SL 83 C FF 93 B SI 94 X SI 95 2-1 1-2 2-3 1B			4 0 0	0 0 0	1 0 0	0 0 0	0 0 0	0 0 0	2 0 0
1 Everth Cabrera, S (1, 6) OBP: 0.349, SLG: 0.418	B FF 88 X FF 90 1-0 2B			B CH 82 C FF 89 C CH 82 B FF 90 S SL 82 2-3 ③ K2-3			4-1 18 15 22 FC6 BB K FF 94 0-0 ③ G3-1			3	1	1	0	1	1	3
29 Kevin Correia, R (1, 1) OBP: 0.194, SLG: 0.176 15 Luis Antonio Rodriguez, S (7, PH) OBP: 0.325, SLG: 0.284 57 Luke Gregerson, L (7, 1) 4 Nick Hundley, R (7, 2) OBP: 0.337, SLG: 0.376	F CH 82 B CU 76 2 SAFE C FF 89 S SL 82 1-3 ② K				B FF 89 F FF 87 C CH 81 B SL 82 T FF 88 2-2 ① K		B SI 95 B SI 94 X SI 94 2-0 22 FC6 18 1B 23 2B 1-2 1B	F FF 94 B SI 94 B FF 94 X SI 94 2-1 ① F8		2 1 0 1	0 1 0 0	0 1 0 0	0 0 0 0	2 0 0 0	0 0 0 0	1 0 0 0

Inning Stats																																		
	R: 1	H: 1		R: 0	H: 1		R: 0	H: 1		R: 0	H: 1		R: 0	H: 0		R: 1	H: 2		R: 4	H: 5		R: 0	H: 0		R: 0	H: 0		1B: 8	SF: 0		WP: 1	PA: 41	
	E: 0	LOB: 2		E: 0	LOB: 1		E: 0	LOB: 1		E: 0	LOB: 0		E: 0	LOB: 0		E: 0	LOB: 1		E: 0	LOB: 3		E: 0	LOB: 0		E: 0	LOB: 0		2B: 3	SAC: 0		PB: 0		
	K: 0	BB: 2		K: 1	BB: 0		K: 1	BB: 0		K: 1	BB: 0		K: 1	BB: 0		K: 0	BB: 0		K: 0	BB: 3		K: 0	BB: 0		K: 2	BB: 0		3B: 0	DP: 1		SB: 0		
	S: 16	P: 32		S: 8	P: 13		S: 12	P: 18		S: 7	P: 11		S: 7	P: 10		S: 9	P: 12		S: 12	P: 36		S: 12	P: 18		S: 7	P: 8		HR: 0	HBP: 0		CS: 0		

PITCHER		IP	WLS	BF	H	R	ER	SO	BB	IBB	HBP	BLK	WP	HR	S	P	ERA	WHIP
12 Carlos Villanueva, R ERA: 5.8	(1, 1)	5.2		23	5	2	2	4	2	0	0	0	1	0	55	91	3.18	1.235
60 Todd Coffey, R ERA: 2.61	(6, 1)	0.2	L	6	3	3	3	0	1	0	0	0	0	0	9	19	40.50	6.000
57 Mitch Stetter, L ERA: 3.79	(7, 1)	0.0		3	1	0	0	0	1	1	0	0	0	0	3	14	∞	∞
50 Claudio Vargas, R ERA: 2.65	(7, 1)	1.2		6	2	1	1	0	0	0	0	0	0	0	16	26	5.40	1.200
51 Trevor Hoffman, R ERA: 1.85	(9, 1)	1.0		3	0	0	0	2	0	0	0	0	0	0	7	8	0.00	0.000

PITCHER	IP	WLS	BF	H	R	ER	SO	BB	IBB	HBP	BLK	WP	HR	S	P	ERA	WHIP

AB	36
R	6
H	11
RBI	6
BB	5
SO	6
LOB	18

BOTTOM

San Diego Padres @ Milwaukee Brewers

Miller Park, Milwaukee, WI

Wed Aug 12 2009, 7:05 PM CDT

Att. 38,753 - Clear - 78 F

livebaseballscorecards.com

Batter	1	2	3	4	5	6	7	8	9	AB	R	H	RBI	BB	SO	LOB
3 Felipe Lopez, S (1, 4) OBP: 0.364, SLG: 0.405	C FC 90 B FC 93 B FC 91 S SI 93 X CH 93 2-2 ① G4-3		B SL 87 B SI 92 X SL 86 2-0 ③ 2-H 2B		X SI 92 0-0 ③ G6-3		B SI 93 B SI 92 B FF 93 C FF 93 C SI 92 S SI 93 3-3 ② K	B SI 95 C SL 90 C SL 88 F FF 95 X SL 90 1-2 ③ F8		5	0	1	1	0	1	2
30 Craig Counsell, L (1, 6) OBP: 0.368, SLG: 0.428	B CH 93 C FC 92 F SI 94 S SL 89 1-3 ② K		F FC 90 F FC 90 B FC 94 S SL 88 1-3 ③ K			B FC 90 B CH 92 B SI 92 C CH 92 B SL 89 4-1 8 FC5-4 BB	B SI 93 B FF 94 B FF 93 C FF 93 C FF 93 F SI 93 X SI 94 3-2 8 1B 28 2B 1B		C FF 95 X CU 83 0-1 ① G3	4	1	1	0	1	2	1
8 Ryan Braun, R (1, 7) OBP: 0.384, SLG: 0.553	F FC 93 X CH 95 0-1 ③ G3-1			C SI 93 B SI 94 B SI 93 B SI 94 X SI 93 3-1 ① F8		X SI 93 0-0 ① FC5-4 28 1B 25 1B 1-2f	X SI 92 0-0 1-2 28 2B 1B		X CU 84 0-0 ② G5-3	5	2	1	0	0	0	1
28 Prince Fielder, L (1, 3) OBP: 0.418, SLG: 0.579 21 Alcides Escobar, R (9, PR)		B CH 86 B CH 84 F SL 88 X FC 91 2-1 ① F8		X CH 86 0-0 ② G4-3		1 SAFE B CH 84 X SL 89 1-0 14 G1-3 25 1B 1-3 1B	B CH 80 F CH 78 X SL 86 1-1 1-H 2-H 2B		X CU 80 0-0 25 E 25 S 1B	5 0	0 0	3 0	2 0	0 0	0 0	0 0
25 Mike Cameron, R (1, 8) OBP: 0.362, SLG: 0.448		B SL 86 C SL 90 F SL 86 B CU 78 C CH 93 2-3 ② K		X SL 88 0-0 ③ F9		C SI 92 S CU 78 B SI 93 D CU 78 X CU 78 2-2 18 FC5 14 G1-3 1-2 3-H 1B	B SL 86 C SL 86 B SL 86 B SL 86 B SL 85 4-1 BB		B FF 95 F FF 95 B FF 95 F FF 95 B FF 96 F FF 96 F FF 96 X FF 95 3-2 ③ P5 1-3	4	0	1	1	1	1	1
14 Casey McGehee, R (1, 5) OBP: 0.357, SLG: 0.507		C SI 94 B CU 78 C SL 88 X SL 88 1-2 ③ G3-1			C FC 92 B CU 78 B SL 88 X SI 88 2-1 27 F8 18 1B 2B	F CH 92 F FC 92 X CH 94 0-2 ② G1-3 1-2 2-3 X SL 90 0-0 ③ F8				4	1	1	0	0	0	4
27 Frank Catalanotto, L (1, 9) OBP: 0.345, SLG: 0.360 51 Trevor Hoffman, R (9, 1)			B SL 87 B SL 86 S SI 92 F SI 93 X SL 87 2-2 ① G6-3		C SL 86 X SL 86 0-1 ① F8 2-3	I IN 52 I IN 52 I IN 51 I IN 51 4-0 18 FC5 IBB		B SI 93 B SI 93 B FF 93 B FF 92 4-0 22 K2-3 18 SH3-4 BB		2 0	0 0	0 0	0 0	1 0	0 0	1 0
18 Jason Kendall, R (1, 2) OBP: 0.318, SLG: 0.280			C CH 93 X FC 93 0-1 12 SH3-4 3 2B 1B		B FC 92 B SL 88 C SL 88 C CH 91 D SL 88 X SL 89 3-2 3-H 1B	C SI 94 F CH 95 X CU 79 0-2 ③ FC5 1-2 2-3f		1 SAFE X CH 86 0-0 ① SH3-4 1-2		3	1	2	1	0	0	3
12 Carlos Villanueva, R (1, 1) OBP: 0.250, SLG: 0.143 60 Todd Coffey, R (6, 1) 57 Mitch Stetter, L (7, 1) 50 Claudio Vargas, R (7, 1) 22 Jody Gerut, L (7, 9) OBP: 0.236, SLG: 0.320 9 Hernan Iribarren, L (8, PH) OBP: 0.429, SLG: 0.500			1 SAFE X CH 90 0-0 ② SH3-4 1-2		L CH 90 1 SAFE 1 SAFE L SL 86 L SL 86 0-3 ② K		C SI 92 B CH 79 X SL 86 1-1 ① G4-3	C SL 89 S SL 90 B SL 91 B FF 95 F SL 89 B SI 95 S SL 90 3-3 ② K2-3 2-3		1 0 0 0 2 0	0 0 0 0 0 0	0 0 0 0 1 0	0 0 0 0 0 1	1 0 0 0 1 0	1 0 0 0 1 0	1 0 0 0 1 0
Inning Stats	R: 0 H: 0 E: 0 LOB: 0 K: 1 BB: 0 S: 8 P: 11	R: 0 H: 0 E: 0 LOB: 0 K: 1 BB: 0 S: 8 P: 13	R: 1 H: 2 E: 0 LOB: 1 K: 1 BB: 0 S: 10 P: 15	R: 0 H: 0 E: 0 LOB: 0 K: 0 BB: 0 S: 4 P: 7	R: 1 H: 2 E: 0 LOB: 1 K: 1 BB: 0 S: 11 P: 16	R: 1 H: 2 E: 0 LOB: 3 K: 0 BB: 2 S: 12 P: 23	R: 2 H: 3 E: 0 LOB: 2 K: 1 BB: 1 S: 14 P: 26	R: 0 H: 0 E: 0 LOB: 1 K: 1 BB: 1 S: 9 P: 17	R: 0 H: 1 E: 0 LOB: 2 K: 0 BB: 0 S: 9 P: 12	1B: 7 2B: 3 3B: 0 HR: 0	SF: 0 SAC: 2 DP: 0 HBP: 0						

	AB	35
	R	5
	H	10
	RBI	5
	BB	4
	SO	6
	LOB	15

PITCHER		IP	WLS	BF	H	R	ER	SO	BB	IBB	HBP	BLK	WP	HR	S	P	ERA	WHIP
29 Kevin Correia, R ERA: 4.51	(1, 1)	6.0	W	26	6	3	3	4	1	1	0	0	0	0	53	85	4.50	1.167
57 Luke Gregerson, R ERA: 3.24	(7, 1)	0.2	H	6	3	2	2	1	1	0	0	0	0	0	13	25	27.00	6.000
37 Mike Adams, R ERA: 0.71	(7, 1)	1.1	H	5	0	0	0	1	1	0	0	0	0	0	10	18	0.00	0.750
21 Heath Bell, R ERA: 1.75	(9, 1)	1.0	S	4	1	0	0	0	0	0	0	0	0	0	9	12	0.00	1.000

PITCHER	IP	WLS	BF	H	R	ER	SO	BB	IBB	HBP	BLK	WP	HR	S	P	ERA	WHIP

San Diego Padres @ Milwaukee Brewers

Miller Park, Milwaukee, WI

Thu Aug 13 2009, 1:05 PM CDT

Att. 39,683 - Partly Cloudy - 81 F

livebaseballscorecards.com

Batter	1	2	3	4	5	6	7	8	9	AB	R	H	RBI	BB	SO	LOB
18 Tony Gwynn Jr., L (1, 8) OBP: 0.356, SLG: 0.366	C FF 93 C FF 93 S FS 85 0-3 ① K	C CU 77 F FF 93 B FF 94 X FS 84 1-2 ③ G1-3			B FF 91 S FF 91 B CU 77 X FF 93 2-1 ① F8	C CU 75 F FF 91 F CU 77 B FF 92 X FF 91 1-2 23 HR 1B	B SL 83 B FF 88 C SL 82 X FF 88 2-1 ③ F9		B FF 86 C FF 85 F CU 74 F CH 76 X FF 88 1-2 ① G6-3	6	1	1	0	0	1	4
22 David Eckstein, R (1, 4) OBP: 0.322, SLG: 0.337	C FF 91 B FF 92 F FF 92 S FS 86 1-3 ② K	B FF 91 C FF 92 X FS 85 1-1 ① G4-3			C FF 90 X FF 92 0-1 23 1B 7 1B 1B	B FS 83 C FF 93 B CU 76 X FF 93 2-1 ① F9		B FF 90 C FF 89 X SI 91 1-1 ① G6-3	B FF 86 B FC 85 C FC 85 F FF 87 X SL 82 2-2 ② G4-3	6	1	1	0	0	1	1
23 Adrián González, L (1, 3) OBP: 0.405, SLG: 0.549	B FF 96 B FF 94 F FF 95 X FF 95 2-1 7 FC4-6 1B	B CU 76 F FS 86 X FS 86 1-1 ② G6-3			C CU 76 B FS 86 X FF 93 1-1 7 1B 5 1B 1-3 1B	X CU 75 0-0 1-H HR		C FF 91 B SI 87 F SI 88 B SI 90 B SI 90 B SI 91 4-2 7 BB 5 1B BB	B FC 86 X FF 87 1-0 ③ F8	5	3	3	2	1	0	0
7 Chase Headley, S (1, 7) OBP: 0.332, SLG: 0.389	X FF 95 0-0 ③ FC4-6 1-2f	C FS 85 S CU 77 S FS 86 0-3 ③ K			C FS 84 B FF 92 D FS 85 X FF 93 2-1 8 1B 5 1B 4 SF8 1-2 3-H 1B	B FF 92 B FF 92 X FF 91 2-0 ② G6-3		C SL 86 B CH 86 F SI 86 B SL 84 D SL 87 F SI 91 F SI 90 B SI 90 4-2 5 1B 4 E 1-2 BB		4	2	1	1	1	1	1
5 Kevin Kouzmanoff, R (1, 5) OBP: 0.303, SLG: 0.429		X FF 91 0-0 8 2B 26 FC3-2 1B		C FF 91 B FS 83 X FS 86 1-1 2B	C FS 85 T FF 91 X FS 85 0-2 4 SF8 8 1B 1-2 2-H 1B	B CU 75 F FF 92 X FF 92 1-1 1B		X SI 88 0-0 4 E 1 1B 1-2 2-H 1B		5	1	5	2	0	0	0
8 Kyle Blanks, R (1, 9) OBP: 0.352, SLG: 0.455		D FS 86 X FF 92 1-0 26 FC3-2 1-3 2B		C CU 76 F FF 93 S FS 83 0-3 ① K	C FS 84 S FF 92 B FF 94 X FS 85 1-2 1-2 2-3 1B	B SL 84 C SL 85 S SL 84 1 SAFE S SL 84 1-3 ③ K		B SI 89 B SL 85 S SL 86 F SL 86 B SL 87 C SL 85 3-3 ② K		5	0	2	0	0	3	4
4 Nick Hundley, R (1, 2) OBP: 0.327, SLG: 0.366		C CU 76 S FS 85 S FS 85 0-3 ① K		B FS 83 B FS 83 C FF 92 F FF 93 S CU 76 2-3 ② K	C FF 93 B FF 92 X FS 86 1-1 ② SF8 2-3 3-H		C SL 84 X SL 84 0-1 ① G5-3	S SL 84 S FC 91 B SL 86 X SL 85 1-2 E4 1 1B 1-3 2-H		4	0	0	1	0	2	4
1 Everth Cabrera, S (1, 6) OBP: 0.359, SLG: 0.418		B CU 76 B FF 92 B FS 86 I IN 67 4-0 26 FC3-2 IBB		B FF 92 B CU 75 C CU 69 B FF 92 B FF 93 4-1 BB	C CU 77 C CU 78 B FF 94 B FF 94 D FS 86 X FF 94 3-2 ③ G6-3		C FF 89 B FF 89 B SL 83 B FF 89 S SL 81 D SL 84 4-2 15 S BB	B SI 88 B SI 89 B SI 88 C FC 88 C FC 88 X FC 88 3-2 1-3 3-H 1B		2	0	1	1	3	0	2
26 Cesar Carrillo, R (1, 1) 59 Luis Perdomo, R (0, 1) 54 Joe Thatcher, L (0, 1) 14 Oscar Salazar, R (0, PH) OBP: 0.214, SLG: 0.564 58 Ryan Webb, R (0, 1) 15 Luis Antonio Rodriguez, S (7, PH) OBP: 0.324, SLG: 0.429 40 Greg Burke, R (7, 1) 25 Will Venable, L (8, PH) OBP: 0.333, SLG: 0.481 45 Edward Mujica, R (8, 1) OBP: 1.000, SLG: 1.000		B FS 84 X FF 92 1-0 ② FC3-2 1-2 2-3 3-Hf		B FF 92 C FF 90 S CU 75 B FF 94 C FF 91 2-3 ③ K		X FF 90 0-0 HR	D FF 89 S SL 84 F SL 83 B CU 75 S SL 81 2-3 ② K 1-2	B SL 81 C SL 81 X FF 89 1-1 ③ F7		1 0 0 0 0 0 3 1 0 0 0 0 1 2 0 0 0 0 0 0 0 1 1 1 0 0 0 0 0 0 0 0 0 0 0 1 0 0 0 0 1 1 0 0 0 0 0 0 0 1 0 0 0 0 0 2 0 0 0 0 0 0 0						

	AB	42
	R	9
	H	15
	RBI	8
	BB	5
	SO	10
	LOB	24

Inning Stats																								
	R: 0	H: 1	R: 0	H: 2	R: 0	H: 0	R: 0	H: 1	R: 3	H: 5	R: 3	H: 4	R: 0	H: 0	R: 3	H: 2	R: 0	H: 0	1B: 11	SF: 1	WP: 0	PA: 48
	E: 0	LOB: 1	E: 0	LOB: 3	E: 0	LOB: 0	E: 0	LOB: 2	E: 0	LOB: 2	E: 0	LOB: 1	E: 0	LOB: 1	E: 1	LOB: 2	E: 0	LOB: 0	2B: 2	SAC: 0	PB: 0	
	K: 2	BB: 0	K: 1	BB: 1	K: 1	BB: 0	K: 3	BB: 1	K: 0	BB: 0	K: 1	BB: 0	K: 1	BB: 1	K: 1	BB: 2	K: 0	BB: 0	3B: 0	DP: 0	SB: 1	
	S: 9	P: 12	S: 9	P: 16	S: 7	P: 9	S: 12	P: 21	S: 19	P: 29	S: 14	P: 21	S: 9	P: 17	S: 20	P: 37	S: 8	P: 12	HR: 2	HBP: 0	CS: 0	

PITCHER		IP	WLS	BF	H	R	ER	SO	BB	IBB	HBP	BLK	WP	HR	S	P	ERA	WHIP
26 Manny Parra, L	(1, 1)	5.2	W	32	13	6	6	7	1	1	0	0	0	2	67	104	9.53	2.471
ERA: 6.44																		
45 Mark DiFelice, R	(6, 1)	1.1		5	0	0	0	2	1	0	0	0	0	0	12	21	0.00	0.750
ERA: 3.3																		
20 David Weathers, R	(8, 1)	0.2		7	2	3	1	1	2	0	0	0	0	0	18	34	13.50	6.000
ERA: 3.4																		
57 Mitch Stetter, L	(8, 1)	0.1	H	1	0	0	0	0	0	0	0	0	0	0	2	3	0.00	0.000
ERA: 3.75																		
51 Trevor Hoffman, R	(9, 1)	1.0	S	3	0	0	0	0	0	0	0	0	0	0	8	12	0.00	0.000
ERA: 1.8																		

PITCHER	IP	WLS	BF	H	R	ER	SO	BB	IBB	HBP	BLK	WP	HR	S	P	ERA	WHIP

Batter	1	2	3	4	5	6	7	8	9	AB	R	H	RBI	BB	SO	LOB
3 Felipe Lopez, S (1, 4) OBP: 0.365, SLG: 0.406	B FF 93 F FF 93 C CU 79 F CU 82 B SI 95 X CH 86 2-2 ① F8	X CH 87 0-0 ③ L8		C SI 96 B FF 95 C FF 91 C FC 90 1-3 ① K	B FF 91 C FC 91 B SI 97 B SI 97 B FC 90 4-1 1-2 2-3 BB		B SI 94 B SI 92 F SI 92 B SI 94 F SI 92 1 SAFE F SI 93 X SI 92 3-2 1-H 2B			4	0	1	1	1	1	0
30 Craig Counsell, L (1, 5) OBP: 0.366, SLG: 0.422	C FF 93 X FF 94 0-1 ② G6-3		C CH 86 B CU 78 C CU 77 H FF 95 2-2 8 HR HBP	B FF 97 B CH 87 C FC 90 T FC 91 B SI 97 F SL 87 X SL 88 3-2 ② G4-3	B FF 88 B FF 86 C FF 86 X FF 87 2-1 ③ P3		T SL 84 B SI 94 B SL 84 B SI 93 F SI 94 S SL 82 3-3 ② K			4	1	0	0	0	1	4
8 Ryan Braun, R (1, 7) OBP: 0.382, SLG: 0.556	C FF 95 B FF 96 F CU 82 B FF 93 B CU 82 X CU 81 3-2 ③ P6		B FF 93 B CU 79 F CH 85 B FF 94 F CH 85 X CH 86 3-2 1-H HR	F FF 97 B FF 97 B FC 90 X FC 91 2-1 ③ G1-3		C SI 97 B SL 89 X SL 87 1-1 ① G6-3	B SI 94 C SI 93 X SL 83 1-1 ③ F8			5	1	1	2	0	0	1
28 Prince Fielder, L (1, 3) OBP: 0.419, SLG: 0.593		X FF 93 0-0 HR	B CU 78 B CU 78 C CH 86 F SI 95 X CU 79 2-2 ① G5-3		F FF 88 B CH 87 B SI 97 B SI 89 F FC 89 F FC 90 X SL 89 3-2 HR	B SI 97 B CH 84 B SI 96 B SI 96 4-0 22 FC6-4 25 BB BB		F FS 86 B FS 88 B FF 94 C FF 95 B FS 89 X FS 89 3-2 ① G4-3		4	2	2	2	1	0	0
25 Mike Cameron, R (1, 8) OBP: 0.367, SLG: 0.451		B FF 93 H CU 80 2-0 22 BB 11 HR HBP	F SI 93 C SI 94 B CU 82 B SI 96 B CU 81 B FF 94 4-2 22 2B BB		X FF 92 0-0 ① G6-3	C SL 88 B SI 97 B SI 96 C SL 89 B SI 98 B SI 95 4-2 22 FC6-4 1-2 BB		C SL 84 S FF 95 B FS 90 X FS 90 1-2 2B		2	2	1	0	2	0	0
22 Jody Gerut, L (1, 9) OBP: 0.246, SLG: 0.329		1 SAFE B SI 93 B FF 92 B CH 85 B SI 92 4-0 11 HR 1-2 BB	B CH 86 1 SAFE B FF 93 C FF 92 1 SAFE 1 SAFE X SI 93 2-1 11 WP 11 HR 1-H 2B		B SI 96 C SL 88 B SL 87 F SI 96 B SL 88 X SL 88 3-2 11 BB 26 1B 1B	B SI 96 D SL 86 C SI 96 X SL 87 2-1 ② FC6-4 1-2f 2-3		D FS 90 C SI 95 X FF 95 1-1 ② F7		4	3	2	1	1	0	3
11 Mike Rivera, R (1, 2) OBP: 0.333, SLG: 0.403		B FF 94 B SI 94 F CH 85 B FF 94 F CH 85 F FF 94 F CU 80 X FF 95 3-2 1-H 2-H HR	B FF 96 B FF 95 C SL 89 X SL 89 2-1 2-H HR		B SI 96 B FF 95 B SL 89 B SI 95 4-0 3 BB 26 1B 1-2 BB	F SI 96 S SL 88 B SL 89 B SL 88 B SL 89 X SL 87 3-2 ③ G6-3		C SL 82 B FF 94 S FF 96 B FF 94 F FF 95 B FF 95 S FF 96 3-3 ③ K		4	2	2	5	1	1	3
26 Manny Parra, L (1, 1) OBP: 0.158, SLG: 0.143 45 Mark DiFelice, R (6, 1) 9 Hernan Iribarren, L (7, PH) OBP: 0.375, SLG: 0.429 20 David Weathers, R (8, 1) 57 Mitch Stetter, L (8, 1) 51 Trevor Hoffman, R (9, 1)		B SI 92 S FF 93 B FF 93 S FF 92 S FF 94 2-3 ① K	B SI 95 S FC 90 B SL 90 B SI 95 S FF 95 S FF 93 3-3 ② K		X SI 96 0-0 3 BB 1-2 2-H 1B		B SI 92 F SI 92 B CH 86 X SI 93 2-1 ① P6			3 0 1 0 0 0	0 0 0 0 0 0	1 0 0 0 0 0	1 0 0 0 0 0	0 0 0 0 0 0	2 0 0 0 0 0	0 0 0 0 0 0
21 Alcides Escobar, R (1, 6) OBP: 0.250, SLG: 0.250		C CU 78 X CU 80 0-1 ② G6-3	S FC 91 B FC 90 C FC 90 X FC 90 1-2 ③ G4-3		B FC 90 C SI 98 B FC 92 B FF 98 X FC 89 3-1 ② L7		C SI 94 X SI 95 0-1 3 2B 1B			4	1	1	0	0	0	2
Inning Stats	R: 0 E: 0 K: 0 S: 9 H: 0 LOB: 0 BB: 0 P: 14	R: 4 E: 0 K: 1 S: 12 H: 2 LOB: 0 BB: 1 P: 23	R: 5 E: 0 K: 1 S: 20 H: 3 LOB: 0 BB: 1 P: 39	R: 0 E: 0 K: 1 S: 9 H: 0 LOB: 0 BB: 0 P: 15	R: 2 E: 0 K: 0 S: 14 H: 3 LOB: 3 BB: 2 P: 33	R: 0 E: 0 K: 0 S: 9 H: 0 LOB: 2 BB: 2 P: 23	R: 1 E: 0 K: 1 S: 13 H: 2 LOB: 1 BB: 0 P: 22	R: 0 E: 0 K: 1 S: 12 H: 1 LOB: 1 BB: 0 P: 20		1B: 3 2B: 3 3B: 0 HR: 5 SF: 0 SAC: 0 DP: 0 HBP: 2						

BOTTOM

San Diego Padres @ Milwaukee Brewers

Miller Park, Milwaukee, WI

Thu Aug 13 2009, 1:05 PM CDT

Att. 39,683 - Partly Cloudy - 81 F

livebaseballscorecards.com

AB	35
R	12
H	11
RBI	12
BB	6
SO	5
LOB	13

WP: 1 PA: 43
PB: 0
SB: 0
CS: 0

PITCHER		IP	WLS	BF	H	R	ER	SO	BB	IBB	HBP	BLK	WP	HR	S	P	ERA	WHIP
26 Cesar Carrillo, R ERA: 30.86	(1, 1)	2.1	L	15	4	8	8	1	2	0	2	0	0	3	33	62	30.86	2.571
59 Luis Perdomo, R ERA: 4.3	(3, 1)	2.1		13	4	3	3	2	2	0	0	0	1	2	29	58	11.57	2.571
54 Joe Thatcher, L ERA: 3.21	(5, 1)	0.1		1	0	0	0	0	0	0	0	0	0	0	2	4	0.00	0.000
58 Ryan Webb, R ERA: 8.53	(6, 1)	1.0		5	0	0	0	0	2	0	0	0	0	0	9	23	0.00	2.000
40 Greg Burke, R ERA: 4.08	(7, 1)	1.0		5	2	1	1	1	0	0	0	0	0	0	13	22	9.00	2.000

PITCHER		IP	WLS	BF	H	R	ER	SO	BB	IBB	HBP	BLK	WP	HR	S	P	ERA	WHIP
45 Edward Mujica, R ERA: 3.56	(8, 1)	1.0		4	1	0	0	1	0	0	0	0	0	0	12	20	0.00	1.000

Batter	1	2	3	4	5	6	7	8	9	AB	R	H	RBI	BB	SO	LOB
18 Tony Gwynn Jr., L (1, 8) OBP: 0.355, SLG: 0.362	C SI 90 X SI 90 0-1 G6-3		C CU 74 D CU 74 C SI 92 F CU 75 D CU 77 X CU 75 2-2 G3			C SI 89 B CH 79 X SI 90 1-1 G4-3		B FF 85 B FF 86 H FF 86 3-0 23 G1-6-3 HBP		3	0	0	0	0	0	1
22 David Eckstein, R (1, 4) OBP: 0.321, SLG: 0.336	C SI 92 B SI 92 X SI 91 1-1 23 G4-6-3 1B			B SI 90 B SI 90 C SI 89 X SI 90 2-1 G6-3		B SI 90 C SI 88 S FC 83 F CU 76 B SI 92 X FC 84 2-2 G5-3		C FF 87 X FF 88 0-1 F7		4	0	1	0	0	0	1
23 Adrián González, L (1, 3) OBP: 0.404, SLG: 0.549	B SI 92 D CH 84 B SI 93 X SI 89 3-0 G4-6-3 1-2f			C SI 92 S CU 75 B SI 94 F CU 77 B FC 88 F CU 76 B SI 94 F SI 93 C SI 93 3-3 K		C CU 72 F CU 75 B CU 75 B FC 86 X SI 90 2-2 2B		B SL 79 C SI 87 S FF 88 X SI 88 1-2 G1-6-3 1-2f		4	0	1	0	0	1	2
7 Chase Headley, S (1, 7) OBP: 0.333, SLG: 0.393		C SI 90 B SI 90 X CH 82 1-1 G4-3		S CH 82 X CU 74 0-1 1B		C FC 84 B SI 92 B FC 86 F CH 82 F SI 93 B CU 73 X SI 92 3-2 F7			X FF 97 0-0 5 HR 2B	4	1	2	0	0	0	1
5 Kevin Kouzmanoff, R (1, 5) OBP: 0.303, SLG: 0.435		X SI 91 0-0 G6-3		C FC 85 B FC 85 B SI 92 S FC 86 F FC 85 1 SAFE F CU 74 X SI 92 2-2 L9			X FC 83 0-0 G5-3		F SL 84 B FF 98 B FF 98 F SL 86 F FF 98 F FF 98 D FC 88 X FF 98 3-2 2-H HR	4	1	1	2	0	0	1
25 Will Venable, L (1, 9) OBP: 0.338, SLG: 0.462		C SI 90 X CH 80 0-1 G3			B SI 89 C CH 82 X CH 82 1-1 F8		C SI 89 C SI 91 B SI 92 B CH 82 X CU 74 2-2 1 1B 28 1B 1B		B SI 94 B SL 85 C FF 96 F FF 96 F FF 96 X FC 90 2-2 1B	4	0	2	0	0	0	0
28 Henry Blanco, R (1, 2) OBP: 0.310, SLG: 0.384			C SI 90 B FC 85 X FC 84 1-1 38 G4-3 2B		C SI 90 B CU 72 C CU 74 B FC 87 C CU 75 2-3 K		S FC 84 B FC 83 S SI 88 B CU 75 X SI 90 2-2 1 1B 1-2 1B		B FF 95 X FF 95 1-0 P2	4	0	2	0	0	1	1
1 Everth Cabrera, S (1, 6) OBP: 0.361, SLG: 0.425			C CU 70 S SI 91 F CU 74 F CU 76 C SI 92 0-3 K		X SI 92 0-0 2B		B CH 82 B SI 90 X SI 90 2-0 15 G6-4-3 1-2 2-3 1B		C FF 96 F FC 93 S FF 97 0-3 K	4	0	2	0	0	2	2
38 Mat Latos, R (1, 1) OBP: 0.083, SLG: 0.083 45 Edward Mujica, R (5, 1) OBP: 1.000, SLG: 1.000 15 Luis Antonio Rodriguez, S (7, PH) OBP: 0.322, SLG: 0.281 57 Luke Gregerson, L (7, 1) 54 Joe Thatcher, L (8, 1) 14 Oscar Salazar, R (9, PH) OBP: 0.373, SLG: 0.554			B SI 92 C SI 92 X SI 92 1-1 G4-3 2-3		C SI 91 B FC 85 X SI 92 1-1 G4-3		B CU 73 X SI 92 1-0 G6-4-3 1-2f		B FF 97 F FF 95 F FC 92 B FF 98 X FF 97 2-2 F9	2 0 1 0 0 1	0 0 0 0 0 0	0 0 0 0 0 0	0 0 0 0 0 0	0 0 0 0 0 0	0 0 3 0 0 1	2 0 0 0 0 1
Inning Stats	R: 0 E: 0 K: 0 S: 5 H: 1 LOB: 0 BB: 0 P: 9	R: 0 E: 0 K: 0 S: 5 H: 0 LOB: 0 BB: 0 P: 6	R: 0 E: 0 K: 1 S: 13 H: 1 LOB: 1 BB: 0 P: 17	R: 0 E: 0 K: 1 S: 15 H: 1 LOB: 1 BB: 0 P: 22	R: 0 E: 0 K: 1 S: 8 H: 1 LOB: 1 BB: 0 P: 12	R: 0 E: 0 K: 0 S: 13 H: 1 LOB: 1 BB: 0 P: 21	R: 0 E: 0 K: 0 S: 9 H: 3 LOB: 2 BB: 0 P: 16	R: 0 E: 0 K: 0 S: 5 H: 0 LOB: 0 BB: 0 P: 9	R: 2 E: 0 K: 1 S: 17 H: 3 LOB: 1 BB: 0 P: 25	1B: 6 2B: 4 3B: 0 HR: 1 SF: 0 SAC: 0 DP: 3 HBP: 1						

PITCHER		IP	WLS	BF	H	R	ER	SO	BB	IBB	HBP	BLK	WP	HR	S	P	ERA	WHIP
50 Adam Wainwright, R ERA: 2.62	(1, 1)	7.0	W	27	8	0	0	3	0	0	0	0	0	0	68	103	0.00	1.143
43 Trever Miller, L ERA: 2.01	(8, 1)	1.0		3	0	0	0	0	0	0	1	0	0	0	5	9	0.00	0.000
30 Jason Motte, R ERA: 6.05	(9, 1)	1.0		6	3	2	2	1	0	0	0	0	0	1	17	25	18.00	3.000

PITCHER	IP	WLS	BF	H	R	ER	SO	BB	IBB	HBP	BLK	WP	HR	S	P	ERA	WHIP

TOP

San Diego Padres @ St. Louis Cardinals

Busch Stadium, St. Louis, MO

Fri Aug 14 2009, 7:15 PM CDT
Att. 42,208 - Partly Cloudy - 83 F

livebaseballscorecards.com

AB	35
R	2
H	11
RBI	2
BB	0
SO	4
LOB	15

Batter	1	2	3	4	5	6	7	8	9	AB	R	H	RBI	BB	SO	LOB
55 Skip Schumaker, L (1, 4) OBP: 0.357, SLG: 0.399	B FF 94 F FF 93 B SL 81 C FF 94 X FF 94 2-2 ① G4-3		B SL 81 C CH 83 B CH 82 B FF 94 F FF 95 X FF 94 3-2 28 1B 5 G6-3 2B		B FF 94 B FF 93 B SI 92 C FF 92 C FF 94 B FF 94 4-2 28 1B 15 1B BB	X FS 86 0-0 ① G4-3		B FF 87 B FF 88 F FF 87 F FF 88 X FC 87 2-2 ① FC5-4 5 1B 15 2B 1-2f		3	2	1	0	1	0	0
12 Julio Lugo, R (8, PH) OBP: 0.364, SLG: 0.444 (9, 4)										1	1	0	0	0	0	1
28 Colby Rasmus, L (1, 8) OBP: 0.310, SLG: 0.415	B FF 93 C FF 94 F FF 95 B SL 81 F SL 82 X FF 96 2-2 15 F9 5 BB 1B		X CH 83 0-0 5 G6-3 2-3 1B		F CH 84 1 SAFE B SI 93 B FF 93 1 SAFE X CH 83 2-1 5 BB 15 1B 1-3 1B	C FF 94 B FS 87 X FS 87 1-1 ② G3-1		C SL 77 B FF 88 F SL 77 X SL 78 1-2 ② P5		5	1	3	0	0	0	1
5 Albert Pujols, R (1, 3) OBP: 0.447, SLG: 0.686	B FF 96 B FF 94 B FF 95 B FF 95 4-0 1-2 BB		B SL 82 B CH 85 X CH 84 2-0 ① ② G6-3 1-2f 3-H		C FF 96 F FF 96 B FF 97 D SL 83 1 SAFE F FF 96 B FF 96 D CH 84 4-2 15 1B 47 1B 1-2 BB	B FF 94 C FS 88 B FF 95 B FF 94 X FF 95 3-1 ③ F9		C FF 88 B FF 89 F FC 88 F FF 90 F SL 78 B FC 89 B SL 78 F SL 77 X FF 88 3-2 15 2B 1-3 1B		3	1	1	0	2	0	1
22 Joe Thurston, L (9, 7) OBP: 0.327, SLG: 0.339										0	0	0	0	0	0	0
15 Matt Holliday, R (1, 7) OBP: 0.403, SLG: 0.518	D SL 80 X FF 94 1-0 ② F9 2-3		X 0-0 ③ F8		B FF 96 B FF 96 S FF 95 B FF 97 S FF 97 F FF 98 X FF 98 3-2 47 1B 4 1B 1-2 2-H 3-H 1B		B SL 82 B FF 91 C SL 83 B SL 83 F FF 92 X SL 84 3-2 7 2B 2B	C FC 88 B FF 88 X FF 88 1-1 1-3 3-H 2B		5	2	3	3	0	0	2
30 Jason Motte, R (9, 1)										0	0	0	0	0	0	0
47 Ryan Ludwick, R (1, 9) OBP: 0.330, SLG: 0.470	C SL 80 C FF 94 B SL 82 B FF 95 X SI 95 2-2 ③ F8			B FF 93 B SL 80 X FF 92 2-0 ① G6-3	B SL 81 B FF 93 F FF 92 F FF 94 F FS 89 X SL 83 2-2 4 1B 13 FC1-5 1-2 2-H 1B		C SL 83 B SI 91 F SI 92 F FF 93 B FF 93 S SL 84 2-3 ① K	C SL 76 B FC 87 X FF 87 1-1 ③ G5-3		5	0	1	1	0	1	5
7 Mark DeRosa, R (1, 5) OBP: 0.325, SLG: 0.462 (9, 3)		X FF 92 0-0 ① G1-3		C SL 80 X FF 94 0-1 ② G6-3	B SL 84 B FF 94 X FF 93 2-0 ① F8		B SL 84 B SL 85 B FF 92 C SI 91 C SL 84 X SL 82 3-2 4 G6-3 2-H 2B			4	0	1	1	0	0	2
4 Yadier Molina, R (1, 2) OBP: 0.356, SLG: 0.374		B FF 95 B FF 93 F FF 92 S FF 95 B FF 95 X FF 95 3-2 ② P3		X FF 93 0-0 13 S 13 1B 1B	F FS 87 X SL 84 0-1 13 FC1-5 1-3 2-H 1B		X SI 92 0-0 ② G6-3 2-3			4	1	2	1	0	0	1
13 Brendan Ryan, R (1, 6) OBP: 0.325, SLG: 0.379	C FF 94 S SL 82 B SL 81 S FF 95 1-3 ③ K			C SL 80 C SL 81 B SL 75 F FF 96 F FF 94 B X FF 94 2-2 50 FC6-4 1-H 1B	C FF 94 X FF 94 0-1 ② FC1-5 1-2 3-H		S CH 84 S CH 79 X SL 85 0-2 ③ P4			4	0	1	1	0	1	3
50 Adam Wainwright, R (1, 1) OBP: 0.164, SLG: 0.284			C FF 92 X FF 93 0-1 HR	X SL 81 0-0 ③ FC6-4 1-2f	C FF 93 S FS 89 S FS 88 0-3 ③ K			C FF 87 C FF 88 B FF 89 F SL 78 F FF 89 X FF 89 1-2 12 FC5-4 1B		3	1	1	1	0	1	3
43 Trever Miller, R (8, 1)										0	0	0	0	0	0	0
3 Khalil Greene, R (8, PH) OBP: 0.286, SLG: 0.366 (9, 5)										1	0	1	0	0	0	0
Inning Stats	R: 0 E: 0 K: 0 S: 11 H: 1 LOB: 2 BB: 1 P: 22	R: 0 E: 0 K: 1 S: 7 H: 0 LOB: 0 BB: 0 P: 11	R: 2 E: 0 K: 0 S: 8 H: 3 LOB: 0 BB: 0 P: 13	R: 1 E: 0 K: 0 S: 10 H: 2 LOB: 1 BB: 0 P: 14	R: 4 E: 0 K: 1 S: 23 H: 4 LOB: 2 BB: 2 P: 40	R: 0 E: 0 K: 0 S: 5 H: 0 LOB: 0 BB: 0 P: 9	R: 1 E: 0 K: 1 S: 14 H: 2 LOB: 1 BB: 0 P: 22	R: 1 E: 0 K: 0 S: 21 H: 3 LOB: 2 BB: 0 P: 30		1B: 10 2B: 4 3B: 0 HR: 1 SF: 0 SAC: 0 DP: 1 HBP: 0						

PITCHER	IP	WLS	BF	H	R	ER	SO	BB	IBB	HBP	BLK	WP	HR	S	P	ERA	WHIP
38 Mat Latos, R (1, 1) ERA: 4.01	4.0	L	22	8	7	7	1	3	0	0	0	0	1	47	84	15.75	2.750
45 Edward Mujica, R (5, 1) ERA: 3.45	2.0		8	2	0	0	1	0	0	0	0	0	0	17	25	0.00	1.000
57 Luke Gregerson, R (7, 1) ERA: 3.35	1.0		5	2	1	1	1	0	0	0	0	0	0	14	22	9.00	2.000
54 Joe Thatcher, L (8, 1) ERA: 3.41	1.0		6	3	1	1	0	0	0	0	0	0	0	21	30	9.00	3.000

PITCHER	IP	WLS	BF	H	R	ER	SO	BB	IBB	HBP	BLK	WP	HR	S	P	ERA	WHIP

BOTTOM

San Diego Padres @ St. Louis Cardinals

Busch Stadium, St. Louis, MO

Fri Aug 14 2009, 7:15 PM CDT

Att. 42,208 - Partly Cloudy - 83 F

livebaseballscorecards.com

AB	38
R	9
H	15
RBI	8
BB	3
SO	3
LOB	19

San Diego Padres @ St. Louis Cardinals

Busch Stadium, St. Louis, MO

Sat Aug 15 2009, 6:15 PM CDT
Att. 44,292 - Partly Cloudy - 89 F

TOP

livebaseballscorecards.com

Batter	1	2	3	4	5	6	7	8	9	AB	R	H	RBI	BB	SO	LOB
1 Everth Cabrera, S (1, 6) OBP: 0.362, SLG: 0.422	G3-1	S CH 82 S CU 81 B CH 84 D SI 90 B SI 90 X SI 89 3-2 ① 1-3 1B		C SI 88 B CH 84 B CU 79 B SI 89 S SI 88 X SI 88 3-2 ③ G3			C SI 90 B SI 90 C SI 90 S SL 87 1-3 ② K		B CU 75 C SI 91 C CU 78 B FS 84 B FF 90 B FF 92 4-2 7 DI BB	4	0	1	0	1	1	0
22 David Eckstein, R (1, 4) OBP: 0.322, SLG: 0.335	B SI 89 B FF 89 B SI 88 C FF 87 F FF 88 B SI 90 4-2 23 1B 7 1B BB	C FF 87 C SI 90 F SI 88 S SL 87 0-3 ③ K			C FF 87 X SL 85 0-1 ① G4-3		C SI 90 X SL 87 0-1 23 1B 7 1B 1B		B SI 92 B FF 91 C FF 90 X FF 91 2-1 ① P4	4	2	1	0	1	1	3
23 Adrián González, L (1, 3) OBP: 0.406, SLG: 0.557	B SI 88 B SI 88 B SI 89 C SI 89 X SI 88 3-1 25 WP 7 1B 1-3 1B		C SI 90 B CH 84 X CU 79 1-1 HR		B SI 87 C SI 88 B SL 86 X SI 90 2-1 ② G4-3		B SI 89 C SI 89 C SL 86 B SL 84 X SI 90 2-2 7 1B 5 1B 1-2 1B		B FF 91 C FF 90 X FF 91 1-1 ② F9	5	2	3	1	0	0	1
7 Chase Headley, S (1, 7) OBP: 0.334, SLG: 0.393	C CU 80 C SI 89 B SL 87 F SI 91 F SI 91 X SL 87 1-2 25 WP 1-2 3-H 1B		X SI 90 0-0 ① G3-1		B SI 88 B SI 89 C SI 86 F SI 86 C SL 86 2-3 ③ K		X SI 91 0-0 25 BB 5 1B 1-2 2-H 1B		C FF 91 B CH 84 B SI 86 X FF 92 2-1 ③ F7 1-2	5	0	2	2	0	1	1
5 Kevin Kouzmanoff, R (1, 5) OBP: 0.302, SLG: 0.433	B SI 88 F SI 89 B SI 89 X SI 88 2-1 ② F7		X SI 89 0-0 ② G6-3			B SL 85 C SI 89 X SL 87 1-1 ① F8	B SL 88 C SL 88 X SI 92 1-1 25 BB 1-2 2-H 1B			4	0	1	1	0	0	2
25 Will Venable, L (1, 8) (6, 9) OBP: 0.341, SLG: 0.459	C CU 77 S SL 81 B CU 79 S SL 86 1-3 ③ K 1-2 2-3		C SI 89 X SI 89 0-1 8 FC6-4 1B			B SI 88 F SI 88 F CH 82 C SL 85 1-3 ② K	D CU 77 B SI 93 B CH 86 B SI 92 4-0 14 PO 1-2 2-3 BB			3	0	1	0	1	2	2
8 Kyle Blanks, R (1, 9) OBP: 0.352, SLG: 0.447 40 Greg Burke, R (6, 1) 14 Oscar Salazar, R (7, PH) OBP: 0.373, SLG: 0.554 57 Luke Gregerson, L (7, 1) 54 Joe Thatcher, L (7, 1) 15 Luis Antonio Rodriguez, S (8, PH) OBP: 0.321, SLG: 0.279 58 Ryan Webb, R (8, 1)		C SI 88 B SI 88 X SL 86 1-1 ① G5-3	B SL 87 X SI 90 1-0 ③ FC6-4 1-2f			B FF 88 B SL 86 F SI 88 H SI 88 3-1 4 FC6-4 HBP	B SL 89 C SL 88 1 SAFE 1-1 ③ PO 1-2	X SI 91 0-0 ① G3		2 0 0 0 0 1 0	0 0 0 0 0 0 0	0 0 0 0 0 0 0	0 0 0 0 0 0 0	0 0 0 0 0 0 0	0 0 0 0 0 0 0	1 0 0 0 0 0 0
4 Nick Hundley, R (1, 2) OBP: 0.320, SLG: 0.356		F SI 88 X SI 89 0-1 ② G5-3		B SI 88 X SI 88 1-0 ① G6-3		C SI 89 B SI 90 C SI 89 X SL 86 1-2 ③ FC6-4 1-2f		B SI 92 X SI 94 1-0 ② F9		4	0	0	0	0	0	1
46 Tim Stauffer, R (1, 1) OBP: 0.333, SLG: 0.273 18 Tony Gwynn Jr., L (6, 8) OBP: 0.352, SLG: 0.360		B FF 87 C SI 87 C SI 88 B SI 88 F SI 88 X SI 86 2-2 1 1B 1B		C SI 86 X SI 86 0-1 ② G5-3			C SI 87 X CH 83 0-1 ① G3	C FF 87 X SL 75 0-1 ③ F8		2 2	0 0	1 0	0 0	0 0	0 0	0 0

| Inning Stats | | |

Batter	1	2	3	4	5	6	7	8	9	AB	R	H	RBI	BB	SO	LOB
55 Skip Schumaker, L (1, 4) OBP: 0.359, SLG: 0.400	B FF 89 B FF 89 C SI 90 F SL 85 B CH 82 F FF 90 F FF 91 X SL 86 3-2 ① G4-3	C CH 81 X SL 83 0-1 ③ F7		S SL 85 C SL 83 X CU 76 0-2 1-3 2-H 1B		B SI 93 F SI 92 X SI 93 1-1 5 FC5-4 28 1B 2-H 1B	I IN 80 I IN 80 I IN 80 I IN 80 4-0 IBB			4	0	2	2	0	0	1
3 Khalil Greene, R (7, PH) OBP: 0.290, SLG: 0.366										0	0	0	0	1	0	0
30 Jason Motte, R (8, 1)										0	0	0	0	0	0	0
43 Trever Miller, R (8, 1)										0	0	0	0	0	0	0
31 Ryan Franklin, R (9, 1)										0	0	0	0	0	0	0
28 Colby Rasmus, L (1, 8) OBP: 0.314, SLG: 0.421	X SI 91 0-0 5 2B 1B		B CU 73 B CU 75 X SL 84 2-0 2B	D CH 80 B CU 74 X FF 88 2-0 ③ G4-3		C SL 83 F SL 83 B SI 92 B SI 91 X SL 82 2-2 5 FC5-4 1-2 1B	S FF 87 F SL 77 0-2 ③ CS 3-H	C SL 85 S SL 87 X SL 87 0-2 ① G3		5	1	3	0	0	0	2
5 Albert Pujols, R (1, 3) OBP: 0.447, SLG: 0.684	B SI 90 C SL 86 C CU 77 B SL 85 1 SAFE B SI 90 F CU 78 X SI 91 3-2 15 HR 1-H 2B		X CU 76 0-0 ① G6-3		B SL 84 B SL 85 B SL 83 C FF 88 B CU 76 4-1 4 E 7 1B BB	B SL 85 B SI 92 F SI 92 B SI 91 S SL 83 X SI 91 3-2 ② FC5-4 1-2f 2-3		B SL 87 B SI 96 X SL 85 2-0 ② G6-3		4	1	1	1	1	0	3
15 Matt Holliday, R (1, 7) OBP: 0.401, SLG: 0.521	S SL 85 X FF 91 0-1 2-H HR		B SI 92 S CU 77 X CU 76 1-1 ② F7		F SI 86 F FF 90 B SL 84 B CU 76 C SI 90 2-3 ① K	B SI 92 B SI 91 F SL 83 C SI 92 X SI 91 2-2 ③ F8		C SI 97 S SL 88 B SI 97 X SL 87 1-2 ③ G6-3		5	1	1	2	0	1	4
47 Ryan Ludwick, R (1, 9) OBP: 0.329, SLG: 0.471	S SL 85 S SL 85 S SL 83 0-3 ② K		D SL 85 F SL 84 S CU 78 S CU 76 1-3 ③ K		C CU 76 B SI 90 B CU 76 S SL 82 1 SAFE B SI 89 S SL 85 3-3 ② K		F CH 83 B SI 91 F SI 90 B SL 83 X SL 84 2-2 7 1B 2B			4	1	1	0	0	3	2
7 Mark DeRosa, R (1, 5) OBP: 0.327, SLG: 0.462	B FF 90 S SL 84 F FF 90 S CU 78 1-3 ③ K			C SL 83 B CU 76 S SI 91 B SI 90 B SI 91 S SL 86 3-3 ① K	C SI 89 B CU 76 S SI 88 1 SAFE B SL 85 F CU 76 X FF 91 2-2 4 FC6-4 1-2 1B		B FF 91 B SI 91 C SL 84 M SI 91 B SL 85 X SL 86 3-2 4 2B 13 G6-3 2-H 1B			4	1	2	1	0	2	0
4 Yadier Molina, R (1, 2) OBP: 0.357, SLG: 0.377		F FF 90 F FF 90 F SL 84 B CU 78 F SI 91 B SI 92 F CH 83 X SL 84 2-2 ① G6-3		B CH 81 B FF 90 B SL 85 B FF 88 4-0 12 FC4-6 BB	D CH 84 B SI 87 1 SAFE X SL 83 2-0 ③ FC6-4 1-2f 2-3		1 SAFE P PO 88 S SL 85 C SI 91 F SI 92 X CH 79 1-2 13 G6-3 1-3 28 CS 2B			3	0	1	0	1	0	2
12 Julio Lugo, R (1, 6) OBP: 0.368, SLG: 0.453 13 Brendan Ryan, R (7, 6) OBP: 0.324, SLG: 0.377		C FF 90 C SL 84 B SL 85 X SL 84 1-2 2B		B SL 84 C SI 88 1 SAFE C CU 77 X SI 90 1-2 ② FC4-6 35 BB 55 1B 1-2f		B SL 84 B SI 93 B SI 92 C SI 91 F SI 92 X SI 92 3-2 35 SH3-4 55 1B 1B	F SL 84 F FF 91 B FF 93 X SI 92 1-2 ① G6-3 2-3 3-H			3	2	2	0	0	0	1
										1	0	0	1	0	0	1
35 Joel Pineiro, R (1, 1) OBP: 0.235, SLG: 0.213		B FF 90 S SL 83 B SL 84 B FF 90 C SI 90 S SI 91 3-3 ② K		F SL 84 B FF 92 D SL 84 B SI 90 F FF 91 B FF 91 4-2 55 1B 1-2 BB		1 SAFE X SI 91 0-0 ① SH3-4 1-2	F FC 87 B SL 77 B FF 88 B FC 88 S FC 87 F FF 88 X FC 88 3-2 ② P1			1	0	0	0	1	1	1
36 Dennys Reyes, R (7, 1)										0	0	0	0	0	0	0
46 Kyle McClellan, R (7, 1)										0	0	0	0	0	0	0
22 Joe Thurston, L (7, PH) OBP: 0.326, SLG: 0.338 (8, 4)										1	0	0	0	0	0	1
Inning Stats	R: 3 E: 0 K: 2 S: 18 H: 3 LOB: 0 BB: 0 P: 25	R: 0 E: 0 K: 1 S: 14 H: 1 LOB: 1 BB: 0 P: 20	R: 0 E: 0 K: 1 S: 7 H: 1 LOB: 1 BB: 0 P: 11	R: 1 E: 0 K: 1 S: 13 H: 1 LOB: 2 BB: 2 P: 27	R: 0 E: 1 K: 2 S: 12 H: 1 LOB: 2 BB: 1 P: 25	R: 1 E: 0 K: 0 S: 15 H: 3 LOB: 2 BB: 0 P: 26	R: 2 E: 0 K: 0 S: 20 H: 3 LOB: 1 BB: 1 P: 33	R: 0 E: 0 K: 0 S: 7 H: 0 LOB: 0 BB: 0 P: 10			1B: 7 2B: 5 3B: 0 HR: 1	SF: 0 SAC: 1 DP: 0 HBP: 0			WP: 0 PB: 0 SB: 0 CS: 1	PA: 41	

PITCHER		IP	WLS	BF	H	R	ER	SO	BB	IBB	HBP	BLK	WP	HR	S	P	ERA	WHIP
46 Tim Stauffer, R ERA: 3.5	(1, 1)	5.0	L	25	7	4	4	7	3	0	0	0	0	1	64	108	7.20	2.000
40 Greg Burke, R ERA: 4.21	(6, 1)	1.0		6	3	1	1	0	0	0	0	0	0	0	15	26	9.00	3.000
57 Luke Gregerson, R ERA: 3.68	(7, 1)	0.1		4	3	2	2	0	0	0	0	0	0	0	14	20	54.00	9.000
54 Joe Thatcher, L ERA: 3.34	(7, 1)	0.2		2	0	0	0	0	0	1	0	0	0	0	6	13	0.00	0.000
58 Ryan Webb, R ERA: 7.36	(8, 1)	1.0		3	0	0	0	0	0	0	0	0	0	0	7	10	0.00	0.000

PITCHER	IP	WLS	BF	H	R	ER	SO	BB	IBB	HBP	BLK	WP	HR	S	P	ERA	WHIP

BOTTOM

San Diego Padres @ St. Louis Cardinals

Busch Stadium, St. Louis, MO

Sat Aug 15 2009, 6:15 PM CDT
Att. 44,292 - Partly Cloudy - 89 F

livebaseballscorecards.com

AB	35
R	7
H	13
RBI	7
BB	4
SO	7
LOB	18

San Diego Padres @ St. Louis Cardinals

Busch Stadium, St. Louis, MO

Sun Aug 16 2009, 1:15 PM CDT
Att. 40,812 - Cloudy - 87 F

TOP

livebaseballscorecards.com

Batter	1	2	3	4	5	6	7	8	9	AB	R	H	RBI	BB	SO	LOB
18 Tony Gwynn Jr., L (1, 8) OBP: 0.350, SLG: 0.357	X SI 91 0-0 ① G3		C SI 92 B CH 85 X SI 92 1-1 1B	C SI 90 F CH 83 S CU 76 0-3 ③ K		1 SAFE 1 SAFE C SL 86 C SL 86 B SL 84 D SL 84 B SL 86 X SL 87 3-2 ② F7 1-2			C SL 77 B SL 75 S FF 86 S SL 76 1-3 ① K	5	0	1	0	0	2	3
1 Everth Cabrera, S (1, 6) OBP: 0.359, SLG: 0.416	B SI 91 C SI 90 S CH 84 F FF 92 F SL 85 X CH 85 1-2 ② P5		1 SAFE 1 SAFE S CH 84 B SI 91 C SI 90 1 SAFE F CH 84 1 SAFE C SL 86 1-3 ③ K		X SI 87 0-0 23 E 23 S 23 FC3-2 1B	B SI 91 X SL 87 1-0 ③ G6-3			C SL 78 F FF 88 F FF 88 X SL 80 0-2 ② G5-3	5	0	1	0	0	1	2
23 Adrián González, L (1, 3) OBP: 0.410, SLG: 0.570	C SI 92 B FF 91 X SI 91 1-1 1B			B CH 82 F CH 81 T SL 84 F CH 84 B SI 92 X SI 91 2-2 HR	C SI 88 X CH 81 0-1 ① FC3-2 1-H		C SI 90 X SI 91 0-1 5 G6-4-3 7 1B 1B		F SL 79 F FF 87 X SL 76 0-2 2B	5	1	4	1	0	0	1
7 Chase Headley, S (1, 7) OBP: 0.335, SLG: 0.392 21 Heath Bell, R (9, 1)	B SI 91 X SI 91 1-0 ③ F7			B SI 90 B CH 83 B SI 89 C SI 90 C SI 89 B SI 89 4-2 8 1B 28 1B BB	B CU 74 D CH 82 B SI 88 C SI 88 X SI 89 3-1 ② F9		B CH 86 B SL 87 B SI 91 C FF 90 X SI 91 3-1 5 G6-4-3 1-2 1B		B FF 88 F SL 79 X SL 81 1-1 ③ G4-3	4 0	1 0	1 0	0 0	1 0	0 0	3 0
5 Kevin Kouzmanoff, R (1, 5) OBP: 0.300, SLG: 0.429		C SL 83 C SI 90 B CH 82 B SL 87 X SI 90 2-2 ① G6-3		C SL 84 F SL 86 B SL 84 F SI 90 T SL 83 1-2 ① K	X SL 84 0-0 ③ P4		C SL 87 B SI 93 C SI 93 X SI 93 1-2 ①② G6-4-3 1-2f 2-3			4	0	0	0	0	1	4
8 Kyle Blanks, R (1, 9) OBP: 0.356, SLG: 0.457 (9, 7)		C SI 90 B SL 85 T SL 85 S SL 86 1-3 ② K		C SI 90 B SI 90 X SI 90 1-1 15 WP 28 1B 33 SF7 1-2 1B		C SI 88 S SL 80 B SL 82 B SL 82 B SI 88 F SL 81 X SL 83 3-2 28 1B 15 1B 2B	C SI 94 B SI 92 F SL 87 S SI 94 1-3 ③ K			4	2	2	0	0	2	1
28 Henry Blanco, R (1, 2) OBP: 0.314, SLG: 0.387		B SI 90 F SI 90 B SI 93 X SI 91 2-1 ③ G6-3		B SL 84 C SL 83 F SI 89 X SL 85 1-2 15 WP 1-2 2-H 1B		B SI 89 B SL 82 C SI 90 X SI 89 2-1 15 1B 14 SF8 2-3 1B		B SI 91 X SL 88 1-0 ① F8		4	1	2	1	0	0	0
15 Luis Antonio Rodriguez, S (3, 4) 37 Mike Adams, R (8, 1) 25 Will Venable, L (9, 9) OBP: 0.324, SLG: 0.280 OBP: 0.341, SLG: 0.459			B SI 89 F SI 89 X SI 86 1-1 ① G4-3	C CH 83 B SL 85 I IN 64 I IN 63 I IN 65 4-1 1-2 2-3 IBB		F CH 83 B SI 89 B SI 89 F CH 83 X SL 84 2-2 18 S 1-3 3-H 1B		C SI 90 B CH 83 S CH 82 F CH 82 F SI 92 F CH 81 B SI 91 X SI 92 2-2 ② F7	3 0 0	0 0 0	1 0 0	1 0 0	1 0 0	0 0 0	0 0 0
33 Clayton Richard, L (1, 1) OBP: 0.154, SLG: 0.250 45 Edward Mujica, R (4, 1) OBP: 1.000, SLG: 1.000 59 Luis Perdomo, R (5, 1) 14 Oscar Salazar, R (6, PH) OBP: 0.367, SLG: 0.554 40 Greg Burke, R (6, 1) 57 Luke Gregerson, L (7, 1) 22 David Eckstein, R (8, PH) OBP: 0.321, SLG: 0.334 (8, 4)			B SI 92 F SI 91 C SI 91 S SL 86 1-3 ② K	C CU 74 X SL 84 0-1 ② SF7 3-H		S SL 82 B SI 89 F SI 88 B SL 81 X CH 82 2-2 ① SF8 3-H		B SI 92 X SI 92 1-0 ③ G6-3	1 0 0 0 0 0 1	0 0 0 0 0 0 0	0 0 0 1 0 0 0	1 0 0 0 0 0 0	0 0 0 0 0 0 0	1 0 0 0 0 0 0	0 0 0 0 0 0 0

	AB	36
	R	5
	H	12
	RBI	5
	BB	2
	SO	7
	LOB	14

Inning Stats	1	2	3	4	5	6	7	8	9
	R: 0 E: 0 K: 0 S: 9	R: 0 E: 0 K: 1 S: 8	R: 0 E: 0 K: 2 S: 11	R: 3 E: 0 K: 2 S: 21	R: 0 E: 0 K: 0 S: 6	R: 2 E: 0 K: 0 S: 16	R: 0 E: 0 K: 1 S: 10	R: 0 E: 0 K: 0 S: 8	R: 0 E: 0 K: 1 S: 12
	H: 1 LOB: 1 BB: 0 P: 12	H: 0 LOB: 0 BB: 0 P: 13	H: 1 LOB: 1 BB: 0 P: 15	H: 3 LOB: 2 BB: 2 P: 34	H: 1 LOB: 1 BB: 0 P: 9	H: 3 LOB: 1 BB: 0 P: 29	H: 2 LOB: 1 BB: 0 P: 15	H: 0 LOB: 0 BB: 0 P: 12	H: 1 LOB: 1 BB: 0 P: 14

1B: 9	SF: 2
2B: 2	SAC: 0
3B: 0	DP: 1
HR: 1	HBP: 0

WP: 1	PA: 40
PB: 0	
SB: 2	
CS: 0	

PITCHER		IP	WLS	BF	H	R	ER	SO	BB	IBB	HBP	BLK	WP	HR	S	P	ERA	WHIP
26 Kyle Lohse, R ERA: 4.58	(1, 1)	5.1		27	9	5	5	5	1	1	0	0	1	1	67	104	8.44	1.875
36 Dennys Reyes, L ERA: 4.28	(6, 1)	0.2		4	2	0	0	0	0	0	0	0	0	0	8	15	0.00	3.000
53 Blake Hawksworth, R ERA: 2.28	(7, 1)	2.0		5	0	0	0	1	0	0	0	0	0	0	14	20	0.00	0.000
43 Trever Miller, L ERA: 1.93	(9, 1)	1.0	W	4	1	0	0	1	0	0	0	0	0	0	12	14	0.00	1.000

PITCHER		IP	WLS	BF	H	R	ER	SO	BB	IBB	HBP	BLK	WP	HR	S	P	ERA	WHIP

Batter	1	2	3	4	5	6	7	8	9	AB	R	H	RBI	BB	SO	LOB
13 Brendan Ryan, R (1, 6) OBP: 0.333, SLG: 0.382	C FF 89 B CU 77 C FF 90 B FF 92 X CH 84 2-2 12 CS 1B		B FF 90 B FF 89 C FF 89 B FF 89 B FF 90 4-1 5 WP 12 SH5-3 5 1B BB	B CH 82 B FF 91 C FF 90 C FF 91 F FF 93 D CH 84 D CH 84 4-2 12 BB 1-2 BB		B SI 91 B SI 91 C SI 90 F SI 91 F SL 83 F SL 84 X SI 92 2-2 12 G5-3 1B		B CU 78 B CH 84 X CH 84 2-0 5 BB 1B		2	1	2	0	2	0	0
24 Rick Ankiel, L (8, PH) OBP: 0.285, SLG: 0.395										1	0	1	0	0	0	0
(9, 7)																
12 Julio Lugo, R (1, 4) OBP: 0.371, SLG: 0.448	C FF 89 1 SAFE F FF 92 B SL 85 B CH 83 F FF 93 B FF 94 D FF 91 4-2 ① 15 1B 1-2 BB		1 SAFE X FF 90 0-0 ① SH5-3 1-2	B FF 91 B FF 92 B FF 91 C FF 92 B FF 92 4-1 1-2 2-3 3-H BB		C SI 92 1 SAFE B SL 85 1 SAFE X SI 90 1-1 ① G5-3 1-2		C FF 92 C FF 93 X CU 79 0-2 ② F8		2	0	0	1	2	0	2
5 Albert Pujols, R (1, 3) OBP: 0.446, SLG: 0.680	C FF 91 1 SAFE C FF 92 1 SAFE F FF 95 B SL 85 F FF 94 B FF 94 X FF 94 2-2 ② F9		D CH 84 F FF 92 B SL 83 B FF 91 X FF 91 3-1 ② 2-H 1B	B FF 92 B FF 94 X FF 94 2-0 ③ G1-3		B SI 92 C SI 91 F SI 91 B SI 92 S SL 84 2-3 ② K		B FF 94 B FF 93 C CU 78 B FF 92 B CU 79 4-1 15 FC6-4 1-2 BB		4	0	1	1	1	1	5
15 Matt Holliday, R (1, 7) OBP: 0.399, SLG: 0.517	1 SAFE D SL 81 F CH 84 X CH 84 1-1 1-2 1B		X CH 82 0-0 ③ G1-3		C SL 88 B SI 95 F SL 88 B SI 96 B SL 88 F SL 87 F FF 96 X SL 88 3-2 ① F8		S SL 84 C SI 92 B SI 92 B SI 90 X SL 84 2-2 ③ F9		F CU 79 X SI 92 0-1 ③ FC6-4 1-2f		5	0	1	0	0	0	3
43 Trever Miller, R (9, 1)										0	0	0	0	0	0	0
47 Ryan Ludwick, R (1, 9) OBP: 0.330, SLG: 0.470	B FF 91 F FF 91 X FF 92 1-1 ③ F9			B CH 82 C FF 92 S FF 91 X CH 84 1-2 7 FC6-4 1B	S FC 89 F FC 90 B FC 89 F SI 96 B SI 96 B FC 89 X SL 87 3-2 ② F9		C SL 84 X SL 82 0-1 ① F8		C CU 82 B CU 81 X SI 94 1-1 7 G1-3 4 1B 1B	5	1	2	0	0	0	2
7 Mark DeRosa, R (1, 5) OBP: 0.328, SLG: 0.464		B FF 89 S CH 83 B FF 92 B FF 90 F FF 92 X FF 91 3-2 28 FC5-4 26 CS 2B	B FF 90 C FF 92 F CH 83 B CH 80 X FF 93 2-2 ① FC6-4 4 BB 26 1B 1-2f	B FC 89 C FC 90 B FF 96 X SL 88 2-1 4 2B 1B		B SI 91 S CH 84 F FF 91 S SL 85 1-3 ② K		B FF 92 F SI 93 B CU 85 1 SAFE X CU 82 2-1 ① G1-3 1-2	5	2	2	0	0	1	2
4 Yadier Molina, R (1, 2) OBP: 0.365, SLG: 0.383		B FF 91 B CH 83 C FF 92 B FF 91 B FF 92 4-1 28 FC5-4 BB	1 SAFE B FF 90 1 SAFE 1 SAFE B FF 90 D FF 90 C FF 90 1 SAFE B FF 90 4-1 26 1B 12 BB 1-2 BB	B SI 96 B FF 96 X FF 94 2-0 1-H 2B		B SI 92 B FF 92 B SL 84 B SI 90 4-0 BB		C FF 94 F FF 94 D CU 83 F FF 95 X FF 94 1-2 28 HR 2-H 1B	2	2	2	2	3	0	0
28 Colby Rasmus, L (1, 8) OBP: 0.315, SLG: 0.427		S CU 79 B SL 81 B FF 92 F CU 80 X FF 92 2-2 ① FC5-4 26 CS 1-2f 2-3	F FF 90 F FF 92 S SL 82 0-3 ② K	I IN 59 I IN 63 I IN 64 I IN 61 4-0 IBB		T CH 77 F SI 92 S SL 84 0-3 ③ K		S CU 81 X CU 81 0-1 1-H HR	4	1	1	2	1	2	5
26 Kyle Lohse, R (1, 1) OBP: 0.258, SLG: 0.207		B CH 83 M FF 90 F FF 92 F CH 87 X CH 86 1-2 ②③ G4-3 1-2 3-H	B FF 93 B FF 92 B FF 91 C FF 91 S FF 93 X FF 94 3-2 12 BB 13 BB 1-3 2-H 1B	B SL 87 C SI 95 S FC 89 F FF 90 X FF 96 1-2 ③ G6-3			B FF 92 C FF 92 B CH 83 S FF 92 X CU 81 2-2 ① G1-3		3	0	1	1	0	0	4
36 Dennys Reyes, R (6, 1)										0	0	0	0	0	0	0
53 Blake Hawksworth, R (7, 1)										0	0	0	0	0	0	0
55 Skip Schumaker, L (8, PH) OBP: 0.358, SLG: 0.399										1	0	0	0	0	0	0
(9, 4)																
Inning Stats	R: 0 E: 0 K: 0 S: 15 H: 2 LOB: 2 BB: 1 P: 25	R: 0 E: 0 K: 0 S: 11 H: 1 LOB: 1 BB: 1 P: 21	R: 1 E: 0 K: 0 S: 5 H: 1 LOB: 0 BB: 1 P: 12	R: 2 E: 0 K: 1 S: 18 H: 2 LOB: 3 BB: 3 P: 38	R: 1 E: 0 K: 0 S: 16 H: 2 LOB: 2 BB: 1 P: 31	R: 0 E: 0 K: 1 S: 13 H: 1 LOB: 1 BB: 0 P: 20	R: 0 E: 0 K: 2 S: 8 H: 0 LOB: 1 BB: 1 P: 13	R: 0 E: 0 K: 0 S: 10 H: 1 LOB: 2 BB: 1 P: 18	R: 3 E: 0 K: 0 S: 10 H: 3 LOB: 0 BB: 0 P: 14	1B: 10 2B: 2 3B: 0 HR: 1 SF: 0 SAC: 1 DP: 0 HBP: 0						

PITCHER		IP	WLS	BF	H	R	ER	SO	BB	IBB	HBP	BLK	WP	HR	S	P	ERA	WHIP
33 Clayton Richard, L ERA: 4.66	(1, 1)	3.2		20	6	3	3	1	6	0	0	0	1	0	48	93	7.36	3.273
45 Edward Mujica, R ERA: 3.43	(4, 1)	0.1		1	0	0	0	0	0	0	0	0	0	0	1	3	0.00	0.000
59 Luis Perdomo, R ERA: 4.4	(5, 1)	1.0		6	2	1	1	0	0	1	0	0	0	0	16	31	9.00	2.000
40 Greg Burke, R ERA: 4.1	(6, 1)	1.0	H	4	1	0	0	1	0	0	0	0	0	0	13	20	0.00	1.000
57 Luke Gregerson, R ERA: 3.61	(7, 1)	1.0	H	4	0	0	0	2	1	0	0	0	0	0	8	13	0.00	1.000

PITCHER		IP	WLS	BF	H	R	ER	SO	BB	IBB	HBP	BLK	WP	HR	S	P	ERA	WHIP
37 Mike Adams, R ERA: 0.68	(8, 1)	1.0	H	5	1	0	0	0	1	0	0	0	0	0	10	18	0.00	2.000
21 Heath Bell, R ERA: 2.31	(9, 1)	0.1	L	4	3	3	3	0	0	0	0	0	0	1	10	14	81.00	9.000

BOTTOM

San Diego Padres @ St. Louis Cardinals

Busch Stadium, St. Louis, MO

Sun Aug 16 2009, 1:15 PM CDT
Att. 40,812 - Cloudy - 87 F

livebaseballscorecards.com

AB	34
R	7
H	13
RBI	7
BB	9
SO	4
LOB	23

WP: 1 PA: 44
PB: 0
SB: 0
CS: 3

Chicago Cubs @ San Diego Padres

PETCO Park, San Diego, CA

Mon Aug 17 2009, 10:05 PM EDT

Att. 23,420 - Partly Cloudy - 68 F

TOP

Batter	1	2	3	4	5	6	7	8	9	AB	R	H	RBI	BB	SO	LOB
1 Kosuke Fukudome, L (1, 8) OBP: 0.391, SLG: 0.466	2-1 P4		3-2 L5			2-2 L9	4-2 BB 1-2		3-1 2B	4	0	1	0	1	0	0
21 Milton Bradley, S (1, 9) OBP: 0.392, SLG: 0.394	1-1 16 CS HBP			3-1 G4-3		0-2 25 BLK 2B	0-2 G5-3		1-3 K	4	0	1	0	0	1	3
25 Derrek Lee, R (1, 3) OBP: 0.375, SLG: 0.541	1-1 F9			1-1 16 1B 1B		0-1 G5-3 2-3		1-1 16 1B 3B		4	1	2	0	0	0	2
16 Aramis Ramirez, R (1, 5) OBP: 0.396, SLG: 0.548	2-2 CS 1-2	1-1 G5-3		1-2 1-2 1B		4-2 5 BB BB		2-2 17 FC3-6 1B 3-H		3	0	2	1	1	0	0
5 Jake Fox, R (1, 7) OBP: 0.345, SLG: 0.528		4-2 17 G1-3 BB		2-2 F9		4-0 1-2 BB		3-1 F7		2	0	0	0	2	0	3
17 Mike Fontenot, L (1, 4) OBP: 0.293, SLG: 0.380		3-2 G1-3 1-2		2-0 F7		3-2 F7		0-0 FC3-6 1-2f		4	0	0	0	0	0	7
18 Geovany Soto, R (1, 2) OBP: 0.330, SLG: 0.391		0-0 L9			4-2 7 G3-6-3 BB		0-3 K	3-2 F8		3	0	0	0	1	1	2
49 Carlos Marmol, R (8, 1)										0	0	0	0	0	0	0
63 Kevin Gregg, R (9, 1)										0	0	0	0	0	0	0
7 Aaron Miles, S (1, 6) OBP: 0.220, SLG: 0.245			0-1 G3		2-2 G3-6-3 1-2f		0-0 L9		3-2 F7	4	0	0	0	0	0	1
30 Ted Lilly, L (1, 1) OBP: 0.093, SLG: 0.143			1-3 K2-3		0-3 K					2	0	0	0	0	2	0
27 Sam Fuld, L (7, PH) OBP: 0.420, SLG: 0.442							0-1 1 BB 1B			1	0	1	0	0	0	0
43 John Grabow, L (7, 1)										0	0	0	0	0	0	0
55 Koyie Hill, S (8, 2) OBP: 0.302, SLG: 0.324									0-3 K	1	0	0	0	0	1	0

AB	32
R	1
H	7
RBI	1
BB	5
SO	5
LOB	18

livebaseballscorecards.com

Inning Stats	1	2	3	4	5	6	7	8	9
R	0	0	0	0	0	0	0	1	0
H	0	0	0	2	0	1	1	2	1
E	0	0	0	0	0	0	0	0	0
LOB	0	1	0	2	0	3	2	1	1
K	0	0	1	0	1	0	1	0	2
BB	0	1	0	0	1	2	1	0	0
S	7	10	9	12	9	13	11	11	12
P	13	18	13	21	15	26	15	20	19

1B: 4, SF: 0, 2B: 2, SAC: 0, 3B: 1, DP: 1, HR: 0, HBP: 1

WP: 0, PA: 39, PB: 0, SB: 0, CS: 1

PITCHER	IP	WLS	BF	H	R	ER	SO	BB	IBB	HBP	BLK	WP	HR	S	P	ERA	WHIP
29 Kevin Correia, R (1, 1) ERA: 4.32	6.0		24	3	0	0	2	4	0	1	1	0	0	60	106	0.00	1.167
45 Edward Mujica, R (7, 1) ERA: 3.39	0.2		3	1	0	0	1	0	0	0	0	0	0	6	6	0.00	1.500
54 Joe Thatcher, L (7, 1) ERA: 3.34	0.0		1	0	0	0	0	1	0	0	0	0	0	2	6	∞	∞
58 Ryan Webb, R (7, 1) ERA: 7.04	0.1		1	0	0	0	0	0	0	0	0	0	0	3	3	0.00	0.000
37 Mike Adams, R (8, 1) ERA: 0.99	1.0		5	2	1	1	0	0	0	0	0	0	0	11	20	9.00	2.000

PITCHER	IP	WLS	BF	H	R	ER	SO	BB	IBB	HBP	BLK	WP	HR	S	P	ERA	WHIP
21 Heath Bell, R (9, 1) ERA: 2.27	1.0	W	4	1	0	0	2	0	0	0	0	0	0	12	19	0.00	1.000

Chicago Cubs @ San Diego Padres

PETCO Park, San Diego, CA

Mon Aug 17 2009, 10:05 PM EDT

Att. 23,420 - Partly Cloudy - 68 F

livebaseballscorecards.com

BOTTOM

Batter	1	2	3	4	5	6	7	8	9	AB	R	H	RBI	BB	SO	LOB
1 Everth Cabrera, S (1, 6) OBP: 0.353, SLG: 0.408	C CH 81 L FF 87 F CU 69 F FF 88 C SL 84 0-3 ① K	C FF 87 B CU 71 B CU 70 X SL 82 2-1 ② G4-3	L FF 86 X FF 88 0-1 ① B2	C FF 91 B CU 82 X CU 80 1-1 ① G3-1	4	0	0	0	0	1	1
22 David Eckstein, R (1, 4) OBP: 0.323, SLG: 0.334	B CH 82 C SI 87 F SL 80 X FF 90 1-2 ② G4-3	B CU 70 F SI 85 X CU 70 1-1 ③ F7	C FF 88 S SI 89 X SL 83 0-2 23 G4-6-3 1B 1-2	B FF 92 B FF 92 B FF 92 C FF 92 C FF 92 B FF 92 4-2 7 2B BB	3	1	1	0	1	0	0
23 Adrián González, L (1, 3) OBP: 0.406, SLG: 0.564	C SL 83 S SL 81 X SL 82 0-2 ③ F7	B SL 82 B FF 86 F SL 77 X CH 82 2-1 ① F7	X SL 82 0-0 ②③ G4-6-3 1-2f	X CU 83 0-0 ② F7	4	0	0	0	0	0	3
7 Chase Headley, S (1, 7) OBP: 0.336, SLG: 0.395	C FF 87 X CH 78 0-1 5 BB 1B	B CH 82 B CH 83 C FF 84 S SI 85 X FF 89 2-2 ② F8	X FF 90 0-0 ① G5-3	B CU 82 B FF 92 B FF 93 C FF 94 C FF 93 F FF 93 X FF 93 3-2 1-H 8 HR 2B	4	1	2	1	0	0	0
5 Kevin Kouzmanoff, R (1, 5) OBP: 0.301, SLG: 0.427	1 SAFE B FF 88 1 SAFE 1 SAFE B FF 88 D FF 87 B FF 86 4-0 1-2 BB	X SI 86 0-0 ③ G1-3	C FF 90 B CH 82 B CH 82 C CH 82 B CH 82 X CH 83 3-2 ② F8	I IN 81 I IN 82 I IN 84 I IN 84 4-0 8 HR IBB	2	1	0	0	2	0	0
8 Kyle Blanks, R (1, 9) OBP: 0.359, SLG: 0.481	B SL 82 C SL 81 S CH 81 B CH 79 F FF 90 B CH 78 S SL 83 3-3 ① K	B FF 89 X SL 82 1-0 25 G4-6-3 1B	C FF 92 B FF 90 B CH 83 B CH 83 C CH 84 X CH 83 3-2 ③ F9	C CU 82 B CU 80 X FF 93 1-1 1-H 2-H HR	4	1	2	3	0	1	2
25 Will Venable, L (1, 8) OBP: 0.335, SLG: 0.450	B SI 88 C SL 81 X SL 82 1-1 ② L7	B SI 86 C SI 86 1 SAFE B SI 86 F SI 87 D SL 81 X FF 89 3-2 ①② G4-6-3 1-2f	B FF 90 C FF 90 B SL 83 X SL 83 2-1 ① G1-3	3	0	0	0	0	0	3
4 Nick Hundley, R (1, 2) OBP: 0.314, SLG: 0.349	C FF 88 C CU 72 S FF 90 0-3 ③ K	B FF 88 C SL 82 C CU 71 S FF 88 1-3 ③ K	C SL 84 B SL 85 B FF 94 C SL 83 S SL 83 2-3 ② K	3	0	0	0	0	3	2
29 Kevin Correia, R (1, 1) OBP: 0.189, SLG: 0.171 15 Luis Antonio Rodriguez, S (6, PH) OBP: 0.327, SLG: 0.284 45 Edward Mujica, R (7, 1) OBP: 1.000, SLG: 1.000 54 Joe Thatcher, L (7, 1) 58 Ryan Webb, R (7, 1) 37 Mike Adams, R (8, 1) 18 Tony Gwynn Jr., L (8, PH) OBP: 0.349, SLG: 0.355 21 Heath Bell, R (9, 1)	C SL 82 X SL 81 0-1 ① G1-3	B CH 82 X CH 83 1-0 22 1B 1B	B FF 95 B SL 84 B SL 82 C FF 93 F FF 93 F SL 83 F FF 94 X SL 84 3-2 ③ G1-3	1 1 0 0 0 0 1 0	0 0 0 0 0 0 0 0	0 1 0 0 0 0 0 0	0 0 0 0 0 0 0 0	0 0 0 0 0 0 0 0	0 0 0 0 0 0 0 0	0 0 0 0 0 0 0 0
Inning Stats	R: 0 E: 0 K: 1 S: 11 H: 0 LOB: 0 BB: 0 P: 12	R: 0 E: 0 K: 2 S: 11 H: 1 LOB: 2 BB: 1 P: 19	R: 0 E: 0 K: 0 S: 6 H: 0 LOB: 0 BB: 0 P: 9	R: 0 E: 0 K: 0 S: 6 H: 0 LOB: 0 BB: 0 P: 10	R: 0 E: 0 K: 1 S: 7 H: 1 LOB: 0 BB: 0 P: 12	R: 0 E: 0 K: 0 S: 7 H: 2 LOB: 1 BB: 0 P: 8	R: 0 E: 0 K: 0 S: 7 H: 0 LOB: 0 BB: 0 P: 13	R: 0 E: 0 K: 1 S: 10 H: 0 LOB: 0 BB: 0 P: 17	R: 4 E: 0 K: 0 S: 11 H: 2 LOB: 0 BB: 2 P: 24	1B: 4 2B: 1 3B: 0 HR: 1 SF: 0 SAC: 0 DP: 2 HBP: 0				WP: 0 PB: 0 SB: 0 CS: 0		PA: 33

	AB	30
	R	4
	H	6
	RBI	4
	BB	3
	SO	5
	LOB	11

PITCHER		IP	WLS	BF	H	R	ER	SO	BB	IBB	HBP	BLK	WP	HR	S	P	ERA	WHIP
30 Ted Lilly, L ERA: 3.42	(1, 1)	6.0		21	4	0	0	4	1	0	0	0	0	0	48	70	0.00	0.833
43 John Grabow, L ERA: 2.98	(7, 1)	1.1		4	0	0	0	0	0	0	0	0	0	0	9	17	0.00	0.000
49 Carlos Marmol, R ERA: 3.51	(8, 1)	0.2	H	2	0	0	0	1	0	0	0	0	0	0	8	13	0.00	0.000
63 Kevin Gregg, R ERA: 4.47	(9, 1)	0.2	L	6	2	4	4	0	1	1	0	0	0	1	11	24	54.00	4.500

PITCHER	IP	WLS	BF	H	R	ER	SO	BB	IBB	HBP	BLK	WP	HR	S	P	ERA	WHIP

Batter	1	2	3	4	5	6	7	8	9	AB	R	H	RBI	BB	SO	LOB
2 Ryan Theriot, R (1, 6) OBP: 0.349, SLG: 0.408	C FF 90 X FF 91 0-1 F8	B CU 79 F FF 92 B SI 93 C CU 79 X SI 93 2-2 FC6-4 1-2f		B FF 92 S CH 83 S CH 84 S CH 86 1-3 K		B FF 90 C FF 92 X CH 85 1-1 G6-3			F FF 95 X CU 83 0-1 G6-3	5	0	0	0	0	1	4
21 Milton Bradley, S (1, 9) OBP: 0.390, SLG: 0.389	C FF 90 B CU 80 B FF 92 X SI 92 2-1 F8		S CU 77 F CU 79 B FF 92 B FF 92 B CU 79 X CH 86 3-2 G3-1		X CH 85 0-0 F7		B SL 81 B SI 90 F FF 90 S SL 85 F SL 83 B SL 83 F SI 91 B SL 83 4-2 BB		X CU 83 0-0 F8	4	0	0	0	1	0	0
25 Derrek Lee, R (1, 3) OBP: 0.378, SLG: 0.552	X FF 91 0-0 HR		F CH 86 B FF 91 S CH 87 X CU 80 1-2 2B		B FF 92 B CU 78 B CH 86 B FF 92 4-0 16 G4-3 12 1B BB		S FF 91 C FF 92 F SL 84 B SL 84 B FF 92 D FF 92 X SL 84 3-2 F9			3	2	2	1	1	0	1
16 Aramis Ramirez, R (1, 5) OBP: 0.393, SLG: 0.538	B CU 77 C FF 91 X CU 78 1-1 P6		D CH 84 B CH 85 B FF 93 F FF 90 C CU 79 F SI 91 B CH 87 4-2 1 G1-6-3 BB		B CU 76 C FF 91 C FF 92 X SI 90 1-2 G4-3 1-2		S SL 83 B SL 83 1 SAFE X SL 85 1-1 F8			3	0	0	0	1	0	2
1 Kosuke Fukudome, L (1, 8) OBP: 0.390, SLG: 0.462		B CH 85 SI 92 X SI 92 2-0 P5	X FF 90 0-0 G1-6-3 1-2f		B CU 79 B SI 91 B CH 84 I IN 64 4-0 12 1B IBB		B SI 92 1 SAFE B SL 83 C SI 91 C SI 91 1 SAFE S SL 85 2-3 K			3	0	0	0	1	1	3
12 Alfonso Soriano, R (1, 7) OBP: 0.303, SLG: 0.425		B CH 85 X CH 84 1-0 G6-3		C CU 77 F FF 90 B FF 90 B CU 80 B CH 84 X FF 92 3-2 P3	F CH 84 C SI 90 B FF 90 X FF 90 1-2 1-2 2-H 1B			S SL 89 S SL 88 F SL 89 B FF 92 S SL 89 1-3 K		4	0	1	1	0	1	0
28 Jeff Baker, R (1, 4) OBP: 0.340, SLG: 0.473		F FF 93 B CU 79 S CU 78 B FF 93 X CU 80 2-2 46 1B 18 BB 1B		B FF 92 C FF 91 X FF 92 1-1 46 E 2B	C CU 79 F FF 90 C CU 81 0-3 K			B CU 79 S SL 87 S SL 88 X SL 89 1-2 G6-3		4	1	2	0	0	1	2
18 Geovany Soto, R (1, 2) OBP: 0.329, SLG: 0.386		F CH 85 B CH 85 B SI 90 B CH 84 B FF 92 4-1 46 1B 1-2 BB		D CU 78 B CU 78 X CH 84 2-0 F8		B FF 90 C FF 90 S CU 78 B CU 79 F FF 90 X SI 90 2-2 F8		C FF 93 B SL 89 C SL 80 B FF 93 F FF 93 B SI 94 X SL 88 3-2 G5-3		3	0	0	0	1	0	1
46 Ryan Dempster, R (1, 1) OBP: 0.170, SLG: 0.136 37 Angel Guzman, R (8, 1) 27 Sam Fuld, L (9, PH) OBP: 0.412, SLG: 0.432		S FF 90 B FF 92 X FF 91 1-1 2 FC6-4 1-2 2-3 1B		B CU 77 X FF 91 1-0 E7 2-H 1B		F FF 88 X CU 77 0-1 G1-3			B FF 94 C FF 94 F FF 94 S SI 94 1-3 K	3 0 1	0 0 0	2 0 0	1 0 0	0 0 1	0 0 0	0 0 0
Inning Stats	R: 1 E: 0 K: 0 S: 7 H: 1 LOB: 0 BB: 0 P: 10	R: 0 E: 0 K: 0 S: 11 H: 2 LOB: 3 BB: 1 P: 23	R: 0 E: 0 K: 0 S: 10 H: 1 LOB: 1 BB: 1 P: 18	R: 1 E: 1 K: 1 S: 10 H: 2 LOB: 1 BB: 0 P: 18	R: 1 E: 0 K: 1 S: 10 H: 1 LOB: 2 BB: 2 P: 20	R: 0 E: 0 K: 0 S: 8 H: 0 LOB: 0 BB: 0 P: 11	R: 0 E: 0 K: 1 S: 13 H: 0 LOB: 1 BB: 1 P: 23	R: 0 E: 0 K: 1 S: 11 H: 0 LOB: 0 BB: 0 P: 16	R: 0 E: 0 K: 1 S: 6 H: 0 LOB: 0 BB: 0 P: 7	1B: 4 2B: 2 3B: 0 HR: 1 SF: 0 SAC: 0 DP: 1 HBP: 0						

PITCHER		IP	WLS	BF	H	R	ER	SO	BB	IBB	HBP	BLK	WP	HR	S	P	ERA	WHIP
26 Cesar Carrillo, R ERA: 11.88	(1, 1)	6.0	W	28	7	3	3	2	3	1	0	0	0	1	56	100	4.50	1.667
57 Luke Gregerson, R ERA: 3.54	(7, 1)	1.0	H	4	0	0	0	1	1	0	0	0	0	0	13	23	0.00	1.000
37 Mike Adams, R ERA: 0.95	(8, 1)	1.0	H	3	0	0	0	1	0	0	0	0	0	0	11	16	0.00	0.000
21 Heath Bell, R ERA: 2.22	(9, 1)	1.0	S	3	0	0	0	1	0	0	0	0	0	0	6	7	0.00	0.000

PITCHER	IP	WLS	BF	H	R	ER	SO	BB	IBB	HBP	BLK	WP	HR	S	P	ERA	WHIP

TOP

Chicago Cubs @ San Diego Padres

PETCO Park, San Diego, CA

Tue Aug 18 2009, 10:05 PM EDT

Att. 19,814 - Clear - 68 F

livebaseballscorecards.com

AB	33
R	3
H	7
RBI	3
BB	5
SO	5
LOB	13

Batter	1	2	3	4	5	6	7	8	9	AB	R	H	RBI	BB	SO	LOB
1 Everth Cabrera, S (1, 6) OBP: 0.358, SLG: 0.419	B SI 87 B FF 90 B FF 89 C FF 89 B SI 90 4-1 22 1B 5 1B BB		X FF 89 0-0 22 G4-3 22 S 7 FC4-6 1B F SI 92 B SI 92 B SL 85 C SL 84 F SI 92 B SI 93 X FF 93 3-2 3B		C FF 92 F SL 86 F SL 84 B FF 92 F SI 93 B FS 82 B SI 92 F SL 86 S FS 83 3-3 ② K		1 SAFE B FF 96 1 SAFE F FF 96 1 SAFE B FF 94 S FC 92 S FC 90 2-3 ② K	4	2	2	0	1	2	1
22 David Eckstein, R (1, 4) OBP: 0.322, SLG: 0.332	C SI 89 1 SAFE X SI 90 0-1 5 1B 1-2 1B		1 SAFE C SL 83 1 SAFE B SI 91 B SL 84 X SI 91 2-1 ① G4-3 1-3	C SI 92 X SI 92 0-1 ③ G4-3		C SL 84 S SL 84 B FF 91 X SL 85 1-2 ③ L3		C SI 95 C FC 89 S FC 89 0-3 ③ K		5	0	1	0	0	1	3
23 Adrián González, L (1, 3) OBP: 0.407, SLG: 0.570	C SI 92 D SL 86 X FS 82 1-1 ① F4		I IN 72 I IN 71 I IN 70 I IN 70 4-0 7 FC4-6 IBB		X FS 80 0-0 HR		C SI 91 B SI 90 C SL 84 B SL 86 S SL 87 2-3 ① K			3	1	1	1	1	1	2
7 Chase Headley, S (1, 7) OBP: 0.336, SLG: 0.392	C SL 84 D SL 86 C FF 92 S FS 83 1-3 ② K		C SI 92 B SI 92 S SL 86 B SI 92 D FS 84 X SL 87 3-2 ② FC4-6 5 S 5 1B 1-2f 3-H		B FF 91 B SL 83 S FS 81 T SI 92 B SI 91 B FS 82 4-2 25 FC4-6 5 WP BB		B SI 91 S SL 84 B SI 92 S FS 82 C SI 92 2-3 ② K			3	1	0	1	1	2	3
5 Kevin Kouzmanoff, R (1, 5) OBP: 0.305, SLG: 0.430	F SI 92 X SI 92 0-1 1-3 2-H 1B		B SL 87 F SI 92 B SL 86 D FS 82 F SL 87 F SI 94 F SL 86 X SI 93 3-2 25 1B 1-H 1B		C SL 84 1 SAFE B SL 84 X SL 84 1-1 25 FC4-6 1-2 1B		B SI 91 X SI 92 1-0 ③ G6-3			4	0	3	2	0	0	0
25 Will Venable, L (1, 8) OBP: 0.339, SLG: 0.448 (9, 9)	X SL 84 0-0 ③ F9		B SI 91 X FS 81 1-0 1-2 1B		B FS 81 D SL 85 S SL 85 S SL 85 X SL 86 2-2 ① FC4-6 4 S 1-2f 2-3			B SI 96 B FF 96 B FF 96 B FF 95 4-0 8 IHR BB		3	1	1	0	1	0	4
8 Kyle Blanks, R (1, 9) OBP: 0.357, SLG: 0.496 21 Heath Bell, R (9, 1)		S SL 84 F SI 92 S FF 92 0-3 ① K	S SL 86 S SL 85 B SL 85 S FF 92 1-3 ③ K		C SI 92 B SI 92 B SI 92 F SL 85 C SL 85 2-3 ② K			B FF 96 B FF 95 X FF 95 2-0 1-H IHR		4 0	1 0	1 0	2 0	0 0	3 0	4 0
4 Nick Hundley, R (1, 2) OBP: 0.307, SLG: 0.340		X SI 91 0-0 ② F9		C SL 83 B SL 85 C SI 91 B FF 91 S SL 85 2-3 ① K	D SL 86 X SI 93 1-0 ③ G4-3 1-2			B FC 92 X FF 96 1-0 ① F8		4	0	0	0	0	1	2
26 Cesar Carrillo, R (1, 1) 15 Luis Antonio Rodriguez, S (6, PH) OBP: 0.326, SLG: 0.283 57 Luke Gregerson, L (7, 1) 37 Mike Adams, R (8, 1) 18 Tony Gwynn Jr., L (8, PH) OBP: 0.357, SLG: 0.355 (9, 8)		X SI 90 0-0 ③ G6-3		C SI 92 F FF 92 B SL 84 S SL 84 1-3 ② K		C SI 91 B SI 92 S SL 85 B SL 86 C FS 83 2-3 ① K		B FC 93 F FC 89 B SI 96 B FC 92 B FF 95 4-1 BB		2 1 0 0 0	0 0 0 0 0	0 0 0 0 0	0 0 0 0 1	1 1 0 0 0	0 0 0 0 0	0 0 0 0 0
Inning Stats	R: 1 E: 0 K: 1 S: 11 H: 2 LOB: 2 BB: 1 P: 17	R: 0 E: 0 K: 1 S: 5 H: 0 LOB: 0 BB: 0 P: 5	R: 2 E: 0 K: 1 S: 15 H: 3 LOB: 2 BB: 1 P: 29	R: 0 E: 0 K: 2 S: 12 H: 1 LOB: 1 BB: 0 P: 18	R: 1 E: 0 K: 1 S: 12 H: 2 LOB: 2 BB: 1 P: 22	R: 0 E: 0 K: 2 S: 12 H: 0 LOB: 0 BB: 0 P: 18	R: 0 E: 0 K: 2 S: 7 H: 0 LOB: 0 BB: 0 P: 12	R: 2 E: 0 K: 2 S: 9 H: 1 LOB: 1 BB: 2 P: 22		1B: 6 2B: 0 3B: 1 HR: 2	SF: 0 SAC: 0 DP: 0 HBP: 0		WP: 1 PB: 0 SB: 3 CS: 0	PA: 38		

PITCHER		IP	WLS	BF	H	R	ER	SO	BB	IBB	HBP	BLK	WP	HR	S	P	ERA	WHIP
46 Ryan Dempster, R ERA: 4.28	(1, 1)	7.0	L	32	8	4	4	10	2	1	0	0	1	1	74	121	5.14	1.429
37 Angel Guzman, R ERA: 2.72	(8, 1)	1.0		6	1	2	2	2	2	0	0	0	0	0	9	22	18.00	3.000

PITCHER	IP	WLS	BF	H	R	ER	SO	BB	IBB	HBP	BLK	WP	HR	S	P	ERA	WHIP

BOTTOM

Chicago Cubs @ San Diego Padres

PETCO Park, San Diego, CA

Tue Aug 18 2009, 10:05 PM EDT

Att. 19,814 - Clear - 68 F

livebaseballscorecards.com

AB	33
R	6
H	9
RBI	6
BB	5
SO	12
LOB	19

Batter	1	2	3	4	5	6	7	8	9	AB	R	H	RBI	BB	SO	LOB
2 Ryan Theriot, R (1, 6) OBP: 0.351, SLG: 0.409	C FF 94 B FF 94 X FF 93 1-1 21 BB 1B		F FF 91 C SL 80 B SL 78 B FF 92 X FF 93 2-2 21 BB 16 2B 1B	B FF 92 F FF 92 B SL 78 B SL 81 B FF 93 4-1 21 S 25 2B BB		C SL 87 B FF 94 X SL 87 1-1 ① G4-3		B SI 96 C SI 94 B SL 88 F SI 95 F SL 86 X SL 86 2-2 ② G1-3		4	2	2	0	1	0	0
21 Milton Bradley, S (1, 9) OBP: 0.395, SLG: 0.399	D SL 80 B FF 93 B FF 92 C FF 92 F FF 92 1 SAFE B FF 93 4-2 16 G5-4-3 1-2 BB		C FF 92 T FF 92 D SL 81 B FF 92 F SL 82 F FF 92 1 SAFE F FF 92 B CH 83 4-2 F FF 93 B FF 93 16 2B 1-2 BB	S FF 90 B FF 90 B CH 82 F FF 92 B FF 90 B SL 77 4-2 25 2B 1-2 BB		F CH 86 B CH 87 B SL 87 X SI 95 2-1 HR		B SI 96 C SI 94 B SL 88 F SI 95 F SL 86 X SL 86 3-3 ③		2	2	1	1	3	1	0
25 Derrek Lee, R (1, 3) OBP: 0.376, SLG: 0.550	B SL 82 S FF 94 C FF 95 F FF 97 F FF 97 S SL 81 1-3 ① K		X SL 81 0-0 ① F8	F FF 93 B CH 83 D CH 83 F FF 94 F FF 94 X CH 81 2-2 1-3 2-H 2B		B SL 89 B FC 89 X FF 94 2-0 ② F7			B FF 86 F FF 87 C SL 76 S FF 88 1-3 ① K	5	0	1	1	0	2	4
16 Aramis Ramirez, R (1, 5) OBP: 0.393, SLG: 0.557	F CH 70 B FF 95 B FF 94 X SL 81 2-1 ② ③ G5-4-3 1-2f		X FF 91 0-0 1 1B 1-H 2-H 2B	D FC 88 B FF 94 F FF 94 B SI 96 C SL 88 F SL 87 X SL 88 3-2 ③ L7		B FF 94 B FF 95 X SL 87 2-0 HR			C FF 87 C FF 88 S SL 76 0-3 ② K	5	2	2	3	0	1	4
1 Kosuke Fukudome, L (1, 8) OBP: 0.387, SLG: 0.458		C FF 90 B SL 77 B SL 78 B FF 91 X FF 90 3-1 ① F7	B CH 82 B SL 80 C CH 81 X FF 92 2-1 2-H 1B		B SI 94 B SI 94 C SI 94 C SL 88 S SL 86 2-3 ① K	C CH 88 B SI 88 C SL 88 F SL 84 X CH 88 1-2 ③ G1-3			C SL 75 B FF 87 F SL 75 F SL 76 S SL 76 1-3 ③ K	5	0	1	1	0	2	0
12 Alfonso Soriano, R (1, 7) OBP: 0.303, SLG: 0.428 27 Sam Fuld, L (9, 7) OBP: 0.412, SLG: 0.432		F SL 79 B FF 94 B FF 94 S SL 79 B FF 96 F FF 94 F SL 79 S FF 93 3-3 ② K	S SL 82 B SL 82 S FF 95 S FF 95 1-3 ② K		S SL 89 B SL 85 B FF 95 X SL 88 2-1 3B		F SL 85 X SI 94 0-1 ① G6-3			4 0	0 0	1 0	0 0	0 0	2 0	1 0
28 Jeff Baker, R (1, 4) OBP: 0.337, SLG: 0.474		B FF 94 B FF 92 F FF 93 X SL 80 2-1 55 1B 2B	T FF 96 1 SAFE T FF 94 B FF 94 D SL 81 X FF 94 2-2 ③ G4-3		C SL 88 S SL 87 X SL 88 0-2 ② G1-4-3		B FF 94 S SL 86 B SL 88 F SI 94 X SI 92 2-2 ② G6-3			4	1	1	0	0	0	2
55 Koyie Hill, S (1, 2) OBP: 0.305, SLG: 0.324		X CH 82 0-0 2-H 1B		S FF 90 B CH 82 S CH 82 S FF 92 1-3 ① K	I IN 60 I IN 61 I IN 66 I IN 66 4-0 IBB		B FF 91 C SL 86 S SL 83 B SL 87 S SL 86 2-3 ③ K			3	0	1	1	1	2	0
40 Rich Harden, L (1, 1) OBP: 0.237, SLG: 0.243 17 Mike Fontenot, L (8, PH) OBP: 0.293, SLG: 0.379 47 Aaron Heilman, R (8, 1) 45 Sean Marshall, L (9, 1) OBP: 0.286, SLG: 0.231		C FF 91 S SL 80 S SL 79 0-3 ③ K2-3		X FF 90 0-0 ② B5-3	D FC 89 F SL 87 B SL 88 F SL 86 F SL 84 S FF 95 2-3 ③ K			S SI 95 C SI 95 B SL 86 F SL 86 B SI 96 T SL 86 2-2 ① K		3 1 0 0	0 0 0 0	0 0 0 0	0 0 0 0	2 1 0 0	0 0 0 0	3 0 0 0
Inning Stats	R: 0 E: 0 K: 1 S: 11 H: 1 LOB: 1 BB: 1 P: 19	R: 1 E: 0 K: 2 S: 13 H: 2 LOB: 1 BB: 0 P: 21	R: 3 E: 0 K: 1 S: 19 H: 3 LOB: 1 BB: 1 P: 30	R: 1 E: 0 K: 1 S: 15 H: 1 LOB: 2 BB: 2 P: 29	R: 0 E: 0 K: 2 S: 12 H: 1 LOB: 2 BB: 1 P: 22	R: 2 E: 0 K: 0 S: 10 H: 2 LOB: 0 BB: 0 P: 18	R: 0 E: 0 K: 1 S: 8 H: 0 LOB: 0 BB: 0 P: 12	R: 0 E: 0 K: 2 S: 11 H: 0 LOB: 0 BB: 0 P: 18	R: 0 E: 0 K: 3 S: 10 H: 0 LOB: 0 BB: 0 P: 12	1B: 4 2B: 3 3B: 1 HR: 2 SF: 0 SAC: 0 DP: 1 HBP: 0						

PITCHER		IP	WLS	BF	H	R	ER	SO	BB	IBB	HBP	BLK	WP	HR	S	P	ERA	WHIP
38 Mat Latos, R ERA: 4.82	(1, 1)	3.2	L	21	7	5	5	5	4	0	0	0	0	0	54	92	12.27	3.000
59 Luis Perdomo, R ERA: 4.47	(4, 1)	3.1		14	3	2	2	3	0	1	0	0	0	2	34	59	5.40	0.900
58 Ryan Webb, R ERA: 6.23	(8, 1)	1.0		3	0	0	0	2	0	0	0	0	0	0	11	18	0.00	0.000
54 Joe Thatcher, L ERA: 3.23	(9, 1)	1.0		3	0	0	0	3	0	0	0	0	0	0	10	12	0.00	0.000

PITCHER	IP	WLS	BF	H	R	ER	SO	BB	IBB	HBP	BLK	WP	HR	S	P	ERA	WHIP

TOP

Chicago Cubs @ San Diego Padres

PETCO Park, San Diego, CA

Wed Aug 19 2009, 10:05 PM EDT

Att. 18,012 - Clear - 69 F

livebaseballscorecards.com

AB	36
R	7
H	10
RBI	7
BB	5
SO	13
LOB	14

WP: 0	PB: 0	SB: 1	CS: 0
PA: 41			

Chicago Cubs @ San Diego Padres

PETCO Park, San Diego, CA

Wed Aug 19 2009, 10:05 PM EDT

Att. 18,012 - Clear - 69 F

livebaseballscorecards.com

Batter	1	2	3	4	5	6	7	8	9	AB	R	H	RBI	BB	SO	LOB
1 Everth Cabrera, S (1, 6) OBP: 0.360, SLG: 0.418	C FF 89 L SL 82 H FF 92 1-2 22 F9-3 HBP		B FF 90 X FF 91 1-0 ① P6			C FF 88 C SL 82 F SL 82 F FF 94 S SL 85 0-3 ① K			C SI 88 B CU 75 C CU 74 B CU 75 F FF 89 X CU 74 2-2 22 WP 7 1B 1B	3	1	1	0	0	1	0
22 David Eckstein, R (1, 4) OBP: 0.321, SLG: 0.330	C FF 90 ①② 1 SAFE B FF 91 1 SAFE B FF 89 1 SAFE X FF 90 2-1 F9-3 1-1		C FF 90 B SL 83 B FF 92 X FF 93 2-1 ② F9			C FF 92 S SL 84 B SL 84 F FF 94 B FF 94 F FF 94 B SL 84 B SL 86 4-2 23 G3-6-1 BB			C SI 90 F SL 87 F FF 90 F CU 74 B CU 74 X CU 74 1-2 ① L5 1-2	3	0	0	0	1	0	2
23 Adrián González, L (1, 3) OBP: 0.406, SLG: 0.567	S FF 91 B FF 92 B SL 84 S SL 85 F SL 84 B FF 95 F SL 84 X SL 86 3-2 7 BB 1B		C FF 93 X FF 93 0-1 ③ L7			C SL 84 C FF 93 F FF 94 B FF 94 F SL 85 X FF 94 1-2 ②③ G3-6-1 1-2f			B SL 84 X CU 75 1-0 ② F7	4	0	1	0	0	0	2
7 Chase Headley, S (1, 7) OBP: 0.337, SLG: 0.392	B SL 83 S SL 84 B FF 92 B SL 83 C FF 93 B FF 93 4-2 1-2 BB			F FF 90 B FF 90 B CH 84 F FF 93 B SL 82 S FF 96 3-3 ① K			B FF 90 X CH 83 1-0 ① G3		C CU 75 F FF 90 F CU 75 F CU 75 F FF 89 X SL 85 0-2 5 DI 2-H 1B	3	0	1	1	1	1	0
5 Kevin Kouzmanoff, R (1, 5) OBP: 0.303, SLG: 0.426	S SL 84 F SL 84 B FF 94 S FF 94 1-3 ③ K			C FF 94 B SL 84 S CH 85 X CH 84 1-2 ② P4			B SL 83 F FF 91 F SL 84 C SL 84 1-3 ② K		D CU 75 B SI 89 C SL 86 F CU 74 F FF 88 S CU 75 2-3 ③ K 1-2	4	0	0	0	0	3	3
25 Will Venable, L (1, 8) OBP: 0.333, SLG: 0.439		B FF 90 C FF 91 B FF 92 B SL 83 S FF 93 S FF 94 3-3 ① K		B SL 83 S SL 84 B FF 94 X FF 92 2-1 ③ G4-1			B FF 92 B FF 91 X FF 93 2-0 ③ G4-3			3	0	0	0	0	1	0
8 Kyle Blanks, R (1, 9) OBP: 0.350, SLG: 0.486		B SL 85 B SL 84 X FF 94 2-0 ② P5			S FF 92 S SL 83 S SL 84 0-3 ① K			S SI 92 C SL 81 X SL 81 0-2 ① P4	3	0	0	0	0	1	0
28 Henry Blanco, R (1, 2) OBP: 0.314, SLG: 0.382		B SL 84 B FF 92 S FF 94 B SL 83 F FF 94 B FF 95 4-2 38 FC4-6 BB			B FF 92 B FF 92 C FF 93 F FF 94 B FF 95 S FF 94 3-3 ② K			C SL 81 F SI 94 F SL 82 B SI 94 F CH 83 X SL 83 1-2 ② F7	2	0	0	0	1	1	0
38 Mat Latos, R (1, 1) OBP: 0.077, SLG: 0.077 59 Luis Perdomo, R (4, 1) 58 Ryan Webb, R (8, 1) 18 Tony Gwynn Jr., L (8, PH) OBP: 0.350, SLG: 0.354 54 Joe Thatcher, L (9, 1)		X FF 92 0-0 ③ FC4-6 1-2f			S FF 93 C FF 93 S FF 94 0-3 ③ K			B SI 93 X SI 93 1-0 ③ G1-3	1 1 0 1 0	0 0 0 0 0	0 0 0 0 0	0 0 0 0 0	0 1 0 0 0	0 0 0 0 0	1 0 0 0 0
Inning Stats	R: 0 E: 0 K: 1 S: 14 H: 1 LOB: 2 BB: 1 P: 25	R: 0 E: 0 K: 1 S: 7 H: 0 LOB: 1 BB: 1 P: 16	R: 0 E: 0 K: 0 S: 5 H: 0 LOB: 0 BB: 0 P: 8	R: 0 E: 0 K: 1 S: 8 H: 0 LOB: 0 BB: 0 P: 14	R: 0 E: 0 K: 3 S: 9 H: 0 LOB: 0 BB: 0 P: 12	R: 0 E: 0 K: 1 S: 14 H: 0 LOB: 0 BB: 1 P: 19	R: 0 E: 0 K: 1 S: 5 H: 0 LOB: 0 BB: 0 P: 9	R: 0 E: 0 K: 0 S: 9 H: 0 LOB: 0 BB: 0 P: 11	R: 1 E: 0 K: 1 S: 20 H: 2 LOB: 1 BB: 0 P: 26	1B: 3 2B: 1 3B: 0 HR: 0 SF: 0 SAC: 0 DP: 2 HBP: 1						

	AB	28
	R	1
	H	3
	RBI	1
	BB	3
	SO	9
	LOB	8

WP: 1 PA: 32
PB: 0
SB: 0
CS: 0

PITCHER		IP	WLS	BF	H	R	ER	SO	BB	IBB	HBP	BLK	WP	HR	S	P	ERA	WHIP
40 Rich Harden, R ERA: 4.04	(1, 1)	7.0	W	24	1	0	0	8	3	0	1	0	0	0	62	103	0.00	0.571
47 Aaron Heilman, R ERA: 4.55	(8, 1)	1.0		3	0	0	0	0	0	0	0	0	0	0	9	11	0.00	0.000
45 Sean Marshall, L ERA: 4.42	(9, 1)	1.0		5	2	1	1	1	0	0	0	0	1	0	20	26	9.00	2.000

PITCHER	IP	WLS	BF	H	R	ER	SO	BB	IBB	HBP	BLK	WP	HR	S	P	ERA	WHIP

Batter	1	2	3	4	5	6	7	8	9	AB	R	H	RBI	BB	SO	LOB
55 Skip Schumaker, L (1, 4) OBP: 0.357, SLG: 0.399	B FF 91 X FF 90 1-0 5 G5-4-3 1B	B SL 85 C FF 91 B CH 82 B FF 91 C FF 90 S SL 84 3-3 ③ K			B CH 81 X SL 85 1-0 28 F8 2B		S FF 86 C FF 88 B FF 85 S SL 77 1-3 ① K			4	0	2	0	0	2	0
28 Colby Rasmus, L (1, 8) OBP: 0.312, SLG: 0.420 47 Ryan Ludwick, R (7, PH) OBP: 0.328, SLG: 0.460 (7, 9)	C SI 89 1 SAFE F SL 85 B CU 75 C CU 76 1-3 ① K		C CU 74 S SI 90 B CU 75 X SI 90 1-2 ① F8		D CU 77 C CH 79 D CU 77 B CH 79 C SL 83 F FF 88 F SL 85 F SI 88 X CU 76 3-2 ② F8 2-3		B SL 74 X FF 87 1-0 ② G4-3			3 1	0 0	0 0	0 0	0 0	1 0	2 0
5 Albert Pujols, R (1, 3) OBP: 0.441, SLG: 0.668	B SI 90 C CU 76 D SL 86 F SL 84 X FF 91 2-2 ②③ G5-4-3 1-2f		B CU 77 C CU 76 F SL 83 S CU 77 1-3 ② K		B SI 90 D CU 77 X CU 76 2-0 ③ F8		B FF 92 B FF 93 B FF 92 S FF 94 F FF 93 X FF 93 3-2 ③ F8			4	0	0	0	0	1	2
15 Matt Holliday, R (1, 7) OBP: 0.394, SLG: 0.510		B SI 88 B CH 81 C FF 91 H CU 76 3-1 4 HBP 24 G4-3 13 HR HBP	F SL 86 S CU 77 B FF 91 F CU 77 B CU 78 B FF 90 F FF 91 X CU 77 3-2 ③ G5-3			C SL 84 F SI 91 X SL 82 0-2 4 G6-3 3B		T FF 93 B FF 93 B FS 88 X FF 93 2-1 ① G1-3		3	2	1	0	0	0	0
24 Rick Ankiel, L (1, 9) OBP: 0.283, SLG: 0.399 (7, 8)		1 SAFE B FF 89 B SL 86 B SL 85 C FF 90 F SL 85 X FF 90 3-2 ① G4-3 1-2	C CU 74 F SL 85 X CU 75 0-2 7 BB 1B			B SI 91 C SL 83 B SI 91 X SI 91 2-1 ① P5		X FS 88 0-0 ② G3		4	0	1	0	0	0	2
7 Mark DeRosa, R (1, 5) OBP: 0.327, SLG: 0.454		B SL 86 B SI 90 S SL 85 B CU 77 D SI 89 4-1 4 HBP 13 HR BB	D SL 83 B SL 83 C SL 84 F FF 88 B SI 89 1 SAFE B SL 85 4-2 13 G6-4-3 1-2 BB		F SL 82 B SI 89 C SI 91 B SL 82 B SI 90 B SL 82 4-2 4 G6-3 BB		B FF 94 F FF 94 S FF 94 X FF 94 1-2 ③ G6-3		1	1	0	0	3	0	0
4 Yadier Molina, R (1, 2) OBP: 0.365, SLG: 0.386		C FF 90 C CU 77 F FF 90 H CU 76 1-2 13 HR 1-2 2-3 HBP	B SI 89 S FF 89 B FF 90 S CH 80 S FF 90 2-3 ① K		1 SAFE B SI 90 B CH 80 B SI 92 C SI 91 X SI 90 3-1 ② G6-3 1-2 3-H		C SI 95 B SL 85 X SL 86 1-1 ① G6-3		3	1	0	1	0	1	3
13 Brendan Ryan, R (1, 6) OBP: 0.338, SLG: 0.398		B SI 90 B FF 89 D FF 91 C FF 89 X FF 91 3-1 1-H 2-H 3-H HR	C SI 89 B FF 89 B SL 84 X SI 88 2-1 ②③ G6-4-3 1-2f		I IN 74 I IN 72 I IN 74 I IN 73 4-0 IBB		B SI 96 C SI 94 B SL 86 X SI 94 2-1 ② G5-3		3	1	1	4	1	0	2
35 Joel Pineiro, R (1, 1) OBP: 0.222, SLG: 0.200 46 Kyle McClellan, R (8, 1) 3 Khalil Greene, R (9, PH) OBP: 0.286, SLG: 0.358 43 Trever Miller, R (9, 1) 30 Jason Motte, R (9, 1)	C FF 91 F SL 86 B FF 91 B CU 76 S FF 91 2-3 ② K		B FF 87 B FF 90 C FF 88 C FF 90 F FF 90 F FF 91 C FF 91 2-3 ① K	C SI 91 F SI 90 X SL 82 0-2 ③ L6			C SL 85 F SL 85 B SI 96 B SI 96 F SL 86 S SL 88 2-3 ③ K		3 0 1 0 0	0 0 0 0 0	0 0 0 0 0	0 0 0 0 0	2 0 1 0 0	2 0 0 0 0

Inning Stats	1	2	3	4	5	6	7	8	9
	R: 0 E: 0 K: 1 S: 7 H: 1 LOB: 0 BB: 0 P: 11	R: 4 E: 0 K: 2 S: 16 H: 1 LOB: 0 BB: 1 P: 35	R: 0 E: 0 K: 1 S: 11 H: 0 LOB: 0 BB: 0 P: 16	R: 0 E: 0 K: 1 S: 10 H: 1 LOB: 1 BB: 1 P: 18	R: 0 E: 0 K: 1 S: 13 H: 1 LOB: 1 BB: 0 P: 21	R: 1 E: 0 K: 0 S: 12 H: 1 LOB: 2 BB: 2 P: 25	R: 0 E: 0 K: 1 S: 7 H: 0 LOB: 0 BB: 0 P: 12	R: 0 E: 0 K: 0 S: 6 H: 0 LOB: 0 BB: 0 P: 9	R: 0 E: 0 K: 1 S: 8 H: 0 LOB: 0 BB: 0 P: 13

PITCHER		IP	WLS	BF	H	R	ER	SO	BB	IBB	HBP	BLK	WP	HR	S	P	ERA	WHIP
46 Tim Stauffer, R ERA: 3.95	(1, 1)	5.0	L	21	4	4	4	6	2	0	2	0	0	1	57	101	7.20	1.200
40 Greg Burke, R ERA: 4.23	(6, 1)	1.0		6	1	1	1	0	1	1	0	0	0	0	12	25	9.00	2.000
54 Joe Thatcher, L ERA: 3.16	(7, 1)	0.2		2	0	0	0	1	0	0	0	0	0	0	4	6	0.00	0.000
45 Edward Mujica, R ERA: 3.32	(7, 1)	1.1		4	0	0	0	0	0	0	0	0	0	0	9	15	0.00	0.000
58 Ryan Webb, R ERA: 5.59	(9, 1)	1.0		3	0	0	0	1	0	0	0	0	0	0	8	13	0.00	0.000

PITCHER	IP	WLS	BF	H	R	ER	SO	BB	IBB	HBP	BLK	WP	HR	S	P	ERA	WHIP

TOP

St. Louis Cardinals @ San Diego Padres

PETCO Park, San Diego, CA

Thu Aug 20 2009, 10:05 PM EDT

Att. 19,867 - Clear - 68 F

livebaseballscorecards.com

AB	30
R	5
H	5
RBI	5
BB	4
SO	8
LOB	13

1B: 2	SF: 0	WP: 0	PA: 36
2B: 1	SAC: 0	PB: 0	
3B: 1	DP: 2	SB: 0	
HR: 1	HBP: 2	CS: 0	

Batter	1	2	3	4	5	6	7	8	9	AB	R	H	RBI	BB	SO	LOB
18 Tony Gwynn Jr., L (1, 8) OBP: 0.352, SLG: 0.354	B FF 90 B SI 90 B SI 90 B SI 89 4-0 7 CS BB		B SI 88 B SI 87 B FF 89 C SI 89 X SI 90 3-1 ②③ F8 1-2			F SI 90 B SI 90 X SI 89 1-1 E8 1B		D CU 80 C SI 90 X SL 80 1-1 FC6 1-2 2-3		3	0	1	0	1	0	3
22 David Eckstein, R (1, 4) OBP: 0.318, SLG: 0.326	1 SAFE B SI 89 B FF 89 C FF 88 1 SAFE 1 SAFE C SI 89 C FF 88 2-3 ① K			C SI 88 B CU 77 X SI 89 1-1 ① F9		C CU 78 X FF 91 0-1 ③ G4-3		B SI 90 F SI 90 X SL 87 1-1 ③ G6-3		4	0	0	0	0	1	5
23 Adrián González, L (1, 3) OBP: 0.403, SLG: 0.561	B SI 89 B SI 89 C FF 88 T SI 89 D SI 90 F SL 87 X FF 84 3-2 ② F8			C SI 90 B SI 91 F SL 86 S FF 91 1-3 ② K			S SI 88 B SI 90 B SI 90 B SL 86 X SI 89 3-1 ① G6-3		C SL 76 B FF 86 B FF 87 X FF 84 2-1 ① G6-3	4	0	0	0	0	1	1
7 Chase Headley, S (1, 7) OBP: 0.334, SLG: 0.388	B FF 90 1-0 ③ CS 1-2	B SI 88 C SI 88 B SI 88 X SI 88 2-1 ① G6-3		B SI 90 B SI 89 F SI 89 S SI 90 B FF 88 F SI 90 F SI 90 X SI 90 3-2 ③ G3			C SI 89 B SL 85 B SI 88 B SI 89 F SI 90 X SI 90 3-2 ② F8		C FF 86 C FF 86 F FF 86 T FF 87 0-2 ② K	4	0	0	0	0	1	0
5 Kevin Kouzmanoff, R (1, 5) OBP: 0.300, SLG: 0.422		C SI 90 B SI 89 X SI 88 1-1 ② G5-3			X SI 90 0-0 ① G5-3		C SI 90 T SI 89 S FF 88 0-3 ③ K		S SI 93 F FF 96 S SL 84 0-3 ③ K	4	0	0	0	0	2	0
8 Kyle Blanks, R (1, 9) OBP: 0.350, SLG: 0.504		X SI 89 0-0 HR			B SI 90 B FF 87 F SI 90 F SL 86 B SL 86 F SL 85 X SI 90 3-2 ② G6-3			F SL 85 S SL 86 X SL 87 0-2 ① P4		3	1	1	1	0	0	0
4 Nick Hundley, R (1, 2) OBP: 0.308, SLG: 0.340		C SI 88 X SI 88 0-1 ③ G5-3			F SI 90 C SI 91 B SL 86 S SI 93 1-3 ③ K			B SI 90 F SI 90 X SI 91 1-1 18 E 1 1B 1B		3	0	1	0	0	1	0
1 Everth Cabrera, S (1, 6) OBP: 0.364, SLG: 0.419			B SI 89 B SI 88 B FF 90 C FF 89 C FF 90 B FF 90 4-2 18 CS BB			B CU 75 C SI 88 B SI 88 F SI 89 C SI 89 2-3 ① K		C CU 77 C SI 90 X SL 87 0-2 18 E 1-2 1B		2	0	1	0	1	1	0
46 Tim Stauffer, R (1, 1) OBP: 0.308, SLG: 0.250 40 Greg Burke, R (6, 1) 15 Luis Antonio Rodriguez, S (6, PH) OBP: 0.324, SLG: 0.281 54 Joe Thatcher, L (7, 1) 45 Edward Mujica, R (7, 1) OBP: 1.000, SLG: 1.000 25 Will Venable, L (8, PH) OBP: 0.331, SLG: 0.437 58 Ryan Webb, R (9, 1)			1 SAFE M SI 88 L SI 90 C SI 90 0-3 ① K			B SI 90 X SI 89 1-0 ② G4-3		C SI 90 S SI 90 S SL 81 0-3 ② K		1 0 1 0 0 1 0	0 0 0 0 0 0 0	0 0 0 0 0 0 0	0 0 0 0 0 0 0	0 0 0 0 0 1 0	1 0 0 0 0 0 0	1 0 0 0 0 2 0
Inning Stats	R: 0 E: 0 K: 1 S: 7 H: 0 LOB: 0 BB: 1 P: 17	R: 1 E: 0 K: 0 S: 7 H: 1 LOB: 0 BB: 0 P: 10	R: 0 E: 0 K: 1 S: 7 H: 0 LOB: 0 BB: 1 P: 14	R: 0 E: 0 K: 1 S: 10 H: 0 LOB: 0 BB: 0 P: 15	R: 0 E: 0 K: 1 S: 8 H: 0 LOB: 0 BB: 0 P: 12	R: 0 E: 1 K: 1 S: 8 H: 1 LOB: 1 BB: 0 P: 12	R: 0 E: 0 K: 1 S: 8 H: 0 LOB: 0 BB: 0 P: 14	R: 0 E: 1 K: 1 S: 15 H: 2 LOB: 3 BB: 0 P: 18	R: 0 E: 0 K: 2 S: 9 H: 0 LOB: 0 BB: 0 P: 11	1B: 3 2B: 0 3B: 0 HR: 1	SF: 0 SAC: 0 DP: 0 HBP: 0	WP: 0 PB: 0 SB: 0 CS: 2	PA: 33				

PITCHER		IP	WLS	BF	H	R	ER	SO	BB	IBB	HBP	BLK	WP	HR	S	P	ERA	WHIP
35 Joel Pineiro, R ERA: 3.15	(1, 1)	7.2	W	28	4	1	1	7	2	0	0	0	0	1	68	109	1.17	0.783
46 Kyle McClellan, R ERA: 2.86	(8, 1)	0.1	H	1	0	0	0	0	0	0	0	0	0	0	2	3	0.00	0.000
43 Trever Miller, L ERA: 1.87	(9, 1)	0.2		2	0	0	0	1	0	0	0	0	0	0	6	8	0.00	0.000
30 Jason Motte, R ERA: 5.77	(9, 1)	0.1		1	0	0	0	1	0	0	0	0	0	0	3	3	0.00	0.000

PITCHER	IP	WLS	BF	H	R	ER	SO	BB	IBB	HBP	BLK	WP	HR	S	P	ERA	WHIP

BOTTOM

St. Louis Cardinals @ San Diego Padres

PETCO Park, San Diego, CA

Thu Aug 20 2009, 10:05 PM EDT

Att. 19,867 - Clear - 68 F

livebaseballscorecards.com

AB	30
R	1
H	4
RBI	1
BB	2
SO	9
LOB	12

Batter	1	2	3	4	5	6	7	8	9	AB	R	H	RBI	BB	SO	LOB
12 Julio Lugo, R (1, 4) (8, 6) OBP: 0.356, SLG: 0.424	C FF 90 B FF 93 F FF 90 F FF 94 B SL 82 F FF 93 F SL 88 B CH 82 B FF 92 4-2 5 G6-4-3 BB		C FF 91 X SL 88 0-1 ③ G5-3		B CU 75 B FF 90 B SL 87 C SI 90 X FF 90 3-1 ③ F8			B FF 90 F FF 90 C SL 86 S SL 86 1-3 ① K		3	0	0	0	1	1	2
13 Brendan Ryan, R (1, 6) OBP: 0.338, SLG: 0.397 22 Joe Thurston, L (8, PH) (8, 4) OBP: 0.327, SLG: 0.343	S FF 90 B FF 91 C FF 92 S FF 93 1-3 ① K			C FF 91 B SL 88 X CH 84 1-1 5 1B 1B		B SL 86 C FF 91 S FF 91 X FF 91 1-2 ① F9		C CU 78 F SL 88 B SL 88 F FF 92 B FF 93 S CU 78 2-3 ② K		3 1	0 0	1 0	0 0	0 0	1 1	1 0
5 Albert Pujols, R (1, 3) OBP: 0.440, SLG: 0.664	B FF 92 B CH 83 X FF 91 2-0 ② ③ G6-4-3 1-2f			B FF 92 C FF 91 B SL 89 B FF 93 F SI 91 1 SAFE X CH 84 3-2 15 CS 1-2 1B		B SL 80 B SI 91 X FF 91 2-0 ② F9		B CU 79 C FF 92 B FF 92 F FF 92 F SL 88 F FF 93 S CU 78 2-3 ③ K		4	0	1	0	0	1	1
15 Matt Holliday, R (1, 7) OBP: 0.393, SLG: 0.507		F FF 92 F SL 88 F FF 93 F SL 84 X FF 94 0-2 ① F9		C FF 92 B FF 93 B SL 88 S SI 92 B FF 93 C FF 94 3-3 ① ② K 1-2		F FF 92 S FF 92 B FF 95 B SL 89 B FF 88 B FF 93 4-2 BB			F FF 94 B FF 95 X FF 94 1-1 ① G3-1	3	0	0	0	1	1	2
47 Ryan Ludwick, R (1, 9) OBP: 0.325, SLG: 0.455		B SL 87 B FF 91 X FF 91 2-0 ② F9		B SL 88 F FF 91 F FF 89 S FF 94 1-3 ③ K		B SL 90 B SL 87 1 SAFE B FF 91 C SI 90 X FF 89 3-1 ③ F8			F FF 94 S CU 82 B FF 93 B FF 93 X FF 93 2-2 ② F9	4	0	0	0	0	1	2
7 Mark DeRosa, R (1, 5) OBP: 0.328, SLG: 0.453		C FF 92 X SL 88 0-1 1B			C SI 90 F FF 91 B SL 83 S SL 89 1-3 ① K		B CH 82 F CH 83 B FF 90 B FF 90 B FF 90 4-1 4 G5-3 BB		C CU 80 B CU 83 B FF 94 S CU 81 B FF 94 S FF 92 3-3 ③ K	3	0	1	0	1	2	0
4 Yadier Molina, R (1, 2) OBP: 0.362, SLG: 0.383		S FF 90 D FF 92 B CH 84 T CH 83 B FF 94 F CH 84 X FF 92 3-2 ③ L9			X CH 83 0-0 ② G1-3		1 SAFE 1 SAFE X SL 81 0-0 ① G5-3 1-2			3	0	0	0	0	0	2
24 Rick Ankiel, L (1, 8) OBP: 0.284, SLG: 0.399			F FF 90 B CU 80 C FF 92 C FF 92 1-3 ① K		B FF 88 B SI 91 X SI 91 2-0 26 1B 1B		X SL 81 0-0 ② F9			3	0	1	0	0	1	1
26 Kyle Lohse, R (1, 1) OBP: 0.273, SLG: 0.226 35 Joel Pineiro, R (5, PR) OBP: 0.222, SLG: 0.200 36 Dennys Reyes, R (5, 1) 53 Blake Hawksworth, R (6, 1) 55 Skip Schumaker, L (7, PH) OBP: 0.356, SLG: 0.398 48 Brad Thompson, R (7, 1) OBP: 0.091, SLG: 0.091			C FF 91 B FF 92 C FF 92 F FF 93 B SL 84 S FF 92 2-3 ② K		C SI 92 B SL 88 X FF 91 1-1 1-2 1B		B SL 83 C SI 90 F CH 78 S SL 84 1-3 ③ K			2 0 0 0 1 0	0 0 0 0 0 0	1 0 0 0 0 0	0 0 0 0 1 0	1 0 0 0 0 0	0 0 0 0 1 0	0 0 0 0 1 0
Inning Stats	R: 0 E: 0 K: 1 S: 9 H: 0 LOB: 0 BB: 1 P: 16	R: 0 E: 0 K: 0 S: 12 H: 1 LOB: 1 BB: 0 P: 17	R: 0 E: 0 K: 2 S: 9 H: 0 LOB: 0 BB: 0 P: 12	R: 0 E: 0 K: 2 S: 11 H: 2 LOB: 1 BB: 0 P: 19	R: 0 E: 0 K: 1 S: 9 H: 2 LOB: 2 BB: 0 P: 16	R: 0 E: 0 K: 0 S: 8 H: 0 LOB: 1 BB: 1 P: 18	R: 0 E: 0 K: 1 S: 6 H: 0 LOB: 1 BB: 1 P: 11	R: 0 E: 0 K: 3 S: 12 H: 0 LOB: 0 BB: 0 P: 17	R: 0 E: 0 K: 1 S: 8 H: 0 LOB: 0 BB: 0 P: 14	1B: 5 2B: 1 3B: 0 HR: 0	SF: 0 SAC: 0 DP: 2 HBP: 0			WP: 0 PB: 0 SB: 0 CS: 1	PA: 33		

PITCHER		IP	WLS	BF	H	R	ER	SO	BB	IBB	HBP	BLK	WP	HR	S	P	ERA	WHIP
33 Clayton Richard, L ERA: 4.42	(1, 1)	6.0	W	24	5	0	0	6	3	0	0	0	0	0	59	103	0.00	1.333
57 Luke Gregerson, R ERA: 3.48	(7, 1)	1.0	H	3	0	0	0	1	0	0	0	0	0	0	5	6	0.00	0.000
37 Mike Adams, R ERA: 0.92	(8, 1)	1.0	H	3	0	0	0	3	0	0	0	0	0	0	12	17	0.00	0.000
21 Heath Bell, R ERA: 2.17	(9, 1)	1.0		3	0	0	0	1	0	0	0	0	0	0	8	14	0.00	0.000

PITCHER	IP	WLS	BF	H	R	ER	SO	BB	IBB	HBP	BLK	WP	HR	S	P	ERA	WHIP

TOP

St. Louis Cardinals @ San Diego Padres

PETCO Park, San Diego, CA

Fri Aug 21 2009, 10:05 PM EDT

Att. 27,282 - Overcast - 70 F

livebaseballscorecards.com

AB	30
R	0
H	5
RBI	0
BB	3
SO	11
LOB	12

Batter	1	2	3	4	5	6	7	8	9	AB	R	H	RBI	BB	SO	LOB
18 Tony Gwynn Jr., L (1, 8) OBP: 0.350, SLG: 0.350	C SI 90 B FF 89 X SI 90 1-1 ① F8	B SI 93 L SI 91 B CH 82 B CH 84 F SI 92 C SI 92 3-3 ③ K			F SI 90 B SI 91 S SI 91 F SL 82 X SL 85 1-2 ① G1-3			B SI 87 B SI 87 B SI 87 C SI 86 B SI 86 4-1 23 G3-1, 22 1B, 5 1B BB		3	1	0	0	1	1	0
22 David Eckstein, R (1, 4) OBP: 0.317, SLG: 0.325	C SI 91 X SI 91 0-1 ② G5-3		C SI 90 X SI 90 0-1 ① G1-3		L SI 92 X FF 92 0-1 ② G6-3			C SI 87 B SI 86 1 SAFE C CU 76 X SI 88 1-2 23 G3-1, 5 1B, 1-2 1B		4	0	1	0	0	0	0
23 Adrián González, L (1, 3) OBP: 0.402, SLG: 0.557	B SI 91 B SI 91 B CH 82 B SI 91 4-0 BB		S SI 91 X SI 91 0-1 ② F7		C SI 92 C SI 92 B SI 91 S SL 87 1-3 ③ K			C SI 87 B SI 87 B SI 86 X CH 80 2-1 ① G3-1 1-2 2-3		3	0	0	0	1	1	2
5 Kevin Kouzmanoff, R (1, 5) OBP: 0.300, SLG: 0.421	B SL 83 C SI 91 F SL 83 S SL 84 1-3 ③ K		X SI 91 0-0 ③ F9			B SI 90 C SI 92 F SI 92 B SL 87 F SI 93 B SI 91 X SI 92 3-2 ① F8		B CU 77 X CU 77 1-0 ② 1B 2-H 3-H		4	0	1	1	0	1	1
25 Will Venable, L (1, 9) OBP: 0.335, SLG: 0.451		B CU 74 C SI 90 S CH 83 F CH 83 F FF 92 B CU 76 X CH 83 2-2 8 1B, 4 HR 2B		B SI 90 C SI 89 X SI 90 1-1 2B		X SI 91 0-0 ② G3		C SI 89 B CH 81 C SI 88 D CU 77 X CH 81 2-2 ③ G3		4	1	2	0	0	0	1
8 Kyle Blanks, R (1, 7) OBP: 0.349, SLG: 0.500		S SL 84 B SL 85 X SI 92 1-1 4 HR, 2-3 1B		F SI 90 D SL 84 F SL 83 D SI 92 B SL 83 F SL 83 X SI 91 3-2 ① G6-3		B SL 89 S FF 89 B SI 92 X SL 88 2-1 ③ F8				3	1	1	0	0	0	1
4 Nick Hundley, R (1, 2) OBP: 0.308, SLG: 0.358		F SL 84 C SL 86 B SL 85 B SI 93 F SL 85 B SI 91 F SI 91 X SL 84 3-2 1-H, 3-H HR		B SI 91 X SI 90 1-0 ② P6			B SI 87 F SI 87 X CU 77 1-1 ① F8			3	1	1	3	0	0	1
1 Everth Cabrera, S (1, 6) OBP: 0.363, SLG: 0.415		X SI 92 0-0 ① G5-3		I IN 64 I IN 65 I IN 67 I IN 66 4-0 IBB			C SI 88 X CH 81 0-1 ② G4-3			2	0	0	0	1	0	0
33 Clayton Richard, L (1, 1) OBP: 0.133, SLG: 0.214 57 Luke Gregerson, L (7, 1) 7 Chase Headley, S (7, PH) OBP: 0.333, SLG: 0.387 37 Mike Adams, R (8, 1) 21 Heath Bell, R (9, 1)		C T SI 92 S SI 92 0-3 ② K		F SI 91 S CH 81 B CU 76 X SI 91 1-2 ③ P6			B SI 87 F SI 88 F SI 88 F CH 82 B CU 78 B SI 89 S SI 89 3-3 ③ K			2 0 1 0 0	0 0 0 0 0	0 0 0 0 0	0 0 0 0 0	0 0 1 0 0	1 0 0 0 0	2 0 0 0 0
Inning Stats	R: 0 E: 0 K: 1 S: 7 H: 0 LOB: 1 BB: 1 P: 13	R: 3 E: 0 K: 2 S: 19 H: 3 LOB: 0 BB: 0 P: 28	R: 0 E: 0 K: 0 S: 5 H: 0 LOB: 0 BB: 0 P: 5	R: 0 E: 0 K: 0 S: 10 H: 1 LOB: 2 BB: 1 P: 20	R: 0 E: 0 K: 1 S: 9 H: 0 LOB: 0 BB: 0 P: 11	R: 0 E: 0 K: 0 S: 7 H: 0 LOB: 0 BB: 0 P: 12	R: 0 E: 0 K: 1 S: 8 H: 0 LOB: 0 BB: 0 P: 12	R: 1 E: 0 K: 0 S: 10 H: 2 LOB: 1 BB: 1 P: 20		1B: 3 2B: 2 3B: 0 HR: 1 SF: 0 SAC: 0 DP: 0 HBP: 0						

PITCHER		IP	WLS	BF	H	R	ER	SO	BB	IBB	HBP	BLK	WP	HR	S	P	ERA	WHIP
26 Kyle Lohse, R ERA: 4.67	(1, 1)	4.0	L	18	4	3	3	3	1	1	0	0	0	1	41	66	6.75	1.250
36 Dennys Reyes, L ERA: 4.13	(5, 1)	1.0		3	0	0	0	1	0	0	0	0	0	0	9	11	0.00	0.000
53 Blake Hawksworth, R ERA: 2.45	(6, 1)	1.0		3	0	0	0	0	0	0	0	0	0	0	7	12	0.00	0.000
48 Brad Thompson, R ERA: 5.09	(7, 1)	2.0		8	2	1	1	1	1	0	0	0	0	0	18	32	4.50	1.500

PITCHER	IP	WLS	BF	H	R	ER	SO	BB	IBB	HBP	BLK	WP	HR	S	P	ERA	WHIP

BOTTOM

St. Louis Cardinals @ San Diego Padres

PETCO Park, San Diego, CA

Fri Aug 21 2009, 10:05 PM EDT

Att. 27,282 - Overcast - 70 F

livebaseballscorecards.com

AB	29
R	4
H	6
RBI	4
BB	3
SO	5
LOB	8

WP: 0	PB: 0	SB: 0	CS: 0
PA: 32			

St. Louis Cardinals @ San Diego Padres

PETCO Park, San Diego, CA

Sat Aug 22 2009, 10:05 PM EDT

Att. 38,156 - Overcast - 70 F

TOP

livebaseballscorecards.com

Batter	1	2	3	4	5	6	7	8	9	AB	R	H	RBI	BB	SO	LOB
55 Skip Schumaker, L (1, 4) OBP: 0.356, SLG: 0.397	C CH 91 B SL 84 F SL 85 B CU 74 F SI 90 S SL 82 2-3 K ①		F SL 83 X CH 89 0-1 L7 ①	C CH 84 F CU 76 B CU 75 X CH 91 1-2 2-H 1B		B CH 86 B CH 85 F SI 90 B SL 85 B SL 85 4-1 1-2 2-3 BB		X SI 94 0-0 G6-3 ①		4	0	1	1	1	1	0
13 Brendan Ryan, R (1, 6) OBP: 0.339, SLG: 0.404	C CH 91 F SL 86 X CU 76 0-2 5 BB 15 HR 1B		C SI 93 B CH 91 X SL 87 1-1 F8 ②	F CH 92 B CH 90 B CH 92 S SL 86 X FF 91 2-2 L6 ③		C FF 87 C SL 75 B FF 89 X FF 87 1-2 G3 ③		X FF 93 0-0 47 1B 3B		5	2	2	0	0	0	4
5 Albert Pujols, R (1, 3) OBP: 0.439, SLG: 0.661 21 Jason LaRue, R (9, 2) OBP: 0.299, SLG: 0.310	B CH 90 B SL 86 C CH 91 C CH 92 D SL 85 B SI 90 4-2 15 HR 1-2 BB		X SI 93 0-0 15 1B 1B		B SL 87 C SI 91 C CU 76 S CH 92 1-3 K ①		F FF 94 C SI 94 F SL 88 S SL 85 0-3 K ①	B FC 89 C SI 93 F SI 91 F SL 87 D SI 93 T FC 91 2-2 K ②		4 0	1 0	1 0	0 0	1 0	3 0	1 0
15 Matt Holliday, R (1, 7) OBP: 0.397, SLG: 0.514	X CH 92 0-0 1-H 2-H HR		B FC 93 S SL 87 X CU 77 1-1 1-2 1B		B CU 78 B CU 78 X SL 85 2-0 G5-3 ②		B SL 87 B FC 88 F SL 88 B FF 95 D FC 88 4-1 47 1B 47 WP BB	B SL 87 B FC 88 B FC 89 C SL 86 B FF 94 4-1 47 1B BB		3	1	2	3	2	0	0
47 Ryan Ludwick, R (1, 9) OBP: 0.326, SLG: 0.454 46 Kyle McClellan, R (8, 1) 36 Dennys Reyes, R (9, 1)	C FF 92 F SL 85 B CH 91 B CU 76 X SI 92 2-2 G6-3 ②		C SL 86 D SL 85 X SI 91 1-1 F8 ③		S SL 86 B CU 78 C CU 77 F SL 86 B CU 78 B FC 92 X SL 86 3-2 F8 ③		B FC 90 B FF 89 F FF 94 C FF 94 X FC 91 2-2 28 BB 1-3 1B	B SI 95 D SL 85 C SI 95 C SI 95 X SI 97 2-2 1-2 3-H 1B		5 0 0	0 0 0	2 0 0	1 0 0	0 0 0	0 0 0	2 0 0
28 Colby Rasmus, L (1, 8) OBP: 0.313, SLG: 0.427	C CH 83 X FC 89 0-1 F8 ③			C CH 84 B CU 76 F CU 77 X FC 91 1-2 HR		B CU 75 B CH 82 C SI 90 F SI 90 B SI 91 X SL 85 3-2 F8 ①	D SI 89 B SI 96 F SI 95 B SI 97 S SI 95 B SI 95 4-2 4 FC4-6 1-2 BB	S SL 86 D SL 88 B CH 85 F SL 86 D SL 89 X SL 87 3-2 F7 ③		4	1	1	1	1	0	2
7 Mark DeRosa, R (1, 5) OBP: 0.330, SLG: 0.453 22 Joe Thurston, L (9, PH) OBP: 0.326, SLG: 0.342 (9, 5)		C SI 91 B SL 86 F SL 88 B CH 91 X CU 76 2-2 4 L4-3 1B	S SL 86 B SI 92 X CH 93 1-1 4 G5-3 55 1B 1B			X FC 92 0-0 F8 ② X FF 92 0-0 F4 ②			S SI 94 B SL 87 X SI 94 1-1 L7 ①	4 1	1 0	2 0	0 0	0 0	0 0	3 0
4 Yadier Molina, R (1, 2) OBP: 0.360, SLG: 0.380 (9, 3)		B SL 86 X SL 86 1-0 L4-3 ①② 1-1	1 SAFE B SI 91 B SL 88 X SL 87 2-0 G5-3 ① 1-2			X SI 93 0-0 55 BB 29 1B 1B B FC 90 B SI 96 F SI 94 X SI 95 2-1 FC4-6 ③ 1-2f			X SI 96 0-0 L4 ②	5	0	1	0	0	0	5
29 Chris Carpenter, R (1, 1) OBP: 0.188, SLG: 0.174 24 Rick Ankiel, L (8, PH) OBP: 0.285, SLG: 0.409 (8, 9)		B CH 91 C CH 90 C CH 92 X SL 87 1-2 G2-3 ③	C FC 92 X SL 86 0-1 G1-3 ②			X CH 90 0-0 55 BB 1-2 1B		B SI 94 B FC 89 F SI 94 X FC 90 2-1 HR	F SL 87 F SL 87 B SI 96 B SI 96 S SL 86 2-3 K ③	3 2	0 1	1 1	0 1	0 0	0 1	1 0

Inning Stats	1	2	3	4	5	6	7	8	9
	R: 3 E: 0 K: 1 S: 15 H: 2 LOB: 0 BB: 1 P: 23	R: 0 E: 0 K: 0 S: 7 H: 1 LOB: 0 BB: 0 P: 11	R: 0 E: 0 K: 0 S: 9 H: 2 LOB: 2 BB: 0 P: 12	R: 2 E: 0 K: 0 S: 14 H: 3 LOB: 1 BB: 0 P: 21	R: 0 E: 0 K: 1 S: 8 H: 0 LOB: 0 BB: 0 P: 14	R: 0 E: 0 K: 0 S: 10 H: 2 LOB: 3 BB: 1 P: 18	R: 0 E: 0 K: 1 S: 13 H: 1 LOB: 3 BB: 2 P: 25	R: 2 E: 0 K: 1 S: 15 H: 3 LOB: 2 BB: 1 P: 28	R: 0 E: 0 K: 1 S: 6 H: 0 LOB: 0 BB: 0 P: 9

| | | |

BOTTOM

St. Louis Cardinals @ San Diego Padres

PETCO Park, San Diego, CA

Sat Aug 22 2009, 10:05 PM EDT

Att. 38,156 - Overcast - 70 F

livebaseballscorecards.com

Batter	1	2	3	4	5	6	7	8	9	AB	R	H	RBI	BB	SO	LOB
18 Tony Gwynn Jr., L (1, 8) OBP: 0.346, SLG: 0.345	B SI 90 X SI 92 1-0 ① G4-3		C FC 88 B CU 76 C CU 75 B FC 87 X FF 96 2-2 ③ P6			C SI 93 X CH 84 0-1 ② F8		B SI 92 X SI 91 1-0 ③ G3-1		4	0	0	0	0	0	0
22 David Eckstein, R (1, 4) OBP: 0.316, SLG: 0.324	C SI 91 X SI 93 0-1 ② G1-3			C SI 92 C FC 86 F FC 86 B SI 94 B CU 75 F FC 88 X FC 87 2-2 7 G4-6-3 1B		C SI 92 C SI 93 S CU 75 0-3 ③ K			B SI 89 X SI 90 1-0 ① F8	4	0	1	0	0	1	0
23 Adrián González, L (1, 3) OBP: 0.402, SLG: 0.556	C SI 94 B SI 94 B SI 94 B FC 89 B SI 95 4-1 BB			B CU 75 X FC 87 1-0 ① F9			C CU 72 X SI 93 0-1 7 G4-6-3 1B		F SI 90 F SL 84 S SL 85 0-3 ② K2-3	3	0	1	0	1	1	1
7 Chase Headley, S (1, 5) OBP: 0.333, SLG: 0.388	B FC 88 S FC 88 C SI 95 S FC 89 1-3 ③ K			B SI 95 C SI 94 S FC 89 X CU 75 1-2 ②③ G4-6-3 1-2f			B SI 92 X SI 92 1-0 ①② G4-6-3 1-2f		F SI 92 B SI 87 B FF 88 S SL 87 X SL 85 2-2 2B	4	0	1	0	0	1	3
25 Will Venable, L (1, 9) OBP: 0.339, SLG: 0.455		B SI 93 S FC 87 C SI 94 B CU 76 X CU 76 2-2 ① G3			B C FC 87 F SI 92 B SI 95 B FC 88 X SI 95 3-2 ① G6-3		C SI 93 B FC 89 B CH 86 F FC 88 B CU 74 X SI 94 3-2 2B		B SL 88 B SL 87 B SI 90 4-0 BB	3	0	1	0	1	0	0
8 Kyle Blanks, R (1, 7) OBP: 0.355, SLG: 0.497 58 Ryan Webb, R (8, 1) 5 Kevin Kouzmanoff, R (9, PH) OBP: 0.299, SLG: 0.420		B CU 76 S FC 88 B CU 76 S SI 96 S CU 77 2-3 ② K			B CU 75 B SI 96 B SI 96 C SI 93 F SI 96 F FC 89 B SI 96 4-2 BB		S FC 88 B FC 90 B FC 89 F SI 95 D CU 77 F FC 87 D SI 95 4-2 28 FC6-4 BB		C SL 88 B SI 87 X SI 87 1-1 ③ F8	1 0 1	0 0 0	0 0 0	0 0 0	2 0 0	1 0 0	0 0 2
28 Henry Blanco, R (1, 2) OBP: 0.309, SLG: 0.375		B SI 94 B SI 95 X SI 95 2-0 ③ F8			F SI 94 B SI 96 F SI 94 F CU 75 B FF 95 S FC 88 2-3 ② K		B FC 89 C FC 90 X SI 94 1-1 ③ FC6-4 1-2f			3	0	0	0	0	1	3
1 Everth Cabrera, S (1, 6) OBP: 0.359, SLG: 0.410			B SI 91 C SI 92 C SI 93 S FC 88 1-3 ① K		S FC 87 B SI 96 C SI 94 S FC 89 1-3 ③ K			F SI 91 B SL 88 F SL 88 B CU 76 F SL 89 S SI 92 2-3 ① K		3	0	0	0	0	3	1
29 Kevin Correia, R (1, 1) OBP: 0.184, SLG: 0.167 54 Joe Thatcher, L (6, 1) 15 Luis Antonio Rodriguez, L (6, PH) OBP: 0.323, SLG: 0.280 59 Luis Perdomo, R (7, 1) 14 Oscar Salazar, R (8, 7) OBP: 0.361, SLG: 0.544			C SI 94 B SI 94 X SI 94 1-1 ② G4-3			B CU 72 B SI 91 X SI 92 2-0 ① F7		S SI 92 B SL 89 F SI 92 S CU 77 1-3 ② K		1 0 1 0 1	0 0 0 0 0	0 0 0 0 0	0 0 0 0 0	0 0 0 0 1	0 0 0 0 0	0 0 0 0 0
Inning Stats	R: 0 E: 0 K: 1 S: 7 H: 0 LOB: 1 BB: 1 P: 13	R: 0 E: 0 K: 1 S: 7 H: 0 LOB: 0 BB: 0 P: 13	R: 0 E: 0 K: 1 S: 8 H: 0 LOB: 0 BB: 0 P: 12	R: 0 E: 0 K: 0 S: 9 H: 1 LOB: 0 BB: 0 P: 13	R: 0 E: 0 K: 2 S: 13 H: 0 LOB: 1 BB: 1 P: 23	R: 0 E: 0 K: 1 S: 6 H: 0 LOB: 0 BB: 0 P: 8	R: 0 E: 0 K: 0 S: 11 H: 2 LOB: 2 BB: 1 P: 20	R: 0 E: 0 K: 2 S: 8 H: 0 LOB: 0 BB: 0 P: 12	R: 0 E: 0 K: 1 S: 9 H: 1 LOB: 2 BB: 1 P: 17	1B: 2 2B: 2 3B: 0 HR: 0 SF: 0 SAC: 0 DP: 2 HBP: 0						WP: 0 PB: 0 SB: 0 CS: 0 PA: 33

PITCHER	IP	WLS	BF	H	R	ER	SO	BB	IBB	HBP	BLK	WP	HR	S	P	ERA	WHIP
29 Chris Carpenter, R (1, 1) ERA: 2.16	7.0	W	25	3	0	0	6	3	0	0	0	0	0	61	102	0.00	0.857
46 Kyle McClellan, R (8, 1) ERA: 2.81	1.0		3	0	0	0	2	0	0	0	0	0	0	8	12	0.00	0.000
36 Dennys Reyes, L (9, 1) ERA: 3.99	1.0		5	1	0	0	1	1	0	0	0	0	0	9	17	0.00	2.000

PITCHER	IP	WLS	BF	H	R	ER	SO	BB	IBB	HBP	BLK	WP	HR	S	P	ERA	WHIP

AB	29
R	0
H	4
RBI	0
BB	4
SO	9
LOB	10

Batter	1	2	3	4	5	6	7	8	9	AB	R	H	RBI	BB	SO	LOB
55 Skip Schumaker, L (1, 4) OBP: 0.357, SLG: 0.397	X FF 90 0-0 5 BB 13 1B 1B	C CH 85 X FF 92 0-1 5 WP 13 1B 15 BB 1-2 1B	F FS 85 B FS 87 X SL 84 1-1 ①② L6-4 2-2		C SL 82 S SL 82 F FF 92 F FF 93 X FS 87 0-2 ③ G3			B CH 76 B CH 77 B SI 91 C FF 90 C FF 90 X SL 83 3-2 ① G4-3		5	1	2	0	0	0	4
13 Brendan Ryan, R (1, 6) OBP: 0.340, SLG: 0.404	X FF 90 0-0 5 BB 1-2 1B	B CU 79 S CH 84 B FF 91 X CH 85 2-1 15 BB 5 WP 47 1B 1-2 2-H 1B	X SL 82 0-0 ③ F9			B SI 92 C SI 90 B SI 90 X SL 83 2-1 ① G6-3		M FF 91 F SL 84 T SL 84 0-2 ② K		5	1	2	1	0	1	2
5 Albert Pujols, R (1, 3) OBP: 0.441, SLG: 0.665	B FF 91 B FF 92 B CU 75 D FF 92 4-0 1-2 2-3 BB	B CU 79 B SI 91 I IN 67 I IN 66 4-0 15 BB 47 1B 1-2 2-3 IBB		B FF 92 C FF 93 X FF 93 1-1 HR		B SI 93 F SI 90 F SI 94 F SI 91 B SL 85 X SL 84 2-2 ② F8		B SL 84 B SL 82 C FF 92 S SL 84 B SL 85 X SL 83 3-2 ③ G1-3		3	2	1	1	2	0	0
15 Matt Holliday, R (1, 7) OBP: 0.397, SLG: 0.511	C CU 78 B FF 91 X FF 92 1-1 ① P3	B FF 93 F FF 92 B CU 78 B CH 86 F FF 93 F FF 93 B CH 85 4-2 47 1B 1-2 2-3 3-H BB		S SL 84 C FF 93 B FF 94 X FF 94 1-2 ① F9		S SL 85 B SI 93 B SI 92 B SI 91 X SI 92 3-1 ③ F7			B CU 81 B FF 91 F FF 91 B FF 92 F FF 92 F CU 81 B FF 94 4-2 7 L4-6 24 E BB	3	0	0	1	2	0	3
47 Ryan Ludwick, R (1, 9) OBP: 0.327, SLG: 0.453	B CH 85 F CH 85 B CH 86 C CU 78 X FF 90 2-2 ② F6	B CU 78 F FF 91 X CH 86 1-1 1-2 2-H 3-H 1B		C FF 93 B FF 93 F SL 84 S FF 93 1-3 ② K			B SL 84 B SL 83 B FF 91 C SI 90 F SI 90 F SI 91 F SI 91 X SL 83 3-2 4 1B 7 BB 1B		S FF 91 F FF 91 S FF 93 0-3 ① K	5	0	2	2	0	2	4
24 Rick Ankiel, L (1, 8) OBP: 0.281, SLG: 0.403	D CH 87 C CH 86 B FF 91 X CU 78 2-1 ③ G4-3	B CU 78 F CH 85 B FF 92 S CH 86 S CH 85 2-3 ③ K		B FS 88 F FS 84 S FS 89 B FF 94 B FS 88 C FF 93 3-3 ③ K			F SL 81 C SI 90 B SI 89 B SL 83 1 SAFE 1 SAFE F SI 90 S SL 82 2-3 ① K		S CU 82 B FF 93 X FF 92 1-1 FC4 1-2	5	0	0	0	0	3	7
7 Mark DeRosa, R (1, 5) OBP: 0.333, SLG: 0.452		S CH 84 B CH 85 X FF 92 1-1 ① F8	B FF 90 S CH 84 S CH 85 F FF 92 B CU 80 B CH 86 B CH 87 4-2 30 1B 4 BB BB		B SL 82 X FF 91 1-0 30 FC3-6 1B		B SI 91 B SL 82 S SI 89 1 SAFE F SI 90 B SI 88 B SL 82 4-2 4 1B 1-2 BB		F FF 93 B CU 82 C SI 91 B FF 92 X SI 93 2-2 ②③ L4-6 2-2	3	0	1	0	2	0	2
4 Yadier Molina, R (1, 2) OBP: 0.364, SLG: 0.381		B FF 92 C CH 85 B SI 91 F SI 91 B FF 90 F CH 85 F CU 78 B FF 93 4-2 30 FC5-4 BB	B FF 92 D FF 91 1 SAFE 1 SAFE B FF 90 B FF 90 4-0 55 L6-4 30 1B 1-2 BB		B FF 92 B FF 92 S FF 92 X FF 92 2-1 ① F9		X SI 90 0-0 12 G6-4-3 1-2 2-3 1B			2	0	1	0	2	0	1
30 John Smoltz, R (1, 1) OBP: 0.200, SLG: 0.200 53 Blake Hawksworth, R (6, 1) 36 Dennys Reyes, R (6, 1) 22 Joe Thurston, L (7, PH) OBP: 0.326, SLG: 0.342 12 Julio Lugo, R (7, PH) OBP: 0.354, SLG: 0.422 30 Jason Motte, R (7, 1) 43 Trever Miller, R (7, 1) 31 Ryan Franklin, R (9, 1)		L FF 89 1 SAFE 1 SAFE B CU 75 B CU 77 B FF 91 L FF 88 F FF 90 F FF 90 3-2 F FF 90 X CH 86 FC5-4 55 1B 13 1B 1-2f	X FF 90 0-0 1-2 2-3		B FF 91 X FF 93 1-0 ② FC3-6 1-2f		C FF 86 X FF 87 0-1 ②③ G6-4-3 1-2f		3 1 1 0 0 0 2 0 0 0 0 0 0 0 0 0 0 0 0 0 0 0 0 0 0 0 0 0 1 0 0 0 0 0 3 0 0 0 0 0 0 0 0 0 0 0 0 0 0 0 0 0 0 0 0 0						
Inning Stats	R: 0 E: 0 K: 0 S: 9 H: 2 LOB: 3 BB: 1 P: 18	R: 4 E: 0 K: 1 S: 24 H: 3 LOB: 2 BB: 3 P: 45	R: 0 E: 0 K: 0 S: 7 H: 1 LOB: 2 BB: 2 P: 16	R: 1 E: 0 K: 2 S: 11 H: 1 LOB: 0 BB: 0 P: 17	R: 0 E: 0 K: 0 S: 9 H: 1 LOB: 1 BB: 0 P: 13	R: 0 E: 0 K: 0 S: 8 H: 0 LOB: 0 BB: 0 P: 15	R: 0 E: 0 K: 1 S: 14 H: 2 LOB: 2 BB: 1 P: 23	R: 0 E: 0 K: 1 S: 9 H: 0 LOB: 0 BB: 0 P: 15	R: 0 E: 1 K: 1 S: 11 H: 0 LOB: 1 BB: 1 P: 18	1B: 9 2B: 2 3B: 0 HR: 1 SF: 0 SAC: 0 DP: 3 HBP: 0						

TOP

St. Louis Cardinals @ San Diego Padres

PETCO Park, San Diego, CA

Sun Aug 23 2009, 4:05 PM EDT

Att. 27,435 - Sunny - 74 F

livebaseballscorecards.com

AB	35
R	5
H	10
RBI	5
BB	8
SO	6
LOB	28

PITCHER		IP	WLS	BF	H	R	ER	SO	BB	IBB	HBP	BLK	WP	HR	S	P	ERA	WHIP
26 Cesar Carrillo, R ERA: 13.06	(1, 1)	2.0	L	16	5	4	4	1	4	1	0	0	1	0	36	70	18.00	4.500
45 Edward Mujica, R ERA: 3.31	(3, 1)	3.0		12	3	1	1	2	1	0	0	0	0	1	24	39	3.00	1.333
40 Greg Burke, R ERA: 4.08	(6, 1)	1.1		7	2	0	0	1	1	0	0	0	0	0	20	36	0.00	2.250
54 Joe Thatcher, L ERA: 3.06	(7, 1)	0.2		1	0	0	0	0	0	0	0	0	0	0	2	2	0.00	0.000
57 Luke Gregerson, R ERA: 3.42	(8, 1)	1.0		3	0	0	0	1	0	0	0	0	0	0	9	15	0.00	0.000

PITCHER		IP	WLS	BF	H	R	ER	SO	BB	IBB	HBP	BLK	WP	HR	S	P	ERA	WHIP
21 Heath Bell, R ERA: 2.13	(9, 1)	1.0		4	0	0	0	1	1	0	0	0	0	0	11	18	0.00	1.000

BOTTOM

St. Louis Cardinals @ San Diego Padres

PETCO Park, San Diego, CA

Sun Aug 23 2009, 4:05 PM EDT

Att. 27,435 - Sunny - 74 F

livebaseballscorecards.com

Batter	1	2	3	4	5	6	7	8	9	AB	R	H	RBI	BB	SO	LOB
1 Everth Cabrera, S (1, 6) OBP: 0.360, SLG: 0.409	B FF 93 C FF 92 F FF 93 X SL 87 1-2 23 G4-6-3 18 E 1B		C SL 82 F SL 85 S FS 88 0-3 ③ K			B SI 91 C SI 92 C CH 82 B SI 91 B CH 83 X SI 92 3-2 18 BB 23 1B 1B	B FF 85 F FF 86 B SL 80 X FF 87 2-1 ③ F8		C CU 77 S CH 85 D FS 85 B CH 85 F SL 84 F FC 90 S FC 89 2-3 ③ K	5	1	2	0	0	2	3
18 Tony Gwynn Jr., L (1, 8) OBP: 0.348, SLG: 0.345	C FF 92 B FF 92 1 SAFE C FF 93 F FS 87 F SL 85 X SL 85 1-2 FC4 23 G4-6-3 1-2			B SL 84 C SI 92 B SL 83 F FF 92 X FS 87 2-2 1B		B SI 91 B SI 91 B SI 91 C SI 90 F SI 91 B SI 92 4-2 7 FC3-6 23 1B 1-2 BB		C SL 76 B SI 84 X SI 85 1-1 ① G3		3	0	1	0	1	0	1
23 Adrián González, L (1, 3) OBP: 0.401, SLG: 0.553	B FF 92 C SL 84 F FF 92 D FS 88 X SL 86 2-2 ① ② G4-6-3 1-2f 2-3			B FF 91 D SL 84 C SL 85 B FF 91 X FF 92 3-1 ① F9		B SI 91 X CH 81 1-0 7 FC3-6 1-2 2-H 1B		X SL 74 0-0 ② P6		4	0	1	1	0	0	3
7 Chase Headley, S (1, 7) OBP: 0.330, SLG: 0.384	C CU 79 S FS 88 S FS 87 0-3 ③ K			C SL 84 1 SAFE B SL 85 B FF 90 C SL 85 D FS 87 C SL 84 3-3 ② K		F SI 92 F SI 91 F SL 87 B CH 80 B CH 83 X SI 91 2-2 ① FC3-6 1-2f 2-3		X SL 77 0-0 ③ G6-3		4	0	0	0	0	2	4
5 Kevin Kouzmanoff, R (1, 5) OBP: 0.299, SLG: 0.417		B FF 93 S FF 92 F FF 94 S SL 84 1-3 ① K		B FF 91 S SL 84 B FF 92 X FF 92 2-1 ③ F8		X SL 86 0-0 ② P3			B FF 90 F FF 91 B FC 90 B FF 90 C FF 93 B FF 92 4-2 25 2B BB	3	0	0	0	1	1	3
25 Will Venable, L (1, 9) OBP: 0.342, SLG: 0.467		B FF 93 C SL 84 F CU 76 C FS 86 1-3 ② K			C SL 84 S FS 86 B FS 84 X SL 84 1-2 15 G4-3 2B	C SI 89 D SL 85 D SL 85 X SI 90 2-1 ③ G3			B SI 91 C SI 92 X CU 78 1-1 1-3 2B	4	0	2	0	0	1	2
4 Nick Hundley, R (1, 2) OBP: 0.307, SLG: 0.373		S FF 93 F FF 92 B FF 93 S SL 85 1-3 ③ K			S SL 84 B FF 91 C FF 92 F SL 86 X FF 91 1-2 ① P3		X SI 92 0-0 HR		C SI 93 C SI 92 X SI 92 0-2 ① G5-3	4	1	1	1	0	1	3
15 Luis Antonio Rodriguez, S (3, 4) OBP: 0.321, SLG: 0.275			C FF 91 B FS 87 F FS 86 C SL 85 1-3 ① K		X SL 84 0-0 ② G4-3 2-3		B FF 95 B SI 92 X SI 93 2-0 ① F7		D CU 78 B CU 79 B SI 92 C SI 92 B SI 92 4-1 BB	3	0	0	0	1	1	1
26 Cesar Carrillo, R (1, 1) 45 Edward Mujica, R (3, 1) OBP: 0.667, SLG: 0.667 8 Kyle Blanks, R (5, PH) OBP: 0.000, SLG: 0.000 40 Greg Burke, R (6, 1) 54 Joe Thatcher, L (7, 1) 22 David Eckstein, R (7, PH) OBP: 0.143, SLG: 0.143 57 Luke Gregerson, L (8, 1) 21 Heath Bell, R (9, 1) 14 Oscar Salazar, R (9, PH) OBP: 0.000, SLG: 0.000			T FF 91 F FF 92 S SL 85 0-3 ② K		C SL 83 B SL 86 B FF 93 F SL 83 S SL 85 2-3 ③ K		C SI 93 B FC 88 B SI 92 X SI 91 2-1 ② G5-3		C FC 90 B SI 92 F FF 90 F FC 90 D FS 83 F FF 91 F CU 78 B CU 78 S FC 91 3-3 ② K	0 1 1 0 0 0 1 0 1 0 0 1	0 0 0 0 0 0 0 0 0 0 0 0	0 0 0 0 0 0 0 0 0 0 0 0	0 0 0 0 0 0 0 0 0 0 0 0	0 0 1 0 0 0 0 0 0 0 0 1	0 1 1 0 0 0 0 0 0 0 0 3	0 0 1 0 0 0 0 0 0 0 0 0
Inning Stats	R: 0 E: 1 K: 1 S: 14 H: 1 LOB: 1 BB: 0 P: 18	R: 0 E: 0 K: 3 S: 9 H: 0 LOB: 0 BB: 0 P: 12	R: 0 E: 0 K: 3 S: 9 H: 0 LOB: 0 BB: 0 P: 10	R: 0 E: 0 K: 1 S: 10 H: 1 LOB: 1 BB: 0 P: 20	R: 0 E: 0 K: 1 S: 11 H: 1 LOB: 1 BB: 0 P: 15	R: 1 E: 0 K: 0 S: 13 H: 2 LOB: 2 BB: 1 P: 25	R: 1 E: 0 K: 0 S: 6 H: 1 LOB: 0 BB: 0 P: 12	R: 0 E: 0 K: 0 S: 4 H: 0 LOB: 0 BB: 0 P: 5	R: 0 E: 0 K: 2 S: 19 H: 1 LOB: 3 BB: 2 P: 33	1B: 4 2B: 2 3B: 0 HR: 1 SF: 0 SAC: 0 DP: 1 HBP: 0				WP: 0 PB: 0 SB: 0 CS: 0		PA: 37	

AB	34
R	2
H	7
RBI	2
BB	3
SO	11
LOB	24

PITCHER		IP	WLS	BF	H	R	ER	SO	BB	IBB	HBP	BLK	WP	HR	S	P	ERA	WHIP
30 John Smoltz, R ERA: 7.4	(1, 1)	5.0	W	18	3	0	0	9	0	0	0	0	0	0	53	75	0.00	0.600
53 Blake Hawksworth, R ERA: 2.73	(6, 1)	0.2		5	2	1	1	0	1	0	0	0	0	0	11	21	13.50	4.500
36 Dennys Reyes, L ERA: 3.94	(6, 1)	0.1	H	1	0	0	0	0	0	0	0	0	0	0	2	4	0.00	0.000
30 Jason Motte, R ERA: 5.89	(7, 1)	0.2		3	1	1	1	0	0	0	0	0	0	1	4	8	13.50	1.500
43 Trever Miller, L ERA: 1.8	(7, 1)	1.1	H	4	0	0	0	0	0	0	0	0	0	0	6	9	0.00	0.000

PITCHER		IP	WLS	BF	H	R	ER	SO	BB	IBB	HBP	BLK	WP	HR	S	P	ERA	WHIP
31 Ryan Franklin, R ERA: 1.11	(9, 1)	1.0	S	6	1	0	0	2	2	0	0	0	0	0	19	33	0.00	3.000

Batter	1	2	3	4	5	6	7	8	9	10	11	12	AB	R	H	RBI	BB	SO	LOB
1 Everth Cabrera, S (1, 6) OBP: 0.352, SLG: 0.399	C FF 88 S CH 82 B FF 91 B CH 84 B FF 91 X FF 90 3-2 ① G4-3		X FF 88 0-0 ① G4-3		C CH 82 L FF 90 B CH 84 X FF 91 1-2 ② G6-3			C FF 89 F CH 82 B FF 93 B FF 92 C FF 90 2-3 ① K		C FF 90 C FF 92 S SL 84 0-3 ① K		C SI 93 C CU 80 D CH 84 C SI 92 1-3 ② K	6	0	0	0	0	3	2
22 David Eckstein, R (1, 4) OBP: 0.316, SLG: 0.326	C FF 92 F FF 91 X SL 80 0-2 7 BB 23 BB 1B		C FF 90 F CH 82 X FF 91 0-2 ② G4-3		B FF 93 S CH 81 F FF 93 F FF 94 X FF 94 1-2 ③ G4-3			B FF 93 C SI 90 B FF 92 F CH 81 X CH 81 2-2 ② G6-3		C FF 89 F FF 93 X FF 92 0-2 ② G4-3		X SI 92 0-0 1-3 2-H 2B	6	0	2	1	0	0	0
23 Adrián González, L (1, 3) OBP: 0.404, SLG: 0.558	B FF 91 B FF 90 B FF 91 B FF 91 4-0 7 BB 1-2 BB		X FF 90 0-0 HR			F FF 91 B CH 82 F CH 81 X CH 82 1-2 ① F7		B CH 82 B FF 92 B CH 82 D CH 82 4-0 7 BB BB		B FF 93 F FF 93 X SL 79 2-0 ③ F8		I IN 74 I IN 80 I IN 82 I IN 79 4-0 IBB	3	1	1	1	3	0	0
7 Chase Headley, S (1, 7) OBP: 0.334, SLG: 0.388	B SI 90 C FF 91 S FF 91 F FF 92 B CH 85 D CH 85 F FF 92 B FF 92 4-2 1-2 2-3 BB		B FF 90 C FF 90 X CH 82 1-1 1B			X FF 90 0-0 2B		S FF 90 D CH 83 B SI 90 B SI 90 C FF 90 B FF 90 4-2 1-2 BB			C SI 92 B SI 93 B SI 92 T SI 93 S SI 95 2-3 ① K	B CH 82 C SI 89 B SI 90 C SI 91 B SI 92 S CH 82 3-3 ③ K	4	0	2	0	2	2	3
25 Will Venable, L (1, 9) OBP: 0.333, SLG: 0.454	C FF 92 C CH 84 S FF 93 0-3 ② K		S CH 82 1 SAFE D CH 82 1 SAFE 1 SAFE 1 SAFE S CH 82 P PO 85 1 SAFE F CH 82 3-3 F FF 82 1 SAFE F FF 92 D CH 84 S CH 83 ③ K			X CH 82 0-0 ② F8		D SL 82 B FF 90 C FF 90 S SL 84 X SL 85 2-2 ③ F9			S SI 94 T SI 94 S SI 94 0-3 ② K		5	0	0	0	0	3	7
5 Kevin Kouzmanoff, R (1, 5) OBP: 0.298, SLG: 0.415	C FF 93 X SL 82 0-1 ③ F9			X FF 88 0-0 4 1B		F SL 82 B FF 91 2 SAFE S CH 83 S CH 84 1-3 ③ K			X SL 78 0-0 ① G5-3		C SL 82 C SL 83 S FF 93 0-3 ③ K		5	0	1	0	0	2	4
4 Nick Hundley, R (1, 2) OBP: 0.304, SLG: 0.374	B FF 88 B FF 89 F SI 91 B FF 90 T FF 91 X FF 92 3-2 ① F8			1 SAFE C SL 81 B SL 81 S CH 82 C FF 94 1-3 ① ② K 1-2			F CH 82 X CH 81 0-1 ① F7		C SI 89 B SI 90 B SL 79 B SI 90 F SI 89 F SI 90 F SI 91 C SI 91 3-3 ② K			X FF 91 0-0 22 2B 2B	5	1	1	0	0	2	1
18 Tony Gwynn Jr., L (1, 8) OBP: 0.346, SLG: 0.342	C FF 90 X FF 90 0-1 ② G1-3			C FF 90 B SL 82 B FF 90 X FF 91 2-1 ③ F8			C CH 81 F FF 91 S CH 82 0-3 ② K		B SI 90 F SI 89 X SI 90 1-1 1B			L SI 90 L CH 81 S CH 80 0-3 ① K	5	0	1	0	0	2	1
38 Mat Latos, R (1, 1) OBP: 0.063, SLG: 0.063 57 Luke Gregerson, L (8, 1) 14 Oscar Salazar, R (9, PH) OBP: 0.294, SLG: 0.525 21 Heath Bell, R (9, 1) 40 Greg Burke, R (10, 1) 54 Joe Thatcher, L (10, 1) 15 Luis Antonio Rodriguez, S (12, PH) OBP: 0.320, SLG: 0.275 45 Edward Mujica, R (12, 1) OBP: 0.667, SLG: 0.667	C FF 90 B FF 92 F FF 91 C SL 81 1-3 ③ K				C FF 88 X SL 80 0-1 ① G6-3		F FF 92 X SI 93 0-1 ③ L4		1 SAFE 1 SAFE F SI 89 S SI 90 1 SAFE S SL 80 0-3 ③ K			B CU 80 B CH 83 B SI 91 C SI 91 C CH 83 B CH 83 4-2 22 2B BB	3 0 1 0 0 0 0 0 0	0 0 0 0 0 0 0 0 0	0 0 0 0 0 0 0 0 0	0 0 0 0 0 0 0 1 0	1 0 1 0 0 0 0 0 0	0 0 1 0 0 0 0 0 0
Inning Stats	R: 0 E: 0 K: 1 S: 15 H: 1 LOB: 3 BB: 2 P: 26	R: 0 E: 0 K: 1 S: 8 H: 0 LOB: 0 BB: 0 P: 12	R: 1 E: 0 K: 1 S: 14 H: 2 LOB: 1 BB: 0 P: 17	R: 0 E: 0 K: 1 S: 6 H: 1 LOB: 0 BB: 0 P: 9	R: 0 E: 0 K: 0 S: 9 H: 0 LOB: 0 BB: 0 P: 11	R: 0 E: 0 K: 1 S: 8 H: 1 LOB: 1 BB: 0 P: 10	R: 0 E: 0 K: 1 S: 7 H: 0 LOB: 0 BB: 0 P: 7	R: 0 E: 0 K: 1 S: 11 H: 0 LOB: 2 BB: 2 P: 25	R: 0 E: 0 K: 2 S: 11 H: 1 LOB: 1 BB: 0 P: 15	R: 0 E: 0 K: 1 S: 7 H: 0 LOB: 0 BB: 0 P: 9	R: 0 E: 0 K: 3 S: 9 H: 0 LOB: 0 BB: 0 P: 11	R: 1 E: 0 K: 3 S: 13 H: 2 LOB: 3 BB: 2 P: 25	1B: 4 2B: 3 3B: 0 HR: 1	SF: 0 SAC: 0 DP: 0 HBP: 0	WP: 0 PB: 0 SB: 0 CS: 0	PA: 49			

PITCHER	IP	WLS	BF	H	R	ER	SO	BB	IBB	HBP	BLK	WP	HR	S	P	ERA	WHIP
49 Jair Jurrjens, R (1, 1) ERA: 2.91	7.2		31	5	1	1	7	4	0	0	0	0	1	75	112	1.17	1.174
34 Eric O'Flaherty, L (8, 1) ERA: 3.19	0.1		1	0	0	0	0	0	0	0	0	0	0	3	5	0.00	0.000
58 Peter Moylan, R (9, 1) ERA: 3.11	1.0		4	1	0	0	2	0	0	0	0	0	0	11	15	0.00	1.000
51 Michael Gonzalez, L (10, 1) ERA: 2.45	1.0		3	0	0	0	1	0	0	0	0	0	0	7	9	0.00	0.000
Rafael Soriano, R (11, 1) ERA: 2.33	1.0		3	0	0	0	3	0	0	0	0	0	0	9	11	0.00	0.000

PITCHER	IP	WLS	BF	H	R	ER	SO	BB	IBB	HBP	BLK	WP	HR	S	P	ERA	WHIP
54 Kris Medlen, R (12, 1) ERA: 4.1	1.0	L	7	2	1	1	3	1	1	0	0	0	0	13	25	9.00	3.000

San Diego Padres @ Atlanta Braves

Turner Field, Atlanta, GA

Tue Aug 25 2009, 7:00 PM EDT

Att: 15,389 - Partly Cloudy - 85 F

TOP

livebaseballscorecards.com

AB	43
R	2
H	8
RBI	2
BB	6
SO	16
LOB	19

Batter	1	2	3	4	5	6	7	8	9	10	11	12	AB	R	H	RBI	BB	SO	LOB
4 Omar Infante, R (1, 8) OBP: 0.371, SLG: 0.398	C FF 92 X FF 93 0-1 G6-3 ①			B CH 82 B FF 95 B FF 92 C FF 94 X FF 95 3-1 F8 ①		B SL 82 X FF 93 1-0 F9 ② 2-3		B FF 92 S SL 82 X SL 83 1-1 F6 ②		L SI 90 B SI 91 1 SAFE 1 SAFE L SI 90 B SL 83 1 SAFE B SI 89 X SI 90 3-2 G5-3 ① 1-2		C FF 93 F SL 84 C FF 94 0-3 K ②	6	0	0	0	0	1	5
14 Martín Prado, R (1, 4) OBP: 0.355, SLG: 0.459 (11, 5)	C FF 92 B FF 93 B SL 83 X FF 94 2-1 F9 ②			B FF 96 C FF 95 F FF 94 X CH 83 1-2 L9 ②		B FF 95 C SL 82 X FF 95 1-1 G6-3 ③		C SL 83 S SL 84 S SL 84 0-3 K ③		C SI 91 D SL 81 X SI 91 1-1 G6-3 ②		B FF 95 B FS 88 F FF 94 X FF 94 2-1 L9 ③	6	0	0	0	0	1	5
10 Chipper Jones, S (1, 5) OBP: 0.402, SLG: 0.462 Rafael Soriano, R (11, 1) 54 Kris Medlen, S (12, 1)	B FF 93 B FF 93 C FF 93 X CH 82 2-1 G4-3 ③			X CH 82 0-0 G3-1 ③			X SL 81 0-0 F7 ①		B CU 82 B FF 94 F FF 93 F FF 94 B CU 82 F CU 80 X CU 81 3-2 F9 ① I IN 70 I IN 70 I IN 68 I IN 66 4-0 8 BB IBB				4	0	0	0	1	0	0
16 Brian McCann, L (1, 2) OBP: 0.358, SLG: 0.505 30 Reid Gorecki, R (9, PR) OBP: 0.188, SLG: 0.200 8 David Ross, R (10, 2) OBP: 0.365, SLG: 0.491		S FF 94 F FF 94 X SL 82 0-2 F9 ①			B CH 83 B CH 85 C FF 93 B FF 94 S FF 94 S FF 94 3-3 K ①		C FC 86 F SL 83 F FF 94 X SL 83 0-2 F8 ②		C FF 94 B SI 94 B FF 94 X CU 80 2-1 18 S 22 1B 1B	B SL 82 D SL 81 C SL 81 S SL 82 F SL 82 B SI 92 B SI 91 4-2 1-2 2-3 BB			4	0	1	0	0	1	0
18 Garret Anderson, L (1, 7) OBP: 0.314, SLG: 0.433		X FF 95 0-0 G5-3 ②			B FF 94 C SL 81 B FF 96 X FF 94 2-1 1B		B SL 83 C SL 83 C SL 82 F SL 82 B FF 94 F SL 83 F FF 96 F FF 95 X SL 82 2-2 G6-3 ③		D CU 81 B FF 92 C FF 92 C CU 82 F CU 80 B FF 94 4-2 22 1B 1-2 BB	C FF 87 F SL 76 B FC 86 S SL 77 1-3 K ③			4	0	1	0	1	1	3
19 Yunel Escobar, R (1, 6) OBP: 0.368, SLG: 0.449		C FF 96 B FF 95 B SL 81 B FF 94 F FF 92 X FF 94 3-2 F9 ③			B SL 80 F SL 81 F FF 93 F FF 95 D FF 90 C FF 94 2-3 K ②			C SL 81 S FF 91 X SL 85 0-2 20 BB 23 1B 1B	C CU 79 S FF 94 S FF 94 0-3 K ②		X FF 87 0-0 G1-3 ①		5	0	1	0	0	2	3
22 Adam LaRoche, L (1, 3) OBP: 0.355, SLG: 0.492			B FF 92 B FF 90 B FF 90 C FF 92 X FF 94 3-1 F7 ①		S CH 84 C CH 83 S FF 96 0-3 K ③			B SI 90 B SL 81 S SI 90 C SI 92 S SL 83 2-3 K ① X CU 80 0-0 1-3 2-H 1B			F FF 86 B SL 76 B SL 76 X FF 86 2-1 G3 ②		5	0	1	1	0	2	2
23 Matt Diaz, R (1, 9) OBP: 0.377, SLG: 0.496			S FF 93 B FF 96 B FC 88 X FF 94 2-1 L8 ②			C SL 82 S SL 82 X SL 81 0-2 4 F9 49 SH3-4 1B		X SL 82 0-0 20 BB 1-2 1B	S FF 94 X FF 93 0-1 B3 ③		S FF 87 C FF 87 B FF 88 B SL 76 F FF 88 X FC 88 2-2 F8 ③		5	0	2	0	0	0	2
49 Jair Jurrjens, R (1, 1) OBP: 0.000, SLG: 0.157 34 Eric O'Flaherty, L (8, 1) 20 Greg Norton, S (8, PH) OBP: 0.238, SLG: 0.177 58 Peter Moylan, R (9, 1) 51 Michael Gonzalez, R (10, 1) 2 Kelly Johnson, L (10, PH) OBP: 0.296, SLG: 0.387 (11, 4)			C FF 95 B FF 96 C FF 95 C FF 96 1-3 K ③			P PO 91 1 SAFE L FF 92 1 SAFE L FF 92 B FF 92 X FF 94 2-2 SH3-4 ① 1-2		B SL 81 B SL 82 B SI 90 B FF 90 4-0 1-2 2-3 BB	S SL 81 B CH 85 S CH 85 B SI 91 B SL 81 B SI 90 4-2 8 BB 4 G5-3 BB		C FS 86 B FS 86 X FF 93 1-1 F7 ①	1 0 0 0 0 0 1	0 0 0 0 0 0 0	0 0 0 0 0 0 0	0 0 0 0 1 0 0	0 0 0 0 0 0 0	1 0 0 0 0 0 1	0 0 0 0 0 0 0
Inning Stats	R: 0 E: 0 K: 0 S: 6 H: 0 LOB: 0 BB: 0 P: 10	R: 0 E: 0 K: 0 S: 7 H: 0 LOB: 0 BB: 0 P: 10	R: 0 E: 0 K: 1 S: 7 H: 0 LOB: 0 BB: 0 P: 13	R: 0 E: 0 K: 0 S: 6 H: 0 LOB: 0 BB: 0 P: 10	R: 0 E: 0 K: 3 S: 12 H: 1 LOB: 1 BB: 0 P: 19	R: 0 E: 0 K: 0 S: 10 H: 1 LOB: 1 BB: 0 P: 13	R: 0 E: 0 K: 0 S: 12 H: 0 LOB: 0 BB: 0 P: 14	R: 0 E: 0 K: 2 S: 12 H: 2 LOB: 3 BB: 1 P: 19	R: 1 E: 0 K: 1 S: 15 H: 2 LOB: 2 BB: 1 P: 24	R: 0 E: 0 K: 1 S: 13 H: 0 LOB: 3 BB: 3 P: 30	R: 0 E: 0 K: 0 S: 7 H: 0 LOB: 0 BB: 0 P: 11	R: 0 E: 0 K: 1 S: 7 H: 0 LOB: 0 BB: 0 P: 10	1B: 6 2B: 0 3B: 0 HR: 0	SF: 0 SAC: 1 DP: 0 HBP: 0	WP: 0 PB: 0 SB: 1 CS: 0	PA: 47

PITCHER		IP	WLS	BF	H	R	ER	SO	BB	IBB	HBP	BLK	WP	HR	S	P	ERA	WHIP
38 Mat Latos, R ERA: 4.06	(1, 1)	7.0		23	2	0	0	4	0	0	0	0	0	0	60	89	0.00	0.286
57 Luke Gregerson, R ERA: 3.36	(8, 1)	1.0	H	6	2	0	0	2	1	0	0	0	0	0	12	19	0.00	3.000
21 Heath Bell, R ERA: 2.26	(9, 1)	1.0	B	6	2	1	1	1	1	0	0	0	0	0	15	24	9.00	3.000
40 Greg Burke, R ERA: 4.02	(10, 1)	0.2		5	0	0	0	0	2	1	0	0	0	0	10	26	0.00	3.000
54 Joe Thatcher, L ERA: 2.94	(10, 1)	1.1	W	4	0	0	0	1	0	0	0	0	0	0	10	15	0.00	0.000

PITCHER		IP	WLS	BF	H	R	ER	SO	BB	IBB	HBP	BLK	WP	HR	S	P	ERA	WHIP
45 Edward Mujica, R ERA: 3.26	(12, 1)	1.0	S	3	0	0	0	1	0	0	0	0	0	0	7	10	0.00	0.000

BOTTOM

San Diego Padres @ Atlanta Braves

Turner Field, Atlanta, GA

Tue Aug 25 2009, 7:00 PM EDT

Att. 15,389 - Partly Cloudy - 85 F

livebaseballscorecards.com

AB	41
R	1
H	6
RBI	1
BB	5
SO	9
LOB	20

San Diego Padres @ Atlanta Braves

Turner Field, Atlanta, GA

Wed Aug 26 2009, 7:00 PM EDT

Att. 15,619 - Partly Cloudy - 84 F

TOP

livebaseballscorecards.com

Batter	1	2	3	4	5	6	7	8	9	AB	R	H	RBI	BB	SO	LOB
1 Everth Cabrera, S (1, 6) OBP: 0.359, SLG: 0.405	C SI 90 B FF 90 L SI 89 X FF 89 1-2 23 WP 22 1B 1B	1 SAFE B SI 89 B FO 84 B FF 89 C FF 88 F FF 88 F FF 90 B FF 88 4-2 22 FC6-4 1-2 BB			L FF 89 C CU 68 B CU 67 X FO 82 1-2 ② G3-1	X SI 90 0-0 ② G3 2-3		F FF 96 B FF 96 B FF 96 C SL 81 F SL 84 F FF 96 B CH 88 B SL 82 4-2 22 S 22 1B BB	X FF 94 0-0 22 1B 23 1B 1-3 2B	4	2	2	0	2	0	1
22 David Eckstein, R (1, 4) OBP: 0.321, SLG: 0.330	1 SAFE C SI 90 C FO 85 F FF 91 D SI 86 1 SAFE X FO 86 1-2 23 WP 1-2 1B	C FF 90 X FO 85 0-1 ③ FC6-4 1-2f			C FF 88 B SI 89 F FO 83 X FO 83 1-2 ③ F8	C FF 90 D SI 91 D CH 84 F FF 91 F CH 85 B FF 92 B FF 93 4-2 23 1B BB		B SI 95 F FF 97 X FF 96 1-1 5 HBP 7 1B 1-H 1B	C SI 92 X FF 93 0-1 7 E 23 1B 5 PB 2-3 3-H 1B	5	1	3	2	1	0	2
23 Adrián González, L (1, 3) OBP: 0.407, SLG: 0.561	B FF 90 B SI 87 S SI 90 S FF 91 F SI 92 B SI 88 B FF 90 4-2 1-2 2-3 BB	B CU 68 X FF 88 1-0 ① F7				X FF 88 0-0 7 1B 25 2B 2B B FF 90 2-2 1-2 3-H 1B		C FF 98 D CH 88 B CH 87 B FF 97 T SL 83 S FF 96 3-3 ① K	B SL 80 C SL 80 F FF 93 X FF 93 1-2 5 PB 7 E 5 FC1-2 1-2 3-H 1B	5	1	3	2	1	1	1
7 Chase Headley, S (1, 7) OBP: 0.334, SLG: 0.387	C FF 91 B FF 91 C FF 89 F FO 86 B FF 90 X FF 89 2-2 ① F9	B CU 69 B FF 90 C SI 89 B SI 90 F FF 90 X FF 90 3-2 ② F8				X FF 88 1-1 25 2B 5 G4-3 2-3 1B G SI 89 1-1 X SI 90 ③ G3-1		S SL 83 C FF 95 X FF 96 0-2 5 HBP 1-2 1B	S SI 93 B CH 83 D CH 83 B FF 92 F SI 92 X SI 92 3-2 E4 5 PB 1-2 2-3	6	1	2	0	0	0	7
25 Will Venable, L (1, 9) OBP: 0.333, SLG: 0.456	B FO 87 X FF 90 1-0 ② F7	B CU 69 X FF 89 1-0 ③ G3				X CU 69 0-0 5 G4-3 4 2B 1-3 3-H 2B	C FF 94 B CH 83 X FF 93 1-1 5 HR 1B	B FF 97 F SL 81 B FF 95 S FF 96 S SL 83 2-3 ② K	C FF 92 S SI 92 S FF 92 0-3 ② K	6	2	2	1	0	2	8
5 Kevin Kouzmanoff, R (1, 5) OBP: 0.298, SLG: 0.419	B SI 88 X FF 92 1-0 ③ F8			B SI 90 F CU 68 S FO 84 X CU 67 1-2 ① G2-3		B FO 84 S FO 86 X FF 90 1-1 ① G4-3 2-3 3-H	1 SAFE X SL 80 0-0 1-H HR	H FF 96 1-0 1-2 2-3 HBP	S CH 82 S CH 83 B SL 79 B CH 83 F SI 92 X CH 84 2-2 ③ FC1-2 1-2 2-H 3-H	5	1	1	3	0	0	6
4 Nick Hundley, R (1, 2) OBP: 0.302, SLG: 0.375		C FF 90 B FF 90 B FF 90 S FF 90 X CU 69 2-2 ① F7		F FF 89 B FF 89 C FO 84 S CU 69 1-3 ② K		F FO 85 X FO 85 0-1 18 1B 15 1B 3-H 2B	F FF 94 B FF 95 X CH 85 1-1 ① F9	C SL 81 D SL 85 C SL 84 B FF 96 X SL 83 2-2 ③ F7		5	1	1	1	0	1	3
18 Tony Gwynn Jr., L (1, 8) OBP: 0.346, SLG: 0.343		X FF 90 0-0 1 BB 1B		C FF 89 B FC 87 X FO 84 1-1 ③ F8		T SL 83 B FF 90 B FF 90 B SL 84 X FF 90 3-1 15 E 2-3 1B	C SL 80 B FF 96 C FF 95 F SL 83 B SL 82 F SL 83 B FF 94 S SL 80 3-3 ② K		C FF 91 C SL 79 F SL 79 F SL 80 B FF 93 B FF 92 S SL 79 2-3 ① K	5	1	2	0	0	2	0
46 Tim Stauffer, R (1, 1) OBP: 0.267, SLG: 0.214 15 Luis Antonio Rodriguez, S (6, PH) OBP: 0.327, SLG: 0.279 55 Adam Russell, R (6, 1) 54 Joe Thatcher, L (7, 1) 14 Oscar Salazar, R (9, PH) OBP: 0.359, SLG: 0.533 58 Ryan Webb, R (9, 1)		L FF 89 C CU 69 M CU 70 0-3 ② K			C FF 88 S CU 66 C FF 90 0-3 ① K	X CH 82 0-0 E2 1 G3 23 1B 2-H 3-H 1B	B FF 95 S FF 96 B FF 96 X FF 95 2-1 ③ G6-3		X FF 94 0-0 1 2B 22 1B 1B	2 1 1 0 0 1	0 1 0 0 1 0	0 1 0 0 1 0	0 1 0 0 0 0	2 0 0 0 0 0	1 0 0 0 0 0	1 0 0 0 0 0

Inning Stats	1	2	3	4	5	6	7	8	9
	R: 0 E: 0 K: 0 S: 16	R: 0 E: 0 K: 1 S: 12	R: 0 E: 0 K: 0 S: 5	R: 0 E: 0 K: 1 S: 8	R: 0 E: 0 K: 1 S: 9	R: 6 E: 1 K: 0 S: 21	R: 2 E: 0 K: 1 S: 12	R: 1 E: 0 K: 2 S: 18	R: 3 E: 1 K: 2 S: 22
	H: 2 LOB: 3 BB: 1 P: 26	H: 1 LOB: 2 BB: 1 P: 18	H: 0 LOB: 0 BB: 0 P: 10	H: 0 LOB: 0 BB: 0 P: 11	H: 0 LOB: 0 BB: 0 P: 11	H: 7 LOB: 2 BB: 1 P: 33	H: 2 LOB: 0 BB: 0 P: 19	H: 2 LOB: 3 BB: 1 P: 31	H: 4 LOB: 2 BB: 0 P: 30

1B: 13	SF: 0
2B: 4	SAC: 0
3B: 0	DP: 0
HR: 1	HBP: 1

WP: 1	PA: 51
PB: 1	
SB: 1	
CS: 0	

AB	46
R	12
H	18
RBI	10
BB	4
SO	8
LOB	29

PITCHER		IP	WLS	BF	H	R	ER	SO	BB	IBB	HBP	BLK	WP	HR	S	P	ERA	WHIP
11 Kenshin Kawakami, R ERA: 4.08	(1, 1)	5.1	L	25	7	4	4	3	2	0	0	0	1	0	58	86	6.75	1.688
34 Eric O'Flaherty, L ERA: 3.59	(6, 1)	0.1		5	3	2	2	0	1	0	0	0	0	0	11	20	54.00	12.000
58 Peter Moylan, R ERA: 3.09	(6, 1)	0.1		1	0	0	0	0	0	0	0	0	0	0	2	3	0.00	0.000
46 Manny Acosta, R ERA: 4.32	(7, 1)	2.0		12	4	3	3	3	1	0	1	0	0	1	30	50	13.50	2.500
36 Boone Logan, L ERA: 5.17	(9, 1)	1.0		8	4	3	2	2	0	0	0	0	0	0	22	30	18.00	4.000

PITCHER	IP	WLS	BF	H	R	ER	SO	BB	IBB	HBP	BLK	WP	HR	S	P	ERA	WHIP

Batter	1	2	3	4	5	6	7	8	9	AB	R	H	RBI	BB	SO	LOB
23 Matt Diaz, R (1, 9) OBP: 0.381, SLG: 0.496	C FF 89 S SL 84 B SL 85 F SI 90 F CU 78 X SL 86 1-2 G6-3 ①		S CU 75 X SI 88 0-1 14 G6-3 1B		B FF 90 C SL 84 C SI 89 X CU 76 1-2 14 CS 1B		F SI 92 B SL 78 B SI 93 B SI 93 B SI 92 4-1 16 1B BB		C SL 87 C SL 87 B SI 96 S SL 86 1-3 K ①	4	0	2	0	1	1	1
14 Martín Prado, R (1, 4) OBP: 0.359, SLG: 0.458	B FF 91 B SL 86 X FF 91 2-0 10 BB 16 HR 1B		B SL 83 S SL 83 1 SAFE B FF 87 X SL 83 2-1 G6-3 ① ② 1-2f		B FF 88 D SL 84 1 SAFE 1 SAFE F CH 79 D SL 84 F FF 90 B FF 90 4-2 ② 1-2 BB		C SI 90 B SI 91 F SI 92 S SL 80 1-3 K ①		B SL 88 B SI 96 B SI 95 C SI 95 B SI 95 4-1 16 1B 10 G3-1 1-2 BB	3	1	1	0	2	1	2
10 Chipper Jones, S (1, 5) OBP: 0.400, SLG: 0.457	B SI 90 B SI 88 B SI 90 B FF 90 4-0 16 HR 1-2 BB		B SL 85 B FF 89 B FF 89 C FF 88 X FF 90 3-1 F8 ③		C CH 80 C CU 76 F FF 90 D CU 80 B CU 76 1 SAFE F SI 89 X SL 83 2-2 L5 ③		X SI 96 0-0 F8 ②		B SL 86 F SI 96 F SL 87 X SI 95 1-2 G3-1 ② 1-2 2-3	4	1	0	0	1	0	4
16 Brian McCann, L (1, 2) OBP: 0.361, SLG: 0.515	C SL 84 C CU 76 F FF 90 X SL 85 0-2 HR 1-H 2-H			B SL 83 X CH 80 1-0 G3 ①		F SI 94 F SI 96 B SL 82 S SI 95 1-3 K ①	B FF 87 B FF 87 X FF 87 2-0 1B 1-2		C SL 86 X SL 87 0-1 1B 2-3 3-H	5	1	3	4	0	1	0
18 Garret Anderson, L (1, 7) OBP: 0.315, SLG: 0.433	B FF 92 C SL 84 C SL 84 B CU 77 F SL 85 X SL 83 2-2 19 G6-4-3 1B			C CH 80 C CU 76 B FF 90 B FF 89 F SL 84 X SI 90 2-2 19 BB 1B		B SL 82 B SL 80 S SI 95 X SI 96 2-1 F7 ②	C SL 75 B SL 76 B SL 76 C FF 88 C FF 89 2-3 K ③		B SI 95 S CH 82 F SI 95 S SL 87 1-3 K ③	5	0	2	0	0	2	4
19 Yunel Escobar, R (1, 6) OBP: 0.369, SLG: 0.448	D SL 85 B SI 88 B SI 90 C FF 89 X SL 84 3-1 G6-4-3 ② ③ 1-2f			B FF 90 1 SAFE B SL 84 B SL 84 C FF 90 F SL 85 B SL 85 4-2 1-2 BB		X SI 93 0-0 22 1B 25 1B 1B		B FF 86 C FF 87 X SL 76 1-1 G1-3 ①		3	1	1	0	1	0	1
22 Adam LaRoche, L (1, 3) OBP: 0.354, SLG: 0.489		X FF 88 0-0 G3-1 ①		B CH 79 F CH 80 C SI 89 S SL 84 1-3 K ②		C CH 82 B SI 95 X CH 83 1-1 25 1B 1-2 1B		B SL 76 F FF 87 C FF 87 F SL 77 F SL 77 X SL 76 1-2 P6 ②		4	0	1	0	0	1	2
25 Ryan Church, L (1, 8) OBP: 0.342, SLG: 0.393		C FF 89 B CU 76 F SL 84 B CU 77 X CU 76 2-2 F8 ②		B CH 80 X CH 79 1-0 F8 ③		C SI 95 F SL 79 F SI 97 B SI 96 X CH 84 1-2 1-3 2-H 1B		S FF 86 S FF 85 F FF 86 X SL 76 0-2 P4 ③		4	0	1	1	0	0	2
11 Kenshin Kawakami, R (1, 1) OBP: 0.175, SLG: 0.108 34 Eric O'Flaherty, L (6, 1) 58 Peter Moylan, R (6, 1) 20 Greg Norton, S (6, PH) OBP: 0.333, SLG: 0.175 46 Manny Acosta, R (7, 1) 36 Boone Logan, R (9, 1) 4 Omar Infante, R (9, PH) OBP: 0.376, SLG: 0.403		B FF 90 S FF 89 F FF 90 S CU 77 1-3 K ③			C FF 89 F SL 83 X CU 77 0-2 G6-3 ①	C SI 94 X SI 95 0-1 F8 ③			B SI 94 X SI 96 1-0 10 G3-1 14 PB 16 1B 1B	2 0 0 1 0 0 1	0 0 0 0 0 0 1	0 0 0 0 0 0 1	0 0 0 0 0 0 1	1 0 0 0 0 0 0	0 0 0 2 0 0 0	0 0 0 0 0 0 0
Inning Stats	R: 3 E: 0 K: 0 S: 16 H: 3 LOB: 0 BB: 1 P: 28	R: 0 E: 0 K: 1 S: 7 H: 0 LOB: 0 BB: 0 P: 10	R: 0 E: 0 K: 0 S: 6 H: 1 LOB: 0 BB: 0 P: 11	R: 0 E: 0 K: 1 S: 11 H: 1 LOB: 2 BB: 1 P: 20	R: 0 E: 0 K: 0 S: 13 H: 1 LOB: 1 BB: 1 P: 20	R: 1 E: 0 K: 1 S: 14 H: 3 LOB: 2 BB: 0 P: 19	R: 0 E: 0 K: 2 S: 9 H: 1 LOB: 2 BB: 1 P: 18	R: 0 E: 0 K: 0 S: 11 H: 0 LOB: 0 BB: 0 P: 13	R: 1 E: 0 K: 2 S: 13 H: 2 LOB: 2 BB: 1 P: 21	1B: 11 2B: 0 3B: 0 HR: 1	SF: 0 SAC: 0 DP: 2 HBP: 0			WP: 0 PB: 1 SB: 0 CS: 1	PA: 41		

PITCHER		IP	WLS	BF	H	R	ER	SO	BB	IBB	HBP	BLK	WP	HR	S	P	ERA	WHIP
46 Tim Stauffer, R ERA: 4.11	(1, 1)	5.0	W	21	6	3	3	2	3	0	0	0	0	1	53	89	5.40	1.800
55 Adam Russell, R ERA: 5.4	(6, 1)	1.2	H	9	3	1	1	2	1	0	0	0	0	0	19	29	5.40	2.400
54 Joe Thatcher, L ERA: 2.83	(7, 1)	1.1		5	1	0	0	1	0	0	0	0	0	0	15	21	0.00	0.750
58 Ryan Webb, R ERA: 5.25	(9, 1)	1.0		6	2	1	1	2	1	0	0	0	0	0	13	21	9.00	3.000

PITCHER	IP	WLS	BF	H	R	ER	SO	BB	IBB	HBP	BLK	WP	HR	S	P	ERA	WHIP

BOTTOM

San Diego Padres @ Atlanta Braves

Turner Field, Atlanta, GA

Wed Aug 26 2009, 7:00 PM EDT
Att. 15,619 - Partly Cloudy - 84 F

livebaseballscorecards.com

AB	36
R	5
H	12
RBI	5
BB	5
SO	7
LOB	18

San Diego Padres @ Atlanta Braves

Turner Field, Atlanta, GA

Thu Aug 27 2009, 7:00 PM EDT

Att. 18,651 - Overcast - 72 F

TOP

livebaseballscorecards.com

Batter	1	2	3	4	5	6	7	8	9	AB	R	H	RBI	BB	SO	LOB
1 Everth Cabrera, S (1, 6) OBP: 0.361, SLG: 0.407	B FF 89 C FF 89 F FF 90 X FF 90 1-2 1B		B SI 89 B SL 81 B FF 89 C FF 89 F FF 90 F FF 90 F FF 90 X FF 91 3-2 22 FC3-6 1-2 1B		X FF 91 0-0 ③ G4-3			C SI 90 B SI 90 X CU 79 1-1 ② L1		4	0	2	0	0	0	1
22 David Eckstein, R (1, 4) OBP: 0.319, SLG: 0.327 15 Luis Antonio Rodriguez, S (8, 4) OBP: 0.326, SLG: 0.277	B FF 88 1 SAFE C SL 82 X FF 89 1-1 ① F9		C SI 91 F FF 90 X SI 92 0-2 ② FC3-6 1-2f 2-3			C SL 82 F SL 84 S SL 84 0-3 ① K		B SI 91 B SI 91 F SI 91 F SI 92 F CH 83 S CH 82 2-3 ③ K		3 1	0 0	0 0	0 0	0 0	1 1	3 0
23 Adrián González, L (1, 3) OBP: 0.405, SLG: 0.557 14 Oscar Salazar, R (7, 3) OBP: 0.354, SLG: 0.525	X SL 85 0-0 ② F9		C FF 92 F SL 86 X CH 77 0-2 ③ G6-3			B CU 74 X CU 70 1-0 ② G3-1			C FF 87 B SL 85 B FF 89 F FF 88 F FF 90 F FF 90 X FF 90 2-2 ① F7	3 1	0 0	0 0	0 0	0 0	0 0	3 0
7 Chase Headley, S (1, 7) OBP: 0.331, SLG: 0.384	C FF 89 B CH 82 B CH 83 S CH 82 1 SAFE F FF 90 1 SAFE X FF 90 2-2 ③ F7			L FF 88 C FF 90 B FF 91 F FF 91 B FF 92 C FF 91 2-3 ① K		F FF 90 B FF 90 B FF 92 X FF 91 2-1 ③ L3			X SI 88 0-0 ② G4-3	4	0	0	0	0	1	1
25 Will Venable, L (1, 9) OBP: 0.332, SLG: 0.467		B FF 90 F CH 82 F SL 84 B FF 91 S FF 91 2-3 ① K		S CH 79 F FF 91 B FF 92 C FF 92 1-3 ② K			B FF 90 B SI 90 F FF 90 X FF 91 2-1 ① F7		B SI 88 B SI 87 X SI 87 2-0 HR	4	1	1	1	0	2	0
5 Kevin Kouzmanoff, R (1, 5) OBP: 0.300, SLG: 0.420		C SI 91 B SL 84 X SI 91 1-1 ② G6-3		C FF 90 B FF 91 F FF 92 X FF 92 1-2 ③ F9			X CU 75 0-0 4 G6-3 2B		C FF 89 B FF 88 B SL 86 F FF 89 F FF 91 F FF 91 B SL 85 B FF 90 4-2 BB	3	0	1	0	1	0	0
4 Nick Hundley, R (1, 2) OBP: 0.300, SLG: 0.372		C SI 90 C SI 90 X CH 80 0-2 ③ G6-3			X FF 87 0-0 18 G3 1B		X SI 90 0-0 ② G6-3 2-3		B FF 89 X FF 88 1-0 ③ G6-3	4	0	1	0	0	0	2
18 Tony Gwynn Jr., L (1, 8) OBP: 0.346, SLG: 0.343 58 Ryan Webb, R (7, 1)			C FF 88 B SL 84 B FF 90 X FF 91 2-1 22 FC3-6 1 1B 1B		C SI 88 B CH 80 F SI 89 X FF 90 1-2 ① G3 1-2		X CH 82 0-0 ③ F9			3 0	0 0	1 0	0 0	0 0	0 0	2 0
33 Clayton Richard, L (1, 1) OBP: 0.125, SLG: 0.200 59 Luis Perdomo, R (3, 1) 8 Kyle Blanks, R (5, PH) OBP: 0.351, SLG: 0.490 45 Edward Mujica, R (5, 1) OBP: 0.667, SLG: 0.667 11 Drew Macias, L (7, 8) OBP: 0.317, SLG: 0.382			L SI 87 L FF 88 T SI 89 0-2 ① K		B CU 74 C CU 73 B SL 81 S CU 73 B CU 67 S FF 92 3-3 ② K			C SI 90 C CH 80 X CH 82 0-2 ① G1-3		1 0 1 0 1	0 0 0 0 0	0 0 0 0 0	0 0 0 0 0	1 0 1 0 0	1 0 1 0 0
Inning Stats	R: 0 E: 0 K: 0 S: 10 H: 1 LOB: 1 BB: 0 P: 14	R: 0 E: 0 K: 1 S: 8 H: 0 LOB: 0 BB: 0 P: 11	R: 0 E: 0 K: 1 S: 16 H: 2 LOB: 2 BB: 0 P: 21	R: 0 E: 0 K: 2 S: 10 H: 0 LOB: 0 BB: 0 P: 14	R: 0 E: 0 K: 1 S: 8 H: 1 LOB: 1 BB: 0 P: 12	R: 0 E: 0 K: 1 S: 6 H: 0 LOB: 0 BB: 0 P: 9	R: 0 E: 0 K: 0 S: 5 H: 1 LOB: 1 BB: 0 P: 7	R: 0 E: 0 K: 1 S: 9 H: 0 LOB: 0 BB: 0 P: 12	R: 1 E: 0 K: 0 S: 12 H: 1 LOB: 1 BB: 1 P: 21	1B: 4 2B: 1 3B: 0 HR: 1 SF: 0 SAC: 0 DP: 0 HBP: 0						

	AB	33
	R	1
	H	6
	RBI	1
	BB	1
	SO	7
	LOB	14

WP: 0 PB: 0 SB: 0 CS: 0 PA: 34

PITCHER		IP	WLS	BF	H	R	ER	SO	BB	IBB	HBP	BLK	WP	HR	S	P	ERA	WHIP
33 Javier Vazquez, R ERA: 3.02	(1, 1)	7.0	W	26	5	0	0	6	0	0	0	0	0	0	63	88	0.00	0.714
54 Kris Medlen, R ERA: 4.02	(8, 1)	1.0		3	0	0	0	1	0	0	0	0	0	0	9	12	0.00	0.000
38 Buddy Carlyle, R ERA: 8.85	(9, 1)	1.0		5	1	1	1	0	1	0	0	0	0	1	12	21	9.00	2.000

PITCHER	IP	WLS	BF	H	R	ER	SO	BB	IBB	HBP	BLK	WP	HR	S	P	ERA	WHIP

Batter	1	2	3	4	5	6	7	8	9	AB	R	H	RBI	BB	SO	LOB
23 Matt Diaz, R (1, 9) OBP: 0.383, SLG: 0.496	C SI 88 F FF 89 X SL 87 0-2 ① F7	X CH 83 0-0 10 1B; 16 1B; 2-3 3-H 1B	X SL 85 0-0 1-2 2-3 3-H 1B		C SL 79 X SL 81 0-1 ① G4-3	F FF 92 B FS 89 B FF 93 F SL 83 S FF 93 2-3 ③ K		S SL 86 B SI 94 X SI 93 1-1 1B		6	1	3	2	0	1	1
14 Martín Prado, R (1, 4) OBP: 0.355, SLG: 0.454 (8, 5)	C FF 89 F FF 91 F FF 92 C FF 93 0-3 ② K	B FF 89 F FF 90 X SI 90 1-1 ② SF8; 3-H	B SL 87 B SL 77 B FF 93 C SI 93 F SI 93 F SL 86 S SL 87 3-3 ② K		C SL 82 F FF 93 B FF 94 B FF 94 X FF 94 2-2 10 BB; 1B		B SL 86 C SI 95 B SI 94 X SL 83 2-1 ① F9	B SL 86 C SL 84 X SI 94 1-1 ③ G4-3		5	0	1	1	0	2	4
10 Chipper Jones, S (1, 5) OBP: 0.404, SLG: 0.458 2 Kelly Johnson, L (7, PR) OBP: 0.296, SLG: 0.387 (8, 4)	F FF 92 B FF 92 B FF 92 X FF 91 2-1 1B	1 SAFE B CU 76 X FF 90 1-0 16 1B; 1-2 1B	X SI 93 0-0 ③ F8		B FS 87 B FS 87 S FF 93 F FF 93 B FF 93 F FF 94 B FF 93 4-2 1-2 BB		B CH 82 B SI 96 F SI 95 B SL 86 B SI 95 4-1 19 1B; 30 1B; BB			3 0	0 1	2 0	0 0	2 0	0 0	3 0
16 Brian McCann, L (1, 2) OBP: 0.359, SLG: 0.511 54 Kris Medlen, S (8, 1) 38 Buddy Carlyle, L (9, 1)	C FF 91 C FF 92 X FF 94 0-2 F7	B SL 85 S SL 85 X SI 92 ③ 1-1 1-2 2-H 1B		B CH 87 B SI 93 F SI 94 B SI 95 X SI 94 3-1 ① F8	B FF 93 C FF 93 F FF 93 X FF 94 1-2 ② P3		B SL 85 F SI 94 F SI 94 X CH 82 1-2 ② F7			5 0 0	0 0 0	1 0 0	1 0 0	0 0 0	0 0 0	4 0 0
19 Yunel Escobar, R (1, 6) OBP: 0.371, SLG: 0.450		4 BB; 18 1B; 33 1B; 1B L4		C SL 87 B SL 87 F SI 94 B FC 89 X SL 88 2-2 18 FC3-6; 1B	F FF 94 B FF 94 X FF 94 1-1 ③ G3		C SI 95 B SL 84 B SL 83 B SI 95 X SI 94 3-1 30 1B; 1-2 1B			5	1	3	0	0	0	4
18 Garret Anderson, L (1, 7) OBP: 0.315, SLG: 0.431 30 Reid Gorecki, R (7, 8) OBP: 0.235, SLG: 0.250	C FF 89 1 SAFE C FF 90 B FF 92 X SL 87 1-2 33 1B; 4 BB; 33 E; 1B	C SL 85 X CU 75 0-1 ① G3	B CH 88 C SL 87 F SL 87 F FC 87 X SL 87 1-2 ② FC3-6; 22 WP; 4 1B; 1-2f			B FS 84 X SI 91 1-0 ① P6	B SL 84 B SI 95 C SI 95 X SI 94 2-1 1-2 2-H 1B			4 1	2 0	1 1	0 1	0 0	0 0	1 0
22 Adam LaRoche, L (1, 3) OBP: 0.357, SLG: 0.496	C SL 84 F SL 85 B FF 93 C FF 91 1-3 ① K	B CU 78 S SL 85 C SI 90 F FF 92 X FF 91 1-2 33 SH; 4 BB; 23 1B; 1B	D SI 92 B SL 84 B SI 94 B SI 94 4-0 4 1B; 1-2 BB			X FF 93 0-0 HR	B CH 82 F CH 82 B CH 81 C SI 94 S SL 86 2-3 ③ K			4	2	2	1	1	2	4
4 Omar Infante, R (1, 8) OBP: 0.390, SLG: 0.409 (7, 7)	C FF 90 B SL 87 B FF 91 B FF 91 B FF 91 4-1 33 E; 23 1B; 1-2 2-3 BB	B FF 90 S CH 80 S CH 81 B FF 93 D CH 82 B CH 80 4-2 23 1B; 33 SH; 1-2 BB	X SI 94 0-0 33 WP; 1-3 2-H 1B			B FS 85 C SL 80 B FS 86 F FF 93 F FF 93 B FF 94 F FF 94 X FF 93 3-2 1B		C SL 86 B SL 83 X SI 94 1-1 ① G6-3		3	1	2	1	2	0	0
33 Javier Vazquez, R (1, 1) OBP: 0.214, SLG: 0.226 8 David Ross, R (8, 2) OBP: 0.362, SLG: 0.486	B FF 90 B FF 90 C FF 90 X SI 92 2-1 E9; 23 1B; 14 SF8; 1-3 2-H 3-H 1B	X FF 90 0-0 SH; 23 1B; 1-2 2-3	C FF 96 S SI 95 S FC 89 0-3 ③ K			B FF 93 F FF 93 C FF 92 B SL 83 S SL 83 2-3 ② K		B SI 94 X SI 94 1-0 ② G6-3		3 1	1 0	1 0	1 0	0 0	2 0	3 0
Inning Stats	R: 0 H: 1 E: 0 LOB: 1 K: 1 BB: 0 S: 12 P: 14	R: 5 H: 6 E: 1 LOB: 2 K: 1 BB: 1 S: 20 P: 32	R: 1 H: 2 E: 1 LOB: 3 K: 1 BB: 1 S: 16 P: 24	R: 1 H: 2 E: 0 LOB: 2 K: 1 BB: 1 S: 13 P: 23	R: 0 H: 1 E: 0 LOB: 2 K: 0 BB: 1 S: 13 P: 21	R: 1 H: 2 E: 0 LOB: 1 K: 2 BB: 0 S: 13 P: 21	R: 1 H: 2 E: 0 LOB: 2 K: 1 BB: 1 S: 13 P: 27	R: 0 H: 1 E: 0 LOB: 1 K: 0 BB: 0 S: 7 P: 11		1B: 16 SF: 1 2B: 0 SAC: 1 3B: 0 DP: 0 HR: 1 HBP: 0						

PITCHER		IP	WLS	BF	H	R	ER	SO	BB	IBB	HBP	BLK	WP	HR	S	P	ERA	WHIP
33 Clayton Richard, L ERA: 4.79	(1, 1)	2.1	L	19	9	6	6	2	2	0	0	0	0	0	42	61	23.14	4.714
59 Luis Perdomo, R ERA: 4.7	(3, 1)	1.2		8	2	1	1	2	1	0	0	0	2	0	19	32	5.40	1.800
45 Edward Mujica, R ERA: 3.3	(5, 1)	2.0		10	3	1	1	2	1	0	0	0	0	1	26	42	4.50	2.000
58 Ryan Webb, R ERA: 5.14	(7, 1)	2.0		10	3	1	1	1	1	0	0	0	0	0	20	38	4.50	2.000

PITCHER	IP	WLS	BF	H	R	ER	SO	BB	IBB	HBP	BLK	WP	HR	S	P	ERA	WHIP

BOTTOM

San Diego Padres @ Atlanta Braves

Turner Field, Atlanta, GA

Thu Aug 27 2009, 7:00 PM EDT
Att. 18,651 - Overcast - 72 F

livebaseballscorecards.com

AB	40
R	9
H	17
RBI	8
BB	5
SO	7
LOB	24

WP: 2 PA: 47
PB: 0
SB: 0
CS: 0

San Diego Padres @ Florida Marlins

Land Shark Stadium, Miami, FL

Fri Aug 28 2009, 7:10 PM EDT

Att. 14,402 - Clear - 86 F

TOP

livebaseballscorecards.com

Batter	1	2	3	4	5	6	7	8	9	AB	R	H	RBI	BB	SO	LOB
1 Everth Cabrera, S (1, 6) OBP: 0.360, SLG: 0.409	C SI 93 S CU 80 X CU 78 0-2 ① G1-3	X FF 92 0-0 22 S; 22 1B; 3-H 1B	B SI 90 B FO 78 X FF 90 2-0 1-3 2-H 2B		F FF 90 X SL 88 0-1 E5 22 WP; 22 2B	C FF 91 B FF 90 C FF 90 B FF 92 X FF 93 2-2 ③ L4		B FF 88 1 SAFE 1 SAFE S FF 88 B CH 82 F FF 88 S SL 81 2-3 ②③ K; 1-2		6	2	2	2	0	1	3
22 David Eckstein, R (1, 4) OBP: 0.321, SLG: 0.332	C FF 92 C SI 92 F SI 92 B CU 79 X FF 91 1-2 ② F7	1 SAFE C FF 92 B SI 92 X SI 92 1-1 5 BB; 23 BB; 25 1B; 1-H 1B	B FF 89 S SL 83 B FF 89 B FF 90 X FF 90 3-1 ② P4		C FF 90 C SI 91 B SI 91 B SL 88 X FF 89 2-2 1-H 2B		B FF 92 C FF 91 F CH 83 F FF 91 X FF 91 1-2 5 BB; 7 1B; 1B		B FF 97 B SI 94 B FF 94 C SI 95 F FF 94 S FF 97 3-3 ① K	6	2	3	2	0	1	2
23 Adrián González, L (1, 3) OBP: 0.405, SLG: 0.554 14 Oscar Salazar, R (8, 3) OBP: 0.364, SLG: 0.548	B CU 77 C FF 92 B CH 84 F FF 94 X CU 80 2-2 ③ G4-3	B CH 86 C CH 85 B FF 92 B CH 84 B SI 92 4-1 25 1B; 5 BB; 1-2 BB	I IN 63 I IN 67 I IN 67 I IN 63 4-0 5 FC4-6; IBB		C SL 88 X SI 92 0-1 ② G5-3		F FF 91 B FF 90 S FF 92 S CH 82 1-3 ① K		T FF 97 B CH 89 F CH 86 X FF 97 1-2 2B	3 1	0 0	0 1	0 0	2 0	1 0	2 0
5 Kevin Kouzmanoff, R (1, 5) OBP: 0.304, SLG: 0.422		B SI 91 B CU 75 X SI 91 2-0 25 1B; 2B B CU 80 B CH 84 B CH 84 B SI 93 4-0 25 1B; 1-2 2-3 BB	S SL 85 X FF 85 0-1 ③ FC4-6; 1-2f		B SI 90 F FF 91 B SI 90 B FF 90 B FF 89 4-1 BB		B FF 91 B CH 82 F FF 93 B FF 90 F FF 91 B CH 80 4-2 7 1B; 1-2 BB		X SI 96 0-0 ② G5-3	3	1	1	0	3	0	4
25 Will Venable, L (1, 9) OBP: 0.332, SLG: 0.463		B SI 91 F CH 84 S CH 84 X FF 93 2-H 8 8S; 8 HR; 1B B SI 90 S FO 79 F FO 82 F FF 90 X FO 80 2-2 1-2 2-3 3-H 1B		X SL 83 0-0 ① P6	C SL 89 B FF 92 F FF 92 C SI 92 1-3 ③ K		B FF 92 B FF 92 F FF 92 S FF 91 B CH 83 S CH 82 3-3 ② K		B SI 97 B FF 97 B SI 94 C FF 96 X CH 86 3-1 ③ P5	6	1	2	2	0	2	5
8 Kyle Blanks, R (1, 7) OBP: 0.355, SLG: 0.514 7 Chase Headley, S (2, PH) OBP: 0.335, SLG: 0.387 55 Adam Russell, R (7, 1) 54 Joe Thatcher, L (7, 1) 57 Luke Gregerson, L (8, 1) 40 Greg Burke, R (9, 1)		B SI 91 B SAFE S SAFE S SI 91 S SI 92 F FF 91 F FF 92 3-2 1-H HR C FF 90 B FF 90 B FF 80 F FF 80 X FO 79 2-2 G3		B SI 89 S FO 80 S FO 80 X FO 81 1-2 1B		F FF 89 B CH 80 B CH 81 B SL 89 F FF 91 F FF 92 F FF 92 F FF 92 X 3-2 28 2B; 1B	B FF 92 B CH 83 C CH 83 F FF 92 D CH 83 X CH 83 3-2 1-3 2-H 1B			1 4 0 0 0 0	1 0 0 0 0 0	1 3 0 0 0 0	2 1 0 0 0 0	0 0 0 0 0 0	0 0 0 0 0 0	0 3 0 0 0 0
28 Henry Blanco, R (1, 2) OBP: 0.311, SLG: 0.388		B CU 78 F SI 92 C CU 79 B CU 79 B SI 92 X SI 92 3-2 18 FC1-5-6-5 2B	C SL 85 B FF 89 B FF 87 S FF 86 F SI 91 S FF 91 2-3 ① K	S FF 90 B FF 87 X SL 84 1-1 ② L6		X FF 91 0-0 1-3 2B	S CH 84 D CH 82 F FF 92 F CH 83 X CH 84 1-2 ③ G5-3			5	0	2	0	0	1	3
18 Tony Gwynn Jr., L (1, 8) OBP: 0.347, SLG: 0.342		B SI 92 F CH 84 F SI 92 X CH 85 1-2 ① FC1-5-6-5; 29 G5-3; 1 1B; 2-3	F FF 90 H SL 84 1-1 29 SH; 1 2B; HBP	B SI 89 C SI 89 F SI 90 F FF 89 X FO 77 1-2 ③ F7		C FF 92 B FF 92 B SL 90 F FF 92 B FF 93 F FF 93 X FF 92 3-2 ① L6		B FF 87 C FF 87 C SL 80 B SL 79 X SL 80 2-2 1 CS; 1B		4	2	1	0	0	0	4
29 Kevin Correia, R (1, 1) OBP: 0.171, SLG: 0.154 11 Drew Macias, L (7, 7) OBP: 0.310, SLG: 0.371		B SI 92 X SI 92 1-0 ② G5-3 2-3	B SI 89 X FF 87 1-0 SH; 1 2B; 1-2		B SI 89 C FF 89 S FF 90 C SI 91 1-3 ① K	S FF 92 B FF 93 F FF 92 F SL 89 B FF 91 S FF 91 2-3 ② K		B FF 88 X FF 88 1-0 ① L9		3 1	0 0	0 0	0 0	0 0	2 0	3 1
Inning Stats	R: 0 E: 0 K: 0 S: 10 H: 0 LOB: 0 BB: 0 P: 13	R: 6 E: 0 K: 0 S: 27 H: 7 LOB: 3 BB: 2 P: 52	R: 1 E: 1 K: 1 S: 11 H: 1 LOB: 3 BB: 1 P: 24	R: 0 E: 0 K: 0 S: 10 H: 1 LOB: 1 BB: 0 P: 13	R: 1 E: 1 K: 2 S: 14 H: 1 LOB: 2 BB: 1 P: 22	R: 0 E: 0 K: 1 S: 18 H: 2 LOB: 2 BB: 0 P: 28	R: 1 E: 0 K: 2 S: 19 H: 2 LOB: 2 BB: 1 P: 32	R: 0 E: 0 K: 1 S: 7 H: 1 LOB: 0 BB: 0 P: 12	R: 0 E: 0 K: 1 S: 9 H: 1 LOB: 1 BB: 0 P: 16	1B: 9 2B: 6 3B: 0 HR: 1	SF: 0 SAC: 1 DP: 0 HBP: 1	WP: 1 PB: 0 SB: 2 CS: 1	PA: 50			

	AB	43
	R	9
	H	16
	RBI	9
	BB	5
	SO	8
	LOB	30

PITCHER		IP	WLS	BF	H	R	ER	SO	BB	IBB	HBP	BLK	WP	HR	S	P	ERA	WHIP
41 Chris Volstad, R ERA: 5.03	(1, 1)	1.2	L	13	6	6	6	0	2	0	0	0	0	1	30	54	32.40	4.800
44 Brian Sanches, R ERA: 1.04	(2, 1)	2.1		13	3	1	1	1	0	1	1	0	0	0	28	48	3.86	1.286
53 Dan Meyer, L ERA: 2.94	(5, 1)	2.0		11	3	1	0	3	1	0	0	0	1	0	32	50	0.00	2.000
37 Renyel Pinto, L ERA: 3.12	(7, 1)	1.0		6	2	1	1	2	1	0	0	0	0	0	19	32	9.00	3.000
40 Kiko Calero, R ERA: 2.25	(8, 1)	1.0		3	1	0	0	1	0	0	0	0	0	0	7	12	0.00	1.000

PITCHER		IP	WLS	BF	H	R	ER	SO	BB	IBB	HBP	BLK	WP	HR	S	P	ERA	WHIP
22 Matt Lindstrom, R ERA: 5.31	(9, 1)	1.0		4	1	0	0	1	0	0	0	0	0	0	9	16	0.00	1.000

BOTTOM

San Diego Padres @ Florida Marlins

Land Shark Stadium, Miami, FL

Fri Aug 28 2009, 7:10 PM EDT

Att. 14,402 - Clear - 86 F

Batter	1	2	3	4	5	6	7	8	9	AB	R	H	RBI	BB	SO	LOB
8 Chris Coghlan, L (1, 7) OBP: 0.372, SLG: 0.445	B CH 88 X CH 90 1-0 18 1B 2B		B SL 84 B SL 84 X SI 89 2-0 ② G4-3		B SI 88 C SI 90 X CH 89 1-1 18 G6-4-3 1B		B CH 83 C CH 83 S SL 88 F FC 90 X CU 74 1-2 ② F7		C SI 90 D CH 85 B SL 81 F SI 90 B SI 90 X CH 83 3-2 18 G6-4-3 2-H 1B	5	1	3	1	0	0	1
18 Wes Helms, R (1, 5) OBP: 0.317, SLG: 0.373	F CH 90 S FC 91 X CU 74 0-2 ① 2-H 1B		B SI 91 C SI 91 B SI 91 S SI 90 S FC 91 2-3 ③ K		1 SAFE F SI 91 1 SAFE S SI 90 B CH 91 X SI 90 1-2 ①② G6-4-3 1-2f		C SI 90 F SI 89 B SL 87 D SL 87 F SI 91 F CH 91 X CU 76 2-2 3 BB 1-H 2B		C SI 91 B SI 91 X SI 91 1-1 ①② G6-4-3 1-2f	5	0	2	2	0	1	2
2 Hanley Ramirez, R (1, 6) OBP: 0.428, SLG: 0.572	B SL 84 C SI 91 F SI 92 B SL 86 X SL 83 2-2 ② F9			B SI 92 X SI 92 1-0 3 BB 21 2B 1B	C CH 92 B CU 76 X CU 76 1-1 ③ L7		C SI 92 B SI 93 S SL 80 B SI 96 B SL 82 B SI 96 4-2 3 BB BB		B SI 92 C SI 91 B SI 92 X SI 91 2-1 1B	4	1	2	0	1	0	0
3 Jorge Cantu, R (1, 3) OBP: 0.337, SLG: 0.426	B FC 91 X CH 91 1-0 ③ F7			B SL 84 B SL 85 B SL 84 C CH 90 F SI 88 F SI 90 B CH 91 4-2 21 2B 1-2 BB		B CH 89 X SI 90 1-0 1B	C SL 78 B SI 93 C SI 94 F SI 96 B SL 80 B SI 96 B SL 77 4-2 29 FC3-6 1-2 2-3 BB		S SL 83 B SI 91 C SI 91 D SI 90 F SI 90 X SL 82 2-2 ③ G6-3	3	0	1	0	2	0	1
21 John Baker, L (1, 2) OBP: 0.343, SLG: 0.430 29 Ronny Paulino, R (7, PH) OBP: 0.337, SLG: 0.425 (8, 2)		B SI 88 F SL 84 C CH 83 C SL 85 1-3 ① K		C SL 83 X SL 84 0-1 ① 12 1B 1-H 2-H 2B		X CH 88 0-0 ① F8	C FF 86 B SL 76 F FC 86 X SL 77 1-2 ③ FC3-6 1-2f			3 1	1 0	1 0	1 0	0 0	1 0	1 3
6 Dan Uggla, R (1, 4) OBP: 0.352, SLG: 0.443		C SL 85 B SI 92 X SI 92 1-1 ② L7		B SL 85 S SL 85 C SI 89 C CH 92 1-3 ② K		C SL 85 X SL 86 0-1 ② L7		B SL 80 F SI 90 B SL 79 F FF 90 B SL 82 X SI 91 3-2 ① G4-3		4	0	0	0	0	1	2
12 Cody Ross, R (1, 8) OBP: 0.329, SLG: 0.475		B SI 92 X SL 84 1-0 2B		C SI 91 X SI 90 0-1 27 1B 2-H 1B		F SL 86 C CU 75 X CU 75 0-2 ③ F9		C SL 83 F SL 82 S SL 82 0-3 ② K		4	0	2	1	0	1	1
27 Jeremy Hermida, L (1, 9) OBP: 0.356, SLG: 0.404		B CU 74 B CH 83 F SL 84 X SI 91 2-1 ③ F7		C SI 90 X SL 84 0-1 1-2 1B			B SL 84 X FF 88 1-0 ① F7	C CH 79 C FF 91 F CH 78 X SL 83 0-2 ③ F8		4	0	1	0	0	0	1
41 Chris Volstad, R (1, 1) 44 Brian Sanches, R (2, 1) 14 Gaby Sanchez, R (4, PH) 53 Dan Meyer, R (6, 1) 37 Renyel Pinto, L (7, 1) 25 Brett Carroll, R (7, PH) 40 Kiko Calleiro, R (8, 1) 22 Matt Lindstrom, R (9, 1) 7 Ross Gload, L (9, PH)			C CH 87 C SI 90 X CH 84 0-2 ① G6-3	D SI 91 F SL 84 F SL 84 B SL 83 S SL 85 2-3 ③ K			B SI 91 B SL 86 C SI 90 F SI 90 X SL 83 2-2 18 2B 1B		C SL 82 X SL 82 0-1 8 1B 2B	0 1 1 0 0 0 1 0 1	0 0 0 0 0 1 1 0 1	0 0 0 0 0 0 1 0 1	0 0 0 0 0 0 0 0 0	0 0 0 0 0 0 0 0 0	0 0 1 0 0 0 0 0 0	0 0 2 0 0 0 0 0 0
Inning Stats	R: 1 E: 0 K: 0 S: 8 H: 2 LOB: 0 BB: 0 P: 12	R: 0 E: 0 K: 1 S: 8 H: 1 LOB: 1 BB: 0 P: 13	R: 0 E: 0 K: 1 S: 7 H: 0 LOB: 0 BB: 0 P: 11	R: 2 E: 0 K: 2 S: 16 H: 4 LOB: 2 BB: 1 P: 24	R: 0 E: 0 K: 0 S: 7 H: 1 LOB: 0 BB: 0 P: 10	R: 0 E: 0 K: 0 S: 7 H: 1 LOB: 1 BB: 0 P: 8	R: 1 E: 0 K: 0 S: 21 H: 2 LOB: 3 BB: 2 P: 36	R: 0 E: 0 K: 1 S: 10 H: 0 LOB: 0 BB: 0 P: 13	R: 1 E: 0 K: 0 S: 13 H: 3 LOB: 1 BB: 0 P: 21	1B: 9 2B: 5 3B: 0 HR: 0 SF: 0 SAC: 0 DP: 2 HBP: 0						

PITCHER		IP	WLS	BF	H	R	ER	SO	BB	IBB	HBP	BLK	WP	HR	S	P	ERA	WHIP
29 Kevin Correia, R ERA: 4.5	(1, 1)	6.2	W	29	11	4	4	4	1	0	0	0	0	0	66	97	5.40	1.800
55 Adam Russell, R ERA: 5.4	(7, 1)	0.0		2	0	0	0	0	2	0	0	0	0	0	5	13	∞	∞
54 Joe Thatcher, L ERA: 2.8	(7, 1)	0.1	H	1	0	0	0	0	0	0	0	0	0	0	3	4	0.00	0.000
57 Luke Gregerson, R ERA: 3.3	(8, 1)	1.0		3	0	0	0	1	0	0	0	0	0	0	10	13	0.00	0.000
40 Greg Burke, R ERA: 4.14	(9, 1)	1.0		5	3	1	1	0	0	0	0	0	0	0	13	21	9.00	3.000

PITCHER	IP	WLS	BF	H	R	ER	SO	BB	IBB	HBP	BLK	WP	HR	S	P	ERA	WHIP

livebaseballscorecards.com

AB	37
R	5
H	14
RBI	5
BB	3
SO	5
LOB	14

WP: 0 PA: 40
PB: 0
SB: 0
CS: 0

San Diego Padres @ Florida Marlins

Land Shark Stadium, Miami, FL

Sat Aug 29 2009, 6:10 PM EDT

Att. 20,924 - Partly Cloudy - 84 F

livebaseballscorecards.com

Batter	1	2	3	4	5	6	7	8	9	AB	R	H	RBI	BB	SO	LOB
1 Everth Cabrera, S (1, 6) OBP: 0.355, SLG: 0.404	C SI 88 B FS 85 L FS 84 F SL 84 F SL 84 B FF 92 S SL 82 2-3 ① K		C FF 92 X FS 85 0-1 ② G1-3 1-2		C CU 74 F FF 92 B SL 83 X SL 83 1-2 ③ L8		L SI 94 X SI 93 0-1 ① SH5-3 1-2	C CH 85 B CU 76 D CH 80 B CU 76 F FF 86 X SL 78 3-2 ① SF8 3-H		3	0	0	1	0	1	1
22 David Eckstein, R (1, 4) OBP: 0.322, SLG: 0.333	C FF 90 C CU 75 S FF 92 0-3 ② K		C SL 83 F FF 92 S SL 86 0-3 ③ K2-3			F FF 89 X CU 74 0-1 7 1B 25 BB 14 BB 1B	B SI 93 C FF 94 X SI 94 1-1 ② F8	B FF 87 1 SAFE C FF 87 C CU 77 X FF 88 1-2 25 FC4-6 1B 1-2		5	1	2	0	0	2	2
25 Will Venable, L (1, 9) OBP: 0.338, SLG: 0.477	B FF 91 C FF 90 B CU 75 C SL 83 S SL 83 2-3 ③ K			X SI 88 0-0 HR		F FS 83 F FF 91 F FF 92 F SL 83 D FS 84 D SL 84 D SL 83 4-2 14 BB 7 1B 4 SF9 1-2 BB	B SI 89 D SI 89 B SI 94 C SI 93 F SI 94 B SL 88 4-2 5 1B BB	B CH 82 C FF 88 B SL 79 F SL 80 F SL 80 B FF 88 F SL 80 X CH 83 3-2 ② FC4-6 5 CS 1-2f 2-3		3	2	1	1	2	1	2
5 Kevin Kouzmanoff, R (1, 5) OBP: 0.303, SLG: 0.420		C SL 81 B FF 90 B FF 90 X FF 90 2-1 ① G6-3		B FF 89 B SL 82 F SL 83 X FF 90 2-1 ① G5-3		X FF 91 0-0 ① F8	C SI 90 B SI 91 F SI 92 B SI 91 B SL 86 X SL 84 3-2 1-2 2-H 1B	B SL 80 C SL 80 S SL 80 1 SAFE F SL 81 1 SAFE 1 SAFE 1-2 ③ CS 1-2	B SI 96 F SI 95 S CH 86 S CH 90 1-3 ① K	5	0	1	1	0	1	2
7 Chase Headley, S (1, 7) OBP: 0.333, SLG: 0.385		F SI 88 F CU 76 F SL 82 F SL 82 B FF 91 B CU 74 S SL 83 2-3 ② K		B FF 90 B FS 83 B FF 91 C FF 89 C FF 91 F FF 91 F SL 83 C FF 90 3-3 ② K		X FS 83 0-0 14 BB 1-2 2-3 1B	C SI 92 X SI 91 0-1 ③ F7		C FF 97 B CH 89 S CH 88 X CH 89 1-2 ② G3	5	0	1	0	0	2	2
14 Oscar Salazar, R (1, 3) OBP: 0.394, SLG: 0.561		B FF 93 S SL 83 C FF 92 X SL 84 1-2 1B		S SL 84 B FF 92 B FF 92 S SL 84 X SL 84 2-2 1B		B SL 84 B FF 92 F SL 84 S FF 92 F FF 91 F FF 92 B FF 95 B FF 92 4-2 1-2 2-3 3-H BB		B SI 90 C SL 81 X SL 86 1-1 4 1B 18 3B 1B	B FF 97 B FF 96 X FF 96 2-0 ③ F9	4	1	3	1	1	0	0
4 Nick Hundley, R (1, 2) OBP: 0.300, SLG: 0.372		B FF 92 F FF 92 B SL 84 X SL 82 2-1 ③ P4		S SL 84 B FF 92 1 SAFE B FF 93 C FF 92 1 SAFE S FF 93 2-3 ③ K		X SI 93 0-0 ② SF9 3-H		B SI 90 1 SAFE X SI 90 1-0 18 3B 1-3 1B		3	1	1	1	0	1	2
18 Tony Gwynn Jr., L (1, 8) OBP: 0.346, SLG: 0.347			C FS 86 B FS 83 F SL 81 B SL 83 X FS 81 2-2 ① F7		C FF 89 B CU 76 B CU 76 C FF 91 X FF 92 2-2 ① G4-3	X SI 93 0-0 ③ G4-3		B SI 91 X SI 90 1-0 1 SF8 1-H 3-H 3B		4	1	1	2	0	0	2
49 Wade LeBlanc, L (1, 1) OBP: 0.500, SLG: 0.500 11 Drew Macias, L (7, PH) OBP: 0.326, SLG: 0.371 55 Adam Russell, R (7, 1) 15 Luis Antonio Rodriguez, S (8, PH) OBP: 0.329, SLG: 0.277 57 Luke Gregerson, L (8, 1) 21 Heath Bell, R (9, 1)			C FF 89 F CU 73 X FF 92 0-2 1 G1-3 1B		X FF 91 0-0 ② F7		B SI 94 C SI 93 B SI 89 B SI 94 B SI 93 4-1 1 SH5-3 5 1B BB	B SI 89 B CH 82 B FF 90 B CH 88 4-0 25 FC4-6 22 1B BB		2 0 1 0 0 0 0 0 1 0 0 1 0 0 0 0 0 0 0 0 0 0 0 0 0 1 0 0 0 0 0 0 0 0 0 0 0 0 0 0 0 0						
Inning Stats	R: 0 E: 0 K: 3 S: 11 H: 0 LOB: 0 BB: 0 P: 15	R: 0 E: 0 K: 1 S: 12 H: 1 LOB: 1 BB: 0 P: 19	R: 0 E: 0 K: 1 S: 11 H: 1 LOB: 1 BB: 0 P: 13	R: 1 E: 0 K: 2 S: 14 H: 2 LOB: 1 BB: 0 P: 23	R: 0 E: 0 K: 0 S: 7 H: 0 LOB: 0 BB: 0 P: 10	R: 2 E: 0 K: 0 S: 13 H: 2 LOB: 2 BB: 2 P: 21	R: 1 E: 0 K: 0 S: 12 H: 1 LOB: 2 BB: 2 P: 24	R: 3 E: 0 K: 0 S: 18 H: 4 LOB: 1 BB: 1 P: 33	R: 0 E: 0 K: 1 S: 7 H: 0 LOB: 0 BB: 0 P: 11	1B: 9 2B: 0 3B: 1 HR: 1 SF: 2 SAC: 1 DP: 0 HBP: 0						

TOP	
AB	34
R	7
H	11
RBI	7
BB	5
SO	8
LOB	13

	WP: 0	PA: 43
	PB: 0	
	SB: 0	
	CS: 1	

PITCHER		IP	WLS	BF	H	R	ER	SO	BB	IBB	HBP	BLK	WP	HR	S	P	ERA	WHIP
47 Ricky Nolasco, R ERA: 5.3	(1, 1)	5.1		24	6	3	3	7	2	0	0	0	0	1	66	99	5.06	1.500
64 Tim Wood, R ERA: 2.63	(6, 1)	1.1		6	0	1	1	0	2	0	0	0	0	0	9	18	6.75	1.500
52 Luis Ayala, R ERA: 5.63	(7, 1)	0.1	L	6	4	3	3	0	1	0	0	0	0	0	9	19	81.00	15.000
40 Kiko Calero, R ERA: 2.2	(8, 1)	1.0		3	1	0	0	0	0	0	0	0	0	0	14	22	0.00	1.000
46 Juan Carlos Oviedo, R ERA: 3.83	(9, 1)	1.0		3	0	0	0	1	0	0	0	0	0	0	7	11	0.00	0.000

PITCHER	IP	WLS	BF	H	R	ER	SO	BB	IBB	HBP	BLK	WP	HR	S	P	ERA	WHIP

San Diego Padres @ Florida Marlins

Land Shark Stadium, Miami, FL

Sat Aug 29 2009, 6:10 PM EDT

Att. 20,924 - Partly Cloudy - 84 F

BOTTOM

Batter	1	2	3	4	5	6	7	8	9	AB	R	H	RBI	BB	SO	LOB
8 Chris Coghlan, L (1, 7) OBP: 0.372, SLG: 0.443	B FC 86 C C CU 69 C FF 85 1-3 ① K	B FC 81 D CH 72 S FC 80 F FC 82 F CH 73 D CH 70 X FC 80 3-2 ③ F7			B CU 71 B CH 72 B CH 72 B FF 84 4-0 18 G4-3 18 E BB		B SI 94 B SI 94 X SI 94 2-0 3 FC5 18 1B 1B		B CH 85 B FF 94 C FF 92 S CU 83 F FF 95 F FF 94 B FF 95 S CU 82 3-3 K	4	0	1	0	1	2	2
18 Wes Helms, R (1, 5) OBP: 0.319, SLG: 0.374	C FC 84 B FF 85 F FF 86 B FC 86 X FC 81 2-2 ② G5-3		C FF 84 F FF 84 X FF 86 0-2 1B		1 SAFE B FC 80 C CH 72 2 SAFE B CH 73 B FF 85 F CH 73 X FF 85 3-2 ② G4-3 1-3		1 SAFE 1 SAFE D SI 92 F SI 92 1 SAFE C SI 92 B SI 94 1 SAFE 1 SAFE 2-2 1 SAFE F SI 92 F SI 92 1 SAFE X SI 90 3 FC5 1-2 1B		C FF 94 T FF 94 S FF 92 0-3 ③ K	5	0	2	0	0	1	2
2 Hanley Ramirez, R (1, 6) OBP: 0.425, SLG: 0.567	X FF 81 0-0 ③ F9		B FC 84 D CU 72 C CH 79 B FF 84 1 SAFE S FF 84 X FF 86 3-2 ① F8		B CH 71 X CH 72 1-0 ③ G5-3		B SL 81 F SI 92 X SL 79 1-1 ② F4			4	0	0	0	0	0	4
3 Jorge Cantu, R (1, 3) OBP: 0.337, SLG: 0.427		B CU 71 B FF 84 X FF 80 2-0 12 1B 29 SF9 2B	F FF 86 F FC 81 B FF 84 B FC 82 S CH 72 2-3 ② K			C CH 72 B FC 79 B CH 72 X FC 79 2-1 ① G5-3	B SL 79 C SL 81 F SL 80 B SI 94 F SI 92 F SI 93 F SI 80 F SL 78 X SL 77 2-2 ③ FC5 1-2 2-3f			4	1	1	0	0	1	3
6 Dan Uggla, R (1, 4) OBP: 0.353, SLG: 0.441		C FF 84 D CH 72 F CH 74 F FF 85 F FF 85 F FC 81 B CH 70 B FC 85 B FF 86 4-2 29 SF9 12 1B 1 SH BB	X CH 72 0-0 ③ G5-3			C FF 84 B CU 71 F FC 81 B FF 85 H FC 79 3-2 29 HR HBP		B SL 82 S FF 92 S SL 82 B SL 83 B SL 84 S FF 92 3-3 ① K		2	2	0	0	1	1	1
12 Cody Ross, R (1, 9) OBP: 0.328, SLG: 0.473 (7, 8) 46 Juan Carlos Oviedo, R (9, 1)		F FF 84 B FC 81 S CH 72 X FF 86 1-2 47 SH1-4 1 SH 1B 1-2 2-3		F CH 72 B FF 84 F FF 85 X FF 84 1-2 ① F8		X FF 84 0-0 ② P6		B SI 91 C SI 90 B SL 83 F SI 90 X SL 83 2-2 ② F9		4 0	0 0	1 0	0 0	0 0	0 0	1 0
29 Ronny Paulino, R (1, 2) OBP: 0.335, SLG: 0.439		B CH 71 D CU 72 F CH 81 C FF 85 X FF 85 2-2 ① SF9 2-3 3-H		X CU 71 0-0 ② F9		X CU 70 0-0 1-H HR		B FF 91 S SL 83 S FF 91 S SL 84 1-3 ③ K		3	1	1	3	0	1	0
1 Emilio Bonifácio, S (1, 8) OBP: 0.306, SLG: 0.314 52 Luis Ayala, R (7, 1) 40 Kiko Calero, R (8, 1) 27 Jeremy Hermida, L (9, 9) OBP: 0.356, SLG: 0.403		X FF 86 0-0 SH 47 SH1-4 1-2 3-H		B FF 84 B FF 84 C FF 84 B FF 84 X FF 83 3-1 ③ F8	C CH 73 C CH 68 X CH 69 0-2 ③ G4-3				C FF 94 F FF 94 C SI 93 0-3 ① K	2 0 0 1	0 0 0 0	0 0 0 0	1 0 0 0	0 0 0 1	0 0 0 0	0 0 0 0
47 Ricky Nolasco, R (1, 1) OBP: 0.179, SLG: 0.158 64 Tim Wood, R (6, 1) OBP: 0.500, SLG: 0.500 25 Brett Carroll, R (7, 9) OBP: 0.310, SLG: 0.435 (9, 8)		X FF 82 0-0 ② SH1-4 1-2 2-3			C FF 84 S CU 69 X CU 70 0-2 ① G6-3		B SI 92 F SI 91 S SI 92 S SI 94 1-3 ① K		B FF 94 C FF 95 F CU 82 B FF 95 X FF 94 2-2 ② F8	1 0 2	0 0 0	0 0 0	0 0 0	0 0 1	0 0 0	0 0 0
Inning Stats	R: 0 H: 0 E: 0 LOB: 0 K: 1 BB: 0 S: 7 P: 10	R: 2 H: 2 E: 0 LOB: 2 K: 0 BB: 1 S: 18 P: 30	R: 0 H: 1 E: 0 LOB: 1 K: 1 BB: 0 S: 10 P: 15	R: 0 H: 0 E: 0 LOB: 0 K: 0 BB: 0 S: 6 P: 10	R: 0 H: 0 E: 1 LOB: 1 K: 0 BB: 1 S: 7 P: 15	R: 2 H: 1 E: 0 LOB: 0 K: 0 BB: 0 S: 9 P: 14	R: 0 H: 2 E: 0 LOB: 2 K: 1 BB: 0 S: 18 P: 26	R: 0 H: 0 E: 0 LOB: 0 K: 2 BB: 0 S: 9 P: 15	R: 0 H: 0 E: 0 LOB: 1 K: 3 BB: 0 S: 14 P: 19	1B: 4 2B: 1 3B: 0 HR: 1	SF: 1 SAC: 2 DP: 0 HBP: 1					WP: 1 PB: 0 SB: 0 CS: 0	PA: 38

livebaseballscorecards.com

	AB	32
	R	4
	H	6
	RBI	4
	BB	2
	SO	8
	LOB	13

PITCHER		IP	WLS	BF	H	R	ER	SO	BB	IBB	HBP	BLK	WP	HR	S	P	ERA	WHIP
49 Wade LeBlanc, L ERA: 9.58	(1, 1)	6.0		26	4	4	4	2	2	0	1	0	0	0	57	94	6.00	1.000
55 Adam Russell, R ERA: 3.38	(7, 1)	1.0	W	5	2	0	0	1	0	0	0	0	0	0	18	26	0.00	2.000
57 Luke Gregerson, R ERA: 3.24	(8, 1)	1.0	H	3	0	0	0	2	0	0	0	0	0	0	9	15	0.00	0.000
21 Heath Bell, R ERA: 2.22	(9, 1)	1.0	S	4	0	0	0	3	0	0	0	0	1	0	14	19	0.00	0.000

PITCHER	IP	WLS	BF	H	R	ER	SO	BB	IBB	HBP	BLK	WP	HR	S	P	ERA	WHIP

San Diego Padres @ Florida Marlins

Land Shark Stadium, Miami, FL

Sun Aug 30 2009, 1:10 PM EDT
Att. 12,873 - Partly Cloudy - 90 F

TOP

livebaseballscorecards.com

Batter	1	2	3	4	5	6	7	8	9	AB	R	H	RBI	BB	SO	LOB
1 Everth Cabrera, S (1, 6) OBP: 0.356, SLG: 0.399	B FF 89 C FF 90 X SL 82 1-1 E5 15 G5-4-3		C SL 80 B FF 89 S SL 82 T FF 88 1-2 ② K		C FF 87 C FF 88 B FF 89 X SL 83 1-2 ① G6-3		B SI 92 B FF 90 B FF 90 B SI 91 4-0 5 FC5 15 FC1-5 BB		C FF 94 B CH 87 B CH 85 B FF 93 B FF 92 4-1 11 G4-3 BB	3	0	0	0	2	1	0
15 Luis Antonio Rodriguez, S (3, 4) OBP: 0.328, SLG: 0.277 58 Ryan Webb, R (7, 1) 40 Greg Burke, R (8, 1) 11 Drew Macias, L (9, PH) OBP: 0.318, SLG: 0.361	B FF 91 X FF 89 1-0 ①② G5-4-3 1-2f		S CH 82 C FF 88 B FF 90 X CH 85 1-2 ③ G4-3		X CH 84 0-0 14 1B 1B		C FF 89 X FF 91 0-1 ① FC1-5 5 FC5 1-2 2-3f		C SI 93 B CH 86 F SI 94 B CH 86 X CH 86 2-2 ① G4-3 1-2	4 0 0 1	0 0 0 0	1 0 0 0	0 0 0 0	0 0 0 0	0 0 0 0	3 0 0 1
14 Oscar Salazar, R (1, 3) OBP: 0.408, SLG: 0.577	B FF 90 C CH 83 X CH 85 1-1 2B			C FF 87 C FF 87 B FF 89 X CH 84 1-2 5 2B 1B	C FF 87 F FF 88 B FF 90 B SL 82 X CH 84 2-2 5 G6-4-3 1-2 1B		C CH 83 F FF 92 F CH 83 F FF 91 D CH 83 D CH 84 S CH 83 2-3 ② K		C SI 96 D SL 84 F FF 96 X CH 88 1-2 ② G6-3	5	1	3	0	0	1	3
5 Kevin Kouzmanoff, R (1, 5) OBP: 0.304, SLG: 0.420	S FF 90 B FF 91 F SL 84 B FF 89 B FF 89 F CH 84 B FF 90 4-2 BB			B FF 86 X FF 88 1-0 25 1B 25 E 1-H 2B	B FF 89 B FF 89 X CH 82 2-0 ②③ G6-4-3 1-2f		C FF 92 B FF 91 B CH 83 B CH 85 X CH 82 3-1 ③ FC5 1-2 2-3f		X CH 88 0-0 ③ G5-3	4	1	1	1	1	0	5
7 Chase Headley, S (1, 7) OBP: 0.335, SLG: 0.384	F FF 88 F FF 89 X SL 83 0-2 ③ P3			B FF 88 B SL 80 B FF 88 B FF 85 4-0 25 E 38 PB BB		B FF 87 S CH 81 B FF 89 C CH 82 S FF 90 2-3 ① K		S SI 94 S CH 88 S CH 88 B FF 97 F CH 88 X FF 97 2-2 23 1B 25 G6-3 18 FC3-6 1B		3	2	1	0	1	1	2
25 Will Venable, L (1, 9) OBP: 0.341, SLG: 0.477		C SL 80 X FF 89 0-1 ① G3		X FF 88 0-0 E1 38 PB 1-3 2-H 1B	S SL 82 X SL 82 0-1 1B			C SI 96 X SI 97 0-1 ① G6-3 1-2		4	0	2	0	0	0	1
28 Henry Blanco, R (1, 2) OBP: 0.306, SLG: 0.381 23 Adrián González, L (8, PH) OBP: 0.406, SLG: 0.555 4 Nick Hundley, R (8, PR) OBP: 0.300, SLG: 0.372 (8, 2)		C FF 89 F SL 82 S FF 90 0-3 ② K		F FF 89 T FF 89 F FF 90 F FF 89 S SL 82 0-3 ① K	X FF 90 0-0 ② F9			X FF 96 0-0 18 FC3-6 2-3 1B		3 1 0	0 0 0	0 1 0	0 0 0	0 0 0	2 0 0	3 0 0
18 Tony Gwynn Jr., L (1, 8) OBP: 0.342, SLG: 0.343		B FF 88 F FF 88 B SL 82 B FF 88 X FF 88 3-1 ③ L4		1 SAFE C SL 81 F FF 90 B FF 90 S FF 90 1-3 ② K	B FF 90 B FF 90 X FF 88 2-0 ③ G3			B SI 96 B FF 97 F FF 95 X FF 95 2-1 ② FC3-6 1-2f 3-H		4	0	0	1	0	1	4
38 Mat Latos, R (1, 1) OBP: 0.056, SLG: 0.056 45 Edward Mujica, R (4, 1) OBP: 0.667, SLG: 0.667 22 David Eckstein, R (7, PH) OBP: 0.323, SLG: 0.337 (7, 4)			B FF 86 C FF 88 F SL 81 S FF 89 1-3 ① K	D FF 91 B SI 90 S FF 89 F FF 91 T SL 83 2-2 ③ K 1-2 3-H		B FF 88 C CH 82 B FF 90 F FF 90 F CH 83 F CH 81 F FF 92 F FF 90 X FF 90 2-2 15 FC1-5 2B		1 SAFE C SI 94 B SI 96 X FF 96 1-1 ③ L9		2 0 2	0 0 0	0 0 1	0 0 0	2 0 0	1 0 1	

| Inning Stats | | |

Batter	1	2	3	4	5	6	7	8	9	AB	R	H	RBI	BB	SO	LOB
8 Chris Coghlan, L (1, 7) OBP: 0.375, SLG: 0.442	C FF 95 F CH 81 B SL 88 B FF 96 B FF 95 X FF 95 3-2 ① F8			B CH 83 C FF 94 B CH 81 B FF 94 X FF 93 3-1 2 L9, 7 1B, 21 1B, 1B	B FF 91 C FS 85 X FS 85 1-1 ① G3		C SL 84 F SL 86 H SI 95 1-2 7 BB, HBP	B SI 90 B SI 89 B SI 90 C SI 89 B SI 89 4-1 1-2 2-3 3-H BB		3	1	1	1	1	0	0
7 Ross Gload, L (1, 3) OBP: 0.332, SLG: 0.374 46 Juan Carlos Oviedo, R (9, 1)	S FF 96 B FF 96 S CH 82 X CH 83 1-2 ② F9			C CH 82 B FF 93 F FF 92 F FF 94 F FC 85 X FF 92 1-2 3 BB, 21 1B, 1-2, 1B	F FS 86 B FS 85 S FS 85 X FS 88 1-2 ② G3		B SL 83 B SL 81 B SI 94 B SI 93 4-0 3 FC6-4, 1-2 2-3 BB	B SI 81 B SI 90 X SI 90 2-0 ③ F9		4 0	1 0	1 0	0 0	1 0	0 0	3 0
2 Hanley Ramirez, R (1, 6) OBP: 0.422, SLG: 0.562	B FF 96 F FF 96 X FC 88 1-1 ③ G6-3			B FF 95 F FF 93 X FF 95 1-1 ① L9, 2-3	F FF 92 F FF 93 B FS 88 F FS 89 B FS 89 X FS 87 2-2 ③ G6-3		B SI 96 C SI 94 F SL 87 F SL 86 F SL 85 S SL 87 1-3 ② K			4	0	0	0	0	1	5
3 Jorge Cantu, R (1, 5) OBP: 0.336, SLG: 0.424 (9, 3)		B FC 86 F FF 95 S FF 96 S FC 89 1-3 ① K		C FC 86 F FF 95 F FF 95 B FF 95 B FF 95 B SL 84 B FF 95 4-2 6 BB, 21 1B, 12 1B, 1-2, BB		C SL 81 F SL 82 F FS 87 F FF 93 B FS 86 X FS 88 1-2 ① G6-3	B SI 95 C SI 93 B SL 84 X SI 94 2-1 ③ FC6-4, 1-2f			3	1	0	0	1	1	3
21 John Baker, L (1, 2) OBP: 0.345, SLG: 0.430		B FF 96 X FF 95 1-0 ② G6-3		B CH 84 S CH 83 X FF 93 1-1 6 BB, 12 1B, 1-2 2-H 3-H, 1B		S FS 86 X FS 84 0-1 1B		X SI 89 0-0 ① G4-3		4	1	2	2	0	0	0
6 Dan Uggla, R (1, 4) OBP: 0.354, SLG: 0.443		C FF 96 B FC 87 S FF 95 F FF 96 B FF 89 X FF 96 2-2 ③ G3		D FC 88 B FF 95 F FF 95 B FF 94 C FF 95 B FF 94 4-2 12 1B, 12 E, 1-2 2-3 BB		B SL 84 C FF 93 F FF 93 F FF 93 B SL 81 F FF 93 B FS 88 S FS 87 3-3 ② K		B SI 89 C SI 90 X SI 90 1-1 12 WP, 8 BB, 2B		3	2	1	0	1	1	1
12 Cody Ross, R (1, 8) OBP: 0.327, SLG: 0.471			S FF 91 B FC 89 B FF 95 B FF 95 F FF 93 F FF 96 F FF 94 X FF 96 3-2 ① F9	C SL 84 B FF 94 B SL 84 S SL 83 X FF 94 2-2 E8, 27 FC4-2, 1-H 2-H 3-H, 1B		C SL 81 S FS 88 B FF 93 B FS 87 B FS 88 F FF 94 X FF 93 3-2 ③ F8		C SI 90 B SL 81 F SI 91 F SI 89 B SL 83 F SL 82 B SI 89 F SI 91 X SL 82 3-2 ② F9, 2-3		4	0	1	2	0	0	2
27 Jeremy Hermida, L (1, 9) OBP: 0.356, SLG: 0.401 22 Matt Lindstrom, R (8, 1) 18 Wes Helms, R (8, PH) OBP: 0.323, SLG: 0.374 (9, 5)			B FF 96 S CH 84 T FF 94 B CH 84 B FF 96 F FF 95 X FF 96 3-2 ② G4-3	B FS 85 F FF 92 F FS 86 F FF 94 B FF 92 F FF 92 X FS 87 2-2 ② FC4-2, 3-H			C SI 93 B SL 83 B SI 93 F SI 94 B SL 85 B SL 80 4-2 7 BB, 25 SH3-4, BB	H SI 88 1-0 8 BB, 25 BB, HBP		2 0 0	0 0 0	0 0 0	0 0 0	1 0 0	0 0 0	1 0 0
45 Sean West, R (1, 1) OBP: 0.043, SLG: 0.043 37 Renyel Pinto, L (7, 1) 25 Brett Carroll, R (7, PH) OBP: 0.317, SLG: 0.435 (8, 9)			B FF 95 C FF 94 C FF 95 B FC 88 S FF 96 2-3 ③ K	B FF 92 C FF 92 S FF 93 F FF 93 B FS 88 C FF 93 2-3 ③ K			B SI 92 1 SAFE L SI 93 1 SAFE B SL 86 X SI 92 2-1 ① SH3-4, 1-2	S SI 90 B SI 91 B SL 81 B SL 82 F SI 91 B SI 90 4-2 8 BB, 1-2 BB		2 0 0	0 0 0	0 0 0	0 0 1	2 0 0	0 0 0	1 0 0
Inning Stats	R: 0 E: 0 K: 0 S: 8 H: 0 LOB: 0 BB: 0 P: 13	R: 0 E: 0 K: 1 S: 8 H: 0 LOB: 0 BB: 0 P: 12	R: 0 E: 0 K: 1 S: 12 H: 0 LOB: 0 BB: 0 P: 20	R: 5 E: 1 K: 1 S: 28 H: 4 LOB: 1 BB: 2 P: 48	R: 0 E: 0 K: 0 S: 9 H: 0 LOB: 0 BB: 0 P: 13	R: 0 E: 0 K: 1 S: 16 H: 1 LOB: 1 BB: 0 P: 23	R: 0 E: 0 K: 1 S: 13 H: 0 LOB: 3 BB: 2 P: 27	R: 1 E: 0 K: 0 S: 13 H: 1 LOB: 3 BB: 2 P: 28		1B: 5 2B: 1 3B: 0 HR: 0 SF: 0 SAC: 1 DP: 0 HBP: 2				WP: 1 PB: 0 SB: 0 CS: 0 PA: 38		

PITCHER		IP	WLS	BF	H	R	ER	SO	BB	IBB	HBP	BLK	WP	HR	S	P	ERA	WHIP
38 Mat Latos, R ERA: 4.53	(1, 1)	3.1	L	16	4	5	4	2	2	0	0	0	0	0	47	80	10.80	1.800
45 Edward Mujica, R ERA: 3.18	(4, 1)	2.2		9	1	0	0	2	0	0	0	0	0	0	34	49	0.00	0.375
58 Ryan Webb, R ERA: 4.8	(7, 1)	1.0		6	0	0	0	1	2	0	1	0	0	0	13	27	0.00	2.000
40 Greg Burke, R ERA: 4.25	(8, 1)	1.0		7	1	1	1	0	2	0	1	0	1	0	13	28	9.00	3.000

PITCHER	IP	WLS	BF	H	R	ER	SO	BB	IBB	HBP	BLK	WP	HR	S	P	ERA	WHIP

BOTTOM

San Diego Padres @ Florida Marlins

Land Shark Stadium, Miami, FL

Sun Aug 30 2009, 1:10 PM EDT
Att. 12,873 - Partly Cloudy - 90 F

livebaseballscorecards.com

AB	29
R	6
H	6
RBI	5
BB	6
SO	5
LOB	16

Washington Nationals @ San Diego Padres

PETCO Park, San Diego, CA

Mon Aug 31 2009, 10:05 PM EDT

Att. 19,867 - Partly Cloudy - 73 F

livebaseballscorecards.com

TOP

Batter	1	2	3	4	5	6	7	8	9	AB	R	H	RBI	BB	SO	LOB
22 Willie Harris, L (1, 8) OBP: 0.353, SLG: 0.372	B FF 92 C FF 91 C FF 91 B CU 79 B FF 92 B FF 92 4-2 BB		C SI 90 C SI 89 B SL 85 B CU 77 F SI 91 C SL 85 2-3 ① 1-2 K		B SI 90 C SL 82 X SL 85 1-1 ① L4		F SL 84 B FF 89 X SI 88 1-1 ② F7			3	0	0	0	1	1	2
24 Pete Orr, L (1, 4) OBP: 0.500, SLG: 0.600	B SI 91 C SL 86 1 SAFE X FF 92 1-1 ① P6		X FF 91 0-0 2-H 1B		B CU 76 F SL 84 F FF 91 X SL 84 1-2 ② F8		D SL 82 C SL 83 S CU 75 X CU 75 1-2 1-2 1B			4	0	2	1	0	0	1
11 Ryan Zimmerman, R (1, 5) OBP: 0.372, SLG: 0.528	C FF 92 C FF 93 B FF 94 S FF 92 1-3 ② K		X SL 86 0-0 ② P4		C CH 81 B SL 86 B CU 79 B FF 92 X FF 92 3-1 2B		C SI 94 C SI 94 B SI 97 B SL 84 F SI 94 D SL 84 X SL 82 3-2 ③ G6-3			4	0	1	0	0	1	4
44 Adam Dunn, L (1, 3) OBP: 0.414, SLG: 0.573	B SL 87 C SL 86 B FF 93 1 SAFE S SL 87 1 SAFE C FF 93 2-3 ③ K		B CU 76 C SL 84 F FF 91 1 SAFE B CU 77 1 SAFE C SL 84 2-3 ③ K		X CH 80 0-0 ③ G3-1			S FF 88 B SL 77 B SL 76 F FF 87 X SL 77 2-2 ① F8		4	0	0	0	0	2	3
16 Josh Willingham, R (1, 7) OBP: 0.397, SLG: 0.555		C FF 91 B SL 87 C SL 86 B SI 91 B SI 92 X FF 92 3-2 ① G6-3		C CU 75 F FF 90 B SL 83 B FF 91 T SL 85 2-2 ① K		B SL 83 F FF 89 X CU 76 1-1 ① G5-3		C SL 82 S FF 93 S SL 85 0-3 ② K		4	0	0	0	0	2	0
34 Elijah Dukes, R (1, 9) OBP: 0.316, SLG: 0.413		S SL 87 X SL 86 0-1 23 FC4 1B	B CU 78 F FF 90 X FF 92 1-1 23 BB 12 HBP 61 B1-2-3 1B		X SL 84 0-0 ② F9			C SL 82 S SL 84 S SL 84 0-3 ③ K		4	0	2	0	0	1	0
12 Alberto Gonzalez, R (1, 6) OBP: 0.291, SLG: 0.342 7 Josh Bard, S (9, PH) OBP: 0.307, SLG: 0.346		B FF 91 X FF 90 1-0 ② L9	H SI 90 1-0 23 BB 1-2 HBP		C FF 92 C FF 90 F SL 84 X FF 91 0-2 ③ G3				B FF 95 C FF 94 S CU 84 F FF 95 X CU 84 1-2 23 G4-6-3 1B	2 1	0 0	0 1	0 0	0 0	0 0	1 0
23 Wil Nieves, R (1, 2) OBP: 0.295, SLG: 0.306		X FF 91 0-0 ③ FC4 1-2f	B SL 85 B FF 90 F FF 90 C FF 91 D SL 87 B SL 85 4-2 1-2 2-3 BB				B SI 88 F FF 90 B SI 88 X FF 91 2-1 ① 1B		X FF 94 0-0 ① ② G4-6-3 1-2f	3	0	1	0	1	0	2
61 Livan Hernandez, R (1, 1) OBP: 0.178, SLG: 0.140 15 Cristian Guzman, S (9, PH) OBP: 0.321, SLG: 0.418			C FF 91 B SL 85 X FF 90 1-1 22 WP 24 1B 1B	X SI 90 0-0 ② ③ B1-2-3 3-Hf			B FF 92 B FF 91 B FF 90 C FF 90 B FF 90 4-1 24 1B BB		C CH 87 B CU 84 X FF 94 1-1 ③ G6-3	2 1	1 0	1 0	0 0	1 0	0 0	3 0
Inning Stats	R: 0 E: 0 K: 2 S: 10 H: 0 LOB: 1 BB: 1 P: 18	R: 0 E: 0 K: 0 S: 7 H: 1 LOB: 1 BB: 0 P: 11	R: 1 E: 0 K: 2 S: 11 H: 2 LOB: 1 BB: 0 P: 16	R: 0 E: 0 K: 1 S: 8 H: 1 LOB: 2 BB: 1 P: 16	R: 0 E: 0 K: 0 S: 8 H: 1 LOB: 1 BB: 0 P: 13	R: 0 E: 0 K: 0 S: 7 H: 0 LOB: 0 BB: 0 P: 8	R: 0 E: 0 K: 0 S: 12 H: 2 LOB: 2 BB: 1 P: 23	R: 0 E: 0 K: 2 S: 9 H: 0 LOB: 0 BB: 0 P: 11	R: 0 E: 0 K: 0 S: 7 H: 1 LOB: 0 BB: 0 P: 9	1B: 7 2B: 1 3B: 0 HR: 0 SF: 0 SAC: 0 DP: 2 HBP: 1						

	AB	32
	R	1
	H	8
	RBI	1
	BB	3
	SO	7
	LOB	16

WP: 1 PB: 0 SB: 0 CS: 0 PA: 36

PITCHER		IP	WLS	BF	H	R	ER	SO	BB	IBB	HBP	BLK	WP	HR	S	P	ERA	WHIP
46 Tim Stauffer, R ERA: 3.76	(1, 1)	6.2	W	29	7	1	1	5	3	0	1	0	1	0	59	98	1.35	1.500
55 Adam Russell, R ERA: 3.0	(7, 1)	0.1	H	1	0	0	0	0	0	0	0	0	0	0	4	7	0.00	0.000
54 Joe Thatcher, L ERA: 2.78	(8, 1)	0.1	H	1	0	0	0	0	0	0	0	0	0	0	3	5	0.00	0.000
57 Luke Gregerson, R ERA: 3.2	(8, 1)	0.2	H	2	0	0	0	2	0	0	0	0	0	0	6	6	0.00	0.000
21 Heath Bell, R ERA: 2.18	(9, 1)	1.0	S	3	1	0	0	0	0	0	0	0	0	0	7	9	0.00	1.000

PITCHER		IP	WLS	BF	H	R	ER	SO	BB	IBB	HBP	BLK	WP	HR	S	P	ERA	WHIP

Batter	1	2	3	4	5	6	7	8	9	AB	R	H	RBI	BB	SO	LOB
1 Everth Cabrera, S (1, 6) OBP: 0.358, SLG: 0.401	C FF 85 X SI 84 0-1 22 2B 1B	C FF 85 B SI 86 F CH 80 B SI 87 S CU 67 2-3 ③ K			C FF 85 B CU 70 B SI 85 F FF 82 C SI 84 2-3 ③ K			X SI 85 0-0 22 G4-6-3 1B		4	1	2	0	0	2	1
22 David Eckstein, R (1, 4) OBP: 0.322, SLG: 0.338	1 SAFE B SI 84 1 SAFE X FF 85 1-0 5 2B 1-H 2B		C FF 83 X SL 82 0-1 ① L4			X FF 82 0-0 ① G6-3		1 SAFE 1 SAFE X SI 85 0-0 ②③ G4-6-3 1-2f		4	1	1	1	0	0	1
23 Adrián González, L (1, 3) OBP: 0.405, SLG: 0.553	F SI 86 B CU 63 B FF 84 C SI 86 S SI 88 2-3 ① K		X FF 86 0-0 ② G4-3			C SI 83 B SL 79 B FF 87 B SI 86 X SL 81 3-1 5 G5-4-3 1B				3	0	1	0	0	1	1
5 Kevin Kouzmanoff, R (1, 5) OBP: 0.304, SLG: 0.422	X FF 85 0-0 2-H 2B		B SI 87 X CU 66 1-0 ③ G5-3			C SI 86 B CU 66 X SI 86 1-1 ②③ G5-4-3 1-2f				3	0	1	1	0	0	1
25 Will Venable, L (1, 9) OBP: 0.341, SLG: 0.472	B SI 85 B SI 86 B CH 79 B SI 86 4-0 14 G6-4-3 BB			C SI 84 C SI 85 B FF 87 C FF 84 1-3 ① K			C SI 84 B CH 78 X CU 68 1-1 ① L7			2	0	0	0	1	1	0
14 Oscar Salazar, R (1, 7) OBP: 0.397, SLG: 0.562 11 Drew Macias, L (7, 7) OBP: 0.311, SLG: 0.351	B SI 87 B SI 86 C SL 77 X SI 86 2-1 ②③ G6-4-3 1-2f			B CU 69 C CU 68 C SI 86 X CU 63 1-2 ② G6-3			C SI 86 B FF 86 B CH 78 X SL 83 2-1 ② G5-3			2 1	0 0	0 0	0 0	0 0	0 0	2 0
4 Nick Hundley, R (1, 2) OBP: 0.300, SLG: 0.371		C SL 76 B FF 83 B SI 86 B SI 85 X SI 86 3-1 46 SH1-4 1B		B SI 86 B SL 76 X SL 79 2-0 ③ F9			X FF 84 0-0 ③ F8			3	0	1	0	0	0	0
18 Tony Gwynn Jr., L (1, 8) OBP: 0.339, SLG: 0.340		C SI 84 B FF 85 C SI 85 B SL 81 S CU 66 2-3 ① K			C SI 84 B CH 78 B CH 79 F SI 82 X FF 84 2-2 ① G3			B SI 83 F SI 84 C SI 86 F CU 62 X CU 58 1-2 ① F8		3	0	0	0	0	1	1
46 Tim Stauffer, R (1, 1) OBP: 0.250, SLG: 0.200 55 Adam Russell, R (7, 1) 54 Joe Thatcher, L (8, 1) 57 Luke Gregerson, L (8, 1) 7 Chase Headley, S (8, PH) OBP: 0.336, SLG: 0.393 21 Heath Bell, R (9, 1)		X FF 83 0-0 ② SH1-4 1-2			C FF 86 B SL 76 X SL 82 1-1 ② G6-3			B SI 87 B SI 87 X SL 81 2-0 HR		1 0 0 0 1 0	0 0 0 0 1 0	0 0 0 0 1 0	0 0 0 0 1 0	0 0 0 0 0 0	0 0 0 0 0 0	0 0 0 0 0 0
Inning Stats	R: 2 E: 0 K: 1 S: 9 H: 3 LOB: 1 BB: 1 P: 18	R: 0 E: 0 K: 2 S: 9 H: 1 LOB: 1 BB: 0 P: 16	R: 0 E: 0 K: 0 S: 4 H: 0 LOB: 0 BB: 0 P: 5	R: 0 E: 0 K: 1 S: 7 H: 0 LOB: 0 BB: 0 P: 11	R: 0 E: 0 K: 1 S: 8 H: 0 LOB: 0 BB: 0 P: 13	R: 0 E: 0 K: 0 S: 5 H: 1 LOB: 0 BB: 0 P: 9	R: 0 E: 0 K: 0 S: 5 H: 0 LOB: 0 BB: 0 P: 8	R: 1 E: 0 K: 0 S: 7 H: 2 LOB: 0 BB: 0 P: 10		1B: 4 2B: 2 3B: 0 HR: 1	SF: 0 SAC: 1 DP: 3 HBP: 0					

PITCHER	IP	WLS	BF	H	R	ER	SO	BB	IBB	HBP	BLK	WP	HR	S	P	ERA	WHIP
61 Livan Hernandez, R (1, 1) ERA: 5.26	8.0	L	29	7	3	3	5	1	0	0	0	0	1	54	90	3.38	1.000

PITCHER	IP	WLS	BF	H	R	ER	SO	BB	IBB	HBP	BLK	WP	HR	S	P	ERA	WHIP

BOTTOM

Washington Nationals @ San Diego Padres

PETCO Park, San Diego, CA

Mon Aug 31 2009, 10:05 PM EDT

Att. 19,867 - Partly Cloudy - 73 F

livebaseballscorecards.com

AB	27
R	3
H	7
RBI	3
BB	1
SO	5
LOB	7

Washington Nationals @ San Diego Padres

PETCO Park, San Diego, CA

Tue Sep 01 2009, 10:05 PM EDT

Att. 15,131 - Clear - 78 F

livebaseballscorecards.com

TOP

Batter	1	2	3	4	5	6	7	8	9	AB	R	H	RBI	BB	SO	LOB
30 Justin Maxwell, R (1, 8) OBP: 0.273, SLG: 0.148	F9		G4-3			F8		12 G4-3 BB		3	0	0	0	1	0	0
12 Alberto Gonzalez, R (1, 6) OBP: 0.290, SLG: 0.341	G1-4-3			G6-3		1B		G4-3 1-2		4	0	1	0	0	0	1
11 Ryan Zimmerman, R (1, 5) OBP: 0.371, SLG: 0.528	P4			2B		L9		L8		4	0	1	0	0	0	2
44 Adam Dunn, L (1, 3) OBP: 0.413, SLG: 0.569		G4-3		34 FC6-4 BB		G4-3			K	3	0	0	0	1	1	1
16 Josh Willingham, R (1, 7) OBP: 0.393, SLG: 0.548		K		K			K		K	4	0	0	0	0	4	2
34 Elijah Dukes, R (1, 9) OBP: 0.319, SLG: 0.412		E6 1B		FC6-4 1-2f			7 CS BB		G5-3	3	0	1	0	1	0	2
7 Josh Bard, S (1, 2) OBP: 0.307, SLG: 0.359		G6-3			K		F SI 90 1 SAFE X SL 88 0-1 ② 1-2 HR			3	1	1	1	0	1	1
24 Pete Orr, L (1, 4) 28 Michael Morse, R (7, PH) OBP: 0.200, SLG: 0.300 22 Willie Harris, L (7, PH) OBP: 0.352, SLG: 0.370 (7, 4)			G1-3		K		C SI 96 S SI 97 F SI 99 B SI 95 F SI 98 B SI 98 B SL 80 F SI 96 X SI 96 3-2 ③ L9			2	0	0	0	0	1	0
										0	0	0	0	0	0	0
										1	0	0	0	0	0	0
51 J.D. Martin, R (1, 1) OBP: 0.250, SLG: 0.200 17 Sean Burnett, L (7, 1) 42 Jason Bergmann, R (7, 1) 15 Cristian Guzman, S (8, PH) OBP: 0.320, SLG: 0.417 36 Tyler Clippard, R (8, 1)			K		G6-3			G5-3		2	0	0	0	0	1	0
										0	0	0	0	0	0	0
										0	0	0	0	0	0	0
										1	0	0	0	0	0	0
										0	0	0	0	0	0	0
Inning Stats	R: 0 E: 0 K: 0 S: 8 H: 0 LOB: 0 BB: 0 P: 11	R: 0 E: 1 K: 1 S: 10 H: 1 LOB: 1 BB: 0 P: 15	R: 0 E: 0 K: 1 S: 10 H: 0 LOB: 0 BB: 0 P: 12	R: 0 E: 0 K: 1 S: 10 H: 1 LOB: 2 BB: 1 P: 19	R: 0 E: 0 K: 2 S: 8 H: 0 LOB: 0 BB: 0 P: 9	R: 0 E: 0 K: 0 S: 10 H: 1 LOB: 1 BB: 0 P: 19	R: 1 E: 0 K: 1 S: 13 H: 1 LOB: 0 BB: 1 P: 20	R: 0 E: 0 K: 0 S: 10 H: 0 LOB: 1 BB: 1 P: 16	R: 0 E: 0 K: 2 S: 9 H: 0 LOB: 0 BB: 0 P: 14	1B: 2 2B: 1 3B: 0 HR: 1	SF: 0 SAC: 0 DP: 0 HBP: 0					

	AB	30
	R	1
	H	4
	RBI	1
	BB	3
	SO	8
	LOB	9

WP: 0 PB: 0 SB: 0 CS: 1 PA: 33

PITCHER		IP	WLS	BF	H	R	ER	SO	BB	IBB	HBP	BLK	WP	HR	S	P	ERA	WHIP
33 Clayton Richard, L ERA: 4.61	(1, 1)	6.2	W	25	4	1	1	6	2	0	0	0	0	1	63	96	1.35	0.900
55 Adam Russell, R ERA: 2.7	(7, 1)	0.1	H	1	0	0	0	0	0	0	0	0	0	0	6	9	0.00	0.000
57 Luke Gregerson, R ERA: 3.15	(8, 1)	1.0	H	4	0	0	0	0	1	0	0	0	0	0	10	16	0.00	1.000
21 Heath Bell, R ERA: 2.14	(9, 1)	1.0	S	3	0	0	0	2	0	0	0	0	0	0	9	14	0.00	0.000

PITCHER	IP	WLS	BF	H	R	ER	SO	BB	IBB	HBP	BLK	WP	HR	S	P	ERA	WHIP

BOTTOM

Washington Nationals @ San Diego Padres

PETCO Park, San Diego, CA

Tue Sep 01 2009, 10:05 PM EDT

Att. 15,131 - Clear - 78 F

livebaseballscorecards.com

Batter	1	2	3	4	5	6	7	8	9	AB	R	H	RBI	BB	SO	LOB
1 Everth Cabrera, S (1, 6) OBP: 0.352, SLG: 0.393	C SI 89 B CU 73 B CH 82 X FF 88 2-1 G4-3 ①		B CU 73 C CH 82 F FF 88 S CU 74 1-3 K ①		X FF 88 0-0 E1 (23 G3-1, 22 1B, 5 SF8)		C SI 89 B CH 83 F SI 90 S SI 91 1-3 K ①	F FF 92 B CU 76 C CH 81 F FF 90 X CU 76 1-2 F8 ③		5	1	0	0	0	2	2
22 David Eckstein, R (1, 4) OBP: 0.321, SLG: 0.337	B SI 89 C FF 88 F FC 87 F FF 89 S FC 86 1-3 K ②		C FF 89 F FF 88 X FF 89 0-2 G3-1 ②		1 SAFE C FF 87 X FF 88 0-1 1-2 (23 G3-1) 1B		B SI 90 B SI 90 C FF 91 F SI 91 X SI 91 2-2 L1 ②			4	0	1	0	0	1	0
23 Adrián González, L (1, 3) OBP: 0.406, SLG: 0.551	C CU 71 B FF 89 B FF 88 X FF 90 2-1 G6-3 ③		C FF 88 B SI 88 B FC 85 B SI 88 B FF 88 4-1 BB		X CH 82 0-0 1-2 2-3 G3-1 ①		B SL 80 B SL 78 B SI 91 B SL 77 4-0 BB			2	0	0	0	2	0	2
5 Kevin Kouzmanoff, R (1, 5) OBP: 0.304, SLG: 0.423		C FC 85 B FC 85 F SI 86 B CU 74 B FF 88 X FC 87 3-2 (25 1B) 2B	F FC 84 B FF 88 C CU 73 B FF 87 B FF 89 F CU 75 F FC 85 X FC 85 3-2 F9 ③		C CU 72 B FF 86 B FC 85 X FC 84 2-1 3-H SF8 ②		C FF 94 F FF 93 X CU 79 0-2 L7 ③			3	1	1	1	0	0	2
25 Will Venable, L (1, 9) OBP: 0.339, SLG: 0.468		C FF 88 S FF 88 B FF 89 B FC 86 X FF 89 2-2 (7 G4-3) 2-H 1B	C FF 85 B FF 86 B FF 86 F FF 86 F FF 88 F FC 86 F FF 88 S CU 74 2-3 K ①	S CU 72 B FC 84 X FF 87 1-1 F7 ③				C FF 91 B CH 81 S CH 82 B FF 92 S FF 93 2-3 K ①		4	0	1	1	0	2	1
7 Chase Headley, S (1, 7) OBP: 0.333, SLG: 0.389		2 SAFE X SI 90 0-0 2-3 G4-3 ①	C FF 87 B FF 88 C SI 88 S SI 88 1-3 K ②			B FF 85 F FF 86 F FF 87 B SI 86 F FF 87 F FF 87 B CU 73 X FF 88 3-2 F8 ①		B FF 92 S FF 92 F FF 93 B FF 92 T CH 80 2-2 K ②		4	0	0	0	0	2	1
4 Nick Hundley, R (1, 2) OBP: 0.304, SLG: 0.370		S FC 87 B FC 87 S FF 89 B FC 86 B SI 89 S FC 87 3-3 K ②	B FF 90 X FC 86 1-0 (18 BB) 1B		F FF 86 B CU 72 B FC 85 B FC 85 C FC 84 X FF 88 3-2 F8 ②			B CU 76 B FF 92 B FF 90 B FF 91 4-0 (18 BB, 11 1B) BB		3	1	1	0	1	1	1
18 Tony Gwynn Jr., L (1, 8) OBP: 0.344, SLG: 0.339		I IN 69 I IN 67 I IN 68 I IN 67 4-0 IBB	B FF 87 B CH 81 B FF 88 C FF 86 B SI 89 4-1 1-2 BB			X FF 88 0-0 L8 ③		1 SAFE D CH 80 B CH 79 F FF 90 B CH 79 B FF 91 4-1 (11 1B) 1-2 BB		1	0	0	0	3	0	0
33 Clayton Richard, L (1, 1) OBP: 0.111, SLG: 0.176 55 Adam Russell, R (7, 1) 14 Oscar Salazar, R (7, PH) OBP: 0.405, SLG: 0.608 57 Luke Gregerson, L (8, 1) 11 Drew Macias, L (8, PH) OBP: 0.326, SLG: 0.368 21 Heath Bell, R (9, 1)		1 SAFE S FC 87 X FC 86 0-1 G1-3 ③	C CU 72 X FC 85 0-1 G4-3 ③				X FC 85 0-0 HR	S CH 80 B CH 81 F FF 92 B FF 91 X CH 81 2-2 1-3 2-H 1B		2 0 1 0 1 0	0 0 1 0 0 0	0 0 1 0 1 0	0 0 1 0 1 0	0 0 0 0 0 0	0 0 0 0 0 0	4 0 0 0 0 0
Inning Stats	R: 0 E: 0 K: 1 S: 8 H: 0 LOB: 0 BB: 0 P: 13	R: 1 E: 0 K: 1 S: 12 H: 2 LOB: 2 BB: 1 P: 24	R: 0 E: 0 K: 1 S: 12 H: 0 LOB: 1 BB: 1 P: 20	R: 0 E: 0 K: 2 S: 13 H: 1 LOB: 2 BB: 1 P: 21	R: 1 E: 1 K: 0 S: 8 H: 1 LOB: 1 BB: 0 P: 11	R: 0 E: 0 K: 0 S: 9 H: 0 LOB: 0 BB: 0 P: 15	R: 1 E: 0 K: 1 S: 10 H: 1 LOB: 1 BB: 1 P: 17	R: 1 E: 0 K: 2 S: 14 H: 1 LOB: 2 BB: 2 P: 29		1B: 4 2B: 1 3B: 0 HR: 1 SF: 1 SAC: 0 DP: 0 HBP: 0						

	AB	R	H	RBI	BB	SO	LOB
	30	4	6	4	6	8	13

WP: 0 PB: 0 SB: 0 CS: 0 PA: 37

PITCHER		IP	WLS	BF	H	R	ER	SO	BB	IBB	HBP	BLK	WP	HR	S	P	ERA	WHIP
51 J.D. Martin, R ERA: 4.6	(1, 1)	6.0	L	27	5	3	2	5	2	1	0	0	0	1	63	105	3.00	1.167
17 Sean Burnett, L ERA: 2.96	(7, 1)	0.2		3	0	0	0	1	1	0	0	0	0	0	6	13	0.00	1.500
42 Jason Bergmann, R ERA: 5.65	(7, 1)	0.1		1	0	0	0	0	0	0	0	0	0	0	3	3	0.00	0.000
36 Tyler Clippard, R ERA: 2.72	(8, 1)	1.0		6	1	1	1	2	2	0	0	0	0	0	14	29	9.00	3.000

PITCHER	IP	WLS	BF	H	R	ER	SO	BB	IBB	HBP	BLK	WP	HR	S	P	ERA	WHIP

Batter	1	2	3	4	5	6	7	8	9	AB	R	H	RBI	BB	SO	LOB
22 Willie Harris, L (1, 7) OBP: 0.350, SLG: 0.368	F CH 89 F CH 90 B SL 86 B CU 78 X CH 91 2-2 ① G3-1	C CH 86 B CU 78 C CU 77 X CH 92 1-2 ② G3-1	B CU 76 X SI 91 1-0 ② F9	X SI 91 0-0 1-2 2-3 1B	4	0	1	0	0	0	0
12 Alberto Gonzalez, R (1, 6) OBP: 0.286, SLG: 0.335	C FF 90 X FC 92 0-1 ② F9	B CU 76 X CH 93 1-0 ③ F9	C SL 85 B SL 86 B CU 78 B SI 91 X SI 91 3-1 ③ F7	C FF 91 C FF 92 B FF 92 F FF 93 F FF 92 X FF 94 1-2 ③ P4	4	0	0	0	0	0	3
44 Adam Dunn, L (1, 3) OBP: 0.412, SLG: 0.566	X SI 92 0-0 11 1B 1B	B SL 86 S SL 86 F FC 90 C CU 79 1-3 ① K	B SL 87 B SL 85 B CH 90 C SI 92 F FC 89 F SL 86 F CH 85 S SL 85 3-3 ① K	B FS 85 S FS 83 B FF 91 X FF 92 2-1 ① F8	4	0	1	0	0	2	0
11 Ryan Zimmerman, R (1, 5) OBP: 0.372, SLG: 0.527	B SI 92 S SL 86 F SI 92 X SI 91 1-2 1-3 1B	B CU 78 B FC 92 F SL 86 X SI 92 2-1 ② P3	B CU 78 B SI 91 C CH 92 C SI 93 B CH 86 X SL 84 3-2 ② G5-3	F FF 93 B FF 94 F FS 87 X FS 87 1-2 1B	4	0	2	0	0	0	0
24 Pete Orr, L (1, 4) OBP: 0.364, SLG: 0.429	B SL 85 C SL 85 F SL 88 B SL 86 F CU 76 F SL 88 F SL 85 B CH 85 X SL 85 3-2 ③ G3-1	C SL 87 B CU 77 X FC 90 1-1 ③ G3	X CH 92 0-0 ③ F8	C FF 92 B FS 84 S FF 94 F FF 93 S FF 93 1-3 ② K	4	0	0	0	0	1	3
23 Wil Nieves, R (1, 2) OBP: 0.294, SLG: 0.301	B CH 90 F SL 85 X SL 86 1-1 ① G6-3	C SL 87 X SI 93 0-1 ① G3	B CH 92 B SI 91 B SI 90 C CH 90 F SL 87 B SL 83 4-2 22 1B 8 WP BB	C FF 93 F FF 93 X FF 93 0-2 ③ F8	3	0	0	0	1	0	1
30 Justin Maxwell, R (1, 8) OBP: 0.250, SLG: 0.133	X CH 92 0-0 ② L7	B SI 92 F SL 86 B SL 86 X SL 86 2-1 ② F8	X 0-0 ① L7	3	0	0	0	0	0	1
8 Jorge Padilla, R (1, 9) OBP: 0.063, SLG: 0.063	S FC 92 B SL 88 X SL 87 1-1 ③ G5-3	X SI 93 0-0 ③ F9	C SL 85 S SL 86 B CH 92 B SL 87 S SL 85 2-3 ② K 1-2	3	0	0	0	0	1	1
31 John Lannan, L (1, 1) OBP: 0.163, SLG: 0.167 28 Michael Morse, R (6, PH) OBP: 0.182, SLG: 0.273 52 Saul Rivera, S (6, 1) OBP: 0.667, SLG: 0.500 29 Jorge Sosa, R (7, 1) 34 Elijah Dukes, R (8, PH) OBP: 0.321, SLG: 0.412 54 Mike MacDougal, S (8, 1)	C SI 90 S SL 86 S CU 76 0-3 ① K	T CH 92 S SI 90 B CH 93 B CU 78 S SL 88 2-3 ① K2-3	B SL 85 C SL 84 B FC 90 D SL 86 B SL 86 4-1 22 1B BB	1 0 0 0 0 1 0 1 0 0 0 0 1 0 0 0 0 0 0 0 0 0 0 0 0 0 0 0 0 0 0 0 1 0 0 0 0 0 0 0 0 0							
Inning Stats	R: 0 H: 2 E: 0 LOB: 2 K: 0 BB: 0 S: 15 P: 21	R: 0 H: 0 E: 0 LOB: 0 K: 0 BB: 0 S: 5 P: 7	R: 0 H: 0 E: 0 LOB: 0 K: 1 BB: 0 S: 7 P: 9	R: 0 H: 0 E: 0 LOB: 0 K: 1 BB: 0 S: 7 P: 11	R: 0 H: 0 E: 0 LOB: 0 K: 0 BB: 0 S: 5 P: 7	R: 0 H: 0 E: 0 LOB: 0 K: 1 BB: 0 S: 6 P: 12	R: 0 H: 0 E: 0 LOB: 0 K: 1 BB: 0 S: 9 P: 15	R: 0 H: 1 E: 0 LOB: 3 K: 1 BB: 2 S: 13 P: 24	R: 0 H: 1 E: 0 LOB: 1 K: 1 BB: 0 S: 12 P: 16	1B: 4 SF: 0 2B: 0 SAC: 0 3B: 0 DP: 0 HR: 0 HBP: 0						

PITCHER		IP	WLS	BF	H	R	ER	SO	BB	IBB	HBP	BLK	WP	HR	S	P	ERA	WHIP
29 Kevin Correia, R ERA: 4.29	(1, 1)	7.2	W	28	3	0	0	5	2	0	0	0	1	0	62	100	0.00	0.652
45 Edward Mujica, R ERA: 3.12	(8, 1)	1.1		5	1	0	0	1	0	0	0	0	0	0	17	22	0.00	0.750

PITCHER	IP	WLS	BF	H	R	ER	SO	BB	IBB	HBP	BLK	WP	HR	S	P	ERA	WHIP

TOP

Washington Nationals @ San Diego Padres

PETCO Park, San Diego, CA

Wed Sep 02 2009, 3:35 PM EDT

Att. 14,468 - Sunny - 81 F

livebaseballscorecards.com

AB	31
R	0
H	4
RBI	0
BB	2
SO	6
LOB	9

WP: 1 PA: 33
PB: 0
SB: 0
CS: 0

Batter	1	2	3	4	5	6	7	8	9	AB	R	H	RBI	BB	SO	LOB
1 Everth Cabrera, S (1, 6) OBP: 0.353, SLG: 0.391	C FF 88 X SI 89 0-1 G5-3 ①		B FF 89 X SI 88 1-0 G5-3 ②		B FF 90 B SI 89 B FF 89 C SI 89 F SI 88 X FF 89 3-2 22 1B 23 2B 1B	S FF 90 X FF 89 0-1 ② G4-3 2-3		B SI 97 B SI 97 B SI 96 C SI 95 B SI 96 4-1 23 BB 22 1B 5 G4-3 BB		4	2	1	0	1	0	1
22 David Eckstein, R (1, 4) OBP: 0.325, SLG: 0.343	B SI 90 C SI 90 B SI 90 X FF 89 2-1 G5-3 ②		C SI 88 B SI 88 X FF 87 1-1 G6-3 ③		P PO 84 C FF 88 X FF 88 1-1 1-2 23 2B 1B	C FF 90 X FF 90 0-1 3-H 2B		B SI 96 C SI 96 X SI 97 1-1 5 G4-3 23 BB 1-2 1B		5	1	3	1	0	0	0
23 Adrián González, L (1, 3) OBP: 0.406, SLG: 0.550	C SL 82 B SI 89 B SI 90 S SL 81 F FF 89 F SI 89 S CU 74 2-3 K ③			B CU 73 X CU 72 1-0 E4 7 FC5-4 5 BB	B FF 88 B FF 88 X SL 83 2-0 1-H 2-H 7 2B 2B	F FF 89 F FC 88 X FC 89 0-2 ③ G6-3		F SI 95 D SI 99 T SI 97 B SI 96 D SI 98 B SI 97 4-2 5 G4-3 1-2 2-3 BB		4	1	1	2	1	1	1
5 Kevin Kouzmanoff, R (1, 5) OBP: 0.305, SLG: 0.421		X SI 89 0-0 G5-3 ①		B FF 89 B CH 84 B CH 83 C FF 88 B SI 87 4-1 7 FC5-4 1-2 BB	I IN 73 I IN 69 I IN 70 I IN 71 4-0 7 2B IBB		X SI 92 0-0 P6 ①	X SI 98 0-0 G4-3 ①② 1-2f 2-3 3-H		3	1	0	0	2	0	2
7 Chase Headley, S (1, 7) OBP: 0.336, SLG: 0.391		B F SI 90 B SI 90 B CH 84 B SI 90 4-1 4 BB 25 1B BB		F SI 88 F SI 89 F FF 88 F SL 78 F FF 89 X CH 83 0-2 ① FC5-4 4 FC6-4 1-2f 2-3	B FF 89 X FF 89 1-0 1-H 2-H 25 1B 2B		B SI 92 B FF 92 F FF 90 F SI 93 B SI 93 F SI 93 B SI 93 4-2 11 BB 4 BB BB	B SI 99 X SI 98 1-0 ③ G4-3		3	1	1	2	2	0	3
25 Will Venable, L (1, 9) OBP: 0.342, SLG: 0.469		D FF 88 C FF 88 X FF 88 1-1 4 BB 1-2 1B		S SL 80 1 SAFE S SL 81 B FF 88 F SL 82 F CU 72 F FF 91 S FF 87 1-3 ② K	C SL 82 S FF 89 X CU 73 0-2 2-H 1B		B SI 93 F SI 93 F SL 87 D SL 87 F SI 93 F SI 94 F FF 93 S SL 87 2-3 ② K			4	0	2	1	0	2	3
4 Nick Hundley, R (1, 2) OBP: 0.307, SLG: 0.366		B SI 90 B SI 90 B SI 90 B FF 89 4-0 11 G4-6-3 1-2 2-3 BB		F FF 89 X FF 91 0-1 ③ FC6-4 1-2f	D FF 88 X FF 89 1-0 ③ P4		B SI 94 B SI 93 B SI 93 C FF 92 B FF 94 4-1 11 BB 1-2 BB			2	0	0	0	2	0	3
11 Drew Macias, L (1, 8) OBP: 0.340, SLG: 0.366		B SL 82 B SL 82 C FF 89 C FF 89 X FF 89 2-2 ②③ G4-6-3 1-2f			B SL 81 X FF 90 1-0 ① L7	F FF 89 X FF 88 0-1 1 G4-3 29 SH1-3 22 2B 1B	T FF 94 B FF 93 B FF 92 B FF 93 B FF 93 4-1 1-2 2-3 BB			3	1	1	0	1	0	3
29 Kevin Correia, R (1, 1) OBP: 0.159, SLG: 0.143 45 Edward Mujica, R (8, 1) OBP: 0.667, SLG: 0.667			C FF 88 C FF 88 T CU 73 0-2 ① K	B FF 90 B SI 88 C FF 89 X SI 89 2-1 ② G4-3	L FF 88 1 SAFE L FF 89 X FC 84 0-2 ① SH1-3 1-2	B FF 92 C FF 92 B SL 86 T SI 92 F FF 94 D SL 85 F FF 93 X SI 92 3-2 ③ P4			3 0 0 0 0 1 3 0 0 0 0 0 0 0						
Inning Stats	R: 0 E: 0 K: 1 S: 9 H: 0 LOB: 0 BB: 0 P: 13	R: 0 E: 0 K: 0 S: 7 H: 1 LOB: 2 BB: 2 P: 18	R: 0 E: 0 K: 1 S: 6 H: 0 LOB: 0 BB: 0 P: 8	R: 0 E: 1 K: 1 S: 16 H: 0 LOB: 2 BB: 1 P: 22	R: 5 E: 0 K: 0 S: 15 H: 5 LOB: 1 BB: 1 P: 29	R: 1 E: 0 K: 0 S: 12 H: 2 LOB: 1 BB: 0 P: 12	R: 0 E: 0 K: 1 S: 17 H: 0 LOB: 3 BB: 3 P: 34	R: 1 E: 0 K: 0 S: 7 H: 1 LOB: 1 BB: 2 P: 17		1B: 6 2B: 3 3B: 0 HR: 0 SF: 0 SAC: 1 DP: 2 HBP: 0		WP: 0 PB: 0 SB: 0 CS: 0 PA: 41				

BOTTOM

Washington Nationals @ San Diego Padres

PETCO Park, San Diego, CA

Wed Sep 02 2009, 3:35 PM EDT

Att. 14,468 - Sunny - 81 F

livebaseballscorecards.com

AB	31
R	7
H	9
RBI	6
BB	9
SO	4
LOB	19

PITCHER		IP	WLS	BF	H	R	ER	SO	BB	IBB	HBP	BLK	WP	HR	S	P	ERA	WHIP
31 John Lannan, L ERA: 4.09	(1, 1)	5.0	L	25	6	5	5	3	3	1	0	0	0	0	53	90	9.00	1.800
52 Saul Rivera, R ERA: 5.33	(6, 1)	1.0		5	2	1	1	0	0	0	0	0	0	0	12	12	9.00	2.000
29 Jorge Sosa, R ERA: 7.32	(7, 1)	1.0		6	0	0	0	1	3	0	0	0	0	0	17	34	0.00	3.000
54 Mike MacDougal, R ERA: 3.16	(8, 1)	1.0		5	1	1	1	0	2	0	0	0	0	0	7	17	9.00	3.000

PITCHER	IP	WLS	BF	H	R	ER	SO	BB	IBB	HBP	BLK	WP	HR	S	P	ERA	WHIP

San Diego Padres @ Los Angeles Dodgers

Dodger Stadium, Los Angeles, CA

Fri Sep 04 2009, 7:10 PM PDT

Att. 52,965 - Partly Cloudy - 82 F

livebaseballscorecards.com

Batter	1	2	3	4	5	6	7	8	9	AB	R	H	RBI	BB	SO	LOB
1 Everth Cabrera, S (1, 6) OBP: 0.351, SLG: 0.387	C FF 93 B CU 73 B FF 93 F FF 93 B FF 94 F FF 95 F FF 94 B FF 94 4-2 5 CS 22 1B BB	B SL 82 B FF 94 X FF 93 2-0 ③ F9			B FF 92 C FF 93 X FF 93 1-1 ② G4-3			X FF 94 0-0 ② G4-3		3	0	0	0	1	0	1
22 David Eckstein, R (1, 4) OBP: 0.326, SLG: 0.343	C FF 93 X FF 94 0-1 5 CS 5 1B 1-2 1B	B FF 91 B B FF 93 B FF 92 4-0 23 G3-6 BB			B FF 93 C FF 93 X FF 94 1-1 ③ F7			B FF 93 C FF 94 X FF 94 1-1 ③ G1-3		3	1	1	0	1	0	0
23 Adrián González, L (1, 3) OBP: 0.403, SLG: 0.545	C FF 95 B FF 95 B FF 94 S FF 94 F FF 95 F FF 95 D SL 85 S FF 95 3-3 ① K	C SL 84 C SL 83 B FF 94 X FF 94 1-2 ① ② G3-6 1-2f		C FF 92 F FF 94 B FF 93 X FF 94 1-2 ① G4-3			B FF 90 B SL 88 X FF 93 2-0 ① P6		4	0	0	0	0	1	3
5 Kevin Kouzmanoff, R (1, 5) OBP: 0.304, SLG: 0.419	B FF 94 B FF 94 X FF 94 2-0 ② 7 WP 1-H 2-3 1B	C SL 82 B SL 80 X FF 94 1-1 ③ P3		B SL 80 B FF 94 F FF 94 X 2-1 ② L6			C SI 94 B FF 96 X SI 95 1-1 ② G6-3		4	0	1	1	0	0	0
7 Chase Headley, S (1, 7) OBP: 0.333, SLG: 0.388	B CU 73 C FF 93 C CH 82 B SL 82 B SL 80 C FF 94 3-3 ③ K 1-2	C FF 92 C FF 93 B SL 83 B SL 83 F X CU 73 2-2 ① F8		F CH 83 B F X 1-2 ③ G6-3			B SI 95 B SI 96 C SI 94 F SI 96 F SI 95 S SI 96 2-3 ③ K		4	0	0	0	0	2	1
14 Oscar Salazar, R (1, 9) OBP: 0.415, SLG: 0.605 54 Joe Thatcher, L (7, 1) 57 Luke Gregerson, L (8, 1) 11 Drew Macias, L (8, 8) OBP: 0.340, SLG: 0.366		C FF 92 C CU 73 F CU 72 X FF 93 0-2 25 G6-3 4 E 1B		S CH 83 B CU 73 B CU 71 B FF 93 B FF 93 4-1 BB			C SI 91 B CU 77 F SI 92 F SI 92 S CU 78 1-3 ① K2-3			2 0 0 0	1 0 0 0	0 0 0 0	1 0 0 0	1 0 0 0	1 0 0 0	0 0 0 0
25 Will Venable, L (1, 8) OBP: 0.342, SLG: 0.467 (7, 9)		C FF 94 S SL 84 F SL 82 B FF 95 B CU 72 1 SAFE X FF 94 2-2 ① G6-3 1-2		1 SAFE X FF 93 0-0 ② P6			F SI 92 C SI 92 B FF 93 X CU 78 1-2 4 F8-3 1B		3	0	1	0	0	0	2
4 Nick Hundley, R (1, 2) OBP: 0.308, SLG: 0.366		B FF 93 D CU 73 F FF 94 F FF 93 D CU 72 X FF 94 3-2 E6 2-H 1B		1 SAFE C FF 93 B FF 92 B FF 92 1 SAFE F FF 93 B FF 93 X FF 94 3-2 G5-3			1 SAFE C SI 92 1 SAFE X SI 93 0-1 ② ③ F8-3 1-1		3	0	1	0	0	0	2
49 Wade LeBlanc, L (1, 1) OBP: 0.250, SLG: 0.250 18 Tony Gwynn Jr., L (7, 8) OBP: 0.343, SLG: 0.338 21 Heath Bell, R (8, 1)		C FF 94 T FF 94 B FF 94 F FF 94 D SL 84 F FF 95 B FF 95 X FF 95 3-2 ② G3			C FF 92 F FF 93 F SL 81 B FF 94 S CU 73 1-3 ① K2-3			B SL 85 C FF 93 B FF 95 X FF 94 2-1 ① G6-3		2 1 0	0 0 0	0 0 0	0 0 0	1 0 0	1 0 0	1 0 0

TOP

AB	29
R	2
H	5
RBI	1
BB	3
SO	5
LOB	10

Inning Stats	1	2	3	4	5	6	7	8	9
	R: 1 E: 0 K: 2 S: 15	R: 1 E: 1 K: 0 S: 17	R: 0 E: 0 K: 0 S: 5	R: 0 E: 0 K: 0 S: 9	R: 0 E: 0 K: 1 S: 8	R: 0 E: 0 K: 0 S: 8	R: 0 E: 0 K: 1 S: 9	R: 0 E: 0 K: 0 S: 5	R: 0 E: 0 K: 1 S: 7
	H: 2 LOB: 1 BB: 1 P: 27	H: 2 LOB: 1 BB: 0 P: 27	H: 0 LOB: 0 BB: 1 P: 11	H: 0 LOB: 1 BB: 1 P: 18	H: 0 LOB: 0 BB: 0 P: 11	H: 0 LOB: 0 BB: 0 P: 12	H: 1 LOB: 0 BB: 0 P: 11	H: 0 LOB: 0 BB: 0 P: 8	H: 0 LOB: 0 BB: 0 P: 12

| | | |

BOTTOM

San Diego Padres @ Los Angeles Dodgers
Dodger Stadium, Los Angeles, CA
Fri Sep 04 2009, 7:10 PM PDT
Att. 52,965 - Partly Cloudy - 82 F

livebaseballscorecards.com

Batter	1	2	3	4	5	6	7	8	9	AB	R	H	RBI	BB	SO	LOB
15 Rafael Furcal, S (1, 6) OBP: 0.316, SLG: 0.346	B FF 86 X FF 87 1-0 F7 ①		C CH 76 X CH 72 0-1 L8 ①		C CH 74 B FF 87 C FF 86 F CH 74 X FC 82 1-2 L6 ①		X FF 88 0-0 1-2 1B		M CU 82 S CU 84 B FF 96 F CU 82 F FF 95 C FF 95 1-3 K ③	5	0	1	0	0	1	0
16 Andre Ethier, L (1, 9) OBP: 0.368, SLG: 0.526	C FF 85 X FC 82 0-1 L9 ②		C FF 87 F FF 87 B FF 88 F CU 74 X FF 86 1-2 99 PB 1B		C CH 71 X FC 81 0-1 P4 ②		B FF 88 C FF 89 B FF 88 F FF 87 X SL 78 2-2 G3 ③			4	0	1	0	0	0	2
99 Manny Ramirez, R (1, 7) OBP: 0.420, SLG: 0.545	C FF 86 B CH 73 S FF 87 H FF 87 2-2 HBP		D CH 76 S FF 86 F FF 85 X FC 83 1-2 G5-3 ② 1-2		F FF 86 F FC 82 B CH 72 B FF 87 F CH 73 X FC 82 2-2 F7 ③			S FF 93 C SL 84 C SL 84 0-3 K ①		3	0	0	0	0	1	1
27 Matt Kemp, R (1, 8) OBP: 0.369, SLG: 0.515	C FF 86 B FC 82 X FC 82 1-1 L7 ③		X FF 86 0-0 G5-3 ③			C FC 83 X CH 72 0-1 F7 ①		S SL 82 C SL 85 B SL 84 F SL 82 X FF 92 1-2 25 1B 1B		4	0	1	0	0	0	2
23 Casey Blake, R (1, 5) OBP: 0.353, SLG: 0.459 56 Hung-Chih Kuo, L (8, 1) 25 Jim Thome, L (8, PH) OBP: 0.373, SLG: 0.494 17 Jason Repko, R (8, PR) 57 Scott Elbert, L (9, 1) OBP: 0.200, SLG: 0.400 54 Ronald Belisario, R (9, 1)		C FF 86 B CU 74 B FC 84 B FF 87 B SI 82 4-1 7 L9 3 1B BB	B FF 86 B FC 83 C CH 81 C FF 86 B FF 87 B SI 83 4-1 7 F8 3 BB BB			B FF 87 C FF 86 C CH 70 B FF 86 F FC 82 B CH 72 F FC 82 F CH 73 X CH 73 3-2 G5-3 ②		D SL 82 C SL 82 X SL 84 1-1 1-3 1B	1 0 1 0 0 0	0 0 0 0 0 0	0 0 1 0 0 0	0 0 0 0 0 0	2 0 0 0 0 0	0 0 0 0 0 0	0 0 0 0 0 0
3 Ronnie Belliard, R (1, 4) OBP: 0.301, SLG: 0.386		C FF 88 X FF 83 0-1 7 L9 1-2 1B	B CH 74 B FF 86 B FF 85 C FF 86 B SI 85 4-1 1-2 BB			S CH 74 B CH 74 B CH 73 X CH 79 2-1 G4-3 ③		C SI 91 X SL 83 0-1 F8 ②		3	0	1	0	1	0	2
7 James Loney, L (1, 3) OBP: 0.347, SLG: 0.383		D SI 87 X FC 82 1-0 L9 ① 1-2 2-3	B FC 81 F FF 86 C FF 85 D CH 75 F FC 83 X FF 86 2-2 F8 ① 2-3				C FF 89 F FF 89 B FF 88 F SL 78 X SL 78 1-2 P6 ①	C FF 95 B FF 96 1 SAFE B FF 95 X FF 94 2-1 F7 ③		4	0	0	0	0	0	6
12 Brad Ausmus, R (1, 2) OBP: 0.330, SLG: 0.364 5 Mark Loretta, R (7, PH) OBP: 0.314, SLG: 0.264 (8, 5) 9 Juan Pierre, L (9, PH) OBP: 0.381, SLG: 0.403		F CU 74 F FF 87 S CH 73 0-3 K2-3 ②	C CH 74 C FF 86 B FF 86 B FF 86 S CH 73 2-3 K ②				C FF 89 C FF 89 B FF 89 F FF 89 F FF 88 X SL 78 1-2 G5-3 ②		B FF 93 B FF 93 B FF 92 C FF 92 C FF 91 X FF 92 3-2 55 G5-4-3 1B	2 1 1	0 0 0	0 0 1	0 0 0	0 0 0	2 0 0	4 0 0
22 Clayton Kershaw, L (1, 1) OBP: 0.163, SLG: 0.109 38 Ramon Troncoso, R (7, 1) 55 Russell Martin, R (7, PH) OBP: 0.354, SLG: 0.321 (8, 2)		C CU 74 B FF 88 D CH 76 F FF 88 F CH 73 X CU 73 2-2 P5 ③	B FF 86 C CH 74 F FF 87 F CU 72 F FF 87 X FC 83 1-2 G6-3 ③				H FF 88 1-0 15 1B HBP		S FF 93 F FF 94 F FF 94 B FF 95 B FF 95 X CU 82 2-2 1-2f G5-4-3 ① ②	2 0 1	0 0 0	0 0 0	0 0 0	0 0 0	0 0 1	4 0 1
Inning Stats	R: 0 H: 0 E: 0 LOB: 1 K: 0 BB: 0 S: 7 P: 11	R: 0 H: 1 E: 0 LOB: 2 K: 1 BB: 1 S: 11 P: 18	R: 0 H: 1 E: 0 LOB: 1 K: 0 BB: 0 S: 10 P: 12	R: 0 H: 0 E: 0 LOB: 2 K: 1 BB: 2 S: 14 P: 27	R: 0 H: 0 E: 0 LOB: 0 K: 0 BB: 0 S: 10 P: 13	R: 0 H: 0 E: 0 LOB: 0 K: 0 BB: 0 S: 10 P: 15	R: 0 H: 1 E: 0 LOB: 2 K: 0 BB: 0 S: 13 P: 18	R: 0 H: 2 E: 0 LOB: 2 K: 1 BB: 0 S: 13 P: 17	R: 0 H: 1 E: 0 LOB: 0 K: 1 BB: 0 S: 12 P: 18	1B: 6 2B: 0 3B: 0 HR: 0	SF: 0 SAC: 0 DP: 1 HBP: 2					

PITCHER	IP	WLS	BF	H	R	ER	SO	BB	IBB	HBP	BLK	WP	HR	S	P	ERA	WHIP
49 Wade LeBlanc, L (1, 1) ERA: 6.06	6.0	W	24	2	0	0	2	3	0	1	0	0	0	62	96	0.00	0.833
54 Joe Thatcher, L (7, 1) ERA: 2.7	1.0	H	5	1	0	0	0	0	0	1	0	0	0	13	18	0.00	1.000
57 Luke Gregerson, R (8, 1) ERA: 3.12	0.2	H	4	2	0	0	1	0	0	0	0	0	0	11	13	0.00	3.000
21 Heath Bell, R (8, 1) ERA: 2.09	1.1	S	4	1	0	0	1	0	0	0	0	0	0	14	22	0.00	0.750

PITCHER	IP	WLS	BF	H	R	ER	SO	BB	IBB	HBP	BLK	WP	HR	S	P	ERA	WHIP

AB	32
R	0
H	6
RBI	0
BB	3
SO	4
LOB	22

WP: 0 PA: 37
PB: 1
SB: 0
CS: 0

San Diego Padres @ Los Angeles Dodgers

Dodger Stadium, Los Angeles, CA

Sat Sep 05 2009, 7:10 PM PDT

Att. 53,368 - Clear - 79 F

livebaseballscorecards.com

Batter	1	2	3	4	5	6	7	8	9	AB	R	H	RBI	BB	SO	LOB
1 Everth Cabrera, S (1, 6) OBP: 0.355, SLG: 0.394	B FF 87 C FF 89 B SL 80 X FF 89 2-1 22 SH5-3 22 S 5 1B 1B		F FF 88 C SL 80 F FF 88 B SL 82 X SL 81 1-2 22 G4-3 23 1B 2B		C CH 78 B FF 87 B FF 88 F CH 78 X FF 88 2-2 ③ G4-3			B FF 92 B SI 93 X FF 92 2-0 22 1B 1B	X FF 98 0-0 ③ G6-3	5	2	3	0	0	0	2
22 David Eckstein, R (1, 4) OBP: 0.326, SLG: 0.343	B SI 88 1 SAFE 1 SAFE B SI 88 X 2-0 ① SH5-3 1-3		B SI 88 C SI 89 X CU 68 1-1 ② G4-3 2-3			C SI 85 B CU 63 X SI 87 1-1 ① L7		C SI 93 X SI 93 0-1 1-3 1B		3	0	1	0	0	0	1
23 Adrián González, L (1, 3) OBP: 0.402, SLG: 0.543	B SL 81 F FF 90 B FF 90 F FF 90 C FF 91 2-3 ② K		F SI 89 X SI 89 0-1 3-H 1B			B CU 66 F FF 88 B FF 89 X SL 79 2-1 ② F9		B FC 80 B FF 89 C FF 91 F FF 91 F SL 78 F FC 92 S SL 77 2-3 ③ K		4	0	1	1	0	2	3
5 Kevin Kouzmanoff, R (1, 5) OBP: 0.306, SLG: 0.420	B CU 66 X CU 66 1-0 3-H 1B		B FF 89 B FF 89 S CH 80 X CU 68 2-1 ③ P4			B CH 78 B CH 78 F SI 88 F FF 88 X FF 89 2-2 ③ G6-3			F FF 93 X CU 76 0-1 14 1B 7 1B 2 1B 1B	4	1	2	1	0	0	1
7 Chase Headley, S (1, 7) OBP: 0.333, SLG: 0.386	F FF 89 B SL 84 C FF 89 F FF 90 B FF 89 F SL 82 X FF 90 2-2 ③ F8			B B FF 88 X SI 89 2-0 ① P3			X SI 86 0-0 ① G6-3		B FF 94 X FF 94 1-0 2 1B 14 1B 2 E 1-2 1B	4	1	1	0	0	0	1
14 Oscar Salazar, R (1, 9) OBP: 0.407, SLG: 0.588		X FF 87 0-0 ① G6-3		C FF 88 F CU 67 F FF 88 F FF 88 B CU 68 F CH 79 X CU 68 1-2 ② P6			C SI 86 B FF 84 B CU 65 S CH 78 B CH 78 X FF 88 3-2 ② G1-3		C SI 93 F SI 94 X CU 79 0-2 2 E 1-2 2-3 1B	4	0	1	0	0	0	0
4 Nick Hundley, R (1, 2) OBP: 0.304, SLG: 0.360 2 Edgar Gonzalez, R (9, PH) OBP: 0.259, SLG: 0.370		C SI 87 B CU 65 B CU 66 F SI 89 F FF 89 B FF 89 F FF 90 T FF 89 3-2 ② K		B CU 67 X FF 90 1-0 ③ G5-3			B SI 88 B SI 88 F SI 88 F SI 87 F FF 88 S SL 81 2-3 ③ K		X FF 98 0-0 E9 1-3 2-H 3-H 1B	3 1	0 0	0 1	0 1	0 0	2 0	0 0
18 Tony Gwynn Jr., L (1, 8) OBP: 0.339, SLG: 0.333		C FF 88 B FF 90 F FF 90 X CU 68 1-2 ③ L5			C FF 87 C CU 65 B FF 89 F FF 90 X FF 87 1-2 ① F8			B FF 92 C FF 91 C CU 78 B CU 79 B SI 92 X SI 93 3-2 ① G4-3	C FF 97 C FF 99 S FF 98 0-3 ① K	4	0	0	0	0	1	2
38 Mat Latos, R (1, 1) OBP: 0.053, SLG: 0.053 45 Edward Mujica, R (4, 1) OBP: 0.667, SLG: 0.667 30 Eliezer Alfonzo, R (5, PH) OBP: 0.202, SLG: 0.261 59 Luis Perdomo, R (5, 1) 11 Drew Macias, L (8, PH) OBP: 0.333, SLG: 0.357 58 Ryan Webb, R (8, 1) 25 Will Venable, L (9, PH) OBP: 0.341, SLG: 0.464			C SI 87 F SI 88 F CU 65 S FF 90 0-3 ① K		S CU 67 F CU 67 F FF 90 F FF 89 S FF 88 0-3 ② K			C SI 93 F CU 78 B FF 92 C CU 78 1-3 ② K	B FF 99 B FF 100 B FF 100 C FF 98 F FF 98 F FF 99 C FF 100 3-3 ② K	1 0 1 0 1 0 1	0 0 0 0 0 0 0	0 0 0 0 0 0 0	0 0 0 0 0 0 0	1 0 1 0 0 0 0	0 0 0 0 0 0 0	0 0 0 0 0 0 0
Inning Stats	R: 1 E: 0 K: 1 S: 12 H: 2 LOB: 1 BB: 0 P: 21	R: 0 E: 0 K: 1 S: 9 H: 0 LOB: 0 BB: 0 P: 13	R: 1 E: 0 K: 1 S: 14 H: 2 LOB: 1 BB: 0 P: 18	R: 0 E: 0 K: 0 S: 8 H: 0 LOB: 0 BB: 0 P: 12	R: 0 E: 0 K: 1 S: 12 H: 0 LOB: 0 BB: 0 P: 15	R: 0 E: 0 K: 0 S: 7 H: 0 LOB: 0 BB: 0 P: 12	R: 0 E: 0 K: 1 S: 8 H: 0 LOB: 0 BB: 0 P: 13	R: 0 E: 0 K: 2 S: 14 H: 2 LOB: 2 BB: 0 P: 22	R: 2 E: 1 K: 2 S: 15 H: 4 LOB: 2 BB: 0 P: 19	1B: 9 2B: 1 3B: 0 HR: 0 SF: 0 SAC: 1 DP: 0 HBP: 0						

PITCHER		IP	WLS	BF	H	R	ER	SO	BB	IBB	HBP	BLK	WP	HR	S	P	ERA	WHIP
43 Randy Wolf, L ERA: 3.22	(1, 1)	7.0	W	25	4	2	2	5	0	0	0	0	0	0	70	104	2.57	0.571
38 Ramon Troncoso, R ERA: 2.52	(8, 1)	0.2		4	2	0	0	1	0	0	0	0	0	0	9	15	0.00	3.000
52 George Sherrill, L ERA: 1.86	(8, 1)	0.1		1	0	0	0	1	0	0	0	0	0	0	5	7	0.00	0.000
31 James McDonald, R ERA: 4.22	(9, 1)	0.0		3	3	2	1	0	0	0	0	0	0	0	6	7	∞	∞
51 Jonathan Broxton, R ERA: 2.62	(9, 1)	1.0	S	4	1	0	0	2	0	0	0	0	0	0	9	12	0.00	1.000

PITCHER		IP	WLS	BF	H	R	ER	SO	BB	IBB	HBP	BLK	WP	HR	S	P	ERA	WHIP

TOP

AB	36
R	4
H	10
RBI	3
BB	0
SO	9
LOB	12

PA: 37

WP: 0
PB: 0
SB: 1
CS: 0

Batter	1	2	3	4	5	6	7	8	9	AB	R	H	RBI	BB	SO	LOB
15 Rafael Furcal, S (1, 6) OBP: 0.319, SLG: 0.349	B FF 94 F FF 94 B FF 95 X FF 93 2-1 16 FC3-6 9 BB 27 G5-3 1B	S FC 89 S FF 88 D FC 88 F FF 96 D FF 88 B FF 95 B CH 84 4-2 9 E 9 E BB		F FF 91 F FF 94 B FF 93 B FS 85 F FS 86 S FF 94 2-3 ① K		B SI 94 X FC 90 1-0 9 B2-3 16 2B 2B	B FC 90 X SI 93 1-0 ③ G3-1 2-3			4	3	2	0	1	1	1
9 Juan Pierre, L (1, 7) OBP: 0.378, SLG: 0.398	B FF 94 B FF 93 B FF 92 B FF 93 4-0 16 FC3-6 1-2 BB	C FF 94 B FC 87 F FF 94 B FC 88 D FF 94 X FF 95 3-2 E6 16 BLK 1-H 2-H		C SL 82 X SL 83 0-1 ② G3		X SI 94 0-0 ① B2-3 2-3		B SL 86 F SI 94 X SI 96 1-1 ① G2-3		4	0	0	0	1	0	1
16 Andre Ethier, L (1, 9) OBP: 0.369, SLG: 0.532	S CH 86 D CH 84 B FF 94 B FC 87 X FF 95 3-1 ① FC3-6 27 G5-3 7 1B 1-2f 2-3	S CH 87 X FF 96 0-1 ③ F8 2-3		S SL 84 S FS 84 X FF 94 0-2 HR		B FC 91 X SL 88 1-0 27 G5-3 3-H 2B		B SI 96 X SI 96 1-0 ② F7		5	2	2	2	0	0	3
27 Matt Kemp, R (1, 8) OBP: 0.365, SLG: 0.510	C FF 95 S FC 86 1 SAFE X FF 95 0-2 ② G5-3 1-2 3-H	X FC 90 0-0 ① G6-3		C SL 83 F FF 94 B FS 89 F FF 92 X SL 83 1-2 E6 7 S 7 1B		B SI 96 F SI 95 F FC 89 F FC 90 F SI 95 X SL 88 1-2 ② G5-3 2-3		B SL 90 C SI 96 S SL 87 S SL 88 1-3 ③ K		5	1	0	1	0	1	2
7 James Loney, L (1, 3) OBP: 0.351, SLG: 0.385	X FF 95 0-0 2-H 1B	B FF 95 B FF 95 B FF 95 B FF 96 4-0 3 2B BB		1 SAFE B FS 85 C FS 84 X FF 94 1-1 3 CS 1-H 1B		B SI 95 F SI 94 B SI 93 B FC 90 B SI 95 4-1 BB				2	0	2	2	2	0	0
3 Ronnie Belliard, R (1, 5) OBP: 0.300, SLG: 0.388	C FC 87 B SL 84 F FF 94 F FC 86 T FF 96 1-2 ③ K	C FF 94 1 SAFE D FC 89 X CH 83 1-1 1-3 2B		F FF 92 C FF 93 0-2 ③ CS 1-2		B FF 96 B SI 94 B FC 90 C SI 95 F SI 95 C SI 96 3-3 ① K	F SI 95 B FC 89 F SI 96 C SL 88 1-3 ③ K			4	0	1	0	0	3	3
55 Russell Martin, R (1, 2) OBP: 0.355, SLG: 0.321		B FF 94 B FC 86 C FF 95 C FF 96 B FF 91 F FF 96 B FF 97 4-2 9 E 13 BLK 9 E BB	S FC 89 C FC 87 B FF 96 C FF 94 1-3 ② K		C FF 91 S SI 96 B SI 96 S FF 90 1-3 ② K		B SI 89 C FC 90 S SL 88 B SL 88 B FC 89 X SI 94 3-2 15 WP 25 S 1B			3	1	1	0	1	2	2
13 Orlando Hudson, S (1, 4) OBP: 0.357, SLG: 0.424		C FF 95 P PO 90 F FF 94 1 SAFE B FC 89 X FF 94 2-2 ① G5-3 1-2	I IN 69 I IN 68 I IN 72 I IN 68 4-0 IBB		C SI 95 B SL 88 X SI 96 1-1 1B		C FC 89 F SI 94 S SL 87 0-3 ① K			3	0	1	0	1	1	2
43 Randy Wolf, L (1, 1) OBP: 0.203, SLG: 0.295 25 Jim Thome, L (7, PH) OBP: 0.372, SLG: 0.493 38 Ramon Troncoso, R (8, 1) 52 George Sherrill, L (8, 1) 31 James McDonald, L (9, 1) 51 Jonathan Broxton, R (9, 1)		B FF 93 C FF 94 S FF 94 F FF 95 F FC 86 F FF 94 S FC 85 1-3 ② K	B FF 94 C FF 95 F FF 95 F FC 87 F FF 95 F FF 94 F FC 86 S 1-3 ③ K		M SI 95 1 SAFE L SI 96 F FC 89 X SI 94 0-2 ③ G1-3		F SI 95 F SI 96 B SL 86 B SL 88 B FC 88 S SI 94 3-3 ② K 1-2		3 0 0 0 0 2 5 1 0 0 0 0 1 1 0 0 0 0 0 0 0 0 0 0 0 0 0 0 0 0 0 0 0 0 0 0 0 0 0 0 0 0						
Inning Stats	R: 2 E: 0 K: 1 S: 12 H: 2 LOB: 1 BB: 1 P: 22	R: 2 E: 1 K: 1 S: 21 H: 0 LOB: 1 BB: 2 P: 34	R: 0 E: 0 K: 2 S: 13 H: 1 LOB: 3 BB: 2 P: 24	R: 2 E: 1 K: 1 S: 17 H: 2 LOB: 0 BB: 0 P: 21	R: 0 E: 0 K: 2 S: 12 H: 1 LOB: 1 BB: 0 P: 17	R: 1 E: 0 K: 1 S: 12 H: 2 LOB: 2 BB: 1 P: 20	R: 0 E: 0 K: 2 S: 10 H: 1 LOB: 1 BB: 0 P: 17	R: 0 E: 0 K: 1 S: 6 H: 0 LOB: 0 BB: 0 P: 9		1B: 5 2B: 3 3B: 0 HR: 1 SF: 0 SAC: 0 DP: 0 HBP: 0		WP: 1 PB: 0 SB: 2 CS: 1 PA: 41		

PITCHER		IP	WLS	BF	H	R	ER	SO	BB	IBB	HBP	BLK	WP	HR	S	P	ERA	WHIP
38 Mat Latos, R ERA: 4.62	(1, 1)	3.0	L	18	3	4	2	4	4	1	0	2	0	0	46	80	6.00	2.333
45 Edward Mujica, R ERA: 3.2	(4, 1)	1.0		5	2	2	1	1	0	0	0	0	0	1	17	21	9.00	2.000
59 Luis Perdomo, R ERA: 4.61	(5, 1)	3.0		14	4	1	1	5	1	0	0	0	1	0	34	54	3.00	1.667
58 Ryan Webb, R ERA: 4.5	(8, 1)	1.0		3	0	0	0	1	0	0	0	0	0	0	6	9	0.00	0.000

PITCHER	IP	WLS	BF	H	R	ER	SO	BB	IBB	HBP	BLK	WP	HR	S	P	ERA	WHIP

BOTTOM

San Diego Padres @ Los Angeles Dodgers

Dodger Stadium, Los Angeles, CA

Sat Sep 05 2009, 7:10 PM PDT

Att. 53,368 - Clear - 79 F

livebaseballscorecards.com

AB	34
R	7
H	9
RBI	5
BB	6
SO	11
LOB	20

Batter	1	2	3	4	5	6	7	8	9	AB	R	H	RBI	BB	SO	LOB
1 Everth Cabrera, S (1, 6) OBP: 0.356, SLG: 0.392	C SI 90 B SI 93 B SI 91 X SI 93 2-1 ① G4-3		B SI 92 F SI 93 B SL 82 F SI 92 B FS 88 B FF 92 4-2 23 BB 22 1B 5 1B BB	B SI 94 C SI 93 B SL 84 X SI 94 2-1 ③ G4-3			X CU 75 0-0 ① B1-3		F FF 95 B FF 94 B B X FF 94 3-1 1-2 1B	4	1	1	0	1	0	0
22 David Eckstein, R (1, 4) OBP: 0.325, SLG: 0.341	B SI 91 B SI 91 C SI 92 F SI 92 X SI 93 2-2 E4 23 2B 5 FC6		C SI 91 1 SAFE F SI 92 B FF 94 1 SAFE X FS 86 1-2 23 BB 5 1B 1B		C SI 89 X SI 93 0-1 ① F9		C SI 89 F SI 90 X SL 78 0-2 ② P4		F FF 95 C CU 78 F FF 95 F FF 96 T SL 87 0-2 ③ K	5	2	1	0	0	1	2
23 Adrián González, L (1, 3) OBP: 0.405, SLG: 0.552	F SI 93 B FF 91 X SI 93 1-1 5 FC6 1-3 2B		D SI 90 B SI 94 F SI 94 B SI 96 F SI 95 D SI 90 4-2 25 G4-6-3 5 1B 1-2 2-3 BB		B FF 92 B FF 92 B SI 93 C FF 92 F SI 93 X SI 93 3-2 HR		B CH 84 S SL 80 F SL 80 B SL 82 X SL 82 2-2 ③ G4-3			3	1	2	1	1	0	0
5 Kevin Kouzmanoff, R (1, 5) OBP: 0.305, SLG: 0.419	F SI 94 B SI 94 X FS 87 1-1 FC6 2-3 3-H		D SI 96 X SI 94 1-0 25 G4-6-3 1-2 2-H 3-H 1B		S FS 88 B SI 94 S SL 86 B FF 93 B SL 87 F SI 94 F SL 85 X SI 94 3-2 ② G6-3			C SI 95 F SI 95 B SI 96 C FF 95 1-3 ① K		4	0	1	3	0	1	1
25 Will Venable, L (1, 9) OBP: 0.335, SLG: 0.456	F SI 94 S SI 89 D SI 90 S SI 89 1-3 ② K		S SL 85 B SI 94 F SI 93 X SI 89 1-2 ① G4-6-3 ② 1-2f 2-3		B CU 81 C SL 83 F SI 95 F FF 94 B FS 89 F SI 94 F SI 90 X FF 89 2-2 ③ F7			X FC 88 0-0 ② B1-3		4	0	0	0	0	1	4
7 Chase Headley, S (1, 7) OBP: 0.332, SLG: 0.384 11 Drew Macias, L (9, 7) OBP: 0.333, SLG: 0.357	X SL 82 0-0 ③ F8		B FF 92 I IN 64 I IN 66 I IN 64 4-0 IBB			B CU 74 C CU 74 B SI 91 C SI 91 X CH 84 2-2 ① G4-3		B FF 90 X FC 90 1-0 ③ G6-3		3 0	0 0	0 0	0 0	1 0	0 0	2 0
28 Henry Blanco, R (1, 2) OBP: 0.305, SLG: 0.378		B SI 92 X SI 92 1-0 ① G6-3	X SL 85 0-0 ③ F8			C SI 91 B SL 82 C SL 80 C SL 81 1-3 ② K			B FF 96 C FF 95 S FF 95 F FF 97 B CU 79 B FF 96 F FF 96 X FF 96 3-2 1 1B 1B	4	0	1	0	0	1	2
18 Tony Gwynn Jr., L (1, 8) OBP: 0.338, SLG: 0.332		B SI 93 B SI 92 F SI 93 C SI 93 S FS 88 2-3 ② K		X SI 93 0-0 ① G3		B SI 91 B SI 90 X SI 90 2-0 1B			B FF 96 X FF 95 1-0 ① B2	4	0	1	0	0	1	1
46 Tim Stauffer, R (1, 1) OBP: 0.211, SLG: 0.167 54 Joe Thatcher, L (7, 1) 57 Luke Gregerson, L (7, 1) 14 Oscar Salazar, R (9, PH) OBP: 0.402, SLG: 0.580 21 Heath Bell, R (9, 1)		C SI 94 C SI 94 B SL 87 C SI 94 1-3 ③ K		B SI 92 X SI 92 1-0 ② P4		F FF 88 S SL 81 B SL 80 C SL 82 1-3 ③ K			B FF 96 C FF 95 B SL 85 B FF 95 S FF 94 X FF 95 3-2 ② F9	3 0 0 1 0	0 0 0 0 0	0 0 0 0 0	0 0 0 0 0	0 0 0 0 0	2 0 0 0 0	1 0 0 1 0

Inning Stats	1	2	3	4	5	6	7	8	9
	R: 1 E: 1 K: 1 S: 13	H: 1 LOB: 2 BB: 0 P: 20	R: 0 E: 0 K: 2 S: 7	H: 0 LOB: 0 BB: 0 P: 11	R: 2 E: 0 K: 0 S: 12	H: 2 LOB: 2 BB: 3 P: 27	R: 0 E: 0 K: 0 S: 4	H: 0 LOB: 0 BB: 0 P: 7	R: 1 E: 0 K: 0 S: 16	H: 1 LOB: 0 BB: 0 P: 24	R: 0 E: 0 K: 2 S: 10	H: 1 LOB: 1 BB: 0 P: 16	R: 0 E: 0 K: 0 S: 7	H: 0 LOB: 0 BB: 0 P: 9	R: 0 E: 0 K: 1 S: 5	H: 0 LOB: 0 BB: 0 P: 7	R: 0 E: 0 K: 1 S: 16	H: 2 LOB: 2 BB: 0 P: 26

	1B: 5	SF: 0	WP: 0	PA: 38
	2B: 1	SAC: 0	PB: 0	
	3B: 0	DP: 1	SB: 0	
	HR: 1	HBP: 0	CS: 0	

PITCHER		IP	WLS	BF	H	R	ER	SO	BB	IBB	HBP	BLK	WP	HR	S	P	ERA	WHIP
18 Hiroki Kuroda, R ERA: 4.15	(1, 1)	5.0	L	23	4	4	3	3	2	1	0	0	0	1	52	89	5.40	1.200
36 Jeff Weaver, R ERA: 3.42	(6, 1)	2.0		7	1	0	0	2	0	0	0	0	0	0	17	25	0.00	0.500
54 Ronald Belisario, R ERA: 2.1	(8, 1)	0.1		1	0	0	0	1	0	0	0	0	0	0	3	4	0.00	0.000
52 George Sherrill, L ERA: 1.84	(8, 1)	0.2		2	0	0	0	0	0	0	0	0	0	0	2	3	0.00	0.000
56 Hung-Chih Kuo, L ERA: 2.91	(9, 1)	1.0		5	2	0	0	1	0	0	0	0	0	0	16	26	0.00	2.000

PITCHER	IP	WLS	BF	H	R	ER	SO	BB	IBB	HBP	BLK	WP	HR	S	P	ERA	WHIP

TOP

San Diego Padres @ Los Angeles Dodgers

Dodger Stadium, Los Angeles, CA

Sun Sep 06 2009, 5:10 PM PDT

Att. 47,528 - Clear - 83 F

livebaseballscorecards.com

AB	35
R	4
H	7
RBI	4
BB	3
SO	7
LOB	14

BOTTOM

San Diego Padres @ Los Angeles Dodgers
Dodger Stadium, Los Angeles, CA
Sun Sep 06 2009, 5:10 PM PDT
Att. 47,528 - Clear - 83 F

livebaseballscorecards.com

Batter	1	2	3	4	5	6	7	8	9	AB	R	H	RBI	BB	SO	LOB
15 Rafael Furcal, S (1, 6) OBP: 0.321, SLG: 0.349	B FF 89 C FF 90 X CH 80 1-1 ① G3		B CU 74 C CH 79 D CH 79 C SL 85 B FF 90 X CH 80 3-2 ① F9		H CU 77 1-0 9 G4-3 HBP		B CH 79 X SL 83 1-0 16 2B 1-2 1B		B CU 84 B FF 93 C FF 94 B FF 94 C FF 93 B CU 81 4-2 BB	3	1	1	0	1	0	1
9 Juan Pierre, L (1, 8) OBP: 0.374, SLG: 0.393 54 Ronald Belisario, R (8, 1) 52 George Sherrill, L (8, 1) 56 Hung-Chih Kuo, L (9, 1) 25 Jim Thome, L (9, PH) OBP: 0.371, SLG: 0.491	C FF 91 X CU 76 0-1 ② F7		D CU 75 X FF 90 1-0 ② FC5-4 1-2f		C CH 80 C CU 74 X CU 76 0-2 ② G4-3 1-2		B CH 78 B SI 88 C FF 89 B SI 89 X FF 89 3-1 ② F8		B FF 95 B FF 95 C CU 83 B FF 95 X FF 95 3-1 ② F7	4 0 0 0 1	0 0 0 0 0	0 0 0 0 0	0 0 0 0 0	0 0 0 0 0	0 0 0 0 0	4 0 0 0 1
16 Andre Ethier, L (1, 9) OBP: 0.367, SLG: 0.531	S CH 80 X CH 82 0-1 ③ G3-1		B FF 89 X CH 80 1-0 ③ F8		B FF 90 C FF 88 B FF 88 C SL 84 X CU 76 2-2 ③ L3		X FF 88 0-0 1-H 2-H 2B		B CU 82 C FF 94 B FF 95 S FF 94 B FF 95 F FF 95 X FF 94 3-2 ③ F7	5	0	1	2	0	0	3
99 Manny Ramirez, R (1, 7) OBP: 0.420, SLG: 0.543		C FF 90 B FF 90 T SL 87 X SL 86 1-2 ① G6-3		B SL 86 B FF 90 F FF 91 C FF 92 X SI 90 2-2 3 7 G6-4-3 55 1B 1B		B FF 88 C FF 89 B CU 76 X FF 90 2-1 ① F9	I IN 80 I IN 82 I IN 82 I IN 80 4-0 IBB			3	1	1	0	1	0	0
7 James Loney, L (1, 3) OBP: 0.353, SLG: 0.387 27 Matt Kemp, R (7, PH) OBP: 0.365, SLG: 0.509 (8, 8)		C FF 92 X SI 91 0-1 3 G4-3 1B		B CH 80 X FF 89 1-0 3 G6-4-3 1-2 1B		F CH 80 B CU 74 F SL 85 B FF 90 S SL 85 2-3 ② K	B SL 83 S SL 82 X SL 84 1-1 ③ F8			3 1	0 0	2 0	0 0	0 0	1 0	0 2
3 Ronnie Belliard, R (1, 5) OBP: 0.300, SLG: 0.386		B SL 86 C SL 85 1 SAFE X CU 77 1-1 ② G4-3 1-2		X SL 85 0-0 ① ② G6-4-3 1-2f 2-3		C FF 90 C FF 90 B FF 90 X CU 78 1-2 1B		B SL 83 C SL 82 S SL 84 F SL 85 F SL 84 S FF 92 1-3 ① K		4	0	1	0	0	1	3
55 Russell Martin, R (1, 2) OBP: 0.356, SLG: 0.321		C SL 86 C CU 77 D CU 75 B FF 91 D CH 80 F SL 87 B FF 92 4-2 BB		B FF 91 C SL 86 C FF 90 F FF 92 F FF 92 D CU 77 X SL 86 2-2 3-H 1B		S SL 85 B SL 85 X SL 84 1-1 ③ G6-3		C SL 84 C SL 84 S SL 83 0-3 ② K		3	0	1	1	1	1	1
13 Orlando Hudson, S (1, 4) OBP: 0.355, SLG: 0.421		B FF 90 C CH 81 F FF 91 C CU 76 1-3 ③ K		B FF 91 B FF 88 C CH 80 X SI 88 2-1 ③ G5-3			C FF 88 X CH 81 0-1 ① G1-3	B FF 92 B CH 81 S SL 83 F SL 84 B SL 84 S SL 84 3-3 ③ K		4	0	0	0	0	2	3
18 Hiroki Kuroda, R (1, 1) OBP: 0.182, SLG: 0.143 26 Doug Mientkiewicz, L (5, PH) OBP: 0.429, SLG: 0.571 36 Jeff Weaver, R (6, 1) OBP: 0.231, SLG: 0.231 5 Mark Loretta, R (7, PH) OBP: 0.310, SLG: 0.261 (8, 3)			C FF 89 C SL 85 X CU 75 0-2 9 FC5-4 1B		B FF 89 B FF 88 F FF 90 F SL 85 F SL 85 F FF 90 S CH 81 2-3 ① K		C FF 90 B SL 86 S FF 89 X SL 85 1-2 E6 15 1B 16 2B		F FF 94 B CU 84 C FF 95 S FF 95 1-3 ① K	1 1 0 2	0 0 0 1	1 0 0 0	0 0 0 0	0 0 0 1	0 1 0 0	0 0 0 0
Inning Stats	R: 0 E: 0 K: 0 S: 6 H: 0 LOB: 0 BB: 0 P: 7	R: 0 E: 0 K: 1 S: 13 H: 1 LOB: 2 BB: 1 P: 20	R: 0 E: 0 K: 0 S: 8 H: 1 LOB: 1 BB: 0 P: 13	R: 1 E: 0 K: 0 S: 12 H: 3 LOB: 1 BB: 0 P: 19	R: 0 E: 0 K: 1 S: 11 H: 0 LOB: 1 BB: 0 P: 16	R: 0 E: 0 K: 1 S: 10 H: 1 LOB: 1 BB: 0 P: 16	R: 2 E: 1 K: 0 S: 11 H: 2 LOB: 2 BB: 1 P: 21	R: 0 E: 0 K: 3 S: 11 H: 0 LOB: 0 BB: 0 P: 15	R: 0 E: 0 K: 1 S: 11 H: 0 LOB: 1 BB: 1 P: 22	1B: 7 2B: 1 3B: 0 HR: 0	SF: 0 SAC: 0 DP: 1 HBP: 1	WP: 0 PB: 0 SB: 0 CS: 0	PA: 39			

	AB	35
	R	3
	H	8
	RBI	3
	BB	3
	SO	7
	LOB	18

PITCHER		IP	WLS	BF	H	R	ER	SO	BB	IBB	HBP	BLK	WP	HR	S	P	ERA	WHIP
46 Tim Stauffer, R ERA: 3.49	(1, 1)	6.2	W	29	7	3	1	3	1	0	1	0	0	0	68	104	1.35	1.200
54 Joe Thatcher, L ERA: 2.7	(7, 1)	0.0		2	1	0	0	0	0	1	0	0	0	0	1	5	∞	∞
57 Luke Gregerson, R ERA: 3.05	(7, 1)	1.1	H	4	0	0	0	3	0	0	0	0	0	0	13	18	0.00	0.000
21 Heath Bell, R ERA: 2.05	(9, 1)	1.0	S	4	0	0	0	1	1	0	0	0	0	0	11	22	0.00	1.000

PITCHER	IP	WLS	BF	H	R	ER	SO	BB	IBB	HBP	BLK	WP	HR	S	P	ERA	WHIP

San Diego Padres @ San Francisco Giants

AT&T Park, San Francisco, CA

Mon Sep 07 2009, 1:05 PM PDT

Att. 37,132 - Sunny - 72 F

livebaseballscorecards.com

TOP

Batter	1	2	3	4	5	6	7	8	9	AB	R	H	RBI	BB	SO	LOB
1 Everth Cabrera, S (1, 6) OBP: 0.354, SLG: 0.387	B FF 92 C FF 92 B CU 79 X FF 93 2-1 E6 18 FC6-4		B SI 96 B FF 96 F FF 95 F FF 95 F CU 79 B FF 96 X FF 96 3-2 ③ G3		B CU 79 F FF 94 S CU 80 X CU 80 1-2 ③ FC4 1-2f			B SI 98 B FF 96 B SI 96 C SI 96 B SI 96 4-1 18 FC6-4 BB	C FF 95 F FF 96 S FF 97 0-3 ③ K	4	0	0	0	1	1	4
18 Tony Gwynn Jr., L (1, 8) OBP: 0.334, SLG: 0.328	B FF 92 B FF 92 F FF 92 1 SAFE X FF 94 2-1 ① FC6-4 23 FC4-6 1-2f			B FF 93 C FF 94 C CU 79 F FF 95 B FS 86 X FF 96 2-2 ① G5-3		B FF 93 C FF 93 B FS 86 B FF 94 X FF 92 3-1 ① G3-1		B SI 97 B SI 96 C SI 96 X SI 97 2-1 ② FC6-4 23 WP 1-2f		4	0	0	0	0	0	2
23 Adrián González, L (1, 3) OBP: 0.403, SLG: 0.556	F FF 93 B FF 95 X FS 88 1-1 ② FC4-6 1-2f			B FS 88 S FF 95 X FF 97 1-1 ② G3-1		B FF 94 X FF 94 1-0 HR		B SI 98 F FF 97 B SI 97 C SI 96 F SI 85 T SI 98 3-2 ③ K 2-3		4	1	1	1	0	1	2
5 Kevin Kouzmanoff, R (1, 5) OBP: 0.303, SLG: 0.415	S FF 94 C FF 95 S FF 96 0-3 ③ K			S FF 96 S FF 96 S FF 96 0-3 ③ K		B FF 95 F FF 95 B FF 96 F FF 96 B FF 95 F FF 95 X FF 95 3-2 ② L7			F SI 97 S SI 98 B SI 96 F SI 96 S SL 87 1-3 ① K	4	0	0	0	0	3	1
25 Will Venable, L (1, 9) OBP: 0.338, SLG: 0.466		F FF 93 S CU 79 S CU 80 0-3 ① K			B FF 95 C FF 94 B FS 87 X FF 95 2-1 4 2B 3B	C CU 80 B FS 89 F CU 80 F CU 80 C FF 96 1-3 ③ K			C FF 89 F CU 71 X CU 74 0-2 4 HR 1B	4	2	2	0	0	2	0
11 Drew Macias, L (1, 7) OBP: 0.309, SLG: 0.326		C FF 94 F FS 89 X FF 96 0-2 ② F7			B FF 96 F FF 95 D CU 79 X CU 77 2-1 ① P5		C CU 78 C CU 80 X FF 95 0-2 ① P5		B FF 88 B FF 91 F FF 90 F FF 90 B FF 91 S FF 91 3-3 ② K	4	0	0	0	0	1	2
4 Nick Hundley, R (1, 2) OBP: 0.307, SLG: 0.383		X FF 96 0-0 ③ G5-3			D CU 79 F FF 96 B FF 96 X FF 95 2-1 3-H 2B		B CU 79 S FS 85 C SI 94 C FF 96 1-3 ② K		C CU 72 F FF 91 F FF 91 B CU 71 B CU 71 X FF 90 2-2 1-H HR	4	1	2	3	0	1	0
15 Luis Antonio Rodriguez, S (3, 4) OBP: 0.326, SLG: 0.273			B FF 93 B FF 93 X FF 94 2-0 ① G4-3		B FF 95 D FS 87 F FF 94 B FF 93 X FF 93 3-1 ② F8		C CU 78 F FS 83 X CU 79 0-2 ③ G4-3		B FF 91 C FF 90 B FF 91 B FF 90 F FF 88 B FF 91 4-2 7 DI BB	3	0	0	0	1	0	1
33 Clayton Richard, L (1, 1) OBP: 0.105, SLG: 0.167 14 Oscar Salazar, R (5, PH) OBP: 0.409, SLG: 0.580 55 Adam Russell, R (5, 1) 45 Edward Mujica, R (7, 1) OBP: 0.667, SLG: 0.667 2 Edgar Gonzalez, R (8, PH) OBP: 0.257, SLG: 0.367 63 Sean Gallagher, R (8, 1) 7 Chase Headley, S (9, PH) OBP: 0.333, SLG: 0.384			B FF 94 C FF 95 S FF 95 B FF 96 S FF 96 2-3 ② K		B FF 96 B CU 80 B FF 95 C FF 95 B FF 95 4-1 1 FC4 BB			C SI 96 X SI 98 0-1 ① G5-3	B FF 95 B FF 95 B FF 95 C FF 96 B FF 96 4-1 1-2 BB	1 0 0 0 1 0 0 0	0 0 0 0 0 0 0 0	0 0 0 0 0 0 0 0	0 0 0 0 0 0 0 0	0 1 0 0 0 0 0 1	1 0 0 0 0 0 0 0	0 0 0 0 0 0 0 0
Inning Stats	R: 0 E: 1 K: 1 S: 9 H: 0 LOB: 1 BB: 0 P: 14	R: 0 E: 0 K: 1 S: 7 H: 0 LOB: 0 BB: 0 P: 7	R: 0 E: 0 K: 1 S: 8 H: 0 LOB: 0 BB: 0 P: 15	R: 0 E: 0 K: 1 S: 9 H: 0 LOB: 0 BB: 0 P: 12	R: 1 E: 0 K: 0 S: 12 H: 2 LOB: 2 BB: 1 P: 26	R: 1 E: 0 K: 1 S: 11 H: 1 LOB: 0 BB: 0 P: 19	R: 0 E: 0 K: 1 S: 9 H: 0 LOB: 0 BB: 0 P: 10	R: 0 E: 1 K: 1 S: 9 H: 0 LOB: 1 BB: 1 P: 18	R: 2 E: 0 K: 3 S: 20 H: 2 LOB: 2 BB: 2 P: 34	1B: 1 2B: 1 3B: 1 HR: 2	SF: 0 SAC: 0 DP: 0 HBP: 0					

	AB	33
	R	4
	H	5
	RBI	4
	BB	4
	SO	10
	LOB	12

WP: 1 PB: 0 SB: 0 CS: 0 PA: 37

PITCHER		IP	WLS	BF	H	R	ER	SO	BB	IBB	HBP	BLK	WP	HR	S	P	ERA	WHIP
31 Brad Penny, R ERA: 5.15	(1, 1)	7.0	W	26	3	2	2	6	1	0	0	0	0	1	65	103	2.57	0.571
60 Waldis Joaquin, R ERA: 3.86	(8, 1)	1.1		5	0	0	0	2	1	0	0	0	1	0	13	23	0.00	0.750
43 Alex Hinshaw, L ERA: 12.0	(9, 1)	0.1		4	2	2	2	1	1	0	0	0	0	1	12	21	54.00	9.000
47 Merkin Valdez, R ERA: 4.93	(9, 1)	0.1		2	0	0	0	1	1	0	0	0	0	0	4	8	0.00	3.000

PITCHER	IP	WLS	BF	H	R	ER	SO	BB	IBB	HBP	BLK	WP	HR	S	P	ERA	WHIP

BOTTOM

San Diego Padres @ San Francisco Giants
AT&T Park, San Francisco, CA
Mon Sep 07 2009, 1:05 PM PDT
Att. 37,132 - Sunny - 72 F

livebaseballscorecards.com

Batter	1	2	3	4	5	6	7	8	9	AB	R	H	RBI	BB	SO	LOB
8 Eugenio Velez, S (1, 7) OBP: 0.325, SLG: 0.437	X FF 89 0-0 ① G6-3		B CH 80 B CH 82 C FF 89 B SL 84 B SL 84 4-1 21 SH1-3 48 2B BB	C CU 76 B FF 90 B CU 75 F CH 82 B FF 92 F FF 91 X FF 90 3-2 ① G4-3		B CH 84 S CH 85 B SL 80 F SI 95 B SI 94 B SI 95 4-2 21 CS BB		C SL 85 C CU 71 B FF 90 X CU 73 1-2 21 1B 1B		3	1	1	0	2	0	0
21 Freddy Sanchez, R (1, 4) OBP: 0.334, SLG: 0.434	C FF 90 B FF 90 B SL 85 B FF 90 X FF 90 3-1 1B		X FF 91 0-0 ① SH1-3 1-2	B CH 82 F FF 90 B FF 89 F CU 78 X FF 92 2-2 ② F8		1 SAFE B SL 82 1-0 ③ CS 1-2	B SL 80 B SL 82 X FF 92 2-0 ① F9	C SL 91 C SL 84 B FF 91 B FF 91 D CU 72 X SL 86 3-2 1-2 1B		4	0	2	0	0	0	0
48 Pablo Sandoval, S (1, 3) OBP: 0.380, SLG: 0.549	F FF 90 1 SAFE 1 SAFE X FF 90 0-1 ② L8		F SL 87 X SL 88 0-1 1 1B 2-H 2B	F FF 90 B FF 91 B CU 79 F CU 79 X SL 82 2-2 ③ F9			X FS 84 0-0 1 1B 5 HR 1B	S FF 91 B FF 91 B FF 91 X CU 73 2-1 ③ F8		5	2	2	1	0	0	3
1 Bengie Molina, R (1, 2) OBP: 0.277, SLG: 0.434 22 Eli Whiteside, R (9, 2) OBP: 0.248, SLG: 0.298	1 SAFE B FF 91 C SL 86 F FF 91 1 SAFE F FF 93 X SL 87 1-2 ③ P4		D CH 84 X CH 82 1-0 5 HR 2-H 1B		B SI 94 B SI 93 C SI 94 F SI 92 B SL 78 X SI 94 3-2 ① L8		C FF 90 X FF 92 0-1 5 HR 1-2 1B			4 0	2 0	2 0	1 0	0 0	0 0	1 0
5 Juan Uribe, R (1, 5) OBP: 0.320, SLG: 0.495		B CH 82 B FF 90 T FF 90 X FF 90 2-1 16 WP 3B	D CH 82 X SL 86 1-0 1-H HR		F SI 94 T SL 80 B SL 82 F SI 96 S SL 83 1-3 ② K		D SL 83 F FF 92 B FF 92 F FF 93 X FF 93 2-2 1-H 2-H HR			4	3	3	5	0	1	0
16 Edgar Renteria, R (1, 6) OBP: 0.316, SLG: 0.339		B SL 86 B FF 90 C FF 92 B CH 84 C FF 91 F SL 88 F FF 93 C FF 93 3-3 ① K 3-H	F FF 90 B CH 83 X CH 83 1-1 HR		B SL 84 C SI 94 B SI 94 B SI 94 C SI 94 B SI 95 4-2 33 S BB		B SL 81 B SL 83 C FF 93 F FF 93 C FF 94 2-3 ② K			3	1	1	1	1	2	0
33 Aaron Rowand, R (1, 8) OBP: 0.328, SLG: 0.437 60 Waldis Joaquin, R (8, 1) 43 Alex Hinshaw, L (9, 1) 47 Merkin Valdez, R (9, 1)		C CU 78 B SL 86 S SL 80 B FF 94 B SL 82 F SL 87 X FF 93 3-2 2B	F FF 92 X FF 92 0-1 ② F8		C SL 83 C SL 82 B SL 86 X SL 85 1-2 ③ G6-3 1-2		C SL 82 S FS 87 S FF 93 0-3 ③ K			4 0 0 0	0 0 0 0	1 0 0 0	0 0 0 0	0 0 0 0	1 0 0 0	1 0 0 0
56 Andres Torres, S (1, 9) OBP: 0.336, SLG: 0.454 (8, 8)		D CH 83 C FF 90 X SL 87 1-1 ② F7	S CU 78 X FF 91 0-1 1B		B SI 93 S SI 94 X SI 94 1-1 ① P5			C FF 93 S CU 74 B FF 91 S CU 74 1-3 ① K		4	0	1	0	0	1	1
31 Brad Penny, R (1, 1) 12 Nate Schierholtz, L (8, 9) OBP: 0.304, SLG: 0.414		C FF 91 F SL 88 S FF 94 0-3 ③ K	F FF 90 S SL 81 S SL 83 0-3 ③ K		C SI 93 B SI 94 C SI 94 X SL 84 1-2 ② G4-3			B CU 74 B CH 82 X FF 91 2-0 ② F8		3 1	0 0	0 0	0 0	0 0	2 0	2 0
Inning Stats	R: 0 E: 0 K: 0 S: 9 H: 1 LOB: 1 BB: 0 P: 13	R: 1 E: 0 K: 2 S: 16 H: 2 LOB: 1 BB: 0 P: 25	R: 5 E: 0 K: 1 S: 15 H: 5 LOB: 1 BB: 1 P: 22	R: 0 E: 0 K: 0 S: 10 H: 0 LOB: 0 BB: 0 P: 17	R: 0 E: 0 K: 1 S: 12 H: 0 LOB: 1 BB: 1 P: 21	R: 0 E: 0 K: 2 S: 7 H: 0 LOB: 0 BB: 0 P: 14	R: 3 E: 0 K: 2 S: 13 H: 3 LOB: 0 BB: 0 P: 19	R: 0 E: 0 K: 1 S: 12 H: 2 LOB: 2 BB: 0 P: 21		1B: 7 2B: 2 3B: 1 HR: 3 SF: 0 SAC: 1 DP: 0 HBP: 0				WP: 1 PB: 0 SB: 1 CS: 1 PA: 40		

	AB	35
	R	9
	H	13
	RBI	8
	BB	3
	SO	7
	LOB	8

PITCHER		IP	WLS	BF	H	R	ER	SO	BB	IBB	HBP	BLK	WP	HR	S	P	ERA	WHIP
33 Clayton Richard, L ERA: 4.88	(1, 1)	4.0	L	21	8	6	6	3	1	0	0	0	1	2	50	77	13.50	2.250
55 Adam Russell, R ERA: 1.69	(5, 1)	2.0		7	0	0	0	1	2	0	0	0	0	0	19	35	0.00	1.000
45 Edward Mujica, R ERA: 3.51	(7, 1)	1.0		6	3	3	3	2	0	0	0	0	0	1	13	19	27.00	3.000
63 Sean Gallagher, R ERA: 7.63	(8, 1)	1.0		5	2	0	0	1	0	0	0	0	0	0	12	21	0.00	2.000

PITCHER	IP	WLS	BF	H	R	ER	SO	BB	IBB	HBP	BLK	WP	HR	S	P	ERA	WHIP

San Diego Padres @ San Francisco Giants

AT&T Park, San Francisco, CA

Tue Sep 08 2009, 7:15 PM PDT

Att. 34,524 - Clear - 65 F

livebaseballscorecards.com

TOP

Batter	1	2	3	4	5	6	7	8	9	AB	R	H	RBI	BB	SO	LOB
1 Everth Cabrera, S (1, 6) OBP: 0.351, SLG: 0.381	C FF 89 B FF 89 B FF 88 B FF 88 C FF 88 X FF 87 3-2 ① G1-3		B CH 83 F FF 87 B FF 87 S FF 88 C FF 89 2-3 ② K		S CU 76 X CU 75 0-1 ② G6-3 1-2		C SI 90 B SI 89 C SL 78 D SL 77 B SL 77 B SL 77 4-2 1-2 BB		T SI 91 X SI 90 0-1 ① F8	4	0	0	0	1	1	1
22 David Eckstein, R (1, 4) OBP: 0.323, SLG: 0.338	C FF 89 F FF 89 F CU 81 B CU 78 F FF 88 B CU 78 X FF 89 2-2 ② F9		B FF 88 B FF 88 B FF 86 C FF 87 B FF 88 4-1 BB		C CU 76 X FF 87 0-1 ③ G3		X FF 90 0-0 ③ F8		C SI 90 F SI 92 F SI 92 X SI 92 0-2 ② G6-3	4	0	0	0	1	0	3
23 Adrián González, L (1, 3) OBP: 0.403, SLG: 0.553	X FF 90 0-0 ③ G4-3		C CU 76 B FF 89 B FF 88 F FF 88 F CU 78 X CU 78 2-2 ③ G4-3			B FF 88 X CU 77 1-0 ① L8		X SI 94 0-0 5 1B 7 1B 1B	F SI 92 B CH 85 F SI 90 H SL 86 2-2 HBP	4	1	1	0	0	0	1
5 Kevin Kouzmanoff, R (1, 5) OBP: 0.304, SLG: 0.421 30 Eliezer Alfonzo, R (9, 2) OBP: 0.202, SLG: 0.261		B FF 88 F FF 88 B FF 89 F FF 88 B CH 82 X FF 87 3-2 ① G4-3		B FF 87 X FF 86 1-0 HR		B SL 82 B FC 89 B SL 82 C FC 88 F SL 80 F CU 68 C SL 82 3-3 ② K		B FF 95 X FF 94 1-0 7 1B 1-2 1B	X SI 92 0-0 ③ F9	5 0	1 0	2 0	1 0	0 0	1 0	1 0
7 Chase Headley, S (1, 7) OBP: 0.337, SLG: 0.393 (9, 5)		B FF 89 X FF 88 1-0 HR		C FF 89 F CH 81 B CU 76 F CU 77 B CH 82 X FF 87 2-2 14 G5-4-3 1B		B CU 71 C CU 70 X FC 88 1-1 ③ G4-3		F FF 95 B FF 94 D CH 88 X FF 96 2-1 1-3 2-H 1B		4	1	3	2	0	0	0
14 Oscar Salazar, R (1, 9) OBP: 0.396, SLG: 0.560 18 Tony Gwynn Jr., L (7, 8) OBP: 0.334, SLG: 0.328 15 Luis Antonio Rodriguez, S (8, PH) OBP: 0.325, SLG: 0.271 11 Drew Macias, L (8, 8)		C FF 90 B FF 89 X CU 78 1-1 ② G5-3		X FF 87 0-0 ① ② G5-4-3 1-2f			C FC 88 X CU 70 0-1 ① P3	B SI 95 X SI 96 1-0 ① G6-3		3 0 1 0	0 0 0 0	0 0 0 0	0 0 0 0	0 0 0 0	0 0 0 0	1 0 2 0
25 Will Venable, L (1, 8) OBP: 0.344, SLG: 0.482 (7, 9)		C FF 90 X CU 80 0-1 1B		B CU 80 C FF 87 C FF 88 C FF 87 1-3 ③ K			B FF 90 B CH 80 B FC 89 C FC 90 X CU 70 3-1 HR	H SI 94 1-0 HBP		3	1	2	1	0	1	0
4 Nick Hundley, R (1, 2) OBP: 0.302, SLG: 0.376 (9, 7)		1 SAFE D CU 78 X FF 88 1-0 ③ G1-3			C FF 87 B CU 78 S FF 87 C CU 78 1-3 ① K		C SL 82 S CU 70 X CU 69 0-2 ② F8	F SI 94 X SI 94 0-1 ② L4		4	0	0	0	0	1	4
29 Kevin Correia, R (1, 1) OBP: 0.174, SLG: 0.159 2 Edgar Gonzalez, R (7, PH) OBP: 0.262, SLG: 0.372 55 Adam Russell, R (7, 1) 57 Luke Gregerson, L (7, 1) 28 Henry Blanco, R (8, PH) OBP: 0.304, SLG: 0.376 58 Ryan Webb, R (8, 1) 21 Heath Bell, R (9, 1)			B FF 88 C FF 88 F FF 90 B CU 78 S FF 89 2-3 ① K2-3		F FF 88 B FF 88 X FF 88 1-1 1 G6-3 1B		S SL 82 X SL 81 0-1 1 S 1B	T SI 95 B CU 79 X SI 93 1-1 ③ G5-3		2 1 0 0 1 0 0	0 0 0 0 0 0 0	1 1 0 0 0 0 0	0 0 0 0 0 0 0	0 0 0 0 0 0 0	1 0 0 0 0 0 0	0 0 0 0 3 0 0
Inning Stats	R: 0 E: 0 K: 0 S: 9 H: 0 LOB: 0 BB: 0 P: 14	R: 1 E: 0 K: 0 S: 9 H: 2 LOB: 1 BB: 0 P: 15	R: 0 E: 0 K: 2 S: 11 H: 0 LOB: 1 BB: 1 P: 21	R: 1 E: 0 K: 1 S: 9 H: 2 LOB: 0 BB: 0 P: 13	R: 0 E: 0 K: 1 S: 9 H: 1 LOB: 1 BB: 0 P: 11	R: 0 E: 0 K: 1 S: 7 H: 0 LOB: 0 BB: 0 P: 12	R: 1 E: 0 K: 0 S: 12 H: 2 LOB: 2 BB: 1 P: 19	R: 1 E: 0 K: 0 S: 9 H: 3 LOB: 3 BB: 0 P: 15	R: 0 E: 0 K: 0 S: 9 H: 0 LOB: 1 BB: 0 P: 11	1B: 7 2B: 0 3B: 0 HR: 3 SF: 0 SAC: 0 DP: 1 HBP: 2						

AB	36
R	4
H	10
RBI	4
BB	2
SO	5
LOB	16

PITCHER		IP	WLS	BF	H	R	ER	SO	BB	IBB	HBP	BLK	WP	HR	S	P	ERA	WHIP
40 Madison Bumgarner, L ERA: 3.38	(1, 1)	5.1		21	5	2	2	4	1	0	0	0	0	2	48	76	3.38	1.125
49 Brandon Medders, R ERA: 3.2	(6, 1)	1.1	B	6	2	1	1	1	0	0	0	0	0	1	15	22	6.75	1.500
54 Sergio Romo, R ERA: 4.55	(7, 1)	0.1		2	0	0	0	0	1	0	0	0	0	0	3	7	0.00	3.000
41 Jeremy Affeldt, L ERA: 1.89	(8, 1)	1.0	L	7	3	1	1	0	0	0	1	0	0	0	9	15	9.00	3.000
46 Bob Howry, R ERA: 3.4	(9, 1)	1.0		4	0	0	0	0	0	0	1	0	0	0	9	11	0.00	0.000

PITCHER		IP	WLS	BF	H	R	ER	SO	BB	IBB	HBP	BLK	WP	HR	S	P	ERA	WHIP

WP: 0 PA: 40
PB: 0
SB: 1
CS: 0

Batter	1	2	3	4	5	6	7	8	9	AB	R	H	RBI	BB	SO	LOB
8 Eugenio Velez, S (1, 7) OBP: 0.332, SLG: 0.436	B SI 89 T CH 90 C SL 84 B CU 76 F SL 84 F SL 82 B CH 83 S SL 85 3-3 **K** ①	B SL 84 B CH 89 C SL 85 B SL 85 1 SAFE B SL 85 4-1 1-2 **BB**		B CH 84 B CH 87 F SL 87 F SL 87 F SL 84 X FC 88 2-2 21 CS 2-H **1B**			B CH 83 B CH 83 B SI 93 B SI 92 4-0 48 FC3-6 21 1B **BB**		B FF 93 C CU 81 X FF 94 1-1 **F7** ③	3	0	1	1	2	1	0
21 Freddy Sanchez, R (1, 4) OBP: 0.333, SLG: 0.432	X CH 91 0-0 **F9** ②	S SL 84 X SI 91 0-1 **G4-3** ③		B SL 85 C CH 85 B SI 88 2-1 **CS** ③ 1-2	C SI 91 C CU 76 B CU 77 T CU 76 1-2 **K** ①		B SI 91 B SL 80 C SI 91 1 SAFE F SL 80 X SI 93 2-2 48 FC3-6 1-2 **1B**			4	0	1	0	0	1	2
48 Pablo Sandoval, S (1, 3) OBP: 0.381, SLG: 0.550	B SI 92 F CU 77 X CU 76 1-1 1 WP 1 1B **2B**		F SL 88 B SL 89 B FC 90 C SL 85 F CH 89 X FC 90 2-2 **P6** ①		X SI 92 0-0 **1B**		B SI 93 X SI 94 1-0 **FC3-6** ② 1-2f 2-3			4	1	2	0	0	0	2
1 Bengie Molina, R (1, 2) OBP: 0.277, SLG: 0.432	B SI 91 S CH 90 C CH 92 B SL 85 F SL 85 X SI 94 2-2 2-H **1B**		C CU 77 X SL 88 0-1 **F9** ②		F CH 87 F CH 89 F SL 86 B CH 89 1 SAFE F CU 75 1 SAFE X CU 75 1-2 **P6** ②		B SL 83 C FF 91 X SL 83 1-1 **P6** ③			4	0	1	1	0	0	3
5 Juan Uribe, R (1, 5) OBP: 0.320, SLG: 0.492	B SL 85 B CH 85 B SL 86 F CH 90 X SI 89 3-1 **F8** ③		F SL 88 B CU 78 B CH 90 F SI 92 X CU 77 2-2 **1B**		X CU 76 0-0 **G5-3** ③			C SL 87 F SL 84 B SI 96 B SI 96 X SL 87 2-2 **G5-3** ①		4	0	1	0	0	0	2
2 Randy Winn, S (1, 9) OBP: 0.315, SLG: 0.362 54 Sergio Romo, R (7, 1) 41 Jeremy Affeldt, L (8, 1) OBP: 0.500, SLG: 0.500 20 John Bowker, L (8, PH) OBP: 0.231, SLG: 0.333 46 Bob Howry, L (9, 1)		C SI 90 B SI 90 S CH 84 X CH 90 1-2 **G3-1** ①	B CH 85 B CH 84 D CH 84 C SI 90 S SI 89 S SI 90 3-3 **K** ③			F CU 74 B FC 89 F CH 85 F FC 91 C CH 91 1-3 **K** ①		C CH 81 B SL 87 C SI 96 F SI 96 B SL 86 S SL 85 2-3 **K** ②		3 0 0 1 0	0 0 0 0 0	0 0 0 0 0	0 0 0 0 0	2 0 0 1 0	1 0 0 0 0	0 0 0 0 0
33 Aaron Rowand, R (1, 8) OBP: 0.329, SLG: 0.445		F SL 86 X SL 84 0-1 **HR**		B CU 75 B FC 90 F SL 86 F CH 91 X CU 77 2-2 16 G5-3 8 1B **1B**		C CU 77 X SL 87 0-1 **G6-3** ②		B SI 96 S SL 88 C SI 95 S SL 88 1-3 **K2-3** ③		4	2	2	1	0	1	0
16 Edgar Renteria, R (1, 6) OBP: 0.316, SLG: 0.339		F CH 92 C CU 76 X CU 77 0-2 8 BB **1B**		L SL 85 P PO 82 1 SAFE B SI 89 F SI 90 1 SAFE D SL 86 F SL 85 1 SAFE 3-2 X SL 84 **G5-3** ① 1-2		F SI 93 B SI 92 B CH 91 F FF 91 F CU 79 B SL 85 F SL 86 X FC 92 3-2 **G2** ③			F FF 93 S FF 94 F FF 95 F FF 94 B CU 83 X CU 82 1-2 **G6-3** ①	4	0	1	0	0	0	1
40 Madison Bumgarner, R (1, 1) 49 Brandon Medders, R (6, 1) 12 Nate Schierholtz, L (7, 9) OBP: 0.302, SLG: 0.411		S CH 89 M SL 85 B SL 85 1 SAFE 1 SAFE S SL 84 1-3 **K** ②		C SI 89 B SL 85 S SL 85 X SI 91 1-2 **L7** ②			B SL 79 X SI 93 1-0 **L7** ①		B CU 80 B CU 79 C CH 85 X FF 93 2-1 **P5** ②	2 0 2	0 0 0	0 0 0	0 0 0	0 0 0	1 0 0	2 0 0
Inning Stats	R: 1 H: 2 E: 0 LOB: 1 K: 1 BB: 0 S: 14 P: 23	R: 1 H: 2 E: 0 LOB: 2 K: 1 BB: 1 S: 14 P: 20	R: 0 H: 1 E: 0 LOB: 1 K: 1 BB: 0 S: 12 P: 19	R: 1 H: 2 E: 0 LOB: 0 K: 0 BB: 0 S: 16 P: 25	R: 0 H: 1 E: 0 LOB: 1 K: 1 BB: 0 S: 10 P: 12	R: 0 H: 0 E: 0 LOB: 0 K: 1 BB: 0 S: 11 P: 15	R: 0 H: 1 E: 0 LOB: 2 K: 0 BB: 1 S: 7 P: 16	R: 0 H: 0 E: 0 LOB: 0 K: 2 BB: 0 S: 10 P: 15	R: 0 H: 0 E: 0 LOB: 0 K: 0 BB: 0 S: 9 P: 13	1B: 7 2B: 1 3B: 0 HR: 1	SF: 0 SAC: 0 DP: 0 HBP: 0			WP: 1 PB: 0 SB: 0 CS: 1	PA: 38		

PITCHER	IP	WLS	BF	H	R	ER	SO	BB	IBB	HBP	BLK	WP	HR	S	P	ERA	WHIP
29 Kevin Correia, R (1, 1) ERA: 4.3	6.0		26	8	3	3	5	1	0	0	0	1	1	77	114	4.50	1.500
55 Adam Russell, R (7, 1) ERA: 1.5	0.2		4	1	0	0	0	1	0	0	0	0	0	5	13	0.00	3.000
57 Luke Gregerson, R (7, 1) ERA: 3.03	0.1	W	1	0	0	0	0	0	0	0	0	0	0	2	3	0.00	0.000
58 Ryan Webb, R (8, 1) ERA: 4.24	1.0	H	3	0	0	0	2	0	0	0	0	0	0	10	15	0.00	0.000
21 Heath Bell, R (9, 1) ERA: 2.02	1.0	S	3	0	0	0	0	0	0	0	0	0	0	9	13	0.00	0.000

PITCHER	IP	WLS	BF	H	R	ER	SO	BB	IBB	HBP	BLK	WP	HR	S	P	ERA	WHIP

BOTTOM

San Diego Padres @ San Francisco Giants

AT&T Park, San Francisco, CA

Tue Sep 08 2009, 7:15 PM PDT

Att. 34,524 - Clear - 65 F

livebaseballscorecards.com

AB	35
R	3
H	9
RBI	3
BB	2
SO	7
LOB	13

Batter	1	2	3	4	5	6	7	8	9	AB	R	H	RBI	BB	SO	LOB
1 Everth Cabrera, S (1, 6) OBP: 0.352, SLG: 0.380	C SI 87 B CH 74 C CH 72 X SI 87 1-2 23 PB 22 S 23 1B 1B		C SI 86 C CU 70 B CU 73 B FC 80 F FC 78 B CH 72 B SI 86 4-2 22 SH5-3 22 S 23 HR BB	D CU 73 F FC 80 S FC 80 X FC 81 1-2 ③ G5-3		C SI 96 F SI 96 F SL 87 S SL 87 0-3 ③ K		C SL 78 C SL 76 B SL 75 B FF 90 X CH 83 2-2 ③ FC6-4 1-2f		4	2	1	0	1	1	6
22 David Eckstein, R (1, 4) OBP: 0.323, SLG: 0.337	1 SAFE 1 SAFE B SI 86 1 SAFE B SI 86 X SI 86 2-0 ① G6-3 1-2		1 SAFE B CH 73 C FF 86 1 SAFE B FC 80 B FF 86 X SI 87 3-1 ① SH5-3 1-3		C SI 85 F CU 71 F FC 77 F FC 79 B SI 86 X CH 74 1-2 ① G3		B SI 95 B SI 95 C SI 95 B SI 97 C SI 96 C SI 96 3-3 ① K		C FF 92 F FF 93 B SL 88 X FF 95 1-2 ① 1B	4	0	1	0	0	1	1
23 Adrián González, L (1, 3) OBP: 0.405, SLG: 0.559	C FC 80 B SI 86 B SI 85 B SI 86 X FC 79 3-1 14 L4-6 7 1B 2-H 1B		C FC 81 B FF 82 F FF 87 X SI 88 1-2 3-H HR		C FC 79 B SI 85 X CU 74 1-1 ② G3		B SI 95 F SL 84 F SI 95 H SI 96 2-2 HBP		C SL 88 F SL 89 B SI 95 F FF 96 X FF 98 1-2 ② F8	4	1	2	3	0	0	0
7 Chase Headley, S (1, 5) OBP: 0.337, SLG: 0.396	C CH 74 S CH 73 B SI 87 X SI 87 1-2 1-2 1B		C CU 72 B CH 72 B CH 72 S FC 78 X FC 80 2-2 ② G5-3		F FF 87 B SI 86 S CU 74 X CU 75 1-2 ③ G6-3		F SI 94 S SL 84 B SI 95 S SL 85 1-3 ② K		B FF 97 X SL 87 1-0 2B	5	0	2	0	0	1	1
14 Oscar Salazar, R (1, 7) OBP: 0.385, SLG: 0.573 21 Heath Bell, R (9, 1)	B SI 87 B CH 73 X SI 87 2-0 ② ③ L4-6 2-3		C SI 86 X CH 73 0-1 ③ G1-3			B SI 95 B SI 96 C FF 95 X SI 96 2-1 HR	1 SAFE F SI 93 B SL 86 C SL 83 B SI 94 B SL 82 S SL 84 3-3 ③ K		B SL 89 B SL 89 F SL 87 B FF 96 S SL 87 X SL 88 3-2 ③ F9	5 0	1 0	1 0	1 0	0 0	1 0	4 0
25 Will Venable, L (1, 8) OBP: 0.343, SLG: 0.478 (6, 9)		B FF 86 C SI 88 F SI 85 B FF 88 F SI 88 S FC 80 2-3 ① K		C SI 86 S CU 73 F FF 86 F CU 74 C CU 74 0-3 ① K		C FF 97 X SI 85 0-1 2 G6-3 1B 1B		B SI 94 B SI 93 C SI 94 F SI 94 F SI 94 F SL 82 S SI 95 2-3 ① K		4	0	1	0	0	3	0
2 Edgar Gonzalez, R (1, 9) OBP: 0.264, SLG: 0.371 18 Tony Gwynn Jr., L (6, 8) OBP: 0.333, SLG: 0.327		B SI 86 B SI 87 B SI 86 C SI 85 X CH 71 3-1 ② F9	S CU 70 B FF 85 B SI 86 F FC 78 B CU 74 X SI 85 3-2 49 SH5-4 28 BB 1B 1B		B SL 85 1 SAFE C SI 96 X SL 85 1-1 ① G6-3 1-2		C SI 94 X SL 83 0-1 ② P4		3 1	0 0	1 0	0 0	0 0	0 0	1 0
28 Henry Blanco, R (1, 2) OBP: 0.318, SLG: 0.385		C SI 86 B CU 72 F CU 74 X 1-2 2B	B CH 71 1 SAFE 1 SAFE B SI 86 B SI 85 B SI 85 4-0 49 SH5-4 1-2 BB		B SL 87 B SL 86 B SI 97 B SI 95 4-0 BB		B SL 82 B SI 86 B SI 94 B SI 94 4-0 49 BB BB		1	0	1	0	3	0	0
49 Wade LeBlanc, L (1, 1) OBP: 0.286, SLG: 0.167 57 Luke Gregerson, L (8, 1) 11 Drew Macias, L (9, 7) OBP: 0.309, SLG: 0.326		B SI 88 C FC 79 X FC 80 1-1 ③ G3	X SI 83 0-0 ② SH5-4 1-2 2-3		C L SI 96 L 0-3 ② K		B SI 93 C SI 94 C SI 94 B SI 95 B SI 93 B SI 93 4-2 1 FC6-4 1-2 BB		2 0 0	0 0 0	0 0 0	0 0 0	1 0 0	1 0 0	3 0 0
Inning Stats	R: 1 E: 0 K: 0 S: 10 H: 3 LOB: 1 BB: 0 P: 19	R: 0 E: 0 K: 1 S: 11 H: 1 LOB: 1 BB: 0 P: 18	R: 2 E: 0 K: 0 S: 13 H: 1 LOB: 0 BB: 1 P: 23	R: 0 E: 0 K: 1 S: 12 H: 1 LOB: 2 BB: 1 P: 20	R: 0 E: 0 K: 0 S: 10 H: 0 LOB: 0 BB: 0 P: 13	R: 1 E: 0 K: 2 S: 13 H: 2 LOB: 2 BB: 1 P: 20	R: 0 E: 0 K: 3 S: 11 H: 0 LOB: 1 BB: 0 P: 20	R: 0 E: 0 K: 1 S: 12 H: 0 LOB: 2 BB: 2 P: 24	R: 0 E: 0 K: 0 S: 11 H: 2 LOB: 1 BB: 0 P: 17	1B: 6 2B: 3 3B: 0 HR: 2 SF: 0 SAC: 2 DP: 1 HBP: 1						

PITCHER		IP	WLS	BF	H	R	ER	SO	BB	IBB	HBP	BLK	WP	HR	S	P	ERA	WHIP
75 Barry Zito, L ERA: 3.99	(1, 1)	5.0	L	22	6	3	3	2	2	0	0	0	0	1	56	93	5.40	1.600
60 Waldis Joaquin, R ERA: 4.91	(6, 1)	1.1		7	2	1	1	3	1	0	0	0	0	1	16	26	6.75	2.250
45 Dan Runzler, L ERA:	(7, 1)	1.1		7	0	0	0	3	2	0	1	0	0	0	17	33	0.00	1.500
54 Sergio Romo, R ERA: 4.5	(8, 1)	0.1		1	0	0	0	0	0	0	0	0	0	0	3	5	0.00	0.000
38 Brian Wilson, R ERA: 2.73	(9, 1)	1.0		4	2	0	0	0	0	0	0	0	0	0	11	17	0.00	2.000

PITCHER	IP	WLS	BF	H	R	ER	SO	BB	IBB	HBP	BLK	WP	HR	S	P	ERA	WHIP

TOP

San Diego Padres @ San Francisco Giants

AT&T Park, San Francisco, CA

Wed Sep 09 2009, 12:45 PM PDT

Att. 30,312 - Sunny - 74 F

livebaseballscorecards.com

AB	33
R	4
H	10
RBI	4
BB	5
SO	8
LOB	16

WP: 0 PA: 41
PB: 1
SB: 2
CS: 0

Batter	1	2	3	4	5	6	7	8	9	AB	R	H	RBI	BB	SO	LOB
56 Andres Torres, S (1, 7) OBP: 0.336, SLG: 0.480 8 Eugenio Velez, S (8, PH) OBP: 0.330, SLG: 0.433 (9, 7)	C FF 85 S CH 73 B FF 85 X CH 72 1-2 L9		B CH 70 B CU 80 C CH 80 B FF 86 X CH 80 3-1 2-H HR			C CU 70 X CU 80 0-1 F7		B SI 90 C SL 81 S SL 83 S SL 83 1-3 K		3 1	1 0	1 0	2 0	0 0	0 1	0 2
21 Freddy Sanchez, R (1, 4) OBP: 0.330, SLG: 0.428	C FF 84 B FF 86 X CH 76 1-1 G5-3		B CU 73 C FF 86 C FF 86 B FF 86 S CH 73 2-3 K			C FF 85 B FF 85 F FC 82 F FF 86 X CH 72 1-2 G5-3		B SL 82 X SL 82 1-0 P6		4	0	0	0	0	1	2
48 Pablo Sandoval, S (1, 3) OBP: 0.381, SLG: 0.549	B CH 72 F FC 81 X CH 71 1-1 G1-3			B FC 80 B CH 71 B FF 85 B FF 84 4-0 1 1B BB		B FF 85 B CH 71 F FC 80 X FF 85 2-1 F9			B FF 93 B FF 93 C FF 92 F FF 93 B FF 94 X FF 92 3-2 16 FC6-4 1B	3	0	1	0	1	0	0
1 Bengie Molina, R (1, 2) OBP: 0.279, SLG: 0.433		C FF 86 F FF 86 X CH 72 0-2 5 G5-4-3 1B		B CH 75 C FF 85 S FF 84 X FF 85 1-2 16 G6-4-3 1-2 1B			B SI 85 X CU 79 1-0 F8		F FF 92 F CU 83 F FF 94 X FF 92 0-2 L9	4	0	2	0	0	0	1
5 Juan Uribe, R (1, 5) OBP: 0.316, SLG: 0.486		B CH 72 D CH 73 X CH 80 2-0 G5-4-3 1-2f		C SI 85 C FF 85 B FF 85 D CH 73 X FF 85 2-2 F4			B CU 79 X CH 79 1-0 G6-3		C CU 80 F CU 80 B FF 93 T CU 83 1-2 K	4	0	0	0	0	1	4
16 Edgar Renteria, R (1, 6) OBP: 0.313, SLG: 0.336		C FF 85 X CU 73 0-1 G5-3		B CH 71 C FF 86 X FC 81 1-1 G6-4-3 1-2f			B FF 85 B CU 79 C FF 86 X CH 71 2-1 F8		F FF 93 F FF 94 B FF 94 B FF 94 X CU 84 2-2 FC6-4 1-2f	4	0	0	0	0	0	3
33 Aaron Rowand, R (1, 8) OBP: 0.329, SLG: 0.443			B CH 78 X FF 85 1-0 P3		C CU 71 F FC 81 S CH 73 0-3 K			B CU 71 B CU 79 B CH 80 B FC 83 4-0 12 BB BB		2	0	0	0	1	1	0
12 Nate Schierholtz, L (1, 9) OBP: 0.306, SLG: 0.412			S FC 80 B CU 79 C FF 85 F CU 72 B CH 71 X FC 79 2-2 75 SH1-4 56 HR 1B		X FC 82 0-0 G4-3			B FC 83 C CH 79 F CU 78 F CU 71 B FF 83 B CU 78 D CH 73 4-2 1-2 BB		2	1	1	0	1	0	0
75 Barry Zito, L (1, 1) OBP: 0.167, SLG: 0.130 13 Jesus Guzman, R (5, PH) OBP: 0.125, SLG: 0.125 60 Waldis Joaquin, R (6, 1) 45 Dan Runzler, L (7, 1) 54 Sergio Romo, R (8, 1) 9 Kevin Frandsen, R (8, PH) OBP: 0.86, SLG: 0.150 38 Brian Wilson, R (9, 1)			B FC 83 X FC 81 1-0 SH1-4 1-2		B CU 72 B FC 80 C FF 86 B FF 86 S FC 81 S CH 73 3-3 K			B SI 89 L SI 89 B FF 90 B FF 90 X FF 90 3-1 B5		0 1 0 0 0 0 1 0	0 0 0 0 0 0 0 0	0 0 0 0 0 0 0 0	0 0 0 0 0 0 0 0	0 1 0 0 0 0 1 0	0 0 0 0 0 0 0 2	0 0 0 0 0 0 0 0
Inning Stats	R: 0 E: 0 K: 0 S: 7 H: 0 LOB: 0 BB: 0 P: 10	R: 0 E: 0 K: 0 S: 6 H: 1 LOB: 0 BB: 0 P: 8	R: 2 E: 0 K: 1 S: 11 H: 2 LOB: 0 BB: 0 P: 20	R: 0 E: 0 K: 0 S: 8 H: 1 LOB: 1 BB: 1 P: 16	R: 0 E: 0 K: 2 S: 7 H: 0 LOB: 0 BB: 0 P: 10	R: 0 E: 0 K: 0 S: 8 H: 0 LOB: 0 BB: 0 P: 11	R: 0 E: 0 K: 0 S: 4 H: 0 LOB: 0 BB: 0 P: 8	R: 0 E: 0 K: 1 S: 9 H: 0 LOB: 2 BB: 2 P: 22	R: 0 E: 0 K: 1 S: 13 H: 1 LOB: 1 BB: 0 P: 19	1B: 4 2B: 0 3B: 0 HR: 1	SF: 0 SAC: 1 DP: 2 HBP: 0			WP: 0 PB: 0 SB: 0 CS: 0	PA: 33		

PITCHER		IP	WLS	BF	H	R	ER	SO	BB	IBB	HBP	BLK	WP	HR	S	P	ERA	WHIP
49 Wade LeBlanc, L ERA: 5.01	(1, 1)	7.0	W	26	4	2	2	3	3	0	0	0	0	1	54	94	2.57	1.000
57 Luke Gregerson, R ERA: 2.98	(8, 1)	1.0	H	3	0	0	0	1	0	0	0	0	0	0	6	11	0.00	0.000
21 Heath Bell, R ERA: 1.98	(9, 1)	1.0	S	4	1	0	0	1	0	0	0	0	0	0	13	19	0.00	1.000

PITCHER	IP	WLS	BF	H	R	ER	SO	BB	IBB	HBP	BLK	WP	HR	S	P	ERA	WHIP

BOTTOM

San Diego Padres @ San Francisco Giants

AT&T Park, San Francisco, CA

Wed Sep 09 2009, 12:45 PM PDT

Att. 30,312 - Sunny - 74 F

livebaseballscorecards.com

AB	29
R	2
H	5
RBI	2
BB	3
SO	5
LOB	14

Colorado Rockies @ San Diego Padres

PETCO Park, San Diego, CA

Fri Sep 11 2009, 10:05 PM EDT

Att. 18,022 - Partly Cloudy - 70 F

livebaseballscorecards.com

TOP

Batter	1	2	3	4	5	6	7	8	9	AB	R	H	RBI	BB	SO	LOB
5 Carlos González, L (1, 7) OBP: 0.360, SLG: 0.523	X SI 92 0-0 17 24 S FC6-5-4 1B		B SL 83 B FF 94 F FS 87 X FS 87 2-1 ③ G1-4-3			B CH 84 F CH 84 F SL 83 F SI 94 B SI 95 T SI 96 2-2 ② K		B SL 83 C FF 92 F SL 84 F SL 85 F SL 85 B SL 84 B FF 92 X SL 85 3-2 ② G4-3	F CU 81 B FF 92 F FF 92 X CU 81 1-2 ③ F8	5	0	1	0	0	1	1
24 Dexter Fowler, S (1, 8) OBP: 0.371, SLG: 0.419	P PO 86 1 SAFE C FF 91 B FF 93 F FF 92 S FF 92 2-3 ① K 1-2			S SL 83 B FF 92 B FF 93 C SL 83 F SL 83 X SL 83 2-2 2 G6-4-3 1B		F SI 95 B SI 95 B SI 94 F SI 95 X SI 96 2-2 ③ L8		B SI 92 B SL 84 X SI 91 2-0 ③ G3-1		4	0	1	0	0	1	1
17 Todd Helton, L (1, 3) OBP: 0.411, SLG: 0.499 18 Mike McCoy, R (9, PR) (9, 4)	F FF 94 F FF 94 B SL 85 X SL 83 1-2 ② FC6-5-4 2-3			C FF 93 1 SAFE 1 SAFE 1 SAFE F SL 83 1 SAFE S FF 93 0-3 ① K			B FC 88 F FC 88 B SL 77 F FC 88 H FC 88 3-2 11 2B HBP		B CU 80 C FF 92 C FF 94 B FF 94 F FF 95 B FF 93 B FF 93 4-2 23 BB 11 1B 8 2B BB	2 0	0 1	0 0	0 0	1 0	1 0	2 0
2 Troy Tulowitzki, R (1, 6) OBP: 0.360, SLG: 0.517	C FF 93 D FS 88 B FS 87 F FF 93 X FF 94 2-2 ③ F7			P PO 87 1 SAFE C FF 93 D SL 82 1 SAFE F FS 85 1 SAFE X FF 93 2-2 ②③ G6-4-3 1-2f			F FF 88 B FF 88 S FF 88 B FF 89 F FF 87 S FC 88 2-3 ① K		X FF 93 0-0 ① F9	4	0	0	0	0	1	4
11 Brad Hawpe, L (1, 9) OBP: 0.383, SLG: 0.515		B FF 92 S FF 93 B FF 93 F SL 83 S SL 83 2-3 ① K			B FF 92 B FF 92 B FF 92 B FF 92 4-0 BB		B SL 76 C FC 88 B SL 77 S FF 88 B SL 77 X FF 87 3-2 1-3 2B		1 SAFE B FF 93 S FF 92 F FF 94 X FF 94 1-2 23 BB 8 2B 1B	3	1	2	0	1	1	0
27 Garrett Atkins, R (1, 5) OBP: 0.307, SLG: 0.337 23 Jason Giambi, L (9, PH) OBP: 0.345, SLG: 0.368 (9, 3)		C FF 94 B SL 82 B SL 83 X FF 94 2-1 ② F8			C FF 91 X SL 86 0-1 ① F9		C SL 84 B SL 83 S SL 84 X SL 83 1-2 ② P3		B FF 94 B CU 81 B FF 94 B FF 93 4-0 1-2 2-3 8 2B BB	3 0	0 1	0 0	0 0	0 1	0 0	3 0
12 Clint Barmes, R (1, 4) OBP: 0.291, SLG: 0.445 7 Seth Smith, L (7, PH) OBP: 0.402, SLG: 0.561 6 Omar Quintanilla, L (7, 4) OBP: 0.283, SLG: 0.212 14 Matt Murton, R (9, PH) OBP: 0.314, SLG: 0.426 9 Ian Stewart, L (9, 5) OBP: 0.325, SLG: 0.485		C SL 82 B FF 94 F FF 94 F FF 94 X FS 88 1-2 ③ G6-3			C FF 91 F CU 72 1 SAFE B FF 92 X FF 92 1-2 ② F8		I IN 71 I IN 70 I IN 70 I IN 69 4-0 IBB		S FF 93 S FF 93 C FF 95 0-3 ② K	2 0 0 1 0	0 0 0 0 0	0 0 0 0 0	0 1 0 0 0	0 0 0 1 0	0 0 0 3 0	1 0 0 3 0
20 Chris Iannetta, R (1, 2) OBP: 0.335, SLG: 0.446 19 Ryan Spilborghs, R (7, PH) OBP: 0.317, SLG: 0.410 8 Yorvit Torrealba, R (7, 2) OBP: 0.341, SLG: 0.368			C FS 85 S SL 82 B FF 94 X FF 92 1-2 ① G1-3		B SL 85 B SL 87 C CH 82 B CU 72 X SL 85 3-1 ③ G5-3		C SL 84 S SL 83 B FF 94 B FC 93 S SL 86 2-3 ③ K		C FF 94 F FF 94 B FF 95 B FF 94 X FF 94 2-2 39 1B 1-H 2-H 3-H 2B	2 1 1	0 0 1	0 0 1	0 0 3	0 1 0	0 3 0	1 3 0
29 Jorge De La Rosa, L (1, 1) OBP: 0.154, SLG: 0.176 3 Eric Young Jr., S (8, PH) OBP: 0.367, SLG: 0.441 31 Matt Daley, R (8, 1) 97 Joe Beimel, L (8, 1) 63 Rafael Betancourt, R (8, 1) 39 Paul Phillips, R (9, PH) OBP: 0.400, SLG: 0.442 56 Franklin Morales, L (9, 1) OBP: 0.400, SLG: 0.400			C FF 93 S SL 83 F FF 94 F SL 83 X SL 83 0-2 ② L4			C SI 95 F SI 95 F SI 96 B SL 80 F SL 81 B SI 95 S SI 95 2-3 ① K		C SI 92 B SL 83 F SL 84 B SL 85 S SI 93 2-3 ① K	C FF 92 C CU 81 F FF 92 B CU 80 X CU 82 1-2 3-H 1B	2 1 0 0 0 1 0	0 0 0 0 0 0 0	0 0 0 0 0 1 0	0 0 0 0 0 0 0	1 1 0 0 0 1 0	0 0 0 0 0 0 0	0 0 0 0 0 0 0

	AB	32
	R	4
	H	6
	RBI	4
	BB	4
	SO	9
	LOB	19

Inning Stats																								
	R: 0 E: 0 K: 1 S: 11	H: 1 LOB: 1 BB: 0 P: 15	R: 0 E: 0 K: 1 S: 9	H: 0 LOB: 0 BB: 0 P: 14	R: 0 E: 0 K: 0 S: 10	H: 0 LOB: 0 BB: 0 P: 13	R: 0 E: 0 K: 1 S: 11	H: 1 LOB: 0 BB: 0 P: 14	R: 0 E: 0 K: 0 S: 7	H: 0 LOB: 1 BB: 1 P: 15	R: 0 E: 0 K: 2 S: 12	H: 0 LOB: 0 BB: 0 P: 18	R: 0 E: 0 K: 2 S: 15	H: 1 LOB: 3 BB: 1 P: 30	R: 0 E: 0 K: 1 S: 9	H: 0 LOB: 0 BB: 0 P: 16	R: 4 E: 0 K: 1 S: 20	H: 3 LOB: 1 BB: 2 P: 33	1B: 4 2B: 2 3B: 0 HR: 0	SF: 0 SAC: 0 DP: 1 HBP: 1	WP: 0 PB: 0 SB: 1 CS: 0	PA: 37

PITCHER		IP	WLS	BF	H	R	ER	SO	BB	IBB	HBP	BLK	WP	HR	S	P	ERA	WHIP
45 Edward Mujica, R ERA: 3.33	(1, 1)	4.0		13	2	0	0	3	0	0	0	0	0	0	41	56	0.00	0.500
63 Sean Gallagher, R ERA: 7.16	(5, 1)	1.0		4	0	0	0	0	1	0	0	0	0	0	7	15	0.00	1.000
55 Adam Russell, R ERA: 1.29	(6, 1)	1.0	H	3	0	0	0	2	0	0	0	0	0	0	12	18	0.00	0.000
54 Joe Thatcher, L ERA: 2.68	(7, 1)	0.1	H	3	1	0	0	1	0	0	1	0	0	0	9	17	0.00	3.000
57 Luke Gregerson, R ERA: 2.91	(7, 1)	1.2	H	6	0	0	0	2	0	1	0	0	0	0	15	29	0.00	0.000

PITCHER		IP	WLS	BF	H	R	ER	SO	BB	IBB	HBP	BLK	WP	HR	S	P	ERA	WHIP
21 Heath Bell, R ERA: 2.55	(9, 1)	1.0	L	8	3	4	4	1	2	0	0	0	0	0	20	33	36.00	5.000

Batter	1	2	3	4	5	6	7	8	9	AB	R	H	RBI	BB	SO	LOB
1 Everth Cabrera, S (1, 6) OBP: 0.354, SLG: 0.381	B FF 90 C FF 92 S FS 85 B FF 94 B FF 94 T FF 94 3-2 ① **K**		C FF 92 C CU 76 B CU 78 B FS 85 X FF 94 2-2 22 G1-6-3 1B		C FF 93 B FS 86 F FF 93 S CU 79 1-3 ② **K**			B CU 77 B CU 78 B FF 90 C FF 89 C FF 89 X FF 89 3-2 22 1B 1B		4	0	2	0	0	2	0
22 David Eckstein, R (1, 4) OBP: 0.324, SLG: 0.341	C FF 94 F FS 86 F CU 77 F SL 87 B FF 94 B FS 87 X FF 94 2-2 7 1B 14 BB 2B		C FF 93 C FF 92 F SL 88 F FS 85 X SL 86 0-2 ①② G1-6-3 **1-2f**		B FF 93 F FS 84 X FF 93 1-1 ③ F8			C FF 88 1 SAFE B FF 89 X SI 89 1-1 **1-2** 1B		4	1	2	0	0	0	1
23 Adrián González, L (1, 3) OBP: 0.404, SLG: 0.556	B FF 95 B FF 95 B FF 95 C FF 96 F SL 88 B SL 86 4-2 14 BB 7 1B BB		B CU 76 F FF 93 X FF 94 1-1 ③ G3-1			S CU 73 X FF 93 0-1 ① F7 C CU 74 B FS 85 X CU 74 1-1 14 BB 1B		C FF 90 F SI 88 X SI 88 0-2 ① L1 S FF 92 C FF 92 B FF 92 B CH 86 B FF 92 S FF 92 3-3 ② **K**		3	0	0	0	1	0	2
7 Chase Headley, S (1, 5) OBP: 0.338, SLG: 0.397	B FF 94 S FF 95 B FS 86 X FF 94 2-1 14 BB **1-2** **2-3** 1B			S CU 72 B CU 75 B FF 92 X FF 94 2-1 ① F7						4	0	2	0	0	1	2
14 Oscar Salazar, R (1, 7) OBP: 0.404, SLG: 0.573 57 Luke Gregerson, L (7, 1) 15 Luis Antonio Rodriguez, S (8, PH) OBP: 0.324, SLG: 0.270 21 Heath Bell, R (9, 1)	B FF 92 B FF 95 B FF 94 B FF 93 4-0 25 L3 **1-2** **2-3** **3-H** BB			B FF 93 S FS 85 B FS 84 C FS 84 B SL 87 B FS 85 4-2 2 E 2 1B BB		1 SAFE C FS 84 B SL 87 C FS 85 F SL 87 D CU 79 B FS 85 B FS 85 4-2 25 G4-6-3 **1-2** BB		B SL 82 B FF 91 C FF 92 X FF 92 2-1 ③ F7		0 0 1 0	0 0 0 0	0 0 0 0	1 0 0 0	3 0 0 0	0 0 0 0	0 0 2 0
25 Will Venable, L (1, 8) OBP: 0.337, SLG: 0.470 (7, 9)	X FF 95 0-0 ②③ L3 **1-1**			C FF 95 F SL 87 1 SAFE B SL 87 S SL 87 1-3 ② **K**	X FF 94 0-0 ②③ G4-6-3 **1-2f**			B FF 93 B FF 94 C FF 94 X FF 94 2-1 ① F8		4	0	0	0	0	1	6
2 Edgar Gonzalez, R (1, 9) OBP: 0.265, SLG: 0.370 (7, 7) 11 Drew Macias, L (8, 7) OBP: 0.304, SLG: 0.319		B FF 91 C FF 92 B FF 92 F FF 95 X SL 88 2-2 ① G5-3		C CU 76 C CU 78 B FF 93 X CU 78 1-2 E1 **1-3** 1B			B CU 72 B FF 91 C FF 91 S FF 92 S FS 84 2-3 ① **K**		C FF 95 X FF 95 0-1 ② G6-3	3 1	0 0	1 0	0 0	0 0	1 0	0 0
4 Nick Hundley, R (1, 2) OBP: 0.297, SLG: 0.368		C FF 94 F FF 94 F CU 79 F SL 85 B SL 86 S FS 86 1-3 ② **K**		S CU 78 B FF 95 X FS 86 1-1 ③ L4			B FS 83 C FF 91 F FF 92 S FS 84 1-3 ② **K**		B FF 95 C FF 94 X FF 96 1-1 ③ G3-1	4	0	0	0	0	2	2
45 Edward Mujica, R (1, 1) OBP: 0.500, SLG: 0.500 63 Sean Gallagher, R (5, 1) 30 Eliezer Alfonzo, R (5, PH) OBP: 0.200, SLG: 0.259 55 Adam Russell, R (6, 1) 54 Joe Thatcher, L (7, 1) 18 Tony Gwynn Jr., L (7, 8) OBP: 0.332, SLG: 0.326		X FF 90 0-0 ③ L7			T FF 92 B FF 93 S FF 94 S CU 78 1-3 ① K2-3		F SL 85 B SL 87 B SL 84 F FF 92 S FS 85 2-3 ③ **K**			1 0 1 0 0 1	0 0 0 0 0 0	0 0 0 0 0 0	0 0 0 0 0 0	0 0 1 0 0 1	0 0 0 0 0 0	0 0 0 0 0 0
Inning Stats	R: 1 E: 0 K: 1 S: 13 H: 2 LOB: 2 BB: 2 P: 28	R: 0 E: 0 K: 1 S: 9 H: 0 LOB: 0 BB: 0 P: 12	R: 0 E: 0 K: 0 S: 10 H: 1 LOB: 0 BB: 0 P: 13	R: 0 E: 1 K: 1 S: 12 H: 1 LOB: 2 BB: 1 P: 21	R: 0 E: 0 K: 2 S: 8 H: 0 LOB: 0 BB: 0 P: 11	R: 0 E: 0 K: 0 S: 8 H: 1 LOB: 1 BB: 1 P: 13	R: 0 E: 0 K: 3 S: 9 H: 0 LOB: 0 BB: 0 P: 14	R: 0 E: 0 K: 1 S: 13 H: 2 LOB: 2 BB: 0 P: 22	R: 0 E: 0 K: 0 S: 6 H: 0 LOB: 0 BB: 0 P: 9	1B: 6 2B: 2 3B: 0 HR: 0 SF: 0 SAC: 0 DP: 3 HBP: 0						

PITCHER		IP	WLS	BF	H	R	ER	SO	BB	IBB	HBP	BLK	WP	HR	S	P	ERA	WHIP
29 Jorge De La Rosa, L ERA: 4.37	(1, 1)	7.0		27	5	1	1	8	4	0	0	0	0	0	69	112	1.29	1.286
31 Matt Daley, R ERA: 3.8	(8, 1)	0.0		2	2	0	0	0	0	0	0	0	0	0	5	9	∞	∞
97 Joe Beimel, L ERA: 3.55	(8, 1)	0.1		1	0	0	0	0	0	0	0	0	0	0	3	3	0.00	0.000
63 Rafael Betancourt, R ERA: 2.81	(8, 1)	0.2	W	2	0	0	0	1	0	0	0	0	0	0	5	10	0.00	0.000
56 Franklin Morales, L ERA: 2.52	(9, 1)	1.0	S	3	0	0	0	0	0	0	0	0	0	0	6	9	0.00	0.000

PITCHER	IP	WLS	BF	H	R	ER	SO	BB	IBB	HBP	BLK	WP	HR	S	P	ERA	WHIP

BOTTOM

Colorado Rockies @ San Diego Padres

PETCO Park, San Diego, CA

Fri Sep 11 2009, 10:05 PM EDT

Att. 18,022 - Partly Cloudy - 70 F

livebaseballscorecards.com

AB	31
R	1
H	7
RBI	1
BB	4
SO	9
LOB	15

PA: 35

WP: 0
PB: 0
SB: 0
CS: 0

Batter	1	2	3	4	5	6	7	8	9	10	AB	R	H	RBI	BB	SO	LOB
5 Carlos González, L (1, 8) (9, 9) OBP: 0.353, SLG: 0.511	C SL 84 F FF 91 B CU 76 B FF 91 S CH 82 2-3 K ①		B CU 75 X CH 80 1-0 G3 ③		B CU 73 B SI 88 X CH 79 2-0 G1-3 ②		B SL 85 B SL 87 C SI 96 S SL 86 F SI 96 X SL 88 2-2 G1-3 ③			C FF 93 S CU 73 S CU 72 0-3 K ①	5	0	0	0	0	2	2
7 Seth Smith, L (1, 7) OBP: 0.399, SLG: 0.554	C SI 90 B CU 77 X CH 82 1-1 G3-1 ②			B CH 79 B SL 83 B SL 85 C FF 88 F SL 85 B CH 80 4-2 2 BB BB	C SL 85 B CU 78 B SI 91 X SL 85 2-1 P5 ③			B FF 87 C FF 87 B SL 77 B FC 87 C FC 87 C FC 87 3-3 K ①		B CU 73 B FF 92 C FF 92 C FF 92 S CU 74 2-3 K ②	4	0	0	0	1	2	2
17 Todd Helton, L (1, 3) OBP: 0.409, SLG: 0.495 21 Jason Marquis, L (10, PR) OBP: 0.220, SLG: 0.246 56 Franklin Morales, L (10, 1) OBP: 0.400, SLG: 0.400	B FF 91 B SI 90 S FF 91 C FF 91 B FF 92 C SL 87 3-3 K ③			B SI 89 X SI 87 1-0 P6 ①		C FF 89 X SI 87 0-1 G6-3 ①		B SL 76 B FF 87 C FF 88 F FF 87 X SL 77 2-2 L7 ②		C FF 93 F FF 93 B FF 94 B FF 93 B CU 74 B CU 75 4-2 2 1B BB	4 0 0	0 0 0	0 0 0	0 0 0	1 0 0	1 0 0	1 0 0
2 Troy Tulowitzki, R (1, 6) OBP: 0.362, SLG: 0.523		F FF 88 F FF 89 X SL 84 0-2 G6-3 ①		C SL 85 B SI 89 B FF 90 B SL 86 F FF 90 F FF 91 1 SAFE B SL 84 4-2 1-2 BB		B FF 91 S SL 84 B CU 77 X SL 84 2-1 HR		X FC 92 0-0 F9 ③		C FF 91 F FF 92 B SL 85 X FF 92 1-2 1-2 1B	4	1	2	1	1	0	0
11 Brad Hawpe, L (1, 9) OBP: 0.384, SLG: 0.514 24 Dexter Fowler, S (9, PR) OBP: 0.370, SLG: 0.418 (9, 8)		B FF 88 B SI 89 C SL 84 B FF 90 B FF 90 4-1 BB		B CH 79 C SI 89 S CH 80 C SI 90 1-3 K ②		B FF 88 X CH 80 1-0 F7 ②			C FF 93 X FF 94 0-1 9 S 8 1B 1B	F FF 91 B FF 92 F FF 92 F CU 73 F FF 92 X SL 84 1-2 F8 ③	3 1	0 1	1 0	0 0	1 0	1 0	2 2
9 Ian Stewart, L (1, 5) OBP: 0.324, SLG: 0.481		C CU 74 B FF 88 B SI 88 S CH 79 X CH 78 2-2 F8 ②		B CU 75 X CH 79 1-0 G3 ③		B CU 75 B SL 83 C SL 83 B CH 80 B FF 89 4-1 BB			B CU 81 S FF 93 1 SAFE C FF 93 F FF 93 1 SAFE B FF 94 S CU 82 2-3 K ① 1-2		3	0	0	0	1	1	4
8 Yorvit Torrealba, R (1, 2) OBP: 0.345, SLG: 0.371		C FF 90 B SL 84 X SL 84 1-1 G6-3 ③			X FF 90 0-0 18 SH2-4 12 1B 1B	C SL 83 X CU 76 0-1 G6-3 ③			X CU 82 0-0 19 FC6-4 2-H 1B	4	0	2	1	0	0	2
12 Clint Barmes, R (1, 4) OBP: 0.291, SLG: 0.444 23 Jason Giambi, L (9, PH) OBP: 0.344, SLG: 0.367 6 Omar Quintanilla, L (9, 4) OBP: 0.283, SLG: 0.212			B SL 85 B FF 90 X FF 89 2-0 P3 ①		C SI 87 C SI 86 B FF 89 X SI 88 1-2 18 SH2-4 1B		C SI 96 S SL 88 S SL 87 0-3 K ①		S CU 82 B FF 94 F FF 94 B FF 95 D CU 83 X CU 82 3-2 L9 ②	3 1 0	0 0 0	1 0 0	0 0 0	0 0 0	1 0 0	0 1 0
48 Esmil Rogers, R (1, 1) 18 Mike McCoy, R (9, PH) 34 Matt Belisle, R (9, 1) 3 Eric Young Jr., S (7, PH) OBP: 0.333, SLG: 0.333 53 Randy Flores, L (7, 1) 31 Matt Daley, R (7, 1) 97 Joe Beimel, L (8, 1) 19 Ryan Spilborghs, R (8, PH) OBP: 0.000, SLG: 0.000 63 Rafael Betancourt, R (8, 1) 27 Garrett Atkins, R (10, 3) OBP: 0.367, SLG: 0.537			C FF 90 X SI 90 0-1 G5-3 ②		B SI 87 B FF 88 X FF 87 2-0 SH2-4 ① 1-2 2-3		X SI 96 0-0 L8 ②		B FF 93 S FF 92 F FF 93 B CU 83 X FF 94 2-2 FC6-4 ③ 1-2f	1 0 0 1 0 0 0 0 1 0 0	0 0 0 0 0 0 0 0 0 0 0	0 0 0 0 0 0 0 0 0 0 0	0 0 0 0 0 0 0 0 0 0 0	0 0 0 0 0 0 0 0 0 0 0	0 0 0 0 0 0 0 0 1 0 0	0 0 0 0 0 0 0 0 1 0 0
Inning Stats	R: 0 H: 0 E: 0 LOB: 0 K: 2 BB: 0 S: 8 P: 14	R: 0 H: 0 E: 0 LOB: 1 K: 0 BB: 1 S: 9 P: 16	R: 0 H: 0 E: 0 LOB: 0 K: 0 BB: 0 S: 4 P: 7	R: 0 H: 0 E: 0 LOB: 2 K: 1 BB: 2 S: 10 P: 21	R: 0 H: 2 E: 0 LOB: 2 K: 0 BB: 0 S: 8 P: 15	R: 1 H: 1 E: 0 LOB: 1 K: 0 BB: 1 S: 8 P: 15	R: 0 H: 0 E: 0 LOB: 0 K: 1 BB: 0 S: 8 P: 10	R: 0 H: 0 E: 0 LOB: 0 K: 1 BB: 0 S: 7 P: 12	R: 1 H: 2 E: 0 LOB: 1 K: 1 BB: 0 S: 13 P: 20	R: 0 H: 1 E: 0 LOB: 2 K: 2 BB: 1 S: 16 P: 24	1B: 5 2B: 0 3B: 0 HR: 1	SF: 0 SAC: 1 DP: 0 HBP: 0					

PITCHER	IP	WLS	BF	H	R	ER	SO	BB	IBB	HBP	BLK	WP	HR	S	P	ERA	WHIP
46 Tim Stauffer, R (1, 1) ERA: 3.31	6.0		25	3	1	1	3	4	0	0	0	0	1	47	88	1.50	1.167
58 Ryan Webb, R (7, 1) ERA: 4.0	1.0	H	3	0	0	0	1	0	0	0	0	0	0	8	10	0.00	0.000
54 Joe Thatcher, L (8, 1) ERA: 2.63	0.2	H	2	0	0	0	1	0	0	0	0	0	0	6	11	0.00	0.000
57 Luke Gregerson, R (8, 1) ERA: 2.89	0.1	H	1	0	0	0	0	0	0	0	0	0	0	1	1	0.00	0.000
21 Heath Bell, R (9, 1) ERA: 2.66	1.0	B	5	2	1	1	1	0	0	0	0	0	0	13	20	9.00	2.000

PITCHER	IP	WLS	BF	H	R	ER	SO	BB	IBB	HBP	BLK	WP	HR	S	P	ERA	WHIP
63 Sean Gallagher, R (10, 1) ERA: 6.75	1.0	W	5	1	0	0	2	1	0	0	0	0	0	16	24	0.00	2.000

TOP

Colorado Rockies @ San Diego Padres

PETCO Park, San Diego, CA

Sat Sep 12 2009, 10:05 PM EDT

Att. 19,897 - Clear - 68 F

livebaseballscorecards.com

AB	35
R	2
H	6
RBI	2
BB	5
SO	8
LOB	17

PA: 41

WP: 0
PB: 0
SB: 1
CS: 0

Batter	1	2	3	4	5	6	7	8	9	10	AB	R	H	RBI	BB	SO	LOB
1 Everth Cabrera, S (1, 6) OBP: 0.353, SLG: 0.380	C FF 94 C FF 95 B CU 81 B CU 81 F FF 95 X FF 96 2-2 22 BB 23 1B 1B	C FF 94 B CH 86 D CH 84 B FF 94 X FF 92 3-1 ③ G3			B FF 94 F SI 94 X FF 94 1-1 ③ B2-3			S SI 86 B SI 85 X CH 78 1-1 ③ G5-3			4	1	1	0	0	0	1
22 David Eckstein, R (1, 4) OBP: 0.324, SLG: 0.339	1 SAFE B FF 95 1 SAFE C FF 95 B FF 95 F FF 95 F FF 96 B SL 83 F FF 95 4-2 B FF 94 23 1B 7 SF7 1-2 BB		C FF 92 B FF 92 B FF 92 X FF 93 2-1 ① G5-3			C FF 90 X SL 88 0-1 ① G4-3			C FF 92 B SL 81 B FF 93 F FF 92 X FF 93 2-2 ① F8		3	1	0	0	1	0	0
23 Adrián González, L (1, 3) OBP: 0.405, SLG: 0.555	B FF 96 B SL 82 B FF 95 C FF 94 X FF 94 3-1 14 FC6-4 1-3 2-H 1B		B CU 78 B CU 78 F FF 94 F FF 94 B CH 85 S CH 85 3-3 ② K			X CU 74 0-0 7 G1-6-3 1B			B FF 92 F FF 94 S SL 82 S FF 93 1-3 ② K		4	0	2	1	0	2	0
7 Chase Headley, S (1, 5) OBP: 0.336, SLG: 0.394	C FF 94 B CH 86 B CH 87 X FF 95 2-1 ① SF7 3-H		B FF 94 X FF 94 1-0 ③ G3			X FF 92 0-0 ②③ G1-6-3 1-2f			B FF 93 B FF 93 X FF 92 2-0 ③ F7		3	0	0	1	0	0	1
25 Will Venable, L (1, 9) OBP: 0.336, SLG: 0.466	C CU 79 C FF 95 B FF 94 X CH 86 1-2 ② F9			C CU 76 B FF 92 B FF 93 S FF 93 F FF 93 F FF 95 S CH 84 2-3 ① K			B SL 80 F FF 89 S SL 83 X SL 82 1-2 ① G4-3			B FF 93 C FF 95 X CU 74 1-1 2 BB 15 SH1-3 4 BB 1B	4	1	1	0	0	1	1
14 Oscar Salazar, R (1, 7) OBP: 0.392, SLG: 0.554 54 Joe Thatcher, L (8, 1) 57 Luke Gregerson, L (8, 1) 21 Heath Bell, R (9, 1) 63 Sean Gallagher, R (10, 1) 15 Luis Antonio Rodriguez, S (10, PH) OBP: 0.324, SLG: 0.270	B CU 80 B SL 82 C FF 95 C FF 95 X SL 83 2-2 ③ FC6-4 1-2f			B FF 94 B CU 78 C FF 94 F FF 94 C FF 94 2-3 ② K			C CU 76 B FF 89 F FF 88 B CU 78 S CU 78 2-3 ② K			X FF 94 0-0 ① SH1-3 1-2	3 0 0 0 0	0 0 0 0 0	0 0 0 0 0	0 0 0 0 0	2 0 0 0 0	1 0 0 0 0
28 Henry Blanco, R (1, 2) OBP: 0.322, SLG: 0.384		F FF 92 B CU 80 C CU 79 X FF 94 1-2 18 G4-6-3 1B		C CU 78 B SL 81 B CU 78 X FF 93 2-1 ③ F8			C CU 76 X FF 90 0-1 ③ G6-3			I I I I 4-0 4 BB 2 BB IBB	3	0	1	0	1	0	0
18 Tony Gwynn Jr., L (1, 8) OBP: 0.330, SLG: 0.323 2 Edgar Gonzalez, R (10, PH) OBP: 0.270, SLG: 0.370		C FF 93 C FF 93 F FF 92 B CU 79 X CU 79 1-2 ①② G4-6-3 1-2f			C FF 93 B CU 76 B FF 93 C FF 92 F FF 94 X CU 77 2-2 ① G4-3			C FF 87 C FF 89 C FF 90 0-3 ① K			B CH 81 B CH 82 B FF 95 C FF 94 B FF 94 4-1 4 BB 1-2 2-3 BB	3 0	0 0	0 0	0 0	1 1	1 0	1 0
46 Tim Stauffer, R (1, 1) OBP: 0.238, SLG: 0.158 58 Ryan Webb, R (7, 1) 11 Drew Macias, L (8, 7) OBP: 0.298, SLG: 0.313 4 Nick Hundley, R (10, PH) OBP: 0.300, SLG: 0.368		B FF 93 B FF 92 B FF 93 C FF 92 C FF 92 B FF 92 4-2 BB			T FF 93 F FF 94 C FF 95 0-3 ② K			F FF 88 C SL 73 B SL 74 F FF 88 F FF 88 B SL 74 X FF 88 2-2 ② F7			F CH 83 B CH 84 B FF 94 B FF 96 B FF 96 4-1 1-2 2-3 3-H BB	1 0 1 0	0 0 0 0	0 0 0 1	0 0 0 1	1 0 0 1	1 0 0 0	0 0 0 0
Inning Stats	R: 2 E: 0 K: 0 S: 18 H: 2 LOB: 1 BB: 1 P: 32	R: 0 E: 0 K: 0 S: 11 H: 1 LOB: 1 BB: 1 P: 20	R: 0 E: 0 K: 1 S: 6 H: 0 LOB: 0 BB: 0 P: 12	R: 0 E: 0 K: 2 S: 10 H: 0 LOB: 0 BB: 0 P: 16	R: 0 E: 0 K: 1 S: 9 H: 0 LOB: 0 BB: 0 P: 12	R: 0 E: 0 K: 0 S: 4 H: 1 LOB: 0 BB: 0 P: 4	R: 0 E: 0 K: 1 S: 8 H: 0 LOB: 0 BB: 0 P: 11	R: 0 E: 0 K: 1 S: 10 H: 0 LOB: 0 BB: 0 P: 13	R: 0 E: 0 K: 1 S: 7 H: 0 LOB: 0 BB: 0 P: 12	R: 1 E: 0 K: 0 S: 5 H: 1 LOB: 3 BB: 3 P: 18	1B: 5 2B: 0 3B: 0 HR: 0 SF: 1 SAC: 1 DP: 2 HBP: 0						

PITCHER		IP	WLS	BF	H	R	ER	SO	BB	IBB	HBP	BLK	WP	HR	S	P	ERA	WHIP
48 Esmil Rogers, R ERA: 4.5	(1, 1)	4.0		16	3	2	2	3	2	0	0	0	0	0	45	80	4.50	1.250
34 Matt Belisle, R ERA: 6.85	(5, 1)	2.0		6	1	0	0	1	0	0	0	0	0	0	13	16	0.00	0.500
53 Randy Flores, L ERA: 4.5	(7, 1)	0.1		1	0	0	0	0	0	0	0	0	0	0	3	4	0.00	0.000
31 Matt Daley, R ERA: 3.74	(7, 1)	0.2		2	0	0	0	1	0	0	0	0	0	0	5	7	0.00	0.000
97 Joe Beimel, L ERA: 3.48	(8, 1)	1.0		3	0	0	0	1	0	0	0	0	0	0	10	13	0.00	0.000

PITCHER		IP	WLS	BF	H	R	ER	SO	BB	IBB	HBP	BLK	WP	HR	S	P	ERA	WHIP
63 Rafael Betancourt, R ERA: 2.76	(9, 1)	1.0		3	0	0	0	1	0	0	0	0	0	0	7	12	0.00	0.000
56 Franklin Morales, L ERA: 2.75	(10, 1)	0.1	L	5	1	1	1	0	2	1	0	0	0	0	5	18	27.00	9.000

BOTTOM

Colorado Rockies @ San Diego Padres

PETCO Park, San Diego, CA

Sat Sep 12 2009, 10:05 PM EDT

Att. 19,897 - Clear - 68 F

livebaseballscorecards.com

AB	29
R	3
H	5
RBI	3
BB	5
SO	7
LOB	5

WP: 0	PA: 36		
PB: 0			
SB: 0			
CS: 0			

Colorado Rockies @ San Diego Padres

PETCO Park, San Diego, CA

Sun Sep 13 2009, 4:05 PM EDT

Att. 19,739 - Partly Cloudy - 75 F

livebaseballscorecards.com

Batter	1	2	3	4	5	6	7	8	9	AB	R	H	RBI	BB	SO	LOB
24 Dexter Fowler, S (1, 8) OBP: 0.366, SLG: 0.412	B FF 91 F FF 90 C CH 83 B SL 80 B FF 92 X FF 93 3-2 ① F9		B CU 78 C CU 76 X FF 92 1-1 ② B3		S CH 84 S CH 84 B CH 85 F CU 79 B FF 94 S SL 89 2-3 ② K		C FF 87 X FF 88 0-1 ③ G6-3		C SI 95 F SI 94 D SI 93 S FC 89 1-3 ③ K	5	0	0	0	0	2	1
7 Seth Smith, L (1, 7) OBP: 0.397, SLG: 0.549	C FF 92 X FF 92 0-1 ② G4-3		B SL 80 B SL 88 B FF 92 C FF 92 X FF 92 3-1 17 CS 1B		C SL 87 C SL 86 F CU 79 S CU 80 0-3 ③ K			C FF 86 B SL 75 S SL 74 X SL 77 1-2 ① F9		4	0	1	0	0	1	0
17 Todd Helton, L (1, 3) OBP: 0.413, SLG: 0.496	C FF 90 B SL 82 C CU 80 X FF 94 1-2 27 PB 2 PB 1B		1 SAFE 0-0 ③ CS 1-2	C FF 91 B SL 88 F CU 79 B CU 79 B SL 86 F FF 93 B FF 94 4-2 2 BB 27 3B BB		F CH 84 B SI 96 C SI 95 B SI 96 F SL 83 B SI 96 F SI 95 B SI 96 4-2 2 1B BB		B SL 75 B FF 86 B FF 87 B FF 85 4-0 23 BB 2 1B BB		1	1	1	0	3	0	0
2 Troy Tulowitzki, R (1, 6) OBP: 0.367, SLG: 0.525	B FF 90 B FF 92 C CH 83 T CH 83 B CH 82 F CH 82 B FF 92 4-2 27 PB 1-2 BB			D FF 92 B FF 91 D FF 90 B FF 92 4-0 27 3B 1-2 BB		D SL 84 C SI 93 C SL 84 X SI 96 1-2 1-2 1B		X SL 89 0-0 9 G5-3 23 BB 1-2 1B		2	1	2	0	2	0	0
27 Garrett Atkins, R (1, 5) OBP: 0.307, SLG: 0.343 23 Jason Giambi, L (8, PH) OBP: 0.346, SLG: 0.367 18 Mike McCoy, R (8, PR) 45 Jhoulys Chacín, R (8, 1)	C FF 90 F FF 92 B SL 82 B FF 95 S CH 84 2-3 ③ K 1-2 2-3			X SI 91 0-0 19 G6-3 1-H 2-H 3B		B SI 93 C SI 93 B SI 94 C SL 82 D SL 84 C SI 94 3-3 ① K		B SI 96 C SI 96 F SI 96 B SL 89 F SL 88 F SL 89 B SI 96 F SL 87 B SL 90 4-2 1-2 2-3 BB		3	1	1	2	0	2	4
										0	0	0	0	1	0	0
										0	0	0	0	0	0	0
										0	0	0	0	0	0	0
19 Ryan Spilborghs, R (1, 9) OBP: 0.314, SLG: 0.404 58 Juan Rincon, R (6, 1) 97 Joe Beimel, L (7, 1) 52 Joel Peralta, R (7, 1) 9 Ian Stewart, L (8, PH) OBP: 0.323, SLG: 0.480 (8, 5)		T FF 91 B SL 87 B CH 84 B FF 91 S FF 90 X FF 90 3-2 ① F8	X CH 83 0-0 ① G6-3 3-H		F SL 82 S SI 94 F SI 93 B SI 95 C SI 93 1-3 ② K		C SL 87 S SL 88 X SL 88 0-2 ②③ G5-3 2-3f		3	0	0	1	0	1	2
									0	0	0	0	0	0	0	0
									0	0	0	0	0	0	0	0
									0	0	0	0	0	0	0	0
									1	0	0	0	0	0	3	
8 Yorvit Torrealba, R (1, 2) OBP: 0.337, SLG: 0.362		C CH 83 T CU 80 X SL 82 0-2 ② G4-3	F CH 84 B CH 84 F SL 86 S FF 94 1-3 ② K		C SL 83 F SL 84 X SL 82 0-2 ③ P3				B FC 89 C SI 94 S SL 87 B FC 89 S SL 86 2-3 ① K	4	0	0	0	0	2	2
12 Clint Barmes, R (1, 4) OBP: 0.289, SLG: 0.442 3 Eric Young Jr., S (9, PH) OBP: 0.368, SLG: 0.444		C FF 90 F FF 92 B CH 86 S SL 89 1-3 ③ K	S CU 77 F SL 85 S FF 94 0-3 ③ K				C FF 87 X FC 88 0-1 ① G5-3		C SI 95 B SL 86 B FC 89 X SI 95 2-1 5 DI 1B	3	0	0	0	0	2	0
										1	0	1	0	0	0	0
21 Jason Marquis, L (1, 1) OBP: 0.213, SLG: 0.237 14 Matt Murton, R (6, 9) OBP: 0.308, SLG: 0.417 5 Carlos González, L (9, PH) OBP: 0.352, SLG: 0.509			B FF 90 C FF 91 C FF 91 S SL 88 1-3 ① K		B FF 89 B FF 89 C FF 90 S FF 93 2-3 ① K		B FF 87 X FF 87 1-0 ② G6-3		B FC 88 B SI 95 B SI 96 C SI 95 S SI 94 S SI 94 3-3 ② K 1-2	2	0	0	0	0	2	0
										1	0	0	0	0	0	0
										1	0	0	0	0	1	1
Inning Stats	R: 0 E: 0 K: 1 S: 14 H: 1 LOB: 2 BB: 1 P: 24	R: 0 E: 0 K: 1 S: 9 H: 0 LOB: 0 BB: 0 P: 13	R: 0 E: 0 K: 1 S: 7 H: 1 LOB: 0 BB: 0 P: 12	R: 3 E: 0 K: 2 S: 11 H: 1 LOB: 0 BB: 2 P: 20	R: 0 E: 0 K: 3 S: 11 H: 0 LOB: 0 BB: 0 P: 15	R: 0 E: 0 K: 2 S: 17 H: 1 LOB: 2 BB: 1 P: 26	R: 0 E: 0 K: 0 S: 5 H: 0 LOB: 0 BB: 0 P: 6	R: 0 E: 0 K: 0 S: 12 H: 1 LOB: 2 BB: 2 P: 21	R: 0 E: 0 K: 3 S: 11 H: 1 LOB: 1 BB: 0 P: 19	1B: 5 2B: 0 3B: 1 HR: 0 SF: 0 SAC: 0 DP: 1 HBP: 0						

TOP	
AB	31
R	3
H	6
RBI	3
BB	6
SO	13
LOB	13

WP: 0 PA: 38
PB: 2
SB: 0
CS: 1

PITCHER		IP	WLS	BF	H	R	ER	SO	BB	IBB	HBP	BLK	WP	HR	S	P	ERA	WHIP
33 Clayton Richard, L ERA: 4.9	(1, 1)	5.0		20	3	3	3	8	3	0	0	0	0	0	52	84	5.40	1.200
55 Adam Russell, R ERA: 1.13	(6, 1)	1.0	W	5	1	0	0	2	1	0	0	0	0	0	17	26	0.00	2.000
54 Joe Thatcher, L ERA: 2.54	(7, 1)	1.1	H	5	0	0	0	0	1	0	0	0	0	0	8	14	0.00	0.750
58 Ryan Webb, R ERA: 3.86	(8, 1)	0.2	H	3	1	0	0	0	1	0	0	0	0	0	9	13	0.00	3.000
59 Luis Perdomo, R ERA: 4.53	(9, 1)	1.0		4	1	0	0	3	0	0	0	0	0	0	11	19	0.00	1.000

PITCHER		IP	WLS	BF	H	R	ER	SO	BB	IBB	HBP	BLK	WP	HR	S	P	ERA	WHIP

BOTTOM

Colorado Rockies @ San Diego Padres

PETCO Park, San Diego, CA

Sun Sep 13 2009, 4:05 PM EDT
Att. 19,739 - Partly Cloudy - 75 F

livebaseballscorecards.com

Batter	1	2	3	4	5	6	7	8	9	AB	R	H	RBI	BB	SO	LOB
1 Everth Cabrera, S (1, 6) OBP: 0.350, SLG: 0.375	C SI 90 C SI 89 F CU 77 B SL 86 S SL 86 1-3 ① **K**	B SL 87 S SL 86 B SI 89 B SL 86 F SI 90 S SL 86 3-3 ② **K**	C SI 90 B SL 87 B SI 91 F SL 87 F SL 86 X SL 86 2-2 ② **FC3-2** 22 FC4-6 1-2 3-H	F SL 85 B SI 89 F SL 85 F SL 84 F SL 84 F SL 86 B SI 90 B SL 84 4-2 **BB** 1-2 2-3 3-H	B FF 92 X FF 92 1-0 ① **F7**	4	0	0	1	1	2	4
22 David Eckstein, R (1, 4) OBP: 0.322, SLG: 0.337	C SI 89 X SI 90 0-1 23 G4-6-3 1B	F SL 87 B SL 86 C SI 91 B SI 90 F SL 87 X SI 91 2-2 ③ **G3-1**	X SI 91 0-0 ③ **FC4-6** 1-2f	D SL 84 B SI 92 C FF 93 X FF 92 2-1 ③ **P2**	C FF 93 B SL 81 S SL 82 B FF 93 S FF 92 2-3 ② **K**	5	0	1	0	0	1	7
23 Adrián González, L (1, 3) OBP: 0.406, SLG: 0.562	B SI 90 B SI 90 X SL 88 2-0 ② ③ **G4-6-3** 1-2f	B SI 88 F SI 90 S SI 91 B CH 83 X SL 86 2-2 ① **L3**	F CH 83 B CH 83 X SI 90 1-1 7 WP 25 FC6-2 2B	B FF 88 C FF 88 B FF 88 B FF 88 X FF 87 3-1 7 SF8 3B	B FF 91 B CH 85 X FF 91 2-0 7 1B 1-3 1B	5	1	3	0	0	0	1
7 Chase Headley, S (1, 5) OBP: 0.336, SLG: 0.394	C B SI 89 X SL 86 1-1 ① **F7**	B SI 88 B SL 85 X SI 88 2-0 ② **L7**	B SI 90 D SI 90 B SI 89 B SI 90 4-0 25 FC6-2 4 1B 2-3 BB	B SI 87 X CH 79 1-0 ① **SF8** 3-H	S FF 90 F FF 90 X SL 81 0-2 25 S 1-3 1B 3-H	3	1	1	2	1	0	0
25 Will Venable, L (1, 9) OBP: 0.337, SLG: 0.477	B SI 89 B SL 85 X SI 89 2-0 **HR**	B SL 86 F SL 86 B SL 87 F SL 85 X CH 84 2-2 ③ **F8**	F SI 90 X SI 89 0-1 ① **FC6-2** 4 1B 18 SF8 1-3 3-H	L FF 88 F SL 74 B SL 75 F SL 72 B SL 73 B FF 88 X FF 88 3-2 11 1B 1B	B SI 90 B SI 90 D SI 91 C FF 92 F FF 92 X CH 86 3-2 ③ **F7** 1-2	5	2	2	1	0	0	4
11 Drew Macias, L (1, 7) OBP: 0.328, SLG: 0.333	F SI 90 X CH 82 0-1 ② **G4-3**	B SI 88 B CH 81 C SI 89 X SI 89 2-1 18 SH1-4 4 1B 2 1B 1B	B SL 87 C SL 86 B SL 87 B SL 88 I IN 71 4-1 14 BB 4 1B 1 BB IBB	1 SAFE X FF 88 0-0 1-2 1B	3	2	2	0	1	0	0
4 Nick Hundley, R (1, 2) OBP: 0.303, SLG: 0.371	F SL 86 B SI 91 C SI 90 B SL 86 S SL 85 2-3 ③ **K**	B SI 91 B SL 87 B SI 90 C SI 91 X SL 86 3-1 2 1B 18 SH1-4 1 FC3-2 1-2 1B	F SL 86 C SI 91 B SL 88 B SI 90 X SI 91 2-2 1 BB 14 BB 1-2 2-3 3-H 1B	F FF 90 C CU 77 B CU 80 S FF 92 1-3 ② **K**	4	0	2	1	0	2	2
18 Tony Gwynn Jr., L (1, 8) OBP: 0.330, SLG: 0.324	B SI 89 X SI 88 1-0 33 SH3-4 1B	X SI 90 0-0 ① **SH1-4** 1-2 2-3	F SL 87 C SI 90 B SL 86 X CH 84 1-2 ② **SF8** 3-H	C CU 78 2 SAFE B FF 92 B FS 82 D FS 81 S FF 93 X CU 78 3-2 ③ **F8**	2	0	1	1	0	0	2
33 Clayton Richard, L (1, 1) OBP: 0.105, SLG: 0.167 2 Edgar Gonzalez, R (5, PH) OBP: 0.275, SLG: 0.375 55 Adam Russell, R (6, 1) 14 Oscar Salazar, R (6, PH) OBP: 0.398, SLG: 0.554 54 Joe Thatcher, L (7, 1) 58 Ryan Webb, R (8, 1) 15 Luis Antonio Rodriguez, S (8, PH) OBP: 0.326, SLG: 0.270 59 Luis Perdomo, R (9, 1)	B SI 90 X SI 88 1-0 ① **SH3-4** 1-2	C SL 88 B SL 87 B SL 88 S SL 88 X SL 87 2-2 1 FC3-2 2-3 3-H 1B	B SL 87 B SL 85 C SL 86 C SL 85 B SI 91 B SL 86 4-2 1 BB 1-2 2-3 BB	B FF 90 B FF 90 B FF 89 C FF 91 B FF 90 4-1 23 1B 7 1B BB	0 0 0 0 0 0 0 1 0 1 1 0 0 0 0 0 0 0 0 0 0 0 0 0 0 1 0 0 0 0 0 0 0 0 0 0 0 0 0 0 0 0 0 1 0 0 1 0 0 0 0 0 0 0 0 0							
Inning Stats	R: 0 H: 1 E: 0 LOB: 0 K: 1 BB: 0 S: 7 P: 10	R: 1 H: 1 E: 0 LOB: 0 K: 1 BB: 0 S: 8 P: 13	R: 0 H: 1 E: 0 LOB: 1 K: 1 BB: 0 S: 9 P: 16	R: 0 H: 0 E: 0 LOB: 0 K: 0 BB: 0 S: 7 P: 13	R: 1 H: 3 E: 0 LOB: 2 K: 0 BB: 0 S: 14 P: 23	R: 3 H: 2 E: 0 LOB: 3 K: 0 BB: 4 S: 19 P: 41	R: 1 H: 3 E: 0 LOB: 2 K: 1 BB: 0 S: 14 P: 25	R: 1 H: 2 E: 0 LOB: 2 K: 1 BB: 1 S: 12 P: 24		1B: 10 SF: 2 2B: 1 SAC: 2 3B: 1 DP: 1 HR: 1 HBP: 0					

AB	32
R	7
H	13
RBI	7
BB	5
SO	5
LOB	20

WP: 1 PA: 41
PB: 0
SB: 1
CS: 0

PITCHER		IP	WLS	BF	H	R	ER	SO	BB	IBB	HBP	BLK	WP	HR	S	P	ERA	WHIP
21 Jason Marquis, R ERA: 3.78	(1, 1)	5.2	L	28	8	5	5	3	3	1	0	0	1	1	62	112	7.94	1.941
58 Juan Rincon, R ERA: 5.56	(6, 1)	0.1		1	0	0	0	0	0	0	0	0	0	0	2	4	0.00	0.000
97 Joe Beimel, L ERA: 3.63	(7, 1)	0.1		4	3	1	1	0	0	0	0	0	0	0	8	15	27.00	9.000
52 Joel Peralta, R ERA: 6.26	(7, 1)	0.2		2	0	0	0	1	0	0	0	0	0	0	6	10	0.00	0.000
45 Jhoulys Chacín, R ERA: 5.59	(8, 1)	1.0		6	2	1	1	1	1	0	0	0	0	0	12	24	9.00	3.000

PITCHER	IP	WLS	BF	H	R	ER	SO	BB	IBB	HBP	BLK	WP	HR	S	P	ERA	WHIP

Arizona Diamondbacks @ San Diego Padres

PETCO Park, San Diego, CA

Mon Sep 14 2009, 10:05 PM EDT

Att. 20,265 - Partly Cloudy - 68 F

livebaseballscorecards.com

TOP

Batter	1	2	3	4	5	6	7	8	9	10	AB	R	H	RBI	BB	SO	LOB
24 Chris Young, R (1, 8) OBP: 0.305, SLG: 0.400	K	F7			6 FC4-6 1B		K		2B	BB	5	0	2	0	1	2	2
6 Stephen Drew, L (1, 6) OBP: 0.323, SLG: 0.437	K		G4-3		FC4-6 10 FC5-4 1-2f		1B		K	F8	6	0	1	0	0	2	4
10 Justin Upton, R (1, 9) OBP: 0.374, SLG: 0.543	L9		27 1B 1B		FC5-4 1-2f		F8		IBB		4	0	1	0	1	0	2
26 Miguel Montero, L (1, 2) OBP: 0.364, SLG: 0.493		14 G5-3 27 1B 33 1B BB	L8		G4-3		G6-3		F8		4	1	0	0	1	0	5
27 Mark Reynolds, R (1, 5) OBP: 0.367, SLG: 0.573		14 G5-3 33 1B 1-2 1B	1B			E5 18 1B		K		F8	5	1	2	0	0	1	0
18 Gerardo Parra, L (1, 7) OBP: 0.328, SLG: 0.411 16 Trent Oeltjen, L (10, PR) OBP: 0.254, SLG: 0.464 58 Juan Gutierrez, R (10, 1)		F8	G1-3			1B		1B		14 1B 29 1B 1B	5 0 0	0 1 0	3 0 0	0 0 0	0 0 0	0 0 0	4 0 0
14 Ryan Roberts, R (1, 4) OBP: 0.367, SLG: 0.408		G5-3 1-2 2-3		F9		K		K		29 1B 28 G1-3 1-2 1B	5	1	1	0	0	2	5
29 Brandon Allen, L (1, 3) OBP: 0.276, SLG: 0.420		33 1B IBB		F7		K		G3-1		28 G1-3 1-3 2-H 1B	4	0	1	1	1	1	3
33 Billy Buckner, R (1, 1) OBP: 0.286, SLG: 0.429 60 Scott Schoeneweis, L (7, 1) 32 Esmerling Vasquez, R (7, 1) 22 Eric Byrnes, R (9, PH) OBP: 0.256, SLG: 0.349 35 Clay Zavada, L (9, 1) 28 Alex Romero, L (10, PH) OBP: 0.318, SLG: 0.353 (10, 7)		1-3 2-H 3-H 1B		K		K			G1-3	G1-3 1-2 3-H	3 0 0 0 1 0 1	0 0 0 0 0 0 0	1 0 0 0 0 0 1	2 0 0 0 0 0 0	0 0 0 0 0 0 0	2 0 0 0 0 0 1	2 0 0 0 0 0 1
Inning Stats	R: 0 E: 0 K: 2 S: 7 H: 0 LOB: 0 BB: 0 P: 10	R: 2 E: 0 K: 0 S: 17 H: 2 LOB: 2 BB: 2 P: 30	R: 0 E: 0 K: 0 S: 13 H: 2 LOB: 2 BB: 0 P: 17	R: 0 E: 0 K: 1 S: 5 H: 0 LOB: 0 BB: 0 P: 8	R: 0 E: 0 K: 0 S: 10 H: 1 LOB: 1 BB: 0 P: 15	R: 0 E: 1 K: 3 S: 12 H: 1 LOB: 2 BB: 0 P: 18	R: 0 E: 0 K: 1 S: 11 H: 1 LOB: 1 BB: 0 P: 16	R: 0 E: 0 K: 2 S: 11 H: 1 LOB: 1 BB: 0 P: 13	R: 0 E: 0 K: 1 S: 11 H: 1 LOB: 2 BB: 1 P: 22	R: 2 E: 0 K: 0 S: 17 H: 3 LOB: 2 BB: 1 P: 29	1B: 11 2B: 1 3B: 0 HR: 0 SF: 0 SAC: 0 DP: 0 HBP: 0						

	AB	43
	R	4
	H	12
	RBI	4
	BB	4
	SO	10
	LOB	28

WP: 0 PB: 0 SB: 0 CS: 0 PA: 47

PITCHER		IP	WLS	BF	H	R	ER	SO	BB	IBB	HBP	BLK	WP	HR	S	P	ERA	WHIP
29 Kevin Correia, R ERA: 4.24	(1, 1)	6.1		29	7	2	2	7	1	1	0	0	0	0	73	111	2.84	1.263
58 Ryan Webb, R ERA: 3.72	(7, 1)	0.2		2	0	0	0	0	0	0	0	0	0	0	2	3	0.00	0.000
57 Luke Gregerson, R ERA: 2.85	(8, 1)	1.0		4	1	0	0	2	0	0	0	0	0	0	11	13	0.00	1.000
63 Sean Gallagher, R ERA: 6.62	(9, 1)	0.1		2	1	0	0	0	0	0	0	0	0	0	5	9	0.00	3.000
54 Joe Thatcher, L ERA: 2.5	(9, 1)	0.2		3	0	0	0	1	0	1	0	0	0	0	6	13	0.00	0.000

PITCHER		IP	WLS	BF	H	R	ER	SO	BB	IBB	HBP	BLK	WP	HR	S	P	ERA	WHIP
55 Adam Russell, R ERA: 3.12	(10, 1)	0.2	L	6	3	2	2	0	1	0	0	0	0	0	16	28	27.00	6.000
44 Aaron Poreda, L ERA: 2.38	(10, 1)	0.1		1	0	0	0	0	0	0	0	0	0	0	1	1	0.00	0.000

Batter	1	2	3	4	5	6	7	8	9	10	AB	R	H	RBI	BB	SO	LOB
1 Everth Cabrera, S (1, 6) OBP: 0.349, SLG: 0.371	C SI 88 B FF 89 C FF 89 S SL 84 1-3 K2-3 ①		L SI 86 F CU 79 B FF 90 X FF 89 1-2 P5 ①		B FF 87 C SI 87 F FF 90 S SL 83 1-3 K2-3 ③		X CH 80 0-0 SH 7 FC5-4 23 HBP 1-2		B SI 88 B SI 88 C FF 88 C FF 89 B FF 88 B FF 90 4-2 BB		3	0	0	0	1	2	0
18 Tony Gwynn Jr., L (1, 8) OBP: 0.333, SLG: 0.328	C FF 90 B FF 89 X SI 84 1-1 1B		C CU 78 X CU 80 0-1 1B			B SI 88 B FF 86 F SI 88 F SI 90 B FF 90 F FF 89 X FF 88 3-2 23 1B 7 1B 1B	C SI 88 L SI 89 L SL 81 0-3 K ①		1 SAFE C FF 90 B FF 90 X FF 88 1-1 B1 ①		5	1	3	0	0	1	3
23 Adrián González, L (1, 3) OBP: 0.406, SLG: 0.559	C FF 89 B FF 88 1 SAFE D CU 80 S FF 90 F FF 91 S FF 90 2-3 K ②		1 SAFE 1 SAFE X FF 89 0-0 F7 ②			B CU 78 C CU 79 B CU 78 1 SAFE B SI 88 X SI 86 3-1 11 1B 7 1B 1-3 1B	H SI 89 1-0 7 FC5-4 1-2 2-3 HBP		C FF 90 S CH 82 1 SAFE B FF 90 S FF 91 1-3 K ②		4	0	1	0	0	2	3
7 Chase Headley, S (1, 5) OBP: 0.335, SLG: 0.392	1 SAFE B FF 90 1 SAFE C FF 89 B FF 89 F FF 90 S CU 82 2-3 K ③		1 SAFE B CH 82 S CU 79 B FF 88 B FF 88 1 SAFE X SI 88 3-1 F9 ③			D CU 79 B FF 90 X CH 80 2-0 11 1B 1-2 3-H 1B	B SI 89 F SI 88 X SI 90 1-1 FC5-4 25 BB ② 1-2f 2-3 3-H		1 SAFE 1 SAFE 1 SAFE B CH 81 C CH 81 1 SAFE F FF 90 S FF 90 1-3 K ③		5	0	1	2	0	2	5
25 Will Venable, L (1, 9) OBP: 0.335, SLG: 0.469		C FF 89 F FF 89 B FF 91 F FF 91 B CU 82 F CU 83 B CU 82 F FF 93 F SI 91 3-3 S FF 93 K ①		F CH 81 S CU 81 B CU 83 F CU 81 B FF 90 C FF 91 2-3 K ①		C FF 89 F FF 90 F CU 81 S FF 89 0-3 K ①	S SI 88 D SL 80 B SI 89 B SI 88 F SI 88 B SL 80 4-2 1-2 BB			B SI 96 C FF 95 F FF 96 F SI 95 B CU 84 X FF 94 2-2 G4-3 ①	4	0	0	0	1	3	2
11 Drew Macias, L (1, 7) OBP: 0.359, SLG: 0.358 14 Oscar Salazar, R (7, PH) OBP: 0.390, SLG: 0.543 (8, 7)		B CU 79 S SI 89 X FF 91 1-1 28 1B 1B		B FF 89 F CH 82 B CU 80 B SI 90 S FF 90 B FF 90 4-2 28 G5-4-3 BB		B CH 80 X CH 82 1-0 1-2 2-3 1B	B CH 82 B SI 94 S SI 96 S SI 96 F SI 97 C SI 95 2-3 K ③			B FF 95 B SI 95 B FF 95 C FF 94 C FF 94 X SI 94 3-2 F8 ②	2 2	0 0	2 0	0 0	1 0	0 1	0 3
28 Henry Blanco, R (1, 2) OBP: 0.319, SLG: 0.379		X FF 90 0-0 1-2 1B		X FF 88 0-0 G5-4-3 ② ③ 1-2f		X FF 90 0-0 F9 ②		F SI 94 B CH 81 S CH 82 S SI 97 1-3 K ①		B SI 96 C SI 95 C CU 83 B SI 95 F FF 95 S CU 84 2-3 K ③	5	0	1	0	0	2	4
15 Luis Antonio Rodriguez, S (3, 4) OBP: 0.321, SLG: 0.265		C SI 89 X CH 82 0-1 F8 ②			B SI 86 X SI 87 1-0 F8 ①	D CH 82 F CH 81 X CU 80 1-1 G1-3 ③		C CH 82 X SI 94 0-1 G6-3 ②			4	0	0	0	0	0	5
29 Kevin Correia, R (1, 1) HR: 1 RC: 6.0 SLG: 1.00 58 Ryan Webb, R (7, 1) 2 Edgar Gonzalez, R (7, PH) 57 Luke Gregerson, L (8, 1) 4 Nick Hundley, R (8, PH) Hundley, N. 63 Sean Gallagher, R (8, 1) 54 Joe Thatcher, L (9, 1) 55 Adam Russell, R (10, 1) 44 Aaron Poreda, L (10, 1)		B FF 90 C FF 90 B FF 90 C FF 89 F FF 90 C FF 92 2-3 K ③			F SI 84 X CH 83 0-1 G5-3 ②		B CH 84 B SI 88 X FF 89 2-0 23 HBP 1 SH 7 FC5-4 1B	S CU 84 B CU 84 B SI 94 X SI 96 2-1 F9 ③			2 0 0 1 1 0 1 0 0 0 0 0	0 0 1 0 0 0 0 0 0 0 0 0	0 0 1 0 0 0 0 0 0 0 0 0	0 0 0 0 0 0 0 0 0 0 0 0	0 0 0 0 0 0 0 0 0 0 0 0	1 0 0 0 0 0 0 0 0 0 0 0	2 0 0 0 0 0 0 0 0 0 0 0
Inning Stats	R: 0 E: 0 K: 3 S: 12 H: 1 LOB: 1 BB: 0 P: 18	R: 0 E: 0 K: 2 S: 16 H: 2 LOB: 2 BB: 0 P: 22	R: 0 E: 0 K: 0 S: 8 H: 1 LOB: 1 BB: 0 P: 12	R: 0 E: 0 K: 1 S: 7 H: 0 LOB: 0 BB: 1 P: 13	R: 0 E: 0 K: 1 S: 6 H: 0 LOB: 0 BB: 0 P: 8	R: 1 E: 0 K: 1 S: 15 H: 4 LOB: 3 BB: 0 P: 25	R: 1 E: 1 K: 2 S: 13 H: 1 LOB: 3 BB: 1 P: 23	R: 0 E: 0 K: 1 S: 7 H: 0 LOB: 0 BB: 0 P: 10	R: 0 E: 0 K: 2 S: 10 H: 0 LOB: 1 BB: 1 P: 17	R: 0 E: 0 K: 1 S: 11 H: 0 LOB: 0 BB: 0 P: 18	1B: 9 2B: 0 3B: 0 HR: 0	SF: 0 SAC: 1 DP: 1 HBP: 1	WP: 0 PB: 0 SB: 0 CS: 0	PA: 43				

PITCHER		IP	WLS	BF	H	R	ER	SO	BB	IBB	HBP	BLK	WP	HR	S	P	ERA	WHIP
33 Billy Buckner, R ERA: 6.79	(1, 1)	6.0		28	9	2	1	8	1	0	0	0	0	0	66	102	1.50	1.667
60 Scott Schoeneweis, L ERA: 7.59	(7, 1)	0.2	B	4	0	0	0	1	1	0	1	0	0	0	7	13	0.00	1.500
32 Esmerling Vasquez, R ERA: 3.49	(7, 1)	1.1		4	0	0	0	2	0	0	0	0	0	0	11	16	0.00	0.000
35 Clay Zavada, L ERA: 3.0	(9, 1)	1.0	W	4	0	0	0	2	1	0	0	0	0	0	10	17	0.00	1.000
58 Juan Gutierrez, R ERA: 3.94	(10, 1)	1.0	S	3	0	0	0	1	0	0	0	0	0	0	11	18	0.00	0.000

PITCHER	IP	WLS	BF	H	R	ER	SO	BB	IBB	HBP	BLK	WP	HR	S	P	ERA	WHIP

BOTTOM

Arizona Diamondbacks @ San Diego Padres

PETCO Park, San Diego, CA

Mon Sep 14 2009, 10:05 PM EDT

Att. 20,265 - Partly Cloudy - 68 F

livebaseballscorecards.com

AB	38
R	2
H	9
RBI	2
BB	3
SO	14
LOB	27

Batter	1	2	3	4	5	6	7	8	9	AB	R	H	RBI	BB	SO	LOB
24 Chris Young, R (1, 8) OBP: 0.305, SLG: 0.397	C FF 86 B CU 73 B FC 83 C FF 82 S CH 75 2-3 ① K		C FC 83 C FC 84 B FF 87 B CH 74 B CH 76 F FC 83 B FF 87 4-2 BB		B FC 82 D CH 75 B CH 75 X FF 85 3-0 ③ F8			C SL 83 S SL 83 B SL 84 C SL 83 1-3 ② K		3	0	0	0	1	2	2
6 Stephen Drew, L (1, 6) OBP: 0.323, SLG: 0.435	C FF 86 F FC 82 F FF 87 F FF 87 F CU 72 B CU 74 S FC 82 1-3 ② K		C FC 81 1 SAFE X FF 86 0-1 ③ F8			C CU 69 B FC 82 X FF 85 1-1 ① P3		B SI 90 X FF 90 1-0 1B		4	0	1	0	0	1	1
10 Justin Upton, R (1, 9) OBP: 0.371, SLG: 0.539	X CU 71 0-0 ③ G6-3			B FF 86 X CH 75 1-0 ① L5		C FF 86 F FC 80 F FF 87 B CH 73 X CH 73 1-2 ② F9		B SL 83 X SL 84 1-0 ③ F9		4	0	0	0	0	0	1
26 Miguel Montero, L (1, 2) OBP: 0.363, SLG: 0.491 16 Trent Oeltjen, L (9, PR) OBP: 0.254, SLG: 0.464 28 John Hester, R (9, 2) OBP: 0.375, SLG: 0.600		C FF 86 C FF 86 X FF 86 0-2 ① G6-3		B FF 86 F CU 73 B FF 86 C FF 86 F FF 86 F CH 75 F FF 86 F FF 86 F FC 81 3-2 F FF 86 B CH 75 X FF 81 ② G3		F FF 86 F FC 81 X FF 87 0-2 ③ F7			C CU 79 B FF 93 X FF 94 1-1 27 HR 1B	4 0 0	0 1 0	1 0 0	0 0 0	0 0 0	0 0 0	0 0 0
27 Mark Reynolds, R (1, 5) OBP: 0.366, SLG: 0.576		F FF 81 S FC 82 B FF 86 X CH 73 1-2 ② F9		B CU 74 B FC 82 C FF 87 F FC 82 S FF 87 2-3 ③ K			B SI 95 S SL 89 F SL 88 F SL 89 S SL 90 1-3 ① K		B FF 94 D CU 83 1 SAFE S FF 95 B FF 95 X FF 94 3-1 1-H HR	4	1	1	2	0	2	0
14 Ryan Roberts, R (1, 4) OBP: 0.362, SLG: 0.401		C CU 73 B FC 83 S FF 87 B FF 89 B FC 83 F FF 88 X FF 82 3-2 ③ G6-3			B CH 73 B FF 84 B FF 85 C FF 85 X FF 85 3-1 ① F8		T SI 96 S SL 90 B SI 96 S SL 89 1-3 ② K		C CU 80 B CU 82 B FF 95 S FF 94 B FF 94 S FF 94 3-3 ① K	4	0	0	0	0	2	1
29 Brandon Allen, L (1, 3) OBP: 0.288, SLG: 0.425			C FC 81 B FF 87 F FC 81 B FF 85 B FF 87 S CH 77 3-3 ① K2-3		B CH 74 X FC 81 1-0 15 1B		B SI 94 X SI 96 1-0 22 2B		X FF 93 0-0 ② G4-1	4	1	2	0	0	1	1
22 Eric Byrnes, R (1, 7) OBP: 0.262, SLG: 0.371			B CH 74 B FF 87 X FF 80 2-0 HR		B FC 81 F FC 82 C FF 86 F FC 82 1 SAFE F CH 74 1 SAFE F FF 86 F FF 82 1-2 X FC 81 ② F7		1 SAFE 1 SAFE C SL 90 X SI 96 0-1 ③ E6 1-H 2B		B FF 94 X SI 94 1-0 ③ F9	4	1	2	2	0	0	2
15 Dan Haren, R (1, 1) OBP: 0.268, SLG: 0.364 58 Juan Gutierrez, R (9, 1)			B FF 85 B FF 82 C FF 86 S FF 87 S FF 87 2-3 ② K		D CH 75 X FF 82 1-0 1-2 1B			S FF 91 F SL 82 S SL 82 0-3 ① K		3 0	0 0	1 0	0 0	0 0	2 0	0 0
Inning Stats	R: 0 E: 0 K: 2 S: 10 H: 0 LOB: 0 BB: 0 P: 13	R: 0 E: 0 K: 0 S: 10 H: 0 LOB: 0 BB: 0 P: 14	R: 1 E: 0 K: 2 S: 12 H: 1 LOB: 1 BB: 1 P: 23	R: 0 E: 0 K: 1 S: 13 H: 0 LOB: 0 BB: 0 P: 19	R: 0 E: 0 K: 0 S: 12 H: 2 LOB: 2 BB: 0 P: 21	R: 0 E: 0 K: 0 S: 9 H: 0 LOB: 0 BB: 0 P: 11	R: 1 E: 1 K: 2 S: 10 H: 2 LOB: 1 BB: 0 P: 13	R: 0 E: 0 K: 2 S: 8 H: 1 LOB: 1 BB: 0 P: 11	R: 2 E: 0 K: 1 S: 9 H: 2 LOB: 1 BB: 0 P: 17	1B: 5 2B: 1 3B: 0 HR: 2 SF: 0 SAC: 0 DP: 0 HBP: 0						WP: 0 PB: 0 SB: 0 CS: 0 PA: 35	

PITCHER	IP	WLS	BF	H	R	ER	SO	BB	IBB	HBP	BLK	WP	HR	S	P	ERA	WHIP
49 Wade LeBlanc, L (1, 1) ERA: 4.3	6.0		22	3	1	1	5	1	0	0	0	0	1	66	101	1.50	0.667
59 Luis Perdomo, R (7, 1) ERA: 4.61	1.0	B	4	2	1	1	2	0	0	0	0	0	0	10	13	9.00	2.000
57 Luke Gregerson, R (8, 1) ERA: 2.81	1.0		4	1	0	0	2	0	0	0	0	0	0	8	11	0.00	1.000
21 Heath Bell, R (9, 1) ERA: 2.9	1.0	L	5	2	2	2	1	0	0	0	0	0	1	9	17	18.00	2.000

PITCHER	IP	WLS	BF	H	R	ER	SO	BB	IBB	HBP	BLK	WP	HR	S	P	ERA	WHIP

TOP

Arizona Diamondbacks @ San Diego Padres

PETCO Park, San Diego, CA

Tue Sep 15 2009, 10:05 PM EDT

Att. 14,790 - Clear - 69 F

livebaseballscorecards.com

AB	34
R	4
H	8
RBI	4
BB	1
SO	10
LOB	8

BOTTOM

Arizona Diamondbacks @ San Diego Padres

PETCO Park, San Diego, CA

Tue Sep 15 2009, 10:05 PM EDT

Att. 14,790 - Clear - 69 F

livebaseballscorecards.com

Batter	1	2	3	4	5	6	7	8	9	AB	R	H	RBI	BB	SO	LOB
1 Everth Cabrera, S (1, 6) OBP: 0.348, SLG: 0.369	B FF 90 B FF 90 C FF 89 X SI 91 2-1 ① G4-3		C KC 78 X FF 87 0-1 ③ G3			B FF 89 C KC 77 L KC 79 F FC 86 X FS 84 1-2 18 CS 1B		B KC 80 C KC 80 C KC 80 B FS 87 X FS 87 2-2 ③ G3		4	0	1	0	0	0	1
18 Tony Gwynn Jr., L (1, 8) OBP: 0.335, SLG: 0.328	B FF 91 X SI 92 1-0 ② G6-3			C FF 91 B FC 86 F FC 89 B FS 86 F FS 86 F FF 92 B SI 93 X FF 92 3-2 7 23 SH3 1B		B FF 90 1 SAFE 1 SAFE B FF 89 B SI 90 C FF 90 F FF 91 B FF 90 4-2 ① 23 G4-3 23 S 1-2 BB			B FF 94 C FF 93 B CH 82 B FF 93 C FF 94 X FF 93 3-2 ① F8	3	1	1	0	1	0	0
23 Adrián González, L (1, 3) OBP: 0.404, SLG: 0.556	S SI 92 F FF 92 S FS 85 0-3 ③ K			C FF 92 1 SAFE B FC 86 1 SAFE X FC 86 1-1 ① SH3 1-2		1 SAFE B FF 90 F FF 91 B FF 92 X FC 88 2-1 ② G4-3 1-3			F FF 93 B SI 94 B CU 78 B FF 94 F FF 94 F FF 94 F FF 94 S FF 93 3-3 ② K	3	0	0	0	0	2	1
7 Chase Headley, S (1, 5) OBP: 0.336, SLG: 0.395		C FF 89 C FC 86 F FS 86 B FS 85 B FS 86 F FF 91 X FF 93 2-2 ① G6-3		C FF 89 S FC 86 X FF 90 0-2 11 1B 2 SF8 2-H 1B		B FC 87 C FF 88 X FF 87 1-1 ③ G3			B FF 95 C FF 95 X FF 94 1-1 2B	4	1	2	1	0	0	1
11 Drew Macias, L (1, 7) OBP: 0.353, SLG: 0.351		B KC 79 C KC 80 B FC 88 C SI 92 C SI 92 2-3 ② K		X FF 90 0-0 4 CS 1-3 1B			C KC 78 F FC 87 B FS 86 S 1-3 ① K2-3		B CU 79 F SI 94 C CH 86 X CU 82 1-2 ③ P5	4	0	1	0	0	2	1
2 Edgar Gonzalez, R (1, 9) OBP: 0.275, SLG: 0.374		S FC 89 F FC 87 B FC 89 B FS 86 X FF 88 2-2 ③ G6-3		B FC 89 1 SAFE B FC 87 X FC 89 2-0 ② SF8 3-H			B FC 89 B FC 88 F FC 89 B SI 93 X FC 87 3-1 ② G3			2	0	0	1	0	0	0
4 Nick Hundley, R (1, 2) OBP: 0.302, SLG: 0.369			S FC 87 B FF 90 B FF 91 C FC 87 F FC 88 X FF 92 2-2 15 G4-3 15 S 1B	P PO 87 C FC 85 B FF 88 2-1 ③ CS 1-2	X FC 87 0-0 ① F7		B SI 92 C FC 87 B FF 91 B FC 88 S FC 89 S FF 89 3-3 ③ K			3	0	1	0	0	1	0
15 Luis Antonio Rodriguez, S (3, 4) OBP: 0.317, SLG: 0.261			C FF 90 C FF 90 X FS 86 0-2 ① G4-3 1-3		C SI 90 B FF 91 X FF 92 1-1 ② F8			X FF 91 0-0 ① F8		3	0	0	0	0	0	1
49 Wade LeBlanc, L (1, 1) OBP: 0.222, SLG: 0.125 59 Luis Perdomo, R (7, 1) 57 Luke Gregerson, L (8, 1) 3 Luis Durango, S (8, PH) 21 Heath Bell, R (9, 1)			X FF 90 0-0 ② F7		C FF 90 X FF 93 0-1 ③ G6-3			C SI 92 X SI 92 0-1 ② B1-3		2 0 0 1 0	0 0 0 0 0	0 0 0 0 0	0 0 0 0 0	0 0 0 0 0	0 0 0 0 0	1 0 0 0 0
Inning Stats	R: 0 H: 0 E: 0 LOB: 0 K: 1 BB: 0 S: 6 P: 9	R: 0 H: 0 E: 0 LOB: 0 K: 1 BB: 0 S: 11 P: 17	R: 0 H: 1 E: 0 LOB: 1 K: 0 BB: 0 S: 10 P: 12	R: 2 H: 3 E: 0 LOB: 0 K: 0 BB: 0 S: 14 P: 21	R: 0 H: 0 E: 0 LOB: 0 K: 0 BB: 0 S: 5 P: 6	R: 0 H: 1 E: 0 LOB: 1 K: 0 BB: 1 S: 10 P: 18	R: 0 H: 0 E: 0 LOB: 0 K: 2 BB: 0 S: 8 P: 15	R: 0 H: 0 E: 0 LOB: 0 K: 0 BB: 0 S: 6 P: 8	R: 0 H: 1 E: 0 LOB: 1 K: 1 BB: 0 S: 13 P: 21	1B: 5 SF: 1 2B: 1 SAC: 1 3B: 0 DP: 0 HR: 0 HBP: 0						

	AB	R	H	RBI	BB	SO	LOB
	29	2	6	2	1	5	6

WP: 0 PB: 0 SB: 2 CS: 2 PA: 33

PITCHER		IP	WLS	BF	H	R	ER	SO	BB	IBB	HBP	BLK	WP	HR	S	P	ERA	WHIP
15 Dan Haren, R ERA: 2.79	(1, 1)	8.0	W	28	5	2	2	4	1	0	0	0	0	0	70	106	2.25	0.750
58 Juan Gutierrez, R ERA: 3.88	(9, 1)	1.0	S	4	1	0	0	1	0	0	0	0	0	0	13	21	0.00	1.000

PITCHER	IP	WLS	BF	H	R	ER	SO	BB	IBB	HBP	BLK	WP	HR	S	P	ERA	WHIP

Batter	1	2	3	4	5	6	7	8	9	10	AB	R	H	RBI	BB	SO	LOB
24 Chris Young, R (1, 8) OBP: 0.307, SLG: 0.399	F FF 92 F SL 80 F FF 92 B FS 87 X FS 86 1-2 P6 ①		B SL 83 C SL 83 X FS 87 1-1 1B		C FF 94 B FF 93 F FF 93 F FF 94 F FF 92 B SL 86 B FF 92 X FF 94 3-2 2B 3-H		F SI 92 X SL 81 0-1 E6 10 1B	L SL 87 1 SAFE S SL 88 S FC 88 0-3 K ①		B CU 81 B CU 80 C CU 79 S FF 93 B CU 82 B CU 80 4-2 6 CS BB	5	1	2	1	1	1	1
6 Stephen Drew, L (1, 6) OBP: 0.321, SLG: 0.432	B FF 92 S FS 86 B FF 92 F FF 94 F FS 86 X 2-2 G3-1 ②		X FS 85 0-0 G5-3 ③		B SL 84 F SI 92 X SI 94 1-1 P6 ③		C SI 94 D CH 82 B SI 94 F SI 94 B SI 94 B SI 92 4-2 26 1B 10 1B 27 FC4 BB	B FF 91 C SL 87 X SI 96 1-1 G6-4-3 ②③ 1-2f		B FF 93 B FF 91 C FF 92 2-1 CS ③ 1-2	4	1	0	0	1	0	3
10 Justin Upton, R (1, 9) OBP: 0.377, SLG: 0.550	B SL 83 B SL 82 S FF 93 S FF 93 B FF 94 X FS 87 3-2 2B			B FF 93 B SL 83 F FF 92 X FF 93 2-1 18 CS 1B		B SI 94 X SL 87 1-0 26 E 3B	B SI 92 X SI 92 1-0 27 FC4 26 1B 1-2 2-H 1B		B SI 91 B FF 93 X FF 92 2-0 18 1B 1B		5	1	5	1	0	0	0
26 Miguel Montero, L (1, 2) OBP: 0.361, SLG: 0.487	C FS 87 B FF 94 F FF 93 C SL 84 1-3 K ③			X FF 91 0-0 P6 ①		C SI 94 X SL 87 0-1 E1 11 BB 3-H	S FF 86 X SL 75 0-1 27 FC4 1B 1-2 2-3		S FF 94 X FF 94 0-1 F7 ①		5	0	1	0	0	1	3
27 Mark Reynolds, R (1, 5) OBP: 0.363, SLG: 0.571		B SL 81 C FF 92 B FF 92 C SL 82 F FS 85 S FS 87 2-3 K ①		1 SAFE B SL 83 1 SAFE B FF 90 F FF 92 C FF 93 1 SAFE 1 SAFE S FF 91 2-3 K ②		B SL 87 S SL 88 B SI 95 C SL 88 B SL 86 S SL 88 3-3 K ①	C FF 88 B FF 88 X FF 89 1-1 FC4 29 S 1-2f 2-3 3-H		F CH 85 S CU 76 S FF 94 0-3 K ②	5	0	0	1	0	4	5
18 Gerardo Parra, L (1, 7) OBP: 0.327, SLG: 0.409		F FF 93 X FS 86 0-1 G5-3 ②		P PO 86 1-0 CS ③ 1-2	C FS 85 F FF 92 S FF 94 0-3 K ①	B FF 93 F FF 95 F FF 93 X SL 74 1-2 P6 ②	S SL 76 F SL 77 B FF 88 F SL 78 1 SAFE S SL 78 1-3 K ②		1 SAFE S FF 92 S FF 94 F FF 96 F CU 76 X FF 94 0-2 1-3 1B	5	0	1	0	0	2	3
29 Brandon Allen, L (1, 3) OBP: 0.306, SLG: 0.421		S FS 84 F FS 83 B FF 93 F SL 84 S FF 94 1-3 K ③			C FS 87 F FF 93 B FF 94 F SL 83 X FS 88 1-2 11 3B 1B	B SL 74 B FF 91 B FF 93 C FF 91 F FF 92 F FF 92 D FF 92 4-2 11 BB BB	1 SAFE B FF 87 B FF 87 B FF 87 C FF 87 B FF 86 4-1 1-2 BB		B CU 74 B FF 94 B FF 94 C FF 92 X FF 93 3-1 F7 ③	3	1	1	0	2	1	2
11 Augie Ojeda, S (1, 4) OBP: 0.330, SLG: 0.333			X FF 90 0-0 F8 ①		C FS 82 X FF 92 0-1 24 2B 3B 1-H	B FF 92 B FF 94 D FF 94 B FF 94 4-0 1-2 2-3 BB	F FF 87 B FF 87 B FF 87 C FF 87 F FF 87 B FC 88 X FF 87 3-2 P4 ③			C FF 92 X CU 79 0-1 G6-3 ①	4	1	1	1	1	0	3
49 Doug Davis, R (1, 1) OBP: 0.127, SLG: 0.182 47 Leo Rosales, R (7, 1) 22 Eric Byrnes, R (8, PH) OBP: 0.265, SLG: 0.371 35 Clay Zavada, L (8, 1) 32 Esmerling Vasquez, R (9, 1) 60 Scott Schoeneweis, L (9, 1) 18 Chad Tracy, L (10, PH) OBP: 0.293, SLG: 0.355 48 Yusmeiro Petit, R (10, 1) OBP: 0.071, SLG: 0.037			B FF 91 C FF 92 S FF 93 X FS 87 1-2 G1-3 ②		X SL 83 0-0 P6 ②	C FF 92 B CU 72 B FF 92 S FF 90 B FF 92 X FF 91 3-2 F9 ③		B SL 88 B FF 95 F SI 93 B SI 93 B SI 92 4-1 6 G6-4-3 BB		B CU 80 C FF 92 F CU 80 C FF 93 1-3 K ②	3 0 0 0 0 0 1 0	0 0 0 0 0 0 0 0	0 0 0 0 0 0 0 0	0 0 1 0 0 0 1 0	0 0 0 0 0 0 0 0	0 0 0 0 0 0 1 0	4 0 0 0 0 0 0 0
Inning Stats	R: 0 E: 0 K: 1 S: 14 H: 1 LOB: 1 BB: 0 P: 21	R: 0 E: 0 K: 2 S: 10 H: 0 LOB: 0 BB: 0 P: 13	R: 0 E: 0 K: 0 S: 7 H: 1 LOB: 1 BB: 0 P: 9	R: 0 E: 0 K: 1 S: 7 H: 1 LOB: 0 BB: 0 P: 11	R: 2 E: 0 K: 1 S: 17 H: 3 LOB: 1 BB: 0 P: 22	R: 1 E: 1 K: 1 S: 15 H: 1 LOB: 3 BB: 2 P: 31	R: 2 E: 1 K: 1 S: 18 H: 2 LOB: 3 BB: 2 P: 32	R: 0 E: 0 K: 1 S: 6 H: 0 LOB: 0 BB: 1 P: 11	R: 0 E: 0 K: 1 S: 13 H: 2 LOB: 2 BB: 0 P: 18	R: 0 E: 0 K: 1 S: 8 H: 0 LOB: 0 BB: 1 P: 15	1B: 7 2B: 2 3B: 2 HR: 0	SF: 0 SAC: 0 DP: 1 HBP: 0	PA: 48				

PITCHER		IP	WLS	BF	H	R	ER	SO	BB	IBB	HBP	BLK	WP	HR	S	P	ERA	WHIP
45 Edward Mujica, R ERA: 3.36	(1, 1)	4.2		19	6	2	2	5	0	0	0	0	0	0	53	73	3.86	1.286
58 Ryan Webb, R ERA: 3.6	(5, 1)	0.2		4	1	1	0	1	0	0	0	0	0	0	8	13	0.00	1.500
44 Aaron Poreda, L ERA: 2.31	(6, 1)	0.1		3	0	0	0	0	2	0	0	0	0	0	6	15	0.00	6.000
63 Sean Gallagher, R ERA: 6.5	(6, 1)	0.1		1	0	0	0	0	0	0	0	0	0	0	3	6	0.00	0.000
55 Adam Russell, R ERA: 4.15	(7, 1)	0.0		3	1	2	1	0	1	0	0	0	0	0	5	10	∞	∞

PITCHER		IP	WLS	BF	H	R	ER	SO	BB	IBB	HBP	BLK	WP	HR	S	P	ERA	WHIP
54 Joe Thatcher, L ERA: 2.43	(7, 1)	1.0		5	1	0	0	1	1	0	0	0	0	0	13	22	0.00	2.000
59 Luis Perdomo, R ERA: 4.53	(8, 1)	1.0		3	0	0	0	1	1	0	0	0	0	0	6	11	0.00	1.000
34 Cesár Ramos, L ERA:	(9, 1)	1.0		5	2	0	0	1	0	0	0	0	0	0	13	18	0.00	2.000
21 Heath Bell, R ERA: 2.86	(10, 1)	1.0	W	3	0	0	0	1	1	0	0	0	0	0	8	15	0.00	1.000

TOP

Arizona Diamondbacks @ San Diego Padres

PETCO Park, San Diego, CA

Wed Sep 16 2009, 3:35 PM EDT
Att. 14,377 - Sunny - 73 F

livebaseballscorecards.com

AB	40
R	5
H	11
RBI	4
BB	6
SO	10
LOB	24

Batter	1	2	3	4	5	6	7	8	9	10	AB	R	H	RBI	BB	SO	LOB
1 Everth Cabrera, S (1, 6) OBP: 0.351, SLG: 0.372	C FF 83 F FF 85 B FC 85 B CU 69 X CU 68 2-2 18 SH3-4 1B		B FF 84 S CH 78 X FF 87 1-1 14 F9 18 1B 7 FC5-4 1B	B FC 84 B CH 80 C FC 84 C FC 85 F CU 72 C SI 86 2-3 ③ K		F FC 84 B FC 85 B FC 86 S FC 84 X FC 85 2-2 ① FC3-2 1-2 2-3 3-Hf		B FF 91 C FF 90 X FF 90 1-1 ③ G5-3		1 SAFE B FF 87 F FF 87 D FF 89 S CH 78 X CU 76 2-2 1-H 1B	6	1	3	1	0	1	4
18 Tony Gwynn Jr., L (1, 8) OBP: 0.339, SLG: 0.330	1 SAFE 1 SAFE X FC 83 0-0 ① SH3-4 1-2		1 SAFE 1 SAFE B CU 69 X CU 70 1-0 7 FC5-4 1-2 1B		C FF 84 B CH 78 B CH 79 B FF 85 C FC 82 D FC 83 4-2 14 G6-4-3 BB	C FC 84 B FF 86 X FF 86 1-1 ② SF9 3-H			B SI 92 B SI 95 C SI 95 B SI 95 B SI 95 4-1 23 HR BB		1	1	1	1	2	0	0
14 Oscar Salazar, R (1, 3) OBP: 0.373, SLG: 0.515 (10, 4)	C FC 82 B FC 84 F CU 69 B FC 84 B FC 85 C FC 85 3-3 ② K		B FC 83 X CH 79 1-0 ① F9 2-3		1 SAFE C FC 84 X FC 84 0-1 ① ② G6-4-3 1-2f	B CU 69 C FC 82 X CU 70 1-1 ③ G6-3			B SI 94 X SI 94 1-0 ① P2		5	0	0	0	0	1	7
7 Chase Headley, S (1, 5) OBP: 0.335, SLG: 0.391	C CH 80 C FC 85 B FC 84 T CU 71 1-2 ③ K		D CU 71 1 SAFE 1 SAFE X CH 80 1-0 ② FC5-4 2 BB 1-2f 3-H		B CH 78 S CH 80 B FC 83 F FF 86 B CU 71 D FF 86 4-2 BB		C SI 91 B SL 82 X SL 82 1-1 ① F7		C SI 92 F CH 83 B SI 94 S SI 94 1-3 ② K		4	0	0	1	1	2	3
2 Edgar Gonzalez, R (1, 4) OBP: 0.274, SLG: 0.366 23 Adrián González, L (9, PH) OBP: 0.405, SLG: 0.563 (10, 3)		F FF 84 B CH 77 X CH 79 1-1 ① F8	1 SAFE B CH 78 D CH 80 F SI 86 B FF 86 B FC 84 4-1 1-2 BB		F SI 86 C CU 69 D CU 71 B FF 86 F CU 71 C FC 84 2-3 ③ K		B SL 86 B SI 91 X FF 91 2-0 ② F9		C CH 83 X SI 94 0-1 1-H HR		3 1	0 1	0 1	0 2	1 0	1 0	1 0
28 Henry Blanco, R (1, 2) OBP: 0.330, SLG: 0.389		S FF 86 B FF 86 B FF 86 S FC 83 X FF 86 2-2 3 E 3 1B 1B	S FF 81 X FC 86 0-1 ③ F7			B CH 78 S CH 79 B CU 70 B FF 85 B FC 82 4-1 3 1B 11 HBP 4 1B BB	C FF 92 F CH 81 B SL 86 X SL 85 1-2 2B		B CU 80 B SI 95 B SI 95 B SI 94 4-0 BB		3	1	2	0	2	0	2
11 Drew Macias, L (1, 9) OBP: 0.356, SLG: 0.333		F FF 85 C FC 82 F SI 87 B CU 72 F FC 84 C CU 70 1-3 ② K		F FF 86 B CH 79 F CH 78 B CU 69 B FC 84 F FC 83 B FC 82 4-2 3 SH1-3 BB		C FF 87 B FF 88 F FF 86 B FF 82 H FC 83 3-2 4 1B 3 1B 1 1-2 FC3-2 HBP	D SI 92 B FF 92 X CH 82 2-0 ③ F9		X SI 88 0-0 ③ G4-3		3	0	0	0	1	1	3
3 Luis Durango, S (1, 7) OBP: 0.600, SLG: 0.600		B FC 82 X FC 83 1-0 E1 1-3 1B		X FC 84 0-0 ① SH1-3 1-2		X FF 87 0-0 1 FC3-2 4 1B 18 SF9 1-2 2-3 1B		C SI 89 B SI 90 F FF 89 F CU 74 B FF 90 F FF 90 B SI 89 T FF 90 3-2 ① K		B FF 88 C FF 86 X FC 89 1-1 1 S 1 1B 1B	4	2	3	0	0	1	0
45 Edward Mujica, R (1, 5) 58 Ryan Webb, R (8, 5) 44 Aaron Poreda, L (8, 5) 63 Sean Gallagher, R (8, 5) 4 Nick Hundley, R (8, PH) 55 Adam Russell, R (7, 5) 54 Joe Thatcher, L (7, 5) 59 Luis Perdomo, R (8, 5) 25 Will Venable, L (8, PH) 34 Cesár Ramos, L (9, 5) 21 Heath Bell, R (10, 5) 22 David Eckstein, R (10, PH)		S FC 84 F FC 86 F FC 84 F CU 69 X FC 84 0-2 ③ G4-3		X FC 84 0-0 ② G5-3		F FC 84 F FC 85 B FC 85 F SI 87 X FF 82 1-2 1 FC3-2 1-2 2-3 3-H 1B		S FF 90 C FF 90 S FF 91 0-3 ② K		1 SAFE B SL 82 B SL 79 C FF 84 L FF 86 B FF 88 1 SAFE F FF 88 F FF 87 3-2 ① 1 SAFE F FF 89 X FF 88 F8	2 0 0 0 0 0 3 0 0 0 0 0 0 0 0 0 0 0 0 0 0 0 0 0 0 0 0 0 1 0 1 1 0 0 0 0 0 0 0 0 0 0 0 0 0 0 0 0 0 1 0 0 0 0 1 0 0 0 0 0 0 0 0 0 0 0 0 0 0 0 1 0 0 0 0 0 1						
Inning Stats	R: 0 E: 0 K: 2 S: 10 H: 1 LOB: 1 BB: 0 P: 16	R: 0 E: 1 K: 1 S: 16 H: 2 LOB: 2 BB: 0 P: 21	R: 1 E: 0 K: 0 S: 8 H: 2 LOB: 2 BB: 1 P: 16	R: 0 E: 0 K: 1 S: 9 H: 0 LOB: 1 BB: 1 P: 15	R: 0 E: 0 K: 1 S: 10 H: 0 LOB: 1 BB: 2 P: 20	R: 2 E: 0 K: 0 S: 15 H: 2 LOB: 2 BB: 1 P: 27	R: 0 E: 0 K: 0 S: 7 H: 1 LOB: 1 BB: 0 P: 13	R: 0 E: 0 K: 2 S: 10 H: 0 LOB: 0 BB: 0 P: 14	R: 2 E: 0 K: 1 S: 8 H: 1 LOB: 1 BB: 2 P: 18	R: 1 E: 0 K: 0 S: 11 H: 2 LOB: 1 BB: 0 P: 17	1B: 9 2B: 1 3B: 0 HR: 1	SF: 1 SAC: 2 DP: 1 HBP: 1	WP: 0 PB: 0 SB: 1 CS: 0	PA: 46			

PITCHER		IP	WLS	BF	H	R	ER	SO	BB	IBB	HBP	BLK	WP	HR	S	P	ERA	WHIP
49 Doug Davis, L ERA: 4.01	(1, 1)	6.0		30	7	3	3	5	5	0	1	0	0	0	68	115	4.50	2.000
47 Leo Rosales, R ERA: 4.97	(7, 1)	1.0	H	4	1	0	0	0	0	0	0	0	0	0	7	13	0.00	1.000
35 Clay Zavada, L ERA: 2.93	(8, 1)	1.0	H	3	0	0	0	2	0	0	0	0	0	0	10	14	0.00	0.000
32 Esmerling Vasquez, R ERA: 3.81	(9, 1)	0.2	B	5	1	2	2	1	2	0	0	0	0	1	7	17	27.00	4.500
60 Scott Schoeneweis, L ERA: 7.48	(9, 1)	0.1		1	0	0	0	0	0	0	0	0	0	0	1	1	0.00	0.000

PITCHER		IP	WLS	BF	H	R	ER	SO	BB	IBB	HBP	BLK	WP	HR	S	P	ERA	WHIP
48 Yusmeiro Petit, R ERA: 5.92	(10, 1)	0.1	L	3	2	1	1	0	0	0	0	0	0	0	11	17	27.00	6.000

BOTTOM

Arizona Diamondbacks @ San Diego Padres

PETCO Park, San Diego, CA

Wed Sep 16 2009, 3:35 PM EDT

Att. 14,377 - Sunny - 73 F

livebaseballscorecards.com

AB	35
R	6
H	11
RBI	6
BB	7
SO	8
LOB	24

Batter	1	2	3	4	5	6	7	8	9	AB	R	H	RBI	BB	SO	LOB
1 Everth Cabrera, S (1, 6) OBP: 0.355, SLG: 0.380	C FF 92 B FF 92 B CH 82 X FF 92 2-1 22 SH2-3 23 SF8 2B	B CU 77 D CU 76 X FF 92 2-0 1-2 2-3 1B			C CH 82 X CU 78 0-1 23 G3-6-1 22 S 1B		X FF 91 0-0 ③ G4-3			4	1	3	0	0	0	0
22 David Eckstein, R (1, 4) OBP: 0.322, SLG: 0.335	B FF 91 C FF 92 B FF 89 X FF 92 2-1 ① SH2-3 2-3	C CU 77 F SI 88 S CU 78 0-3 ③ K			B FF 87 1 SAFE 1 SAFE 1 SAFE 1 SAFE B FF 87 H FF 88 3-0 23 G3-6-1 1-2 HBP			B FF 95 B FF 95 C FF 94 B FF 95 C FF 94 X FF 94 3-2 ① G4-3		2	0	0	0	0	1	3
23 Adrián González, L (1, 3) OBP: 0.403, SLG: 0.560	X CU 77 0-0 ② SF8 3-H		B FF 91 S CH 81 B FF 92 B FF 90 X FF 93 3-1 ① G4-3		B FF 89 F FF 90 T FF 92 B FF 93 F CU 78 F SI 87 F CU 78 B FF 93 X FF 92 3-2 ① ② G3-6-1 1-2f 2-3			X FF 95 0-0 ② F8		3	0	0	1	0	0	2
7 Chase Headley, S (1, 5) OBP: 0.336, SLG: 0.391	C FF 91 B CH 80 F FF 92 B FF 92 B CH 80 X FF 92 3-2 1B		X FF 92 0-0 ② G1-3		C CU 78 F FF 92 B FF 93 C CH 79 1-3 ③ K			C FF 95 S CH 87 B CH 88 B FF 95 B CH 86 F FF 95 B CH 86 4-2 25 BB BB		3	0	1	0	1	1	1
25 Will Venable, L (1, 9) OBP: 0.332, SLG: 0.462	1 SAFE B FF 89 1 SAFE X CH 80 1-0 ③ F8		B FF 87 X FF 91 1-0 ③ G4-3			X CH 79 0-0 ① F9		B CH 86 S FF 94 B FF 94 B CH 86 S FF 94 B FF 95 4-2 1-2 BB		3	0	0	0	1	0	1
11 Drew Macias, L (1, 7) OBP: 0.338, SLG: 0.313		B FF 93 B FF 90 F FF 92 B FF 93 F FF 90 F FF 93 X FF 92 3-2 ① L3		C CU 77 B FF 92 X CH 81 1-1 ① F8		B FF 89 C CH 80 B FF 90 B CH 80 X FF 88 3-1 ② G3-1		C FF 95 S FF 95 B FF 94 X CH 86 1-2 ③ L3		4	0	0	0	0	0	2
4 Nick Hundley, R (1, 2) OBP: 0.308, SLG: 0.383		B FF 93 F CH 82 X CH 81 1-1 1 1B 2B		F FF 92 F FF 92 B FF 95 B FF 94 B FF 93 F FF 90 F FF 93 F FF 94 F FF 89 3-2 X FF 92 2B		C CU 77 B CU 79 B FF 92 C CU 78 1-3 ③ K			F SI 91 B SL 82 F FF 92 C FF 93 1-3 ① K	4	0	2	0	0	2	0
18 Tony Gwynn Jr., L (1, 8) OBP: 0.338, SLG: 0.328		B FF 92 B CH 81 B FF 92 C FF 91 D SI 87 4-1 1 1B BB		X FF 91 0-0 ② P5			B FF 90 L FF 90 B CU 78 F CH 81 F CU 78 B FF 92 X FF 92 3-2 ① G6-3		B SI 91 X FF 92 1-0 ② F8	3	0	0	0	1	0	1
46 Tim Stauffer, R (1, 1) OBP: 0.227, SLG: 0.159 30 Eliezer Alfonzo, R (4, PH) OBP: 0.198, SLG: 0.257 40 Greg Burke, R (4, 1) 34 Cesár Ramos, L (5, 1) 2 Edgar Gonzalez, R (7, PH) OBP: 0.272, SLG: 0.364 58 Ryan Webb, R (7, 1) 59 Luis Perdomo, R (8, 1) 14 Oscar Salazar, R (9, PH) OBP: 0.369, SLG: 0.510		L FF 92 B FF 93 D FF 90 L FF 92 L CU 75 2-3 ② K		C CU 77 F CU 77 F CU 78 F FF 93 X CU 79 0-2 ③ P3		X FF 92 0-0 ② G6-3	B FF 93 X FF 92 1-0 ③ G6-3	1 1 0 0 1 0 0 0 1	0 0 0 0 0 0 0 0 0	0 0 0 0 0 0 0 0 0	0 0 0 0 0 0 0 0 0	0 0 0 0 0 0 0 0 0	1 1 0 0 0 0 0 0 0	2 1 0 0 0 0 0 0 0
Inning Stats	R: 1 E: 0 K: 0 S: 9 H: 2 LOB: 1 BB: 0 P: 17	R: 0 E: 0 K: 2 S: 14 H: 2 LOB: 3 BB: 1 P: 26	R: 0 E: 0 K: 0 S: 4 H: 0 LOB: 0 BB: 0 P: 8	R: 0 E: 0 K: 0 S: 15 H: 1 LOB: 1 BB: 0 P: 19	R: 0 E: 0 K: 1 S: 11 H: 1 LOB: 1 BB: 0 P: 18	R: 0 E: 0 K: 1 S: 6 H: 0 LOB: 0 BB: 0 P: 10	R: 0 E: 0 K: 0 S: 6 H: 0 LOB: 0 BB: 0 P: 9	R: 0 E: 0 K: 0 S: 12 H: 0 LOB: 2 BB: 2 P: 24	R: 0 E: 0 K: 1 S: 5 H: 0 LOB: 0 BB: 0 P: 8	1B: 3 2B: 3 3B: 0 HR: 0 SF: 1 SAC: 1 DP: 1 HBP: 1						

PITCHER		IP	WLS	BF	H	R	ER	SO	BB	IBB	HBP	BLK	WP	HR	S	P	ERA	WHIP
37 Charlie Morton, R ERA: 5.0	(1, 1)	7.0	W	28	6	1	1	4	1	0	1	0	0	0	65	107	1.29	1.000
43 Jesse Chavez, R ERA: 3.94	(8, 1)	1.0	H	5	0	0	0	0	2	0	0	0	0	0	12	24	0.00	2.000
55 Matt Capps, R ERA: 5.9	(9, 1)	1.0		3	0	0	0	1	0	0	0	0	0	0	5	8	0.00	0.000

PITCHER	IP	WLS	BF	H	R	ER	SO	BB	IBB	HBP	BLK	WP	HR	S	P	ERA	WHIP

TOP

San Diego Padres @ Pittsburgh Pirates

PNC Park, Pittsburgh, PA

Fri Sep 18 2009, 7:05 PM EDT

Att. 26,178 - Clear - 72 F

livebaseballscorecards.com

AB	30
R	1
H	6
RBI	1
BB	3
SO	5
LOB	13

WP: 0 PA: 36
PB: 0
SB: 1
CS: 0

BOTTOM

San Diego Padres @ Pittsburgh Pirates
PNC Park, Pittsburgh, PA
Fri Sep 18 2009, 7:05 PM EDT
Att. 26,178 - Clear - 72 F

livebaseballscorecards.com

Batter	1	2	3	4	5	6	7	8	9	AB	R	H	RBI	BB	SO	LOB
22 Andrew McCutchen, R (1, 8) OBP: 0.348, SLG: 0.460	B FF 88 C FF 88 B CU 76 X FF 89 2-1 85 SF9 3B	B SL 82 S SL 84 S SL 83 F CU 75 X SL 84 1-2 ① P3		C SL 82 B SL 81 F SI 89 C SI 92 1-3 ② K			C SL 88 F SL 84 B SI 95 X SL 86 1-2 5 SH1-4 41 1B 1B	C SL 88 B SL 88 F FC 89 F SL 88 F SI 95 X SL 89 1-2 ② SF8 2-3 3-H		4	2	2	1	0	1	0
5 Ronny Cedeno, R (1, 6) OBP: 0.257, SLG: 0.345	X FF 91 0-0 ① G2-3	C FF 89 F SL 83 X SL 83 0-2 ② G1-3		X SI 90 0-0 ③ G6-3			X SI 93 0-0 ① SH1-4 1-2	C SL 88 S SL 85 B FC 88 B SI 95 S SL 87 2-3 ③ K		4	0	0	0	0	1	2
46 Garrett Jones, L (1, 3) OBP: 0.366, SLG: 0.589	B SL 84 C SL 85 B FF 90 D CH 81 F SL 85 B FF 91 4-2 41 BB 44 3B BB	B CU 73 B SL 82 B FF 90 C FF 88 F SL 84 X SL 84 3-2 2B			C FF 91 B CU 72 B SL 82 B SL 83 F SI 91 X FF 92 3-2 ① L9		I IN 82 I IN 82 I IN 83 I IN 84 4-0 41 1B 85 FC1-2 IBB			2	1	1	0	2	0	0
41 Ryan Doumit, S (1, 2) OBP: 0.285, SLG: 0.414	B SL 85 B SL 85 B SL 83 B FF 89 4-0 44 3B 1-2 BB	S CH 80 B FF 88 F SL 85 B SI 88 F SL 84 B CU 74 F CH 79 X SI 89 3-2 ③ F8			X CH 81 0-0 ② G5-3		C SI 94 F SL 86 B SI 95 X SI 95 1-2 44 WP 85 FC1-2 1-3 2-H 1B			3	1	1	1	1	0	1
85 Lastings Milledge, R (1, 7) OBP: 0.323, SLG: 0.356	X FF 89 0-0 ② SF9 3-H		C CU 74 S SL 85 X SL 83 0-2 1B		B SI 92 C SI 92 F SI 92 X FF 92 1-2 44 S 1B		F SL 88 X SL 85 0-1 ② FC1-2 44 WP 1-2 3-H			3	0	2	1	0	0	2
44 Brandon Moss, L (1, 9) OBP: 0.299, SLG: 0.383	B SI 90 C SL 82 2 SAFE C SI 88 B SI 89 2 SAFE B SL 86 X SL 84 3-2 1-H 2-H 3B		X FF 88 0-0 ① L7		S FF 91 X SL 83 0-1 ③ G6-3 1-2		S SL 86 B SL 88 B SI 95 F SL 88 X SL 87 2-2 ③ G3 1-2 2-3			4	0	1	2	0	0	4
18 Neil Walker, S (1, 5) OBP: 0.300, SLG: 0.176	B FF 90 B FF 88 C SI 88 B SL 85 F FF 89 F FF 89 D CU 77 4-2 5 BB BB		1 SAFE B SI 88 B SL 83 1 SAFE B FF 88 1 SAFE C FF 87 1 SAFE F FF 87 3-2 ② F7			C SI 89 B CU 72 B SL 85 F SI 91 S FF 92 2-3 ① K	B SI 92 F SI 93 B SI 91 S SL 88 F SL 88 B SL 86 B SL 87 4-2 5 FC3 5 S 22 SF8 BB			2	1	0	0	2	1	1
5 Ramón Vázquez, L (1, 4) OBP: 0.345, SLG: 0.291	C SI 89 B SI 88 B SL 83 B CH 80 C SI 89 F SI 88 B SI 89 4-2 1-2 BB		P PO 82 B SI 87 C FF 87 1 SAFE B SL 83 X FF 86 3-1 ③ F9			B CU 74 X FF 91 1-0 ② G4-3	B SI 93 B SI 93 B SI 93 C SI 94 X SI 94 3-1 FC3 22 SF8 51 WP 1-3			3	0	0	0	1	0	2
37 Charlie Morton, R (1, 1) OBP: 0.154, SLG: 0.154 43 Jesse Chavez, R (8, 1) 51 Steve Pearce, R (8, PH) OBP: 0.295, SLG: 0.386 55 Matt Capps, R (9, 1)	B SI 89 F FF 89 F FF 90 X SL 85 1-2 ③ L6			C SI 90 S FF 92 B SI 92 F SI 91 S SL 82 1-3 ① K		B SI 90 C FF 92 X FF 91 1-1 ③ F9		P PO 89 B SL 87 B FC 89 C FF 94 S SL 88 F SL 87 F FC 88 X SL 88 3-2 ① G5-3 1-2	3 0 1 0	0 0 0 0	0 0 0 0	0 0 0 0	0 0 0 0	1 0 0 0	3 0 2 0
Inning Stats	R: 3 E: 0 K: 0 S: 18 H: 2 LOB: 3 BB: 4 P: 40	R: 0 E: 0 K: 0 S: 15 H: 1 LOB: 1 BB: 0 P: 22	R: 0 E: 0 K: 0 S: 10 H: 1 LOB: 1 BB: 0 P: 15	R: 0 E: 0 K: 2 S: 8 H: 0 LOB: 0 BB: 0 P: 10	R: 0 E: 0 K: 0 S: 9 H: 1 LOB: 1 BB: 0 P: 13	R: 0 E: 0 K: 1 S: 6 H: 0 LOB: 0 BB: 1 P: 10	R: 1 E: 0 K: 0 S: 12 H: 2 LOB: 2 BB: 1 P: 20	R: 1 E: 0 K: 1 S: 19 H: 0 LOB: 1 BB: 1 P: 31		1B: 4 2B: 1 3B: 2 HR: 0	SF: 2 SAC: 1 DP: 0 HBP: 0		WP: 2 PB: 0 SB: 2 CS: 0	PA: 38		

	AB	29
	R	5
	H	7
	RBI	5
	BB	6
	SO	4
	LOB	17

PITCHER		IP	WLS	BF	H	R	ER	SO	BB	IBB	HBP	BLK	WP	HR	S	P	ERA	WHIP
46 Tim Stauffer, R ERA: 3.56	(1, 1)	3.0	L	17	4	3	3	0	4	0	0	0	0	0	43	77	9.00	2.667
40 Greg Burke, R ERA: 4.15	(4, 1)	1.0		3	0	0	0	2	0	0	0	0	0	0	8	10	0.00	0.000
34 Cesár Ramos, L ERA:	(5, 1)	2.0		7	1	0	0	1	0	0	0	0	0	0	15	23	0.00	0.500
58 Ryan Webb, R ERA: 3.86	(7, 1)	1.0		6	2	1	1	0	0	1	0	0	1	0	12	20	9.00	2.000
59 Luis Perdomo, R ERA: 4.6	(8, 1)	1.0		5	0	1	1	1	1	0	0	0	1	0	19	31	9.00	1.000

PITCHER	IP	WLS	BF	H	R	ER	SO	BB	IBB	HBP	BLK	WP	HR	S	P	ERA	WHIP

San Diego Padres @ Pittsburgh Pirates

PNC Park, Pittsburgh, PA

Sat Sep 19 2009, 12:35 PM EDT

Att. 20,379 - Sunny - 67 F

TOP

livebaseballscorecards.com

Batter	1	2	3	4	5	6	7	8	9	AB	R	H	RBI	BB	SO	LOB
1 Everth Cabrera, S (1, 6) OBP: 0.354, SLG: 0.381	C FF 90 F FF 91 X SL 81 0-2 ① G4-3		B SL 80 B SL 79 X FF 93 2-0 ① 22 CS 3-H 2B			B FF 90 C CH 80 F CH 80 F SL 80 C FF 92 1-3 ① K		L CH 83 S CH 85 S CH 84 0-3 ② K		4	0	1	1	0	2	0
22 David Eckstein, R (1, 4) OBP: 0.321, SLG: 0.336	B FF 90 B FF 90 C FF 91 X FF 91 2-1 ② P2		2 SAFE B FF 91 B FF 92 X FF 92 2-0 ②③ P5 2-3			C FF 91 X FF 91 0-1 ① 2B		B FF 91 C FF 90 S CH 84 X CH 84 1-2 ③ G6-3		4	0	1	0	0	0	1
23 Adrián González, L (1, 3) OBP: 0.400, SLG: 0.555	F FF 92 X FF 93 0-1 ③ G4-3			F FF 91 B FF 92 B FF 92 B CH 82 X FF 93 3-1 ① G4-3		B FF 93 D CH 84 X FF 91 2-0 ② F9			C SL 81 B SL 81 S SL 82 B SI 90 B SL 82 X SI 92 3-2 ① G4-3	4	0	0	0	0	0	1
7 Chase Headley, S (1, 5) OBP: 0.336, SLG: 0.389		C SI 91 C FF 90 X FF 90 0-2 ① P6		B CH 82 C FF 92 X FF 92 1-1 ② P3		B CH 83 S CH 83 D CH 82 B FF 94 S CH 83 B FF 94 4-2 BB			B CH 83 C SI 91 C CH 82 X SL 82 1-2 E4 14 BB 25 BB 28 SF8	3	1	0	0	1	0	0
25 Will Venable, L (1, 9) OBP: 0.338, SLG: 0.472		F SI 91 B CH 84 X FF 93 1-1 3B		S CH 83 S CH 84 F SL 82 B FF 94 F SL 80 B CH 84 F FF 93 B CH 84 F CH 83 3-2 F FF 93 X FF 93 11 S 1B		D CH 83 S CH 84 D CH 84 X CH 82 2-1 ③ G3			B SL 79 D SI 92 C SI 91 B SL 80 C SI 91 B SI 90 4-2 28 SF8 14 BB 1-2 BB	3	0	2	0	1	0	2
11 Drew Macias, L (1, 7) OBP: 0.325, SLG: 0.299 14 Oscar Salazar, R (9, PH) OBP: 0.375, SLG: 0.510 (9, 7)		B SL 80 B SL 79 S FF 94 C FF 93 T FF 94 2-2 ② K		1 SAFE F 1 SAFE 1 SAFE C FF 92 B SL 81 F SL 80 S 1-3 ③ K 1-2			X FF 89 0-0 ① G4-3		B SI 90 B SI 91 B SI 91 C SI 90 F SI 91 B SI 91 4-2 18 BB 1-2 2-3 BB	3 0	0 0	0 0	0 0	0 1	2 0	2 0
28 Henry Blanco, R (1, 2) OBP: 0.324, SLG: 0.383		B SL 80 C SL 80 F SL 80 B FF 95 S SL 81 2-3 ③ K			C FF 89 S SL 78 X SL 78 0-2 ① G4-3		C SL 77 B SL 78 B FF 92 C SL 77 S FF 92 2-3 ② K		B CU 80 B FF 93 X FF 95 2-0 ② SF8 2-3 3-H	3	0	0	1	0	2	1
18 Tony Gwynn Jr., L (1, 8) OBP: 0.340, SLG: 0.330			B FF 90 X FF 91 1-0 ① 33 SH1-4 1 2B 2B		B FF 91 X CH 81 1-0 ② P4		B FF 91 C CH 80 B CH 82 X FF 92 2-1 ③ G3-1		B FF 95 C FF 94 B FF 93 D FF 93 B FF 93 4-1 1-2 BB	3	1	1	0	1	0	0
33 Clayton Richard, L (1, 1) OBP: 0.100, SLG: 0.158 37 Mike Adams, R (7, 1) 2 Edgar Gonzalez, R (8, PH) OBP: 0.270, SLG: 0.361 57 Luke Gregerson, L (8, 1) 15 Luis Antonio Rodriguez, S (9, PH) OBP: 0.316, SLG: 0.260 21 Heath Bell, R (9, 1)			X 0-0 ① SH1-4 2-3		X FF 90 0-0 ③ F7			B X 1-0 ① F9	C FF 94 F FF 95 X FF 94 0-2 ③ F7	1 0 0 1 0 1 0	0 0 0 0 0 0 0	0 0 0 0 0 0 0	0 0 0 0 0 0 0	0 0 0 0 0 0 0	0 0 0 0 0 0 3	0 0 0 0 0 0 0
Inning Stats	R: 0 E: 0 K: 0 S: 7 H: 0 LOB: 0 BB: 0 P: 9	R: 0 E: 0 K: 2 S: 11 H: 1 LOB: 1 BB: 0 P: 16	R: 1 E: 0 K: 0 S: 4 H: 2 LOB: 0 BB: 0 P: 9	R: 0 E: 0 K: 1 S: 16 H: 1 LOB: 1 BB: 0 P: 24	R: 0 E: 0 K: 0 S: 5 H: 0 LOB: 0 BB: 0 P: 6	R: 0 E: 0 K: 1 S: 11 H: 1 LOB: 2 BB: 1 P: 20	R: 0 E: 0 K: 1 S: 6 H: 0 LOB: 0 BB: 0 P: 10	R: 0 E: 0 K: 1 S: 7 H: 0 LOB: 0 BB: 0 P: 9	R: 1 E: 1 K: 0 S: 15 H: 0 LOB: 3 BB: 3 P: 33	1B: 1 2B: 3 3B: 1 HR: 0 SF: 1 SAC: 1 DP: 0 HBP: 0						

PITCHER		IP	WLS	BF	H	R	ER	SO	BB	IBB	HBP	BLK	WP	HR	S	P	ERA	WHIP
49 Ross Ohlendorf, R ERA: 3.92	(1, 1)	7.0		26	5	1	1	5	1	0	0	0	0	0	60	94	1.29	0.857
58 Steven Jackson, R ERA: 3.5	(8, 1)	1.0		3	0	0	0	1	0	0	0	0	0	0	7	9	0.00	0.000
32 Phil Dumatrait, L ERA: 10.8	(9, 1)	0.1	L	4	0	1	0	0	2	0	0	0	0	0	10	22	0.00	6.000
54 Denny Bautista, R ERA: 5.23	(9, 1)	0.2		3	0	0	0	0	1	0	0	0	0	0	5	11	0.00	1.500

PITCHER	IP	WLS	BF	H	R	ER	SO	BB	IBB	HBP	BLK	WP	HR	S	P	ERA	WHIP

AB	30
R	2
H	5
RBI	2
BB	4
SO	6
LOB	10

WP: 0 PA: 36
PB: 0
SB: 1
CS: 1

BOTTOM

San Diego Padres @ Pittsburgh Pirates
PNC Park, Pittsburgh, PA
Sat Sep 19 2009, 12:35 PM EDT
Att. 20,379 - Sunny - 67 F

livebaseballscorecards.com

Batter	1	2	3	4	5	6	7	8	9	AB	R	H	RBI	BB	SO	LOB
22 Andrew McCutchen, R (1, 8) OBP: 0.347, SLG: 0.457	B FF 88 B FF 88 C FF 90 B FF 91 S FF 90 X SI 91 3-2 ① G6-3		B FF 90 C FF 89 F SL 84 F FF 93 F FF 92 F CH 83 B FF 93 F CH 83 F SL 85 3-2 ① F9 B CU 73 X FF 91		B SL 87 C SL 85 C CH 83 B FF 94 X FF 93 2-2 1B			C FC 91 B SL 82 X SL 80 1-1 ① L1		4	0	1	0	0	0	0
5 Ronny Cedeno, R (1, 6) OBP: 0.260, SLG: 0.345	B FF 91 B FF 89 B FF 90 B FF 89 4-0 23 E 41 FC5-4 BB		C FF 90 X SL 84 0-1 E4 1B		1 SAFE B FF 89 1 SAFE F FF 91 1 SAFE P PO 91 F FF 89 S SL 87 2-3 ③ K			B FF 91 C FF 91 F FC 91 C SL 82 1-3 ② K		3	1	1	0	1	2	1
23 Robinzon Diaz, R (1, 2) OBP: 0.311, SLG: 0.365	1 SAFE X CH 80 0-0 E5 41 FC5-4 1-3		B FF 91 D CH 83 B SL 85 B SI 92 4-0 41 G6-4-3 BB			B CH 80 X SL 85 1-0 ① G5-3		C SL 82 B SL 83 S SL 82 X SL 83 1-2 ③ G6-3		3	0	0	0	1	0	1
41 Ryan Doumit, S (1, 9) OBP: 0.281, SLG: 0.407	B SL 86 X CH 80 1-0 ② FC5-4 85 S 1-2f 3-H		1 SAFE C SL 86 F FF 92 F FF 93 X CH 84 0-2 ②③ G6-4-3 1-2f			B SL 84 C SL 85 X FF 91 1-1 ② F9			C FF 93 C CU 79 S CU 80 0-3 ① K	4	0	0	1	0	1	3
85 Lastings Milledge, R (1, 7) OBP: 0.327, SLG: 0.356	1 SAFE B SL 85 C SI 89 B CH 81 B FF 91 C SL 84 B FF 91 4-2 1-2 BB			C CH 80 X FF 89 0-1 ① F9		C CH 81 B CH 81 F CH 87 F FF 92 F FF 93 X CH 84 1-2 51 S 1B			C CU 81 X FF 94 0-1 ② P3	3	0	1	0	1	0	0
51 Steve Pearce, R (1, 3) OBP: 0.289, SLG: 0.378 44 Brandon Moss, L (9, PH) OBP: 0.301, SLG: 0.384	B CU 74 S CH 82 S CH 81 F FF 92 D CH 85 S CH 83 2-3 ③ K			S SL 86 F SL 85 T CH 84 0-2 ② K		1 SAFE 1 SAFE S SL 86 1 SAFE C SL 86 1 SAFE F SL 89 B FF 93 D CH 86 3-3 ③ B FF 89 S SL 87 K 1-2			C CU 78 B CU 80 B FF 93 X SI 93 2-1 1B	3 1	0 0	0 1	0 0	0 0	3 0	3 0
18 Neil Walker, S (1, 5) OBP: 0.250, SLG: 0.143		C FF 90 C CU 74 S CH 84 0-3 ① K		B CH 83 F SL 84 B CU 72 X SL 84 2-1 ③ F9			S FF 91 B CH 82 C FF 92 S CH 83 1-3 ① K		X CU 80 0-0 ③ F9	4	0	0	0	0	2	1
10 Brian Bixler, R (1, 4) OBP: 0.263, SLG: 0.361		L FF 90 B CH 81 S SL 85 B CH 85 F FF 91 B FF 88 F FF 92 X FF 92 3-2 ② G4-3			F SL 84 B CU 71 X CH 81 1-1 49 B2-6-4 1B		C FF 92 S FF 93 X FF 93 0-2 ② F8			3	0	1	0	0	0	0
49 Ross Ohlendorf, R (1, 1) OBP: 0.083, SLG: 0.068 5 Ramón Vázquez, L (7, PH) OBP: 0.344, SLG: 0.289 58 Steven Jackson, R (8, 1) 32 Phil Dumatrait, R (9, 1) 54 Denny Bautista, R (9, 1)		C FF 92 S FF 92 F SI 88 X CH 85 0-2 ③ G1-3			B FF 91 X FF 90 1-0 ①② B2-6-4 1-2f		B FF 92 C FF 91 B CU 79 S FF 91 X CH 84 2-2 ③ G3-1			2 1 0 0 0	0 0 0 0 0	0 0 0 0 0	0 0 0 0 0	0 0 0 0 0	0 0 0 0 0	1 0 0 0 0
Inning Stats	R: 1 E: 1 K: 1 S: 11 H: 0 LOB: 2 BB: 2 P: 25	R: 0 E: 0 K: 1 S: 12 H: 0 LOB: 0 BB: 0 P: 15	R: 0 E: 1 K: 0 S: 14 H: 1 LOB: 1 BB: 1 P: 21	R: 0 E: 0 K: 1 S: 7 H: 0 LOB: 0 BB: 0 P: 9	R: 0 E: 0 K: 1 S: 10 H: 2 LOB: 1 BB: 0 P: 15	R: 0 E: 0 K: 1 S: 12 H: 1 LOB: 1 BB: 0 P: 18	R: 0 E: 0 K: 1 S: 9 H: 0 LOB: 0 BB: 0 P: 12	R: 0 E: 0 K: 1 S: 8 H: 0 LOB: 0 BB: 0 P: 11	R: 0 E: 0 K: 1 S: 8 H: 1 LOB: 1 BB: 0 P: 10	1B: 5 2B: 0 3B: 0 HR: 0 SF: 0 SAC: 0 DP: 2 HBP: 0						

	AB	31
	R	1
	H	5
	RBI	1
	BB	3
	SO	8
	LOB	10

PITCHER		IP	WLS	BF	H	R	ER	SO	BB	IBB	HBP	BLK	WP	HR	S	P	ERA	WHIP
33 Clayton Richard, L ERA: 4.69	(1, 1)	6.0		24	4	1	0	5	3	0	0	0	0	0	66	103	0.00	1.167
37 Mike Adams, R ERA: 0.89	(7, 1)	1.0		3	0	0	0	1	0	0	0	0	0	0	9	12	0.00	0.000
57 Luke Gregerson, R ERA: 2.77	(8, 1)	1.0	W	3	0	0	0	1	0	0	0	0	0	0	8	11	0.00	0.000
21 Heath Bell, R ERA: 2.81	(9, 1)	1.0	S	4	1	0	0	1	0	0	0	0	0	0	8	10	0.00	1.000

PITCHER	IP	WLS	BF	H	R	ER	SO	BB	IBB	HBP	BLK	WP	HR	S	P	ERA	WHIP

San Diego Padres @ Pittsburgh Pirates

PNC Park, Pittsburgh, PA

Sun Sep 20 2009, 1:35 PM EDT

Att. 24,028 - Sunny - 80 F

livebaseballscorecards.com

TOP

Batter	1	2	3	4	5	6	7	8	9	AB	R	H	RBI	BB	SO	LOB
1 Everth Cabrera, S (1, 6) OBP: 0.354, SLG: 0.381	C SI 87 X SI 88 0-1 G1-3		B CU 72 C CU 70 X FF 88 1-1 22 2B 23 SF7 1B	C CU 69 C CU 74 B CU 75 S CU 70 1-3 K		B CU 74 B CU 74 B SI 89 B FF 88 4-0 1-2 BB			1 SAFE C FF 89 F CH 84 X CH 84 0-2 SF7 1-H	3	1	1	1	1	1	0
22 David Eckstein, R (1, 4) OBP: 0.320, SLG: 0.337	B SI 87 C SI 87 F CH 83 F FF 88 B CU 74 X SI 89 2-2 G5-3		B CU 73 1 SAFE C FF 87 B SI 88 F FF 88 B SI 88 F FF 89 1 SAFE F SI 88 3-2 X CH 82 14 1B 2 FC5-2 1-3 2B		B CH 83 F CH 85 X CU 69 1-1 P2	B CU 75 C SI 89 X SI 91 1-1 F7			B SI 90 S SL 82 C SL 81 X SL 85 1-2 G3-1	5	0	1	0	0	0	2
23 Adrián González, L (1, 3) OBP: 0.398, SLG: 0.555	F FF 88 F SI 88 X FF 88 0-2 2B		B CU 76 S CU 72 S SL 82 X SL 85 1-2 SF7 3-H		X CU 69 0-0 G2-3		X SI 88 0-0 F7		B FF 91 X FF 92 1-0 F7	4	0	1	1	0	0	0
7 Chase Headley, S (1, 5) OBP: 0.337, SLG: 0.390	B SI 89 F CH 84 B SI 89 D CU 74 F SI 89 F SI 90 S FF 90 3-3 K		B CH 84 B CU 75 B SI 91 B SI 86 4-0 14 1B 2 E BB		C CH 84 X CU 69 0-1 14 2B		C FF 89 S CH 80 B FF 89 X CH 79 1-2 F7			3	2	1	0	1	1	1
14 Oscar Salazar, R (1, 7) OBP: 0.388, SLG: 0.538		C SI 87 X SI 87 0-1 2 1B 2B	C CH 82 F CU 74 B SI 90 X CH 84 1-2 2 E 1-2 2-3 1B		C SI 89 X CU 73 0-1 2-H 2B		B FF 88 X FF 88 1-0 F9			4	0	3	1	0	0	0
2 Edgar Gonzalez, R (1, 9) OBP: 0.272, SLG: 0.361 18 Tony Gwynn Jr., L (7, 8) OBP: 0.339, SLG: 0.330		B CU 72 B CU 74 X SI 89 2-0 25 G3-1 2-H 1B	X CU 75 0-0 FC5-2 25 FC4-6 1-3 2-H 3-Hf		B SI 89 F CH 84 B SI 90 X CH 83 2-1 G6-3			C FF 87 B CU 69 X FF 87 1-1 G4-3		3 1	0 0	1 0	0 0	0 0	0 0	3 0
25 Will Venable, L (1, 8) OBP: 0.337, SLG: 0.469 (7, 9)		D CU 74 B SI 89 S SI 90 X SI 90 2-1 G3-1 2-3	B SL 83 X SL 81 1-0 FC4-6 1-2f			C SI 89 F SL 80 F CU 71 F FF 88 B SL 79 B CU 75 X SI 90 2-2 1 BB 1B		C CH 78 B CU 71 B FF 88 X CH 79 2-1 F7		4	0	1	0	0	0	3
28 Henry Blanco, R (1, 2) OBP: 0.323, SLG: 0.377		I IN 66 I IN 67 I IN 67 I IN 67 4-0 IBB		C CH 83 F EP 67 B FF 89 X CH 84 1-2 F9		1 SAFE F SI 89 F SI 88 B FF 89 F SI 87 F CH 82 C CU 75 1-3 K		X SI 88 0-0 F8		3	0	0	0	1	1	1
29 Kevin Correia, R (1, 1) OBP: 0.157, SLG: 0.143 57 Luke Gregerson, L (8, 1) 3 Luis Durango, S (9, PH) OBP: 0.667, SLG: 0.600 63 Sean Gallagher, R (9, 1) 21 Heath Bell, R (9, 1)		S CU 74 X CU 75 0-1 G6-3		X SI 87 0-0 P3		X FF 88 0-0 B1			B FF 90 B FF 90 B SI 89 C FF 89 B FF 90 4-1 1 E 1 S 1 SF7 BB	3 0 0 0 0	0 0 1 0 0	0 0 0 0 0	0 0 0 0 0	0 0 1 0 0	0 0 0 0 0	3 0 0 0 0
Inning Stats	R: 0 E: 0 K: 1 S: 13 H: 1 LOB: 1 BB: 0 P: 18	R: 0 E: 0 K: 0 S: 7 H: 2 LOB: 2 BB: 1 P: 15	R: 2 E: 1 K: 0 S: 15 H: 3 LOB: 2 BB: 1 P: 26	R: 0 E: 0 K: 1 S: 7 H: 0 LOB: 0 BB: 0 P: 9	R: 1 E: 0 K: 0 S: 9 H: 2 LOB: 1 BB: 0 P: 12	R: 0 E: 0 K: 1 S: 13 H: 1 LOB: 2 BB: 1 P: 21	R: 0 E: 0 K: 0 S: 5 H: 0 LOB: 0 BB: 0 P: 7	R: 0 E: 0 K: 0 S: 5 H: 0 LOB: 0 BB: 0 P: 8	R: 1 E: 0 K: 0 S: 8 H: 0 LOB: 0 BB: 1 P: 14	1B: 4 2B: 5 3B: 0 HR: 0 SF: 2 SAC: 0 DP: 0 HBP: 0						

	AB	33
	R	4
	H	9
	RBI	3
	BB	4
	SO	3
	LOB	13

WP: 0 PB: 0 SB: 1 CS: 0 PA: 39

PITCHER		IP	WLS	BF	H	R	ER	SO	BB	IBB	HBP	BLK	WP	HR	S	P	ERA	WHIP
28 Paul Maholm, L ERA: 4.46	(1, 1)	6.0	L	29	9	3	2	3	2	1	0	0	0	0	64	101	3.00	1.833
27 Jeff Karstens, R ERA: 5.09	(7, 1)	2.0		6	0	0	0	0	0	0	0	0	0	0	10	15	0.00	0.000
58 Steven Jackson, R ERA: 3.44	(9, 1)	0.2		3	0	1	0	0	1	0	0	0	0	0	7	12	0.00	1.500
56 Donnie Veal, L ERA: 4.38	(9, 1)	0.1		1	0	0	0	0	0	0	0	0	0	0	1	2	0.00	0.000

PITCHER	IP	WLS	BF	H	R	ER	SO	BB	IBB	HBP	BLK	WP	HR	S	P	ERA	WHIP

BOTTOM

San Diego Padres @ Pittsburgh Pirates

PNC Park, Pittsburgh, PA

Sun Sep 20 2009, 1:35 PM EDT

Att. 24,028 - Sunny - 80 F

livebaseballscorecards.com

Batter	1	2	3	4	5	6	7	8	9	AB	R	H	RBI	BB	SO	LOB
22 Andrew McCutchen, R (1, 8) OBP: 0.346, SLG: 0.455	C FC 88 B SI 90 B SL 85 F SL 84 B SI 92 F FF 90 C CH 91 3-3 ① K		C SL 86 C CH 90 F CU 77 C FC 90 0-3 ③ K			B SL 87 X SL 85 1-0 ② F9		C SL 82 X FC 90 0-1 1B		4	0	1	0	0	2	0
5 Ronny Cedeno, R (1, 6) OBP: 0.257, SLG: 0.340	F FC 91 C CH 92 F SL 86 F CU 76 B FC 90 B SI 90 X CH 90 2-2 ② P2			C CH 91 B CH 91 X CH 92 1-1 ① L3		C FC 91 F SL 84 T CU 77 0-2 ③ K		B FF 91 S SL 82 F FC 91 F SL 83 X SL 84 1-2 ③ G6-3		4	0	0	0	0	1	1
85 Lastings Milledge, R (1, 7) OBP: 0.335, SLG: 0.370	C SL 85 F SL 84 B CH 92 F CU 76 B FC 90 B SL 83 F SL 83 X FC 90 3-2 1B			X SL 86 0-0 41 G3 2B			C SL 87 F CH 91 B FC 89 X CU 75 1-2 ① F8		C FF 91 X SL 85 0-1 44 BB 1B	4	0	3	0	0	0	0
41 Ryan Doumit, S (1, 2) OBP: 0.277, SLG: 0.400	C SL 83 F SL 88 X CU 75 0-2 ③ F8			S SL 84 S SL 85 X FC 90 0-2 ② G3 2-3			C SL 84 F SI 92 X CU 76 0-2 ② L3		C FF 89 X FF 89 0-1 ① F7	4	0	0	0	0	0	3
44 Brandon Moss, L (1, 9) OBP: 0.306, SLG: 0.387		C CH 82 X FC 90 0-1 51 CS 1B		X SL 85 0-0 ③ G3			B SL 83 B SL 83 X SI 91 2-0 51 1B 1B		B FF 90 B FF 90 B FF 91 C FF 89 B FF 88 4-1 1-2 BB	3	0	2	0	1	0	1
51 Steve Pearce, R (1, 3) OBP: 0.288, SLG: 0.374		P PO 83 B SL 85 S CH 90 1 SAFE F CH 90 B SL 84 S CH 91 3-3 ① ② K 1-2			C SL 85 B SI 91 F SL 84 B SI 91 X SI 92 2-2 ① G6-3		X SI 90 0-0 1-2 1B		C FF 93 C CU 80 D CU 82 B CU 82 S FF 93 2-3 ② K	4	0	1	0	0	2	3
18 Neil Walker, S (1, 5) OBP: 0.250, SLG: 0.160		C SL 84 B CU 77 B CU 76 X SL 82 2-1 ③ L7			X SL 86 0-0 36 G4-3 1B		C CH 84 F FC 90 F SL 89 X CU 75 0-2 ③ F7		B FF 93 B FF 92 C SI 91 F SI 92 F FF 94 B FF 94 S CU 81 3-3 ③ K	4	0	1	0	0	1	4
36 Luis Alfonso Cruz, R (1, 4) OBP: 0.250, SLG: 0.179			C CH 89 B SL 82 F SL 82 B CU 77 F CH 91 F FC 93 B FC 91 F FC 91 X SL 86 3-2 ① P4		B SL 86 C CH 90 X CH 91 1-1 ② ③ G4-3 1-2f			B FC 91 B FC 91 C SL 82 S SL 82 X SL 83 2-2 ① G5-3		3	0	0	0	0	0	1
28 Paul Maholm, L (1, 1) OBP: 0.119, SLG: 0.143 23 Robinzon Diaz, R (6, PH) OBP: 0.309, SLG: 0.362 27 Jeff Karstens, R (7, 1) OBP: 0.160, SLG: 0.056 24 Delwyn Young, S (8, PH) OBP: 0.328, SLG: 0.379 58 Steven Jackson, R (9, 1) 56 Donnie Veal, L (9, 1)			C CH 91 B SL 83 S SL 85 B CU 77 B CH 91 S SL 86 3-3 ② K			C CH 90 B SL 82 X SL 85 1-1 ① G4-3		F FF 90 C SL 80 F SL 82 X SL 82 0-2 ② G1-3		1 1 0 1 0 0	0 0 0 0 0 0	0 0 0 0 0 0	0 0 0 0 0 0	0 0 0 0 0 0	1 0 0 0 0 0	0 0 0 0 0 0
Inning Stats	R: 0 H: 1 E: 0 LOB: 1 K: 1 BB: 0 S: 17 P: 25	R: 0 H: 1 E: 0 LOB: 0 K: 1 BB: 0 S: 8 P: 12	R: 0 H: 0 E: 0 LOB: 0 K: 2 BB: 0 S: 13 P: 19	R: 0 H: 1 E: 0 LOB: 1 K: 0 BB: 0 S: 7 P: 8	R: 0 H: 1 E: 0 LOB: 0 K: 0 BB: 0 S: 6 P: 9	R: 0 H: 0 E: 0 LOB: 0 K: 1 BB: 0 S: 6 P: 8	R: 0 H: 2 E: 0 LOB: 2 K: 0 BB: 0 S: 12 P: 15	R: 0 H: 1 E: 0 LOB: 1 K: 0 BB: 0 S: 13 P: 16	R: 0 H: 1 E: 0 LOB: 2 K: 2 BB: 1 S: 12 P: 21	1B: 7 2B: 1 3B: 0 HR: 0	SF: 0 SAC: 0 DP: 1 HBP: 0	WP: 0 PB: 0 SB: 0 CS: 1	PA: 34				

PITCHER		IP	WLS	BF	H	R	ER	SO	BB	IBB	HBP	BLK	WP	HR	S	P	ERA	WHIP
29 Kevin Correia, R ERA: 4.08	(1, 1)	7.0	W	25	6	0	0	5	0	0	0	0	0	0	69	96	0.00	0.857
57 Luke Gregerson, R ERA: 2.73	(8, 1)	1.0	H	4	1	0	0	0	0	0	0	0	0	0	13	16	0.00	1.000
63 Sean Gallagher, R ERA: 6.38	(9, 1)	0.1		3	1	0	0	0	1	0	0	0	0	0	5	9	0.00	6.000
21 Heath Bell, R ERA: 2.78	(9, 1)	0.2	S	2	0	0	0	2	0	0	0	0	0	0	7	12	0.00	0.000

PITCHER	IP	WLS	BF	H	R	ER	SO	BB	IBB	HBP	BLK	WP	HR	S	P	ERA	WHIP

Batter	1	2	3	4	5	6	7	8	9	10	11	AB	R	H	RBI	BB	SO	LOB
1 Everth Cabrera, S (1, 6) OBP: 0.352, SLG: 0.377	C FF 90 B FF 91 B CH 83 B FF 89 C FF 89 X FF 88 3-2 ① F7	C CH 82 B CH 83 C CH 80 X CH 83 1-2 ③ G1-3		B FF 91 B CH 82 X FF 90 2-0 ③ G4-3			C SI 90 B SI 90 T SI 92 B SI 91 F SL 79 F SL 79 F SI 91 S SL 80 2-3 ① K	B FF 91 1 SAFE X FF 92 1-0 ③ F8			B SI 88 C SI 88 X CH 80 1-1 22 SH3-4 7 2B 1B	6	1	1	0	0	1	2
22 David Eckstein, R (1, 4) OBP: 0.321, SLG: 0.338	C FF 90 X SL 83 0-1 23 HR 1B		B FF 90 B SI 90 C FF 90 X FF 89 2-1 7 2B 14 1B 1B		B FF 90 B SL 82 C FF 90 B SL 82 F SI 89 X FF 90 3-2 ① F8		C SL 78 C SI 90 X SL 78 0-2 ② G5-3		C FF 92 F SL 83 X FF 93 0-2 ① G6-3		X SI 87 0-0 ① SH3-4 1-2	5	2	2	0	0	0	0
23 Adrián González, L (1, 3) OBP: 0.398, SLG: 0.557	B SI 89 X FF 90 1-0 1-H HR		B CH 83 C FF 90 X CH 82 1-1 ① L4		B FF 92 B CH 82 S FF 90 S FF 91 X FF 93 2-2 ② F8		B SI 92 B SI 90 B SI 92 C SI 92 X SI 91 3-1 ③ G4-3		B SL 84 F FF 93 B FF 93 B FF 92 S FF 92 F FF 94 S SL 86 3-3 ② K		I IN 73 I IN 75 I IN 76 I IN 76 4-0 7 2B 14 2B IBB	5	2	1	2	1	1	1
7 Chase Headley, S (1, 5) OBP: 0.342, SLG: 0.408	X FF 91 0-0 1B		B CH 83 F FF 89 B FF 90 X CH 81 2-1 25 FC1 1-3 2B		F SI 90 X CH 82 0-1 ③ G4-3			X FF 94 0-0 HR 1B	C SL 84 B SL 88 C FF 92 F SL 85 X SL 85 1-2 2B		B CH 78 X FF 89 1-0 14 2B 1-3 2-H 2B	6	2	5	2	0	0	0
25 Will Venable, L (1, 9) OBP: 0.337, SLG: 0.463	1 SAFE C CH 81 B CH 82 1 SAFE 1 SAFE F FF 90 F FF 92 B CH 82 2-2 ② F7 X FF 90		F CH 82 B FF 91 F CH 84 F SI 92 X CH 82 1-2 ② FC1 14 1B 2-3			B SL 80 B FF 90 X FF 90 2-0 ① G3		X FF 93 0-0 4 HR 1B	S SL 85 C FF 93 X SL 84 0-2 ③ F8		I IN 83 I IN 78 I IN 74 I IN 84 4-0 14 2B 4 SF9 IBB	5	2	1	0	1	0	4
14 Oscar Salazar, R (1, 7) OBP: 0.385, SLG: 0.536	F FF 90 X FF 90 0-1 ③ G5-3		S CH 82 B FF 92 X CH 84 1-1 1-2 3-H 1B			C FF 91 S SL 84 B SL 84 F FF 92 X SL 84 1-2 ② P3		S SL 85 X SL 84 0-1 ① F9		B SI 92 X FF 91 1-0 ① G5-3	B SL 78 B SI 88 B SI 87 C FF 88 X SI 88 3-1 4 SF9 18 1B 1-3 2-H 3-H 2B	6	1	2	3	0	0	2
4 Nick Hundley, R (1, 2) OBP: 0.309, SLG: 0.401		B SI 91 B FF 90 F FF 90 X FF 90 2-1 ① F8 C FF 91 B FF 91 X FF 90 1-1 ③ P3				B SL 83 F FF 90 B FF 90 F FF 90 X SL 83 2-2 2B		1 SAFE D SL 86 C FF 91 1 SAFE B FF 91 X FF 93 2-1 1-H HR		C FF 93 S CH 85 S CH 85 0-3 ② K	B FF 93 B CU 81 S FF 94 S FF 93 X FF 93 2-2 ② SF9 2-3 3-H	5	1	2	3	0	1	2
18 Tony Gwynn Jr., L (1, 8) OBP: 0.344, SLG: 0.333		X SI 91 0-0 49 SH1-4 1B		C FF 90 X FF 90 0-1 ① F9		B CH 81 B CH 82 B FF 90 I IN 91 4-0 IBB		B CH 87 B FF 93 F FF 93 F SL 84 F FF 92 X SL 84 2-2 ② F8		C SI 91 B CH 84 X FF 92 1-1 1B	B FF 94 C FF 94 C FF 93 X FF 94 1-2 28 WP 28 DI 3-H 1B	5	0	3	1	1	0	0
49 Wade LeBlanc, L (7, 1) 2 Edgar Gonzalez, R (8, PH) 40 Greg Burke, R (8, 1) 58 Ryan Webb, R (8, 1) 37 Mike Adams, R (7, 1) 3 Luis Durango, S (8, PH) 57 Luke Gregerson, L (8, 1) 54 Joe Thatcher, L (8, 1) 21 Heath Bell, R (9, 1) 11 Drew Macias, L (10, PH) 63 Sean Gallagher, R (10, 1) 28 Henry Blanco, R (11, PH)		L SI 90 X FF 89 0-1 ② SH1-4 1-2		B FF 90 C FF 89 F FF 91 X FF 92 1-2 ② F7		B X 1-0 ③ F8		C SI 94 X SL 85 0-1 1B		X FF 91 0-0 ③ P5	C CU 81 S FF 93 C CU 80 0-3 ③ K 1-3	1 0 0 0 0 0 0 1 0 0 0 0 0 2 0 0 0 0 0 0 0 0 0 0 0 0 0 0 0 0 0 0 0 0 0 1 0 1 0 0 0 0 0 0 0 0 0 0 0 0 0 0 0 0 0 0 0 0 0 0 0 0 0 1 0 0 0 0 0 1 0 0 0 0 0 0 0 1 0 0 0 0 1 1						
Inning Stats	R: 2 E: 0 K: 0 S: 13 H: 3 LOB: 1 BB: 0 P: 19	R: 0 E: 0 K: 0 S: 8 H: 1 LOB: 1 BB: 0 P: 11	R: 1 E: 0 K: 0 S: 14 H: 3 LOB: 2 BB: 0 P: 22	R: 0 E: 0 K: 0 S: 6 H: 0 LOB: 0 BB: 0 P: 9	R: 0 E: 0 K: 0 S: 8 H: 0 LOB: 0 BB: 0 P: 13	R: 0 E: 0 K: 0 S: 9 H: 1 LOB: 2 BB: 1 P: 19	R: 0 E: 0 K: 1 S: 11 H: 0 LOB: 0 BB: 0 P: 16	R: 3 E: 0 K: 0 S: 14 H: 4 LOB: 1 BB: 0 P: 19	R: 0 E: 0 K: 1 S: 14 H: 1 LOB: 1 BB: 0 P: 18	R: 0 E: 0 K: 1 S: 7 H: 1 LOB: 1 BB: 0 P: 9	R: 5 E: 0 K: 1 S: 15 H: 4 LOB: 1 BB: 2 P: 31	1B: 10 2B: 5 3B: 0 HR: 3 SF: 1 SAC: 2 DP: 0 HBP: 0						

TOP

San Diego Padres @ Pittsburgh Pirates

PNC Park, Pittsburgh, PA

Mon Sep 21 2009, 7:05 PM EDT

Att. 12,566 - Cloudy - 72 F

livebaseballscorecards.com

AB	48
R	11
H	18
RBI	11
BB	3
SO	4
LOB	15

WP: 1 PB: 0 SB: 0 CS: 0 PA: 54

PITCHER		IP	WLS	BF	H	R	ER	SO	BB	IBB	HBP	BLK	WP	HR	S	P	ERA	WHIP
34 Daniel McCutchen, R ERA: 5.25	(1, 1)	6.0		27	8	3	3	0	0	1	0	0	0	1	58	93	4.50	1.333
32 Phil Dumatrait, L ERA: 9.39	(7, 1)	1.0		3	0	0	0	1	0	0	0	0	0	0	11	16	0.00	0.000
43 Jesse Chavez, R ERA: 4.31	(8, 1)	1.0		7	4	3	3	0	0	0	0	0	0	2	14	19	27.00	4.000
55 Matt Capps, R ERA: 5.79	(9, 1)	1.0		4	1	0	0	1	0	0	0	0	0	0	14	18	0.00	1.000
58 Steven Jackson, R ERA: 3.35	(10, 1)	1.0		4	1	0	0	1	0	0	0	0	0	0	7	9	0.00	1.000

PITCHER		IP	WLS	BF	H	R	ER	SO	BB	IBB	HBP	BLK	WP	HR	S	P	ERA	WHIP
27 Jeff Karstens, R ERA: 5.53	(11, 1)	0.1	L	6	3	5	5	0	0	2	0	0	0	0	6	19	135.00	9.000
54 Denny Bautista, R ERA: 4.91		0.2		3	1	0	0	1	0	0	0	0	1	0	9	12	0.00	1.500

Batter	1	2	3	4	5	6	7	8	9	10	11	AB	R	H	RBI	BB	SO	LOB
22 Andrew McCutchen, R (1, 8) OBP: 0.350, SLG: 0.458	C FF 84 S CH 72 B FF 85 X FF 85 1-2 P6 ①		B FF 85 C FC 82 X CH 74 1-1 G6-3 ②		B CU 72 S CH 73 F FF 86 X SI 84 1-2 41 1B 1B	B SL 88 B SL 88 C SL 85 B SI 94 B SL 88 4-1 15 WP BB		F SL 84 B FF 93 X SL 84 1-1 2-H 3-H 2B		B FF 93 B FF 92 C FF 92 B FF 92 S FF 92 B FF 92 4-2 15 G4-3 BB		4	0	2	2	2	0	0
15 Andy LaRoche, R (1, 5) OBP: 0.326, SLG: 0.369	B FF 85 C FF 85 F CU 73 T CH 71 1-2 K ②		B FC 81 S CH 73 X FC 83 1-1 41 BB 46 BB 1B		1 SAFE C CH 80 C FF 84 1 SAFE 1 SAFE S FC 80 0-3 K ①	C SL 85 D SL 88 F SI 95 B SL 89 B SI 96 X SL 86 3-2 L4 ③ 1-2 2-3 3-H		C FC 92 X FC 92 0-1 F9 ②		1 SAFE X FF 90 0-0 G4-3 ① 1-2		6	0	1	0	0	2	5
46 Garrett Jones, L (1, 9) OBP: 0.369, SLG: 0.595	B FF 85 B FF 86 X SI 86 2-0 HR		B FC 81 B FC 81 1 SAFE S CH 75 C FC 81 F FC 81 1 SAFE B FF 84 B CH 72 4-2 41 BB 1-2 BB		B CU 71 S CU 80 B CH 72 1 SAFE S CU 80 1 SAFE C FF 85 2-3 K ②		B CU 78 T FF 91 C FF 90 F SL 89 X SL 88 1-2 P5 ① 0-3 K ②	S FF 87 B SL 77 F FF 86 S SL 75 1-3 K ③		I IN 74 I IN 82 I IN 78 I IN 79 4-0 18 G4-6-3 IBB		4	1	1	1	2	2	2
41 Ryan Doumit, S (1, 2) OBP: 0.286, SLG: 0.406 10 Brian Bixler, R (9, PR) OBP: 0.263, SLG: 0.361 58 Steven Jackson, R (10, 1) 18 Neil Walker, S (10, PH) OBP: 0.241, SLG: 0.154 27 Jeff Karstens, R (11, 1) OBP: 0.160, SLG: 0.056 54 Denny Bautista, R (11, 1)	B CU 74 C FC 82 S FC 82 X FF 87 1-2 1B		B FC 82 B CH 73 B FC 82 C FC 81 B CH 72 4-1 1-2 2-3 BB		F CH 74 X CH 72 0-1 85 FC6-4 1-2 1B	C CU 78 F SL 87 C FF 90 S FF 92 0-3 K ②		B CU 78 C FF 93 B CU 81 X FF 92 2-1 85 1B 24 FC3-2 1B	B FF 91 D CU 73 F FF 91 F FF 90 X CU 72 2-2 G4-6-3 1-2f		4 0 0 0 1 0 0	0 0 0 0 0 0 0	3 0 0 0 0 0 0	0 0 0 0 0 0 0	1 0 0 0 0 0 0	1 0 0 0 0 0 2	0 0 0 0 0 0 0
85 Lastings Milledge, R (1, 7) OBP: 0.335, SLG: 0.368	B FF 84 B FC 81 C FF 86 X CH 75 2-1 P3 ③		B SI 85 C FC 82 X FC 81 1-1 P6 ③		S CH 72 X FF 85 0-1 FC6-4 1-2f ③	C SL 86 B SL 87 B FF 90 X SL 85 2-1 F9 ③		L FF 91 L FF 91 1 SAFE X FF 92 0-2 24 FC3-2 51 BB 5 G4-3 1-3 1B		C SI 92 B SI 91 B SI 92 X SI 91 2-1 1B		6	1	2	0	0	0	6
51 Steve Pearce, R (1, 3) OBP: 0.296, SLG: 0.367		B FF 84 B CH 80 F FC 82 F FC 82 F CH 74 B CH 72 X CH 75 3-2 G6-3 ①		C CU 72 B CH 73 C FF 85 S FC 82 1-3 K ①		C SL 83 B SL 81 B SI 91 B SI 90 B SI 89 4-1 5 SH2-4 24 1B 15 WP BB		C SL 81 B SL 83 B FF 91 B SL 83 B FC 92 4-1 24 2B 5 E BB	C FF 93 S FF 93 F FF 91 F FF 94 D CU 81 F FF 94 D CU 79 1 SAFE B CU 80 4-2 F CU 80 B CU 80 5 G4-3 24 FC3-2 1-2 BB		C SI 91 B SI 92 S SL 81 C SI 95 1-3 K ①	3	2	0	0	3	2	1
24 Delwyn Young, S (1, 4) OBP: 0.329, SLG: 0.382		C FF 86 S FF 86 F FF 86 X FF 85 0-2 F7 ②		C FF 84 B CH 73 S CH 74 B FF 86 C FF 86 2-3 K ②		F SI 90 X CH 82 0-1 15 WP 5 SH2-4 1-2 1B		B FF 91 C SL 79 X SL 83 1-1 5 E 22 2B 1-3 2B	F FF 94 B FF 94 X CU 80 1-1 FC3-2 5 G4-3 1-2 2-3 3-Hf		C SI 94 S SI 94 B SI 93 F SI 94 B SI 94 S SL 80 2-3 K ②	6	1	2	0	0	2	4
5 Ronny Cedeno, R (1, 6) OBP: 0.256, SLG: 0.336		B CU 74 X FC 82 1-0 P4 ③		B FC 81 B CH 73 F FF 86 B FC 82 B FF 86 4-1 34 FC5-4 BB		X SI 90 0-0 SH2-4 ① 1-2 2-3		F FC 91 X SL 84 0-1 E6 5 F7 22 2B 2-3 3-H	B FF 93 B FF 92 F FF 92 C FF 93 F FF 93 F FF 92 F FF 93 X CU 81 2-2 G4-3 ② 1-2 2-3 3-H		B SI 92 C SI 92 X SI 92 1-1 G1-3 ③	4	1	0	2	1	0	4
34 Daniel McCutchen, R (1, 1) OBP: 0.125, SLG: 0.125 44 Brandon Moss, L (6, PH) OBP: 0.305, SLG: 0.386 32 Phil Dumatrait, R (7, 1) 43 Jesse Chavez, R (8, 1) 5 Ramón Vázquez, L (8, PH) OBP: 0.342, SLG: 0.288 55 Matt Capps, R (9, 1) 35 Jason Jaramillo, S (9, PH) OBP: 0.316, SLG: 0.370 (10, 2)			B FF 84 C FF 84 X CH 74 1-1 F8 ①		X CH 72 0-0 FC5-4 ③ 1-2f	B SI 94 3 SAFE S SL 89 X SL 89 1-1 G3 ②		B SI 91 B SL 82 C FC 91 X FF 91 2-1 F7 ① 1-2	C FF 93 X SI 92 0-1 G1-3 ③			2 1 0 0 1 0 1	0 0 0 0 0 0 0	0 0 0 0 0 0 0	0 0 0 0 0 0 0	0 0 0 0 0 0 0	0 0 0 0 0 0 0	1 2 0 0 2 0 3
Inning Stats	R: 1 E: 0 K: 1 S: 12 H: 2 LOB: 1 BB: 0 P: 19	R: 0 E: 0 K: 0 S: 9 H: 0 LOB: 0 BB: 0 P: 13	R: 0 E: 0 K: 0 S: 12 H: 1 LOB: 3 BB: 2 P: 24	R: 0 E: 0 K: 2 S: 8 H: 0 LOB: 1 BB: 1 P: 15	R: 0 E: 0 K: 2 S: 13 H: 2 LOB: 2 BB: 0 P: 16	R: 1 E: 0 K: 0 S: 10 H: 1 LOB: 2 BB: 2 P: 22	R: 0 E: 0 K: 1 S: 9 H: 0 LOB: 0 BB: 0 P: 12	R: 3 E: 1 K: 1 S: 14 H: 2 LOB: 1 BB: 1 P: 23	R: 1 E: 0 K: 0 S: 21 H: 2 LOB: 3 BB: 1 P: 30	R: 0 E: 0 K: 0 S: 6 H: 0 LOB: 1 BB: 2 P: 16	R: 0 E: 0 K: 2 S: 11 H: 1 LOB: 1 BB: 0 P: 17	1B: 8 2B: 2 3B: 0 HR: 1	SF: 0 SAC: 1 DP: 1 HBP: 0	WP: 1 PB: 0 SB: 0 CS: 0	PA: 53					

PITCHER		IP	WLS	BF	H	R	ER	SO	BB	IBB	HBP	BLK	WP	HR	S	P	ERA	WHIP
49 Wade LeBlanc, L ERA: 3.93	(1, 1)	5.0		23	5	1	1	5	3	0	0	0	0	1	54	87	1.80	1.600
40 Greg Burke, R ERA: 4.33	(6, 1)	0.1	H	3	1	1	1	0	1	0	0	0	0	0	4	8	27.00	6.000
58 Ryan Webb, R ERA: 3.74	(6, 1)	0.2	H	3	0	0	0	0	1	0	0	0	1	0	6	14	0.00	1.500
37 Mike Adams, R ERA: 0.86	(7, 1)	1.0	H	3	0	0	0	1	0	0	0	0	0	0	9	12	0.00	0.000
57 Luke Gregerson, R ERA: 2.96	(8, 1)	0.2		6	2	3	2	0	1	0	0	0	0	0	11	19	27.00	4.500

PITCHER		IP	WLS	BF	H	R	ER	SO	BB	IBB	HBP	BLK	WP	HR	S	P	ERA	WHIP
54 Joe Thatcher, L ERA: 2.41	(8, 1)	0.1	H	1	0	0	0	1	0	0	0	0	0	0	3	4	0.00	0.000
21 Heath Bell, R ERA: 2.88	(9, 1)	1.0	B	6	2	1	1	0	1	0	0	0	0	0	21	30	9.00	3.000
63 Sean Gallagher, R ERA: 6.05	(10, 1)	1.0	W	4	0	0	0	1	1	0	0	0	0	0	6	16	0.00	1.000
55 Adam Russell, R ERA: 3.72	(11, 1)	1.0		4	1	0	0	2	0	0	0	0	0	0	11	17	0.00	1.000

BOTTOM

San Diego Padres @ Pittsburgh Pirates

PNC Park, Pittsburgh, PA

Mon Sep 21 2009, 7:05 PM EDT

Att. 12,566 - Cloudy - 72 F

livebaseballscorecards.com

AB	43
R	6
H	11
RBI	5
BB	9
SO	9
LOB	32

Batter	1	2	3	4	5	6	7	8	9	AB	R	H	RBI	BB	SO	LOB
1 Everth Cabrera, S (1, 6) OBP: 0.347, SLG: 0.371	C FF 91 C CU 74 S CU 77 0-3 K	F FF 95 B FF 94 S FS 86 B CU 78 S FS 87 2-3 K		X FF 92 0-0 B1-3			C SI 92 B CH 83 X CH 83 1-1 G1-3		B FF 91 B FF 95 X FF 92 2-0 G3-1 1-2 2-3	5	0	0	0	0	2	3
22 David Eckstein, R (1, 4) OBP: 0.322, SLG: 0.335	B FF 92 X FF 92 1-0 G5-3		B FF 92 B FF 92 B FF 90 C FS 88 B FF 93 4-1 14 BB 23 1B 2 2B BB	C FF 91 X SL 86 0-1 G3			C SI 91 F SI 93 F SL 84 B SL 84 S SL 83 1-3 K		C FF 93 B FF 92 D SL 86 B FF 92 B FF 93 4-1 7 BB 23 1B 14 1B BB	3	2	0	0	2	1	0
23 Adrián González, L (1, 3) OBP: 0.401, SLG: 0.559	B FF 92 B FF 95 B FF 94 B FF 94 4-0 7 14 3B BB		B FF 94 B FF 94 C FF 94 B SL 85 F FF 95 X FF 96 3-2 14 BB 2 2B 1-2 1B		X FF 92 0-0 7 G3-6-1 1B		C FF 87 B SI 85 B SL 73 X SI 88 2-1 G1-3		B FF 93 C FF 93 X FF 94 1-1 7 BB 14 1B 1-2 2-H 3-H 1B	4	3	3	2	1	0	0
7 Chase Headley, S (1, 5) OBP: 0.343, SLG: 0.406	B FS 85 D FF 93 F FF 94 X FF 95 2-1 14 3B 1-2 1B		X FF 95 0-0 L4		C FF 91 B CH 86 C CH 86 X FF 93 1-2 G3-6-1 1-2f			C FF 87 F FF 87 S CU 76 0-3 K	F FF 94 B FF 94 F FF 93 B CU 74 B FF 93 F FF 95 B FF 94 4-2 14 1B 1-2 2-3 BB	4	1	1	0	1	1	3
14 Oscar Salazar, R (1, 7) OBP: 0.394, SLG: 0.553 3 Luis Durango, S (9, PR) OBP: 0.714, SLG: 0.667	B FS 85 F FS 85 S FS 85 B FS 87 B FS 86 X FF 95 3-2 1-H 2-H 3B		B FF 95 B SL 88 C FF 92 B FS 85 F FF 94 B FS 87 4-2 2 2B 1-2 2-3 BB		B SI 93 B SL 88 C FF 93 B SL 89 S FF 94 X FF 93 3-2 F9			C FF 90 B CU 75 F CU 75 F FF 90 T CU 77 1-2 K	C FF 95 C CU 73 B FF 94 F FF 94 F CU 74 X CU 74 1-2 1-3 2-H 3-H 1B	4 0	1 0	2 0	4 0	1 0	1 0	0 0
2 Edgar Gonzalez, R (1, 9) OBP: 0.277, SLG: 0.377 25 Will Venable, L (7, 9) OBP: 0.336, SLG: 0.462 4 Nick Hundley, R (9, PH) OBP: 0.307, SLG: 0.399	F FF 97 S FS 87 B FF 94 D SL 89 B FS 87 X FF 95 3-2 G5-3		X FF 94 0-0 28 1B 1-H 2-H 3-H 2B			B FF 92 C FF 91 B SL 87 S SI 92 F CU 77 F FF 93 X FF 94 2-2 18 G3 2B		C FF 90 X CH 80 0-1 P3	B FF 95 X SI 94 1-0 L7	3 1 1	1 0 0	2 0 0	3 0 0	0 0 0	0 0 0	1 0 2
28 Henry Blanco, R (1, 2) OBP: 0.320, SLG: 0.372		C FF 90 B FF 91 F FF 94 X FF 94 1-2 F9	B FF 96 B FF 96 F FF 96 X FF 95 2-1 18 L3 2-H 1B			F FF 93 C FF 95 S CU 78 0-3 K			C FF 90 B SL 85 S SL 86 X SL 87 1-2 G6-3	4	0	1	1	0	1	1
18 Tony Gwynn Jr., L (1, 8) OBP: 0.346, SLG: 0.333		B FF 93 C FF 94 S SL 86 X FF 95 1-2 45 SH1-4 1B	B FF 90 B FF 90 F FF 90 1 SAFE F FF 91 X CH 85 2-2 L3 1-1			C SL 82 B FF 90 B SL 83 B FF 90 X SL 82 3-1 G3 2-3			B FF 93 B FF 92 C FF 92 B FF 94 B FF 92 4-1 1 G3-1 11 WP 23 1B BB	3	1	1	0	1	0	2
45 Edward Mujica, R (1, 1) OBP: 0.333, SLG: 0.333 34 Cesar Ramos, L (3, 1) 30 Eliezer Alfonzo, R (6, PH) OBP: 0.197, SLG: 0.254 59 Luis Perdomo, R (6, 1) 44 Aaron Poreda, L (7, 1) 40 Greg Burke, R (8, 1) 11 Drew Macias, L (9, PH) OBP: 0.329, SLG: 0.294		L FF 91 X FF 92 0-1 SH1-4 1-2		C FF 91 B SI 92 F FF 92 X CU 76 1-2 G6-3		C FF 90 X FF 88 0-1 L9			C FF 91 B SI 94 B SL 88 B FF 94 F FF 94 B FF 94 4-2 1 G3-1 1-2 23 1B BB	0 1 1 0 0 0 0 0	0 0 0 0 0 0 0 1	0 0 0 0 0 0 0 0	0 0 0 0 0 0 0 0	0 0 0 0 0 0 0 1	0 0 0 0 0 0 0 0	0 1 1 0 0 0 0 0
Inning Stats	R: 2 E: 0 K: 1 S: 12 H: 2 LOB: 1 BB: 1 P: 25	R: 0 E: 0 K: 1 S: 11 H: 1 LOB: 1 BB: 0 P: 15	R: 4 E: 0 K: 0 S: 13 H: 3 LOB: 0 BB: 2 P: 28	R: 0 E: 0 K: 0 S: 6 H: 0 LOB: 0 BB: 0 P: 7	R: 0 E: 0 K: 0 S: 7 H: 1 LOB: 0 BB: 0 P: 11	R: 0 E: 0 K: 1 S: 12 H: 1 LOB: 1 BB: 0 P: 17	R: 0 E: 0 K: 1 S: 8 H: 0 LOB: 0 BB: 0 P: 12	R: 0 E: 0 K: 2 S: 9 H: 0 LOB: 0 BB: 0 P: 10	R: 4 E: 0 K: 0 S: 19 H: 2 LOB: 2 BB: 4 P: 41	1B: 7 2B: 3 3B: 1 HR: 0 SF: 0 SAC: 1 DP: 2 HBP: 0						

PITCHER		IP	WLS	BF	H	R	ER	SO	BB	IBB	HBP	BLK	WP	HR	S	P	ERA	WHIP
29 Jorge De La Rosa, L ERA: 4.42	(1, 1)	2.1		16	6	6	6	2	3	0	0	0	0	0	33	63	23.14	3.857
34 Matt Belisle, R ERA: 5.86	(3, 1)	3.0	W	9	2	0	0	1	0	0	0	0	0	0	24	33	0.00	0.667
53 Randy Flores, L ERA: 5.91	(6, 1)	0.2	H	2	0	0	0	0	0	0	0	0	0	0	4	7	0.00	0.000
16 Huston Street, R ERA: 2.93	(7, 1)	0.2	H	2	0	0	0	1	0	0	0	0	0	0	6	8	0.00	0.000
97 Joe Beimel, L ERA: 3.61	(7, 1)	0.1	H	1	0	0	0	0	0	0	0	0	0	0	2	4	0.00	0.000

PITCHER		IP	WLS	BF	H	R	ER	SO	BB	IBB	HBP	BLK	WP	HR	S	P	ERA	WHIP
31 Matt Daley, R ERA: 3.69	(8, 1)	1.0		3	0	0	0	2	0	0	0	0	0	0	9	10	0.00	0.000
58 Juan Rincon, R ERA: 6.75	(9, 1)	0.2		5	0	3	3	0	3	0	0	0	1	0	8	23	40.50	4.500
56 Franklin Morales, L ERA: 3.05	(9, 1)	0.1	S	4	2	1	1	0	1	0	0	0	0	0	11	18	27.00	9.000

TOP

San Diego Padres @ Colorado Rockies

Coors Field, Denver, CO

Tue Sep 22 2009, 6:40 PM MDT

Att. 30,695 - Overcast - 48 F

livebaseballscorecards.com

AB	34
R	10
H	10
RBI	10
BB	7
SO	6
LOB	13

WP: 1 PA: 42
PB: 0
SB: 0
CS: 0

BOTTOM

San Diego Padres @ Colorado Rockies

Coors Field, Denver, CO

Tue Sep 22 2009, 6:40 PM MDT

Att. 30,695 - Overcast - 48 F

livebaseballscorecards.com

Batter	1	2	3	4	5	6	7	8	9	AB	R	H	RBI	BB	SO	LOB
5 Carlos González, L (1, 7) OBP: 0.353, SLG: 0.520 7 Seth Smith, L (2, PH) (3, 7) OBP: 0.384, SLG: 0.525	24 BLK 3B	17 PB, 17 1B 2B	K		CS 1-2	G3-1	24 G6-4-3 BB			1 3	1 1	1 1	0 0	0 1	0 1	0 2
24 Dexter Fowler, S (1, 8) OBP: 0.370, SLG: 0.414	E6 17 1B, 11 HR 3-H	F8		2 1B, 17 G3 1B		17 G3, 17 E, 11 WP 1B	G6-4-3 1-2f			5	3	2	0	0	0	2
17 Todd Helton, L (1, 3) OBP: 0.409, SLG: 0.482	11 HR 2-3 1B	2-H 1B		G3 1-2		G3 1-3		11 BB, 2 BB, 8 FC6-2 1B		5	1	3	1	0	0	2
2 Troy Tulowitzki, R (1, 6) OBP: 0.371, SLG: 0.542	K	F9		8 S 2-H 1B		11 WP BB		8 FC6-2, 11 BB, 9 WP 1-2 BB		3	1	1	1	2	1	3
11 Brad Hawpe, L (1, 9) OBP: 0.386, SLG: 0.510	1-H 3-H HR	G3	K			8 FC5-4 1-2 3-H IBB		9 WP, 8 FC6-2, 23 2-1 1-2 2-3 BB		3	1	1	3	2	1	1
8 Yorvit Torrealba, R (1, 2) OBP: 0.352, SLG: 0.367	G5-3	9 1B, 12 1B 2B	P3 1-2			FC5-4 1-2f		FC6-2, 9 WP 1-2 2-3 3-Hf		5	1	1	0	0	0	6
9 Ian Stewart, L (1, 5) OBP: 0.325, SLG: 0.475	BB	12 1B 2-3 1B		F8		12 IHR BB		K 1-2 2-3 3-H		3	1	1	0	2	1	2
12 Clint Barmes, R (1, 4) OBP: 0.292, SLG: 0.445	F9	1-3 3-H 1B		7 CS 1B		IHR 1-H		BB		4	1	3	3	1	0	1
29 Jorge De La Rosa, L (1, 1) ERA: 3.77, SLG: 0.429 34 Matt Belisle, R (3, 1) 53 Randy Flores, L (6, 1) 16 Huston Street, R (7, 1) 97 Joe Beimel, L (7, 1) 3 Eric Young Jr., S (7, PH) ERA: 0.00, SLG: 0.294 31 Matt Dalley, R (8, 1) 23 Jason Giambi, L (8, PH) OBP: 0.400, SLG: 0.500 58 Juan Rincon, R (8, 1) 56 Franklin Morales, L (8, 1) OBP: 0.400, SLG: 0.400		G6-3	K				G3-1	2-1 3-H		1 2 0 0 0 0 1 0 0 0 0	0 0 0 0 0 0 0 0 0 0 0	0 0 0 0 0 0 0 0 0 0 0	0 0 0 0 0 0 0 0 0 0 0	0 2 0 0 0 0 0 0 0 0 0	0 0 0 0 0 0 0 0 0 0 0	0 3 0 0 0 0 0 0 0 0 0
Inning Stats	R: 4 E: 1 K: 1 S: 19 H: 3 LOB: 1 BB: 1 P: 31	R: 1 E: 0 K: 0 S: 14 H: 2 LOB: 1 BB: 0 P: 20	R: 1 E: 0 K: 2 S: 13 H: 3 LOB: 2 BB: 0 P: 21	R: 1 E: 0 K: 1 S: 12 H: 2 LOB: 1 BB: 0 P: 20	R: 0 E: 0 K: 1 S: 10 H: 1 LOB: 0 BB: 0 P: 13	R: 1 E: 1 K: 0 S: 12 H: 1 LOB: 2 BB: 2 P: 26	R: 2 E: 0 K: 0 S: 10 H: 1 LOB: 0 BB: 2 P: 23	R: 1 E: 0 K: 1 S: 17 H: 1 LOB: 3 BB: 3 P: 34		1B: 9 2B: 2 3B: 1 HR: 2 SF: 0 SAC: 0 DP: 1 HBP: 0						

AB	36
R	11
H	14
RBI	8
BB	8
SO	6
LOB	22

WP: 2 PA: 45
PB: 1
SB: 1
CS: 1

PITCHER		IP	WLS	BF	H	R	ER	SO	BB	IBB	HBP	BLK	WP	HR	S	P	ERA	WHIP
45 Edward Mujica, R ERA: 3.77	(1, 1)	2.2		18	8	6	5	2	1	0	0	1	0	1	43	66	16.88	3.375
34 Cesár Ramos, L ERA: 1.69	(3, 1)	2.1	L	9	3	1	1	3	0	0	0	0	0	0	25	39	3.86	1.286
59 Luis Perdomo, R ERA: 4.8	(6, 1)	1.1		9	2	3	2	0	2	1	0	0	1	0	18	38	13.50	3.000
44 Aaron Poreda, L ERA: 2.92	(7, 1)	0.2		5	1	1	1	0	3	0	0	0	0	0	12	27	13.50	6.000
40 Greg Burke, R ERA: 4.23	(8, 1)	1.0		4	0	0	0	1	1	0	0	0	1	0	9	18	0.00	1.000

PITCHER	IP	WLS	BF	H	R	ER	SO	BB	IBB	HBP	BLK	WP	HR	S	P	ERA	WHIP

San Diego Padres @ Colorado Rockies

Coors Field, Denver, CO

Wed Sep 23 2009, 6:40 PM MDT

Att. 29,597 - Overcast - 48 F

TOP

livebaseballscorecards.com

Batter	1	2	3	4	5	6	7	8	9	AB	R	H	RBI	BB	SO	LOB
1 Everth Cabrera, S (1, 6) OBP: 0.345, SLG: 0.369	G5-3	K 1-2			25 2B 23 BB 1-2 1B	G1-3		G4-3 2-3		5	1	1	0	0	1	3
22 David Eckstein, R (1, 4) OBP: 0.320, SLG: 0.333	BB	G3			K	P3		F8		4	0	0	0	1	1	5
23 Adrián González, L (1, 3) OBP: 0.399, SLG: 0.554	F7	F8	F8		25 2B 1-2 2-3 BB	F8			P6	4	1	0	0	1	0	1
7 Chase Headley, S (1, 5) OBP: 0.340, SLG: 0.402	G4-3		F7		K	K	K		G5-3	5	0	0	0	0	2	4
25 Will Venable, L (1, 9) OBP: 0.340, SLG: 0.477		HR	G4-3		4 BB 18 E 1-H 2-H 3-H 2B		BB		K	4	2	2	4	1	1	0
14 Oscar Salazar, R (1, 7) OBP: 0.397, SLG: 0.543 37 Mike Adams, R (7, 1) 21 Heath Bell, R (9, 1)		4 BB 18 1B BB		G5-3	18 E 4 BB BB	F8				2 0 0	1 0 0	0 0 0	0 0 0	2 0 0	0 0 0	1 0 0
4 Nick Hundley, R (1, 2) OBP: 0.310, SLG: 0.396		18 1B 1-2 BB		K	18 E 1-2 2-3 BB	G5-3				2	0	0	0	2	1	1
18 Tony Gwynn Jr., L (1, 8) OBP: 0.345, SLG: 0.332		1 S 1-3 2-H 1B		K	E1 1-2 2-3 3-H			G1-3		4	0	1	1	0	1	2
46 Tim Stauffer, R (1, 1) OBP: 0.240, SLG: 0.174 58 Ryan Webb, R (5, 1) 54 Joe Thatcher, L (6, 1) 11 Drew Macias, L (7, 7) OBP: 0.337, SLG: 0.319		K			23 BB 25 2B 1 1B 1B K			1 G4-3 2B		3 0 0 1	1 0 0 0	1 0 0 1	0 0 0 0	0 0 0 0	2 0 0 0	5 0 0 0
Inning Stats	R: 0 E: 0 K: 0 S: 6 H: 0 LOB: 1 BB: 1 P: 13	R: 2 E: 0 K: 2 S: 17 H: 2 LOB: 2 BB: 2 P: 32	R: 0 E: 0 K: 0 S: 6 H: 0 LOB: 0 BB: 0 P: 9	R: 0 E: 0 K: 2 S: 7 H: 0 LOB: 0 BB: 0 P: 10	R: 4 E: 1 K: 3 S: 26 H: 3 LOB: 3 BB: 3 P: 50	R: 0 E: 0 K: 0 S: 9 H: 0 LOB: 0 BB: 0 P: 12	R: 0 E: 0 K: 1 S: 12 H: 0 LOB: 1 BB: 1 P: 18	R: 0 E: 0 K: 0 S: 13 H: 1 LOB: 1 BB: 0 P: 18	R: 0 E: 0 K: 1 S: 7 H: 0 LOB: 0 BB: 0 P: 8	1B: 3 2B: 2 3B: 0 HR: 1 SF: 0 SAC: 0 DP: 0 HBP: 0						

AB	34
R	6
H	6
RBI	5
BB	7
SO	9
LOB	22

WP: 0 PA: 41
PB: 0
SB: 1
CS: 0

PITCHER		IP	WLS	BF	H	R	ER	SO	BB	IBB	HBP	BLK	WP	HR	S	P	ERA	WHIP
21 Jason Marquis, R ERA: 3.98	(1, 1)	4.2	L	24	5	6	5	6	5	0	0	0	0	1	54	98	9.64	2.143
77 Matt Herges, R ERA: 3.44	(5, 1)	0.1		3	0	0	0	1	1	0	0	0	0	0	8	16	0.00	3.000
45 Jhoulys Chacín, R ERA: 5.06	(6, 1)	1.0		3	0	0	0	0	0	0	0	0	0	0	9	12	0.00	0.000
52 Joel Peralta, R ERA: 6.2	(7, 1)	1.0		4	0	0	0	1	1	0	0	0	0	0	12	18	0.00	1.000
53 Randy Flores, L ERA: 5.56	(8, 1)	0.2		3	1	0	0	0	0	0	0	0	0	0	11	16	0.00	1.500

PITCHER		IP	WLS	BF	H	R	ER	SO	BB	IBB	HBP	BLK	WP	HR	S	P	ERA	WHIP
31 Matt Daley, R ERA: 3.66	(8, 1)	0.1		1	0	0	0	0	0	0	0	0	0	0	2	2	0.00	0.000
97 Joe Beimel, L ERA: 3.54	(9, 1)	1.0		3	0	0	0	1	0	0	0	0	0	0	7	8	0.00	0.000

Batter	1	2	3	4	5	6	7	8	9	AB	R	H	RBI	BB	SO	LOB
7 Seth Smith, L (1, 7) OBP: 0.387, SLG: 0.528	B FF 89 B FF 87 C FF 88 B SL 84 B FF 89 4-1 24 FC3-6 BB	C CU 77 S CU 79 X FF 93 0-2 ③ G4-3			B SL 85 F CU 73 X SI 88 1-1 17 BB 2 1B 3-H 1B	B FF 86 B FF 87 C FF 86 S FF 88 F SL 77 S SL 76 2-3 ③ K			C FF 92 X CU 80 0-1 2B	4	1	2	1	1	1	3
24 Dexter Fowler, S (1, 8) OBP: 0.371, SLG: 0.414	B FF 89 C SL 85 C FF 89 X CU 76 1-2 ① FC3-6 2 F8 17 BB 1-2f		C FF 90 B CU 76 B SL 86 C FF 90 H FF 91 3-2 2 CS HBP		C FF 89 C SL 83 F FF 91 F CU 75 F FF 91 B SL 83 C SL 83 1-3 ② K		C FF 87 X FF 88 0-1 17 WP 17 SF8 2B		C FF 92 B SI 93 X FF 92 1-1 ① B2	4	1	1	0	0	1	3
17 Todd Helton, L (1, 3) OBP: 0.409, SLG: 0.480	1 SAFE P PO 84 F FF 89 1 SAFE 1 SAFE 1 SAFE P F SL 86 F SL 85 4-2 D FF 91 B CU 74 1-2 BB		B F B 1 SAFE F 1 SAFE X 2-2 ① F7		B CU 74 C CU 74 B CU 75 B FF 90 B FF 88 4-1 11 WP 2 1B 1-2 BB		F FF 87 B SL 78 B FF 88 C FF 86 B SL 76 X FF 87 3-2 ① SF8 2-H		C FF 93 B SI 93 F FF 93 B FF 94 X FF 93 2-2 ② G1-3	2	0	0	1	2	0	2
2 Troy Tulowitzki, R (1, 6) OBP: 0.370, SLG: 0.538	C FF 90 X CH 80 0-1 ② F8 2-3		1 SAFE B CU 75 C CU 75 C CU 77 B SL 87 B CU 78 X FF 92 3-2 ②③ L9 1-2		C SL 85 C SI 88 D CU 76 B CU 75 X SL 85 2-2 11 WP 1-2 2-H 1B		F FF 92 C CU 79 X SL 89 0-2 ② G4-3		C FF 94 F FF 95 B FF 95 F FF 94 B FF 94 B FF 93 C CU 80 3-3 ③ K	5	0	1	1	0	1	4
11 Brad Hawpe, L (1, 9) OBP: 0.385, SLG: 0.506 31 Matt Daley, R (8, 1) 97 Joe Beimel, L (9, 1)	B CU 75 B SL 84 S SL 85 C FF 90 S FF 90 2-3 ③ K			S SL 85 B CU 75 B SL 86 C FF 91 F SL 86 F FF 92 B CU 75 S FF 91 3-3 ① K	F SI 94 F SL 88 B SI 95 F SL 87 B SL 88 B SL 89 D SI 95 4-2 1-2 2-3 BB		S FF 93 B FF 94 C FF 93 B FF 93 X SL 88 2-2 ③ G4-3			3	0	0	0	1	2	2
										0	0	0	0	0	0	0
										0	0	0	0	0	0	0
8 Yorvit Torrealba, R (1, 2) OBP: 0.350, SLG: 0.361		B FF 88 B SL 86 B FF 88 B FF 88 4-0 21 SH2-3 9 BB BB		F SL 86 C FF 91 B SI 91 X SL 86 1-2 ② G3-1	C SL 87 F SL 88 B SL 86 B SL 87 X SI 95 2-2 ③ G4-3			C SL 87 X SL 88 0-1 ① L6		3	0	0	0	1	0	3
9 Ian Stewart, L (1, 5) OBP: 0.325, SLG: 0.471		C CH 79 B SL 88 B FF 89 B SL 86 B CH 79 4-1 21 SH2-3 1-2 BB		C CU 75 B FF 91 X SL 86 1-1 ③ G4-3		B SI 95 C SI 94 B CH 84 X SI 94 2-1 ① F8		C CH 84 S SL 88 B FF 93 S SL 88 1-3 ② K		3	0	0	0	1	1	0
12 Clint Barmes, R (1, 4) OBP: 0.295, SLG: 0.448		B FF 90 C FF 90 B SL 87 X SL 85 2-1 ① P4			C FF 88 B CU 74 S FF 90 F FF 90 B SL 83 X FF 90 2-2 3 G4-3 7 1B 2B	B SI 95 F SL 89 F SL 87 X SL 86 1-2 1B		B FF 93 B FF 92 B FF 90 C SL 89 F FF 92 F SL 87 B SL 88 4-2 BB		3	1	2	0	1	0	2
21 Jason Marquis, L (1, 1) OBP: 0.206, SLG: 0.230 77 Matt Herges, L (5, 1) 3 Eric Young Jr., S (5, PH) OBP: 0.308, SLG: 0.347 45 Jhoulys Chacin, R (6, 1) 14 Matt Murton, R (6, PH) OBP: 0.296, SLG: 0.400 52 Joel Peralta, R (7, 1) 53 Randy Flores, L (8, 1) 19 Ryan Spilborghs, R (8, 9) OBP: 0.315, SLG: 0.409		B FF 90 B FF 90 X FF 90 2-0 ② SH2-3 1-2 2-3			B FF 90 X CH 78 1-0 ① G4-3 2-3	B SI 96 C SI 95 B SI 94 B SI 95 F SI 94 F SI 95 C SL 87 3-3 ② K		B SL 87 F FF 91 B FF 90 S FF 91 F FF 92 F SL 86 B CU 78 X FF 91 X SL 86 3-2 ③ G5-3		0 0 1 0 1 0 0 0 1	0 0 0 0 0 0 0 0 0	0 0 0 0 0 0 0 0 0	0 0 0 0 0 0 0 0 0	0 0 1 0 1 0 0 0 0	0 0 0 0 1 0 0 0 0	0 0 1 0 1 0 0 0 1
Inning Stats	R: 0 E: 0 K: 1 S: 14 H: 0 LOB: 2 BB: 2 P: 23	R: 0 E: 0 K: 0 S: 7 H: 0 LOB: 2 BB: 2 P: 19	R: 0 E: 0 K: 0 S: 8 H: 0 LOB: 0 BB: 0 P: 16	R: 0 E: 0 K: 1 S: 10 H: 0 LOB: 0 BB: 0 P: 15	R: 2 E: 0 K: 1 S: 23 H: 3 LOB: 3 BB: 2 P: 40	R: 0 E: 0 K: 2 S: 13 H: 1 LOB: 1 BB: 0 P: 21	R: 1 E: 0 K: 0 S: 11 H: 1 LOB: 0 BB: 0 P: 16	R: 0 E: 0 K: 1 S: 14 H: 0 LOB: 1 BB: 1 P: 22	R: 0 E: 0 K: 1 S: 11 H: 1 LOB: 1 BB: 0 P: 17	1B: 3 2B: 3 3B: 0 HR: 0 SF: 1 SAC: 1 DP: 0 HBP: 1	WP: 2 PB: 0 SB: 0 CS: 1 PA: 40					

BOTTOM

San Diego Padres @ Colorado Rockies

Coors Field, Denver, CO

Wed Sep 23 2009, 6:40 PM MDT

Att. 29,597 - Overcast - 48 F

livebaseballscorecards.com

AB	30
R	3
H	6
RBI	3
BB	7
SO	7
LOB	22

PITCHER		IP	WLS	BF	H	R	ER	SO	BB	IBB	HBP	BLK	WP	HR	S	P	ERA	WHIP
46 Tim Stauffer, R ERA: 3.58	(1, 1)	4.2		22	3	2	2	3	5	0	1	0	0	0	56	101	3.86	1.714
58 Ryan Webb, R ERA: 3.57	(5, 1)	1.0	W	5	1	0	0	1	1	0	0	0	1	0	15	27	0.00	2.000
54 Joe Thatcher, L ERA: 2.59	(6, 1)	0.2		3	1	1	1	1	0	0	0	0	1	0	9	14	13.50	1.500
37 Mike Adams, R ERA: 0.82	(7, 1)	1.2	H	6	0	0	0	1	1	0	0	0	0	0	20	30	0.00	0.600
21 Heath Bell, R ERA: 2.84	(9, 1)	1.0	S	4	1	0	0	1	0	0	0	0	0	0	11	17	0.00	1.000

PITCHER	IP	WLS	BF	H	R	ER	SO	BB	IBB	HBP	BLK	WP	HR	S	P	ERA	WHIP

San Diego Padres @ Colorado Rockies

Coors Field, Denver, CO

Thu Sep 24 2009, 6:40 PM MDT

Att. 37,049 - Partly Cloudy - 60 F

TOP

livebaseballscorecards.com

Batter	1	2	3	4	5	6	7	8	9	AB	R	H	RBI	BB	SO	LOB
1 Everth Cabrera, S (1, 6) OBP: 0.343, SLG: 0.365	C FF 91 F FF 91 B FF 92 S CU 78 1-3 ① K		B CH 84 S FF 93 C CH 85 B CU 78 X FF 93 2-2 ③ G1-3		F FF 92 B CU 79 F FF 93 F CU 79 S FF 92 1-3 ③ K		B FF 95 B FF 95 B FF 95 C FF 95 B FF 94 4-1 1-2 2-3 3-H BB		F SI 92 B CH 84 B CH 83 S SI 92 S SI 93 2-3 ① K	4	0	0	1	1	3	1
22 David Eckstein, R (1, 4) OBP: 0.321, SLG: 0.334	B FF 94 X FF 91 1-0 ② G5-3			B FF 93 B FF 92 B FF 91 C FF 92 X FF 92 3-1 1B		B FF 92 C FF 92 F SI 93 B CU 78 X FF 93 2-2 23 F8 23 WP 1B	B FF 88 F FF 88 S CH 81 X CH 82 1-2 ② SF8 3-H		C SI 93 C SL 85 S SL 84 0-3 ② K	4	0	2	1	0	1	0
23 Adrián González, L (1, 3) OBP: 0.396, SLG: 0.549	S CU 78 X FF 93 0-1 ③ G6-3			B FF 92 F CU 78 B CU 78 S SL 84 S SI 92 2-3 ① K		B CU 77 X FF 92 1-0 ① F8 1-3	F FF 87 X SL 73 0-1 ③ F7		C SI 93 F SL 84 B SI 95 B CH 85 B SI 94 F SL 85 S CH 86 3-3 ③ K	5	0	0	0	0	2	4
7 Chase Headley, S (1, 5) OBP: 0.339, SLG: 0.401		C FF 92 X FF 92 0-1 ① G4-3		C SL 84 T CU 79 X FF 92 0-2 ② F8		F FF 91 B FF 92 F FF 92 S CU 78 1-3 ② K		S CH 76 B CH 77 B CH 77 X SI 85 2-1 25 SH1-3 4 1B 1B		4	1	1	0	0	1	2
25 Will Venable, L (1, 9) OBP: 0.337, SLG: 0.472		B CU 77 F SL 85 B CH 86 X FF 93 2-1 ② G4-3		D SL 85 C CU 77 S CU 79 S FF 92 1-3 ③ K		S CU 78 S SL 81 B FF 93 X FF 94 1-2 ③ G1-3		1 SAFE X SI 87 0-0 ① SH1-3 1-2		3	0	0	0	0	1	2
14 Oscar Salazar, R (1, 7) OBP: 0.400, SLG: 0.558		B SL 86 B SI 94 X FF 93 2-0 3B			C FF 94 B CU 79 C SL 85 X CU 78 1-2 ① L6		B CH 83 C FF 93 C CU 78 B CU 79 X FF 92 2-2 4 FC6-4 1B	C SL 82 B SL 83 C FC 93 B FF 94 F FF 94 X FF 94 2-2 ② G4-3		4	0	2	0	0	0	1
4 Nick Hundley, R (1, 2) OBP: 0.313, SLG: 0.410		C SL 85 C CU 78 F FF 93 B SI 94 S CU 78 1-3 ③ K			X SL 85 0-0 HR		B CU 78 C FF 92 X SI 92 1-1 ① FC6-4 28 BB 18 1B 1 BB 1-2f	X FC 92 0-0 18 S 18 1B 2-H 1B		4	3	2	2	0	1	2
18 Tony Gwynn Jr., L (1, 8) OBP: 0.349, SLG: 0.337			B SL 83 B CH 84 X FF 92 2-0 ① G4-3		B FF 93 C SI 93 B CH 85 X SL 85 2-1 33 SH2-4 1B		C FF 93 B CU 73 B CH 74 F FF 94 B FF 95 X FF 96 3-2 1 BB 28 BB 22 SF8 1-2 1B	B FC 92 B FC 92 C FF 92 X FF 92 2-1 11 S 1-H 1B		4	1	3	1	0	0	0
33 Clayton Richard, L (1, 1) OBP: 0.095, SLG: 0.150 28 Henry Blanco, R (7, PH) OBP: 0.323, SLG: 0.372 54 Joe Thatcher, L (7, 1) 55 Adam Russell, R (7, 1) 11 Drew Macias, L (8, PH) OBP: 0.333, SLG: 0.314 58 Ryan Webb, R (8, 1) 57 Luke Gregerson, L (8, 1)			B FF 92 X FF 92 1-0 ② F7		X FF 89 0-0 ② SH2-4 1-2		D CU 75 B FF 93 B FF 94 B FF 94 4-0 1 BB 1-2 2-3 BB	1 SAFE 1 SAFE 1 SAFE F FC 90 B SL 82 S FF 91 1 SAFE B FF 92 X FC 92 2-2 ③ G4-3 1-2		1 0 0 0 1 0 0 0	0 0 0 0 0 0 0 0	0 0 0 0 0 0 0 0	0 1 0 0 0 0 0 0	0 0 0 0 0 0 0 0	0 0 0 0 0 0 0 0	0 0 0 0 1 0 0 0
Inning Stats	R: 0 E: 0 K: 1 S: 6 H: 0 LOB: 0 BB: 0 P: 8	R: 0 E: 0 K: 1 S: 9 H: 1 LOB: 1 BB: 0 P: 14	R: 0 E: 0 K: 0 S: 5 H: 0 LOB: 0 BB: 0 P: 10	R: 0 E: 0 K: 2 S: 11 H: 1 LOB: 1 BB: 0 P: 17	R: 1 E: 0 K: 1 S: 11 H: 2 LOB: 1 BB: 0 P: 15	R: 0 E: 0 K: 1 S: 10 H: 1 LOB: 1 BB: 0 P: 15	R: 2 E: 0 K: 0 S: 14 H: 2 LOB: 2 BB: 2 P: 29	R: 2 E: 0 K: 0 S: 13 H: 3 LOB: 1 BB: 0 P: 21	R: 0 E: 0 K: 3 S: 10 H: 0 LOB: 0 BB: 0 P: 15	1B: 8 2B: 0 3B: 1 HR: 1 SF: 1 SAC: 2 DP: 0 HBP: 0						

AB	34
R	5
H	10
RBI	5
BB	2
SO	9
LOB	13

WP: 1 PA: 39
PB: 0
SB: 2
CS: 0

PITCHER		IP	WLS	BF	H	R	ER	SO	BB	IBB	HBP	BLK	WP	HR	S	P	ERA	WHIP
46 Jason Hammel, R ERA: 4.3	(1, 1)	6.1		25	6	2	2	6	0	0	0	0	1	1	57	87	2.84	0.947
56 Franklin Morales, L ERA: 3.29	(7, 1)	0.0		3	1	0	0	0	2	0	0	0	0	0	4	15	∞	∞
31 Matt Daley, R ERA: 3.64	(7, 1)	0.1	B	1	0	1	1	0	0	0	0	0	0	0	3	4	27.00	0.000
97 Joe Beimel, L ERA: 3.67	(7, 1)	0.2	L	3	1	1	1	0	0	0	0	0	0	0	5	7	13.50	1.500
63 Rafael Betancourt, R ERA: 2.96	(8, 1)	0.2		4	2	1	1	0	0	0	0	0	0	0	10	16	13.50	3.000

PITCHER		IP	WLS	BF	H	R	ER	SO	BB	IBB	HBP	BLK	WP	HR	S	P	ERA	WHIP
16 Huston Street, R ERA: 2.88	(9, 1)	1.0		3	0	0	0	3	0	0	0	0	0	0	10	15	0.00	0.000

BOTTOM

San Diego Padres @ Colorado Rockies

Coors Field, Denver, CO

Thu Sep 24 2009, 6:40 PM MDT

Att. 37,049 - Partly Cloudy - 60 F

livebaseballscorecards.com

Batter	1	2	3	4	5	6	7	8	9	AB	R	H	RBI	BB	SO	LOB
7 Seth Smith, L (1, 7) OBP: 0.384, SLG: 0.522	C FF 90 X SL 86 0-1 E6 17 1B 2 HR	B CU 77 S SL 85 F SL 87 X SL 80 1-2 ③ F8			B SL 87 B FF 89 B FF 89 C SI 91 B SI 91 4-1 24 G6-4-3 BB		C FF 88 B SL 76 S FF 86 F SL 76 B SL 75 B FF 86 F FF 86 F FF 87 X FF 86 3-2 ① F8		C SL 84 X FF 92 0-1 ① G4-3	4	1	0	0	1	0	1
24 Dexter Fowler, S (1, 8) OBP: 0.371, SLG: 0.414	F FF 89 X FF 92 0-1 ① B3		F SI 91 X SL 86 0-1 ① F8		1 SAFE X SI 91 0-0 ①② G6-4-3 1-2f		C FF 87 B SL 76 F FF 85 B SL 76 X FF 87 2-2 2 FC4 1B		B FF 91 B FF 92 C FC 91 B SL 84 X FC 92 3-1 1B	5	0	2	0	0	0	2
17 Todd Helton, L (1, 3) OBP: 0.409, SLG: 0.480	X FF 90 0-0 2 HR 1-2 1B		B FF 91 B FF 91 X FF 91 2-0 ② F9		B CU 80 B FF 92 X FF 92 2-0 1B		C FF 86 F FF 86 C FF 86 0-3 ② K		B SL 84 B FF 92 X SI 92 2-0 ② F7	5	1	2	0	0	1	2
2 Troy Tulowitzki, R (1, 6) OBP: 0.370, SLG: 0.543	X SI 91 0-0 1-H 2-H HR		B FF 93 B SI 93 C CH 81 X CH 85 2-1 19 FC6-4 1B		C CU 78 X FF 92 0-1 ③ B1		1 SAFE 1 SAFE 1 SAFE C SL 83 B SI 94 1 SAFE F SI 92 1 SAFE X SI 96 1-2 ③ FC4 1-2f		F FC 92 1 SAFE X SL 84 0-1 ③ P3	5	1	2	3	0	0	3
19 Ryan Spilborghs, R (1, 9) OBP: 0.312, SLG: 0.404	B CH 83 F FF 89 B SL 85 F FF 90 X SL 87 2-2 ② G5-3		1 SAFE X CH 83 0-0 ③ FC6-4 1-2f			C CH 81 B SL 87 B FF 90 C FF 90 X FF 89 2-2 ① G5-3		B SL 85 F SI 94 X SL 85 1-1 ① G6-3		4	0	0	0	0	0	1
27 Garrett Atkins, R (1, 5) OBP: 0.303, SLG: 0.337 18 Mike McCoy, R (6, PR) 9 Ian Stewart, L (7, 5) OBP: 0.326, SLG: 0.480	B FF 93 S CH 82 F FF 93 B SL 87 F CH 84 B FF 94 F FF 93 X CU 77 3-2 ③ P4			B CU 75 F SL 86 B FF 91 X CH 82 2-1 ① L6		C CH 82 B FF 92 B FF 92 X SL 87 2-1 20 S 12 1B 1B		B SL 85 F SL 86 X SL 86 1-1 HR	3 0 1	0 0 1	1 0 1	0 0 1	0 0 1	0 0 0	0 0 0
12 Clint Barmes, R (1, 4) OBP: 0.296, SLG: 0.448		C FF 90 C SL 87 X FF 93 0-2 ① G6-3		F CH 82 X FF 91 0-1 ② L4		1 SAFE B SI 93 B SL 87 1 SAFE C FF 90 C FF 92 1 SAFE B FF 94 F SL 88 3-2 1 SAFE X SI 93 20 S 1-2 1B		X SI 95 0-0 1B	4	0	2	0	0	0	0
20 Chris Iannetta, R (1, 2) OBP: 0.338, SLG: 0.450 23 Jason Giambi, L (8, PH) OBP: 0.348, SLG: 0.389 8 Yorvit Torrealba, R (9, 2) OBP: 0.350, SLG: 0.361		S CH 82 B SL 86 S CH 83 B CH 86 F FF 93 B SL 88 B SI 92 4-2 46 SH2-4 BB		B FF 90 B FF 91 C SL 86 B FF 88 S CH 81 X CH 83 3-2 2B		B SI 91 S CU 79 B SL 88 S SI 92 C FF 94 2-3 ② 1-2 2-3		C FF 91 C SI 91 B FC 93 1 SAFE F SL 84 C FC 93 1-3 ② K	2 1 0	0 0 0	1 0 0	0 0 0	1 0 0	1 1 0	2 1 0
46 Jason Hammel, R (1, 1) OBP: 0.145, SLG: 0.132 56 Franklin Morales, L (7, 1) OBP: 0.400, SLG: 0.400 31 Matt Daley, R (7, 1) 97 Joe Beimel, L (7, 1) 63 Rafael Betancourt, R (8, 1) 5 Carlos González, L (8, PH) OBP: 0.352, SLG: 0.518 16 Huston Street, R (9, 1)		X FF 92 0-0 ② SH2-4 1-2		F SI 93 D SL 88 S SL 89 D FF 90 C SI 94 2-3 ③ K		F FF 94 X SI 94 0-1 ③ G4-3		B SL 83 S SL 84 S SL 86 1 SAFE F SL 84 B FC 92 F SL 85 F SL 84 F SL 84 3-3 B FC 93 S SL 84 ③ K	2 0 0 0 0 1 0	0 0 0 0 0 0 0	0 0 0 0 0 0 0	0 0 0 0 0 0 0	1 0 0 0 0 1 0	4 0 0 0 0 1 0	
Inning Stats	R: 3 E: 1 K: 0 S: 14 H: 2 LOB: 0 BB: 0 P: 19	R: 0 E: 0 K: 0 S: 10 H: 0 LOB: 1 BB: 1 P: 15	R: 0 E: 0 K: 0 S: 6 H: 1 LOB: 1 BB: 0 P: 10	R: 0 E: 0 K: 1 S: 10 H: 1 LOB: 1 BB: 0 P: 17	R: 0 E: 0 K: 0 S: 5 H: 1 LOB: 1 BB: 1 P: 11	R: 0 E: 0 K: 1 S: 14 H: 2 LOB: 3 BB: 0 P: 23	R: 0 E: 0 K: 1 S: 15 H: 1 LOB: 1 BB: 0 P: 21	R: 1 E: 0 K: 2 S: 16 H: 2 LOB: 1 BB: 0 P: 22	R: 0 E: 0 K: 0 S: 7 H: 1 LOB: 1 BB: 0 P: 12	1B: 8 2B: 1 3B: 0 HR: 2 SF: 0 SAC: 1 DP: 1 HBP: 0						

	AB	37
	R	4
	H	11
	RBI	4
	BB	2
	SO	5
	LOB	17

PITCHER		IP	WLS	BF	H	R	ER	SO	BB	IBB	HBP	BLK	WP	HR	S	P	ERA	WHIP
33 Clayton Richard, L ERA: 4.62	(1, 1)	6.0		27	7	3	2	2	2	0	0	0	0	1	59	95	3.00	1.500
54 Joe Thatcher, L ERA: 2.55	(7, 1)	0.2		3	1	0	0	1	0	0	0	0	0	0	12	17	0.00	1.500
55 Adam Russell, R ERA: 3.6	(7, 1)	0.1	W	1	0	0	0	0	0	0	0	0	0	0	3	4	0.00	0.000
58 Ryan Webb, R ERA: 3.91	(8, 1)	0.1	H	3	2	1	1	0	0	0	0	0	0	1	5	7	27.00	6.000
57 Luke Gregerson, R ERA: 2.89	(8, 1)	1.2	S	6	1	0	0	2	0	0	0	0	0	0	18	27	0.00	0.600

PITCHER	IP	WLS	BF	H	R	ER	SO	BB	IBB	HBP	BLK	WP	HR	S	P	ERA	WHIP

Batter	1	2	3	4	5	6	7	8	9	AB	R	H	RBI	BB	SO	LOB
18 Tony Gwynn Jr., L (1, 8) OBP: 0.347, SLG: 0.333	B FF 92 C FF 92 C FF 93 S CH 84 1-3 ① K		B CH 83 C FF 92 B SL 84 B FF 92 F FF 92 F FF 93 B FF 92 4-2 BB		B FF 89 B FF 90 C FF 91 C FF 91 B FF 90 F FF 91 X FF 90 3-2 ② G4-3		B FF 91 X FF 91 1-0 ② FC6-4 22 S 22 1B 1-2f		B FF 93 C FF 91 F SI 92 B FF 93 X SI 93 2-2 ③ G3	4	1	0	0	1	1	1
22 David Eckstein, R (1, 4) OBP: 0.323, SLG: 0.334	C FF 90 F CH 83 F CH 85 F FF 93 B FF 93 F CH 83 X SL 84 1-2 ② F7		1 SAFE C SL 82 B SL 83 X FF 89 1-1 ③ F8		B FF 89 B FF 90 B CH 82 B FF 90 4-0 23 S 23 1B BB		C FF 91 C FF 89 B CH 82 B CH 83 X FF 90 2-2 23 1B 1-H 1B			3	1	1	1	1	0	1
23 Adrián González, L (1, 3) OBP: 0.398, SLG: 0.550	B FF 93 B FF 93 X FF 92 2-0 ③ F7			B FF 90 B FF 91 B CH 82 B FF 92 4-0 7 1B 25 1B BB	C FF 91 B FF 92 B CH 82 F CH 82 F FF 92 B FF 93 X CH 83 3-2 1-H 1B		C CU 74 1 SAFE X SI 88 0-1 1-3 1B			3	1	2	1	1	0	0
7 Chase Headley, S (1, 5) OBP: 0.340, SLG: 0.402		B FF 90 F CH 81 B FF 92 F FF 93 X CH 84 2-2 14 S 1B		C FF 91 F SL 83 X FF 93 0-2 14 G4-6-3 4 2B 25 1B 1-3 1B	B FF 90 F SL 82 C SL 82 S CH 82 1-3 ③ K		X CH 82 0-0 ③ G1-6-3			4	1	2	0	0	1	3
25 Will Venable, L (1, 9) OBP: 0.339, SLG: 0.472		C FF 92 B FF 92 B CH 84 F CH 83 1 SAFE X FF 92 2-2 ① F9		X CH 83 0-0 14 G4-6-3 1-2 3-H 1B		C FF 89 C FF 92 B FF 91 F CH 81 X CH 81 2-2 14 G5-4-3 1B		C FF 89 C FF 88 X SL 83 0-2 ① G4-3		4	0	2	1	0	0	1
14 Oscar Salazar, R (1, 7) OBP: 0.388, SLG: 0.540		B SL 84 C FF 91 D SL 83 F FF 93 B FF 91 1 SAFE F FF 93 S FF 93 3-3 ② K 1-2		C SL 82 B FF 89 F CH 82 X FF 92 1-2 ①② G4-6-3 1-2f 2-3		C FF 88 X FF 89 0-1 ①② G5-4-3 1-2f		B CH 82 S CH 80 C CH 84 B FF 89 B FF 89 F FF 89 X FF 88 3-2 ② P3		4	0	0	0	0	1	4
4 Nick Hundley, R (1, 2) OBP: 0.312, SLG: 0.412		B SL 85 S SL 84 C FF 92 F FF 94 B FF 92 B CH 83 F CH 84 S SL 84 3-3 ③ K		B SL 82 X FF 91 1-0 3-H 2B		B SI 91 C CH 80 X FF 90 1-1 ③ G5-3		C SI 89 B SI 88 C FF 89 F FF 89 S FF 89 1-3 ③ K		4	0	1	1	0	2	1
1 Everth Cabrera, S (1, 6) OBP: 0.342, SLG: 0.362			C FF 89 B CH 81 M CH 83 B CH 83 F FF 92 X SL 84 2-2 ① P6	C CH 80 F CH 82 C FF 90 0-3 ③ K			C SI 89 C FF 88 F CH 80 B CH 80 F SL 83 B FF 92 S CH 82 2-3 ① K		B FF 92 C FF 90 C SI 92 B SL 81 B SI 93 B FF 90 4-2 29 CS BB	3	0	0	0	1	2	1
29 Kevin Correia, R (1, 1) OBP: 0.164, SLG: 0.151			C FF 91 F SL 83 F SL 83 B FF 92 B FF 92 B FF 91 S FF 92 3-3 ② K		B CH 88 C FF 89 X FF 90 1-1 ① G5-3		S FF 90 S FF 90 X SL 83 0-2 18 FC6-4 1B		1 SAFE 1 SAFE B FF 88 B FF 91 C FF 90 F FF 90 S FF 90 2-3 ①② K 1-2	4	0	1	0	0	2	1
Inning Stats	R: 0 E: 0 K: 1 S: 10 H: 0 LOB: 0 BB: 0 P: 14	R: 0 E: 0 K: 2 S: 15 H: 1 LOB: 1 BB: 0 P: 25	R: 0 E: 0 K: 1 S: 13 H: 0 LOB: 1 BB: 1 P: 23	R: 2 E: 0 K: 1 S: 11 H: 3 LOB: 1 BB: 1 P: 17	R: 1 E: 0 K: 1 S: 13 H: 1 LOB: 1 BB: 1 P: 25	R: 0 E: 0 K: 0 S: 7 H: 1 LOB: 0 BB: 0 P: 10	R: 1 E: 0 K: 1 S: 15 H: 3 LOB: 2 BB: 0 P: 20	R: 0 E: 0 K: 1 S: 11 H: 0 LOB: 0 BB: 0 P: 15	R: 0 E: 0 K: 1 S: 8 H: 0 LOB: 0 BB: 1 P: 16	1B: 8 2B: 1 3B: 0 HR: 0 SF: 0 SAC: 0 DP: 2 HBP: 0						WP: 0 PB: 0 SB: 3 CS: 1 PA: 37	

PITCHER		IP	WLS	BF	H	R	ER	SO	BB	IBB	HBP	BLK	WP	HR	S	P	ERA	WHIP
39 Max Scherzer, R ERA: 4.12	(1, 1)	5.0	L	22	5	3	3	6	3	0	0	0	0	0	62	104	5.40	1.600
47 Leo Rosales, R ERA: 4.68	(6, 1)	1.2		7	3	1	1	1	0	0	0	0	0	0	19	27	5.40	1.800
35 Clay Zavada, L ERA: 2.94	(7, 1)	1.1		5	1	0	0	1	0	0	0	0	0	0	14	18	0.00	0.750
56 Daniel Cabrera, R ERA: 6.2	(9, 1)	1.0		3	0	0	0	1	1	0	0	0	0	0	8	16	0.00	1.000

PITCHER	IP	WLS	BF	H	R	ER	SO	BB	IBB	HBP	BLK	WP	HR	S	P	ERA	WHIP

TOP

San Diego Padres @ Arizona Diamondbacks

Chase Field, Phoenix, AZ

Fri Sep 25 2009, 6:40 PM MST

Att. 29,731 - Clear - 101 F

livebaseballscorecards.com

AB	33
R	4
H	9
RBI	4
BB	4
SO	9
LOB	13

Batter	1	2	3	4	5	6	7	8	9	AB	R	H	RBI	BB	SO	LOB
24 Chris Young, R (1, 8) OBP: 0.306, SLG: 0.384	C CH 89 B SL 84 B CH 83 X SL 84 2-1 ① F8		B SL 85 B SI 91 S SL 86 X SI 90 2-1 ② G5-3 1-2			B CH 84 C SL 85 B CU 76 S SL 85 B SL 84 C SL 85 3-3 ① K		C CH 91 X FC 91 0-1 ③ P4		4	0	0	0	0	1	1
6 Stephen Drew, L (1, 6) OBP: 0.323, SLG: 0.430	X FF 89 0-0 1B		B SL 85 B CH 83 F CH 84 F SL 88 F SL 83 F FC 93 D CU 76 X SI 90 3-2 ③ G4-3			B SI 91 B SI 91 F SI 89 B SI 92 X SL 86 3-1 ② L8			B SL 84 C SL 84 X CH 83 1-1 ① G4-3	4	0	1	0	0	0	1
10 Justin Upton, R (1, 9) OBP: 0.372, SLG: 0.544	X SL 85 0-0 ② F9			B SI 90 B SL 85 X SI 91 2-0 26 G1-3 1B		B CU 76 S SL 89 B CH 91 X CH 91 2-1 ③ F9			B CU 76 S SL 85 X SL 85 1-1 1B	4	0	2	0	0	0	1
26 Miguel Montero, L (1, 2) OBP: 0.357, SLG: 0.476	X SL 84 0-0 ③ G3			B SI 90 B CH 83 C SL 84 F SL 84 X SL 88 2-2 ① G1-3 1-2			B SL 88 X CH 90 1-0 27 L3 1B		F SL 84 F SL 86 D CU 76 S CU 75 1-3 ② K	4	0	1	0	0	1	3
27 Mark Reynolds, R (1, 5) OBP: 0.355, SLG: 0.556		C CH 82 S CU 76 S SL 84 0-3 ① K		B CU 75 X SL 85 1-0 ② G5-3			X SL 85 0-0 ① ② L3 1-1		B CH 88 C SL 85 B CH 90 S CH 89 S SL 84 2-3 ③ K	4	0	0	0	0	2	3
18 Gerardo Parra, L (1, 7) OBP: 0.327, SLG: 0.408		C SL 84 X CU 76 0-1 ② G1-3		X SL 85 0-0 ③ G4-3			B CH 91 C SL 86 S SL 84 X CH 90 1-2 1B			3	0	1	0	0	0	1
14 Ryan Roberts, R (1, 4) OBP: 0.375, SLG: 0.415		C FC 90 B FC 89 C SL 83 C CH 92 1-3 ③ K			F SL 86 B FC 89 B SI 92 X SI 91 2-1 ① G6-3		B SI 90 F SI 90 S FC 90 X CU 75 1-2 ③ G5-3			3	0	0	0	0	1	1
29 Brandon Allen, L (1, 3) OBP: 0.292, SLG: 0.417			C SI 89 B SL 88 S CU 75 B SL 84 S FF 91 2-3 ① K		B CU 76 B SL 85 C SL 84 B SI 90 B SI 89 4-1 28 G4-3 BB			S SI 91 B CU 76 B SI 88 C SL 86 B SL 84 S SL 85 3-3 ① K		2	0	0	0	1	2	0
39 Max Scherzer, R (1, 1) OBP: 0.268, SLG: 0.264 28 Alex Romero, L (5, PH) OBP: 0.310, SLG: 0.343 47 Leo Rosales, R (6, 1) 35 Clay Zavada, L (7, 1) 18 Chad Tracy, L (8, PH) OBP: 0.293, SLG: 0.352 56 Daniel Cabrera, R (9, 1)			B CH 90 B SI 90 S CH 89 X SI 91 2-1 24 G5-3 1B		X SL 84 0-0 ② ③ G4-3 1-2f			C CH 83 X SL 89 0-1 ② F7		1 1 0 0 1 0	0 0 0 0 0 0	1 0 0 0 0 0	0 0 0 0 0 0	0 0 0 0 0 0	0 1 0 0 0 0	0 0 0 0 0 0
Inning Stats	R: 0 E: 0 K: 0 S: 5 H: 1 LOB: 1 BB: 0 P: 7	R: 0 E: 0 K: 2 S: 8 H: 0 LOB: 0 BB: 0 P: 9	R: 0 E: 0 K: 1 S: 12 H: 1 LOB: 1 BB: 1 P: 21	R: 0 E: 0 K: 0 S: 6 H: 1 LOB: 1 BB: 0 P: 11	R: 0 E: 0 K: 0 S: 4 H: 0 LOB: 0 BB: 1 P: 10	R: 0 E: 0 K: 1 S: 7 H: 0 LOB: 0 BB: 0 P: 15	R: 0 E: 0 K: 0 S: 8 H: 2 LOB: 1 BB: 0 P: 11	R: 0 E: 0 K: 1 S: 7 H: 0 LOB: 0 BB: 0 P: 10	R: 0 E: 0 K: 2 S: 10 H: 1 LOB: 1 BB: 0 P: 15	1B: 6 2B: 1 3B: 0 HR: 0 SF: 0 SAC: 0 DP: 2 HBP: 0						

PITCHER		IP	WLS	BF	H	R	ER	SO	BB	IBB	HBP	BLK	WP	HR	S	P	ERA	WHIP
29 Kevin Correia, R ERA: 3.89	(1, 1)	9.0	W	32	6	0	0	7	1	0	0	0	0	0	67	109	0.00	0.778

PITCHER	IP	WLS	BF	H	R	ER	SO	BB	IBB	HBP	BLK	WP	HR	S	P	ERA	WHIP

BOTTOM

San Diego Padres @ Arizona Diamondbacks

Chase Field, Phoenix, AZ

Fri Sep 25 2009, 6:40 PM MST

Att. 29,731 - Clear - 101 F

livebaseballscorecards.com

AB	31
R	0
H	6
RBI	0
BB	1
SO	7
LOB	12

WP: 0 PA: 32
PB: 0
SB: 0
CS: 0

San Diego Padres @ Arizona Diamondbacks

Chase Field, Phoenix, AZ

Sat Sep 26 2009, 5:10 PM MST
Att. 39,326 - Roof Closed - 76 F

livebaseballscorecards.com

TOP

Batter	1	2	3	4	5	6	7	8	9	AB	R	H	RBI	BB	SO	LOB
18 Tony Gwynn Jr., L (1, 8) OBP: 0.347, SLG: 0.338	C FS 88 B FF 89 X FC 85 1-1 ① P6		C FF 88 B FF 88 B KC 76 B FF 89 B FF 89 4-1 23 F8 22 G4-3 BB		C KC 77 C SI 90 B FS 83 D FC 84 X FF 90 2-2 22 1B 3B 2-H	B FF 89 B KC 77 C FF 89 C FS 87 F FF 89 F FF 89 X FF 89 2-2 ② P5		B SI 94 C SI 94 F SI 94 C SI 95 1-3 ② K		4	1	1	1	1	1	3
22 David Eckstein, R (1, 4) OBP: 0.321, SLG: 0.333	B FF 87 C FF 90 X FF 90 1-1 ② G5-3		B FF 89 1 SAFE C FF 89 1 SAFE C FC 86 X FF 90 1-2 ① G4-3 1-2		X FC 86 0-0 23 2B 1B 3-H	F FF 89 F FC 88 F FF 90 F FF 90 S FC 86 0-3 ③ K		C SI 95 C SL 81 B SI 96 1-2 ③ CS 1-2	B FF 94 C FF 94 C CU 83 X CU 83 1-2 ① G5-3	5	1	1	1	0	1	3
23 Adrián González, L (1, 3) OBP: 0.400, SLG: 0.550	B SI 90 B SI 90 B SI 90 B SI 89 4-0 BB		F KC 78 X FF 89 0-1 ② F8 2-3		B FF 89 B FF 89 C SI 90 1 SAFE B FC 85 X FF 88 3-1 7 1B 2B 1-H		C FF 93 B FF 93 S CU 81 B SI 93 F CU 80 B CU 80 B FF 93 4-2 25 SH5-4 7 BB BB		C FF 94 C CH 82 B FF 94 X FF 95 1-2 ② G3	3	1	1	1	2	0	1
7 Chase Headley, S (1, 5) OBP: 0.342, SLG: 0.402	B SI 90 C KC 78 S FC 86 B FS 83 T FS 84 2-2 ③ K		C KC 78 S FC 86 B FF 90 B FC 85 C FF 90 2-3 ③ K		F KC 78 B SI 90 B FC 86 X FF 89 2-1 25 WP 14 1B 1B 2-H		F FF 92 D CU 80 D CU 80 B FF 92 B FF 92 4-1 25 SH5-4 BB 1-2		H FF 95 1-0 25 HBP HBP	3	1	1	1	1	2	2
25 Will Venable, L (1, 9) OBP: 0.338, SLG: 0.467		B SI 88 F FF 89 F FC 86 B FS 85 C FF 91 2-3 ① K	T FF 88 X SI 89 0-1 ① G6-3	C FF 89 F FC 86 B FS 84 S FS 82 1-3 ② K 1-2	B FF 92 M FF 92 X FF 92 1-1 ① SH5-4 1-2 2-3		C FF 93 F CU 81 H CU 84 1-2 HBP 1-2		3	0	0	0	0	2	1
14 Oscar Salazar, R (1, 7) OBP: 0.382, SLG: 0.527		C FC 85 X SI 90 0-1 ② G6-3	C FF 90 B FC 85 X FC 87 1-1 ② P3	X FC 85 0-0 ③ 2-H	D CU 79 C FF 93 F SI 92 B CU 80 X CU 80 2-2 ② G5-3		C CU 83 B FF 95 S CU 82 B FF 94 B FF 94 F CU 82 X FF 95 3-2 ③ G6-3		5	0	1	1	0	0	4
4 Nick Hundley, R (1, 2) OBP: 0.315, SLG: 0.413		B SI 90 C FF 91 B KC 80 X FC 86 2-1 1 1B 1B	F FF 90 B FF 89 F FF 90 B KC 79 C FF 91 2-3 ③ K		X FF 88 0-0 1 S 1B	D CU 81 B FF 93 X SI 94 2-0 ③ F9			4	0	2	0	0	1	2
1 Everth Cabrera, S (1, 6) OBP: 0.344, SLG: 0.366		X FF 90 0-0 1-2 1B		B FS 86 C KC 75 X FC 84 1-1 18 WP 18 3B 2B	B KC 74 C KC 76 B FF 89 L KC 74 S FS 87 2-3 ① K 1-2		C SI 90 B CH 84 X SI 93 1-1 ① G5-3		4	1	2	0	0	1	1
49 Wade LeBlanc, L (1, 1) OBP: 0.167, SLG: 0.091 15 Luis Antonio Rodriguez, S (6, PH) OBP: 0.319, SLG: 0.260 58 Ryan Webb, R (6, 1) 54 Joe Thatcher, L (6, 1) 57 Luke Gregerson, L (7, 1) 3 Luis Durango, S (8, PH) OBP: 0.750, SLG: 0.667 39 Ernesto Frieri, R (8, 1)		D KC 77 B KC 80 C SI 89 B FF 90 X FF 91 3-1 ③ G1-3		L FS 87 S KC 75 B KC 77 L FS 87 1-3 ① K	C KC 76 B FF 89 B FC 84 F FC 85 B FF 88 F SI 88 B FF 89 4-2 BB		C SI 94 F SI 92 B FF 95 B SI 93 B SI 93 B SI 92 4-2 22 CS BB		2 0 0 0 0 0 0	0 0 0 0 0 0 0	0 0 0 0 0 0 0	0 1 0 0 0 1 0	1 0 0 0 0 0 0	3 0 0 0 0 0 0

Inning Stats	1	2	3	4	5	6	7	8	9
	R: 0 E: 0 K: 1 S: 7	H: 0 LOB: 1 BB: 1 P: 15	R: 0 E: 0 K: 1 S: 10	H: 2 LOB: 2 BB: 0 P: 17	R: 0 E: 0 K: 1 S: 9	H: 0 LOB: 1 BB: 1 P: 16	R: 0 E: 0 K: 1 S: 7	H: 0 LOB: 0 BB: 0 P: 10	R: 5 E: 0 K: 2 S: 17	H: 6 LOB: 1 BB: 0 P: 27	R: 0 E: 0 K: 2 S: 17	H: 1 LOB: 2 BB: 1 P: 25	R: 0 E: 0 K: 0 S: 10	H: 0 LOB: 2 BB: 2 P: 23	R: 0 E: 0 K: 1 S: 9	H: 0 LOB: 0 BB: 1 P: 16	R: 0 E: 0 K: 0 S: 12	H: 0 LOB: 2 BB: 0 P: 19

	AB	33
	R	5
	H	9
	RBI	5
	BB	6
	SO	9
	LOB	20

	1B: 6	SF: 0	WP: 2	PA: 43
	2B: 2	SAC: 1	PB: 0	
	3B: 1	DP: 0	SB: 1	
	HR: 0	HBP: 2	CS: 1	

PITCHER		IP	WLS	BF	H	R	ER	SO	BB	IBB	HBP	BLK	WP	HR	S	P	ERA	WHIP
15 Dan Haren, R ERA: 3.02	(1, 1)	6.0		29	9	5	5	8	3	0	0	0	2	0	67	110	7.50	2.000
46 Daniel Schlereth, L ERA: 6.23	(7, 1)	1.0	W	5	0	0	0	0	2	0	0	0	0	0	10	23	0.00	2.000
55 Blaine Boyer, R ERA: 4.25	(8, 1)	1.0	H	3	0	0	0	1	1	0	0	0	0	0	9	16	0.00	1.000
58 Juan Gutierrez, R ERA: 4.19	(9, 1)	1.0	S	5	0	0	0	0	0	0	2	0	0	0	12	19	0.00	0.000

PITCHER		IP	WLS	BF	H	R	ER	SO	BB	IBB	HBP	BLK	WP	HR	S	P	ERA	WHIP

BOTTOM

San Diego Padres @ Arizona Diamondbacks
Chase Field, Phoenix, AZ
Sat Sep 26 2009, 5:10 PM MST
Att. 39,326 - Roof Closed - 76 F

livebaseballscorecards.com

Batter	1	2	3	4	5	6	7	8	9	AB	R	H	RBI	BB	SO	LOB
24 Chris Young, R (1, 8) OBP: 0.307, SLG: 0.387	B FC 81 C FF 84 X CH 74 1-1 6 3B 1B	B FF 86 C FC 81 C FF 86 X CH 71 1-2 ② FC6-4 1-2f		B CH 72 C FF 85 B FF 85 F FC 81 B CH 74 X FF 86 3-2 1-3 2B		S FF 87 F FF 88 B FF 88 C SL 75 1-3 ③ K		C SL 78 B SL 78 X FF 96 1-1 ② L5		5	1	2	0	0	1	2
6 Stephen Drew, L (1, 6) OBP: 0.321, SLG: 0.431	L FF 84 1 SAFE S CU 79 1 SAFE F FF 84 X CU 69 0-2 10 1B 1-H 3B	B FF 86 C FC 80 F FF 84 1 SAFE B FC 81 X CH 72 2-2 ③ G1-3		F FC 81 B FF 85 B FF 85 F CH 74 C FF 85 2-3 ③ K			C FF 87 B SL 75 X FF 87 1-1 ① F7	S FF 96 C FF 95 B FF 96 C FF 95 1-3 ③ K		5	1	1	1	0	2	3
10 Justin Upton, R (1, 9) OBP: 0.373, SLG: 0.544	C FF 84 X FC 81 0-1 14 S 14 2B 3-H 1B		X CH 72 0-0 ① F7		X CH 72 0-0 ① G5-3		B SL 84 F SL 82 F FF 92 B SL 84 X SL 83 2-2 14 G4-3 27 1B 18 HR 1B			4	2	2	1	0	0	0
27 Mark Reynolds, R (1, 5) OBP: 0.357, SLG: 0.562	1 SAFE B FF 84 B CH 71 X FF 84 2-0 ① F8		H CU 80 1-0 28 FC5-4 HBP		C FF 84 B FC 80 F CH 70 B FF 84 B CH 70 F FC 80 X FF 85 3-2 HR		C SL 83 1 SAFE X SL 83 0-1 14 G4-3 18 HR 1-2 1B			3	2	2	1	0	0	1
14 Ryan Roberts, R (1, 4) OBP: 0.373, SLG: 0.416	P PO 75 B CH 73 1 SAFE C FC 80 X FF 83 2-1 1-H 2B		1 SAFE C FF 84 1 SAFE B CH 70 D CH 74 F CH 80 1 SAFE B FF 85 F CH 79 3-2 ② X FC 81 P6		B CU 70 C CH 71 F FF 84 B CH 70 B CH 73 X FF 85 3-2 ② F8		S FF 90 D SI 91 X SL 82 1-1 ② G4-3 1-2 2-3			4	0	1	1	0	0	3
28 John Hester, R (1, 2) OBP: 0.333, SLG: 0.522 26 Miguel Montero, L (7, PH) OBP: 0.358, SLG: 0.476 (8, 2)	C CH 72 2 SAFE F FF 84 B FF 85 S CH 72 1-3 ② K		1 SAFE X FC 81 0-0 ③ FC5-4 1-2f		C CH 71 X FC 81 0-1 ③ G6-3		S SL 84 F SL 83 B FC 91 H SL 84 2-2 18 HR HBP			3 0	0 1	0 0	0 0	0 0	1 0	2 0
22 Eric Byrnes, R (1, 7) OBP: 0.261, SLG: 0.366 46 Daniel Schlereth, L (7, 1) 18 Chad Tracy, L (7, PH) OBP: 0.296, SLG: 0.367 55 Blaine Boyer, R (8, 1) 58 Juan Gutierrez, R (9, 1)	B FC 82 B FF 85 B FF 85 S FF 85 F FC 81 F CH 73 S CH 71 3-3 ③ K			B FF 85 F CH 70 B FF 84 F FC 81 X FF 86 2-2 ① F8		B SL 86 X SI 94 1-0 2B	C SL 82 F SL 83 X FC 92 0-2 1-H 2-H 3-H HR		3 0 1 0 0	0 0 1 0 0	1 0 1 0 0	0 0 4 0 0	0 0 0 0 0	1 0 0 0 0	1 0 0 0 0
29 Brandon Allen, L (1, 3) OBP: 0.291, SLG: 0.404		C SI 85 B FF 84 B FF 86 B CH 76 S FC 81 B FF 86 4-2 24 FC6-4 BB		B FF 84 B FC 80 C FF 85 F FF 84 B FF 85 F FC 80 X FF 85 3-2 ② P4		B SI 94 X SI 94 1-0 ① F7	B FF 91 S SL 82 B SL 83 S FF 90 B SL 82 S SL 83 3-3 ③ K			3	0	0	0	1	1	1
15 Dan Haren, R (1, 1) OBP: 0.276, SLG: 0.366 18 Gerardo Parra, L (6, PH) OBP: 0.325, SLG: 0.406 (7, 7)		X FF 82 0-0 ① F8		C FF 85 B FC 80 X CH 72 1-1 24 2B 1B		C FF 86 F SL 75 B FF 87 B SL 76 F SL 75 S FF 88 2-3 ② K		C FF 93 B FF 95 F SL 76 B FF 95 S FF 95 2-3 ① K		2 2	0 0	1 0	0 0	0 0	0 2	1 1
Inning Stats	R: 3 E: 0 K: 2 S: 19 H: 4 LOB: 1 BB: 0 P: 27	R: 0 E: 0 K: 0 S: 9 H: 0 LOB: 1 BB: 1 P: 16	R: 0 E: 0 K: 0 S: 6 H: 0 LOB: 1 BB: 0 P: 10	R: 0 E: 0 K: 1 S: 15 H: 2 LOB: 2 BB: 0 P: 26	R: 1 E: 0 K: 0 S: 10 H: 1 LOB: 0 BB: 0 P: 16	R: 0 E: 0 K: 2 S: 9 H: 1 LOB: 1 BB: 0 P: 14	R: 4 E: 0 K: 1 S: 17 H: 3 LOB: 0 BB: 0 P: 26	R: 0 E: 0 K: 2 S: 8 H: 0 LOB: 0 BB: 0 P: 12		1B: 5 2B: 3 3B: 1 HR: 2	SF: 0 SAC: 0 DP: 0 HBP: 2			WP: 0 PB: 0 SB: 1 CS: 0	PA: 38		

	AB	35
	R	8
	H	11
	RBI	8
	BB	1
	SO	8
	LOB	15

PITCHER		IP	WLS	BF	H	R	ER	SO	BB	IBB	HBP	BLK	WP	HR	S	P	ERA	WHIP
49 Wade LeBlanc, L ERA: 4.35	(1, 1)	5.0		24	7	4	4	3	1	0	1	0	0	1	59	95	7.20	1.600
58 Ryan Webb, R ERA: 3.86	(6, 1)	0.1	H	2	1	0	0	0	0	0	0	0	0	0	2	4	0.00	3.000
54 Joe Thatcher, L ERA: 2.49	(6, 1)	1.0	H	3	0	0	0	2	0	0	0	0	0	0	9	13	0.00	0.000
57 Luke Gregerson, R ERA: 3.36	(7, 1)	0.2	L	6	3	4	4	1	0	0	1	0	0	1	15	23	54.00	4.500
39 Ernesto Frieri, R ERA:	(8, 1)	1.0		3	0	0	0	2	0	0	0	0	0	0	8	12	0.00	0.000

PITCHER	IP	WLS	BF	H	R	ER	SO	BB	IBB	HBP	BLK	WP	HR	S	P	ERA	WHIP

Batter	1	2	3	4	5	6	7	8	9	AB	R	H	RBI	BB	SO	LOB
18 Tony Gwynn Jr., L (1, 8) OBP: 0.347, SLG: 0.335	F FF 87 S CH 81 B FF 89 B SI 88 B CH 83 F FF 89 X SI 89 3-2 ① G3-1			C SI 86 B CU 77 B CU 78 F CH 81 B FF 90 D CH 82 4-2 22 1B 22 E BB		X SI 87 0-0 ① G4-3		B SI 95 C SI 94 B CH 84 C SI 96 F SI 96 F SI 95 X CH 85 2-2 ② G4-3		3	1	0	0	1	0	0
22 David Eckstein, R (1, 4) OBP: 0.323, SLG: 0.334	C FF 86 X CH 82 0-1 ② F8			C FF 88 X SI 88 0-1 E9 1-H 23 HR 1B		C CH 85 X CU 81 0-1 ② B5-3		C SI 96 B CH 84 B CH 83 X SI 95 2-1 23 1B 1B		4	1	2	0	0	0	0
23 Adrián González, L (1, 3) OBP: 0.401, SLG: 0.556	S FF 89 B FF 90 F FF 90 B FF 90 F FF 90 B CH 85 X FF 91 3-2 ③ F9			B SI 85 F CU 80 B FF 90 F SI 90 F FF 90 B FF 90 X FF 90 3-2 3-H HR		S FF 90 B FF 89 X CU 79 1-1 ③ L6		X SI 87 0-0 1-2 1B		4	1	2	2	0	0	0
7 Chase Headley, S (1, 5) OBP: 0.342, SLG: 0.399		B CH 79 S CH 80 F FF 87 S CU 81 1-3 ① K		C CH 84 X CU 80 0-1 ① G6-3			B FF 87 F CH 82 C CH 82 B FF 89 B CU 80 B SI 88 4-2 11 2B BB	B CU 79 C CU 83 C CU 82 S CU 82 1-3 ③ K		3	1	0	0	1	2	2
25 Will Venable, L (1, 9) OBP: 0.333, SLG: 0.460		X FF 88 0-0 ② G4-3		C SI 90 F FF 89 B FF 90 S CU 81 1-3 ② K			C FF 86 X SI 87 0-1 ① P4		C FF 94 X CH 85 0-1 ① G4-3	4	0	0	0	0	1	1
11 Drew Macias, L (1, 7) OBP: 0.330, SLG: 0.324		B FF 89 X CH 82 1-0 ③ L8		B CH 83 B CU 78 X SI 88 2-0 ③ G4-3			B SI 86 X SI 87 1-0 1-H 2B		B FF 94 C FF 93 F CH 84 X CU 81 1-2 ② G6-3	4	0	1	1	0	0	0
28 Henry Blanco, R (1, 2) OBP: 0.322, SLG: 0.370			C FF 87 S CU 78 S CU 81 0-3 ① K2-3		S CU 80 B SI 88 C SI 87 F SI 87 S CU 80 1-3 ① K		C FF 87 S CH 79 D CU 80 F SI 86 D SI 86 S CU 80 2-3 ② K2-3		B FF 94 X FF 93 1-0 1 1B 1B	4	0	1	0	0	3	1
1 Everth Cabrera, S (1, 6) OBP: 0.343, SLG: 0.365			C SI 89 C CH 81 B CU 81 F CU 80 X CU 80 1-2 ② G4-3		B CH 83 B CH 82 C SI 86 B SI 89 X SI 87 3-1 ② G4-3		D CU 78 C CH 80 F SI 89 D CU 81 F FF 90 S CU 81 2-3 ③ K2-3		C FF 93 S FF 94 B CU 82 B FF 95 X CU 83 2-2 1-2 1B	4	0	1	0	0	1	1
45 Edward Mujica, R (1, 1) OBP: 0.250, SLG: 0.250 55 Adam Russell, R (6, 1) 54 Joe Thatcher, L (7, 1) 63 Sean Gallagher, R (7, 1) 3 Luis Durango, S (8, PH) OBP: 0.667, SLG: 0.571 40 Greg Burke, R (8, 1) 14 Oscar Salazar, R (9, PH) OBP: 0.379, SLG: 0.523			B FF 87 X FF 88 1-0 ③ G1-3		C FF 87 S SL 81 B CU 79 S CU 81 1-3 ③ K			B SI 92 B SI 93 B SI 94 C SI 94 C SI 94 S SI 95 3-3 ① K	C CU 82 C FF 95 S FF 95 0-3 ③ K	2 0 0 0 1 0	0 0 0 0 0 0	0 0 0 0 0 0	0 0 0 0 0 0	1 0 0 0 1 0	0 0 0 0 0 0
Inning Stats	R: 0 E: 0 K: 0 S: 10 H: 0 LOB: 0 BB: 0 P: 16	R: 0 E: 0 K: 1 S: 5 H: 0 LOB: 0 BB: 0 P: 7	R: 0 E: 0 K: 1 S: 8 H: 0 LOB: 0 BB: 0 P: 10	R: 3 E: 1 K: 1 S: 14 H: 2 LOB: 0 BB: 1 P: 24	R: 0 E: 0 K: 2 S: 9 H: 0 LOB: 0 BB: 0 P: 14	R: 0 E: 0 K: 0 S: 5 H: 0 LOB: 0 BB: 0 P: 6	R: 1 E: 0 K: 2 S: 13 H: 1 LOB: 1 BB: 1 P: 22	R: 0 E: 0 K: 2 S: 14 H: 2 LOB: 2 BB: 0 P: 22	R: 0 E: 0 K: 1 S: 12 H: 2 LOB: 2 BB: 0 P: 16	1B: 5 2B: 1 3B: 0 HR: 1 SF: 0 SAC: 0 DP: 0 HBP: 0	WP: 0 PB: 0 SB: 0 CS: 0 PA: 36					

PITCHER		IP	WLS	BF	H	R	ER	SO	BB	IBB	HBP	BLK	WP	HR	S	P	ERA	WHIP
33 Billy Buckner, R ERA: 6.59	(1, 1)	7.0	W	26	3	4	4	7	2	0	0	0	0	1	64	99	5.14	0.714
32 Esmerling Vasquez, R ERA: 4.5	(8, 1)	0.2	H	3	1	0	0	1	0	0	0	0	0	0	10	17	0.00	1.500
60 Scott Schoeneweis, L ERA: 7.43	(8, 1)	0.0		1	1	0	0	0	0	0	0	0	0	0	1	1	∞	∞
58 Juan Gutierrez, R ERA: 4.11	(8, 1)	1.1	S	6	2	0	0	2	0	0	0	0	0	0	15	20	0.00	1.500

PITCHER	IP	WLS	BF	H	R	ER	SO	BB	IBB	HBP	BLK	WP	HR	S	P	ERA	WHIP

TOP

San Diego Padres @ Arizona Diamondbacks

Chase Field, Phoenix, AZ

Sun Sep 27 2009, 1:10 PM MST
Att. 30,017 - Roof Closed - 75 F

livebaseballscorecards.com

AB	34
R	4
H	7
RBI	3
BB	2
SO	10
LOB	7

Batter	1	2	3	4	5	6	7	8	9	AB	R	H	RBI	BB	SO	LOB
24 Chris Young, R (1, 8) OBP: 0.308, SLG: 0.386	C FF 90 B FF 91 B SL 81 F FF 91 B SL 86 F FF 91 X FF 92 3-2 P6 ①		C SL 81 B SL 83 X FF 92 1-1 10 1B 1B	C SL 80 C SL 82 S SL 88 0-3 K ③		B CH 90 B SL 83 B SL 82 B SI 92 4-0 6 2B 1-2 BB		C SI 91 B SL 84 F SL 82 B SI 91 F SL 81 S SI 90 2-3 K ①		4	1	1	0	1	2	1
6 Stephen Drew, L (1, 6) OBP: 0.320, SLG: 0.431	B SI 90 X FF 91 1-0 P6 ②		1 SAFE B FS 84 1 SAFE X FS 84 1-0 F8 ②		X FS 86 0-0 G4-3 ①	C SI 93 D CH 85 X SI 95 1-1 1-H 2-H 2B		B SI 90 X SI 90 1-0 G3-1 ②		5	0	1	2	0	0	1
10 Justin Upton, R (1, 9) OBP: 0.375, SLG: 0.543	B SL 78 S FF 91 B FF 92 B SL 81 F FF 92 F FF 93 B FF 93 4-2 BB		1 SAFE F FF 89 1 SAFE X FF 91 0-1 1-2 1B		B FF 93 B FF 92 B FF 89 B FF 92 4-0 BB	B SL 82 S SI 93 X SI 94 1-1 F9 ③		B SI 90 B SL 82 X SI 90 2-0 L8 ③		3	0	1	0	2	0	1
26 Miguel Montero, L (1, 2) OBP: 0.357, SLG: 0.474	X FS 83 0-0 F7 ③		F FS 86 B FF 91 X FF 91 1-1 P5 ③		1 SAFE B FF 90 F FS 85 1 SAFE B FS 84 F FS 84 F FF 93 F FF 92 S SL 82 2-3 K ②		F FF 87 B SL 75 X SL 75 1-1 18 1B 11 2B 1B			4	1	1	0	0	1	4
27 Mark Reynolds, R (1, 5) OBP: 0.355, SLG: 0.558		C SL 81 B FF 92 X FF 92 1-1 P5 ①		C SL 81 C SL 81 B FF 91 B FF 91 F SL 81 S FS 86 2-3 K ① X SL 81 0-0 F7 ③		F FF 88 B FF 88 X FF 87 1-1 P2 ①				4	0	0	0	0	1	2
18 Gerardo Parra, L (1, 7) OBP: 0.325, SLG: 0.405		C FS 85 B FF 92 F FS 84 B FF 91 S FF 91 2-3 K ②		F FF 92 F FF 92 S FS 88 0-3 K ②		X FF 91 0-0 F7 ① X FF 87 0-0 11 2B 1-3 1B				4	1	1	0	0	2	0
18 Chad Tracy, L (1, 3) OBP: 0.302, SLG: 0.390		C FS 84 F FS 85 X FF 91 0-2 1B		F SL 81 B FF 92 X FS 86 1-1 11 2B 2B		C SL 82 X FF 92 0-1 HR B SL 76 C FF 87 S SL 75 S SL 77 1-3 K ②				4	2	3	1	0	1	2
11 Augie Ojeda, S (1, 4) OBP: 0.340, SLG: 0.351		B FF 91 F FF 91 X FF 91 1-1 G4-3 ③		C FS 86 X FS 86 0-1 33 1B 2-H 2B		X FF 90 0-0 24 BB 6 2B 1B X FF 88 0-0 1-H 3-H 2B				4	2	3	3	0	0	1
33 Billy Buckner, R (1, 1) OBP: 0.278, SLG: 0.389 4 Rusty Ryal, R (7, PH) OBP: 0.383, SLG: 0.635 32 Esmerling Vasquez, R (8, 1) 60 Scott Schoeneweis, L (8, 1) 58 Juan Gutierrez, R (8, 1)			C FF 89 C FF 91 B FF 91 S SL 82 1-3 K ① X FF 92 0-0 2-H 1B			T SI 91 M CH 90 M SI 94 0-3 K ② C FF 91 S CU 72 S CU 72 0-3 K ③				3 1 0 0 0	0 0 0 0 0	1 0 0 0 0	1 0 0 0 0	0 0 0 0 0	2 1 0 0 0	1 1 0 0 0
Inning Stats	R: 0 E: 0 K: 0 S: 9 H: 0 LOB: 1 BB: 1 P: 17	R: 0 E: 0 K: 1 S: 10 H: 1 LOB: 1 BB: 0 P: 14	R: 0 E: 0 K: 1 S: 10 H: 2 LOB: 2 BB: 0 P: 14	R: 2 E: 0 K: 3 S: 15 H: 3 LOB: 1 BB: 0 P: 18	R: 0 E: 0 K: 1 S: 7 H: 0 LOB: 1 BB: 1 P: 13	R: 3 E: 0 K: 1 S: 11 H: 3 LOB: 1 BB: 1 P: 17	R: 2 E: 0 K: 2 S: 12 H: 3 LOB: 1 BB: 0 P: 15	R: 0 E: 0 K: 1 S: 6 H: 0 LOB: 0 BB: 0 P: 11		1B: 7 2B: 4 3B: 0 HR: 1	SF: 0 SAC: 0 DP: 0 HBP: 0			WP: 0 PB: 0 SB: 0 CS: 0	PA: 39	

PITCHER		IP	WLS	BF	H	R	ER	SO	BB	IBB	HBP	BLK	WP	HR	S	P	ERA	WHIP
45 Edward Mujica, R ERA: 3.94	(1, 1)	5.1	L	26	8	4	4	6	2	0	0	0	0	1	55	80	6.75	1.875
55 Adam Russell, R ERA: 4.22	(6, 1)	0.2		4	1	1	1	1	1	0	0	0	0	0	7	13	13.50	3.000
54 Joe Thatcher, L ERA: 2.86	(7, 1)	0.2		5	3	2	2	1	0	0	0	0	0	0	9	12	27.00	4.500
63 Sean Gallagher, R ERA: 5.95	(7, 1)	0.1		1	0	0	0	1	0	0	0	0	0	0	3	3	0.00	0.000
40 Greg Burke, R ERA: 4.14	(8, 1)	1.0		3	0	0	0	1	0	0	0	0	0	0	6	11	0.00	0.000

PITCHER	IP	WLS	BF	H	R	ER	SO	BB	IBB	HBP	BLK	WP	HR	S	P	ERA	WHIP

BOTTOM

San Diego Padres @ Arizona Diamondbacks

Chase Field, Phoenix, AZ

Sun Sep 27 2009, 1:10 PM MST
Att. 30,017 - Roof Closed - 75 F

livebaseballscorecards.com

AB	36
R	7
H	12
RBI	7
BB	3
SO	10
LOB	14

Los Angeles Dodgers @ San Diego Padres

PETCO Park, San Diego, CA

Tue Sep 29 2009, 10:05 PM EDT

Att. 25,318 - Partly Cloudy - 67 F

livebaseballscorecards.com

Batter	1	2	3	4	5	6	7	8	9	AB	R	H	RBI	BB	SO	LOB
15 Rafael Furcal, S (1, 6) OBP: 0.333, SLG: 0.376	B SI 91 B SI 91 B FF 92 C FF 91 X SI 92 3-1 16 13 G4-3-6-5 BB 1B		C SI 92 X CU 74 0-1 13 S 1B		C FF 91 B SL 82 B SI 91 F SL 83 X FF 91 2-2 ③ F8			C FF 93 X SL 89 0-1 ① G6-3		4	0	2	0	0	0	1
13 Orlando Hudson, S (1, 4) OBP: 0.360, SLG: 0.422	B SI 91 1 SAFE D CH 83 B FF 92 C SI 92 B SL 85 4-1 16 G4-3-6-5 1-2 BB		B FF 92 B FF 92 S SL 85 F FF 92 1 SAFE B SL 85 D CU 74 4-2 1-2 BB			B CH 79 C SI 88 B SI 88 X FF 87 2-1 16 E 3B		S SL 89 F SL 88 F SL 89 B FF 93 F CU 79 B SL 88 B FF 94 C FF 92 3-3 ② K		2	1	1	0	2	1	0
16 Andre Ethier, L (1, 9) OBP: 0.358, SLG: 0.509	C CU 75 D CU 74 S SL 82 X SL 85 1-2 ① ② G4-3-6-5 1-2 2-3f		C SL 81 S SL 83 F FF 93 F CU 74 B FF 93 F SL 83 D CU 76 F FF 92 F SL 83 3-2 ③ F FF 92 B SI 94 F SL 82 X FF 94 G4-3			F FF 90 F FF 90 X FF 89 0-2 E6 99 G6-4-3 3-H		C CU 80 F SI 93 S SL 89 0-3 ③ K		4	0	0	1	0	1	4
99 Manny Ramirez, R (1, 7) OBP: 0.422, SLG: 0.544	C CU 75 C SI 92 B SI 94 F SI 93 B SL 84 S CU 75 2-3 ③ K			X FF 90 0-0 ① P5		B SI 94 C SI 94 F SL 86 F SI 95 F SL 90 B SI 95 X SL 88 2-2 ① ② G6-4-3 1-2f			C FF 93 B CU 82 T FF 94 C FF 95 1-3 ① K	4	0	0	0	0	2	2
27 Matt Kemp, R (1, 8) OBP: 0.355, SLG: 0.497		X CH 82 0-0 ① G5-3		B FF 89 X FF 90 1-0 7 G4-6-3 1B	C SL 87 S SL 88 B SL 90 B SI 96 B SL 88 X SL 89 3-2 ③ G4-3				C CU 82 F CU 83 B FF 93 S FF 94 1-3 ② K	4	0	1	0	0	1	0
7 James Loney, L (1, 3) OBP: 0.362, SLG: 0.406		B FF 92 B FF 92 X FF 93 2-0 ② G3-1		1 SAFE P PO 81 X FF 91 1-0 ② ③ G4-6-3 1-2f			B SI 92 C SL 83 B SL 84 B FF 92 X SI 93 3-1 ① G3-1		B CH 85 B CU 82 B SI 92 C FF 92 F FF 92 S CU 82 3-3 ③ K	4	0	0	0	0	1	1
55 Russell Martin, R (1, 2) OBP: 0.351, SLG: 0.326		C CU 76 B SI 92 C CU 75 X SL 84 1-2 ③ P6			B CU 71 B FF 89 B FF 90 B FF 89 4-0 58 G6-3 14 G4-3 BB		X SL 83 0-0 ② G6-3			2	0	0	0	1	0	0
14 Juan Castro, R (1, 5) OBP: 0.319, SLG: 0.349 33 Blake DeWitt, L (7, PH) OBP: 0.235, SLG: 0.383 (7, 5)			C SI 90 B FF 90 X SL 84 1-1 ① P1		B SI 90 C SL 83 X FF 91 1-1 ① G4-3 1-2		B SI 92 B SI 92 S SL 84 B SL 84 F FF 92 B SL 84 4-2 BB			2	0	0	0	0	0	1
										0	0	0	0	1	0	0
58 Chad Billingsley, R (1, 1) OBP: 0.233, SLG: 0.268 25 Jim Thome, L (7, PH) OBP: 0.367, SLG: 0.482 56 Hung-Chih Kuo, L (7, 1) 57 Scott Elbert, L (8, 1) OBP: 0.200, SLG: 0.400 54 Ronald Belisario, R (8, 1)			C SI 91 B CU 73 F SL 83 B CU 75 T CU 74 2-2 ② K		B SI 90 S SI 92 B FF 91 C SL 80 X SL 83 2-2 ② G6-3 2-3		C SL 76 B FF 88 S FF 88 F SL 77 S SL 77 1-3 ③ K			2	0	0	0	1	1
										1	0	0	0	0	1	1
										0	0	0	0	0	0	0
										0	0	0	0	0	0	0
										0	0	0	0	0	0	0

Inning Stats	1	2	3	4	5	6	7	8	9
	R: 0 H: 1 E: 0 LOB: 1 K: 1 BB: 1 S: 10 P: 20	R: 0 H: 0 E: 0 LOB: 0 K: 0 BB: 0 S: 5 P: 8	R: 0 H: 1 E: 0 LOB: 2 K: 1 BB: 1 S: 19 P: 29	R: 0 H: 1 E: 0 LOB: 0 K: 0 BB: 0 S: 4 P: 5	R: 0 H: 0 E: 0 LOB: 1 K: 0 BB: 1 S: 8 P: 17	R: 1 H: 1 E: 1 LOB: 0 K: 0 BB: 0 S: 13 P: 20	R: 0 H: 0 E: 0 LOB: 1 K: 1 BB: 1 S: 9 P: 17	R: 0 H: 0 E: 0 LOB: 0 K: 2 BB: 0 S: 10 P: 13	R: 0 H: 0 E: 0 LOB: 0 K: 3 BB: 0 S: 9 P: 14

1B: 3 SF: 0
2B: 1 SAC: 0
3B: 1 DP: 3
HR: 0 HBP: 0

WP: 0 PA: 33
PB: 0
SB: 1
CS: 0

TOP	
AB	29
R	1
H	4
RBI	1
BB	4
SO	8
LOB	11

PITCHER		IP	WLS	BF	H	R	ER	SO	BB	IBB	HBP	BLK	WP	HR	S	P	ERA	WHIP
34 Cesár Ramos, L ERA: 1.74	(1, 1)	5.0		21	4	1	1	2	3	0	0	0	0	0	51	86	1.80	1.400
58 Ryan Webb, R ERA: 3.7	(6, 1)	1.0	W	2	0	0	0	0	0	0	0	0	0	0	8	13	0.00	0.000
57 Luke Gregerson, R ERA: 3.33	(7, 1)	0.2	H	3	0	0	0	0	1	0	0	0	0	0	5	12	0.00	1.500
54 Joe Thatcher, L ERA: 2.84	(7, 1)	0.1	H	1	0	0	0	1	0	0	0	0	0	0	4	5	0.00	0.000
37 Mike Adams, R ERA: 0.79	(8, 1)	1.0	H	3	0	0	0	2	0	0	0	0	0	0	10	13	0.00	0.000

PITCHER		IP	WLS	BF	H	R	ER	SO	BB	IBB	HBP	BLK	WP	HR	S	P	ERA	WHIP
21 Heath Bell, R ERA: 2.79	(9, 1)	1.0	S	3	0	0	0	3	0	0	0	0	0	0	9	14	0.00	0.000

Batter	1	2	3	4	5	6	7	8	9	AB	R	H	RBI	BB	SO	LOB
18 Tony Gwynn Jr., L (1, 8) OBP: 0.348, SLG: 0.345	C SI 91 C SL 79 B SL 79 S CU 69 1-3 ① K2-3		B FF 92 X FF 88 1-0 HR			B FF 91 C SI 91 X SL 77 1-1 ① G4-3	F FF 97 C FF 97 B FF 96 B SL 88 F FF 97 X FF 96 2-2 22 S 3-H 1B			4	1	2	1	0	1	0
22 David Eckstein, R (1, 4) OBP: 0.322, SLG: 0.332	C SI 91 X SI 90 0-1 ② F9		C FF 92 B FF 94 F FF 93 F FF 94 B FC 89 F FF 93 F SI 92 X CU 70 2-2 ③ G5-3			B FF 92 F FF 89 B FF 91 B FF 92 B FF 92 4-1 25 BB 23 BB 5 1B BB	1 SAFE B FF 94 C FF 93 X FF 95 1-1 ③ G6-3 1-2			3	1	0	0	1	0	1
23 Adrián González, L (1, 3) OBP: 0.403, SLG: 0.555	C FF 93 B FF 92 B SI 90 B FC 89 B FC 88 4-1 7 FC3-6 BB			F FC 90 B SL 76 B SL 78 F FC 88 B SL 78 B SI 91 4-2 BB		B FC 90 B FF 91 B FC 87 C FF 91 B FF 93 4-1 25 BB 5 1B 1-2 BB		C FF 95 C FF 94 S FF 91 0-3 ① K		1	0	0	0	3	1	0
7 Chase Headley, S (1, 7) OBP: 0.339, SLG: 0.396 21 Heath Bell, R (9, 1)	C FF 88 C SL 79 X FC 88 0-2 ③ FC3-6 1-2f			C SL 79 B SL 78 B FF 91 S FC 87 X FC 88 2-2 ① P5		F FC 90 D SL 79 F FC 88 B FF 92 X SL 80 2-2 ② F8		C FF 95 B SL 89 X SL 88 1-1 ② G6-3		4 0	0 0	0 0	0 0	0 0	0 0	4 0
25 Will Venable, L (1, 9) OBP: 0.335, SLG: 0.459		C FF 88 X SL 78 0-1 ① G3		B FF 92 F FF 90 S SL 79 S SL 81 1-3 ② K		B SL 80 S SL 79 B FC 89 B FF 89 F FC 88 D FF 92 4-2 5 1B 1-2 2-3 BB		B FF 94 C FF 95 S FF 96 X FF 92 1-2 1B		3	0	1	0	1	1	1
5 Kevin Kouzmanoff, R (1, 5) OBP: 0.304, SLG: 0.420		B FF 92 S FF 92 S FF 94 X FF 94 1-2 ② G6-3		B FF 94 B FF 93 C FF 92 B FF 93 S FF 94 X FF 93 3-2 ③ F9		C SL 80 B FF 92 X CU 72 1-1 ③ 1-2 2-H 3-H 1B		B SI 94 B SI 93 1 SAFE 1 SAFE S SI 94 F SI 95 F SI 96 1 SAFE S SI 94 2-3 ③ K		4	0	1	1	0	1	2
4 Nick Hundley, R (1, 2) OBP: 0.315, SLG: 0.410		X SI 91 0-0 ③ F8			S FF 90 B FF 91 F FF 93 B SL 78 F FF 92 S SL 79 2-3 ① K		B FF 96 B FF 96 B FF 95 B FF 94 4-0 14 G6-3 1 SH1-4 18 WP BB			2	1	0	0	1	1	0
1 Everth Cabrera, S (1, 6) OBP: 0.341, SLG: 0.363			L FF 89 B SL 80 C FF 92 B SL 79 F FF 92 F FC 87 B FF 93 F FF 94 X FF 93 3-2 ① G4-3		C FF 93 X CU 69 0-1 ② F8		X FF 96 0-0 ① SH1-4 1-2			2	0	0	0	0	0	0
34 Cesár Ramos, L (1, 1) 58 Ryan Webb, R (6, 1) 57 Luke Gregerson, L (7, 1) 54 Joe Thatcher, L (7, 1) 14 Oscar Salazar, R (7, PH) OBP: 0.377, SLG: 0.519 37 Mike Adams, R (8, 1) 11 Drew Macias, L (9, 7) OBP: 0.330, SLG: 0.324			B SI 90 C FF 92 S FF 93 B SL 79 F FF 94 S FF 93 2-3 ② K		C FF 92 B FF 93 F FF 92 B SL 78 T FF 92 2-2 ③ K		B FF 95 X FF 95 1-0 ② G6-3 2-3			2 0 0 0 1 0 0	0 0 0 0 0 0 0	0 0 0 0 0 0 0	0 0 0 0 0 0 0	2 0 0 0 0 0 0	0 0 0 0 1 0 0	0 0 0 0 1 0 0
Inning Stats	R: 0 E: 0 K: 1 S: 9 H: 0 LOB: 1 BB: 1 P: 14	R: 0 E: 0 K: 0 S: 6 H: 0 LOB: 0 BB: 0 P: 7	R: 1 E: 0 K: 1 S: 17 H: 1 LOB: 0 BB: 0 P: 25	R: 0 E: 0 K: 1 S: 11 H: 0 LOB: 1 BB: 1 P: 21	R: 0 E: 0 K: 2 S: 9 H: 0 LOB: 0 BB: 0 P: 13	R: 1 E: 0 K: 0 S: 11 H: 1 LOB: 2 BB: 3 P: 27	R: 1 E: 0 K: 0 S: 8 H: 1 LOB: 1 BB: 1 P: 16	R: 0 E: 0 K: 2 S: 12 H: 1 LOB: 1 BB: 0 P: 16		1B: 3 2B: 0 3B: 0 HR: 1	SF: 0 SAC: 1 DP: 0 HBP: 0		WP: 1 PB: 0 SB: 1 CS: 0	PA: 33		

PITCHER		IP	WLS	BF	H	R	ER	SO	BB	IBB	HBP	BLK	WP	HR	S	P	ERA	WHIP
58 Chad Billingsley, R ERA: 4.03	(1, 1)	6.0	L	24	2	2	2	5	5	0	0	0	0	1	63	107	3.00	1.167
56 Hung-Chih Kuo, L ERA: 3.1	(7, 1)	1.0		5	1	1	1	0	1	0	0	0	1	0	8	16	9.00	2.000
57 Scott Elbert, L ERA: 4.91	(8, 1)	0.2		3	1	0	0	1	0	0	0	0	0	0	8	10	0.00	1.500
54 Ronald Belisario, R ERA: 1.83	(8, 1)	0.1		1	0	0	0	1	0	0	0	0	0	0	4	6	0.00	0.000

PITCHER	IP	WLS	BF	H	R	ER	SO	BB	IBB	HBP	BLK	WP	HR	S	P	ERA	WHIP

BOTTOM

Los Angeles Dodgers @ San Diego Padres

PETCO Park, San Diego, CA

Tue Sep 29 2009, 10:05 PM EDT
Att. 25,318 - Partly Cloudy - 67 F

livebaseballscorecards.com

AB	26
R	3
H	4
RBI	2
BB	6
SO	7
LOB	9

Batter	1	2	3	4	5	6	7	8	9	AB	R	H	RBI	BB	SO	LOB
15 Rafael Furcal, S (1, 6) OBP: 0.332, SLG: 0.375	C FF 91 B CH 84 S SL 88 F FF 89 X CH 86 1-2 G6-3 ①		B CH 82 C FF 90 B CH 84 B FF 91 X FF 92 3-1 E6 13 G6-4-3			B CH 81 C FF 91 B FF 91 F SI 91 B FF 93 B SI 93 4-2 BB		C FF 93 C FF 92 S SI 94 0-3 K ③		3	0	0	0	1	1	1
13 Orlando Hudson, S (1, 4) OBP: 0.357, SLG: 0.419	C FF 91 F FF 92 B FF 90 F FF 94 F FF 90 B FF 88 B CH 83 X FF 93 3-2 G6-3 ②		C FF 90 1 SAFE S FF 91 X FF 96 0-2 G6-4-3 ② ③ 1-2f			C CU 74 X CU 74 0-1 P4 ②			C FF 91 S SL 83 B SL 82 B SL 82 F FF 92 S SL 84 2-3 K ①	4	0	0	0	0	1	2
99 Manny Ramirez, R (1, 7) OBP: 0.423, SLG: 0.541	B CU 79 F FF 92 B FF 92 B SL 88 B FF 92 4-1 27 1B BB			B SL 88 F FF 91 B FF 88 B FF 92 B FF 93 4-1 27 G6-4-3 BB		B FF 92 C FF 93 B FF 94 S SL 89 F FF 95 B CU 79 S CH 84 3-3 K ③			B SL 84 C SL 83 S FC 93 F SL 84 B SL 84 F SL 84 S SL 85 2-3 K ②	2	0	0	0	2	2	1
27 Matt Kemp, R (1, 8) OBP: 0.356, SLG: 0.497	1 SAFE C FF 92 1 SAFE X SL 88 0-1 1-2 1B			C CH 81 B CU 74 X CH 82 1-1 G6-4-3 ① ② 1-2f			C SL 86 S CH 82 F FF 93 B SL 89 B CH 85 X CH 83 2-2 F7 ①		B FC 92 B SL 83 B FC 92 B FC 91 4-0 7 DI BB	3	0	1	0	1	0	1
7 James Loney, L (1, 3) OBP: 0.360, SLG: 0.403	D CU 78 B FF 92 B FF 92 C FF 93 X SL 86 3-1 F8 ③			X FF 92 0-0 G6-3 ③			B FF 91 X FF 91 1-0 G6-3 ②		B SL 80 C FF 91 S FF 92 S SL 85 1-3 K ③ 1-2	4	0	0	0	0	1	3
5 Mark Loretta, R (1, 5) OBP: 0.305, SLG: 0.267		C FF 90 B CH 82 B FF 90 X FF 90 2-1 F7 ①			C FF 91 F CH 82 F SL 88 F FF 94 B CH 82 B CH 82 B FF 93 X FF 91 3-2 G4-3 ①		B FF 93 B CH 82 B SI 91 C FF 92 X FF 92 3-1 F8 ③			3	0	0	0	0	0	0
16 Andre Ethier, L (1, 9) OBP: 0.357, SLG: 0.508		C FF 90 B CU 80 X CU 75 1-1 G4-3 ②			B FF 88 F FF 91 S FF 93 X SL 88 1-2 F7 ②			B SL 88 B SL 87 C FF 92 B FF 92 B FF 91 4-1 BB		2	0	0	0	1	0	0
55 Russell Martin, R (1, 2) OBP: 0.349, SLG: 0.324		X CH 82 0-0 G5-3 ③			B CH 81 F FF 91 B SL 88 B CH 83 F FF 92 X FF 92 3-2 G5-3 ③			B FF 92 C FF 92 S FF 89 F SL 87 B CU 78 B FF 91 X SL 87 3-2 F8 ①		3	0	0	0	0	0	1
21 Jon Garland, R (1, 1) OBP: 0.111, SLG: 0.086 57 Scott Elbert, L (4, 1) OBP: 0.200, SLG: 0.400 59 Guillermo Mota, R (5, 1) OBP: 0.333, SLG: 0.333 9 Juan Pierre, L (6, PH) OBP: 0.355, SLG: 0.386 44 Vicente Padilla, R (6, 1) OBP: 0.154, SLG: 0.154 25 Jim Thome, L (8, PH) OBP: 0.366, SLG: 0.481 36 Jeff Weaver, R (8, 1) OBP: 0.231, SLG: 0.231			C FF 89 B SL 81 S SL 87 S SL 88 1-3 K ①			C CU 73 B SL 86 X FF 90 1-1 G6-3 ①		C CU 79 B SL 88 B SL 87 F FF 93 B CU 79 F SL 87 S SL 88 3-3 K ②		1 0 0 1 0 1 0	0 0 0 0 0 0 0	0 0 0 0 0 0 0	0 0 0 0 0 0 0	1 0 0 0 0 1 0	0 0 0 0 0 1 0	0 0 0 1 0 1 0
Inning Stats	R: 0 E: 0 K: 0 S: 14 H: 1 LOB: 2 BB: 1 P: 25	R: 0 E: 0 K: 0 S: 5 H: 0 LOB: 0 BB: 0 P: 8	R: 0 E: 1 K: 1 S: 8 H: 0 LOB: 0 BB: 0 P: 12	R: 0 E: 0 K: 0 S: 4 H: 0 LOB: 0 BB: 1 P: 9	R: 0 E: 0 K: 0 S: 11 H: 0 LOB: 0 BB: 0 P: 18	R: 0 E: 0 K: 1 S: 10 H: 0 LOB: 1 BB: 1 P: 18	R: 0 E: 0 K: 0 S: 7 H: 0 LOB: 0 BB: 0 P: 13	R: 0 E: 0 K: 2 S: 12 H: 0 LOB: 1 BB: 1 P: 22	R: 0 E: 0 K: 3 S: 12 H: 0 LOB: 1 BB: 1 P: 21	1B: 1 2B: 0 3B: 0 HR: 0 SF: 0 SAC: 0 DP: 2 HBP: 0						

TOP

Los Angeles Dodgers @ San Diego Padres

PETCO Park, San Diego, CA

Wed Sep 30 2009, 10:05 PM EDT

Att. 25,469 - Clear - 68 F

livebaseballscorecards.com

AB	27
R	0
H	1
RBI	0
BB	5
SO	7
LOB	10

PITCHER		IP	WLS	BF	H	R	ER	SO	BB	IBB	HBP	BLK	WP	HR	S	P	ERA	WHIP
33 Clayton Richard, L ERA: 4.41	(1, 1)	7.0	W	24	1	0	0	2	3	0	0	0	0	0	59	103	0.00	0.571
37 Mike Adams, R ERA: 0.77	(8, 1)	1.0		4	0	0	0	2	1	0	0	0	0	0	12	22	0.00	1.000
57 Luke Gregerson, R ERA: 3.28	(9, 1)	1.0		4	0	0	0	3	1	0	0	0	0	0	12	21	0.00	1.000

PITCHER	IP	WLS	BF	H	R	ER	SO	BB	IBB	HBP	BLK	WP	HR	S	P	ERA	WHIP

Batter	1	2	3	4	5	6	7	8	9	AB	R	H	RBI	BB	SO	LOB
18 Tony Gwynn Jr., L (1, 8) OBP: 0.349, SLG: 0.344	C SI 90 X SI 90 0-1 7 1B 23 BB 1B	C CU 78 F FF 89 B FF 92 D CU 79 F SL 87 D SL 79 X CH 80 3-2 ③ P5		D FF 93 C FF 93 X SL 89 1-1 FC4 23 WP 3-H		B FF 93 C FF 94 C SI 95 B FS 89 B SI 93 D SI 95 4-2 22 CS BB		C CU 76 B CU 77 F SI 91 F CU 79 S SI 92 1-3 ② K		4	1	1	0	1	1	3
22 David Eckstein, R (1, 4) OBP: 0.323, SLG: 0.331	1 SAFE C SI 90 X SI 91 0-1 ① F9	B FF 88 X SI 88 1-0 25 F9 7 1B 5 HR 1B	B FF 94 B FF 92 B FF 94 C FF 92 B FF 92 4-1 23 BB BB			B SI 93 B SI 90 C SI 94 1 SAFE C SI 93 S SI 94 2-3 ①② K 1-2		B SL 82 B SI 92 F SI 90 F SL 82 S SL 82 2-3 ③ K		4	1	1	0	1	2	4
23 Adrián González, L (1, 3) OBP: 0.403, SLG: 0.552	B SI 90 S SI 90 B FC 88 B SI 91 B SI 91 4-1 7 1B 1-2 BB	C FF 86 X SI 87 0-1 ① P6	B FF 94 B SL 87 F FF 94 F FF 93 B SL 88 F SL 87 B FF 94 4-2 7 G6-4-3 1-2 2-3 BB			C EP 61 C SI 95 B FF 93 S SL 88 1-3 ③ K				2	0	0	0	2	1	1
7 Chase Headley, S (1, 7) OBP: 0.341, SLG: 0.397	F CU 75 B FF 87 B SI 91 B SI 89 X SI 91 3-1 5 FC5-4 1-2 2-H 1B	1 SAFE S FF 86 1 SAFE S FF 89 1 SAFE B FF 90 X CU 77 1-2 5 HR 1B	B FF 94 B FF 94 F FF 94 S FF 93 B FF 94 F FF 93 X FF 93 3-2 ②③ G6-4-3 1-2f				B FF 90 C FF 88 X SL 85 1-1 ① G4-3			4	1	2	1	0	0	3
25 Will Venable, L (1, 9) OBP: 0.331, SLG: 0.453	F SI 91 F CU 76 D CU 78 F FF 91 S CU 78 1-3 ② K	X CU 77 0-0 ② F9 2-3			F FF 91 F FF 92 B FF 91 S SL 90 1-3 ① K		B FF 93 X FF 93 1-0 ② F7			4	0	0	0	0	2	4
5 Kevin Kouzmanoff, R (1, 5) OBP: 0.303, SLG: 0.424	B SI 91 X SI 90 1-0 ③ FC5-4 1-2f	F SI 89 F SI 90 B SL 85 X SI 89 1-2 1-H 3-H HR			B SI 95 X SI 95 1-0 ② P2		C SI 95 B SI 92 B SL 87 B SI 94 F SI 91 X SI 95 3-2 ③ L9			4	1	1	3	0	0	2
4 Nick Hundley, R (1, 2) OBP: 0.321, SLG: 0.419		C SI 90 B CU 78 B FF 90 X SI 91 2-1 2B	B SL 85 S SL 84 B CU 79 S SL 85 B SL 85 C FF 91 3-3 ③ K		B SL 88 C SI 95 B SI 95 C SL 86 F SI 95 F SI 95 X SL 87 2-2 1 S 1B			X SI 89 0-0 1 FC3-6 1B		4	0	3	0	0	1	0
1 Everth Cabrera, S (1, 6) OBP: 0.343, SLG: 0.368		C CU 76 L CU 78 S CU 77 0-3 ① K		B SI 88 B CH 79 B SI 88 C SI 87 X SI 89 3-1 18 E 3B	B SI 95 C SI 95 B CH 85 I IN 72 I IN 75 4-1 1-2 IBB			B CU 74 C CU 74 C SI 89 F CH 83 X CU 75 1-2 ① FC3-6 2 PB 2 S 1-2f		3	1	1	0	1	1	2
33 Clayton Richard, L (1, 1) OBP: 0.083, SLG: 0.130 37 Mike Adams, R (8, 1) 2 Edgar Gonzalez, R (8, PH) OBP: 0.281, SLG: 0.377 57 Luke Gregerson, L (9, 1)		C SI 91 S SI 90 F SL 79 B SI 93 S SL 80 1-3 ② K	B CU 77 B SI 90 X SI 90 2-0 ① G6-3		S SI 93 S SI 95 S SI 95 0-3 ③ K			1 SAFE C SL 80 B SL 81 B SL 80 1 SAFE 1 SAFE 1 SAFE B SL 81 B SL 82 4-1 1-3 BB		3 0 0 0 0	0 0 0 0 0	0 0 0 0 0	0 0 0 0 0	2 0 1 0 0	4 0 0 0 0
Inning Stats	R: 1 E: 0 K: 1 S: 12 H: 2 LOB: 2 BB: 1 P: 21	R: 0 E: 0 K: 2 S: 13 H: 1 LOB: 1 BB: 0 P: 19	R: 3 E: 0 K: 1 S: 13 H: 3 LOB: 0 BB: 0 P: 19	R: 1 E: 1 K: 0 S: 13 H: 1 LOB: 2 BB: 2 P: 30	R: 0 E: 0 K: 2 S: 13 H: 1 LOB: 2 BB: 1 P: 21	R: 0 E: 0 K: 2 S: 8 H: 0 LOB: 0 BB: 1 P: 15	R: 0 E: 0 K: 0 S: 6 H: 0 LOB: 0 BB: 0 P: 11	R: 0 E: 0 K: 2 S: 13 H: 1 LOB: 2 BB: 1 P: 21		1B: 6 2B: 2 3B: 1 HR: 1 SF: 0 SAC: 0 DP: 2 HBP: 0		WP: 1 PB: 1 SB: 2 CS: 1 PA: 38		

BOTTOM

Los Angeles Dodgers @ San Diego Padres

PETCO Park, San Diego, CA

Wed Sep 30 2009, 10:05 PM EDT

Att. 25,469 - Clear - 68 F

livebaseballscorecards.com

AB	32
R	5
H	9
RBI	4
BB	6
SO	10
LOB	23

PITCHER		IP	WLS	BF	H	R	ER	SO	BB	IBB	HBP	BLK	WP	HR	S	P	ERA	WHIP
21 Jon Garland, R ERA: 4.01	(1, 1)	3.1	L	18	7	5	4	4	1	0	0	0	0	1	41	67	10.80	2.400
57 Scott Elbert, L ERA: 4.66	(4, 1)	1.0		5	0	0	0	1	2	0	0	0	1	0	13	26	0.00	2.000
59 Guillermo Mota, R ERA: 3.5	(5, 1)	0.2		4	1	0	0	1	0	1	0	0	0	0	10	17	0.00	1.500
44 Vicente Padilla, R ERA: 4.55	(6, 1)	2.0		6	0	0	0	2	1	0	0	0	0	0	14	26	0.00	0.500
36 Jeff Weaver, R ERA: 3.65	(8, 1)	1.0		5	1	0	0	2	1	0	0	0	0	0	13	21	0.00	2.000

PITCHER	IP	WLS	BF	H	R	ER	SO	BB	IBB	HBP	BLK	WP	HR	S	P	ERA	WHIP

San Francisco Giants @ San Diego Padres

PETCO Park, San Diego, CA

Fri Oct 02 2009, 10:05 PM EDT

Att. 26,776 - Overcast - 69 F

livebaseballscorecards.com

TOP

Batter	1	2	3	4	5	6	7	8	9	AB	R	H	RBI	BB	SO	LOB
8 Eugenio Velez, S (1, 4) OBP: 0.307, SLG: 0.402	X CH 92 0-0 G4-3		B SL 88 F SL 86 X CU 76 1-1 G4-3 1-2 2-3			C SL 86 F CU 76 B CU 76 S FF 92 1-3 K	D SL 87 X SI 98 1-0 E6 56 2B 1-2 3-H		B SL 78 X SI 94 1-0 F7	5	1	0	1	0	1	4
56 Andres Torres, S (1, 9) OBP: 0.338, SLG: 0.545 (8, 7)	C CH 92 F SL 87 F CU 77 F SL 86 C FC 92 0-3 K		C CU 77 F FC 89 S CU 79 0-3 K			X SL 85 0-0 B1-3	B SI 97 F SI 97 B SL 89 X SI 96 2-1 48 WP 2B 1-H 2-H		S FF 95 B FF 95 X SL 78 1-1 P6	5	0	1	2	0	2	3
48 Pablo Sandoval, S (1, 5) OBP: 0.385, SLG: 0.552	B CH 94 F FC 91 X FF 93 1-1 G4-3			C CU 76 B CU 77 X FC 90 1-1 HR		B SI 92 B CH 91 F CH 92 B SL 88 F SL 86 X CU 76 3-2 F7	F SI 97 S SL 89 B SL 88 B SI 95 X SL 88 2-2 G6-3 2-3			4	1	1	1	0	0	1
5 Juan Uribe, R (1, 6)		C CH 93 X CU 77 0-1 G6-3		B SI 93 S SI 92 F SI 92 B CU 77 X CH 92 2-2 F8			B SL 86 X SI 86 1-0 HR 3-2 P2			4	1	1	1	0	0	1
20 John Bowker, L (1, 7) 23 Ryan Garko, R (8, PH) OBP: 0.346, SLG: 0.424 54 Sergio Romo, R (8, 1) 41 Jeremy Affeldt, L (8, 1) OBP: 0.500, SLG: 0.500		C CH 92 C CH 91 F SL 85 B FF 92 F CH 92 B CU 77 X CU 78 2-2 G3		C CH 93 B SI 92 X SL 85 1-1 G3-1			B SI 92 X SL 86 1-0 33 1B 35 1B 2B	B FF 95 X FF 94 1-0 G6-3		3 1 0 0	1 0 0 0	1 0 0 0	0 0 0 0	0 0 0 0	0 0 0 0	0 0 0 0
33 Aaron Rowand, R (1, 8) OBP: 0.319, SLG: 0.421		F SL 88 S CH 93 B SL 86 X SL 88 1-2 F9		B FF 91 B SL 87 X SL 86 2-0 G5-3			B CH 92 X CH 90 1-0 28 FC6 28 E 35 1B 2-3 1B	B FF 95 X FF 94 1-0 G4-3		4	1	1	0	0	0	0
35 Travis Ishikawa, L (1, 3) OBP: 0.331, SLG: 0.390			B SL 87 B CH 93 B SL 88 C CH 91 B CH 88 4-1 8 G4-3 28 1B BB		B SI 91 B SI 91 X SI 90 2-0 L8	B CH 85 F FC 89 B CU 75 B SL 86 X SL 85 3-1 28 E 8 E 1B 1-2 3-H	B FF 93 X FF 93 1-0 F8		3	1	1	1	1	0	0
28 Buster Posey, R (1, 2) OBP: 0.143, SLG: 0.143			C SI 91 B SI 93 F SL 88 F SL 87 F CH 92 B CU 76 X SL 87 2-2 8 G4-3 1B 1-2		B SL 87 B FC 92 X SL 87 2-0 F9	L SI 95 X SI 95 0-1 FC6 8 E 56 2B 1-3 2-H		F SI 95 B SL 79 X FF 94 1-1 F8	4	1	1	0	0	0	1
75 Barry Zito, L (1, 1) OBP: 0.182, SLG: 0.118 49 Brandon Medders, R (6, 1) 14 Fred Lewis, L (7, PH) OBP: 0.349, SLG: 0.391 45 Dan Runzler, L (7, 1) 12 Nate Schierholtz, L (8, 9) OBP: 0.305, SLG: 0.404			C SL 89 M SI 91 B SI 91 M SI 91 1-3 K		C SI 91 F SL 86 B CU 76 B CU 76 X SL 86 2-2 G1	B SL 85 T SI 95 F SI 96 S SL 89 1-3 K		B FF 95 B FF 95 F FF 95 B FF 95 B SI 94 4-1 BB	2 0 1 0 0	0 0 0 0 0	0 0 0 0 0	0 0 0 0 1	0 0 1 0 0	1 0 0 0 0	2 0 2 0 0
Inning Stats	R: 0 E: 0 K: 1 S: 8 H: 0 LOB: 0 BB: 0 P: 9	R: 0 E: 0 K: 0 S: 10 H: 0 LOB: 0 BB: 0 P: 13	R: 0 E: 0 K: 2 S: 14 H: 1 LOB: 2 BB: 1 P: 22	R: 1 E: 0 K: 0 S: 8 H: 1 LOB: 0 BB: 0 P: 14	R: 0 E: 0 K: 0 S: 5 H: 0 LOB: 0 BB: 0 P: 11	R: 0 E: 0 K: 1 S: 8 H: 0 LOB: 0 BB: 0 P: 12	R: 6 E: 2 K: 1 S: 19 H: 5 LOB: 1 BB: 0 P: 34	R: 0 E: 0 K: 0 S: 3 H: 0 LOB: 0 BB: 0 P: 6	R: 0 E: 0 K: 0 S: 6 H: 0 LOB: 1 BB: 1 P: 13	1B: 3 2B: 2 3B: 0 HR: 2 SF: 0 SAC: 0 DP: 0 HBP: 0						

	AB	36
	R	7
	H	7
	RBI	6
	BB	2
	SO	5
	LOB	14

WP: 1 PB: 0 SB: 0 CS: 0 PA: 38

PITCHER		IP	WLS	BF	H	R	ER	SO	BB	IBB	HBP	BLK	WP	HR	S	P	ERA	WHIP
29 Kevin Correia, R ERA: 3.91	(1, 1)	6.0	L	25	6	5	3	4	1	0	0	0	0	2	58	92	4.50	1.167
58 Ryan Webb, R ERA: 3.55	(7, 1)	1.0		6	1	2	0	1	0	0	0	0	1	0	14	23	0.00	1.000
44 Aaron Poreda, L ERA: 2.7	(8, 1)	1.0		3	0	0	0	0	0	0	0	0	0	0	3	6	0.00	0.000
39 Ernesto Frieri, R ERA:	(9, 1)	1.0		4	0	0	0	0	1	0	0	0	0	0	6	13	0.00	1.000

PITCHER		IP	WLS	BF	H	R	ER	SO	BB	IBB	HBP	BLK	WP	HR	S	P	ERA	WHIP

Batter	1	2	3	4	5	6	7	8	9	AB	R	H	RBI	BB	SO	LOB
1 Everth Cabrera, S (1, 6) OBP: 0.340, SLG: 0.364	B SI 87 C SI 87 F SI 86 X FC 80 1-2 G1-3 ①		F SI 85 X CU 71 0-1 B1-3 ①		B FC 81 C CH 76 B CU 74 S FC 80 C SI 87 2-3 K ③		C SI 94 1 SAFE 1 SAFE 1 SAFE B SL 82 F SI 95 B SL 82 X SL 84 2-2 G2-3 ③			4	0	0	0	0	1	2
22 David Eckstein, R (1, 4) OBP: 0.321, SLG: 0.329	B SI 86 C SI 88 B CH 74 F SI 89 F FC 80 X FF 88 2-2 F9 ②		C SI 86 C CU 72 F CU 73 X CH 76 0-2 F9 ②			C SI 86 F FC 78 F FC 80 F CU 74 X CU 75 0-2 G5-3 ①		B FF 90 B FF 90 C FF 90 X FF 89 2-1 F9 ①		4	0	0	0	0	0	0
23 Adrián González, L (1, 3) OBP: 0.405, SLG: 0.552	B FF 88 B FF 88 C SI 89 B SI 86 B SI 86 4-1 7 BB 14 1B BB		B FF 87 S FC 80 F SI 84 C FF 81 1-3 K ③			S FC 80 F CU 74 F FC 81 B FF 88 X CU 75 1-2 7 G3 1B		B SL 79 F FF 91 B SI 90 S SL 79 B CH 83 B SL 77 4-2 7 G1-6-3 BB		2	1	1	0	2	1	0
7 Chase Headley, S (1, 5) OBP: 0.340, SLG: 0.395	B SI 87 B CH 73 B SI 86 C SI 86 T SI 87 B SI 88 4-2 14 1B 1-2 BB			X FC 77 0-0 F7 ①		1 SAFE B CU 70 X CU 70 1-0 G3 ② 1-2		X FF 93 0-0 G1-6-3 ②③ 1-2f		3	0	0	0	1	0	2
14 Oscar Salazar, R (1, 7) OBP: 0.373, SLG: 0.511	X CH 76 0-0 1-2 2-H 1B			C SI 87 B SI 87 C CU 72 B FF 86 X FC 80 2-2 G6-3 ②		C CU 69 B FC 90 X SI 90 1-1 G5-3 ③			C FF 94 B CU 78 B FF 94 X SI 93 2-1 G6-3 ①	4	0	1	1	0	0	1
25 Will Venable, L (1, 9) OBP: 0.327, SLG: 0.446	D CU 73 F SI 86 S FC 80 C CU 75 1-3 K ③			B FC 79 S FC 80 B CH 73 F FC 79 F FF 87 X CU 74 2-2 P4 ③			C SI 95 B SI 95 S SI 95 F SI 95 S SL 84 1-3 K ①		F FF 95 F FF 95 S CU 80 0-3 K ②	4	0	0	0	0	3	2
28 Henry Blanco, R (1, 2) OBP: 0.320, SLG: 0.382		F SI 86 C CU 71 S CU 73 0-3 K2-3 ①			C CH 75 B SI 86 F FC 78 S CU 75 1-3 K ①		S SI 96 F SI 97 B SI 96 B SI 96 B SI 96 X SI 96 3-2 HR		S SI 94 C CU 80 S CU 80 0-3 K ③	4	1	1	1	0	3	0
18 Tony Gwynn Jr., L (1, 8) OBP: 0.348, SLG: 0.342		B SI 87 C SI 88 C CU 71 B CU 74 X CU 74 2-2 G1-3 ②			X FC 80 0-0 P6 ②		B SI 96 B SI 95 C SI 96 B SI 95 B SI 96 4-1 BB			2	0	0	0	1	0	0
29 Kevin Correia, R (1, 1) OBP: 0.175, SLG: 0.164		C SI 88 S CH 72 B SI 85 C CU 73 1-3 K ③			T SI 88 F SI 87 F CU 74 F SI 87 X CH 76 0-2 1B		B SI 95 B SI 95 C SI 94 S SL 83 C SL 85 2-3 K ②			2	0	1	0	0	1	0
58 Ryan Webb, R (7, 1)										0	0	0	0	0	0	0
2 Edgar Gonzalez, R (7, PH) OBP: 0.280, SLG: 0.375										1	0	0	0	0	1	1
44 Aaron Poreda, L (8, 1)										0	0	0	0	0	0	0
39 Ernesto Frieri, R (9, 1)										0	0	0	0	0	0	0
Inning Stats	R: 1 E: 0 K: 1 S: 14 H: 1 LOB: 2 BB: 2 P: 26	R: 0 E: 0 K: 2 S: 9 H: 0 LOB: 0 BB: 0 P: 12	R: 0 E: 0 K: 1 S: 9 H: 0 LOB: 0 BB: 0 P: 10	R: 0 E: 0 K: 0 S: 8 H: 0 LOB: 0 BB: 0 P: 12	R: 0 E: 0 K: 2 S: 12 H: 1 LOB: 1 BB: 0 P: 15	R: 0 E: 0 K: 0 S: 12 H: 1 LOB: 1 BB: 0 P: 15	R: 1 E: 0 K: 2 S: 14 H: 1 LOB: 1 BB: 1 P: 26	R: 0 E: 0 K: 0 S: 5 H: 0 LOB: 0 BB: 1 P: 11	R: 0 E: 0 K: 2 S: 8 H: 0 LOB: 0 BB: 0 P: 10	1B: 3 2B: 0 3B: 0 HR: 1 SF: 0 SAC: 0 DP: 1 HBP: 0						WP: 0 PB: 0 SB: 0 CS: 0 PA: 34

PITCHER	IP	WLS	BF	H	R	ER	SO	BB	IBB	HBP	BLK	WP	HR	S	P	ERA	WHIP
75 Barry Zito, L (1, 1) ERA: 4.03	5.1		21	3	1	1	6	2	0	0	0	0	0	61	85	1.69	0.938
49 Brandon Medders, R (6, 1) ERA: 3.04	0.2	W	2	0	0	0	0	0	0	0	0	0	0	3	5	0.00	0.000
45 Dan Runzler, L (7, 1) ERA: 1.04	1.0		5	1	1	1	2	1	0	0	0	0	1	14	26	9.00	2.000
54 Sergio Romo, R (8, 1) ERA: 3.97	0.1		2	0	0	0	0	1	0	0	0	0	0	4	10	0.00	3.000
41 Jeremy Affeldt, L (8, 1) ERA: 1.79	1.2		4	0	0	0	2	0	0	0	0	0	0	9	11	0.00	0.000

PITCHER	IP	WLS	BF	H	R	ER	SO	BB	IBB	HBP	BLK	WP	HR	S	P	ERA	WHIP

BOTTOM

San Francisco Giants @ San Diego Padres

PETCO Park, San Diego, CA

Fri Oct 02 2009, 10:05 PM EDT

Att. 26,776 - Overcast - 69 F

livebaseballscorecards.com

AB	30
R	2
H	4
RBI	2
BB	4
SO	10
LOB	8

San Francisco Giants @ San Diego Padres

PETCO Park, San Diego, CA

Sat Oct 03 2009, 10:05 PM EDT

Att. 25,732 - Partly Cloudy - 66 F

livebaseballscorecards.com

TOP

Batter	1	2	3	4	5	6	7	8	9	AB	R	H	RBI	BB	SO	LOB
8 Eugenio Velez, S (1, 4) OBP: 0.303, SLG: 0.396	B FC 82 S FF 87 B FF 87 S CH 76 C FF 88 2-3 ① K		B CH 74 C FF 87 C FF 88 S SI 87 1-3 ③ K			X FC 82 0-0 ② FC6-4 56 BB 1-2f			X CU 78 0-0 ① F7	4	0	0	0	0	2	1
56 Andres Torres, S (1, 7) OBP: 0.335, SLG: 0.534	C FF 88 B CU 73 B FF 84 B FC 83 C FF 87 X CH 77 3-2 ② G5-3			B SI 85 F FC 82 X CH 72 1-1 ① G1-3		L FC 82 B FC 81 B CH 73 B FF 87 B FC 83 4-1 1-2 BB			C CU 79 B FF 93 S SI 92 S FF 94 1-3 ② K	3	0	0	0	1	1	0
48 Pablo Sandoval, S (1, 5) OBP: 0.385, SLG: 0.551	C FC 84 B FF 88 X CH 76 1-1 5 FC6-4 1B			C FF 86 C FF 86 F FF 86 C FF 87 0-3 ② K		X CH 75 0-0 ③ F9			B FF 93 B FF 93 C CU 80 B SI 93 B FF 92 4-1 BB	3	0	1	0	1	1	2
5 Juan Uribe, R (1, 6) OBP: 0.330, SLG: 0.496	C FF 87 F FC 83 X FF 88 0-2 ③ FC6-4 1-2f			S CU 73 S CH 72 B FF 87 B CH 72 S CU 73 2-3 ③ K			X FC 82 0-0 ① F9		B FF 94 B CU 80 C FF 94 S FF 94 F FF 94 F FF 94 F FF 95 F FF 95 S CU 82 2-3 ③ K	4	0	0	0	0	2	2
23 Ryan Garko, R (1, 3) OBP: 0.343, SLG: 0.420		B CU 71 F FC 80 C CH 72 B FF 88 S CH 73 2-3 ① K			B CH 74 B CH 74 X FC 82 2-0 ① P6		B FC 82 X CH 74 1-0 ② L7			3	0	0	0	0	1	0
33 Aaron Rowand, R (1, 8) OBP: 0.317, SLG: 0.419		F FC 82 T FF 86 S FF 87 0-3 ② K			B CH 74 X FF 87 1-0 ② F9		C CU 72 F CU 74 B CH 72 B CH 73 X FC 83 2-2 ③ G5-3			3	0	0	0	0	1	0
28 Buster Posey, R (1, 2) OBP: 0.118, SLG: 0.118		C FF 87 F CH 72 B FF 86 B CH 74 B FF 87 X CH 74 3-2 ③ G6-3			C B CU 74 C FC 82 B FF 87 B FF 88 X CH 75 3-2 ③ F8			C SL 91 X SL 89 0-1 ① G3-1		3	0	0	0	0	0	0
12 Nate Schierholtz, L (1, 9) OBP: 0.302, SLG: 0.400			C FF 85 S FF 87 B FF 86 C FF 88 1-3 ① K			C CU 72 X FC 82 0-1 ① F8		B SL 89 S SL 88 F SL 89 S FF 95 1-3 ② K		3	0	0	0	0	2	0
18 Matt Cain, R (1, 1) OBP: 0.203, SLG: 0.217 13 Jesus Guzman, R (6, PH) OBP: 0.250, SLG: 0.250 40 Madison Bumgarner, R (6, 1) 14 Fred Lewis, L (8, PH) OBP: 0.348, SLG: 0.390 60 Waldis Joaquin, R (8, 1)			B FF 86 C FF 88 B CH 74 S FC 82 F FC 84 S CH 74 2-3 ② K			C CH 75 C FF 86 B CU 73 X FF 86 1-2 8 FC6-4 1B		B CU 83 S SL 89 F SL 90 B FF 95 C FF 95 2-3 ③ K		1 1 0 1 0	0 0 0 0 0	0 1 0 0 0	0 0 0 0 0	0 0 0 1 0	1 0 0 0 0	0 0 0 0 0
Inning Stats	R: 0 H: 1 E: 0 LOB: 1 K: 1 BB: 0 S: 11 P: 17	R: 0 H: 0 E: 0 LOB: 0 K: 2 BB: 0 S: 9 P: 14	R: 0 H: 0 E: 0 LOB: 0 K: 3 BB: 0 S: 10 P: 14	R: 0 H: 0 E: 0 LOB: 0 K: 2 BB: 0 S: 9 P: 12	R: 0 H: 0 E: 0 LOB: 0 K: 0 BB: 0 S: 5 P: 11	R: 0 H: 1 E: 0 LOB: 2 K: 0 BB: 1 S: 8 P: 13	R: 0 H: 0 E: 0 LOB: 0 K: 0 BB: 0 S: 5 P: 8	R: 0 H: 0 E: 0 LOB: 0 K: 2 BB: 0 S: 8 P: 11	R: 0 H: 0 E: 0 LOB: 1 K: 2 BB: 1 S: 12 P: 19	1B: 2 SF: 0 2B: 0 SAC: 0 3B: 0 DP: 0 HR: 0 HBP: 0						

AB	29
R	0
H	2
RBI	0
BB	2
SO	12
LOB	5

WP: 0 PA: 31
PB: 0
SB: 0
CS: 0

PITCHER		IP	WLS	BF	H	R	ER	SO	BB	IBB	HBP	BLK	WP	HR	S	P	ERA	WHIP
49 Wade LeBlanc, L ERA: 3.69	(1, 1)	7.0	W	24	2	0	0	8	1	0	0	0	0	0	57	89	0.00	0.429
37 Mike Adams, R ERA: 0.75	(8, 1)	1.0	H	3	0	0	0	2	0	0	0	0	0	0	8	11	0.00	0.000
21 Heath Bell, R ERA: 2.75	(9, 1)	1.0	S	4	0	0	0	2	1	0	0	0	0	0	12	19	0.00	1.000

PITCHER	IP	WLS	BF	H	R	ER	SO	BB	IBB	HBP	BLK	WP	HR	S	P	ERA	WHIP

BOTTOM

San Francisco Giants @ San Diego Padres

PETCO Park, San Diego, CA

Sat Oct 03 2009, 10:05 PM EDT

Att. 25,732 - Partly Cloudy - 66 F

livebaseballscorecards.com

Batter	1	2	3	4	5	6	7	8	9	AB	R	H	RBI	BB	SO	LOB
18 Tony Gwynn Jr., L (1, 8) OBP: 0.348, SLG: 0.342	C FF 92 C CU 76 T FF 94 0-2 ① K		B FF 92 F FF 92 X CH 87 1-1 22 1B, 23 1B, 1B	C CU 76 B SL 86 B FF 92 X FF 93 2-1 ③ P6			1 SAFE C FF 91 1 SAFE X FF 91 0-1 ① SH1-4 1-2			3	1	1	0	0	1	0
22 David Eckstein, R (1, 4) OBP: 0.324, SLG: 0.329	C FF 94 F FF 95 B FF 95 B SL 88 B FF 95 F FF 96 F FF 95 F FF 95 F FF 95 4-2 7 1B, 23 1B, BB		1 SAFE C FF 92 C CU 76 1 SAFE X CU 77 0-2 25 F8, 23 1B, 1-3, 1B		C FF 91 B FF 90 F SL 85 F FF 93 B FF 93 F FF 93 B FF 93 X FF 94 3-2 ① G4-3		B SI 92 B FF 90 B FF 90 B SI 90 4-0 23 F8, BB			2	1	1	0	2	0	0
23 Adrián González, L (1, 3) OBP: 0.407, SLG: 0.554	B CU 76 C FF 94 D CH 87 X FF 94 2-1 7 1B, 1-2, 1B		F CU 77 F FF 95 F FF 95 X FF 95 0-2 5 HBP, 1-2, 3-H, 1B		C FF 93 X FF 93 0-1 1B		C FF 91 B CU 82 X CU 79 1-1 ② F8, 1-2, 2-3			4	0	3	1	0	0	2
7 Chase Headley, S (1, 7) OBP: 0.341, SLG: 0.394	S FF 94 C CH 88 B CH 87 X SL 88 1-2 1-2, 2-H, 1B		B FF 94 C FF 94 B CU 77 S FF 94 F FF 95 F FF 94 S FF 95 2-3 ① K		X FF 93 0-0 ② P6		I IN 77 I IN 78 I IN 78 I IN 78 4-0 IBB			3	0	1	1	1	1	3
25 Will Venable, L (1, 9) OBP: 0.323, SLG: 0.440	B FF 94 F FF 94 B FF 95 F CU 76 F FF 96 D CH 88 S FF 95 3-3 ② K		C CU 78 F FF 94 B FF 94 X CU 78 1-2 ② F8, 2-3		X FF 93 0-0 ③ P5		B FF 92 X FF 90 1-0 ③ F9			4	0	0	0	0	1	8
5 Kevin Kouzmanoff, R (1, 5) OBP: 0.303, SLG: 0.422	F FF 95 F FF 94 B FF 95 F FF 94 F FF 95 X FF 94 1-2 ③ G4-3		F FF 94 F FF 94 F FF 94 H FF 94 1-2 1-2, HBP			B FF 91 F FF 90 S CH 84 X CH 84 1-2 ① F8		B FF 96 B SI 98 B FF 97 C SI 98 F FF 98 S SI 99 3-3 ① K		3	0	0	0	0	1	2
4 Nick Hundley, R (1, 2) OBP: 0.317, SLG: 0.413		C FF 93 S SL 87 B SL 88 F FF 94 B FF 94 C CU 78 2-3 ① K	F FF 94 B SL 89 C CU 77 B SL 88 X FF 94 2-2 ③ F9			B SI 92 F FF 91 T CH 84 F CU 77 S CH 82 1-3 ② K		B SI 100 C SL 89 X SL 88 1-1 ② G5-3		4	0	0	0	0	2	3
1 Everth Cabrera, S (1, 6) OBP: 0.339, SLG: 0.361		B CU 76 F FF 94 L FF 94 B FF 94 B CU 77 F FF 94 F FF 95 F FF 94 X FF 94 3-2 ② G6-3		L FF 91 B FF 92 C CU 75 S FF 92 1-3 ① K		C FF 92 B FF 91 B CH 82 F FF 92 X CU 75 2-2 ③ G4-3		F SI 97 B SI 86 C SI 97 H SI 99 2-2 HBP		3	0	0	0	0	1	0
49 Wade LeBlanc, L (1, 1) OBP: 0.143, SLG: 0.077 3 Luis Durango, S (7, PH) OBP: 0.700, SLG: 0.625 37 Mike Adams, R (8, 1) 11 Drew Macias, L (8, PH) OBP: 0.326, SLG: 0.320 21 Heath Bell, R (9, 1)		C FF 92 C CU 77 B FF 94 F FF 94 X CU 78 1-2 ③ G4-3		C FF 91 T FF 92 X FF 93 0-2 ② G6-3			B FF 90 C FF 90 X FF 90 1-1 23 F8, 18 SH1-4, 1B	1 SAFE B FF 95 F SI 96 F SI 96 1 SAFE T SI 97 1-2 ③ K		2 1 0 1 0	0 0 0 0 0	0 1 0 0 0	0 0 0 0 0	0 0 0 1 0	0 0 0 1 0	0 0 0 1 0
Inning Stats	R: 1 H: 2 E: 0 LOB: 2 K: 2 BB: 1 S: 23 P: 34	R: 0 H: 0 E: 0 LOB: 0 K: 1 BB: 0 S: 14 P: 20	R: 1 H: 3 E: 0 LOB: 3 K: 1 BB: 0 S: 23 P: 30	R: 0 H: 0 E: 0 LOB: 0 K: 1 BB: 0 S: 8 P: 11	R: 0 H: 1 E: 0 LOB: 1 K: 0 BB: 0 S: 9 P: 12	R: 0 H: 0 E: 0 LOB: 0 K: 1 BB: 0 S: 10 P: 14	R: 0 H: 1 E: 0 LOB: 3 K: 0 BB: 2 S: 7 P: 18	R: 0 H: 0 E: 0 LOB: 1 K: 2 BB: 0 S: 10 P: 17		1B: 7 SF: 0 2B: 0 SAC: 1 3B: 0 DP: 0 HR: 0 HBP: 2						WP: 0 PA: 36 PB: 0 SB: 0 CS: 0

	AB	30
	R	2
	H	7
	RBI	2
	BB	3
	SO	8
	LOB	19

PITCHER		IP	WLS	BF	H	R	ER	SO	BB	IBB	HBP	BLK	WP	HR	S	P	ERA	WHIP
18 Matt Cain, R ERA: 2.89	(1, 1)	5.0	L	23	6	2	2	5	1	0	1	0	0	0	77	107	3.60	1.400
40 Madison Bumgarner, L ERA: 1.8	(6, 1)	2.0		9	1	0	0	1	1	1	0	0	0	0	17	32	0.00	1.000
60 Waldis Joaquin, R ERA: 4.22	(8, 1)	1.0		4	0	0	0	2	0	0	1	0	0	0	10	17	0.00	0.000

PITCHER		IP	WLS	BF	H	R	ER	SO	BB	IBB	HBP	BLK	WP	HR	S	P	ERA	WHIP

TOP

San Francisco Giants @ San Diego Padres

PETCO Park, San Diego, CA

Sun Oct 04 2009, 4:05 PM EDT

Att. 25,082 - Partly Cloudy - 67 F

livebaseballscorecards.com

Batter	1	2	3	4	5	6	7	8	9	10	AB	R	H	RBI	BB	SO	LOB
8 Eugenio Velez, S (1, 7) OBP: 0.308, SLG: 0.400	C FF 88 F FF 90 B CU 73 X FF 91 1-2 48 1B 56 1B 5 G6-4-3 1B		B CH 80 S SL 83 X SL 83 1-1 48 56 G4-6-3 5 1B 1-2 2B 1B		C SL 81 B CU 72 X FF 89 1-1 ① G6-3		C SL 84 F SL 84 S SL 83 0-3 K 56 S		C CU 80 B SI 93 F CU 80 X FF 94 1-2 56 S 1B		5	2	3	0	0	1	0
56 Andres Torres, S (1, 9) (6, 8) OBP: 0.343, SLG: 0.533	X FF 90 0-0 5 48 G6-4-3 1B 1-2 1B		X FF 90 0-0 48 G4-6-3 1-2 2-3 1B		B FF 89 B CH 82 S FF 90 B FF 90 B SL 83 4-1 5 S BB		L FF 90 1 SAFE S SL 82 1 SAFE B SL 84 S SL 84 1-3 ② K 1-2		1 SAFE C FF 91 1 SAFE C CU 81 C FF 94 0-3 ③ K 1-2		4	0	2	0	1	2	2
48 Pablo Sandoval, S (1, 5) OBP: 0.387, SLG: 0.556	S FF 91 C FF 91 X FF 91 0-2 5 G6-4-3 1-2 2-3 1B		X FF 90 0-0 ①② G4-6-3 1-2f 2-3 3-H		X SI 93 0-0 ② F8		I IN 71 I IN 71 I IN 71 I IN 71 4-0 IBB			X SI 94 0-0 HR	4	1	2	1	1	0	3
5 Juan Uribe, R (1, 6) OBP: 0.329, SLG: 0.495	B CH 82 X SL 84 1-0 ①② G6-4-3 1-2f 2-3 3-H		F CU 74 X SL 84 0-1 23 1B 3-H 2B		B SI 94 1 SAFE F CH 82 P PO 84 C SI 94 X SI 96 2-2 ③ F9 1-2		S SL 84 S SL 84 B SL 84 S FC 91 1-3 ③ K			C SL 88 B SL 86 X 1-1 ① F8	5	0	1	1	0	1	5
23 Ryan Garko, R (1, 3) OBP: 0.344, SLG: 0.421 35 Travis Ishikawa, L (6, PH) OBP: 0.329, SLG: 0.387 (6, 3)	S SL 84 B SI 90 S CU 73 D CU 73 B SL 85 X FF 93 3-2 ③ G1-3		F FF 91 C CH 84 B FF 92 D CU 75 X FF 92 2-2 ③ 2-H 1B			B SL 81 C SI 96 S SL 83 S SL 85 1-3 ① K		C FF 90 F FF 89 S SI 95 0-3 ① K		C FF 87 B FF 88 S FC 86 S SL 76 1-3 ② K	2 3	0 0	1 0	0 0	0 0	0 3	1 0
33 Aaron Rowand, R (1, 8) 49 Brandon Medders, R (6, 1) 51 Randy Johnson, R (7, 1) OBP: 0.111, SLG: 0.077 20 John Bowker, L (8, PH) OBP: 0.247, SLG: 0.373 41 Jeremy Affeldt, L (8, 1) OBP: 0.500, SLG: 0.500 35 Rich Aurilia, R (10, PH) OBP: 0.256, SLG: 0.279 38 Brian Wilson, R (10, 1)		C CH 79 F SL 82 B SI 90 S CU 74 1-3 ① K		B CU 72 F CH 80 B FF 91 X CH 82 2-1 22 FC5-4 1B		S SI 94 B SL 83 B SL 83 C SI 94 B SI 96 B SI 94 4-2 BB		F FF 89 S SI 95 B FF 94 B SI 96 F SL 90 X CU 80 2-2 G6-3		C FF 87 S FC 86 B FF 87 F SL 75 X FC 87 1-2 ③ F8	2 0 0 1 0 0 1	0 0 0 0 0 0 0	1 0 0 0 0 0 0	0 0 0 0 0 0 0	1 0 0 0 0 0 0	1 0 0 0 0 0 0	0 0 0 0 0 0 0
29 Ryan Rohlinger, R (1, 4) OBP: 0.200, SLG: 0.211	F FF 90 B FF 90 B CU 72 F FF 91 X SL 84 2-2 ② G5-3			S CH 83 F SI 92 1 SAFE 1 SAFE F FF 91 C FF 92 0-3 ① K		F CH 84 1 SAFE S SL 83 1 SAFE B SI 95 C SI 93 1-3 ② K		F SL 87 S FF 94 S SL 89 0-3 ③ K			4	0	0	0	0	3	2
22 Eli Whiteside, R (1, 2) OBP: 0.269, SLG: 0.339	C FF 91 S CU 73 B CU 72 F FF 90 F SL 82 F FF 91 F CU 75 B CU 74 X FF 92 2-2 ③ F9			B CH 84 1 SAFE X FF 91 1-0 ② FC5-4 1-2f		1 SAFE C SI 93 F SI 94 F SI 96 S SL 83 0-3 ③ K			B CU 78 B FF 90 C FF 90 S FF 90 F FF 92 F FF 92 F FF 92 X FF 92 2-2 2 F7-3 1B	4	0	1	0	0	1	2
57 Jonathan Sánchez, L (1, 1) OBP: 0.174, SLG: 0.073 2 Randy Winn, S (6, 9) OBP: 0.318, SLG: 0.353		C F X SL 82 0-2 56 8 1B 1B 48 G4-6-3 1B		C FF 91 B FF 92 B FF 92 S FF 92 F FF 92 C CU 73 2-3 ③ K			B CH 77 F FF 90 S SL 82 F SL 83 S SL 83 1-3 ① K		B FF 91 X FF 91 1-0 ①② F7-3 1-1	2 2	1 0	1 0	0 0	0 0	1 1	1 1

Inning Stats																						
	R: 1	H: 3	R: 0	H: 0	R: 2	H: 5	R: 0	H: 1	R: 0	H: 0	R: 0	H: 0	R: 0	H: 0	R: 0	H: 2	R: 1	H: 1	1B: 10	SF: 0	WP: 0	PA: 42
	E: 0	LOB: 1	E: 0	LOB: 0	E: 0	LOB: 2	E: 0	LOB: 1	E: 0	LOB: 1	E: 0	LOB: 0	E: 0	LOB: 0	E: 0	LOB: 1	E: 0	LOB: 0	2B: 2	SAC: 0	PB: 1	
	K: 0	BB: 0	K: 1	BB: 0	K: 0	BB: 0	K: 2	BB: 0	K: 3	BB: 1	K: 4	BB: 1	K: 2	BB: 0	K: 1	BB: 0	K: 1	BB: 0	3B: 0	DP: 3	SB: 3	
	S: 11	P: 16	S: 13	P: 18	S: 12	P: 15	S: 11	P: 16	S: 12	P: 18	S: 13	P: 20	S: 10	P: 12	S: 13	P: 17	S: 10	P: 13	HR: 1	HBP: 0	CS: 0	

PITCHER		IP	WLS	BF	H	R	ER	SO	BB	IBB	HBP	BLK	WP	HR	S	P	ERA	WHIP
34 Cesár Ramos, L ERA: 3.07	(1, 1)	4.1		20	9	3	3	3	1	0	0	0	0	0	50	73	6.23	2.308
55 Adam Russell, R ERA: 3.65	(5, 1)	1.2		6	0	0	0	3	1	0	0	0	0	0	17	24	0.00	0.600
57 Luke Gregerson, R ERA: 3.24	(7, 1)	1.0		5	0	0	0	4	0	1	0	0	0	0	13	20	0.00	0.000
37 Mike Adams, R ERA: 0.73	(8, 1)	1.0		3	0	0	0	2	0	0	0	0	0	0	10	12	0.00	0.000
21 Heath Bell, R ERA: 2.71	(9, 1)	1.0		4	2	0	0	1	0	0	0	0	0	0	13	17	0.00	2.000

PITCHER		IP	WLS	BF	H	R	ER	SO	BB	IBB	HBP	BLK	WP	HR	S	P	ERA	WHIP
58 Ryan Webb, R ERA: 3.86	(10, 1)	0.1	L	2	1	1	1	0	0	0	0	0	0	1	3	4	27.00	3.000
54 Joe Thatcher, L ERA: 2.8	(10, 1)	0.2		2	0	0	0	1	0	0	0	0	0	0	7	9	0.00	0.000

AB	39
R	4
H	12
RBI	2
BB	3
SO	14
LOB	17

Batter	1	2	3	4	5	6	7	8	9	10	AB	R	H	RBI	BB	SO	LOB
1 Everth Cabrera, S (1, 6) OBP: 0.342, SLG: 0.361	C SI 93 B FF 93 B SI 93 B SI 91 C FF 92 F FF 92 B SI 92 4-2 23 CS BB		X FF 93 0-0 ② G6-3			B CH 79 B FF 91 C FF 91 C SI 91 X SL 82 2-2 22 HR 1B	C SL 82 H 1-1 22 P5 HBP			C FF 96 X SI 94 0-1 E7	3	1	1	0	1	0	0
22 David Eckstein, R (1, 4) OBP: 0.323, SLG: 0.334	C SI 92 F FF 91 1 SAFE S SL 81 0-3 ① K		C SI 92 X FF 92 0-1 ③ F9			1 SAFE B FF 91 X FF 90 1-0 1-H HR	B FF 89 X 1-0 ② P5 1-2 2-3 3-H			X FF 96 0-0 ① B5-4	5	1	1	3	0	1	4
23 Adrián González, L (1, 3) OBP: 0.407, SLG: 0.551	C SI 93 1 SAFE 1 SAFE B SL 83 B SL 81 S CH 84 X SI 93 2-2 ②③ F7 1-2			F SI 92 C SI 94 B SL 83 B SI 93 S FF 87 2-3 ① K		S SL 79 B SI 92 C CH 85 B SL 83 B FF 91 B SL 85 4-2 7 BB BB	F S SL 84 C 0-3 ③ K			I IN 78 I IN 82 I IN 79 I IN 84 4-0 IBB	3	0	0	0	2	2	3
7 Chase Headley, S (1, 7) OBP: 0.342, SLG: 0.392		B SL 76 B FF 91 B FF 92 C FF 92 B SI 92 4-1 14 FC4 5 1B BB		X CH 84 0-0 ② G5-3		B FF 91 B FF 92 B SI 90 C FF 91 F SI 92 D CH 83 4-2 1-2 BB		B SI 92 B FF 93 X FF 92 2-0 ① G4-3		S FF 98 B FF 97 F SL 91 B FF 98 C SL 91 2-3 ② K	3	0	0	0	2	1	2
5 Kevin Kouzmanoff, R (1, 5) OBP: 0.302, SLG: 0.420		C FF 92 X FF 92 0-1 14 FC4 1-2 1B		B FF 93 X FF 91 1-0 ③ F8		B CU 69 F FF 88 B SI 90 F FC 90 B FC 91 F CU 70 S SL 81 3-3 ② K		B CU 78 B CU 78 C FF 93 X FF 92 2-1 ② G6-3		B SL 90 F SL 93 F FF 99 S FF 99 1-3 ③ K	5	0	1	0	0	2	4
14 Oscar Salazar, R (1, 9) OBP: 0.364, SLG: 0.496 21 Heath Bell, R (9, 1) 58 Ryan Webb, R (10, 1) 54 Joe Thatcher, L (10, 1)		L FF 92 B CH 86 B CH 81 C SL 76 F SL 82 X SL 82 2-2 ① FC4 3 FC6 1-2f 2-3			B FF 91 S CH 83 X CH 83 1-1 ① F9	C SL 82 B CU 70 F CU 69 F FC 90 F SL 83 B FC 90 X CU 70 2-2 ③ F8		B FF 93 F FF 92 B CH 86 F SI 92 X CU 78 2-2 ③ F8			4	0	0	0	0	0	4
											0	0	0	0	0	0	0
											0	0	0	0	0	0	0
											0	0	0	0	0	0	0
4 Nick Hundley, R (1, 2) OBP: 0.313, SLG: 0.406		S FF 94 C SL 84 F FF 93 B FF 92 F CH 87 S 1-3 ② K			S SL 79 B SL 80 B CH 81 F CH 81 B FF 92 X SL 79 3-2 ② L7		C FF 88 S SL 81 S SL 83 0-3 K 15 SH1-4 3 1B 22 P5		B SI 91 B SI 92 X SI 93 2-0 ① F9		4	1	0	0	0	2	2
3 Luis Durango, S (1, 8) OBP: 0.615, SLG: 0.545 18 Tony Gwynn Jr., L (8, 8) OBP: 0.350, SLG: 0.344		C FF 92 B SL 81 F SL 77 B FF 93 X SL 83 2-2 ③ FC6 1-2f			C FF 92 B FF 92 S FF 91 F FF 91 X CH 86 1-2 ③ P4		X FS 87 0-0 22 P5 15 SH1-4 1-2 1B		B FF 93 C SI 91 X CU 79 1-1 11 G6-4-3 1B		3	0	1	0	0	0	2
											1	0	1	0	0	0	0
34 Cesár Ramos, L (1, 1) 55 Adam Russell, R (5, 1) 2 Edgar Gonzalez, R (6, PH) OBP: 0.278, SLG: 0.373 57 Luke Gregerson, L (7, 1) 15 Luis Antonio Rodriguez, S (7, PH) OBP: 0.319, SLG: 0.260 37 Mike Adams, R (8, 1) 11 Drew Macias, L (9, 9) OBP: 0.322, SLG: 0.316			C FF 90 B SI 91 F FF 91 X SL 80 1-2 ① G1-3			C SL 79 B SL 82 X FF 90 1-1 ① G5-3	X FF 88 0-0 ① SH1-4 1-2 2-3		C FF 93 F FF 92 X FF 94 0-2 ②③ G6-4-3 1-2f		1	0	0	0	0	0	0
											0	0	0	0	0	0	0
											1	0	0	0	0	0	0
											0	0	0	0	0	0	0
											0	0	0	0	0	0	0
											0	0	0	0	0	0	0
											1	0	0	0	0	0	1
Inning Stats	R: 0 E: 0 K: 1 S: 9 H: 0 LOB: 0 BB: 1 P: 15	R: 0 E: 1 K: 1 S: 15 H: 1 LOB: 2 BB: 1 P: 24	R: 0 E: 0 K: 0 S: 6 H: 0 LOB: 0 BB: 0 P: 7	R: 0 E: 0 K: 1 S: 5 H: 0 LOB: 0 BB: 0 P: 8	R: 0 E: 0 K: 0 S: 9 H: 0 LOB: 0 BB: 0 P: 14	R: 2 E: 0 K: 1 S: 19 H: 2 LOB: 2 BB: 2 P: 36	R: 1 E: 0 K: 2 S: 10 H: 1 LOB: 2 BB: 0 P: 12	R: 0 E: 0 K: 0 S: 6 H: 0 LOB: 0 BB: 0 P: 12	R: 0 E: 0 K: 0 S: 6 H: 1 LOB: 0 BB: 0 P: 9	R: 0 E: 1 K: 2 S: 9 H: 0 LOB: 2 BB: 1 P: 16	1B: 4 2B: 0 3B: 0 HR: 1 SF: 0 SAC: 1 DP: 1 HBP: 1	WP: 0 PB: 1 SB: 0 CS: 1 PA: 41					

PITCHER		IP	WLS	BF	H	R	ER	SO	BB	IBB	HBP	BLK	WP	HR	S	P	ERA	WHIP
57 Jonathan Sánchez, L ERA: 4.24	(1, 1)	5.1		22	3	2	2	3	4	0	0	0	0	1	54	90	3.38	1.312
49 Brandon Medders, R ERA: 3.01	(6, 1)	0.2	H	2	0	0	0	1	0	0	0	0	0	0	9	14	0.00	0.000
51 Randy Johnson, L ERA: 4.88	(7, 1)	1.0	B	6	1	1	0	2	0	0	1	0	0	0	10	12	0.00	1.000
41 Jeremy Affeldt, L ERA: 1.73	(8, 1)	2.0	W	6	1	0	0	0	0	0	0	0	0	0	12	21	0.00	0.500
38 Brian Wilson, R ERA: 2.74	(10, 1)	1.0	S	5	0	0	0	2	0	1	0	0	0	0	9	16	0.00	0.000

PITCHER	IP	WLS	BF	H	R	ER	SO	BB	IBB	HBP	BLK	WP	HR	S	P	ERA	WHIP

BOTTOM

San Francisco Giants @ San Diego Padres

PETCO Park, San Diego, CA

Sun Oct 04 2009, 4:05 PM EDT
Att. 25,082 - Partly Cloudy - 67 F

livebaseballscorecards.com

AB	34
R	3
H	5
RBI	3
BB	5
SO	8
LOB	22