

# San Diego Padres - 2009

Batter	1	2	3	4	5	6	7	8	9	10	AB	R	H	RBI	BB	SO	LOB	TOP						
10 Endy Chavez, L OBP: 0.333, SLG: 0.333 61 Mike Wilson, R (6, 7)	P6		F8		G4-3		P4	K			3	0	1	0	0	0	0							
3 Ronny Cedeno, R OBP: 0.667, SLG: 0.667 6 Chris Woodward, R OBP: 0.500, SLG: 0.500 (6, 6)			F8						F7		3	0	2	0	0	0	1							
9 Jeff Clement, L OBP: 0.333, SLG: 0.333 32 Rob Johnson, R OBP: 0.500, SLG: 2.000 (1, 2) (5, 2)	G4-6-3		E6				P3			HR	3	0	1	0	0	0	2							
12 Michael Morse, R OBP: 0.333, SLG: 0.333 50 Prentice Redman, R (6, 9)			G6-4-3				FC6-4			G5-3	3	1	1	0	0	0	4							
30 Russell Branyan, L OBP: 0.667, SLG: 0.667 59 Mike Carp, L (8, PH) (6, 10)											3	0	2	0	0	0	0							
21 Franklin Gutierrez, R OBP: 0.500, SLG: 0.500 69 Greg Halman, R (6, 8)			SH2-3				F8				2	0	1	0	0	0	0							
39 Bryan LaHair, L OBP: 0.667, SLG: 0.500 13 Chris Shelton, R (6, PR) (6, 3)											0	0	0	0	2	0	0							
27 Matt Tuiasosopo, R OBP: 0.333, SLG: 1.000 41 Oswaldo Navarro, R (6, 5)											3	0	1	1	0	1	3							
Reegie Corona, S 67 Callix Crabbe, S (6, 4)											2	0	0	0	0	0	3							
<b>Inning Stats</b>	R: 0 E: 0 K: 0 S: 4	H: 1 LOB: 0 BB: 0 P: 4	R: 2 E: 0 K: 0 S: 6	H: 4 LOB: 1 BB: 0 P: 6	R: 0 E: 1 K: 0 S: 4	H: 1 LOB: 1 BB: 0 P: 4	R: 0 E: 0 K: 0 S: 5	H: 2 LOB: 2 BB: 0 P: 5	R: 0 E: 0 K: 1 S: 5	H: 0 LOB: 1 BB: 1 P: 9	R: 0 E: 0 K: 0 S: 5	H: 1 LOB: 2 BB: 0 P: 6	R: 0 E: 0 K: 2 S: 8	H: 0 LOB: 3 BB: 2 P: 16	R: 1 E: 0 K: 0 S: 4	H: 1 LOB: 0 BB: 0 P: 4	R: 0 E: 0 K: 0 S: 3	H: 0 LOB: 1 BB: 2 P: 11	1B: 10 2B: 0 3B: 1 HR: 1	SF: 0 SAC: 1 DP: 3 HBP: 1	WP: 0 PB: 0 SB: 2 CS: 1	PA: 45		
<b>PITCHER</b>	IP WLS BF H R ER SO BB IBB HBP BLK WP HR S P ERA WHIP	IP WLS BF H R ER SO BB IBB HBP BLK WP HR S P ERA WHIP	IP WLS BF H R ER SO BB IBB HBP BLK WP HR S P ERA WHIP	IP WLS BF H R ER SO BB IBB HBP BLK WP HR S P ERA WHIP	IP WLS BF H R ER SO BB IBB HBP BLK WP HR S P ERA WHIP	IP WLS BF H R ER SO BB IBB HBP BLK WP HR S P ERA WHIP	IP WLS BF H R ER SO BB IBB HBP BLK WP HR S P ERA WHIP	IP WLS BF H R ER SO BB IBB HBP BLK WP HR S P ERA WHIP	IP WLS BF H R ER SO BB IBB HBP BLK WP HR S P ERA WHIP	IP WLS BF H R ER SO BB IBB HBP BLK WP HR S P ERA WHIP	IP WLS BF H R ER SO BB IBB HBP BLK WP HR S P ERA WHIP	IP WLS BF H R ER SO BB IBB HBP BLK WP HR S P ERA WHIP	IP WLS BF H R ER SO BB IBB HBP BLK WP HR S P ERA WHIP	IP WLS BF H R ER SO BB IBB HBP BLK WP HR S P ERA WHIP	IP WLS BF H R ER SO BB IBB HBP BLK WP HR S P ERA WHIP	IP WLS BF H R ER SO BB IBB HBP BLK WP HR S P ERA WHIP	IP WLS BF H R ER SO BB IBB HBP BLK WP HR S P ERA WHIP	IP WLS BF H R ER SO BB IBB HBP BLK WP HR S P ERA WHIP	IP WLS BF H R ER SO BB IBB HBP BLK WP HR S P ERA WHIP	IP WLS BF H R ER SO BB IBB HBP BLK WP HR S P ERA WHIP	IP WLS BF H R ER SO BB IBB HBP BLK WP HR S P ERA WHIP	IP WLS BF H R ER SO BB IBB HBP BLK WP HR S P ERA WHIP	IP WLS BF H R ER SO BB IBB HBP BLK WP HR S P ERA WHIP	IP WLS BF H R ER SO BB IBB HBP BLK WP HR S P ERA WHIP

Seattle Mariners @ San Diego Padres  
Peoria Stadium, Peoria, AZ  
Wed Feb 25 2009, 3:05 PM EST  
Att: 5,028 - Sunny - 77 F

AB 38  
R 3  
H 12  
RBI 3  
BB 5  
SO 3  
LOB 32



Batter	1	2	3	4	5	6	7	8	9	10	AB	R	H	RBI	BB	SO	LOB	BOTTOM							
12 Scott Hairston, R OBP: 1.000, SLG: 1.500 11 Drew Macias, L (5, PR) (6, 8)							L1-6				2	1	2	0	1	0	0								
22 David Eckstein, R 18 Travis Denker, R (6, 4) (10, 5)											2	0	0	0	0	1	3								
63 Luis Durango, S (10, PR)											1	0	0	0	1	0	0								
23 Adrián González, L (1, 3) 66 Kyle Blanks, R OBP: 0.500, SLG: 1.000 (6, 3)											3	0	0	1	0	1	4								
5 Kevin Kouzmanoff, R 76 Chad Huffman, R (8, PH) (8, 10)											2	1	1	2	1	0	2								
7 Chase Headley, S 49 Emil Brown, R (1, 7) (6, 7)											1	0	0	0	1	0	2								
2 Edgar González, R OBP: 0.500, SLG: 0.500 30 Eliezer Alfonzo, R (6, 2)											2	0	1	0	0	0	1								
25 Will Venable, L (1, 9) 81 Peter Ciofrone, L OBP: 0.500, SLG: 0.500 1 Everth Cabrera, S (9, PR) (10, 6)											1	0	0	0	1	0	1								
4 Nick Hundley, R 67 Cedric Hunter, L (6, 9)											2	0	0	0	0	0	2								
15 Luis Antonio Rodríguez, S OBP: 0.500, SLG: 0.500 8 Chris Burke, R (5, 6) (10, 4)											2	1	1	0	0	0	0								
<b>Inning Stats</b>	R: 0 E: 0 K: 0 S: 4	H: 1 LOB: 2 BB: 1 P: 8	R: 0 E: 0 K: 0 S: 3	H: 1 LOB: 1 BB: 0 P: 4	R: 3 E: 0 K: 1 S: 11	H: 3 LOB: 1 BB: 1 P: 17	R: 0 E: 0 K: 0 S: 2	H: 0 LOB: 0 BB: 1 P: 6	R: 0 E: 0 K: 1 S: 5	H: 0 LOB: 2 BB: 1 P: 10	R: 0 E: 1 K: 0 S: 3	H: 0 LOB: 0 BB: 1 P: 7	R: 0 E: 0 K: 2 S: 7	H: 0 LOB: 0 BB: 0 P: 7	R: 0 E: 0 K: 0 S: 4	H: 1 LOB: 1 BB: 0 P: 4	R: 1 E: 0 K: 0 S: 3	H: 1 LOB: 2 BB: 2 P: 12	1B: 4 2B: 3 3B: 0 HR: 1	SF: 0 SAC: 1 DP: 2 HBP: 0	WP: 0 PB: 1 SB: 1 CS: 0	PA: 39			
<b>PITCHER</b>	IP WLS BF H R ER SO BB IBB HBP BLK WP HR S P ERA WHIP	IP WLS BF H R ER SO BB IBB HBP BLK WP HR S P ERA WHIP	IP WLS BF H R ER SO BB IBB HBP BLK WP HR S P ERA WHIP	IP WLS BF H R ER SO BB IBB HBP BLK WP HR S P ERA WHIP	IP WLS BF H R ER SO BB IBB HBP BLK WP HR S P ERA WHIP	IP WLS BF H R ER SO BB IBB HBP BLK WP HR S P ERA WHIP	IP WLS BF H R ER SO BB IBB HBP BLK WP HR S P ERA WHIP	IP WLS BF H R ER SO BB IBB HBP BLK WP HR S P ERA WHIP	IP WLS BF H R ER SO BB IBB HBP BLK WP HR S P ERA WHIP	IP WLS BF H R ER SO BB IBB HBP BLK WP HR S P ERA WHIP	IP WLS BF H R ER SO BB IBB HBP BLK WP HR S P ERA WHIP	IP WLS BF H R ER SO BB IBB HBP BLK WP HR S P ERA WHIP	IP WLS BF H R ER SO BB IBB HBP BLK WP HR S P ERA WHIP	IP WLS BF H R ER SO BB IBB HBP BLK WP HR S P ERA WHIP	IP WLS BF H R ER SO BB IBB HBP BLK WP HR S P ERA WHIP	IP WLS BF H R ER SO BB IBB HBP BLK WP HR S P ERA WHIP	IP WLS BF H R ER SO BB IBB HBP BLK WP HR S P ERA WHIP	IP WLS BF H R ER SO BB IBB HBP BLK WP HR S P ERA WHIP	IP WLS BF H R ER SO BB IBB HBP BLK WP HR S P ERA WHIP	IP WLS BF H R ER SO BB IBB HBP BLK WP HR S P ERA WHIP	IP WLS BF H R ER SO BB IBB HBP BLK WP HR S P ERA WHIP	IP WLS BF H R ER SO BB IBB HBP BLK WP HR S P ERA WHIP	IP WLS BF H R ER SO BB IBB HBP BLK WP HR S P ERA WHIP	IP WLS BF H R ER SO BB IBB HBP BLK WP HR S P ERA WHIP	IP WLS BF H R ER SO BB IBB HBP BLK WP HR S P ERA WHIP

Seattle Mariners @ San Diego Padres  
Peoria Stadium, Peoria, AZ  
Wed Feb 25 2009, 3:05 PM EST  
Att: 5,028 - Sunny - 77 F

AB 31  
R 4  
H 7  
RBI 4  
BB 7  
SO 4  
LOB 17













Batter	1	2	3	4	5	6	7	8	9	10	AB	R	H	RBI	BB	SO	LOB	TOP						
33 Jody Gerut, L OBP: 0.500, SLG: 0.250 1 Everth Cabrera, S OBP: 0.333, SLG: 0.200	G4-3		L8				G5-3			G3	3	0	1	0	0	0	1							
8 Chris Burke, R 81 Peter Cifrone, L	F9							K		G3	2	1	0	0	0	0	1							
24 Brian Giles, L 25 Will Venable, L OBP: 0.333, SLG: 0.250	G3-1									G3	2	0	0	0	0	0	1							
23 Adrián González, L 66 Kyle Blanks, R OBP: 0.571, SLG: 0.400	F7									G3	2	0	0	0	0	0	1							
16 Cliff Floyd, L 11 Drew Macias, L OBP: 0.333, SLG: 0.500	G3-1									G3	2	0	1	1	1	0	0							
49 Emil Brown, R 67 Cedric Hunter, L OBP: 0.250, SLG: 0.250	F9									G3	3	0	0	0	0	2	2							
2 Edgar Gonzalez, R 76 Chad Huffman, R 63 Luis Durango, S OBP: 0.333, SLG: 0.667			G5-3	G5-3						G3	2	0	0	0	0	0	1							
28 Henry Blanco, R 73 Mitch Canham, L OBP: 0.750, SLG: 0.500			P3							G3	2	0	0	0	0	1	0							
18 Travis Denker, R 10 Matt Antonelli, R OBP: 0.375, SLG: 0.167										G3	1	0	0	0	1	1	0							
<b>Inning Stats</b>	R: 0 E: 0 K: 0 S: 3	H: 0 LOB: 0 BB: 0 P: 3	R: 0 E: 0 K: 0 S: 3	H: 0 LOB: 0 BB: 0 P: 3	R: 0 E: 0 K: 0 S: 3	H: 0 LOB: 1 BB: 1 P: 7	R: 2 E: 0 K: 1 S: 7	H: 2 LOB: 1 BB: 0 P: 8	R: 0 E: 0 K: 2 S: 7	H: 0 LOB: 1 BB: 1 P: 11	R: 0 E: 0 K: 0 S: 3	H: 1 LOB: 1 BB: 1 P: 7	R: 0 E: 0 K: 2 S: 7	H: 1 LOB: 1 BB: 1 P: 11	R: 0 E: 0 K: 2 S: 7	H: 0 LOB: 2 BB: 1 P: 11	R: 0 E: 0 K: 0 S: 3	H: 0 LOB: 2 BB: 2 P: 11	1B: 3 2B: 2 3B: 0 HR: 0	SF: 0 SAC: 0 DP: 0 HBP: 1	WP: 0 PB: 0 SB: 2 CS: 0	PA: 41		
<b>PITCHER</b>	IP WLS BF H R ER SO BB IBB HBP BLK WP HR S P ERA WHIP	19 Brian Bannister, R ERA: 4.5	44 Luke Hochevar, R ERA: 9.0	68 Lemmy DiNardo, L ERA: 7.1	70 Dan Cortes, R ERA: 8.1	45 Doug Waechter, R ERA: 8.1	<b>PITCHER</b>	IP WLS BF H R ER SO BB IBB HBP BLK WP HR S P ERA WHIP	73 Roman Colon, R ERA: 4.5	27 Yasuhiko Yabuta, R ERA: 4.5	73 Roman Colon, R ERA: 4.5	27 Yasuhiko Yabuta, R ERA: 4.5	73 Roman Colon, R ERA: 4.5	27 Yasuhiko Yabuta, R ERA: 4.5	73 Roman Colon, R ERA: 4.5	27 Yasuhiko Yabuta, R ERA: 4.5	73 Roman Colon, R ERA: 4.5	27 Yasuhiko Yabuta, R ERA: 4.5	73 Roman Colon, R ERA: 4.5	27 Yasuhiko Yabuta, R ERA: 4.5	73 Roman Colon, R ERA: 4.5	27 Yasuhiko Yabuta, R ERA: 4.5	73 Roman Colon, R ERA: 4.5	27 Yasuhiko Yabuta, R ERA: 4.5

San Diego Padres @ Kansas City Royals  
 Surprise Stadium, Surprise, AZ  
 Sat Feb 28 2009, 3:05 PM EST  
 Att: 3,709 - Sunny - 80 F

AB	33
R	2
H	5
RBI	2
BB	7
SO	9
LOB	14



Batter	1	2	3	4	5	6	7	8	9	10	AB	R	H	RBI	BB	SO	LOB	BOTTOM										
2 Coco Crisp, S OBP: 0.667, SLG: 1.000 35 Mitch Maier, L OBP: 0.111, SLG: 0.444							K			F7	0	0	0	0	3	0	0											
30 Mike Aviles, R OBP: 0.300, SLG: 0.222 1 Tony Pena Jr., R OBP: 0.429, SLG: 0.200	F8									G4-3	3	0	0	0	0	1	5											
9 David DeJesus, L OBP: 0.250, SLG: 0.250 Ross Gload, L OBP: 0.500, SLG: 1.333	K		G4-3							G4-3	3	0	0	0	0	2	3											
11 Jose Guillen, R 39 Mario Lison, R OBP: 0.571, SLG: 1.000	PO									G6-4-3	3	1	2	1	0	0	0											
43 Ryan Shealy, R OBP: 0.571, SLG: 1.000										G6-4-3	2	0	0	0	0	0	1											
17 Mike Jacobs, L 16 Billy Butler, R OBP: 0.500, SLG: 0.857 63 Tommy Murphy, S OBP: 0.400, SLG: 0.800										G6-4-3	3	0	0	0	0	2	1											
4 Alex Gordon, L 58 Tug Hulett, L OBP: 0.500, SLG: 1.000										G6-4-3	1	0	1	0	0	0	0											
24 Mark Teahen, L 15 Shane Costa, L 8 Willie Bloomquist, R										G6-4-3	2	0	1	0	1	0	0											
14 John Buck, R 21 Miguel Olivo, R OBP: 0.571, SLG: 1.143										G6-4-3	2	0	1	0	0	0	1											
78 Jose Duarte, R OBP: 0.250, SLG: 0.250 75 Derrick Robinson, S OBP: 0.250, SLG: 0.333										G6-4-3	1	0	0	0	0	0	1											
<b>Inning Stats</b>	R: 0 E: 0 K: 1 S: 4	H: 0 LOB: 0 BB: 1 P: 9	R: 1 E: 0 K: 0 S: 5	H: 1 LOB: 0 BB: 0 P: 6	R: 0 E: 0 K: 1 S: 6	H: 1 LOB: 2 BB: 1 P: 10	R: 0 E: 0 K: 1 S: 5	H: 0 LOB: 0 BB: 0 P: 5	R: 0 E: 0 K: 0 S: 3	H: 1 LOB: 1 BB: 0 P: 8	R: 0 E: 0 K: 1 S: 6	H: 1 LOB: 1 BB: 0 P: 6	R: 1 E: 0 K: 1 S: 8	H: 3 LOB: 3 BB: 0 P: 8	R: 0 E: 0 K: 0 S: 4	H: 1 LOB: 0 BB: 0 P: 4	R: 0 E: 0 K: 0 S: 3	H: 1 LOB: 0 BB: 0 P: 3	1B: 4 2B: 2 3B: 1 HR: 2	SF: 0 SAC: 1 DP: 1 HBP: 0	WP: 0 PB: 0 SB: 0 CS: 0	PA: 41						
<b>PITCHER</b>	IP WLS BF H R ER SO BB IBB HBP BLK WP HR S P ERA WHIP	79 Kevin Correia, R ERA: 4.5	21 Heath Bell, R ERA: 4.5	43 Cia Meredith, R ERA: 4.5	41 Mark Worrell, R ERA: 4.5	78 Chris Britton, R ERA: 4.5	<b>PITCHER</b>	IP WLS BF H R ER SO BB IBB HBP BLK WP HR S P ERA WHIP	40 Scott Patterson, R ERA: 4.5	82 Oneli Perez, R ERA: 9.0	56 Mike Ekstrom, R ERA: 9.0	50 Joe Thatcher, L ERA: 9.0	40 Scott Patterson, R ERA: 4.5	82 Oneli Perez, R ERA: 9.0	56 Mike Ekstrom, R ERA: 9.0	50 Joe Thatcher, L ERA: 9.0	40 Scott Patterson, R ERA: 4.5	82 Oneli Perez, R ERA: 9.0	56 Mike Ekstrom, R ERA: 9.0	50 Joe Thatcher, L ERA: 9.0	40 Scott Patterson, R ERA: 4.5	82 Oneli Perez, R ERA: 9.0	56 Mike Ekstrom, R ERA: 9.0	50 Joe Thatcher, L ERA: 9.0	40 Scott Patterson, R ERA: 4.5	82 Oneli Perez, R ERA: 9.0	56 Mike Ekstrom, R ERA: 9.0	50 Joe Thatcher, L ERA: 9.0

San Diego Padres @ Kansas City Royals  
 Surprise Stadium, Surprise, AZ  
 Sat Feb 28 2009, 3:05 PM EST  
 Att: 3,709 - Sunny - 80 F

AB	35
R	2
H	9
RBI	2
BB	4
SO	7
LOB	20





Batter	1	2	3	4	5	6	7	8	9	AB	R	H	RBI	BB	SO	LOB	TOP				
2 Ryan Theriot, R OBP: 0.600, SLG: 0.600 65 Darwin Barney, R OBP: 0.143, SLG: 0.143										3	0	2	0	0	0	0					
7 Aaron Miles, S OBP: 0.300, SLG: 0.222 73 Bobby Scales, S OBP: 0.444, SLG: 0.375										3	0	0	0	0	0	2					
9 Reed Johnson, R OBP: 0.333, SLG: 0.250 27 Sam Fuld, L OBP: 0.429, SLG: 0.857										3	0	1	0	0	0	0					
13 Jake Fox, R OBP: 0.462, SLG: 0.727										3	1	1	0	0	0	1					
17 Mike Fontenot, L OBP: 0.462, SLG: 1.000 20 Luis Rivas, R OBP: 0.444, SLG: 0.375										3	1	2	0	0	0	0					
66 Doug Deeds, L OBP: 0.333, SLG: 0.455										3	0	0	1	0	0	3					
19 Richie Robnett, L OBP: 0.182, SLG: 0.250										2	0	0	1	0	0	0					
Paul Bako, L 15 Mark Johnson, L										2	0	0	0	0	1	0					
46 Ryan Dempster, R 74 Steve Clevenger, L 44 Chad Fox, R 32 Mike Stanton, L 64 Justin Berg, R 89 So Taguchi, R 67 Rocky Roquet, R 22 Kevin Hart, R 95 Heng Stryker, L 62 Marcos Mateo, R										0	0	0	0	0	0	0					
<b>Inning Stats</b>	R: 0 E: 0 K: 0 S: 3	H: 1 LOB: 0 BB: 0 P: 3	R: 0 E: 0 K: 0 S: 3	H: 0 LOB: 0 BB: 0 P: 3	R: 0 E: 0 K: 0 S: 3	H: 0 LOB: 0 BB: 0 P: 3	R: 2 E: 0 K: 1 S: 7	H: 2 LOB: 0 BB: 0 P: 7	R: 0 E: 0 K: 1 S: 5	H: 1 LOB: 0 BB: 0 P: 5	R: 0 E: 0 K: 0 S: 4	H: 2 LOB: 2 BB: 0 P: 4	R: 0 E: 0 K: 1 S: 7	H: 0 LOB: 0 BB: 0 P: 7	R: 0 E: 0 K: 1 S: 5	H: 0 LOB: 0 BB: 0 P: 5	1B: 4 2B: 2 3B: 0 HR: 0	SF: 1 SAC: 0 DP: 3 HBP: 0	WP: 0 PB: 0 SB: 0 CS: 0	PA: 30	
<b>PITCHER</b>	IP WLS BF H R ER SO BB IBB HBP BLK WP HR S P ERA WHIP	IP WLS BF H R ER SO BB IBB HBP BLK WP HR S P ERA WHIP																			
44 Jake Peavy, R ERA: 9.0	3.0 W 9 1 0 0 1 0 0 0 0 0 0 0 9 10 0.00 0.333	64 Edwin Moreno, R ERA:	1.0 S 3 0 0 0 1 0 0 0 0 0 0 0 5 5 0.00 1.000																		
58 Wade LeBlanc, L ERA: 10.8	2.0 H 8 2 2 2 1 0 0 0 0 0 0 0 10 10 9.00 1.000																				
Justin Hampson, L ERA: 10.8	1.0 H 3 1 0 0 1 0 0 0 0 0 0 0 5 5 0.00 1.000																				
65 Arturo Lopez, L ERA:	1.0 H 4 2 0 0 0 0 0 0 0 0 0 0 4 4 0.00 2.000																				
68 Greg Burke, R ERA:	1.0 H 3 0 0 0 2 0 0 0 0 0 0 0 7 7 0.00 0.000																				

Chicago Cubs @ San Diego Padres  
Peoria Stadium, Peoria, AZ  
Sun Mar 01 2009, 3:05 PM EST  
Att: 7,072 - Sunny - 81 F

AB 29  
R 2  
H 6  
RBI 2  
BB 0  
SO 5  
LOB 6



Batter	1	2	3	4	5	6	7	8	9	AB	R	H	RBI	BB	SO	LOB	BOTTOM				
12 Scott Hairston, R OBP: 0.500, SLG: 0.250 11 Drew Macias, L OBP: 0.286, SLG: 0.429										2	1	1	0	1	0	0					
22 David Eckstein, R OBP: 0.333, SLG: 0.667 1 Everth Cabrera, S OBP: 0.286, SLG: 0.167										3	0	1	0	0	0	1					
7 Chase Headley, S OBP: 0.286, SLG: 0.286										4	1	2	1	0	0	1					
66 Kyle Blanks, R OBP: 0.400, SLG: 0.250 76 Chad Huffman, R OBP: 0.500, SLG: 0.500										3	0	0	0	0	1	5					
25 Will Venable, L OBP: 0.417, SLG: 0.455 67 Cedric Hunter, L OBP: 0.200, SLG: 0.200										3	1	2	1	0	0	2					
18 Travis Denker, R OBP: 0.384, SLG: 0.222 60 Sean Kazmar Jr., R										3	0	1	1	0	0	1					
4 Nick Hundley, R OBP: 0.200, SLG: 0.200 26 Jose Lobaton, S										2	0	0	0	0	0	1					
15 Luis Antonio Rodriguez, R										2	0	0	0	0	1	0					
10 Matt Antonelli, R OBP: 0.200, SLG: 0.200										1	0	0	0	0	0	1					
44 Jake Peavy, R 58 Wade LeBlanc, L 5 Kevin Kouzmanoff, R Justin Hampson, L 65 Arturo Lopez, L 73 Mitch Canham, L 68 Greg Burke, R 64 Edwin Moreno, R										1	0	0	0	0	0	0					
<b>Inning Stats</b>	R: 3 E: 2 K: 0 S: 6	H: 2 LOB: 1 BB: 1 P: 10	R: 0 E: 0 K: 1 S: 5	H: 0 LOB: 0 BB: 0 P: 5	R: 0 E: 0 K: 1 S: 6	H: 1 LOB: 1 BB: 0 P: 6	R: 0 E: 0 K: 0 S: 3	H: 0 LOB: 0 BB: 0 P: 3	R: 1 E: 0 K: 1 S: 7	H: 3 LOB: 1 BB: 0 P: 7	R: 0 E: 0 K: 0 S: 3	H: 1 LOB: 1 BB: 1 P: 7	R: 0 E: 0 K: 1 S: 4	H: 0 LOB: 0 BB: 0 P: 5	R: 0 E: 0 K: 1 S: 5	H: 0 LOB: 0 BB: 0 P: 5	1B: 6 2B: 1 3B: 0 HR: 0	SF: 0 SAC: 0 DP: 3 HBP: 1	WP: 0 PB: 0 SB: 0 CS: 1	PA: 32	
<b>PITCHER</b>	IP WLS BF H R ER SO BB IBB HBP BLK WP HR S P ERA WHIP	IP WLS BF H R ER SO BB IBB HBP BLK WP HR S P ERA WHIP																			
46 Ryan Dempster, R ERA:	2.0 L 10 2 3 0 1 0 0 0 0 0 0 0 6 6 0.00 1.000	22 Kevin Hart, R ERA:	7.1 1.0 3 0 0 0 1 0 0 0 0 0 0 5 5 0.00 0.000																		
44 Chad Fox, R ERA:	3.1 1.0 4 1 0 0 1 0 0 0 0 0 0 6 6 0.00 1.000																				
32 Mike Stanton, L ERA: 4.5	1.0 3 0 0 0 0 0 0 0 0 0 0 3 3 0.00 0.000																				
64 Justin Berg, R ERA: 4.5	1.0 5 3 1 1 1 0 0 0 0 0 0 7 7 9.00 3.000																				
67 Rocky Roquet, R ERA: 9.0	1.0 4 1 0 0 0 1 0 0 0 0 0 0 3 7 0.00 2.000																				

Chicago Cubs @ San Diego Padres  
Peoria Stadium, Peoria, AZ  
Sun Mar 01 2009, 3:05 PM EST  
Att: 7,072 - Sunny - 81 F

AB 29  
R 4  
H 7  
RBI 3  
BB 2  
SO 5  
LOB 13

























Batter	1	2	3	4	5	6	7	8	9	AB	R	H	RBI	BB	SO	LOB	TOP					
11 Drew Macias, L (1.9) OBP: 0.360, SLG: 0.364										5	0	1	0	0	0	0	<b>San Diego Padres @ Colorado Rockies</b> US West Sports Complex, Hi Corbett Field, Tucson, AZ Sun Mar 08 2009, 4:10 PM EDT Att: 4,927 - Cloudy - 71 F <a href="http://livebaseballscorecards.com">livebaseballscorecards.com</a>					
8 Chris Burke, R (1.6) OBP: 0.444, SLG: 0.286										3	0	2	0	0	1	1						
76 Chad Huffman, R (6.3) OBP: 0.500, SLG: 0.500										1	0	0	0	0	0	0						
33 Jody Gerut, L (1.8) OBP: 0.389, SLG: 0.287										3	0	1	0	0	0	2						
56 Mike Ekstrom, R (5.1) OBP: 0.227, SLG: 0.150										0	0	0	0	0	0	0						
1 Everth Cabrera, S (6.6) OBP: 0.227, SLG: 0.150										2	0	0	0	0	0	1						
7 Chase Headley, S (1.7) OBP: 0.250, SLG: 0.368										4	0	0	0	0	3	3						
66 Kyle Blanks, R (1.3) OBP: 0.448, SLG: 0.600										3	0	1	0	0	0	2						
14 Colt Morton, R (6.2) OBP: 0.429, SLG: 0.571										1	1	1	0	0	0	0						
4 Nick Hundley, R (1.2) OBP: 0.385, SLG: 0.500										3	1	1	0	0	0	1						
61 Mat Latos, R (6.1) OBP: 0.297, SLG: 0.154										0	0	0	0	0	0	0						
67 Cedric Hunter, L (6, PH) OBP: 0.297, SLG: 0.154										1	0	0	0	0	0	1						
18 Travis Denker, R (1.5) OBP: 0.407, SLG: 0.300										1	0	1	1	1	0	0						
10 Matt Antonelli, R (1.4) OBP: 0.421, SLG: 0.333										4	0	2	1	0	0	1						
32 Chris Young, R (1.1) OBP: 0.333, SLG: 0.400										0	0	0	0	0	0	0						
26 Jose Lobaton, S (3, PH) OBP: 0.333, SLG: 0.400										1	0	0	0	0	0	0						
72 Nick Schmidt, R (3.1) OBP: 0.346, SLG: 0.360										1	0	0	0	0	0	3						
25 Will Venable, L (5.8) OBP: 0.346, SLG: 0.360										2	0	0	0	0	0	2						
75 Will Inman, R (8.1) OBP: 0.346, SLG: 0.360										0	0	0	0	0	0	0						
<b>Inning Stats</b>	R: 0 E: 0 K: 1 S: 7	H: 2 LOB: 2 BB: 0 P: 8	R: 0 E: 0 K: 0 S: 3	H: 0 LOB: 0 BB: 1 P: 7	R: 0 E: 0 K: 0 S: 4	H: 1 LOB: 1 BB: 0 P: 4	R: 0 E: 0 K: 1 S: 7	H: 2 LOB: 3 BB: 0 P: 8	R: 0 E: 0 K: 1 S: 6	H: 1 LOB: 1 BB: 0 P: 6	R: 1 E: 0 K: 0 S: 4	H: 1 LOB: 0 BB: 0 P: 4	R: 0 E: 0 K: 0 S: 3	H: 0 LOB: 0 BB: 5 P: 5	R: 1 E: 0 K: 1 S: 8	H: 3 LOB: 2 BB: 0 P: 8	R: 0 E: 0 K: 0 S: 3	H: 0 LOB: 0 BB: 3 P: 3	1B: 7 2B: 2 3B: 1 HR: 0	SF: 1 SAC: 0 DP: 0 HBP: 2	WP: 1 PB: 0 SB: 0 CS: 1	PA: 39
<b>PITCHER</b>	IP WLS BF H R ER SO BB IBB HBP BLK WP HR S P ERA WHIP																					
54 Greg Reynolds, R (1.1) ERA: 5.0	4.0 W 18 5 0 0 2 1 0 0 1 0 0 0 21 27 0.00 1.500																					
51 Josh Fogg, R (5.1) ERA: 11.25	3.0 H 12 2 1 1 1 0 0 0 1 0 1 0 13 15 3.00 0.667																					
52 Juan Morillo, R (8.1) ERA: 2.25	1.0 H 6 3 1 1 1 0 0 0 0 0 0 0 8 8 9.00 3.000																					
34 Matt Belisle, R (9.1) ERA: 0.00	1.0 S 3 0 0 0 0 0 0 0 0 0 0 0 3 3 0.00 0.000																					

Batter	1	2	3	4	5	6	7	8	9	AB	R	H	RBI	BB	SO	LOB	BOTTOM					
22 Scott Podsednik, L (1.7) OBP: 0.200, SLG: 0.211										3	1	0	1	0	0	0	<b>San Diego Padres @ Colorado Rockies</b> US West Sports Complex, Hi Corbett Field, Tucson, AZ Sun Mar 08 2009, 4:10 PM EDT Att: 4,927 - Cloudy - 71 F <a href="http://livebaseballscorecards.com">livebaseballscorecards.com</a>					
40 Daniel Ortmeier, S (8.7) OBP: 0.250, SLG: 0.467										0	0	0	0	0	0	0						
19 Ryan Spillborghs, R (1.8) OBP: 0.353, SLG: 0.438										4	1	3	1	0	0	0						
52 Juan Morillo, R (8.1) OBP: 0.353, SLG: 0.438										0	0	0	0	0	0	0						
34 Matt Belisle, R (9.1) OBP: 0.353, SLG: 0.438										0	0	0	0	0	0	0						
17 Todd Helton, L (1.3) OBP: 0.500, SLG: 2.000										2	1	1	2	0	0	1						
47 Joe Koshansky, L (4.3) OBP: 0.333, SLG: 0.563										2	0	0	0	0	0	1						
27 Garrett Atkins, R (1.5) OBP: 0.357, SLG: 0.500										2	0	2	0	0	0	0						
9 Ian Stewart, L (3, PR) OBP: 0.200, SLG: 0.400										2	0	1	0	0	1	0						
5 Carlos González, L (1.9) OBP: 0.263, SLG: 0.353										2	0	0	0	1	0	2						
72 Chris Frey, L (6.9) OBP: 0.125, SLG: 0.125										1	0	1	0	0	0	0						
8 Yorvit Torrealba, R (1.2) OBP: 0.231, SLG: 0.538										3	0	0	0	0	0	3						
39 Paul Phillips, R (8.2) OBP: 0.333, SLG: 0.333										0	0	0	0	0	0	0						
6 Omar Quintanilla, L (1.6) OBP: 0.444, SLG: 0.588										3	0	0	0	0	0	3						
1 Jonathan Herrera, S (7.6) OBP: 0.450, SLG: 0.400										0	0	0	0	0	0	0						
4 Eric Young Jr., S (1.4) OBP: 0.250, SLG: 0.253										3	1	1	0	0	0	0						
54 Greg Reynolds, R (1.1) ERA: 5.0										0	0	0	0	0	0	0						
71 Wilin Rosario, R (4, PH) ERA: 9.0										1	0	0	0	0	0	0						
51 Josh Fogg, R (5.1) ERA: 11.25										0	0	0	0	0	0	0						
24 Dexter Fowler, S (7, PH) OBP: 0.188, SLG: 0.133										1	0	0	0	0	0	0						
<b>Inning Stats</b>	R: 3 E: 1 K: 0 S: 8	H: 3 LOB: 1 BB: 0 P: 11	R: 1 E: 0 K: 0 S: 5	H: 2 LOB: 1 BB: 0 P: 5	R: 0 E: 0 K: 0 S: 3	H: 1 LOB: 1 BB: 1 P: 7	R: 0 E: 0 K: 0 S: 3	H: 0 LOB: 0 BB: 0 P: 3	R: 0 E: 0 K: 0 S: 5	H: 2 LOB: 1 BB: 0 P: 5	R: 0 E: 0 K: 0 S: 3	H: 0 LOB: 0 BB: 0 P: 3	R: 0 E: 0 K: 0 S: 3	H: 0 LOB: 0 BB: 0 P: 3	R: 0 E: 0 K: 1 S: 5	H: 1 LOB: 0 BB: 0 P: 6	R: 0 E: 0 K: 1 S: 5	H: 1 LOB: 0 BB: 0 P: 6	1B: 3 2B: 5 3B: 0 HR: 1	SF: 1 SAC: 1 DP: 1 HBP: 0	WP: 1 PB: 0 SB: 0 CS: 2	PA: 33
<b>PITCHER</b>	IP WLS BF H R ER SO BB IBB HBP BLK WP HR S P ERA WHIP																					
32 Chris Young, R (1.1) ERA: 7.2	2.0 L 12 5 4 3 0 0 0 0 0 0 0 6 10 0.00 1.000																					
72 Nick Schmidt, L (3.1) ERA: 9.0	2.0 7 1 0 0 0 1 0 0 0 0 0 0 6 10 0.00 1.000																					
56 Mike Ekstrom, R (5.1) ERA: 2.00	1.0 4 2 0 0 0 0 0 0 0 0 0 0 5 5 0.00 2.000																					
61 Mat Latos, R (6.1) ERA: 9.0	2.0 6 0 0 0 0 0 0 0 0 0 0 0 6 6 0.00 0.000																					
75 Will Inman, R (8.1) ERA: 0.00	1.0 3 1 0 0 0 1 0 0 0 0 0 0 5 6 0.00 1.000																					











Batter	1	2	3	4	5	6	7	8	9	10	AB	R	H	RBI	BB	SO	LOB	TOP																																																																																																																																																																																																																																																												
11 Drew Macias, L OBP: 0.345, SLG: 0.462 43 Cla Meredith, R OBP: 0.300, SLG: 0.188 67 Cedric Hunter, L OBP: 0.300, SLG: 0.188	F8	G4-3		F9			K	K										3 0 0 0 0 0 0 0 0 0 0 0 0 0 2 0 1 0 1 1 0																																																																																																																																																																																																																																																												
22 David Eckstein, R OBP: 0.476, SLG: 0.667 18 Travis Denker, R OBP: 0.387, SLG: 0.292	5 1B 49 2B 1B		FC6-5 5 2B	K			E5 5 HR 1B	FC4		K								3 1 2 0 0 1 0 3 1 1 0 0 1 3																																																																																																																																																																																																																																																												
5 Kevin Kouzmanoff, R OBP: 0.444, SLG: 0.200 81 Peter Ciofrone, L	49 2B 1B		FC6-5 49 BB 66 HR 2-3		G5-3			K		K								4 3 2 2 0 0 1 1 0 0 0 0 1 2																																																																																																																																																																																																																																																												
49 Emil Brown, R OBP: 0.391, SLG: 0.550 76 Chad Huffman, R OBP: 0.429, SLG: 0.357	25 WP 1-H 2-H 2B		66 HR BB				F8			F8								1 1 1 2 2 0 0 2 0 0 0 0 0 0																																																																																																																																																																																																																																																												
66 Kyle Blanks, R OBP: 0.459, SLG: 0.700 70 Matt Buschmann, R	K				K		K			P6								4 1 1 3 0 3 2 0 0 0 0 0 0 0 1 0 0 0 0 0 0 0 0 0 0 0 0 0																																																																																																																																																																																																																																																												
73 Mitch Canham, L OBP: 0.538, SLG: 0.333 64 Edwin Moreno, R			1-H 2-H HR				P3			G4-3								2 0 1 0 1 0 1 0 0 0 0 0 0 0 0 0 0 0 0 0 0 2 0 0 0 0 0 0																																																																																																																																																																																																																																																												
25 Will Venable, L OBP: 0.333, SLG: 0.375 38 Cesar Carrillo, R 78 Chris Britton, R 63 Luis Durango, S OBP: 0.200, SLG: 0.400	2-3 BB									G5-3								3 0 0 0 0 1 3 1 1 0 0 1 1 0																																																																																																																																																																																																																																																												
30 Eliezer Alfonzo, R OBP: 0.400, SLG: 0.786 14 Colt Morton, R OBP: 0.444, SLG: 0.500	P6						K											AB 42 R 10 H 12 RBI 9 BB 5 SO 11 LOB 13																																																																																																																																																																																																																																																												
1 Everth Cabrera, S OBP: 0.214, SLG: 0.154 10 Matt Antonelli, R OBP: 0.476, SLG: 0.529 60 Sean Kazmar Jr., R			G5-3		K													3 0 0 0 0 1 1 1 1 1 0 0 0 0 1 0 0 0 0 1 0																																																																																																																																																																																																																																																												
52 Josh Geer, R 7 Chase Headley, S OBP: 0.292, SLG: 0.435 84 Brett Dowdy, R OBP: 0.429, SLG: 0.571			F7				F8											1 0 0 0 0 0 0 4 1 2 2 0 0 0 0 0 0 0 0 0 0																																																																																																																																																																																																																																																												
<b>Inning Stats</b>	R: 2 E: 0 K: 1 S: 8	H: 3 LOB: 2 BB: 1 P: 12	R: 0 E: 0 K: 0 S: 3	H: 0 LOB: 0 BB: 0 P: 3	R: 3 E: 0 K: 1 S: 8	H: 3 LOB: 1 BB: 1 P: 12	R: 0 E: 0 K: 1 S: 5	H: 0 LOB: 0 BB: 0 P: 5	R: 0 E: 0 K: 1 S: 5	H: 0 LOB: 0 BB: 0 P: 5	R: 2 E: 1 K: 2 S: 10	H: 2 LOB: 0 BB: 0 P: 10	R: 3 E: 1 K: 1 S: 7	H: 2 LOB: 1 BB: 2 P: 16	R: 0 E: 0 K: 0 S: 3	H: 0 LOB: 0 BB: 0 P: 3	R: 0 E: 0 K: 3 S: 11	H: 2 LOB: 2 BB: 0 P: 11	1B: 6 2B: 4 3B: 0 HR: 2	SF: 0 SAC: 0 DP: 0 HBP: 0	WP: 1 PB: 0 SB: 0 CS: 1	PA: 47																																																																																																																																																																																																																																																								
<b>PITCHER</b>	IP WLS BF H R ER SO ERA WHIP	3.0 17 6 5 5 2 2 15.00 2.667	2.0 7 0 0 0 2 1 0.00 0.500	1.0 3 0 0 0 1 0 0.00 0.000	2.0 12 4 5 4 3 2 18.00 3.000	2.0 8 2 0 0 3 0 0.00 1.000	2.0 11 17 19 27 15.00 2.667	10.0 14 5 4 5 0 0 0.00 0.000	17.0 26 18.00 3.000	14.0 14 0.00 1.000	2.0 7 1 0 0 1 0 0.00 0.500	2.0 7 1 0 0 1 0 0.00 0.500	1.0 19 27 15.00 2.667	10.0 14 5 4 5 0 0 0.00 0.000	17.0 26 18.00 3.000	14.0 14 0.00 1.000	2.0 7 1 0 0 1 0 0.00 0.500	2.0 7 1 0 0 1 0 0.00 0.500	1.0 19 27 15.00 2.667	10.0 14 5 4 5 0 0 0.00 0.000	17.0 26 18.00 3.000	14.0 14 0.00 1.000	2.0 7 1 0 0 1 0 0.00 0.500	2.0 7 1 0 0 1 0 0.00 0.500	1.0 19 27 15.00 2.667	10.0 14 5 4 5 0 0 0.00 0.000	17.0 26 18.00 3.000	14.0 14 0.00 1.000	2.0 7 1 0 0 1 0 0.00 0.500	2.0 7 1 0 0 1 0 0.00 0.500	1.0 19 27 15.00 2.667	10.0 14 5 4 5 0 0 0.00 0.000	17.0 26 18.00 3.000	14.0 14 0.00 1.000	2.0 7 1 0 0 1 0 0.00 0.500	2.0 7 1 0 0 1 0 0.00 0.500	1.0 19 27 15.00 2.667	10.0 14 5 4 5 0 0 0.00 0.000	17.0 26 18.00 3.000	14.0 14 0.00 1.000	2.0 7 1 0 0 1 0 0.00 0.500	2.0 7 1 0 0 1 0 0.00 0.500	1.0 19 27 15.00 2.667	10.0 14 5 4 5 0 0 0.00 0.000	17.0 26 18.00 3.000	14.0 14 0.00 1.000	2.0 7 1 0 0 1 0 0.00 0.500	2.0 7 1 0 0 1 0 0.00 0.500	1.0 19 27 15.00 2.667	10.0 14 5 4 5 0 0 0.00 0.000	17.0 26 18.00 3.000	14.0 14 0.00 1.000	2.0 7 1 0 0 1 0 0.00 0.500	2.0 7 1 0 0 1 0 0.00 0.500	1.0 19 27 15.00 2.667	10.0 14 5 4 5 0 0 0.00 0.000	17.0 26 18.00 3.000	14.0 14 0.00 1.000	2.0 7 1 0 0 1 0 0.00 0.500	2.0 7 1 0 0 1 0 0.00 0.500	1.0 19 27 15.00 2.667	10.0 14 5 4 5 0 0 0.00 0.000	17.0 26 18.00 3.000	14.0 14 0.00 1.000	2.0 7 1 0 0 1 0 0.00 0.500	2.0 7 1 0 0 1 0 0.00 0.500	1.0 19 27 15.00 2.667	10.0 14 5 4 5 0 0 0.00 0.000	17.0 26 18.00 3.000	14.0 14 0.00 1.000	2.0 7 1 0 0 1 0 0.00 0.500	2.0 7 1 0 0 1 0 0.00 0.500	1.0 19 27 15.00 2.667	10.0 14 5 4 5 0 0 0.00 0.000	17.0 26 18.00 3.000	14.0 14 0.00 1.000	2.0 7 1 0 0 1 0 0.00 0.500	2.0 7 1 0 0 1 0 0.00 0.500	1.0 19 27 15.00 2.667	10.0 14 5 4 5 0 0 0.00 0.000	17.0 26 18.00 3.000	14.0 14 0.00 1.000	2.0 7 1 0 0 1 0 0.00 0.500	2.0 7 1 0 0 1 0 0.00 0.500	1.0 19 27 15.00 2.667	10.0 14 5 4 5 0 0 0.00 0.000	17.0 26 18.00 3.000	14.0 14 0.00 1.000	2.0 7 1 0 0 1 0 0.00 0.500	2.0 7 1 0 0 1 0 0.00 0.500	1.0 19 27 15.00 2.667	10.0 14 5 4 5 0 0 0.00 0.000	17.0 26 18.00 3.000	14.0 14 0.00 1.000	2.0 7 1 0 0 1 0 0.00 0.500	2.0 7 1 0 0 1 0 0.00 0.500	1.0 19 27 15.00 2.667	10.0 14 5 4 5 0 0 0.00 0.000	17.0 26 18.00 3.000	14.0 14 0.00 1.000	2.0 7 1 0 0 1 0 0.00 0.500	2.0 7 1 0 0 1 0 0.00 0.500	1.0 19 27 15.00 2.667	10.0 14 5 4 5 0 0 0.00 0.000	17.0 26 18.00 3.000	14.0 14 0.00 1.000	2.0 7 1 0 0 1 0 0.00 0.500	2.0 7 1 0 0 1 0 0.00 0.500	1.0 19 27 15.00 2.667	10.0 14 5 4 5 0 0 0.00 0.000	17.0 26 18.00 3.000	14.0 14 0.00 1.000	2.0 7 1 0 0 1 0 0.00 0.500	2.0 7 1 0 0 1 0 0.00 0.500	1.0 19 27 15.00 2.667	10.0 14 5 4 5 0 0 0.00 0.000	17.0 26 18.00 3.000	14.0 14 0.00 1.000	2.0 7 1 0 0 1 0 0.00 0.500	2.0 7 1 0 0 1 0 0.00 0.500	1.0 19 27 15.00 2.667	10.0 14 5 4 5 0 0 0.00 0.000	17.0 26 18.00 3.000	14.0 14 0.00 1.000	2.0 7 1 0 0 1 0 0.00 0.500	2.0 7 1 0 0 1 0 0.00 0.500	1.0 19 27 15.00 2.667	10.0 14 5 4 5 0 0 0.00 0.000	17.0 26 18.00 3.000	14.0 14 0.00 1.000	2.0 7 1 0 0 1 0 0.00 0.500	2.0 7 1 0 0 1 0 0.00 0.500	1.0 19 27 15.00 2.667	10.0 14 5 4 5 0 0 0.00 0.000	17.0 26 18.00 3.000	14.0 14 0.00 1.000	2.0 7 1 0 0 1 0 0.00 0.500	2.0 7 1 0 0 1 0 0.00 0.500	1.0 19 27 15.00 2.667	10.0 14 5 4 5 0 0 0.00 0.000	17.0 26 18.00 3.000	14.0 14 0.00 1.000	2.0 7 1 0 0 1 0 0.00 0.500	2.0 7 1 0 0 1 0 0.00 0.500	1.0 19 27 15.00 2.667	10.0 14 5 4 5 0 0 0.00 0.000	17.0 26 18.00 3.000	14.0 14 0.00 1.000	2.0 7 1 0 0 1 0 0.00 0.500	2.0 7 1 0 0 1 0 0.00 0.500	1.0 19 27 15.00 2.667	10.0 14 5 4 5 0 0 0.00 0.000	17.0 26 18.00 3.000	14.0 14 0.00 1.000	2.0 7 1 0 0 1 0 0.00 0.500	2.0 7 1 0 0 1 0 0.00 0.500	1.0 19 27 15.00 2.667	10.0 14 5 4 5 0 0 0.00 0.000	17.0 26 18.00 3.000	14.0 14 0.00 1.000	2.0 7 1 0 0 1 0 0.00 0.500	2.0 7 1 0 0 1 0 0.00 0.500	1.0 19 27 15.00 2.667	10.0 14 5 4 5 0 0 0.00 0.000	17.0 26 18.00 3.000	14.0 14 0.00 1.000	2.0 7 1 0 0 1 0 0.00 0.500	2.0 7 1 0 0 1 0 0.00 0.500	1.0 19 27 15.00 2.667	10.0 14 5 4 5 0 0 0.00 0.000	17.0 26 18.00 3.000	14.0 14 0.00 1.000	2.0 7 1 0 0 1 0 0.00 0.500	2.0 7 1 0 0 1 0 0.00 0.500	1.0 19 27 15.00 2.667	10.0 14 5 4 5 0 0 0.00 0.000	17.0 26 18.00 3.000	14.0 14 0.00 1.000	2.0 7 1 0 0 1 0 0.00 0.500	2.0 7 1 0 0 1 0 0.00 0.500	1.0 19 27 15.00 2.667	10.0 14 5 4 5 0 0 0.00 0.000	17.0 26 18.00 3.000	14.0 14 0.00 1.000	2.0 7 1 0 0 1 0 0.00 0.500	2.0 7 1 0 0 1 0 0.00 0.500	1.0 19 27 15.00 2.667	10.0 14 5 4 5 0 0 0.00 0.000	17.0 26 18.00 3.000	14.0 14 0.00 1.000	2.0 7 1 0 0 1 0 0.00 0.500	2.0 7 1 0 0 1 0 0.00 0.500	1.0 19 27 15.00 2.667	10.0 14 5 4 5 0 0 0.00 0.000	17.0 26 18.00 3.000	14.0 14 0.00 1.000	2.0 7 1 0 0 1 0 0.00 0.500	2.0 7 1 0 0 1 0 0.00 0.500	1.0 19 27 15.00 2.667	10.0 14 5 4 5 0 0 0.00 0.000	17.0 26 18.00 3.000	14.0 14 0.00 1.000	2.0 7 1 0 0 1 0 0.00 0.500	2.0 7 1 0 0 1 0 0.00 0.500	1.0 19 27 15.00 2.667	10.0 14 5 4 5 0 0 0.00 0.000	17.0 26 18.00 3.000	14.0 14 0.00 1.000	2.0 7 1 0 0 1 0 0.00 0.500	2.0 7 1 0 0 1 0 0.00 0.500	1.0 19 27 15.00 2.667	10.0 14 5 4 5 0 0 0.00 0.000	17.0 26 18.00 3.000	14.0 14 0.00 1.000	2.0 7 1 0 0 1 0 0.00 0.500	2.0 7 1 0 0 1 0 0.00 0.500	1.0 19 27 15.00 2.667	10.0 14 5 4 5 0 0 0.00 0.000	17.0 26 18.00 3.000	14.0 14 0.00 1.000	2.0 7 1 0 0 1 0 0.00 0.500	2.0 7 1 0 0 1 0 0.00 0.500	1.0 19 27 15.00 2.667	10.0 14 5 4 5 0 0 0.00 0.000	17.0 26 18.00 3.000	14.0 14 0.00 1.000	2.0 7 1 0 0 1 0 0.00 0.500	2.0 7 1 0 0 1 0 0.00 0.500	1.0 19 27 15.00 2.667	10.0 14 5 4 5 0 0 0.00 0.000	17.0 26 18.00 3.000	14.0 14 0.00 1.000	2.0 7 1 0 0 1 0 0.00 0.500	2.0 7 1 0 0 1 0 0.00 0.500	1.0 19 27 15.00 2.667	10.0 14 5 4 5 0 0 0.00 0.000	17.0 26 18.00 3.000	14.0 14 0.00 1.000	2.0 7 1 0 0 1 0 0.00 0.500	2.0 7 1 0 0 1 0 0.00 0.500	1.0 19 27 15.00 2.667	10.0 14 5 4 5 0 0 0.00 0.000	17.0 26 18.00 3.000	14.0 14 0.00 1.000	2.0 7 1 0 0 1 0 0.00 0.500	2.0 7 1 0 0 1 0 0.00 0.500	1.0 19 27 15.00 2.667	10.0 14 5 4 5 0 0 0.00 0.000	17.0 26 18.00 3.000	14.0 14 0.00 1.000	2.0 7 1 0 0 1 0 0.00 0.500	2.0 7 1 0 0 1 0 0.00 0.500	1.0 19 27 15.00 2.667	10.0 14 5 4 5 0 0 0.00 0.000	17.0 26 18.00 3.000	14.0 14 0.00 1.000	2.0 7 1 0 0 1 0 0.00 0.500	2.0 7 1 0 0 1 0 0.00 0.500	1.0 19 27 15.00 2.667	10.0 14 5 4 5 0 0 0.00 0.000	17.0 26 18.00 3.000	14.0 14 0.00 1.000	2.0 7 1 0 0 1 0 0.00 0.500	2.0 7 1 0 0 1 0 0.00 0.500	1.0 19 27 15.00 2.667	10.0 14 5 4 5 0 0 0.00 0.000	17.0 26 18.00 3.000	14.0 14 0.00 1.000	2.0 7 1 0 0 1 0 0.00 0.500	2.0 7 1 0 0 1 0 0.00 0.500















Batter	1	2	3	4	5	6	7	8	9	AB	R	H	RBI	BB	SO	LOB	TOP							
11 Drew Macias, L (1.8) 73 Mitch Canham, L (5.2) OBP: 0.350, SLG: 0.417 OBP: 0.500, SLG: 0.273										3	0	0	0	0	2	3								
77 Chris Snelling, L (1.9) 63 Luis Durango, S (6. FR) OBP: 0.333, SLG: 1.000 OBP: 0.222, SLG: 0.333										3	1	1	3	1	0	0								
7 Chase Headley, S (1.7) 67 Cedric Hunter, L (5.8) OBP: 0.313, SLG: 0.467 OBP: 0.308, SLG: 0.227										3	0	0	0	0	0	1								
66 Kyle Blanks, R (1.10) OBP: 0.429, SLG: 0.650										3	1	1	1	1	0	0								
4 Nick Hundley, R (1.2) 76 Chad Huffman, R (5.7) OBP: 0.350, SLG: 0.526 OBP: 0.517, SLG: 0.714											2	0	0	0	0	2								
81 Peter Cofrone, L (1.3) 60 Sean Kazmar Jr., R (9. PH) OBP: 0.200, SLG: 0.444 OBP: 0.222, SLG: 0.125											4	1	1	1	0	1								
10 Matt Antonelli, R (1.4) 18 Travis Denker, R (6.4) OBP: 0.342, SLG: 0.290											2	1	0	0	1	0								
84 Brett Dowdy, R (1.5) OBP: 0.500, SLG: 0.538										3	1	2	0	1	0	0								
1 Everth Cabrera, S (1.6) OBP: 0.250, SLG: 0.182										4	1	1	0	0	1	3								
<b>Inning Stats</b>	R: 0 E: 0 K: 1 S: 5	H: 0 LOB: 0 BB: 0 P: 5	R: 0 E: 0 K: 0 S: 3	H: 0 LOB: 1 BB: 1 P: 7	R: 3 E: 0 K: 0 S: 7	H: 4 LOB: 1 BB: 0 P: 7	R: 1 E: 0 K: 1 S: 7	H: 2 LOB: 1 BB: 0 P: 7	R: 0 E: 0 K: 0 S: 3	H: 0 LOB: 0 BB: 0 P: 3	R: 2 E: 0 K: 2 S: 9	H: 1 LOB: 3 BB: 4 P: 26	R: 0 E: 0 K: 1 S: 6	H: 1 LOB: 1 BB: 0 P: 6	R: 0 E: 0 K: 1 S: 5	H: 0 LOB: 0 BB: 0 P: 5	R: 1 E: 0 K: 2 S: 9	H: 2 LOB: 2 BB: 0 P: 10	1B: 5 2B: 3 3B: 0 HR: 2	SF: 0 SAC: 0 DP: 0 HBP: 1	WP: 0 PB: 0 SB: 0 CS: 0	PA: 43		
<b>PITCHER</b>	IP	WLS	BF	H	R	ER	SO	BB	IBB	HBP	BLK	WP	HR	S	P	ERA	WHIP							
33 Kevin Millwood, R (1.1) ERA: 9.69	5.0	W	22	6	4	4	2	1	0	0	0	0	1	25	29	7.20	1.400							
63 Joe Torres, L (6.1) ERA: 5.4	1.0		8	1	2	2	2	4	0	0	0	0	1	9	26	18.00	5.000							
55 Willie Eyre, R (7.1) ERA:	1.0	H	4	1	0	0	1	0	0	0	0	0	0	6	6	0.00	1.000							
67 Derek Holland, L (8.1) ERA: 4.91	2.0	S	9	2	1	1	3	0	0	1	0	0	0	14	15	4.50	1.000							

San Diego Padres @ Texas Rangers  
Surprise Stadium, Surprise, AZ  
Sun Mar 15 2009, 4:05 PM EDT  
Att.: 5,946 - Sunny - 73 F

AB	37
R	7
H	10
RBI	7
BB	5
SO	8
LOB	18



Batter	1	2	3	4	5	6	7	8	9	AB	R	H	RBI	BB	SO	LOB	BOTTOM							
5 Ian Kinsler, R (1.4) 3 Joaquin Arias, R (7.4) OBP: 0.400, SLG: 0.533 OBP: 0.550, SLG: 0.700										2	1	0	1	1	0	1								
10 Michael Young, R (1.5) 6 German Duran, R (7.5) OBP: 0.325, SLG: 0.353 OBP: 0.269, SLG: 0.136										3	2	1	2	1	0	2								
32 Josh Hamilton, L (1.8) 29 Julio Borbon, L (7.8) OBP: 0.400, SLG: 0.765 OBP: 0.300, SLG: 0.176										4	1	1	2	0	1	3								
9 Hank Blalock, L (1.10) 15 Travis Metcalf, R (4. PH) OBP: 0.410, SLG: 0.606 OBP: 0.250, SLG: 0.293										2	0	0	0	0	1	0								
22 Marlon Byrd, R (1.9) 43 Greg Golson, R (7.9) OBP: 0.429, SLG: 0.448 OBP: 0.391, SLG: 0.636										4	1	2	0	0	0	0								
Frank Catalanotto, L (1.7) 41 Brandon Boggs, S (7.7) OBP: 0.388, SLG: 0.333 OBP: 0.371, SLG: 0.567										3	0	0	0	0	1	3								
19 Chris Davis, L (1.3) 12 Justin Smoak, S (7.3) OBP: 0.362, SLG: 0.350 OBP: 0.364, SLG: 0.550										3	2	1	1	0	2	3								
2 Taylor Teagarden, R (1.2) 14 Adam Melhuse, S (7.2) OBP: 0.318, SLG: 0.526 OBP: 0.733, SLG: 0.833										1	1	0	0	2	1	2								
1 Elvis Andrus, R (1.6) OBP: 0.368, SLG: 0.324										3	1	2	1	1	0	1								
<b>Inning Stats</b>	R: 1 E: 0 K: 2 S: 8	H: 1 LOB: 0 BB: 0 P: 9	R: 2 E: 0 K: 1 S: 7	H: 1 LOB: 3 BB: 3 P: 20	R: 0 E: 0 K: 0 S: 3	H: 0 LOB: 0 BB: 0 P: 3	R: 6 E: 1 K: 3 S: 17	H: 5 LOB: 2 BB: 2 P: 28	R: 0 E: 0 K: 0 S: 3	H: 1 LOB: 0 BB: 0 P: 3	R: 0 E: 0 K: 1 S: 5	H: 0 LOB: 0 BB: 0 P: 5	R: 0 E: 0 K: 1 S: 5	H: 0 LOB: 1 BB: 1 P: 9	R: 1 E: 0 K: 0 S: 6	H: 3 LOB: 2 BB: 0 P: 7	R: 1 E: 0 K: 0 S: 6	H: 3 LOB: 2 BB: 0 P: 7	1B: 6 2B: 2 3B: 0 HR: 3	SF: 1 SAC: 0 DP: 1 HBP: 0	WP: 2 PB: 0 SB: 0 CS: 0	PA: 42		
<b>PITCHER</b>	IP	WLS	BF	H	R	ER	SO	BB	IBB	HBP	BLK	WP	HR	S	P	ERA	WHIP							
58 Wade LeBlanc, L (1.1) ERA: 10.5	2.0		12	2	3	3	3	3	0	0	0	0	0	15	29	13.50	2.500							
64 Edwin Moreno, R (3.1)	1.0		3	0	0	0	0	0	0	0	0	0	0	3	3	0.00	0.000							
72 Nick Schmidt, L (4.1) ERA: 11.25	0.0	L	6	3	6	5	0	2	0	0	0	0	1	6	17	∞	∞							
50 Joe Thatcher, L (4.1) ERA: 2.7	1.0		5	2	0	0	3	0	0	0	0	0	0	11	11	0.00	2.000							
70 Matt Buschmann, R (5.1) ERA: 7.36	2.0		6	1	0	0	1	0	0	0	0	0	0	8	8	0.00	0.500							
<b>PITCHER</b>	IP	WLS	BF	H	R	ER	SO	BB	IBB	HBP	BLK	WP	HR	S	P	ERA	WHIP							
38 Cesar Carrillo, R (7.1) ERA: 13.5	1.0		4	0	0	0	1	1	0	0	0	0	0	5	9	0.00	1.000							
83 Josh Banks, R (8.1) ERA: 9.0	1.0		6	3	1	1	0	0	0	0	0	0	1	6	7	9.00	3.000							

San Diego Padres @ Texas Rangers  
Surprise Stadium, Surprise, AZ  
Sun Mar 15 2009, 4:05 PM EDT  
Att.: 5,946 - Sunny - 73 F

AB	35
R	10
H	11
RBI	10
BB	6
SO	8
LOB	17









Batter	1	2	3	4	5	6	7	8	9	AB	R	H	RBI	BB	SO	LOB	TOP								
5 Ian Kinsler, R OBP: 0.476, SLG: 0.611 3 Joaquin Arias, R OBP: 0.522, SLG: 0.652										3	2	3	0	0	0	0									
Frank Catalanotto, L OBP: 0.234, SLG: 0.313 6 German Duran, R OBP: 0.299, SLG: 0.136										4	1	1	1	0	0	2									
32 Josh Hamilton, L OBP: 0.452, SLG: 0.829 29 Julio Borbon, L OBP: 0.304, SLG: 0.300										3	2	3	1	0	0	0									
17 Nelson Cruz, R OBP: 0.318, SLG: 0.842 43 Greg Golson, R OBP: 0.360, SLG: 0.609										2	1	1	3	1	0	1									
7 David Murphy, L OBP: 0.318, SLG: 0.561 41 Brandon Boggs, S OBP: 0.342, SLG: 0.515										1	0	0	1	1	0	2									
19 Chris Davis, L OBP: 0.377, SLG: 0.326 12 Justin Smoak, S OBP: 0.320, SLG: 0.476										2	0	0	0	1	0	1									
15 Travis Metcalf, R OBP: 0.244, SLG: 0.256										4	0	1	0	0	1	1									
2 Taylor Teagarden, R OBP: 0.280, SLG: 0.455 14 Adam Melhuse, S OBP: 0.688, SLG: 0.769										3	0	0	0	0	0	3									
1 Elvis Andrus, R OBP: 0.318, SLG: 0.275 13 Omar Vizquel, S OBP: 0.303, SLG: 0.233										3	0	0	0	0	1	0									
<b>Inning Stats</b>	R: 4 E: 1 K: 0 S: 7	H: 4 LOB: 1 BB: 1 P: 13	R: 0 E: 0 K: 0 S: 3	H: 1 LOB: 0 BB: 0 P: 3	R: 1 E: 0 K: 0 S: 5	H: 2 LOB: 2 BB: 1 P: 9	R: 1 E: 0 K: 1 S: 7	H: 2 LOB: 2 BB: 1 P: 11	R: 0 E: 0 K: 0 S: 3	H: 0 LOB: 0 BB: 0 P: 3	R: 0 E: 0 K: 0 S: 3	H: 0 LOB: 0 BB: 0 P: 3	R: 1 E: 0 K: 0 S: 4	H: 1 LOB: 0 BB: 0 P: 4	R: 2 E: 1 K: 1 S: 8	H: 2 LOB: 1 BB: 0 P: 8	R: 0 E: 0 K: 0 S: 3	H: 0 LOB: 0 BB: 0 P: 3	1B: 7 2B: 3 3B: 1 HR: 1	SF: 3 SAC: 0 DP: 1 HBP: 0	WP: 0 PB: 0 SB: 1 CS: 0	PA: 42			
<b>PITCHER</b>	IP WLS BF H R ER SO BB IBB HBP BLK WP HR S P ERA WHIP	IP WLS BF H R ER SO BB IBB HBP BLK WP HR S P ERA WHIP	IP WLS BF H R ER SO BB IBB HBP BLK WP HR S P ERA WHIP	IP WLS BF H R ER SO BB IBB HBP BLK WP HR S P ERA WHIP	IP WLS BF H R ER SO BB IBB HBP BLK WP HR S P ERA WHIP	IP WLS BF H R ER SO BB IBB HBP BLK WP HR S P ERA WHIP	IP WLS BF H R ER SO BB IBB HBP BLK WP HR S P ERA WHIP	IP WLS BF H R ER SO BB IBB HBP BLK WP HR S P ERA WHIP	IP WLS BF H R ER SO BB IBB HBP BLK WP HR S P ERA WHIP	IP WLS BF H R ER SO BB IBB HBP BLK WP HR S P ERA WHIP	IP WLS BF H R ER SO BB IBB HBP BLK WP HR S P ERA WHIP	IP WLS BF H R ER SO BB IBB HBP BLK WP HR S P ERA WHIP	IP WLS BF H R ER SO BB IBB HBP BLK WP HR S P ERA WHIP	IP WLS BF H R ER SO BB IBB HBP BLK WP HR S P ERA WHIP	IP WLS BF H R ER SO BB IBB HBP BLK WP HR S P ERA WHIP	IP WLS BF H R ER SO BB IBB HBP BLK WP HR S P ERA WHIP	IP WLS BF H R ER SO BB IBB HBP BLK WP HR S P ERA WHIP	IP WLS BF H R ER SO BB IBB HBP BLK WP HR S P ERA WHIP	IP WLS BF H R ER SO BB IBB HBP BLK WP HR S P ERA WHIP	IP WLS BF H R ER SO BB IBB HBP BLK WP HR S P ERA WHIP	IP WLS BF H R ER SO BB IBB HBP BLK WP HR S P ERA WHIP	IP WLS BF H R ER SO BB IBB HBP BLK WP HR S P ERA WHIP	IP WLS BF H R ER SO BB IBB HBP BLK WP HR S P ERA WHIP	IP WLS BF H R ER SO BB IBB HBP BLK WP HR S P ERA WHIP	IP WLS BF H R ER SO BB IBB HBP BLK WP HR S P ERA WHIP

Texas Rangers @ San Diego Padres  
Peoria Stadium, Peoria, AZ  
Wed Mar 18 2009, 4:05 PM EDT  
Att: 4,731 - Sunny - 86 F

AB 36  
R 9  
H 12  
RBI 9  
BB 3  
SO 2  
LOB 11



Batter	1	2	3	4	5	6	7	8	9	AB	R	H	RBI	BB	SO	LOB	BOTTOM								
8 Chris Burke, R OBP: 0.483, SLG: 0.318 84 Brett Dowdy, R OBP: 0.438, SLG: 0.467										2	0	1	0	1	0	0									
22 David Eckstein, R OBP: 0.414, SLG: 0.560 7 Chase Headley, S OBP: 0.324, SLG: 0.486										2	0	0	0	0	1	1									
16 Cliff Floyd, L OBP: 0.417, SLG: 0.611 81 Jesus Lopez, R										2	0	1	0	1	0	0									
49 Emil Brown, R OBP: 0.367, SLG: 0.440 11 Drew Macias, L OBP: 0.349, SLG: 0.487										3	0	0	0	0	1	2									
77 Chris Snelling, L OBP: 0.455, SLG: 0.556 76 Chad Huffman, R OBP: 0.484, SLG: 0.652										3	0	0	0	0	2	0									
66 Kyle Blanks, R OBP: 0.429, SLG: 0.638 99 Blake Tekotte, L OBP: 0.500, SLG: 0.500										3	1	1	0	0	2	0									
25 Will Venable, L OBP: 0.349, SLG: 0.390 10 Matt Antonelli, R OBP: 0.382, SLG: 0.379										2	0	1	1	0	0	0									
4 Nick Hundley, R OBP: 0.318, SLG: 0.476 26 Jose Lobaton, S OBP: 0.500, SLG: 0.500										2	0	0	0	0	0	1									
1 Everth Cabrera, S OBP: 0.256, SLG: 0.222										3	1	1	0	0	1	1									
<b>Inning Stats</b>	R: 0 E: 0 K: 1 S: 4	H: 0 LOB: 1 BB: 1 P: 8	R: 0 E: 0 K: 1 S: 5	H: 0 LOB: 0 BB: 0 P: 5	R: 0 E: 0 K: 0 S: 3	H: 0 LOB: 0 BB: 0 P: 3	R: 0 E: 0 K: 1 S: 5	H: 0 LOB: 1 BB: 1 P: 9	R: 1 E: 0 K: 0 S: 6	H: 2 LOB: 0 BB: 0 P: 6	R: 1 E: 0 K: 0 S: 5	H: 3 LOB: 1 BB: 0 P: 5	R: 0 E: 0 K: 2 S: 7	H: 0 LOB: 0 BB: 0 P: 7	R: 0 E: 0 K: 1 S: 4	H: 0 LOB: 1 BB: 1 P: 8	R: 2 E: 0 K: 1 S: 8	H: 3 LOB: 1 BB: 0 P: 11	1B: 4 2B: 5 3B: 0 HR: 1	SF: 0 SAC: 0 DP: 4 HBP: 0	WP: 1 PB: 0 SB: 0 CS: 1	PA: 34			
<b>PITCHER</b>	IP WLS BF H R ER SO BB IBB HBP BLK WP HR S P ERA WHIP	IP WLS BF H R ER SO BB IBB HBP BLK WP HR S P ERA WHIP	IP WLS BF H R ER SO BB IBB HBP BLK WP HR S P ERA WHIP	IP WLS BF H R ER SO BB IBB HBP BLK WP HR S P ERA WHIP	IP WLS BF H R ER SO BB IBB HBP BLK WP HR S P ERA WHIP	IP WLS BF H R ER SO BB IBB HBP BLK WP HR S P ERA WHIP	IP WLS BF H R ER SO BB IBB HBP BLK WP HR S P ERA WHIP	IP WLS BF H R ER SO BB IBB HBP BLK WP HR S P ERA WHIP	IP WLS BF H R ER SO BB IBB HBP BLK WP HR S P ERA WHIP	IP WLS BF H R ER SO BB IBB HBP BLK WP HR S P ERA WHIP	IP WLS BF H R ER SO BB IBB HBP BLK WP HR S P ERA WHIP	IP WLS BF H R ER SO BB IBB HBP BLK WP HR S P ERA WHIP	IP WLS BF H R ER SO BB IBB HBP BLK WP HR S P ERA WHIP	IP WLS BF H R ER SO BB IBB HBP BLK WP HR S P ERA WHIP	IP WLS BF H R ER SO BB IBB HBP BLK WP HR S P ERA WHIP	IP WLS BF H R ER SO BB IBB HBP BLK WP HR S P ERA WHIP	IP WLS BF H R ER SO BB IBB HBP BLK WP HR S P ERA WHIP	IP WLS BF H R ER SO BB IBB HBP BLK WP HR S P ERA WHIP	IP WLS BF H R ER SO BB IBB HBP BLK WP HR S P ERA WHIP	IP WLS BF H R ER SO BB IBB HBP BLK WP HR S P ERA WHIP	IP WLS BF H R ER SO BB IBB HBP BLK WP HR S P ERA WHIP	IP WLS BF H R ER SO BB IBB HBP BLK WP HR S P ERA WHIP	IP WLS BF H R ER SO BB IBB HBP BLK WP HR S P ERA WHIP	IP WLS BF H R ER SO BB IBB HBP BLK WP HR S P ERA WHIP	IP WLS BF H R ER SO BB IBB HBP BLK WP HR S P ERA WHIP

Texas Rangers @ San Diego Padres  
Peoria Stadium, Peoria, AZ  
Wed Mar 18 2009, 4:05 PM EDT  
Att: 4,731 - Sunny - 86 F

AB 31  
R 4  
H 8  
RBI 3  
BB 3  
SO 8  
LOB 9













Batter	1	2	3	4	5	6	7	8	9	AB	R	H	RBI	BB	SO	LOB	TOP					
33 Jody Gerut, L (1.8) OBP: 0.353, SLG: 0.452 11 Drew Macias, L (6.8) OBP: 0.370, SLG: 0.575										4	1	1	0	0	1	1	<b>San Diego Padres @ San Francisco Giants</b> Scottsdale Stadium, Scottsdale, AZ Sat Mar 21 2009, 6:10 PM EDT Att: 11,022 - Partly Cloudy - 85 F <a href="http://livebaseballscorecards.com">livebaseballscorecards.com</a>					
22 David Eckstein, R (1.4) OBP: 0.457, SLG: 0.581 8 Chris Burke, R (5.4) OBP: 0.429, SLG: 0.259										3	1	3	0	0	0	0						
24 Brian Giles, L (1.9) OBP: 0.333, SLG: 0.429 25 Will Venable, L (6.9) OBP: 0.348, SLG: 0.372										2	0	1	0	1	0	2						
23 Adrián González, L (1.3) OBP: 0.286, SLG: 0.462 1 Everth Cabrera, S (7.6) OBP: 0.297, SLG: 0.286										3	0	0	1	0	2	2						
5 Kevin Kouzmanoff, R (1.5) OBP: 0.469, SLG: 0.786 2 Edgar González, R (6.5) OBP: 0.429, SLG: 0.455										2	0	2	0	0	0	0						
12 Scott Hairston, R (1.7) OBP: 0.357, SLG: 0.273 76 Chad Huffman, R (7.7) OBP: 0.486, SLG: 0.600										3	0	1	1	0	2	4						
30 Eleizer Alfonso, R (1.2) OBP: 0.333, SLG: 0.538 26 Jose Lobaton, S (6.2) OBP: 0.385, SLG: 0.364										3	0	0	0	0	1	7						
15 Luis Antonio Rodriguez, R (6.6) OBP: 0.289, SLG: 0.292 66 Kyle Blanks, R (7.3) OBP: 0.397, SLG: 0.630										3	0	0	0	0	1	2						
83 Walter Silva, R (1.1) OBP: 0.290, SLG: 0.290 85 Duane Sanchez, R (5.1) OBP: 0.425, SLG: 0.425 7 Chase Headley, S (6.9) OBP: 0.425, SLG: 0.425 Jae Kuk Ryu, R (6.1) OBP: 0.425, SLG: 0.425 65 Arturo Lopez, L (6.1) OBP: 0.425, SLG: 0.425 10 Matt Antonelli, R (6.9) OBP: 0.425, SLG: 0.425 50 Joe Thatcher, L (6.1) OBP: 0.425, SLG: 0.425										2	0	1	0	0	1	0						
<b>Inning Stats</b>	R: 2 E: 0 K: 0 S: 6	H: 3 LOB: 2 BB: 1 P: 10	R: 0 E: 0 K: 1 S: 5	H: 0 LOB: 0 BB: 0 P: 5	R: 0 E: 0 K: 1 S: 7	H: 2 LOB: 3 BB: 0 P: 8	R: 0 E: 0 K: 0 S: 5	H: 2 LOB: 2 BB: 0 P: 5	R: 0 E: 0 K: 3 S: 11	H: 2 LOB: 2 BB: 0 P: 11	R: 0 E: 0 K: 2 S: 7	H: 1 LOB: 1 BB: 0 P: 8	R: 0 E: 0 K: 2 S: 8	H: 0 LOB: 0 BB: 0 P: 7	R: 0 E: 0 K: 2 S: 7	H: 0 LOB: 3 BB: 3 P: 21		R: 2 E: 0 K: 1 S: 8	H: 2 LOB: 3 BB: 3 P: 21	1B: 10 2B: 1 3B: 0 HR: 1	SF: 2 SAC: 0 DP: 0 HBP: 1	WP: 1 PB: 0 SB: 0 CS: 0
<b>PITCHER</b>	IP WLS BF H R ER SO BB IBB HBP BLK WP HR S P ERA WHIP	4.0 0 21 7 2 2 2 1 0 0 0 0 0 0 0 0 0 4.50 2.000	1.0 5 2 0 0 3 0 0 0 0 0 1 0 11 11 0.00 2.000	1.0 W 3 0 0 0 2 0 0 0 0 0 0 0 7 7 0.00 0.000	7.1 4 1 0 0 2 0 0 0 0 0 0 0 8 8 0.00 1.000	8.1 3 0 0 0 2 0 0 0 0 0 0 0 7 7 0.00 0.000	9.1 0.1 6 2 2 2 1 3 0 0 0 0 0 0 0 0 0 54.00 15.000	9.1 0.2 2 0 0 0 0 0 0 0 0 0 0 0 0 0 0 0.00 0.000	60 Francis Beltran, R (9.1) ERA: 7.11 56 Osiris Matos, R (9.1) ERA: 0.93	IP WLS BF H R ER SO BB IBB HBP BLK WP HR S P ERA WHIP	0.1 6 2 2 2 1 3 0 0 0 0 0 0 0 0 0 0 54.00 15.000	0.2 2 0 0 0 0 0 0 0 0 0 0 0 0 0 0 0 0.00 0.000										

Batter	1	2	3	4	5	6	7	8	9	AB	R	H	RBI	BB	SO	LOB	BOTTOM					
2 Randy Winn, S (1.9) OBP: 0.208, SLG: 0.217 81 Mike McBryde, R (6.9) OBP: 0.600, SLG: 0.600										3	0	1	1	0	0	1	<b>San Diego Padres @ San Francisco Giants</b> Scottsdale Stadium, Scottsdale, AZ Sat Mar 21 2009, 6:10 PM EDT Att: 11,022 - Partly Cloudy - 85 F <a href="http://livebaseballscorecards.com">livebaseballscorecards.com</a>					
7 Emmanuel Burriss, S (1.6) OBP: 0.456, SLG: 0.412									5	3	3	1	0	0	2							
14 Fred Lewis, L (1.7) OBP: 0.366, SLG: 0.632 20 Steve Holm, R (7.2) OBP: 0.250, SLG: 0.192									4	1	2	1	0	0	2							
1 Bengie Molina, R (1.2) OBP: 0.279, SLG: 0.405 Roger Kieschnick, L (6.9) OBP: 0.429, SLG: 1.400									3	0	1	2	0	0	0							
48 Pablo Sandoval, S (1.5) OBP: 0.478, SLG: 0.682 85 Brett Pill, R (7.3)									4	1	2	1	0	0	0							
76 Jesus Guzman, R (1.3) OBP: 0.440, SLG: 0.872									4	1	2	2	0	0	2							
33 Aaron Rowand, R (1.8) OBP: 0.363, SLG: 0.363 47 Merkin Valdez, R (7.1) OBP: 0.363, SLG: 0.363 41 Jeremy Affeldt, L (6.1) OBP: 0.363, SLG: 0.363 60 Francis Beltran, R (6.1) OBP: 0.363, SLG: 0.363 56 Osiris Matos, R (6.1) OBP: 0.363, SLG: 0.363									3	0	0	0	0	0	1							
19 Kevin Frandsen, R (1.4) OBP: 0.383, SLG: 0.463									3	2	2	0	1	1	0							
49 Joe Martinez, L (1.1) OBP: 0.290, SLG: 0.290 49 Brandon Medders, R (5.1) OBP: 0.290, SLG: 0.290 18 Nick Noonan, L (6.9) OBP: 0.290, SLG: 0.290 38 Brian Wilson, R (6.1) OBP: 0.290, SLG: 0.290 23 Juan Uribe, R (6.9) OBP: 0.290, SLG: 0.290									0	0	0	0	0	0	0							
<b>Inning Stats</b>	R: 0 E: 0 K: 0 S: 3	H: 0 LOB: 0 BB: 0 P: 3	R: 0 E: 0 K: 0 S: 4	H: 1 LOB: 1 BB: 0 P: 4	R: 1 E: 0 K: 0 S: 4	H: 1 LOB: 1 BB: 1 P: 8	R: 0 E: 0 K: 0 S: 3	H: 0 LOB: 0 BB: 0 P: 3	R: 0 E: 0 K: 1 S: 6	H: 1 LOB: 1 BB: 0 P: 7	R: 9 E: 0 K: 2 S: 18	H: 11 LOB: 2 BB: 0 P: 18	R: 0 E: 0 K: 2 S: 7	H: 0 LOB: 0 BB: 0 P: 7	R: 2 E: 0 K: 2 S: 9	H: 2 LOB: 0 BB: 0 P: 12		R: 2 E: 0 K: 2 S: 9	H: 2 LOB: 0 BB: 0 P: 12	1B: 12 2B: 3 3B: 0 HR: 1	SF: 0 SAC: 1 DP: 1 HBP: 0	WP: 2 PB: 0 SB: 0 CS: 0
<b>PITCHER</b>	IP WLS BF H R ER SO BB IBB HBP BLK WP HR S P ERA WHIP	4.0 0 15 2 1 1 0 1 0 0 0 0 0 0 0 0 0 2.25 0.750	1.0 H 4 1 0 0 1 0 0 0 0 0 1 0 6 7 0.00 1.000	0.1 L 9 8 8 8 1 0 0 0 0 0 0 0 11 11 216.00 24.000	11.8 8 3 1 1 3 0 0 0 0 0 0 0 14 14 5.40 1.800	3.12 5 2 2 2 2 0 0 0 0 0 1 1 9 12 18.00 2.000																

















Batter	1	2	3	4	5	6	7	8	9	AB	R	H	RBI	BB	SO	LOB	TOP											
24 Grady Sizemore, L OBP: 0.462, SLG: 0.611 29 Josh Barfield, R OBP: 0.234, SLG: 0.244										4	2	2	0	0	0	1												
Asdrúbal Cabrera, S OBP: 0.415, SLG: 0.611 8 Wilson Valdez, R OBP: 0.182, SLG: 0.129										3	1	1	1	1	1	0												
48 Travis Hafner, L OBP: 0.279, SLG: 0.216										5	0	2	1	0	0	2												
2 Jhonny Peralta, R OBP: 0.442, SLG: 0.667 Niuman Romero, S										4	0	2	1	0	1	2												
25 Ryan Garko, R OBP: 0.311, SLG: 0.395 George Lombard, L OBP: 1.000, SLG: 3.000										4	0	0	0	0	1	4												
10 Kelly Shoppach, R OBP: 0.310, SLG: 0.605 79 Chris Gimenez, R OBP: 0.471, SLG: 0.679									4	2	2	1	0	1	0													
4 Tony Graffanino, R OBP: 0.385, SLG: 0.353									3	1	0	0	1	1	1													
15 Andy Marte, R OBP: 0.192, SLG: 0.346									4	1	1	2	0	0	1													
26 Trevor Crowe, S OBP: 0.289, SLG: 0.409									4	1	2	2	0	0	0													
<b>Inning Stats</b>	R: 2 E: 0 K: 1 S: 5	H: 3 LOB: 0 BB: 0 P: 6	R: 0 E: 0 K: 1 S: 5	H: 0 LOB: 0 BB: 0 P: 5	R: 1 E: 0 K: 1 S: 7	H: 2 LOB: 2 BB: 1 P: 11	R: 2 E: 0 K: 0 S: 6	H: 2 LOB: 0 BB: 0 P: 8	R: 0 E: 0 K: 1 S: 6	H: 1 LOB: 1 BB: 0 P: 6	R: 1 E: 0 K: 1 S: 6	H: 1 LOB: 1 BB: 1 P: 11	R: 0 E: 0 K: 1 S: 6	H: 1 LOB: 0 BB: 0 P: 6	R: 2 E: 0 K: 0 S: 7	H: 2 LOB: 2 BB: 0 P: 8	R: 0 E: 0 K: 1 S: 5	H: 0 LOB: 0 BB: 0 P: 5	1B: 7 2B: 0 3B: 2 HR: 3	SF: 0 SAC: 0 DP: 1 HBP: 0	WP: 0 PB: 0 SB: 2 CS: 0	PA: 40						
<b>PITCHER</b>	IP	WLS	BF	H	R	ER	SO	BB	IBB	HBP	BLK	WP	HR	S	P	ERA	WHIP											
79 Kevin Correia, R ERA: 7.63	(1, 1)	5.2	L	27	9	6	6	4	2	0	0	0	0	1	34	46	9.53	1.941										
Justin Hampson, L ERA: 12.46	(6, 1)	0.1		1	0	0	0	0	0	0	0	0	0	0	1	1	0.00	0.000										
43 Cla Meredith, R ERA: 12.46	(7, 1)	1.0		4	1	0	0	1	0	0	0	0	0	6	6	0.00	1.000											
Iván Nova, R ERA: 8.31	(8, 1)	1.0		5	2	2	2	0	0	0	0	0	2	7	8	18.00	2.000											
21 Heath Bell, R ERA:	(9, 1)	1.0		3	0	0	0	1	0	0	0	0	0	5	5	0.00	0.000											

Cleveland Indians @ San Diego Padres  
Peoria Stadium, Peoria, AZ  
Wed Mar 25 2009, 4:05 PM EDT  
Att: 3,672 - Sunny - 75 F

AB 38  
R 8  
H 12  
RBI 8  
BB 2  
SO 6  
LOB 11



Batter	1	2	3	4	5	6	7	8	9	AB	R	H	RBI	BB	SO	LOB	BOTTOM											
33 Jody Gerut, L OBP: 0.333, SLG: 0.476 66 Kyle Blanks, R OBP: 0.431, SLG: 0.627										4	1	1	0	0	1	1												
22 David Eckstein, R OBP: 0.500, SLG: 0.615 8 Chris Burke, R OBP: 0.450, SLG: 0.323										3	0	3	1	0	0	0												
24 Brian Giles, L OBP: 0.303, SLG: 0.367 11 Drew Macias, L OBP: 0.377, SLG: 0.556										3	0	0	0	0	0	3												
23 Adrián González, L OBP: 0.360, SLG: 0.625 30 Eliezer Alfonzo, R OBP: 0.323, SLG: 0.590										4	0	2	1	0	0	2												
16 Cliff Floyd, L OBP: 0.419, SLG: 0.560 49 Emil Brown, R OBP: 0.325, SLG: 0.382									2	0	0	0	0	1	0													
7 Chase Headley, S OBP: 0.283, SLG: 0.418									4	0	0	0	0	0	1													
2 Edgar González, R OBP: 0.429, SLG: 0.636 84 Brett Dowdy, R OBP: 0.391, SLG: 0.381										3	0	1	0	1	0	1												
28 Henry Blanco, R OBP: 0.400, SLG: 1.000 77 Chris Snelling, L OBP: 0.333, SLG: 0.333										3	1	1	1	0	1	1												
15 Luis Antonio Rodríguez, S OBP: 0.343, SLG: 0.394 1 Everth Cabrera, S OBP: 0.302, SLG: 0.340										2	1	1	0	0	0	0												
<b>Inning Stats</b>	R: 0 E: 0 K: 1 S: 6	H: 1 LOB: 1 BB: 0 P: 6	R: 0 E: 0 K: 0 S: 3	H: 0 LOB: 0 BB: 0 P: 3	R: 2 E: 0 K: 0 S: 8	H: 3 LOB: 1 BB: 0 P: 10	R: 0 E: 0 K: 1 S: 6	H: 1 LOB: 1 BB: 0 P: 6	R: 0 E: 0 K: 0 S: 4	H: 1 LOB: 1 BB: 0 P: 4	R: 0 E: 0 K: 0 S: 4	H: 1 LOB: 1 BB: 0 P: 4	R: 2 E: 2 K: 1 S: 9	H: 3 LOB: 2 BB: 0 P: 9	R: 0 E: 0 K: 1 S: 5	H: 0 LOB: 2 BB: 1 P: 9	R: 0 E: 0 K: 1 S: 6	H: 1 LOB: 1 BB: 0 P: 7	1B: 9 2B: 1 3B: 0 HR: 1	SF: 1 SAC: 0 DP: 0 HBP: 0	WP: 0 PB: 0 SB: 0 CS: 0	PA: 40						
<b>PITCHER</b>	IP	WLS	BF	H	R	ER	SO	BB	IBB	HBP	BLK	WP	HR	S	P	ERA	WHIP											
44 Carl Pavano, R ERA: 7.41	(1, 1)	6.0	W	25	7	2	2	2	0	0	0	0	0	1	31	33	3.00	1.167										
34 Kerry Wood, R ERA:	(7, 1)	1.0		7	3	2	0	1	0	0	0	0	0	9	9	0.00	3.000											
3B Joe Smith, R ERA: 2.25	(8, 1)	1.0		4	0	0	0	1	1	0	0	0	0	5	9	0.00	1.000											
39 Vinnie Chulk, R ERA: 2.13	(9, 1)	1.0		4	1	0	0	1	0	0	0	0	0	6	7	0.00	1.000											

Cleveland Indians @ San Diego Padres  
Peoria Stadium, Peoria, AZ  
Wed Mar 25 2009, 4:05 PM EDT  
Att: 3,672 - Sunny - 75 F

AB 38  
R 4  
H 11  
RBI 4  
BB 1  
SO 5  
LOB 19





Batter	1	2	3	4	5	6	7	8	9	AB	R	H	RBI	BB	SO	LOB	TOP								
33 Jody Gerut, L (1, 8) 11 Drew Macias, L (7, 8) OBP: 0.347, SLG: 0.478 OBP: 0.377, SLG: 0.556	F9						K			4	0	2	0	0	1	0									
22 David Eckstein, R (1, 4) 2 Edgar Gonzalez, R (6, 5) OBP: 0.489, SLG: 0.585 OBP: 0.414, SLG: 0.609	F9						L7			2	0	0	0	1	0	2									
24 Brian Giles, L (1, 9) 77 Chris Snelling, L (7, 9) OBP: 0.270, SLG: 0.324 OBP: 0.333, SLG: 0.333	G6-3						K			4	0	0	0	0	1	2									
23 Adrián González, L (1, 3) 66 Kyle Blanks, R (7, 3) OBP: 0.357, SLG: 0.593 OBP: 0.436, SLG: 0.633	F8									3	1	1	0	0	0	1									
5 Kevin Kouzmanoff, R (1, 5) 49 Emil Brown, R (6, 7) OBP: 0.462, SLG: 0.714 OBP: 0.317, SLG: 0.371	K									3	1	1	1	0	1	0									
7 Chase Headley, S (1, 7) 8 Chris Burke, R (6, 4) OBP: 0.287, SLG: 0.404 OBP: 0.439, SLG: 0.313	G4-3									2	1	0	0	1	1	0									
12 Scott Hairston, R (1, 10) 28 Henry Blanco, R (1, 2) OBP: 0.320, SLG: 0.524 OBP: 0.357, SLG: 0.786	G4-3									3	2	2	4	1	1	0									
15 Luis Antonio Rodríguez, S (8, 6) 1 Everth Cabrera, S (8, 6) OBP: 0.316, SLG: 0.361 OBP: 0.296, SLG: 0.333	G3									3	0	0	0	0	0	0									
<b>Inning Stats</b>	R: 0 E: 0 K: 0 S: 3	H: 0 LOB: 1 BB: 1 P: 7	R: 0 E: 0 K: 2 S: 7	H: 0 LOB: 1 BB: 1 P: 11	R: 0 E: 0 K: 0 S: 5	H: 1 LOB: 1 BB: 0 P: 5	R: 4 E: 0 K: 0 S: 8	H: 4 LOB: 1 BB: 0 P: 16	R: 0 E: 0 K: 0 S: 3	H: 0 LOB: 0 BB: 0 P: 3	R: 1 E: 0 K: 1 S: 6	H: 1 LOB: 0 BB: 0 P: 8	R: 0 E: 0 K: 2 S: 7	H: 0 LOB: 0 BB: 0 P: 7	R: 0 E: 0 K: 0 S: 3	H: 1 LOB: 0 BB: 0 P: 3	R: 0 E: 0 K: 2 S: 7	H: 1 LOB: 0 BB: 0 P: 7	1B: 6 2B: 0 3B: 0 HR: 2	SF: 0 SAC: 0 DP: 1 HBP: 0	WP: 1 PB: 0 SB: 1 CS: 1	PA: 36			
<b>PITCHER</b>	IP	WLS	BF	H	R	ER	SO	BB	IBB	HBP	BLK	WP	HR	S	P	ERA	WHIP								
76 Trevor Cahill, R (1, 1) 13 Jerry Blevins, L (5, 1) 33 Joey Devine, R (6, 1) 36 Russ Springer, R (7, 1) 59 Edgar Gonzalez, R (8, 1) ERA: 4.95 ERA: 10.8 ERA: 3.0 ERA: 5.19 ERA: 10.93	4.0	L	20	5	4	4	2	3	0	0	0	1	1	23	39	9.00	2.000								

San Diego Padres @ Oakland Athletics  
Phoenix Municipal Stadium, Phoenix, AZ  
Fri Mar 27 2009, 10:05 PM EDT  
Att. 7,154 - Clear - 63 F

AB 33  
R 5  
H 8  
RBI 5  
BB 3  
SO 7  
LOB 9



Batter	1	2	3	4	5	6	7	8	9	AB	R	H	RBI	BB	SO	LOB	BOTTOM								
15 Ryan Sweeney, L (1, 8) 19 Chris Denorfia, R (9, 9) OBP: 0.400, SLG: 0.589 OBP: 0.406, SLG: 0.414	F8									4	0	1	0	0	0	3									
18 Orlando Cabrera, R (1, 6) 2 Gregorio Petit, R (7, FR) OBP: 0.400, SLG: 0.357 OBP: 0.320, SLG: 0.375	K									2	0	0	0	1	1	1									
16 Jason Giambi, L (1, 3) 5 Matt Holliday, R (1, 7) 11 Rajai Davis, R (8, 8) OBP: 0.313, SLG: 0.211 OBP: 0.367, SLG: 0.349 OBP: 0.391, SLG: 0.491	K									4	0	0	0	0	2	1									
3 Eric Chavez, L (1, 5) 1 Nomar Garciaparra, R (6, 5) OBP: 0.133, SLG: 0.077 OBP: 0.456, SLG: 0.650	F9									2	0	0	0	0	1	1									
32 Jack Cust, L (1, 10) 8 Kurt Suzuki, R (1, 2) OBP: 0.391, SLG: 0.561 OBP: 0.320, SLG: 0.417	K									3	1	1	1	0	2	1									
6 Travis Buck, L (1, 9) 14 Mark Ellis, R (1, 4) 56 Cliff Pennington, S (7, 4) OBP: 0.387, SLG: 0.491 OBP: 0.250, SLG: 0.222 OBP: 0.366, SLG: 0.489	K									2	0	0	0	1	1	1									
<b>Inning Stats</b>	R: 0 E: 0 K: 2 S: 7	H: 0 LOB: 0 BB: 0 P: 7	R: 0 E: 0 K: 1 S: 5	H: 1 LOB: 0 BB: 0 P: 5	R: 0 E: 0 K: 2 S: 7	H: 0 LOB: 0 BB: 0 P: 7	R: 0 E: 0 K: 0 S: 3	H: 1 LOB: 0 BB: 0 P: 3	R: 0 E: 0 K: 0 S: 7	H: 0 LOB: 0 BB: 0 P: 7	R: 0 E: 1 K: 0 S: 3	H: 0 LOB: 1 BB: 0 P: 4	R: 0 E: 0 K: 0 S: 2	H: 0 LOB: 1 BB: 1 P: 6	R: 2 E: 0 K: 1 S: 9	H: 2 LOB: 1 BB: 1 P: 16	R: 0 E: 0 K: 2 S: 7	H: 0 LOB: 0 BB: 0 P: 7	1B: 2 2B: 1 3B: 0 HR: 2	SF: 0 SAC: 0 DP: 4 HBP: 1	WP: 0 PB: 0 SB: 0 CS: 1	PA: 31			
<b>PITCHER</b>	IP	WLS	BF	H	R	ER	SO	BB	IBB	HBP	BLK	WP	HR	S	P	ERA	WHIP								
44 Jake Peavy, R (1, 1) 54 Shawn Hill, R (7, 1) 64 Edwin Moreno, R (9, 1) ERA: 0.00 ERA: 4.5 ERA: 0.82	6.0	W	19	2	2	2	1	2	0	0	0	0	2	11	22	9.00	2.000								

San Diego Padres @ Oakland Athletics  
Phoenix Municipal Stadium, Phoenix, AZ  
Fri Mar 27 2009, 10:05 PM EDT  
Att. 7,154 - Clear - 63 F

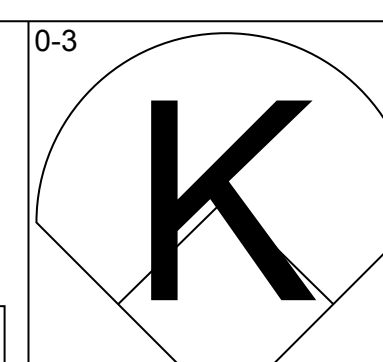
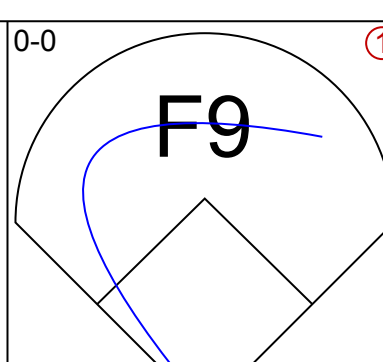
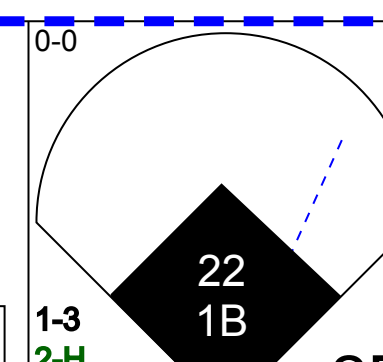
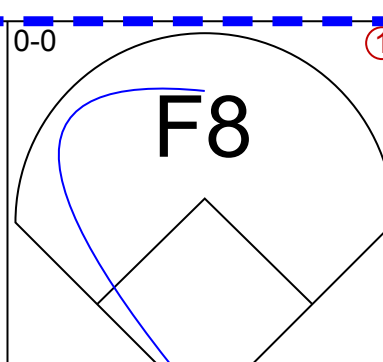
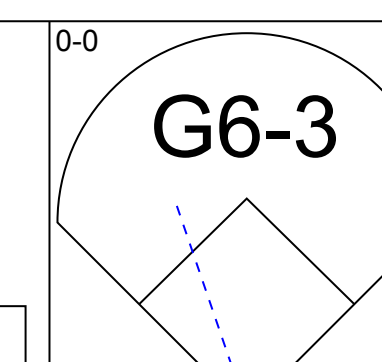
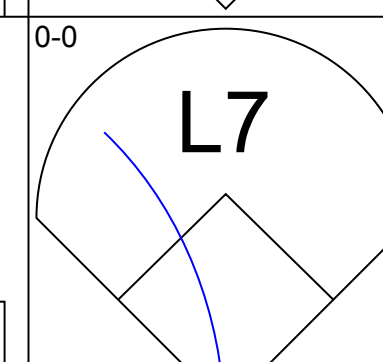
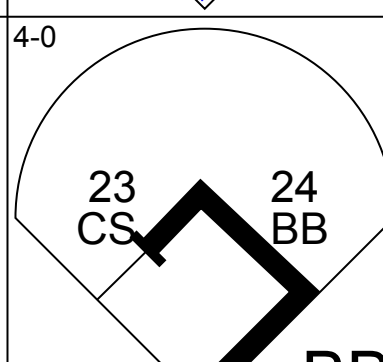
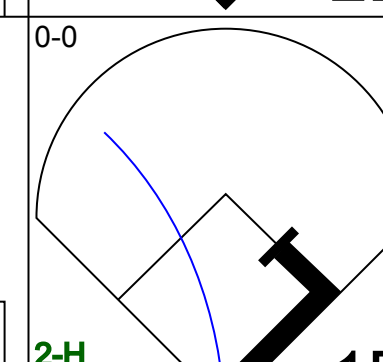
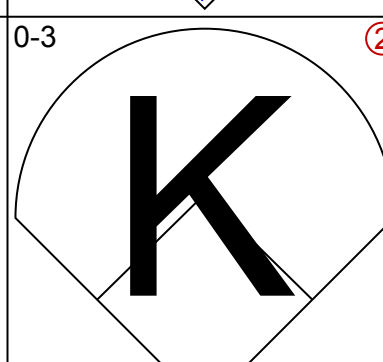

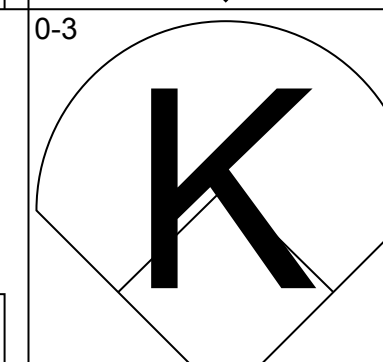
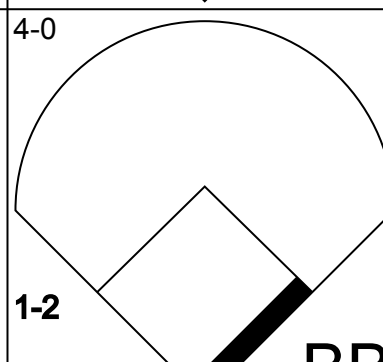

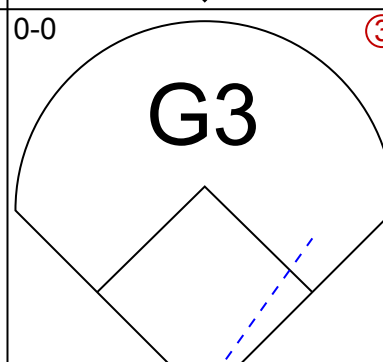


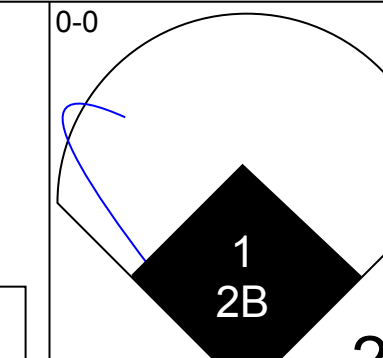
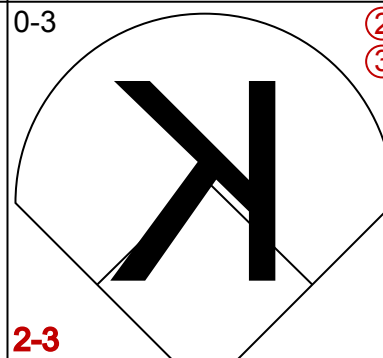
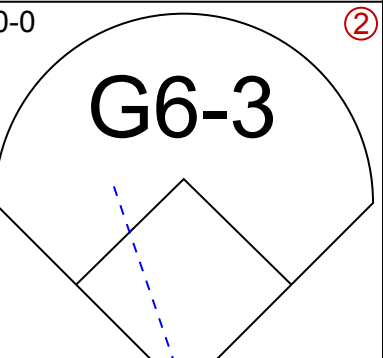
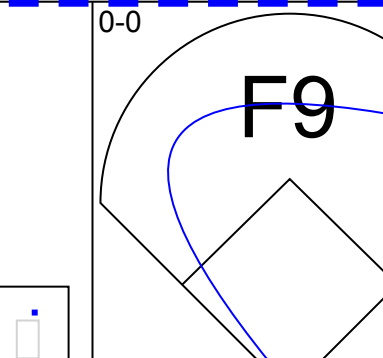

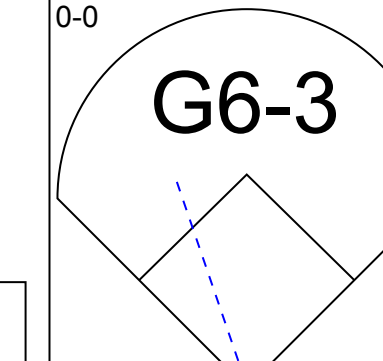
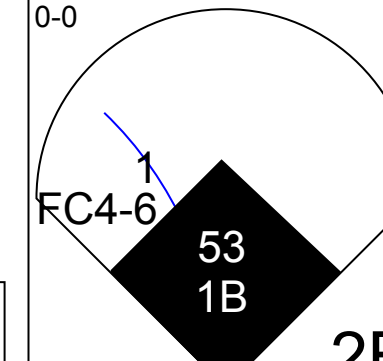
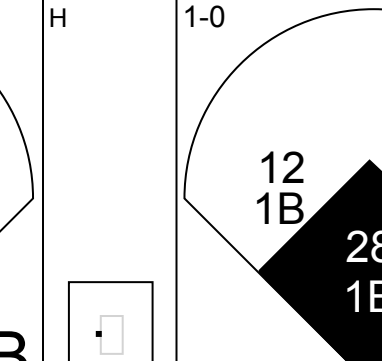




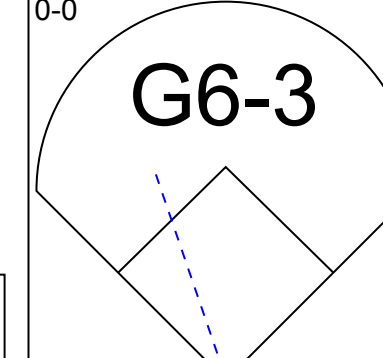


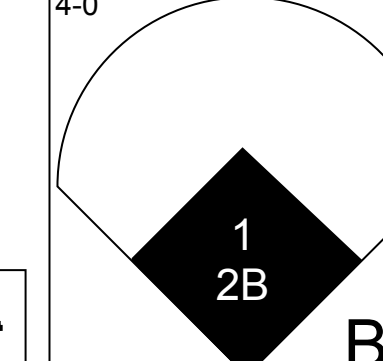
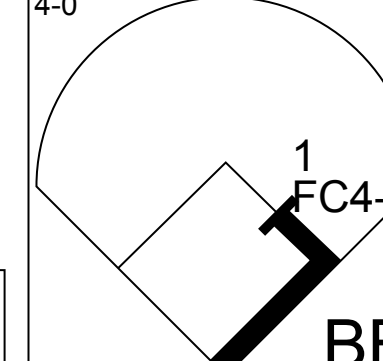
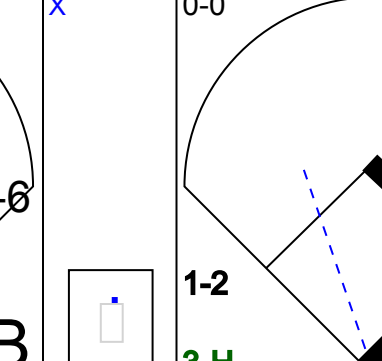


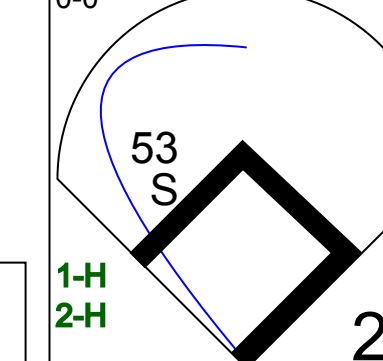
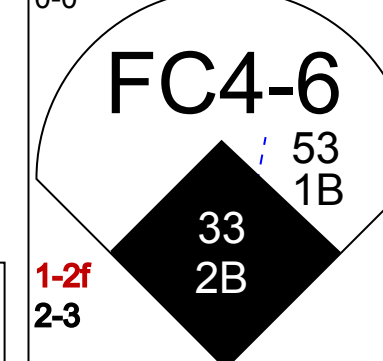
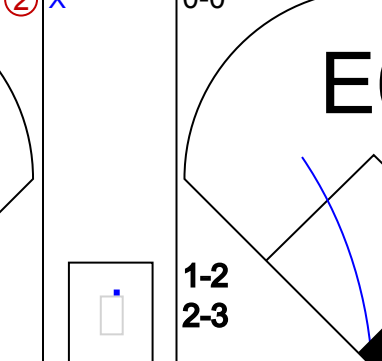

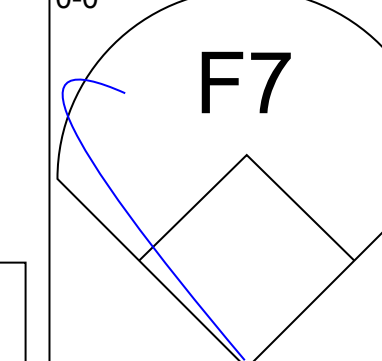
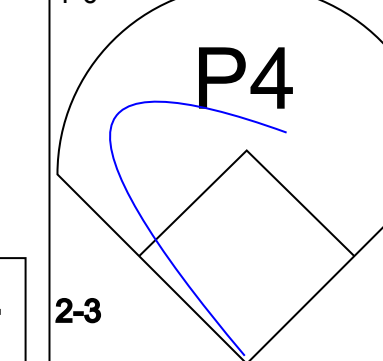
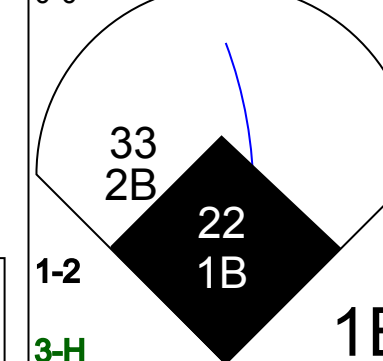
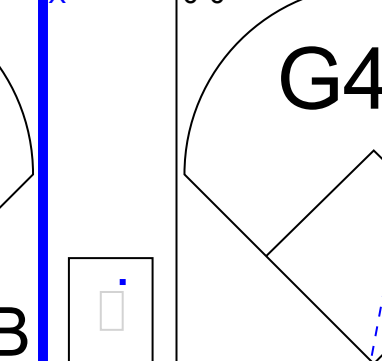

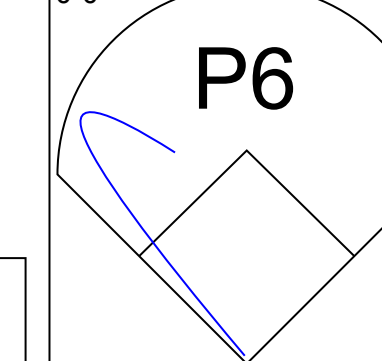
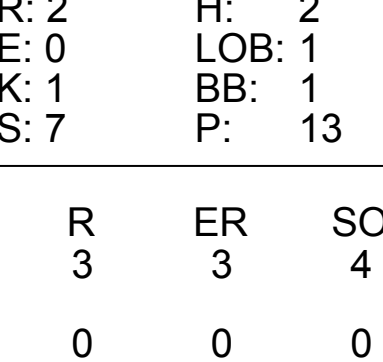
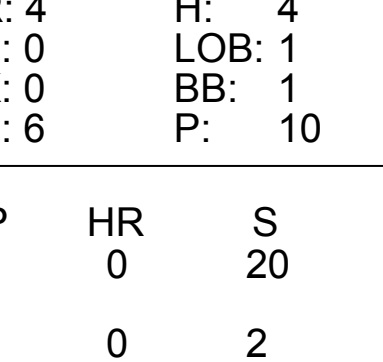
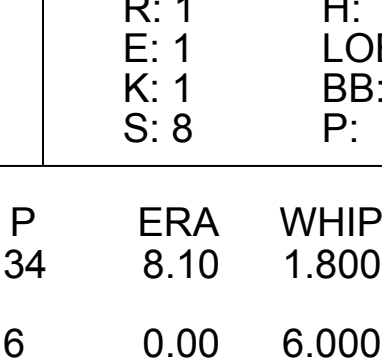
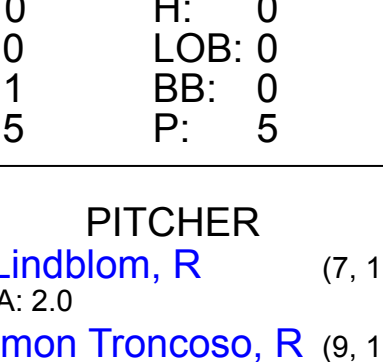
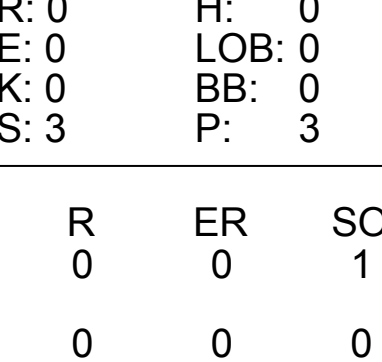
AB 28  
R 2  
H 4  
RBI 2  
BB 2  
SO 10  
LOB 10







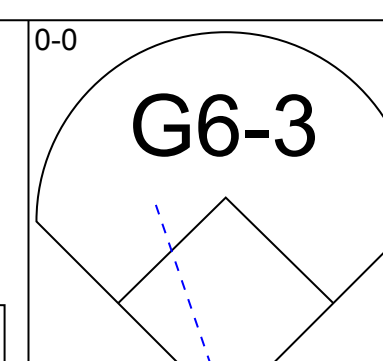
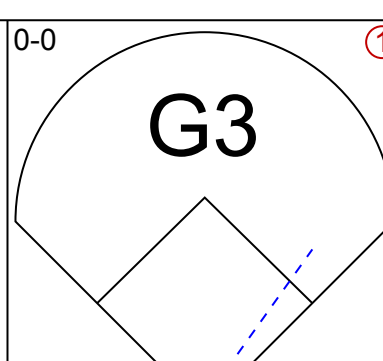
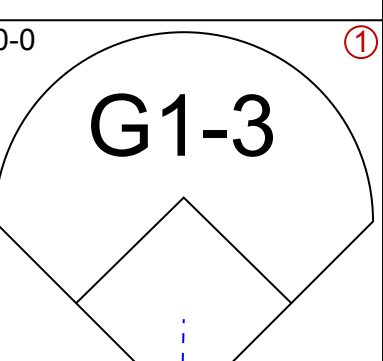
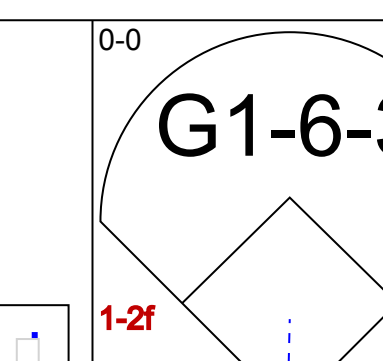

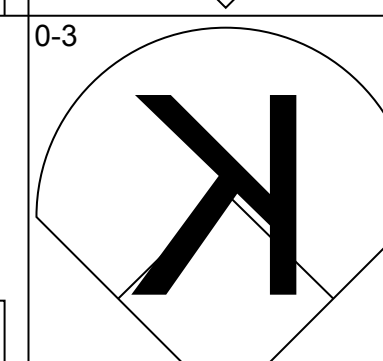
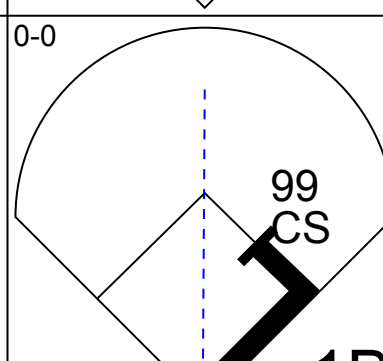
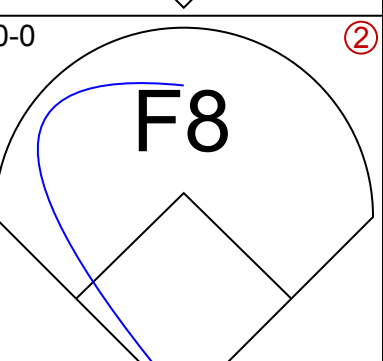
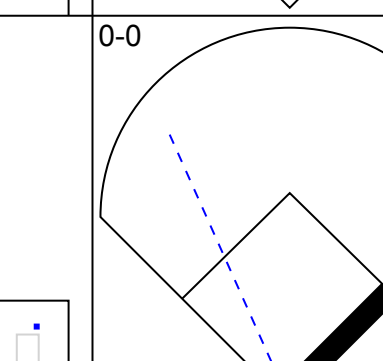


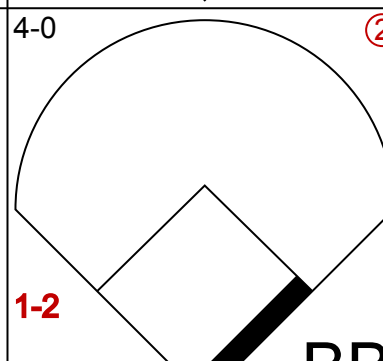
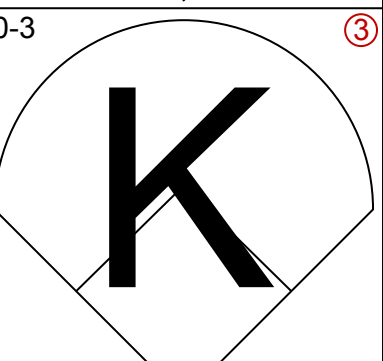
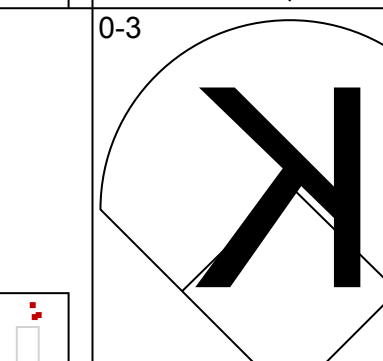

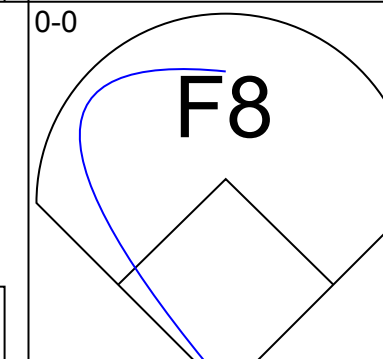
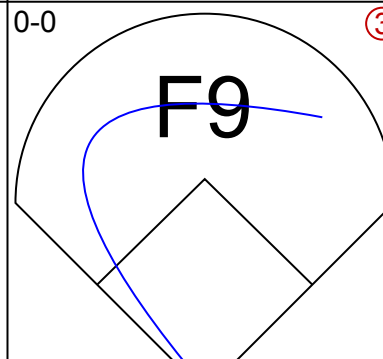


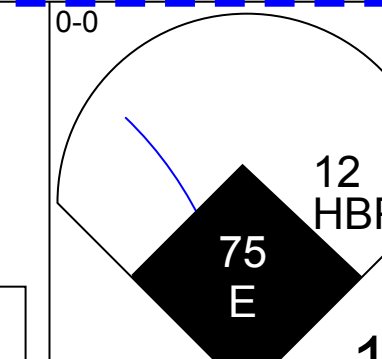
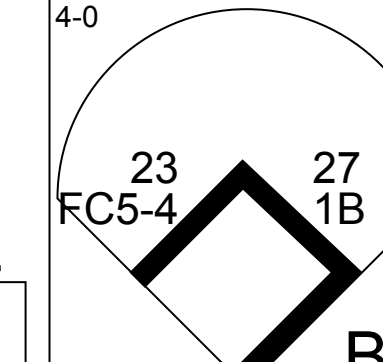

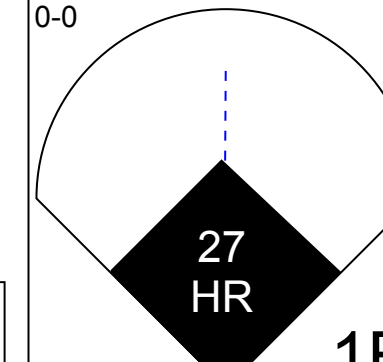

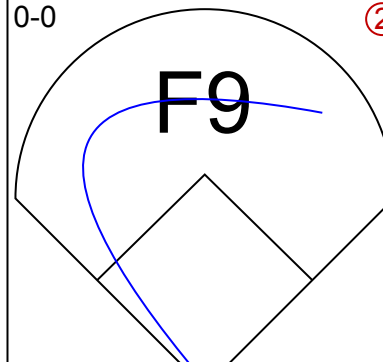
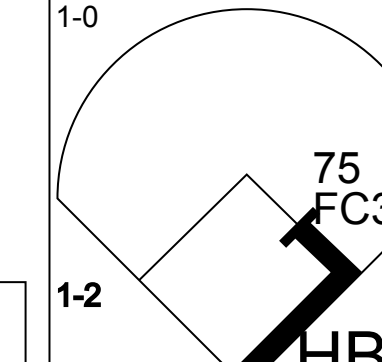



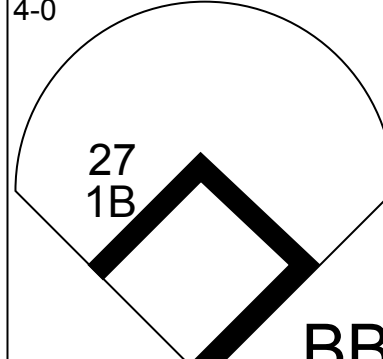
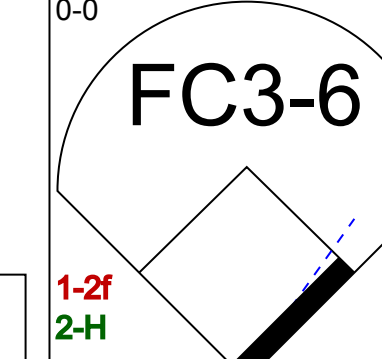
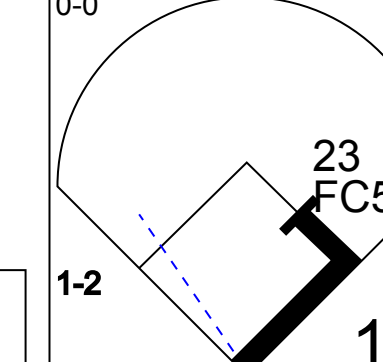


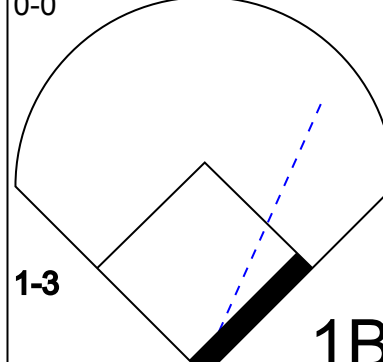
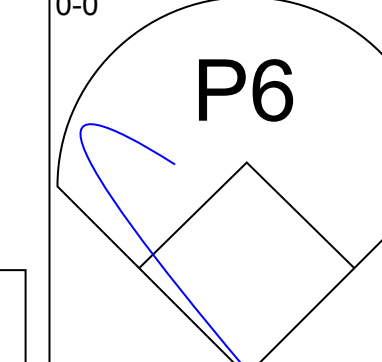
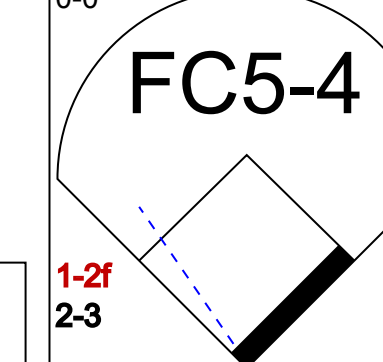



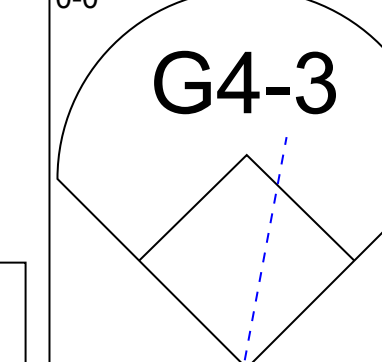



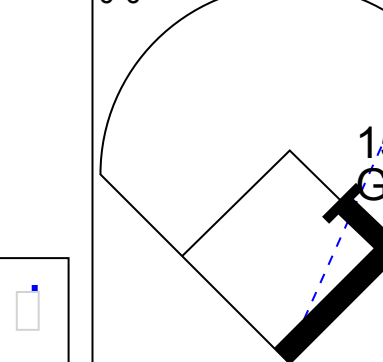



Batter	1	2	3	4	5	6	7	8	9	AB	R	H	RBI	BB	SO	LOB	TOP				
33 Jody Gerut, L (1,8) OBP: 0.351, SLG: 0.481 66 Kyle Blanks, R (6,3) OBP: 0.434, SLG: 0.619										4	1	1	1	0	1	0					
22 David Eckstein, R (1,4) OBP: 0.460, SLG: 0.568 15 Luis Antonio Rodriguez, R (8,4) OBP: 0.357, SLG: 0.400										3	0	1	2	1	1	0					
24 Brian Giles, L (1,9) OBP: 0.268, SLG: 0.297 84 Brett Dowdy, R (6,5) OBP: 0.346, SLG: 0.333										3	0	0	0	1	2	0					
23 Adrián González, L (1,3) OBP: 0.353, SLG: 0.667 11 Drew Macias, L (6,9) OBP: 0.362, SLG: 0.520										3	1	1	0	0	1	2					
5 Kevin Kouzmanoff, R (1,5) OBP: 0.478, SLG: 0.700 49 Emil Brown, R (6,8) OBP: 0.348, SLG: 0.447										2	2	1	0	0	0	1					
12 Scott Hairston, R (1,7) OBP: 0.300, SLG: 0.462 30 Eliezer Alfonzo, R (7,2) OBP: 0.303, SLG: 0.469										4	0	1	0	0	1	3					
28 Henry Blanco, R (1,2) OBP: 0.348, SLG: 0.316 77 Chris Snelling, L (7,7) OBP: 0.348, SLG: 0.316										1	1	1	1	2	0	0					
1 Everth Cabrera, S (1,6) OBP: 0.283, SLG: 0.333 82 Oneli Perez, R (8,1) OBP: 0.303, SLG: 0.469										4	1	1	2	0	0	4					
78 Chris Britton, R (9,1) OBP: 0.303, SLG: 0.469										0	0	0	0	0	0	0					
53 Cha Seung Baek, R (1,1) OBP: 0.400, SLG: 0.500 64 Edwin Moreno, R (4,1) OBP: 0.303, SLG: 0.469 85 Duane Sanchez, R (6,1) OBP: 0.303, SLG: 0.469 65 Arturo Lopez, L (7,1) OBP: 0.303, SLG: 0.469 7 Chase Headley, S (8,PH) OBP: 0.303, SLG: 0.469 60 Sean Kazmar Jr., R (8,6) OBP: 0.222, SLG: 0.125										2	1	1	1	0	0	1					
<b>Inning Stats</b>	R: 0 E: 0 K: 2 S: 7	H: 0 LOB: 0 BB: 0 P: 7	R: 2 E: 0 K: 1 S: 7	H: 2 LOB: 1 BB: 1 P: 13	R: 0 E: 0 K: 1 S: 4	H: 0 LOB: 1 BB: 2 P: 12	R: 4 E: 0 K: 0 S: 6	H: 4 LOB: 1 BB: 2 P: 10	R: 1 E: 0 K: 1 S: 8	H: 2 LOB: 3 BB: 0 P: 9	R: 0 E: 0 K: 1 S: 5	H: 0 LOB: 0 BB: 1 P: 9	R: 0 E: 0 K: 0 S: 3	H: 0 LOB: 0 BB: 0 P: 3	R: 0 E: 0 K: 0 S: 3	H: 0 LOB: 0 BB: 0 P: 3	1B: 4 2B: 5 3B: 0 HR: 0	SF: 0 SAC: 0 DP: 1 HBP: 1	WP: 0 PB: 0 SB: 1 CS: 1	PA: 40	
<b>PITCHER</b>	IP WLS BF H R ER SO BB IBB HBP BLK WP HR S P ERA WHIP	IP WLS BF H R ER SO BB IBB HBP BLK WP HR S P ERA WHIP	IP WLS BF H R ER SO BB IBB HBP BLK WP HR S P ERA WHIP	IP WLS BF H R ER SO BB IBB HBP BLK WP HR S P ERA WHIP	IP WLS BF H R ER SO BB IBB HBP BLK WP HR S P ERA WHIP	IP WLS BF H R ER SO BB IBB HBP BLK WP HR S P ERA WHIP	IP WLS BF H R ER SO BB IBB HBP BLK WP HR S P ERA WHIP	IP WLS BF H R ER SO BB IBB HBP BLK WP HR S P ERA WHIP	IP WLS BF H R ER SO BB IBB HBP BLK WP HR S P ERA WHIP	IP WLS BF H R ER SO BB IBB HBP BLK WP HR S P ERA WHIP	IP WLS BF H R ER SO BB IBB HBP BLK WP HR S P ERA WHIP	IP WLS BF H R ER SO BB IBB HBP BLK WP HR S P ERA WHIP	IP WLS BF H R ER SO BB IBB HBP BLK WP HR S P ERA WHIP	IP WLS BF H R ER SO BB IBB HBP BLK WP HR S P ERA WHIP	IP WLS BF H R ER SO BB IBB HBP BLK WP HR S P ERA WHIP	IP WLS BF H R ER SO BB IBB HBP BLK WP HR S P ERA WHIP	IP WLS BF H R ER SO BB IBB HBP BLK WP HR S P ERA WHIP	IP WLS BF H R ER SO BB IBB HBP BLK WP HR S P ERA WHIP	IP WLS BF H R ER SO BB IBB HBP BLK WP HR S P ERA WHIP	IP WLS BF H R ER SO BB IBB HBP BLK WP HR S P ERA WHIP	IP WLS BF H R ER SO BB IBB HBP BLK WP HR S P ERA WHIP

San Diego Padres @ Los Angeles Dodgers  
Camelback Ranch, Glendale, AZ  
Sun Mar 29 2009, 4:05 PM EDT  
Att: 10,561 - Partly Cloudy - 76 F

AB 34  
R 7  
H 8  
RBI 7  
BB 5  
SO 7  
LOB 15



Batter	1	2	3	4	5	6	7	8	9	AB	R	H	RBI	BB	SO	LOB	BOTTOM					
15 Rafael Furcal, S (1,6) OBP: 0.303, SLG: 0.259 14 Juan Castro, R (8,4) OBP: 0.431, SLG: 0.604										4	0	0	0	0	0	1						
13 Orlando Hudson, S (1,4) OBP: 0.283, SLG: 0.304 60 Chin-Lung Hu, R (7,FR) OBP: 0.304, SLG: 0.386										4	0	2	0	0	1	0						
99 Manny Ramirez, R (1,7) OBP: 0.625, SLG: 0.722 17 Jason Repko, R (8,7) OBP: 0.317, SLG: 0.306										3	0	1	0	1	2	1						
16 Andre Ethier, L (1,9) OBP: 0.342, SLG: 0.373 67 Luis Maza, R (8,PR) OBP: 0.394, SLG: 0.125										4	0	1	0	0	0	0						
55 Russell Martin, R (1,2) OBP: 0.410, SLG: 0.722 12 Brad Ausmus, R (6,2) OBP: 0.442, SLG: 0.500										1	1	1	0	1	0	0						
7 James Loney, L (1,3) OBP: 0.283, SLG: 0.247 56 Hung-Chih Kuo, L (5,1) OBP: 0.303, SLG: 0.469 47 Cory Wade, R (6,1) OBP: 0.303, SLG: 0.469 Pedro Báez, R (6,PH) OBP: 0.303, SLG: 0.469 75 Xavier Paul, L (7,8) OBP: 0.406, SLG: 0.579										2	0	0	0	0	1	2						
27 Matt Kemp, R (1,8) OBP: 0.293, SLG: 0.472 Josh Lindblom, R (7,1) OBP: 0.323, SLG: 0.361 33 Blake DeWitt, L (8,PH) OBP: 0.323, SLG: 0.361 88 Tommy Giles, L (9,9) OBP: 0.303, SLG: 0.469										3	1	3	2	0	0	0						
23 Casey Blake, R (1,5) OBP: 0.311, SLG: 0.439 38 Ramon Troncoso, R (9,1) OBP: 0.311, SLG: 0.439										4	0	0	0	0	2	5						
29 Jason Schmidt, R (1,1) OBP: 0.368, SLG: 0.667 37 Tanyon Sturtze, R (4,1) OBP: 0.368, SLG: 0.667 35 Erick Threets, L (4,1) OBP: 0.368, SLG: 0.667 76 Doug Mientkiewicz, L (4,PH) OBP: 0.368, SLG: 0.667										1	0	0	0	0	0	2						
<b>Inning Stats</b>	R: 0 E: 0 K: 1 S: 6	H: 1 LOB: 1 BB: 0 P: 6	R: 0 E: 0 K: 0 S: 4	H: 1 LOB: 2 BB: 1 P: 8	R: 0 E: 0 K: 0 S: 3	H: 1 LOB: 1 BB: 1 P: 7	R: 2 E: 0 K: 2 S: 10	H: 2 LOB: 0 BB: 0 P: 10	R: 0 E: 0 K: 1 S: 5	H: 0 LOB: 0 BB: 0 P: 5	R: 0 E: 0 K: 2 S: 8	H: 1 LOB: 2 BB: 1 P: 12	R: 0 E: 0 K: 1 S: 6	H: 2 LOB: 1 BB: 0 P: 6	R: 1 E: 1 K: 0 S: 4	H: 1 LOB: 1 BB: 0 P: 5	R: 0 E: 0 K: 1 S: 5	H: 0 LOB: 0 BB: 0 P: 5	1B: 7 2B: 1 3B: 0 HR: 1	SF: 0 SAC: 0 DP: 1 HBP: 1	WP: 0 PB: 0 SB: 0 CS: 1	PA: 38
<b>PITCHER</b>	IP WLS BF H R ER SO BB IBB HBP BLK WP HR S P ERA WHIP	IP WLS BF H R ER SO BB IBB HBP BLK WP HR S P ERA WHIP	IP WLS BF H R ER SO BB IBB HBP BLK WP HR S P ERA WHIP	IP WLS BF H R ER SO BB IBB HBP BLK WP HR S P ERA WHIP	IP WLS BF H R ER SO BB IBB HBP BLK WP HR S P ERA WHIP	IP WLS BF H R ER SO BB IBB HBP BLK WP HR S P ERA WHIP	IP WLS BF H R ER SO BB IBB HBP BLK WP HR S P ERA WHIP	IP WLS BF H R ER SO BB IBB HBP BLK WP HR S P ERA WHIP	IP WLS BF H R ER SO BB IBB HBP BLK WP HR S P ERA WHIP	IP WLS BF H R ER SO BB IBB HBP BLK WP HR S P ERA WHIP	IP WLS BF H R ER SO BB IBB HBP BLK WP HR S P ERA WHIP	IP WLS BF H R ER SO BB IBB HBP BLK WP HR S P ERA WHIP	IP WLS BF H R ER SO BB IBB HBP BLK WP HR S P ERA WHIP	IP WLS BF H R ER SO BB IBB HBP BLK WP HR S P ERA WHIP	IP WLS BF H R ER SO BB IBB HBP BLK WP HR S P ERA WHIP	IP WLS BF H R ER SO BB IBB HBP BLK WP HR S P ERA WHIP	IP WLS BF H R ER SO BB IBB HBP BLK WP HR S P ERA WHIP	IP WLS BF H R ER SO BB IBB HBP BLK WP HR S P ERA WHIP	IP WLS BF H R ER SO BB IBB HBP BLK WP HR S P ERA WHIP	IP WLS BF H R ER SO BB IBB HBP BLK WP HR S P ERA WHIP	IP WLS BF H R ER SO BB IBB HBP BLK WP HR S P ERA WHIP	

San Diego Padres @ Los Angeles Dodgers  
Camelback Ranch, Glendale, AZ  
Sun Mar 29 2009, 4:05 PM EDT  
Att: 10,561 - Partly Cloudy - 76 F

AB 34  
R 3  
H 9  
RBI 2  
BB 3  
SO 8  
LOB 15





Batter	1	2	3	4	5	6	7	8	9	AB	R	H	RBI	BB	SO	LOB	TOP			
22 David Eckstein, R OBP: 0.481, SLG: 0.553 1 Everth Cabrera, S OBP: 0.279, SLG: 0.328										3	1	1	1	0	0	0	<b>San Diego Padres @ Cleveland Indians</b> Goodyear Ballpark, Goodyear, AZ Mon Mar 30 2009, 7:05 PM EDT Att: 4,294 - Sunny - 77 F			
2 Edgar Gonzalez, R OBP: 0.395, SLG: 0.515										4	0	0	0	0	2	2				
24 Brian Giles, L OBP: 0.295, SLG: 0.368 30 Eliezer Alfonzo, R OBP: 0.294, SLG: 0.455										2	0	1	0	1	0	0				
49 Emil Brown, R OBP: 0.327, SLG: 0.415 82 Eric Sogard, L										3	0	0	0	0	0	3				
7 Chase Headley, S OBP: 0.300, SLG: 0.478										4	0	1	1	0	2	1				
66 Kyle Blanks, R OBP: 0.425, SLG: 0.597										4	0	1	0	0	0	3				
12 Scott Hairston, R OBP: 0.273, SLG: 0.414 11 Drew Macias, L OBP: 0.356, SLG: 0.510										3	0	0	0	0	1	0				
4 Nick Hundley, R OBP: 0.350, SLG: 0.474										4	1	1	0	0	1	1				
15 Luis Antonio Rodriguez, S OBP: 0.356, SLG: 0.381 81 Jesus Lopez, R										2	0	0	0	1	0	1				
										0	0	0	0	0	0	0				
<b>Inning Stats</b>	R: 1 E: 1 K: 0 S: 5	H: 1 LOB: 2 BB: 1 P: 9	R: 1 E: 0 K: 0 S: 6	H: 2 LOB: 1 BB: 0 P: 6	R: 0 E: 0 K: 1 S: 5	H: 0 LOB: 0 BB: 0 P: 5	R: 0 E: 0 K: 0 S: 3	H: 0 LOB: 0 BB: 0 P: 3	R: 0 E: 0 K: 1 S: 5	H: 1 LOB: 1 BB: 0 P: 4	R: 0 E: 0 K: 1 S: 5	H: 0 LOB: 1 BB: 1 P: 9	R: 0 E: 0 K: 2 S: 7	H: 0 LOB: 0 BB: 0 P: 7	R: 0 E: 0 K: 2 S: 8	H: 1 LOB: 1 BB: 0 P: 8	1B: 5 2B: 0 3B: 0 HR: 0	SF: 0 SAC: 0 DP: 0 HBP: 0	WP: 0 PB: 0 SB: 1 CS: 0	PA: 35
<b>PITCHER</b>	IP WLS BF H R ER SO BB IBB HBP BLK WP HR S P ERA WHIP																			
44 Carl Pavano, R ERA: 5.7	(1, 1) 6.2 W 26 4 2 1 3 1 0 0 0 0 0 0 32 36 1.35 0.750																			
49 Edward Mujica, R ERA: 9.0	(7, 1) 0.1 H 2 0 0 0 0 1 0 0 0 0 0 0 1 5 0.00 3.000																			
38 Joe Smith, R ERA: 14.2	(8, 1) 1.0 H 3 0 0 0 2 0 0 0 0 0 0 0 7 7 0.00 0.000																			
63 Rafael Betancourt, R ERA: 7.04	(9, 1) 1.0 S 4 1 0 0 2 0 0 0 0 0 0 0 8 8 0.00 1.000																			

Batter	1	2	3	4	5	6	7	8	9	AB	R	H	RBI	BB	SO	LOB	BOTTOM	
24 Grady Sizemore, L OBP: 0.442, SLG: 0.583										3	0	1	1	1	1	2	<b>San Diego Padres @ Cleveland Indians</b> Goodyear Ballpark, Goodyear, AZ Mon Mar 30 2009, 7:05 PM EDT Att: 4,294 - Sunny - 77 F	
17 Shin-Soo Choo, L OBP: 0.091, SLG: 0.100										3	0	0	1	0	1	2		
2 Johnny Perella, R OBP: 0.436, SLG: 0.660 4 Tony Graffanino, R OBP: 0.340, SLG: 0.310										2	0	0	0	1	0	0		
48 Travis Hafner, L OBP: 0.314, SLG: 0.341										4	1	1	1	0	1	4		
10 Kelly Shoppach, R OBP: 0.280, SLG: 0.543										4	0	0	0	0	2	4		
Asdrubal Cabrera, S OBP: 0.388, SLG: 0.617										4	1	2	1	0	1	0		
29 Josh Barfield, R OBP: 0.241, SLG: 0.255										4	0	1	0	0	1	1		
15 Andy Marte, R OBP: 0.219, SLG: 0.323										3	1	1	0	1	1	1		
26 Trevor Crowe, S OBP: 0.340, SLG: 0.426										2	2	1	0	2	0	0		
<b>Inning Stats</b>	R: 0 E: 0 K: 2 S: 7	H: 0 LOB: 0 BB: 0 P: 7	R: 1 E: 0 K: 2 S: 10	H: 2 LOB: 0 BB: 0 P: 12	R: 2 E: 0 K: 0 S: 7	H: 3 LOB: 2 BB: 1 P: 11	R: 0 E: 0 K: 0 S: 3	H: 0 LOB: 2 BB: 2 P: 11	R: 0 E: 0 K: 2 S: 8	H: 1 LOB: 1 BB: 0 P: 8	R: 1 E: 0 K: 1 S: 6	H: 1 LOB: 2 BB: 2 P: 15	R: 1 E: 0 K: 1 S: 7	H: 1 LOB: 0 BB: 0 P: 10	1B: 5 2B: 1 3B: 0 HR: 2	SF: 1 SAC: 0 DP: 0 HBP: 0		WP: 2 PB: 0 SB: 2 CS: 1
<b>PITCHER</b>	IP WLS BF H R ER SO BB IBB HBP BLK WP HR S P ERA WHIP																	
79 Kevin Correia, R ERA: 7.08	(1, 1) 5.0 L 22 5 3 3 4 3 0 0 0 0 1 0 14 23 4.50 2.000																	
58 Frankie De La Cruz, R ERA: 4.32	(6, 1) 2.0 10 2 1 1 3 2 0 0 0 0 1 0 14 23 4.50 2.000																	
68 Greg Burke, R ERA: 9.97	(8, 1) 1.0 4 1 1 1 1 0 0 0 0 0 0 1 7 10 9.00 1.000																	



Batter	1	2	3	4	5	6	7	8	9	AB	R	H	RBI	BB	SO	LOB	TOP				
23 Ricke Weeks Jr, R (1.4) OBP: 0.436, SLG: 0.561 15 Logan Schaller, L (7.9) OBP: 0.353, SLG: 0.333										3	0	0	0	0	1	0	<p><b>Milwaukee Brewers @ San Diego Padres</b> Peoria Stadium, Peoria, AZ Tue Mar 31 2009, 10:05 PM EDT Att. 4,651 - Clear - 70 F</p> <p>livebaseballscores.com</p>				
1 Cory Hart, R (1.9) OBP: 0.391, SLG: 0.778 54 David Riske, R (5.1)										3	1	1	0	0	1	0					
11 Mike Rivera, R (7.2) OBP: 0.323, SLG: 0.724										0	0	0	0	0	0	0					
8 Ryan Braun, R (1.7) OBP: 0.353, SLG: 0.308 27 Brad Nelson, L (2.7) OBP: 0.441, SLG: 0.632 (5.9) (7.3)										1	0	0	1	0	0	0					
28 Prince Fielder, L (1.3) OBP: 0.397, SLG: 0.646 14 Casey McGehee, R (6.3) OBP: 0.354, SLG: 0.709 (7.4)										3	1	2	0	0	0	0					
7 J.J. Hardy, R (1.6) OBP: 0.493, SLG: 0.831 21 Alcides Escobar, R (6, PR) OBP: 0.250, SLG: 0.314 (6.6)										2	0	0	0	1	0	2					
25 Mike Cameron, R (1.8) OBP: 0.339, SLG: 0.529 22 Tony Gwynn Jr., L (6.8) OBP: 0.267, SLG: 0.160										2	0	0	0	1	0	2					
30 Craig Counsell, L (1.5) OBP: 0.447, SLG: 0.561 98 Zolous Wheeler, R (7.5) OBP: 1.000, SLG: 2.000										3	1	1	1	0	0	1					
18 Jason Kendall, R (1.2) OBP: 0.254, SLG: 0.431 73 Seth McClung, L (7.1) OBP: 0.500, SLG: 0.500 88 Michael Marseco, L (9, PH)										2	0	0	1	0	0	0					
41 Braden Looper, R (1.1) OBP: 0.351, SLG: 0.500 (5.7)										1	1	1	0	0	0	0					
16 Chris Duffy, L (5, PH)										3	0	1	0	0	0	0					
										0	0	0	0	0	0	0					
										1	0	0	0	0	1	1					
										3	0	1	1	0	1	0					
<b>Inning Stats</b>	R: 1 E: 1 K: 0 S: 5	H: 2 LOB: 1 BB: 0 P: 5	R: 0 E: 0 K: 1 S: 6	H: 1 LOB: 1 BB: 0 P: 6	R: 0 E: 0 K: 1 S: 5	H: 0 LOB: 0 BB: 0 P: 5	R: 2 E: 0 K: 0 S: 5	H: 2 LOB: 0 BB: 0 P: 5	R: 0 E: 0 K: 1 S: 3	H: 0 LOB: 0 BB: 1 P: 7	R: 0 E: 0 K: 1 S: 5	H: 0 LOB: 0 BB: 0 P: 5	R: 0 E: 0 K: 1 S: 7	H: 2 LOB: 1 BB: 0 P: 8	R: 1 E: 0 K: 2 S: 9	H: 2 LOB: 1 BB: 0 P: 10		1B: 5 2B: 3 3B: 1 HR: 0	SF: 1 SAC: 0 DP: 0 HBP: 0	WP: 1 PB: 1 SB: 1 CS: 0	PA: 37
<b>PITCHER</b>	IP WLS BF H R ER SO BB IBB HBP BLK WP HR S P ERA WHIP																				
54 Shawn Hill, R (1.1) ERA: 4.5	4.0 W 17 5 3 2 2 0 0 0 0 0 0 0 21 21 4.50 1.250																				
85 Duane Sanchez, R (5.1) ERA: 3.0	1.0 H 3 0 0 0 1 0 0 0 0 0 0 0 5 5 0.00 0.000																				
57 Luke Gregerson, R (6.1) ERA: 3.0	2.0 H 7 0 0 0 1 1 0 0 0 0 0 0 8 12 0.00 0.500																				
Brandon Gomes, R (8.1) ERA: 2.7	0.2 H 4 2 1 0 0 0 0 0 0 0 0 0 4 5 0.00 3.000																				
21 Heath Bell, R (8.1) ERA: 2.7	1.1 S 6 2 1 1 3 0 0 0 0 0 1 0 12 13 6.75 1.500																				

Batter	1	2	3	4	5	6	7	8	9	AB	R	H	RBI	BB	SO	LOB	BOTTOM				
33 Jody Gerut, L (1.8) OBP: 0.355, SLG: 0.508 Brandon Gomes, R (8.1) 21 Heath Bell, R (8.1)										5	1	2	0	0	0	2	<p><b>Milwaukee Brewers @ San Diego Padres</b> Peoria Stadium, Peoria, AZ Tue Mar 31 2009, 10:05 PM EDT Att. 4,651 - Clear - 70 F</p> <p>livebaseballscores.com</p>				
22 David Eckstein, R (1.4) OBP: 0.456, SLG: 0.520 1 Everth Cabrera, S (6, PR) OBP: 0.290, SLG: 0.339 (7.6)										3	0	0	1	0	0	2					
24 Brian Giles, L (1.9) OBP: 0.292, SLG: 0.372 12 Scott Hairston, R (7.8) OBP: 0.265, SLG: 0.400										4	2	1	1	0	0	3					
23 Adrián González, L (1.3) OBP: 0.395, SLG: 0.730 66 Kyle Blanks, R (6, PR) OBP: 0.420, SLG: 0.588 (7.3)										4	1	3	2	0	0	0					
5 Kevin Kouzmanoff, R (1.5) OBP: 0.451, SLG: 0.644										5	0	1	1	0	2	4					
7 Chase Headley, S (1.7) OBP: 0.311, SLG: 0.471										3	0	1	0	1	0	0					
28 Henry Blanco, R (1.2) OBP: 0.450, SLG: 0.706 85 Duane Sanchez, R (5.1) 49 Emil Brown, R (5, PH) 57 Luke Gregerson, L (8.1) 2 Edgar Gonzalez, R (7, PR) OBP: 0.400, SLG: 0.510 (8.9)										2	0	0	0	0	1	4					
15 Luis Antonio Rodriguez, S (6) OBP: 0.347, SLG: 0.370 (7.4)										4	0	1	0	0	0	3					
54 Shawn Hill, R (1.1) 30 Eliezer Alfonso, R (4, PH) OBP: 0.297, SLG: 0.528 (5.2)										0	0	0	0	1	0	0					
										3	1	1	1	0	1	2					
<b>Inning Stats</b>	R: 2 E: 1 K: 0 S: 7	H: 2 LOB: 2 BB: 1 P: 11	R: 0 E: 0 K: 0 S: 4	H: 1 LOB: 2 BB: 1 P: 8	R: 0 E: 0 K: 2 S: 9	H: 2 LOB: 0 BB: 0 P: 9	R: 2 E: 0 K: 0 S: 5	H: 2 LOB: 0 BB: 0 P: 5	R: 0 E: 0 K: 0 S: 4	H: 1 LOB: 1 BB: 0 P: 4	R: 2 E: 1 K: 0 S: 6	H: 2 LOB: 2 BB: 0 P: 6	R: 0 E: 0 K: 1 S: 6	H: 1 LOB: 2 BB: 1 P: 10	R: 0 E: 0 K: 1 S: 6	H: 1 LOB: 1 BB: 0 P: 6		1B: 6 2B: 3 3B: 1 HR: 2	SF: 0 SAC: 1 DP: 0 HBP: 0	WP: 0 PB: 0 SB: 0 CS: 0	PA: 41
<b>PITCHER</b>	IP WLS BF H R ER SO BB IBB HBP BLK WP HR S P ERA WHIP																				
41 Braden Looper, R (1.1) ERA: 10.5	4.0 L 22 7 4 2 2 2 0 0 0 0 0 0 25 33 4.50 2.250																				
54 David Riske, R (5.1) ERA: 7.2	2.0 10 3 2 1 0 0 0 0 0 0 0 0 10 10 4.50 1.500																				
73 Seth McClung, R (7.1) ERA: 6.75	2.0 9 2 0 0 2 1 0 0 0 0 0 0 12 16 0.00 1.500																				



Batter	1	2	3	4	5	6	7	8	9	AB	R	H	RBI	BB	SO	LOB	TOP								
33 Jody Gerut, L OBP: 0.338, SLG: 0.484 Mike Baxter, L (7, PH) (7, 9)	G6-3			G4-3	G3		G3		F8	3	0	1	0	0	2										
2 Edgar Gonzalez, R OBP: 0.386, SLG: 0.486	K			G5-3	G5-3		P5		F8	4	1	1	0	0	1	4									
83 Andy Parrino, S (7, 5)				23 HR 1B						1	0	0	0	0	0	1									
23 Adrián González, L OBP: 0.390, SLG: 0.775 66 Kyle Blanks, R OBP: 0.415, SLG: 0.580	K			1-2 HR			F7		K	3	1	1	2	0	1	0									
5 Kevin Kouzmanoff, R OBP: 0.426, SLG: 0.604 4 Nick Hundley, R OBP: 0.341, SLG: 0.462		G6-3		G6-3			K		E5 93 WP	3	0	0	0	0	1	0									
49 Emil Brown, R OBP: 0.340, SLG: 0.444 85 Anthony Contreras, L (8, PH) (8, 10)		G5-3		G6-3			7 PO 1B		F7	3	0	1	0	0	0	0									
7 Chase Headley, S OBP: 0.338, SLG: 0.500 93 Daniel Robertson, R (7, PR) (7, 8)							15 BB 33 G3 2B		1-2 K	2	1	2	0	1	0	0									
12 Scott Hairston, R OBP: 0.270, SLG: 0.394 93 Sawyer Carroll, L (7, 7)	1 SAFE CS			G5-3			33 G3 15 BB 1B		G3	3	0	1	0	0	1	1									
28 Henry Blanco, R OBP: 0.381, SLG: 0.632 1 Everth Cabrera, S OBP: 0.297, SLG: 0.344				K			F3		FC4 15 BB 1B	2	0	0	0	0	1	2									
15 Luis Antonio Rodríguez, S OBP: 0.377, SLG: 0.429				G6-3			1-2 2-3 BB		1-1 2B	3	0	2	3	1	0	0									
<b>Inning Stats</b>	R: 0 E: 0 K: 2 S: 7	H: 0 LOB: 0 BB: 0 P: 7	R: 0 E: 0 K: 0 S: 3	H: 1 LOB: 0 BB: 0 P: 3	R: 0 E: 0 K: 1 S: 5	H: 0 LOB: 0 BB: 0 P: 5	R: 2 E: 0 K: 0 S: 7	H: 2 LOB: 0 BB: 0 P: 8	R: 1 E: 0 K: 0 S: 5	H: 2 LOB: 2 BB: 1 P: 9	R: 0 E: 0 K: 1 S: 5	H: 1 LOB: 0 BB: 0 P: 5	R: 2 E: 1 K: 1 S: 7	H: 1 LOB: 2 BB: 1 P: 11	R: 0 E: 1 K: 2 S: 8	H: 0 LOB: 1 BB: 0 P: 9	R: 1 E: 0 K: 0 S: 6	H: 2 LOB: 1 BB: 0 P: 7	1B: 5 2B: 3 3B: 0 HR: 1	SF: 0 SAC: 0 DP: 0 HBP: 0	WP: 1 PB: 0 SB: 2 CS: 1	PA: 40			
<b>PITCHER</b>	IP	WLS	BF	H	R	ER	SO	BB	IBB	HBP	BLK	WP	HR	S	P	ERA	WHIP								
54 Clayton Richard, L ERA: 7.16	6.0	L	23	6	3	3	4	1	0	0	0	0	1	32	37	4.50	1.167								
47 Mike MacDougal, R ERA: 3.86	2.0		10	1	2	1	3	1	0	0	0	1	0	15	20	4.50	1.000								
Derek Rodríguez, R ERA: 7.71	1.0		5	2	1	1	0	0	0	0	0	0	0	6	7	9.00	2.000								

San Diego Padres @ Chicago White Sox  
Camelback Ranch, Glendale, AZ  
Wed Apr 01 2009, 4:05 PM EDT  
Att.: 4,420 - Sunny - 74 F

AB 36  
R 6  
H 9  
RBI 6  
BB 2  
SO 7  
LOB 16



Batter	1	2	3	4	5	6	7	8	9	AB	R	H	RBI	BB	SO	LOB	BOTTOM								
31 Dewayne Wise, L OBP: 0.317, SLG: 0.574	G3			K			K		20 FC6-4 1B	4	0	1	0	0	2	0									
10 Alexei Ramirez, R OBP: 0.319, SLG: 0.424	G1-3			20 G5-4-3 1B			G4-3		K	4	0	1	0	0	1	1									
20 Carlos Quentin, R OBP: 0.305, SLG: 0.419	G6-3			G5-4-3 1-2			F8		FC6-4 1-2	4	0	0	0	0	0	2									
25 Jim Thome, L OBP: 0.417, SLG: 0.604		G5-3			F9		96 BB 12 BB 1B			2	1	0	0	2	0	0									
23 Jermaine Dye, R OBP: 0.270, SLG: 0.284 96 Jordan Danks, L OBP: 0.375, SLG: 0.375		F9			14 BB 12 FC3-2 1B		15 WP 12 BB 1B		K	2	0	1	0	0	0	0									
14 Paul Konerko, R OBP: 0.390, SLG: 0.597		K			12 FC3-2 2B		F9		K	4	0	1	0	0	2	3									
12 A.J. Pierzynski, L OBP: 0.293, SLG: 0.321				18 G1-4-3 1B			FC3-2 2B		G4-3	4	0	2	1	0	0	3									
15 Wilson Betemit, S OBP: 0.355, SLG: 0.632					L7		K			3	0	0	0	0	2	5									
18 Brent Lillibridge, R OBP: 0.274, SLG: 0.319				G1-4-3 1-2			P4		P3	3	0	0	0	0	0	1									
<b>Inning Stats</b>	R: 0 E: 0 K: 0 S: 3	H: 0 LOB: 0 BB: 0 P: 3	R: 0 E: 0 K: 1 S: 5	H: 0 LOB: 0 BB: 0 P: 5	R: 0 E: 0 K: 0 S: 3	H: 1 LOB: 0 BB: 0 P: 3	R: 0 E: 0 K: 1 S: 5	H: 1 LOB: 0 BB: 0 P: 5	R: 0 E: 0 K: 1 S: 5	H: 0 LOB: 0 BB: 0 P: 5	R: 1 E: 0 K: 1 S: 7	H: 2 LOB: 2 BB: 1 P: 12	R: 0 E: 0 K: 1 S: 6	H: 1 LOB: 1 BB: 0 P: 6	R: 0 E: 0 K: 2 S: 7	H: 0 LOB: 1 BB: 1 P: 11	1B: 6 2B: 1 3B: 0 HR: 0	SF: 0 SAC: 0 DP: 2 HBP: 0	WP: 1 PB: 0 SB: 0 CS: 0	PA: 34					
<b>PITCHER</b>	IP	WLS	BF	H	R	ER	SO	BB	IBB	HBP	BLK	WP	HR	S	P	ERA	WHIP								
44 Jake Peavy, R ERA: 0.66	5.0	W	17	4	0	0	3	0	0	0	0	0	0	5	5	0.00	0.800								
64 Edwin Moreno, R ERA: 0.66	1.0	H	3	0	0	0	1	0	0	0	0	0	0	5	5	0.00	0.000								
92 Jeremy McBryde, R ERA: 4.5	2.0		10	3	1	1	2	1	0	0	0	1	0	13	18	4.50	2.000								
80 Jon Ellis, R ERA: 1.0	1.0		4	0	0	0	2	1	0	0	0	0	0	7	11	0.00	1.000								

San Diego Padres @ Chicago White Sox  
Camelback Ranch, Glendale, AZ  
Wed Apr 01 2009, 4:05 PM EDT  
Att.: 4,420 - Sunny - 74 F

AB 32  
R 1  
H 7  
RBI 1  
BB 2  
SO 8  
LOB 16





Batter	1	2	3	4	5	6	7	8	9	AB	R	H	RBI	BB	SO	LOB	TOP										
Drew Macias, L (1,8) OBP: 0.500, SLG: 0.833	F8		CS BB		G6-3		S 1B		3-1 1-H HR	4	1	2	2	1	0	0	<b>San Diego Padres @ San Antonio Missions</b> Nelson W. Wolff Municipal Stadium, San Antonio, TX Thu Apr 02 2009, 8:05 PM EDT Att. 5,148 - Clear - 76 F										
Will Venable, L (1,9) OBP: 0.444, SLG: 0.625	G4-3		5 1B		E4 5 1B		K		66 BB 83 BB	5	1	2	0	0	1	1											
5 Kevin Kouzmanoff, R (1,5) OBP: 0.667, SLG: 1.250 83 Beamer Weems, R (5,PR) (5,4)	L5		66 2B				G4-3		66 BB	3	0	2	1	0	0	0											
66 Kyle Blanks, R (1,3) OBP: 0.500, SLG: 0.750			3-H 1B		F9				66 BB	1	0	0	0	1	0	1											
7 Chase Headley, S (1,7) OBP: 0.444, SLG: 0.625 97 Brad Chalk, L (7,7)			1-3 2B						1-2 2-3 BB	4	0	1	0	1	2	2											
28 Henry Blanco, R (1,2) OBP: 0.333, SLG: 0.333 Ali Solis, R (6,2)			81 F8 28 1B				K		F8	3	0	1	0	0	1	2											
81 Peter Cifone, L (1,10) OBP: 0.500, SLG: 0.400			F7				K		F8	2	0	0	0	0	0	3											
84 Brett Dowdy, R (1,4) (5,5)			1B				K		K	3	0	1	0	0	2	0											
1 Everth Cabrera, S (1,6)			1B				K		K	1	0	0	0	0	1	0											
			F8		G6-3				HR 1B	3	1	1	0	1	0	2											
			F9		K		F8		F8	4	0	0	0	0	1	4											
					K		G6-3		F9	4	0	0	0	0	2	1											
<b>Inning Stats</b>	R: 0 E: 0 K: 0 S: 3	H: 0 LOB: 0 BB: 0 P: 4	R: 0 E: 0 K: 1 S: 7	H: 2 LOB: 2 BB: 0 P: 7	R: 1 E: 0 K: 1 S: 9	H: 3 LOB: 2 BB: 1 P: 13	R: 0 E: 0 K: 2 S: 7	H: 0 LOB: 0 BB: 0 P: 7	R: 0 E: 1 K: 1 S: 7	H: 1 LOB: 2 BB: 0 P: 7	R: 0 E: 0 K: 2 S: 6	H: 1 LOB: 1 BB: 0 P: 6	R: 0 E: 0 K: 2 S: 7	H: 0 LOB: 0 BB: 0 P: 7	R: 2 E: 0 K: 0 S: 7	H: 3 LOB: 3 BB: 2 P: 18	1B: 7 2B: 1 3B: 1 HR: 1	SF: 0 SAC: 0 DP: 0 HBP: 0	WP: 0 PB: 0 SB: 1 CS: 1	PA: 41							
<b>PITCHER</b>	IP	WLS	BF	H	R	ER	SO	BB	IBB	HBP	BLK	WP	HR	S	P	ERA	WHIP	<b>PITCHER</b>									
38 Cesar Carrillo, R (1,1) ERA: 2.08	4.1	W	18	5	1	1	5	1	0	0	0	0	0	29	34	2.08	1.385										
14 Mike DeMark, R (5,1) ERA:	0.0	H	0	0	0	0	0	0	0	0	0	0	0	0	0	∞	∞										
37 Derek McDaid, R (7,1) ERA:	2.0	H	7	1	0	0	3	0	0	0	0	0	0	13	13	0.00	0.500										
34 Evan Scribner, R (9,1) ERA: 27.0	0.0		0	0	0	0	0	0	0	0	0	0	0	0	0	∞	∞										
31 Brandon Gomes, R (9,1) ERA:	0.0	S	0	0	0	0	0	0	0	0	0	0	0	0	0	∞	∞										
Batter	1	2	3	4	5	6	7	8	9	AB	R	H	RBI	BB	SO	LOB	BOTTOM										
55 Luis Durango, S (1,7) OBP: 0.333, SLG: 0.667 6 Robert Perry, L (6,7) OBP: 0.500, SLG: 2.000	G5-3	B1-3			G4-3 6 23 FC1-2-5-1 2B		HR		FC6-4	3	0	1	0	0	0	0	<b>San Diego Padres @ San Antonio Missions</b> Nelson W. Wolff Municipal Stadium, San Antonio, TX Thu Apr 02 2009, 8:05 PM EDT Att. 5,148 - Clear - 76 F										
6 Eric Sogard, L (1,4)	F7				G4-3		K		K	5	0	0	0	0	3	2											
23 Cedric Hunter, L (1,8) OBP: 0.500, SLG: 1.000					FC1-2-5-1					4	0	2	0	0	1	1											
25 Craig Cooper, R (1,3)					G5-3				G4-3	3	0	0	0	1	0	2											
24 Mike Baxter, L (1,9) OBP: 1.000, SLG: 1.000										1	0	1	0	3	0	0											
5 Seth Johnston, R (1,5) OBP: 0.667, SLG: 1.667 Travis Denker, R (7,5) OBP: 1.000, SLG: 2.000										3	1	2	4	0	1	1											
11 Mitch Canham, L (1,2) 15 Michael Collins, R (7,2)										1	0	1	2	0	0	0											
17 Sam Carter, R (1,10) OBP: 0.500, SLG: 0.333										3	0	1	0	1	1	0											
5 Jesus Lopez, R (1,6)										3	0	0	0	1	0	5											
<b>Inning Stats</b>	R: 4 E: 0 K: 0 S: 7	H: 2 LOB: 0 BB: 2 P: 15	R: 0 E: 0 K: 0 S: 3	H: 0 LOB: 0 BB: 0 P: 3	R: 0 E: 0 K: 2 S: 7	H: 0 LOB: 0 BB: 0 P: 7	R: 0 E: 0 K: 1 S: 7	H: 2 LOB: 2 BB: 0 P: 7	R: 0 E: 0 K: 0 S: 4	H: 1 LOB: 1 BB: 0 P: 4	R: 0 E: 0 K: 0 S: 3	H: 1 LOB: 2 BB: 2 P: 11	R: 3 E: 0 K: 1 S: 8	H: 3 LOB: 1 BB: 1 P: 16	R: 0 E: 0 K: 2 S: 7	H: 0 LOB: 1 BB: 1 P: 11		1B: 3 2B: 4 3B: 0 HR: 2	SF: 0 SAC: 0 DP: 1 HBP: 0	WP: 0 PB: 0 SB: 0 CS: 0	PA: 38						
<b>PITCHER</b>	IP	WLS	BF	H	R	ER	SO	BB	IBB	HBP	BLK	WP	HR	S	P	ERA	WHIP	<b>PITCHER</b>									
Cesar Ramos, L (1,1) ERA: 7.2	5.0	L	22	5	4	4	3	2	0	0	0	0	0	28	36	7.20	1.400										
Robert Woodard, R (6,1) ERA:	1.0		5	1	0	0	0	2	0	0	0	0	0	3	11	0.00	3.000										
65 Arturo Lopez, L (7,1) ERA: 27.0	1.0		7	3	3	3	1	1	0	0	0	0	1	8	16	27.00	4.000										
68 Greg Burke, R (8,1) ERA:	1.0		4	0	0	0	2	1	0	0	0	0	0	7	11	0.00	1.000										







Batter	1	2	3	4	5	6	7	8	9	AB	R	H	RBI	BB	SO	LOB	TOP					
Chone Figgins, S OBP: 0.461, SLG: 0.559 39 Robb Quinlan, R OBP: 0.353, SLG: 0.638	F8	K		G4-3		G5-3			G1-3	3	0	0	0	1	3		<b>Los Angeles Angels @ San Diego Padres</b> PETCO Park, San Diego, CA Fri Apr 03 2009, 10:05 PM EDT Att: 13,443 - Partly Cloudy - 58 F					
47 Howie Kendrick, R OBP: 0.400, SLG: 0.500 77 Reggie Willits, S OBP: 0.400, SLG: 0.351	F9		K		1B		BB		G5-3	3	1	1	0	0	1	0						
53 Bobby Abreu, L OBP: 0.400, SLG: 0.528 3 Brandon Wood, R OBP: 0.387, SLG: 0.667	G6-3		G4-3		2B		F7			3	1	1	1	0	0	0						
27 Vladimir Guerrero, R OBP: 0.377, SLG: 0.444 24 Gary Matthews, S OBP: 0.356, SLG: 0.513		HR	L9		P6		G4-3			2	1	1	1	0	0	0						
48 Tori Hunter, R OBP: 0.373, SLG: 0.766 20 Juan Rivera, R OBP: 0.302, SLG: 0.345	G6-3			1B	2B		F7			2	1	1	0	0	0	0						
8 Kendrys Morales, S OBP: 0.427, SLG: 0.675 18 Sean Rodriguez, R OBP: 0.352, SLG: 0.479		3B		FC4	G3				K	3	1	1	0	0	0	2						
13 Maicer Izturis, S OBP: 0.352, SLG: 0.479 52 Jason Bulger, R		BB		K	G4-3				G1-3	3	1	0	0	1	1	3						
5 Jeff Mathis, R OBP: 0.410, SLG: 0.712 65 Kevin Jepsen, R				G3					F9	3	0	1	2	0	1	2						
97 Fernando Rodriguez Jr., R		2B								0	0	0	0	0	0	0						
43 Mathey Brown, R OBP: 0.537, SLG: 0.804 45 Kelvim Escobar, R OBP: 0.500, SLG: 0.500 33 Justin Speier, R 83 Mason Tobin, R 28 Ryan Budde, R					1B				K	2	0	1	1	0	1	1						
<b>Inning Stats</b>	R: 0 E: 0 K: 0 S: 7	H: 0 LOB: 0 BB: 0 P: 11	R: 3 E: 0 K: 2 S: 14	H: 3 LOB: 1 BB: 1 P: 27	R: 0 E: 0 K: 1 S: 8	H: 0 LOB: 0 BB: 0 P: 9	R: 1 E: 1 K: 1 S: 15	H: 2 LOB: 2 BB: 0 P: 22	R: 2 E: 0 K: 0 S: 10	H: 3 LOB: 1 BB: 0 P: 14	R: 0 E: 0 K: 2 S: 11	H: 0 LOB: 0 BB: 0 P: 14	R: 0 E: 0 K: 0 S: 12	H: 0 LOB: 1 BB: 1 P: 23	R: 0 E: 0 K: 1 S: 7	H: 0 LOB: 0 BB: 0 P: 10	R: 0 E: 0 K: 1 S: 9	H: 0 LOB: 0 BB: 0 P: 15	1B: 3 2B: 3 3B: 1 HR: 1	SF: 0 SAC: 0 DP: 0 HBP: 0	WP: 0 PB: 0 SB: 1 CS: 0	PA: 38
<b>PITCHER</b>	IP WLS BF H R ER SO BB IBB HBP BLK WP HR S P ERA WHIP																					
83 Walter Silva, R ERA: 4.91	5.0 L 25 8 6 5 4 1 0 0 0 0 0 1 54 83 9.00 1.800																					
57 Luke Gregerson, R ERA: 2.7	1.0 3 0 0 0 2 0 0 0 0 0 0 0 11 14 0.00 0.000																					
85 Duaner Sanchez, R ERA: 2.7	1.0 4 0 0 0 0 1 0 0 0 0 0 0 12 23 0.00 1.000																					
43 Cla Meredith, R ERA: 2.08	1.0 3 0 0 0 1 0 0 0 0 0 0 0 7 10 0.00 0.000																					
21 Heath Bell, R ERA: 2.08	1.0 3 0 0 0 1 0 0 0 0 0 0 0 9 15 0.00 0.000																					

AB 36  
R 6  
H 8  
RBI 6  
BB 2  
SO 8  
LOB 15



Batter	1	2	3	4	5	6	7	8	9	AB	R	H	RBI	BB	SO	LOB	BOTTOM			
33 Jody Gerut, L OBP: 0.324, SLG: 0.456	G4-3			G4-3		K			G3-1	4	1	1	0	0	1	3	<b>Los Angeles Angels @ San Diego Padres</b> PETCO Park, San Diego, CA Fri Apr 03 2009, 10:05 PM EDT Att: 13,443 - Partly Cloudy - 58 F			
85 Duaner Sanchez, R 81 Peter Cifrone, L OBP: 0.167, SLG: 0.400	1B									0	0	0	0	0	0	0				
22 David Eckstein, R OBP: 0.452, SLG: 0.645 2 Edgar Gonzalez, R OBP: 0.396, SLG: 0.475	2B			G6-3		G6-3		BB	F9	3	1	1	0	0	0	0				
24 Brian Giles, L OBP: 0.283, SLG: 0.340 12 Scott Hairston, R OBP: 0.317, SLG: 0.486				F9		BB		BB		2	0	0	1	1	0	1				
23 Adrián González, L OBP: 0.340, SLG: 0.674 84 Brett Dowdy, R OBP: 0.346, SLG: 0.333				G3		K		K	SH2-3	4	0	0	0	0	2	4				
5 Kevin Kouzmanoff, R OBP: 0.431, SLG: 0.588 43 Cla Meredith, R 21 Heath Bell, R 97 Brad Chalk, L OBP: 0.500, SLG: 0.500				E6		BB		L8		3	1	1	1	1	0	2				
7 Chase Headley, S OBP: 0.341, SLG: 0.487				BB		K		1B		4	1	1	1	1	2	4				
28 Henry Blanco, R OBP: 0.375, SLG: 0.591 49 Emil Brown, R OBP: 0.327, SLG: 0.426				BB		K		L7		3	0	1	1	0	1	0				
15 Luis Antonio Rodriguez, R OBP: 0.362, SLG: 0.407 4 Nick Hundley, R OBP: 0.356, SLG: 0.465				1B						1	0	0	0	0	2					
83 Walter Silva, R OBP: 0.250, SLG: 0.250 57 Luke Gregerson, L 16 Cliff Floyd, L OBP: 0.429, SLG: 0.552 1 Everth Cabrera, S OBP: 0.308, SLG: 0.344				BB						2	0	0	0	0	2					
<b>Inning Stats</b>	R: 2 E: 0 K: 0 S: 12	H: 3 LOB: 1 BB: 0 P: 18	R: 0 E: 0 K: 0 S: 8	H: 0 LOB: 0 BB: 0 P: 11	R: 0 E: 0 K: 0 S: 4	H: 0 LOB: 0 BB: 0 P: 6	R: 2 E: 2 K: 0 S: 15	H: 1 LOB: 2 BB: 1 P: 23	R: 0 E: 0 K: 2 S: 10	H: 1 LOB: 2 BB: 0 P: 16	R: 1 E: 0 K: 1 S: 16	H: 1 LOB: 2 BB: 2 P: 27	R: 0 E: 0 K: 1 S: 7	H: 0 LOB: 1 BB: 1 P: 15	R: 0 E: 0 K: 2 S: 9	H: 0 LOB: 1 BB: 1 P: 15	1B: 5 2B: 1 3B: 0 HR: 0	SF: 0 SAC: 1 DP: 1 HBP: 0	WP: 0 PB: 0 SB: 2 CS: 0	PA: 42
<b>PITCHER</b>	IP WLS BF H R ER SO BB IBB HBP BLK WP HR S P ERA WHIP																			
45 Kelvim Escobar, R ERA: 3.21	3.1 W 9 3 3 2 0 0 0 0 0 0 0 0 29 41 5.40 0.900																			
83 Mason Tobin, R ERA: 1.93	0.1 H 1 0 0 0 1 0 0 0 0 0 0 0 4 5 0.00 0.000																			
65 Kevin Jepsen, R ERA: 3.0	1.0 H 4 1 0 0 2 0 0 0 0 0 0 0 10 16 0.00 1.000																			
97 Fernando Rodriguez Jr., R ERA: 3.46	1.0 H 6 1 1 1 1 2 0 0 0 0 0 0 16 27 9.00 3.000																			
<b>PITCHER</b>	IP WLS BF H R ER SO BB IBB HBP BLK WP HR S P ERA WHIP																			
52 Jason Bulger, R ERA: 4.85	2.0 S 8 0 0 0 3 2 0 0 0 0 0 0 16 30 0.00 1.000																			

AB 34  
R 5  
H 6  
RBI 4  
BB 7  
SO 8  
LOB 24





Batter	1	2	3	4	5	6	7	8	9	AB	R	H	RBI	BB	SO	LOB	TOP					
33 Jody Gerut, L (1,8) OBP: 0.320, SLG: 0.444 97 Brad Chalk, L (7,8) OBP: 0.500, SLG: 0.500										4	0	1	0	0	0	3						
22 David Eckstein, R (1,4) OBP: 0.482, SLG: 0.552 1 Everth Cabrera, S (5, FR) OBP: 0.299, SLG: 0.339										3	0	2	0	0	0	1						
24 Brian Giles, L (1,9) OBP: 0.341, SLG: 0.347 49 Emil Brown, R (5,9)										2	0	1	0	0	0	1						
23 Adrián González, L (1,3) OBP: 0.320, SLG: 0.646 81 Peter Cifrone, L (5,3)										2	0	0	1	0	1	2						
16 Cliff Floyd, L (1,10) OBP: 0.421, SLG: 0.531 7 Chase Headley, S (8, PH) OBP: 0.337, SLG: 0.481										3	0	1	0	0	0	2						
5 Kevin Kouzmanoff, R (1,5) OBP: 0.341, SLG: 0.574 2 Edgar González, R (6,5) OBP: 0.389, SLG: 0.463										3	0	1	0	0	0	1						
12 Scott Hairston, R (1,7) OBP: 0.429, SLG: 0.500 84 Brett Dowdy, R (6,7) OBP: 0.333, SLG: 0.320										3	1	2	0	0	1	1						
4 Nick Hundley, R (1,2) OBP: 0.375, SLG: 0.565										3	1	2	2	0	0	1						
15 Luis Antonio Rodríguez, S (6,6) OBP: 0.361, SLG: 0.404 83 Beamer Weems, R (6,4) OBP: 0.500, SLG: 0.500										3	1	1	0	0	0	3						
<b>Inning Stats</b>	R: 0 E: 0 K: 1 S: 9	H: 2 LOB: 1 BB: 0 P: 15	R: 0 E: 0 K: 1 S: 12	H: 1 LOB: 1 BB: 0 P: 22	R: 1 E: 0 K: 0 S: 11	H: 2 LOB: 2 BB: 0 P: 18	R: 0 E: 0 K: 0 S: 5	H: 2 LOB: 1 BB: 0 P: 8	R: 0 E: 0 K: 1 S: 4	H: 0 LOB: 0 BB: 0 P: 14	R: 0 E: 0 K: 0 S: 8	H: 0 LOB: 0 BB: 0 P: 11	R: 2 E: 2 K: 2 S: 17	H: 2 LOB: 1 BB: 0 P: 24	1B: 11 2B: 1 3B: 0 HR: 1	SF: 2 SAC: 2 DP: 0 HBP: 1	WP: 0 PB: 0 SB: 2 CS: 2	PA: 40				
<b>PITCHER</b>	IP WLS BF H R ER SO BB IBB HBP BLK WP HR S P ERA WHIP	IP WLS BF H R ER SO BB IBB HBP BLK WP HR S P ERA WHIP	IP WLS BF H R ER SO BB IBB HBP BLK WP HR S P ERA WHIP	IP WLS BF H R ER SO BB IBB HBP BLK WP HR S P ERA WHIP	IP WLS BF H R ER SO BB IBB HBP BLK WP HR S P ERA WHIP	IP WLS BF H R ER SO BB IBB HBP BLK WP HR S P ERA WHIP	IP WLS BF H R ER SO BB IBB HBP BLK WP HR S P ERA WHIP	IP WLS BF H R ER SO BB IBB HBP BLK WP HR S P ERA WHIP	IP WLS BF H R ER SO BB IBB HBP BLK WP HR S P ERA WHIP	IP WLS BF H R ER SO BB IBB HBP BLK WP HR S P ERA WHIP	IP WLS BF H R ER SO BB IBB HBP BLK WP HR S P ERA WHIP	IP WLS BF H R ER SO BB IBB HBP BLK WP HR S P ERA WHIP	IP WLS BF H R ER SO BB IBB HBP BLK WP HR S P ERA WHIP	IP WLS BF H R ER SO BB IBB HBP BLK WP HR S P ERA WHIP	IP WLS BF H R ER SO BB IBB HBP BLK WP HR S P ERA WHIP	IP WLS BF H R ER SO BB IBB HBP BLK WP HR S P ERA WHIP	IP WLS BF H R ER SO BB IBB HBP BLK WP HR S P ERA WHIP	IP WLS BF H R ER SO BB IBB HBP BLK WP HR S P ERA WHIP	IP WLS BF H R ER SO BB IBB HBP BLK WP HR S P ERA WHIP			
70 Sean O'Sullivan, R (1,1) ERA: 9.9	3.0 16 7 1 1 2 0 0 0 0 0 0 0 34 60 3.00 2.333	1.0 3 0 0 0 0 0 0 0 0 0 0 0 3 3 0.00 0.000	1.0 H 3 1 0 0 0 0 0 0 0 0 0 0 4 8 0.00 1.000	1.0 B 5 2 1 1 0 0 0 0 0 0 0 0 13 20 9.00 2.000	1.0 H 4 1 0 0 1 0 0 0 0 0 0 0 10 14 0.00 1.000																	
62 Scot Shields, R (8,1) ERA: 5.14 40 Brian Fuentes, L (9,1) ERA: 8.22	1.0 H 3 0 0 0 0 0 0 0 0 0 0 0 2 2 0.00 0.000	1.0 W 6 2 2 1 2 0 0 0 0 0 0 0 0 1 17 24 9.00 2.000																				
<b>Batter</b>	<b>1</b>	<b>2</b>	<b>3</b>	<b>4</b>	<b>5</b>	<b>6</b>	<b>7</b>	<b>8</b>	<b>9</b>	<b>AB</b>	<b>R</b>	<b>H</b>	<b>RBI</b>	<b>BB</b>	<b>SO</b>	<b>LOB</b>	<b>BOTTOM</b>					
Chone Figgins, S (1,5) OBP: 0.343, SLG: 0.535 Matthew Brown, R (6,3) OBP: 0.527, SLG: 0.787										3	0	0	0	0	1	1						
47 Howie Kendrick, R (1,4) OBP: 0.403, SLG: 0.500 39 Robb Quinlan, R (6,7) OBP: 0.358, SLG: 0.694										2	1	1	0	0	1	0						
53 Bobby Abreu, L (1,7) OBP: 0.404, SLG: 0.526 Brandon Wood, R (6,5) OBP: 0.375, SLG: 0.644										2	0	1	0	0	0	1						
27 Vladimir Guerrero, R (1,9) OBP: 0.333, SLG: 0.629 24 Gary Matthews, S (5,9) OBP: 0.340, SLG: 0.488										2	1	1	1	0	0	1						
48 Torii Hunter, R (1,8) OBP: 0.358, SLG: 0.735 Reggie Willits, S (6,9) OBP: 0.404, SLG: 0.359										2	0	0	0	0	1	1						
8 Kendrys Morales, S (1,3) OBP: 0.429, SLG: 0.682 Sean Rodriguez, R (6,4) OBP: 0.357, SLG: 0.469										2	0	1	1	0	0	0						
20 Juan Rivera, R (1,10) OBP: 0.288, SLG: 0.328 13 Maicer Izturis, S (6, PH) OBP: 0.370, SLG: 0.435										3	0	0	0	0	2	1						
5 Jeff Mathis, R (1,2) OBP: 0.429, SLG: 0.717 Bobby Wilson, R (6,2) OBP: 0.358, SLG: 0.344										1	0	1	0	1	0	0						
2 Erick Aybar, S (1,6) OBP: 0.476, SLG: 0.741										3	0	0	0	0	3							
<b>Inning Stats</b>	R: 0 E: 0 K: 1 S: 12	H: 1 LOB: 1 BB: 0 P: 21	R: 0 E: 0 K: 2 S: 7	H: 0 LOB: 0 BB: 0 P: 10	R: 0 E: 0 K: 1 S: 11	H: 0 LOB: 1 BB: 1 P: 21	R: 2 E: 0 K: 1 S: 10	H: 3 LOB: 1 BB: 0 P: 13	R: 0 E: 0 K: 0 S: 7	H: 1 LOB: 0 BB: 0 P: 12	R: 1 E: 0 K: 1 S: 13	H: 1 LOB: 0 BB: 0 P: 18	R: 0 E: 0 K: 0 S: 12	H: 0 LOB: 1 BB: 1 P: 19	R: 0 E: 0 K: 2 S: 10	H: 0 LOB: 0 BB: 0 P: 15	R: 2 E: 0 K: 0 S: 13	H: 2 LOB: 1 BB: 1 P: 20	1B: 6 2B: 1 3B: 0 HR: 1	SF: 0 SAC: 0 DP: 0 HBP: 0	WP: 0 PB: 0 SB: 2 CS: 1	PA: 35
<b>PITCHER</b>	IP WLS BF H R ER SO BB IBB HBP BLK WP HR S P ERA WHIP	IP WLS BF H R ER SO BB IBB HBP BLK WP HR S P ERA WHIP	IP WLS BF H R ER SO BB IBB HBP BLK WP HR S P ERA WHIP	IP WLS BF H R ER SO BB IBB HBP BLK WP HR S P ERA WHIP	IP WLS BF H R ER SO BB IBB HBP BLK WP HR S P ERA WHIP	IP WLS BF H R ER SO BB IBB HBP BLK WP HR S P ERA WHIP	IP WLS BF H R ER SO BB IBB HBP BLK WP HR S P ERA WHIP	IP WLS BF H R ER SO BB IBB HBP BLK WP HR S P ERA WHIP	IP WLS BF H R ER SO BB IBB HBP BLK WP HR S P ERA WHIP	IP WLS BF H R ER SO BB IBB HBP BLK WP HR S P ERA WHIP	IP WLS BF H R ER SO BB IBB HBP BLK WP HR S P ERA WHIP	IP WLS BF H R ER SO BB IBB HBP BLK WP HR S P ERA WHIP	IP WLS BF H R ER SO BB IBB HBP BLK WP HR S P ERA WHIP	IP WLS BF H R ER SO BB IBB HBP BLK WP HR S P ERA WHIP	IP WLS BF H R ER SO BB IBB HBP BLK WP HR S P ERA WHIP	IP WLS BF H R ER SO BB IBB HBP BLK WP HR S P ERA WHIP	IP WLS BF H R ER SO BB IBB HBP BLK WP HR S P ERA WHIP	IP WLS BF H R ER SO BB IBB HBP BLK WP HR S P ERA WHIP	IP WLS BF H R ER SO BB IBB HBP BLK WP HR S P ERA WHIP			
79 Kevin Correia, R (1,1) ERA: 6.17 45 Edward Mujica, R (4,1) ERA: 2.13 65 Arturo Lopez, L (5,1) ERA: 2.13 Robert Woodward, R (6,1) ERA: 9.0 68 Greg Burke, R (7,1) ERA: 3.65	3.0 10 1 0 0 0 1 0 0 0 0 0 0 10 13 18.00 3.000	1.0 6 3 2 2 1 0 0 0 0 0 0 0 7 12 0.00 1.000	1.0 3 1 0 0 0 0 0 0 0 0 0 0 1 13 18 9.00 1.000	1.0 4 1 1 1 1 0 0 0 0 0 0 0 12 19 0.00 1.000																		
64 Edwin Moreno, R (8,1) ERA: 0.61 Allen Harrington, L (9,1) ERA: 27.0	1.0 0 0 0 0 0 0 0 0 0 0 0 0 2 2 0.00 0.000	0.2 L 5 2 2 2 0 1 0 0 0 0 0 0 0 0 27.00 4.500																				

San Diego Padres @ Los Angeles Angels  
Angel Stadium of Anaheim, Anaheim, CA

AB 35  
R 4  
H 13  
RBI 4  
BB 0  
SO 5  
LOB 18



San Diego Padres @ Los Angeles Angels  
Angel Stadium of Anaheim, Anaheim, CA

AB 32  
R 5  
H 8  
RBI 5  
BB 3  
SO 8  
LOB 9



Sat Apr 04 2009, 6:05 PM PDT  
Att: 30,609 - Clear - 70 F

Sat Apr 04 2009, 6:05 PM PDT  
Att: 30,609 - Clear - 70 F



Batter	1	2	3	4	5	6	7	8	9	AB R H RBI BB SO LOB	TOP										
15 Rafael Furcal, S OBP: 0.400, SLG: 0.400										5 1 2 0 0 0 2	<b>Los Angeles Dodgers @ San Diego Padres</b> PETCO Park, San Diego, CA Mon Apr 06 2009, 7:05 PM EDT Att: 45,496 - Sunny - 75 F										
13 Orlando Hudson, S OBP: 0.250, SLG: 0.250										4 1 1 0 0 1 1											
99 Manny Ramirez, R										3 1 0 0 1 1 2											
16 Andre Ethier, L OBP: 0.500, SLG: 0.500										4 0 2 1 0 1 2											
55 Russell Martin, R										3 0 0 0 1 2 2											
7 James Loney, L OBP: 0.750, SLG: 0.750										4 0 3 2 0 0 0											
27 Matt Kemp, R OBP: 0.500, SLG: 1.333										3 1 1 1 1 1 1											
23 Casey Blake, R										4 0 0 0 0 3 3											
18 Hiroki Kuroda, R										2 0 0 0 0 1 1											
47 Cory Wade, R										1 0 0 0 0 0 0											
56 Hung-Chih Kuo, L										0 0 0 0 0 0 0											
26 Doug Mientkiewicz, L (9,PH)										1 0 0 0 0 1 2											
51 Jonathan Broxton, R (9,1)										0 0 0 0 0 0 0											
<b>Inning Stats</b>	R: 2 H: 3 E: 0 K: 0 S: 10	H: 3 R: 2 BB: 1 P: 18	R: 0 H: 0 E: 0 K: 2 S: 9	H: 0 R: 0 BB: 0 P: 9	R: 1 H: 1 E: 1 K: 1 S: 14	H: 1 R: 1 BB: 1 P: 24	R: 0 H: 1 E: 0 K: 1 S: 8	H: 0 R: 0 BB: 0 P: 12	R: 0 H: 0 E: 0 K: 2 S: 10	H: 0 R: 0 BB: 0 P: 14	R: 1 H: 2 E: 1 K: 1 S: 12	H: 1 R: 1 BB: 0 P: 19	R: 0 H: 1 E: 0 K: 1 S: 11	H: 1 R: 0 BB: 1 P: 17	R: 0 H: 1 E: 0 K: 2 S: 17	H: 1 R: 0 BB: 1 P: 22	1B: 8 2B: 0 3B: 0 HR: 1	SF: 0 SAC: 0 DP: 1 HBP: 0	WP: 0 PB: 0 SB: 3 CS: 0	PA: 37	
<b>PITCHER</b>	IP WLS BF H R ER SO BB IBB HBP BLK WP HR S P ERA WHIP	7.0 L 29 7 4 3 8 2 0 0 0 0 0 1 69 105 3.86 1.286	1.0 3 1 0 0 1 0 0 0 0 0 0 11 17 0.00 1.000	1.0 5 1 0 0 0 1 0 0 0 0 0 0 17 22 0.00 2.000											IP WLS BF H R ER SO BB IBB HBP BLK WP HR S P ERA WHIP						
44 Jake Peavy, R ERA: 3.86																					
45 Edward Mujica, R ERA:																					
57 Luke Gregerson, R ERA:																					

AB	34
R	4
H	9
RBI	4
BB	3
SO	11
LOB	16



Batter	1	2	3	4	5	6	7	8	9	AB R H RBI BB SO LOB	BOTTOM										
33 Jody Gerut, L OBP: 0.250, SLG: 0.500										4 1 1 0 0 1 1	<b>Los Angeles Dodgers @ San Diego Padres</b> PETCO Park, San Diego, CA Mon Apr 06 2009, 7:05 PM EDT Att: 45,496 - Sunny - 75 F										
22 David Eckstein, R OBP: 0.687, SLG: 0.500										2 0 1 0 1 0 1											
24 Brian Giles, L OBP: 0.250, SLG: 0.250										4 0 1 1 0 0 1											
23 Adrián González, L (1,3)										2 0 0 0 2 0 0											
5 Kevin Kouzmanoff, R (1,5)										4 0 0 0 0 0 5											
7 Chase Headley, S OBP: 0.250, SLG: 0.500										4 0 1 0 0 2 0											
28 Henry Blanco, R (1,2)										3 0 0 0 0 0 1											
11 Drew Macias, L (9,PH)										1 0 0 0 0 0 0											
15 Luis Antonio Rodriguez, S (6)										4 0 1 0 0 1 1											
44 Jake Peavy, R (1,1)										1 0 0 0 0 1 0											
2 Edgar Gonzalez, R (7,PH)										1 0 0 0 0 0 1											
45 Edward Mujica, R (8,1)										0 0 0 0 0 0 0											
57 Luke Gregerson, L (9,1)										0 0 0 0 0 0 0											
<b>Inning Stats</b>	R: 1 H: 1 E: 0 K: 0 S: 9	H: 1 R: 0 BB: 0 P: 12	R: 0 H: 0 E: 0 K: 0 S: 8	H: 0 R: 0 BB: 0 P: 10	R: 0 H: 1 E: 0 K: 0 S: 13	H: 1 R: 0 BB: 0 P: 18	R: 0 H: 0 E: 0 K: 0 S: 7	H: 0 R: 0 BB: 0 P: 10	R: 0 H: 2 E: 0 K: 1 S: 20	H: 2 R: 0 BB: 1 P: 33	R: 0 H: 1 E: 0 K: 0 S: 11	H: 1 R: 0 BB: 0 P: 16	R: 0 H: 0 E: 0 K: 1 S: 11	H: 0 R: 0 BB: 2 P: 23	R: 0 H: 0 E: 0 K: 2 S: 7	H: 0 R: 0 BB: 0 P: 11	1B: 3 2B: 2 3B: 0 HR: 0	SF: 0 SAC: 2 DP: 0 HBP: 0	WP: 1 PB: 0 SB: 0 CS: 0	PA: 35	
<b>PITCHER</b>	IP WLS BF H R ER SO BB IBB HBP BLK WP HR S P ERA WHIP	5.2 W 22 4 1 1 2 2 1 0 0 0 0 0 0 0 1.59 0.882	1.1 H 5 1 0 0 0 0 0 0 0 0 0 0 14 21 0.00 0.750	1.0 H 5 0 0 0 1 2 0 0 0 0 1 0 11 23 0.00 2.000	1.0 S 3 0 0 0 2 0 0 0 0 0 0 0 7 11 0.00 0.000											IP WLS BF H R ER SO BB IBB HBP BLK WP HR S P ERA WHIP					
18 Hiroki Kuroda, R ERA: 1.59																					
47 Cory Wade, R ERA:																					
56 Hung-Chih Kuo, L ERA:																					
51 Jonathan Broxton, R ERA:																					

AB	30
R	1
H	5
RBI	1
BB	3
SO	5
LOB	11





Batter	1	2	3	4	5	6	7	8	9	AB	R	H	RBI	BB	SO	LOB	TOP					
15 Rafael Furcal, S OBP: 0.300, SLG: 0.222										4	0	0	0	1	3	1	<b>Los Angeles Dodgers @ San Diego Padres</b> PETCO Park, San Diego, CA Tue Apr 07 2009, 10:05 PM EDT Att: 20,035 - Clear - 63 F					
13 Orlando Hudson, S OBP: 0.250, SLG: 0.143										3	0	0	0	1	1	2						
99 Manny Ramirez, R OBP: 0.250, SLG: 0.286										4	1	1	0	0	1	3						
16 Andre Ethier, L OBP: 0.250, SLG: 0.250										4	0	0	0	0	0	2						
55 Russell Martin, R OBP: 0.250, SLG: 0.286										4	1	1	1	0	0	0						
7 James Loney, L OBP: 0.625, SLG: 0.571										3	0	1	0	1	0	0						
54 Ronald Belisario, R (8, 1)										0	0	0	0	0	0	0						
27 Matt Kemp, R OBP: 0.500, SLG: 0.857										4	0	2	0	0	1	0						
23 Casey Blake, R (1, 5)										1	0	0	1	2	1	2						
43 Randy Wolf, L (1, 1)										2	0	0	0	0	1	2						
59 Guillermo Mota, R (6, 1)										0	0	0	0	0	0	0						
33 Blake DeWitt, L (7, PH)										1	0	0	0	0	0	1						
43 Will Ohman, L (7, 1)										0	0	0	0	0	0	0						
26 Doug Mientkiewicz, L (8, 3)										1	0	0	0	0	1	1						
<b>Inning Stats</b>	R: 0 E: 0 K: 2 S: 11	H: 0 LOB: 0 BB: 0 P: 13	R: 0 E: 0 K: 1 S: 15	H: 2 LOB: 2 BB: 0 P: 22	R: 0 E: 0 K: 1 S: 7	H: 0 LOB: 0 BB: 0 P: 10	R: 2 E: 0 K: 0 S: 14	H: 3 LOB: 2 BB: 1 P: 24	R: 0 E: 0 K: 1 S: 11	H: 0 LOB: 0 BB: 1 P: 17	R: 0 E: 0 K: 0 S: 8	H: 0 LOB: 0 BB: 0 P: 11	R: 0 E: 0 K: 1 S: 10	H: 0 LOB: 2 BB: 2 P: 27	R: 0 E: 0 K: 0 S: 8	H: 0 LOB: 0 BB: 0 P: 13	R: 0 E: 0 K: 3 S: 12	H: 0 LOB: 1 BB: 1 P: 20	1B: 3 2B: 2 3B: 0 HR: 0	SF: 1 SAC: 0 DP: 0 HBP: 0	WP: 0 PB: 0 SB: 1 CS: 0	PA: 37
<b>PITCHER</b>	IP WLS BF H R ER SO BB IBB HBP BLK WP HR S P ERA WHIP																					
32 Chris Young, R ERA: 3.0	6.0 W 25 5 2 2 5 2 0 0 0 0 0 0 0 66 97 3.00 1.167																					
46 Edwin Moreno, R ERA:	1.0 H 5 0 0 0 1 2 0 0 0 0 0 0 0 10 27 0.00 2.000																					
50 Duaner Sanchez, R ERA:	1.0 H 3 0 0 0 0 0 0 0 0 0 0 0 0 8 13 0.00 0.000																					
21 Heath Bell, R ERA:	1.0 S 4 0 0 0 3 1 0 0 0 0 0 0 0 12 20 0.00 1.000																					

AB	31
R	2
H	5
RBI	2
BB	5
SO	9
LOB	14



Batter	1	2	3	4	5	6	7	8	9	AB	R	H	RBI	BB	SO	LOB	BOTTOM			
22 David Eckstein, R OBP: 0.286, SLG: 0.167										4	0	0	0	0	0	1	<b>Los Angeles Dodgers @ San Diego Padres</b> PETCO Park, San Diego, CA Tue Apr 07 2009, 10:05 PM EDT Att: 20,035 - Clear - 63 F			
24 Brian Giles, L OBP: 0.230, SLG: 0.143										3	0	0	0	1	1	0				
23 Adrián González, L OBP: 0.500, SLG: 0.200										3	1	1	0	1	1	0				
5 Kevin Kouzmanoff, R OBP: 0.250, SLG: 0.500										4	2	2	0	0	1	3				
7 Chase Headley, S OBP: 0.250, SLG: 0.500										4	1	1	2	0	1	4				
12 Scott Hairston, R OBP: 0.333, SLG: 0.667										3	0	1	1	0	0	1				
46 Edwin Moreno, R (7, 1)										0	0	0	0	0	0	0				
50 Duaner Sanchez, R (8, 1)										0	0	0	0	0	0	0				
2 Edgar Gonzalez, R (8, PH)										1	0	0	0	2	0	0				
21 Heath Bell, R (9, 1)										2	0	0	1	0	0	2				
4 Nick Hundley, R (1, 2)										1	0	0	0	2	0	0				
15 Luis Antonio Rodriguez, B OBP: 0.143, SLG: 0.167										2	0	0	1	0	0	2				
32 Chris Young, R OBP: 0.500, SLG: 0.500										2	0	1	0	0	0	0				
33 Jody Gerut, L OBP: 0.200, SLG: 0.400 (7, 8)										1	0	0	0	0	0	1				
<b>Inning Stats</b>	R: 0 E: 0 K: 2 S: 9	H: 2 LOB: 1 BB: 1 P: 12	R: 1 E: 0 K: 0 S: 8	H: 2 LOB: 1 BB: 1 P: 14	R: 0 E: 0 K: 1 S: 11	H: 1 LOB: 3 BB: 2 P: 22	R: 0 E: 0 K: 0 S: 6	H: 0 LOB: 0 BB: 0 P: 12	R: 0 E: 0 K: 0 S: 8	H: 0 LOB: 0 BB: 0 P: 11	R: 3 E: 0 K: 0 S: 17	H: 3 LOB: 1 BB: 1 P: 28	R: 0 E: 0 K: 0 S: 9	H: 0 LOB: 0 BB: 0 P: 15	R: 0 E: 0 K: 1 S: 7	H: 0 LOB: 0 BB: 0 P: 11	1B: 3 2B: 3 3B: 1 HR: 0	SF: 1 SAC: 0 DP: 1 HBP: 0	WP: 0 PB: 0 SB: 0 CS: 0	PA: 33
<b>PITCHER</b>	IP WLS BF H R ER SO BB IBB HBP BLK WP HR S P ERA WHIP																			
43 Randy Wolf, L ERA: 6.75	5.1 L 24 6 4 4 0 0 3 0 0 0 0 0 0 6 12 6.75 1.688																			
59 Guillermo Mota, R ERA:	0.2 3 0 0 0 0 1 0 0 0 0 0 0 0 6 12 0.00 1.500																			
43 Will Ohman, L ERA:	1.0 3 0 0 0 0 0 0 0 0 0 0 0 0 9 15 0.00 0.000																			
54 Ronald Belisario, R ERA:	1.0 3 0 0 0 1 0 0 0 0 0 0 0 0 7 11 0.00 0.000																			

AB	28
R	4
H	6
RBI	4
BB	4
SO	4
LOB	12





Batter	1	2	3	4	5	6	7	8	9	AB	R	H	RBI	BB	SO	LOB	TOP					
15 Rafael Furcal, S OBP: 0.333, SLG: 0.357										5	2	2	0	0	0	3	<b>Los Angeles Dodgers @ San Diego Padres</b> PETCO Park, San Diego, CA Wed Apr 08 2009, 10:05 PM EDT Att: 31,700 - Partly Cloudy - 62 F					
13 Orlando Hudson, S OBP: 0.385, SLG: 0.250										5	1	2	0	0	0	2						
99 Manny Ramirez, R OBP: 0.385, SLG: 0.455										4	1	2	3	1	0	0						
16 Andre Ethier, L OBP: 0.385, SLG: 0.200										2	0	0	0	3	0	3						
55 Russell Martin, R OBP: 0.231, SLG: 0.182										4	0	0	0	1	3	6						
7 James Loney, L OBP: 0.417, SLG: 0.500										5	0	2	1	0	0	3						
27 Matt Kemp, R OBP: 0.417, SLG: 0.636										4	0	1	0	0	1	3						
23 Casey Blake, R OBP: 0.250, SLG: 0.444										4	1	1	1	0	0	2						
58 Chad Billingsley, R 9 Juan Pierre, L 47 Cory Wade, R 5 Mark Loretta, R 56 Hung-Chih Kuo, L 51 Jonathan Broxton, R										0	0	0	0	2	0	0						
<b>Inning Stats</b>	R: 1 H: 1 E: 0 K: 0 S: 8	L: 1 LOB: 1 BB: 1 P: 17	R: 1 H: 1 E: 0 K: 0 S: 12	H: 1 LOB: 1 BB: 1 P: 26	R: 0 H: 2 E: 0 K: 1 S: 12	H: 2 LOB: 2 BB: 0 P: 18	R: 0 H: 1 E: 0 K: 0 S: 13	H: 1 LOB: 1 BB: 1 P: 21	R: 0 H: 0 E: 0 K: 0 S: 7	H: 0 LOB: 0 BB: 0 P: 13	R: 0 H: 1 E: 0 K: 1 S: 10	H: 1 LOB: 1 BB: 1 P: 21	R: 3 H: 4 E: 0 K: 1 S: 15	H: 4 LOB: 2 BB: 1 P: 26	R: 0 H: 0 E: 0 K: 0 S: 8	H: 0 LOB: 1 BB: 1 P: 15		R: 0 H: 0 E: 0 K: 1 S: 6	H: 0 LOB: 1 BB: 1 P: 14	1B: 7 2B: 2 3B: 0 HR: 1	SF: 0 SAC: 0 DP: 2 HBP: 0	WP: 1 PB: 0 SB: 1 CS: 1
<b>PITCHER</b>	IP WLS BF H R ER SO BB IBB HBP BLK WP HR S P ERA WHIP	5.0 22 5 2 2 1 4 0 0 0 0 1 52 95 3.60 1.800	1.1 L 9 4 3 3 1 1 0 0 0 0 0 0 18 37 20.25 3.750	0.2 3 1 0 0 1 0 0 0 0 0 0 7 10 0.00 1.500	1.0 4 0 0 0 0 1 0 0 0 0 1 0 8 15 0.00 1.000	1.0 4 0 0 0 1 1 0 0 0 0 0 0 6 14 0.00 1.000											IP WLS BF H R ER SO BB IBB HBP BLK WP HR S P ERA WHIP					

Batter	1	2	3	4	5	6	7	8	9	AB	R	H	RBI	BB	SO	LOB	BOTTOM					
33 Jody Gerut, L OBP: 0.111, SLG: 0.222										4	0	0	1	0	2	2	<b>Los Angeles Dodgers @ San Diego Padres</b> PETCO Park, San Diego, CA Wed Apr 08 2009, 10:05 PM EDT Att: 31,700 - Partly Cloudy - 62 F					
22 David Eckstein, R OBP: 0.182, SLG: 0.111										3	0	0	1	0	0	0						
24 Brian Giles, L OBP: 0.250, SLG: 0.182										4	0	1	0	0	1	0						
23 Adrián González, L OBP: 0.500, SLG: 0.250										3	0	1	0	1	0	0						
5 Kevin Koussamanoff, R OBP: 0.167, SLG: 0.333										4	0	0	0	0	2	3						
7 Chase Headley, S OBP: 0.167, SLG: 0.333										4	0	0	0	0	2	1						
28 Henry Blanco, R										2	1	0	0	1	0	0						
1 Everth Cabrera, S OBP: 0.667, SLG: 1.000										2	1	1	0	1	0	0						
27 Walter Silva, R 15 Luis Antonio Rodriguez, S 45 Edward Mujica, R 43 Cia Meredith, R 2 Edgar Gonzalez, R 57 Luke Gregerson, L 58 Frankie De La Cruz, R										1	0	0	0	0	1	0						
<b>Inning Stats</b>	R: 0 H: 1 E: 0 K: 1 S: 19	H: 0 LOB: 2 BB: 1 P: 29	R: 0 H: 0 E: 0 K: 0 S: 7	H: 0 LOB: 0 BB: 0 P: 10	R: 0 H: 0 E: 0 K: 2 S: 9	H: 0 LOB: 0 BB: 0 P: 13	R: 0 H: 1 E: 0 K: 1 S: 8	H: 1 LOB: 1 BB: 0 P: 13	R: 2 H: 0 E: 0 K: 0 S: 6	H: 0 LOB: 3 BB: 3 P: 18	R: 0 H: 0 E: 0 K: 0 S: 7	H: 0 LOB: 0 BB: 0 P: 11	R: 0 H: 1 E: 0 K: 1 S: 8	H: 1 LOB: 0 BB: 0 P: 13	R: 0 H: 0 E: 0 K: 1 S: 7	H: 0 LOB: 0 BB: 0 P: 10		R: 0 H: 0 E: 0 K: 2 S: 7	H: 0 LOB: 0 BB: 0 P: 9	1B: 2 2B: 2 3B: 0 HR: 0	SF: 1 SAC: 0 DP: 1 HBP: 0	WP: 1 PB: 0 SB: 0 CS: 0
<b>PITCHER</b>	IP WLS BF H R ER SO BB IBB HBP BLK WP HR S P ERA WHIP	6.0 W 23 2 2 2 4 4 0 0 0 0 0 56 94 3.00 1.000	1.0 H 4 1 0 0 1 0 0 0 0 0 1 0 8 13 0.00 1.000	1.0 H 3 0 0 0 1 0 0 0 0 0 0 0 7 10 0.00 0.000	1.0 S 3 0 0 0 2 0 0 0 0 0 0 0 7 9 0.00 0.000											IP WLS BF H R ER SO BB IBB HBP BLK WP HR S P ERA WHIP						











Batter	1	2	3	4	5	6	7	8	9	AB	R	H	RBI	BB	SO	LOB	TOP								
2 Randy Winn, S OBP: 0.458, SLG: 0.700	G6-3			16 1B 1 CS 2B		16 G6-4-3 1B			14 2B 2B	4	2	3	0	0	0	0									
16 Edgar Renteria, R OBP: 0.291, SLG: 0.238	F9			1 CS 1B		G6-4-3 1-2			K	4	0	1	0	0	1	2									
14 Fred Lewis, L OBP: 0.619, SLG: 0.750	F7			K					1 WP 2B	4	1	2	1	0	1	2									
1 Bengie Molina, R OBP: 0.286, SLG: 0.579		G5-3		L4					K	3	0	0	1	0	1	2									
48 Pablo Sandoval, S OBP: 0.333, SLG: 0.316	F7			L4					K	3	0	0	0	0	1	1									
10 Travis Ishikawa, L OBP: 0.250, SLG: 0.375									P5	4	0	0	0	0	1	1									
33 Aaron Rowand, R OBP: 0.421, SLG: 0.722										3	0	0	0	0	3	0									
7 Emmanuel Burriss, S OBP: 0.333, SLG: 0.143										3	0	1	0	0	0	0									
49 Brandon Medders, R										2	0	0	0	0	0	1									
43 Alex Hinshaw, L										0	0	0	0	0	0	0									
59 Andres Torres, S										1	0	0	0	0	1	0									
46 Bob Howry, L										0	0	0	0	0	0	0									
57 Jonathan Sánchez, L										1	0	0	0	0	1	0									
8 Eugenio Velez, S										2	0	0	0	0	1	0									
<b>Inning Stats</b>	R: 0 E: 0 K: 0 S: 7	H: 0 LOB: 0 BB: 0 P: 9	R: 0 E: 0 K: 1 S: 11	H: 0 LOB: 0 BB: 0 P: 16	R: 0 E: 0 K: 1 S: 6	H: 0 LOB: 0 BB: 0 P: 11	R: 1 E: 0 K: 1 S: 11	H: 2 LOB: 0 BB: 0 P: 14	R: 0 E: 0 K: 2 S: 10	H: 1 LOB: 1 BB: 0 P: 14	R: 0 E: 0 K: 1 S: 5	H: 1 LOB: 0 BB: 0 P: 10	R: 1 E: 0 K: 2 S: 14	H: 1 LOB: 0 BB: 0 P: 16	R: 0 E: 0 K: 1 S: 5	H: 0 LOB: 0 BB: 0 P: 6	R: 1 E: 0 K: 2 S: 13	H: 2 LOB: 1 BB: 0 P: 19	1B: 3 2B: 3 3B: 1 HR: 0	SF: 1 SAC: 0 DP: 1 HBP: 0	WP: 1 PB: 0 SB: 0 CS: 2	PA: 32			
<b>PITCHER</b>	IP WLS BF H R ER SO BB IBB HBP BLK WP HR S P ERA WHIP	8.1 W 30 7 3 3 10 0 0 0 0 0 0 77 106 3.24 0.840	0.2 S 2 0 0 0 1 0 0 0 0 1 0 5 9 0.00 0.000																						

San Francisco Giants @ San Diego Padres  
 PETCO Park, San Diego, CA  
 Sat Apr 11 2009, 10:05 PM EDT  
 Att: 35,305 - Partly Cloudy - 63 F

AB	31
R	3
H	7
RBI	2
BB	0
SO	11
LOB	8



Batter	1	2	3	4	5	6	7	8	9	AB	R	H	RBI	BB	SO	LOB	BOTTOM							
12 Scott Hairston, R OBP: 0.375, SLG: 0.600	K					22 BB 23 BB 1B			FC6-4	3	1	1	0	1	1	1								
22 David Eckstein, R OBP: 0.292, SLG: 0.300	K					23 BB 2B			F7	3	1	0	0	1	2	1								
24 Brian Giles, L OBP: 0.320, SLG: 0.238	G5-3					23 BB 2B			L8	3	0	0	0	1	0	3								
23 Adrián González, L OBP: 0.417, SLG: 0.474						23 BB 2B			L7	4	0	1	3	0	1	1								
5 Kevin Kouzmanoff, R OBP: 0.200, SLG: 0.263	K								F8	3	0	0	0	1	1	1								
7 Chase Headley, S OBP: 0.167, SLG: 0.375	K								G3-1	4	1	1	1	0	2	1								
28 Henry Blanco, R OBP: 0.400, SLG: 1.000									G4-3	4	2	3	2	0	0	0								
1 Everth Cabrera, S OBP: 0.333, SLG: 0.400										3	0	0	0	0	1	1								
44 Jake Peavy, R										2	1	0	0	1	1	1								
21 Heath Bell, R										0	0	0	0	0	0	0								
<b>Inning Stats</b>	R: 0 E: 0 K: 2 S: 11	H: 0 LOB: 0 BB: 0 P: 13	R: 0 E: 0 K: 3 S: 10	H: 0 LOB: 0 BB: 0 P: 13	R: 1 E: 0 K: 1 S: 13	H: 1 LOB: 1 BB: 1 P: 21	R: 0 E: 0 K: 1 S: 8	H: 0 LOB: 1 BB: 2 P: 17	R: 4 E: 0 K: 0 S: 16	H: 3 LOB: 1 BB: 2 P: 32	R: 1 E: 0 K: 2 S: 13	H: 2 LOB: 1 BB: 0 P: 20	R: 0 E: 0 K: 0 S: 5	H: 0 LOB: 0 BB: 0 P: 8	R: 0 E: 0 K: 0 S: 6	H: 0 LOB: 0 BB: 0 P: 9	1B: 2 2B: 1 3B: 0 HR: 3	SF: 0 SAC: 0 DP: 1 HBP: 0	WP: 0 PB: 0 SB: 0 CS: 0	PA: 34				
<b>PITCHER</b>	IP WLS BF H R ER SO BB IBB HBP BLK WP HR S P ERA WHIP	4.2 L 22 4 5 5 7 5 0 0 0 0 0 2 55 9.64 1.929	1.1 6 2 1 1 2 0 0 0 0 0 0 0 1 16 6.75 1.500	1.0 3 0 0 0 0 0 0 0 0 0 0 0 5 8 0.00 0.000	1.0 3 0 0 0 0 0 0 0 0 0 0 0 6 9 0.00 0.000																			

San Francisco Giants @ San Diego Padres  
 PETCO Park, San Diego, CA  
 Sat Apr 11 2009, 10:05 PM EDT  
 Att: 35,305 - Partly Cloudy - 63 F

AB	29
R	6
H	6
RBI	6
BB	5
SO	9
LOB	10














Batter	1	2	3	4	5	6	7	8	9	AB	R	H	RBI	BB	SO	LOB	TOP					
12 Scott Hairston, R OBP: 0.450, SLG: 0.611										3	0	2	1	1	0	1	<b>San Diego Padres @ New York Mets</b> Citi Field, Flushing, NY Wed Apr 15 2009, 7:10 PM EDT Att: 35,581 - Clear - 48 F					
22 David Eckstein, R OBP: 0.324, SLG: 0.375										4	0	0	0	0	0	4						
24 Brian Giles, L OBP: 0.231, SLG: 0.171										4	0	0	0	0	1	2						
23 Adrián González, L OBP: 0.395, SLG: 0.594										3	1	1	1	1	1	1						
7 Chase Headley, S OBP: 0.216, SLG: 0.400										4	0	0	0	0	1	1						
5 Kevin Koussanoff, R OBP: 0.212, SLG: 0.250										4	0	0	0	0	1	1						
4 Nick Hundley, R OBP: 0.391, SLG: 0.450										4	0	1	0	0	1	0						
15 Luis Antonio Rodríguez, B OBP: 0.464, SLG: 0.353										4	1	2	0	0	1	1						
29 Kevin Correia, R ERA: 2.08										1	0	0	0	0	0	1						
57 Luke Gregerson, L ERA: 5.79										0	0	0	0	0	0	0						
45 Edward Mujica, R ERA: 5.79										0	0	0	0	0	0	0						
33 Jody Gerut, L OBP: 0.391, SLG: 0.579										1	0	0	0	0	0	0						
59 Luis Perdomo, R ERA: 3.86										0	0	0	0	0	0	0						
<b>Inning Stats</b>	R: 0 E: 1 K: 1 S: 12	H: 0 LOB: 1 BB: 1 P: 18	R: 0 E: 0 K: 1 S: 8	H: 0 LOB: 0 BB: 0 P: 11	R: 0 E: 0 K: 0 S: 8	H: 1 LOB: 1 BB: 0 P: 10	R: 0 E: 0 K: 1 S: 11	H: 0 LOB: 1 BB: 0 P: 20	R: 1 E: 0 K: 0 S: 10	H: 2 LOB: 1 BB: 0 P: 16	R: 0 E: 0 K: 1 S: 8	H: 0 LOB: 0 BB: 0 P: 15	R: 0 E: 0 K: 0 S: 9	H: 0 LOB: 0 BB: 0 P: 12	R: 0 E: 0 K: 0 S: 7	H: 1 LOB: 1 BB: 0 P: 8	R: 1 E: 0 K: 2 S: 14	H: 2 LOB: 1 BB: 0 P: 21	1B: 5 2B: 0 3B: 0 HR: 1	SF: 0 SAC: 1 DP: 0 HBP: 0	WP: 0 PB: 0 SB: 1 CS: 0	PA: 35
<b>PITCHER</b>	IP WLS BF H R ER SO BB IBB HBP BLK WP HR S P ERA WHIP																					
46 Oliver Pérez, L ERA: 7.84	6.0 W 23 3 1 1 4 2 0 0 0 0 0 0 0 0 0 0 1.50 0.833																					
39 Bobby Parnell, R ERA: 2.08	1.0 H 3 0 0 0 0 0 0 0 0 0 0 0 0 0 0 0 0.00 0.000																					
22 J.J. Putz, R ERA: 1.8	1.0 4 1 0 0 0 0 0 0 0 0 0 0 0 0 0 0 0.00 1.000																					
50 Sean Green, R ERA: 3.86	1.0 5 2 1 1 2 0 0 0 0 0 0 0 1 14 21 9.00 2.000																					

Batter	1	2	3	4	5	6	7	8	9	AB	R	H	RBI	BB	SO	LOB	BOTTOM			
7 José Reyes, S OBP: 0.368, SLG: 0.375										3	1	1	0	1	0	0	<b>San Diego Padres @ New York Mets</b> Citi Field, Flushing, NY Wed Apr 15 2009, 7:10 PM EDT Att: 35,581 - Clear - 48 F			
28 Daniel Murphy, L OBP: 0.324, SLG: 0.412										3	1	1	1	0	1	1				
22 J.J. Putz, R ERA: 1.8										4	1	1	0	0	2	0				
50 Sean Green, R ERA: 3.86										3	1	2	1	1	0	0				
21 Carlos Delgado, L OBP: 0.444, SLG: 0.633										3	1	2	1	1	0	0				
15 Carlos Beltrán, S OBP: 0.444, SLG: 0.484										2	0	1	1	2	0	0				
10 Gary Sheffield, R OBP: 0.500, SLG: 0.400										2	1	0	0	1	1	4				
18 Jeremy Reed, L OBP: 0.500, SLG: 0.400										1	0	0	0	0	0	1				
23 Brian Schneider, L OBP: 0.250, SLG: 0.190										3	1	0	0	1	0	4				
1 Luis Castillo, S OBP: 0.440, SLG: 0.455										3	1	1	0	0	0	0				
46 Oliver Pérez, L ERA: 4.09										2	0	0	0	0	2	0				
39 Bobby Parnell, R ERA: 2.08										0	0	0	0	0	0	0				
19 Ryan Church, L OBP: 0.484, SLG: 0.630										1	0	0	0	0	1	2				
<b>Inning Stats</b>	R: 0 E: 0 K: 2 S: 14	H: 0 LOB: 0 BB: 0 P: 19	R: 0 E: 0 K: 1 S: 13	H: 1 LOB: 1 BB: 1 P: 19	R: 0 E: 0 K: 1 S: 13	H: 0 LOB: 0 BB: 0 P: 19	R: 2 E: 0 K: 0 S: 13	H: 3 LOB: 1 BB: 1 P: 22	R: 0 E: 0 K: 1 S: 12	H: 1 LOB: 1 BB: 0 P: 19	R: 0 E: 0 K: 1 S: 6	H: 0 LOB: 0 BB: 0 P: 9	R: 4 E: 0 K: 1 S: 13	H: 1 LOB: 0 BB: 3 P: 31	R: 1 E: 0 K: 0 S: 11	H: 1 LOB: 0 BB: 1 P: 17	1B: 6 2B: 0 3B: 0 HR: 1	SF: 1 SAC: 0 DP: 3 HBP: 0	WP: 1 PB: 1 SB: 1 CS: 0	PA: 34
<b>PITCHER</b>	IP WLS BF H R ER SO BB IBB HBP BLK WP HR S P ERA WHIP																			
29 Kevin Correia, R ERA: 4.09	5.0 L 20 5 2 2 2 1 2 0 0 0 0 0 0 0 6 17 18.00 2.000																			
57 Luke Gregerson, R ERA: 5.79	1.0 5 0 2 2 1 2 0 0 0 0 0 0 0 6 17 18.00 2.000																			
45 Edward Mujica, R ERA: 5.79	1.0 5 1 2 0 1 0 1 0 0 0 1 0 0 13 23 0.00 1.000																			
59 Luis Perdomo, R ERA: 9.0	1.0 4 1 1 1 0 1 0 0 0 0 0 0 1 11 17 9.00 2.000																			

AB	32
R	2
H	6
RBI	2
BB	2
SO	6
LOB	12





Batter	1	2	3	4	5	6	7	8	9	AB	R	H	RBI	BB	SO	LOB	TOP										
33 Jody Gerut, L OBP: 0.393, SLG: 0.542										5	1	2	1	0	2	0	<b>San Diego Padres @ New York Mets</b> Citi Field, Flushing, NY Thu Apr 16 2009, 7:10 PM EDT Att: 35,981 - Partly Cloudy - 50 F										
22 David Eckstein, R OBP: 0.317, SLG: 0.361										4	1	1	1	0	1	1											
24 Brian Giles, L OBP: 0.209, SLG: 0.154										4	0	0	0	0	0	3											
23 Adrián González, L OBP: 0.405, SLG: 0.559										2	2	0	0	2	1	1											
7 Chase Headley, S OBP: 0.293, SLG: 0.487										4	0	4	3	0	0	0											
5 Kevin Koussanoff, R OBP: 0.216, SLG: 0.250										4	0	1	1	0	1	3											
28 Henry Blanco, R OBP: 0.357, SLG: 0.750										3	1	0	0	1	1	2											
1 Everth Cabrera, S OBP: 0.273, SLG: 0.300										4	1	1	0	0	2	0											
44 Jake Peavy, R										1	0	0	0	0	0	0											
2 Edgar González, R										1	0	0	0	0	0	0											
43 Clá Meredith, R										0	0	0	0	0	0	0											
46 Edwin Moreno, R										0	0	0	0	0	0	0											
50 Duane Sanchez, R										0	0	0	0	0	0	0											
12 Scott Hairston, R										1	0	0	0	0	1	0											
21 Heath Bell, R										0	0	0	0	0	0	0											
<b>Inning Stats</b>	R: 0 E: 0 K: 0 S: 8	H: 0 LOB: 0 BB: 0 P: 14	R: 0 E: 0 K: 2 S: 10	H: 1 LOB: 0 BB: 0 P: 15	R: 5 E: 0 K: 1 S: 22	H: 5 LOB: 2 BB: 2 P: 43	R: 0 E: 0 K: 1 S: 8	H: 0 LOB: 0 BB: 0 P: 15	R: 1 E: 0 K: 0 S: 11	H: 1 LOB: 1 BB: 1 P: 18	R: 0 E: 0 K: 1 S: 10	H: 0 LOB: 0 BB: 0 P: 13	R: 0 E: 0 K: 1 S: 9	H: 1 LOB: 0 BB: 0 P: 12	R: 0 E: 0 K: 0 S: 5	H: 1 LOB: 0 BB: 0 P: 8	R: 0 E: 0 K: 3 S: 9	H: 0 LOB: 0 BB: 0 P: 13	1B: 8 2B: 1 3B: 0 HR: 0	SF: 0 SAC: 1 DP: 1 HBP: 0	WP: 0 PB: 0 SB: 0 CS: 1	PA: 38					
<b>PITCHER</b>	IP	WLS	BF	H	R	ER	SO	BB	IBB	HBP	BLK	WP	HR	S	P	ERA	WHIP										
33 John Maine, R	5.0	L	24	7	6	6	4	2	1	0	0	0	0	59	105	10.80	1.800										
36 Darren O'Day, R	1.0		3	0	0	0	1	0	0	0	0	0	0	10	13	0.00	0.000										
25 Pedro Feliciano, L	1.0		4	1	0	0	1	0	0	0	0	0	0	9	12	0.00	1.000										
43 Brian Stokes, R	1.0		3	1	0	0	0	0	0	0	0	0	0	5	8	0.00	1.000										
75 Francisco Rodríguez, R	1.0		3	0	0	0	3	0	0	0	0	0	0	9	13	0.00	0.000										

Batter	1	2	3	4	5	6	7	8	9	AB	R	H	RBI	BB	SO	LOB	BOTTOM										
7 José Reyes, S OBP: 0.349, SLG: 0.351										5	1	1	0	0	0	3	<b>San Diego Padres @ New York Mets</b> Citi Field, Flushing, NY Thu Apr 16 2009, 7:10 PM EDT Att: 35,981 - Partly Cloudy - 50 F										
28 Daniel Murphy, L OBP: 0.333, SLG: 0.421										4	1	1	0	1	0	1											
5 David Wright, R OBP: 0.415, SLG: 0.457										4	0	1	0	1	2	4											
21 Carlos Delgado, L OBP: 0.415, SLG: 0.657										5	1	1	3	0	1	2											
15 Carlos Beltrán, S OBP: 0.450, SLG: 0.455										2	0	0	0	2	0	1											
19 Ryan Church, L OBP: 0.486, SLG: 0.613										4	1	2	0	0	1	3											
11 Ramon Castro, R OBP: 0.091, SLG: 0.364										4	1	1	2	0	2	4											
1 Luis Castillo, S OBP: 0.448, SLG: 0.462										4	0	2	0	0	0	0											
33 John Maine, R										2	0	0	0	0	0	2											
36 Darren O'Day, R										0	0	0	0	0	0	0											
18 Jeremy Reed, L										1	0	0	0	0	0	0											
25 Pedro Feliciano, L										0	0	0	0	0	0	0											
43 Brian Stokes, R										0	0	0	0	0	0	0											
10 Gary Sheffield, R										0	0	0	0	0	0	0											
75 Francisco Rodríguez, R										0	0	0	0	0	0	0											
<b>Inning Stats</b>	R: 3 E: 0 K: 1 S: 27	H: 3 LOB: 1 BB: 1 P: 44	R: 0 E: 0 K: 0 S: 8	H: 1 LOB: 1 BB: 0 P: 11	R: 0 E: 0 K: 1 S: 17	H: 0 LOB: 2 BB: 2 P: 27	R: 0 E: 0 K: 1 S: 10	H: 2 LOB: 2 BB: 0 P: 16	R: 0 E: 0 K: 2 S: 10	H: 0 LOB: 1 BB: 1 P: 16	R: 0 E: 0 K: 0 S: 7	H: 0 LOB: 0 BB: 0 P: 11	R: 0 E: 0 K: 0 S: 10	H: 1 LOB: 1 BB: 0 P: 14	R: 2 E: 1 K: 0 S: 12	H: 2 LOB: 0 BB: 1 P: 21	R: 0 E: 0 K: 1 S: 12	H: 0 LOB: 0 BB: 0 P: 18	1B: 6 2B: 1 3B: 0 HR: 2	SF: 0 SAC: 0 DP: 1 HBP: 0	WP: 0 PB: 0 SB: 1 CS: 0	PA: 40					
<b>PITCHER</b>	IP	WLS	BF	H	R	ER	SO	BB	IBB	HBP	BLK	WP	HR	S	P	ERA	WHIP										
44 Jake Peavy, R	5.0	W	25	6	3	3	5	4	0	0	1	0	0	72	114	5.40	2.000										
43 Clá Meredith, R	1.0	H	3	0	0	0	0	0	0	0	0	0	0	7	11	0.00	0.000										
46 Edwin Moreno, R	1.0	H	4	1	0	0	0	0	0	0	0	0	0	10	14	0.00	1.000										
50 Duane Sanchez, R	1.0	H	5	2	2	2	0	1	0	0	0	0	1	12	21	18.00	3.000										
21 Heath Bell, R	1.0	S	3	0	0	0	1	0	0	0	0	0	0	12	18	0.00	0.000										



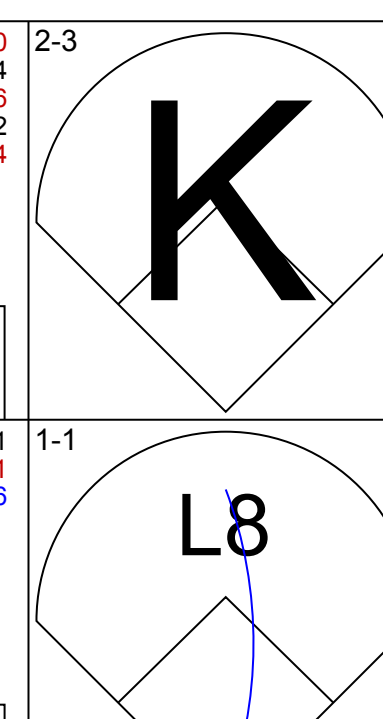
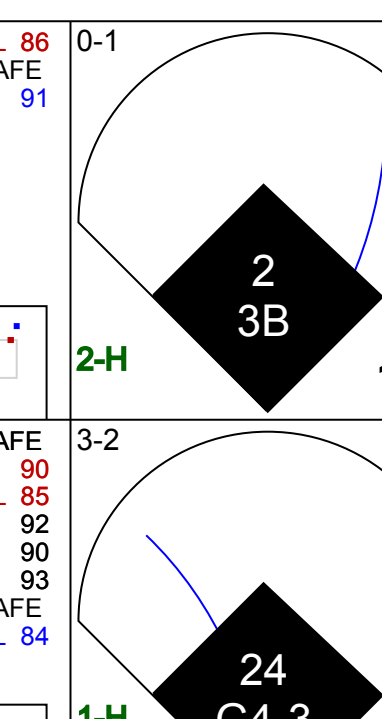
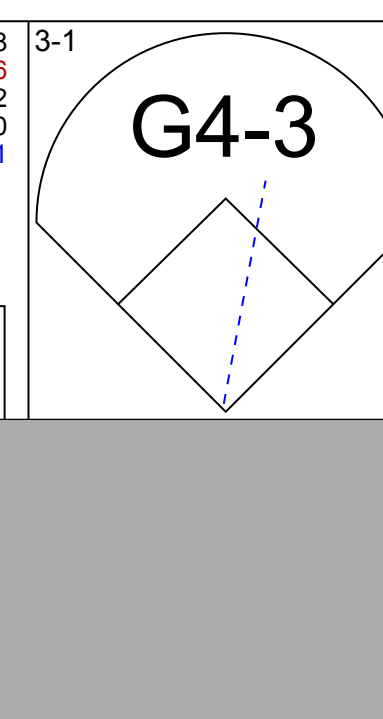

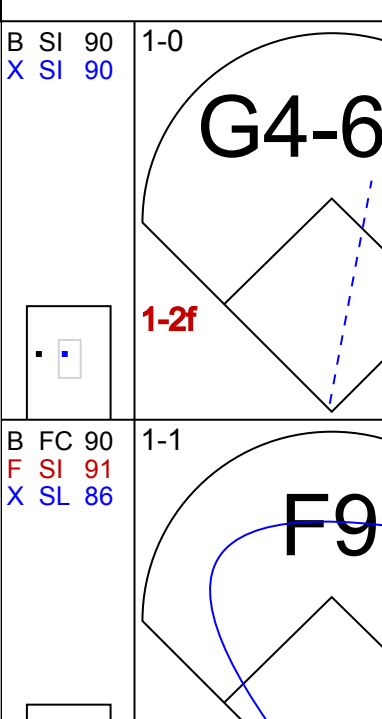
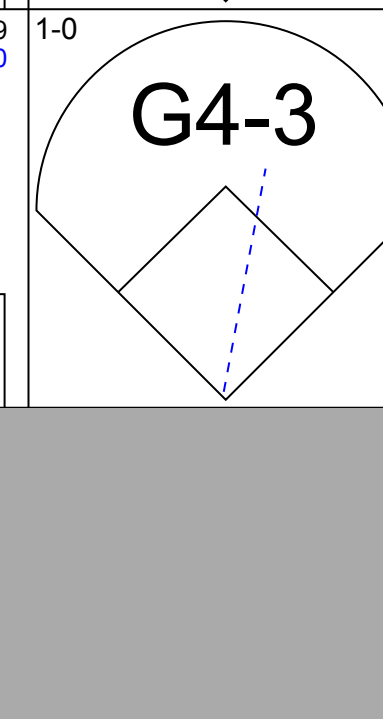
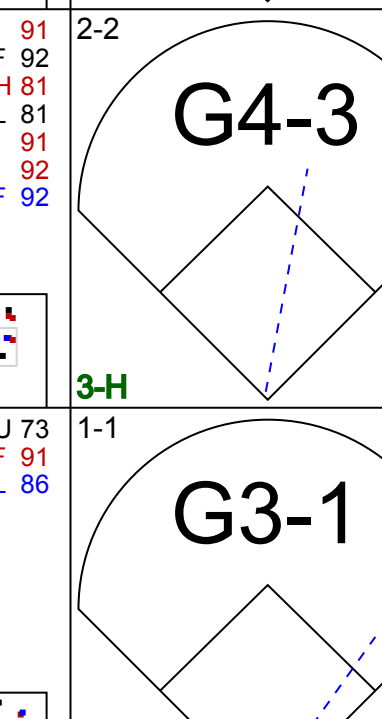
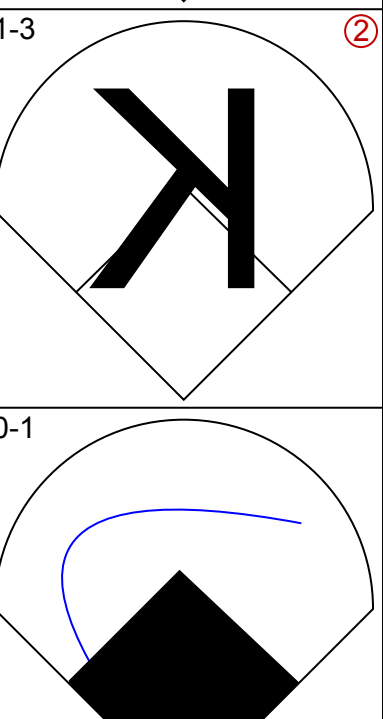
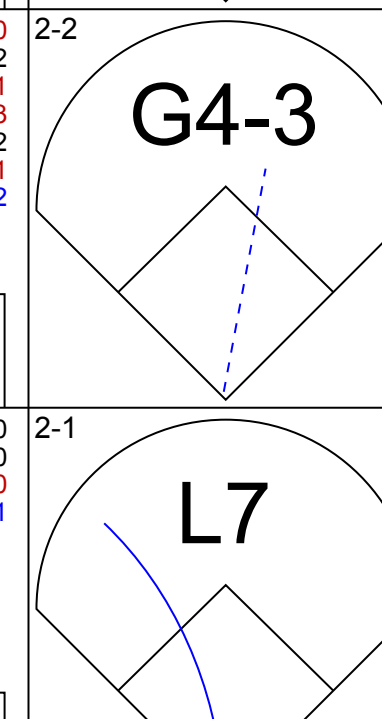



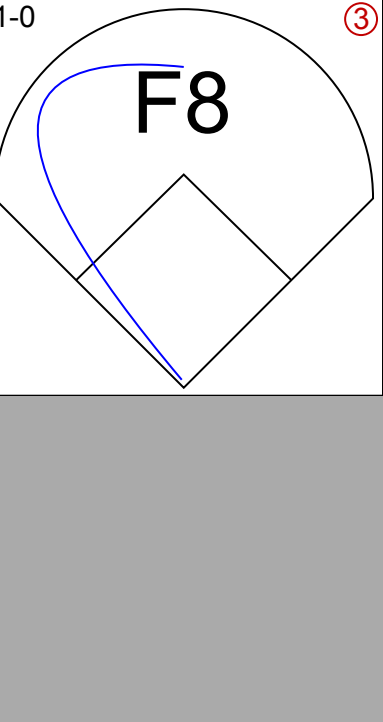


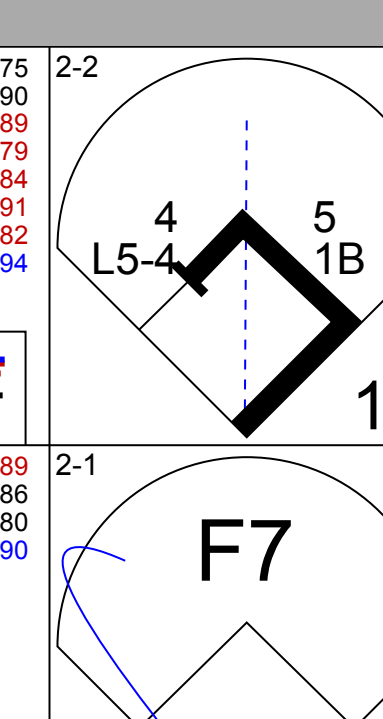
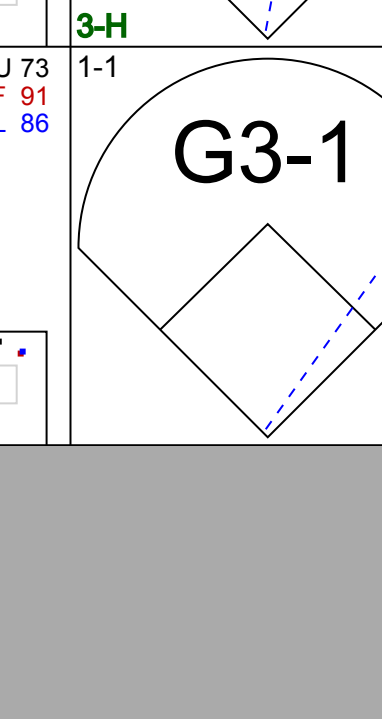
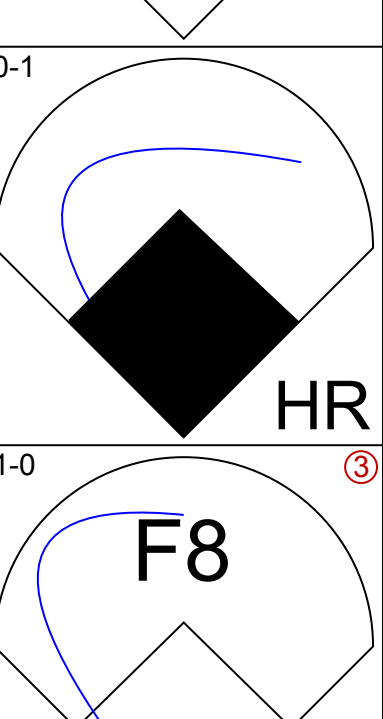
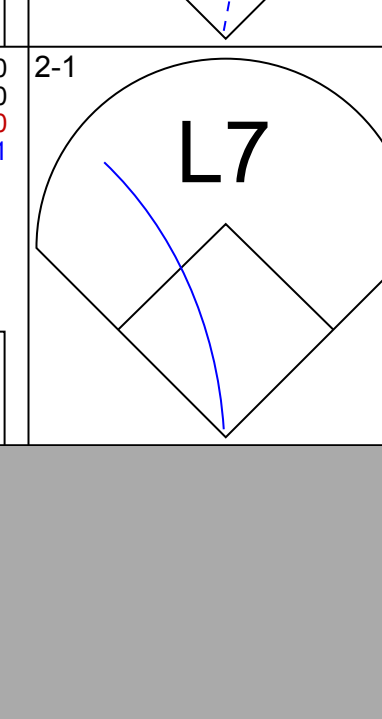
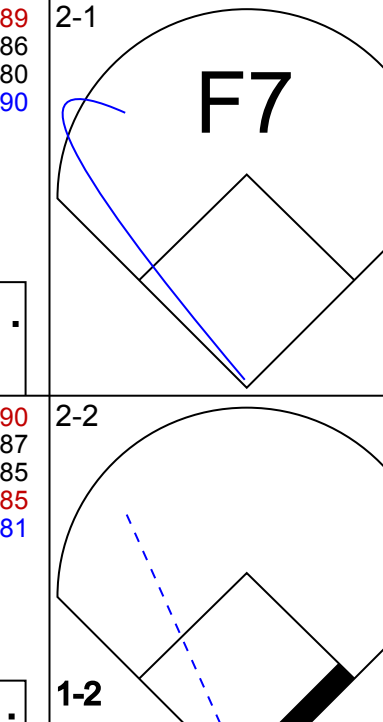
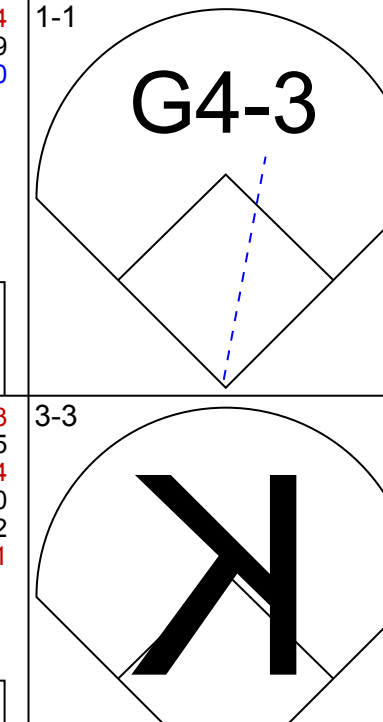
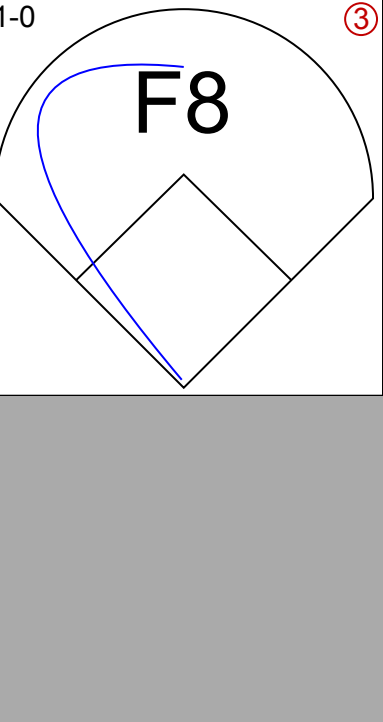
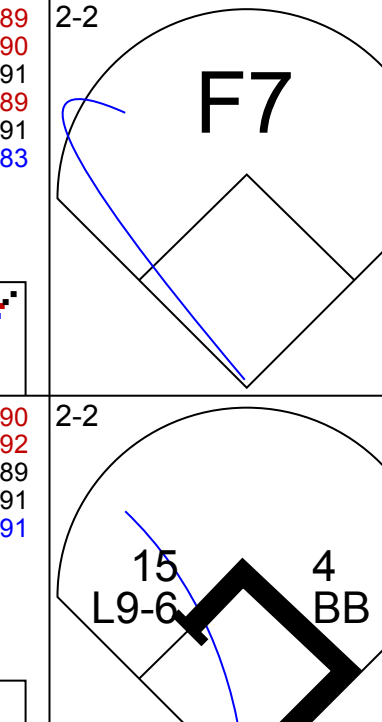
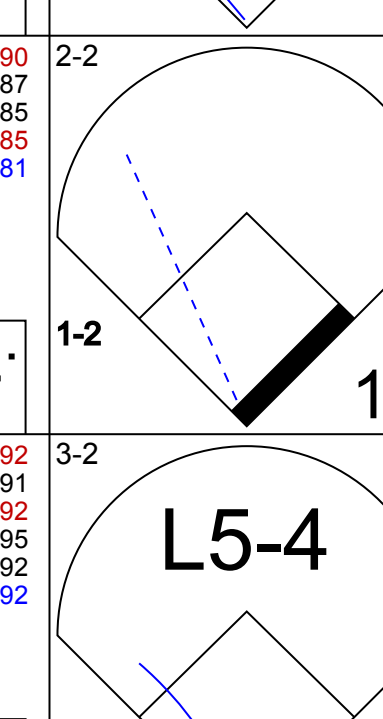
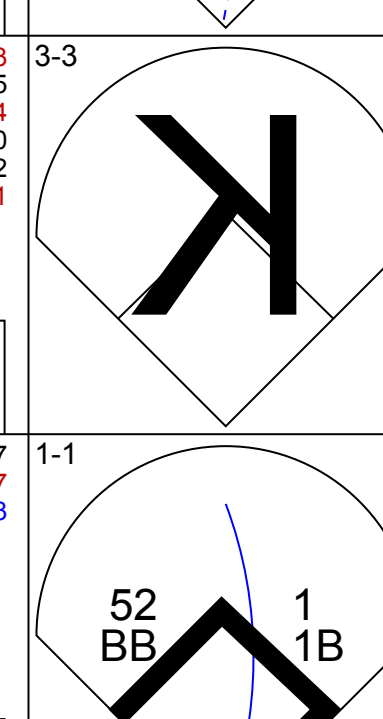
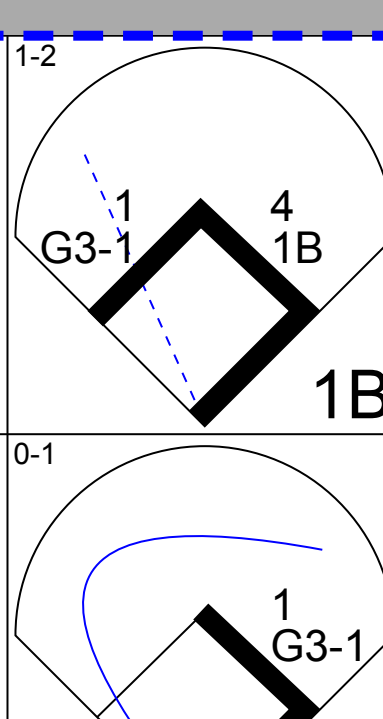
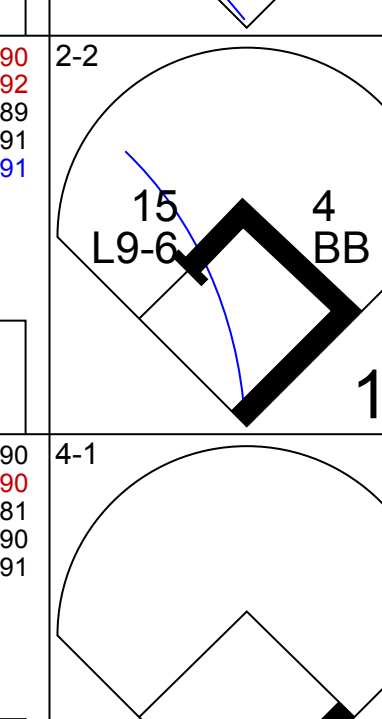


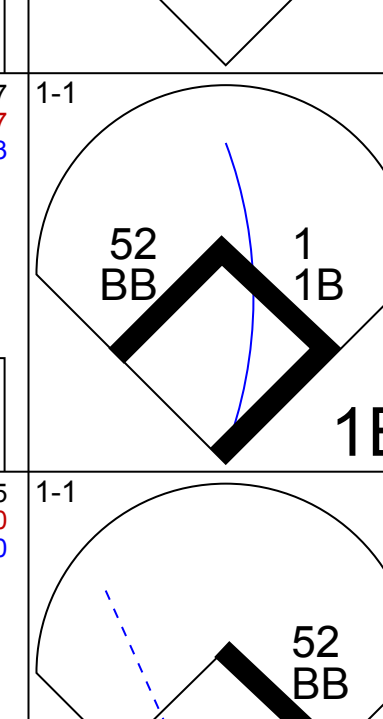
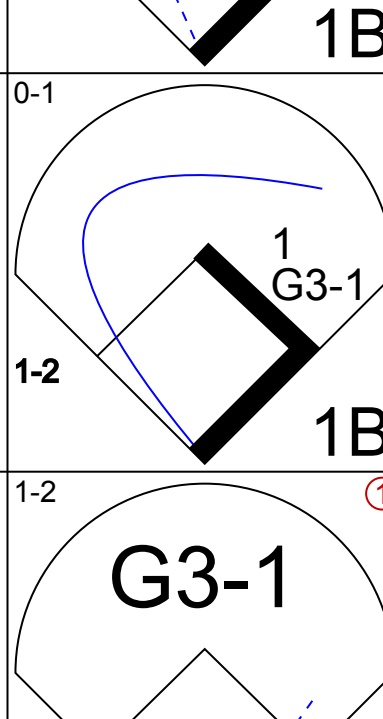
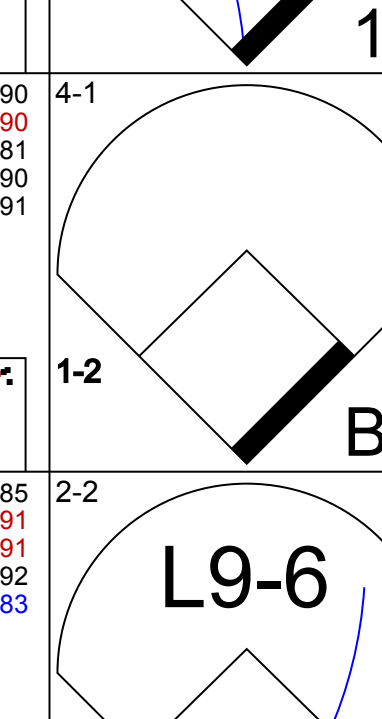

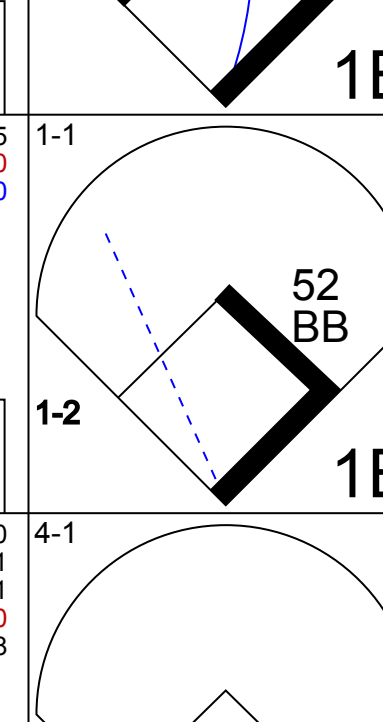
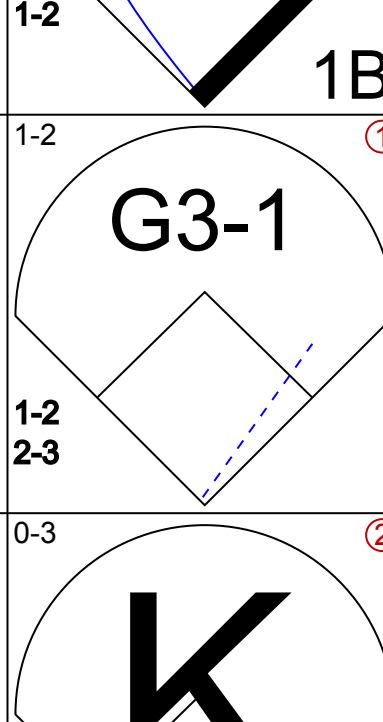
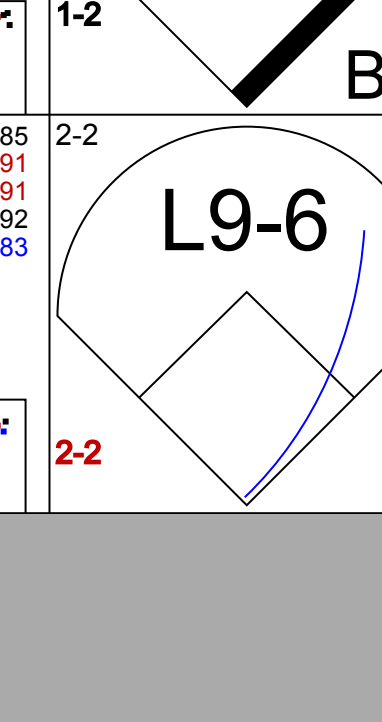
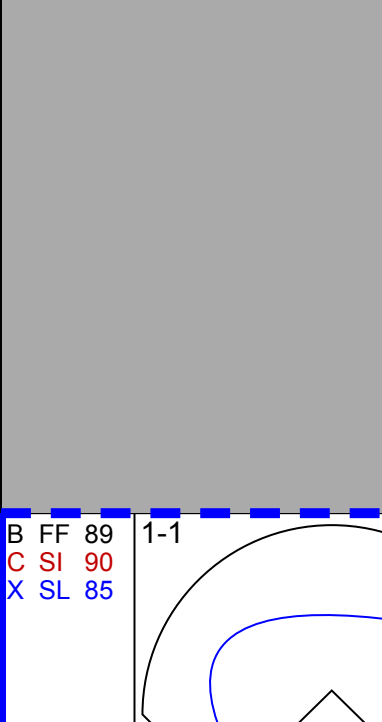
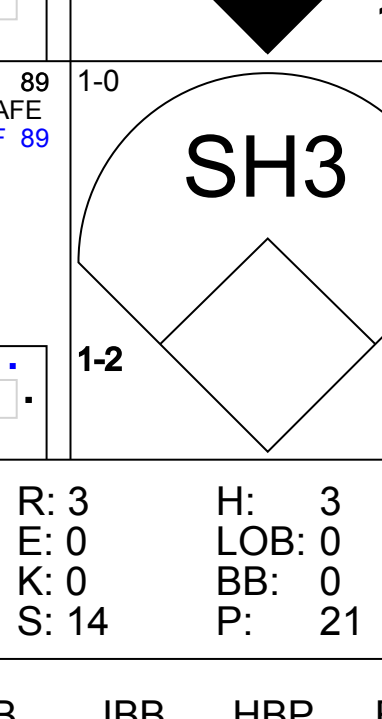
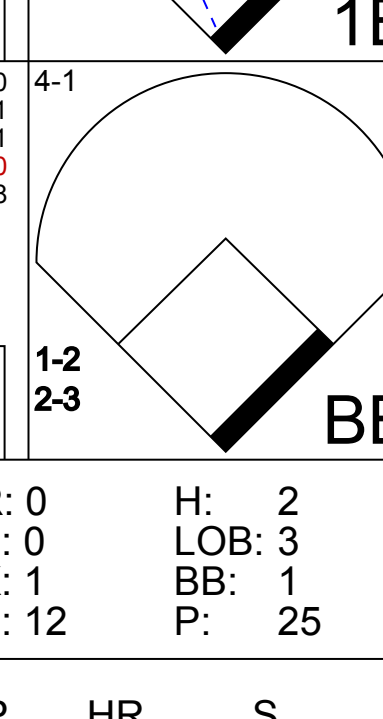
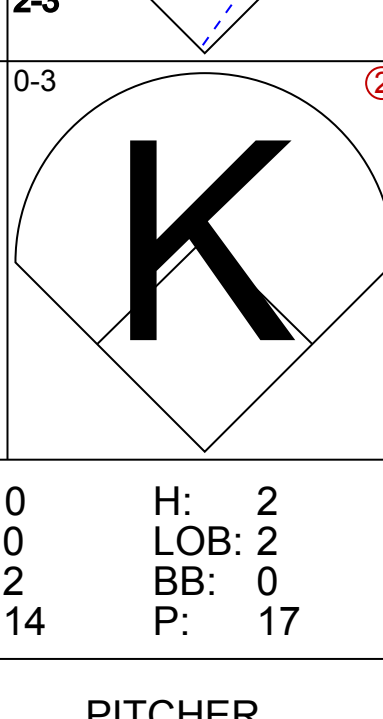
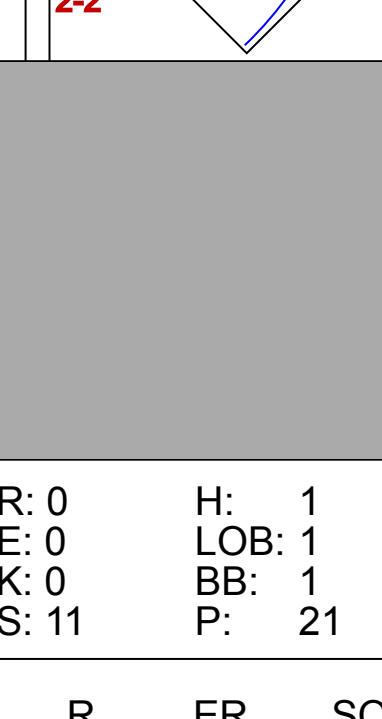
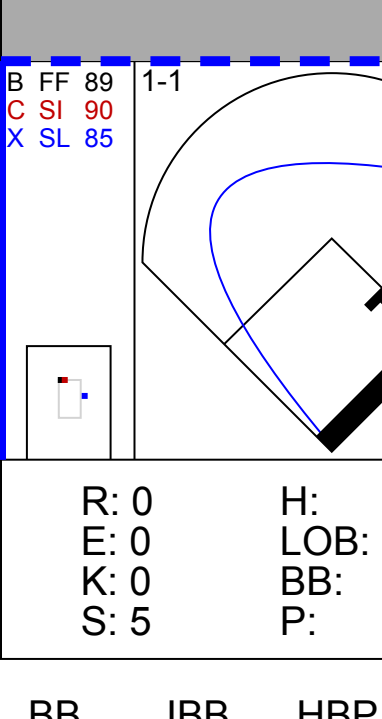


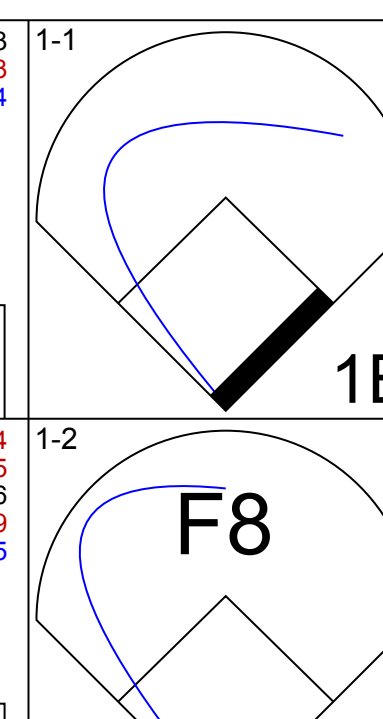
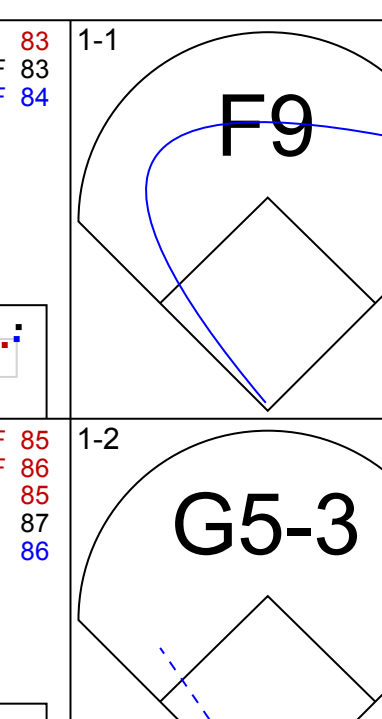
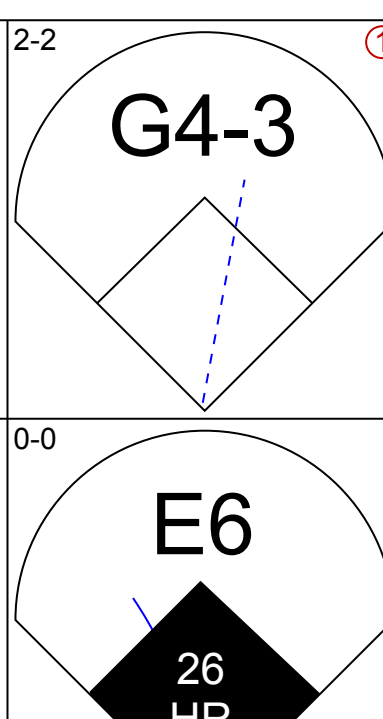
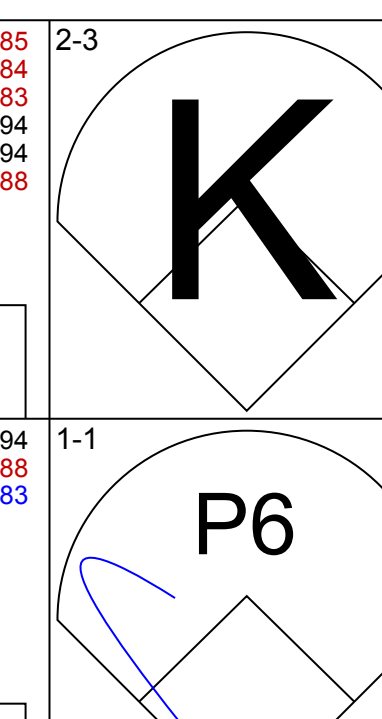
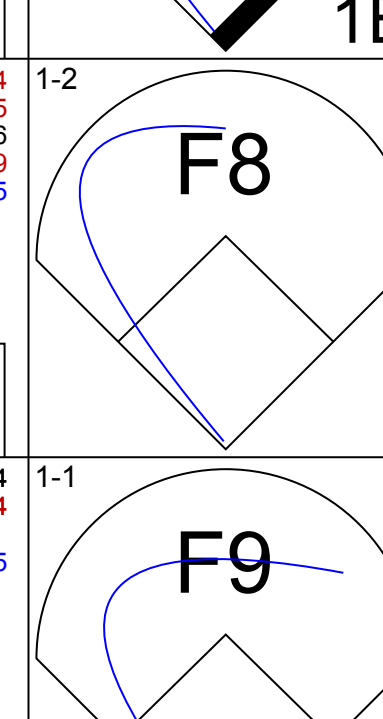
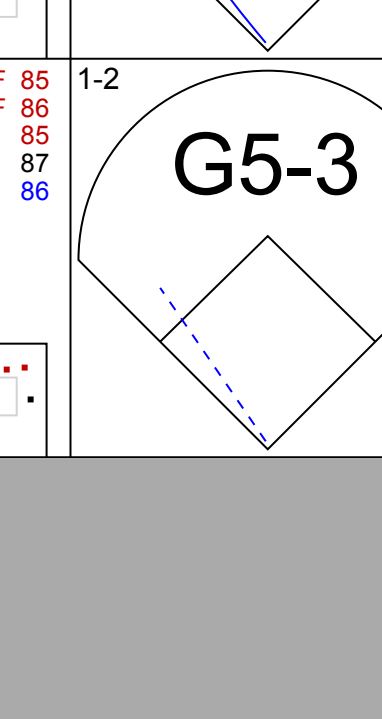
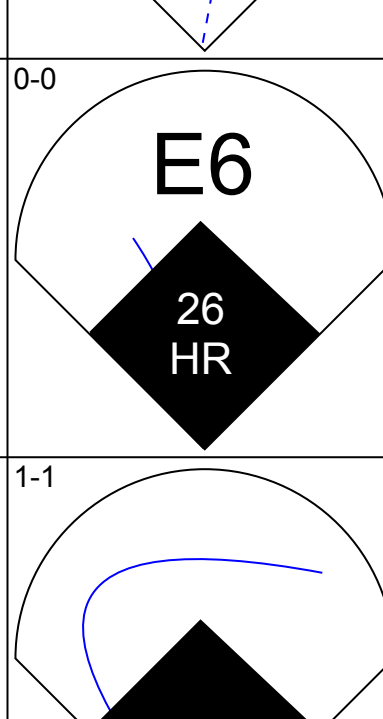
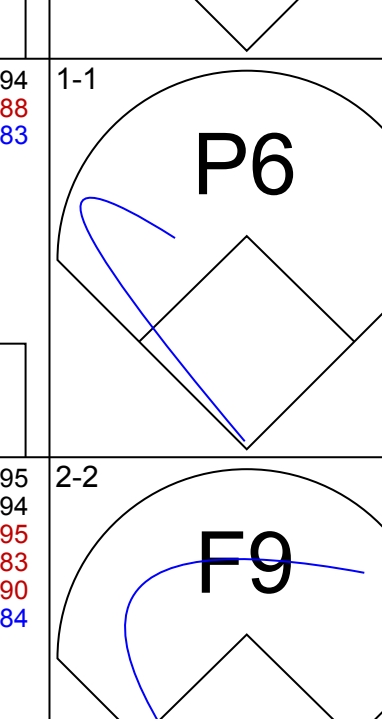
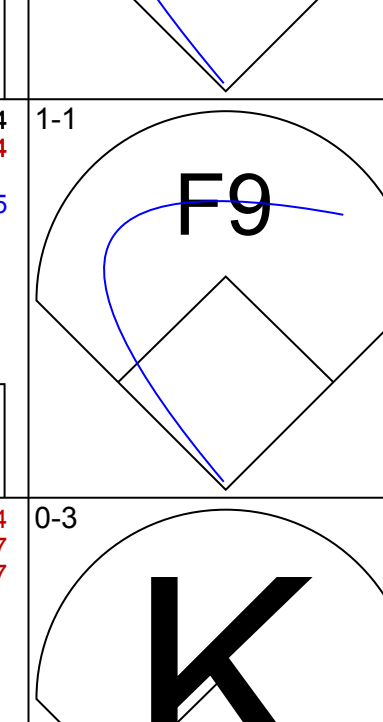
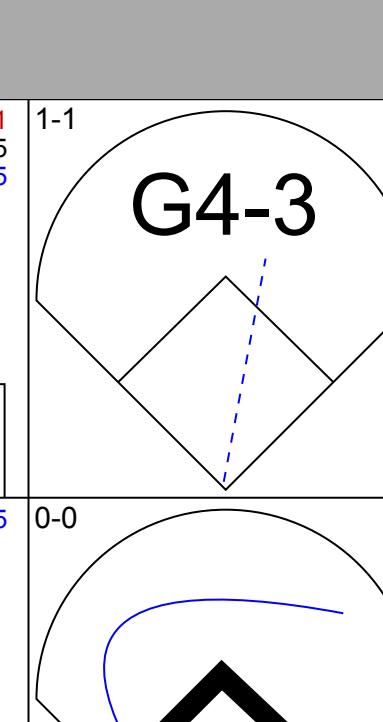
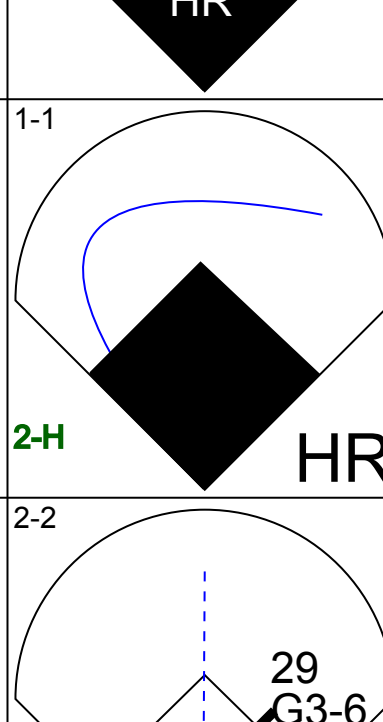
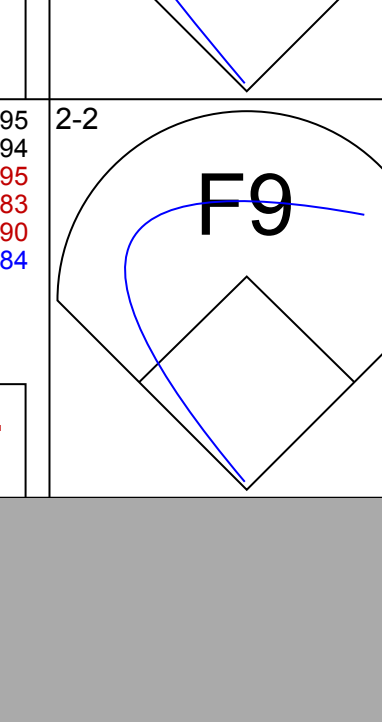
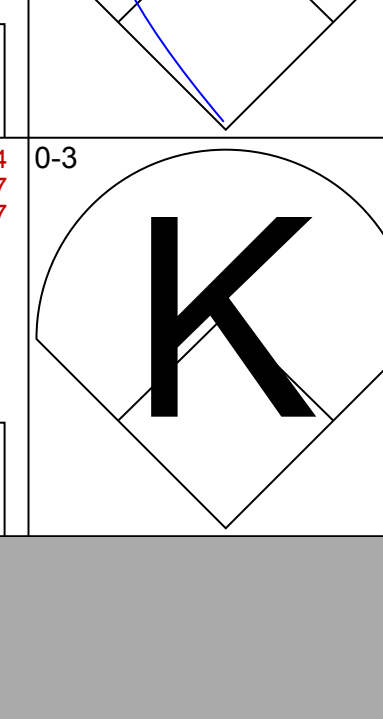
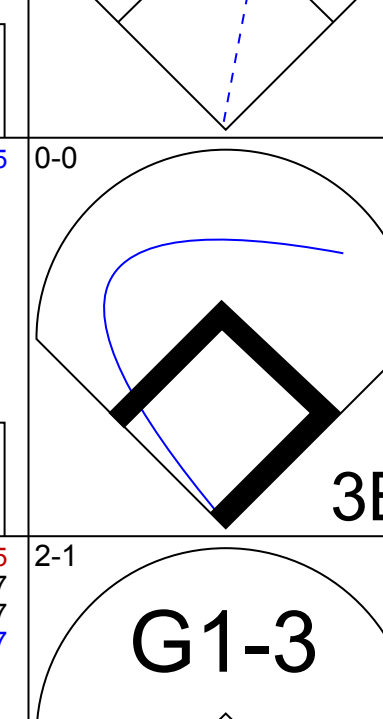
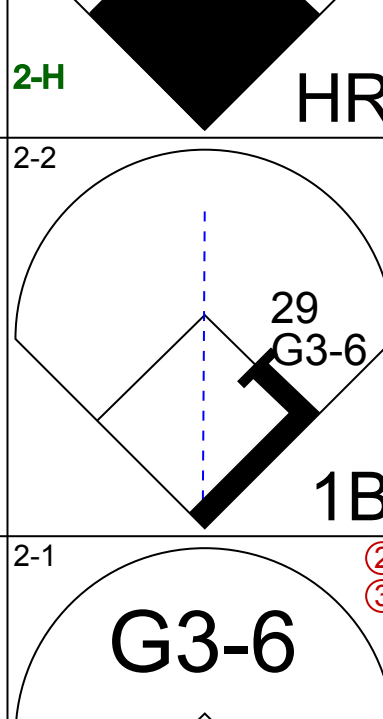

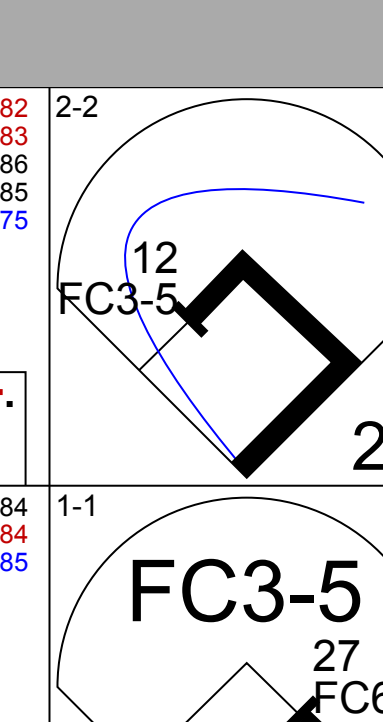

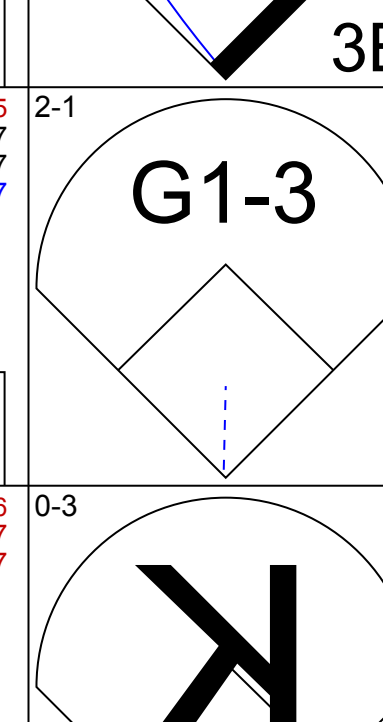
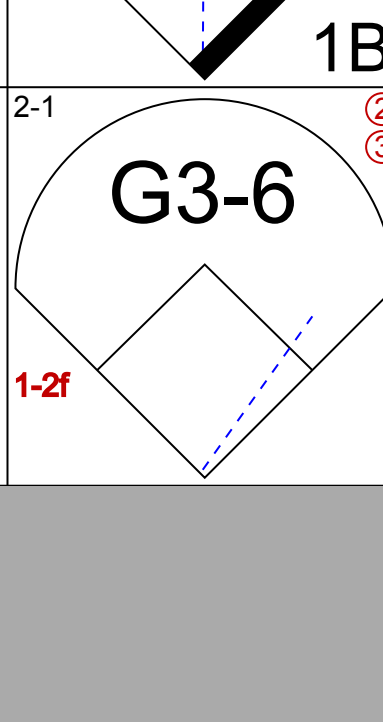

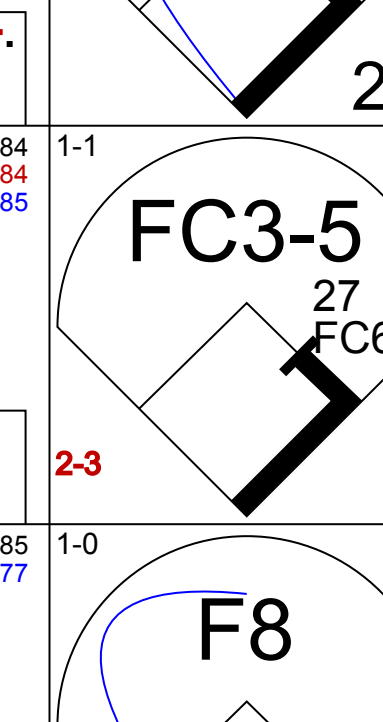
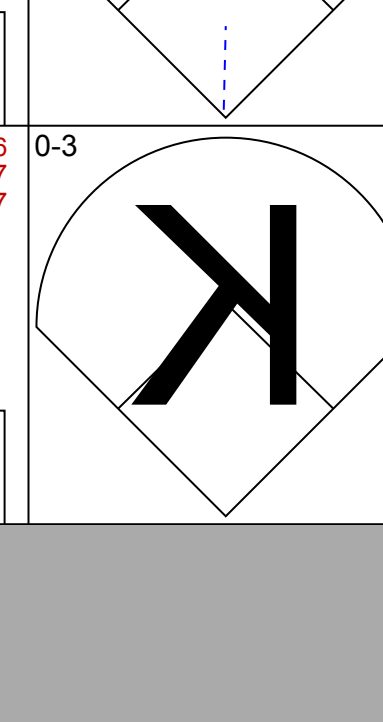
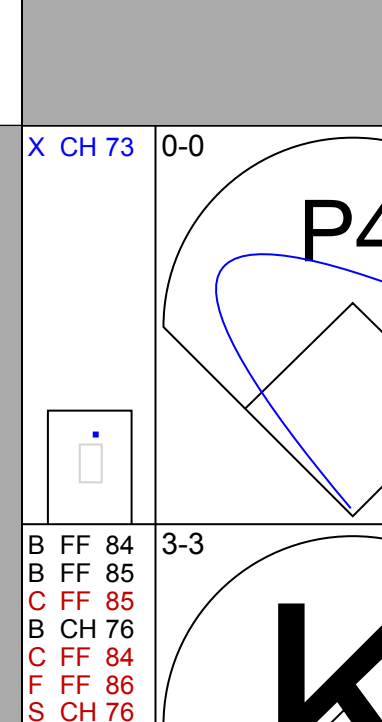
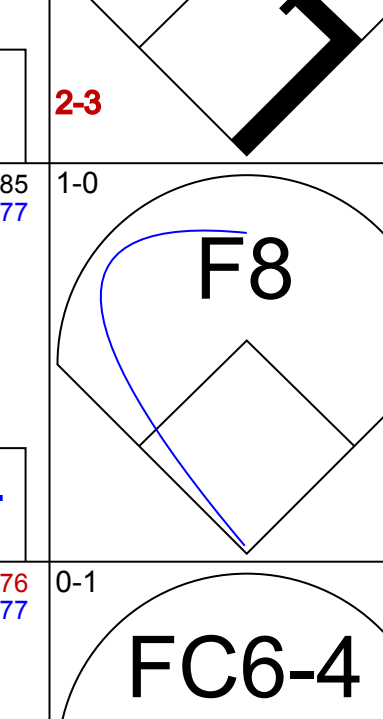
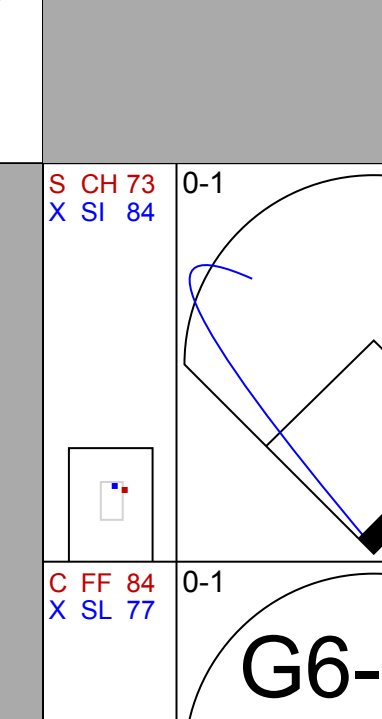
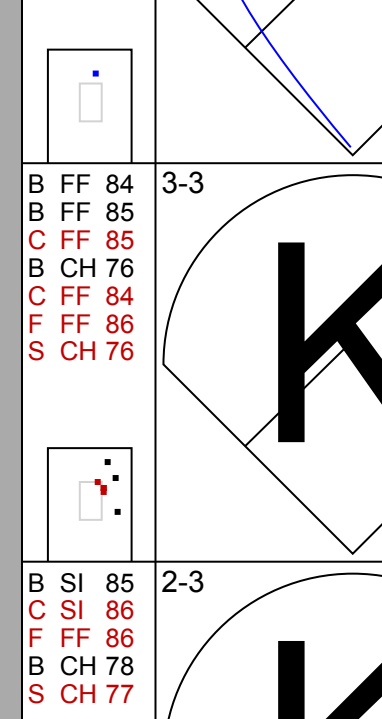

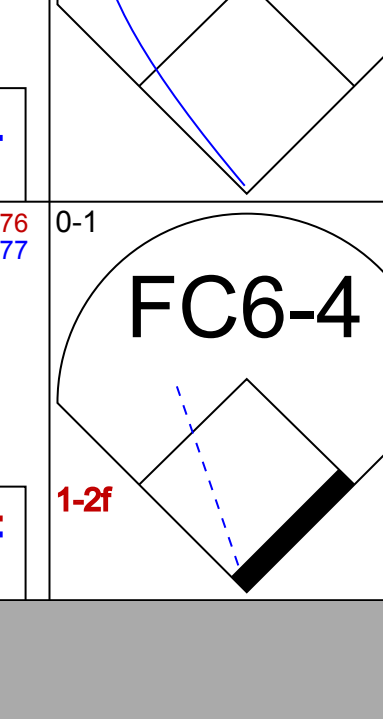
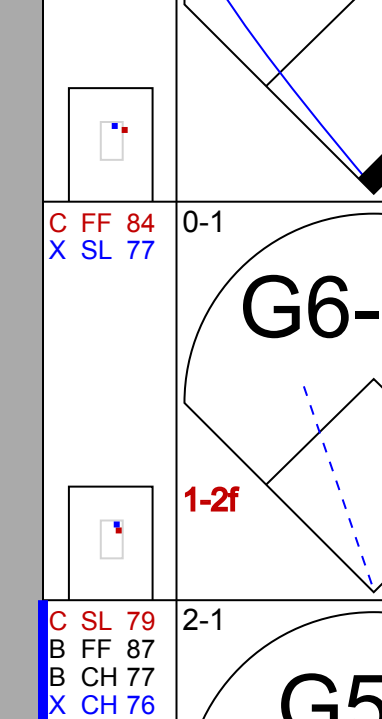
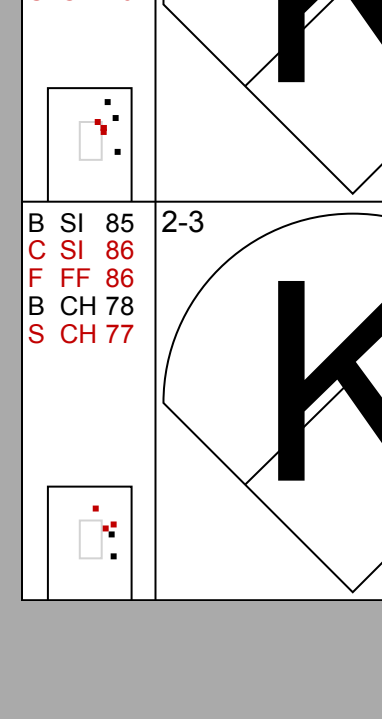

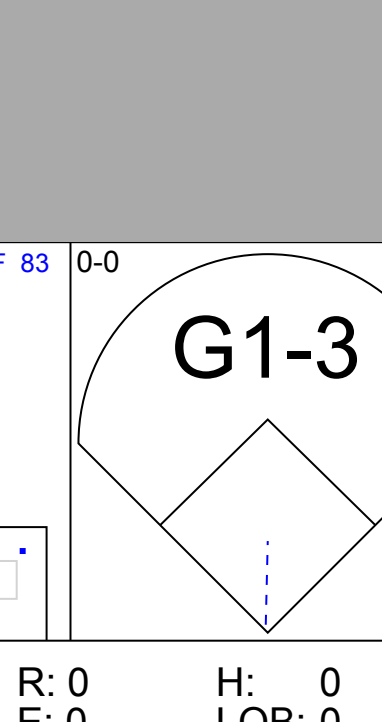
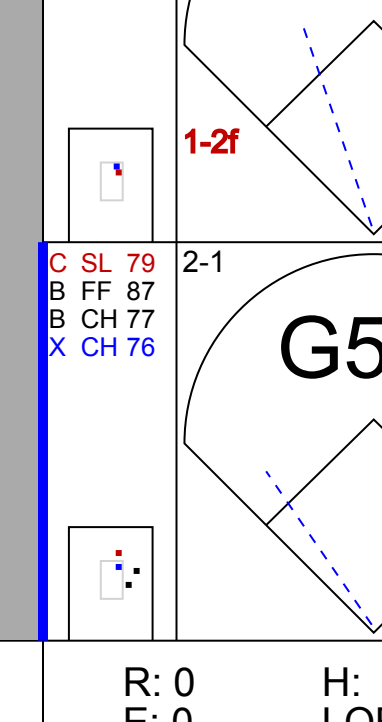
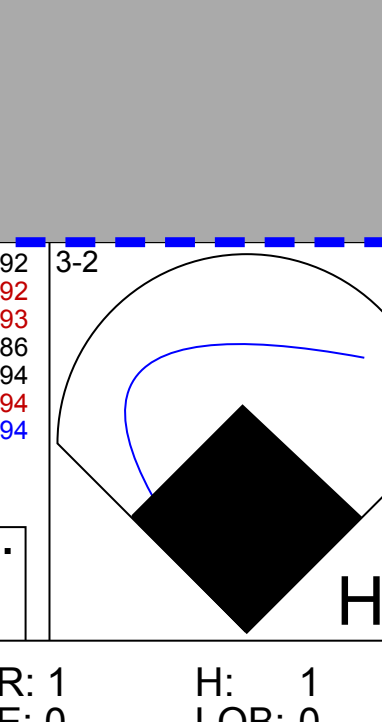




Batter	1	2	3	4	5	6	7	8	9	AB	R	H	RBI	BB	SO	LOB	TOP					
33 Jody Gerut, L (1, 8) OBP: 0.412, SLG: 0.567	G4-3		K 24 G4-6-3 23 1B		P4		FC6-4 1B		G4-3 2B	5	2	2	0	0	1	0	<b>San Diego Padres @ Philadelphia Phillies</b> Citizens Bank Park, Philadelphia, PA Sat Apr 18 2009, 7:05 PM EDT Att: 45,007 - Partly Cloudy - 72 F <a href="http://livebaseballscorecards.com">livebaseballscorecards.com</a>					
22 David Eckstein, R (1, 4) OBP: 0.360, SLG: 0.409	7 BB 23 BB		24 G4-6-3 1B		24 2B		FC6-4 1-2		G4-3 2-3	4	1	2	0	1	0	2						
24 Brian Giles, L (1, 9) OBP: 0.226, SLG: 0.204	F9		G4-6-3		23 BB 2B		K		G3-1	5	0	1	2	0	1	4						
23 Adrián González, L (1, 3) OBP: 0.423, SLG: 0.585	7 BB 1-2		HR		2B		K		7 BB 5 HR BB	2	2	1	2	3	1	0						
7 Chase Headley, S (1, 7) OBP: 0.353, SLG: 0.478	1-2 2-3		K		K		5 BB 4 1B		5 HR BB	2	2	0	0	3	2	1						
5 Kevin Koussamanoff, R (1, 5) OBP: 0.255, SLG: 0.370	P4				15 G4-3 2B		G5-3		4 BB 1B	5	1	3	3	0	0	3						
4 Nick Hundley, R (1, 2) OBP: 0.364, SLG: 0.483		P3			K		K		HR	5	0	1	1	0	3	1						
15 Luis Antonio Rodriguez, B (6) OBP: 0.405, SLG: 0.400		P6			G4-3		G3		K	4	0	0	0	0	1	3						
34 Shawn Hill, R (1, 1) 57 Luke Gregerson, L (6, 1) 2 Edgar Gonzalez, R (7, PH) 46 Edwin Moreno, R (7, 1) 12 Scott Hairston, R (8, PH) 50 Duaner Sanchez, R (8, 1) 43 Cia Meredith, R (8, 1) 21 Heath Bell, R (8, 1)		G5-3			F9		K		K	2	0	0	0	0	0	1						
<b>Inning Stats</b>	R: 0 E: 0 K: 0 S: 10	H: 0 LOB: 3 BB: 3 P: 23	R: 0 E: 0 K: 0 S: 6	H: 0 LOB: 0 BB: 11	R: 2 E: 0 K: 2 S: 14	H: 2 LOB: 0 BB: 0 P: 21	R: 0 E: 0 K: 1 S: 11	H: 1 LOB: 1 BB: 0 P: 17	R: 1 E: 0 K: 1 S: 12	H: 2 LOB: 1 BB: 1 P: 18	R: 0 E: 0 K: 2 S: 9	H: 0 LOB: 0 BB: 0 P: 11	R: 0 E: 0 K: 3 S: 21	H: 1 LOB: 2 BB: 1 P: 30	R: 1 E: 0 K: 3 S: 21	H: 2 LOB: 2 BB: 1 P: 31		1B: 4 2B: 4 3B: 0 HR: 2	SF: 0 SAC: 0 DP: 1 HBP: 0	WP: 1 PA: 43 PB: 0 SB: 0 CS: 0		
<b>PITCHER</b>	IP WLS BF H R ER SO BB IBB HBP BLK WP HR S P ERA WHIP	IP WLS BF H R ER SO BB IBB HBP BLK WP HR S P ERA WHIP	IP WLS BF H R ER SO BB IBB HBP BLK WP HR S P ERA WHIP	IP WLS BF H R ER SO BB IBB HBP BLK WP HR S P ERA WHIP	IP WLS BF H R ER SO BB IBB HBP BLK WP HR S P ERA WHIP	IP WLS BF H R ER SO BB IBB HBP BLK WP HR S P ERA WHIP	IP WLS BF H R ER SO BB IBB HBP BLK WP HR S P ERA WHIP	IP WLS BF H R ER SO BB IBB HBP BLK WP HR S P ERA WHIP	IP WLS BF H R ER SO BB IBB HBP BLK WP HR S P ERA WHIP	IP WLS BF H R ER SO BB IBB HBP BLK WP HR S P ERA WHIP	IP WLS BF H R ER SO BB IBB HBP BLK WP HR S P ERA WHIP	IP WLS BF H R ER SO BB IBB HBP BLK WP HR S P ERA WHIP	IP WLS BF H R ER SO BB IBB HBP BLK WP HR S P ERA WHIP	IP WLS BF H R ER SO BB IBB HBP BLK WP HR S P ERA WHIP	IP WLS BF H R ER SO BB IBB HBP BLK WP HR S P ERA WHIP	IP WLS BF H R ER SO BB IBB HBP BLK WP HR S P ERA WHIP	IP WLS BF H R ER SO BB IBB HBP BLK WP HR S P ERA WHIP					
39 Brett Myers, R (1, 1) ERA: 5.03	6.2	29	6	3	3	6	4	0	0	0	0	0	0	0	0	0	1	1	66	108	4.05	1.500
47 Scott Eyre, L (7, 1) ERA:	0.1	1	0	0	0	1	0	0	0	0	0	0	0	0	0	0	0	0	3	6	0.00	0.000
46 Ryan Madson, R (8, 1) ERA: 6.0	1.0	6	2	1	1	3	1	0	0	0	0	0	0	0	0	0	0	0	21	30	9.00	3.000
54 Brad Lidge, R (9, 1) ERA: 9.45	0.2	L 6	2	4	4	0	2	0	0	0	0	1	11	26	54.00	6.000						
37 Chad Durbin, R (9, 1) ERA: 9.0	0.1	1	0	0	0	1	0	0	0	0	0	0	3	5	0.00	0.000						
<b>Batter</b>	<b>1</b>	<b>2</b>	<b>3</b>	<b>4</b>	<b>5</b>	<b>6</b>	<b>7</b>	<b>8</b>	<b>9</b>	<b>AB</b>	<b>R</b>	<b>H</b>	<b>RBI</b>	<b>BB</b>	<b>SO</b>	<b>LOB</b>	<b>BOTTOM</b>					
11 Jimmy Rollins, S (1, 6) OBP: 0.167, SLG: 0.178	G6-3		8 BB 2B		F8		K		P6	5	0	1	0	0	1	2	<b>San Diego Padres @ Philadelphia Phillies</b> Citizens Bank Park, Philadelphia, PA Sat Apr 18 2009, 7:05 PM EDT Att: 45,007 - Partly Cloudy - 72 F <a href="http://livebaseballscorecards.com">livebaseballscorecards.com</a>					
8 Shane Victorino, S (1, 8) OBP: 0.292, SLG: 0.366	F7		E3 6 BB 2-3		SF8		P5		G4-3	4	0	0	1	0	0	2						
26 Chase Utley, L (1, 4) OBP: 0.477, SLG: 0.649	P4		F9		K		HR			4	1	1	1	0	1	2						
6 Ryan Howard, L (1, 3) OBP: 0.364, SLG: 0.550	F7		HR		HR		G6-3			3	1	1	1	1	0	0						
29 Raul Ibanez, L (1, 7) OBP: 0.432, SLG: 0.800	HR		K		K		28 BB 7 SF9 1B			4	2	2	1	0	2	3						
28 Jayson Werth, R (1, 9) OBP: 0.341, SLG: 0.450	E3 3 FC4-6		G5-3		K		K		1B	4	0	1	0	0	1	0						
7 Pedro Feliz, R (1, 5) OBP: 0.400, SLG: 0.406	L9		K		K		G5-3		SF9	3	0	0	1	0	1	1						
3 Lou Marson, R (1, 2) OBP: 0.500, SLG: 0.667	FC4-6		F9		F9		1B		G5-3	3	0	1	0	0	0	1						
19 Greg Dobbs, L (8, PH) ERA: 3.39			G4-3		11 F8 8 SF8 2B		B1		K	2	1	1	0	0	0	0						
27 Chris Coste, R (9, 2) OBP: 0.300, SLG: 0.333										0	0	0	0	0	0	0						
<b>Inning Stats</b>	R: 0 E: 0 K: 0 S: 5	H: 0 LOB: 0 BB: 0 P: 9	R: 1 E: 1 K: 0 S: 13	H: 1 LOB: 1 BB: 0 P: 21	R: 0 E: 1 K: 1 S: 14	H: 1 LOB: 3 BB: 1 P: 27	R: 0 E: 0 K: 1 S: 11	H: 0 LOB: 0 BB: 0 P: 17	R: 1 E: 0 K: 2 S: 14	H: 1 LOB: 0 BB: 0 P: 18	R: 0 E: 0 K: 2 S: 7	H: 1 LOB: 1 BB: 0 P: 7	R: 2 E: 0 K: 0 S: 12	H: 3 LOB: 1 BB: 0 P: 17	R: 0 E: 0 K: 1 S: 12	H: 0 LOB: 0 BB: 0 P: 20	1B: 3 2B: 2 3B: 0 HR: 3	SF: 2 SAC: 0 DP: 0 HBP: 0	WP: 0 PA: 38 PB: 0 SB: 0 CS: 0			
<b>PITCHER</b>	IP WLS BF H R ER SO BB IBB HBP BLK WP HR S P ERA WHIP	IP WLS BF H R ER SO BB IBB HBP BLK WP HR S P ERA WHIP	IP WLS BF H R ER SO BB IBB HBP BLK WP HR S P ERA WHIP	IP WLS BF H R ER SO BB IBB HBP BLK WP HR S P ERA WHIP	IP WLS BF H R ER SO BB IBB HBP BLK WP HR S P ERA WHIP	IP WLS BF H R ER SO BB IBB HBP BLK WP HR S P ERA WHIP	IP WLS BF H R ER SO BB IBB HBP BLK WP HR S P ERA WHIP	IP WLS BF H R ER SO BB IBB HBP BLK WP HR S P ERA WHIP	IP WLS BF H R ER SO BB IBB HBP BLK WP HR S P ERA WHIP	IP WLS BF H R ER SO BB IBB HBP BLK WP HR S P ERA WHIP	IP WLS BF H R ER SO BB IBB HBP BLK WP HR S P ERA WHIP	IP WLS BF H R ER SO BB IBB HBP BLK WP HR S P ERA WHIP	IP WLS BF H R ER SO BB IBB HBP BLK WP HR S P ERA WHIP	IP WLS BF H R ER SO BB IBB HBP BLK WP HR S P ERA WHIP	IP WLS BF H R ER SO BB IBB HBP BLK WP HR S P ERA WHIP	IP WLS BF H R ER SO BB IBB HBP BLK WP HR S P ERA WHIP						
34 Shawn Hill, R (1, 1) ERA: 3.6	5.0	21	3	2	2	3	1	0	0	0	0	0	0	0	0	0	1	14	18	9.00	1.000	
57 Luke Gregerson, R (6, 1) ERA: 3.39	1.0	B 4	1	1	1	2	0	0	0	0	0	0	0	0	0	0	0	7	7	0.00	1.000	
46 Edwin Moreno, R (7, 1) ERA:	1.0	4	1	0	0	1	0	0	0	0	0	0	0	0	0	0	0	1	7	8	54.00	6.000
50 Duaner Sanchez, R (8, 1) ERA: 6.75	0.1	B 3	2	2	2	0	0	0	0	0	0	0	0	0	0	0	0	1	7	8	54.00	6.000
43 Cia Meredith, R (8, 1) ERA:	0.2	W 3	1	0	0	0	0	0	0	0	0	0	0	0	0	0	0	5	9	0.00	1.500	



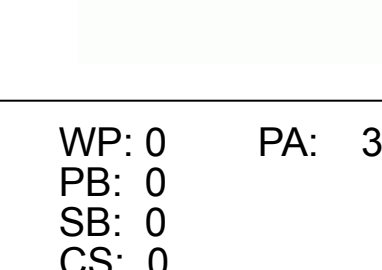
Batter	1	2	3	4	5	6	7	8	9	AB	R	H	RBI	BB	SO	LOB	TOP					
33 Jody Gerut, L (1,8) OBP: 0.385, SLG: 0.514										5	1	1	1	1	0	2	6	<b>San Diego Padres @ Philadelphia Phillies</b> Citizens Bank Park, Philadelphia, PA Sun Apr 19 2009, 1:35 PM EDT Att: 45,266 - Sunny - 66 F				
2 Edgar Gonzalez, R (1,4) OBP: 0.176, SLG: 0.375 46 Edwin Moreno, R (9,1)										5	1	1	1	0	0	0	0					
24 Brian Giles, L (1,9) OBP: 0.211, SLG: 0.189										4	0	0	1	0	1	0	0					
23 Adrián González, L (1,3) OBP: 0.429, SLG: 0.644										4	1	2	1	0	0	0	0					
7 Chase Headley, S (1,7) OBP: 0.327, SLG: 0.440										4	0	0	0	0	0	0	1					
5 Kevin Kouzmanoff, R (1,5) OBP: 0.294, SLG: 0.400										4	0	3	0	0	1	0	0					
4 Nick Hundley, R (1,2) OBP: 0.405, SLG: 0.500										3	0	2	0	1	0	2	0					
1 Everth Cabrera, S (1,6) 15 Luis Antonio Rodriguez, R (9,6) OBP: 0.395, SLG: 0.385										3	1	2	0	0	0	2	2					
52 Josh Geer, R (1,1) 45 Edward Mujica, R (8,1) 22 David Eckstein, R (9,PH) OBP: 0.373, SLG: 0.422										1	0	0	0	1	1	2	0					
<b>Inning Stats</b>	R: 0 E: 0 K: 1 S: 6	H: 0 LOB: 0 BB: 0 P: 10	R: 0 E: 0 K: 0 S: 14	H: 2 LOB: 1 BB: 0 P: 23	R: 3 E: 0 K: 0 S: 14	H: 3 LOB: 0 BB: 0 P: 21	R: 0 E: 0 K: 1 S: 12	H: 2 LOB: 3 BB: 1 P: 25	R: 1 E: 0 K: 1 S: 7	H: 1 LOB: 0 BB: 0 P: 9	R: 0 E: 0 K: 2 S: 14	H: 2 LOB: 2 BB: 0 P: 17	R: 0 E: 0 K: 0 S: 8	H: 0 LOB: 0 BB: 0 P: 12	R: 0 E: 0 K: 0 S: 11	H: 1 LOB: 1 BB: 1 P: 21	R: 0 E: 0 K: 0 S: 5		H: 1 LOB: 0 BB: 0 P: 8	1B: 10 2B: 2 3B: 1 HR: 1	SF: 0 SAC: 1 DP: 3 HBP: 0	WP: 0 PB: 0 SB: 0 CS: 0
<b>PITCHER</b>	IP	WLS	BF	H	R	ER	SO	BB	IBB	HBP	BLK	WP	HR	S	P	ERA	WHIP					
61 Chan Ho Park, R (1,1) ERA: 8.68	5.0		23	8	4	4	3	1	0	0	0	0	1	53	88	7.20	1.800					
43 J.A. Happ, L (6,1) ERA: 2.35	3.0		12	3	0	0	2	1	0	0	0	0	0	33	50	0.00	1.333					
55 Clay Condrey, R (9,1) ERA: 3.38	1.0	W	3	1	0	0	0	0	0	0	0	0	0	5	8	0.00	1.000					

Batter	1	2	3	4	5	6	7	8	9	AB	R	H	RBI	BB	SO	LOB	BOTTOM					
8 Shane Victorino, S (1,8) OBP: 0.288, SLG: 0.356										4	0	1	0	0	1	0	0	<b>San Diego Padres @ Philadelphia Phillies</b> Citizens Bank Park, Philadelphia, PA Sun Apr 19 2009, 1:35 PM EDT Att: 45,266 - Sunny - 66 F				
4 Eric Bruntlett, R (1,6) OBP: 0.182, SLG: 0.400 19 Greg Dobbs, L (8,PH) OBP: 0.125, SLG: 0.125 55 Clay Condrey, R (9,1)										3	1	0	0	0	0	1	0					
26 Chase Utley, L (1,4) OBP: 0.458, SLG: 0.683										4	1	1	2	0	0	1	0					
6 Ryan Howard, L (1,3) OBP: 0.396, SLG: 0.614										4	1	3	0	0	1	1	0					
29 Raul Ibanez, L (1,7) OBP: 0.438, SLG: 0.864										4	1	2	2	0	0	2	0					
12 Matt Stairs, L (1,9) OBP: 0.222, SLG: 0.500										3	0	0	0	0	1	2	0					
7 Pedro Feliz, R (1,5) OBP: 0.395, SLG: 0.400										3	0	1	0	0	1	1	0					
27 Chris Coste, R (1,2) OBP: 0.261, SLG: 0.286										3	0	0	0	0	1	2	0					
61 Chan Ho Park, R (1,1) 9 Miguel Cairo, R (5,PH) 43 J.A. Happ, L (6,1) 11 Jimmy Rollins, S (8,PH) OBP: 0.184, SLG: 0.261										1	0	0	0	0	0	0	0					
<b>Inning Stats</b>	R: 0 E: 0 K: 1 S: 11	H: 1 LOB: 1 BB: 0 P: 14	R: 0 E: 0 K: 0 S: 8	H: 1 LOB: 1 BB: 0 P: 12	R: 0 E: 0 K: 0 S: 7	H: 0 LOB: 0 BB: 0 P: 9	R: 0 E: 0 K: 1 S: 8	H: 1 LOB: 1 BB: 0 P: 11	R: 0 E: 0 K: 0 S: 6	H: 1 LOB: 0 BB: 0 P: 8	R: 2 E: 1 K: 0 S: 12	H: 2 LOB: 0 BB: 0 P: 19	R: 0 E: 0 K: 2 S: 8	H: 0 LOB: 0 BB: 0 P: 13	R: 1 E: 0 K: 1 S: 14	H: 1 LOB: 0 BB: 0 P: 22	R: 2 E: 0 K: 0 S: 3		H: 2 LOB: 0 BB: 0 P: 8	1B: 4 2B: 1 3B: 1 HR: 3	SF: 0 SAC: 0 DP: 2 HBP: 0	WP: 0 PB: 0 SB: 0 CS: 0
<b>PITCHER</b>	IP	WLS	BF	H	R	ER	SO	BB	IBB	HBP	BLK	WP	HR	S	P	ERA	WHIP					
52 Josh Geer, R (1,1) ERA: 1.29	7.0		26	6	2	1	4	0	0	0	0	0	1	60	86	1.29	0.857					
45 Edward Mujica, R (8,1) ERA: 6.35	1.0	H	4	1	1	1	1	0	0	0	0	0	1	14	22	9.00	1.000					
46 Edwin Moreno, R (9,1) ERA: 2.57	0.0	L	2	2	2	2	0	0	0	0	0	0	1	3	8	∞	∞					



Batter	1	2	3	4	5	6	7	8	9	AB	R	H	RBI	BB	SO	LOB	TOP								
33 Jody Gerut, L (1, 8) OBP: 0.381, SLG: 0.500										3	1	1	0	0	0	0	<b>San Diego Padres @ San Francisco Giants</b> AT&T Park, San Francisco, CA Tue Apr 21 2009, 7:15 PM PDT Att: 39,314 - Clear - 77 F <a href="http://livebaseballscorecards.com">livebaseballscorecards.com</a>								
12 Scott Hairston, R (7, PH) OBP: 0.483, SLG: 0.778										4	0	2	0	0	0	4									
22 David Eckstein, R (1, 4) OBP: 0.382, SLG: 0.429										5	0	2	2	0	0	4									
24 Brian Giles, L (1, 9) OBP: 0.226, SLG: 0.207										5	1	2	0	0	1	3									
23 Adrián González, L (1, 3) OBP: 0.426, SLG: 0.620										4	0	2	0	0	1	2									
7 Chase Headley, S (1, 7)										4	0	2	1	0	0	2									
5 Kevin Kouzmanoff, R (1, 5) OBP: 0.369, SLG: 0.426										4	0	0	0	0	2	4									
28 Henry Blanco, R (1, 2) OBP: 0.278, SLG: 0.563										3	1	1	0	1	1	2									
15 Luis Antonio Rodríguez, B (6) OBP: 0.405, SLG: 0.379										2	0	0	0	0	0	1									
44 Jake Peavy, R (1, 1)										1	0	0	0	0	0	0									
2 Edgar González, R (7, PH) OBP: 0.167, SLG: 0.333										0	0	0	0	0	0	0									
59 Luis Perdomo, R (7, 1)										0	0	0	0	0	0	0									
58 Frankie De La Cruz, R (8, 1)										0	0	0	0	0	0	0									
8 Chris Burke, R (9, PH)										1	0	0	0	0	0	1									
<b>Inning Stats</b>	R: 1 E: 0 K: 1 S: 13	H: 2 LOB: 1 BB: 0 P: 18	R: 0 E: 0 K: 2 S: 11	H: 1 LOB: 1 BB: 0 P: 14	R: 0 E: 0 K: 0 S: 6	H: 1 LOB: 0 BB: 0 P: 9	R: 1 E: 0 K: 1 S: 15	H: 3 LOB: 1 BB: 0 P: 21	R: 0 E: 0 K: 0 S: 13	H: 1 LOB: 1 BB: 0 P: 19	R: 0 E: 0 K: 1 S: 17	H: 2 LOB: 2 BB: 0 P: 19	R: 0 E: 0 K: 0 S: 11	H: 1 LOB: 1 BB: 0 P: 15	R: 1 E: 0 K: 0 S: 16	H: 2 LOB: 2 BB: 1 P: 31	1B: 13 2B: 1 3B: 0 HR: 0	SF: 0 SAC: 1 DP: 1 HBP: 0	WP: 2 PB: 0 CS: 1	PA: 40					
<b>PITCHER</b>	IP: 6.0 WLS: W BF: 25 ERA: 2.37	H: 9 R: 2 ER: 2 SO: 5	BB: 0 IBB: 0 HBP: 0 BLK: 0	WP: 2 HR: 0 S: 75 P: 102	ERA: 3.00 WHIP: 1.500	IP: 0.1 WLS: W BF: 2 ERA: 8.44	H: 1 R: 0 ER: 0 SO: 0	BB: 0 IBB: 0 HBP: 0 BLK: 0	WP: 0 HR: 0 S: 8 P: 20	ERA: 0.00 WHIP: 3.000	IP: 7.1 WLS: W BF: 31 ERA: 4.5	H: 2 R: 1 ER: 0 SO: 0	BB: 0 IBB: 0 HBP: 0 BLK: 0	WP: 0 HR: 0 S: 15 P: 20	ERA: 0.00 WHIP: 0.000	IP: 9.1 WLS: W BF: 38 ERA: 2.25	H: 11 R: 1 ER: 1 SO: 0	BB: 1 IBB: 0 HBP: 0 BLK: 0	WP: 0 HR: 0 S: 22 P: 33	ERA: 13.50 WHIP: 3.000	IP: 9.1 WLS: W BF: 38 ERA: 2.25	H: 11 R: 1 ER: 1 SO: 0	BB: 1 IBB: 0 HBP: 0 BLK: 0	WP: 0 HR: 0 S: 22 P: 33	ERA: 13.50 WHIP: 3.000

Batter	1	2	3	4	5	6	7	8	9	AB	R	H	RBI	BB	SO	LOB	BOTTOM			
14 Fred Lewis, L (1, 7) OBP: 0.519, SLG: 0.512										3	0	1	0	1	0	0	<b>San Diego Padres @ San Francisco Giants</b> AT&T Park, San Francisco, CA Tue Apr 21 2009, 7:15 PM PDT Att: 39,314 - Clear - 77 F <a href="http://livebaseballscorecards.com">livebaseballscorecards.com</a>			
7 Emmanuel Burriss, S (1, 4) OBP: 0.244, SLG: 0.195										4	0	0	0	0	0	3				
2 Randy Winn, S (1, 9) OBP: 0.298, SLG: 0.340										3	0	0	0	1	2	2				
1 Bengie Molina, R (1, 2) OBP: 0.283, SLG: 0.471										4	2	2	0	0	0	2				
33 Agron Rowand, R (1, 8) OBP: 0.328, SLG: 0.360										3	0	0	0	0	0	1				
49 Brandon Medders, R (7, 1) OBP: 0.300, SLG: 1.000										0	0	0	0	0	0	0				
41 Jeremy Affeldt, L (7, 1)										0	0	0	0	0	0	0				
46 Bob Howry, L (8, 1)										0	0	0	0	0	0	0				
12 Nate Schierholtz, L (8, PH) OBP: 0.463, SLG: 0.690										0	0	0	0	0	0	0				
45 Justin Miller, R (9, 1)										0	0	0	0	0	0	0				
43 Alex Hinshaw, L (9, 1)										0	0	0	0	0	0	0				
48 Pablo Sandoval, S (1, 5) OBP: 0.288, SLG: 0.347										4	1	1	0	0	0	2				
10 Travis Ishikawa, L (1, 3) OBP: 0.222, SLG: 0.294										3	2	2	2	1	1	0				
16 Edgar Rentería, R (1, 6) OBP: 0.327, SLG: 0.364										4	2	3	5	0	0	1				
18 Matt Cain, R (1, 1)										1	0	0	0	0	1	0				
59 Andrés Torres, S (7, 8) OBP: 0.250, SLG: 1.000										1	0	0	0	0	1	0				
<b>Inning Stats</b>	R: 0 E: 0 K: 1 S: 8	H: 1 LOB: 1 BB: 0 P: 13	R: 0 E: 0 K: 1 S: 8	H: 0 LOB: 0 BB: 0 P: 10	R: 1 E: 0 K: 0 S: 10	H: 1 LOB: 1 BB: 1 P: 16	R: 4 E: 0 K: 1 S: 14	H: 3 LOB: 0 BB: 1 P: 21	R: 0 E: 0 K: 0 S: 6	H: 0 LOB: 0 BB: 1 P: 11	R: 1 E: 0 K: 0 S: 8	H: 2 LOB: 1 BB: 0 P: 10	R: 0 E: 0 K: 1 S: 9	H: 0 LOB: 0 BB: 0 P: 13	R: 2 E: 0 K: 1 S: 17	H: 3 LOB: 1 BB: 0 P: 21	1B: 7 2B: 2 3B: 0 HR: 1	SF: 0 SAC: 1 DP: 2 HBP: 0	WP: 0 PB: 0 CS: 0	PA: 35
<b>PITCHER</b>	IP: 6.0 WLS: L BF: 26 ERA: 5.13	H: 6 R: 6 ER: 6 SO: 3	BB: 3 IBB: 0 HBP: 0 BLK: 0	WP: 0 HR: 1 S: 54 P: 81	ERA: 9.00 WHIP: 1.667	IP: 1.2 WLS: W BF: 8 ERA: 6.75	H: 3 R: 2 ER: 2 SO: 2	BB: 0 IBB: 0 HBP: 0 BLK: 0	WP: 0 HR: 0 S: 25 P: 33	ERA: 10.80 WHIP: 1.800	IP: 8.1 WLS: W BF: 31 ERA: 0.1	H: 0 R: 0 ER: 0 SO: 0	BB: 0 IBB: 0 HBP: 0 BLK: 0	WP: 0 HR: 0 S: 15 P: 20	ERA: 0.00 WHIP: 0.000	IP: 9.1 WLS: W BF: 38 ERA: 2.25	H: 11 R: 1 ER: 1 SO: 0	BB: 1 IBB: 0 HBP: 0 BLK: 0	WP: 0 HR: 0 S: 22 P: 33	ERA: 13.50 WHIP: 3.000





Batter	1	2	3	4	5	6	7	8	9	10	AB	R	H	RBI	BB	SO	LOB	TOP									
12 Scott Hairston, R OBP: 0.471, SLG: 0.750	G6-3		G3					SH5-4		K	5	0	2	0	0	1	2										
22 David Eckstein, R OBP: 0.373, SLG: 0.415	G4-3		G5-3					SH5-4		L5	4	0	1	0	0	0	3										
24 Brian Giles, L OBP: 0.209, SLG: 0.190	F9									G5-3	5	0	0	0	0	2	3										
46 Edwin Moreno, R											0	0	0	0	0	0	0										
23 Adrián González, L OBP: 0.431, SLG: 0.604											3	0	1	0	0	2	1										
7 Chase Headley, S OBP: 0.333, SLG: 0.431	G6-3										4	0	1	0	0	0	3										
5 Kevin Kouzmanoff, R OBP: 0.305, SLG: 0.414	G4-3										4	0	1	0	0	1	3										
4 Nick Hundley, R OBP: 0.366, SLG: 0.444											4	0	0	0	0	1	1										
15 Luis Antonio Rodríguez, B OBP: 0.391, SLG: 0.364											4	0	1	0	0	2	1										
32 Chris Young, R OBP: 0.333, SLG: 0.333											3	0	1	0	0	0	1										
57 Luke Gregerson, L (8, 1)											0	0	0	0	0	0	0										
33 Jody Gerut, L OBP: 0.395, SLG: 0.500											0	0	0	0	1	0	0										
<b>Inning Stats</b>	R: 0 E: 0 K: 0 S: 9	H: 0 LOB: 0 BB: 0 P: 12	R: 0 E: 0 K: 0 S: 4	H: 0 LOB: 0 BB: 0 P: 7	R: 0 E: 0 K: 1 S: 14	H: 2 LOB: 2 BB: 0 P: 18	R: 0 E: 0 K: 3 S: 13	H: 1 LOB: 1 BB: 0 P: 19	R: 0 E: 0 K: 0 S: 6	H: 1 LOB: 1 BB: 0 P: 10	R: 0 E: 0 K: 1 S: 12	H: 2 LOB: 2 BB: 0 P: 17	R: 0 E: 0 K: 1 S: 8	H: 0 LOB: 0 BB: 0 P: 9	R: 0 E: 0 K: 2 S: 11	H: 1 LOB: 1 BB: 0 P: 16	R: 0 E: 0 K: 1 S: 12	H: 1 LOB: 1 BB: 1 P: 17	R: 0 E: 0 K: 1 S: 12	H: 0 LOB: 1 BB: 1 P: 22	1B: 7 2B: 1 3B: 0 HR: 0	SF: 0 SAC: 1 DP: 1 HBP: 1	WP: 0 PB: 0 SB: 1 CS: 0	PA: 39			
<b>PITCHER</b>	IP	WLS	BF	H	R	ER	SO	BB	IBB	HBP	BLK	WP	HR	S	P	ERA	WHIP										
75 Barry Zito, L ERA: 5.63	7.0		27	6	0	0	5	0	0	0	0	0	0	66	92	0.00	0.857										
46 Bob Howry, R ERA: 3.18	0.1		2	1	0	0	0	0	0	0	0	0	0	4	5	0.00	3.000										
41 Jeremy Afeldt, L ERA: 4.05	0.2		2	0	0	0	2	0	0	0	0	0	0	7	11	0.00	0.000										
38 Brian Wilson, R ERA: 1.35	2.0	W	8	1	0	0	2	1	0	0	0	0	0	24	39	0.00	1.000										

**San Diego Padres @ San Francisco Giants**  
AT&T Park, San Francisco, CA  
Wed Apr 22 2009, 12:45 PM PDT  
Att. 26,593 - Sunny - 73 F


AB	36
R	0
H	8
RBI	0
BB	1
SO	9
LOB	18



Batter	1	2	3	4	5	6	7	8	9	10	AB	R	H	RBI	BB	SO	LOB	BOTTOM									
14 Fred Lewis, L OBP: 0.491, SLG: 0.467	F8		P6								4	0	0	0	1	1	2										
7 Emmanuel Burriss, S OBP: 0.265, SLG: 0.186	G5-3										2	0	0	0	2	0	0										
1 Benjie Molina, R OBP: 0.296, SLG: 0.500											1	0	1	1	0	0	0										
2 Randy Winn, S OBP: 0.279, SLG: 0.315	B5-3										4	0	0	0	0	1	2										
48 Pablo Sandoval, S OBP: 0.286, SLG: 0.340	G1-3										4	0	1	0	0	1	1										
16 Edgar Rentería, R OBP: 0.321, SLG: 0.340											3	0	0	0	1	1	3										
10 Travis Ishikawa, L OBP: 0.225, SLG: 0.289	F7										4	0	1	0	0	0	3										
5 Juan Uribe, R OBP: 0.286, SLG: 0.167	FC5-4										3	0	0	0	1	0	1										
59 Andres Torres, S OBP: 0.250, SLG: 0.625											4	1	1	0	0	0	2										
75 Barry Zito, L OBP: 0.290, SLG: 0.290											1	0	0	0	0	1	0										
12 Nate Schenkerzky, L OBP: 0.333, SLG: 0.500											0	0	0	0	0	0	0										
46 Bob Howry, R ERA: 3.18											0	0	0	0	0	0	0										
41 Jeremy Afeldt, L ERA: 4.05											0	0	0	0	0	0	0										
38 Brian Wilson, R ERA: 1.35											1	0	0	0	0	0	1										
8 Eugenio Velez, S OBP: 0.106, SLG: 0.100											1	0	0	0	0	0	1										
<b>Inning Stats</b>	R: 0 E: 0 K: 0 S: 8	H: 0 LOB: 0 BB: 0 P: 13	R: 0 E: 0 K: 0 S: 11	H: 0 LOB: 1 BB: 1 P: 16	R: 0 E: 0 K: 1 S: 6	H: 0 LOB: 0 BB: 0 P: 11	R: 0 E: 0 K: 1 S: 12	H: 0 LOB: 1 BB: 1 P: 19	R: 0 E: 0 K: 0 S: 6	H: 1 LOB: 2 BB: 0 P: 11	R: 0 E: 0 K: 1 S: 12	H: 0 LOB: 0 BB: 0 P: 15	R: 0 E: 0 K: 2 S: 9	H: 0 LOB: 0 BB: 0 P: 9	R: 0 E: 0 K: 1 S: 9	H: 0 LOB: 0 BB: 0 P: 11	R: 1 E: 0 K: 1 S: 9	H: 2 LOB: 2 BB: 1 P: 17	1B: 3 2B: 1 3B: 0 HR: 0	SF: 0 SAC: 1 DP: 0 HBP: 0	WP: 0 PB: 0 SB: 2 CS: 0	PA: 38					
<b>PITCHER</b>	IP	WLS	BF	H	R	ER	SO	BB	IBB	HBP	BLK	WP	HR	S	P	ERA	WHIP										
32 Chris Young, R ERA: 3.42	7.0		27	2	0	0	3	4	0	0	0	0	0	66	106	0.00	0.857										
57 Luke Gregerson, R ERA: 2.7	2.0		6	0	0	0	3	0	0	0	0	0	0	18	20	0.00	0.000										
46 Edwin Moreno, R ERA: 3.52	0.2	L	5	2	1	1	1	0	1	0	0	0	0	9	17	13.50	3.000										

**San Diego Padres @ San Francisco Giants**  
AT&T Park, San Francisco, CA  
Wed Apr 22 2009, 12:45 PM PDT  
Att. 26,593 - Sunny - 73 F

AB	32
R	1
H	4
RBI	1
BB	5
SO	7
LOB	15









Batter	1	2	3	4	5	6	7	8	9	AB	R	H	RBI	BB	SO	LOB	TOP						
3 Nyer Morgan, L OBP: 0.383, SLG: 0.403										3	2	1	1	2	1	1							
12 Freddy Sanchez, R OBP: 0.377, SLG: 0.608										5	3	3	1	0	0	1							
18 Craig Monroe, R OBP: 0.360, SLG: 0.609										5	1	3	3	0	0	1							
25 Adam LaRoche, L OBP: 0.343, SLG: 0.524										4	0	0	0	1	0	2							
16 Eric Hinske, L OBP: 0.407, SLG: 0.478										3	1	2	1	1	0	0							
15 Andy LaRoche, R OBP: 0.296, SLG: 0.354										4	0	2	2	0	0	1							
5 Ramón Vázquez, L OBP: 0.343, SLG: 0.148										4	1	1	0	1	1	5							
35 Jason Jaramillo, S OBP: 0.440, SLG: 0.545										4	2	2	0	1	0	0							
57 Zach Duke, L OBP: 0.273, SLG: 0.444										3	0	0	1	0	2	2							
47 Evan Meek, R										0	0	0	0	0	0	0							
<b>Inning Stats</b>	R: 2 H: 3 E: 0 K: 0 S: 16	H: 3 R: 1 ER: 0 BB: 1 P: 28	R: 1 H: 2 E: 0 K: 1 S: 11	H: 2 R: 0 ER: 0 BB: 0 P: 15	R: 0 H: 0 E: 0 K: 0 S: 5	H: 0 R: 0 ER: 0 BB: 0 P: 9	R: 2 H: 2 E: 0 K: 0 S: 10	H: 2 R: 0 ER: 0 BB: 0 P: 13	R: 1 H: 2 E: 0 K: 0 S: 10	H: 2 R: 0 ER: 0 BB: 1 P: 15	R: 2 H: 3 E: 0 K: 1 S: 16	H: 3 R: 0 ER: 0 BB: 2 P: 20	R: 0 H: 0 E: 0 K: 0 S: 7	H: 0 R: 0 ER: 0 BB: 3 P: 22	R: 2 H: 2 E: 0 K: 1 S: 20	H: 2 R: 0 ER: 0 BB: 0 P: 33	R: 0 H: 0 E: 0 K: 1 S: 11	H: 0 R: 0 ER: 0 BB: 0 P: 15	1B: 9 2B: 5 3B: 0 HR: 0	SF: 3 SAC: 1 DP: 2 HBP: 1	WP: 0 PA: 46 PB: 0 SB: 0 CS: 0		
<b>PITCHER</b>	IP: 2.0 WLS: L BF: 12 H: 5 R: 3 ER: 3 SO: 1 BB: 1 IBB: 0 HBP: 1 BLK: 0 WP: 0 HR: 0 S: 27 P: 43 ERA: 13.50 WHIP: 3.000	IP: 4.0 WLS: L BF: 19 H: 7 R: 5 ER: 5 SO: 3 BB: 0 IBB: 0 HBP: 0 BLK: 0 WP: 0 HR: 0 S: 41 P: 57 ERA: 11.25 WHIP: 1.750	IP: 2.0 WLS: L BF: 12 H: 2 R: 2 ER: 2 SO: 1 BB: 5 IBB: 0 HBP: 0 BLK: 0 WP: 0 HR: 0 S: 27 P: 55 ERA: 9.00 WHIP: 3.500	IP: 1.0 WLS: L BF: 3 H: 0 R: 0 ER: 0 SO: 1 BB: 0 IBB: 0 HBP: 0 BLK: 0 WP: 0 HR: 0 S: 11 P: 15 ERA: 0.00 WHIP: 0.000	IP: 2.0 WLS: L BF: 12 H: 5 R: 3 ER: 3 SO: 1 BB: 1 IBB: 0 HBP: 1 BLK: 0 WP: 0 HR: 0 S: 27 P: 43 ERA: 13.50 WHIP: 3.000	IP: 4.0 WLS: L BF: 19 H: 7 R: 5 ER: 5 SO: 3 BB: 0 IBB: 0 HBP: 0 BLK: 0 WP: 0 HR: 0 S: 41 P: 57 ERA: 11.25 WHIP: 1.750	IP: 2.0 WLS: L BF: 12 H: 2 R: 2 ER: 2 SO: 1 BB: 5 IBB: 0 HBP: 0 BLK: 0 WP: 0 HR: 0 S: 27 P: 55 ERA: 9.00 WHIP: 3.500	IP: 1.0 WLS: L BF: 3 H: 0 R: 0 ER: 0 SO: 1 BB: 0 IBB: 0 HBP: 0 BLK: 0 WP: 0 HR: 0 S: 11 P: 15 ERA: 0.00 WHIP: 0.000	IP: 2.0 WLS: L BF: 12 H: 5 R: 3 ER: 3 SO: 1 BB: 1 IBB: 0 HBP: 1 BLK: 0 WP: 0 HR: 0 S: 27 P: 43 ERA: 13.50 WHIP: 3.000	IP: 4.0 WLS: L BF: 19 H: 7 R: 5 ER: 5 SO: 3 BB: 0 IBB: 0 HBP: 0 BLK: 0 WP: 0 HR: 0 S: 41 P: 57 ERA: 11.25 WHIP: 1.750	IP: 2.0 WLS: L BF: 12 H: 2 R: 2 ER: 2 SO: 1 BB: 5 IBB: 0 HBP: 0 BLK: 0 WP: 0 HR: 0 S: 27 P: 55 ERA: 9.00 WHIP: 3.500	IP: 1.0 WLS: L BF: 3 H: 0 R: 0 ER: 0 SO: 1 BB: 0 IBB: 0 HBP: 0 BLK: 0 WP: 0 HR: 0 S: 11 P: 15 ERA: 0.00 WHIP: 0.000	IP: 2.0 WLS: L BF: 12 H: 5 R: 3 ER: 3 SO: 1 BB: 1 IBB: 0 HBP: 1 BLK: 0 WP: 0 HR: 0 S: 27 P: 43 ERA: 13.50 WHIP: 3.000	IP: 4.0 WLS: L BF: 19 H: 7 R: 5 ER: 5 SO: 3 BB: 0 IBB: 0 HBP: 0 BLK: 0 WP: 0 HR: 0 S: 41 P: 57 ERA: 11.25 WHIP: 1.750	IP: 2.0 WLS: L BF: 12 H: 2 R: 2 ER: 2 SO: 1 BB: 5 IBB: 0 HBP: 0 BLK: 0 WP: 0 HR: 0 S: 27 P: 55 ERA: 9.00 WHIP: 3.500	IP: 1.0 WLS: L BF: 3 H: 0 R: 0 ER: 0 SO: 1 BB: 0 IBB: 0 HBP: 0 BLK: 0 WP: 0 HR: 0 S: 11 P: 15 ERA: 0.00 WHIP: 0.000	IP: 2.0 WLS: L BF: 12 H: 5 R: 3 ER: 3 SO: 1 BB: 1 IBB: 0 HBP: 1 BLK: 0 WP: 0 HR: 0 S: 27 P: 43 ERA: 13.50 WHIP: 3.000	IP: 4.0 WLS: L BF: 19 H: 7 R: 5 ER: 5 SO: 3 BB: 0 IBB: 0 HBP: 0 BLK: 0 WP: 0 HR: 0 S: 41 P: 57 ERA: 11.25 WHIP: 1.750	IP: 2.0 WLS: L BF: 12 H: 2 R: 2 ER: 2 SO: 1 BB: 5 IBB: 0 HBP: 0 BLK: 0 WP: 0 HR: 0 S: 27 P: 55 ERA: 9.00 WHIP: 3.500	IP: 1.0 WLS: L BF: 3 H: 0 R: 0 ER: 0 SO: 1 BB: 0 IBB: 0 HBP: 0 BLK: 0 WP: 0 HR: 0 S: 11 P: 15 ERA: 0.00 WHIP: 0.000	1B: 9 2B: 5 3B: 0 HR: 0	SF: 3 SAC: 1 DP: 2 HBP: 1	WP: 0 PA: 46 PB: 0 SB: 0 CS: 0

Pittsburgh Pirates @ San Diego Padres  
 PETCO Park, San Diego, CA  
 Sat Apr 25 2009, 10:05 PM EDT  
 Att: 41,665 - Clear - 65 F

AB	35
R	10
H	14
RBI	9
BB	6
SO	4
LOB	13



Batter	1	2	3	4	5	6	7	8	9	AB	R	H	RBI	BB	SO	LOB	BOTTOM							
12 Scott Hairston, R OBP: 0.462, SLG: 0.750										3	1	1	0	1	1	0								
22 David Eckstein, R OBP: 0.388, SLG: 0.426										3	0	1	0	0	0	1								
58 Frankie De La Cruz, R OBP: 0.283, SLG: 0.529										0	0	0	0	0	0	0								
59 Luis Perdomo, R ERA: 5.4										4	0	1	1	0	0	2								
7 Chase Headley, S OBP: 0.333, SLG: 0.424										4	0	1	0	0	1	1								
5 Kevin Kouzmanoff, R OBP: 0.309, SLG: 0.394										4	0	2	0	0	0	1								
4 Nick Hundley, R OBP: 0.340, SLG: 0.409										4	0	0	0	0	0	3								
8 Chris Burke, R										3	0	0	0	1	0	3								
33 Jody Gerut, L OBP: 0.327, SLG: 0.404										3	0	0	0	0	1	1								
34 Shawn Hill, R										0	0	0	0	0	0	0								
52 Josh Geer, R ERA: 2.43										2	0	0	0	0	1	0								
2 Edgar Gonzalez, R OBP: 0.150, SLG: 0.316										1	0	0	0	0	1	0								
<b>Inning Stats</b>	R: 0 H: 0 E: 0 K: 1 S: 10	H: 0 R: 0 ER: 0 BB: 0 P: 14	R: 0 H: 1 E: 0 K: 0 S: 10	H: 1 R: 0 ER: 0 BB: 1 P: 17	R: 0 H: 1 E: 0 K: 0 S: 4	H: 1 R: 0 ER: 0 BB: 0 P: 4	R: 0 H: 0 E: 0 K: 1 S: 9	H: 0 R: 0 ER: 0 BB: 1 P: 13	R: 1 H: 1 E: 0 K: 1 S: 9	H: 1 R: 0 ER: 0 BB: 0 P: 13	R: 0 H: 0 E: 0 K: 1 S: 9	H: 0 R: 0 ER: 0 BB: 1 P: 14	R: 0 H: 0 E: 0 K: 1 S: 9	H: 0 R: 0 ER: 0 BB: 0 P: 13	R: 0 H: 2 E: 0 K: 0 S: 11	H: 2 R: 0 ER: 0 BB: 0 P: 14	R: 0 H: 0 E: 0 K: 1 S: 11	H: 0 R: 0 ER: 0 BB: 0 P: 15	1B: 5 2B: 0 3B: 1 HR: 0	SF: 0 SAC: 0 DP: 1 HBP: 0	WP: 0 PA: 34 PB: 0 SB: 0 CS: 0			
<b>PITCHER</b>	IP: 8.1 WLS: W BF: 32 H: 6 R: 1 ER: 1 SO: 5 BB: 2 IBB: 0 HBP: 0 BLK: 0 WP: 0 HR: 0 S: 79 P: 114 ERA: 1.08 WHIP: 0.960	IP: 2.0 WLS: L BF: 12 H: 5 R: 3 ER: 3 SO: 1 BB: 1 IBB: 0 HBP: 1 BLK: 0 WP: 0 HR: 0 S: 27 P: 43 ERA: 13.50 WHIP: 3.000	IP: 4.0 WLS: L BF: 19 H: 7 R: 5 ER: 5 SO: 3 BB: 0 IBB: 0 HBP: 0 BLK: 0 WP: 0 HR: 0 S: 41 P: 57 ERA: 11.25 WHIP: 1.750	IP: 2.0 WLS: L BF: 12 H: 2 R: 2 ER: 2 SO: 1 BB: 5 IBB: 0 HBP: 0 BLK: 0 WP: 0 HR: 0 S: 27 P: 55 ERA: 9.00 WHIP: 3.500	IP: 1.0 WLS: L BF: 3 H: 0 R: 0 ER: 0 SO: 1 BB: 0 IBB: 0 HBP: 0 BLK: 0 WP: 0 HR: 0 S: 11 P: 15 ERA: 0.00 WHIP: 0.000	IP: 2.0 WLS: L BF: 12 H: 5 R: 3 ER: 3 SO: 1 BB: 1 IBB: 0 HBP: 1 BLK: 0 WP: 0 HR: 0 S: 27 P: 43 ERA: 13.50 WHIP: 3.000	IP: 4.0 WLS: L BF: 19 H: 7 R: 5 ER: 5 SO: 3 BB: 0 IBB: 0 HBP: 0 BLK: 0 WP: 0 HR: 0 S: 41 P: 57 ERA: 11.25 WHIP: 1.750	IP: 2.0 WLS: L BF: 12 H: 2 R: 2 ER: 2 SO: 1 BB: 5 IBB: 0 HBP: 0 BLK: 0 WP: 0 HR: 0 S: 27 P: 55 ERA: 9.00 WHIP: 3.500	IP: 1.0 WLS: L BF: 3 H: 0 R: 0 ER: 0 SO: 1 BB: 0 IBB: 0 HBP: 0 BLK: 0 WP: 0 HR: 0 S: 11 P: 15 ERA: 0.00 WHIP: 0.000	IP: 2.0 WLS: L BF: 12 H: 5 R: 3 ER: 3 SO: 1 BB: 1 IBB: 0 HBP: 1 BLK: 0 WP: 0 HR: 0 S: 27 P: 43 ERA: 13.50 WHIP: 3.000	IP: 4.0 WLS: L BF: 19 H: 7 R: 5 ER: 5 SO: 3 BB: 0 IBB: 0 HBP: 0 BLK: 0 WP: 0 HR: 0 S: 41 P: 57 ERA: 11.25 WHIP: 1.750	IP: 2.0 WLS: L BF: 12 H: 2 R: 2 ER: 2 SO: 1 BB: 5 IBB: 0 HBP: 0 BLK: 0 WP: 0 HR: 0 S: 27 P: 55 ERA: 9.00 WHIP: 3.500	IP: 1.0 WLS: L BF: 3 H: 0 R: 0 ER: 0 SO: 1 BB: 0 IBB: 0 HBP: 0 BLK: 0 WP: 0 HR: 0 S: 11 P: 15 ERA: 0.00 WHIP: 0.000	IP: 2.0 WLS: L BF: 12 H: 5 R: 3 ER: 3 SO: 1 BB: 1 IBB: 0 HBP: 1 BLK: 0 WP: 0 HR: 0 S: 27 P: 43 ERA: 13.50 WHIP: 3.000	IP: 4.0 WLS: L BF: 19 H: 7 R: 5 ER: 5 SO: 3 BB: 0 IBB: 0 HBP: 0 BLK: 0 WP: 0 HR: 0 S: 41 P: 57 ERA: 11.25 WHIP: 1.750	IP: 2.0 WLS: L BF: 12 H: 2 R: 2 ER: 2 SO: 1 BB: 5 IBB: 0 HBP: 0 BLK: 0 WP: 0 HR: 0 S: 27 P: 55 ERA: 9.00 WHIP: 3.500	IP: 1.0 WLS: L BF: 3 H: 0 R: 0 ER: 0 SO: 1 BB: 0 IBB: 0 HBP: 0 BLK: 0 WP: 0 HR: 0 S: 11 P: 15 ERA: 0.00 WHIP: 0.000	IP: 2.0 WLS: L BF: 12 H: 5 R: 3 ER: 3 SO: 1 BB: 1 IBB: 0 HBP: 1 BLK: 0 WP: 0 HR: 0 S: 27 P: 43 ERA: 13.50 WHIP: 3.000	IP: 4.0 WLS: L BF: 19 H: 7 R: 5 ER: 5 SO: 3 BB: 0 IBB: 0 HBP: 0 BLK: 0 WP: 0 HR: 0 S: 41 P: 57 ERA: 11.25 WHIP: 1.750	IP: 2.0 WLS: L BF: 12 H: 2 R: 2 ER: 2 SO: 1 BB: 5 IBB: 0 HBP: 0 BLK: 0 WP: 0 HR: 0 S: 27 P: 55 ERA: 9.00 WHIP: 3.500	IP: 1.0 WLS: L BF: 3 H: 0 R: 0 ER: 0 SO: 1 BB: 0 IBB: 0 HBP: 0 BLK: 0 WP: 0 HR: 0 S: 11 P: 15 ERA: 0.00 WHIP: 0.000	1B: 5 2B: 0 3B: 1 HR: 0	SF: 0 SAC: 0 DP: 1 HBP: 0	WP: 0 PA: 34 PB: 0 SB: 0 CS: 0

Pittsburgh Pirates @ San Diego Padres  
 PETCO Park, San Diego, CA  
 Sat Apr 25 2009, 10:05 PM EDT  
 Att: 41,665 - Clear - 65 F

AB	32
R	1
H	6
RBI	1
BB	2
SO	5
LOB	12





Batter	1	2	3	4	5	6	7	8	9	AB	R	H	RBI	BB	SO	LOB	TOP										
3 Niyer Morgan, L OBP: 0.395, SLG: 0.408	F7		5 CS 1B		5 BB 25 HR 1B		F8	HBP		4	1	2	0	0	0	0	<b>Pittsburgh Pirates @ San Diego Padres</b> PETCO Park, San Diego, CA Sun Apr 26 2009, 4:05 PM EDT Att: 30,848 - Sunny - 69 F										
5 Ramón Vázquez, L OBP: 0.350, SLG: 0.161	K		G6-3		25 HR BB		F8	G6-3		4	1	1	0	1	1	3											
44 Brandon Moss, L OBP: 0.278, SLG: 0.300	K			16 WP 23 BB 1B	F6		K		F7	5	1	1	0	0	2	3											
25 Adam LaRoche, L OBP: 0.373, SLG: 0.621		23 G3 15 BB		16 WP 23 BB			K			3	3	2	4	2	1	1											
16 Eric Hinske, L OBP: 0.375, SLG: 0.429	K			16 WP 23 BB	G4-3				F8	5	1	1	0	0	2	3											
15 Andy LaRoche, R OBP: 0.350, SLG: 0.358					G4-3				L4	5	1	2	0	0	1	2											
23 Robinson Diaz, R OBP: 0.333, SLG: 0.333										3	0	1	2	0	0	2											
10 Brian Bixler, R OBP: 0.500, SLG: 0.667										3	0	1	2	1	1	2											
49 Ross Ohlendorf, R OBP: 0.333, SLG: 0.333										4	0	0	0	0	2	3											
34 John Grabow, L OBP: 0.333, SLG: 0.333										0	0	0	0	0	0	0											
<b>Inning Stats</b>	R: 0 H: 0 E: 0 K: 2 S: 9	H: 0 LOB: 0 BB: 0 P: 13	R: 0 H: 1 E: 0 K: 2 S: 14	H: 1 LOB: 2 BB: 1 P: 25	R: 0 H: 1 E: 0 K: 0 S: 6	H: 1 LOB: 0 BB: 0 P: 9	R: 2 H: 2 E: 0 K: 2 S: 19	H: 2 LOB: 2 BB: 2 P: 31	R: 3 H: 2 E: 0 K: 0 S: 13	H: 0 LOB: 0 BB: 0 P: 11	R: 0 H: 1 E: 0 K: 2 S: 12	H: 3 LOB: 2 BB: 0 P: 25	R: 2 H: 3 E: 0 K: 1 S: 16	H: 1 LOB: 0 BB: 0 P: 16	R: 1 H: 1 E: 0 K: 0 S: 9	H: 1 LOB: 0 BB: 0 P: 16	1B: 8 2B: 1 3B: 0 HR: 2	SF: 0 SAC: 1 DP: 0 HBP: 1	WP: 1 PB: 0 SB: 0 CS: 1	PA: 42							
<b>PITCHER</b>	IP	WLS	BF	H	R	ER	SO	BB	IBB	HBP	BLK	WP	HR	S	P	ERA	WHIP										
44 Jake Peavy, R ERA: 5.74	5.0	L	24	6	5	5	6	4	0	0	0	1	1	61	100	9.00	2.000										
45 Edward Mujica, R ERA: 4.15	2.0		7	1	0	0	3	0	0	0	0	0	0	19	28	0.00	0.500										
43 Cia Meredith, R ERA: 2.84	1.0		7	3	2	2	1	0	0	1	0	0	0	16	25	18.00	3.000										
59 Luis Perdomo, R ERA: 6.0	1.0		4	1	1	1	0	0	0	0	0	0	1	9	16	9.00	1.000										

Batter	1	2	3	4	5	6	7	8	9	AB	R	H	RBI	BB	SO	LOB	BOTTOM										
33 Jody Gerut, L OBP: 0.304, SLG: 0.373	G4-3				G4-3			G4-3		4	0	0	0	0	1	2	<b>Pittsburgh Pirates @ San Diego Padres</b> PETCO Park, San Diego, CA Sun Apr 26 2009, 4:05 PM EDT Att: 30,848 - Sunny - 69 F										
22 David Eckstein, R OBP: 0.361, SLG: 0.406	G6-3		24 G4-6-3 HBP		F9			F9		3	0	0	0	0	0	0											
24 Brian Giles, L OBP: 0.234, SLG: 0.197			G4-6-3					F8		4	1	1	0	0	0	1											
23 Adrián González, L OBP: 0.436, SLG: 0.662									F7	3	1	2	2	1	0	0											
7 Chase Headley, S OBP: 0.316, SLG: 0.400	F9				G4-3				K	4	0	0	0	0	1	2											
5 Kevin Koussamanoff, R OBP: 0.396, SLG: 0.377		44 SH1-4 28 G6-3 BB			G5-3			F7		3	0	0	0	1	1	0											
28 Henry Blanco, R OBP: 0.227, SLG: 0.450					G5-3			G5-3		3	0	0	0	0	0	1											
8 Chris Burke, R OBP: 0.227, SLG: 0.450					G6-3			K2-3		2	0	0	0	1	1	0											
44 Jake Peavy, R ERA: 5.74										0	0	0	0	0	0	0											
11 Drew Macias, L OBP: 0.333, SLG: 0.333										1	0	0	0	0	0	0											
45 Edward Mujica, R ERA: 4.15										0	0	0	0	0	0	0											
43 Cia Meredith, R ERA: 2.84										0	0	0	0	0	0	0											
2 Edgardo Gonzalez, R ERA: 6.0										1	1	1	1	0	0	0											
59 Luis Perdomo, R ERA: 6.0										0	0	0	0	0	0	0											
<b>Inning Stats</b>	R: 2 H: 2 E: 0 K: 0 S: 10	H: 2 LOB: 0 BB: 0 P: 17	R: 0 H: 0 E: 0 K: 1 S: 11	H: 0 LOB: 2 BB: 2 P: 22	R: 0 H: 0 E: 0 K: 0 S: 8	H: 0 LOB: 1 BB: 1 P: 14	R: 0 H: 0 E: 0 K: 0 S: 7	H: 0 LOB: 0 BB: 0 P: 13	R: 0 H: 1 E: 0 K: 0 S: 5	H: 1 LOB: 0 BB: 0 P: 7	R: 0 H: 0 E: 0 K: 1 S: 9	H: 0 LOB: 0 BB: 0 P: 14	R: 1 H: 1 E: 0 K: 0 S: 6	H: 1 LOB: 0 BB: 0 P: 7	R: 0 H: 0 E: 0 K: 2 S: 8	H: 0 LOB: 0 BB: 0 P: 12	1B: 2 2B: 1 3B: 0 HR: 2	SF: 0 SAC: 1 DP: 2 HBP: 1	WP: 0 PB: 0 SB: 0 CS: 0	PA: 33							
<b>PITCHER</b>	IP	WLS	BF	H	R	ER	SO	BB	IBB	HBP	BLK	WP	HR	S	P	ERA	WHIP										
49 Ross Ohlendorf, R ERA: 3.24	7.0	W	27	5	3	3	2	3	0	0	0	0	0	13	18	0.00	0.000										
34 John Grabow, L ERA: 6.0	2.0		6	0	0	0	2	0	0	0	0	0	0	13	18	0.00	0.000										



Batter	1	2	3	4	5	6	7	8	9	AB	R	H	RBI	BB	SO	LOB	TOP										
33 Jody Gerut, L OBP: 0.328, SLG: 0.464	G3		G4-3	HR		G3		G3-1		5	3	3	1	0	0	0	<b>San Diego Padres @ Colorado Rockies</b> Coors Field, Denver, CO Mon Apr 27 2009, 6:40 PM MDT Att: 18,246 - Overcast - 44 F										
22 David Eckstein, R OBP: 0.377, SLG: 0.426	G6-3		K	BB		G3		1B		4	1	2	0	1	1												
24 Brian Giles, L OBP: 0.244, SLG: 0.211	1B		G4-3	1B		G3		G4-3		5	0	2	1	0	0	3											
23 Adrián González, L OBP: 0.434, SLG: 0.652	F8		BB	K		2B		G3-1		4	1	1	1	1	1	3											
7 Chase Headley, S OBP: 0.321, SLG: 0.427	F8		1B	G5-4-3		K		1B		5	1	2	2	0	1	3											
5 Kevin Koussanoff, R OBP: 0.299, SLG: 0.365	K		1B			F8		K		5	1	1	1	0	2	1											
4 Nick Hundley, R OBP: 0.345, SLG: 0.429	2B		E5			F7		1B		5	0	2	0	0	1	1											
15 Luis Antonio Rodriguez, B OBP: 0.393, SLG: 0.366	IBB		1B			F8		F7		4	0	1	1	1	1	2											
32 Chris Young, R 46 Edwin Moreno, R 8 Chris Burke, R 50 Duane Sanchez, R 57 Luke Gregerson, L 2 Edgar Gonzalez, R 59 Luis Perdomo, R	F8		F7			K		G6-3		2	0	0	0	0	0	4											
<b>Inning Stats</b>	R: 0 E: 0 K: 0 S: 8	H: 1 LOB: 1 BB: 0 P: 11	R: 0 E: 0 K: 1 S: 9	H: 1 LOB: 2 BB: 1 P: 20	R: 4 E: 1 K: 1 S: 23	H: 4 LOB: 2 BB: 1 P: 37	R: 1 E: 0 K: 1 S: 14	H: 2 LOB: 1 BB: 1 P: 24	R: 0 E: 0 K: 2 S: 19	H: 0 LOB: 0 BB: 0 P: 7	R: 2 E: 0 K: 2 S: 19	H: 3 LOB: 1 BB: 0 P: 28	R: 0 E: 0 K: 2 S: 7	H: 0 LOB: 0 BB: 0 P: 9	R: 0 E: 0 K: 0 S: 9	H: 1 LOB: 1 BB: 0 P: 13		R: 0 E: 0 K: 1 S: 19	H: 2 LOB: 2 BB: 0 P: 26	1B: 8 2B: 4 3B: 1 HR: 1	SF: 0 SAC: 0 DP: 1 HBP: 0	WP: 0 PB: 0 SB: 0 CS: 0	PA: 44				
<b>PITCHER</b>	IP	WLS	BF	H	R	ER	SO	BB	IBB	HBP	BLK	WP	HR	S	P	ERA	WHIP										
46 Jason Hammel, R ERA: 5.99	3.0		20	7	5	4	2	2	1	0	0	0	1	45	78	12.00	3.000										
32 Glendon Rusch, L ERA: 5.84	2.2	W	11	4	2	2	2	0	0	0	0	0	0	31	43	6.75	1.500										
49 Jason Grilli, R ERA: 1.08	1.1	H	4	0	0	0	3	0	0	0	0	0	0	10	15	0.00	0.000										
16 Huston Street, R ERA: 7.0	1.0		4	1	0	0	0	0	0	0	0	0	0	9	13	0.00	1.000										
60 Manny Corpas, R ERA: 5.79	1.0		5	2	0	0	1	0	0	0	0	0	0	19	26	0.00	2.000										

AB	41
R	7
H	14
RBI	7
BB	3
SO	8
LOB	18



Batter	1	2	3	4	5	6	7	8	9	AB	R	H	RBI	BB	SO	LOB	BOTTOM										
24 Dexter Fowler, S OBP: 0.393, SLG: 0.491	1B		BB	1B	BB		K	G1		4	3	2	0	2	1	2	<b>San Diego Padres @ Colorado Rockies</b> Coors Field, Denver, CO Mon Apr 27 2009, 6:40 PM MDT Att: 18,246 - Overcast - 44 F										
19 Ryan Spillborghs, R OBP: 0.366, SLG: 0.477	BB		K	1B	F9		1B			4	2	2	0	1	1	3											
17 Todd Helton, L OBP: 0.313, SLG: 0.356	SF8		K	1B	G3-6-1		1B			4	1	2	2	0	1	3											
27 Garrett Atkins, R 60 Manny Corpas, R	2B		1B	P6		G1-4-3	FC4-6			5	2	3	2	0	0	4											
11 Brad Hawpe, L 21 Jason Marquis, L 6 Omar Quintanilla, L	L4		1B	1B	1B	G1-4-3	K			3	2	2	2	1	0	1											
9 Ian Stewart, L OBP: 0.333, SLG: 0.524	P3		BB	1B	K	G1-4-3	G4-3			5	1	1	3	0	1	3											
12 Clint Barmes, R OBP: 0.315, SLG: 0.538	F7		1B	1B	1B	F7	BB			4	1	2	2	1	0	1											
20 Chris Iannetta, R OBP: 0.321, SLG: 0.310	BB		IBB	P5		F7	1B			3	0	1	0	2	0	2											
46 Jason Hammel, R 32 Glendon Rusch, L 49 Jason Grilli, R 16 Huston Street, R 7 Seth Smith, L	G6-3		K	1B	1B	G5-3	1B			2	0	0	0	0	1	3											
<b>Inning Stats</b>	R: 2 E: 0 K: 0 S: 11	H: 2 LOB: 1 BB: 1 P: 19	R: 0 E: 0 K: 0 S: 7	H: 0 LOB: 1 BB: 1 P: 12	R: 4 E: 0 K: 3 S: 24	H: 3 LOB: 3 BB: 3 P: 47	R: 4 E: 0 K: 1 S: 18	H: 5 LOB: 1 BB: 0 P: 23	R: 0 E: 0 K: 0 S: 8	H: 1 LOB: 1 BB: 1 P: 19	R: 1 E: 0 K: 0 S: 12	H: 2 LOB: 1 BB: 0 P: 18	R: 0 E: 0 K: 1 S: 9	H: 2 LOB: 2 BB: 0 P: 14	R: 1 E: 0 K: 1 S: 12	H: 2 LOB: 2 BB: 1 P: 23		1B: 13 2B: 4 3B: 0 HR: 0	SF: 1 SAC: 0 DP: 2 HBP: 0	WP: 0 PB: 0 SB: 8 CS: 0	PA: 46						
<b>PITCHER</b>	IP	WLS	BF	H	R	ER	SO	BB	IBB	HBP	BLK	WP	HR	S	P	ERA	WHIP										
32 Chris Young, R ERA: 5.74	3.0	L	10	4	2	2	1	1	0	0	0	0	0	22	35	9.00	2.500										
46 Edwin Moreno, R ERA: 3.66	1.0		5	2	1	1	0	0	0	0	0	0	0	12	18	9.00	2.000										
50 Duane Sanchez, R ERA: 7.11	1.0		5	2	0	0	1	0	0	0	0	0	0	9	14	0.00	2.000										
57 Luke Gregerson, R ERA: 2.25	1.0		6	2	1	1	1	1	0	0	0	0	0	12	23	9.00	3.000										

AB	38
R	12
H	17
RBI	12
BB	7
SO	6
LOB	22






Batter	1	2	3	4	5	6	7	8	9	AB	R	H	RBI	BB	SO	LOB	TOP		
12 Scott Hairston, R OBP: 0.455, SLG: 0.775	F7		2H HR		BB		G6-3		F7	4	1	1	2	1	0	3			
22 David Eckstein, R OBP: 0.378, SLG: 0.431	BB		G6-3		CS		G5-3		P5	4	1	1	0	1	0	1			
24 Brian Giles, L OBP: 0.233, SLG: 0.200	F7		G6-3				K		F8	4	0	0	0	0	1	2			
23 Adrián González, L OBP: 0.425, SLG: 0.630	K				K		7S 1B		G6-3	4	0	1	0	0	2	2			
7 Chase Headley, S OBP: 0.318, SLG: 0.418	G4-3				K		L8			4	0	1	1	0	1	1			
5 Kevin Kouzmanoff, R OBP: 0.296, SLG: 0.359	K		G6-3		G6-3				F9	4	0	1	0	0	1	1			
4 Nick Hundley, R OBP: 0.339, SLG: 0.453	G5-3				G6-3		F9			4	1	1	0	0	0	1			
8 Chris Burke, R OBP: 0.429, SLG: 0.200																			
21 Heath Bell, R			49 SH3-4 12 HR		22 S 49 E CS		HBP		G5-3	3	1	2	0	0	0	1			
49 Chad Gaudin, R 45 Edward Mujica, R 33 Jody Gerut, L 57 Luke Gregerson, L 50 Duaner Sanchez, R 15 Luis Antonio Rodriguez, S			SH3-4		K		K			1	0	0	0	0	0	1			
<b>Inning Stats</b>	R: 0 H: 0 E: 0 K: 1 S: 13	H: 0 LOB: 1 BB: 1 P: 21	R: 0 H: 0 E: 0 K: 1 S: 7	H: 0 LOB: 0 BB: 0 P: 10	R: 2 H: 2 E: 0 K: 0 S: 8	H: 2 LOB: 0 BB: 0 P: 14	R: 0 H: 0 E: 0 K: 2 S: 7	H: 0 LOB: 0 BB: 0 P: 12	R: 0 H: 0 E: 0 K: 1 S: 10	H: 1 LOB: 1 BB: 0 P: 16	R: 0 H: 2 E: 0 K: 1 S: 12	H: 2 LOB: 2 BB: 0 P: 17	R: 1 H: 2 E: 0 K: 0 S: 9	H: 2 LOB: 1 BB: 0 P: 14	R: 0 H: 2 E: 0 K: 0 S: 16	H: 2 LOB: 0 BB: 0 P: 22	1B: 6 2B: 1 3B: 1 HR: 1	SF: 0 SAC: 1 DP: 0 HBP: 1	WP: 0 PA: 39 PB: 0 SB: 3 CS: 1
<b>PITCHER</b>	IP WLS BF H R ER SO	IP WLS BF H R ER SO	IP WLS BF H R ER SO	IP WLS BF H R ER SO	IP WLS BF H R ER SO	IP WLS BF H R ER SO	IP WLS BF H R ER SO	IP WLS BF H R ER SO	IP WLS BF H R ER SO	IP WLS BF H R ER SO	IP WLS BF H R ER SO	IP WLS BF H R ER SO	IP WLS BF H R ER SO	IP WLS BF H R ER SO	IP WLS BF H R ER SO	IP WLS BF H R ER SO	ERA WHIP	ERA WHIP	
29 Jorge De La Rosa, L ERA: 3.57	6.0	23	3	2	2	6	2	0	1	55	91	3.00	0.833						
34 Matt Belisle, R ERA: 10.29	1.0	5	2	0	0	1	0	0	0	12	17	0.00	2.000						
41 Alan Embree, L ERA: 6.0	0.2	B	4	2	1	1	0	0	0	6	9	13.50	3.000						
16 Huston Street, R ERA: 6.75	0.1	1	0	0	0	0	0	0	0	3	5	0.00	0.000						
60 Manny Corpas, R ERA: 6.1	1.0	L	5	2	1	1	0	0	0	16	22	9.00	2.000						

**San Diego Padres @ Colorado Rockies**  
Coors Field, Denver, CO  
Tue Apr 28 2009, 6:40 PM MDT  
Att: 19,346 - Overcast - 61 F


AB 34  
R 4  
H 9  
RBI 4  
BB 2  
SO 7  
LOB 15



Batter	1	2	3	4	5	6	7	8	9	AB	R	H	RBI	BB	SO	LOB	BOTTOM				
24 Dexter Fowler, S OBP: 0.394, SLG: 0.483	K		F8		19 G6-3 19 WP		19 1B		K	5	1	2	0	0	2	0					
19 Ryan Spillborghs, R OBP: 0.368, SLG: 0.464	G4-3		17 F7-4-3 BB		G6-3		17 1B		P4	4	0	1	1	1	0	1					
17 Todd Helton, L OBP: 0.333, SLG: 0.381			F7-4-3		G5-3		27 G5-4-3 1B		27 FC6-5 2B	4	0	2	1	1	0	2					
21 Jason Marquis, L OBP: 0.500, SLG: 0.625	BB						3H			0	0	0	0	0	0	0					
27 Garrett Atkins, R OBP: 0.289, SLG: 0.429	P				9 FC3-6 1B		G5-3		FC6-5	5	0	1	0	0	0	4					
9 Ian Stewart, L OBP: 0.327, SLG: 0.489	G4-3				FC3-6 1B		K		6 1B	3	0	0	0	1	1	1					
7 Seth Smith, L OBP: 0.377, SLG: 0.618	BB				12 BB		1B		F7	3	1	2	1	1	0	1					
12 Clint Barmes, R OBP: 0.316, SLG: 0.319							F9		8 HBP	2	0	0	0	0	1	2					
34 Matt Belisle, R ERA: 4.60									1B	0	0	0	0	0	0	0					
41 Alan Embree, L ERA: 6.0										0	0	0	0	0	0	0					
16 Huston Street, R ERA: 6.75										0	0	0	0	0	0	0					
60 Manny Corpas, R ERA: 6.1										0	0	0	0	0	0	0					
8 Yorvit Torrealba, R OBP: 0.304, SLG: 0.350	K								2 G6-4-3 HBP	3	0	0	0	0	3	4					
29 Jorge De La Rosa, L ERA: 6.14										2	0	0	0	0	1	2					
2 Troy Tulowitzki, R OBP: 0.313, SLG: 0.393	G4-3								G6-4-3	2	1	1	0	0	0	3					
<b>Inning Stats</b>	R: 0 H: 0 E: 0 K: 1 S: 10	H: 0 LOB: 1 BB: 1 P: 18	R: 0 H: 0 E: 0 K: 1 S: 11	H: 0 LOB: 2 BB: 2 P: 22	R: 0 H: 0 E: 0 K: 0 S: 8	H: 0 LOB: 0 BB: 1 P: 16	R: 0 H: 2 E: 0 K: 2 S: 12	H: 2 LOB: 0 BB: 0 P: 14	R: 0 H: 1 E: 0 K: 1 S: 12	H: 1 LOB: 1 BB: 0 P: 18	R: 1 H: 1 E: 0 K: 1 S: 8	H: 1 LOB: 0 BB: 0 P: 10	R: 2 H: 4 E: 0 K: 1 S: 14	H: 4 LOB: 1 BB: 0 P: 15	R: 0 H: 1 E: 0 K: 0 S: 10	H: 1 LOB: 2 BB: 1 P: 18	R: 0 H: 1 E: 0 K: 1 S: 12	H: 1 LOB: 0 BB: 0 P: 17	1B: 8 2B: 2 3B: 0 HR: 1	SF: 0 SAC: 0 DP: 3 HBP: 1	WP: 1 PA: 40 PB: 0 SB: 0 CS: 0
<b>PITCHER</b>	IP WLS BF H R ER SO	IP WLS BF H R ER SO	IP WLS BF H R ER SO	IP WLS BF H R ER SO	IP WLS BF H R ER SO	IP WLS BF H R ER SO	IP WLS BF H R ER SO	IP WLS BF H R ER SO	IP WLS BF H R ER SO	IP WLS BF H R ER SO	IP WLS BF H R ER SO	IP WLS BF H R ER SO	IP WLS BF H R ER SO	IP WLS BF H R ER SO	IP WLS BF H R ER SO	IP WLS BF H R ER SO	ERA WHIP	ERA WHIP			
49 Chad Gaudin, R ERA: 4.60	5.0	21	3	1	1	1	0	0	0	1	8	10	9.00	1.000							
57 Luke Gregerson, R ERA: 3.46	1.0	B	6	4	2	2	1	0	0	14	15	18.00	4.000								
50 Duaner Sanchez, R ERA: 6.14	1.0	W	5	1	0	0	0	1	0	10	18	0.00	2.000								
21 Heath Bell, R ERA: 6.1	1.0	S	4	1	0	0	1	0	0	12	17	0.00	1.000								

**San Diego Padres @ Colorado Rockies**  
Coors Field, Denver, CO  
Tue Apr 28 2009, 6:40 PM MDT  
Att: 19,346 - Overcast - 61 F

AB 34  
R 3  
H 10  
RBI 3  
BB 5  
SO 8  
LOB 20













Batter	1	2	3	4	5	6	7	8	9	AB	R	H	RBI	BB	SO	LOB	TOP				
22 David Eckstein, R OBP: 0.359, SLG: 0.395	G5-3		G5-3		G6-3			L8		4	0	0	0	0	0	0	<b>San Diego Padres @ Los Angeles Dodgers</b> Dodger Stadium, Los Angeles, CA Fri May 01 2009, 7:10 PM PDT Att: 47,210 - Cloudy - 64 F				
24 Brian Giles, L OBP: 0.235, SLG: 0.180	F7		G4-3		G6-3			12 HBP BB		3	0	0	0	1	0						
12 Scott Hairston, R OBP: 0.471, SLG: 0.750	G5-3			G5-4-3 2B				7 FC6-4 HBP		3	0	1	0	0	1						
23 Adrián González, L OBP: 0.430, SLG: 0.679		F7		G5-4-3 BB				E6		3	0	0	0	1	1						
7 Chase Headley, S OBP: 0.316, SLG: 0.396				G5-4-3				G6-3		4	0	1	0	0	0	5					
5 Kevin Koussamanoff, R OBP: 0.297, SLG: 0.337		P4								3	0	1	0	1	1						
28 Henry Blanco, R OBP: 0.233, SLG: 0.500					F7					4	0	1	0	0	1	3					
8 Chris Burke, R OBP: 0.368, SLG: 0.267																					
33 Jody Gerut, L OBP: 0.300, SLG: 0.431																					
50 Duane Sanchez, R																					
44 Jake Peavy, R																					
15 Luis Antonio Rodriguez, S																					
<b>Inning Stats</b>	R: 0 E: 0 K: 0 S: 6	H: 0 LOB: 0 BB: 0 P: 9	R: 0 E: 0 K: 0 S: 15	H: 2 LOB: 2 BB: 23	R: 0 E: 0 K: 1 S: 9	H: 0 LOB: 0 BB: 0 P: 14	R: 0 E: 0 K: 0 S: 7	H: 1 LOB: 2 BB: 2 P: 18	R: 0 E: 0 K: 1 S: 11	H: 0 LOB: 1 BB: 0 P: 18	R: 0 E: 0 K: 1 S: 7	H: 1 LOB: 1 BB: 0 P: 9	R: 0 E: 0 K: 1 S: 11	H: 0 LOB: 2 BB: 1 P: 20	R: 0 E: 0 K: 2 S: 12	H: 0 LOB: 0 BB: 0 P: 20	1B: 2 2B: 2 HR: 0	SF: 0 SAC: 0 DP: 1 HBP: 1	WP: 0 PB: 0 SB: 0 CS: 0	PA: 35	
<b>PITCHER</b>	IP WLS BF H R ER SO BB IBB HBP BLK WP HR S P ERA WHIP	IP WLS BF H R ER SO BB IBB HBP BLK WP HR S P ERA WHIP	IP WLS BF H R ER SO BB IBB HBP BLK WP HR S P ERA WHIP	IP WLS BF H R ER SO BB IBB HBP BLK WP HR S P ERA WHIP	IP WLS BF H R ER SO BB IBB HBP BLK WP HR S P ERA WHIP	IP WLS BF H R ER SO BB IBB HBP BLK WP HR S P ERA WHIP	IP WLS BF H R ER SO BB IBB HBP BLK WP HR S P ERA WHIP	IP WLS BF H R ER SO BB IBB HBP BLK WP HR S P ERA WHIP	IP WLS BF H R ER SO BB IBB HBP BLK WP HR S P ERA WHIP	IP WLS BF H R ER SO BB IBB HBP BLK WP HR S P ERA WHIP	IP WLS BF H R ER SO BB IBB HBP BLK WP HR S P ERA WHIP	IP WLS BF H R ER SO BB IBB HBP BLK WP HR S P ERA WHIP	IP WLS BF H R ER SO BB IBB HBP BLK WP HR S P ERA WHIP	IP WLS BF H R ER SO BB IBB HBP BLK WP HR S P ERA WHIP	IP WLS BF H R ER SO BB IBB HBP BLK WP HR S P ERA WHIP	IP WLS BF H R ER SO BB IBB HBP BLK WP HR S P ERA WHIP	IP WLS BF H R ER SO BB IBB HBP BLK WP HR S P ERA WHIP	IP WLS BF H R ER SO BB IBB HBP BLK WP HR S P ERA WHIP	IP WLS BF H R ER SO BB IBB HBP BLK WP HR S P ERA WHIP	IP WLS BF H R ER SO BB IBB HBP BLK WP HR S P ERA WHIP	IP WLS BF H R ER SO BB IBB HBP BLK WP HR S P ERA WHIP

Batter	1	2	3	4	5	6	7	8	9	AB	R	H	RBI	BB	SO	LOB	BOTTOM					
15 Rafael Furcal, S OBP: 0.330, SLG: 0.326	K		L5			G1-3			13 FC1-6 1B	4	0	1	0	0	1	1	<b>San Diego Padres @ Los Angeles Dodgers</b> Dodger Stadium, Los Angeles, CA Fri May 01 2009, 7:10 PM PDT Att: 47,210 - Cloudy - 64 F					
13 Orlando Hudson, S OBP: 0.405, SLG: 0.525	F7			G4-3				FC1-6 27 BB 99 WP 55 BB	4	1	1	0	0	0	1							
99 Manny Ramirez, R OBP: 0.500, SLG: 0.638						1B			55 BB 27 BB IBB	2	0	0	0	2	2	1						
7 James Loney, L OBP: 0.406, SLG: 0.369		F9		P2					55 BB 27 BB K	4	0	0	0	0	1	3						
27 Matt Kemp, R OBP: 0.396, SLG: 0.566									55 BB BB	3	0	0	0	1	3	1						
55 Russell Martin, R OBP: 0.301, SLG: 0.247			L6						BB	3	0	0	1	1	0	0						
23 Casey Blake, R OBP: 0.315, SLG: 0.468				G4-3						3	0	0	0	0	1	0						
22 Clayton Kershaw, L OBP: 0.273, SLG: 0.111										2	0	0	0	0	0	1						
54 Ronald Belisario, R OBP: 1.000, SLG: 1.000										0	0	0	0	0	0	0						
43 Will Ohman, L OBP: 0.419, SLG: 0.547										0	0	0	0	0	0	0						
16 Andre Ethier, L										1	0	0	0	0	0	0						
9 Juan Pierre, L OBP: 0.440, SLG: 0.435										3	0	1	0	0	0	0						
51 Jonathan Broxton, R										0	0	0	0	0	0	0						
<b>Inning Stats</b>	R: 0 E: 0 K: 2 S: 8	H: 0 LOB: 0 BB: 0 P: 10	R: 0 E: 0 K: 1 S: 15	H: 0 LOB: 0 BB: 0 P: 20	R: 0 E: 0 K: 1 S: 10	H: 1 LOB: 1 BB: 0 P: 12	R: 0 E: 0 K: 1 S: 10	H: 0 LOB: 1 BB: 1 P: 21	R: 0 E: 0 K: 1 S: 6	H: 0 LOB: 0 BB: 0 P: 10	R: 0 E: 0 K: 1 S: 9	H: 1 LOB: 1 BB: 0 P: 12	R: 0 E: 0 K: 1 S: 11	H: 0 LOB: 0 BB: 0 P: 16	R: 0 E: 0 K: 0 S: 10	H: 0 LOB: 0 BB: 0 P: 14	R: 1 E: 0 K: 1 S: 15	H: 1 LOB: 3 BB: 3 P: 32	1B: 3 2B: 0 3B: 0 HR: 0	SF: 0 SAC: 0 DP: 0 HBP: 0	WP: 1 PB: 0 SB: 0 CS: 0	PA: 33
<b>PITCHER</b>	IP WLS BF H R ER SO BB IBB HBP BLK WP HR S P ERA WHIP	IP WLS BF H R ER SO BB IBB HBP BLK WP HR S P ERA WHIP	IP WLS BF H R ER SO BB IBB HBP BLK WP HR S P ERA WHIP	IP WLS BF H R ER SO BB IBB HBP BLK WP HR S P ERA WHIP	IP WLS BF H R ER SO BB IBB HBP BLK WP HR S P ERA WHIP	IP WLS BF H R ER SO BB IBB HBP BLK WP HR S P ERA WHIP	IP WLS BF H R ER SO BB IBB HBP BLK WP HR S P ERA WHIP	IP WLS BF H R ER SO BB IBB HBP BLK WP HR S P ERA WHIP	IP WLS BF H R ER SO BB IBB HBP BLK WP HR S P ERA WHIP	IP WLS BF H R ER SO BB IBB HBP BLK WP HR S P ERA WHIP	IP WLS BF H R ER SO BB IBB HBP BLK WP HR S P ERA WHIP	IP WLS BF H R ER SO BB IBB HBP BLK WP HR S P ERA WHIP	IP WLS BF H R ER SO BB IBB HBP BLK WP HR S P ERA WHIP	IP WLS BF H R ER SO BB IBB HBP BLK WP HR S P ERA WHIP	IP WLS BF H R ER SO BB IBB HBP BLK WP HR S P ERA WHIP	IP WLS BF H R ER SO BB IBB HBP BLK WP HR S P ERA WHIP	IP WLS BF H R ER SO BB IBB HBP BLK WP HR S P ERA WHIP	IP WLS BF H R ER SO BB IBB HBP BLK WP HR S P ERA WHIP	IP WLS BF H R ER SO BB IBB HBP BLK WP HR S P ERA WHIP	IP WLS BF H R ER SO BB IBB HBP BLK WP HR S P ERA WHIP	IP WLS BF H R ER SO BB IBB HBP BLK WP HR S P ERA WHIP	









Batter	1	2	3	4	5	6	7	8	9	AB	R	H	RBI	BB	SO	LOB	TOP					
24 Brian Giles, L (1,9) OBP: 0.238, SLG: 0.211										5	1	1	1	0	1	1	<b>San Diego Padres @ Los Angeles Dodgers</b> Dodger Stadium, Los Angeles, CA Sun May 03 2009, 1:10 PM PDT Att: 52,096 - Partly Cloudy - 73 F					
22 David Eckstein, R (1,4) OBP: 0.356, SLG: 0.375										3	0	1	0	1	1	0						
33 Jody Gerut, L (1,8) OBP: 0.282, SLG: 0.438										4	1	1	1	0	0	2						
23 Adrián González, L (1,3) OBP: 0.417, SLG: 0.641										4	0	1	0	0	1	1						
7 Chase Headley, S (1,7) OBP: 0.324, SLG: 0.404										3	1	1	0	1	2	1						
2 Edgar González, R (1,5) OBP: 0.265, SLG: 0.548										3	0	1	1	1	0	1						
4 Nick Hundley, R (1,2) OBP: 0.324, SLG: 0.397										4	0	0	0	0	1	5						
15 Luis Antonio Rodríguez, B (1,6) OBP: 0.370, SLG: 0.339										4	0	0	0	0	1	1						
49 Chad Gaudin, R (1,1)										1	0	0	0	1	1	0						
38 Arturo Lopez, L (6,1)										0	0	0	0	0	0	0						
8 Chris Burke, R (7,PH) OBP: 0.350, SLG: 0.250										1	0	0	0	0	1	0						
59 Luis Perdomo, R (7,1)										0	0	0	0	0	0	0						
12 Scott Hairston, R (9,PH) OBP: 0.429, SLG: 0.673										1	0	0	0	0	0	0						
<b>Inning Stats</b>	R: 0 E: 0 K: 1 S: 8	H: 0 LOB: 0 BB: 0 P: 11	R: 1 E: 0 K: 0 S: 14	H: 2 LOB: 1 BB: 0 P: 21	R: 0 E: 0 K: 1 S: 8	H: 0 LOB: 1 BB: 1 P: 15	R: 0 E: 0 K: 1 S: 6	H: 0 LOB: 0 BB: 0 P: 11	R: 0 E: 0 K: 1 S: 6	H: 1 LOB: 3 BB: 1 P: 13	R: 1 E: 0 K: 2 S: 13	H: 1 LOB: 0 BB: 0 P: 27	R: 1 E: 0 K: 1 S: 10	H: 2 LOB: 1 BB: 0 P: 13	R: 1 E: 0 K: 1 S: 15	H: 2 LOB: 1 BB: 0 P: 22	R: 0 E: 0 K: 0 S: 6	H: 0 LOB: 0 BB: 0 P: 9	1B: 2 2B: 2 3B: 0 HR: 2	SF: 0 SAC: 0 DP: 0 HBP: 0	WP: 1 PB: 0 SB: 1 CS: 0	PA: 37
<b>PITCHER</b>	IP WLS BF H R ER SO BB IBB HBP BLK WP HR S P ERA WHIP																					
58 Chad Billingsley, R (1,1) ERA: 2.21	7.0 W 29 4 2 2 8 4 0 0 0 1 1 65 111 2.57 1.143																					
43 Will Ohman, L (8,1) ERA: 5.19	0.0 2 2 1 1 0 0 0 0 0 0 0 1 5 8 = =																					
38 Ramon Troncoso, R (8,1) ERA: 1.08	2.0 6 0 0 0 1 0 0 0 0 0 0 0 16 23 0.00 0.000																					

AB 33  
R 3  
H 6  
RBI 3  
BB 4  
SO 9  
LOB 12



Batter	1	2	3	4	5	6	7	8	9	AB	R	H	RBI	BB	SO	LOB	BOTTOM			
9 Juan Pierre, L (1,7) OBP: 0.433, SLG: 0.429										4	2	2	1	0	0	1	<b>San Diego Padres @ Los Angeles Dodgers</b> Dodger Stadium, Los Angeles, CA Sun May 03 2009, 1:10 PM PDT Att: 52,096 - Partly Cloudy - 73 F			
13 Orlando Hudson, S (1,4) OBP: 0.408, SLG: 0.533										3	1	2	3	1	0	0				
16 Andre Ethier, L (1,9) OBP: 0.421, SLG: 0.543										3	1	1	1	1	0	2				
7 James Loney, L (1,3) OBP: 0.394, SLG: 0.370										4	0	1	1	0	0	2				
27 Matt Kemp, R (1,8) OBP: 0.375, SLG: 0.522										4	0	0	0	0	3	1				
5 Mark Loretta, R (1,5) OBP: 0.482, SLG: 0.435										3	0	0	0	0	1	0				
43 Will Ohman, L (8,1) OBP: 1.000, SLG: 1.000										0	0	0	0	0	0	0				
38 Ramon Troncoso, R (8,1)										0	0	0	0	0	0	0				
12 Brad Ausmus, R (1,2) OBP: 0.500, SLG: 0.500										3	1	1	0	1	1	1				
14 Juan Castro, R (1,6) OBP: 0.308, SLG: 0.333										4	1	2	0	0	0	1				
58 Chad Billingsley, R (1,1) OBP: 0.286, SLG: 0.167										3	1	1	1	0	0	2				
23 Casey Blake, R (8,5) OBP: 0.309, SLG: 0.444										1	0	0	0	0	0	0				
<b>Inning Stats</b>	R: 3 E: 0 K: 2 S: 16	H: 4 LOB: 1 BB: 0 P: 23	R: 0 E: 0 K: 0 S: 8	H: 1 LOB: 0 BB: 0 P: 10	R: 0 E: 0 K: 1 S: 11	H: 0 LOB: 1 BB: 1 P: 21	R: 0 E: 0 K: 1 S: 11	H: 0 LOB: 1 BB: 1 P: 19	R: 0 E: 0 K: 0 S: 5	H: 5 LOB: 1 BB: 0 P: 26	R: 4 E: 0 K: 1 S: 19	H: 5 LOB: 1 BB: 0 P: 26	R: 0 E: 0 K: 0 S: 7	H: 0 LOB: 0 BB: 0 P: 11	R: 0 E: 0 K: 0 S: 6	H: 0 LOB: 0 BB: 0 P: 10	1B: 7 2B: 3 3B: 0 HR: 0	SF: 0 SAC: 0 DP: 1 HBP: 1	WP: 0 PB: 0 SB: 1 CS: 0	PA: 36
<b>PITCHER</b>	IP WLS BF H R ER SO BB IBB HBP BLK WP HR S P ERA WHIP																			
49 Chad Gaudin, R (1,1) ERA: 5.06	5.2 L 27 8 6 6 5 3 0 0 1 0 0 64 97 9.53 1.941																			
38 Arturo Lopez, L (6,1) ERA: 54.0	0.1 3 2 1 1 0 0 0 0 0 0 0 6 12 27.00 6.000																			
59 Luis Perdomo, R (7,1) ERA: 4.35	2.0 6 0 0 0 0 0 0 0 0 0 0 0 13 21 0.00 0.000																			

AB 32  
R 7  
H 10  
RBI 7  
BB 3  
SO 5  
LOB 10









Batter	1	2	3	4	5	6	7	8	9	10	AB	R	H	RBI	BB	SO	LOB	TOP									
24 Dexter Fowler, S OBP: 0.337, SLG: 0.397	(1,8) B SI 83 3-2 B SI 84 B SI 86 F FF 85 X FF 85			CH 74 4-0 B SI 83 B SI 84 B SI 86		X FF 86 0-0		X CH 75 0-0				3	0	0	0	1	0	1									
7 Seth Smith, L OBP: 0.417, SLG: 0.468	(1,7) C SI 85 1-1 B SI 78 X FF 85			B SI 85 1-0 X FF 85		B CH 77 1-1 B SI 78 X CH 76			C FF 94 2-3 B SI 95 B SI 96 X FF 85		4	0	0	0	0	1	2										
17 Todd Helton, L OBP: 0.398, SLG: 0.459	(1,3) C SI 85 1-3 B SI 85 F FF 86 C SL 79			B SI 87 2-2 B SI 86 B SI 87 C CH 76		B SI 76 2-1 B SI 84 B SI 85 X SI 86			B FF 86 2-2 T CU 83 C SI 83 B SI 86 X FF 85		4	0	2	0	0	1	0										
11 Brad Hawpe, L OBP: 0.425, SLG: 0.581	(1,9)	B SI 82 2-2 C SI 85 F FF 85 B SI 87 C CH 77		CH 76 1-2 B SI 85 B SI 86 X SI 87		C SL 78 3-2 B SI 86 B SI 87 C SL 77 B SI 86 F FF 86 1 SAFE X FF 85			C FF 96 1-2 C FF 96 X FF 96		4	0	2	0	0	0	1										
27 Garrett Atkins, R OBP: 0.238, SLG: 0.383	(1,5)	B FF 86 2-0 B SI 87 X FF 87		C SL 77 2-1 B SI 84 B SI 85 X CH 75		C SL 81 0-1 X SI 88			B CU 84 2-3 D CU 84 C CU 82 C FF 94 S FF 95		4	0	0	0	0	1	3										
2 Troy Tulowitzki, R OBP: 0.315, SLG: 0.397	(1,6)	B FF 86 4-2 C SI 85 B SI 87 B SI 87		X CH 74 0-0		B SI 88 1-2 C SL 82 B SI 87			C CU 83 1-1 B SI 84 X CU 84		3	0	0	0	1	0	2										
20 Chris Iannetta, R OBP: 0.342, SLG: 0.517	(1,2)	C SI 86 2-2 B SI 87 C CH 75 1 SAFE		B CH 76 1-0 X CH 75		F FF 86 3-2 B SI 84 B SI 84 B CH 76 X SI 86			B FF 94 1-3 C FF 94 C FF 94 C CU 82 S FF 95		4	1	1	1	0	1	0										
9 Ian Stewart, L OBP: 0.333, SLG: 0.436	(1,4)			C SI 84 0-3 F FF 85 C FF 86		S CH 73 1-3 B SI 84 B SI 85 C FF 87			C CU 83 0-3 S FF 95		3	0	0	0	0	2	0										
12 Clint Barmes, R OBP: 0.282, SLG: 0.441	(9,4)			F FF 85 1-1 B SI 87 X SL 79		X FF 86 0-0					0	0	0	0	0	0	0										
28 Aaron Cook, R OBP: 0.250, SLG: 0.250	(1,1)										3	0	1	0	0	0	0										
41 Alan Embree, L	(9,1)										0	0	0	0	0	0	0										
31 Matt Daley, R	(9,1)										0	0	0	0	0	0	0										
<b>Inning Stats</b>	R: 0 E: 0 K: 1 S: 9	H: 0 LOB: 0 BB: 0 P: 14	R: 0 E: 0 K: 0 S: 11	H: 0 LOB: 0 BB: 0 P: 21	R: 0 E: 0 K: 1 S: 6	H: 0 LOB: 0 BB: 0 P: 8	R: 0 E: 0 K: 0 S: 7	H: 1 LOB: 1 BB: 1 P: 15	R: 0 E: 0 K: 1 S: 6	H: 0 LOB: 0 BB: 0 P: 11	R: 0 E: 0 K: 1 S: 8	H: 1 LOB: 1 BB: 0 P: 10	R: 0 E: 0 K: 0 S: 11	H: 2 LOB: 1 BB: 0 P: 17	R: 1 E: 0 K: 0 S: 9	H: 1 LOB: 0 BB: 0 P: 12	R: 0 E: 0 K: 2 S: 12	H: 1 LOB: 1 BB: 0 P: 19	R: 0 E: 0 K: 2 S: 9	H: 0 LOB: 0 BB: 0 P: 11	1B: 4 2B: 2 3B: 0 HR: 1	SF: 0 SAC: 0 DP: 2 HBP: 0	WP: 0 PB: 0 SB: 0 CS: 1	PA: 36			
<b>PITCHER</b>	IP 8.0	WLS 28	BF 5	H 1	R 1	ER 1	SO 3	BB 2	IBB 0	HBP 0	BLK 0	WP 0	HR 1	S 67	P 108	ERA 1.12	WHIP 0.875										
52 Josh Geer, R ERA: 3.98	(1,1)	2.0	W	7	1	0	0	4	0	0	0	0	0	0	0	0.00	0.500										
21 Heath Bell, R ERA:	(9,1)																										

Colorado Rockies @ San Diego Padres  
 PETCO Park, San Diego, CA  
 Tue May 05 2009, 10:05 PM EDT  
 Att: 13,646 - Clear - 68 F

AB	33
R	1
H	6
RBI	1
BB	2
SO	7
LOB	9



Batter	1	2	3	4	5	6	7	8	9	10	AB	R	H	RBI	BB	SO	LOB	BOTTOM										
24 Brian Giles, L OBP: 0.263, SLG: 0.228	(1,9) C SI 88 0-1 X FF 89			B SI 89 4-0 B SI 89 B SI 88 B SI 87				X CU 72 0-0				3	1	2	1	2	0	0										
22 David Eckstein, R OBP: 0.339, SLG: 0.365	(1,4) C SI 88 0-1 1 SAFE X SI 87			B SI 90 2-2 B SI 91 B SI 91				B SI 83 3-2 F SI 88 B SI 90 B SI 90 X SI 89			4	0	1	0	0	0	3											
12 Scott Hairston, R OBP: 0.422, SLG: 0.702	(1,7) C SI 90 0-1 1 SAFE X SI 92			C SI 86 2-3 B SI 85 B SI 85 C SL 84				X SI 91 0-0			4	0	0	0	0	2	2											
23 Adrián González, L OBP: 0.414, SLG: 0.616	(1,3) B SI 92 4-0 B SI 91			B CU 74 1-1 C CU 75 X SI 90				X FF 90 0-0			3	0	2	0	1	0	0											
33 Jody Gerut, L OBP: 0.265, SLG: 0.416	(1,8) C SI 89 3-2 B SI 88 F SI 91 F SI 91 X SI 90			X SI 91 0-0				B SI 88 2-1 B SI 88 B SI 89 X SI 89			3	0	0	1	0	1	2											
5 Kevin Kouzmanoff, R OBP: 0.264, SLG: 0.317	(1,5) B SI 90 1-2 C SI 91 X SL 80			S SI 82 2-2 B SI 82 B SI 89 B SI 89 X SI 91				C CU 73 0-3 C SI 83 C SI 83 X SI 76			4	0	1	0	0	1	3											
4 Nick Hundley, R OBP: 0.320, SLG: 0.388	(1,2)	B SI 86 2-2 C SI 87 C SI 88 X SL 80		B SI 89 2-0 X SI 89				B SI 87 1-0 X SI 88			4	0	1	0	0	1	2											
15 Luis Antonio Rodríguez, B	(9,6)	C SI 90 0-2 X SL 81		C SI 89 2-1 B SI 90 X SI 91				C CU 72 2-2 F SI 92 B SI 91 B SI 91 X SI 92			4	0	0	0	0	0	2											
52 Josh Geer, R ERA: 4.5	(1,1)			C SI 90 0-3 B SI 91 S SI 83				S SI 91 1-3 B SI 91 S SI 83			2	0	0	0	0	2	1											
21 Heath Bell, R ERA: 2.25	(9,1)										0	0	0	0	0	0	0											
2 Edgar Gonzalez, R (10, PH)	(10, PH)										0	1	0	0	1	0	0											
<b>Inning Stats</b>	R: 1 E: 0 K: 0 S: 12	H: 2 LOB: 2 BB: 1 P: 20	R: 0 E: 0 K: 0 S: 13	H: 1 LOB: 2 BB: 1 P: 22	R: 0 E: 0 K: 1 S: 6	H: 0 LOB: 0 BB: 0 P: 9	R: 0 E: 0 K: 1 S: 10	H: 1 LOB: 1 BB: 0 P: 16	R: 0 E: 0 K: 1 S: 4	H: 0 LOB: 0 BB: 0 P: 9	R: 0 E: 0 K: 1 S: 6	H: 1 LOB: 1 BB: 0 P: 8	R: 0 E: 0 K: 1 S: 8	H: 0 LOB: 0 BB: 0 P: 12	R: 0 E: 0 K: 0 S: 5	H: 0 LOB: 0 BB: 0 P: 8	R: 0 E: 0 K: 2 S: 9	H: 1 LOB: 1 BB: 0 P: 14	R: 1 E: 0 K: 0 S: 6	H: 1 LOB: 1 BB: 1 P: 13	1B: 4 2B: 4 3B: 0 HR: 0	SF: 1 SAC: 1 DP: 2 HBP: 0	WP: 0 PB: 0 SB: 0 CS: 0	PA: 37				
<b>PITCHER</b>	IP 8.0	WLS 30	BF 5	H 1	R 1	ER 1	SO 5	BB 2	IBB 1	HBP 0	BLK 0	WP 0	HR 0	S 64	P 104	ERA 1.12	WHIP 0.875											
28 Aaron Cook, R ERA: 4.5	(9,1)	0.1	2	1	0	0	1	0	0	0	0	0	0	0	0	0.00	3.000											
31 Matt Daley, R ERA: 2.25	(9,1)	1.0	L	5	1	1	1	1	0	0	0	0	0	0	11	20	9.00	2.000										

Colorado Rockies @ San Diego Padres  
 PETCO Park, San Diego, CA  
 Tue May 05 2009, 10:05 PM EDT  
 Att: 13,646 - Clear - 68 F

AB	31
R	2
H	7
RBI	2
BB	4
SO	7
LOB	15













Batter	1	2	3	4	5	6	7	8	9	AB	R	H	RBI	BB	SO	LOB	TOP			
22 David Eckstein, R OBP: 0.331, SLG: 0.352										4	0	1	0	0	0	2				
24 Brian Giles, L OBP: 0.244, SLG: 0.211										4	0	0	0	0	1	1				
12 Scott Hairston, R OBP: 0.403, SLG: 0.643										4	0	1	0	0	2	0				
23 Adrián González, L OBP: 0.395, SLG: 0.568										4	0	0	0	0	2					
7 Chase Headley, S OBP: 0.304, SLG: 0.369										4	0	0	0	0	2	2				
5 Kevin Kouzmanoff, R OBP: 0.271, SLG: 0.321										3	0	0	0	0	1	0				
4 Nick Hundley, R OBP: 0.349, SLG: 0.419										3	0	2	0	0	0	0				
15 Luis Antonio Rodríguez, B OBP: 0.382, SLG: 0.338										3	0	1	0	0	0	1				
49 Chad Gaudin, R OBP: 0.282, SLG: 0.474										2	0	0	0	0	2	2				
2 Edgar González, R OBP: 0.282, SLG: 0.474										1	0	0	0	0	0	0				
43 Cia Meredith, R										0	0	0	0	0	0	0				
<b>Inning Stats</b>	R: 0 E: 0 K: 0 S: 12	H: 2 LOB: 2 BB: 0 P: 17	R: 0 E: 0 K: 1 S: 17	H: 2 LOB: 2 BB: 0 P: 27	R: 0 E: 0 K: 1 S: 8	H: 0 LOB: 0 BB: 0 P: 11	R: 0 E: 0 K: 2 S: 11	H: 0 LOB: 0 BB: 0 P: 14	R: 0 E: 0 K: 1 S: 6	H: 0 LOB: 0 BB: 0 P: 8	R: 0 E: 0 K: 1 S: 13	H: 1 LOB: 1 BB: 0 P: 17	R: 0 E: 0 K: 0 S: 7	H: 0 LOB: 0 BB: 0 P: 11	R: 0 E: 0 K: 1 S: 7	H: 0 LOB: 0 BB: 0 P: 11	1B: 3 2B: 2 HR: 0	SF: 0 SAC: 0 HBP: 0	WP: 0 PB: 0 SB: 0 CS: 0	PA: 32
<b>PITCHER</b>	IP: 8.0 ERA: 1.8	WLS: W BF: 29	H: 5 R: 0 ER: 0 SO: 7	BB: 0 IBB: 0 HBP: 0 BLK: 0	WP: 0 HR: 0 S: 82 P: 116	ERA: 0.00 WHIP: 0.625														
22 LaTroy Hawkins, R ERA: 2.57	IP: 1.0 ERA: 2.57	WLS: S BF: 3	H: 0 R: 0 ER: 0 SO: 1	BB: 0 IBB: 0 HBP: 0 BLK: 0	WP: 0 HR: 0 S: 7 P: 11	ERA: 0.00 WHIP: 0.000														

San Diego Padres @ Houston Astros  
Minute Maid Park, Houston, TX  
Fri May 08 2009, 7:05 PM CDT  
Att: 28,139 - Roof Closed - 73 F

AB 32  
R 0  
H 5  
RBI 0  
BB 0  
SO 8  
LOB 10



Batter	1	2	3	4	5	6	7	8	9	AB	R	H	RBI	BB	SO	LOB	BOTTOM			
3 Kazuo Matsui, S OBP: 0.333, SLG: 0.356										3	1	1	0	1	0	0				
21 Michael Bourn, L OBP: 0.357, SLG: 0.426										3	0	0	0	1	1	2				
9 Hunter Pence, R OBP: 0.377, SLG: 0.481										4	0	2	2	0	1	2				
45 Carlos Lee, R OBP: 0.347, SLG: 0.514										4	0	2	0	0	0	1				
22 LaTroy Hawkins, R										0	0	0	0	0	0	0				
10 Miguel Tejada, R OBP: 0.326, SLG: 0.403										4	0	0	0	0	1	3				
27 Geoff Blum, S OBP: 0.337, SLG: 0.298										2	0	0	0	1	1	1				
2 Darin Erstad, L OBP: 0.206, SLG: 0.226										3	0	0	0	0	1	2				
77 Ivan Rodríguez, R OBP: 0.284, SLG: 0.421										2	1	0	0	0	1	0				
51 Wandy Rodríguez, S ERA: 4.08										3	0	0	0	0	0	1				
4 Jason Michaels, R OBP: 0.414, SLG: 0.435										0	0	0	0	0	0	0				
<b>Inning Stats</b>	R: 0 E: 1 K: 0 S: 9	H: 1 LOB: 1 BB: 0 P: 16	R: 0 E: 0 K: 1 S: 7	H: 0 LOB: 1 BB: 1 P: 15	R: 0 E: 0 K: 2 S: 10	H: 1 LOB: 2 BB: 1 P: 20	R: 0 E: 0 K: 0 S: 7	H: 1 LOB: 0 BB: 0 P: 10	R: 2 E: 0 K: 1 S: 13	H: 2 LOB: 2 BB: 1 P: 21	R: 0 E: 0 K: 1 S: 6	H: 0 LOB: 0 BB: 0 P: 10	R: 0 E: 0 K: 1 S: 9	H: 0 LOB: 0 BB: 0 P: 11	R: 0 E: 0 K: 1 S: 7	H: 0 LOB: 0 BB: 0 P: 9	1B: 4 2B: 2 HR: 0	SF: 0 SAC: 0 HBP: 1	WP: 0 PB: 0 SB: 0 CS: 1	PA: 32
<b>PITCHER</b>	IP: 7.0 ERA: 4.08	WLS: L BF: 29	H: 5 R: 2 ER: 2 SO: 5	BB: 3 IBB: 0 HBP: 1 BLK: 0	WP: 0 HR: 0 S: 61 P: 103	ERA: 2.57 WHIP: 1.143														
43 Cia Meredith, R ERA: 3.35	IP: 1.0 ERA: 3.35	WLS: 3 BF: 3	H: 0 R: 0 ER: 0 SO: 1	BB: 0 IBB: 0 HBP: 0 BLK: 0	WP: 0 HR: 0 S: 7 P: 9	ERA: 0.00 WHIP: 0.000														

San Diego Padres @ Houston Astros  
Minute Maid Park, Houston, TX  
Fri May 08 2009, 7:05 PM CDT  
Att: 28,139 - Roof Closed - 73 F

AB 28  
R 2  
H 5  
RBI 2  
BB 3  
SO 6  
LOB 12





Batter	1	2	3	4	5	6	7	8	9	AB	R	H	RBI	BB	SO	LOB	TOP								
24 Brian Giles, L OBP: 0.235, SLG: 0.202			L6 			G4-3 		G6-3 	F8 	5	0	0	0	0	1	5	<b>San Diego Padres @ Houston Astros</b> Minute Maid Park, Houston, TX Sat May 09 2009, 6:05 PM CDT Att: 29,141 - Roof Closed - 73 F								
22 David Eckstein, R OBP: 0.333, SLG: 0.364	G1-3 		P4 			2B 		1B 	P3 	5	1	2	2	0	0	3									
12 Scott Hairston, R OBP: 0.395, SLG: 0.622	G5-3 			L9 		2B 		K 		4	0	1	0	0	1	1									
23 Adrián González, L OBP: 0.391, SLG: 0.557		L8 		K 		G1-6-3 		1B 		4	1	1	0	0	1	2									
7 Chase Headley, S OBP: 0.310, SLG: 0.377		K 		G4-3 			BB 	2B 		3	0	1	2	1	1	0									
5 Kevin Kouzmanoff, R OBP: 0.270, SLG: 0.313	K 				F8 		F8 	HBP 		3	0	0	0	0	0	1									
4 Nick Hundley, R OBP: 0.345, SLG: 0.410			1B 		K 		F9 	P3 		4	0	1	0	0	1	3									
15 Luis Antonio Rodriguez, B OBP: 0.380, SLG: 0.338			1B 		G3 		K 		F8 	3	0	1	0	0	1	1									
57 Luke Gregerson, L OBP: 0.270, SLG: 0.313			1B 				K 			0	0	0	0	0	0	0									
43 Cla Meredith, R OBP: 0.258, SLG: 0.391			1B 							1	1	1	0	0	0	0									
29 Kevin Correia, R OBP: 0.400, SLG: 0.600			SH1-4 							2	1	2	0	0	0	0									
8 Chris Burke, R OBP: 0.393, SLG: 0.435						2B 		2B 		2	1	2	0	0	0	0									
<b>Inning Stats</b>	R: 0 E: 0 K: 1 S: 7	H: 0 LOB: 0 BB: 0 P: 12	R: 0 E: 0 K: 2 S: 7	H: 0 LOB: 0 BB: 0 P: 9	R: 0 E: 0 K: 1 S: 10	H: 2 LOB: 2 BB: 0 P: 13	R: 0 E: 0 K: 1 S: 7	H: 0 LOB: 0 BB: 0 P: 12	R: 0 E: 0 K: 1 S: 8	H: 0 LOB: 0 BB: 0 P: 10	R: 1 E: 0 K: 0 S: 10	H: 3 LOB: 1 BB: 0 P: 19	R: 0 E: 0 K: 1 S: 9	H: 0 LOB: 1 BB: 1 P: 16	R: 3 E: 0 K: 1 S: 17	H: 4 LOB: 2 BB: 0 P: 26	R: 0 E: 0 K: 0 S: 12	H: 1 LOB: 1 BB: 0 P: 17	1B: 5 2B: 5 3B: 0 HR: 0	SF: 0 SAC: 1 DP: 1 HBP: 1	WP: 0 PB: 0 SB: 3 CS: 0	PA: 38			
<b>PITCHER</b>	IP WLS BF H R ER SO BB IBB HBP BLK WP HR S P ERA WHIP	IP WLS BF H R ER SO BB IBB HBP BLK WP HR S P ERA WHIP	IP WLS BF H R ER SO BB IBB HBP BLK WP HR S P ERA WHIP	IP WLS BF H R ER SO BB IBB HBP BLK WP HR S P ERA WHIP	IP WLS BF H R ER SO BB IBB HBP BLK WP HR S P ERA WHIP	IP WLS BF H R ER SO BB IBB HBP BLK WP HR S P ERA WHIP	IP WLS BF H R ER SO BB IBB HBP BLK WP HR S P ERA WHIP	IP WLS BF H R ER SO BB IBB HBP BLK WP HR S P ERA WHIP	IP WLS BF H R ER SO BB IBB HBP BLK WP HR S P ERA WHIP	IP WLS BF H R ER SO BB IBB HBP BLK WP HR S P ERA WHIP	IP WLS BF H R ER SO BB IBB HBP BLK WP HR S P ERA WHIP	IP WLS BF H R ER SO BB IBB HBP BLK WP HR S P ERA WHIP	IP WLS BF H R ER SO BB IBB HBP BLK WP HR S P ERA WHIP	IP WLS BF H R ER SO BB IBB HBP BLK WP HR S P ERA WHIP	IP WLS BF H R ER SO BB IBB HBP BLK WP HR S P ERA WHIP	IP WLS BF H R ER SO BB IBB HBP BLK WP HR S P ERA WHIP	IP WLS BF H R ER SO BB IBB HBP BLK WP HR S P ERA WHIP	IP WLS BF H R ER SO BB IBB HBP BLK WP HR S P ERA WHIP	IP WLS BF H R ER SO BB IBB HBP BLK WP HR S P ERA WHIP	IP WLS BF H R ER SO BB IBB HBP BLK WP HR S P ERA WHIP	IP WLS BF H R ER SO BB IBB HBP BLK WP HR S P ERA WHIP	IP WLS BF H R ER SO BB IBB HBP BLK WP HR S P ERA WHIP	IP WLS BF H R ER SO BB IBB HBP BLK WP HR S P ERA WHIP	IP WLS BF H R ER SO BB IBB HBP BLK WP HR S P ERA WHIP	IP WLS BF H R ER SO BB IBB HBP BLK WP HR S P ERA WHIP

AB 35  
R 4  
H 10  
RBI 4  
BB 1  
SO 7  
LOB 16



Batter	1	2	3	4	5	6	7	8	9	AB	R	H	RBI	BB	SO	LOB	BOTTOM								
3 Kazuo Matsui, S OBP: 0.321, SLG: 0.340	F7 		F7 			K2-3 	K 			4	0	0	0	0	2	0	<b>San Diego Padres @ Houston Astros</b> Minute Maid Park, Houston, TX Sat May 09 2009, 6:05 PM CDT Att: 29,141 - Roof Closed - 73 F								
21 Michael Bourn, L OBP: 0.371, SLG: 0.427	B3 			BB 		1B 		BB 		2	2	1	0	2	0	0									
9 Hunter Pence, R OBP: 0.381, SLG: 0.473	G1-3 			K 		BB 		BB 		2	2	0	0	2	1	1									
45 Carlos Lee, R OBP: 0.360, SLG: 0.531		F7 			2B 					4	0	3	2	0	0	0									
8 Jeff Keppinger, R OBP: 0.429, SLG: 0.548					2B 		1B 		1B 	0	0	0	0	0	0	0									
10 Miguel Tejada, R OBP: 0.331, SLG: 0.405		1B 		BB 		BB 				2	0	1	2	1	0	1									
27 Geoff Blum, S OBP: 0.333, SLG: 0.287		FC4-6 			F7 					3	0	0	0	1	0	4									
2 Darin Erstad, L OBP: 0.211, SLG: 0.257		FC6-4 				G3 				4	1	1	0	0	0	3									
46 J.R. Towles, R OBP: 0.250, SLG: 0.182			P6 		K 		SH1-3 		F7 	3	0	0	0	0	1	2									
38 Brian Moehler, R OBP: 0.260, SLG: 0.417										2	0	0	0	0	1	0									
4 Jason Michaels, R OBP: 0.260, SLG: 0.417										1	0	0	0	0	0	1									
29 Geoff Geary, R OBP: 0.260, SLG: 0.417										0	0	0	0	0	0	0									
50 Alberto Arias, R OBP: 0.260, SLG: 0.417										0	0	0	0	0	0	0									
53 Wesley Wright, L OBP: 0.260, SLG: 0.417										0	0	0	0	0	0	0									
22 LaTroy Hawkins, R OBP: 0.260, SLG: 0.417										0	0	0	0	0	0	0									
<b>Inning Stats</b>	R: 0 E: 0 K: 0 S: 8	H: 0 LOB: 0 BB: 0 P: 12	R: 0 E: 0 K: 0 S: 8	H: 1 LOB: 1 BB: 0 P: 10	R: 0 E: 0 K: 1 S: 13	H: 0 LOB: 0 BB: 0 P: 17	R: 0 E: 0 K: 1 S: 11	H: 1 LOB: 2 BB: 2 P: 22	R: 0 E: 0 K: 1 S: 8	H: 0 LOB: 0 BB: 0 P: 15	R: 2 E: 0 K: 1 S: 17	H: 2 LOB: 1 BB: 1 P: 28	R: 1 E: 0 K: 1 S: 8	H: 1 LOB: 0 BB: 0 P: 11	R: 2 E: 0 K: 0 S: 11	H: 1 LOB: 2 BB: 3 P: 26	R: 2 E: 0 K: 0 S: 11	H: 1 LOB: 2 BB: 3 P: 26	1B: 4 2B: 2 3B: 0 HR: 0	SF: 1 SAC: 1 DP: 0 HBP: 0	WP: 2 PB: 0 SB: 1 CS: 1	PA: 35			
<b>PITCHER</b>	IP WLS BF H R ER SO BB IBB HBP BLK WP HR S P ERA WHIP	IP WLS BF H R ER SO BB IBB HBP BLK WP HR S P ERA WHIP	IP WLS BF H R ER SO BB IBB HBP BLK WP HR S P ERA WHIP	IP WLS BF H R ER SO BB IBB HBP BLK WP HR S P ERA WHIP	IP WLS BF H R ER SO BB IBB HBP BLK WP HR S P ERA WHIP	IP WLS BF H R ER SO BB IBB HBP BLK WP HR S P ERA WHIP	IP WLS BF H R ER SO BB IBB HBP BLK WP HR S P ERA WHIP	IP WLS BF H R ER SO BB IBB HBP BLK WP HR S P ERA WHIP	IP WLS BF H R ER SO BB IBB HBP BLK WP HR S P ERA WHIP	IP WLS BF H R ER SO BB IBB HBP BLK WP HR S P ERA WHIP	IP WLS BF H R ER SO BB IBB HBP BLK WP HR S P ERA WHIP	IP WLS BF H R ER SO BB IBB HBP BLK WP HR S P ERA WHIP	IP WLS BF H R ER SO BB IBB HBP BLK WP HR S P ERA WHIP	IP WLS BF H R ER SO BB IBB HBP BLK WP HR S P ERA WHIP	IP WLS BF H R ER SO BB IBB HBP BLK WP HR S P ERA WHIP	IP WLS BF H R ER SO BB IBB HBP BLK WP HR S P ERA WHIP	IP WLS BF H R ER SO BB IBB HBP BLK WP HR S P ERA WHIP	IP WLS BF H R ER SO BB IBB HBP BLK WP HR S P ERA WHIP	IP WLS BF H R ER SO BB IBB HBP BLK WP HR S P ERA WHIP	IP WLS BF H R ER SO BB IBB HBP BLK WP HR S P ERA WHIP	IP WLS BF H R ER SO BB IBB HBP BLK WP HR S P ERA WHIP	IP WLS BF H R ER SO BB IBB HBP BLK WP HR S P ERA WHIP	IP WLS BF H R ER SO BB IBB HBP BLK WP HR S P ERA WHIP	IP WLS BF H R ER SO BB IBB HBP BLK WP HR S P ERA WHIP	IP WLS BF H R ER SO BB IBB HBP BLK WP HR S P ERA WHIP

AB 27  
R 5  
H 6  
RBI 4  
BB 6  
SO 5  
LOB 12





Batter	1	2	3	4	5	6	7	8	9	AB	R	H	RBI	BB	SO	LOB	TOP
33 Jody Gerut, L (1,9) OBP: 0.265, SLG: 0.424										5	1	2	1	0	1	1	<b>San Diego Padres @ Houston Astros</b> Minute Maid Park, Houston, TX Sun May 10 2009, 1:05 PM CDT Att: 30,023 - Roof Closed - 73 F  <b>AB 33</b> <b>R 5</b> <b>H 9</b> <b>RBI 5</b> <b>BB 4</b> <b>SO 4</b> <b>LOB 15</b>  
22 David Eckstein, R (1,4) OBP: 0.336, SLG: 0.360 15 Luis Antonio Rodriguez, S (8,6) OBP: 0.389, SLG: 0.342										1	1	0	0	0	0	0	
23 Adrián González, L (1,3) OBP: 0.387, SLG: 0.571										4	1	1	2	0	0	2	
7 Chase Headley, S (1,7) OBP: 0.317, SLG: 0.409										4	1	2	2	0	1	2	
12 Scott Hairston, R (1,8) OBP: 0.388, SLG: 0.615										4	0	1	0	0	0	1	
5 Kevin Kouzmanoff, R (1,5) OBP: 0.299, SLG: 0.308 46 Edwin Moreno, R (6,1)										2	0	0	0	0	1	1	
28 Henry Blanco, R (8,PH) OBP: 0.282, SLG: 0.441 38 Arturo Lopez, L (8,1)										2	0	0	0	2	1	2	
4 Nick Hundley, R (1,2) OBP: 0.352, SLG: 0.400										2	0	0	0	2	1	2	
8 Chris Burke, R (1,6) OBP: 0.375, SLG: 0.407										4	0	1	0	0	0	3	
52 Josh Geer, R (1,1) OBP: 0.333, SLG: 0.250 59 Luis Perdomo, R (4,1)										1	0	0	0	0	0	1	
2 Edgar Gonzalez, R (4,5) OBP: 0.244, SLG: 0.439 24 Brian Giles, L (6,PH) OBP: 0.241, SLG: 0.208										0	0	0	0	0	0	1	
<b>Inning Stats</b>	R: 0 E: 0 K: 0 S: 9	H: 0 LOB: 0 BB: 0 P: 15	R: 0 E: 0 K: 0 S: 11	H: 1 LOB: 0 BB: 0 P: 14	R: 0 E: 0 K: 0 S: 9	H: 0 LOB: 1 BB: 1 P: 17	R: 2 E: 0 K: 2 S: 15	H: 3 LOB: 2 BB: 1 P: 23	R: 1 E: 1 K: 0 S: 10	H: 1 LOB: 1 BB: 1 P: 20	R: 0 E: 0 K: 0 S: 4	H: 0 LOB: 0 BB: 0 P: 10	R: 0 E: 0 K: 0 S: 6	H: 2 LOB: 1 BB: 0 P: 11	1B: 5 2B: 2 3B: 0 HR: 3	SF: 0 SAC: 0 DP: 4 HBP: 1	WP: 1 PA: 38 PB: 0 SB: 0 CS: 0
<b>PITCHER</b>	IP WLS BF H R ER SO BB IBB HBP BLK WP HR S P ERA WHIP																
44 Roy Oswalt, R (1,1) ERA: 4.5	6.0 W 26 6 4 4 4 2 0 1 0 1 2 68 104 6.00 1.333																
48 Tim Lincecum, L (7,1) ERA: 3.0	0.1 4 1 1 1 0 1 0 0 0 0 1 7 16 27.00 6.000																
50 Alberto Arias, R (7,1) ERA: 2.7	0.2 H 1 0 0 0 0 0 0 0 0 0 0 3 4 0.00 0.000																
43 Chris Sampson, R (8,1) ERA: 1.71	2.0 7 2 0 0 0 1 0 0 0 0 0 10 21 0.00 1.500																

Batter	1	2	3	4	5	6	7	8	9	AB	R	H	RBI	BB	SO	LOB	BOTTOM
3 Kazuo Matsui, S (1,4) OBP: 0.324, SLG: 0.337											4	2	1	0	0	2	<b>San Diego Padres @ Houston Astros</b> Minute Maid Park, Houston, TX Sun May 10 2009, 1:05 PM CDT Att: 30,023 - Roof Closed - 73 F  <b>AB 40</b> <b>R 12</b> <b>H 16</b> <b>RBI 10</b> <b>BB 4</b> <b>SO 2</b> <b>LOB 17</b>  
21 Michael Bourn, L (1,8) OBP: 0.384, SLG: 0.417										5	1	1	0	0	3		
9 Hunter Pence, R (1,9) OBP: 0.389, SLG: 0.487										3	3	1	0	2	1		
45 Carlos Lee, R (1,7) OBP: 0.377, SLG: 0.573 27 Geoff Blum, S (9,3) OBP: 0.333, SLG: 0.287										4	2	3	4	1	2		
10 Miguel Tejada, R (1,6) OBP: 0.341, SLG: 0.435										5	2	3	4	0	1		
2 Darin Erstad, L (1,3) OBP: 0.209, SLG: 0.250										5	0	1	0	0	3		
77 Ivan Rodriguez, R (1,2) OBP: 0.316, SLG: 0.495										4	1	4	2	1	0		
8 Jeff Keppinger, R (1,5) OBP: 0.407, SLG: 0.511										5	0	1	0	0	1		
44 Roy Oswalt, R (1,1) OBP: 0.200, SLG: 0.143 48 Tim Byrdak, L (7,1) ERA: 3.65										3	1	1	0	0	0	0	
50 Alberto Arias, R (7,1) ERA: 4.41 4 Jason Michaels, R (7,PH) OBP: 0.387, SLG: 0.400 43 Chris Sampson, R (8,1) ERA: 19.29										0	0	0	0	0	0	0	
<b>Inning Stats</b>	R: 3 E: 0 K: 0 S: 13	H: 4 LOB: 2 BB: 1 P: 24	R: 2 E: 1 K: 0 S: 19	H: 1 LOB: 2 BB: 2 P: 34	R: 0 E: 0 K: 0 S: 6	H: 1 LOB: 0 BB: 0 P: 8	R: 4 E: 1 K: 0 S: 16	H: 4 LOB: 1 BB: 0 P: 26	R: 0 E: 0 K: 2 S: 12	H: 1 LOB: 2 BB: 1 P: 23	R: 0 E: 0 K: 0 S: 7	H: 0 LOB: 0 BB: 0 P: 15	R: 3 E: 0 K: 0 S: 13	H: 4 LOB: 1 BB: 0 P: 17	1B: 10 2B: 3 3B: 2 HR: 3	SF: 0 SAC: 0 DP: 1 HBP: 1	WP: 1 PA: 45 PB: 0 SB: 2 CS: 0
<b>PITCHER</b>	IP WLS BF H R ER SO BB IBB HBP BLK WP HR S P ERA WHIP																
52 Josh Geer, R (1,1) ERA: 5.14	3.0 L 20 7 7 5 0 3 0 0 0 0 1 0 26 44 15.00 3.333																
59 Luis Perdomo, R (4,1) ERA: 3.65	2.0 11 4 2 0 0 1 0 0 0 0 1 0 26 44 0.00 2.500																
46 Edwin Moreno, R (6,1) ERA: 4.41	1.0 4 1 0 0 2 0 0 0 0 0 0 0 11 19 0.00 1.000																
50 Duaner Sanchez, R (7,1) ERA: 6.75	1.0 3 0 0 0 0 0 0 0 0 0 0 0 7 15 0.00 0.000																
38 Arturo Lopez, L (8,1) ERA: 19.29	1.0 7 4 3 3 0 0 0 0 0 0 0 2 13 17 27.00 4.000																







Batter	1	2	3	4	5	6	7	8	9	AB	R	H	RBI	BB	SO	LOB	TOP			
12 Scott Hairston, R OBP: 0.393, SLG: 0.610										4	1	2	0	0	1	2	<b>San Diego Padres @ Chicago Cubs</b> Wrigley Field, Chicago, IL Wed May 13 2009, 7:05 PM CDT Att: 38,410 - Cloudy - 65 F			
22 David Eckstein, R OBP: 0.331, SLG: 0.347										4	0	0	0	0	0	3				
23 Adrián González, L OBP: 0.393, SLG: 0.638										4	2	2	3	0	0	2				
7 Chase Headley, S OBP: 0.313, SLG: 0.407										4	0	2	0	0	1	0				
5 Kevin Kouzmanoff, R OBP: 0.258, SLG: 0.296										4	0	1	0	0	1	1				
4 Nick Hundley, R OBP: 0.347, SLG: 0.386										3	1	0	0	1	2	2				
24 Brian Giles, L OBP: 0.248, SLG: 0.220										3	0	1	0	1	0	2				
15 Luis Antonio Rodriguez, B OBP: 0.396, SLG: 0.346										3	0	2	0	0	0	0				
29 Kevin Correia, R OBP: 0.400, SLG: 0.600										0	0	0	0	0	0	0				
57 Luke Gregerson, L OBP: 0.272, SLG: 0.423										0	0	0	0	0	0	0				
33 Jody Gerut, L OBP: 0.272, SLG: 0.423										1	0	1	1	0	0	0				
50 Duaner Sanchez, R OBP: 0.364, SLG: 0.393										0	0	0	0	0	0	0				
32 Chris Young, R OBP: 0.267, SLG: 0.214										1	0	0	0	0	1	0				
2 Edgar Gonzalez, R OBP: 0.239, SLG: 0.429										0	0	0	0	0	0	0				
45 Edward Mujica, R OBP: 0.364, SLG: 0.393										1	0	0	0	0	1	1				
8 Chris Burke, R OBP: 0.364, SLG: 0.393										1	0	0	0	0	1	1				
<b>Inning Stats</b>	R: 2 H: 2 E: 0 K: 1 S: 13	H: 2 LOB: 0 BB: 0 P: 17	R: 0 H: 2 E: 0 K: 0 S: 12	H: 2 LOB: 0 BB: 1 P: 14	R: 0 H: 0 E: 0 K: 0 S: 8	H: 0 LOB: 0 BB: 0 P: 11	R: 0 H: 0 E: 0 K: 2 S: 10	H: 0 LOB: 0 BB: 0 P: 11	R: 0 H: 0 E: 0 K: 2 S: 8	H: 3 LOB: 2 BB: 0 P: 16	R: 0 H: 2 E: 0 K: 1 S: 10	H: 2 LOB: 2 BB: 2 P: 13	R: 1 H: 2 E: 0 K: 0 S: 11	H: 2 LOB: 2 BB: 2 P: 22						
<b>PITCHER</b>	IP: 6.1 WLS: W BF: 27 ERA: 3.27	H: 8 R: 3 ER: 3 SO: 7	BB: 0 IBB: 0 HBP: 0 BLK: 0	WP: 0 HR: 2 S: 68 P: 86	ERA: 4.26 WHIP: 1.263	<b>PITCHER</b>										IP: 6.1 WLS: W BF: 27 ERA: 3.27	H: 8 R: 3 ER: 3 SO: 7	BB: 0 IBB: 0 HBP: 0 BLK: 0	WP: 0 HR: 2 S: 68 P: 86	ERA: 4.26 WHIP: 1.263

Batter	1	2	3	4	5	6	7	8	9	AB	R	H	RBI	BB	SO	LOB	BOTTOM			
12 Alfonso Soriano, R OBP: 0.344, SLG: 0.588										3	1	1	1	0	0	0	<b>San Diego Padres @ Chicago Cubs</b> Wrigley Field, Chicago, IL Wed May 13 2009, 7:05 PM CDT Att: 38,410 - Cloudy - 65 F			
2 Ryan Theriot, R OBP: 0.364, SLG: 0.480										3	2	2	2	1	0	0				
1 Kosuke Fukudome, L OBP: 0.449, SLG: 0.553										4	0	1	0	0	1	2				
25 Derrek Lee, R OBP: 0.270, SLG: 0.337										4	0	0	0	0	0	1				
21 Milton Bradley, S OBP: 0.341, SLG: 0.375										3	2	1	0	1	0	0				
17 Mike Fontenot, L OBP: 0.319, SLG: 0.406										2	0	0	0	1	1	1				
18 Geovany Soto, R OBP: 0.316, SLG: 0.253										3	1	2	3	0	0	0				
4 Ryan Freel, R OBP: 0.333, SLG: 0.158										3	0	0	0	0	1	2				
30 Ted Lilly, L OBP: 0.176, SLG: 0.188										3	0	0	0	0	1	0				
37 Angel Guzman, R ERA: 3.63										0	0	0	0	0	0	0				
49 Carlos Marmol, R ERA: 4.24										0	0	0	0	0	0	0				
<b>Inning Stats</b>	R: 3 H: 3 E: 0 K: 1 S: 22	H: 3 LOB: 2 BB: 2 P: 39	R: 0 H: 0 E: 0 K: 0 S: 15	H: 0 LOB: 1 BB: 1 P: 26	R: 2 H: 2 E: 0 K: 2 S: 12	H: 2 LOB: 0 BB: 0 P: 21	R: 1 H: 1 E: 0 K: 0 S: 9	H: 1 LOB: 0 BB: 0 P: 16	R: 0 H: 0 E: 0 K: 0 S: 8	H: 0 LOB: 0 BB: 0 P: 13	R: 0 H: 0 E: 0 K: 1 S: 10	H: 0 LOB: 0 BB: 0 P: 15	R: 0 H: 1 E: 0 K: 0 S: 7	H: 1 LOB: 1 BB: 0 P: 9	R: 0 H: 0 E: 0 K: 0 S: 0	H: 0 LOB: 0 BB: 0 P: 0				
<b>PITCHER</b>	IP: 4.0 WLS: L BF: 21 ERA: 5.56	H: 6 R: 6 ER: 6 SO: 3	BB: 3 IBB: 0 HBP: 1 BLK: 0	WP: 0 HR: 4 S: 58 P: 102	ERA: 13.50 WHIP: 2.250	<b>PITCHER</b>										IP: 4.0 WLS: L BF: 21 ERA: 5.56	H: 6 R: 6 ER: 6 SO: 3	BB: 3 IBB: 0 HBP: 1 BLK: 0	WP: 0 HR: 4 S: 58 P: 102	ERA: 13.50 WHIP: 2.250
32 Chris Young, R ERA: 5.56																				
45 Edward Mujica, R ERA: 3.63																				
57 Luke Gregerson, R ERA: 5.5																				
50 Duaner Sanchez, R ERA: 6.75																				

AB	32
R	4
H	11
RBI	4
BB	2
SO	7
LOB	13



WP: 1	PA: 35
FB: 0	
SB: 0	
CS: 0	





Batter	1	2	3	4	5	6	7	8	9	AB	R	H	RBI	BB	SO	LOB	TOP			
12 Scott Hairston, R OBP: 0.387, SLG: 0.593										4	0	1	0	0	1	0	<b>San Diego Padres @ Chicago Cubs</b> Wrigley Field, Chicago, IL Thu May 14 2009, 1:20 PM CDT Att: 39,728 - Sunny - 62 F			
22 David Eckstein, R OBP: 0.324, SLG: 0.339 11 Drew Macias, L OBP: 0.400, SLG: 1.200										3	0	0	0	0	0	1				
23 Adrián González, L OBP: 0.403, SLG: 0.659										2	1	1	1	2	1	0				
7 Chase Headley, S OBP: 0.303, SLG: 0.393										4	0	0	0	0	1	2				
24 Brian Giles, L OBP: 0.250, SLG: 0.231 5 Kevin Kouzmanoff, R OBP: 0.256, SLG: 0.234										3	1	1	0	0	0	0				
2 Edgar González, R OBP: 0.220, SLG: 0.391										4	0	0	0	0	1	1				
8 Chris Burke, R OBP: 0.333, SLG: 0.355										3	0	0	1	0	0	0				
28 Henry Blanco, R OBP: 0.244, SLG: 0.375										3	0	0	0	0	1	0				
49 Chad Gaudin, R 59 Luis Perdomo, R 50 Duaner Sanchez, R 43 Cla Meredith, R 33 Jody Gerut, L 21 Heath Bell, R										2	0	0	0	0	0	2				
<b>Inning Stats</b>	R: 0 E: 0 K: 1 S: 12	H: 0 LOB: 1 BB: 1 P: 20	R: 0 E: 0 K: 0 S: 8	H: 0 LOB: 0 BB: 0 P: 12	R: 0 E: 0 K: 1 S: 9	H: 1 LOB: 1 BB: 0 P: 16	R: 1 E: 0 K: 0 S: 9	H: 1 LOB: 0 BB: 0 P: 19	R: 0 E: 0 K: 1 S: 6	H: 0 LOB: 1 BB: 1 P: 13	R: 1 E: 0 K: 1 S: 9	H: 1 LOB: 0 BB: 0 P: 16	R: 1 E: 0 K: 1 S: 16	H: 1 LOB: 0 BB: 0 P: 24	R: 0 E: 0 K: 2 S: 9	H: 0 LOB: 0 BB: 0 P: 10		1B: 1 2B: 1 3B: 0 HR: 2	SF: 0 SAC: 0 DP: 0 HBP: 0	WP: 0 PA: 33 PB: 0 SB: 0 CS: 0
<b>PITCHER</b>	IP: 7.0 WLS: W BF: 26 ERA: 4.65	IP: 2.0 WLS: 7 BF: 1 ERA: 4.5																		

Batter	1	2	3	4	5	6	7	8	9	AB	R	H	RBI	BB	SO	LOB	BOTTOM			
12 Alfonso Soriano, R OBP: 0.340, SLG: 0.571 4 Ryan Freel, R OBP: 0.320, SLG: 0.150										4	0	0	0	1	1	2	<b>San Diego Padres @ Chicago Cubs</b> Wrigley Field, Chicago, IL Thu May 14 2009, 1:20 PM CDT Att: 39,728 - Sunny - 62 F			
2 Ryan Theriot, R OBP: 0.372, SLG: 0.484										3	2	1	0	2	1	2				
1 Kosuke Fukudome, L OBP: 0.462, SLG: 0.557										3	1	2	0	2	0	1				
6 Micah Hoffpauir, L OBP: 0.356, SLG: 0.508										3	2	0	0	2	1	4				
18 Geovany Soto, R OBP: 0.314, SLG: 0.247 55 Koyie Hill, S OBP: 0.405, SLG: 0.444										2	1	0	2	1	0	3				
9 Reed Johnson, R OBP: 0.323, SLG: 0.296										5	2	2	2	0	2	6				
24 Bobby Scases, S OBP: 0.474, SLG: 0.833										4	2	2	4	1	0	0				
7 Aaron Miles, S OBP: 0.273, SLG: 0.293										5	1	2	1	0	1	2				
46 Ryan Dempster, R OBP: 0.150, SLG: 0.158 58 Jose Ascanio, R										4	0	2	2	0	0	1				
<b>Inning Stats</b>	R: 0 E: 1 K: 1 S: 16	H: 0 LOB: 3 BB: 2 P: 31	R: 0 E: 0 K: 1 S: 10	H: 0 LOB: 1 BB: 1 P: 18	R: 1 E: 0 K: 0 S: 13	H: 1 LOB: 1 BB: 1 P: 21	R: 0 E: 0 K: 1 S: 8	H: 0 LOB: 0 BB: 0 P: 13	R: 6 E: 0 K: 0 S: 20	H: 3 LOB: 2 BB: 5 P: 48	R: 4 E: 0 K: 0 S: 12	H: 5 LOB: 1 BB: 0 P: 21	R: 0 E: 0 K: 3 S: 14	H: 1 LOB: 2 BB: 1 P: 25	R: 0 E: 0 K: 2 S: 10	H: 1 LOB: 1 BB: 0 P: 14		1B: 5 2B: 6 3B: 0 HR: 0	SF: 1 SAC: 0 DP: 0 HBP: 0	WP: 0 PA: 46 PB: 0 SB: 0 CS: 0
<b>PITCHER</b>	IP: 4.1 WLS: L BF: 22 ERA: 4.91	IP: 0.0 WLS: 3 BF: 2 ERA: 5.84	IP: 1.2 WLS: 12 BF: 6 ERA: 9.0	IP: 1.0 WLS: 5 BF: 1 ERA: 4.15	IP: 1.0 WLS: 4 BF: 1 ERA: 4.15															

AB	31
R	3
H	4
RBI	3
BB	2
SO	8
LOB	4



AB	35
R	11
H	11
RBI	11
BB	10
SO	8
LOB	23





Batter	1	2	3	4	5	6	7	8	9	AB	R	H	RBI	BB	SO	LOB	TOP					
3 Willy Taveras, R OBP: 0.371, SLG: 0.400										4	0	0	0	0	1	0	<b>Cincinnati Reds @ San Diego Padres</b> PETCO Park, San Diego, CA Fri May 15 2009, 10:05 PM EDT Att: 27,021 - Cloudy - 65 F					
15 Jerry Hairston, R OBP: 0.312, SLG: 0.453										4	0	0	0	0	1	0						
19 Joey Votto, L OBP: 0.477, SLG: 0.600										3	1	1	1	1	0	0						
4 Brandon Phillips, R OBP: 0.345, SLG: 0.479										4	0	1	0	0	0	1						
32 Jay Bruce, L OBP: 0.326, SLG: 0.520										4	0	1	0	0	0	0						
55 Ramon Hernandez, R OBP: 0.336, SLG: 0.352										4	1	1	0	0	0	1						
17 Laynce Nix, L OBP: 0.344, SLG: 0.593										3	1	1	0	1	1	1						
2 Alex Gonzalez, R OBP: 0.232, SLG: 0.303										2	0	1	2	1	0	0						
21 Chris Dickerson, L OBP: 0.341, SLG: 0.390										0	0	0	0	1	0	0						
39 Aaron Harang, R OBP: 0.111, SLG: 0.059										3	0	0	0	0	0	3						
53 Arthur Rhodes, L OBP: 0.367, SLG: 0.442										0	0	0	0	0	0	0						
23 Adam Rosales, R OBP: 0.367, SLG: 0.442										1	0	0	0	0	1	2						
<b>Inning Stats</b>	R: 0 E: 0 K: 0 S: 7	H: 0 LOB: 0 BB: 0 P: 10	R: 0 E: 0 K: 0 S: 5	H: 1 LOB: 0 BB: 0 P: 9	R: 0 E: 0 K: 1 S: 7	H: 0 LOB: 0 BB: 0 P: 10	R: 0 E: 0 K: 1 S: 8	H: 0 LOB: 0 BB: 0 P: 13	R: 2 E: 0 K: 0 S: 14	H: 2 LOB: 1 BB: 1 P: 26	R: 1 E: 0 K: 1 S: 9	H: 1 LOB: 0 BB: 0 P: 14	R: 0 E: 0 K: 0 S: 10	H: 1 LOB: 2 BB: 1 P: 18	R: 0 E: 0 K: 0 S: 10	H: 0 LOB: 1 BB: 1 P: 19	R: 0 E: 0 K: 1 S: 10	H: 1 LOB: 2 BB: 1 P: 17	1B: 1 2B: 4 3B: 0 HR: 1	SF: 0 SAC: 0 DP: 0 HBP: 0	WP: 0 PB: 0 SB: 0 CS: 0	PA: 36
<b>PITCHER</b>	IP WLS BF H R ER SO BB IBB HBP BLK WP HR S P ERA WHIP																					
29 Kevin Correia, R ERA: 5.06	7.0 W 27 5 3 3 3 0 2 0 0 0 0 1 60 100 3.86 0.714																					
57 Luke Gregerson, R ERA: 5.3	0.2 H 3 0 0 0 0 1 0 0 0 0 0 0 7 14 0.00 1.500																					
21 Heath Bell, R ERA:	1.1 S 6 1 0 0 1 1 0 0 0 0 0 0 13 22 0.00 1.500																					

AB	32
R	3
H	6
RBI	3
BB	4
SO	4
LOB	8



Batter	1	2	3	4	5	6	7	8	9	AB	R	H	RBI	BB	SO	LOB	BOTTOM			
24 Brian Giles, L OBP: 0.250, SLG: 0.231										4	1	1	0	0	0	4	<b>Cincinnati Reds @ San Diego Padres</b> PETCO Park, San Diego, CA Fri May 15 2009, 10:05 PM EDT Att: 27,021 - Cloudy - 65 F			
22 David Eckstein, R OBP: 0.321, SLG: 0.336										4	1	1	1	0	0	1				
23 Adrián González, L OBP: 0.405, SLG: 0.674										3	1	1	1	1	1	0				
12 Scott Hairston, R OBP: 0.381, SLG: 0.578										4	0	1	1	0	2	0				
33 Jody Gerut, L OBP: 0.269, SLG: 0.416										3	1	1	1	0	1	0				
5 Kevin Kouzmanoff, R OBP: 0.263, SLG: 0.308										4	0	2	1	0	1	2				
21 Heath Bell, R ERA:										0	0	0	0	0	0	0				
4 Nick Hundley, R OBP: 0.343, SLG: 0.391										4	0	1	0	0	0	1				
8 Chris Burke, R OBP: 0.350, SLG: 0.353										3	1	1	0	1	0	0				
29 Kevin Correia, R OBP: 0.429, SLG: 0.500										1	0	0	0	1	1	3				
11 Drew Macias, L OBP: 0.333, SLG: 1.000										1	0	0	0	0	0	1				
57 Luke Gregerson, L ERA:										0	0	0	0	0	0	0				
14 Josh Wilson, R OBP: 0.323, SLG: 0.259										1	0	0	0	0	0	0				
<b>Inning Stats</b>	R: 1 E: 0 K: 0 S: 8	H: 1 LOB: 0 BB: 0 P: 14	R: 0 E: 0 K: 1 S: 17	H: 2 LOB: 3 BB: 1 P: 30	R: 0 E: 0 K: 2 S: 8	H: 0 LOB: 0 BB: 0 P: 11	R: 0 E: 0 K: 2 S: 7	H: 0 LOB: 0 BB: 0 P: 10	R: 0 E: 0 K: 0 S: 10	H: 0 LOB: 1 BB: 1 P: 20	R: 1 E: 0 K: 1 S: 7	H: 2 LOB: 1 BB: 0 P: 12	R: 3 E: 0 K: 0 S: 14	H: 4 LOB: 2 BB: 1 P: 25	R: 0 E: 0 K: 0 S: 4	H: 0 LOB: 0 BB: 0 P: 7	1B: 6 2B: 2 3B: 0 HR: 1	SF: 1 SAC: 0 DP: 0 HBP: 0	WP: 0 PB: 0 SB: 0 CS: 0	PA: 36
<b>PITCHER</b>	IP WLS BF H R ER SO BB IBB HBP BLK WP HR S P ERA WHIP																			
39 Aaron Harang, R ERA: 3.44	6.1 L 29 8 5 5 6 2 0 0 0 0 0 0 66 109 7.11 1.579																			
53 Arthur Rhodes, L ERA:	0.0 1 0 0 0 0 1 0 0 0 0 0 0 4 0 0 0 0 0 0																			
25 David Weathers, R ERA: 2.13	1.2 6 1 0 0 0 0 0 0 0 0 0 0 9 16 0.00 0.600																			

AB	32
R	5
H	9
RBI	5
BB	3
SO	6
LOB	12





Batter	1	2	3	4	5	6	7	8	9	10	11	12	13	14	15	16	AB	R	H	RBI	BB	SO	LOB	TOP												
3 Willy Taveras, R OBP: 0.354, SLG: 0.379	F8		K		G5-3		G5-3		L9			K		B2-3			7	0	0	0	0	2	2													
15 Jerry Hairston, R OBP: 0.300, SLG: 0.441	G5-3			19 F6 4 G6-3	2B		L8		F9		K		K		E6 23 G5-4-3		7	1	1	0	0	2	0													
19 Joey Votto, L OBP: 0.470, SLG: 0.589	F8																2	0	0	0	0	0	1													
23 Adam Rosales, R OBP: 0.369, SLG: 0.429	F8										P2				G5-4-3		4	1	1	0	1	0	1													
4 Brandon Phillips, R OBP: 0.342, SLG: 0.469		L1			G6-3												6	0	1	1	1	0	2													
32 Jay Bruce, L OBP: 0.317, SLG: 0.523		G4-3			G3-1												7	1	1	2	0	1	3													
55 Ramon Hernandez, R OBP: 0.349, SLG: 0.354																	5	1	2	0	2	0	0													
17 Laynce Nix, L OBP: 0.302, SLG: 0.631	F8																6	1	2	2	1	1	3													
2 Alex Gonzalez, R OBP: 0.225, SLG: 0.280					G1-3												6	0	0	0	1	1	1													
34 Eric Vogelsong, R ERA: 5.01																																				
54 Arthur Rhodes, L ERA: 3.86																																				
40 Greg Burke, R ERA: 4.7																																				
43 Cla Meredith, R ERA: 4.7																																				
21 Heath Bell, R ERA: 4.7																																				
<b>Inning Stats</b>	R: 0 E: 0 K: 0 S: 6	H: 0 LOB: 0 BB: 0 P: 11	R: 0 E: 0 K: 0 S: 12	H: 1 LOB: 1 BB: 0 P: 20	R: 0 E: 0 K: 2 S: 8	H: 0 LOB: 0 BB: 0 P: 10	R: 1 E: 0 K: 0 S: 9	H: 1 LOB: 0 BB: 0 P: 13	R: 2 E: 0 K: 1 S: 15	H: 2 LOB: 0 BB: 0 P: 20	R: 0 E: 0 K: 1 S: 10	H: 0 LOB: 1 BB: 0 P: 17	R: 0 E: 0 K: 1 S: 10	H: 0 LOB: 2 BB: 2 P: 20	R: 0 E: 0 K: 1 S: 7	H: 0 LOB: 0 BB: 0 P: 13	R: 0 E: 0 K: 2 S: 10	H: 1 LOB: 1 BB: 1 P: 13	R: 0 E: 1 K: 0 S: 10	H: 0 LOB: 1 BB: 0 P: 15	R: 0 E: 0 K: 0 S: 7	H: 0 LOB: 0 BB: 0 P: 11	1B: 4 2B: 2 3B: 0 HR: 2	SF: 0 SAC: 0 DP: 1 HBP: 0	PA: 62											
<b>PITCHER</b>	IP 5.2	WLS 5.2	BF 24	H 5	R 5	ER 5	SO 2	BB 2	IBB 0	HBP 0	BLK 0	WP 0	HR 0	S 2	P 88	ERA 5.2	WHIP 1.235	IP 5.2	WLS 5.2	BF 24	H 5	R 5	ER 5	SO 2	BB 2	IBB 0	HBP 0	BLK 0	WP 0	HR 0	S 2	P 88	ERA 5.2	WHIP 1.235		
52 Josh Geer, R ERA: 5.01																																				
54 Joe Thatcher, L ERA: 5.01																																				
40 Greg Burke, R ERA: 4.7																																				
43 Cla Meredith, R ERA: 4.7																																				
21 Heath Bell, R ERA: 4.7																																				

Cincinnati Reds @ San Diego Padres  
PETCO Park, San Diego, CA  
Sat May 16 2009, 10:05 PM EDT  
Att: 31,001 - Clear - 66 F


AB 55  
R 8  
H 5  
RBI 5  
SO 10  
LOB 15



Batter	1	2	3	4	5	6	7	8	9	10	11	12	13	14	15	16	AB	R	H	RBI	BB	SO	LOB	BOTTOM										
24 Brian Giles, L OBP: 0.283, SLG: 0.252	HR																5	1	1	1	3	1	3											
22 David Eckstein, R OBP: 0.318, SLG: 0.333	G4-3																7	1	1	0	1	1	5											
23 Adrián González, L OBP: 0.398, SLG: 0.647	G4-3																7	1	1	0	1	1	3											
12 Scott Hairston, R OBP: 0.390, SLG: 0.577																	7	1	3	0	1	0	3											
33 Jody Gerut, L OBP: 0.250, SLG: 0.389	SF7																7	0	0	2	0	1	4											
5 Kevin Koussanoff, R OBP: 0.276, SLG: 0.304	G5-3																5	0	1	0	2	1	2											
4 Nick Hundley, R OBP: 0.305, SLG: 0.419																	6	1	2	1	2	2	3											
8 Chris Burke, R OBP: 0.326, SLG: 0.324																	3	0	0	0	0	0	1											
7 Chase Headley, S OBP: 0.308, SLG: 0.393																	0	0	0	0	1	0	0											
14 Josh Wilson, R OBP: 0.303, SLG: 0.241																	2	0	0	0	0	1	3											
36 Edinson Volquez, R ERA: 4.22																																		
57 Mike Lincoln, R ERA: 3.64																																		
33 Arthur Rhodes, L ERA: 0.75																																		
25 David Weathers, R ERA: 2.7																																		
52 Daniel Herrera, L ERA: 1.93																																		
<b>Inning Stats</b>	R: 2 E: 0 K: 0 S: 10	H: 2 LOB: 1 BB: 1 P: 16	R: 0 E: 0 K: 0 S: 8	H: 1 LOB: 2 BB: 1 P: 15	R: 0 E: 0 K: 1 S: 11	H: 1 LOB: 1 BB: 0 P: 20	R: 0 E: 0 K: 0 S: 8	H: 0 LOB: 0 BB: 0 P: 10	R: 0 E: 0 K: 1 S: 9	H: 0 LOB: 0 BB: 0 P: 15	R: 0 E: 0 K: 1 S: 10	H: 1 LOB: 1 BB: 0 P: 15	R: 0 E: 0 K: 2 S: 10	H: 0 LOB: 0 BB: 0 P: 9	R: 0 E: 0 K: 1 S: 8	H: 2 LOB: 3 BB: 1 P: 24	R: 0 E: 0 K: 1 S: 7	H: 0 LOB: 2 BB: 2 P: 18	R: 1 E: 0 K: 1 S: 6	H: 1 LOB: 0 BB: 0 P: 8	1B: 5 2B: 2 3B: 0 HR: 3	SF: 1 SAC: 2 DP: 0 HBP: 1	PA: 70											
<b>PITCHER</b>	IP 5.2	WLS 5.2	BF 24	H 4	R 2	ER 2	SO 2	BB 3	IBB 0	HBP 0	BLK 0	WP 0	HR 0	S 1	P 90	ERA 4.22	WHIP 3.18	IP 5.2	WLS 5.2	BF 24	H 4	R 2	ER 2	SO 2	BB 3	IBB 0	HBP 0	BLK 0	WP 0	HR 0	S 1	P 90	ERA 4.22	WHIP 3.18
51 Jared Burton, R ERA: 4.07																																		
33 Micah Owings, R ERA: 3.95																																		

Cincinnati Reds @ San Diego Padres  
PETCO Park, San Diego, CA  
Sat May 16 2009, 10:05 PM EDT  
Att: 31,001 - Clear - 66 F

AB 54  
R 10  
H 6  
RBI 6  
SO 11  
LOB 29





Batter	1	2	3	4	5	6	7	8	9	AB	R	H	RBI	BB	SO	LOB	TOP									
21 Chris Dickerson, L (1, 8) OBP: 0.356, SLG: 0.365										4	1	2	1	0	0	0	<p>Cincinnati Reds @ San Diego Padres PETCO Park, San Diego, CA Sun May 17 2009, 4:05 PM EDT Att: 21,123 - Partly Cloudy - 70 F</p> <p>livebaseballscorecards.com</p> <p>AB 30 R 1 H 4 RBI 1 BB 0 SO 8 LOB 5</p>									
15 Jerry Hairston, R (1, 5) OBP: 0.288, SLG: 0.433										4	0	1	0	0	0	1										
32 Jay Bruce, L (1, 9) OBP: 0.309, SLG: 0.507										4	0	0	0	0	1	2										
4 Brandon Phillips, R (1, 4) OBP: 0.336, SLG: 0.454										3	0	0	0	0	1	1										
17 Lavnce Nix, L (1, 7) OBP: 0.338, SLG: 0.603										3	0	0	0	0	3	0										
23 Adam Rosales, R (1, 3) OBP: 0.353, SLG: 0.407										3	0	0	0	0	1	0										
29 Ryan Hanigan, R (1, 2) OBP: 0.360, SLG: 0.333										3	0	1	0	0	0	0										
7 Paul Janish, R (1, 6) OBP: 0.389, SLG: 0.406										3	0	0	0	0	1	1										
61 Bronson Arroyo, R (1, 1) OBP: 0.077, SLG: 0.077										2	0	0	0	0	1	0										
52 Daniel Herrera, L (8, 1) 3 Willy Taveras, R (9, PH) OBP: 0.351, SLG: 0.376										0	0	0	0	0	0	0										
										1	0	0	0	0	0	0										
<b>Inning Stats</b>	R: 0 E: 0 K: 0 S: 10	H: 1 LOB: 1 BB: 0 P: 14	R: 0 E: 0 K: 1 S: 8	H: 0 LOB: 0 BB: 0 P: 8	R: 0 E: 0 K: 2 S: 8	H: 0 LOB: 0 BB: 0 P: 14	R: 0 E: 0 K: 0 S: 11	H: 0 LOB: 0 BB: 0 P: 15	R: 0 E: 0 K: 2 S: 7	H: 0 LOB: 0 BB: 0 P: 9	R: 1 E: 0 K: 0 S: 13	H: 1 LOB: 0 BB: 0 P: 16	R: 0 E: 0 K: 2 S: 10	H: 0 LOB: 0 BB: 0 P: 13	R: 0 E: 0 K: 0 S: 10	H: 1 LOB: 0 BB: 0 P: 15	R: 0 E: 0 K: 1 S: 15	H: 1 LOB: 1 BB: 0 P: 18	1B: 2 2B: 1 3B: 0 HR: 1	SF: 0 SAC: 0 DP: 1 HBP: 0	WP: 0 PB: 0 SB: 0 CS: 0	PA: 30				
<b>PITCHER</b>	IP: 9.0 WLS: W BF: 30 ERA: 3.82	H: 4 R: 1 ER: 1 SO: 8	BB: 0 IBB: 0 HBP: 0 BLK: 0	WP: 0 HR: 1 S: 92 P: 122 ERA: 1.00 WHIP: 0.444	<b>PITCHER</b>														IP: 1.0 WLS: L BF: 3 ERA: 6.56	H: 3 R: 0 ER: 3 SO: 0	BB: 0 IBB: 0 HBP: 0 BLK: 0	WP: 0 HR: 0 S: 7 P: 19	1B: 4 2B: 1 3B: 0 HR: 1	SF: 0 SAC: 0 DP: 0 HBP: 1	WP: 0 PB: 0 SB: 0 CS: 0	PA: 35

Batter	1	2	3	4	5	6	7	8	9	AB	R	H	RBI	BB	SO	LOB	BOTTOM									
11 Drew Macias, L (1, 8) OBP: 0.545, SLG: 1.000										2	1	1	0	2	0	0	<p>Cincinnati Reds @ San Diego Padres PETCO Park, San Diego, CA Sun May 17 2009, 4:05 PM EDT Att: 21,123 - Partly Cloudy - 70 F</p> <p>livebaseballscorecards.com</p> <p>AB 30 R 3 H 6 RBI 3 BB 4 SO 4 LOB 15</p>									
2 Edgar Gonzalez, R (1, 4) OBP: 0.285, SLG: 0.449										2	1	0	0	1	0	1										
22 David Eckstein, R (8, 4)										0	0	0	0	0	0	0										
23 Adrián González, L (1, 3) OBP: 0.388, SLG: 0.629										4	0	0	0	0	0	5										
7 Chase Headley, S (1, 7) OBP: 0.307, SLG: 0.389										4	0	1	0	0	2	2										
5 Kevin Kouzmanoff, R (1, 5) OBP: 0.289, SLG: 0.338										4	1	3	2	0	0	1										
33 Jody Gerut, L (1, 9) OBP: 0.250, SLG: 0.384										4	0	1	1	0	0	2										
14 Josh Wilson, R (1, 6) OBP: 0.270, SLG: 0.212										4	0	0	0	0	1	3										
28 Henry Blanco, R (1, 2) OBP: 0.240, SLG: 0.341										3	0	0	0	1	1	0										
44 Jake Peavy, R (1, 1)										3	0	0	0	0	1	1										
<b>Inning Stats</b>	R: 2 E: 0 K: 1 S: 16	H: 2 LOB: 2 BB: 1 P: 30	R: 0 E: 0 K: 0 S: 6	H: 1 LOB: 1 BB: 0 P: 9	R: 0 E: 0 K: 1 S: 11	H: 1 LOB: 1 BB: 0 P: 19	R: 0 E: 0 K: 1 S: 9	H: 0 LOB: 3 BB: 3 P: 21	R: 0 E: 0 K: 0 S: 11	H: 1 LOB: 1 BB: 0 P: 13	R: 0 E: 0 K: 1 S: 8	H: 0 LOB: 0 BB: 0 P: 12	R: 0 E: 0 K: 0 S: 7	H: 0 LOB: 0 BB: 0 P: 11	R: 1 E: 0 K: 0 S: 9	H: 1 LOB: 0 BB: 0 P: 13	1B: 4 2B: 1 3B: 0 HR: 1	SF: 0 SAC: 0 DP: 0 HBP: 1	WP: 0 PB: 0 SB: 0 CS: 0	PA: 35						
<b>PITCHER</b>	IP: 7.0 WLS: L BF: 32 ERA: 6.56	H: 6 R: 3 ER: 3 SO: 4	BB: 4 IBB: 0 HBP: 0 BLK: 0	WP: 0 HR: 1 S: 70 P: 119 ERA: 3.86 WHIP: 1.429	<b>PITCHER</b>														IP: 1.0 WLS: L BF: 3 ERA: 1.8	H: 3 R: 0 ER: 3 SO: 0	BB: 0 IBB: 0 HBP: 0 BLK: 0	WP: 0 HR: 0 S: 7 P: 19	1B: 4 2B: 1 3B: 0 HR: 1	SF: 0 SAC: 0 DP: 0 HBP: 1	WP: 0 PB: 0 SB: 0 CS: 0	PA: 35



Batter	1	2	3	4	5	6	7	8	9	AB	R	H	RBI	BB	SO	LOB	TOP				
8 Eugenio Velez, S (1,8) OBP: 0.182, SLG: 0.188										5	0	2	0	0	2	0					
19 Kevin Frandsen, R (1,6)										3	0	0	0	0	0	1					
48 Pablo Sandoval, S (1,5) OBP: 0.349, SLG: 0.483										3	0	0	0	1	1	3					
1 Bengie Molina, R (1,2) OBP: 0.303, SLG: 0.532										4	0	0	0	0	0	4					
2 Randy Winn, S (1,9) OBP: 0.333, SLG: 0.411										4	0	3	0	0	1	0					
14 Fred Lewis, L (1,7) OBP: 0.387, SLG: 0.402										3	1	0	0	1	2	3					
35 Rich Aurilia, R (1,3) OBP: 0.233, SLG: 0.236										4	0	1	0	0	2	3					
7 Emmanuel Burriss, S (1,4) OBP: 0.328, SLG: 0.275										3	0	0	1	1	0	2					
75 Barry Zito, L (1,1) OBP: 0.071, SLG: 0.071										3	0	0	0	0	2	3					
33 Aaron Rowand, R (9,PH) OBP: 0.328, SLG: 0.390										1	0	0	0	0	1	0					
<b>Inning Stats</b>	R: 0 H: 1 E: 0 K: 0 S: 11	H: 1 LOB: 1 BB: 0 P: 16	R: 0 H: 1 E: 0 K: 2 S: 12	H: 1 LOB: 1 BB: 0 P: 13	R: 0 H: 1 E: 0 K: 1 S: 10	H: 1 LOB: 2 BB: 1 P: 13	R: 0 H: 1 E: 0 K: 2 S: 11	H: 0 LOB: 1 BB: 1 P: 20	R: 0 H: 0 E: 0 K: 0 S: 7	H: 1 LOB: 1 BB: 1 P: 15	R: 1 H: 1 E: 0 K: 1 S: 13	H: 0 LOB: 0 BB: 0 P: 12	R: 0 H: 1 E: 0 K: 1 S: 9	H: 0 LOB: 1 BB: 0 P: 11	R: 0 H: 0 E: 0 K: 2 S: 10	H: 0 LOB: 0 BB: 0 P: 11	1B: 5 2B: 1 HR: 0	SF: 0 SAC: 0 DP: 0 HBP: 1	WP: 0 PB: 0 SB: 2 CS: 0	PA: 37	
<b>PITCHER</b>	IP: 6.0 WLS: W BF: 27 ERA: 5.07	H: 5 R: 1 ER: 1 SO: 6	BB: 2 IBB: 1 HBP: 1 BLK: 0	WP: 0 HR: 0 S: 64 P: 100	ERA: 1.50 WHIP: 1.167	IP: 7.1 WLS: H BF: 30 ERA: 0.00	H: 0 R: 0 ER: 0 SO: 2	BB: 0 IBB: 0 HBP: 0 BLK: 0	WP: 0 HR: 0 S: 12 P: 11	ERA: 0.00 WHIP: 0.000	IP: 8.1 WLS: H BF: 34 ERA: 3.26	H: 4 R: 1 ER: 0 SO: 1	BB: 0 IBB: 0 HBP: 0 BLK: 0	WP: 0 HR: 0 S: 9 P: 11	ERA: 0.00 WHIP: 1.000	IP: 9.1 WLS: S BF: 37 ERA: 0.00	H: 0 R: 0 ER: 0 SO: 2	BB: 0 IBB: 0 HBP: 0 BLK: 0	WP: 0 HR: 0 S: 10 P: 11	ERA: 0.00 WHIP: 0.000	

San Francisco Giants @ San Diego Padres  
 PETCO Park, San Diego, CA  
 Tue May 19 2009, 10:05 PM EDT  
 Att: 16,175 - Clear - 68 F

livebaseballscores.com

AB 33  
 R 1  
 H 6  
 RBI 1  
 BB 3  
 SO 11  
 LOB 19

Batter	1	2	3	4	5	6	7	8	9	AB	R	H	RBI	BB	SO	LOB	BOTTOM				
24 Brian Giles, L (1,9) OBP: 0.256, SLG: 0.245										4	0	0	0	0	1	1					
22 David Eckstein, R (1,4) OBP: 0.309, SLG: 0.324										4	0	0	0	0	0	1					
12 Scott Hairston, R (1,8) OBP: 0.413, SLG: 0.616										2	1	2	1	2	0	0					
23 Adrián González, L (1,3) OBP: 0.385, SLG: 0.616										3	0	0	0	1	0	3					
5 Kevin Koussamanoff, R (1,5) OBP: 0.281, SLG: 0.329										4	0	0	0	0	0	2					
7 Chase Headley, S (1,7) OBP: 0.312, SLG: 0.383										2	0	0	0	1	1	0					
4 Nick Hundley, R (1,2) OBP: 0.360, SLG: 0.454										4	1	2	1	0	1	3					
8 Chris Burke, R (1,6) OBP: 0.304, SLG: 0.300										3	0	0	0	0	0	5					
32 Chris Young, R (1,1) OBP: 0.294, SLG: 0.250										2	0	1	0	0	0	0					
2 Edgar González, R (6,PH) OBP: 0.250, SLG: 0.440										1	0	0	0	0	0	2					
40 Greg Burke, R (7,1)										0	0	0	0	0	0	0					
45 Edward Mujica, R (8,1)										0	0	0	0	0	0	0					
21 Heath Bell, R (9,1)										0	0	0	0	0	0	0					
<b>Inning Stats</b>	R: 1 H: 1 E: 0 K: 1 S: 11	H: 1 LOB: 0 BB: 0 P: 12	R: 1 H: 1 E: 0 K: 1 S: 9	H: 1 LOB: 0 BB: 0 P: 14	R: 0 H: 0 E: 0 K: 0 S: 8	H: 0 LOB: 0 BB: 0 P: 12	R: 0 H: 1 E: 0 K: 0 S: 14	H: 1 LOB: 3 BB: 1 P: 20	R: 0 H: 1 E: 0 K: 0 S: 8	H: 1 LOB: 2 BB: 1 P: 13	R: 0 H: 0 E: 0 K: 0 S: 9	H: 1 LOB: 1 BB: 1 P: 16	R: 0 H: 0 E: 0 K: 0 S: 9	H: 0 LOB: 0 BB: 1 P: 19	R: 0 H: 0 E: 0 K: 1 S: 6	H: 0 LOB: 0 BB: 0 P: 10	1B: 3 2B: 0 HR: 2	SF: 0 SAC: 0 DP: 0 HBP: 1	WP: 0 PB: 0 SB: 2 CS: 0	PA: 34	
<b>PITCHER</b>	IP: 8.0 WLS: L BF: 34 ERA: 3.62	H: 5 R: 2 ER: 2 SO: 3	BB: 4 IBB: 0 HBP: 1 BLK: 0	WP: 0 HR: 2 S: 74 P: 116	ERA: 2.25 WHIP: 1.125	IP: 8.0 WLS: L BF: 34 ERA: 3.62	H: 5 R: 2 ER: 2 SO: 3	BB: 4 IBB: 0 HBP: 1 BLK: 0	WP: 0 HR: 2 S: 74 P: 116	ERA: 2.25 WHIP: 1.125	IP: 8.0 WLS: L BF: 34 ERA: 3.62	H: 5 R: 2 ER: 2 SO: 3	BB: 4 IBB: 0 HBP: 1 BLK: 0	WP: 0 HR: 2 S: 74 P: 116	ERA: 2.25 WHIP: 1.125	IP: 8.0 WLS: L BF: 34 ERA: 3.62	H: 5 R: 2 ER: 2 SO: 3	BB: 4 IBB: 0 HBP: 1 BLK: 0	WP: 0 HR: 2 S: 74 P: 116	ERA: 2.25 WHIP: 1.125	

San Francisco Giants @ San Diego Padres  
 PETCO Park, San Diego, CA  
 Tue May 19 2009, 10:05 PM EDT  
 Att: 16,175 - Clear - 68 F

livebaseballscores.com

AB 29  
 R 2  
 H 5  
 RBI 2  
 BB 4  
 SO 3  
 LOB 17











Batter	1	2	3	4	5	6	7	8	9	AB	R	H	RBI	BB	SO	LOB	TOP
12 Alfonso Soriano, R (1.7) OBP: 0.322, SLG: 0.533										5	0	1	0	0	3	2	<b>Chicago Cubs @ San Diego Padres</b> PETCO Park, San Diego, CA Fri May 22 2009, 10:05 PM EDT Att: 27,260 - Partly Cloudy - 65 F  livebaseballscorecards.com  <b>AB 33</b> <b>R 0</b> <b>H 5</b> <b>RBI 0</b> <b>BB 6</b> <b>SO 16</b> <b>LOB 25</b> 
2 Ryan Theriot, R (1.6) OBP: 0.343, SLG: 0.454										5	0	1	0	0	2	0	
1 Kosuke Fukudome, L (1.8) OBP: 0.309, SLG: 0.504										2	0	1	0	3	1	0	
25 Derrek Lee, R (1.3) OBP: 0.309, SLG: 0.388										4	0	1	0	1	0	5	
6 Micah Hoffpauir, L (1.9) OBP: 0.354, SLG: 0.527										4	0	0	0	0	4	5	
24 Bobby Seales, S (1.5) OBP: 0.429, SLG: 0.536										1	0	0	0	2	1	0	
55 Koyie Hill, S (1.2) OBP: 0.391, SLG: 0.425										4	0	1	0	0	2	5	
7 Aaron Miles, S (1.4) OBP: 0.255, SLG: 0.272										4	0	0	0	0	1	5	
38 Carlos Zambrano, S (1.1) OBP: 0.286, SLG: 0.492										2	0	0	0	0	1	3	
47 Aaron Heilman, R (5.1) ERA: 4.07										0	0	0	0	0	0	0	
17 Mike Fontenot, L (7.1PH) ERA: 6.0										0	0	0	0	0	0	0	
48 Neal Cotts, L (7.1) ERA: 6.0										0	0	0	0	0	0	0	
63 Kevin Gregg, R (8.1) ERA: 5.4										0	0	0	0	0	0	0	
21 Milton Bradley, S (8.1PH) OBP: 0.314, SLG: 0.341										1	0	0	0	0	1	0	
<b>Inning Stats</b>	R: 0 H: 0 E: 0 K: 3 S: 14	H: 0 R: 0 ER: 1 LOB: 2 BB: 2 P: 25	R: 0 H: 0 E: 1 LOB: 2 BB: 0 P: 15	R: 0 H: 0 E: 0 K: 1 S: 10	H: 1 R: 0 ER: 0 LOB: 1 BB: 1 P: 15	R: 0 H: 0 E: 0 K: 2 S: 12	H: 0 R: 0 ER: 0 LOB: 0 BB: 0 P: 11	R: 0 H: 1 E: 0 K: 2 S: 12	H: 0 R: 0 ER: 0 LOB: 0 BB: 0 P: 9	R: 0 H: 1 E: 0 K: 2 S: 11	H: 2 R: 0 ER: 0 LOB: 3 BB: 1 P: 22	1B: 5 2B: 0 3B: 0 HR: 0	SF: 0 2B: 0 SAC: 0 DP: 0 HBP: 1	WP: 0 PB: 0 SB: 0 CS: 0	PA: 40		
<b>PITCHER</b>	IP WLS BF H R ER SO BB IBB HBP BLK WP HR S P ERA WHIP																
44 Jake Peavy, R (1.1) ERA: 3.48	6.0 W 26 2 0 0 10 4 0 1 0 0 0 0 65 103 0.00 1.000																
57 Luke Gregerson, R (7.1) ERA: 4.07	1.2 H 7 1 0 0 3 1 0 0 0 0 0 0 15 22 0.00 1.200																
45 Edward Mujica, R (8.1) ERA: 2.95	1.0 H 5 2 0 0 3 0 0 0 0 0 0 0 14 17 0.00 2.000																
21 Heath Bell, R (9.1) ERA: 0.49	0.1 S 2 0 0 0 0 1 0 0 0 0 0 0 5 9 0.00 3.000																

Batter	1	2	3	4	5	6	7	8	9	AB	R	H	RBI	BB	SO	LOB	BOTTOM
18 Tony Gwynn Jr., L (1.8) OBP: 0.500, SLG: 0.500										4	2	1	0	1	2	3	<b>Chicago Cubs @ San Diego Padres</b> PETCO Park, San Diego, CA Fri May 22 2009, 10:05 PM EDT Att: 27,260 - Partly Cloudy - 65 F  livebaseballscorecards.com  <b>AB 29</b> <b>R 4</b> <b>H 7</b> <b>RBI 4</b> <b>BB 5</b> <b>SO 11</b> <b>LOB 18</b> 
22 David Eckstein, R (1.4) OBP: 0.309, SLG: 0.313										0	0	0	0	0	0	0	
2 Edgar Gonzalez, R (2.4) OBP: 0.250, SLG: 0.434										2	0	1	1	0	0	2	
23 Adrián González, L (1.3) OBP: 0.376, SLG: 0.605										3	1	1	1	1	2	3	
12 Scott Hairston, R (1.7) OBP: 0.393, SLG: 0.564										3	0	0	0	1	1	3	
24 Brian Giles, L (1.9) OBP: 0.262, SLG: 0.238										2	0	1	2	1	0	0	
5 Kevin Kouzmanoff, R (1.5) OBP: 0.285, SLG: 0.344										4	0	0	0	0	3	5	
8 Chris Burke, R (1.6) OBP: 0.321, SLG: 0.340										4	0	0	0	0	2	1	
28 Henry Blanco, R (1.2) OBP: 0.241, SLG: 0.354										4	0	1	0	0	1	1	
44 Jake Peavy, R (1.1) OBP: 0.105, SLG: 0.056										2	1	1	0	0	0	0	
7 Chase Headley, S (6.1PH) OBP: 0.307, SLG: 0.383										0	0	0	0	1	0	0	
57 Luke Gregerson, L (7.1) ERA: 4.5										0	0	0	0	0	0	0	
45 Edward Mujica, R (8.1) OBP: 1.000, SLG: 1.000										1	0	1	0	0	0	0	
21 Heath Bell, R (9.1) ERA: 0.49										0	0	0	0	0	0	0	
<b>Inning Stats</b>	R: 1 K: 2 S: 15	H: 0 R: 0 ER: 0 LOB: 2 BB: 2 P: 31	R: 0 H: 0 E: 0 K: 2 S: 11	H: 1 R: 0 ER: 0 LOB: 1 BB: 0 P: 14	R: 0 H: 0 E: 0 K: 1 S: 11	H: 0 R: 0 ER: 0 LOB: 1 BB: 1 P: 18	R: 2 H: 3 E: 0 K: 0 S: 16	H: 1 R: 0 ER: 1 LOB: 2 BB: 1 P: 29	R: 0 H: 1 E: 0 K: 1 S: 13	H: 1 R: 0 ER: 0 LOB: 0 BB: 0 P: 10	R: 0 H: 1 E: 0 K: 2 S: 14	1B: 4 2B: 2 3B: 0 HR: 1	SF: 2 2B: 0 SAC: 0 DP: 0 HBP: 1	WP: 1 PB: 0 SB: 0 CS: 0	PA: 37		
<b>PITCHER</b>	IP WLS BF H R ER SO BB IBB HBP BLK WP HR S P ERA WHIP																
38 Carlos Zambrano, R (1.1) ERA: 4.64	4.2 L 22 3 3 3 7 3 1 1 0 0 1 0 19 36 0.00 2.250																
47 Aaron Heilman, R (5.1) ERA: 4.5	1.1 7 2 0 0 1 1 0 0 0 0 1 0 19 36 0.00 2.250																
48 Neal Cotts, L (7.1) ERA: 6.0	1.0 4 1 1 1 1 0 0 0 0 0 0 1 8 10 9.00 1.000																
63 Kevin Gregg, R (8.1) ERA: 5.4	1.0 4 1 0 0 2 0 0 0 0 0 0 0 14 19 0.00 1.000																



Batter	1	2	3	4	5	6	7	8	9	AB	R	H	RBI	BB	SO	LOB	TOP										
2 Ryan Theriot, R OBP: 0.335, SLG: 0.442	L4		F9		G6-3			K		4	0	0	0	0	1	0	Chicago Cubs @ San Diego Padres PETCO Park, San Diego, CA Sat May 23 2009, 10:05 PM EDT Att: 37,798 - Clear - 64 F										
1 Kosuke Fukudome, L OBP: 0.441, SLG: 0.468	G4-3		K			K		K		4	0	0	0	0	3	0											
21 Milton Bradley, S OBP: 0.312, SLG: 0.337	F8		G4-3			K				4	0	1	0	0	1	0											
25 Derrek Lee, R OBP: 0.314, SLG: 0.416		HR			G1-3			G6-3		4	1	2	1	0	0	0											
6 Micah Hoffpauir, L OBP: 0.349, SLG: 0.513	G6-3				1B			K		4	0	1	0	0	1	2											
18 Geovany Soto, R OBP: 0.320, SLG: 0.274					K			K		4	0	1	0	0	3	2											
17 Mike Fontenot, L OBP: 0.298, SLG: 0.369					K					3	0	2	0	0	1	1											
24 Bobby Seales, S OBP: 0.395, SLG: 0.484	F7							L7		3	0	0	0	0	0	3											
36 Randy Wells, R OBP: 0.253, SLG: 0.269	F8				G5-3			G4-3		2	0	0	0	0	0	2											
49 Carlos Marmol, R OBP: 0.299, SLG: 0.338										1	0	0	0	0	0	0											
<b>Inning Stats</b>	R: 0 E: 0 K: 0 S: 7	H: 0 LOB: 0 BB: 0 P: 11	R: 1 E: 0 K: 0 S: 15	H: 3 LOB: 2 BB: 0 P: 25	R: 0 E: 0 K: 1 S: 7	H: 0 LOB: 0 BB: 0 P: 12	R: 0 E: 0 K: 2 S: 15	H: 1 LOB: 1 BB: 0 P: 21	R: 0 E: 0 K: 0 S: 7	H: 0 LOB: 0 BB: 0 P: 11	R: 0 E: 0 K: 2 S: 9	H: 0 LOB: 0 BB: 0 P: 13	R: 0 E: 0 K: 2 S: 16	H: 1 LOB: 1 BB: 0 P: 24	R: 0 E: 0 K: 2 S: 9	H: 0 LOB: 0 BB: 0 P: 11	R: 0 E: 0 K: 1 S: 8	H: 2 LOB: 1 BB: 0 P: 14	1B: 6 2B: 0 3B: 0 HR: 1	SF: 0 SAC: 0 DP: 1 HBP: 0	WP: 0 PB: 0 SB: 0 CS: 0	PA: 33					
<b>PITCHER</b>	IP	WLS	BF	H	R	ER	SO	BB	IBB	HBP	BLK	WP	HR	S	P	ERA	WHIP										
52 Josh Geer, R ERA: 4.91	6.2	W	25	5	1	1	7	0	0	0	0	0	1	68	107	1.35	0.750										
40 Greg Burke, R ERA:	0.1	H	1	0	0	0	0	0	0	0	0	0	0	8	10	0.00	0.000										
57 Luke Gregerson, R ERA: 3.91	1.0	H	3	0	0	0	2	0	0	0	0	0	0	9	11	0.00	0.000										
45 Edward Mujica, R ERA: 2.82	1.0	S	4	2	0	0	1	0	0	0	0	0	0	8	14	0.00	2.000										

AB	33
R	1
H	7
RBI	1
BB	0
SO	10
LOB	10



Batter	1	2	3	4	5	6	7	8	9	AB	R	H	RBI	BB	SO	LOB	BOTTOM										
18 Tony Gwynn Jr., L OBP: 0.300, SLG: 0.250	K		F7			K		F9		4	0	0	0	0	2	0	Chicago Cubs @ San Diego Padres PETCO Park, San Diego, CA Sat May 23 2009, 10:05 PM EDT Att: 37,798 - Clear - 64 F										
2 Edgar Gonzalez, R OBP: 0.250, SLG: 0.411	G5-3				12 1B	K		G4-3		3	1	0	0	0	1	0											
45 Edward Mujica, R OBP: 1.000, SLG: 1.000					24 2B					0	0	0	0	0	0	0											
23 Adrián González, L OBP: 0.378, SLG: 0.600	F9		F7							3	0	1	0	1	0	1											
12 Scott Hairston, R OBP: 0.389, SLG: 0.553			K					F8		4	1	1	0	0	2	2											
24 Brian Giles, L OBP: 0.269, SLG: 0.248										2	0	1	2	1	0	0											
5 Kevin Kouzmanoff, R OBP: 0.280, SLG: 0.338										3	0	0	0	0	0	2											
4 Nick Hundley, R OBP: 0.358, SLG: 0.433			G4-3			P5				3	1	1	0	0	0	0											
8 Chris Burke, R OBP: 0.322, SLG: 0.340			G5-3			F9				3	0	1	1	0	0	0											
52 Josh Geer, R OBP: 0.250, SLG: 0.182										2	0	0	0	0	1	0											
40 Greg Burke, R ERA: 1.5										0	0	0	0	0	0	0											
7 Chase Headley, S OBP: 0.305, SLG: 0.360										1	0	0	0	0	1	1											
57 Luke Gregerson, L OBP: 0.299, SLG: 0.313										0	0	0	0	0	0	0											
22 David Eckstein, R OBP: 0.309, SLG: 0.313										0	0	0	0	0	0	0											
<b>Inning Stats</b>	R: 0 E: 0 K: 1 S: 7	H: 0 LOB: 0 BB: 0 P: 12	R: 0 E: 0 K: 1 S: 7	H: 0 LOB: 1 BB: 1 P: 11	R: 0 E: 0 K: 1 S: 8	H: 0 LOB: 0 BB: 0 P: 11	R: 2 E: 0 K: 0 S: 13	H: 2 LOB: 1 BB: 0 P: 24	R: 0 E: 0 K: 0 S: 4	H: 0 LOB: 0 BB: 0 P: 5	R: 0 E: 0 K: 3 S: 10	H: 1 LOB: 1 BB: 0 P: 16	R: 1 E: 0 K: 1 S: 13	H: 2 LOB: 1 BB: 0 P: 16	R: 0 E: 0 K: 0 S: 9	H: 0 LOB: 1 BB: 1 P: 16	1B: 4 2B: 1 3B: 0 HR: 0	SF: 0 SAC: 0 DP: 1 HBP: 1	WP: 0 PB: 0 SB: 0 CS: 0	PA: 31							
<b>PITCHER</b>	IP	WLS	BF	H	R	ER	SO	BB	IBB	HBP	BLK	WP	HR	S	P	ERA	WHIP										
36 Randy Wells, R ERA: 3.6	7.0	L	27	5	3	3	7	1	0	1	1	0	0	9	16	3.86	0.857										
49 Carlos Marmol, R ERA: 3.6	1.0		4	0	0	0	0	1	0	0	0	0	0	9	16	0.00	1.000										

AB	28
R	3
H	5
RBI	3
BB	2
SO	7
LOB	6





Batter	1	2	3	4	5	6	7	8	9	AB	R	H	RBI	BB	SO	LOB	TOP					
12 Alfonso Soriano, R OBP: 0.316, SLG: 0.520										4	0	0	0	0	0	1	<b>Chicago Cubs @ San Diego Padres</b> PETCO Park, San Diego, CA Sun May 24 2009, 4:05 PM EDT Att: 39,593 - Sunny - 71 F					
2 Ryan Theriot, R OBP: 0.328, SLG: 0.431										4	0	0	0	0	0	1						
6 Micah Hoffpauir, L OBP: 0.333, SLG: 0.488										4	0	0	0	0	1	0						
21 Milton Bradley, S OBP: 0.310, SLG: 0.333										4	1	1	0	0	0	0						
9 Reed Johnson, R OBP: 0.313, SLG: 0.339										3	1	1	2	0	1	0						
17 Mike Fontenot, L OBP: 0.299, SLG: 0.368										3	0	1	0	0	0	0						
18 Geovany Soto, R OBP: 0.313, SLG: 0.266										3	0	0	0	0	0	1						
24 Bobby Scases, S OBP: 0.390, SLG: 0.471										3	0	1	0	0	2	0						
30 Ted Lilly, L OBP: 0.150, SLG: 0.158										1	0	0	0	0	1	0						
47 Aaron Heilman, R OBP: 0.438, SLG: 0.485										0	0	0	0	0	0	0						
1 Kosuke Fukudome, L (6, PH) OBP: 0.299, SLG: 0.368										0	0	0	0	0	0	0						
48 Neal Cotts, L										0	0	0	0	0	0	0						
<b>Inning Stats</b>	R: 0 E: 0 K: 0 S: 7	H: 0 LOB: 0 BB: 0 P: 11	R: 0 E: 0 K: 0 S: 7	H: 0 LOB: 0 BB: 0 P: 9	R: 0 E: 0 K: 2 S: 10	H: 0 LOB: 0 BB: 0 P: 17	R: 0 E: 0 K: 0 S: 6	H: 0 LOB: 0 BB: 0 P: 12	R: 0 E: 0 K: 1 S: 11	H: 1 LOB: 1 BB: 0 P: 18	R: 0 E: 0 K: 0 S: 9	H: 1 LOB: 1 BB: 0 P: 13	R: 2 E: 0 K: 1 S: 12	H: 2 LOB: 0 BB: 0 P: 21	R: 0 E: 0 K: 1 S: 8	H: 0 LOB: 0 BB: 0 P: 11	R: 0 E: 0 K: 0 S: 5	H: 0 LOB: 0 BB: 0 P: 6	1B: 3 2B: 0 3B: 0 HR: 1	SF: 0 SAC: 1 DP: 0 HBP: 0	WP: 0 PB: 0 SB: 1 CS: 0	PA: 31
<b>PITCHER</b>	IP WLS BF H R ER SO BB IBB HBP BLK WP HR S P ERA WHIP																					
32 Chris Young, R ERA: 4.76	7.0 W 25 4 2 2 4 0 0 0 0 0 1 62 101 2.57 0.571																					
57 Luke Gregerson, R ERA: 3.79	1.0 3 0 0 0 1 0 0 0 0 0 0 8 11 0.00 0.000																					
40 Greg Burke, R ERA:	1.0 3 0 0 0 0 0 0 0 0 0 0 5 6 0.00 0.000																					

AB	30
R	2
H	4
RBI	2
BB	0
SO	5
LOB	3



Batter	1	2	3	4	5	6	7	8	9	AB	R	H	RBI	BB	SO	LOB	BOTTOM					
22 David Eckstein, R OBP: 0.305, SLG: 0.308										2	0	0	1	0	1	1	<b>Chicago Cubs @ San Diego Padres</b> PETCO Park, San Diego, CA Sun May 24 2009, 4:05 PM EDT Att: 39,593 - Sunny - 71 F					
12 Scott Hairston, R OBP: 0.385, SLG: 0.542										4	0	1	0	0	1	3						
23 Adrián González, L OBP: 0.361, SLG: 0.601										3	2	1	0	1	1	1						
5 Kevin Kouzmanoff, R OBP: 0.285, SLG: 0.366										4	1	2	4	0	0	0						
4 Nick Hundley, R OBP: 0.347, SLG: 0.417										4	0	0	0	0	2	1						
7 Chase Headley, S OBP: 0.303, SLG: 0.357										4	1	1	0	0	2	1						
11 Drew Macias, L OBP: 0.500, SLG: 0.833										3	1	1	0	1	0	0						
14 Josh Wilson, R OBP: 0.268, SLG: 0.194										3	1	0	0	1	0	2						
32 Chris Young, R OBP: 0.368, SLG: 0.333										2	0	2	2	0	0	0						
2 Edgar Gonzalez, R OBP: 0.262, SLG: 0.439										1	1	1	0	0	0	0						
57 Luke Gregerson, L										0	0	0	0	0	0	0						
40 Greg Burke, R										0	0	0	0	0	0	0						
<b>Inning Stats</b>	R: 0 E: 0 K: 1 S: 9	H: 1 LOB: 0 BB: 0 P: 12	R: 0 E: 0 K: 2 S: 11	H: 0 LOB: 0 BB: 0 P: 15	R: 0 E: 0 K: 0 S: 10	H: 1 LOB: 1 BB: 0 P: 13	R: 0 E: 0 K: 1 S: 10	H: 0 LOB: 0 BB: 0 P: 14	R: 3 E: 1 K: 0 S: 9	H: 3 LOB: 1 BB: 1 P: 15	R: 1 E: 0 K: 0 S: 14	H: 2 LOB: 2 BB: 1 P: 22	R: 3 E: 0 K: 2 S: 13	H: 2 LOB: 0 BB: 1 P: 23	R: 0 E: 0 K: 1 S: 8	H: 0 LOB: 0 BB: 0 P: 12	R: 0 E: 0 K: 0 S: 5	H: 0 LOB: 0 BB: 0 P: 6	1B: 4 2B: 4 3B: 0 HR: 1	SF: 0 SAC: 2 DP: 2 HBP: 0	WP: 0 PB: 0 SB: 1 CS: 0	PA: 35
<b>PITCHER</b>	IP WLS BF H R ER SO BB IBB HBP BLK WP HR S P ERA WHIP																					
30 Ted Lilly, L ERA: 3.77	6.1 L 28 5 5 5 4 1 0 0 0 0 1 66 95 7.11 1.421																					
47 Aaron Heilman, R ERA: 5.3	0.2 4 1 2 2 2 0 1 0 0 0 1 10 19 27.00 1.500																					
48 Neal Cotts, L ERA: 5.4	1.0 3 0 0 0 1 0 0 0 0 0 0 8 12 0.00 0.000																					

AB	30
R	7
H	9
RBI	7
BB	3
SO	7
LOB	9





Batter	1	2	3	4	5	6	7	8	9	10	AB	R	H	RBI	BB	SO	LOB	TOP							
22 David Eckstein, R OBP: 0.302, SLG: 0.305			G1-3		K			E6	G4-3	CS	5	1	1	0	0	1	1								
12 Scott Hairston, R OBP: 0.393, SLG: 0.553	P6					P2					5	1	3	1	0	0	1								
23 Adrián González, L OBP: 0.381, SLG: 0.611	P5		CS		HR	F7			FC4-6		4	2	1	1	1	0	2								
5 Kevin Kouzmanoff, R 45 Edward Mujica, R 14 Josh Wilson, R	F8				BB	K			G3		4	1	1	1	1	1	2								
4 Nick Hundley, R 28 Henry Blanco, R					BB	K				HR	0	0	0	0	2	0	0								
7 Chase Headley, S	F7		G5-4-3		BB			F4		HR	5	1	2	2	0	0	6								
11 Drew Macias, L	FC5-6		K			F7				G3	5	0	1	3	0	1	3								
8 Chris Burke, R	G4-3					F9		P5		K	5	0	0	0	0	2	3								
49 Chad Gaudin, R 54 Joe Thatcher, L 43 Cia Meredith, R 18 Tony Gwynn Jr., L 40 Greg Burke, R 24 Brian Giles, L 20 Greg Kinnear, R 21 Heath Bell, R			K			G6-3		F9			2	0	0	0	0	1	0								
<b>Inning Stats</b>	R: 0 E: 0 K: 1 S: 10	H: 1 LOB: 1 BB: 0 P: 18	R: 0 E: 0 K: 10 S: 10	H: 0 LOB: 0 BB: 1 P: 16	R: 0 E: 0 K: 1 S: 10	H: 1 LOB: 0 BB: 0 P: 13	R: 1 E: 0 K: 1 S: 10	H: 1 LOB: 2 BB: 2 P: 24	R: 0 E: 0 K: 1 S: 10	H: 0 LOB: 0 BB: 0 P: 15	R: 0 E: 0 K: 2 S: 8	H: 1 LOB: 1 BB: 0 P: 10	R: 5 E: 1 K: 0 S: 17	H: 4 LOB: 1 BB: 1 P: 32	R: 1 E: 0 K: 1 S: 11	H: 2 LOB: 0 BB: 0 P: 13	R: 2 E: 0 K: 1 S: 16	H: 3 LOB: 0 BB: 0 P: 24	1B: 8 2B: 3 3B: 0 HR: 2	SF: 0 SAC: 0 DP: 1 HBP: 0	WP: 1 PB: 0 SB: 0 CS: 2	PA: 47			
<b>PITCHER</b>	IP ERA: 3.77	WLS ERA: 7.23	BF ERA: 7.23	H ERA: 7.23	R ERA: 7.23	ER ERA: 7.23	SO ERA: 7.23	BB ERA: 7.23	IBB ERA: 7.23	HBP ERA: 7.23	BLK ERA: 7.23	WP ERA: 7.23	HR ERA: 7.23	S ERA: 7.23	P ERA: 7.23	ERA ERA: 7.23	WHIP ERA: 7.23								
49 Doug Davis, L	7.1	30	5	4	4	6	4	0	0	0	0	1	1	69	115	4.91	1.227								
57 Jon Rauch, R	0.0	2	2	0	0	0	0	0	0	0	0	0	0	4	9	∞	∞								
35 Clay Zavada, L	0.2	H	3	1	2	0	0	0	0	0	0	0	0	8	12	0.00	1.500								
50 Chad Qualls, R	1.0	B	5	2	1	1	0	0	0	0	0	0	0	11	13	9.00	2.000								
56 Ramon Pena, R	1.0	L	5	3	2	2	1	0	0	0	0	0	0	16	24	18.00	3.000								

**San Diego Padres @ Arizona Diamondbacks**  
Chase Field, Phoenix, AZ  
Mon May 25 2009, 12:40 PM MST  
Att: 30,545 - Roof Closed - 76 F

livebaseballscorecards.com

AB 41  
R 9  
H 13  
RBI 9  
BB 4  
SO 7  
LOB 18

Batter	1	2	3	4	5	6	7	8	9	10	AB	R	H	RBI	BB	SO	LOB	BOTTOM							
18 Gerardo Parra, L	K			G4-3				G3-1			4	1	1	2	0	1	0								
11 Augie Ojeda, S						G3		G3-2-3		K	3	1	0	1	1	1	2								
10 Justin Upton, R	FC5-4		HBP			G3		G3-2-3		K	4	1	2	1	1	1	1								
6 Stephen Drew, L	G4-1		E9			K		IBB			2	0	0	1	2	0	4								
27 Mark Reynolds, R			SF7			F7		IBB			4	0	1	0	1	2	3								
18 Chad Tracy, L			BB			F8					4	0	1	0	1	2	3								
24 Chris Young, R 57 Jon Rauch, R 35 Clay Zavada, L 50 Chad Qualls, R 56 Ramon Pena, R 26 Miguel Montero, L			FC3-6			F8					4	1	0	0	1	2	5								
19 Chris Snyder, R			BB			F8		L3		K	4	1	1	0	0	1	0								
49 Doug Davis, R 22 Eric Byrnes, R			BB			F8		G6-3		K	4	1	1	0	0	0	1								
<b>Inning Stats</b>	R: 0 E: 0 K: 1 S: 9	H: 0 LOB: 1 BB: 1 P: 15	R: 0 E: 0 K: 2 S: 9	H: 0 LOB: 0 BB: 0 P: 15	R: 5 E: 1 K: 0 S: 16	H: 4 LOB: 1 BB: 1 P: 26	R: 0 E: 0 K: 1 S: 8	H: 0 LOB: 0 BB: 0 P: 11	R: 0 E: 0 K: 1 S: 9	H: 0 LOB: 1 BB: 1 P: 17	R: 2 E: 0 K: 1 S: 11	H: 1 LOB: 3 BB: 3 P: 29	R: 0 E: 0 K: 0 S: 5	H: 1 LOB: 0 BB: 0 P: 8	R: 0 E: 0 K: 1 S: 7	H: 0 LOB: 0 BB: 0 P: 11	R: 0 E: 0 K: 3 S: 14	H: 1 LOB: 2 BB: 1 P: 25	R: 0 E: 0 K: 1 S: 8	H: 0 LOB: 0 BB: 0 P: 11	1B: 3 2B: 3 3B: 0 HR: 1	SF: 1 SAC: 0 DP: 1 HBP: 2	WP: 1 PB: 0 SB: 0 CS: 0	PA: 45	
<b>PITCHER</b>	IP ERA: 5.4	WLS ERA: 5.4	BF ERA: 5.4	H ERA: 5.4	R ERA: 5.4	ER ERA: 5.4	SO ERA: 5.4	BB ERA: 5.4	IBB ERA: 5.4	HBP ERA: 5.4	BLK ERA: 5.4	WP ERA: 5.4	HR ERA: 5.4	S ERA: 5.4	P ERA: 5.4	ERA ERA: 5.4	WHIP ERA: 5.4								
49 Chad Gaudin, R	5.1	7	5	7	7	6	4	1	1	1	1	1	6	97	11.81	1.688									
54 Joe Thatcher, L	0.2	4	0	0	0	0	0	0	1	1	0	0	0	6	16	0.00	0.000								
43 Cia Meredith, R	1.0	3	1	0	0	0	0	0	0	0	0	0	0	5	8	0.00	1.000								
40 Greg Burke, R	1.0	3	0	0	0	1	0	0	0	0	0	0	0	7	11	0.00	0.000								
45 Edward Mujica, R	1.0	W	5	1	0	0	3	0	1	0	0	0	0	14	25	0.00	1.000								

**San Diego Padres @ Arizona Diamondbacks**  
Chase Field, Phoenix, AZ  
Mon May 25 2009, 12:40 PM MST  
Att: 30,545 - Roof Closed - 76 F

livebaseballscorecards.com

AB 35  
R 7  
H 7  
RBI 6  
BB 7  
SO 11  
LOB 19







Batter	1	2	3	4	5	6	7	8	9	AB	R	H	RBI	BB	SO	LOB	TOP		
24 Brian Giles, L OBP: 0.285, SLG: 0.288	F7		G6-4-3 BB			22 1B	L9	K		4	1	1	0	1	1	3			
22 David Eckstein, R OBP: 0.318, SLG: 0.314	23 HR		K			23 1B		12 E	23 G4-6-3 1B	4	3	3	1	1	1	2			
12 Scott Hairston, R OBP: 0.386, SLG: 0.530	K		G6-4-3			23 1B		7 BB	K	5	2	2	0	0	2	4			
23 Adrián González, L OBP: 0.385, SLG: 0.622	HR			G5-3		7 G1-3 1B		7 BB	G4-6-3	4	2	2	3	1	0	1			
5 Kevin Kouzmanoff, R OBP: 0.290, SLG: 0.357	K					SF7		28 1B	7 BB	2	0	1	1	1	1	0			
7 Chase Headley, S OBP: 0.310, SLG: 0.375	K			K		G1-3		18 FC5-2	28 1B	3	0	0	1	1	2	1			
8 Chris Burke, R OBP: 0.286, SLG: 0.344	L7			F7				18 FC5-2	7 BB	3	0	0	0	0	1	1	AB 34		
11 Drew Macias, L OBP: 0.435, SLG: 0.667										1	0	0	0	0	1	3	R 8		
14 Josh Wilson, R OBP: 0.268, SLG: 0.194										0	0	0	0	0	0	0	H 11		
28 Henry Blanco, R OBP: 0.262, SLG: 0.364	G6-3			F7						4	0	1	1	0	0	0	RBI 7		
44 Jake Peavy, R ERA: 3.67										3	0	1	0	0	0	0	BB 5		
57 Luke Gregerson, L ERA: 3.54										0	0	0	0	0	0	0	SO 9		
18 Tony Gwynn Jr., L ERA: 3.54										0	0	0	0	0	0	0	LOB 18		
45 Edward Mujica, R ERA: 2.59										3	0	1	0	0	0	0			
40 Greg Burke, R ERA: 1.5										0	0	0	0	0	0	0			
21 Heath Bell, R ERA: 0.46										0	0	0	0	0	0	0			
<b>Inning Stats</b>	R: 2 H: 2 E: 0 K: 2 S: 13	H: 2 W: 0 LOB: 0 BB: 0 P: 18	R: 0 H: 0 E: 0 K: 1 S: 9	H: 0 W: 0 LOB: 0 BB: 0 P: 14	R: 0 H: 1 E: 0 K: 1 S: 12	H: 1 W: 1 LOB: 1 BB: 1 P: 20	R: 0 H: 1 E: 0 K: 1 S: 13	H: 0 W: 0 LOB: 0 BB: 0 P: 13	R: 3 H: 4 E: 0 K: 1 S: 19	H: 4 W: 1 LOB: 1 BB: 0 P: 32	R: 0 H: 0 E: 0 K: 0 S: 4	H: 0 W: 0 LOB: 0 BB: 0 P: 5	R: 3 H: 2 E: 1 K: 2 S: 17	H: 2 W: 3 LOB: 3 BB: 4 P: 41	R: 0 H: 1 E: 0 K: 1 S: 10	H: 1 W: 0 LOB: 0 BB: 0 P: 16	1B: 9 2B: 0 3B: 1 HR: 1	SF: 1 SAC: 0 DP: 2 HBP: 0	WP: 0 PA: 40 PB: 0 SB: 0 CS: 0
<b>PITCHER</b>	IP WLS BF H R ER SO BB IBB HBP BLK WP HR S P ERA WHIP	IP WLS BF H R ER SO BB IBB HBP BLK WP HR S P ERA WHIP	IP WLS BF H R ER SO BB IBB HBP BLK WP HR S P ERA WHIP	IP WLS BF H R ER SO BB IBB HBP BLK WP HR S P ERA WHIP	IP WLS BF H R ER SO BB IBB HBP BLK WP HR S P ERA WHIP	IP WLS BF H R ER SO BB IBB HBP BLK WP HR S P ERA WHIP	IP WLS BF H R ER SO BB IBB HBP BLK WP HR S P ERA WHIP	IP WLS BF H R ER SO BB IBB HBP BLK WP HR S P ERA WHIP	IP WLS BF H R ER SO BB IBB HBP BLK WP HR S P ERA WHIP	IP WLS BF H R ER SO BB IBB HBP BLK WP HR S P ERA WHIP	IP WLS BF H R ER SO BB IBB HBP BLK WP HR S P ERA WHIP	IP WLS BF H R ER SO BB IBB HBP BLK WP HR S P ERA WHIP	IP WLS BF H R ER SO BB IBB HBP BLK WP HR S P ERA WHIP	IP WLS BF H R ER SO BB IBB HBP BLK WP HR S P ERA WHIP	IP WLS BF H R ER SO BB IBB HBP BLK WP HR S P ERA WHIP	IP WLS BF H R ER SO BB IBB HBP BLK WP HR S P ERA WHIP	IP WLS BF H R ER SO BB IBB HBP BLK WP HR S P ERA WHIP	IP WLS BF H R ER SO BB IBB HBP BLK WP HR S P ERA WHIP	

San Diego Padres @ Arizona Diamondbacks  
Chase Field, Phoenix, AZ  
Wed May 27 2009, 6:40 PM MST  
Att: 18,257 - Partly Cloudy - 94 F

AB	34
R	8
H	11
RBI	7
BB	5
SO	9
LOB	18



Batter	1	2	3	4	5	6	7	8	9	AB	R	H	RBI	BB	SO	LOB	BOTTOM				
18 Gerardo Parra, L OBP: 0.344, SLG: 0.491	F8		L8			26 10 3B	SF9			4	1	2	2	0	0	0					
26 Miguel Montero, L OBP: 0.329, SLG: 0.370	G6-3			K		10 3B	F8			4	1	1	0	0	1	1					
57 Jon Rauch, R OBP: 0.219, SLG: 0.311						10 3B				0	0	0	0	0	0	0					
24 Chris Young, R OBP: 0.219, SLG: 0.311						1B				1	0	0	0	0	0	1					
10 Justin Upton, R OBP: 0.408, SLG: 0.633						27 FC1-5 6 3B				4	1	3	2	0	0	0					
6 Stephen Drew, L OBP: 0.296, SLG: 0.352	G6-3					1B				3	0	2	1	1	0	1					
27 Mark Reynolds, R OBP: 0.351, SLG: 0.539						27 FC1-5 BB				4	0	0	0	0	3	4					
18 Chad Tracy, L OBP: 0.248, SLG: 0.333						1-2 2-3F				4	0	0	0	0	3	4					
47 Leo Rosales, R OBP: 0.248, SLG: 0.333	F7					1-2 2-3F				3	0	0	0	0	1	2					
32 Esmerling Vasquez, R OBP: 0.377, SLG: 0.440						K2-3				0	0	0	0	0	0	0					
19 Chris Snyder, R OBP: 0.377, SLG: 0.440										1	0	0	0	0	1	1					
22 Eric Byrnes, R OBP: 0.250, SLG: 0.372	F9									4	0	0	0	0	0	0					
14 Ryan Roberts, R OBP: 0.412, SLG: 0.444										4	1	1	0	0	0	0					
33 Billy Buckner, R OBP: 0.250, SLG: 0.372										2	0	0	0	0	1	0					
35 Clay Zavada, L OBP: 0.250, SLG: 0.372										0	0	0	0	0	0	0					
11 Augie Ojeda, S OBP: 0.358, SLG: 0.359										2	1	2	0	0	0	0					
<b>Inning Stats</b>	R: 0 H: 1 E: 0 K: 0 S: 8	H: 1 W: 0 LOB: 1 BB: 0 P: 10	R: 0 H: 0 E: 0 K: 1 S: 8	H: 0 W: 0 LOB: 0 BB: 0 P: 13	R: 0 H: 0 E: 0 K: 0 S: 10	H: 0 W: 0 LOB: 0 BB: 0 P: 13	R: 0 H: 1 E: 0 K: 2 S: 15	H: 1 W: 2 LOB: 2 BB: 1 P: 26	R: 0 H: 0 E: 0 K: 1 S: 8	H: 0 W: 0 LOB: 0 BB: 0 P: 10	R: 3 H: 4 E: 0 K: 1 S: 13	H: 4 W: 1 LOB: 1 BB: 0 P: 19	R: 1 H: 2 E: 0 K: 0 S: 6	H: 2 W: 0 LOB: 1 BB: 0 P: 8	R: 0 H: 1 E: 0 K: 2 S: 13	H: 1 W: 0 LOB: 1 BB: 0 P: 19	R: 1 H: 2 E: 0 K: 0 S: 13	H: 2 W: 3 LOB: 1 BB: 0 P: 19	1B: 6 2B: 3 3B: 2 HR: 0	SF: 1 SAC: 0 DP: 0 HBP: 0	WP: 0 PA: 38 PB: 0 SB: 1 CS: 0
<b>PITCHER</b>	IP WLS BF H R ER SO BB IBB HBP BLK WP HR S P ERA WHIP	IP WLS BF H R ER SO BB IBB HBP BLK WP HR S P ERA WHIP	IP WLS BF H R ER SO BB IBB HBP BLK WP HR S P ERA WHIP	IP WLS BF H R ER SO BB IBB HBP BLK WP HR S P ERA WHIP	IP WLS BF H R ER SO BB IBB HBP BLK WP HR S P ERA WHIP	IP WLS BF H R ER SO BB IBB HBP BLK WP HR S P ERA WHIP	IP WLS BF H R ER SO BB IBB HBP BLK WP HR S P ERA WHIP	IP WLS BF H R ER SO BB IBB HBP BLK WP HR S P ERA WHIP	IP WLS BF H R ER SO BB IBB HBP BLK WP HR S P ERA WHIP	IP WLS BF H R ER SO BB IBB HBP BLK WP HR S P ERA WHIP	IP WLS BF H R ER SO BB IBB HBP BLK WP HR S P ERA WHIP	IP WLS BF H R ER SO BB IBB HBP BLK WP HR S P ERA WHIP	IP WLS BF H R ER SO BB IBB HBP BLK WP HR S P ERA WHIP	IP WLS BF H R ER SO BB IBB HBP BLK WP HR S P ERA WHIP	IP WLS BF H R ER SO BB IBB HBP BLK WP HR S P ERA WHIP	IP WLS BF H R ER SO BB IBB HBP BLK WP HR S P ERA WHIP	IP WLS BF H R ER SO BB IBB HBP BLK WP HR S P ERA WHIP	IP WLS BF H R ER SO BB IBB HBP BLK WP HR S P ERA WHIP			

San Diego Padres @ Arizona Diamondbacks  
Chase Field, Phoenix, AZ  
Wed May 27 2009, 6:40 PM MST  
Att: 18,257 - Partly Cloudy - 94 F

AB	36
R	5
H	11
RBI	5
BB	1
SO	7
LOB	10





















Batter	1	2	3	4	5	6	7	8	9	AB	R	H	RBI	BB	SO	LOB	TOP	
11 Jimmy Rollins, S OBP: 0.272, SLG: 0.339	F8	G4-3		G4-3		G3-1		G6-3		5	0	1	0	0	0	0	Philadelphia Phillies @ San Diego Padres PETCO Park, San Diego, CA Tue Jun 02 2009, 10:05 PM EDT Att: 17,625 - Partly Cloudy - 67 F	
8 Shane Victorino, S OBP: 0.349, SLG: 0.463	G4-3	G4-3		G4-3		G3-1		G3-1		4	2	2	0	1	0	1		
26 Chase Utley, L OBP: 0.438, SLG: 0.563	G4-3	P5		G6-3		G6-3		G6-3		3	2	1	1	2	0	1		
6 Ryan Howard, L OBP: 0.342, SLG: 0.580	G4-3			G3-1		G3-1		G4-6-3		3	2	1	2	1	1	1		
29 Raul Ibanez, L OBP: 0.399, SLG: 0.716	G4-3			G3-1		G3-1		G4-6-3		5	3	3	5	0	0	3		
28 Jayson Werth, R OBP: 0.344, SLG: 0.448	G4-3			G3-1		G3-1		G4-6-3		3	0	1	0	2	1	0		
19 Greg Dobbs, L OBP: 0.271, SLG: 0.341	SF7			F7		F7		F9		2	1	1	2	0	0	1		
4 Eric Bruntlett, R OBP: 0.195, SLG: 0.250	SF7			F7		F7		F9-3		2	0	1	0	0	1	1		
51 Carlos Ruiz, R OBP: 0.419, SLG: 0.477	F8			F7		F7		F9-3		4	0	0	0	1	1	3		
58 Antonio Bastardo, R ERA: 4.1	G4-3			K		K		K		3	0	0	0	0	1	1		
7 Pedro Feliz, R ERA: 5.44	G4-3			K		K		K		1	0	0	0	0	1	2		
61 Chan Ho Park, R ERA: 7.32	G4-3			K		K		K		0	0	0	0	0	0	0		
37 Chad Durbin, R ERA: 4.23	G4-3			K		K		K		0	0	0	0	0	0	0		
46 Ryan Madson, L ERA: 2.45	G4-3			K		K		K		0	0	0	0	0	0	0		
<b>Inning Stats</b>	R: 4 E: 0 K: 0 S: 16	H: 3 LOB: 1 BB: 2 P: 33	R: 0 E: 0 K: 0 S: 8	H: 1 LOB: 1 BB: 0 P: 11	R: 2 E: 0 K: 1 S: 16	H: 1 LOB: 1 BB: 2 P: 27	R: 1 E: 0 K: 0 S: 12	H: 1 LOB: 0 BB: 0 P: 18	R: 1 E: 0 K: 2 S: 11	H: 1 LOB: 2 BB: 3 P: 38	R: 0 E: 0 K: 0 S: 9	H: 2 LOB: 2 BB: 0 P: 14	R: 0 E: 0 K: 0 S: 9	H: 1 LOB: 0 BB: 0 P: 11	1B: 5 2B: 3 3B: 1 HR: 3	SF: 1 SAC: 0 DP: 2 HBP: 1	WP: 0 PB: 0 SB: 2 CS: 0	PA: 44
<b>PITCHER</b>	IP WLS BF H R ER SO BB IBB HBP BLK WP HR S P ERA WHIP																	
44 Jake Peavy, R ERA: 4.1	1.0 L 8 3 4 4 0 2 0 0 0 0 0 16 33 36.00 5.000																	
52 Josh Geer, R ERA: 5.44	1.0 7 2 2 2 0 2 0 0 0 0 1 18 30 18.00 4.000																	
59 Luis Perdomo, R ERA: 4.66	4.0 14 2 2 2 3 0 0 0 0 0 1 33 53 4.50 0.500																	
54 Joe Thatcher, L ERA: 3.38	1.0 7 1 2 2 3 3 0 0 1 0 1 19 38 18.00 4.000																	
43 Cia Meredith, R ERA: 2.66	2.0 8 3 0 0 0 0 0 0 1 0 0 0 18 25 0.00 1.500																	



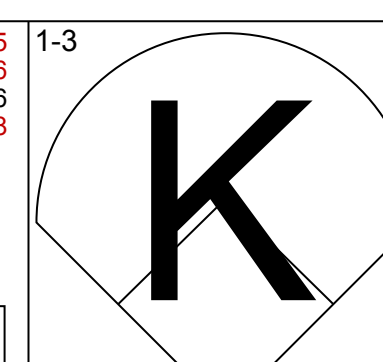
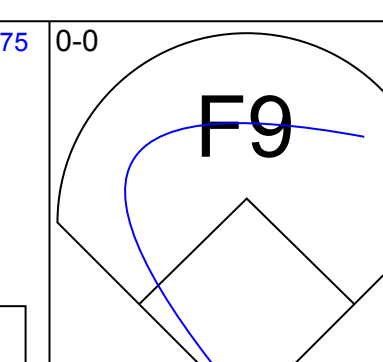
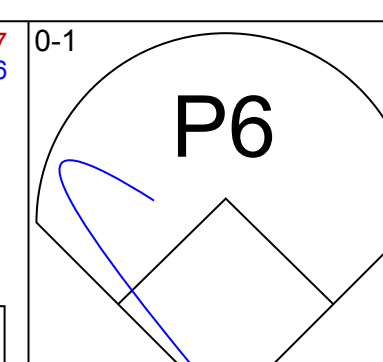
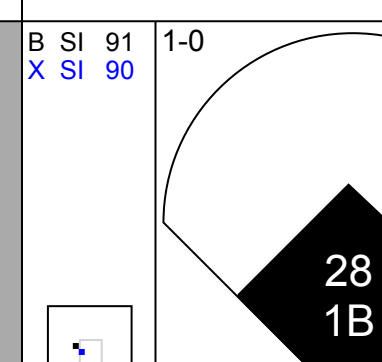
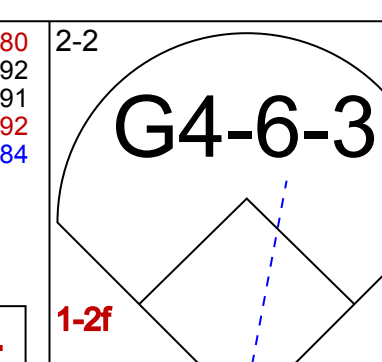
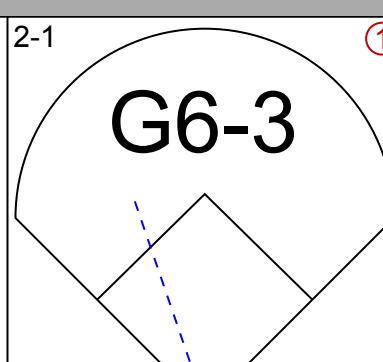
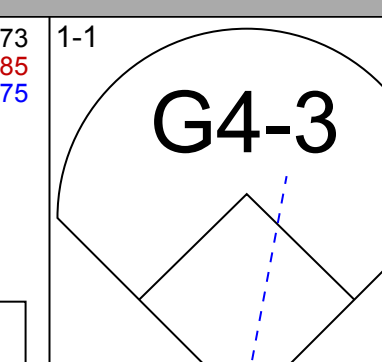
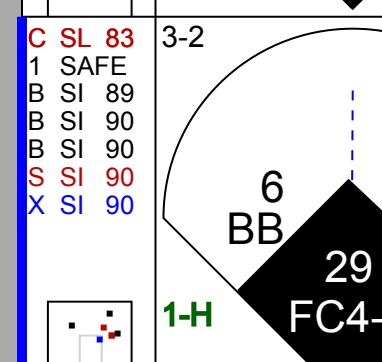
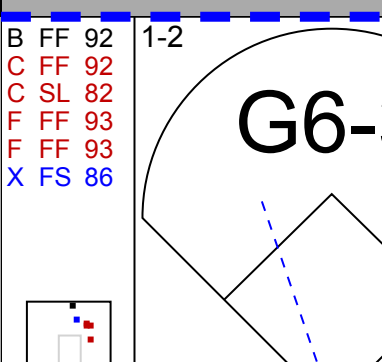
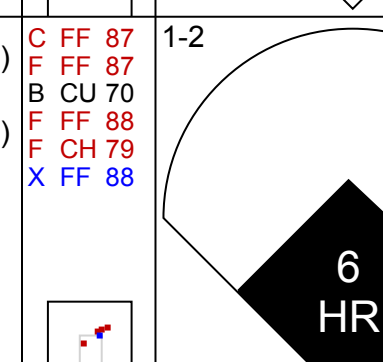
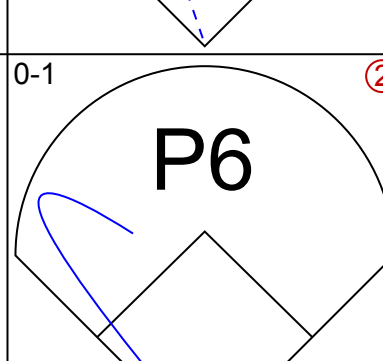
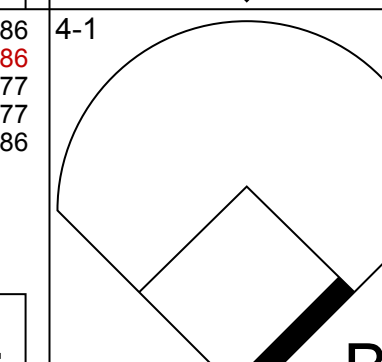
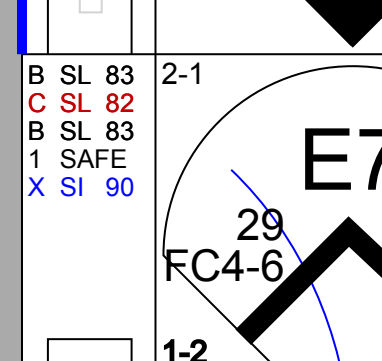
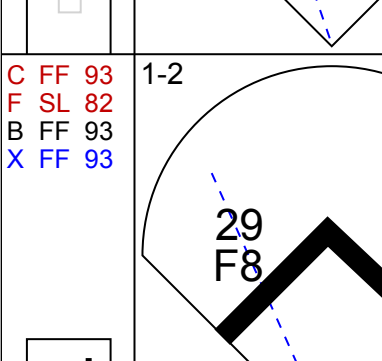
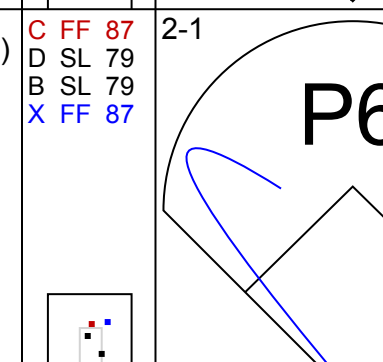
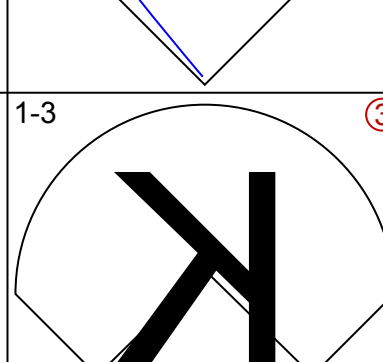
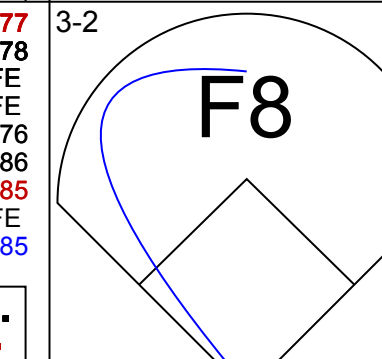
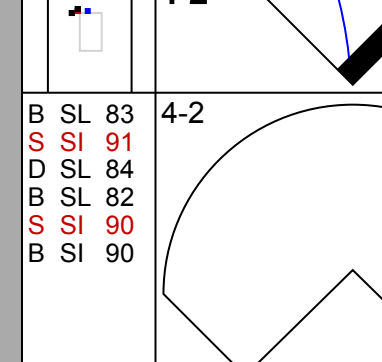
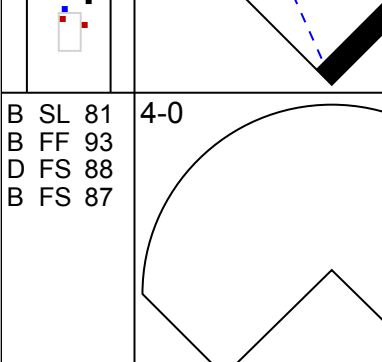
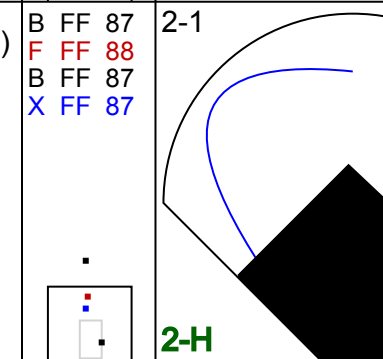
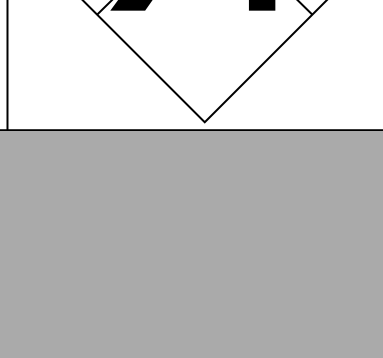
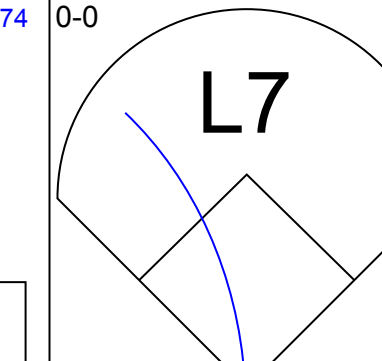
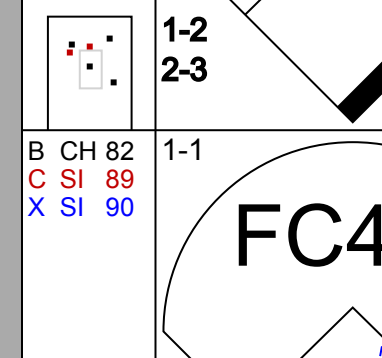

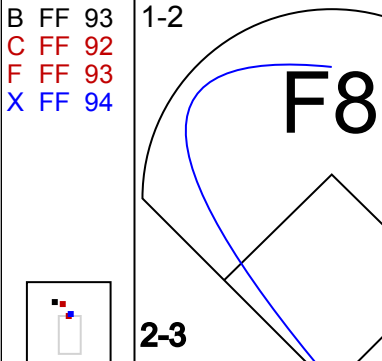
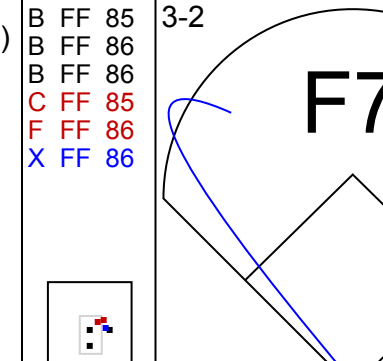
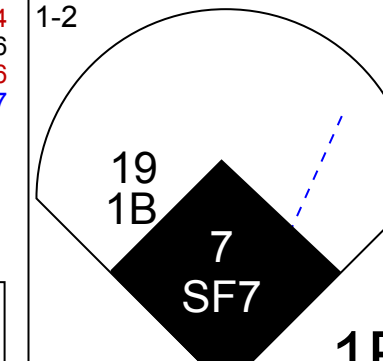
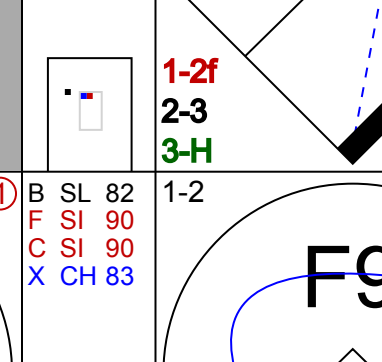
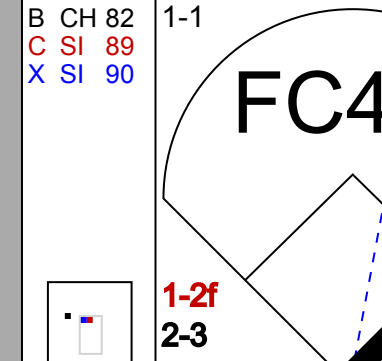
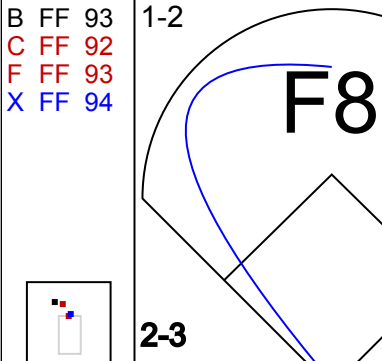
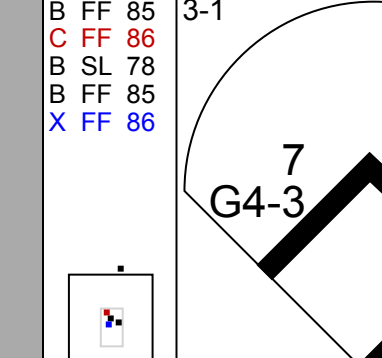
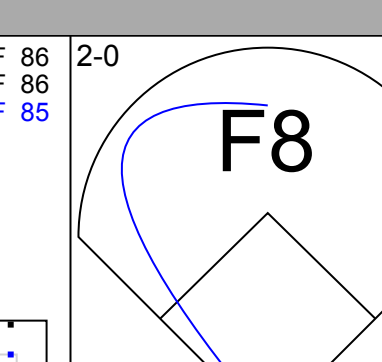
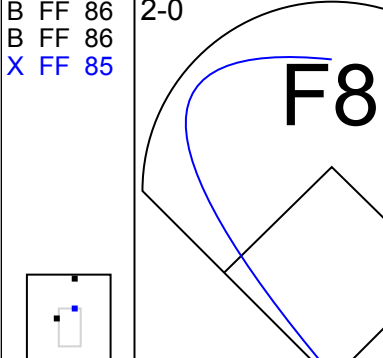
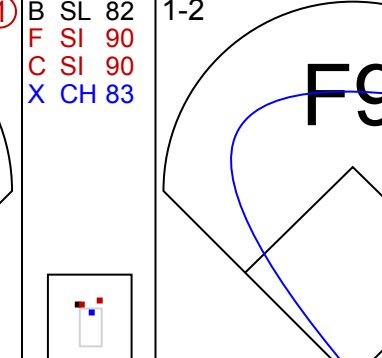
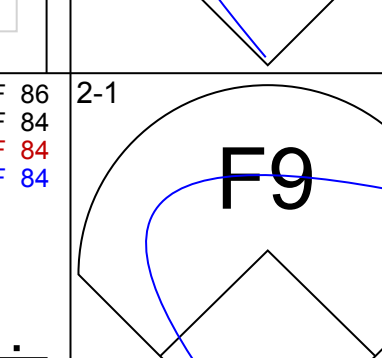
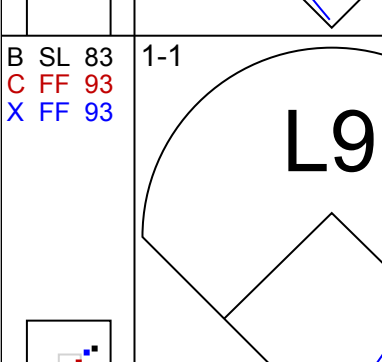
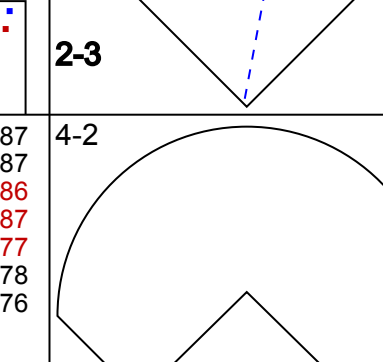
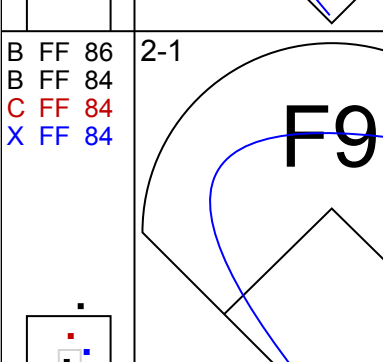
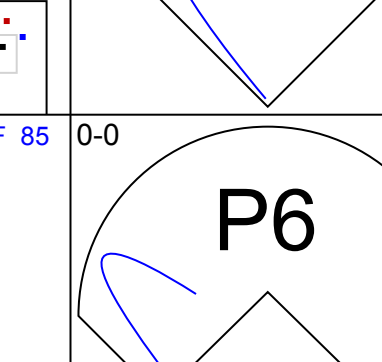
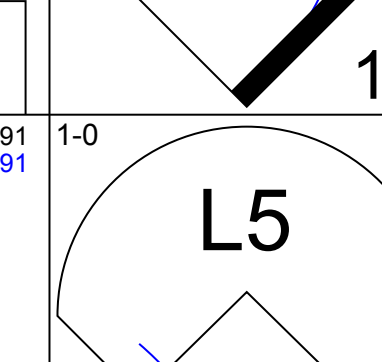
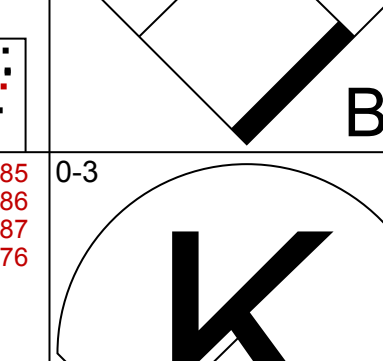
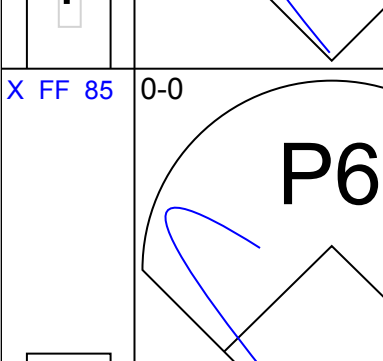
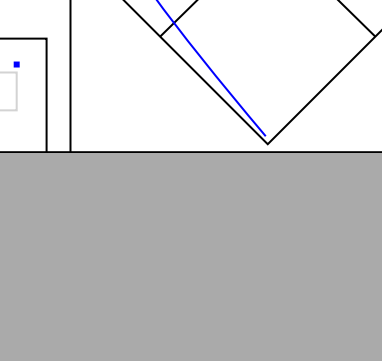
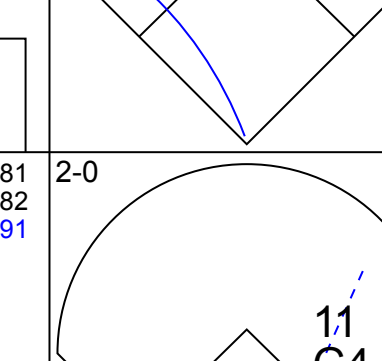
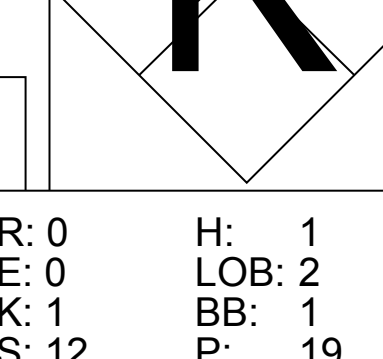
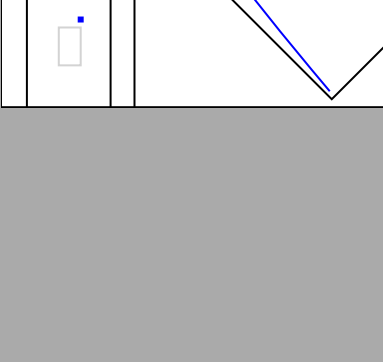
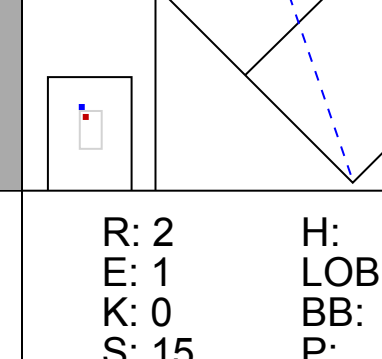
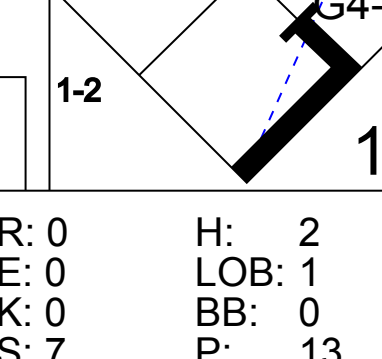
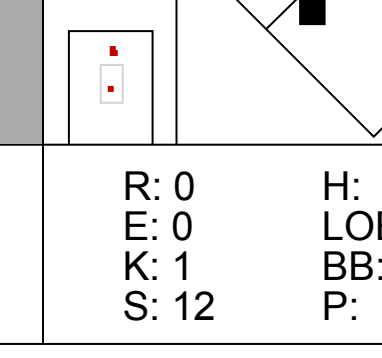
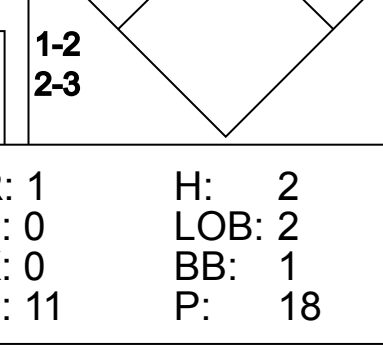
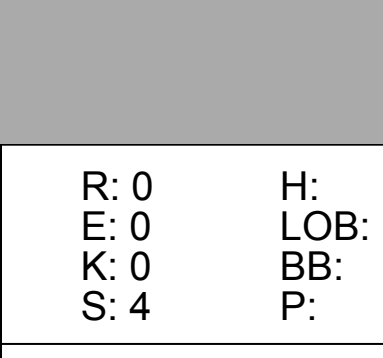
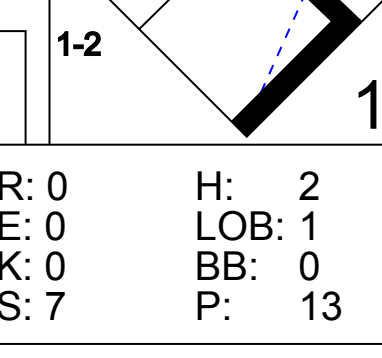
AB 35  
R 10  
H 11  
RBI 10  
BB 7  
SO 6  
LOB 14

Batter	1	2	3	4	5	6	7	8	9	AB	R	H	RBI	BB	SO	LOB	BOTTOM					
18 Tony Gwynn Jr., L OBP: 0.376, SLG: 0.394	K					F8				4	1	1	0	1	2	0	Philadelphia Phillies @ San Diego Padres PETCO Park, San Diego, CA Tue Jun 02 2009, 10:05 PM EDT Att: 17,625 - Partly Cloudy - 67 F					
22 David Eckstein, R OBP: 0.320, SLG: 0.315	F9					F7				3	0	1	0	0	0	0						
2 Edgar Gonzalez, R OBP: 0.278, SLG: 0.438	F9					F7				2	1	2	1	0	0	0						
23 Adrián González, L OBP: 0.410, SLG: 0.670	G4-6-3					G4-6-3				2	1	1	2	3	0	2						
12 Scott Hairston, R OBP: 0.385, SLG: 0.571	K					F9				2	0	0	0	0	1	2						
7 Chase Headley, S OBP: 0.313, SLG: 0.366	K					F9				2	0	1	2	1	0	0						
5 Kevin Koussanoff, R OBP: 0.275, SLG: 0.339	L1-4-3					F7				5	0	0	0	0	1	5						
24 Brian Cites, L OBP: 0.281, SLG: 0.283	K					G6-3				4	1	1	0	0	1	0						
28 Henry Blanco, R OBP: 0.286, SLG: 0.355	K					F9				4	1	2	0	0	0	0						
14 Josh Wilson, R OBP: 0.273, SLG: 0.245	K					F8				3	0	0	0	0	2	2						
44 Jake Peavy, R ERA: 4.1	L1-4-3					L8				0	0	0	0	0	0	0						
52 Josh Geer, R ERA: 5.44	L1-4-3					L8				1	0	0	0	0	1	2						
59 Luis Perdomo, R ERA: 4.66	L1-4-3					L8				1	0	0	0	0	1	0						
54 Joe Thatcher, L ERA: 3.38	L1-4-3					L8				1	0	0	0	0	0	0						
43 Cia Meredith, R ERA: 2.66	L1-4-3					L8				1	0	0	0	0	0	0						
16 Cliff Floyd, L ERA: 2.45	L1-4-3					L8				1	0	0	0	0	0	0						
<b>Inning Stats</b>	R: 0 E: 0 K: 2 S: 10	H: 0 LOB: 1 BB: 1 P: 23	R: 0 E: 0 K: 2 S: 13	H: 1 LOB: 2 BB: 0 P: 20	R: 0 E: 0 K: 0 S: 13	H: 2 LOB: 1 BB: 0 P: 20	R: 0 E: 0 K: 0 S: 8	H: 0 LOB: 0 BB: 0 P: 10	R: 0 E: 0 K: 1 S: 12	H: 0 LOB: 0 BB: 0 P: 17	R: 1 E: 0 K: 0 S: 7	H: 1 LOB: 0 BB: 0 P: 12	R: 4 E: 0 K: 2 S: 20	H: 4 LOB: 2 BB: 2 P: 33	R: 0 E: 0 K: 1 S: 7	H: 0 LOB: 0 BB: 0 P: 10	R: 0 E: 0 K: 1 S: 11	H: 1 LOB: 3 BB: 2 P: 23	1B: 8 2B: 0 3B: 0 HR: 1	SF: 0 SAC: 0 DP: 1 HBP: 1	WP: 0 PB: 0 SB: 0 CS: 0	PA: 41
<b>PITCHER</b>	IP WLS BF H R ER SO BB IBB HBP BLK WP HR S P ERA WHIP																					
58 Antonio Bastardo, L ERA: 1.5	6.0 W 23 4 1 1 0 1 0 0 0 0 0 20 33 1.50 0.833																					
61 Chan Ho Park, R ERA: 7.32	1.0 9 4 4 4 2 2 0 0 0 0 0 0 20 33 36.00 6.000																					
37 Chad Durbin, R ERA: 4.23	1.2 8 1 0 0 2 2 0 0 0 0 0 0 17 32 0.00 1.800																					
46 Ryan Madson, R ERA: 2.45	0.1 S 1 0 0 0 0 0 0 0 0 0 0 0 1 1 0.00 0.000																					



AB 35  
R 5  
H 9  
RBI 5  
BB 5  
SO 9  
LOB 15

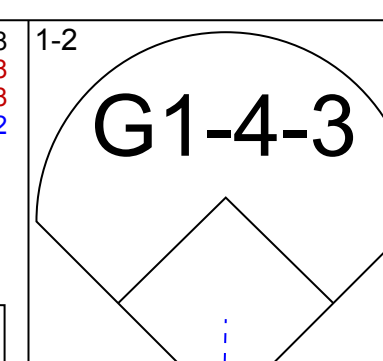
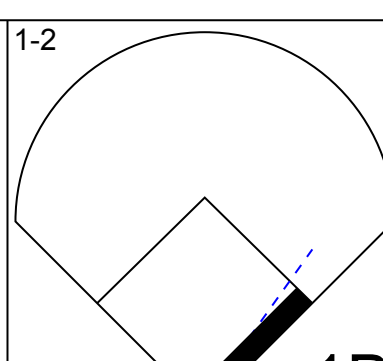
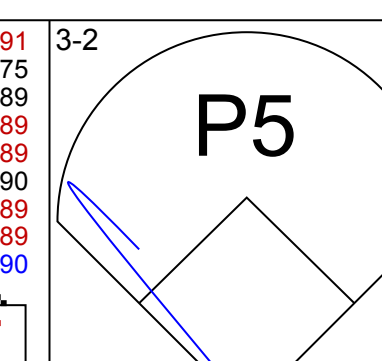
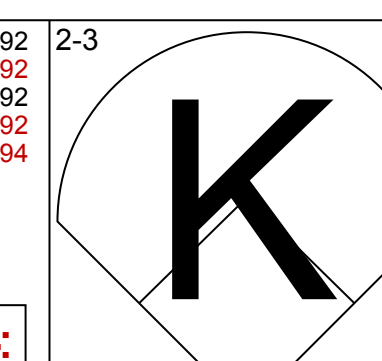
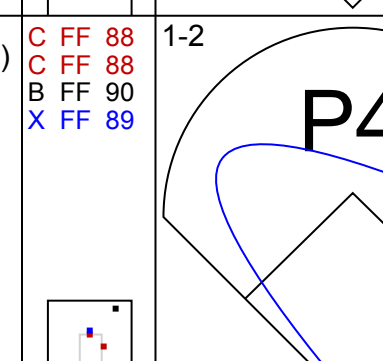
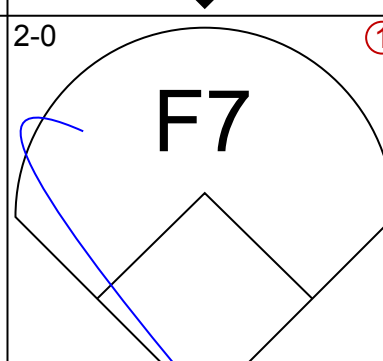
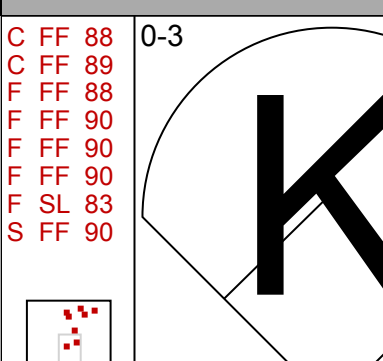
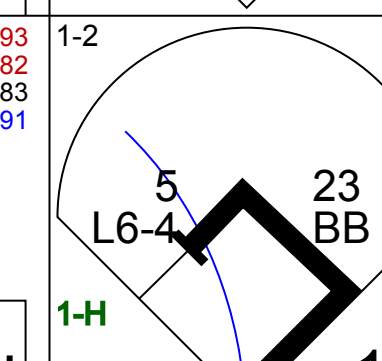

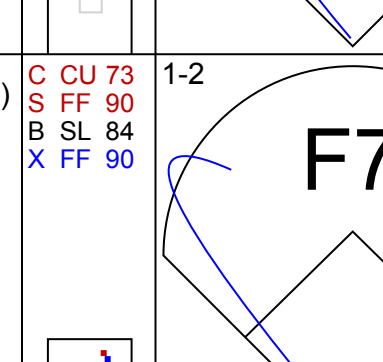
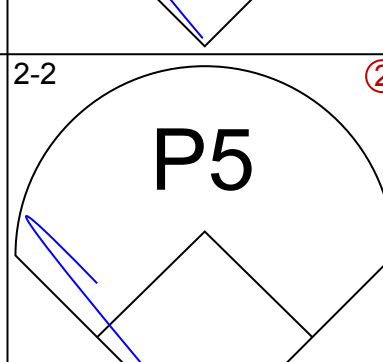
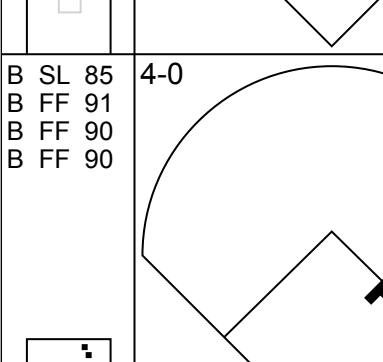
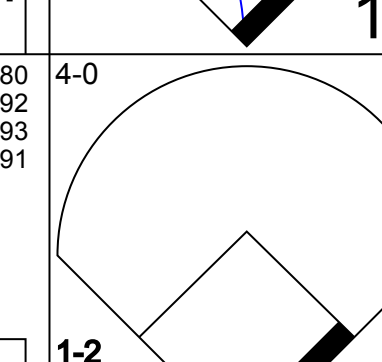

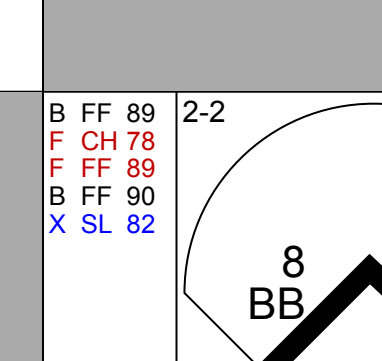
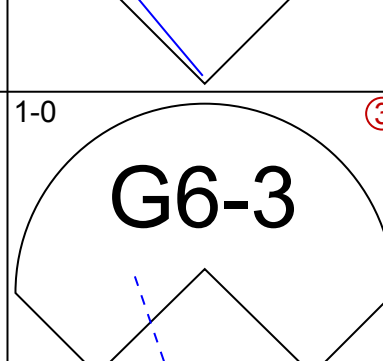
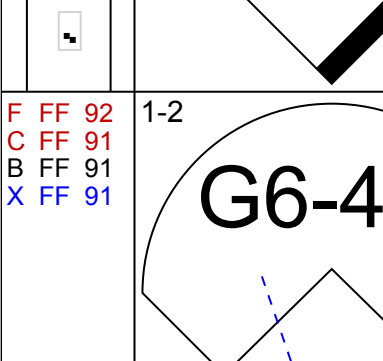
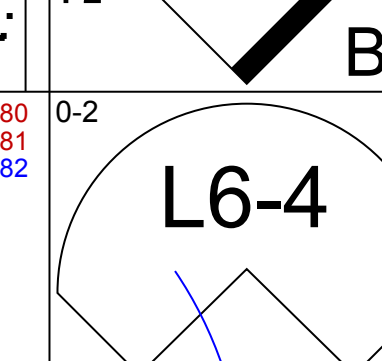


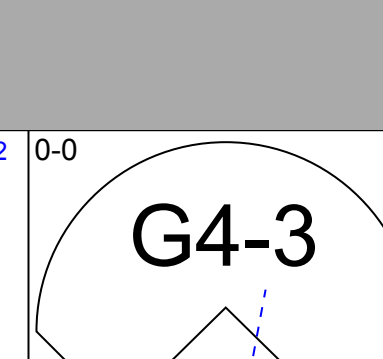
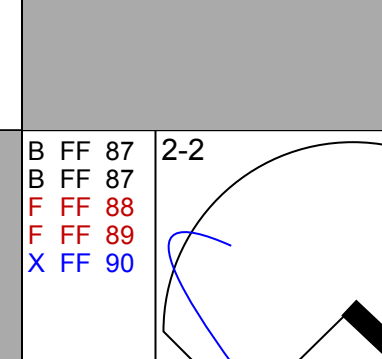
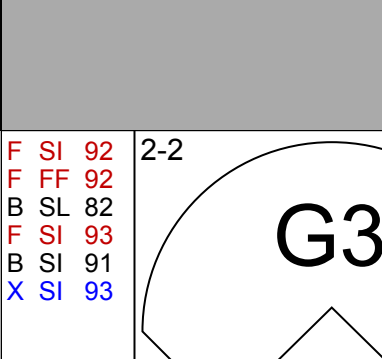

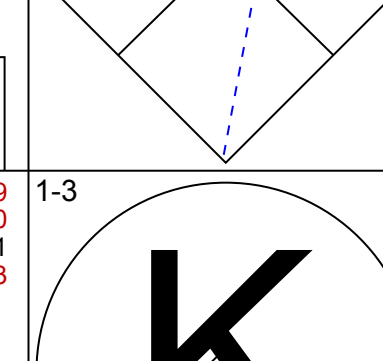

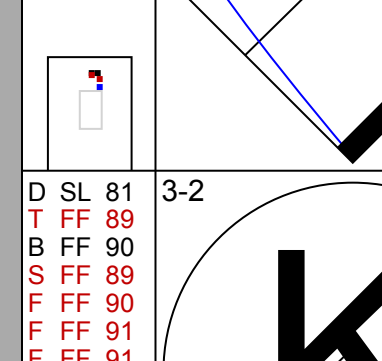
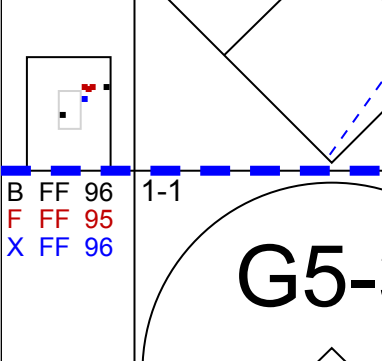

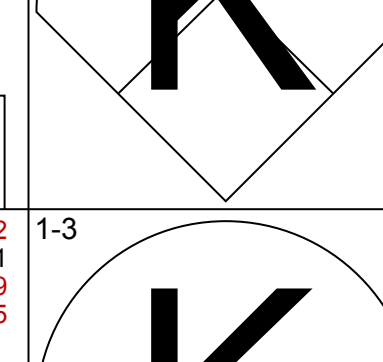
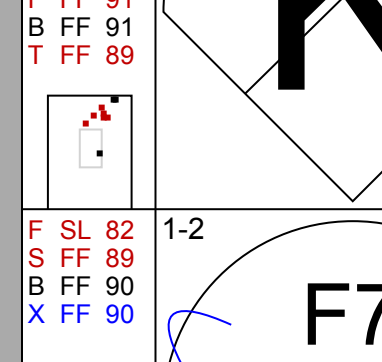
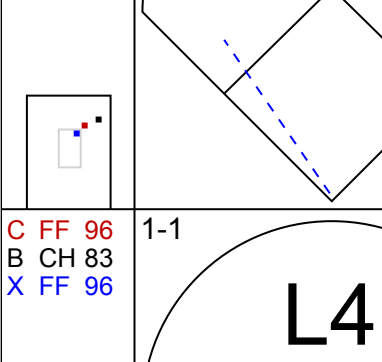
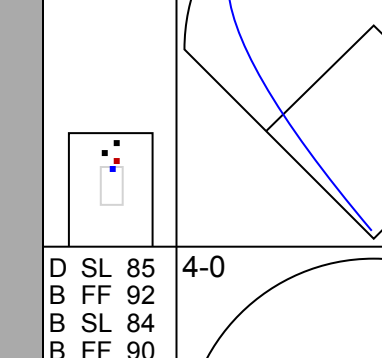
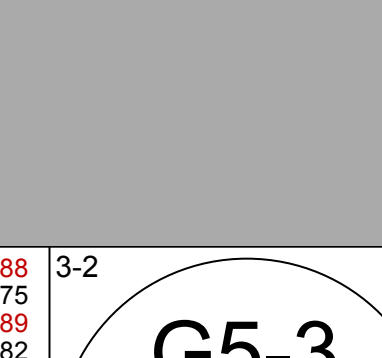
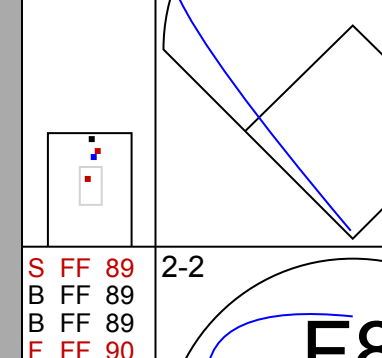
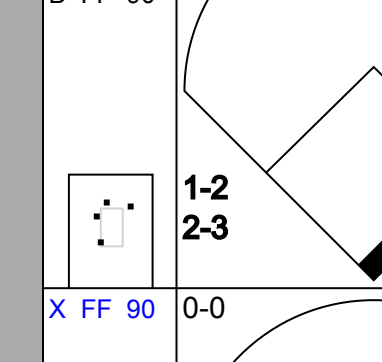
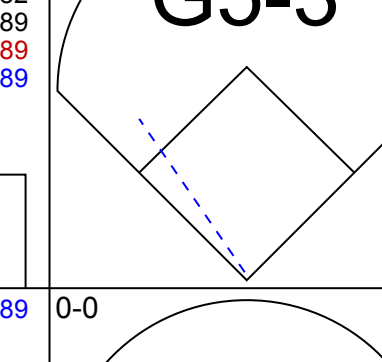
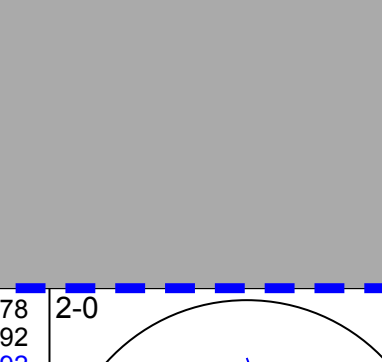


Batter	1	2	3	4	5	6	7	8	9	AB	R	H	RBI	BB	SO	LOB	TOP							
11 Jimmy Rollins, S OBP: 0.270, SLG: 0.336										5	1	1	0	0	1	6								
8 Shane Victorino, S OBP: 0.349, SLG: 0.465										3	1	1	0	0	0	0								
28 Jayson Werth, R OBP: 0.346, SLG: 0.448										2	1	1	1	1	0	0								
26 Chase Utley, L OBP: 0.437, SLG: 0.556										4	0	1	0	1	0	2								
6 Ryan Howard, L OBP: 0.288, SLG: 0.591										3	1	1	2	2	1	1								
29 Raul Ibanez, L OBP: 0.395, SLG: 0.703										5	1	1	1	0	0	5								
19 Greg Dobbs, L OBP: 0.288, SLG: 0.378										4	0	2	0	0	0	2								
4 Eric Bruntlett, R OBP: 0.190, SLG: 0.243										3	0	1	1	0	0	1								
7 Pedro Feliz, R OBP: 0.356, SLG: 0.421										2	0	0	0	2	0	1								
27 Chris Coste, R OBP: 0.364, SLG: 0.446										2	0	0	0	0	1	2								
43 J.A. Happ, L										1	0	1	0	0	0	0								
12 Matt Stairs, L OBP: 0.477, SLG: 0.606										0	0	0	0	0	0	0								
16 J.C. Romero, S										0	0	0	0	0	0	0								
46 Ryan Madson, L										0	0	0	0	0	0	0								
<b>Inning Stats</b>	R: 2 E: 0 K: 1 S: 15	H: 2 LOB: 0 BB: 0 P: 24	R: 0 E: 0 K: 1 S: 12	H: 1 LOB: 2 BB: 1 P: 19	R: 0 E: 0 K: 1 S: 8	H: 0 LOB: 0 BB: 0 P: 11	R: 1 E: 0 K: 0 S: 11	H: 2 LOB: 2 BB: 1 P: 18	R: 0 E: 0 K: 0 S: 4	H: 0 LOB: 1 BB: 1 P: 15	R: 0 E: 0 K: 0 S: 4	H: 0 LOB: 0 BB: 0 P: 8	R: 2 E: 1 K: 0 S: 15	H: 2 LOB: 2 BB: 1 P: 27	R: 0 E: 0 K: 0 S: 7	H: 2 LOB: 1 BB: 0 P: 13	R: 0 E: 0 K: 0 S: 13	H: 1 LOB: 2 BB: 1 P: 21	1B: 7 2B: 2 3B: 0 HR: 1	SF: 1 SAC: 1 DP: 1 HBP: 0	WP: 0 PB: 0 SB: 2 CS: 0	PA: 42		
<b>PITCHER</b>	IP WLS BF H R ER SO BB IBB HBP BLK WP HR S P ERA WHIP	IP WLS BF H R ER SO BB IBB HBP BLK WP HR S P ERA WHIP	IP WLS BF H R ER SO BB IBB HBP BLK WP HR S P ERA WHIP	IP WLS BF H R ER SO BB IBB HBP BLK WP HR S P ERA WHIP	IP WLS BF H R ER SO BB IBB HBP BLK WP HR S P ERA WHIP	IP WLS BF H R ER SO BB IBB HBP BLK WP HR S P ERA WHIP	IP WLS BF H R ER SO BB IBB HBP BLK WP HR S P ERA WHIP	IP WLS BF H R ER SO BB IBB HBP BLK WP HR S P ERA WHIP	IP WLS BF H R ER SO BB IBB HBP BLK WP HR S P ERA WHIP	IP WLS BF H R ER SO BB IBB HBP BLK WP HR S P ERA WHIP	IP WLS BF H R ER SO BB IBB HBP BLK WP HR S P ERA WHIP	IP WLS BF H R ER SO BB IBB HBP BLK WP HR S P ERA WHIP	IP WLS BF H R ER SO BB IBB HBP BLK WP HR S P ERA WHIP	IP WLS BF H R ER SO BB IBB HBP BLK WP HR S P ERA WHIP	IP WLS BF H R ER SO BB IBB HBP BLK WP HR S P ERA WHIP	IP WLS BF H R ER SO BB IBB HBP BLK WP HR S P ERA WHIP	IP WLS BF H R ER SO BB IBB HBP BLK WP HR S P ERA WHIP	IP WLS BF H R ER SO BB IBB HBP BLK WP HR S P ERA WHIP	IP WLS BF H R ER SO BB IBB HBP BLK WP HR S P ERA WHIP	IP WLS BF H R ER SO BB IBB HBP BLK WP HR S P ERA WHIP	IP WLS BF H R ER SO BB IBB HBP BLK WP HR S P ERA WHIP	IP WLS BF H R ER SO BB IBB HBP BLK WP HR S P ERA WHIP	IP WLS BF H R ER SO BB IBB HBP BLK WP HR S P ERA WHIP	IP WLS BF H R ER SO BB IBB HBP BLK WP HR S P ERA WHIP

Philadelphia Phillies @ San Diego Padres  
PETCO Park, San Diego, CA  
Wed Jun 03 2009, 10:05 PM EDT  
Att: 15,436 - Partly Cloudy - 66 F

AB 35  
R 5  
H 10  
RBI 5  
BB 5  
SO 3  
LOB 22



Batter	1	2	3	4	5	6	7	8	9	AB	R	H	RBI	BB	SO	LOB	BOTTOM							
18 Tony Gwynn Jr., L OBP: 0.366, SLG: 0.378										4	0	1	0	0	1	1								
22 David Eckstein, R OBP: 0.319, SLG: 0.313										4	0	1	1	0	1	1								
23 Adrián González, L OBP: 0.412, SLG: 0.663										2	0	0	0	2	0	1								
5 Kevin Kouzmanoff, R OBP: 0.275, SLG: 0.337										4	0	1	0	0	0	4								
24 Brian Giles, L OBP: 0.280, SLG: 0.288										4	0	1	0	0	0	1								
4 Nick Hundley, R OBP: 0.338, SLG: 0.394										4	0	1	0	0	2	1								
25 Will Venable, L										4	0	0	0	0	1	3								
8 Chris Burke, R OBP: 0.269, SLG: 0.310										2	0	0	0	1	0	1								
32 Chris Young, R OBP: 0.304, SLG: 0.273										2	0	0	0	0	0	3								
40 Greg Burke, R										0	0	0	0	0	0	0								
57 Luke Gregerson, L										0	0	0	0	0	0	0								
2 Edgar González, R OBP: 0.288, SLG: 0.446										0	0	0	0	0	0	0								
45 Edward Mujica, R OBP: 1.000, SLG: 1.000										0	0	0	0	0	0	0								
<b>Inning Stats</b>	R: 0 E: 0 K: 0 S: 9	H: 0 LOB: 0 BB: 0 P: 12	R: 0 E: 0 K: 0 S: 10	H: 2 LOB: 3 BB: 1 P: 20	R: 0 E: 0 K: 0 S: 9	H: 1 LOB: 1 BB: 0 P: 15	R: 0 E: 0 K: 2 S: 7	H: 0 LOB: 0 BB: 0 P: 9	R: 0 E: 0 K: 0 S: 11	H: 0 LOB: 0 BB: 0 P: 17	R: 0 E: 0 K: 1 S: 11	H: 0 LOB: 0 BB: 1 P: 16	R: 0 E: 0 K: 1 S: 15	H: 1 LOB: 1 BB: 0 P: 23	R: 1 E: 0 K: 1 S: 10	H: 2 LOB: 1 BB: 1 P: 19	R: 0 E: 0 K: 0 S: 8	H: 0 LOB: 0 BB: 0 P: 12	1B: 5 2B: 2 3B: 0 HR: 0	SF: 0 SAC: 0 DP: 2 HBP: 0	WP: 0 PB: 1 SB: 0 CS: 0	PA: 34		
<b>PITCHER</b>	IP WLS BF H R ER SO BB IBB HBP BLK WP HR S P ERA WHIP	IP WLS BF H R ER SO BB IBB HBP BLK WP HR S P ERA WHIP	IP WLS BF H R ER SO BB IBB HBP BLK WP HR S P ERA WHIP	IP WLS BF H R ER SO BB IBB HBP BLK WP HR S P ERA WHIP	IP WLS BF H R ER SO BB IBB HBP BLK WP HR S P ERA WHIP	IP WLS BF H R ER SO BB IBB HBP BLK WP HR S P ERA WHIP	IP WLS BF H R ER SO BB IBB HBP BLK WP HR S P ERA WHIP	IP WLS BF H R ER SO BB IBB HBP BLK WP HR S P ERA WHIP	IP WLS BF H R ER SO BB IBB HBP BLK WP HR S P ERA WHIP	IP WLS BF H R ER SO BB IBB HBP BLK WP HR S P ERA WHIP	IP WLS BF H R ER SO BB IBB HBP BLK WP HR S P ERA WHIP	IP WLS BF H R ER SO BB IBB HBP BLK WP HR S P ERA WHIP	IP WLS BF H R ER SO BB IBB HBP BLK WP HR S P ERA WHIP	IP WLS BF H R ER SO BB IBB HBP BLK WP HR S P ERA WHIP	IP WLS BF H R ER SO BB IBB HBP BLK WP HR S P ERA WHIP	IP WLS BF H R ER SO BB IBB HBP BLK WP HR S P ERA WHIP	IP WLS BF H R ER SO BB IBB HBP BLK WP HR S P ERA WHIP	IP WLS BF H R ER SO BB IBB HBP BLK WP HR S P ERA WHIP	IP WLS BF H R ER SO BB IBB HBP BLK WP HR S P ERA WHIP	IP WLS BF H R ER SO BB IBB HBP BLK WP HR S P ERA WHIP	IP WLS BF H R ER SO BB IBB HBP BLK WP HR S P ERA WHIP	IP WLS BF H R ER SO BB IBB HBP BLK WP HR S P ERA WHIP	IP WLS BF H R ER SO BB IBB HBP BLK WP HR S P ERA WHIP	IP WLS BF H R ER SO BB IBB HBP BLK WP HR S P ERA WHIP

Philadelphia Phillies @ San Diego Padres  
PETCO Park, San Diego, CA  
Wed Jun 03 2009, 10:05 PM EDT  
Att: 15,436 - Partly Cloudy - 66 F

AB 31  
R 1  
H 6  
RBI 1  
BB 3  
SO 5  
LOB 16





Batter	1	2	3	4	5	6	7	8	9	AB	R	H	RBI	BB	SO	LOB	TOP						
2 Felipe Lopez, S OBP: 0.362, SLG: 0.443										5	1	1	0	1	1	5							
18 Gerardo Parra, L OBP: 0.348, SLG: 0.457										4	1	1	1	1	1	1							
10 Justin Upton, R OBP: 0.395, SLG: 0.589										5	0	1	0	0	1	4							
6 Stephen Drew, L OBP: 0.302, SLG: 0.364										4	2	1	0	1	1	2							
27 Mark Reynolds, R OBP: 0.356, SLG: 0.525										5	2	3	1	0	2	0							
19 Chris Snyder, R OBP: 0.371, SLG: 0.435										5	0	2	3	0	1	2							
24 Chris Young, R OBP: 0.232, SLG: 0.322										3	2	2	1	2	1	1							
11 Augie Ojeda, S OBP: 0.331, SLG: 0.330										4	0	0	0	1	1	5							
49 Doug Davis, R OBP: 0.265, SLG: 0.290																							
46 Daniel Schlereth, L OBP: 0.276, SLG: 0.283										3	0	1	0	0	1	0							
29 Josh Whitesell, L OBP: 0.276, SLG: 0.283										0	0	0	1	0	0	0							
32 Esmerling Vasquez, R OBP: 0.284, SLG: 0.439										1	0	0	1	0	0	0							
22 Eric Byrnes, R OBP: 0.284, SLG: 0.439										0	0	0	1	0	0	0							
50 Chad Qualls, R OBP: 0.357, SLG: 0.368										0	0	0	1	0	0	0							
<b>Inning Stats</b>	R: 0 E: 0 K: 1 S: 8	H: 0 LOB: 1 BB: 1 P: 15	R: 1 E: 0 K: 1 S: 14	H: 2 LOB: 2 BB: 1 P: 21	R: 0 E: 0 K: 0 S: 5	H: 0 LOB: 0 BB: 0 P: 7	R: 0 E: 0 K: 2 S: 11	H: 0 LOB: 1 BB: 1 P: 23	R: 4 E: 0 K: 2 S: 19	H: 4 LOB: 1 BB: 1 P: 32	R: 0 E: 0 K: 3 S: 10	H: 0 LOB: 0 BB: 0 P: 14	R: 0 E: 0 K: 1 S: 12	H: 2 LOB: 2 BB: 0 P: 18	R: 1 E: 0 K: 0 S: 10	H: 2 LOB: 2 BB: 1 P: 19	R: 2 E: 0 K: 0 S: 14	H: 3 LOB: 2 BB: 1 P: 23	1B: 9 2B: 3 3B: 0 HR: 1	SF: 0 SAC: 0 DP: 0 HBP: 0	WP: 1 PB: 0 SB: 3 CS: 0	PA: 46	
<b>PITCHER</b>	IP WLS BF H R ER SO BB IBB HBP BLK WP HR S P ERA WHIP	IP WLS BF H R ER SO BB IBB HBP BLK WP HR S P ERA WHIP	IP WLS BF H R ER SO BB IBB HBP BLK WP HR S P ERA WHIP	IP WLS BF H R ER SO BB IBB HBP BLK WP HR S P ERA WHIP	IP WLS BF H R ER SO BB IBB HBP BLK WP HR S P ERA WHIP	IP WLS BF H R ER SO BB IBB HBP BLK WP HR S P ERA WHIP	IP WLS BF H R ER SO BB IBB HBP BLK WP HR S P ERA WHIP	IP WLS BF H R ER SO BB IBB HBP BLK WP HR S P ERA WHIP	IP WLS BF H R ER SO BB IBB HBP BLK WP HR S P ERA WHIP	IP WLS BF H R ER SO BB IBB HBP BLK WP HR S P ERA WHIP	IP WLS BF H R ER SO BB IBB HBP BLK WP HR S P ERA WHIP	IP WLS BF H R ER SO BB IBB HBP BLK WP HR S P ERA WHIP	IP WLS BF H R ER SO BB IBB HBP BLK WP HR S P ERA WHIP	IP WLS BF H R ER SO BB IBB HBP BLK WP HR S P ERA WHIP	IP WLS BF H R ER SO BB IBB HBP BLK WP HR S P ERA WHIP	IP WLS BF H R ER SO BB IBB HBP BLK WP HR S P ERA WHIP	IP WLS BF H R ER SO BB IBB HBP BLK WP HR S P ERA WHIP	IP WLS BF H R ER SO BB IBB HBP BLK WP HR S P ERA WHIP	IP WLS BF H R ER SO BB IBB HBP BLK WP HR S P ERA WHIP	IP WLS BF H R ER SO BB IBB HBP BLK WP HR S P ERA WHIP	IP WLS BF H R ER SO BB IBB HBP BLK WP HR S P ERA WHIP	IP WLS BF H R ER SO BB IBB HBP BLK WP HR S P ERA WHIP	IP WLS BF H R ER SO BB IBB HBP BLK WP HR S P ERA WHIP

Arizona Diamondbacks @ San Diego Padres  
PETCO Park, San Diego, CA  
Fri Jun 05 2009, 10:05 PM EDT  
Att: 22,426 - Partly Cloudy - 67 F

AB	40
R	8
H	13
RBI	8
BB	6
SO	10
LOB	22



Batter	1	2	3	4	5	6	7	8	9	AB	R	H	RBI	BB	SO	LOB	BOTTOM						
25 Will Venable, L OBP: 0.276, SLG: 0.283										4	0	0	0	0	1	1							
22 David Eckstein, R OBP: 0.322, SLG: 0.317										4	0	2	0	0	0	0							
23 Adrián González, L OBP: 0.413, SLG: 0.656										2	0	0	0	2	0	0							
5 Kevin Kouzmanoff, R OBP: 0.270, SLG: 0.330										4	0	0	0	0	1	4							
7 Chase Headley, S OBP: 0.317, SLG: 0.369										4	0	2	0	0	0	2							
24 Brian Giles, L OBP: 0.276, SLG: 0.283										3	0	0	0	0	2	2							
43 Cla Meredith, R OBP: 0.284, SLG: 0.439										0	0	0	0	0	0	0							
59 Luis Perdomo, R OBP: 0.284, SLG: 0.439										0	0	0	0	0	0	0							
16 Cliff Floyd, L OBP: 0.357, SLG: 0.368										1	0	0	0	0	0	1							
4 Nick Hundley, R OBP: 0.342, SLG: 0.388										2	0	0	0	2	1	1							
14 Josh Wilson, R OBP: 0.259, SLG: 0.231										3	0	0	0	0	1	2							
49 Chad Gaudin, R OBP: 0.133, SLG: 0.071										1	0	0	0	0	0	1							
2 Edgar Gonzalez, R OBP: 0.284, SLG: 0.439										1	0	0	0	0	1	1							
54 Joe Thatcher, L OBP: 0.357, SLG: 0.368										0	0	0	0	0	0	0							
18 Tony Gwynn Jr., L OBP: 0.357, SLG: 0.368										1	0	0	0	0	1	0							
<b>Inning Stats</b>	R: 0 E: 0 K: 0 S: 8	H: 1 LOB: 2 BB: 1 P: 17	R: 0 E: 0 K: 0 S: 9	H: 0 LOB: 1 BB: 1 P: 14	R: 0 E: 0 K: 1 S: 7	H: 0 LOB: 0 BB: 0 P: 13	R: 0 E: 0 K: 2 S: 10	H: 0 LOB: 0 BB: 0 P: 18	R: 0 E: 0 K: 1 S: 20	H: 0 LOB: 1 BB: 1 P: 28	R: 0 E: 0 K: 1 S: 10	H: 2 LOB: 2 BB: 1 P: 19	R: 0 E: 0 K: 3 S: 9	H: 0 LOB: 0 BB: 0 P: 11	R: 0 E: 0 K: 0 S: 7	H: 0 LOB: 0 BB: 0 P: 11	R: 0 E: 0 K: 0 S: 12	H: 1 LOB: 1 BB: 0 P: 18	1B: 4 2B: 0 3B: 0 HR: 0	SF: 0 SAC: 0 DP: 0 HBP: 0	WP: 0 PB: 0 SB: 0 CS: 0	PA: 34	
<b>PITCHER</b>	IP WLS BF H R ER SO BB IBB HBP BLK WP HR S P ERA WHIP	IP WLS BF H R ER SO BB IBB HBP BLK WP HR S P ERA WHIP	IP WLS BF H R ER SO BB IBB HBP BLK WP HR S P ERA WHIP	IP WLS BF H R ER SO BB IBB HBP BLK WP HR S P ERA WHIP	IP WLS BF H R ER SO BB IBB HBP BLK WP HR S P ERA WHIP	IP WLS BF H R ER SO BB IBB HBP BLK WP HR S P ERA WHIP	IP WLS BF H R ER SO BB IBB HBP BLK WP HR S P ERA WHIP	IP WLS BF H R ER SO BB IBB HBP BLK WP HR S P ERA WHIP	IP WLS BF H R ER SO BB IBB HBP BLK WP HR S P ERA WHIP	IP WLS BF H R ER SO BB IBB HBP BLK WP HR S P ERA WHIP	IP WLS BF H R ER SO BB IBB HBP BLK WP HR S P ERA WHIP	IP WLS BF H R ER SO BB IBB HBP BLK WP HR S P ERA WHIP	IP WLS BF H R ER SO BB IBB HBP BLK WP HR S P ERA WHIP	IP WLS BF H R ER SO BB IBB HBP BLK WP HR S P ERA WHIP	IP WLS BF H R ER SO BB IBB HBP BLK WP HR S P ERA WHIP	IP WLS BF H R ER SO BB IBB HBP BLK WP HR S P ERA WHIP	IP WLS BF H R ER SO BB IBB HBP BLK WP HR S P ERA WHIP	IP WLS BF H R ER SO BB IBB HBP BLK WP HR S P ERA WHIP	IP WLS BF H R ER SO BB IBB HBP BLK WP HR S P ERA WHIP	IP WLS BF H R ER SO BB IBB HBP BLK WP HR S P ERA WHIP	IP WLS BF H R ER SO BB IBB HBP BLK WP HR S P ERA WHIP	IP WLS BF H R ER SO BB IBB HBP BLK WP HR S P ERA WHIP	IP WLS BF H R ER SO BB IBB HBP BLK WP HR S P ERA WHIP

Arizona Diamondbacks @ San Diego Padres  
PETCO Park, San Diego, CA  
Fri Jun 05 2009, 10:05 PM EDT  
Att: 22,426 - Partly Cloudy - 67 F

AB	30
R	0
H	4
RBI	0
BB	4
SO	8
LOB	15





Batter	1	2	3	4	5	6	7	8	9	AB	R	H	RBI	BB	SO	LOB	TOP											
2 Felipe Lopez, S OBP: 0.359, SLG: 0.439										4	1	1	0	0	0	1	Arizona Diamondbacks @ San Diego Padres PETCO Park, San Diego, CA Sat Jun 06 2009, 10:05 PM EDT Att: 23,592 - Partly Cloudy - 67 F											
14 Ryan Roberts, R OBP: 0.495, SLG: 0.429 58 Juan Gutierrez, R										3	1	0	0	0	1	0												
10 Justin Upton, R OBP: 0.393, SLG: 0.598										4	1	1	1	0	1	2												
6 Stephen Drew, L OBP: 0.301, SLG: 0.360										4	0	1	1	0	0	0												
27 Mark Reynolds, R OBP: 0.362, SLG: 0.525										2	1	1	0	2	0	0												
24 Chris Young, R OBP: 0.228, SLG: 0.317 57 Jon Rauch, R										3	0	0	0	0	1	4												
11 Augie Ojeda, S OBP: 0.326, SLG: 0.327										4	0	1	2	0	1	0												
22 Eric Byrnes, R OBP: 0.259, SLG: 0.373										3	0	0	0	0	2	3												
19 Chris Snyder, R OBP: 0.363, SLG: 0.423 26 Miguel Montero, L										1	0	0	0	0	0	0												
39 Max Scherzer, R OBP: 0.300, SLG: 0.400 47 Leo Rosales, R 46 Daniel Schlereth, L 35 Clay Zavada, L 18 Gerardo Parra, L										2	0	1	0	0	1	0												
<b>Inning Stats</b>	R: 2 H: 3 E: 0 K: 2 S: 18	H: 3 R: 3 LOB: 3 BB: 1 P: 34	R: 0 H: 0 E: 0 K: 1 S: 10	H: 0 R: 0 LOB: 0 BB: 0 P: 14	R: 0 H: 0 E: 0 K: 0 S: 6	H: 0 R: 0 LOB: 0 BB: 0 P: 9	R: 0 H: 0 E: 0 K: 0 S: 7	H: 1 R: 0 LOB: 0 BB: 0 P: 11	R: 0 H: 1 E: 0 K: 1 S: 7	H: 1 R: 0 LOB: 1 BB: 0 P: 12	R: 0 H: 0 E: 0 K: 2 S: 8	H: 0 R: 0 LOB: 0 BB: 0 P: 11	R: 1 H: 1 E: 0 K: 1 S: 11	H: 1 R: 0 LOB: 0 BB: 1 P: 17	R: 1 H: 0 E: 0 K: 0 S: 12	LOB: 0 BB: 1 P: 20	1B: 5 2B: 1 3B: 0 HR: 1	SF: 0 SAC: 0 DP: 1 HBP: 1	WP: 1 PB: 1 CS: 0	PA: 35								
<b>PITCHER</b>	IP: 6.0 WLS: W BF: 24 ERA: 5.13	H: 5 R: 2 ER: 2 SO: 4	BB: 1 IBB: 0 HBP: 1 BLK: 0	WP: 0 HR: 0 S: 51 P: 83	ERA: 3.00 WHIP: 1.000	<b>PITCHER</b>																						
57 Luke Gregerson, R ERA: 3.34	1.0	3	0	0	2	0	0	0	0	0	8	11	0.00	0.000														
45 Edward Mujica, R ERA: 2.63	1.0	4	1	1	1	0	0	0	0	1	11	17	9.00	1.000														
21 Heath Bell, R ERA: 1.61	1.0	S	4	0	1	1	0	1	0	12	20	9.00	1.000															

Batter	1	2	3	4	5	6	7	8	9	AB	R	H	RBI	BB	SO	LOB	BOTTOM										
18 Tony Gwynn Jr., L OBP: 0.426, SLG: 0.425										2	1	2	0	3	0	0	Arizona Diamondbacks @ San Diego Padres PETCO Park, San Diego, CA Sat Jun 06 2009, 10:05 PM EDT Att: 23,592 - Partly Cloudy - 67 F										
22 David Eckstein, R OBP: 0.329, SLG: 0.317										3	1	1	1	2	0	3											
23 Adrián González, L OBP: 0.413, SLG: 0.646										3	1	0	0	2	1	6											
7 Chase Headley, S OBP: 0.326, SLG: 0.367 5 Kevin Kousseroff, R OBP: 0.269, SLG: 0.328										1	1	0	1	1	0	2											
24 Brian Giles, L OBP: 0.279, SLG: 0.286										1	0	0	0	0	0	0											
25 Will Venable, L OBP: 0.354, SLG: 0.231										5	1	2	1	0	1	1											
28 Henry Blanco, R OBP: 0.284, SLG: 0.348										4	0	1	0	0	1	3											
8 Chris Burke, R OBP: 0.280, SLG: 0.320										4	1	2	1	0	1	2											
29 Kevin Correia, R ERA: 4.1 2 Edgar Gonzalez, R OBP: 0.286, SLG: 0.399 57 Luke Gregerson, L 16 Cliff Floyd, L 45 Edward Mujica, R 21 Heath Bell, R										2	0	0	0	0	1	1											
<b>Inning Stats</b>	R: 0 H: 0 E: 0 K: 1 S: 9	H: 0 R: 0 LOB: 0 BB: 2 P: 20	R: 0 H: 0 E: 1 K: 0 S: 10	H: 0 R: 0 LOB: 0 BB: 0 P: 15	R: 0 H: 1 E: 0 K: 2 S: 17	H: 1 R: 0 LOB: 3 BB: 2 P: 32	R: 0 H: 1 E: 0 K: 2 S: 13	H: 1 R: 0 LOB: 1 BB: 0 P: 15	R: 0 H: 1 E: 0 K: 1 S: 13	H: 1 R: 6 LOB: 2 BB: 2 P: 38	R: 0 H: 1 E: 0 K: 1 S: 14	H: 1 R: 0 LOB: 2 BB: 1 P: 24	R: 0 H: 1 E: 0 K: 0 S: 4	H: 1 R: 0 LOB: 0 BB: 0 P: 5	1B: 8 2B: 2 3B: 0 HR: 0	SF: 0 SAC: 0 DP: 3 HBP: 2		WP: 0 PB: 0 SB: 2 CS: 0	PA: 42								
<b>PITCHER</b>	IP: 5.0 WLS: L BF: 23 ERA: 6.94	H: 5 R: 4 ER: 2 SO: 6	BB: 5 IBB: 0 HBP: 0 BLK: 0	WP: 0 HR: 0 S: 62 P: 104	ERA: 0.00 WHIP: 1.600	<b>PITCHER</b>																					
47 Leo Rosales, R ERA: 6.94	0.2	H	4	2	2	0	0	0	10	16	27.00	3.000															
46 Daniel Schlereth, L ERA: 13.5	0.0	L	4	1	1	1	0	2	0	5	15	∞															
35 Clay Zavada, L ERA: 5.47	0.1	3	2	3	3	1	0	0	0	6	7	81.00	6.000														
57 Jon Rauch, R ERA: 5.47	1.0	5	1	0	0	1	1	0	0	14	24	0.00	2.000														







Batter	1	2	3	4	5	6	7	8	9	AB	R	H	RBI	BB	SO	LOB	TOP					
2 Felipe Lopez, S OBP: 0.351, SLG: 0.431	G4-3		G4-1		K		2B		G4-3	5	0	1	0	0	1	2	<b>Arizona Diamondbacks @ San Diego Padres</b> PETCO Park, San Diego, CA Mon Jun 08 2009, 10:05 PM EDT Att: 17,501 - Partly Cloudy - 67 F <a href="http://livebaseballscorecards.com">livebaseballscorecards.com</a>					
24 Chris Young, R OBP: 0.233, SLG: 0.314	G6-3		P6		G6-3		P6			4	0	0	0	0	0	1						
18 Gerardo Parra, L OBP: 0.353, SLG: 0.452	K								F8	4	2	2	0	0	1	0						
6 Stephen Drew, L OBP: 0.314, SLG: 0.380		K			F8				F8	4	0	1	0	0	1	1						
19 Chris Snyder, R OBP: 0.364, SLG: 0.417					E7		G5-4-3		K	3	1	1	0	1	1	2						
22 Eric Byrnes, R OBP: 0.257, SLG: 0.368					F9				L4	4	0	1	1	0	1	2						
29 Josh Whitesell, L OBP: 0.327, SLG: 0.279							K2-3			3	0	2	1	1	1	1						
11 Augie Ojeda, S OBP: 0.318, SLG: 0.316										3	0	0	0	0	1	3						
26 Miguel Montero, L (9, PH) OBP: 0.257, SLG: 0.383	F7									0	0	0	0	1	0	0						
52 Jon Garland, R OBP: 0.080, SLG: 0.042										3	0	0	0	0	2	0						
46 Daniel Schiereth, L (7, 1) OBP: 0.360, SLG: 0.524					G4-3				K	0	0	0	0	0	0	0						
27 Mark Reynolds, R (9, PH) OBP: 0.360, SLG: 0.524										1	0	0	0	0	1	2						
<b>Inning Stats</b>	R: 0 E: 0 K: 1 S: 10	H: 0 LOB: 0 BB: 0 P: 13	R: 0 E: 0 K: 2 S: 12	H: 0 LOB: 2 BB: 2 P: 21	R: 0 E: 0 K: 1 S: 5	H: 0 LOB: 0 BB: 0 P: 8	R: 2 E: 1 K: 1 S: 16	H: 3 LOB: 1 BB: 0 P: 25	R: 0 E: 0 K: 1 S: 10	H: 0 LOB: 0 BB: 0 P: 14	R: 1 E: 0 K: 1 S: 11	H: 3 LOB: 1 BB: 0 P: 15	R: 0 E: 0 K: 1 S: 7	H: 1 LOB: 0 BB: 0 P: 9	R: 0 E: 0 K: 1 S: 7	H: 0 LOB: 0 BB: 0 P: 9	R: 0 E: 0 K: 1 S: 13	H: 1 LOB: 2 BB: 1 P: 25	1B: 7 2B: 1 3B: 0 HR: 0	SF: 0 SAC: 0 DP: 1 HBP: 0	WP: 0 PB: 0 SB: 1 CS: 0	PA: 37
<b>PITCHER</b>	IP WLS BF H R ER SO BB IBB HBP BLK WP HR S P ERA WHIP																					
44 Jake Peavy, R (1, 1) ERA: 3.97	7.0 W 29 7 3 2 8 2 0 0 0 0 0 0 7 105 2.57 1.286																					
40 Greg Burke, R (8, 1) ERA: 1.59	1.0 H 3 0 0 0 1 0 0 0 0 0 0 0 7 9 0.00 0.000																					
21 Heath Bell, R (9, 1) ERA: 1.42	1.0 S 5 1 0 0 1 1 0 0 0 0 0 0 13 25 0.00 2.000																					

Batter	1	2	3	4	5	6	7	8	9	AB	R	H	RBI	BB	SO	LOB	BOTTOM			
18 Tony Gwynn Jr., L (1, 8) OBP: 0.424, SLG: 0.420			G3-1							3	2	2	1	1	0	0	<b>Arizona Diamondbacks @ San Diego Padres</b> PETCO Park, San Diego, CA Mon Jun 08 2009, 10:05 PM EDT Att: 17,501 - Partly Cloudy - 67 F <a href="http://livebaseballscorecards.com">livebaseballscorecards.com</a>			
22 David Eckstein, R (1, 4) OBP: 0.326, SLG: 0.332	F8		L8		SF8		G1-3			3	0	0	1	0	0	2				
24 Brian Giles, L (1, 9) OBP: 0.279, SLG: 0.279			G4-3				L9			3	1	1	0	0	0	1				
23 Adrián González, L (1, 3) OBP: 0.421, SLG: 0.638										1	1	1	0	3	0	0				
5 Kevin Kouzmanoff, R (1, 5) OBP: 0.271, SLG: 0.348	L9									4	0	2	4	0	0	4				
7 Chase Headley, S (1, 7) OBP: 0.312, SLG: 0.348	L4									4	0	0	0	0	0	6				
28 Henry Blanco, R (1, 2) OBP: 0.282, SLG: 0.333			G5-3				F8			3	1	0	0	1	1	0				
14 Josh Wilson, R (1, 6) OBP: 0.246, SLG: 0.220			F7				G6-3			4	1	1	0	0	1	0				
44 Jake Peavy, R (1, 1) OBP: 0.125, SLG: 0.087										2	0	0	0	0	1	0				
40 Greg Burke, R (8, 1) ERA: 1.59										0	0	0	0	0	0	0				
2 Edgar Gonzalez, R (6, PH) OBP: 0.286, SLG: 0.427										1	0	0	0	0	1	0				
21 Heath Bell, R (9, 1) ERA: 1.42										0	0	0	0	0	0	0				
<b>Inning Stats</b>	R: 0 E: 0 K: 0 S: 13	H: 2 LOB: 3 BB: 1 P: 24	R: 0 E: 0 K: 0 S: 7	H: 0 LOB: 0 BB: 0 P: 10	R: 0 E: 0 K: 0 S: 7	H: 0 LOB: 0 BB: 0 P: 9	R: 0 E: 0 K: 0 S: 6	H: 1 LOB: 0 BB: 0 P: 12	R: 4 E: 0 K: 0 S: 14	H: 3 LOB: 2 BB: 2 P: 27	R: 0 E: 0 K: 1 S: 10	H: 0 LOB: 0 BB: 0 P: 13	R: 2 E: 0 K: 0 S: 8	H: 1 LOB: 1 BB: 2 P: 22	R: 0 E: 0 K: 3 S: 11	H: 0 LOB: 0 BB: 0 P: 16	1B: 6 2B: 1 3B: 0 HR: 0	SF: 1 SAC: 1 DP: 1 HBP: 1	WP: 0 PB: 0 SB: 0 CS: 0	PA: 36
<b>PITCHER</b>	IP WLS BF H R ER SO BB IBB HBP BLK WP HR S P ERA WHIP																			
52 Jon Garland, R (1, 1) ERA: 9.64	6.2 L 32 7 6 6 1 4 1 1 0 0 0 0 13 115 8.10 1.650																			
46 Daniel Schiereth, L (7, 1) ERA: 9.64	1.1 4 0 0 0 3 0 0 0 0 0 0 0 13 18 0.00 0.000																			

AB 34  
R 3  
H 8  
RBI 2  
BB 3  
SO 10  
LOB 14



AB 28  
R 6  
H 7  
RBI 6  
BB 5  
SO 4  
LOB 13





Batter	1	2	3	4	5	6	7	8	9	AB	R	H	RBI	BB	SO	LOB	TOP							
18 Tony Gwynn Jr., L (1.8) OBP: 0.453, SLG: 0.463										4	1	3	0	1	1	0	<b>San Diego Padres @ Los Angeles Dodgers</b> Dodger Stadium, Los Angeles, CA Tue Jun 09 2009, 7:10 PM PDT Att: 35,313 - Partly Cloudy - 65 F <a href="http://livebaseballscorecards.com">livebaseballscorecards.com</a>							
22 David Eckstein, R (1.4) OBP: 0.332, SLG: 0.338										5	1	3	1	0	0	2								
24 Brian Giles, L (1.9) OBP: 0.277, SLG: 0.277										5	1	1	1	0	1	4								
23 Adrián González, L (1.3) OBP: 0.422, SLG: 0.632										2	0	0	0	2	1	4								
5 Kevin Kouzmanoff, R (1.5) OBP: 0.271, SLG: 0.346										4	0	1	2	0	1	5								
7 Chase Headley, S (1.7) OBP: 0.311, SLG: 0.346										4	0	1	0	0	3	1								
4 Nick Hundley, R (1.2) OBP: 0.346, SLG: 0.387										2	0	1	0	0	0	0								
28 Henry Blanco, R (7.2) OBP: 0.278, SLG: 0.329										1	0	0	0	0	0	2								
14 Josh Wilson, R (1.6) OBP: 0.235, SLG: 0.210										3	0	0	0	0	0	2								
2 Edgar González, R (9. PH) OBP: 0.282, SLG: 0.421										1	0	0	0	0	1	0								
32 Chris Young, R (11.1) OBP: 0.338, SLG: 0.281										1	1	0	0	1	1	0								
25 Will Venable, L (6. PH) OBP: 0.133, SLG: 0.390										1	0	0	0	0	0	1								
46 Edwin Moreno, R (6.1) OBP: 0.255, SLG: 0.390										0	0	0	0	0	0	0								
37 Mike Adams, R (7.1) OBP: 0.255, SLG: 0.390										0	0	0	0	0	0	0								
43 Cla Meredith, R (8.1) OBP: 0.255, SLG: 0.390										0	0	0	0	0	0	0								
16 Cliff Floyd, L (8. PH) OBP: 0.255, SLG: 0.390										1	0	0	0	0	0	0								
<b>Inning Stats</b>	R: 2 E: 0 K: 2 S: 17	H: 4 LOB: 1 BB: 0 P: 25	R: 0 E: 0 K: 1 S: 7	H: 0 LOB: 0 BB: 10 P: 10	R: 0 E: 0 K: 0 S: 13	H: 2 LOB: 0 BB: 0 P: 18	R: 0 E: 0 K: 1 S: 9	H: 1 LOB: 1 BB: 0 P: 14	R: 1 E: 0 K: 0 S: 18	H: 1 LOB: 2 BB: 2 P: 35	R: 0 E: 0 K: 1 S: 11	H: 0 LOB: 1 BB: 0 P: 16	R: 0 E: 0 K: 1 S: 7	H: 0 LOB: 0 BB: 0 P: 11	R: 0 E: 0 K: 1 S: 8	H: 1 LOB: 1 BB: 1 P: 16	R: 1 E: 0 K: 2 S: 17	H: 1 LOB: 1 BB: 1 P: 23	1B: 8 2B: 2 3B: 0 HR: 0	SF: 0 SAC: 0 DP: 1 HBP: 1	WP: 1 PB: 0 SB: 0 CS: 0	PA: 39		
<b>PITCHER</b>	IP WLS BF H R ER SO BB IBB HBP BLK WP HR S P ERA WHIP	IP WLS BF H R ER SO BB IBB HBP BLK WP HR S P ERA WHIP	IP WLS BF H R ER SO BB IBB HBP BLK WP HR S P ERA WHIP	IP WLS BF H R ER SO BB IBB HBP BLK WP HR S P ERA WHIP	IP WLS BF H R ER SO BB IBB HBP BLK WP HR S P ERA WHIP	IP WLS BF H R ER SO BB IBB HBP BLK WP HR S P ERA WHIP	IP WLS BF H R ER SO BB IBB HBP BLK WP HR S P ERA WHIP	IP WLS BF H R ER SO BB IBB HBP BLK WP HR S P ERA WHIP	IP WLS BF H R ER SO BB IBB HBP BLK WP HR S P ERA WHIP	IP WLS BF H R ER SO BB IBB HBP BLK WP HR S P ERA WHIP	IP WLS BF H R ER SO BB IBB HBP BLK WP HR S P ERA WHIP	IP WLS BF H R ER SO BB IBB HBP BLK WP HR S P ERA WHIP	IP WLS BF H R ER SO BB IBB HBP BLK WP HR S P ERA WHIP	IP WLS BF H R ER SO BB IBB HBP BLK WP HR S P ERA WHIP	IP WLS BF H R ER SO BB IBB HBP BLK WP HR S P ERA WHIP	IP WLS BF H R ER SO BB IBB HBP BLK WP HR S P ERA WHIP	IP WLS BF H R ER SO BB IBB HBP BLK WP HR S P ERA WHIP	IP WLS BF H R ER SO BB IBB HBP BLK WP HR S P ERA WHIP	IP WLS BF H R ER SO BB IBB HBP BLK WP HR S P ERA WHIP	IP WLS BF H R ER SO BB IBB HBP BLK WP HR S P ERA WHIP	IP WLS BF H R ER SO BB IBB HBP BLK WP HR S P ERA WHIP	IP WLS BF H R ER SO BB IBB HBP BLK WP HR S P ERA WHIP	IP WLS BF H R ER SO BB IBB HBP BLK WP HR S P ERA WHIP	IP WLS BF H R ER SO BB IBB HBP BLK WP HR S P ERA WHIP
58 Chad Billingsley, R (1.1) ERA: 2.73	5.2 W 27 8 3 3 5 1 1 1 0 0 1 0 74 117 4.76 1.588	0.1 H 1 0 0 0 0 0 0 0 0 0 0 0 1 1 0.00 0.000	1.0 H 3 0 0 0 1 0 0 0 0 0 0 0 7 11 0.00 0.000	1.0 H 4 1 0 0 1 1 0 0 0 0 0 0 8 16 0.00 2.000	1.0 S 5 1 1 1 2 1 0 0 0 0 0 0 17 23 9.00 2.000																			
45 Brent Leach, L (6.1) ERA: 4.22																								
54 Ronald Belisario, R (7.1) ERA: 2.51																								
38 Ramon Troncoso, R (8.1) ERA: 1.64																								
51 Jonathan Broxton, R (9.1) ERA: 1.5																								

Batter	1	2	3	4	5	6	7	8	9	AB	R	H	RBI	BB	SO	LOB	BOTTOM							
9 Juan Pierre, L (1.7) OBP: 0.412, SLG: 0.455										4	0	0	0	0	0	0	<b>San Diego Padres @ Los Angeles Dodgers</b> Dodger Stadium, Los Angeles, CA Tue Jun 09 2009, 7:10 PM PDT Att: 35,313 - Partly Cloudy - 65 F <a href="http://livebaseballscorecards.com">livebaseballscorecards.com</a>							
13 Orlando Hudson, S (1.4) OBP: 0.393, SLG: 0.453										4	1	1	1	0	0	0								
16 Andre Ethier, L (1.9) OBP: 0.372, SLG: 0.502										4	2	3	2	0	0	0								
7 James Loney, L (1.3) OBP: 0.350, SLG: 0.374										4	0	0	0	0	0	0								
23 Casey Blake, R (1.5) OBP: 0.364, SLG: 0.525										3	1	1	0	1	0	0								
55 Russell Martin, R (1.2) OBP: 0.368, SLG: 0.305										3	0	2	0	1	0	0								
15 Rafael Furcal, S (1.6) OBP: 0.310, SLG: 0.316										3	1	1	1	1	0	3								
27 Matt Kemp, R (1.8) OBP: 0.380, SLG: 0.486										3	1	3	2	1	0	0								
58 Chad Billingsley, R (11.1) ERA: 2.73																								
45 Brent Leach, L (6.1) ERA: 4.22																								
5 Mark Loretta, R (6. PH) OBP: 0.255, SLG: 0.390																								
54 Ronald Belisario, R (7.1) ERA: 2.51																								
38 Ramon Troncoso, R (8.1) ERA: 1.64																								
33 Blake DeWitt, L (8. PH) OBP: 0.205, SLG: 0.129																								
51 Jonathan Broxton, R (9.1) ERA: 1.5																								
<b>Inning Stats</b>	R: 1 E: 0 K: 0 S: 9	H: 1 LOB: 0 BB: 0 P: 15	R: 1 E: 0 K: 1 S: 11	H: 1 LOB: 1 BB: 1 P: 20	R: 1 E: 0 K: 0 S: 9	H: 1 LOB: 0 BB: 0 P: 12	R: 0 E: 0 K: 0 S: 9	H: 1 LOB: 0 BB: 0 P: 13	R: 2 E: 0 K: 0 S: 10	H: 2 LOB: 3 BB: 0 P: 17	R: 0 E: 0 K: 0 S: 12	H: 2 LOB: 3 BB: 1 P: 22	R: 0 E: 0 K: 0 S: 11	H: 1 LOB: 0 BB: 0 P: 14	R: 1 E: 0 K: 0 S: 12	H: 2 LOB: 2 BB: 2 P: 23	R: 1 E: 0 K: 2 S: 17	H: 2 LOB: 1 BB: 1 P: 23	1B: 7 2B: 0 3B: 0 HR: 4	SF: 0 SAC: 0 DP: 1 HBP: 0	WP: 0 PB: 0 SB: 1 CS: 1	PA: 37		
<b>PITCHER</b>	IP WLS BF H R ER SO BB IBB HBP BLK WP HR S P ERA WHIP	IP WLS BF H R ER SO BB IBB HBP BLK WP HR S P ERA WHIP	IP WLS BF H R ER SO BB IBB HBP BLK WP HR S P ERA WHIP	IP WLS BF H R ER SO BB IBB HBP BLK WP HR S P ERA WHIP	IP WLS BF H R ER SO BB IBB HBP BLK WP HR S P ERA WHIP	IP WLS BF H R ER SO BB IBB HBP BLK WP HR S P ERA WHIP	IP WLS BF H R ER SO BB IBB HBP BLK WP HR S P ERA WHIP	IP WLS BF H R ER SO BB IBB HBP BLK WP HR S P ERA WHIP	IP WLS BF H R ER SO BB IBB HBP BLK WP HR S P ERA WHIP	IP WLS BF H R ER SO BB IBB HBP BLK WP HR S P ERA WHIP	IP WLS BF H R ER SO BB IBB HBP BLK WP HR S P ERA WHIP	IP WLS BF H R ER SO BB IBB HBP BLK WP HR S P ERA WHIP	IP WLS BF H R ER SO BB IBB HBP BLK WP HR S P ERA WHIP	IP WLS BF H R ER SO BB IBB HBP BLK WP HR S P ERA WHIP	IP WLS BF H R ER SO BB IBB HBP BLK WP HR S P ERA WHIP	IP WLS BF H R ER SO BB IBB HBP BLK WP HR S P ERA WHIP	IP WLS BF H R ER SO BB IBB HBP BLK WP HR S P ERA WHIP	IP WLS BF H R ER SO BB IBB HBP BLK WP HR S P ERA WHIP	IP WLS BF H R ER SO BB IBB HBP BLK WP HR S P ERA WHIP	IP WLS BF H R ER SO BB IBB HBP BLK WP HR S P ERA WHIP	IP WLS BF H R ER SO BB IBB HBP BLK WP HR S P ERA WHIP	IP WLS BF H R ER SO BB IBB HBP BLK WP HR S P ERA WHIP	IP WLS BF H R ER SO BB IBB HBP BLK WP HR S P ERA WHIP	IP WLS BF H R ER SO BB IBB HBP BLK WP HR S P ERA WHIP
32 Chris Young, R (1.1) ERA: 4.76	5.0 L 21 6 5 5 1 1 0 0 0 0 0 0 4 48 9.00 1.400	1.0 H 2 0 0 0 0 0 0 0 0 0 0 0 12 22 0.00 2.000	1.0 H 3 1 0 0 0 0 0 0 0 0 0 0 11 14 0.00 1.000	1.0 H 6 2 1 1 0 2 0 0 0 0 0 0 12 23 9.00 4.000																				
46 Edwin Moreno, R (6.1) ERA: 4.22																								
37 Mike Adams, R (7.1) ERA: 2.51																								
43 Cla Meredith, R (8.1) ERA: 3.04																								





Batter	1	2	3	4	5	6	7	8	9	AB	R	H	RBI	BB	SO	LOB	TOP										
18 Tony Gwynn Jr., L (1.8) OBP: 0.441, SLG: 0.448										4	1	1	0	0	1	1	<b>San Diego Padres @ Los Angeles Dodgers</b> Dodger Stadium, Los Angeles, CA Wed Jun 10 2009, 7:10 PM PDT Att: 44,079 - Cloudy - 66 F										
22 David Eckstein, R (1.4) OBP: 0.330, SLG: 0.337										4	1	1	0	0	0	1											
23 Adrián González, L (1.3) OBP: 0.240, SLG: 0.623										3	0	0	0	1	0	0											
5 Kevin Koussouris, R (1.5) OBP: 0.275, SLG: 0.353										4	1	2	1	0	0	0											
7 Chase Headley, S (1.7) OBP: 0.319, SLG: 0.356										3	0	2	1	1	0	3											
2 Edgar González, R (1.9) OBP: 0.270, SLG: 0.400										4	0	0	1	0	1	5											
45 Edward Mujica, R (8.1) OBP: 1.000, SLG: 1.000										0	0	0	0	0	0	0											
21 Heath Bell, R (9.1)										0	0	0	0	0	0	0											
28 Henry Blanco, R (1.2) OBP: 0.277, SLG: 0.315										3	0	0	0	1	1	2											
14 Josh Wilson, R (1.6) OBP: 0.203, SLG: 0.203										2	0	0	0	2	0	0											
29 Kevin Correia, R (1.1) OBP: 0.235, SLG: 0.250										3	0	0	0	0	3	4											
40 Greg Burke, R (7.1)										0	0	0	0	0	0	0											
25 Will Venable, L (8.9) OBP: 0.125, SLG: 0.188										1	0	0	0	0	1	0											
<b>Inning Stats</b>	R: 2 H: 3 E: 0 K: 1 S: 21	L: 3 LOB: 2 BB: 1 P: 34	R: 0 H: 0 E: 0 K: 1 S: 9	L: 0 LOB: 1 BB: 1 P: 19	R: 1 H: 2 E: 0 K: 1 S: 18	L: 2 LOB: 3 BB: 2 P: 33	R: 0 H: 0 E: 0 K: 0 S: 10	L: 0 LOB: 0 BB: 0 P: 11	R: 0 H: 1 E: 0 K: 1 S: 12	L: 1 LOB: 0 BB: 0 P: 17	R: 0 H: 0 E: 0 K: 1 S: 8	L: 0 LOB: 0 BB: 0 P: 9	R: 0 H: 0 E: 0 K: 1 S: 9	L: 0 LOB: 0 BB: 0 P: 12	R: 0 H: 0 E: 0 K: 0 S: 8	L: 0 LOB: 0 BB: 1 P: 14	R: 0 H: 0 E: 0 K: 1 S: 8	L: 0 LOB: 0 BB: 0 P: 11	1B: 4 2B: 2 3B: 0 HR: 0	SF: 0 SAC: 0 DP: 1 HBP: 0	WP: 1 PB: 0 SB: 0 CS: 1	PA: 36					
<b>PITCHER</b>	IP 2.2	WLS L	BF 17	H 5	R 3	ER 3	SO 2	BB 4	IBB 0	HBP 0	BLK 0	WP 1	HR 0	S 45	P 81	ERA 10.12	WHIP 3.375										
22 Clayton Kershaw, L (1.1) ERA: 4.5																											
36 Jeff Weaver, R (3.1) ERA: 3.72																											
47 Cory Wade, R (6.1) ERA: 4.24																											
54 Ronald Belisario, R (8.1) ERA: 2.5																											
38 Ramón Troncoso, R (9.1) ERA: 1.6																											

AB	31
R	3
H	6
RBI	3
BB	5
SO	7
LOB	16



Batter	1	2	3	4	5	6	7	8	9	AB	R	H	RBI	BB	SO	LOB	BOTTOM				
9 Juan Pierre, L (1.7) OBP: 0.409, SLG: 0.450										4	1	1	0	0	0	2	<b>San Diego Padres @ Los Angeles Dodgers</b> Dodger Stadium, Los Angeles, CA Wed Jun 10 2009, 7:10 PM PDT Att: 44,079 - Cloudy - 66 F				
13 Orlando Hudson, S (1.4) OBP: 0.388, SLG: 0.446										4	0	0	0	0	1	2					
16 Andre Ethier, L (1.9) OBP: 0.371, SLG: 0.498										4	0	1	1	0	1	1					
7 James Loney, L (1.3) OBP: 0.352, SLG: 0.376										4	0	2	0	0	1	0					
23 Casey Blake, R (1.5) OBP: 0.362, SLG: 0.524										4	0	1	0	0	0	3					
55 Russell Martin, R (1.2) OBP: 0.366, SLG: 0.301										3	0	0	0	1	1	2					
15 Rafael Furcal, S (1.6) OBP: 0.310, SLG: 0.316										3	0	1	0	0	2	2					
27 Matt Kemp, R (1.8) OBP: 0.375, SLG: 0.480										3	0	0	0	0	1	3					
22 Clayton Kershaw, L (1.1) OBP: 0.288, SLG: 0.167																					
36 Jeff Weaver, R (3.1) OBP: 0.140, SLG: 0.140																					
30 Jamez Harrison, R (5. PH) OBP: 0.140, SLG: 0.140																					
47 Cory Wade, R (6.1) OBP: 0.140, SLG: 0.140																					



Batter	1	2	3	4	5	6	7	8	9	AB	R	H	RBI	BB	SO	LOB	TOP					
18 Tony Gwynn Jr., L OBP: 0.452, SLG: 0.443	G4-3	L8		24 PB BB		1B		BB		3	0	1	0	2	0	3	<b>San Diego Padres @ Los Angeles Angels</b> Angel Stadium of Anaheim, Anaheim, CA Fri Jun 12 2009, 7:05 PM PDT Att: 41,597 - Cloudy - 67 F					
22 David Eckstein, R OBP: 0.328, SLG: 0.338	G4-3		2B	F9		F8		L5		5	1	1	0	0	0	4						
24 Brian Giles, L OBP: 0.284, SLG: 0.286	F9		2B	BB			5 HR 1B		5 HR 1B	4	2	2	1	1	1	0						
23 Adrián González, L OBP: 0.415, SLG: 0.612		1B	G4-3	G4-3			F8		5 1 1 0 0 1 4	5	1	1	0	0	1	4						
16 Cliff Floyd, L OBP: 0.182, SLG: 0.100	1B	BB		G6-3			F8		4 0 1 0 1 1 1	4	0	1	0	1	1	1						
5 Kevin Koussanoff, R OBP: 0.293, SLG: 0.374	K	1B	1B	1B		HR			4 1 3 3 0 1 2	4	1	3	3	0	1	2						
7 Chase Headley, S OBP: 0.318, SLG: 0.354	1B	G4-6-3	G4-6-3	G3-6-3			K		4 0 1 0 0 1 3	4	0	1	0	0	1	3						
28 Henry Blanco, R OBP: 0.287, SLG: 0.338	1B	1B		2B			F9		4 1 2 1 0 1 0	4	1	2	1	0	1	0						
15 Luis Antonio Rodríguez, S OBP: 0.385, SLG: 0.333	K		SH5-3	SH5-3			K		3 0 0 0 0 3 3	3	0	0	0	0	3	3						
<b>Inning Stats</b>	R: 0 E: 0 K: 0 S: 10	H: 0 LOB: 0 BB: 0 P: 16	R: 1 E: 0 K: 2 S: 18	H: 4 LOB: 3 BB: 0 P: 28	R: 2 E: 0 K: 0 S: 10	H: 3 LOB: 1 BB: 1 P: 15	R: 1 E: 0 K: 0 S: 7	H: 1 LOB: 2 BB: 2 P: 19	R: 0 E: 0 K: 1 S: 14	H: 1 LOB: 1 BB: 0 P: 23	R: 2 E: 0 K: 1 S: 15	H: 2 LOB: 0 BB: 0 P: 20	R: 0 E: 0 K: 2 S: 12	H: 0 LOB: 1 BB: 1 P: 19	R: 0 E: 0 K: 3 S: 9	H: 0 LOB: 0 BB: 0 P: 14	1B: 8 2B: 3 3B: 0 HR: 1	SF: 0 SAC: 1 DP: 2 HBP: 0	WP: 0 PB: 1 SB: 0 CS: 0	PA: 41		
<b>PITCHER</b>	IP WLS BF H R ER SO BB IBB HBP BLK WP HR S P ERA WHIP	IP WLS BF H R ER SO BB IBB HBP BLK WP HR S P ERA WHIP	IP WLS BF H R ER SO BB IBB HBP BLK WP HR S P ERA WHIP	IP WLS BF H R ER SO BB IBB HBP BLK WP HR S P ERA WHIP	IP WLS BF H R ER SO BB IBB HBP BLK WP HR S P ERA WHIP	IP WLS BF H R ER SO BB IBB HBP BLK WP HR S P ERA WHIP	IP WLS BF H R ER SO BB IBB HBP BLK WP HR S P ERA WHIP	IP WLS BF H R ER SO BB IBB HBP BLK WP HR S P ERA WHIP	IP WLS BF H R ER SO BB IBB HBP BLK WP HR S P ERA WHIP	IP WLS BF H R ER SO BB IBB HBP BLK WP HR S P ERA WHIP	IP WLS BF H R ER SO BB IBB HBP BLK WP HR S P ERA WHIP	IP WLS BF H R ER SO BB IBB HBP BLK WP HR S P ERA WHIP	IP WLS BF H R ER SO BB IBB HBP BLK WP HR S P ERA WHIP	IP WLS BF H R ER SO BB IBB HBP BLK WP HR S P ERA WHIP	IP WLS BF H R ER SO BB IBB HBP BLK WP HR S P ERA WHIP	IP WLS BF H R ER SO BB IBB HBP BLK WP HR S P ERA WHIP	IP WLS BF H R ER SO BB IBB HBP BLK WP HR S P ERA WHIP	IP WLS BF H R ER SO BB IBB HBP BLK WP HR S P ERA WHIP				
32 Matt Palmer, R ERA: 4.11	6.0	W	29	10	4	3	3	3	0	0	0	0	0	0	0	0	0	0	65	112	4.50	2.167
38 Darren Oliver, L ERA: 3.58	1.0	5	2	2	2	1	0	0	0	0	0	0	0	1	15	20	18.00	2.000				
33 Justin Speier, R ERA: 4.63	1.0	4	0	0	0	2	1	0	0	0	0	0	0	0	12	19	0.00	1.000				
52 Jason Bulger, R ERA: 5.13	1.0	3	0	0	0	3	0	0	0	0	0	0	0	0	9	14	0.00	0.000				

Batter	1	2	3	4	5	6	7	8	9	AB	R	H	RBI	BB	SO	LOB	BOTTOM					
Chone Figgins, S OBP: 0.395, SLG: 0.404	53 1B 2B	F8		53 1B 27 1B		G4-3		53 1B S		5	3	3	0	0	0	1	<b>San Diego Padres @ Los Angeles Angels</b> Angel Stadium of Anaheim, Anaheim, CA Fri Jun 12 2009, 7:05 PM PDT Att: 41,597 - Cloudy - 67 F					
53 Bobby Abreu, L OBP: 0.407, SLG: 0.422	48 HR 1B	F7		48 CS 1B		G5-3 BB		48 FC1-4 1B		4	1	3	3	1	0	1						
48 Tori Hunter, R OBP: 0.394, SLG: 0.580	HR		P5	27 1B BB		G5-3		FC1-4		4	1	1	2	1	0	2						
27 Vladimir Guerrero, R OBP: 0.283, SLG: 0.337	F7		G4-3	20 F9-2-4 1B		G6-3		G4-3		5	0	1	1	0	0	2						
20 Juan Rivera, R OBP: 0.346, SLG: 0.458	G6-4-3 1B		G6-3	F9-2-4 1B		G5-3		G4-3		4	0	1	0	0	0	2						
8 Kendrys Morales, S OBP: 0.316, SLG: 0.474	G6-4-3		HR	13 2B 2B		G4-3		G4-3		4	2	2	1	0	0	1						
13 Maicer Izturis, S OBP: 0.344, SLG: 0.336	2 1B 3B		44 E 1B	2 P6-4 2B		44 FC6-4 1B				4	2	4	1	0	0	0						
44 Mike Napoli, R OBP: 0.347, SLG: 0.474	K		E6 2B	K		FC6-4				4	1	1	1	0	2	3						
2 Erick Aybar, S OBP: 0.311, SLG: 0.395	1B		E8 1B	P6-4		F8				4	1	2	2	0	0	1						
<b>Inning Stats</b>	R: 3 E: 0 K: 0 S: 21	H: 4 LOB: 0 BB: 0 P: 30	R: 1 E: 0 K: 1 S: 14	H: 2 LOB: 1 BB: 0 P: 22	R: 0 E: 0 K: 0 S: 5	H: 0 LOB: 0 BB: 0 P: 6	R: 5 E: 2 K: 0 S: 22	H: 7 LOB: 1 BB: 1 P: 36	R: 1 E: 0 K: 1 S: 9	H: 2 LOB: 0 BB: 0 P: 15	R: 0 E: 0 K: 0 S: 7	H: 0 LOB: 1 BB: 1 P: 13	R: 0 E: 0 K: 0 S: 9	H: 1 LOB: 0 BB: 0 P: 15	R: 1 E: 0 K: 0 S: 11	H: 2 LOB: 1 BB: 0 P: 15	1B: 11 2B: 6 3B: 1 HR: 2	SF: 0 SAC: 0 DP: 3 HBP: 0	WP: 0 PB: 0 SB: 1 CS: 1	PA: 40		
<b>PITCHER</b>	IP WLS BF H R ER SO BB IBB HBP BLK WP HR S P ERA WHIP	IP WLS BF H R ER SO BB IBB HBP BLK WP HR S P ERA WHIP	IP WLS BF H R ER SO BB IBB HBP BLK WP HR S P ERA WHIP	IP WLS BF H R ER SO BB IBB HBP BLK WP HR S P ERA WHIP	IP WLS BF H R ER SO BB IBB HBP BLK WP HR S P ERA WHIP	IP WLS BF H R ER SO BB IBB HBP BLK WP HR S P ERA WHIP	IP WLS BF H R ER SO BB IBB HBP BLK WP HR S P ERA WHIP	IP WLS BF H R ER SO BB IBB HBP BLK WP HR S P ERA WHIP	IP WLS BF H R ER SO BB IBB HBP BLK WP HR S P ERA WHIP	IP WLS BF H R ER SO BB IBB HBP BLK WP HR S P ERA WHIP	IP WLS BF H R ER SO BB IBB HBP BLK WP HR S P ERA WHIP	IP WLS BF H R ER SO BB IBB HBP BLK WP HR S P ERA WHIP	IP WLS BF H R ER SO BB IBB HBP BLK WP HR S P ERA WHIP	IP WLS BF H R ER SO BB IBB HBP BLK WP HR S P ERA WHIP	IP WLS BF H R ER SO BB IBB HBP BLK WP HR S P ERA WHIP	IP WLS BF H R ER SO BB IBB HBP BLK WP HR S P ERA WHIP	IP WLS BF H R ER SO BB IBB HBP BLK WP HR S P ERA WHIP					
49 Chad Gaudin, R ERA: 6.16	3.0	L	18	10	8	8	1	0	0	0	0	0	0	0	0	0	0	0	48	72	24.00	3.333
46 Edwin Moreno, R ERA: 4.57	2.0	9	5	2	2	1	1	0	0	0	0	0	0	0	23	37	9.00	3.000				
43 Cla Meredith, R ERA: 2.81	2.0	8	1	0	0	0	1	0	0	0	0	0	0	0	16	28	0.00	1.000				
37 Mike Adams, R ERA: 4.5	1.0	5	2	1	1	0	0	0	0	0	0	0	0	0	11	15	9.00	2.000				



Batter	1	2	3	4	5	6	7	8	9	AB	R	H	RBI	BB	SO	LOB	TOP			
18 Tony Gwynn Jr., L (1,8) OBP: 0.442, SLG: 0.462										4	0	1	0	0	1	0	<b>San Diego Padres @ Los Angeles Angels</b> Angel Stadium of Anaheim, Anaheim, CA Sat Jun 13 2009, 6:05 PM PDT Att: 43,233 - Cloudy - 69 F			
22 David Eckstein, R (1,4) OBP: 0.331, SLG: 0.338										3	0	1	0	1	0	1				
23 Adrián González, L (1,3) OBP: 0.409, SLG: 0.601										4	0	0	0	0	2	2				
5 Kevin Kouzmanoff, R (1,5) OBP: 0.282, SLG: 0.385										4	1	1	1	0	2	0				
2 Edgar González, R (1,10) OBP: 0.269, SLG: 0.393										4	0	1	0	0	0	1				
24 Brian Giles, L (1,9) OBP: 0.283, SLG: 0.285										4	0	1	0	0	0	3				
7 Chase Headley, S (1,7) OBP: 0.317, SLG: 0.352										4	0	1	0	0	0	3				
28 Henry Blanco, R (1,2) OBP: 0.289, SLG: 0.338										3	0	1	0	0	0	2				
15 Luis Antonio Rodríguez, S (1,6) OBP: 0.374, SLG: 0.321										3	0	0	0	0	0	2				
<b>Inning Stats</b>	R: 0 H: 0 E: 0 K: 2 S: 9	H: 0 LOB: 0 BB: 0 P: 16	R: 0 H: 2 E: 0 K: 0 S: 8	H: 2 LOB: 2 BB: 0 P: 14	R: 0 H: 1 E: 0 K: 1 S: 8	H: 1 LOB: 1 BB: 0 P: 13	R: 0 H: 1 E: 0 K: 1 S: 8	H: 0 LOB: 0 BB: 0 P: 14	R: 1 H: 1 E: 0 K: 0 S: 8	H: 1 LOB: 0 BB: 1 P: 13	R: 0 H: 1 E: 0 K: 0 S: 7	H: 1 LOB: 1 BB: 0 P: 9	R: 0 H: 1 E: 0 K: 1 S: 10	H: 0 LOB: 1 BB: 0 P: 15	1B: 5 2B: 1 3B: 1 HR: 1	SF: 0 SAC: 0 DP: 4 HBP: 0		WP: 0 PA: 34 PB: 1 SB: 0 CS: 0		
<b>PITCHER</b>	IP WLS BF H R ER SO BB IBB HBP BLK WP HR S P ERA WHIP																			
51 Joe Saunders, L (1,1) ERA: 3.66	8.1	W	33	7	1	1	5	1	0	0	0	0	0	0	0	1	73	113	1.08	0.960
40 Kevin Jepsen, R (9,1) ERA: 13.5	0.2		1	0	0	0	0	0	0	0	0	0	0	0	0	2	3	0.00	0.000	

Batter	1	2	3	4	5	6	7	8	9	AB	R	H	RBI	BB	SO	LOB	BOTTOM			
Chone Figgins, S (1,5) OBP: 0.397, SLG: 0.403										3	1	1	0	1	1	1	<b>San Diego Padres @ Los Angeles Angels</b> Angel Stadium of Anaheim, Anaheim, CA Sat Jun 13 2009, 6:05 PM PDT Att: 43,233 - Cloudy - 69 F			
39 Robb Quinlan, R (8,PH) OBP: 0.234, SLG: 0.283										1	0	0	0	0	0	2				
53 Bobby Abreu, L (1,9) OBP: 0.398, SLG: 0.412										5	0	0	0	0	3	5				
48 Toni Hunter, R (1,8) OBP: 0.400, SLG: 0.627										4	3	3	3	0	0	1				
27 Vladimir Guerrero, R (1,10) OBP: 0.291, SLG: 0.352										4	1	2	0	0	0	0				
20 Juan Rivera, R (1,7) OBP: 0.344, SLG: 0.454										4	0	1	2	0	0	1				
8 Kendrys Morales, S (1,3) OBP: 0.319, SLG: 0.493										4	2	2	1	0	1	0				
13 Maicer Izturis, S (1,4) OBP: 0.343, SLG: 0.345										3	1	1	0	0	1	0				
18 Sean Rodríguez, R (8,PH) OBP: 1.000, SLG: 1.000										1	0	1	0	0	0	0				
5 Jeff Mathis, R (1,2) OBP: 0.301, SLG: 0.247										4	1	1	2	0	2	2				
2 Erick Aybar, S (1,6) OBP: 0.322, SLG: 0.400										3	0	2	1	0	0	0				
<b>Inning Stats</b>	R: 2 H: 2 E: 0 K: 1 S: 13	H: 2 LOB: 1 BB: 1 P: 21	R: 1 H: 3 E: 0 K: 1 S: 10	H: 3 LOB: 0 BB: 0 P: 15	R: 1 H: 1 E: 0 K: 1 S: 11	H: 1 LOB: 0 BB: 0 P: 14	R: 0 H: 0 E: 0 K: 1 S: 9	H: 0 LOB: 0 BB: 0 P: 13	R: 1 H: 1 E: 0 K: 1 S: 9	H: 1 LOB: 0 BB: 0 P: 14	R: 2 H: 2 E: 0 K: 0 S: 14	H: 2 LOB: 1 BB: 0 P: 21	R: 1 H: 2 E: 0 K: 1 S: 9	H: 2 LOB: 0 BB: 0 P: 14	R: 1 H: 3 E: 0 K: 2 S: 11	H: 3 LOB: 2 BB: 0 P: 16	1B: 6 2B: 3 3B: 0 HR: 5	SF: 0 SAC: 0 DP: 1 HBP: 1	WP: 0 PA: 38 PB: 0 SB: 0 CS: 0	
<b>PITCHER</b>	IP WLS BF H R ER SO BB IBB HBP BLK WP HR S P ERA WHIP																			
52 Josh Geer, R (1,1) ERA: 6.14	5.2	L	26	9	7	7	5	1	0	0	0	0	0	0	0	4	62	93	11.12	1.765
54 Joe Thatcher, L (6,1) ERA: 4.82	1.1		6	2	1	1	1	0	0	1	0	0	0	0	1	13	19	6.75	1.500	
40 Greg Burke, R (8,1) ERA: 2.13	1.0		6	3	1	1	2	0	0	0	0	0	0	0	11	16	9.00	3.000		



Batter	1	2	3	4	5	6	7	8	9	AB	R	H	RBI	BB	SO	LOB	TOP					
18 Tony Gwynn Jr., L OBP: 0.432, SLG: 0.464										4	0	1	0	0	1	1	<b>San Diego Padres @ Los Angeles Angels</b> Angel Stadium of Anaheim, Anaheim, CA Sun Jun 14 2009, 12:35 PM PDT Att: 40,163 - Partly Cloudy - 71 F					
22 David Eckstein, R OBP: 0.329, SLG: 0.333										3	0	0	0	1	0	1						
24 Brian Giles, L OBP: 0.279, SLG: 0.280										4	0	0	0	0	0	2						
23 Adrián González, L OBP: 0.414, SLG: 0.608										4	0	3	0	0	0	0						
16 Cliff Floyd, L OBP: 0.133, SLG: 0.071										4	0	0	0	0	3	4						
5 Kevin Kouzmanoff, R OBP: 0.276, SLG: 0.378										4	0	0	0	0	0	3						
25 Will Venable, L OBP: 0.158, SLG: 0.263										3	0	1	0	0	0	1						
28 Henry Blanco, R OBP: 0.280, SLG: 0.325										3	0	0	0	0	0	1						
15 Luis Antonio Rodríguez, S OBP: 0.364, SLG: 0.310										3	0	0	0	0	1	1						
<b>Inning Stats</b>	R: 0 E: 0 K: 1 S: 7	H: 0 LOB: 0 BB: 0 P: 9	R: 0 E: 0 K: 1 S: 10	H: 1 LOB: 1 BB: 0 P: 17	R: 0 E: 0 K: 1 S: 7	H: 0 LOB: 0 BB: 0 P: 10	R: 0 E: 0 K: 1 S: 15	H: 1 LOB: 2 BB: 1 P: 24	R: 0 E: 0 K: 1 S: 8	H: 1 LOB: 1 BB: 0 P: 11	R: 0 E: 0 K: 1 S: 8	H: 1 LOB: 1 BB: 0 P: 13	R: 0 E: 0 K: 0 S: 11	H: 0 LOB: 0 BB: 0 P: 17	R: 0 E: 0 K: 0 S: 8	H: 1 LOB: 1 BB: 0 P: 12	R: 0 E: 0 K: 0 S: 6	H: 0 LOB: 0 BB: 0 P: 6	1B: 2 2B: 3 HR: 0	SF: 0 SAC: 0 DP: 0 HBP: 0	WP: 0 PB: 0 SB: 0 CS: 0	PA: 33
<b>PITCHER</b> 36 Jered Weaver, R ERA: 2.08	IP: 9.0 WLS: W BF: 33	H: 5 R: 0 ER: 0 SO: 5	BB: 1 IBB: 0 HBP: 0 BLK: 0	WP: 0 HR: 0 S: 80 P: 119	ERA: 0.00 WHIP: 0.667	<b>PITCHER</b>																

Batter	1	2	3	4	5	6	7	8	9	AB	R	H	RBI	BB	SO	LOB	BOTTOM			
Chone Figgins, S OBP: 0.402, SLG: 0.415										3	2	2	0	1	0	0	<b>San Diego Padres @ Los Angeles Angels</b> Angel Stadium of Anaheim, Anaheim, CA Sun Jun 14 2009, 12:35 PM PDT Att: 40,163 - Partly Cloudy - 71 F			
13 Maicer Izturis, S OBP: 0.348, SLG: 0.339										2	0	0	1	1	0	2				
48 Toni Hunter, R OBP: 0.398, SLG: 0.620										4	0	1	2	0	2	3				
27 Vladimir Guerrero, R OBP: 0.289, SLG: 0.349										4	0	1	1	0	0	0				
20 Juan Rivera, R OBP: 0.347, SLG: 0.485										4	2	2	2	0	0	1				
8 Kendrys Morales, S OBP: 0.322, SLG: 0.495										3	0	1	0	1	0	0				
24 Gary Matthews, S OBP: 0.285, SLG: 0.325										4	0	0	0	0	0	2				
5 Jeff Mathis, R OBP: 0.299, SLG: 0.239										3	1	0	0	1	1	2				
2 Erick Aybar, S OBP: 0.320, SLG: 0.393										3	1	0	0	1	0	0				
<b>Inning Stats</b>	R: 1 E: 0 K: 0 S: 13	H: 2 LOB: 1 BB: 0 P: 22	R: 3 E: 0 K: 0 S: 14	H: 1 LOB: 2 BB: 4 P: 32	R: 1 E: 0 K: 0 S: 12	H: 1 LOB: 1 BB: 1 P: 21	R: 0 E: 0 K: 1 S: 9	H: 0 LOB: 1 BB: 0 P: 16	R: 1 E: 0 K: 0 S: 8	H: 2 LOB: 1 BB: 0 P: 15	R: 0 E: 0 K: 1 S: 9	H: 1 LOB: 1 BB: 0 P: 13	R: 0 E: 0 K: 0 S: 6	H: 0 LOB: 0 BB: 0 P: 9	R: 0 E: 0 K: 1 S: 9	H: 0 LOB: 0 BB: 0 P: 11	1B: 2 2B: 3 HR: 2	SF: 0 SAC: 0 DP: 0 HBP: 1	WP: 0 PB: 0 SB: 0 CS: 0	PA: 36
<b>PITCHER</b> 32 Chris Young, R ERA: 5.21	IP: 2.1 WLS: L	BF: 15	H: 4 R: 5 ER: 5 SO: 0	BB: 5 IBB: 0 HBP: 0 BLK: 0	WP: 0 HR: 1 S: 35 P: 69	ERA: 19.29 WHIP: 3.857	<b>PITCHER</b>													
46 Edwin Moreno, R ERA: 4.54	IP: 3.1	BF: 9	H: 2 R: 1 ER: 1 SO: 1	BB: 0 IBB: 0 HBP: 1 BLK: 0	WP: 0 HR: 1 S: 17 P: 31	ERA: 4.50 WHIP: 1.000														
40 Greg Burke, R ERA: 1.88	IP: 5.1	BF: 12	H: 1 R: 0 ER: 0 SO: 1	BB: 0 IBB: 0 HBP: 0 BLK: 0	WP: 0 HR: 0 S: 13 P: 19	ERA: 0.00 WHIP: 0.600														
45 Edward Mujica, R ERA: 2.3	IP: 7.1	BF: 3	H: 0 R: 0 ER: 0 SO: 0	BB: 0 IBB: 0 HBP: 0 BLK: 0	WP: 0 HR: 0 S: 6 P: 9	ERA: 0.00 WHIP: 0.000														
21 Heath Bell, R ERA: 1.32	IP: 8.1	BF: 3	H: 0 R: 0 ER: 0 SO: 1	BB: 0 IBB: 0 HBP: 0 BLK: 0	WP: 0 HR: 0 S: 9 P: 11	ERA: 0.00 WHIP: 0.000														



Batter	1	2	3	4	5	6	7	8	9	AB R H RBI BB SO LOB	TOP											
51 Ichiro Suzuki, L (1,9) OBP: 0.398, SLG: 0.480										4 0 0 0 0 1 1	<b>Seattle Mariners @ San Diego Padres</b> PETCO Park, San Diego, CA Tue Jun 16 2009, 10:05 PM EDT Att: 17,040 - Partly Cloudy - 68 F											
30 Russell Branyan, L (1,3) OBP: 0.413, SLG: 0.602										3 1 0 0 1 1 0												
29 Adrian Beltré, R (1,5) OBP: 0.298, SLG: 0.389										4 2 1 1 0 1 2												
24 Ken Griffey Jr., L (1,7) OBP: 0.328, SLG: 0.363										4 0 1 2 0 1 0 0 0 0 0 0 0 0												
10 Endy Chavez, L (9, PR) OBP: 0.322, SLG: 0.335										0 0 0 0 0 0 0												
4 Jose Lopez, R (1,4) OBP: 0.275, SLG: 0.408										3 0 0 1 0 0 0												
7 Yuniesky Betancourt, R (1,6) OBP: 0.258, SLG: 0.369										4 0 0 0 0 0 1												
15 Jamie Burke, R (1,2) OBP: 0.188, SLG: 0.233										3 0 0 0 0 1 0												
21 Franklin Gutierrez, R (1,8) OBP: 0.324, SLG: 0.355										3 1 1 1 0 1 0												
34 Félix Hernández, R (1,1)										2 1 0 0 1 0 0												
<b>Inning Stats</b>	R: 0 E: 0 K: 1 S: 7	H: 0 LOB: 0 BB: 0 P: 10	R: 0 E: 0 K: 1 S: 6	H: 0 LOB: 0 BB: 0 P: 10	R: 1 E: 0 K: 0 S: 9	H: 1 LOB: 0 BB: 0 P: 13	R: 0 E: 0 K: 1 S: 7	H: 0 LOB: 0 BB: 0 P: 12	R: 0 E: 0 K: 1 S: 6	H: 0 LOB: 0 BB: 0 P: 11	R: 0 E: 0 K: 0 S: 6	H: 0 LOB: 0 BB: 0 P: 9	R: 1 E: 0 K: 0 S: 13	H: 1 LOB: 0 BB: 0 P: 21	R: 0 E: 0 K: 1 S: 5	H: 0 LOB: 0 BB: 0 P: 10	R: 3 E: 1 K: 1 S: 19	H: 1 LOB: 2 BB: 2 P: 28	1B: 1 2B: 0 3B: 0 HR: 2	SF: 1 SAC: 0 DP: 0 HBP: 0	WP: 0 PB: 0 SB: 0 CS: 0	PA: 33
<b>PITCHER</b>	IP WLS BF H R ER SO BB IBB HBP BLK WP HR S P ERA WHIP																					
29 Kevin Correia, R (1,1) ERA: 4.52	8.0 L 26 2 2 2 5 0 0 0 0 0 0 2 60 96 2.25 0.250																					
37 Mike Adams, R (9,1) ERA: 7.71	0.1 5 1 3 1 1 2 0 0 0 0 0 0 17 26 27.00 9.000																					
56 Mike Ekstrom, R (9,1) ERA:	0.2 2 0 0 0 0 0 0 0 0 0 0 0 2 2 0.00 0.000																					

Batter	1	2	3	4	5	6	7	8	9	AB R H RBI BB SO LOB	BOTTOM											
18 Tony Gwynn Jr., L (1,8) OBP: 0.435, SLG: 0.458										3 0 1 0 1 0 0	<b>Seattle Mariners @ San Diego Padres</b> PETCO Park, San Diego, CA Tue Jun 16 2009, 10:05 PM EDT Att: 17,040 - Partly Cloudy - 68 F											
22 David Eckstein, R (1,4) OBP: 0.324, SLG: 0.327										4 0 0 0 0 0 2												
23 Adrián González, L (1,3) OBP: 0.408, SLG: 0.597										4 0 0 0 0 1 2												
5 Kevin Kouzmanoff, R (1,5) OBP: 0.285, SLG: 0.379										2 0 1 0 1 1 0												
24 Brian Giles, L (1,9) OBP: 0.278, SLG: 0.276										3 0 0 0 1 1 4												
7 Chase Headley, S (1,7) OBP: 0.312, SLG: 0.347										3 0 0 0 0 1 2												
28 Henry Blanco, R (1,2) OBP: 0.234, SLG: 0.321										1 0 0 0 1 1 0												
25 Will Venable, L (8, PH) OBP: 0.150, SLG: 0.250										1 0 0 0 0 0 0												
37 Mike Adams, R (9,1)										0 0 0 0 0 0 0												
56 Mike Ekstrom, R (9,1)										0 0 0 0 0 0 0												
15 Luis Antonio Rodríguez, S (6) OBP: 0.354, SLG: 0.300										3 0 0 0 0 1 2												
29 Kevin Correia, R (1,1) ERA: 4.52	9.0 W 32 2 0 0 6 4 0 1 0 0 1 71 117 0.00 0.667																					
16 Cliff Floyd, L (8, PH) OBP: 0.125, SLG: 0.067										2 0 0 0 0 0 0 1 0 0 0 0 0 0 0 0 0 0 0 0 0												
4 Nick Hundley, R (9,2) OBP: 0.346, SLG: 0.387										2 0 0 0 0 0 0 1 0 0 0 0 0 0 0 0 0 0 0 0 0												
<b>Inning Stats</b>	R: 0 E: 0 K: 0 S: 6	H: 0 LOB: 1 BB: 1 P: 10	R: 0 E: 0 K: 1 S: 9	H: 1 LOB: 2 BB: 1 P: 17	R: 0 E: 0 K: 0 S: 7	H: 0 LOB: 0 BB: 0 P: 11	R: 0 E: 0 K: 1 S: 6	H: 0 LOB: 0 BB: 0 P: 9	R: 0 E: 0 K: 3 S: 11	H: 0 LOB: 0 BB: 0 P: 18	R: 0 E: 0 K: 0 S: 7	H: 0 LOB: 0 BB: 0 P: 9	R: 0 E: 0 K: 1 S: 10	H: 0 LOB: 1 BB: 1 P: 16	R: 0 E: 0 K: 0 S: 5	H: 0 LOB: 0 BB: 0 P: 10	R: 0 E: 0 K: 0 S: 10	H: 1 LOB: 2 BB: 1 P: 17	1B: 2 2B: 0 3B: 0 HR: 0	SF: 0 SAC: 0 DP: 1 HBP: 1	WP: 1 PB: 0 SB: 0 CS: 1	PA: 33
<b>PITCHER</b>	IP WLS BF H R ER SO BB IBB HBP BLK WP HR S P ERA WHIP																					
34 Félix Hernández, R (1,1) ERA: 2.77	9.0 W 32 2 0 0 6 4 0 1 0 0 1 71 117 0.00 0.667																					















Batter	1	2	3	4	5	6	7	8	9	AB	R	H	RBI	BB	SO	LOB	TOP												
29 Adam Kennedy, L (1,4) OBP: 0.384, SLG: 0.494										5	3	4	2	0	1	0	<b>Oakland Athletics @ San Diego Padres</b> PETCO Park, San Diego, CA Sat Jun 20 2009, 10:05 PM EDT Att: 28,074 - Partly Cloudy - 68 F												
32 Jack Cust, L (1,9) OBP: 0.321, SLG: 0.440										5	1	2	1	0	1	2													
31 Brad Ziegler, R (8,1)										0	0	0	0	0	0	0													
40 Andrew Bailey, R (9,1)										5	0	0	1	0	1	2													
5 Matt Holliday, R (1,7) OBP: 0.373, SLG: 0.429																													
16 Jason Giambi, L (1,3) OBP: 0.347, SLG: 0.383										2	0	0	0	2	0	0													
10 Daric Barton, L (8,3) OBP: 0.154, SLG: 0.167										4	1	1	1	1	0	2													
8 Kurt Suzuki, R (1,2) OBP: 0.329, SLG: 0.397										4	1	1	1	1	0	2													
18 Orlando Cabrera, R (1,6) OBP: 0.274, SLG: 0.297										5	0	1	0	0	1	4													
21 Ryan Sweeney, L (1,8) OBP: 0.312, SLG: 0.318										4	1	2	1	0	0	3													
22 Jack Hannahan, L (1,5) OBP: 0.271, SLG: 0.375										3	0	0	0	1	1	2													
49 Brett Anderson, L (1,1)										2	0	0	0	0	1	2													
5 Omar Garciaiparra, R (6,PH)										1	0	0	0	0	0	3													
48 Michael Wuertz, R (6,1)										0	0	0	0	0	0	0													
11 Rajai Davis, R (8,PH) OBP: 0.294, SLG: 0.290										1	0	0	0	0	1	0													
<b>Inning Stats</b>	R: 1 E: 0 K: 0 S: 16	H: 2 LOB: 2 BB: 1 P: 27	R: 1 E: 0 K: 0 S: 16	H: 2 LOB: 1 BB: 0 P: 27	R: 0 E: 0 K: 0 S: 7	H: 0 LOB: 0 BB: 0 P: 9	R: 0 E: 1 K: 2 S: 12	H: 0 LOB: 1 BB: 0 P: 18	R: 0 E: 0 K: 2 S: 9	H: 0 LOB: 0 BB: 0 P: 14	R: 1 E: 0 K: 0 S: 14	H: 2 LOB: 2 BB: 2 P: 26	R: 1 E: 1 K: 0 S: 15	H: 2 LOB: 3 BB: 1 P: 21	R: 2 E: 0 K: 2 S: 14	H: 2 LOB: 0 BB: 0 P: 21	R: 0 E: 0 K: 1 S: 8	H: 0 LOB: 0 BB: 0 P: 13	1B: 8 2B: 0 3B: 0 HR: 2	SF: 0 SAC: 0 DP: 1 HBP: 0	WP: 0 PB: 2 SB: 0 CS: 0	PA: 42							
<b>PITCHER</b>	IP WLS BF H R ER SO BB IBB HBP BLK WP HR S P ERA WHIP	5.1 0 24 5 3 3 4 2 0 0 0 0 0 0 65 107 5.06 1.312	0.0 0 2 1 0 0 0 1 0 0 0 0 0 0 8 12 ∞ ∞	1.1 L 7 2 1 0 0 0 0 1 0 0 0 0 0 15 21 6.75 1.500	1.1 6 2 2 2 2 0 0 0 0 0 2 15 23 13.50 1.500	1.0 3 0 0 0 1 0 0 0 0 0 0 8 13 0.00 0.000	<b>PITCHER</b>										IP WLS BF H R ER SO BB IBB HBP BLK WP HR S P ERA WHIP												
27 Walter Silva, R (1,1) ERA: 6.0											5.1	0	24	5	3	3	4	2	0	0	0	0	0	0	65	107	5.06	1.312	
54 Joe Thatcher, L (6,1) ERA: 5.23											0.0	0	2	1	0	0	0	1	0	0	0	0	0	0	0	8	12	∞	∞
43 Cla Meredith, R (6,1) ERA: 2.89											1.1	L	7	2	1	0	0	0	1	0	0	0	0	0	0	15	21	6.75	1.500
40 Greg Burke, R (7,1) ERA: 2.55											1.1		6	2	2	2	2	0	0	0	0	0	2	15	23	13.50	1.500		
37 Mike Adams, R (9,1) ERA: 4.15											1.0		3	0	0	0	1	0	0	0	0	0	0	8	13	0.00	0.000		
<b>Batter</b>	<b>1</b>	<b>2</b>	<b>3</b>	<b>4</b>	<b>5</b>	<b>6</b>	<b>7</b>	<b>8</b>	<b>9</b>	<b>AB</b>	<b>R</b>	<b>H</b>	<b>RBI</b>	<b>BB</b>	<b>SO</b>	<b>LOB</b>	<b>BOTTOM</b>												
18 Tony Gwynn Jr., L (1,8) OBP: 0.437, SLG: 0.466										3	0	2	1	1	0	0	<b>Oakland Athletics @ San Diego Padres</b> PETCO Park, San Diego, CA Sat Jun 20 2009, 10:05 PM EDT Att: 28,074 - Partly Cloudy - 68 F												
22 David Eckstein, R (1,4) OBP: 0.324, SLG: 0.332										4	0	1	1	0	1	2													
23 Adrián González, L (1,3) OBP: 0.424, SLG: 0.612										4	0	0	0	0	1	3													
7 Chase Headley, S (1,5) OBP: 0.307, SLG: 0.360										4	0	0	0	0	0	3													
8 Kyle Blanks, R (1,7) OBP: 0.250, SLG: 0.250										3	0	1	0	0	1	0													
40 Greg Burke, R (7,1)										0	0	0	0	0	0	0													
37 Mike Adams, R (9,1)										0	0	0	0	0	0	0													
2 Edgar Gonzalez, R (8,PH) OBP: 0.248, SLG: 0.359										1	0	0	0	0	1	0													
30 Eliezer Alfonzo, R (1,2) OBP: 0.333, SLG: 0.333										4	0	1	0	0	1	1													
25 Will Venable, L (1,9) OBP: 0.241, SLG: 0.200										2	1	0	0	1	1	0													
27 Walter Silva, R (1,1) ERA: 5.74											5.0		20	5	3	3	3	1	0	1	0								
54 Joe Thatcher, L (6,1) ERA: 3.03											2.0	W	7	1	0	0	4	0	0	0	0	0	0	0	20	31	0.00	0.500	
43 Cla Meredith, R (6,1)											1.0	H	3	1	0	0	0	0	0	0	0	0	0	0	8	15	0.00	1.000	
5 Kevin Kouzmanoff, R (7,5) OBP: 0.283, SLG: 0.383											1.0	S	5	1	0	0	1	1	0	0	0	1	0	11	21	0.00	2.000		
1 Everth Cabrera, S (1,6) OBP: 0.364, SLG: 0.476																					3	1	2	1	0	1	0		
<b>Inning Stats</b>	R: 0 E: 0 K: 1 S: 6	H: 0 LOB: 0 BB: 0 P: 10	R: 0 E: 0 K: 1 S: 6	H: 0 LOB: 0 BB: 0 P: 10	R: 2 E: 0 K: 1 S: 14	H: 3 LOB: 2 BB: 1 P: 24	R: 0 E: 0 K: 0 S: 7	H: 0 LOB: 0 BB: 0 P: 13	R: 1 E: 0 K: 0 S: 9	H: 2 LOB: 0 BB: 0 P: 11	R: 0 E: 0 K: 1 S: 10	H: 1 LOB: 1 BB: 0 P: 15	R: 0 E: 0 K: 3 S: 10	H: 0 LOB: 0 BB: 0 P: 16	R: 0 E: 0 K: 0 S: 8	H: 1 LOB: 0 BB: 0 P: 15	R: 0 E: 0 K: 1 S: 11	H: 1 LOB: 2 BB: 1 P: 21	1B: 7 2B: 0 3B: 1 HR: 0	SF: 0 SAC: 0 DP: 3 HBP: 1	WP: 1 PB: 0 SB: 1 CS: 0	PA: 35							
<b>PITCHER</b>	IP WLS BF H R ER SO BB IBB HBP BLK WP HR S P ERA WHIP	5.0 0 20 5 3 3 3 1 0 0 0 0 0 0 68 100 5.74 1.200	2.0 W 7 1 0 0 4 0 0 0 0 0 0 0 0 20 31 0.00 0.500	1.0 H 3 1 0 0 0 0 0 0 0 0 0 0 0 8 15 0.00 1.000	1.0 S 5 1 0 0 1 1 0 0 0 0 1 0 0 11 21 0.00 2.000	<b>PITCHER</b>										IP WLS BF H R ER SO BB IBB HBP BLK WP HR S P ERA WHIP													
49 Brett Anderson, L (1,1) ERA: 5.74											5.0		20	5	3	3	1	0	0	0	0	0	0	0	68	100	5.74	1.200	
48 Michael Wuertz, R (6,1) ERA: 3.03											2.0	W	7	1	0	0	4	0	0	0	0	0	0	0	20	31	0.00	0.500	
31 Brad Ziegler, R (8,1) ERA: 3.86											1.0	H	3	1	0	0	0	0	0	0	0	0	0	0	8	15	0.00	1.000	
40 Andrew Bailey, R (9,1) ERA: 2.23											1.0	S	5	1	0	0	1	1	0	0	0	1	0	11	21	0.00	2.000		



Batter	1	2	3	4	5	6	7	8	9	AB	R	H	RBI	BB	SO	LOB	TOP					
29 Adam Kennedy, L (1,4) OBP: 0.375, SLG: 0.481	F7			G6-3		K			G6-3	4	0	0	0	0	1	0	<b>Oakland Athletics @ San Diego Padres</b> PETCO Park, San Diego, CA Sun Jun 21 2009, 4:05 PM EDT Att: 24,249 - Sunny - 70 F					
32 Jack Cust, L (1,9) OBP: 0.320, SLG: 0.434	K			G6-3			21 2B BB		P5	3	1	0	0	1	1	0						
5 Matt Holliday, R (1,7) OBP: 0.368, SLG: 0.422	L9			F9					G3-1	4	0	0	0	0	0	1						
16 Jason Giambi, L (1,3) OBP: 0.343, SLG: 0.378		G3			K					3	0	0	0	0	1	1						
21 Ryan Sweeney, L (1,8) OBP: 0.313, SLG: 0.323		K			G4-3					3	0	1	1	0	1	0						
18 Orlando Cabrera, R (1,6) OBP: 0.284, SLG: 0.301										3	0	1	0	0	1	1						
35 Landon Powell, S (1,2) OBP: 0.267, SLG: 0.364										2	0	0	0	0	0	1						
8 Kurt Suzuki, R (8,PH) OBP: 0.328, SLG: 0.395										1	0	0	0	0	0	0						
22 Jack Hannahan, L (1,5) OBP: 0.267, SLG: 0.318										3	0	0	0	0	2	0						
51 Dallas Braden, L (1,1) OBP: 0.287, SLG: 0.365										2	0	0	0	0	1	0						
5 Nomar Garciaparra, R (8,PH) OBP: 0.297, SLG: 0.385										1	0	0	0	0	0	0						
56 Craig Breslow, L (8,1) OBP: 0.284, SLG: 0.301										0	0	0	0	0	0	0						
36 Russ Springer, R (8,1) OBP: 0.284, SLG: 0.301										0	0	0	0	0	0	0						
<b>Inning Stats</b>	R: 0 E: 0 K: 1 S: 11	H: 0 LOB: 0 BB: 0 P: 19	R: 0 E: 0 K: 2 S: 9	H: 0 LOB: 0 BB: 0 P: 11	R: 0 E: 0 K: 1 S: 6	H: 0 LOB: 0 BB: 0 P: 7	R: 0 E: 0 K: 0 S: 10	H: 0 LOB: 0 BB: 0 P: 14	R: 0 E: 0 K: 1 S: 9	H: 1 LOB: 1 BB: 0 P: 13	R: 0 E: 0 K: 2 S: 10	H: 0 LOB: 0 BB: 0 P: 15	R: 1 E: 0 K: 0 S: 15	H: 1 LOB: 1 BB: 1 P: 26	R: 0 E: 0 K: 1 S: 9	H: 0 LOB: 0 BB: 0 P: 10	R: 0 E: 0 K: 0 S: 9	H: 0 LOB: 0 BB: 0 P: 15	1B: 0 2B: 2 3B: 0 HR: 0	SF: 0 SAC: 0 DP: 0 HBP: 0	WP: 0 PB: 0 SB: 0 CS: 0	PA: 30
<b>PITCHER</b>	IP WLS BF H R ER SO BB IBB HBP BLK WP HR S P ERA WHIP																					
29 Kevin Correia, R (1,1) ERA: 4.26	6.2 W 23 2 1 1 7 1 0 0 0 0 0 0 0 67 101 1.35 0.450																					
37 Mike Adams, R (7,1) ERA: 3.95	0.1 H 1 0 0 0 0 0 0 0 0 0 0 0 3 4 0.00 0.000																					
45 Edward Mujica, R (8,1) ERA: 2.83	1.0 H 3 0 0 0 1 0 0 0 0 0 0 0 9 10 0.00 0.000																					
21 Heath Bell, R (9,1) ERA: 1.19	1.0 S 3 0 0 0 0 0 0 0 0 0 0 0 9 15 0.00 0.000																					

AB	29
R	1
H	2
RBI	1
BB	1
SO	8
LOB	4



Batter	1	2	3	4	5	6	7	8	9	AB	R	H	RBI	BB	SO	LOB	BOTTOM			
18 Tony Gwynn Jr., L (1,8) OBP: 0.435, SLG: 0.467	G3									4	1	2	0	0	1	0	<b>Oakland Athletics @ San Diego Padres</b> PETCO Park, San Diego, CA Sun Jun 21 2009, 4:05 PM EDT Att: 24,249 - Sunny - 70 F			
22 David Eckstein, R (1,4) OBP: 0.331, SLG: 0.339										4	0	3	0	0	0	1				
23 Adrián González, L (1,3) OBP: 0.418, SLG: 0.602										4	0	0	0	0	1	5				
5 Kevin Kouzmanoff, R (1,5) OBP: 0.283, SLG: 0.393										4	1	1	2	0	0	0				
8 Kyle Blanks, R (1,7) OBP: 0.286, SLG: 0.167										2	1	0	0	1	1	0				
25 Will Venable, L (8,7) OBP: 0.233, SLG: 0.192										1	0	0	0	0	1	0				
2 Edgar González, R (1,9) OBP: 0.250, SLG: 0.368										3	0	1	1	0	1	0				
28 Henry Blanco, R (1,2) OBP: 0.275, SLG: 0.341										3	1	1	1	0	1	1				
29 Kevin Correia, R (1,1) OBP: 0.190, SLG: 0.200										2	0	0	0	0	0	1				
37 Mike Adams, R (7,1) ERA: 3.26										0	0	0	0	0	0	0				
7 Chase Headley, S (7,PH) OBP: 0.305, SLG: 0.358										1	0	0	0	0	0	0				
45 Edward Mujica, R (8,1) OBP: 1.000, SLG: 1.000										0	0	0	0	0	0	0				
21 Heath Bell, R (9,1) OBP: 0.284, SLG: 0.301										0	0	0	0	0	0	0				
1 Everth Cabrera, S (1,6) OBP: 0.320, SLG: 0.417										3	0	0	0	0	1	0				
<b>Inning Stats</b>	R: 0 E: 0 K: 0 S: 7	H: 1 LOB: 0 BB: 0 P: 11	R: 1 E: 0 K: 0 S: 18	H: 1 LOB: 1 BB: 1 P: 27	R: 0 E: 0 K: 2 S: 12	H: 1 LOB: 1 BB: 0 P: 19	R: 0 E: 0 K: 2 S: 10	H: 0 LOB: 0 BB: 0 P: 15	R: 1 E: 0 K: 0 S: 11	H: 3 LOB: 2 BB: 0 P: 13	R: 0 E: 0 K: 0 S: 5	H: 0 LOB: 0 BB: 0 P: 7	R: 0 E: 0 K: 2 S: 15	H: 0 LOB: 0 BB: 0 P: 17	R: 2 E: 0 K: 1 S: 11	H: 2 LOB: 0 BB: 0 P: 18	1B: 5 2B: 1 3B: 0 HR: 2	SF: 0 SAC: 0 DP: 1 HBP: 0	WP: 0 PB: 0 SB: 0 CS: 0	PA: 32
<b>PITCHER</b>	IP WLS BF H R ER SO BB IBB HBP BLK WP HR S P ERA WHIP																			
51 Dallas Braden, L (1,1) ERA: 3.26	7.0 L 27 6 2 2 6 1 0 0 0 0 0 0 0 78 109 2.57 1.000																			
56 Craig Breslow, L (8,1) ERA: 4.73	0.2 3 1 1 1 0 0 0 0 0 0 0 0 4 7 13.50 1.500																			
36 Russ Springer, R (8,1) ERA: 5.84	0.1 2 1 1 1 1 0 0 0 0 0 0 1 7 11 27.00 3.000																			

AB	31
R	4
H	8
RBI	4
BB	1
SO	7
LOB	8





Batter	1	2	3	4	5	6	7	8	9	AB	R	H	RBI	BB	SO	LOB	TOP					
18 Tony Gwynn Jr., L (1,9) OBP: 0.420, SLG: 0.448	F8		G3		F8	SF8		G6-4-3		4	0	0	1	0	0	2						
22 David Eckstein, R (1,4) OBP: 0.336, SLG: 0.344	G6-3			P5						5	0	3	2	0	0	0						
12 Scott Hairston, R (1,8) OBP: 0.386, SLG: 0.566	P2				F9					5	1	2	1	0	0	2						
23 Adrián González, L (1,3) OBP: 0.415, SLG: 0.606		L3								5	1	1	2	0	1	3						
5 Kevin Kouzmanoff, R (1,5) OBP: 0.285, SLG: 0.393										5	1	2	0	0	0	1						
7 Chase Headley, S (1,7) OBP: 0.309, SLG: 0.365										4	1	2	0	0	0	1						
8 Kyle Blanks, R (1,10) OBP: 0.273, SLG: 0.111										3	1	0	0	1	0	2						
28 Henry Blanco, R (1,2) OBP: 0.283, SLG: 0.351										3	2	1	1	1	0	0						
1 Everth Cabrera, S (1,6) OBP: 0.379, SLG: 0.444										3	2	2	2	1	1	0						
<b>Inning Stats</b>	R: 0 E: 0 K: 0 S: 7	H: 0 LOB: 0 BB: 0 P: 11	R: 0 E: 0 K: 0 S: 6	H: 1 LOB: 1 BB: 0 P: 7	R: 0 E: 0 K: 1 S: 6	H: 0 LOB: 0 BB: 0 P: 9	R: 2 E: 0 K: 0 S: 8	H: 2 LOB: 0 BB: 0 P: 14	R: 2 E: 0 K: 0 S: 13	H: 3 LOB: 1 BB: 0 P: 24	R: 5 E: 0 K: 1 S: 19	H: 5 LOB: 2 BB: 2 P: 37	R: 0 E: 0 K: 0 S: 9	H: 1 LOB: 0 BB: 0 P: 15	R: 0 E: 0 K: 0 S: 9	H: 0 LOB: 0 BB: 1 P: 15	R: 0 E: 0 K: 0 S: 6	H: 1 LOB: 1 BB: 0 P: 9	1B: 10 2B: 2 3B: 0 HR: 1	SF: 1 SAC: 0 DP: 2 HBP: 0	WP: 0 PB: 0 SB: 2 CS: 0	PA: 41
<b>PITCHER</b>	IP	WLS	BF	H	R	ER	SO	BB	IBB	HBP	BLK	WP	HR	S	P	ERA	WHIP					
49 Garrett Olson, L (1,1) ERA: 4.95	5.1	L	24	8	6	6	2	0	0	0	0	0	1	50	82	10.12	1.500					
48 Roy Corcoran, R (6,1) ERA: 7.3	1.2		10	4	3	3	0	2	0	0	0	0	0	18	35	16.20	3.600					
43 Miguel Batista, R (8,1) ERA: 3.09	2.0		7	1	0	0	0	1	0	0	0	0	0	15	24	0.00	1.000					

San Diego Padres @ Seattle Mariners  
Safeco Field, Seattle, WA  
Tue Jun 23 2009, 7:10 PM PDT  
Att: 23,543 - Partly Cloudy - 70 F

AB	37
R	9
H	13
RBI	9
BB	3
SO	2
LOB	11



Batter	1	2	3	4	5	6	7	8	9	AB	R	H	RBI	BB	SO	LOB	BOTTOM				
51 Ichiro Suzuki, L (1,9) OBP: 0.392, SLG: 0.480	F9									5	1	2	0	0	0	3					
30 Russell Brannan, L (1,3) OBP: 0.403, SLG: 0.601										5	1	1	2	0	4	2					
29 Adrian Beltré, R (1,5) OBP: 0.254, SLG: 0.370										3	0	0	0	0	0	0					
16 Josh Wilson, R (6,PH) OBP: 0.247, SLG: 0.200										1	0	0	0	0	0	0					
5 Mike Sweeney, R (9,PH) OBP: 0.292, SLG: 0.390										1	0	1	1	0	0	0					
24 Ken Griffey Jr., L (1,10) OBP: 0.341, SLG: 0.412										4	3	2	1	1	0	2					
21 Franklin Gutierrez, R (1,8) OBP: 0.322, SLG: 0.379										5	1	2	0	0	0	2					
25 Vladimir Balentien, R (1,7) OBP: 0.289, SLG: 0.366										4	0	2	1	0	2	0					
32 Rob Johnson, R (1,2) OBP: 0.583, SLG: 0.306										3	0	0	0	0	2	3					
59 Mike Carp, L (6,PH) OBP: 0.583, SLG: 0.429										0	0	0	1	0	0	0					
15 Jamie Burke, R (9,2) OBP: 0.163, SLG: 0.195										0	0	0	0	0	0	0					
7 Yuniesky Betancourt, R (1,6) OBP: 0.270, SLG: 0.321										4	0	0	0	0	2	4					
3 Ronny Cedeno, R (1,4) OBP: 0.198, SLG: 0.229										2	1	0	1	2	2	1					
<b>Inning Stats</b>	R: 0 E: 0 K: 1 S: 5	H: 0 LOB: 0 BB: 0 P: 8	R: 1 E: 0 K: 2 S: 20	H: 3 LOB: 3 BB: 1 P: 33	R: 0 E: 0 K: 1 S: 6	H: 0 LOB: 0 BB: 0 P: 8	R: 0 E: 0 K: 1 S: 8	H: 0 LOB: 0 BB: 0 P: 14	R: 0 E: 0 K: 3 S: 14	H: 0 LOB: 1 BB: 0 P: 19	R: 4 E: 0 K: 0 S: 12	H: 4 LOB: 1 BB: 1 P: 21	R: 1 E: 0 K: 1 S: 20	H: 2 LOB: 2 BB: 1 P: 29	1B: 8 2B: 0 3B: 0 HR: 2	SF: 1 SAC: 0 DP: 0 HBP: 0	WP: 0 PB: 0 SB: 0 CS: 0	PA: 41			
<b>PITCHER</b>	IP	WLS	BF	H	R	ER	SO	BB	IBB	HBP	BLK	WP	HR	S	P	ERA	WHIP				
49 Chad Gaudin, R (1,1) ERA: 5.6	7.0	W	27	4	2	2	10	1	0	0	0	0	1	75	113	2.57	0.714				
40 Greg Burke, R (8,1) ERA: 4.5	0.1		6	4	4	4	0	1	0	0	0	0	1	10	18	108.00	15.000				
45 Edward Mujica, R (8,1) ERA: 2.78	0.2	H	2	0	0	0	0	0	0	0	0	0	0	2	3	0.00	0.000				
21 Heath Bell, R (9,1) ERA: 1.44	1.0	S	6	2	1	1	1	1	0	0	0	0	0	20	29	9.00	3.000				

San Diego Padres @ Seattle Mariners  
Safeco Field, Seattle, WA  
Tue Jun 23 2009, 7:10 PM PDT  
Att: 23,543 - Partly Cloudy - 70 F

AB	37
R	7
H	10
RBI	7
BB	3
SO	12
LOB	17





Batter	1	2	3	4	5	6	7	8	9	AB	R	H	RBI	BB	SO	LOB	TOP										
18 Tony Gwynn Jr., L (1, 8) OBP: 0.422, SLG: 0.444										3	0	1	1	1	1	1	<b>San Diego Padres @ Seattle Mariners</b> Safeco Field, Seattle, WA Wed Jun 24 2009, 7:10 PM PDT Att: 22,997 - Partly Cloudy - 63 F										
22 David Eckstein, R (1, 4) OBP: 0.335, SLG: 0.343										4	0	1	0	0	0	0											
12 Scott Hairston, R (1, 7) OBP: 0.376, SLG: 0.551										4	0	0	0	0	0	2											
23 Adrián González, L (1, 3) OBP: 0.416, SLG: 0.602										3	1	1	0	1	1	0											
5 Kevin Kouzmanoff, R (1, 5) OBP: 0.284, SLG: 0.402										4	1	1	2	0	0	1											
7 Chase Headley, S (1, 10) OBP: 0.308, SLG: 0.360										3	0	0	0	1	1	0											
25 Will Venable, L (1, 9) OBP: 0.235, SLG: 0.200										4	1	1	0	0	2	1											
30 Eliezer Alfonzo, R (1, 2) OBP: 0.333, SLG: 0.333										3	0	1	0	0	1	0											
1 Everth Cabrera, S (1, 6) OBP: 0.375, SLG: 0.433										3	0	1	0	0	1	2											
<b>Inning Stats</b>	R: 0 E: 0 K: 1 S: 7	H: 0 LOB: 0 BB: 0 P: 10	R: 2 E: 0 K: 1 S: 21	H: 2 LOB: 0 BB: 0 P: 33	R: 0 E: 0 K: 0 S: 6	H: 1 LOB: 0 BB: 0 P: 9	R: 0 E: 0 K: 0 S: 6	H: 0 LOB: 0 BB: 0 P: 10	R: 1 E: 0 K: 2 S: 17	H: 3 LOB: 2 BB: 0 P: 25	R: 0 E: 0 K: 0 S: 7	H: 0 LOB: 0 BB: 0 P: 13	R: 0 E: 0 K: 1 S: 6	H: 0 LOB: 0 BB: 0 P: 11	R: 0 E: 0 K: 0 S: 18	H: 1 LOB: 2 BB: 1 P: 28		R: 0 E: 0 K: 2 S: 13	H: 0 LOB: 1 BB: 1 P: 23	1B: 6 2B: 1 3B: 0 HR: 1	SF: 0 SAC: 0 DP: 2 HBP: 0	WP: 0 PB: 0 SB: 0 CS: 0	PA: 34				
<b>PITCHER</b>	IP	WLS	BF	H	R	ER	SO	BB	IBB	HBP	BLK	WP	HR	S	P	ERA	WHIP										
35 Brandon Morrow, R (1, 1) ERA: 5.64	5.0		19	6	3	3	4	1	0	0	0	0	1	57	87	5.40	1.400										
41 Chris Jakubauskas, R (6, 1) ERA: 5.22	2.0		6	0	0	0	1	0	0	0	0	0	0	13	24	0.00	0.000										
46 Sean White, R (8, 1) ERA: 1.78	1.0	W	5	1	0	0	0	1	0	0	0	0	0	18	28	0.00	2.000										
53 David Aardsma, R (9, 1) ERA: 1.57	1.0	S	4	0	0	0	2	1	0	0	0	0	0	13	23	0.00	1.000										

Batter	1	2	3	4	5	6	7	8	9	AB	R	H	RBI	BB	SO	LOB	BOTTOM										
51 Ichiro Suzuki, L (1, 9) OBP: 0.394, SLG: 0.480										4	1	2	0	0	0	0	<b>San Diego Padres @ Seattle Mariners</b> Safeco Field, Seattle, WA Wed Jun 24 2009, 7:10 PM PDT Att: 22,997 - Partly Cloudy - 63 F										
30 Russell Branyan, L (1, 3) OBP: 0.401, SLG: 0.605										4	1	1	3	0	1	1											
29 Adrian Beltré, R (1, 5) OBP: 0.292, SLG: 0.376										3	0	2	0	1	0	0											
24 Ken Griffey Jr., L (1, 10) OBP: 0.339, SLG: 0.405										3	0	0	0	1	1	2											
21 Franklin Gutierrez, R (1, 8) OBP: 0.325, SLG: 0.395										4	1	2	1	0	1	0											
25 Wladimir Balentien, R (1, 7) OBP: 0.288, SLG: 0.362										4	0	1	0	0	0	3											
7 Yuniesky Betancourt, R (1, 6) OBP: 0.278, SLG: 0.330										3	0	2	0	1	0	1											
6 Chris Woodward, R (8, PR) OBP: 0.462, SLG: 0.364										0	0	0	0	0	0	0											
32 Rob Johnson, R (1, 2) OBP: 0.246, SLG: 0.295										4	0	0	0	0	1	4											
3 Ronny Cedeno, R (1, 4) OBP: 0.202, SLG: 0.233										3	1	1	0	0	0	1											
<b>Inning Stats</b>	R: 0 E: 0 K: 0 S: 15	H: 2 LOB: 3 BB: 2 P: 30	R: 3 E: 0 K: 2 S: 23	H: 5 LOB: 1 BB: 0 P: 30	R: 0 E: 0 K: 1 S: 9	H: 1 LOB: 1 BB: 0 P: 14	R: 0 E: 0 K: 0 S: 7	H: 0 LOB: 0 BB: 0 P: 11	R: 0 E: 0 K: 0 S: 7	H: 0 LOB: 0 BB: 0 P: 11	R: 0 E: 0 K: 0 S: 6	H: 0 LOB: 1 BB: 1 P: 12	R: 0 E: 0 K: 1 S: 8	H: 1 LOB: 0 BB: 0 P: 13	R: 1 E: 0 K: 0 S: 8	H: 2 LOB: 1 BB: 0 P: 12	1B: 7 2B: 2 3B: 0 HR: 2	SF: 0 SAC: 0 DP: 1 HBP: 0	WP: 0 PB: 0 SB: 0 CS: 0	PA: 35							
<b>PITCHER</b>	IP	WLS	BF	H	R	ER	SO	BB	IBB	HBP	BLK	WP	HR	S	P	ERA	WHIP										
52 Josh Geer, R (1, 1) ERA: 5.86	6.0		27	8	3	3	3	3	0	0	0	0	1	67	108	4.50	1.833										
37 Mike Adams, R (7, 1) ERA: 3.18	1.0		4	1	0	0	1	0	0	0	0	0	0	8	13	0.00	1.000										
45 Edward Mujica, R (8, 1) ERA: 2.95	1.0	L	4	2	1	1	0	0	0	0	0	0	1	8	12	9.00	2.000										

AB	31
R	3
H	7
RBI	3
BB	3
SO	7
LOB	7





Batter	1	2	3	4	5	6	7	8	9	AB	R	H	RBI	BB	SO	LOB	TOP										
1 Everth Cabrera, S OBP: 0.378, SLG: 0.412	G5-3		G5-3		G5-3		G5-3		G4-3	4	0	1	0	1	0	0	<b>San Diego Padres @ Seattle Mariners</b> Safeco Field, Seattle, WA Thu Jun 25 2009, 1:40 PM PDT Att: 27,990 - Cloudy - 66 F										
22 David Eckstein, R OBP: 0.329, SLG: 0.336	F9		G5-3		G6-3		FC3-6		L9	5	0	0	0	0	0	4											
12 Scott Hairston, R OBP: 0.372, SLG: 0.544	K		K				P6		G6-3	2	0	0	0	0	2												
18 Tony Gwynn Jr., L OBP: 0.420, SLG: 0.441							7 HR			3	1	1	0	0	0	2											
23 Adrián González, L OBP: 0.417, SLG: 0.599			G4-3				L8			3	0	1	0	1	0	3											
5 Kevin Kouzmanoff, R OBP: 0.284, SLG: 0.404	L9						L7			4	0	1	0	0	0	5											
7 Chase Headley, S OBP: 0.307, SLG: 0.372	F8				G6-3		HR		F7	4	1	1	2	0	0	2											
8 Kyle Blanks, R OBP: 0.333, SLG: 0.250					L5		K			3	0	1	0	1	1	1											
2 Edgar Gonzalez, R OBP: 0.250, SLG: 0.394					K				L4	4	1	1	1	0	2	4											
28 Henry Blanco, R OBP: 0.291, SLG: 0.367									K	4	0	2	0	0	2	1											
<b>Inning Stats</b>	R: 0 H: 0 E: 0 K: 1 S: 8	H: 0 LOB: 0 BB: 0 P: 15	R: 0 H: 1 E: 0 K: 1 S: 13	H: 1 LOB: 2 BB: 1 P: 20	R: 0 H: 2 E: 0 K: 1 S: 12	H: 2 LOB: 2 BB: 0 P: 18	R: 0 H: 1 E: 0 K: 1 S: 13	H: 1 LOB: 1 BB: 0 P: 17	R: 0 H: 0 E: 0 K: 1 S: 7	H: 0 LOB: 0 BB: 0 P: 10	R: 2 H: 2 E: 0 K: 1 S: 14	H: 2 LOB: 3 BB: 2 P: 22	R: 1 H: 2 E: 0 K: 0 S: 12	H: 2 LOB: 3 BB: 2 P: 27	R: 0 H: 1 E: 0 K: 1 S: 6	H: 1 LOB: 1 BB: 0 P: 7	R: 0 H: 0 E: 0 K: 0 S: 8	H: 0 LOB: 0 BB: 0 P: 14	1B: 4 2B: 3 3B: 0 HR: 2	SF: 0 SAC: 0 DP: 0 HBP: 0	WP: 0 PB: 0 SB: 0 CS: 0	PA: 39					
<b>PITCHER</b>	IP	WLS	BF	H	R	ER	SO	BB	IBB	HBP	BLK	WP	HR	S	P	ERA	WHIP										
56 Jarrod Washburn, L ERA: 3.22	6.0	W	25	6	2	2	6	1	0	0	0	0	1	67	102	3.00	1.167										
41 Chris Jakubauskas, R ERA: 5.37	0.0		3	2	1	1	0	1	0	0	0	0	1	4	10	∞	∞										
57 Mark Lowe, R ERA: 3.98	2.0	H	8	1	0	0	1	1	0	0	0	0	0	14	24	0.00	1.000										
43 Miguel Batista, R ERA: 3.0	1.0		3	0	0	0	0	0	0	0	0	0	0	8	14	0.00	0.000										

Batter	1	2	3	4	5	6	7	8	9	AB	R	H	RBI	BB	SO	LOB	BOTTOM										
51 Ichiro Suzuki, L OBP: 0.401, SLG: 0.500	HR				G6-3					5	2	4	1	0	0	0	<b>San Diego Padres @ Seattle Mariners</b> Safeco Field, Seattle, WA Thu Jun 25 2009, 1:40 PM PDT Att: 27,990 - Cloudy - 66 F										
30 Russell Branyan, L OBP: 0.401, SLG: 0.602	P5				FC4-6		K			4	1	1	0	1	1	1											
29 Adrián Beltré, R OBP: 0.297, SLG: 0.384					F7					5	2	3	0	0	1	2											
5 Mike Sweeney, R OBP: 0.322, SLG: 0.422					E8					4	1	4	2	1	0	0											
4 Jose Lopez, R OBP: 0.273, SLG: 0.413	P4				FC5-4		FC6-4		G6-4-3	5	0	0	0	0	0	9											
21 Franklin Gutierrez, R OBP: 0.331, SLG: 0.394							G3		L8	3	2	1	0	2	0	2											
32 Rob Johnson, R OBP: 0.246, SLG: 0.302					F8					4	0	1	3	0	1	2											
3 Ronny Cedeno, R OBP: 0.206, SLG: 0.227					SH1-3					2	0	0	1	1	1	1											
25 Wladimir Valentín, R OBP: 0.287, SLG: 0.382					G6-3				G5-3	4	1	1	1	0	1	3											
<b>Inning Stats</b>	R: 4 H: 4 E: 0 K: 1 S: 21	H: 4 LOB: 2 BB: 2 P: 38	R: 0 H: 2 E: 0 K: 1 S: 14	H: 2 LOB: 1 BB: 1 P: 25	R: 0 H: 1 E: 0 K: 1 S: 12	H: 1 LOB: 1 BB: 0 P: 17	R: 0 H: 2 E: 1 K: 0 S: 5	H: 2 LOB: 2 BB: 0 P: 10	R: 2 H: 1 E: 0 K: 0 S: 9	H: 1 LOB: 1 BB: 1 P: 18	R: 0 H: 1 E: 0 K: 1 S: 12	H: 1 LOB: 1 BB: 1 P: 26	R: 0 H: 0 E: 0 K: 1 S: 6	H: 0 LOB: 0 BB: 0 P: 10	R: 3 H: 4 E: 0 K: 0 S: 9	H: 4 LOB: 0 BB: 0 P: 14		1B: 9 2B: 4 3B: 0 HR: 2	SF: 0 SAC: 1 DP: 1 HBP: 0	WP: 1 PB: 0 SB: 1 CS: 1	PA: 42						
<b>PITCHER</b>	IP	WLS	BF	H	R	ER	SO	BB	IBB	HBP	BLK	WP	HR	S	P	ERA	WHIP										
58 Wade LeBlanc, L ERA: 14.54	1.1	L	11	5	4	4	4	2	1	0	0	0	1	29	52	27.00	5.250										
50 Josh Banks, R ERA: 2.64	3.1		16	5	2	2	2	1	0	0	0	1	1	31	54	5.40	1.800										
54 Joe Thatcher, L ERA: 4.63	1.1		6	1	0	0	1	0	1	0	0	0	0	13	28	0.00	0.750										
43 Cla Meredith, R ERA: 3.6	2.0		9	4	3	3	1	0	0	0	0	0	0	15	24	13.50	2.000										

AB 36  
 R 3  
 H 9  
 RBI 3  
 BB 3  
 SO 7  
 LOB 24



AB 36  
 R 9  
 H 15  
 RBI 8  
 BB 5  
 SO 5  
 LOB 20









Batter	1	2	3	4	5	6	7	8	9	AB	R	H	RBI	BB	SO	LOB	TOP							
18 Tony Gwynn Jr., L OBP: 0.403, SLG: 0.446	G4-3	FC4-6	K	K	E3 22 1B	F8				5	1	1	0	0	1	3	<b>San Diego Padres @ Texas Rangers</b> Rangers Ballpark in Arlington, Arlington, TX Sat Jun 27 2009, 8:05 PM EDT Att: 25,410 - Partly Cloudy - 100 F							
22 David Eckstein, R OBP: 0.332, SLG: 0.344	K	G3				G6-3				5	0	2	2	0	1	2								
12 Scott Hairston, R OBP: 0.315, SLG: 0.515	K		K	G6-3	K	G6-3				5	0	0	0	0	3	2								
23 Adrián González, L OBP: 0.415, SLG: 0.587		G4-3	F9		G3	K				5	0	1	0	0	1	1								
5 Kevin Kouzmanoff, R OBP: 0.285, SLG: 0.401		7 2B	7 1B		7 WP 2B	G5-3				5	2	3	0	0	0	2								
7 Chase Headley, S OBP: 0.315, SLG: 0.378		8 2B			8 2B		G3			4	2	3	0	1	0	0								
8 Kyle Blanks, R OBP: 0.292, SLG: 0.333		28 1B		K			F8			5	1	2	3	0	2	3								
28 Henry Blanco, R OBP: 0.298, SLG: 0.373		18 FC4-6	1 1B			F8	E5			4	0	2	1	0	1	1								
1 Everth Cabrera, S OBP: 0.400, SLG: 0.425		2-3 3-H	18 FC4-6		22 S 2B		F9			4	1	2	1	0	0	2								
<b>Inning Stats</b>	R: 0 E: 0 K: 2 S: 9	H: 0 LOB: 0 BB: 0 P: 11	R: 3 E: 0 K: 0 S: 12	H: 5 LOB: 2 BB: 0 P: 16	R: 0 E: 0 K: 2 S: 10	H: 2 LOB: 2 BB: 0 P: 16	R: 1 E: 0 K: 2 S: 10	H: 2 LOB: 1 BB: 0 P: 18	R: 2 E: 0 K: 0 S: 6	H: 2 LOB: 1 BB: 1 P: 12	R: 1 E: 0 K: 2 S: 15	H: 2 LOB: 1 BB: 0 P: 23	R: 0 E: 1 K: 0 S: 8	H: 1 LOB: 1 BB: 0 P: 15	R: 0 E: 0 K: 0 S: 7	H: 0 LOB: 0 BB: 0 P: 13	R: 0 E: 0 K: 1 S: 10	H: 2 LOB: 1 BB: 0 P: 13	1B: 11 2B: 5 3B: 0 HR: 0	SF: 0 SAC: 0 DP: 1 HBP: 0	WP: 1 PB: 0 SB: 1 CS: 0	PA: 43		
<b>PITCHER</b>	IP WLS BF H R ER SO BB IBB HBP BLK WP HR S P ERA WHIP	5.2 L 31 13 7 6 8 1 0 0 0 1 0 58 90 9.53 2.471	3.1 L 12 3 0 0 1 0 0 0 0 0 0 29 47 0.00 0.900																					
45 Derek Holland, L ERA: 6.2																								
52 Doug Mathis, R ERA: 2.7																								
<b>Batter</b>	<b>1</b>	<b>2</b>	<b>3</b>	<b>4</b>	<b>5</b>	<b>6</b>	<b>7</b>	<b>8</b>	<b>9</b>	<b>AB</b>	<b>R</b>	<b>H</b>	<b>RBI</b>	<b>BB</b>	<b>SO</b>	<b>LOB</b>	<b>BOTTOM</b>							
5 Ian Kinsler, R OBP: 0.351, SLG: 0.527	G6-3		F8			10 2B		F8		4	1	1	0	0	0	0	<b>San Diego Padres @ Texas Rangers</b> Rangers Ballpark in Arlington, Arlington, TX Sat Jun 27 2009, 8:05 PM EDT Att: 25,410 - Partly Cloudy - 100 F							
7 David Murphy, L OBP: 0.342, SLG: 0.406	G4-3			1B		F8		K		4	0	1	0	0	1	1								
10 Michael Young, R OBP: 0.357, SLG: 0.502	K			L9		25 2B				4	1	2	1	0	1	1								
25 Andruw Jones, R OBP: 0.355, SLG: 0.531		22 G6-3		K				F8		3	0	1	1	1	1	2								
22 Marlon Byrd, R OBP: 0.308, SLG: 0.435		G6-3		L8						4	0	0	0	0	1	4								
9 Hank Blalock, L OBP: 0.288, SLG: 0.512		F7								4	0	0	0	0	1	1								
21 Jarrod Saltalamacchia, R OBP: 0.301, SLG: 0.383				K						3	0	0	0	0	3	0								
19 Chris Davis, L OBP: 0.271, SLG: 0.445										3	1	1	1	0	2	0								
1 Elvis Andrus, R OBP: 0.329, SLG: 0.384				HR						3	0	0	0	0	1	0								
<b>Inning Stats</b>	R: 0 E: 0 K: 1 S: 7	H: 0 LOB: 0 BB: 0 P: 11	R: 0 E: 0 K: 0 S: 8	H: 0 LOB: 0 BB: 1 P: 17	R: 1 E: 0 K: 2 S: 9	H: 1 LOB: 0 BB: 0 P: 11	R: 0 E: 0 K: 1 S: 10	H: 1 LOB: 0 BB: 0 P: 13	R: 0 E: 0 K: 3 S: 9	H: 0 LOB: 0 BB: 0 P: 10	R: 2 E: 0 K: 0 S: 12	H: 3 LOB: 1 BB: 0 P: 16	R: 0 E: 0 K: 2 S: 9	H: 0 LOB: 0 BB: 0 P: 17	R: 0 E: 0 K: 1 S: 7	H: 0 LOB: 0 BB: 0 P: 10	R: 0 E: 0 K: 1 S: 8	H: 1 LOB: 1 BB: 0 P: 10	1B: 3 2B: 2 3B: 0 HR: 1	SF: 0 SAC: 0 DP: 1 HBP: 0	WP: 0 PB: 0 SB: 0 CS: 0	PA: 33		
<b>PITCHER</b>	IP WLS BF H R ER SO BB IBB HBP BLK WP HR S P ERA WHIP	7.0 W 26 5 3 3 9 1 0 0 0 0 0 7 10 0.00 0.857	1.0 L 3 0 0 0 1 0 0 0 0 0 0 7 10 0.00 0.000	1.0 L 4 1 0 0 1 0 0 0 0 0 0 8 10 0.00 1.000																				
29 Kevin Correia, R ERA: 4.23																								
45 Edward Mujica, R ERA: 2.87																								
37 Mike Adams, R ERA: 2.7																								
<b>San Diego Padres</b>																	<b>AB</b> 42 <b>R</b> 7 <b>H</b> 16 <b>RBI</b> 7 <b>BB</b> 1 <b>SO</b> 9 <b>LOB</b> 16							
<b>Texas Rangers</b>																	<b>AB</b> 32 <b>R</b> 3 <b>H</b> 6 <b>RBI</b> 3 <b>BB</b> 1 <b>SO</b> 11 <b>LOB</b> 9							



Batter	1	2	3	4	5	6	7	8	9	AB	R	H	RBI	BB	SO	LOB	TOP									
18 Tony Gwynn Jr., L (1,9) OBP: 0.391, SLG: 0.431	F7		K			G4-3		G1-3		4	0	0	0	0	1	0	<b>San Diego Padres @ Texas Rangers</b> Rangers Ballpark in Arlington, Arlington, TX Sun Jun 28 2009, 8:05 PM EDT Att: 27,000 - Clear - 99 F									
1 Everth Cabrera, S (1,6) OBP: 0.388, SLG: 0.455	P4			G1-3		12 1B		K		4	1	1	0	0	1	0										
12 Scott Hairston, R (1,8) OBP: 0.362, SLG: 0.544	P4			HR		23 3B		2B		4	1	3	2	0	0	0										
23 Adrián González, L (1,10) OBP: 0.413, SLG: 0.585			L9			3B		K		4	0	1	0	0	1	2										
5 Kevin Kouzmanoff, R (1,5) OBP: 0.285, SLG: 0.399			2B			1B				4	0	1	0	0	1	1										
7 Chase Headley, S (1,7) OBP: 0.318, SLG: 0.380	P5			G4-3		8 1B		8 S		4	0	2	0	0	0	2										
8 Kyle Blanks, R (1,3) OBP: 0.357, SLG: 0.375	P3					1B		1B		3	0	2	0	0	0	1										
2 Edgar Gonzalez, R (1,4) OBP: 0.243, SLG: 0.382						1B																				
22 David Eckstein, R (7,4) OBP: 0.318, SLG: 0.342			K			G5-4-3		K		3	0	0	0	0	2	3										
30 Eliezer Alfonzo, R (1,2) OBP: 0.250, SLG: 0.250			G3-1			G6-3		FC6-4		4	0	0	0	0	0	4										
<b>Inning Stats</b>	R: 0 E: 0 K: 0 S: 11	H: 0 LOB: 0 BB: 0 P: 14	R: 0 E: 0 K: 1 S: 12	H: 1 LOB: 1 BB: 0 P: 16	R: 0 E: 0 K: 2 S: 8	H: 0 LOB: 0 BB: 0 P: 12	R: 1 E: 0 K: 0 S: 15	H: 2 LOB: 1 BB: 0 P: 23	R: 0 E: 0 K: 0 S: 4	H: 1 LOB: 0 BB: 0 P: 8	R: 1 E: 0 K: 0 S: 7	H: 2 LOB: 0 BB: 0 P: 12	R: 0 E: 0 K: 1 S: 11	H: 1 LOB: 1 BB: 0 P: 16	R: 0 E: 0 K: 2 S: 13	H: 1 LOB: 2 BB: 0 P: 17	1B: 6 2B: 2 3B: 1 HR: 1	SF: 0 SAC: 0 DP: 2 HBP: 1	WP: 0 PB: 0 SB: 1 CS: 0	PA: 36						
<b>PITCHER</b>	IP WLS BF H R ER SO BB IBB HBP BLK WP HR S P ERA WHIP	IP WLS BF H R ER SO BB IBB HBP BLK WP HR S P ERA WHIP																								
35 Tommy Hunter, R (1,1) ERA: 3.86	6.1	L	24	7	2	2	3	0	0	0	0	0	0	0	0	0	0	0	0	0	1	61	94	2.84	1.105	
26 Jason Jennings, R (7,1) ERA: 3.79	0.2		3	1	0	0	1	0	0	0	0	0	0	0	0	0	0	0	0	0	0	7	9	0.00	1.500	
36 C.J. Wilson, L (8,1) ERA: 2.59	1.0		4	1	0	0	2	0	0	0	0	0	0	0	0	0	0	0	0	0	0	11	16	0.00	1.000	
56 Darren O'Day, R (9,1) ERA: 1.33	1.0		5	1	0	0	1	0	0	0	1	0	0	0	0	0	0	0	0	0	0	13	17	0.00	1.000	
<b>Batter</b>	<b>1</b>	<b>2</b>	<b>3</b>	<b>4</b>	<b>5</b>	<b>6</b>	<b>7</b>	<b>8</b>	<b>9</b>	<b>AB</b>	<b>R</b>	<b>H</b>	<b>RBI</b>	<b>BB</b>	<b>SO</b>	<b>LOB</b>	<b>BOTTOM</b>									
5 Ian Kinsler, R (1,4) OBP: 0.347, SLG: 0.520	G1-3		F8			F9		K		4	0	0	0	0	1	0	<b>San Diego Padres @ Texas Rangers</b> Rangers Ballpark in Arlington, Arlington, TX Sun Jun 28 2009, 8:05 PM EDT Att: 27,000 - Clear - 99 F									
7 David Murphy, L (1,7) OBP: 0.340, SLG: 0.399	10 BB		E4			K		K		3	0	0	0	1	2	0										
10 Michael Young, R (1,5) OBP: 0.358, SLG: 0.500	1B		K			F7		25 BB		3	0	1	0	1	1	1										
25 Andruw Jones, R (1,9) OBP: 0.346, SLG: 0.515	P2					K		K		4	0	0	0	0	2	3										
9 Hank Blalock, L (1,10) OBP: 0.284, SLG: 0.505	F9					G4-3		K		3	0	0	0	0	1	2										
22 Marlon Byrd, R (1,8) OBP: 0.309, SLG: 0.431			K			BB		F9		2	0	0	0	1	1	0										
21 Jarrod Saltalamacchia, R (1,2) OBP: 0.297, SLG: 0.377	F7					K		F9		3	0	0	0	0	1	1										
19 Chris Davis, L (1,3) OBP: 0.267, SLG: 0.439	K					F8		F8		3	0	0	0	0	1	0										
1 Elvis Andrus, R (1,6) OBP: 0.324, SLG: 0.378			L9			G4-3		G6-3		3	0	0	0	0	0	0										
<b>Inning Stats</b>	R: 0 E: 0 K: 0 S: 9	H: 1 LOB: 2 BB: 1 P: 15	R: 0 E: 0 K: 2 S: 9	H: 0 LOB: 0 BB: 0 P: 12	R: 0 E: 1 K: 1 S: 8	H: 0 LOB: 1 BB: 0 P: 10	R: 0 E: 0 K: 2 S: 11	H: 0 LOB: 1 BB: 1 P: 17	R: 0 E: 0 K: 0 S: 7	H: 0 LOB: 0 BB: 0 P: 13	R: 0 E: 0 K: 2 S: 9	H: 0 LOB: 0 BB: 0 P: 12	R: 0 E: 0 K: 1 S: 7	H: 0 LOB: 0 BB: 0 P: 9	R: 0 E: 0 K: 1 S: 8	H: 0 LOB: 0 BB: 0 P: 13		R: 0 E: 0 K: 1 S: 7	H: 0 LOB: 0 BB: 1 P: 14	1B: 1 2B: 0 3B: 0 HR: 0	SF: 0 SAC: 0 DP: 1 HBP: 0	WP: 0 PB: 0 SB: 0 CS: 0	PA: 31			
<b>PITCHER</b>	IP WLS BF H R ER SO BB IBB HBP BLK WP HR S P ERA WHIP	IP WLS BF H R ER SO BB IBB HBP BLK WP HR S P ERA WHIP																								
49 Chad Gaudin, R (1,1) ERA: 4.97	8.0	W	28	1	0	0	9	2	0	0	0	0	0	0	0	0	0	0	0	0	0	0	68	101	0.00	0.375
21 Heath Bell, R (9,1) ERA: 1.39	1.0	S	3	0	0	0	1	1	0	0	0	0	0	0	0	0	0	0	0	0	0	7	14	0.00	1.000	

**San Diego Padres @ Texas Rangers**  
Rangers Ballpark in Arlington, Arlington, TX  
Sun Jun 28 2009, 8:05 PM EDT  
Att: 27,000 - Clear - 99 F

AB 35  
R 2  
H 10  
RBI 2  
BB 0  
SO 7  
LOB 15



**San Diego Padres @ Texas Rangers**  
Rangers Ballpark in Arlington, Arlington, TX  
Sun Jun 28 2009, 8:05 PM EDT  
Att: 27,000 - Clear - 99 F

AB 28  
R 0  
H 1  
RBI 0  
BB 3  
SO 10  
LOB 7













Batter	1	2	3	4	5	6	7	8	9	AB	R	H	RBI	BB	SO	LOB	TOP			
21 Michael Bourn, L (1, 8) OBP: 0.364, SLG: 0.402										5	0	0	0	0	2	2				
10 Miguel Tejada, R (1, 6) OBP: 0.360, SLG: 0.475										4	1	1	0	0	1	0				
17 Lance Berkman, S (1, 3) OBP: 0.386, SLG: 0.518										4	1	1	0	0	0	0				
45 Carlos Lee, R (1, 7) OBP: 0.353, SLG: 0.481										4	1	1	1	0	0	0				
27 Geoff Blum, S (1, 5) OBP: 0.333, SLG: 0.315										3	1	1	1	1	1	0				
77 Ivan Rodriguez, R (1, 2) OBP: 0.276, SLG: 0.398										4	0	0	0	0	0	3				
2 Darin Erstad, L (1, 9) OBP: 0.236, SLG: 0.263										3	2	1	0	1	0	1				
3 Kazuo Matsui, S (1, 4) OBP: 0.300, SLG: 0.333										4	1	2	1	0	1	1				
38 Brian Moehler, R (1, 1) 4 Jason Michaels, R (7, PH) 47 Jeff Fulchino, R (7, 1) 36 Matt Kata, S (9, PH) 22 LaTroy Hawkins, R (9, 1)										2	0	0	0	0	0	0				
<b>Inning Stats</b>	R: 0 E: 0 K: 2 S: 10	H: 0 LOB: 0 BB: 0 P: 13	R: 0 E: 0 K: 0 S: 5	H: 0 LOB: 0 BB: 0 P: 9	R: 0 E: 0 K: 0 S: 8	H: 0 LOB: 0 BB: 0 P: 11	R: 0 E: 1 K: 0 S: 24	H: 5 LOB: 1 BB: 1 P: 37	R: 0 E: 0 K: 1 S: 11	H: 0 LOB: 1 BB: 1 P: 16	R: 0 E: 0 K: 1 S: 7	H: 0 LOB: 0 BB: 0 P: 9	R: 0 E: 0 K: 1 S: 7	H: 0 LOB: 0 BB: 0 P: 13	R: 0 E: 0 K: 0 S: 11	H: 2 LOB: 1 BB: 0 P: 14	1B: 7 2B: 0 3B: 0 HR: 0	SF: 1 SAC: 0 DP: 0 HBP: 0	WP: 0 PA: 37 PB: 0 SB: 0 CS: 0	
<b>PITCHER</b>	IP WLS BF H R ER SO BB IBB HBP BLK WP HR S P ERA WHIP	IP WLS BF H R ER SO BB IBB HBP BLK WP HR S P ERA WHIP	IP WLS BF H R ER SO BB IBB HBP BLK WP HR S P ERA WHIP	IP WLS BF H R ER SO BB IBB HBP BLK WP HR S P ERA WHIP	IP WLS BF H R ER SO BB IBB HBP BLK WP HR S P ERA WHIP	IP WLS BF H R ER SO BB IBB HBP BLK WP HR S P ERA WHIP	IP WLS BF H R ER SO BB IBB HBP BLK WP HR S P ERA WHIP	IP WLS BF H R ER SO BB IBB HBP BLK WP HR S P ERA WHIP	IP WLS BF H R ER SO BB IBB HBP BLK WP HR S P ERA WHIP	IP WLS BF H R ER SO BB IBB HBP BLK WP HR S P ERA WHIP	IP WLS BF H R ER SO BB IBB HBP BLK WP HR S P ERA WHIP	IP WLS BF H R ER SO BB IBB HBP BLK WP HR S P ERA WHIP	IP WLS BF H R ER SO BB IBB HBP BLK WP HR S P ERA WHIP	IP WLS BF H R ER SO BB IBB HBP BLK WP HR S P ERA WHIP	IP WLS BF H R ER SO BB IBB HBP BLK WP HR S P ERA WHIP	IP WLS BF H R ER SO BB IBB HBP BLK WP HR S P ERA WHIP	IP WLS BF H R ER SO BB IBB HBP BLK WP HR S P ERA WHIP	IP WLS BF H R ER SO BB IBB HBP BLK WP HR S P ERA WHIP	IP WLS BF H R ER SO BB IBB HBP BLK WP HR S P ERA WHIP	IP WLS BF H R ER SO BB IBB HBP BLK WP HR S P ERA WHIP

Houston Astros @ San Diego Padres  
 PETCO Park, San Diego, CA  
 Wed Jul 01 2009, 10:05 PM EDT  
 Att: 16,670 - Clear - 69 F

AB	34
R	7
H	7
RBI	4
BB	2
SO	5
LOB	7



Batter	1	2	3	4	5	6	7	8	9	AB	R	H	RBI	BB	SO	LOB	BOTTOM				
18 Tony Gwynn Jr., L (1, 8) OBP: 0.377, SLG: 0.411										5	0	2	0	0	1	0					
22 David Eckstein, R (1, 4) OBP: 0.333, SLG: 0.343										4	0	0	0	0	0	2					
12 Scott Hairston, R (1, 7) OBP: 0.362, SLG: 0.541										3	0	1	0	1	1	1					
23 Adrián González, L (1, 3) OBP: 0.412, SLG: 0.581										3	0	0	0	1	0	3					
7 Chase Headley, S (1, 5) OBP: 0.316, SLG: 0.370										3	0	0	0	1	1	2					
25 Will Venable, L (1, 9) OBP: 0.250, SLG: 0.229										3	0	0	0	1	2	1					
30 Eleizer Alfonzo, R (1, 2) OBP: 0.259, SLG: 0.407										4	1	2	1	0	0	2					
1 Everth Cabrera, S (1, 6) OBP: 0.362, SLG: 0.423										3	0	0	0	1	1	1					
27 Walter Silva, R (1, 1) 2 Edgar González, R (4, PH) 59 Luis Perdomo, R (5, 1) 15 Luis Antonio Rodríguez, S (6, PH) 54 Joe Thatcher, L (7, 1) 43 Cla Meredith, R (9, PH) 8 Kyle Blanks, R (9, PH)										1	0	0	0	0	1	0					
<b>Inning Stats</b>	R: 0 E: 0 K: 1 S: 10	H: 1 LOB: 1 BB: 0 P: 15	R: 1 E: 0 K: 2 S: 8	H: 1 LOB: 0 BB: 0 P: 8	R: 0 E: 0 K: 2 S: 14	H: 1 LOB: 2 BB: 0 P: 22	R: 0 E: 0 K: 2 S: 13	H: 0 LOB: 2 BB: 2 P: 27	R: 0 E: 0 K: 0 S: 18	H: 0 LOB: 2 BB: 2 P: 28	R: 0 E: 0 K: 1 S: 11	H: 1 LOB: 1 BB: 0 P: 15	R: 0 E: 0 K: 0 S: 6	H: 0 LOB: 0 BB: 0 P: 8	R: 0 E: 0 K: 0 S: 8	H: 0 LOB: 1 BB: 1 P: 17	R: 0 E: 0 K: 0 S: 10	H: 1 LOB: 1 BB: 0 P: 12	1B: 3 2B: 1 3B: 0 HR: 1	SF: 0 SAC: 0 DP: 0 HBP: 1	WP: 0 PA: 38 PB: 0 SB: 1 CS: 0
<b>PITCHER</b>	IP WLS BF H R ER SO BB IBB HBP BLK WP HR S P ERA WHIP	IP WLS BF H R ER SO BB IBB HBP BLK WP HR S P ERA WHIP	IP WLS BF H R ER SO BB IBB HBP BLK WP HR S P ERA WHIP	IP WLS BF H R ER SO BB IBB HBP BLK WP HR S P ERA WHIP	IP WLS BF H R ER SO BB IBB HBP BLK WP HR S P ERA WHIP	IP WLS BF H R ER SO BB IBB HBP BLK WP HR S P ERA WHIP	IP WLS BF H R ER SO BB IBB HBP BLK WP HR S P ERA WHIP	IP WLS BF H R ER SO BB IBB HBP BLK WP HR S P ERA WHIP	IP WLS BF H R ER SO BB IBB HBP BLK WP HR S P ERA WHIP	IP WLS BF H R ER SO BB IBB HBP BLK WP HR S P ERA WHIP	IP WLS BF H R ER SO BB IBB HBP BLK WP HR S P ERA WHIP	IP WLS BF H R ER SO BB IBB HBP BLK WP HR S P ERA WHIP	IP WLS BF H R ER SO BB IBB HBP BLK WP HR S P ERA WHIP	IP WLS BF H R ER SO BB IBB HBP BLK WP HR S P ERA WHIP	IP WLS BF H R ER SO BB IBB HBP BLK WP HR S P ERA WHIP	IP WLS BF H R ER SO BB IBB HBP BLK WP HR S P ERA WHIP	IP WLS BF H R ER SO BB IBB HBP BLK WP HR S P ERA WHIP	IP WLS BF H R ER SO BB IBB HBP BLK WP HR S P ERA WHIP	IP WLS BF H R ER SO BB IBB HBP BLK WP HR S P ERA WHIP	IP WLS BF H R ER SO BB IBB HBP BLK WP HR S P ERA WHIP	

Houston Astros @ San Diego Padres  
 PETCO Park, San Diego, CA  
 Wed Jul 01 2009, 10:05 PM EDT  
 Att: 16,670 - Clear - 69 F

AB	32
R	1
H	5
RBI	1
BB	5
SO	8
LOB	15





Batter	1	2	3	4	5	6	7	8	9	AB	R	H	RBI	BB	SO	LOB	TOP					
21 Michael Bourn, L (1,8) OBP: 0.364, SLG: 0.402										5	2	2	0	0	0	1						
10 Miguel Tejada, R (1,6) OBP: 0.394, SLG: 0.476										4	1	2	0	1	0	1						
17 Lance Berkman, S (1,3) OBP: 0.393, SLG: 0.527										3	3	2	1	2	1	0						
45 Carlos Lee, R (1,7) OBP: 0.353, SLG: 0.479										5	0	2	1	0	0	4						
27 Geoff Blum, S (1,5) OBP: 0.337, SLG: 0.337										4	1	2	4	0	1	1						
9 Hunter Pence, R (1,9) OBP: 0.377, SLG: 0.495										4	0	0	1	0	0	3						
3 Kazuo Matsui, S (1,4) OBP: 0.294, SLG: 0.326										4	0	0	0	0	1	2						
55 Humberto Quintero, R (1,2) OBP: 0.277, SLG: 0.328										4	0	0	0	0	2	0						
51 Wandy Rodriguez, S (1,1) OBP: 0.067, SLG: 0.034										2	0	0	0	1	1	0						
50 Alberto Arias, R (8,1)										1	0	0	0	0	1	0						
48 Tim Byrdak, L (9,1)										0	0	0	0	0	0	0						
47 Jose Valverde, R (9,1)										0	0	0	0	0	0	0						
<b>Inning Stats</b>	R: 2 E: 0 K: 0 S: 21	H: 3 LOB: 2 BB: 1 P: 32	R: 0 E: 0 K: 1 S: 8	H: 0 LOB: 0 BB: 0 P: 9	R: 1 E: 0 K: 1 S: 15	H: 3 LOB: 1 BB: 0 P: 22	R: 0 E: 0 K: 1 S: 10	H: 0 LOB: 1 BB: 1 P: 18	R: 3 E: 0 K: 0 S: 13	H: 2 LOB: 0 BB: 1 P: 25	R: 0 E: 0 K: 0 S: 14	H: 0 LOB: 0 BB: 0 P: 20	R: 0 E: 0 K: 1 S: 7	H: 0 LOB: 0 BB: 0 P: 11	R: 1 E: 0 K: 2 S: 14	H: 2 LOB: 2 BB: 1 P: 25	1B: 7 2B: 2 3B: 0 HR: 1	SF: 0 SAC: 0 DP: 0 HBP: 0	WP: 0 PB: 0 SB: 1 CS: 0	PA: 40		
<b>PITCHER</b>	IP WLS BF H R ER SO BB IBB HBP BLK WP HR S P ERA WHIP	IP WLS BF H R ER SO BB IBB HBP BLK WP HR S P ERA WHIP	IP WLS BF H R ER SO BB IBB HBP BLK WP HR S P ERA WHIP	IP WLS BF H R ER SO BB IBB HBP BLK WP HR S P ERA WHIP	IP WLS BF H R ER SO BB IBB HBP BLK WP HR S P ERA WHIP	IP WLS BF H R ER SO BB IBB HBP BLK WP HR S P ERA WHIP	IP WLS BF H R ER SO BB IBB HBP BLK WP HR S P ERA WHIP	IP WLS BF H R ER SO BB IBB HBP BLK WP HR S P ERA WHIP	IP WLS BF H R ER SO BB IBB HBP BLK WP HR S P ERA WHIP	IP WLS BF H R ER SO BB IBB HBP BLK WP HR S P ERA WHIP	IP WLS BF H R ER SO BB IBB HBP BLK WP HR S P ERA WHIP	IP WLS BF H R ER SO BB IBB HBP BLK WP HR S P ERA WHIP	IP WLS BF H R ER SO BB IBB HBP BLK WP HR S P ERA WHIP	IP WLS BF H R ER SO BB IBB HBP BLK WP HR S P ERA WHIP	IP WLS BF H R ER SO BB IBB HBP BLK WP HR S P ERA WHIP	IP WLS BF H R ER SO BB IBB HBP BLK WP HR S P ERA WHIP	IP WLS BF H R ER SO BB IBB HBP BLK WP HR S P ERA WHIP	IP WLS BF H R ER SO BB IBB HBP BLK WP HR S P ERA WHIP	IP WLS BF H R ER SO BB IBB HBP BLK WP HR S P ERA WHIP	IP WLS BF H R ER SO BB IBB HBP BLK WP HR S P ERA WHIP	IP WLS BF H R ER SO BB IBB HBP BLK WP HR S P ERA WHIP	
29 Kevin Correia, R (1,1) ERA: 4.58	5.0 L	25 8	6 6	3 6	3 3	0 0	0 0	0 0	0 0	0 0	0 0	0 0	0 0	0 0	0 0	0 0	10.80 2.200					
40 Greg Burke, R (6,1) ERA: 3.68	2.0 6	0 0	0 0	0 0	1 1	0 0	0 0	0 0	0 0	0 0	22 34	0.00 0.000										
37 Mike Adams, R (8,1) ERA: 2.35	1.0 3	0 0	0 0	1 1	0 0	0 0	0 0	0 0	0 0	7 11	0.00 0.000											
54 Joe Thatcher, L (9,1) ERA: 5.17	1.0 6	2 1	1 1	2 2	1 1	0 0	0 0	0 0	0 0	14 25	9.00 3.000											
<b>Batter</b>	<b>1</b>	<b>2</b>	<b>3</b>	<b>4</b>	<b>5</b>	<b>6</b>	<b>7</b>	<b>8</b>	<b>9</b>	<b>AB</b>	<b>R</b>	<b>H</b>	<b>RBI</b>	<b>BB</b>	<b>SO</b>	<b>LOB</b>	<b>BOTTOM</b>					
1 Everth Cabrera, S (1,6) OBP: 0.365, SLG: 0.411										4	1	1	1	1	0	4						
12 Scott Hairston, R (1,8) OBP: 0.368, SLG: 0.546										4	0	2	1	1	0	2						
23 Adrián González, L (1,3) OBP: 0.410, SLG: 0.575										3	0	0	0	0	2	5						
5 Kevin Kouzmanoff, R (1,5) OBP: 0.275, SLG: 0.384										4	0	0	0	0	3	6						
8 Kyle Blanks, R (1,7) OBP: 0.286, SLG: 0.290										4	0	0	0	0	1	2						
2 Edgar Gonzalez, R (1,9) OBP: 0.241, SLG: 0.383										4	1	1	0	0	0	0						
28 Henry Blanco, R (1,2) OBP: 0.295, SLG: 0.367										3	0	1	0	1	0	0						
15 Luis Antonio Rodriguez, B (4) OBP: 0.325, SLG: 0.272										4	0	1	0	0	0	3						
29 Kevin Correia, R (1,1) ERA: 4.58	7.0 W	28 7	1 1	1 1	5 5	2 2	0 0	0 0	0 0	0 0	0 0	0 0	0 0	0 0	0 0	0 0	1.29 1.286					
40 Greg Burke, R (6,1) ERA: 3.68	1.0 4	0 0	0 0	0 0	1 1	0 0	0 0	0 0	0 0	10 16	0.00 0.000											
18 Tony Gwynn Jr., L (7,PH) ERA: 1.99	0.2 5	2 2	1 1	1 1	0 0	1 1	0 0	0 0	0 0	20 29	13.50 4.500											
37 Mike Adams, R (8,1) ERA: 2.35	1.0 3	0 0	0 0	1 1	0 0	0 0	0 0	0 0	0 0	7 11	0.00 0.000											
54 Joe Thatcher, L (9,1) ERA: 5.17	1.0 6	2 1	1 1	2 2	1 1	0 0	0 0	0 0	0 0	14 25	9.00 3.000											
<b>Inning Stats</b>	R: 0 E: 0 K: 2 S: 12	H: 1 LOB: 1 BB: 0 P: 17	R: 0 E: 0 K: 0 S: 6	H: 1 LOB: 1 BB: 0 P: 12	R: 0 E: 0 K: 0 S: 10	H: 1 LOB: 2 BB: 2 P: 22	R: 0 E: 0 K: 0 S: 10	H: 0 LOB: 0 BB: 0 P: 13	R: 1 E: 0 K: 1 S: 13	H: 2 LOB: 1 BB: 0 P: 16	R: 0 E: 0 K: 2 S: 8	H: 0 LOB: 0 BB: 0 P: 10	R: 0 E: 1 K: 1 S: 11	H: 2 LOB: 1 BB: 0 P: 18	R: 0 E: 1 K: 1 S: 10	H: 0 LOB: 0 BB: 0 P: 16	R: 1 E: 0 K: 0 S: 22	H: 2 LOB: 2 BB: 1 P: 32	1B: 6 2B: 3 3B: 0 HR: 0	SF: 0 SAC: 0 DP: 3 HBP: 1	WP: 1 PB: 0 SB: 1 CS: 0	PA: 38
<b>PITCHER</b>	IP WLS BF H R ER SO BB IBB HBP BLK WP HR S P ERA WHIP	IP WLS BF H R ER SO BB IBB HBP BLK WP HR S P ERA WHIP	IP WLS BF H R ER SO BB IBB HBP BLK WP HR S P ERA WHIP	IP WLS BF H R ER SO BB IBB HBP BLK WP HR S P ERA WHIP	IP WLS BF H R ER SO BB IBB HBP BLK WP HR S P ERA WHIP	IP WLS BF H R ER SO BB IBB HBP BLK WP HR S P ERA WHIP	IP WLS BF H R ER SO BB IBB HBP BLK WP HR S P ERA WHIP	IP WLS BF H R ER SO BB IBB HBP BLK WP HR S P ERA WHIP	IP WLS BF H R ER SO BB IBB HBP BLK WP HR S P ERA WHIP	IP WLS BF H R ER SO BB IBB HBP BLK WP HR S P ERA WHIP	IP WLS BF H R ER SO BB IBB HBP BLK WP HR S P ERA WHIP	IP WLS BF H R ER SO BB IBB HBP BLK WP HR S P ERA WHIP	IP WLS BF H R ER SO BB IBB HBP BLK WP HR S P ERA WHIP	IP WLS BF H R ER SO BB IBB HBP BLK WP HR S P ERA WHIP	IP WLS BF H R ER SO BB IBB HBP BLK WP HR S P ERA WHIP	IP WLS BF H R ER SO BB IBB HBP BLK WP HR S P ERA WHIP	IP WLS BF H R ER SO BB IBB HBP BLK WP HR S P ERA WHIP	IP WLS BF H R ER SO BB IBB HBP BLK WP HR S P ERA WHIP	IP WLS BF H R ER SO BB IBB HBP BLK WP HR S P ERA WHIP	IP WLS BF H R ER SO BB IBB HBP BLK WP HR S P ERA WHIP	IP WLS BF H R ER SO BB IBB HBP BLK WP HR S P ERA WHIP	IP WLS BF H R ER SO BB IBB HBP BLK WP HR S P ERA WHIP
51 Wandy Rodriguez, L (1,1) ERA: 3.21	7.0 W	28 7	1 1	1 1	5 5	2 2	0 0	0 0	0 0	0 0	0 0	0 0	0 0	0 0	0 0	0 0	1.29 1.286					
50 Alberto Arias, R (8,1) ERA: 1.99	1.0 4	0 0	0 0	0 0	1 1	0 0	0 0	0 0	0 0	10 16	0.00 0.000											
48 Tim Byrdak, L (9,1) ERA: 3.71	0.2 5	2 2	1 1	1 1	0 0	1 1	0 0	0 0	0 0	20 29	13.50 4.500											
47 Jose Valverde, R (9,1) ERA: 3.78	0.1 1	0 0	0 0	0 0	0 0	0 0	0 0	0 0	0 0	2 3	0.00 0.000											

Houston Astros @ San Diego Padres  
PETCO Park, San Diego, CA  
Thu Jul 02 2009, 3:35 PM EDT  
Att: 23,284 - Sunny - 72 F

AB	36
R	7
H	10
RBI	7
BB	4
SO	7
LOB	12



Houston Astros @ San Diego Padres  
PETCO Park, San Diego, CA  
Thu Jul 02 2009, 3:35 PM EDT  
Att: 23,284 - Sunny - 72 F

AB	34
R	2
H	



Batter	1	2	3	4	5	6	7	8	9	AB	R	H	RBI	BB	SO	LOB	TOP			
15 Rafael Furcal, S OBP: 0.320, SLG: 0.332										5	1	4	0	0	0	0				
13 Orlando Hudson, S OBP: 0.397, SLG: 0.416										5	0	0	0	0	3	4				
99 Manny Ramirez, R OBP: 0.464, SLG: 0.621										3	0	0	0	1	0	2				
9 Juan Pierre, L OBP: 0.381, SLG: 0.407										1	0	0	0	0	0	1				
16 Andre Ethier, L OBP: 0.347, SLG: 0.481										5	2	1	0	0	1	3				
23 Casey Blake, R OBP: 0.356, SLG: 0.490										2	1	0	0	2	2	0				
7 James Loney, L OBP: 0.342, SLG: 0.387										4	1	1	1	0	0	2				
55 Russell Martin, R OBP: 0.368, SLG: 0.302										4	1	2	2	0	1	1				
27 Matt Kemp, R OBP: 0.365, SLG: 0.476										3	0	1	2	1	1	1				
18 Hiroki Kuroda, R 59 Guillermo Mota, R 5 Mark Loretta, R 38 Ramon Troncoso, R 45 Brent Leach, R 51 Jonathan Broxton, R										3	0	0	0	0	0	2	3			
<b>Inning Stats</b>	R: 5 H: 4 E: 0 K: 1 S: 28	H: 4 LOB: 1 BB: 2 P: 46	R: 0 H: 0 E: 0 K: 1 S: 7	H: 0 LOB: 0 BB: 0 P: 9	R: 1 H: 1 E: 0 K: 0 S: 9	H: 1 LOB: 2 BB: 2 P: 19	R: 0 H: 1 E: 0 K: 1 S: 8	H: 1 LOB: 1 BB: 0 P: 14	R: 0 H: 1 E: 0 K: 2 S: 10	H: 1 LOB: 1 BB: 0 P: 15	R: 0 H: 0 E: 0 K: 2 S: 10	H: 0 LOB: 0 BB: 0 P: 14	R: 0 H: 0 E: 0 K: 2 S: 8	H: 0 LOB: 0 BB: 0 P: 12	R: 0 H: 1 E: 0 K: 0 S: 12	H: 1 LOB: 1 BB: 0 P: 14	1B: 6 2B: 3 3B: 0 HR: 0	SF: 0 SAC: 0 DP: 0 HBP: 0	WP: 0 PA: 40 PB: 0 SB: 1 CS: 0	
<b>PITCHER</b>	IP WLS BF H R ER SO BB IBB HBP BLK WP HR S P ERA WHIP	5.0 L 26 7 6 6 4 3 1 0 0 0 0 59 100 10.80 2.000	1.0 4 1 0 0 2 0 0 0 0 0 0 10 15 0.00 1.000	1.0 3 0 0 0 2 0 0 0 0 0 0 10 14 0.00 0.000	1.0 3 0 0 0 2 0 0 0 0 0 0 8 12 0.00 0.000	1.0 4 1 0 0 0 0 0 0 0 0 0 12 14 0.00 1.000														

Los Angeles Dodgers @ San Diego Padres  
 PETCO Park, San Diego, CA  
 Fri Jul 03 2009, 10:05 PM EDT  
 Att: 42,217 - Clear - 68 F

AB	36
R	6
H	9
RBI	5
BB	4
SO	10
LOB	17



Batter	1	2	3	4	5	6	7	8	9	AB	R	H	RBI	BB	SO	LOB	BOTTOM				
18 Tony Gwynn Jr., L OBP: 0.377, SLG: 0.406										3	1	0	0	1	0	1					
22 David Eckstein, R OBP: 0.332, SLG: 0.342										4	1	1	0	0	0	0					
12 Scott Hairston, R OBP: 0.371, SLG: 0.559										3	1	1	1	1	1	2					
23 Adrián González, L OBP: 0.408, SLG: 0.574										4	0	1	2	0	0	1					
5 Kevin Kouzmanoff, R OBP: 0.271, SLG: 0.379										4	0	0	0	0	1	1					
7 Chase Headley, S OBP: 0.311, SLG: 0.363										4	0	0	0	0	0	1					
30 Eleizer Alfonso, R OBP: 0.250, SLG: 0.375										4	0	0	0	0	2	0					
1 Everth Cabrera, S OBP: 0.379, SLG: 0.414										2	0	1	0	1	0	0					
49 Chad Gaudin, R 15 Luis Antonio Rodriguez, S 59 Luis Perdomo, R 37 Mike Adams, R 25 Will Venable, L 43 Cia Meredith, R 45 Edward Mujica, R										1	0	0	0	0	1	1					
<b>Inning Stats</b>	R: 0 H: 0 E: 0 K: 0 S: 7	H: 0 LOB: 0 BB: 0 P: 12	R: 0 H: 0 E: 0 K: 0 S: 7	H: 0 LOB: 0 BB: 0 P: 9	R: 0 H: 1 E: 0 K: 1 S: 13	H: 1 LOB: 1 BB: 0 P: 21	R: 1 H: 1 E: 0 K: 0 S: 8	H: 1 LOB: 0 BB: 0 P: 12	R: 0 H: 0 E: 0 K: 0 S: 10	H: 0 LOB: 1 BB: 1 P: 18	R: 2 H: 2 E: 0 K: 1 S: 16	H: 2 LOB: 1 BB: 1 P: 25	R: 0 H: 0 E: 0 K: 2 S: 9	H: 0 LOB: 0 BB: 0 P: 13	R: 0 H: 0 E: 0 K: 0 S: 11	H: 0 LOB: 1 BB: 1 P: 19	R: 0 H: 0 E: 0 K: 2 S: 7	H: 0 LOB: 0 BB: 0 P: 10	1B: 2 2B: 1 3B: 0 HR: 1	SF: 0 SAC: 0 DP: 0 HBP: 0	WP: 0 PA: 34 PB: 0 SB: 1 CS: 0
<b>PITCHER</b>	IP WLS BF H R ER SO BB IBB HBP BLK WP HR S P ERA WHIP	5.1 W 22 4 3 3 2 2 0 0 0 0 0 0 14 22 5.06 1.125	1.2 H 5 0 0 0 2 0 0 0 0 0 0 0 8 15 0.00 1.500	0.1 H 1 0 0 0 0 0 0 0 0 0 0 0 3 4 0.00 0.000	1.0 S 3 0 0 0 2 0 0 0 0 0 0 0 7 10 0.00 0.000																

Los Angeles Dodgers @ San Diego Padres  
 PETCO Park, San Diego, CA  
 Fri Jul 03 2009, 10:05 PM EDT  
 Att: 42,217 - Clear - 68 F

AB	31
R	3
H	4
RBI	3
BB	3
SO	6
LOB	8






Batter	1	2	3	4	5	6	7	8	9	AB	R	H	RBI	BB	SO	LOB	TOP			
15 Rafael Furcal, S OBP: 0.322, SLG: 0.331	L9		F7			1B		BB		4	1	1	0	1	1	1				
55 Russell Martin, R OBP: 0.370, SLG: 0.305	G6-3			F9		1B		1B		4	0	2	0	0	0	0				
99 Manny Ramirez, R OBP: 0.460, SLG: 0.643			G6-3					SH2-4		3	1	1	1	0	0	2				
9 Juan Pierre, L OBP: 0.381, SLG: 0.407	HR			G6-3		FC6-4				0	0	0	0	0	0	0				
16 Andre Ethier, L OBP: 0.343, SLG: 0.474	L6			G4-3				G6-3		4	0	0	1	0	0	1				
23 Casey Blake, R OBP: 0.358, SLG: 0.490				G6-3		1B		F7		4	1	2	0	0	0	1				
7 James Loney, L OBP: 0.344, SLG: 0.387	G1-6-3			G4-3		1B		BB		3	1	1	0	1	0	1				
27 Matt Kemp, R OBP: 0.367, SLG: 0.475	L7			K		IBB		1B		3	0	1	1	1	1	0				
14 Juan Castro, R OBP: 0.380, SLG: 0.406				F9		K		K		4	0	1	0	0	2	3				
43 Randy Wolf, L OBP: 0.118, SLG: 0.125				B2-6-4				K		2	0	0	0	0	0	1				
5 Mark Loretta, R OBP: 0.295, SLG: 0.296										1	0	0	0	0	0	2				
54 Ronald Belisario, R OBP: 0.295, SLG: 0.296										0	0	0	0	0	0	0				
38 Ramon Troncoso, R OBP: 0.197, SLG: 0.197										0	0	0	0	0	0	0				
45 Brent Leach, R OBP: 0.206, SLG: 0.217										1	0	0	0	0	0	1				
13 Orlando Hudson, S OBP: 0.296, SLG: 0.417										0	0	0	0	0	0	1				
<b>Inning Stats</b>	R: 1 H: 1 K: 0 S: 12	H: 1 LOB: 0 BB: 0 P: 17	R: 0 H: 1 K: 0 S: 6	H: 1 LOB: 0 BB: 0 P: 12	R: 0 H: 1 K: 0 S: 4	H: 1 LOB: 0 BB: 0 P: 5	R: 0 H: 0 K: 0 S: 6	H: 0 LOB: 0 BB: 0 P: 10	R: 0 H: 0 K: 1 S: 9	H: 2 LOB: 2 BB: 0 P: 14	R: 0 H: 2 K: 1 S: 17	H: 2 LOB: 2 BB: 1 P: 28	R: 1 H: 1 K: 0 S: 8	H: 1 LOB: 1 BB: 1 P: 17	R: 1 H: 1 K: 3 S: 13	H: 1 LOB: 1 BB: 1 P: 23	1B: 8 2B: 0 3B: 0 HR: 1	SF: 0 SAC: 1 DP: 2 HBP: 0	WP: 1 PB: 0 SB: 0 CS: 0	PA: 37
<b>PITCHER</b>	IP WLS BF H R ER SO BB IBB HBP BLK WP HR S P ERA WHIP																			
52 Josh Geer, R ERA: 5.46	(1, 1) 6.1 24 7 2 2 1 0 0 0 0 0 1 58 89 2.84 1.105																			
40 Greg Burke, R ERA: 3.57	(7, 1) 0.2 W 3 0 0 0 1 0 1 0 0 1 0 5 11 0.00 0.000																			
45 Edward Mujica, R ERA: 2.95	(8, 1) 0.1 H 3 1 1 1 0 1 0 0 0 0 0 4 10 27.00 6.000																			
21 Heath Bell, R ERA: 1.53	(8, 1) 1.2 S 7 1 1 1 3 1 0 0 0 0 0 0 17 30 5.40 1.200																			

Los Angeles Dodgers @ San Diego Padres  
PETCO Park, San Diego, CA  
Sat Jul 04 2009, 4:10 PM EDT  
Att: 42,069 - Sunny - 72 F

AB 33  
R 4  
H 9  
RBI 3  
BB 3  
SO 5  
LOB 13



Batter	1	2	3	4	5	6	7	8	9	AB	R	H	RBI	BB	SO	LOB	BOTTOM	
1 Everth Cabrera, S OBP: 0.386, SLG: 0.419	G1-3		SH1-3		F7		1B	E5		4	2	2	3	0	0	0		
22 David Eckstein, R OBP: 0.333, SLG: 0.343	F7		5 HBP 23 1B		K		FC1-5	23 FC6-4 1B		5	0	2	2	0	1	2		
23 Adrián González, L OBP: 0.408, SLG: 0.570	E1		5 HBP 1B		K		5 CS-4 1B	FC6-4		5	0	2	1	0	1	1		
12 Scott Hairston, R OBP: 0.364, SLG: 0.547	F7		K		K		P3	K		4	0	0	0	0	2	5		
5 Kevin Koussanoff, R OBP: 0.271, SLG: 0.375			K		HBP		P3	FC5-4		3	0	0	0	0	1	2		
7 Chase Headley, S OBP: 0.307, SLG: 0.358	K		K		K		K	K		3	0	0	0	0	3	3		
40 Greg Burke, R	K		K		K		K	K		0	0	0	0	0	0	0		
25 Will Venable, L OBP: 0.238, SLG: 0.216	K		K		K		K	K		1	0	0	0	0	1	0		
28 Henry Blanco, R ERA: 3.49					G6-3					1	0	1	0	0	0	0		
30 Eliezer Alfonzo, R OBP: 0.286, SLG: 0.382					1B					2	2	1	0	1	0	0		
18 Tony Gwynn Jr., L OBP: 0.374, SLG: 0.401					K			E4		4	2	1	0	0	1	2		
52 Josh Geer, R OBP: 0.261, SLG: 0.238										2	1	1	0	0	0	0		
8 Kyle Blanks, R OBP: 0.306, SLG: 0.290										0	0	0	0	0	0	0		
45 Edward Mujica, R OBP: 1.000, SLG: 1.000										0	0	0	0	0	0	0		
21 Heath Bell, R										0	0	0	0	0	0	0		
<b>Inning Stats</b>	R: 0 H: 0 K: 0 S: 12	H: 1 LOB: 1 BB: 0 P: 17	R: 0 H: 3 K: 3 S: 14	H: 1 LOB: 3 BB: 0 P: 21	R: 1 H: 3 K: 2 S: 16	H: 3 LOB: 0 BB: 0 P: 27	R: 0 H: 0 K: 0 S: 4	H: 0 LOB: 0 BB: 0 P: 8	R: 0 H: 0 K: 1 S: 8	H: 0 LOB: 0 BB: 0 P: 15	R: 3 H: 3 K: 1 S: 17	H: 3 LOB: 2 BB: 1 P: 33	R: 3 H: 3 K: 1 S: 16	H: 3 LOB: 1 BB: 0 P: 22	1B: 9 2B: 1 3B: 0 HR: 0	SF: 0 SAC: 2 DP: 0 HBP: 2	WP: 0 PB: 0 SB: 0 CS: 0	PA: 39
<b>PITCHER</b>	IP WLS BF H R ER SO BB IBB HBP BLK WP HR S P ERA WHIP																	
43 Randy Wolf, L ERA: 2.44	(1, 1) 6.0 24 4 1 1 8 0 0 0 0 0 0 10 22 81.00 12.000																	
58 Ronald Belisario, R ERA: 2.44	(7, 1) 0.1 L 6 3 3 3 0 1 0 0 1 0 0 0 10 22 81.00 12.000																	
38 Ramon Troncoso, R ERA: 1.97	(7, 1) 1.1 8 3 3 0 2 0 0 0 0 0 0 18 26 0.00 2.250																	
45 Brent Leach, L ERA: 3.12	(8, 1) 0.1 1 0 0 0 0 0 0 0 0 0 0 5 7 0.00 0.000																	

Los Angeles Dodgers @ San Diego Padres  
PETCO Park, San Diego, CA  
Sat Jul 04 2009, 4:10 PM EDT  
Att: 42,069 - Sunny - 72 F

AB 34  
R 7  
H 10  
RBI 6  
BB 1  
SO 10  
LOB 15





Batter	1	2	3	4	5	6	7	8	9	10	11	12	13	AB	R	H	RBI	BB	SO	LOB	TOP											
15 Rafael Furcal, S OBP: 0.326, SLG: 0.340	G3		FC3-2 23 HR G3		9 1B	FC1-2 7 1B		G6-3		K		G4-3		7	2	3	0	0	1	0												
9 Juan Pierre, L OBP: 0.386, SLG: 0.411	G4-3 7 S 1B		G3		7 CS 1B	FC1-2 7 1B		G5-3		23 1B		G3		7	0	4	1	0	0	2												
7 James Loney, L OBP: 0.346, SLG: 0.395	G4-3		FC3-2 23 HR		55 BB 23 BB 1B	FC1-2 23 FC6-4				F9			HR	6	2	2	1	1	0	7												
23 Casey Blake, R OBP: 0.363, SLG: 0.500	P6				55 BB 1B	FC6-4							F9	5	1	2	3	2	0	4												
16 Andre Ethier, L OBP: 0.382, SLG: 0.476		HR	F8					G6-3					F9	7	1	1	1	0	1	6												
55 Russell Martin, R OBP: 0.365, SLG: 0.296		L8			G5-3			K					G6-3	6	0	0	0	1	2	0												
27 Matt Kemp, R OBP: 0.369, SLG: 0.474			P4		P4	F8							F9	5	0	2	0	1	0	3												
14 Juan Castro, R OBP: 0.382, SLG: 0.420													F9	5	0	2	0	0	1	2												
99 Manny Ramirez, R (11, PH) OBP: 0.427, SLG: 0.636													F9	1	0	0	0	0	0	0												
36 Jeff Weaver, R OBP: 0.143, SLG: 0.143														0	0	0	0	0	0	0												
58 Chad Billingsley, R ERA: 3.14													G4-3	4	1	2	1	0	2	3												
51 Jonathan Broxton, R ERA: 2.72														0	0	0	0	0	0	0												
54 Ronald Belisario, R ERA: 2.42														0	0	0	0	0	0	0												
59 Guillermo Mota, R ERA: 3.89														0	0	0	0	0	0	0												
45 Brent Leach, L ERA: 3.08														1	0	0	0	0	0	0												
13 Orlando Hudson, S OBP: 0.288, SLG: 0.416														1	0	0	0	0	0	0												
<b>Inning Stats</b>	R: 0 E: 0 K: 0 S: 15	H: 1 LOB: 1 BB: 0 P: 23	R: 1 E: 0 K: 0 S: 7	H: 1 LOB: 0 BB: 1 P: 13	R: 3 E: 0 K: 0 S: 17	H: 3 LOB: 0 BB: 0 P: 23	R: 0 E: 0 K: 0 S: 6	H: 0 LOB: 0 BB: 0 P: 9	R: 2 E: 0 K: 1 S: 11	H: 4 LOB: 3 BB: 2 P: 27	R: 0 E: 0 K: 2 S: 14	H: 2 LOB: 2 BB: 2 P: 19	R: 0 E: 0 K: 3 S: 16	H: 1 LOB: 1 BB: 0 P: 26	R: 0 E: 0 K: 3 S: 12	H: 2 LOB: 2 BB: 0 P: 19	R: 0 E: 0 K: 0 S: 9	H: 0 LOB: 0 BB: 0 P: 14	R: 1 E: 0 K: 0 S: 6	H: 1 LOB: 0 BB: 0 P: 9	1B: 11 2B: 2 3B: 1 HR: 4	SF: 0 SAC: 1 DP: 0 HBP: 0	W/P: 0 PB: 0 SB: 2 CS: 2	PA: 60								
<b>PITCHER</b>	IP ERA	WLS BF	H R	ER R	SO 0	BB 1	IBB 0	HBP 0	BLK 0	WP 0	HR 3	S 50	P 79	ERA 12.46	WHIP 2.308	<b>PITCHER</b>	IP ERA	WLS BF	H R	ER R	SO 0	BB 0	IBB 0	HBP 0	BLK 0	WP 0	HR 0	S 14	P 22	ERA 0.00	WHIP 0.000	
50 Josh Banks, R ERA: 5.6	4.1	21	9	6	0	0	0	0	0	0	0	35	0.00	3.000	37 Mike Adams, R ERA: 1.69	2.0	6	0	0	0	0	0	0	0	0	0	0	1	6	9	9.00	1.000
59 Luis Perdomo, R ERA: 3.94	1.2	10	3	0	0	2	0	0	0	0	0	20	0.00	2.000	45 Edward Mujica, R ERA: 3.11	1.0	4	1	1	1	0	0	0	0	0	0	1	6	9	9.00	1.000	
43 Cia Meredith, R ERA: 3.44	1.0	5	2	0	0	2	0	0	0	0	0	13	0.00	3.000																		
54 Joe Thatcher, L ERA: 4.58	2.0	9	1	0	0	3	1	1	0	0	0	26	0.00	1.000																		
21 Heath Bell, R ERA: 1.49	1.0	5	2	0	0	1	0	0	0	0	0	12	0.00	2.000																		

Los Angeles Dodgers @ San Diego Padres  
PETCO Park, San Diego, CA  
Sun Jul 05 2009, 4:05 PM EDT  
Att: 30,070 - Sunny - 71 F

AB 54  
R 7  
H 18  
RBI 7  
BB 5  
SO 7  
LOB 27



Batter	1	2	3	4	5	6	7	8	9	10	11	12	13	AB	R	H	RBI	BB	SO	LOB	BOTTOM										
18 Tony Gwynn Jr., L OBP: 0.366, SLG: 0.359	K													6	1	1	0	0	1	2											
22 David Eckstein, R OBP: 0.330, SLG: 0.337	L3													5	0	0	0	1	1	2											
26 Jose Lobaton, S														0	0	0	0	0	0	0											
Scott Hairston, R OBP: 0.356, SLG: 0.533	G5-3													5	1	0	0	1	0	2											
23 Adrián González, L OBP: 0.407, SLG: 0.582	P5													4	0	0	0	2	2	2											
5 Kevin Kousseroff, R ERA: 3.03														0	0	0	0	0	0	0											
54 Joe Thatcher, L														0	0	0	0	0	0	0											
25 Will Venable, L OBP: 0.306, SLG: 0.241														2	1	1	1	0	0	3											
37 Mike Adams, R														0	0	0	0	0	0	0											
45 Edward Mujica, R														0	0	0	0	0	0	0											
29 Kevin Correia, R OBP: 0.285, SLG: 0.324														0	0	0	0	0	0	0											
2 Edgar Gonzalez, R OBP: 0.242, SLG: 0.373														3	1	0	0	1	2	0											
21 Heath Bell, R														0	0	0	0	0	0	0											
8 Kyle Blanks, R OBP: 0.289, SLG: 0.273														2	0	0	0	0	1	1											
30 Eliezer Alfonzo, R OBP: 0.300, SLG: 0.368														4	0	1	1	1	0	0											
1 Everth Cabrera, S OBP: 0.373, SLG: 0.403														5	0	1	2	0	1	1											
50 Josh Banks, R														1	0	0	0	0	0	0											
59 Luis Perdomo, R														0	0	0	0	0	0	0											
15 Luis Antonio Rodriguez (3rd)														1	0	0	0	0	0	1											
43 Cia Meredith, R														0	0	0	0	0	0	0											
7 Chase Headley, S OBP: 0.311, SLG: 0.371														2	1	1	1	0	0	0											
<b>Inning Stats</b>	R: 0 E: 0 K: 1 S: 10	H: 0 LOB: 0 BB: 0 P: 13	R: 0 E: 0 K: 0 S: 6	H: 0 LOB: 0 BB: 0 P: 10	R: 0 E: 0 K: 0 S: 5	H: 1 LOB: 0 BB: 0 P: 7	R: 0 E: 0 K: 1 S: 5	H: 0 LOB: 0 BB: 0 P: 7	R: 1 E: 1 K: 0 S: 10	H: 0 LOB: 1 BB: 0 P: 15	R: 0 E: 0 K: 1 S: 9	H: 0 LOB: 0 BB: 0 P: 13	R: 5 E: 0 K: 1 S: 23	H: 4 LOB: 2 BB: 3 P: 44	R: 0 E: 0 K: 0 S: 7	H: 0 LOB: 3 BB: 2 P: 16	R: 0 E: 0 K: 1 S: 6	H: 0 LOB: 0 BB: 0 P: 11	R: 0 E: 0 K: 0 S: 8	H: 0 LOB: 1 BB: 1 P: 15	1B: 3 2B: 1 3B: 0 HR: 2	SF: 0 SAC: 1 DP: 1 HBP: 1	W/P: 1 PB: 0 SB: 0 CS: 0	PA: 51							
<b>PITCHER</b>	IP ERA	WLS BF	H R	ER R	SO 5	BB 0	IBB 0	HBP 0	BLK 0	WP 0	HR 2	S 68	P 97	ERA 3.38	WHIP 0.500	<b>PITCHER</b>	IP ERA	WLS BF	H R	ER R	SO 2	BB 0	IBB 0	HBP 0	BLK 0	WP 0	HR 0	S 21	P 38	ERA 0.00	WHIP 0.000
58 Chad Billingsley, R ERA: 3.14	8.0	28	4	3	3	5	0	0	0	0	2	68	97	3.38	0.500	36 Jeff Weaver, R ERA: 3.32	3.0	10	0	0	0	0	0	0	0	0	21	38	0.00	0.000	
51 Jonathan Broxton, R ERA: 2.72	1.0	7	2	3	3	1	3	0	0	0	0	19	38	27.00	5.000																
54 Ronald Belisario, R ERA: 2.42	0.1	3	0	0	0	0	1	0	1	0	0	2	8	0.00	3.000																
59 Guillermo Mota, R ERA: 3.89	0.1	2	0	0	0	0	0	1	0	1	0	1	7	0.00	0.000																
45 Brent Leach, L ERA: 3.08	0.1	1	0	0	0	0	0	0	0	1	1	1	1	0.00	0.000																

Los Angeles Dodgers @ San Diego Padres  
PETCO Park, San Diego, CA  
Sun Jul 05 2009, 4:05 PM EDT  
Att: 30,070 - Sunny - 71 F

AB 43  
R 6  
H 6  
RBI 6  
BB 6  
SO 8  
LOB 14





Batter	1	2	3	4	5	6	7	8	9	AB	R	H	RBI	BB	SO	LOB	TOP								
1 Everth Cabrera, S OBP: 0.375, SLG: 0.386										3	2	0	0	2	1	3	<b>San Diego Padres @ Arizona Diamondbacks</b> Chase Field, Phoenix, AZ Mon Jul 06 2009, 6:40 PM MST Att: 17,525 - Roof Closed - 83 F <a href="http://livebaseballscorecards.com">livebaseballscorecards.com</a>								
18 Tony Gwynn Jr., L OBP: 0.373, SLG: 0.405										5	1	3	0	0	0	0									
23 Adrián González, L OBP: 0.407, SLG: 0.558										4	0	1	1	1	1	1									
5 Kevin Koussamanoff, R OBP: 0.270, SLG: 0.385										5	0	1	1	0	0	4									
7 Chase Headley, S OBP: 0.316, SLG: 0.379										5	1	3	0	0	0	3									
25 Will Venable, L OBP: 0.245, SLG: 0.227										5	0	1	0	0	0	5									
30 Eleizer Alfonso, R OBP: 0.311, SLG: 0.372										5	1	2	1	0	2	3									
15 Luis Antonio Rodriguez, B OBP: 0.326, SLG: 0.269										3	0	1	0	1	1	1									
27 Walter Silva, R ERA: 4.8										2	0	1	0	0	1	2									
56 Mike Ekstrom, R ERA: 4.5										0	0	0	0	0	0	0									
40 Greg Burke, R ERA: 4.54										0	0	0	0	0	0	0									
8 Kyle Blanks, R ERA: 4.88										0	0	0	0	0	0	0									
57 Luke Gregerson, L ERA: 4.3										0	0	0	0	0	0	0									
43 Cia Meredith, R ERA: 4.3										0	0	0	0	0	0	0									
<b>Inning Stats</b>	R: 0 E: 0 K: 2 S: 10	H: 0 LOB: 0 BB: 0 P: 14	R: 2 E: 1 K: 0 S: 19	H: 4 LOB: 2 BB: 0 P: 28	R: 0 E: 0 K: 0 S: 5	H: 0 LOB: 0 BB: 0 P: 9	R: 0 E: 0 K: 2 S: 11	H: 1 LOB: 2 BB: 1 P: 20	R: 1 E: 0 K: 0 S: 13	H: 2 LOB: 1 BB: 0 P: 12	R: 0 E: 0 K: 0 S: 7	H: 1 LOB: 1 BB: 0 P: 12	R: 1 E: 0 K: 1 S: 14	H: 3 LOB: 0 BB: 0 P: 21	R: 1 E: 0 K: 1 S: 12	H: 1 LOB: 2 BB: 2 P: 24	R: 0 E: 0 K: 0 S: 9	H: 1 LOB: 0 BB: 0 P: 11	1B: 11 2B: 2 3B: 0 HR: 0	SF: 0 SAC: 1 DP: 1 HBP: 0	WP: 2 PB: 0 SB: 3 CS: 0	PA: 43			
<b>PITCHER</b>	IP WLS BF H R ER SO BB IBB HBP BLK WP HR S P ERA WHIP	IP WLS BF H R ER SO BB IBB HBP BLK WP HR S P ERA WHIP	IP WLS BF H R ER SO BB IBB HBP BLK WP HR S P ERA WHIP	IP WLS BF H R ER SO BB IBB HBP BLK WP HR S P ERA WHIP	IP WLS BF H R ER SO BB IBB HBP BLK WP HR S P ERA WHIP	IP WLS BF H R ER SO BB IBB HBP BLK WP HR S P ERA WHIP	IP WLS BF H R ER SO BB IBB HBP BLK WP HR S P ERA WHIP	IP WLS BF H R ER SO BB IBB HBP BLK WP HR S P ERA WHIP	IP WLS BF H R ER SO BB IBB HBP BLK WP HR S P ERA WHIP	IP WLS BF H R ER SO BB IBB HBP BLK WP HR S P ERA WHIP	IP WLS BF H R ER SO BB IBB HBP BLK WP HR S P ERA WHIP	IP WLS BF H R ER SO BB IBB HBP BLK WP HR S P ERA WHIP	IP WLS BF H R ER SO BB IBB HBP BLK WP HR S P ERA WHIP	IP WLS BF H R ER SO BB IBB HBP BLK WP HR S P ERA WHIP	IP WLS BF H R ER SO BB IBB HBP BLK WP HR S P ERA WHIP	IP WLS BF H R ER SO BB IBB HBP BLK WP HR S P ERA WHIP	IP WLS BF H R ER SO BB IBB HBP BLK WP HR S P ERA WHIP	IP WLS BF H R ER SO BB IBB HBP BLK WP HR S P ERA WHIP	IP WLS BF H R ER SO BB IBB HBP BLK WP HR S P ERA WHIP	IP WLS BF H R ER SO BB IBB HBP BLK WP HR S P ERA WHIP	IP WLS BF H R ER SO BB IBB HBP BLK WP HR S P ERA WHIP	IP WLS BF H R ER SO BB IBB HBP BLK WP HR S P ERA WHIP	IP WLS BF H R ER SO BB IBB HBP BLK WP HR S P ERA WHIP	IP WLS BF H R ER SO BB IBB HBP BLK WP HR S P ERA WHIP	IP WLS BF H R ER SO BB IBB HBP BLK WP HR S P ERA WHIP
52 Jon Garland, R ERA: 4.8	6.0	28	8	3	3	4	2	0	0	0	0	1	0	65	105	4.50	1.667								
60 Scott Schoeneweis, L ERA: 4.5	0.1	2	1	1	1	0	0	0	0	0	0	0	0	0	7	27.00	3.000								
58 Juan Gutierrez, R ERA: 4.54	1.1	9	3	1	1	2	2	0	0	0	0	1	0	20	37	6.75	3.750								
32 Esmerling Vasquez, R ERA: 4.88	0.1	1	0	0	0	0	0	0	0	0	0	0	0	1	1	0.00	0.000								
57 Jon Rauch, R ERA: 4.3	1.0	W	3	1	0	0	0	0	0	0	0	0	0	9	11	0.00	1.000								
<b>Batter</b>	1	2	3	4	5	6	7	8	9	AB	R	H	RBI	BB	SO	LOB	BOTTOM								
2 Felipe Lopez, S OBP: 0.363, SLG: 0.408										5	1	3	0	0	0	3	<b>San Diego Padres @ Arizona Diamondbacks</b> Chase Field, Phoenix, AZ Mon Jul 06 2009, 6:40 PM MST Att: 17,525 - Roof Closed - 83 F <a href="http://livebaseballscorecards.com">livebaseballscorecards.com</a>								
6 Stephen Drew, L OBP: 0.318, SLG: 0.418										4	0	1	0	1	0	2									
10 Justin Upton, R OBP: 0.379, SLG: 0.548										3	2	1	3	1	1	2									
27 Mark Reynolds, R OBP: 0.354, SLG: 0.564										4	0	1	1	1	0	3									
26 Miguel Montero, L OBP: 0.345, SLG: 0.398										4	1	2	0	0	0	2									
18 Gerardo Parra, L OBP: 0.320, SLG: 0.413										4	0	3	1	0	0	0									
31 Tony Clark, S OBP: 0.304, SLG: 0.439										4	0	0	0	0	0	4									
57 Jon Rauch, R ERA: 4.3										0	0	0	0	0	0	0									
24 Chris Young, R OBP: 0.284, SLG: 0.363										2	0	0	0	1	1	0									
58 Juan Gutierrez, R ERA: 4.54										0	0	0	0	0	0	0									
32 Esmerling Vasquez, R ERA: 4.88										0	0	0	0	0	0	0									
18 Chad Tracy, L OBP: 0.274, SLG: 0.382										1	1	1	1	0	0	0									
52 Jon Garland, R OBP: 0.309, SLG: 0.063										2	1	1	0	0	0	3									
60 Scott Schoeneweis, L ERA: 4.5										0	0	0	0	0	0	0									
28 Alex Romero, L OBP: 0.400, SLG: 0.300										2	0	0	0	0	0	0									
<b>Inning Stats</b>	R: 1 E: 0 K: 0 S: 10	H: 2 LOB: 1 BB: 0 P: 19	R: 0 E: 0 K: 1 S: 8	H: 0 LOB: 0 BB: 0 P: 9	R: 2 E: 0 K: 0 S: 10	H: 3 LOB: 0 BB: 0 P: 14	R: 0 E: 0 K: 0 S: 10	H: 2 LOB: 3 BB: 1 P: 17	R: 0 E: 0 K: 0 S: 5	H: 0 LOB: 1 BB: 1 P: 13	R: 0 E: 0 K: 0 S: 4	H: 1 LOB: 0 BB: 0 P: 7	R: 0 E: 0 K: 1 S: 12	H: 1 LOB: 2 BB: 1 P: 22	R: 2 E: 0 K: 0 S: 11	H: 3 LOB: 0 BB: 0 P: 18	R: 1 E: 0 K: 0 S: 11	H: 1 LOB: 1 BB: 1 P: 21	1B: 10 2B: 2 3B: 0 HR: 2	SF: 1 SAC: 0 DP: 3 HBP: 0	WP: 0 PB: 0 SB: 2 CS: 0	PA: 40			
<b>PITCHER</b>	IP WLS BF H R ER SO BB IBB HBP BLK WP HR S P ERA WHIP	IP WLS BF H R ER SO BB IBB HBP BLK WP HR S P ERA WHIP	IP WLS BF H R ER SO BB IBB HBP BLK WP HR S P ERA WHIP	IP WLS BF H R ER SO BB IBB HBP BLK WP HR S P ERA WHIP	IP WLS BF H R ER SO BB IBB HBP BLK WP HR S P ERA WHIP	IP WLS BF H R ER SO BB IBB HBP BLK WP HR S P ERA WHIP	IP WLS BF H R ER SO BB IBB HBP BLK WP HR S P ERA WHIP	IP WLS BF H R ER SO BB IBB HBP BLK WP HR S P ERA WHIP	IP WLS BF H R ER SO BB IBB HBP BLK WP HR S P ERA WHIP	IP WLS BF H R ER SO BB IBB HBP BLK WP HR S P ERA WHIP	IP WLS BF H R ER SO BB IBB HBP BLK WP HR S P ERA WHIP	IP WLS BF H R ER SO BB IBB HBP BLK WP HR S P ERA WHIP	IP WLS BF H R ER SO BB IBB HBP BLK WP HR S P ERA WHIP	IP WLS BF H R ER SO BB IBB HBP BLK WP HR S P ERA WHIP	IP WLS BF H R ER SO BB IBB HBP BLK WP HR S P ERA WHIP	IP WLS BF H R ER SO BB IBB HBP BLK WP HR S P ERA WHIP	IP WLS BF H R ER SO BB IBB HBP BLK WP HR S P ERA WHIP	IP WLS BF H R ER SO BB IBB HBP BLK WP HR S P ERA WHIP	IP WLS BF H R ER SO BB IBB HBP BLK WP HR S P ERA WHIP	IP WLS BF H R ER SO BB IBB HBP BLK WP HR S P ERA WHIP	IP WLS BF H R ER SO BB IBB HBP BLK WP HR S P ERA WHIP	IP WLS BF H R ER SO BB IBB HBP BLK WP HR S P ERA WHIP	IP WLS BF H R ER SO BB IBB HBP BLK WP HR S P ERA WHIP	IP WLS BF H R ER SO BB IBB HBP BLK WP HR S P ERA WHIP	IP WLS BF H R ER SO BB IBB HBP BLK WP HR S P ERA WHIP
27 Walter Silva, R ERA: 8.76	3.1	17	7	3	3	1	1	0	0	0	0	0	0	11	23	0.00	0.750								
56 Mike Ekstrom, R ERA: 4.5	2.2	9	1	0	0	0	1	0	0	0	0	0	0	12	22	0.00	2.000								
40 Greg Burke, R ERA: 3.42	1.0	H	5	1	0	0	1	0	0	0	0	0	0	1	11	18	18.00	3.000							
57 Luke Gregerson, R ERA: 3.57	1.0	B	5	3	2	2	0	0	0	0	0	0	0	11	21	13.50	3.000								
43 Cia Meredith, R 																									







Batter	1	2	3	4	5	6	7	8	9	AB	R	H	RBI	BB	SO	LOB	TOP						
1 Everth Cabrera, S (1,6) OBP: 0.371, SLG: 0.372										3	0	0	0	1	1	0	San Diego Padres @ Arizona Diamondbacks Chase Field, Phoenix, AZ Wed Jul 08 2009, 12:40 PM MST Att: 20,796 - Roof Closed - 81 F						
18 Tony Gwynn Jr., L (1,8) OBP: 0.377, SLG: 0.406										3	1	1	0	1	1	0							
23 Adrián González, L (1,3) OBP: 0.398, SLG: 0.543										4	0	0	0	0	2	2							
5 Kevin Kouzmanoff, R (1,5) OBP: 0.279, SLG: 0.401										4	1	2	1	0	2	0							
7 Chase Headley, S (1,7) OBP: 0.318, SLG: 0.381										4	0	0	0	0	2	2							
25 Will Venable, L (1,9) OBP: 0.278, SLG: 0.292										3	0	2	1	1	0	0							
15 Luis Antonio Rodríguez, R (1,4) OBP: 0.339, SLG: 0.270										3	0	1	0	1	1	1							
26 Jose Lobaton, S (1,2)										3	0	0	0	0	1	2							
30 Eleazer Alfonso, R (9,PH) OBP: 0.354										1	0	0	0	0	1	3							
49 Chad Gaudin, R (1,1) OBP: 0.091, SLG: 0.048										3	0	0	0	0	1	0							
40 Greg Burke, R (7,1)										0	0	0	0	0	0	0							
37 Mike Adams, R (8,1)										0	0	0	0	0	0	0							
58 Ryan Webb, R (8,1)										0	0	0	0	0	0	0							
2 Edgar González, R (9,PH) OBP: 0.240, SLG: 0.365										1	0	0	0	0	0	3							
<b>Inning Stats</b>	R: 0 E: 0 K: 2 S: 8	H: 0 LOB: 0 BB: 0 P: 13	R: 0 E: 0 K: 2 S: 10	H: 1 LOB: 1 BB: 0 P: 13	R: 0 E: 0 K: 0 S: 5	H: 0 LOB: 0 BB: 0 P: 8	R: 2 E: 0 K: 0 S: 15	H: 3 LOB: 2 BB: 1 P: 29	R: 0 E: 0 K: 2 S: 9	H: 0 LOB: 0 BB: 2 P: 17	R: 0 E: 0 K: 2 S: 8	H: 0 LOB: 0 BB: 0 P: 9	R: 0 E: 0 K: 1 S: 10	H: 2 LOB: 3 BB: 1 P: 14	R: 0 E: 0 K: 2 S: 14	H: 2 LOB: 3 BB: 1 P: 20	1B: 2 2B: 4 3B: 0 HR: 0	SF: 0 SAC: 0 DP: 0 HBP: 0	WP: 0 PB: 0 SB: 0 CS: 1	PA: 36			
<b>PITCHER</b>	IP: 7.0 WLS: 27 BF: 4	WLS: 3 BF: 0	IP: 1.0 WLS: 6 BF: 2	ER: 2 SO: 9 BB: 3	ER: 0 SO: 0 BB: 0	ER: 0 SO: 0 BB: 0	IP: 1.0 WLS: 3 BF: 2	ER: 0 SO: 14 BB: 1	IP: 1.0 WLS: 6 BF: 2	ER: 0 SO: 2 BB: 0	IP: 1.0 WLS: 6 BF: 2	ER: 0 SO: 2 BB: 0	IP: 1.0 WLS: 6 BF: 2	ER: 0 SO: 2 BB: 0	IP: 1.0 WLS: 6 BF: 2	ER: 0 SO: 2 BB: 0	ERA: 2.57 WHIP: 1.000						
39 Max Scherzer, R (1,1) ERA: 3.64																							
35 Clay Zavada, L (8,1) ERA: 1.77																							
50 Chad Qualls, R (9,1) ERA: 3.72																							

Batter	1	2	3	4	5	6	7	8	9	AB	R	H	RBI	BB	SO	LOB	BOTTOM						
2 Felipe Lopez, S (1,4) OBP: 0.363, SLG: 0.413										3	1	1	3	2	0	0	San Diego Padres @ Arizona Diamondbacks Chase Field, Phoenix, AZ Wed Jul 08 2009, 12:40 PM MST Att: 20,796 - Roof Closed - 81 F						
6 Stephen Drew, L (1,6) OBP: 0.326, SLG: 0.424										3	0	1	0	1	2	3							
10 Justin Upton, R (1,9) OBP: 0.369, SLG: 0.532										5	0	0	0	0	2	5							
27 Mark Reynolds, R (1,5) OBP: 0.346, SLG: 0.550										4	0	0	0	0	1	1							
26 Miguel Montero, L (1,2) OBP: 0.347, SLG: 0.397										4	1	1	0	0	0	0							
18 Gerardo Parra, L (1,7) OBP: 0.332, SLG: 0.429										3	2	2	0	1	0	0							
18 Chad Tracy, L (1,3) OBP: 0.281, SLG: 0.382										3	1	2	1	1	0	1							
24 Chris Young, R (1,8) OBP: 0.284, SLG: 0.363										3	0	0	1	0	2	5							
39 Max Scherzer, R (1,1) OBP: 0.276, SLG: 0.321										1	0	0	0	0	1	0							
31 Tony Clark, S (7,PH) OBP: 0.300, SLG: 0.431										1	0	0	0	0	0	1							
35 Clay Zavada, L (8,1) ERA: 1.5										0	0	0	0	0	0	0							
28 Alex Romero, L (8,PH) OBP: 0.423, SLG: 0.333										1	1	1	1	0	0	0							
50 Chad Qualls, R (9,1) ERA:										0	0	0	0	0	0	0							
<b>Inning Stats</b>	R: 0 E: 0 K: 1 S: 11	H: 0 LOB: 1 BB: 0 P: 14	R: 0 E: 0 K: 1 S: 8	H: 0 LOB: 1 BB: 1 P: 12	R: 0 E: 0 K: 2 S: 9	H: 0 LOB: 0 BB: 0 P: 11	R: 0 E: 0 K: 1 S: 6	H: 0 LOB: 0 BB: 0 P: 8	R: 0 E: 0 K: 1 S: 9	H: 1 LOB: 3 BB: 2 P: 19	R: 0 E: 0 K: 0 S: 13	H: 0 LOB: 3 BB: 2 P: 26	R: 1 E: 0 K: 0 S: 13	H: 2 LOB: 3 BB: 2 P: 26	R: 5 E: 1 K: 1 S: 25	H: 5 LOB: 1 BB: 0 P: 40	1B: 7 2B: 0 3B: 0 HR: 1	SF: 1 SAC: 1 DP: 0 HBP: 1	WP: 0 PB: 0 SB: 0 CS: 0	PA: 39			
<b>PITCHER</b>	IP: 6.2 WLS: 28 BF: 4	IP: 0.2 WLS: 5 BF: 2	IP: 6.2 WLS: 28 BF: 4	ER: 1 SO: 7 BB: 1	ER: 0 SO: 1 BB: 0	ER: 0 SO: 1 BB: 0	IP: 0.2 WLS: 5 BF: 2	ER: 0 SO: 8 BB: 1	IP: 0.2 WLS: 5 BF: 2	ER: 0 SO: 16 BB: 23	IP: 0.1 WLS: 16 BF: 23	ER: 0 SO: 23 BB: 0	IP: 0.1 WLS: 16 BF: 23	ER: 0 SO: 23 BB: 0	IP: 0.1 WLS: 16 BF: 23	ER: 0 SO: 23 BB: 0	ERA: 13.50 WHIP: 4.500						
49 Chad Gaudin, R (1,1) ERA: 5.03																							
40 Greg Burke, R (7,1) ERA: 3.7																							
37 Mike Adams, R (8,1) ERA: 1.5																							
58 Ryan Webb, R (8,1) ERA:																							

AB 32  
R 2  
H 6  
RBI 2  
BB 4  
SO 12  
LOB 13



AB 31  
R 6  
H 8  
RBI 6  
BB 5  
SO 8  
LOB 16



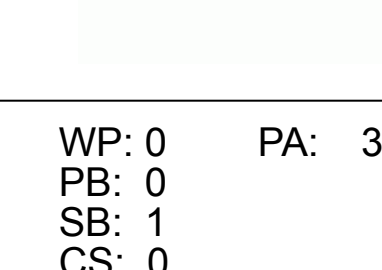






Batter	1	2	3	4	5	6	7	8	9	AB	R	H	RBI	BB	SO	LOB	TOP										
1 Everth Cabrera, S OBP: 0.391, SLG: 0.341	G6-3			B3			K		K	4	0	0	0	0	2	0	<b>San Diego Padres @ San Francisco Giants</b> AT&T Park, San Francisco, CA Fri Jul 10 2009, 7:15 PM PDT Att: 30,298 - Partly Cloudy - 63 F										
18 Tony Gwynn Jr., L OBP: 0.365, SLG: 0.395	K			L3			K			3	0	0	0	0	2	0											
5 Kevin Kouzmanoff, R OBP: 0.276, SLG: 0.395	K			P3			K			3	0	0	0	0	2	0											
23 Adrián González, L OBP: 0.393, SLG: 0.533	F7				K		F7			3	0	0	0	0	1	0											
7 Chase Headley, S OBP: 0.310, SLG: 0.371	F9				K		E5 WP			3	0	0	0	0	1	0											
8 Kyle Blanks, R OBP: 0.244, SLG: 0.225	P2				G5-3		F9			2	0	0	0	0	0	0											
58 Ryan Webb, R										0	0	0	0	0	0	0											
30 Eleizer Alfonso, R OBP: 0.281, SLG: 0.315				F7			K			3	0	0	0	0	2	1											
15 Luis Antonio Rodríguez, R OBP: 0.326, SLG: 0.256				G3			F9			3	0	0	0	0	0	0											
50 Josh Banks, R				F7						1	0	0	0	0	0	0											
56 Mike Ekstrom, R							K			0	0	0	0	0	0	0											
2 Edgar González, R OBP: 0.242, SLG: 0.309										2	0	0	0	0	1	0											
Craig Slansberry, R										1	0	0	0	0	0	1											
<b>Inning Stats</b>	R: 0 H: 0 E: 0 K: 2 S: 9	H: 0 LOB: 0 BB: 0 P: 11	R: 0 H: 0 E: 0 K: 0 S: 6	H: 0 LOB: 0 BB: 0 P: 7	R: 0 H: 0 E: 0 K: 0 S: 7	H: 0 LOB: 0 BB: 0 P: 9	R: 0 H: 0 E: 0 K: 0 S: 9	H: 0 LOB: 0 BB: 0 P: 16	R: 0 H: 0 E: 0 K: 2 S: 12	H: 0 LOB: 0 BB: 0 P: 15	R: 0 H: 0 E: 0 K: 2 S: 9	H: 0 LOB: 0 BB: 0 P: 11	R: 0 H: 0 E: 0 K: 1 S: 10	H: 0 LOB: 1 BB: 0 P: 17	R: 0 H: 0 E: 0 K: 1 S: 6	H: 0 LOB: 0 BB: 0 P: 11	1B: 0 2B: 0 3B: 0 HR: 0	SF: 0 SAC: 0 DP: 0 HBP: 0	WP: 1 PB: 0 CS: 0	PA: 28							
<b>PITCHER</b>	IP	WLS	BF	H	R	ER	SO	BB	IBB	HBP	BLK	WP	HR	S	P	ERA	WHIP										
57 Jonathan Sánchez, L ERA: 4.69	9.0	W	28	0	0	0	11	0	0	0	0	1	0	77	110	0.00	0.000										

Batter	1	2	3	4	5	6	7	8	9	AB	R	H	RBI	BB	SO	LOB	BOTTOM										
33 Aaron Rowand, R OBP: 0.355, SLG: 0.465	K				12 2B 48 HR		P3			5	1	3	3	0	1	0	<b>San Diego Padres @ San Francisco Giants</b> AT&T Park, San Francisco, CA Fri Jul 10 2009, 7:15 PM PDT Att: 30,298 - Partly Cloudy - 63 F										
2 Randy Winn, S OBP: 0.320, SLG: 0.391	P5				1B					1	0	0	0	0	0	0											
12 Nate Schierholtz, L OBP: 0.321, SLG: 0.420	F7				2B		K			4	1	1	0	0	1	3											
48 Pablo Sandoval, S OBP: 0.382, SLG: 0.572	K				HR		P4			3	1	2	3	0	1	0											
19 Kevin Frandsen, R OBP: 0.139, SLG: 0.061					1B					1	0	0	0	0	0	0											
35 Travis Ishikawa, L OBP: 0.328, SLG: 0.439					HR		K			4	1	1	0	0	2	1											
16 Edgar Rentería, R OBP: 0.321, SLG: 0.331					1B		G6-3			3	1	0	0	1	0	1											
21 John Bowker, L					HR		L4																				
59 Andres Torres, S OBP: 0.351, SLG: 0.523	F7				HBP					3	0	0	0	0	1	3											
5 Juan Uribe, R OBP: 0.330, SLG: 0.466	E8				1B					0	0	0	0	0	0	0											
22 Eli Whiteside, R OBP: 0.302, SLG: 0.333	F7				1B		K			4	1	2	1	0	1	2											
57 Jonathan Sánchez, L	SH1-4				1B					3	0	0	0	0	3	2											
<b>Inning Stats</b>	R: 0 H: 0 E: 0 K: 2 S: 12	H: 0 LOB: 0 BB: 0 P: 18	R: 4 H: 4 E: 1 K: 0 S: 9	H: 4 LOB: 1 BB: 1 P: 18	R: 0 H: 1 E: 0 K: 0 S: 7	H: 1 LOB: 0 BB: 0 P: 11	R: 0 H: 0 E: 0 K: 1 S: 13	H: 0 LOB: 0 BB: 0 P: 18	R: 3 H: 4 E: 0 K: 2 S: 14	H: 4 LOB: 2 BB: 0 P: 20	R: 0 H: 0 E: 0 K: 2 S: 10	H: 0 LOB: 0 BB: 0 P: 11	R: 0 H: 0 E: 0 K: 1 S: 11	H: 0 LOB: 0 BB: 0 P: 14	R: 1 H: 3 E: 0 K: 2 S: 13	H: 3 LOB: 2 BB: 0 P: 18	1B: 9 2B: 1 3B: 1 HR: 1	SF: 0 SAC: 1 DP: 0 HBP: 1	WP: 0 PB: 1 SB: 1 CS: 0	PA: 38							
<b>PITCHER</b>	IP	WLS	BF	H	R	ER	SO	BB	IBB	HBP	BLK	WP	HR	S	P	ERA	WHIP										
50 Josh Banks, R ERA: 7.48	4.0	L	21	8	7	7	3	1	0	0	0	0	0	45	71	15.75	2.250										
56 Mike Ekstrom, R ERA	3.0		11	1	0	0	5	0	0	1	0	0	0	31	39	0.00	0.333										
58 Ryan Webb, R ERA: 6.75	1.0		6	3	1	1	2	0	0	0	0	0	0	13	18	9.00	3.000										





Batter	1	2	3	4	5	6	7	8	9	AB	R	H	RBI	BB	SO	LOB	TOP				
1 Everth Cabrera, S OBP: 0.347, SLG: 0.348	G4-3	G3			F8			18 S E 2B		4	1	1	0	0	0	2	<b>San Diego Padres @ San Francisco Giants</b> AT&T Park, San Francisco, CA Sat Jul 11 2009, 6:05 PM PDT Att: 38,112 - Cloudy - 63 F				
18 Tony Gwynn Jr., L OBP: 0.371, SLG: 0.394	23 1B 1B		G3			G4-3		BB		3	0	1	0	1	0	0					
23 Adrián González, L OBP: 0.391, SLG: 0.530	1B		F9			K		F7		4	0	1	0	0	1	1					
5 Kevin Kouzmanoff, R OBP: 0.273, SLG: 0.390	F9		G5-3			G6-3		K		4	0	0	0	0	1	3					
7 Chase Headley, S OBP: 0.310, SLG: 0.369	K				G6-4-3 1B		G4-3		L7	4	0	1	0	0	1	2					
25 Will Venable, L OBP: 0.274, SLG: 0.273	G1-3				K				K	4	0	1	0	0	2	1					
2 Edgar González, R OBP: 0.242, SLG: 0.364	46 1B 2B		G6-4-3				F7		K	4	0	1	0	0	1	2					
26 Jose Lobaton, S (1, 2)	K				F7		P3			3	0	0	0	0	1	2					
46 Tim Stauffer, R OBP: 0.500, SLG: 0.500								G1-3		2	0	1	0	0	1	0					
15 Luis Antonio Rodríguez, S OBP: 0.334, SLG: 0.254										1	0	0	0	0	0	0					
45 Edward Mujica, R OBP: 1.000, SLG: 1.000										0	0	0	0	0	0	0					
<b>Inning Stats</b>	R: 0 H: 2 E: 0 K: 1 S: 18	H: 2 LOB: 0 BB: 0 P: 25	R: 0 H: 2 E: 0 K: 1 S: 11	H: 2 LOB: 0 BB: 0 P: 14	R: 0 H: 0 E: 0 K: 0 S: 7	H: 0 LOB: 0 BB: 0 P: 11	R: 0 H: 1 E: 0 K: 1 S: 7	H: 1 LOB: 0 BB: 0 P: 9	R: 0 H: 0 E: 0 K: 1 S: 10	H: 0 LOB: 0 BB: 0 P: 15	R: 0 H: 1 E: 0 K: 0 S: 6	H: 1 LOB: 1 BB: 0 P: 10	R: 1 H: 1 E: 0 K: 1 S: 10	H: 1 LOB: 1 BB: 1 P: 17	R: 0 H: 0 E: 0 K: 2 S: 12	H: 0 LOB: 0 BB: 0 P: 19	1B: 5 2B: 2 3B: 0 HR: 0	SF: 0 SAC: 0 DP: 1 HBP: 0	WP: 0 PB: 0 SB: 1 CS: 0	PA: 34	
<b>PITCHER</b>	IP WLS BF H R ER SO BB IBB HBP BLK WP HR S P ERA WHIP	IP WLS BF H R ER SO BB IBB HBP BLK WP HR S P ERA WHIP	IP WLS BF H R ER SO BB IBB HBP BLK WP HR S P ERA WHIP	IP WLS BF H R ER SO BB IBB HBP BLK WP HR S P ERA WHIP	IP WLS BF H R ER SO BB IBB HBP BLK WP HR S P ERA WHIP	IP WLS BF H R ER SO BB IBB HBP BLK WP HR S P ERA WHIP	IP WLS BF H R ER SO BB IBB HBP BLK WP HR S P ERA WHIP	IP WLS BF H R ER SO BB IBB HBP BLK WP HR S P ERA WHIP	IP WLS BF H R ER SO BB IBB HBP BLK WP HR S P ERA WHIP	IP WLS BF H R ER SO BB IBB HBP BLK WP HR S P ERA WHIP	IP WLS BF H R ER SO BB IBB HBP BLK WP HR S P ERA WHIP	IP WLS BF H R ER SO BB IBB HBP BLK WP HR S P ERA WHIP	IP WLS BF H R ER SO BB IBB HBP BLK WP HR S P ERA WHIP	IP WLS BF H R ER SO BB IBB HBP BLK WP HR S P ERA WHIP	IP WLS BF H R ER SO BB IBB HBP BLK WP HR S P ERA WHIP	IP WLS BF H R ER SO BB IBB HBP BLK WP HR S P ERA WHIP	IP WLS BF H R ER SO BB IBB HBP BLK WP HR S P ERA WHIP	IP WLS BF H R ER SO BB IBB HBP BLK WP HR S P ERA WHIP	IP WLS BF H R ER SO BB IBB HBP BLK WP HR S P ERA WHIP	IP WLS BF H R ER SO BB IBB HBP BLK WP HR S P ERA WHIP	IP WLS BF H R ER SO BB IBB HBP BLK WP HR S P ERA WHIP

AB 33  
R 1  
H 7  
RBI 0  
BB 1  
SO 8  
LOB 13



Batter	1	2	3	4	5	6	7	8	9	AB	R	H	RBI	BB	SO	LOB	BOTTOM				
33 Aaron Rowand, R OBP: 0.353, SLG: 0.465	F7			K				G5-3		4	0	1	0	0	1	0	<b>San Diego Padres @ San Francisco Giants</b> AT&T Park, San Francisco, CA Sat Jul 11 2009, 6:05 PM PDT Att: 38,112 - Cloudy - 63 F				
2 Randy Winn, S OBP: 0.322, SLG: 0.392	K			48 HR 1B			K	35 1B 48 1B 1B		4	1	2	0	0	2	2					
48 Pablo Sandoval, S OBP: 0.387, SLG: 0.583	K			HR				35 1B 1B		3	1	2	2	1	1	0					
35 Travis Ishikawa, L OBP: 0.327, SLG: 0.435		G3-1		F7				16 FC6-4 1B		4	0	1	0	0	0	3					
16 Edgar Rentería, R OBP: 0.316, SLG: 0.326		G6-3		L9				FC6-4 1B		4	0	0	0	0	0	6					
12 Nate Schierholz, L OBP: 0.316, SLG: 0.413					G3-1					3	0	0	0	0	1	0					
38 Brian Wilson, R (8, 1)										0	0	0	0	0	0	0					
5 Juan Uribe, R OBP: 0.324, SLG: 0.458					G6-3					3	0	0	0	0	0	0					
22 Eli Whiteside, R OBP: 0.283, SLG: 0.311					K					3	0	0	0	0	2	0					
18 Matt Cain, R OBP: 0.278, SLG: 0.219										0	0	0	0	0	0	0					
45 Justin Miller, R (2, 1)										1	0	0	0	0	0	0					
49 Brandon Medders, R (6, 1)										0	0	0	0	0	0	0					
14 Fred Lewis, L OBP: 0.339, SLG: 0.320										0	0	1	0	0	0	0					
54 Sergio Romo, R (7, 1)										0	0	0	0	0	0	0					
41 Jeremy Affeldt, L OBP: 0.309, SLG: 0.290										0	0	0	0	0	0	0					
59 Andrés Torres, S OBP: 0.247, SLG: 0.235										1	0	0	0	0	1	0					
<b>Inning Stats</b>	R: 0 H: 0 E: 0 K: 2 S: 10	H: 0 LOB: 0 BB: 0 P: 16	R: 0 H: 0 E: 0 K: 1 S: 8	H: 0 LOB: 0 BB: 0 P: 10	R: 0 H: 0 E: 0 K: 1 S: 8	H: 0 LOB: 0 BB: 0 P: 10	R: 2 H: 2 E: 0 K: 1 S: 15	H: 2 LOB: 0 BB: 0 P: 21	R: 0 H: 0 E: 0 K: 0 S: 5	H: 0 LOB: 0 BB: 0 P: 8	R: 0 H: 2 E: 0 K: 1 S: 14	H: 2 LOB: 3 BB: 1 P: 20	R: 0 H: 0 E: 0 K: 1 S: 9	H: 0 LOB: 0 BB: 0 P: 12	R: 0 H: 3 E: 0 K: 1 S: 15	H: 3 LOB: 3 BB: 0 P: 23	1B: 5 2B: 1 3B: 0 HR: 1	SF: 0 SAC: 0 DP: 0 HBP: 0	WP: 0 PB: 0 SB: 0 CS: 0	PA: 32	
<b>PITCHER</b>	IP WLS BF H R ER SO BB IBB HBP BLK WP HR S P ERA WHIP	IP WLS BF H R ER SO BB IBB HBP BLK WP HR S P ERA WHIP	IP WLS BF H R ER SO BB IBB HBP BLK WP HR S P ERA WHIP	IP WLS BF H R ER SO BB IBB HBP BLK WP HR S P ERA WHIP	IP WLS BF H R ER SO BB IBB HBP BLK WP HR S P ERA WHIP	IP WLS BF H R ER SO BB IBB HBP BLK WP HR S P ERA WHIP	IP WLS BF H R ER SO BB IBB HBP BLK WP HR S P ERA WHIP	IP WLS BF H R ER SO BB IBB HBP BLK WP HR S P ERA WHIP	IP WLS BF H R ER SO BB IBB HBP BLK WP HR S P ERA WHIP	IP WLS BF H R ER SO BB IBB HBP BLK WP HR S P ERA WHIP	IP WLS BF H R ER SO BB IBB HBP BLK WP HR S P ERA WHIP	IP WLS BF H R ER SO BB IBB HBP BLK WP HR S P ERA WHIP	IP WLS BF H R ER SO BB IBB HBP BLK WP HR S P ERA WHIP	IP WLS BF H R ER SO BB IBB HBP BLK WP HR S P ERA WHIP	IP WLS BF H R ER SO BB IBB HBP BLK WP HR S P ERA WHIP	IP WLS BF H R ER SO BB IBB HBP BLK WP HR S P ERA WHIP	IP WLS BF H R ER SO BB IBB HBP BLK WP HR S P ERA WHIP	IP WLS BF H R ER SO BB IBB HBP BLK WP HR S P ERA WHIP	IP WLS BF H R ER SO BB IBB HBP BLK WP HR S P ERA WHIP	IP WLS BF H R ER SO BB IBB HBP BLK WP HR S P ERA WHIP	IP WLS BF H R ER SO BB IBB HBP BLK WP HR S P ERA WHIP

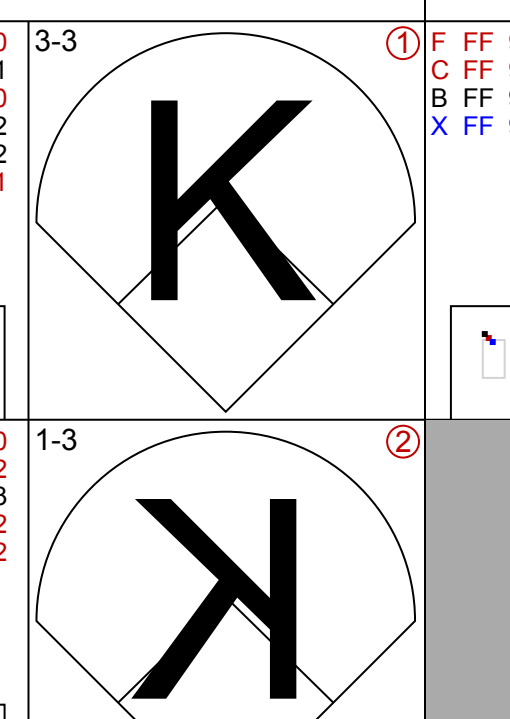
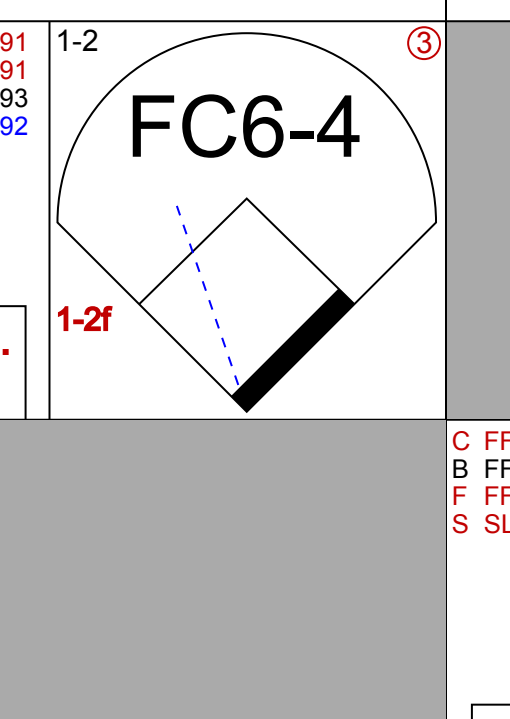
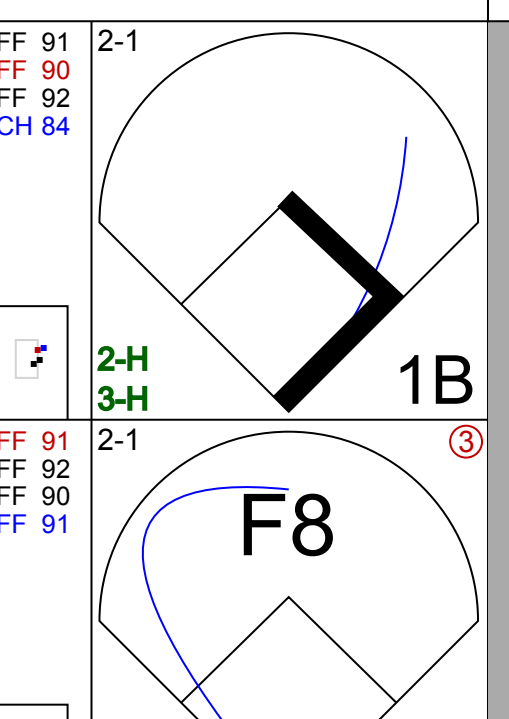
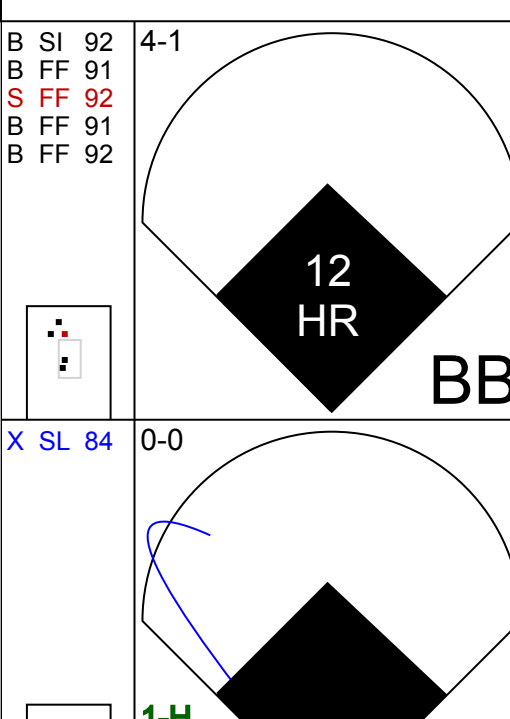
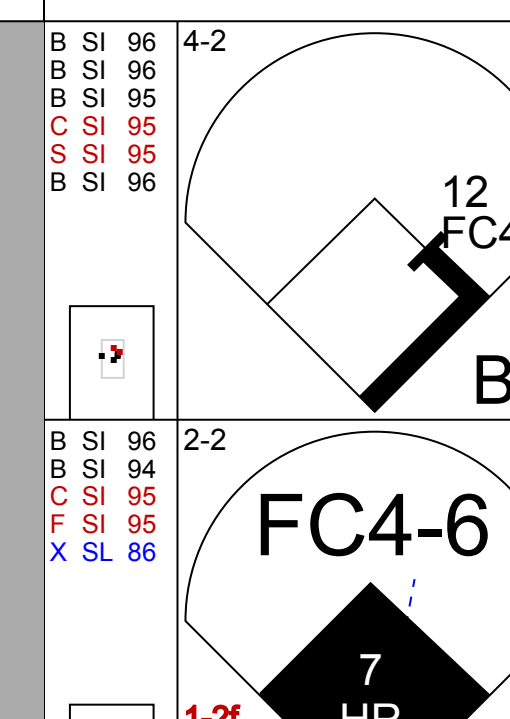
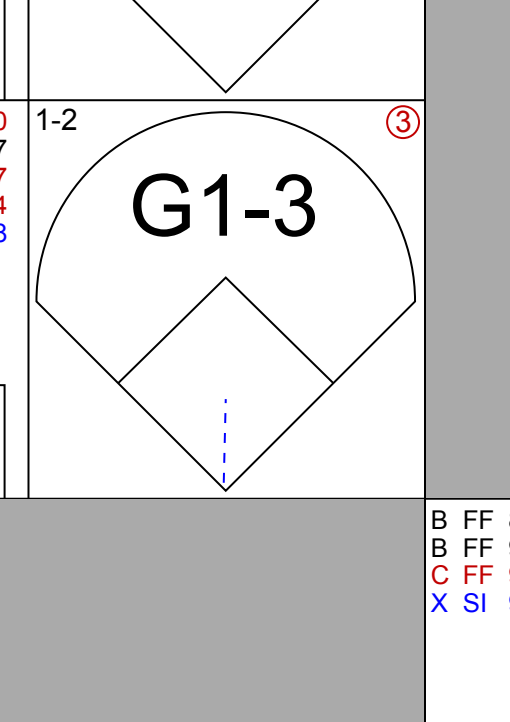
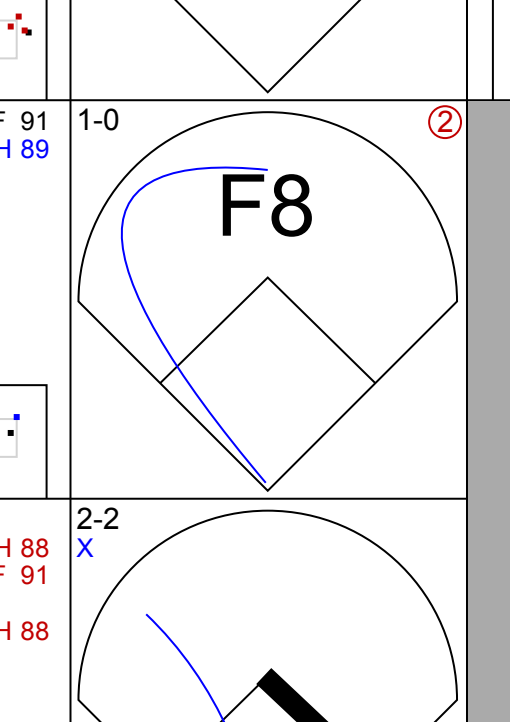

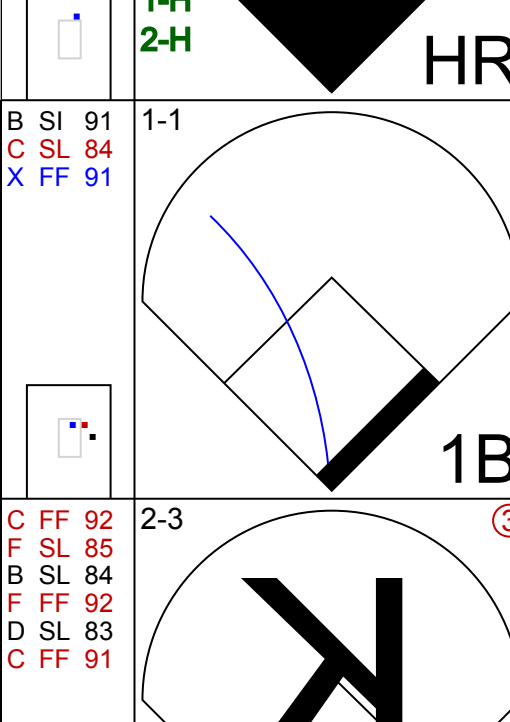
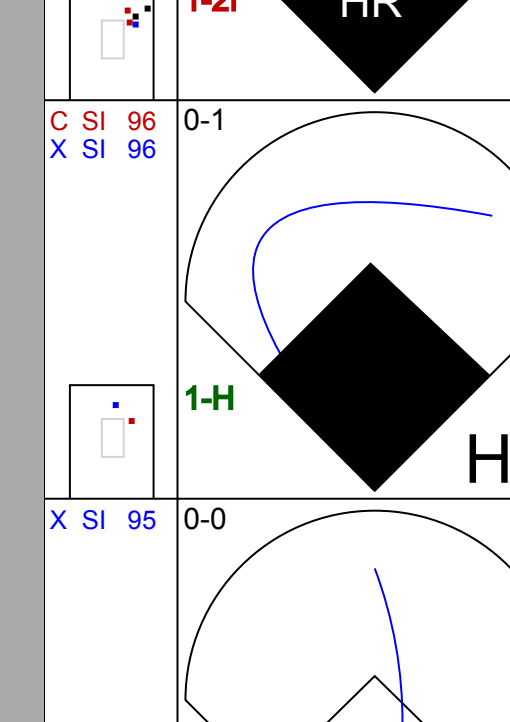
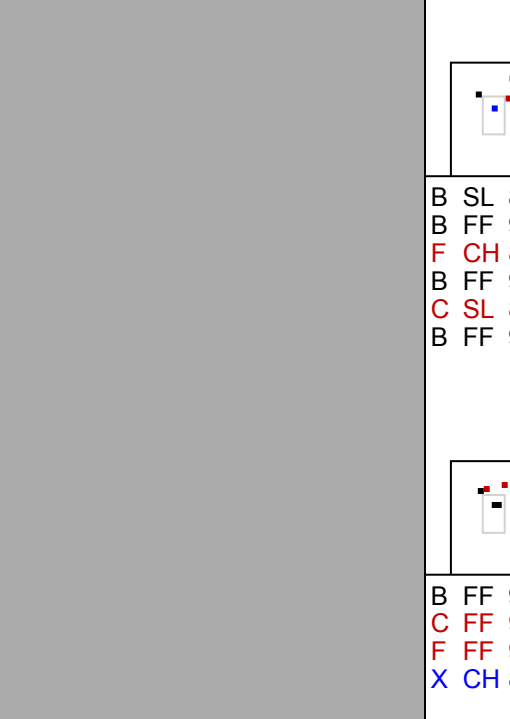
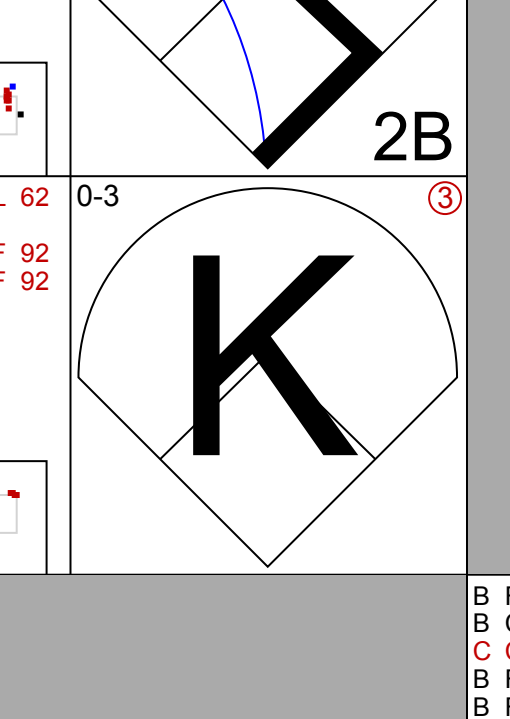
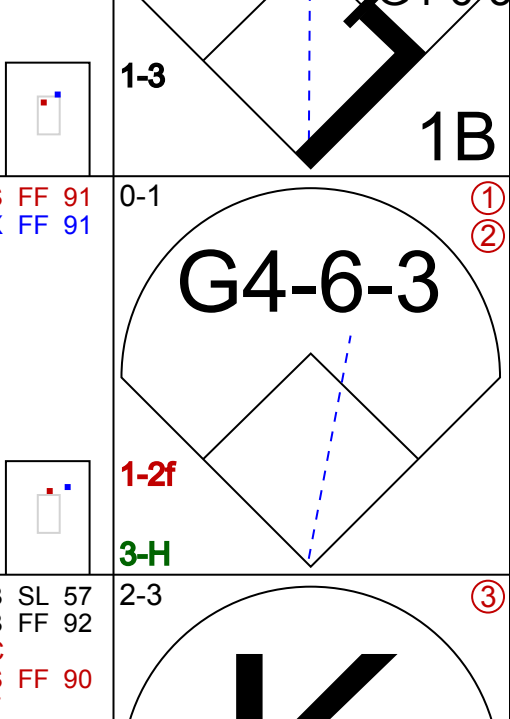
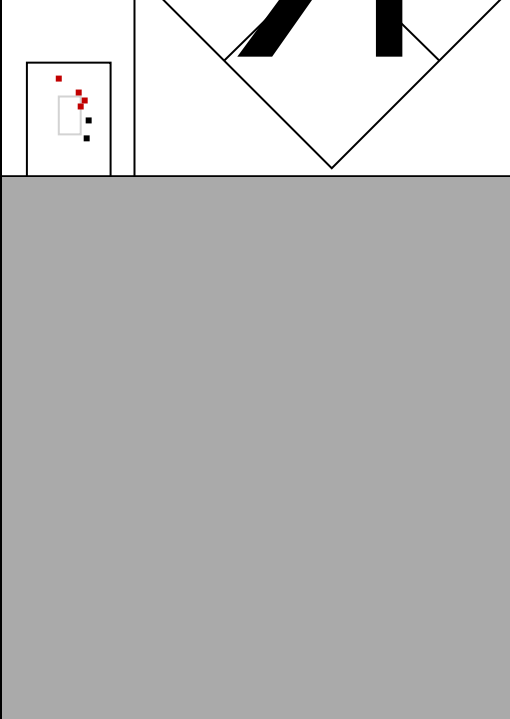
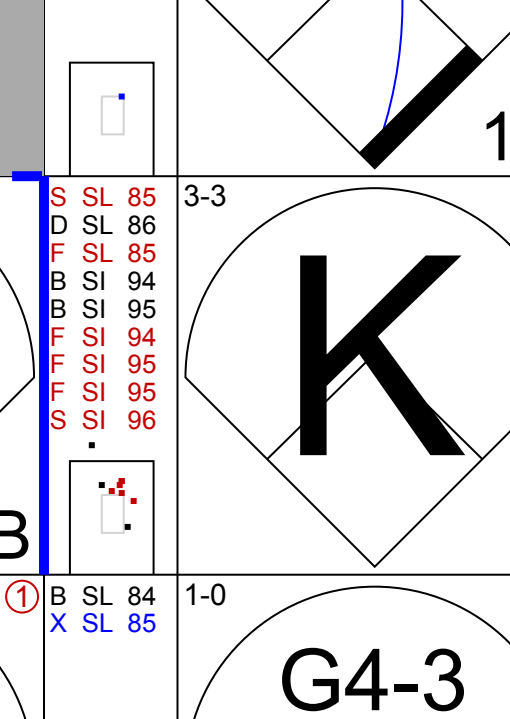
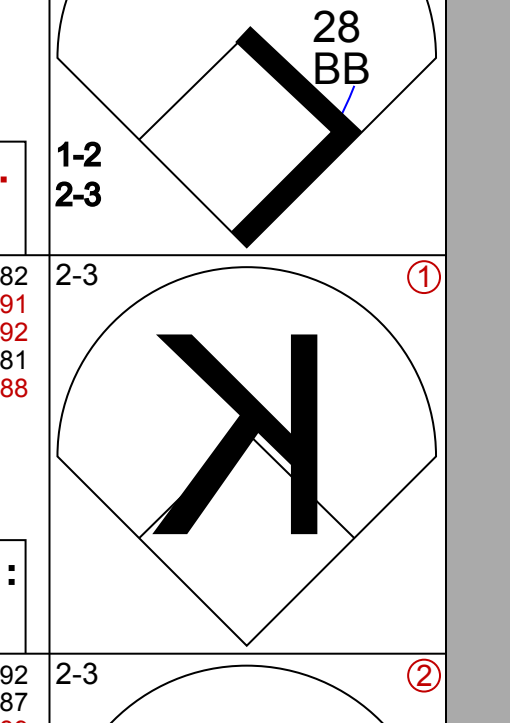

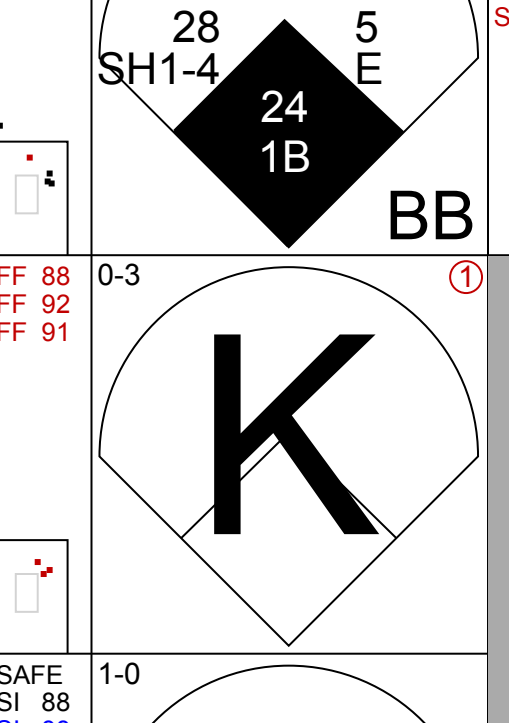
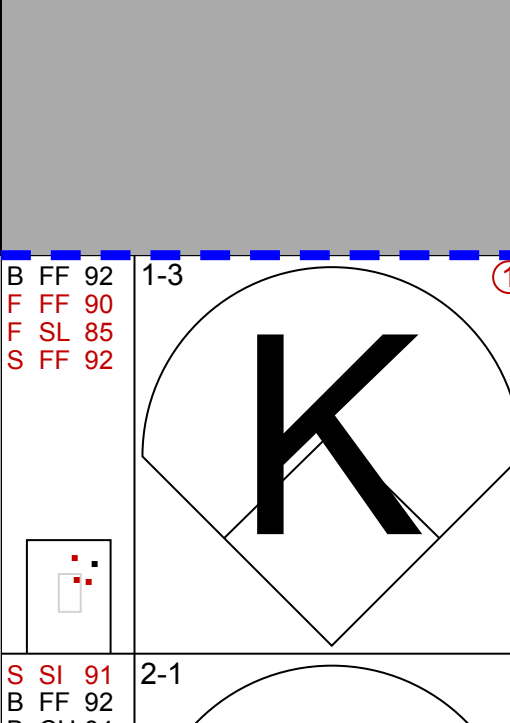
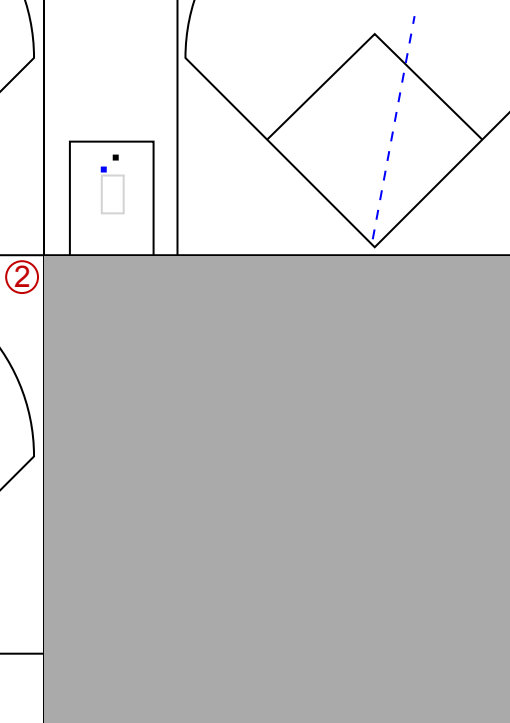
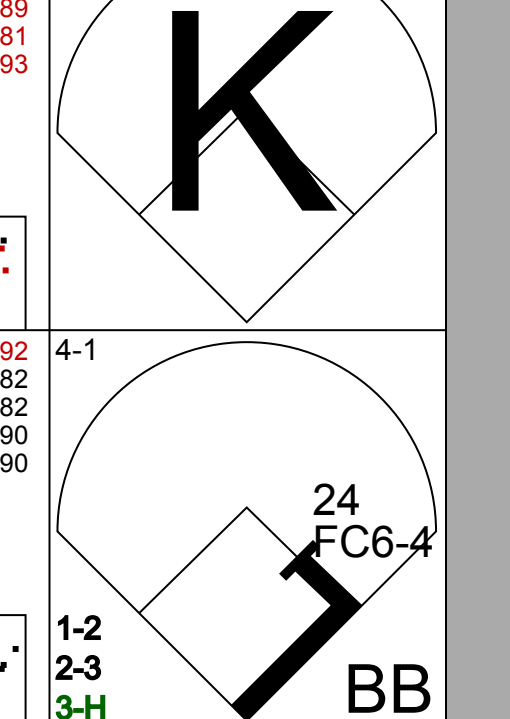
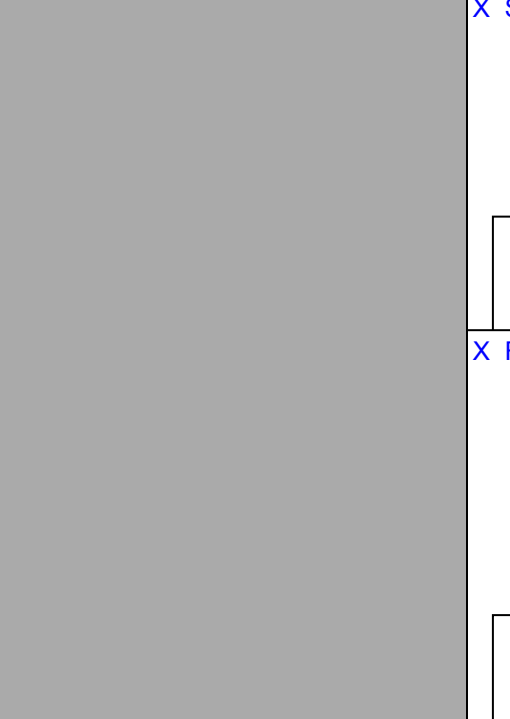
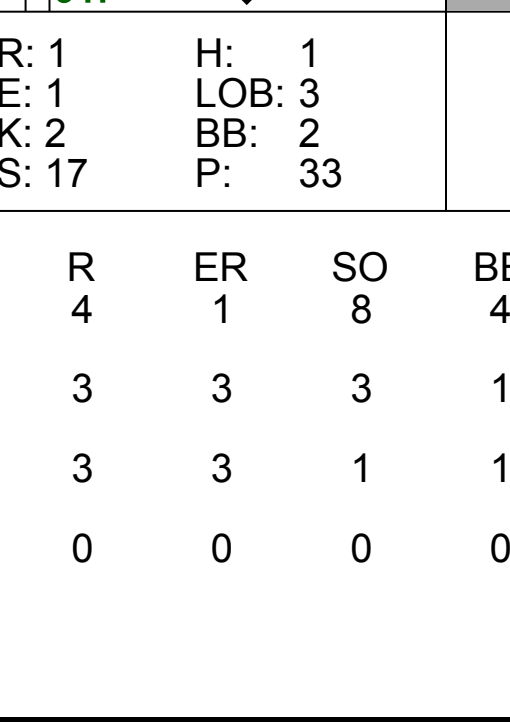
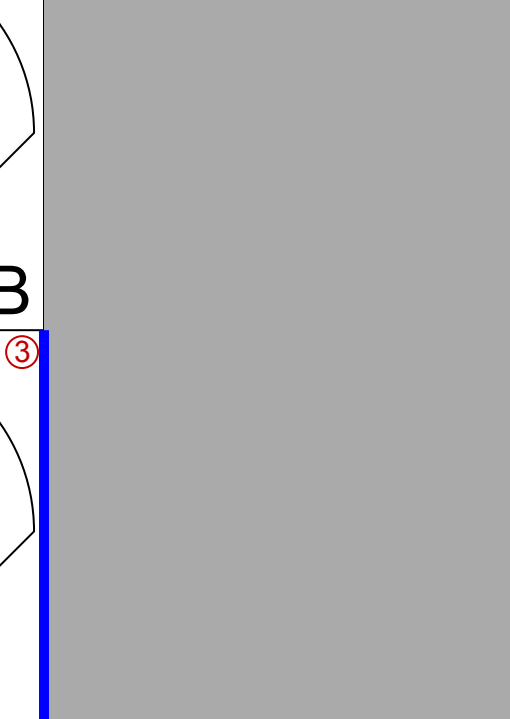
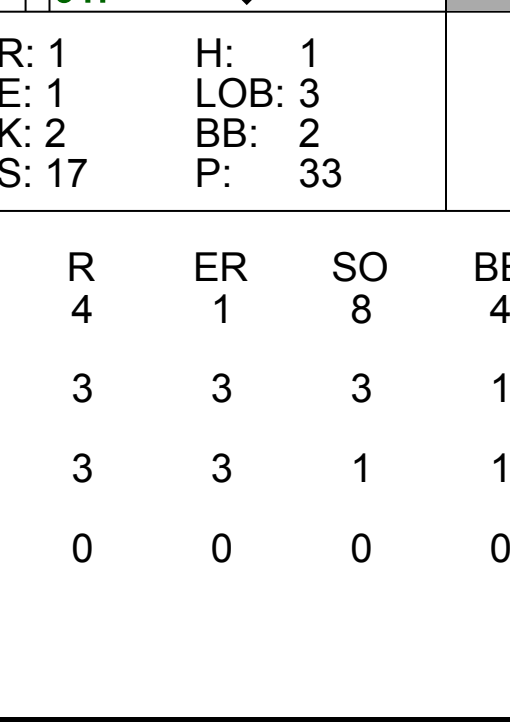
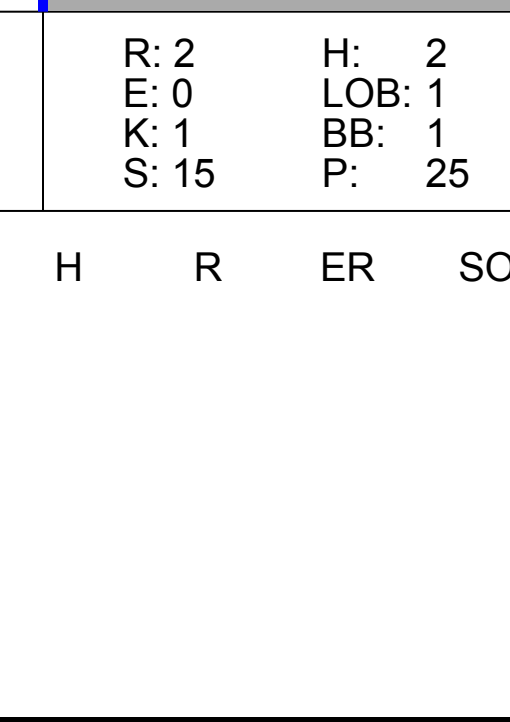
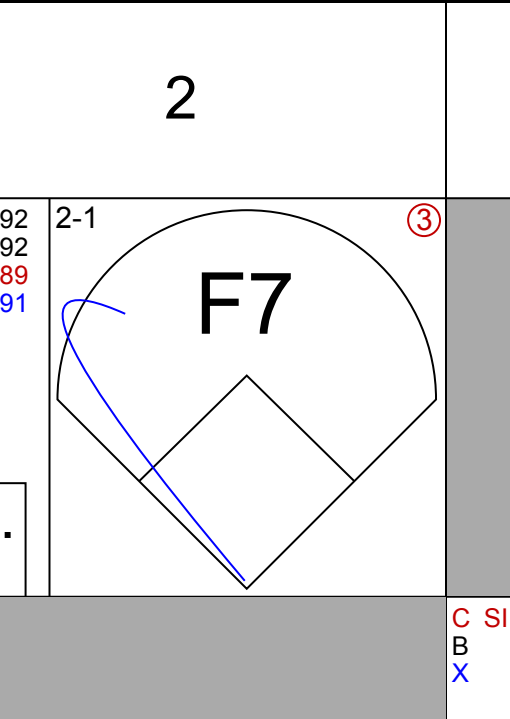
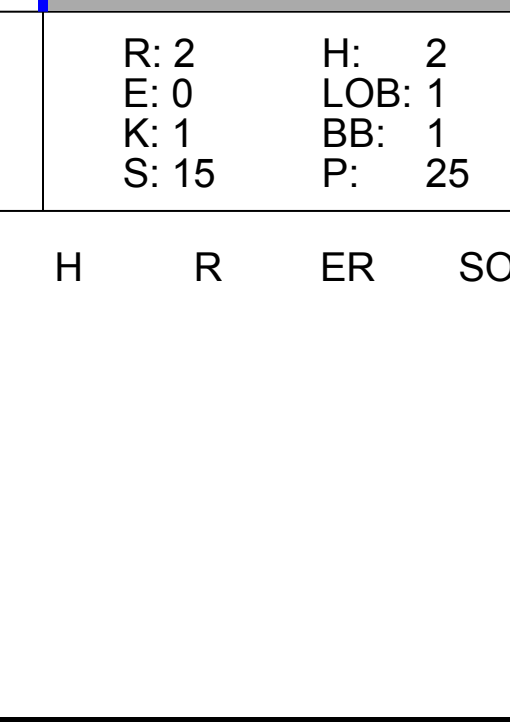
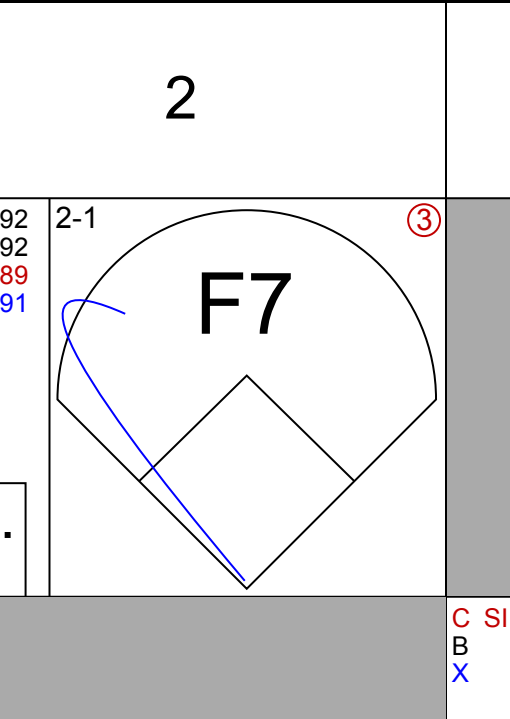
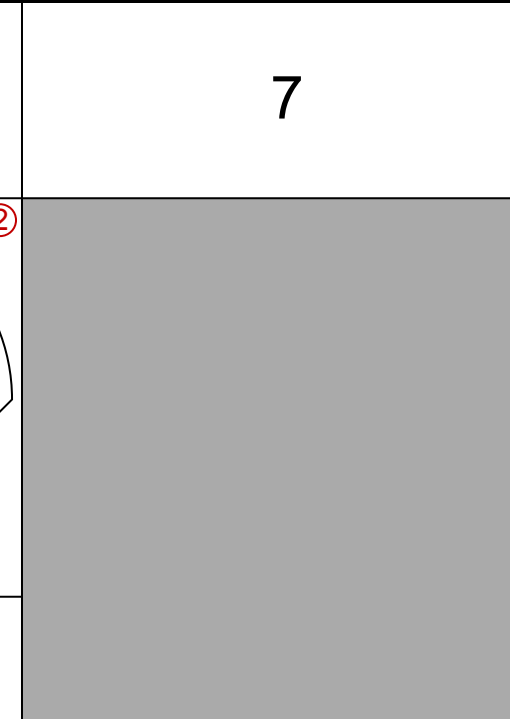
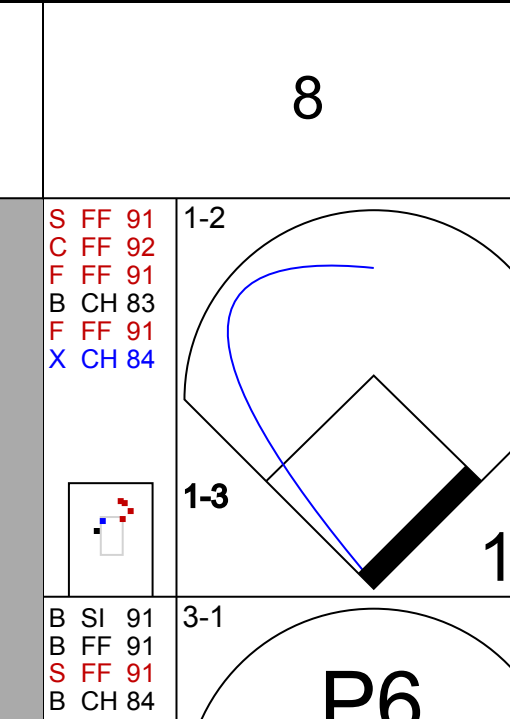
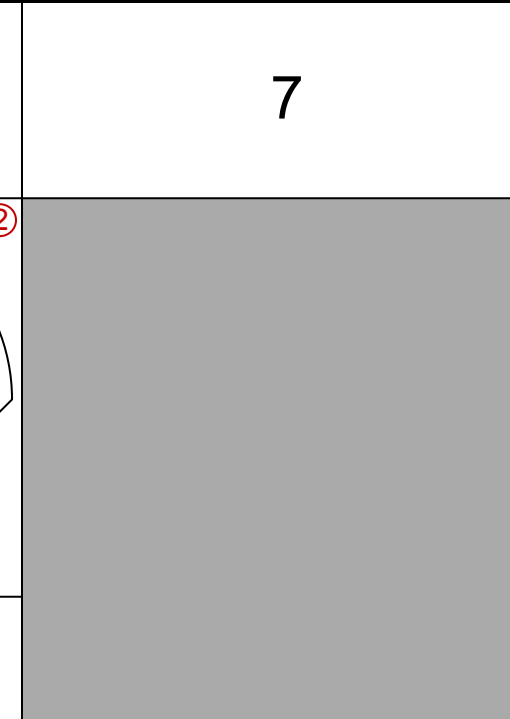
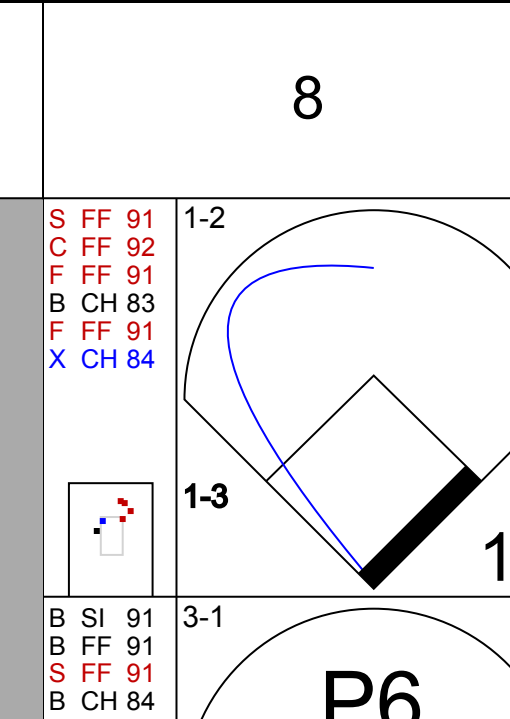


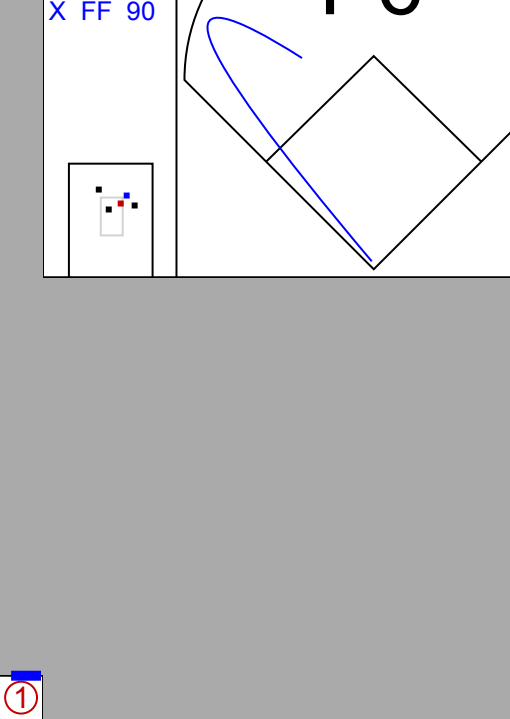

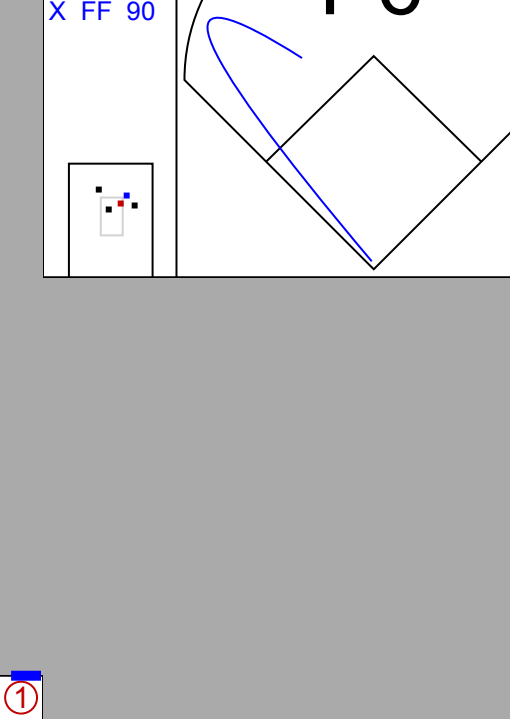
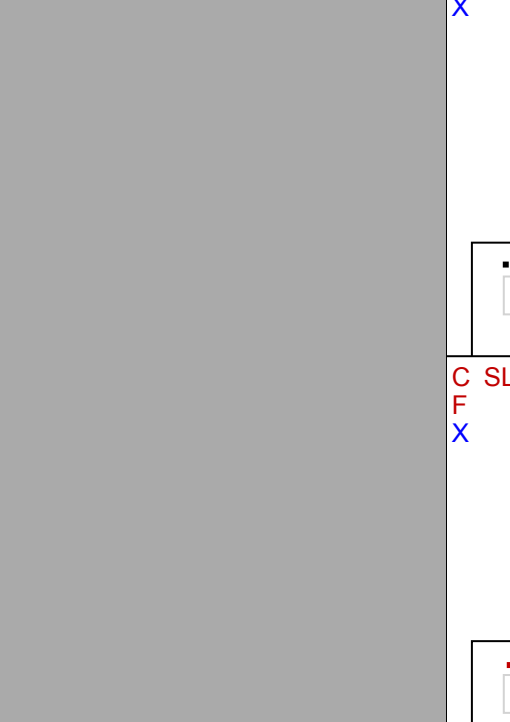

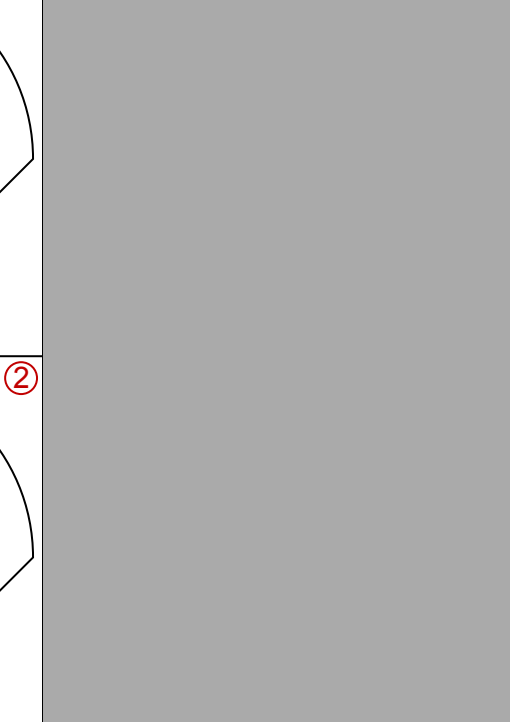

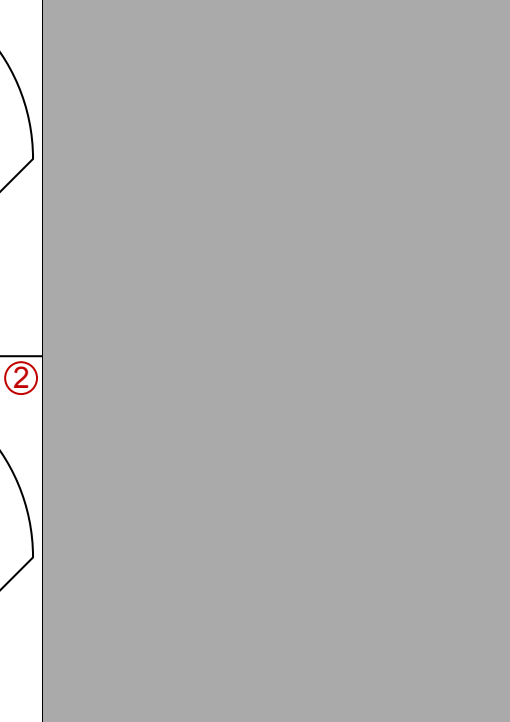
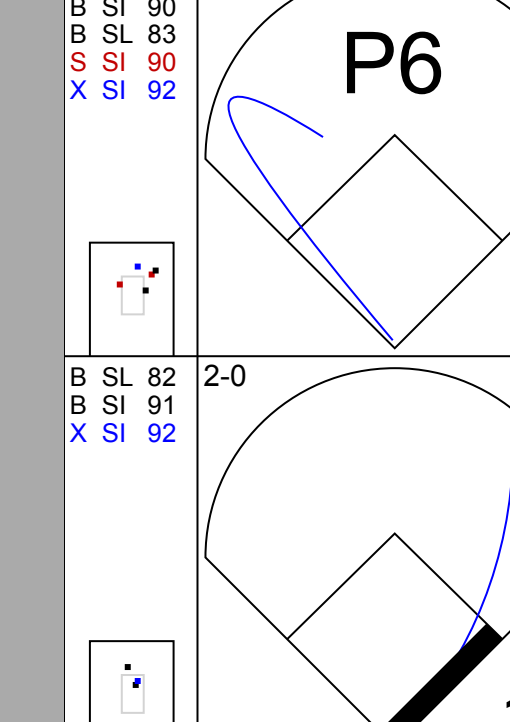

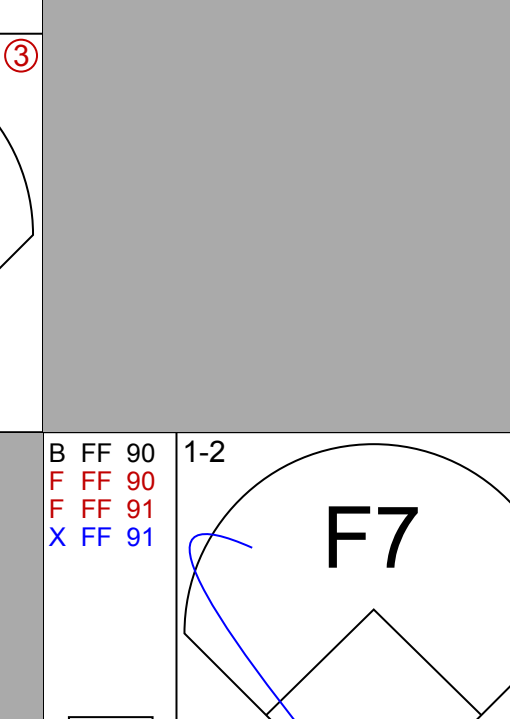
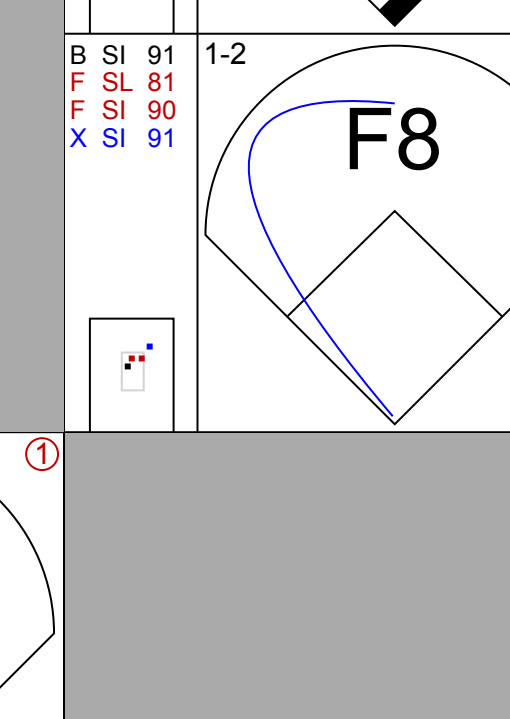

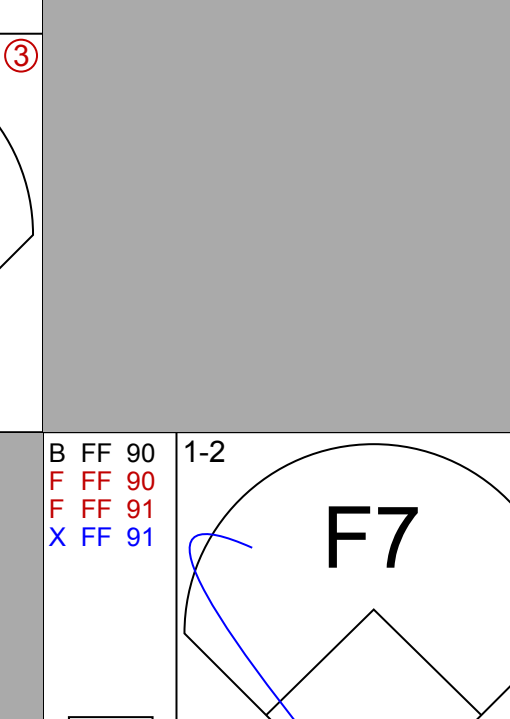
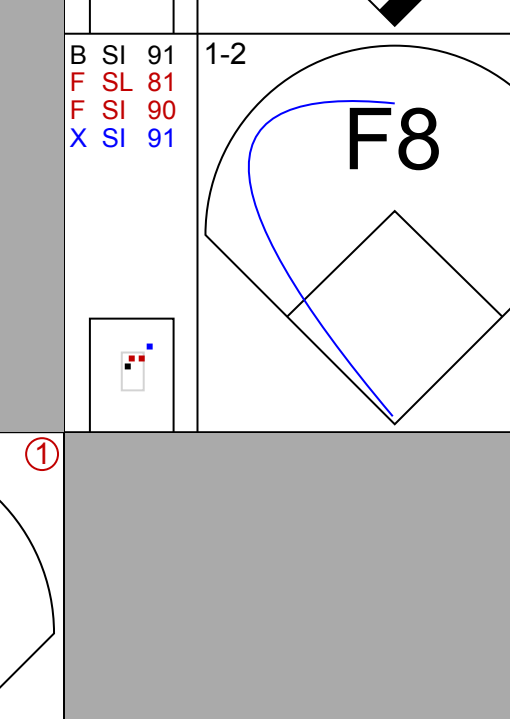
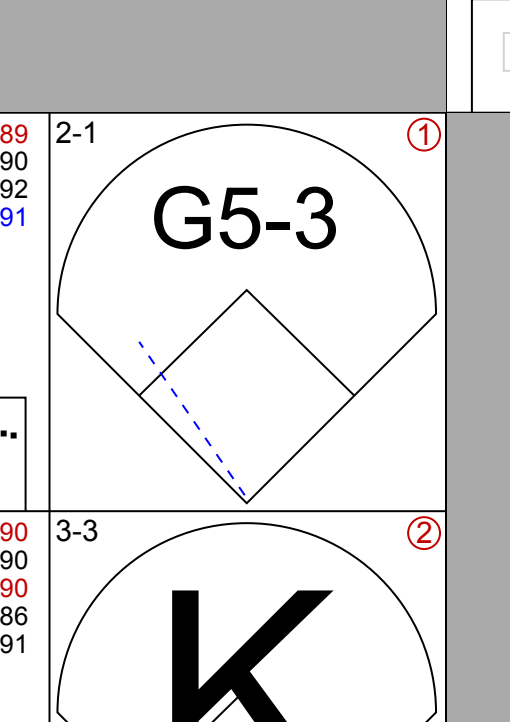

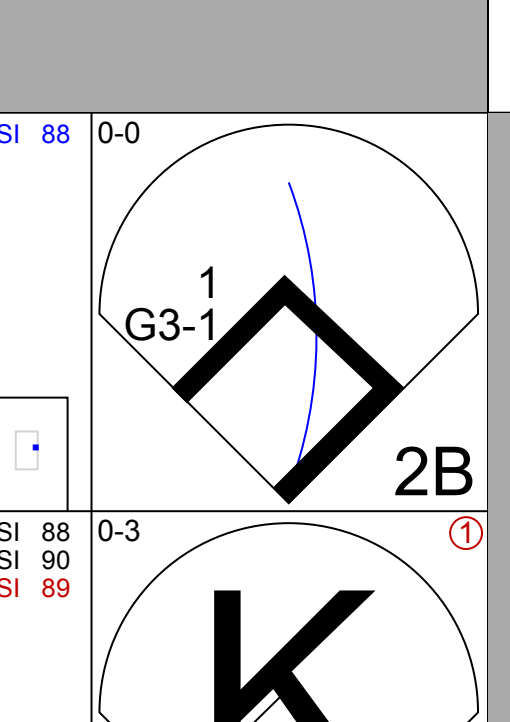
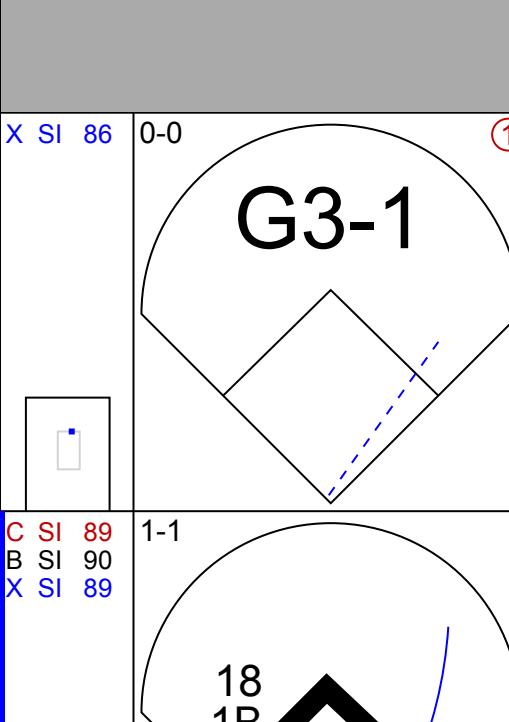
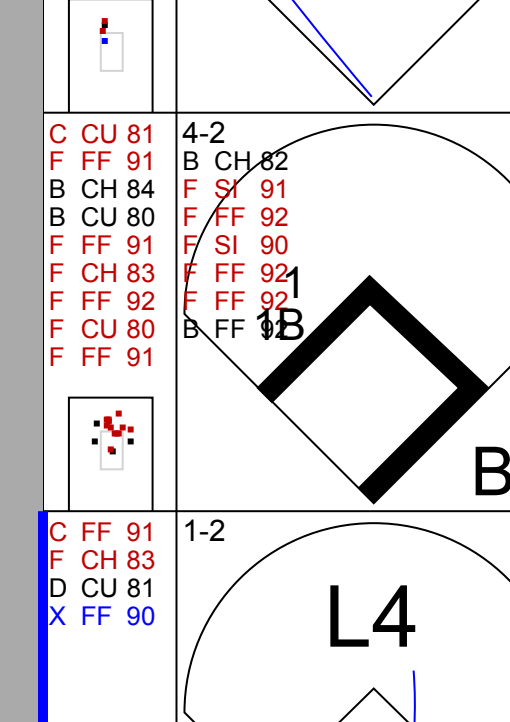
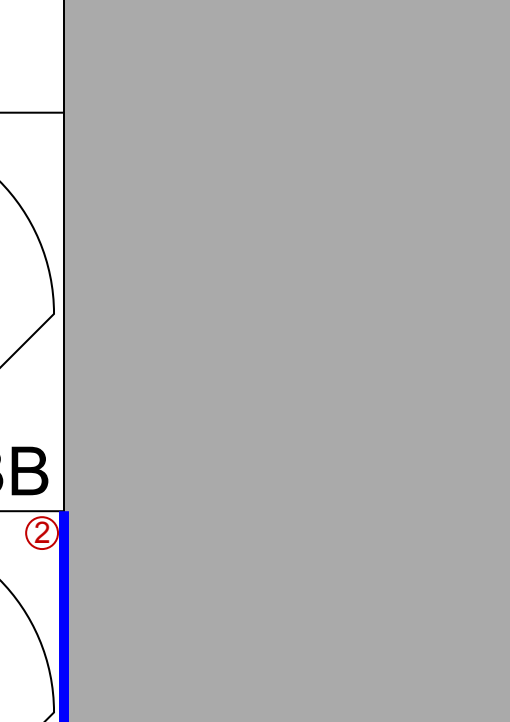
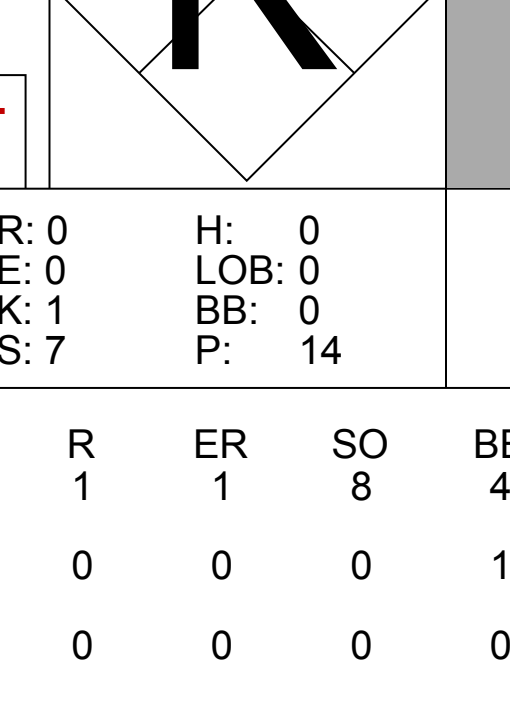
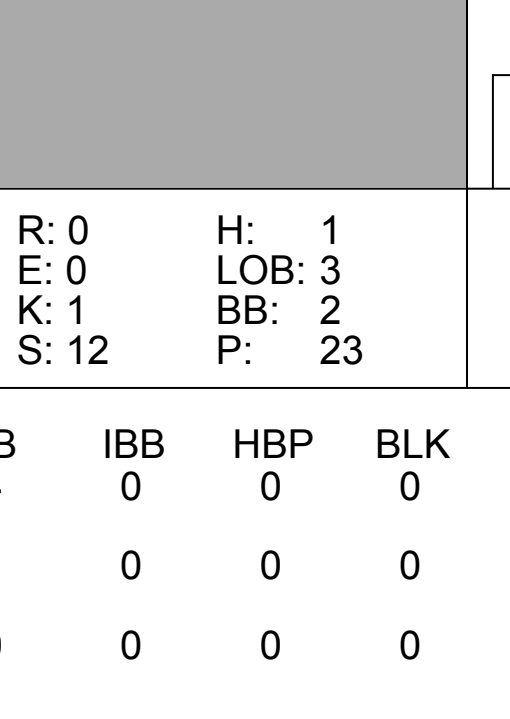
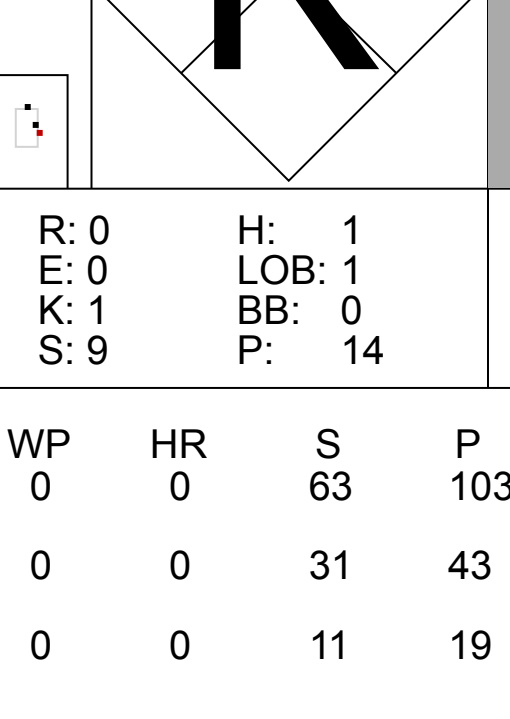
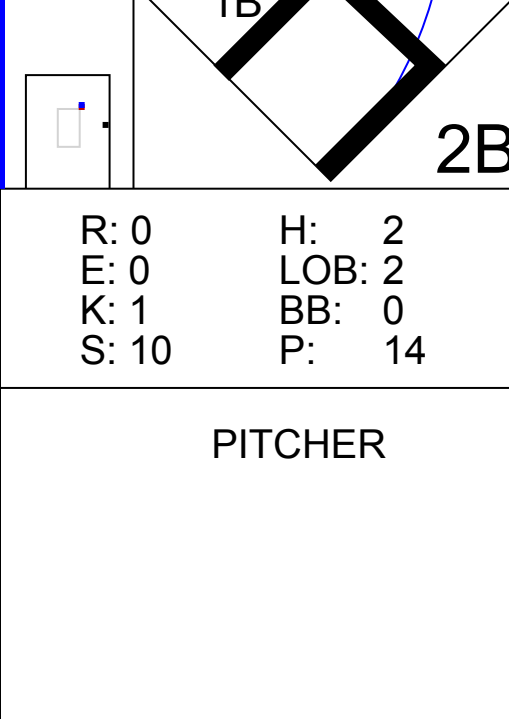
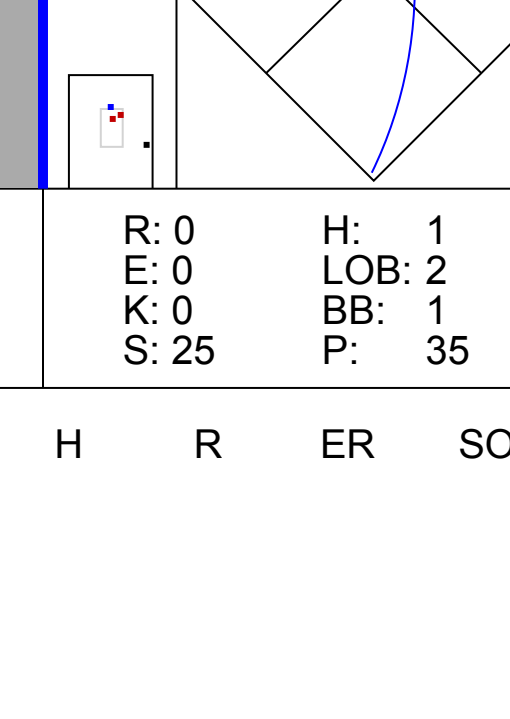
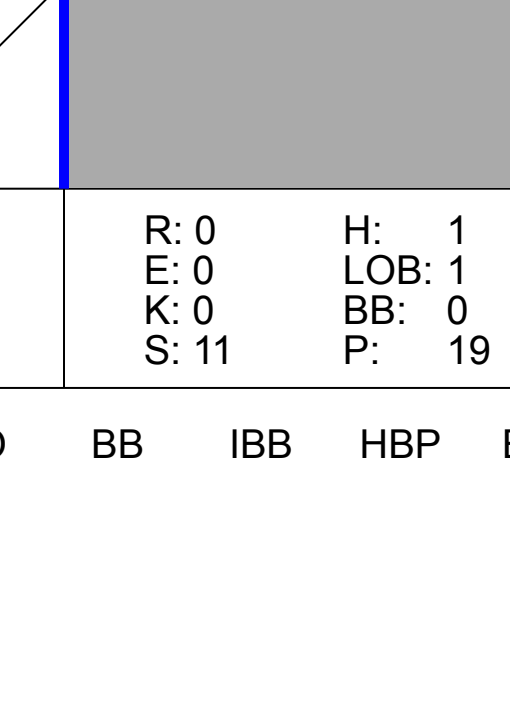






AB 31  
R 2  
H 7  
RBI 2  
BB 1  
SO 8  
LOB 11





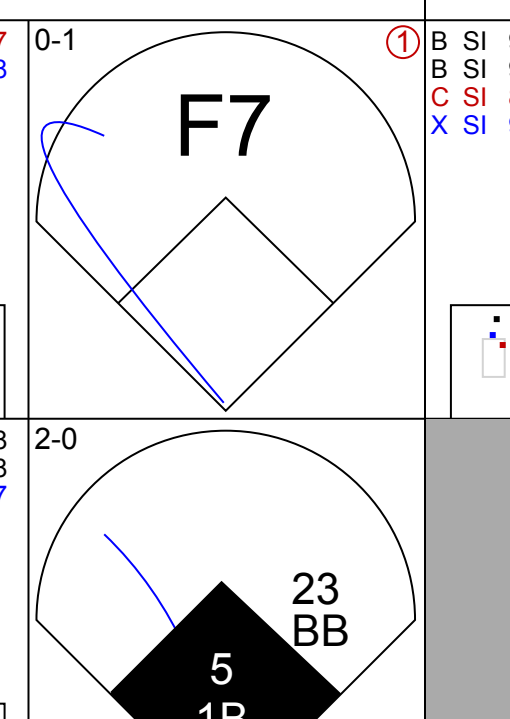
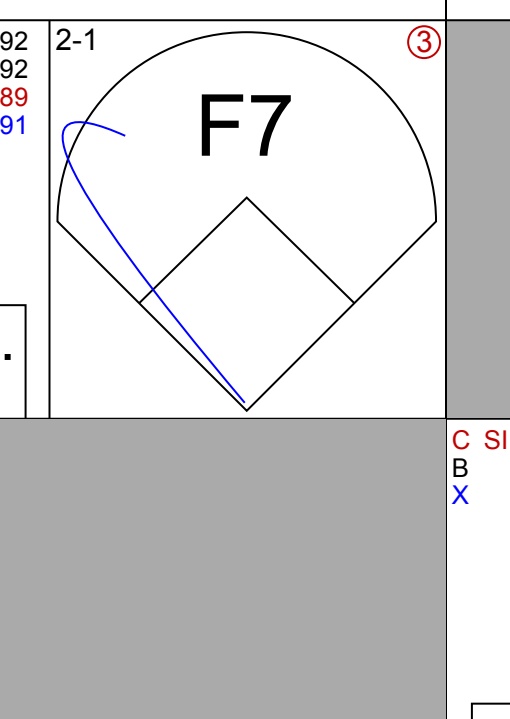
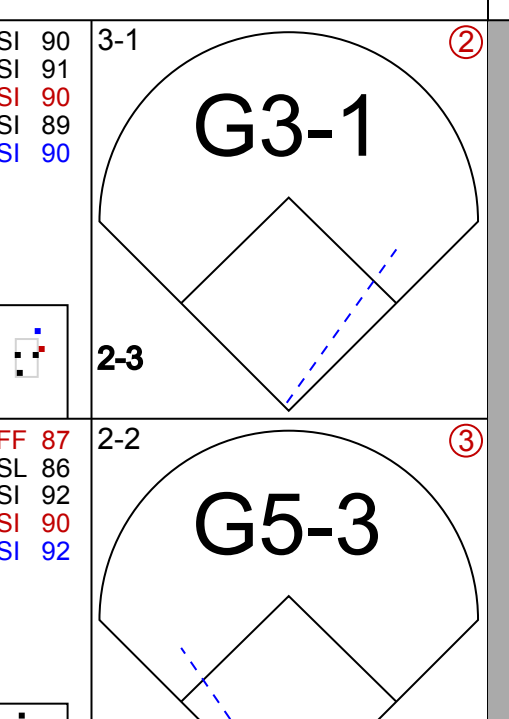
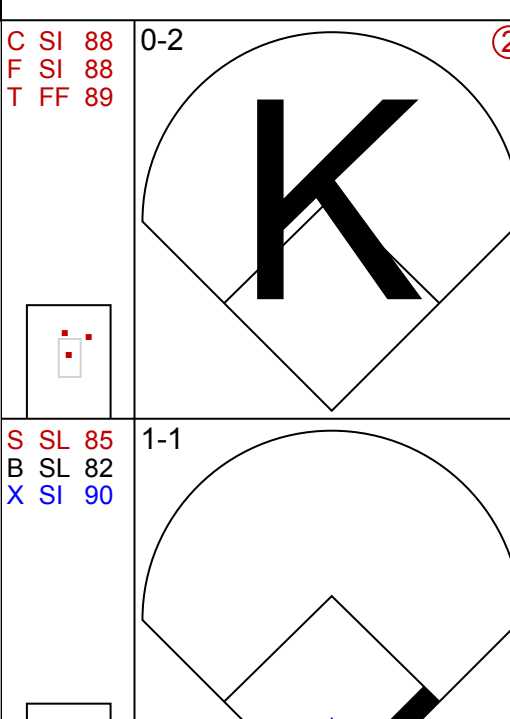
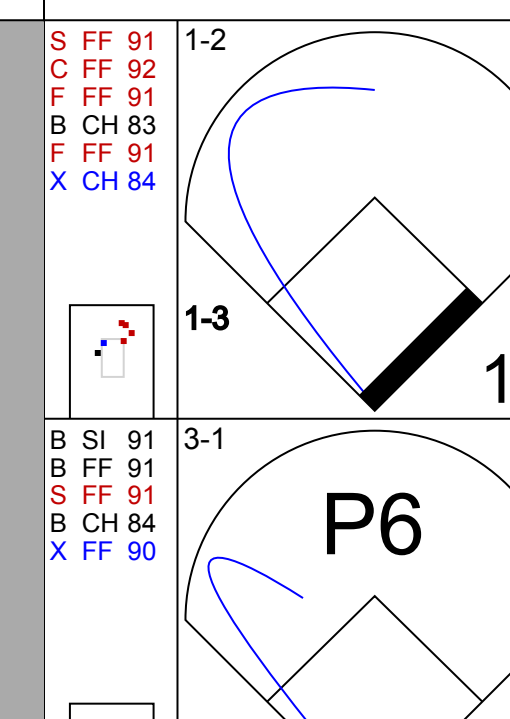
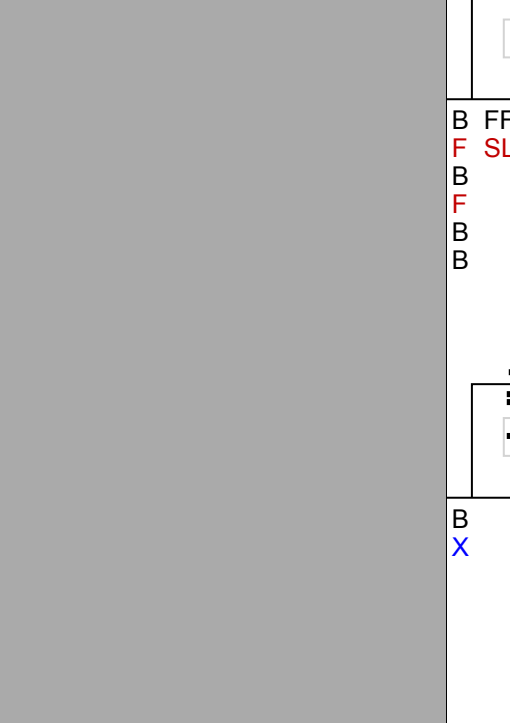
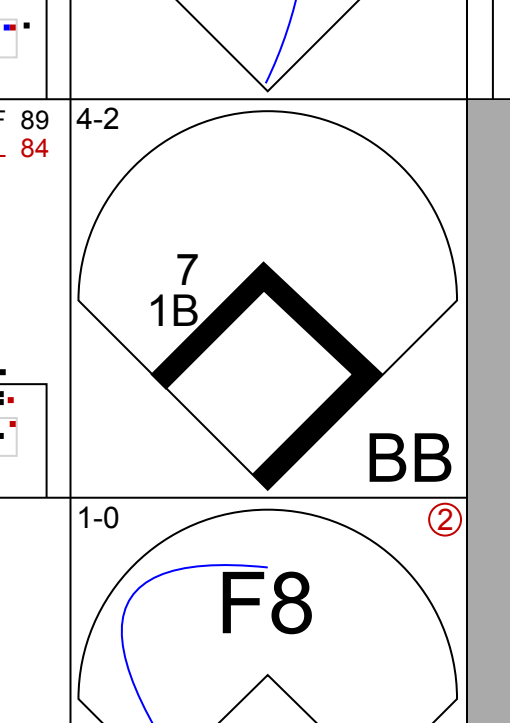

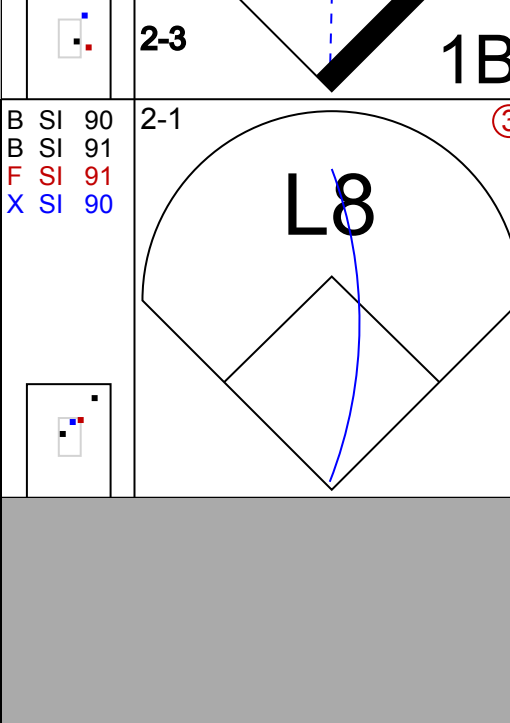
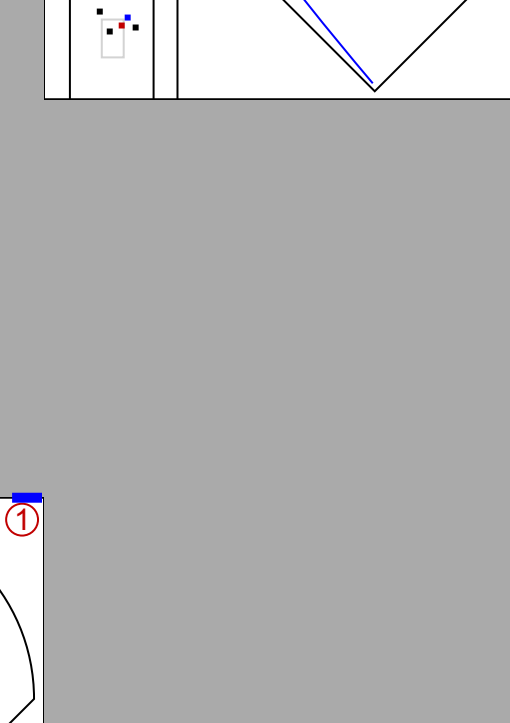

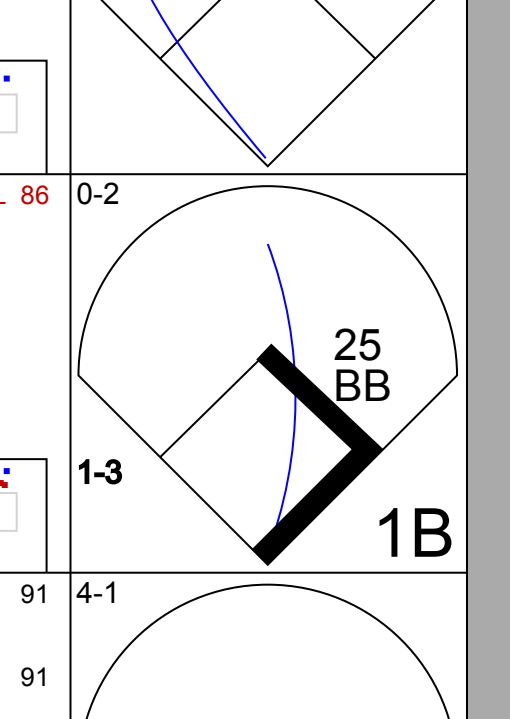


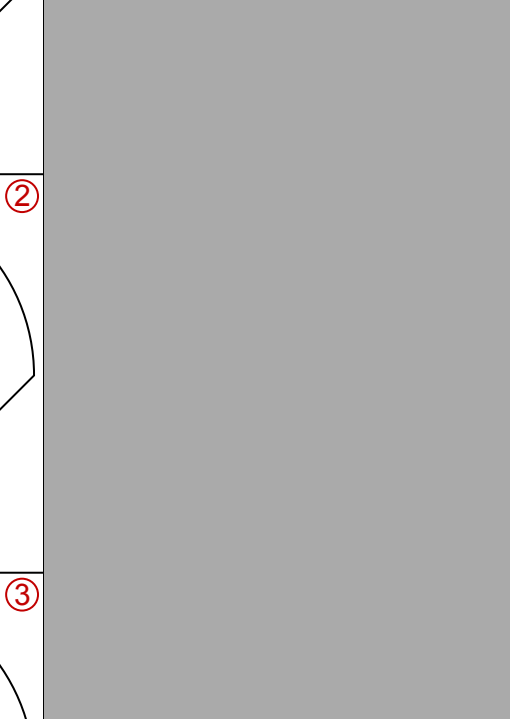

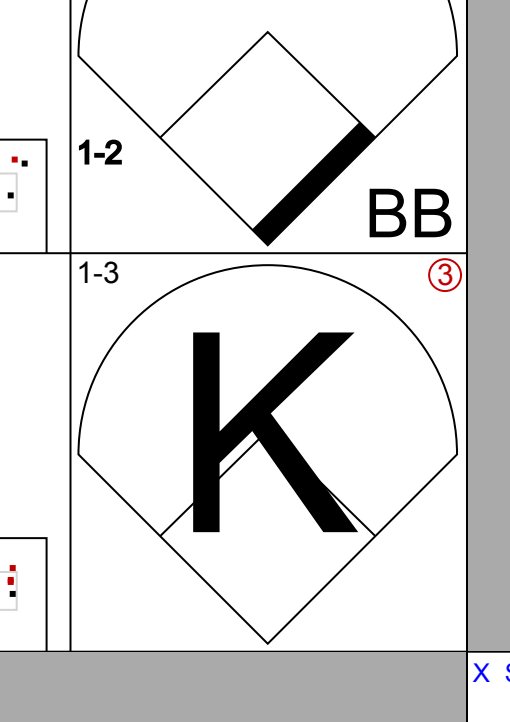


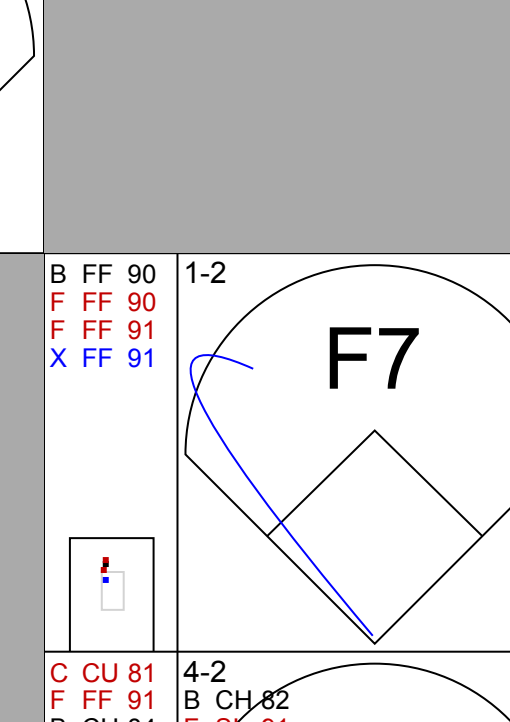
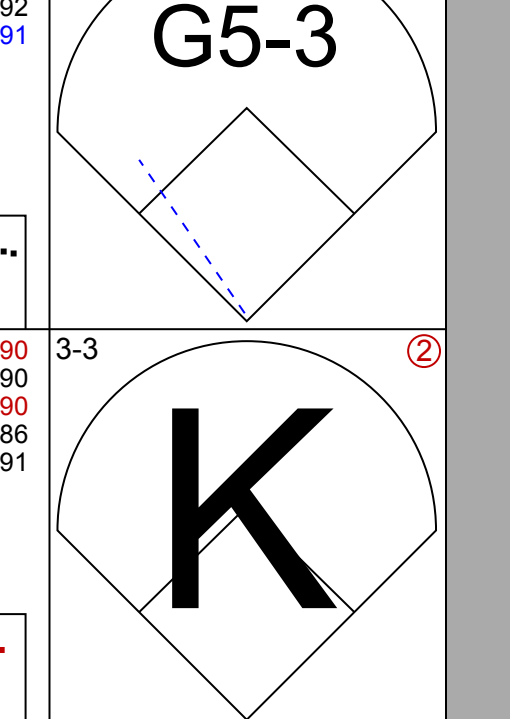

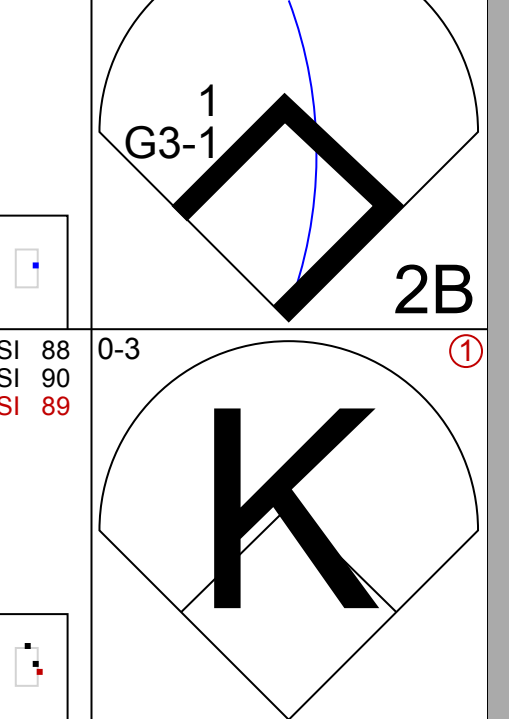
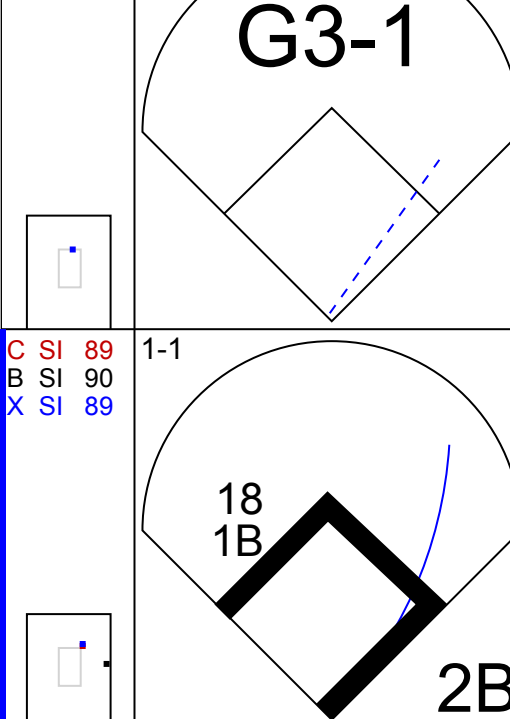
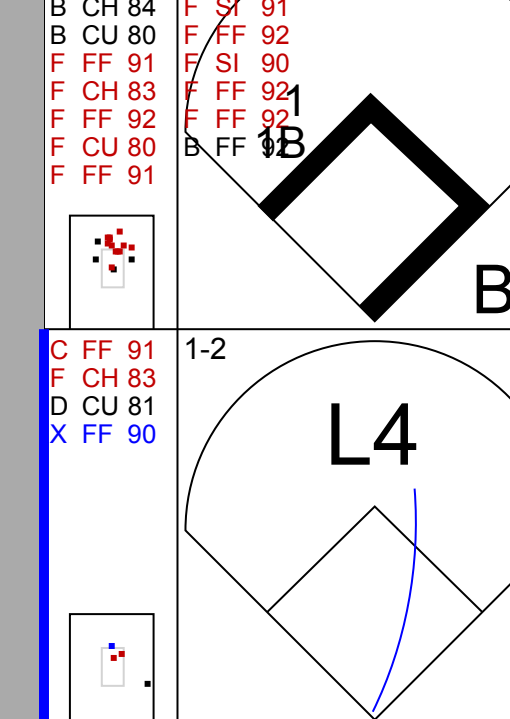
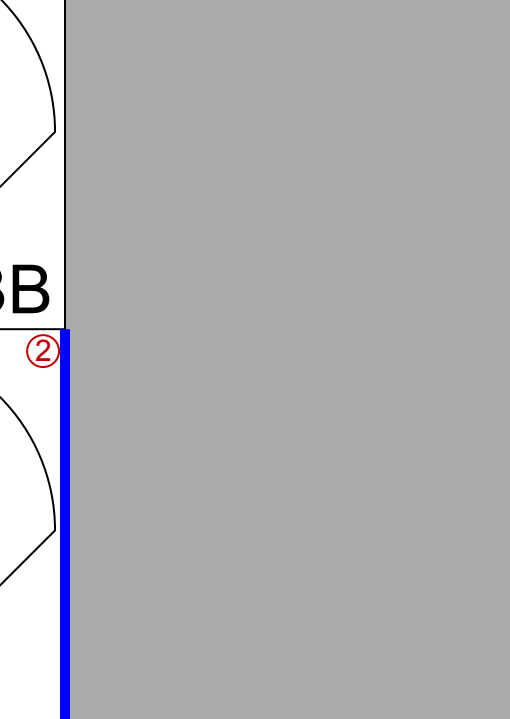
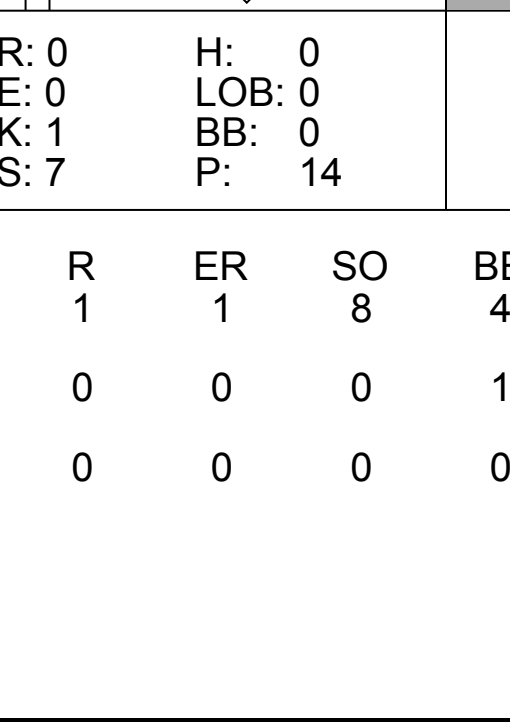
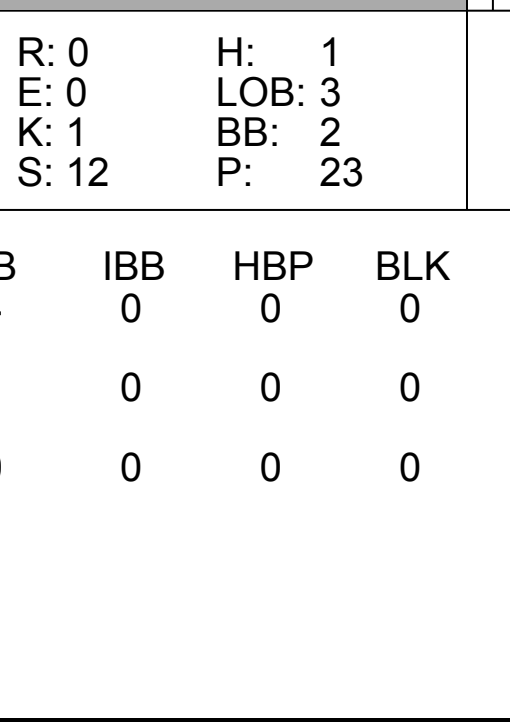
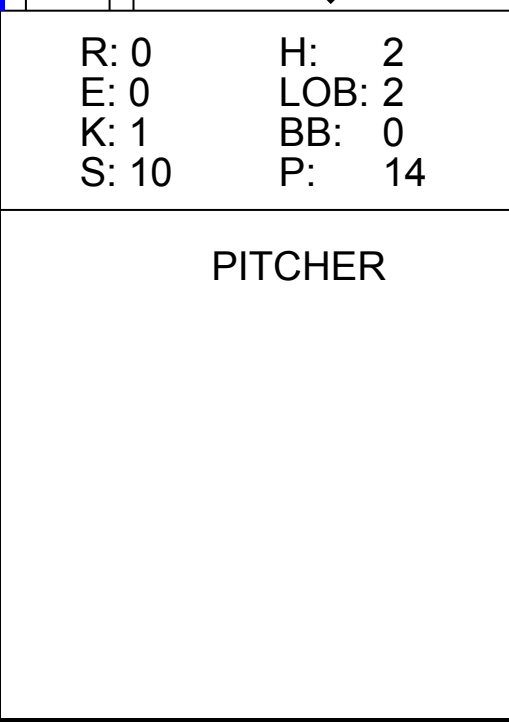
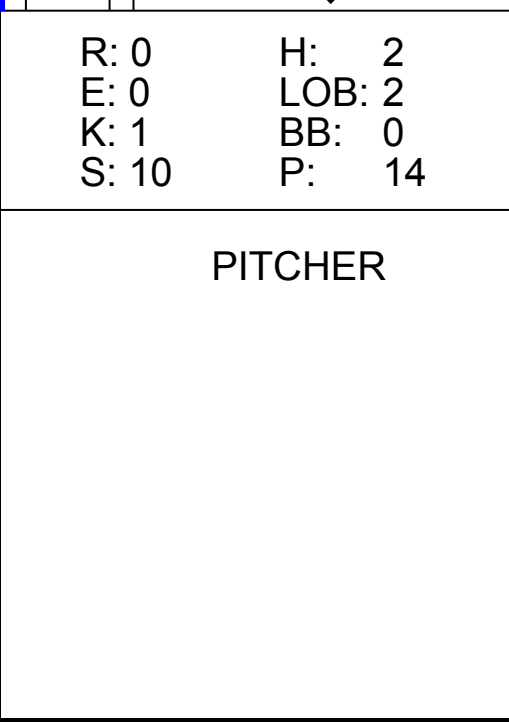
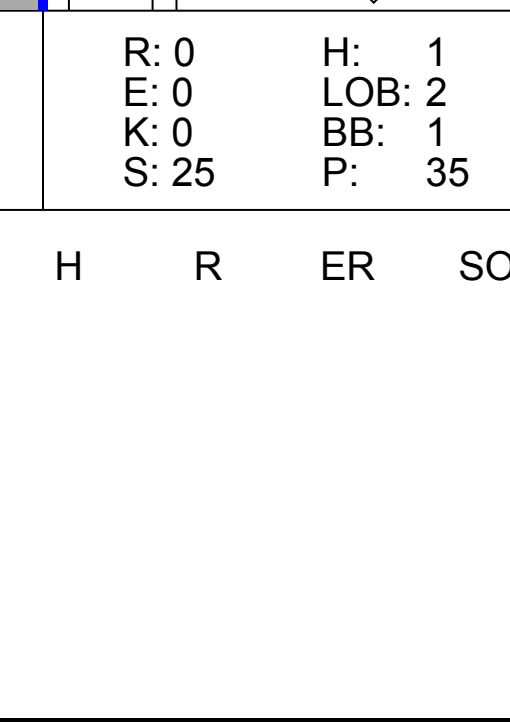




Batter	1	2	3	4	5	6	7	8	9	AB	R	H	RBI	BB	SO	LOB	TOP					
24 Dexter Fowler, S (1,8) OBP: 0.362, SLG: 0.389										3	1	2	2	1	3		<b>Colorado Rockies @ San Diego Padres</b> PETCO Park, San Diego, CA Thu Jul 16 2009, 10:05 PM EDT Att: 22,758 - Clear - 72 F					
12 Clint Barmes, R (1,4) OBP: 0.321, SLG: 0.484										5	2	1	3	0	2							
7 Seth Smith, L (1,7) OBP: 0.414, SLG: 0.529											4	2	2	2	1	0						
17 Todd Helton, L (1,3) OBP: 0.405, SLG: 0.528											5	1	4	0	0	1						
2 Troy Tulowitzki, R (1,6) OBP: 0.340, SLG: 0.491											3	1	1	0	1	1		2				
6 Omar Quintanilla, L (8,PH) OBP: 0.297, SLG: 0.219											1	0	0	0	0	1		1				
9 Ian Stewart, L (1,5) OBP: 0.305, SLG: 0.479											4	1	0	0	1	1		4				
20 Chris Iannetta, R (1,2) OBP: 0.342, SLG: 0.453											4	0	0	1	0	3		4				
5 Carlos González, L (1,9) OBP: 0.286, SLG: 0.337											5	2	2	0	0	1		4				
28 Aaron Cook, R (1,1) OBP: 0.189, SLG: 0.121											1	0	0	1	1	1		1				
27 Garrett Atkins, R (7,PH) OBP: 0.302, SLG: 0.338											1	0	0	0	0	0	1					
31 Matt Daley, R (7,1) OBP: 0.324, SLG: 0.428											0	0	0	0	0	0	0					
19 Ryan Spilborghs, R (8,PH) OBP: 0.324, SLG: 0.428											0	0	0	0	0	0	0					
60 Manny Corpas, R (9,1) OBP: 0.286, SLG: 0.337											0	0	0	0	0	0	0					
<b>Inning Stats</b>	R: 0 E: 0 K: 2 S: 11	H: 0 LOB: 0 BB: 0 P: 16	R: 1 E: 1 K: 2 S: 17	H: 1 LOB: 3 BB: 2 P: 33	R: 0 E: 0 K: 2 S: 16	H: 1 LOB: 1 BB: 0 P: 20	R: 2 E: 1 K: 1 S: 10	H: 1 LOB: 0 BB: 1 P: 19	R: 1 E: 0 K: 1 S: 9	H: 1 LOB: 0 BB: 1 P: 15	R: 3 E: 0 K: 3 S: 16	H: 3 LOB: 1 BB: 1 P: 26	R: 1 E: 0 K: 0 S: 10	H: 2 LOB: 1 BB: 0 P: 18	R: 2 E: 0 K: 1 S: 15	H: 2 LOB: 1 BB: 1 P: 25	R: 0 E: 0 K: 0 S: 6	H: 0 LOB: 0 BB: 0 P: 8	1B: 6 2B: 3 3B: 0 HR: 2	SF: 1 SAC: 1 DP: 1 HBP: 0	WP: 0 PB: 0 SB: 1 CS: 0	PA: 45
<b>PITCHER</b>	IP WLS BF H R ER SO BB IBB HBP BLK WP HR S P ERA WHIP	5.0 L 24 4 4 1 8 4 0 0 0 0 0 63 103 1.80 1.600	6.1 1.0 7 3 3 3 3 1 0 0 0 0 1 16 26 27.00 4.000	7.1 2.0 11 4 3 3 1 1 0 0 0 0 1 25 43 13.50 2.500	9.1 1.0 3 0 0 0 0 0 0 0 0 0 0 6 8 0.00 0.000	<b>PITCHER</b>										IP WLS BF H R ER SO BB IBB HBP BLK WP HR S P ERA WHIP	5.0 L 24 4 4 1 8 4 0 0 0 0 0 63 103 1.80 1.600					

AB	37
R	10
H	11
RBI	9
BB	6
SO	12
LOB	23





Batter	1	2	3	4	5	6	7	8	9	AB	R	H	RBI	BB	SO	LOB	BOTTOM					
1 Everth Cabrera, S (1,6) OBP: 0.333, SLG: 0.333										5	0	1	0	0	1	2	<b>Colorado Rockies @ San Diego Padres</b> PETCO Park, San Diego, CA Thu Jul 16 2009, 10:05 PM EDT Att: 22,758 - Clear - 72 F					
18 Tony Gwynn Jr., L (1,8) OBP: 0.375, SLG: 0.394										5	1	2	0	0	3							
23 Adrián González, L (1,3) OBP: 0.387, SLG: 0.518											3	0	0	0	2	1						
5 Kevin Kouzmanoff, R (1,5) OBP: 0.279, SLG: 0.402											5	0	1	1	0	1						
7 Chase Headley, S (1,7) OBP: 0.316, SLG: 0.372											4	0	3	0	1	0		0				
25 Will Venable, L (1,9) OBP: 0.318, SLG: 0.359											4	0	1	0	1	1		4				
30 Eleazer Alfonso, R (1,2) OBP: 0.258, SLG: 0.333											4	0	0	0	0	2		8				
15 Luis Antonio Rodríguez, B (4) OBP: 0.333, SLG: 0.272											3	0	1	0	1	0		0				
49 Chad Gaudin, R (1,1) ERA: 3.85										2	0	0	0	0	0	2		1				
56 Mike Ekstrom, R (6,PH) ERA: 4.13										0	0	0	0	0	0	0		0				
8 Kyle Blanks, R (8,PH) ERA: 4.13										0	0	0	0	0	0	0	0					
58 Ryan Webb, R (7,1) ERA: 4.13										0	0	0	0	0	0	0	0					
2 Edgar González, R (8,PH) ERA: 4.13										0	0	0	0	0	0	0	0					
43 Cia Meredith, R (9,1) ERA: 4.17										0	0	0	0	0	0	0	0					
<b>Inning Stats</b>	R: 1 E: 0 K: 1 S: 13	H: 3 LOB: 3 BB: 1 P: 20	R: 0 E: 0 K: 1 S: 7	H: 0 LOB: 0 BB: 0 P: 14	R: 0 E: 0 K: 1 S: 12	H: 1 LOB: 3 BB: 2 P: 23	R: 0 E: 0 K: 1 S: 9	H: 1 LOB: 1 BB: 0 P: 14	R: 0 E: 0 K: 3 S: 12	H: 1 LOB: 2 BB: 1 P: 18	R: 0 E: 0 K: 1 S: 10	H: 2 LOB: 0 BB: 0 P: 14	R: 0 E: 0 K: 0 S: 6	H: 0 LOB: 0 BB: 0 P: 8	R: 0 E: 0 K: 0 S: 25	H: 1 LOB: 2 BB: 1 P: 35	R: 0 E: 0 K: 0 S: 11	H: 1 LOB: 1 BB: 0 P: 19	1B: 8 2B: 2 3B: 0 HR: 0	SF: 0 SAC: 0 DP: 0 HBP: 0	WP: 0 PB: 0 SB: 0 CS: 0	PA: 42
<b>PITCHER</b>	IP WLS BF H R ER SO BB IBB HBP BLK WP HR S P ERA WHIP	6.0 W 30 4 1 1 8 4 0 0 0 0 0 63 103 1.50 2.000	7.1 2.0 8 1 0 0 0 1 0 0 0 0 0 31 43 0.00 1.000	9.1 1.0 4 1 0 0 0 0 0 0 0 0 0 11 19 0.00 1.000	<b>PITCHER</b>										IP WLS BF H R ER SO BB IBB HBP BLK WP HR S P ERA WHIP	6.0 W 30 4 1 1 8 4 0 0 0 0 0 63 103 1.50 2.000						

AB	37
R	1
H	10
RBI	1
BB	5
SO	8
LOB	22






Batter	1	2	3	4	5	6	7	8	9	AB R H RBI BB SO LOB	TOP									
24 Dexter Fowler, S OBP: 0.359, SLG: 0.384	B1-3	F8		G5-3 BB		G6-3		K		4 0 0 0 1 1 1	<b>Colorado Rockies @ San Diego Padres</b> PETCO Park, San Diego, CA Fri Jul 17 2009, 10:05 PM EDT Att: 21,887 - Clear - 71 F  livebaseballscorecards.com  <b>AB 35</b> <b>R 5</b> <b>H 9</b> <b>RBI 5</b> <b>BB 5</b> <b>SO 8</b> <b>LOB 19</b>  									
12 Clint Barmes, R OBP: 0.320, SLG: 0.489	HR	G1-3		G5-3		K		G6-3	5 1 1 1 0 1 2											
17 Todd Helton, L OBP: 0.404, SLG: 0.528	2B		F8	G3		P6			4 0 1 0 1 0 1											
11 Brad Hawpe, L OBP: 0.399, SLG: 0.576	BB			BB	FC1-5 HBP		K		4 1 2 0 1 2 1											
2 Troy Tulowitzki, R OBP: 0.344, SLG: 0.491	BB			BB			F9		4 2 2 0 0 0 1											
7 Seth Smith, L OBP: 0.411, SLG: 0.522	1B			F4					4 1 1 0 0 1 7											
56 Franklin Morales, L OBP: 0.500, SLG: 0.500	K				FC1-5 HBP				0 0 0 0 0 0 0											
16 Huston Street, R									0 0 0 0 0 0 0											
9 Ian Stewart, L OBP: 0.308, SLG: 0.482	F9								3 0 1 2 1 0 4											
20 Chris Iannetta, R OBP: 0.341, SLG: 0.449		F8			G4-3			K	4 0 1 2 0 1 1											
38 Ubaldo Jiménez, R OBP: 0.324, SLG: 0.258									2 0 0 0 1 1 1											
5 Carlos González, L OBP: 0.283, SLG: 0.333	BB							K	1 0 0 0 0 1 0											
<b>Inning Stats</b>	R: 1 E: 0 K: 1 S: 19	H: 3 LOB: 3 BB: 1 P: 32	R: 0 E: 0 K: 0 S: 10	H: 0 LOB: 1 BB: 1 P: 16	R: 2 E: 0 K: 0 S: 12	H: 3 LOB: 2 BB: 1 P: 24	R: 0 E: 0 K: 1 S: 14	H: 0 LOB: 1 BB: 1 P: 23	R: 2 E: 0 K: 0 S: 19	H: 2 LOB: 1 BB: 0 P: 26	R: 0 E: 0 K: 1 S: 6	H: 1 LOB: 1 BB: 0 P: 11	R: 0 E: 0 K: 3 S: 9	H: 0 LOB: 0 BB: 1 P: 14	R: 0 E: 0 K: 1 S: 10	H: 0 LOB: 1 BB: 1 P: 19	1B: 6 2B: 2 3B: 0 HR: 1	SF: 0 SAC: 0 DP: 1 HBP: 1	WP: 0 PB: 0 SB: 1 CS: 0	PA: 41
<b>PITCHER</b>	IP WLS BF H R ER SO BB IBB HBP BLK WP HR S P ERA WHIP											IP WLS BF H R ER SO BB IBB HBP BLK WP HR S P ERA WHIP								
52 Josh Geer, R ERA: 6.02	4.0 L 23 7 5 5 2 4 0 0 0 0 0 1 61 105 11.25 2.750																			
50 Josh Banks, R ERA: 7.15	1.0 4 1 0 0 0 0 0 0 0 0 0 13 16 0.00 1.000																			
45 Edward Mujica, R ERA: 2.82	2.0 7 1 0 0 2 0 0 0 0 0 0 13 17 0.00 0.500																			
57 Luke Gregerson, R ERA: 3.26	1.0 3 0 0 0 3 0 0 0 0 0 0 9 14 0.00 0.000																			
40 Greg Burke, R ERA: 3.55	1.0 4 0 0 0 1 1 0 0 0 0 0 10 19 0.00 1.000																			


Batter	1	2	3	4	5	6	7	8	9	AB R H RBI BB SO LOB	BOTTOM									
1 Everth Cabrera, S OBP: 0.330, SLG: 0.350	K2-3		G6-3		WP		G3			4 1 1 1 0 1 1	<b>Colorado Rockies @ San Diego Padres</b> PETCO Park, San Diego, CA Fri Jul 17 2009, 10:05 PM EDT Att: 21,887 - Clear - 71 F  livebaseballscorecards.com  <b>AB 30</b> <b>R 3</b> <b>H 3</b> <b>RBI 2</b> <b>BB 4</b> <b>SO 13</b> <b>LOB 6</b>  									
18 Tony Gwynn, Jr., L OBP: 0.372, SLG: 0.391	K		BB				K			4 0 1 1 0 3 0										
23 Adrián González, L OBP: 0.389, SLG: 0.514	F7		BB		BB		G6-3			2 0 0 0 2 0 0										
5 Kevin Kouzmanoff, R OBP: 0.276, SLG: 0.398		G5-3			FC6-4			E8		4 0 0 0 0 1 3										
7 Chase Headley, S OBP: 0.312, SLG: 0.366	F7						K2-3			4 0 0 0 0 2 1										
25 Will Venable, L OBP: 0.316, SLG: 0.353	1B				G4-3			K		4 0 1 0 0 2 0										
30 Eliezer Alfonzo, R OBP: 0.243, SLG: 0.313	F7				G5-3			K		4 0 0 0 0 2 1										
15 Luis Antonio Rodríguez, B OBP: 0.331, SLG: 0.266			BB							3 1 0 0 1 1 0										
52 Josh Geer, R OBP: 0.296, SLG: 0.297			BB							0 0 0 0 0 0 0										
50 Josh Banks, R ERA: 3.82										0 0 0 0 0 0 0										
8 Kyle Blanks, R ERA: 3.92										0 1 0 0 0 1 0 0										
45 Edward Mujica, R ERA: 2.82										0 0 0 0 0 0 0										
2 Edger González, R OBP: 0.271, SLG: 0.352										1 0 0 0 0 1 0										
57 Luke Gregerson, L ERA: 3.26										0 0 0 0 0 0 0										
40 Greg Burke, R ERA: 3.55										0 0 0 0 0 0 0										
<b>Inning Stats</b>	R: 0 E: 0 K: 2 S: 9	H: 0 LOB: 0 BB: 0 P: 15	R: 0 E: 0 K: 0 S: 5	H: 1 LOB: 1 BB: 0 P: 7	R: 1 E: 0 K: 1 S: 14	H: 1 LOB: 2 BB: 2 P: 26	R: 0 E: 0 K: 1 S: 8	H: 0 LOB: 0 BB: 0 P: 12	R: 2 E: 0 K: 2 S: 14	H: 1 LOB: 1 BB: 2 P: 26	R: 0 E: 0 K: 3 S: 9	H: 0 LOB: 0 BB: 0 P: 12	R: 0 E: 1 K: 1 S: 10	H: 0 LOB: 1 BB: 0 P: 17	R: 0 E: 0 K: 2 S: 8	H: 0 LOB: 0 BB: 0 P: 11	1B: 2 2B: 0 3B: 1 HR: 0	SF: 0 SAC: 1 DP: 0 HBP: 0	WP: 2 PB: 0 SB: 0 CS: 0	PA: 35
<b>PITCHER</b>	IP WLS BF H R ER SO BB IBB HBP BLK WP HR S P ERA WHIP											IP WLS BF H R ER SO BB IBB HBP BLK WP HR S P ERA WHIP								
38 Ubaldo Jiménez, R ERA: 3.82	7.0 W 28 3 3 3 10 4 0 0 0 0 1 67 112 3.86 1.000																			
56 Franklin Morales, L ERA: 2.19	1.0 H 4 0 0 0 1 0 0 0 0 0 1 10 17 0.00 0.000																			
16 Huston Street, R ERA: 2.68	1.0 S 3 0 0 0 2 0 0 0 0 0 0 8 11 0.00 0.000																			







Batter	1	2	3	4	5	6	7	8	9	AB	R	H	RBI	BB	SO	LOB	TOP					
7 Seth Smith, L OBP: 0.409, SLG: 0.515 31 Matt Daley, R (9, 1)	F7		1B		1B	K		F8		5	0	2	0	0	1	2	<b>Colorado Rockies @ San Diego Padres</b> PETCO Park, San Diego, CA Sun Jul 19 2009, 4:05 PM EDT Att: 20,747 - Partly Cloudy - 80 F  <b>livebaseballscorecards.com</b>  <b>AB 34</b> <b>R 6</b> <b>H 8</b> <b>RBI 5</b> <b>BB 3</b> <b>SO 7</b> <b>LOB 10</b>  					
12 Clint Barmes, R OBP: 0.314, SLG: 0.478	K		F8		FC6-4		F8		F9	5	0	0	0	0	1	3						
17 Todd Helton, L OBP: 0.407, SLG: 0.522	BB		F9			P6		P6		3	0	0	0	1	0	1						
11 Brad Hawpe, L OBP: 0.401, SLG: 0.586	K				G4-3	HR		2B		4	1	2	1	0	1	1						
2 Troy Tulowitzki, R OBP: 0.339, SLG: 0.480	K		F8		F8	HR		CS		3	1	0	0	1	2	0						
9 Ian Stewart, L OBP: 0.311, SLG: 0.494	G1-3					BB				4	2	2	1	0	0	0						
20 Chris Iannetta, R OBP: 0.335, SLG: 0.439	K				HR					4	1	0	1	0	1	1						
5 Carlos González, L OBP: 0.282, SLG: 0.330					F9			F6		4	1	1	0	0	0	2						
21 Jason Marquis, L OBP: 0.268, SLG: 0.282 19 Ryan Spilborghs, R (PH) OBP: 0.325, SLG: 0.426 (9, 7)	SH2-4					K				2	0	1	2	0	1	0						
										0	0	0	0	1	0	0						
<b>Inning Stats</b>	R: 0 E: 0 K: 2 S: 17	H: 0 LOB: 1 BB: 1 P: 25	R: 0 E: 0 K: 2 S: 9	H: 0 LOB: 0 BB: 0 P: 15	R: 1 E: 0 K: 0 S: 11	H: 2 LOB: 1 BB: 0 P: 12	R: 1 E: 0 K: 0 S: 14	H: 1 LOB: 1 BB: 0 P: 23	R: 0 E: 0 K: 1 S: 9	H: 1 LOB: 1 BB: 0 P: 12	R: 4 E: 0 K: 1 S: 23	H: 3 LOB: 1 BB: 1 P: 40	R: 0 E: 0 K: 0 S: 8	H: 1 LOB: 0 BB: 0 P: 13	R: 0 E: 0 K: 1 S: 7	H: 0 LOB: 0 BB: 0 P: 10	R: 0 E: 0 K: 0 S: 10	H: 0 LOB: 1 BB: 1 P: 16	1B: 5 2B: 1 3B: 0 HR: 2	SF: 0 SAC: 1 DP: 0 HBP: 0	WP: 0 PB: 0 SB: 2 CS: 1	PA: 39
<b>PITCHER</b>	IP WLS BF H R ER SO BB IBB HBP BLK WP HR S P ERA WHIP	IP WLS BF H R ER SO BB IBB HBP BLK WP HR S P ERA WHIP	IP WLS BF H R ER SO BB IBB HBP BLK WP HR S P ERA WHIP	IP WLS BF H R ER SO BB IBB HBP BLK WP HR S P ERA WHIP	IP WLS BF H R ER SO BB IBB HBP BLK WP HR S P ERA WHIP	IP WLS BF H R ER SO BB IBB HBP BLK WP HR S P ERA WHIP	IP WLS BF H R ER SO BB IBB HBP BLK WP HR S P ERA WHIP	IP WLS BF H R ER SO BB IBB HBP BLK WP HR S P ERA WHIP	IP WLS BF H R ER SO BB IBB HBP BLK WP HR S P ERA WHIP	IP WLS BF H R ER SO BB IBB HBP BLK WP HR S P ERA WHIP	IP WLS BF H R ER SO BB IBB HBP BLK WP HR S P ERA WHIP	IP WLS BF H R ER SO BB IBB HBP BLK WP HR S P ERA WHIP	IP WLS BF H R ER SO BB IBB HBP BLK WP HR S P ERA WHIP	IP WLS BF H R ER SO BB IBB HBP BLK WP HR S P ERA WHIP	IP WLS BF H R ER SO BB IBB HBP BLK WP HR S P ERA WHIP	IP WLS BF H R ER SO BB IBB HBP BLK WP HR S P ERA WHIP	IP WLS BF H R ER SO BB IBB HBP BLK WP HR S P ERA WHIP					
38 Mat Latos, R ERA: 4.5	4.0	L	16	3	2	2	4	1	0	0	0	0	0	0	0	0	1	23	38	4.50	1.000	
56 Mike Ekstrom, R ERA: 5.0	1.1		8	3	3	2	1	1	0	0	0	0	0	0	0	0	1	23	38	13.50	3.000	
59 Luis Perdomo, R ERA: 3.58	1.2		7	2	1	0	1	0	0	0	0	0	0	0	0	0	17	27	0.00	1.200		
45 Edward Mujica, R ERA: 2.7	2.0		7	0	0	0	1	1	0	0	0	0	0	0	0	0	17	26	0.00	0.500		

Batter	1	2	3	4	5	6	7	8	9	AB	R	H	RBI	BB	SO	LOB	BOTTOM					
1 Everth Cabrera, S OBP: 0.315, SLG: 0.324	P6		G6-3			G6-3		K		4	0	0	0	0	1	1	<b>Colorado Rockies @ San Diego Padres</b> PETCO Park, San Diego, CA Sun Jul 19 2009, 4:05 PM EDT Att: 20,747 - Partly Cloudy - 80 F  <b>livebaseballscorecards.com</b>  <b>AB 31</b> <b>R 1</b> <b>H 6</b> <b>RBI 1</b> <b>BB 0</b> <b>SO 4</b> <b>LOB 10</b>  					
18 Tony Gwynn Jr., L OBP: 0.365, SLG: 0.383	G4-3				G4-3		G4-3		25 DI 1B	4	0	1	0	0	0	0						
23 Adrián González, L OBP: 0.389, SLG: 0.514	G4-3				G6-3					4	1	1	0	0	1	1						
7 Chase Headley, S OBP: 0.313, SLG: 0.380		G4-3				2B		K		4	0	1	0	0	1	2						
25 Will Venable, L OBP: 0.310, SLG: 0.333		K			G1-3					4	0	1	0	0	1	2						
11 Drew Macias, L OBP: 0.407, SLG: 0.571 59 Luis Perdomo, R (6, 1) 5 Kevin Kouzmanoff, R (7, PH) 45 Edward Mujica, R OBP: 1.000, SLG: 1.000 (8, 1)		F8								2	0	0	0	0	0	0						
15 Luis Antonio Rodríguez, R OBP: 0.329, SLG: 0.273										3	0	1	0	0	0	1						
26 Jose Lobaton, S OBP: 0.111, SLG: 0.111										3	0	1	0	0	0	1						
38 Mat Latos, R 56 Mike Ekstrom, R (5, 1) 8 Kyle Blanks, R OBP: 0.293, SLG: 0.245 (6, 7)										1	0	0	0	0	0	1						
										0	0	0	0	0	0	0						
										2	0	0	0	0	0	1						
<b>Inning Stats</b>	R: 0 E: 0 K: 0 S: 4	H: 0 LOB: 0 BB: 0 P: 5	R: 0 E: 0 K: 1 S: 9	H: 0 LOB: 0 BB: 0 P: 10	R: 0 E: 0 K: 0 S: 13	H: 1 LOB: 1 BB: 0 P: 16	R: 0 E: 0 K: 0 S: 6	H: 1 LOB: 1 BB: 0 P: 7	R: 0 E: 0 K: 0 S: 8	H: 0 LOB: 0 BB: 0 P: 13	R: 0 E: 0 K: 0 S: 6	H: 0 LOB: 0 BB: 0 P: 11	R: 1 E: 0 K: 1 S: 10	H: 2 LOB: 1 BB: 0 P: 16	R: 0 E: 0 K: 1 S: 10	H: 1 LOB: 0 BB: 0 P: 18	R: 0 E: 0 K: 1 S: 10	H: 1 LOB: 1 BB: 0 P: 14	1B: 3 2B: 3 3B: 0 HR: 0	SF: 1 SAC: 0 DP: 1 HBP: 0	WP: 0 PB: 0 SB: 0 CS: 0	PA: 32
<b>PITCHER</b>	IP WLS BF H R ER SO BB IBB HBP BLK WP HR S P ERA WHIP	IP WLS BF H R ER SO BB IBB HBP BLK WP HR S P ERA WHIP	IP WLS BF H R ER SO BB IBB HBP BLK WP HR S P ERA WHIP	IP WLS BF H R ER SO BB IBB HBP BLK WP HR S P ERA WHIP	IP WLS BF H R ER SO BB IBB HBP BLK WP HR S P ERA WHIP	IP WLS BF H R ER SO BB IBB HBP BLK WP HR S P ERA WHIP	IP WLS BF H R ER SO BB IBB HBP BLK WP HR S P ERA WHIP	IP WLS BF H R ER SO BB IBB HBP BLK WP HR S P ERA WHIP	IP WLS BF H R ER SO BB IBB HBP BLK WP HR S P ERA WHIP	IP WLS BF H R ER SO BB IBB HBP BLK WP HR S P ERA WHIP	IP WLS BF H R ER SO BB IBB HBP BLK WP HR S P ERA WHIP	IP WLS BF H R ER SO BB IBB HBP BLK WP HR S P ERA WHIP	IP WLS BF H R ER SO BB IBB HBP BLK WP HR S P ERA WHIP	IP WLS BF H R ER SO BB IBB HBP BLK WP HR S P ERA WHIP	IP WLS BF H R ER SO BB IBB HBP BLK WP HR S P ERA WHIP	IP WLS BF H R ER SO BB IBB HBP BLK WP HR S P ERA WHIP	IP WLS BF H R ER SO BB IBB HBP BLK WP HR S P ERA WHIP					
21 Jason Marquis, R ERA: 3.49	8.0	W	28	5	1	1	3	0	0	0	0	0	0	0	0	0	66	96	1.12	0.625		
31 Matt Daley, R ERA: 3.96	1.0		4	1	0	0	1	0	0	0	0	0	0	0	0	0	10	14	0.00	1.000		



Batter	1	2	3	4	5	6	7	8	9	AB	R	H	RBI	BB	SO	LOB	TOP										
8 Chris Coghlan, L (1,7) OBP: 0.336, SLG: 0.340	F9		P6			G4-3	K		P6	5	0	0	0	0	1	5	<b>Florida Marlins @ San Diego Padres</b> PETCO Park, San Diego, CA Mon Jul 20 2009, 10:05 PM EDT Att: 17,184 - Clear - 73 F										
1 Emilio Bonifacio, S (1,5) OBP: 0.299, SLG: 0.318	F8			K		K			K	4	0	0	1	1	3	2											
2 Hanley Ramirez, R (1,6) OBP: 0.408, SLG: 0.561	HR			L3						3	1	1	1	1	1	3											
3 Jorge Cantu, R (1,3) OBP: 0.331, SLG: 0.444	G6-3			K						4	0	0	0	0	1	1											
27 Jeremy Hermida, L (1,9) OBP: 0.343, SLG: 0.388						G3-1				4	1	2	0	0	1	0											
12 Cody Ross, R (1,8) OBP: 0.332, SLG: 0.483										3	1	1	0	1	0	1											
6 Dan Uggla, R (1,4) OBP: 0.339, SLG: 0.421										4	0	2	0	0	1	0											
21 John Baker, L (1,2) OBP: 0.328, SLG: 0.414										4	0	1	1	1	0	4											
56 Rick Van Den Hurk, R (1,1) 7 Ross Gload, L (7,PH) 40 Kiko Castro, R (7,1) 53 Dan Meyer, R (8,1) 48 Brendan Donnelly, R (8,1) 18 Wes Helms, R (8,PH) 46 Juan Carlos Oviedo, R (8,1)										2	0	0	0	0	1	2											
<b>Inning Stats</b>	R: 1 E: 0 K: 0 S: 13	H: 1 LOB: 0 BB: 0 P: 18	R: 0 E: 0 K: 0 S: 9	H: 1 LOB: 0 BB: 0 P: 14	R: 0 E: 0 K: 0 S: 8	H: 0 LOB: 0 BB: 0 P: 11	R: 0 E: 0 K: 2 S: 11	H: 0 LOB: 0 BB: 0 P: 14	R: 0 E: 0 K: 1 S: 11	H: 1 LOB: 2 BB: 1 P: 21	R: 0 E: 0 K: 1 S: 9	H: 0 LOB: 1 BB: 1 P: 16	R: 2 E: 0 K: 2 S: 16	H: 3 LOB: 3 BB: 2 P: 32	R: 0 E: 0 K: 1 S: 8	H: 0 LOB: 0 BB: 0 P: 9		R: 0 E: 0 K: 2 S: 18	H: 2 LOB: 2 BB: 0 P: 24	1B: 7 2B: 0 3B: 0 HR: 1	SF: 0 SAC: 0 DP: 1 HBP: 0	WP: 1 PB: 0 SB: 0 CS: 0	PA: 38				
<b>PITCHER</b>	IP	WLS	BF	H	R	ER	SO	BB	IBB	HBP	BLK	WP	HR	S	P	ERA	WHIP										
46 Tim Stauffer, R (1,1) ERA: 2.08	6.0		22	3	1	1	4	2	0	0	0	0	1	61	94	1.50	0.833										
40 Greg Burke, R (7,1) ERA: 4.05	0.1	L	5	3	2	2	0	0	1	0	0	0	0	8	16	54.00	9.000										
57 Luke Gregerson, R (7,1) ERA: 3.05	1.2		6	0	0	0	3	1	0	0	0	0	0	16	25	0.00	0.600										
37 Mike Adams, R (9,1) ERA: 1.29	1.0	S	5	2	0	0	2	0	0	0	0	1	0	18	24	0.00	2.000										

Batter	1	2	3	4	5	6	7	8	9	AB	R	H	RBI	BB	SO	LOB	BOTTOM										
1 Everth Cabrera, S (1,6) OBP: 0.320, SLG: 0.333										3	0	1	0	1	1	0	<b>Florida Marlins @ San Diego Padres</b> PETCO Park, San Diego, CA Mon Jul 20 2009, 10:05 PM EDT Att: 17,184 - Clear - 73 F										
18 Tony Gwynn Jr., L (1,8) OBP: 0.361, SLG: 0.376	L8									3	0	0	0	0	0	1											
23 Adrián González, L (1,3) OBP: 0.390, SLG: 0.526										4	1	2	1	0	1	2											
5 Kevin Kouzmanoff, R (1,5) OBP: 0.280, SLG: 0.412										4	1	2	1	0	0	2											
7 Chase Headley, S (1,7) OBP: 0.312, SLG: 0.377										3	0	0	0	1	1	2											
25 Will Venable, L (1,9) OBP: 0.296, SLG: 0.321										3	0	0	0	0	1	3											
57 Luke Gregerson, L (7,1) ERA: 4.05										0	0	0	0	0	0	0											
37 Mike Adams, R (9,1) ERA: 1.29										0	0	0	0	0	0	0											
14 Oscar Salazar, R (9,PH) OBP: 0.441, SLG: 0.594										1	0	0	0	0	0	0											
15 Luis Antonio Rodríguez, R (8,4) OBP: 0.327, SLG: 0.267										3	0	0	0	1	0	1											
26 Jose Lobaton, S (1,2) OBP: 0.083, SLG: 0.083										3	0	0	0	0	2	1											
8 Kyle Blanks, R (9,PH) OBP: 0.238, SLG: 0.240										1	0	0	0	0	0	1											
46 Tim Stauffer, R (1,1) ERA: 2.08										2	0	0	0	0	0	0											
40 Greg Burke, R (7,1) ERA: 4.05										0	0	0	0	0	0	0											
11 Drew Macias, L (7,9) OBP: 0.393, SLG: 0.545										1	0	0	0	0	0	0											
<b>Inning Stats</b>	R: 0 E: 0 K: 1 S: 14	H: 1 LOB: 1 BB: 0 P: 22	R: 0 E: 0 K: 1 S: 7	H: 0 LOB: 0 BB: 0 P: 11	R: 0 E: 0 K: 2 S: 10	H: 0 LOB: 0 BB: 0 P: 11	R: 0 E: 0 K: 0 S: 10	H: 2 LOB: 2 BB: 0 P: 11	R: 0 E: 0 K: 0 S: 3	H: 0 LOB: 0 BB: 1 P: 8	R: 2 E: 0 K: 0 S: 15	H: 2 LOB: 1 BB: 1 P: 25	R: 0 E: 0 K: 1 S: 9	H: 0 LOB: 0 BB: 0 P: 16	R: 0 E: 0 K: 0 S: 4	H: 0 LOB: 1 BB: 1 P: 8	R: 0 E: 1 K: 1 S: 14	H: 0 LOB: 1 BB: 0 P: 18	1B: 1 2B: 3 3B: 0 HR: 2	SF: 0 SAC: 1 DP: 1 HBP: 0	WP: 0 PB: 0 SB: 0 CS: 0	PA: 35					
<b>PITCHER</b>	IP	WLS	BF	H	R	ER	SO	BB	IBB	HBP	BLK	WP	HR	S	P	ERA	WHIP										
56 Rick Van Den Hurk, R (1,1) ERA: 3.0	6.0		24	5	2	2	4	2	0	0	0	0	2	57	88	3.00	1.167										
40 Kiko Castro, R (7,1) ERA: 1.82	1.0	H	3	0	0	0	1	0	0	0	0	0	0	9	16	0.00	0.000										
53 Dan Meyer, L (8,1) ERA: 1.95	0.2	H	3	0	0	0	0	1	0	0	0	0	0	3	7	0.00	1.500										
48 Brendan Donnelly, R (8,1) ERA: 1.95	0.1	H	1	0	0	0	0	0	0	0	0	0	0	1	1	0.00	0.000										
46 Juan Carlos Oviedo, R (9,1) ERA: 3.51	1.0	S	4	0	0	0	1	0	0	0	0	0	0	14	18	0.00	0.000										

AB	34
R	3
H	8
RBI	3
BB	4
SO	9
LOB	18

AB	31
R	2
H	5
RBI	2
BB	3
SO	6
LOB	13



























Batter	1	2	3	4	5	6	7	8	9	AB	R	H	RBI	BB	SO	LOB	TOP					
18 Tony Gwynn Jr., L (1, 8) OBP: 0.351, SLG: 0.365	G3-1		G4-3			F8		G2		4	0	0	0	0	0	0	<b>San Diego Padres @ Cincinnati Reds</b> Great American Ball Park, Cincinnati, OH Mon Jul 27 2009, 7:10 PM EDT Att: 18,563 - Partly Cloudy - 82 F					
1 Everth Cabrera, S (1, 6) OBP: 0.331, SLG: 0.367	G3-1			G3		HR		3B		4	1	2	1	0	0	0						
23 Adrián González, L (1, 3) OBP: 0.391, SLG: 0.522	K			F8-5		HR		F9		4	1	2	1	0	1	1						
5 Kevin Kouzmanoff, R (1, 5) OBP: 0.277, SLG: 0.410		K		F8-5		P4		HR		4	1	1	1	0	1	1						
8 Kyle Blanks, R (1, 7) OBP: 0.321, SLG: 0.394		BB				P4		F9		3	1	1	0	1	0	0						
25 Will Venable, L (1, 9) OBP: 0.287, SLG: 0.308	K							P6		4	0	0	0	0	1	2						
15 Luis Antonio Rodríguez, R (1, 4) OBP: 0.321, SLG: 0.283								F7		4	0	2	1	0	0	0						
30 Eliezer Alfonzo, R (1, 2) OBP: 0.223, SLG: 0.286			G6-3			F9		F9		3	0	0	0	0	0	1						
52 Josh Geer, R (1, 1) OBP: 0.231, SLG: 0.208			K			F7		F8		1	0	0	0	0	1	0						
11 Drew Macias, L (5, PH) OBP: 0.325, SLG: 0.394										1	0	0	0	0	0	1						
45 Edward Mujica, R (5, 1) OBP: 1.000, SLG: 1.000										0	0	0	0	0	0	0						
14 Oscar Salazar, R (8, PH) OBP: 0.364, SLG: 0.500										1	0	0	0	0	0	0						
54 Joe Thatcher, L (8, 1)										0	0	0	0	0	0	0						
<b>Inning Stats</b>	R: 0 H: 0 E: 0 K: 1 S: 12	H: 0 LOB: 0 BB: 0 P: 18	R: 0 H: 1 E: 0 K: 2 S: 7	H: 1 LOB: 2 BB: 1 P: 12	R: 0 H: 0 E: 0 K: 1 S: 9	H: 0 LOB: 0 BB: 0 P: 11	R: 0 H: 1 E: 0 K: 0 S: 8	H: 1 LOB: 0 BB: 0 P: 15	R: 1 H: 2 E: 0 K: 0 S: 14	H: 2 LOB: 1 BB: 0 P: 21	R: 2 H: 2 E: 0 K: 0 S: 18	H: 2 LOB: 0 BB: 0 P: 26	R: 0 H: 0 E: 0 K: 0 S: 5	H: 0 LOB: 0 BB: 0 P: 6	R: 0 H: 1 E: 0 K: 0 S: 11	H: 1 LOB: 1 BB: 0 P: 15	R: 1 H: 1 E: 0 K: 0 S: 8	H: 1 LOB: 0 BB: 0 P: 13	1B: 2 2B: 3 3B: 1 HR: 3	SF: 0 SAC: 0 DP: 1 HBP: 0	WP: 0 PB: 0 SB: 1 CS: 0	PA: 34
<b>PITCHER</b>	IP WLS BF H R ER SO BB IBB HBP BLK WP HR S P ERA WHIP																					
34 Homer Bailey, R (1, 1) ERA: 6.87	7.1 W 27 6 3 3 4 1 0 0 0 0 2 75 111 3.68 0.955																					
53 Arthur Rhodes, L (8, 1) ERA: 2.08	0.2 H 3 1 0 0 0 0 0 0 0 0 0 9 13 0.00 1.500																					
48 Francisco Cordero, R (9, 1) ERA: 1.83	1.0 S 4 1 1 1 0 0 0 0 0 0 0 1 8 13 9.00 1.000																					

AB 33  
R 4  
H 8  
RBI 4  
BB 1  
SO 4  
LOB 6



Batter	1	2	3	4	5	6	7	8	9	AB	R	H	RBI	BB	SO	LOB	BOTTOM			
3 Willy Taveras, R (1, 8) OBP: 0.285, SLG: 0.297	E6	G5-3		L4			G4-3			4	1	0	0	0	0	2	<b>San Diego Padres @ Cincinnati Reds</b> Great American Ball Park, Cincinnati, OH Mon Jul 27 2009, 7:10 PM EDT Att: 18,563 - Partly Cloudy - 82 F			
2 Alex González, R (1, 6) OBP: 0.254, SLG: 0.293	HR		G2-3		P6			BB		3	1	1	0	1	0	0				
19 Joey Volto, L (1, 3) OBP: 0.394, SLG: 0.613			G1-3		G4-3			F8		1	0	0	0	0	1	2				
23 Adam Rosales, R (2, 3) OBP: 0.279, SLG: 0.290	K									3	0	0	0	0	0	1				
4 Brandon Phillips, R (1, 4) OBP: 0.332, SLG: 0.462	HR		F8		K			K		4	1	1	3	0	2	1				
28 Edwin Encarnación, R (1, 5) OBP: 0.331, SLG: 0.372	G5-3				G3			K		4	1	1	1	0	1	1				
17 Lance Nix, L (1, 7) OBP: 0.292, SLG: 0.457	G3					G3-1		K		3	0	0	0	0	1	0				
31 Jonny Gomes, R (1, 9) OBP: 0.394, SLG: 0.605		HR		L7		HR		BB		3	2	2	2	1	0	1				
48 Francisco Cordero, R (9, 1) ERA: 3.29										0	0	0	0	0	0	0				
30 Craig Tatum, R (1, 2) OBP: 0.305, SLG: 0.389		F8		BB		F8		P5		3	0	0	0	1	0	1				
34 Homer Bailey, R (1, 1) ERA: 5.96			G1-3		SH2-4					2	0	0	0	0	1	0				
53 Arthur Rhodes, L (8, 1) ERA: 2.08										0	0	0	0	0	0	0				
15 Jerry Hairston, R (9, 9) OBP: 0.305, SLG: 0.389										0	0	0	0	0	0	0				
<b>Inning Stats</b>	R: 3 H: 2 E: 1 K: 1 S: 19	H: 2 LOB: 0 BB: 0 P: 26	R: 1 H: 1 E: 0 K: 0 S: 10	H: 1 LOB: 0 BB: 0 P: 17	R: 0 H: 0 E: 0 K: 0 S: 6	H: 0 LOB: 0 BB: 0 P: 11	R: 1 H: 1 E: 0 K: 0 S: 8	H: 1 LOB: 2 BB: 1 P: 19	R: 0 H: 0 E: 0 K: 1 S: 9	H: 0 LOB: 1 BB: 0 P: 15	R: 1 H: 1 E: 0 K: 1 S: 8	H: 1 LOB: 0 BB: 0 P: 11	R: 0 H: 0 E: 0 K: 1 S: 9	H: 0 LOB: 1 BB: 1 P: 15	R: 0 H: 0 E: 0 K: 2 S: 9	H: 0 LOB: 1 BB: 1 P: 16	1B: 1 2B: 0 3B: 0 HR: 4	SF: 0 SAC: 1 DP: 0 HBP: 1	WP: 1 PB: 0 SB: 0 CS: 0	PA: 35
<b>PITCHER</b>	IP WLS BF H R ER SO BB IBB HBP BLK WP HR S P ERA WHIP																			
52 Josh Geer, R (1, 1) ERA: 5.96	4.0 L 19 4 5 4 1 1 0 1 0 0 1 1 25 38 9.00 1.250																			
45 Edward Mujica, R (5, 1) ERA: 3.29	3.0 12 1 1 1 3 1 0 0 0 0 1 1 25 38 3.00 0.667																			
54 Joe Thatcher, L (8, 1) ERA: 3.68	1.0 4 0 0 0 2 1 0 0 0 0 0 0 9 16 0.00 1.000																			

AB 30  
R 6  
H 5  
RBI 6  
BB 3  
SO 6  
LOB 9





Batter	1	2	3	4	5	6	7	8	9	AB	R	H	RBI	BB	SO	LOB	TOP			
18 Tony Gwynn Jr., L (1, 8) OBP: 0.356, SLG: 0.382										4	2	2	0	1	0	2				
22 David Eckstein, R (1, 4) OBP: 0.326, SLG: 0.332										4	0	0	0	0	1	3				
23 Adrián González, L (1, 3) OBP: 0.391, SLG: 0.528										4	1	1	1	1	0	1				
5 Kevin Kouzmanoff, R (1, 5) OBP: 0.290, SLG: 0.418										3	0	2	2	0	0	0				
7 Chase Headley, S (1, 7) OBP: 0.305, SLG: 0.368										4	0	0	0	0	1	3				
8 Kyle Blanks, R (1, 9) OBP: 0.304, SLG: 0.400										4	0	2	0	0	2	1				
28 Henry Blanco, R (1, 2) OBP: 0.294, SLG: 0.363										3	0	0	0	0	1	1				
1 Everth Cabrera, S (1, 6) OBP: 0.342, SLG: 0.392										4	0	3	0	0	0	1				
29 Kevin Correia, R (1, 1) OBP: 0.194, SLG: 0.200										3	0	0	0	0	2	4				
57 Luke Gregerson, L (7, 1)										0	0	0	0	0	0	0				
25 Will Venable, L (8, PH) OBP: 0.284, SLG: 0.304										1	0	0	0	0	1	1				
37 Mike Adams, R (8, 1)										0	0	0	0	0	0	0				
21 Heath Bell, R (9, 1)										0	0	0	0	0	0	0				
<b>Inning Stats</b>	R: 1 E: 0 K: 1 S: 15	H: 2 LOB: 1 BB: 0 P: 23	R: 0 E: 0 K: 1 S: 11	H: 2 LOB: 2 BB: 0 P: 17	R: 1 E: 0 K: 1 S: 10	H: 2 LOB: 1 BB: 0 P: 17	R: 0 E: 0 K: 1 S: 16	H: 1 LOB: 2 BB: 1 P: 25	R: 0 E: 0 K: 2 S: 12	H: 1 LOB: 0 BB: 0 P: 10	R: 1 E: 0 K: 0 S: 4	H: 1 LOB: 1 BB: 1 P: 12	R: 0 E: 0 K: 1 S: 10	H: 1 LOB: 1 BB: 0 P: 15	R: 0 E: 0 K: 1 S: 9	H: 0 LOB: 0 BB: 0 P: 14	1B: 3 2B: 5 3B: 1 HR: 1	SF: 1 SAC: 2 DP: 0 HBP: 0	WP: 0 PB: 0 SB: 2 CS: 0	PA: 39
<b>PITCHER</b>	IP WLS BF H R ER SO BB IBB HBP BLK WP HR S P ERA WHIP																			
61 Bronson Arroyo, R (1, 1) ERA: 5.17	6.1 L 30 9 3 3 6 1 1 0 0 0 0 1 71 119 4.26 1.579																			
40 Nick Masset, R (7, 1) ERA: 2.51	0.2 2 0 0 0 0 0 0 0 0 0 0 2 5 0.00 0.000																			
25 David Weathers, R (8, 1) ERA: 3.06	1.0 4 1 0 0 1 0 0 0 0 0 0 10 15 0.00 1.000																			
52 Daniel Herrera, L (9, 1) ERA: 2.88	1.0 3 0 0 0 1 0 0 0 0 0 0 9 14 0.00 0.000																			

San Diego Padres @ Cincinnati Reds  
Great American Ball Park, Cincinnati, OH  
Tue Jul 28 2009, 7:10 PM EDT  
Att: 14,526 - Partly Cloudy - 78 F

AB 34  
R 3  
H 10  
RBI 3  
BB 2  
SO 8  
LOB 17



Batter	1	2	3	4	5	6	7	8	9	AB	R	H	RBI	BB	SO	LOB	BOTTOM			
3 Willy Taveras, R (1, 8) OBP: 0.282, SLG: 0.294										4	0	0	0	0	1	2				
2 Alex Gonzalez, R (1, 6) OBP: 0.249, SLG: 0.287										4	0	0	0	0	1	0				
19 Joey Volto, L (1, 3) OBP: 0.424, SLG: 0.607										4	0	1	0	0	2	0				
4 Brandon Phillips, R (1, 4) OBP: 0.328, SLG: 0.456										4	0	0	0	0	2	1				
28 Edwin Encarnación, R (1, 5) OBP: 0.335, SLG: 0.383										4	1	2	0	0	1	1				
17 Lance Nix, L (1, 7) OBP: 0.296, SLG: 0.460										3	1	1	0	1	1	1				
31 Jonny Gomes, R (1, 9) OBP: 0.387, SLG: 0.598										3	0	1	1	1	1	1				
30 Craig Tatum, R (1, 2) OBP: 0.188, SLG: 0.071										4	0	1	1	0	1	3				
61 Bronson Arroyo, R (1, 1) OBP: 0.143, SLG: 0.200										1	0	0	0	0	1	1				
40 Nick Masset, R (7, 1) ERA: 2.92										0	0	0	0	0	0	0				
15 Drew Sutton, S (7, PH) OBP: 0.111, SLG: 0.222										1	0	0	0	0	1	0				
25 David Weathers, R (8, 1)										0	0	0	0	0	0	0				
52 Daniel Herrera, L (9, 1) ERA: 2.01										0	0	0	0	0	0	0				
<b>Inning Stats</b>	R: 0 E: 0 K: 1 S: 8	H: 0 LOB: 0 BB: 0 P: 14	R: 2 E: 0 K: 1 S: 20	H: 3 LOB: 2 BB: 1 P: 31	R: 0 E: 0 K: 1 S: 14	H: 1 LOB: 1 BB: 0 P: 20	R: 0 E: 0 K: 2 S: 11	H: 1 LOB: 0 BB: 0 P: 19	R: 0 E: 0 K: 0 S: 7	H: 0 LOB: 0 BB: 0 P: 10	R: 0 E: 0 K: 2 S: 9	H: 0 LOB: 2 BB: 1 P: 15	R: 0 E: 0 K: 3 S: 9	H: 0 LOB: 0 BB: 0 P: 11	R: 0 E: 0 K: 2 S: 9	H: 0 LOB: 0 BB: 0 P: 15	1B: 4 2B: 2 3B: 0 HR: 0	SF: 0 SAC: 1 DP: 0 HBP: 0	WP: 0 PB: 0 SB: 0 CS: 0	PA: 35
<b>PITCHER</b>	IP WLS BF H R ER SO BB IBB HBP BLK WP HR S P ERA WHIP																			
29 Kevin Correia, R (1, 1) ERA: 4.75	6.0 W 26 6 2 2 2 5 1 1 0 0 0 0 69 109 3.00 1.167																			
57 Luke Gregerson, R (7, 1) ERA: 2.92	1.0 H 3 0 0 0 2 0 0 0 0 0 0 7 9 0.00 0.000																			
37 Mike Adams, R (8, 1) ERA: 1.0	1.0 H 3 0 0 0 3 0 0 0 0 0 0 9 11 0.00 0.000																			
21 Heath Bell, R (9, 1) ERA: 2.01	1.0 S 3 0 0 0 2 0 0 0 0 0 0 9 15 0.00 0.000																			

San Diego Padres @ Cincinnati Reds  
Great American Ball Park, Cincinnati, OH  
Tue Jul 28 2009, 7:10 PM EDT  
Att: 14,526 - Partly Cloudy - 78 F

AB 32  
R 2  
H 6  
RBI 2  
BB 2  
SO 12  
LOB 10





Batter	1	2	3	4	5	6	7	8	9	AB	R	H	RBI	BB	SO	LOB	TOP								
18 Tony Gwynn Jr., L (1.8) OBP: 0.357, SLG: 0.380										4	0	1	0	1	1	1	<b>San Diego Padres @ Cincinnati Reds</b> Great American Ball Park, Cincinnati, OH Wed Jul 29 2009, 7:10 PM EDT Att: 17,201 - Partly Cloudy - 76 F  <b>livebaseballscorecards.com</b>								
22 David Eckstein, R (1.4) OBP: 0.324, SLG: 0.333										5	1	1	0	0	0	2									
23 Adrián González, L (1.3) OBP: 0.394, SLG: 0.536										4	1	2	2	1	0	0									
5 Kevin Kouzmanoff, R (1.5) OBP: 0.282, SLG: 0.417										3	2	1	0	1	0	2									
7 Chase Headley, S (1.7) OBP: 0.310, SLG: 0.371										3	1	2	0	1	1	1									
8 Kyle Blanks, R (1.9) OBP: 0.326, SLG: 0.430										4	1	1	3	0	1	4									
30 Eleizer Alfonso, R (1.2) OBP: 0.214, SLG: 0.274										4	1	0	0	0	1	3									
1 Everth Cabrera, S (1.6) OBP: 0.352, SLG: 0.404										3	0	2	1	1	0	0									
38 Mat Latos, R (1.1) OBP: 0.282, SLG: 0.301										2	0	0	0	0	2	2									
40 Greg Burke, R (8.1) OBP: 0.394, SLG: 0.584										1	0	0	0	0	1	1									
56 Mike Ekstrom, R (9.1) OBP: 0.294, SLG: 0.458										0	0	0	0	0	0	0									
<b>Inning Stats</b>	R: 5 H: 4 E: 0 K: 0 S: 15	H: 4 LOB: 0 BB: 1 P: 25	R: 0 H: 0 E: 0 K: 1 S: 14	H: 0 LOB: 0 BB: 0 P: 17	R: 0 H: 1 E: 0 K: 1 S: 9	H: 1 LOB: 1 BB: 0 P: 12	R: 0 H: 1 E: 0 K: 2 S: 13	H: 1 LOB: 0 BB: 0 P: 17	R: 0 H: 0 E: 0 K: 0 S: 8	H: 0 LOB: 0 BB: 1 P: 14	R: 0 H: 1 E: 0 K: 1 S: 10	H: 1 LOB: 0 BB: 1 P: 16	R: 0 H: 1 E: 0 K: 0 S: 4	H: 1 LOB: 0 BB: 0 P: 8	R: 2 H: 2 E: 0 K: 2 S: 15	H: 2 LOB: 1 BB: 1 P: 27	R: 0 H: 0 E: 0 K: 0 S: 5	H: 0 LOB: 0 BB: 1 P: 9	1B: 6 2B: 3 3B: 0 HR: 2	SF: 0 SAC: 1 DP: 3 HBP: 0	WP: 1 PB: 0 SB: 0 CS: 0	PA: 39			
<b>PITCHER</b>	IP WLS BF H R ER SO BB IBB HBP BLK WP HR S P ERA WHIP	IP WLS BF H R ER SO BB IBB HBP BLK WP HR S P ERA WHIP	IP WLS BF H R ER SO BB IBB HBP BLK WP HR S P ERA WHIP	IP WLS BF H R ER SO BB IBB HBP BLK WP HR S P ERA WHIP	IP WLS BF H R ER SO BB IBB HBP BLK WP HR S P ERA WHIP	IP WLS BF H R ER SO BB IBB HBP BLK WP HR S P ERA WHIP	IP WLS BF H R ER SO BB IBB HBP BLK WP HR S P ERA WHIP	IP WLS BF H R ER SO BB IBB HBP BLK WP HR S P ERA WHIP	IP WLS BF H R ER SO BB IBB HBP BLK WP HR S P ERA WHIP	IP WLS BF H R ER SO BB IBB HBP BLK WP HR S P ERA WHIP	IP WLS BF H R ER SO BB IBB HBP BLK WP HR S P ERA WHIP	IP WLS BF H R ER SO BB IBB HBP BLK WP HR S P ERA WHIP	IP WLS BF H R ER SO BB IBB HBP BLK WP HR S P ERA WHIP	IP WLS BF H R ER SO BB IBB HBP BLK WP HR S P ERA WHIP	IP WLS BF H R ER SO BB IBB HBP BLK WP HR S P ERA WHIP	IP WLS BF H R ER SO BB IBB HBP BLK WP HR S P ERA WHIP	IP WLS BF H R ER SO BB IBB HBP BLK WP HR S P ERA WHIP	IP WLS BF H R ER SO BB IBB HBP BLK WP HR S P ERA WHIP	IP WLS BF H R ER SO BB IBB HBP BLK WP HR S P ERA WHIP	IP WLS BF H R ER SO BB IBB HBP BLK WP HR S P ERA WHIP	IP WLS BF H R ER SO BB IBB HBP BLK WP HR S P ERA WHIP	IP WLS BF H R ER SO BB IBB HBP BLK WP HR S P ERA WHIP	IP WLS BF H R ER SO BB IBB HBP BLK WP HR S P ERA WHIP	IP WLS BF H R ER SO BB IBB HBP BLK WP HR S P ERA WHIP	IP WLS BF H R ER SO BB IBB HBP BLK WP HR S P ERA WHIP

Batter	1	2	3	4	5	6	7	8	9	AB	R	H	RBI	BB	SO	LOB	BOTTOM								
3 Willy Taveras, R (1.8) OBP: 0.279, SLG: 0.290										4	0	0	0	0	0	1	<b>San Diego Padres @ Cincinnati Reds</b> Great American Ball Park, Cincinnati, OH Wed Jul 29 2009, 7:10 PM EDT Att: 17,201 - Partly Cloudy - 76 F  <b>livebaseballscorecards.com</b>								
15 Jery Hairston, R (1.7) OBP: 0.304, SLG: 0.397										4	1	1	1	0	0	1									
19 Joey Volto, L (1.3) OBP: 0.418, SLG: 0.597										4	0	0	0	0	0	0									
4 Brandon Phillips, R (1.4) OBP: 0.326, SLG: 0.452										3	0	0	0	0	1	0									
31 Jonny Gomes, R (1.9) OBP: 0.379, SLG: 0.584										3	0	0	0	0	2	0									
28 Edwin Encarnación, R (1.5) OBP: 0.329, SLG: 0.375										3	0	0	0	0	0	0									
2 Alex Gonzalez, R (1.6) OBP: 0.250, SLG: 0.284										2	0	0	0	1	0	0									
30 Craig Tatum, R (1.2) OBP: 0.211, SLG: 0.063										2	0	0	0	1	0	1									
39 Aaron Harang, R (1.1) OBP: 0.184, SLG: 0.270										1	0	0	0	0	1	0									
46 Carlos Fisher, R (9.1) OBP: 0.294, SLG: 0.458										0	0	0	0	0	0	0									
<b>Inning Stats</b>	R: 0 H: 0 E: 0 K: 0 S: 7	H: 0 LOB: 0 BB: 0 P: 11	R: 0 H: 0 E: 0 K: 1 S: 6	H: 0 LOB: 0 BB: 0 P: 9	R: 0 H: 0 E: 0 K: 1 S: 6	H: 0 LOB: 0 BB: 0 P: 8	R: 1 H: 1 E: 0 K: 0 S: 8	H: 1 LOB: 0 BB: 0 P: 12	R: 0 H: 0 E: 0 K: 0 S: 16	H: 0 LOB: 0 BB: 1 P: 22	R: 0 H: 0 E: 0 K: 0 S: 5	H: 0 LOB: 1 BB: 1 P: 10	R: 0 H: 0 E: 0 K: 1 S: 9	H: 0 LOB: 0 BB: 0 P: 14	R: 0 H: 0 E: 0 K: 0 S: 12	H: 0 LOB: 1 BB: 1 P: 20	R: 0 H: 0 E: 0 K: 0 S: 7	H: 0 LOB: 0 BB: 0 P: 9	1B: 0 2B: 0 3B: 0 HR: 1	SF: 0 SAC: 1 DP: 0 HBP: 0	WP: 0 PB: 0 SB: 0 CS: 0	PA: 30			
<b>PITCHER</b>	IP WLS BF H R ER SO BB IBB HBP BLK WP HR S P ERA WHIP	IP WLS BF H R ER SO BB IBB HBP BLK WP HR S P ERA WHIP	IP WLS BF H R ER SO BB IBB HBP BLK WP HR S P ERA WHIP	IP WLS BF H R ER SO BB IBB HBP BLK WP HR S P ERA WHIP	IP WLS BF H R ER SO BB IBB HBP BLK WP HR S P ERA WHIP	IP WLS BF H R ER SO BB IBB HBP BLK WP HR S P ERA WHIP	IP WLS BF H R ER SO BB IBB HBP BLK WP HR S P ERA WHIP	IP WLS BF H R ER SO BB IBB HBP BLK WP HR S P ERA WHIP	IP WLS BF H R ER SO BB IBB HBP BLK WP HR S P ERA WHIP	IP WLS BF H R ER SO BB IBB HBP BLK WP HR S P ERA WHIP	IP WLS BF H R ER SO BB IBB HBP BLK WP HR S P ERA WHIP	IP WLS BF H R ER SO BB IBB HBP BLK WP HR S P ERA WHIP	IP WLS BF H R ER SO BB IBB HBP BLK WP HR S P ERA WHIP	IP WLS BF H R ER SO BB IBB HBP BLK WP HR S P ERA WHIP	IP WLS BF H R ER SO BB IBB HBP BLK WP HR S P ERA WHIP	IP WLS BF H R ER SO BB IBB HBP BLK WP HR S P ERA WHIP	IP WLS BF H R ER SO BB IBB HBP BLK WP HR S P ERA WHIP	IP WLS BF H R ER SO BB IBB HBP BLK WP HR S P ERA WHIP	IP WLS BF H R ER SO BB IBB HBP BLK WP HR S P ERA WHIP	IP WLS BF H R ER SO BB IBB HBP BLK WP HR S P ERA WHIP	IP WLS BF H R ER SO BB IBB HBP BLK WP HR S P ERA WHIP	IP WLS BF H R ER SO BB IBB HBP BLK WP HR S P ERA WHIP	IP WLS BF H R ER SO BB IBB HBP BLK WP HR S P ERA WHIP	IP WLS BF H R ER SO BB IBB HBP BLK WP HR S P ERA WHIP	IP WLS BF H R ER SO BB IBB HBP BLK WP HR S P ERA WHIP





Batter	1	2	3	4	5	6	7	8	9	AB	R	H	RBI	BB	SO	LOB	TOP						
1 Everth Cabrera, S OBP: 0.341, SLG: 0.391										5	0	0	0	0	2	5							
15 Luis Antonio Rodriguez, S OBP: 0.329, SLG: 0.295										4	1	2	0	1	0	0							
23 Adrián González, L OBP: 0.394, SLG: 0.535										4	0	1	0	1	1	3							
5 Kevin Kouzmanoff, R OBP: 0.281, SLG: 0.414										3	1	0	1	1	0	4							
7 Chase Headley, S OBP: 0.317, SLG: 0.377										3	2	2	1	2	0	1							
8 Kyle Blanks, R OBP: 0.340, SLG: 0.427										3	2	1	0	1	1	3							
25 Will Venable, L OBP: 0.306, SLG: 0.357										5	1	4	4	0	0	1							
28 Henry Blanco, R OBP: 0.282, SLG: 0.347										5	0	0	0	0	2	5							
46 Tim Stauffer, R OBP: 0.333, SLG: 0.250										3	0	1	0	0	2	3							
54 Joe Thatcher, L										0	0	0	0	0	0	0							
56 Mike Ekstrom, R										0	0	0	0	0	0	0							
<b>Inning Stats</b>	R: 1 E: 0 K: 1 S: 11	H: 1 LOB: 1 BB: 1 P: 18	R: 1 E: 0 K: 0 S: 11	H: 3 LOB: 1 BB: 0 P: 15	R: 0 E: 0 K: 1 S: 13	H: 1 LOB: 2 BB: 1 P: 22	R: 0 E: 0 K: 1 S: 9	H: 1 LOB: 1 BB: 0 P: 15	R: 4 E: 0 K: 0 S: 14	H: 3 LOB: 0 BB: 0 P: 26	R: 0 E: 0 K: 1 S: 8	H: 1 LOB: 2 BB: 0 P: 15	R: 1 E: 0 K: 3 S: 13	H: 1 LOB: 2 BB: 2 P: 30	R: 0 E: 0 K: 0 S: 6	H: 0 LOB: 0 BB: 1 P: 10	R: 0 E: 0 K: 1 S: 8	H: 0 LOB: 1 BB: 1 P: 14	1B: 8 2B: 2 3B: 0 HR: 1	SF: 1 DP: 2 HBP: 2	WP: 1 PB: 0 SB: 0 CS: 0	PA: 44	
<b>PITCHER</b>	IP WLS BF H R ER SO BB IBB HBP BLK WP HR S P ERA WHIP	IP WLS BF H R ER SO BB IBB HBP BLK WP HR S P ERA WHIP	IP WLS BF H R ER SO BB IBB HBP BLK WP HR S P ERA WHIP	IP WLS BF H R ER SO BB IBB HBP BLK WP HR S P ERA WHIP	IP WLS BF H R ER SO BB IBB HBP BLK WP HR S P ERA WHIP	IP WLS BF H R ER SO BB IBB HBP BLK WP HR S P ERA WHIP	IP WLS BF H R ER SO BB IBB HBP BLK WP HR S P ERA WHIP	IP WLS BF H R ER SO BB IBB HBP BLK WP HR S P ERA WHIP	IP WLS BF H R ER SO BB IBB HBP BLK WP HR S P ERA WHIP	IP WLS BF H R ER SO BB IBB HBP BLK WP HR S P ERA WHIP	IP WLS BF H R ER SO BB IBB HBP BLK WP HR S P ERA WHIP	IP WLS BF H R ER SO BB IBB HBP BLK WP HR S P ERA WHIP	IP WLS BF H R ER SO BB IBB HBP BLK WP HR S P ERA WHIP	IP WLS BF H R ER SO BB IBB HBP BLK WP HR S P ERA WHIP	IP WLS BF H R ER SO BB IBB HBP BLK WP HR S P ERA WHIP	IP WLS BF H R ER SO BB IBB HBP BLK WP HR S P ERA WHIP	IP WLS BF H R ER SO BB IBB HBP BLK WP HR S P ERA WHIP	IP WLS BF H R ER SO BB IBB HBP BLK WP HR S P ERA WHIP	IP WLS BF H R ER SO BB IBB HBP BLK WP HR S P ERA WHIP	IP WLS BF H R ER SO BB IBB HBP BLK WP HR S P ERA WHIP	IP WLS BF H R ER SO BB IBB HBP BLK WP HR S P ERA WHIP	IP WLS BF H R ER SO BB IBB HBP BLK WP HR S P ERA WHIP	IP WLS BF H R ER SO BB IBB HBP BLK WP HR S P ERA WHIP

San Diego Padres @ Cincinnati Reds  
Great American Ball Park, Cincinnati, OH

Thu Jul 30 2009, 12:35 PM EDT  
Att: 19,177 - Overcast - 78 F



AB 35  
R 7  
H 11  
RBI 6  
BB 6  
SO 8  
LOB 25

Batter	1	2	3	4	5	6	7	8	9	AB	R	H	RBI	BB	SO	LOB	BOTTOM
Jerry Hairston, R OBP: 0.305, SLG: 0.397										5	0	2	0	0	0	1	
2 Alex Gonzalez, R OBP: 0.247, SLG: 0.280										3	0	0	0	0	1	3	
46 Carlos Fisher, R										0	0	0	0	0	0	0	
7 Paul Janish, R OBP: 0.312, SLG: 0.277										1	0	0	0	0	1	0	
19 Joey Volto, L OBP: 0.416, SLG: 0.595										4	1	1	0	0	0	2	
4 Brandon Phillips, R OBP: 0.327, SLG: 0.456										4	0	2	1	0	0	0	
31 Jonny Gomes, R OBP: 0.376, SLG: 0.570										3	0	0	0	1	2	1	
Edwin Encarnación, R OBP: 0.333, SLG: 0.374										3	1	1	0	1	0	2	
17 Laynce Nix, L OBP: 0.294, SLG: 0.451										3	1	0	0	1	0	3	
30 Craig Tatum, R OBP: 0.261, SLG: 0.150										4	0	2	0	0	1	2	
47 Johnny Cueto, R ERA: 4.06										1	0	0	0	0	1	0	
15 Drew Sutton, S OBP: 0.091, SLG: 0.162										2	0	0	0	0	0	2	
52 Daniel Herrera, L ERA: 2.67										0	0	0	0	0	0	0	
48 Francisco Cordero, R ERA: 1.79										1	1	1	3	0	0	0	
<b>Inning Stats</b>	R: 0 E: 0 K: 1 S: 10	H: 0 LOB: 0 BB: 0 P: 14	R: 0 E: 0 K: 1 S: 12	H: 1 LOB: 1 BB: 1 P: 20	R: 0 E: 0 K: 1 S: 9	H: 1 LOB: 1 BB: 0 P: 14	R: 1 E: 0 K: 0 S: 8	H: 2 LOB: 1 BB: 1 P: 17	R: 0								



Batter	1	2	3	4	5	6	7	8	9	AB	R	H	RBI	BB	SO	LOB	TOP										
3 Felipe Lopez, S OBP: 0.366, SLG: 0.413	G6-3	1B	F7			G4-3		K		5	1	1	1	0	1	1	<b>Milwaukee Brewers @ San Diego Padres</b> PETCO Park, San Diego, CA Fri Jul 31 2009, 10:05 PM EDT Att: 32,588 - Partly Cloudy - 71 F										
30 Craig Counsell, L OBP: 0.396, SLG: 0.431	G3-1	BB		G3-1				K		3	1	0	0	2	1												
8 Ryan Braun, R OBP: 0.390, SLG: 0.566	F9	E5		G6-3		F8			G6-3	5	1	1	0	0	0	3											
28 Prince Fielder, L OBP: 0.427, SLG: 0.593									L5	4	1	3	2	1	0	1											
1 Corey Hart, R OBP: 0.336, SLG: 0.437									G6-3	5	1	2	1	0	1	3											
25 Mike Cameron, R OBP: 0.382, SLG: 0.460									F9	4	1	1	0	1	2	2											
7 J.J. Hardy, R OBP: 0.296, SLG: 0.374										4	0	0	0	0	2	7											
18 Jason Kendall, R OBP: 0.320, SLG: 0.276										3	0	0	0	1	1	3											
41 Braden Looper, R OBP: 0.226, SLG: 0.179										2	1	1	2	0	0	0											
22 Jody Gerut, L OBP: 0.237, SLG: 0.326										1	0	0	0	0	0	0											
46 Tim Lillard, R OBP: 0.283, SLG: 0.355										0	0	0	0	0	0	0											
57 Mitch Stetter, L ERA: 3.18										0	0	0	0	0	0	0											
52 Chris Smith, R ERA: 3.5										0	0	0	0	0	0	0											
27 Frank Catalanotto, L OBP: 0.305, SLG: 0.373										1	0	0	0	0	0	1											
43 R.J. Swindle, L ERA: 11.12										0	0	0	0	0	0	0											
<b>Inning Stats</b>	R: 0 E: 0 K: 0 S: 7	H: 0 LOB: 0 BB: 0 P: 13	R: 7 E: 2 K: 2 S: 26	H: 6 LOB: 3 BB: 3 P: 30	R: 0 E: 0 K: 0 S: 6	H: 0 LOB: 0 BB: 0 P: 7	R: 0 E: 0 K: 0 S: 5	H: 1 LOB: 1 BB: 0 P: 7	R: 0 E: 0 K: 2 S: 10	H: 0 LOB: 0 BB: 0 P: 13	R: 0 E: 0 K: 0 S: 8	H: 0 LOB: 1 BB: 1 P: 15	R: 0 E: 0 K: 2 S: 9	H: 1 LOB: 1 BB: 0 P: 10	R: 0 E: 0 K: 2 S: 8	H: 0 LOB: 1 BB: 1 P: 16	R: 0 E: 0 K: 0 S: 9	H: 1 LOB: 1 BB: 0 P: 13	1B: 7 2B: 2 3B: 0 HR: 0	SF: 0 SAC: 0 DP: 0 HBP: 0	WP: 1 PB: 0 SB: 1 CS: 0	PA: 42					
<b>PITCHER</b>	IP	WLS	BF	H	R	ER	SO	BB	IBB	HBP	BLK	WP	HR	S	P	ERA	WHIP										
49 Chad Gaudin, R ERA: 4.76	1.2		14	6	7	3	2	2	0	0	0	0	0	29	53	16.20	4.800										
45 Edward Mujica, R ERA: 3.04	4.1	W	16	1	0	0	2	2	0	0	0	0	0	33	52	0.00	0.692										
57 Luke Gregerson, R ERA: 2.76	1.0	H	4	1	0	0	2	0	0	0	0	0	0	9	10	0.00	1.000										
37 Mike Adams, R ERA: 0.95	1.0	H	4	0	0	0	2	1	0	0	0	0	0	8	16	0.00	1.000										
21 Heath Bell, R ERA: 1.99	1.0		4	1	0	0	0	0	0	0	0	1	0	9	13	0.00	1.000										

Batter	1	2	3	4	5	6	7	8	9	AB	R	H	RBI	BB	SO	LOB	BOTTOM										
18 Tony Gwynn Jr., L OBP: 0.362, SLG: 0.385	E9	F7		2B		1B		F7		5	3	3	0	0	0	2	<b>Milwaukee Brewers @ San Diego Padres</b> PETCO Park, San Diego, CA Fri Jul 31 2009, 10:05 PM EDT Att: 32,588 - Partly Cloudy - 71 F										
22 David Eckstein, R OBP: 0.326, SLG: 0.340	SH5-4							F8		3	0	2	3	0	0	0											
23 Adrián González, L OBP: 0.391, SLG: 0.534	G6-3		G3-6-3	G4-3		K		15B		5	1	1	1	0	1	3											
8 Kyle Blanks, R OBP: 0.363, SLG: 0.471	BB					HR		15B	25 FC4-6	3	2	2	2	2	1	0											
7 Chase Headley, S OBP: 0.322, SLG: 0.380						G4-3				3	1	2	0	1	0	0											
57 Luke Gregerson, L ERA: 2.76										0	0	0	0	0	0	0											
37 Mike Adams, R ERA: 0.95										0	0	0	0	0	0	0											
15 Luis Antonio Rodríguez, R OBP: 0.332, SLG: 0.293										1	0	1	1	0	0	0											
21 Heath Bell, R ERA: 1.99										0	0	0	0	0	0	0											
25 Will Venable, L OBP: 0.301, SLG: 0.379	K									5	1	1	3	0	1	5											
28 Henry Blanco, R OBP: 0.279, SLG: 0.341										5	0	1	0	0	2	1											
1 Everth Cabrera, S OBP: 0.339, SLG: 0.387	FC3-6									4	1	1	0	0	1	1											
49 Chad Gaudin, R ERA: 4.76										0	0	0	0	0	0	0											
45 Edward Mujica, R ERA: 3.04										1	1	1	0	0	0	0											
14 Oscar Salazar, R OBP: 0.378, SLG: 0.535										1	1	1	1	0	0	0											
5 Kevin Koussamanoff, R OBP: 0.283, SLG: 0.418										1	0	1	0	0	0	0											
<b>Inning Stats</b>	R: 1 E: 1 K: 1 S: 17	H: 2 LOB: 2 BB: 1 P: 29	R: 0 E: 0 K: 0 S: 6	H: 1 LOB: 1 BB: 0 P: 12	R: 0 E: 0 K: 1 S: 9	H: 1 LOB: 0 BB: 0 P: 15	R: 4 E: 0 K: 1 S: 16	H: 5 LOB: 1 BB: 0 P: 26	R: 1 E: 0 K: 0 S: 8	H: 1 LOB: 0 BB: 0 P: 11	R: 3 E: 1 K: 1 S: 27	H: 4 LOB: 2 BB: 1 P: 44	R: 0 E: 0 K: 2 S: 11	H: 1 LOB: 1 BB: 0 P: 15	R: 2 E: 0 K: 0 S: 10	H: 2 LOB: 1 BB: 1 P: 19	1B: 11 2B: 4 3B: 0 HR: 2	SF: 1 SAC: 2 DP: 1 HBP: 0	WP: 0 PB: 0 SB: 0 CS: 0	PA: 43							
<b>PITCHER</b>	IP	WLS	BF	H	R	ER	SO	BB	IBB	HBP	BLK	WP	HR	S	P	ERA	WHIP										
41 Braden Looper, R ERA: 5.03	5.0		25	10	6	6	3	1	0	0	0	0	0	17	23	81.00	9.000										
48 Tim Lillard, R ERA: 12.46	0.1	L	4	3	3	3	0	0	0	0	0	0	0	10	21	0.00	3.000										
57 Mitch Stetter, L ERA: 3.18	0.2		4	1	0	0	1	1	0	0	0	0	0	11	15	0.00	1.000										
52 Chris Smith, R ERA: 3.5	1.0		4	1	0	0	2	0	0	0	0	0	0	11	15	0.00	1.000										
43 R.J. Swindle, L ERA: 11.12	1.0		6	2	2	2	0	0	1	0	0	0	0	10	19	18.00	2.000										





Batter	1	2	3	4	5	6	7	8	9	AB	R	H	RBI	BB	SO	LOB	TOP				
3 Felipe Lopez, S OBP: 0.362, SLG: 0.409	G5-3			G3-1	FC4-6		G3-1			4	0	0	0	0	0	3	<p>Milwaukee Brewers @ San Diego Padres PETCO Park, San Diego, CA</p> <p>Sat Aug 01 2009, 10:05 PM EDT Att: 26,424 - Partly Cloudy - 70 F</p> <p>livebaseballscorecards.com</p>				
1 Corey Hart, R OBP: 0.335, SLG: 0.433	K			28 S 28 BLK BB		G1-3		K		3	0	0	0	1	2	0					
8 Ryan Braun, R OBP: 0.387, SLG: 0.560	F9			K		F7		G6-3		4	0	0	0	0	1	1					
28 Prince Fielder, L OBP: 0.425, SLG: 0.597	K			K		HR		F9		4	1	1	1	0	2	1					
14 Casey McGehee, R OBP: 0.369, SLG: 0.545	G3-1			F7		HR		1B		4	1	2	1	0	0	0					
25 Mike Cameron, R OBP: 0.383, SLG: 0.462	F9			18 FC5-4 2B		HR		K		3	0	1	0	1	1	1					
7 J.J. Hardy, R 57 Mitch Stetter, L				18 FC5-4 BB		L7		L7		2	0	0	0	1	0	1					
45 Mark DiFelice, R 50 Claudio Vargas, R 27 Frank Catalanotto, L				FC5-4 47 BB				P3		4	0	0	0	0	1	3					
18 Jason Kendall, R OBP: 0.316, SLG: 0.273	G4-3			FC5-4 47 BB				G4-3		1	0	0	0	1	1	0					
47 Mike Burns, R 30 Craig Counsell, L	K			3 FC4-6 BB						1	0	0	0	0	0	0					
<b>Inning Stats</b>	R: 0 E: 0 K: 1 S: 6	H: 0 LOB: 0 BB: 0 P: 8	R: 0 E: 0 K: 1 S: 5	H: 0 LOB: 0 BB: 0 P: 9	R: 0 E: 0 K: 1 S: 10	H: 0 LOB: 0 BB: 0 P: 14	R: 0 E: 0 K: 2 S: 11	H: 1 LOB: 1 BB: 2 P: 21	R: 2 E: 0 K: 0 S: 11	H: 2 LOB: 1 BB: 1 P: 20	R: 0 E: 0 K: 1 S: 8	H: 0 LOB: 0 BB: 0 P: 12	R: 0 E: 0 K: 1 S: 9	H: 0 LOB: 0 BB: 0 P: 10	R: 0 E: 0 K: 1 S: 9	H: 1 LOB: 1 BB: 0 P: 14	1B: 1 2B: 1 3B: 0 HR: 2	SF: 0 SAC: 0 DP: 0 HBP: 0	WP: 0 PB: 0 SB: 1 CS: 0	PA: 35	
<b>PITCHER</b>	IP	WLS	BF	H	R	ER	SO	BB	IBB	HBP	BLK	WP	HR	S	P	ERA	WHIP				
33 Clayton Richard, L ERA: 4.47	5.2		22	2	1	1	5	3	0	0	1	0	1	49	90	1.59	0.882				
40 Greg Burke, R ERA: 4.15	0.1	W	3	1	1	1	0	1	0	0	0	0	1	6	11	27.00	6.000				
57 Luke Gregerson, R ERA: 2.7	1.0	H	3	0	0	0	1	0	0	0	0	0	0	8	12	0.00	0.000				
37 Mike Adams, R ERA: 0.5	1.0	H	3	0	0	0	1	0	0	0	0	0	0	9	10	0.00	0.000				
21 Heath Bell, R ERA: 1.91	1.0	S	4	1	0	0	1	0	0	0	0	0	0	9	14	0.00	1.000				

Batter	1	2	3	4	5	6	7	8	9	AB	R	H	RBI	BB	SO	LOB	BOTTOM				
18 Tony Gwynn Jr., L OBP: 0.363, SLG: 0.385	G3		G6-3		22 2B 5 SF8 1B	F7		22 S 1B		5	1	2	1	0	0	1	<p>Milwaukee Brewers @ San Diego Padres PETCO Park, San Diego, CA</p> <p>Sat Aug 01 2009, 10:05 PM EDT Att: 26,424 - Partly Cloudy - 70 F</p> <p>livebaseballscorecards.com</p>				
22 David Eckstein, R OBP: 0.327, SLG: 0.344	1B		F7		2B	G6-3		G6-3		5	0	2	0	0	0	1					
23 Adrián González, L OBP: 0.390, SLG: 0.529	L9		P6		IBB	G4-3		G4-3		3	0	0	0	1	0	1					
5 Kevin Kouzmanoff, R OBP: 0.285, SLG: 0.422	F8				8 FC6-4 1B	SF8		2B		3	0	2	1	0	0	1					
8 Kyle Blanks, R OBP: 0.358, SLG: 0.455	P4				30 FC5-4 25 1B	K		BB		3	0	0	0	1	1	3					
25 Will Venable, L OBP: 0.308, SLG: 0.411	HR				30 FC5-4 1B	K		K		4	1	2	1	0	2	2					
30 Eleazer Alfonzo, R OBP: 0.216, SLG: 0.283	2B				FC5-4	F9		G1-3		4	0	1	0	0	0	2					
1 Everth Cabrera, S OBP: 0.337, SLG: 0.396	F8				G4-3	G4-3		F7		4	1	1	0	0	0	3					
33 Clayton Richard, L 40 Greg Burke, R 14 Oscar Salazar, R 57 Luke Gregerson, L 37 Mike Adams, R 7 Chase Headley, S 21 Heath Bell, R	K				G6-3	3B		18 1B 2B		2	0	0	0	0	1	1					
<b>Inning Stats</b>	R: 0 E: 0 K: 0 S: 11	H: 1 LOB: 1 BB: 0 P: 17	R: 1 E: 0 K: 1 S: 9	H: 2 LOB: 1 BB: 0 P: 11	R: 0 E: 0 K: 0 S: 8	H: 0 LOB: 0 BB: 0 P: 10	R: 0 E: 0 K: 0 S: 11	H: 2 LOB: 2 BB: 0 P: 20	R: 1 E: 0 K: 1 S: 15	H: 2 LOB: 1 BB: 1 P: 27	R: 0 E: 0 K: 1 S: 12	H: 1 LOB: 2 BB: 1 P: 21	R: 1 E: 0 K: 0 S: 11	H: 2 LOB: 1 BB: 0 P: 18	1B: 5 2B: 5 3B: 1 HR: 1	SF: 1 SAC: 0 DP: 0 HBP: 0		WP: 0 PB: 0 SB: 1 CS: 0	PA: 38		
<b>PITCHER</b>	IP	WLS	BF	H	R	ER	SO	BB	IBB	HBP	BLK	WP	HR	S	P	ERA	WHIP				
47 Mike Burns, R ERA: 6.06	5.2	L	27	9	3	3	3	0	0	0	0	0	0	6	12	0.00	0.000				
57 Mitch Stetter, L ERA: 3.09	1.0		3	0	0	0	0	0	0	0	0	0	0	6	12	0.00	0.000				
45 Mark DiFelice, R ERA: 1.99	0.1		3	1	0	0	1	1	0	0	0	0	0	8	13	0.00	6.000				
50 Claudio Vargas, R ERA: 2.25	1.0		5	2	1	1	0	0	0	0	0	0	0	11	18	9.00	2.000				

AB 31  
R 2  
H 4  
RBI 2  
BB 4  
SO 8  
LOB 11



AB 35  
R 4  
H 12  
RBI 4  
BB 2  
SO 4  
LOB 15





Batter	1	2	3	4	5	6	7	8	9	AB	R	H	RBI	BB	SO	LOB	TOP					
3 Felipe Lopez, S OBP: 0.363, SLG: 0.410	G3-1		F9			FC5-4	BB		G4-3	4	1	1	3	1	0	1						
30 Craig Counsell, L OBP: 0.366, SLG: 0.434	G4-3			G4-3		F8				4	1	2	1	0	0	1						
8 Ryan Braun, R OBP: 0.386, SLG: 0.557	G6-3			G4-3		FC5-4				4	0	1	0	0	0	2						
28 Prince Fielder, L OBP: 0.422, SLG: 0.591		G1		G5-3			G6-3			4	0	0	1	0	0	2						
14 Casey McGehee, R OBP: 0.367, SLG: 0.538		F8		K						4	1	1	0	0	2	0						
25 Mike Cameron, R OBP: 0.382, SLG: 0.458										3	1	0	0	1	2	0						
27 Frank Catalanotto, L 60 Todd Coffey, R 51 Trevor Hoffman, R			P4	F8						3	1	1	1	0	0	0						
18 Jason Kendall, R OBP: 0.313, SLG: 0.269			F8	G5-3						4	0	0	0	0	1	2						
12 Carlos Villanueva, R 9 Hernán Iribarren, L 50 Claudio Vargas, R 57 Mitch Stetter, L 22 Jody Gerut, L										0	0	0	0	1	0	0						
<b>Inning Stats</b>	R: 0 E: 0 K: 0 S: 9	H: 0 LOB: 0 BB: 0 P: 13	R: 0 E: 0 K: 1 S: 10	H: 0 LOB: 0 BB: 0 P: 15	R: 0 E: 0 K: 0 S: 8	H: 0 LOB: 1 BB: 1 P: 16	R: 1 E: 0 K: 1 S: 9	H: 1 LOB: 0 BB: 0 P: 10	R: 0 E: 0 K: 0 S: 7	H: 0 LOB: 0 BB: 0 P: 11	R: 0 E: 0 K: 1 S: 10	H: 0 LOB: 0 BB: 1 P: 21	R: 5 E: 0 K: 1 S: 23	H: 5 LOB: 2 BB: 1 P: 35	R: 0 E: 0 K: 3 S: 10	H: 0 LOB: 0 BB: 0 P: 16	R: 0 E: 0 K: 0 S: 7	H: 0 LOB: 0 BB: 0 P: 10	1B: 4 2B: 2 3B: 0 HR: 0	SF: 0 SAC: 0 DP: 0 HBP: 1	WP: 0 PB: 0 CS: 0	PA: 37
<b>PITCHER</b>	IP	WLS	BF	H	R	ER	SO	BB	IBB	HBP	BLK	WP	HR	S	P	ERA	WHIP					
29 Kevin Correia, R ERA: 4.73	6.1	L	24	2	3	3	3	3	0	0	0	0	0	59	99	4.26	0.789					
54 Joe Thatcher, L ERA: 3.91	0.0		1	1	0	0	0	0	0	0	0	0	0	4	5	∞	∞					
57 Luke Gregerson, R ERA: 3.06	0.1		5	3	3	1	0	0	0	1	0	0	0	11	15	81.00	9.000					
59 Luis Perdomo, R ERA: 4.15	2.1		7	0	0	0	3	0	0	0	0	0	0	19	28	0.00	0.000					

Milwaukee Brewers @ San Diego Padres  
PETCO Park, San Diego, CA  
Sun Aug 02 2009, 4:05 PM EDT  
Att: 23,696 - Sunny - 73 F

AB 33  
R 6  
H 6  
RBI 6  
BB 3  
SO 7  
LOB 8



Batter	1	2	3	4	5	6	7	8	9	AB	R	H	RBI	BB	SO	LOB	BOTTOM					
18 Tony Gwynn Jr., L OBP: 0.365, SLG: 0.384	F7		1B							3	0	1	0	1	0	1						
1 Everth Cabrera, S OBP: 0.346, SLG: 0.401	K		23							3	1	2	0	1	1	0						
23 Adrián González, L OBP: 0.391, SLG: 0.530	G6-3		G4-6-3							3	0	1	1	1	0	3						
5 Kevin Kouzmanoff, R OBP: 0.294, SLG: 0.419				K						3	0	0	0	1	1	3						
7 Chase Headley, S OBP: 0.320, SLG: 0.380		F8		P6						4	0	0	0	0	1	4						
25 Will Venable, L OBP: 0.300, SLG: 0.400 59 Luis Perdomo, R		K								3	0	0	0	0	1	2						
14 Oscar Salazar, R OBP: 0.353, SLG: 0.556		K								1	0	0	0	0	0	0						
28 Henry Blanco, R OBP: 0.286, SLG: 0.336		FC6-4								2	0	0	0	2	1	1						
15 Luis Antonio Rodríguez, S OBP: 0.335, SLG: 0.293			P2							3	0	1	0	1	0	1						
29 Kevin Correia, R OBP: 0.212, SLG: 0.194 54 Joe Thatcher, L 57 Luke Gregerson, L 8 Kyle Blanks, R										1	0	0	0	1	0	2						
<b>Inning Stats</b>	R: 0 E: 0 K: 1 S: 10	H: 0 LOB: 0 BB: 0 P: 14	R: 0 E: 0 K: 1 S: 11	H: 0 LOB: 1 BB: 1 P: 17	R: 0 E: 0 K: 0 S: 9	H: 1 LOB: 2 BB: 2 P: 20	R: 0 E: 0 K: 1 S: 10	H: 0 LOB: 0 BB: 0 P: 14	R: 0 E: 0 K: 0 S: 7	H: 1 LOB: 0 BB: 1 P: 14	R: 1 E: 0 K: 0 S: 8	H: 1 LOB: 1 BB: 1 P: 20	R: 0 E: 0 K: 1 S: 6	H: 0 LOB: 0 BB: 1 P: 10	R: 0 E: 0 K: 1 S: 12	H: 2 LOB: 2 BB: 1 P: 22	R: 0 E: 0 K: 2 S: 9	H: 0 LOB: 1 BB: 1 P: 18	1B: 4 2B: 1 3B: 0 HR: 0	SF: 0 SAC: 0 DP: 3 HBP: 0	WP: 0 PB: 0 CS: 0	PA: 36
<b>PITCHER</b>	IP	WLS	BF	H	R	ER	SO	BB	IBB	HBP	BLK	WP	HR	S	P	ERA	WHIP					
12 Carlos Villanueva, R ERA: 5.86	5.0		19	2	0	0	3	4	0	0	0	0	0	47	79	0.00	1.200					
50 Claudio Vargas, R ERA: 2.92	0.1	B	3	1	1	1	0	1	0	0	0	0	0	6	16	27.00	6.000					
57 Mitch Stetter, L ERA: 3.03	0.2	W	2	0	0	0	0	0	0	0	0	0	0	2	4	0.00	0.000					
60 Todd Coffey, R ERA: 2.28	2.0		8	2	0	0	2	2	0	0	0	0	0	18	32	0.00	2.000					
51 Trevor Hoffman, R ERA: 1.74	1.0		4	0	0	0	2	1	0	0	0	0	0	9	18	0.00	1.000					

Milwaukee Brewers @ San Diego Padres  
PETCO Park, San Diego, CA  
Sun Aug 02 2009, 4:05 PM EDT  
Att: 23,696 - Sunny - 73 F

AB 28  
R 1  
H 5  
RBI 1  
BB 8  
SO 7  
LOB 18









Batter	1	2	3	4	5	6	7	8	9	AB	R	H	RBI	BB	SO	LOB	TOP								
13 Nate McLouth, L OBP: 0.343, SLG: 0.447	G4-3	F8			F9	F9	14 1B	F8		5	1	1	0	0	0	3	<b>Atlanta Braves @ San Diego Padres</b> PETCO Park, San Diego, CA Tue Aug 04 2009, 10:05 PM EDT Att: 17,916 - Partly Cloudy - 76 F  <b>AB 41</b> <b>R 9</b> <b>H 17</b> <b>RBI 8</b> <b>BB 4</b> <b>SO 4</b> <b>LOB 18</b>								
14 Martin Prado, R OBP: 0.376, SLG: 0.483	G6-3		F9		HR	1B	16 1B	18 1B		5	2	3	3	0	0	0									
10 Chipper Jones, S 51 Michael Gonzalez, R 36 Boone Logan, R			G6-3		G5-3	F9		F7		4	0	0	0	1	0	3									
16 Brian McCann, L OBP: 0.366, SLG: 0.507	G3		F8		1B	F9		18 1B		4	0	1	0	1	0	2									
18 Garret Anderson, L OBP: 0.322, SLG: 0.443		19 1B	22 1B		22 1B	23 G6-4-3	K	F9		5	2	3	2	0	1	1									
19 Yunel Escobar, R OBP: 0.369, SLG: 0.468		23 1B	23 1B		23 1B	23 1B	L9	G6-3	K	5	0	2	0	0	1	2									
22 Adam LaRoche, L OBP: 0.340, SLG: 0.463		23 1B	23 1B		23 1B	23 1B	23 HR	1B	1B	4	1	4	1	1	0	0									
23 Matt Diaz, R OBP: 0.349, SLG: 0.432	G1-4-6-3		G6-4-3		G6-4-3	1B	HR	K	G4-6-3	5	1	1	2	0	1	6									
33 Javier Vazquez, R 2 Kelly Johnson, L					K	13 2B	14 1B	16 1B	F8	2	1	1	0	1	1	1									
<b>Inning Stats</b>	R: 0 E: 0 K: 0 S: 7	H: 0 LOB: 1 BB: 1 P: 12	R: 1 E: 0 K: 0 S: 19	H: 3 LOB: 2 BB: 1 P: 32	R: 0 E: 0 K: 0 S: 4	H: 0 LOB: 0 BB: 0 P: 7	R: 1 E: 0 K: 1 S: 17	H: 3 LOB: 1 BB: 0 P: 26	R: 1 E: 0 K: 1 S: 12	H: 2 LOB: 1 BB: 0 P: 15	R: 4 E: 0 K: 0 S: 17	H: 5 LOB: 1 BB: 0 P: 27	R: 0 E: 0 K: 1 S: 11	H: 1 LOB: 1 BB: 0 P: 17	R: 2 E: 0 K: 1 S: 16	H: 3 LOB: 2 BB: 1 P: 28	R: 0 E: 0 K: 0 S: 7	H: 0 LOB: 0 BB: 1 P: 13	1B: 14 2B: 1 3B: 0 HR: 2	SF: 0 SAC: 0 DP: 3 HBP: 0	WP: 0 PB: 0 SB: 0 CS: 0	PA: 45			
<b>PITCHER</b>	IP	WLS	BF	H	R	ER	SO	BB	IBB	HBP	BLK	WP	HR	S	P	ERA	WHIP								
46 Tim Stauffer, R ERA: 3.12	5.0	L	23	8	3	3	2	2	0	0	0	0	1	59	92	5.40	2.000								
45 Edward Mujica, R ERA: 3.65	0.1		6	5	4	4	0	0	0	0	0	0	1	11	17	108.00	15.000								
54 Joe Thatcher, L ERA: 3.65	1.2		6	1	0	0	1	0	0	0	0	0	0	17	27	0.00	0.600								
56 Mike Ekstrom, R ERA: 6.38	2.0		10	3	2	2	1	2	0	0	0	0	0	23	41	9.00	2.500								

Batter	1	2	3	4	5	6	7	8	9	AB	R	H	RBI	BB	SO	LOB	BOTTOM								
18 Tony Gwynn Jr., L OBP: 0.354, SLG: 0.371	G3-1		F7		P5			G6-3		4	0	0	0	0	0	1	<b>Atlanta Braves @ San Diego Padres</b> PETCO Park, San Diego, CA Tue Aug 04 2009, 10:05 PM EDT Att: 17,916 - Partly Cloudy - 76 F  <b>AB 31</b> <b>R 2</b> <b>H 4</b> <b>RBI 2</b> <b>BB 3</b> <b>SO 8</b> <b>LOB 13</b>								
22 David Eckstein, R OBP: 0.326, SLG: 0.346	F7		G6-3		G4-3			K		4	0	0	0	0	1	1									
25 Will Venable, L OBP: 0.328, SLG: 0.440					7 2B			K		2	2	1	1	2	1	0									
5 Kevin Kouzmanoff, R OBP: 0.281, SLG: 0.416	F9				P3			F8		4	0	0	0	0	0	2									
7 Chase Headley, S OBP: 0.321, SLG: 0.386					2B			FC1-6		4	0	2	1	0	0	1									
8 Kyle Blanks, R OBP: 0.345, SLG: 0.454			K		K			K		3	0	0	0	1	3	3									
28 Henry Blanco, R OBP: 0.278, SLG: 0.326					G1-4-3					4	0	0	0	0	1	3									
1 Everth Cabrera, S OBP: 0.346, SLG: 0.411			G4-3					P4		3	0	1	0	0	0	1									
46 Tim Stauffer, R 15 Luis Antonio Rodriguez, S 45 Edward Mujica, R 54 Joe Thatcher, L 14 Oscar Salazar, R 56 Mike Ekstrom, R					K			L1		1	0	0	0	0	0	0									
<b>Inning Stats</b>	R: 1 E: 0 K: 0 S: 7	H: 1 LOB: 0 BB: 0 P: 8	R: 0 E: 0 K: 2 S: 14	H: 1 LOB: 1 BB: 0 P: 18	R: 0 E: 0 K: 1 S: 9	H: 0 LOB: 0 BB: 0 P: 12	R: 1 E: 0 K: 1 S: 12	H: 1 LOB: 1 BB: 1 P: 18	R: 0 E: 0 K: 0 S: 8	H: 1 LOB: 1 BB: 0 P: 14	R: 0 E: 0 K: 1 S: 11	H: 0 LOB: 0 BB: 1 P: 20	R: 0 E: 0 K: 1 S: 7	H: 0 LOB: 0 BB: 0 P: 8	R: 0 E: 0 K: 2 S: 8	H: 0 LOB: 0 BB: 0 P: 13	R: 0 E: 0 K: 0 S: 8	H: 0 LOB: 1 BB: 1 P: 13	1B: 0 2B: 2 3B: 1 HR: 1	SF: 0 SAC: 0 DP: 0 HBP: 0	WP: 0 PB: 0 SB: 1 CS: 0	PA: 34			
<b>PITCHER</b>	IP	WLS	BF	H	R	ER	SO	BB	IBB	HBP	BLK	WP	HR	S	P	ERA	WHIP								
33 Javier Vazquez, R ERA: 2.99	7.0	W	27	4	2	2	6	2	0	0	0	0	0	68	98	2.57	0.857								
51 Michael Gonzalez, L ERA: 2.94	1.0		3	0	0	0	2	0	0	0	0	0	0	8	13	0.00	0.000								
36 Boone Logan, L ERA: 4.08	1.0		4	0	0	0	0	1	0	0	0	0	0	8	13	0.00	1.000								



Batter	1	2	3	4	5	6	7	8	9	AB	R	H	RBI	BB	SO	LOB	TOP
13 Nate McLouth, L OBP: 0.346, SLG: 0.449										5	1	3	2	0	1	0	<b>Atlanta Braves @ San Diego Padres</b> PETCO Park, San Diego, CA Wed Aug 05 2009, 3:35 PM EDT Att: 21,816 - Sunny - 78 F
14 Martin Prado, R OBP: 0.377, SLG: 0.483										4	1	2	1	0	1	1	
10 Chipper Jones, S OBP: 0.404, SLG: 0.473										4	1	3	0	1	0	1	
16 Brian McCann, L OBP: 0.369, SLG: 0.505										3	0	1	2	2	1	2	
18 Garret Anderson, L Rafael Soriano, R										5	0	1	1	0	1	4	
19 Yunel Escobar, R OBP: 0.366, SLG: 0.464										5	0	1	0	0	1	2	
22 Adam LaRoche, L OBP: 0.338, SLG: 0.460										5	1	1	0	0	2	1	
25 Ryan Church, L OBP: 0.344, SLG: 0.369										3	2	2	0	1	0	0	
48 Tommy Hanson, R 58 Peter Moylan, R 20 Greg Norton, S 51 Michael Gonzalez, R 23 Matt Diaz, R										1	0	0	0	0	0	1	
<b>Inning Stats</b>	R: 1 H: 3 E: 1 K: 1 S: 13	H: 3 R: 2 ER: 0 LOB: 2 BB: 1 P: 23	R: 0 H: 0 E: 0 K: 1 S: 8	H: 0 R: 0 ER: 0 LOB: 0 BB: 0 P: 12	R: 3 H: 5 E: 0 K: 0 S: 16	H: 1 R: 0 ER: 0 LOB: 1 BB: 2 P: 23	R: 0 H: 0 E: 0 K: 0 S: 12	H: 0 R: 0 ER: 0 LOB: 0 BB: 2 P: 5	R: 0 H: 1 E: 0 K: 2 S: 11	H: 1 R: 0 ER: 0 LOB: 1 BB: 0 P: 14	R: 0 H: 1 E: 0 K: 2 S: 11	H: 1 R: 0 ER: 0 LOB: 1 BB: 0 P: 19	1B: 14 2B: 1 3B: 0 HR: 0	SF: 1 SAC: 2 DP: 1 HBP: 0	WP: 0 PB: 0 SB: 0 CS: 1	PA: 43	
<b>PITCHER</b>	IP WLS BF H R ER SO BB IBB HBP BLK WP HR S P ERA WHIP	IP WLS BF H R ER SO BB IBB HBP BLK WP HR S P ERA WHIP	IP WLS BF H R ER SO BB IBB HBP BLK WP HR S P ERA WHIP	IP WLS BF H R ER SO BB IBB HBP BLK WP HR S P ERA WHIP	IP WLS BF H R ER SO BB IBB HBP BLK WP HR S P ERA WHIP	IP WLS BF H R ER SO BB IBB HBP BLK WP HR S P ERA WHIP	IP WLS BF H R ER SO BB IBB HBP BLK WP HR S P ERA WHIP	IP WLS BF H R ER SO BB IBB HBP BLK WP HR S P ERA WHIP	IP WLS BF H R ER SO BB IBB HBP BLK WP HR S P ERA WHIP	IP WLS BF H R ER SO BB IBB HBP BLK WP HR S P ERA WHIP	IP WLS BF H R ER SO BB IBB HBP BLK WP HR S P ERA WHIP	IP WLS BF H R ER SO BB IBB HBP BLK WP HR S P ERA WHIP	IP WLS BF H R ER SO BB IBB HBP BLK WP HR S P ERA WHIP	IP WLS BF H R ER SO BB IBB HBP BLK WP HR S P ERA WHIP	IP WLS BF H R ER SO BB IBB HBP BLK WP HR S P ERA WHIP	IP WLS BF H R ER SO BB IBB HBP BLK WP HR S P ERA WHIP	ERA WHIP
49 Chad Gaudin, R ERA: 5.13	3.1 L 20 9 6 6 3 2 0 0 0 0 0 0 51 85 16.20 3.300	2.2 12 3 0 0 1 2 0 0 0 0 0 34 60 0.00 1.875	2.0 7 1 0 0 1 0 0 0 0 0 0 15 19 0.00 0.500	1.0 4 1 0 0 2 0 0 0 0 0 0 11 19 0.00 1.000													

AB 36  
R 6  
H 14  
RBI 6  
BB 4  
SO 7  
LOB 12



Batter	1	2	3	4	5	6	7	8	9	AB	R	H	RBI	BB	SO	LOB	BOTTOM
1 Everth Cabrera, S OBP: 0.349, SLG: 0.415										3	1	1	0	1	1	1	<b>Atlanta Braves @ San Diego Padres</b> PETCO Park, San Diego, CA Wed Aug 05 2009, 3:35 PM EDT Att: 21,816 - Sunny - 78 F
25 Will Venable, L OBP: 0.333, SLG: 0.467										4	1	2	2	0	2	1	
23 Adrián González, L OBP: 0.394, SLG: 0.530										2	0	1	0	2	1	1	
5 Kevin Kouzmanoff, R 40 Greg Burke, L 54 Joe Thatcher, L 14 Oscar Salazar, R										3	0	0	0	0	0	4	
7 Chase Headley, S OBP: 0.323, SLG: 0.391										3	0	1	0	1	1	0	
8 Kyle Blanks, R OBP: 0.342, SLG: 0.446										4	0	1	0	0	2	2	
15 Luis Antonio Rodríguez, R OBP: 0.327, SLG: 0.285										4	0	0	0	0	1	2	
30 Eliezer Alfonzo, R OBP: 0.211, SLG: 0.274										3	0	0	0	0	2	2	
49 Chad Gaudin, R 59 Luis Perdomo, R 18 Tony Gwynn Jr., L										1	0	0	0	0	1	0	
<b>Inning Stats</b>	R: 0 H: 1 E: 0 K: 0 S: 4	H: 0 R: 0 ER: 0 LOB: 0 BB: 0 P: 14	R: 0 H: 0 E: 0 K: 2 S: 9	H: 0 R: 0 ER: 0 LOB: 0 BB: 0 P: 12	R: 0 H: 0 E: 1 K: 1 S: 8	H: 1 R: 0 ER: 1 LOB: 1 BB: 0 P: 5	R: 2 H: 3 E: 0 K: 0 S: 7	H: 3 R: 0 ER: 0 LOB: 0 BB: 0 P: 11	R: 0 H: 1 E: 0 K: 3 S: 13	H: 1 R: 0 ER: 0 LOB: 1 BB: 0 P: 16	R: 0 H: 0 E: 0 K: 1 S: 10	H: 0 R: 0 ER: 0 LOB: 1 BB: 1 P: 16	1B: 4 2B: 2 3B: 1 HR: 1	SF: 0 SAC: 0 DP: 4 HBP: 0	WP: 0 PB: 0 SB: 1 CS: 1	PA: 34	
<b>PITCHER</b>	IP WLS BF H R ER SO BB IBB HBP BLK WP HR S P ERA WHIP	IP WLS BF H R ER SO BB IBB HBP BLK WP HR S P ERA WHIP	IP WLS BF H R ER SO BB IBB HBP BLK WP HR S P ERA WHIP	IP WLS BF H R ER SO BB IBB HBP BLK WP HR S P ERA WHIP	IP WLS BF H R ER SO BB IBB HBP BLK WP HR S P ERA WHIP	IP WLS BF H R ER SO BB IBB HBP BLK WP HR S P ERA WHIP	IP WLS BF H R ER SO BB IBB HBP BLK WP HR S P ERA WHIP	IP WLS BF H R ER SO BB IBB HBP BLK WP HR S P ERA WHIP	IP WLS BF H R ER SO BB IBB HBP BLK WP HR S P ERA WHIP	IP WLS BF H R ER SO BB IBB HBP BLK WP HR S P ERA WHIP	IP WLS BF H R ER SO BB IBB HBP BLK WP HR S P ERA WHIP	IP WLS BF H R ER SO BB IBB HBP BLK WP HR S P ERA WHIP	IP WLS BF H R ER SO BB IBB HBP BLK WP HR S P ERA WHIP	IP WLS BF H R ER SO BB IBB HBP BLK WP HR S P ERA WHIP	IP WLS BF H R ER SO BB IBB HBP BLK WP HR S P ERA WHIP	IP WLS BF H R ER SO BB IBB HBP BLK WP HR S P ERA WHIP	ERA WHIP
48 Tommy Hanson, R 58 Peter Moylan, R 51 Michael Gonzalez, L Rafael Soriano, R	6.0 W 22 5 2 2 5 3 0 0 0 0 0 41 72 3.00 1.333	1.0 4 1 0 0 2 0 0 0 0 0 0 10 14 0.00 1.000	1.0 4 1 0 0 3 1 0 0 0 0 0 13 16 0.00 1.000	1.0 4 0 0 0 1 1 0 0 0 0 0 10 16 0.00 1.000													

AB 30  
R 2  
H 7  
RBI 2  
BB 4  
SO 11  
LOB 13





Batter	1	2	3	4	5	6	7	8	9	AB R H RBI BB SO LOB	TOP											
16 Angel Pagán, S OBP: 0.344, SLG: 0.496	G4-3		1B		K		F7		K	5 0 1 0 0 2 1	<b>New York Mets @ San Diego Padres</b> PETCO Park, San Diego, CA Thu Aug 06 2009, 10:05 PM EDT Att: 18,880 - Partly Cloudy - 69 F											
3 Alex Cora, L OBP: 0.329, SLG: 0.307	K		L6-4			BB	1B		F7	4 1 1 0 1 1 3												
5 David Wright, R OBP: 0.419, SLG: 0.474	L8				K	BB	K			3 1 0 0 1 2 1												
12 Jeff Francoeur, R OBP: 0.288, SLG: 0.374	K		G5-3		G5-3	BB	P3			4 1 1 0 0 1 0												
17 Fernando Tatis, R OBP: 0.314, SLG: 0.422	G6-3		E6		E6	BB	K			4 0 2 1 0 1 0												
28 Daniel Murphy, L OBP: 0.319, SLG: 0.384	G6-3		G6-3		G4-6-3	BB	1B			4 0 2 0 0 0 2												
9 Omir Santos, R OBP: 0.308, SLG: 0.421	F9		G4-3		G4-3		FC6-4			3 0 0 0 1 0 4												
4 Angel Berroa, R OBP: 0.208, SLG: 0.184	G6-3		G6-3		K	P4	K			4 0 0 0 0 2 1												
61 Livan Hernandez, R OBP: 0.154, SLG: 0.119	L6-4		L6-4		G3-1		G4-1			1 0 0 0 1 0 0												
64 Elmer Dessens, R OBP: 0.296, SLG: 0.346	BB		BB							0 0 0 0 0 0 0												
18 Jeremy Reed, L OBP: 0.296, SLG: 0.346										0 0 0 0 0 0 0												
44 Tim Redding, R OBP: 0.296, SLG: 0.346										0 0 0 0 0 0 0												
50 Sean Green, R OBP: 0.296, SLG: 0.346										0 0 0 0 0 0 0												
19 Cory Sullivan, L OBP: 0.296, SLG: 0.346										1 0 1 0 0 0 0												
<b>Inning Stats</b>	R: 0 E: 0 K: 1 S: 11	H: 0 LOB: 0 BB: 0 P: 14	R: 0 E: 0 K: 1 S: 9	H: 1 LOB: 1 BB: 0 P: 14	R: 0 E: 0 K: 0 S: 8	H: 1 LOB: 1 BB: 1 P: 16	R: 0 E: 0 K: 1 S: 13	H: 1 LOB: 2 BB: 0 P: 18	R: 0 E: 0 K: 2 S: 8	H: 0 LOB: 0 BB: 0 P: 10	R: 3 E: 1 K: 0 S: 15	H: 2 LOB: 1 BB: 3 P: 32	R: 0 E: 0 K: 1 S: 9	H: 1 LOB: 1 BB: 0 P: 15	R: 0 E: 0 K: 1 S: 9	H: 1 LOB: 1 BB: 0 P: 15	R: 0 E: 0 K: 2 S: 11	H: 1 LOB: 1 BB: 0 P: 13	1B: 7 2B: 2 3B: 0 HR: 0	SF: 0 SAC: 0 DP: 2 HBP: 0	WP: 0 PB: 0 SB: 0 CS: 0	PA: 38
<b>PITCHER</b>	IP WLS BF H R ER SO BB IBB HBP BLK WP HR S P ERA WHIP											<b>PITCHER</b>	IP WLS BF H R ER SO BB IBB HBP BLK WP HR S P ERA WHIP									
33 Clayton Richard, L ERA: 4.49	5.2 W 25 5 3 3 5 4 0 0 0 0 0 60 99 4.76 1.588																					
57 Luke Gregerson, R ERA: 2.99	(6.1) 1.1 5 1 0 0 1 0 0 0 0 0 0 13 20 0.00 0.750																					
37 Mike Adams, R ERA: 0.82	(8.1) 1.0 4 1 0 0 1 0 0 0 0 0 0 9 15 0.00 1.000																					
45 Edward Mujica, R ERA: 3.99	(9.1) 1.0 4 1 0 0 2 0 0 0 0 0 0 11 13 0.00 1.000																					

AB 34  
R 3  
H 8  
RBI 1  
BB 4  
SO 9  
LOB 12



Batter	1	2	3	4	5	6	7	8	9	AB R H RBI BB SO LOB	BOTTOM									
18 Tony Gwynn Jr., L OBP: 0.356, SLG: 0.370	22 SF8		K		L7		BB			4 1 1 1 1 1 4	<b>New York Mets @ San Diego Padres</b> PETCO Park, San Diego, CA Thu Aug 06 2009, 10:05 PM EDT Att: 18,880 - Partly Cloudy - 69 F									
22 David Eckstein, R OBP: 0.327, SLG: 0.348	23 SF8		BB		G6-3		G1-2-3			4 2 1 0 1 0 6										
23 Adrián González, L OBP: 0.392, SLG: 0.535	SF8		HR		G4-3		F7		G4-3	4 1 1 3 0 0 0										
5 Kevin Kouzmanoff, R OBP: 0.281, SLG: 0.412	7 1B		G6-3		L5		1B		G6-3	5 0 2 1 0 0 0										
25 Will Venable, L OBP: 0.328, SLG: 0.452	P6		G4-3		G4-3		F7		G3	4 1 0 0 1 0 2										
7 Chase Headley, S OBP: 0.327, SLG: 0.391	1B		BB		BB		G3-1			2 2 1 0 2 0 0										
28 Henry Blanco, R OBP: 0.291, SLG: 0.346	F9		BB		BB		BB		BB	4 1 3 1 0 0 2										
1 Everth Cabrera, S OBP: 0.347, SLG: 0.411	G6-3		E4		G6-3		G6-3		G1-2-3	4 0 1 1 0 0 3										
33 Clayton Richard, L OBP: 0.250, SLG: 0.375	K		BB		G3		BB		BB	3 0 1 1 0 1 1										
57 Luke Gregerson, L ERA: 2.99										0 0 0 0 0 0 0										
14 Oscar Salazar, R OBP: 0.392, SLG: 0.551										1 0 1 0 0 0 0										
37 Mike Adams, R ERA: 0.82										0 0 0 0 0 0 0										
45 Edward Mujica, R OBP: 1.000, SLG: 1.000										0 0 0 0 0 0 0										
<b>Inning Stats</b>	R: 2 E: 0 K: 0 S: 15	H: 4 LOB: 2 BB: 0 P: 27	R: 0 E: 0 K: 1 S: 12	H: 0 LOB: 0 BB: 0 P: 15	R: 4 E: 1 K: 1 S: 19	H: 3 LOB: 3 BB: 3 P: 41	R: 0 E: 0 K: 0 S: 7	H: 0 LOB: 0 BB: 0 P: 11	R: 1 E: 0 K: 0 S: 9	H: 1 LOB: 1 BB: 1 P: 15	R: 0 E: 0 K: 0 S: 8	H: 1 LOB: 1 BB: 0 P: 15	R: 1 E: 0 K: 0 S: 13	H: 3 LOB: 2 BB: 1 P: 23	R: 0 E: 0 K: 0 S: 5	H: 0 LOB: 0 BB: 0 P: 8	1B: 9 2B: 2 3B: 0 HR: 1	SF: 1 SAC: 0 DP: 1 HBP: 0	WP: 0 PB: 0 SB: 0 CS: 0	PA: 41
<b>PITCHER</b>	IP WLS BF H R ER SO BB IBB HBP BLK WP HR S P ERA WHIP											<b>PITCHER</b>	IP WLS BF H R ER SO BB IBB HBP BLK WP HR S P ERA WHIP							
61 Livan Hernandez, R ERA: 5.08	5.0 L 28 8 7 7 2 4 0 0 0 0 0 0 8 15 0.00 1.000																			
64 Elmer Dessens, R ERA: 3.99	(6.1) 1.0 4 1 0 0 0 0 0 0 0 0 0 8 15 0.00 1.000																			
44 Tim Redding, R ERA: 6.61	(7.1) 1.0 6 3 1 1 0 1 0 0 0 0 0 13 23 9.00 4.000																			
50 Sean Green, R ERA: 4.78	(8.1) 1.0 3 0 0 0 0 0 0 0 0 0 0 5 8 0.00 0.000																			

AB 35  
R 8  
H 12  
RBI 8  
BB 5  
SO 2  
LOB 18









Batter	1	2	3	4	5	6	7	8	9	AB	R	H	RBI	BB	SO	LOB	TOP										
16 Angel Pagan, S OBP: 0.342, SLG: 0.443 44 Tim Lincecum, R OBP: 0.271, SLG: 0.371 1 Luis Castillo, S OBP: 0.302, SLG: 0.350 50 Sean Green, R OBP: 0.174, SLG: 0.200 25 Pedro Feliciano, L OBP: 0.174, SLG: 0.200 64 Elmer Dessens, R	G3		F7		F7			K		3	0	0	0	0	0	1											
3 Alex Cora, L OBP: 0.326, SLG: 0.317	HR		1B		L7			P4		4	1	2	1	0	0	1											
5 David Wright, R OBP: 0.416, SLG: 0.474	P4		K		G4-3			G6-3		4	0	0	0	0	1	1											
28 Daniel Murphy, L OBP: 0.315, SLG: 0.378	K		K		F8			12 G5-4-3 1B		4	0	1	0	0	2	1											
12 Jeff Francoeur, R OBP: 0.292, SLG: 0.375	K		17 CS 1B		BB			G5-4-3		3	0	1	0	1	1	1											
19 Cory Sullivan, L OBP: 0.326, SLG: 0.350	BB		F8		G4-3			F7		3	0	0	0	1	0	2											
17 Fernando Tatis, R OBP: 0.306, SLG: 0.410	K		K		G5-3					3	0	0	0	0	2	2											
23 Brian Schneider, L OBP: 0.297, SLG: 0.350	BB		F9		G4-3					2	0	0	0	1	0	0											
39 Bobby Parnell, R OBP: 0.500, SLG: 0.500 27 Nelson Figueroa, R OBP: 0.500, SLG: 1.000 18 Jeremy Reed, L OBP: 0.298, SLG: 0.345	K		1B		G6-3					1	0	0	0	0	1	2											
										0	0	0	0	0	0	0											
										2	0	1	0	0	0	0											
<b>Inning Stats</b>	R: 1 E: 0 K: 1 S: 11	H: 1 LOB: 0 BB: 0 P: 16	R: 0 E: 0 K: 3 S: 11	H: 0 LOB: 2 BB: 2 P: 22	R: 0 E: 0 K: 2 S: 10	H: 1 LOB: 1 BB: 0 P: 15	R: 0 E: 0 K: 1 S: 10	H: 1 LOB: 1 BB: 0 P: 13	R: 0 E: 0 K: 0 S: 6	H: 0 LOB: 0 BB: 1 P: 14	R: 0 E: 0 K: 0 S: 5	H: 0 LOB: 0 BB: 0 P: 8	R: 0 E: 0 K: 1 S: 8	H: 0 LOB: 0 BB: 0 P: 14	R: 0 E: 0 K: 0 S: 5	H: 1 LOB: 0 BB: 0 P: 7	1B: 4 2B: 1 3B: 0 HR: 1	SF: 0 SAC: 0 DP: 2 HBP: 0	WP: 0 PB: 0 SB: 1 CS: 1	PA: 33							
<b>PITCHER</b>	IP	WLS	BF	H	R	ER	SO	BB	IBB	HBP	BLK	WP	HR	S	P	ERA	WHIP										
38 Mat Latos, R ERA: 2.43	6.0	W	24	4	1	1	7	3	0	0	0	0	1	58	95	1.50	1.167										
57 Luke Gregerson, R ERA: 2.92	1.0	H	3	0	0	0	0	0	0	0	0	0	0	5	8	0.00	0.000										
37 Mike Adams, R ERA: 0.75	1.0	H	3	0	0	0	1	0	0	0	0	0	0	8	14	0.00	0.000										
21 Heath Bell, R ERA: 1.79	1.0	S	3	1	0	0	0	0	0	0	0	0	0	5	7	0.00	1.000										

New York Mets @ San Diego Padres  
PETCO Park, San Diego, CA  
Sat Aug 08 2009, 10:05 PM EDT  
Att: 35,184 - Clear - 71 F

AB	30
R	1
H	5
RBI	1
BB	3
SO	8
LOB	11



Batter	1	2	3	4	5	6	7	8	9	AB	R	H	RBI	BB	SO	LOB	BOTTOM										
18 Tony Gwynn Jr., L OBP: 0.364, SLG: 0.374	BB		G6-3		1B			SH2-4		2	1	1	0	2	0	0											
22 David Eckstein, R OBP: 0.330, SLG: 0.347	G5-3		FC6-4		1B		L3	14 FC5-4 1B		5	0	2	1	0	0	3											
23 Adrián González, L OBP: 0.395, SLG: 0.531	BB		1B		BB		K	K		3	1	1	0	2	2	2											
7 Chase Headley, S OBP: 0.328, SLG: 0.394 57 Luke Gregerson, L OBP: 0.396, SLG: 0.540 37 Mike Adams, R OBP: 0.396, SLG: 0.540 14 Oscar Salazar, R OBP: 0.396, SLG: 0.540 21 Heath Bell, R OBP: 0.396, SLG: 0.540	F7		1B		1B		G3	FC5-4		4	0	2	0	0	0	2											
25 Will Venable, L OBP: 0.331, SLG: 0.450	1B		F6		K		P5			4	0	1	1	0	1	5											
8 Kyle Blanks, R OBP: 0.344, SLG: 0.430	FC5		1B		K		30 CS 1B			3	0	1	0	0	1	5											
30 Eleizer Alfonso, R OBP: 0.204, SLG: 0.264	K		K		P6		K2-3			4	0	0	0	0	3	4											
1 Everth Cabrera, S OBP: 0.348, SLG: 0.423	P6		BB		1B		E6 18 SH2-4 5 BB 22 1B			3	1	1	1	1	0	0											
38 Mat Latos, R OBP: 0.100, SLG: 0.100 5 Kevin Kouzmanoff, R OBP: 0.252, SLG: 0.469	1B		K		SH2-4		22 1B 18 SH2-4 BB			2	0	1	0	0	1	3											
										0	0	0	0	1	0	0											
<b>Inning Stats</b>	R: 1 E: 0 K: 0 S: 17	H: 1 LOB: 2 BB: 2 P: 29	R: 0 E: 0 K: 1 S: 17	H: 1 LOB: 1 BB: 1 P: 24	R: 1 E: 0 K: 2 S: 16	H: 2 LOB: 3 BB: 1 P: 30	R: 0 E: 0 K: 2 S: 17	H: 2 LOB: 3 BB: 1 P: 27	R: 0 E: 0 K: 0 S: 6	H: 0 LOB: 0 BB: 0 P: 8	R: 0 E: 0 K: 1 S: 8	H: 0 LOB: 0 BB: 0 P: 11	R: 0 E: 0 K: 1 S: 9	H: 1 LOB: 0 BB: 0 P: 10	R: 1 E: 1 K: 1 S: 15	H: 1 LOB: 2 BB: 1 P: 26	1B: 10 2B: 0 3B: 0 HR: 0	SF: 0 SAC: 2 DP: 0 HBP: 1	WP: 0 PB: 0 SB: 0 CS: 1	PA: 40							
<b>PITCHER</b>	IP	WLS	BF	H	R	ER	SO	BB	IBB	HBP	BLK	WP	HR	S	P	ERA	WHIP										
39 Bobby Parnell, R ERA: 3.94	2.1	L	15	4	2	2	1	3	0	0	0	0	0	42	68	0.00	3.000										
27 Nelson Figueroa, R ERA: 5.93	1.2		9	2	0	0	4	2	0	0	0	0	0	25	42	0.00	2.400										
44 Tim Redding, R ERA: 6.3	3.0		10	3	0	0	2	0	0	0	0	0	0	23	29	0.00	1.000										
50 Sean Green, R ERA: 4.74	0.1		4	1	1	0	0	1	0	0	0	0	0	8	16	0.00	6.000										
25 Pedro Feliciano, L ERA: 3.25	0.1		1	0	0	0	1	0	0	0	0	0	0	3	4	0.00	0.000										

New York Mets @ San Diego Padres  
PETCO Park, San Diego, CA  
Sat Aug 08 2009, 10:05 PM EDT  
Att: 35,184 - Clear - 71 F

AB	31
R	3
H	10
RBI	3
BB	6
SO	8
LOB	26





Batter	1	2	3	4	5	6	7	8	9	AB	R	H	RBI	BB	SO	LOB	TOP					
16 Angel Pagán, S (1, 8) OBP: 0.337, SLG: 0.470										4	1	0	0	1	1	4	<p><b>New York Mets @ San Diego Padres</b>  <b>PETCO Park, San Diego, CA</b>  Sun Aug 09 2009, 4:05 PM EDT  Att: 27,754 - Sunny - 74 F</p>					
1 Luis Castillo, S (1, 4) OBP: 0.414, SLG: 0.351										5	0	2	0	0	1	1						
5 David Wright, R (1, 5) OBP: 0.414, SLG: 0.468										5	0	0	0	0	2	3						
28 Daniel Murphy, L (1, 3) OBP: 0.316, SLG: 0.378										5	0	2	1	0	0	1						
12 Jeff Francoeur, R (1, 9) OBP: 0.294, SLG: 0.376										4	2	2	0	0	1	1						
19 Cory Sullivan, L (1, 7) OBP: 0.300, SLG: 0.318										4	0	0	0	0	2	2						
9 Omir Santos, R (1, 2) OBP: 0.307, SLG: 0.418										4	1	1	0	0	0	1						
11 Anderson Hernandez, S (1, 6) OBP: 0.319, SLG: 0.325										3	0	2	1	1	1	2						
57 Johan Santana, L (1, 1) OBP: 0.256, SLG: 0.211										3	1	2	1	1	1	1						
75 Francisco Rodríguez, R (9, 1) OBP: 0.300, SLG: 0.318										0	0	0	0	0	0	0						
<b>Inning Stats</b>	R: 0 H: 1 E: 0 K: 2 S: 10	H: 1 LOB: 1 BB: 0 P: 18	R: 1 H: 3 E: 0 K: 1 S: 22	H: 3 LOB: 2 BB: 0 P: 28	R: 0 H: 1 E: 0 K: 2 S: 12	H: 1 LOB: 1 BB: 0 P: 16	R: 0 H: 0 E: 0 K: 0 S: 7	H: 0 LOB: 2 BB: 2 P: 18	R: 0 H: 0 E: 0 K: 1 S: 11	H: 0 LOB: 0 BB: 0 P: 16	R: 3 H: 3 E: 1 K: 1 S: 17	H: 3 LOB: 0 BB: 0 P: 23	R: 0 H: 0 E: 0 K: 0 S: 7	H: 0 LOB: 0 BB: 0 P: 11	R: 0 H: 1 E: 0 K: 2 S: 10	H: 1 LOB: 1 BB: 0 P: 15	R: 1 H: 2 E: 0 K: 0 S: 9	H: 2 LOB: 0 BB: 1 P: 14	1B: 11 2B: 0 3B: 0 HR: 0	SF: 0 SAC: 0 DP: 1 HBP: 0	WP: 0 PB: 0 SB: 0 CS: 1	PA: 41
<b>PITCHER</b>	IP WLS BF H R ER SO BB IBB HBP BLK WP HR S P ERA WHIP																<b>PITCHER</b>	IP WLS BF H R ER SO BB IBB HBP BLK WP HR S P ERA WHIP				
46 Tim Stauffer, R (1, 1) ERA: 2.9	5.0 L 22 5 1 1 6 2 0 0 0 0 0 0 62 96 1.80 1.400																					
45 Edward Mujica, R (6, 1) ERA: 3.69	1.0 7 3 3 1 1 0 0 0 0 0 0 0 17 23 9.00 3.000																					
58 Ryan Webb, R (7, 1) ERA: 8.31	1.0 3 0 0 0 0 0 0 0 0 0 0 0 7 11 0.00 0.000																					
54 Joe Thatcher, L (8, 1) ERA: 3.25	1.0 4 1 0 0 2 0 0 0 0 0 0 0 10 15 0.00 1.000																					
40 Greg Burke, R (9, 1) ERA: 4.65	1.0 4 2 1 1 0 1 0 0 0 0 0 0 9 14 9.00 3.000																					

Batter	1	2	3	4	5	6	7	8	9	AB	R	H	RBI	BB	SO	LOB	BOTTOM					
18 Tony Gwynn Jr., L (1, 8) OBP: 0.356, SLG: 0.368										4	0	0	0	0	2	2	<p><b>New York Mets @ San Diego Padres</b>  <b>PETCO Park, San Diego, CA</b>  Sun Aug 09 2009, 4:05 PM EDT  Att: 27,754 - Sunny - 74 F</p>					
1 Everth Cabrera, S (1, 6) OBP: 0.341, SLG: 0.414										4	0	0	0	0	0	1						
23 Adrián González, L (1, 3) OBP: 0.394, SLG: 0.528										4	0	1	0	0	1	0						
5 Kevin Kouzmanoff, R (1, 5) OBP: 0.294, SLG: 0.411										3	1	1	0	1	2	1						
7 Chase Headley, S (1, 7) OBP: 0.328, SLG: 0.392										4	0	1	1	0	0	1						
8 Kyle Blanks, R (1, 9) OBP: 0.348, SLG: 0.441										4	0	2	0	0	0	2						
14 Oscar Salazar, R (1, 4) OBP: 0.368, SLG: 0.500										4	0	0	0	0	0	2						
28 Henry Blanco, R (1, 2) OBP: 0.303, SLG: 0.355										2	0	1	0	1	0	0						
46 Tim Stauffer, R (1, 1) ERA: 2.9										0	0	0	0	0	0	0						
15 Luis Antonio Rodríguez, S (5, PH) ERA: 3.0										1	0	0	0	0	0	0						
45 Edward Mujica, R (6, 1) ERA: 3.69										0	0	0	0	0	0	0						
58 Ryan Webb, R (7, 1) ERA: 8.31										0	0	0	0	0	0	0						
22 David Eckstein, R (7, PH) ERA: 3.25										1	0	0	0	0	0	0						
54 Joe Thatcher, L (8, 1) ERA: 3.25										0	0	0	0	0	0	0						
40 Greg Burke, R (9, 1) ERA: 4.65										0	0	0	0	0	0	0						
<b>Inning Stats</b>	R: 0 H: 1 E: 0 K: 1 S: 8	H: 1 LOB: 1 BB: 0 P: 13	R: 0 H: 1 E: 0 K: 0 S: 5	H: 1 LOB: 0 BB: 0 P: 5	R: 0 H: 1 E: 0 K: 1 S: 11	H: 1 LOB: 1 BB: 0 P: 12	R: 0 H: 0 E: 0 K: 1 S: 10	H: 0 LOB: 1 BB: 1 P: 17	R: 0 H: 0 E: 0 K: 1 S: 12	H: 0 LOB: 0 BB: 1 P: 19	R: 1 H: 2 E: 0 K: 0 S: 12	H: 2 LOB: 1 BB: 0 P: 16	R: 0 H: 0 E: 0 K: 0 S: 10	H: 0 LOB: 0 BB: 0 P: 14	R: 0 H: 0 E: 0 K: 0 S: 8	H: 0 LOB: 0 BB: 0 P: 13	R: 0 H: 1 E: 0 K: 1 S: 11	H: 1 LOB: 1 BB: 0 P: 16	1B: 4 2B: 2 3B: 0 HR: 0	SF: 0 SAC: 1 DP: 1 HBP: 0	WP: 0 PB: 0 SB: 0 CS: 0	PA: 34
<b>PITCHER</b>	IP WLS BF H R ER SO BB IBB HBP BLK WP HR S P ERA WHIP																<b>PITCHER</b>	IP WLS BF H R ER SO BB IBB HBP BLK WP HR S P ERA WHIP				
57 Johan Santana, L (1, 1) ERA: 3.0	8.0 W 30 5 1 1 4 2 0 0 0 0 0 0 11 16 1.12 0.875																					
75 Francisco Rodríguez, R (9, 1) ERA: 3.24	1.0 4 1 0 0 1 0 0 0 0 0 0 0 11 16 0.00 1.000																					

AB	37
R	5
H	11
RBI	3
BB	3
SO	9
LOB	16



AB	31
R	1
H	6
RBI	1
BB	2
SO	5
LOB	10









Batter	1	2	3	4	5	6	7	8	9	AB	R	H	RBI	BB	SO	LOB	TOP			
18 Tony Gwynn Jr., L (1.8) OBP: 0.360, SLG: 0.371																				
22 David Eckstein, R (1.4) OBP: 0.324, SLG: 0.340																				
23 Adrián González, L (1.3) OBP: 0.402, SLG: 0.541																				
7 Chase Headley, S (1.7) OBP: 0.331, SLG: 0.391																				
25 Will Venable, L (1.9) OBP: 0.335, SLG: 0.464																				
5 Kevin Koussznoff, R (1.5) OBP: 0.296, SLG: 0.420																				
28 Henry Blanco, R (1.2) OBP: 0.305, SLG: 0.374																				
37 Mike Adams, R (7.1)																				
21 Heath Bell, R (9.1)																				
1 Everth Cabrera, S (1.6) OBP: 0.349, SLG: 0.418																				
29 Kevin Correia, R (1.1) OBP: 0.194, SLG: 0.176																				
15 Luis Antonio Rodríguez, S (7.1) OBP: 0.353, SLG: 0.294																				
57 Luke Gregerson, L (7.1)																				
4 Nick Hundley, R (7.2) OBP: 0.337, SLG: 0.376																				
<b>Inning Stats</b>	R: 1 E: 0 K: 0 S: 16	H: 1 LOB: 2 BB: 2 P: 32	R: 0 E: 0 K: 1 S: 8	H: 1 LOB: 1 BB: 0 P: 13	R: 0 E: 0 K: 1 S: 12	H: 1 LOB: 0 BB: 0 P: 18	R: 0 E: 0 K: 1 S: 7	H: 0 LOB: 0 BB: 0 P: 10	R: 1 E: 0 K: 0 S: 9	H: 2 LOB: 1 BB: 0 P: 12	R: 4 E: 0 K: 0 S: 12	H: 5 LOB: 3 BB: 3 P: 36	R: 0 E: 0 K: 2 S: 7	H: 0 LOB: 0 BB: 0 P: 8	R: 0 E: 0 K: 2 S: 7	H: 0 LOB: 0 BB: 0 P: 8	1B: 8 2B: 3 3B: 0 HR: 0	SF: 0 SAC: 0 DP: 1 HBP: 0	WP: 1 PB: 0 CS: 0	PA: 41
<b>PITCHER</b>	IP WLS BF H R ER SO BB IBB HBP BLK WP HR S P ERA WHIP																			
12 Carlos Villanueva, R (1.1) ERA: 5.8	5.2 23 5 2 2 4 2 0 0 0 1 0 55 91 3.18 1.235																			
60 Todd Coffey, R (6.1) ERA: 2.61	0.2 L 6 3 3 3 0 1 0 0 0 0 0 0 9 19 40.50 6.000																			
57 Mitch Stetter, L (7.1) ERA: 3.79	0.0 3 1 0 0 0 1 1 0 0 0 0 3 14 ∞ ∞																			
50 Claudio Vargas, R (7.1) ERA: 2.65	1.2 6 2 1 1 0 0 0 0 0 0 0 16 26 5.40 1.200																			
51 Trevor Hoffman, R (9.1) ERA: 1.88	1.0 3 0 0 0 2 0 0 0 0 0 0 7 8 0.00 0.000																			

San Diego Padres @ Milwaukee Brewers  
Miller Park, Milwaukee, WI  
Wed Aug 12 2009, 7:05 PM CDT  
Att: 38,753 - Clear - 78 F

AB 36  
R 6  
H 11  
RBI 6  
BB 5  
SO 6  
LOB 18



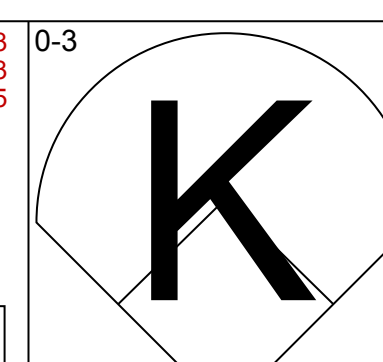
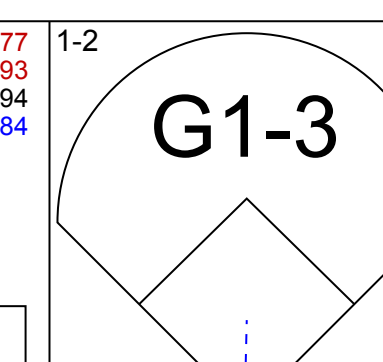
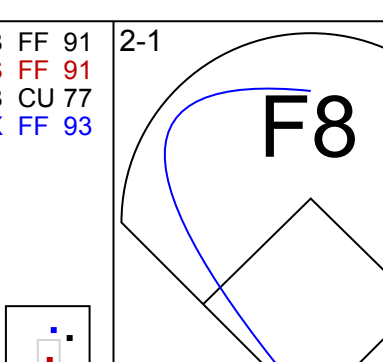
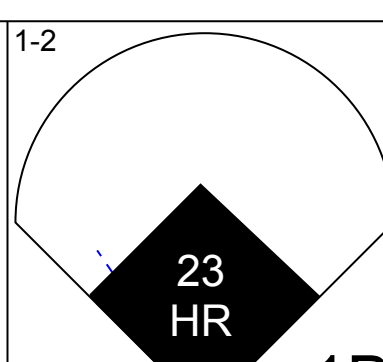
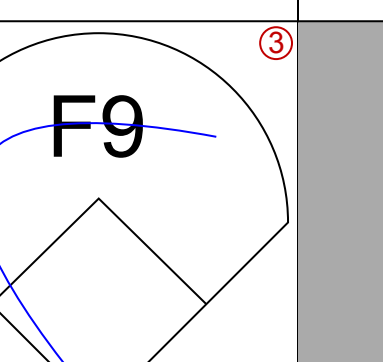
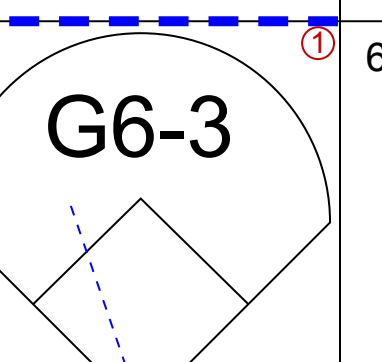
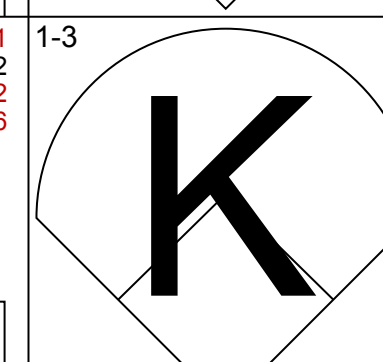
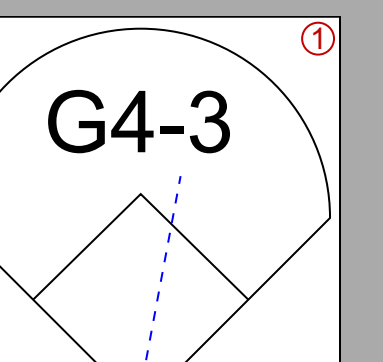
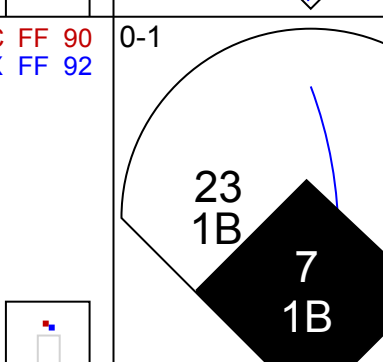
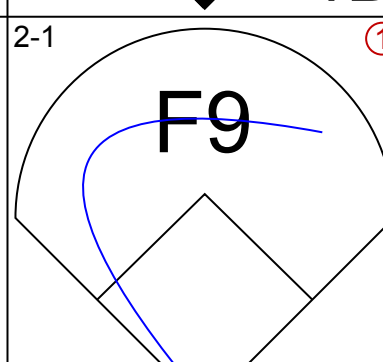
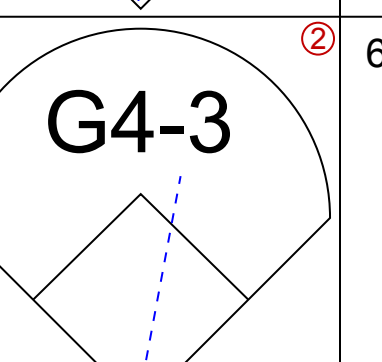
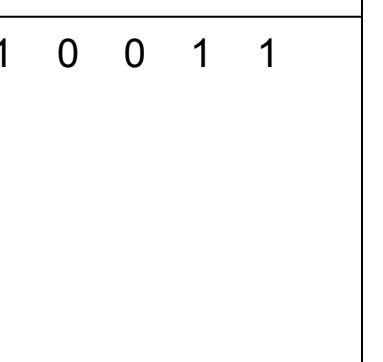
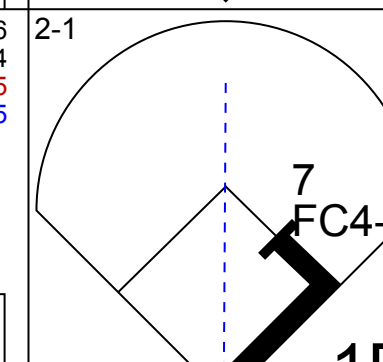
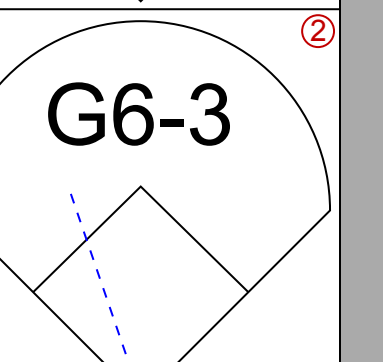
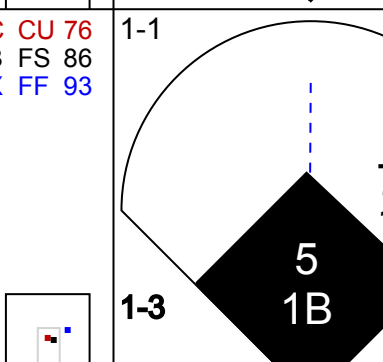
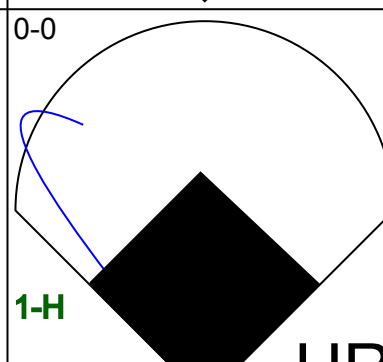
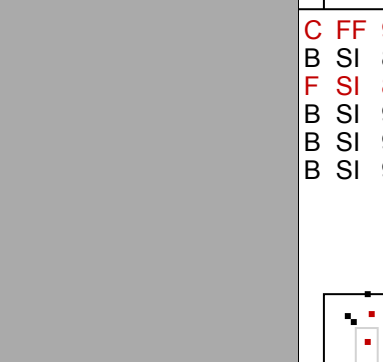
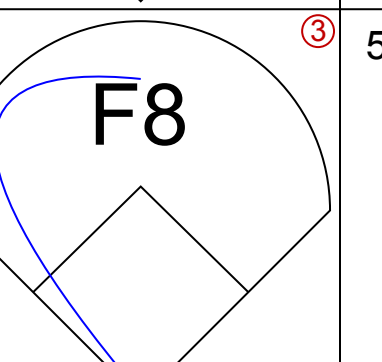
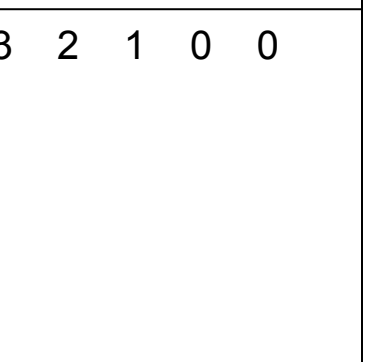
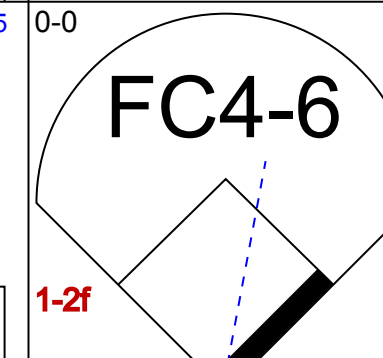
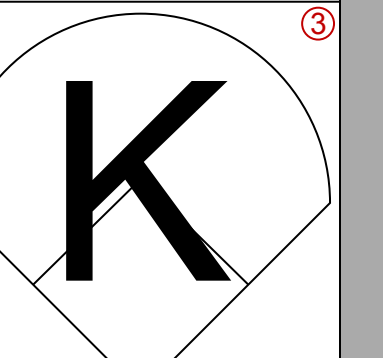
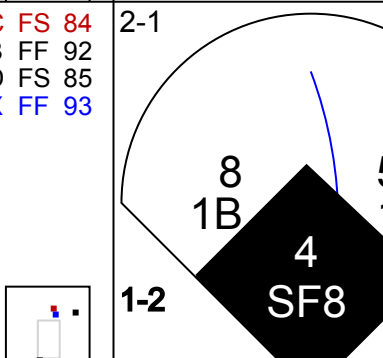
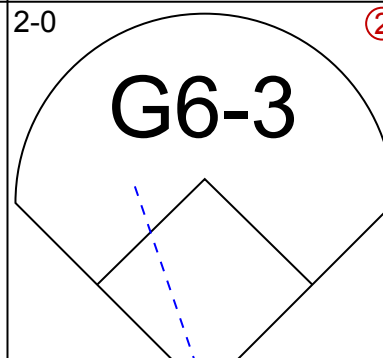
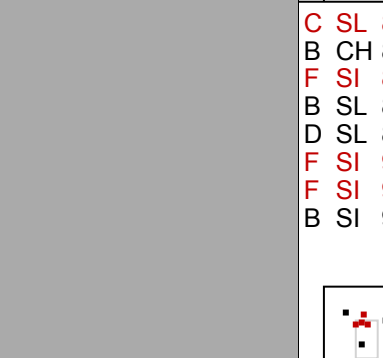

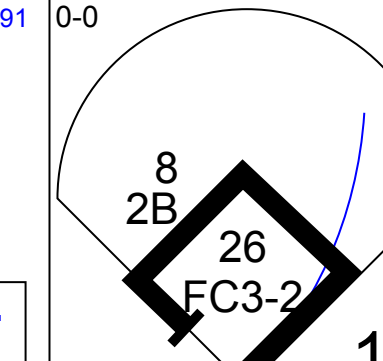
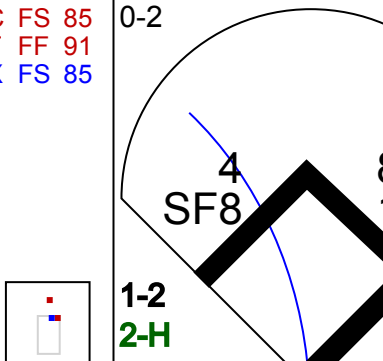
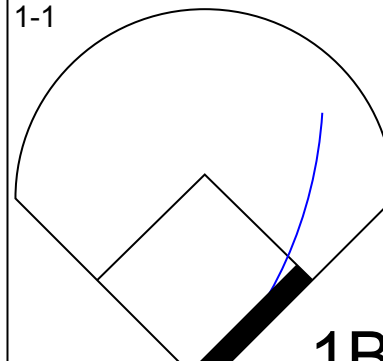


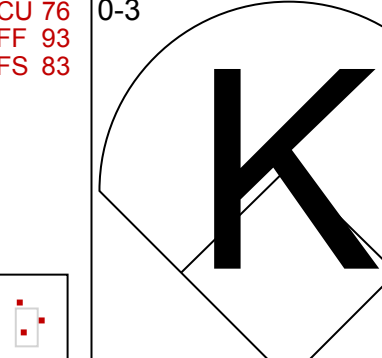
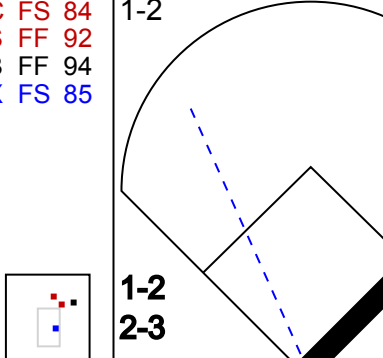
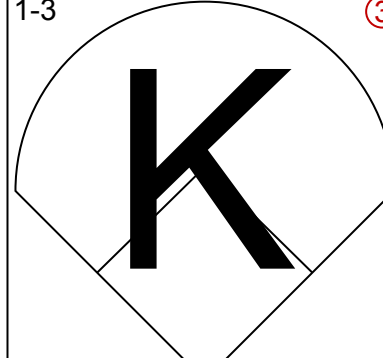

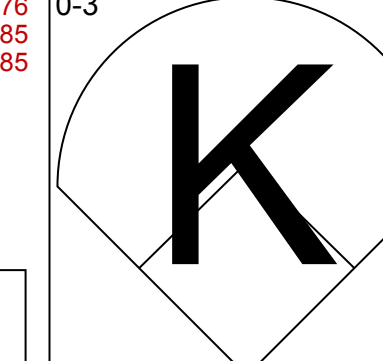
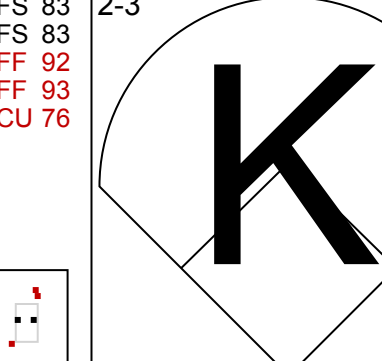
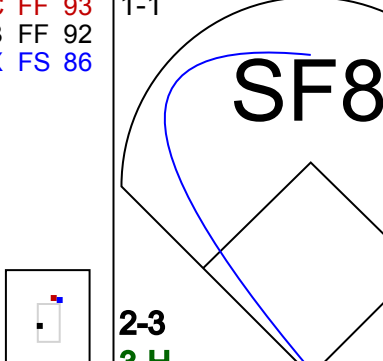
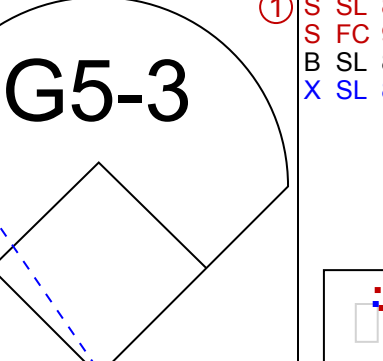

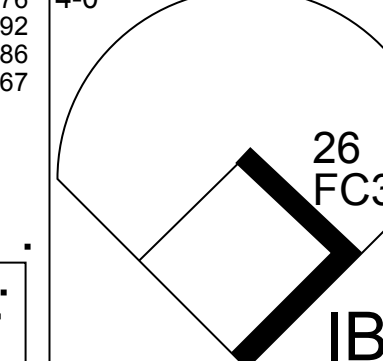
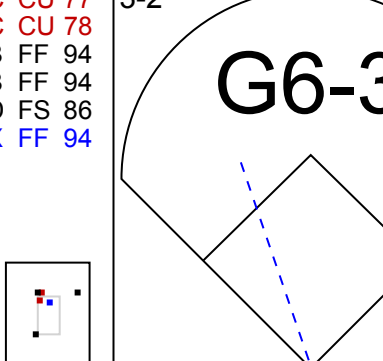
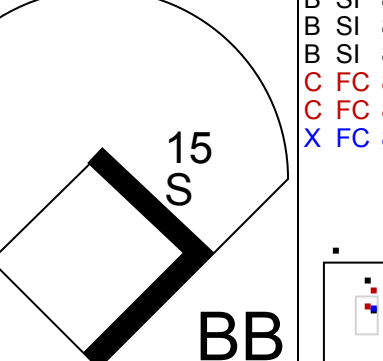

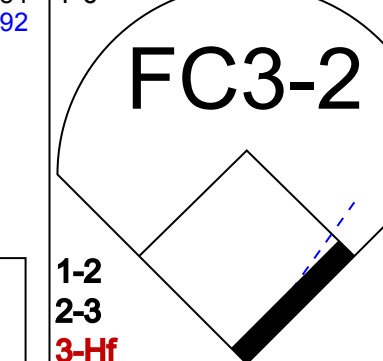
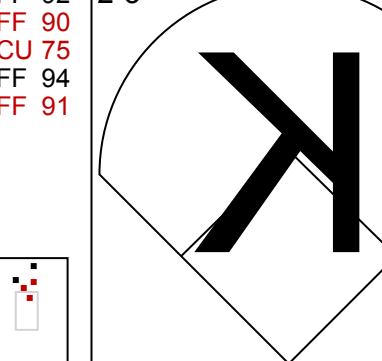
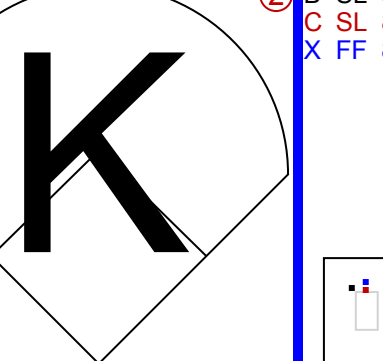

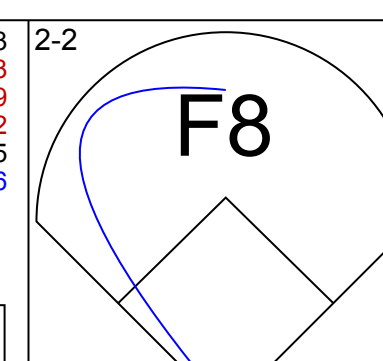
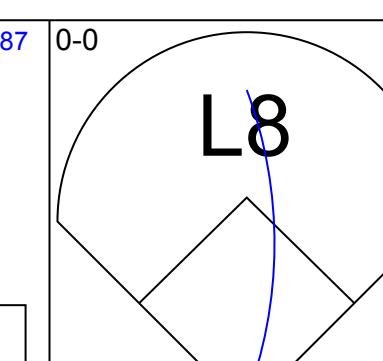
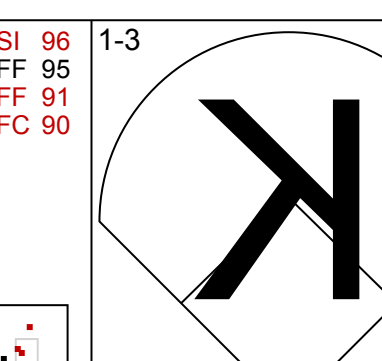
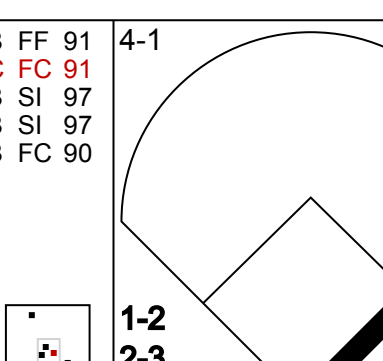
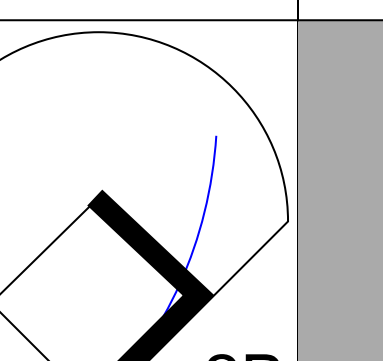

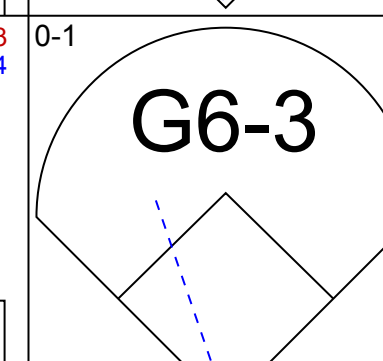
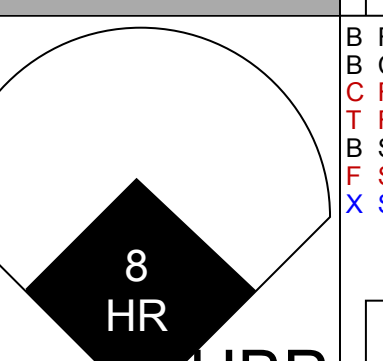
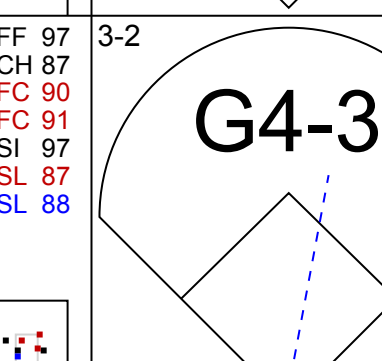
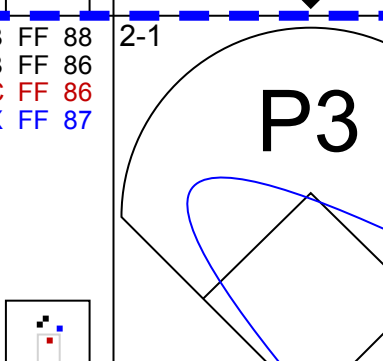
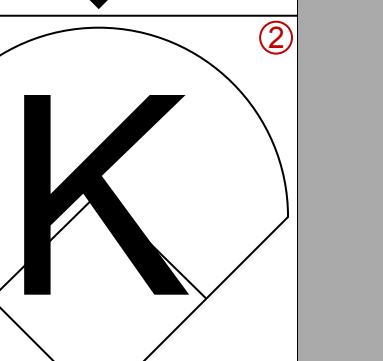
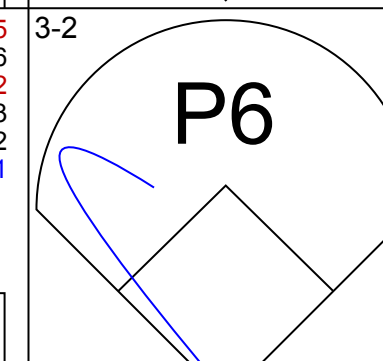
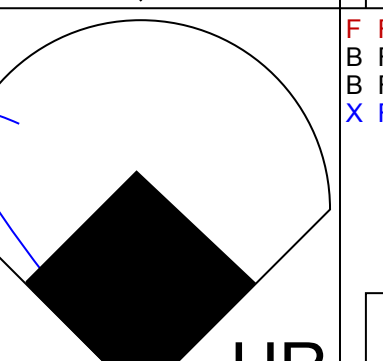
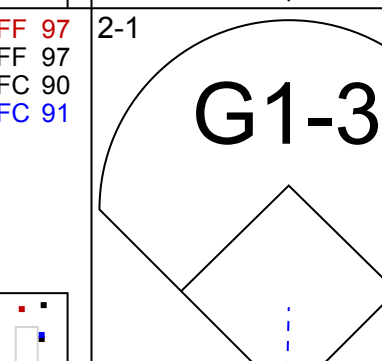
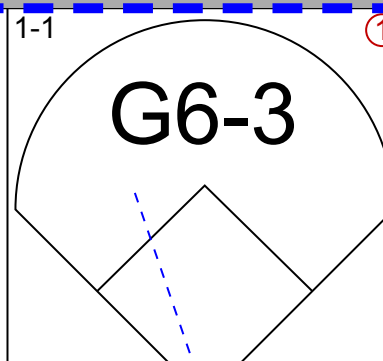
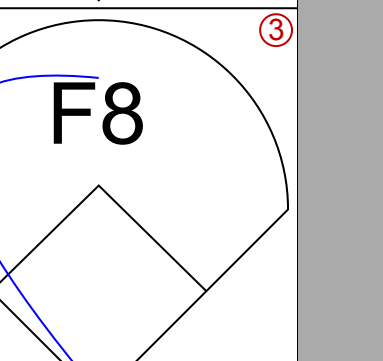
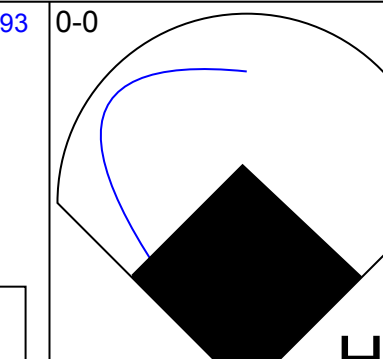
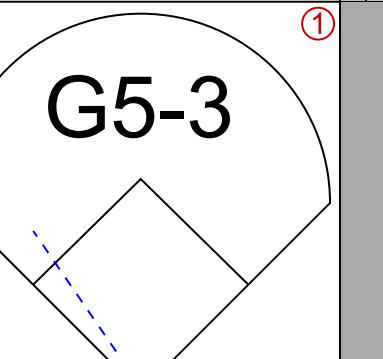
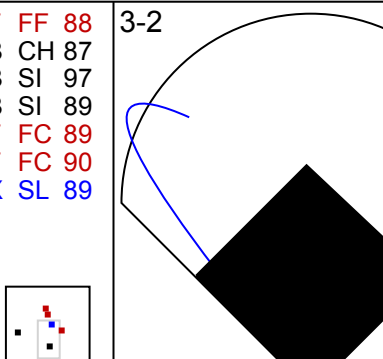
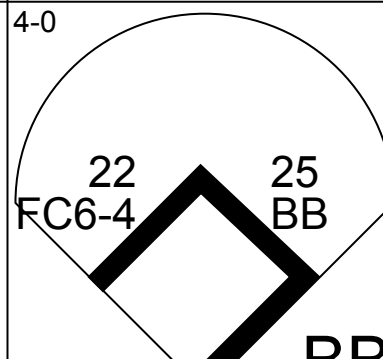
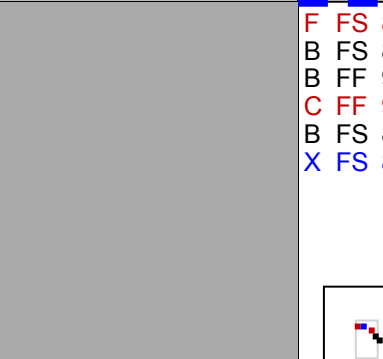

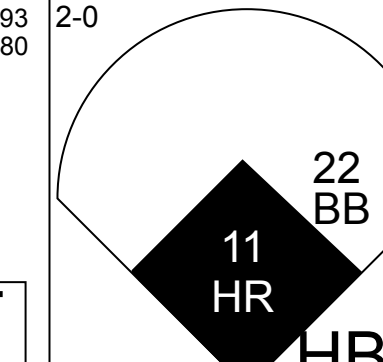
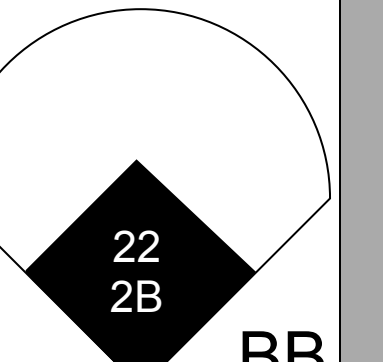

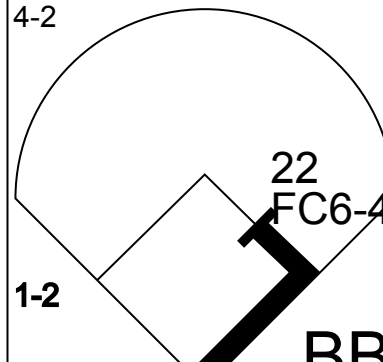
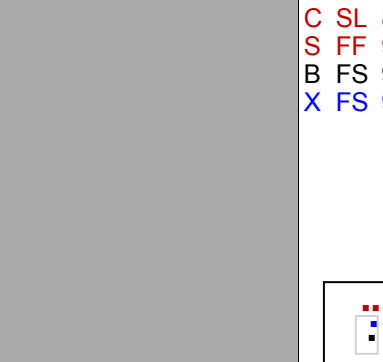

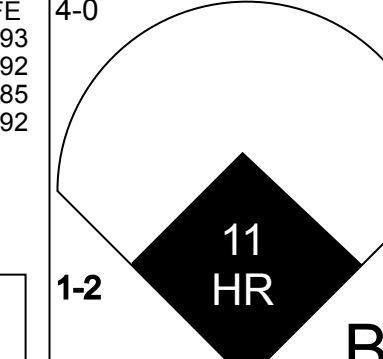
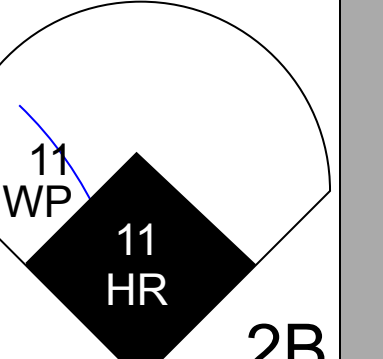

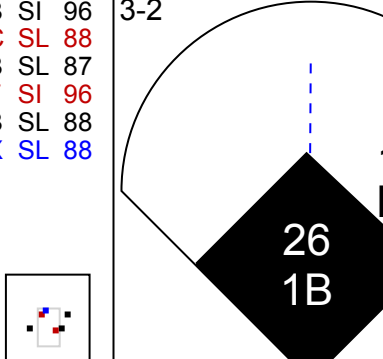
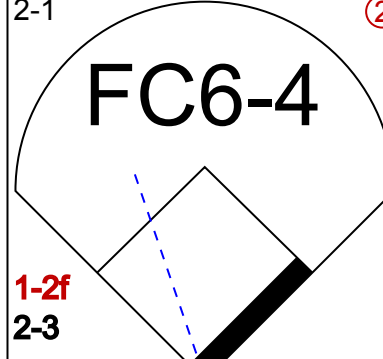
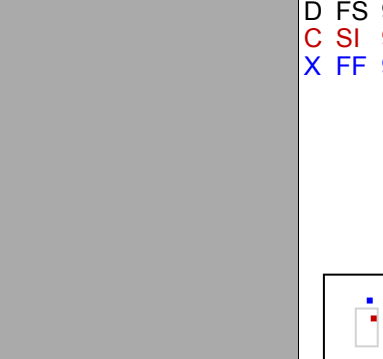
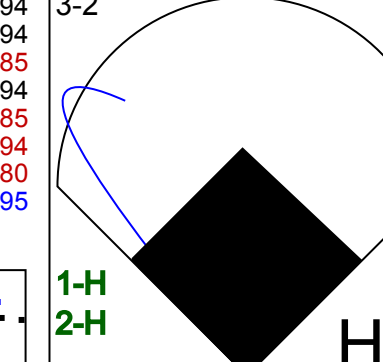
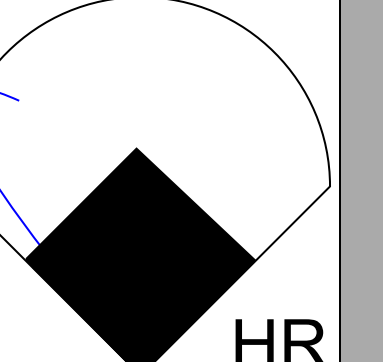

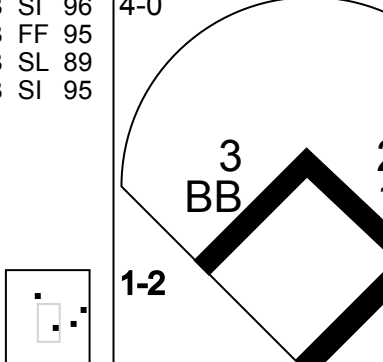
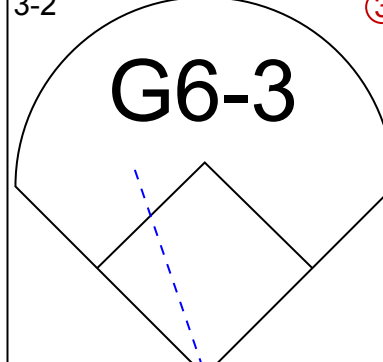

Batter	1	2	3	4	5	6	7	8	9	AB	R	H	RBI	BB	SO	LOB	BOTTOM					
3 Felipe Lopez, S (1.4) OBP: 0.364, SLG: 0.405																						
30 Craig Counsell, L (1.6) OBP: 0.398, SLG: 0.428																						
8 Ryan Braun, R (1.7) OBP: 0.384, SLG: 0.553																						
28 Prince Fielder, L (1.3) OBP: 0.418, SLG: 0.579																						
21 Alcides Escobar, R (9, PR)																						
25 Mike Cameron, R (1.8) OBP: 0.362, SLG: 0.448																						
14 Casey McGehee, R (1.5) OBP: 0.357, SLG: 0.507																						
27 Frank Catalanotto, L (1.9) OBP: 0.299, SLG: 0.320																						
51 Trevor Hoffman, R (9.1) ERA: 1.88																						
18 Jason Kendall, R (1.2) OBP: 0.318, SLG: 0.280																						
12 Carlos Villanueva, R (1.1) ERA: 5.8																						
60 Todd Coffey, R (6.1) ERA: 2.61																						
57 Mitch Stetter, L (7.1) ERA: 3.79																						
50 Claudio Vargas, R (7.1) ERA: 2.65																						
22 Jody Gerut, L (9.1) OBP: 0.299, SLG: 0.320																						
9 Herman Ibarra, L (8, PH) OBP: 0.420, SLG: 0.530																						
<b>Inning Stats</b>	R: 0 E: 0 K: 1 S: 8	H: 0 LOB: 0 BB: 0 P: 11	R: 0 E: 0 K: 1 S: 8	H: 0 LOB: 0 BB: 0 P: 13	R: 1 E: 0 K: 1 S: 10	H: 2 LOB: 1 BB: 0 P: 15	R: 0 E: 0 K: 0 S: 4	H: 0 LOB: 0 BB: 0 P: 7	R: 1 E: 0 K: 1 S: 11	H: 2 LOB: 1 BB: 0 P: 16	R: 1 E: 0 K: 0 S: 12	H: 2 LOB: 2 BB: 2 P: 23	R: 2 E: 0 K: 1 S: 14	H: 3 LOB: 1 BB: 1 P: 26	R: 0 E: 0 K: 1 S: 9	H: 0 LOB: 1 BB: 1 P: 17	R: 0 E: 0 K: 0 S: 9	H: 1 LOB: 2 BB: 0 P: 12	1B: 7 2B: 3 3B: 0 HR: 0	SF: 0 SAC: 2 DP: 0 HBP: 0	WP: 0 PB: 1 CS: 0	PA: 41
<b>PITCHER</b>	IP WLS BF H R ER SO BB IBB HBP BLK WP HR S P ERA WHIP																					
29 Kevin Correia, R (1.1) ERA: 4.51	6.0 W 26 6 3 2 2 1 1 0 0 0 0 53 85 4.50 1.167																					
57 Luke Gregerson, R (7.1) ERA: 3.24	0.2 H 6 3 2 2 1 1 0 0 0 0 0 13 25 27.00 6.000																					
37 Mike Adams, R (7.1) ERA: 0.71	1.1 H 5 0 0 0 1 1 0 0 0 0 0 10 18 0.00 0.750																					
21 Heath Bell, R (9.1) ERA: 1.75	1.0 S 4 1 0 0 0 0 0 0 0 0 0 9 12 0.00 1.000																					

San Diego Padres @ Milwaukee Brewers  
Miller Park, Milwaukee, WI  
Wed Aug 12 2009, 7:05 PM CDT  
Att: 38,753 - Clear - 78 F

AB 35  
R 5  
H 10  
RBI 5  
BB 4  
SO 6  
LOB 15





Batter	1	2	3	4	5	6	7	8	9	AB	R	H	RBI	BB	SO	LOB	TOP					
18 Tony Gwynn Jr., L (1.8) OBP: 0.356, SLG: 0.366										6	1	1	0	0	1	4	<b>San Diego Padres @ Milwaukee Brewers</b> Miller Park, Milwaukee, WI Thu Aug 13 2009, 1:05 PM CDT Att: 39,683 - Partly Cloudy - 81 F <a href="http://livebaseballscorecards.com">livebaseballscorecards.com</a>					
22 David Eckstein, R (1.4) OBP: 0.322, SLG: 0.337										6	1	1	0	0	1	1						
23 Adrián González, L (1.3) OBP: 0.405, SLG: 0.549										5	3	3	2	1	0	0						
7 Chase Headley, S (1.7) OBP: 0.332, SLG: 0.389										4	2	1	1	1	1	1						
5 Kevin Kouzmanoff, R (1.5) OBP: 0.303, SLG: 0.429										5	1	5	2	0	0	0						
8 Kyle Blanks, R (1.9) OBP: 0.252, SLG: 0.455										5	0	2	0	0	3	4						
4 Nick Hundley, R (1.2) OBP: 0.327, SLG: 0.366										4	0	0	1	0	2	4						
1 Everth Cabrera, S (1.6) OBP: 0.359, SLG: 0.418										2	0	1	1	3	0	2						
26 Cesar Canello, R (1.1) OBP: 0.305, SLG: 0.429										1	0	0	0	0	0	3						
26 Manny Parra, L (1.1) ERA: 6.44	IP: 5.2	WLS: W	BF: 32	H: 13	R: 6	ER: 6	SO: 7	BB: 1	IBB: 1	HBP: 0	BLK: 0	WP: 0	HR: 2	S: 67	P: 104	ERA: 9.53		WHIP: 2.471				
45 Mark Difallice, R (6.1) ERA: 3.3	IP: 1.1	WLS: 5	BF: 0	H: 0	R: 0	ER: 0	SO: 2	BB: 1	IBB: 0	HBP: 0	BLK: 0	WP: 0	HR: 0	S: 12	P: 21	ERA: 0.00	WHIP: 0.750					
20 David Weathers, R (8.1) ERA: 3.4	IP: 0.2	WLS: 7	BF: 2	H: 3	R: 1	ER: 1	SO: 1	BB: 2	IBB: 0	HBP: 0	BLK: 0	WP: 0	HR: 0	S: 18	P: 34	ERA: 13.50	WHIP: 6.000					
57 Mitch Stetter, L (8.1) ERA: 3.75	IP: 0.1	WLS: H	BF: 1	H: 0	R: 0	ER: 0	SO: 0	BB: 0	IBB: 0	HBP: 0	BLK: 0	WP: 0	HR: 2	S: 3	P: 3	ERA: 0.00	WHIP: 0.000					
51 Trevor Hoffman, R (9.1) ERA: 1.8	IP: 1.0	WLS: S	BF: 3	H: 0	R: 0	ER: 0	SO: 0	BB: 0	IBB: 0	HBP: 0	BLK: 0	WP: 0	HR: 8	S: 12	P: 12	ERA: 0.00	WHIP: 0.000					
<b>Inning Stats</b>	R: 0 E: 0 K: 2 S: 9	H: 1 LOB: 0 BB: 0 P: 12	R: 0 E: 0 K: 1 S: 9	H: 2 LOB: 3 BB: 1 P: 16	R: 0 E: 0 K: 1 S: 7	H: 0 LOB: 0 BB: 0 P: 9	R: 0 E: 0 K: 3 S: 12	H: 1 LOB: 2 BB: 1 P: 21	R: 3 E: 0 K: 0 S: 19	H: 5 LOB: 0 BB: 0 P: 29	R: 3 E: 0 K: 1 S: 14	H: 4 LOB: 1 BB: 0 P: 21	R: 0 E: 0 K: 1 S: 9	H: 0 LOB: 1 BB: 1 P: 17	R: 3 E: 1 K: 1 S: 20	H: 2 LOB: 2 BB: 2 P: 37	R: 0 E: 0 K: 0 S: 8	H: 0 LOB: 0 BB: 0 P: 12	1B: 11 2B: 2 3B: 0 HR: 2	SF: 1 SAC: 0 DP: 0 HBP: 0	WP: 0 PB: 0 SB: 1 CS: 0	PA: 48
<b>PITCHER</b>	IP	WLS	BF	H	R	ER	SO	BB	IBB	HBP	BLK	WP	HR	S	P	ERA	WHIP					
26 Manny Parra, L (1.1) ERA: 6.44	5.2	W	32	13	6	6	7	1	1	0	0	0	0	67	104	9.53	2.471					
45 Mark Difallice, R (6.1) ERA: 3.3	1.1		5	0	0	0	2	1	0	0	0	0	0	12	21	0.00	0.750					
20 David Weathers, R (8.1) ERA: 3.4	0.2		7	2	3	1	1	2	0	0	0	0	0	18	34	13.50	6.000					
57 Mitch Stetter, L (8.1) ERA: 3.75	0.1	H	1	0	0	0	0	0	0	0	0	0	0	2	3	0.00	0.000					
51 Trevor Hoffman, R (9.1) ERA: 1.8	1.0	S	3	0	0	0	0	0	0	0	0	0	0	8	12	0.00	0.000					
<b>Batter</b>	<b>1</b>	<b>2</b>	<b>3</b>	<b>4</b>	<b>5</b>	<b>6</b>	<b>7</b>	<b>8</b>	<b>9</b>	<b>AB</b>	<b>R</b>	<b>H</b>	<b>RBI</b>	<b>BB</b>	<b>SO</b>	<b>LOB</b>	<b>BOTTOM</b>					
3 Felipe Lopez, S (1.4) OBP: 0.365, SLG: 0.406										4	0	1	1	1	1	0	<b>San Diego Padres @ Milwaukee Brewers</b> Miller Park, Milwaukee, WI Thu Aug 13 2009, 1:05 PM CDT Att: 39,683 - Partly Cloudy - 81 F <a href="http://livebaseballscorecards.com">livebaseballscorecards.com</a>					
30 Craig Counsell, L (1.5) OBP: 0.366, SLG: 0.422										4	1	0	0	0	1	4						
8 Ryan Braun, R (1.7) OBP: 0.382, SLG: 0.556										5	1	1	2	0	0	1						
28 Prince Fielder, L (1.3) OBP: 0.419, SLG: 0.593										4	2	2	2	1	0	0						
25 Mike Cameron, R (1.8) OBP: 0.367, SLG: 0.451										2	2	1	0	2	0	0						
22 Jody Gerut, L (1.9) OBP: 0.246, SLG: 0.329										4	3	2	1	1	0	3						
11 Mike Rivera, R (1.2) OBP: 0.333, SLG: 0.403										4	2	2	5	1	1	3						
26 Manny Parra, L (1.1) ERA: 30.86	IP: 2.1	WLS: L	BF: 15	H: 4	R: 8	ER: 8	SO: 1	BB: 2	IBB: 0	HBP: 2	BLK: 0	WP: 0	HR: 3	S: 33	P: 62	ERA: 30.86		WHIP: 2.571				
59 Luis Perdomo, R (3.1) ERA: 4.3	IP: 2.1		13	4	3	3	2	2	0	0	0	1	2	29	58	11.57		2.571				
54 Joe Thatcher, L (5.1) ERA: 3.21	IP: 0.1		1	0	0	0	0	0	0	0	0	0	0	2	4	0.00		0.000				
58 Ryan Webb, R (6.1) ERA: 8.53	IP: 1.0		5	0	0	0	0	2	0	0	0	0	0	9	23	0.00	2.000					
40 Greg Burke, R (7.1) ERA: 4.08	IP: 1.0		5	2	1	1	1	0	0	0	0	0	0	13	22	9.00	2.000					
<b>Inning Stats</b>	R: 0 E: 0 K: 0 S: 9	H: 0 LOB: 0 BB: 0 P: 14	R: 4 E: 0 K: 1 S: 12	H: 2 LOB: 1 BB: 1 P: 23	R: 5 E: 0 K: 1 S: 20	H: 3 LOB: 0 BB: 1 P: 39	R: 0 E: 0 K: 1 S: 9	H: 0 LOB: 0 BB: 0 P: 15	R: 2 E: 0 K: 0 S: 14	H: 3 LOB: 3 BB: 2 P: 33	R: 0 E: 0 K: 0 S: 9	H: 0 LOB: 2 BB: 2 P: 23	R: 1 E: 0 K: 1 S: 13	H: 2 LOB: 1 BB: 0 P: 22	R: 0 E: 0 K: 1 S: 12	H: 1 LOB: 1 BB: 0 P: 20	1B: 3 2B: 3 3B: 0 HR: 5	SF: 0 SAC: 0 DP: 0 HBP: 2	WP: 1 PB: 0 SB: 0 CS: 0	PA: 43		
<b>PITCHER</b>	IP	WLS	BF	H	R	ER	SO	BB	IBB	HBP	BLK	WP	HR	S	P	ERA	WHIP					
26 Cesar Carrillo, R (1.1) ERA: 30.86	2.1	L	15	4	8	8	1	2	0	2	0	0	0	33	62	30.86	2.571					
59 Luis Perdomo, R (3.1) ERA: 4.3	2.1		13	4	3	3	2	2	0	0	0	1	2	29	58	11.57	2.571					
54 Joe Thatcher, L (5.1) ERA: 3.21	0.1		1	0	0	0	0	0	0	0	0	0	0	2	4	0.00	0.000					
58 Ryan Webb, R (6.1) ERA: 8.53	1.0		5	0	0	0	0	2	0	0	0	0	0	9	23	0.00	2.000					
40 Greg Burke, R (7.1) ERA: 4.08	1.0		5	2	1	1	1	0	0	0	0	0	0	13	22	9.00	2.000					
<b>PITCHER</b>	IP	WLS	BF	H	R	ER	SO	BB	IBB	HBP	BLK	WP	HR	S	P	ERA	WHIP					
45 Edward Mujica, R (8.1) ERA: 3.56	1.0		4	1	0	0	1	0	0	0	0	0	0	12	20	0.00	1.000					



Batter	1	2	3	4	5	6	7	8	9	AB	R	H	RBI	BB	SO	LOB	TOP			
18 Tony Gwynn Jr., L (1.8) OBP: 0.355, SLG: 0.362										3	0	0	0	0	0	1	San Diego Padres @ St. Louis Cardinals Busch Stadium, St. Louis, MO Fri Aug 14 2009, 7:15 PM CDT Att: 42,208 - Partly Cloudy - 83 F			
22 David Eckstein, R (1.4) OBP: 0.321, SLG: 0.336										4	0	1	0	0	0	1				
23 Adrián González, L (1.3) OBP: 0.404, SLG: 0.549										4	0	1	0	0	1	2				
7 Chase Headley, S (1.7) OBP: 0.333, SLG: 0.393										4	1	2	0	0	0	1				
5 Kevin Kouzmanoff, R (1.5) OBP: 0.303, SLG: 0.435										4	1	1	2	0	0	1				
25 Will Venable, L (1.9) OBP: 0.338, SLG: 0.462										4	0	2	0	0	0	0				
28 Henry Blanco, R (1.2) OBP: 0.310, SLG: 0.384										4	0	2	0	0	1	1				
1 Everth Cabrera, S (1.6) OBP: 0.361, SLG: 0.425										4	0	2	0	0	2	2				
38 Mat Latos, R (1.1) OBP: 0.287, SLG: 0.293										2	0	0	0	0	0	2				
45 Edward Mujica, R (5.1) OBP: 1.000, SLG: 1.000										0	0	0	0	0	0	0				
15 Luis Antonio Rodriguez, S (7.9) OBP: 0.322, SLG: 0.241										1	0	0	0	0	0	3				
57 Luke Gregerson, L (7.1) OBP: 0.322, SLG: 0.241										0	0	0	0	0	0	0				
54 Joe Thatcher, L (8.1) OBP: 0.373, SLG: 0.524										1	0	0	0	0	0	1				
<b>Inning Stats</b>	R: 0 E: 0 K: 0 S: 5	H: 1 LOB: 0 BB: 0 P: 9	R: 0 E: 0 K: 0 S: 5	H: 0 LOB: 0 BB: 0 P: 6	R: 0 E: 0 K: 1 S: 13	H: 1 LOB: 1 BB: 0 P: 17	R: 0 E: 0 K: 1 S: 15	H: 1 LOB: 1 BB: 0 P: 22	R: 0 E: 0 K: 0 S: 8	H: 1 LOB: 1 BB: 0 P: 12	R: 0 E: 0 K: 0 S: 13	H: 3 LOB: 2 BB: 0 P: 16	R: 0 E: 0 K: 0 S: 5	H: 0 LOB: 0 BB: 0 P: 9	R: 2 E: 0 K: 1 S: 17	H: 3 LOB: 1 BB: 0 P: 25	1B: 6 2B: 4 3B: 0 HR: 1	SF: 0 SAC: 0 DP: 3 HBP: 1	WP: 0 PB: 0 CS: 0	PA: 36
<b>PITCHER</b>	IP WLS BF H R ER SO BB IBB HBP BLK WP HR S P ERA WHIP																			
50 Adam Wainwright, R (1.1) ERA: 2.62	7.0 W 27 8 0 0 3 0 0 0 0 0 0 0 68 103 0.00 1.143																			
43 Trevor Miller, L (8.1) ERA: 2.01	1.0 3 0 0 0 0 0 0 0 1 0 0 0 5 9 0.00 0.000																			
30 Jason Motte, R (9.1) ERA: 6.05	1.0 6 3 2 2 1 0 0 0 0 0 0 1 17 25 18.00 3.000																			

Batter	1	2	3	4	5	6	7	8	9	AB	R	H	RBI	BB	SO	LOB	BOTTOM			
55 Skip Schumaker, L (1.4) OBP: 0.357, SLG: 0.399										3	2	1	0	1	0	0	San Diego Padres @ St. Louis Cardinals Busch Stadium, St. Louis, MO Fri Aug 14 2009, 7:15 PM CDT Att: 42,208 - Partly Cloudy - 83 F			
12 Julio Lugo, R (9.4) OBP: 0.364, SLG: 0.444										1	1	0	0	0	0	1				
28 Colby Rasmus, L (1.8) OBP: 0.310, SLG: 0.415										5	1	3	0	0	0	1				
5 Albert Pujols, R (1.3) OBP: 0.447, SLG: 0.686										3	1	1	0	2	0	1				
22 Joe Thurston, L (9.7) OBP: 0.327, SLG: 0.339										0	0	0	0	0	0	0				
15 Matt Holliday, R (1.7) OBP: 0.403, SLG: 0.518										5	2	3	3	0	0	2				
30 Jason Motte, R (9.1) OBP: 0.327, SLG: 0.339										0	0	0	0	0	0	0				
47 Ryan Ludwick, R (1.9) OBP: 0.330, SLG: 0.470										5	0	1	1	0	1	5				
7 Mark DeRosa, R (1.5) OBP: 0.325, SLG: 0.462										4	0	1	1	0	0	2				
4 Yadier Molina, R (1.2) OBP: 0.356, SLG: 0.374										4	1	2	1	0	0	1				
13 Brendan Ryan, R (1.6) OBP: 0.325, SLG: 0.379										4	0	1	1	0	1	3				
50 Adam Wainwright, R (1.1) OBP: 0.164, SLG: 0.284										3	1	1	1	0	1	3				
43 Trevor Miller, R (8.1) OBP: 0.286, SLG: 0.366										0	0	0	0	0	0	0				
3 Khalil Greene, R (8.9) OBP: 0.286, SLG: 0.366										1	0	1	0	0	0	0				
<b>Inning Stats</b>	R: 0 E: 0 K: 0 S: 11	H: 1 LOB: 2 BB: 1 P: 22	R: 0 E: 0 K: 1 S: 7	H: 0 LOB: 0 BB: 0 P: 11	R: 2 E: 0 K: 0 S: 8	H: 3 LOB: 0 BB: 0 P: 13	R: 1 E: 0 K: 0 S: 10	H: 2 LOB: 1 BB: 0 P: 14	R: 4 E: 0 K: 1 S: 23	H: 4 LOB: 2 BB: 2 P: 40	R: 0 E: 0 K: 0 S: 5	H: 0 LOB: 0 BB: 0 P: 9	R: 1 E: 0 K: 1 S: 14	H: 2 LOB: 1 BB: 0 P: 22	R: 1 E: 0 K: 0 S: 21	H: 3 LOB: 2 BB: 0 P: 30	1B: 10 2B: 4 3B: 0 HR: 1	SF: 0 SAC: 0 DP: 1 HBP: 0	WP: 0 PB: 1 CS: 0	PA: 41
<b>PITCHER</b>	IP WLS BF H R ER SO BB IBB HBP BLK WP HR S P ERA WHIP																			
38 Mat Latos, R (1.1) ERA: 4.01	4.0 L 22 8 2 0 0 1 0 0 0 0 0 0 17 25 0.00 1.000																			
45 Edward Mujica, R (5.1) ERA: 3.45	2.0 8 2 0 0 0 1 0 0 0 0 0 0 17 25 0.00 1.000																			
57 Luke Gregerson, R (7.1) ERA: 3.35	1.0 5 2 1 1 1 0 0 0 0 0 0 0 14 22 9.00 2.000																			
54 Joe Thatcher, L (8.1) ERA: 3.41	1.0 6 3 1 1 0 0 0 0 0 0 0 0 21 30 9.00 3.000																			

















Batter	1	2	3	4	5	6	7	8	9	AB	R	H	RBI	BB	SO	LOB	TOP																				
2 Ryan Theriot, R OBP: 0.349, SLG: 0.408	F8	FC6-4		K		G6-3			G6-3	5	0	0	0	0	1	4																					
21 Milton Bradley, S OBP: 0.390, SLG: 0.389	F8		G3-1		F7				F8	4	0	0	0	1	0	0																					
25 Derrek Lee, R OBP: 0.378, SLG: 0.552	HR		2B		16 12 1B				F9	3	2	2	1	1	0	1																					
16 Aramis Ramirez, R OBP: 0.393, SLG: 0.538	P6		1 G1-6-3		G4-3				F8	3	0	0	0	1	0	2																					
1 Kosuke Fukudome, L OBP: 0.390, SLG: 0.462		P5	G1-6-3		12 1B				K	3	0	0	0	1	1	3																					
12 Alfonso Soriano, R OBP: 0.303, SLG: 0.425		G6-3		P3		1B			K	4	0	1	1	0	1	0																					
28 Jeff Baker, R OBP: 0.340, SLG: 0.473		46 18 1B		46 E		2B			G6-3	4	1	2	0	0	1	2																					
18 Geovany Soto, R OBP: 0.329, SLG: 0.386		46 1B		F8					G5-3	3	0	0	0	1	0	1																					
46 Ryan Dempster, R OBP: 0.170, SLG: 0.136				E7					G1-3	3	0	2	1	0	0	0																					
37 Angel Guzman, R OBP: 0.412, SLG: 0.432									K	0	0	0	0	0	0	0																					
27 Sam Fuld, L OBP: 0.412, SLG: 0.432									K	1	0	0	0	0	1	0																					
<b>Inning Stats</b>	R: 1 E: 0 K: 0 S: 7	H: 1 LOB: 0 BB: 0 P: 10	R: 0 E: 0 K: 0 S: 11	H: 2 LOB: 3 BB: 1 P: 23	R: 0 E: 0 K: 0 S: 10	H: 1 LOB: 1 BB: 1 P: 18	R: 1 E: 0 K: 1 S: 10	H: 2 LOB: 2 BB: 2 P: 20	R: 0 E: 0 K: 0 S: 8	H: 0 LOB: 0 BB: 0 P: 11	R: 0 E: 0 K: 1 S: 13	H: 0 LOB: 1 BB: 1 P: 23	R: 0 E: 0 K: 1 S: 11	H: 0 LOB: 0 BB: 0 P: 16	R: 0 E: 0 K: 1 S: 6	H: 0 LOB: 0 BB: 0 P: 7	1B: 4 2B: 2 3B: 0 HR: 1	SF: 0 SAC: 0 DP: 1 HBP: 0	WP: 0 PA: 38 PB: 0 SB: 0 CS: 0																		
<b>PITCHER</b>	IP	WLS	BF	H	R	ER	SO	BB	IBB	HBP	BLK	WP	HR	S	P	ERA	WHIP	<b>PITCHER</b>			IP	WLS	BF	H	R	ER	SO	BB	IBB	HBP	BLK	WP	HR	S	P	ERA	WHIP
26 Cesar Carrillo, R ERA: 11.88	6.0	W	28	7	3	3	2	3	1	0	0	0	1	56	100	4.50	1.667																				
57 Luke Gregerson, R ERA: 3.54	1.0	H	4	0	0	0	1	1	0	0	0	0	0	13	23	0.00	1.000																				
37 Mike Adams, R ERA: 0.95	1.0	H	3	0	0	0	1	0	0	0	0	0	0	11	16	0.00	0.000																				
21 Heath Bell, R ERA: 2.22	1.0	S	3	0	0	0	1	0	0	0	0	0	0	6	7	0.00	0.000																				

Chicago Cubs @ San Diego Padres  
PETCO Park, San Diego, CA  
Tue Aug 18 2009, 10:05 PM EDT  
Att: 19,814 - Clear - 68 F

AB 33  
R 3  
H 7  
RBI 3  
BB 5  
SO 5  
LOB 13



Batter	1	2	3	4	5	6	7	8	9	AB	R	H	RBI	BB	SO	LOB	BOTTOM																					
1 Everth Cabrera, S OBP: 0.358, SLG: 0.419	5 1B		22 7 FC4-6			K			K	4	2	2	0	1	2	1																						
22 David Eckstein, R OBP: 0.322, SLG: 0.332	5 1B		G4-3		G4-3	L3			K	5	0	1	0	0	1	3																						
23 Adrián González, L OBP: 0.407, SLG: 0.570	F4		7 FC4-6		HR				K	3	1	1	1	1	1	2																						
7 Chase Headley, S OBP: 0.336, SLG: 0.392	K		FC4-6		25 5 WP				K	3	1	0	1	1	2	3																						
5 Kevin Koussamanoff, R OBP: 0.305, SLG: 0.430			25 1B		25 FC4-6				G6-3	4	0	3	2	0	0	0																						
25 Will Venable, L OBP: 0.338, SLG: 0.448	F9		25 1B		FC4-6				8 IHR	3	1	1	0	1	0	4																						
8 Kyle Blanks, R OBP: 0.357, SLG: 0.496	K		K		K				4 IHR	4	1	1	2	0	3	4																						
21 Heath Bell, R										0	0	0	0	0	0	0																						
4 Nick Hundley, R OBP: 0.307, SLG: 0.340	F9				G4-3				F8	4	0	0	0	0	1	2																						
26 Cesar Carrillo, R ERA: 11.88										2	0	0	0	0	1	0																						
15 Luis Antonio Rodriguez, S OBP: 0.326, SLG: 0.280										1	0	0	0	0	1	0																						
57 Luke Gregerson, L ERA: 3.54										0	0	0	0	0	0	0																						
37 Mike Adams, R ERA: 0.95										0	0	0	0	0	0	0																						
16 Tony Gwynn Jr., L OBP: 0.391, SLG: 0.335										0	0	0	0	1	0	0																						
<b>Inning Stats</b>	R: 1 E: 0 K: 1 S: 11	H: 2 LOB: 2 BB: 1 P: 17	R: 0 E: 0 K: 1 S: 5	H: 0 LOB: 0 BB: 0 P: 5	R: 2 E: 0 K: 1 S: 15	H: 3 LOB: 2 BB: 1 P: 29	R: 0 E: 0 K: 2 S: 12	H: 1 LOB: 1 BB: 0 P: 18	R: 1 E: 0 K: 1 S: 12	H: 2 LOB: 2 BB: 1 P: 22	R: 0 E: 0 K: 2 S: 12	H: 0 LOB: 0 BB: 0 P: 18	R: 0 E: 0 K: 2 S: 7	H: 0 LOB: 0 BB: 0 P: 12	R: 2 E: 0 K: 2 S: 9	H: 1 LOB: 1 BB: 2 P: 22	1B: 6 2B: 0 3B: 1 HR: 2	SF: 0 SAC: 0 DP: 0 HBP: 0	WP: 1 PA: 38 PB: 0 SB: 3 CS: 0																			
<b>PITCHER</b>	IP	WLS	BF	H	R	ER	SO	BB	IBB	HBP	BLK	WP	HR	S	P	ERA	WHIP	<b>PITCHER</b>			IP	WLS	BF	H	R	ER	SO	BB	IBB	HBP	BLK	WP	HR	S	P	ERA	WHIP	
46 Ryan Dempster, R ERA: 4.28	7.0	L	32	8	4	4	10	2	1	0	0	0	1	74	121	5.14	1.429																					
37 Angel Guzman, R ERA: 2.72	1.0		6	1	2	2	2	2	0	0	0	0	0	9	22	18.00	3.000																					

Chicago Cubs @ San Diego Padres  
PETCO Park, San Diego, CA  
Tue Aug 18 2009, 10:05 PM EDT  
Att: 19,814 - Clear - 68 F

AB 33  
R 6  
H 9  
RBI 6  
BB 5  
SO 12  
LOB 19









Batter	1	2	3	4	5	6	7	8	9	AB	R	H	RBI	BB	SO	LOB	TOP				
55 Skip Schumaker, L (1,4) OBP: 0.397, SLG: 0.399										4	0	2	0	0	2	0					
28 Colby Rasmus, L (1,8) OBP: 0.312, SLG: 0.420										3	0	0	0	0	1	2					
47 Ryan Ludwick, R (7,PH) OBP: 0.328, SLG: 0.460										1	0	0	0	0	0	0					
5 Albert Pujols, R (1,3) OBP: 0.441, SLG: 0.668										4	0	0	0	0	1	2					
15 Matt Holliday, R (1,7) OBP: 0.394, SLG: 0.510										3	2	1	0	0	0	0					
24 Rick Ankiel, L (1,9) OBP: 0.283, SLG: 0.399										4	0	1	0	0	0	2					
7 Mark DeRosa, R (1,5) OBP: 0.327, SLG: 0.454										1	1	0	0	3	0	0					
4 Yadier Molina, R (1,2) OBP: 0.365, SLG: 0.386										3	1	0	1	0	1	3					
13 Brendan Ryan, R (1,6) OBP: 0.338, SLG: 0.398										3	1	1	4	1	0	2					
35 Joel Pineiro, R (1,1) OBP: 0.222, SLG: 0.200										3	0	0	0	0	2	2					
46 Kyle McClellan, R (8,1) OBP: 0.286, SLG: 0.358										0	0	0	0	0	0	0					
3 Khalil Greene, R (9,PH) OBP: 0.286, SLG: 0.358										1	0	0	0	0	1	0					
43 Trevor Miller, R (9,1) OBP: 0.286, SLG: 0.358										0	0	0	0	0	0	0					
30 Jason Motte, R (9,1) OBP: 0.286, SLG: 0.358										0	0	0	0	0	0	0					
<b>Inning Stats</b>	R: 0 E: 0 K: 1 S: 7	H: 1 LOB: 0 BB: 0 P: 11	R: 4 E: 0 K: 2 S: 16	H: 1 LOB: 0 BB: 1 P: 35	R: 0 E: 0 K: 1 S: 11	H: 0 LOB: 0 BB: 0 P: 16	R: 0 E: 0 K: 1 S: 10	H: 1 LOB: 1 BB: 1 P: 18	R: 0 E: 0 K: 1 S: 13	H: 1 LOB: 1 BB: 2 P: 21	R: 0 E: 0 K: 1 S: 7	H: 0 LOB: 0 BB: 0 P: 12	R: 0 E: 0 K: 0 S: 6	H: 0 LOB: 0 BB: 0 P: 9	R: 0 E: 0 K: 1 S: 8	H: 0 LOB: 0 BB: 0 P: 13	1B: 2 2B: 1 3B: 1 HR: 1	SF: 0 SAC: 0 DP: 2 HBP: 2	WP: 0 PB: 0 SB: 0 CS: 0	PA: 36	
<b>PITCHER</b>	IP WLS BF H R ER SO BB IBB HBP BLK WP HR S P ERA WHIP	5.0 L 21 4 4 4 6 2 0 2 0 0 1 57 101 7.20 1.200	1.0 6 1 1 1 0 1 1 0 0 0 0 12 25 9.00 2.000	0.2 2 0 0 0 1 0 0 0 0 0 0 6 6 0.00 0.000	1.1 4 0 0 0 0 0 0 0 0 0 0 9 15 0.00 0.000	3.32 3 0 0 0 1 0 0 0 0 0 0 8 13 0.00 0.000															

St. Louis Cardinals @ San Diego Padres  
 PETCO Park, San Diego, CA  
 Thu Aug 20 2009, 10:05 PM EDT  
 Att: 19,867 - Clear - 68 F

AB	30
R	5
H	5
RBI	5
BB	4
SO	8
LOB	13



Batter	1	2	3	4	5	6	7	8	9	AB	R	H	RBI	BB	SO	LOB	BOTTOM				
18 Tony Gwynn Jr., L (1,8) OBP: 0.352, SLG: 0.354										3	0	1	0	1	0	3					
22 David Eckstein, R (1,4) OBP: 0.318, SLG: 0.326										4	0	0	0	0	1	5					
23 Adrián González, L (1,3) OBP: 0.403, SLG: 0.561										4	0	0	0	0	1	1					
7 Chase Headley, S (1,7) OBP: 0.334, SLG: 0.388										4	0	0	0	0	1	0					
5 Kevin Kouzmanoff, R (1,5) OBP: 0.300, SLG: 0.422										4	0	0	0	0	2	0					
8 Kyle Blanks, R (1,9) OBP: 0.350, SLG: 0.504										3	1	1	1	0	0	0					
4 Nick Hundley, R (1,2) OBP: 0.308, SLG: 0.340										3	0	1	0	0	1	0					
1 Everth Cabrera, S (1,6) OBP: 0.364, SLG: 0.419										2	0	1	0	1	1	0					
46 Tim Stauffer, R (1,1) ERA: 3.95										1	0	0	0	0	1	1					
40 Greg Burke, R (6,1) ERA: 4.23										0	0	0	0	0	0	0					
15 Luis Antonio Rodríguez, S (6,PH) ERA: 2.99										0	0	0	0	0	0	0					
54 Joe Thatcher, L (7,1) ERA: 3.16										0	0	0	0	0	0	0					
45 Edward Mujica, R (7,1) ERA: 3.32										0	0	0	0	0	0	0					
25 Will Venable, L (8,PH) ERA: 3.53										1	0	0	0	0	1	2					
58 Ryan Webb, R (9,1) ERA: 5.77										0	0	0	0	0	0	0					
<b>Inning Stats</b>	R: 0 E: 0 K: 1 S: 7	H: 0 LOB: 1 BB: 1 P: 17	R: 1 E: 0 K: 0 S: 7	H: 1 LOB: 0 BB: 0 P: 10	R: 0 E: 0 K: 1 S: 7	H: 0 LOB: 0 BB: 1 P: 14	R: 0 E: 0 K: 1 S: 10	H: 0 LOB: 0 BB: 0 P: 15	R: 0 E: 0 K: 1 S: 8	H: 1 LOB: 1 BB: 0 P: 12	R: 0 E: 0 K: 1 S: 8	H: 0 LOB: 0 BB: 0 P: 14	R: 0 E: 1 K: 1 S: 15	H: 2 LOB: 3 BB: 0 P: 18	R: 0 E: 0 K: 2 S: 9	H: 0 LOB: 0 BB: 0 P: 11	1B: 3 2B: 0 3B: 0 HR: 1	SF: 0 SAC: 0 DP: 0 HBP: 0	WP: 0 PB: 0 SB: 0 CS: 2	PA: 33	
<b>PITCHER</b>	IP WLS BF H R ER SO BB IBB HBP BLK WP HR S P ERA WHIP	7.2 W 28 4 1 1 1 7 2 0 0 0 0 68 109 1.17 0.783	0.1 H 1 0 0 0 0 0 0 0 0 0 0 2 3 0.00 0.000	0.2 2 0 0 0 1 0 0 0 0 0 0 6 8 0.00 0.000	0.1 1 0 0 0 1 0 0 0 0 0 0 3 3 0.00 0.000																

St. Louis Cardinals @ San Diego Padres  
 PETCO Park, San Diego, CA  
 Thu Aug 20 2009, 10:05 PM EDT  
 Att: 19,867 - Clear - 68 F

AB	30
R	1
H	4
RBI	1
BB	2
SO	9
LOB	12













Batter	1	2	3	4	5	6	7	8	9	AB	R	H	RBI	BB	SO	LOB	TOP								
55 Skip Schumaker, L OBP: 0.397, SLG: 0.397			L6-4		G3			G4-3		5	1	2	0	0	0	4									
13 Brendan Ryan, R OBP: 0.340, SLG: 0.404			F9			G6-3		K		5	1	2	1	0	1	2									
5 Albert Pujols, R OBP: 0.441, SLG: 0.665			IBB		HR	F8		G1-3		3	2	1	1	2	0	0									
15 Matt Holliday, R OBP: 0.397, SLG: 0.511			F9		F9	F7		L4-6	BB	3	0	0	1	2	0	3									
47 Ryan Ludwick, R OBP: 0.327, SLG: 0.453			BB		K	K		K		5	0	2	2	0	2	4									
24 Rick Ankiel, L OBP: 0.281, SLG: 0.403			K		K	K		FC4		5	0	0	0	0	3	7									
7 Mark DeRosa, R OBP: 0.333, SLG: 0.452			BB		BB	BB		L4-6		3	0	1	0	2	0	2									
4 Yadier Molina, R OBP: 0.364, SLG: 0.381			BB		F9	F9				2	0	1	0	2	0	1									
30 John Smoltz, R ERA: 3.26, SLG: 0.299			FC5-4		FC3-6	FC3-6				3	1	1	0	0	0	2									
53 Blake Hawksworth, R ERA: 2.73			BB		BB	BB				0	0	0	0	0	0	0									
36 Dennys Reyes, R ERA: 5.89			BB		BB	BB				0	0	0	0	0	0	0									
22 Joe Thurston, L ERA: 5.89			BB		BB	BB				0	0	0	0	0	0	0									
12 Julio Lugo, R ERA: 5.89			BB		BB	BB				0	0	0	0	0	0	0									
30 Jason Motte, R ERA: 5.89			BB		BB	BB				0	0	0	0	0	0	0									
43 Trevor Miller, R ERA: 1.8			BB		BB	BB				0	0	0	0	0	0	0									
31 Ryan Franklin, R ERA: 1.8			BB		BB	BB				0	0	0	0	0	0	0									
<b>Inning Stats</b>	R: 0 H: 2 E: 0 K: 0 S: 9	WLS: 1 BF: 16 P: 18	H: 5 R: 4 ER: 4 SO: 1	R: 4 H: 3 ER: 2 SO: 24	H: 3 R: 4 ER: 2 SO: 45	R: 0 H: 1 E: 0 K: 0 S: 7	H: 1 R: 1 ER: 0 SO: 16	R: 1 H: 1 E: 0 K: 2 S: 11	H: 1 R: 0 ER: 0 SO: 17	R: 0 H: 1 E: 0 K: 0 S: 9	H: 1 R: 0 ER: 0 SO: 13	R: 0 H: 0 E: 0 K: 0 S: 8	H: 0 R: 0 ER: 0 SO: 15	R: 0 H: 2 E: 0 K: 1 S: 14	H: 2 R: 1 ER: 0 SO: 23	R: 0 H: 0 E: 0 K: 1 S: 9	H: 0 R: 0 ER: 0 SO: 15	R: 0 H: 0 E: 0 K: 1 S: 11	H: 0 R: 0 ER: 0 SO: 18	1B: 9 2B: 2 3B: 0 HR: 1	SF: 0 SAC: 0 DP: 3 HBP: 0	WP: 1 PB: 0 SB: 0 CS: 0	PA: 43		
<b>PITCHER</b>	IP: 2.0 WLS: L BF: 16 P: 18	WLS: L BF: 16 P: 18	H: 5 R: 4 ER: 4 SO: 1	R: 4 H: 3 ER: 2 SO: 24	R: 4 H: 3 ER: 2 SO: 45	BB: 4 IBB: 1 HBP: 0 BLK: 0	WP: 1 HR: 0 S: 36 P: 70	ERA: 18.00 WHIP: 4.500	<b>PITCHER</b>	IP: 1.0 WLS: S BF: 4 P: 18	WLS: S BF: 4 P: 18	H: 0 R: 0 ER: 0 SO: 1	R: 0 H: 0 ER: 0 SO: 1	BB: 1 IBB: 0 HBP: 0 BLK: 0	WP: 0 HR: 0 S: 11 P: 18	ERA: 0.00 WHIP: 1.000									
26 Cesar Carrillo, R ERA: 13.06																									
45 Edward Mujica, R ERA: 3.31																									
40 Greg Burke, R ERA: 4.08																									
54 Joe Thatcher, L ERA: 3.06																									
57 Luke Gregerson, R ERA: 3.42																									
<b>Batter</b>	<b>1</b>	<b>2</b>	<b>3</b>	<b>4</b>	<b>5</b>	<b>6</b>	<b>7</b>	<b>8</b>	<b>9</b>	<b>AB</b>	<b>R</b>	<b>H</b>	<b>RBI</b>	<b>BB</b>	<b>SO</b>	<b>LOB</b>	<b>BOTTOM</b>								
1 Everth Cabrera, S OBP: 0.360, SLG: 0.409			K			BB		F8		5	1	2	0	0	2	3									
18 Tony Gwynn Jr., L OBP: 0.345, SLG: 0.345			FC4		BB	BB		G3		3	0	1	0	1	0	1									
23 Adrián González, L OBP: 0.401, SLG: 0.553			G4-6-3		F9	F9		P6		4	0	1	1	0	0	3									
7 Chase Headley, S OBP: 0.330, SLG: 0.384			K		K	K		G6-3		4	0	0	0	0	2	4									
5 Kevin Koussamanoff, R OBP: 0.299, SLG: 0.417			K		F8	F8		P3		3	0	0	0	1	1	3									
25 Will Venable, L OBP: 0.342, SLG: 0.467			K		K	K		G3		4	0	2	0	0	1	2									
4 Nick Hundley, R OBP: 0.307, SLG: 0.373			K		P3	P3		HR		4	1	1	1	0	1	3									
15 Luis Antonio Rodríguez, B OBP: 0.321, SLG: 0.275			K		G4-3	G4-3		F7		3	0	0	0	1	1	1									
26 Oscar Carmona, R ERA: 7.4																									
45 Edward Mujica, R ERA: 3.31																									
40 Greg Burke, R ERA: 4.08																									
54 Joe Thatcher, L ERA: 3.06																									
57 Luke Gregerson, R ERA: 3.42																									
<b>Inning Stats</b>	R: 0 H: 1 E: 1 K: 1 S: 14	WLS: 1 BF: 18 P: 18	H: 0 R: 0 ER: 0 SO: 12	R: 0 H: 0 ER: 0 SO: 10	H: 0 R: 0 ER: 0 SO: 20	BB: 0 IBB: 0 HBP: 0 BLK: 0	WP: 0 HR: 0 S: 53 P: 75	ERA: 0.00 WHIP: 0.600	<b>PITCHER</b>	IP: 1.0 WLS: S BF: 6 P: 18	WLS: S BF: 6 P: 18	H: 1 R: 0 ER: 0 SO: 2	R: 0 H: 2 ER: 0 SO: 19	BB: 2 IBB: 0 HBP: 0 BLK: 0	WP: 0 HR: 0 S: 19 P: 33	ERA: 0.00 WHIP: 3.000									
30 John Smoltz, R ERA: 3.26, SLG: 0.299																									
53 Blake Hawksworth, R ERA: 2.73																									
36 Dennys Reyes, L ERA: 5.89																									
30 Jason Motte, R ERA: 5.89																									
43 Trevor Miller, L ERA: 1.8																									

St. Louis Cardinals @ San Diego Padres  
 PETCO Park, San Diego, CA  
 Sun Aug 23 2009, 4:05 PM EDT  
 Att: 27,435 - Sunny - 74 F

AB 35  
 R 5  
 H 10  
 RBI 5  
 BB 8  
 SO 6  
 LOB 28



St. Louis Cardinals @ San Diego Padres  
 PETCO Park, San Diego, CA  
 Sun Aug 23 2009, 4:05 PM EDT  
 Att: 27,435 - Sunny - 74 F

AB 34  
 R 2  
 H 7  
 RBI 2  
 BB 3  
 SO 11  
 LOB 24





Batter	1	2	3	4	5	6	7	8	9	10	11	12	AB	R	H	RBI	BB	SO	LOB	TOP
1 Everth Cabrera, S OBP: 0.392, SLG: 0.399	G4-3		G4-3		G6-3			K		K		K		6	0	0	0	0	3	2
22 David Eckstein, R OBP: 0.316, SLG: 0.326	7 BB 23 BB 1B		G4-3		G4-3			G6-3		G4-3		1-3 2H 2B		6	0	2	1	0	0	0
23 Adrián González, L OBP: 0.404, SLG: 0.558	7 BB 1-2 BB				HR			7 BB BB		F8		1-3 2H IBB		3	1	1	1	3	0	0
7 Chase Headley, S OBP: 0.334, SLG: 0.388	1-2 2-3 BB				1B			BB		BB		K		4	0	2	0	2	2	3
25 Will Venable, L OBP: 0.333, SLG: 0.454	K				K			F9		F9		K		5	0	0	0	0	3	7
5 Kevin Kousseroff, R OBP: 0.288, SLG: 0.415	F9				1B			K		G5-3		K		5	0	1	0	0	2	4
4 Nick Hundley, R OBP: 0.304, SLG: 0.374			F8		K			F7		K		22 2B 2B		5	1	1	0	0	2	1
18 Tony Gwynn Jr., L OBP: 0.346, SLG: 0.342			G1-3		F8			K		K		K		5	0	1	0	0	2	1
38 Matt Latos, R ERA: 3.56			K		G6-3			L4		K		22 2B BB		3	0	0	0	0	0	1
14 Oscar Salazar, R ERA: 3.19														0	0	0	0	0	0	0
21 Heath Bell, R ERA: 3.11														0	0	0	0	0	0	0
40 Greg Burke, R ERA: 4.02														0	0	0	0	0	0	0
54 Joe Thatcher, L ERA: 2.94														0	0	0	0	0	0	0
15 Luis Antonio Rodríguez, S ERA: 2.45														0	0	0	0	0	0	0
45 Edward Mujica, R ERA: 3.26														0	0	0	0	0	0	0
<b>Inning Stats</b>	R: 0 E: 0 K: 15	H: 1 LOB: 3 BB: 2 P: 26	R: 0 E: 0 K: 8	H: 0 LOB: 0 BB: 0 P: 12	R: 1 E: 0 K: 14	H: 2 LOB: 1 BB: 0 P: 17	R: 0 E: 0 K: 9	H: 1 LOB: 0 BB: 0 P: 11	R: 0 E: 0 K: 10	H: 0 LOB: 1 BB: 0 P: 10	R: 0 E: 0 K: 11	H: 0 LOB: 2 BB: 2 P: 25	R: 0 E: 0 K: 13	H: 0 LOB: 0 BB: 0 P: 11	R: 1 E: 0 K: 13	H: 2 LOB: 3 BB: 2 P: 25	1B: 4 2B: 3 3B: 0 HR: 1	SF: 0 SAC: 0 DP: 0 HBP: 0	WP: 0 PB: 0 SB: 0 CS: 0	PA: 49
<b>PITCHER</b>	IP WLS BF H R ER SO BB IBB HBP BLK WP HR S P ERA WHIP	49 Jair Jurrjens, R ERA: 2.91	34 Enc O'Flaherty, L ERA: 3.19	58 Peter Moylan, R ERA: 3.11	51 Michael González, L ERA: 2.45	Rafael Soriano, R ERA: 2.33	<b>PITCHER</b>	IP WLS BF H R ER SO BB IBB HBP BLK WP HR S P ERA WHIP	54 Kris Medlen, R ERA: 4.1	49 Jair Jurrjens, R ERA: 2.91	34 Enc O'Flaherty, L ERA: 3.19	58 Peter Moylan, R ERA: 3.11	51 Michael González, L ERA: 2.45	Rafael Soriano, R ERA: 2.33						

San Diego Padres @ Atlanta Braves  
Turner Field, Atlanta, GA  
Tue Aug 25 2009, 7:00 PM EDT  
Att. 15,389 - Partly Cloudy - 85 F


AB	43
R	2
H	8
RBI	2
BB	6
SO	16
LOB	19



Batter	1	2	3	4	5	6	7	8	9	10	11	12	AB	R	H	RBI	BB	SO	LOB	BOTTOM				
4 Omar Infante, R OBP: 0.371, SLG: 0.398	G6-3				F8			F9		F6		G5-3		6	0	0	0	0	1	5				
14 Martín Prado, R OBP: 0.355, SLG: 0.459	F9				L9			G6-3		K		G6-3		6	0	0	0	0	1	5				
10 Chipper Jones, S OBP: 0.402, SLG: 0.462	G4-3				G3-1			F7		F9		8 BB IBB		4	0	0	0	0	1	0				
Rafael Soriano, R ERA: 2.33														0	0	0	0	0	0	0				
54 Kris Medlen, S ERA: 4.1														0	0	0	0	0	0	0				
16 Brian McCann, L OBP: 0.358, SLG: 0.505	F9				K			F8		F9		18 1B		4	0	1	0	0	1	0				
30 Reid Gorecki, R OBP: 0.188, SLG: 0.200										22 1B		12 2-3 BB		0	1	0	0	0	0	0				
8 David Ross, R OBP: 0.385, SLG: 0.491														0	0	0	0	1	0	0				
18 Garret Anderson, L OBP: 0.314, SLG: 0.433	G5-3				1B			G6-3		G6-3		K		4	0	1	0	1	1	3				
19 Yunel Escobar, R OBP: 0.368, SLG: 0.449	F9				K			F7		K		G1-3		5	0	1	0	0	2	3				
22 Adam LaRoche, L OBP: 0.355, SLG: 0.492	F7				K			K		K		G3		5	0	1	1	0	2	2				
23 Matt Diaz, R OBP: 0.377, SLG: 0.496	L8				1B			4 F9 49 SH3-4		B3		F8		5	0	2	0	0	0	2				
49 Jair Jurrjens, R ERA: 2.91														1	0	0	0	0	0	0				
34 Enc O'Flaherty, L ERA: 3.19														0	0	0	0	0	0	0				
20 Greg Norton, S ERA: 2.28														0	0	0	0	0	0	0				
58 Peter Moylan, R ERA: 3.11														0	0	0	0	0	0	0				
51 Michael González, L ERA: 2.45														0	0	0	0	0	0	0				
2 Kelly Johnson, L ERA: 3.26														1	0	0	0	0	1	0				
<b>Inning Stats</b>	R: 0 E: 0 K: 6	H: 0 LOB: 0 BB: 0 P: 10	R: 0 E: 0 K: 7	H: 0 LOB: 0 BB: 0 P: 10	R: 0 E: 0 K: 1	H: 0 LOB: 0 BB: 0 P: 13	R: 0 E: 0 K: 6	H: 0 LOB: 0 BB: 0 P: 10	R: 0 E: 0 K: 9	H: 1 LOB: 1 BB: 0 P: 13	R: 0 E: 0 K: 10	H: 2 LOB: 3 BB: 3 P: 19	R: 1 E: 0 K: 13	H: 2 LOB: 2 BB: 1 P: 24	R: 0 E: 0 K: 13	H: 0 LOB: 3 BB: 3 P: 30	R: 0 E: 0 K: 7	H: 0 LOB: 0 BB: 0 P: 11	R: 0 E: 0 K: 13	H: 0 LOB: 0 BB: 2 P: 10	1B: 6 2B: 0 3B: 0 HR: 0	SF: 0 SAC: 1 DP: 0 HBP: 0	WP: 0 PB: 0 SB: 1 CS: 0	PA: 47
<b>PITCHER</b>	IP WLS BF H R ER SO BB IBB HBP BLK WP HR S P ERA WHIP	38 Matt Latos, R ERA: 3.56	57 Luke Gregerson, R ERA: 3.36	21 Heath Bell, R ERA: 3.11	40 Greg Burke, R ERA: 4.02	54 Joe Thatcher, L ERA: 2.94	<b>PITCHER</b>	IP WLS BF H R ER SO BB IBB HBP BLK WP HR S P ERA WHIP	45 Edward Mujica, R ERA: 3.26	38 Matt Latos, R ERA: 3.56	57 Luke Gregerson, R ERA: 3.36	21 Heath Bell, R ERA: 3.11	40 Greg Burke, R ERA: 4.02	54 Joe Thatcher, L ERA: 2.94										

San Diego Padres @ Atlanta Braves  
Turner Field, Atlanta, GA  
Tue Aug 25 2009, 7:00 PM EDT  
Att. 15,389 - Partly Cloudy - 85 F

AB	41
R	1
H	6
RBI	1
BB	5
SO	9
LOB	20





Batter	1	2	3	4	5	6	7	8	9	AB	R	H	RBI	BB	SO	LOB	TOP				
1 Everth Cabrera, S OBP: 0.359, SLG: 0.405										4	2	2	0	2	0	1					
22 David Eckstein, R OBP: 0.321, SLG: 0.330										5	1	3	2	1	0	2					
23 Adrián González, L OBP: 0.407, SLG: 0.561										5	1	3	2	1	1	1					
7 Chase Headley, S OBP: 0.334, SLG: 0.387										6	1	2	0	0	0	7					
25 Will Venable, L OBP: 0.333, SLG: 0.456										6	2	2	1	0	2	8					
5 Kevin Koussamoff, R OBP: 0.298, SLG: 0.419										5	1	1	3	0	0	6					
4 Nick Hundley, R OBP: 0.302, SLG: 0.375										5	1	1	1	0	1	3					
18 Tony Gwynn Jr., L OBP: 0.346, SLG: 0.343										5	1	2	0	0	2	0					
46 Tim Stauffer, R 15 Luis Antonio Rodriguez, S 55 Adam Russell, R 54 Joe Thatcher, L 14 Oscar Salazar, R 58 Ryan Webb, R										2	0	0	0	0	2	1					
<b>Inning Stats</b>	R: 0 H: 2 E: 0 K: 0 S: 16	L: 2 R: 1 ER: 3 LOB: 1 P: 26	R: 0 H: 1 E: 0 K: 1 S: 12	H: 1 R: 1 ER: 2 LOB: 1 P: 18	R: 0 H: 0 E: 0 K: 0 S: 5	H: 0 R: 0 ER: 0 LOB: 0 P: 10	R: 0 H: 0 E: 0 K: 1 S: 8	H: 0 R: 0 ER: 0 LOB: 0 P: 11	R: 0 H: 0 E: 0 K: 1 S: 9	H: 0 R: 0 ER: 0 LOB: 0 P: 11	R: 6 H: 7 E: 1 K: 0 S: 21	H: 7 R: 2 ER: 2 LOB: 2 P: 33	R: 2 H: 2 E: 0 K: 1 S: 12	H: 2 R: 1 ER: 3 LOB: 3 P: 31	R: 1 H: 2 E: 0 K: 2 S: 18	H: 2 R: 3 ER: 1 LOB: 2 P: 30	1B: 13 2B: 4 3B: 0 HR: 1	SF: 0 SAC: 0 DP: 1 HBP: 0	WP: 1 PB: 1 SB: 1 CS: 0	PA: 51	
<b>PITCHER</b>	IP WLS BF H R ER SO BB IBB HBP BLK WP HR S P ERA WHIP	5.1 L 25 7 4 4 3 2 0 0 0 0 1 0 58 86 6.75 1.688	6.1 0.1 5 3 2 2 0 1 0 0 0 0 0 11 20 54.00 12.000	6.1 0.1 1 0 0 0 0 0 0 0 0 0 0 2 3 0.00 0.000	7.1 2.0 12 4 3 3 3 1 0 1 0 0 1 30 50 13.50 2.500	9.1 1.0 8 4 3 2 2 0 0 0 0 0 0 0 22 30 18.00 4.000															
23 Matt Diaz, R OBP: 0.381, SLG: 0.496										4	0	2	0	1	1	1					
14 Martín Prado, R OBP: 0.359, SLG: 0.458										3	1	1	0	2	1	2					
10 Chipper Jones, S OBP: 0.400, SLG: 0.457										4	1	0	0	1	0	4					
16 Brian McCann, L OBP: 0.361, SLG: 0.515										5	1	3	4	0	1	0					
18 Garret Anderson, L OBP: 0.315, SLG: 0.433										5	0	2	0	0	2	4					
19 Yunel Escobar, R OBP: 0.369, SLG: 0.448										3	1	1	0	1	0	1					
22 Adam LaRoche, L OBP: 0.354, SLG: 0.489										4	0	1	0	0	1	2					
25 Ryan Church, L OBP: 0.342, SLG: 0.393										4	0	1	1	0	0	2					
11 Kenshin Kawakami, R 34 Eric O'Flaherty, L 58 Peter Moylan, R 20 Greg Norton, S 46 Manny Acosta, R 36 Boone Logan, R 4 Omar Infante, R										2	0	0	0	0	1	0					
<b>Inning Stats</b>	R: 3 H: 3 E: 0 K: 0 S: 16	H: 3 R: 2 ER: 3 LOB: 0 P: 28	R: 0 H: 0 E: 0 K: 1 S: 7	H: 0 R: 1 ER: 0 LOB: 0 P: 10	R: 0 H: 1 E: 0 K: 0 S: 6	H: 1 R: 0 ER: 0 LOB: 0 P: 11	R: 0 H: 1 E: 0 K: 1 S: 11	H: 1 R: 0 ER: 0 LOB: 2 P: 20	R: 0 H: 1 E: 0 K: 0 S: 13	H: 1 R: 3 ER: 0 LOB: 2 P: 20	R: 1 H: 3 E: 0 K: 1 S: 14	H: 3 R: 0 ER: 2 LOB: 2 P: 19	R: 0 H: 1 E: 0 K: 2 S: 9	H: 1 R: 0 ER: 2 LOB: 2 P: 18	R: 0 H: 0 E: 0 K: 0 S: 11	H: 0 R: 3 ER: 1 LOB: 2 P: 13	1B: 11 2B: 0 3B: 0 HR: 1	SF: 0 SAC: 0 DP: 2 HBP: 0	WP: 0 PB: 1 SB: 0 CS: 1	PA: 41	
<b>PITCHER</b>	IP WLS BF H R ER SO BB IBB HBP BLK WP HR S P ERA WHIP	5.0 W 21 6 3 3 2 3 0 0 0 0 0 0 19 29 5.40 1.800	1.2 H 9 3 1 1 2 1 0 0 0 0 0 0 15 21 0.00 0.750	1.1 5 1 0 0 1 0 0 0 0 0 0 0 15 21 0.00 0.750	1.0 6 2 1 1 2 1 0 0 0 0 0 0 13 21 9.00 3.000																


San Diego Padres @ Atlanta Braves  
Turner Field, Atlanta, GA  
Wed Aug 26 2009, 7:00 PM EDT  
Att: 15,619 - Partly Cloudy - 84 F

AB 46  
R 12  
H 18  
RBI 10  
BB 4  
SO 8  
LOB 29



San Diego Padres @ Atlanta Braves  
Turner Field, Atlanta, GA  
Wed Aug 26 2009, 7:00 PM EDT  
Att: 15,619 - Partly Cloudy - 84 F

AB 36  
R 5  
H 12  
RBI 5  
BB 5  
SO 7  
LOB 18





Batter	1	2	3	4	5	6	7	8	9	AB	R	H	RBI	BB	SO	LOB	TOP								
1 Everth Cabrera, S OBP: 0.391, SLG: 0.407										4	0	2	0	0	0	1	<b>San Diego Padres @ Atlanta Braves</b> Turner Field, Atlanta, GA Thu Aug 27 2009, 7:00 PM EDT Att: 18,651 - Overcast - 72 F								
22 David Eckstein, R OBP: 0.319, SLG: 0.357 15 Luis Antonio Rodriguez, R OBP: 0.326, SLG: 0.277										3	0	0	0	0	1	3									
23 Adrián González, L OBP: 0.405, SLG: 0.557 14 Oscar Salazar, R OBP: 0.354, SLG: 0.525										3	0	0	0	0	0	3									
7 Chase Headley, S OBP: 0.331, SLG: 0.384										4	0	0	0	0	1	1									
25 Will Venable, L OBP: 0.332, SLG: 0.467										4	1	1	1	0	2	0									
5 Kevin Koussmanoff, R OBP: 0.320, SLG: 0.420										3	0	1	0	1	0	0									
4 Nick Hundley, R OBP: 0.300, SLG: 0.372										4	0	1	0	0	0	2									
18 Tony Gwynn Jr., L OBP: 0.346, SLG: 0.343 58 Ryan Webb, R OBP: 0.317, SLG: 0.382										3	0	1	0	0	0	2									
33 Clayton Richard, L OBP: 0.125, SLG: 0.200 59 Luis Perdomo, R OBP: 0.351, SLG: 0.490 45 Edward Mujica, R OBP: 0.667, SLG: 0.667 11 Drew Macias, L OBP: 0.317, SLG: 0.382										1	0	0	0	0	1	1									
<b>Inning Stats</b>	R: 0 E: 0 K: 0 S: 10	H: 1 LOB: 1 BB: 0 P: 14	R: 0 E: 0 K: 1 S: 8	H: 0 LOB: 0 BB: 0 P: 11	R: 0 E: 0 K: 1 S: 16	H: 2 LOB: 2 BB: 0 P: 21	R: 0 E: 0 K: 2 S: 10	H: 0 LOB: 0 BB: 0 P: 14	R: 0 E: 0 K: 1 S: 8	H: 1 LOB: 1 BB: 0 P: 12	R: 0 E: 0 K: 1 S: 6	H: 0 LOB: 0 BB: 0 P: 9	R: 0 E: 0 K: 0 S: 5	H: 1 LOB: 1 BB: 0 P: 7	R: 0 E: 0 K: 1 S: 9	H: 0 LOB: 0 BB: 0 P: 12		R: 1 E: 0 K: 0 S: 12	H: 1 LOB: 1 BB: 1 P: 21	1B: 4 2B: 1 3B: 0 HR: 1	SF: 0 SAC: 0 DP: 0 HBP: 0	WP: 0 PB: 0 SB: 0 CS: 0	PA: 34		
<b>PITCHER</b>	IP	WLS	BF	H	R	ER	SO	BB	IBB	HBP	BLK	WP	HR	S	P	ERA	WHIP								
33 Javier Vazquez, R ERA: 3.02	7.0	W	26	5	0	0	6	0	0	0	0	0	0	63	88	0.00	0.714								
54 Kris Medlen, R ERA: 4.02	1.0		3	0	0	0	1	0	0	0	0	0	0	9	12	0.00	0.000								
38 Buddy Carlyle, R ERA: 8.85	1.0		5	1	1	1	0	1	0	0	0	0	1	12	21	9.00	2.000								

Batter	1	2	3	4	5	6	7	8	9	AB	R	H	RBI	BB	SO	LOB	BOTTOM								
23 Matt Diaz, R OBP: 0.383, SLG: 0.496										6	1	3	2	0	1	1	<b>San Diego Padres @ Atlanta Braves</b> Turner Field, Atlanta, GA Thu Aug 27 2009, 7:00 PM EDT Att: 18,651 - Overcast - 72 F								
14 Martín Prado, R OBP: 0.355, SLG: 0.454									5	0	1	1	0	2	4										
10 Chipper Jones, S OBP: 0.404, SLG: 0.458 2 Kelly Johnson, L OBP: 0.296, SLG: 0.387									3	0	2	0	2	0	3										
16 Brian McCann, L OBP: 0.359, SLG: 0.511 54 Kris Medlen, S OBP: 0.667, SLG: 0.667 38 Buddy Carlyle, L OBP: 0.317, SLG: 0.382									5	0	1	1	0	0	4										
19 Yunel Escobar, R OBP: 0.371, SLG: 0.450									5	1	3	0	0	0	4										
18 Garrett Anderson, L OBP: 0.315, SLG: 0.431 30 Reid Gorecki, R OBP: 0.235, SLG: 0.250									4	2	1	0	0	0	1										
22 Adam LaRoche, L OBP: 0.357, SLG: 0.496									4	2	2	1	1	2	4										
4 Omar Infante, R OBP: 0.390, SLG: 0.409									3	1	2	1	2	0	0										
33 Javier Vazquez, R OBP: 0.214, SLG: 0.226 8 David Ross, R OBP: 0.362, SLG: 0.486									3	1	1	1	0	2	3										
<b>Inning Stats</b>	R: 0 E: 0 K: 1 S: 12	H: 6 LOB: 2 BB: 1 P: 32	R: 1 E: 1 K: 1 S: 16	H: 2 LOB: 3 BB: 1 P: 24	R: 1 E: 0 K: 1 S: 13	H: 2 LOB: 2 BB: 1 P: 23	R: 0 E: 0 K: 0 S: 13	H: 2 LOB: 1 BB: 0 P: 21	R: 1 E: 0 K: 2 S: 13	H: 2 LOB: 2 BB: 1 P: 27	R: 0 E: 0 K: 0 S: 7	H: 1 LOB: 1 BB: 0 P: 11	R: 0 E: 0 K: 0 S: 12	H: 1 LOB: 1 BB: 1 P: 21	R: 1 E: 0 K: 0 S: 12	H: 1 LOB: 1 BB: 0 P: 21		1B: 16 2B: 0 3B: 0 HR: 1	SF: 1 SAC: 1 DP: 0 HBP: 0	WP: 2 PB: 0 SB: 0 CS: 0	PA: 47				
<b>PITCHER</b>	IP	WLS	BF	H	R	ER	SO	BB	IBB	HBP	BLK	WP	HR	S	P	ERA	WHIP								
33 Clayton Richard, L ERA: 4.79	2.1	L	19	9	6	6	2	2	0	0	0	0	0	42	61	23.14	4.714								
59 Luis Perdomo, R ERA: 4.7	1.2		8	2	1	1	2	1	0	0	0	2	0	19	32	5.40	1.800								
45 Edward Mujica, R ERA: 3.3	2.0		10	3	1	1	2	1	0	0	0	0	1	26	42	4.50	2.000								
58 Ryan Webb, R ERA: 5.14	2.0		10	3	1	1	1	1	0	0	0	0	0	20	38	4.50	2.000								









Batter	1	2	3	4	5	6	7	8	9	AB	R	H	RBI	BB	SO	LOB	TOP						
1 Everth Cabrera, S OBP: 0.355, SLG: 0.404										3	0	0	1	0	1	1							
22 David Eckstein, R OBP: 0.322, SLG: 0.333										5	1	2	0	0	2	2							
25 Will Venable, L OBP: 0.338, SLG: 0.477										3	2	1	1	2	1	2							
5 Kevin Kouzmanoff, R OBP: 0.303, SLG: 0.420										5	0	1	1	0	1	2							
7 Chase Headley, S OBP: 0.333, SLG: 0.385										5	0	1	0	0	2	2							
14 Oscar Salazar, R OBP: 0.394, SLG: 0.561										4	1	3	1	1	0	0							
4 Nick Hundley, R OBP: 0.300, SLG: 0.372										3	1	1	1	0	1	2							
18 Tony Gwynn Jr., L OBP: 0.345, SLG: 0.347										4	1	1	2	0	0	2							
49 Wade LeBlanc, L OBP: 0.200, SLG: 0.500										2	0	1	0	0	0	0							
11 Drew Mearns, L OBP: 0.200, SLG: 0.250										0	1	0	0	0	0	0							
55 Adam Russell, R ERA: 2.63										0	0	0	0	0	0	0							
52 Luis Ayala, R ERA: 5.63										0	0	0	0	0	0	0							
40 Kiko Calero, R ERA: 2.2										0	0	0	0	0	0	0							
46 Juan Carlos Oviedo, R ERA: 3.85										0	0	0	0	0	0	0							
<b>Inning Stats</b>	R: 0 E: 0 K: 3 S: 11	H: 0 LOB: 0 BB: 0 P: 15	R: 0 E: 0 K: 1 S: 12	H: 1 LOB: 1 BB: 0 P: 19	R: 0 E: 0 K: 1 S: 11	H: 1 LOB: 1 BB: 0 P: 13	R: 1 E: 0 K: 2 S: 14	H: 2 LOB: 1 BB: 0 P: 23	R: 0 E: 0 K: 0 S: 7	H: 0 LOB: 0 BB: 0 P: 10	R: 2 E: 0 K: 0 S: 13	H: 2 LOB: 2 BB: 2 P: 21	R: 1 E: 0 K: 0 S: 12	H: 1 LOB: 2 BB: 2 P: 24	R: 3 E: 0 K: 0 S: 18	H: 4 LOB: 1 BB: 1 P: 33	R: 0 E: 0 K: 1 S: 7	H: 0 LOB: 0 BB: 0 P: 11	1B: 9 2B: 0 3B: 1 HR: 1	SF: 2 SAC: 1 DP: 0 HBP: 0	WP: 0 PB: 0 SB: 0 CS: 1	PA: 43	
<b>PITCHER</b>	IP WLS BF H R ER SO BB IBB HBP BLK WP HR S P ERA WHIP	IP WLS BF H R ER SO BB IBB HBP BLK WP HR S P ERA WHIP	IP WLS BF H R ER SO BB IBB HBP BLK WP HR S P ERA WHIP	IP WLS BF H R ER SO BB IBB HBP BLK WP HR S P ERA WHIP	IP WLS BF H R ER SO BB IBB HBP BLK WP HR S P ERA WHIP	IP WLS BF H R ER SO BB IBB HBP BLK WP HR S P ERA WHIP	IP WLS BF H R ER SO BB IBB HBP BLK WP HR S P ERA WHIP	IP WLS BF H R ER SO BB IBB HBP BLK WP HR S P ERA WHIP	IP WLS BF H R ER SO BB IBB HBP BLK WP HR S P ERA WHIP	IP WLS BF H R ER SO BB IBB HBP BLK WP HR S P ERA WHIP	IP WLS BF H R ER SO BB IBB HBP BLK WP HR S P ERA WHIP	IP WLS BF H R ER SO BB IBB HBP BLK WP HR S P ERA WHIP	IP WLS BF H R ER SO BB IBB HBP BLK WP HR S P ERA WHIP	IP WLS BF H R ER SO BB IBB HBP BLK WP HR S P ERA WHIP	IP WLS BF H R ER SO BB IBB HBP BLK WP HR S P ERA WHIP	IP WLS BF H R ER SO BB IBB HBP BLK WP HR S P ERA WHIP	IP WLS BF H R ER SO BB IBB HBP BLK WP HR S P ERA WHIP	IP WLS BF H R ER SO BB IBB HBP BLK WP HR S P ERA WHIP	IP WLS BF H R ER SO BB IBB HBP BLK WP HR S P ERA WHIP	IP WLS BF H R ER SO BB IBB HBP BLK WP HR S P ERA WHIP	IP WLS BF H R ER SO BB IBB HBP BLK WP HR S P ERA WHIP	IP WLS BF H R ER SO BB IBB HBP BLK WP HR S P ERA WHIP	IP WLS BF H R ER SO BB IBB HBP BLK WP HR S P ERA WHIP

San Diego Padres @ Florida Marlins  
Land Shark Stadium, Miami, FL  
Sat Aug 29 2009, 6:10 PM EDT  
Att: 20,924 - Partly Cloudy - 84 F

AB	34
R	7
H	11
RBI	7
BB	5
SO	8
LOB	13



Batter	1	2	3	4	5	6	7	8	9	AB	R	H	RBI	BB	SO	LOB	BOTTOM						
8 Chris Coghlan, L OBP: 0.372, SLG: 0.443										4	0	1	0	1	2	2							
18 Wes Helms, R OBP: 0.319, SLG: 0.374										5	0	2	0	0	1	2							
2 Hanley Ramirez, R OBP: 0.425, SLG: 0.567										4	0	0	0	0	0	4							
3 Jorge Cantu, R OBP: 0.337, SLG: 0.427										4	1	1	0	0	1	3							
6 Dan Uggla, R OBP: 0.353, SLG: 0.441										2	2	0	0	1	1	1							
12 Cody Ross, R OBP: 0.328, SLG: 0.473										4	0	1	0	0	0	1							
46 Juan Carlos Oviedo, R										0	0	0	0	0	0	0							
29 Ronny Paulino, R OBP: 0.335, SLG: 0.439										3	1	1	3	0	1	0							
1 Emilio Bonifacio, S OBP: 0.356, SLG: 0.314										2	0	0	1	0	0	0							
52 Luis Ayala, R										0	0	0	0	0	0	0							
40 Kiko Calero, R										0	0	0	0	0	0	0							
27 Jeremy Hermida, L OBP: 0.356, SLG: 0.403										1	0	0	0	0	1	0							
47 Ricky Nolasco, R OBP: 0.179, SLG: 0.158										1	0	0	0	0	0	0							
64 Tim Wood, R OBP: 0.500, SLG: 0.500										0	0	0	0	0	0	0							
25 Brett Carroll, R OBP: 0.310, SLG: 0.435										2	0	0	0	0	1	0							
<b>Inning Stats</b>	R: 0 E: 0 K: 1 S: 7	H: 2 LOB: 2 BB: 1 P: 30	R: 2 E: 0 K: 0 S: 18	H: 2 LOB: 1 BB: 0 P: 19	R: 0 E: 0 K: 1 S: 10	H: 1 LOB: 1 BB: 0 P: 15	R: 0 E: 0 K: 0 S: 6	H: 0 LOB: 0 BB: 0 P: 10	R: 0 E: 1 K: 0 S: 7	H: 0 LOB: 1 BB: 1 P: 15	R: 2 E: 0 K: 0 S: 9	H: 1 LOB: 0 BB: 0 P: 14	R: 0 E: 0 K: 1 S: 18	H: 2 LOB: 2 BB: 0 P: 26	R: 0 E: 0 K: 2 S: 9	H: 0 LOB: 0 BB: 0 P: 15	R: 0 E: 0 K: 3 S: 14	H: 0 LOB: 1 BB: 0 P: 19	1B: 4 2B: 1 3B: 0 HR: 1	SF: 1 SAC: 2 DP: 0 HBP: 1	WP: 1 PB: 0 SB: 0 CS: 0	PA: 38	
<b>PITCHER</b>	IP WLS BF H R ER SO BB IBB HBP BLK WP HR S P ERA WHIP	IP WLS BF H R ER SO BB IBB HBP BLK WP HR S P ERA WHIP	IP WLS BF H R ER SO BB IBB HBP BLK WP HR S P ERA WHIP	IP WLS BF H R ER SO BB IBB HBP BLK WP HR S P ERA WHIP	IP WLS BF H R ER SO BB IBB HBP BLK WP HR S P ERA WHIP	IP WLS BF H R ER SO BB IBB HBP BLK WP HR S P ERA WHIP	IP WLS BF H R ER SO BB IBB HBP BLK WP HR S P ERA WHIP	IP WLS BF H R ER SO BB IBB HBP BLK WP HR S P ERA WHIP	IP WLS BF H R ER SO BB IBB HBP BLK WP HR S P ERA WHIP	IP WLS BF H R ER SO BB IBB HBP BLK WP HR S P ERA WHIP	IP WLS BF H R ER SO BB IBB HBP BLK WP HR S P ERA WHIP	IP WLS BF H R ER SO BB IBB HBP BLK WP HR S P ERA WHIP	IP WLS BF H R ER SO BB IBB HBP BLK WP HR S P ERA WHIP	IP WLS BF H R ER SO BB IBB HBP BLK WP HR S P ERA WHIP	IP WLS BF H R ER SO BB IBB HBP BLK WP HR S P ERA WHIP	IP WLS BF H R ER SO BB IBB HBP BLK WP HR S P ERA WHIP	IP WLS BF H R ER SO BB IBB HBP BLK WP HR S P ERA WHIP	IP WLS BF H R ER SO BB IBB HBP BLK WP HR S P ERA WHIP	IP WLS BF H R ER SO BB IBB HBP BLK WP HR S P ERA WHIP	IP WLS BF H R ER SO BB IBB HBP BLK WP HR S P ERA WHIP	IP WLS BF H R ER SO BB IBB HBP BLK WP HR S P ERA WHIP	IP WLS BF H R ER SO BB IBB HBP BLK WP HR S P ERA WHIP	IP WLS BF H R ER SO BB IBB HBP BLK WP HR S P ERA WHIP

San Diego Padres @ Florida Marlins  
Land Shark Stadium, Miami, FL  
Sat Aug 29 2009, 6:10 PM EDT  
Att: 20,924 - Partly Cloudy - 84 F

AB	32
R	4
H	6
RBI	4
BB	2
SO	8
LOB	13













Batter	1	2	3	4	5	6	7	8	9	AB	R	H	RBI	BB	SO	LOB	TOP								
30 Justin Maxwell, R (1, 8) OBP: 0.273, SLG: 0.148	F9		G4-3			F8		12 G4-3 BB		3	0	0	0	1	0	0	Washington Nationals @ San Diego Padres PETCO Park, San Diego, CA Tue Sep 01 2009, 10:05 PM EDT Att: 15,131 - Clear - 78 F								
12 Alberto Gonzalez, R (1, 6) OBP: 0.250, SLG: 0.341	G1-4-3			G6-3				G4-3		4	0	1	0	0	0	1									
11 Ryan Zimmerman, R (1, 5) OBP: 0.371, SLG: 0.528	P4					L9		L8		4	0	1	0	0	0	2									
44 Adam Dunn, L (1, 3) OBP: 0.413, SLG: 0.569		G4-3				G4-3				3	0	0	0	1	1	1									
16 Josh Willingham, R (1, 7) OBP: 0.393, SLG: 0.548		K				K				4	0	0	0	0	4	2									
34 Elijah Dukes, R (1, 9) OBP: 0.319, SLG: 0.412	E6					7 CS		G5-3		3	0	1	0	1	0	2									
7 Josh Bard, S (1, 2) OBP: 0.307, SLG: 0.359		G6-3				K				3	1	1	1	0	1	1									
24 Pete Orr, L (1, 4) OBP: 0.444, SLG: 0.529										2	0	0	0	0	1	0									
28 Michael Morse, R (7, PH) OBP: 0.200, SLG: 0.330			G1-3					L9		0	0	0	0	0	0	0									
22 Willie Harris, L (7, PH) OBP: 0.352, SLG: 0.370										1	0	0	0	0	0	0									
51 J.D. Martin, R (1, 1) OBP: 0.250, SLG: 0.200										2	0	0	0	0	1	0									
17 Sean Burnett, L (7, 1)										0	0	0	0	0	0	0									
42 Jason Bergmann, R (7, 1)										0	0	0	0	0	0	0									
15 Cristian Guzman, S (8, PH) OBP: 0.320, SLG: 0.417										1	0	0	0	0	0	0									
36 Tyler Clippard, R (8, 1)										0	0	0	0	0	0	0									
<b>Inning Stats</b>	R: 0 E: 0 K: 0 S: 8	H: 0 LOB: 0 BB: 0 P: 11	R: 0 E: 1 K: 1 S: 10	H: 1 LOB: 1 BB: 0 P: 15	R: 0 E: 0 K: 1 S: 10	H: 0 LOB: 0 BB: 0 P: 12	R: 0 E: 0 K: 1 S: 10	H: 1 LOB: 2 BB: 1 P: 19	R: 0 E: 0 K: 0 S: 10	H: 1 LOB: 1 BB: 0 P: 9	R: 0 E: 0 K: 0 S: 10	H: 1 LOB: 1 BB: 0 P: 19	R: 1 E: 0 K: 1 S: 13	H: 1 LOB: 0 BB: 1 P: 20	R: 0 E: 0 K: 0 S: 10	H: 0 LOB: 1 BB: 1 P: 16	R: 0 E: 0 K: 2 S: 9	H: 0 LOB: 0 BB: 0 P: 14	1B: 2 2B: 1 3B: 0 HR: 1	SF: 0 SAC: 0 DP: 0 HBP: 0	WP: 0 PB: 0 SB: 0 CS: 1	PA: 33			
<b>PITCHER</b>	IP WLS BF H R ER SO BB IBB HBP BLK WP HR S P ERA WHIP	6.2 W 25 4 1 1 6 2 0 0 0 0 1 63 96 1.35 0.900	0.1 H 1 0 0 0 0 0 0 0 0 0 0 6 9 0.00 0.000	1.0 H 4 0 0 0 0 1 0 0 0 0 0 16 0.00 1.000	1.0 S 3 0 0 0 2 0 0 0 0 0 0 9 14 0.00 0.000																				

Batter	1	2	3	4	5	6	7	8	9	AB	R	H	RBI	BB	SO	LOB	BOTTOM							
1 Everth Cabrera, S (1, 6) OBP: 0.352, SLG: 0.393	G4-3		K		E1		K	F8		5	1	0	0	0	2	2	Washington Nationals @ San Diego Padres PETCO Park, San Diego, CA Tue Sep 01 2009, 10:05 PM EDT Att: 15,131 - Clear - 78 F							
22 David Eckstein, R (1, 4) OBP: 0.321, SLG: 0.337	K		G3-1			L1				4	0	1	0	0	1	0								
23 Adrián González, L (1, 3) OBP: 0.406, SLG: 0.551	G6-3					G3-1				2	0	0	0	2	0	2								
5 Kevin Kouzmanoff, R (1, 5) OBP: 0.304, SLG: 0.423		25 1B	F9		SF8		L7			3	1	1	1	0	0	2								
25 Will Venable, L (1, 9) OBP: 0.339, SLG: 0.468		7 G4-3		K		F7		K		4	0	1	1	0	2	1								
7 Chase Headley, S (1, 7) OBP: 0.333, SLG: 0.389		G4-3						K		4	0	0	0	0	2	1								
4 Nick Hundley, R (1, 2) OBP: 0.304, SLG: 0.370		K				F8				3	1	1	0	1	1	1								
18 Tony Gwynn Jr., L (1, 8) OBP: 0.344, SLG: 0.339										1	0	0	0	3	0	0								
33 Clayton Richard, L (1, 1) OBP: 0.111, SLG: 0.076										2	0	0	0	0	0	4								
56 Adam Russell, R (7, PH) OBP: 0.111, SLG: 0.076										0	0	0	0	0	0	0								
14 Oscar Salazar, R (7, PH) OBP: 0.111, SLG: 0.076										1	1	1	0	0	0	0								
57 Luke Gregerson, L (8, 1) OBP: 0.111, SLG: 0.076										0	0	0	0	0	0	0								
11 Drew Macias, L (8, PH) OBP: 0.111, SLG: 0.076										1	0	1	1	0	0	0								
21 Heath Bell, R (9, 1)										0	0	0	0	0	0	0								
<b>Inning Stats</b>	R: 0 E: 0 K: 1 S: 8	H: 0 LOB: 0 BB: 0 P: 13	R: 1 E: 0 K: 1 S: 12	H: 2 LOB: 2 BB: 1 P: 24	R: 0 E: 0 K: 1 S: 12	H: 0 LOB: 1 BB: 1 P: 20	R: 0 E: 0 K: 2 S: 13	H: 1 LOB: 2 BB: 1 P: 21	R: 1 E: 0 K: 0 S: 8	H: 1 LOB: 1 BB: 0 P: 11	R: 0 E: 0 K: 0 S: 9	H: 0 LOB: 0 BB: 0 P: 15	R: 1 E: 0 K: 1 S: 10	H: 1 LOB: 1 BB: 1 P: 17	R: 1 E: 0 K: 2 S: 14	H: 1 LOB: 2 BB: 2 P: 29	1B: 4 2B: 1 3B: 0 HR: 1	SF: 1 SAC: 0 DP: 0 HBP: 0	WP: 0 PB: 0 SB: 0 CS: 0	PA: 37				
<b>PITCHER</b>	IP WLS BF H R ER SO BB IBB HBP BLK WP HR S P ERA WHIP	6.0 L 27 5 3 2 5 2 1 0 0 0 0 63 105 3.00 1.167	0.2 3 0 0 0 1 1 0 0 0 0 0 6 13 0.00 1.500	0.1 1 0 0 0 0 0 0 0 0 0 0 3 3 0.00 0.000	5.65 6 1 1 1 2 2 0 0 0 0 0 14 29 9.00 3.000																			





Batter	1	2	3	4	5	6	7	8	9	AB	R	H	RBI	BB	SO	LOB	TOP					
22 Willie Harris, L OBP: 0.350, SLG: 0.368										4	0	1	0	0	0	0	<b>Washington Nationals @ San Diego Padres</b> PETCO Park, San Diego, CA Wed Sep 02 2009, 3:35 PM EDT Att: 14,468 - Sunny - 81 F					
12 Alberto Gonzalez, R OBP: 0.296, SLG: 0.335										4	0	0	0	0	0	3						
44 Adam Dunn, L OBP: 0.412, SLG: 0.566										4	0	1	0	0	2	0						
11 Ryan Zimmerman, R (1,5) OBP: 0.372, SLG: 0.527										4	0	2	0	0	0	0						
24 Pete Orr, L OBP: 0.364, SLG: 0.429										4	0	0	0	0	1	3						
23 Wil Nieves, R OBP: 0.294, SLG: 0.301										3	0	0	0	1	0	1						
30 Justin Maxwell, R OBP: 0.250, SLG: 0.133										3	0	0	0	0	0	1						
8 Jorge Padilla, R OBP: 0.063, SLG: 0.063										3	0	0	0	0	1	1						
31 John Lannan, L (1,1) 28 Michael Morse, R (6,Ph) 52 Saul Rivera, R (6,1) 29 Jorge Sosa, R (7,1) 34 Elijah Dukes, R (8,Ph) 54 Mike MacDougal, S (8,1)										1	0	0	0	0	1	0						
<b>Inning Stats</b>	R: 0 E: 0 K: 0 S: 15	H: 2 LOB: 2 BB: 0 P: 21	R: 0 E: 0 K: 0 S: 5	H: 0 LOB: 0 BB: 0 P: 7	R: 0 E: 0 K: 1 S: 7	H: 0 LOB: 0 BB: 0 P: 9	R: 0 E: 0 K: 1 S: 7	H: 0 LOB: 0 BB: 0 P: 11	R: 0 E: 0 K: 1 S: 5	H: 0 LOB: 0 BB: 0 P: 7	R: 0 E: 0 K: 1 S: 6	H: 0 LOB: 0 BB: 0 P: 12	R: 0 E: 0 K: 1 S: 9	H: 0 LOB: 0 BB: 0 P: 15	R: 0 E: 0 K: 1 S: 13	H: 1 LOB: 3 BB: 2 P: 24	R: 0 E: 0 K: 1 S: 12	H: 1 LOB: 1 BB: 0 P: 16	1B: 4 2B: 0 3B: 0 HR: 0	SF: 0 SAC: 0 DP: 0 HBP: 0	WP: 1 PB: 0 SB: 0 CS: 0	PA: 33
<b>PITCHER</b>	IP WLS BF H R ER SO BB IBB HBP BLK WP HR S P ERA WHIP	29 Kevin Correia, R ERA: 4.29	7.2 W 28 3 0 0 5 2 0 0 0 1 0 62 100 0.00 0.652	45 Edward Mujica, R ERA: 3.12	1.1 5 1 0 0 1 0 0 0 0 0 0 0 17 22 0.00 0.750	<b>PITCHER</b>	IP WLS BF H R ER SO BB IBB HBP BLK WP HR S P ERA WHIP	29 Kevin Correia, R ERA: 4.29	7.2 W 28 3 0 0 5 2 0 0 0 1 0 62 100 0.00 0.652	45 Edward Mujica, R ERA: 3.12	1.1 5 1 0 0 1 0 0 0 0 0 0 0 17 22 0.00 0.750											

AB	31
R	0
H	4
RBI	0
BB	2
SO	6
LOB	9



Batter	1	2	3	4	5	6	7	8	9	AB	R	H	RBI	BB	SO	LOB	BOTTOM			
1 Everth Cabrera, S OBP: 0.353, SLG: 0.391										4	2	1	0	1	0	1	<b>Washington Nationals @ San Diego Padres</b> PETCO Park, San Diego, CA Wed Sep 02 2009, 3:35 PM EDT Att: 14,468 - Sunny - 81 F			
22 David Eckstein, R OBP: 0.325, SLG: 0.343										5	1	3	1	0	0	0				
23 Adrián González, L OBP: 0.406, SLG: 0.550										4	1	1	2	1	1	1				
5 Kevin Kouzmanoff, R OBP: 0.305, SLG: 0.421										3	1	0	0	2	0	2				
7 Chase Headley, S OBP: 0.336, SLG: 0.391										3	1	1	2	2	0	3				
25 Will Venable, L OBP: 0.342, SLG: 0.469										4	0	2	1	0	2	3				
4 Nick Hundley, R OBP: 0.307, SLG: 0.366										2	0	0	0	2	0	3				
11 Drew Macias, L OBP: 0.340, SLG: 0.366										3	1	1	0	1	0	3				
29 Kevin Correia, R OBP: 0.159, SLG: 0.143 45 Edward Mujica, R OBP: 0.667, SLG: 0.667										3	0	0	0	0	1	3				
<b>Inning Stats</b>	R: 0 E: 0 K: 1 S: 9	H: 0 LOB: 0 BB: 0 P: 13	R: 0 E: 0 K: 0 S: 7	H: 1 LOB: 2 BB: 2 P: 18	R: 0 E: 0 K: 1 S: 6	H: 0 LOB: 0 BB: 0 P: 8	R: 0 E: 1 K: 1 S: 16	H: 0 LOB: 2 BB: 1 P: 22	R: 5 E: 0 K: 0 S: 15	H: 5 LOB: 1 BB: 1 P: 29	R: 1 E: 0 K: 0 S: 12	H: 2 LOB: 1 BB: 0 P: 12	R: 0 E: 0 K: 1 S: 17	H: 0 LOB: 3 BB: 3 P: 34	R: 1 E: 0 K: 0 S: 7	H: 1 LOB: 1 BB: 2 P: 17	1B: 6 2B: 3 3B: 0 HR: 0	SF: 0 SAC: 1 DP: 2 HBP: 0	WP: 0 PB: 0 SB: 0 CS: 0	PA: 41
<b>PITCHER</b>	IP WLS BF H R ER SO BB IBB HBP BLK WP HR S P ERA WHIP	31 John Lannan, L ERA: 4.09	5.0 L 25 6 5 5 3 3 1 0 0 0 0 12 12 9.00 2.000	52 Saul Rivera, R ERA: 5.33	1.0 5 2 1 1 0 0 0 0 0 0 0 0 12 12 9.00 2.000	29 Jorge Sosa, R ERA: 7.32	1.0 6 0 0 0 1 3 0 0 0 0 0 0 17 34 0.00 3.000	54 Mike MacDougal, R ERA: 3.16	1.0 5 1 1 1 0 2 0 0 0 0 0 0 7 17 9.00 3.000	<b>PITCHER</b>	IP WLS BF H R ER SO BB IBB HBP BLK WP HR S P ERA WHIP	31 John Lannan, L ERA: 4.09	5.0 L 25 6 5 5 3 3 1 0 0 0 0 12 12 9.00 2.000	52 Saul Rivera, R ERA: 5.33	1.0 5 2 1 1 0 0 0 0 0 0 0 0 12 12 9.00 2.000	29 Jorge Sosa, R ERA: 7.32	1.0 6 0 0 0 1 3 0 0 0 0 0 0 17 34 0.00 3.000	54 Mike MacDougal, R ERA: 3.16	1.0 5 1 1 1 0 2 0 0 0 0 0 0 7 17 9.00 3.000	

AB	31
R	7
H	9
RBI	6
BB	9
SO	4
LOB	19





Batter	1	2	3	4	5	6	7	8	9	AB	R	H	RBI	BB	SO	LOB	TOP										
1 Everth Cabrera, S OBP: 0.391, SLG: 0.387										3	0	0	0	1	0	1											
22 David Eckstein, R OBP: 0.326, SLG: 0.343										3	1	1	0	1	0	0											
23 Adrián González, L OBP: 0.403, SLG: 0.545										4	0	0	0	0	1	3											
5 Kevin Kouzmanoff, R OBP: 0.304, SLG: 0.419										4	0	1	1	0	0	0											
7 Chase Headley, S OBP: 0.333, SLG: 0.388										4	0	0	0	0	2	1											
14 Oscar Salazar, R OBP: 0.415, SLG: 0.605										2	1	1	0	1	1	0											
54 Joe Thatcher, L										0	0	0	0	0	0	0											
57 Luke Gregerson, L										0	0	0	0	0	0	0											
11 Drew Macias, L OBP: 0.340, SLG: 0.366										3	0	1	0	0	0	2											
25 Will Venable, L OBP: 0.342, SLG: 0.467										3	0	1	0	0	0	2											
4 Nick Hundley, R OBP: 0.308, SLG: 0.366										3	0	1	0	0	0	2											
49 Wade LeBlanc, L OBP: 0.250, SLG: 0.250										2	0	0	0	0	1	1											
18 Tony Gwynn Jr., L OBP: 0.343, SLG: 0.338										1	0	0	0	0	0	0											
21 Heath Bell, R										0	0	0	0	0	0	0											
<b>Inning Stats</b>	R: 1 E: 0 K: 2 S: 15	H: 2 LOB: 1 BB: 1 P: 27	R: 1 E: 1 K: 0 S: 17	H: 2 LOB: 1 BB: 0 P: 27	R: 0 E: 0 K: 0 S: 5	H: 0 LOB: 0 BB: 1 P: 11	R: 0 E: 0 K: 0 S: 9	H: 0 LOB: 1 BB: 1 P: 18	R: 0 E: 0 K: 1 S: 8	H: 0 LOB: 0 BB: 0 P: 11	R: 0 E: 0 K: 0 S: 8	H: 0 LOB: 0 BB: 0 P: 12	R: 0 E: 0 K: 1 S: 9	H: 1 LOB: 0 BB: 0 P: 11	R: 0 E: 0 K: 0 S: 5	H: 0 LOB: 0 BB: 0 P: 8	R: 0 E: 0 K: 1 S: 7	H: 0 LOB: 0 BB: 0 P: 12	1B: 5 2B: 1 3B: 0 HR: 0	SF: 0 SAC: 0 DP: 2 HBP: 0	WP: 1 PB: 0 CS: 2	PA: 32					
<b>PITCHER</b>	IP 6.0	WLS L	BF 23	H 4	R 2	ER 1	SO 3	BB 3	IBB 0	HBP 0	BLK 0	WP 1	HR 0	S 62	P 106	ERA 1.50	WHIP 1.167										
22 Clayton Kershaw, L ERA: 2.89																											
38 Ramon Troncoso, R ERA: 2.54																											
56 Hung-Chih Kuo, L ERA: 3.05																											
57 Scott Elbert, L ERA: 5.4																											
54 Ronald Belisario, R ERA: 2.11																											

San Diego Padres @ Los Angeles Dodgers  
Dodger Stadium, Los Angeles, CA  
Fri Sep 04 2009, 7:10 PM PDT  
Att: 52,965 - Partly Cloudy - 82 F

livebaseballscorecards.com

AB 29  
R 2  
H 5  
RBI 1  
BB 3  
SO 5  
LOB 10

Batter	1	2	3	4	5	6	7	8	9	AB	R	H	RBI	BB	SO	LOB	BOTTOM
15 Rafael Furcal, S OBP: 0.316, SLG: 0.346										5	0	1	0	0	1	0	
16 Andre Ethier, L OBP: 0.388, SLG: 0.526										4	0	1	0	0	0	2	
99 Manny Ramirez, R OBP: 0.420, SLG: 0.545										3	0	0	0	0	1	1	
27 Matt Kemp, R OBP: 0.369, SLG: 0.515										4	0	1	0	0	0	2	
23 Casey Blake, R OBP: 0.383, SLG: 0.499										1	0	0	0	0	2	0	
56 Hung-Chih Kuo, L										0	0	0	0	0	0	0	
25 Jim Thome, L OBP: 0.323, SLG: 0.494										1	0	1	0	0	0	0	
17 Jason Repko, R										0	0	0	0	0	0	0	
57 Scott Elbert, L OBP: 0.380, SLG: 0.500										0	0	0	0	0	0	0	
54 Ronald Belisario, R										0	0	0	0	0	0	0	
3 Ronnie Belliard, R OBP: 0.301, SLG: 0.386										3	0	1	0	1	0	2	
7 James Loney, L OBP: 0.347, SLG: 0.383										4	0	0	0	0	0	6	
12 Brad Ausmus, R OBP: 0.330, SLG: 0.364										2	0	0	0	0	2	4	
5 Mark Loretta, R OBP: 0.314, SLG: 0.264										1	0	0	0	0	0	0	
9 Juan Pierre, L OBP: 0.381, SLG: 0.403										1	0	1	0	0	0	0	
22 Clayton Kershaw, L OBP: 0.163, SLG: 0.109										2	0	0	0	0	0	4	
3																	



Batter	1	2	3	4	5	6	7	8	9	AB	R	H	RBI	BB	SO	LOB	TOP												
1 Everth Cabrera, S OBP: 0.395, SLG: 0.394										5	2	3	0	0	0	2	<b>San Diego Padres @ Los Angeles Dodgers</b> Dodger Stadium, Los Angeles, CA Sat Sep 05 2009, 7:10 PM PDT Att: 53,368 - Clear - 79 F												
22 David Eckstein, R OBP: 0.326, SLG: 0.343										3	0	1	0	0	0	1													
23 Adrián González, L OBP: 0.402, SLG: 0.543										4	0	1	1	1	0	2													
5 Kevin Koussaman, R OBP: 0.306, SLG: 0.420										4	1	2	1	0	0	1													
7 Chase Headley, S OBP: 0.333, SLG: 0.386										4	1	1	0	0	0	1													
14 Oscar Salazar, R OBP: 0.407, SLG: 0.588										4	0	1	0	0	0	0													
4 Nick Hundley, R OBP: 0.360, SLG: 0.360										3	0	0	0	0	2	0													
2 Edgar González, R OBP: 0.259, SLG: 0.370										1	0	1	1	0	0	0													
18 Tony Gwynn Jr., L OBP: 0.339, SLG: 0.333										4	0	0	0	0	1	2													
38 Mat Latos, R OBP: 0.283, SLG: 0.293										1	0	0	0	0	1	0													
45 Edward Mujica, R OBP: 0.267, SLG: 0.267										0	0	0	0	0	1	0													
30 Eliezer Alfonzo, R OBP: 0.200, SLG: 0.200										0	0	0	0	0	1	0													
59 Luis Perdomo, R OBP: 0.200, SLG: 0.200										0	0	0	0	0	1	0													
11 Drew Macias, L OBP: 0.200, SLG: 0.200										0	0	0	0	0	1	0													
58 Ryan Webb, R OBP: 0.200, SLG: 0.200										0	0	0	0	0	1	0													
25 Will Venable, L OBP: 0.200, SLG: 0.200										1	0	0	0	0	1	2													
<b>Inning Stats</b>	R: 1 E: 0 K: 1 S: 12	H: 2 LOB: 1 BB: 0 P: 21	R: 0 E: 0 K: 1 S: 9	H: 0 LOB: 0 BB: 0 P: 13	R: 1 E: 0 K: 1 S: 14	H: 2 LOB: 1 BB: 0 P: 18	R: 0 E: 0 K: 0 S: 8	H: 0 LOB: 0 BB: 0 P: 12	R: 0 E: 0 K: 1 S: 12	H: 0 LOB: 0 BB: 0 P: 15	R: 0 E: 0 K: 0 S: 7	H: 0 LOB: 0 BB: 0 P: 12	R: 0 E: 0 K: 1 S: 8	H: 2 LOB: 2 BB: 0 P: 13	R: 0 E: 0 K: 2 S: 14	H: 2 LOB: 2 BB: 0 P: 20	R: 2 E: 1 K: 2 S: 15	H: 4 LOB: 2 BB: 0 P: 19	1B: 9 2B: 1 3B: 0 HR: 0	SF: 0 DP: 0 HBP: 0	WP: 0 PA: 37 PB: 0 CS: 1								
<b>PITCHER</b>	IP: 7.0 WLS: 3 ERA: 3.22	WLS: 4 BF: 25 ERA: 2.52	H: 2 R: 2 ER: 0 SO: 5	H: 2 R: 0 ER: 0 SO: 1	H: 2 R: 0 ER: 0 SO: 1	H: 2 R: 0 ER: 0 SO: 1	H: 0 R: 0 ER: 0 SO: 0	H: 0 R: 0 ER: 0 SO: 0	H: 0 R: 0 ER: 0 SO: 0	H: 0 R: 0 ER: 0 SO: 0	H: 0 R: 0 ER: 0 SO: 0	H: 0 R: 0 ER: 0 SO: 0	H: 0 R: 0 ER: 0 SO: 0	H: 2 R: 2 ER: 0 SO: 2	H: 2 R: 2 ER: 0 SO: 2	H: 2 R: 2 ER: 0 SO: 2	H: 4 R: 2 ER: 0 SO: 2	H: 4 R: 2 ER: 0 SO: 2	WP: 0 HR: 0 S: 15	ERA: 2.57 WHIP: 0.571	ERA: 0.00 WHIP: 3.000	ERA: 0.00 WHIP: 0.000	ERA: 4.22 WHIP: 1.000	ERA: 2.52 WHIP: 1.000	ERA: 3.22 WHIP: 0.571	ERA: 2.52 WHIP: 0.571	ERA: 1.86 WHIP: 0.000	ERA: 4.22 WHIP: 1.000	ERA: 2.52 WHIP: 1.000
15 Rafael Furcal, S OBP: 0.319, SLG: 0.349										4	3	2	0	1	1	1	<b>San Diego Padres @ Los Angeles Dodgers</b> Dodger Stadium, Los Angeles, CA Sat Sep 05 2009, 7:10 PM PDT Att: 53,368 - Clear - 79 F												
9 Juan Pierre, L OBP: 0.378, SLG: 0.398										4	0	0	0	1	0	1													
16 Andre Ethier, L OBP: 0.369, SLG: 0.532										5	2	2	2	0	0	3													
27 Matt Kemp, R OBP: 0.365, SLG: 0.510										5	1	0	1	0	1	2													
7 James Loney, L OBP: 0.351, SLG: 0.385										2	0	2	2	2	0	0													
3 Ronnie Belliard, R OBP: 0.300, SLG: 0.388										4	0	1	0	0	3	3													
55 Russell Martin, R OBP: 0.355, SLG: 0.321										3	1	1	0	1	2	2													
13 Orlando Hudson, S OBP: 0.357, SLG: 0.424										3	0	1	0	1	1	2													
43 Randy Wolf, L OBP: 0.203, SLG: 0.203										3	0	0	0	0	2	5													
25 Jini Thomas, L OBP: 0.277, SLG: 0.440										1	0	0	0	0	1	1													
38 Ramon Troncoso, R OBP: 0.200, SLG: 0.200										0	0	0	0	0	0	0													
52 George Sherrill, L OBP: 0.200, SLG: 0.200										0	0	0	0	0	0	0													
31 James McDonald, L OBP: 0.200, SLG: 0.200										0	0	0	0	0	0	0													
51 Jonathan Broxton, R OBP: 0.200, SLG: 0.200										0	0	0	0	0	0	0													
<b>Inning Stats</b>	R: 2 E: 0 K: 1 S: 12	H: 2 LOB: 1 BB: 1 P: 22	R: 2 E: 1 K: 1 S: 21	H: 0 LOB: 1 BB: 2 P: 34	R: 0 E: 0 K: 2 S: 13	H: 1 LOB: 3 BB: 2 P: 24	R: 2 E: 1 K: 1 S: 17	H: 2 LOB: 0 BB: 0 P: 21	R: 0 E: 0 K: 2 S: 12	H: 1 LOB: 1 BB: 0 P: 17	R: 1 E: 0 K: 1 S: 12	H: 2 LOB: 2 BB: 1 P: 20	R: 0 E: 0 K: 2 S: 10	H: 1 LOB: 1 BB: 0 P: 17	R: 0 E: 0 K: 1 S: 6	H: 0 LOB: 0 BB: 0 P: 9	R: 0 E: 0 K: 1 S: 6	H: 0 LOB: 0 BB: 0 P: 9	1B: 5 2B: 3 3B: 0 HR: 1	SF: 0 DP: 0 HBP: 0	WP: 1 PA: 41 PB: 0 SB: 2 CS: 1								
<b>PITCHER</b>	IP: 3.0 WLS: 1 ERA: 4.62	WLS: 5 BF: 18 ERA: 4.61	H: 4 R: 4 ER: 2 SO: 4	H: 4 R: 1 ER: 1 SO: 5	H: 4 R: 0 ER: 0 SO: 1	H: 4 R: 0 ER: 0 SO: 1	H: 0 R: 0 ER: 0 SO: 0	H: 0 R: 0 ER: 0 SO: 0	H: 0 R: 0 ER: 0 SO: 0	H: 0 R: 0 ER: 0 SO: 0	H: 0 R: 0 ER: 0 SO: 0	H: 0 R: 0 ER: 0 SO: 0	H: 0 R: 0 ER: 0 SO: 0	H: 0 R: 0 ER: 0 SO: 0	H: 0 R: 0 ER: 0 SO: 0	H: 0 R: 0 ER: 0 SO: 0	H: 0 R: 0 ER: 0 SO: 0	H: 0 R: 0 ER: 0 SO: 0	H: 0 R: 0 ER: 0 SO: 0	WP: 0 HR: 0 S: 15	ERA: 6.00 WHIP: 2.333	ERA: 9.00 WHIP: 2.000	ERA: 3.00 WHIP: 1.667	ERA: 0.00 WHIP: 0.000	ERA: 4.62 WHIP: 2.333	ERA: 4.61 WHIP: 1.667	ERA: 4.55 WHIP: 1.667		





Batter	1	2	3	4	5	6	7	8	9	AB	R	H	RBI	BB	SO	LOB	TOP											
1 Everth Cabrera, S OBP: 0.356, SLG: 0.392	G4-3		BB	G4-3			B1-3		1B	4	1	1	0	1	0	0	<b>San Diego Padres @ Los Angeles Dodgers</b> Dodger Stadium, Los Angeles, CA Sun Sep 06 2009, 5:10 PM PDT Att. 47,528 - Clear - 83 F <a href="http://livebaseballscorecards.com">livebaseballscorecards.com</a>											
22 David Eckstein, R OBP: 0.325, SLG: 0.341	E4		1B			F9	P4		K	5	2	1	0	0	1	2												
23 Adrián González, L OBP: 0.405, SLG: 0.552	FC6		BB			HR	G4-3			3	1	2	1	1	0	0												
5 Kevin Kousseroff, R OBP: 0.305, SLG: 0.419	FC6		1B			G6-3			K	4	0	1	3	0	1	1												
25 Will Venable, L OBP: 0.335, SLG: 0.456	K		1B			F7			B1-3	4	0	0	0	0	1	4												
7 Chase Headley, S OBP: 0.332, SLG: 0.384	F8		IBB			G4-3			G6-3	3	0	0	0	1	0	2												
11 Drew Macias, L OBP: 0.333, SLG: 0.357										0	0	0	0	0	0	0												
28 Henry Blanco, R OBP: 0.305, SLG: 0.378		G6-3		F8					1B	4	0	1	0	0	1	2												
18 Tony Gwynn Jr., L OBP: 0.332, SLG: 0.332		K				G3			B2	4	0	1	0	0	1	1												
46 Tim Stauffer, R OBP: 0.211, SLG: 0.167						P4				3	0	0	0	0	2	1												
54 Joe Thatcher, L OBP: 0.211, SLG: 0.167										0	0	0	0	0	0	0												
57 Luke Gregerson, L OBP: 0.211, SLG: 0.167										0	0	0	0	0	0	0												
14 Oscar Salazar, R OBP: 0.402, SLG: 0.580										1	0	0	0	0	0	1												
21 Heath Bell, R OBP: 0.402, SLG: 0.580										0	0	0	0	0	0	0												
<b>Inning Stats</b>	R: 1 E: 1 K: 1 S: 13	H: 1 LOB: 2 BB: 0 P: 20	R: 0 E: 0 K: 2 S: 7	H: 0 LOB: 2 BB: 11	R: 2 E: 0 K: 0 S: 12	H: 2 LOB: 3 BB: 27	R: 0 E: 0 K: 0 S: 4	H: 0 LOB: 0 BB: 7	R: 1 E: 0 K: 0 S: 16	H: 1 LOB: 1 BB: 0 P: 24	R: 0 E: 0 K: 2 S: 10	H: 1 LOB: 0 BB: 16	R: 0 E: 0 K: 1 S: 5	H: 0 LOB: 0 BB: 7	R: 0 E: 0 K: 1 S: 16	H: 2 LOB: 2 BB: 0 P: 26	1B: 5 2B: 1 3B: 0 HR: 1	SF: 0 SAC: 0 DP: 1 HBP: 0	WP: 0 PB: 0 SB: 0 CS: 0	PA: 38								
<b>PITCHER</b>	IP: 5.0 WLS: L BF: 23	H: 4 R: 4 ER: 3 SO: 3	BB: 2 IBB: 1 HBP: 0 BLK: 0	WP: 0 HR: 1 S: 52 P: 89	ERA: 5.40 WHIP: 1.200	IP: 2.0 WLS: L BF: 7	H: 1 R: 0 ER: 0 SO: 2	BB: 0 IBB: 0 HBP: 0 BLK: 0	WP: 0 HR: 0 S: 17 P: 25	ERA: 0.00 WHIP: 0.500	IP: 0.1 WLS: L BF: 1	H: 0 R: 0 ER: 0 SO: 0	BB: 0 IBB: 0 HBP: 0 BLK: 0	WP: 0 HR: 0 S: 3 P: 4	ERA: 0.00 WHIP: 0.000	IP: 0.2 WLS: L BF: 2	H: 0 R: 0 ER: 0 SO: 0	BB: 0 IBB: 0 HBP: 0 BLK: 0	WP: 0 HR: 0 S: 2 P: 3	ERA: 0.00 WHIP: 0.000	IP: 1.0 WLS: L BF: 5	H: 2 R: 2 ER: 0 SO: 1	BB: 0 IBB: 0 HBP: 0 BLK: 0	WP: 0 HR: 0 S: 16 P: 26	1B: 5 2B: 1 3B: 0 HR: 1	SF: 0 SAC: 0 DP: 1 HBP: 0	WP: 0 PB: 0 SB: 0 CS: 0	PA: 38

Batter	1	2	3	4	5	6	7	8	9	AB	R	H	RBI	BB	SO	LOB	BOTTOM						
15 Rafael Furcal, S OBP: 0.321, SLG: 0.349	G3		F9							3	1	1	0	1	0	1	<b>San Diego Padres @ Los Angeles Dodgers</b> Dodger Stadium, Los Angeles, CA Sun Sep 06 2009, 5:10 PM PDT Att. 47,528 - Clear - 83 F <a href="http://livebaseballscorecards.com">livebaseballscorecards.com</a>						
9 Juan Pierre, L OBP: 0.374, SLG: 0.393	F7		FC5-4			G4-3			F8	4	0	0	0	0	0	4							
52 George Sherrill, L OBP: 0.371, SLG: 0.491										0	0	0	0	0	0	0							
56 Hung-Chih Kuo, L OBP: 0.371, SLG: 0.491										1	0	0	0	0	0	1							
16 Andre Ethier, L OBP: 0.367, SLG: 0.531	G3-1		F8			L3				5	0	1	2	0	0	3							
99 Manny Ramirez, R OBP: 0.420, SLG: 0.543			G6-3							3	1	1	0	1	0	0							
7 James Loney, L OBP: 0.353, SLG: 0.387										3	0	2	0	0	1	0							
27 Matt Kemp, R OBP: 0.365, SLG: 0.509										1	0	0	0	0	0	2							
3 Ronnie Belliard, R OBP: 0.300, SLG: 0.386										4	0	1	0	0	1	3							
55 Russell Martin, R OBP: 0.356, SLG: 0.321										3	0	1	1	1	1	1							
13 Orlando Hudson, S OBP: 0.355, SLG: 0.421										4	0	0	0	0	2	3							
18 Hiroki Kuroda, R OBP: 0.182, SLG: 0.143										1	0	1	0	0	0	0							
26 Doug Mientkiewicz, L OBP: 0.429, SLG: 0.571										1	0	0	0	0	1	0							
36 Jeff Weaver, R OBP: 0.231, SLG: 0.231										0	0	0	0	0	0	0							
5 Mark Loretta, R OBP: 0.310, SLG: 0.261										2	1	0	0	0	1	0							
<b>Inning Stats</b>	R: 0 E: 0 K: 0 S: 6	H: 0 LOB: 0 BB: 0 P: 7	R: 0 E: 0 K: 1 S: 13	H: 1 LOB: 1 BB: 1	R: 0 E: 0 K: 0 S: 8	H: 1 LOB: 0 BB: 13	R: 1 E: 0 K: 0 S: 12	H: 3 LOB: 1 BB: 0 P: 19	R: 0 E: 0 K: 1 S: 11	H: 0 LOB: 1 BB: 0 P: 16	R: 0 E: 0 K: 1 S: 10	H: 1 LOB: 0 BB: 0 P: 16	R: 2 E: 1 K: 0 S: 11	H: 2 LOB: 2 BB: 1 P: 21	R: 0 E: 0 K: 3 S: 11	H: 0 LOB: 0 BB: 0 P: 15	R: 0 E: 0 K: 1 S: 11	H: 0 LOB: 1 BB: 1 P: 22	1B: 7 2B: 1 3B: 0 HR: 0	SF: 0 SAC: 0 DP: 1 HBP: 1	WP: 0 PB: 0 SB: 0 CS: 0	PA: 39	
<b>PITCHER</b>	IP: 6.2 WLS: W BF: 29	H: 7 R: 3 ER: 1 SO: 3	BB: 1 IBB: 0 HBP: 0 BLK: 0	WP: 0 HR: 0 S: 68 P: 104	ERA: 1.35 WHIP: 1.200	IP: 0.0 WLS: L BF: 2	H: 0 R: 0 ER: 0 SO: 0	BB: 1 IBB: 0 HBP: 0 BLK: 0	WP: 0 HR: 1 S: 5 P: 5	ERA: 0.00 WHIP: 0.000	IP: 1.1 WLS: H BF: 4	H: 0 R: 0 ER: 0 SO: 3	BB: 0 IBB: 0 HBP: 0 BLK: 0	WP: 0 HR: 0 S: 13 P: 18	ERA: 0.00 WHIP: 0.000	IP: 1.0 WLS: S BF: 4	H: 0 R: 0 ER: 0 SO: 1	BB: 0 IBB: 0 HBP: 0 BLK: 0	WP: 0 HR: 0 S: 11 P: 22	1B: 7 2B: 1 3B: 0 HR: 0	SF: 0 SAC: 0 DP: 1 HBP: 1	WP: 0 PB: 0 SB: 0 CS: 0	PA: 39



Batter	1	2	3	4	5	6	7	8	9	AB	R	H	RBI	BB	SO	LOB	TOP										
1 Everth Cabrera, S OBP: 0.354, SLG: 0.387	E6 FC6-4 18		G3		FC4 1-2			K FC6-4 18 BB	K	4	0	0	0	1	1	4	<b>San Diego Padres @ San Francisco Giants</b> AT&T Park, San Francisco, CA Mon Sep 07 2009, 1:05 PM PDT Att: 37,132 - Sunny - 72 F										
18 Tony Gwynn Jr., L OBP: 0.334, SLG: 0.328	FC6-4 FC4-6 23			G5-3	G3-1			FC6-4 WP 23		4	0	0	0	0	0	2											
23 Adrián González, L OBP: 0.403, SLG: 0.556	FC4-6			G3-1			HR	K		4	1	1	1	0	1	2											
5 Kevin Kouzmanoff, R OBP: 0.303, SLG: 0.415	K			K			L7		K	4	0	0	0	0	3	1											
25 Will Venable, L OBP: 0.338, SLG: 0.466		K							K	4	2	2	0	0	2	0											
11 Drew Macias, L OBP: 0.309, SLG: 0.326	F7				P5				K	4	0	0	0	0	1	2											
4 Nick Hundley, R OBP: 0.307, SLG: 0.383	G5-3								HR	4	1	2	3	0	1	0											
15 Luis Antonio Rodríguez, B OBP: 0.326, SLG: 0.273			G4-3		F8				BB	3	0	0	0	1	0	1											
33 Clayton Richard, L ERA: 4.88								G5-3		1	0	0	0	0	1	0											
14 César Salazar, R ERA: 3.85										0	0	0	0	0	1	0											
55 Adam Russell, R ERA: 1.69										0	0	0	0	0	0	0											
45 Edward Mujica, R ERA: 3.51										0	0	0	0	0	0	0											
2 Edgar González, R ERA: 3.51										0	0	0	0	0	0	0											
63 Sean Gallagher, R ERA: 7.63										0	0	0	0	1	0	0											
7 Chase Headley, S ERA: 4.93										0	0	0	0	1	0	0											
<b>Inning Stats</b>	R: 0 H: 0 E: 0 K: 1 S: 9	H: 0 LOB: 1 BB: 0 P: 14	R: 0 H: 0 E: 0 K: 1 S: 7	H: 0 LOB: 0 BB: 0 P: 7	R: 0 H: 0 E: 0 K: 1 S: 8	H: 0 LOB: 0 BB: 0 P: 15	R: 0 H: 0 E: 0 K: 1 S: 9	H: 0 LOB: 0 BB: 0 P: 12	R: 1 H: 2 E: 0 K: 0 S: 12	H: 2 LOB: 2 BB: 1 P: 26	R: 1 H: 1 E: 0 K: 1 S: 11	H: 1 LOB: 0 BB: 0 P: 19	R: 0 H: 0 E: 0 K: 1 S: 9	H: 0 LOB: 0 BB: 0 P: 10	R: 0 H: 0 E: 1 K: 1 S: 9	H: 0 LOB: 1 BB: 1 P: 18	R: 2 H: 2 E: 0 K: 3 S: 20	H: 2 LOB: 2 BB: 2 P: 34	1B: 1 2B: 1 3B: 1 HR: 2	SF: 0 SAC: 0 DP: 0 HBP: 0	WP: 1 PB: 0 SB: 0 CS: 0	PA: 37					
<b>PITCHER</b>	IP	WLS	BF	H	R	ER	SO	BB	IBB	HBP	BLK	WP	HR	S	P	ERA	WHIP										
31 Brad Penny, R ERA: 5.15	7.0	W	26	3	2	2	6	1	0	0	0	0	1	65	103	2.57	0.571										
60 Waldis Joaquin, R ERA: 3.85	1.1		5	0	0	0	2	1	0	0	0	1	0	13	23	0.00	0.750										
43 Alex Hinshaw, L ERA: 12.0	0.1		4	2	2	2	1	1	0	0	0	0	1	12	21	54.00	9.000										
47 Merkin Valdez, R ERA: 4.93	0.1		2	0	0	0	1	1	0	0	0	0	0	4	8	0.00	3.000										

AB 33  
R 4  
H 5  
RBI 4  
BB 4  
SO 10  
LOB 12



Batter	1	2	3	4	5	6	7	8	9	AB	R	H	RBI	BB	SO	LOB	BOTTOM										
8 Eugenio Velez, S OBP: 0.325, SLG: 0.437	G6-3		SH1-3 21 48 2B BB	G4-3		CS 21 CS BB		1B		3	1	1	0	2	0	0	<b>San Diego Padres @ San Francisco Giants</b> AT&T Park, San Francisco, CA Mon Sep 07 2009, 1:05 PM PDT Att: 37,132 - Sunny - 72 F										
21 Freddy Sánchez, R OBP: 0.334, SLG: 0.434	1B		SH1-3	F8		CS		1B		4	0	2	0	0	0	0											
48 Pablo Sandoval, S OBP: 0.380, SLG: 0.549	L8		F9	F9				1B		5	2	2	1	0	0	3											
1 Bengie Molina, R OBP: 0.277, SLG: 0.434	P4		1B							4	2	2	1	0	0	1											
22 Eli Whiteside, R OBP: 0.246, SLG: 0.298			1B							0	0	0	0	0	0	0											
5 Juan Uribe, R OBP: 0.320, SLG: 0.495		16 WP 3B	HR							4	3	3	5	0	1	0											
16 Edgar Rentería, R OBP: 0.316, SLG: 0.339			HR							3	1	1	1	1	2	0											
33 Aaron Rowand, R OBP: 0.328, SLG: 0.437			HR							4	0	1	0	0	1	1											
60 Waldis Joaquin, R ERA: 3.85										0	0	0	0	0	0	0											
43 Alex Hinshaw, L ERA: 12.0										0	0	0	0	0	0	0											
47 Merkin Valdez, R ERA: 4.93										0	0	0	0	0	0	0											
56 Andres Torres, S OBP: 0.336, SLG: 0.454	F7									4	0	1	0	0	1	1											
31 Brad Penny, R ERA: 5.15										3	0	0	0	0	2	2											
12 Nate Schierholtz, L OBP: 0.304, SLG: 0.414	K		K					F8		1	0	0	0	0	0	0											
<b>Inning Stats</b>	R: 0 H: 1 E: 0 K: 0 S: 9	H: 2 LOB: 1 BB: 0 P: 13	R: 1 H: 2 E: 0 K: 2 S: 16	H: 2 LOB: 0 BB: 0 P: 25	R: 5 H: 5 E: 0 K: 1 S: 15	H: 5 LOB: 1 BB: 1 P: 22	R: 0 H: 0 E: 0 K: 0 S: 10	H: 0 LOB: 0 BB: 0 P: 17	R: 0 H: 0 E: 0 K: 1 S: 12	H: 0 LOB: 1 BB: 1 P: 21	R: 0 H: 0 E: 0 K: 0 S: 7	H: 0 LOB: 0 BB: 1 P: 14	R: 3 H: 3 E: 0 K: 2 S: 13	H: 3 LOB: 0 BB: 0 P: 19	R: 0 H: 2 E: 0 K: 1 S: 12	H: 2 LOB: 2 BB: 0 P: 21	1B: 7 2B: 2 3B: 1 HR: 3	SF: 0 SAC: 1 DP: 0 HBP: 0	WP: 1 PB: 0 SB: 1 CS: 1	PA: 40							
<b>PITCHER</b>	IP	WLS	BF	H	R	ER	SO	BB	IBB	HBP	BLK	WP	HR	S	P	ERA	WHIP										
33 Clayton Richard, L ERA: 4.88	4.0	L	21	1	0	6	3	1	0	0	0	0	1	50	77	13.50	2.250										
55 Adam Russell, R ERA: 1.69	2.0		7	0	0	0	1	2	0	0	0	0	0	19	35	0.00	1.000										
45 Edward Mujica, R ERA: 3.51	1.0		6	3	3	3	2	0	0	0	0	0	1	13	19	27.00	3.000										
63 Sean Gallagher, R ERA: 7.63	1.0		5	2	0	0	1	0	0	0	0	0	0	12	21	0.00	2.000										

AB 35  
R 9  
H 13  
RBI 8  
BB 3  
SO 7  
LOB 8





Batter	1	2	3	4	5	6	7	8	9	AB	R	H	RBI	BB	SO	LOB	TOP					
1 Everth Cabrera, S OBP: 0.391, SLG: 0.381	G1-3		K		G6-3		BB		F8	4	0	0	0	1	1	1						
22 David Eckstein, R OBP: 0.323, SLG: 0.338	F9		BB		G3		F8		G6-3	4	0	0	0	1	0	3						
23 Adrián González, L OBP: 0.403, SLG: 0.553	G4-3		G4-3			L8		5 1B 7 1B		4	1	1	0	0	0	1						
5 Kevin Kouzmanoff, R OBP: 0.304, SLG: 0.421		G4-3		HR		K		1B	F9	5	1	2	1	0	1	1						
30 Eleazar Alfonzo, R OBP: 0.262, SLG: 0.261								1B		0	0	0	0	0	0	0						
7 Chase Headley, S OBP: 0.337, SLG: 0.393		HR		14 G5-4-3	1B		G4-3			4	1	3	2	0	0	0						
14 Oscar Salazar, R OBP: 0.398, SLG: 0.560																						
18 Tony Gwynn Jr., L OBP: 0.325, SLG: 0.271		G5-3			G5-4-3					3	0	0	0	0	0	1						
15 Luis Antonio Rodriguez, S OBP: 0.325, SLG: 0.271							P3		G6-3	0	0	0	0	0	0	0						
11 Drew Macias, L OBP: 0.309, SLG: 0.326										1	0	0	0	0	0	2						
25 Will Venable, L OBP: 0.344, SLG: 0.482										0	0	0	0	0	0	0						
4 Nick Hundley, R OBP: 0.302, SLG: 0.376										3	1	2	1	0	1	0						
4 Nick Hundley, R OBP: 0.302, SLG: 0.376		G1-3					F8		L4	4	0	0	0	0	1	4						
29 Kevin Correia, R OBP: 0.174, SLG: 0.159																						
2 Edgar González, R OBP: 0.262, SLG: 0.261																						
55 Adam Russell, R ERA: 4.55																						
57 Luke Gregerson, L ERA: 3.03																						
58 Ryan Webb, R ERA: 4.24																						
21 Heath Bell, R ERA: 2.02																						
<b>Inning Stats</b>	R: 0 H: 0 E: 0 K: 0 S: 9	H: 0 LOB: 0 BB: 0 P: 14	R: 1 H: 2 E: 0 K: 0 S: 9	H: 2 LOB: 1 BB: 1 P: 15	R: 0 H: 0 E: 0 K: 2 S: 11	H: 0 LOB: 1 BB: 1 P: 21	R: 1 H: 2 E: 0 K: 1 S: 9	H: 2 LOB: 0 BB: 0 P: 13	R: 0 H: 1 E: 0 K: 1 S: 9	H: 1 LOB: 1 BB: 0 P: 11	R: 0 H: 0 E: 0 K: 1 S: 7	H: 0 LOB: 0 BB: 0 P: 12	R: 1 H: 2 E: 0 K: 0 S: 12	H: 2 LOB: 2 BB: 1 P: 19	R: 1 H: 3 E: 0 K: 0 S: 9	H: 3 LOB: 3 BB: 0 P: 15	R: 0 H: 0 E: 0 K: 0 S: 9	H: 0 LOB: 1 BB: 0 P: 11	1B: 7 2B: 0 3B: 0 HR: 3	SF: 0 SAC: 0 DP: 1 HBP: 2	WP: 0 PB: 0 SB: 1 CS: 0	PA: 40
<b>PITCHER</b>	IP	WLS	BF	H	R	ER	SO	BB	IBB	HBP	BLK	WP	HR	S	P	ERA	WHIP					
40 Madison Bumgarner, L ERA: 3.38	5.1		21	5	2	2	4	1	0	0	0	0	2	48	76	3.38	1.125					
49 Brandon Medders, R ERA: 3.2	1.1	B	6	2	1	1	1	0	0	0	0	0	1	15	22	6.75	1.500					
54 Sergio Romo, R ERA: 4.55	0.1		2	0	0	0	0	1	0	0	0	0	0	3	7	0.00	3.000					
41 Jeremy Affeldt, L ERA: 1.89	1.0	L	7	3	1	1	0	0	0	1	0	0	0	9	15	9.00	3.000					
46 Bob Howry, R ERA: 3.4	1.0		4	0	0	0	0	0	0	1	0	0	0	9	11	0.00	0.000					

San Diego Padres @ San Francisco Giants  
AT&T Park, San Francisco, CA  
Tue Sep 08 2009, 7:15 PM PDT  
Att: 34,524 - Clear - 65 F

AB 36  
R 4  
H 10  
RBI 4  
BB 2  
SO 5  
LOB 16



Batter	1	2	3	4	5	6	7	8	9	AB	R	H	RBI	BB	SO	LOB	BOTTOM					
8 Eugenio Velez, S OBP: 0.332, SLG: 0.436	K	BB		21 CS			48 FC3-6 21 1B		F7	3	0	1	1	2	1	0						
21 Freddy Sanchez, R OBP: 0.333, SLG: 0.432	F9	G4-3		CS	K		48 FC3-6			4	0	1	0	0	1	2						
48 Pablo Sandoval, S OBP: 0.381, SLG: 0.550	WP 1B		P6				FC3-6			4	1	2	0	0	0	2						
1 Bengie Molina, R OBP: 0.277, SLG: 0.432		2B	F9		P6		1B			4	0	1	1	0	0	3						
5 Juan Uribe, R OBP: 0.320, SLG: 0.492	F8				G5-3					4	0	1	0	0	0	2						
2 Randy Winn, S OBP: 0.315, SLG: 0.362		G3-1								3	0	0	0	0	2	1						
54 Sergio Romo, R ERA: 1.5										0	0	0	0	0	0	0						
41 Jeremy Affeldt, L OBP: 0.500, SLG: 0.500										0	0	0	0	0	0	0						
20 John Bowker, L OBP: 0.231, SLG: 0.333										1	0	0	0	0	1	0						
46 Bob Howry, L ERA: 2.02										0	0	0	0	0	0	0						
33 Aaron Rowand, R OBP: 0.329, SLG: 0.445		HR			16 G5-3 8 1B					4	2	2	1	0	1	0						
16 Edgar Renteria, R OBP: 0.316, SLG: 0.339					G5-3					4	0	1	0	0	0	1						
40 Madison Bumgarner, R ERA: 3.38										2	0	0	0	0	1	2						
49 Brandon Medders, R ERA: 3.2										0	0	0	0	0	0	0						
12 Nate Schierholtz, L OBP: 0.302, SLG: 0.411										2	0	0	0	0	0	0						
<b>Inning Stats</b>	R: 1 H: 2 E: 0 K: 1 S: 14	H: 2 LOB: 1 BB: 0 P: 23	R: 1 H: 2 E: 0 K: 1 S: 14	H: 2 LOB: 2 BB: 1 P: 20	R: 0 H: 1 E: 0 K: 1 S: 12	H: 1 LOB: 1 BB: 0 P: 19	R: 1 H: 2 E: 0 K: 0 S: 16	H: 2 LOB: 0 BB: 0 P: 25	R: 0 H: 1 E: 0 K: 1 S: 10	H: 1 LOB: 1 BB: 0 P: 12	R: 0 H: 0 E: 0 K: 1 S: 11	H: 0 LOB: 0 BB: 0 P: 15	R: 0 H: 1 E: 0 K: 0 S: 7	H: 1 LOB: 2 BB: 1 P: 16	R: 0 H: 0 E: 0 K: 2 S: 10	H: 0 LOB: 0 BB: 0 P: 15	R: 0 H: 0 E: 0 K: 0 S: 9	H: 0 LOB: 0 BB: 0 P: 13	1B: 7 2B: 1 3B: 0 HR: 1	SF: 0 SAC: 0 DP: 0 HBP: 0	WP: 1 PB: 0 SB: 0 CS: 1	PA: 38
<b>PITCHER</b>	IP	WLS	BF	H	R	ER	SO	BB	IBB	HBP	BLK	WP	HR	S	P	ERA	WHIP					
29 Kevin Correia, R ERA: 4.3	6.0		26	8	3	3	5	1	0	0	0	0	1	77	114	4.50	1.500					
55 Adam Russell, R ERA: 1.5	0.2		4	1	0	0	0	1	0	0	0	0	0	5	13	0.00	3.000					
57 Luke Gregerson, R ERA: 3.03	0.1	W	1	0	0	0	0	0	0	0	0	0	0	2	3	0.00	0.000					
58 Ryan Webb, R ERA: 4.24	1.0	H	3	0	0	0	2	0	0	0	0	0	0	10	15	0.00	0.000					
21 Heath Bell, R ERA: 2.02	1.0	S	3	0	0	0	0	0	0	0	0	0	0	9	13	0.00	0.000					

San Diego Padres @ San Francisco Giants  
AT&T Park, San Francisco, CA  
Tue Sep 08 2009, 7:15 PM PDT  
Att: 34,524 - Clear - 65 F

AB 35  
R 3  
H 9  
RBI 3  
BB 2  
SO 7  
LOB 13





Batter	1	2	3	4	5	6	7	8	9	AB	R	H	RBI	BB	SO	LOB	TOP										
1 Everth Cabrera, S OBP: 0.352, SLG: 0.380										4	2	1	0	1	1	6											
22 David Eckstein, R OBP: 0.323, SLG: 0.337										4	0	1	0	0	1	1											
23 Adrián González, L OBP: 0.405, SLG: 0.559										4	1	2	3	0	0	0											
7 Chase Headley, S OBP: 0.337, SLG: 0.396										5	0	2	0	0	1	1											
14 Oscar Salazar, R OBP: 0.385, SLG: 0.573										5	1	1	1	0	1	4											
21 Heath Bell, R										0	0	0	0	0	0	0											
25 Will Venable, L OBP: 0.343, SLG: 0.478										4	0	1	0	0	3	0											
2 Edgar Gonzalez, R OBP: 0.284, SLG: 0.371										3	0	1	0	0	0	1											
18 Tony Gwynn Jr., L OBP: 0.333, SLG: 0.327										1	0	0	0	0	0	0											
28 Henry Blanco, R OBP: 0.318, SLG: 0.385										1	0	1	0	3	0	0											
49 Wade LeBlanc, L OBP: 0.286, SLG: 0.167										2	0	0	0	1	1	3											
57 Luke Gregerson, L										0	0	0	0	0	0	0											
11 Drew Macias, L OBP: 0.309, SLG: 0.326										0	0	0	0	0	0	0											
<b>Inning Stats</b>	R: 1 E: 0 K: 0 S: 10	H: 3 LOB: 1 BB: 0 P: 19	R: 0 E: 0 K: 1 S: 11	H: 1 LOB: 1 BB: 0 P: 18	R: 2 E: 0 K: 0 S: 13	H: 1 LOB: 2 BB: 1 P: 23	R: 0 E: 0 K: 1 S: 12	H: 1 LOB: 0 BB: 1 P: 20	R: 0 E: 0 K: 2 S: 13	H: 0 LOB: 0 BB: 0 P: 13	R: 1 E: 0 K: 2 S: 13	H: 2 LOB: 2 BB: 1 P: 20	R: 0 E: 0 K: 3 S: 11	H: 0 LOB: 1 BB: 0 P: 20	R: 0 E: 0 K: 1 S: 12	H: 0 LOB: 2 BB: 2 P: 24	R: 0 E: 0 K: 0 S: 11	H: 2 LOB: 1 BB: 0 P: 17	1B: 6 2B: 3 3B: 0 HR: 2	SF: 0 SAC: 2 DP: 1 HBP: 1	WP: 0 PB: 1 CS: 2 CS: 0	PA: 41					
<b>PITCHER</b>	IP	WLS	BF	H	R	ER	SO	BB	IBB	HBP	BLK	WP	HR	S	P	ERA	WHIP										
75 Barry Zito, L ERA: 3.99	5.0	L	22	6	3	3	2	2	0	0	0	0	1	56	93	5.40	1.600										
60 Waldis Joaquin, R ERA: 4.51	1.1		7	2	1	1	3	1	0	0	0	0	1	16	26	6.75	2.250										
45 Dan Runzler, L ERA: 4.5	1.1		7	0	0	0	3	2	0	1	0	0	0	17	33	0.00	1.500										
54 Sergio Romo, R ERA: 4.5	0.1		1	0	0	0	0	0	0	0	0	0	0	3	5	0.00	0.000										
38 Brian Wilson, R ERA: 2.73	1.0		4	2	0	0	0	0	0	0	0	0	0	11	17	0.00	2.000										
<b>Batter</b>	<b>1</b>	<b>2</b>	<b>3</b>	<b>4</b>	<b>5</b>	<b>6</b>	<b>7</b>	<b>8</b>	<b>9</b>	<b>AB</b>	<b>R</b>	<b>H</b>	<b>RBI</b>	<b>BB</b>	<b>SO</b>	<b>LOB</b>	<b>BOTTOM</b>										
56 Andres Torres, S OBP: 0.336, SLG: 0.480										3	1	1	2	0	0	0											
8 Eugenio Velez, S OBP: 0.330, SLG: 0.433										1	0	0	0	1	2												
21 Freddy Sanchez, R OBP: 0.330, SLG: 0.428										4	0	0	0	0	1	2											
48 Pablo Sandoval, S OBP: 0.381, SLG: 0.549										3	0	1	0	1	0	0											
1 Bengie Molina, R OBP: 0.279, SLG: 0.433										4	0	2	0	0	0	1											
5 Juan Uribe, R OBP: 0.316, SLG: 0.486										4	0	0	0	0	1	4											
16 Edgar Renteria, R OBP: 0.313, SLG: 0.336										4	0	0	0	0	0	3											
33 Aaron Rowand, R OBP: 0.329, SLG: 0.443										2	0	0	0	1	1	0											
12 Nate Schierholz, L OBP: 0.306, SLG: 0.412										2	1	1	0	1	0	0											
75 Barry Zito, L OBP: 0.387, SLG: 0.193										0	0	0	0	0	0	0											
13 Jesus Guzman, R OBP: 0.126, SLG: 0.126										1	0	0	0	0	0	0											
60 Waldis Joaquin, R										0	0	0	0	0	0	0											
45 Dan Runzler, L										0	0	0	0	0	0	0											
54 Sergio Romo, R										0	0	0	0	0	0	0											
9 Kevin Frandsen, R										1	0	0	0	0	2	0											
38 Brian Wilson, R										0	0	0	0	0	0	0											
<b>Inning Stats</b>	R: 0 E: 0 K: 0 S: 7	H: 0 LOB: 0 BB: 0 P: 10	R: 0 E: 0 K: 0 S: 6	H: 1 LOB: 0 BB: 0 P: 8	R: 2 E: 0 K: 1 S: 11	H: 2 LOB: 0 BB: 0 P: 20	R: 0 E: 0 K: 0 S: 8	H: 1 LOB: 1 BB: 1 P: 16	R: 0 E: 0 K: 2 S: 7	H: 0 LOB: 0 BB: 0 P: 10	R: 0 E: 0 K: 0 S: 8	H: 0 LOB: 0 BB: 0 P: 11	R: 0 E: 0 K: 0 S: 4	H: 0 LOB: 0 BB: 0 P: 8	R: 0 E: 0 K: 1 S: 9	H: 0 LOB: 2 BB: 2 P: 22	R: 0 E: 0 K: 1 S: 13	H: 1 LOB: 1 BB: 0 P: 19	1B: 4 2B: 0 3B: 0 HR: 1	SF: 0 SAC: 1 DP: 2 HBP: 0	WP: 0 PB: 0 CS: 0	PA: 33					
<b>PITCHER</b>	IP	WLS	BF	H	R	ER	SO	BB	IBB	HBP	BLK	WP	HR	S	P	ERA	WHIP										
49 Wade LeBlanc, L ERA: 5.01	7.0	W	26	4	2	2	3	3	0	0	0	0	1	54	94	2.57	1.000										
57 Luke Gregerson, R ERA: 2.99	1.0	H	3	0	0	0	1	0	0	0	0	0	0	6	11	0.00	0.000										
21 Heath Bell, R ERA: 1.98	1.0	S	4	1	0	0	1	0	0	0	0	0	0	13	19	0.00	1.000										

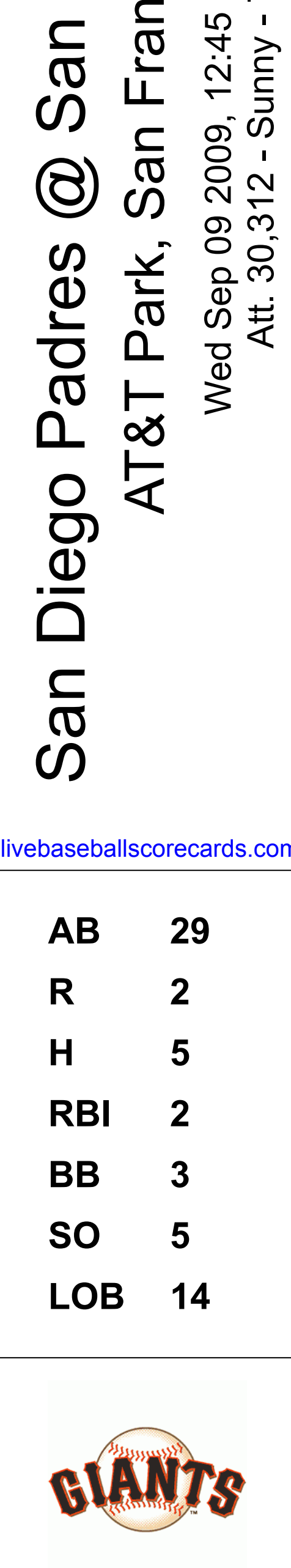
San Diego Padres @ San Francisco Giants  
 AT&T Park, San Francisco, CA  
 Wed Sep 09 2009, 12:45 PM PDT  
 Att: 30,312 - Sunny - 74 F

San Diego Padres @ San Francisco Giants  
 AT&T Park, San Francisco, CA  
 Wed Sep 09 2009, 12:45 PM PDT  
 Att: 30,312 - Sunny - 74 F

AB 33  
 R 4  
 H 10  
 RBI 4  
 BB 5  
 SO 8  
 LOB 16



AB 29  
 R 2  
 H 5  
 RBI 2  
 BB 3  
 SO 5  
 LOB 14









Batter	1	2	3	4	5	6	7	8	9	10	AB	R	H	RBI	BB	SO	LOB	TOP																	
5 Carlos González, L (1, 8) OBP: 0.353, SLG: 0.511 (9, 9)											5	0	0	0	0	2	2	<b>Colorado Rockies @ San Diego Padres</b> PETCO Park, San Diego, CA Sat Sep 12 2009, 10:05 PM EDT Att: 19,897 - Clear -68 F  livebaseballscorecards.com  <b>AB 35</b> <b>R 2</b> <b>H 6</b> <b>RBI 2</b> <b>BB 5</b> <b>SO 8</b> <b>LOB 17</b>    WP: 0 PA: 41 PB: 0 SB: 1 CS: 0																	
7 Seth Smith, L (1, 7) OBP: 0.399, SLG: 0.554											4	0	0	0	1	2	2																		
17 Todd Helton, L (1, 3) OBP: 0.409, SLG: 0.485											4	0	0	0	1	1	1																		
21 Jason Marquis, L (10, PR) OBP: 0.220, SLG: 0.246											0	0	0	0	0	0	0																		
56 Franklin Morales, L (10, 1) OBP: 0.400, SLG: 0.400											0	0	0	0	0	0	0																		
2 Troy Tulowitzki, R (1, 6) OBP: 0.362, SLG: 0.523											4	1	2	1	1	0	0																		
11 Brad Hawpe, L (1, 9) OBP: 0.364, SLG: 0.514											3	0	1	0	1	1	2																		
24 Dexter Fowler, S (9, PR) OBP: 0.370, SLG: 0.418											1	1	0	0	0	0	2																		
9 Ian Stewart, L (1, 5) OBP: 0.324, SLG: 0.481											3	0	0	0	1	1	4																		
8 Yorvit Torrealba, R (1, 2) OBP: 0.345, SLG: 0.371											4	0	2	1	0	0	2																		
12 Clint Barmes, R (1, 4) OBP: 0.291, SLG: 0.444											3	0	1	0	0	1	0																		
23 Jason Giambi, L (9, PH) OBP: 0.344, SLG: 0.507											1	0	0	0	0	0	1																		
6 Omar Quintanilla, L (9, 4) OBP: 0.283, SLG: 0.212											0	0	0	0	0	0	0																		
48 Esmil Rogers, R 18 Mike McCoy, R 24 Matt Belisle, R 5 Eric Young Jr., S 63 Randy Flores, L 31 Matt Daley, R 87 Joe Beimel, L 10 Nick Hundley, R 63 Sean Gallagher, R 15 Luis Antonio Rodriguez, S 27 Garrett Atkins, R											1	0	0	0	0	0	0																		
<b>Inning Stats</b>	R: 0 E: 0 K: 2 S: 8	H: 0 LOB: 0 BB: 0 P: 14	R: 0 E: 0 K: 0 S: 9	H: 0 LOB: 1 BB: 1 P: 20	R: 0 E: 0 K: 0 S: 4	H: 0 LOB: 0 BB: 0 P: 7	R: 0 E: 0 K: 0 S: 10	H: 0 LOB: 2 BB: 2 P: 21	R: 0 E: 0 K: 1 S: 8	H: 2 LOB: 2 BB: 0 P: 15	R: 1 E: 0 K: 0 S: 8	H: 1 LOB: 1 BB: 1 P: 15	R: 0 E: 0 K: 1 S: 8	H: 0 LOB: 0 BB: 0 P: 10	R: 0 E: 0 K: 1 S: 7	H: 0 LOB: 0 BB: 0 P: 12	R: 1 E: 0 K: 1 S: 13	H: 2 LOB: 1 BB: 0 P: 20	R: 0 E: 0 K: 2 S: 16	H: 1 LOB: 2 BB: 1 P: 24	1B: 5 2B: 0 3B: 0 HR: 1	SF: 0 SAC: 1 DP: 0 HBP: 0	WP: 0 PB: 0 SB: 1 CS: 0												
<b>PITCHER</b>	IP 6.0	WLS 3	BF 25	H 3	R 1	ER 1	SO 3	BB 4	IBB 0	HBP 0	BLK 0	WP 0	HR 1	S 47	P 88	ERA 1.50	WHIP 1.167	<b>PITCHER</b>	IP 10.1	WLS 5	BF 41	H 10	R 0	ER 0	SO 2	BB 1	IBB 0	HBP 0	BLK 0	WP 0	HR 0	S 56	P 24	ERA 0.00	WHIP 2.000
46 Tim Stauffer, R ERA: 3.31	58 Ryan Webb, R ERA: 4.0	54 Joe Thatcher, L ERA: 2.63	57 Luke Gregerson, R ERA: 2.89	21 Heath Bell, R ERA: 2.66	63 Sean Gallagher, R ERA: 6.75																														

Batter	1	2	3	4	5	6	7	8	9	10	AB	R	H	RBI	BB	SO	LOB	BOTTOM																	
1 Everth Cabrera, S (1, 6) OBP: 0.353, SLG: 0.380											4	1	1	0	0	0	1	<b>Colorado Rockies @ San Diego Padres</b> PETCO Park, San Diego, CA Sat Sep 12 2009, 10:05 PM EDT Att: 19,897 - Clear -68 F  livebaseballscorecards.com  <b>AB 29</b> <b>R 3</b> <b>H 5</b> <b>RBI 3</b> <b>BB 5</b> <b>SO 7</b> <b>LOB 5</b>    WP: 0 PA: 36 PB: 0 SB: 0 CS: 0																	
22 David Eckstein, R (1, 4) OBP: 0.324, SLG: 0.339											3	1	0	0	1	0	0																		
23 Adrián González, L (1, 3) OBP: 0.405, SLG: 0.555											4	0	2	1	0	2	0																		
7 Chase Headley, S (1, 5) OBP: 0.336, SLG: 0.394											3	0	0	1	0	0	1																		
25 Will Venable, L (1, 9) OBP: 0.336, SLG: 0.466											4	1	1	0	0	1	1																		
14 Oscar Salazar, R (1, 7) OBP: 0.302, SLG: 0.404											3	0	0	0	0	2	1																		
54 Joe Thatcher, L (8, 1) OBP: 0.330, SLG: 0.323											0	0	0	0	0	0	0																		
57 Luke Gregerson, L (8, 1) OBP: 0.330, SLG: 0.323											0	0	0	0	0	0	0																		
21 Heath Bell, R (9, 1) OBP: 0.330, SLG: 0.323											0	0	0	0	0	0	0																		
63 Sean Gallagher, R (10, 1) OBP: 0.334, SLG: 0.370											0	0	0	0	0	0	0																		
15 Luis Antonio Rodriguez, S (10, PH) OBP: 0.334, SLG: 0.370											0	0	0	0	0	0	0																		
28 Henry Blanco, R (1, 2) OBP: 0.322, SLG: 0.384											3	0	1	0	1	0	0																		
18 Tony Gwynn Jr., L (1, 8) OBP: 0.330, SLG: 0.323											3	0	0	0	0	1	1																		
2 Edgar Gonzalez, R (10, PH) OBP: 0.270, SLG: 0.370											0	0	0	0	1	0	0																		
46 Tim Stauffer, R ERA: 3.31	58 Ryan Webb, R ERA: 4.0	11 Drew Macias, L ERA: 6.85	4 Nick Hundley, R ERA: 3.74	63 Sean Gallagher, R ERA: 6.75	63 Rafael Betancourt, R ERA: 2.76																														
<b>Inning Stats</b>	R: 2 E: 0 K: 0 S: 18	H: 2 LOB: 1 BB: 1 P: 32	R: 0 E: 0 K: 0 S: 11	H: 1 LOB: 1 BB: 1 P: 20	R: 0 E: 0 K: 1 S: 6	H: 0 LOB: 0 BB: 0 P: 12	R: 0 E: 0 K: 2 S: 10	H: 0 LOB: 0 BB: 0 P: 16	R: 0 E: 0 K: 1 S: 9	H: 0 LOB: 0 BB: 0 P: 12	R: 0 E: 0 K: 1 S: 4	H: 1 LOB: 0 BB: 0 P: 4	R: 0 E: 0 K: 1 S: 8	H: 0 LOB: 0 BB: 0 P: 11	R: 0 E: 0 K: 1 S: 7	H: 0 LOB: 0 BB: 0 P: 12	R: 1 E: 0 K: 0 S: 5	H: 1 LOB: 3 BB: 3 P: 18	1B: 5 2B: 0 3B: 0 HR: 0	SF: 1 SAC: 1 DP: 2 HBP: 0	WP: 0 PB: 0 SB: 0 CS: 0														
<b>PITCHER</b>	IP 4.0	WLS 2	BF 6	H 1	R 0	ER 0	SO 3	BB 2	IBB 0	HBP 0	BLK 0	WP 0	HR 0	S 45	P 80	ERA 4.50	WHIP 1.250	<b>PITCHER</b>	IP 1.0	WLS 0	BF 3	H 0	R 0	ER 0	SO 1	BB 0	IBB 0	HBP 0	BLK 0	WP 0	HR 0	S 7	P 12	ERA 0.00	WHIP 0.000
48 Esmil Rogers, R ERA: 4.5	34 Matt Belisle, R ERA: 6.85	53 Randy Flores, L ERA: 4.5	31 Matt Daley, R ERA: 3.74	97 Joe Beimel, L ERA: 3.49	56 Franklin Morales, L ERA: 2.76																														

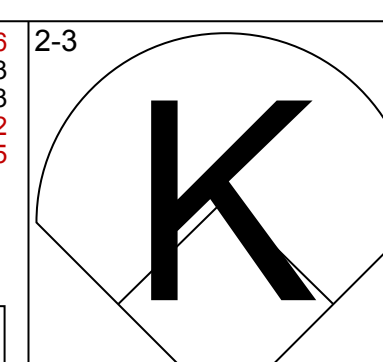
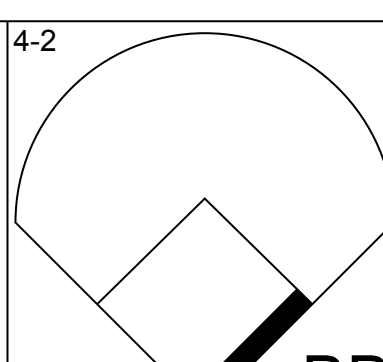
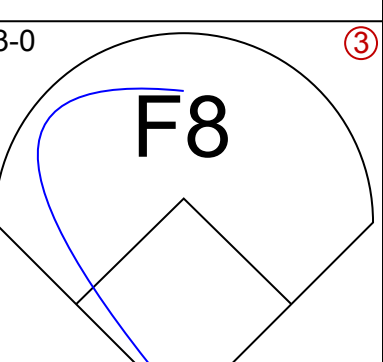
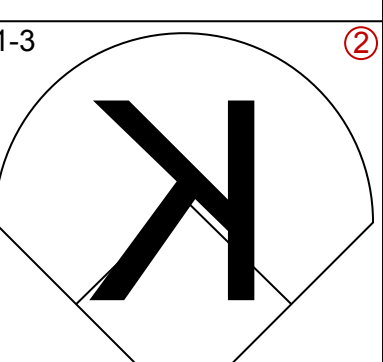
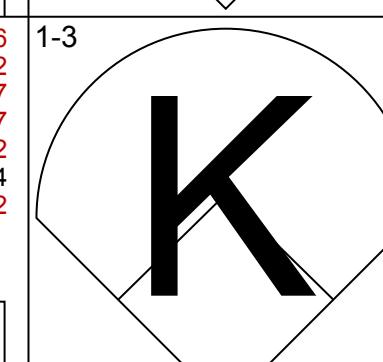
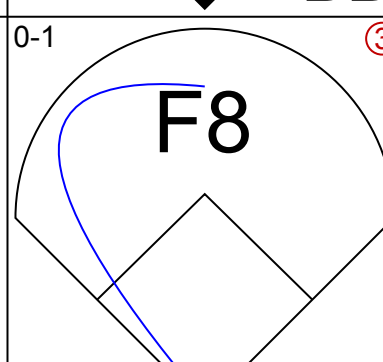
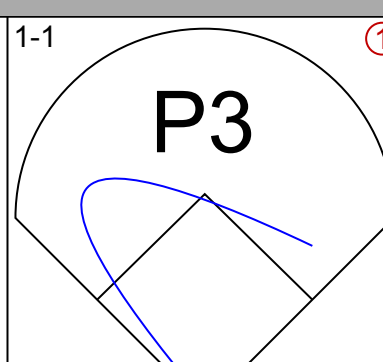
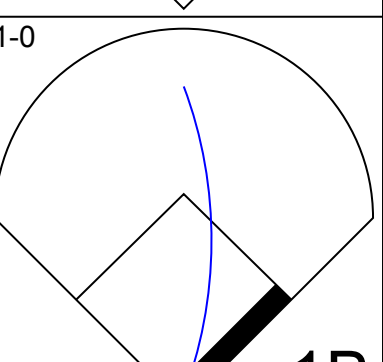
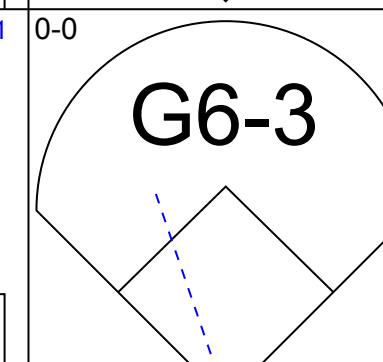
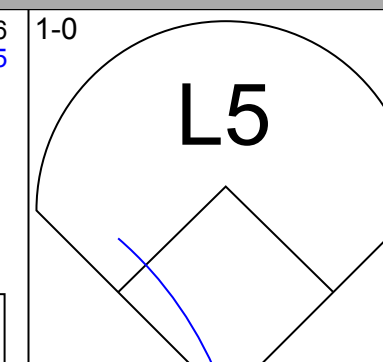
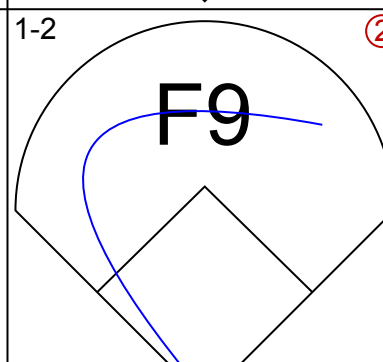
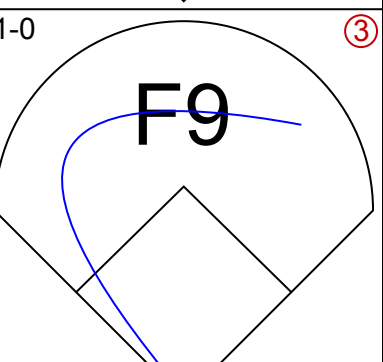
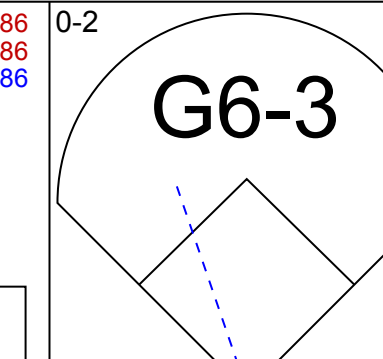
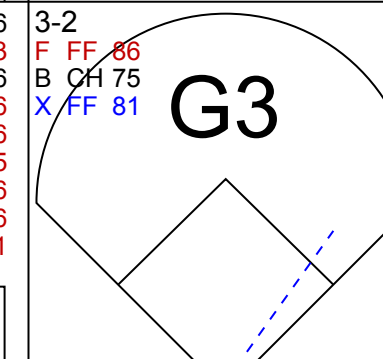
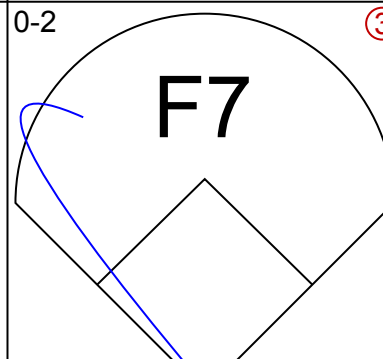
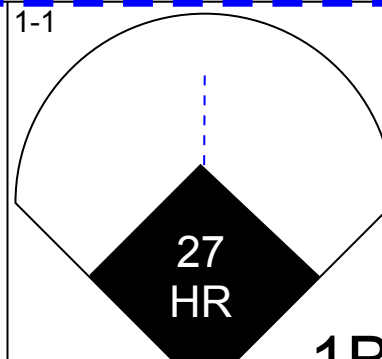
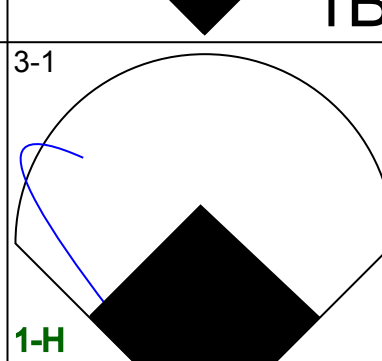
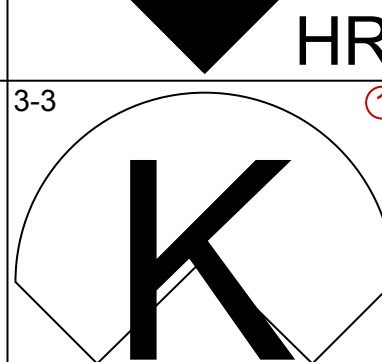
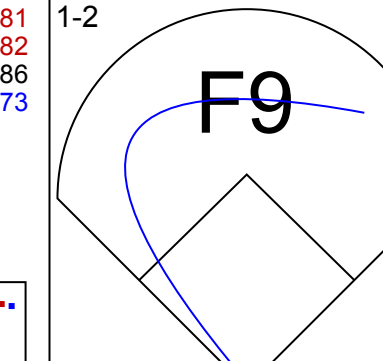
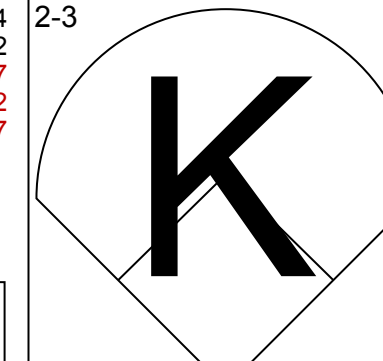
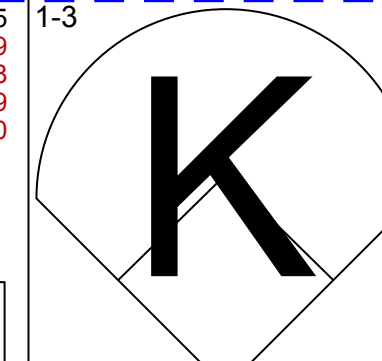
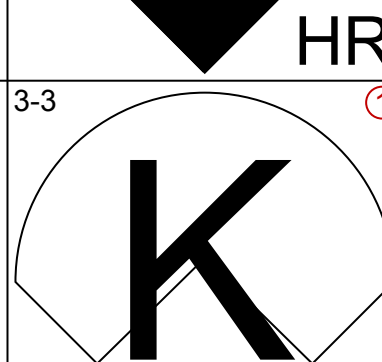
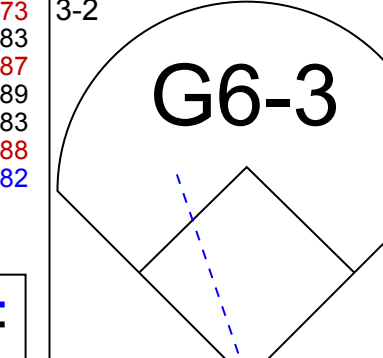
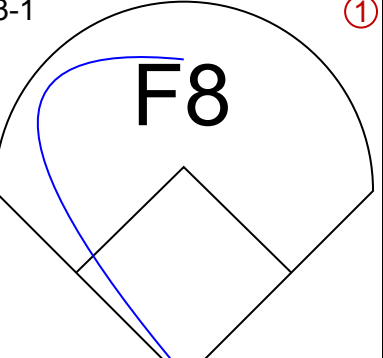
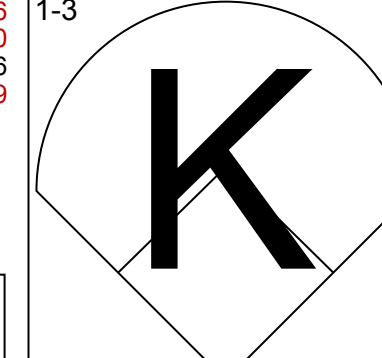
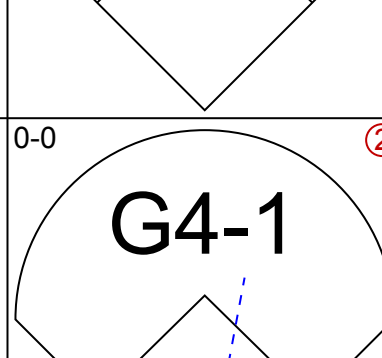
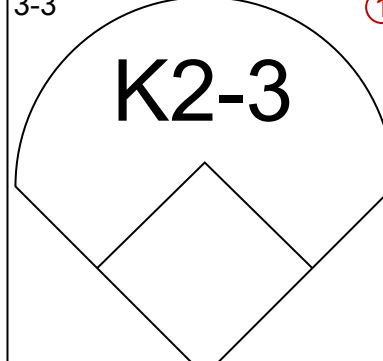
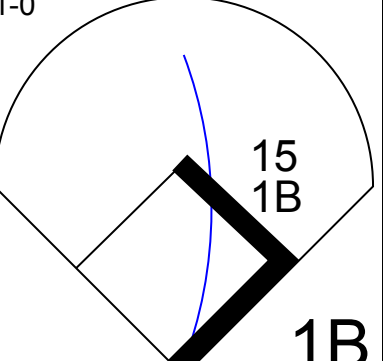
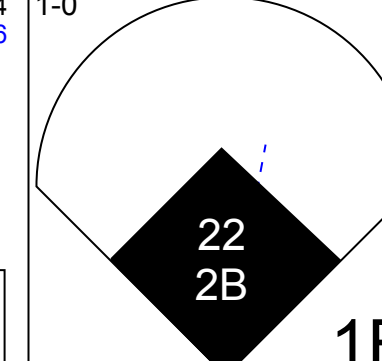
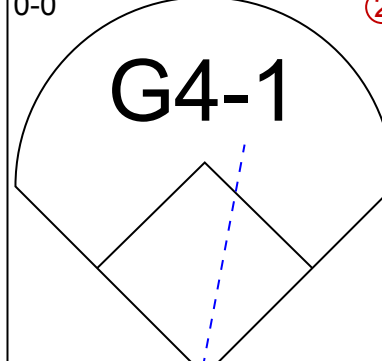
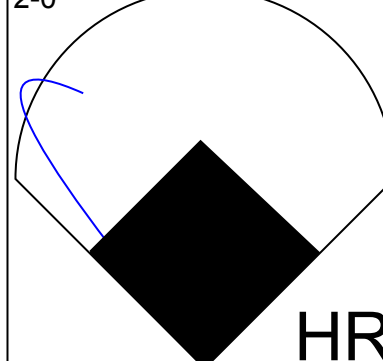
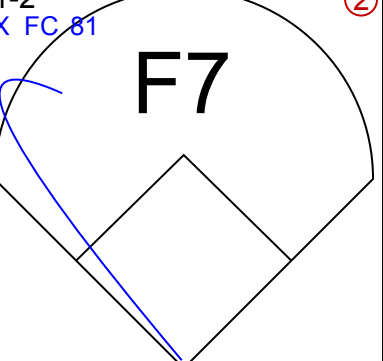
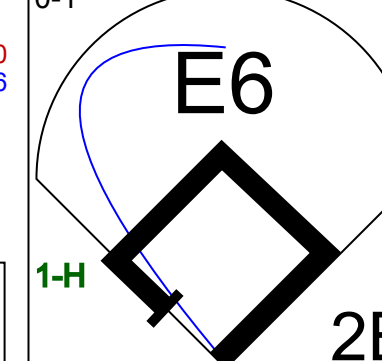
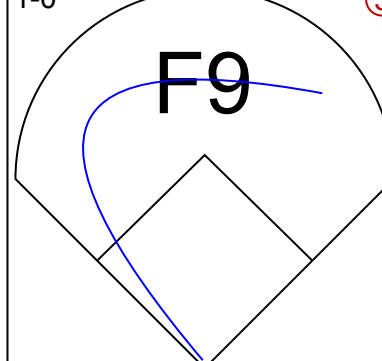

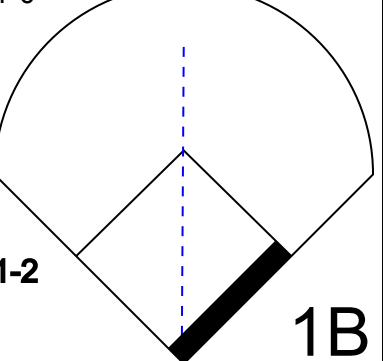
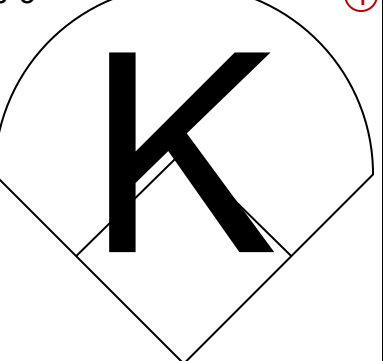


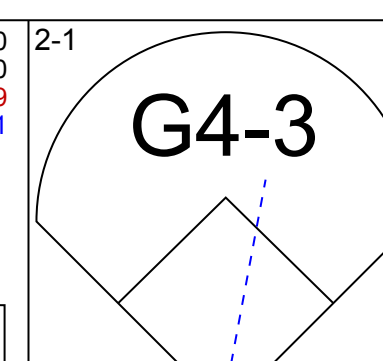
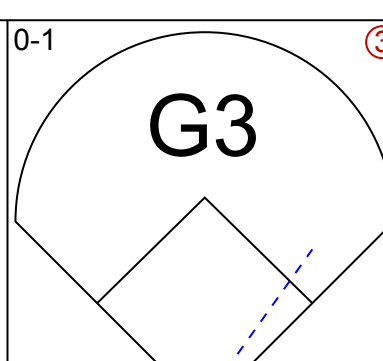
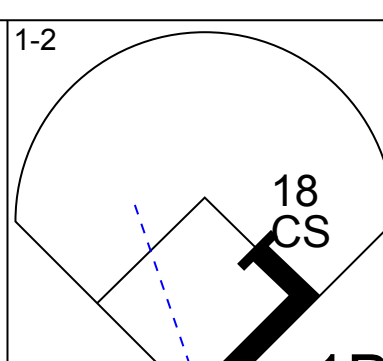
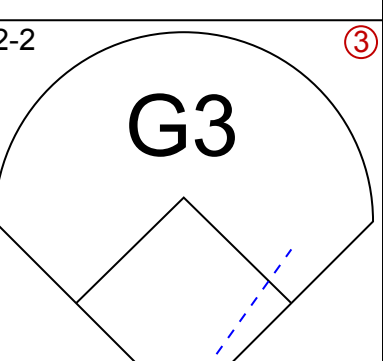
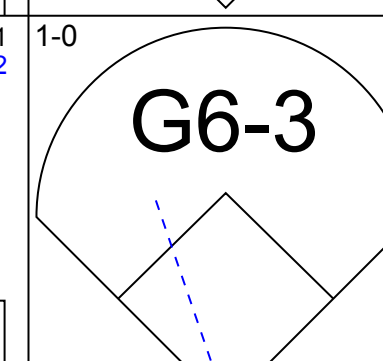
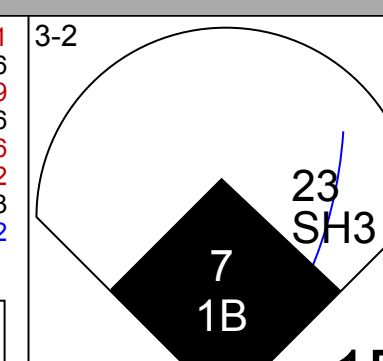
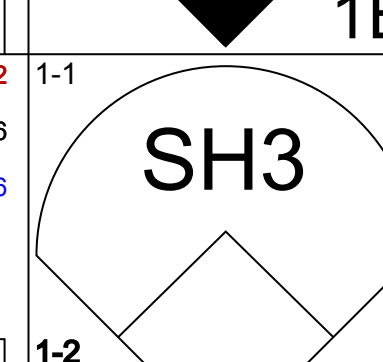
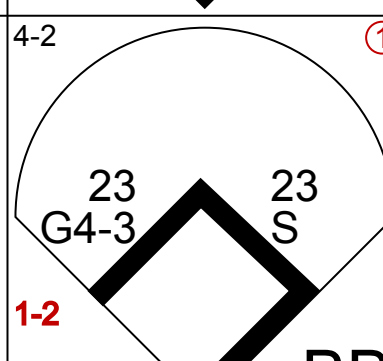
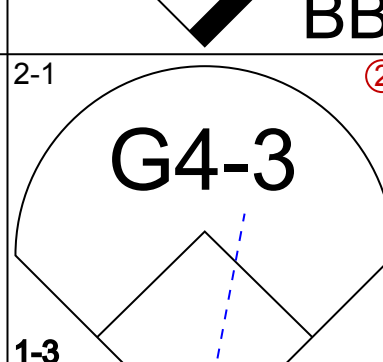
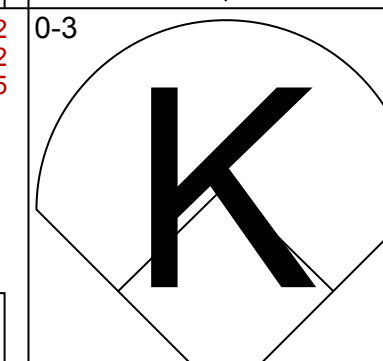
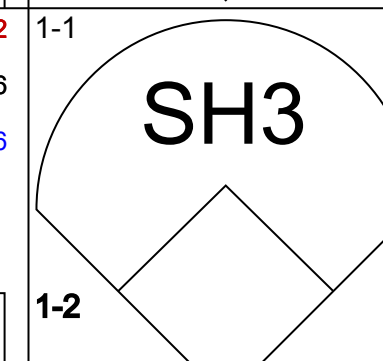
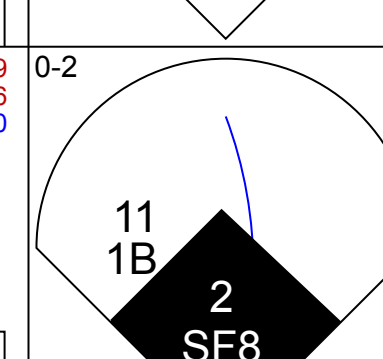
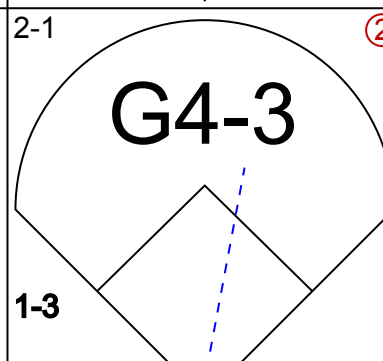

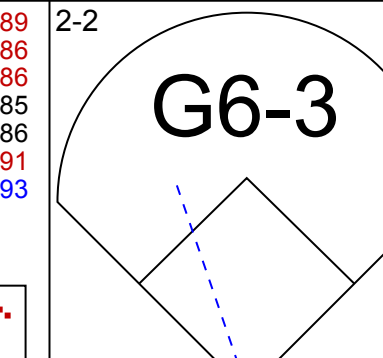
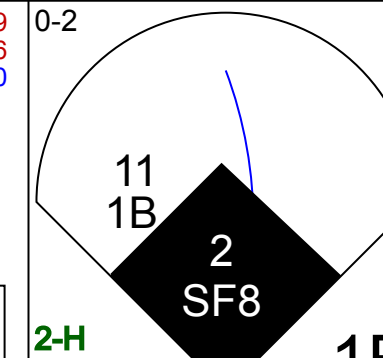
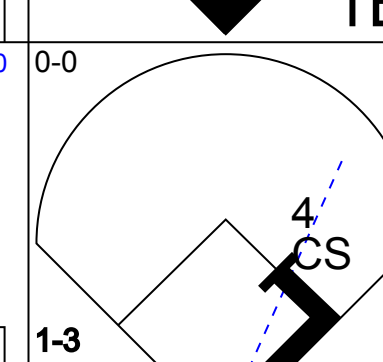
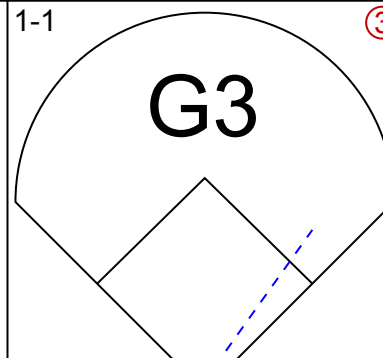

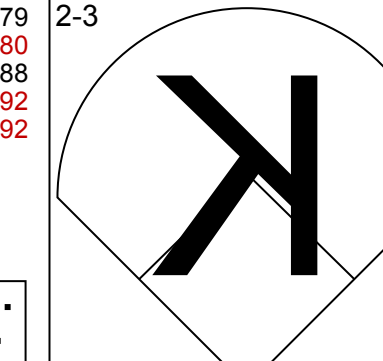
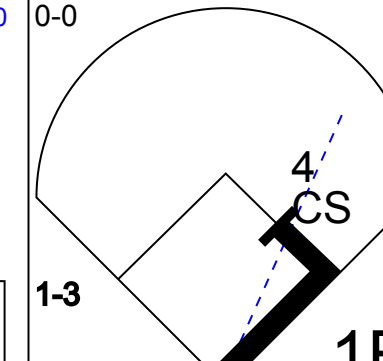
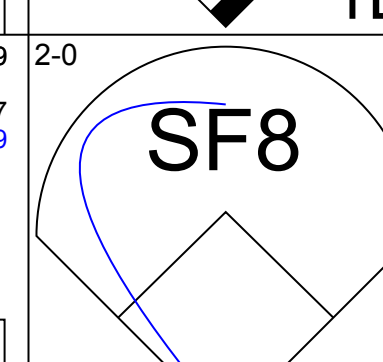
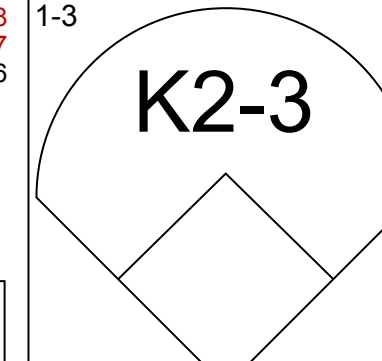
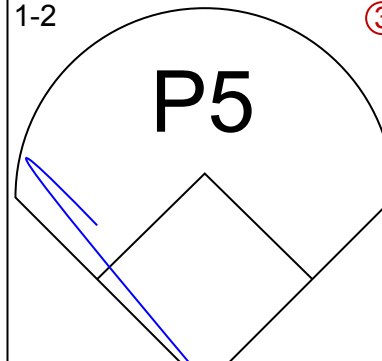
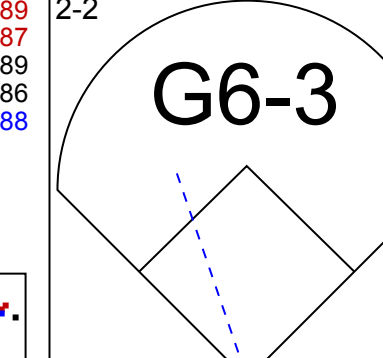
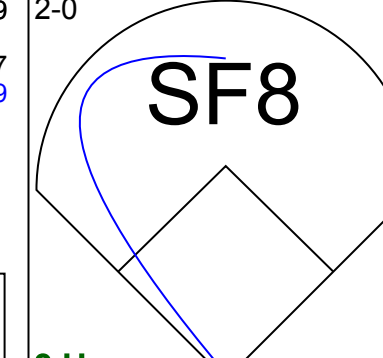
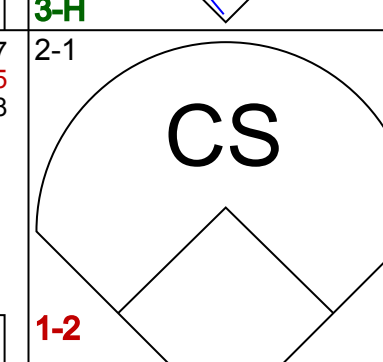
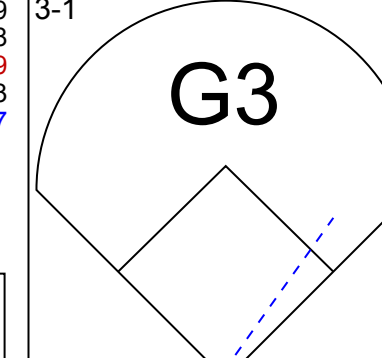
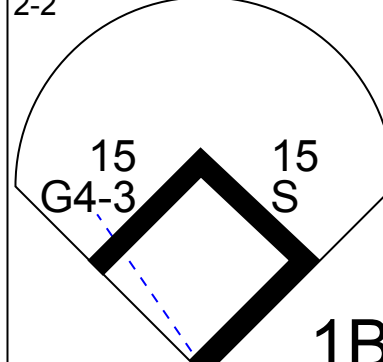
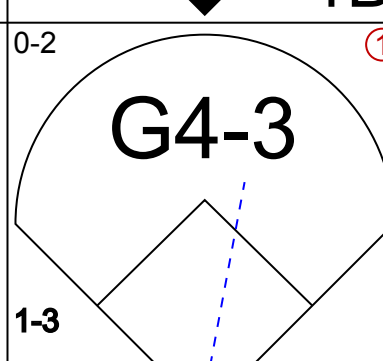
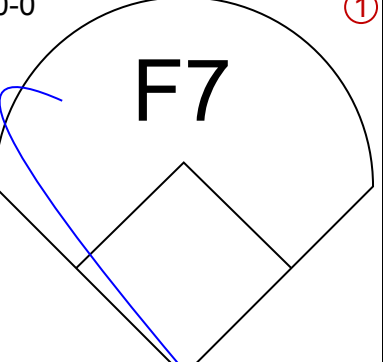
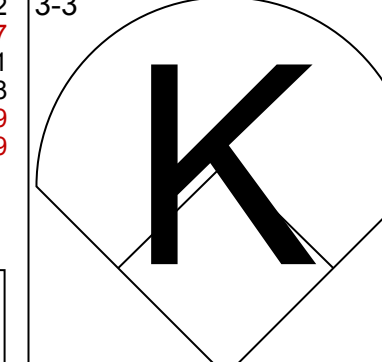
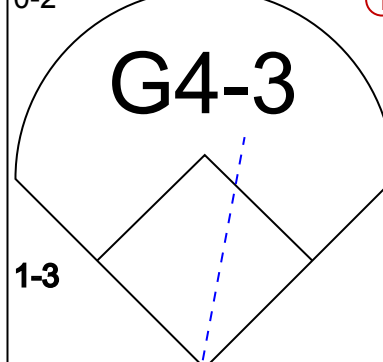
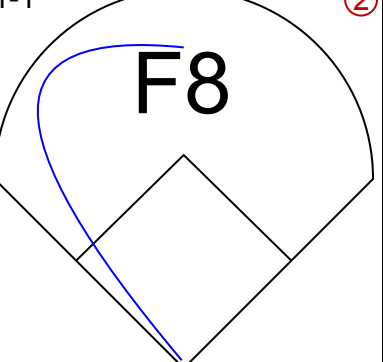
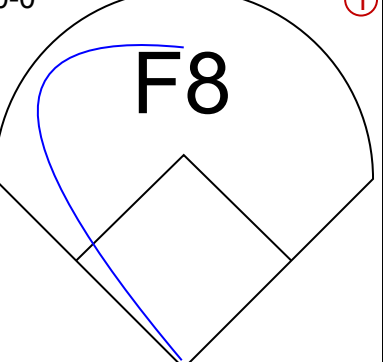
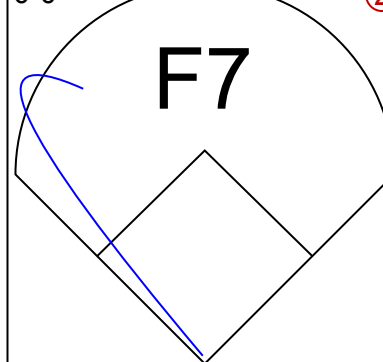
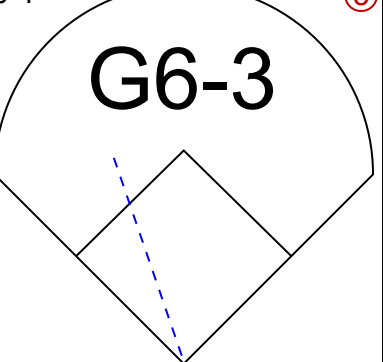
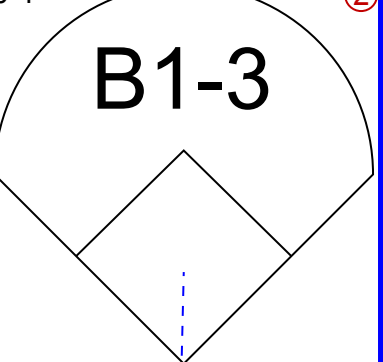








Batter	1	2	3	4	5	6	7	8	9	AB	R	H	RBI	BB	SO	LOB	TOP						
24 Chris Young, R OBP: 0.305, SLG: 0.397										3	0	0	0	1	2	2	<b>Arizona Diamondbacks @ San Diego Padres</b> PETCO Park, San Diego, CA Tue Sep 15 2009, 10:05 PM EDT Att: 14,790 - Clear - 69 F						
6 Stephen Drew, L OBP: 0.323, SLG: 0.435										4	0	1	0	0	1	1							
10 Justin Upton, R OBP: 0.371, SLG: 0.539										4	0	0	0	0	0	1							
26 Miguel Montero, L OBP: 0.363, SLG: 0.491										4	0	1	0	0	0	0							
16 Trent Oeljen, L OBP: 0.254, SLG: 0.464										4	1	1	2	0	2	0							
28 John Hester, R OBP: 0.375, SLG: 0.600										4	0	0	0	0	2	1							
27 Mark Reynolds, R OBP: 0.362, SLG: 0.576										4	1	2	0	0	1	1							
14 Ryan Roberts, R OBP: 0.362, SLG: 0.401										4	0	0	0	0	2	1							
29 Brandon Allen, L OBP: 0.288, SLG: 0.425										4	1	2	0	0	1	1							
22 Eric Byrnes, R OBP: 0.262, SLG: 0.371										4	1	2	2	0	0	2							
15 Dan Haren, R OBP: 0.268, SLG: 0.364										3	0	1	0	0	2	0							
58 Juan Gutierrez, R (9, 1)										0	0	0	0	0	0	0							
<b>Inning Stats</b>	R: 0 E: 0 K: 2 S: 10	H: 0 LOB: 0 BB: 0 P: 13	R: 0 E: 0 K: 0 S: 10	H: 0 LOB: 0 BB: 0 P: 14	R: 1 E: 0 K: 2 S: 12	H: 1 LOB: 1 BB: 1 P: 23	R: 0 E: 0 K: 1 S: 13	H: 0 LOB: 0 BB: 0 P: 19	R: 0 E: 0 K: 0 S: 12	H: 2 LOB: 2 BB: 0 P: 21	R: 0 E: 0 K: 0 S: 9	H: 0 LOB: 0 BB: 0 P: 11	R: 1 E: 1 K: 2 S: 10	H: 2 LOB: 1 BB: 0 P: 13	R: 0 E: 0 K: 2 S: 8	H: 1 LOB: 1 BB: 0 P: 11	R: 2 E: 0 K: 1 S: 9	H: 2 LOB: 0 BB: 0 P: 17	1B: 5 2B: 1 3B: 0 HR: 2	SF: 0 SAC: 0 DP: 0 HBP: 0	WP: 0 PB: 0 SB: 0 CS: 0	PA: 35	
<b>PITCHER</b>	IP WLS BF H R ER SO BB IBB HBP BLK WP HR S P ERA WHIP	IP WLS BF H R ER SO BB IBB HBP BLK WP HR S P ERA WHIP	IP WLS BF H R ER SO BB IBB HBP BLK WP HR S P ERA WHIP	IP WLS BF H R ER SO BB IBB HBP BLK WP HR S P ERA WHIP	IP WLS BF H R ER SO BB IBB HBP BLK WP HR S P ERA WHIP	IP WLS BF H R ER SO BB IBB HBP BLK WP HR S P ERA WHIP	IP WLS BF H R ER SO BB IBB HBP BLK WP HR S P ERA WHIP	IP WLS BF H R ER SO BB IBB HBP BLK WP HR S P ERA WHIP	IP WLS BF H R ER SO BB IBB HBP BLK WP HR S P ERA WHIP	IP WLS BF H R ER SO BB IBB HBP BLK WP HR S P ERA WHIP	IP WLS BF H R ER SO BB IBB HBP BLK WP HR S P ERA WHIP	IP WLS BF H R ER SO BB IBB HBP BLK WP HR S P ERA WHIP	IP WLS BF H R ER SO BB IBB HBP BLK WP HR S P ERA WHIP	IP WLS BF H R ER SO BB IBB HBP BLK WP HR S P ERA WHIP	IP WLS BF H R ER SO BB IBB HBP BLK WP HR S P ERA WHIP	IP WLS BF H R ER SO BB IBB HBP BLK WP HR S P ERA WHIP	IP WLS BF H R ER SO BB IBB HBP BLK WP HR S P ERA WHIP	IP WLS BF H R ER SO BB IBB HBP BLK WP HR S P ERA WHIP	IP WLS BF H R ER SO BB IBB HBP BLK WP HR S P ERA WHIP	IP WLS BF H R ER SO BB IBB HBP BLK WP HR S P ERA WHIP	IP WLS BF H R ER SO BB IBB HBP BLK WP HR S P ERA WHIP	IP WLS BF H R ER SO BB IBB HBP BLK WP HR S P ERA WHIP	IP WLS BF H R ER SO BB IBB HBP BLK WP HR S P ERA WHIP

Batter	1	2	3	4	5	6	7	8	9	AB	R	H	RBI	BB	SO	LOB	BOTTOM						
1 Everth Cabrera, S OBP: 0.348, SLG: 0.369										4	0	1	0	0	0	1	<b>Arizona Diamondbacks @ San Diego Padres</b> PETCO Park, San Diego, CA Tue Sep 15 2009, 10:05 PM EDT Att: 14,790 - Clear - 69 F						
18 Tony Gwynn Jr., L OBP: 0.335, SLG: 0.328										3	1	1	0	1	0	0							
23 Adrián González, L OBP: 0.404, SLG: 0.556										3	0	0	0	0	2	1							
7 Chase Headley, S OBP: 0.336, SLG: 0.395										4	1	2	1	0	0	1							
11 Drew Macias, L OBP: 0.353, SLG: 0.351										4	0	1	0	0	2	1							
2 Edgar Gonzalez, R OBP: 0.275, SLG: 0.374										2	0	0	1	0	0	0							
4 Nick Hundley, R OBP: 0.302, SLG: 0.369										3	0	1	0	0	1	0							
15 Luis Antonio Rodriguez, B OBP: 0.317, SLG: 0.261										3	0	0	0	0	0	1							
49 Wade LeBlanc, L OBP: 0.222, SLG: 0.125										2	0	0	0	0	0	1							
59 Luis Perdomo, R (7, 1)										0	0	0	0	0	0	0							
57 Luke Gregerson, L (8, 1)										0	0	0	0	0	0	0							
3 Luis Durango, S (8, PH)										1	0	0	0	0	0	0							
21 Heath Bell, R (9, 1)										0	0	0	0	0	0	0							
<b>Inning Stats</b>	R: 0 E: 0 K: 1 S: 6	H: 0 LOB: 0 BB: 0 P: 9	R: 0 E: 0 K: 1 S: 11	H: 0 LOB: 0 BB: 0 P: 17	R: 0 E: 0 K: 0 S: 10	H: 1 LOB: 1 BB: 0 P: 12	R: 2 E: 0 K: 0 S: 14	H: 3 LOB: 0 BB: 0 P: 21	R: 0 E: 0 K: 0 S: 5	H: 0 LOB: 0 BB: 0 P: 6	R: 0 E: 0 K: 0 S: 10	H: 1 LOB: 1 BB: 1 P: 18	R: 0 E: 0 K: 2 S: 8	H: 0 LOB: 0 BB: 0 P: 15	R: 0 E: 0 K: 0 S: 6	H: 0 LOB: 0 BB: 0 P: 8	R: 0 E: 0 K: 1 S: 13	H: 1 LOB: 0 BB: 0 P: 21	1B: 5 2B: 1 3B: 0 HR: 0	SF: 1 SAC: 1 DP: 0 HBP: 0	WP: 0 PB: 0 SB: 2 CS: 2	PA: 33	
<b>PITCHER</b>	IP WLS BF H R ER SO BB IBB HBP BLK WP HR S P ERA WHIP	IP WLS BF H R ER SO BB IBB HBP BLK WP HR S P ERA WHIP	IP WLS BF H R ER SO BB IBB HBP BLK WP HR S P ERA WHIP	IP WLS BF H R ER SO BB IBB HBP BLK WP HR S P ERA WHIP	IP WLS BF H R ER SO BB IBB HBP BLK WP HR S P ERA WHIP	IP WLS BF H R ER SO BB IBB HBP BLK WP HR S P ERA WHIP	IP WLS BF H R ER SO BB IBB HBP BLK WP HR S P ERA WHIP	IP WLS BF H R ER SO BB IBB HBP BLK WP HR S P ERA WHIP	IP WLS BF H R ER SO BB IBB HBP BLK WP HR S P ERA WHIP	IP WLS BF H R ER SO BB IBB HBP BLK WP HR S P ERA WHIP	IP WLS BF H R ER SO BB IBB HBP BLK WP HR S P ERA WHIP	IP WLS BF H R ER SO BB IBB HBP BLK WP HR S P ERA WHIP	IP WLS BF H R ER SO BB IBB HBP BLK WP HR S P ERA WHIP	IP WLS BF H R ER SO BB IBB HBP BLK WP HR S P ERA WHIP	IP WLS BF H R ER SO BB IBB HBP BLK WP HR S P ERA WHIP	IP WLS BF H R ER SO BB IBB HBP BLK WP HR S P ERA WHIP	IP WLS BF H R ER SO BB IBB HBP BLK WP HR S P ERA WHIP	IP WLS BF H R ER SO BB IBB HBP BLK WP HR S P ERA WHIP	IP WLS BF H R ER SO BB IBB HBP BLK WP HR S P ERA WHIP	IP WLS BF H R ER SO BB IBB HBP BLK WP HR S P ERA WHIP	IP WLS BF H R ER SO BB IBB HBP BLK WP HR S P ERA WHIP	IP WLS BF H R ER SO BB IBB HBP BLK WP HR S P ERA WHIP	IP WLS BF H R ER SO BB IBB HBP BLK WP HR S P ERA WHIP

AB	34
R	4
H	8
RBI	4
BB	1
SO	10
LOB	8

AB	29
R	2
H	6
RBI	2
BB	1
SO	5
LOB	6



Batter	1	2	3	4	5	6	7	8	9	10	AB	R	H	RBI	BB	SO	LOB	TOP																		
24 Chris Young, R OBP: 0.307, SLG: 0.399	(1,8) P6																																			
6 Stephen Drew, L OBP: 0.321, SLG: 0.432	(1,6) G3-1																																			
10 Justin Upton, R OBP: 0.377, SLG: 0.550	(1,9) 2B																																			
26 Miguel Montero, L OBP: 0.351, SLG: 0.487	(1,2) K																																			
27 Mark Reynolds, R OBP: 0.363, SLG: 0.571	(1,5) K																																			
18 Gerardo Parra, L OBP: 0.327, SLG: 0.409	(1,7) G5-3																																			
29 Brandon Allen, L OBP: 0.306, SLG: 0.421	(1,3) K																																			
11 Augie Ojeda, S OBP: 0.330, SLG: 0.333	(1,4) F8																																			
49 Doug Davis, R OBP: 0.327, SLG: 0.192	(1,11) G1-3																																			
47 Leo Rosales, R	(7,1)																																			
22 Eric Byrnes, R	(8,PH)																																			
35 Clay Zavada, L	(8,1)																																			
32 Esmerling Vasquez, R	(9,1)																																			
60 Scott Schoeneweis, L	(9,1)																																			
19 Chad Tracy, L	(10,PH)																																			
48 Yusef Saad, R	(10,1)																																			
48 Yusef Saad, R	(10,1)																																			
<b>Inning Stats</b>	R: 0 E: 0 K: 1 S: 14	H: 1 LOB: 1 BB: 0 P: 21	R: 0 E: 0 K: 2 S: 10	H: 0 LOB: 0 BB: 0 P: 13	R: 0 E: 0 K: 0 S: 7	H: 1 LOB: 1 BB: 0 P: 9	R: 0 E: 0 K: 1 S: 7	H: 1 LOB: 0 BB: 0 P: 11	R: 2 E: 0 K: 1 S: 17	H: 3 LOB: 1 BB: 0 P: 22	R: 1 E: 1 K: 1 S: 15	H: 1 LOB: 3 BB: 2 P: 31	R: 2 E: 1 K: 1 S: 18	H: 2 LOB: 3 BB: 2 P: 32	R: 0 E: 0 K: 1 S: 6	H: 0 LOB: 0 BB: 1 P: 11	R: 0 E: 0 K: 1 S: 8	H: 2 LOB: 2 BB: 0 P: 18	R: 0 E: 0 K: 1 S: 8	H: 0 LOB: 0 BB: 1 P: 15	1B: 7 2B: 2 3B: 2 HR: 0	SF: 0 SAC: 0 DP: 1 HBP: 0	WP: 0 PB: 0 SB: 1 CS: 2	PA: 48												
<b>PITCHER</b>	IP 4.2	WLS 19	BF 6	H 2	R 2	ER 2	SO 5	BB 0	IBB 0	HBP 0	BLK 0	WP 0	HR 0	S 53	P 73	ERA 3.86	WHIP 1.286	<b>PITCHER</b>	IP 1.0	WLS 5	BF 1	H 0	R 0	ER 0	SO 1	BB 1	IBB 0	HBP 0	BLK 0	WP 0	HR 0	S 13	P 22	ERA 0.00	WHIP 2.000	
45 Edward Mujica, R ERA: 3.36	(1,1)																	54 Joe Thatcher, L ERA: 2.43	(7,1)																	
58 Ryan Webb, R ERA: 3.6	(5,1)																	59 Luis Perdomo, R ERA: 4.53	(8,1)																	
44 Aaron Poreda, L ERA: 2.31	(6,1)																	34 Cesar Ramos, L ERA: 4.53	(9,1)																	
63 Sean Gallagher, R ERA: 6.5	(6,1)																	21 Heath Bell, R ERA: 2.86	(10,1)																	
55 Adam Russell, R ERA: 4.15	(7,1)																																			
<b>Batter</b>	<b>1</b>	<b>2</b>	<b>3</b>	<b>4</b>	<b>5</b>	<b>6</b>	<b>7</b>	<b>8</b>	<b>9</b>	<b>10</b>	<b>AB</b>	<b>R</b>	<b>H</b>	<b>RBI</b>	<b>BB</b>	<b>SO</b>	<b>LOB</b>	<b>BOTTOM</b>																		
1 Everth Cabrera, S OBP: 0.351, SLG: 0.372	(1,6) SH3-4																																			
18 Tony Gwynn Jr., L OBP: 0.339, SLG: 0.330	(1,8) SH3-4																																			
14 Oscar Salazar, R OBP: 0.373, SLG: 0.515	(1,3) K																																			
7 Chase Headley, S OBP: 0.335, SLG: 0.391	(1,5) K																																			
2 Edgar Gonzalez, R OBP: 0.274, SLG: 0.366	(1,4) F8																																			
23 Adrián González, L (9, PH) OBP: 0.405, SLG: 0.563	(10,3) BB																																			
28 Henry Blanco, R OBP: 0.330, SLG: 0.389	(1,2) 1B																																			
11 Drew Macias, L OBP: 0.356, SLG: 0.333	(1,9) K																																			
3 Luis Durango, S OBP: 0.600, SLG: 0.600	(1,7) E1																																			
45 Edward Mujica, R ERA: 3.97	(1,1)																																			
58 Ryan Webb, R ERA: 3.6	(5,1)																																			
44 Aaron Poreda, L ERA: 2.31	(6,1)																																			
63 Sean Gallagher, R ERA: 6.5	(6,1)																																			
4 Nick Hundley, R ERA: 3.81	(8,1)																																			
54 Joe Thatcher, L ERA: 2.43	(7,1)																																			
34 Cesar Ramos, L ERA: 4.53	(8,1)																																			
25 Will Venable, L ERA: 3.81	(9,1)																																			
34 Cesar Ramos, L ERA: 4.53	(9,1)																																			
21 Heath Bell, R ERA: 2.86	(10,1)																																			
<b>Inning Stats</b>	R: 0 E: 0 K: 2 S: 10	H: 1 LOB: 1 BB: 0 P: 16	R: 0 E: 1 K: 1 S: 16	H: 2 LOB: 2 BB: 0 P: 21	R: 1 E: 0 K: 0 S: 8	H: 2 LOB: 2 BB: 1 P: 16	R: 0 E: 0 K: 1 S: 9	H: 0 LOB: 1 BB: 1 P: 15	R: 0 E: 0 K: 1 S: 10	H: 0 LOB: 1 BB: 2 P: 20	R: 2 E: 0 K: 0 S: 15	H: 2 LOB: 2 BB: 1 P: 27	R: 0 E: 0 K: 0 S: 7	H: 1 LOB: 1 BB: 0 P: 13	R: 0 E: 0 K: 2 S: 10	H: 0 LOB: 0 BB: 0 P: 14	R: 2 E: 0 K: 1 S: 8	H: 1 LOB: 1 BB: 2 P: 18	R: 1 E: 0 K: 0 S: 11	H: 2 LOB: 1 BB: 0 P: 17	1B: 9 2B: 1 3B: 0 HR: 1	SF: 1 SAC: 2 DP: 1 HBP: 1	WP: 0 PB: 0 SB: 1 CS: 0	PA: 46												
<b>PITCHER</b>	IP 6.0	WLS 30	BF 7	H 3	R 3	ER 3	SO 5	BB 5	IBB 0	HBP 1	BLK 0	WP 0	HR 0	S 68	P 115	ERA 4.50	WHIP 2.000	<b>PITCHER</b>	IP 0.1	WLS L	BF 3	H 2	R 1	ER 1	SO 0	BB 0	IBB 0	HBP 0	BLK 0	WP 0	HR 0	S 11	P 17	ERA 27.00	WHIP 6.000	
49 Doug Davis, R ERA: 4.01	(1,1)																	48 Yusef Saad, R ERA: 5.92	(10,1)																	
47 Leo Rosales, R ERA: 3.97	(7,1)																																			
35 Clay Zavada, L ERA: 2.39	(8,1)																																			
32 Esmerling Vasquez, R ERA: 3.81	(9,1)																																			
60 Scott Schoeneweis, L ERA: 7.48	(9,1)																																			

Arizona Diamondbacks @ San Diego Padres  
 PETCO Park, San Diego, CA  
 Wed Sep 16 2009, 3:35 PM EDT  
 Att. 14,377 - Sunny - 73 F

AB 40  
 R 5  
 H 11  
 RBI 4  
 BB 6  
 SO 10  
 LOB 24



Arizona Diamondbacks @ San Diego Padres  
 PETCO Park, San Diego, CA  
 Wed Sep 16 2009, 3:35 PM EDT  
 Att. 14,377 - Sunny - 73 F

AB 35  
 R 6  
 H 11  
 RBI 6  
 BB 7  
 SO 8  
 LOB 24





Batter	1	2	3	4	5	6	7	8	9	AB	R	H	RBI	BB	SO	LOB	TOP										
1 Everth Cabrera, S OBP: 0.395, SLG: 0.380										4	1	3	0	0	0	0	<b>San Diego Padres @ Pittsburgh Pirates</b> PNC Park, Pittsburgh, PA Fri Sep 18 2009, 7:05 PM EDT Att: 26,178 - Clear - 72 F										
22 David Eckstein, R OBP: 0.322, SLG: 0.335										2	0	0	0	0	1	3											
23 Adrián González, L OBP: 0.403, SLG: 0.560										3	0	0	1	0	0	2											
7 Chase Headley, S OBP: 0.336, SLG: 0.391										3	0	1	0	1	1												
25 Will Venable, L OBP: 0.332, SLG: 0.462										3	0	0	0	1	0	1											
11 Drew Macias, L OBP: 0.338, SLG: 0.313										4	0	0	0	0	0	2											
4 Nick Hundley, R OBP: 0.308, SLG: 0.383										4	0	2	0	0	2	0											
18 Tony Gwynn Jr., L OBP: 0.338, SLG: 0.328										3	0	0	0	1	0	1											
46 Tim Stauffer, R OBP: 0.227, SLG: 0.199										1	0	0	0	0	1	2											
30 Elías Alfonso, R OBP: 0.198, SLG: 0.257										1	0	0	0	0	0	1											
40 Greg Burke, R ERA: 3.94										0	0	0	0	0	0	0											
34 César Ramos, L ERA: 3.86										0	0	0	0	0	0	0											
2 Edgar González, R OBP: 0.210, SLG: 0.354										0	0	0	0	0	0	0											
58 Ryan Webb, R ERA: 3.86										0	0	0	0	0	0	0											
59 Luis Perdomo, R OBP: 0.266, SLG: 0.235										0	0	0	0	0	0	0											
14 Oscar Salazar, R OBP: 0.266, SLG: 0.235										0	0	0	0	0	0	0											
<b>Inning Stats</b>	R: 1 E: 0 K: 0 S: 9	H: 2 LOB: 0 BB: 0 P: 17	R: 0 E: 0 K: 2 S: 14	H: 2 LOB: 3 BB: 1 P: 26	R: 0 E: 0 K: 0 S: 4	H: 0 LOB: 0 BB: 0 P: 8	R: 0 E: 0 K: 0 S: 15	H: 1 LOB: 1 BB: 0 P: 19	R: 0 E: 0 K: 1 S: 11	H: 1 LOB: 1 BB: 0 P: 18	R: 0 E: 0 K: 1 S: 6	H: 0 LOB: 0 BB: 0 P: 10	R: 0 E: 0 K: 0 S: 6	H: 0 LOB: 2 BB: 2 P: 9	R: 0 E: 0 K: 0 S: 12	H: 0 LOB: 2 BB: 2 P: 24	R: 0 E: 0 K: 1 S: 5	H: 0 LOB: 0 BB: 0 P: 8	1B: 3 2B: 3 3B: 0 HR: 0	SF: 1 SAC: 1 DP: 1 HBP: 1	WP: 0 PB: 0 SB: 1 CS: 0	PA: 36					
<b>PITCHER</b>	IP: 7.0 WLS: W BF: 28	H: 6 R: 1 ER: 1 SO: 4	BB: 1 IBB: 0 HBP: 1 BLK: 0	WP: 0 HR: 0 S: 65 P: 107	ERA: 5.0	WHIP: 1.000	<b>PITCHER</b>														IP: 1.0 WLS: H BF: 5	H: 0 R: 0 ER: 0 SO: 0	BB: 2 IBB: 0 HBP: 0 BLK: 0	WP: 0 HR: 0 S: 12 P: 24	ERA: 0.00	WHIP: 2.000	0.000
37 Charlie Morton, R ERA: 5.0																											
43 Jesse Chavez, R ERA: 3.94																											
55 Matt Capps, R ERA: 5.9																											

**San Diego Padres @ Pittsburgh Pirates**  
 PNC Park, Pittsburgh, PA  
 Fri Sep 18 2009, 7:05 PM EDT  
 Att: 26,178 - Clear - 72 F

AB 30  
 R 1  
 H 6  
 RBI 1  
 BB 3  
 SO 5  
 LOB 13



Batter	1	2	3	4	5	6	7	8	9	AB	R	H	RBI	BB	SO	LOB	BOTTOM										
22 Andrew McCutchen, R OBP: 0.349, SLG: 0.460										4	2	2	1	0	1	0	<b>San Diego Padres @ Pittsburgh Pirates</b> PNC Park, Pittsburgh, PA Fri Sep 18 2009, 7:05 PM EDT Att: 26,178 - Clear - 72 F										
5 Ronny Cedeno, R OBP: 0.257, SLG: 0.345										4	0	0	0	0	1	2											
46 Garrett Jones, L OBP: 0.366, SLG: 0.589										2	1	1	0	2	0	0											
41 Ryan Doumit, S OBP: 0.285, SLG: 0.414										3	1	1	1	1	0	1											
85 Lastings Milledge, R OBP: 0.323, SLG: 0.356										3	0	2	1	0	0	2											
44 Brandon Moss, L OBP: 0.299, SLG: 0.383										4	0	1	2	0	0	4											
18 Neil Walker, S OBP: 0.300, SLG: 0.176										2	1	0	0	2	1	1											
5 Ramón Vázquez, L OBP: 0.345, SLG: 0.291										3	0	0	0	1	0	2											
37 Charlie Morton, R OBP: 0.154, SLG: 0.154										3	0	0	0	0	1	3											
43 Jesse Chavez, R ERA: 4.15										0	0	0	0	0	0	0											
51 Steve Pearce, R OBP: 0.295, SLG: 0.386										1	0	0	0	0	0	2											
55 Matt Capps, R ERA: 4.6										0	0	0	0	0	0	0											
<b>Inning Stats</b>	R: 3 E: 0 K: 0 S: 18	H: 2 LOB: 3 BB: 4 P: 40	R: 0 E: 0 K: 0 S: 15	H: 1 LOB: 1 BB: 0 P: 22	R: 0 E: 0 K: 0 S: 10	H: 1 LOB: 1 BB: 0 P: 15	R: 0 E: 0 K: 2 S: 8	H: 0 LOB: 0 BB: 0 P: 10	R: 0 E: 0 K: 0 S: 9	H: 1 LOB: 1 BB: 0 P: 13	R: 0 E: 0 K: 1 S: 6	H: 0 LOB: 0 BB: 0 P: 10	R: 1 E: 0 K: 0 S: 12	H: 2 LOB: 1 BB: 1 P: 20	R: 1 E: 0 K: 1 S: 19	H: 0 LOB: 1 BB: 1 P: 31	1B: 4 2B: 1 3B: 2 HR: 0	SF: 2 SAC: 1 DP: 0 HBP: 0	WP: 2 PB: 0 SB: 2 CS: 0	PA: 38							
<b>PITCHER</b>	IP: 3.0 WLS: L BF: 17	H: 4 R: 3 ER: 3 SO: 3	BB: 4 IBB: 0 HBP: 0 BLK: 0	WP: 0 HR: 0 S: 43 P: 77	ERA: 9.00	WHIP: 2.667	<b>PITCHER</b>														IP: 1.0 WLS: L BF: 3	H: 4 R: 3 ER: 3 SO: 3	BB: 1 IBB: 0 HBP: 0 BLK: 0	WP: 0 HR: 0 S: 19 P: 31	ERA: 9.00	WHIP: 2.667	0.000
46 Tim Stauffer, R ERA: 3.56																											
40 Greg Burke, R ERA: 4.15																											
34 César Ramos, L ERA: 3.86																											
58 Ryan Webb, R ERA: 3.86																											
59 Luis Perdomo, R ERA: 4.6																											

**San Diego Padres @ Pittsburgh Pirates**  
 PNC Park, Pittsburgh, PA  
 Fri Sep 18 2009, 7:05 PM EDT  
 Att: 26,178 - Clear - 72 F

AB 29  
 R 5  
 H 7  
 RBI 5  
 BB 6  
 SO 4  
 LOB 17









Batter	1	2	3	4	5	6	7	8	9	AB	R	H	RBI	BB	SO	LOB	TOP
1 Everth Cabrera, S OBP: 0.354, SLG: 0.381	G1-3		22 2B 23 SF7 1B	K					SF7	3	1	1	1	1	1	0	<b>San Diego Padres @ Pittsburgh Pirates</b> PNC Park, Pittsburgh, PA Sun Sep 20 2009, 1:35 PM EDT Att: 24,028 - Sunny - 80 F
22 David Eckstein, R OBP: 0.320, SLG: 0.337	G5-3		14 1B 2 FC5-2 2B	P2		F7			G3-1	5	0	1	0	0	0	2	
23 Adrián González, L OBP: 0.398, SLG: 0.555			SF7	G2-3					F7	4	0	1	1	0	0	0	
7 Chase Headley, S OBP: 0.337, SLG: 0.390	K		14 1B 2 BB			F7			F7	3	2	1	0	1	1	1	
14 Oscar Salazar, R OBP: 0.388, SLG: 0.538			2 1B 2B			F9				4	0	3	1	0	0	0	
2 Edgar González, R OBP: 0.272, SLG: 0.361			25 G3-1 2H 1B			G6-3			G4-3	3	0	1	0	0	0	3	
18 Tony Gwynn Jr., L OBP: 0.339, SLG: 0.330			25 FC5-2 FC4-6 1B							1	0	0	0	0	0	0	
25 Will Venable, L OBP: 0.337, SLG: 0.469	G3-1		FC4-6						F7	4	0	1	0	0	0	3	
28 Henry Blanco, R OBP: 0.323, SLG: 0.377				F9					F8	3	0	0	0	1	1	1	
29 Kevin Correia, R OBP: 0.157, SLG: 0.143										3	0	0	0	0	0	3	
57 Luke Gregerson, L	G6-3			P3		B1				0	0	0	0	0	0	0	
3 Luis Durango, S OBP: 0.667, SLG: 0.600										0	1	0	0	1	0	0	
63 Sean Gallagher, R										0	0	0	0	0	0	0	
21 Heath Bell, R										0	0	0	0	0	0	0	
<b>Inning Stats</b>	R: 0 H: 1 E: 0 K: 1 S: 13	H: 2 LOB: 2 BB: 1 P: 15	R: 2 H: 3 E: 1 K: 0 S: 15	H: 0 LOB: 0 BB: 0 P: 9	R: 1 H: 2 E: 0 K: 0 S: 9	H: 1 LOB: 2 BB: 1 P: 21	R: 0 H: 0 E: 0 K: 0 S: 5	R: 0 H: 0 E: 0 K: 0 S: 5	R: 0 H: 0 E: 0 K: 0 S: 8	R: 1 H: 0 E: 0 K: 0 S: 8	1B: 4 2B: 5 3B: 0 HR: 0	SF: 2 SAC: 0 DP: 0 HBP: 0	WP: 0 PB: 0 SB: 1 CS: 0	PA: 39			
<b>PITCHER</b>	IP WLS BF H R ER SO BB IBB HBP BLK WP HR S P ERA WHIP	IP WLS BF H R ER SO BB IBB HBP BLK WP HR S P ERA WHIP	IP WLS BF H R ER SO BB IBB HBP BLK WP HR S P ERA WHIP	IP WLS BF H R ER SO BB IBB HBP BLK WP HR S P ERA WHIP	IP WLS BF H R ER SO BB IBB HBP BLK WP HR S P ERA WHIP	IP WLS BF H R ER SO BB IBB HBP BLK WP HR S P ERA WHIP	IP WLS BF H R ER SO BB IBB HBP BLK WP HR S P ERA WHIP	IP WLS BF H R ER SO BB IBB HBP BLK WP HR S P ERA WHIP	IP WLS BF H R ER SO BB IBB HBP BLK WP HR S P ERA WHIP	IP WLS BF H R ER SO BB IBB HBP BLK WP HR S P ERA WHIP	IP WLS BF H R ER SO BB IBB HBP BLK WP HR S P ERA WHIP	IP WLS BF H R ER SO BB IBB HBP BLK WP HR S P ERA WHIP	IP WLS BF H R ER SO BB IBB HBP BLK WP HR S P ERA WHIP	IP WLS BF H R ER SO BB IBB HBP BLK WP HR S P ERA WHIP	IP WLS BF H R ER SO BB IBB HBP BLK WP HR S P ERA WHIP	IP WLS BF H R ER SO BB IBB HBP BLK WP HR S P ERA WHIP	IP WLS BF H R ER SO BB IBB HBP BLK WP HR S P ERA WHIP
28 Paul Maholm, L ERA: 4.46	6.0 L 29 9 3 2 3 2 1 0 0 0 0 0 0 64 101 3.00 1.833	2.0 6 0 0 0 0 0 0 0 0 0 0 0 0 10 15 0.00 0.000	0.2 3 0 1 0 0 1 0 0 0 0 0 0 0 7 12 0.00 1.500	0.1 1 0 0 0 0 0 0 0 0 0 0 0 0 1 2 0.00 0.000													
27 Jeff Karstens, R ERA: 5.09																	
58 Steven Jackson, R ERA: 3.44																	
56 Donnie Veal, L ERA: 4.38																	
<b>Batter</b>	<b>1</b>	<b>2</b>	<b>3</b>	<b>4</b>	<b>5</b>	<b>6</b>	<b>7</b>	<b>8</b>	<b>9</b>	<b>AB</b>	<b>R</b>	<b>H</b>	<b>RBI</b>	<b>BB</b>	<b>SO</b>	<b>LOB</b>	<b>BOTTOM</b>
22 Andrew McCutchen, R OBP: 0.346, SLG: 0.455	K		K			F9				4	0	1	0	0	2	0	<b>San Diego Padres @ Pittsburgh Pirates</b> PNC Park, Pittsburgh, PA Sun Sep 20 2009, 1:35 PM EDT Att: 24,028 - Sunny - 80 F
5 Ronny Cedeno, R OBP: 0.257, SLG: 0.340	P2			L3		K			G6-3	4	0	0	0	0	1	1	
85 Lastings Milledge, R OBP: 0.335, SLG: 0.370				41 G3 2B					F8	4	0	3	0	0	0	0	
41 Ryan Doumit, S OBP: 0.277, SLG: 0.400	F8			G3					L3	4	0	0	0	0	0	3	
44 Brandon Moss, L OBP: 0.306, SLG: 0.387				G3						3	0	2	0	1	0	1	
51 Steve Pearce, R OBP: 0.288, SLG: 0.374				G6-3						4	0	1	0	0	2	3	
18 Neil Walker, S OBP: 0.250, SLG: 0.160	L7								F7	4	0	1	0	0	1	4	
36 Luis Alfonso Cruz, R OBP: 0.250, SLG: 0.179				P4		G4-3				3	0	0	0	0	0	1	
28 Paul Maholm, L ERA: 4.46										1	0	0	0	0	1	0	
23 Robinson Diaz, R OBP: 0.269, SLG: 0.302										1	0	0	0	0	0	0	
27 Jeff Karstens, R ERA: 5.09										0	0	0	0	0	0	0	
24 Delwyn Williams, R OBP: 0.186, SLG: 0.259										1	0	0	0	0	0	0	
58 Steven Jackson, R ERA: 3.44										0	0	0	0	0	0	0	
56 Donnie Veal, L ERA: 4.38										0	0	0	0	0	0	0	
<b>Inning Stats</b>	R: 0 H: 1 E: 0 K: 1 S: 17	H: 1 LOB: 0 BB: 0 P: 12	R: 0 H: 0 E: 0 K: 2 S: 13	H: 0 LOB: 0 BB: 0 P: 19	R: 0 H: 1 E: 0 K: 0 S: 7	H: 1 LOB: 1 BB: 0 P: 8	R: 0 H: 0 E: 0 K: 1 S: 6	R: 0 H: 2 E: 0 K: 0 S: 12	R: 0 H: 1 E: 0 K: 0 S: 13	R: 0 H: 1 E: 0 K: 2 S: 12	1B: 7 2B: 1 3B: 0 HR: 0	SF: 0 SAC: 0 DP: 1 HBP: 0	WP: 0 PB: 0 SB: 0 CS: 1	PA: 34			
<b>PITCHER</b>	IP WLS BF H R ER SO BB IBB HBP BLK WP HR S P ERA WHIP	IP WLS BF H R ER SO BB IBB HBP BLK WP HR S P ERA WHIP	IP WLS BF H R ER SO BB IBB HBP BLK WP HR S P ERA WHIP	IP WLS BF H R ER SO BB IBB HBP BLK WP HR S P ERA WHIP	IP WLS BF H R ER SO BB IBB HBP BLK WP HR S P ERA WHIP	IP WLS BF H R ER SO BB IBB HBP BLK WP HR S P ERA WHIP	IP WLS BF H R ER SO BB IBB HBP BLK WP HR S P ERA WHIP	IP WLS BF H R ER SO BB IBB HBP BLK WP HR S P ERA WHIP	IP WLS BF H R ER SO BB IBB HBP BLK WP HR S P ERA WHIP	IP WLS BF H R ER SO BB IBB HBP BLK WP HR S P ERA WHIP	IP WLS BF H R ER SO BB IBB HBP BLK WP HR S P ERA WHIP	IP WLS BF H R ER SO BB IBB HBP BLK WP HR S P ERA WHIP	IP WLS BF H R ER SO BB IBB HBP BLK WP HR S P ERA WHIP	IP WLS BF H R ER SO BB IBB HBP BLK WP HR S P ERA WHIP	IP WLS BF H R ER SO BB IBB HBP BLK WP HR S P ERA WHIP	IP WLS BF H R ER SO BB IBB HBP BLK WP HR S P ERA WHIP	IP WLS BF H R ER SO BB IBB HBP BLK WP HR S P ERA WHIP
29 Kevin Correia, R ERA: 4.08	7.0 W 25 6 1 0 0 0 0 0 0 0 0 0 0 69 96 0.00 0.857	1.0 H 4 1 0 0 0 0 0 0 0 0 0 0 0 13 16 0.00 1.000	0.1 3 1 0 0 0 1 0 0 0 0 0 0 0 5 9 0.00 6.000	0.2 S 2 0 0 0 2 0 0 0 0 0 0 0 0 7 12 0.00 0.000													
57 Luke Gregerson, R ERA: 2.73																	
63 Sean Gallagher, R ERA: 6.38																	
21 Heath Bell, R ERA: 2.78																	

AB 33  
R 4  
H 9  
RBI 3  
BB 4  
SO 3  
LOB 13



AB 33  
R 0  
H 8  
RBI 0  
SO 7  
LOB 13





Batter	1	2	3	4	5	6	7	8	9	10	11	AB	R	H	RBI	BB	SO	LOB	TOP					
1 Everth Cabrera, S OBP: 0.352, SLG: 0.377	F7	G1-3		G4-3			K	F8			SH3-4 7 2B	6	1	1	0	0	1	2						
22 David Eckstein, R OBP: 0.321, SLG: 0.538	23 HR	1B		7 2B 14 1B	1B		F8	G5-3	G6-3		SH3-4	5	2	2	0	0	0	0						
23 Adrián González, L OBP: 0.398, SLG: 0.557	1H	HR		L4			F8	G4-3	K		7 2B 14 2B	5	2	1	2	1	1	1						
7 Chase Headley, S OBP: 0.342, SLG: 0.408	1B			G4-3			G4-3		HR		14 2B	6	2	5	2	0	0	0						
25 Will Venable, L OBP: 0.337, SLG: 0.463	F7			FC1 14 1B	1B		G3		F8		14 2B 4 SF9	5	2	1	0	1	0	4						
14 Oscar Salazar, R OBP: 0.385, SLG: 0.536	G5-3			P3			P3		F9		4 SF9 18 1B	6	1	2	3	0	0	2						
4 Nick Hundley, R OBP: 0.309, SLG: 0.401	F8			P3			2B		HR		SF9	5	1	2	3	0	1	2						
18 Tony Gwynn Jr., L OBP: 0.344, SLG: 0.333	49 SH1-4	1B		F9			IBB		F8		28 WP 28 DI	5	0	3	1	1	0	0						
49 Wade LeBlanc, L ERA: 3.93	SH1-4			F7			F8				K	1	0	0	0	0	0	0						
<b>Inning Stats</b>	R: 2 E: 0 K: 0 S: 13	H: 3 LOB: 1 BB: 0 P: 19	R: 0 E: 0 K: 0 S: 8	H: 1 LOB: 1 BB: 0 P: 11	R: 1 E: 0 K: 0 S: 14	H: 3 LOB: 0 BB: 0 P: 22	R: 0 E: 0 K: 0 S: 6	H: 0 LOB: 0 BB: 0 P: 9	R: 0 E: 0 K: 0 S: 8	H: 1 LOB: 2 BB: 1 P: 19	R: 0 E: 0 K: 1 S: 11	H: 0 LOB: 0 BB: 0 P: 16	R: 3 E: 0 K: 0 S: 14	H: 4 LOB: 1 BB: 0 P: 19	R: 0 E: 0 K: 1 S: 14	H: 1 LOB: 1 BB: 0 P: 18	R: 0 E: 0 K: 1 S: 7	H: 1 LOB: 1 BB: 0 P: 9	R: 5 E: 0 K: 1 S: 15	H: 4 LOB: 1 BB: 2 P: 31	1B: 10 2B: 5 3B: 0 HR: 3	SF: 1 SAC: 2 DP: 0 HBP: 0	WP: 1 PB: 0 SB: 0 CS: 0	PA: 54
<b>PITCHER</b>	34 Daniel McCutchen, R ERA: 5.25	IP: 6.0 WLS: 3 BF: 27 H: 8 R: 3 ER: 3 SO: 0 BB: 0 IBB: 0 HBP: 0 BLK: 0 WP: 0 HR: 1 S: 58 P: 93 ERA: 5.25 WHIP: 1.333	32 Phil Dumatrai, L ERA: 3.39	IP: 7.1 WLS: 1.0 BF: 3 H: 0 R: 0 ER: 0 SO: 1 BB: 0 IBB: 0 HBP: 0 BLK: 0 WP: 0 HR: 0 S: 11 P: 16 ERA: 3.39 WHIP: 0.000	43 Jesse Chavez, R ERA: 4.31	IP: 8.1 WLS: 1.0 BF: 7 H: 4 R: 3 ER: 0 SO: 0 BB: 0 IBB: 0 HBP: 0 BLK: 0 WP: 2 HR: 14 S: 27 P: 40 ERA: 4.31 WHIP: 2.000	55 Matt Capps, R ERA: 5.79	IP: 9.1 WLS: 1.0 BF: 4 H: 1 R: 0 ER: 0 SO: 1 BB: 0 IBB: 0 HBP: 0 BLK: 0 WP: 0 HR: 14 S: 18 P: 18 ERA: 5.79 WHIP: 1.000	58 Steven Jackson, R ERA: 3.35	IP: 10.1 WLS: 1.0 BF: 4 H: 1 R: 0 ER: 0 SO: 1 BB: 0 IBB: 0 HBP: 0 BLK: 0 WP: 0 HR: 7 S: 9 P: 9 ERA: 3.35 WHIP: 0.000	<b>PITCHER</b>	27 Jeff Karstens, R ERA: 5.53	IP: 0.1 WLS: 0 BF: 6 H: 3 R: 5 ER: 5 SO: 0 BB: 0 IBB: 0 HBP: 0 BLK: 0 WP: 0 HR: 0 S: 19 P: 19 ERA: 5.53 WHIP: 9.000	54 Denny Bautista, R ERA: 4.91	IP: 0.2 WLS: 0 BF: 3 H: 1 R: 0 ER: 0 SO: 1 BB: 0 IBB: 0 HBP: 0 BLK: 0 WP: 1 HR: 0 S: 9 P: 12 ERA: 4.91 WHIP: 1.500									

San Diego Padres @ Pittsburgh Pirates

PNC Park, Pittsburgh, PA

Mon Sep 21 2009, 7:05 PM EDT

Att: 12,566 - Cloudy - 72 F

AB 48  
R 11  
H 18  
RBI 11  
BB 3  
SO 4  
LOB 15



Batter	1	2	3	4	5	6	7	8	9	10	11	AB	R	H	RBI	BB	SO	LOB	BOTTOM
22 Andrew McCutchen, R OBP: 0.350, SLG: 0.458	P6		G6-3		41 1B	15 WP		2B			15 G4-3	4	0	2	2	2	0	0	
15 Andy LaRoche, R OBP: 0.329, SLG: 0.369	K		41 BB 46 BB	1B	K	L4		F9		G4-3		6	0	1	0	0	2	5	
46 Garrett Jones, L OBP: 0.389, SLG: 0.595	HR		41 BB	BB	K		P5	K		18 G4-6-3	IBB	4	1	1	1	2	2	2	
41 Ryan Doumit, S ERA: 3.06	1B		85 FC6-4	1B	K		K			85 1B 24 FC3-2	1B	4	0	3	0	1	1	0	
10 Brian Baker, R ERA: 3.74	1B		24 FC3-2	1B	F9		F9			24 FC3-2 5 1B	1B	6	1	2	0	0	0	6	
18 Neil Walker, S ERA: 3.74																			
51 Steve Pearce, R OBP: 0.296, SLG: 0.367	G6-3		K		5 SH2-4 15 1B	BB		24 2B 5 E		5 G4-3 24 FC3-2	BB	3	2	0	0	3	2	1	
24 Delwyn Young, S OBP: 0.329, SLG: 0.382	F7		K		15 WP 5 SH2-4	1B		5 2B 22 2B		FC3-2 5 G4-3	K	6	1	2	0	0	2	4	
5 Ronny Cedeno, R OBP: 0.256, SLG: 0.336	P4		SH2-4		34 FC5-4	BB		E6 22 2B		G4-3	G1-3	4	1	0	2	1	0	4	
34 Daniel McCutchen, R ERA: 3.93	F8		FC5-4					F7		G1-3		2	0	0	0	0	0	1	
<b>PITCHER</b>	49 Wade LeBlanc, L ERA: 3.93	IP: 5.0 WLS: 0.0 BF: 23 H: 5 R: 1 ER: 1 SO: 5 BB: 3 IBB: 0 HBP: 0 BLK: 0 WP: 0 HR: 1 S: 54 P: 87 ERA: 3.93 WHIP: 1.800	40 Greg Burke, R ERA: 4.33	IP: 6.1 WLS: 1.0 BF: 5 H: 1 R: 1 ER: 1 SO: 0 BB: 1 IBB: 0 HBP: 0 BLK: 0 WP: 0 HR: 0 S: 11 P: 8 ERA: 4.33 WHIP: 6.000	56 Ryan Webb, R ERA: 3.74	IP: 6.1 WLS: 0.2 BF: 3 H: 0 R: 0 ER: 0 SO: 1 BB: 0 IBB: 0 HBP: 0 BLK: 0 WP: 1 HR: 6 S: 14 P: 14 ERA: 3.74 WHIP: 1.500	37 Mike Adams, R ERA: 0.86	IP: 7.1 WLS: 1.0 BF: 3 H: 0 R: 0 ER: 0 SO: 1 BB: 0 IBB: 0 HBP: 0 BLK: 0 WP: 0 HR: 9 S: 12 P: 12 ERA: 0.86 WHIP: 0.000	57 Luke Gregerson, R ERA: 2.96	IP: 8.1 WLS: 0.2 BF: 6 H: 2 R: 3 ER: 2 SO: 0 BB: 1 IBB: 0 HBP: 0 BLK: 0 WP: 0 HR: 11 S: 19 P: 19 ERA: 2.96 WHIP: 4.500	<b>PITCHER</b>	54 Joe Thatcher, L ERA: 2.41	IP: 0.1 WLS: 0 BF: 6 H: 0 R: 0 ER: 0 SO: 1 BB: 0 IBB: 0 HBP: 0 BLK: 0 WP: 0 HR: 0 S: 3 P: 4 ERA: 2.41 WHIP: 0.000	21 Heath Bell, R ERA: 2.88	IP: 0.1 WLS: 0 BF: 6 H: 2 R: 1 ER: 1 SO: 0 BB: 0 IBB: 0 HBP: 0 BLK: 0 WP: 0 HR: 0 S: 21 P: 30 ERA: 2.88 WHIP: 9.000	63 Sean Gallagher, R ERA: 5.05	IP: 1.0 WLS: 0 BF: 4 H: 0 R: 0 ER: 0 SO: 1 BB: 1 IBB: 0 HBP: 0 BLK: 0 WP: 0 HR: 6 S: 16 P: 16 ERA: 5.05 WHIP: 1.000	55 Adam Russell, R ERA: 3.72	IP: 1.0 WLS: 0 BF: 4 H: 1 R: 0 ER: 0 SO: 2 BB: 0 IBB: 0 HBP: 0 BLK: 0 WP: 0 HR: 11 S: 17 P: 17 ERA: 3.72 WHIP: 1.000

AB 43  
R 6  
H 11  
RBI 5  
BB 9  
SO 9  
LOB 32

















Batter	1	2	3	4	5	6	7	8	9	AB	R	H	RBI	BB	SO	LOB	TOP						
18 Tony Gwynn Jr., L (1, 8) OBP: 0.347, SLG: 0.333										4	1	0	0	1	1	1							
22 David Eckstein, R (1, 4) OBP: 0.323, SLG: 0.334										3	1	1	1	1	0	1							
23 Adrián González, L (1, 3) OBP: 0.399, SLG: 0.550										3	1	2	1	1	0	0							
7 Chase Headley, S (1, 5) OBP: 0.340, SLG: 0.402										4	1	2	0	0	1	3							
25 Will Venable, L (1, 9) OBP: 0.339, SLG: 0.472										4	0	2	1	0	0	1							
14 Oscar Salazar, R (1, 7) OBP: 0.388, SLG: 0.540										4	0	0	0	0	1	4							
4 Nick Hundley, R (1, 2) OBP: 0.312, SLG: 0.412										4	0	1	1	0	2	1							
1 Everth Cabrera, S (1, 6) OBP: 0.342, SLG: 0.362										3	0	0	0	1	2	1							
29 Kevin Correia, R (1, 1) OBP: 0.164, SLG: 0.151										4	0	1	0	0	2	1							
<b>Inning Stats</b>	R: 0 H: 0 E: 0 K: 1 S: 10	H: 0 LOB: 0 BB: 0 P: 14	R: 0 H: 1 E: 0 K: 2 S: 15	H: 1 LOB: 1 BB: 0 P: 25	R: 0 H: 0 E: 0 K: 1 S: 13	H: 0 LOB: 1 BB: 1 P: 23	R: 2 H: 3 E: 0 K: 1 S: 11	H: 3 LOB: 1 BB: 1 P: 17	R: 1 H: 1 E: 0 K: 1 S: 13	H: 1 LOB: 1 BB: 1 P: 25	R: 0 H: 1 E: 0 K: 0 S: 7	H: 1 LOB: 0 BB: 0 P: 10	R: 1 H: 3 E: 0 K: 1 S: 15	H: 3 LOB: 2 BB: 0 P: 20	R: 0 H: 0 E: 0 K: 1 S: 11	H: 0 LOB: 0 BB: 0 P: 15	R: 0 H: 0 E: 0 K: 1 S: 8	H: 0 LOB: 0 BB: 1 P: 16	1B: 8 2B: 1 3B: 0 HR: 0	SF: 0 SAC: 0 DP: 2 HBP: 0	WP: 0 PA: 37 PB: 0 CS: 3		
<b>PITCHER</b>	IP WLS BF H R ER SO BB IBB HBP BLK WP HR S P ERA WHIP	IP WLS BF H R ER SO BB IBB HBP BLK WP HR S P ERA WHIP	IP WLS BF H R ER SO BB IBB HBP BLK WP HR S P ERA WHIP	IP WLS BF H R ER SO BB IBB HBP BLK WP HR S P ERA WHIP	IP WLS BF H R ER SO BB IBB HBP BLK WP HR S P ERA WHIP	IP WLS BF H R ER SO BB IBB HBP BLK WP HR S P ERA WHIP	IP WLS BF H R ER SO BB IBB HBP BLK WP HR S P ERA WHIP	IP WLS BF H R ER SO BB IBB HBP BLK WP HR S P ERA WHIP	IP WLS BF H R ER SO BB IBB HBP BLK WP HR S P ERA WHIP	IP WLS BF H R ER SO BB IBB HBP BLK WP HR S P ERA WHIP	IP WLS BF H R ER SO BB IBB HBP BLK WP HR S P ERA WHIP	IP WLS BF H R ER SO BB IBB HBP BLK WP HR S P ERA WHIP	IP WLS BF H R ER SO BB IBB HBP BLK WP HR S P ERA WHIP	IP WLS BF H R ER SO BB IBB HBP BLK WP HR S P ERA WHIP	IP WLS BF H R ER SO BB IBB HBP BLK WP HR S P ERA WHIP	IP WLS BF H R ER SO BB IBB HBP BLK WP HR S P ERA WHIP	IP WLS BF H R ER SO BB IBB HBP BLK WP HR S P ERA WHIP	IP WLS BF H R ER SO BB IBB HBP BLK WP HR S P ERA WHIP	IP WLS BF H R ER SO BB IBB HBP BLK WP HR S P ERA WHIP	IP WLS BF H R ER SO BB IBB HBP BLK WP HR S P ERA WHIP	IP WLS BF H R ER SO BB IBB HBP BLK WP HR S P ERA WHIP		
39 Max Scherzer, R (1, 1) ERA: 4.12	5.0	L	22	5	3	3	6	3	0	0	0	0	0	0	0	0	0	0	0	62	104	5.40	1.600
47 Leo Rosales, R (6, 1) ERA: 4.59	1.2		7	3	1	1	1	0	0	0	0	0	0	0	0	0	0	0	0	19	27	5.40	1.800
35 Clay Zavada, L (7, 1) ERA: 2.94	1.1		5	1	0	0	1	0	0	0	0	0	0	0	0	0	0	0	0	14	18	0.00	0.750
56 Daniel Cabrera, R (9, 1) ERA: 6.2	1.0		3	0	0	0	1	1	0	0	0	0	0	0	0	0	0	0	0	8	16	0.00	1.000

San Diego Padres @ Arizona Diamondbacks  
Chase Field, Phoenix, AZ  
Fri Sep 25 2009, 6:40 PM MST  
Att: 29,731 - Clear - 101 F

AB	33
R	4
H	9
RBI	4
BB	4
SO	9
LOB	13



Batter	1	2	3	4	5	6	7	8	9	AB	R	H	RBI	BB	SO	LOB	BOTTOM						
24 Chris Young, R (1, 8) OBP: 0.306, SLG: 0.384										4	0	0	0	0	1	1							
6 Stephen Drew, L (1, 6) OBP: 0.323, SLG: 0.430										4	0	1	0	0	0	1							
10 Justin Upton, R (1, 9) OBP: 0.372, SLG: 0.544										4	0	2	0	0	0	1							
26 Miguel Montero, L (1, 2) OBP: 0.357, SLG: 0.476										4	0	1	0	0	1	3							
27 Mark Reynolds, R (1, 5) OBP: 0.355, SLG: 0.556										4	0	0	0	0	2	3							
18 Gerardo Parra, L (1, 7) OBP: 0.327, SLG: 0.408										3	0	1	0	0	0	1							
14 Ryan Roberts, R (1, 4) OBP: 0.375, SLG: 0.415										3	0	0	0	0	1	1							
29 Brandon Allen, L (1, 3) OBP: 0.292, SLG: 0.417										2	0	0	0	1	2	0							
39 Max Scherzer, R (1, 1) ERA: 4.12	9.0	W	32	6	0	0	7	1	0	0	0	0	0	0	0	0	0	0	0	67	109	0.00	0.778
28 Alex Rodriguez, L (5, PH) OBP: 0.288, SLG: 0.284																							
47 Leo Rosales, R (6, 1) ERA: 4.59																							
35 Clay Zavada, L (7, 1) ERA: 2.94																							
18 Chad Tracy, L (8, PH) OBP: 0.292, SLG: 0.392																							
56 Daniel Cabrera, R (9, 1) ERA: 6.2																							
<b>Inning Stats</b>	R: 0 H: 1 E: 0 K: 0 S: 5	H: 0 LOB: 0 BB: 0 P: 7	R: 0 H: 0 E: 0 K: 2 S: 8	H: 0 LOB: 0 BB: 0 P: 9	R: 0 H: 1 E: 0 K: 1 S: 12	H: 1 LOB: 1 BB: 0 P: 21	R: 0 H: 1 E: 0 K: 0 S: 6	H: 1 LOB: 1 BB: 0 P: 11	R: 0 H: 0 E: 0 K: 0 S: 4	H: 0 LOB: 0 BB: 1 P: 10	R: 0 H: 0 E: 0 K: 1 S: 7	H: 0 LOB: 0 BB: 0 P: 15	R: 0 H: 2 E: 0 K: 0 S: 8	H: 2 LOB: 1 BB: 0 P: 11	R: 0 H: 0 E: 0 K: 1 S: 7	H: 0 LOB: 0 BB: 0 P: 10	R: 0 H: 1 E: 0 K: 2 S: 10	H: 1 LOB: 1 BB: 0 P: 15	1B: 6 2B: 1 3B: 0 HR: 0	SF: 0 SAC: 0 DP: 2 HBP: 0	WP: 0 PA: 32 PB: 0 CS: 0		
<b>PITCHER</b>	IP WLS BF H R ER SO BB IBB HBP BLK WP HR S P ERA WHIP	IP WLS BF H R ER SO BB IBB HBP BLK WP HR S P ERA WHIP	IP WLS BF H R ER SO BB IBB HBP BLK WP HR S P ERA WHIP	IP WLS BF H R ER SO BB IBB HBP BLK WP HR S P ERA WHIP	IP WLS BF H R ER SO BB IBB HBP BLK WP HR S P ERA WHIP	IP WLS BF H R ER SO BB IBB HBP BLK WP HR S P ERA WHIP	IP WLS BF H R ER SO BB IBB HBP BLK WP HR S P ERA WHIP	IP WLS BF H R ER SO BB IBB HBP BLK WP HR S P ERA WHIP	IP WLS BF H R ER SO BB IBB HBP BLK WP HR S P ERA WHIP	IP WLS BF H R ER SO BB IBB HBP BLK WP HR S P ERA WHIP	IP WLS BF H R ER SO BB IBB HBP BLK WP HR S P ERA WHIP	IP WLS BF H R ER SO BB IBB HBP BLK WP HR S P ERA WHIP	IP WLS BF H R ER SO BB IBB HBP BLK WP HR S P ERA WHIP	IP WLS BF H R ER SO BB IBB HBP BLK WP HR S P ERA WHIP	IP WLS BF H R ER SO BB IBB HBP BLK WP HR S P ERA WHIP	IP WLS BF H R ER SO BB IBB HBP BLK WP HR S P ERA WHIP	IP WLS BF H R ER SO BB IBB HBP BLK WP HR S P ERA WHIP	IP WLS BF H R ER SO BB IBB HBP BLK WP HR S P ERA WHIP	IP WLS BF H R ER SO BB IBB HBP BLK WP HR S P ERA WHIP	IP WLS BF H R ER SO BB IBB HBP BLK WP HR S P ERA WHIP	IP WLS BF H R ER SO BB IBB HBP BLK WP HR S P ERA WHIP		

San Diego Padres @ Arizona Diamondbacks  
Chase Field, Phoenix, AZ  
Fri Sep 25 2009, 6:40 PM MST  
Att: 29,731 - Clear - 101 F

AB	31
R	0
H	6
RBI	0
BB	1
SO	7
LOB	12





Batter	1	2	3	4	5	6	7	8	9	AB	R	H	RBI	BB	SO	LOB	TOP					
18 Tony Gwynn Jr., L (1,8) OBP: 0.347, SLG: 0.338											4	1	1	1	1	1	3					
22 David Eckstein, R (1,4) OBP: 0.321, SLG: 0.333											5	1	1	1	0	1	3					
23 Adrián González, L (1,3) OBP: 0.400, SLG: 0.550											3	1	1	1	2	0	1					
7 Chase Headley, S (1,5) OBP: 0.342, SLG: 0.402											3	1	1	1	1	2	2					
25 Will Venable, L (1,9) OBP: 0.338, SLG: 0.467											3	0	0	0	0	2	1					
14 Oscar Salazar, R (1,7) OBP: 0.382, SLG: 0.527											5	0	1	1	0	0	4					
4 Nick Hundley, R (1,2) OBP: 0.315, SLG: 0.413											4	0	2	0	0	1	2					
1 Everth Cabrera, S (1,6) OBP: 0.344, SLG: 0.366											4	1	2	0	0	1	1					
49 Wade LeBlanc, L (1,1) OBP: 0.167, SLG: 0.209											2	0	0	0	0	1	3					
15 Luis Antonio Rodríguez, S (6,PH) OBP: 0.178, SLG: 0.206											0	0	0	0	0	0	0					
58 Ryan Weir, R (6,1) OBP: 0.178, SLG: 0.206											0	0	0	0	0	0	0					
54 Joe Thatcher, L (6,1) OBP: 0.178, SLG: 0.206											0	0	0	0	0	0	0					
57 Luke Gregerson, L (7,1) OBP: 0.178, SLG: 0.206											0	0	0	0	0	0	0					
3 Luis Durango, S (8,PH) OBP: 0.178, SLG: 0.206											0	0	0	0	0	0	0					
39 Ernesto Frieri, R (8,1) OBP: 0.178, SLG: 0.206											0	0	0	0	0	0	0					
<b>Inning Stats</b>	R: 0 E: 0 K: 1 S: 7	H: 0 LOB: 1 BB: 1 P: 15	R: 0 E: 0 K: 1 S: 10	H: 2 LOB: 2 BB: 0 P: 17	R: 0 E: 0 K: 1 S: 9	H: 0 LOB: 1 BB: 1 P: 16	R: 0 E: 0 K: 1 S: 7	H: 0 LOB: 0 BB: 0 P: 10	R: 5 E: 0 K: 2 S: 17	H: 6 LOB: 1 BB: 0 P: 27	R: 0 E: 0 K: 2 S: 17	H: 1 LOB: 2 BB: 1 P: 25	R: 0 E: 0 K: 0 S: 10	H: 0 LOB: 2 BB: 2 P: 23	R: 0 E: 0 K: 1 S: 9	H: 0 LOB: 0 BB: 0 P: 16	R: 0 E: 0 K: 0 S: 12	H: 0 LOB: 0 BB: 0 P: 19	1B: 6 2B: 2 3B: 1 HR: 0	SF: 0 SAC: 1 DP: 0 HBP: 2	WP: 2 PB: 0 SB: 1 CS: 1	PA: 43
<b>PITCHER</b>	IP	WLS	BF	H	R	ER	SO	BB	IBB	HBP	BLK	WP	HR	S	P	ERA	WHIP					
15 Dan Haren, R (1,1) ERA: 3.02	6.0		29	9	5	5	8	3	0	0	0	2	0	67	110	7.50	2.000					
46 Daniel Schlereth, L (7,1) ERA: 6.23	1.0	W	5	0	0	0	0	2	0	0	0	0	0	10	23	0.00	2.000					
55 Blaine Boyer, R (8,1) ERA: 4.25	1.0	H	3	0	0	0	1	1	0	0	0	0	0	9	16	0.00	1.000					
58 Juan Gutierrez, R (9,1) ERA: 4.19	1.0	S	5	0	0	0	0	0	0	2	0	0	0	12	19	0.00	0.000					

San Diego Padres @ Arizona Diamondbacks  
Chase Field, Phoenix, AZ  
Sat Sep 26 2009, 5:10 PM MST  
Att: 39,326 - Roof Closed - 76 F

AB	33
R	5
H	9
RBI	5
BB	6
SO	9
LOB	20



Batter	1	2	3	4	5	6	7	8	9	AB	R	H	RBI	BB	SO	LOB	BOTTOM					
24 Chris Young, R (1,8) OBP: 0.307, SLG: 0.387										5	1	2	0	0	1	2						
6 Stephen Drew, L (1,6) OBP: 0.321, SLG: 0.431										5	1	1	1	0	2	3						
10 Justin Upton, R (1,9) OBP: 0.373, SLG: 0.544											4	2	2	1	0	0						
27 Mark Reynolds, R (1,5) OBP: 0.357, SLG: 0.562											3	2	2	1	0	0						
14 Ryan Roberts, R (1,4) OBP: 0.373, SLG: 0.416											4	0	1	1	0	0						
28 John Hester, R (1,2) OBP: 0.333, SLG: 0.522											3	0	0	0	0	1						
26 Miguel Montero, L (7,PH) OBP: 0.358, SLG: 0.476											0	1	0	0	0	0						
22 Eric Byrnes, R (1,7) OBP: 0.261, SLG: 0.396											3	0	1	0	0	1						
46 Daniel Schlereth, L (7,1) ERA: 3.85											0	0	0	0	0	0						
18 Chad Tracy, L (7,PH) OBP: 0.298, SLG: 0.367											1	1	1	4	0	0						
55 Blaine Boyer, R (8,1) OBP: 0.298, SLG: 0.367											0	0	0	0	0	0						
58 Juan Gutierrez, R (9,1) OBP: 0.298, SLG: 0.367											0	0	0	0	0	0						
29 Brandon Allen, L (1,3) OBP: 0.291, SLG: 0.404										3	0	0	0	1	1	1						
15 Dan Haren, R (1,1) OBP: 0.276, SLG: 0.366											2	0	1	0	0	1						
18 Gerardo Parra, L (6,PH) OBP: 0.325, SLG: 0.406											2	0	0	0	0	2						
<b>Inning Stats</b>	R: 3 E: 0 K: 2 S: 19	H: 4 LOB: 1 BB: 0 P: 27	R: 0 E: 0 K: 0 S: 9	H: 0 LOB: 1 BB: 1 P: 16	R: 0 E: 0 K: 0 S: 6	H: 2 LOB: 2 BB: 0 P: 10	R: 0 E: 0 K: 1 S: 15	H: 2 LOB: 0 BB: 0 P: 26	R: 1 E: 0 K: 0 S: 10	H: 1 LOB: 0 BB: 0 P: 16	R: 0 E: 0 K: 2 S: 9	H: 1 LOB: 1 BB: 0 P: 14	R: 4 E: 0 K: 1 S: 17	H: 3 LOB: 0 BB: 0 P: 26	R: 0 E: 0 K: 2 S: 8	H: 0 LOB: 0 BB: 0 P: 12	1B: 5 2B: 3 3B: 1 HR: 2	SF: 0 SAC: 0 DP: 0 HBP: 2	WP: 0 PB: 0 SB: 1 CS: 0	PA: 38		
<b>PITCHER</b>	IP	WLS	BF	H	R	ER	SO	BB	IBB	HBP	BLK	WP	HR	S	P	ERA	WHIP					
49 Wade LeBlanc, L (1,1) ERA: 4.35	5.0		24	7	4	4	3	1	0	0	0	0	0	2	4	0.00	3.000					
58 Ryan Webb, R (6,1) ERA: 3.85	0.1	H	2	1	0	0	0	0	0	0	0	0	0	2	4	0.00	3.000					
54 Joe Thatcher, L (6,1) ERA: 2.49	1.0	H	3	0	0	0	2	0	0	0	0	0	0	9	13	0.00	0.000					
57 Luke Gregerson, R (7,1) ERA: 3.36	0.2	L	6	3	4	4	1	0	0	1	0	1	15	23	54.00	4.500						
39 Ernesto Frieri, R (8,1) ERA: 4.19	1.0		3	0	0	0	2	0	0	0	0	0	0	8	12	0.00	0.000					

San Diego Padres @ Arizona Diamondbacks  
Chase Field, Phoenix, AZ  
Sat Sep 26 2009, 5:10 PM MST  
Att: 39,326 - Roof Closed - 76 F

AB	35
R	8
H	11
RBI	8
BB	1
SO	8
LOB	15













Batter	1	2	3	4	5	6	7	8	9	AB	R	H	RBI	BB	SO	LOB	TOP										
15 Rafael Furcal, S OBP: 0.332, SLG: 0.375	G6-3		E6					K		3	0	0	0	1	1	1											
13 Orlando Hudson, S OBP: 0.397, SLG: 0.419	G6-3		G6-4-3			P4		K		4	0	0	0	0	1	2											
99 Manny Ramirez, R OBP: 0.423, SLG: 0.541								K		2	0	0	0	2	2	1											
27 Matt Kemp, R OBP: 0.356, SLG: 0.497										3	0	1	0	1	0	1											
7 James Loney, L OBP: 0.360, SLG: 0.403										4	0	0	0	0	1	3											
5 Mark Loretta, R OBP: 0.305, SLG: 0.267										3	0	0	0	0	0	0											
16 Andre Ethier, L OBP: 0.357, SLG: 0.508										2	0	0	0	1	0	0											
55 Russell Martin, R OBP: 0.349, SLG: 0.324										3	0	0	0	0	0	1											
21 Jon Garland, R ERA: 4.41										1	0	0	0	0	1	0											
57 Scott Elbert, L ERA: 4.66										0	0	0	0	0	0	0											
59 Guillermo Mota, R ERA: 3.5										0	0	0	0	0	0	0											
9 Juan Pizarro, L ERA: 4.66										1	0	0	0	0	0	0											
44 Vicente Padilla, R ERA: 4.35										0	0	0	0	0	0	0											
25 Jim Thome, L ERA: 3.28										1	0	0	0	0	1	1											
36 Jeff Weaver, R ERA: 3.28										0	0	0	0	0	0	0											
<b>Inning Stats</b>	R: 0 E: 0 K: 0 S: 14	H: 1 LOB: 2 BB: 1 P: 25	R: 0 E: 0 K: 0 S: 5	H: 0 LOB: 0 BB: 0 P: 8	R: 0 E: 1 K: 1 S: 8	H: 0 LOB: 0 BB: 0 P: 12	R: 0 E: 0 K: 0 S: 4	H: 0 LOB: 0 BB: 0 P: 9	R: 0 E: 0 K: 1 S: 10	H: 0 LOB: 0 BB: 0 P: 18	R: 0 E: 0 K: 0 S: 7	H: 0 LOB: 0 BB: 0 P: 13	R: 0 E: 0 K: 2 S: 12	H: 0 LOB: 1 BB: 1 P: 21	R: 0 E: 0 K: 3 S: 12	H: 0 LOB: 1 BB: 1 P: 21	1B: 1 2B: 0 3B: 0 HR: 0	SF: 0 SAC: 0 DP: 2 HBP: 0	WP: 0 PB: 0 SB: 0 CS: 0	PA: 32							
<b>PITCHER</b>	IP	WLS	BF	H	R	ER	SO	BB	IBB	HBP	BLK	WP	HR	S	P	ERA	WHIP										
33 Clayton Richard, L	7.0	W	24	1	0	0	2	3	0	0	0	0	0	59	103	0.00	0.571										
37 Mike Adams, R	1.0		4	0	0	0	2	1	0	0	0	0	0	12	22	0.00	1.000										
57 Luke Gregerson, R	1.0		4	0	0	0	3	1	0	0	0	0	0	12	21	0.00	1.000										

Los Angeles Dodgers @ San Diego Padres  
PETCO Park, San Diego, CA

AB 27  
R 0  
H 1  
RBI 0  
BB 5  
SO 7  
LOB 10



Wed Sep 30 2009, 10:05 PM EDT  
Att: 25,469 - Clear - 68 F

Batter	1	2	3	4	5	6	7	8	9	AB	R	H	RBI	BB	SO	LOB	BOTTOM										
18 Tony Gwynn Jr., L OBP: 0.349, SLG: 0.344								K		4	1	1	0	1	1	3											
22 David Eckstein, R OBP: 0.323, SLG: 0.331								K		4	1	1	0	1	2	4											
23 Adrián González, L OBP: 0.403, SLG: 0.552								K		2	0	0	0	2	1	1											
7 Chase Headley, S OBP: 0.341, SLG: 0.397										4	1	2	1	0	0	3											
25 Will Venable, L OBP: 0.331, SLG: 0.453										4	0	0	0	0	2	4											
5 Kevin Koussznoff, R OBP: 0.303, SLG: 0.424										4	1	1	3	0	0	2											
4 Nick Hundley, R OBP: 0.321, SLG: 0.419										4	0	3	0	0	1	0											
1 Everth Cabrera, S OBP: 0.343, SLG: 0.368										3	1	1	0	1	1	2											
33 Clayton Richard, L OBP: 0.083, SLG: 0.130										3	0	0	0	0	2	4											
37 Mike Adams, R										0	0	0	0	0	0	0											
2 Edgar Gonzalez, R OBP: 0.281, SLG: 0.377										0	0	0	0	1	0	0											
57 Luke Gregerson, L										0	0	0	0	0	0	0											
<b>Inning Stats</b>	R: 1 E: 0 K: 1 S: 12	H: 2 LOB: 2 BB: 1 P: 21	R: 0 E: 0 K: 2 S: 13	H: 1 LOB: 1 BB: 0 P: 19	R: 3 E: 0 K: 1 S: 13	H: 3 LOB: 0 BB: 0 P: 19	R: 1 E: 1 K: 0 S: 13	H: 1 LOB: 2 BB: 2 P: 30	R: 0 E: 0 K: 2 S: 13	H: 1 LOB: 2 BB: 1 P: 21	R: 0 E: 0 K: 2 S: 8	H: 0 LOB: 0 BB: 1 P: 15	R: 0 E: 0 K: 0 S: 6	H: 0 LOB: 0 BB: 0 P: 11	R: 0 E: 0 K: 2 S: 13	H: 1 LOB: 2 BB: 1 P: 21	1B: 6 2B: 2 3B: 1 HR: 1	SF: 0 SAC: 0 DP: 2 HBP: 0	WP: 1 PB: 1 SB: 2 CS: 1	PA: 38							
<b>PITCHER</b>	IP	WLS	BF	H	R	ER	SO	BB	IBB	HBP	BLK	WP	HR	S	P	ERA	WHIP										
21 Jon Garland, R	3.1	L	18	7	5	4	1	2	0	0	0	1	0	41	67	10.80	2.400										
57 Scott Elbert, L	1.0		5	0	0	0	1	2	0	0	0	1	0	13	26	0.00	2.000										
59 Guillermo Mota, R	0.2		4	1	0	0	1	0	1	0	0	0	0	10	17	0.00	1.500										
44 Vicente Padilla, R	2.0		6	0	0	0	2	1	0	0	0	0	0	14	26	0.00	0.500										
36 Jeff Weaver, R	1.0		5	1	0	0	2	1	0	0	0	0	0	13	21	0.00	2.000										

Los Angeles Dodgers @ San Diego Padres  
PETCO Park, San Diego, CA

AB 32  
R 5  
H 9  
RBI 4  
BB 6  
SO 10  
LOB 23



Wed Sep 30 2009, 10:05 PM EDT  
Att: 25,469 - Clear - 68 F



Batter	1	2	3	4	5	6	7	8	9	AB R H RBI BB SO LOB	TOP											
8 Eugenio Velez, S OBP: 0.307, SLG: 0.402	G4-3		G4-3			K	E6		F7	5 1 0 1 0 1 4	<b>San Francisco Giants @ San Diego Padres</b> PETCO Park, San Diego, CA Fri Oct 02 2009, 10:05 PM EDT Att: 26,776 - Overcast - 69 F											
56 Andres Torres, S OBP: 0.338, SLG: 0.245	K		K			B1-3	48 WP 2B		P6	5 0 1 2 0 2 3												
48 Pablo Sandoval, S OBP: 0.385, SLG: 0.552	G4-3					F7	G6-3			4 1 1 1 0 0 1												
5 Juan Uribe, R OBP: 0.333, SLG: 0.501		G6-3				HR				4 1 1 1 0 0 1												
20 John Bowker, L OBP: 0.250, SLG: 0.379		G3								3 1 1 0 0 0 0												
23 Ryan Garko, R OBP: 0.346, SLG: 0.424										1 0 0 0 0 0 0												
54 Sergio Romo, R OBP: 0.500, SLG: 0.500										0 0 0 0 0 0 0												
41 Jeremy Affeldt, L OBP: 0.319, SLG: 0.421		F9								4 1 1 0 0 0 0												
35 Travis Ishikawa, L OBP: 0.331, SLG: 0.390										3 1 1 1 1 0 0												
28 Buster Posey, R OBP: 0.143, SLG: 0.143										4 1 1 0 0 0 1												
75 Barry Zito, L OBP: 0.182, SLG: 0.118										2 0 0 0 0 1 2												
49 Brandon Medders, R OBP: 0.349, SLG: 0.391										0 0 0 0 0 0 0												
14 Fred Lewis, L OBP: 0.349, SLG: 0.391										1 0 0 0 0 1 2												
45 Dan Runzler, L OBP: 0.305, SLG: 0.404										0 0 0 0 0 0 0												
12 Nate Schierholtz, L OBP: 0.305, SLG: 0.404										0 0 0 0 1 0 0												
<b>Inning Stats</b>	R: 0 E: 0 K: 1 S: 8	H: 0 LOB: 0 BB: 0 P: 9	R: 0 E: 0 K: 0 S: 10	H: 0 LOB: 0 BB: 0 P: 13	R: 0 E: 0 K: 2 S: 14	H: 1 LOB: 2 BB: 1 P: 22	R: 1 E: 0 K: 0 S: 8	H: 1 LOB: 0 BB: 0 P: 14	R: 0 E: 0 K: 0 S: 5	H: 0 LOB: 0 BB: 0 P: 11	R: 0 E: 0 K: 1 S: 8	H: 0 LOB: 0 BB: 0 P: 12	R: 6 E: 2 K: 1 S: 19	H: 5 LOB: 1 BB: 0 P: 34	R: 0 E: 0 K: 0 S: 3	H: 0 LOB: 0 BB: 0 P: 6	R: 0 E: 0 K: 0 S: 6	H: 0 LOB: 1 BB: 1 P: 13	1B: 3 2B: 2 3B: 0 HR: 2	SF: 0 SAC: 0 DP: 0 HBP: 0	WP: 1 PB: 0 SB: 0 CS: 0	PA: 38
<b>PITCHER</b>	IP WLS BF H R ER SO BB IBB HBP BLK WP HR S P ERA WHIP											IP WLS BF H R ER SO BB IBB HBP BLK WP HR S P ERA WHIP										
29 Kevin Correia, R ERA: 3.91	6.0 L 25 6 5 3 4 1 0 0 0 0 2 58 92 4.50 1.167																					
58 Ryan Webb, R ERA: 3.55	1.0 6 1 2 0 1 0 0 0 0 0 0 14 23 0.00 1.000																					
44 Aaron Poreda, L ERA: 2.7	1.0 3 0 0 0 0 0 0 0 0 0 0 3 6 0.00 0.000																					
39 Ernesto Frieri, R ERA:	1.0 4 0 0 0 0 1 0 0 0 0 0 6 13 0.00 1.000																					

Batter	1	2	3	4	5	6	7	8	9	AB R H RBI BB SO LOB	BOTTOM											
1 Everth Cabrera, S OBP: 0.340, SLG: 0.364	G1-3		B1-3			K	G2-3			4 0 0 0 0 1 2	<b>San Francisco Giants @ San Diego Padres</b> PETCO Park, San Diego, CA Fri Oct 02 2009, 10:05 PM EDT Att: 26,776 - Overcast - 69 F											
22 David Eckstein, R OBP: 0.321, SLG: 0.329	F9		F9			G5-3			F9	4 0 0 0 0 0 0												
23 Adrián González, L OBP: 0.405, SLG: 0.552			K							2 1 1 0 2 1 0												
7 Chase Headley, S OBP: 0.340, SLG: 0.395										3 0 0 0 1 0 2												
14 Oscar Salazar, R OBP: 0.373, SLG: 0.511										4 0 1 1 0 0 1												
25 Will Venable, L OBP: 0.327, SLG: 0.446	K									4 0 0 0 0 3 2												
28 Henry Blanco, R OBP: 0.320, SLG: 0.382			K2-3			K			K	4 1 1 1 0 3 0												
18 Tony Gwynn Jr., L OBP: 0.348, SLG: 0.342			G1-3							2 0 0 0 1 0 0												
29 Kevin Correia, R OBP: 0.175, SLG: 0.164			K							2 0 1 0 0 1 0												
58 Ryan Webb, R ERA: 3.04										0 0 0 0 0 0 0												
2 Edgar Gonzalez, R OBP: 0.280, SLG: 0.375										1 0 0 0 0 1 1												
44 Aaron Poreda, L OBP: 0.305, SLG: 0.404										0 0 0 0 0 0 0												
39 Ernesto Frieri, R ERA: 1.79										0 0 0 0 0 0 0												
<b>Inning Stats</b>	R: 1 E: 0 K: 1 S: 14	H: 1 LOB: 2 BB: 2 P: 26	R: 0 E: 0 K: 2 S: 9	H: 0 LOB: 0 BB: 0 P: 12	R: 0 E: 0 K: 1 S: 9	H: 0 LOB: 0 BB: 0 P: 10	R: 0 E: 0 K: 0 S: 8	H: 0 LOB: 0 BB: 0 P: 12	R: 0 E: 0 K: 0 S: 12	H: 1 LOB: 1 BB: 0 P: 15	R: 0 E: 0 K: 0 S: 12	H: 1 LOB: 0 BB: 0 P: 15	R: 1 E: 0 K: 2 S: 14	H: 1 LOB: 1 BB: 1 P: 26	R: 0 E: 0 K: 0 S: 5	H: 0 LOB: 0 BB: 1 P: 11	R: 0 E: 0 K: 2 S: 8	H: 0 LOB: 0 BB: 0 P: 10	1B: 3 2B: 0 3B: 0 HR: 1	SF: 0 SAC: 0 DP: 1 HBP: 0	WP: 0 PB: 0 SB: 0 CS: 0	PA: 34
<b>PITCHER</b>	IP WLS BF H R ER SO BB IBB HBP BLK WP HR S P ERA WHIP											IP WLS BF H R ER SO BB IBB HBP BLK WP HR S P ERA WHIP										
75 Barry Zito, L ERA: 4.03	5.1 W 21 3 1 1 6 2 0 0 0 0 0 61 85 1.69 0.938																					
49 Brandon Medders, R ERA: 3.04	0.2 W 2 0 0 0 0 0 0 0 0 0 0 3 5 0.00 0.000																					
45 Dan Runzler, L ERA: 1.04	1.0 5 1 1 1 2 1 0 0 0 0 1 14 26 9.00 2.000																					
54 Sergio Romo, R ERA: 3.97	0.1 2 0 0 0 0 0 1 0 0 0 0 4 10 0.00 3.000																					
41 Jeremy Affeldt, L ERA: 1.79	1.2 4 0 0 0 2 0 0 0 0 0 0 9 11 0.00 0.000																					



Batter	1	2	3	4	5	6	7	8	9	AB	R	H	RBI	BB	SO	LOB	TOP					
8 Eugenio Velez, S (1,4) OBP: 0.303, SLG: 0.396										4	0	0	0	0	2	1						
56 Andres Torres, S (1,7) OBP: 0.335, SLG: 0.534										3	0	0	0	1	1	0						
48 Pablo Sandoval, S (1,5) OBP: 0.385, SLG: 0.551										3	0	1	0	1	1	2						
5 Juan Uribe, R (1,6) OBP: 0.330, SLG: 0.496										4	0	0	0	0	2	2						
23 Ryan Garko, R (1,3) OBP: 0.343, SLG: 0.420										3	0	0	0	0	1	0						
33 Aaron Rowand, R (1,8) OBP: 0.317, SLG: 0.419										3	0	0	0	0	1	0						
28 Buster Posey, R (1,2) OBP: 0.118, SLG: 0.118										3	0	0	0	0	0	0						
12 Nate Schierholtz, L (1,9) OBP: 0.302, SLG: 0.400										3	0	0	0	0	2	0						
18 Matt Cain, R (1,1) OBP: 0.203, SLG: 0.217										1	0	0	0	0	1	0						
13 Jesus Guzman, R (6,PH) OBP: 0.250, SLG: 0.250										1	0	0	0	0	0	0						
40 Madison Bumgarner, R (6,1) OBP: 0.348, SLG: 0.390										0	0	0	0	0	0	0						
14 Fred Lewis, L (8,PH) OBP: 0.348, SLG: 0.390										1	0	0	0	0	1	0						
60 Waldis Joaquin, R (8,1) OBP: 0.303, SLG: 0.422										0	0	0	0	0	0	0						
<b>Inning Stats</b>	R: 0 E: 0 K: 1 S: 11	H: 1 LOB: 1 BB: 0 P: 17	R: 0 E: 0 K: 2 S: 9	H: 0 LOB: 0 BB: 0 P: 14	R: 0 E: 0 K: 3 S: 10	H: 0 LOB: 0 BB: 0 P: 14	R: 0 E: 0 K: 0 S: 5	H: 0 LOB: 0 BB: 0 P: 11	R: 0 E: 0 K: 0 S: 8	H: 1 LOB: 2 BB: 1 P: 13	R: 0 E: 0 K: 0 S: 5	H: 0 LOB: 0 BB: 0 P: 8	R: 0 E: 0 K: 2 S: 8	H: 0 LOB: 0 BB: 0 P: 11	R: 0 E: 0 K: 2 S: 12	H: 0 LOB: 1 BB: 1 P: 19	1B: 2 2B: 0 3B: 0 HR: 0	SF: 0 SAC: 0 DP: 0 HBP: 0	WP: 0 PB: 0 SB: 0 CS: 0	PA: 31		
<b>PITCHER</b>	IP: 7.0 WLS: W BF: 24 ERA: 3.69	WLS: H BF: 3 ERA: 0.75	H: 2 R: 0 ER: 0 SO: 8 BB: 1 IBB: 0 HBP: 0 BLK: 0 WP: 0 HR: 0 S: 57 P: 89 ERA: 0.00 WHIP: 0.429	H: 0 R: 0 ER: 0 SO: 2 BB: 0 IBB: 0 HBP: 0 BLK: 0 WP: 0 HR: 8 S: 11 P: 11 ERA: 0.00 WHIP: 0.000	H: 0 R: 0 ER: 0 SO: 2 BB: 1 IBB: 0 HBP: 0 BLK: 0 WP: 0 HR: 12 S: 19 P: 19 ERA: 0.00 WHIP: 1.000																	

**San Francisco Giants @ San Diego Padres**  
 PETCO Park, San Diego, CA  
 Sat Oct 03 2009, 10:05 PM EDT  
 Att: 25,732 - Partly Cloudy - 66 F  
  
**livebaseballscorecards.com**  
  
**GIANTS**  
  
**San Francisco Giants @ San Diego Padres**  
 PETCO Park, San Diego, CA  
 Sat Oct 03 2009, 10:05 PM EDT  
 Att: 25,732 - Partly Cloudy - 66 F

AB	29
R	0
H	2
RBI	0
BB	2
SO	12
LOB	5

Batter	1	2	3	4	5	6	7	8	9	AB	R	H	RBI	BB	SO	LOB	BOTTOM				
18 Tony Gwynn Jr., L (1,8) OBP: 0.346, SLG: 0.342										3	1	1	0	0	1	0					
22 David Eckstein, R (1,4) OBP: 0.250, SLG: 0.329										2	1	1	0	2	0	0					
23 Adrián González, L (1,3) OBP: 0.407, SLG: 0.554										4	0	3	1	0	0	2					
7 Chase Headley, S (1,7) OBP: 0.341, SLG: 0.394										3	0	1	1	1	1	3					
25 Will Venable, L (1,9) OBP: 0.323, SLG: 0.440										4	0	0	0	0	1	8					
5 Kevin Koussmanoff, R (1,5) OBP: 0.303, SLG: 0.422										3	0	0	0	0	1	2					
4 Nick Hundley, R (1,2) OBP: 0.317, SLG: 0.413										4	0	0	0	0	2	3					
1 Everth Cabrera, S (1,6) OBP: 0.339, SLG: 0.361										3	0	0	0	0	1	0					
49 Wade LeBlanc, L (1,1) ERA: 2.89										2	0	0	0	0	0	0					
3 Luis Durango, S (7,PH) ERA: 1.8										1	0	1	0	0	0	0					
37 Mike Adams, R (8,1) OBP: 0.326, SLG: 0.320										0	0	0	0	0	0	0					
11 Drew Macias, L (8,PH) OBP: 0.326, SLG: 0.320										1	0	0	0	0	1	1					
21 Heath Bell, R (9,1) ERA: 4.22										0	0	0	0	0	0	0					
<b>Inning Stats</b>	R: 1 E: 0 K: 2 S: 23	H: 2 LOB: 2 BB: 1 P: 34	R: 0 E: 0 K: 1 S: 14	H: 0 LOB: 0 BB: 0 P: 20	R: 1 E: 0 K: 1 S: 23	H: 3 LOB: 3 BB: 0 P: 30	R: 0 E: 0 K: 1 S: 8	H: 0 LOB: 0 BB: 0 P: 11	R: 0 E: 0 K: 0 S: 9	H: 1 LOB: 1 BB: 0 P: 12	R: 0 E: 0 K: 1 S: 10	H: 0 LOB: 0 BB: 0 P: 14	R: 0 E: 0 K: 0 S: 7	H: 1 LOB: 3 BB: 2 P: 18	R: 0 E: 0 K: 2 S: 10	H: 0 LOB: 1 BB: 0 P: 17	1B: 7 2B: 0 3B: 0 HR: 0	SF: 0 SAC: 1 DP: 0 HBP: 2	WP: 0 PB: 0 SB: 0 CS: 0	PA: 36	
<b>PITCHER</b>	IP: 5.0 WLS: L BF: 23 ERA: 2.89	WLS: 9 BF: 1 ERA: 1.8	H: 2 R: 2 ER: 0 SO: 5 BB: 1 IBB: 0 HBP: 0 BLK: 0 WP: 0 HR: 17 S: 107 P: 107 ERA: 0.00 WHIP: 1.400	H: 0 R: 0 ER: 0 SO: 1 BB: 0 IBB: 0 HBP: 0 BLK: 0 WP: 0 HR: 32 S: 17 P: 32 ERA: 0.00 WHIP: 1.000	H: 0 R: 0 ER: 0 SO: 2 BB: 0 IBB: 1 HBP: 0 BLK: 0 WP: 0 HR: 10 S: 17 P: 17 ERA: 0.00 WHIP: 0.000																

**San Francisco Giants @ San Diego Padres**  
 PETCO Park, San Diego, CA  
 Sat Oct 03 2009, 10:05 PM EDT  
 Att: 25,732 - Partly Cloudy - 66 F  
  
**livebaseballscorecards.com**  
  
  
  
**San Francisco Giants @ San Diego Padres**  
 PETCO Park, San Diego, CA  
 Sat Oct 03 2009, 10:05 PM EDT  
 Att: 25,732 - Partly Cloudy - 66 F

AB	30
R	2
H	7
RBI	2
BB	3
SO	8
LOB	19



Batter	1	2	3	4	5	6	7	8	9	10	AB	R	H	RBI	BB	SO	LOB	TOP			
8 Eugenio Velez, S OBP: 0.308, SLG: 0.400	(1, 7) C FF 88 1-2 B CU 73 1-2 X FF 91		B CH 80 1-1 S SL 83 1-1 X SL 83		C SL 81 1-1 B CU 72 1-1 X FF 89		C SL 84 0-3 F SL 84 0-3 S SL 83		C CU 90 1-2 B FF 90 1-2 F CU 90 1-2 X FF 94		5	2	3	0	0	1	0				
56 Andres Torres, S OBP: 0.343, SLG: 0.533	(1, 9) X FF 90 0-0 (6, 8)		X FF 90 0-0		B FF 89 4-1 B CH 82 4-1 S FF 90 4-1 B SL 83 4-1		L FF 90 1-3 1 SAFE 1-3 S SL 82 1-3 F SL 84 1-3 S SL 84 1-3		1 SAFE 0-3 C FF 91 0-3 1 SAFE 0-3 C FF 94 0-3		4	0	2	0	1	2	2				
48 Pablo Sandoval, S OBP: 0.387, SLG: 0.556	(1, 5) S FF 91 0-2 C FF 91 0-2 X FF 91		X FF 90 0-0		X SL 83 0-0		I IN 71 1-0 I IN 71 1-0 I IN 71 1-0		X SI 94 0-0		4	1	2	1	1	0	3				
5 Juan Uribe, R OBP: 0.329, SLG: 0.495	(1, 6) B CH 82 1-0 X SL 84		F CU 74 0-1 X SL 84		B SI 94 2-2 1 SAFE 2-2 P PO 84 2-2 C SI 94 2-2 X SI 96		S SL 84 1-3 S SL 84 1-3 S FC 91 1-3		C SL 88 1-1 B SL 86 1-1 X		5	0	1	1	0	1	5				
23 Ryan Garko, R OBP: 0.244, SLG: 0.421	(1, 3) S SL 84 3-2 B SI 90 3-2 C CU 73 3-2 D SL 85 3-2 X FF 93		F FF 91 2-2 C CH 84 2-2 D CU 73 2-2 C SI 94 2-2 X FF 92		S SI 81 1-3 C SL 83 1-3 S SL 83 1-3		C FF 90 0-3 F FF 89 0-3 S SI 95 0-3		C FF 87 1-3 B FF 88 1-3 F FC 86 1-3 S SL 76 1-3		2	0	1	0	0	0	1				
35 Travis Ishikawa, L OBP: 0.329, SLG: 0.387	(6, 3) (6, 3)		2-H								3	0	0	0	0	3	0				
33 Aaron Rowland, R OBP: 0.244, SLG: 0.421	(1, 8) C CH 79 1-3 S SL 82 1-3 S CU 74 1-3		B CU 72 2-1 C CH 80 2-1 X CH 82		S SI 94 4-2 B SL 83 4-2 C SI 94 4-2 S SI 94 4-2		F FF 89 2-2 B SI 95 2-2 S SI 96 2-2 X CU 80		F FF 87 1-2 S FC 86 1-2 F FF 87 1-2 X FC 87		2	0	1	0	1	1	0				
51 Randy Johnson, R OBP: 0.311, SLG: 0.507	(7, 1) (6, PH)		F FF 90 2-2 B CU 72 2-2 F FF 91 2-2 X SL 84		F CH 83 0-3 F SI 92 0-3 1 SAFE 0-3 C FF 92 0-3		F CH 84 1-3 1 SAFE 1-3 S SL 83 1-3 C SI 93 1-3		F SL 87 0-3 S FF 94 0-3 S SL 89 0-3		4	0	0	0	0	3	2				
29 Ryan Rohlinger, R OBP: 0.200, SLG: 0.211	(1, 4)		B CH 84 1-0 1 SAFE 1-0 X FF 91		1 SAFE 0-3 C SI 94 0-3 S SL 83 0-3		B CU 78 2-2 C FF 90 2-2 S FF 90 2-2 F FF 92 2-2 X FF 92				4	0	1	0	0	1	2				
22 Eli Whiteside, R OBP: 0.289, SLG: 0.339	(1, 2)		F FF 91 2-2 B CU 72 2-2 F FF 91 2-2 X SL 84		B CH 84 1-0 1 SAFE 1-0 X FF 91						2	1	1	0	0	1	1				
57 Jonathan Sánchez, L OBP: 0.174, SLG: 0.673	(1, 1)		C SL 82 0-2		F FF 91 2-3 B FF 92 2-3 C CU 73 2-3		B CH 77 1-3 S SL 82 1-3 S SL 83 1-3		B FF 91 1-0 X FF 91		2	0	0	0	0	1	1				
2 Randy Winn, S OBP: 0.318, SLG: 0.353	(6, 9)										2	0	0	0	0	1	1				
Inning Stats	R: 1 E: 0 K: 1 S: 11	H: 3 LOB: 1 BB: 0 P: 16	R: 0 E: 0 K: 1 S: 13	H: 0 LOB: 0 BB: 0 P: 18	R: 2 E: 0 K: 0 S: 12	H: 5 LOB: 2 BB: 0 P: 15	R: 0 E: 0 K: 0 S: 11	H: 1 LOB: 1 BB: 0 P: 16	R: 0 E: 0 K: 0 S: 8	H: 0 LOB: 1 BB: 1 P: 14	R: 0 E: 0 K: 4 S: 13	H: 0 LOB: 0 BB: 0 P: 12	R: 0 E: 0 K: 1 S: 10	H: 2 LOB: 1 BB: 0 P: 17	R: 1 E: 0 K: 1 S: 10	H: 1 LOB: 0 BB: 0 P: 13	1B: 10 2B: 2 3B: 0 HR: 1	SF: 0 SAC: 0 DP: 3 HBP: 0	WP: 0 PB: 1 SB: 3 CS: 0	PA: 42	
PITCHER	IP WLS BF H R ER SO	IP WLS BF H R ER SO	IP WLS BF H R ER SO	IP WLS BF H R ER SO	IP WLS BF H R ER SO	IP WLS BF H R ER SO	IP WLS BF H R ER SO	IP WLS BF H R ER SO	IP WLS BF H R ER SO	IP WLS BF H R ER SO	IP WLS BF H R ER SO	IP WLS BF H R ER SO	IP WLS BF H R ER SO	IP WLS BF H R ER SO	IP WLS BF H R ER SO	IP WLS BF H R ER SO	IP WLS BF H R ER SO	ERA WHIP	ERA WHIP		
34 Cesar Ramos, L ERA: 3.07	(1, 1) 4.1																				
55 Adam Russell, R ERA: 3.65	(5, 1) 1.2																				
57 Luke Gregerson, R ERA: 3.24	(7, 1) 1.0																				
37 Mike Adams, R ERA: 0.73	(8, 1) 1.0																				
21 Heath Bell, R ERA: 2.71	(9, 1) 1.0																				
58 Ryan Webb, R ERA: 3.86	(10, 1) 0.1																				
54 Joe Thatcher, L ERA: 2.8	(10, 1) 0.2																				

San Francisco Giants @ San Diego Padres  
 PETCO Park, San Diego, CA  
 Sun Oct 04 2009, 4:05 PM EDT  
 Att: 25,082 - Partly Cloudy - 67 F

livebaseballscorecards.com

GIANTS

AB 39  
 R 4  
 H 12  
 RBI 2  
 BB 3  
 SO 14  
 LOB 17

WP: 0 PA: 42  
 PB: 1  
 SB: 3  
 CS: 0

Batter	1	2	3	4	5	6	7	8	9	10	AB	R	H	RBI	BB	SO	LOB	BOTTOM						
1 Everth Cabrera, S OBP: 0.342, SLG: 0.361	(1, 6) C SI 93 4-2 B SI 93 4-2 F FF 91 4-2 X SL 82		X FF 93 0-0			B CH 79 2-2 C FF 91 2-2 F FF 91 2-2 X SL 82		C SL 82 1-1		C FF 96 0-1 X SI 94		3	1	1	0	1	0							
22 David Eckstein, R OBP: 0.323, SLG: 0.334	(1, 4) C SI 92 0-3 F FF 91 0-3 1 SAFE 0-3 X SL 81		C SI 92 0-1 X FF 92			1 SAFE 1-0 B FF 91 1-0 X FF 90		B FF 89 1-0		X FF 96 0-0		5	1	1	3	0	1	4						
23 Adrián González, L OBP: 0.407, SLG: 0.551	(1, 3) C SI 80 2-2 1 SAFE 2-2 B SL 81 2-2 S CH 94 2-2 X SI 93					S SI 79 4-2 C CH 83 4-2 B FF 91 4-2 B SL 85 4-2		F SL 84 0-3		I IN 78 4-0 I IN 78 4-0 I IN 79 4-0		3	0	0	0	2	2	3						
7 Chase Headley, S OBP: 0.342, SLG: 0.392	(1, 7) B SL 76 4-1 B FF 91 4-1 C FF 92 4-1 B SL 81 4-1		X CH 84 0-0			B FF 91 4-2 B FF 92 4-2 C FF 91 4-2 F SI 92 4-2 C CH 83 4-2		B SI 92 2-0 X FF 92		S FF 98 2-3 B FF 97 2-3 F SL 91 2-3 C SL 91 2-3		3	0	0	0	2	1	2						
5 Kevin Koussamanoff, R OBP: 0.302, SLG: 0.426	(1, 5) X FF 92 0-1 X FF 92		B FF 93 1-0 X FF 91			C CU 69 3-3 F FF 88 3-3 F FC 90 3-3 B CU 70 3-3 S SL 81 3-3		B CU 78 2-1 C FF 93 2-1 X FF 92		B SL 90 1-3 F SL 93 1-3 S FF 99 1-3		5	0	1	0	0	2	4						
14 Oscar Salazar, R OBP: 0.364, SLG: 0.496	(1, 9) B FF 92 2-2 B CH 81 2-2 C SL 76 2-2 X SL 82					B FF 91 1-1 S CH 83 1-1 X CH 83		B FF 93 2-2 C FF 93 2-2 F CH 86 2-2 X CU 78				4	0	0	0	0	4							
21 Heath Bell, R	(9, 1)											0	0	0	0	0	0							
58 Ryan Webb, R	(10, 1)											0	0	0	0	0	0							
54 Joe Thatcher, L	(10, 1)											0	0	0	0	0	0							
4 Nick Hundley, R OBP: 0.313, SLG: 0.406	(1, 2) C FF 94 1-3 B SL 80 1-3 F FF 92 1-3 S CH 81 1-3					S SL 79 3-2 B SL 80 3-2 F FF 91 3-2 B FF 92 3-2 X SL 79		C FF 88 0-3 S SL 81 0-3		B SI 91 2-0 B SI 92 2-0 X SI 93		4	1	0	0	0	2	2						
3 Luis Durango, S OBP: 0.615, SLG: 0.545	(1, 8) C FF 92 2-2 B SI 77 2-2 F FF 91 2-2 X SL 83					C FF 92 1-2 B SI 91 1-2 F FF 91 1-2 X CH 86		X FS 87 0-0		B FF 93 1-1 X CU 79		3	0	1	0	0	2							
18 Tony Gwynn Jr., L OBP: 0.350, SLG: 0.344	(8, 8) 1-2 2-3											1	0	1	0	0	0							
34 Cesar Ramos, L	(1, 1)											1	0	0	0	0	0							
55 Adam Russell, R	(5, 1)											0	0	0	0	0	0							
2 Edgar González, R OBP: 0.276, SLG: 0.371	(6, PH)											0	0	0	0	0	0							
57 Luke Gregerson, L	(7, 1)											0	0	0	0	0	0							
15 Luis Antonio Rodríguez, S OBP: 0.276, SLG: 0.260	(7, PH)											0	0	0	0	0	0							
37 Mike Adams, R	(8, 1)											0	0	0	0	0	0							
11 Drew Nicasio, L OBP: 0.222, SLG: 0.316	(9, 9)											1	0	0	0	0	1							
Inning Stats	R: 0 E: 0 K: 1 S: 9	H: 0 LOB: 0 BB: 1 P: 15	R: 0 E: 1 K: 1 S: 15	H: 1 LOB: 2 BB: 1 P: 24	R: 0 E: 0 K: 0 S: 6	H: 0 LOB: 0 BB: 0 P: 7	R: 0 E: 0 K: 0 S: 5	H: 0 LOB: 0 BB: 0 P: 8	R: 0 E: 0 K: 0 S: 9	H: 0 LOB: 0 BB: 1 P: 14	R: 2 E: 0 K: 1 S: 19	H: 2 LOB: 2 BB: 2 P: 36	R: 1 E: 0 K: 2 S: 10	H: 1 LOB: 2 BB: 0 P: 12	R: 0 E: 0 K: 0 S: 6	H: 0 LOB: 0 BB: 0 P: 12	R: 0 E: 0 K: 0 S: 6	H: 1 LOB: 1 BB: 0 P: 9	R: 0 E: 1 K: 2 S: 9	H: 0 LOB: 2 BB: 1 P: 16	1B: 4 2B: 0 3B: 0 HR: 1	SF: 0 SAC: 1 DP: 1 HBP: 1	WP: 0 PB: 1 SB: 0 CS: 1	PA: 41
PITCHER	IP WLS BF H R ER SO	IP WLS BF H R ER SO	IP WLS BF H R ER SO	IP WLS BF H R ER SO	IP WLS BF H R ER SO	IP WLS BF H R ER SO	IP WLS BF H R ER SO	IP WLS BF H R ER SO	IP WLS BF H R ER SO	IP WLS BF H R ER SO	IP WLS BF H R ER SO	IP WLS BF H R ER SO	IP WLS BF H R ER SO	IP WLS BF H R ER SO	IP WLS BF H R ER SO	IP WLS BF H R ER SO	IP WLS BF H R ER SO	ERA WHIP	ERA WHIP					
57 Jonathan Sánchez, L ERA: 4.24	(1, 1) 5.1																							
49 Brandon Medders, R ERA: 3.01	(6, 1) 0.2																							
51 Randy Johnson, L ERA: 4.88	(7, 1) 1.0																							
41 Jeremy Affeldt, L ERA: 1.73	(8, 1) 2.0																							
38 Brian Wilson, R ERA: 2.74	(10, 1) 1.0																							

San Francisco Giants @ San Diego Padres  
 PETCO Park, San Diego, CA  
 Sun Oct 04 2009, 4:05 PM EDT  
 Att: 25,082 - Partly Cloudy - 67 F

livebaseballscorecards.com

AB 34  
 R 3  
 H 5  
 RBI 3  
 BB 5  
 SO 8  
 LOB 22

WP: 0 PA: 41  
 PB: 1  
 SB: 0  
 CS: 1