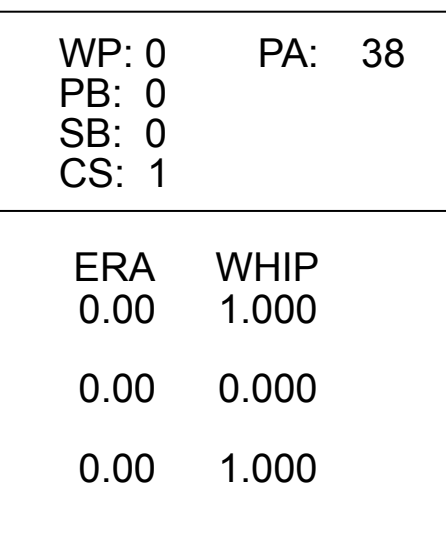


San Diego Padres - 2011

Batter	1	2	3	4	5	6	7	8	9	AB	R	H	RBI	BB	SO	LOB	TOP																		
24 Dexter Fowler, S OBP: 0.375, SLG: 0.286 71 Tim Wheeler, L OBP: 0.200, SLG: 0.250	F8		F8																																
18 Jonathan Herrera, S OBP: 0.700, SLG: 0.815 8 Michael McKenry, R	G4-3																																		
70 Charlie Blackmon, L OBP: 0.600, SLG: 1.000	G4-3																																		
2 Troy Tulowitzki, R OBP: 0.375, SLG: 0.750 64 Héctor Gómez, R OBP: 0.125, SLG: 0.250	F8																																		
17 Todd Helton, L 35 Mike Jacobs, L OBP: 0.143, SLG: 0.286	F7																																		
19 Ryan Spiltooths, R OBP: 0.150, SLG: 0.222 76 Hernan Irizarren, L OBP: 0.500, SLG: 0.400	G4-3																																		
26 Jose Morales, S 73 Billy Buckner, R 75 Tommy Field, R	F9																																		
10 Chris Nelson, R OBP: 0.444, SLG: 0.571 47 Alan Johnson, R 40 Sean White, R 72 Ben Paulsen, L (9,PH)	E3																																		
37 Greg Reynolds, R 63 Rafael Betancourt, R 58 Jordan Pacheco, R OBP: 0.500, SLG: 0.500 51 Matt Reynolds, L 3 Willy Taveras, R OBP: 0.200, SLG: 0.200	SH1-3																																		
Inning Stats	R: 0 E: 0 K: 0 S: 7	H: 0 LOB: 0 BB: 0 P: 12	R: 0 E: 0 K: 0 S: 7	H: 0 LOB: 0 BB: 0 P: 11	R: 0 E: 1 K: 0 S: 13	H: 0 LOB: 1 BB: 0 P: 19	R: 1 E: 0 K: 0 S: 13	H: 3 LOB: 1 BB: 0 P: 22	R: 0 E: 0 K: 1 S: 19	H: 1 LOB: 2 BB: 1 P: 28	R: 2 E: 0 K: 0 S: 16	H: 2 LOB: 1 BB: 1 P: 23	R: 0 E: 1 K: 2 S: 13	H: 0 LOB: 2 BB: 1 P: 24	R: 0 E: 0 K: 0 S: 8	H: 0 LOB: 0 BB: 0 P: 14	R: 0 E: 0 K: 0 S: 11	H: 1 LOB: 1 BB: 0 P: 16	1B: 4 2B: 2 3B: 0 HR: 1	SF: 0 SAC: 1 DP: 0 HBP: 0	WP: 0 PB: 0 SB: 0 CS: 1	PA: 38													
PITCHER	IP	WLS	BF	H	R	ER	SO	BB	IBB	HBP	BLK	WP	HR	S	P	ERA	WHIP	PITCHER	IP	WLS	BF	H	R	ER	SO	BB	IBB	HBP	BLK	WP	HR	S	P	ERA	WHIP
41 Aaron Harang, R ERA: 1.8	2.0		6	0	0	0	0	0	0	0	0	0	0	14	23	0.00	0.000	43 Samuel Deduno, R ERA: 5.4	1.0		5	0	0	0	2	1	0	0	0	0	0	13	24	0.00	1.000
76 Casey Kelly, R	1.0		4	0	0	0	0	0	0	0	0	0	0	13	19	0.00	0.000	61 Brad Brach, R ERA: 9.0	1.0		3	0	0	0	0	0	0	0	0	0	8	14	0.00	0.000	
70 Matt Lollis, R ERA: 27.0	1.0	W	5	3	1	0	0	0	0	0	0	0	0	13	22	0.00	3.000	63 Evan Scribner, R ERA: 9.0	1.0		4	1	0	0	0	0	0	0	0	11	16	0.00	1.000		
79 Colt Hynes, L ERA: 9.0	1.0	H	5	1	0	0	1	1	0	0	0	0	0	19	28	0.00	2.000																		
50 Chad Qualls, R ERA: 9.0	1.0		6	2	2	2	0	1	0	0	0	0	1	16	23	18.00	3.000																		
Batter	1	2	3	4	5	6	7	8	9	AB	R	H	RBI	BB	SO	LOB	BOTTOM																		
25 Will Venable, L OBP: 0.333, SLG: 0.750 15 Kevin Frandsen, R	G3-1																																		
8 Jason Bartlett, R OBP: 0.500, SLG: 0.667 76 Andy Parrino, S	G6-3																																		
1 Orlando Hudson, S OBP: 0.333, SLG: 0.600 50 Chad Qualls, R 43 Samuel Deduno, R 72 Aaron Harang, R 61 Brad Brach, R 63 Evan Scribner, R	L3																																		
3 Jorge Cantu, R OBP: 0.375, SLG: 0.571 77 Anthony Rizzo, L	G4-6-3																																		
47 Ryan Ludwick, R OBP: 0.500, SLG: 0.500 23 Mike Baxter, L OBP: 0.400, SLG: 0.250	K																																		
9 Enc Patterson, L OBP: 0.333, SLG: 0.200 60 Cedric Hunter, L OBP: 0.400, SLG: 0.600	G4-6-3																																		
67 Jesus Guzman, R OBP: 0.556, SLG: 0.667 12 Logan Forsythe, R OBP: 0.286, SLG: 0.800	G3-6-3																																		
68 Kyle Phillips, L OBP: 0.500, SLG: 0.750 82 Guillermo Quiroz, R OBP: 0.750, SLG: 0.500	F7																																		
41 Aaron Harang, R 78 Casey Kelly, R 27 Gregg Zaun, S 70 Matt Lollis, R 79 Colt Hynes, L 28 Aaron Cunningham, R OBP: 0.222, SLG: 1.222	G3-6-3																																		
Inning Stats	R: 0 E: 0 K: 0 S: 4	H: 0 LOB: 0 BB: 0 P: 10	R: 0 E: 0 K: 1 S: 6	H: 1 LOB: 0 BB: 0 P: 7	R: 0 E: 0 K: 0 S: 4	H: 1 LOB: 0 BB: 0 P: 6	R: 3 E: 0 K: 0 S: 10	H: 4 LOB: 0 BB: 0 P: 13	R: 3 E: 0 K: 0 S: 10	H: 3 LOB: 1 BB: 0 P: 16	R: 1 E: 0 K: 0 S: 13	H: 2 LOB: 2 BB: 1 P: 23	R: 0 E: 0 K: 0 S: 7	H: 1 LOB: 1 BB: 0 P: 12	R: 0 E: 0 K: 0 S: 6	H: 0 LOB: 0 BB: 0 P: 9	1B: 9 2B: 1 3B: 1 HR: 1	SF: 1 SAC: 0 DP: 4 HBP: 0	WP: 0 PB: 0 SB: 0 CS: 0	PA: 34															
PITCHER	IP	WLS	BF	H	R	ER	SO	BB	IBB	HBP	BLK	WP	HR	S	P	ERA	WHIP	PITCHER	IP	WLS	BF	H	R	ER	SO	BB	IBB	HBP	BLK	WP	HR	S	P	ERA	WHIP
37 Greg Reynolds, R ERA: 1.8	3.0		9	2	0	0	0	0	0	0	0	0	0	14	23	0.00	0.667	40 Sean White, R ERA: 8.1	1.0		3	0	0	0	0	0	0	0	0	6	9	0.00	0.000		
63 Rafael Betancourt, R ERA: 27.0	1.0	L	6	4	3	3	0	0	0	0	0	0	1	10	16	27.00	3.000																		
51 Matt Reynolds, L	1.0		6	3	3	3	0	0	0	0	0	0	1	10	16	27.00	3.000																		
73 Billy Buckner, R	1.0		6	2	1	1	0	1	0	0	0	0	0	13	23	9.00	3.000																		
47 Alan Johnson, R ERA: 9.0	1.0		4	1	0	0	0	0	0	0	0	0	0	7	12	0.00	1.000																		

Colorado Rockies @ San Diego Padres
Peoria Stadium, Peoria, AZ
Wed Mar 02 2011, 3:04 PM - 5:46 PM EST
Att: 2,150 - Sunny - 70 F

AB 34
R 3
H 7
RBI 2
BB 3
SO 3
LOB 10



Colorado Rockies @ San Diego Padres
Peoria Stadium, Peoria, AZ
Wed Mar 02 2011, 3:04 PM - 5:46 PM EST
Att: 2,150 - Sunny - 70 F

AB 32
R 7
H 12
RBI 7
BB 1
SO 1
LOB 15



Batter	1	2	3	4	5	6	7	8	9	AB	R	H	RBI	BB	SO	LOB	TOP																		
9 Collin Cowgill, R OBP: 0.143, SLG: 0.357	G6-3	E4 14 BB		K		G5-3		F9		5	0	0	0	0	1	2	Arizona Diamondbacks @ San Diego Padres Peoria Stadium, Peoria, AZ Thu Mar 03 2011, 3:09 PM - 6:16 PM EST Att: 3,014 - Partly Cloudy - 72 F livebaseballscorecards.com																		
14 Ryan Roberts, R OBP: 0.750, SLG: 0.833 34 Bobby Borcherding, S	10 BB			K				F7		2	0	1	0	2	1	1																			
10 Justin Upton, R OBP: 0.438, SLG: 0.750 11 Andy Tracy, L OBP: 0.333, SLG: 0.333 5 Taylor Harbin, R								E7 63 2B		4	1	2	2	0	0	4																			
37 Brian Sweeney, R	1B									1	0	1	0	0	0	0																			
46 Juan Miranda, L OBP: 0.500, SLG: 0.556 1 Cody Ransom, R OBP: 0.273, SLG: 0.222	16 FC6-4			K				G6-3		1	0	0	0	3	1	0																			
27 Geoff Blum, S OBP: 0.182, SLG: 0.182 32 Esmerling Vasquez, R 49 Carlos Rosa, R 63 Paul Goldschmidt, R OBP: 0.500, SLG: 1.000	F4			P6						4	0	0	0	0	1	5																			
16 Wily Mo Peña, R OBP: 0.417, SLG: 0.364 66 Marc Krauss, L OBP: 0.444, SLG: 0.167	FC6-4			P3						2	0	0	0	0	0	4																			
8 Chris Owings, R 36 P.J. Pillittere, R										2	1	0	0	1	1	0																			
12 Henry Blanco, R OBP: 0.111, SLG: 0.222 45 Kam Mickolio, R 12 Evan Frey, L				K						3	0	1	0	0	2	3																			
41 Daniel Hudson, R 43 Zach Kroenke, R 31 AJ Pollock, R 61 Jarrod Parker, R 13 Tony Abreu, S OBP: 0.286, SLG: 0.211				G1-3						1	0	0	0	0	0	1																			
Inning Stats	R: 0 E: 0 K: 0 S: 11	H: 2 LOB: 3 BB: 1 P: 17	R: 1 E: 2 K: 1 S: 11	H: 0 LOB: 2 BB: 1 P: 19	R: 0 E: 0 K: 1 S: 11	H: 0 LOB: 2 BB: 2 P: 24	R: 2 E: 0 K: 3 S: 15	H: 2 LOB: 0 BB: 0 P: 21	R: 0 E: 0 K: 2 S: 8	H: 0 LOB: 0 BB: 0 P: 11	R: 0 E: 0 K: 0 S: 7	H: 1 LOB: 2 BB: 1 P: 13	R: 0 E: 0 K: 2 S: 10	H: 0 LOB: 1 BB: 1 P: 14	R: 0 E: 0 K: 0 S: 4	H: 0 LOB: 0 BB: 0 P: 7	R: 1 E: 1 K: 1 S: 13	H: 2 LOB: 1 BB: 0 P: 19	1B: 2 2B: 4 3B: 0 HR: 1	SF: 0 SAC: 0 DP: 0 HBP: 0	WP: 0 PB: 0 SB: 0 CS: 0	PA: 42													
PITCHER	IP	WLS	BF	H	R	ER	SO	BB	IBB	HBP	BLK	WP	HR	S	P	ERA	WHIP	PITCHER	IP	WLS	BF	H	R	ER	SO	BB	IBB	HBP	BLK	WP	HR	S	P	ERA	WHIP
26 Dustin Moseley, R ERA: 4.5	2.0		12	2	1	0	1	2	0	0	0	0	0	22	36	0.00	2.000	59 Luis Perdomo, R ERA: 6.0	1.0		4	0	0	0	2	1	0	0	0	0	10	14	0.00	1.000	
39 Ernesto Frieri, R ERA: 13.5	1.0	B	5	2	2	3	0	0	0	0	0	0	1	15	21	18.00	2.000	74 Rob Musgrave, L ERA: 6.0	1.0		3	0	0	0	0	0	0	0	0	4	7	0.00	0.000		
40 Greg Burke, R ERA: 13.5	1.0		3	0	0	0	2	0	0	0	0	0	0	8	11	0.00	0.000	65 Scott Munter, R ERA: 4.5	1.0	W	5	2	1	1	1	0	0	0	13	19	9.00	2.000			
37 Mike Adams, R ERA: 13.5	1.0		5	1	0	0	0	1	0	0	0	0	0	7	13	0.00	2.000																		

AB	36
R	4
H	7
RBI	3
BB	6
SO	10
LOB	25



AB	40
R	6
H	15
RBI	5
BB	3
SO	2
LOB	24



Batter	1	2	3	4	5	6	7	8	9	AB	R	H	RBI	BB	SO	LOB	TOP							
9 Eric Patterson, L (1.8) 3 Luis Durango, S (5.9) OBP: 0.500, SLG: 0.500 OBP: 0.571, SLG: 0.500										3	0	2	1	0	0	0								
8 Jason Bartlett, R (1.6) 12 Logan Forsythe, R (6.5) OBP: 0.444, SLG: 0.556 OBP: 0.300, SLG: 0.571										3	0	1	0	0	0	1								
1 Orlando Hudson, S (1.4) 2 Everth Cabrera, S (6.6) OBP: 0.333, SLG: 0.375 OBP: 0.200, SLG: 0.200										3	0	1	0	0	0	3								
3 Jorge Cantu, R (1.5) 76 Andy Parrino, S (6.4) OBP: 0.364, SLG: 0.444 OBP: 0.300, SLG: 0.200										2	0	0	0	1	0	1								
13 Chris Denorfia, R (1.9) 14 Oscar Salazar, R (5.3) 55 George Kontos, R (9.1) OBP: 0.500, SLG: 0.625 OBP: 0.300, SLG: 0.333										2	1	1	0	0	1	0								
67 Jesus Guzman, R (1.3) 23 Mike Baxter, L (5.7) OBP: 0.667, SLG: 1.000 OBP: 0.667, SLG: 0.571										1	0	1	0	0	0	0								
28 Aaron Cunningham, R (1.7) 60 Cedric Hunter, L (5.8) OBP: 0.214, SLG: 0.286 OBP: 0.333, SLG: 0.375										2	1	1	1	0	0	1								
82 Guillermo Quiroz, R (1.2) 32 Rob Johnson, R (7.7) 68 Kyle Phillips, L (7.2) OBP: 0.500, SLG: 0.250 OBP: 0.600, SLG: 1.000										2	0	0	1	0	1	2								
46 Tim Stauffer, R (1.1) 52 Cory Luebke, R (4.1) 22 James Darnell, R (7.7) 75 Alexis Lara, R (7.1) 45 Randy Flores, L (8.1) 77 Anthony Rizzo, L (9.3) OBP: 0.200, SLG: 0.100										1	0	0	0	0	1	0								
Inning Stats	R: 0 E: 0 K: 1 S: 7	H: 1 LOB: 0 BB: 0 P: 7	R: 0 E: 0 K: 1 S: 6	H: 1 LOB: 1 BB: 0 P: 7	R: 0 E: 0 K: 2 S: 7	H: 0 LOB: 0 BB: 0 P: 7	R: 0 E: 0 K: 0 S: 3	H: 1 LOB: 0 BB: 0 P: 3	R: 3 E: 0 K: 1 S: 9	H: 4 LOB: 2 BB: 0 P: 12	R: 0 E: 0 K: 0 S: 2	H: 1 LOB: 0 BB: 1 P: 6	R: 0 E: 0 K: 1 S: 5	H: 0 LOB: 0 BB: 0 P: 5	R: 0 E: 0 K: 0 S: 4	H: 1 LOB: 1 BB: 0 P: 5	R: 0 E: 0 K: 0 S: 3	H: 0 LOB: 0 BB: 1 P: 7	1B: 8 2B: 1 3B: 0 HR: 0	SF: 0 SAC: 0 DP: 2 HBP: 1	WP: 2 PB: 0 SB: 1 CS: 3	PA: 35		
PITCHER	IP WLS BF H R ER SO BB IBB HBP BLK WP HR S P ERA WHIP	IP WLS BF H R ER SO BB IBB HBP BLK WP HR S P ERA WHIP	IP WLS BF H R ER SO BB IBB HBP BLK WP HR S P ERA WHIP	IP WLS BF H R ER SO BB IBB HBP BLK WP HR S P ERA WHIP	IP WLS BF H R ER SO BB IBB HBP BLK WP HR S P ERA WHIP	IP WLS BF H R ER SO BB IBB HBP BLK WP HR S P ERA WHIP	IP WLS BF H R ER SO BB IBB HBP BLK WP HR S P ERA WHIP	IP WLS BF H R ER SO BB IBB HBP BLK WP HR S P ERA WHIP	IP WLS BF H R ER SO BB IBB HBP BLK WP HR S P ERA WHIP	IP WLS BF H R ER SO BB IBB HBP BLK WP HR S P ERA WHIP	IP WLS BF H R ER SO BB IBB HBP BLK WP HR S P ERA WHIP	IP WLS BF H R ER SO BB IBB HBP BLK WP HR S P ERA WHIP	IP WLS BF H R ER SO BB IBB HBP BLK WP HR S P ERA WHIP	IP WLS BF H R ER SO BB IBB HBP BLK WP HR S P ERA WHIP	IP WLS BF H R ER SO BB IBB HBP BLK WP HR S P ERA WHIP	IP WLS BF H R ER SO BB IBB HBP BLK WP HR S P ERA WHIP	IP WLS BF H R ER SO BB IBB HBP BLK WP HR S P ERA WHIP	IP WLS BF H R ER SO BB IBB HBP BLK WP HR S P ERA WHIP	IP WLS BF H R ER SO BB IBB HBP BLK WP HR S P ERA WHIP	IP WLS BF H R ER SO BB IBB HBP BLK WP HR S P ERA WHIP	IP WLS BF H R ER SO BB IBB HBP BLK WP HR S P ERA WHIP	IP WLS BF H R ER SO BB IBB HBP BLK WP HR S P ERA WHIP	IP WLS BF H R ER SO BB IBB HBP BLK WP HR S P ERA WHIP	IP WLS BF H R ER SO BB IBB HBP BLK WP HR S P ERA WHIP

San Diego Padres @ Arizona Diamondbacks
Salt River Fields at Talking Stick, Scottsdale, AZ
Fri Mar 04 2011, 3:11 PM - 5:52 PM EST
Att: 11,469 - Sunny - 75 F

livebaseballscores.com

AB 31
R 3
H 9
RBI 3
BB 2
SO 6
LOB 13

Batter	1	2	3	4	5	6	7	8	9	AB	R	H	RBI	BB	SO	LOB	BOTTOM							
6 Stephen Drew, L (1.6) 47 Joe Paterson, R (6.1) OBP: 0.267, SLG: 0.286 OBP: 0.308, SLG: 0.455										3	0	0	0	0	1	1								
22 Xavier Nady, R (1.7) 31 AJ Pollock, R (8.8) OBP: 0.133, SLG: 0.400 OBP: 0.563, SLG: 0.667										3	0	1	0	0	0	0								
2 Kelly Johnson, L (1.4) 8 Chris Owings, R (6.6) OBP: 0.336, SLG: 0.889 OBP: 0.400, SLG: 0.250										2	0	1	0	0	1	1								
75 Russell Branyan, L (1.3) 9 Collin Cowgill, R (8.9) OBP: 0.500, SLG: 0.818 OBP: 0.200, SLG: 0.467										2	0	0	0	0	1	2								
24 Chris Young, R (1.8) 62 Leyson Septimo, L (7.1) 16 Willy Mo Peña, R (8.7) OBP: 0.286, SLG: 0.231 OBP: 0.385, SLG: 0.333										2	0	0	0	1	0	1								
26 Miguel Montero, L (1.2) 13 Tony Abreu, S (6.4) OBP: 0.231, SLG: 0.167 OBP: 0.182, SLG: 0.190										2	0	0	0	0	1	2								
4 Melvin Mora, R (1.5) 28 John Hester, R (6.2) 18 Willie Bloomquist, R (9.7) OBP: 0.250, SLG: 0.250 OBP: 0.375, SLG: 0.400										2	0	0	0	0	0	0								
8 Gerardo Parra, L (1.9) 56 Yonata Ortega, R (8.1) 52 Daniel Stange, R (9.1) 63 Paul Goldschmidt, R (9.7) 5 Cole Gillespie, R (8.7) OBP: 0.133, SLG: 0.133 ERA: 2.08 OBP: 0.390, SLG: 1.000 OBP: 0.100, SLG: 0.100											2	0	0	0	0	1	0							
31 Ian Kennedy, R (1.1) 46 Juan Miranda, L (3.7) 21 Mike Hampton, R (4.1) 58 Juan Gutierrez, R (5.1) 32 Charles Brewer, R (5.1) 34 Bobby Borcherding, S (5.7) OBP: 0.500, SLG: 0.250										0	0	0	0	0	0	0								
Inning Stats	R: 0 E: 0 K: 1 S: 6	H: 0 LOB: 0 BB: 0 P: 3	R: 0 E: 0 K: 1 S: 5	H: 0 LOB: 0 BB: 0 P: 5	R: 0 E: 0 K: 3 S: 10	H: 1 LOB: 2 BB: 1 P: 14	R: 0 E: 0 K: 0 S: 4	H: 0 LOB: 1 BB: 0 P: 4	R: 0 E: 0 K: 1 S: 5	H: 0 LOB: 1 BB: 1 P: 9	R: 2 E: 1 K: 0 S: 6	H: 3 LOB: 2 BB: 0 P: 6	R: 0 E: 0 K: 1 S: 5	H: 0 LOB: 2 BB: 1 P: 9	1B: 4 2B: 2 3B: 0 HR: 0	SF: 0 SAC: 1 DP: 0 HBP: 1	WP: 0 PB: 0 SB: 0 CS: 0	PA: 37						
PITCHER	IP WLS BF H R ER SO BB IBB HBP BLK WP HR S P ERA WHIP	IP WLS BF H R ER SO BB IBB HBP BLK WP HR S P ERA WHIP	IP WLS BF H R ER SO BB IBB HBP BLK WP HR S P ERA WHIP	IP WLS BF H R ER SO BB IBB HBP BLK WP HR S P ERA WHIP	IP WLS BF H R ER SO BB IBB HBP BLK WP HR S P ERA WHIP	IP WLS BF H R ER SO BB IBB HBP BLK WP HR S P ERA WHIP	IP WLS BF H R ER SO BB IBB HBP BLK WP HR S P ERA WHIP	IP WLS BF H R ER SO BB IBB HBP BLK WP HR S P ERA WHIP	IP WLS BF H R ER SO BB IBB HBP BLK WP HR S P ERA WHIP	IP WLS BF H R ER SO BB IBB HBP BLK WP HR S P ERA WHIP	IP WLS BF H R ER SO BB IBB HBP BLK WP HR S P ERA WHIP	IP WLS BF H R ER SO BB IBB HBP BLK WP HR S P ERA WHIP	IP WLS BF H R ER SO BB IBB HBP BLK WP HR S P ERA WHIP	IP WLS BF H R ER SO BB IBB HBP BLK WP HR S P ERA WHIP	IP WLS BF H R ER SO BB IBB HBP BLK WP HR S P ERA WHIP	IP WLS BF H R ER SO BB IBB HBP BLK WP HR S P ERA WHIP	IP WLS BF H R ER SO BB IBB HBP BLK WP HR S P ERA WHIP	IP WLS BF H R ER SO BB IBB HBP BLK WP HR S P ERA WHIP	IP WLS BF H R ER SO BB IBB HBP BLK WP HR S P ERA WHIP	IP WLS BF H R ER SO BB IBB HBP BLK WP HR S P ERA WHIP	IP WLS BF H R ER SO BB IBB HBP BLK WP HR S P ERA WHIP	IP WLS BF H R ER SO BB IBB HBP BLK WP HR S P ERA WHIP	IP WLS BF H R ER SO BB IBB HBP BLK WP HR S P ERA WHIP	IP WLS BF H R ER SO BB IBB HBP BLK WP HR S P ERA WHIP

San Diego Padres @ Arizona Diamondbacks
Salt River Fields at Talking Stick, Scottsdale, AZ
Fri Mar 04 2011, 3:11 PM - 5:52 PM EST
Att: 11,469 - Sunny - 75 F

livebaseballscores.com

AB 32
R 2
H 6
RBI 2
BB 3
SO 7
LOB 13

Batter	1	2	3	4	5	6	7	8	9	AB	R	H	RBI	BB	SO	LOB	TOP					
1 Jarrod Dyson, L (1.8) 9 Derrick Robinson, S (6.8) OBP: 0.385, SLG: 0.273 OBP: 0.286, SLG: 0.429	G4-3		B3				K			3	1	1	1	0	0	0	Kansas City Royals @ San Diego Padres Peoria Stadium, Peoria, AZ Mon Mar 07 2011, 9:05 PM - 11:48 PM EST Att. 2,432 - Clear - 68 F					
15 David Lough, L (1.7) 89 Nick Francis, R (6.7) OBP: 0.400, SLG: 0.308 OBP: 0.500, SLG: 2.000	G4-3			G4-3						3	0	1	1	0	0	0						
40 Eric Hosmer, L (1.3) 93 Jamie Romak, R (6.3) OBP: 0.250, SLG: 1.000										3	0	1	0	0	2	1						
8 Mike Moustakas, L (1.5) 19 Pedro Feliz, R (6.5) OBP: 0.278, SLG: 0.375 OBP: 0.231, SLG: 0.364	G4-3									3	0	0	0	0	2	2						
4 Alex Gordon, L (1.10) OBP: 0.440, SLG: 0.067										2	2	0	0	2	1	0						
12 Mitch Maier, L (1.9) 84 Brett Eibner, R (6.9) OBP: 0.687, SLG: 0.750 OBP: 0.333, SLG: 1.000										2	1	2	0	0	0	0						
70 Salvador Perez, R (1.2) 74 Cody Clark, R (7.2) OBP: 0.200, SLG: 0.250										3	1	1	2	0	1	1						
17 Chris Getz, L (1.4) 73 Johnny Ciavarella, R (6.4) OBP: 0.500, SLG: 0.333										3	1	1	0	0	0	3						
64 Lance Zawadzki, L (1.6) 72 Irving Falu, S (6.6) OBP: 0.500, SLG: 1.000 OBP: 0.286, SLG: 0.167										1	0	1	0	0	0	0						
Inning Stats	R: 0 H: 1 E: 0 K: 0 S: 8	H: 1 LOB: 0 BB: 0 P: 12	R: 0 H: 1 E: 0 K: 0 S: 5	H: 1 LOB: 0 BB: 0 P: 8	R: 0 H: 0 E: 0 K: 1 S: 6	H: 0 LOB: 0 BB: 0 P: 8	R: 0 H: 0 E: 0 K: 1 S: 9	H: 0 LOB: 0 BB: 0 P: 12	R: 5 H: 4 E: 1 K: 1 S: 20	H: 4 LOB: 1 BB: 0 P: 27	R: 2 H: 2 E: 0 K: 2 S: 13	H: 2 LOB: 0 BB: 0 P: 22	R: 1 H: 1 E: 0 K: 2 S: 13	H: 1 LOB: 0 BB: 0 P: 16	R: 2 H: 3 E: 0 K: 2 S: 18	H: 3 LOB: 2 BB: 1 P: 36		R: 1 H: 0 E: 1 K: 1 S: 12	H: 0 LOB: 1 BB: 1 P: 22	1B: 7 2B: 3 3B: 1 HR: 1	SF: 1 SAC: 0 DP: 0 HBP: 1	WP: 2 PB: 0 SB: 2 CS: 1
PITCHER	IP WLS BF H R ER SO BB IBB HBP BLK WP HR S P ERA WHIP	26 Dustin Moseley, R (1.1) ERA: 1.0	3.0 10 2 0 0 1 0 0 0 0 0 0 0 19 28 0.00 0.667	57 Luke Gregerson, R (4.1) ERA: 13.5	1.0 H 3 0 0 0 0 0 0 0 0 0 0 9 12 0.00 0.000	37 Mike Adams, R (5.1) ERA: 13.5	2.0 L 8 4 5 4 1 0 0 1 0 0 0 19 26 54.00 6.000	43 Samuel Deduno, R (5.1) ERA: 6.0	1.1 6 2 2 1 2 0 0 0 1 0 0 0 14 23 6.75 1.500	40 Greg Burke, R (7.1) ERA: 12.0	1.0 4 1 1 1 2 0 0 0 0 0 0 1 13 16 9.00 1.000	PITCHER	IP WLS BF H R ER SO BB IBB HBP BLK WP HR S P ERA WHIP	65 Scott Munter, R (8.1) ERA: 9.0	1.0 7 3 2 2 2 1 0 0 0 0 0 0 18 36 18.00 4.000	74 Rob Musgrave, L (9.1) ERA: 4.5	1.0 5 0 1 0 1 1 0 0 0 1 0 0 12 22 0.00 1.000					

AB	39
R	11
H	12
RBI	9
BB	2
SO	10
LOB	11



Batter	1	2	3	4	5	6	7	8	9	AB	R	H	RBI	BB	SO	LOB	BOTTOM			
25 Will Venable, L (1.9) 68 Kyle Phillips, L (7.2) OBP: 0.444, SLG: 0.733 OBP: 0.444, SLG: 0.667			FC4-6							2	0	1	0	1	0	1	Kansas City Royals @ San Diego Padres Peoria Stadium, Peoria, AZ Mon Mar 07 2011, 9:05 PM - 11:48 PM EST Att. 2,432 - Clear - 68 F			
1 Orlando Hudson, S (1.4) 76 Andy Parrino, S (7.5) OBP: 0.286, SLG: 0.308										3	0	0	0	0	1	3				
47 Ryan Ludwick, R (1.7) 3 Luis Durango, S (6.7) OBP: 0.500, SLG: 0.500 OBP: 0.500, SLG: 0.455										3	0	1	0	0	2	0				
11 Brad Hawpe, L (1.3) 77 Anthony Rizzo, L (6.7) OBP: 0.583, SLG: 0.818 OBP: 0.300, SLG: 0.222										3	1	2	1	0	1	0				
7 Chase Headley, S (1.5) 64 Jeudy Valdez, R (7.4) OBP: 0.600, SLG: 0.615										1	0	1	0	0	0	0				
24 Cameron Maybin, R (1.8) 28 Aaron Cunningham, R (6.9) OBP: 0.333, SLG: 0.250 OBP: 0.333, SLG: 0.526										2	0	0	0	0	1	0				
15 Kevin Frandsen, R (1.6) 2 Everth Cabrera, S (6.6) OBP: 0.167, SLG: 0.167										1	0	0	0	1	0	0				
32 Rob Johnson, R (1.10) 67 Jesus Guzman, R (7.7) 72 Jason Hagerty, S (9.7) OBP: 0.529, SLG: 0.714 OBP: 0.333, SLG: 0.333										2	0	0	0	0	1	1				
82 Guillermo Quiroz, R (1.2) 60 Cedric Hunter, L (6.7) OBP: 0.600, SLG: 0.857 OBP: 0.429, SLG: 0.417										1	0	1	0	1	0	0				
Inning Stats	R: 0 H: 1 E: 0 K: 2 S: 9	H: 1 LOB: 0 BB: 1 P: 20	R: 0 H: 0 E: 0 K: 0 S: 3	H: 0 LOB: 0 BB: 1 P: 11	R: 0 H: 0 E: 0 K: 2 S: 8	H: 0 LOB: 0 BB: 0 P: 13	R: 0 H: 0 E: 0 K: 2 S: 8	H: 0 LOB: 0 BB: 0 P: 8	R: 1 H: 3 E: 0 K: 0 S: 8	H: 3 LOB: 2 BB: 1 P: 19	R: 0 H: 1 E: 0 K: 0 S: 10	H: 1 LOB: 1 BB: 0 P: 14	R: 0 H: 1 E: 0 K: 2 S: 16	H: 1 LOB: 2 BB: 0 P: 24	R: 1 H: 2 E: 0 K: 1 S: 9	H: 2 LOB: 1 BB: 0 P: 14		1B: 7 2B: 1 3B: 0 HR: 1	SF: 0 SAC: 0 DP: 1 HBP: 0	WP: 0 PB: 0 SB: 0 CS: 2
PITCHER	IP WLS BF H R ER SO BB IBB HBP BLK WP HR S P ERA WHIP	37 Sean O'Sullivan, R (1.1) ERA: 1.8	3.0 11 2 0 0 1 2 0 0 0 0 0 0 22 43 3.00 1.333	77 Louis Coleman, R (4.1) ERA: 6.0	1.0 W 3 0 0 0 2 0 0 0 0 0 0 8 13 0.00 0.000	76 Tim Collins, L (5.1) ERA: 2.25	2.0 9 3 1 1 2 1 0 0 0 0 0 0 16 27 4.50 2.000	47 Nate Adcock, R (7.1) ERA: 1.0	2.0 9 2 0 0 2 0 0 0 0 0 0 0 26 38 0.00 1.000	59 Gaby Hernandez, R (9.1) ERA: 4.5	1.0 5 2 1 1 1 0 0 0 0 0 0 9 14 9.00 2.000	PITCHER	IP WLS BF H R ER SO BB IBB HBP BLK WP HR S P ERA WHIP	65 Scott Munter, R (8.1) ERA: 9.0	1.0 7 3 2 2 2 1 0 0 0 0 0 0 18 36 18.00 4.000	74 Rob Musgrave, L (9.1) ERA: 4.5	1.0 5 0 1 0 1 1 0 0 0 1 0 0 12 22 0.00 1.000			

AB	34
R	3
H	9
RBI	2
BB	3
SO	9
LOB	14



Batter	1	2	3	4	5	6	7	8	9	AB	R	H	RBI	BB	SO	LOB	TOP			
25 Will Venable, L (1, 10) OBP: 0.428, SLG: 0.722 14 Oscar Salazar, R (8, PH) OBP: 0.308, SLG: 0.583	G4-1		G3			SH1-3 15 3 SF8 1-H 2B		P6		3	1	1	1	0	0	0	San Diego Padres @ Oakland Athletics Phoenix Municipal Stadium, Phoenix, AZ Tue Mar 08 2011, 3:09 PM - 5:24 PM EST Att: 2,557 - Sunny - 65 F			
15 Kevin Frandsen, R (1, 4) 77 Anthony Rizzo, L (6, 3)	G6-3		G6-3			SH1-3				2	0	0	0	0	0	0				
3 Jorge Cantu, R (1, 5) 62 Luis Martinez, R (6, 2)	F8				F8	SF8				2	0	0	1	0	0	0				
67 Jesus Guzman, R (1, 3) 22 James Darnell, R (6, 5)		G4-3		G4-3		FC8				3	0	0	0	0	0	0				
13 Chris Denorfia, R (1, 9) 60 Cedric Hunter, L (7, 9)		F8		L9			K			3	0	0	0	0	1	0				
24 Cameron Maybin, R (1, 8) 3 Luis Durango, S (7, 8)							K			3	0	2	0	0	1	0				
23 Mike Baxter, L (1, 7) 76 Andy Parrino, S (9, PH)							K			1	0	0	0	0	1	2				
32 Rob Johnson, R (1, 2) 12 Logan Forsythe, R (6, 4)							K			2	0	0	0	0	0	2				
2 Everth Cabrera, S (1, 6) 68 Kyle Phillips, L (8, PH) 64 Jedy Valdez, R (6, 6)								F9		2	1	1	0	0	0	0				
Inning Stats	R: 0 E: 0 K: 0 S: 3	H: 0 LOB: 0 BB: 0 P: 4	R: 0 E: 1 K: 0 S: 5	H: 1 LOB: 2 BB: 0 P: 5	R: 0 E: 0 K: 0 S: 3	H: 0 LOB: 0 BB: 0 P: 3	R: 0 E: 0 K: 0 S: 3	H: 0 LOB: 0 BB: 0 P: 3	R: 2 E: 0 K: 0 S: 5	H: 2 LOB: 0 BB: 0 P: 5	R: 0 E: 1 K: 3 S: 10	H: 0 LOB: 1 BB: 0 P: 10	R: 0 E: 0 K: 1 S: 6	H: 1 LOB: 1 BB: 0 P: 6	R: 0 E: 0 K: 1 S: 7	H: 2 LOB: 2 BB: 0 P: 7		1B: 5 2B: 2 3B: 0 HR: 0	SF: 1 SAC: 1 DP: 1 HBP: 0	WP: 0 PB: 1 SB: 0 CS: 0
PITCHER	IP WLS BF H R ER SO BB IBB HBP BLK WP HR S P ERA WHIP																			
53 Trevor Cahill, R (1, 1) ERA: 8.1	4.0	14	1	0	0	0	0	0	0	0	0	0	0	14	15	0.00	0.250			
45 Willie Eyre, R (5, 1) ERA: 6.75	2.0	B 8	3	2	2	0	0	0	0	0	0	0	8	8	9.00	1.500				
31 Brad Ziegler, R (7, 1) ERA:	1.0	W 4	0	0	0	3	0	0	0	0	0	0	10	10	0.00	0.000				
75 Fernando Cabrera, R (8, 1) ERA:	1.0	H 4	1	0	0	1	0	0	0	0	0	0	6	6	0.00	1.000				
66 Joe Bateman, R (9, 1) ERA: 8.1	1.0	5	2	0	0	1	0	0	0	0	0	0	7	7	0.00	2.000				

Batter	1	2	3	4	5	6	7	8	9	AB	R	H	RBI	BB	SO	LOB	BOTTOM	
4 Coco Crisp, S (1, 8) OBP: 0.444, SLG: 0.765 71 Michael Choice, R (5, PR) OBP: 0.375, SLG: 0.375	F9		G4-3					FC9		2	0	0	0	1	0	0	San Diego Padres @ Oakland Athletics Phoenix Municipal Stadium, Phoenix, AZ Tue Mar 08 2011, 3:09 PM - 5:24 PM EST Att: 2,557 - Sunny - 65 F	
2 Cliff Pennington, S (1, 6) 52 Grant Green, R (7, 6) OBP: 0.545, SLG: 0.444			F7							3	0	0	0	0	1	2		
14 Mark Ellis, R (1, 4) 59 Jemile Weeks, S (7, 4) OBP: 0.500, SLG: 0.545										3	0	0	0	0	2	0		
16 Josh Willingham, R (1, 7) 58 Jai Miller, R (7, 7) OBP: 0.542, SLG: 0.467										3	0	0	0	0	1	0		
8 Kurt Suzuki, R (1, 2) 29 Josh Donaldson, R (7, 2) OBP: 0.375, SLG: 0.400										3	1	1	0	0	1	0		
28 Conor Jackson, R (1, 10) 19 Anthony Recker, R (8, PH) OBP: 0.384, SLG: 0.727										3	0	0	0	0	1	2		
21 Andy LaRoche, R (1, 3) OBP: 0.478, SLG: 0.889										3	2	2	2	0	0	0		
23 Michael Taylor, R (1, 9) OBP: 0.214, SLG: 0.407										4	1	2	2	0	0	1		
67 Wes Timmons, R (1, 5) OBP: 0.462, SLG: 0.300										3	1	1	0	1	1	2		
Inning Stats	R: 0 E: 0 K: 1 S: 5	H: 0 LOB: 0 BB: 0 P: 5	R: 2 E: 1 K: 2 S: 11	H: 2 LOB: 1 BB: 0 P: 12	R: 0 E: 0 K: 1 S: 5	H: 0 LOB: 0 BB: 0 P: 5	R: 0 E: 0 K: 1 S: 5	H: 0 LOB: 0 BB: 0 P: 5	R: 0 E: 0 K: 1 S: 6	H: 1 LOB: 1 BB: 0 P: 6	R: 1 E: 0 K: 0 S: 5	H: 2 LOB: 2 BB: 1 P: 9	R: 3 E: 0 K: 1 S: 12	H: 4 LOB: 1 BB: 0 P: 15	1B: 6 2B: 0 3B: 0 HR: 3	SF: 0 SAC: 0 DP: 0 HBP: 1		WP: 0 PB: 0 SB: 0 CS: 0
PITCHER	IP WLS BF H R ER SO BB IBB HBP BLK WP HR S P ERA WHIP																	
46 Tim Stauffer, R (1, 1) ERA: 5.19	1.0	5	0	0	0	1	1	0	1	0	0	0	5	10	0.00	1.000		
45 Randy Flores, L (6, 1) ERA: 4.5	1.0	4	1	0	0	1	0	0	0	0	0	0	6	6	0.00	1.000		
44 Aaron Poreda, L (7, 1) ERA: 8.75	1.0	L 6	2	1	1	0	1	0	0	0	0	0	5	9	9.00	3.000		
56 George Kontos, R (8, 1) ERA: 8.22	1.0	7	4	3	3	1	0	0	0	0	0	2	12	15	27.00	4.000		



Batter	1	2	3	4	5	6	7	8	9	AB	R	H	RBI	BB	SO	LOB	TOP										
24 Cameron Maybin, R OBP: 0.375, SLG: 0.333 94 Everett Williams, L	G6-3		K			G4-3		G3-1		4	1	1	0	0	1	0	San Diego Padres @ Cleveland Indians Goodyear Ballpark, Goodyear, AZ Wed Mar 09 2011, 3:10 PM - 5:33 PM EST Att: 1,937 - Sunny - 77 F										
9 Eric Patterson, L OBP: 0.389, SLG: 0.438 76 Andy Parrino, S	G4-3		G4-3			F7		K		4	1	1	0	0	0	0											
7 Chase Headley, S OBP: 0.611, SLG: 0.688 22 James Darnell, R OBP: 0.500, SLG: 0.778	G4-3		2B			67 BB 77 FC3-6 1B		K		3	1	2	2	0	0	0											
67 Jesus Guzman, R OBP: 0.480, SLG: 0.550		K				77 FC3-6 68 SF7 1B		G1-3		3	2	1	0	1	1	0											
28 Aaron Cunningham, R OBP: 0.400, SLG: 0.727 97 Luis Domonico, L		HR	HBP			77 FC3-6 1B		K		3	2	2	2	1	0	2											
77 Anthony Rizzo, L OBP: 0.400, SLG: 0.615 90 Matt Clark, L		HR				77 FC3-6 BB				3	1	1	3	0	0	3											
68 Kyle Phillips, L OBP: 0.357, SLG: 0.538 62 Luis Martinez, R OBP: 0.333, SLG: 0.444		K				77 FC3-6 2B		G4-3		3	0	1	2	0	1	1											
2 Everth Cabrera, S OBP: 0.208, SLG: 0.292		3B				1-2 2-3 3-H 0-0		G4-3		3	0	1	2	0	1	1											
3 Luis Durango, S OBP: 0.353, SLG: 0.313	G3					3-H 0-0		G4-3		4	0	1	0	0	0	3											
								G3		4	0	0	0	0	0	3											
Inning Stats	R: 0 E: 0 K: 0 S: 3	H: 0 LOB: 0 BB: 0 P: 3	R: 2 E: 0 K: 2 S: 11	H: 3 LOB: 1 BB: 0 P: 13	R: 0 E: 0 K: 1 S: 6	H: 1 LOB: 2 BB: 0 P: 7	R: 0 E: 0 K: 0 S: 3	H: 0 LOB: 1 BB: 0 P: 4	R: 4 E: 0 K: 0 S: 7	H: 4 LOB: 1 BB: 1 P: 11	R: 0 E: 0 K: 0 S: 3	H: 0 LOB: 0 BB: 0 P: 3	R: 3 E: 0 K: 0 S: 5	H: 2 LOB: 1 BB: 2 P: 13	R: 0 E: 0 K: 1 S: 5	H: 0 LOB: 0 BB: 1 P: 9	1B: 4 2B: 3 3B: 1 HR: 2	SF: 1 SAC: 0 DP: 0 HBP: 2	WP: 0 PB: 0 SB: 0 CS: 0	PA: 43							
PITCHER	IP	WLS	BF	H	R	ER	SO	BB	IBB	HBP	BLK	WP	HR	S	P	ERA	WHIP										
59 Carlos Carrasco, R ERA: 3.6	3.0	L	14	4	2	2	3	0	0	1	0	0	2	20	23	6.00	1.333										
31 David Huff, L ERA: 5.14	2.0		12	4	4	4	0	1	0	1	0	0	0	10	15	18.00	2.500										
81 Zach Putnam, R ERA: 12.0	1.0		3	0	0	0	0	0	0	0	0	0	0	3	3	0.00	0.000										
69 Zach McAllister, R ERA: 4.5	2.0		10	2	3	3	2	2	0	0	0	0	0	12	20	13.50	2.000										
38 Joe Smith, R ERA: 3.6	1.0		4	0	0	0	1	1	0	0	0	0	0	5	9	0.00	1.000										

Batter	1	2	3	4	5	6	7	8	9	AB	R	H	RBI	BB	SO	LOB	BOTTOM										
65 Ezequiel Carrera, L OBP: 0.441, SLG: 0.407 87 Jerad Head, R OBP: 0.176, SLG: 0.143	F7		K			G6-3			K	3	0	0	0	0	1	0	San Diego Padres @ Cleveland Indians Goodyear Ballpark, Goodyear, AZ Wed Mar 09 2011, 3:10 PM - 5:33 PM EST Att: 1,937 - Sunny - 77 F										
12 Jayson Nix, R OBP: 0.211, SLG: 0.125 73 Cord Phelps, S OBP: 0.385, SLG: 0.300	G4-3		F7			G5-3			G3-1	3	0	0	0	0	0	0											
17 Shin-Soo Choo, L OBP: 0.235, SLG: 0.188	F7								E7	4	0	0	0	0	1	0											
41 Carlos Santana, S OBP: 0.308, SLG: 0.333 7 Matt LaPorta, R OBP: 0.165, SLG: 0.346		28 BB 22 G6-4-3 2B							K	2	1	1	0	0	0	0											
28 Travis Buck, L OBP: 0.478, SLG: 0.682 88 Matt McBride, R OBP: 0.154, SLG: 0.231		22 BB 71 G6-4-3 1B							K	2	0	0	0	0	1	1											
71 Nick Weglarz, L OBP: 0.500, SLG: 0.667		2-3 22 G6-4-3 BB							L8	2	0	0	0	1	1	0											
22 Luke Carlin, S OBP: 0.333, SLG: 0.143 6 Lou Marson, R OBP: 0.308, SLG: 0.273		2-3 3-H 0-0							F9	2	0	0	0	0	0	2											
1 Luis Valbuena, L OBP: 0.348, SLG: 0.684		1-2 2-3 3-H 0-3							K	3	1	1	1	0	2	1											
8 Adam Everett, R OBP: 0.500, SLG: 0.375 86 Juan Diaz, L OBP: 0.143, SLG: 0.143			K2-3						F7	2	0	0	0	0	2	0											
										1	0	0	0	0	0	0											
Inning Stats	R: 0 E: 0 K: 0 S: 3	H: 0 LOB: 0 BB: 0 P: 3	R: 1 E: 0 K: 1 S: 6	H: 2 LOB: 1 BB: 1 P: 10	R: 0 E: 0 K: 2 S: 7	H: 0 LOB: 0 BB: 0 P: 7	R: 0 E: 0 K: 0 S: 3	H: 0 LOB: 0 BB: 0 P: 3	R: 0 E: 0 K: 2 S: 7	H: 0 LOB: 0 BB: 0 P: 7	R: 0 E: 0 K: 1 S: 5	H: 0 LOB: 0 BB: 0 P: 5	R: 0 E: 0 K: 1 S: 5	H: 0 LOB: 0 BB: 0 P: 5	R: 1 E: 0 K: 0 S: 5	H: 1 LOB: 0 BB: 0 P: 7	R: 0 E: 1 K: 2 S: 8	H: 0 LOB: 1 BB: 0 P: 8	1B: 1 2B: 1 3B: 0 HR: 1	SF: 0 SAC: 0 DP: 1 HBP: 0	WP: 0 PB: 0 SB: 0 CS: 0	PA: 31					
PITCHER	IP	WLS	BF	H	R	ER	SO	BB	IBB	HBP	BLK	WP	HR	S	P	ERA	WHIP										
52 Cory Luebke, L ERA: 2.08	4.1	W	15	2	1	1	4	0	0	0	0	0	0	22	26	2.08	0.692										
73 Anthony Bass, R ERA	1.2		5	0	0	0	2	0	0	0	0	0	0	9	9	0.00	0.000										
53 Jeremy Hefner, R ERA: 4.15	2.0		7	1	1	1	1	0	0	0	0	0	1	10	12	4.50	0.500										
79 Colt Hynes, L ERA	1.0		4	0	0	0	2	0	0	0	0	0	0	8	8	0.00	0.000										

AB	36
R	9
H	10
RBI	9
BB	4
SO	6
LOB	13



AB	30
R	2
H	3
RBI	1
BB	1
SO	9
LOB	4



Batter	1	2	3	4	5	6	7	8	9	AB	R	H	RBI	BB	SO	LOB	TOP											
23 Michael Brantley, L (1,8) OBP: 0.240, SLG: 0.208 83 Jordan Henry, L (8,8)	G1-3		G3-1			1B 26 E 72 G3		G4-3		4	0	1	0	0	0	0	Cleveland Indians @ San Diego Padres Peoria Stadium, Peoria, AZ Sun Mar 13 2011, 4:07 PM - 6:44 PM EDT Att.: 5,820 - Sunny - 79 F											
72 Jason Kipnis, L (1,4) OBP: 0.250, SLG: 0.444	G4-3			3B 28 1B		G3		F7		4	1	1	0	0	0	1												
28 Travis Buck, L (1,9) OBP: 0.412, SLG: 0.531	G3			1B 7 G6-4-3		F9		F8		4	0	1	1	0	0	1												
26 Austin Kearns, R (1,7) OBP: 0.458, SLG: 0.500 88 Matt McBride, R (8,7)		2B		F8		G6-3			1B	3	0	1	0	0	0	2												
7 Matt LaPorta, R (1,3) OBP: 0.194, SLG: 0.324 47 Shelley Duncan, R (8,3)		2B		G6-4-3		G6-3			K	2	0	0	0	1	0	1												
9 Jack Hannahan, L (1,5) OBP: 0.484, SLG: 0.435 86 Juan Diaz, L (7,6)		BB		1B		P3			K	3	0	0	0	0	1	2												
2 Paul Phillips, R (1,2) OBP: 0.400, SLG: 0.650 6 Lou Marson, R (7,2)		BB		1B		2B			F8	3	1	2	1	0	0	2												
8 Adam Everett, R (1,6) OBP: 0.444, SLG: 0.348				G5-3		G5-3				3	0	0	0	0	0	1												
59 Carlos Carrasco, R (1,1) 54 Chris Perez, R (4,1) 74 Chun-Hsiu Chen, R (5,PH) 31 David Huff, S (5,1) 56 Frank Herrmann, L (7,1) 50 Jensen Lewis, R (8,1)				K		K				1	0	0	0	0	0	0												
Inning Stats	R: 0 E: 0 K: 0 S: 4	H: 0 LOB: 0 BB: 0 P: 8	R: 0 E: 0 K: 1 S: 10	H: 1 LOB: 1 BB: 1 P: 19	R: 0 E: 0 K: 1 S: 5	H: 0 LOB: 0 BB: 0 P: 11	R: 1 E: 0 K: 0 S: 11	H: 2 LOB: 0 BB: 0 P: 19	R: 0 E: 1 K: 1 S: 7	H: 1 LOB: 1 BB: 0 P: 12	R: 0 E: 1 K: 0 S: 8	H: 1 LOB: 1 BB: 0 P: 10	R: 1 E: 1 K: 1 S: 8	H: 1 LOB: 1 BB: 0 P: 14	R: 0 E: 0 K: 0 S: 9	H: 0 LOB: 0 BB: 0 P: 14		R: 0 E: 0 K: 2 S: 13	H: 1 LOB: 1 BB: 0 P: 18	1B: 3 2B: 2 3B: 1 HR: 1	SF: 0 SAC: 0 DP: 2 HBP: 0	WP: 0 PB: 0 SB: 0 CS: 0	PA: 34					
PITCHER	IP	WLS	BF	H	R	ER	SO	BB	IBB	HBP	BLK	WP	HR	S	P	ERA	WHIP											
46 Tim Stauffer, R (1,1) ERA: 3.95	5.0	W	18	4	1	1	3	1	0	0	0	0	0	0	37	69	1.80	1.000										
57 Luke Gregerson, R (6,1)	1.0	H	4	1	0	0	0	0	0	0	0	0	0	8	10	0.00	1.000											
21 Heath Bell, R (7,1) ERA: 6.0	1.0	H	5	1	1	1	1	0	0	0	0	0	1	8	14	9.00	1.000											
37 Mike Adams, R (8,1) ERA: 7.71	1.0		3	0	0	0	0	0	0	0	0	0	0	9	14	0.00	0.000											
50 Chad Qualls, R (9,1) ERA: 3.6	1.0		4	1	0	0	2	0	0	0	0	0	0	13	18	0.00	1.000											

Batter	1	2	3	4	5	6	7	8	9	AB	R	H	RBI	BB	SO	LOB	BOTTOM										
9 Eric Patterson, L (1,7) OBP: 0.458, SLG: 0.636 28 Aaron Cunningham, R (5,7) OBP: 0.394, SLG: 0.621	G3-1	2B	G6-3							3	0	2	1	0	0	2	Cleveland Indians @ San Diego Padres Peoria Stadium, Peoria, AZ Sun Mar 13 2011, 4:07 PM - 6:44 PM EDT Att.: 5,820 - Sunny - 79 F										
1 Orlando Hudson, S (1,4) OBP: 0.304, SLG: 0.400 60 Cedric Hunter, L (7,8) OBP: 0.478, SLG: 0.810	G3-1	2B	BB		L8					2	0	0	0	1	0	1											
11 Brad Hawpe, L (1,3) OBP: 0.444, SLG: 0.588 23 Mike Baxter, L (7,3) OBP: 0.391, SLG: 0.474	G1-3		L4-6		F9					3	0	0	0	0	2												
67 Jesus Guzman, R (1,5) OBP: 0.455, SLG: 0.630 16 Jarrett Hoffpauir, R (5,5) OBP: 0.500, SLG: 0.750 37 Mike Adams, R (8,1) 50 Chad Qualls, R (9,1)	K				G4-3					2	0	1	0	0	1	1											
4 Nick Hundley, R (1,2) OBP: 0.429, SLG: 0.615 82 Guillermo Quiroz, R (6,2) OBP: 0.412, SLG: 0.550		1B	K			G5-3				2	1	1	0	0	1	1											
24 Cameron Maybin, R (1,8) OBP: 0.385, SLG: 0.333 2 Everth Cabrera, S (7,4) OBP: 0.226, SLG: 0.267		1B				G5-3				3	1	2	0	0	0	0											
13 Chris Denorfia, R (1,9) OBP: 0.345, SLG: 0.360						G5-3				4	0	1	0	0	0	3											
15 Kevin Frandsen, R (1,6) OBP: 0.185, SLG: 0.167 12 Logan Forsythe, R (7,PR) OBP: 0.400, SLG: 0.650		1B								2	1	1	1	0	0	1											
46 Tim Stauffer, R (1,1) 57 Luke Gregerson, L (6,1) 21 Heath Bell, R (7,1) 14 Oscar Salazar, R (7,PH) OBP: 0.318, SLG: 0.450		1B								1	0	0	0	0	1	2											
Inning Stats	R: 0 E: 0 K: 1 S: 7	H: 1 LOB: 1 BB: 0 P: 10	R: 3 E: 1 K: 0 S: 13	H: 4 LOB: 1 BB: 0 P: 20	R: 0 E: 0 K: 1 S: 16	H: 1 LOB: 1 BB: 1 P: 24	R: 0 E: 0 K: 1 S: 11	H: 1 LOB: 0 BB: 0 P: 15	R: 0 E: 0 K: 0 S: 7	H: 0 LOB: 0 BB: 0 P: 7	R: 0 E: 0 K: 0 S: 7	H: 0 LOB: 0 BB: 0 P: 10	R: 4 E: 0 K: 0 S: 24	H: 6 LOB: 2 BB: 1 P: 37	R: 0 E: 0 K: 1 S: 9	H: 2 LOB: 2 BB: 0 P: 15		1B: 10 2B: 6 3B: 0 HR: 0	SF: 0 SAC: 1 DP: 1 HBP: 1	WP: 0 PB: 0 SB: 2 CS: 0	PA: 39						
PITCHER	IP	WLS	BF	H	R	ER	SO	BB	IBB	HBP	BLK	WP	HR	S	P	ERA	WHIP										
59 Carlos Carrasco, R (1,1) ERA: 5.63	3.0	L	14	6	3	3	2	1	0	0	0	0	0	36	54	9.00	2.333										
54 Chris Perez, R (4,1) ERA: 1.5	1.0		5	1	0	0	1	0	0	1	0	0	0	11	15	0.00	1.000										
31 David Huff, L (5,1) ERA: 7.45	2.2		14	6	4	4	0	1	0	0	0	0	0	35	49	13.50	2.625										
56 Frank Herrmann, R (7,1) ERA: 1.69	0.1		1	0	0	0	0	0	0	0	0	0	0	3	5	0.00	0.000										
50 Jensen Lewis, R (8,1) ERA: 3.86	1.0		5	2	0	0	1	0	0	0	0	0	0	9	15	0.00	2.000										

AB	33
R	2
H	7
RBI	2
BB	1
SO	6
LOB	15

AB	35
R	7
H	15
RBI	6
BB	2
SO	4
LOB	20

Batter	1	2	3	4	5	6	7	8	9	AB	R	H	RBI	BB	SO	LOB	TOP					
13 Maicer Izturis, S OBP: 0.290, SLG: 0.370	F7		53 2B BB		G6-3		K		G4-3	2	1	0	0	1	0	0	Los Angeles Angels @ San Diego Padres Peoria Stadium, Peoria, AZ Tue Mar 15 2011, 4:04 PM - 6:34 PM EDT Att: 5,397 - Partly Cloudy - 80 F					
28 Gil Velazquez, R OBP: 0.188, SLG: 0.143		F7								1	0	0	0	0	1	1						
18 Andrew Romine, S OBP: 0.211, SLG: 0.176										1	0	0	0	0	0	0						
53 Bobby Abreu, L OBP: 0.357, SLG: 0.435		F7								3	0	2	2	0	0	0						
86 Efrén Navarro, L OBP: 0.421, SLG: 0.500										2	0	0	0	0	0	1						
48 Toni Hunter, R OBP: 0.370, SLG: 0.500										3	1	1	1	0	1	1						
70 Kevin Melillo, L OBP: 0.214, SLG: 0.231										1	0	1	1	0	0	0						
10 Vernon Wells, R OBP: 0.323, SLG: 0.414										3	1	1	1	0	0	0						
81 Tyson Auer, R OBP: 0.294, SLG: 0.143										1	0	0	0	0	0	1						
47 Howie Kendrick, R OBP: 0.432, SLG: 0.394										3	1	1	0	0	0	0						
92 Travis Witherspoon, R OBP: 0.091, SLG: 0.091										1	0	0	0	0	1	0						
2 Enck Aybar, S OBP: 0.303, SLG: 0.344										2	0	0	0	0	0	1						
3 Brandon Wood, R OBP: 0.211, SLG: 0.405										1	1	1	1	1	0	0						
44 Mark Trumbo, R OBP: 0.362, SLG: 0.783										3	1	1	2	0	2	0						
32 Matt Palmer, R OBP: 0.211, SLG: 0.405										1	0	0	0	0	1	1						
91 Ryan Brasier, R OBP: 0.211, SLG: 0.405										0	0	0	0	0	0	0						
46 Bobby Wilson, R OBP: 0.480, SLG: 0.640										4	1	1	0	0	1	1						
25 Peter Bourjos, R OBP: 0.424, SLG: 0.407										2	1	1	0	0	1	0						
33 Chris Pettit, R OBP: 0.452, SLG: 0.500										2	1	0	0	0	1	0						
Inning Stats	R: 0 E: 0 K: 1 S: 9	H: 0 LOB: 0 BB: 0 P: 12	R: 0 E: 0 K: 0 S: 8	H: 0 LOB: 0 BB: 0 P: 12	R: 2 E: 1 K: 2 S: 11	H: 2 LOB: 1 BB: 1 P: 22	R: 4 E: 0 K: 1 S: 15	H: 4 LOB: 0 BB: 0 P: 21	R: 0 E: 0 K: 0 S: 7	H: 1 LOB: 0 BB: 0 P: 11	R: 1 E: 0 K: 1 S: 9	H: 1 LOB: 0 BB: 0 P: 13	R: 2 E: 2 K: 1 S: 13	H: 2 LOB: 1 BB: 0 P: 18	R: 0 E: 0 K: 2 S: 9	H: 0 LOB: 1 BB: 1 P: 16	R: 0 E: 0 K: 1 S: 6	H: 0 LOB: 0 BB: 0 P: 8	1B: 4 2B: 2 3B: 0 HR: 4	SF: 0 SAC: 0 DP: 1 HBP: 0	WP: 0 PB: 0 SB: 0 CS: 0	PA: 38
PITCHER	IP WLS BF H R ER SO BB IBB HBP BLK WP HR S P ERA WHIP																					
49 Wade LeBlanc, L ERA: 9.22	5.0 L 21 7 6 6 4 1 0 0 0 0 0 3 50 78 10.80 1.600																					
43 Samuel Deduno, R ERA: 7.5	1.0 4 1 1 1 1 0 0 0 0 0 0 1 9 13 9.00 1.000																					
59 Luis Perdomo, R ERA: 7.5	1.0 6 2 2 0 1 0 0 0 0 0 0 0 13 18 0.00 2.000																					
79 Colt Hynes, L ERA: 7.2	1.0 4 0 0 0 2 1 0 0 0 0 0 0 9 16 0.00 1.000																					
40 Greg Burke, R ERA: 7.2	1.0 3 0 0 0 1 0 0 0 0 0 0 0 6 8 0.00 0.000																					

Batter	1	2	3	4	5	6	7	8	9	AB	R	H	RBI	BB	SO	LOB	BOTTOM					
8 Jason Bartlett, R OBP: 0.269, SLG: 0.280	G6-3									4	0	0	0	0	0	2	Los Angeles Angels @ San Diego Padres Peoria Stadium, Peoria, AZ Tue Mar 15 2011, 4:04 PM - 6:34 PM EDT Att: 5,397 - Partly Cloudy - 80 F					
2 Everth Cabrera, S OBP: 0.222, SLG: 0.257		G5-3								1	0	1	0	0	0	0						
1 Orlando Hudson, S OBP: 0.286, SLG: 0.417										4	1	1	0	0	2	1						
15 Kevin Frandsen, R OBP: 0.179, SLG: 0.160										1	0	0	0	0	1	0						
47 Ryan Ludwick, R OBP: 0.448, SLG: 0.520										2	1	2	2	0	0	0						
28 Aaron Cunningham, R OBP: 0.405, SLG: 0.606										2	0	1	0	0	0	1						
11 Brad Hawpe, L OBP: 0.409, SLG: 0.500										3	0	0	0	1	0	3						
12 Logan Forsythe, R OBP: 0.395, SLG: 0.619										0	0	0	0	0	0	0						
7 Chase Headley, S OBP: 0.500, SLG: 0.542										4	0	0	0	0	3	3						
79 Colt Hynes, L ERA: 7.2										0	0	0	0	0	0	0						
40 Greg Burke, R ERA: 7.2										0	0	0	0	0	0	0						
13 Chris Denorfia, R OBP: 0.428, SLG: 0.581										3	2	3	0	0	0	0						
59 Luis Perdomo, R OBP: 0.444, SLG: 0.633										0	0	0	0	0	0	0						
67 Jesus Guzman, R OBP: 0.444, SLG: 0.633										1	0	0	0	0	0	0						
9 Eric Patterson, L OBP: 0.448, SLG: 0.741										3	2	2	3	0	1	1						
23 Mike Baxter, L OBP: 0.423, SLG: 0.636										1	0	0	0	0	0	0						
4 Nick Hundley, R OBP: 0.471, SLG: 0.750										3	0	2	0	0	1	1						
82 Guillermo Quiroz, R OBP: 0.389, SLG: 0.467										1	0	0	0	0	0	0						
49 Wade LeBlanc, L OBP: 0.500, SLG: 0.500										1	0	0	0	0	0	1						
43 Samuel Deduno, R OBP: 0.481, SLG: 0.826										0	0	0	0	0	0	0						
Cedric Hunter, L OBP: 0.481, SLG: 0.826										1	0	0	1	0	0	0						
Inning Stats	R: 0 E: 0 K: 1 S: 12	H: 1 LOB: 1 BB: 0 P: 16	R: 2 E: 0 K: 1 S: 12	H: 3 LOB: 1 BB: 0 P: 15	R: 2 E: 0 K: 2 S: 14	H: 3 LOB: 1 BB: 1 P: 28	R: 0 E: 0 K: 1 S: 9	H: 1 LOB: 0 BB: 0 P: 14	R: 0 E: 0 K: 0 S: 5	H: 1 LOB: 0 BB: 0 P: 8	R: 2 E: 1 K: 1 S: 9	H: 2 LOB: 2 BB: 0 P: 14	R: 0 E: 1 K: 1 S: 7	H: 0 LOB: 0 BB: 0 P: 12	R: 0 E: 0 K: 0 S: 7	H: 0 LOB: 0 BB: 0 P: 12	R: 0 E: 0 K: 0 S: 6	H: 1 LOB: 0 BB: 0 P: 10	1B: 5 2B: 6 3B: 0 HR: 2	SF: 1 SAC: 1 DP: 2 HBP: 0	WP: 0 PB: 0 SB: 0 CS: 1	PA: 38
PITCHER	IP WLS BF H R ER SO BB IBB HBP BLK WP HR S P ERA WHIP																					
35 Joel Pineda, R ERA: 3.46	4.0 H 3 1 0 0 0 1 0 0 0 0 0 0 5 8 0.00 1.000																					
87 Matt Meyer, L ERA: 5.0	1.0 H 3 1 0 0 0 0 0 0 0 0 0 0 5 8 0.00 1.000																					
32 Matt Palmer, R ERA: 5.0	3.0 H 12 2 2 1 2 0 0 0 0 0 0 0 23 38 3.00 0.667																					
91 Ryan Brasier, R ERA: 9.0	1.0 S 3 1 0 0 0 0 0 0 0 0 0 0 6 10 0.00 1.000																					

Batter	1	2	3	4	5	6	7	8	9	AB	R	H	RBI	BB	SO	LOB	TOP											
25 Will Venable, L (1, 10) OBP: 0.471, SLG: 0.630 28 Aaron Cunningham, R (8, PH) OBP: 0.366, SLG: 0.556	4-0 SH5-3 BB		0-0 WP 3 SF8 2B		0-0 G4-3 3 G6-3 1B		0-0 1B	0-3 K		3	2	3	0	1	0	0												
9 Eric Patterson, L (1, 8) OBP: 0.455, SLG: 0.700 3 Luis Durango, S (6, 8)	0-1 SH5-3		1-3 K2-3		0-1 G4-3		0-0 G4-3		0-0 12 G5-4-3 1B	2	0	0	0	0	1	2												
3 Jorge Cantu, R (1, 5) OBP: 0.229, SLG: 0.419 12 Logan Forsythe, R (8, 4) OBP: 0.357, SLG: 0.565	0-0 G5-3		0-0 SF8		0-0 G6-3			0-3 K	0-0 G5-4-3	3	0	0	2	0	1	1												
47 Ryan Ludwick, R (1, 7) OBP: 0.355, SLG: 0.483 Bobby Kielty, S (8, PR) (8, 7)	0-3 K		0-0 3-H F9		0-0 3-H F8			0-0 23 1B 15 2B 1B	0-3 K	4	0	1	0	0	1	1												
14 Oscar Salazar, R (1, 3) OBP: 0.296, SLG: 0.375 13 Chris Denorfia, R (5, 9) OBP: 0.439, SLG: 0.600		0-0 F8		0-0 G5-3				4-0 23 1B 15 2B BB		2	0	0	0	0	0	0												
23 Mike Baxter, L (1, 9) OBP: 0.418, SLG: 0.593 (5, 3)		0-0 F9		0-3 K				0-0 15 2B 1B		4	1	1	0	0	1	0												
15 Kevin Frandsen, R (1, 4) OBP: 0.265, SLG: 0.400 (8, 6)		0-0 HR		4-0 32 1B BB				0-3 68 F 1-H 2-H 3-H 2B		3	1	2	4	1	1	0												
32 Rob Johnson, R (1, 2) OBP: 0.222, SLG: 0.222 68 Kyle Phillips, L (7, 2) OBP: 0.273, SLG: 0.400		0-0 1B		0-0 1B				0-3 K	0-0 E6	3	0	2	0	0	1	0												
2 Everth Cabrera, S (1, 6) OBP: 0.225, SLG: 0.256 88 Kyle Blanks, R (7, PH) Beamer Weems, R (7, 6) 67 Jesus Guzman, R (8, PH) OBP: 0.410, SLG: 0.576 (8, 5)		0-0 G4-3		0-0 F8				0-0 F9	0-3 K	2	0	0	0	0	0	3												
Inning Stats	R: 0 E: 0 K: 1 S: 6	H: 0 LOB: 1 BB: 1 P: 10	R: 1 E: 0 K: 0 S: 5	H: 2 LOB: 1 BB: 0 P: 5	R: 1 E: 0 K: 1 S: 6	H: 1 LOB: 0 BB: 0 P: 7	R: 0 E: 0 K: 1 S: 6	H: 1 LOB: 2 BB: 1 P: 10	R: 1 E: 0 K: 0 S: 5	H: 0 LOB: 0 BB: 0 P: 5	R: 0 E: 0 K: 1 S: 5	H: 1 LOB: 1 BB: 0 P: 6	R: 3 E: 1 K: 3 S: 13	H: 3 LOB: 2 BB: 1 P: 17	R: 0 E: 0 K: 1 S: 5	H: 1 LOB: 0 BB: 0 P: 5	1B: 7 2B: 2 3B: 0 HR: 1	SF: 1 SAC: 1 DP: 1 HBP: 0	WP: 1 PB: 0 SB: 2 CS: 0	PA: 40								
PITCHER	IP	WLS	BF	H	R	ER	SO	BB	IBB	HBP	BLK	WP	HR	S	P	ERA	WHIP											
54 Ervin Santana, R (1, 1) ERA: 3.65	4.0	W	18	4	2	2	3	2	0	0	0	0	1	1	23	32	4.50	1.500										
63 Rich Thompson, R (5, 1) ERA: 1.5	2.0		7	1	1	1	1	0	0	0	0	0	0	0	10	10	4.50	0.500										
45 Francisco Rodriguez, R (7, 1) ERA: 0.43	2.0		12	4	3	3	4	1	0	0	0	0	0	0	19	23	13.50	2.500										
64 Anthony Ortega, R (9, 1) ERA:	1.0	S	3	1	0	0	1	0	0	0	0	0	0	0	5	5	0.00	1.000										

San Diego Padres @ Los Angeles Angels
 Tempe Diablo Stadium, Tempe, AZ
 Fri Mar 18 2011, 4:08 PM - 7:02 PM EDT
 Att: 8,778 - Partly Cloudy - 84 F

livebaseballscorecards.com

AB 35
 R 6
 H 10
 RBI 6
 BB 3
 SO 9
 LOB 15



Batter	1	2	3	4	5	6	7	8	9	AB	R	H	RBI	BB	SO	LOB	BOTTOM											
13 Maicer Izturis, S (1, 4) OBP: 0.333, SLG: 0.364 57 Clay Fuller, R (6, PR) OBP: 0.500, SLG: 1.000	0-0 47 WP 47 S SF8 1B		0-0 G1-3		0-0 F8		4-0 47 S BB	1-0 FC5-2 28 WP		3	1	1	0	1	0	0												
47 Howie Kendrick, R (1, 3) OBP: 0.400, SLG: 0.375 28 Gil Velazquez, R (7, 4) OBP: 0.190, SLG: 0.111	1-1 SF8		0-0 F8		0-0 G6-3		0-1 G5-3	4-0 98 FC6-4 BB		3	0	0	1	0	0	1												
53 Bobby Abreu, L (1, 7) OBP: 0.417, SLG: 0.733 (5, 9) 95 Rian Kintyre, L (7, 7) 98 Kevin Richardson, R (8, PH) OBP: 0.375, SLG: 0.714 (9, 2)	0-0 HR		0-0 48 CS 1B		0-0 HR		0-0 G3	0-0 FC6-4		4	2	3	2	0	0	2												
48 Torii Hunter, R (1, 9) OBP: 0.375, SLG: 0.571 25 Peter Bourjos, R (5, 8) OBP: 0.463, SLG: 0.496	0-3 K		0-0 E6		0-0 10 F 1-2 1B		0-0 FC3-6 10 S 1B	4-0 33 FC5-4 BB		2	0	0	0	0	1	1												
10 Vernon Wells, R (1, 8) OBP: 0.342, SLG: 0.382 (5, 7) 46 Bobby Wilson, R (7, 3) OBP: 0.394, SLG: 0.545	0-0 L9		0-0 E5		1-2 HBP		0-0 F9			2	0	0	0	0	0	1												
6 Alberto Callaspo, S (1, 10) OBP: 0.288, SLG: 0.314 33 Chris Pettit, R (7, PH) OBP: 0.444, SLG: 0.462 (8, 10)		0-0 2 3B 2B		0-0 E6		0-0 P2		0-0 FC5-4		3	1	1	0	0	1	4												
2 Erick Aybar, S (1, 6) OBP: 0.375, SLG: 0.447 18 Andrew Romine, S (7, 6) OBP: 0.200, SLG: 0.167		0-0 2-H 3B		0-0 5 G5-3 3 HR 1B		0-0 FC3-6		0-3 K2-3		3	2	2	1	0	0	2												
5 Jeff Mathis, R (1, 2) OBP: 0.433, SLG: 0.464 70 Kevin Mollito, L (8, PH) OBP: 0.176, SLG: 0.188 10 Matt Long, L (9, 7)		0-0 3 K2-3-2 1B		0-0 G5-3		0-0 F8		0-3 K		3	0	1	1	0	0	3												
3 Brandon Wood, R (1, 5) OBP: 0.255, SLG: 0.533		0-3 K2-3-2		0-0 HR		0-0 K2-3		0-0 57 WP 57 FC5-2 2B		4	1	2	2	0	2	1												
Inning Stats	R: 2 E: 0 K: 1 S: 8	H: 2 LOB: 0 BB: 0 P: 9	R: 2 E: 0 K: 1 S: 7	H: 3 LOB: 0 BB: 0 P: 7	R: 0 E: 0 K: 1 S: 7	H: 1 LOB: 2 BB: 0 P: 7	R: 2 E: 0 K: 0 S: 5	H: 2 LOB: 0 BB: 0 P: 5	R: 1 E: 0 K: 0 S: 6	H: 0 LOB: 2 BB: 1 P: 10	R: 0 E: 0 K: 1 S: 5	H: 0 LOB: 1 BB: 1 P: 9	R: 0 E: 0 K: 1 S: 6	H: 1 LOB: 2 BB: 1 P: 11	R: 0 E: 0 K: 1 S: 5	H: 1 LOB: 0 BB: 0 P: 5	1B: 5 2B: 3 3B: 1 HR: 3	SF: 1 SAC: 0 DP: 1 HBP: 1	WP: 3 PB: 0 SB: 3 CS: 1	PA: 39								
PITCHER	IP	WLS	BF	H	R	ER	SO	BB	IBB	HBP	BLK	WP	HR	S	P	ERA	WHIP											
26 Dustin Moseley, R (1, 1) ERA: 5.68	4.0	L	20	8	6	6	3	0	0	0	0	0	1	6	7	9.00	2.000											
40 Greg Burke, R (5, 1) ERA: 7.5	1.0		6	2	1	1	0	0	0	1	0	0	0	1	6	7	9.00	2.000										
65 Scott Munter, R (6, 1) ERA: 5.4	1.0		4	0	0	0	1	1	0	0	0	0	0	6	10	0.00	1.000											
43 Samuel Deduno, R (7, 1) ERA: 6.43	1.0		4	0	0	0	1	1	0	0	0	0	0	5	9	0.00	1.000											
59 Luis Perdomo, R (8, 1) ERA:	1.0		5	1	0	0	1	1	0	0	0	2	0	6	11	0.00	2.000											

San Diego Padres @ Los Angeles Angels
 Tempe Diablo Stadium, Tempe, AZ
 Fri Mar 18 2011, 4:08 PM - 7:02 PM EDT
 Att: 8,778 - Partly Cloudy - 84 F

livebaseballscorecards.com

AB 34
 R 7
 H 11
 RBI 7
 BB 3
 SO 6
 LOB 21



Batter	1	2	3	4	5	6	7	8	9	AB	R	H	RBI	BB	SO	LOB	TOP							
1 Kosuke Fukudome, L (1.9) OBP: 0.362, SLG: 0.237 57 Scott Maine, L (8.1)										3	1	1	0	1	1	1								
9 Blake DeWitt, L (1.4) OBP: 0.178, SLG: 0.209 19 Bobby Scales, S (6.4)										3	0	0	0	0	0	2								
21 Tyler Colvin, L (1.7) OBP: 0.320, SLG: 0.489										2	1	1	0	2	1	1								
18 Geovany Soto, R (1.2) OBP: 0.333, SLG: 0.395 51 Max Ramirez, R (6.2) OBP: 0.520, SLG: 0.579										3	0	0	0	0	1	3								
22 Carlos Pena, L (1.3) OBP: 0.391, SLG: 0.462 30 Scott Moore, L (7.5) OBP: 0.389, SLG: 0.676										2	0	0	0	1	1									
28 Jeff Baker, R (1.5) OBP: 0.452, SLG: 0.474 44 Jeff Stevens, R (7.1)										3	0	1	0	0	0	2								
90 Kyler Burke, L (8.9) OBP: 0.200, SLG: 0.200										4	0	0	0	0	1									
3 Fernando Perez, R (1.8) OBP: 0.273, SLG: 0.172										4	0	0	0	0	2									
17 Matt Garza, R (1.1) OBP: 0.333, SLG: 0.333 29 Jeff Samardzija, R (4.1)										1	0	0	0	0	1	0								
15 Darwin Barney, R (6.9) OBP: 0.421, SLG: 0.457 41 Braden Looper, R (5.1) OBP: 0.667, SLG: 1.500 5 Reed Johnson, R (7.7) OBP: 0.270, SLG: 0.324											0	0	0	0	0	0								
Inning Stats	R: 0 E: 0 K: 1 S: 8	H: 0 LOB: 1 BB: 1 P: 14	R: 0 E: 0 K: 1 S: 8	H: 1 LOB: 1 BB: 0 P: 14	R: 0 E: 0 K: 1 S: 8	H: 1 LOB: 0 BB: 0 P: 11	R: 0 E: 0 K: 1 S: 11	H: 0 LOB: 1 BB: 1 P: 22	R: 0 E: 0 K: 0 S: 5	H: 0 LOB: 0 BB: 0 P: 8	R: 0 E: 0 K: 1 S: 9	H: 0 LOB: 1 BB: 1 P: 14	R: 0 E: 0 K: 0 S: 6	H: 0 LOB: 1 BB: 1 P: 15	R: 4 E: 1 K: 1 S: 18	H: 3 LOB: 0 BB: 0 P: 28	R: 0 E: 0 K: 0 S: 9	H: 0 LOB: 0 BB: 0 P: 15	1B: 4 2B: 0 3B: 0 HR: 1	SF: 0 SAC: 0 DP: 2 HBP: 0	WP: 0 PB: 0 SB: 0 CS: 0	PA: 36		
PITCHER	IP WLS BF H R ER SO BB IBB HBP BLK WP HR S P ERA WHIP	IP WLS BF H R ER SO BB IBB HBP BLK WP HR S P ERA WHIP	IP WLS BF H R ER SO BB IBB HBP BLK WP HR S P ERA WHIP	IP WLS BF H R ER SO BB IBB HBP BLK WP HR S P ERA WHIP	IP WLS BF H R ER SO BB IBB HBP BLK WP HR S P ERA WHIP	IP WLS BF H R ER SO BB IBB HBP BLK WP HR S P ERA WHIP	IP WLS BF H R ER SO BB IBB HBP BLK WP HR S P ERA WHIP	IP WLS BF H R ER SO BB IBB HBP BLK WP HR S P ERA WHIP	IP WLS BF H R ER SO BB IBB HBP BLK WP HR S P ERA WHIP	IP WLS BF H R ER SO BB IBB HBP BLK WP HR S P ERA WHIP	IP WLS BF H R ER SO BB IBB HBP BLK WP HR S P ERA WHIP	IP WLS BF H R ER SO BB IBB HBP BLK WP HR S P ERA WHIP	IP WLS BF H R ER SO BB IBB HBP BLK WP HR S P ERA WHIP	IP WLS BF H R ER SO BB IBB HBP BLK WP HR S P ERA WHIP	IP WLS BF H R ER SO BB IBB HBP BLK WP HR S P ERA WHIP	IP WLS BF H R ER SO BB IBB HBP BLK WP HR S P ERA WHIP	IP WLS BF H R ER SO BB IBB HBP BLK WP HR S P ERA WHIP	IP WLS BF H R ER SO BB IBB HBP BLK WP HR S P ERA WHIP	IP WLS BF H R ER SO BB IBB HBP BLK WP HR S P ERA WHIP	IP WLS BF H R ER SO BB IBB HBP BLK WP HR S P ERA WHIP	IP WLS BF H R ER SO BB IBB HBP BLK WP HR S P ERA WHIP	IP WLS BF H R ER SO BB IBB HBP BLK WP HR S P ERA WHIP	IP WLS BF H R ER SO BB IBB HBP BLK WP HR S P ERA WHIP	IP WLS BF H R ER SO BB IBB HBP BLK WP HR S P ERA WHIP

Chicago Cubs @ San Diego Padres
Peoria Stadium, Peoria, AZ
Sat Mar 19 2011, 4:06 PM - 7:00 PM EDT
Att: 10,737 - Partly Cloudy - 76 F

AB	32
R	4
H	5
RBI	4
BB	4
SO	6
LOB	15



Batter	1	2	3	4	5	6	7	8	9	AB	R	H	RBI	BB	SO	LOB	BOTTOM							
9 Eric Patterson, L (1.9) OBP: 0.486, SLG: 0.813 28 Aaron Cunningham, R (4.9) OBP: 0.378, SLG: 0.575											2	2	2	1	0	0								
8 Jason Bartlett, R (1.6) OBP: 0.303, SLG: 0.300 67 Jesus Guzman, R (6.7) OBP: 0.390, SLG: 0.543 98 Danny Payne, L (8.7)											2	1	1	1	0	1								
1 Orlando Hudson, S (1.4) OBP: 0.362, SLG: 0.613 12 Logan Forsythe, R (6.4) OBP: 0.400, SLG: 0.583											3	1	2	1	0	0								
47 Ryan Ludwick, R (1.7) OBP: 0.353, SLG: 0.452 2 Everth Cabrera, S (6.6) OBP: 0.236, SLG: 0.250											2	0	0	0	1	2								
7 Chase Headley, S (1.5) OBP: 0.514, SLG: 0.600 96 Anthony Contreras, L (9.4)											3	1	1	4	2	1								
11 Brad Hawpe, L (1.3) OBP: 0.387, SLG: 0.407 52 Cory Luebke, R (6.1)											3	0	1	2	0	1								
24 Cameron Maybin, R (1.8) OBP: 0.444, SLG: 0.606 99 Rico Noel, R (7.8) OBP: 1.000, SLG: 4.000											4	1	2	1	0	1								
4 Nick Hundley, R (1.2) OBP: 0.500, SLG: 0.750											4	1	1	0	1	2								
41 Aaron Harang, R (1.1) OBP: 0.387, SLG: 0.407 14 Oscar Salazar, R (6.3) OBP: 0.345, SLG: 0.400 90 Matt Clark, L (8.3)											1	0	0	0	0	1								
Inning Stats	R: 1 E: 0 K: 0 S: 8	H: 1 LOB: 0 BB: 0 P: 11	R: 2 E: 0 K: 1 S: 13	H: 2 LOB: 3 BB: 3 P: 32	R: 0 E: 0 K: 3 S: 12	H: 1 LOB: 1 BB: 0 P: 18	R: 2 E: 0 K: 3 S: 14	H: 3 LOB: 2 BB: 1 P: 25	R: 6 E: 0 K: 0 S: 17	H: 5 LOB: 0 BB: 1 P: 29	R: 2 E: 1 K: 1 S: 13	H: 1 LOB: 1 BB: 2 P: 25	R: 1 E: 0 K: 3 S: 16	H: 2 LOB: 1 BB: 0 P: 23	1B: 6 2B: 5 3B: 1 HR: 3	SF: 1 SAC: 1 DP: 0 HBP: 0	WP: 0 PB: 0 SB: 1 CS: 0	PA: 46						
PITCHER	IP WLS BF H R ER SO BB IBB HBP BLK WP HR S P ERA WHIP	IP WLS BF H R ER SO BB IBB HBP BLK WP HR S P ERA WHIP	IP WLS BF H R ER SO BB IBB HBP BLK WP HR S P ERA WHIP	IP WLS BF H R ER SO BB IBB HBP BLK WP HR S P ERA WHIP	IP WLS BF H R ER SO BB IBB HBP BLK WP HR S P ERA WHIP	IP WLS BF H R ER SO BB IBB HBP BLK WP HR S P ERA WHIP	IP WLS BF H R ER SO BB IBB HBP BLK WP HR S P ERA WHIP	IP WLS BF H R ER SO BB IBB HBP BLK WP HR S P ERA WHIP	IP WLS BF H R ER SO BB IBB HBP BLK WP HR S P ERA WHIP	IP WLS BF H R ER SO BB IBB HBP BLK WP HR S P ERA WHIP	IP WLS BF H R ER SO BB IBB HBP BLK WP HR S P ERA WHIP	IP WLS BF H R ER SO BB IBB HBP BLK WP HR S P ERA WHIP	IP WLS BF H R ER SO BB IBB HBP BLK WP HR S P ERA WHIP	IP WLS BF H R ER SO BB IBB HBP BLK WP HR S P ERA WHIP	IP WLS BF H R ER SO BB IBB HBP BLK WP HR S P ERA WHIP	IP WLS BF H R ER SO BB IBB HBP BLK WP HR S P ERA WHIP	IP WLS BF H R ER SO BB IBB HBP BLK WP HR S P ERA WHIP	IP WLS BF H R ER SO BB IBB HBP BLK WP HR S P ERA WHIP	IP WLS BF H R ER SO BB IBB HBP BLK WP HR S P ERA WHIP	IP WLS BF H R ER SO BB IBB HBP BLK WP HR S P ERA WHIP	IP WLS BF H R ER SO BB IBB HBP BLK WP HR S P ERA WHIP	IP WLS BF H R ER SO BB IBB HBP BLK WP HR S P ERA WHIP	IP WLS BF H R ER SO BB IBB HBP BLK WP HR S P ERA WHIP	IP WLS BF H R ER SO BB IBB HBP BLK WP HR S P ERA WHIP

Chicago Cubs @ San Diego Padres
Peoria Stadium, Peoria, AZ
Sat Mar 19 2011, 4:06 PM - 7:00 PM EDT
Att: 10,737 - Partly Cloudy - 76 F

AB	37
R	14
H	15
RBI	14
BB	7
SO	11
LOB	19



Batter	1	2	3	4	5	6	7	8	9	AB	R	H	RBI	BB	SO	LOB	TOP			
1 Juan Pierre, L (1,7) 90 Trayce Thompson, R (6,7)										3	2	2	0	0	0	1				
15 Gordon Beckham, R (1,4) 86 Drew Garcia, S (7,4)										3	1	1	1	1	1	2				
51 Alex Rios, R (1,8) 46 Sergio Santos, R (6,1)										3	1	1	2	1	0	2				
88 José Martínez, R (8,PH) 55 Donny Lucy, R (8,2)										3	0	1	0	0	0	1				
14 Paul Konerko, R (1,3) 87 Jim Gallagher, L (5,PR)										3	0	1	0	0	0	1				
20 Carlos Quentin, R (1,9) 30 Alejandro De Aza, L (5,9)										3	0	3	0	0	0	0				
10 Alexei Ramirez, R (1,6) Greg Pailm, R (7,6)										3	0	0	0	1	0	5				
23 Mark Teahen, L (1,5) 94 Tyson Corley, R (5,1)										3	0	0	0	0	1	6				
67 Jordan Danks, L (6,8)										2	0	0	0	0	1	0				
17 Tyler Flowers, R (1,2) Gregory Infante, R (8,1)										3	0	1	0	2	2	3				
48 Jeff Marquez, R (1,1) 45 Dallas McPherson, L (5,PH)										2	0	0	0	0	1	2				
Inning Stats	R: 3 E: 0 K: 0 S: 18	H: 4 LOB: 1 BB: 0 P: 33	R: 0 E: 1 K: 2 S: 9	H: 1 LOB: 1 BB: 0 P: 11	R: 0 E: 1 K: 1 S: 14	H: 0 LOB: 2 BB: 0 P: 25	R: 0 E: 0 K: 0 S: 5	H: 2 LOB: 3 BB: 1 P: 29	R: 1 E: 0 K: 0 S: 7	H: 1 LOB: 2 BB: 1 P: 15	R: 0 E: 0 K: 2 S: 11	H: 0 LOB: 1 BB: 1 P: 20	R: 4 E: 0 K: 1 S: 13	H: 4 LOB: 0 BB: 0 P: 18	R: 0 E: 0 K: 1 S: 7	H: 0 LOB: 0 BB: 0 P: 10	1B: 5 2B: 6 HR: 2	SF: 0 SAC: 2 DP: 0 HBP: 0	WP: 1 PB: 0 SB: 0 CS: 0	PA: 47
PITCHER	IP: 4.0 ERA: 9.0	WLS: 0 BF: 24	H: 8 R: 3 ER: 3 SO: 3	BB: 3 IBB: 0 HBP: 0 BLK: 0	WP: 0 HR: 1 S: 53 P: 96	ERA: 6.75 WHIP: 2.750	IP: 1.0 ERA: 6.43	WLS: 0 BF: 3	H: 0 R: 0 ER: 0 SO: 1	BB: 0 IBB: 0 HBP: 0 BLK: 0	WP: 0 HR: 0 S: 7 P: 10	ERA: 0.00 WHIP: 0.000								
38 Mat Latos, R (1,1)	39 Ernesto Frieri, R (5,1)	50 Chad Qualls, R (6,1)	21 Heath Bell, R (7,1)	45 Randy Flores, L (8,1)	40 Greg Burke, R (9,1)															

Chicago White Sox @ San Diego Padres
Peoria Stadium, Peoria, AZ
Mon Mar 21 2011, 10:07 PM - 1:18 AM EDT
Att: 4,071 - Cloudy - 52 F

AB 40
R 8
H 13
RBI 8
BB 5
SO 9
LOB 30

Batter	1	2	3	4	5	6	7	8	9	AB	R	H	RBI	BB	SO	LOB	BOTTOM					
13 Chris Denorfia, R (1,9) 97 Blake Tekotte, L (5,PR)										3	0	1	0	0	0	1						
24 Cameron Maybin, R (1,8) 45 Randy Flores, L (8,1)										4	0	0	0	0	0	0						
40 Greg Burke, R (9,1) 82 Guillermo Quiroz, R (9,PH)										3	0	1	0	1	1	2						
1 Orlando Hudson, S (1,4) 15 Kevin Frandsen, R (5,PR)										3	0	1	0	1	2							
7 Chase Headley, S (1,5) 95 Drew Cumbertand, R (8,PR)										0	0	0	0	0	0	0						
67 Jesus Guzman, R (1,3) 14 Oscar Salazar, R (5,PH)										2	0	0	0	0	1	2						
28 Aaron Cunningham, R (1,7) 12 Logan Forsythe, R (7,4)										3	2	2	0	0	1	0						
4 Nick Hundley, R (1,2) 68 Kyle Phillips, L (8,2)										3	1	2	0	0	0	1						
2 Everth Cabrera, S (1,6) 99 Jaff Decker, L (7,9)										2	0	0	1	0	0	2						
38 Mat Latos, R (1,1) 39 Ernesto Frieri, R (5,1)										2	0	1	1	0	0	0						
50 Chad Qualls, R (6,1) 88 Kyle Blanks, R (8,PH)										0	0	0	0	0	0							
21 Heath Bell, R (7,1) 99 Daniel Robertson, R (8,7)										1	0	0	0	0	0							
Inning Stats	R: 0 E: 0 K: 0 S: 10	H: 1 LOB: 2 BB: 1 P: 15	R: 2 E: 1 K: 0 S: 16	H: 3 LOB: 1 BB: 0 P: 24	R: 0 E: 0 K: 2 S: 10	H: 0 LOB: 0 BB: 0 P: 15	R: 1 E: 0 K: 0 S: 9	H: 1 LOB: 0 BB: 0 P: 10	R: 1 E: 0 K: 2 S: 14	H: 2 LOB: 3 BB: 0 P: 23	R: 0 E: 0 K: 1 S: 10	H: 1 LOB: 1 BB: 0 P: 17	R: 0 E: 0 K: 1 S: 7	H: 0 LOB: 0 BB: 0 P: 10	R: 0 E: 0 K: 1 S: 13	H: 1 LOB: 2 BB: 0 P: 21	R: 1 E: 0 K: 0 S: 11	H: 2 LOB: 1 BB: 0 P: 17	1B: 8 2B: 3 HR: 0	SF: 0 SAC: 1 DP: 0 HBP: 0	WP: 1 PB: 0 SB: 2 CS: 0	PA: 39
PITCHER	IP: 4.0 ERA: 2.7	WLS: 5 BF: 18	H: 5 R: 2 ER: 2 SO: 2	BB: 1 IBB: 0 HBP: 0 BLK: 0	WP: 0 HR: 0 S: 45 P: 64	ERA: 4.50 WHIP: 1.500	IP: 1.0 ERA: 9.0	WLS: 0 BF: 3	H: 0 R: 0 ER: 0 SO: 1	BB: 0 IBB: 0 HBP: 0 BLK: 0	WP: 0 HR: 0 S: 7 P: 10	ERA: 0.00 WHIP: 0.500										
94 Tyson Corley, R (5,1)	46 Sergio Santos, R (6,1)	Gregory Infante, R (8,1)																				

Chicago White Sox @ San Diego Padres
Peoria Stadium, Peoria, AZ
Mon Mar 21 2011, 10:07 PM - 1:18 AM EDT
Att: 4,071 - Cloudy - 52 F

AB 37
R 5
H 11
RBI 4
BB 1
SO 7
LOB 21

Batter	1	2	3	4	5	6	7	8	9	AB	R	H	RBI	BB	SO	LOB	TOP		
4 Brandon Phillips, R OBP: 0.366, SLG: 0.389 85 Michael Griffin, R OBP: 0.364, SLG: 0.364	G6-3		FC4-6 1B		G3		FC4 HBP		F8	3	0	1	0	0	0	0			
16 Edgar Renteria, R OBP: 0.355, SLG: 0.467 3 Chris Valaika, R OBP: 0.405, SLG: 0.459	BB		FC4-6 1B		K		FC4 15 2B		G6-3	3	0	1	0	1	1	1			
26 Jeremy Hermida, L OBP: 0.488, SLG: 0.677	L8		FC4-6		G3		15 2B		G1-3	5	1	1	0	0	0	3			
15 Fred Lewis, L OBP: 0.227, SLG: 0.250	G6-3		K		F7		77 2B			4	1	1	2	0	1	3			
28 Chris Heisey, R OBP: 0.383, SLG: 0.674 77 Dave Sappelt, R OBP: 0.553, SLG: 0.886		25 HR	P2		G5-3		2H			2	1	1	0	0	0	2			
25 Juan Francisco, L OBP: 0.281, SLG: 0.442			HR		G4-3					4	1	1	2	0	0	1			
43 Miguel Cairo, R 76 Danny Dorn, L OBP: 0.357, SLG: 0.458			K				G4-3		K	2	0	1	0	0	1	0			
37 Corky Miller, R OBP: 0.316, SLG: 0.313 56 Matt Maloney, L 88 Denis Phipps, R 83 Ruben Medina, R			1B		F8		65 HR		G4-3	2	1	1	0	0	0	1			
34 Homer Bailey, R 50 Dontrelle Willis, L 63 Sam LeCure, R 65 Devin Mesoraco, R OBP: 0.483, SLG: 0.679			G4-6-3		K		1-H		F9	2	0	0	0	0	1	2			
Inning Stats	R: 0 H: 0 E: 0 K: 0 S: 5	H: 0 LOB: 1 BB: 1 P: 14	R: 2 H: 3 E: 0 K: 1 S: 13	H: 3 LOB: 0 BB: 0 P: 16	R: 0 H: 2 E: 0 K: 1 S: 12	H: 2 LOB: 0 BB: 0 P: 18	R: 0 H: 1 E: 0 K: 1 S: 7	H: 1 LOB: 1 BB: 0 P: 9	R: 0 H: 0 E: 0 K: 0 S: 8	H: 0 LOB: 0 BB: 0 P: 12	R: 5 H: 4 E: 0 K: 0 S: 10	H: 4 LOB: 1 BB: 0 P: 16	R: 0 H: 0 E: 0 K: 1 S: 7	H: 0 LOB: 0 BB: 0 P: 7	R: 0 H: 0 E: 0 K: 0 S: 7	H: 0 LOB: 0 BB: 0 P: 10	1B: 6 2B: 2 3B: 0 HR: 2	SF: 0 SAC: 0 DP: 1 HBP: 2	WP: 0 PA: 39 ERA: 0 WHIP: 0
PITCHER	IP WLS BF H R ER SO BB IBB HBP BLK WP HR S P ERA WHIP	IP WLS BF H R ER SO BB IBB HBP BLK WP HR S P ERA WHIP	IP WLS BF H R ER SO BB IBB HBP BLK WP HR S P ERA WHIP	IP WLS BF H R ER SO BB IBB HBP BLK WP HR S P ERA WHIP	IP WLS BF H R ER SO BB IBB HBP BLK WP HR S P ERA WHIP	IP WLS BF H R ER SO BB IBB HBP BLK WP HR S P ERA WHIP	IP WLS BF H R ER SO BB IBB HBP BLK WP HR S P ERA WHIP	IP WLS BF H R ER SO BB IBB HBP BLK WP HR S P ERA WHIP	IP WLS BF H R ER SO BB IBB HBP BLK WP HR S P ERA WHIP	IP WLS BF H R ER SO BB IBB HBP BLK WP HR S P ERA WHIP	IP WLS BF H R ER SO BB IBB HBP BLK WP HR S P ERA WHIP	IP WLS BF H R ER SO BB IBB HBP BLK WP HR S P ERA WHIP	IP WLS BF H R ER SO BB IBB HBP BLK WP HR S P ERA WHIP	IP WLS BF H R ER SO BB IBB HBP BLK WP HR S P ERA WHIP	IP WLS BF H R ER SO BB IBB HBP BLK WP HR S P ERA WHIP	IP WLS BF H R ER SO BB IBB HBP BLK WP HR S P ERA WHIP	IP WLS BF H R ER SO BB IBB HBP BLK WP HR S P ERA WHIP	IP WLS BF H R ER SO BB IBB HBP BLK WP HR S P ERA WHIP	IP WLS BF H R ER SO BB IBB HBP BLK WP HR S P ERA WHIP

Cincinnati Reds @ San Diego Padres
Peoria Stadium, Peoria, AZ
Wed Mar 23 2011, 4:07 PM - 6:51 PM EDT
Att: 3,960 - Sunny - 68 F

AB	36
R	7
H	10
RBI	7
BB	1
SO	5
LOB	13



Batter	1	2	3	4	5	6	7	8	9	AB	R	H	RBI	BB	SO	LOB	BOTTOM		
25 Will Venable, L 99 Jaff Decker, L OBP: 0.500, SLG: 0.500	IHR	K		K		13 1B	K			4	1	2	3	0	2	2			
13 Chris Denorfia, R 57 Luke Gregerson, L 32 Rob Johnson, R 37 Mike Adams, R 26 Dustin Moseley, R	1 S		G6-3		G5-3	1 BB	76 1B			4	2	2	1	0	0	0			
1 Orlando Hudson, S 76 Andy Parrino, S OBP: 0.182, SLG: 0.182	K		L7		11 CS	12 1B	1B			3	1	1	0	1	1	1			
11 Brad Hawpe, L 67 Jesus Guzman, R 98 Danny Payne, L	K		FC6-4 1B		7 FC6-4	12 1B	L6			2	0	1	0	1	1	1			
7 Chase Headley, S 12 Logan Forsythe, R OBP: 0.382, SLG: 0.536	2H		FC6-4		F8	97 BB	1B		G6-3	3	0	1	1	0	0	2			
24 Cameron Maybin, R 68 Kyle Phillips, L OBP: 0.231, SLG: 0.333	P3		G5-3		G5-3	25 WP	F7		F8	3	1	1	0	0	0	1			
4 Nick Hundley, R 97 Blake Tekotte, L OBP: 0.428, SLG: 0.500	L8		15 1B		K		2 1B		2 1B	3	1	1	0	0	1	1			
15 Kevin Frandsen, R 2 Everth Cabrera, S OBP: 0.240, SLG: 0.234	25 S	46 SH1-4	1B		46 SH1-4	1B	14 S		14 S	2	0	2	1	1	0	0			
46 Tim Stauffer, R 14 Oscar Salazar, R OBP: 0.324, SLG: 0.345	SH1-4		SH1-4		SH1-4	25 3B	F7		G6-3	0	0	0	0	0	0	0			
Inning Stats	R: 2 H: 3 E: 0 K: 2 S: 14	H: 3 LOB: 1 BB: 0 P: 20	R: 0 H: 1 E: 0 K: 1 S: 10	H: 1 LOB: 1 BB: 0 P: 15	R: 0 H: 1 E: 0 K: 1 S: 9	H: 1 LOB: 1 BB: 0 P: 11	R: 1 H: 2 E: 0 K: 1 S: 9	H: 2 LOB: 1 BB: 0 P: 16	R: 0 H: 1 E: 0 K: 0 S: 12	H: 1 LOB: 2 BB: 1 P: 21	R: 6 H: 5 E: 1 K: 1 S: 25	H: 5 LOB: 3 BB: 4 P: 52	R: 0 H: 1 E: 0 K: 1 S: 12	H: 1 LOB: 2 BB: 1 P: 21	R: 1 H: 2 E: 0 K: 0 S: 12	H: 2 LOB: 1 BB: 0 P: 17	1B: 13 2B: 1 3B: 1 HR: 1	SF: 0 SAC: 2 DP: 0 HBP: 0	WP: 1 PA: 45 ERA: 0 WHIP: 0
PITCHER	IP WLS BF H R ER SO BB IBB HBP BLK WP HR S P ERA WHIP	IP WLS BF H R ER SO BB IBB HBP BLK WP HR S P ERA WHIP	IP WLS BF H R ER SO BB IBB HBP BLK WP HR S P ERA WHIP	IP WLS BF H R ER SO BB IBB HBP BLK WP HR S P ERA WHIP	IP WLS BF H R ER SO BB IBB HBP BLK WP HR S P ERA WHIP	IP WLS BF H R ER SO BB IBB HBP BLK WP HR S P ERA WHIP	IP WLS BF H R ER SO BB IBB HBP BLK WP HR S P ERA WHIP	IP WLS BF H R ER SO BB IBB HBP BLK WP HR S P ERA WHIP	IP WLS BF H R ER SO BB IBB HBP BLK WP HR S P ERA WHIP	IP WLS BF H R ER SO BB IBB HBP BLK WP HR S P ERA WHIP	IP WLS BF H R ER SO BB IBB HBP BLK WP HR S P ERA WHIP	IP WLS BF H R ER SO BB IBB HBP BLK WP HR S P ERA WHIP	IP WLS BF H R ER SO BB IBB HBP BLK WP HR S P ERA WHIP	IP WLS BF H R ER SO BB IBB HBP BLK WP HR S P ERA WHIP	IP WLS BF H R ER SO BB IBB HBP BLK WP HR S P ERA WHIP	IP WLS BF H R ER SO BB IBB HBP BLK WP HR S P ERA WHIP	IP WLS BF H R ER SO BB IBB HBP BLK WP HR S P ERA WHIP	IP WLS BF H R ER SO BB IBB HBP BLK WP HR S P ERA WHIP	IP WLS BF H R ER SO BB IBB HBP BLK WP HR S P ERA WHIP

Cincinnati Reds @ San Diego Padres
Peoria Stadium, Peoria, AZ
Wed Mar 23 2011, 4:07 PM - 6:51 PM EDT
Att: 3,960 - Sunny - 68 F

AB	37
R	10
H	16
RBI	9
BB	6
SO	6
LOB	17



Batter	1	2	3	4	5	6	7	8	9	AB	R	H	RBI	BB	SO	LOB	TOP
25 Will Venable, L OBP: 0.397, SLG: 0.511 76 Andy Parrino, S OBP: 0.158, SLG: 0.158	G1-3		L5		G4-3			K		3	0	0	0	0	0	2	
13 Chris Denorfia, R OBP: 0.433, SLG: 0.574 99 Daniel Robertson, R (6, PH)	K			B2				K		3	0	1	0	0	1	0	
67 Jesus Guzman, R OBP: 0.345, SLG: 0.449 22 James Darnell, R OBP: 0.417, SLG: 0.636	G5-3			K				G4-3		3	0	0	0	0	1	1	
68 Kyle Phillips, L OBP: 0.313, SLG: 0.433 92 Jake Blackwood, R (9, PH)		P5			P6												
77 Anthony Rizzo, L OBP: 0.440, SLG: 0.652																	
12 Logan Forsythe, R OBP: 0.376, SLG: 0.526 88 Mykal Stokes, R OBP: 0.500, SLG: 0.500																	
97 Blake Tekotte, L OBP: 0.376, SLG: 0.526 Beamer Weems, R OBP: 1.000, SLG: 1.000																	
32 Rob Johnson, R OBP: 0.313, SLG: 0.214 82 Guillermo Quiroz, R OBP: 0.357, SLG: 0.375																	
2 Everth Cabrera, S OBP: 0.274, SLG: 0.293																	
Inning Stats	R: 0 H: 0 E: 0 K: 1 S: 9	H: 0 LOB: 0 BB: 0 P: 14	R: 0 H: 1 E: 0 K: 2 S: 9	H: 1 LOB: 1 BB: 0 P: 13	R: 0 H: 0 E: 0 K: 0 S: 6	H: 0 LOB: 0 BB: 0 P: 9	R: 0 H: 0 E: 0 K: 1 S: 7	H: 0 LOB: 0 BB: 0 P: 9	R: 1 H: 2 E: 0 K: 1 S: 12	H: 2 LOB: 1 BB: 0 P: 18	R: 0 H: 0 E: 0 K: 2 S: 9	H: 0 LOB: 0 BB: 0 P: 12	R: 0 H: 0 E: 0 K: 0 S: 6	H: 0 LOB: 0 BB: 0 P: 10	1B: 3 2B: 2 3B: 0 HR: 0	SF: 0 SAC: 0 DP: 0 HBP: 0	WP: 0 PA: 33 PB: 0 SB: 1 CS: 0
PITCHER	IP	WLS	BF	H	R	ER	SO	BB	IBB	HBP	BLK	WP	HR	S	P	ERA	WHIP
24 Dan Haren, R ERA: 4.05	5.0	W	19	3	1	1	4	1	0	0	0	0	0	46	72	1.80	0.800
21 Hisanori Takahashi, L ERA: 0.75	1.0		5	2	1	1	1	0	0	0	0	0	0	12	18	9.00	2.000
40 Kevin Jepsen, R ERA: 3.99	1.0		3	0	0	0	1	0	0	0	0	0	0	5	8	0.00	0.000
51 Jordan Walden, R ERA:	1.0		3	0	0	0	2	0	0	0	0	0	0	9	12	0.00	0.000
63 Rich Thompson, R ERA: 1.29	1.0		3	0	0	0	0	0	0	0	0	0	0	6	10	0.00	0.000

San Diego Padres @ Los Angeles Angels
 Angel Stadium of Anaheim, Anaheim, CA
 Sun Mar 27 2011, 2:07 PM - 4:27 PM PDT
 Att: 28,017 - Cloudy - 62 F

livebaseballscorecards.com

AB 32
 R 2
 H 5
 RBI 2
 BB 1
 SO 8
 LOB 9




Batter	1	2	3	4	5	6	7	8	9	AB	R	H	RBI	BB	SO	LOB	BOTTOM		
13 Maicer Izturis, S OBP: 0.383, SLG: 0.491 46 Bobby Wilson, R OBP: 0.341, SLG: 0.442	L5									3	1	2	1	0	0	0			
47 Howie Kendrick, R OBP: 0.388, SLG: 0.426 3 Brandon Wood, R OBP: 0.299, SLG: 0.556	L4									2	0	0	1	0	0	1			
53 Bobby Abreu, L OBP: 0.369, SLG: 0.630 90 Mike Trout, R OBP: 0.300, SLG: 0.192	F8									2	0	0	0	0	0	0			
6 Alberto Callaspo, S OBP: 0.393, SLG: 0.474 16 Hank Conger, L OBP: 0.310, SLG: 0.378										2	2	2	0	1	0	0			
2 Erick Aybar, S OBP: 0.345, SLG: 0.429 18 Andrew Romine, S OBP: 0.241, SLG: 0.269										2	0	0	0	0	0	0			
5 Jeff Mathis, R OBP: 0.435, SLG: 0.535 76 Alexi Amarista, L OBP: 0.346, SLG: 0.440										3	2	2	0	0	0	2			
25 Peter Bourjos, R OBP: 0.468, SLG: 0.588 81 Tyson Auer, R OBP: 0.320, SLG: 0.190										1	0	1	0	0	0	0			
44 Mark Trumbo, R OBP: 0.329, SLG: 0.706										4	2	2	4	0	0	2			
33 Chris Pettit, R OBP: 0.383, SLG: 0.396										3	0	1	0	0	2	2			
Inning Stats	R: 0 H: 0 E: 0 K: 0 S: 7	H: 3 LOB: 1 BB: 0 P: 10	R: 2 H: 3 E: 0 K: 1 S: 15	H: 3 LOB: 1 BB: 0 P: 19	R: 1 H: 1 E: 1 K: 0 S: 10	H: 1 LOB: 2 BB: 1 P: 16	R: 2 H: 3 E: 0 K: 0 S: 11	H: 3 LOB: 1 BB: 0 P: 14	R: 4 H: 4 E: 0 K: 1 S: 20	H: 4 LOB: 1 BB: 0 P: 29	R: 0 H: 0 E: 0 K: 1 S: 9	H: 0 LOB: 0 BB: 0 P: 13	R: 0 H: 2 E: 0 K: 1 S: 12	H: 2 LOB: 2 BB: 0 P: 19	R: 0 H: 0 E: 0 K: 1 S: 7	H: 0 LOB: 0 BB: 0 P: 10	1B: 9 2B: 2 3B: 1 HR: 1	SF: 1 SAC: 2 DP: 0 HBP: 0	WP: 2 PA: 40 PB: 0 SB: 0 CS: 0
PITCHER	IP	WLS	BF	H	R	ER	SO	BB	IBB	HBP	BLK	WP	HR	S	P	ERA	WHIP		
33 Clayton Richard, L ERA: 9.56	5.0	L	29	11	9	7	2	1	0	0	0	0	0	9	13	0.00	0.000		
34 Pat Neshek, R ERA: 2.99	1.0		3	0	0	0	1	0	0	0	0	0	0	12	19	0.00	2.000		
40 Greg Burke, R ERA: 5.0	1.0		5	2	0	0	1	0	0	0	0	0	0	7	10	0.00	0.000		
59 Luis Perdomo, R ERA:	1.0		3	0	0	0	1	0	0	0	0	0	0	7	10	0.00	0.000		

San Diego Padres @ Los Angeles Angels
 Angel Stadium of Anaheim, Anaheim, CA
 Sun Mar 27 2011, 2:07 PM - 4:27 PM PDT
 Att: 28,017 - Cloudy - 62 F

livebaseballscorecards.com

AB 36
 R 9
 H 13
 RBI 9
 BB 1
 SO 5
 LOB 15



Batter	1	2	3	4	5	6	7	8	9	AB	R	H	RBI	BB	SO	LOB	TOP					
25 Will Venable, L (1.9) OBP: 0.367, SLG: 0.627										4	2	2	2	0	2	1	San Diego Padres @ Milwaukee Brewers Maryvale Baseball Park, Phoenix, AZ Mon Mar 28 2011, 4:09 PM - 6:41 PM EDT Att: 2,409 - Sunny - 73 F					
8 Jason Bartlett, R (1.6) OBP: 0.282, SLG: 0.256										3	0	0	0	0	1	0						
12 Logan Forsythe, R (7.4) OBP: 0.370, SLG: 0.513										1	0	0	0	0	0	0						
1 Orlando Hudson, S (1.4) OBP: 0.370, SLG: 0.510										3	0	0	0	0	1	0						
22 James Darnell, R (7.5) OBP: 0.385, SLG: 0.583										1	0	0	0	0	0	1						
3 Jorge Cantu, R (1.5) OBP: 0.278, SLG: 0.438										3	1	1	0	0	1	0						
32 Rob Johnson, R (7.2) OBP: 0.303, SLG: 0.297										1	0	0	0	0	0	1						
11 Brad Hawpe, L (1.3) OBP: 0.469, SLG: 0.610										2	1	2	2	1	0	0						
52 Cory Luebke, R (7.1) OBP: 0.150, SLG: 0.150										0	0	0	0	0	0	0						
76 Andy Parrino, S (8. PH)										1	0	0	0	0	0	1						
39 Ernesto Frieri, R (8.1) OBP: 0.150, SLG: 0.150										0	0	0	0	0	0	0						
47 Ryan Ludwick, R (1.7) OBP: 0.340, SLG: 0.465										4	0	1	0	0	2	1						
4 Nick Hundley, R (1.2) OBP: 0.463, SLG: 0.744										3	0	1	0	0	0	2						
Everth Cabrera, S (7. PR)										1	0	1	0	0	0	0						
18 Cedric Hunter, L (1.8) OBP: 0.452, SLG: 0.731										3	0	0	0	1	1	4						
73 Anthony Bass, R (1.1)										1	0	0	0	0	0	0						
34 Pat Neshek, S (4.1)										0	0	0	0	0	0	0						
Kyle Blanks, R (5. PH)										0	0	0	0	0	0	1						
57 Luke Gregerson, L (5.1)										0	0	0	0	0	0	0						
50 Chad Qualls, R (8.1)										0	0	0	0	0	0	0						
90 Matt Clark, L (7.3)										1	0	0	0	1	0	1						
Inning Stats	R: 1 E: 0 K: 2 S: 8	H: 1 LOB: 0 BB: 0 P: 8	R: 0 E: 0 K: 0 S: 3	H: 1 LOB: 1 BB: 1 P: 7	R: 0 E: 0 K: 1 S: 5	H: 0 LOB: 0 BB: 0 P: 5	R: 2 E: 0 K: 1 S: 7	H: 2 LOB: 0 BB: 0 P: 7	R: 1 E: 0 K: 0 S: 3	H: 1 LOB: 0 BB: 1 P: 7	R: 0 E: 0 K: 1 S: 6	H: 1 LOB: 1 BB: 0 P: 6	R: 0 E: 0 K: 1 S: 6	H: 1 LOB: 1 BB: 0 P: 10	R: 0 E: 1 K: 0 S: 4	H: 0 LOB: 1 BB: 0 P: 4	R: 0 E: 0 K: 2 S: 8	H: 1 LOB: 1 BB: 0 P: 8	1B: 5 2B: 0 3B: 0 HR: 3	SF: 0 SAC: 0 DP: 2 HBP: 0	WP: 0 PB: 0 SB: 0 CS: 1	PA: 36
PITCHER	IP WLS BF H R ER SO BB IBB HBP BLK WP HR S P ERA WHIP																					
18 Shaun Marcum, R (1.1) ERA: 5.17	4.0 W 16 4 3 3 4 1 0 0 0 0 0 2 23 27 6.75 1.250																					
52 Sergio Mitre, R (5.1) ERA: 5.54	2.0 H 8 2 1 1 1 1 0 0 0 0 0 1 9 13 4.50 1.500																					
61 Brandon Kintzler, R (7.1) ERA: 2.15	0.2 H 3 1 0 0 0 1 0 0 0 0 0 0 3 7 0.00 3.000																					
21 Zach Braddock, L (7.1) ERA: 7.2	1.1 H 5 0 0 0 1 0 0 0 0 0 0 0 7 7 0.00 0.000																					
40 Takashi Saito, R (9.1) ERA: 3.52	1.0 S 4 1 0 0 2 0 0 0 0 0 0 0 8 8 0.00 1.000																					

Batter	1	2	3	4	5	6	7	8	9	AB	R	H	RBI	BB	SO	LOB	BOTTOM			
23 Rickie Weeks Jr., R (1.4) OBP: 0.509, SLG: 0.633										4	1	1	1	0	0	2	San Diego Padres @ Milwaukee Brewers Maryvale Baseball Park, Phoenix, AZ Mon Mar 28 2011, 4:09 PM - 6:41 PM EDT Att: 2,409 - Sunny - 73 F			
97 Juan Sanchez, R (8.7)										0	0	0	0	0	0	0				
27 Carlos Gómez, R (1.8) OBP: 0.328, SLG: 0.650										4	0	0	0	0	0	0				
95 Robbie Garvey, L (8.8)										0	0	0	0	0	0	0				
8 Ryan Braun, R (1.7) OBP: 0.366, SLG: 0.711										3	2	2	2	0	1	0				
3 Scooter Gennett, L (8.4) OBP: 0.455, SLG: 0.444										1	0	0	0	0	0	0				
28 Prince Fielder, L (1.3) OBP: 0.458, SLG: 0.553										2	0	1	0	1	0	0				
93 Taylor Green, L (8.5) OBP: 0.296, SLG: 0.286										1	0	0	0	0	0	0				
14 Casey McGehee, R (1.5) OBP: 0.315, SLG: 0.580										2	1	0	0	1	0	2				
97 Sean Halton, R (8.3) OBP: 0.444, SLG: 0.375										1	0	0	0	0	0	0				
25 Mark Kotsay, L (1.9) OBP: 0.370, SLG: 0.404										3	1	1	0	0	1	0				
95 Brock Kjelgaard, R (8.9)										0	0	0	0	0	0	0				
3 Yuniesky Betancourt, R (1.6) OBP: 0.412, SLG: 0.563										3	0	2	1	0	0	0				
21 Zach Braddock, L (7.1)										0	0	0	0	0	0	0				
40 Takashi Saito, L (9.1)										0	0	0	0	0	0	0				
16 George Kottaras, L (1.2) OBP: 0.383, SLG: 0.690										3	0	0	0	0	2	2				
18 Shaun Marcum, R (1.1) OBP: 0.333, SLG: 0.333										2	0	1	0	0	0	0				
52 Sergio Mitre, R (5.1)										0	0	0	0	0	0	0				
61 Brandon Kintzler, R (7.1)										0	0	0	0	0	0	0				
91 Shea Vucnich, R (7.6)										1	0	0	0	0	0	0				
Inning Stats	R: 1 E: 0 K: 0 S: 4	H: 2 LOB: 0 BB: 1 P: 4	R: 2 E: 0 K: 1 S: 6	H: 2 LOB: 0 BB: 1 P: 10	R: 2 E: 0 K: 0 S: 5	H: 3 LOB: 0 BB: 0 P: 5	R: 0 E: 0 K: 1 S: 8	H: 2 LOB: 2 BB: 0 P: 8	R: 0 E: 0 K: 1 S: 5	H: 0 LOB: 1 BB: 0 P: 5	R: 0 E: 0 K: 1 S: 3	H: 0 LOB: 0 BB: 0 P: 3	R: 0 E: 0 K: 0 S: 3	H: 0 LOB: 0 BB: 0 P: 3	R: 0 E: 0 K: 0 S: 3	H: 0 LOB: 0 BB: 0 P: 3	1B: 5 2B: 1 3B: 0 HR: 3	SF: 0 SAC: 0 DP: 2 HBP: 0	WP: 0 PB: 0 SB: 0 CS: 2	PA: 32
PITCHER	IP WLS BF H R ER SO BB IBB HBP BLK WP HR S P ERA WHIP																			
73 Anthony Bass, R (1.1) ERA: 6.14	3.1 L 16 7 5 5 2 1 0 0 0 0 0 0 4 4 0.00 1.500																			
34 Pat Neshek, R (4.1)	0.2 3 1 0 0 0 0 0 0 0 0 0 0 4 4 0.00 1.500																			
57 Luke Gregerson, R (5.1) ERA: 5.63	1.0 4 0 0 0 1 1 0 0 0 0 0 0 5 9 0.00 1.000																			
50 Chad Qualls, R (6.1) ERA: 2.7	1.0 3 0 0 0 1 0 0 0 0 0 0 0 5 5 0.00 0.000																			
52 Cory Luebke, L (7.1) ERA: 4.19	1.0 3 0 0 0 0 0 0 0 0 0 0 0 3 3 0.00 0.000																			



Batter	1	2	3	4	5	6	7	8	9	10	11	AB	R	H	RBI	BB	SO	LOB	TOP							
25 Will Venable, L (1,9) OBP: 0.200, SLG: 0.400	G4-3			G5-3 2B		K		F7		K		5	1	1	0	0	2	1								
8 Jason Bartlett, R (1,6) OBP: 0.200, SLG: 0.200	G6-3			G5-3		L4		F8		F8		5	0	1	0	0	0	1								
1 Orlando Hudson, S (1,4)	K			SF8						K		2	0	0	1	2	2	0								
11 Brad Hawpe, L (1,3)	F7			G4-3		G4-3		F8				5	0	0	0	0	0	4								
47 Ryan Ludwick, R (1,7)	G6-4-3 HBP					24 S 2B BB		K		L5		3	1	0	0	1	1	0								
7 Chase Headley, S (1,5) OBP: 0.200, SLG: 0.200	G6-4-3			L7		F7		F7		F7		5	1	1	0	0	0	2								
24 Cameron Maybin, R (1,8) OBP: 0.400, SLG: 1.000				K		F7						5	1	2	1	0	1	1								
18 Cedric Hunter, L (11, PR)												0	1	0	0	0	0	0								
4 Nick Hundley, R (1,2) OBP: 0.600, SLG: 0.750	L8			L8		G4-3		G4-3		G4-3		4	0	2	2	0	0	0								
46 Tim Stauffer, R (1,1) ERA: 3.0				G6-3		G4-3		L9		F8		2	0	0	0	0	0	1								
49 Mike Gregerson, R (7,1) ERA: 3.0												2	0	0	0	0	0	0								
37 Mike Adams, R (8,1) ERA: 9.0												1	0	0	0	0	0	0								
50 Chad Qualls, R (9,1) ERA: 9.0												1	0	0	0	0	0	0								
34 Pat Neshek, R (10,1) ERA: 1.000, SLG: 1.000												1	0	1	0	0	0	0								
Inning Stats	R: 0 E: 0 K: 1 S: 8	H: 0 LOB: 0 BB: 0 P: 13	R: 0 E: 0 K: 0 S: 7	H: 0 LOB: 0 BB: 0 P: 13	R: 0 E: 0 K: 0 S: 6	H: 0 LOB: 0 BB: 0 P: 10	R: 1 E: 0 K: 0 S: 12	H: 1 LOB: 0 BB: 0 P: 16	R: 1 E: 0 K: 1 S: 10	H: 1 LOB: 1 BB: 1 P: 20	R: 0 E: 0 K: 1 S: 7	H: 0 LOB: 1 BB: 1 P: 15	R: 0 E: 0 K: 1 S: 7	H: 0 LOB: 0 BB: 0 P: 11	R: 0 E: 0 K: 0 S: 13	H: 2 LOB: 3 BB: 1 P: 28	R: 1 E: 0 K: 0 S: 8	H: 1 LOB: 1 BB: 0 P: 14	R: 0 E: 0 K: 2 S: 9	H: 0 LOB: 0 BB: 0 P: 14	R: 2 E: 1 K: 0 S: 13	H: 3 LOB: 2 BB: 0 P: 17	1B: 5 2B: 2 3B: 0 HR: 1	SF: 1 SAC: 0 DP: 1 HBP: 2	WP: 0 PB: 0 SB: 1 CS: 0	PA: 45

San Diego Padres @ St. Louis Cardinals
 Busch Stadium, St. Louis, MO
 Thu Mar 31 2011, 3:20 PM - 6:36 PM CDT
 Att. 46,368 - Party Cloudy - 53 F

AB	39
R	5
H	8
RBI	4
BB	3
SO	6
LOB	13



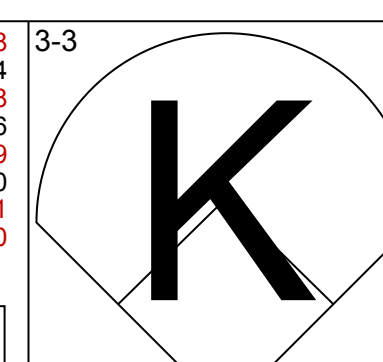
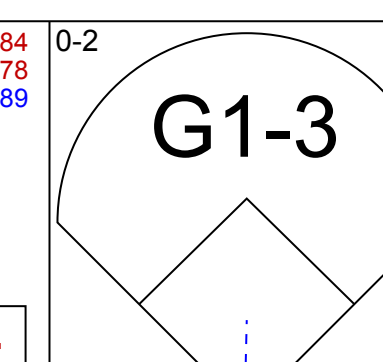
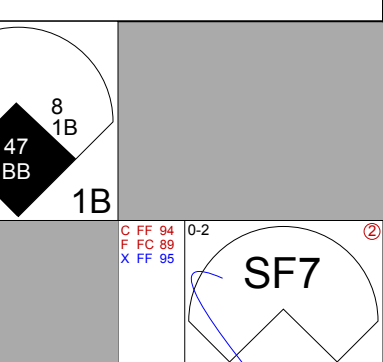
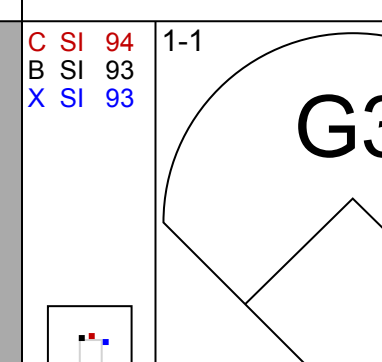
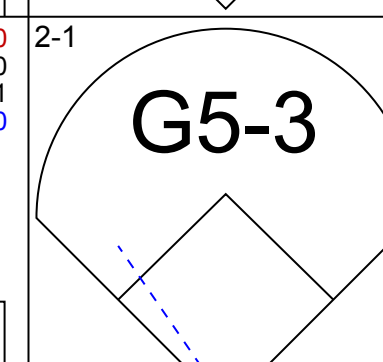
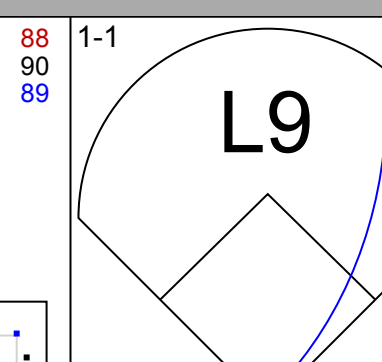
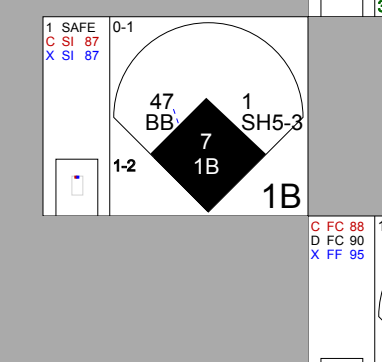
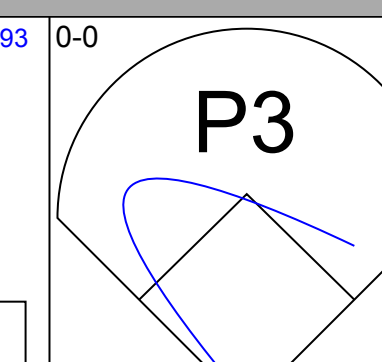
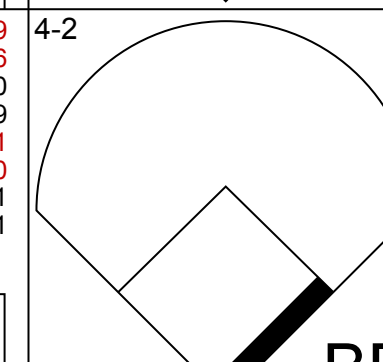
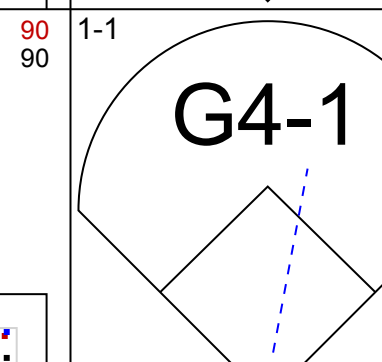
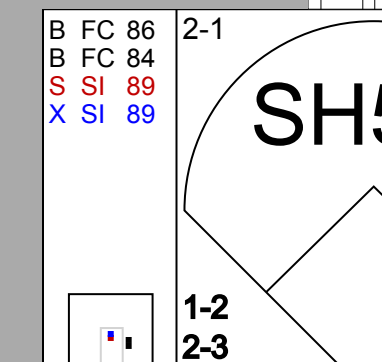
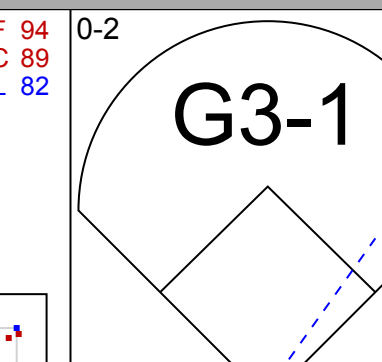
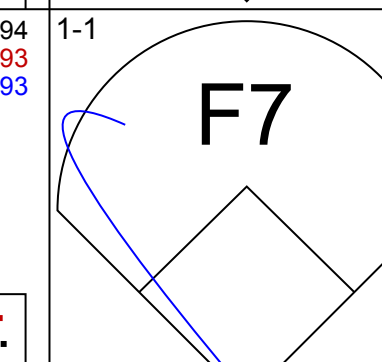
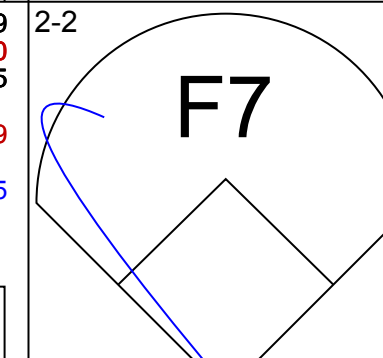
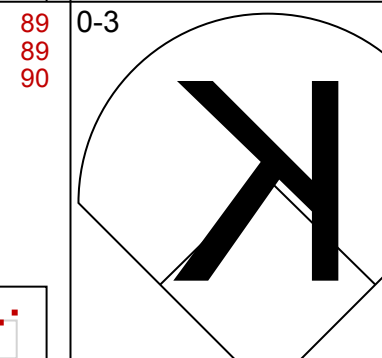
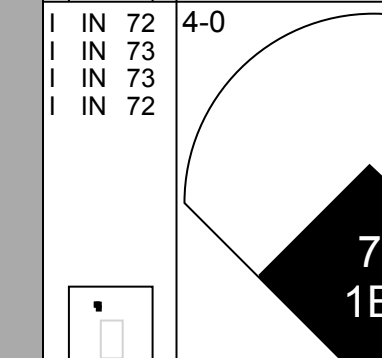
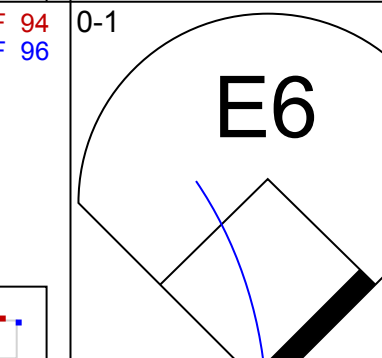
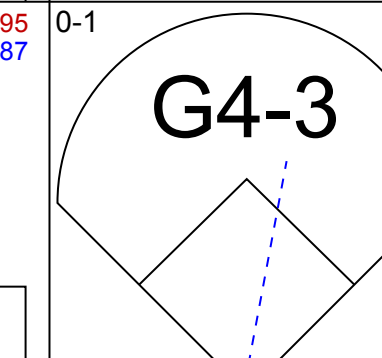

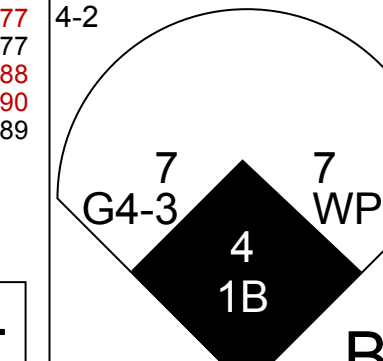
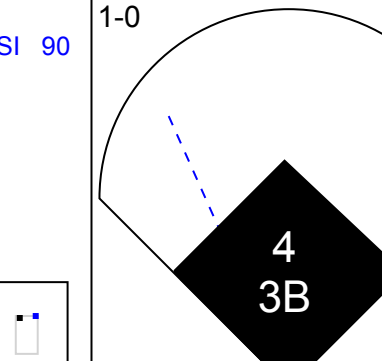
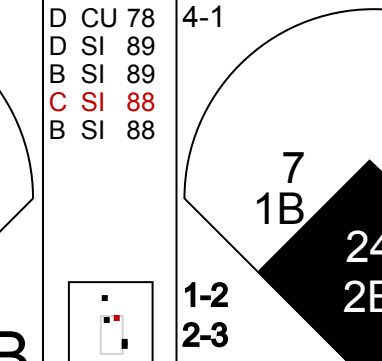
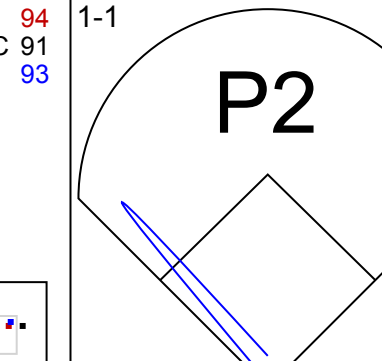

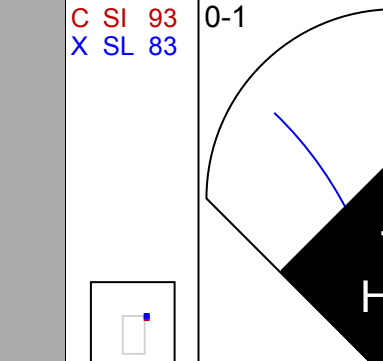

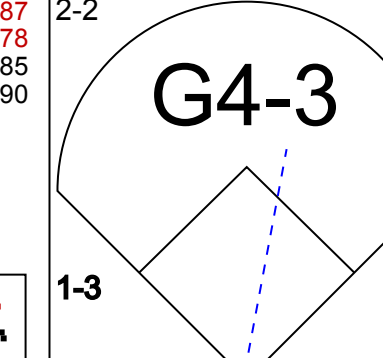
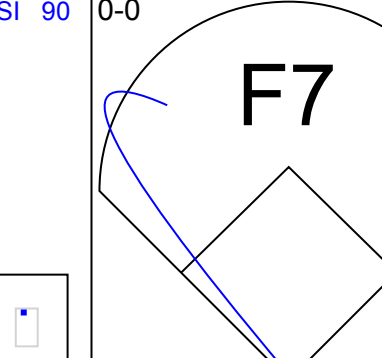
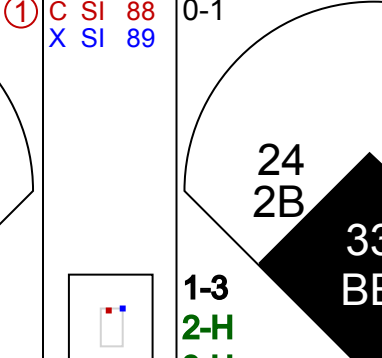
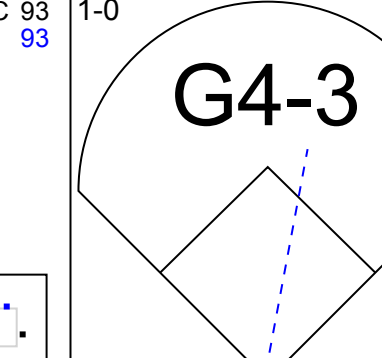

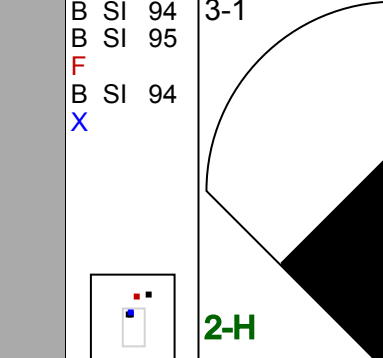

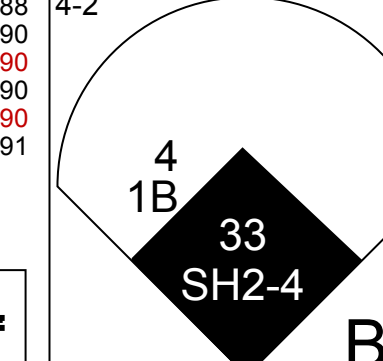
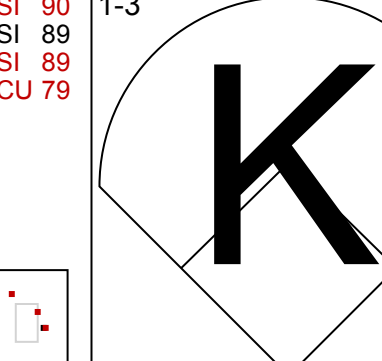
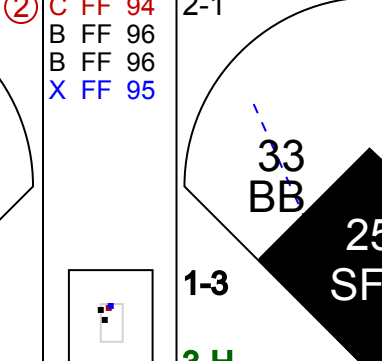


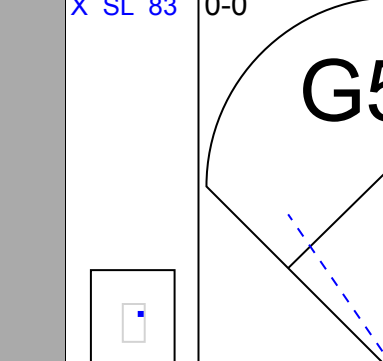

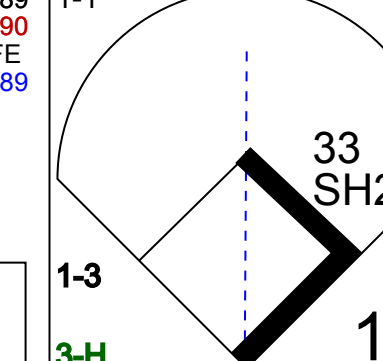
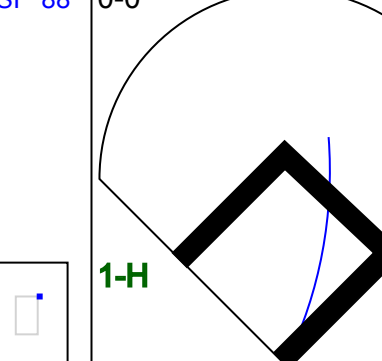
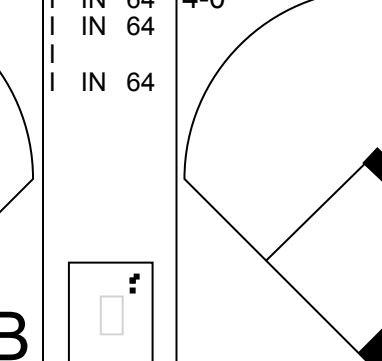


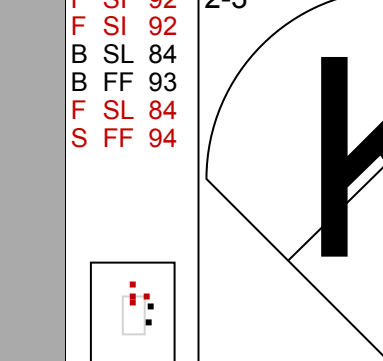

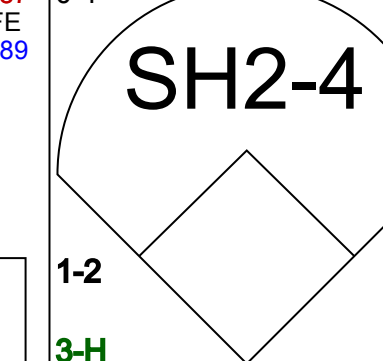
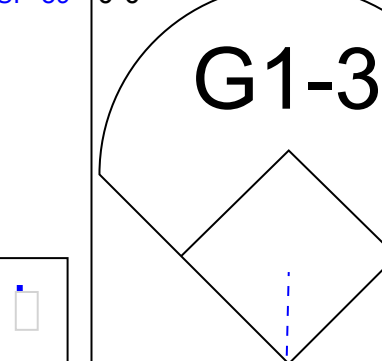
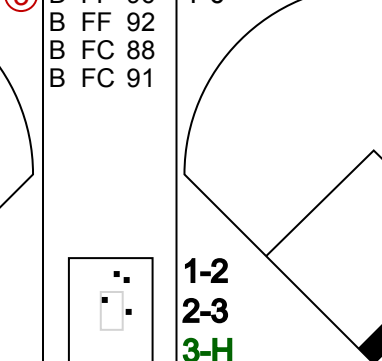

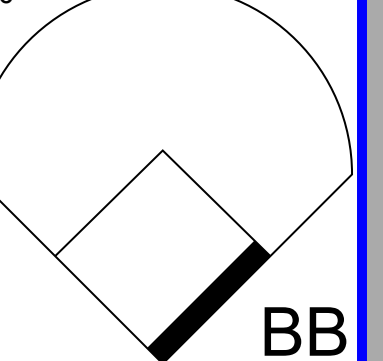
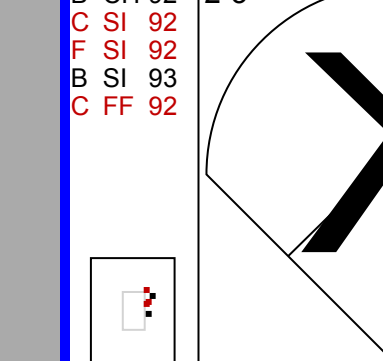
Batter	1	2	3	4	5	6	7	8	9	10	11	AB	R	H	RBI	BB	SO	LOB	BOTTOM					
Ryan Theriot, R (1,6) OBP: 0.200, SLG: 0.200	L8		G4-6-3 1B		P4		G3		L9			5	0	1	0	0	0	2						
28 Colby Rasmus, L (1,8) OBP: 0.800, SLG: 1.333	7 1B		G4-6-3 BB		G6-4-3 1B		K			G6-4-3 BB		3	1	2	0	2	1	1						
5 Albert Pujols, R (1,3)	P5		G4-6-3		G6-4-3				F8		G6-4-3	5	0	0	0	0	0	5						
7 Matt Holliday, R (1,7) OBP: 0.800, SLG: 1.500	1B		G6-3									4	1	3	2	1	0	1						
12 Lance Berkman, S (1,9) OBP: 0.500, SLG: 0.500												4	1	2	0	0	2	1						
31 Ryan Franklin, R (9,1)												0	0	0	0	0	0	0						
56 Brian Tallet, L (10,1)												0	0	0	0	0	0	0						
21 Allen Craig, R (10, PH)												1	0	0	0	0	0	1						
22 Bryan Augenstein, R (11,1)												0	0	0	0	0	0	0						
23 David Freese, R (1,5) OBP: 0.200, SLG: 0.200	G4-3											5	0	1	0	0	1	2						
4 Yadier Molina, R (1,2) OBP: 0.200, SLG: 0.200	G3-1											5	0	1	1	0	0	1						
55 Skip Schumaker, L (1,4) OBP: 0.200, SLG: 0.200	K											5	0	1	0	0	1	2						
29 Chris Carpenter, R (1,1)												2	0	0	0	0	0	2						
33 Daniel Descalso, L (7, PH)												0	0	0	0	0	0	0						
44 Miguel Batista, R (8,1)												0	0	0	0	0	0	0						
43 Trevor Miller, R (8,1)												0	0	0	0	0	0	0						
19 Jon Jay, L (9,9) OBP: 1.000, SLG: 1.000												1	0	1	0	0	0	0						
Inning Stats	R: 1 E: 0 K: 1 S: 12	H: 2 LOB: 1 BB: 0 P: 23	R: 0 E: 0 K: 1 S: 10	H: 0 LOB: 1 BB: 0 P: 15	R: 0 E: 0 K: 0 S: 6	H: 1 LOB: 1 BB: 1 P: 11	R: 1 E: 0 K: 0 S: 9	H: 3 LOB: 1 BB: 0 P: 11	R: 0 E: 0 K: 0 S: 7	H: 2 LOB: 1 BB: 0 P: 21	R: 0 E: 0 K: 1 S: 14	H: 1 LOB: 1 BB: 0 P: 20	R: 0 E: 0 K: 2 S: 11	H: 1 LOB: 0 BB: 0 P: 18	R: 1 E: 0 K: 2 S: 11	H: 1 LOB: 1 BB: 0 P: 9	R: 0 E: 0 K: 0 S: 6	H: 0 LOB: 1 BB: 0 P: 15	R: 0 E: 0 K: 0 S: 8	H: 0 LOB: 0 BB: 0 P: 10	1B: 10 2B: 0 3B: 1 HR: 1	SF: 0 SAC: 1 DP: 4 HBP: 0	WP: 0 PB: 1 SB: 0 CS: 1	PA: 44

San Diego Padres @ St. Louis Cardinals
 Busch Stadium, St. Louis, MO
 Thu Mar 31 2011, 3:20 PM - 6:36 PM CDT
 Att. 46,368 - Party Cloudy - 53 F

AB	40
R	3
H	12
RBI	3
BB	3
SO	5
LOB	18



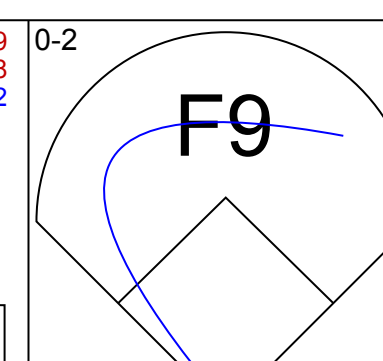
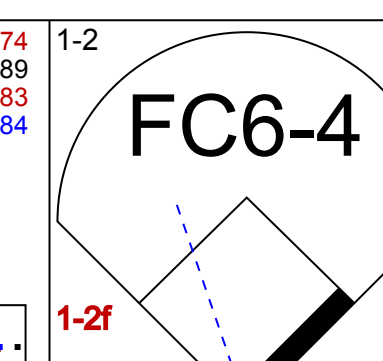
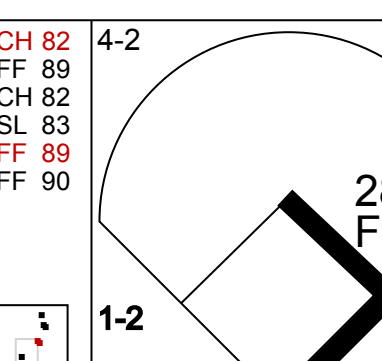
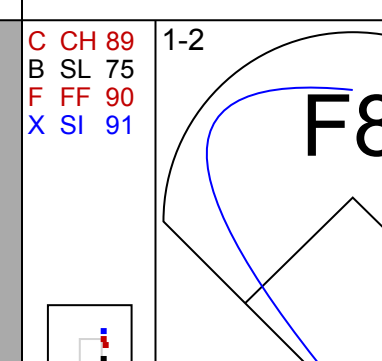
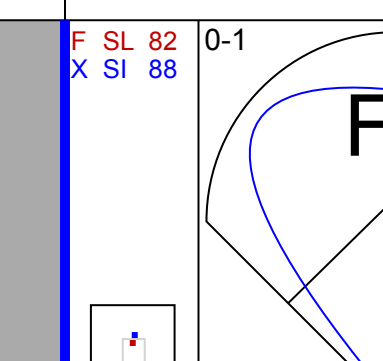
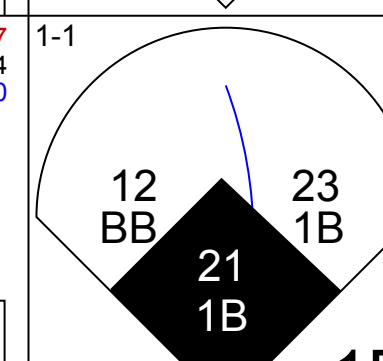
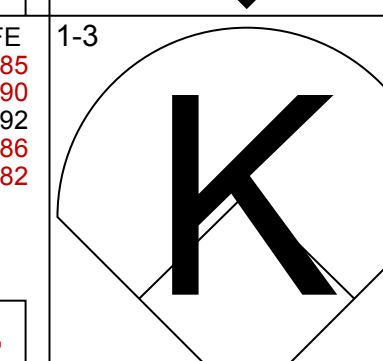
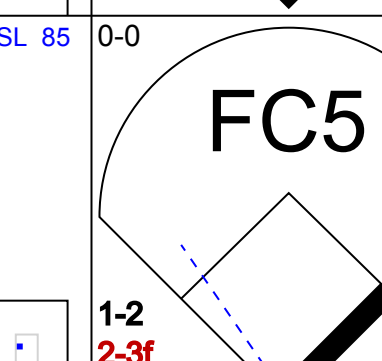
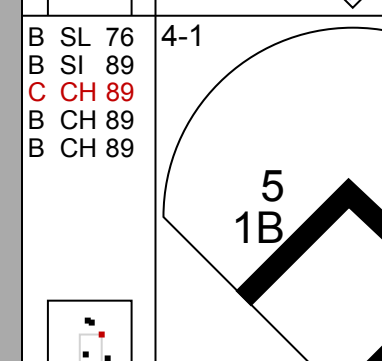
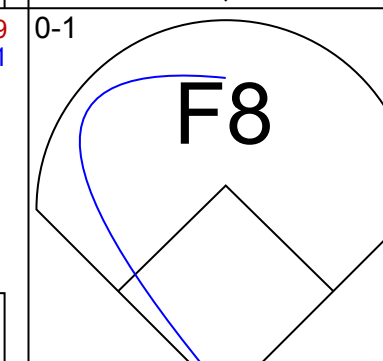
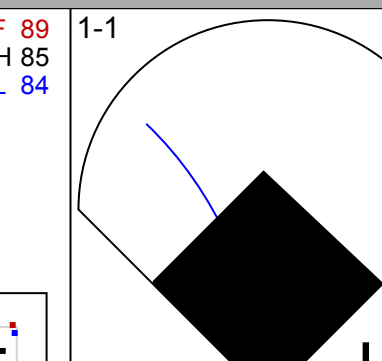
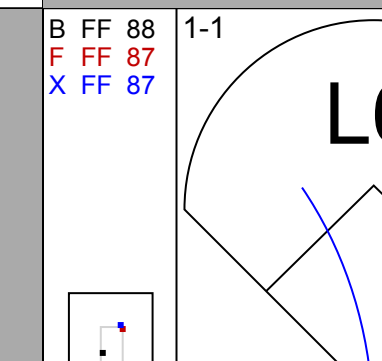
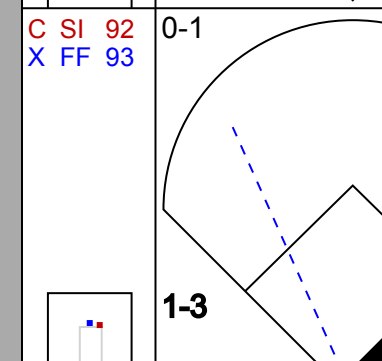
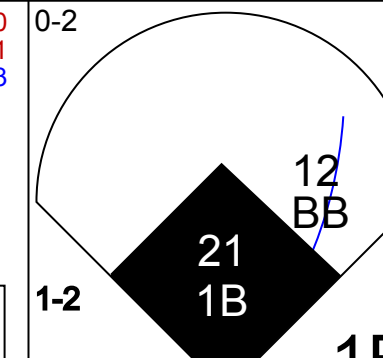


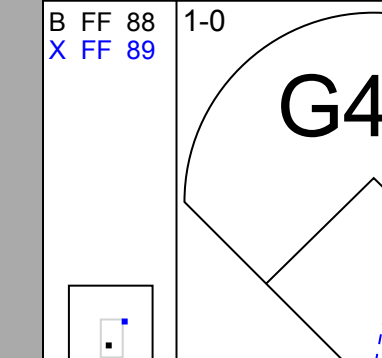
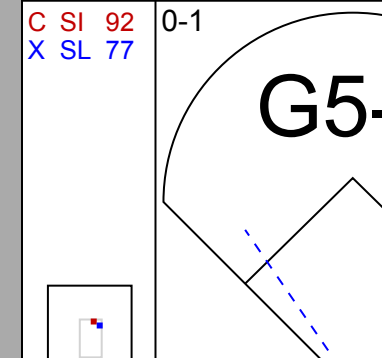
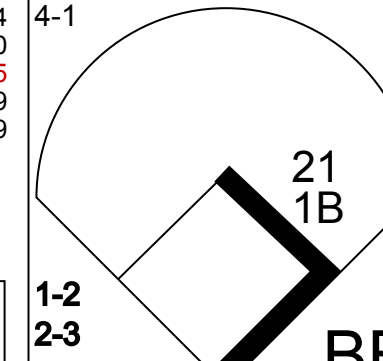


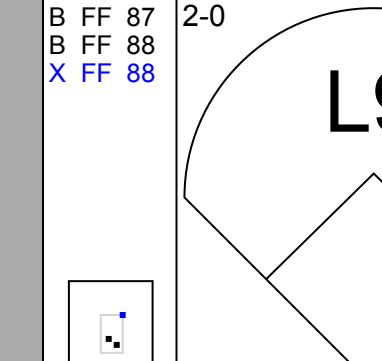
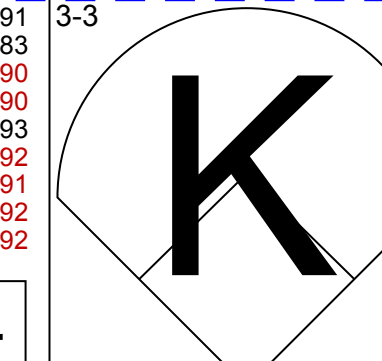
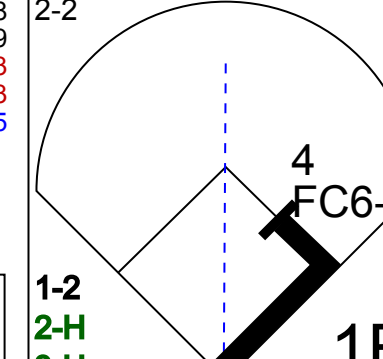


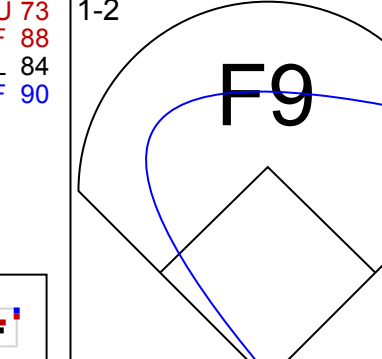
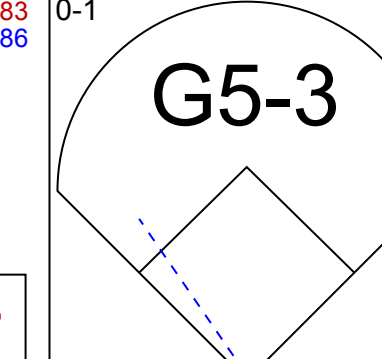
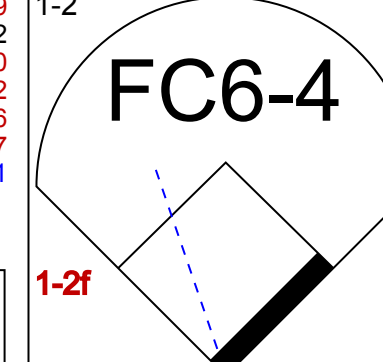

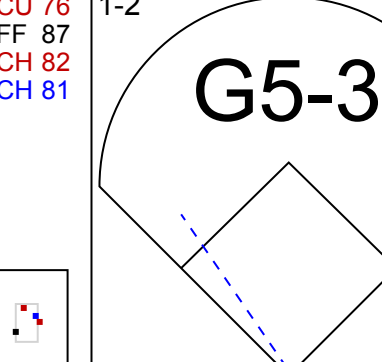
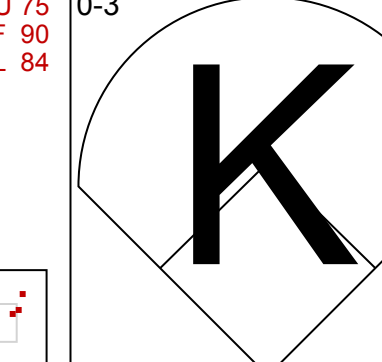
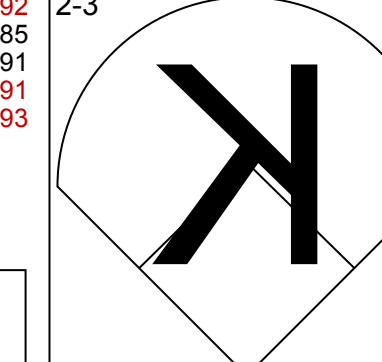

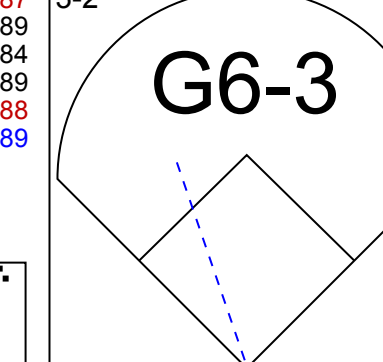
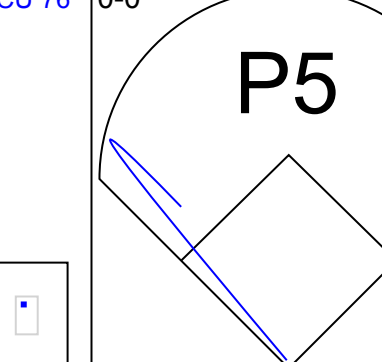
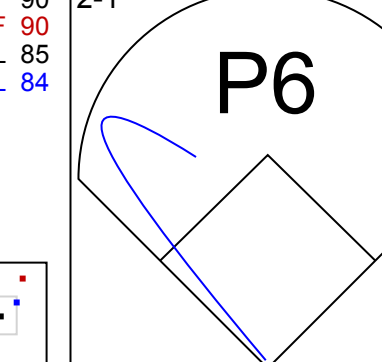
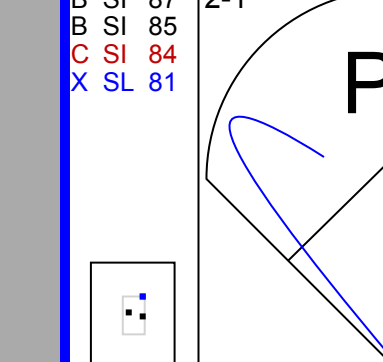

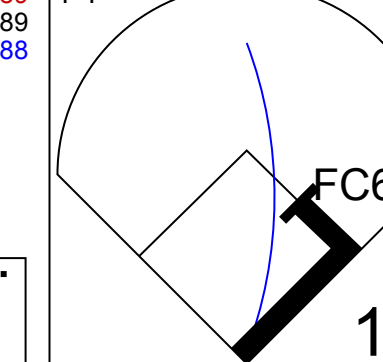
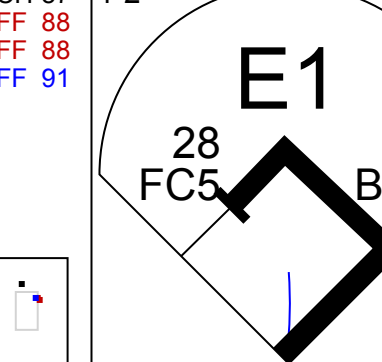
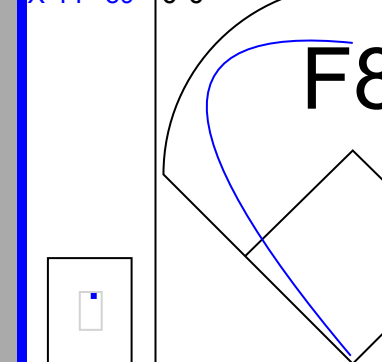
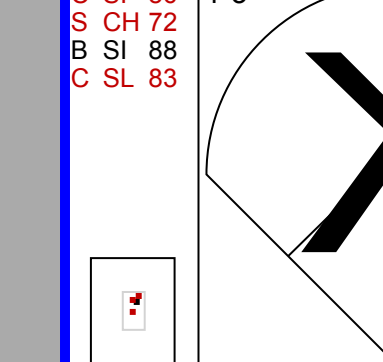
PITCHER	IP	WLS	BF	H	R	ER	SO	BB	IBB	HBP	BLK	WP	HR	S	P	ERA	WHIP
29 Chris Carpenter, R (1,1) ERA: 2.57	1.0	0.2	5	2	0	0	0	1	0	0	0	0	0	11	24	0.00	4.500
44 Miguel Batista, R (8,1) ERA: 9.0	0.1	0.1	1	0	0	0	0	0	0	0	0	0	0	2	4	0.00	0.000
43 Trevor Miller, L (8,1) ERA: 9.0	1.0	B	5	1	1	1	0	0	0	1	0	0	1	8	14	9.00	1.000
31 Ryan Franklin, R (9,1) ERA: 9.0	1.0		3	0	0	0	2	0	0	0	0	0	0	9	14	0.00	0.000
56 Brian Tallet, L (10,1) ERA: 9.0	1.0		3	0	0	0	2	0	0	0	0	0	0	9	14	0.00	0.000
22 Bryan Augenstein, R (11,1) ERA: 9.0	1.0		3	0	0	0	2	0	0	0	0	0	0	9	14	0.00	0.000
46 Tim Stauffer, R (1,1) ERA: 3.0	1.0		4	1	0	0	1	0	0	0	0	0	0	14	20	0.00	1.000
57 Luke Gregerson, R (7,1) ERA: 3.0	1.0		4	1	1	1	2	0	0	0	0	0	0	11	18	9.00	1.000
37 Mike Adams, R (8,1) ERA: 9.0	1.0		4	1	0	0	0	0	0	0	0	0	0	7	9	0.00	1.000
50 Chad Qualls, R (9,1) ERA: 9.0	1.0		4	0	0	0	0	2	0	0	0	0	0	6	15	0.00	2.000
34 Pat Neshek, R (10,1) ERA: 1.000, SLG: 1.000	1.0		4	0	0	0	0	2	0	0	0	0	0	6	15	0.00	2.000
46 Tim Stauffer, R (1,1) ERA: 3.0	1.0		4	1	0	0	1	0	0	0	0	0	0	14	20	0.00	1.000
57 Luke Gregerson, R (7,1) ERA: 3.0	1.0		4	1	1	1	2	0	0	0	0	0	0	11	18	9.00	1.000
37 Mike Adams, R (8,1) ERA: 9.0	1.0		4	1	0	0	0	0	0	0	0	0	0	7	9	0.00	1.000
50 Chad Qualls, R (9,1) ERA: 9.0	1.0		4	0	0	0	0	2	0	0	0	0	0	6	15	0.00	2.000
34 Pat Neshek, R (10,1) ERA: 1.000, SLG: 1.000	1.0		4	0	0	0	0	2	0	0	0	0	0	6	15	0.00	2.000
PITCHER	IP	WLS	BF	H	R	ER	SO	BB	IBB	HBP	BLK	WP	HR	S	P	ERA	WHIP
29 Chris Carpenter, R (1,1) ERA: 2.57	1.0	0.2	5	2	0	0	0	1	0	0	0	0	0	11	24	0.00	4.500
44 Miguel Batista, R (8,1) ERA: 9.0	0.1	0.1	1	0	0	0	0	0	0	0	0	0	0	2	4	0.00	0.000
43 Trevor Miller, L (8,1) ERA: 9.0	1.0	B	5	1	1	1	0	0	0	1	0	0	1	8	14	9.00	1.000
31 Ryan Franklin, R (9,1) ERA: 9.0	1.0		3	0	0	0	2	0	0	0	0	0	0	9	14	0.00	0.000
56 Brian Tallet, L (10,1) ERA: 9.0	1.0		3	0	0	0	2	0	0	0	0	0	0	9	14	0.00	0.000
22 Bryan Augenstein, R (11,1) ERA: 9.0	1.0		3	0	0	0	2	0	0	0	0	0	0	9	14	0.00	0.000
46 Tim Stauffer, R (1,1) ERA: 3.0	1.0		4	1	0	0	1	0	0	0	0	0	0	14	20	0.00	1.000
57 Luke Gregerson, R (7,1) ERA: 3.0	1.0		4	1	1	1	2	0	0	0	0	0	0	11	18	9.00	1.000
37 Mike Adams, R (8,1) ERA: 9.0	1.0		4	1	0	0	0	0	0	0	0	0	0	7	9	0.00	1.000
50 Chad Qualls, R (9,1) ERA: 9.0	1.0		4	0	0	0	0	2	0	0	0	0	0	6	15	0.00	2.000
34 Pat Neshek, R (10,1) ERA: 1.000, SLG: 1.000	1.0		4	0	0	0	0	2	0	0	0	0	0	6	15	0.00	2.000
PITCHER	IP	WLS	BF	H	R	ER	SO	BB	IBB	HBP	BLK	WP	HR	S	P	ERA	WHIP
29 Chris Carpenter, R (1,1) ERA: 2.57	1.0	0.2	5	2	0	0	0	1	0	0	0	0	0	11	24	0.00	4.500
44 Miguel Batista, R (8,1) ERA: 9.0	0.1	0.1	1	0	0	0	0	0	0	0	0	0	0	2	4	0.00	0.000
43 Trevor Miller, L (8,1) ERA: 9.0	1.0	B	5	1	1	1	0	0									

Batter	1	2	3	4	5	6	7	8	9	AB	R	H	RBI	BB	SO	LOB	TOP						
25 Will Venable, L (1,9) OBP: 0.200, SLG: 0.333										4	1	1	1	0	1	2							
8 Jason Bartlett, R (1,6) OBP: 0.200, SLG: 0.200										5	1	1	0	0	0	2							
1 Orlando Hudson, S (1,4)										3	0	0	0	1	0	0							
11 Brad Hawpe, L (1,3)										4	1	0	0	1	1	1							
47 Ryan Ludwick, R (1,7) OBP: 0.600, SLG: 0.500 34 Pat Neshek, S (9,1)										3	4	2	1	2	0	1							
7 Chase Headley, S (1,5) OBP: 0.300, SLG: 0.600										5	2	2	4	0	0	3							
24 Cameron Maybin, R (1,8) OBP: 0.400, SLG: 0.778										4	2	1	1	1	2	1							
4 Nick Hundley, R (1,2)										4	0	2	2	1	2	0							
33 Clayton Richard, L (1,7) 18 Cedric Hunter, L (7,PH) 39 Ernesto Frieri, R (7,1) 52 Cory Luebke, R (8,1) 13 Chris Denorfia, R (9,7)										1	0	0	2	1	0	1							
Inning Stats	R: 0 E: 0 K: 1 S: 14	H: 0 LOB: 1 BB: 1 P: 25	R: 2 E: 0 K: 0 S: 15	H: 1 LOB: 1 BB: 2 P: 26	R: 0 E: 0 K: 1 S: 7	H: 0 LOB: 0 BB: 0 P: 9	R: 1 E: 0 K: 1 S: 7	H: 2 LOB: 1 BB: 0 P: 9	R: 6 E: 0 K: 0 S: 16	H: 4 LOB: 2 BB: 4 P: 38	R: 0 E: 1 K: 0 S: 8	H: 0 LOB: 1 BB: 0 P: 10	R: 0 E: 0 K: 2 S: 10	H: 0 LOB: 1 BB: 1 P: 17	R: 0 E: 0 K: 0 S: 5	H: 0 LOB: 0 BB: 0 P: 6	R: 2 E: 0 K: 2 S: 12	H: 2 LOB: 0 BB: 0 P: 19	1B: 5 2B: 2 3B: 1 HR: 1	SF: 1 SAC: 2 DP: 0 HBP: 0	WP: 1 PB: 0 SB: 0 CS: 0	PA: 45	
PITCHER	IP WLS BF H R ER SO BB IBB HBP BLK WP HR S P ERA WHIP	IP WLS BF H R ER SO BB IBB HBP BLK WP HR S P ERA WHIP	IP WLS BF H R ER SO BB IBB HBP BLK WP HR S P ERA WHIP	IP WLS BF H R ER SO BB IBB HBP BLK WP HR S P ERA WHIP	IP WLS BF H R ER SO BB IBB HBP BLK WP HR S P ERA WHIP	IP WLS BF H R ER SO BB IBB HBP BLK WP HR S P ERA WHIP	IP WLS BF H R ER SO BB IBB HBP BLK WP HR S P ERA WHIP	IP WLS BF H R ER SO BB IBB HBP BLK WP HR S P ERA WHIP	IP WLS BF H R ER SO BB IBB HBP BLK WP HR S P ERA WHIP	IP WLS BF H R ER SO BB IBB HBP BLK WP HR S P ERA WHIP	IP WLS BF H R ER SO BB IBB HBP BLK WP HR S P ERA WHIP	IP WLS BF H R ER SO BB IBB HBP BLK WP HR S P ERA WHIP	IP WLS BF H R ER SO BB IBB HBP BLK WP HR S P ERA WHIP	IP WLS BF H R ER SO BB IBB HBP BLK WP HR S P ERA WHIP	IP WLS BF H R ER SO BB IBB HBP BLK WP HR S P ERA WHIP	IP WLS BF H R ER SO BB IBB HBP BLK WP HR S P ERA WHIP	IP WLS BF H R ER SO BB IBB HBP BLK WP HR S P ERA WHIP	IP WLS BF H R ER SO BB IBB HBP BLK WP HR S P ERA WHIP	IP WLS BF H R ER SO BB IBB HBP BLK WP HR S P ERA WHIP	IP WLS BF H R ER SO BB IBB HBP BLK WP HR S P ERA WHIP	IP WLS BF H R ER SO BB IBB HBP BLK WP HR S P ERA WHIP	IP WLS BF H R ER SO BB IBB HBP BLK WP HR S P ERA WHIP	IP WLS BF H R ER SO BB IBB HBP BLK WP HR S P ERA WHIP

San Diego Padres @ St. Louis Cardinals
 Busch Stadium, St. Louis, MO
 Sat Apr 02 2011, 3:12 PM - 5:54 PM CDT
 Att: 38,527 - Partly Cloudy - 65 F

AB	34
R	11
H	9
RBI	11
BB	8
SO	7
LOB	11

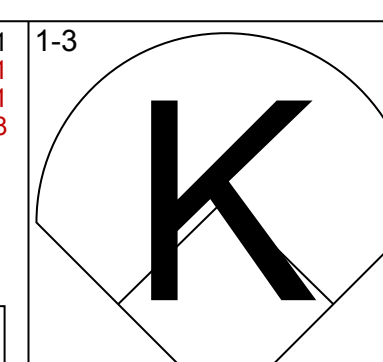
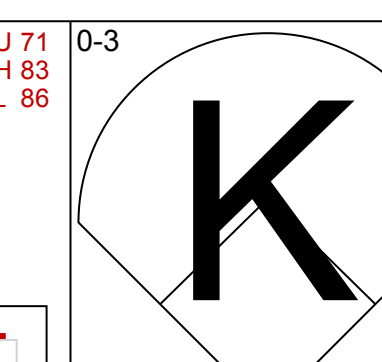
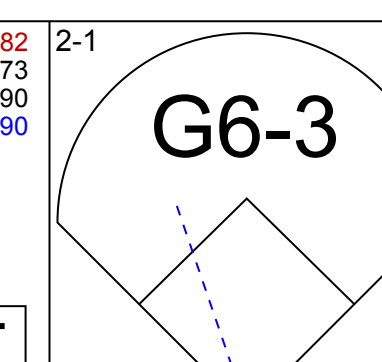
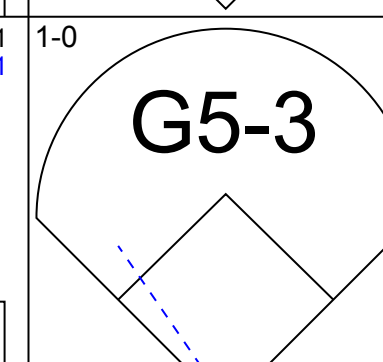
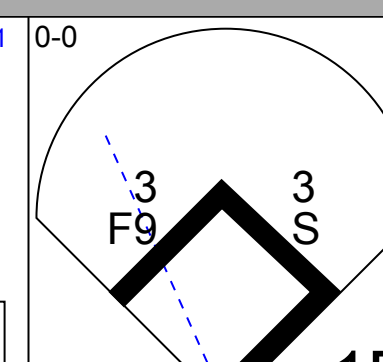
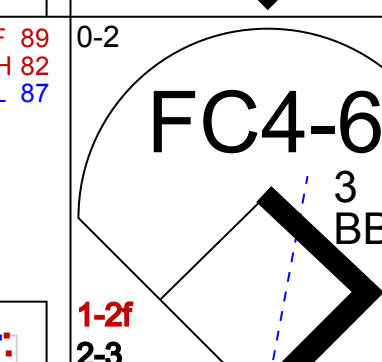
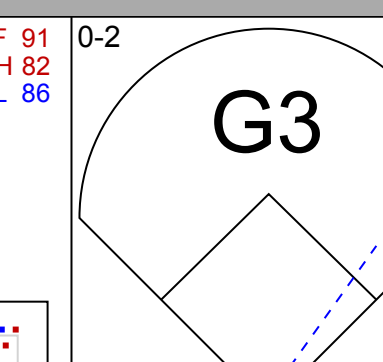
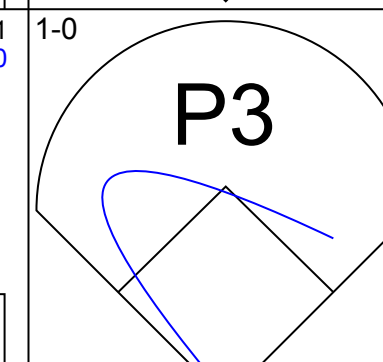
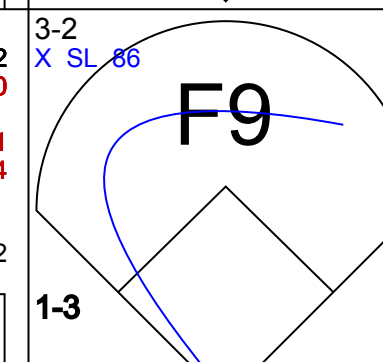
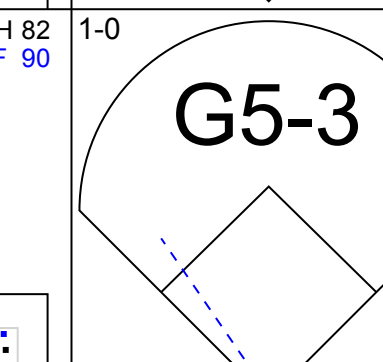
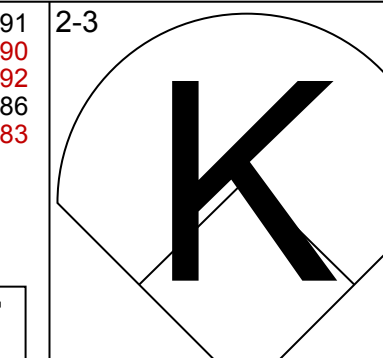
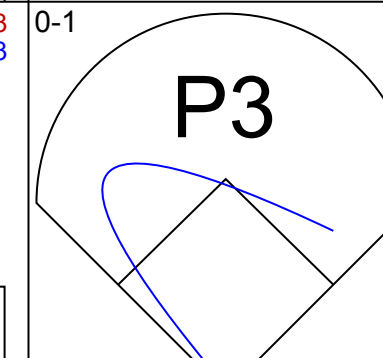
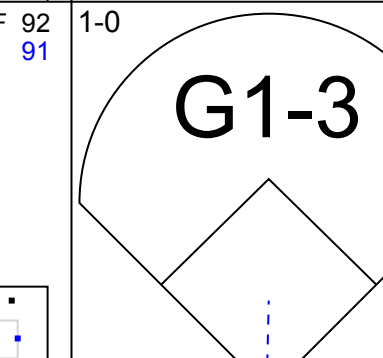
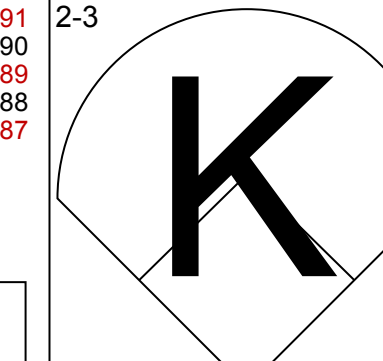
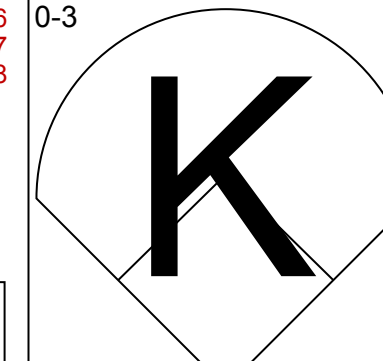
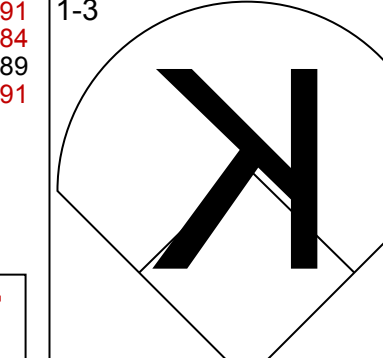
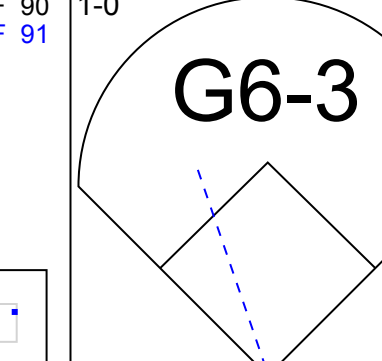
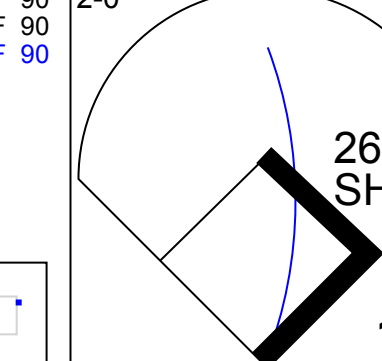


Batter	1	2	3	4	5	6	7	8	9	AB	R	H	RBI	BB	SO	LOB	BOTTOM						
Ryan Theriot, R (1,6) OBP: 0.222, SLG: 0.125 33 Daniel Descalso, L (9,PH)										3	0	0	0	1	0	1							
28 Colby Rasmus, L (1,8) OBP: 0.687, SLG: 0.833										3	1	1	0	1	1	3							
5 Albert Pujols, R (1,3) OBP: 0.222, SLG: 0.556										4	1	2	1	0	0	1							
23 David Freese, R (1,5) OBP: 0.222, SLG: 0.222										4	1	1	0	0	1	2							
12 Lance Berkman, S (1,9) OBP: 0.375, SLG: 0.286										3	0	0	0	1	1	0							
21 Allen Craig, R (1,7) OBP: 0.200, SLG: 0.200										4	0	1	2	0	0	0							
4 Yadier Molina, R (1,2) OBP: 0.125, SLG: 0.125 41 Mitchell Boggs, R (7,1)										3	0	0	0	0	1	2							
55 Skip Schumaker, L (1,4) OBP: 0.125, SLG: 0.125 27 Tyler Greene, R (9,4)										3	0	0	0	0	0	0							
35 Jake Westbrook, R (1,1) OBP: 0.500, SLG: 0.500 30 Jason Motte, R (5,1) 13 Gerald Laird, R (7,2) 19 Jon Jay, L (9,PH) OBP: 0.500, SLG: 0.500										2	0	1	0	0	0	0							
Inning Stats	R: 2 E: 0 K: 0 S: 20	H: 3 LOB: 2 BB: 1 P: 28	R: 0 E: 0 K: 1 S: 12	H: 1 LOB: 1 BB: 0 P: 18	R: 1 E: 0 K: 1 S: 10	H: 1 LOB: 0 BB: 0 P: 15	R: 0 E: 1 K: 0 S: 10	H: 0 LOB: 2 BB: 1 P: 16	R: 0 E: 0 K: 0 S: 4	H: 0 LOB: 0 BB: 0 P: 8	R: 0 E: 0 K: 1 S: 8	H: 0 LOB: 0 BB: 0 P: 11	R: 0 E: 0 K: 0 S: 9	H: 1 LOB: 2 BB: 1 P: 14	R: 0 E: 0 K: 2 S: 11	H: 0 LOB: 0 BB: 0 P: 16	R: 0 E: 0 K: 1 S: 7	H: 0 LOB: 0 BB: 0 P: 10	1B: 5 2B: 0 3B: 0 HR: 1	SF: 0 SAC: 0 DP: 0 HBP: 0	WP: 0 PB: 0 SB: 0 CS: 0	PA: 37	
PITCHER	IP WLS BF H R ER SO BB IBB HBP BLK WP HR S P ERA WHIP	IP WLS BF H R ER SO BB IBB HBP BLK WP HR S P ERA WHIP	IP WLS BF H R ER SO BB IBB HBP BLK WP HR S P ERA WHIP	IP WLS BF H R ER SO BB IBB HBP BLK WP HR S P ERA WHIP	IP WLS BF H R ER SO BB IBB HBP BLK WP HR S P ERA WHIP	IP WLS BF H R ER SO BB IBB HBP BLK WP HR S P ERA WHIP	IP WLS BF H R ER SO BB IBB HBP BLK WP HR S P ERA WHIP	IP WLS BF H R ER SO BB IBB HBP BLK WP HR S P ERA WHIP	IP WLS BF H R ER SO BB IBB HBP BLK WP HR S P ERA WHIP	IP WLS BF H R ER SO BB IBB HBP BLK WP HR S P ERA WHIP	IP WLS BF H R ER SO BB IBB HBP BLK WP HR S P ERA WHIP	IP WLS BF H R ER SO BB IBB HBP BLK WP HR S P ERA WHIP	IP WLS BF H R ER SO BB IBB HBP BLK WP HR S P ERA WHIP	IP WLS BF H R ER SO BB IBB HBP BLK WP HR S P ERA WHIP	IP WLS BF H R ER SO BB IBB HBP BLK WP HR S P ERA WHIP	IP WLS BF H R ER SO BB IBB HBP BLK WP HR S P ERA WHIP	IP WLS BF H R ER SO BB IBB HBP BLK WP HR S P ERA WHIP	IP WLS BF H R ER SO BB IBB HBP BLK WP HR S P ERA WHIP	IP WLS BF H R ER SO BB IBB HBP BLK WP HR S P ERA WHIP	IP WLS BF H R ER SO BB IBB HBP BLK WP HR S P ERA WHIP	IP WLS BF H R ER SO BB IBB HBP BLK WP HR S P ERA WHIP	IP WLS BF H R ER SO BB IBB HBP BLK WP HR S P ERA WHIP	IP WLS BF H R ER SO BB IBB HBP BLK WP HR S P ERA WHIP

San Diego Padres @ St. Louis Cardinals
 Busch Stadium, St. Louis, MO
 Sat Apr 02 2011, 3:12 PM - 5:54 PM CDT
 Att: 38,527 - Partly Cloudy - 65 F

AB	34
R	3
H	6
RBI	3
BB	3
SO	6
LOB	9

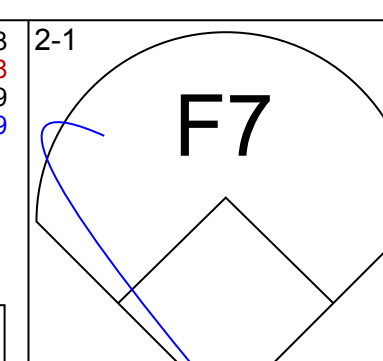
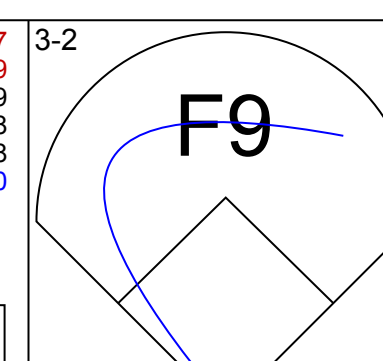
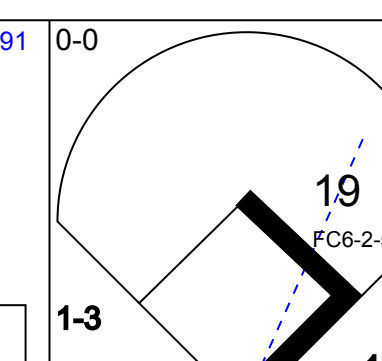
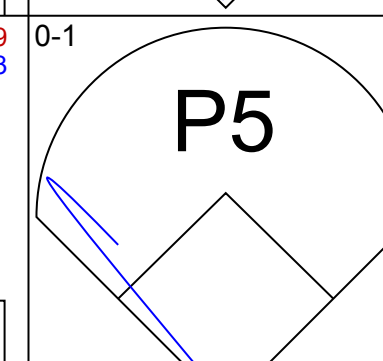
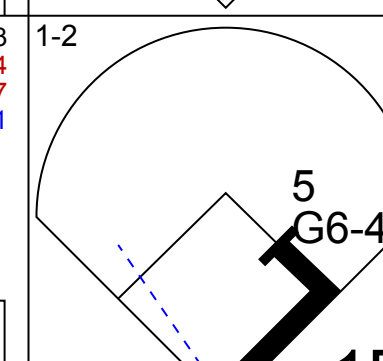
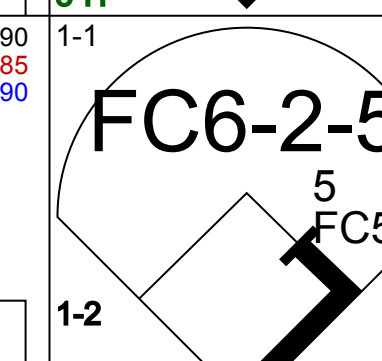
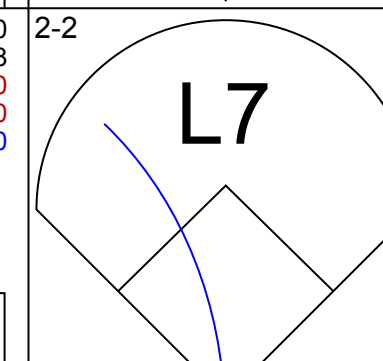
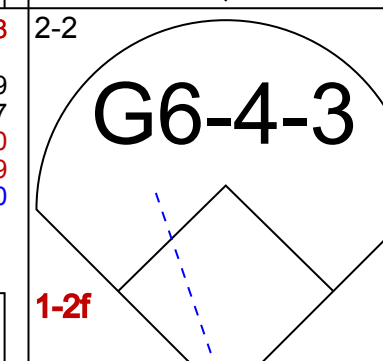
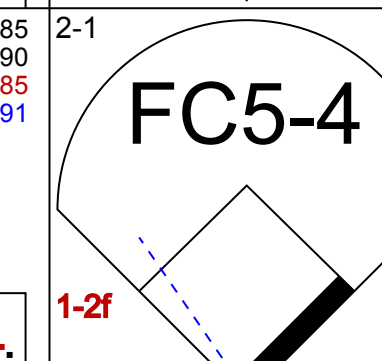
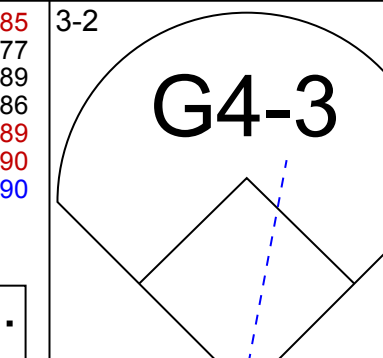
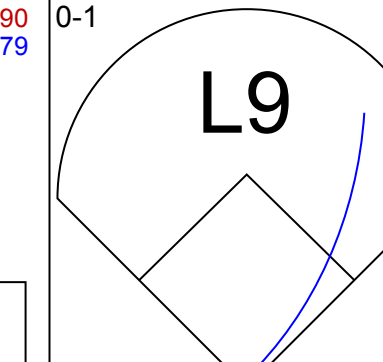
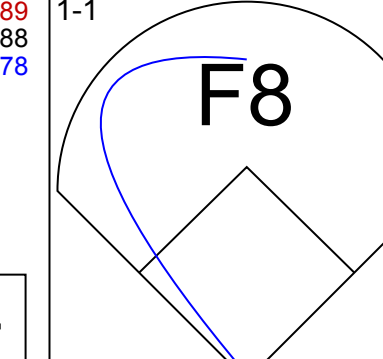
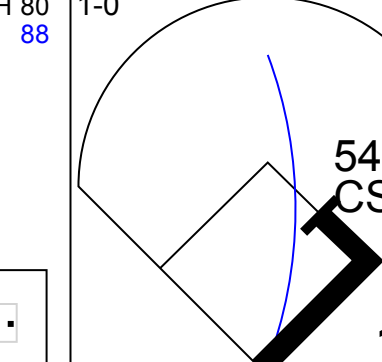
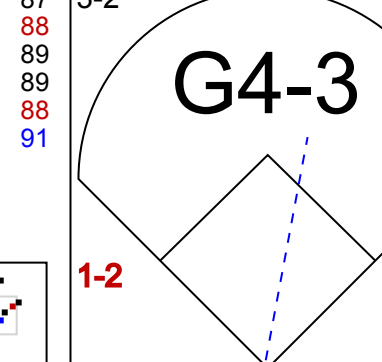
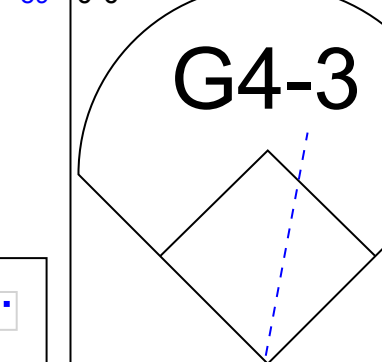


Batter	1	2	3	4	5	6	7	8	9	AB	R	H	RBI	BB	SO	LOB	TOP			
8 Jason Bartlett, R OBP: 0.214, SLG: 0.214										4	0	1	0	0	2	1				
1 Orlando Hudson, S OBP: 0.308, SLG: 0.111										4	0	1	0	0	0	2				
3 Jorge Cantu, R OBP: 0.400, SLG: 0.250										3	0	0	0	1	0	1				
47 Ryan Ludwick, R OBP: 0.429, SLG: 0.300										4	0	0	0	0	1	4				
7 Chase Headley, S OBP: 0.308, SLG: 0.500										2	0	0	0	1	2	1				
13 Chris Denorfia, R OBP: 0.308, SLG: 0.111										3	0	0	0	0	1	1				
24 Cameron Maybin, R OBP: 0.308, SLG: 0.583										3	0	0	0	0	1	0				
4 Nick Hundley, R OBP: 0.538, SLG: 0.727										3	0	1	0	0	1	0				
26 Dustin Moseley, R OBP: 1.000, SLG: 1.000										1	0	1	0	0	0	0				
11 Brad Hawpe, L (8, PH)										1	0	0	0	0	1	0				
57 Luke Gregerson, L (8, 1)										0	0	0	0	0	0	0				
Inning Stats	R: 0 E: 0 K: 1 S: 5	H: 0 LOB: 0 BB: 0 P: 8	R: 0 E: 0 K: 3 S: 9	H: 0 LOB: 0 BB: 0 P: 14	R: 0 E: 0 K: 1 S: 6	H: 1 LOB: 1 BB: 0 P: 9	R: 0 E: 0 K: 1 S: 10	H: 1 LOB: 1 BB: 0 P: 13	R: 0 E: 0 K: 2 S: 11	H: 2 LOB: 2 BB: 1 P: 18	R: 0 E: 0 K: 0 S: 3	H: 0 LOB: 0 BB: 1 P: 8	R: 0 E: 0 K: 1 S: 6	H: 0 LOB: 0 BB: 0 P: 10	R: 0 E: 0 K: 0 S: 5	H: 0 LOB: 0 BB: 0 P: 7	1B: 4 2B: 1 3B: 0 HR: 0	SF: 0 SAC: 1 DP: 2 HBP: 0	WP: 0 PB: 0 SB: 1 CS: 0	PA: 31
PITCHER	IP	WLS	BF	H	R	ER	SO	BB	IBB	HBP	BLK	WP	HR	S	P	ERA	WHIP			
54 Jaime Garcia, L ERA:	9.0	W	31	4	0	0	9	2	0	0	0	0	0	65	102	0.00	0.667			

San Diego Padres @ St. Louis Cardinals
 Busch Stadium, St. Louis, MO
 Sun Apr 03 2011, 1:18 PM - 3:20 PM CDT
 Att: 36,414 - Partly Cloudy - 75 F

AB	28
R	0
H	4
RBI	0
BB	2
SO	9
LOB	10



Batter	1	2	3	4	5	6	7	8	9	AB	R	H	RBI	BB	SO	LOB	BOTTOM			
Ryan Theriot, R OBP: 0.231, SLG: 0.167										4	0	1	1	0	0	0				
19 Jon Jay, L OBP: 0.500, SLG: 0.400										3	0	1	0	1	0	2				
5 Albert Pujols, R OBP: 0.154, SLG: 0.385										4	0	0	0	0	0	4				
12 Lance Berkman, S OBP: 0.364, SLG: 0.300										3	1	1	0	0	0	0				
28 Colby Rasmus, L OBP: 0.500, SLG: 0.556										3	0	0	0	0	0	1				
4 Yadier Molina, R OBP: 0.182, SLG: 0.182										3	0	1	1	0	0	0				
55 Skip Schumaker, L OBP: 0.273, SLG: 0.273										3	1	2	0	0	1	1				
54 Jaime Garcia, L										3	0	0	0	0	1	3				
33 Daniel Descalso, L OBP: 0.250, SLG: 0.250										3	0	1	0	0	1	0				
Inning Stats	R: 0 E: 0 K: 0 S: 7	H: 0 LOB: 0 BB: 0 P: 11	R: 0 E: 0 K: 0 S: 8	H: 0 LOB: 0 BB: 0 P: 12	R: 0 E: 0 K: 0 S: 5	H: 1 LOB: 0 BB: 0 P: 9	R: 0 E: 0 K: 0 S: 10	H: 1 LOB: 0 BB: 0 P: 16	R: 1 E: 0 K: 1 S: 7	H: 2 LOB: 1 BB: 0 P: 10	R: 0 E: 0 K: 1 S: 7	H: 0 LOB: 1 BB: 1 P: 12	R: 0 E: 0 K: 0 S: 9	H: 0 LOB: 0 BB: 0 P: 13	R: 1 E: 0 K: 1 S: 12	H: 3 LOB: 2 BB: 0 P: 20	1B: 7 2B: 0 3B: 0 HR: 0	SF: 0 SAC: 0 DP: 1 HBP: 0	WP: 1 PB: 0 SB: 0 CS: 1	PA: 30
PITCHER	IP	WLS	BF	H	R	ER	SO	BB	IBB	HBP	BLK	WP	HR	S	P	ERA	WHIP			
26 Dustin Moseley, R ERA: 1.29	7.0	L	24	4	1	1	2	1	0	0	0	0	0	53	83	1.29	0.714			
57 Luke Gregerson, R ERA: 4.5	1.0		6	3	1	1	1	0	0	0	0	0	0	12	20	9.00	3.000			

San Diego Padres @ St. Louis Cardinals
 Busch Stadium, St. Louis, MO
 Sun Apr 03 2011, 1:18 PM - 3:20 PM CDT
 Att: 36,414 - Partly Cloudy - 75 F

AB	29
R	2
H	7
RBI	2
BB	1
SO	3
LOB	11



Batter	1	2	3	4	5	6	7	8	9	AB	R	H	RBI	BB	SO	LOB	TOP								
56 Andres Torres, S (1,8) OBP: 0.316, SLG: 0.333										4	1	2	0	0	1	2	San Francisco Giants @ San Diego Padres PETCO Park, San Diego, CA Tue Apr 05 2011, 6:39 PM - 9:13 PM EDT Att: 43,146 - Partly Cloudy - 69 F livebaseballscorecards.com								
21 Freddy Sanchez, R (1,4) OBP: 0.455, SLG: 0.579										4	0	0	0	0	1	5									
17 Aubrey Huff, L (1,9) OBP: 0.286, SLG: 0.263										3	0	0	1	1	1	0									
28 Buster Posey, R (1,2) OBP: 0.286, SLG: 0.250										4	0	1	0	0	1	3									
48 Pablo Sandoval, S (1,5) OBP: 0.375, SLG: 0.533										3	0	1	0	1	1	0									
5 Pat Burrell, R (1,7) OBP: 0.211, SLG: 0.500										4	0	1	0	0	1	3									
9 Brandon Belt, L (1,3) OBP: 0.286, SLG: 0.294											4	0	0	0	0	1									
10 Miguel Tejada, R (1,6) OBP: 0.238, SLG: 0.333											4	0	1	0	0	0									
40 Madison Bumgarner, R (1,1) OBP: 1.000, SLG: 1.000										1	0	1	0	0	0	0									
59 Guillermo Mota, R (4,1)										1	0	0	0	0	1	0									
33 Aaron Rowand, R (7,PH) OBP: 0.571, SLG: 1.000										1	0	1	0	0	0	0									
52 Ramon E Ramirez, R (7,1)										0	0	0	0	0	0	0									
Inning Stats	R: 1 E: 0 K: 0 S: 9	H: 1 LOB: 0 BB: 0 P: 12	R: 0 E: 0 K: 0 S: 6	H: 0 LOB: 0 BB: 1 P: 13	R: 0 E: 0 K: 2 S: 12	H: 2 LOB: 3 BB: 1 P: 22	R: 0 E: 0 K: 1 S: 8	H: 1 LOB: 0 BB: 0 P: 12	R: 0 E: 0 K: 1 S: 8	H: 0 LOB: 0 BB: 0 P: 13	R: 0 E: 0 K: 2 S: 14	H: 2 LOB: 2 BB: 0 P: 22	R: 0 E: 0 K: 0 S: 13	H: 2 LOB: 2 BB: 0 P: 17	R: 0 E: 0 K: 1 S: 12	H: 0 LOB: 0 BB: 0 P: 17	R: 0 E: 0 K: 0 S: 7	H: 0 LOB: 0 BB: 0 P: 9	1B: 7 2B: 1 3B: 0 HR: 0	SF: 0 SAC: 0 DP: 1 HBP: 0	WP: 0 PB: 0 SB: 1 CS: 1	PA: 35			
PITCHER	IP	WLS	BF	H	R	ER	SO	BB	IBB	HBP	BLK	WP	HR	S	P	ERA	WHIP								
41 Aaron Harang, R (1,1) ERA: 1.5	6.0	W	24	6	1	1	6	2	0	0	0	0	0	57	94	1.50	1.333								
57 Luke Gregerson, R (7,1) ERA: 3.0	1.0	H	5	2	0	0	0	0	0	0	0	0	0	13	17	0.00	2.000								
37 Mike Adams, R (8,1) ERA: 4.5	1.0	H	3	0	0	0	1	0	0	0	0	0	0	12	17	0.00	0.000								
21 Heath Bell, R (9,1) ERA:	1.0	S	3	0	0	0	0	0	0	0	0	0	0	7	9	0.00	0.000								

Batter	1	2	3	4	5	6	7	8	9	AB	R	H	RBI	BB	SO	LOB	BOTTOM								
8 Jason Bartlett, R (1,6) OBP: 0.222, SLG: 0.176										3	1	0	0	1	1	3	San Francisco Giants @ San Diego Padres PETCO Park, San Diego, CA Tue Apr 05 2011, 6:39 PM - 9:13 PM EDT Att: 43,146 - Partly Cloudy - 69 F livebaseballscorecards.com								
1 Orlando Hudson, S (1,4) OBP: 0.294, SLG: 0.154										4	1	1	0	0	2	4									
3 Jorge Cantu, R (1,3) OBP: 0.222, SLG: 0.143										3	0	0	1	0	0	2									
47 Ryan Ludwick, R (1,7) OBP: 0.389, SLG: 0.231										3	0	0	0	1	0	0									
7 Chase Headley, S (1,5) OBP: 0.353, SLG: 0.429										2	0	0	1	2	0	0									
13 Chris Denorfia, R (1,9) OBP: 0.222, SLG: 0.222										4	0	2	1	0	0	1									
24 Cameron Maybin, R (1,8) OBP: 0.235, SLG: 0.436										4	0	0	0	0	1	5									
4 Nick Hundley, R (1,2) OBP: 0.588, SLG: 0.800										4	1	3	0	0	0	0									
41 Aaron Harang, R (1,1)										1	0	0	0	0	1	1									
18 Cedric Hunter, L (6,PH) ERA: 9.0										1	0	1	0	0	0	0									
57 Luke Gregerson, L (7,1)										0	0	0	0	0	0	0									
37 Mike Adams, R (8,1)										0	0	0	0	0	0	0									
21 Heath Bell, R (9,1)										0	0	0	0	0	0	0									
Inning Stats	R: 0 E: 0 K: 1 S: 7	H: 0 LOB: 0 BB: 0 P: 13	R: 0 E: 0 K: 1 S: 11	H: 1 LOB: 1 BB: 0 P: 16	R: 3 E: 0 K: 0 S: 23	H: 3 LOB: 3 BB: 3 P: 41	R: 0 E: 0 K: 2 S: 12	H: 1 LOB: 2 BB: 0 P: 19	R: 0 E: 0 K: 0 S: 6	H: 0 LOB: 1 BB: 1 P: 13	R: 0 E: 0 K: 1 S: 7	H: 2 LOB: 2 BB: 0 P: 11	R: 0 E: 0 K: 0 S: 6	H: 0 LOB: 0 BB: 0 P: 9	R: 0 E: 0 K: 0 S: 6	H: 0 LOB: 0 BB: 0 P: 11	1B: 6 2B: 2 3B: 0 HR: 0	SF: 1 SAC: 1 DP: 1 HBP: 0	WP: 0 PB: 0 SB: 1 CS: 1	PA: 35					
PITCHER	IP	WLS	BF	H	R	ER	SO	BB	IBB	HBP	BLK	WP	HR	S	P	ERA	WHIP								
40 Madison Bumgarner, L (1,1) ERA: 9.0	3.0	L	17	5	3	3	2	3	0	0	0	0	0	42	73	9.00	2.667								
59 Guillermo Mota, R (4,1) ERA:	3.0		12	2	0	0	3	1	0	0	0	0	0	24	40	0.00	1.000								
52 Ramon E Ramirez, R (7,1) ERA:	2.0		6	0	0	0	0	0	0	0	0	0	0	12	20	0.00	0.000								




Batter	1	2	3	4	5	6	7	8	9	10	11	AB	R	H	RBI	BB	SO	LOB	TOP							
15 Rafael Furcal, S OBP: 0.240, SLG: 0.250 14 Jamey Carroll, R OBP: 0.444, SLG: 0.467	F9		F8			G4-3		G3		SH3	BB	4	0	0	0	0	0	0								
23 Casey Blake, R OBP: 0.500, SLG: 0.625	G4-3			BB				G5-3		K	BB	5	2	1	0	1	2	3								
16 Andre Ethier, L OBP: 0.433, SLG: 0.320	F8					P5		P6				4	0	1	0	1	0	1								
27 Matt Kemp, R OBP: 0.500, SLG: 0.696		2B				G1-3				F8		4	0	3	1	1	0	2								
5 Juan Uribe, R OBP: 0.190, SLG: 0.200	K					G1-3		K		G4-6-3		5	1	1	0	0	2	5								
7 James Loney, L OBP: 0.172, SLG: 0.321	K					K		G1-3				5	0	1	0	0	2	5								
33 Marcus Thames, R OBP: 0.162, SLG: 0.384 3 Xavier Paul, L OBP: 0.429, SLG: 0.429 36 Blake Hawksworth, R 6 Aaron Miles, S OBP: 0.255, SLG: 0.182 51 Jonathan Broxton, R	K					F9		F8				2	0	0	0	0	1	1								
28 Rod Barajas, R OBP: 0.280, SLG: 0.375	K					L5		G6-3		FC5-4		5	0	0	0	0	2	4								
29 Ted Lilly, L 66 Mike MacDougal, S 74 Kenley Jansen, S Hector Gomez, S 55 Matt Guerrier, R 56 Hung-Chih Kuo, L 10 Tony Gwynn, Jr., L	G4-3					P3		K				2	0	0	0	0	0	0								
Inning Stats	R: 0 E: 0 K: 0 S: 7	H: 0 LOB: 0 BB: 0 P: 11	R: 0 E: 0 K: 3 S: 16	H: 1 LOB: 1 BB: 0 P: 21	R: 0 E: 0 K: 1 S: 7	H: 0 LOB: 0 BB: 0 P: 13	R: 1 E: 0 K: 1 S: 10	H: 0 LOB: 1 BB: 2 P: 23	R: 0 E: 0 K: 0 S: 6	H: 0 LOB: 0 BB: 0 P: 13	R: 1 E: 0 K: 1 S: 18	H: 3 LOB: 2 BB: 0 P: 26	R: 0 E: 0 K: 1 S: 8	H: 0 LOB: 0 BB: 0 P: 10	R: 0 E: 0 K: 0 S: 12	H: 0 LOB: 0 BB: 0 P: 14	R: 0 E: 0 K: 0 S: 14	H: 3 LOB: 2 BB: 0 P: 21	R: 0 E: 0 K: 1 S: 12	H: 1 LOB: 2 BB: 1 P: 19	R: 2 E: 0 K: 2 S: 17	H: 2 LOB: 2 BB: 1 P: 33	1B: 8 2B: 2 3B: 0 HR: 0	SF: 0 SAC: 1 DP: 1 HBP: 1	WP: 2 PB: 1 SB: 3 CS: 0	PA: 47
PITCHER	33 Clayton Richard, L ERA: 3.86 52 Cory Luebke, L ERA: 3.38 50 Chad Qualls, R ERA: 57 Luke Gregerson, R ERA: 2.25 37 Mike Adams, R ERA: 3.0	IP: 1.0 WLS: 4 BF: 14 H: 0 R: 1 ER: 0 SO: 5 BB: 2 IBB: 0 HBP: 0 BLK: 0 WP: 1 HR: 0 S: 10 P: 16 ERA: 0.00 WHIP: 1.000	21 Heath Bell, R ERA: 39 Ernesto Frieri, R ERA: 4.91 34 Pat Neshek, R ERA: 5.4	IP: 1.0 WLS: 8 BF: 8 H: 2 R: 2 ER: 2 SO: 1 BB: 0 IBB: 1 HBP: 0 BLK: 0 WP: 0 HR: 0 S: 18 P: 21 ERA: 0.00 WHIP: 3.000																						

Los Angeles Dodgers @ San Diego Padres
PETCO Park, San Diego, CA
Fri Apr 08 2011, 10:34 PM - 9:55 PM EDT
Att: 32,585 - Party Cloudy - 57 F

livebaseballscores.com

AB 41
R 4
H 10
RBI 2
BB 4
SO 10
LOB 21




Batter	1	2	3	4	5	6	7	8	9	10	11	AB	R	H	RBI	BB	SO	LOB	BOTTOM					
25 Will Venable, L OBP: 0.250, SLG: 0.235	F7		F8		E8					P5		4	1	1	0	2	0	0						
8 Jason Bartlett, R OBP: 0.222, SLG: 0.160	1B		P3		F9			K				5	0	1	0	1	1	3						
1 Orlando Hudson, S OBP: 0.385, SLG: 0.300	1B							G6-3		K		4	1	2	1	1	1	1						
3 Jorge Cantu, R OBP: 0.267, SLG: 0.308	F9		P5					G5-3		F9		5	0	1	0	0	0	4						
47 Ryan Ludwick, R OBP: 0.259, SLG: 0.136	F7							F9				5	0	0	1	0	0	3						
7 Chase Headley, S OBP: 0.385, SLG: 0.476	F7									K		3	0	0	0	2	2	0						
24 Cameron Maybin, R OBP: 0.292, SLG: 0.435 34 Pat Neshek, S	1B							G6-3				5	0	3	0	0	1	2						
4 Nick Hundley, R OBP: 0.480, SLG: 0.739	K							K		P5		5	0	1	0	0	3	4						
Inning Stats	R: 0 E: 0 K: 0 S: 11	H: 2 LOB: 2 BB: 0 P: 13	R: 0 E: 0 K: 1 S: 9	H: 1 LOB: 1 BB: 0 P: 12	R: 0 E: 0 K: 0 S: 15	H: 0 LOB: 1 BB: 1 P: 22	R: 0 E: 0 K: 2 S: 16	H: 1 LOB: 2 BB: 1 P: 25	R: 2 E: 1 K: 0 S: 15	H: 3 LOB: 2 BB: 1 P: 27	R: 0 E: 0 K: 2 S: 11	H: 0 LOB: 0 BB: 0 P: 19	R: 0 E: 0 K: 1 S: 14	H: 1 LOB: 1 BB: 0 P: 21	R: 0 E: 0 K: 1 S: 14	H: 0 LOB: 0 BB: 1 P: 19	R: 0 E: 0 K: 2 S: 10	H: 0 LOB: 0 BB: 0 P: 15	R: 0 E: 0 K: 0 S: 9	H: 1 LOB: 1 BB: 1 P: 16	1B: 8 2B: 1 3B: 0 HR: 0	SF: 0 SAC: 0 DP: 1 HBP: 0	WP: 0 PB: 0 SB: 6 CS: 0	PA: 47
PITCHER	29 Ted Lilly, L ERA: 6.0 66 Mike MacDougal, R ERA: 74 Kenley Jansen, R ERA: 9.0 55 Matt Guerrier, R ERA: 56 Hung-Chih Kuo, L ERA: 4.5	IP: 4.1 WLS: 22 BF: 7 H: 0 R: 2 ER: 2 SO: 3 BB: 2 IBB: 0 HBP: 0 BLK: 0 WP: 0 HR: 0 S: 60 P: 85 ERA: 4.15 WHIP: 2.077	36 Blake Hawksworth, R ERA: 3.6 51 Jonathan Broxton, R ERA: 4.6	IP: 2.0 WLS: 4 BF: 1 H: 0 R: 0 ER: 0 SO: 3 BB: 1 IBB: 0 HBP: 0 BLK: 0 WP: 0 HR: 0 S: 24 P: 34 ERA: 0.00 WHIP: 0.500																				

Los Angeles Dodgers @ San Diego Padres
PETCO Park, San Diego, CA
Fri Apr 08 2011, 10:34 PM - 9:55 PM EDT
Att: 32,585 - Party Cloudy - 57 F

livebaseballscores.com

AB 41
R 2
H 9
RBI 2
BB 6
SO 9
LOB 22



Batter	1	2	3	4	5	6	7	8	9	AB	R	H	RBI	BB	SO	LOB	TOP							
10 Tony Gwynn Jr., L OBP: 0.353, SLG: 0.471	1-2 SH5-3 23 16 1B 2B		0-0 G4-3		1-2 F9	2-0 FC4-6		1-0 23 WP 23 1B		5	2	2	0	0	0	1								
23 Casey Blake, R OBP: 0.500, SLG: 0.545	0-0 SH5-3		4-2 27 G5-3 16 1B BB		0-1 G6-3	3-1 G5-3		2-2 27 1B 1-H		3	0	1	1	1	0	1								
16 Andre Ethier, L OBP: 0.154, SLG: 0.467	0-0 27 FC5-4 1B 3-H		2-2 1-2 1B		0-0 HR			1-3 K		5	1	3	2	0	2	1								
27 Matt Kemp, R OBP: 0.515, SLG: 0.679	1-1 FC5-4 1-2		0-1 G5-3		2-2 5 1B			0-1 5 FC6-4 1B 1-2		5	1	3	0	0	0	3								
5 Juan Uribe, R OBP: 0.154, SLG: 0.160	3-2 G1-3				0-1 F9	2-2 E7		1-2 G5-3		5	0	0	0	0	0	4								
7 James Loney, L OBP: 0.206, SLG: 0.290		2-1 G6-3		2-3 K	4-0 17 FC6-4 IBB			0-1 G4-3		3	0	0	0	2	1	0								
17 A.J. Ellis, R OBP: 0.500, SLG: 0.250		1-2 F9		4-2 14 1B BB	0-1 FC6-4			1-1 G5-3		3	0	0	0	2	0	2								
14 Jamey Carroll, R OBP: 0.476, SLG: 0.550		2-1 2B		2-1 1B				3-2 G6-3		5	0	3	0	0	1	3								
18 Hiroki Kuroda, R OBP: 0.143, SLG: 0.143		1-2 G3		1-1 G1-3				2-2 G1-3		5	0	1	0	0	0	4								
51 Jonathan Broxton, R ERA: 4.15								0-2 G4-3		0	0	0	0	0	0	0								
Inning Stats	R: 1 E: 0 K: 0 S: 10	H: 2 LOB: 1 BB: 0 P: 15	R: 0 E: 0 K: 0 S: 11	H: 1 LOB: 1 BB: 0 P: 17	R: 0 E: 0 K: 0 S: 8	H: 1 LOB: 1 BB: 1 P: 14	R: 0 E: 0 K: 1 S: 11	H: 1 LOB: 2 BB: 1 P: 20	R: 2 E: 1 K: 0 S: 15	H: 2 LOB: 2 BB: 1 P: 23	R: 0 E: 0 K: 0 S: 10	H: 1 LOB: 1 BB: 0 P: 18	R: 0 E: 0 K: 2 S: 13	H: 1 LOB: 3 BB: 2 P: 23	R: 1 E: 0 K: 1 S: 13	H: 3 LOB: 2 BB: 0 P: 19	R: 0 E: 0 K: 0 S: 10	H: 1 LOB: 1 BB: 0 P: 14	1B: 10 2B: 2 3B: 0 HR: 1	SF: 0 SAC: 1 DP: 1 HBP: 0	WP: 1 PB: 0 SB: 5 CS: 0	PA: 45		
PITCHER	IP WLS BF H R ER SO BB IBB HBP BLK WP HR S P ERA WHIP	6.0 L 29 8 3 2 1 2 1 0 0 0 1 65 107 3.00 1.667	2.0 12 4 1 1 3 1 1 0 0 1 0 26 42 4.50 2.500	1.0 4 1 0 0 0 0 0 0 0 0 0 10 14 0.00 1.000																				

Los Angeles Dodgers @ San Diego Padres
 PETCO Park, San Diego, CA
 Sat Apr 09 2011, 10:35 PM - 1:25 AM EDT
 Att: 42,420 - Clear - 60 F

AB	39
R	4
H	13
RBI	3
BB	5
SO	4
LOB	19



Batter	1	2	3	4	5	6	7	8	9	AB	R	H	RBI	BB	SO	LOB	BOTTOM							
25 Will Venable, L OBP: 0.208, SLG: 0.190	1-3 K		2-1 G4-3			0-3 K		0-2 G3		4	0	0	0	0	2	1								
8 Jason Bartlett, R OBP: 0.233, SLG: 0.148	2-1 G6-3				0-2 F7			2-2 7 1B 11 1B BB		2	0	0	0	1	0	0								
14 Alberto Gonzalez, R OBP: 0.333, SLG: 0.333					2-1 11 F8-4 1B			2-2 F7		4	0	1	0	0	1	1								
1 Orlando Hudson, S OBP: 0.367, SLG: 0.292	1-0 F7				0-2 11 F8-4 1B			1-0 7 1B		4	0	2	0	0	1	1								
11 Brad Hawpe, L OBP: 0.200, SLG: 0.158		1-3 K			0-2 F8-4			1-0 7 1B		4	0	2	0	0	1	1								
7 Chase Headley, S OBP: 0.400, SLG: 0.480		1-2 F7			2-2 F7			2-1 13 G6-3 1B		4	0	2	0	0	0	0								
13 Chris Denorfia, R OBP: 0.313, SLG: 0.154		4-0 BB			1-0 G5-3			1-2 24 FC5 13 BB 1B		2	0	0	0	2	0	3								
24 Cameron Maybin, R OBP: 0.250, SLG: 0.370		0-0 F8			0-1 L7			2-1 G5-3		4	0	0	0	0	0	4								
32 Rob Johnson, R OBP: 0.200, SLG: 0.400			1-1 G5-3			3-2 G5-3		0-1 2B		3	0	1	0	0	0	0								
26 Dustin Moseley, R OBP: 0.500, SLG: 0.500			0-2 G2			2-1 P5		2-2 P4		1	0	0	0	0	0	0								
18 Cedric Hunter, L OBP: 0.400, SLG: 0.250										1	0	0	0	0	0	0								
43 Samuel Deduno, R ERA: 1.72										0	0	0	0	0	0	0								
3 Jorge Cantu, R OBP: 0.250, SLG: 0.286										1	0	0	0	0	0	1								
50 Chad Qualls, R ERA: 4.15										0	0	0	0	0	0	0								
Inning Stats	R: 0 E: 0 K: 1 S: 6	H: 0 LOB: 0 BB: 0 P: 10	R: 0 E: 0 K: 1 S: 7	H: 0 LOB: 1 BB: 1 P: 13	R: 0 E: 0 K: 0 S: 7	H: 0 LOB: 0 BB: 0 P: 10	R: 0 E: 0 K: 0 S: 8	H: 1 LOB: 0 BB: 0 P: 10	R: 0 E: 0 K: 0 S: 6	H: 0 LOB: 0 BB: 0 P: 9	R: 0 E: 0 K: 1 S: 8	H: 0 LOB: 0 BB: 0 P: 13	R: 0 E: 0 K: 0 S: 9	H: 2 LOB: 2 BB: 1 P: 19	R: 0 E: 0 K: 0 S: 12	H: 1 LOB: 1 BB: 0 P: 16	R: 0 E: 0 K: 1 S: 17	H: 2 LOB: 3 BB: 1 P: 28	1B: 5 2B: 2 3B: 0 HR: 0	SF: 0 SAC: 0 DP: 2 HBP: 0	WP: 0 PB: 0 SB: 0 CS: 0	PA: 34		
PITCHER	IP WLS BF H R ER SO BB IBB HBP BLK WP HR S P ERA WHIP	8.2 W 32 6 0 0 4 2 0 0 0 0 0 75 117 0.00 0.923	0.1 S 2 0 0 0 0 1 0 0 0 0 0 5 11 0.00 3.000																					

Los Angeles Dodgers @ San Diego Padres
 PETCO Park, San Diego, CA
 Sat Apr 09 2011, 10:35 PM - 1:25 AM EDT
 Att: 42,420 - Clear - 60 F

AB	31
R	0
H	6
RBI	0
BB	3
SO	4
LOB	11



Batter	1	2	3	4	5	6	7	8	9	AB	R	H	RBI	BB	SO	LOB	TOP					
10 Tony Gwynn Jr., L OBP: 0.381, SLG: 0.450 37 Lance Cormier, R (8, 1)										3	1	1	0	1	1	0	Los Angeles Dodgers @ San Diego Padres PETCO Park, San Diego, CA Sun Apr 10 2011, 4:08 PM - 6:56 PM EDT Att: 33,949 - Sunny - 69 F livebaseballscorecards.com					
6 Aaron Miles, S OBP: 0.200, SLG: 0.143										3	0	0	0	0	1	2						
16 Andre Ethier, L OBP: 0.436, SLG: 0.441										4	0	1	1	0	1	1						
27 Matt Kemp, R OBP: 0.514, SLG: 0.656										4	1	2	0	0	0	1						
7 James Loney, L OBP: 0.184, SLG: 0.257										4	0	0	0	0	0	2						
5 Juan Uribe, R OBP: 0.172, SLG: 0.148										2	0	0	0	0	0	0						
28 Rod Barajas, R OBP: 0.250, SLG: 0.333										3	0	0	0	0	0	2						
14 Jamey Carroll, R OBP: 0.423, SLG: 0.478										3	0	0	0	0	1	1						
48 John Ely, R 74 Kenley Jansen, S 3 Xavier Paul, L OBP: 0.375, SLG: 0.375										1	0	0	0	1	1	0						
Inning Stats	R: 1 E: 0 K: 0 S: 8	H: 0 LOB: 0 BB: 1 P: 15	R: 0 E: 0 K: 0 S: 6	H: 0 LOB: 0 BB: 0 P: 9	R: 0 E: 0 K: 2 S: 9	H: 0 LOB: 0 BB: 0 P: 10	R: 0 E: 0 K: 0 S: 8	H: 1 LOB: 1 BB: 0 P: 13	R: 0 E: 0 K: 0 S: 9	H: 0 LOB: 0 BB: 0 P: 15	R: 0 E: 0 K: 0 S: 10	H: 1 LOB: 1 BB: 1 P: 18	R: 1 E: 0 K: 1 S: 15	H: 1 LOB: 1 BB: 0 P: 24	R: 0 E: 0 K: 2 S: 9	H: 0 LOB: 0 BB: 0 P: 10		R: 0 E: 0 K: 1 S: 8	H: 1 LOB: 0 BB: 0 P: 12	1B: 4 2B: 0 3B: 0 HR: 0	SF: 0 SAC: 1 DP: 2 HBP: 1	WP: 0 PB: 0 SB: 2 CS: 1
PITCHER	IP WLS BF H R ER SO BB IBB HBP BLK WP HR S P ERA WHIP																					
41 Aaron Harang, R ERA: 1.5	6.0 W 23 3 2 1 2 2 0 0 0 0 0 0 53 86 1.50 0.833																					
57 Luke Gregerson, R ERA: 1.5	1.0 H 3 0 0 0 1 0 0 0 1 0 0 0 12 18 0.00 0.000																					
37 Mike Adams, R ERA: 2.25	1.0 H 3 0 0 0 2 0 0 0 0 0 0 0 9 10 0.00 0.000																					
34 Pat Neshek, R ERA: 4.15	1.0 3 1 0 0 1 0 0 0 0 0 0 0 8 12 0.00 1.000																					

Batter	1	2	3	4	5	6	7	8	9	AB	R	H	RBI	BB	SO	LOB	BOTTOM			
25 Will Venable, L OBP: 0.207, SLG: 0.160										4	0	0	0	1	0	1	Los Angeles Dodgers @ San Diego Padres PETCO Park, San Diego, CA Sun Apr 10 2011, 4:08 PM - 6:56 PM EDT Att: 33,949 - Sunny - 69 F livebaseballscorecards.com			
1 Orlando Hudson, S OBP: 0.327, SLG: 0.357										4	1	2	0	0	0	0				
3 Jorge Cantu, R OBP: 0.250, SLG: 0.278 37 Mike Adams, R 34 Pat Neshek, S										4	0	1	1	0	1	1				
11 Brad Hawpe, L OBP: 0.208, SLG: 0.217										4	0	1	0	0	3	2				
47 Ryan Ludwick, R OBP: 0.290, SLG: 0.280										3	2	1	1	1	0	1				
4 Nick Hundley, R OBP: 0.517, SLG: 0.840										2	2	1	2	2	1	0				
9 Eric Patterson, L OBP: 0.333, SLG: 0.667 7 Chase Headley, S										3	0	1	0	0	1	2				
14 Alberto Gonzalez, R OBP: 0.286, SLG: 0.286										4	1	1	1	0	1	3				
41 Aaron Harang, R 57 Luke Gregerson, L 24 Cameron Maybin, R										2	0	0	0	0	0	0				
Inning Stats	R: 0 E: 0 K: 0 S: 6	H: 0 LOB: 0 BB: 0 P: 14	R: 0 E: 0 K: 0 S: 8	H: 1 LOB: 2 BB: 1 P: 18	R: 1 E: 0 K: 1 S: 11	H: 2 LOB: 1 BB: 1 P: 22	R: 1 E: 0 K: 2 S: 12	H: 1 LOB: 0 BB: 0 P: 17	R: 0 E: 0 K: 0 S: 6	H: 0 LOB: 0 BB: 0 P: 11	R: 2 E: 0 K: 3 S: 22	H: 2 LOB: 1 BB: 1 P: 31	R: 1 E: 0 K: 1 S: 12	H: 2 LOB: 1 BB: 0 P: 19	R: 2 E: 0 K: 0 S: 15	H: 2 LOB: 1 BB: 1 P: 27		1B: 3 2B: 3 3B: 1 HR: 3	SF: 0 SAC: 0 DP: 0 HBP: 0	WP: 1 PB: 0 SB: 1 CS: 1
PITCHER	IP WLS BF H R ER SO BB IBB HBP BLK WP HR S P ERA WHIP																			
48 John Ely, R ERA: 6.35	5.2 L 25 6 4 4 4 3 0 0 0 0 0 2 61 107 6.35 1.588																			
74 Kenley Jansen, R ERA: 8.44	1.1 6 2 1 1 2 0 0 0 0 0 1 16 25 6.75 1.500																			
37 Lance Cormier, R ERA: 9.0	1.0 6 2 2 2 0 1 0 0 0 1 0 15 27 18.00 3.000																			

Batter	1	2	3	4	5	6	7	8	9	10	11	AB	R	H	RBI	BB	SO	LOB	TOP							
6 Drew Stubbs, R OBP: 0.313, SLG: 0.455			L7		G4-3							6	1	2	4	0	2	1								
4 Brandon Phillips, R OBP: 0.440, SLG: 0.500					P3			F8		G6-3	G1-3	5	1	1	0	1	0	2								
19 Joey Votto, L OBP: 0.510, SLG: 0.634			G4-6-3				G1-3	FC1-6			F7	5	0	1	0	0	0	2								
27 Scott Rolen, R OBP: 0.273, SLG: 0.462					P3		G6-3	F7			F8	5	0	0	0	0	1	3								
31 Jonny Gomes, R 48 Francisco Cordero, R			L4		L4					P4		4	1	2	1	1	0	0								
29 Ryan Hanigan, R OBP: 0.375, SLG: 0.636	G3		F9		FC6-4			G3				5	1	1	1	0	0	3								
32 Jay Bruce, L OBP: 0.267, SLG: 0.268			P6				G3					3	2	1	0	2	0	0								
7 Paul Janish, R 66 Logan Ondrusek, R	G1-3		G1-3		FC1		K					4	0	0	0	0	2	2								
28 Chris Heisey, R 63 Sam LeCure, R			SH2-4		SH2-4		P4			G6-3		1	0	0	0	0	1	0								
43 Miguel Cairo, R 54 Aroldis Chapman, L 40 Nick Masset, R 45 Bill Bray, L 16 Edgar Renteria, R												1	0	0	0	0	0	0								
Inning Stats	R: 1 E: 0 K: 2 S: 16	H: 3 LOB: 2 BB: 0 P: 19	R: 0 E: 0 K: 1 S: 7	H: 0 LOB: 0 BB: 0 P: 9	R: 0 E: 0 K: 1 S: 9	H: 0 LOB: 0 BB: 1 P: 13	R: 0 E: 0 K: 0 S: 11	H: 0 LOB: 0 BB: 0 P: 14	R: 1 E: 1 K: 1 S: 8	H: 1 LOB: 1 BB: 0 P: 10	R: 0 E: 0 K: 0 S: 8	H: 0 LOB: 1 BB: 1 P: 15	R: 0 E: 0 K: 1 S: 10	H: 0 LOB: 0 BB: 0 P: 15	R: 0 E: 0 K: 0 S: 8	H: 1 LOB: 1 BB: 0 P: 13	R: 0 E: 0 K: 1 S: 11	H: 0 LOB: 1 BB: 1 P: 17	R: 0 E: 0 K: 1 S: 7	H: 0 LOB: 0 BB: 0 P: 11	R: 0 E: 0 K: 0 S: 20	H: 5 LOB: 0 BB: 1 P: 33	1B: 7 2B: 2 3B: 0 HR: 1	SF: 0 SAC: 1 DP: 1 HBP: 0	WP: 0 PB: 0 SB: 0 CS: 0	PA: 47
PITCHER	IP: 7.2 ERA: 2.45	WLS: 30 BF: 30	H: 5 R: 2 ER: 1 SO: 4	BB: 2 IBB: 0 HBP: 0 BLK: 0	WP: 0 HR: 0 S: 76 P: 107	ERA: 1.17 WHIP: 0.913	PITCHER														IP: 1.0 ERA: 1.8	WLS: 4 BF: 4	H: 0 R: 0 ER: 0 SO: 1	BB: 1 IBB: 0 HBP: 0 BLK: 0	WP: 0 HR: 0 S: 8 P: 14	ERA: 0.00 WHIP: 1.000

Cincinnati Reds @ San Diego Padres
 PETCO Park, San Diego, CA
 Tue Apr 12 2011, 10:05 PM - 1:26 AM EDT
 Att: 17,379 - Party Cloudy - 64 F

AB	42
R	8
H	10
RBI	8
BB	4
SO	6
LOB	13



Batter	1	2	3	4	5	6	7	8	9	10	11	AB	R	H	RBI	BB	SO	LOB	BOTTOM							
25 Will Venable, L OBP: 0.270, SLG: 0.194			K		F9			G4-3				3	0	0	0	2	1	1								
1 Orlando Hudson, S OBP: 0.395, SLG: 0.405	G4-3		G3-1				K					5	0	2	0	0	1	1								
7 Chase Headley, S OBP: 0.350, SLG: 0.364	K		G3							B2	K	5	0	0	0	0	3	5								
47 Ryan Ludwick, R 52 Cory Luebke, R	F8		F7		F7		P3					4	0	0	0	1	0	4								
11 Brad Hawpe, L 3 Jorge Cantu, R	K		F7				K			K	F9	3	0	0	0	0	2	0								
4 Nick Hundley, R OBP: 0.488, SLG: 0.710			G6-3								K	3	2	1	0	2	1	0								
24 Cameron Maybin, R OBP: 0.316, SLG: 0.543	K		K							F9		4	0	1	0	1	2	4								
14 Alberto Gonzalez, R OBP: 0.333, SLG: 0.533			K		K		K				F9	5	0	2	1	0	2	3								
33 Clayton Richard, L 57 Luke Gregerson, L 21 Heath Bell, R 37 Mike Adams, R 13 Chris Denorfia, R	F8						K			G4-3	G1-3	2	0	0	0	0	1	0								
Inning Stats	R: 0 E: 0 K: 1 S: 8	H: 0 LOB: 1 BB: 1 P: 15	R: 1 E: 0 K: 2 S: 11	H: 1 LOB: 1 BB: 1 P: 17	R: 0 E: 0 K: 1 S: 12	H: 0 LOB: 0 BB: 0 P: 15	R: 0 E: 0 K: 0 S: 6	H: 0 LOB: 0 BB: 0 P: 10	R: 0 E: 0 K: 2 S: 9	H: 0 LOB: 0 BB: 0 P: 15	R: 0 E: 0 K: 1 S: 11	H: 2 LOB: 1 BB: 0 P: 16	R: 0 E: 0 K: 1 S: 11	H: 1 LOB: 3 BB: 2 P: 22	R: 0 E: 0 K: 1 S: 11	H: 2 LOB: 3 BB: 1 P: 17	R: 0 E: 0 K: 1 S: 8	H: 0 LOB: 1 BB: 1 P: 14	1B: 3 2B: 2 3B: 1 HR: 0	SF: 0 SAC: 0 DP: 0 HBP: 0	WP: 0 PB: 0 SB: 0 CS: 0	PA: 44				
PITCHER	IP: 6.0 ERA: 2.25	WLS: 20 BF: 20	H: 1 R: 1 ER: 1 SO: 8	BB: 2 IBB: 0 HBP: 0 BLK: 0	WP: 0 HR: 0 S: 54 P: 87	ERA: 1.50 WHIP: 0.500	PITCHER														IP: 1.0 ERA: 1.8	WLS: 4 BF: 4	H: 0 R: 0 ER: 0 SO: 1	BB: 1 IBB: 0 HBP: 0 BLK: 0	WP: 0 HR: 0 S: 8 P: 14	ERA: 0.00 WHIP: 1.000

Cincinnati Reds @ San Diego Padres
 PETCO Park, San Diego, CA
 Tue Apr 12 2011, 10:05 PM - 1:26 AM EDT
 Att: 17,379 - Party Cloudy - 64 F

AB	38
R	2
H	6
RBI	2
BB	6
SO	14
LOB	22



Batter	1	2	3	4	5	6	7	8	9	AB	R	H	RBI	BB	SO	LOB	TOP			
6 Drew Stubbs, R OBP: 0.321, SLG: 0.449	G6-3						L6		K	5	1	2	0	0	1	0	Cincinnati Reds @ San Diego Padres PETCO Park, San Diego, CA Wed Apr 13 2011, 6:38 PM - 9:35 PM EDT Att: 17,057 - Overcast - 65 F			
4 Brandon Phillips, R OBP: 0.407, SLG: 0.458 43 Miguel Cairo, R OBP: 0.222, SLG: 0.250	G1-3		F8		G4-3		F9			4	0	0	0	0	0	2				
19 Joey Votto, L OBP: 0.527, SLG: 0.667	K2-3									4	1	3	1	0	1	0				
31 Jonny Gomes, R OBP: 0.479, SLG: 0.606		K								3	0	1	0	1	1	1				
25 Juan Francisco, L OBP: 0.200, SLG: 0.143										3	0	0	1	1	0	3				
28 Chris Heisey, R OBP: 0.391, SLG: 0.500										4	0	1	0	0	0	1				
55 Ramon Hernandez, R 40 Nick Masset, R	G6-3									3	0	1	0	1	1	1				
7 Paul Janish, R OBP: 0.333, SLG: 0.342										4	0	0	0	0	0	4				
30 Travis Wood, R 62 Jordan Smith, R 54 Aroldis Chapman, L 29 Ryan Hanigan, R OBP: 0.360, SLG: 0.609										3	0	0	0	0	3	4				
Inning Stats	R: 0 E: 0 K: 1 S: 10	H: 0 LOB: 0 BB: 0 P: 15	R: 0 E: 0 K: 1 S: 14	H: 0 LOB: 1 BB: 1 P: 20	R: 0 E: 0 K: 1 S: 15	H: 1 LOB: 1 BB: 0 P: 23	R: 1 E: 0 K: 1 S: 18	H: 3 LOB: 3 BB: 1 P: 32	R: 1 E: 0 K: 0 S: 9	H: 2 LOB: 1 BB: 1 P: 17	R: 0 E: 0 K: 1 S: 11	H: 1 LOB: 1 BB: 0 P: 12	R: 0 E: 0 K: 1 S: 7	H: 0 LOB: 0 BB: 0 P: 10	R: 0 E: 0 K: 1 S: 11	H: 0 LOB: 0 BB: 0 P: 16		1B: 5 2B: 3 3B: 0 HR: 0	SF: 0 SAC: 0 DP: 1 HBP: 0	WP: 0 PB: 0 SB: 1 CS: 0
PITCHER	IP WLS BF H R ER SO BB IBB HBP BLK WP HR S P ERA WHIP																			
46 Tim Stauffer, R ERA: 4.8	4.1 21 6 2 2 4 1 1 0 0 0 0 63 99 4.15 1.615																			
50 Chad Qualls, R ERA:	0.2 2 0 0 0 0 1 0 0 0 0 0 3 8 0.00 1.500																			
39 Ernesto Frieri, R ERA: 2.57	2.0 2 0 0 0 1 0 0 0 0 0 0 22 27 0.00 1.000																			
37 Mike Adams, R ERA: 1.5	1.0 3 0 0 0 1 0 0 0 0 0 0 7 10 0.00 0.000																			
21 Heath Bell, R ERA:	1.0 W 3 0 0 0 1 0 0 0 0 0 0 11 16 0.00 0.000																			
Batter	1	2	3	4	5	6	7	8	9	AB	R	H	RBI	BB	SO	LOB	BOTTOM			
24 Cameron Maybin, R OBP: 0.317, SLG: 0.514 25 Will Venable, L OBP: 0.282, SLG: 0.188			K				F8			2	0	0	0	1	1	2	Cincinnati Reds @ San Diego Padres PETCO Park, San Diego, CA Wed Apr 13 2011, 6:38 PM - 9:35 PM EDT Att: 17,057 - Overcast - 65 F			
8 Jason Bartlett, R OBP: 0.225, SLG: 0.129										4	0	0	0	1	1	4				
1 Orlando Hudson, S OBP: 0.396, SLG: 0.390										4	1	1	1	1	1	2				
3 Jorge Cantu, R OBP: 0.185, SLG: 0.200										4	0	0	1	0	0	2				
47 Ryan Ludwick, R OBP: 0.295, SLG: 0.229										3	0	1	0	1	1	1				
7 Chase Headley, S OBP: 0.364, SLG: 0.378										4	1	2	0	0	0	2				
13 Chris Denorfia, R OBP: 0.273, SLG: 0.158										4	0	1	0	0	0	2				
32 Rob Johnson, R OBP: 0.375, SLG: 0.429 37 Mike Adams, R 21 Heath Bell, R 11 Brad Hawpe, L OBP: 0.188, SLG: 0.172										2	0	1	0	1	0	0				
46 Tim Stauffer, R 50 Chad Qualls, R 9 Eric Patterson, L 39 Ernesto Frieri, R 4 Nick Hundley, R OBP: 0.407, SLG: 0.719										1	0	0	0	0	1	0				
Inning Stats	R: 0 E: 0 K: 1 S: 10	H: 0 LOB: 1 BB: 1 P: 17	R: 0 E: 0 K: 0 S: 5	H: 1 LOB: 0 BB: 0 P: 8	R: 0 E: 0 K: 2 S: 9	H: 0 LOB: 0 BB: 0 P: 16	R: 0 E: 0 K: 1 S: 7	H: 0 LOB: 1 BB: 1 P: 17	R: 0 E: 0 K: 0 S: 8	H: 2 LOB: 2 BB: 0 P: 11	R: 0 E: 0 K: 1 S: 7	H: 0 LOB: 0 BB: 0 P: 11	R: 1 E: 1 K: 0 S: 6	H: 0 LOB: 1 BB: 2 P: 20	R: 1 E: 0 K: 0 S: 10	H: 2 LOB: 3 BB: 2 P: 24		1B: 7 2B: 0 3B: 0 HR: 0	SF: 1 SAC: 0 DP: 1 HBP: 0	WP: 0 PB: 0 SB: 1 CS: 0
PITCHER	IP WLS BF H R ER SO BB IBB HBP BLK WP HR S P ERA WHIP																			
30 Travis Wood, L ERA: 3.86	6.2 27 5 1 0 0 0 0 0 0 0 0 4 4 0.00 0.000																			
62 Jordan Smith, R ERA: 1.35	0.1 H 2 0 1 0 0 1 0 0 0 0 0 3 10 0.00 3.000																			
54 Aroldis Chapman, L ERA:	0.1 H 9 2 1 1 0 2 1 0 0 0 0 0 13 34 6.75 3.000																			
40 Nick Masset, R ERA: 9.95	1.1 L 9 2 1 1 0 2 1 0 0 0 0 0 13 34 6.75 3.000																			

Batter	1	2	3	4	5	6	7	8	9	AB	R	H	RBI	BB	SO	LOB	TOP					
25 Will Venable, L (1,9) OBP: 0.256, SLG: 0.167	F7		K		G4-3			K2-3		4	0	0	0	0	2	1	San Diego Padres @ Houston Astros Minute Maid Park, Houston, TX Thu Apr 14 2011, 7:08 PM - 10:05 PM CDT Att: 20,045 - Cloudy - 80°F					
7 Chase Headley, S (1,5) OBP: 0.396, SLG: 0.385	1B		BB			K		FC3-2 BB		2	0	1	0	2	1	0						
1 Orlando Hudson, S (1,4) OBP: 0.423, SLG: 0.395	1B		BB			47 S BB		FC3-2		2	0	1	0	2	0	2						
47 Ryan Ludwick, R (1,7) OBP: 0.271, SLG: 0.205	K									4	0	0	0	0	3	7						
57 Luke Gregerson, L (8,1)	K		P4							0	0	0	0	0	0	0						
4 Nick Hundley, R (1,2) OBP: 0.442, SLG: 0.639	K				G6-3					4	0	0	0	0	1	3						
11 Brad Hawpe, L (1,3) OBP: 0.176, SLG: 0.161	K									2	0	0	0	0	1	0						
3 Jorge Cantu, R (7,PH) OBP: 0.172, SLG: 0.185	K				F7					2	0	0	0	0	1	0						
24 Cameron Maybin, R (1,8) OBP: 0.311, SLG: 0.488	F8				G6-3					2	0	0	0	0	1	0						
8 Jason Bartlett, R (1,6) OBP: 0.211, SLG: 0.118	G5-3									4	0	1	0	0	0	0						
26 Dustin Moseley, R (1,1) OBP: 0.250, SLG: 0.250										3	0	0	0	0	0	1						
52 Cory Luebke, R (7,1) OBP: 0.394, SLG: 0.364	G6-3									2	0	0	0	0	0	0						
9 Eric Patterson, L (8,PH) OBP: 0.200, SLG: 0.400								CI K2-3 FC3-2 S		0	0	0	0	0	0	0						
Inning Stats	R: 0 E: 0 K: 2 S: 17	H: 2 LOB: 2 BB: 0 P: 27	R: 0 E: 0 K: 1 S: 8	H: 0 LOB: 0 BB: 0 P: 12	R: 0 E: 0 K: 1 S: 16	H: 0 LOB: 2 BB: 2 P: 29	R: 0 E: 0 K: 0 S: 8	H: 0 LOB: 0 BB: 0 P: 13	R: 0 E: 0 K: 1 S: 8	H: 0 LOB: 0 BB: 1 P: 13	R: 0 E: 0 K: 2 S: 13	H: 1 LOB: 0 BB: 0 P: 22	R: 0 E: 1 K: 1 S: 5	H: 0 LOB: 2 BB: 0 P: 9	R: 0 E: 0 K: 2 S: 14	H: 0 LOB: 2 BB: 1 P: 23	R: 0 E: 0 K: 0 S: 5	H: 0 LOB: 0 BB: 0 P: 8	1B: 3 2B: 0 3B: 0 HR: 0	SF: 0 SAC: 0 DP: 1 HBP: 0	WP: 0 PB: 0 SB: 2 CS: 0	PA: 34
PITCHER	IP WLS BF H R ER SO BB IBB HBP BLK WP HR S P ERA WHIP	IP WLS BF H R ER SO BB IBB HBP BLK WP HR S P ERA WHIP															IP WLS BF H R ER SO BB IBB HBP BLK WP HR S P ERA WHIP					
20 Bud Norris, R (1,1) ERA: 5.06	6.0 W 23	2 0 0 7	3 0 0 0	0 0 0 0	0 0 0 0	0 0 0 0	0 0 0 0	0 0 0 0	0 0 0 0	0 0 0 0	0 0 0 0	0 0 0 0	0 0 0 0	0 0 0 0	0 0 0 0	0 0 0 0	0.00 0.833	3.000	0.600	0.000		
58 Fernando Abad, L (7,1) ERA: 4.75	0.1 H 2	1 0 0 1	0 0 0 0	0 0 0 0	0 0 0 0	0 0 0 0	0 0 0 0	0 0 0 0	0 0 0 0	0 0 0 0	0 0 0 0	0 0 0 0	0 0 0 0	0 0 0 0	0 0 0 0	0 0 0 0	0.00 3.000	0.600	0.000	0.000		
54 Mark Melancon, R (7,1) ERA: 4.75	1.2 H 6	0 0 0 2	1 0 0 0	0 0 0 0	0 0 0 0	0 0 0 0	0 0 0 0	0 0 0 0	0 0 0 0	0 0 0 0	0 0 0 0	0 0 0 0	0 0 0 0	0 0 0 0	0 0 0 0	0 0 0 0	0.00 0.600	0.000	0.000	0.000		
37 Brandon Lyon, R (9,1) ERA: 6.23	1.0 S 3	0 0 0 0	0 0 0 0	0 0 0 0	0 0 0 0	0 0 0 0	0 0 0 0	0 0 0 0	0 0 0 0	0 0 0 0	0 0 0 0	0 0 0 0	0 0 0 0	0 0 0 0	0 0 0 0	0 0 0 0	0.00 0.000	0.000	0.000	0.000		

Batter	1	2	3	4	5	6	7	8	9	AB	R	H	RBI	BB	SO	LOB	BOTTOM			
21 Michael Bourn, L (1,8) OBP: 0.327, SLG: 0.408	G4-3				G4-3					4	0	1	1	0	1	3	San Diego Padres @ Houston Astros Minute Maid Park, Houston, TX Thu Apr 14 2011, 7:08 PM - 10:05 PM CDT Att: 20,045 - Cloudy - 80°F			
36 Angel Sanchez, R (1,6) OBP: 0.393, SLG: 0.451	G6-3				G1-3					4	0	0	0	0	0	1				
9 Hunter Pence, R (1,9) OBP: 0.333, SLG: 0.415	G5-3				G4-3					3	0	0	0	1	0	0				
45 Carlos Lee, R (1,7) OBP: 0.255, SLG: 0.365	G6-3									3	0	1	0	1	0	2				
11 Jason Bourgeois, R (8,PR) OBP: 0.394, SLG: 0.364										0	0	0	0	0	0	0				
29 Brett Wallace, L (1,3) OBP: 0.367, SLG: 0.381	22 L7-4 2B				FC4-6 22 G4-3					3	0	1	0	1	0	1				
22 Bill Hall, R (1,4) OBP: 0.245, SLG: 0.362	L7-4				G4-3					4	0	0	0	0	0	4				
16 Matt Downs, R (1,5) OBP: 0.500, SLG: 0.867										3	0	2	0	0	1	1				
55 Humberto Quintero, R (1,2) OBP: 0.400, SLG: 0.519										3	1	2	0	0	0	1				
20 Bud Norris, R (1,1) OBP: 0.250, SLG: 0.500										1	0	0	0	0	0	0				
58 Fernando Abad, L (7,1) ERA: 10.8										0	0	0	0	0	0	0				
54 Mark Melancon, R (7,1) ERA: 10.8										0	0	0	0	1	0	0				
37 Brandon Lyon, R (9,1) ERA: 1.42										0	0	0	0	0	0	0				
Inning Stats	R: 0 E: 0 K: 0 S: 6	H: 0 LOB: 0 BB: 0 P: 9	R: 0 E: 0 K: 0 S: 11	H: 1 LOB: 0 BB: 0 P: 15	R: 0 E: 0 K: 0 S: 5	H: 1 LOB: 0 BB: 0 P: 7	R: 0 E: 0 K: 0 S: 10	H: 0 LOB: 0 BB: 0 P: 14	R: 0 E: 0 K: 1 S: 10	H: 1 LOB: 1 BB: 0 P: 13	R: 1 E: 0 K: 0 S: 12	H: 2 LOB: 2 BB: 1 P: 18	R: 0 E: 0 K: 1 S: 16	H: 2 LOB: 3 BB: 1 P: 30	R: 0 E: 0 K: 0 S: 8	H: 0 LOB: 2 BB: 2 P: 19	1B: 6 2B: 2 3B: 0 HR: 0	SF: 0 SAC: 1 DP: 2 HBP: 0	WP: 0 PB: 0 SB: 2 CS: 0	PA: 33
PITCHER	IP WLS BF H R ER SO BB IBB HBP BLK WP HR S P ERA WHIP	IP WLS BF H R ER SO BB IBB HBP BLK WP HR S P ERA WHIP															IP WLS BF H R ER SO BB IBB HBP BLK WP HR S P ERA WHIP			
26 Dustin Moseley, R (1,1) ERA: 1.83	6.2 L 27	7 1 1 1	2 0 0 0	0 0 0 0	0 0 0 0	0 0 0 0	0 0 0 0	0 0 0 0	0 0 0 0	0 0 0 0	0 0 0 0	0 0 0 0	0 0 0 0	0 0 0 0	0 0 0 0	0 0 0 0	1.35 1.350	0.000	0.000	1.000
52 Cory Luebke, L (7,1) ERA: 10.8	0.1 H 1	0 0 0 0	0 0 0 0	0 0 0 0	0 0 0 0	0 0 0 0	0 0 0 0	0 0 0 0	0 0 0 0	0 0 0 0	0 0 0 0	0 0 0 0	0 0 0 0	0 0 0 0	0 0 0 0	0 0 0 0	0.00 0.000	0.000	0.000	0.000
57 Luke Gregerson, R (8,1) ERA: 1.42	1.0 H 5	0 0 0 0	0 0 0 0	0 0 0 0	0 0 0 0	0 0 0 0	0 0 0 0	0 0 0 0	0 0 0 0	0 0 0 0	0 0 0 0	0 0 0 0	0 0 0 0	0 0 0 0	0 0 0 0	0 0 0 0	0.00 1.000	0.000	0.000	0.000



Batter	1	2	3	4	5	6	7	8	9	AB	R	H	RBI	BB	SO	LOB	TOP						
24 Cameron Maybin, R (1, 8) OBP: 0.327, SLG: 0.477										3	0	1	0	1	0	1							
7 Chase Headley, S (1, 5) OBP: 0.365, SLG: 0.349										4	0	0	0	0	1	2							
1 Orlando Hudson, S (1, 4) OBP: 0.411, SLG: 0.383										4	0	1	0	0	2	1							
3 Jorge Cantu, R (1, 3) OBP: 0.212, SLG: 0.200										3	0	1	0	1	1	1							
4 Nick Hundley, R (1, 2) OBP: 0.426, SLG: 0.600											4	1	1	0	0	0	1						
13 Chris Denorria, R (1, 9) OBP: 0.346, SLG: 0.409											3	2	2	1	0	1	1						
47 Ryan Ludwick, R (1, 7) OBP: 0.289, SLG: 0.209											4	1	1	2	0	0	2						
8 Jason Bartlett, R (1, 6) OBP: 0.214, SLG: 0.132											4	0	1	0	0	0	1						
41 Aaron Harang, R (1, 1) OBP: 0.167, SLG: 0.400										1	0	0	0	0	0	0							
9 Eric Patterson, L (7, PH) ERA: 5.79										0	0	0	1	0	0	0							
57 Luke Gregerson, L (7, 1) ERA: 2.57										0	0	0	0	0	0	0							
37 Mike Adams, R (8, 1) ERA: 2.35										0	0	0	0	0	0	0							
21 Heath Bell, R (9, 1) ERA: 2.35										0	0	0	0	0	0	0							
Inning Stats	R: 0 E: 0 K: 1 S: 7	H: 1 LOB: 0 BB: 0 P: 13	R: 0 E: 0 K: 1 S: 6	H: 0 LOB: 1 BB: 1 P: 12	R: 0 E: 0 K: 0 S: 6	H: 0 LOB: 1 BB: 1 P: 12	R: 0 E: 0 K: 1 S: 7	H: 1 LOB: 0 BB: 0 P: 11	R: 1 E: 1 K: 0 S: 8	H: 1 LOB: 1 BB: 0 P: 13	R: 0 E: 0 K: 0 S: 4	H: 1 LOB: 0 BB: 0 P: 6	R: 3 E: 0 K: 0 S: 12	H: 3 LOB: 0 BB: 0 P: 19	R: 0 E: 0 K: 2 S: 11	H: 0 LOB: 2 BB: 0 P: 15	R: 0 E: 0 K: 0 S: 7	H: 1 LOB: 2 BB: 0 P: 11	1B: 6 2B: 1 3B: 0 HR: 1	SF: 1 SAC: 1 DP: 1 HBP: 1	WP: 0 PB: 0 SB: 1 CS: 1	PA: 35	
PITCHER	IP WLS BF H R ER SO BB IBB HBP BLK WP HR S P ERA WHIP	IP WLS BF H R ER SO BB IBB HBP BLK WP HR S P ERA WHIP	IP WLS BF H R ER SO BB IBB HBP BLK WP HR S P ERA WHIP	IP WLS BF H R ER SO BB IBB HBP BLK WP HR S P ERA WHIP	IP WLS BF H R ER SO BB IBB HBP BLK WP HR S P ERA WHIP	IP WLS BF H R ER SO BB IBB HBP BLK WP HR S P ERA WHIP	IP WLS BF H R ER SO BB IBB HBP BLK WP HR S P ERA WHIP	IP WLS BF H R ER SO BB IBB HBP BLK WP HR S P ERA WHIP	IP WLS BF H R ER SO BB IBB HBP BLK WP HR S P ERA WHIP	IP WLS BF H R ER SO BB IBB HBP BLK WP HR S P ERA WHIP	IP WLS BF H R ER SO BB IBB HBP BLK WP HR S P ERA WHIP	IP WLS BF H R ER SO BB IBB HBP BLK WP HR S P ERA WHIP	IP WLS BF H R ER SO BB IBB HBP BLK WP HR S P ERA WHIP	IP WLS BF H R ER SO BB IBB HBP BLK WP HR S P ERA WHIP	IP WLS BF H R ER SO BB IBB HBP BLK WP HR S P ERA WHIP	IP WLS BF H R ER SO BB IBB HBP BLK WP HR S P ERA WHIP	IP WLS BF H R ER SO BB IBB HBP BLK WP HR S P ERA WHIP	IP WLS BF H R ER SO BB IBB HBP BLK WP HR S P ERA WHIP	IP WLS BF H R ER SO BB IBB HBP BLK WP HR S P ERA WHIP	IP WLS BF H R ER SO BB IBB HBP BLK WP HR S P ERA WHIP	IP WLS BF H R ER SO BB IBB HBP BLK WP HR S P ERA WHIP	IP WLS BF H R ER SO BB IBB HBP BLK WP HR S P ERA WHIP	IP WLS BF H R ER SO BB IBB HBP BLK WP HR S P ERA WHIP

San Diego Padres @ Houston Astros
Minute Maid Park, Houston, TX
Fri Apr 15 2011, 7:08 PM - 9:44 PM CDT
Att: 23,755 - Clear - 79 F

AB 30
R 4
H 8
RBI 4
BB 2
SO 5
LOB 10



Batter	1	2	3	4	5	6	7	8	9	AB	R	H	RBI	BB	SO	LOB	BOTTOM						
21 Michael Bourn, L (1, 8) OBP: 0.339, SLG: 0.415										4	1	2	0	0	1	0							
36 Angel Sanchez, R (1, 6) OBP: 0.367, SLG: 0.418										4	0	0	0	0	1	2							
9 Hunter Pence, R (1, 9) OBP: 0.344, SLG: 0.429										3	0	1	1	1	0	1							
45 Carlos Lee, R (1, 7) OBP: 0.254, SLG: 0.357										4	1	1	0	0	0	3							
29 Brett Wallace, L (1, 3) OBP: 0.377, SLG: 0.391										4	0	2	0	0	1	1							
22 Bill Hall, R (1, 4) OBP: 0.226, SLG: 0.333										4	0	0	0	0	2	3							
23 Chris Johnson, R (1, 5) OBP: 0.244, SLG: 0.195										4	0	0	1	0	1	2							
55 Humberto Quintero, R (1, 2) OBP: 0.394, SLG: 0.500											3	0	1	0	0	1	0						
4 Jason Michaels, R (9, PH) OBP: 0.154, SLG: 0.083										1	0	0	0	0	0	1							
30 J.A. Happ, L (1, 1) OBP: 0.400, SLG: 0.600										2	0	0	0	0	2	0							
3 Joe Inglett, L (7, PH) OBP: 0.053, SLG: 0.083										1	0	0	0	0	0	2							
47 Jeff Fulchino, R (8, 1) ERA: 1.29										0	0	0	0	0	0	0							
66 Eneiro Del Rosario, R (9, 1) ERA: 1.5										0	0	0	0	0	0	0							
Inning Stats	R: 0 E: 1 K: 1 S: 7	H: 1 LOB: 1 BB: 0 P: 12	R: 0 E: 0 K: 3 S: 11	H: 0 LOB: 0 BB: 0 P: 17	R: 0 E: 0 K: 2 S: 8	H: 0 LOB: 0 BB: 0 P: 14	R: 0 E: 0 K: 0 S: 13	H: 0 LOB: 1 BB: 1 P: 21	R: 0 E: 0 K: 1 S: 8	H: 0 LOB: 0 BB: 0 P: 11	R: 1 E: 0 K: 1 S: 14	H: 2 LOB: 1 BB: 0 P: 24	R: 0 E: 0 K: 1 S: 11	H: 2 LOB: 2 BB: 0 P: 13	R: 0 E: 0 K: 0 S: 8	H: 0 LOB: 0 BB: 0 P: 13	R: 1 E: 0 K: 0 S: 15	H: 2 LOB: 1 BB: 0 P: 22	1B: 6 2B: 1 3B: 0 HR: 0	SF: 0 SAC: 0 DP: 0 HBP: 0	WP: 0 PB: 0 SB: 2 CS: 0	PA: 35	
PITCHER	IP WLS BF H R ER SO BB IBB HBP BLK WP HR S P ERA WHIP	IP WLS BF H R ER SO BB IBB HBP BLK WP HR S P ERA WHIP	IP WLS BF H R ER SO BB IBB HBP BLK WP HR S P ERA WHIP	IP WLS BF H R ER SO BB IBB HBP BLK WP HR S P ERA WHIP	IP WLS BF H R ER SO BB IBB HBP BLK WP HR S P ERA WHIP	IP WLS BF H R ER SO BB IBB HBP BLK WP HR S P ERA WHIP	IP WLS BF H R ER SO BB IBB HBP BLK WP HR S P ERA WHIP	IP WLS BF H R ER SO BB IBB HBP BLK WP HR S P ERA WHIP	IP WLS BF H R ER SO BB IBB HBP BLK WP HR S P ERA WHIP	IP WLS BF H R ER SO BB IBB HBP BLK WP HR S P ERA WHIP	IP WLS BF H R ER SO BB IBB HBP BLK WP HR S P ERA WHIP	IP WLS BF H R ER SO BB IBB HBP BLK WP HR S P ERA WHIP	IP WLS BF H R ER SO BB IBB HBP BLK WP HR S P ERA WHIP	IP WLS BF H R ER SO BB IBB HBP BLK WP HR S P ERA WHIP	IP WLS BF H R ER SO BB IBB HBP BLK WP HR S P ERA WHIP	IP WLS BF H R ER SO BB IBB HBP BLK WP HR S P ERA WHIP	IP WLS BF H R ER SO BB IBB HBP BLK WP HR S P ERA WHIP	IP WLS BF H R ER SO BB IBB HBP BLK WP HR S P ERA WHIP	IP WLS BF H R ER SO BB IBB HBP BLK WP HR S P ERA WHIP	IP WLS BF H R ER SO BB IBB HBP BLK WP HR S P ERA WHIP	IP WLS BF H R ER SO BB IBB HBP BLK WP HR S P ERA WHIP	IP WLS BF H R ER SO BB IBB HBP BLK WP HR S P ERA WHIP	IP WLS BF H R ER SO BB IBB HBP BLK WP HR S P ERA WHIP

San Diego Padres @ Houston Astros
Minute Maid Park, Houston, TX
Fri Apr 15 2011, 7:08 PM - 9:44 PM CDT
Att: 23,755 - Clear - 79 F

AB 34
R 2
H 7
RBI 2
BB 1
SO 9
LOB 15



Batter	1	2	3	4	5	6	7	8	9	AB	R	H	RBI	BB	SO	LOB	TOP			
9 Eric Patterson, L (1,7) OBP: 0.091, SLG: 0.200	P5		P6		G6-3		P5		FC3-6	5	0	0	0	0	0	3	San Diego Padres @ Houston Astros Minute Maid Park, Houston, TX Sat Apr 16 2011, 6:07 PM - 8:40 PM CDT Att: 28,100 - Clear - 82 F			
25 Will Venable, L (1,9) OBP: 0.250, SLG: 0.171	E4		G3-1		L7				P4	5	1	1	0	0	0	2				
1 Orlando Hudson, S (1,4) OBP: 0.400, SLG: 0.360			K		G4-3				F7	3	1	0	0	1	1	2				
7 Chase Headley, S (1,5) OBP: 0.375, SLG: 0.404									F7	4	1	2	2	0	0	0				
11 Brad Hawpe, L (1,3) OBP: 0.184, SLG: 0.171									G4-3	4	0	1	1	0	2	1				
24 Cameron Maybin, R (1,8) OBP: 0.321, SLG: 0.447									K	3	0	0	0	1	1	2				
14 Alberto Gonzalez, R (1,6) OBP: 0.270, SLG: 0.444			F8		F8				F9	3	0	0	0	0	0	2	AB 36 R 3 H 8 RBI 3 BB 2 SO 6 LOB 15			
4 Nick Hundley, R (9,PH) OBP: 0.417, SLG: 0.585										1	0	0	0	0	0	0				
32 Rob Johnson, R (1,2) OBP: 0.500, SLG: 0.545			K						FC3-6	4	0	3	0	0	1	0				
38 Mat Latos, R (1,1)										3	0	0	0	0	1	3				
50 Chad Qualls, R (7,1)										0	0	0	0	0	0	0				
13 Chris Denorfia, R (9,PH) OBP: 0.370, SLG: 0.435										1	0	1	0	0	0	0				
Inning Stats	R: 2 H: 1 E: 1 K: 1 S: 15	H: 1 LOB: 1 BB: 1 P: 26	R: 0 H: 0 E: 0 K: 2 S: 10	H: 0 LOB: 0 BB: 0 P: 15	R: 0 H: 0 E: 0 K: 1 S: 7	H: 0 LOB: 0 BB: 0 P: 12	R: 1 H: 3 E: 0 K: 0 S: 11	H: 3 LOB: 2 BB: 0 P: 17	R: 0 H: 0 E: 0 K: 1 S: 10	H: 0 LOB: 1 BB: 1 P: 19	R: 0 H: 2 E: 0 K: 0 S: 11	H: 2 LOB: 0 BB: 0 P: 21	R: 0 H: 0 E: 0 K: 1 S: 11	H: 0 LOB: 0 BB: 0 P: 18	R: 0 H: 2 E: 0 K: 0 S: 11	H: 2 LOB: 2 BB: 0 P: 18	1B: 6 2B: 2 HR: 0	SF: 0 SAC: 0 HBP: 0	WP: 0 PB: 0 SB: 1 CS: 0	PA: 38
PITCHER	IP WLS BF H R ER SO BB IBB HBP BLK WP HR S P ERA WHIP																			
28 Nelson Figueroa, R (1,1) ERA: 7.31	6.2	29	6	3	2	5	2	0	0	0	0	0	0	0	0	68	116	2.70	1.200	
54 Mark Melancon, R (7,1) ERA:	0.1	W 1	0	0	0	0	0	0	0	0	0	0	0	0	2	5	0.00	0.000		
47 Jeff Fulchino, R (8,1) ERA: 2.25	1.0	H 3	0	0	0	1	0	0	0	0	0	0	0	11	18	0.00	0.000			
37 Brandon Lyon, R (9,1) ERA: 5.06	1.0	S 5	2	0	0	0	0	0	0	0	0	0	0	11	18	0.00	2.000			

Batter	1	2	3	4	5	6	7	8	9	AB	R	H	RBI	BB	SO	LOB	BOTTOM			
21 Michael Bourn, L (1,8) OBP: 0.349, SLG: 0.411			F7							3	1	1	0	1	1	0	San Diego Padres @ Houston Astros Minute Maid Park, Houston, TX Sat Apr 16 2011, 6:07 PM - 8:40 PM CDT Att: 28,100 - Clear - 82 F			
36 Angel Sanchez, R (1,6) OBP: 0.359, SLG: 0.407			L4							4	0	1	1	0	1	1				
9 Hunter Pence, R (1,9) OBP: 0.338, SLG: 0.433										4	0	1	1	0	2	3				
45 Carlos Lee, R (1,7) OBP: 0.254, SLG: 0.350										4	1	1	0	0	1	1				
37 Brandon Lyon, R (9,1) ERA: 5.06										0	0	0	0	0	0	0				
29 Brett Wallace, L (1,3) OBP: 0.351, SLG: 0.360										4	0	0	0	0	1	2				
23 Chris Johnson, R (1,5) OBP: 0.285, SLG: 0.273			F8						F8	3	2	1	2	1	0	0				
16 Matt Downs, R (1,4) OBP: 0.474, SLG: 0.765										2	0	0	0	1	0	0				
55 Humberto Quintero, R (1,2) OBP: 0.361, SLG: 0.455										3	1	0	0	0	0	2				
28 Nelson Figueroa, R (1,1) OBP: 0.333, SLG: 0.333										2	0	0	0	0	1	0				
54 Mark Melancon, R (7,1) ERA:										0	0	0	0	0	0	0				
3 Joe Inglett, L (7,PH) OBP: 0.154, SLG: 0.154										1	0	1	1	0	0	0				
47 Jeff Fulchino, R (8,1) ERA: 2.25										0	0	0	0	0	0	0				
11 Jason Bourgeois, R (9,7) OBP: 0.364, SLG: 0.364										0	0	0	0	0	0	0				
Inning Stats	R: 1 H: 2 E: 0 K: 1 S: 13	H: 2 LOB: 1 BB: 0 P: 20	R: 0 H: 0 E: 0 K: 0 S: 6	H: 0 LOB: 0 BB: 0 P: 9	R: 0 H: 0 E: 0 K: 1 S: 7	H: 0 LOB: 0 BB: 0 P: 9	R: 2 H: 2 E: 0 K: 0 S: 10	H: 2 LOB: 0 BB: 0 P: 15	R: 0 H: 0 E: 0 K: 1 S: 6	H: 0 LOB: 0 BB: 0 P: 10	R: 0 H: 0 E: 0 K: 2 S: 11	H: 0 LOB: 0 BB: 0 P: 15	R: 2 H: 2 E: 0 K: 2 S: 12	H: 2 LOB: 3 BB: 3 P: 30	R: 0 H: 0 E: 0 K: 0 S: 6	H: 0 LOB: 0 BB: 0 P: 12	1B: 4 2B: 1 3B: 0 HR: 1	SF: 0 SAC: 0 DP: 0 HBP: 0	WP: 0 PB: 0 SB: 1 CS: 0	PA: 33
PITCHER	IP WLS BF H R ER SO BB IBB HBP BLK WP HR S P ERA WHIP																			
38 Mat Latos, R (1,1) ERA: 5.84	6.1	L 8	4	5	0	1	2	0	0	0	0	0	0	0	14	27	0.00	1.800		
50 Chad Qualls, R (7,1) ERA:	1.2	8	2	0	0	1	1	0	0	0	0	0	0	14	27	0.00	1.800			



Batter	1	2	3	4	5	6	7	8	9	AB	R	H	RBI	BB	SO	LOB	TOP						
13 Chris Denorfia, R OBP: 0.345, SLG: 0.400 25 Will Venable, L OBP: 0.255, SLG: 0.182										2	0	0	0	0	1	0							
9 Eric Patterson, L OBP: 0.214, SLG: 0.182 1 Orlando Hudson, S OBP: 0.403, SLG: 0.360										1	0	0	0	2	0	0							
7 Chase Headley, S OBP: 0.377, SLG: 0.442										5	1	2	0	0	1	4							
3 Jorge Cantu, R OBP: 0.237, SLG: 0.294 37 Mike Adams, R OBP: 0.403, SLG: 0.360 21 Heath Bell, R										4	1	1	3	1	0	3							
4 Nick Hundley, R OBP: 0.415, SLG: 0.630										5	2	2	1	0	1	5							
47 Ryan Ludwick, R OBP: 0.283, SLG: 0.208										5	0	1	0	0	2	1							
24 Cameron Maybin, R OBP: 0.328, SLG: 0.481										5	1	2	0	0	1	3							
8 Jason Bartlett, R OBP: 0.255, SLG: 0.167										4	1	2	1	1	0	2							
33 Clayton Richard, L 39 Ernesto Frieri, R 11 Brad Hawpe, L										3	0	0	0	0	2	3							
Inning Stats	R: 0 E: 0 K: 1 S: 8	H: 0 LOB: 1 BB: 1 P: 15	R: 1 E: 0 K: 2 S: 12	H: 2 LOB: 1 BB: 0 P: 16	R: 0 E: 0 K: 0 S: 14	H: 1 LOB: 2 BB: 1 P: 26	R: 0 E: 0 K: 1 S: 9	H: 2 LOB: 1 BB: 0 P: 13	R: 2 E: 0 K: 1 S: 13	H: 2 LOB: 0 BB: 0 P: 20	R: 0 E: 0 K: 0 S: 10	H: 1 LOB: 1 BB: 0 P: 16	R: 1 E: 1 K: 1 S: 11	H: 0 LOB: 0 BB: 0 P: 20	R: 4 E: 1 K: 0 S: 20	H: 3 LOB: 3 BB: 3 P: 36	R: 0 E: 0 K: 2 S: 11	H: 0 LOB: 1 BB: 1 P: 16	1B: 6 2B: 2 3B: 1 HR: 2	SF: 1 SAC: 0 DP: 1 HBP: 0	WP: 0 PB: 0 SB: 2 CS: 0	PA: 45	
PITCHER	IP WLS BF H R ER SO BB IBB HBP BLK WP HR S P ERA WHIP	IP WLS BF H R ER SO BB IBB HBP BLK WP HR S P ERA WHIP	IP WLS BF H R ER SO BB IBB HBP BLK WP HR S P ERA WHIP	IP WLS BF H R ER SO BB IBB HBP BLK WP HR S P ERA WHIP	IP WLS BF H R ER SO BB IBB HBP BLK WP HR S P ERA WHIP	IP WLS BF H R ER SO BB IBB HBP BLK WP HR S P ERA WHIP	IP WLS BF H R ER SO BB IBB HBP BLK WP HR S P ERA WHIP	IP WLS BF H R ER SO BB IBB HBP BLK WP HR S P ERA WHIP	IP WLS BF H R ER SO BB IBB HBP BLK WP HR S P ERA WHIP	IP WLS BF H R ER SO BB IBB HBP BLK WP HR S P ERA WHIP	IP WLS BF H R ER SO BB IBB HBP BLK WP HR S P ERA WHIP	IP WLS BF H R ER SO BB IBB HBP BLK WP HR S P ERA WHIP	IP WLS BF H R ER SO BB IBB HBP BLK WP HR S P ERA WHIP	IP WLS BF H R ER SO BB IBB HBP BLK WP HR S P ERA WHIP	IP WLS BF H R ER SO BB IBB HBP BLK WP HR S P ERA WHIP	IP WLS BF H R ER SO BB IBB HBP BLK WP HR S P ERA WHIP	IP WLS BF H R ER SO BB IBB HBP BLK WP HR S P ERA WHIP	IP WLS BF H R ER SO BB IBB HBP BLK WP HR S P ERA WHIP	IP WLS BF H R ER SO BB IBB HBP BLK WP HR S P ERA WHIP	IP WLS BF H R ER SO BB IBB HBP BLK WP HR S P ERA WHIP	IP WLS BF H R ER SO BB IBB HBP BLK WP HR S P ERA WHIP	IP WLS BF H R ER SO BB IBB HBP BLK WP HR S P ERA WHIP	IP WLS BF H R ER SO BB IBB HBP BLK WP HR S P ERA WHIP

San Diego Padres @ Houston Astros
Minute Maid Park, Houston, TX
Sun Apr 17 2011, 1:08 PM - 4:13 PM CDT
Att: 22,899 - Sunny - 81 F


AB 38
R 8
H 11
RBI 8
BB 6
SO 8
LOB 22

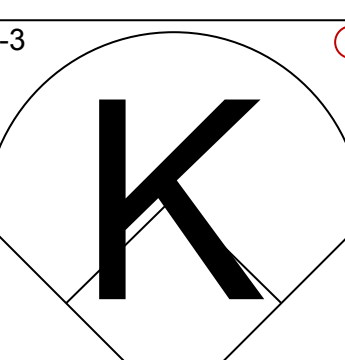
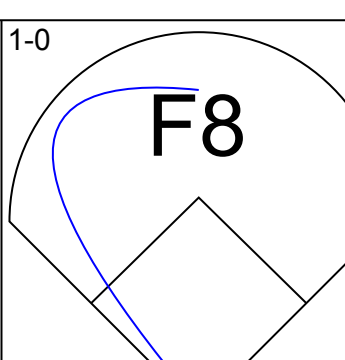
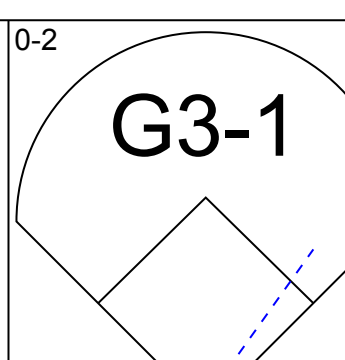
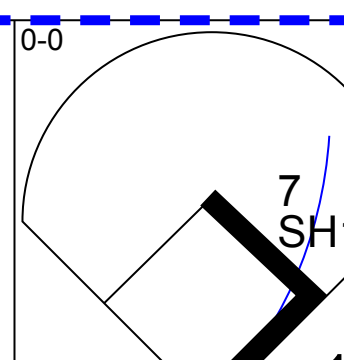
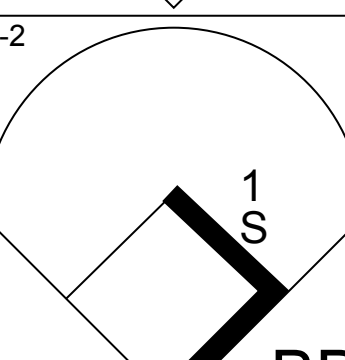
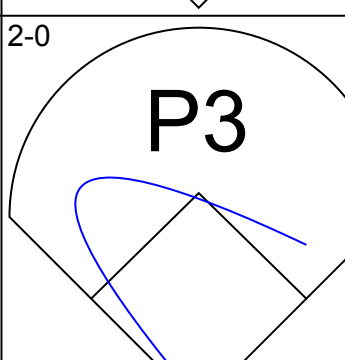
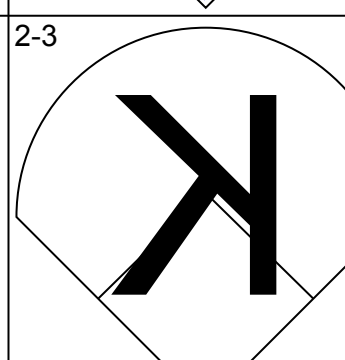
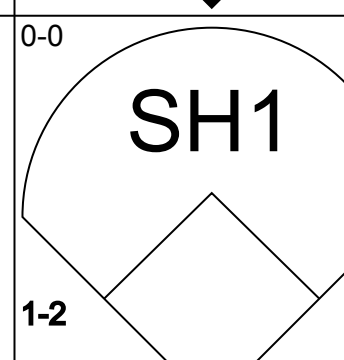
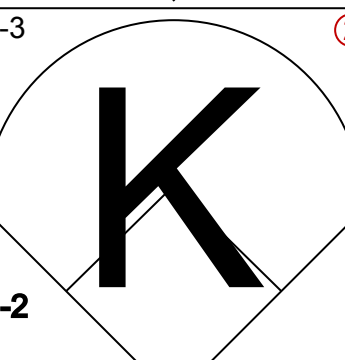
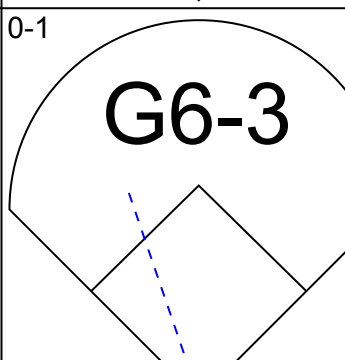
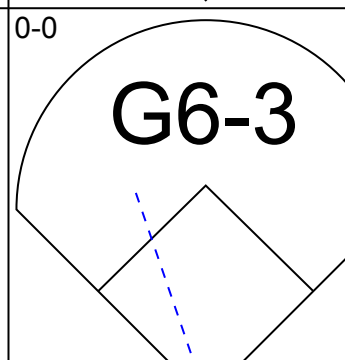
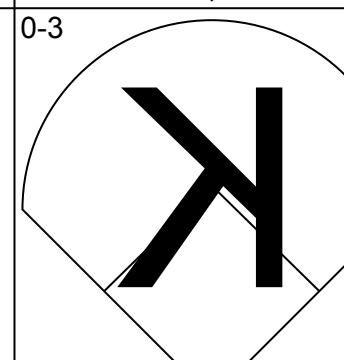
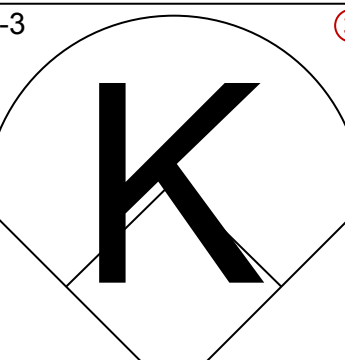
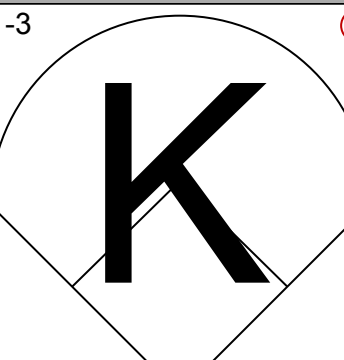
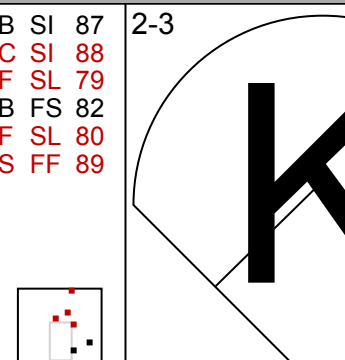
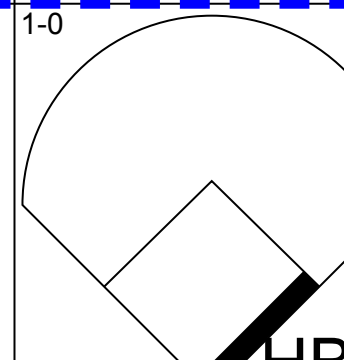
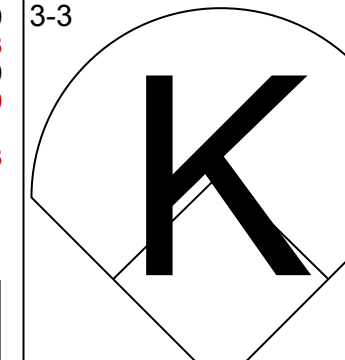
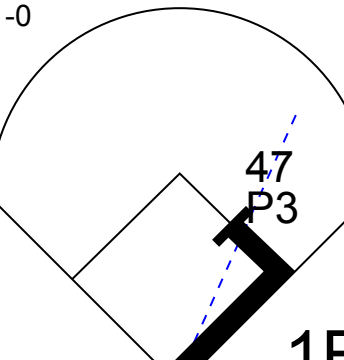
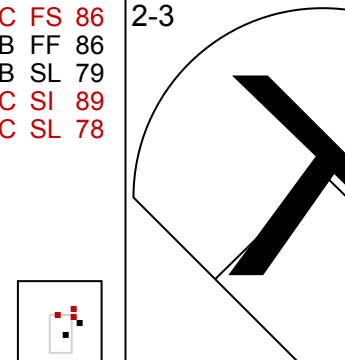
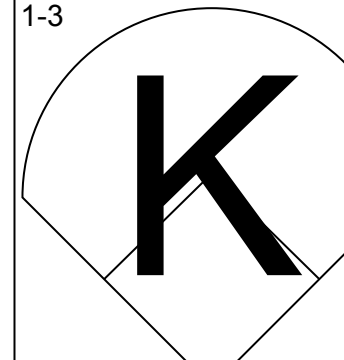
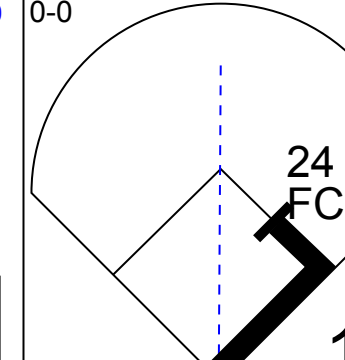
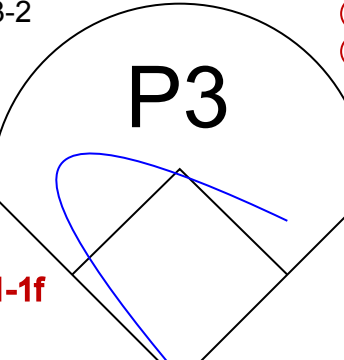
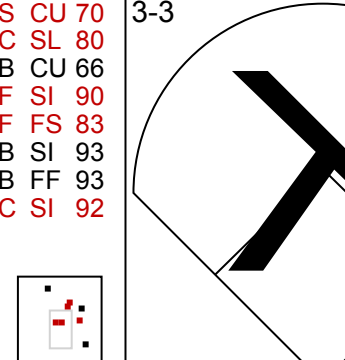

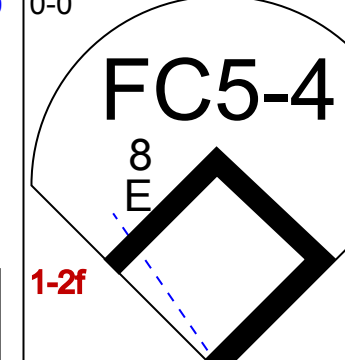



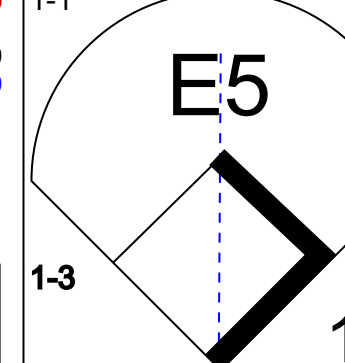



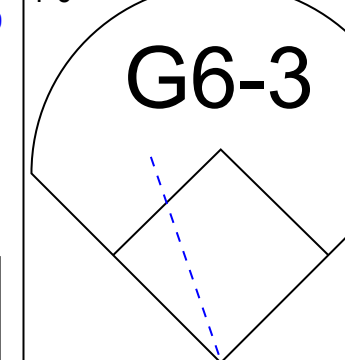





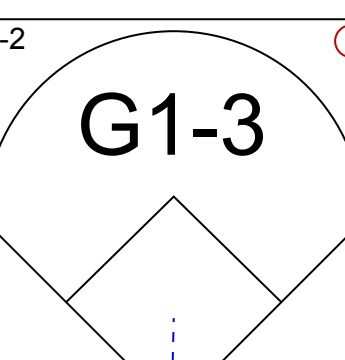
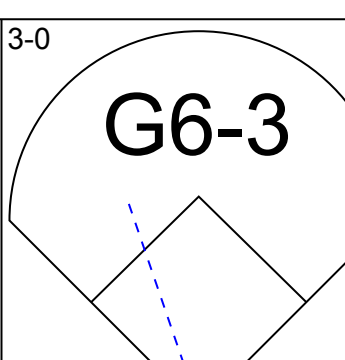
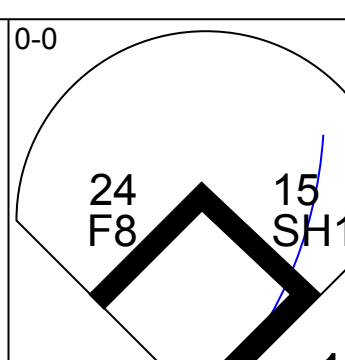

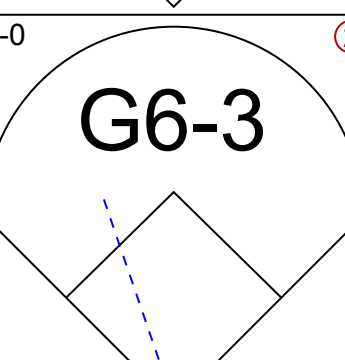

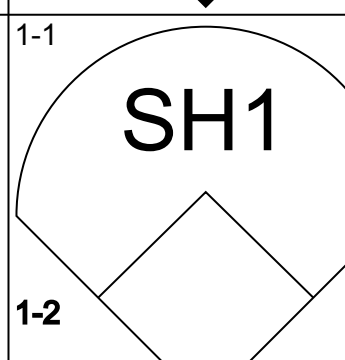

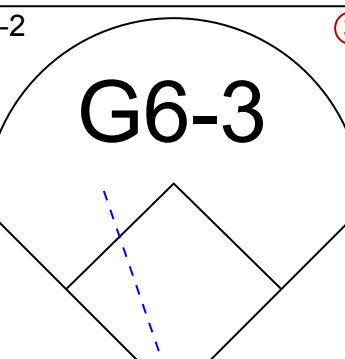

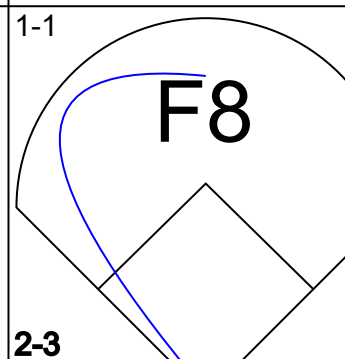
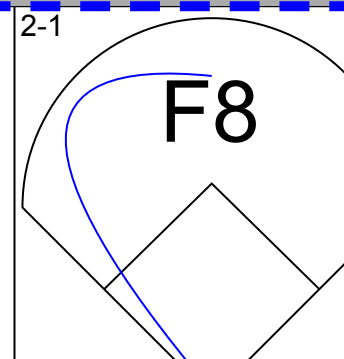
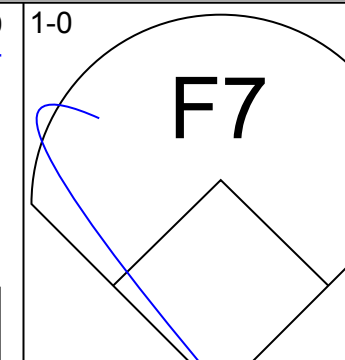
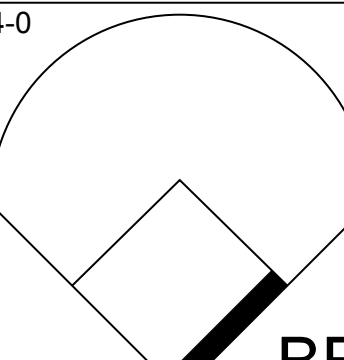
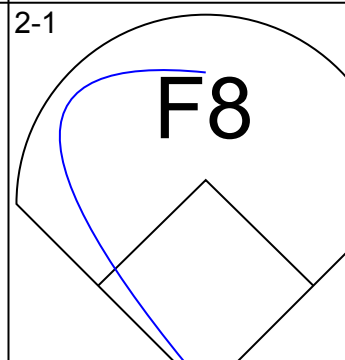
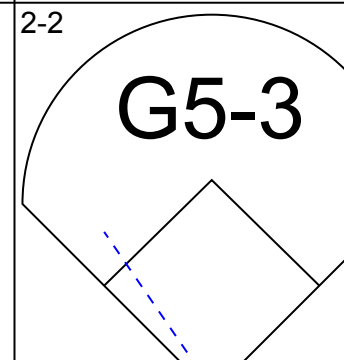
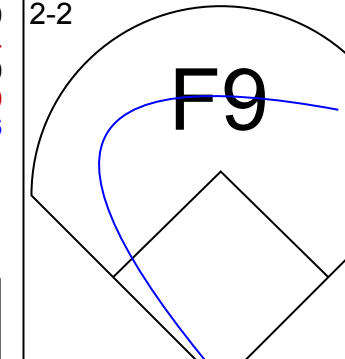
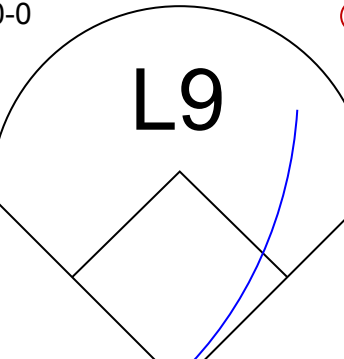

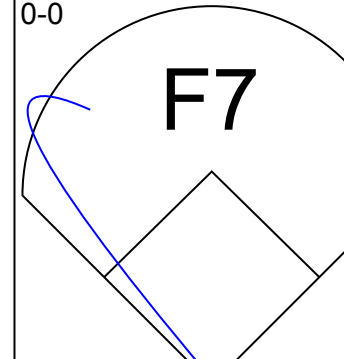
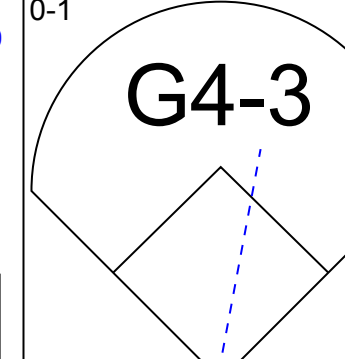















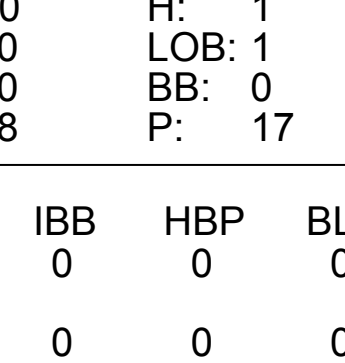
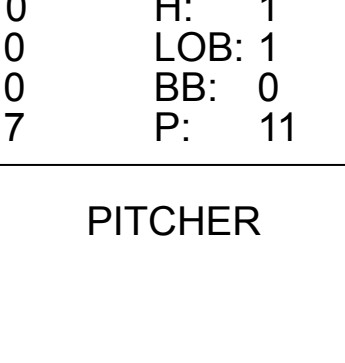
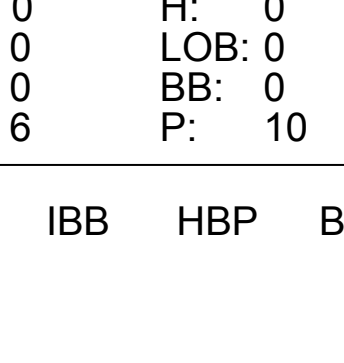



Batter	1	2	3	4	5	6	7	8	9	AB	R	H	RBI	BB	SO	LOB	BOTTOM							
11 Jason Bourgeois, R OBP: 0.313, SLG: 0.313										5	1	1	0	0	1	3								
36 Angel Sanchez, R OBP: 0.238, SLG: 0.381										4	0	0	0	0	0	1								
9 Hunter Pence, R OBP: 0.348, SLG: 0.453										4	2	2	1	0	0	0								
45 Carlos Lee, R OBP: 0.269, SLG: 0.375 60 Jose Valdez, R										4	1	2	2	0	0	0								
4 Jason Michaels, R OBP: 0.235, SLG: 0.133										3	1	1	0	1	1	2								
23 Chris Johnson, R OBP: 0.283, SLG: 0.313										4	1	2	1	0	2	1								
22 Bill Hall, R OBP: 0.232, SLG: 0.333 54 Mark Melancon, R 47 Jeff Fulchino, L 29 Brett Wallace, R 21 Michael Bourn, L 55 Humberto Quintero, R										3	0	1	2	0	1	1								
39 Brett Myers, R OBP: 0.333, SLG: 0.333 58 Fernando Abad, L 16 Matt Downs, R										2	0	0	0	0	1	0								
Inning Stats	R: 0 E: 0 K: 0 S: 9	H: 0 LOB: 0 BB: 0 P: 16	R: 2 E: 0 K: 1 S: 9	H: 2 LOB: 0 BB: 1 P: 14	R: 2 E: 0 K: 2 S: 12	H: 3 LOB: 1 BB: 0 P: 18	R: 0 E: 0 K: 0 S: 10	H: 0 LOB: 0 BB: 0 P: 14	R: 0 E: 0 K: 0 S: 4	H: 0 LOB: 0 BB: 0 P: 8	R: 2 E: 0 K: 1 S: 13	H: 3 LOB: 1 BB: 0 P: 17	R: 0 E: 0 K: 2 S: 8	H: 0 LOB: 0 BB: 0 P: 9	R: 0 E: 0 K: 0 S: 9	H: 0 LOB: 0 BB: 0 P: 12	R: 0 E: 0 K: 2 S: 17	H: 1 LOB: 3 BB: 1 P: 29	1B: 6 2B: 4 3B: 0 HR: 0	SF: 0 SAC: 0 DP: 1 HBP: 0	WP: 0 PB: 0 SB: 1 CS: 1	PA: 37		
PITCHER	IP WLS BF H R ER SO BB IBB HBP BLK WP HR S P ERA WHIP	IP WLS BF H R ER SO BB IBB HBP BLK WP HR S P ERA WHIP	IP WLS BF H R ER SO BB IBB HBP BLK WP HR S P ERA WHIP	IP WLS BF H R ER SO BB IBB HBP BLK WP HR S P ERA WHIP	IP WLS BF H R ER SO BB IBB HBP BLK WP HR S P ERA WHIP	IP WLS BF H R ER SO BB IBB HBP BLK WP HR S P ERA WHIP	IP WLS BF H R ER SO BB IBB HBP BLK WP HR S P ERA WHIP	IP WLS BF H R ER SO BB IBB HBP BLK WP HR S P ERA WHIP	IP WLS BF H R ER SO BB IBB HBP BLK WP HR S P ERA WHIP	IP WLS BF H R ER SO BB IBB HBP BLK WP HR S P ERA WHIP	IP WLS BF H R ER SO BB IBB HBP BLK WP HR S P ERA WHIP	IP WLS BF H R ER SO BB IBB HBP BLK WP HR S P ERA WHIP	IP WLS BF H R ER SO BB IBB HBP BLK WP HR S P ERA WHIP	IP WLS BF H R ER SO BB IBB HBP BLK WP HR S P ERA WHIP	IP WLS BF H R ER SO BB IBB HBP BLK WP HR S P ERA WHIP	IP WLS BF H R ER SO BB IBB HBP BLK WP HR S P ERA WHIP	IP WLS BF H R ER SO BB IBB HBP BLK WP HR S P ERA WHIP	IP WLS BF H R ER SO BB IBB HBP BLK WP HR S P ERA WHIP	IP WLS BF H R ER SO BB IBB HBP BLK WP HR S P ERA WHIP	IP WLS BF H R ER SO BB IBB HBP BLK WP HR S P ERA WHIP	IP WLS BF H R ER SO BB IBB HBP BLK WP HR S P ERA WHIP	IP WLS BF H R ER SO BB IBB HBP BLK WP HR S P ERA WHIP	IP WLS BF H R ER SO BB IBB HBP BLK WP HR S P ERA WHIP	IP WLS BF H R ER SO BB IBB HBP BLK WP HR S P ERA WHIP

San Diego Padres @ Houston Astros
Minute Maid Park, Houston, TX
Sun Apr 17 2011, 1:08 PM - 4:13 PM CDT
Att: 22,899 - Sunny - 81 F

AB 35
R 6
H 9
RBI 6
BB 2
SO 10
LOB 13




Batter	1	2	3	4	5	6	7	8	9	10	AB	R	H	RBI	BB	SO	LOB	TOP									
25 Will Venable, L (1, 9) OBP: 0.241, SLG: 0.170 13 Chris Denorfia, R (9, PH) OBP: 0.357, SLG: 0.423											3	0	0	0	0	1	0	San Diego Padres @ Chicago Cubs Wrigley Field, Chicago, IL Mon Apr 18 2011, 7:08 PM - 9:33 PM CDT Att: 36,597 - Cloudy - 34 F									
7 Chase Headley, S (1, 5) OBP: 0.375, SLG: 0.426											2	0	0	0	1	1	0										
1 Orlando Hudson, S (1, 4) OBP: 0.379, SLG: 0.333											4	0	0	0	0	2	2										
3 Jorge Cantu, R (1, 3) OBP: 0.238, SLG: 0.270											3	0	0	0	0	3	1										
4 Nick Hundley, R (1, 2) OBP: 0.404, SLG: 0.600											4	0	1	0	0	3	2										
47 Ryan Ludwick, R (1, 7) OBP: 0.262, SLG: 0.212											4	0	1	0	0	2	1										
24 Cameron Maybin, R (1, 8) OBP: 0.306, SLG: 0.446											4	0	0	0	0	1	1										
8 Jason Bartlett, R (1, 6) OBP: 0.275, SLG: 0.196											4	0	2	0	0	0	0										
46 Tim Stauffer, R (1, 11) 11 Brad Hawpe, L (8, PH) 37 Mike Adams, R (8, 1) 57 Luke Gregerson, L (9, 1) 9 Eric Patterson, L (10, PH) 50 Chad Qualls, R (10, 1)											2	0	0	0	0	0	2										
Inning Stats	R: 0 E: 0 K: 3 S: 14	H: 0 LOB: 1 BB: 1 P: 24	R: 0 E: 1 K: 1 S: 8	H: 2 LOB: 2 BB: 0 P: 13	R: 0 E: 0 K: 0 S: 4	H: 0 LOB: 0 BB: 0 P: 7	R: 0 E: 0 K: 1 S: 8	H: 1 LOB: 0 BB: 0 P: 13	R: 0 E: 0 K: 1 S: 10	H: 0 LOB: 0 BB: 0 P: 15	R: 0 E: 0 K: 1 S: 7	H: 0 LOB: 0 BB: 0 P: 9	R: 0 E: 0 K: 3 S: 12	H: 0 LOB: 0 BB: 0 P: 19	R: 0 E: 0 K: 0 S: 6	H: 0 LOB: 0 BB: 0 P: 10	R: 0 E: 0 K: 2 S: 8	H: 1 LOB: 2 BB: 0 P: 10	R: 0 E: 0 K: 1 S: 14	H: 1 LOB: 1 BB: 0 P: 18	1B: 5 2B: 1 3B: 0 HR: 0	SF: 0 SAC: 1 DP: 1 HBP: 1	WP: 0 PB: 0 SB: 1 CS: 0	PA: 36			
PITCHER	IP 8.0	WLS 27	BF 3	H 0	R 0	ER 0	SO 10	BB 1	IBB 0	HBP 0	BLK 0	WP 0	HR 0	S 69	P 110	ERA 0.00	WHIP 0.500										
38 Carlos Zambrano, R (1, 1) ERA: 4.21	0.2	3	1	0	0	1	0	0	0	0	0	0	0	5	5	0.00	1.500										
45 Sean Marshall, L (9, 1) ERA: 1.17	1.1	W	6	1	0	0	2	0	0	1	0	0	0	17	23	0.00	0.750										
49 Carlos Marmol, R (9, 1) ERA: 2.08																											

Batter	1	2	3	4	5	6	7	8	9	10	AB	R	H	RBI	BB	SO	LOB	BOTTOM									
13 Starlin Castro, R (1, 6) OBP: 0.432, SLG: 0.563											4	0	1	0	0	0	1	San Diego Padres @ Chicago Cubs Wrigley Field, Chicago, IL Mon Apr 18 2011, 7:08 PM - 9:33 PM CDT Att: 36,597 - Cloudy - 34 F									
15 Darwin Barney, R (1, 4) OBP: 0.360, SLG: 0.422											3	0	0	0	0	0	0										
24 Marlon Byrd, R (1, 8) OBP: 0.296, SLG: 0.362											4	0	0	0	0	0	1										
16 Aramis Ramirez, R (1, 5) OBP: 0.412, SLG: 0.467											3	0	0	0	1	0	1										
22 Carlos Pena, L (1, 3) OBP: 0.346, SLG: 0.238											4	0	1	0	0	0	1										
12 Alfonso Soriano, R (1, 7) OBP: 0.286, SLG: 0.533											4	0	0	0	0	2	1										
1 Kosuke Fukudome, L (1, 9) OBP: 0.485, SLG: 0.320											3	0	1	0	1	0	1										
18 Geovany Soto, R (1, 2) OBP: 0.333, SLG: 0.353											4	1	1	0	0	1	3										
38 Carlos Zambrano, S (1, 1) OBP: 0.333, SLG: 0.778											1	0	0	0	0	1	1										
9 Blake DeWitt, L (8, PH) ERA: 1.0											1	0	0	0	0	0	0										
45 Sean Marshall, L (9, 1)											0	0	0	0	0	0	0										
49 Carlos Marmol, R (9, 1)											0	0	0	0	0	0	0										
21 Tyler Colvin, L (10, PH) OBP: 0.227, SLG: 0.375											1	0	1	1	0	0	0										
Inning Stats	R: 0 E: 0 K: 0 S: 7	H: 0 LOB: 0 BB: 0 P: 12	R: 0 E: 0 K: 0 S: 6	H: 0 LOB: 0 BB: 0 P: 9	R: 0 E: 0 K: 0 S: 8	H: 1 LOB: 1 BB: 0 P: 17	R: 0 E: 0 K: 0 S: 7	H: 0 LOB: 1 BB: 1 P: 12	R: 0 E: 0 K: 3 S: 12	H: 1 LOB: 1 BB: 0 P: 20	R: 0 E: 0 K: 0 S: 7	H: 1 LOB: 1 BB: 0 P: 11	R: 0 E: 0 K: 1 S: 10	H: 1 LOB: 1 BB: 0 P: 14	R: 0 E: 0 K: 0 S: 5	H: 0 LOB: 0 BB: 0 P: 7	R: 0 E: 0 K: 0 S: 6	H: 0 LOB: 0 BB: 0 P: 10	R: 1 E: 0 K: 0 S: 5	H: 1 LOB: 1 BB: 1 P: 10	1B: 4 2B: 1 3B: 0 HR: 0	SF: 0 SAC: 2 DP: 0 HBP: 0	WP: 0 PB: 0 SB: 0 CS: 0	PA: 36			
PITCHER	IP 7.0	WLS 26	BF 4	H 0	R 0	ER 0	SO 4	BB 1	IBB 0	HBP 0	BLK 0	WP 0	HR 0	S 57	P 95	ERA 0.00	WHIP 0.714										
46 Tim Stauffer, R (1, 1) ERA: 3.27	1.0	3	0	0	0	0	0	0	0	0	0	0	0	5	7	0.00	0.000										
37 Mike Adams, R (8, 1) ERA: 1.0	1.0	3	0	0	0	0	0	0	0	0	0	0	0	6	10	0.00	0.000										
57 Luke Gregerson, R (9, 1) ERA: 1.08	0.2	L	4	1	1	1	0	1	0	0	0	0	0	5	10	13.50	3.000										
50 Chad Qualls, R (10, 1) ERA: 1.17																											

San Diego Padres @ Chicago Cubs
Wrigley Field, Chicago, IL
Mon Apr 18 2011, 7:08 PM - 9:33 PM CDT
Att: 36,597 - Cloudy - 34 F

livebaseballscorecards.com


AB 33
R 0
H 5
RBI 0
BB 1
SO 13
LOB 10



San Diego Padres @ Chicago Cubs
Wrigley Field, Chicago, IL
Mon Apr 18 2011, 7:08 PM - 9:33 PM CDT
Att: 36,597 - Cloudy - 34 F

livebaseballscorecards.com

AB 32
R 1
H 5
RBI 1
BB 2
SO 4
LOB 10



Batter	1	2	3	4	5	6	7	8	9	AB	R	H	RBI	BB	SO	LOB	TOP		
13 Chris Denorfia, R OBP: 0.389, SLG: 0.531	G4-3		G4-3				1B		1B	5	1	3	1	0	0	1	San Diego Padres @ Chicago Cubs Wrigley Field, Chicago, IL Wed Apr 20 2011, 6:15 PM - 8:56 PM CDT Att: 35,095 - Overcast - 42 F		
8 Jason Bartlett, R OBP: 0.311, SLG: 0.241	1B		F7				G4-3		CS	4	0	1	0	0	0	2			
7 Chase Headley, S OBP: 0.365, SLG: 0.377	G6-4-3		G6-3				F7			3	0	0	0	0	0	2			
3 Jorge Cantu, R OBP: 0.234, SLG: 0.262	P4		G6-3		G5-3				1B	4	0	1	0	0	0	1			
24 Cameron Maybin, R OBP: 0.319, SLG: 0.484	47 HR		HR				G5-3		F7	4	2	2	1	0	0	1			
47 Ryan Ludwick, R OBP: 0.314, SLG: 0.350	HR		2B				32 1B		K	4	2	3	2	0	1	1			
32 Rob Johnson, R OBP: 0.438, SLG: 0.467	P4		G6-3				1B		K	4	0	1	0	0	1	2			
14 Alberto Gonzalez, R OBP: 0.304, SLG: 0.400	P6						SF8		CS	1	0	0	1	2	0	0			
41 Aaron Harang, R OBP: 0.143, SLG: 0.286			13 G4-3		F8		P4		G5-3	3	0	1	0	0	0	3			
39 Ernesto Frieri, R OBP: 0.384, SLG: 0.310										0	0	0	0	0	0	0			
50 Chad Qualls, R OBP: 0.384, SLG: 0.310										1	0	0	0	0	0	1			
21 Heath Bell, R										0	0	0	0	0	0	0			
Inning Stats	R: 0 E: 0 K: 0 S: 8	H: 1 LOB: 0 BB: 0 P: 12	R: 2 E: 0 K: 0 S: 16	H: 2 LOB: 0 BB: 0 P: 22	R: 0 E: 0 K: 0 S: 9	H: 1 LOB: 1 BB: 0 P: 12	R: 1 E: 0 K: 0 S: 14	H: 2 LOB: 2 BB: 1 P: 24	R: 1 E: 0 K: 0 S: 9	H: 1 LOB: 1 BB: 0 P: 14	R: 0 E: 0 K: 2 S: 10	H: 1 LOB: 1 BB: 0 P: 16	R: 0 E: 0 K: 2 S: 10	H: 1 LOB: 1 BB: 0 P: 15	R: 0 E: 0 K: 0 S: 9	H: 1 LOB: 0 BB: 1 P: 15	1B: 6 2B: 3 3B: 0 HR: 3	SF: 1 SAC: 0 DP: 1 HBP: 1	WP: 0 PA: 38 PB: 0 SB: 1 CS: 4
PITCHER	IP WLS BF H R ER SO BB IBB HBP BLK WP HR S P ERA WHIP																		
40 James Russell, L ERA: 8.0	4.0 L 19 7 4 4 0 0 0 1 0 0 0 0 3 50 74 9.00 1.750																		
44 Jeff Stevens, R ERA: 2.45	2.0 8 2 1 1 0 0 0 0 1 0 0 0 0 16 22 4.50 1.000																		
62 Marcos Mateo, R ERA: 6.14	2.0 7 2 0 0 2 0 0 0 0 0 0 0 0 19 31 0.00 1.000																		
43 John Grabow, L ERA: 8.1	1.0 3 1 0 0 0 1 0 0 0 0 0 0 0 9 15 0.00 2.000																		

Batter	1	2	3	4	5	6	7	8	9	AB	R	H	RBI	BB	SO	LOB	BOTTOM				
1 Kosuke Fukudome, L OBP: 0.500, SLG: 0.375	K		F7				P6		1B	5	0	2	0	0	1	2	San Diego Padres @ Chicago Cubs Wrigley Field, Chicago, IL Wed Apr 20 2011, 6:15 PM - 8:56 PM CDT Att: 35,095 - Overcast - 42 F				
15 Darwin Barney, R OBP: 0.350, SLG: 0.400	1B		F8				K		1B	5	0	2	1	0	2	2					
13 Starlin Castro, R OBP: 0.398, SLG: 0.513	F8						F8		G6-3	4	0	1	0	0	0	3					
16 Aramis Ramirez, R OBP: 0.403, SLG: 0.441	L7						1B		K	4	0	1	0	0	1	2					
22 Carlos Pena, L OBP: 0.322, SLG: 0.208	K						1B		K	2	0	0	0	0	2	1					
62 Marcos Mateo, R							K			0	0	0	0	0	0	0					
9 Blake DeWitt, L OBP: 0.286, SLG: 0.308							12 HR		1B	1	1	1	0	0	0	0					
43 John Grabow, L										0	0	0	0	0	0	0					
12 Alfonso Soriano, R OBP: 0.300, SLG: 0.582	P2						G2-3		HR	4	2	2	2	0	0	1					
18 Geovany Soto, R OBP: 0.323, SLG: 0.356	F9						P4		K	4	0	0	0	0	1	2					
5 Reed Johnson, R OBP: 0.375, SLG: 0.688									G5-3	4	0	3	1	0	0	0					
40 James Russell, L										1	0	0	0	0	1	1					
44 Jeff Stevens, R										0	0	0	0	0	0	0					
28 Jeff Baker, R OBP: 0.355, SLG: 0.516										3	1	1	0	0	1	1					
24 Marlon Byrd, R OBP: 0.286, SLG: 0.347										1	0	0	0	0	1	1					
Inning Stats	R: 0 E: 0 K: 1 S: 12	H: 1 LOB: 1 BB: 0 P: 19	R: 0 E: 0 K: 1 S: 5	H: 0 LOB: 0 BB: 0 P: 9	R: 0 E: 0 K: 1 S: 9	H: 1 LOB: 0 BB: 0 P: 14	R: 0 E: 0 K: 1 S: 14	H: 1 LOB: 1 BB: 0 P: 17	R: 2 E: 0 K: 0 S: 16	H: 5 LOB: 2 BB: 0 P: 23	R: 0 E: 0 K: 1 S: 10	H: 1 LOB: 1 BB: 0 P: 15	R: 0 E: 0 K: 2 S: 14	H: 1 LOB: 0 BB: 0 P: 22	R: 2 E: 0 K: 2 S: 14	H: 2 LOB: 0 BB: 0 P: 18	R: 0 E: 0 K: 1 S: 14	H: 1 LOB: 1 BB: 0 P: 23	1B: 10 2B: 2 3B: 0 HR: 1	SF: 0 SAC: 0 DP: 0 HBP: 0	WP: 0 PA: 38 PB: 0 SB: 0 CS: 1
PITCHER	IP WLS BF H R ER SO BB IBB HBP BLK WP HR S P ERA WHIP																				
41 Aaron Harang, R ERA: 1.88	6.0 W 25 9 2 2 2 0 0 0 0 0 0 0 0 66 97 3.00 1.500																				
39 Ernesto Frieri, R ERA: 1.96	1.0 H 4 1 0 0 2 0 0 0 0 0 0 0 0 14 22 0.00 1.000																				
50 Chad Qualls, R ERA: 3.12	1.0 H 5 2 2 2 2 0 0 0 0 0 0 1 14 18 18.00 2.000																				
21 Heath Bell, R ERA: 1.13	1.0 S 4 1 0 0 1 0 0 0 0 0 0 0 0 14 23 0.00 1.000																				



Batter	1	2	3	4	5	6	7	8	9	AB	R	H	RBI	BB	SO	LOB	TOP			
8 Shane Victorino, S OBP: 0.372, SLG: 0.493	G4-3	K2-3		BB		G5-3		BB		3	0	0	0	2	1	0	Philadelphia Phillies @ San Diego Padres PETCO Park, San Diego, CA Thu Apr 21 2011, 10:08 PM - 1:23 AM EDT Att: 27,056 - Partly Cloudy - 63 F			
27 Placido Polanco, R OBP: 0.415, SLG: 0.493	E1		BB	BB	BB	1B		G6-3		4	1	2	0	1	0	3				
11 Jimmy Rollins, S OBP: 0.325, SLG: 0.315	1B		BB	K		L5		G3-1		4	0	1	0	1	1	3				
6 Ryan Howard, L OBP: 0.329, SLG: 0.471	K		K	K				G4-3		5	0	0	0	0	4	6				
29 Raul Ibanez, L OBP: 0.293, SLG: 0.284	K		BB			F8		G6-3		3	0	0	0	2	1	2				
10 Ben Francisco, R OBP: 0.319, SLG: 0.422		SF						G5-3		2	1	1	2	1	0	0				
37 Antonio Bastardo, R	HR									0	0	0	0	0	0	0				
7 Ross Gload, L										1	0	0	0	0	0	1				
52 Jose Contreras, R										0	0	0	0	0	0	0				
5 Pete Orr, L	F8									4	0	1	0	0	1	4				
21 Wilson Valdez, R OBP: 0.340, SLG: 0.347		F4				K		1B		0	0	0	0	0	0	0				
23 Brian Schneider, L OBP: 0.167, SLG: 0.667			G4-3			K		F8		4	1	1	1	0	1	5				
44 Roy Oswalt, R OBP: 0.200, SLG: 0.111			HR							3	0	0	0	0	1	0				
57 David Herndon, R	K					G1-3		F9		0	0	0	0	0	0	0				
15 John Mayberry Jr., R OBP: 0.444, SLG: 0.438										1	0	1	0	0	0	0				
Inning Stats	R: 0 H: 1 E: 1 K: 2 S: 17	H: 2 LOB: 2 BB: 0 P: 26	R: 2 H: 2 E: 0 K: 2 S: 12	H: 2 LOB: 0 BB: 0 P: 17	R: 1 H: 1 E: 1 K: 1 S: 13	H: 1 LOB: 3 BB: 2 P: 28	R: 0 H: 0 E: 0 K: 2 S: 12	H: 0 LOB: 2 BB: 2 P: 23	R: 0 H: 1 E: 0 K: 0 S: 15	H: 1 LOB: 1 BB: 1 P: 13	R: 0 H: 0 E: 0 K: 1 S: 8	H: 0 LOB: 0 BB: 0 P: 10	R: 0 H: 2 E: 0 K: 0 S: 10	H: 2 LOB: 2 BB: 1 P: 19	R: 0 H: 0 E: 0 K: 0 S: 8	H: 0 LOB: 1 BB: 1 P: 13	1B: 5 2B: 0 3B: 0 HR: 2	SF: 1 SAC: 0 DP: 1 HBP: 0	WP: 0 PB: 0 SB: 3 CS: 0	PA: 42
PITCHER	IP WLS BF H R ER SO	IP WLS BF H R ER SO	IP WLS BF H R ER SO	IP WLS BF H R ER SO	IP WLS BF H R ER SO	IP WLS BF H R ER SO	IP WLS BF H R ER SO	IP WLS BF H R ER SO	IP WLS BF H R ER SO	IP WLS BF H R ER SO	IP WLS BF H R ER SO	IP WLS BF H R ER SO	IP WLS BF H R ER SO	IP WLS BF H R ER SO	IP WLS BF H R ER SO	IP WLS BF H R ER SO	ERA WHIP	ERA WHIP		
38 Mat Latos, R ERA: 5.94	4.1 L 24 4 3 3 7																			
52 Cory Luebke, L ERA: 7.45	2.2 9 1 0 0 3																			
34 Pat Neshek, R ERA: 2.25	1.0 5 2 0 0 0																			
50 Chad Qualls, R ERA: 2.79	1.0 4 0 0 0 0																			

AB	34
R	3
H	7
RBI	3
BB	7
SO	10
LOB	24



Batter	1	2	3	4	5	6	7	8	9	AB	R	H	RBI	BB	SO	LOB	BOTTOM					
8 Jason Bartlett, R OBP: 0.323, SLG: 0.246	BB		G1-3			G5-3		1B		3	0	1	0	1	0	0	Philadelphia Phillies @ San Diego Padres PETCO Park, San Diego, CA Thu Apr 21 2011, 10:08 PM - 1:23 AM EDT Att: 27,056 - Partly Cloudy - 63 F					
1 Orlando Hudson, S OBP: 0.364, SLG: 0.290	K		G4-3			G4-3		K		4	0	0	0	0	2	2						
3 Jorge Cantu, R OBP: 0.216, SLG: 0.239	L8					G1-3		F7		4	0	0	0	0	1	2						
7 Chase Headley, S OBP: 0.351, SLG: 0.359	F7									3	0	0	0	0	1	1						
34 Pat Neshek, S										0	0	0	0	0	0	0						
9 Eric Patterson, L OBP: 0.167, SLG: 0.133										1	0	0	0	0	1	1						
50 Chad Qualls, R										0	0	0	0	0	0	0						
47 Ryan Ludwick, R OBP: 0.297, SLG: 0.328	F9					L5		G4-3		4	0	0	0	0	0	0						
4 Nick Hundley, R OBP: 0.403, SLG: 0.559	BB					F9		1B		3	0	1	0	1	0	0						
24 Cameron Maybin, R OBP: 0.329, SLG: 0.492	F9					K		BB		3	0	1	0	1	1	1						
13 Chris Denorfia, R OBP: 0.395, SLG: 0.529										2	0	1	0	0	1	1						
25 Will Venable, L OBP: 0.274, SLG: 0.173	K									0	0	0	0	2	0	0						
38 Mat Latos, R										1	0	0	0	0	1	0						
52 Cory Luebke, R										1	0	0	0	0	1	1						
14 Alberto Gonzalez, R OBP: 0.292, SLG: 0.381										1	0	0	0	0	0	3						
11 Brad Hawke, L OBP: 0.170, SLG: 0.140										1	0	0	0	0	1	2						
Inning Stats	R: 0 H: 0 E: 0 K: 1 S: 12	H: 0 LOB: 1 BB: 1 P: 18	R: 0 H: 0 E: 0 K: 1 S: 8	H: 0 LOB: 1 BB: 1 P: 14	R: 0 H: 0 E: 0 K: 1 S: 9	H: 0 LOB: 0 BB: 0 P: 15	R: 0 H: 0 E: 0 K: 2 S: 17	H: 0 LOB: 0 BB: 0 P: 23	R: 0 H: 1 E: 0 K: 0 S: 17	H: 1 LOB: 1 BB: 0 P: 23	R: 0 H: 0 E: 0 K: 0 S: 10	H: 0 LOB: 0 BB: 0 P: 13	R: 0 H: 1 E: 0 K: 0 S: 14	H: 1 LOB: 3 BB: 2 P: 24	R: 0 H: 1 E: 0 K: 2 S: 8	H: 1 LOB: 1 BB: 0 P: 14	R: 0 H: 1 E: 0 K: 1 S: 13	H: 1 LOB: 2 BB: 1 P: 26	1B: 3 2B: 1 3B: 0 HR: 0	SF: 0 SAC: 0 DP: 0 HBP: 0	WP: 0 PB: 0 SB: 1 CS: 0	PA: 36
PITCHER	IP WLS BF H R ER SO	IP WLS BF H R ER SO	IP WLS BF H R ER SO	IP WLS BF H R ER SO	IP WLS BF H R ER SO	IP WLS BF H R ER SO	IP WLS BF H R ER SO	IP WLS BF H R ER SO	IP WLS BF H R ER SO	IP WLS BF H R ER SO	IP WLS BF H R ER SO	IP WLS BF H R ER SO	IP WLS BF H R ER SO	IP WLS BF H R ER SO	IP WLS BF H R ER SO	IP WLS BF H R ER SO	ERA WHIP	ERA WHIP				
44 Roy Oswalt, R ERA: 1.88	6.0 W 21 2 0 0 7																					
57 David Herndon, R ERA: 8.22	0.2 H 4 1 0 0 0																					
37 Antonio Bastardo, L ERA: 8.22	1.1 H 6 1 0 0 2																					
52 Jose Contreras, R ERA: 2.79	1.0 S 5 1 0 0 1																					

AB	31
R	0
H	4
RBI	0
BB	5
SO	10
LOB	14



Batter	1	2	3	4	5	6	7	8	9	AB	R	H	RBI	BB	SO	LOB	TOP				
8 Shane Victorino, S OBP: 0.378, SLG: 0.486										3	1	1	0	1	0	1	Philadelphia Phillies @ San Diego Padres PETCO Park, San Diego, CA Fri Apr 22 2011, 10:07 PM - 12:22 AM EDT Att: 33,572 - Partly Cloudy - 63 F				
27 Placido Polanco, R OBP: 0.419, SLG: 0.487										3	1	1	0	1	0	1					
11 Jimmy Rollins, S OBP: 0.321, SLG: 0.303										3	0	0	0	1	1	3					
6 Ryan Howard, L OBP: 0.337, SLG: 0.500										4	0	2	2	0	0	2					
10 Ben Francisco, R OBP: 0.303, SLG: 0.397										4	0	0	0	0	1	5					
29 Raul Ibanez, L OBP: 0.278, SLG: 0.268										4	0	0	0	0	2	2					
51 Carlos Ruiz, R OBP: 0.333, SLG: 0.418										3	0	0	0	1	0	0					
21 Wilson Valdez, R OBP: 0.316, SLG: 0.321										4	0	0	0	0	0	1					
35 Cole Hamels, L OBP: 0.286, SLG: 0.286										3	0	2	0	0	1	1					
7 Ross Gload, L OBP: 0.231, SLG: 0.231										1	0	0	0	0	0	0					
46 Ryan Madson, L OBP: 0.231, SLG: 0.231										0	0	0	0	0	0	0					
Inning Stats	R: 0 H: 2 E: 0 K: 1 S: 17	H: 2 LOB: 2 BB: 0 P: 20	R: 0 H: 0 E: 0 K: 1 S: 9	H: 0 LOB: 0 BB: 0 P: 11	R: 2 H: 2 E: 0 K: 0 S: 13	H: 2 LOB: 1 BB: 2 P: 23	R: 0 H: 0 E: 0 K: 2 S: 8	H: 0 LOB: 1 BB: 1 P: 15	R: 0 H: 0 E: 0 K: 0 S: 5	H: 0 LOB: 0 BB: 0 P: 6	R: 0 H: 1 E: 0 K: 0 S: 8	H: 1 LOB: 1 BB: 0 P: 11	R: 0 H: 1 E: 0 K: 1 S: 14	H: 1 LOB: 2 BB: 2 P: 21	R: 0 H: 0 E: 0 K: 0 S: 6	H: 0 LOB: 0 BB: 0 P: 10	1B: 5 2B: 0 3B: 1 HR: 0	SF: 0 SAC: 0 DP: 0 HBP: 0	WP: 1 PB: 0 CS: 1	PA: 36	
PITCHER	IP WLS BF H R ER SO BB IBB HBP BLK WP HR S P ERA WHIP	IP WLS BF H R ER SO BB IBB HBP BLK WP HR S P ERA WHIP	IP WLS BF H R ER SO BB IBB HBP BLK WP HR S P ERA WHIP	IP WLS BF H R ER SO BB IBB HBP BLK WP HR S P ERA WHIP	IP WLS BF H R ER SO BB IBB HBP BLK WP HR S P ERA WHIP	IP WLS BF H R ER SO BB IBB HBP BLK WP HR S P ERA WHIP	IP WLS BF H R ER SO BB IBB HBP BLK WP HR S P ERA WHIP	IP WLS BF H R ER SO BB IBB HBP BLK WP HR S P ERA WHIP	IP WLS BF H R ER SO BB IBB HBP BLK WP HR S P ERA WHIP	IP WLS BF H R ER SO BB IBB HBP BLK WP HR S P ERA WHIP	IP WLS BF H R ER SO BB IBB HBP BLK WP HR S P ERA WHIP	IP WLS BF H R ER SO BB IBB HBP BLK WP HR S P ERA WHIP	IP WLS BF H R ER SO BB IBB HBP BLK WP HR S P ERA WHIP	IP WLS BF H R ER SO BB IBB HBP BLK WP HR S P ERA WHIP	IP WLS BF H R ER SO BB IBB HBP BLK WP HR S P ERA WHIP	IP WLS BF H R ER SO BB IBB HBP BLK WP HR S P ERA WHIP	IP WLS BF H R ER SO BB IBB HBP BLK WP HR S P ERA WHIP	IP WLS BF H R ER SO BB IBB HBP BLK WP HR S P ERA WHIP	IP WLS BF H R ER SO BB IBB HBP BLK WP HR S P ERA WHIP	IP WLS BF H R ER SO BB IBB HBP BLK WP HR S P ERA WHIP	IP WLS BF H R ER SO BB IBB HBP BLK WP HR S P ERA WHIP

AB	32
R	2
H	6
RBI	2
BB	4
SO	5
LOB	16



Batter	1	2	3	4	5	6	7	8	9	AB	R	H	RBI	BB	SO	LOB	BOTTOM				
8 Jason Bartlett, R OBP: 0.304, SLG: 0.230										4	0	0	0	0	1	1	Philadelphia Phillies @ San Diego Padres PETCO Park, San Diego, CA Fri Apr 22 2011, 10:07 PM - 12:22 AM EDT Att: 33,572 - Partly Cloudy - 63 F				
1 Orlando Hudson, S OBP: 0.358, SLG: 0.288										4	0	1	0	0	2	1					
3 Jorge Cantu, R OBP: 0.200, SLG: 0.220										4	0	0	0	0	1	2					
4 Nick Hundley, R OBP: 0.380, SLG: 0.524										4	0	0	0	0	1	1					
47 Ryan Ludwick, R OBP: 0.295, SLG: 0.313										3	0	0	0	1	1	0					
24 Cameron Maybin, R OBP: 0.325, SLG: 0.493										4	0	1	0	0	1	0					
25 Will Venable, L OBP: 0.292, SLG: 0.185										2	0	1	0	1	1	2					
14 Alberto Gonzalez, R OBP: 0.290, SLG: 0.348										2	0	0	0	1	0	2					
39 Ernesto Frieri, R										0	0	0	0	0	0	0					
33 Clayton Richard, L										2	0	0	0	0	1	3					
7 Chase Headley, S										1	0	1	0	0	0	0					
Inning Stats	R: 0 H: 0 E: 0 K: 0 S: 7	H: 1 LOB: 3 BB: 2 P: 27	R: 0 H: 1 E: 0 K: 1 S: 13	H: 1 LOB: 0 BB: 0 P: 19	R: 0 H: 0 E: 0 K: 1 S: 11	H: 0 LOB: 1 BB: 1 P: 16	R: 0 H: 0 E: 0 K: 2 S: 11	H: 0 LOB: 0 BB: 0 P: 16	R: 0 H: 0 E: 0 K: 1 S: 9	H: 0 LOB: 0 BB: 0 P: 10	R: 0 H: 1 E: 0 K: 0 S: 6	H: 1 LOB: 0 BB: 0 P: 9	R: 0 H: 1 E: 0 K: 2 S: 13	H: 1 LOB: 1 BB: 0 P: 17	R: 0 H: 0 E: 0 K: 1 S: 10	H: 0 LOB: 0 BB: 0 P: 17	1B: 3 2B: 1 3B: 0 HR: 0	SF: 0 SAC: 0 DP: 1 HBP: 0	WP: 0 PB: 0 CS: 0	PA: 33	
PITCHER	IP WLS BF H R ER SO BB IBB HBP BLK WP HR S P ERA WHIP	IP WLS BF H R ER SO BB IBB HBP BLK WP HR S P ERA WHIP	IP WLS BF H R ER SO BB IBB HBP BLK WP HR S P ERA WHIP	IP WLS BF H R ER SO BB IBB HBP BLK WP HR S P ERA WHIP	IP WLS BF H R ER SO BB IBB HBP BLK WP HR S P ERA WHIP	IP WLS BF H R ER SO BB IBB HBP BLK WP HR S P ERA WHIP	IP WLS BF H R ER SO BB IBB HBP BLK WP HR S P ERA WHIP	IP WLS BF H R ER SO BB IBB HBP BLK WP HR S P ERA WHIP	IP WLS BF H R ER SO BB IBB HBP BLK WP HR S P ERA WHIP	IP WLS BF H R ER SO BB IBB HBP BLK WP HR S P ERA WHIP	IP WLS BF H R ER SO BB IBB HBP BLK WP HR S P ERA WHIP	IP WLS BF H R ER SO BB IBB HBP BLK WP HR S P ERA WHIP	IP WLS BF H R ER SO BB IBB HBP BLK WP HR S P ERA WHIP	IP WLS BF H R ER SO BB IBB HBP BLK WP HR S P ERA WHIP	IP WLS BF H R ER SO BB IBB HBP BLK WP HR S P ERA WHIP	IP WLS BF H R ER SO BB IBB HBP BLK WP HR S P ERA WHIP	IP WLS BF H R ER SO BB IBB HBP BLK WP HR S P ERA WHIP	IP WLS BF H R ER SO BB IBB HBP BLK WP HR S P ERA WHIP	IP WLS BF H R ER SO BB IBB HBP BLK WP HR S P ERA WHIP	IP WLS BF H R ER SO BB IBB HBP BLK WP HR S P ERA WHIP	IP WLS BF H R ER SO BB IBB HBP BLK WP HR S P ERA WHIP

AB	30
R	0
H	4
RBI	0
BB	3
SO	9
LOB	12




Batter	1	2	3	4	5	6	7	8	9	10	11	AB	R	H	RBI	BB	SO	LOB	TOP								
8 Shane Victorino, S OBP: 0.360, SLG: 0.462	G5-3		G3-1			K		K			SH1-4	4	0	0	0	0	2	1									
5 Pete Orr, L OBP: 0.364, SLG: 0.381	G4-3			L7				F8			G6-3	5	1	1	0	0	0	1									
11 Jimmy Rollins, S OBP: 0.337, SLG: 0.304	F7				10 3B				F9		6 2B	3	2	1	1	2	0	0									
6 Ryan Howard, L OBP: 0.330, SLG: 0.494	K			K		K		K			10 1B	5	0	1	2	0	4	2									
10 Ben Francisco, R OBP: 0.309, SLG: 0.425	F8				3B			FC5-4		G4-3		5	0	2	1	0	0	1									
29 Raul Ibanez, L OBP: 0.285, SLG: 0.253	G3							G4-1		L7		4	0	0	0	0	1	1									
23 Brian Schneider, L OBP: 0.125, SLG: 0.500			K			L7		K		K		4	0	0	0	0	3	0									
21 Wilson Valdez, R OBP: 0.311, SLG: 0.316											G6-3	4	0	1	0	0	0	0									
38 Kyle Kendrick, R OBP: 0.500, SLG: 0.500											G6-3	0	0	0	0	0	0	0									
46 Ryan Madson, L (11, 1)												0	0	0	0	0	0	0									
56 Joe Blanton, R OBP: 0.143, SLG: 0.143												2	0	0	0	0	1	1									
7 Ross Gload, L OBP: 0.214, SLG: 0.214												1	0	0	0	0	0	0									
55 Danyls Baez, R (8, 1)												0	0	0	0	0	0	0									
37 Antonio Bastardo, R (9, 1)												0	0	0	0	0	0	0									
27 Placido Polanco, R OBP: 0.425, SLG: 0.684											5 G6-3	1	1	1	0	0	0	0									
Inning Stats	R: 0 E: 0 K: 0 S: 6	H: 0 LOB: 0 K: 1 P: 8	R: 0 E: 0 K: 1 S: 7	H: 0 LOB: 0 BB: 0 P: 11	R: 0 E: 0 K: 2 S: 11	H: 1 LOB: 1 BB: 0 P: 19	R: 1 E: 0 K: 2 S: 10	H: 1 LOB: 1 BB: 1 P: 20	R: 0 E: 0 K: 0 S: 12	H: 0 LOB: 0 BB: 0 P: 16	R: 1 E: 0 K: 2 S: 14	H: 2 LOB: 1 BB: 0 P: 21	R: 0 E: 0 K: 1 S: 8	H: 0 LOB: 0 BB: 0 P: 11	R: 0 E: 0 K: 1 S: 8	H: 0 LOB: 0 BB: 0 P: 14	R: 0 E: 0 K: 1 S: 8	H: 0 LOB: 0 BB: 0 P: 11	R: 2 E: 0 K: 0 S: 11	H: 3 LOB: 2 BB: 1 P: 17	1B: 4 2B: 2 3B: 1 HR: 0	SF: 0 SAC: 1 DP: 0 HBP: 0	WP: 0 PB: 0 SB: 1 CS: 0	PA: 41			
PITCHER	IP WLS BF H R ER SO BB IBB HBP BLK WP HR S P ERA WHIP	46 Tim Lincecum, R ERA: 3.21	57 Luke Gregerson, R ERA: 1.74	37 Mike Adams, R ERA: 0.82	21 Heath Bell, R ERA: 1.0	50 Chad Qualls, R ERA: 3.97	52 Cory Luebke, L ERA: 7.2																				

Philadelphia Phillies @ San Diego Padres
 PETCO Park, San Diego, CA
 Sat Apr 23 2011, 8:36 PM - 11:25 PM EDT
 Att: 40,038 - Clear - 66 F

livebaseballscorecards.com

AB 38
 R 4
 H 7
 RBI 4
 BB 2
 SO 11
 LOB 7




Batter	1	2	3	4	5	6	7	8	9	10	11	AB	R	H	RBI	BB	SO	LOB	BOTTOM						
24 Cameron Maybin, R OBP: 0.341, SLG: 0.493	8 3B	FC6-4			4 2B		G1-3			F8		4	2	2	0	1	0	0							
8 Jason Bartlett, R OBP: 0.311, SLG: 0.273	4 1B	FC6-4			G6-3					G4-3		5	0	2	1	0	0	3							
1 Orlando Hudson, S OBP: 0.349, SLG: 0.271	4 BB				G6-3					G4-3		4	0	0	0	1	1	2							
52 Cory Luebke, R (11, 1)												0	0	0	0	0	0	0							
4 Nick Hundley, R OBP: 0.368, SLG: 0.515	FC1-5-2						F9				G6-3	5	0	1	1	0	1	2							
3 Jorge Cantu, R OBP: 0.200, SLG: 0.218	F9									G4-3		5	0	1	0	0	0	3							
47 Ryan Ludwick, R OBP: 0.301, SLG: 0.319	K				F8					G1-3		5	0	2	0	0	1	3							
11 Brad Hawpe, L OBP: 0.154, SLG: 0.125	G4-3				G3							5	0	0	0	0	1	2							
25 Will Venable, L OBP: 0.290, SLG: 0.190		4B SH5-4			G4-3							4	0	1	0	0	1	0							
46 Tim Stauffer, R ERA: 5.92												1	0	0	0	0	0	0							
57 Luke Gregerson, L ERA: 1.93												0	0	0	0	0	0	0							
37 Mike Adams, R ERA: 0.82												0	0	0	0	0	0	0							
21 Heath Bell, R ERA: 1.0												1	0	0	0	0	0	0							
7 Chase Headley, S OBP: 0.290, SLG: 0.218												0	0	0	0	0	0	0							
50 Chad Qualls, R ERA: 3.97												0	0	0	0	0	0	0							
14 Alberto Gonzalez, R ERA: 1.0												0	0	0	0	0	0	0							
PITCHER	IP WLS BF H R ER SO BB IBB HBP BLK WP HR S P ERA WHIP	56 Joe Blanton, R ERA: 5.92	55 Danyls Baez, R ERA: 1.93	37 Antonio Bastardo, L ERA: 0.82	38 Kyle Kendrick, R ERA: 2.25	46 Ryan Madson, R ERA: 1.0																			
Inning Stats	R: 1 E: 0 K: 1 S: 10	H: 2 LOB: 2 BB: 1 P: 16	R: 0 E: 0 K: 0 S: 9	H: 1 LOB: 2 BB: 1 P: 19	R: 0 E: 0 K: 1 S: 8	H: 1 LOB: 1 BB: 0 P: 12	R: 0 E: 0 K: 0 S: 7	H: 0 LOB: 0 BB: 0 P: 12	R: 1 E: 0 K: 0 S: 9	H: 2 LOB: 1 BB: 0 P: 15	R: 0 E: 0 K: 0 S: 5	H: 1 LOB: 1 BB: 0 P: 7	R: 0 E: 0 K: 0 S: 7	H: 0 LOB: 0 BB: 0 P: 12	R: 0 E: 0 K: 0 S: 11	H: 0 LOB: 0 BB: 0 P: 16	R: 0 E: 0 K: 0 S: 8	H: 0 LOB: 0 BB: 0 P: 10	R: 0 E: 0 K: 0 S: 9	H: 1 LOB: 1 BB: 0 P: 15	1B: 7 2B: 1 3B: 1 HR: 0	SF: 0 SAC: 1 DP: 1 HBP: 0	WP: 0 PB: 0 SB: 0 CS: 0	PA: 43	

Philadelphia Phillies @ San Diego Padres
 PETCO Park, San Diego, CA
 Sat Apr 23 2011, 8:36 PM - 11:25 PM EDT
 Att: 40,038 - Clear - 66 F

livebaseballscorecards.com

AB 40
 R 2
 H 9
 RBI 2
 BB 2
 SO 6
 LOB 15



Batter	1	2	3	4	5	6	7	8	9	10	11	12	13	AB	R	H	RBI	BB	SO	LOB	TOP	
14 Martin Prado, R OBP: 0.261, SLG: 0.360 (1, 7)	F8		G6-3		K			F8			K		F9-3	6	0	0	0	0	2	2		
22 Jason Heyward, L OBP: 0.261, SLG: 0.515 (1, 9)	HR			G4-3		F8			K					5	1	1	1	0	2	0		
10 Chipper Jones, S OBP: 0.359, SLG: 0.444 23 Brandon Hicks, R (12, PR) (12, 5)	G6-3			G1-3		G4-3			G5-3					5	0	1	0	0	0	0		
16 Brian McCann, L OBP: 0.360, SLG: 0.370 (1, 2)	G1-3				K				G1-3					5	0	0	0	0	1	1		
26 Dan Uggla, R OBP: 0.232, SLG: 0.387 (1, 4)		F8			F9			F7		G1-3				5	0	1	0	0	0	0		
5 Freddie Freeman, L OBP: 0.341, SLG: 0.429 (1, 3)		P4				2B		G4-3		G3-1				5	1	1	0	0	1	2		
2 Alex Gonzalez, R OBP: 0.258, SLG: 0.393 (1, 6)		F9						G5-3						5	1	2	1	0	1	2		
13 Nate McLouth, L OBP: 0.326, SLG: 0.317 (1, 8)			G4-3		G1-3			K		K				5	0	1	0	0	2	2		
32 Derek Lowe, R 34 Eric O'Flaherty, L 19 Scott Linebrink, R 20 Eric Hinske, L 36 Jonny Venters, L 53 Cory Gearrin, R 7 Brooks Conrad, S 50 Christian Martinez, R (1, 1) (7, 1) (7, 1) (8, PH) (8, 1) (8, 1) (11, PH) (11, 1)			G6-3					K		K				2	0	1	1	0	0	0		
Inning Stats	R: 1 E: 0 K: 0 S: 13	H: 1 LOB: 0 BB: 0 P: 21	R: 0 E: 0 K: 0 S: 5	H: 0 LOB: 0 BB: 0 P: 8	R: 0 E: 0 K: 1 S: 6	H: 0 LOB: 1 BB: 0 P: 9	R: 0 E: 0 K: 0 S: 6	H: 0 LOB: 0 BB: 0 P: 10	R: 0 E: 0 K: 2 S: 9	H: 0 LOB: 0 BB: 0 P: 14	R: 0 E: 0 K: 1 S: 10	H: 1 LOB: 1 BB: 0 P: 13	R: 0 E: 0 K: 2 S: 9	H: 2 LOB: 2 BB: 0 P: 20	R: 0 E: 0 K: 0 S: 5	H: 1 LOB: 0 BB: 0 P: 7	1B: 5 2B: 3 3B: 0 HR: 1	SF: 0 SAC: 1 DP: 1 HBP: 0	WIP: 0 PB: 0 SB: 0 CS: 0	PA: 46		
PITCHER	IP ERA WLS BF H R ER SO BB IBB HBP BLK W/P HR S P ERA WHIP	6.0 1.99 1.0 3.0 4 3 3 2 0 0 0 0 0 1 50 79 4.50 0.667	39 Ernesto Frieri, R ERA: 1.99 (11, 1)	50 Chad Qualls, R ERA: 3.65 (7, 1)	37 Mike Adams, R ERA: 0.78 (8, 1)	21 Heath Bell, R ERA: 0.9 (9, 1)	57 Luke Gregerson, R ERA: 1.59 (10, 1)	2.0 W 8 3 0 0 2 0 0 0 0 0 0 22 27 0.00 1.500	52 Cory Luebke, L ERA: 6.0 (12, 1)													

Atlanta Braves @ San Diego Padres
PETCO Park, San Diego, CA
Mon Apr 25 2011, 10:06 PM - 1:41 AM EDT
Att. 18,288 - Clear - 64 F

livebaseballscores.com

AB 46
R 3
H 8
RBI 3
BB 0
SO 10
LOB 10



Batter	1	2	3	4	5	6	7	8	9	10	11	12	13	AB	R	H	RBI	BB	SO	LOB	BOTTOM	
24 Cameron Maybin, R OBP: 0.337, SLG: 0.457 (1, 8)	E5 G3-1 7 8 1B			FC6-4 1-2r				SH2-3 4 2B BB		K			F7	4	1	0	0	2	1	1		
8 Jason Bartlett, R OBP: 0.301, SLG: 0.287 (1, 6)		F8				K		SH2-3		G6-3			F8	5	0	1	0	0	1	2		
7 Chase Headley, S OBP: 0.337, SLG: 0.333 (1, 5)		G3-1				K		F8		K			L4	6	0	0	0	0	2	3		
4 Nick Hundley, R OBP: 0.361, SLG: 0.500 (1, 2)		K				K		G4-3						5	1	1	1	1	3	2		
47 Ryan Ludwick, R OBP: 0.290, SLG: 0.378 (1, 7)		K				G2-3		F7		G1-3				6	2	2	3	0	1	3		
1 Orlando Hudson, S OBP: 0.352, SLG: 0.270 (1, 4)			F7					E1 11 G4-6-3			L3			4	1	1	0	1	0	0		
11 Brad Hawpe, L OBP: 0.167, SLG: 0.161 52 Cory Luebke, R (12, 1)						F8		G4-6-3			F7			5	0	2	0	0	0	2		
25 Will Venable, L OBP: 0.289, SLG: 0.188 13 Chris Denorfia, R OBP: 0.375, SLG: 0.500 (8, PH) (9, 9)		G3				K		K			F8			2	0	0	1	1	1	2		
20 Dustin Moseley, R 34 Eric O'Flaherty, L 19 Scott Linebrink, R 20 Eric Hinske, L 36 Jonny Venters, L 53 Cory Gearrin, R 7 Brooks Conrad, S 50 Christian Martinez, R ...						K		L6			G6-3			2	0	0	0	0	0	2		
Inning Stats	R: 0 E: 1 K: 2 S: 12	H: 1 LOB: 2 BB: 0 P: 16	R: 1 E: 0 K: 1 S: 10	H: 2 LOB: 2 BB: 1 P: 20	R: 1 E: 0 K: 2 S: 12	H: 1 LOB: 1 BB: 0 P: 17	R: 0 E: 0 K: 0 S: 7	H: 0 LOB: 0 BB: 2 P: 12	R: 1 E: 0 K: 1 S: 7	H: 1 LOB: 1 BB: 1 P: 15	R: 0 E: 1 K: 1 S: 6	H: 0 LOB: 0 BB: 0 P: 8	R: 0 E: 0 K: 0 S: 8	H: 0 LOB: 0 BB: 0 P: 10	R: 2 E: 0 K: 0 S: 11	H: 1 LOB: 0 BB: 1 P: 18	1B: 3 2B: 2 3B: 0 HR: 2	SF: 0 SAC: 1 DP: 1 HBP: 0	WIP: 0 PB: 0 SB: 1 CS: 0	PA: 50		
PITCHER	IP ERA WLS BF H R ER SO BB IBB HBP BLK W/P HR S P ERA WHIP	3.21 1.54 1.5 3.0 3 2 2 8 3 0 0 0 0 1 63 107 3.00 1.333	32 Derek Lowe, R ERA: 3.21 (1, 1)	34 Eric O'Flaherty, L ERA: 1.54 (7, 1)	19 Scott Linebrink, R ERA: 5.19 (7, 1)	39 Jonny Venters, L ERA: 0.71 (8, 1)	53 Cory Gearrin, R ERA: (9, 1)	50 Christian Martinez, R ERA: 4.5 (11, 1)														

Atlanta Braves @ San Diego Padres
PETCO Park, San Diego, CA
Mon Apr 25 2011, 10:06 PM - 1:41 AM EDT
Att. 18,288 - Clear - 64 F

livebaseballscores.com

AB 44
R 5
H 7
RBI 5
BB 5
SO 12
LOB 19



Batter	1	2	3	4	5	6	7	8	9	AB	R	H	RBI	BB	SO	LOB	TOP									
14 Martin Prado, R OBP: 0.292, SLG: 0.364										5	2	2	0	0	1	1	<p>Atlanta Braves @ San Diego Padres PETCO Park, San Diego, CA Wed Apr 27 2011, 3:35 PM - 6:09 PM EDT Att: 20,026 - Sunny - 74 F</p>									
22 Jason Heyward, L OBP: 0.356, SLG: 0.500										5	1	2	1	0	1	2										
10 Chipper Jones, S OBP: 0.356, SLG: 0.499 23 Brandon Hicks, R (9, PH)											4	1	1	3	0	0		1								
16 Brian McCann, L OBP: 0.376, SLG: 0.393											3	0	2	1	1	0		1								
26 Dan Uggla, R OBP: 0.234, SLG: 0.370											4	0	0	0	0	2		3								
5 Freddie Freeman, L OBP: 0.333, SLG: 0.417											4	1	1	0	0	1		1								
2 Alex Gonzalez, R OBP: 0.287, SLG: 0.396										4	0	0	0	0	0	1										
13 Nate McLouth, L OBP: 0.320, SLG: 0.322										4	2	2	0	0	1	0										
48 Tommy Hanson, R 53 Cory Gearrin, R 7 Brooks Conrad, S 46 Craig Kimbrel, R											3	0	0	0	0	2		2								
Inning Stats	R: 1 H: 1 E: 0 K: 0 S: 10	L: 1 BB: 1 P: 18	R: 5 H: 5 E: 1 K: 2 S: 22	L: 1 BB: 0 P: 34	R: 0 H: 0 E: 0 K: 2 S: 7	L: 0 BB: 0 P: 11	R: 0 H: 0 E: 0 K: 1 S: 8	L: 0 BB: 0 P: 13	R: 0 H: 1 E: 0 K: 1 S: 11	L: 1 BB: 0 P: 18	R: 0 H: 0 E: 0 K: 1 S: 5	L: 0 BB: 0 P: 10	R: 0 H: 1 E: 0 K: 1 S: 10	L: 1 BB: 0 P: 17	R: 0 H: 0 E: 0 K: 0 S: 6	L: 0 BB: 0 P: 9		R: 1 H: 2 E: 0 K: 3 S: 11		L: 2 BB: 1 P: 17	1B: 5 2B: 4 3B: 1 HR: 0	SF: 0 SAC: 0 DP: 0 HBP: 0	WP: 0 PB: 1 CS: 0	PA: 39		
PITCHER	IP: 5.0 WLS: L BF: 24 H: 7 R: 6 ER: 1 SO: 5 BB: 1 IBB: 0 HBP: 0 BLK: 0 WP: 0 HR: 0 S: 58 P: 94 ERA: 1.80 WHIP: 1.600	IP: 2.0 WLS: 1 BF: 7 H: 1 R: 0 ER: 0 SO: 2 BB: 0 IBB: 0 HBP: 0 BLK: 0 WP: 0 HR: 0 S: 15 P: 27 ERA: 0.00 WHIP: 0.500	IP: 1.0 WLS: 0 BF: 3 H: 0 R: 0 ER: 0 SO: 0 BB: 0 IBB: 0 HBP: 0 BLK: 0 WP: 0 HR: 6 S: 9 P: 9 ERA: 0.00 WHIP: 0.000	IP: 1.0 WLS: 5 BF: 2 H: 1 R: 1 ER: 1 SO: 3 BB: 0 IBB: 0 HBP: 0 BLK: 0 WP: 0 HR: 11 S: 17 P: 17 ERA: 9.00 WHIP: 2.000	PITCHER										IP: 5.0 WLS: L BF: 24 H: 7 R: 6 ER: 1 SO: 5 BB: 1 IBB: 0 HBP: 0 BLK: 0 WP: 0 HR: 0 S: 58 P: 94 ERA: 1.80 WHIP: 1.600	IP: 2.0 WLS: 1 BF: 7 H: 1 R: 0 ER: 0 SO: 2 BB: 0 IBB: 0 HBP: 0 BLK: 0 WP: 0 HR: 0 S: 15 P: 27 ERA: 0.00 WHIP: 0.500	IP: 1.0 WLS: 0 BF: 3 H: 0 R: 0 ER: 0 SO: 0 BB: 0 IBB: 0 HBP: 0 BLK: 0 WP: 0 HR: 6 S: 9 P: 9 ERA: 0.00 WHIP: 0.000	IP: 1.0 WLS: 5 BF: 2 H: 1 R: 1 ER: 1 SO: 3 BB: 0 IBB: 0 HBP: 0 BLK: 0 WP: 0 HR: 11 S: 17 P: 17 ERA: 9.00 WHIP: 2.000	IP: 5.0 WLS: L BF: 24 H: 7 R: 6 ER: 1 SO: 5 BB: 1 IBB: 0 HBP: 0 BLK: 0 WP: 0 HR: 0 S: 58 P: 94 ERA: 1.80 WHIP: 1.600	IP: 2.0 WLS: 1 BF: 7 H: 1 R: 0 ER: 0 SO: 2 BB: 0 IBB: 0 HBP: 0 BLK: 0 WP: 0 HR: 0 S: 15 P: 27 ERA: 0.00 WHIP: 0.500	IP: 1.0 WLS: 0 BF: 3 H: 0 R: 0 ER: 0 SO: 0 BB: 0 IBB: 0 HBP: 0 BLK: 0 WP: 0 HR: 6 S: 9 P: 9 ERA: 0.00 WHIP: 0.000	IP: 1.0 WLS: 5 BF: 2 H: 1 R: 1 ER: 1 SO: 3 BB: 0 IBB: 0 HBP: 0 BLK: 0 WP: 0 HR: 11 S: 17 P: 17 ERA: 9.00 WHIP: 2.000	IP: 5.0 WLS: L BF: 24 H: 7 R: 6 ER: 1 SO: 5 BB: 1 IBB: 0 HBP: 0 BLK: 0 WP: 0 HR: 0 S: 58 P: 94 ERA: 1.80 WHIP: 1.600	IP: 2.0 WLS: 1 BF: 7 H: 1 R: 0 ER: 0 SO: 2 BB: 0 IBB: 0 HBP: 0 BLK: 0 WP: 0 HR: 0 S: 15 P: 27 ERA: 0.00 WHIP: 0.500	IP: 1.0 WLS: 0 BF: 3 H: 0 R: 0 ER: 0 SO: 0 BB: 0 IBB: 0 HBP: 0 BLK: 0 WP: 0 HR: 6 S: 9 P: 9 ERA: 0.00 WHIP: 0.000	IP: 1.0 WLS: 5 BF: 2 H: 1 R: 1 ER: 1 SO: 3 BB: 0 IBB: 0 HBP: 0 BLK: 0 WP: 0 HR: 11 S: 17 P: 17 ERA: 9.00 WHIP: 2.000

Batter	1	2	3	4	5	6	7	8	9	AB	R	H	RBI	BB	SO	LOB	BOTTOM					
24 Cameron Maybin, R OBP: 0.317, SLG: 0.422										4	0	0	0	0	1	0	<p>Atlanta Braves @ San Diego Padres PETCO Park, San Diego, CA Wed Apr 27 2011, 3:35 PM - 6:09 PM EDT Att: 20,026 - Sunny - 74 F</p>					
8 Jason Bartlett, R OBP: 0.295, SLG: 0.256									3	0	0	0	1	1	0							
47 Ryan Ludwick, R OBP: 0.297, SLG: 0.393										3	0	0	0	1	1	1						
3 Jorge Cantu, R OBP: 0.214, SLG: 0.231										4	0	1	0	0	1	1						
11 Brad Hawpe, L OBP: 0.191, SLG: 0.190										4	0	1	0	0	1	3						
1 Orlando Hudson, S OBP: 0.351, SLG: 0.300											3	0	1	0	0	1		1				
25 Will Venable, L OBP: 0.289, SLG: 0.197											3	0	1	0	0	0		1				
32 Rob Johnson, R OBP: 0.348, SLG: 0.364											3	0	0	0	0	3		3				
38 Mat Latos, R 9 Eric Patterson, L 52 Cory Luebke, R 57 Luke Gregerson, L 7 Chase Headley, S 55 Evan Scribner, R											1	0	0	0	0	1		0				
Inning Stats	R: 0 H: 1 E: 0 K: 0 S: 10	L: 1 BB: 1 P: 16	R: 0 H: 0 E: 0 K: 1 S: 8	L: 0 BB: 0 P: 12	R: 0 H: 0 E: 0 K: 2 S: 9	L: 0 BB: 0 P: 12	R: 0 H: 0 E: 0 K: 3 S: 12	L: 0 BB: 0 P: 18	R: 0 H: 1 E: 0 K: 2 S: 11	L: 1 BB: 0 P: 17	R: 0 H: 0 E: 0 K: 0 S: 9	L: 0 BB: 0 P: 13	R: 0 H: 2 E: 0 K: 2 S: 16	L: 2 BB: 0 P: 25	R: 0 H: 0 E: 0 K: 1 S: 6	L: 0 BB: 0 P: 9		R: 0 H: 0 E: 0 K: 0 S: 7		L: 0 BB: 1 P: 13	1B: 4 2B: 0 3B: 0 HR: 0	SF: 0 SAC: 0 DP: 1 HBP: 0
PITCHER	IP: 7.0 WLS: W BF: 26 H: 4 R: 0 ER: 0 SO: 10 BB: 1 IBB: 0 HBP: 0 BLK: 0 WP: 0 HR: 0 S: 75 P: 113 ERA: 0.00 WHIP: 0.714	IP: 1.0 WLS: 3 BF: 0 H: 0 R: 0 ER: 0 SO: 1 BB: 0 IBB: 0 HBP: 0 BLK: 0 WP: 0 HR: 6 S: 9 P: 9 ERA: 0.00 WHIP: 0.000	IP: 1.0 WLS: 3 BF: 0 H: 0 R: 0 ER: 0 SO: 0 BB: 1 IBB: 0 HBP: 0 BLK: 0 WP: 0 HR: 7 S: 13 P: 13 ERA: 0.00 WHIP: 1.000	IP: 7.0 WLS: W BF: 26 H: 4 R: 0 ER: 0 SO: 10 BB: 1 IBB: 0 HBP: 0 BLK: 0 WP: 0 HR: 0 S: 75 P: 113 ERA: 0.00 WHIP: 0.714	IP: 1.0 WLS: 3 BF: 0 H: 0 R: 0 ER: 0 SO: 1 BB: 0 IBB: 0 HBP: 0 BLK: 0 WP: 0 HR: 6 S: 9 P: 9 ERA: 0.00 WHIP: 0.000	IP: 1.0 WLS: 3 BF: 0 H: 0 R: 0 ER: 0 SO: 0 BB: 1 IBB: 0 HBP: 0 BLK: 0 WP: 0 HR: 7 S: 13 P: 13 ERA: 0.00 WHIP: 1.000	IP: 7.0 WLS: W BF: 26 H: 4 R: 0 ER: 0 SO: 10 BB: 1 IBB: 0 HBP: 0 BLK: 0 WP: 0 HR: 0 S: 75 P: 113 ERA: 0.00 WHIP: 0.714	IP: 1.0 WLS: 3 BF: 0 H: 0 R: 0 ER: 0 SO: 1 BB: 0 IBB: 0 HBP: 0 BLK: 0 WP: 0 HR: 6 S: 9 P: 9 ERA: 0.00 WHIP: 0.000	IP: 1.0 WLS: 3 BF: 0 H: 0 R: 0 ER: 0 SO: 0 BB: 1 IBB: 0 HBP: 0 BLK: 0 WP: 0 HR: 7 S: 13 P: 13 ERA: 0.00 WHIP: 1.000	IP: 7.0 WLS: W BF: 26 H: 4 R: 0 ER: 0 SO: 10 BB: 1 IBB: 0 HBP: 0 BLK: 0 WP: 0 HR: 0 S: 75 P: 113 ERA: 0.00 WHIP: 0.714	IP: 1.0 WLS: 3 BF: 0 H: 0 R: 0 ER: 0 SO: 1 BB: 0 IBB: 0 HBP: 0 BLK: 0 WP: 0 HR: 6 S: 9 P: 9 ERA: 0.00 WHIP: 0.000	IP: 1.0 WLS: 3 BF: 0 H: 0 R: 0 ER: 0 SO: 0 BB: 1 IBB: 0 HBP: 0 BLK: 0 WP: 0 HR: 7 S: 13 P: 13 ERA: 0.00 WHIP: 1.000	IP: 7.0 WLS: W BF: 26 H: 4 R: 0 ER: 0 SO: 10 BB: 1 IBB: 0 HBP: 0 BLK: 0 WP: 0 HR: 0 S: 75 P: 113 ERA: 0.00 WHIP: 0.714	IP: 1.0 WLS: 3 BF: 0 H: 0 R: 0 ER: 0 SO: 1 BB: 0 IBB: 0 HBP: 0 BLK: 0 WP: 0 HR: 6 S: 9 P: 9 ERA: 0.00 WHIP: 0.000	IP: 1.0 WLS: 3 BF: 0 H: 0 R: 0 ER							

Batter	1	2	3	4	5	6	7	8	9	AB	R	H	RBI	BB	SO	LOB	TOP							
24 Cameron Maybin, R (1, 8) OBP: 0.324, SLG: 0.419										3	0	1	0	1	1	0	San Diego Padres @ Los Angeles Dodgers Dodger Stadium, Los Angeles, CA Fri Apr 29 2011, 7:12 PM - 10:18 PM PDT Att: 36,870 - Clear - 66 F							
8 Jason Bartlett, R (1, 6) OBP: 0.297, SLG: 0.256										4	0	1	0	0	1	3								
47 Ryan Ludwick, R (1, 7) OBP: 0.286, SLG: 0.376										4	0	0	0	0	2	1								
3 Jorge Cantu, R (1, 3) OBP: 0.230, SLG: 0.235										3	0	1	0	1	0	0								
13 Chris Denorfia, R (1, 9) OBP: 0.357, SLG: 0.474										2	0	0	0	0	0	3								
25 Will Venable, L (7, PH) OBP: 0.294, SLG: 0.205										2	1	1	0	0	0	0								
1 Orlando Hudson, S (1, 4) OBP: 0.356, SLG: 0.301										3	0	1	1	1	1	2								
7 Chase Headley, S (1, 5) OBP: 0.340, SLG: 0.350										4	1	2	0	0	1	1								
4 Nick Hundley, R (1, 2) OBP: 0.363, SLG: 0.475										3	0	1	1	1	0	2								
33 Clayton Richard, L (1, 1)										2	0	0	0	0	0	1								
39 Ernesto Frieri, R (6, 1)										0	0	0	0	0	0	0								
9 Eric Patterson, L (8, PH) OBP: 0.148, SLG: 0.125										1	0	0	0	0	1	1								
50 Chad Qualls, R (8, 1)										0	0	0	0	0	0	0								
Inning Stats	R: 0 E: 0 K: 2 S: 9	H: 1 LOB: 0 BB: 0 P: 12	R: 0 E: 0 K: 0 S: 10	H: 1 LOB: 0 BB: 0 P: 15	R: 1 E: 0 K: 1 S: 14	H: 2 LOB: 0 BB: 0 P: 17	R: 0 E: 0 K: 1 S: 15	H: 1 LOB: 2 BB: 0 P: 26	R: 0 E: 0 K: 0 S: 11	H: 0 LOB: 0 BB: 0 P: 14	R: 0 E: 0 K: 0 S: 6	H: 0 LOB: 0 BB: 0 P: 9	R: 0 E: 0 K: 1 S: 12	H: 0 LOB: 1 BB: 1 P: 23	R: 0 E: 0 K: 1 S: 9	H: 0 LOB: 1 BB: 2 P: 18	R: 1 E: 0 K: 1 S: 14	H: 3 LOB: 2 BB: 0 P: 20	1B: 7 2B: 2 3B: 0 HR: 0	SF: 0 SAC: 0 DP: 4 HBP: 0	WP: 0 PB: 0 SB: 2 CS: 1	PA: 35		
PITCHER	IP WLS BF H R ER SO BB IBB HBP BLK WP HR S P ERA WHIP	IP WLS BF H R ER SO BB IBB HBP BLK WP HR S P ERA WHIP	IP WLS BF H R ER SO BB IBB HBP BLK WP HR S P ERA WHIP	IP WLS BF H R ER SO BB IBB HBP BLK WP HR S P ERA WHIP	IP WLS BF H R ER SO BB IBB HBP BLK WP HR S P ERA WHIP	IP WLS BF H R ER SO BB IBB HBP BLK WP HR S P ERA WHIP	IP WLS BF H R ER SO BB IBB HBP BLK WP HR S P ERA WHIP	IP WLS BF H R ER SO BB IBB HBP BLK WP HR S P ERA WHIP	IP WLS BF H R ER SO BB IBB HBP BLK WP HR S P ERA WHIP	IP WLS BF H R ER SO BB IBB HBP BLK WP HR S P ERA WHIP	IP WLS BF H R ER SO BB IBB HBP BLK WP HR S P ERA WHIP	IP WLS BF H R ER SO BB IBB HBP BLK WP HR S P ERA WHIP	IP WLS BF H R ER SO BB IBB HBP BLK WP HR S P ERA WHIP	IP WLS BF H R ER SO BB IBB HBP BLK WP HR S P ERA WHIP	IP WLS BF H R ER SO BB IBB HBP BLK WP HR S P ERA WHIP	IP WLS BF H R ER SO BB IBB HBP BLK WP HR S P ERA WHIP	IP WLS BF H R ER SO BB IBB HBP BLK WP HR S P ERA WHIP	IP WLS BF H R ER SO BB IBB HBP BLK WP HR S P ERA WHIP	IP WLS BF H R ER SO BB IBB HBP BLK WP HR S P ERA WHIP	IP WLS BF H R ER SO BB IBB HBP BLK WP HR S P ERA WHIP	IP WLS BF H R ER SO BB IBB HBP BLK WP HR S P ERA WHIP	IP WLS BF H R ER SO BB IBB HBP BLK WP HR S P ERA WHIP	IP WLS BF H R ER SO BB IBB HBP BLK WP HR S P ERA WHIP	IP WLS BF H R ER SO BB IBB HBP BLK WP HR S P ERA WHIP

Batter	1	2	3	4	5	6	7	8	9	AB	R	H	RBI	BB	SO	LOB	BOTTOM							
14 Jamey Carroll, R (1, 6) OBP: 0.360, SLG: 0.370										5	1	2	0	0	0	3	San Diego Padres @ Los Angeles Dodgers Dodger Stadium, Los Angeles, CA Fri Apr 29 2011, 7:12 PM - 10:18 PM PDT Att: 36,870 - Clear - 66 F							
47 Jerry Sands, R (1, 3) OBP: 0.279, SLG: 0.342										4	0	0	0	1	1	2								
51 Jonathan Broxton, R (9, 1)										4	0	1	1	0	0	0								
16 Andre Ethier, L (1, 9) OBP: 0.444, SLG: 0.558										4	1	1	1	0	0	0								
27 Matt Kemp, R (1, 8) OBP: 0.453, SLG: 0.627										4	1	1	1	0	0	1								
5 Juan Uribe, R (1, 5) OBP: 0.306, SLG: 0.436										4	1	2	1	0	1	0								
33 Marcus Thames, R (1, 7) OBP: 0.258, SLG: 0.483										2	0	0	0	1	1	0								
7 James Loney, L (7, 3) OBP: 0.241, SLG: 0.245										0	0	0	0	1	0	0								
28 Rod Barajas, R (1, 2) OBP: 0.247, SLG: 0.383										4	0	2	0	0	0	3								
6 Aaron Miles, S (1, 4) OBP: 0.308, SLG: 0.339										4	0	3	0	0	1	0								
29 Ted Lilly, L (1, 1)										2	0	0	0	0	1	4								
46 Russell Mitchell, R (6, PH)										0	0	0	0	0	0	0								
55 Matt Guerrier, R (7, 1)										0	0	0	0	0	0	0								
44 Vicente Padilla, R (8, 1)										0	0	0	0	0	0	0								
10 Tony Gwynn Jr., L (8, PH) OBP: 0.276, SLG: 0.345										1	0	0	0	0	0	0								
Inning Stats	R: 1 E: 0 K: 0 S: 15	H: 1 LOB: 0 BB: 0 P: 21	R: 0 E: 0 K: 2 S: 12	H: 1 LOB: 2 BB: 1 P: 22	R: 0 E: 0 K: 0 S: 6	H: 0 LOB: 0 BB: 0 P: 9	R: 1 E: 0 K: 1 S: 10	H: 3 LOB: 2 BB: 0 P: 16	R: 0 E: 0 K: 0 S: 11	H: 1 LOB: 1 BB: 1 P: 20	R: 0 E: 0 K: 0 S: 13	H: 2 LOB: 3 BB: 1 P: 20	R: 1 E: 0 K: 0 S: 12	H: 2 LOB: 2 BB: 1 P: 23	R: 0 E: 0 K: 3 S: 15	H: 1 LOB: 1 BB: 0 P: 19	R: 0 E: 0 K: 3 S: 15	H: 1 LOB: 1 BB: 0 P: 19	1B: 5 2B: 4 3B: 0 HR: 2	SF: 0 SAC: 0 DP: 0 HBP: 0	WP: 0 PB: 0 SB: 0 CS: 1	PA: 38		
PITCHER	IP WLS BF H R ER SO BB IBB HBP BLK WP HR S P ERA WHIP	IP WLS BF H R ER SO BB IBB HBP BLK WP HR S P ERA WHIP	IP WLS BF H R ER SO BB IBB HBP BLK WP HR S P ERA WHIP	IP WLS BF H R ER SO BB IBB HBP BLK WP HR S P ERA WHIP	IP WLS BF H R ER SO BB IBB HBP BLK WP HR S P ERA WHIP	IP WLS BF H R ER SO BB IBB HBP BLK WP HR S P ERA WHIP	IP WLS BF H R ER SO BB IBB HBP BLK WP HR S P ERA WHIP	IP WLS BF H R ER SO BB IBB HBP BLK WP HR S P ERA WHIP	IP WLS BF H R ER SO BB IBB HBP BLK WP HR S P ERA WHIP	IP WLS BF H R ER SO BB IBB HBP BLK WP HR S P ERA WHIP	IP WLS BF H R ER SO BB IBB HBP BLK WP HR S P ERA WHIP	IP WLS BF H R ER SO BB IBB HBP BLK WP HR S P ERA WHIP	IP WLS BF H R ER SO BB IBB HBP BLK WP HR S P ERA WHIP	IP WLS BF H R ER SO BB IBB HBP BLK WP HR S P ERA WHIP	IP WLS BF H R ER SO BB IBB HBP BLK WP HR S P ERA WHIP	IP WLS BF H R ER SO BB IBB HBP BLK WP HR S P ERA WHIP	IP WLS BF H R ER SO BB IBB HBP BLK WP HR S P ERA WHIP	IP WLS BF H R ER SO BB IBB HBP BLK WP HR S P ERA WHIP	IP WLS BF H R ER SO BB IBB HBP BLK WP HR S P ERA WHIP	IP WLS BF H R ER SO BB IBB HBP BLK WP HR S P ERA WHIP	IP WLS BF H R ER SO BB IBB HBP BLK WP HR S P ERA WHIP	IP WLS BF H R ER SO BB IBB HBP BLK WP HR S P ERA WHIP	IP WLS BF H R ER SO BB IBB HBP BLK WP HR S P ERA WHIP	IP WLS BF H R ER SO BB IBB HBP BLK WP HR S P ERA WHIP

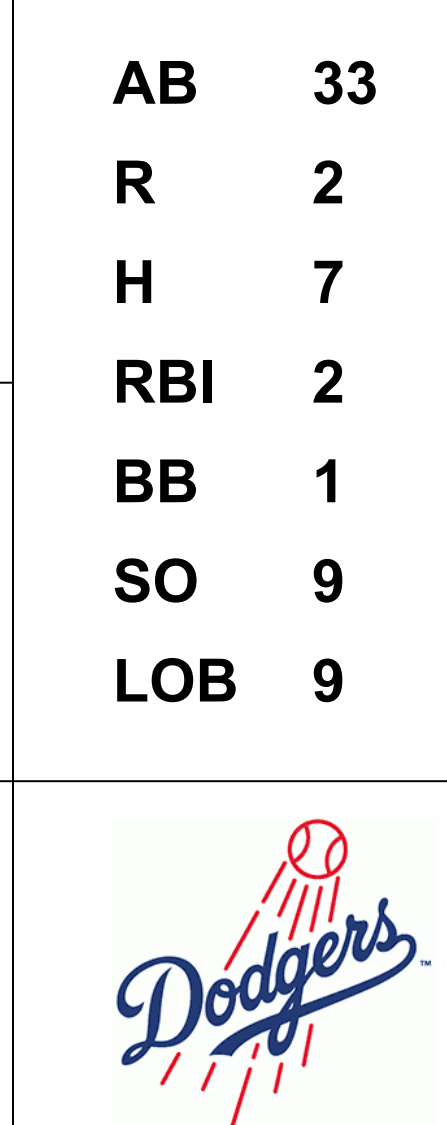


Batter	1	2	3	4	5	6	7	8	9	AB	R	H	RBI	BB	SO	LOB	TOP					
25 Will Venable, L (1, 9) OBP: 0.300, SLG: 0.218	F7		K					SH1-3 1 WP 8 1B	K	5	2	2	0	0	2	2	San Diego Padres @ Los Angeles Dodgers Dodger Stadium, Los Angeles, CA Sat Apr 30 2011, 7:12 PM - 10:04 PM PDT Att: 34,453 - Clear - 70 F					
8 Jason Bartlett, R (1, 6) OBP: 0.302, SLG: 0.256	G1-3		K					SH1-3 1 WP 47 1B	F9	4	1	1	0	1	1							
47 Ryan Ludwick, R (1, 7) OBP: 0.294, SLG: 0.375	K							SH1-3	K	3	0	1	1	1	2	1						
7 Chase Headley, S (1, 5)	F8							24 1B 24 E 1 WP	IBB	3	1	1	0	1	0	0						
4 Nick Hundley, R (1, 2) OBP: 0.347, SLG: 0.452	G1-3							F3		4	0	0	0	0	1	5						
1 Orlando Hudson, S (1, 4) OBP: 0.352, SLG: 0.291	G4-3							24 E 1 WP	IBB	3	0	0	0	1	1	2						
24 Cameron Maybin, R (1, 8) OBP: 0.330, SLG: 0.433			G5-3					E2		4	1	2	1	0	1	0						
11 Brad Hawpe, L (1, 3) OBP: 0.194, SLG: 0.194								2-H 3-H 1 WP	1B	4	0	1	0	0	0	3						
46 Tim Stauffer, R (1, 1)										2	0	0	1	0	1	1						
57 Luke Gregerson, L (7, 1)										0	0	0	0	0	0	0						
37 Mike Adams, R (8, 1)										0	0	0	0	0	0	0						
9 Eric Patterson, L (9, PH)										0	0	0	0	1	0	0						
21 Heath Bell, R (9, 1)										0	0	0	0	0	0	0						
Inning Stats	R: 0 E: 0 K: 1 S: 10	H: 0 LOB: 0 BB: 0 P: 15	R: 0 E: 0 K: 0 S: 4	H: 0 LOB: 0 BB: 0 P: 4	R: 0 E: 0 K: 2 S: 11	H: 1 LOB: 1 BB: 0 P: 18	R: 0 E: 0 K: 2 S: 15	H: 2 LOB: 2 BB: 1 P: 24	R: 2 E: 0 K: 0 S: 14	H: 3 LOB: 2 BB: 1 P: 21	R: 0 E: 0 K: 1 S: 7	H: 0 LOB: 0 BB: 0 P: 10	R: 0 E: 0 K: 1 S: 7	H: 0 LOB: 0 BB: 0 P: 8	R: 3 E: 1 K: 0 S: 9	H: 3 LOB: 2 BB: 2 P: 21	R: 0 E: 0 K: 2 S: 17	H: 0 LOB: 1 BB: 1 P: 23	1B: 7 2B: 1 3B: 0 HR: 0	SF: 1 SAC: 1 DP: 0 HBP: 0	WP: 1 PB: 0 SB: 0 CS: 0	PA: 39
PITCHER	IP WLS BF H R ER SO BB IBB HBP BLK WP HR S P ERA WHIP	IP WLS BF H R ER SO BB IBB HBP BLK WP HR S P ERA WHIP	IP WLS BF H R ER SO BB IBB HBP BLK WP HR S P ERA WHIP	IP WLS BF H R ER SO BB IBB HBP BLK WP HR S P ERA WHIP	IP WLS BF H R ER SO BB IBB HBP BLK WP HR S P ERA WHIP	IP WLS BF H R ER SO BB IBB HBP BLK WP HR S P ERA WHIP	IP WLS BF H R ER SO BB IBB HBP BLK WP HR S P ERA WHIP	IP WLS BF H R ER SO BB IBB HBP BLK WP HR S P ERA WHIP	IP WLS BF H R ER SO BB IBB HBP BLK WP HR S P ERA WHIP	IP WLS BF H R ER SO BB IBB HBP BLK WP HR S P ERA WHIP	IP WLS BF H R ER SO BB IBB HBP BLK WP HR S P ERA WHIP	IP WLS BF H R ER SO BB IBB HBP BLK WP HR S P ERA WHIP	IP WLS BF H R ER SO BB IBB HBP BLK WP HR S P ERA WHIP	IP WLS BF H R ER SO BB IBB HBP BLK WP HR S P ERA WHIP	IP WLS BF H R ER SO BB IBB HBP BLK WP HR S P ERA WHIP	IP WLS BF H R ER SO BB IBB HBP BLK WP HR S P ERA WHIP						
18 Hiroki Kuroda, R (1, 1) ERA: 3.1	7.0																					
55 Matt Guerrier, R (8, 1) ERA: 4.11	1.0	L	8	3	3	2	0	0	2	0	0	0	0	1	0	9	21	18.00	3.000			
74 Kenley Jansen, R (9, 1) ERA: 7.43	1.0		4	0	0	0	2	1	0	0	0	0	0	0	0	17	23	0.00	1.000			

AB	32
R	5
H	8
RBI	3
BB	5
SO	9
LOB	15



Batter	1	2	3	4	5	6	7	8	9	AB	R	H	RBI	BB	SO	LOB	BOTTOM					
6 Aaron Miles, S (1, 4) OBP: 0.290, SLG: 0.318	G5-3		K							4	0	0	0	0	1	2	San Diego Padres @ Los Angeles Dodgers Dodger Stadium, Los Angeles, CA Sat Apr 30 2011, 7:12 PM - 10:04 PM PDT Att: 34,453 - Clear - 70 F					
47 Jerry Sands, R (1, 7) OBP: 0.255, SLG: 0.310	K							F8		4	0	0	0	0	2	0						
16 Andre Ethier, L (1, 9) OBP: 0.446, SLG: 0.556	K									4	1	2	0	0	1	0						
27 Matt Kemp, R (1, 8) OBP: 0.446, SLG: 0.613	L9									4	0	1	0	0	1	1						
5 Juan Uribe, R (1, 5) OBP: 0.303, SLG: 0.420	F9									3	0	0	0	1	0	1						
7 James Loney, L (1, 3) OBP: 0.241, SLG: 0.248										3	0	1	1	0	0	0						
28 Rod Barajas, R (1, 2) OBP: 0.250, SLG: 0.303										3	0	1	0	0	1	3						
46 Russell Mitchell, R (7, PR)										0	1	0	0	0	0	0						
30 Dioner Navarro, S (8, 2) OBP: 0.500, SLG: 0.500										1	0	1	0	0	0	0						
14 Jamey Carroll, R (1, 6) OBP: 0.356, SLG: 0.358										3	0	0	0	0	1	1						
18 Hiroki Kuroda, R (1, 1) OBP: 0.125, SLG: 0.067										2	0	0	0	0	2	0						
10 Tony Gwynn Jr., L (7, PH) OBP: 0.291, SLG: 0.377										1	0	1	1	0	0	0						
55 Matt Guerrier, R (8, 1) ERA: 4.11										0	0	0	0	0	0	0						
74 Kenley Jansen, S (9, 1) OBP: 0.194, SLG: 0.194										0	0	0	0	0	0	0						
33 Marcus Thames, R (9, PH) OBP: 0.250, SLG: 0.467										1	0	0	0	0	0	1						
Inning Stats	R: 0 E: 0 K: 2 S: 10	H: 0 LOB: 0 BB: 0 P: 12	R: 0 E: 0 K: 0 S: 10	H: 1 LOB: 1 BB: 0 P: 15	R: 0 E: 0 K: 2 S: 9	H: 0 LOB: 0 BB: 0 P: 11	R: 1 E: 0 K: 1 S: 14	H: 2 LOB: 2 BB: 1 P: 21	R: 0 E: 0 K: 1 S: 8	H: 0 LOB: 0 BB: 0 P: 11	R: 0 E: 0 K: 1 S: 8	H: 0 LOB: 0 BB: 0 P: 14	R: 1 E: 0 K: 0 S: 12	H: 2 LOB: 2 BB: 0 P: 20	R: 0 E: 0 K: 1 S: 7	H: 1 LOB: 1 BB: 0 P: 9	R: 0 E: 0 K: 1 S: 11	H: 1 LOB: 1 BB: 0 P: 16	1B: 6 2B: 1 3B: 0 HR: 0	SF: 1 SAC: 0 DP: 0 HBP: 1	WP: 0 PB: 0 SB: 0 CS: 0	PA: 36
PITCHER	IP WLS BF H R ER SO BB IBB HBP BLK WP HR S P ERA WHIP	IP WLS BF H R ER SO BB IBB HBP BLK WP HR S P ERA WHIP	IP WLS BF H R ER SO BB IBB HBP BLK WP HR S P ERA WHIP	IP WLS BF H R ER SO BB IBB HBP BLK WP HR S P ERA WHIP	IP WLS BF H R ER SO BB IBB HBP BLK WP HR S P ERA WHIP	IP WLS BF H R ER SO BB IBB HBP BLK WP HR S P ERA WHIP	IP WLS BF H R ER SO BB IBB HBP BLK WP HR S P ERA WHIP	IP WLS BF H R ER SO BB IBB HBP BLK WP HR S P ERA WHIP	IP WLS BF H R ER SO BB IBB HBP BLK WP HR S P ERA WHIP	IP WLS BF H R ER SO BB IBB HBP BLK WP HR S P ERA WHIP	IP WLS BF H R ER SO BB IBB HBP BLK WP HR S P ERA WHIP	IP WLS BF H R ER SO BB IBB HBP BLK WP HR S P ERA WHIP	IP WLS BF H R ER SO BB IBB HBP BLK WP HR S P ERA WHIP	IP WLS BF H R ER SO BB IBB HBP BLK WP HR S P ERA WHIP	IP WLS BF H R ER SO BB IBB HBP BLK WP HR S P ERA WHIP	IP WLS BF H R ER SO BB IBB HBP BLK WP HR S P ERA WHIP						
46 Tim Stauffer, R (1, 1) ERA: 3.12	6.2																					
57 Luke Gregerson, R (7, 1) ERA: 1.42	0.1	W	2	1	0	0	0	0	0	0	0	4	5	0.00	3.000							
37 Mike Adams, R (8, 1) ERA: 0.69	1.0	H	4	1	0	0	1	0	0	0	0	7	9	0.00	1.000							
21 Heath Bell, R (9, 1) ERA: 0.82	1.0	S	4	1	0	0	1	0	0	0	0	11	16	0.00	1.000							



Batter	1	2	3	4	5	6	7	8	9	AB	R	H	RBI	BB	SO	LOB	TOP											
22 Andrew McCutchen, R OBP: 0.325, SLG: 0.396										4	0	0	0	1	1	4												
38 Xavier Paul, L OBP: 0.364, SLG: 0.429										4	1	2	0	0	1	1												
46 Garrett Jones, L OBP: 0.393, SLG: 0.547										3	1	1	2	1	0	0												
18 Neil Walker, S OBP: 0.350, SLG: 0.420										4	1	1	0	0	0	2												
37 Lyle Overbay, L OBP: 0.313, SLG: 0.304										3	0	0	0	1	0	1												
19 Chris Snyder, R OBP: 0.383, SLG: 0.439										3	1	1	2	1	1	0												
24 Pedro Alvarez, L OBP: 0.274, SLG: 0.278										3	0	0	0	1	1	0												
5 Ronny Cedeno, R OBP: 0.261, SLG: 0.269										3	0	1	0	1	1	0												
53 James McDonald, L OBP: 0.182, SLG: 0.100										2	0	0	0	0	1	0												
23 Matt Diaz, R OBP: 0.237, SLG: 0.240										1	0	0	0	0	1													
43 Jose Veras, R OBP: 0.271, SLG: 0.240										0	0	0	0	0	0													
30 Chris Resop, R OBP: 0.233, SLG: 0.320										0	0	0	0	0	0													
51 Steve Pearce, R OBP: 0.233, SLG: 0.320										1	0	0	0	0	1	3												
Joel Hanrahan, R OBP: 0.233, SLG: 0.320										0	0	0	0	0	0													
Inning Stats	R: 4 E: 1 K: 1 S: 19	H: 4 LOB: 0 BB: 0 P: 29	R: 0 E: 0 K: 3 S: 13	H: 0 LOB: 1 BB: 1 P: 21	R: 0 E: 0 K: 0 S: 6	H: 0 LOB: 0 BB: 0 P: 10	R: 0 E: 0 K: 0 S: 8	H: 0 LOB: 0 BB: 1 P: 13	R: 0 E: 0 K: 2 S: 8	H: 0 LOB: 0 BB: 0 P: 14	R: 0 E: 0 K: 0 S: 11	H: 1 LOB: 0 BB: 0 P: 13	R: 0 E: 0 K: 0 S: 10	H: 0 LOB: 0 BB: 0 P: 11	R: 0 E: 0 K: 1 S: 16	H: 0 LOB: 3 BB: 4 P: 34	1B: 4 2B: 0 3B: 0 HR: 2	SF: 0 SAC: 0 DP: 0 HBP: 0	WP: 0 PB: 0 SB: 2 CS: 2	PA: 38								
PITCHER	IP	WLS	BF	H	R	ER	SO	BB	IBB	HBP	BLK	WP	HR	S	P	ERA	WHIP											
41 Aaron Harang, R ERA: 4.37	(1, 1)	5.0	L	22	5	4	4	4	2	0	0	0	0	2	61	98	7.20	1.400										
52 Cory Luebke, L ERA: 4.24	(6, 1)	3.0		9	1	0	0	2	0	0	0	0	0	0	29	38	0.00	0.333										
39 Ernesto Frieri, R ERA: 1.69	(9, 1)	0.1		3	0	0	0	0	3	0	0	0	0	0	9	21	0.00	9.000										
57 Luke Gregerson, R ERA: 1.35	(9, 1)	0.2		3	0	0	0	1	1	0	0	0	0	0	7	13	0.00	1.500										

Pittsburgh Pirates @ San Diego Padres
PETCO Park, San Diego, CA
Mon May 02 2011, 10:08 PM - 1:14 AM EDT
Att: 20,546 - Clear - 75 F

AB	31
R	4
H	6
RBI	4
BB	6
SO	7
LOB	12



Batter	1	2	3	4	5	6	7	8	9	AB	R	H	RBI	BB	SO	LOB	BOTTOM											
25 Will Venable, L OBP: 0.290, SLG: 0.207										5	1	1	0	0	1	2												
8 Jason Bartlett, R OBP: 0.286, SLG: 0.245										4	1	1	0	0	1	1												
47 Ryan Ludwick, R OBP: 0.301, SLG: 0.380										4	0	2	1	0	1	1												
3 Jorge Cantu, R OBP: 0.253, SLG: 0.292										3	1	1	2	1	1	1												
39 Ernesto Frieri, R ERA: 1.69										0	0	0	0	0	0	0												
57 Luke Gregerson, L ERA: 1.35										3	0	0	0	1	1	2												
1 Orlando Hudson, S OBP: 0.354, SLG: 0.290										4	0	1	0	0	2	2												
11 Brad Hawpe, L OBP: 0.213, SLG: 0.227										4	0	1	0	0	1	1												
4 Nick Hundley, R OBP: 0.346, SLG: 0.435										4	0	1	0	0	0	1												
13 Chris Denorfia, R OBP: 0.349, SLG: 0.462										0	0	0	0	0	0	0												
41 Aaron Harang, R OBP: 0.100, SLG: 0.200										1	0	0	0	0	1	0												
9 Eric Patterson, L OBP: 0.196, SLG: 0.107										1	0	0	0	0	0	1												
52 Cory Luebke, R OBP: 0.237, SLG: 0.240										2	0	1	0	0	0	0												
7 Chase Headley, S OBP: 0.352, SLG: 0.360										2	0	1	0	0	0	0												
Inning Stats	R: 0 E: 0 K: 1 S: 9	H: 0 LOB: 0 BB: 0 P: 12	R: 0 E: 0 K: 0 S: 11	H: 1 LOB: 1 BB: 0 P: 17	R: 0 E: 0 K: 1 S: 7	H: 0 LOB: 0 BB: 0 P: 11	R: 0 E: 0 K: 1 S: 11	H: 1 LOB: 2 BB: 1 P: 21	R: 0 E: 0 K: 0 S: 6	H: 1 LOB: 0 BB: 0 P: 10	R: 2 E: 0 K: 2 S: 13	H: 2 LOB: 0 BB: 0 P: 18	R: 0 E: 0 K: 2 S: 9	H: 0 LOB: 0 BB: 0 P: 14	R: 1 E: 0 K: 1 S: 19	H: 2 LOB: 2 BB: 1 P: 30	R: 0 E: 0 K: 1 S: 12	H: 2 LOB: 2 BB: 0 P: 16	1B: 7 2B: 2 3B: 0 HR: 1	SF: 0 SAC: 0 DP: 1 HBP: 0	WP: 1 PB: 0 SB: 2 CS: 0	PA: 37						
PITCHER	IP	WLS	BF	H	R	ER	SO	BB	IBB	HBP	BLK	WP	HR	S	P	ERA	WHIP											
53 James McDonald, R ERA: 6.75	(1, 1)	6.0	W	23	5	2	2	5	1	0	0	0	0	0	9	14	0.00	0.000										
43 Jose Veras, R ERA: 2.92	(7, 1)	1.0	H	3	0	0	0	2	0	0	0	0	0	0	9	14	0.00	0.000										
30 Chris Resop, R ERA: 1.76	(8, 1)	1.0	H	6	2	1	1	1	1	0	0	0	1	0	19	30	9.00	3.000										
Joel Hanrahan, R ERA: 1.69	(9, 1)	1.0	S	5	2	0	0	1	0	0	0	0	0	0	12	16	0.00	2.000										

Pittsburgh Pirates @ San Diego Padres
PETCO Park, San Diego, CA
Mon May 02 2011, 10:08 PM - 1:14 AM EDT
Att: 20,546 - Clear - 75 F

AB	35
R	3
H	9
RBI	3
BB	2
SO	9
LOB	12



Batter	1	2	3	4	5	6	7	8	9	AB	R	H	RBI	BB	SO	LOB	TOP								
22 Andrew McCutchen, R OBP: 0.339, SLG: 0.398										2	1	1	2	2	0	1									
38 Xavier Paul, L OBP: 0.385, SLG: 0.440										4	1	2	0	0	1	2									
46 Garrett Jones, L OBP: 0.376, SLG: 0.519										4	0	0	0	0	2	4									
18 Neil Walker, S OBP: 0.346, SLG: 0.422										4	0	1	2	0	1	2									
37 Lyle Overbay, L OBP: 0.311, SLG: 0.302										4	0	1	0	0	0	2									
19 Chris Snyder, R OBP: 0.373, SLG: 0.409										3	1	0	0	1	0	2									
57 Daniel Moskos, R (8.1)										0	0	0	0	0	0	0									
24 Pedro Alvarez, L OBP: 0.278, SLG: 0.283										2	0	1	0	0	1	0									
2 Brandon Wood, R OBP: 0.267, SLG: 0.259										0	0	0	0	1	0	0									
5 Ronny Cedeno, R OBP: 0.264, SLG: 0.272										3	1	1	0	0	0	1									
27 Jeff Karstens, R OBP: 0.199, SLG: 0.100										2	0	1	0	0	1	0									
25 Daniel McCutchen, R OBP: 0.245, SLG: 0.292										0	0	0	0	0	0	0									
23 Matt Diaz, R OBP: 0.245, SLG: 0.292										1	1	1	0	0	0	0									
60 Michael Crotta, R OBP: 0.245, SLG: 0.292										0	0	0	0	0	0	0									
97 Joe Beimel, L OBP: 0.245, SLG: 0.292										0	0	0	0	0	0	0									
41 Ryan Doumit, S OBP: 0.204, SLG: 0.335										1	0	0	0	0	1	1									
Inning Stats	R: 2 H: 2 E: 0 K: 1 S: 12	H: 2 LOB: 1 BB: 1 P: 21	R: 0 H: 1 E: 0 K: 1 S: 9	H: 1 LOB: 0 BB: 1 P: 14	R: 0 H: 1 E: 0 K: 0 S: 7	H: 1 LOB: 1 BB: 1 P: 12	R: 0 H: 0 E: 0 K: 1 S: 8	H: 0 LOB: 0 BB: 0 P: 14	R: 0 H: 1 E: 0 K: 1 S: 9	H: 1 LOB: 0 BB: 0 P: 18	R: 0 H: 0 E: 1 K: 1 S: 8	H: 0 LOB: 0 BB: 0 P: 10	R: 3 H: 3 E: 0 K: 0 S: 10	H: 3 LOB: 0 BB: 1 P: 16	R: 0 H: 1 E: 0 K: 1 S: 13	H: 1 LOB: 1 BB: 1 P: 12	R: 0 H: 0 E: 0 K: 1 S: 6	H: 0 LOB: 1 BB: 1 P: 12	1B: 7 2B: 2 3B: 0 HR: 0	SF: 0 SAC: 2 DP: 3 HBP: 0	WP: 0 PB: 0 SB: 1 CS: 1	PA: 36			
PITCHER	IP WLS BF H R ER SO BB IBB HBP BLK WP HR S P ERA WHIP																								
38 Mat Latos, R ERA: 4.55	6.0		23	5	2	2	5	2	0	0	0	0	0	0	0	53	89	3.00	1.167						
57 Luke Gregerson, R ERA: 3.29	0.1	B	5	3	3	3	0	1	0	0	0	0	0	0	0	8	14	81.00	12.000						
50 Chad Qualls, R ERA: 3.0	0.2		1	0	0	0	0	0	0	0	0	0	0	0	2	2	0.00	0.000							
37 Mike Adams, R ERA: 0.6	1.0	W	4	1	0	0	1	0	0	0	0	0	0	0	13	17	0.00	1.000							
21 Heath Bell, R ERA: 0.75	1.0	S	3	0	0	0	1	1	0	0	0	0	0	0	6	12	0.00	1.000							

Pittsburgh Pirates @ San Diego Padres
PETCO Park, San Diego, CA
Tue May 03 2011, 10:07 PM - 12:57 AM EDT
Att: 18,636 - Clear - 76 F

AB 30
R 5
H 9
RBI 5
BB 4
SO 7
LOB 15



Batter	1	2	3	4	5	6	7	8	9	AB	R	H	RBI	BB	SO	LOB	BOTTOM							
8 Jason Bartlett, R OBP: 0.294, SLG: 0.255										4	1	2	0	0	1	0								
1 Orlando Hudson, S OBP: 0.360, SLG: 0.309										1	0	1	0	0	0	0								
9 Eric Patterson, L OBP: 0.229, SLG: 0.267										2	1	2	1	1	0	0								
47 Ryan Ludwick, R OBP: 0.308, SLG: 0.388										3	1	1	1	1	0	3								
3 Jorge Cantu, R OBP: 0.253, SLG: 0.280										3	0	0	0	1	1	5								
37 Mike Adams, R (8.1)										0	0	0	0	0	0	0								
21 Heath Bell, R (9.1)										0	0	0	0	0	0	0								
24 Cameron Maybin, R OBP: 0.339, SLG: 0.415										4	0	1	1	0	1	3								
11 Brad Hawpe, L OBP: 0.202, SLG: 0.215										4	0	0	0	0	2	1								
32 Rob Johnson, R OBP: 0.370, SLG: 0.480										3	1	1	1	1	1	0								
25 Will Venable, L OBP: 0.282, SLG: 0.200										3	0	0	0	0	1	1								
50 Chad Qualls, R (7.1)										0	0	0	0	0	0	0								
7 Chase Headley, S OBP: 0.358, SLG: 0.367										1	0	1	0	0	0	0								
38 Mat Latos, R OBP: 0.111, SLG: 0.444										2	1	1	1	0	0	0								
57 Luke Gregerson, L (7.1)										0	0	0	0	0	0	0								
13 Chris Denorfia, R OBP: 0.356, SLG: 0.463										2	1	1	0	0	0	1								
Inning Stats	R: 0 H: 1 E: 0 K: 2 S: 13	H: 0 LOB: 2 BB: 0 P: 20	R: 0 H: 0 E: 0 K: 1 S: 13	H: 0 LOB: 1 BB: 1 P: 22	R: 3 H: 4 E: 0 K: 0 S: 15	H: 4 LOB: 1 BB: 0 P: 23	R: 0 H: 0 E: 0 K: 1 S: 8	H: 0 LOB: 0 BB: 0 P: 11	R: 0 H: 1 E: 0 K: 0 S: 6	H: 1 LOB: 2 BB: 2 P: 18	R: 0 H: 0 E: 0 K: 1 S: 8	H: 0 LOB: 0 BB: 0 P: 10	R: 2 H: 3 E: 0 K: 1 S: 11	H: 3 LOB: 1 BB: 1 P: 20	R: 1 H: 2 E: 0 K: 1 S: 11	H: 2 LOB: 0 BB: 0 P: 17	1B: 6 2B: 3 3B: 0 HR: 3	SF: 0 SAC: 0 DP: 3 HBP: 0	WP: 0 PB: 0 SB: 0 CS: 0	PA: 36				
PITCHER	IP WLS BF H R ER SO BB IBB HBP BLK WP HR S P ERA WHIP																							
27 Jeff Karstens, R ERA: 4.65	4.0		20	6	3	3	4	2	0	0	0	0	0	0	10	17	0.00	0.500						
25 Daniel McCutchen, R ERA: 4.65	2.0		6	0	0	0	1	1	0	0	0	0	0	0	4	7	*	*						
60 Michael Crotta, R ERA: 0.3	0.0		2	2	2	2	0	0	0	0	0	0	0	0	4	7	*	*						
97 Joe Beimel, L ERA: 3.52	1.1	L	7	3	1	1	2	1	0	0	0	0	0	1	17	29	6.75	3.000						
57 Daniel Moskos, L ERA: 3.52	0.2		1	0	0	0	0	0	0	0	0	0	0	1	1	0.00	0.000							

Pittsburgh Pirates @ San Diego Padres
PETCO Park, San Diego, CA
Tue May 03 2011, 10:07 PM - 12:57 AM EDT
Att: 18,636 - Clear - 76 F

AB 32
R 6
H 11
RBI 5
BB 4
SO 7
LOB 14



Batter	1	2	3	4	5	6	7	8	9	AB	R	H	RBI	BB	SO	LOB	TOP				
22 Andrew McCutchen, R (1.8) OBP: 0.333, SLG: 0.389										5	1	1	0	0	1	3	Pittsburgh Pirates @ San Diego Padres PETCO Park, San Diego, CA Wed May 04 2011, 6:36 PM - 9:38 PM EDT Att: 16,613 - Sunny - 77 F				
38 Xavier Paul, L (1.7) OBP: 0.259, SLG: 0.367										5	1	0	0	0	2	4					
23 Matt Diaz, R (1.9) OBP: 0.259, SLG: 0.304										5	1	2	0	0	1	2					
18 Neil Walker, S (1.4) OBP: 0.356, SLG: 0.420										3	2	1	2	2	1	1					
51 Steve Pearce, R (1.3) OBP: 0.313, SLG: 0.276										4	1	0	0	1	0	4					
41 Ryan Doumit, S (1.2) OBP: 0.323, SLG: 0.426										3	1	2	4	1	0	0					
2 Brandon Wood, R (1.5) OBP: 0.265, SLG: 0.258										4	0	1	1	0	2	1					
5 Ronny Cedeno, R (1.6) OBP: 0.263, SLG: 0.271										4	0	1	0	0	1	3					
29 Kevin Correia, R (1.1)										3	0	0	0	0	3	1					
30 Chris Resop, R (7.1)										0	0	0	0	0	0	0					
46 Garrett Jones, L (8. PH) OBP: 0.363, SLG: 0.519										0	0	0	0	1	0	0					
25 Daniel McCutchen, R (8.1)										0	0	0	0	0	0	0					
43 Jose Veras, R (9.1)										0	0	0	0	0	0	0					
Inning Stats	R: 0 E: 0 K: 1 S: 7	H: 0 LOB: 0 BB: 0 P: 9	R: 1 E: 0 K: 0 S: 18	H: 0 LOB: 1 BB: 2 P: 29	R: 6 E: 2 K: 2 S: 23	H: 3 LOB: 0 BB: 1 P: 38	R: 0 E: 0 K: 1 S: 8	H: 0 LOB: 0 BB: 0 P: 10	R: 0 E: 0 K: 0 S: 6	H: 1 LOB: 0 BB: 0 P: 8	R: 0 E: 0 K: 2 S: 14	H: 1 LOB: 1 BB: 0 P: 18	R: 0 E: 0 K: 1 S: 8	H: 1 LOB: 2 BB: 1 P: 12	R: 0 E: 0 K: 3 S: 20	H: 2 LOB: 3 BB: 1 P: 31	R: 0 E: 0 K: 1 S: 7	H: 0 LOB: 0 BB: 0 P: 10	1B: 6 2B: 1 3B: 0 HR: 1	SF: 0 SAC: 0 DP: 1 HBP: 0	WP: 0 PA: 41 PB: 0 SB: 1 CS: 0
PITCHER	IP WLS BF H R ER SO BB IBB HBP BLK WP HR S P ERA WHIP	IP WLS BF H R ER SO BB IBB HBP BLK WP HR S P ERA WHIP	IP WLS BF H R ER SO BB IBB HBP BLK WP HR S P ERA WHIP	IP WLS BF H R ER SO BB IBB HBP BLK WP HR S P ERA WHIP	IP WLS BF H R ER SO BB IBB HBP BLK WP HR S P ERA WHIP	IP WLS BF H R ER SO BB IBB HBP BLK WP HR S P ERA WHIP	IP WLS BF H R ER SO BB IBB HBP BLK WP HR S P ERA WHIP	IP WLS BF H R ER SO BB IBB HBP BLK WP HR S P ERA WHIP	IP WLS BF H R ER SO BB IBB HBP BLK WP HR S P ERA WHIP	IP WLS BF H R ER SO BB IBB HBP BLK WP HR S P ERA WHIP	IP WLS BF H R ER SO BB IBB HBP BLK WP HR S P ERA WHIP	IP WLS BF H R ER SO BB IBB HBP BLK WP HR S P ERA WHIP	IP WLS BF H R ER SO BB IBB HBP BLK WP HR S P ERA WHIP	IP WLS BF H R ER SO BB IBB HBP BLK WP HR S P ERA WHIP	IP WLS BF H R ER SO BB IBB HBP BLK WP HR S P ERA WHIP	IP WLS BF H R ER SO BB IBB HBP BLK WP HR S P ERA WHIP					
33 Clayton Richard, L (1.1) ERA: 3.55	5.0	L	23	4	7	1	4	3	0	0	0	0	0	0	22	30	0.00	1.500			
55 Evan Scribner, R (6.1)	2.0		9	2	0	0	3	1	0	0	0	0	0	0	20	31	0.00	3.000			
39 Ernesto Frieri, R (8.1)	1.0		6	2	0	0	3	1	0	0	0	0	0	7	10	0.00	0.000				
50 Chad Qualls, R (9.1)	1.0		3	0	0	0	1	0	0	0	0	0	0	7	10	0.00	0.000				

Batter	1	2	3	4	5	6	7	8	9	AB	R	H	RBI	BB	SO	LOB	BOTTOM				
8 Jason Bartlett, R (1.6) OBP: 0.289, SLG: 0.245										4	0	0	0	1	1	2	Pittsburgh Pirates @ San Diego Padres PETCO Park, San Diego, CA Wed May 04 2011, 6:36 PM - 9:38 PM EDT Att: 16,613 - Sunny - 77 F				
25 Will Venable, L (1.9) OBP: 0.287, SLG: 0.223										4	1	1	0	1	0	1					
47 Ryan Ludwick, R (1.7) OBP: 0.306, SLG: 0.393										4	0	1	1	0	1	1					
7 Chase Headley, S (1.5) OBP: 0.364, SLG: 0.372										4	0	2	0	0	0	2					
24 Cameron Maybin, R (1.8) OBP: 0.336, SLG: 0.409										4	1	1	0	0	1	2					
11 Brad Hawpe, L (1.3) OBP: 0.227, SLG: 0.280										3	1	2	2	1	1	1					
4 Nick Hundley, R (1.2) ERA: 2.91										3	0	0	0	0	1	2					
39 Ernesto Frieri, R (8.1)										0	0	0	0	0	0	0					
50 Chad Qualls, R (9.1)										0	0	0	0	0	0	0					
13 Chris Denorfia, R (9. PH) OBP: 0.348, SLG: 0.452										1	0	0	0	0	0	0					
9 Eric Patterson, L (1.4) OBP: 0.256, SLG: 0.364										3	1	1	1	1	0	0					
33 Clayton Richard, L (1.1)										1	0	0	0	0	0	0					
12 Logan Forsythe, R (5. PH)										1	0	0	0	0	0	0					
55 Evan Scribner, R (6.1)										0	0	0	0	0	0	0					
32 Rob Johnson, R (7. PH) OBP: 0.345, SLG: 0.444										2	0	0	0	0	1	2					
Inning Stats	R: 0 E: 0 K: 0 S: 10	H: 0 LOB: 1 BB: 1 P: 17	R: 0 E: 0 K: 0 S: 5	H: 0 LOB: 0 BB: 1 P: 10	R: 0 E: 0 K: 0 S: 6	H: 0 LOB: 0 BB: 0 P: 10	R: 1 E: 0 K: 2 S: 13	H: 2 LOB: 1 BB: 0 P: 23	R: 0 E: 0 K: 0 S: 9	H: 0 LOB: 0 BB: 0 P: 11	R: 0 E: 0 K: 1 S: 13	H: 1 LOB: 1 BB: 0 P: 22	R: 1 E: 0 K: 1 S: 14	H: 2 LOB: 2 BB: 1 P: 24	R: 0 E: 0 K: 1 S: 12	H: 1 LOB: 1 BB: 0 P: 15	R: 2 E: 0 K: 1 S: 14	H: 2 LOB: 1 BB: 1 P: 25	1B: 3 2B: 2 3B: 1 HR: 2	SF: 0 SAC: 0 DP: 1 HBP: 0	WP: 1 PA: 38 PB: 0 SB: 2 CS: 0
PITCHER	IP WLS BF H R ER SO BB IBB HBP BLK WP HR S P ERA WHIP	IP WLS BF H R ER SO BB IBB HBP BLK WP HR S P ERA WHIP	IP WLS BF H R ER SO BB IBB HBP BLK WP HR S P ERA WHIP	IP WLS BF H R ER SO BB IBB HBP BLK WP HR S P ERA WHIP	IP WLS BF H R ER SO BB IBB HBP BLK WP HR S P ERA WHIP	IP WLS BF H R ER SO BB IBB HBP BLK WP HR S P ERA WHIP	IP WLS BF H R ER SO BB IBB HBP BLK WP HR S P ERA WHIP	IP WLS BF H R ER SO BB IBB HBP BLK WP HR S P ERA WHIP	IP WLS BF H R ER SO BB IBB HBP BLK WP HR S P ERA WHIP	IP WLS BF H R ER SO BB IBB HBP BLK WP HR S P ERA WHIP	IP WLS BF H R ER SO BB IBB HBP BLK WP HR S P ERA WHIP	IP WLS BF H R ER SO BB IBB HBP BLK WP HR S P ERA WHIP	IP WLS BF H R ER SO BB IBB HBP BLK WP HR S P ERA WHIP	IP WLS BF H R ER SO BB IBB HBP BLK WP HR S P ERA WHIP	IP WLS BF H R ER SO BB IBB HBP BLK WP HR S P ERA WHIP	IP WLS BF H R ER SO BB IBB HBP BLK WP HR S P ERA WHIP					
29 Kevin Correia, R (1.1)	6.0	W	24	5	2	2	3	2	0	0	0	0	0	0	11	17	0.00	1.000			
30 Chris Resop, R (7.1)	1.0		4	0	0	0	1	0	0	0	0	0	0	12	15	0.00	1.000				
25 Daniel McCutchen, R (8.1)	1.0		4	1	0	0	1	0	0	0	0	0	0	2	14	25	18.000	3.000			
43 Jose Veras, R (9.1)	1.0		6	2	2	2	1	1	0	0	0	0	0	2	14	25	18.000	3.000			

Batter	1	2	3	4	5	6	7	8	9	AB	R	H	RBI	BB	SO	LOB	TOP				
24 Chris Young, R (1,8) OBP: 0.257, SLG: 0.475										4	0	0	0	1	1	4	Arizona Diamondbacks @ San Diego Padres PETCO Park, San Diego, CA Sun May 08 2011, 4:07 PM - 6:37 PM EDT Att: 21,490 - Overcast - 69 F livebaseballscores.com				
14 Ryan Roberts, R (1,4) OBP: 0.392, SLG: 0.529										4	0	0	0	0	1	2					
10 Justin Upton, R (1,9) OBP: 0.345, SLG: 0.512										4	1	1	0	0	0	2					
26 Miguel Montero, L (1,2) OBP: 0.358, SLG: 0.477										4	0	3	0	0	0	1					
22 Xavier Nady, R (1,3) OBP: 0.304, SLG: 0.293										3	0	0	1	0	0	2					
4 Melvin Mora, R (1,5) OBP: 0.310, SLG: 0.333										4	1	2	0	0	1	2					
8 Gerardo Parra, L (1,7) OBP: 0.364, SLG: 0.402										4	0	1	0	0	0	2					
11 Josh Wilson, R (1,6) OBP: 0.222, SLG: 0.333										3	1	1	1	0	0	1					
2 Kelly Johnson, L (9,PH) OBP: 0.256, SLG: 0.317										1	0	0	0	0	0	0					
34 Joe Saunders, L (1,1) OBP: 0.231, SLG: 0.231										2	0	2	1	0	0	0					
46 Juan Miranda, L (7,PH) OBP: 0.362, SLG: 0.404										1	0	0	0	0	0	1					
58 Juan Gutierrez, R (7,1) OBP: 0.328, SLG: 0.388										0	0	0	0	0	0	0					
30 David Hernandez, R (8,1) OBP: 0.328, SLG: 0.388										0	0	0	0	0	0	0					
33 Russell Branyan, L (9,PH) OBP: 0.333, SLG: 0.400										0	0	0	0	1	0	0					
Inning Stats	R: 0 H: 0 E: 0 K: 0 S: 13	H: 0 LOB: 1 BB: 1 P: 21	R: 2 H: 3 E: 0 K: 0 S: 11	H: 3 LOB: 1 BB: 0 P: 16	R: 0 H: 1 E: 0 K: 0 S: 9	H: 1 LOB: 1 BB: 0 P: 14	R: 0 H: 1 E: 0 K: 1 S: 7	H: 1 LOB: 1 BB: 0 P: 9	R: 0 H: 1 E: 0 K: 0 S: 4	H: 1 LOB: 0 BB: 0 P: 5	R: 0 H: 1 E: 0 K: 1 S: 15	H: 1 LOB: 1 BB: 0 P: 21	R: 1 H: 2 E: 0 K: 1 S: 9	H: 2 LOB: 1 BB: 0 P: 13	R: 0 H: 0 E: 0 K: 1 S: 7	H: 0 LOB: 1 BB: 1 P: 12	1B: 8 2B: 2 3B: 0 HR: 0	SF: 1 SAC: 0 DP: 2 HBP: 0	WP: 1 PB: 0 SB: 1 CS: 0	PA: 37	
PITCHER	IP WLS BF H R ER SO BB IBB HBP BLK WP HR S P ERA WHIP	IP WLS BF H R ER SO BB IBB HBP BLK WP HR S P ERA WHIP	IP WLS BF H R ER SO BB IBB HBP BLK WP HR S P ERA WHIP	IP WLS BF H R ER SO BB IBB HBP BLK WP HR S P ERA WHIP	IP WLS BF H R ER SO BB IBB HBP BLK WP HR S P ERA WHIP	IP WLS BF H R ER SO BB IBB HBP BLK WP HR S P ERA WHIP	IP WLS BF H R ER SO BB IBB HBP BLK WP HR S P ERA WHIP	IP WLS BF H R ER SO BB IBB HBP BLK WP HR S P ERA WHIP	IP WLS BF H R ER SO BB IBB HBP BLK WP HR S P ERA WHIP	IP WLS BF H R ER SO BB IBB HBP BLK WP HR S P ERA WHIP	IP WLS BF H R ER SO BB IBB HBP BLK WP HR S P ERA WHIP	IP WLS BF H R ER SO BB IBB HBP BLK WP HR S P ERA WHIP	IP WLS BF H R ER SO BB IBB HBP BLK WP HR S P ERA WHIP	IP WLS BF H R ER SO BB IBB HBP BLK WP HR S P ERA WHIP	IP WLS BF H R ER SO BB IBB HBP BLK WP HR S P ERA WHIP	IP WLS BF H R ER SO BB IBB HBP BLK WP HR S P ERA WHIP	IP WLS BF H R ER SO BB IBB HBP BLK WP HR S P ERA WHIP	IP WLS BF H R ER SO BB IBB HBP BLK WP HR S P ERA WHIP	IP WLS BF H R ER SO BB IBB HBP BLK WP HR S P ERA WHIP	IP WLS BF H R ER SO BB IBB HBP BLK WP HR S P ERA WHIP	IP WLS BF H R ER SO BB IBB HBP BLK WP HR S P ERA WHIP

Batter	1	2	3	4	5	6	7	8	9	AB	R	H	RBI	BB	SO	LOB	BOTTOM
13 Chris Denorfia, R (1,9) OBP: 0.385, SLG: 0.479										4	1	2	0	0	0	0	Arizona Diamondbacks @ San Diego Padres PETCO Park, San Diego, CA Sun May 08 2011, 4:07 PM - 6:37 PM EDT Att: 21,490 - Overcast - 69 F livebaseballscores.com
8 Jason Bartlett, R (1,6) OBP: 0.290, SLG: 0.245										4	1	1	1	0	0	1	
47 Ryan Ludwick, R (1,7) OBP: 0.291, SLG: 0.356										3	0	0	0	1	0	1	
7 Chase Headley, S (1,5) OBP: 0.379, SLG: 0.353										2	1	0	0	2	0	1	
3 Jorge Cantu, R (1,3) OBP: 0.261, SLG: 0.325										4	1	2	3	0	0	1	
24 Cameron Maybin, R (1,8) OBP: 0.328, SLG: 0.388										4	0	1	0	0	1	2	
32 Rob Johnson, R (1,2) OBP: 0.342, SLG: 0.382										3	0	0	0	1	0	4	
12 Logan Forsythe, R (1,4) OBP: 0.328, SLG: 0.388										3	0	0	0	0	2	1	
41 Aaron Harang, R (1,1) OBP: 0.083, SLG: 0.167										2	0	0	0	0	1	0	
9 Eric Patterson, L (7,PH) OBP: 0.250, SLG: 0.317										1	0	0	0	0	1	0	
37 Mike Adams, R (8,1) OBP: 0.256, SLG: 0.317										0	0	0	0	0	0	0	
21 Heath Bell, R (9,1) OBP: 0.256, SLG: 0.317																	

Batter	1	2	3	4	5	6	7	8	9	AB	R	H	RBI	BB	SO	LOB	TOP		
25 Will Venable, L (1,9) OBP: 0.303, SLG: 0.290										4	1	2	0	0	1	0	San Diego Padres @ Milwaukee Brewers Miller Park, Milwaukee, WI Mon May 09 2011, 7:11 PM - 9:40 PM CDT Att: 27,058 - Roof Closed - 70 F		
8 Jason Bartlett, R (1,6) OBP: 0.297, SLG: 0.254										4	1	2	1	0	0	1			
47 Ryan Ludwick, R (1,7) OBP: 0.283, SLG: 0.344										4	0	0	0	0	3	2			
7 Chase Headley, S (1,5) OBP: 0.375, SLG: 0.358										4	0	1	1	0	0	1			
11 Brad Hawpe, L (1,3) OBP: 0.248, SLG: 0.290										4	0	2	0	0	1	2			
24 Cameron Maybin, R (1,8) OBP: 0.319, SLG: 0.376										4	0	0	0	0	2	3			
9 Eric Patterson, L (1,4) OBP: 0.235, SLG: 0.295										3	0	0	0	0	3	1			
3 Jorge Cantu, R (0, PH) OBP: 0.258, SLG: 0.321										1	0	0	0	0	0	1			
32 Rob Johnson, R (1,2) OBP: 0.317, SLG: 0.351										3	0	0	0	0	0	0			
38 Mat Latos, R (1,1) OBP: 0.091, SLG: 0.364										2	0	0	0	0	2	0			
50 Chad Qualls, R (6,1)										0	0	0	0	0	0	0			
13 Chris Denorfia, R (0, PH) OBP: 0.396, SLG: 0.510										1	1	1	0	0	0	0			
39 Ernesto Frieri, R (0,1)										0	0	0	0	0	0	0			
Inning Stats	R: 0 E: 0 K: 2 S: 8	H: 0 LOB: 0 BB: 0 P: 10	R: 0 E: 0 K: 2 S: 13	H: 1 LOB: 1 BB: 0 P: 19	R: 0 E: 0 K: 1 S: 7	H: 0 LOB: 0 BB: 0 P: 8	R: 1 E: 0 K: 1 S: 12	H: 2 LOB: 1 BB: 0 P: 19	R: 0 E: 0 K: 2 S: 10	H: 0 LOB: 0 BB: 0 P: 12	R: 1 E: 0 K: 1 S: 7	H: 2 LOB: 0 BB: 0 P: 8	R: 0 E: 0 K: 0 S: 7	H: 1 LOB: 1 BB: 0 P: 14	1B: 5 2B: 2 3B: 1 HR: 0	SF: 0 SAC: 0 DP: 1 HBP: 0	WP: 0 PB: 0 SB: 0 CS: 0	PA: 34	
PITCHER	IP	WLS	BF	H	R	ER	SO	BB	IBB	HBP	BLK	WP	HR	S	P	ERA	WHIP		
13 Zack Greinke, R (1,1) ERA: 5.4	6.0	W	23	5	2	2	9	0	0	0	0	0	0	59	89	3.00	0.833		
32 LaTroy Hawkins, R (7,1) ERA: 1.35	1.0	H	3	0	0	0	2	0	0	0	0	0	0	10	12	0.00	0.000		
50 Kameron Loe, R (0,1) ERA: 3.86	1.0	H	4	2	1	1	1	0	0	0	0	0	0	7	8	9.00	2.000		
59 John Axford, R (9,1) ERA: 5.4	1.0	S	4	1	0	0	0	0	0	0	0	0	0	7	14	0.00	1.000		

AB 34
R 3
H 8
RBI 2
BB 0
SO 12
LOB 11



Batter	1	2	3	4	5	6	7	8	9	AB	R	H	RBI	BB	SO	LOB	BOTTOM		
23 Rickie Weeks Jr., R (1,4) OBP: 0.364, SLG: 0.526										4	1	2	2	0	0	0	San Diego Padres @ Milwaukee Brewers Miller Park, Milwaukee, WI Mon May 09 2011, 7:11 PM - 9:40 PM CDT Att: 27,058 - Roof Closed - 70 F		
27 Carlos Gómez, R (1,8) OBP: 0.294, SLG: 0.363										4	1	1	0	0	2	2			
8 Ryan Braun, R (1,7) OBP: 0.387, SLG: 0.569										3	0	0	0	1	0	2			
28 Prince Fielder, L (1,3) OBP: 0.365, SLG: 0.534										4	0	1	0	0	1	2			
14 Casey McGehee, R (1,5) OBP: 0.326, SLG: 0.373										3	0	0	0	1	1	1			
3 Yuniesky Betancourt, R (1,6) OBP: 0.258, SLG: 0.332										4	0	0	0	0	1	3			
1 Corey Hart, R (1,9) OBP: 0.176, SLG: 0.206										4	1	1	0	0	0	1			
20 Jonathan Lucroy, R (1,2) OBP: 0.351, SLG: 0.388										3	1	2	1	0	0	0			
13 Zack Greinke, R (1,1) OBP: 0.333, SLG: 0.333										2	0	1	0	0	1	0			
25 Mark Kotsay, L (6, PH) OBP: 0.338, SLG: 0.277										1	0	0	0	0	0	1			
32 LaTroy Hawkins, R (7,1) ERA: 2.33										0	0	0	0	0	0	0			
50 Kameron Loe, R (0,1)										0	0	0	0	0	0	0			
59 John Axford, R (9,1) ERA: 1.42										0	0	0	0	0	0	0			
Inning Stats	R: 1 E: 0 K: 1 S: 16	H: 1 LOB: 2 BB: 2 P: 29	R: 1 E: 0 K: 1 S: 14	H: 3 LOB: 0 BB: 0 P: 22	R: 0 E: 0 K: 1 S: 8	H: 0 LOB: 0 BB: 0 P: 13	R: 0 E: 0 K: 1 S: 5	H: 0 LOB: 0 BB: 0 P: 8	R: 1 E: 0 K: 0 S: 9	H: 1 LOB: 1 BB: 0 P: 10	R: 0 E: 0 K: 1 S: 6	H: 0 LOB: 0 BB: 0 P: 7	R: 0 E: 0 K: 1 S: 10	H: 1 LOB: 1 BB: 0 P: 15	1B: 3 2B: 3 3B: 1 HR: 1	SF: 0 SAC: 0 DP: 0 HBP: 0	WP: 3 PB: 0 SB: 1 CS: 0	PA: 34	
PITCHER	IP	WLS	BF	H	R	ER	SO	BB	IBB	HBP	BLK	WP	HR	S	P	ERA	WHIP		
38 Mat Latos, R (1,1) ERA: 4.86	5.2	L	26	7	4	4	4	2	0	0	0	1	0	8	11	0.00	1.588		
50 Chad Qualls, R (6,1) ERA: 2.33	1.1		4	0	0	0	1	0	0	0	0	1	0	8	11	0.00	0.000		
39 Ernesto Frieri, R (0,1) ERA: 1.42	1.0		4	1	0	0	1	0	0	0	0	0	0	10	15	0.00	1.000		

AB 32
R 4
H 8
RBI 3
BB 2
SO 6
LOB 12



Batter	1	2	3	4	5	6	7	8	9	AB	R	H	RBI	BB	SO	LOB	TOP										
13 Chris Denorfia, R OBP: 0.400, SLG: 0.525 39 Ernesto Frieri, R (8, 1)	F8		F7		G6-3	F8		L4		5	0	0	0	0	0	4											
8 Jason Bartlett, R OBP: 0.313, SLG: 0.285	K		F9		1B		L4		F7	5	0	1	1	0	1	0											
3 Jorge Cantu, R OBP: 0.263, SLG: 0.319	1B		F9		K		K		F9	5	0	1	0	0	2	1											
7 Chase Headley, S OBP: 0.378, SLG: 0.353	F9				1B		G5-3		G1-3	4	2	1	0	1	0	1											
24 Cameron Maybin, R OBP: 0.348, SLG: 0.453	HR				1B		BB			4	3	4	3	0	0	0											
47 Ryan Ludwick, R OBP: 0.288, SLG: 0.365	K				1B		HR			4	1	2	1	0	2	0											
32 Rob Johnson, R OBP: 0.300, SLG: 0.333	BB				1B		K			3	0	0	1	1	0	3											
14 Alberto Gonzalez, R OBP: 0.280, SLG: 0.311	G5-4-3				BB		F7			3	1	1	1	1	0	1											
26 Dustin Moseley, R OBP: 0.280, SLG: 0.290 12 Logan Forsythe, R 55 Evan Scribner, R 11 Brad Hawke, L 50 Chad Qualls, R 25 Will Venable, L	F9				L7		BB		1B	1	0	0	0	0	0	0											
Inning Stats	R: 0 E: 0 K: 1 S: 8	H: 1 LOB: 1 BB: 0 P: 12	R: 1 E: 0 K: 1 S: 11	H: 1 LOB: 0 BB: 1 P: 21	R: 0 E: 0 K: 0 S: 6	H: 0 LOB: 0 BB: 0 P: 11	R: 1 E: 0 K: 0 S: 10	H: 3 LOB: 1 BB: 0 P: 14	R: 1 E: 0 K: 1 S: 12	H: 1 LOB: 1 BB: 1 P: 20	R: 2 E: 0 K: 0 S: 14	H: 3 LOB: 2 BB: 1 P: 27	R: 2 E: 0 K: 2 S: 12	H: 1 LOB: 1 BB: 1 P: 23	R: 0 E: 0 K: 0 S: 13	H: 1 LOB: 1 BB: 0 P: 18	R: 0 E: 0 K: 0 S: 12	H: 0 LOB: 0 BB: 0 P: 17	1B: 8 2B: 1 3B: 0 HR: 2	SF: 0 SAC: 0 DP: 2 HBP: 0	WP: 2 PB: 0 SB: 0 CS: 0	PA: 40					
PITCHER	IP	WLS	BF	H	R	ER	SO	BB	IBB	HBP	BLK	WP	HR	S	P	ERA	WHIP										
29 Jorge De La Rosa, L ERA: 3.7	5.2	W	27	9	5	5	3	3	0	0	0	2	1	59	102	7.94	2.118										
51 Matt Reynolds, L ERA: 4.0	0.1	H	1	0	0	0	0	0	0	0	0	0	0	2	3	0.00	0.000										
34 Matt Belisle, R ERA: 4.32	1.0		5	1	2	2	2	1	0	0	0	0	0	12	23	18.00	2.000										
63 Rafael Betancourt, R ERA: 2.76	1.0	H	4	1	0	0	0	0	0	0	0	0	0	13	18	0.00	1.000										
16 Huston Street, R ERA: 2.75	1.0		3	0	0	0	0	0	0	0	0	0	0	12	17	0.00	0.000										

San Diego Padres @ Colorado Rockies
Coors Field, Denver, CO
Fri May 13 2011, 6:41 PM - 9:54 PM MDT
Att. 40,189 - Clear - 62 F

livebaseballscorecards.com

AB 36
R 7
H 11
RBI 7
BB 4
SO 5
LOB 11



Batter	1	2	3	4	5	6	7	8	9	AB	R	H	RBI	BB	SO	LOB	BOTTOM										
7 Seth Smith, L OBP: 0.333, SLG: 0.472	FC3-6 2 1B	G3	L1		1B		K2-3			5	1	2	1	0	1	1											
18 Jonathan Herrera, S OBP: 0.391, SLG: 0.460	FC3-6 5 BB	BB			1B		G6-3			4	1	2	0	1	1	0											
5 Carlos González, L OBP: 0.309, SLG: 0.354	FC3-6 2 1B	E4			3B					4	3	1	1	1	0	5											
2 Troy Tulowitzki, R OBP: 0.340, SLG: 0.540	17 1B	1B			1B					5	2	3	3	0	1	4											
17 Todd Helton, L OBP: 0.367, SLG: 0.509 34 Matt Belisle, R 63 Rafael Betancourt, R 24 Dexter Fowler, S	20 BB 19 1B	F8			1B		G4-3 21 1B		G6-3 19 1B	4	1	2	1	0	1	1											
21 Ty Wigington, R OBP: 0.301, SLG: 0.385	P4	K2-3			2B		G4-3 19 1B		G6-3	5	1	1	0	0	1	4											
19 Ryan Spillburghs, R OBP: 0.264, SLG: 0.333 16 Huston Street, R	20 BB	1B			1B		G4-3 29 FC6		E7 20 BLK	5	2	3	1	0	0	0											
20 Chris Iannetta, R OBP: 0.389, SLG: 0.471	29 FC5-4	BB			1B		G1-3		P6	4	0	0	0	1	0	3											
29 Jorge De La Rosa, L OBP: 0.263, SLG: 0.263 51 Matt Reynolds, L 22 Jose Lopez, R OBP: 0.172, SLG: 0.235	FC5-4	1B			1B		FC6 18 1B		G6-3	3	0	1	1	0	0	4											
Inning Stats	R: 3 E: 0 K: 0 S: 22	H: 4 LOB: 3 BB: 2 P: 40	R: 2 E: 1 K: 1 S: 15	H: 3 LOB: 1 BB: 0 P: 22	R: 0 E: 0 K: 0 S: 9	H: 1 LOB: 1 BB: 0 P: 14	R: 1 E: 0 K: 2 S: 15	H: 1 LOB: 0 BB: 0 P: 23	R: 2 E: 0 K: 0 S: 12	H: 4 LOB: 3 BB: 0 P: 20	R: 1 E: 0 K: 0 S: 5	H: 2 LOB: 0 BB: 0 P: 10	R: 0 E: 0 K: 1 S: 8	H: 0 LOB: 0 BB: 0 P: 11	R: 3 E: 1 K: 1 S: 13	H: 1 LOB: 1 BB: 1 P: 22	R: 0 E: 0 K: 1 S: 13	H: 0 LOB: 0 BB: 0 P: 17	1B: 12 2B: 3 3B: 1 HR: 1	SF: 0 SAC: 0 DP: 1 HBP: 0	WP: 0 PB: 3 SB: 3 CS: 0	PA: 44					
PITCHER	IP	WLS	BF	H	R	ER	SO	BB	IBB	HBP	BLK	WP	HR	S	P	ERA	WHIP										
26 Dustin Moseley, R ERA: 3.4	4.0	L	23	9	6	6	3	2	0	0	0	0	0	61	99	13.50	2.750										
55 Evan Scribner, R ERA: 3.0	1.0		8	4	2	2	0	0	0	0	0	0	0	12	20	18.00	4.000										
50 Chad Qualls, R ERA: 2.38	2.0		7	2	1	1	1	0	0	0	0	0	0	13	21	4.50	1.000										
39 Ernesto Frieri, R ERA: 1.71	1.0		6	1	3	1	1	1	0	0	1	0	0	13	22	9.00	2.000										

San Diego Padres @ Colorado Rockies
Coors Field, Denver, CO
Fri May 13 2011, 6:41 PM - 9:54 PM MDT
Att. 40,189 - Clear - 62 F

livebaseballscorecards.com

AB 41
R 12
H 16
RBI 9
BB 3
SO 5
LOB 22



Batter	1	2	3	4	5	6	7	8	9	AB	R	H	RBI	BB	SO	LOB	TOP										
25 Will Venable, L OBP: 0.306, SLG: 0.303	G6-3		K2-3			G4-3	L9		SH1-4 FC5-2 2B	5	0	1	0	0	1	2											
8 Jason Bartlett, R OBP: 0.311, SLG: 0.293	F8		G3-1				SF9		SH1-4	3	0	1	1	0	0	0											
7 Chase Headley, S OBP: 0.372, SLG: 0.347	G3-1		G3			K2-3	P6		FC5-2 11 HR	2	0	0	0	0	0	0											
3 Jorge Cantu, R OBP: 0.255, SLG: 0.309	G3-1		G3			K2-3	P6		FC5-2 11 HR	3	1	0	0	0	1	3											
11 Brad Hawpe, L OBP: 0.286, SLG: 0.350										5	3	3	2	0	2	1											
24 Cameron Maybin, R OBP: 0.356, SLG: 0.455										4	2	2	0	1	0	0											
47 Ryan Ludwick, R OBP: 0.287, SLG: 0.364										3	1	1	1	0	0	2											
16 Kyle Phillips, L OBP: 0.171, SLG: 0.140										3	1	1	1	1	0	1											
32 Rob Johnson, R OBP: 0.300, SLG: 0.333										0	0	0	0	0	0	0											
9 Eric Patterson, L OBP: 0.232, SLG: 0.286										4	1	1	2	0	0	3											
37 Mike Adams, R										0	0	0	0	0	0	0											
21 Heath Bell, R										0	0	0	0	0	0	0											
41 Aaron Harang, R OBP: 0.071, SLG: 0.140										2	0	0	0	0	0	2											
52 Cory Luebke, L OBP: 0.339, SLG: 0.553										1	0	1	1	0	0	0											
57 Luke Gregerson, L OBP: 0.175, SLG: 0.324										1	0	0	0	0	0	0											
14 Alberto Gonzalez, R OBP: 0.175, SLG: 0.324										1	0	0	0	0	1	1											
Inning Stats	R: 0 E: 0 K: 0 S: 12	H: 0 LOB: 0 BB: 0 P: 18	R: 1 E: 0 K: 1 S: 11	H: 3 LOB: 2 BB: 0 P: 15	R: 0 E: 0 K: 1 S: 7	H: 0 LOB: 0 BB: 0 P: 10	R: 0 E: 0 K: 1 S: 8	H: 0 LOB: 0 BB: 0 P: 14	R: 0 E: 0 K: 2 S: 11	H: 1 LOB: 1 BB: 0 P: 17	R: 4 E: 1 K: 0 S: 15	H: 2 LOB: 1 BB: 2 P: 26	R: 2 E: 0 K: 1 S: 17	H: 3 LOB: 1 BB: 0 P: 19	R: 2 E: 0 K: 0 S: 12	H: 2 LOB: 0 BB: 0 P: 18	1B: 8 2B: 2 3B: 0 HR: 1	SF: 2 SAC: 1 DP: 0 HBP: 0	WP: 0 PB: 0 SB: 2 CS: 0	PA: 41							
PITCHER	IP	WLS	BF	H	R	ER	SO	BB	IBB	HBP	BLK	WP	HR	S	P	ERA	WHIP										
45 Jhoulys Chacin, R ERA: 2.89	(1.1)	6.0	26	5	5	3	6	2	0	0	0	0	0	67	105	4.50	1.167										
27 Matt Lindstrom, R ERA: 1.59	(7.1)	1.0	H	4	1	0	0	0	0	0	0	0	0	7	9	0.00	1.000										
63 Rafael Betancourt, R ERA: 3.63	(8.1)	1.0	B	6	3	2	1	0	0	0	1	0	0	17	19	18.00	3.000										
16 Huston Street, R ERA: 3.48	(9.1)	1.0	L	5	2	2	0	0	0	0	0	0	1	12	18	18.00	2.000										

San Diego Padres @ Colorado Rockies
Coors Field, Denver, CO
Sat May 14 2011, 1:13 PM - 4:16 PM MDT
Att: 33,902 - Cloudy - 45 F

AB 36
R 9
H 11
RBI 8
BB 2
SO 7
LOB 15

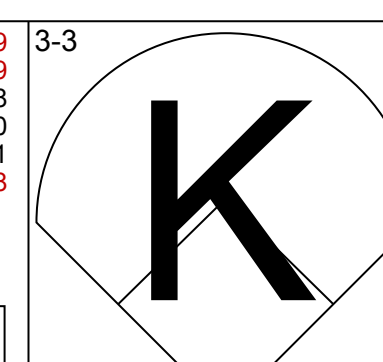
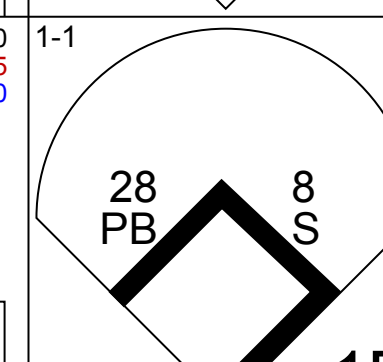
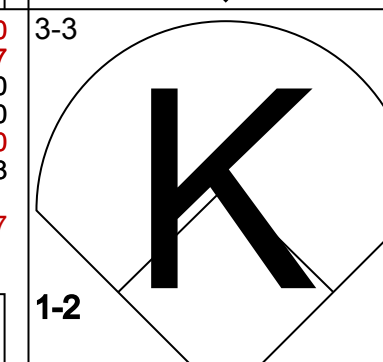
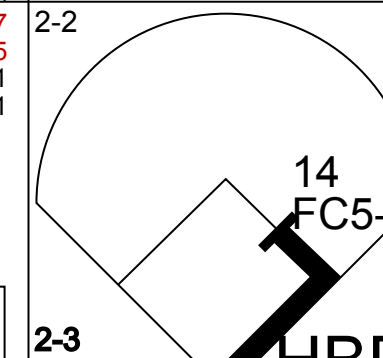
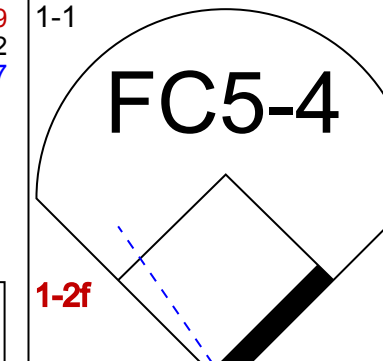


Batter	1	2	3	4	5	6	7	8	9	AB	R	H	RBI	BB	SO	LOB	BOTTOM											
24 Dexter Fowler, S OBP: 0.373, SLG: 0.366	F7									4	1	0	0	1	2	1												
18 Jonathan Herrera, S OBP: 0.383, SLG: 0.361	F8									5	1	1	0	0	0	0												
5 Carlos González, L OBP: 0.312, SLG: 0.378	F8									5	2	2	2	0	0	0												
2 Troy Tulowitzki, R OBP: 0.342, SLG: 0.542										5	0	2	2	0	1	0												
17 Todd Helton, L OBP: 0.371, SLG: 0.531										3	2	1	1	1	1	1												
7 Seth Smith, L OBP: 0.331, SLG: 0.473										4	1	1	0	0	0	1												
21 Ty Wigington, R OBP: 0.312, SLG: 0.391										4	0	2	1	0	0	0												
20 Chris Iannetta, R OBP: 0.393, SLG: 0.465										1	0	0	1	2	0	0												
45 Jhoulys Chacin, R OBP: 0.133, SLG: 0.133	(1.1)	4.1	26	9	7	7	3	3	1	0	0	0	0	0	0	5												
27 Matt Lindstrom, R ERA: 3.39	(7.1)	1.2	5	0	0	0	0	0	0	0	0	0	0	0	0	0												
63 Rafael Betancourt, R ERA: 2.6	(8.1)	1.0	W	3	0	0	0	0	0	0	0	0	0	0	0	0												
99 Alfredo Amézaga, S OBP: 0.375, SLG: 0.533	(8. PH)	1.0	S	3	0	0	0	0	0	0	0	0	0	0	0	0												
16 Huston Street, R ERA: 1.2	(9.1)	1.0	S	3	0	0	0	0	0	0	0	0	0	0	0	0												
Inning Stats	R: 0 E: 0 K: 0 S: 6	H: 0 LOB: 0 BB: 0 P: 10	R: 0 E: 0 K: 1 S: 13	H: 2 LOB: 3 BB: 1 P: 23	R: 4 E: 0 K: 0 S: 19	H: 4 LOB: 2 BB: 2 P: 34	R: 1 E: 0 K: 2 S: 11	H: 1 LOB: 0 BB: 0 P: 15	R: 2 E: 0 K: 0 S: 7	H: 2 LOB: 1 BB: 1 P: 12	R: 0 E: 0 K: 0 S: 7	H: 0 LOB: 0 BB: 0 P: 12	R: 0 E: 0 K: 0 S: 10	H: 0 LOB: 0 BB: 0 P: 18	R: 0 E: 0 K: 1 S: 7	H: 0 LOB: 0 BB: 0 P: 10	R: 0 E: 0 K: 0 S: 7	H: 0 LOB: 0 BB: 0 P: 11	1B: 5 2B: 2 3B: 0 HR: 2	SF: 1 SAC: 1 DP: 0 HBP: 0	WP: 0 PB: 0 SB: 1 CS: 0	PA: 40						
PITCHER	IP	WLS	BF	H	R	ER	SO	BB	IBB	HBP	BLK	WP	HR	S	P	ERA	WHIP											
41 Aaron Harang, R ERA: 5.05	(1.1)	4.1	26	9	7	7	3	3	1	0	0	0	0	0	0	14.54	2.769											
52 Cory Luebke, L ERA: 3.39	(5.1)	1.2	5	0	0	0	0	0	0	0	0	0	0	0	10	16	0.00	0.000										
57 Luke Gregerson, R ERA: 2.6	(7.1)	1.0	3	0	0	0	0	0	0	0	0	0	0	0	10	18	0.00	0.000										
37 Mike Adams, R ERA: 0.95	(8.1)	1.0	W	3	0	0	0	0	0	0	0	0	0	0	7	10	0.00	0.000										
21 Heath Bell, R ERA: 1.2	(9.1)	1.0	S	3	0	0	0	0	0	0	0	0	0	0	7	11	0.00	0.000										

San Diego Padres @ Colorado Rockies
Coors Field, Denver, CO
Sat May 14 2011, 1:13 PM - 4:16 PM MDT
Att: 33,902 - Cloudy - 45 F

AB 34
R 7
H 9
RBI 7
BB 4
SO 4
LOB 8

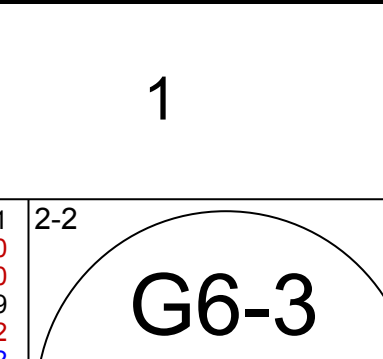
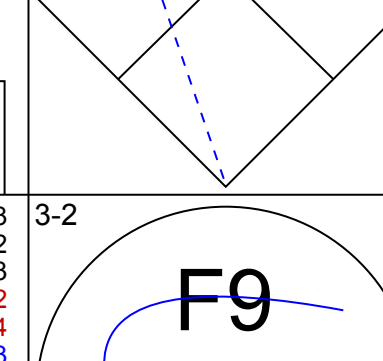
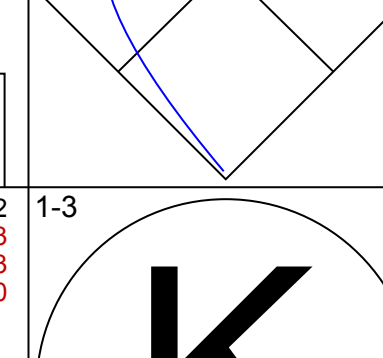


Batter	1	2	3	4	5	6	7	8	9	AB	R	H	RBI	BB	SO	LOB	TOP										
23 Rickie Weeks Jr, R OBP: 0.361, SLG: 0.491			L4		F8	K		G5-3		5	0	0	0	0	2	3											
1 Corey Hart, R OBP: 0.303, SLG: 0.381			F9		F9			G5-3		5	1	3	0	0	0	0											
8 Ryan Braun, R OBP: 0.396, SLG: 0.584				E6	CS	G4-3		G6-3		5	1	1	1	0	1	1											
28 Prince Fielder, L OBP: 0.375, SLG: 0.534			FC4-2		FC4-2			G3-1		4	2	2	1	0	0	1											
14 Casey McGehee, R OBP: 0.328, SLG: 0.391								P5		4	1	1	0	1	0	3											
25 Mark Kotsay, L OBP: 0.376, SLG: 0.325		G6-3								4	0	3	2	0	0	0											
41 Marco Estrada, R OBP: 0.250, SLG: 0.250										0	0	0	0	0	0	0											
32 LaTroy Hawkins, R										0	0	0	0	0	0	0											
59 John Axford, R										0	0	0	0	0	0	0											
3 Yuniesky Betancourt, R OBP: 0.250, SLG: 0.319		G1-3			F9					3	0	0	0	1	0	4											
20 Jonathan Lucroy, R OBP: 0.373, SLG: 0.467		G5-3			G1-3					3	0	0	1	0	1	4											
49 Yovani Gallardo, R OBP: 0.208, SLG: 0.333										3	0	0	0	0	2	3											
27 Carlos Gómez, R OBP: 0.288, SLG: 0.339			P6			K		P3		1	0	0	0	0	0	0											
Inning Stats	R: 0 E: 0 K: 2 S: 13	H: 1 LOB: 2 BB: 0 P: 23	R: 0 E: 0 K: 0 S: 5	H: 0 LOB: 0 BB: 0 P: 7	R: 0 E: 0 K: 0 S: 4	H: 0 LOB: 0 BB: 0 P: 7	R: 1 E: 2 K: 0 S: 13	H: 2 LOB: 2 BB: 0 P: 17	R: 0 E: 0 K: 1 S: 5	H: 1 LOB: 0 BB: 0 P: 9	R: 2 E: 0 K: 2 S: 15	H: 2 LOB: 3 BB: 2 P: 36	R: 2 E: 0 K: 1 S: 18	H: 4 LOB: 2 BB: 0 P: 25	R: 0 E: 0 K: 0 S: 6	H: 0 LOB: 0 BB: 0 P: 9	R: 0 E: 0 K: 0 S: 6	H: 0 LOB: 0 BB: 0 P: 9	1B: 6 2B: 3 3B: 1 HR: 0	SF: 0 SAC: 0 DP: 0 HBP: 2	WP: 0 PB: 1 SB: 2 CS: 1	PA: 42					
PITCHER	IP	WLS	BF	H	R	ER	SO	BB	IBB	HBP	BLK	WP	HR	S	P	ERA	WHIP										
26 Dustin Moseley, R ERA: 3.4	5.1	L	25	6	3	2	3	1	1	1	0	0	0	48	86	3.38	1.312										
39 Ernesto Frieri, R ERA: 1.96	0.2		3	0	0	0	2	0	0	1	0	0	0	7	13	0.00	0.000										
57 Luke Gregerson, R ERA: 3.26	1.0		7	4	2	2	1	0	0	0	0	0	0	18	25	18.00	4.000										
55 Evan Scribner, R ERA: 2.45	2.0		6	0	0	0	0	0	0	0	0	0	0	12	18	0.00	0.000										

Milwaukee Brewers @ San Diego Padres
PETCO Park, San Diego, CA
Wed May 18 2011, 10:08 PM - 1:19 AM EDT
Att: 16,901 - Cloudy - 64 F

AB 37
R 5
H 10
RBI 5
BB 2
SO 6
LOB 19



Batter	1	2	3	4	5	6	7	8	9	AB	R	H	RBI	BB	SO	LOB	BOTTOM										
13 Chris Denorfia, R OBP: 0.400, SLG: 0.541			G2-3		K					5	0	2	0	0	1	1											
8 Jason Bartlett, R OBP: 0.317, SLG: 0.313					K					4	0	2	0	1	1	0											
7 Chase Headley, S OBP: 0.381, SLG: 0.358										5	0	1	0	0	3	5											
11 Brad Hawpe, L OBP: 0.300, SLG: 0.353		K			F8			G4-3		5	1	1	0	0	2	3											
47 Ryan Ludwick, R OBP: 0.301, SLG: 0.429								F7		3	1	2	2	1	0	0											
9 Enc Patterson, L OBP: 0.284, SLG: 0.345										4	0	1	0	0	2	2											
16 Kyle Phillips, L OBP: 0.250, SLG: 0.250										2	0	0	0	2	1	2											
32 Rob Johnson, R OBP: 0.281, SLG: 0.308										0	0	0	0	0	0	0											
14 Alberto Gonzalez, R OBP: 0.254, SLG: 0.276										3	0	1	0	0	0	2											
3 Jorge Cantu, R OBP: 0.257, SLG: 0.317										1	0	0	0	0	0	2											
26 Dustin Moseley, R OBP: 0.235, SLG: 0.299										1	0	0	0	0	1	1											
39 Ernesto Frieri, R ERA: 3.52										0	0	0	0	0	0	0											
57 Luke Gregerson, L ERA: 0.93										0	0	0	0	0	0	0											
24 Cameron Maybin, R ERA: 0.93										0	0	0	0	0	0	0											
55 Evan Scribner, R ERA: 2.45										0	0	0	0	0	0	0											
25 Will Venables, L OBP: 0.200, SLG: 0.200										1	0	0	0	0	1	0											
Inning Stats	R: 0 E: 0 K: 1 S: 10	H: 0 LOB: 0 BB: 0 P: 16	R: 0 E: 0 K: 2 S: 11	H: 1 LOB: 1 BB: 0 P: 16	R: 0 E: 0 K: 1 S: 11	H: 1 LOB: 2 BB: 1 P: 19	R: 2 E: 0 K: 1 S: 18	H: 2 LOB: 1 BB: 1 P: 25	R: 0 E: 0 K: 2 S: 11	H: 1 LOB: 1 BB: 0 P: 19	R: 0 E: 0 K: 2 S: 12	H: 0 LOB: 1 BB: 1 P: 19	R: 0 E: 0 K: 0 S: 7	H: 2 LOB: 1 BB: 0 P: 12	R: 0 E: 0 K: 0 S: 10	H: 1 LOB: 2 BB: 1 P: 16	R: 0 E: 0 K: 3 S: 13	H: 2 LOB: 2 BB: 0 P: 19	1B: 9 2B: 0 3B: 0 HR: 1	SF: 0 SAC: 1 DP: 0 HBP: 0	WP: 0 PB: 0 SB: 1 CS: 0	PA: 40					
PITCHER	IP	WLS	BF	H	R	ER	SO	BB	IBB	HBP	BLK	WP	HR	S	P	ERA	WHIP										
49 Yovani Gallardo, R ERA: 4.7	6.0	W	26	5	2	2	9	3	0	0	0	0	0	73	114	3.00	1.333										
41 Marco Estrada, R ERA: 3.52	1.0	H	4	2	0	0	0	0	0	0	0	0	0	7	12	0.00	2.000										
32 LaTroy Hawkins, R ERA: 0.93	1.0	H	5	1	0	0	0	1	0	0	0	0	0	10	16	0.00	2.000										
59 John Axford, R ERA: 4.42	1.0	S	5	2	0	0	3	0	0	0	0	0	0	13	19	0.00	2.000										

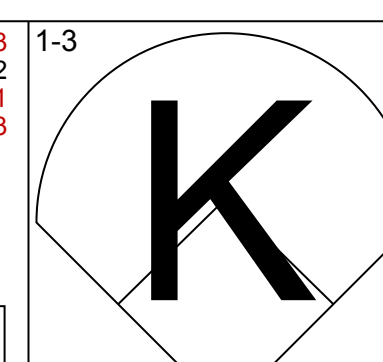
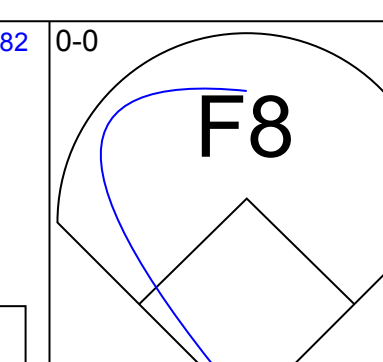
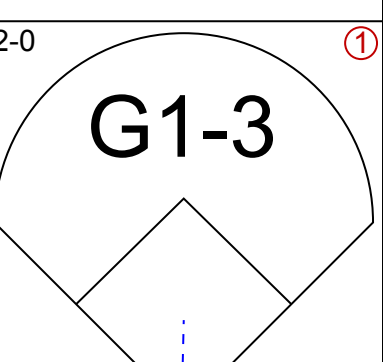
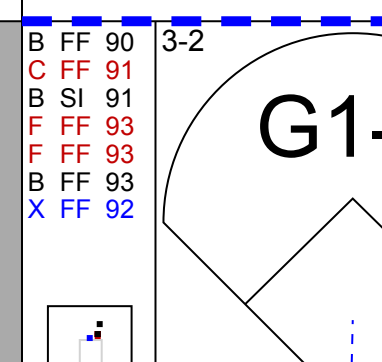
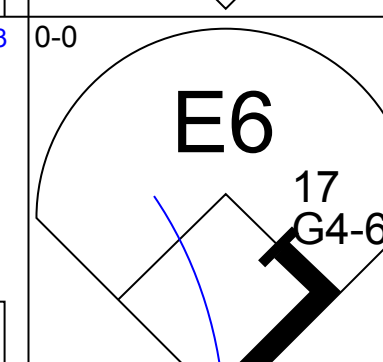
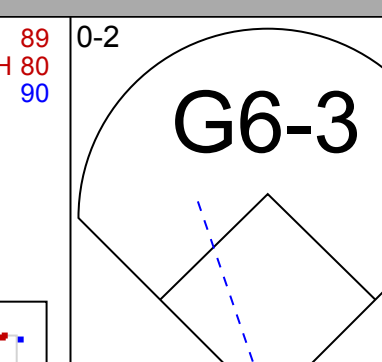
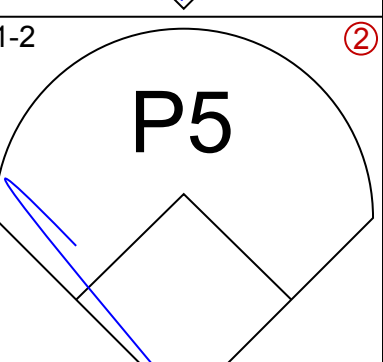
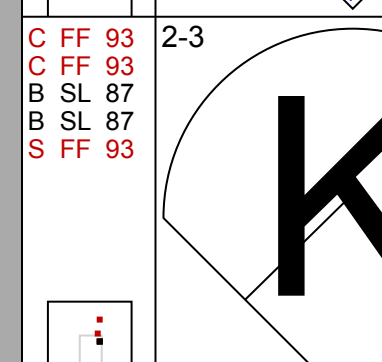
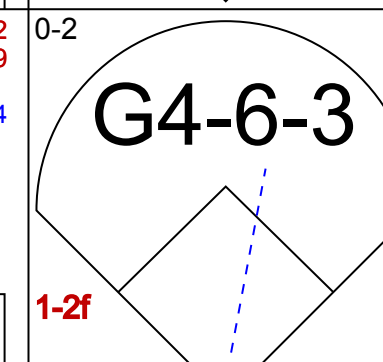
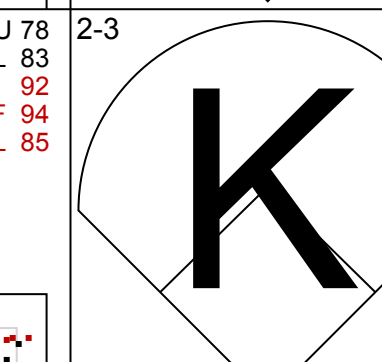
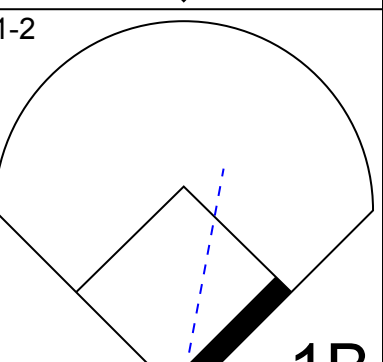
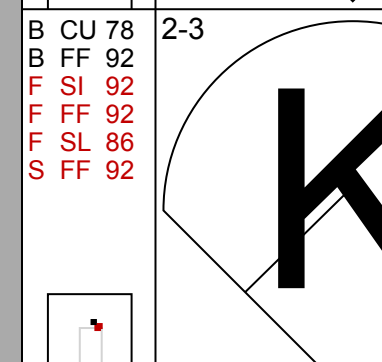
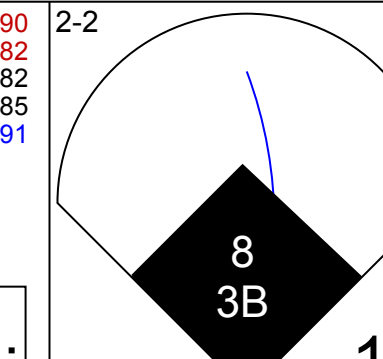
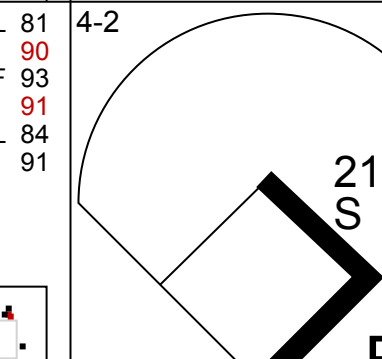
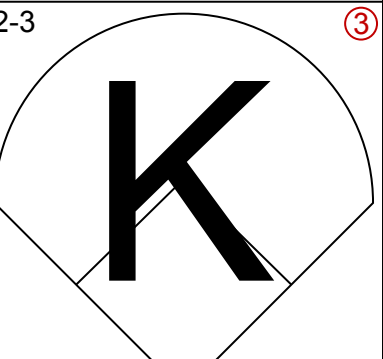
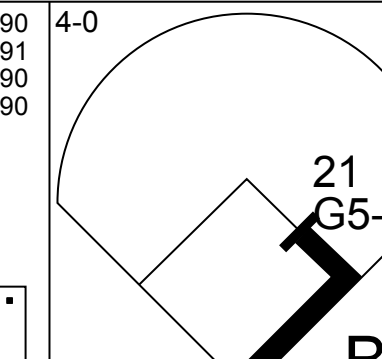
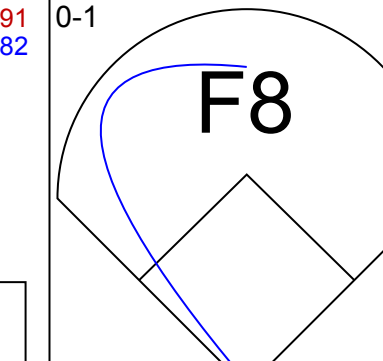
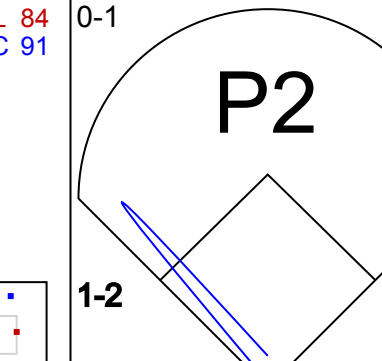


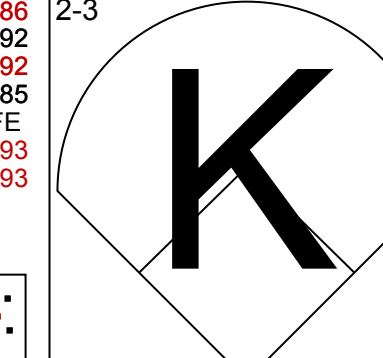
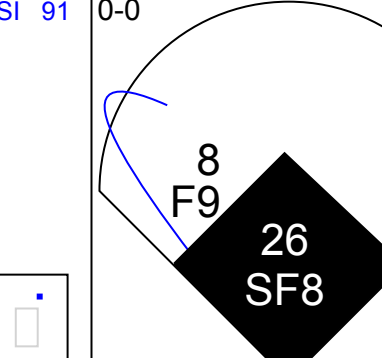

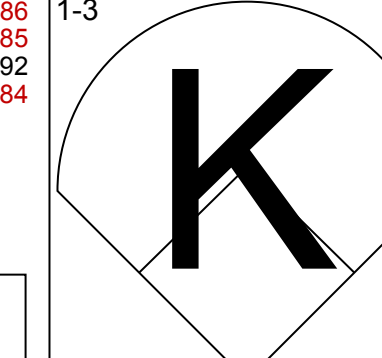
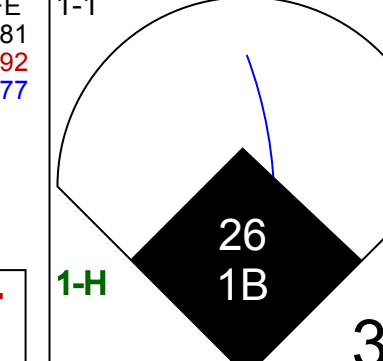
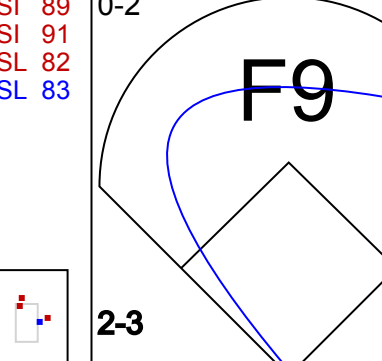
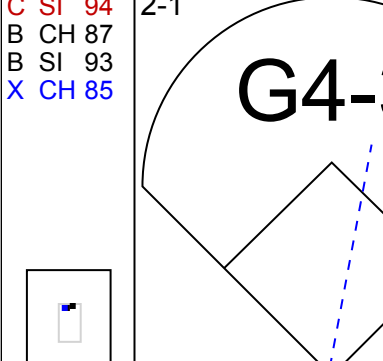
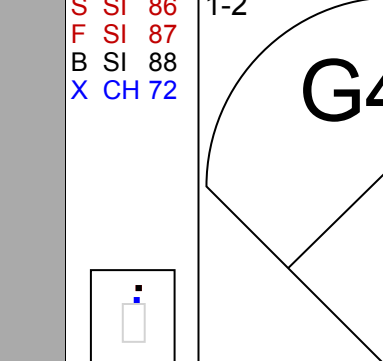
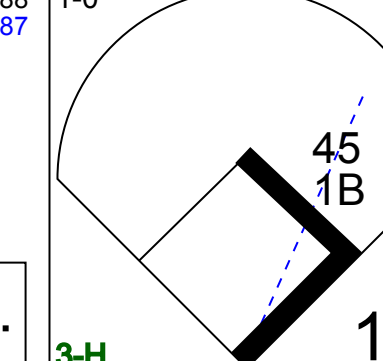
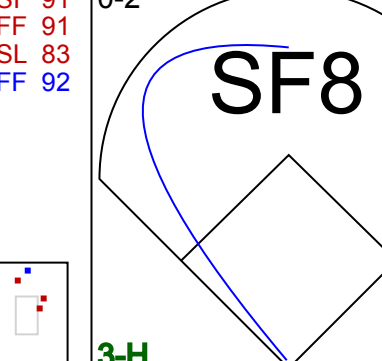
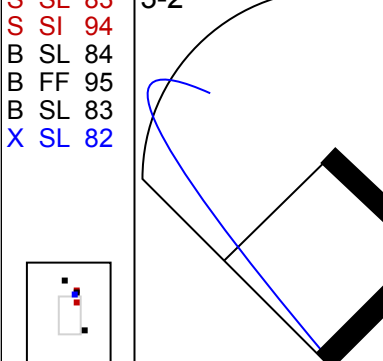
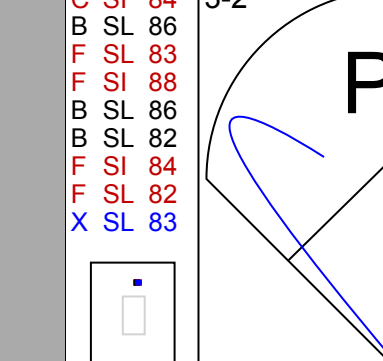
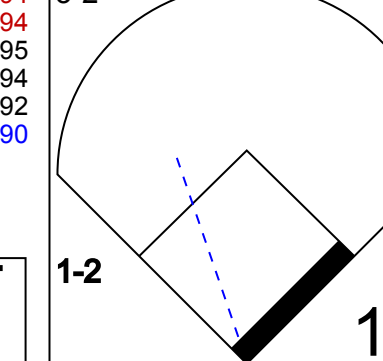
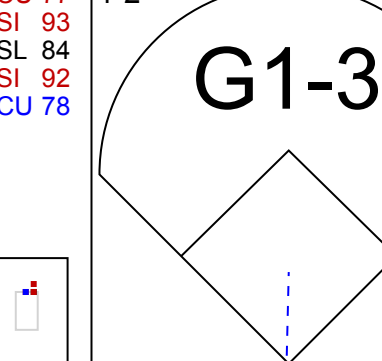
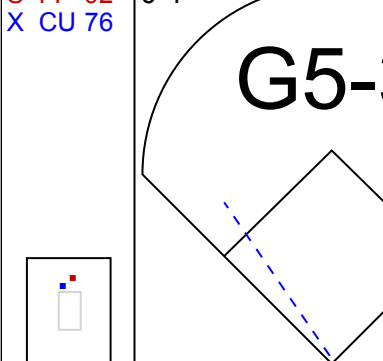
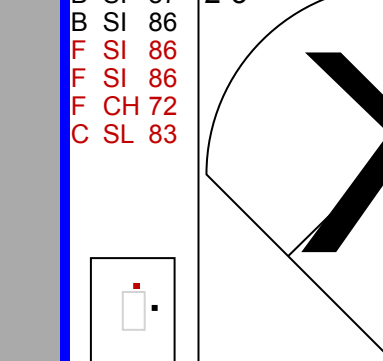
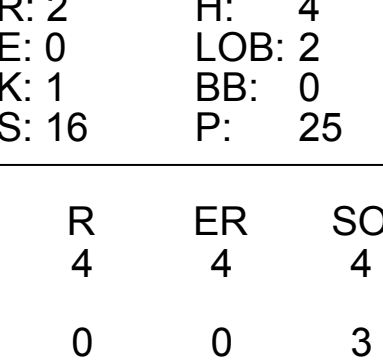
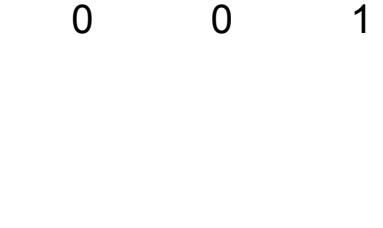
Milwaukee Brewers @ San Diego Padres
PETCO Park, San Diego, CA
Wed May 18 2011, 10:08 PM - 1:19 AM EDT
Att: 16,901 - Cloudy - 64 F

AB 35
R 2
H 10
RBI 2
BB 4
SO 12
LOB 18



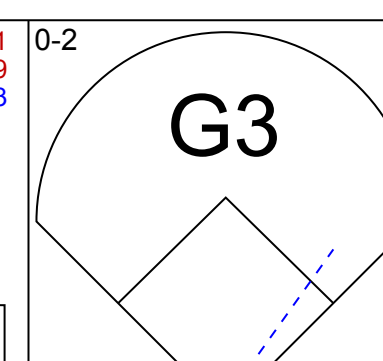
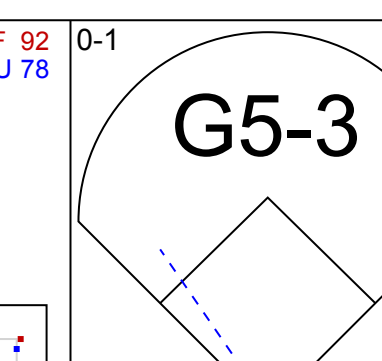
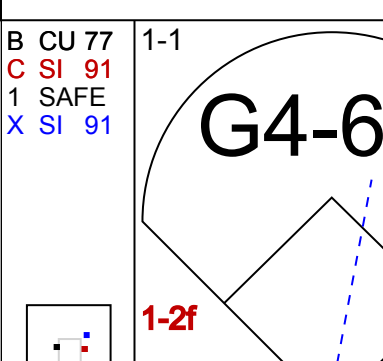
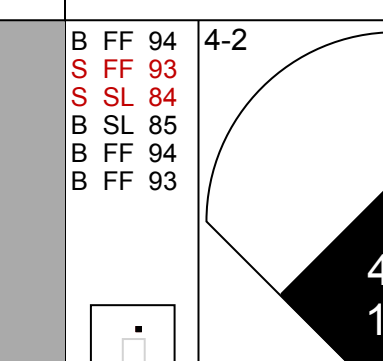
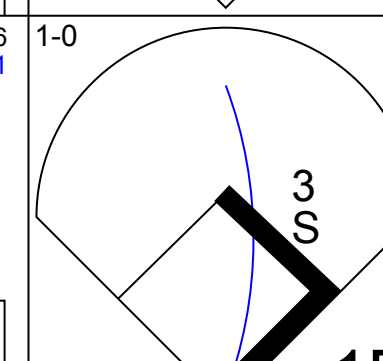
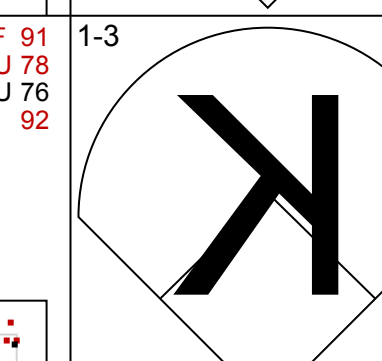
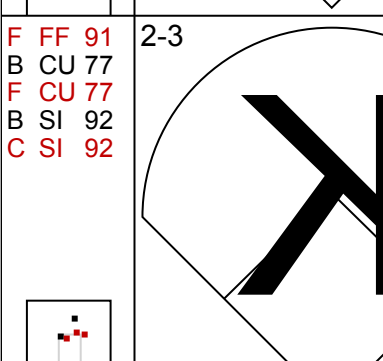
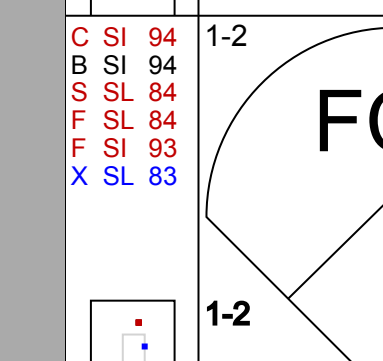
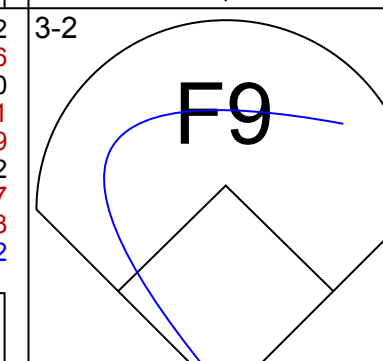
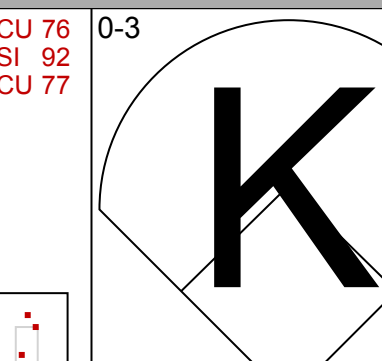
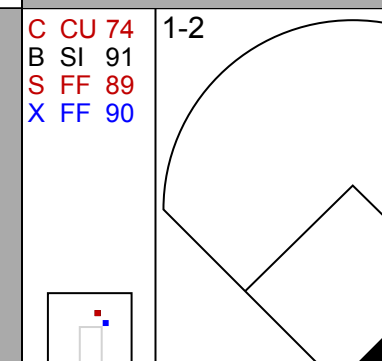
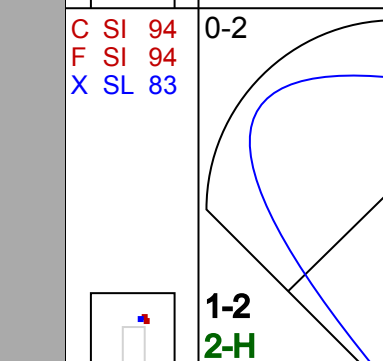
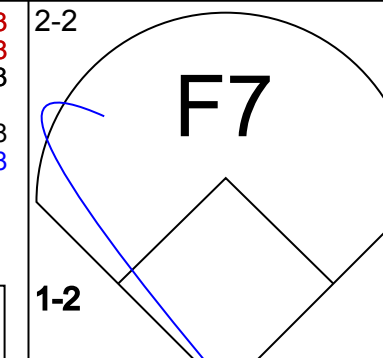
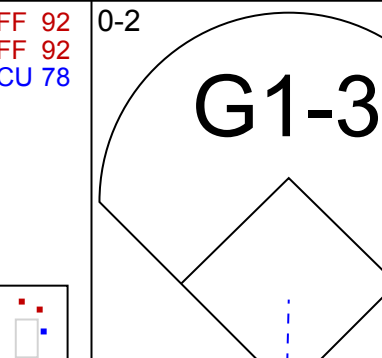
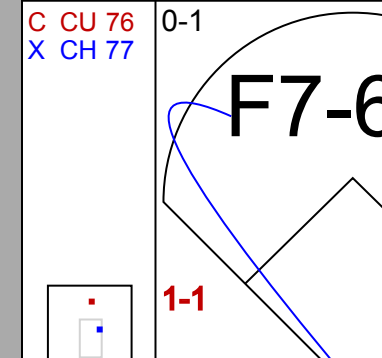
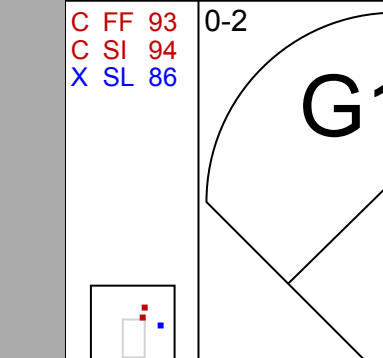
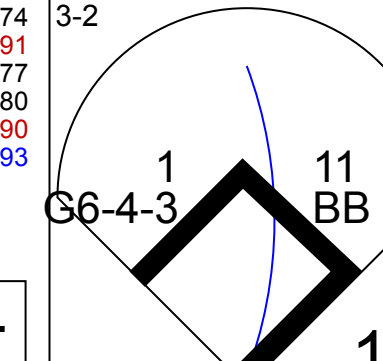
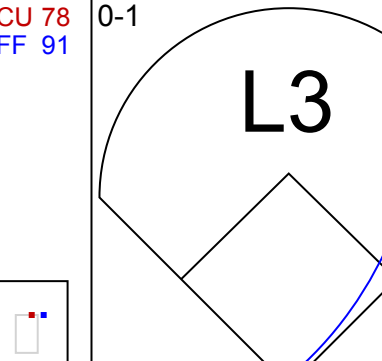
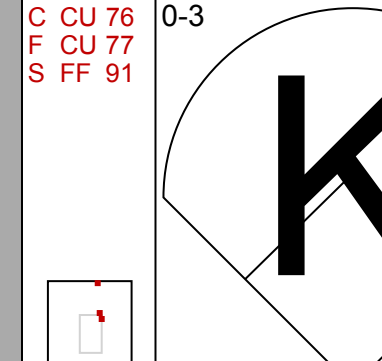
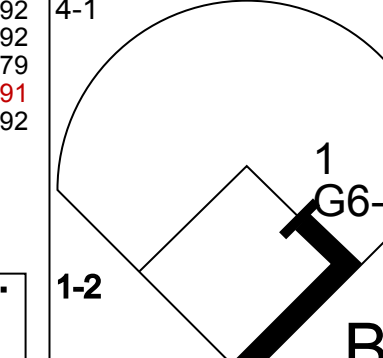
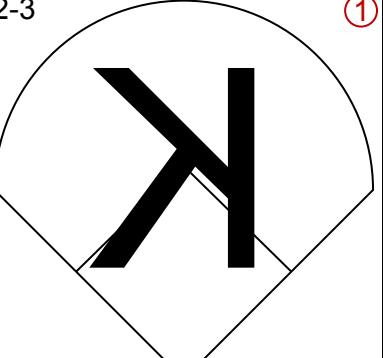
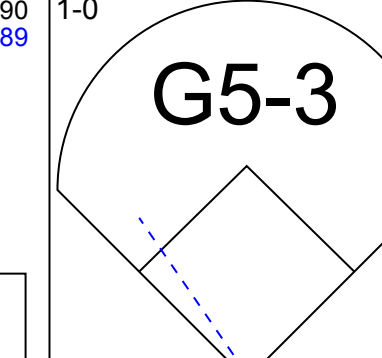
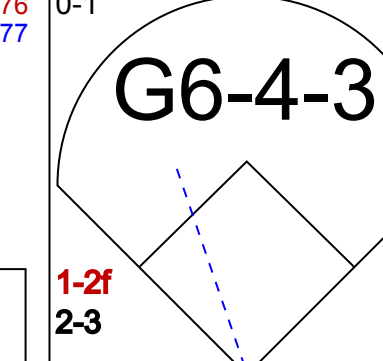
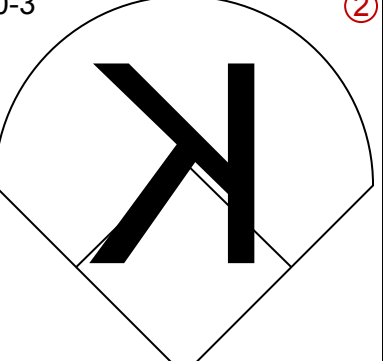
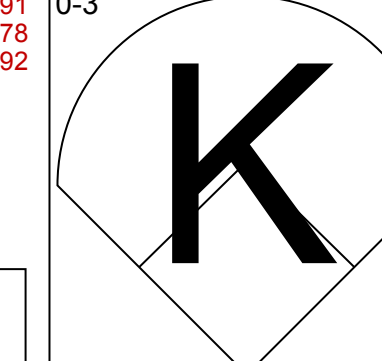
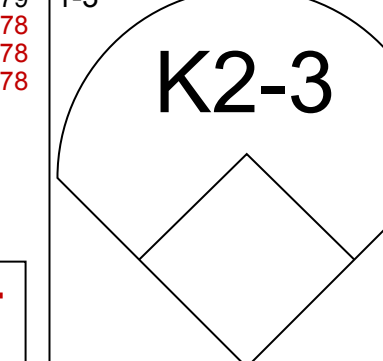
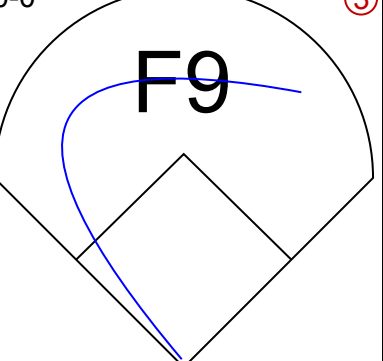
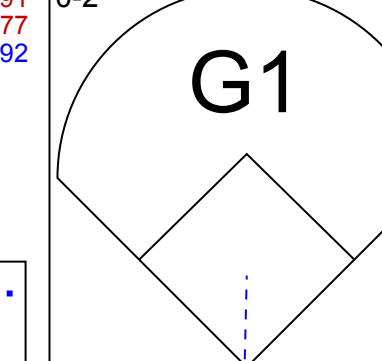
Batter	1	2	3	4	5	6	7	8	9	AB	R	H	RBI	BB	SO	LOB	TOP										
23 Rickie Weeks Jr. R (1.4) OBP: 0.359, SLG: 0.486										4	0	1	0	0	2	1	Milwaukee Brewers @ San Diego Padres PETCO Park, San Diego, CA Thu May 19 2011, 10:06 PM - 12:35 AM EDT Att: 16,286 - Partly Cloudy - 67 F										
1 Corey Hart R (1.9) OBP: 0.314, SLG: 0.379										3	0	1	0	1	1												
8 Ryan Braun R (1.7) 27 Carlos Gómez R (5.8) OBP: 0.286, SLG: 0.336										3	0	1	0	0	0	2											
28 Prince Fielder L (1.3) OBP: 0.372, SLG: 0.533										4	0	1	0	0	0	2											
14 Casey McGehee R (1.5) OBP: 0.326, SLG: 0.388										4	0	1	0	0	0	3											
25 Mark Kotsay L (1.8) OBP: 0.362, SLG: 0.309										4	0	0	0	0	0	2											
20 Jonathan Lucroy R (1.2) OBP: 0.368, SLG: 0.458										4	0	1	0	0	0	2											
30 Craig Counsell L (1.6) OBP: 0.255										4	0	1	0	0	1	1											
38 Chris Narveson L (1.1) 50 Kameron Loe R (8.1) 3 Yuniesky Betancourt R (9,PH) 41 Marco Estrada R (9.1) OBP: 0.250, SLG: 0.250										2	0	0	0	1	0	1											
Inning Stats	R: 0 E: 0 K: 1 S: 16	H: 1 LOB: 2 BB: 1 P: 23	R: 0 E: 0 K: 0 S: 8	H: 1 LOB: 1 BB: 0 P: 9	R: 0 E: 0 K: 1 S: 6	H: 0 LOB: 0 BB: 0 P: 6	R: 0 E: 0 K: 0 S: 4	H: 1 LOB: 1 BB: 0 P: 5	R: 0 E: 0 K: 0 S: 6	H: 1 LOB: 1 BB: 0 P: 9	R: 0 E: 0 K: 1 S: 11	H: 1 LOB: 2 BB: 0 P: 22	R: 0 E: 0 K: 0 S: 6	H: 1 LOB: 1 BB: 0 P: 16	R: 0 E: 0 K: 0 S: 7	H: 0 LOB: 0 BB: 0 P: 8		R: 0 E: 1 K: 0 S: 9	H: 1 LOB: 1 BB: 0 P: 15	1B: 6 2B: 1 3B: 0 HR: 0	SF: 0 SAC: 0 DP: 0 HBP: 0	WP: 0 PB: 0 SB: 2 CS: 0	PA: 36				
PITCHER	IP	WLS	BF	H	R	ER	SO	BB	IBB	HBP	BLK	WP	HR	S	P	ERA	WHIP										
41 Aaron Harang R (1.1) ERA: 4.31	8.0		32	6	0	0	4	2	0	0	0	0	0	69	98	0.00	1.000										
21 Heath Bell R (9.1) ERA: 1.13	1.0	W	4	1	0	0	0	0	0	0	0	0	0	9	15	0.00	1.000										

Batter	1	2	3	4	5	6	7	8	9	AB	R	H	RBI	BB	SO	LOB	BOTTOM										
13 Chris Denorria R (1.9) OBP: 0.393, SLG: 0.526										4	0	1	0	0	1	0	Milwaukee Brewers @ San Diego Padres PETCO Park, San Diego, CA Thu May 19 2011, 10:06 PM - 12:35 AM EDT Att: 16,286 - Partly Cloudy - 67 F										
8 Jason Bartlett R (1.6) OBP: 0.316, SLG: 0.307										3	0	0	0	1	2	0											
47 Ryan Ludwick R (1.7) 9 Eric Patterson L (9,PR) OBP: 0.284, SLG: 0.345										4	0	2	0	0	0	2											
3 Jorge Cantu R (1.3) 11 Brad Hawpe L (9,PH) OBP: 0.303, SLG: 0.353									3	0	1	0	0	0	1	1											
24 Cameron Maybin R (1.8) OBP: 0.337, SLG: 0.429									3	0	0	0	0	0	2												
7 Chase Headley S (1.5) OBP: 0.378, SLG: 0.350									3	0	0	0	1	0	1												
1 Orlando Hudson S (1.4) OBP: 0.347, SLG: 0.299									3	0	0	1	0	0	1												
32 Rob Johnson R (1.2) OBP: 0.283, SLG: 0.309									3	0	1	0	0	0	1												
41 Aaron Harang R (1.1) 25 Will Venable L (8,PH) 21 Heath Bell R (9.1) OBP: 0.063, SLG: 0.125 ERA: 4.95									2	0	0	0	0	1	1												
Inning Stats	R: 0 E: 0 K: 2 S: 12	H: 2 LOB: 2 BB: 0 P: 15	R: 0 E: 0 K: 0 S: 10	H: 1 LOB: 1 BB: 0 P: 17	R: 0 E: 0 K: 1 S: 8	H: 1 LOB: 1 BB: 1 P: 17	R: 0 E: 0 K: 0 S: 6	H: 0 LOB: 0 BB: 0 P: 9	R: 0 E: 0 K: 1 S: 8	H: 0 LOB: 0 BB: 0 P: 12	R: 0 E: 0 K: 0 S: 8	H: 0 LOB: 0 BB: 0 P: 9	R: 0 E: 0 K: 0 S: 13	H: 0 LOB: 1 BB: 0 P: 20	R: 0 E: 0 K: 1 S: 12	H: 0 LOB: 0 BB: 0 P: 16		R: 1 E: 0 K: 0 S: 7	H: 1 LOB: 2 BB: 2 P: 16	1B: 5 2B: 0 3B: 0 HR: 0	SF: 1 SAC: 1 DP: 1 HBP: 0	WP: 0 PB: 1 SB: 2 CS: 0	PA: 34				
PITCHER	IP	WLS	BF	H	R	ER	SO	BB	IBB	HBP	BLK	WP	HR	S	P	ERA	WHIP										
38 Chris Narveson L (1.1) ERA: 3.44	7.1		27	4	0	0	4	1	0	0	0	0	0	0	103	0.00	0.682										
50 Kameron Loe R (8.1) ERA: 4.95	0.2		2	0	0	0	1	0	0	0	0	0	0	9	12	0.00	0.000										
41 Marco Estrada R (9.1) ERA: 4.01	0.2	L	5	1	1	1	0	0	2	0	0	0	0	7	16	13.50	1.500										

Batter	1	2	3	4	5	6	7	8	9	AB	R	H	RBI	BB	SO	LOB	TOP								
51 Ichiro Suzuki, L (1,9) OBP: 0.347, SLG: 0.330										4	0	0	0	0	1	2	Seattle Mariners @ San Diego Padres PETCO Park, San Diego, CA Fri May 20 2011, 10:06 PM - 12:41 AM EDT Att: 26,501 - Clear - 65 F								
9 Chone Figgins, S (1,5) OBP: 0.295, SLG: 0.300										4	0	0	0	0	1	0									
17 Justin Smoak, S (1,3) OBP: 0.381, SLG: 0.492										4	0	1	0	0	2	1									
4 Adam Kennedy, L (1,4) OBP: 0.299, SLG: 0.424										2	1	1	0	2	1	1									
21 Franklin Gutierrez, R (1,8)										4	0	0	0	0	0	3									
30 Miguel Olivo, R (1,2) OBP: 0.276, SLG: 0.307										4	2	2	1	0	2	1									
8 Carlos Peguero, L (1,7) OBP: 0.189, SLG: 0.389										4	1	1	1	0	0	1									
26 Brendan Ryan, R (1,6) OBP: 0.283, SLG: 0.265										3	0	2	2	0	0	0									
45 Erik Bedard, L (1,1) OBP: 0.333, SLG: 0.333										3	0	1	0	0	0	1									
29 Jack Cust, L (9,PH) OBP: 0.362, SLG: 0.291										1	0	0	0	0	1	0									
46 Chris Ray, R (9,1)										0	0	0	0	0	0	0									
Inning Stats	R: 0 E: 1 K: 1 S: 7	H: 0 LOB: 0 BB: 0 P: 8	R: 2 E: 0 K: 1 S: 16	H: 4 LOB: 2 BB: 0 P: 25	R: 0 E: 0 K: 1 S: 10	H: 0 LOB: 1 BB: 1 P: 16	R: 1 E: 0 K: 0 S: 13	H: 1 LOB: 0 BB: 0 P: 14	R: 0 E: 0 K: 1 S: 12	H: 1 LOB: 1 BB: 0 P: 18	R: 1 E: 0 K: 0 S: 12	H: 2 LOB: 1 BB: 0 P: 22	R: 0 E: 0 K: 2 S: 11	H: 0 LOB: 0 BB: 0 P: 18	R: 0 E: 0 K: 1 S: 7	H: 0 LOB: 0 BB: 1 P: 14	R: 0 E: 0 K: 1 S: 13	H: 0 LOB: 0 BB: 0 P: 19	1B: 4 2B: 2 3B: 1 HR: 1	SF: 1 SAC: 0 DP: 2 HBP: 0	WP: 0 PB: 0 SB: 1 CS: 0	PA: 36			
PITCHER	IP WLS BF H R ER SO BB IBB HBP BLK WP HR S P ERA WHIP	IP WLS BF H R ER SO BB IBB HBP BLK WP HR S P ERA WHIP	IP WLS BF H R ER SO BB IBB HBP BLK WP HR S P ERA WHIP	IP WLS BF H R ER SO BB IBB HBP BLK WP HR S P ERA WHIP	IP WLS BF H R ER SO BB IBB HBP BLK WP HR S P ERA WHIP	IP WLS BF H R ER SO BB IBB HBP BLK WP HR S P ERA WHIP	IP WLS BF H R ER SO BB IBB HBP BLK WP HR S P ERA WHIP	IP WLS BF H R ER SO BB IBB HBP BLK WP HR S P ERA WHIP	IP WLS BF H R ER SO BB IBB HBP BLK WP HR S P ERA WHIP	IP WLS BF H R ER SO BB IBB HBP BLK WP HR S P ERA WHIP	IP WLS BF H R ER SO BB IBB HBP BLK WP HR S P ERA WHIP	IP WLS BF H R ER SO BB IBB HBP BLK WP HR S P ERA WHIP	IP WLS BF H R ER SO BB IBB HBP BLK WP HR S P ERA WHIP	IP WLS BF H R ER SO BB IBB HBP BLK WP HR S P ERA WHIP	IP WLS BF H R ER SO BB IBB HBP BLK WP HR S P ERA WHIP	IP WLS BF H R ER SO BB IBB HBP BLK WP HR S P ERA WHIP	IP WLS BF H R ER SO BB IBB HBP BLK WP HR S P ERA WHIP	IP WLS BF H R ER SO BB IBB HBP BLK WP HR S P ERA WHIP	IP WLS BF H R ER SO BB IBB HBP BLK WP HR S P ERA WHIP	IP WLS BF H R ER SO BB IBB HBP BLK WP HR S P ERA WHIP	IP WLS BF H R ER SO BB IBB HBP BLK WP HR S P ERA WHIP	IP WLS BF H R ER SO BB IBB HBP BLK WP HR S P ERA WHIP	IP WLS BF H R ER SO BB IBB HBP BLK WP HR S P ERA WHIP		
38 Mat Latos, R (1,1) ERA: 4.6	6.0	L	27	8	4	4	4	1	0	0	0	0	0	0	0	0	0	0	0	1	70	103	6.00	1.500	
52 Cory Luebke, L (7,1) ERA: 3.55	2.0		6	0	0	0	3	1	0	0	0	0	0	0	18	32	0.00	0.500							
34 Pat Neshek, R (9,1) ERA: 1.69	1.0		3	0	0	0	1	0	0	0	0	0	0	0	13	19	0.00	0.000							

AB	33
R	4
H	8
RBI	4
BB	2
SO	8
LOB	10



Batter	1	2	3	4	5	6	7	8	9	AB	R	H	RBI	BB	SO	LOB	BOTTOM						
13 Chris Denorfia, R (1,9) OBP: 0.386, SLG: 0.506										3	1	0	0	1	0	1	Seattle Mariners @ San Diego Padres PETCO Park, San Diego, CA Fri May 20 2011, 10:06 PM - 12:41 AM EDT Att: 26,501 - Clear - 65 F						
8 Jason Bartlett, R (1,6) OBP: 0.314, SLG: 0.306										4	0	1	0	0	2	1							
47 Ryan Ludwick, R (1,7) OBP: 0.309, SLG: 0.432										4	0	2	1	0	1	1							
3 Jorge Cantu, R (1,5) OBP: 0.250, SLG: 0.306										4	0	0	0	0	0	3							
24 Cameron Maybin, R (1,8) OBP: 0.337, SLG: 0.427										3	0	1	0	0	1	0							
11 Brad Hawpe, L (1,3) OBP: 0.306, SLG: 0.347										2	0	0	0	1	1	0							
1 Orlando Hudson, S (1,4) OBP: 0.339, SLG: 0.290										3	0	0	0	0	2	2							
32 Rob Johnson, R (1,2) OBP: 0.270, SLG: 0.293										3	0	0	0	0	1	1							
38 Mat Latos, R (1,1) OBP: 0.071, SLG: 0.286										1	0	0	0	0	1	0							
9 Eric Patterson, L (6,PH) OBP: 0.294, SLG: 0.345										0	0	0	0	1	0	0							
52 Cory Luebke, R (7,1)										0	0	0	0	0	0	0							
34 Pat Neshek, S (9,1)										0	0	0	0	0	0	0							
7 Chase Headley, S (9,PH) OBP: 0.376, SLG: 0.348										1	0	0	0	0	0	0							
Inning Stats	R: 0 E: 0 K: 0 S: 13	H: 1 LOB: 1 BB: 0 P: 19	R: 0 E: 0 K: 1 S: 9	H: 1 LOB: 1 BB: 1 P: 17	R: 0 E: 0 K: 2 S: 8	H: 0 LOB: 0 BB: 0 P: 10	R: 0 E: 0 K: 1 S: 8	H: 0 LOB: 0 BB: 0 P: 8	R: 0 E: 0 K: 2 S: 7	H: 0 LOB: 0 BB: 0 P: 9	R: 0 E: 0 K: 1 S: 5	H: 0 LOB: 0 BB: 1 P: 12	R: 0 E: 0 K: 1 S: 8	H: 1 LOB: 0 BB: 0 P: 9	R: 0 E: 0 K: 1 S: 7	H: 0 LOB: 0 BB: 0 P: 8	R: 0 E: 0 K: 1 S: 15	H: 1 LOB: 1 BB: 1 P: 22	1B: 4 2B: 1 3B: 0 HR: 0	SF: 0 SAC: 0 DP: 3 HBP: 0	WP: 0 PB: 0 SB: 1 CS: 0	PA: 31	
PITCHER	IP WLS BF H R ER SO BB IBB HBP BLK WP HR S P ERA WHIP	IP WLS BF H R ER SO BB IBB HBP BLK WP HR S P ERA WHIP	IP WLS BF H R ER SO BB IBB HBP BLK WP HR S P ERA WHIP	IP WLS BF H R ER SO BB IBB HBP BLK WP HR S P ERA WHIP	IP WLS BF H R ER SO BB IBB HBP BLK WP HR S P ERA WHIP	IP WLS BF H R ER SO BB IBB HBP BLK WP HR S P ERA WHIP	IP WLS BF H R ER SO BB IBB HBP BLK WP HR S P ERA WHIP	IP WLS BF H R ER SO BB IBB HBP BLK WP HR S P ERA WHIP	IP WLS BF H R ER SO BB IBB HBP BLK WP HR S P ERA WHIP	IP WLS BF H R ER SO BB IBB HBP BLK WP HR S P ERA WHIP	IP WLS BF H R ER SO BB IBB HBP BLK WP HR S P ERA WHIP	IP WLS BF H R ER SO BB IBB HBP BLK WP HR S P ERA WHIP	IP WLS BF H R ER SO BB IBB HBP BLK WP HR S P ERA WHIP	IP WLS BF H R ER SO BB IBB HBP BLK WP HR S P ERA WHIP	IP WLS BF H R ER SO BB IBB HBP BLK WP HR S P ERA WHIP	IP WLS BF H R ER SO BB IBB HBP BLK WP HR S P ERA WHIP	IP WLS BF H R ER SO BB IBB HBP BLK WP HR S P ERA WHIP	IP WLS BF H R ER SO BB IBB HBP BLK WP HR S P ERA WHIP	IP WLS BF H R ER SO BB IBB HBP BLK WP HR S P ERA WHIP	IP WLS BF H R ER SO BB IBB HBP BLK WP HR S P ERA WHIP	IP WLS BF H R ER SO BB IBB HBP BLK WP HR S P ERA WHIP	IP WLS BF H R ER SO BB IBB HBP BLK WP HR S P ERA WHIP	IP WLS BF H R ER SO BB IBB HBP BLK WP HR S P ERA WHIP
45 Erik Bedard, L (1,1) ERA: 3.94	8.0	W	26	3	0	0	0	2	0	0	0	0	0	0	65	92	0.00	0.625					
46 Chris Ray, R (9,1) ERA: 10.61	1.0		5	1	1	0	0	1	0	0	0	0	0	15	22	0.00	2.000						

AB	28
R	1
H	4
RBI	1
BB	3
SO	9
LOB	9



Batter	1	2	3	4	5	6	7	8	9	AB	R	H	RBI	BB	SO	LOB	TOP				
19 Jon Jay, L OBP: 0.406, SLG: 0.478										4	1	2	0	0	0	1					
21 Allen Craig, R OBP: 0.386, SLG: 0.474										2	0	0	0	0	0	1					
47 Pete Kozma, R OBP: 0.375, SLG: 0.333										0	0	0	0	0	0	0					
55 Skip Schumaker, L OBP: 0.290, SLG: 0.349										1	0	0	0	0	1	0					
5 Albert Pujols, R OBP: 0.330, SLG: 0.407										4	0	0	0	0	0	1					
12 Lance Berkman, S OBP: 0.463, SLG: 0.650										4	0	2	1	0	1	0					
28 Colby Rasmus, L OBP: 0.377, SLG: 0.415										3	0	0	0	0	1	2					
4 Yadier Molina, R OBP: 0.325, SLG: 0.470										3	0	0	0	0	2	1					
33 Daniel Descalso, L OBP: 0.311, SLG: 0.367										3	0	1	0	0	0	0					
27 Tyler Greene, R OBP: 0.325, SLG: 0.286										3	0	1	0	0	2	1					
29 Chris Carpenter, R OBP: 0.136, SLG: 0.143										3	0	0	0	0	1	2					
Inning Stats	R: 1 E: 0 K: 0 S: 10	H: 2 LOB: 1 BB: 0 P: 16	R: 0 E: 0 K: 2 S: 12	H: 1 LOB: 1 BB: 0 P: 19	R: 0 E: 0 K: 1 S: 7	H: 1 LOB: 0 BB: 0 P: 10	R: 0 E: 0 K: 1 S: 7	H: 0 LOB: 0 BB: 0 P: 10	R: 0 E: 0 K: 2 S: 8	H: 0 LOB: 0 BB: 0 P: 10	R: 0 E: 0 K: 0 S: 7	H: 1 LOB: 0 BB: 0 P: 11	R: 0 E: 0 K: 1 S: 5	H: 1 LOB: 0 BB: 0 P: 7	R: 0 E: 0 K: 1 S: 7	H: 0 LOB: 0 BB: 0 P: 11	1B: 4 2B: 2 3B: 0 HR: 0	SF: 0 SAC: 1 DP: 1 HBP: 0	WP: 1 PB: 0 SB: 0 CS: 1	PA: 31	
PITCHER	IP WLS BF H R ER SO BB IBB HBP BLK WP HR S P ERA WHIP	IP WLS BF H R ER SO BB IBB HBP BLK WP HR S P ERA WHIP	IP WLS BF H R ER SO BB IBB HBP BLK WP HR S P ERA WHIP	IP WLS BF H R ER SO BB IBB HBP BLK WP HR S P ERA WHIP	IP WLS BF H R ER SO BB IBB HBP BLK WP HR S P ERA WHIP	IP WLS BF H R ER SO BB IBB HBP BLK WP HR S P ERA WHIP	IP WLS BF H R ER SO BB IBB HBP BLK WP HR S P ERA WHIP	IP WLS BF H R ER SO BB IBB HBP BLK WP HR S P ERA WHIP	IP WLS BF H R ER SO BB IBB HBP BLK WP HR S P ERA WHIP	IP WLS BF H R ER SO BB IBB HBP BLK WP HR S P ERA WHIP	IP WLS BF H R ER SO BB IBB HBP BLK WP HR S P ERA WHIP	IP WLS BF H R ER SO BB IBB HBP BLK WP HR S P ERA WHIP	IP WLS BF H R ER SO BB IBB HBP BLK WP HR S P ERA WHIP	IP WLS BF H R ER SO BB IBB HBP BLK WP HR S P ERA WHIP	IP WLS BF H R ER SO BB IBB HBP BLK WP HR S P ERA WHIP	IP WLS BF H R ER SO BB IBB HBP BLK WP HR S P ERA WHIP	IP WLS BF H R ER SO BB IBB HBP BLK WP HR S P ERA WHIP	IP WLS BF H R ER SO BB IBB HBP BLK WP HR S P ERA WHIP	IP WLS BF H R ER SO BB IBB HBP BLK WP HR S P ERA WHIP	IP WLS BF H R ER SO BB IBB HBP BLK WP HR S P ERA WHIP	IP WLS BF H R ER SO BB IBB HBP BLK WP HR S P ERA WHIP

St. Louis Cardinals @ San Diego Padres
 PETCO Park, San Diego, CA
 Wed May 25 2011, 6:37 PM - 8:40 PM EDT
 Att: 23,088 - Sunny - 69 F

AB 30
 R 1
 H 6
 RBI 1
 BB 0
 SO 8
 LOB 9



Batter	1	2	3	4	5	6	7	8	9	AB	R	H	RBI	BB	SO	LOB	BOTTOM				
8 Jason Bartlett, R OBP: 0.307, SLG: 0.310										4	1	3	0	0	0	0					
7 Chase Headley, S OBP: 0.378, SLG: 0.365										4	1	1	1	0	1	2					
47 Ryan Ludwick, R OBP: 0.294, SLG: 0.494										4	0	1	1	0	0	1					
13 Chris Denorfia, R OBP: 0.360, SLG: 0.473										0	0	0	0	0	0	0					
11 Brad Hawpe, L OBP: 0.299, SLG: 0.390										4	1	2	1	0	0	1					
24 Cameron Maybin, R OBP: 0.328, SLG: 0.405										3	0	0	0	0	2	1					
1 Orlando Hudson, S OBP: 0.328, SLG: 0.278										3	0	1	0	0	0	1					
14 Alberto Gonzalez, R OBP: 0.242, SLG: 0.262										3	0	0	0	0	0	1					
9 Eric Patterson, L OBP: 0.284, SLG: 0.328										3	0	0	0	0	2	0					
32 Rob Johnson, R OBP: 0.233, SLG: 0.250										2	0	0	0	0	1	0					
38 Mat Latos, R OBP: 0.063, SLG: 0.250										1	0	0	0	0	0	0					
15 Blake Tekotte, L OBP: 0.242, SLG: 0.262										0	0	0	0	0	0	0					
21 Heath Bell, R OBP: 0.136, SLG: 0.143										3	0	0	0	0	1	2					
Inning Stats	R: 0 E: 0 K: 0 S: 4	H: 0 LOB: 0 BB: 0 P: 7	R: 1 E: 0 K: 0 S: 8	H: 1 LOB: 0 BB: 0 P: 11	R: 0 E: 0 K: 2 S: 10	H: 1 LOB: 1 BB: 0 P: 14	R: 0 E: 0 K: 1 S: 7	H: 1 LOB: 0 BB: 0 P: 11	R: 0 E: 0 K: 1 S: 9	H: 0 LOB: 0 BB: 0 P: 14	R: 0 E: 0 K: 0 S: 7	H: 1 LOB: 0 BB: 0 P: 11	R: 0 E: 0 K: 1 S: 8	H: 3 LOB: 1 BB: 0 P: 17	R: 2 E: 1 K: 1 S: 17	H: 3 LOB: 1 BB: 0 P: 24	1B: 5 2B: 2 3B: 1 HR: 1	SF: 0 SAC: 0 DP: 1 HBP: 0	WP: 1 PB: 0 SB: 0 CS: 0	PA: 31	
PITCHER	IP WLS BF H R ER SO BB IBB HBP BLK WP HR S P ERA WHIP	IP WLS BF H R ER SO BB IBB HBP BLK WP HR S P ERA WHIP	IP WLS BF H R ER SO BB IBB HBP BLK WP HR S P ERA WHIP	IP WLS BF H R ER SO BB IBB HBP BLK WP HR S P ERA WHIP	IP WLS BF H R ER SO BB IBB HBP BLK WP HR S P ERA WHIP	IP WLS BF H R ER SO BB IBB HBP BLK WP HR S P ERA WHIP	IP WLS BF H R ER SO BB IBB HBP BLK WP HR S P ERA WHIP	IP WLS BF H R ER SO BB IBB HBP BLK WP HR S P ERA WHIP	IP WLS BF H R ER SO BB IBB HBP BLK WP HR S P ERA WHIP	IP WLS BF H R ER SO BB IBB HBP BLK WP HR S P ERA WHIP	IP WLS BF H R ER SO BB IBB HBP BLK WP HR S P ERA WHIP	IP WLS BF H R ER SO BB IBB HBP BLK WP HR S P ERA WHIP	IP WLS BF H R ER SO BB IBB HBP BLK WP HR S P ERA WHIP	IP WLS BF H R ER SO BB IBB HBP BLK WP HR S P ERA WHIP	IP WLS BF H R ER SO BB IBB HBP BLK WP HR S P ERA WHIP	IP WLS BF H R ER SO BB IBB HBP BLK WP HR S P ERA WHIP	IP WLS BF H R ER SO BB IBB HBP BLK WP HR S P ERA WHIP	IP WLS BF H R ER SO BB IBB HBP BLK WP HR S P ERA WHIP	IP WLS BF H R ER SO BB IBB HBP BLK WP HR S P ERA WHIP	IP WLS BF H R ER SO BB IBB HBP BLK WP HR S P ERA WHIP	IP WLS BF H R ER SO BB IBB HBP BLK WP HR S P ERA WHIP

St. Louis Cardinals @ San Diego Padres
 PETCO Park, San Diego, CA
 Wed May 25 2011, 6:37 PM - 8:40 PM EDT
 Att: 23,088 - Sunny - 69 F

AB 31
 R 3
 H 8
 RBI 3
 BB 0
 SO 6
 LOB 7



Batter	1	2	3	4	5	6	7	8	9	AB	R	H	RBI	BB	SO	LOB	TOP										
13 Chris Denorfia, R (1,9) OBP: 0.346, SLG: 0.454	G6-3			K		G5-3		K		4	0	0	0	0	2	2	San Diego Padres @ Washington Nationals Nationals Park, Washington, DC Fri May 27 2011, 7:07 PM - 10:04 PM EDT Att: 21,024 - Partly Cloudy - 82 F										
8 Jason Bartlett, R (1,6) OBP: 0.305, SLG: 0.326	G5-3			K		G6-3			HR	4	1	1	1	0	1	0											
47 Ryan Ludwick, R (1,7) OBP: 0.294, SLG: 0.398	G6-3			BB		F7		G6-3		3	0	0	0	1	0	0											
3 Jorge Cantu, R (1,3) OBP: 0.234, SLG: 0.287	P4			FC5-4		G6-3		K		4	0	0	0	0	1	1											
24 Cameron Maybin, R (1,8) OBP: 0.321, SLG: 0.395	K					B1-3		P3		4	0	0	0	0	2	0											
7 Chase Headley, S (1,5) OBP: 0.378, SLG: 0.365	G6-3					F8				3	0	1	0	0	0	0											
32 Rob Johnson, R (1,2) OBP: 0.224, SLG: 0.239				B1-3		FC5-4		G5-3		3	0	0	0	0	0	1											
14 Alberto Gonzalez, R (1,4) OBP: 0.240, SLG: 0.298				G6-3		G1-3				3	0	1	0	0	0	1											
12 Logan Forsythe, R (8,PR) (8,4)								BB		0	0	0	0	0	0	0											
33 Clayton Richard, L (1,1) 11 Brad Hawpe, L (8,PH) 15 Blake Tekotte, L (8,PR) 50 Chad Qualls, R (8,1) 37 Mike Adams, R (9,1)				K						2	0	0	0	0	2	0											
Inning Stats	R: 0 E: 0 K: 0 S: 8	H: 0 LOB: 0 BB: 0 P: 11	R: 0 E: 0 K: 1 S: 8	H: 0 LOB: 0 BB: 0 P: 11	R: 0 E: 0 K: 1 S: 7	H: 0 LOB: 0 BB: 0 P: 9	R: 0 E: 0 K: 2 S: 11	H: 0 LOB: 1 BB: 1 P: 19	R: 0 E: 0 K: 1 S: 10	H: 1 LOB: 1 BB: 0 P: 13	R: 0 E: 0 K: 1 S: 5	H: 0 LOB: 0 BB: 0 P: 5	R: 0 E: 0 K: 0 S: 8	H: 0 LOB: 0 BB: 0 P: 9	R: 0 E: 0 K: 1 S: 12	H: 1 LOB: 2 BB: 1 P: 20	R: 1 E: 0 K: 2 S: 9	H: 1 LOB: 0 BB: 0 P: 11	1B: 2 2B: 0 3B: 0 HR: 1	SF: 0 SAC: 0 DP: 0 HBP: 0	WP: 0 PB: 0 SB: 0 CS: 0	PA: 32					
PITCHER	IP	WLS	BF	H	R	ER	SO	BB	IBB	HBP	BLK	WP	HR	S	P	ERA	WHIP										
31 John Lannan, L (1,1) ERA: 4.4	7.2		27	2	0	0	5	2	0	0	0	0	0	66	93	0.00	0.522										
22 Drew Storen, R (8,1) ERA: 1.75	1.1	W	5	1	1	1	3	0	0	0	0	0	1	12	15	6.75	0.750										

Batter	1	2	3	4	5	6	7	8	9	AB	R	H	RBI	BB	SO	LOB	BOTTOM										
2 Roger Bernadina, L (1,8) OBP: 0.313, SLG: 0.329	G4-3					BB		G4-3		3	0	1	0	1	0	0	San Diego Padres @ Washington Nationals Nationals Park, Washington, DC Fri May 27 2011, 7:07 PM - 10:04 PM EDT Att: 21,024 - Partly Cloudy - 82 F										
20 Ian Desmond, R (1,6) OBP: 0.254, SLG: 0.360	F9			G1-3		F8		K2-3		4	0	0	0	0	1	2											
28 Jayson Werth, R (1,9) OBP: 0.343, SLG: 0.442	F8			G6-3		F9		G5-3		4	0	0	0	0	0	1											
38 Michael Morse, R (1,3) OBP: 0.310, SLG: 0.475				L7		FC4-6				4	1	2	1	0	0	1											
3 Wilson Ramos, R (1,2) OBP: 0.331, SLG: 0.407	G1-3			G6-3				F8		3	0	0	0	0	0	1											
8 Danny Espinosa, S (1,4) OBP: 0.305, SLG: 0.413	G5-3					HR		BB		2	1	1	1	1	0	1											
15 Jerry Hairston, R (1,5) OBP: 0.306, SLG: 0.348	F9					F7		F8		3	0	0	0	0	0	2											
24 Rick Ankiel, L (8,8) OBP: 0.294, SLG: 0.280										0	0	0	0	0	0	0											
43 Brian Bixler, R (1,7) OBP: 0.190, SLG: 0.105						G4-3				2	0	0	0	1	0	0											
13 Alex Cora, L (8,5) OBP: 0.236, SLG: 0.267										0	0	0	0	0	0	0											
31 John Lannan, L (1,1) 22 Drew Storen, S (8,1)	F8					K		F9		3	0	0	0	0	1	2											
Inning Stats	R: 0 E: 0 K: 0 S: 9	H: 1 LOB: 1 BB: 0 P: 14	R: 0 E: 0 K: 0 S: 10	H: 1 LOB: 0 BB: 0 P: 16	R: 0 E: 0 K: 0 S: 8	H: 1 LOB: 1 BB: 0 P: 11	R: 0 E: 0 K: 0 S: 6	H: 0 LOB: 0 BB: 0 P: 9	R: 1 E: 0 K: 1 S: 12	H: 1 LOB: 0 BB: 0 P: 17	R: 0 E: 0 K: 0 S: 8	H: 0 LOB: 1 BB: 1 P: 21	R: 0 E: 0 K: 0 S: 13	H: 0 LOB: 2 BB: 2 P: 23	R: 0 E: 0 K: 1 S: 6	H: 0 LOB: 0 BB: 0 P: 9	R: 1 E: 0 K: 0 S: 1	H: 1 LOB: 0 BB: 0 P: 1	1B: 2 2B: 0 3B: 0 HR: 2	SF: 0 SAC: 0 DP: 0 HBP: 0	WP: 0 PB: 0 SB: 1 CS: 0	PA: 31					
PITCHER	IP	WLS	BF	H	R	ER	SO	BB	IBB	HBP	BLK	WP	HR	S	P	ERA	WHIP										
33 Clayton Richard, L (1,1) ERA: 4.42			27	3	1	1	1	2	1	0	0	0	0	66	111	1.29	0.714										
50 Chad Qualls, R (8,1) ERA: 1.98	1.0		3	0	0	0	1	0	0	0	0	0	0	6	9	0.00	0.000										
37 Mike Adams, R (9,1) ERA: 1.59	0.0	L	1	1	1	1	0	0	0	0	0	0	1	1	1	∞	∞										



Batter	1	2	3	4	5	6	7	8	9	AB	R	H	RBI	BB	SO	LOB	TOP		
9 Eric Patterson, L (1,9) OBP: 0.273, SLG: 0.313 13 Chris Denorfia, R (8,PH) OBP: 0.343, SLG: 0.449										3	0	0	0	0	1	1	<p>San Diego Padres @ Washington Nationals Nationals Park, Washington, DC Sat May 28 2011, 1:06 PM - 3:37 PM EDT Att: 19,159 - Partly Cloudy - 81 F</p> <p>livebaseballscores.com</p>		
8 Jason Bartlett, R (1,6) OBP: 0.300, SLG: 0.319										4	0	0	0	0	1	1			
47 Ryan Ludwick, R (1,7) OBP: 0.294, SLG: 0.397										3	0	1	0	0	1	0			
11 Brad Hawpe, L (1,3) OBP: 0.296, SLG: 0.379										4	0	0	0	0	2	2			
7 Chase Headley, S (1,5) OBP: 0.380, SLG: 0.368										4	1	2	0	0	0	1			
15 Blake Tekotte, L (1,8) OBP: 0.276, SLG: 1.250										3	1	2	1	1	1	1			
16 Kyle Phillips, L (1,2) OBP: 0.276, SLG: 0.290 32 Rob Johnson, R (9,2) OBP: 0.224, SLG: 0.239										4	0	1	1	0	1	3			
12 Logan Forsythe, R (1,4) OBP: 0.167, SLG: 0.091										4	0	1	0	0	1	2			
46 Tim Stauffer, R (1,1) OBP: 0.143, SLG: 0.105 37 Mike Adams, R (8,1) 21 Heath Bell, R (9,1)										2	0	0	0	1	0	0			
										0	0	0	0	0	0	0			
Inning Stats	R: 0 H: 0 E: 1 K: 1 S: 11	H: 0 LOB: 1 BB: 0 P: 16	R: 0 H: 1 E: 0 K: 0 S: 8	LOB: 1 BB: 0 P: 15	R: 0 H: 0 E: 0 K: 1 S: 12	LOB: 0 BB: 1 P: 18	R: 2 H: 3 E: 0 K: 0 S: 15	H: 3 LOB: 1 BB: 0 P: 21	R: 0 H: 0 E: 0 K: 2 S: 12	H: 1 LOB: 0 BB: 0 P: 17	R: 0 H: 0 E: 0 K: 2 S: 8	H: 0 LOB: 0 BB: 0 P: 12	R: 0 H: 0 E: 0 K: 1 S: 8	H: 0 LOB: 0 BB: 1 P: 11	R: 0 H: 2 E: 0 K: 1 S: 13	H: 2 LOB: 2 BB: 1 P: 20	1B: 5 2B: 1 3B: 1 HR: 0	SF: 0 SAC: 0 DP: 0 HBP: 0	WP: 0 PB: 0 CS: 1 PA: 36
PITCHER	IP WLS BF H R ER SO BB IBB HBP BLK WP HR S P ERA WHIP	IP WLS BF H R ER SO BB IBB HBP BLK WP HR S P ERA WHIP	IP WLS BF H R ER SO BB IBB HBP BLK WP HR S P ERA WHIP	IP WLS BF H R ER SO BB IBB HBP BLK WP HR S P ERA WHIP	IP WLS BF H R ER SO BB IBB HBP BLK WP HR S P ERA WHIP	IP WLS BF H R ER SO BB IBB HBP BLK WP HR S P ERA WHIP	IP WLS BF H R ER SO BB IBB HBP BLK WP HR S P ERA WHIP	IP WLS BF H R ER SO BB IBB HBP BLK WP HR S P ERA WHIP	IP WLS BF H R ER SO BB IBB HBP BLK WP HR S P ERA WHIP	IP WLS BF H R ER SO BB IBB HBP BLK WP HR S P ERA WHIP	IP WLS BF H R ER SO BB IBB HBP BLK WP HR S P ERA WHIP	IP WLS BF H R ER SO BB IBB HBP BLK WP HR S P ERA WHIP	IP WLS BF H R ER SO BB IBB HBP BLK WP HR S P ERA WHIP	IP WLS BF H R ER SO BB IBB HBP BLK WP HR S P ERA WHIP	IP WLS BF H R ER SO BB IBB HBP BLK WP HR S P ERA WHIP	IP WLS BF H R ER SO BB IBB HBP BLK WP HR S P ERA WHIP	IP WLS BF H R ER SO BB IBB HBP BLK WP HR S P ERA WHIP		

Batter	1	2	3	4	5	6	7	8	9	AB	R	H	RBI	BB	SO	LOB	BOTTOM		
24 Rick Ankiel, L (1,8) OBP: 0.285, SLG: 0.270										4	0	0	0	0	2	1	<p>San Diego Padres @ Washington Nationals Nationals Park, Washington, DC Sat May 28 2011, 1:06 PM - 3:37 PM EDT Att: 19,159 - Partly Cloudy - 81 F</p> <p>livebaseballscores.com</p>		
20 Ian Desmond, R (1,6) OBP: 0.299, SLG: 0.356										2	0	0	0	2	1	1			
28 Jayson Werth, R (1,9) OBP: 0.341, SLG: 0.435										3	0	0	0	1	1	1			
19 Laynce Nix, L (1,7) OBP: 0.339, SLG: 0.568 2 Roger Bernadina, L (9,PR) OBP: 0.313, SLG: 0.329										3	1	1	1	1	1	0			
38 Michael Morse, R (1,3) OBP: 0.308, SLG: 0.467										4	0	1	0	0	0	4			
8 Danny Espinosa, S (1,4) OBP: 0.302, SLG: 0.406										3	0	0	0	0	2	1			
7 Ivan Rodriguez, R (1,2) OBP: 0.299, SLG: 0.342										3	0	1	0	0	0	1			
15 Jerry Hairston, R (1,5) OBP: 0.313, SLG: 0.363										3	0	2	0	0	0	1			
27 Jordan Zimmermann, R (1,1) OBP: 0.176, SLG: 0.125 17 Sean Burnett, L (7,1) 60 Todd Coffey, R (8,1) 12 Matt Stairs, L (8,PH) 63 Henry Alberto Rodriguez, R (9,PR)										2	0	0	0	0	1	1			
										0	0	0	0	0	0	0			
Inning Stats	R: 0 H: 0 E: 0 K: 0 S: 7	H: 1 LOB: 1 BB: 3 P: 19	R: 0 H: 1 E: 0 K: 2 S: 10	LOB: 0 BB: 0 P: 14	R: 0 H: 0 E: 0 K: 0 S: 5	LOB: 0 BB: 1 P: 12	R: 0 H: 0 E: 0 K: 0 S: 8	H: 0 LOB: 0 BB: 0 P: 11	R: 0 H: 1 E: 0 K: 0 S: 5	H: 1 LOB: 0 BB: 0 P: 8	R: 1 H: 2 E: 0 K: 1 S: 12	H: 2 LOB: 0 BB: 0 P: 17	R: 0 H: 1 E: 0 K: 2 S: 14	H: 1 LOB: 1 BB: 0 P: 16	R: 0 H: 0 E: 0 K: 2 S: 9	H: 0 LOB: 1 BB: 0 P: 11	1B: 3 2B: 1 3B: 0 HR: 1	SF: 0 SAC: 0 DP: 3 HBP: 0	WP: 1 PB: 0 SB: 0 CS: 2 PA: 33
PITCHER	IP WLS BF H R ER SO BB IBB HBP BLK WP HR S P ERA WHIP	IP WLS BF H R ER SO BB IBB HBP BLK WP HR S P ERA WHIP	IP WLS BF H R ER SO BB IBB HBP BLK WP HR S P ERA WHIP	IP WLS BF H R ER SO BB IBB HBP BLK WP HR S P ERA WHIP	IP WLS BF H R ER SO BB IBB HBP BLK WP HR S P ERA WHIP	IP WLS BF H R ER SO BB IBB HBP BLK WP HR S P ERA WHIP	IP WLS BF H R ER SO BB IBB HBP BLK WP HR S P ERA WHIP	IP WLS BF H R ER SO BB IBB HBP BLK WP HR S P ERA WHIP	IP WLS BF H R ER SO BB IBB HBP BLK WP HR S P ERA WHIP	IP WLS BF H R ER SO BB IBB HBP BLK WP HR S P ERA WHIP	IP WLS BF H R ER SO BB IBB HBP BLK WP HR S P ERA WHIP	IP WLS BF H R ER SO BB IBB HBP BLK WP HR S P ERA WHIP	IP WLS BF H R ER SO BB IBB HBP BLK WP HR S P ERA WHIP	IP WLS BF H R ER SO BB IBB HBP BLK WP HR S P ERA WHIP	IP WLS BF H R ER SO BB IBB HBP BLK WP HR S P ERA WHIP	IP WLS BF H R ER SO BB IBB HBP BLK WP HR S P ERA WHIP	IP WLS BF H R ER SO BB IBB HBP BLK WP HR S P ERA WHIP		



Batter	1	2	3	4	5	6	7	8	9	10	AB	R	H	RBI	BB	SO	LOB	TOP						
9 Eric Patterson, L OBP: 0.274, SLG: 0.311	(1,9) C: FF 90, B: SI 91, X: SI 92, S: 10, 3-2, 14 E, 14 S, 47 G5-3, 1B		(1,1) B: SI 90, S: FC 82, X: FS 84, 1-1, 47 1B, 1-2, 1B		(1,0) X: FF 89, 0-0, F9		(1,0) B: SI 89, S: FC 82, X: FS 84, 0-0, F9		(1,0) B: SI 89, S: FC 82, X: FS 84, 0-0, F9		(1,0) C: FF 88, B: SI 89, X: SI 90, S: 10, 0-3, K2-3	5	1	2	0	0	1	0						
14 Alberto Gonzalez, R OBP: 0.230, SLG: 0.248	(1,6) C: FF 90, B: SI 91, X: SI 92, S: 10, 1-2, L6		(1,0) B: SI 90, S: FC 82, X: FS 84, 1-0, F8		(1,0) C: SI 90, 0-1, G6-3		(1,0) C: SI 90, 0-1, G6-3		(1,0) C: SI 90, 0-1, G6-3		(1,0) B: FF 89, C: FF 90, F: FF 87, X: FF 88, S: 10, 2-2, L5	5	0	0	0	0	1	3						
47 Ryan Ludwick, R OBP: 0.308, SLG: 0.404	(1,7) X: SI 92, 0-0, G5-3		(1,0) B: SI 91, C: FC 85, F: FC 84, D: FS 86, 2-2, G5-3		(1,0) X: SI 89, 0-0, G5-3		(1,0) X: SI 89, 0-0, G5-3		(1,0) X: SI 89, 0-0, G5-3		(1,0) B: FF 87, C: FF 88, F: FF 89, X: FF 90, S: 10, 3-2, 1B	5	0	2	2	0	1	0						
11 Brad Hawpe, L OBP: 0.296, SLG: 0.374	(1,3) C: SI 91, B: FC 87, F: FF 92, X: SI 92, 3-H, G4-3		(1,0) B: SI 91, C: FC 83, F: FC 82, S: FS 84, 3-3, G4-3		(1,0) B: SI 90, F: FF 91, S: FS 84, 1-3, K		(1,0) B: SI 90, F: FF 91, S: FS 84, 1-3, K		(1,0) B: SI 90, F: FF 91, S: FS 84, 1-3, K		(1,0) B: SI 90, F: FF 91, S: FS 84, 1-3, K	5	0	1	0	0	3	3						
7 Chase Headley, S OBP: 0.375, SLG: 0.368	(1,5) B: SI 89, C: FC 83, F: FC 82, S: FS 84, 2-3, K		(1,0) B: SI 89, C: FC 83, F: FC 82, S: FS 84, 2-3, K		(1,0) B: SI 89, C: FC 83, F: FC 82, S: FS 84, 2-3, K		(1,0) B: SI 89, C: FC 83, F: FC 82, S: FS 84, 2-3, K		(1,0) B: SI 89, C: FC 83, F: FC 82, S: FS 84, 2-3, K		(1,0) B: SI 89, C: FC 83, F: FC 82, S: FS 84, 2-3, K	4	0	1	0	0	1	0						
15 Blake Tekotte, L OBP: 0.417, SLG: 0.600	(1,8) C: FF 90, B: SI 91, S: FS 84, 1-3, K		(1,0) C: FF 90, B: SI 91, S: FS 84, 1-3, K		(1,0) C: FF 90, B: SI 91, S: FS 84, 1-3, K		(1,0) C: FF 90, B: SI 91, S: FS 84, 1-3, K		(1,0) C: FF 90, B: SI 91, S: FS 84, 1-3, K		(1,0) C: FF 90, B: SI 91, S: FS 84, 1-3, K	3	0	1	0	0	1	0						
12 Logan Forsythe, R OBP: 0.200, SLG: 0.111	(1,4) C: FC 84, B: FC 91, S: FC 83, 3-2, K		(1,0) C: FC 84, B: FC 91, S: FC 83, 3-2, K		(1,0) C: FC 84, B: FC 91, S: FC 83, 3-2, K		(1,0) C: FC 84, B: FC 91, S: FC 83, 3-2, K		(1,0) C: FC 84, B: FC 91, S: FC 83, 3-2, K		(1,0) C: FC 84, B: FC 91, S: FC 83, 3-2, K	3	0	0	0	1	2	1						
32 Rob Johnson, R OBP: 0.228, SLG: 0.243	(1,2) B: SI 89, C: FC 83, F: FC 82, S: FS 84, 3-1, F7		(1,0) B: SI 89, C: FC 83, F: FC 82, S: FS 84, 3-1, F7		(1,0) B: SI 89, C: FC 83, F: FC 82, S: FS 84, 3-1, F7		(1,0) B: SI 89, C: FC 83, F: FC 82, S: FS 84, 3-1, F7		(1,0) B: SI 89, C: FC 83, F: FC 82, S: FS 84, 3-1, F7		(1,0) B: SI 89, C: FC 83, F: FC 82, S: FS 84, 3-1, F7	3	0	1	0	0	1	1						
3 Jorge Cantu, R OBP: 0.238, SLG: 0.299	(9, PH) B: SI 90, S: FC 82, X: FS 84, 1-3, K		(1,0) B: SI 90, S: FC 82, X: FS 84, 1-3, K		(1,0) B: SI 90, S: FC 82, X: FS 84, 1-3, K		(1,0) B: SI 90, S: FC 82, X: FS 84, 1-3, K		(1,0) B: SI 90, S: FC 82, X: FS 84, 1-3, K		(1,0) B: SI 90, S: FC 82, X: FS 84, 1-3, K	1	0	0	0	0	0	3						
50 Chad Qualls, R OBP: 0.265, SLG: 0.300	(9, 1) B: SI 90, S: FC 82, X: FS 84, 1-3, K		(1,0) B: SI 90, S: FC 82, X: FS 84, 1-3, K		(1,0) B: SI 90, S: FC 82, X: FS 84, 1-3, K		(1,0) B: SI 90, S: FC 82, X: FS 84, 1-3, K		(1,0) B: SI 90, S: FC 82, X: FS 84, 1-3, K		(1,0) B: SI 90, S: FC 82, X: FS 84, 1-3, K	0	0	0	0	0	0	0						
21 Heath Bell, R OBP: 0.265, SLG: 0.300	(10, 1) B: SI 90, S: FC 82, X: FS 84, 1-3, K		(1,0) B: SI 90, S: FC 82, X: FS 84, 1-3, K		(1,0) B: SI 90, S: FC 82, X: FS 84, 1-3, K		(1,0) B: SI 90, S: FC 82, X: FS 84, 1-3, K		(1,0) B: SI 90, S: FC 82, X: FS 84, 1-3, K		(1,0) B: SI 90, S: FC 82, X: FS 84, 1-3, K	0	0	0	0	0	0	0						
41 Aaron Harang, R OBP: 0.100, SLG: 0.150	(1, 1) X: FF 90, 0-0, G6-3		(1,0) X: FF 90, 0-0, G6-3		(1,0) X: FF 90, 0-0, G6-3		(1,0) X: FF 90, 0-0, G6-3		(1,0) X: FF 90, 0-0, G6-3		(1,0) X: FF 90, 0-0, G6-3	2	1	1	0	0	0	0						
13 Chris Denorfia, R OBP: 0.349, SLG: 0.448	(7, PH) B: SI 90, S: FC 82, X: FS 84, 1-1, G6-3		(1,0) B: SI 90, S: FC 82, X: FS 84, 1-1, G6-3		(1,0) B: SI 90, S: FC 82, X: FS 84, 1-1, G6-3		(1,0) B: SI 90, S: FC 82, X: FS 84, 1-1, G6-3		(1,0) B: SI 90, S: FC 82, X: FS 84, 1-1, G6-3		(1,0) B: SI 90, S: FC 82, X: FS 84, 1-1, G6-3	1	0	0	0	0	0	1						
39 Ernesto Frieri, R OBP: 0.265, SLG: 0.300	(7, 1) B: SI 90, S: FC 82, X: FS 84, 1-1, G6-3		(1,0) B: SI 90, S: FC 82, X: FS 84, 1-1, G6-3		(1,0) B: SI 90, S: FC 82, X: FS 84, 1-1, G6-3		(1,0) B: SI 90, S: FC 82, X: FS 84, 1-1, G6-3		(1,0) B: SI 90, S: FC 82, X: FS 84, 1-1, G6-3		(1,0) B: SI 90, S: FC 82, X: FS 84, 1-1, G6-3	0	0	0	0	0	0	0						
37 Mike Adams, R OBP: 0.265, SLG: 0.300	(8, 1) B: SI 90, S: FC 82, X: FS 84, 1-1, G6-3		(1,0) B: SI 90, S: FC 82, X: FS 84, 1-1, G6-3		(1,0) B: SI 90, S: FC 82, X: FS 84, 1-1, G6-3		(1,0) B: SI 90, S: FC 82, X: FS 84, 1-1, G6-3		(1,0) B: SI 90, S: FC 82, X: FS 84, 1-1, G6-3		(1,0) B: SI 90, S: FC 82, X: FS 84, 1-1, G6-3	0	0	0	0	0	0	0						
16 Kyle Phillips, L OBP: 0.265, SLG: 0.300	(9, 2) B: SI 90, S: FC 82, X: FS 84, 1-1, G6-3		(1,0) B: SI 90, S: FC 82, X: FS 84, 1-1, G6-3		(1,0) B: SI 90, S: FC 82, X: FS 84, 1-1, G6-3		(1,0) B: SI 90, S: FC 82, X: FS 84, 1-1, G6-3		(1,0) B: SI 90, S: FC 82, X: FS 84, 1-1, G6-3		(1,0) B: SI 90, S: FC 82, X: FS 84, 1-1, G6-3	1	1	1	1	0	0	0						
Inning Stats	R: 1, E: 1, K: 0, S: 10	H: 1, LOB: 0, BB: 0, P: 17	R: 0, E: 0, K: 3, S: 9	H: 0, LOB: 0, BB: 0, P: 15	R: 1, E: 0, K: 1, S: 13	H: 3, LOB: 2, BB: 0, P: 23	R: 0, E: 0, K: 2, S: 13	H: 1, LOB: 1, BB: 0, P: 19	R: 0, E: 0, K: 0, S: 5	H: 0, LOB: 0, BB: 0, P: 5	R: 0, E: 0, K: 0, S: 11	H: 0, LOB: 0, BB: 0, P: 14	R: 0, E: 0, K: 0, S: 12	H: 1, LOB: 0, BB: 0, P: 18	R: 0, E: 0, K: 2, S: 8	H: 0, LOB: 0, BB: 0, P: 12	R: 0, E: 0, K: 0, S: 5	H: 2, LOB: 2, BB: 0, P: 13	R: 1, E: 0, K: 2, S: 16	H: 2, LOB: 1, BB: 0, P: 22	1B: 9, 2B: 0, 3B: 0, HR: 1	SF: 0, SAC: 1, DP: 1, HBP: 0	WP: 0, PB: 0, SB: 1, CS: 0	PA: 40
PITCHER	IP, WLS, BF, H, R, ER, SO, BB, IBB, HBP, BLK, WP, HR, S, P, ERA, WHIP																							
15 Tim Hudson, R ERA: 3.75	(1, 1) 6.0, 23, 5, 2, 1, 7, 0, 0, 0, 0, 0, 0, 61, 93, 1.50, 0.833																							
43 Scott Proctor, R ERA: 1.35	(7, 1) 1.0, 4, 1, 0, 0, 0, 0, 0, 0, 0, 0, 0, 12, 18, 0.00, 1.000																							
53 Cory Gearrin, R ERA: 2.92	(8, 1) 1.0, 3, 0, 0, 0, 0, 2, 0, 0, 0, 0, 0, 8, 12, 0.00, 0.000																							
39 Jonny Venters, L ERA: 0.53	(9, 1) 1.0, 5, 2, 0, 0, 0, 0, 0, 1, 0, 0, 0, 5, 13, 0.00, 2.000																							
52 George Sherrill, L ERA: 2.63	(10, 1) 1.0, L, 5, 2, 1, 1, 2, 0, 0, 0, 0, 0, 1, 16, 22, 9.00, 2.000																							

San Diego Padres @ Atlanta Braves
Turner Field, Atlanta, GA
Mon May 30 2011, 1:08 PM - 4:19 PM EDT
Att. 25,832 - Sunny - 85 F

AB	38
R	3
H	10
RBI	3
BB	1
SO	11
LOB	12



Batter	1	2	3	4	5	6	7	8	9	10	AB	R	H	RBI	BB	SO	LOB	BOTTOM						
1 Jordan Schafer, L OBP: 0.433, SLG: 0.333	(1,8) B: SI 88, C: FC 83, F: FC 82, S: FS 84, 4-2, 14 FC3-6, BB		(1,0) C: CU 73, B: SI 88, F: FC 82, S: FS 84, 2-2, F9		(1,0) B: SI 89, C: FC 83, F: FC 82, S: FS 84, 2-0, F9		(1,0) B: SI 89, C: FC 83, F: FC 82, S: FS 84, 2-0, F9		(1,0) B: SI 89, C: FC 83, F: FC 82, S: FS 84, 2-0, F9		(1,0) B: SI 89, C: FC 83, F: FC 82, S: FS 84, 2-0, F9	3	0	1	0	2	0	0						
14 Martin Prado, R OBP: 0.323, SLG: 0.431	(1,7) 1 SAFE, SI 90, 0-2, FC3-6		(1,0) B: SI 82, C: FC 83, F: FC 82, S: FS 84, 2-0, FC3-6		(1,0) B: SI 82, C: FC 83, F: FC 82, S: FS 84, 2-0, FC3-6		(1,0) B: SI 82, C: FC 83, F: FC 82, S: FS 84, 2-0, FC3-6		(1,0) B: SI 82, C: FC 83, F: FC 82, S: FS 84, 2-0, FC3-6		(1,0) B: SI 82, C: FC 83, F: FC 82, S: FS 84, 2-0, FC3-6	5	2	1	0	0	0	3						
16 Brian McCann, L OBP: 0.366, SLG: 0.464	(1,2) B: SI 90, C: FC 82, F: FC 82, S: FS 84, 3-1, 16 2B		(1,0) C: SI 80, B: CH 82, F: FC 82, S: FS 84, 3-2, 16 1B		(1,0) C: SI 80, B: CH 82, F: FC 82, S: FS 84, 3-2, 16 1B		(1,0) C: SI 80, B: CH 82, F: FC 82, S: FS 84, 3-2, 16 1B		(1,0) C: SI 80, B: CH 82, F: FC 82, S: FS 84, 3-2, 16 1B		(1,0) C: SI 80, B: CH 82, F: FC 82, S: FS 84, 3-2, 16 1B	5	0	3	2	0	0	0						
20 Eric Hinske, L OBP: 0.330, SLG: 0.480	(1,9) B: CU 74, C: CH 81, F: FC 82, S: FS 84, 2-2, L4		(1,0) B: CH 80, C: SI 88, F: FC 82, S: FS 84, 3-0, F7		(1,0) B: CH 81, C: SI 88, F: FC 82, S: FS 84, 1-1, G6-3		(1,0) B: CH 81, C: SI 88, F: FC 82, S: FS 84, 1-1, G6-3		(1,0) B: CH 81, C: SI 88, F: FC 82, S: FS 84, 1-1, G6-3		(1,0) B: CH 81, C: SI 88, F: FC 82, S: FS 84, 1-1, G6-3	5	0	0	0	0	2	3						
26 Dan Uggla, R OBP: 0.245, SLG: 0.322	(1,4) F: FF 90, S: FF 91, C: FF 91, 0-3, K		(1,0) S: SL 82, F: FF 90, S: FS 84, 1-3, K		(1,0) X: SL 81, 0-0, P3		(1,0) X: SL 81, 0-0, P3		(1,0) X: SL 81, 0-0, P3		(1,0) X: SL 81, 0-0, P3	3	0	0	0	1	2	3						
5 Freddie Freeman, L OBP: 0.335, SLG: 0.392	(1,3) C: CU 74, B: SI 80, F: FC 82, S: FS 84, 2-2, F8		(1,0) C: CU 74, B: SI 80, F: FC 82, S: FS 84, 2-2, F8		(1,0) X: CH 78, 0-0, G6-4-3		(1,0) X: CH 78, 0-0, G6-4-3		(1,0) X: CH 78, 0-0, G6-4-3		(1,0) X: CH 78, 0-0, G6-4-3	4	0	2	0	0	1	1						
2 Alex Gonzalez, R OBP: 0.304, SLG: 0.395	(1,6) X: FF 90, 0-0, G6-4-3		(1,0) X: FF 90, 0-0, G6-4-3		(1,0) C: FF 87, B: SI 89, F: FC 82, S: FS 84, 1-2, G6-4-3		(1,0) C: FF 87, B: SI 89, F: FC 82, S: FS 84, 1-2, G6-4-3		(1,0) C: FF 87, B: SI 89, F: FC 82, S: FS 84, 1-2, G6-4-3		(1,0) C: FF 87, B: SI 89, F: FC 82, S: FS 84, 1-2, G6-4-3	4	0	1	0	0	2	3						
7 Brooks Conrad, S OBP: 0.333, SLG: 0.321	(1,5) C: SI 90, S: FC 82, F: FC 82, S: FS 84, 4-2, F8		(1,0) C: SI 90, S: FC 82, F: FC 82, S: FS 84, 4-2, F8		(1,0) C: CU 74, C: CH 80, F: FC 82, S: FS 84, 0-3, K		(1,0) C: CU 74, C: CH 80, F: FC 82, S: FS 84, 0-3, K		(1,0) C: CU 74, C: CH 80, F: FC 82, S: FS 84, 0-3, K		(1,0) C: CU 74, C: CH 80, F: FC 82, S: FS 84, 0-3, K	2	0	1	0	1	1	0						
53 Cory Gearrin, R ERA: 2.0	(8, 1) 1.0, 5, 2, 0, 0, 0, 2, 1, 0, 0, 0, 0, 0, 13, 15, 0.00, 2.000																							
39 Jonny Venters, L ERA: 1.46	(8, 1) 1.0, 5, 1, 0, 0, 0, 2, 1, 0, 0, 0, 0, 0, 12, 18, 0.00, 2.000																							
10 Chipper Jones, S OBP: 0.344, SLG: 0.413	(9, PH) 1.0, 3, 0, 0, 0, 0, 1, 0, 0, 0, 0, 0, 0, 7, 13, 0.00, 1.000																							
15 Tim Hudson, R OBP: 0.136, SLG: 0.050	(1, 1) 2 SAFE, FF 88, FF 89, FF 90, FF 91, FF 92, FF 93, FF 94, 2-3, K		(1,0) B: SI 88, C: FC 82, F: FC 82, S: FS 84, 2-3, K		(1,0) F: SL 79, X: CU 71, 0-1, L5		(1,0) F: SL 79, X: CU 71, 0-1, L5		(1,0) F: SL 79, X: CU 71, 0-1, L5		(1,0) F: SL 79, X: CU 71, 0-1, L5	2	0	0	0	0	1	2						
43 Scott Proctor, R ERA: 1.35	(7, 1) 1.0, 5, 2, 0, 0, 0, 2, 1, 0, 0, 0, 0, 0, 13, 15, 0.00, 2.000																							
4 Joe Mather, R OBP: 0.341, SLG: 0.476	(7, PH) 1.0, 3, 0, 0, 0, 0, 1, 0, 0, 0, 0, 0, 0, 10, 17, 0.00, 0.000																							
52 George Sherrill, L ERA: 1.64	(10, 1) 1.0, S, 3, 0, 0, 0, 1, 0, 0, 0, 0, 0, 0, 10, 17, 0.00, 0.000																							
Inning Stats	R: 1, E: 0, K: 1, S: 15	H: 1, LOB: 1, BB: 1, P: 24	R: 0, E: 0, K: 1, S: 13	H: 1, LOB: 1, BB: 1, P: 21	R: 1, E: 0, K: 1, S: 13	H: 2, LOB: 1, BB: 0, P: 24	R: 0, E: 0, K: 1, S: 8	H: 1, LOB: 0, BB: 0, P: 9	R: 0, E: 0, K: 0, S: 5	H: 0, LOB: 0, BB: 0, P: 8	R: 0, E: 0, K: 1, S: 12	H: 1, LOB: 1, BB: 0, P: 16	R: 0, E: 0, K: 1, S: 13	H: 2, LOB: 2, BB: 0, P: 15	R: 0, E: 0, K: 2, S: 12	H: 1, LOB: 1, BB: 1, P: 18	R: 0, E: 0, K: 0, S: 7	H: 0, LOB: 0, BB: 0, P: 13	R: 0, E: 0, K: 1, S: 10	H: 0, LOB: 0, BB: 0, P: 17	1B: 6, 2B: 3, 3B: 0, HR: 0	SF: 0, SAC: 0, DP: 1, HBP: 0	WP: 0, PB: 0, SB: 1, CS: 1	PA: 41
PITCHER	IP, WLS, BF, H, R, ER, SO, BB, IBB, HBP, BLK, WP, HR, S, P, ERA, WHIP																							
41 Aaron Harang, R ERA: 3.88	(1, 1) 6.0, 24, 6, 2, 2, 5, 2, 0, 0, 0, 0, 0, 66, 102, 3.00, 1.333																							
39 Ernesto Frieri, R ERA: 2.0	(7, 1) 1.0, 5, 2, 0, 0, 1, 0, 0, 0, 0, 0, 0, 13, 15, 0.00, 2.000																							

Batter	1	2	3	4	5	6	7	8	9	AB	R	H	RBI	BB	SO	LOB	TOP										
9 Eric Patterson, L OBP: 0.273, SLG: 0.299 28 Aaron Cunningham, R (7, PH) (7, 9)										3	0	0	0	0	1	0											
8 Jason Bartlett, R OBP: 0.304, SLG: 0.316										3	0	0	0	1	1	0											
7 Chase Headley, S OBP: 0.378, SLG: 0.374										3	0	1	0	1	1	1											
47 Ryan Ludwick, R OBP: 0.314, SLG: 0.406										4	0	0	0	0	2	3											
11 Brad Hawpe, L OBP: 0.295, SLG: 0.371 52 Cory Luebke, R (6, 1)										3	0	1	0	0	1	1											
57 Luke Gregerson, L (8, 1)										4	2	1	0	0	2	1											
15 Blake Tekotte, L OBP: 0.353, SLG: 0.429										4	2	1	0	0	2	1											
13 Chris Denorfia, R OBP: 0.356, SLG: 0.455 (7, 8)										4	1	2	2	0	0	1											
16 Kyle Phillips, L OBP: 0.289, SLG: 0.412 32 Rob Johnson, R OBP: 0.228, SLG: 0.244 (9, PR)										4	0	1	0	0	0	1											
12 Logan Forsythe, R OBP: 0.214, SLG: 0.154 (1, 4)										4	0	1	0	0	0	1											
33 Clayton Richard, L (1, 1)										2	0	0	0	0	0	0											
34 Pat Neshek, S (5, 1)										0	0	0	0	0	0	0											
3 Jorge Cantu, R OBP: 0.235, SLG: 0.295 (6, 3)										0	0	0	1	0	0	0											
Inning Stats	R: 0 E: 0 K: 0 S: 8	H: 1 LOB: 0 BB: 0 P: 12	R: 2 E: 0 K: 0 S: 15	H: 2 LOB: 0 BB: 0 P: 23	R: 0 E: 0 K: 0 S: 13	H: 0 LOB: 1 BB: 1 P: 19	R: 0 E: 0 K: 1 S: 8	H: 0 LOB: 0 BB: 0 P: 11	R: 0 E: 0 K: 2 S: 12	H: 0 LOB: 0 BB: 1 P: 20	R: 0 E: 0 K: 1 S: 14	H: 2 LOB: 1 BB: 0 P: 23	R: 0 E: 0 K: 3 S: 12	H: 0 LOB: 1 BB: 0 P: 17	R: 0 E: 0 K: 2 S: 12	H: 1 LOB: 1 BB: 0 P: 14	1B: 5 2B: 0 3B: 0 HR: 1	SF: 1 SAC: 0 DP: 0 HBP: 0	WP: 0 PB: 0 SB: 2 CS: 0	PA: 35							
PITCHER	IP	WLS	BF	H	R	ER	SO	BB	IBB	HBP	BLK	WP	HR	S	P	ERA	WHIP										
48 Tommy Hanson, R ERA: 2.82 (1, 1)	6.0	W	23	3	2	2	4	2	0	0	0	0	1	65	96	3.00	0.833										
34 Eric O'Flaherty, L ERA: 1.65 (7, 1)	1.0	H	5	2	1	1	1	0	0	0	0	0	0	14	23	9.00	2.000										
39 Jonny Venters, L ERA: 0.52 (8, 1)	1.0	H	3	0	0	0	3	0	0	0	0	0	0	12	17	0.00	0.000										
46 Craig Kimbrel, R ERA: 2.89 (9, 1)	1.0	S	4	1	0	0	2	0	0	0	0	0	0	12	14	0.00	1.000										

San Diego Padres @ Atlanta Braves
Turner Field, Atlanta, GA
Wed Jun 01 2011, 7:11 PM - 10:02 PM EDT
Att: 21,452 - Partly Cloudy - 94 F

AB 32
R 3
H 6
RBI 3
BB 2
SO 10
LOB 9



Batter	1	2	3	4	5	6	7	8	9	AB	R	H	RBI	BB	SO	LOB	BOTTOM										
1 Jordan Schafer, L OBP: 0.385, SLG: 0.281 (1, 8)										4	0	1	0	0	1	0											
14 Martin Prado, R OBP: 0.326, SLG: 0.442 (1, 7)										4	2	2	1	1	0	2											
10 Chipper Jones, S OBP: 0.357, SLG: 0.416 (1, 5)										3	1	1	0	1	0	2											
16 Brian McCann, L OBP: 0.374, SLG: 0.473 (1, 2)										3	1	2	1	1	1	1											
5 Freddie Freeman, L OBP: 0.346, SLG: 0.413 (1, 3)										4	0	2	2	0	0	1											
2 Alex Gonzalez, R OBP: 0.302, SLG: 0.387 (1, 6)										3	0	1	0	1	1	1											
26 Dan Uggla, R OBP: 0.241, SLG: 0.316 (1, 4)										4	0	0	0	0	0	5											
4 Joe Mather, R OBP: 0.327, SLG: 0.435 (1, 9)										3	0	0	0	1	1	5											
48 Tommy Hanson, R ERA: 2.82 (1, 1)										2	0	0	0	0	0	2											
17 Matt Young, L ERA: 2.13 (7, 1)										1	0	0	0	0	0	0											
34 Eric O'Flaherty, L ERA: 1.65 (7, 1)										0	0	0	0	0	0	0											
39 Jonny Venters, L (8, 1)										0	0	0	0	0	0	0											
20 Eric Hinske, L OBP: 0.303, SLG: 0.298 46 Craig Kimbrel, R (9, 1)										1	0	1	0	0	0	0											
Inning Stats	R: 2 E: 0 K: 1 S: 23	H: 5 LOB: 3 BB: 0 P: 34	R: 0 E: 0 K: 0 S: 6	H: 1 LOB: 1 BB: 0 P: 9	R: 1 E: 0 K: 0 S: 13	H: 2 LOB: 2 BB: 1 P: 22	R: 0 E: 0 K: 0 S: 8	H: 0 LOB: 0 BB: 1 P: 16	R: 0 E: 1 K: 0 S: 8	H: 0 LOB: 2 BB: 2 P: 19	R: 1 E: 0 K: 2 S: 15	H: 1 LOB: 1 BB: 1 P: 26	R: 0 E: 0 K: 1 S: 9	H: 0 LOB: 0 BB: 0 P: 11	R: 0 E: 0 K: 0 S: 10	H: 1 LOB: 1 BB: 0 P: 12	1B: 6 2B: 3 3B: 0 HR: 1	SF: 0 SAC: 1 DP: 1 HBP: 0	WP: 0 PB: 0 SB: 0 CS: 0	PA: 38							
PITCHER	IP	WLS	BF	H	R	ER	SO	BB	IBB	HBP	BLK	WP	HR	S	P	ERA	WHIP										
33 Clayton Richard, L ERA: 4.52 (1, 1)	4.2	L	25	8	3	3	1	3	1	0	0	0	1	14	23	9.00	2.357										
34 Pat Neshek, R ERA: 2.13 (5, 1)	1.0		5	1	1	1	1	1	0	0	0	0	0	1	23	9.00	2.000										
52 Cory Luebke, L ERA: 3.81 (6, 1)	1.1		4	0	0	0	2	0	0	0	0	0	0	13	17	0.00	0.000										
57 Luke Gregerson, R ERA: 2.81 (8, 1)	1.0		4	1	0	0	0	0	0	0	0	0	0	10	12	0.00	1.000										

San Diego Padres @ Atlanta Braves
Turner Field, Atlanta, GA
Wed Jun 01 2011, 7:11 PM - 10:02 PM EDT
Att: 21,452 - Partly Cloudy - 94 F

AB 32
R 4
H 10
RBI 4
BB 5
SO 4
LOB 19



Batter	1	2	3	4	5	6	7	8	9	AB	R	H	RBI	BB	SO	LOB	TOP				
21 Michael Bourn, L OBP: 0.344, SLG: 0.366										4	0	1	0	1	1	3					
12 Clint Barmes, R OBP: 0.331, SLG: 0.336										5	1	1	0	0	0	6					
9 Hunter Pence, R OBP: 0.360, SLG: 0.498										5	1	1	0	0	2	1					
45 Carlos Lee, R OBP: 0.295, SLG: 0.393										4	1	2	1	1	2	1					
59 Wilton Lopez, R										0	0	0	0	0	0	0					
54 Mark Melancon, R										0	0	0	0	0	0	0					
8 Jeff Keppinger, R OBP: 0.407, SLG: 0.577										4	2	1	0	0	0	2					
29 Brett Wallace, L OBP: 0.390, SLG: 0.470										4	0	2	1	1	0	2					
23 Chris Johnson, R OBP: 0.264, SLG: 0.380										4	2	2	2	1	1	3					
46 J.R. Towles, R OBP: 0.294, SLG: 0.344										4	0	1	1	0	1	4					
20 Bud Norris, R OBP: 0.143, SLG: 0.150										2	0	0	1	0	0	3					
47 Jeff Fulchino, R										0	0	0	0	0	0	0					
4 Jason Michaels, R OBP: 0.209, SLG: 0.275										1	0	0	0	0	1	0					
Inning Stats	R: 0 H: 1 E: 0 K: 1 S: 11	H: 1 LOB: 0 BB: 0 P: 18	R: 1 H: 2 E: 0 K: 2 S: 15	H: 2 LOB: 2 BB: 1 P: 23	R: 3 H: 3 E: 3 K: 0 S: 16	H: 3 LOB: 2 BB: 1 P: 29	R: 0 H: 0 E: 0 K: 1 S: 9	H: 0 LOB: 0 BB: 0 P: 15	R: 1 H: 2 E: 0 K: 0 S: 10	H: 2 LOB: 1 BB: 0 P: 19	R: 0 H: 1 E: 0 K: 1 S: 13	H: 1 LOB: 1 BB: 0 P: 20	R: 0 H: 1 E: 0 K: 0 S: 10	H: 1 LOB: 2 BB: 1 P: 21	R: 0 H: 1 E: 0 K: 2 S: 10	H: 1 LOB: 2 BB: 1 P: 18	R: 0 H: 0 E: 0 K: 1 S: 9	H: 0 LOB: 0 BB: 0 P: 13	1B: 8 2B: 2 3B: 0 HR: 1	SF: 0 SAC: 2 DP: 0 HBP: 2	WP: 0 PA: 46
PITCHER	IP	WLS	BF	H	R	ER	SO	BB	IBB	HBP	BLK	WP	HR	S	P	ERA	WHIP				
46 Tim Stauffer, R ERA: 3.99	5.0	L	28	8	7	5	4	1	1	1	0	0	1	61	104	9.00	1.800				
39 Ernesto Frieri, R ERA: 1.95	2.0		10	2	0	0	1	1	0	1	0	0	0	23	41	0.00	1.500				
34 Pat Neshek, R ERA: 1.98	1.0		5	1	0	0	2	1	0	0	0	0	0	10	18	0.00	2.000				
50 Chad Qualls, R ERA: 2.08	1.0		3	0	0	0	1	0	0	0	0	0	0	9	13	0.00	0.000				

Houston Astros @ San Diego Padres
 PETCO Park, San Diego, CA
 Thu Jun 02 2011, 10:06 PM - 1:07 AM EDT
 Att: 16,635 - Partly Cloudy - 66 F

AB	37
R	7
H	11
RBI	6
BB	4
SO	8
LOB	25



Batter	1	2	3	4	5	6	7	8	9	AB	R	H	RBI	BB	SO	LOB	BOTTOM				
9 Eric Patterson, L OBP: 0.261, SLG: 0.288										3	0	0	1	0	1	1					
8 Jason Bartlett, R OBP: 0.303, SLG: 0.311										3	1	0	0	1	1	0					
7 Chase Headley, S OBP: 0.380, SLG: 0.374										3	0	1	1	1	2	0					
47 Ryan Ludwick, R OBP: 0.313, SLG: 0.403										4	0	1	1	0	0	1					
11 Brad Hawpe, L OBP: 0.294, SLG: 0.368										4	0	1	0	0	1	2					
15 Blake Tekotte, L OBP: 0.333, SLG: 0.353										3	0	0	0	1	1	1					
16 Kyle Phillips, L OBP: 0.286, SLG: 0.421										4	1	1	0	0	1	1					
12 Logan Forsythe, R OBP: 0.219, SLG: 0.167										4	1	1	0	0	1	1					
46 Tim Stauffer, R ERA: 3.95										1	1	1	0	0	0	0					
28 Aaron Cunningham, R										0	0	0	0	0	0	0					
39 Ernesto Frieri, R										0	0	0	0	0	0	0					
13 Chris Denorfa, R										0	0	0	1	0	0	0					
34 Pat Neshek, S										0	0	0	0	0	0	0					
50 Chad Qualls, R										0	0	0	0	0	0	0					
3 Jorge Cantu, R OBP: 0.223, SLG: 0.223										1	0	0	0	0	1	1					
Inning Stats	R: 0 H: 0 E: 0 K: 1 S: 11	H: 0 LOB: 0 BB: 1 P: 18	R: 0 H: 0 E: 0 K: 1 S: 7	H: 0 LOB: 0 BB: 0 P: 13	R: 2 H: 3 E: 0 K: 1 S: 20	H: 3 LOB: 2 BB: 1 P: 30	R: 0 H: 0 E: 0 K: 1 S: 6	H: 0 LOB: 0 BB: 0 P: 13	R: 0 H: 1 E: 0 K: 1 S: 13	H: 1 LOB: 1 BB: 0 P: 18	R: 2 H: 2 E: 0 K: 0 S: 11	H: 2 LOB: 0 BB: 0 P: 21	R: 0 H: 0 E: 0 K: 1 S: 9	H: 0 LOB: 0 BB: 0 P: 12	R: 0 H: 0 E: 0 K: 2 S: 9	H: 0 LOB: 1 BB: 1 P: 16	1B: 5 2B: 1 3B: 0 HR: 0	SF: 2 SAC: 0 DP: 0 HBP: 0	WP: 0 PA: 36		
PITCHER	IP	WLS	BF	H	R	ER	SO	BB	IBB	HBP	BLK	WP	HR	S	P	ERA	WHIP				
20 Bud Norris, R ERA: 3.95	6.0	W	26	6	4	4	6	2	0	0	0	0	0	70	111	6.00	1.333				
47 Jeff Fulchino, R ERA: 4.07	1.0		3	0	0	0	0	0	0	0	0	0	0	5	11	0.00	0.000				
59 Wilton Lopez, R ERA: 2.74	1.0	H	3	0	0	0	1	0	0	0	0	0	0	9	12	0.00	0.000				
54 Mark Melancon, R ERA: 1.91	1.0	S	4	0	0	0	2	1	0	0	0	0	0	9	16	0.00	1.000				

Houston Astros @ San Diego Padres
 PETCO Park, San Diego, CA
 Thu Jun 02 2011, 10:06 PM - 1:07 AM EDT
 Att: 16,635 - Partly Cloudy - 66 F

AB	31
R	4
H	6
RBI	4
BB	3
SO	9
LOB	8



Batter	1	2	3	4	5	6	7	8	9	AB	R	H	RBI	BB	SO	LOB	TOP
21 Michael Bourn, L (1,8) OBP: 0.343, SLG: 0.364										4	0	1	0	0	0	0	Houston Astros @ San Diego Padres PETCO Park, San Diego, CA Fri Jun 03 2011, 10:06 PM - 12:46 AM EDT Att: 20,056 - Partly Cloudy - 66 F
12 Clint Barmes, R (1,6) OBP: 0.336, SLG: 0.351										4	0	2	0	0	2	1	
9 Hunter Pence, R (1,9) OBP: 0.358, SLG: 0.494										4	0	1	0	0	1	2	
45 Carlos Lee, R (1,7) OBP: 0.294, SLG: 0.388										3	0	0	0	1	0	3	
8 Jeff Keppinger, R (1,4) OBP: 0.355, SLG: 0.500										4	0	0	0	0	1	4	
29 Brett Wallace, L (1,3) OBP: 0.388, SLG: 0.462										3	0	0	0	1	1	0	
23 Chris Johnson, R (1,5) OBP: 0.269, SLG: 0.404										4	1	2	0	0	2	1	
46 J.R. Towles, R (1,2) OBP: 0.288, SLG: 0.337										2	0	0	1	0	0	1	
16 Matt Downs, R (9,PH) OBP: 0.336, SLG: 0.508										1	0	0	0	0	0	0	
30 J.A. Happ, L (1,1) OBP: 0.409, SLG: 0.550										2	0	0	0	0	2	1	
36 Angel Sanchez, R (7,PH) OBP: 0.313, SLG: 0.319										1	0	0	0	0	0	0	
43 Fernando Rodriguez Jr., R (1,1)										0	0	0	0	0	0	0	
Inning Stats	R: 0 H: 2 E: 0 K: 0 S: 11	H: 2 LOB: 2 BB: 0 P: 17	R: 0 H: 1 E: 0 K: 1 S: 7	H: 1 LOB: 1 BB: 1 P: 12	R: 0 H: 1 E: 0 K: 1 S: 10	H: 1 LOB: 2 BB: 1 P: 20	R: 1 H: 1 E: 0 K: 1 S: 8	H: 1 LOB: 0 BB: 0 P: 10	R: 0 H: 0 E: 0 K: 2 S: 10	H: 0 LOB: 0 BB: 0 P: 16	R: 0 H: 0 E: 0 K: 2 S: 9	H: 0 LOB: 0 BB: 0 P: 11	R: 0 H: 0 E: 0 K: 2 S: 11	H: 0 LOB: 1 BB: 1 P: 20	1B: 3 2B: 1 3B: 2 HR: 0	SF: 0 SAC: 1 DP: 0 HBP: 0	WP: 0 PA: 35 PB: 0 SB: 1 CS: 0
PITCHER	IP WLS BF H R ER SO BB IBB HBP BLK WP HR S P ERA WHIP																
26 Dustin Moseley, R (1,1) ERA: 3.0	7.0 W 28 6 1 1 5 1 0 0 0 0 0 0 61 103 1.29 1.000																
37 Mike Adams, R (8,1) ERA: 1.4	1.0 H 3 0 0 0 2 0 0 0 0 0 0 0 9 11 0.00 0.000																
21 Heath Bell, R (9,1) ERA: 1.88	1.0 S 4 0 0 0 2 1 0 0 0 0 0 0 11 20 0.00 1.000																

AB	32
R	1
H	6
RBI	1
BB	2
SO	9
LOB	14



Batter	1	2	3	4	5	6	7	8	9	AB	R	H	RBI	BB	SO	LOB	BOTTOM		
13 Chris Denorfia, R (1,8) OBP: 0.366, SLG: 0.487										3	1	2	1	1	0	0	Houston Astros @ San Diego Padres PETCO Park, San Diego, CA Fri Jun 03 2011, 10:06 PM - 12:46 AM EDT Att: 20,056 - Partly Cloudy - 66 F		
8 Jason Bartlett, R (1,6) OBP: 0.311, SLG: 0.317										3	1	2	0	1	0	1			
7 Chase Headley, S (1,5) OBP: 0.378, SLG: 0.371										4	0	1	0	0	0	2			
47 Ryan Ludwick, R (1,7) OBP: 0.317, SLG: 0.404										2	1	1	1	1	0	1			
3 Jorge Cantu, R (1,3) OBP: 0.226, SLG: 0.283										4	0	0	0	0	2	4			
28 Aaron Cunningham, R (1,9) OBP: 0.400, SLG: 0.500										2	0	1	1	1	0	0			
11 Brad Hawpe, L (8,PH) OBP: 0.292, SLG: 0.386										1	0	0	0	0	1	2			
21 Heath Bell, R (9,1) ERA: 1.88										3	0	0	0	0	0	3			
32 Rob Johnson, R (1,2) OBP: 0.221, SLG: 0.235										3	0	0	0	0	1	0			
26 Dustin Moseley, R (1,1) ERA: 4.65										2	0	0	0	0	0	0			
15 Blake Tekotte, L (7,PH) OBP: 0.318, SLG: 0.333										1	0	0	0	0	1	0			
37 Mike Adams, R (8,1) ERA: 1.4										0	0	0	0	0	0	0			
9 Eric Patterson, L (9,9) OBP: 0.261, SLG: 0.288										0	0	0	0	0	0	0			
Inning Stats	R: 0 H: 0 E: 0 K: 0 S: 13	H: 0 LOB: 1 BB: 1 P: 22	R: 0 H: 0 E: 0 K: 0 S: 10	H: 0 LOB: 0 BB: 0 P: 13	R: 0 H: 0 E: 0 K: 0 S: 7	H: 0 LOB: 0 BB: 0 P: 15	R: 2 H: 4 E: 0 K: 0 S: 12	H: 4 LOB: 0 BB: 0 P: 18	R: 1 H: 2 E: 0 K: 1 S: 9	H: 2 LOB: 0 BB: 0 P: 19	R: 0 H: 0 E: 0 K: 1 S: 10	H: 0 LOB: 2 BB: 1 P: 17	R: 0 H: 1 E: 0 K: 1 S: 7	H: 1 LOB: 1 BB: 0 P: 12	R: 0 H: 0 E: 0 K: 2 S: 16	H: 0 LOB: 2 BB: 2 P: 31	1B: 5 2B: 1 3B: 0 HR: 1	SF: 0 SAC: 0 DP: 0 HBP: 0	WP: 0 PA: 34 PB: 0 SB: 1 CS: 1
PITCHER	IP WLS BF H R ER SO BB IBB HBP BLK WP HR S P ERA WHIP																		
30 J.A. Happ, L (1,1) ERA: 4.65	6.0 L 25 6 3 3 2 2 0 0 0 1 61 104 4.50 1.333																		
43 Fernando Rodriguez Jr., R (1,1) ERA: 1.88	2.0 8 1 0 0 3 2 0 0 0 0 0 0 23 43 0.00 1.500																		

AB	28
R	3
H	7
RBI	3
BB	4
SO	5
LOB	13



Batter	1	2	3	4	5	6	7	8	9	AB	R	H	RBI	BB	SO	LOB	TOP						
5 Carlos González, L (1, 8) OBP: 0.322, SLG: 0.412										3	0	1	0	1	2	0	Colorado Rockies @ San Diego Padres PETCO Park, San Diego, CA Tue Jun 07 2011, 10:07 PM - 12:17 AM EDT Att: 17,732 - Cloudy - 66 F						
10 Chris Nelson, R (1, 4) OBP: 0.316, SLG: 0.500										4	0	0	0	0	1	3							
17 Todd Helton, L (1, 3) OBP: 0.368, SLG: 0.494										4	0	1	0	0	1	0							
2 Troy Tulowitzki, R (1, 6) OBP: 0.325, SLG: 0.469											4	0	0	0	0	1							
7 Seth Smith, L (1, 9) OBP: 0.360, SLG: 0.526										4	0	2	0	0	1	1							
21 Ty Wigginton, R (1, 5) OBP: 0.311, SLG: 0.449										4	0	0	0	0	0	3							
8 Charlie Blackmon, L (1, 7)										3	0	0	0	0	0	1							
26 Jose Morales, S (1, 2) OBP: 0.322, SLG: 0.265										3	0	1	0	0	0	0							
38 Ubaldo Jiménez, R (1, 1)										2	0	0	0	0	2	0							
23 Jason Giambi, L (8, PH) OBP: 0.314, SLG: 0.636										1	0	0	0	0	1	1							
49 Rex Brothers, L (8, 1)										0	0	0	0	0	0	0							
Inning Stats	R: 0 H: 0 E: 0 K: 2 S: 7	H: 0 LOB: 0 BB: 0 P: 11	R: 0 H: 1 E: 0 K: 0 S: 6	H: 1 LOB: 1 BB: 0 P: 6	R: 0 H: 1 E: 0 K: 1 S: 9	H: 1 LOB: 1 BB: 0 P: 14	R: 0 H: 1 E: 0 K: 0 S: 9	H: 1 LOB: 1 BB: 0 P: 16	R: 0 H: 0 E: 0 K: 1 S: 8	H: 0 LOB: 0 BB: 0 P: 9	R: 0 H: 0 E: 0 K: 2 S: 10	H: 0 LOB: 0 BB: 0 P: 13	R: 0 H: 0 E: 0 K: 1 S: 7	H: 0 LOB: 0 BB: 0 P: 10	R: 0 H: 1 E: 0 K: 1 S: 10	H: 1 LOB: 2 BB: 1 P: 18	R: 0 H: 1 E: 0 K: 0 S: 9	H: 1 LOB: 1 BB: 0 P: 11	1B: 3 2B: 2 3B: 0 HR: 0	SF: 0 SAC: 0 DP: 0 HBP: 0	WP: 1 PB: 0 SB: 0 CS: 0	PA: 33	
PITCHER	IP WLS BF H R ER SO BB IBB HBP BLK WP HR S P ERA WHIP	8.0 W 29 4 0 0 8 1 0 0 0 0 0 66 97 0.00 0.625	1.0 S 4 1 0 0 0 0 0 0 0 1 0 9 11 0.00 1.000																				

AB	32
R	0
H	5
RBI	0
BB	1
SO	8
LOB	10



Batter	1	2	3	4	5	6	7	8	9	AB	R	H	RBI	BB	SO	LOB	BOTTOM					
13 Chris Denorfia, R (1, 8) OBP: 0.355, SLG: 0.450										3	0	0	0	1	0	2	Colorado Rockies @ San Diego Padres PETCO Park, San Diego, CA Tue Jun 07 2011, 10:07 PM - 12:17 AM EDT Att: 17,732 - Cloudy - 66 F					
8 Jason Bartlett, R (1, 6) OBP: 0.318, SLG: 0.335										4	0	1	0	0	1	1						
7 Chase Headley, S (1, 5) OBP: 0.376, SLG: 0.373										4	0	0	0	0	0	2						
47 Ryan Ludwick, R (1, 7) OBP: 0.327, SLG: 0.402										3	0	1	0	0	2	1						
11 Brad Hawpe, L (1, 9) OBP: 0.301, SLG: 0.360										3	0	0	0	0	2	2						
21 Heath Bell, R (9, 1)										0	0	0	0	0	0	0						
3 Jorge Cantu, R (1, 3) OBP: 0.221, SLG: 0.281										3	0	0	0	0	2	0						
16 Kyle Phillips, L (1, 2) OBP: 0.298, SLG: 0.419										3	1	1	0	0	1	0						
14 Alberto Gonzalez, R (1, 4) OBP: 0.244, SLG: 0.250										3	1	1	1	0	0	0						
46 Tim Stauffer, R (1, 1) OBP: 0.250, SLG: 0.227										2	0	2	1	0	0	0						
28 Aaron Cunningham, R (8, PH) OBP: 0.250, SLG: 0.273										1	0	0	0	0	0	0						
Inning Stats	R: 0 H: 0 E: 0 K: 0 S: 7	H: 1 LOB: 0 BB: 0 P: 12	R: 0 H: 1 E: 0 K: 1 S: 10	H: 1 LOB: 0 BB: 0 P: 16	R: 0 H: 1 E: 0 K: 0 S: 6	H: 1 LOB: 1 BB: 0 P: 8	R: 0 H: 0 E: 0 K: 2 S: 7	H: 0 LOB: 0 BB: 0 P: 12	R: 2 H: 3 E: 0 K: 2 S: 16	H: 3 LOB: 1 BB: 0 P: 23	R: 0 H: 1 E: 0 K: 2 S: 12	H: 1 LOB: 1 BB: 0 P: 20	R: 0 H: 0 E: 0 K: 1 S: 10	H: 0 LOB: 0 BB: 0 P: 13	R: 0 H: 0 E: 0 K: 0 S: 7	H: 0 LOB: 1 BB: 1 P: 13	R: 0 H: 0 E: 0 K: 0 S: 7	H: 0 LOB: 1 BB: 1 P: 13	1B: 5 2B: 1 3B: 0 HR: 0	SF: 0 SAC: 0 DP: 1 HBP: 0	WP: 1 PB: 1 SB: 0 CS: 0	PA: 30
PITCHER	IP WLS BF H R ER SO BB IBB HBP BLK WP HR S P ERA WHIP	7.0 L 26 6 2 2 8 0 0 0 0 1 0 7 104 2.57 0.857	1.0 4 0 0 0 0 1 0 0 0 0 0 0 7 13 0.00 1.000																			

AB	29
R	2
H	6
RBI	2
BB	1
SO	8
LOB	8



Batter	1	2	3	4	5	6	7	8	9	AB	R	H	RBI	BB	SO	LOB	TOP				
5 Carlos González, L (1,8) OBP: 0.320, SLG: 0.407	P5		G3	P5		G1-3			2B	5	1	1	0	0	0	1					
10 Chris Nelson, R (1,4) OBP: 0.261, SLG: 0.409	G6-3		F7		G6-3		G1-3		SH3-2-4	4	0	0	0	0	0	0					
18 Jonathan Herrera, S (9,PH) OBP: 0.332, SLG: 0.333										0	0	0	0	0	0	0					
17 Todd Helton, L (1,3) OBP: 0.384, SLG: 0.534	2B		HR		2B		2B		IBB	4	3	4	1	1	0	0					
2 Troy Tulowitzki, R (1,6) OBP: 0.335, SLG: 0.478	1B		1B		1B		F9		2B	4	1	3	3	0	0	1					
7 Seth Smith, L (1,9) OBP: 0.361, SLG: 0.520	K		1B		F7				K	4	0	1	0	1	2	4					
21 Ty Wigginton, R (1,5) OBP: 0.337, SLG: 0.440		L5			FC6-4		G5-3		L7	5	0	1	1	0	0	4					
8 Charlie Blackmon, L (1,7) OBP: 0.143, SLG: 0.143			F9							4	0	1	0	0	1	2					
20 Chris Iannetta, R (1,2) OBP: 0.380, SLG: 0.456		K			G6-3		K		K	4	0	0	0	0	3	1					
28 Aaron Cook, R (1,1) OBP: 0.333, SLG: 0.333										3	0	1	0	0	1	1					
34 Matt Belisle, R (6,1)										0	0	0	0	0	0	0					
1 Eric Young Jr., S (6,PH) OBP: 0.235, SLG: 0.242										1	0	0	0	0	0	0					
27 Matt Lindstrom, R (8,1)										0	0	0	0	0	0	0					
16 Huston Street, R (9,1)										0	0	0	0	0	0	0					
Inning Stats	R: 0 H: 1 E: 0 K: 1 S: 13	H: 1 BB: 0 P: 21	R: 0 H: 1 E: 1 K: 1 S: 9	H: 1 LOB: 1 P: 13	R: 2 H: 4 E: 0 K: 0 S: 20	H: 4 LOB: 2 P: 31	R: 0 H: 0 E: 0 K: 1 S: 7	H: 0 LOB: 0 P: 10	R: 1 H: 2 E: 0 K: 0 S: 11	H: 2 LOB: 1 P: 17	R: 0 H: 1 E: 0 K: 1 S: 11	H: 1 LOB: 1 P: 17	R: 0 H: 1 E: 0 K: 0 S: 10	H: 1 LOB: 2 P: 21	R: 0 H: 0 E: 0 K: 2 S: 9	H: 0 LOB: 0 P: 11	R: 2 H: 2 E: 0 K: 1 S: 14	H: 2 LOB: 1 P: 24	1B: 8 2B: 3 3B: 0 HR: 1	SF: 0 SAC: 1 DP: 0 HBP: 1	WP: 1 PA: 42
PITCHER	IP WLS BF H R ER SO BB IBB HBP BLK WP HR S P ERA WHIP																				
26 Dustin Moseley, R (1,1) ERA: 3.16	5.0	24	8	3	3	3	0	0	1	0	0	0	0	0	11	60	92	5.40	1.600		
52 Cory Luebke, L (6,1) ERA: 3.45	1.0	4	1	0	0	1	0	0	0	0	0	0	0	0	11	17	21	0.00	1.000		
50 Chad Qualls, R (7,1) ERA: 1.95	1.0	5	1	0	0	0	0	1	0	0	0	0	0	10	21	0.00	1.000				
37 Mike Adams, R (8,1) ERA: 1.3	1.0	3	0	0	0	2	0	0	0	0	0	0	0	9	11	0.00	0.000				
21 Heath Bell, R (9,1) ERA: 2.33	1.0	L 6	2	2	2	1	0	1	0	0	0	1	0	14	24	18.00	2.000				

Batter	1	2	3	4	5	6	7	8	9	AB	R	H	RBI	BB	SO	LOB	BOTTOM		
9 Eric Patterson, L (1,8) OBP: 0.272, SLG: 0.292	G6-3		CS		1B		F9		F7	4	0	2	0	1	0	0			
8 Jason Bartlett, R (1,6) OBP: 0.315, SLG: 0.329	G6-3		G3		K		G6-3		K	4	0	0	0	1	2	2			
7 Chase Headley, S (1,5) OBP: 0.374, SLG: 0.368	F7		G3				K			3	1	0	0	1	1	1			
47 Ryan Ludwick, R (1,7) OBP: 0.329, SLG: 0.404										4	1	2	0	0	0	2			
13 Chris Denorfia, R (6,PR) OBP: 0.355, SLG: 0.450										0	0	0	0	0	0	0			
11 Brad Hawpe, L (1,9) OBP: 0.299, SLG: 0.358	L7		K							4	1	1	0	0	1	2			
4 Nick Hundley, R (1,2) OBP: 0.333, SLG: 0.414										4	0	1	0	0	1	3			
3 Jorge Cantu, R (1,3) OBP: 0.235, SLG: 0.290										3	0	2	0	1	0	0			
14 Alberto Gonzalez, R (1,4) OBP: 0.245, SLG: 0.250										4	0	1	2	0	0	4			
26 Dustin Moseley, R (1,1) ERA: 3.16	5.2	25	6	3	3	4	3	1	0	0	0	0	0	0	0	1			
52 Cory Luebke, L (6,1) ERA: 2.67	1.1	B 5	1	0	0	1	0	0	0	0	0	0	0	0	0	0			
16 Kyle Phillips, L (6,PH) ERA: 2.67	1.0	W 5	2	0	0	0	0	0	0	0	0	0	0	0	0	0			
50 Chad Qualls, R (7,1) ERA: 1.95	1.0	S 3	0	0	0	1	0	0	0	0	0	0	0	0	0	0			
37 Mike Adams, R (8,1) ERA: 1.42	1.0	S 3	0	0	0	1	0	0	0	0	0	0	0	0	0	0			
21 Heath Bell, R (9,1) ERA: 2.33	1.0	S 3	0	0	0	1	0	0	0	0	0	0	0	0	0	0			
28 Aaron Cunningham, R (9,PH) ERA: 3.41	1.0	S 3	0	0	0	1	0	0	0	0	0	0	0	0	0	0			
Inning Stats	R: 0 H: 1 E: 0 K: 0 S: 9	H: 3 LOB: 2 P: 14	R: 0 H: 0 E: 0 K: 0 S: 5	H: 0 LOB: 1 P: 16	R: 0 H: 0 E: 0 K: 1 S: 8	H: 0 LOB: 0 P: 11	R: 0 H: 1 E: 0 K: 1 S: 9	H: 1 LOB: 1 P: 14	R: 2 H: 2 E: 0 K: 1 S: 15	H: 2 LOB: 2 P: 30	R: 0 H: 0 E: 0 K: 1 S: 10	H: 0 LOB: 0 P: 13	R: 0 H: 2 E: 0 K: 0 S: 12	H: 2 LOB: 2 P: 21	R: 0 H: 0 E: 0 K: 1 S: 8	H: 0 LOB: 0 P: 10	1B: 8 2B: 1 3B: 0 HR: 0	SF: 0 SAC: 0 DP: 0 HBP: 0	WP: 1 PA: 38
PITCHER	IP WLS BF H R ER SO BB IBB HBP BLK WP HR S P ERA WHIP																		
28 Aaron Cook, R (1,1) ERA: 4.76	5.2	25	6	3	3	4	3	1	0	0	0	0	0	0	0	1			
34 Matt Belisle, R (6,1) ERA: 2.67	1.1	B 5	1	0	0	1	0	0	0	0	0	0	0	0	0	0			
27 Matt Lindstrom, R (8,1) ERA: 1.42	1.0	W 5	2	0	0	0	0	0	0	0	0	0	0	0	0	0			
16 Huston Street, R (9,1) ERA: 3.41	1.0	S 3	0	0	0	1	0	0	0	0	0	0	0	0	0	0			

Colorado Rockies @ San Diego Padres
 PETCO Park, San Diego, CA
 Wed Jun 08 2011, 6:36 PM - 9:43 PM EDT
 Att: 17,220 - Partly Cloudy - 71 F

AB 38
 R 5
 H 12
 RBI 5
 BB 2
 SO 7
 LOB 14



Colorado Rockies @ San Diego Padres
 PETCO Park, San Diego, CA
 Wed Jun 08 2011, 6:36 PM - 9:43 PM EDT
 Att: 17,220 - Partly Cloudy - 71 F

AB 34
 R 3
 H 9
 RBI 2
 SO 6
 LOB 18



Batter	1	2	3	4	5	6	7	8	9	AB	R	H	RBI	BB	SO	LOB	TOP					
24 Rick Ankiel, L OBP: 0.278, SLG: 0.278										4	0	2	0	1	0	2	Washington Nationals @ San Diego Padres PETCO Park, San Diego, CA Thu Jun 09 2011, 10:06 PM - 12:59 AM EDT Att: 16,464 - Overcast - 66 F livebaseballscorecards.com					
20 Ian Desmond, R OBP: 0.272, SLG: 0.344										5	0	1	0	0	3	4						
28 Jayson Werth, R OBP: 0.346, SLG: 0.424										3	1	1	0	1	0	2						
19 Laynce Nix, L OBP: 0.316, SLG: 0.538										4	0	1	0	0	1	2						
38 Michael Morse, R OBP: 0.346, SLG: 0.518										4	1	2	1	0	2	1						
8 Danny Espinosa, S OBP: 0.316, SLG: 0.433										4	0	1	0	0	1	1						
7 Ivan Rodriguez, R OBP: 0.265, SLG: 0.322										2	0	0	0	2	0	1						
13 Alex Cora, L OBP: 0.288, SLG: 0.263										3	0	0	1	0	1	1						
61 Livan Hernandez, R OBP: 0.182, SLG: 0.182										1	0	0	0	0	0	0						
17 Sean Burnett, L ERA: 1.93										1	1	1	1	0	0	0						
65 Cole Kimball, R ERA: 1.93										1	0	0	0	0	0	0						
2 Roger Bernadina, L OBP: 0.153, SLG: 0.153										0	0	0	0	0	0	0						
63 Henry Alberto Rodriguez, R ERA: 2.12										0	0	0	0	0	0	0						
35 Craig Stammen, R ERA: 4.5										0	0	0	0	0	0	0						
3 Wilson Ramos, R ERA: 3.25, SLG: 0.325										1	1	1	1	0	0	0						
Inning Stats	R: 0 E: 0 K: 1 S: 14	H: 1 LOB: 1 BB: 1 P: 24	R: 1 E: 0 K: 0 S: 12	H: 2 LOB: 2 BB: 1 P: 17	R: 0 E: 0 K: 2 S: 8	H: 1 LOB: 0 BB: 0 P: 11	R: 0 E: 0 K: 1 S: 6	H: 0 LOB: 0 BB: 0 P: 8	R: 0 E: 0 K: 0 S: 5	H: 1 LOB: 1 BB: 0 P: 9	R: 1 E: 0 K: 0 S: 10	H: 1 LOB: 1 BB: 1 P: 19	R: 0 E: 0 K: 1 S: 17	H: 2 LOB: 2 BB: 0 P: 25	R: 0 E: 0 K: 2 S: 7	H: 0 LOB: 0 BB: 0 P: 11	R: 1 E: 0 K: 1 S: 13	H: 2 LOB: 1 BB: 1 P: 22	1B: 7 2B: 1 3B: 1 HR: 1	SF: 1 SAC: 1 DP: 1 HBP: 0	WP: 0 PB: 0 SB: 2 CS: 1	PA: 38
PITCHER	IP	WLS	BF	H	R	ER	SO	BB	IBB	HBP	BLK	WP	HR	S	P	ERA	WHIP					
41 Aaron Harang, R ERA: 3.71	6.0	W	25	6	2	2	4	3	0	0	0	0	0	55	88	3.00	1.500					
50 Chad Qualls, R ERA: 1.93	1.0		5	2	0	0	1	0	0	0	0	0	0	17	25	0.00	2.000					
39 Ernesto Frieri, R ERA: 2.61	1.0		3	0	0	0	2	0	0	0	0	0	0	7	11	0.00	0.000					
34 Pat Neshek, R ERA: 2.3	1.0		5	2	1	1	1	1	0	0	0	0	1	13	22	9.00	3.000					

Batter	1	2	3	4	5	6	7	8	9	AB	R	H	RBI	BB	SO	LOB	BOTTOM				
13 Chris Denorfia, R OBP: 0.356, SLG: 0.448										5	0	2	1	0	0	2	Washington Nationals @ San Diego Padres PETCO Park, San Diego, CA Thu Jun 09 2011, 10:06 PM - 12:59 AM EDT Att: 16,464 - Overcast - 66 F livebaseballscorecards.com				
8 Jason Bartlett, R OBP: 0.313, SLG: 0.326										5	1	1	0	0	1	1					
7 Chase Headley, S OBP: 0.376, SLG: 0.385										4	2	2	2	0	0	0					
47 Ryan Ludwick, R OBP: 0.336, SLG: 0.412										3	1	2	0	1	0	0					
39 Ernesto Frieri, R ERA: 2.61										0	0	0	0	0	0	0					
34 Pat Neshek, S ERA: 2.3										3	1	2	1	1	0	0					
11 Brad Hawpe, L OBP: 0.308, SLG: 0.363										3	1	0	0	1	1	4					
4 Nick Hundley, R OBP: 0.330, SLG: 0.402										3	1	0	0	1	1	4					
27 Anthony Rizzo, L OBP: 0.175, SLG: 1.500										2	1	1	0	2	1	0					
14 Alberto Gonzalez, R OBP: 0.240, SLG: 0.244										2	0	0	0	0	0	1					
16 Kyle Phillips, L OBP: 0.306, SLG: 0.409										0	0	0	1	1	0	0					
50 Chad Qualls, R ERA: 1.93										0	0	0	0	0	0	0					
25 Will Venable, L OBP: 0.291, SLG: 0.289										1	0	0	0	0	1	3					
41 Aaron Harang, R ERA: 3.71										2	0	0	0	0	1	1					
12 Logan Forsythe, R OBP: 0.214, SLG: 0.205										1	0	0	1	0	0	0					
Inning Stats	R: 2 E: 0 K: 0 S: 11	H: 3 LOB: 0 BB: 0 P: 16	R: 0 E: 0 K: 2 S: 7	H: 0 LOB: 0 BB: 0 P: 12	R: 0 E: 0 K: 1 S: 8	H: 0 LOB: 0 BB: 0 P: 10	R: 0 E: 0 K: 0 S: 11	H: 1 LOB: 1 BB: 1 P: 20	R: 1 E: 0 K: 1 S: 14	H: 2 LOB: 1 BB: 0 P: 22	R: 3 E: 0 K: 0 S: 15	H: 3 LOB: 2 BB: 2 P: 30	R: 1 E: 0 K: 1 S: 13	H: 1 LOB: 3 BB: 3 P: 28	R: 0 E: 0 K: 0 S: 4	H: 0 LOB: 0 BB: 0 P: 5	1B: 7 2B: 1 3B: 1 HR: 1	SF: 1 SAC: 0 DP: 1 HBP: 0	WP: 1 PB: 0 SB: 0 CS: 1	PA: 38	
PITCHER	IP	WLS	BF	H	R	ER	SO	BB	IBB	HBP	BLK	WP	HR	S	P	ERA	WHIP				
61 Livan Hernandez, R ERA: 4.15	5.1	L	24	9	6	6	4	1	0	0	0	0	0	2	6	"	"				
65 Cole Kimball, R ERA: 1.93	0.2		3	0	0	0	0	1	0	0	0	0	0	4	11	0.00	1.500				
63 Henry Alberto Rodriguez, R ERA: 2.12	0.2		6	1	1	1	0	3	0	0	0	1	0	10	24	13.50	6.000				
35 Craig Stammen, R ERA: 4.5	1.1		4	0	0	0	1	0	0	0	0	0	0	7	9	0.00	0.000				

Batter	1	2	3	4	5	6	7	8	9	AB	R	H	RBI	BB	SO	LOB	TOP		
2 Roger Bernadina, L (1,8) OBP: 0.308, SLG: 0.320	G6-3		G3		K			F7		4	0	0	0	0	1	1			
20 Ian Desmond, R (1,6) OBP: 0.271, SLG: 0.342	G4-3		1B			F9		E3		4	0	1	0	0	0	0			
28 Jayson Werth, R (1,9) OBP: 0.345, SLG: 0.421	F8		K			1B		P4		4	0	1	0	0	1	2			
19 Laynce Nix, L (1,7) OBP: 0.316, SLG: 0.534		1B			K2-3			F9		3	1	1	0	0	1	1			
36 Tyler Clippard, R (7,1)										0	0	0	0	0	0	0			
12 Matt Stairs, L (9,PH) OBP: 0.244, SLG: 0.132										1	0	0	0	0	0	1			
22 Drew Storen, S (9,1)										0	0	0	0	0	0	0			
38 Michael Morse, R (1,3) OBP: 0.349, SLG: 0.532		HR			K			F8		3	1	1	2	1	1	0			
8 Danny Espinosa, S (1,4) OBP: 0.311, SLG: 0.425					P6					4	0	0	0	0	2	2			
3 Wilson Ramos, R (1,2) OBP: 0.325, SLG: 0.423		BB								2	0	0	0	1	1	0			
13 Alex Cora, L (1,5) OBP: 0.290, SLG: 0.258		F8						G2-3		2	0	0	0	1	0	1			
21 Jason Marquis, L (1,1) OBP: 0.258, SLG: 0.290										1	0	0	0	0	1	1			
24 Rick Ankiel, L (7,8) OBP: 0.277, SLG: 0.276					SH5-4			K		1	0	0	0	0	1	0			
Inning Stats	R: 0 H: 0 E: 0 K: 0 S: 7	H: 0 LOB: 0 BB: 0 P: 11	R: 2 H: 2 E: 0 K: 2 S: 15	H: 2 LOB: 1 BB: 1 P: 24	R: 0 H: 1 E: 0 K: 1 S: 12	H: 0 LOB: 0 BB: 0 P: 17	R: 0 H: 0 E: 0 K: 2 S: 9	H: 0 LOB: 1 BB: 1 P: 21	R: 0 H: 1 E: 0 K: 0 S: 11	H: 0 LOB: 0 BB: 0 P: 17	R: 0 H: 0 E: 0 K: 2 S: 10	H: 0 LOB: 0 BB: 0 P: 12	R: 0 H: 0 E: 0 K: 1 S: 9	H: 0 LOB: 0 BB: 0 P: 14	R: 0 H: 0 E: 1 K: 0 S: 11	H: 0 LOB: 2 BB: 1 P: 18	1B: 3 2B: 0 3B: 0 HR: 1	SF: 0 SAC: 1 DP: 0 HBP: 0	WP: 0 PA: 34 PB: 0 SB: 0 CS: 1
PITCHER	IP	WLS	BF	H	R	ER	SO	BB	IBB	HBP	BLK	WP	HR	S	P	ERA	WHIP		
38 Mat Latos, R (1,1) ERA: 3.86	6.0	L	22	4	2	2	6	2	0	0	0	0	0	1	65	101	3.00	1.000	
39 Ernesto Frieri, R (7,1) ERA: 2.53	1.0		3	0	0	0	2	0	0	0	0	0	0	0	10	12	0.00	0.000	
52 Cory Luebke, L (8,1) ERA: 3.38	1.0		3	0	0	0	1	0	0	0	0	0	0	9	14	0.00	0.000		
34 Pat Neshek, R (9,1) ERA: 2.16	1.0		5	0	0	0	0	1	0	0	0	0	0	11	18	0.00	1.000		

Washington Nationals @ San Diego Padres
 PETCO Park, San Diego, CA
 Fri Jun 10 2011, 10:09 PM - 12:51 AM EDT
 Att: 23,211 - Cloudy - 65 F

AB	29
R	2
H	4
RBI	2
BB	3
SO	9
LOB	9



Batter	1	2	3	4	5	6	7	8	9	AB	R	H	RBI	BB	SO	LOB	BOTTOM		
13 Chris Denorfia, R (1,8) OBP: 0.360, SLG: 0.453	K			G5-3						3	1	1	0	1	1	0			
8 Jason Bartlett, R (1,6) OBP: 0.313, SLG: 0.326	G6-3			G4-3				SH1-3		3	0	1	0	0	0	0			
11 Brad Hawpe, L (1,9) OBP: 0.307, SLG: 0.357	G4-3			G4-3				K		3	0	0	0	1	1	1			
47 Ryan Ludwick, R (1,7) OBP: 0.339, SLG: 0.415		G2-3								3	0	1	1	1	1	1			
27 Anthony Rizzo, L (1,3) OBP: 0.750, SLG: 1.000										1	0	0	0	2	1	3			
3 Jorge Cantu, R (1,5) OBP: 0.229, SLG: 0.282										4	0	0	0	0	0	7			
12 Logan Forsythe, R (1,4) OBP: 0.200, SLG: 0.190										3	0	0	0	0	1	2			
16 Kyle Phillips, L (9,PH) OBP: 0.320, SLG: 0.422										1	0	1	0	0	0	0			
33 Clayton Richard, L (9,FR) OBP: 0.087, SLG: 0.045										0	0	0	0	0	0	0			
32 Rob Johnson, R (1,2) OBP: 0.224, SLG: 0.228										3	0	0	0	0	2	2			
4 Nick Hundley, R (9,PH) OBP: 0.329, SLG: 0.398										1	0	0	0	0	1	1			
38 Mat Latos, R (1,1) OBP: 0.250, SLG: 0.200										1	0	0	0	0	1	0			
25 Will Venable, L (9,PH) OBP: 0.229, SLG: 0.287										1	0	0	0	0	0	0			
39 Ernesto Frieri, R (7,1) ERA: 1.91										0	0	0	0	0	0	0			
7 Chase Headley, S (7,PH) OBP: 0.329, SLG: 0.398										1	0	0	0	0	0	0			
52 Cory Luebke, R (8,1) OBP: 0.311, SLG: 0.425										0	0	0	0	0	0	0			
34 Pat Neshek, S (9,1) ERA: 2.51										0	0	0	0	0	0	0			
Inning Stats	R: 0 H: 0 E: 0 K: 1 S: 9	H: 0 LOB: 0 BB: 0 P: 14	R: 0 H: 0 E: 0 K: 0 S: 6	H: 0 LOB: 0 BB: 1 P: 13	R: 0 H: 0 E: 0 K: 3 S: 11	H: 0 LOB: 0 BB: 0 P: 17	R: 0 H: 0 E: 0 K: 0 S: 7	H: 0 LOB: 0 BB: 0 P: 8	R: 0 H: 1 E: 0 K: 0 S: 11	H: 2 LOB: 3 BB: 2 P: 29	R: 0 H: 0 E: 0 K: 1 S: 5	H: 0 LOB: 0 BB: 0 P: 11	R: 0 H: 0 E: 0 K: 2 S: 7	H: 0 LOB: 1 BB: 1 P: 12	R: 0 H: 1 E: 0 K: 1 S: 6	H: 1 LOB: 1 BB: 1 P: 11	1B: 2 2B: 2 3B: 0 HR: 0	SF: 0 SAC: 1 DP: 2 HBP: 1	WP: 0 PA: 35 PB: 0 SB: 0 CS: 0
PITCHER	IP	WLS	BF	H	R	ER	SO	BB	IBB	HBP	BLK	WP	HR	S	P	ERA	WHIP		
21 Jason Marquis, R (1,1) ERA: 3.67	6.0		24	3	1	1	5	3	0	0	0	0	0	59	100	1.50	1.000		
36 Tyler Clippard, R (7,1) ERA: 1.91	2.0	H	7	0	0	0	3	1	0	0	0	0	0	12	23	0.00	0.500		
22 Drew Storen, R (9,1) ERA: 2.51	1.0	S	4	1	0	0	1	1	0	0	0	0	0	6	11	0.00	2.000		

Washington Nationals @ San Diego Padres
 PETCO Park, San Diego, CA
 Fri Jun 10 2011, 10:09 PM - 12:51 AM EDT
 Att: 23,211 - Cloudy - 65 F

AB	28
R	1
H	4
RBI	1
BB	5
SO	9
LOB	17



Batter	1	2	3	4	5	6	7	8	9	AB	R	H	RBI	BB	SO	LOB	TOP					
28 Jayson Werth, R OBP: 0.337, SLG: 0.406										4	0	0	0	1	2	4	<p>Washington Nationals @ San Diego Padres</p> <p>PETCO Park, San Diego, CA</p> <p>Sun Jun 12 2011, 4:08 PM - 6:52 PM EDT</p> <p>Att: 20,185 - Sunny - 70 F</p> <p>livebaseballscorecards.com</p>					
8 Danny Espinosa, S OBP: 0.305, SLG: 0.420										3	0	0	1	1	1	4						
19 Laynce Nix, L OBP: 0.331, SLG: 0.546										4	0	3	1	1	0	0						
38 Michael Morse, R OBP: 0.345, SLG: 0.517										3	0	1	0	0	0	1						
3 Wilson Ramos, R OBP: 0.316, SLG: 0.408										4	0	0	0	0	1	6						
24 Rick Ankiel, L OBP: 0.271, SLG: 0.276										4	0	1	0	0	2	2						
15 Jerry Hairston, R OBP: 0.303, SLG: 0.331										3	0	0	0	0	0	1						
27 Jordan Zimmermann, R (1, 1) OBP: 0.250, SLG: 0.182										2	0	0	0	0	1	0		2				
60 Todd Coffey, R (8, 1)										0	0	0	0	0	0	0		0				
12 Matt Stairs, L (9, PH) OBP: 0.255, SLG: 0.150										1	0	1	0	0	0	0		0				
43 Brian Bixler, R (9, PR) OBP: 0.290, SLG: 0.185										0	1	0	0	0	0	0	0					
22 Drew Storen, S (9, 1)										0	0	0	0	0	0	0	0					
13 Alex Cora, L (1, 6)										4	1	3	0	0	0	1						
Inning Stats	R: 0 E: 0 K: 1 S: 14	H: 1 LOB: 2 BB: 1 P: 25	R: 0 E: 0 K: 0 S: 7	H: 1 LOB: 1 BB: 0 P: 12	R: 0 E: 0 K: 0 S: 8	H: 0 LOB: 0 BB: 0 P: 12	R: 0 E: 0 K: 2 S: 8	H: 0 LOB: 0 BB: 0 P: 11	R: 0 E: 0 K: 1 S: 11	H: 1 LOB: 2 BB: 1 P: 20	R: 0 E: 0 K: 0 S: 9	H: 1 LOB: 1 BB: 1 P: 15	R: 0 E: 0 K: 1 S: 11	H: 1 LOB: 2 BB: 0 P: 16	R: 0 E: 0 K: 1 S: 9	H: 1 LOB: 1 BB: 0 P: 10	R: 2 E: 0 K: 0 S: 18	H: 3 LOB: 2 BB: 1 P: 30	1B: 6 2B: 3 HR: 0	SF: 1 SAC: 0 DP: 2 HBP: 2	WP: 1 PB: 0 SB: 1 CS: 0	PA: 39
PITCHER	IP WLS BF H R ER SO BB IBB HBP BLK WP HR S P ERA WHIP																					
46 Tim Stauffer, R (1, 1) ERA: 3.28	7.0		29	5	0	0	5	3	0	2	0	0	1	0	68	111	0.00	1.143				
37 Mike Adams, R (8, 1) ERA: 1.21	1.0		4	1	0	0	1	0	0	0	0	0	0	0	9	10	0.00	1.000				
21 Heath Bell, R (9, 1) ERA: 2.89	1.0	L	6	3	2	2	0	1	0	0	0	0	0	0	18	30	18.00	4.000				

Batter	1	2	3	4	5	6	7	8	9	AB	R	H	RBI	BB	SO	LOB	BOTTOM					
8 Jason Bartlett, R OBP: 0.311, SLG: 0.323										4	0	1	0	0	0	0	<p>Washington Nationals @ San Diego Padres</p> <p>PETCO Park, San Diego, CA</p> <p>Sun Jun 12 2011, 4:08 PM - 6:52 PM EDT</p> <p>Att: 20,185 - Sunny - 70 F</p> <p>livebaseballscorecards.com</p>					
7 Chase Headley, S OBP: 0.397, SLG: 0.370										4	0	0	0	0	2	1						
11 Brad Hawpe, L OBP: 0.307, SLG: 0.351										3	0	0	0	0	3	0						
13 Chris Denorfia, R OBP: 0.353, SLG: 0.441										1	0	1	0	0	0	0						
47 Ryan Ludwick, R OBP: 0.336, SLG: 0.409										4	0	1	0	0	1	1						
27 Anthony Rizzo, L (1, 3) OBP: 0.563, SLG: 0.900										3	0	0	0	1	1	2						
4 Nick Hundley, R OBP: 0.331, SLG: 0.385										3	0	1	0	0	1	1						
25 Will Venable, L (1, 8) OBP: 0.288, SLG: 0.286										3	0	1	0	0	1	2						
14 Alberto Gonzalez, R OBP: 0.232, SLG: 0.237										3	0	0	0	0	1	5						
46 Tim Stauffer, R (1, 1) OBP: 0.231, SLG: 0.208										2	0	0	0	0	1	3						
37 Mike Adams, R (8, 1)										0	0	0	0	0	0	0						
16 Kyle Phillips, L (8, PH) OBP: 0.327, SLG: 0.413										1	0	0	0	0	0	0						
21 Heath Bell, R (9, 1)										0	0	0	0	0	0	0						
Inning Stats	R: 0 E: 0 K: 2 S: 10	H: 1 LOB: 0 BB: 0 P: 12	R: 0 E: 0 K: 3 S: 16	H: 2 LOB: 3 BB: 1 P: 27	R: 0 E: 0 K: 1 S: 10	H: 0 LOB: 0 BB: 0 P: 14	R: 0 E: 0 K: 1 S: 11	H: 1 LOB: 2 BB: 0 P: 19	R: 0 E: 0 K: 0 S: 6	H: 0 LOB: 0 BB: 0 P: 7	R: 0 E: 0 K: 2 S: 7	H: 0 LOB: 0 BB: 0 P: 12	R: 0 E: 0 K: 1 S: 9	H: 0 LOB: 0 BB: 0 P: 10	R: 0 E: 0 K: 1 S: 7	H: 0 LOB: 0 BB: 0 P: 14	R: 0 E: 0 K: 0 S: 9	H: 1 LOB: 1 BB: 0 P: 12	1B: 5 2B: 0 3B: 0 HR: 0	SF: 0 SAC: 0 DP: 0 HBP: 1	WP: 0 PB: 0 SB: 0 CS: 1	PA: 33
PITCHER	IP WLS BF H R ER SO BB IBB HBP BLK WP HR S P ERA WHIP																					
27 Jordan Zimmermann, R (1, 1) ERA: 3.1	7.0		26	4	0	0	10	1	0	1	0	0	0	0	69	101	0.00	0.714				
60 Todd Coffey, R (8, 1) ERA: 2.13	1.0	W	3	0	0	0	1	0	0	0	0	0	0	7	14	0.00	0.000					
22 Drew Storen, R (9, 1) ERA: 2.36	1.0	S	4	1	0	0	0	0	0	0	0	0	0	9	12	0.00	1.000					

Batter	1	2	3	4	5	6	7	8	9	AB	R	H	RBI	BB	SO	LOB	TOP							
13 Chris Denorfia, R OBP: 0.358, SLG: 0.464										4	1	1	1	1	1	0	San Diego Padres @ Colorado Rockies Coors Field, Denver, CO Tue Jun 14 2011, 6:42 PM - 10:13 PM MDT Att: 34,780 - Clear - 78 F							
8 Jason Bartlett, R OBP: 0.321, SLG: 0.328										4	0	2	0	0	1	0								
7 Chase Headley, S OBP: 0.381, SLG: 0.388										5	1	4	0	0	1	1								
47 Ryan Ludwick, R OBP: 0.328, SLG: 0.400										5	0	1	1	0	3	7								
27 Anthony Rizzo, L OBP: 0.440, SLG: 0.529										4	0	0	0	1	3	5								
24 Cameron Maybin, R OBP: 0.328, SLG: 0.422										4	1	2	0	0	1	1								
4 Nick Hundley, R OBP: 0.311, SLG: 0.359										4	0	0	0	0	3	3								
14 Alberto Gonzalez, R OBP: 0.236, SLG: 0.250										3	0	1	1	0	0	1								
39 Ernesto Frieri, R										0	0	0	0	0	0	0								
3 Jorge Cantu, R OBP: 0.232, SLG: 0.285										1	0	0	0	0	0	1								
55 Evan Scribner, R										0	0	0	0	0	0	0								
49 Wade LeBlanc, L										2	0	0	0	0	0	1								
34 Pat Neshek, S										0	0	0	0	0	0	0								
12 Logan Forsythe, R OBP: 0.180, SLG: 0.170										2	0	0	0	0	1	1								
Inning Stats	R: 1 H: 1 E: 0 K: 3 S: 14	H: 1 LOB: 0 BB: 0 P: 24	R: 0 H: 0 E: 0 K: 1 S: 8	H: 0 LOB: 0 BB: 0 P: 12	R: 0 H: 2 E: 0 K: 1 S: 12	H: 2 LOB: 2 BB: 0 P: 17	R: 1 H: 2 E: 0 K: 1 S: 10	H: 2 LOB: 1 BB: 0 P: 14	R: 0 H: 1 E: 0 K: 2 S: 12	H: 0 LOB: 1 BB: 1 P: 22	R: 0 H: 0 E: 0 K: 1 S: 11	H: 0 LOB: 3 BB: 1 P: 19	R: 0 H: 2 E: 0 K: 2 S: 17	H: 1 LOB: 1 BB: 0 P: 26	R: 0 H: 1 E: 0 K: 1 S: 10	H: 1 LOB: 1 BB: 0 P: 15	R: 1 H: 2 E: 0 K: 2 S: 11	H: 2 LOB: 1 BB: 0 P: 17	1B: 7 2B: 3 3B: 0 HR: 1	SF: 0 SAC: 0 DP: 0 HBP: 1	WP: 0 PB: 0 SB: 2 CS: 0	PA: 41		
PITCHER	IP WLS BF H R ER SO BB IBB HBP BLK WP HR S P ERA WHIP	IP WLS BF H R ER SO BB IBB HBP BLK WP HR S P ERA WHIP	IP WLS BF H R ER SO BB IBB HBP BLK WP HR S P ERA WHIP	IP WLS BF H R ER SO BB IBB HBP BLK WP HR S P ERA WHIP	IP WLS BF H R ER SO BB IBB HBP BLK WP HR S P ERA WHIP	IP WLS BF H R ER SO BB IBB HBP BLK WP HR S P ERA WHIP	IP WLS BF H R ER SO BB IBB HBP BLK WP HR S P ERA WHIP	IP WLS BF H R ER SO BB IBB HBP BLK WP HR S P ERA WHIP	IP WLS BF H R ER SO BB IBB HBP BLK WP HR S P ERA WHIP	IP WLS BF H R ER SO BB IBB HBP BLK WP HR S P ERA WHIP	IP WLS BF H R ER SO BB IBB HBP BLK WP HR S P ERA WHIP	IP WLS BF H R ER SO BB IBB HBP BLK WP HR S P ERA WHIP	IP WLS BF H R ER SO BB IBB HBP BLK WP HR S P ERA WHIP	IP WLS BF H R ER SO BB IBB HBP BLK WP HR S P ERA WHIP	IP WLS BF H R ER SO BB IBB HBP BLK WP HR S P ERA WHIP	IP WLS BF H R ER SO BB IBB HBP BLK WP HR S P ERA WHIP	IP WLS BF H R ER SO BB IBB HBP BLK WP HR S P ERA WHIP	IP WLS BF H R ER SO BB IBB HBP BLK WP HR S P ERA WHIP	IP WLS BF H R ER SO BB IBB HBP BLK WP HR S P ERA WHIP	IP WLS BF H R ER SO BB IBB HBP BLK WP HR S P ERA WHIP	IP WLS BF H R ER SO BB IBB HBP BLK WP HR S P ERA WHIP	IP WLS BF H R ER SO BB IBB HBP BLK WP HR S P ERA WHIP	IP WLS BF H R ER SO BB IBB HBP BLK WP HR S P ERA WHIP	IP WLS BF H R ER SO BB IBB HBP BLK WP HR S P ERA WHIP

AB	38
R	3
H	11
RBI	3
BB	2
SO	14
LOB	21



Batter	1	2	3	4	5	6	7	8	9	AB	R	H	RBI	BB	SO	LOB	BOTTOM							
5 Carlos González, L OBP: 0.333, SLG: 0.446										4	0	1	0	1	0	0	San Diego Padres @ Colorado Rockies Coors Field, Denver, CO Tue Jun 14 2011, 6:42 PM - 10:13 PM MDT Att: 34,780 - Clear - 78 F							
10 Chris Nelson, R OBP: 0.340, SLG: 0.477										4	1	1	0	1	0	1								
17 Todd Helton, L OBP: 0.392, SLG: 0.528										5	1	2	1	0	1	2								
2 Troy Tulowitzki, R OBP: 0.342, SLG: 0.500										4	1	2	0	0	0	1								
21 Ty Wigginton, R OBP: 0.320, SLG: 0.451										3	0	2	1	1	0	0								
8 Charlie Blackmon, L OBP: 0.290, SLG: 0.333										4	1	2	1	0	1	3								
19 Ryan Spilborghs, R OBP: 0.317, SLG: 0.348										2	1	0	0	1	1	3								
20 Chris Iannetta, R OBP: 0.390, SLG: 0.468										3	1	1	3	1	0	2								
44 Juan Nicasio, R OBP: 0.222, SLG: 0.444										2	0	0	0	0	1	2								
1 Eric Young Jr., S OBP: 0.233, SLG: 0.220										1	0	0	0	0	0	0								
27 Matt Lindstrom, R										0	0	0	0	0	0	0								
49 Rex Brothers, L										1	0	0	0	0	1	3								
16 Huston Street, R										0	0	0	0	0	0	0								
Inning Stats	R: 0 H: 0 E: 0 K: 0 S: 5	H: 1 LOB: 0 BB: 0 P: 10	R: 0 H: 1 E: 0 K: 0 S: 9	H: 1 LOB: 0 BB: 0 P: 17	R: 0 H: 0 E: 0 K: 0 S: 7	H: 0 LOB: 0 BB: 0 P: 12	R: 3 H: 4 E: 0 K: 2 S: 26	H: 4 LOB: 2 BB: 1 P: 40	R: 0 H: 2 E: 0 K: 0 S: 11	H: 2 LOB: 1 BB: 0 P: 17	R: 3 H: 3 E: 0 K: 0 S: 18	H: 3 LOB: 2 BB: 2 P: 33	R: 0 H: 1 E: 0 K: 2 S: 9	H: 1 LOB: 3 BB: 2 P: 19	R: 0 H: 0 E: 0 K: 1 S: 7	H: 0 LOB: 0 BB: 0 P: 11	R: 0 H: 0 E: 0 K: 1 S: 7	H: 0 LOB: 0 BB: 0 P: 11	1B: 7 2B: 3 3B: 0 HR: 1	SF: 0 SAC: 0 DP: 1 HBP: 1	WP: 0 PB: 0 SB: 3 CS: 1	PA: 39		
PITCHER	IP WLS BF H R ER SO BB IBB HBP BLK WP HR S P ERA WHIP	IP WLS BF H R ER SO BB IBB HBP BLK WP HR S P ERA WHIP	IP WLS BF H R ER SO BB IBB HBP BLK WP HR S P ERA WHIP	IP WLS BF H R ER SO BB IBB HBP BLK WP HR S P ERA WHIP	IP WLS BF H R ER SO BB IBB HBP BLK WP HR S P ERA WHIP	IP WLS BF H R ER SO BB IBB HBP BLK WP HR S P ERA WHIP	IP WLS BF H R ER SO BB IBB HBP BLK WP HR S P ERA WHIP	IP WLS BF H R ER SO BB IBB HBP BLK WP HR S P ERA WHIP	IP WLS BF H R ER SO BB IBB HBP BLK WP HR S P ERA WHIP	IP WLS BF H R ER SO BB IBB HBP BLK WP HR S P ERA WHIP	IP WLS BF H R ER SO BB IBB HBP BLK WP HR S P ERA WHIP	IP WLS BF H R ER SO BB IBB HBP BLK WP HR S P ERA WHIP	IP WLS BF H R ER SO BB IBB HBP BLK WP HR S P ERA WHIP	IP WLS BF H R ER SO BB IBB HBP BLK WP HR S P ERA WHIP	IP WLS BF H R ER SO BB IBB HBP BLK WP HR S P ERA WHIP	IP WLS BF H R ER SO BB IBB HBP BLK WP HR S P ERA WHIP	IP WLS BF H R ER SO BB IBB HBP BLK WP HR S P ERA WHIP	IP WLS BF H R ER SO BB IBB HBP BLK WP HR S P ERA WHIP	IP WLS BF H R ER SO BB IBB HBP BLK WP HR S P ERA WHIP	IP WLS BF H R ER SO BB IBB HBP BLK WP HR S P ERA WHIP	IP WLS BF H R ER SO BB IBB HBP BLK WP HR S P ERA WHIP	IP WLS BF H R ER SO BB IBB HBP BLK WP HR S P ERA WHIP	IP WLS BF H R ER SO BB IBB HBP BLK WP HR S P ERA WHIP	IP WLS BF H R ER SO BB IBB HBP BLK WP HR S P ERA WHIP

AB	33
R	6
H	11
RBI	6
BB	5
SO	5
LOB	17



Batter	1	2	3	4	5	6	7	8	9	AB	R	H	RBI	BB	SO	LOB	TOP					
13 Chris Denorfia, R OBP: 0.359, SLG: 0.462										5	0	2	2	0	2	0	San Diego Padres @ Colorado Rockies Coors Field, Denver, CO Wed Jun 15 2011, 1:13 PM - 4:33 PM MDT Att: 35,519 - Sunny - 78 F					
8 Jason Bartlett, R OBP: 0.319, SLG: 0.329										5	0	1	0	0	2	3						
7 Chase Headley, S OBP: 0.379, SLG: 0.383										3	0	0	0	1	2	4						
47 Ryan Ludwick, R OBP: 0.329, SLG: 0.397										2	0	0	0	1	0	1						
27 Anthony Rizzo, L OBP: 0.414, SLG: 0.476										4	0	1	0	0	1	3						
24 Cameron Maybin, R OBP: 0.322, SLG: 0.413										4	0	0	0	0	2	3						
14 Alberto Gonzalez, R OBP: 0.239, SLG: 0.260										4	1	1	0	0	0	0						
32 Rob Johnson, R OBP: 0.225, SLG: 0.260										4	1	1	1	0	1	1						
38 Mat Latos, R OBP: 0.245, SLG: 0.152										2	0	0	0	0	0	0						
50 Chad Qualls, R										0	0	0	0	0	0	0						
25 Will Venable, L										0	0	0	0	0	0	0						
52 Cory Luebke, R										0	0	0	0	0	0	0						
55 Evan Scribner, R										0	0	0	0	0	0	0						
12 Logan Forsythe, R										1	1	1	0	0	0	0						
Inning Stats	R: 0 E: 0 K: 2 S: 13	H: 1 LOB: 2 BB: 1 P: 23	R: 0 E: 0 K: 1 S: 8	H: 0 LOB: 0 BB: 0 P: 13	R: 0 E: 0 K: 1 S: 7	H: 0 LOB: 1 BB: 0 P: 13	R: 0 E: 0 K: 1 S: 10	H: 0 LOB: 1 BB: 1 P: 18	R: 1 E: 0 K: 1 S: 12	H: 1 LOB: 0 BB: 0 P: 16	R: 0 E: 2 K: 1 S: 11	H: 1 LOB: 2 BB: 0 P: 14	R: 1 E: 0 K: 1 S: 18	H: 2 LOB: 2 BB: 1 P: 32	R: 0 E: 0 K: 1 S: 8	H: 0 LOB: 0 BB: 0 P: 10	R: 1 E: 0 K: 1 S: 13	H: 2 LOB: 1 BB: 0 P: 16	1B: 3 2B: 3 3B: 0 HR: 1	SF: 0 SAC: 0 DP: 0 HBP: 0	WP: 0 PB: 1 SB: 1 CS: 1	PA: 38
PITCHER	IP WLS BF H R ER SO BB IBB HBP BLK WP HR S P ERA WHIP																					
45 Jhoulys Chacin, R ERA: 2.81	(1, 1) 6.0 W 24 3 1 1 7 2 0 0 0 0 0 1 61 97 1.50 0.833																					
27 Matt Lindstrom, R ERA: 2.93	(7, 1) 0.2 5 2 1 1 1 1 0 0 0 0 0 0 15 28 13.50 4.500																					
51 Matt Reynolds, L ERA: 3.54	(7, 1) 1.1 H 4 0 0 0 1 0 0 0 0 0 0 0 11 14 0.00 0.000																					
63 Rafael Betancourt, R ERA: 3.58	(9, 1) 1.0 5 2 1 1 1 0 0 0 0 0 0 0 13 16 9.00 2.000																					

Batter	1	2	3	4	5	6	7	8	9	AB	R	H	RBI	BB	SO	LOB	BOTTOM			
5 Carlos González, L OBP: 0.342, SLG: 0.443										4	0	1	1	0	1	3	San Diego Padres @ Colorado Rockies Coors Field, Denver, CO Wed Jun 15 2011, 1:13 PM - 4:33 PM MDT Att: 35,519 - Sunny - 78 F			
18 Jonathan Herrera, S OBP: 0.319, SLG: 0.319										4	1	1	0	0	0	3				
17 Todd Helton, L OBP: 0.389, SLG: 0.523										4	1	1	0	0	1	0				
2 Troy Tulowitzki, R OBP: 0.344, SLG: 0.502										3	0	1	0	1	2	2				
7 Seth Smith, L OBP: 0.366, SLG: 0.521										4	1	1	1	0	0	2				
21 Ty Wigington, R OBP: 0.319, SLG: 0.446										4	1	1	1	0	0	1				
8 Charlie Blackmon, L OBP: 0.343, SLG: 0.371										4	1	3	1	0	0	1				
26 Jose Morales, S OBP: 0.352, SLG: 0.317										4	1	2	0	0	0	2				
45 Jhoulys Chacin, R ERA: 4.06	(1, 1) 5.1 L 23 8 4 2 2 1 0 0 0 0 0 0 0 61 94 6.75 1.688																			
19 Ryan Scoburn, R ERA: 2.31	(6, 1) 0.2 6 4 2 2 1 0 0 0 0 0 0 0 18 23 27.00 6.000																			
27 Matt Lindstrom, R ERA: 2.93	(7, 1) 1.0 3 0 0 0 1 0 0 0 0 0 0 0 12 15 0.00 0.000																			
51 Matt Reynolds, L ERA: 3.09	(7, 1) 1.0 4 1 0 0 0 0 0 0 0 0 0 0 15 22 0.00 1.000																			
23 Jason Giambi, L OBP: 0.396, SLG: 0.628										1	0	1	0	0	0	0				
63 Rafael Betancourt, R ERA: 3.58										0	0	0	0	0	0	0				
Inning Stats	R: 0 E: 0 K: 1 S: 8	H: 0 LOB: 0 BB: 0 P: 11	R: 0 E: 0 K: 0 S: 6	H: 1 LOB: 1 BB: 0 P: 8	R: 0 E: 0 K: 0 S: 10	H: 1 LOB: 1 BB: 0 P: 17	R: 0 E: 0 K: 0 S: 6	H: 0 LOB: 0 BB: 1 P: 14	R: 1 E: 0 K: 0 S: 17	H: 3 LOB: 1 BB: 0 P: 25	R: 5 E: 0 K: 2 S: 32	H: 7 LOB: 2 BB: 0 P: 42	R: 0 E: 0 K: 1 S: 12	H: 0 LOB: 0 BB: 0 P: 15	R: 0 E: 0 K: 0 S: 15	H: 1 LOB: 1 BB: 0 P: 22	1B: 12 2B: 2 3B: 0 HR: 0	SF: 0 SAC: 1 DP: 1 HBP: 0	WP: 0 PB: 0 SB: 1 CS: 1	PA: 37
PITCHER	IP WLS BF H R ER SO BB IBB HBP BLK WP HR S P ERA WHIP																			
38 Mat Latos, R ERA: 4.06	(1, 1) 5.1 L 23 8 4 2 2 1 0 0 0 0 0 0 0 61 94 6.75 1.688																			
50 Chad Qualls, R ERA: 2.31	(6, 1) 0.2 6 4 2 2 1 0 0 0 0 0 0 0 18 23 27.00 6.000																			
52 Cory Luebke, L ERA: 3.09	(7, 1) 1.0 3 0 0 0 1 0 0 0 0 0 0 0 12 15 0.00 0.000																			
55 Evan Scribner, R ERA: 2.08	(8, 1) 1.0 4 1 0 0 0 0 0 0 0 0 0 0 15 22 0.00 1.000																			



Batter	1	2	3	4	5	6	7	8	9	AB R H RBI BB SO LOB	TOP											
13 Chris Denorfia, R OBP: 0.354, SLG: 0.453	G6-3		FC8-3				G5-3		F8	5 1 1 0 0 0 1	San Diego Padres @ Minnesota Twins Target Field, Minneapolis, MN Fri Jun 17 2011, 7:13 PM - 10:05 PM CDT Att: 39,205 - Overcast - 81 F											
8 Jason Bartlett, R OBP: 0.320, SLG: 0.331	G5-3		F9				G5-3		F7	5 1 2 0 0 1 3												
7 Chase Headley, S OBP: 0.387, SLG: 0.491	G5-3						G5-3		G1-3	5 1 4 2 0 0 0												
47 Ryan Ludwick, R OBP: 0.327, SLG: 0.406	G5-3		F9				G5-3			4 1 1 3 0 0 5												
24 Cameron Maybin, R OBP: 0.316, SLG: 0.404	K						K			4 0 0 0 0 2 2												
15 Jesus Guzman, R OBP: 0.500, SLG: 0.500	F8									4 0 2 0 0 0 0												
25 Will Venable, L OBP: 0.291, SLG: 0.284	F8									0 0 0 0 0 0 0												
27 Anthony Rizzo, L OBP: 0.354, SLG: 0.490	F9		G4-3				FC4-6		G4-3	4 0 0 0 0 0 2												
4 Nick Hundley, R OBP: 0.301, SLG: 0.347	K						K		K	4 0 0 0 0 4 2												
14 Alberto Gonzalez, R OBP: 0.246, SLG: 0.262									K	3 1 1 0 1 2 1												
Inning Stats	R: 0 E: 0 K: 1 S: 11	H: 2 LOB: 2 BB: 0 P: 17	R: 0 E: 0 K: 1 S: 9	H: 0 LOB: 0 BB: 0 P: 14	R: 1 E: 0 K: 0 S: 8	H: 2 LOB: 1 BB: 0 P: 13	R: 0 E: 0 K: 0 S: 10	H: 0 LOB: 0 BB: 0 P: 14	R: 1 E: 0 K: 2 S: 18	H: 2 LOB: 2 BB: 1 P: 30	R: 0 E: 0 K: 1 S: 13	H: 1 LOB: 1 BB: 0 P: 18	R: 3 E: 0 K: 2 S: 12	H: 3 LOB: 0 BB: 0 P: 19	R: 0 E: 0 K: 2 S: 13	H: 1 LOB: 1 BB: 0 P: 17	R: 0 E: 0 K: 0 S: 6	H: 0 LOB: 0 BB: 0 P: 6	1B: 8 2B: 2 3B: 0 HR: 1	SF: 0 SAC: 0 DP: 0 HBP: 0	WP: 0 PB: 0 SB: 0 CS: 0	PA: 39
PITCHER	IP WLS BF H R ER SO BB IBB HBP BLK WP HR S P ERA WHIP											IP WLS BF H R ER SO BB IBB HBP BLK WP HR S P ERA WHIP										
52 Brian Duensing, L ERA: 4.82	6.0 W 26 7 2 2 5 1 0 0 0 0 0 0 69 106 3.00 1.333																					
31 Alex Burnett, R ERA: 6.75	1.0 6 3 3 3 2 0 0 0 0 0 1 12 19 27.00 3.000																					
15 Glen Perkins, L ERA: 1.52	1.0 H 4 1 0 0 2 0 0 0 0 0 0 0 13 17 0.00 1.000																					
55 Matt Capps, R ERA: 4.2	1.0 S 3 0 0 0 0 0 0 0 0 0 0 6 6 0.00 0.000																					

Batter	1	2	3	4	5	6	7	8	9	AB R H RBI BB SO LOB	BOTTOM											
11 Ben Revere, L OBP: 0.320, SLG: 0.304	E4						F9			4 0 2 1 0 0 2	San Diego Padres @ Minnesota Twins Target Field, Minneapolis, MN Fri Jun 17 2011, 7:13 PM - 10:05 PM CDT Att: 39,205 - Overcast - 81 F											
12 Alexi Casilla, S OBP: 0.335, SLG: 0.351	E4						G6-3			3 1 2 0 1 0 1												
7 Joe Mauer, L OBP: 0.286, SLG: 0.263	E8						G1-3		L7	4 1 1 1 0 0 5												
5 Michael Cuddyer, R OBP: 0.346, SLG: 0.450	E4						F7		P3	4 1 1 1 0 0 0												
21 Delmon Young, R OBP: 0.272, SLG: 0.309	E4						F9		P4	3 1 1 0 1 0 0												
22 Danny Valencia, R OBP: 0.276, SLG: 0.339	E4						G3		K	4 1 1 3 0 1 1												
1 Tsuyoshi Nishioka, S OBP: 0.265, SLG: 0.261	F9						G5-3		K	4 0 1 0 0 1 0												
38 Luke Hughes, R OBP: 0.299, SLG: 0.336	K						G6-3		P6	3 0 0 0 1 1 0												
18 Jason Repko, R OBP: 0.228, SLG: 0.204	K						E9		F9	4 1 1 0 0 2 2												
Inning Stats	R: 5 E: 2 K: 1 S: 17	H: 4 LOB: 0 BB: 1 P: 30	R: 0 E: 0 K: 1 S: 12	H: 2 LOB: 1 BB: 0 P: 14	R: 0 E: 0 K: 0 S: 7	H: 0 LOB: 0 BB: 0 P: 8	R: 1 E: 1 K: 0 S: 13	H: 2 LOB: 1 BB: 0 P: 23	R: 0 E: 0 K: 0 S: 10	H: 1 LOB: 1 BB: 0 P: 19	R: 0 E: 0 K: 0 S: 16	H: 1 LOB: 3 BB: 2 P: 31	R: 0 E: 0 K: 1 S: 12	H: 0 LOB: 0 BB: 0 P: 16	R: 0 E: 0 K: 2 S: 11	H: 0 LOB: 0 BB: 0 P: 19	1B: 7 2B: 2 3B: 0 HR: 1	SF: 0 SAC: 0 DP: 1 HBP: 0	WP: 1 PB: 1 SB: 0 CS: 1	PA: 36		
PITCHER	IP WLS BF H R ER SO BB IBB HBP BLK WP HR S P ERA WHIP											IP WLS BF H R ER SO BB IBB HBP BLK WP HR S P ERA WHIP										
33 Clayton Richard, L ERA: 4.35	5.0 L 26 10 6 5 2 2 0 0 0 0 0 0 65 105 9.00 2.400																					
34 Pat Neshek, R ERA: 3.39	1.0 4 0 0 0 0 1 0 0 0 0 0 10 20 0.00 1.000																					
39 Ernesto Frieri, R ERA: 2.29	2.0 6 0 0 0 3 0 0 0 0 0 0 23 35 0.00 0.000																					

AB	38
R	5
H	11
RBI	5
BB	1
SO	9
LOB	16

AB	33
R	6
H	10
RBI	6
BB	3
SO	5
LOB	11



Batter	1	2	3	4	5	6	7	8	9	AB	R	H	RBI	BB	SO	LOB	TOP							
13 Chris Denorfia, R OBP: 0.358, SLG: 0.467										4	0	2	0	0	0	3	San Diego Padres @ Minnesota Twins Target Field, Minneapolis, MN Sat Jun 18 2011, 6:13 PM - 8:39 PM CDT Att. 40,225 - Rain - 69 F							
8 Jason Bartlett, R OBP: 0.315, SLG: 0.325										4	0	0	0	0	1	3								
7 Chase Headley, S OBP: 0.361, SLG: 0.394										4	0	0	0	0	3	1								
47 Ryan Ludwick, R OBP: 0.323, SLG: 0.400										4	0	0	0	0	1	1								
11 Brad Hawpe, L OBP: 0.301, SLG: 0.344										4	0	0	0	0	2	0								
27 Anthony Rizzo, L OBP: 0.361, SLG: 0.370										2	0	0	0	1	2	0								
4 Nick Hundley, R OBP: 0.295, SLG: 0.339										3	0	0	0	0	1	1								
25 Will Venable, L OBP: 0.298, SLG: 0.292										3	0	2	0	0	0	0								
14 Alberto Gonzalez, R OBP: 0.241, SLG: 0.257										2	0	0	0	0	1	2								
15 Jesus Guzman, R OBP: 0.400, SLG: 0.460										1	0	0	0	0	0	1								
12 Logan Forsythe, R OBP: 0.196, SLG: 0.208										0	0	0	0	0	0	0								
Inning Stats	R: 0 H: 1 E: 0 K: 2 S: 13	H: 1 LOB: 1 BB: 0 P: 15	R: 0 H: 0 E: 0 K: 3 S: 9	H: 0 LOB: 0 BB: 0 P: 14	R: 0 H: 1 E: 0 K: 1 S: 8	H: 1 LOB: 0 BB: 0 P: 11	R: 0 H: 0 E: 0 K: 2 S: 11	H: 0 LOB: 0 BB: 0 P: 17	R: 0 H: 1 E: 0 K: 0 S: 12	H: 1 LOB: 2 BB: 1 P: 21	R: 0 H: 0 E: 0 K: 0 S: 10	H: 0 LOB: 0 BB: 0 P: 12	R: 0 H: 0 E: 0 K: 2 S: 9	H: 0 LOB: 0 BB: 0 P: 14	R: 0 H: 1 E: 0 K: 0 S: 8	H: 1 LOB: 1 BB: 0 P: 11	R: 0 H: 0 E: 0 K: 1 S: 8	H: 0 LOB: 0 BB: 0 P: 11	1B: 3 2B: 0 3B: 1 HR: 0	SF: 0 SAC: 0 DP: 0 HBP: 0	WP: 0 PB: 0 SB: 0 CS: 0	PA: 32		
PITCHER	IP WLS BF H R ER SO BB IBB HBP BLK WP HR S P ERA WHIP	8.0 W 29 4 0 0 10 1 0 0 0 0 0 80 115 0.00 0.625	1.0 S 3 0 0 0 1 0 0 0 0 0 0 8 11 0.00 0.000																					

Batter	1	2	3	4	5	6	7	8	9	AB	R	H	RBI	BB	SO	LOB	BOTTOM						
11 Ben Revere, L OBP: 0.310, SLG: 0.295										3	0	0	0	0	1	2	San Diego Padres @ Minnesota Twins Target Field, Minneapolis, MN Sat Jun 18 2011, 6:13 PM - 8:39 PM CDT Att. 40,225 - Rain - 69 F						
12 Alexi Casilla, S OBP: 0.329, SLG: 0.344										4	0	0	0	0	0	3							
7 Joe Mauer, L OBP: 0.283, SLG: 0.244										3	0	0	0	1	0	2							
5 Michael Cuddyer, R OBP: 0.345, SLG: 0.450										4	0	1	0	0	0	2							
21 Delmon Young, R OBP: 0.273, SLG: 0.315										3	0	1	0	0	2	1							
22 Danny Valencia, R OBP: 0.276, SLG: 0.351										3	1	1	1	0	1	1							
20 Matt Tolbert, S OBP: 0.238, SLG: 0.286										0	0	0	0	0	0	0							
1 Tsuyoshi Nishioka, S OBP: 0.270, SLG: 0.265										2	0	0	0	0	1	1							
23 Rene Tosoni, L OBP: 0.244, SLG: 0.244										3	0	1	0	0	0	1							
38 Luke Hughes, R OBP: 0.308, SLG: 0.345										3	0	2	0	0	0	0							
Inning Stats	R: 0 H: 0 E: 0 K: 0 S: 5	H: 0 LOB: 0 BB: 0 P: 7	R: 1 H: 1 E: 0 K: 1 S: 8	H: 1 LOB: 0 BB: 0 P: 14	R: 0 H: 2 E: 0 K: 1 S: 12	H: 2 LOB: 0 BB: 0 P: 17	R: 0 H: 1 E: 0 K: 2 S: 11	H: 1 LOB: 1 BB: 0 P: 17	R: 0 H: 0 E: 0 K: 0 S: 6	H: 0 LOB: 0 BB: 0 P: 11	R: 0 H: 1 E: 0 K: 1 S: 8	H: 1 LOB: 1 BB: 0 P: 14	R: 0 H: 0 E: 0 K: 0 S: 7	H: 0 LOB: 0 BB: 0 P: 12	R: 0 H: 1 E: 0 K: 0 S: 12	H: 1 LOB: 2 BB: 1 P: 22	R: 0 H: 0 E: 0 K: 0 S: 12	H: 0 LOB: 0 BB: 0 P: 12	1B: 3 2B: 2 3B: 0 HR: 1	SF: 0 SAC: 1 DP: 0 HBP: 1	WP: 0 PB: 0 SB: 0 CS: 1	PA: 31	
PITCHER	IP WLS BF H R ER SO BB IBB HBP BLK WP HR S P ERA WHIP	7.0 L 27 6 0 1 5 0 0 0 0 0 0 60 97 1.29 0.857	0.2 3 0 0 0 0 1 0 0 0 1 0 0 8 15 0.00 1.500	0.1 1 0 0 0 0 0 0 0 0 0 0 0 1 2 0.00 0.000																			



Batter	1	2	3	4	5	6	7	8	9	AB	R	H	RBI	BB	SO	LOB	TOP						
13 Chris Denorfia, R OBP: 0.353, SLG: 0.458										3	0	0	1	1	0	0	San Diego Padres @ Minnesota Twins Target Field, Minneapolis, MN Sun Jun 19 2011, 1:13 PM - 3:47 PM CDT Att: 40,655 - Overcast - 70 F						
8 Jason Bartlett, R OBP: 0.317, SLG: 0.324										4	1	1	0	1	1	1							
7 Chase Headley, S OBP: 0.361, SLG: 0.394										5	0	2	1	0	3	0							
47 Ryan Ludwick, R OBP: 0.325, SLG: 0.402										4	1	2	1	0	1	3							
15 Jesus Guzman, R OBP: 0.333, SLG: 0.333										4	0	1	0	0	0	2							
27 Anthony Rizzo, L OBP: 0.361, SLG: 0.370										0	0	0	0	0	0	0							
24 Cameron Maybin, R OBP: 0.310, SLG: 0.396										4	0	0	0	0	3	2							
1 Orlando Hudson, S OBP: 0.336, SLG: 0.288										3	1	2	0	1	0	0							
25 Will Venable, L OBP: 0.303, SLG: 0.297										4	1	2	1	0	1	1							
32 Rob Johnson, R OBP: 0.226, SLG: 0.260										4	0	1	0	0	2	3							
Inning Stats	R: 0 E: 0 K: 2 S: 7	H: 0 LOB: 0 BB: 1 P: 14	R: 0 E: 0 K: 2 S: 8	H: 0 LOB: 0 BB: 0 P: 12	R: 0 E: 0 K: 2 S: 8	H: 0 LOB: 0 BB: 0 P: 11	R: 1 E: 0 K: 0 S: 10	H: 3 LOB: 1 BB: 0 P: 15	R: 2 E: 0 K: 1 S: 13	H: 4 LOB: 3 BB: 1 P: 23	R: 0 E: 0 K: 1 S: 7	H: 1 LOB: 1 BB: 0 P: 13	R: 0 E: 0 K: 0 S: 6	H: 0 LOB: 0 BB: 0 P: 12	R: 1 E: 0 K: 2 S: 17	H: 3 LOB: 3 BB: 1 P: 25	R: 0 E: 0 K: 1 S: 8	H: 0 LOB: 0 BB: 0 P: 13	1B: 11 2B: 0 3B: 0 HR: 0	SF: 1 SAC: 0 DP: 1 HBP: 0	WP: 0 PB: 0 SB: 2 CS: 1	PA: 39	
PITCHER	IP WLS BF H R ER SO BB IBB HBP BLK WP HR S P ERA WHIP	IP WLS BF H R ER SO BB IBB HBP BLK WP HR S P ERA WHIP	IP WLS BF H R ER SO BB IBB HBP BLK WP HR S P ERA WHIP	IP WLS BF H R ER SO BB IBB HBP BLK WP HR S P ERA WHIP	IP WLS BF H R ER SO BB IBB HBP BLK WP HR S P ERA WHIP	IP WLS BF H R ER SO BB IBB HBP BLK WP HR S P ERA WHIP	IP WLS BF H R ER SO BB IBB HBP BLK WP HR S P ERA WHIP	IP WLS BF H R ER SO BB IBB HBP BLK WP HR S P ERA WHIP	IP WLS BF H R ER SO BB IBB HBP BLK WP HR S P ERA WHIP	IP WLS BF H R ER SO BB IBB HBP BLK WP HR S P ERA WHIP	IP WLS BF H R ER SO BB IBB HBP BLK WP HR S P ERA WHIP	IP WLS BF H R ER SO BB IBB HBP BLK WP HR S P ERA WHIP	IP WLS BF H R ER SO BB IBB HBP BLK WP HR S P ERA WHIP	IP WLS BF H R ER SO BB IBB HBP BLK WP HR S P ERA WHIP	IP WLS BF H R ER SO BB IBB HBP BLK WP HR S P ERA WHIP	IP WLS BF H R ER SO BB IBB HBP BLK WP HR S P ERA WHIP	IP WLS BF H R ER SO BB IBB HBP BLK WP HR S P ERA WHIP	IP WLS BF H R ER SO BB IBB HBP BLK WP HR S P ERA WHIP	IP WLS BF H R ER SO BB IBB HBP BLK WP HR S P ERA WHIP	IP WLS BF H R ER SO BB IBB HBP BLK WP HR S P ERA WHIP	IP WLS BF H R ER SO BB IBB HBP BLK WP HR S P ERA WHIP	IP WLS BF H R ER SO BB IBB HBP BLK WP HR S P ERA WHIP	IP WLS BF H R ER SO BB IBB HBP BLK WP HR S P ERA WHIP

Batter	1	2	3	4	5	6	7	8	9	AB	R	H	RBI	BB	SO	LOB	BOTTOM						
11 Ben Revere, L OBP: 0.298, SLG: 0.283										4	0	0	0	0	1	2	San Diego Padres @ Minnesota Twins Target Field, Minneapolis, MN Sun Jun 19 2011, 1:13 PM - 3:47 PM CDT Att: 40,655 - Overcast - 70 F						
12 Alex Casilla, S OBP: 0.327, SLG: 0.358										4	1	1	1	0	1	1							
7 Joe Mauer, L OBP: 0.260, SLG: 0.222										4	0	0	0	0	0	1							
5 Michael Cuddyer, R OBP: 0.343, SLG: 0.451										4	1	1	0	0	1	0							
21 Delmon Young, R OBP: 0.278, SLG: 0.319										4	1	2	0	0	0	1							
38 Luke Hughes, R OBP: 0.307, SLG: 0.336										3	1	0	0	0	0	2							
1 Tsuyoshi Nishioka, S OBP: 0.293, SLG: 0.250										2	0	0	1	2	0	1							
32 René Rivera, R OBP: 0.254, SLG: 0.279										2	0	0	0	0	0	2							
23 Rene Tosoni, L OBP: 0.281, SLG: 0.286										1	1	1	1	0	0	0							
41 Drew Butera, R OBP: 0.208, SLG: 0.261										1	0	1	1	0	0	0							
20 Matt Tolbert, S OBP: 0.248, SLG: 0.298										2	0	1	1	1	0	0							
Inning Stats	R: 1 E: 0 K: 2 S: 12	H: 1 LOB: 0 BB: 0 P: 17	R: 0 E: 0 K: 0 S: 9	H: 1 LOB: 1 BB: 1 P: 17	R: 0 E: 0 K: 0 S: 7	H: 0 LOB: 0 BB: 0 P: 9	R: 0 E: 0 K: 0 S: 8	H: 0 LOB: 0 BB: 0 P: 11	R: 0 E: 0 K: 0 S: 5	H: 0 LOB: 0 BB: 0 P: 7	R: 0 E: 0 K: 1 S: 8	H: 0 LOB: 1 BB: 1 P: 15	R: 3 E: 1 K: 0 S: 19	H: 3 LOB: 1 BB: 0 P: 26	R: 0 E: 0 K: 0 S: 11	H: 0 LOB: 0 BB: 0 P: 17	R: 1 E: 0 K: 0 S: 6	H: 2 LOB: 2 BB: 1 P: 13	1B: 3 2B: 4 3B: 0 HR: 1	SF: 0 SAC: 1 DP: 1 HBP: 0	WP: 0 PB: 0 SB: 0 CS: 0	PA: 35	
PITCHER	IP WLS BF H R ER SO BB IBB HBP BLK WP HR S P ERA WHIP	IP WLS BF H R ER SO BB IBB HBP BLK WP HR S P ERA WHIP	IP WLS BF H R ER SO BB IBB HBP BLK WP HR S P ERA WHIP	IP WLS BF H R ER SO BB IBB HBP BLK WP HR S P ERA WHIP	IP WLS BF H R ER SO BB IBB HBP BLK WP HR S P ERA WHIP	IP WLS BF H R ER SO BB IBB HBP BLK WP HR S P ERA WHIP	IP WLS BF H R ER SO BB IBB HBP BLK WP HR S P ERA WHIP	IP WLS BF H R ER SO BB IBB HBP BLK WP HR S P ERA WHIP	IP WLS BF H R ER SO BB IBB HBP BLK WP HR S P ERA WHIP	IP WLS BF H R ER SO BB IBB HBP BLK WP HR S P ERA WHIP	IP WLS BF H R ER SO BB IBB HBP BLK WP HR S P ERA WHIP	IP WLS BF H R ER SO BB IBB HBP BLK WP HR S P ERA WHIP	IP WLS BF H R ER SO BB IBB HBP BLK WP HR S P ERA WHIP	IP WLS BF H R ER SO BB IBB HBP BLK WP HR S P ERA WHIP	IP WLS BF H R ER SO BB IBB HBP BLK WP HR S P ERA WHIP	IP WLS BF H R ER SO BB IBB HBP BLK WP HR S P ERA WHIP	IP WLS BF H R ER SO BB IBB HBP BLK WP HR S P ERA WHIP	IP WLS BF H R ER SO BB IBB HBP BLK WP HR S P ERA WHIP	IP WLS BF H R ER SO BB IBB HBP BLK WP HR S P ERA WHIP	IP WLS BF H R ER SO BB IBB HBP BLK WP HR S P ERA WHIP	IP WLS BF H R ER SO BB IBB HBP BLK WP HR S P ERA WHIP	IP WLS BF H R ER SO BB IBB HBP BLK WP HR S P ERA WHIP	IP WLS BF H R ER SO BB IBB HBP BLK WP HR S P ERA WHIP



Batter	1	2	3	4	5	6	7	8	9	AB	R	H	RBI	BB	SO	LOB	TOP							
13 Chris Denorfia, R OBP: 0.349, SLG: 0.451										5	0	1	1	0	1	2								
8 Jason Bartlett, R OBP: 0.316, SLG: 0.320										3	0	0	0	1	2	0								
25 Will Venable, L OBP: 0.301, SLG: 0.295										5	2	4	0	0	0	0								
7 Chase Headley, S OBP: 0.389, SLG: 0.407										3	1	1	0	1	0	3								
47 Ryan Ludwick, R OBP: 0.328, SLG: 0.441										1	0	0	0	0	1	1								
14 Alberto Gonzalez, R OBP: 0.239, SLG: 0.255										5	0	2	1	0	1	3								
15 Jesus Guzman, R OBP: 0.357, SLG: 0.500										5	2	3	3	0	0	2								
1 Orlando Hudson, S OBP: 0.308, SLG: 0.325										4	0	0	0	1	1	3								
24 Cameron Maybin, R OBP: 0.308, SLG: 0.388										4	0	1	0	0	1	4								
27 Anthony Rizzo, L OBP: 0.350, SLG: 0.387										3	0	1	0	1	1	2								
4 Nick Hundley, R OBP: 0.301, SLG: 0.339																								
Inning Stats	R: 0 E: 0 K: 1 S: 12	H: 1 LOB: 1 BB: 0 P: 16	R: 0 E: 0 K: 1 S: 15	H: 1 LOB: 2 BB: 1 P: 24	R: 0 E: 0 K: 0 S: 5	H: 1 LOB: 1 BB: 1 P: 10	R: 0 E: 0 K: 1 S: 7	H: 1 LOB: 0 BB: 0 P: 9	R: 0 E: 0 K: 2 S: 9	H: 0 LOB: 0 BB: 0 P: 13	R: 3 E: 0 K: 1 S: 14	H: 3 LOB: 2 BB: 2 P: 25	R: 0 E: 0 K: 1 S: 10	H: 1 LOB: 0 BB: 0 P: 18	R: 1 E: 0 K: 0 S: 16	H: 3 LOB: 2 BB: 0 P: 25	R: 1 E: 0 K: 1 S: 9	H: 2 LOB: 1 BB: 0 P: 13	1B: 9 2B: 2 HR: 1	SF: 0 SAC: 0 DP: 1 HBP: 0	WP: 1 PB: 0 SB: 0 CS: 0	PA: 43		
PITCHER	IP: 5.2 WLS: 1 BF: 26 ERA: 4.76	W: 6 R: 3 ER: 3 SO: 6	BB: 3 IBB: 0 HBP: 0 BLK: 0	WP: 0 HR: 1 S: 58 P: 89	ERA: 4.76 WHIP: 1.765	IP: 6.1 WLS: 1 BF: 26 ERA: 3.09	W: 1 R: 0 ER: 0 SO: 1	BB: 1 IBB: 0 HBP: 0 BLK: 0	WP: 0 HR: 0 S: 14 P: 26	ERA: 3.09 WHIP: 1.500	IP: 8.1 WLS: 1 BF: 34 ERA: 1.69	W: 3 R: 1 ER: 1 SO: 1	BB: 0 IBB: 0 HBP: 0 BLK: 0	WP: 1 HR: 0 S: 16 P: 25	ERA: 1.69 WHIP: 3.000	IP: 9.1 WLS: 1 BF: 37 ERA: 7.36	W: 2 R: 1 ER: 1 SO: 1	BB: 0 IBB: 0 HBP: 0 BLK: 0	WP: 0 HR: 0 S: 9 P: 13	ERA: 7.36 WHIP: 2.000				

San Diego Padres @ Boston Red Sox
Fenway Park, Boston, MA
Mon Jun 20 2011, 7:12 PM - 10:51 PM EDT
Att: 38,020 - Clear - 74 F

AB	39
R	5
H	13
RBI	5
BB	4
SO	8
LOB	22



Batter	1	2	3	4	5	6	7	8	9	AB	R	H	RBI	BB	SO	LOB	BOTTOM								
2 Jacoby Ellsbury, L OBP: 0.373, SLG: 0.471										4	1	1	1	2	0	2									
15 Dustin Pedroia, R OBP: 0.380, SLG: 0.393										4	3	1	1	2	0	4									
28 Adrián González, L OBP: 0.406, SLG: 0.610										5	2	3	3	0	1	2									
20 Kevin Youkilis, R OBP: 0.386, SLG: 0.496										4	1	2	2	1	1	1									
44 Drew Sutton, S OBP: 0.314, SLG: 0.514										0	0	0	0	0	0	0									
34 David Ortiz, L OBP: 0.402, SLG: 0.604										4	1	2	2	1	2	1									
54 Darrell McDonald, R OBP: 0.184, SLG: 0.200										3	0	0	0	0	2	4									
7 J.D. Drew, L OBP: 0.335, SLG: 0.335										1	2	1	0	1	0	0									
10 Marco Scutaro, R OBP: 0.355, SLG: 0.393										4	2	2	1	0	1	3									
33 Jason Varitek, S OBP: 0.328, SLG: 0.365										4	1	1	1	0	1	2									
23 Mike Cameron, R OBP: 0.221, SLG: 0.282										2	0	0	0	1	1	0									
16 Josh Reddick, L OBP: 0.476, SLG: 0.529										1	1	1	2	1	0	0									
Inning Stats	R: 1 E: 0 K: 0 S: 26	H: 3 LOB: 3 BB: 1 P: 39	R: 0 E: 0 K: 0 S: 7	H: 0 LOB: 0 BB: 0 P: 12	R: 1 E: 0 K: 1 S: 14	H: 2 LOB: 1 BB: 0 P: 21	R: 1 E: 0 K: 1 S: 12	H: 2 LOB: 2 BB: 2 P: 22	R: 0 E: 0 K: 3 S: 10	H: 0 LOB: 0 BB: 0 P: 11	R: 0 E: 0 K: 2 S: 12	H: 0 LOB: 0 BB: 0 P: 15	R: 10 E: 0 K: 1 S: 36	H: 5 LOB: 1 BB: 4 P: 68	R: 1 E: 0 K: 1 S: 12	H: 2 LOB: 2 BB: 2 P: 29	1B: 10 2B: 4 3B: 0 HR: 0	SF: 0 SAC: 0 DP: 2 HBP: 2	WP: 0 PB: 0 SB: 0 CS: 0	PA: 47					
PITCHER	IP: 3.0 WLS: 1 BF: 18 ERA: 5.17	W: 3 R: 2 ER: 2 SO: 6	BB: 2 IBB: 0 HBP: 0 BLK: 0	WP: 0 HR: 0 S: 53 P: 83	ERA: 5.17 WHIP: 3.000	IP: 4.1 WLS: 1 BF: 18 ERA: 3.23	W: 2 R: 2 ER: 2 SO: 6	BB: 2 IBB: 0 HBP: 0 BLK: 0	WP: 0 HR: 0 S: 35 P: 50	ERA: 3.23 WHIP: 0.900	IP: 7.1 WLS: 1 BF: 30 ERA: 3.28	W: 5 R: 1 ER: 1 SO: 1	BB: 1 IBB: 1 HBP: 2 BLK: 0	WP: 0 HR: 0 S: 8 P: 26	ERA: 3.28 WHIP: 3.000	IP: 7.1 WLS: 1 BF: 30 ERA: 4.85	W: 4 R: 7 ER: 7 SO: 0	BB: 1 IBB: 0 HBP: 0 BLK: 0	WP: 0 HR: 0 S: 18 P: 25	ERA: 4.85 WHIP: ∞	IP: 7.1 WLS: 1 BF: 30 ERA: 3.6	W: 2 R: 1 ER: 1 SO: 2	BB: 2 IBB: 0 HBP: 0 BLK: 0	WP: 0 HR: 0 S: 15 P: 33	ERA: 3.6 WHIP: 3.000

San Diego Padres @ Boston Red Sox
Fenway Park, Boston, MA
Mon Jun 20 2011, 7:12 PM - 10:51 PM EDT
Att: 38,020 - Clear - 74 F

AB	36
R	14
H	14
RBI	13
BB	9
SO	9
LOB	19



Batter	1	2	3	4	5	6	7	8	9	AB	R	H	RBI	BB	SO	LOB	TOP		
25 Will Venable, L (1,9) OBP: 0.304, SLG: 0.314										4	2	1	2	1	0	2	San Diego Padres @ Boston Red Sox Fenway Park, Boston, MA Wed Jun 22 2011, 2:12 PM - 6:08 PM EDT Att: 37,419 - Rain - 69 F		
8 Jason Bartlett, R (1,6) OBP: 0.322, SLG: 0.317										4	0	0	1	0	0	0			
7 Chase Headley, S (1,5) OBP: 0.389, SLG: 0.402										5	0	1	1	0	2	1			
47 Ryan Ludwick, R (1,7) 13 Chris Denorfia, R (8,7) OBP: 0.325, SLG: 0.393 OBP: 0.347, SLG: 0.443										3	0	1	0	1	1	2			
15 Jesus Guzman, R (1,10) OBP: 0.391, SLG: 0.391										4	0	0	0	0	2	5			
1 Orlando Hudson, S (1,4) OBP: 0.353, SLG: 0.323										3	1	2	0	1	1	0			
27 Anthony Rizzo, L (1,3) OBP: 0.347, SLG: 0.368										2	1	0	0	1	1	1			
24 Cameron Maybin, R (1,8) OBP: 0.319, SLG: 0.391										3	1	2	0	1	0	1			
4 Nick Hundley, R (1,2) OBP: 0.305, SLG: 0.343										4	0	0	0	0	1	8			
Inning Stats	R: 1 E: 0 K: 0 S: 10	H: 1 LOB: 0 BB: 0 P: 13	R: 0 E: 0 K: 1 S: 16	H: 1 LOB: 2 BB: 1 P: 26	R: 0 E: 1 K: 2 S: 11	H: 0 LOB: 2 BB: 1 P: 16	R: 4 E: 0 K: 2 S: 17	H: 2 LOB: 2 BB: 2 P: 34	R: 0 E: 0 K: 1 S: 10	H: 1 LOB: 1 BB: 0 P: 12	R: 0 E: 0 K: 1 S: 7	H: 0 LOB: 1 BB: 0 P: 9	R: 0 E: 0 K: 1 S: 12	H: 0 LOB: 0 BB: 0 P: 16	1B: 6 2B: 0 3B: 0 HR: 1	SF: 0 SAC: 0 DP: 0 HBP: 2		WP: 1 PB: 0 SB: 2 CS: 1	PA: 39
PITCHER	IP WLS BF H R ER SO BB IBB HBP BLK WP HR S P ERA WHIP	IP WLS BF H R ER SO BB IBB HBP BLK WP HR S P ERA WHIP	IP WLS BF H R ER SO BB IBB HBP BLK WP HR S P ERA WHIP	IP WLS BF H R ER SO BB IBB HBP BLK WP HR S P ERA WHIP	IP WLS BF H R ER SO BB IBB HBP BLK WP HR S P ERA WHIP	IP WLS BF H R ER SO BB IBB HBP BLK WP HR S P ERA WHIP	IP WLS BF H R ER SO BB IBB HBP BLK WP HR S P ERA WHIP	IP WLS BF H R ER SO BB IBB HBP BLK WP HR S P ERA WHIP	IP WLS BF H R ER SO BB IBB HBP BLK WP HR S P ERA WHIP	IP WLS BF H R ER SO BB IBB HBP BLK WP HR S P ERA WHIP	IP WLS BF H R ER SO BB IBB HBP BLK WP HR S P ERA WHIP	IP WLS BF H R ER SO BB IBB HBP BLK WP HR S P ERA WHIP	IP WLS BF H R ER SO BB IBB HBP BLK WP HR S P ERA WHIP	IP WLS BF H R ER SO BB IBB HBP BLK WP HR S P ERA WHIP	IP WLS BF H R ER SO BB IBB HBP BLK WP HR S P ERA WHIP	IP WLS BF H R ER SO BB IBB HBP BLK WP HR S P ERA WHIP	IP WLS BF H R ER SO BB IBB HBP BLK WP HR S P ERA WHIP		
41 John Lackey, R (1,1) ERA: 7.36	3.1 L 21 4 5 5 4	1.2 7 2 0 0 1	2.0 8 1 0 0 2	1.0 3 0 0 0 1	1.0 3 0 0 0 1	1.0 3 0 0 0 1	1.0 3 0 0 0 1	1.0 3 0 0 0 1	1.0 3 0 0 0 1	1.0 3 0 0 0 1	1.0 3 0 0 0 1	1.0 3 0 0 0 1	1.0 3 0 0 0 1	1.0 3 0 0 0 1	1.0 3 0 0 0 1	1.0 3 0 0 0 1	1.0 3 0 0 0 1	1.0 3 0 0 0 1	1.0 3 0 0 0 1
64 Michael Bowden, R (4,1) ERA: 1.23	2.0 8 1 0 0 2	1.0 3 0 0 0 1	1.0 3 0 0 0 1	1.0 3 0 0 0 1	1.0 3 0 0 0 1	1.0 3 0 0 0 1	1.0 3 0 0 0 1	1.0 3 0 0 0 1	1.0 3 0 0 0 1	1.0 3 0 0 0 1	1.0 3 0 0 0 1	1.0 3 0 0 0 1	1.0 3 0 0 0 1	1.0 3 0 0 0 1	1.0 3 0 0 0 1	1.0 3 0 0 0 1	1.0 3 0 0 0 1	1.0 3 0 0 0 1	1.0 3 0 0 0 1
32 Matt Albers, R (6,1) ERA: 2.86	1.0 3 0 0 0 1	1.0 3 0 0 0 1	1.0 3 0 0 0 1	1.0 3 0 0 0 1	1.0 3 0 0 0 1	1.0 3 0 0 0 1	1.0 3 0 0 0 1	1.0 3 0 0 0 1	1.0 3 0 0 0 1	1.0 3 0 0 0 1	1.0 3 0 0 0 1	1.0 3 0 0 0 1	1.0 3 0 0 0 1	1.0 3 0 0 0 1	1.0 3 0 0 0 1	1.0 3 0 0 0 1	1.0 3 0 0 0 1	1.0 3 0 0 0 1	1.0 3 0 0 0 1
35 Dan Wheeler, R (8,1) ERA: 6.23	1.0 3 0 0 0 1	1.0 3 0 0 0 1	1.0 3 0 0 0 1	1.0 3 0 0 0 1	1.0 3 0 0 0 1	1.0 3 0 0 0 1	1.0 3 0 0 0 1	1.0 3 0 0 0 1	1.0 3 0 0 0 1	1.0 3 0 0 0 1	1.0 3 0 0 0 1	1.0 3 0 0 0 1	1.0 3 0 0 0 1	1.0 3 0 0 0 1	1.0 3 0 0 0 1	1.0 3 0 0 0 1	1.0 3 0 0 0 1	1.0 3 0 0 0 1	1.0 3 0 0 0 1

Batter	1	2	3	4	5	6	7	8	9	AB	R	H	RBI	BB	SO	LOB	BOTTOM			
2 Jacoby Ellsbury, L (1,8) OBP: 0.372, SLG: 0.465										3	1	0	0	1	1	0	San Diego Padres @ Boston Red Sox Fenway Park, Boston, MA Wed Jun 22 2011, 2:12 PM - 6:08 PM EDT Att: 37,419 - Rain - 69 F			
15 Dustin Pedroia, R (1,4) OBP: 0.390, SLG: 0.397										3	0	2	0	1	0	0				
28 Adrián González, L (1,3) OBP: 0.410, SLG: 0.609										4	0	4	1	0	0	0				
20 Kevin Youkilis, R (1,5) OBP: 0.395, SLG: 0.506										4	0	2	0	0	0	4				
34 David Ortiz, L (1,10) OBP: 0.391, SLG: 0.586										4	0	0	0	0	0	7				
54 Darrell McDonald, R (1,7) 7 J.D. Drew, L (6,PH) OBP: 0.175, SLG: 0.189 OBP: 0.330, SLG: 0.326										2	0	0	0	0	0	0				
44 Drew Sutton, S (1,6) OBP: 0.316, SLG: 0.486										2	0	0	0	0	1	0				
33 Jason Varitek, S (1,2) OBP: 0.328, SLG: 0.364										3	0	1	0	0	2	1				
23 Mike Cameron, R (1,9) 16 Josh Reddick, L (6,PH) OBP: 0.227, SLG: 0.287 OBP: 0.482, SLG: 0.636										2	0	1	0	0	0	1				
Inning Stats	R: 0 E: 0 K: 0 S: 15	H: 3 LOB: 2 BB: 0 P: 22	R: 0 E: 0 K: 1 S: 11	H: 1 LOB: 1 BB: 0 P: 13	R: 0 E: 0 K: 0 S: 17	H: 2 LOB: 2 BB: 0 P: 23	R: 0 E: 0 K: 1 S: 8	H: 0 LOB: 0 BB: 0 P: 13	R: 1 E: 0 K: 0 S: 14	H: 2 LOB: 2 BB: 2 P: 26	R: 0 E: 0 K: 1 S: 8	H: 0 LOB: 1 BB: 0 P: 14	R: 0 E: 0 K: 1 S: 9	H: 2 LOB: 1 BB: 0 P: 15	R: 0 E: 0 K: 0 S: 0	H: 0 LOB: 0 BB: 0 P: 0		1B: 10 2B: 0 3B: 0 HR: 0	SF: 0 SAC: 0 DP: 2 HBP: 1	WP: 0 PB: 0 SB: 0 CS: 0
PITCHER	IP WLS BF H R ER SO BB IBB HBP BLK WP HR S P ERA WHIP	IP WLS BF H R ER SO BB IBB HBP BLK WP HR S P ERA WHIP	IP WLS BF H R ER SO BB IBB HBP BLK WP HR S P ERA WHIP	IP WLS BF H R ER SO BB IBB HBP BLK WP HR S P ERA WHIP	IP WLS BF H R ER SO BB IBB HBP BLK WP HR S P ERA WHIP	IP WLS BF H R ER SO BB IBB HBP BLK WP HR S P ERA WHIP	IP WLS BF H R ER SO BB IBB HBP BLK WP HR S P ERA WHIP	IP WLS BF H R ER SO BB IBB HBP BLK WP HR S P ERA WHIP	IP WLS BF H R ER SO BB IBB HBP BLK WP HR S P ERA WHIP	IP WLS BF H R ER SO BB IBB HBP BLK WP HR S P ERA WHIP	IP WLS BF H R ER SO BB IBB HBP BLK WP HR S P ERA WHIP	IP WLS BF H R ER SO BB IBB HBP BLK WP HR S P ERA WHIP	IP WLS BF H R ER SO BB IBB HBP BLK WP HR S P ERA WHIP	IP WLS BF H R ER SO BB IBB HBP BLK WP HR S P ERA WHIP	IP WLS BF H R ER SO BB IBB HBP BLK WP HR S P ERA WHIP	IP WLS BF H R ER SO BB IBB HBP BLK WP HR S P ERA WHIP	IP WLS BF H R ER SO BB IBB HBP BLK WP HR S P ERA WHIP			
33 Clayton Richard, L (1,1) ERA: 4.21	5.0 W 23 8 1 1 2	2.0 9 2 0 0 2	2.0 9 2 0 0 2	2.0 9 2 0 0 2	2.0 9 2 0 0 2	2.0 9 2 0 0 2	2.0 9 2 0 0 2	2.0 9 2 0 0 2	2.0 9 2 0 0 2	2.0 9 2 0 0 2	2.0 9 2 0 0 2	2.0 9 2 0 0 2	2.0 9 2 0 0 2	2.0 9 2 0 0 2	2.0 9 2 0 0 2	2.0 9 2 0 0 2	2.0 9 2 0 0 2	2.0 9 2 0 0 2	2.0 9 2 0 0 2	
39 Ernesto Frieri, R (6,1) ERA: 3.11	2.0 9 2 0 0 2	2.0 9 2 0 0 2	2.0 9 2 0 0 2	2.0 9 2 0 0 2	2.0 9 2 0 0 2	2.0 9 2 0 0 2	2.0 9 2 0 0 2	2.0 9 2 0 0 2	2.0 9 2 0 0 2	2.0 9 2 0 0 2	2.0 9 2 0 0 2	2.0 9 2 0 0 2	2.0 9 2 0 0 2	2.0 9 2 0 0 2	2.0 9 2 0 0 2	2.0 9 2 0 0 2	2.0 9 2 0 0 2	2.0 9 2 0 0 2	2.0 9 2 0 0 2	

San Diego Padres @ Boston Red Sox
 Fenway Park, Boston, MA
 Wed Jun 22 2011, 2:12 PM - 6:08 PM EDT
 Att: 37,419 - Rain - 69 F

AB	32
R	5
H	7
RBI	4
BB	5
SO	8
LOB	20



San Diego Padres @ Boston Red Sox
 Fenway Park, Boston, MA
 Wed Jun 22 2011, 2:12 PM - 6:08 PM EDT
 Att: 37,419 - Rain - 69 F

AB	29
R	1
H	10
RBI	1
BB	2
SO	4
LOB	14



Batter	1	2	3	4	5	6	7	8	9	AB	R	H	RBI	BB	SO	LOB	TOP		
1 Jordan Schafer, L (1,8) OBP: 0.300, SLG: 0.296	F7		K			L8		F8		4	0	0	0	0	1	1			
22 Jason Heyward, L (1,9) OBP: 0.326, SLG: 0.395	1B			K			1B		K	4	1	2	0	0	2	0			
10 Chipper Jones, S (1,5) OBP: 0.352, SLG: 0.434	1B			G3-1			K		P4	4	0	1	0	0	1	1			
16 Brian McCann, L (1,2) OBP: 0.375, SLG: 0.514	G6-4-3			G6-3			F8		G4-3	4	0	0	0	0	0	3			
5 Freddie Freeman, L (1,3) OBP: 0.375, SLG: 0.427	G6-3			K			HR			3	1	1	2	0	1	0			
26 Dan Uggla, R (1,4) OBP: 0.228, SLG: 0.325	K			G6-3			K			3	0	0	0	0	2	0			
50 Cristhian Martinez, R (7,1) OBP: 0.250, SLG: 0.950	K			G6-3			K			0	0	0	0	0	0	0			
2 Alex Gonzalez, R (1,6) OBP: 0.287, SLG: 0.383	K			G6-3					G5-3	3	0	0	0	0	1	0			
13 Nate McLouth, L (1,7) OBP: 0.328, SLG: 0.326			G5-3			G1-3				2	0	0	0	1	0	0			
32 Derek Lowe, R (1,1) OBP: 0.207, SLG: 0.222			K							2	0	0	0	0	2	0			
52 George Sherrill, L (6,1)										0	0	0	0	0	0	0			
56 Jairo Asencio, R (7,1)										0	0	0	0	0	0	0			
7 Brooks Conrad, S (7,4) OBP: 0.368, SLG: 0.500										1	0	0	0	0	0	1			
Inning Stats	R: 0 H: 2 E: 0 K: 0 S: 9	H: 2 LOB: 1 BB: 0 P: 15	R: 0 H: 0 E: 0 K: 2 S: 9	H: 0 LOB: 0 BB: 0 P: 15	R: 0 H: 0 E: 0 K: 2 S: 7	H: 0 LOB: 0 BB: 0 P: 9	R: 0 H: 0 E: 0 K: 1 S: 9	H: 0 LOB: 0 BB: 0 P: 13	R: 0 H: 0 E: 0 K: 1 S: 11	H: 0 LOB: 0 BB: 0 P: 16	R: 2 H: 2 E: 0 K: 2 S: 15	H: 2 LOB: 0 BB: 0 P: 26	R: 0 H: 0 E: 0 K: 0 S: 10	H: 0 LOB: 1 BB: 0 P: 20	R: 0 H: 0 E: 0 K: 1 S: 8	H: 0 LOB: 0 BB: 0 P: 12	1B: 3 2B: 0 3B: 0 HR: 1	SF: 0 SAC: 0 DP: 1 HBP: 0	WP: 0 PA: 31 PB: 0 SB: 0 CS: 0
PITCHER	IP WLS BF H R ER SO BB IBB HBP BLK WP HR S P ERA WHIP																		
46 Tim Stauffer, R (1,1) ERA: 3.09	7.0 W 24 4 2 2 9 0 0 0 0 0 1 68 106 2.57 0.571																		
34 Pat Neshek, R (8,1) ERA: 3.43	1.0 4 0 0 0 0 1 0 0 0 0 0 10 20 0.00 1.000																		
44 Josh Spence, L (9,1) ERA:	1.0 3 0 0 0 1 0 0 0 0 0 0 8 12 0.00 0.000																		

Atlanta Braves @ San Diego Padres
 PETCO Park, San Diego, CA
 Fri Jun 24 2011, 10:09 PM - 12:43 AM EDT
 Att: 27,227 - Clear - 67 F

AB 30
 R 2
 H 4
 RBI 2
 BB 1
 SO 10
 LOB 6



Batter	1	2	3	4	5	6	7	8	9	AB	R	H	RBI	BB	SO	LOB	BOTTOM		
25 Will Venable, L (1,9) OBP: 0.313, SLG: 0.318	G6-3		FC6-4			G3		BB		4	1	2	0	1	1	2			
8 Jason Bartlett, R (1,6) OBP: 0.230, SLG: 0.312	G6-3		F9			G6-3		L9		4	0	0	0	1	0	2			
1 Orlando Hudson, S (1,4) OBP: 0.354, SLG: 0.321	G6-3		FC6-4			G1-4-3		L8		4	1	1	0	1	0	3			
47 Ryan Ludwick, R (1,7) OBP: 0.322, SLG: 0.393	K		FC6-4			G4-3		G6-3		5	1	1	2	0	1	2			
27 Anthony Rizzo, L (1,3) OBP: 0.370, SLG: 0.429		G4-3	F9			G4-3		G6-3		4	3	2	0	1	0	1			
24 Cameron Maybin, R (1,8) OBP: 0.321, SLG: 0.401	G4-3				P3			F8		5	2	2	2	0	0	1			
4 Nick Hundley, R (1,2) OBP: 0.310, SLG: 0.343	G5-3				G5-3					3	1	1	1	1	1	1			
14 Alberto Gonzalez, R (1,5) OBP: 0.240, SLG: 0.254	P4				G5-3					4	1	1	2	0	0	1			
46 Tim Stauffer, R (1,1) ERA: 4.33					G6-3					3	0	1	1	0	1	1			
15 Jesus Guzman, R (7,PH) OBP: 0.292, SLG: 0.542						E8				1	1	1	2	0	0	0			
34 Pat Neshek, S (8,1) ERA: 3.97										0	0	0	0	0	0	0			
44 Josh Spence, L (9,1) ERA: 3.53										0	0	0	0	0	0	0			
Inning Stats	R: 0 H: 1 E: 0 K: 1 S: 9	H: 2 LOB: 1 BB: 0 P: 13	R: 1 H: 2 E: 0 K: 1 S: 13	H: 2 LOB: 0 BB: 0 P: 20	R: 1 H: 1 E: 0 K: 0 S: 15	H: 1 LOB: 1 BB: 1 P: 23	R: 0 H: 0 E: 0 K: 0 S: 5	H: 0 LOB: 0 BB: 0 P: 7	R: 0 H: 0 E: 0 K: 1 S: 9	H: 0 LOB: 0 BB: 0 P: 11	R: 3 H: 4 E: 1 K: 0 S: 14	H: 4 LOB: 2 BB: 1 P: 25	R: 6 H: 4 E: 1 K: 1 S: 22	H: 4 LOB: 2 BB: 3 P: 45	R: 0 H: 0 E: 0 K: 0 S: 9	H: 0 LOB: 0 BB: 0 P: 12	1B: 7 2B: 3 3B: 1 HR: 1	SF: 0 SAC: 0 DP: 0 HBP: 0	WP: 0 PA: 42 PB: 0 SB: 1 CS: 0
PITCHER	IP WLS BF H R ER SO BB IBB HBP BLK WP HR S P ERA WHIP																		
32 Derek Lowe, R (1,1) ERA: 4.33	5.2 L 27 8 5 5 3 2 0 0 0 0 0 0 0 2 2 0.00 1.765																		
52 George Sherrill, L (6,1) ERA: 2.29	0.1 1 0 0 0 0 0 0 0 0 0 0 0 2 2 0.00 0.000																		
56 Jairo Asencio, R (7,1) ERA: 0.97	0.2 9 4 6 3 1 1 1 0 0 0 0 1 19 37 40.50 7.500																		
50 Cristhian Martinez, R (7,1) ERA: 3.53	1.1 5 0 0 0 0 1 0 0 0 0 0 0 12 20 0.00 0.750																		

Atlanta Braves @ San Diego Padres
 PETCO Park, San Diego, CA
 Fri Jun 24 2011, 10:09 PM - 12:43 AM EDT
 Att: 27,227 - Clear - 67 F

AB 37
 R 11
 H 12
 RBI 10
 BB 5
 SO 4
 LOB 14



Batter	1	2	3	4	5	6	7	8	9	AB	R	H	RBI	BB	SO	LOB	TOP									
1 Jordan Schafer, L (1,8) OBP: 0.295, SLG: 0.316										4	0	1	0	0	2	2	Atlanta Braves @ San Diego Padres PETCO Park, San Diego, CA Sun Jun 26 2011, 4:07 PM - 7:01 PM EDT Att: 24,048 - Sunny - 72 F									
22 Jason Heyward, L (1,9) OBP: 0.324, SLG: 0.398										4	0	0	0	0	2	3										
10 Chipper Jones, S (1,5) OBP: 0.348, SLG: 0.431										4	0	0	0	0	1	0										
5 Freddie Freeman, L (1,3) OBP: 0.336, SLG: 0.425										4	0	0	0	0	1	0										
26 Dan Uggla, R (1,4) OBP: 0.244, SLG: 0.334										4	0	0	0	0	1	0										
8 David Ross, R (1,2) OBP: 0.390, SLG: 0.519										3	0	0	0	0	3	0										
2 Alex Gonzalez, R (1,6) OBP: 0.281, SLG: 0.374										3	0	0	0	0	0	0										
13 Nate McLouth, L (1,7) OBP: 0.346, SLG: 0.352										1	0	1	0	2	0	0										
15 Tim Hudson, R (1,1) 34 Eric O'Flaherty, L (7,1) 19 Scott Linebrink, R (7,1) 20 Eric Hinske, L (8,PH) 39 Jonny Venters, L (8,1) 43 Scott Proctor, R (8,1)										1	0	0	0	1	1	1										
Inning Stats	R: 0 E: 0 K: 3 S: 9	H: 0 LOB: 0 BB: 0 P: 10	R: 0 E: 0 K: 1 S: 7	H: 0 LOB: 0 BB: 0 P: 11	R: 0 E: 0 K: 0 S: 12	H: 1 LOB: 2 BB: 1 P: 21	R: 0 E: 0 K: 0 S: 8	H: 0 LOB: 0 BB: 0 P: 12	R: 0 E: 0 K: 2 S: 14	H: 0 LOB: 1 BB: 1 P: 21	R: 0 E: 0 K: 1 S: 6	H: 0 LOB: 0 BB: 0 P: 9	R: 0 E: 0 K: 3 S: 9	H: 0 LOB: 0 BB: 0 P: 13	R: 1 E: 1 K: 1 S: 13	H: 1 LOB: 1 BB: 1 P: 20		R: 0 E: 0 K: 0 S: 10	H: 0 LOB: 0 BB: 0 P: 16	1B: 0 2B: 2 3B: 0 HR: 0	SF: 0 SAC: 0 DP: 0 HBP: 0	WP: 0 PB: 0 SB: 0 CS: 0	PA: 32			
PITCHER	IP WLS BF H R ER SO BB IBB HBP BLK WP HR S P ERA WHIP	5.0 286 18 1 0 0 6 2 0 0 0 0 0 0 50 75 0.00 0.600	1.1 4 0 0 0 2 0 0 0 0 0 0 0 6 9 0.00 0.000	0.2 2 0 0 0 2 0 0 0 0 0 0 0 9 9 0.00 0.000	1.0 W 5 1 1 0 1 1 0 0 0 0 0 13 20 0.00 2.000	1.0 S 3 0 0 0 0 0 0 0 0 0 0 10 16 0.00 0.000																				

AB	29
R	1
H	2
RBI	0
BB	3
SO	11
LOB	7



Batter	1	2	3	4	5	6	7	8	9	AB	R	H	RBI	BB	SO	LOB	BOTTOM							
25 Will Venable, L (1,9) OBP: 0.315, SLG: 0.317										4	0	2	0	0	0	3	Atlanta Braves @ San Diego Padres PETCO Park, San Diego, CA Sun Jun 26 2011, 4:07 PM - 7:01 PM EDT Att: 24,048 - Sunny - 72 F							
8 Jason Bartlett, R (1,6) OBP: 0.322, SLG: 0.314										4	1	2	1	0	1	3								
1 Orlando Hudson, S (1,4) OBP: 0.347, SLG: 0.310										5	0	1	2	0	2	6								
7 Chase Headley, S (1,5) OBP: 0.393, SLG: 0.401										3	0	1	1	2	1	0								
27 Anthony Rizzo, L (1,3) 47 Ryan Ludwick, R (7,PH) 37 Mike Adams, R (8,1) 14 Alberto Gonzalez, R (8,PH) 21 Heath Bell, R (9,1)										3	0	0	0	0	2	1								
13 Chris Denorfia, R (1,7) OBP: 0.359, SLG: 0.444										1	0	0	0	0	3									
24 Cameron Maybin, R (1,8) OBP: 0.326, SLG: 0.399										1	0	0	0	0	0									
16 Kyle Phillips, L (1,2) 32 Rob Johnson, R (8,PH) (9,2)										1	0	0	0	0	2									
52 Cory Luebke, R (1,1) 33 Clayton Richard, L (5,PH) 44 Josh Spence, L (8,1) 50 Chad Qualls, R (7,1) 15 Jesus Guzman, R (8,3)										0	0	0	0	0	0									
Inning Stats	R: 0 E: 0 K: 0 S: 6	H: 1 LOB: 0 BB: 0 P: 11	R: 0 E: 0 K: 0 S: 11	H: 1 LOB: 1 BB: 1 P: 20	R: 0 E: 0 K: 2 S: 11	H: 1 LOB: 0 BB: 0 P: 15	R: 0 E: 0 K: 3 S: 11	H: 1 LOB: 1 BB: 0 P: 13	R: 0 E: 0 K: 1 S: 14	H: 2 LOB: 2 BB: 0 P: 20	R: 0 E: 0 K: 2 S: 10	H: 0 LOB: 2 BB: 2 P: 25	R: 0 E: 0 K: 1 S: 11	H: 1 LOB: 3 BB: 1 P: 22	R: 4 E: 1 K: 1 S: 17	H: 4 LOB: 2 BB: 2 P: 29		1B: 10 2B: 1 3B: 0 HR: 0	SF: 0 SAC: 2 DP: 1 HBP: 1	WP: 0 PB: 0 SB: 2 CS: 1	PA: 41			
PITCHER	IP WLS BF H R ER SO BB IBB HBP BLK WP HR S P ERA WHIP	6.0 351 26 6 0 0 8 3 0 0 0 0 0 10 20 0.00 1.500	0.2 5 1 0 0 1 0 1 1 0 0 0 0 10 20 0.00 1.500	0.1 1 0 0 0 0 0 0 0 0 0 0 0 1 2 0.00 0.000	0.2 L 8 4 4 4 0 1 1 0 0 0 0 14 25 54.00 7.500	0.1 1 0 0 0 1 0 0 0 0 0 0 3 4 0.00 0.000																		

AB	32
R	4
H	11
RBI	4
BB	6
SO	10
LOB	25



Batter	1	2	3	4	5	6	7	8	9	AB	R	H	RBI	BB	SO	LOB	TOP					
53 Melky Cabrera, S OBP: 0.318, SLG: 0.430										5	1	2	0	0	1	0						
17 Chris Getz, L OBP: 0.329, SLG: 0.304										5	0	2	0	0	1	0						
35 Eric Hosmer, L OBP: 0.318, SLG: 0.407										3	0	1	1	1	1	2						
4 Alex Gordon, L OBP: 0.363, SLG: 0.481										3	1	1	0	1	0	2						
21 Jeff Francoeur, R OBP: 0.310, SLG: 0.439										4	1	1	0	0	2	3						
8 Mike Moustakas, L OBP: 0.344, SLG: 0.315										4	0	2	0	0	1	2						
3 Brayan Peña, S OBP: 0.296, SLG: 0.387										4	0	1	2	0	0	2						
2 Alcides Escobar, R OBP: 0.287, SLG: 0.317										4	0	0	0	0	0	3						
26 Jeff Francis, L										2	0	0	0	0	1	2						
16 Billy Butler, R OBP: 0.402, SLG: 0.435										1	0	0	0	0	0	1						
38 Blake Wood, R										0	0	0	0	0	0	0						
56 Greg Holland, R										0	0	0	0	0	0	0						
1 Jarrod Dyson, L OBP: 0.333, SLG: 0.179										1	0	0	0	0	1	0						
Inning Stats	R: 0 E: 0 K: 2 S: 9	H: 0 LOB: 2 BB: 2 P: 19	R: 0 E: 0 K: 0 S: 9	H: 1 LOB: 1 BB: 0 P: 14	R: 1 E: 0 K: 0 S: 13	H: 2 LOB: 1 BB: 0 P: 17	R: 0 E: 0 K: 1 S: 7	H: 1 LOB: 1 BB: 0 P: 13	R: 0 E: 0 K: 2 S: 9	H: 0 LOB: 0 BB: 0 P: 12	R: 2 E: 0 K: 1 S: 13	H: 3 LOB: 1 BB: 0 P: 22	R: 0 E: 0 K: 0 S: 12	H: 1 LOB: 0 BB: 0 P: 18	R: 0 E: 0 K: 1 S: 8	H: 0 LOB: 0 BB: 0 P: 10	R: 0 E: 0 K: 1 S: 13	H: 2 LOB: 2 BB: 0 P: 20	1B: 8 2B: 2 3B: 0 HR: 0	SF: 1 SAC: 0 DP: 0 HBP: 0	WP: 0 PB: 0 SB: 1 CS: 0	PA: 39
PITCHER	IP	WLS	BF	H	R	ER	SO	BB	IBB	HBP	BLK	WP	HR	S	P	ERA	WHIP					
38 Mat Latos, R ERA: 4.24	6.0	W	27	7	3	3	6	2	0	0	0	0	0	60	97	4.50	1.500					
39 Ernesto Frieri, R ERA: 3.0	1.0	H	4	1	0	0	0	0	0	0	0	0	0	12	18	0.00	1.000					
37 Mike Adams, R ERA: 1.27	1.0	H	3	0	0	0	1	0	0	0	0	0	0	8	10	0.00	0.000					
21 Heath Bell, R ERA: 2.53	1.0	S	5	2	0	0	1	0	0	0	0	0	0	13	20	0.00	2.000					

Kansas City Royals @ San Diego Padres
PETCO Park, San Diego, CA
 Mon Jun 27 2011, 10:07 PM - 12:53 AM EDT
 Att: 23,635 - Clear - 70 F

livebaseballscorecards.com

AB 36
 R 3
 H 10
 RBI 3
 BB 2
 SO 8
 LOB 17

Batter	1	2	3	4	5	6	7	8	9	AB	R	H	RBI	BB	SO	LOB	BOTTOM					
13 Chris Denorfia, R OBP: 0.361, SLG: 0.451										4	0	2	0	0	0	1						
8 Jason Bartlett, R OBP: 0.317, SLG: 0.310										4	0	0	0	0	0	3						
7 Chase Headley, S OBP: 0.397, SLG: 0.408										3	1	2	0	1	0	1						
47 Ryan Ludwick, R OBP: 0.323, SLG: 0.405										4	1	2	2	0	1	1						
21 Heath Bell, R										0	0	0	0	0	0	0						
15 Jesus Guzman, R OBP: 0.333, SLG: 0.552										3	1	1	0	0	0	0						
39 Ernesto Frieri, R										0	0	0	0	0	0	0						
37 Mike Adams, R										0	0	0	0	0	0	0						
25 Will Venable, L OBP: 0.319, SLG: 0.317										0	0	0	0	1	0	0						
24 Cameron Maybin, R OBP: 0.321, SLG: 0.392										4	0	0	0	0	1	4						
1 Orlando Hudson, S OBP: 0.339, SLG: 0.301										4	0	0	0	0	2	3						
32 Rob Johnson, R OBP: 0.220, SLG: 0.252										3	0	0	0	0	0	0						
38 Mat Latos, R OBP: 0.083, SLG: 0.250										2	1	1	0	0	1	0						
27 Anthony Rizzo, L OBP: 0.339, SLG: 0.367										1	0	0	0	0	0	0						
Inning Stats	R: 2 E: 0 K: 0 S: 16	H: 2 LOB: 0 BB: 0 P: 22	R: 0 E: 0 K: 0 S: 5	H: 0 LOB: 0 BB: 0 P: 10	R: 1 E: 0 K: 0 S: 11	H: 2 LOB: 1 BB: 1 P: 23	R: 1 E: 2 K: 0 S: 9	H: 0 LOB: 0 BB: 0 P: 11	R: 0 E: 0 K: 1 S: 13	H: 1 LOB: 1 BB: 0 P: 19	R: 0 E: 0 K: 2 S: 9	H: 1 LOB: 1 BB: 0 P: 17	R: 0 E: 0 K: 0 S: 15	H: 1 LOB: 1 BB: 0 P: 22	R: 0 E: 0 K: 2 S: 11	H: 1 LOB: 2 BB: 1 P: 20	1B: 3 2B: 4 3B: 0 HR: 1	SF: 0 SAC: 0 DP: 0 HBP: 0	WP: 1 PB: 0 SB: 0 CS: 0	PA: 34		
PITCHER	IP	WLS	BF	H	R	ER	SO	BB	IBB	HBP	BLK	WP	HR	S	P	ERA	WHIP					
26 Jeff Francis, L ERA: 4.79	5.0	L	21	5	4	3	1	1	0	0	0	0	0	24	39	0.00	1.000					
38 Blake Wood, R ERA: 2.34	2.0		8	2	0	0	2	0	0	0	0	0	0	11	20	0.00	2.000					
56 Greg Holland, R ERA: 1.02	1.0		5	1	0	0	2	1	0	0	0	0	0	11	20	0.00	2.000					

Kansas City Royals @ San Diego Padres
PETCO Park, San Diego, CA
 Mon Jun 27 2011, 10:07 PM - 12:53 AM EDT
 Att: 23,635 - Clear - 70 F

livebaseballscorecards.com

AB 32
 R 4
 H 8
 RBI 2
 BB 2
 SO 5
 LOB 13

Batter	1	2	3	4	5	6	7	8	9	AB	R	H	RBI	BB	SO	LOB	TOP										
53 Melky Cabrera, S OBP: 0.316, SLG: 0.428										5	1	1	0	0	0	3	Kansas City Royals @ San Diego Padres PETCO Park, San Diego, CA Wed Jun 29 2011, 3:37 PM - 6:05 PM EDT Att: 24,461 - Sunny - 71 F										
17 Chris Getz, L OBP: 0.332, SLG: 0.308										4	0	1	0	0	0	2											
35 Eric Hosmer, L OBP: 0.316, SLG: 0.404										4	0	1	1	0	0	1											
4 Alex Gordon, L OBP: 0.363, SLG: 0.479										4	0	2	0	0	1	1											
21 Jeff Francoeur, R OBP: 0.308, SLG: 0.442										4	0	0	0	0	4	3											
8 Mike Moustakas, L OBP: 0.354, SLG: 0.316										3	0	1	0	1	0	0											
3 Brayan Peña, S OBP: 0.295, SLG: 0.383										4	0	1	0	0	0	2											
2 Alcides Escobar, R OBP: 0.286, SLG: 0.312										3	0	1	0	1	1	4											
52 Bruce Chen, L OBP: 0.297, SLG: 0.446										1	0	0	0	0	1	0											
16 Billy Butler, R OBP: 0.396, SLG: 0.428										1	0	0	0	0	0	1											
31 Louis Coleman, R OBP: 0.423, SLG: 0.419										1	0	0	0	0	0	2											
Inning Stats	R: 0 H: 0 E: 0 K: 0 S: 8	H: 0 LOB: 0 BB: 0 P: 11	R: 0 H: 1 E: 0 K: 2 S: 13	H: 1 LOB: 2 BB: 1 P: 24	R: 1 H: 2 E: 0 K: 1 S: 9	H: 2 LOB: 1 BB: 0 P: 16	R: 0 H: 0 E: 0 K: 1 S: 9	H: 0 LOB: 0 BB: 0 P: 13	R: 0 H: 0 E: 0 K: 2 S: 9	H: 0 LOB: 1 BB: 0 P: 14	R: 0 H: 1 E: 0 K: 0 S: 9	H: 1 LOB: 1 BB: 0 P: 18	R: 0 H: 2 E: 0 K: 1 S: 13	H: 2 LOB: 2 BB: 0 P: 17	R: 0 H: 2 E: 0 K: 0 S: 13	H: 2 LOB: 2 BB: 0 P: 24	1B: 6 2B: 2 3B: 0 HR: 0	SF: 0 SAC: 1 DP: 0 HBP: 0	WP: 0 PB: 0 SB: 0 CS: 0	PA: 37							
PITCHER	IP	WLS	BF	H	R	ER	SO	BB	IBB	HBP	BLK	WP	HR	S	P	ERA	WHIP										
46 Tim Stauffer, R ERA: 2.97	7.0	W	27	4	1	1	6	2	0	0	0	0	0	62	107	1.29	0.857										
44 Josh Spence, L ERA:	0.2	H	4	2	0	0	0	0	0	0	0	0	0	10	14	0.00	3.000										
50 Chad Qualls, R ERA: 3.0	0.1	H	1	0	0	0	1	0	0	0	0	0	0	3	3	0.00	0.000										
21 Heath Bell, R ERA: 2.38	1.0	S	5	2	0	0	0	0	0	0	0	0	0	13	24	0.00	2.000										

Batter	1	2	3	4	5	6	7	8	9	AB	R	H	RBI	BB	SO	LOB	BOTTOM										
13 Chris Denorfia, R OBP: 0.359, SLG: 0.446										4	1	1	0	0	1	0	Kansas City Royals @ San Diego Padres PETCO Park, San Diego, CA Wed Jun 29 2011, 3:37 PM - 6:05 PM EDT Att: 24,461 - Sunny - 71 F										
24 Cameron Maybin, R OBP: 0.328, SLG: 0.402										4	0	1	0	0	1	2											
7 Chase Headley, S OBP: 0.394, SLG: 0.403										4	0	0	0	0	1	3											
47 Ryan Ludwick, R OBP: 0.324, SLG: 0.405										3	1	1	1	1	1	1											
44 Josh Spence, L ERA:										0	0	0	0	0	0	0											
50 Chad Qualls, R ERA: 3.0										0	0	0	0	0	0	0											
21 Heath Bell, R ERA: 2.38										0	0	0	0	0	0	0											
27 Anthony Rizzo, L OBP: 0.329, SLG: 0.368										4	1	1	2	0	2	1											
1 Orlando Hudson, S OBP: 0.335, SLG: 0.299										4	0	1	1	0	1	1											
14 Alberto Gonzalez, R OBP: 0.249, SLG: 0.267										4	0	2	0	0	1	1											
32 Rob Johnson, R OBP: 0.223, SLG: 0.255										3	0	1	0	0	2	1											
46 Tim Stauffer, R OBP: 0.219, SLG: 0.200										3	1	0	0	0	0	3											
25 Will Venable, L OBP: 0.317, SLG: 0.317										0	0	0	0	0	0	0											
Inning Stats	R: 0 H: 1 E: 0 K: 1 S: 13	H: 1 LOB: 1 BB: 0 P: 19	R: 0 H: 1 E: 0 K: 2 S: 14	H: 1 LOB: 0 BB: 0 P: 18	R: 4 H: 6 E: 1 K: 0 S: 25	H: 6 LOB: 3 BB: 0 P: 33	R: 0 H: 0 E: 0 K: 1 S: 8	H: 0 LOB: 0 BB: 0 P: 13	R: 0 H: 0 E: 0 K: 2 S: 9	H: 0 LOB: 0 BB: 0 P: 14	R: 0 H: 0 E: 0 K: 1 S: 8	H: 0 LOB: 0 BB: 0 P: 12	R: 0 H: 0 E: 0 K: 3 S: 9	H: 0 LOB: 0 BB: 0 P: 11	R: 0 H: 0 E: 0 K: 3 S: 9	H: 0 LOB: 0 BB: 0 P: 11	1B: 7 2B: 1 3B: 0 HR: 0	SF: 0 SAC: 0 DP: 0 HBP: 0	WP: 1 PB: 0 SB: 3 CS: 0	PA: 34							
PITCHER	IP	WLS	BF	H	R	ER	SO	BB	IBB	HBP	BLK	WP	HR	S	P	ERA	WHIP										
52 Bruce Chen, L ERA: 3.46	6.0	L	28	8	4	0	6	1	0	0	0	0	0	77	110	0.00	1.500										
31 Louis Coleman, R ERA: 2.99	2.0		6	0	0	0	4	0	0	0	0	0	0	17	23	0.00	0.000										

AB	34
R	1
H	8
RBI	1
BB	2
SO	7
LOB	19



AB	33
R	4
H	8
RBI	4
BB	1
SO	10
LOB	13




Batter	1	2	3	4	5	6	7	8	9	AB	R	H	RBI	BB	SO	LOB	TOP	
25 Will Venable, L (1,9) OBP: 0.311, SLG: 0.310										4	0	0	0	0	2	1	San Diego Padres @ Seattle Mariners Safeco Field, Seattle, WA Sat Jul 02 2011, 7:10 PM - 9:19 PM PDT Att: 22,803 - Clear - 72 F	
8 Jason Bartlett, R (1,6) OBP: 0.309, SLG: 0.300										4	0	0	0	0	1	0		
7 Chase Headley, S (1,5) OBP: 0.399, SLG: 0.409										4	0	2	0	0	0	0		
47 Ryan Ludwick, R (1,10) OBP: 0.319, SLG: 0.398										4	0	1	0	0	1	1		
13 Chris Denorfia, R (1,7) OBP: 0.346, SLG: 0.428										4	0	0	0	0	0	2		
16 Kyle Phillips, L (1,2) OBP: 0.323, SLG: 0.400										4	0	1	0	0	1	0		
24 Cameron Maybin, R (1,8) OBP: 0.331, SLG: 0.400										3	1	0	0	1	1	1		
27 Anthony Rizzo, L (1,3) OBP: 0.316, SLG: 0.349										3	0	1	0	0	1	1		
14 Alberto Gonzalez, R (1,4) OBP: 0.246, SLG: 0.283										3	0	1	1	0	0	2		
Inning Stats	R: 0 H: 0 E: 0 K: 2 S: 7	H: 0 LOB: 0 BB: 0 P: 12	R: 0 H: 0 E: 0 K: 0 S: 7	H: 0 LOB: 0 BB: 0 P: 9	R: 0 H: 0 E: 0 K: 1 S: 8	H: 0 LOB: 0 BB: 0 P: 9	R: 0 H: 2 E: 0 K: 1 S: 14	H: 1 LOB: 1 BB: 1 P: 22	R: 0 H: 0 E: 0 K: 1 S: 6	H: 0 LOB: 0 BB: 0 P: 8	R: 0 H: 2 E: 0 K: 0 S: 8	H: 1 LOB: 1 BB: 0 P: 11	R: 0 H: 0 E: 0 K: 1 S: 10	H: 0 LOB: 0 BB: 0 P: 11	1B: 6 2B: 0 3B: 0 HR: 0	SF: 0 SAC: 0 DP: 0 HBP: 0	WP: 0 PB: 0 SB: 0 CS: 0	PA: 34
PITCHER 58 Doug Fister, R (1,1) ERA: 3.02	IP: 9.0 WLS: L BF: 34 H: 6 R: 1 ER: 1 SO: 7 BB: 1 IBB: 0 HBP: 0 BLK: 0 WP: 0 HR: 0 S: 82 P: 113 ERA: 1.00 WHIP: 0.778																	

Batter	1	2	3	4	5	6	7	8	9	AB	R	H	RBI	BB	SO	LOB	BOTTOM				
51 Ichiro Suzuki, L (1,9) OBP: 0.313, SLG: 0.327										4	0	0	0	0	0	0	San Diego Padres @ Seattle Mariners Safeco Field, Seattle, WA Sat Jul 02 2011, 7:10 PM - 9:19 PM PDT Att: 22,803 - Clear - 72 F				
26 Brendan Ryan, R (1,6) OBP: 0.318, SLG: 0.308										4	0	0	0	0	2	0					
21 Franklin Gutierrez, R (1,8) OBP: 0.224, SLG: 0.234										3	0	0	0	0	0	1					
17 Justin Smoak, S (1,3) OBP: 0.344, SLG: 0.446										3	0	0	0	0	2	1					
56 Greg Halman, R (1,7) OBP: 0.410, SLG: 0.541										3	0	2	0	0	0	1					
29 Jack Cust, L (1,10) OBP: 0.381, SLG: 0.340										3	0	0	0	0	2	2					
3 Josh Bard, S (1,2) OBP: 0.273, SLG: 0.364										3	0	0	0	0	1	2					
9 Chone Figgins, S (1,5) OBP: 0.230, SLG: 0.246										3	0	0	0	0	1	0					
2 Jack Wilson, R (1,4) OBP: 0.252, SLG: 0.250										2	0	0	0	0	1	0					
4 Adam Kennedy, L (9,PH) OBP: 0.309, SLG: 0.415										1	0	0	0	0	0	0					
Inning Stats	R: 0 H: 0 E: 0 K: 1 S: 9	H: 1 LOB: 1 BB: 0 P: 15	R: 0 H: 0 E: 0 K: 2 S: 18	H: 0 LOB: 0 BB: 0 P: 24	R: 0 H: 0 E: 0 K: 2 S: 7	H: 0 LOB: 0 BB: 0 P: 8	R: 0 H: 0 E: 0 K: 1 S: 9	H: 0 LOB: 0 BB: 0 P: 16	R: 0 H: 1 LOB: 0 BB: 0 P: 16	R: 0 H: 0 E: 0 K: 0 S: 6	H: 0 LOB: 0 BB: 0 P: 8	R: 0 H: 0 E: 1 K: 1 S: 11	H: 0 LOB: 1 BB: 0 P: 15	R: 0 H: 0 E: 0 K: 1 S: 8	H: 0 LOB: 0 BB: 0 P: 8	R: 0 H: 0 E: 0 K: 0 S: 5	H: 0 LOB: 0 BB: 0 P: 10	1B: 1 2B: 1 3B: 0 HR: 0	SF: 0 SAC: 0 DP: 0 HBP: 0	WP: 0 PB: 0 SB: 1 CS: 1	PA: 29
PITCHER 52 Cory Luebke, L (1,1) ERA: 2.52	IP: 6.0 WLS: W BF: 19 H: 2 R: 0 ER: 0 SO: 7 BB: 0 IBB: 0 HBP: 0 BLK: 0 WP: 0 HR: 0 S: 61 P: 87 ERA: 0.00 WHIP: 0.333																				
50 Chad Qualls, R (7,1) ERA: 2.93	1.0 H: 4 0 0 0 1 0 0 0 0 0 0 0 11 15 0.00 0.000																				
37 Mike Adams, R (8,1) ERA: 1.21	1.0 H: 3 0 0 0 1 0 0 0 0 0 0 0 8 8 0.00 0.000																				
21 Heath Bell, R (9,1) ERA: 2.31	1.0 S: 3 0 0 0 0 0 0 0 0 0 0 0 5 10 0.00 0.000																				



Batter	1	2	3	4	5	6	7	8	9	AB	R	H	RBI	BB	SO	LOB	TOP										
25 Will Venable, L (1,9) OBP: 0.315, SLG: 0.320	G1-3		G4-3 8 1-H					F7		4	0	2	1	0	0	0	San Diego Padres @ Seattle Mariners Safeco Field, Seattle, WA Sun Jul 03 2011, 1:11 PM - 3:31 PM PDT Att: 28,004 - Cloudy - 63 F										
8 Jason Bartlett, R (1,6) OBP: 0.395, SLG: 0.297	G5-3		G4-3					G5-3		3	0	0	0	0	0	3											
7 Chase Headley, S (1,5) OBP: 0.398, SLG: 0.407	K		P6					HBP		4	0	1	0	0	1	1											
47 Ryan Ludwick, R (1,10) OBP: 0.318, SLG: 0.394	K			L6				1B		3	0	0	0	1	1	2											
13 Chris Denorfia, R (1,7) OBP: 0.344, SLG: 0.421	G1-3			G5-3				F9		3	0	0	0	1	0	1											
24 Cameron Maybin, R (1,8) OBP: 0.330, SLG: 0.395				G6-3				BB		3	0	0	0	1	1	4											
27 Anthony Rizzo, L (1,3) OBP: 0.300, SLG: 0.328	K							K		4	0	0	0	0	2	1											
4 Nick Hundley, R (1,2) OBP: 0.311, SLG: 0.338								L7		3	0	0	0	0	0	0											
1 Orlando Hudson, S (9,PH) OBP: 0.332, SLG: 0.295			F8					F7		1	0	0	0	0	1	0											
14 Alberto Gonzalez, R (1,4) OBP: 0.255, SLG: 0.287								F8		2	1	1	0	0	0	0											
16 Kyle Phillips, L (9,PH) OBP: 0.317, SLG: 0.393								K		1	0	0	0	0	1	0											
			25 2B																								
Inning Stats	R: 0 E: 0 K: 1 S: 8	H: 0 LOB: 0 BB: 0 P: 9	R: 0 E: 0 K: 2 S: 10	H: 0 LOB: 1 BB: 1 P: 16	R: 1 E: 0 K: 0 S: 10	H: 2 LOB: 1 BB: 0 P: 11	R: 0 E: 0 K: 0 S: 8	H: 0 LOB: 0 BB: 0 P: 10	R: 0 E: 0 K: 0 S: 8	H: 1 LOB: 2 BB: 0 P: 12	R: 0 E: 0 K: 0 S: 10	H: 0 LOB: 1 BB: 1 P: 18	R: 0 E: 0 K: 1 S: 10	H: 0 LOB: 0 BB: 0 P: 14	R: 0 E: 0 K: 1 S: 11	H: 1 LOB: 3 BB: 1 P: 17	R: 0 E: 0 K: 2 S: 8	H: 0 LOB: 0 BB: 0 P: 12	1B: 3 2B: 1 3B: 0 HR: 0	SF: 0 SAC: 0 DP: 0 HBP: 2	WP: 0 PB: 0 SB: 0 CS: 0	PA: 36					
PITCHER	IP	WLS	BF	H	R	ER	SO	BB	IBB	HBP	BLK	WP	HR	S	P	ERA	WHIP										
49 Blake Beavan, R (1,1) ERA: 1.29	7.0	W	27	3	1	1	4	2	0	1	0	0	0	64	90	1.29	0.714										
39 David Pauley, R (8,1) ERA: 1.41	1.0	H	6	1	0	0	1	1	0	1	0	0	0	11	17	0.00	2.000										
43 Brandon League, R (9,1) ERA: 3.38	1.0	S	3	0	0	0	2	0	0	0	0	0	0	8	12	0.00	0.000										

Batter	1	2	3	4	5	6	7	8	9	AB	R	H	RBI	BB	SO	LOB	BOTTOM										
51 Ichiro Suzuki, L (1,9) OBP: 0.318, SLG: 0.329	4 1B		4 BB 17 SF7 26 1B					G3		3	2	2	0	1	0	0	San Diego Padres @ Seattle Mariners Safeco Field, Seattle, WA Sun Jul 03 2011, 1:11 PM - 3:31 PM PDT Att: 28,004 - Cloudy - 63 F										
26 Brendan Ryan, R (1,6) OBP: 0.320, SLG: 0.308	L8		17 SF7 4 BB 13 SF8					BB		3	1	1	0	1	1	3											
4 Adam Kennedy, L (1,5) OBP: 0.312, SLG: 0.414	17 BB		2 SAFE B CU 78 B SL 81 D SL 82 B FC 91					L4		3	0	1	1	1	0	1											
17 Justin Smoak, S (1,3) OBP: 0.343, SLG: 0.443	BB		3-2 SF7					P6		2	0	0	1	1	0	0											
13 Dustin Ackley, L (1,4) OBP: 0.367, SLG: 0.558	F8		2-3 3-H					P3		3	0	1	1	0	2												
56 Greg Halman, R (1,7) OBP: 0.372, SLG: 0.488	K		3-H F9					1B		4	0	0	0	0	3	4											
8 Carlos Peguero, L (1,10) OBP: 0.265, SLG: 0.405	F7		1-2 F7					K2-3		3	0	1	0	0	1	0											
21 Franklin Gutierrez, R (1,8) OBP: 0.219, SLG: 0.229	K		0-3 K					L8		3	0	0	0	0	2	1											
3 Josh Bard, S (1,2) OBP: 0.214, SLG: 0.286	G3-1		3-1 K					L9		3	0	0	0	0	1	1											
Inning Stats	R: 1 E: 0 K: 1 S: 13	H: 2 LOB: 2 BB: 1 P: 24	R: 0 E: 0 K: 1 S: 8	H: 0 LOB: 0 BB: 0 P: 12	R: 2 E: 0 K: 0 S: 10	H: 2 LOB: 1 BB: 1 P: 20	R: 0 E: 0 K: 2 S: 10	H: 0 LOB: 0 BB: 0 P: 18	R: 0 E: 0 K: 0 S: 6	H: 0 LOB: 0 BB: 1 P: 14	R: 0 E: 0 K: 1 S: 8	H: 0 LOB: 0 BB: 0 P: 11	R: 0 E: 0 K: 2 S: 9	H: 1 LOB: 2 BB: 1 P: 15	R: 0 E: 0 K: 1 S: 11	H: 1 LOB: 1 BB: 0 P: 14		1B: 6 2B: 0 3B: 0 HR: 0	SF: 2 SAC: 0 DP: 0 HBP: 0	WP: 0 PB: 0 SB: 1 CS: 1	PA: 33						
PITCHER	IP	WLS	BF	H	R	ER	SO	BB	IBB	HBP	BLK	WP	HR	S	P	ERA	WHIP										
38 Mat Latos, R (1,1) ERA: 4.26	6.0	L	24	4	3	3	3	3	0	0	0	0	0	55	99	4.50	1.167										
39 Ernesto Frieri, R (7,1) ERA: 2.93	1.0		5	1	0	0	2	1	0	0	0	0	0	9	15	0.00	2.000										
44 Josh Spence, L (8,1) ERA:	1.0		4	1	0	0	1	0	0	0	0	0	0	11	14	0.00	1.000										



Batter	1	2	3	4	5	6	7	8	9	AB	R	H	RBI	BB	SO	LOB	TOP					
25 Will Venable, L OBP: 0.317, SLG: 0.339										5	2	2	1	0	0	3						
8 Jason Bartlett, R OBP: 0.310, SLG: 0.302										5	2	2	0	0	0	2						
7 Chase Headley, S 21 Heath Bell, R										4	0	1	1	0	2	1						
47 Ryan Ludwick, R OBP: 0.317, SLG: 0.391										5	0	1	1	0	2	2						
1 Orlando Hudson, S OBP: 0.330, SLG: 0.294										4	0	1	1	0	0	2						
24 Cameron Maybin, R OBP: 0.328, SLG: 0.397										4	1	1	0	0	0	3						
27 Anthony Rizzo, L OBP: 0.321, SLG: 0.348										2	0	1	0	1	0	0						
4 Nick Hundley, R OBP: 0.310, SLG: 0.336										4	0	1	1	0	1	2						
33 Clayton Richard, L 16 Kyle Phillips, L 39 Ernesto Frieri, R 44 Josh Spence, L 50 Chad Qualls, R 15 Jesus Guzman, R 37 Mike Adams, R 14 Alberto Gonzalez, R										2	0	1	0	0	0	1						
Inning Stats	R: 2 E: 0 K: 1 S: 13	H: 3 LOB: 1 BB: 0 P: 20	R: 0 E: 1 K: 1 S: 13	H: 0 LOB: 2 BB: 1 P: 23	R: 0 E: 0 K: 0 S: 7	H: 1 LOB: 1 BB: 0 P: 12	R: 0 E: 0 K: 1 S: 10	H: 1 LOB: 1 BB: 0 P: 16	R: 1 E: 0 K: 1 S: 15	H: 2 LOB: 1 BB: 0 P: 22	R: 0 E: 0 K: 0 S: 6	H: 1 LOB: 1 BB: 0 P: 10	R: 0 E: 0 K: 1 S: 10	H: 0 LOB: 0 BB: 0 P: 16	R: 1 E: 0 K: 0 S: 12	H: 2 LOB: 1 BB: 0 P: 19	R: 1 E: 0 K: 1 S: 9	H: 1 LOB: 0 BB: 0 P: 17	1B: 6 2B: 4 3B: 0 HR: 1	SF: 1 SAC: 0 DP: 1 HBP: 1	WP: 0 PB: 1 SB: 4 CS: 0	PA: 40
PITCHER	IP: 5.0 WLS: L BF: 24	H: 7 R: 3 ER: 3 SO: 4	BB: 1 IBB: 0 HBP: 0 BLK: 0	WP: 0 HR: 0 S: 58 P: 93	ERA: 5.40 WHIP: 1.600	IP: 1.0 WLS: S BF: 4	H: 1 R: 1 ER: 1 SO: 1	BB: 0 IBB: 0 HBP: 0 BLK: 0	WP: 0 HR: 1 S: 9 P: 17	ERA: 9.00 WHIP: 1.000												

San Diego Padres @ San Francisco Giants
AT&T Park, San Francisco, CA
Mon Jul 04 2011, 2:08 PM - 5:07 PM PDT
Att: 42,300 - Sunny - 74 F

livebaseballscorecards.com

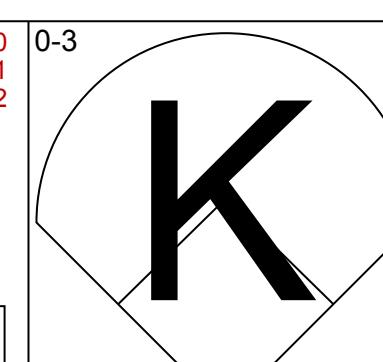
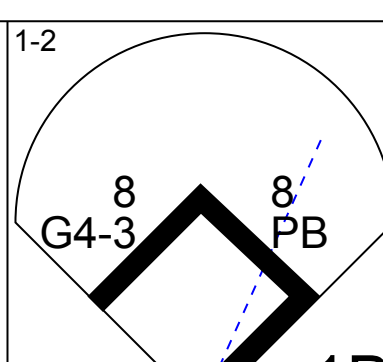
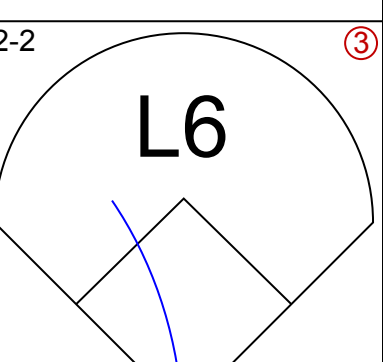
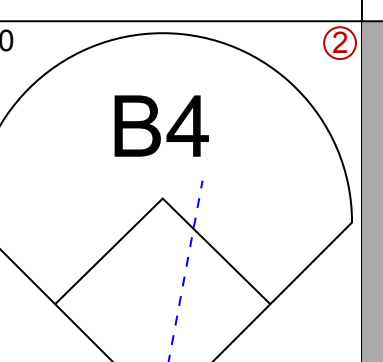
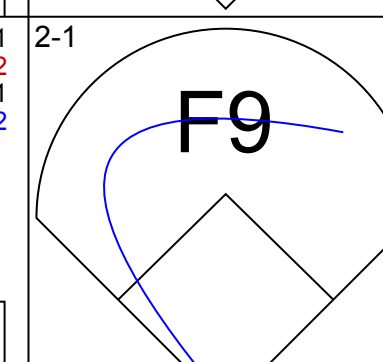
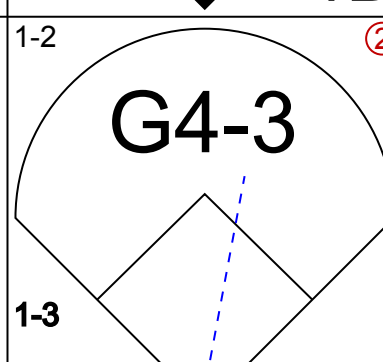
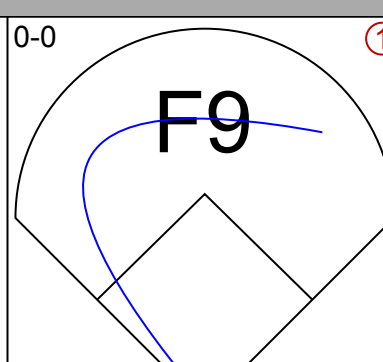
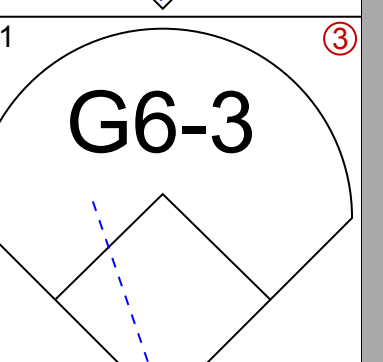
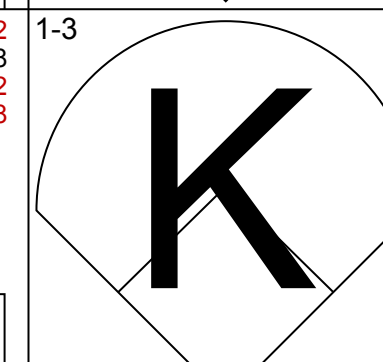
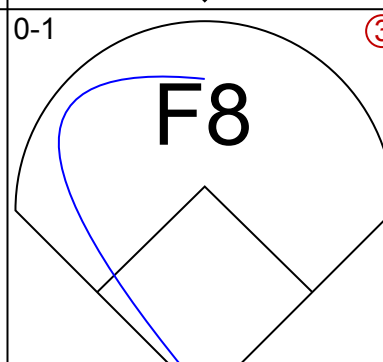
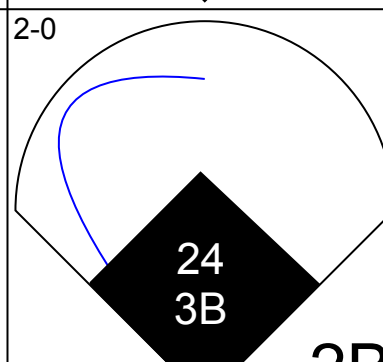
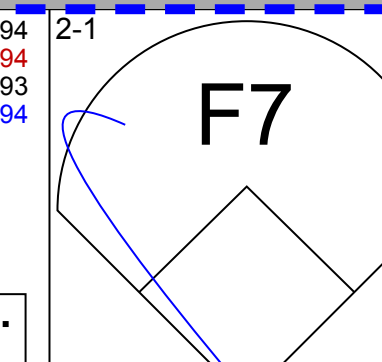
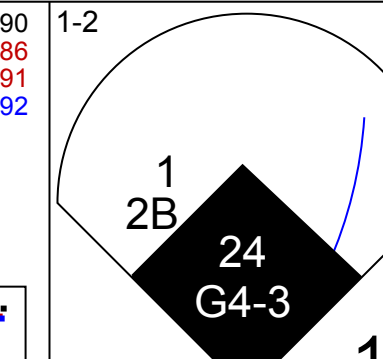
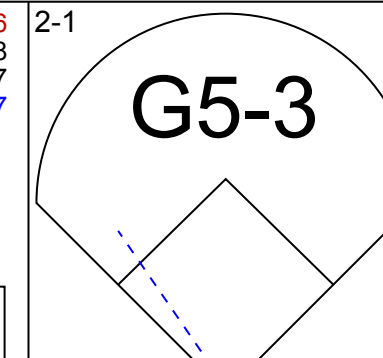
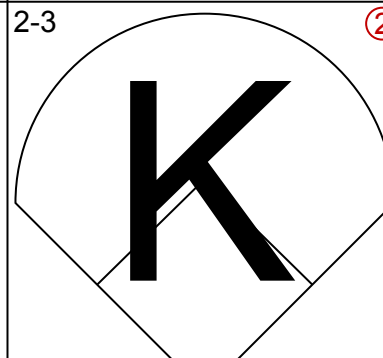
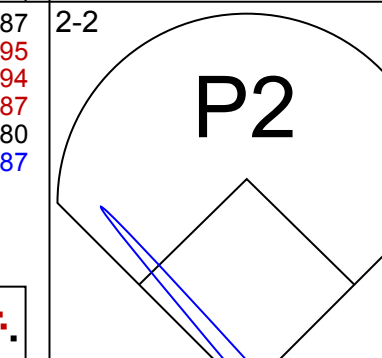
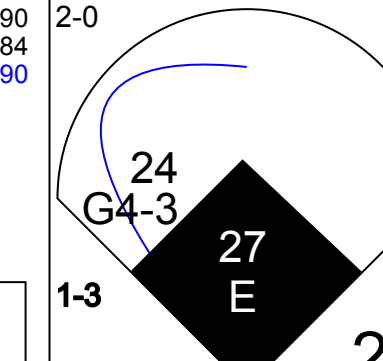
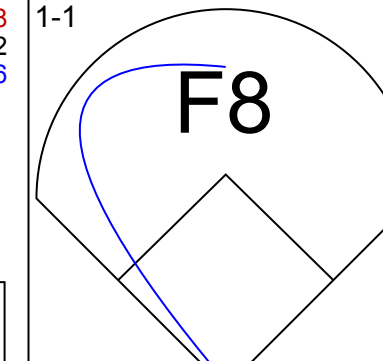
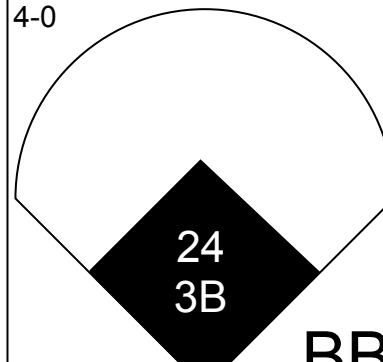
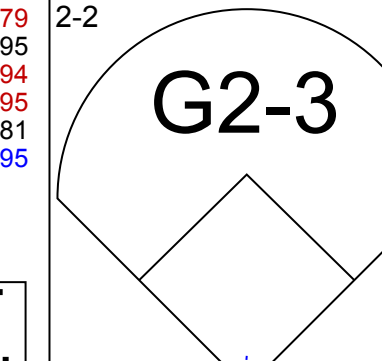
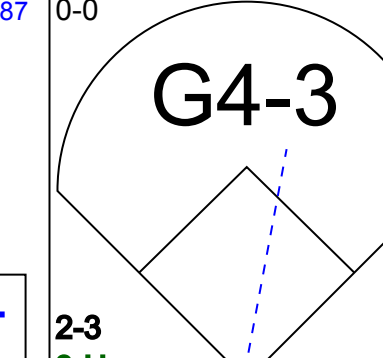
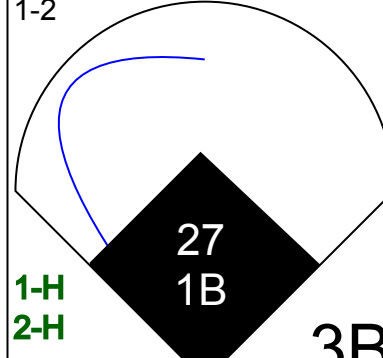
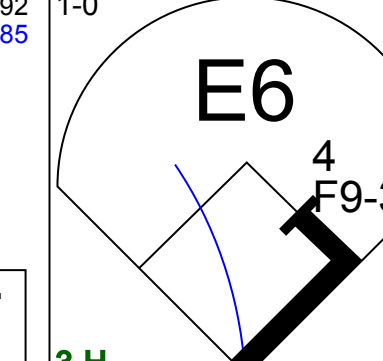
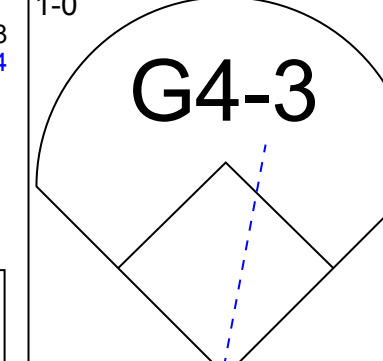
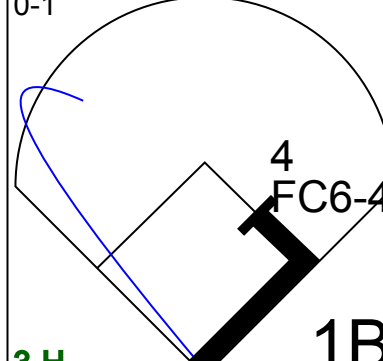

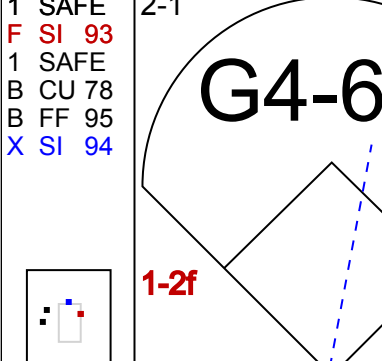
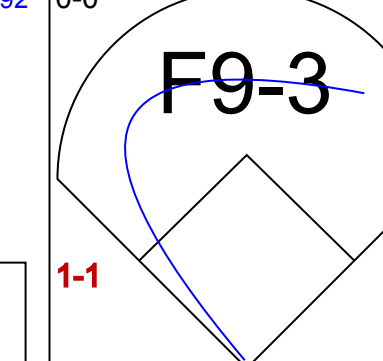
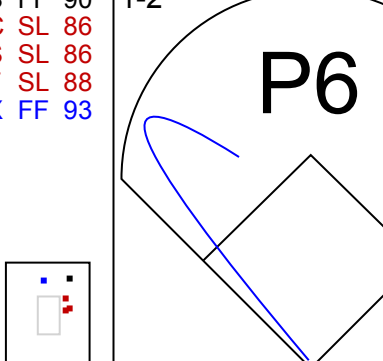
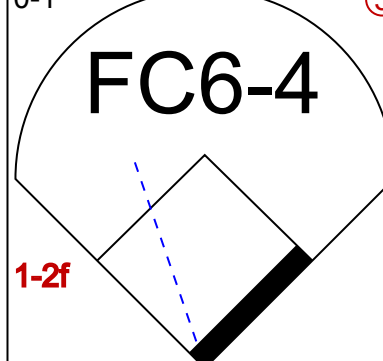
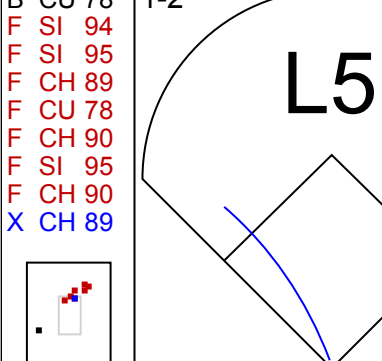

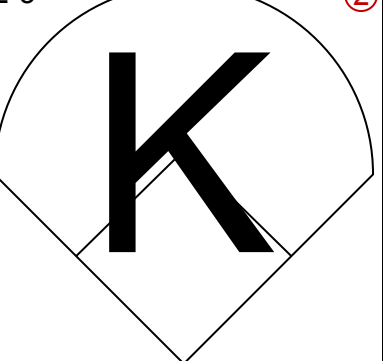
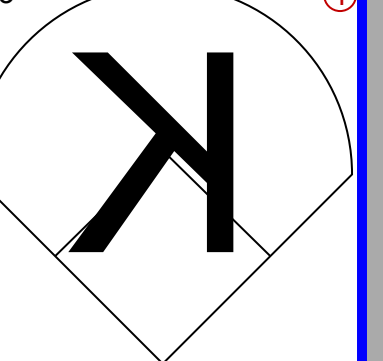
AB 37
R 5
H 11
RBI 5
BB 1
SO 6
LOB 19

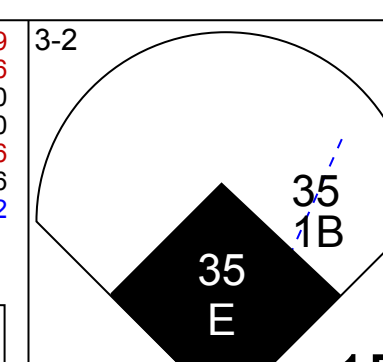
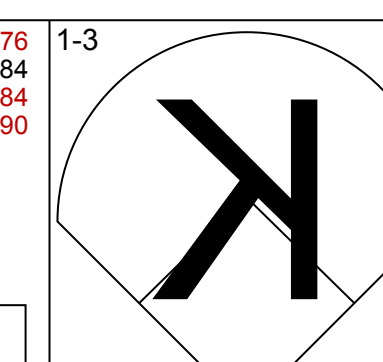
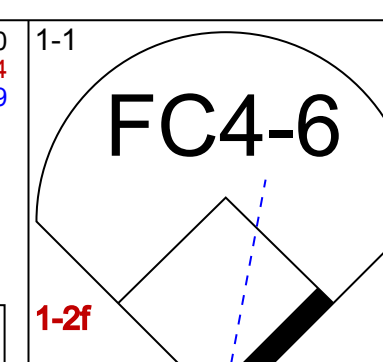
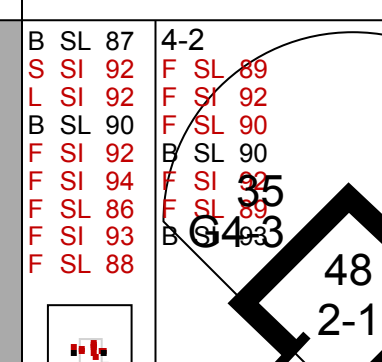
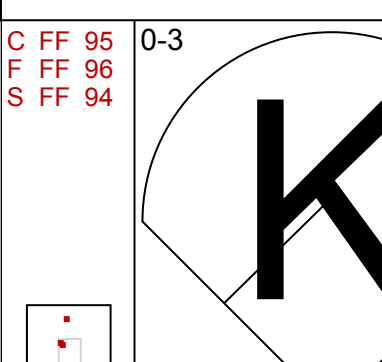
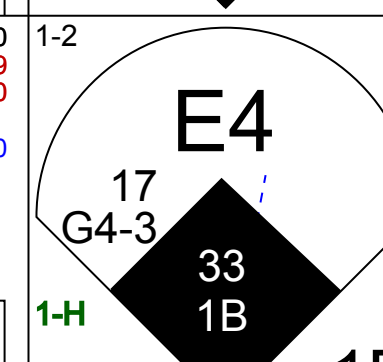
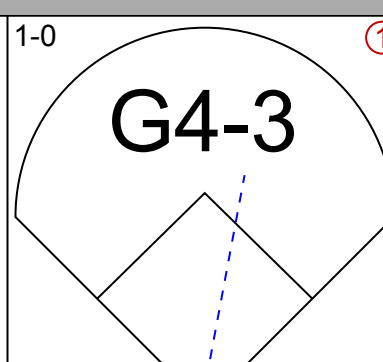
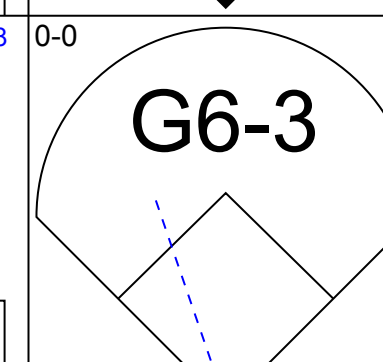
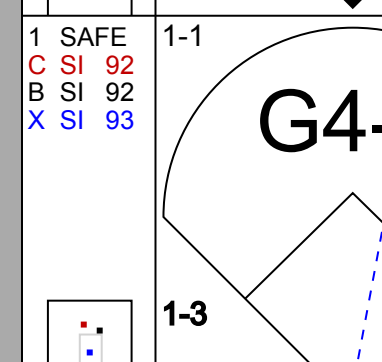
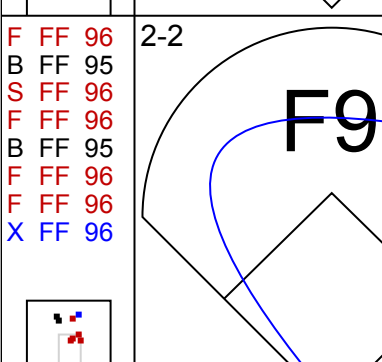
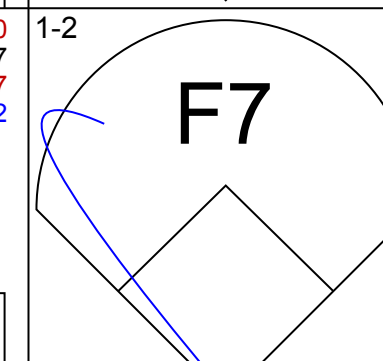
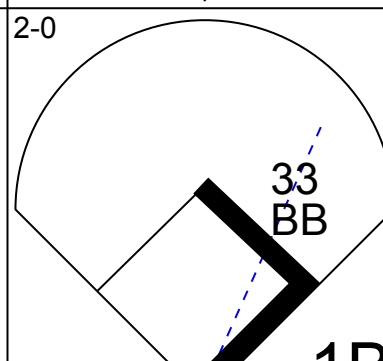
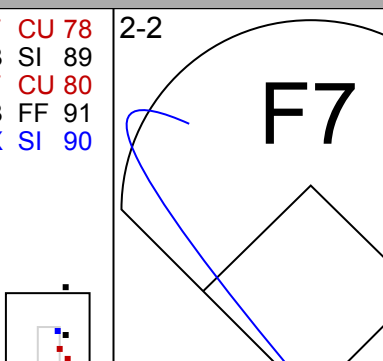
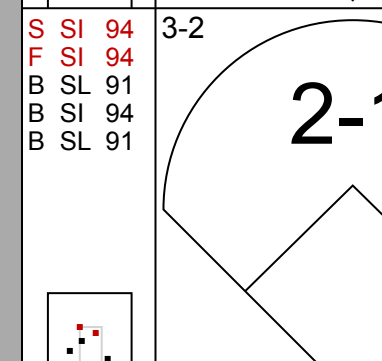
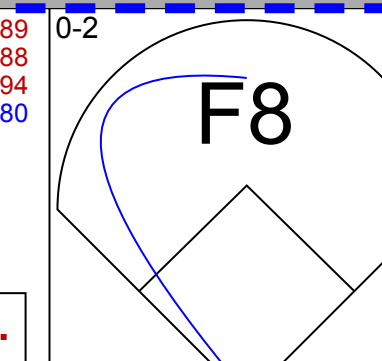
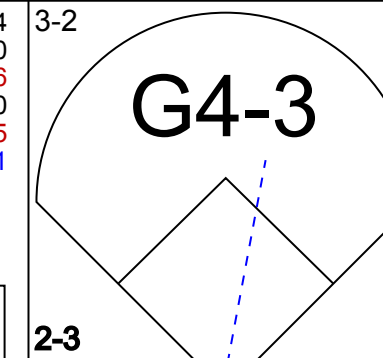
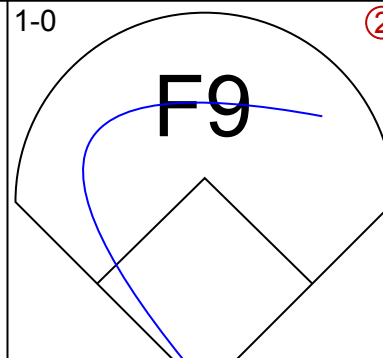
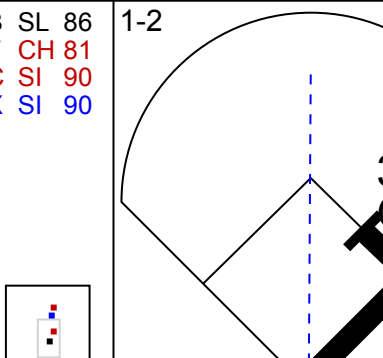

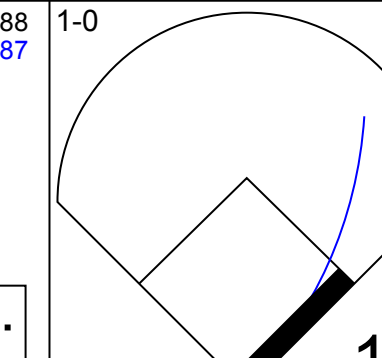
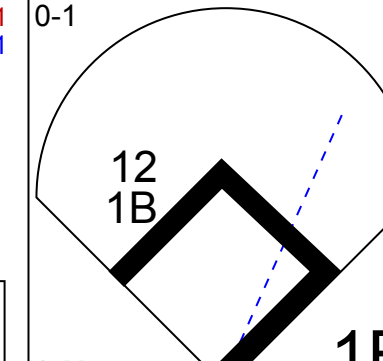
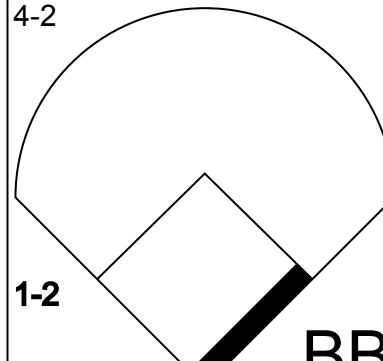

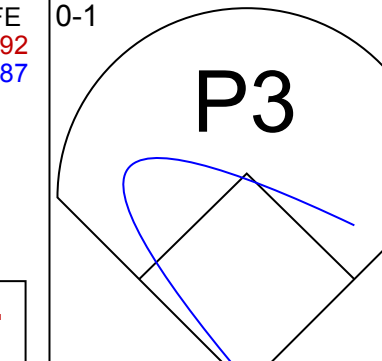
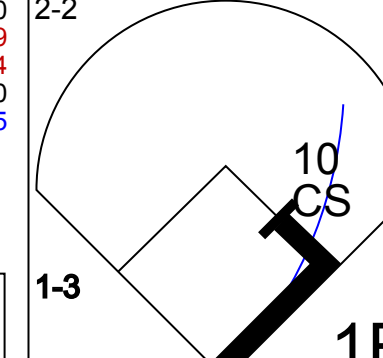
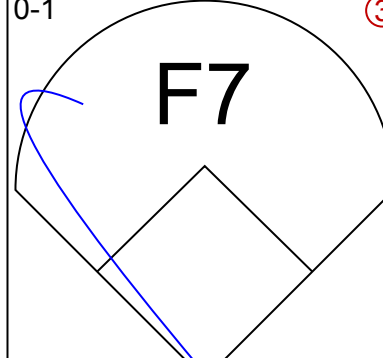
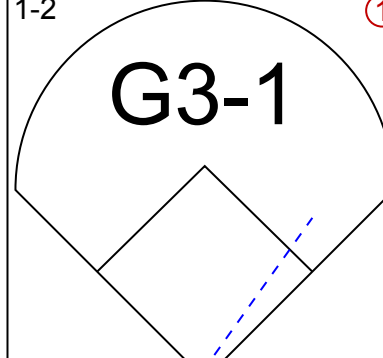
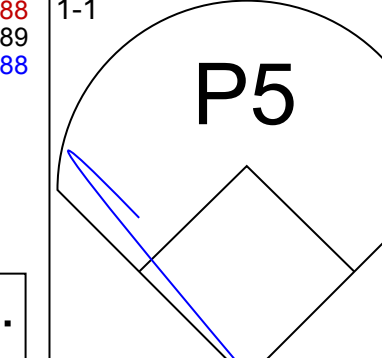
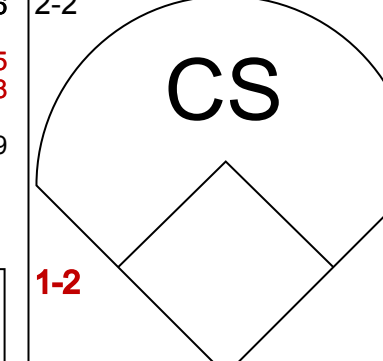
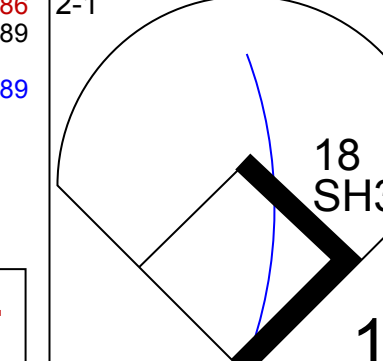
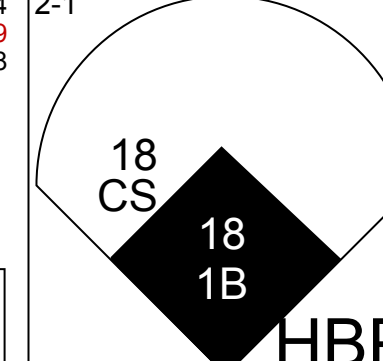
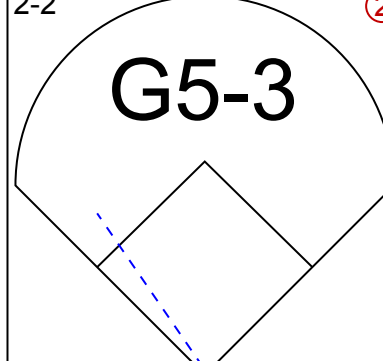
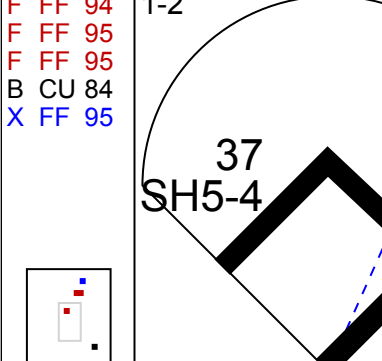
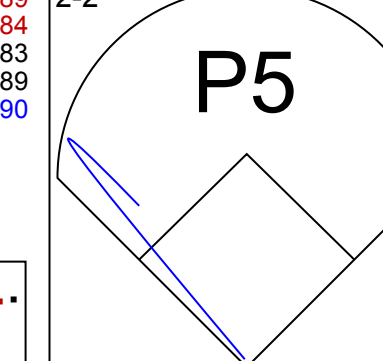
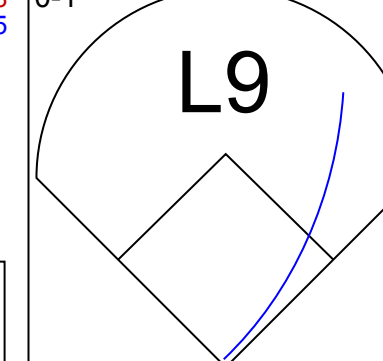
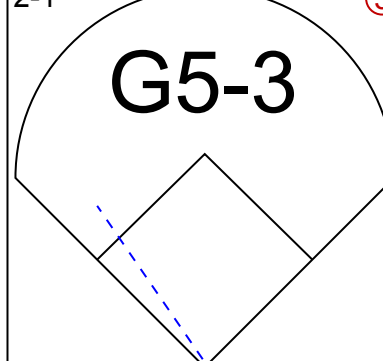
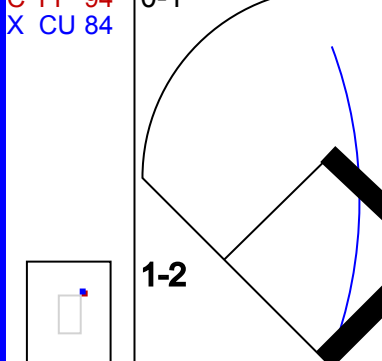
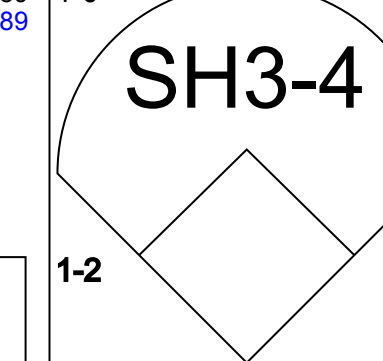
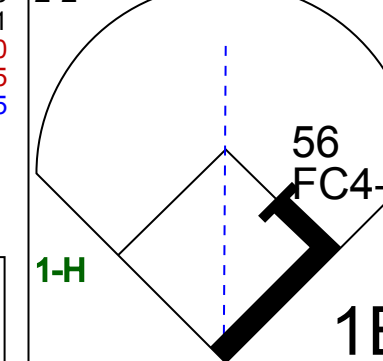
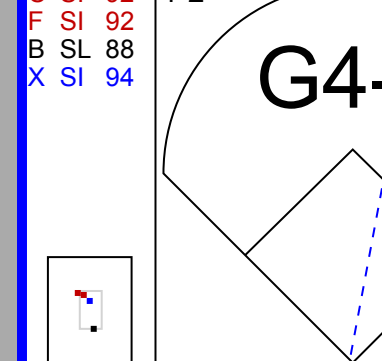
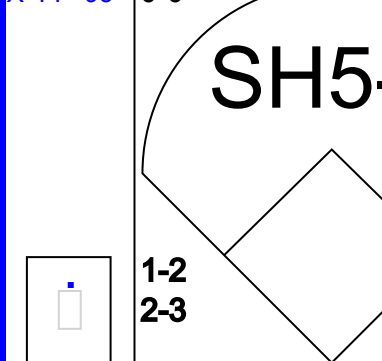
Batter	1	2	3	4	5	6	7	8	9	AB	R	H	RBI	BB	SO	LOB	BOTTOM					
33 Aaron Rowand, R OBP: 0.300, SLG: 0.357										5	0	0	0	0	1	4						
2 Emmanuel Burriss, S OBP: 0.297, SLG: 0.299										3	1	0	0	0	0	1						
48 Pablo Sandoval, S 59 Guillermo Mota, R										4	1	3	2	0	0	0						
17 Aubrey Huff, L OBP: 0.296, SLG: 0.375										4	0	0	0	0	1	2						
13 Cody Ross, R 32 Ryan Vogelsong, R 52 Ramon E Ramirez, R 49 Javier López, L 54 Sergio Romo, R 10 Miguel Tejada, R										1	0	0	1	0	0	0						
12 Nate Schierholtz, L OBP: 0.327, SLG: 0.407										4	0	0	0	0	0	4						
37 Chris Stewart, R 5 Pat Burrell, R 18 Matt Cain, R										2	0	0	0	1	0	1						
35 Brandon Crawford, L OBP: 0.310, SLG: 0.324										3	0	1	1	1	0	1						
55 Tim Lincecum, L 6 Bill Hall, R 46 Santiago Casilla, R 56 Andres Torres, S										0	0	0	0	0	0	0						
Inning Stats	R: 0 E: 0 K: 0 S: 17	H: 1 LOB: 1 BB: 0 P: 24	R: 0 E: 0 K: 0 S: 5	H: 1 LOB: 0 BB: 0 P: 10	R: 0 E: 0 K: 1 S: 10	H: 0 LOB: 1 BB: 1 P: 18	R: 0 E: 0 K: 1 S: 8	H: 0 LOB: 1 BB: 1 P: 16	R: 0 E: 0 K: 0 S: 3	H: 0 LOB: 1 BB: 1 P: 8	R: 2 E: 0 K: 0 S: 12	H: 1 LOB: 1 BB: 1 P: 24	R: 0 E: 0 K: 0 S: 8	H: 0 LOB: 0 BB: 0 P: 13	R: 0 E: 0 K: 0 S: 10	H: 1 LOB: 1 BB: 0 P: 12	R: 1 E: 0 K: 0 S: 14	H: 2 LOB: 3 BB: 1 P: 25	1B: 3 2B: 2 3B: 0 HR: 1	SF: 0 SAC: 1 DP: 2 HBP: 1	WP: 1 PB: 0 SB: 0 CS: 0	PA: 37
PITCHER	IP: 5.0 WLS: W BF: 18	H: 2 R: 0 ER: 0 SO: 2	BB: 3 IBB: 0 HBP: 0 BLK: 0	WP: 0 HR: 0 S: 43 P: 76	ERA: 0.00 WHIP: 1.000	IP: 1.0 WLS: S BF: 6	H: 2 R: 1 ER: 1 SO: 0	BB: 1 IBB: 0 HBP: 0 BLK: 0	WP: 1 HR: 0 S: 14 P: 25	ERA: 9.00 WHIP: 3.000												

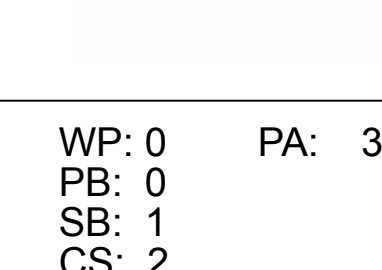
San Diego Padres @ San Francisco Giants
AT&T Park, San Francisco, CA
Mon Jul 04 2011, 2:08 PM - 5:07 PM PDT
Att: 42,300 - Sunny - 74 F

livebaseballscorecards.com

AB 30
R 3
H 6
RBI 3
BB 5
SO 2
LOB 15

Batter	1	2	3	4	5	6	7	8	9	AB	R	H	RBI	BB	SO	LOB	TOP						
25 Will Venable, L (1,9) OBP: 0.316, SLG: 0.337										4	0	1	0	0	1	0	<p>San Diego Padres @ San Francisco Giants AT&T Park, San Francisco, CA Tue Jul 05 2011, 7:16 PM - 10:04 PM PDT Att: 41,403 - Clear - 68 F</p>						
8 Jason Bartlett, R (1,6) OBP: 0.305, SLG: 0.298										4	0	0	0	0	0	1							
7 Chase Headley, S (1,5) OBP: 0.393, SLG: 0.496										4	1	1	0	0	1	1							
47 Ryan Ludwick, R (1,7) OBP: 0.316, SLG: 0.389 37 Mike Adams, R (8,1) 21 Heath Bell, R (9,1)										4	1	1	0	0	1	1							
1 Orlando Hudson, S (1,4) OBP: 0.333, SLG: 0.301										3	2	1	0	1	0	0							
24 Cameron Maybin, R (1,8) OBP: 0.315, SLG: 0.411										4	1	3	3	0	0	1							
27 Anthony Rizzo, L (1,3) OBP: 0.318, SLG: 0.342										4	0	1	2	0	0	2							
4 Nick Hundley, R (1,2) OBP: 0.302, SLG: 0.327										4	0	0	0	0	0	2							
46 Tim Stauffer, R (1,1) OBP: 0.206, SLG: 0.188 15 Jesus Guzman, R (7,PH) 50 Chad Qualls, R (7,1) 13 Chris Denorfia, R (8,7) OBP: 0.344, SLG: 0.421										2	0	0	0	0	2	0							
Inning Stats	R: 0 E: 0 K: 2 S: 8	H: 0 LOB: 0 BB: 0 P: 11	R: 2 E: 1 K: 0 S: 7	H: 2 LOB: 0 BB: 0 P: 11	R: 0 E: 0 K: 1 S: 11	H: 1 LOB: 1 BB: 0 P: 15	R: 0 E: 0 K: 0 S: 8	H: 1 LOB: 1 BB: 0 P: 11	R: 0 E: 0 K: 1 S: 10	H: 0 LOB: 0 BB: 0 P: 15	R: 3 E: 0 K: 1 S: 12	H: 3 LOB: 1 BB: 1 P: 21	R: 0 E: 0 K: 1 S: 6	H: 0 LOB: 0 BB: 0 P: 8	R: 0 E: 0 K: 0 S: 10	H: 0 LOB: 0 BB: 0 P: 16		R: 0 E: 0 K: 0 S: 11	H: 1 LOB: 0 BB: 0 P: 14	1B: 5 2B: 3 3B: 1 HR: 0	SF: 0 SAC: 0 DP: 2 HBP: 0	WP: 0 PB: 1 SB: 1 CS: 0	PA: 35
PITCHER	IP WLS BF H R ER SO BB IBB HBP BLK WP HR S P ERA WHIP	IP WLS BF H R ER SO BB IBB HBP BLK WP HR S P ERA WHIP	IP WLS BF H R ER SO BB IBB HBP BLK WP HR S P ERA WHIP	IP WLS BF H R ER SO BB IBB HBP BLK WP HR S P ERA WHIP	IP WLS BF H R ER SO BB IBB HBP BLK WP HR S P ERA WHIP	IP WLS BF H R ER SO BB IBB HBP BLK WP HR S P ERA WHIP	IP WLS BF H R ER SO BB IBB HBP BLK WP HR S P ERA WHIP	IP WLS BF H R ER SO BB IBB HBP BLK WP HR S P ERA WHIP	IP WLS BF H R ER SO BB IBB HBP BLK WP HR S P ERA WHIP	IP WLS BF H R ER SO BB IBB HBP BLK WP HR S P ERA WHIP	IP WLS BF H R ER SO BB IBB HBP BLK WP HR S P ERA WHIP	IP WLS BF H R ER SO BB IBB HBP BLK WP HR S P ERA WHIP	IP WLS BF H R ER SO BB IBB HBP BLK WP HR S P ERA WHIP	IP WLS BF H R ER SO BB IBB HBP BLK WP HR S P ERA WHIP	IP WLS BF H R ER SO BB IBB HBP BLK WP HR S P ERA WHIP	IP WLS BF H R ER SO BB IBB HBP BLK WP HR S P ERA WHIP	IP WLS BF H R ER SO BB IBB HBP BLK WP HR S P ERA WHIP	IP WLS BF H R ER SO BB IBB HBP BLK WP HR S P ERA WHIP	IP WLS BF H R ER SO BB IBB HBP BLK WP HR S P ERA WHIP	IP WLS BF H R ER SO BB IBB HBP BLK WP HR S P ERA WHIP	IP WLS BF H R ER SO BB IBB HBP BLK WP HR S P ERA WHIP	IP WLS BF H R ER SO BB IBB HBP BLK WP HR S P ERA WHIP	IP WLS BF H R ER SO BB IBB HBP BLK WP HR S P ERA WHIP

Batter	1	2	3	4	5	6	7	8	9	AB	R	H	RBI	BB	SO	LOB	BOTTOM						
56 Andres Torres, S (1,8) OBP: 0.317, SLG: 0.347										4	1	1	0	1	2	5	<p>San Diego Padres @ San Francisco Giants AT&T Park, San Francisco, CA Tue Jul 05 2011, 7:16 PM - 10:04 PM PDT Att: 41,403 - Clear - 68 F</p>						
35 Brandon Crawford, L (1,6) OBP: 0.341, SLG: 0.319										5	1	1	0	0	0	5							
48 Pablo Sandoval, S (1,5) OBP: 0.341, SLG: 0.503										4	0	1	0	0	0	1							
17 Aubrey Huff, L (1,3) OBP: 0.298, SLG: 0.376										4	0	2	0	0	0	2							
33 Aaron Rowand, R (1,7) OBP: 0.304, SLG: 0.357										3	0	1	1	1	0	2							
12 Nate Schierholz, L (1,9) OBP: 0.328, SLG: 0.404										4	0	1	0	0	0	3							
10 Miguel Tejada, R (1,4) OBP: 0.272, SLG: 0.327										3	1	2	0	0	0	0							
22 Eli Whiteside, R (1,2) OBP: 0.301, SLG: 0.354 5 Pat Burrell, R (9,PH) 6 Bill Hall, R (9,FR) OBP: 0.265, SLG: 0.319										3	0	0	0	0	0	2							
18 Matt Cain, R (1,1) OBP: 0.135, SLG: 0.139 2 Emmanuel Burriss, S (7,PH) 46 Santiago Casilla, L (8,1) 41 Jeremy Affeldt, L (9,1) 37 Chris Stewart, R (9,PH) OBP: 0.278, SLG: 0.269										1	0	1	1	0	0	0							
Inning Stats	R: 2 E: 0 K: 0 S: 20	H: 4 LOB: 1 BB: 0 P: 32	R: 0 E: 0 K: 1 S: 9	H: 1 LOB: 1 BB: 0 P: 15	R: 0 E: 0 K: 0 S: 7	H: 1 LOB: 2 BB: 1 P: 15	R: 1 E: 0 K: 0 S: 9	H: 1 LOB: 1 BB: 0 P: 14	R: 0 E: 0 K: 0 S: 8	H: 0 LOB: 0 BB: 0 P: 14	R: 0 E: 0 K: 0 S: 19	H: 0 LOB: 1 BB: 1 P: 28	R: 0 E: 0 K: 0 S: 9	H: 1 LOB: 1 BB: 0 P: 11	R: 0 E: 0 K: 1 S: 16	H: 2 LOB: 3 BB: 0 P: 19		1B: 11 2B: 0 3B: 0 HR: 0	SF: 0 SAC: 2 DP: 1 HBP: 1	WP: 0 PB: 0 SB: 1 CS: 2	PA: 39		
PITCHER	IP WLS BF H R ER SO BB IBB HBP BLK WP HR S P ERA WHIP	IP WLS BF H R ER SO BB IBB HBP BLK WP HR S P ERA WHIP	IP WLS BF H R ER SO BB IBB HBP BLK WP HR S P ERA WHIP	IP WLS BF H R ER SO BB IBB HBP BLK WP HR S P ERA WHIP	IP WLS BF H R ER SO BB IBB HBP BLK WP HR S P ERA WHIP	IP WLS BF H R ER SO BB IBB HBP BLK WP HR S P ERA WHIP	IP WLS BF H R ER SO BB IBB HBP BLK WP HR S P ERA WHIP	IP WLS BF H R ER SO BB IBB HBP BLK WP HR S P ERA WHIP	IP WLS BF H R ER SO BB IBB HBP BLK WP HR S P ERA WHIP	IP WLS BF H R ER SO BB IBB HBP BLK WP HR S P ERA WHIP	IP WLS BF H R ER SO BB IBB HBP BLK WP HR S P ERA WHIP	IP WLS BF H R ER SO BB IBB HBP BLK WP HR S P ERA WHIP	IP WLS BF H R ER SO BB IBB HBP BLK WP HR S P ERA WHIP	IP WLS BF H R ER SO BB IBB HBP BLK WP HR S P ERA WHIP	IP WLS BF H R ER SO BB IBB HBP BLK WP HR S P ERA WHIP	IP WLS BF H R ER SO BB IBB HBP BLK WP HR S P ERA WHIP	IP WLS BF H R ER SO BB IBB HBP BLK WP HR S P ERA WHIP	IP WLS BF H R ER SO BB IBB HBP BLK WP HR S P ERA WHIP	IP WLS BF H R ER SO BB IBB HBP BLK WP HR S P ERA WHIP	IP WLS BF H R ER SO BB IBB HBP BLK WP HR S P ERA WHIP	IP WLS BF H R ER SO BB IBB HBP BLK WP HR S P ERA WHIP	IP WLS BF H R ER SO BB IBB HBP BLK WP HR S P ERA WHIP	IP WLS BF H R ER SO BB IBB HBP BLK WP HR S P ERA WHIP



Batter	1	2	3	4	5	6	7	8	9	AB	R	H	RBI	BB	SO	LOB	TOP										
25 Will Venable, L (1,9) OBP: 0.318, SLG: 0.332	3-1 8 L9 8 S 1B		4-1 8 G4-6-3 BB		4-0 IBB			0-2 G5-3	0-3 K	3	0	1	0	2	1	3	San Diego Padres @ Los Angeles Dodgers Dodger Stadium, Los Angeles, CA Fri Jul 08 2011, 7:11 PM - 9:46 PM PDT Att: 38,529 - Clear - 76 F										
8 Jason Bartlett, R (1,6) OBP: 0.307, SLG: 0.301	2-2 L9		0-1 G4-6-3		0-0 G6-3			1-2 2B	1-2 L8	5	0	1	0	0	0	7											
7 Chase Headley, S (1,5) OBP: 0.388, SLG: 0.491	0-1 P6			3-1 2B				4-0 IBB		3	0	1	0	1	0	1											
47 Ryan Ludwick, R (1,7) OBP: 0.314, SLG: 0.394	2-3 K			3-1 F9				3-2 F9		4	0	0	0	0	2	4											
1 Orlando Hudson, S (1,4) OBP: 0.332, SLG: 0.293		0-0 G4-3		4-0 24 G6-4-3 BB				2-0 G4-3		2	0	0	0	2	0	2											
24 Cameron Maybin, R (1,8) OBP: 0.326, SLG: 0.409		0-0 F8		1-1 G6-4-3				0-3 K		4	0	1	0	0	1	3											
27 Anthony Rizzo, L (1,3) OBP: 0.305, SLG: 0.316		0-2 E5 32 FC6			2-2 G3			0-2 F8		3	0	0	0	0	0	0											
32 Rob Johnson, R (1,2) OBP: 0.228, SLG: 0.250		2-0 FC6			0-1 38 SH1-4 1B			0-0 F9		3	0	1	0	0	0	1											
38 Mat Latos, R (1,1) OBP: 0.077, SLG: 0.231				2-1 F9				1-3 K		2	0	0	0	0	1	0											
44 Josh Spence, L (8,1) 16 Kyle Phillips, L (9,PH) OBP: 0.299, SLG: 0.367					0-1 SH1-4				3-3 K	0	0	0	0	0	0	0											
Inning Stats	R: 0 E: 0 K: 1 S: 10	H: 1 LOB: 1 BB: 0 P: 17	R: 0 E: 1 K: 0 S: 7	H: 0 LOB: 1 BB: 0 P: 9	R: 0 E: 0 K: 0 S: 5	H: 0 LOB: 0 BB: 1 P: 11	R: 0 E: 0 K: 0 S: 6	H: 1 LOB: 1 BB: 1 P: 17	R: 0 E: 0 K: 2 S: 12	H: 0 LOB: 0 BB: 1 P: 18	R: 0 E: 0 K: 1 S: 7	H: 0 LOB: 0 BB: 0 P: 8	R: 0 E: 0 K: 0 S: 11	H: 1 LOB: 2 BB: 2 P: 21	R: 0 E: 0 K: 2 S: 13	H: 1 LOB: 3 BB: 0 P: 20	1B: 2 2B: 3 HR: 0	SF: 0 SAC: 1 DP: 2 HBP: 2	WP: 0 PB: 0 SB: 1 CS: 0	PA: 38							
PITCHER	IP	WLS	BF	H	R	ER	SO	BB	IBB	HBP	BLK	WP	HR	S	P	ERA	WHIP										
58 Chad Billingsley, R (1,1) ERA: 3.87	8.0	W	32	4	0	0	4	3	2	0	0	0	0	66	115	0.00	0.875										
54 Javy Guerra, R (9,1) ERA: 2.45	1.0	S	6	1	0	0	2	0	0	2	0	0	0	13	20	0.00	1.000										

AB	30
R	0
H	5
RBI	0
BB	5
SO	6
LOB	24



Batter	1	2	3	4	5	6	7	8	9	AB	R	H	RBI	BB	SO	LOB	BOTTOM										
10 Tony Gwynn Jr., L (1,7) OBP: 0.313, SLG: 0.331	0-1 B3		0-0 1B			2-1 F9		3-1 15 1B		4	0	2	0	0	0	0	San Diego Padres @ Los Angeles Dodgers Dodger Stadium, Los Angeles, CA Fri Jul 08 2011, 7:11 PM - 9:46 PM PDT Att: 38,529 - Clear - 76 F										
15 Rafael Furcal, S (1,6) OBP: 0.273, SLG: 0.244	0-1 G4-3		2-3 K			0-1 F7		2-3 27 IBB		4	0	1	1	0	1	1											
16 Andre Ethier, L (1,9) OBP: 0.380, SLG: 0.447	1-2 K			1-2 G1-3		4-0 BB		1-3 K		3	0	0	0	1	2	2											
27 Matt Kemp, R (1,8) OBP: 0.404, SLG: 0.596		1-0 F9		2-2 G4-3		2-1 F9		4-0 IBB		3	0	0	0	1	0	1											
7 James Loney, L (1,3) OBP: 0.316, SLG: 0.349		0-2 1B		1-0 G1-3			2-2 L5	2-0 F7		4	0	1	0	0	0	3											
5 Juan Uribe, R (1,5) OBP: 0.273, SLG: 0.305		1-2 F7			2-2 G1-3		1-2 P3			3	0	0	0	0	0	1											
6 Aaron Miles, S (1,4) OBP: 0.333, SLG: 0.376		2-1 F8			0-1 G6-3		0-3 K			3	0	0	0	0	1	1											
17 A.J. Ellis, R (1,2) OBP: 0.364, SLG: 0.222			0-3 K			4-2 BB		0-2 10 1B 14 SH1-4 15 1B		2	0	1	0	1	1	0											
49 Trent Oelien, L (8,PR) OBP: 0.395, SLG: 0.455						3-3 K		1-1 SH1-4		2	0	0	0	0	2	1											
30 Dioner Navarro, S (9,2) OBP: 0.231, SLG: 0.278								1-2 K		0	0	0	0	0	0	0											
58 Chad Billingsley, R (1,1) OBP: 0.333, SLG: 0.467			2-3 K							2	0	0	0	0	2	1											
14 Jamey Carroll, R (8,PH) OBP: 0.268, SLG: 0.369										0	0	0	0	0	0	0											
54 Javy Guerra, R (9,1) ERA:										0	0	0	0	0	0	0											
Inning Stats	R: 0 E: 0 K: 1 S: 7	H: 0 LOB: 0 BB: 0 P: 8	R: 0 E: 0 K: 0 S: 9	H: 1 LOB: 1 BB: 0 P: 13	R: 0 E: 0 K: 3 S: 11	H: 1 LOB: 0 BB: 0 P: 14	R: 0 E: 0 K: 0 S: 10	H: 0 LOB: 0 BB: 0 P: 14	R: 0 E: 0 K: 1 S: 13	H: 3 LOB: 3 BB: 1 P: 24	R: 1 E: 0 K: 1 S: 13	H: 0 LOB: 0 BB: 0 P: 12	R: 1 E: 0 K: 1 S: 13	H: 0 LOB: 0 BB: 0 P: 24	R: 1 E: 0 K: 1 S: 13	H: 3 LOB: 1 BB: 1 P: 24	1B: 5 2B: 0 3B: 0 HR: 0	SF: 0 SAC: 1 DP: 0 HBP: 0	WP: 0 PB: 0 SB: 0 CS: 0	PA: 32							
PITCHER	IP	WLS	BF	H	R	ER	SO	BB	IBB	HBP	BLK	WP	HR	S	P	ERA	WHIP										
38 Mat Latos, R (1,1) ERA: 4.04	7.1	L	29	5	1	1	6	2	0	0	0	0	0	71	107	1.23	0.955										
44 Josh Spence, L (8,1) ERA:	0.2		3	0	0	0	1	0	1	0	0	0	0	4	11	0.00	0.000										

AB	28
R	1
H	5
RBI	1
BB	3
SO	7
LOB	10



Batter	1	2	3	4	5	6	7	8	9	AB	R	H	RBI	BB	SO	LOB	TOP								
56 Andres Torres, S (1,8) OBP: 0.327, SLG: 0.367										4	3	3	2	1	1	1	San Francisco Giants @ San Diego Padres PETCO Park, San Diego, CA Fri Jul 15, 2011, 10:07 PM - 1:11 AM EDT Att: 42,055 - Partly Cloudy - 67 F								
14 Mike Fontenot, L (1,4) OBP: 0.323, SLG: 0.393										5	0	2	0	0	1	3									
48 Pablo Sandoval, S (1,5) OBP: 0.347, SLG: 0.495										2	0	0	1	2	0	0									
12 Nate Schierholz, L (1,9) OBP: 0.336, SLG: 0.451										5	0	1	0	0	0	4									
17 Aubrey Huff, L (1,3) OBP: 0.289, SLG: 0.365										4	0	0	0	1	1	2									
13 Cody Ross, R (1,7) OBP: 0.390, SLG: 0.432										3	1	1	1	1	1	2									
41 Jeremy Affeldt, L (7,1)										0	0	0	0	0	0	0									
54 Sergio Romo, R (8,1)										0	0	0	0	0	0	0									
29 Héctor Sánchez, S (9,PH)										0	0	0	0	1	0	0									
59 Guillermo Mota, R (9,1) OBP: 0.200, SLG: 0.400										0	0	0	0	0	0	0									
35 Brandon Crawford, L (1,6) OBP: 0.282, SLG: 0.276										5	0	0	0	0	0	3									
37 Chris Stewart, R (1,2) OBP: 0.286, SLG: 0.274										4	1	2	0	0	0	1									
55 Tim Lincecum, L (1,1) OBP: 0.162, SLG: 0.088										1	0	1	0	0	0	0									
33 Aaron Rowand, R (7,PH) OBP: 0.295, SLG: 0.351										2	1	1	0	0	1	1									
Inning Stats	R: 1 E: 0 K: 1 S: 15	H: 2 LOB: 1 BB: 0 P: 22	R: 1 E: 0 K: 1 S: 16	H: 2 LOB: 1 BB: 0 P: 24	R: 0 E: 0 K: 0 S: 8	H: 0 LOB: 0 BB: 0 P: 11	R: 0 E: 0 K: 1 S: 9	H: 0 LOB: 0 BB: 0 P: 16	R: 2 E: 0 K: 0 S: 13	H: 3 LOB: 1 BB: 1 P: 21	R: 0 E: 0 K: 0 S: 14	H: 0 LOB: 1 BB: 1 P: 21	R: 2 E: 0 K: 1 S: 14	H: 2 LOB: 2 BB: 2 P: 29	R: 0 E: 0 K: 1 S: 18	H: 1 LOB: 2 BB: 1 P: 28	R: 0 E: 0 K: 0 S: 10	H: 1 LOB: 2 BB: 1 P: 18	1B: 7 2B: 3 3B: 0 HR: 1	SF: 1 SAC: 1 DP: 0 HBP: 0	WP: 1 PB: 0 SB: 2 CS: 2	PA: 43			
PITCHER	IP WLS BF H R ER SO BB IBB HBP BLK WP HR S P ERA WHIP	IP WLS BF H R ER SO BB IBB HBP BLK WP HR S P ERA WHIP	IP WLS BF H R ER SO BB IBB HBP BLK WP HR S P ERA WHIP	IP WLS BF H R ER SO BB IBB HBP BLK WP HR S P ERA WHIP	IP WLS BF H R ER SO BB IBB HBP BLK WP HR S P ERA WHIP	IP WLS BF H R ER SO BB IBB HBP BLK WP HR S P ERA WHIP	IP WLS BF H R ER SO BB IBB HBP BLK WP HR S P ERA WHIP	IP WLS BF H R ER SO BB IBB HBP BLK WP HR S P ERA WHIP	IP WLS BF H R ER SO BB IBB HBP BLK WP HR S P ERA WHIP	IP WLS BF H R ER SO BB IBB HBP BLK WP HR S P ERA WHIP	IP WLS BF H R ER SO BB IBB HBP BLK WP HR S P ERA WHIP	IP WLS BF H R ER SO BB IBB HBP BLK WP HR S P ERA WHIP	IP WLS BF H R ER SO BB IBB HBP BLK WP HR S P ERA WHIP	IP WLS BF H R ER SO BB IBB HBP BLK WP HR S P ERA WHIP	IP WLS BF H R ER SO BB IBB HBP BLK WP HR S P ERA WHIP	IP WLS BF H R ER SO BB IBB HBP BLK WP HR S P ERA WHIP	IP WLS BF H R ER SO BB IBB HBP BLK WP HR S P ERA WHIP	IP WLS BF H R ER SO BB IBB HBP BLK WP HR S P ERA WHIP	IP WLS BF H R ER SO BB IBB HBP BLK WP HR S P ERA WHIP	IP WLS BF H R ER SO BB IBB HBP BLK WP HR S P ERA WHIP	IP WLS BF H R ER SO BB IBB HBP BLK WP HR S P ERA WHIP	IP WLS BF H R ER SO BB IBB HBP BLK WP HR S P ERA WHIP	IP WLS BF H R ER SO BB IBB HBP BLK WP HR S P ERA WHIP	IP WLS BF H R ER SO BB IBB HBP BLK WP HR S P ERA WHIP	IP WLS BF H R ER SO BB IBB HBP BLK WP HR S P ERA WHIP

San Francisco Giants @ San Diego Padres
 PETCO Park, San Diego, CA
 Fri Jul 15, 2011, 10:07 PM - 1:11 AM EDT
 Att: 42,055 - Partly Cloudy - 67 F

AB	35
R	6
H	11
RBI	4
BB	6
SO	5
LOB	17



Batter	1	2	3	4	5	6	7	8	9	AB	R	H	RBI	BB	SO	LOB	BOTTOM								
25 Will Venable, L (1,9) OBP: 0.311, SLG: 0.322										4	0	1	0	0	1	1	San Francisco Giants @ San Diego Padres PETCO Park, San Diego, CA Fri Jul 15, 2011, 10:07 PM - 1:11 AM EDT Att: 42,055 - Partly Cloudy - 67 F								
8 Jason Bartlett, R (1,6) OBP: 0.344, SLG: 0.295										3	0	0	0	1	1	1									
7 Chase Headley, S (1,5) OBP: 0.390, SLG: 0.401										0	0	0	0	0	0	0									
14 Alberto Gonzalez, R (1,PH) OBP: 0.255, SLG: 0.273										2	1	1	0	2	1	1									
47 Ryan Ludwick, R (1,7) OBP: 0.306, SLG: 0.383										4	0	1	0	0	1	4									
1 Orlando Hudson, S (1,4) OBP: 0.320, SLG: 0.283										4	0	0	1	0	3	5									
24 Cameron Maybin, R (1,8) OBP: 0.322, SLG: 0.400										4	0	1	0	0	1	3									
27 Anthony Rizzo, L (1,3) OBP: 0.296, SLG: 0.289										3	0	0	0	1	1	1									
16 Kyle Phillips, L (1,2) OBP: 0.282, SLG: 0.344										2	0	0	0	0	0	2									
29 Luis Martinez, R (7,PH) (8,2)										2	0	0	0	0	0	0									
26 Dustin Moseley, R (1,1) OBP: 0.115, SLG: 0.115										2	0	0	0	0	1	0									
39 Ernesto Frieri, R (7,1)										0	0	0	0	0	0	0									
15 Jesus Guzman, R (7,PH) OBP: 0.304, SLG: 0.477										0	0	0	0	1	0	0									
45 Anthony Bass, R (8,1)										0	0	0	0	0	0	0									
13 Chris Denorfia, R (9,PH) OBP: 0.339, SLG: 0.405										1	0	0	0	0	1	0									
Inning Stats	R: 0 E: 0 K: 1 S: 16	H: 1 LOB: 2 BB: 1 P: 27	R: 0 E: 0 K: 0 S: 6	H: 0 LOB: 0 BB: 0 P: 10	R: 0 E: 0 K: 2 S: 9	H: 0 LOB: 0 BB: 0 P: 13	R: 1 E: 0 K: 1 S: 19	H: 1 LOB: 2 BB: 2 P: 34	R: 0 E: 0 K: 1 S: 7	H: 0 LOB: 0 BB: 0 P: 11	R: 0 E: 0 K: 2 S: 12	H: 1 LOB: 1 BB: 0 P: 17	R: 0 E: 0 K: 1 S: 9	H: 0 LOB: 1 BB: 1 P: 14	R: 0 E: 0 K: 2 S: 15	H: 1 LOB: 2 BB: 1 P: 23	R: 0 E: 0 K: 1 S: 8	H: 0 LOB: 0 BB: 0 P: 13	1B: 4 2B: 1 3B: 0 HR: 0	SF: 0 SAC: 0 DP: 1 HBP: 0	WP: 3 PB: 0 SB: 1 CS: 0	PA: 36			
PITCHER	IP WLS BF H R ER SO BB IBB HBP BLK WP HR S P ERA WHIP	IP WLS BF H R ER SO BB IBB HBP BLK WP HR S P ERA WHIP	IP WLS BF H R ER SO BB IBB HBP BLK WP HR S P ERA WHIP	IP WLS BF H R ER SO BB IBB HBP BLK WP HR S P ERA WHIP	IP WLS BF H R ER SO BB IBB HBP BLK WP HR S P ERA WHIP	IP WLS BF H R ER SO BB IBB HBP BLK WP HR S P ERA WHIP	IP WLS BF H R ER SO BB IBB HBP BLK WP HR S P ERA WHIP	IP WLS BF H R ER SO BB IBB HBP BLK WP HR S P ERA WHIP	IP WLS BF H R ER SO BB IBB HBP BLK WP HR S P ERA WHIP	IP WLS BF H R ER SO BB IBB HBP BLK WP HR S P ERA WHIP	IP WLS BF H R ER SO BB IBB HBP BLK WP HR S P ERA WHIP	IP WLS BF H R ER SO BB IBB HBP BLK WP HR S P ERA WHIP	IP WLS BF H R ER SO BB IBB HBP BLK WP HR S P ERA WHIP	IP WLS BF H R ER SO BB IBB HBP BLK WP HR S P ERA WHIP	IP WLS BF H R ER SO BB IBB HBP BLK WP HR S P ERA WHIP	IP WLS BF H R ER SO BB IBB HBP BLK WP HR S P ERA WHIP	IP WLS BF H R ER SO BB IBB HBP BLK WP HR S P ERA WHIP	IP WLS BF H R ER SO BB IBB HBP BLK WP HR S P ERA WHIP	IP WLS BF H R ER SO BB IBB HBP BLK WP HR S P ERA WHIP	IP WLS BF H R ER SO BB IBB HBP BLK WP HR S P ERA WHIP	IP WLS BF H R ER SO BB IBB HBP BLK WP HR S P ERA WHIP	IP WLS BF H R ER SO BB IBB HBP BLK WP HR S P ERA WHIP	IP WLS BF H R ER SO BB IBB HBP BLK WP HR S P ERA WHIP	IP WLS BF H R ER SO BB IBB HBP BLK WP HR S P ERA WHIP	IP WLS BF H R ER SO BB IBB HBP BLK WP HR S P ERA WHIP

San Francisco Giants @ San Diego Padres
 PETCO Park, San Diego, CA
 Fri Jul 15, 2011, 10:07 PM - 1:11 AM EDT
 Att: 42,055 - Partly Cloudy - 67 F

AB	31
R	1
H	4
RBI	1
BB	5
SO	11
LOB	18



Batter	1	2	3	4	5	6	7	8	9	AB	R	H	RBI	BB	SO	LOB	TOP								
33 Aaron Rowand, R OBP: 0.291, SLG: 0.345										4	0	0	0	0	0	1	San Francisco Giants @ San Diego Padres PETCO Park, San Diego, CA Sat Jul 16 2011, 8:37 PM - 11:25 PM EDT Att: 42,024 - Clear - 69 F								
10 Miguel Tejada, R OBP: 0.276, SLG: 0.338										4	1	2	1	0	1	1									
48 Pablo Sandoval, S OBP: 0.347, SLG: 0.502										3	1	1	0	0	2	1									
35 Brandon Crawford, L OBP: 0.280, SLG: 0.276										1	0	0	0	0	1	0									
13 Cody Ross, R OBP: 0.355, SLG: 0.427										3	0	0	1	0	2	1									
12 Nate Schierholz, L OBP: 0.333, SLG: 0.447										2	0	0	0	0	1	0									
59 Guillermo Mota, R OBP: 0.200, SLG: 0.400										0	0	0	0	0	0	0									
37 Chris Stewart, R OBP: 0.292, SLG: 0.270										1	1	0	0	1	0	0									
17 Aubrey Huff, L OBP: 0.290, SLG: 0.365										3	0	1	0	0	0	0									
52 Ramon E Ramirez, R										0	0	0	0	0	0	0									
46 Santiago Casilla, R										0	0	0	0	0	0	0									
14 Mike Fontenot, L OBP: 0.328, SLG: 0.407										1	0	1	1	0	0	0									
22 Eji Whiteside, R OBP: 0.331, SLG: 0.404										1	0	0	0	1	1	0									
29 Héctor Sánchez, S										2	0	0	0	0	1	2									
2 Emmanuel Burriss, S OBP: 0.263, SLG: 0.218										3	0	0	0	0	0	1									
75 Barry Zito, L										1	0	0	0	0	0	0									
56 Andres Torres, S OBP: 0.328, SLG: 0.373										2	0	1	0	0	0	0									
Inning Stats	R: 0 E: 0 K: 2 S: 18	H: 1 LOB: 1 BB: 0 P: 20	R: 0 E: 0 K: 1 S: 11	H: 0 LOB: 1 BB: 1 P: 17	R: 0 E: 0 K: 0 S: 8	H: 0 LOB: 0 BB: 0 P: 13	R: 1 E: 0 K: 0 S: 9	H: 1 LOB: 0 BB: 0 P: 15	R: 0 E: 0 K: 1 S: 7	H: 0 LOB: 0 BB: 0 P: 12	R: 1 E: 0 K: 1 S: 8	H: 1 LOB: 0 BB: 0 P: 14	R: 0 E: 0 K: 0 S: 9	H: 1 LOB: 0 BB: 0 P: 13	R: 0 E: 0 K: 1 S: 11	H: 1 LOB: 1 BB: 1 P: 24	R: 1 E: 0 K: 3 S: 15	H: 1 LOB: 1 BB: 1 P: 24	1B: 2 2B: 2 3B: 1 HR: 1	SF: 1 SAC: 0 DP: 1 HBP: 0	WP: 0 PB: 0 SB: 0 CS: 0	PA: 34			
PITCHER	IP	WLS	BF	H	R	ER	SO	BB	IBB	HBP	BLK	WP	HR	S	P	ERA	WHIP								
52 Cory Luebke, L ERA: 2.57	7.0	W	25	4	2	2	5	1	0	0	0	0	1	70	104	2.57	0.714								
44 Josh Spence, L ERA: 0.95	1.0		4	1	0	0	1	0	0	0	0	0	0	11	15	0.00	1.000								
57 Luke Gregerson, R ERA: 2.76	1.0		5	1	1	1	3	1	0	0	0	0	0	15	24	9.00	2.000								

Batter	1	2	3	4	5	6	7	8	9	AB	R	H	RBI	BB	SO	LOB	BOTTOM								
24 Cameron Maybin, R OBP: 0.320, SLG: 0.396										5	1	1	0	0	0	0	San Francisco Giants @ San Diego Padres PETCO Park, San Diego, CA Sat Jul 16 2011, 8:37 PM - 11:25 PM EDT Att: 42,024 - Clear - 69 F								
8 Jason Bartlett, R OBP: 0.310, SLG: 0.301										4	3	3	0	1	0	1									
13 Chris Denorfia, R OBP: 0.344, SLG: 0.404										3	2	1	1	2	1	2									
47 Ryan Ludwick, R OBP: 0.305, SLG: 0.379										4	1	0	0	1	2	6									
57 Luke Gregerson, L										0	0	0	0	0	0	0									
15 Jesus Guzman, R OBP: 0.320, SLG: 0.542										4	2	2	4	0	0	2									
11 Logan Forsythe, R OBP: 0.196, SLG: 0.208										0	0	0	0	0	0	0									
1 Orlando Hudson, S OBP: 0.323, SLG: 0.299										3	2	1	3	1	1	0									
44 Josh Spence, L										0	0	0	0	0	0	0									
25 Will Venable, L OBP: 0.311, SLG: 0.322										0	0	0	0	0	0	0									
14 Alberto Gonzalez, R OBP: 0.261, SLG: 0.275										3	0	1	0	1	1	2									
32 Rob Johnson, R OBP: 0.237, SLG: 0.264										4	0	1	2	0	3	2									
52 Cory Luebke, R										3	0	0	0	0	2	0									
27 Anthony Rizzo, L OBP: 0.284, SLG: 0.286										1	0	0	0	0	0	2									
Inning Stats	R: 3 E: 0 K: 0 S: 8	H: 1 LOB: 2 BB: 0 P: 24	R: 0 E: 0 K: 2 S: 11	H: 0 LOB: 1 BB: 1 P: 19	R: 4 E: 0 K: 1 S: 18	H: 4 LOB: 1 BB: 1 P: 29	R: 1 E: 0 K: 0 S: 14	H: 2 LOB: 1 BB: 0 P: 16	R: 0 E: 0 K: 2 S: 10	H: 0 LOB: 0 BB: 0 P: 14	R: 0 E: 0 K: 2 S: 14	H: 0 LOB: 0 BB: 0 P: 22	R: 3 E: 1 K: 1 S: 21	H: 2 LOB: 2 BB: 2 P: 36	R: 0 E: 0 K: 2 S: 12	H: 1 LOB: 1 BB: 0 P: 16	R: 0 E: 0 K: 2 S: 12	H: 1 LOB: 1 BB: 0 P: 16	1B: 8 2B: 0 3B: 0 HR: 2	SF: 0 SAC: 0 DP: 0 HBP: 0	WP: 0 PB: 1 SB: 3 CS: 1	PA: 40			
PITCHER	IP	WLS	BF	H	R	ER	SO	BB	IBB	HBP	BLK	WP	HR	S	P	ERA	WHIP								
75 Barry Zito, L ERA: 4.78	3.2	L	21	7	8	8	3	4	0	0	0	0	2	48	85	19.64	3.000								
59 Guillermo Mota, R ERA: 4.08	2.1		7	0	0	0	4	0	0	0	0	0	0	27	39	0.00	0.000								
52 Ramon E Ramirez, R ERA: 2.35	1.0		8	2	3	0	1	2	0	0	0	0	0	21	36	0.00	4.000								
46 Santiago Casilla, R ERA: 2.01	1.0		4	1	0	0	2	0	0	0	0	0	0	12	16	0.00	1.000								



Batter	1	2	3	4	5	6	7	8	9	AB	R	H	RBI	BB	SO	LOB	TOP					
25 Will Venable, L OBP: 0.315, SLG: 0.319										5	1	2	0	0	2	1	San Diego Padres @ Florida Marlins Sun Life Stadium, Miami, FL Tue Jul 19 2011, 7:12 PM - 10:20 PM EDT Att: 17,101 - Partly Cloudy - 84 F					
2 Everth Cabrera, S OBP: 0.365, SLG: 0.355										3	0	0	0	0	1	1						
37 Mike Adams, R OBP: 0.284, SLG: 0.284										0	0	0	0	0	0	0						
15 Jesus Guzman, R OBP: 0.327, SLG: 0.342										0	0	0	0	0	0	0						
57 Luke Gregerson, L OBP: 0.284, SLG: 0.284										0	0	0	0	0	0	0						
21 Heath Bell, R OBP: 0.284, SLG: 0.284										0	0	0	0	0	0	0						
24 Cameron Maybin, R OBP: 0.323, SLG: 0.394										4	1	2	1	1	1	1						
47 Ryan Ludwick, R OBP: 0.307, SLG: 0.380										5	1	2	1	0	1	5						
1 Orlando Hudson, S OBP: 0.332, SLG: 0.317										4	0	2	1	0	0	1						
27 Anthony Rizzo, L OBP: 0.284, SLG: 0.268										3	0	0	0	1	0	2						
14 Alberto Gonzalez, R OBP: 0.253, SLG: 0.265										4	0	1	0	0	1	2						
32 Rob Johnson, R OBP: 0.238, SLG: 0.263										4	0	1	0	0	2	2						
46 Tim Stauffer, R OBP: 0.184, SLG: 0.167										1	0	0	0	0	1	1						
11 Logan Forsythe, R (7, PH) OBP: 0.218, SLG: 0.216										2	1	1	0	0	0	0						
Inning Stats	R: 2 H: 3 E: 0 K: 1 S: 20	WLS: 3 BF: 0 LOB: 27	R: 0 H: 2 E: 0 K: 1 S: 10	WLS: 2 BF: 14	R: 0 H: 1 E: 0 K: 2 S: 10	WLS: 1 BF: 16	R: 0 H: 1 E: 0 K: 2 S: 11	WLS: 1 BF: 15	R: 0 H: 0 E: 0 K: 1 S: 12	WLS: 0 BF: 22	R: 0 H: 0 E: 0 K: 0 S: 15	WLS: 0 BF: 25	R: 1 H: 1 E: 1 K: 1 S: 11	WLS: 1 BF: 24	R: 0 H: 1 E: 0 K: 0 S: 9	WLS: 1 BF: 14	R: 1 H: 2 E: 0 K: 2 S: 14	WLS: 2 BF: 21	1B: 8 2B: 3 3B: 0 HR: 0	SF: 0 SAC: 1 DP: 1 HBP: 0	WP: 0 PB: 0 SB: 5 CS: 0	PA: 41
PITCHER	IP: 6.0 WLS: L BF: 25 H: 7 R: 2 ER: 2 SO: 7 BB: 2 IBB: 0 HBP: 0 BLK: 0 WP: 0 HR: 0 S: 78 P: 119 ERA: 3.00 WHIP: 1.500	IP: 1.0 WLS: H BF: 6 H: 1 R: 1 ER: 0 SO: 1 BB: 0 IBB: 1 HBP: 0 BLK: 0 WP: 0 HR: 11 S: 24 P: 24 ERA: 0.00 WHIP: 1.000	IP: 2.0 WLS: S BF: 9 H: 3 R: 1 ER: 1 SO: 2 BB: 0 IBB: 0 HBP: 0 BLK: 0 WP: 0 HR: 23 S: 35 P: 35 ERA: 4.50 WHIP: 1.500	PITCHER																		

Batter	1	2	3	4	5	6	7	8	9	AB	R	H	RBI	BB	SO	LOB	BOTTOM					
1 Emilio Bonifacio, S OBP: 0.364, SLG: 0.379										3	0	1	0	1	0	0	San Diego Padres @ Florida Marlins Sun Life Stadium, Miami, FL Tue Jul 19 2011, 7:12 PM - 10:20 PM EDT Att: 17,101 - Partly Cloudy - 84 F					
13 Omar Infante, R OBP: 0.301, SLG: 0.311										4	0	1	0	0	4							
20 Logan Morrison, L OBP: 0.333, SLG: 0.470										4	0	0	0	2	5							
2 Hanley Ramirez, R OBP: 0.342, SLG: 0.390										4	0	0	0	1	1							
15 Gaby Sanchez, R OBP: 0.364, SLG: 0.451										4	0	2	0	0	0							
27 Giancarlo Stanton, R OBP: 0.338, SLG: 0.518										4	0	0	0	2	2							
24 Mike Cameron, R OBP: 0.234, SLG: 0.273										3	0	0	0	1	1							
14 John Buck, R OBP: 0.303, SLG: 0.371										4	0	1	0	0	2							
19 Anibal Sanchez, R OBP: 0.256, SLG: 0.194										1	0	1	0	1	0							
31 Steve Cishek, R ERA: 2.66										0	0	0	0	0	0							
29 Greg Dobbs, L OBP: 0.346, SLG: 0.405										1	0	0	0	0	1							
44 Brian Sanchez, R OBP: 0.200, SLG: 0.200										0	0	0	0	0	0							
Inning Stats	R: 0 H: 1 E: 0 K: 1 S: 13	WLS: 1 BF: 17	R: 0 H: 0 E: 0 K: 1 S: 12	WLS: 0 BF: 17	R: 0 H: 0 E: 0 K: 0 S: 9	WLS: 0 BF: 21	R: 0 H: 1 E: 0 K: 1 S: 14	WLS: 1 BF: 19	R: 0 H: 2 E: 0 K: 1 S: 12	WLS: 2 BF: 16	R: 0 H: 0 E: 0 K: 0 S: 7	WLS: 0 BF: 11	R: 0 H: 1 E: 0 K: 0 S: 9	WLS: 1 BF: 13	R: 0 H: 0 E: 0 K: 1 S: 7	WLS: 0 BF: 9	R: 0 H: 1 E: 0 K: 1 S: 16	WLS: 2 BF: 29	1B: 6 2B: 0 3B: 0 HR: 0	SF: 0 SAC: 0 DP: 1 HBP: 0	WP: 2 PB: 0 SB: 0 CS: 0	PA: 35
PITCHER	IP: 6.0 WLS: W BF: 24 H: 4 R: 0 ER: 0 SO: 4 BB: 2 IBB: 0 HBP: 0 BLK: 0 WP: 1 HR: 0 S: 67 P: 101 ERA: 0.00 WHIP: 1.000	IP: 1.0 WLS: H BF: 3 H: 1 R: 0 ER: 0 SO: 0 BB: 0 IBB: 0 HBP: 0 BLK: 0 WP: 0 HR: 7 S: 9 P: 9 ERA: 0.00 WHIP: 0.000	IP: 1.0 WLS: H BF: 3 H: 0 R: 0 ER: 0 SO: 1 BB: 0 IBB: 0 HBP: 0 BLK: 0 WP: 0 HR: 9 S: 21 P: 21 ERA: 0.00 WHIP: 3.000	IP: 0.2 WLS: S BF: 4 H: 1 R: 0 ER: 0 SO: 1 BB: 0 IBB: 0 HBP: 0 BLK: 0 WP: 0 HR: 7 S: 8 P: 8 ERA: 0.00 WHIP: 0.000	PITCHER																	

Batter	1	2	3	4	5	6	7	8	9	AB	R	H	RBI	BB	SO	LOB	TOP					
25 Will Venable, L OBP: 0.324, SLG: 0.336										4	3	2	1	2	1	2						
8 Jason Bartlett, R OBP: 0.316, SLG: 0.308										5	3	3	1	1	0	2						
24 Cameron Maybin, R OBP: 0.326, SLG: 0.400										6	2	3	2	0	2	3						
47 Ryan Ludwick, R OBP: 0.309, SLG: 0.317										4	1	2	4	0	1	2						
13 Chris Denorfia, R OBP: 0.346, SLG: 0.495										1	0	0	0	1	0	1						
1 Orlando Hudson, S OBP: 0.335, SLG: 0.317										3	1	1	0	1	0	1						
11 Logan Forsythe, R OBP: 0.211, SLG: 0.208										2	0	0	0	0	1	2						
15 Jesus Guzman, R OBP: 0.351, SLG: 0.564										5	1	3	4	0	0	1						
45 Anthony Bass, R										0	0	0	0	0	0	0						
14 Alberto Gonzalez, R OBP: 0.297, SLG: 0.276										5	1	2	1	0	0	1						
32 Rob Johnson, R OBP: 0.250, SLG: 0.275										5	1	3	0	0	2	2						
41 Aaron Harang, R OBP: 0.156, SLG: 0.188										4	1	1	1	0	3	3						
39 Ernesto Frieri, R										0	0	0	0	0	0	0						
44 Josh Spence, L										0	0	0	0	0	0	0						
27 Anthony Rizzo, L OBP: 0.282, SLG: 0.265										1	0	0	0	0	0	2						
Inning Stats	R: 4 H: 5 E: 0 K: 2 S: 21	H: 5 R: 2 ER: 1 LOB: 1 P: 30	R: 9 H: 9 E: 0 K: 2 S: 36	H: 9 R: 2 ER: 2 LOB: 2 P: 54	R: 0 H: 0 E: 0 K: 0 S: 6	H: 0 R: 0 ER: 0 LOB: 0 P: 10	R: 0 H: 1 E: 0 K: 1 S: 9	H: 1 R: 1 ER: 1 LOB: 1 P: 16	R: 0 H: 1 E: 0 K: 1 S: 10	H: 1 R: 0 ER: 0 LOB: 0 P: 14	R: 0 H: 0 E: 0 K: 2 S: 7	H: 0 R: 0 ER: 0 LOB: 0 P: 7	R: 1 H: 2 E: 0 K: 1 S: 12	H: 2 R: 0 ER: 0 LOB: 0 P: 17	R: 0 H: 2 E: 0 K: 1 S: 16	H: 2 R: 0 ER: 0 LOB: 1 P: 20	R: 0 H: 0 E: 0 K: 0 S: 10	H: 0 R: 0 ER: 0 LOB: 1 P: 18	1B: 14 2B: 5 3B: 0 HR: 1	SF: 0 SAC: 0 DP: 1 HBP: 0	WP: 0 PB: 0 SB: 1 CS: 0	PA: 50
PITCHER	IP WLS BF H R ER SO BB IBB HBP BLK WP HR S P ERA WHIP	IP WLS BF H R ER SO BB IBB HBP BLK WP HR S P ERA WHIP	IP WLS BF H R ER SO BB IBB HBP BLK WP HR S P ERA WHIP	IP WLS BF H R ER SO BB IBB HBP BLK WP HR S P ERA WHIP	IP WLS BF H R ER SO BB IBB HBP BLK WP HR S P ERA WHIP	IP WLS BF H R ER SO BB IBB HBP BLK WP HR S P ERA WHIP	IP WLS BF H R ER SO BB IBB HBP BLK WP HR S P ERA WHIP	IP WLS BF H R ER SO BB IBB HBP BLK WP HR S P ERA WHIP	IP WLS BF H R ER SO BB IBB HBP BLK WP HR S P ERA WHIP	IP WLS BF H R ER SO BB IBB HBP BLK WP HR S P ERA WHIP	IP WLS BF H R ER SO BB IBB HBP BLK WP HR S P ERA WHIP	IP WLS BF H R ER SO BB IBB HBP BLK WP HR S P ERA WHIP	IP WLS BF H R ER SO BB IBB HBP BLK WP HR S P ERA WHIP	IP WLS BF H R ER SO BB IBB HBP BLK WP HR S P ERA WHIP	IP WLS BF H R ER SO BB IBB HBP BLK WP HR S P ERA WHIP	IP WLS BF H R ER SO BB IBB HBP BLK WP HR S P ERA WHIP	IP WLS BF H R ER SO BB IBB HBP BLK WP HR S P ERA WHIP	IP WLS BF H R ER SO BB IBB HBP BLK WP HR S P ERA WHIP	IP WLS BF H R ER SO BB IBB HBP BLK WP HR S P ERA WHIP	IP WLS BF H R ER SO BB IBB HBP BLK WP HR S P ERA WHIP	IP WLS BF H R ER SO BB IBB HBP BLK WP HR S P ERA WHIP	IP WLS BF H R ER SO BB IBB HBP BLK WP HR S P ERA WHIP
1 Emilio Bonifacio, S OBP: 0.367, SLG: 0.378										3	0	1	0	2	1	3						
13 Omar Infante, R OBP: 0.298, SLG: 0.307										4	0	0	0	0	0	6						
40 Mike Dunn, L										0	0	0	0	0	0	0						
9 Brett Hayes, R OBP: 0.309, SLG: 0.484										1	0	0	0	0	1	2						
20 Logan Morrison, L OBP: 0.331, SLG: 0.469										5	1	1	0	0	1	1						
2 Hanley Ramirez, R OBP: 0.342, SLG: 0.399										3	1	1	1	0	2	1						
29 Greg Dobbs, L										2	0	0	0	0	1	0						
15 Gaby Sanchez, R OBP: 0.369, SLG: 0.457										4	0	3	0	1	0	0						
27 Giancarlo Stanton, R OBP: 0.327, SLG: 0.515										4	1	1	1	1	2	2						
24 Mike Cameron, R OBP: 0.200, SLG: 0.161										1	0	0	0	1	0	0						
31 Steve Cishek, R										0	0	0	0	0	0	0						
10 Dewayne Wise, L OBP: 0.196, SLG: 0.205										1	0	1	1	0	0	0						
18 Wes Helms, R OBP: 0.271, SLG: 0.247										2	0	0	0	2	2	2						
14 John Buck, R OBP: 0.303, SLG: 0.368										3	0	0	0	1	2	3						
47 Ricky Nolasco, R OBP: 0.200, SLG: 0.161										0	0	0	0	0	0	0						
31 Burke Badenhop, R OBP: 0.750, SLG: 1.000										0	0	0	0	1	0	0						
11 Bryan Petersen, L OBP: 0.316, SLG: 0.333										2	0	1	0	1	0	3						
Inning Stats	R: 0 H: 0 E: 0 K: 0 S: 8	H: 0 R: 0 ER: 0 LOB: 0 P: 14	R: 0 H: 0 E: 0 K: 2 S: 12	H: 0 R: 0 ER: 0 LOB: 0 P: 18	R: 0 H: 0 E: 0 K: 1 S: 11	H: 0 R: 0 ER: 0 LOB: 2 P: 21	R: 1 H: 3 E: 0 K: 2 S: 12	H: 3 R: 1 ER: 1 LOB: 3 P: 21	R: 0 H: 1 E: 0 K: 0 S: 10	H: 1 R: 0 ER: 0 LOB: 0 P: 16	R: 2 H: 3 E: 0 K: 1 S: 15	H: 3 R: 0 ER: 0 LOB: 3 P: 34	R: 0 H: 0 E: 0 K: 3 S: 12	H: 0 R: 0 ER: 0 LOB: 1 P: 20	R: 0 H: 1 E: 0 K: 2 S: 11	H: 1 R: 0 ER: 0 LOB: 2 P: 18	R: 0 H: 1 E: 0 K: 1 S: 11	H: 1 R: 0 ER: 0 LOB: 2 P: 18	1B: 5 2B: 3 3B: 0 HR: 1	SF: 0 SAC: 0 DP: 1 HBP: 0	WP: 1 PB: 0 SB: 0 CS: 0	PA: 43
PITCHER	IP WLS BF H R ER SO BB IBB HBP BLK WP HR S P ERA WHIP	IP WLS BF H R ER SO BB IBB HBP BLK WP HR S P ERA WHIP	IP WLS BF H R ER SO BB IBB HBP BLK WP HR S P ERA WHIP	IP WLS BF H R ER SO BB IBB HBP BLK WP HR S P ERA WHIP	IP WLS BF H R ER SO BB IBB HBP BLK WP HR S P ERA WHIP	IP WLS BF H R ER SO BB IBB HBP BLK WP HR S P ERA WHIP	IP WLS BF H R ER SO BB IBB HBP BLK WP HR S P ERA WHIP	IP WLS BF H R ER SO BB IBB HBP BLK WP HR S P ERA WHIP	IP WLS BF H R ER SO BB IBB HBP BLK WP HR S P ERA WHIP	IP WLS BF H R ER SO BB IBB HBP BLK WP HR S P ERA WHIP	IP WLS BF H R ER SO BB IBB HBP BLK WP HR S P ERA WHIP	IP WLS BF H R ER SO BB IBB HBP BLK WP HR S P ERA WHIP	IP WLS BF H R ER SO BB IBB HBP BLK WP HR S P ERA WHIP	IP WLS BF H R ER SO BB IBB HBP BLK WP HR S P ERA WHIP	IP WLS BF H R ER SO BB IBB HBP BLK WP HR S P ERA WHIP	IP WLS BF H R ER SO BB IBB HBP BLK WP HR S P ERA WHIP	IP WLS BF H R ER SO BB IBB HBP BLK WP HR S P ERA WHIP	IP WLS BF H R ER SO BB IBB HBP BLK WP HR S P ERA WHIP	IP WLS BF H R ER SO BB IBB HBP BLK WP HR S P ERA WHIP	IP WLS BF H R ER SO BB IBB HBP BLK WP HR S P ERA WHIP	IP WLS BF H R ER SO BB IBB HBP BLK WP HR S P ERA WHIP	IP WLS BF H R ER SO BB IBB HBP BLK WP HR S P ERA WHIP

San Diego Padres @ Florida Marlins
Sun Life Stadium, Miami, FL
Wed Jul 20 2011, 7:13 PM - 10:36 PM EDT
Att: 19,142 - Partly Cloudy - 89 F

Batter	1	2	3	4	5	6	7	8	9	AB	R	H	RBI	BB	SO	LOB	TOP				
13 Chris Denorfia, R OBP: 0.345, SLG: 0.395										3	0	0	0	1	1	0	San Diego Padres @ Philadelphia Phillies Citizens Bank Park, Philadelphia, PA Fri Jul 22 2011, 7:09 PM - 9:26 PM EDT Att: 45,383 - Clear - 98 F				
8 Jason Bartlett, R OBP: 0.316, SLG: 0.309										4	0	1	0	0	1	0					
7 Chase Headley, S OBP: 0.385, SLG: 0.394										4	0	0	0	0	1	2					
47 Ryan Ludwick, R OBP: 0.307, SLG: 0.381										3	0	0	0	0	2	1					
24 Cameron Maybin, R OBP: 0.333, SLG: 0.406										3	1	1	0	0	1	0					
15 Jesus Guzman, R OBP: 0.328, SLG: 0.532										3	0	0	0	0	1	1					
14 Alberto Gonzalez, R OBP: 0.247, SLG: 0.264										3	0	0	1	0	0	0					
32 Rob Johnson, R OBP: 0.252, SLG: 0.284										3	0	1	0	0	1	0					
52 Cory Luebke, R OBP: 0.341, SLG: 0.448										2	0	0	0	0	1	1					
57 Luke Gregerson, L OBP: 0.316, SLG: 0.309										0	0	0	0	0	0	0					
44 Josh Spence, L OBP: 0.288, SLG: 0.414										0	0	0	0	0	0	0					
88 Kyle Blanks, R OBP: 0.288, SLG: 0.414										1	0	0	0	0	1	0					
39 Ernesto Frieri, R OBP: 0.288, SLG: 0.414										0	0	0	0	0	0	0					
Inning Stats	R: 0 H: 0 E: 0 K: 2 S: 7	H: 0 LOB: 0 BB: 0 P: 13	R: 0 H: 0 E: 0 K: 3 S: 9	H: 0 LOB: 0 BB: 0 P: 15	R: 0 H: 0 E: 0 K: 2 S: 9	H: 0 LOB: 0 BB: 0 P: 12	R: 0 H: 1 E: 0 K: 0 S: 6	H: 1 LOB: 1 BB: 1 P: 10	R: 1 H: 2 E: 0 K: 0 S: 11	H: 2 LOB: 1 BB: 0 P: 16	R: 0 H: 0 E: 0 K: 1 S: 6	H: 0 LOB: 0 BB: 0 P: 8	R: 0 H: 0 E: 0 K: 1 S: 9	H: 0 LOB: 0 BB: 0 P: 17	R: 0 H: 0 E: 0 K: 1 S: 7	H: 0 LOB: 0 BB: 0 P: 9	R: 0 H: 0 E: 0 K: 0 S: 6	H: 0 LOB: 0 BB: 0 P: 8	1B: 2 2B: 1 3B: 0 HR: 0	SF: 0 SAC: 0 DP: 1 HBP: 0	WP: 0 PA: 30 PB: 0 SB: 1 CS: 0
PITCHER	IP: 8.0 WLS: W BF: 27 ERA: 2.62	WLS: W BF: 3 ERA: 2.09	H: 3 R: 1 ER: 1 SO: 10 BB: 1 IBB: 0 HBP: 0 BLK: 0 WP: 0 HR: 0 S: 64 P: 100 ERA: 1.12 WHIP: 0.500	H: 3 R: 1 ER: 1 SO: 10 BB: 1 IBB: 0 HBP: 0 BLK: 0 WP: 0 HR: 0 S: 64 P: 100 ERA: 1.12 WHIP: 0.500	H: 3 R: 1 ER: 1 SO: 10 BB: 1 IBB: 0 HBP: 0 BLK: 0 WP: 0 HR: 0 S: 64 P: 100 ERA: 1.12 WHIP: 0.500	H: 3 R: 1 ER: 1 SO: 10 BB: 1 IBB: 0 HBP: 0 BLK: 0 WP: 0 HR: 0 S: 64 P: 100 ERA: 1.12 WHIP: 0.500	H: 3 R: 1 ER: 1 SO: 10 BB: 1 IBB: 0 HBP: 0 BLK: 0 WP: 0 HR: 0 S: 64 P: 100 ERA: 1.12 WHIP: 0.500	H: 3 R: 1 ER: 1 SO: 10 BB: 1 IBB: 0 HBP: 0 BLK: 0 WP: 0 HR: 0 S: 64 P: 100 ERA: 1.12 WHIP: 0.500	H: 3 R: 1 ER: 1 SO: 10 BB: 1 IBB: 0 HBP: 0 BLK: 0 WP: 0 HR: 0 S: 64 P: 100 ERA: 1.12 WHIP: 0.500	H: 3 R: 1 ER: 1 SO: 10 BB: 1 IBB: 0 HBP: 0 BLK: 0 WP: 0 HR: 0 S: 64 P: 100 ERA: 1.12 WHIP: 0.500	H: 3 R: 1 ER: 1 SO: 10 BB: 1 IBB: 0 HBP: 0 BLK: 0 WP: 0 HR: 0 S: 64 P: 100 ERA: 1.12 WHIP: 0.500	H: 3 R: 1 ER: 1 SO: 10 BB: 1 IBB: 0 HBP: 0 BLK: 0 WP: 0 HR: 0 S: 64 P: 100 ERA: 1.12 WHIP: 0.500	H: 3 R: 1 ER: 1 SO: 10 BB: 1 IBB: 0 HBP: 0 BLK: 0 WP: 0 HR: 0 S: 64 P: 100 ERA: 1.12 WHIP: 0.500	H: 3 R: 1 ER: 1 SO: 10 BB: 1 IBB: 0 HBP: 0 BLK: 0 WP: 0 HR: 0 S: 64 P: 100 ERA: 1.12 WHIP: 0.500	H: 3 R: 1 ER: 1 SO: 10 BB: 1 IBB: 0 HBP: 0 BLK: 0 WP: 0 HR: 0 S: 64 P: 100 ERA: 1.12 WHIP: 0.500	H: 3 R: 1 ER: 1 SO: 10 BB: 1 IBB: 0 HBP: 0 BLK: 0 WP: 0 HR: 0 S: 64 P: 100 ERA: 1.12 WHIP: 0.500	H: 3 R: 1 ER: 1 SO: 10 BB: 1 IBB: 0 HBP: 0 BLK: 0 WP: 0 HR: 0 S: 64 P: 100 ERA: 1.12 WHIP: 0.500	H: 3 R: 1 ER: 1 SO: 10 BB: 1 IBB: 0 HBP: 0 BLK: 0 WP: 0 HR: 0 S: 64 P: 100 ERA: 1.12 WHIP: 0.500	H: 3 R: 1 ER: 1 SO: 10 BB: 1 IBB: 0 HBP: 0 BLK: 0 WP: 0 HR: 0 S: 64 P: 100 ERA: 1.12 WHIP: 0.500	H: 3 R: 1 ER: 1 SO: 10 BB: 1 IBB: 0 HBP: 0 BLK: 0 WP: 0 HR: 0 S: 64 P: 100 ERA: 1.12 WHIP: 0.500	

Batter	1	2	3	4	5	6	7	8	9	AB	R	H	RBI	BB	SO	LOB	BOTTOM				
11 Jimmy Rollins, S OBP: 0.340, SLG: 0.406										4	0	0	0	0	0	1	San Diego Padres @ Philadelphia Phillies Citizens Bank Park, Philadelphia, PA Fri Jul 22 2011, 7:09 PM - 9:26 PM EDT Att: 45,383 - Clear - 98 F				
7 Michael Martinez, S OBP: 0.277, SLG: 0.318										4	0	1	0	0	1	0					
26 Chase Utley, L OBP: 0.370, SLG: 0.440										4	0	2	0	0	0	1					
6 Ryan Howard, L OBP: 0.341, SLG: 0.448										3	0	0	0	1	2	3					
8 Shane Victorino, S OBP: 0.367, SLG: 0.505										4	2	1	0	0	1	2					
51 Carlos Ruiz, R OBP: 0.388, SLG: 0.364										3	1	1	1	1	1	1					
10 Ben Francisco, R OBP: 0.331, SLG: 0.359										3	0	0	0	0	0	3					
29 Raul Ibanez, L OBP: 0.288, SLG: 0.414										0	0	0	0	0	0	0					
15 John Mayberry Jr., R OBP: 0.311, SLG: 0.425										3	0	1	1	0	1	1					
35 Cole Hamels, L OBP: 0.204, SLG: 0.213										3	0	0	0	0	3	2					
46 Ryan Madson, L OBP: 0.204, SLG: 0.213										0	0	0	0	0	0	0					
Inning Stats	R: 0 H: 1 E: 0 K: 1 S: 10	H: 1 LOB: 1 BB: 0 P: 17	R: 1 H: 1 E: 1 K: 1 S: 12	H: 1 LOB: 1 BB: 0 P: 20	R: 0 H: 1 E: 0 K: 0 S: 12	H: 1 LOB: 1 BB: 0 P: 19	R: 2 H: 2 E: 0 K: 1 S: 19	H: 2 LOB: 1 BB: 1 P: 32	R: 0 H: 1 E: 0 K: 1 S: 14	H: 1 LOB: 1 BB: 0 P: 22	R: 0 H: 0 E: 0 K: 1 S: 5	H: 0 LOB: 0 BB: 0 P: 7	R: 0 H: 0 E: 0 K: 2 S: 8	H: 0 LOB: 0 BB: 0 P: 10	R: 0 H: 0 E: 0 K: 2 S: 8	H: 0 LOB: 1 BB: 1 P: 13	R: 0 H: 0 E: 0 K: 2 S: 8	H: 0 LOB: 1 BB: 1 P: 13	1B: 3 2B: 3 3B: 0 HR: 0	SF: 0 SAC: 0 DP: 0 HBP: 0	WP: 0 PA: 33 PB: 0 SB: 1 CS: 0
PITCHER	IP: 5.0 WLS: L BF: 23 ERA: 2.65	WLS: L BF: 3 ERA: 2.02	H: 6 R: 3 ER: 2 SO: 4 BB: 1 IBB: 0 HBP: 0 BLK: 0 WP: 0 HR: 0 S: 67 P: 110 ERA: 3.60 WHIP: 1.400	H: 6 R: 3 ER: 2 SO: 4 BB: 1 IBB: 0 HBP: 0 BLK: 0 WP: 0 HR: 0 S: 67 P: 110 ERA: 3.60 WHIP: 1.400	H: 6 R: 3 ER: 2 SO: 4 BB: 1 IBB: 0 HBP: 0 BLK: 0 WP: 0 HR: 0 S: 67 P: 110 ERA: 3.60 WHIP: 1.400	H: 6 R: 3 ER: 2 SO: 4 BB: 1 IBB: 0 HBP: 0 BLK: 0 WP: 0 HR: 0 S: 67 P: 110 ERA: 3.60 WHIP: 1.400	H: 6 R: 3 ER: 2 SO: 4 BB: 1 IBB: 0 HBP: 0 BLK: 0 WP: 0 HR: 0 S: 67 P: 110 ERA: 3.60 WHIP: 1.400	H: 6 R: 3 ER: 2 SO: 4 BB: 1 IBB: 0 HBP: 0 BLK: 0 WP: 0 HR: 0 S: 67 P: 110 ERA: 3.60 WHIP: 1.400	H: 6 R: 3 ER: 2 SO: 4 BB: 1 IBB: 0 HBP: 0 BLK: 0 WP: 0 HR: 0 S: 67 P: 110 ERA: 3.60 WHIP: 1.400	H: 6 R: 3 ER: 2 SO: 4 BB: 1 IBB: 0 HBP: 0 BLK: 0 WP: 0 HR: 0 S: 67 P: 110 ERA: 3.60 WHIP: 1.400	H: 6 R: 3 ER: 2 SO: 4 BB: 1 IBB: 0 HBP: 0 BLK: 0 WP: 0 HR: 0 S: 67 P: 110 ERA: 3.60 WHIP: 1.400	H: 6 R: 3 ER: 2 SO: 4 BB: 1 IBB: 0 HBP: 0 BLK: 0 WP: 0 HR: 0 S: 67 P: 110 ERA: 3.60 WHIP: 1.400	H: 6 R: 3 ER: 2 SO: 4 BB: 1 IBB: 0 HBP: 0 BLK: 0 WP: 0 HR: 0 S: 67 P: 110 ERA: 3.60 WHIP: 1.400	H: 6 R: 3 ER: 2 SO: 4 BB: 1 IBB: 0 HBP: 0 BLK: 0 WP: 0 HR: 0 S: 67 P: 110 ERA: 3.60 WHIP: 1.400	H: 6 R: 3 ER: 2 SO: 4 BB: 1 IBB: 0 HBP: 0 BLK: 0 WP: 0 HR: 0 S: 67 P: 110 ERA: 3.60 WHIP: 1.400	H: 6 R: 3 ER: 2 SO: 4 BB: 1 IBB: 0 HBP: 0 BLK: 0 WP: 0 HR: 0 S: 67 P: 110 ERA: 3.60 WHIP: 1.400	H: 6 R: 3 ER: 2 SO: 4 BB: 1 IBB: 0 HBP: 0 BLK: 0 WP: 0 HR: 0 S: 67 P: 110 ERA: 3.60 WHIP: 1.400	H: 6 R: 3 ER: 2 SO: 4 BB: 1 IBB: 0 HBP: 0 BLK: 0 WP: 0 HR: 0 S: 67 P: 110 ERA: 3.60 WHIP: 1.400	H: 6 R: 3 ER: 2 SO: 4 BB: 1 IBB: 0 HBP: 0 BLK: 0 WP: 0 HR: 0 S: 67 P: 110 ERA: 3.60 WHIP: 1.400	H: 6 R: 3 ER: 2 SO: 4 BB: 1 IBB: 0 HBP: 0 BLK: 0 WP: 0 HR: 0 S: 67 P: 110 ERA: 3.60 WHIP: 1.400	



Batter	1	2	3	4	5	6	7	8	9	AB R H RBI BB SO LOB	TOP											
18 Willie Bloomquist, R OBP: 0.307, SLG: 0.365	 C SI 88 F FC 86 X CU 88		 C SI 90 B CH 85 X FC 87			 C SI 90 F CH 85 X FC 87		 B FC 87 B FC 84 C CH 84 X FC 88	 C SI 82 B SI 87 B SI 84 B SI 85 B SI 85 X SI 85	5 2 3 0 0 0 1	Arizona Diamondbacks @ San Diego Padres PETCO Park, San Diego, CA Tue Jul 26 2011, 10:06 PM - 12:24 AM EDT Att: 22,679 - Partly Cloudy - 69 F											
2 Kelly Johnson, L OBP: 0.307, SLG: 0.446	 F SI 90 1 SAFE B SI 90 X FC 88		 1 SAFE C CH 84 C SI 90 F FC 88 X CU 77			 C FC 87 B FC 84 C FC 84 S SI 91	 X SI 89 2-H	 C CH 70 B SI 87 B SI 85 B SI 84	 C CH 70 B SI 87 B SI 85 B SI 84	4 1 3 2 1 1 0												
10 Justin Upton, R OBP: 0.378, SLG: 0.532	 S FC 87 X FC 88		 B SI 90 X FC 86			 X CU 78	 1 SAFE F FC 88 F SI 90 D CU 79 D FC 87	 C SI 80 B SI 85 B SI 83 B SI 85 B SI 85	 C SI 80 B SI 85 B SI 83 B SI 85 B SI 85	3 1 1 2 1 1 3												
24 Chris Young, R OBP: 0.329, SLG: 0.461	 B FC 87 B FC 88 B SI 90 X FC 89		 C SI 88 X FC 86			 B FC 87 B FC 88 B SI 90 B FC 89 B SI 91	 C SI 85 B SI 86 B SI 86 B SI 86 B SI 86 X FF 94	 B SI 79 B SI 84 B SI 84 B SI 84 B SI 84 B SI 79	 C SI 85 B SI 86 B SI 86 B SI 86 B SI 86 X CH 74	3 1 0 1 2 0 2												
26 Miguel Montero, L OBP: 0.347, SLG: 0.476	 X CH 85			 C SI 88 X FC 87		 B CH 86 B FC 88 B SI 90 B FC 88 B SI 91	 X FC 86	 S SI 86 B CH 84 B SI 92 F FC 88 F SI 83 X FF 92	 C SI 85 B SI 86 B SI 86 B SI 86 B SI 86 X CH 74	4 0 1 0 1 0 5												
14 Ryan Roberts, R OBP: 0.329, SLG: 0.427		 C SI 88 X FC 87		 B FC 86 X FC 87		 X FC 86	 C SI 86 B SI 86 B SI 86 B SI 86 B SI 86			4 0 0 0 0 1 2												
29 Brandon Allen, L OBP: 0.250, SLG: 0.375		 C SI 89 B FF 90 F FC 90 S CU 78		 B CU 76 B CH 85 B SI 89 B SI 91 F SI 91 C CH 85		 S FC 86 B SI 89 B CU 77 X FC 88		 S FF 86 X FF 95		4 0 0 0 0 2 2												
4 Collin Cowgill, R OBP: 0.329, SLG: 0.427		 B SI 90 B SI 90 C SI 91 X SI 90			 S FC 86 B SI 89 B CU 77 X FC 88		 C SI 88 B SI 89 B SI 89 S SI 87		 C SI 87 B SI 84 B SI 85	4 0 0 0 0 2 0												
34 Joe Saunders, L OBP: 0.194, SLG: 0.176			 C SI 88 X SI 89		 B SI 88 X CH 85		 B SI 89 X CH 85	 B SI 87 B CH 78 B SI 82	 C SI 87 B SI 84 B SI 85	3 1 0 0 1 0 0												
Inning Stats	R: 0 E: 0 K: 0 S: 10	H: 2 LOB: 2 BB: 0 P: 14	R: 0 E: 0 K: 1 S: 8	H: 0 LOB: 0 BB: 0 P: 12	R: 2 E: 0 K: 0 S: 11	H: 2 LOB: 0 BB: 0 P: 13	R: 0 E: 0 K: 1 S: 7	H: 0 LOB: 0 BB: 0 P: 11	R: 0 E: 0 K: 0 S: 8	H: 0 LOB: 0 BB: 0 P: 10		R: 2 E: 1 K: 1 S: 11	H: 1 LOB: 1 BB: 2 P: 22	R: 1 E: 0 K: 2 S: 13	H: 2 LOB: 1 BB: 0 P: 19	R: 0 E: 0 K: 1 S: 13	H: 1 LOB: 1 BB: 0 P: 19	R: 1 E: 0 K: 1 S: 20	H: 0 LOB: 3 BB: 4 P: 40	1B: 4 2B: 2 3B: 1 HR: 1	SF: 1 SAC: 0 DP: 0 HBP: 0	WP: 0 PB: 0 SB: 2 CS: 0
PITCHER	IP WLS BF H R ER SO BB IBB HBP BLK WP HR S P ERA WHIP	7.0 L 30 7 5 4 5 1 1 0 0 0 1 68 101 5.14 1.143	1.0 4 1 0 0 1 0 0 0 0 0 0 13 19 0.00 1.000	1.0 7 0 1 1 1 4 0 0 0 0 0 20 40 9.00 4.000											IP WLS BF H R ER SO BB IBB HBP BLK WP HR S P ERA WHIP							
26 Dustin Moseley, R ERA: 3.3											7.0 L 30 7 5 4 5 1 1 0 0 0 1 68 101 5.14 1.143											
45 Anthony Bass, R ERA: 1.38											1.0 4 1 0 0 1 0 0 0 0 0 0 13 19 0.00 1.000											
34 Pat Neshek, R ERA: 3.75											1.0 7 0 1 1 1 4 0 0 0 0 0 20 40 9.00 4.000											

Batter	1	2	3	4	5	6	7	8	9	AB R H RBI BB SO LOB	BOTTOM										
24 Cameron Maybin, R OBP: 0.333, SLG: 0.413	 B FF 87 X SI 87		 X CH 80			 C SI 86 X CH 80		 F FF 88 C SI 89		4 0 0 0 0 1 1	Arizona Diamondbacks @ San Diego Padres PETCO Park, San Diego, CA Tue Jul 26 2011, 10:06 PM - 12:24 AM EDT Att: 22,679 - Partly Cloudy - 69 F										
8 Jason Bartlett, R OBP: 0.310, SLG: 0.300	 B SI 86 B CH 79 B SI 88 B SI 88 F FC 89 F SI 89 X FF 89		 B SI 86 B CH 79 C SI 88 B SI 89 X FC 88			 B SI 86 B CH 79 B SI 88 B SI 88 F FC 89 F SI 89 X FF 89		 F FF 88 X CU 74	4 0 0 0 0 0 1												
7 Chase Headley, S OBP: 0.388, SLG: 0.410	 C FF 90 X CU 76			 B FC 86 X SI 86		 X CH 80		 C CH 84 B FF 87 X FF 88	 B CH 77 B CH 78 X SI 87	4 0 2 0 0 0 0											
47 Ryan Ludwick, R OBP: 0.302, SLG: 0.376	 X FF 88			 B FF 87 X CH 80		 X CH 80			 B CH 77 B CH 78 X SI 87	4 0 0 0 0 0 2											
15 Jesus Guzman, R OBP: 0.329, SLG: 0.563		 B SI 86 X CH 80		 C SI 88 B SI 89 B FC 79 B FF 91		 B FF 84 X FC 86			 X FF 86	4 1 2 1 0 1 0											
13 Chris Denorfia, R OBP: 0.344, SLG: 0.386		 C FF 86 1 SAFE B SI 87 B CH 78 B SI 87 C SI 88 X CH 80			 C FF 88 X FC 88		 B CH 79 B CH 79 B FF 86	 B SI 86 X CH 81	 B SI 86 X CH 81	3 0 0 0 1 0 1											
1 Orlando Hudson, S OBP: 0.335, SLG: 0.319		 C SI 89 X FF 90			 C FF 89 S CH 81 X FF 90		 X FF 86			3 0 0 0 0 0 1											
32 Rob Johnson, R OBP: 0.261, SLG: 0.307			 C FC 87 X CH 80		 L SI 89 L FF 89		 1 SAFE B FC 86 B FC 86 B SI 88 X FF 90			2 0 1 0 0 0 0											
29 Luis Martinez, R										1 0 0 0 0 0 1											
26 Dustin Moseley, R OBP: 0.167, SLG: 0.138										2 0 1 0 0 1 1											
45 Anthony Bass, R										0 0 0 0 0 0 0											
11 Logan Forsythe, R OBP: 0.254, SLG: 0.262										1 0 0 0 0 1 0											
34 Pat Neshek, S										0 0 0 0 0 0 0											
Inning Stats	R: 0 E: 0 K: 0 S: 10	H: 1 LOB: 1 BB: 0 P: 14	R: 0 E: 0 K: 0 S: 6	H: 1 LOB: 0 BB: 0 P: 10	R: 0 E: 0 K: 1 S: 7	H: 1 LOB: 0 BB: 0 P: 11	R: 0 E: 0 K: 1 S: 9	H: 1 LOB: 1 BB: 0 P: 10	R: 0 E: 0 K: 0 S: 9	H: 0 LOB: 0 BB: 1 P: 13	R: 0 E: 0 K: 2 S: 8	H: 0 LOB: 0 BB: 0 P: 10	R: 1 E: 0 K: 0 S: 5	H: 1 LOB: 0 BB: 0 P: 9	1B: 3 2B: 2 3B: 1 HR: 1	SF: 0 SAC: 0 DP: 1 HBP: 0	WP: 0 PB: 0 SB: 0 CS: 0	PA: 33			
PITCHER	IP WLS BF H R ER SO BB IBB HBP BLK WP HR S P ERA WHIP	9.0 W 33 6 1 1 4 1 0 0 0 0 1 67 99 1.00 0.778											IP WLS BF H R ER SO BB IBB HBP BLK WP HR S P ERA WHIP								
34 Joe Saunders, L ERA: 3.83											9.0 W 33 6 1 1 4 1 0 0 0 0 1 67 99 1.00 0.778										

AB	34
R	6
H	8
RBI	5
BB	6
SO	7
LOB	15



AB	32
R	1
H	6
RBI	1
BB	1
SO	4
LOB	8



WP	0
PB	0
SB	0
CS	0

Batter	1	2	3	4	5	6	7	8	9	AB	R	H	RBI	BB	SO	LOB	TOP		
1 Eric Young Jr. S (1.7) OBP: 0.277, SLG: 0.233 19 Ryan Spilborghs, R (7.7) OBP: 0.298, SLG: 0.317	L9		G4-6-3 1B		F9		G1-3			4	0	1	0	0	0	1	Colorado Rockies @ San Diego Padres PETCO Park, San Diego, CA Fri Jul 29 2011, 10:06 PM - 1:08 AM EDT Att: 27,612 - Cloudy - 69 F		
Dexter Fowler S (1.8) OBP: 0.352, SLG: 0.383	G1-3		G4-6-3 1-2					G1-3		3	0	0	0	1	0	1			
17 Todd Helton, L (1.3) OBP: 0.401, SLG: 0.487	F8							F7		4	0	1	0	0	1	2			
2 Troy Tulowitzki, R (1.6) OBP: 0.352, SLG: 0.505								P6		4	1	2	0	0	1	1			
7 Seth Smith, L (1.9) OBP: 0.341, SLG: 0.488								G4-3		4	1	1	0	0	0	1			
14 Mark Ellis, R (1.4) OBP: 0.271, SLG: 0.330								K		4	0	0	0	0	1	3			
9 Ian Stewart, L (1.5) OBP: 0.222, SLG: 0.198								K		4	1	1	1	0	2	1			
20 Chris Iannetta, R (1.2) OBP: 0.375, SLG: 0.402								K		3	0	1	1	0	0	0			
46 Jason Hammel, R (1.1) OBP: 0.194, SLG: 0.269 27 Matt Lindstrom, R (7.1) OBP: 0.295, SLG: 0.353 51 Matt Reynolds, L (7.1) OBP: 0.271, SLG: 0.330 34 Matt Belisle, R (7.1) OBP: 0.271, SLG: 0.330 63 Rafael Betancourt, R (8.1) OBP: 0.271, SLG: 0.330 16 Huston Street, R (9.1) OBP: 0.271, SLG: 0.330										3	0	1	0	0	0	1			
Inning Stats	R: 0 E: 0 K: 0 S: 10	H: 0 LOB: 0 BB: 0 P: 14	R: 3 E: 0 K: 0 S: 14	H: 4 LOB: 0 BB: 0 P: 21	R: 0 E: 0 K: 1 S: 9	H: 2 LOB: 1 BB: 0 P: 15	R: 0 E: 0 K: 1 S: 9	H: 1 LOB: 2 BB: 1 P: 17	R: 0 E: 0 K: 0 S: 10	H: 1 LOB: 1 BB: 0 P: 14	R: 0 E: 0 K: 0 S: 6	H: 0 LOB: 0 BB: 0 P: 10	R: 0 E: 0 K: 0 S: 8	H: 0 LOB: 0 BB: 0 P: 12	R: 0 E: 0 K: 2 S: 9	H: 0 LOB: 0 BB: 0 P: 11		1B: 6 2B: 2 3B: 0 HR: 0	SF: 0 SAC: 0 DP: 1 HBP: 0
PITCHER	IP	WLS	BF	H	R	ER	SO	BB	IBB	HBP	BLK	WP	HR	S	P	ERA	WHIP		
46 Tim Stauffer, R (1.1) ERA: 3.1	7.0	L	28	8	3	3	3	1	0	0	1	0	0	67	103	3.86	1.286		
44 Josh Spence, L (8.1) ERA: 0.53	1.1		4	0	0	0	0	0	0	0	0	0	0	11	15	0.00	0.000		
50 Chad Qualls, R (9.1) ERA: 3.33	0.2		2	0	0	0	2	0	0	0	0	0	0	6	8	0.00	0.000		

Batter	1	2	3	4	5	6	7	8	9	AB	R	H	RBI	BB	SO	LOB	BOTTOM				
24 Cameron Maybin, R (1.8) OBP: 0.335, SLG: 0.418	G1-4-3		WP 1B							5	1	3	0	0	1	1	Colorado Rockies @ San Diego Padres PETCO Park, San Diego, CA Fri Jul 29 2011, 10:06 PM - 1:08 AM EDT Att: 27,612 - Cloudy - 69 F				
1 Orlando Hudson, S (1.4) OBP: 0.271, SLG: 0.323	G3		7 1B							4	1	2	1	1	0	1					
7 Chase Headley, S (1.5) OBP: 0.384, SLG: 0.401	47 1B		2H 1B							2	0	1	1	2	0	2					
47 Ryan Ludwick, R (1.7) OBP: 0.301, SLG: 0.372	1B		1H 1B							4	0	1	0	0	2	6					
15 Jesus Guzman, R (1.3) OBP: 0.354, SLG: 0.584	K		F7							4	0	0	0	0	3	3					
13 Chris Denorfia, R (1.9) OBP: 0.338, SLG: 0.378	G4-3		G6-3							4	0	0	0	0	0	0					
14 Alberto Gonzalez, R (1.6) OBP: 0.247, SLG: 0.263	F9		F7							4	0	0	0	0	2	0					
29 Luis Martinez, R (1.2) OBP: 0.200, SLG: 0.400	G3-1		G1-3							4	0	0	0	0	1	0					
46 Tim Stauffer, R (1.1) ERA: 4.65 88 Kyle Blanks, R (7.7) OBP: 0.217, SLG: 0.100 44 Josh Spence, L (8.1) ERA: 4.0 50 Chad Qualls, R (9.1) ERA: 3.5 11 Logan Forsythe, R (9.7) OBP: 0.261, SLG: 0.258			P3							2	0	0	0	0	0	0					
Inning Stats	R: 0 E: 0 K: 1 S: 15	H: 1 LOB: 2 BB: 1 P: 21	R: 0 E: 0 K: 0 S: 9	H: 0 LOB: 0 BB: 0 P: 13	R: 2 E: 0 K: 1 S: 17	H: 3 LOB: 1 BB: 0 P: 25	R: 0 E: 0 K: 0 S: 11	H: 0 LOB: 0 BB: 0 P: 17	R: 0 E: 0 K: 1 S: 11	H: 1 LOB: 2 BB: 1 P: 17	R: 0 E: 0 K: 2 S: 11	H: 0 LOB: 0 BB: 0 P: 14	R: 0 E: 0 K: 1 S: 17	H: 1 LOB: 3 BB: 2 P: 33	R: 0 E: 0 K: 2 S: 13	H: 0 LOB: 0 BB: 0 P: 18		R: 0 E: 0 K: 2 S: 12	H: 1 LOB: 1 BB: 0 P: 17	1B: 5 2B: 2 3B: 0 HR: 0	SF: 0 SAC: 0 DP: 0 HBP: 0
PITCHER	IP	WLS	BF	H	R	ER	SO	BB	IBB	HBP	BLK	WP	HR	S	P	ERA	WHIP				
46 Jason Hammel, R (1.1) ERA: 2.95	6.1	W	27	5	2	2	5	3	0	0	0	1	0	76	115	2.84	1.263				
27 Matt Lindstrom, R (7.1) ERA: 2.95	0.1	H	2	1	0	0	1	0	0	0	0	0	0	7	12	0.00	3.000				
51 Matt Reynolds, L (7.1) ERA: 4.0	0.0		1	0	0	0	0	1	0	0	0	0	0	5	9	∞	∞				
34 Matt Belisle, R (7.1) ERA: 3.5	0.1	H	1	0	0	0	0	0	0	0	0	0	0	3	4	0.00	0.000				
63 Rafael Betancourt, R (8.1) ERA: 4.17	1.0	H	3	0	0	0	2	0	0	0	0	0	0	13	18	0.00	0.000				
PITCHER	IP	WLS	BF	H	R	ER	SO	BB	IBB	HBP	BLK	WP	HR	S	P	ERA	WHIP				
16 Huston Street, R (9.1) ERA: 3.45	1.0	S	4	1	0	0	2	0	0	0	0	0	0	12	17	0.00	1.000				

Batter	1	2	3	4	5	6	7	8	9	AB	R	H	RBI	BB	SO	LOB	TOP										
1 Eric Young Jr, S OBP: 0.296, SLG: 0.222 63 Rafael Betancourt, R 49 Rex Brothers, L										3	1	0	0	1	0	2	Colorado Rockies @ San Diego Padres PETCO Park, San Diego, CA Sat Jul 30 2011, 8:37 PM - 11:36 PM EDT Att: 37,034 - Partly Cloudy - 71 F										
Dexter Fowler, S OBP: 0.392, SLG: 0.395										5	2	2	0	0	3	3											
17 Todd Helton, L OBP: 0.398, SLG: 0.483										5	1	1	0	0	1	4											
2 Troy Tulowitzki, R OBP: 0.352, SLG: 0.514										5	1	2	3	0	2	2											
7 Seth Smith, L OBP: 0.339, SLG: 0.482										4	1	0	0	1	0	2											
10 Chris Nelson, R OBP: 0.297, SLG: 0.419										5	2	3	1	0	1	0											
9 Ian Stewart, L OBP: 0.238, SLG: 0.211										3	1	1	1	2	0	0											
55 Eliezer Alfonzo, R OBP: 0.304, SLG: 0.381										4	1	1	5	1	0	1											
Ubaldo Jiménez, R OBP: 0.162, SLG: 0.114 48 Esmil Rogers, R OBP: 0.333, SLG: 0.333 21 Ty Wigington, R OBP: 0.315, SLG: 0.460 27 Matt Lindstrom, R 19 Ryan Spillborghs, R OBP: 0.246, SLG: 0.317										0	0	0	0	0	0	0											
Inning Stats	R: 2 E: 0 K: 1 S: 15	H: 1 LOB: 0 BB: 1 P: 25	R: 0 E: 0 K: 1 S: 6	H: 0 LOB: 0 BB: 0 P: 10	R: 0 E: 0 K: 2 S: 12	H: 0 LOB: 1 BB: 0 P: 21	R: 1 E: 0 K: 1 S: 15	H: 2 LOB: 1 BB: 0 P: 17	R: 0 E: 0 K: 1 S: 8	H: 1 LOB: 0 BB: 0 P: 11	R: 4 E: 0 K: 0 S: 16	H: 4 LOB: 1 BB: 1 P: 25	R: 2 E: 0 K: 2 S: 14	H: 2 LOB: 3 BB: 3 P: 31	R: 1 E: 0 K: 0 S: 12	H: 2 LOB: 1 BB: 0 P: 20	R: 0 E: 0 K: 0 S: 5	H: 0 LOB: 0 BB: 0 P: 10	1B: 4 2B: 5 3B: 1 HR: 2	SF: 0 SAC: 0 DP: 0 HBP: 1	WP: 0 PB: 0 SB: 2 CS: 1	PA: 44					
PITCHER	IP	WLS	BF	H	R	ER	SO	BB	IBB	HBP	BLK	WP	HR	S	P	ERA	WHIP										
41 Aaron Harang, R ERA: 3.76 57 Luke Gregerson, R ERA: 3.11 39 Ernesto Frieri, R ERA: 3.4 45 Anthony Bass, R ERA: 1.29	5.2	L	25	6	6	6	6	1	1	1	0	0	1	66	101	9.53	1.235										
41 Aaron Harang, R 57 Luke Gregerson, R 39 Ernesto Frieri, R 45 Anthony Bass, R	1.0	B	8	4	3	3	1	0	1	0	0	0	1	15	26	27.00	4.000										
41 Aaron Harang, R 57 Luke Gregerson, R 39 Ernesto Frieri, R 45 Anthony Bass, R	1.1	B	8	2	1	1	1	2	0	0	0	0	0	17	33	6.75	3.000										
41 Aaron Harang, R 57 Luke Gregerson, R 39 Ernesto Frieri, R 45 Anthony Bass, R	1.0	B	3	0	0	0	0	0	0	0	0	0	0	5	10	0.00	0.000										

Batter	1	2	3	4	5	6	7	8	9	AB	R	H	RBI	BB	SO	LOB	BOTTOM										
24 Cameron Maybin, R OBP: 0.333, SLG: 0.413										4	1	0	0	1	3	1	Colorado Rockies @ San Diego Padres PETCO Park, San Diego, CA Sat Jul 30 2011, 8:37 PM - 11:36 PM EDT Att: 37,034 - Partly Cloudy - 71 F										
1 Orlando Hudson, S OBP: 0.340, SLG: 0.317										4	0	0	0	0	3	1											
7 Chase Headley, S OBP: 0.382, SLG: 0.398										3	2	0	0	1	1	0											
Ryan Ludwick, R OBP: 0.301, SLG: 0.373										4	1	1	2	0	1	1											
15 Jesus Guzman, R OBP: 0.372, SLG: 0.600										3	2	2	1	1	0	0											
13 Chris Denorfia, R OBP: 0.333, SLG: 0.373										4	0	0	0	0	2	4											
14 Alberto Gonzalez, R ERA: 4.48 39 Ernesto Frieri, R 88 Kyle Blanks, R OBP: 0.208, SLG: 0.095 45 Anthony Bass, R										2	0	1	3	1	0	0											
32 Rob Johnson, R OBP: 0.261, SLG: 0.301										3	0	0	0	1	2	1											
41 Aaron Harang, R 57 Luke Gregerson, L 11 Logan Forsythe, R OBP: 0.254, SLG: 0.250										1	0	0	0	0	0	2											
Inning Stats	R: 4 E: 0 K: 2 S: 21	H: 2 LOB: 4 BB: 4 P: 45	R: 0 E: 0 K: 1 S: 8	H: 0 LOB: 0 BB: 0 P: 12	R: 0 E: 0 K: 1 S: 7	H: 0 LOB: 1 BB: 1 P: 12	R: 0 E: 0 K: 2 S: 7	H: 0 LOB: 0 BB: 0 P: 13	R: 1 E: 0 K: 0 S: 10	H: 1 LOB: 0 BB: 0 P: 17	R: 0 E: 0 K: 2 S: 9	H: 0 LOB: 0 BB: 0 P: 17	R: 1 E: 1 K: 3 S: 16	H: 1 LOB: 1 BB: 0 P: 20	R: 0 E: 0 K: 2 S: 8	H: 0 LOB: 0 BB: 0 P: 12	1B: 1 2B: 3 3B: 0 HR: 0	SF: 0 SAC: 1 DP: 0 HBP: 0	WP: 0 PB: 0 SB: 2 CS: 0	PA: 37							
PITCHER	IP	WLS	BF	H	R	ER	SO	BB	IBB	HBP	BLK	WP	HR	S	P	ERA	WHIP										
Ubaldo Jiménez, R 48 Esmil Rogers, R 27 Matt Lindstrom, R 63 Rafael Betancourt, R 49 Rex Brothers, L ERA: 2.16	1.0		7	2	4	4	2	4	0	0	0	0	0	21	45	36.00	6.000										
48 Esmil Rogers, R 27 Matt Lindstrom, R 63 Rafael Betancourt, R 49 Rex Brothers, L	5.0	W	17	1	1	1	4	1	0	0	0	0	0	38	61	1.80	0.400										
48 Esmil Rogers, R 27 Matt Lindstrom, R 63 Rafael Betancourt, R 49 Rex Brothers, L	1.0	B	3	0	0	0	2	0	0	0	0	0	0	9	17	0.00	0.000										
48 Esmil Rogers, R 27 Matt Lindstrom, R 63 Rafael Betancourt, R 49 Rex Brothers, L	1.0	B	5	1	1	0	3	0	0	0	0	0	0	16	20	0.00	1.000										
48 Esmil Rogers, R 27 Matt Lindstrom, R 63 Rafael Betancourt, R 49 Rex Brothers, L	1.0	B	3	0	0	0	2	0	0	0	0	0	0	8	12	0.00	0.000										

AB 38
R 10
H 12
RBI 10
BB 5
SO 8
LOB 17



Batter	1	2	3	4	5	6	7	8	9	AB	R	H	RBI	BB	SO	LOB	TOP				
1 Eric Young Jr, S OBP: 0.284, SLG: 0.212 9 Ian Stewart, L OBP: 0.238, SLG: 0.211 18 Jonathan Herrera, S OBP: 0.322, SLG: 0.305	G5-3		F8	L4					G6-3	3	0	0	0	1	0	0					
Dexter Fowler, S OBP: 0.363, SLG: 0.395	G1-3		17 1B 2 1B			G5-3			K	5	2	2	0	0	1	1					
17 Todd Helton, L OBP: 0.396, SLG: 0.478	G6-3		10 1B 2 1B		L5				K	5	0	1	0	0	1	1					
2 Troy Tulowitzki, R OBP: 0.356, SLG: 0.516		55 1B 19 SF7	10 1B		10 1B				G1-3	4	1	3	1	0	0	0					
21 Ty Wigginton, R OBP: 0.318, SLG: 0.457 49 Rex Brothers, L 34 Matt Belisle, R 61 Edgmer Escalona, R		44 FC5 55 1B	F8		K					2	0	0	0	2	1	4					
10 Chris Nelson, R OBP: 0.277, SLG: 0.422	K								G6-3	4	0	2	1	0	1	3					
55 Eleizer Alfonso, R OBP: 0.333, SLG: 0.400		44 FC5	F9		K					4	0	2	0	0	1	5					
19 Ryan Spilborghs, R OBP: 0.292, SLG: 0.312	SF7				G5-3				G6-3	3	0	0	1	0	1	1					
44 Juan Nicasio, R OBP: 0.136, SLG: 0.227 7 Seth Smith, L OBP: 0.338, SLG: 0.480	FC5				K				K	3	0	0	0	0	2	2					
Inning Stats	R: 0 E: 0 K: 0 S: 7	H: 0 LOB: 0 BB: 0 P: 7	R: 1 E: 0 K: 1 S: 13	H: 2 LOB: 2 BB: 1 P: 21	R: 1 E: 0 K: 0 S: 15	H: 4 LOB: 3 BB: 0 P: 23	R: 0 E: 0 K: 1 S: 7	H: 0 LOB: 0 BB: 0 P: 10	R: 1 E: 0 K: 2 S: 18	H: 3 LOB: 2 BB: 0 P: 20	R: 0 E: 0 K: 2 S: 13	H: 0 LOB: 1 BB: 1 P: 22	R: 0 E: 0 K: 0 S: 9	H: 1 LOB: 0 BB: 0 P: 12	R: 0 E: 0 K: 2 S: 10	H: 0 LOB: 0 BB: 0 P: 17	1B: 10 2B: 0 3B: 0 HR: 0	SF: 1 SAC: 0 DP: 1 HBP: 0	WP: 0 PB: 0 SB: 1 CS: 0	PA: 39	
PITCHER	IP	WLS	BF	H	R	ER	SO	BB	IBB	HBP	BLK	WP	HR	S	P	ERA	WHIP				
49 Wade LeBlanc, L ERA: 4.98 45 Anthony Bass, R ERA: 1.2 50 Chad Qualls, R ERA: 3.27 21 Heath Bell, R ERA: 2.28	6.0		29	9	3	3	6	2	0	0	0	0	0	73	103	4.50	1.833				

Colorado Rockies @ San Diego Padres
PETCO Park, San Diego, CA
Sun Jul 31 2011, 4:06 PM - 7:06 PM EDT
Att: 22,516 - Partly Cloudy - 74 F

AB	35
R	3
H	10
RBI	3
BB	3
SO	9
LOB	17



Batter	1	2	3	4	5	6	7	8	9	AB	R	H	RBI	BB	SO	LOB	BOTTOM				
24 Cameron Maybin, R OBP: 0.332, SLG: 0.409	K					F9			K	5	0	1	0	0	2	3					
8 Jason Bartlett, R OBP: 0.313, SLG: 0.304										4	2	2	0	1	1	2					
7 Chase Headley, S OBP: 0.383, SLG: 0.405	K									4	2	2	1	0	2	2					
88 Kyle Blanks, R OBP: 0.214, SLG: 0.083										3	1	0	0	1	1	3					
15 Jesus Guzman, R OBP: 0.378, SLG: 0.607	G4-3					G5-3				4	1	2	3	0	0	0					
13 Chris Denorfia, R OBP: 0.331, SLG: 0.370 14 Alberto Gonzalez, R OBP: 0.291, SLG: 0.289	G4-3									2	0	0	0	0	1	0					
11 Logan Forsythe, R OBP: 0.293, SLG: 0.285	F8									2	0	0	0	0	0	3					
29 Luis Martinez, R OBP: 0.316, SLG: 0.412										4	1	1	1	0	1	0					
49 Wade LeBlanc, L ERA: 3.95 45 Anthony Bass, R ERA: 3.48 34 Matt Belisle, R ERA: 4.02 61 Edgmer Escalona, R ERA:										2	1	1	1	2	1	0					
Inning Stats	R: 0 E: 0 K: 3 S: 11	H: 1 LOB: 1 BB: 0 P: 16	R: 0 E: 0 K: 0 S: 8	H: 0 LOB: 0 BB: 0 P: 10	R: 0 E: 0 K: 3 S: 10	H: 1 LOB: 1 BB: 0 P: 12	R: 1 E: 0 K: 1 S: 8	H: 1 LOB: 0 BB: 0 P: 15	R: 0 E: 0 K: 0 S: 6	H: 0 LOB: 1 BB: 1 P: 12	R: 1 E: 0 K: 1 S: 11	H: 2 LOB: 1 BB: 0 P: 14	R: 0 E: 0 K: 2 S: 10	H: 0 LOB: 1 BB: 1 P: 19	R: 6 E: 1 K: 1 S: 31	H: 5 LOB: 1 BB: 2 P: 47	1B: 5 2B: 4 3B: 1 HR: 0	SF: 0 SAC: 1 DP: 0 HBP: 0	WP: 0 PB: 0 SB: 2 CS: 0	PA: 38	
PITCHER	IP	WLS	BF	H	R	ER	SO	BB	IBB	HBP	BLK	WP	HR	S	P	ERA	WHIP				
44 Juan Nicasio, R ERA: 3.95 49 Rex Brothers, L ERA: 3.48 34 Matt Belisle, R ERA: 4.02 61 Edgmer Escalona, R ERA:	7.0		28	5	2	1	10	2	0	0	0	0	0	9	19	3.95	1.000				

Colorado Rockies @ San Diego Padres
PETCO Park, San Diego, CA
Sun Jul 31 2011, 4:06 PM - 7:06 PM EDT
Att: 22,516 - Partly Cloudy - 74 F

AB	33
R	8
H	10
RBI	8
BB	4
SO	11
LOB	14



Batter	1	2	3	4	5	6	7	8	9	AB	R	H	RBI	BB	SO	LOB	TOP						
9 Dee Strange-Gordon, L (1.6) OBP: 0.247, SLG: 0.275										5	0	1	1	0	2	3							
23 Casey Blake, R (1.5) OBP: 0.339, SLG: 0.381										3	0	2	1	0	1	1							
16 Andre Ethier, L (1.9) OBP: 0.373, SLG: 0.443										4	1	0	0	0	0	4							
27 Matt Kemp, R (1.8) OBP: 0.395, SLG: 0.592										4	2	2	1	0	0	0							
33 Juan Rivera, R (1.7) OBP: 0.308, SLG: 0.378										3	1	1	1	0	1	1							
10 Tony Gwynn Jr., L (8.7) OBP: 0.322, SLG: 0.346										0	0	0	0	0	0	0							
28 Rod Barajas, R (1.2) OBP: 0.286, SLG: 0.376										4	0	2	1	0	0	0							
7 James Loney, L (1.3) OBP: 0.298, SLG: 0.322										3	0	0	1	0	0	1							
14 Jamey Carroll, R (1.4) OBP: 0.370, SLG: 0.364										3	1	2	0	1	0	1							
22 Clayton Kershaw, L (1.1) OBP: 0.288, SLG: 0.260										3	1	1	0	0	0	1							
Inning Stats	R: 0 E: 0 K: 1 S: 8	H: 1 LOB: 0 BB: 0 P: 10	R: 1 E: 0 K: 0 S: 9	H: 2 LOB: 1 BB: 0 P: 13	R: 0 E: 0 K: 0 S: 10	H: 1 LOB: 1 BB: 0 P: 13	R: 1 E: 0 K: 0 S: 10	H: 2 LOB: 0 BB: 0 P: 11	R: 2 E: 0 K: 0 S: 15	H: 2 LOB: 0 BB: 0 P: 20	R: 0 E: 0 K: 1 S: 10	H: 0 LOB: 0 BB: 0 P: 13	R: 0 E: 0 K: 1 S: 11	H: 1 LOB: 1 BB: 0 P: 13	R: 2 E: 0 K: 0 S: 12	H: 2 LOB: 0 BB: 0 P: 17	R: 0 E: 0 K: 1 S: 9	H: 0 LOB: 1 BB: 1 P: 15	1B: 8 2B: 3 3B: 1 HR: 0	SF: 3 SAC: 1 DP: 3 HBP: 0	WP: 2 PB: 0 SB: 2 CS: 0	PA: 37	
PITCHER	IP WLS BF H R ER SO BB IBB HBP BLK WP HR S P ERA WHIP	IP WLS BF H R ER SO BB IBB HBP BLK WP HR S P ERA WHIP	IP WLS BF H R ER SO BB IBB HBP BLK WP HR S P ERA WHIP	IP WLS BF H R ER SO BB IBB HBP BLK WP HR S P ERA WHIP	IP WLS BF H R ER SO BB IBB HBP BLK WP HR S P ERA WHIP	IP WLS BF H R ER SO BB IBB HBP BLK WP HR S P ERA WHIP	IP WLS BF H R ER SO BB IBB HBP BLK WP HR S P ERA WHIP	IP WLS BF H R ER SO BB IBB HBP BLK WP HR S P ERA WHIP	IP WLS BF H R ER SO BB IBB HBP BLK WP HR S P ERA WHIP	IP WLS BF H R ER SO BB IBB HBP BLK WP HR S P ERA WHIP	IP WLS BF H R ER SO BB IBB HBP BLK WP HR S P ERA WHIP	IP WLS BF H R ER SO BB IBB HBP BLK WP HR S P ERA WHIP	IP WLS BF H R ER SO BB IBB HBP BLK WP HR S P ERA WHIP	IP WLS BF H R ER SO BB IBB HBP BLK WP HR S P ERA WHIP	IP WLS BF H R ER SO BB IBB HBP BLK WP HR S P ERA WHIP	IP WLS BF H R ER SO BB IBB HBP BLK WP HR S P ERA WHIP	IP WLS BF H R ER SO BB IBB HBP BLK WP HR S P ERA WHIP	IP WLS BF H R ER SO BB IBB HBP BLK WP HR S P ERA WHIP	IP WLS BF H R ER SO BB IBB HBP BLK WP HR S P ERA WHIP	IP WLS BF H R ER SO BB IBB HBP BLK WP HR S P ERA WHIP	IP WLS BF H R ER SO BB IBB HBP BLK WP HR S P ERA WHIP	IP WLS BF H R ER SO BB IBB HBP BLK WP HR S P ERA WHIP	IP WLS BF H R ER SO BB IBB HBP BLK WP HR S P ERA WHIP

Los Angeles Dodgers @ San Diego Padres
 PETCO Park, San Diego, CA
 Mon Aug 01 2011, 10:06 PM - 12:32 AM EDT
 Att: 22,417 - Clear - 71 F

AB	32
R	6
H	11
RBI	6
BB	1
SO	4
LOB	12



Batter	1	2	3	4	5	6	7	8	9	AB	R	H	RBI	BB	SO	LOB	BOTTOM						
24 Cameron Maybin, R (1.8) OBP: 0.333, SLG: 0.409										3	1	1	0	1	1	1							
8 Jason Bartlett, R (1.6) OBP: 0.314, SLG: 0.304										3	0	1	0	1	0	2							
7 Chase Headley, S (1.5) OBP: 0.380, SLG: 0.400										4	0	0	0	0	1	3							
15 Jesus Guzman, R (1.3) OBP: 0.383, SLG: 0.614										4	0	2	1	0	2	1							
1 Orlando Hudson, S (1.4) OBP: 0.337, SLG: 0.328										4	1	1	1	0	0	2							
28 Aaron Cunningham, R (1.9) OBP: 0.176, SLG: 0.188										4	0	0	0	0	0	1							
88 Kyle Blanks, R (1.7) OBP: 0.226, SLG: 0.111										3	0	1	0	0	0	0							
32 Rob Johnson, R (1.2) OBP: 0.260, SLG: 0.306										3	0	0	0	0	0	1							
52 Cory Luebke, R (1.1) OBP: 0.063, SLG: 0.063										1	0	0	0	0	0	0							
39 Ernesto Frieri, R (8.1) OBP: 0.250, SLG: 0.261										0	0	0	0	0	0	0							
11 Logan Forsythe, R (6. PH) OBP: 0.250, SLG: 0.261										1	0	0	0	0	0	0							
40 Erik Hamren, R (9.1)										0	0	0	0	0	0	0							
Inning Stats	R: 1 E: 0 K: 0 S: 10	H: 1 LOB: 1 BB: 1 P: 16	R: 0 E: 0 K: 0 S: 8	H: 0 LOB: 0 BB: 0 P: 12	R: 0 E: 0 K: 1 S: 8	H: 0 LOB: 0 BB: 1 P: 18	R: 0 E: 0 K: 0 S: 7	H: 1 LOB: 1 BB: 0 P: 7	R: 0 E: 0 K: 0 S: 7	H: 1 LOB: 0 BB: 0 P: 10	R: 0 E: 0 K: 1 S: 7	H: 0 LOB: 0 BB: 0 P: 12	R: 1 E: 0 K: 0 S: 7	H: 1 LOB: 0 BB: 0 P: 12	R: 0 E: 0 K: 1 S: 7	H: 1 LOB: 1 BB: 0 P: 13	R: 0 E: 0 K: 1 S: 6	H: 0 LOB: 0 BB: 0 P: 8	1B: 4 2B: 1 3B: 0 HR: 1	SF: 0 SAC: 1 DP: 0 HBP: 0	WP: 1 PB: 0 SB: 1 CS: 2	PA: 35	
PITCHER	IP WLS BF H R ER SO BB IBB HBP BLK WP HR S P ERA WHIP	IP WLS BF H R ER SO BB IBB HBP BLK WP HR S P ERA WHIP	IP WLS BF H R ER SO BB IBB HBP BLK WP HR S P ERA WHIP	IP WLS BF H R ER SO BB IBB HBP BLK WP HR S P ERA WHIP	IP WLS BF H R ER SO BB IBB HBP BLK WP HR S P ERA WHIP	IP WLS BF H R ER SO BB IBB HBP BLK WP HR S P ERA WHIP	IP WLS BF H R ER SO BB IBB HBP BLK WP HR S P ERA WHIP	IP WLS BF H R ER SO BB IBB HBP BLK WP HR S P ERA WHIP	IP WLS BF H R ER SO BB IBB HBP BLK WP HR S P ERA WHIP	IP WLS BF H R ER SO BB IBB HBP BLK WP HR S P ERA WHIP	IP WLS BF H R ER SO BB IBB HBP BLK WP HR S P ERA WHIP	IP WLS BF H R ER SO BB IBB HBP BLK WP HR S P ERA WHIP	IP WLS BF H R ER SO BB IBB HBP BLK WP HR S P ERA WHIP	IP WLS BF H R ER SO BB IBB HBP BLK WP HR S P ERA WHIP	IP WLS BF H R ER SO BB IBB HBP BLK WP HR S P ERA WHIP	IP WLS BF H R ER SO BB IBB HBP BLK WP HR S P ERA WHIP	IP WLS BF H R ER SO BB IBB HBP BLK WP HR S P ERA WHIP	IP WLS BF H R ER SO BB IBB HBP BLK WP HR S P ERA WHIP	IP WLS BF H R ER SO BB IBB HBP BLK WP HR S P ERA WHIP	IP WLS BF H R ER SO BB IBB HBP BLK WP HR S P ERA WHIP	IP WLS BF H R ER SO BB IBB HBP BLK WP HR S P ERA WHIP	IP WLS BF H R ER SO BB IBB HBP BLK WP HR S P ERA WHIP	IP WLS BF H R ER SO BB IBB HBP BLK WP HR S P ERA WHIP

Los Angeles Dodgers @ San Diego Padres
 PETCO Park, San Diego, CA
 Mon Aug 01 2011, 10:06 PM - 12:32 AM EDT
 Att: 22,417 - Clear - 71 F

AB	30
R	2
H	6
RBI	2
BB	2
SO	4
LOB	11



Batter	1	2	3	4	5	6	7	8	9	AB	R	H	RBI	BB	SO	LOB	TOP										
9 Dee Strange-Gordon, L (1.6) OBP: 0.258, SLG: 0.284										4	1	2	0	0	0	0											
23 Casey Blake, R (1.5) OBP: 0.331, SLG: 0.371										4	0	0	0	0	1	2											
6 Aaron Miles, S (1.4) OBP: 0.321, SLG: 0.369										4	0	1	0	0	0	2											
54 Javy Guerra, R (9.1)										0	0	0	0	0	0	0											
27 Matt Kemp, R (1.8) OBP: 0.396, SLG: 0.591										4	0	2	1	0	1	1											
33 Juan Rivera, R (1.9) OBP: 0.308, SLG: 0.378										3	0	1	0	0	1	1											
16 Andre Ethier, L (8.9) OBP: 0.373, SLG: 0.443										0	0	0	0	0	0	0											
7 James Loney, L (1.3) OBP: 0.295, SLG: 0.320										3	0	0	0	0	2	2											
30 Dioner Navarro, S (1.2) OBP: 0.280, SLG: 0.326										3	0	1	0	0	0	0											
10 Tony Gwynn Jr., L (1.7) OBP: 0.318, SLG: 0.341										3	0	0	0	0	2	2											
18 Hiroki Kuroda, R (1.1) OBP: 0.116, SLG: 0.050										2	0	0	0	0	1	2											
3 Eugenio Velez, S (8, PH)										1	0	0	0	0	1	0											
66 Mike MacDougal, S (8.4) OBP: 0.370, SLG: 0.364										0	0	0	0	0	0	0											
14 Jamey Carroll, R (9.4) OBP: 0.370, SLG: 0.364										0	0	0	0	0	0	0											
Inning Stats	R: 0 E: 0 K: 0 S: 7	H: 1 LOB: 0 BB: 0 P: 8	R: 0 E: 0 K: 2 S: 11	H: 0 LOB: 0 BB: 0 P: 17	R: 0 E: 0 K: 2 S: 10	H: 0 LOB: 0 BB: 0 P: 12	R: 1 E: 1 K: 0 S: 12	H: 2 LOB: 0 BB: 0 P: 15	R: 0 E: 0 K: 1 S: 11	H: 2 LOB: 2 BB: 0 P: 17	R: 0 E: 0 K: 1 S: 9	H: 0 LOB: 0 BB: 0 P: 17	R: 0 E: 0 K: 0 S: 4	H: 1 LOB: 0 BB: 0 P: 6	R: 0 E: 0 K: 2 S: 7	H: 0 LOB: 0 BB: 0 P: 12	R: 0 E: 0 K: 1 S: 13	H: 1 LOB: 1 BB: 0 P: 19	1B: 6 2B: 1 3B: 1 HR: 0	SF: 0 SAC: 0 DP: 2 HBP: 0	WP: 0 PB: 0 SB: 1 CS: 1	PA: 32					
PITCHER	IP	WLS	BF	H	R	ER	SO	BB	IBB	HBP	BLK	WP	HR	S	P	ERA	WHIP										
38 Mat Latos, R (1.1) ERA: 3.94	7.0	L	24	6	1	1	6	0	0	0	0	0	0	64	92	1.29	0.857										
44 Josh Spence, L (8.1) ERA: 0.49	1.1		4	0	0	0	2	0	0	0	0	0	0	11	18	0.00	0.000										
50 Chad Qualls, R (9.1) ERA: 3.23	0.2		3	1	0	0	1	0	0	0	0	0	0	9	13	0.00	1.500										

Los Angeles Dodgers @ San Diego Padres
 PETCO Park, San Diego, CA
 Tue Aug 02 2011, 10:07 PM - 12:54 AM EDT
 Att: 22,543 - Clear - 72 F

AB	31
R	1
H	7
RBI	1
BB	0
SO	9
LOB	12



Batter	1	2	3	4	5	6	7	8	9	AB	R	H	RBI	BB	SO	LOB	BOTTOM										
24 Cameron Maybin, R (1.8) OBP: 0.330, SLG: 0.404										4	0	0	0	0	2												
8 Jason Bartlett, R (1.6) OBP: 0.314, SLG: 0.304										4	0	1	0	0	1	0											
7 Chase Headley, S (1.5) OBP: 0.378, SLG: 0.398										4	0	1	0	0	0	0											
15 Jesus Guzman, R (1.3) OBP: 0.378, SLG: 0.598										4	0	1	0	0	2												
1 Orlando Hudson, S (1.4) OBP: 0.332, SLG: 0.322										4	0	0	0	0	3												
23 Blake Tekotte, L (1.9) OBP: 0.370, SLG: 0.391										4	0	3	0	0	1	0											
88 Kyle Blanks, R (1.7) OBP: 0.235, SLG: 0.103										2	0	0	0	1	2	2											
44 Josh Spence, L (8.1) ERA: 0.49										0	0	0	0	0	0	0											
50 Chad Qualls, R (9.1) ERA: 3.23										1	0	0	0	1	0	0											
28 Aaron Cunningham, R (8, PH) OBP: 0.167, SLG: 0.176										0	0	0	0	0	0	0											
32 Rob Johnson, R (1.2) OBP: 0.257, SLG: 0.302										2	0	0	0	0	2	2											
25 Will Venables, L (7, PH) OBP: 0.321, SLG: 0.342										1	0	0	0	1	0	0											
38 Mat Latos, R (1.1) OBP: 0.091, SLG: 0.212										2	0	0	0	0	2	2											
11 Logan Forsythe, R (7, PH) OBP: 0.247, SLG: 0.257										1	0	0	0	1	2												
29 Luis Martinez, R (8.2) OBP: 0.316, SLG: 0.412										0	0	0	0	0	0	0											
Inning Stats	R: 0 E: 0 K: 0 S: 8	H: 1 LOB: 0 BB: 0 P: 10	R: 0 E: 0 K: 1 S: 8	H: 1 LOB: 0 BB: 0 P: 16	R: 0 E: 0 K: 2 S: 9	H: 0 LOB: 0 BB: 0 P: 11	R: 0 E: 0 K: 0 S: 8	H: 1 LOB: 1 BB: 0 P: 14	R: 0 E: 0 K: 2 S: 12	H: 1 LOB: 2 BB: 1 P: 18	R: 0 E: 0 K: 1 S: 9	H: 0 LOB: 0 BB: 0 P: 13	R: 0 E: 0 K: 2 S: 9	H: 1 LOB: 2 BB: 1 P: 18	R: 0 E: 0 K: 0 S: 11	H: 2 LOB: 2 BB: 0 P: 17	R: 0 E: 0 K: 1 S: 7	H: 0 LOB: 0 BB: 0 P: 11	1B: 6 2B: 0 3B: 0 HR: 0	SF: 0 SAC: 0 DP: 0 HBP: 0	WP: 0 PB: 0 SB: 2 CS: 0	PA: 35					
PITCHER	IP	WLS	BF	H	R	ER	SO	BB	IBB	HBP	BLK	WP	HR	S	P	ERA	WHIP										
18 Hiroki Kuroda, R (1.1) ERA: 2.96	7.0		27	4	0	0	8	1	0	0	0	0	0	63	100	0.00	0.714										
66 Mike MacDougal, R (8.1) ERA: 2.08	1.0	H	5	2	0	0	0	0	0	0	0	0	0	11	17	0.00	2.000										
54 Javy Guerra, R (9.1) ERA: 1.78	1.0	S	3	0	0	0	1	0	0	0	0	0	0	7	11	0.00	0.000										

Los Angeles Dodgers @ San Diego Padres
 PETCO Park, San Diego, CA
 Tue Aug 02 2011, 10:07 PM - 12:54 AM EDT
 Att: 22,543 - Clear - 72 F

AB	33
R	0
H	6
RBI	0
BB	2
SO	9
LOB	15



Batter	1	2	3	4	5	6	7	8	9	AB	R	H	RBI	BB	SO	LOB	TOP					
9 Dee Strange-Gordon, L (1.6) OBP: 0.248, SLG: 0.273										4	0	0	0	0	0	3	Los Angeles Dodgers @ San Diego Padres PETCO Park, San Diego, CA Wed Aug 03 2011, 10:07 PM - 1:02 AM EDT Att: 25,371 - Clear - 69 F					
6 Aaron Miles, S (1.5) OBP: 0.317, SLG: 0.364										4	0	0	0	0	1	3						
16 Andre Ethier, L (1.9) OBP: 0.372, SLG: 0.444										4	0	1	0	0	3	0						
27 Matt Kemp, R (1.8) OBP: 0.394, SLG: 0.586										3	0	0	0	1	0	0						
33 Juan Rivera, R (1.3) OBP: 0.307, SLG: 0.376										4	0	1	0	0	1	2						
30 Dioner Navarro, S (1.2) OBP: 0.279, SLG: 0.324										4	0	1	0	0	0	1						
10 Tony Gwynn Jr., L (1.7) OBP: 0.321, SLG: 0.344										4	0	2	0	0	1	0						
14 Jamey Carroll, R (1.4) OBP: 0.370, SLG: 0.364										3	0	1	0	0	0	2						
29 Ted Lilly, L (1.1) ERA: 4.66										2	0	0	0	0	0	1						
7 James Loney, L (7. PH) OBP: 0.268, SLG: 0.330										0	0	0	0	0	0	0						
23 Casey Blake, R (7. PH) OBP: 0.336, SLG: 0.371										0	0	0	0	0	0	0						
55 Matt Guerrier, R (7.1) ERA: 4.1										0	0	0	0	0	0	0						
36 Blake Hawksworth, R (8.1) ERA: 3.16										0	0	0	0	0	0	0						
52 Josh Lindblom, R (8.1) ERA: 2.03										0	0	0	0	0	0	0						
Inning Stats	R: 0 E: 0 K: 1 S: 8	H: 0 LOB: 0 BB: 0 P: 9	R: 0 E: 0 K: 0 S: 12	H: 2 LOB: 2 BB: 0 P: 13	R: 0 E: 0 K: 0 S: 6	H: 0 LOB: 0 BB: 0 P: 10	R: 0 E: 0 K: 1 S: 11	H: 0 LOB: 0 BB: 0 P: 17	R: 0 E: 0 K: 0 S: 9	H: 1 LOB: 1 BB: 0 P: 12	R: 0 E: 0 K: 0 S: 8	H: 1 LOB: 2 BB: 1 P: 15	R: 0 E: 0 K: 1 S: 14	H: 2 LOB: 3 BB: 1 P: 27	R: 0 E: 0 K: 2 S: 11	H: 0 LOB: 0 BB: 0 P: 15	R: 0 E: 0 K: 1 S: 15	H: 0 LOB: 0 BB: 0 P: 22	1B: 5 2B: 1 3B: 0 HR: 0	SF: 0 DP: 0 HBP: 0	WP: 0 PB: 0 SB: 0 CS: 0	PA: 35
PITCHER	IP WLS BF H R ER SO BB IBB HBP BLK WP HR S P ERA WHIP																					
46 Tim Stauffer, R (1.1) ERA: 2.96	6.1 W 26 6 0 0 2 0 1 0 0 0 0 62 90 0.00 0.947																					
44 Josh Spence, L (7.1) ERA: 0.57	0.2 H 3 0 0 0 1 0 1 0 0 0 0 6 13 0.00 0.000																					
50 Chad Qualls, R (8.1) ERA: 3.17	1.0 H 3 0 0 0 2 0 0 0 0 0 0 11 15 0.00 0.000																					
21 Heath Bell, R (9.1) ERA: 2.23	1.0 S 3 0 0 0 1 0 0 0 0 0 0 15 22 0.00 0.000																					

Batter	1	2	3	4	5	6	7	8	9	AB	R	H	RBI	BB	SO	LOB	BOTTOM			
24 Cameron Maybin, R (1.8) OBP: 0.326, SLG: 0.399										4	0	0	0	0	0	1	Los Angeles Dodgers @ San Diego Padres PETCO Park, San Diego, CA Wed Aug 03 2011, 10:07 PM - 1:02 AM EDT Att: 25,371 - Clear - 69 F			
8 Jason Bartlett, R (1.6) OBP: 0.318, SLG: 0.316										4	2	3	1	0	0	0				
7 Chase Headley, S (1.5) OBP: 0.380, SLG: 0.401										3	0	1	0	1	2	1				
15 Jesus Guzman, R (1.3) OBP: 0.382, SLG: 0.589										3	0	1	1	1	0	1				
21 Heath Bell, R (9.1) ERA: 2.23										0	0	0	0	0	0	0				
1 Orlando Hudson, S (1.4) OBP: 0.327, SLG: 0.317										4	0	0	0	0	0	4				
28 Aaron Cunningham, R (1.9) OBP: 0.192, SLG: 0.286										4	1	1	0	0	3	2				
88 Kyle Blanks, R (1.7) OBP: 0.216, SLG: 0.094										3	0	0	0	0	0	1				
29 Luis Martinez, R (1.2) OBP: 0.318, SLG: 0.500										3	0	1	1	0	1	0				
46 Tim Stauffer, R (1.1) ERA: 2.96										2	0	0	0	0	2	1				
44 Josh Spence, L (7.1) ERA: 0.57										0	0	0	0	0	0	0				
23 Blake Tekotte, L (7. PH) OBP: 0.357, SLG: 0.375										1	0	0	0	0	1	1				
50 Chad Qualls, R (8.1) ERA: 3.17										0	0	0	0	0	0	0				
25 Will Venable, L (9.9) OBP: 0.321, SLG: 0.342										0	0	0	0	0	0	0				
Inning Stats	R: 0 E: 0 K: 0 S: 13	H: 1 LOB: 2 BB: 1 P: 26	R: 0 E: 0 K: 2 S: 11	H: 1 LOB: 1 BB: 0 P: 13	R: 0 E: 0 K: 1 S: 13	H: 1 LOB: 1 BB: 0 P: 18	R: 0 E: 0 K: 1 S: 7	H: 0 LOB: 0 BB: 0 P: 13	R: 0 E: 0 K: 2 S: 11	H: 0 LOB: 0 BB: 0 P: 16	R: 1 E: 0 K: 1 S: 9	H: 1 LOB: 0 BB: 0 P: 12	R: 1 E: 1 K: 1 S: 10	H: 1 LOB: 1 BB: 0 P: 15	R: 1 E: 0 K: 1 S: 18	H: 2 LOB: 2 BB: 1 P: 27	1B: 3 2B: 2 3B: 2 HR: 1	SF: 0 DP: 1 HBP: 0	WP: 0 PB: 0 SB: 4 CS: 0	PA: 33
PITCHER	IP WLS BF H R ER SO BB IBB HBP BLK WP HR S P ERA WHIP																			
29 Ted Lilly, L (1.1) ERA: 4.66	6.0 L 23 4 1 1 1 1 1 0 0 0 0 64 98 1.50 0.833																			
55 Matt Guerrier, R (7.1) ERA: 4.1	1.0 5 1 1 1 1 0 0 0 0 0 0 10 15 9.00 1.000																			
36 Blake Hawksworth, R (8.1) ERA: 3.16	0.1 4 2 1 1 0 1 0 0 0 0 0 15 22 27.00 9.000																			
52 Josh Lindblom, R (8.1) ERA: 2.03	0.2 1 0 0 0 1 0 0 0 0 0 0 3 5 0.00 0.000																			

Los Angeles Dodgers
 PETCO Park, San Diego, CA
 Wed Aug 03 2011, 10:07 PM - 1:02 AM EDT
 Att: 25,371 - Clear - 69 F

Los Angeles Dodgers
 PETCO Park, San Diego, CA
 Wed Aug 03 2011, 10:07 PM - 1:02 AM EDT
 Att: 25,371 - Clear - 69 F

Los Angeles Dodgers
 PETCO Park, San Diego, CA
 Wed Aug 03 2011, 10:07 PM - 1:02 AM EDT
 Att: 25,371 - Clear - 69 F

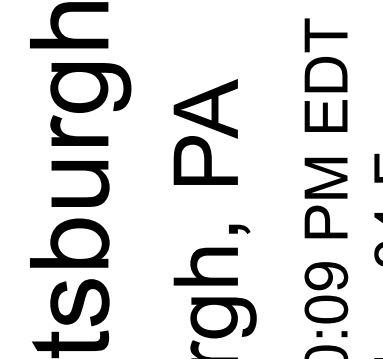
Batter	1	2	3	4	5	6	7	8	9	AB	R	H	RBI	BB	SO	LOB	TOP						
24 Cameron Maybin, R (1.8) OBP: 0.332, SLG: 0.405										5	2	3	0	1	1	0	San Diego Padres @ Pittsburgh Pirates PNC Park, Pittsburgh, PA Fri Aug 05 2011, 7:07 PM - 10:39 PM EDT Att: 37,766 - Partly Cloudy - 90 F						
8 Jason Bartlett, R (1.6) OBP: 0.319, SLG: 0.314										3	1	0	1	2	0	2							
40 Erik Hamren, R (7.1)										0	0	0	0	0	0	0							
57 Luke Gregerson, L (7.1)										0	0	0	0	0	0	0							
11 Logan Forsythe, R (9. PH) OBP: 0.244, SLG: 0.254										1	0	0	0	0	1	2							
7 Chase Headley, S (1.5) OBP: 0.379, SLG: 0.498										6	2	2	5	0	2	4							
15 Jesus Guzman, R (1.3) OBP: 0.333, SLG: 0.610										5	2	2	2	0	1	2							
1 Orlando Hudson, S (1.4) OBP: 0.329, SLG: 0.320										4	2	1	0	1	1	1							
39 Ernesto Frieri, R (9.1)										0	0	0	0	0	0	0							
25 Will Venable, L (1.9) OBP: 0.326, SLG: 0.356										5	2	3	2	0	0	0							
88 Kyle Blanks, R (1.7)										5	1	2	1	0	2	3							
29 Luis Martinez, R (1.2) OBP: 0.333, SLG: 0.458										4	1	1	3	0	0	1							
41 Aaron Harang, R (1.1) OBP: 0.128, SLG: 0.154										3	1	0	0	0	0	3							
54 Joe Thatcher, L (6.1)										0	0	0	0	0	0	0							
28 Aaron Cunningham, R (7. PH) OBP: 0.217, SLG: 0.345										1	1	1	1	0	0	0							
14 Alberto Gonzalez, R (7.6) OBP: 0.250, SLG: 0.267										1	0	0	0	0	0	1							
Inning Stats	R: 0 E: 0 K: 2 S: 9	H: 0 LOB: 0 BB: 0 P: 10	R: 2 E: 0 K: 0 S: 12	H: 3 LOB: 1 BB: 0 P: 18	R: 1 E: 1 K: 0 S: 12	H: 1 LOB: 0 BB: 0 P: 18	R: 6 E: 0 K: 1 S: 20	H: 5 LOB: 1 BB: 1 P: 28	R: 1 E: 0 K: 0 S: 13	H: 1 LOB: 0 BB: 0 P: 16	R: 0 E: 1 K: 2 S: 9	H: 0 LOB: 0 BB: 1 P: 18	R: 3 E: 0 K: 1 S: 15	H: 2 LOB: 1 BB: 2 P: 26	R: 2 E: 0 K: 1 S: 14	H: 2 LOB: 0 BB: 0 P: 20	R: 0 E: 0 K: 1 S: 12	H: 1 LOB: 2 BB: 0 P: 16	1B: 8 2B: 2 3B: 1 HR: 4	SF: 0 SAC: 0 DP: 0 HBP: 1	WP: 1 PB: 0 SB: 0 CS: 0	PA: 48	
PITCHER	IP WLS BF H R ER SO BB IBB HBP BLK WP HR S P ERA WHIP	IP WLS BF H R ER SO BB IBB HBP BLK WP HR S P ERA WHIP	IP WLS BF H R ER SO BB IBB HBP BLK WP HR S P ERA WHIP	IP WLS BF H R ER SO BB IBB HBP BLK WP HR S P ERA WHIP	IP WLS BF H R ER SO BB IBB HBP BLK WP HR S P ERA WHIP	IP WLS BF H R ER SO BB IBB HBP BLK WP HR S P ERA WHIP	IP WLS BF H R ER SO BB IBB HBP BLK WP HR S P ERA WHIP	IP WLS BF H R ER SO BB IBB HBP BLK WP HR S P ERA WHIP	IP WLS BF H R ER SO BB IBB HBP BLK WP HR S P ERA WHIP	IP WLS BF H R ER SO BB IBB HBP BLK WP HR S P ERA WHIP	IP WLS BF H R ER SO BB IBB HBP BLK WP HR S P ERA WHIP	IP WLS BF H R ER SO BB IBB HBP BLK WP HR S P ERA WHIP	IP WLS BF H R ER SO BB IBB HBP BLK WP HR S P ERA WHIP	IP WLS BF H R ER SO BB IBB HBP BLK WP HR S P ERA WHIP	IP WLS BF H R ER SO BB IBB HBP BLK WP HR S P ERA WHIP	IP WLS BF H R ER SO BB IBB HBP BLK WP HR S P ERA WHIP	IP WLS BF H R ER SO BB IBB HBP BLK WP HR S P ERA WHIP	IP WLS BF H R ER SO BB IBB HBP BLK WP HR S P ERA WHIP	IP WLS BF H R ER SO BB IBB HBP BLK WP HR S P ERA WHIP	IP WLS BF H R ER SO BB IBB HBP BLK WP HR S P ERA WHIP	IP WLS BF H R ER SO BB IBB HBP BLK WP HR S P ERA WHIP	IP WLS BF H R ER SO BB IBB HBP BLK WP HR S P ERA WHIP	IP WLS BF H R ER SO BB IBB HBP BLK WP HR S P ERA WHIP
27 Jeff Karstens, R (1.1) ERA: 3.05	3.1	L	21	9	9	9	2	1	0	0	0	0	1	1	48	66	24.30	3.000					
65 Tony Watson, L (4.1) ERA: 2.73	1.2		6	1	1	1	2	0	0	0	0	0	0	1	18	24	5.40	0.600					
39 Jason Grilli, R (6.1) ERA: 3.86	2.0		11	2	3	3	3	3	0	0	0	0	0	1	24	44	13.50	2.500					
25 Daniel McCutchen, R (8.1) ERA: 2.95	1.0		5	2	2	2	1	0	0	0	0	0	0	1	14	20	18.00	2.000					
97 Joe Beimel, L (9.1) ERA: 4.15	1.0		5	1	0	0	1	0	0	0	0	0	0	0	12	16	0.00	1.000					
Batter	1	2	3	4	5	6	7	8	9	AB	R	H	RBI	BB	SO	LOB	BOTTOM						
22 Andrew McCutchen, R (1.8) OBP: 0.376, SLG: 0.487										4	1	1	0	2	0	3	San Diego Padres @ Pittsburgh Pirates PNC Park, Pittsburgh, PA Fri Aug 05 2011, 7:07 PM - 10:39 PM EDT Att: 37,766 - Partly Cloudy - 90 F						
46 Garrett Jones, L (1.3) OBP: 0.327, SLG: 0.436										3	1	2	1	3	0	0							
18 Neil Walker, S (1.4) OBP: 0.338, SLG: 0.403										6	0	2	1	0	0	7							
36 Ryan Ludwick, R (1.7) OBP: 0.308, SLG: 0.372										4	0	4	1	1	0	0							
24 Pedro Alvarez, L (1.5) OBP: 0.276, SLG: 0.303										5	0	0	0	0	1	8							
41 Ryan Doumit, S (1.2) OBP: 0.339, SLG: 0.466										5	1	2	1	0	0	2							
38 Xavier Paul, L (1.9) OBP: 0.297, SLG: 0.331										4	1	2	0	1	0	1							
5 Ronny Cedeno, R (1.6) OBP: 0.304, SLG: 0.337										4	1	2	1	1	1	2							
27 Jeff Karstens, R (1.1) ERA: 3.91	5.0	W	28	13	4	4	1	2	1	48	66	24.30	3.000										
54 Joe Thatcher, L (6.1) ERA: 5.4	1.0		4	0	0	0	1	1	0	0	0	0	0	14	21	0.00		1.000					
40 Erik Hamren, R (7.1) ERA: 5.4	0.2		6	1	1	1	0	3	0	0	0	0	0	9	24	13.50	6.000						
57 Luke Gregerson, R (7.1) ERA: 3.0	1.1		5	1	0	0	0	0	0	0	0	0	0	14	22	0.00	0.750						
39 Ernesto Frieri, R (9.1) ERA: 3.47	1.0		5	0	0	0	2	2	0	0	0	0	0	11	24	0.00	2.000						
Inning Stats	R: 2 E: 0 K: 0 S: 8	H: 4 LOB: 1 BB: 0 P: 14	R: 1 E: 1 K: 0 S: 17	H: 2 LOB: 1 BB: 1 P: 22	R: 1 E: 0 K: 1 S: 12	H: 3 LOB: 1 BB: 1 P: 19	R: 0 E: 0 K: 0 S: 13	H: 3 LOB: 2 BB: 0 P: 17	R: 0 E: 0 K: 1 S: 14														

Batter	1	2	3	4	5	6	7	8	9	AB	R	H	RBI	BB	SO	LOB	TOP								
24 Cameron Maybin, R (1, 8) OBP: 0.330, SLG: 0.402 23 Blake Tekotte, L (8, 8)	G1-3	K					L9	E6	K	5	1	1	1	0	1	3	San Diego Padres @ Pittsburgh Pirates PNC Park, Pittsburgh, PA Sat Aug 06 2011, 7:06 PM - 10:09 PM EDT Att: 39,251 - Partly Cloudy - 84 F livebaseballscorecards.com								
8 Jason Bartlett, R (1, 6) OBP: 0.317, SLG: 0.312	K						G5-3	G5-3		5	0	1	1	0	2	3									
7 Chase Headley, S (1, 5) OBP: 0.350, SLG: 0.407 14 Alberto Gonzalez, R (7, 5)										3	1	1	1	1	0	1									
15 Jesus Guzman, R (1, 3) OBP: 0.384, SLG: 0.600	K									5	1	2	1	0	2	1									
1 Orlando Hudson, S (1, 4) OBP: 0.333, SLG: 0.325 40 Erik Hamren, R (8, 1) 45 Anthony Bass, R (9, 1)										5	3	3	1	0	0	2									
28 Aaron Cunningham, R (1, 9) OBP: 0.231, SLG: 0.480 25 Will Venable, L (6, 9)										3	1	1	0	0	0	1									
88 Kyle Blanks, R (1, 7) OBP: 0.295, SLG: 0.357										1	1	0	0	1	0	0									
32 Rob Johnson, R (1, 2) OBP: 0.261, SLG: 0.309										5	2	2	5	0	0	2									
52 Cory Luebke, R (1, 1) OBP: 0.158, SLG: 0.158 11 Logan Forsythe, R (8, PH) OBP: 0.250, SLG: 0.274										3	1	1	3	1	0	0									
										2	1	1	0	0	1	2									
Inning Stats	R: 0 E: 0 K: 2 S: 12	H: 0 LOB: 1 BB: 1 P: 22	R: 2 E: 0 K: 1 S: 16	H: 3 LOB: 1 BB: 0 P: 25	R: 0 E: 0 K: 0 S: 5	H: 1 LOB: 0 BB: 0 P: 6	R: 3 E: 0 K: 1 S: 14	H: 4 LOB: 1 BB: 0 P: 22	R: 0 E: 0 K: 1 S: 6	H: 0 LOB: 0 BB: 0 P: 9	R: 0 E: 0 K: 0 S: 3	H: 0 LOB: 0 BB: 0 P: 5	R: 6 E: 0 K: 0 S: 25	H: 5 LOB: 0 BB: 1 P: 39	R: 2 E: 1 K: 0 S: 15	H: 3 LOB: 1 BB: 0 P: 25	R: 0 E: 1 K: 2 S: 12	H: 0 LOB: 2 BB: 1 P: 24	1B: 11 2B: 3 3B: 1 HR: 1	SF: 1 SAC: 0 DP: 2 HBP: 0	WP: 0 PB: 0 SB: 2 CS: 0	PA: 46			
PITCHER	IP WLS BF H R ER SO BB IBB HBP BLK WP HR S P ERA WHIP	IP WLS BF H R ER SO BB IBB HBP BLK WP HR S P ERA WHIP	IP WLS BF H R ER SO BB IBB HBP BLK WP HR S P ERA WHIP	IP WLS BF H R ER SO BB IBB HBP BLK WP HR S P ERA WHIP	IP WLS BF H R ER SO BB IBB HBP BLK WP HR S P ERA WHIP	IP WLS BF H R ER SO BB IBB HBP BLK WP HR S P ERA WHIP	IP WLS BF H R ER SO BB IBB HBP BLK WP HR S P ERA WHIP	IP WLS BF H R ER SO BB IBB HBP BLK WP HR S P ERA WHIP	IP WLS BF H R ER SO BB IBB HBP BLK WP HR S P ERA WHIP	IP WLS BF H R ER SO BB IBB HBP BLK WP HR S P ERA WHIP	IP WLS BF H R ER SO BB IBB HBP BLK WP HR S P ERA WHIP	IP WLS BF H R ER SO BB IBB HBP BLK WP HR S P ERA WHIP	IP WLS BF H R ER SO BB IBB HBP BLK WP HR S P ERA WHIP	IP WLS BF H R ER SO BB IBB HBP BLK WP HR S P ERA WHIP	IP WLS BF H R ER SO BB IBB HBP BLK WP HR S P ERA WHIP	IP WLS BF H R ER SO BB IBB HBP BLK WP HR S P ERA WHIP	IP WLS BF H R ER SO BB IBB HBP BLK WP HR S P ERA WHIP	IP WLS BF H R ER SO BB IBB HBP BLK WP HR S P ERA WHIP	IP WLS BF H R ER SO BB IBB HBP BLK WP HR S P ERA WHIP	IP WLS BF H R ER SO BB IBB HBP BLK WP HR S P ERA WHIP	IP WLS BF H R ER SO BB IBB HBP BLK WP HR S P ERA WHIP	IP WLS BF H R ER SO BB IBB HBP BLK WP HR S P ERA WHIP	IP WLS BF H R ER SO BB IBB HBP BLK WP HR S P ERA WHIP	IP WLS BF H R ER SO BB IBB HBP BLK WP HR S P ERA WHIP	
22 Andrew McCutchen, R (1, 8) OBP: 0.375, SLG: 0.485	P4									4	0	1	0	0	1	1	San Diego Padres @ Pittsburgh Pirates PNC Park, Pittsburgh, PA Sat Aug 06 2011, 7:06 PM - 10:09 PM EDT Att: 39,251 - Partly Cloudy - 84 F livebaseballscorecards.com								
23 Matt Diaz, R (1, 9) OBP: 0.305, SLG: 0.340	K									4	1	1	0	0	3	1									
18 Neil Walker, S (1, 4) OBP: 0.339, SLG: 0.404	L8									4	0	2	1	0	0	0									
36 Ryan Ludwick, R (1, 7) OBP: 0.306, SLG: 0.369 43 Jose Veras, R (9, 1) 24 Pedro Alvarez, L (9, PH) OBP: 0.275, SLG: 0.301										3	0	0	0	0	1	2									
51 Steve Pearce, R (1, 3) OBP: 0.272, SLG: 0.286										0	0	0	0	0	0	0									
2 Brandon Wood, R (1, 5) OBP: 0.290, SLG: 0.354										1	0	0	0	0	1	0									
5 Ronny Cedeno, R (1, 6) OBP: 0.300, SLG: 0.332										4	0	0	0	0	1	2									
55 Michael McKenry, R (1, 2) OBP: 0.285, SLG: 0.362										3	0	1	0	0	1	0									
28 Paul Maholm, L (1, 1) OBP: 0.170, SLG: 0.114 30 Chris Resop, R (7, 1) 97 Joe Beimel, L (7, 1) 46 Garrett Jones, L (7, 9) OBP: 0.329, SLG: 0.448										2	0	0	0	0	0	1									
										0	0	0	0	0	0	0									
										1	1	1	1	0	0	0									
Inning Stats	R: 0 E: 0 K: 1 S: 11	H: 0 LOB: 0 BB: 0 P: 12	R: 0 E: 0 K: 1 S: 6	H: 0 LOB: 0 BB: 0 P: 11	R: 0 E: 0 K: 1 S: 9	H: 1 LOB: 1 BB: 0 P: 12	R: 1 E: 0 K: 1 S: 16	H: 2 LOB: 1 BB: 0 P: 21	R: 0 E: 0 K: 2 S: 9	H: 0 LOB: 0 BB: 0 P: 13	R: 0 E: 0 K: 2 S: 13	H: 2 LOB: 1 BB: 0 P: 20	R: 0 E: 0 K: 1 S: 10	H: 0 LOB: 0 BB: 0 P: 15	R: 1 E: 0 K: 1 S: 10	H: 1 LOB: 0 BB: 0 P: 19	R: 0 E: 0 K: 1 S: 11	H: 2 LOB: 2 BB: 0 P: 16	1B: 5 2B: 2 3B: 0 HR: 1	SF: 0 SAC: 0 DP: 0 HBP: 0	WP: 1 PB: 0 SB: 0 CS: 1	PA: 34			
PITCHER	IP WLS BF H R ER SO BB IBB HBP BLK WP HR S P ERA WHIP	IP WLS BF H R ER SO BB IBB HBP BLK WP HR S P ERA WHIP	IP WLS BF H R ER SO BB IBB HBP BLK WP HR S P ERA WHIP	IP WLS BF H R ER SO BB IBB HBP BLK WP HR S P ERA WHIP	IP WLS BF H R ER SO BB IBB HBP BLK WP HR S P ERA WHIP	IP WLS BF H R ER SO BB IBB HBP BLK WP HR S P ERA WHIP	IP WLS BF H R ER SO BB IBB HBP BLK WP HR S P ERA WHIP	IP WLS BF H R ER SO BB IBB HBP BLK WP HR S P ERA WHIP	IP WLS BF H R ER SO BB IBB HBP BLK WP HR S P ERA WHIP	IP WLS BF H R ER SO BB IBB HBP BLK WP HR S P ERA WHIP	IP WLS BF H R ER SO BB IBB HBP BLK WP HR S P ERA WHIP	IP WLS BF H R ER SO BB IBB HBP BLK WP HR S P ERA WHIP	IP WLS BF H R ER SO BB IBB HBP BLK WP HR S P ERA WHIP	IP WLS BF H R ER SO BB IBB HBP BLK WP HR S P ERA WHIP	IP WLS BF H R ER SO BB IBB HBP BLK WP HR S P ERA WHIP	IP WLS BF H R ER SO BB IBB HBP BLK WP HR S P ERA WHIP	IP WLS BF H R ER SO BB IBB HBP BLK WP HR S P ERA WHIP	IP WLS BF H R ER SO BB IBB HBP BLK WP HR S P ERA WHIP	IP WLS BF H R ER SO BB IBB HBP BLK WP HR S P ERA WHIP	IP WLS BF H R ER SO BB IBB HBP BLK WP HR S P ERA WHIP	IP WLS BF H R ER SO BB IBB HBP BLK WP HR S P ERA WHIP	IP WLS BF H R ER SO BB IBB HBP BLK WP HR S P ERA WHIP	IP WLS BF H R ER SO BB IBB HBP BLK WP HR S P ERA WHIP	IP WLS BF H R ER SO BB IBB HBP BLK WP HR S P ERA WHIP	IP WLS BF H R ER SO BB IBB HBP BLK WP HR S P ERA WHIP

AB 42
R 13
H 16
RBI 13
BB 3
SO 7
LOB 18



AB 34
R 2
H 8
RBI 2
BB 0
SO 11
LOB 9



Batter	1	2	3	4	5	6	7	8	9	AB	R	H	RBI	BB	SO	LOB	TOP																
24 Cameron Maybin, R (1, 8) OBP: 0.333, SLG: 0.403										5	1	2	0	0	0	1	<p>San Diego Padres @ New York Mets Citi Field, Flushing, NY Tue Aug 09 2011, 7:12 PM - 10:08 PM EDT Att: 24,619 - Cloudy - 74 F</p> <p>livebaseballscorecards.com</p> <p>AB 37 R 4 H 12 RBI 4 BB 1 SO 5 LOB 19</p>																
8 Jason Bartlett, R (1, 6) OBP: 0.322, SLG: 0.319										5	1	2	1	0	1	1																	
15 Jesus Guzman, R (1, 3) OBP: 0.361, SLG: 0.588										4	1	2	1	0	2																		
1 Orlando Hudson, S (1, 4) OBP: 0.333, SLG: 0.320										2	1	1	1	0	0	1																	
14 Alberto Gonzalez, R (5, PH) OBP: 0.287, SLG: 0.274										2	0	1	0	0	0	1																	
88 Kyle Blanks, R (1, 7) OBP: 0.339, SLG: 0.462										4	0	2	0	0	1	1																	
50 Chad Qualls, R (8, 1)										0	0	0	0	0	0	0																	
44 Josh Spence, L (8, 1)										0	0	0	0	0	0	0																	
28 Aaron Cunningham, R (1, 9) OBP: 0.287, SLG: 0.464										3	0	1	1	1	0	3																	
22 James Darnell, R (1, 5)										4	0	0	0	0	2	5																	
32 Rob Johnson, R (1, 2) OBP: 0.256, SLG: 0.301										4	0	0	0	0	0	4																	
49 Wade LeBlanc, L (1, 1)										2	0	0	0	0	0	0																	
11 Logan Forsythe, R (7, PH) OBP: 0.261, SLG: 0.275										1	0	1	0	0	0	0																	
57 Luke Gregerson, L (7, 1)										0	0	0	0	0	0	0																	
25 Will Venable, L (8, 9) OBP: 0.332, SLG: 0.360										1	0	0	0	0	1	0																	
Inning Stats	R: 0 E: 0 K: 0 S: 11	H: 1 LOB: 1 BB: 0 P: 14	R: 0 E: 0 K: 1 S: 11	H: 0 LOB: 1 BB: 1 P: 18	R: 0 E: 0 K: 1 S: 8	H: 0 LOB: 0 BB: 0 P: 10	R: 2 E: 0 K: 1 S: 11	H: 3 LOB: 0 BB: 0 P: 14	R: 2 E: 0 K: 0 S: 12	H: 3 LOB: 1 BB: 0 P: 17	R: 0 E: 0 K: 0 S: 7	H: 1 LOB: 1 BB: 0 P: 11	R: 0 E: 0 K: 0 S: 8	H: 2 LOB: 1 BB: 0 P: 14	R: 0 E: 0 K: 1 S: 13	H: 2 LOB: 2 BB: 0 P: 19	R: 0 E: 0 K: 1 S: 8	H: 0 LOB: 0 BB: 0 P: 10	1B: 8 2B: 4 3B: 0 HR: 0	SF: 0 SAC: 0 DP: 1 HBP: 0	WP: 0 PB: 0 SB: 0 CS: 1	PA: 38											
PITCHER	IP WLS BF H R ER SO BB IBB HBP BLK WP HR S P ERA WHIP																																
38 Chris Capuano, L (1, 1) ERA: 4.51	6.0	27	9	4	4	3	1	0	0	0	0	0	0	61	86	6.00	1.667																
46 Manny Acosta, R (7, 1) ERA: 4.44	1.0	4	2	0	0	0	0	0	0	0	0	0	0	8	13	0.00	2.000																
77 D.J. Carrasco, R (8, 1) ERA: 4.67	1.0	W	4	1	0	0	0	0	0	0	0	0	0	12	18	0.00	1.000																
45 Jason Istringhausen, R (9, 1) ERA: 3.54	1.0	S	3	0	0	0	0	0	0	0	0	0	0	8	10	0.00	0.000																

Batter	1	2	3	4	5	6	7	8	9	AB	R	H	RBI	BB	SO	LOB	BOTTOM																
16 Angel Pagán, S (1, 8) OBP: 0.313, SLG: 0.366										4	1	1	1	0	1	1	<p>San Diego Padres @ New York Mets Citi Field, Flushing, NY Tue Aug 09 2011, 7:12 PM - 10:08 PM EDT Att: 24,619 - Cloudy - 74 F</p> <p>livebaseballscorecards.com</p> <p>AB 29 R 5 H 9 RBI 5 BB 4 SO 7 LOB 12</p>																
2 Justin Turner, R (1, 4) OBP: 0.333, SLG: 0.372										4	1	1	0	0	1	1																	
5 David Wright, R (1, 5) OBP: 0.357, SLG: 0.456										3	1	1	0	1	1	1																	
21 Lucas Duda, L (1, 3) OBP: 0.343, SLG: 0.446										3	1	2	0	0	0	0																	
44 Jason Bay, R (1, 7) OBP: 0.335, SLG: 0.370										3	1	1	0	1	1	1																	
12 Scott Hairston, R (1, 9) OBP: 0.331, SLG: 0.531										3	0	1	1	0	0	1																	
20 Jason Pridie, L (9, 9) OBP: 0.304, SLG: 0.364										0	0	0	0	0	0	0																	
9 Ronny Paulino, R (1, 2) OBP: 0.332, SLG: 0.375										2	0	1	1	1	0	0																	
11 Rubén Tejada, R (1, 6) OBP: 0.335, SLG: 0.269										3	0	0	1	1	2	3																	
38 Chris Capuano, L (1, 1) ERA: 4.51	6.0	24	6	2	2	5	1	0	0	0	0	0	0	61	92	3.00		1.167															
57 Luke Gregerson, R (7, 1) ERA: 4.02	1.0	H	3	0	0	0	0	0	0	0	0	0	0	6	6	0.00	0.000																
50 Chad Qualls, R (8, 1) ERA: 4.02	0.0	L	3	3	3	0	0	0	0	0	0	0	0	6	6	0.00	2.000																
44 Josh Spence, L (8, 1) ERA: 0.43	1.0	B	6	0	0	0	1	2	1	0	0	0	0	11	25	0.00	2.000																
Inning Stats	R: 0 E: 0 K: 0 S: 7	H: 0 LOB: 0 BB: 0 P: 13	R: 0 E: 0 K: 2 S: 14	H: 2 LOB: 2 BB: 0 P: 19	R: 0 E: 0 K: 2 S: 11	H: 1 LOB: 1 BB: 0 P: 14	R: 2 E: 0 K: 0 S: 14	H: 3 LOB: 1 BB: 0 P: 22	R: 0 E: 0 K: 1 S: 8	H: 0 LOB: 0 BB: 1 P: 13	R: 0 E: 0 K: 0 S: 7	H: 0 LOB: 0 BB: 0 P: 11	R: 0 E: 0 K: 1 S: 6	H: 0 LOB: 0 BB: 0 P: 12	R: 3 E: 0 K: 1 S: 17	H: 3 LOB: 3 BB: 3 P: 31	R: 0 E: 0 K: 1 S: 8	H: 0 LOB: 0 BB: 0 P: 10	1B: 7 2B: 1 3B: 0 HR: 1	SF: 2 SAC: 1 DP: 0 HBP: 0	WP: 0 PB: 0 SB: 0 CS: 1	PA: 37											
PITCHER	IP WLS BF H R ER SO BB IBB HBP BLK WP HR S P ERA WHIP																																

Batter	1	2	3	4	5	6	7	8	9	AB	R	H	RBI	BB	SO	LOB	TOP								
25 Will Venable, L (1,9) OBP: 0.340, SLG: 0.385										5	3	4	1	0	0	0	<div style="text-align: center;"> Citi Field, Flushing, NY Wed Aug 10 2011, 7:12 PM - 10:19 PM EDT Att: 39,589 - Partly Cloudy - 82 F </div>								
8 Jason Bartlett, R (1,6) OBP: 0.321, SLG: 0.319										4	0	1	1	0	1	4									
24 Cameron Maybin, R (1,8) OBP: 0.328, SLG: 0.399										4	0	0	2	0	1	1									
15 Jesus Guzman, R (1,3) OBP: 0.389, SLG: 0.585										4	2	2	1	1	0	0									
88 Kyle Blanks, R (1,7) OBP: 0.349, SLG: 0.455											3	2	1	0	1	1		2							
57 Luke Gregerson, L (8,1)										0	0	0	0	0	0	0									
28 Aaron Cunningham, R (9,PH) OBP: 0.291, SLG: 0.483										0	1	0	0	0	0	0									
21 Heath Bell, R (9,1)										0	0	0	0	0	0	0									
11 Logan Forsythe, R (1,5) OBP: 0.269, SLG: 0.286											4	0	1	1	1	0		1							
14 Alberto Gonzalez, R (1,4) OBP: 0.293, SLG: 0.271											2	0	0	1	0	0		2							
45 Anthony Bass, R (6,1)										0	0	0	0	0	0	0									
44 Josh Spence, L (7,1)										0	0	0	0	0	0	0									
23 Blake Tekotte, L (8,PH) OBP: 0.313, SLG: 0.321										2	0	0	0	0	1	2									
29 Luis Martinez, R (1,2) OBP: 0.359, SLG: 0.412											4	1	1	1	0	0		1							
41 Aaron Harang, R (1,1) OBP: 0.122, SLG: 0.146											2	0	0	0	0	0		2							
22 James Darnell, R (6,5) OBP: 0.167, SLG: 0.167										2	1	1	0	0	0	0									
Inning Stats	R: 1 E: 0 K: 0 S: 7	H: 1 LOB: 0 BB: 0 P: 9	R: 2 E: 2 K: 0 S: 18	H: 3 LOB: 2 BB: 0 P: 28	R: 2 E: 0 K: 1 S: 12	H: 2 LOB: 1 BB: 1 P: 20	R: 0 E: 0 K: 0 S: 6	H: 0 LOB: 0 BB: 0 P: 6	R: 0 E: 0 K: 0 S: 7	H: 0 LOB: 0 BB: 0 P: 9	R: 0 E: 0 K: 0 S: 7	H: 0 LOB: 0 BB: 0 P: 9	R: 1 E: 0 K: 1 S: 11	H: 2 LOB: 2 BB: 1 P: 17	R: 0 E: 0 K: 0 S: 7	H: 0 LOB: 0 BB: 0 P: 9	R: 3 E: 0 K: 2 S: 19	H: 4 LOB: 2 BB: 1 P: 30	1B: 8 2B: 3 3B: 1 HR: 0	SF: 3 SAC: 0 DP: 0 HBP: 0	WP: 0 PB: 0 SB: 3 CS: 0	PA: 43			
PITCHER	IP WLS BF H R ER SO BB IBB HBP BLK WP HR S P ERA WHIP	IP WLS BF H R ER SO BB IBB HBP BLK WP HR S P ERA WHIP	IP WLS BF H R ER SO BB IBB HBP BLK WP HR S P ERA WHIP	IP WLS BF H R ER SO BB IBB HBP BLK WP HR S P ERA WHIP	IP WLS BF H R ER SO BB IBB HBP BLK WP HR S P ERA WHIP	IP WLS BF H R ER SO BB IBB HBP BLK WP HR S P ERA WHIP	IP WLS BF H R ER SO BB IBB HBP BLK WP HR S P ERA WHIP	IP WLS BF H R ER SO BB IBB HBP BLK WP HR S P ERA WHIP	IP WLS BF H R ER SO BB IBB HBP BLK WP HR S P ERA WHIP	IP WLS BF H R ER SO BB IBB HBP BLK WP HR S P ERA WHIP	IP WLS BF H R ER SO BB IBB HBP BLK WP HR S P ERA WHIP	IP WLS BF H R ER SO BB IBB HBP BLK WP HR S P ERA WHIP	IP WLS BF H R ER SO BB IBB HBP BLK WP HR S P ERA WHIP	IP WLS BF H R ER SO BB IBB HBP BLK WP HR S P ERA WHIP	IP WLS BF H R ER SO BB IBB HBP BLK WP HR S P ERA WHIP	IP WLS BF H R ER SO BB IBB HBP BLK WP HR S P ERA WHIP	IP WLS BF H R ER SO BB IBB HBP BLK WP HR S P ERA WHIP	IP WLS BF H R ER SO BB IBB HBP BLK WP HR S P ERA WHIP	IP WLS BF H R ER SO BB IBB HBP BLK WP HR S P ERA WHIP	IP WLS BF H R ER SO BB IBB HBP BLK WP HR S P ERA WHIP	IP WLS BF H R ER SO BB IBB HBP BLK WP HR S P ERA WHIP	IP WLS BF H R ER SO BB IBB HBP BLK WP HR S P ERA WHIP	IP WLS BF H R ER SO BB IBB HBP BLK WP HR S P ERA WHIP	IP WLS BF H R ER SO BB IBB HBP BLK WP HR S P ERA WHIP	IP WLS BF H R ER SO BB IBB HBP BLK WP HR S P ERA WHIP

Batter	1	2	3	4	5	6	7	8	9	AB	R	H	RBI	BB	SO	LOB	BOTTOM								
16 Angel Pagán, S (1,8) OBP: 0.314, SLG: 0.367										2	0	1	0	0	1	3									
20 Jason Pridle, L (4,PH) OBP: 0.304, SLG: 0.363										3	0	1	1	0	0	3									
2 Justin Turner, R (1,4) OBP: 0.331, SLG: 0.367										4	0	0	0	1	1	5									
39 Bobby Parnell, R (9,1)										0	0	0	0	0	0	0									
5 David Wright, R (1,5) OBP: 0.354, SLG: 0.455										5	0	1	0	0	1	2									
21 Lucas Duda, L (1,3) OBP: 0.339, SLG: 0.438										5	0	1	0	0	2	3									
44 Jason Bay, R (1,7) OBP: 0.333, SLG: 0.365										4	1	0	0	1	0	4									
23 Mike Baxter, L (1,9) OBP: 0.500, SLG: 0.500										3	0	1	0	2	1	0									
30 Josh Thole, L (1,2) OBP: 0.354, SLG: 0.349										5	2	4	0	0	0	2									
11 Rubén Tejada, R (1,6) OBP: 0.341, SLG: 0.289										5	1	3	0	0	0	3									
43 R.A. Dickey, R (1,1) OBP: 0.220, SLG: 0.200										2	0	1	1	0	0	3									
6 Nick Evans, R (6,PH) OBP: 0.372, SLG: 0.394										1	1	1	1	0	0	0									
27 Pedro Beato, R (7,1)										0	0	0	0	0	0	0									
22 Willie Harris, L (8,PH) OBP: 0.346, SLG: 0.319										2	0	1	1	0	0	3									
Inning Stats	R: 0 E: 0 K: 1 S: 14	H: 1 LOB: 2 BB: 1 P: 20	R: 0 E: 0 K: 1 S: 17	H: 2 LOB: 3 BB: 1 P: 28	R: 0 E: 0 K: 1 S: 8	H: 0 LOB: 0 BB: 0 P: 9	R: 1 E: 0 K: 0 S: 8	H: 3 LOB: 1 BB: 0 P: 11	R: 0 E: 0 K: 0 S: 10	H: 1 LOB: 1 BB: 0 P: 12	R: 2 E: 0 K: 1 S: 12	H: 3 LOB: 1 BB: 0 P: 19	R: 0 E: 0 K: 1 S: 11	H: 1 LOB: 2 BB: 1 P: 19	R: 1 E: 0 K: 0 S: 10	H: 2 LOB: 0 BB: 0 P: 13	R: 1 E: 1 K: 0 S: 15	H: 2 LOB: 3 BB: 1 P: 25	1B: 10 2B: 6 3B: 0 HR: 0	SF: 0 SAC: 0 DP: 2 HBP: 0	WP: 0 PB: 0 SB: 1 CS: 0	PA: 45			
PITCHER	IP WLS BF H R ER SO BB IBB HBP BLK WP HR S P ERA WHIP	IP WLS BF H R ER SO BB IBB HBP BLK WP HR S P ERA WHIP	IP WLS BF H R ER SO BB IBB HBP BLK WP HR S P ERA WHIP	IP WLS BF H R ER SO BB IBB HBP BLK WP HR S P ERA WHIP	IP WLS BF H R ER SO BB IBB HBP BLK WP HR S P ERA WHIP	IP WLS BF H R ER SO BB IBB HBP BLK WP HR S P ERA WHIP	IP WLS BF H R ER SO BB IBB HBP BLK WP HR S P ERA WHIP	IP WLS BF H R ER SO BB IBB HBP BLK WP HR S P ERA WHIP	IP WLS BF H R ER SO BB IBB HBP BLK WP HR S P ERA WHIP	IP WLS BF H R ER SO BB IBB HBP BLK WP HR S P ERA WHIP	IP WLS BF H R ER SO BB IBB HBP BLK WP HR S P ERA WHIP	IP WLS BF H R ER SO BB IBB HBP BLK WP HR S P ERA WHIP	IP WLS BF H R ER SO BB IBB HBP BLK WP HR S P ERA WHIP	IP WLS BF H R ER SO BB IBB HBP BLK WP HR S P ERA WHIP	IP WLS BF H R ER SO BB IBB HBP BLK WP HR S P ERA WHIP	IP WLS BF H R ER SO BB IBB HBP BLK WP HR S P ERA WHIP	IP WLS BF H R ER SO BB IBB HBP BLK WP HR S P ERA WHIP	IP WLS BF H R ER SO BB IBB HBP BLK WP HR S P ERA WHIP	IP WLS BF H R ER SO BB IBB HBP BLK WP HR S P ERA WHIP	IP WLS BF H R ER SO BB IBB HBP BLK WP HR S P ERA WHIP	IP WLS BF H R ER SO BB IBB HBP BLK WP HR S P ERA WHIP	IP WLS BF H R ER SO BB IBB HBP BLK WP HR S P ERA WHIP	IP WLS BF H R ER SO BB IBB HBP BLK WP HR S P ERA WHIP	IP WLS BF H R ER SO BB IBB HBP BLK WP HR S P ERA WHIP	IP WLS BF H R ER SO BB IBB HBP BLK WP HR S P ERA WHIP

San Diego Padres @ New York Mets
 Citi Field, Flushing, NY
 Wed Aug 10 2011, 7:12 PM - 10:19 PM EDT
 Att: 39,589 - Partly Cloudy - 82 F

AB 37
 R 9
 H 12
 RBI 8
 BB 3
 SO 4
 LOB 15



San Diego Padres @ New York Mets
 Citi Field, Flushing, NY
 Wed Aug 10 2011, 7:12 PM - 10:19 PM EDT
 Att: 39,589 - Partly Cloudy - 82 F

AB 41
 R 5
 H 15
 RBI 4
 BB 4
 SO 6
 LOB 31



Batter	1	2	3	4	5	6	7	8	9	AB	R	H	RBI	BB	SO	LOB	TOP										
24 Cameron Maybin, R (1.8) OBP: 0.331, SLG: 0.402	G4-3		G6-3	G5-3			K		G6-3	4	2	1	0	1	1	1	San Diego Padres @ Cincinnati Reds Great American Ball Park, Cincinnati, OH Sun Aug 14 2011, 1:10 PM - 4:18 PM EDT Att: 35,286 - Overcast - 71 F										
8 Jason Bartlett, R (1.6) OBP: 0.319, SLG: 0.315	1B		F9	G4-3			FC6-4		G5-3	5	1	2	1	0	0	3											
1 Orlando Hudson, S (1.4) OBP: 0.337, SLG: 0.335	K		G5-3	G3-1			G5-3		G5-3	5	1	2	1	0	1	2											
88 Kyle Blanks, R (1.3) OBP: 0.325, SLG: 0.441	L7		G5-3	F7			G5-3		K	5	0	0	1	0	1	4											
28 Aaron Cunningham, R (1.9) OBP: 0.279, SLG: 0.410	G6-3		G6-3	F7			G6-3		K	3	2	0	0	1	1	1											
11 Logan Forsythe, R (1.5) OBP: 0.273, SLG: 0.280	1B		G6-3	K			G6-3		G6-3	4	0	2	1	0	1	1											
22 James Damell, R (1.7) 57 Luke Gregerson, L (8.1) 21 Heath Bell, R (9.1)	P4		G6-3	G4-3			G6-3		G6-3	3	0	2	2	1	0	1											
32 Rob Johnson, R (1.2) OBP: 0.254, SLG: 0.294	G1-3		F9	G4-3			K		K	4	0	0	0	0	1	5											
49 Wade LeBlanc, L (1.1) 14 Alberto Gonzalez, R (7. PH) 50 Chad Qualls, R (7.1) 25 Willi Venable, L (8. PH)	G6-3		G6-3	K			K		F8	2	1	1	0	0	1	0											
Inning Stats	R: 0 E: 0 K: 1 S: 13	H: 1 LOB: 1 BB: 0 P: 19	R: 0 E: 0 K: 0 S: 7	H: 1 LOB: 1 BB: 0 P: 12	R: 4 E: 0 K: 0 S: 18	H: 4 LOB: 2 BB: 2 P: 34	R: 0 E: 0 K: 1 S: 7	H: 0 LOB: 0 BB: 0 P: 9	R: 0 E: 0 K: 1 S: 6	H: 0 LOB: 0 BB: 0 P: 12	R: 0 E: 0 K: 1 S: 6	H: 0 LOB: 0 BB: 0 P: 13	R: 1 E: 0 K: 1 S: 11	H: 1 LOB: 1 BB: 1 P: 18	R: 1 E: 0 K: 1 S: 12	H: 1 LOB: 1 BB: 0 P: 20		R: 1 E: 0 K: 2 S: 15	H: 2 LOB: 1 BB: 0 P: 26	1B: 9 2B: 0 3B: 1 HR: 0	SF: 0 SAC: 0 DP: 1 HBP: 1	WP: 3 PB: 0 SB: 2 CS: 0	PA: 41				
PITCHER	IP	WLS	BF	H	R	ER	SO	BB	IBB	HBP	BLK	WP	HR	S	P	ERA	WHIP										
50 Dontrelle Willis, L (1.1) ERA: 4.08	2.2	L	16	6	4	4	1	2	0	0	0	2	0	36	63	13.50	3.000										
63 Sam LeCure, R (3.1) ERA: 3.34	2.1		7	0	0	0	1	0	0	0	0	0	0	16	23	0.00	0.000										
33 Jose Arredondo, R (6.1) ERA: 3.98	2.0		8	1	1	1	2	2	0	0	0	0	0	17	31	4.50	1.500										
40 Nick Masset, R (8.1) ERA: 3.79	1.0		5	1	1	1	1	0	0	1	0	0	0	12	20	9.00	1.000										
54 Aroldis Chapman, L (9.1) ERA: 3.47	1.0		5	2	1	1	2	0	0	0	0	1	0	15	26	9.00	2.000										

AB	36
R	7
H	10
RBI	6
BB	4
SO	7
LOB	19



Batter	1	2	3	4	5	6	7	8	9	AB	R	H	RBI	BB	SO	LOB	BOTTOM										
17 Dave Sappelt, R (1.7) OBP: 0.233, SLG: 0.233	G6-3		G6-3	K					G6-3	4	0	1	0	0	1	0	San Diego Padres @ Cincinnati Reds Great American Ball Park, Cincinnati, OH Sun Aug 14 2011, 1:10 PM - 4:18 PM EDT Att: 35,286 - Overcast - 71 F										
16 Edgar Renteria, R (1.6) OBP: 0.307, SLG: 0.343	FC9-6		F8	K					K	3	0	1	0	1	1	0											
19 Joey Volto, L (1.3) OBP: 0.430, SLG: 0.519	FC9-6		G6-3	K					F8	2	1	1	0	2	0	2											
4 Brandon Phillips, R (1.4) OBP: 0.333, SLG: 0.421	FC9-6		G6-3	K					F8	3	1	0	0	1	0	5											
32 Jay Bruce, L (1.9) OBP: 0.353, SLG: 0.519	K		K	K					K	4	1	1	3	0	3	2											
6 Drew Stubbs, R (1.8) OBP: 0.332, SLG: 0.391	G6-3		K	K					L8	4	0	0	0	0	1	0											
43 Miguel Cairo, R (1.5) OBP: 0.332, SLG: 0.432	L8		G4-3	G6-3					L9	4	0	0	0	0	0	0											
55 Ramon Hernandez, R (1.2) OBP: 0.358, SLG: 0.479	G6-3		G5-3	K					K	3	0	0	0	0	1	0											
50 Dontrelle Willis, L (1.1) 63 Sam LeCure, R (3.1) 15 Fred Lewis, R (5. PH) 33 Jose Arredondo, R (6.1) 40 Nick Masset, R (8.1) 23 Yonder Alonso, L (8. PH) 54 Aroldis Chapman, L (9.1)	F8		F8	K					G3-1	0	0	0	0	0	0	0											
Inning Stats	R: 0 E: 0 K: 1 S: 8	H: 0 LOB: 2 BB: 0 P: 18	R: 0 E: 0 K: 0 S: 9	H: 0 LOB: 0 BB: 0 P: 15	R: 0 E: 0 K: 0 S: 5	H: 0 LOB: 0 BB: 0 P: 8	R: 3 E: 0 K: 1 S: 16	H: 1 LOB: 0 BB: 2 P: 26	R: 0 E: 0 K: 3 S: 10	H: 0 LOB: 0 BB: 0 P: 14	R: 0 E: 0 K: 1 S: 10	H: 1 LOB: 0 BB: 0 P: 13	R: 0 E: 0 K: 1 S: 8	H: 0 LOB: 0 BB: 0 P: 12	R: 0 E: 0 K: 0 S: 12	H: 2 LOB: 2 BB: 0 P: 20		R: 0 E: 0 K: 1 S: 7	H: 0 LOB: 0 BB: 0 P: 11	1B: 3 2B: 0 3B: 0 HR: 1	SF: 0 SAC: 0 DP: 1 HBP: 0	WP: 1 PB: 0 SB: 0 CS: 0	PA: 34				
PITCHER	IP	WLS	BF	H	R	ER	SO	BB	IBB	HBP	BLK	WP	HR	S	P	ERA	WHIP										
49 Wade LeBlanc, L (1.1) ERA: 4.54	6.0	W	23	2	3	3	6	4	0	0	0	0	0	8	12	0.00	0.000										
50 Chad Qualls, R (7.1) ERA: 3.69	1.0	H	3	0	0	0	1	0	0	0	0	0	0	8	12	0.00	0.000										
57 Luke Gregerson, R (8.1) ERA: 2.93	1.0	H	5	2	0	0	0	0	0	0	0	0	0	12	20	0.00	2.000										
21 Heath Bell, R (9.1) ERA: 2.84	1.0		3	0	0	0	1	0	0	0	0	0	0	7	11	0.00	0.000										

AB	30
R	3
H	4
RBI	3
BB	4
SO	8
LOB	9



Batter	1	2	3	4	5	6	7	8	9	10	AB	R	H	RBI	BB	SO	LOB	TOP			
16 Ángel Paquán, S OBP: 0.318, SLG: 0.371	(1,8) K																				
2 Justin Turner, R OBP: 0.331, SLG: 0.362	(1,4) F8																				
5 David Wright, R OBP: 0.351, SLG: 0.442	(1,5) F8																				
21 Lucas Duda, L OBP: 0.358, SLG: 0.472																					
44 Jason Bay, R OBP: 0.327, SLG: 0.359																					
39 Bobby Parnell, R ERA: 4.08																					
22 Willie Harris, L OBP: 0.338, SLG: 0.310																					
46 Manny Acosta, R ERA: 4.08																					
23 Mike Baxter, L OBP: 0.402, SLG: 0.636																					
20 Jason Pridle, L OBP: 0.316, SLG: 0.355																					
30 Josh Thole, L OBP: 0.358, SLG: 0.357																					
11 Rubén Tejada, R OBP: 0.342, SLG: 0.289																					
43 R.A. Dickey, R OBP: 0.205, SLG: 0.186																					
12 Scott Hairston, R OBP: 0.321, SLG: 0.558																					
45 Jason Isringhausen, R ERA: 2.59																					
Inning Stats	R: 0 E: 0 K: 1 S: 6	H: 0 LOB: 0 BB: 0 P: 10	R: 3 E: 0 K: 1 S: 16	H: 2 LOB: 0 BB: 1 P: 24	R: 0 E: 0 K: 1 S: 8	H: 1 LOB: 0 BB: 0 P: 12	R: 1 E: 0 K: 1 S: 13	H: 1 LOB: 1 BB: 1 P: 23	R: 0 E: 0 K: 0 S: 11	H: 2 LOB: 1 BB: 0 P: 14	R: 0 E: 0 K: 0 S: 11	H: 1 LOB: 2 BB: 0 P: 18	R: 0 E: 0 K: 1 S: 10	H: 2 LOB: 2 BB: 0 P: 18	R: 0 E: 0 K: 1 S: 6	H: 0 LOB: 1 BB: 2 P: 17	1B: 9 2B: 1 3B: 0 HR: 2	SF: 0 SAC: 1 DP: 2 HBP: 1	WP: 0 PB: 0 SB: 2 CS: 1	PA: 46	
PITCHER	IP 5.0	WLS 0	BF 25	H 8	R 4	ER 4	SO 4	BB 2	IBB 0	HBP 0	BLK 0	WP 0	HR 2	S 59	P 93	ERA 7.20	WHIP 2.000				
41 Aaron Harang, R ERA: 4.08	(1,1)																				
40 Erik Hamren, R ERA: 2.84	(6,1)	1.2	5	0	0	0	0	0	0	1	0	0	0	0	11	17	0.00	0.000			
54 Joe Thatcher, L ERA: 6.75	(7,1)	0.2	4	1	0	0	0	1	0	0	0	0	0	8	15	0.00	3.000				
45 Anthony Bass, R ERA: 1.74	(8,1)	0.2	2	1	0	0	0	0	0	0	0	0	0	6	12	0.00	1.500				
21 Heath Bell, R ERA: 2.59	(9,1)	1.0	5	2	0	0	1	0	0	0	0	0	0	13	18	0.00	2.000				
PITCHER	IP 10.0	WLS 3	BF 30	H 10	R 4	ER 4	SO 10	BB 2	IBB 0	HBP 0	BLK 0	WP 0	HR 2	S 70	P 100	ERA 4.000	WHIP 0.000				
44 Josh Spence, L ERA: 2.01	(10,1)																				
50 Chad Qualls, R ERA: 3.81	(10,1)	1.0	3	0	0	0	0	0	0	0	0	0	0	4	7	0.00	0.000				

New York Mets @ San Diego Padres
 PETCO Park, San Diego, CA
 Mon Aug 15 2011, 10:06 PM - 1:43 AM EDT
 Att: 30,094 - Overcast - 67 F

AB	38
R	5
H	12
RBI	5
BB	6
SO	5
LOB	18



Batter	1	2	3	4	5	6	7	8	9	10	AB	R	H	RBI	BB	SO	LOB	BOTTOM			
25 Will Venable, L OBP: 0.342, SLG: 0.389	(1,9) HBP																				
8 Jason Bartlett, R OBP: 0.316, SLG: 0.312	(1,6) G4-3																				
24 Cameron Maybin, R OBP: 0.329, SLG: 0.399	(1,8) K																				
88 Kyle Blanks, R OBP: 0.341, SLG: 0.458																					
1 Orlando Hudson, S OBP: 0.341, SLG: 0.355																					
4 Nick Hundley, R OBP: 0.319, SLG: 0.364																					
28 Aaron Cunningham, R OBP: 0.291, SLG: 0.381																					
54 Joe Thatcher, L ERA: 6.75																					
45 Anthony Bass, R ERA: 1.74																					
15 Jesus Guzman, R ERA: 3.35																					
21 Heath Bell, R ERA: 2.59																					
44 Josh Spence, L ERA: 2.01																					
50 Chad Qualls, R ERA: 3.81																					
14 Alberto Gonzalez, R OBP: 0.259, SLG: 0.278																					
11 Logan Forsythe, R OBP: 0.278, SLG: 0.288																					
41 Aaron Harang, R ERA: 4.08	(1,1)																				
40 Erik Hamren, R ERA: 2.84	(6,1)																				
22 James Darnell, R OBP: 0.278, SLG: 0.235	(7,7)																				
Inning Stats	R: 0 E: 0 K: 1 S: 12	H: 0 LOB: 0 BB: 0 P: 16	R: 0 E: 0 K: 0 S: 16	H: 2 LOB: 3 BB: 0 P: 22	R: 1 E: 0 K: 0 S: 9	H: 2 LOB: 1 BB: 0 P: 13	R: 0 E: 0 K: 0 S: 9	H: 1 LOB: 1 BB: 0 P: 14	R: 0 E: 0 K: 1 S: 14	H: 0 LOB: 1 BB: 1 P: 23	R: 2 E: 0 K: 2 S: 10	H: 2 LOB: 0 BB: 0 P: 16	R: 1 E: 0 K: 1 S: 14	H: 1 LOB: 1 BB: 1 P: 24	R: 0 E: 0 K: 0 S: 7	H: 1 LOB: 1 BB: 0 P: 12	1B: 7 2B: 2 3B: 0 HR: 1	SF: 0 SAC: 0 DP: 0 HBP: 2	WP: 0 PB: 1 SB: 1 CS: 0	PA: 44	
PITCHER	IP 6.1	WLS 2	BF 28	H 7	R 3	ER 3	SO 4	BB 1	IBB 0	HBP 2	BLK 0	WP 0	HR 1	S 75	P 111	ERA 4.26	WHIP 1.263				
43 R.A. Dickey, R ERA: 3.77	(1,1)																				
39 Bobby Parnell, R ERA: 4.33	(7,1)	1.2	7	1	1	1	2	1	0	0	0	0	0	18	28	5.40	1.200				
46 Manny Acosta, R ERA: 4.08	(9,1)	1.0	4	1	0	0	0	0	0	0	0	0	0	7	12	0.00	1.000				
45 Jason Isringhausen, R ERA: 3.46	(10,1)	1.0	5	1	0	0	1	1	0	0	0	0	0	14	22	0.00	2.000				
PITCHER	IP 10.1	WLS 3	BF 35	H 10	R 4	ER 4	SO 10	BB 2	IBB 0	HBP 0	BLK 0	WP 0	HR 2	S 70	P 100	ERA 4.000	WHIP 0.000				

New York Mets @ San Diego Padres
 PETCO Park, San Diego, CA
 Mon Aug 15 2011, 10:06 PM - 1:43 AM EDT
 Att: 30,094 - Overcast - 67 F

AB	39
R	4
H	10
RBI	4
BB	3
SO	7
LOB	24



Batter	1	2	3	4	5	6	7	8	9	AB	R	H	RBI	BB	SO	LOB	TOP						
16 Angel Pagán, S OBP: 0.317, SLG: 0.368										3	0	0	0	1	1	0							
2 Justin Turner, R OBP: 0.327, SLG: 0.358										4	0	0	0	0	0	1							
5 David Wright, R OBP: 0.354, SLG: 0.440										3	0	1	0	1	1	0							
21 Lucas Duda, L OBP: 0.356, SLG: 0.464										3	0	0	0	0	1	2							
44 Jason Bay, R OBP: 0.323, SLG: 0.354										4	0	0	0	0	1	3							
12 Scott Hairston, R OBP: 0.312, SLG: 0.492										4	1	0	0	0	0	1							
9 Ronny Paulino, R OBP: 0.328, SLG: 0.374										3	0	1	0	0	0	0							
11 Rubén Tejada, R OBP: 0.351, SLG: 0.302										2	0	2	1	1	0	0							
49 Jonathon Niese, L ERA: 4.05										2	0	0	0	0	2	3							
23 Mike Stanton, L OBP: 0.399, SLG: 0.560										1	0	0	0	0	0	1							
27 Pedro Beato, R ERA: 4.1										0	0	0	0	0	0	0							
34 Mike Pelfrey, R ERA: 4.58										0	0	0	0	0	0	0							
40 Tim Byrdak, L ERA: 3.38										0	0	0	0	0	0	0							
77 D.J. Carrasco, R ERA: 4.92										0	0	0	0	0	0	0							
Inning Stats	R: 0 H: 0 E: 0 K: 1 S: 13	H: 0 LOB: 2 BB: 2 P: 22	R: 0 H: 0 E: 0 K: 1 S: 9	H: 0 LOB: 1 BB: 1 P: 14	R: 0 H: 0 E: 0 K: 2 S: 8	H: 0 LOB: 0 BB: 0 P: 11	R: 1 H: 2 E: 0 K: 1 S: 17	H: 2 LOB: 2 BB: 0 P: 28	R: 0 H: 1 E: 0 K: 0 S: 7	H: 0 LOB: 0 BB: 0 P: 11	R: 0 H: 1 E: 0 K: 0 S: 8	H: 1 LOB: 0 BB: 0 P: 12	R: 0 H: 0 E: 0 K: 0 S: 8	H: 0 LOB: 0 BB: 0 P: 11	R: 0 H: 0 E: 0 K: 1 S: 7	H: 0 LOB: 0 BB: 0 P: 13	1B: 3 2B: 1 3B: 0 HR: 0	SF: 0 SAC: 0 DP: 1 HBP: 1	WP: 0 PB: 0 SB: 0 CS: 1	PA: 34			
PITCHER	IP: 6.0 WLS: W BF: 24 ERA: 2.99	H: 3 R: 1 ER: 1 SO: 5	BB: 3 IBB: 0 HBP: 1 BLK: 0	WP: 0 HR: 0 S: 61 P: 97	ERA: 1.50 WHIP: 1.000	PITCHER	IP: 7.1 WLS: H BF: 31 ERA: 3.75	H: 1 R: 0 ER: 0 SO: 0	BB: 0 IBB: 0 HBP: 0 BLK: 0	WP: 0 HR: 0 S: 8 P: 11	ERA: 0.00 WHIP: 1.000	PITCHER	IP: 8.1 WLS: 3 BF: 30 ERA: 2.86	H: 3 R: 0 ER: 0 SO: 1	BB: 0 IBB: 0 HBP: 0 BLK: 0	WP: 0 HR: 0 S: 7 P: 13	ERA: 0.00 WHIP: 0.000	PITCHER	IP: 9.1 WLS: 3 BF: 30 ERA: 2.45	H: 0 R: 0 ER: 0 SO: 0	BB: 0 IBB: 0 HBP: 0 BLK: 0	WP: 0 HR: 0 S: 7 P: 13	ERA: 0.00 WHIP: 0.000

New York Mets @ San Diego Padres
 PETCO Park, San Diego, CA
 Tue Aug 16 2011, 10:07 PM - 12:36 AM EDT
 Att: 24,212 - Clear - 68 F

AB 29
R 1
H 4
RBI 1
BB 3
SO 6
LOB 11

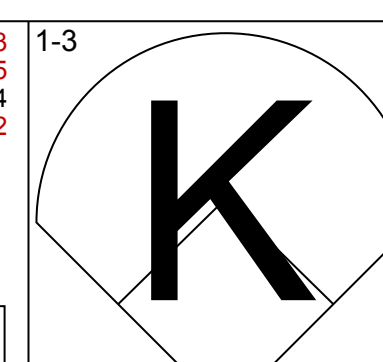
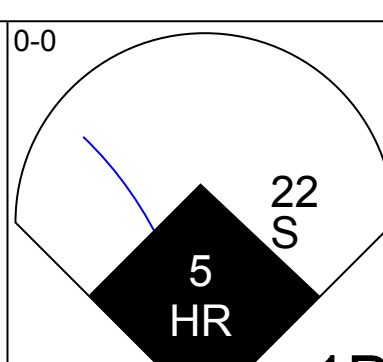
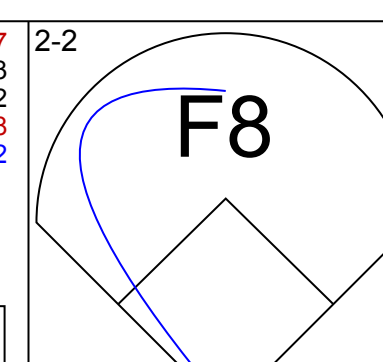
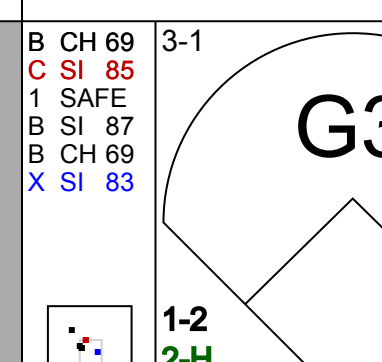
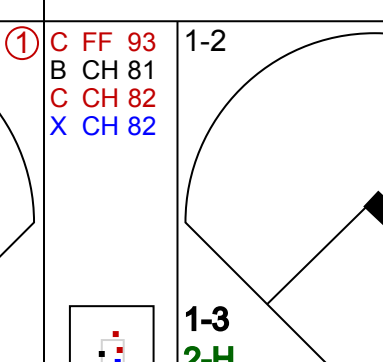
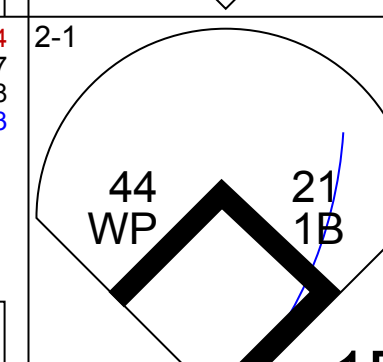
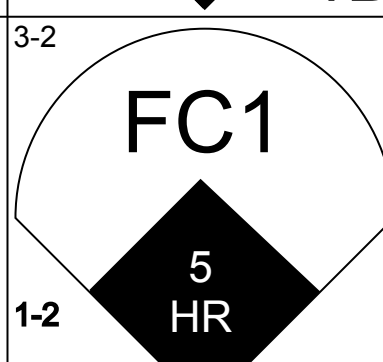
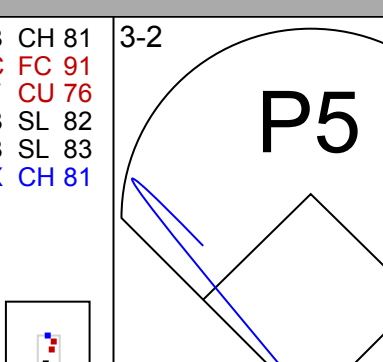
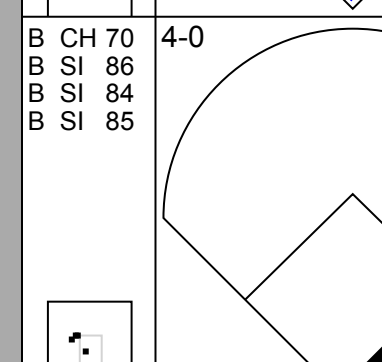
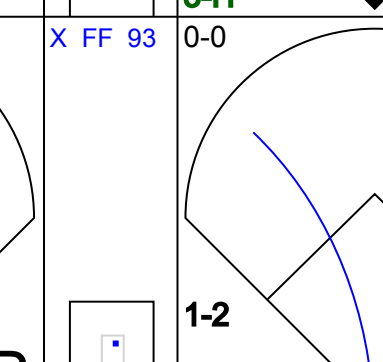
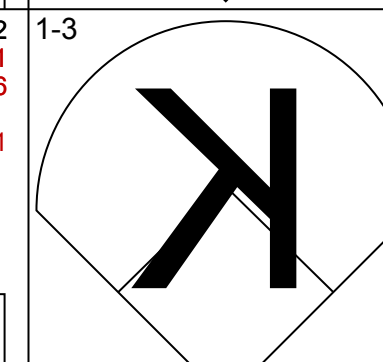
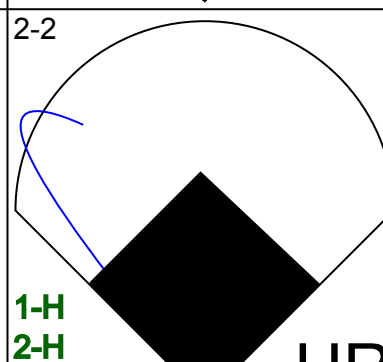
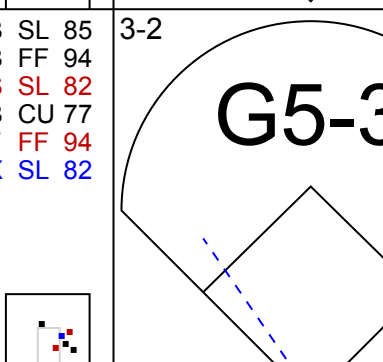
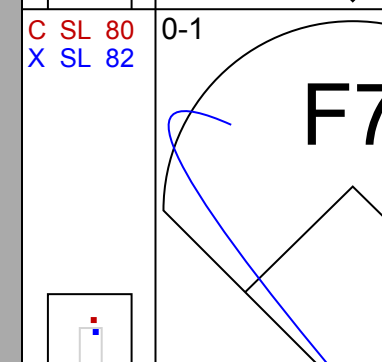
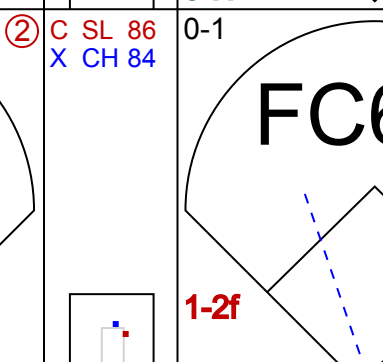
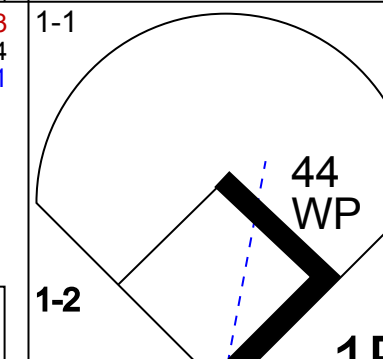
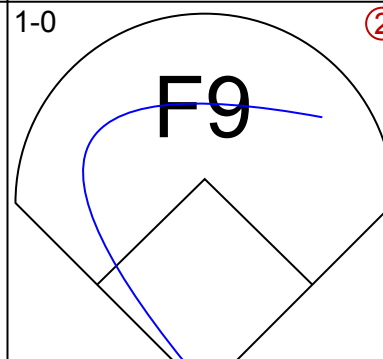
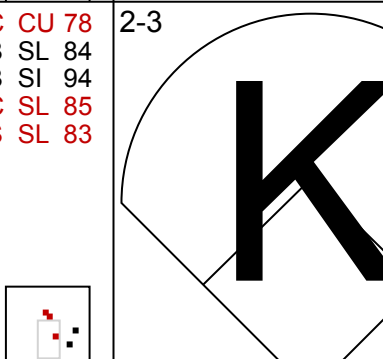
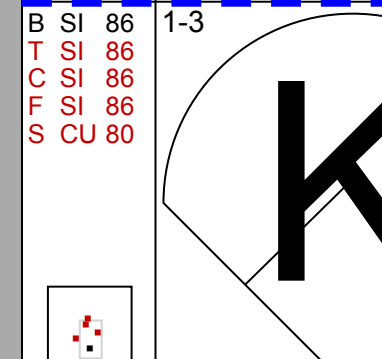
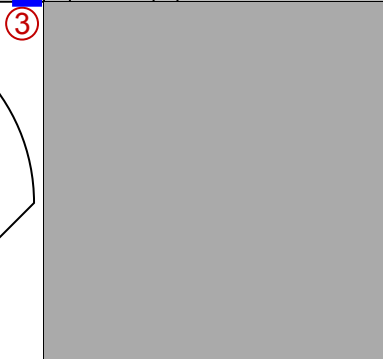
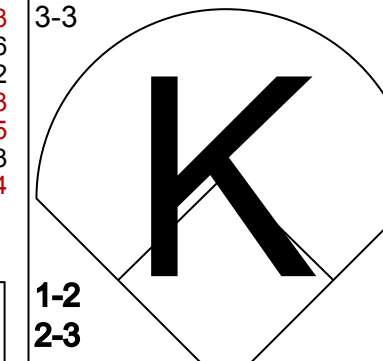
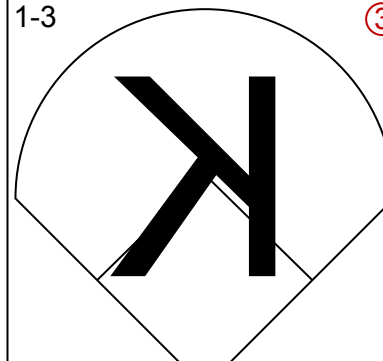
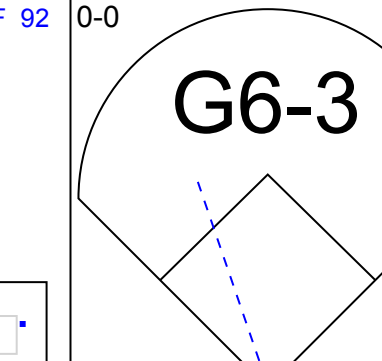
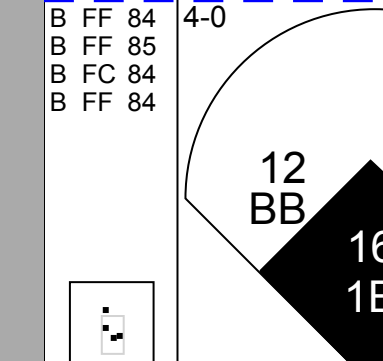
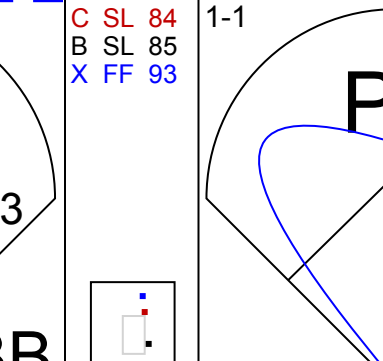
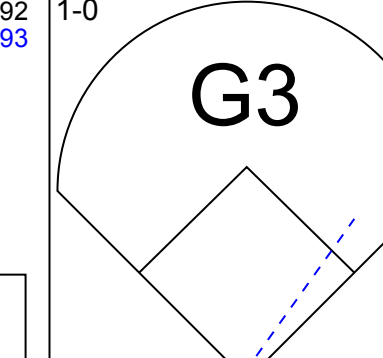
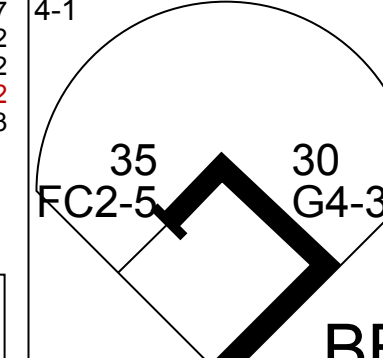

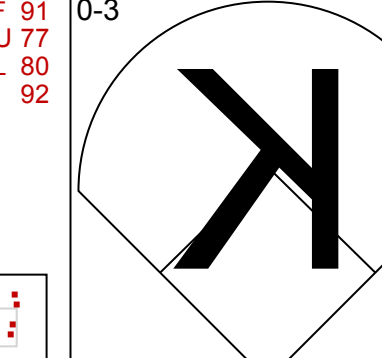
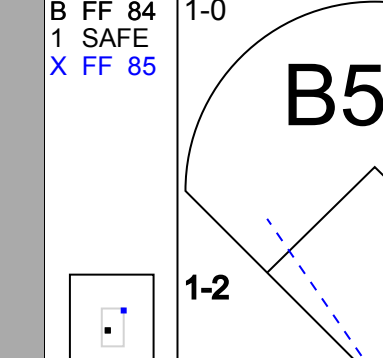
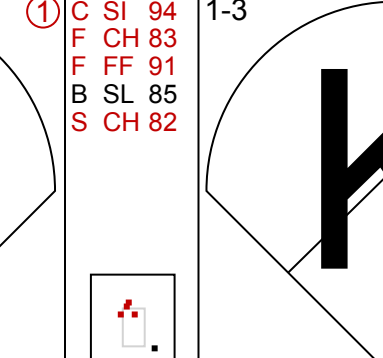
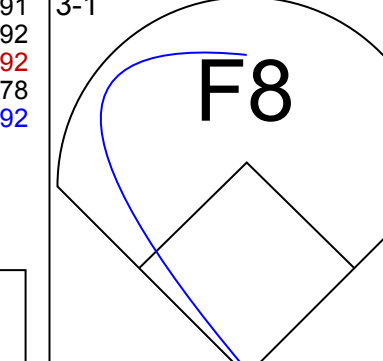
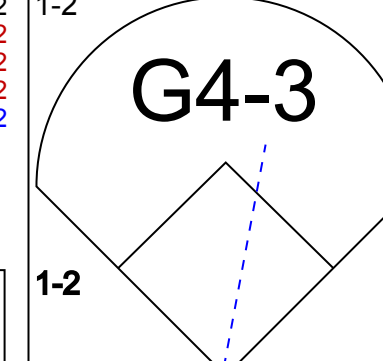
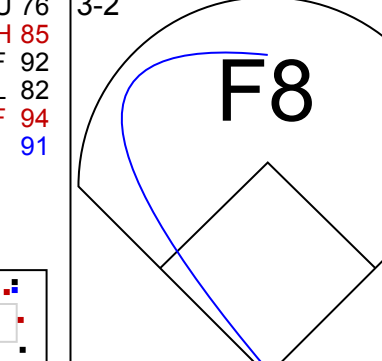
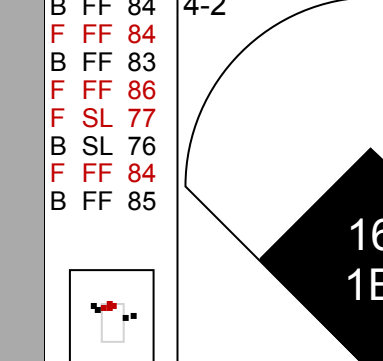
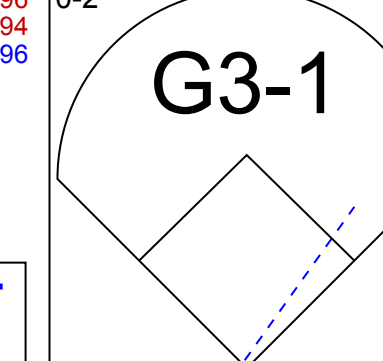
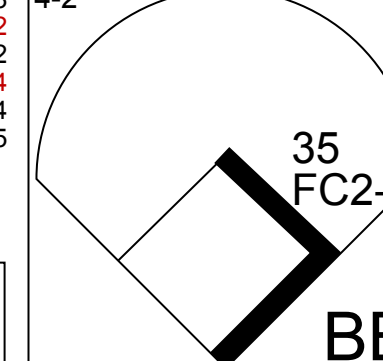
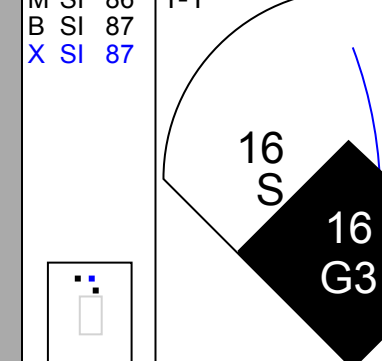
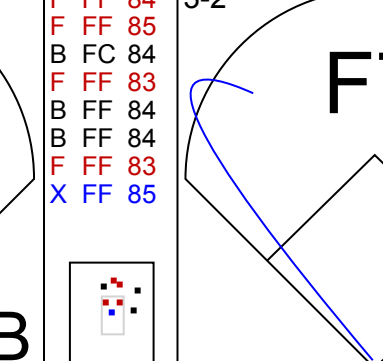
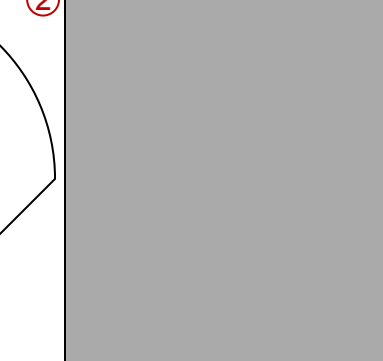
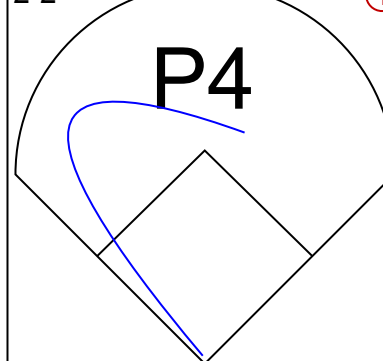
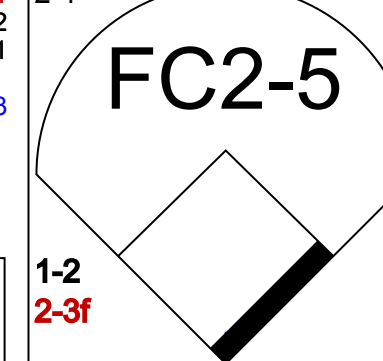
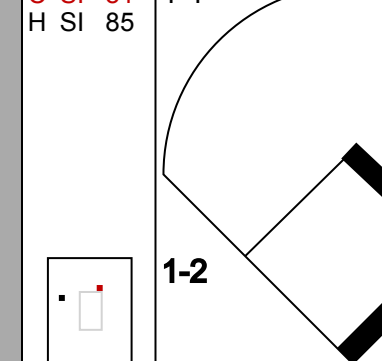
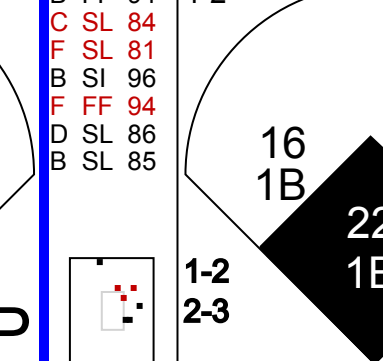


Batter	1	2	3	4	5	6	7	8	9	AB	R	H	RBI	BB	SO	LOB	BOTTOM						
24 Cameron Maybin, R OBP: 0.328, SLG: 0.404										5	1	1	1	0	0	2							
11 Logan Forsythe, R OBP: 0.326, SLG: 0.306										4	1	2	0	0	0	0							
15 Jesus Guzman, R OBP: 0.389, SLG: 0.570										4	1	2	0	0	2	1							
88 Kyle Blanks, R OBP: 0.349, SLG: 0.461										4	1	2	0	0	1	3							
57 Luke Gregerson, L ERA: 2.86										0	0	0	0	0	0	0							
40 Erik Hamren, R ERA: 2.45										0	0	0	0	0	0	0							
1 Orlando Hudson, S OBP: 0.343, SLG: 0.337										4	0	2	2	0	0	3							
4 Nick Hundley, R OBP: 0.328, SLG: 0.396										4	2	3	1	0	0	0							
28 Aaron Cunningham, R OBP: 0.240, SLG: 0.356										3	0	0	1	0	0	3							
14 Alberto Gonzalez, R OBP: 0.263, SLG: 0.283										4	0	2	1	0	0	0							
52 Cory Luebke, R OBP: 0.182, SLG: 0.182										2	0	1	0	0	1	1							
22 James Darnell, R OBP: 0.263, SLG: 0.222										1	0	0	0	0	0	1							
50 Chad Qualls, R ERA: 4.1										0	0	0	0	0	0	0							
25 Will Venable, L OBP: 0.341, SLG: 0.387										1	0	0	0	0	1	1							
Inning Stats	R: 2 H: 4 E: 0 K: 1 S: 21	H: 4 LOB: 2 BB: 0 P: 30	R: 0 H: 0 E: 0 K: 1 S: 5	H: 0 LOB: 0 BB: 0 P: 6	R: 0 H: 2 E: 0 K: 0 S: 9	H: 2 LOB: 1 BB: 0 P: 15	R: 1 H: 2 E: 0 K: 0 S: 8	H: 2 LOB: 1 BB: 0 P: 13	R: 0 H: 1 E: 0 K: 1 S: 7	H: 1 LOB: 1 BB: 0 P: 10	R: 0 H: 1 E: 0 K: 0 S: 9	H: 1 LOB: 0 BB: 0 P: 13	R: 2 H: 3 E: 0 K: 1 S: 15	H: 3 LOB: 0 BB: 0 P: 21	R: 1 H: 2 E: 0 K: 1 S: 10	H: 2 LOB: 1 BB: 0 P: 17	1B: 10 2B: 2 3B: 2 HR: 1	SF: 1 SAC: 0 DP: 1 HBP: 0	WP: 0 PB: 0 SB: 0 CS: 1	PA: 38			
PITCHER	IP: 6.0 WLS: L BF: 27 ERA: 4.05	H: 10 R: 3 ER: 3 SO: 3	BB: 0 IBB: 0 HBP: 0 BLK: 0	WP: 0 HR: 1 S: 59 P: 87	ERA: 4.50 WHIP: 1.667	PITCHER	IP: 7.1 WLS: 5 BF: 32 ERA: 4.1	H: 3 R: 2 ER: 2 SO: 1	BB: 0 IBB: 0 HBP: 0 BLK: 0	WP: 0 HR: 15 S: 21 P: 21	ERA: 18.00 WHIP: 3.000	PITCHER	IP: 8.1 WLS: 3 BF: 31 ERA: 4.58	H: 2 R: 1 ER: 1 SO: 0	BB: 0 IBB: 0 HBP: 0 BLK: 0	WP: 0 HR: 5 S: 8 P: 8	ERA: 27.00 WHIP: 6.000	PITCHER	IP: 9.1 WLS: 3 BF: 30 ERA: 3.38	H: 0 R: 0 ER: 0 SO: 0	BB: 0 IBB: 0 HBP: 0 BLK: 0	WP: 0 HR: 3 S: 5 P: 5	ERA: 0.00 WHIP: 0.000

New York Mets @ San Diego Padres
 PETCO Park, San Diego, CA
 Tue Aug 16 2011, 10:07 PM - 12:36 AM EDT
 Att: 24,212 - Clear - 68 F

AB 36
R 6
H 15
RBI 6
BB 0
SO 5
LOB 14

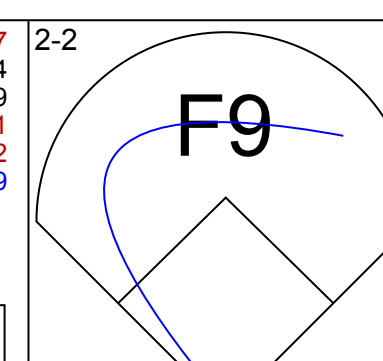
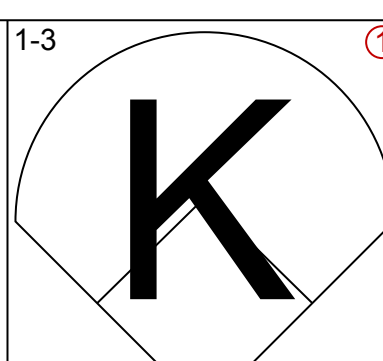
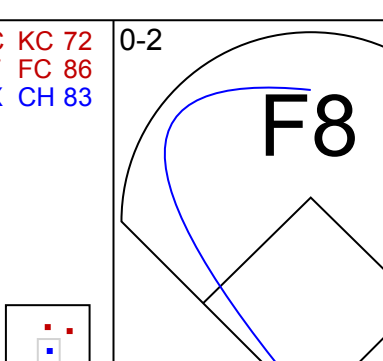
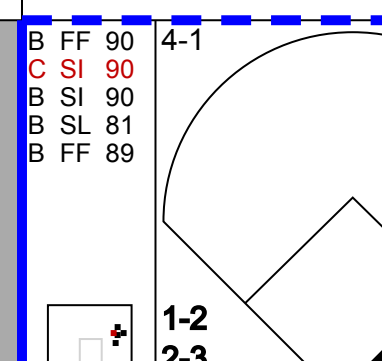
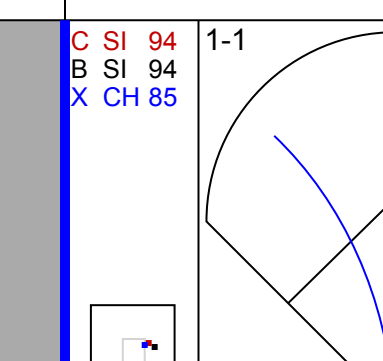
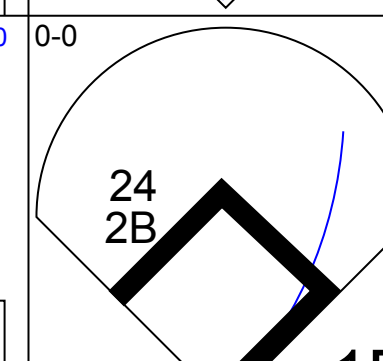
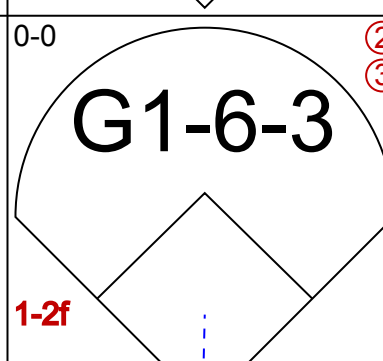
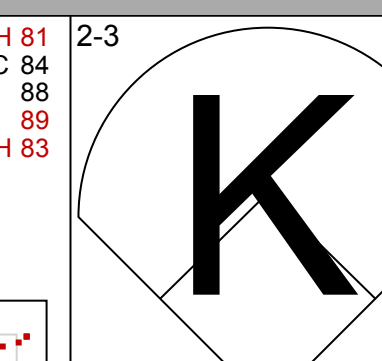
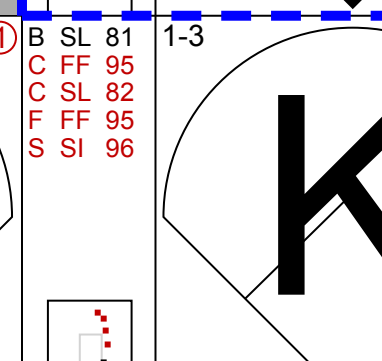
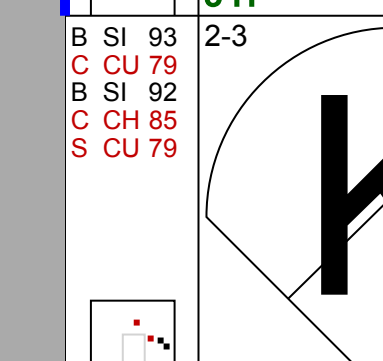
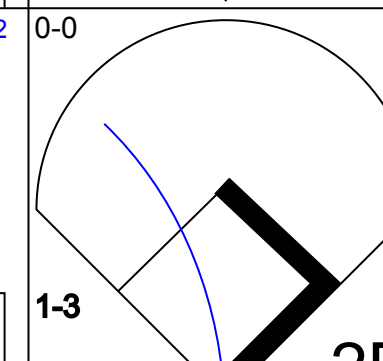
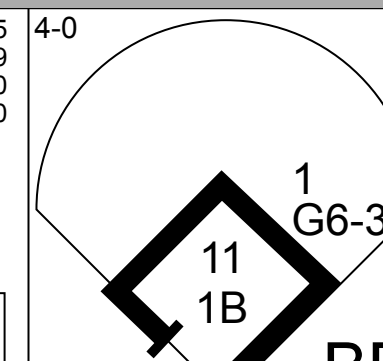

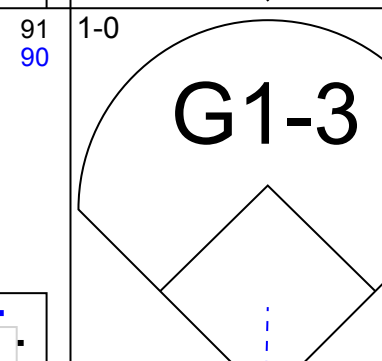
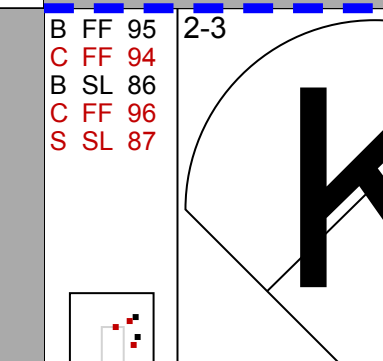
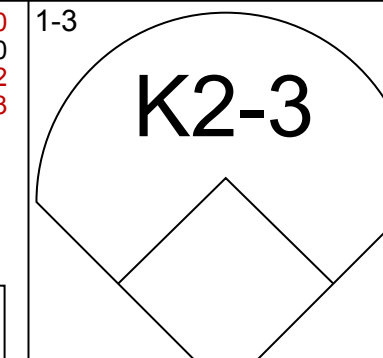
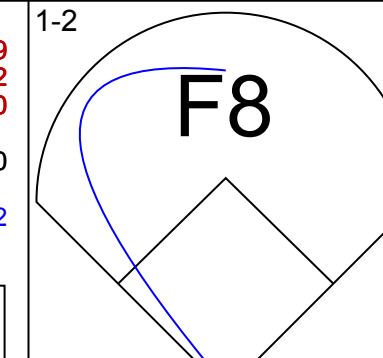
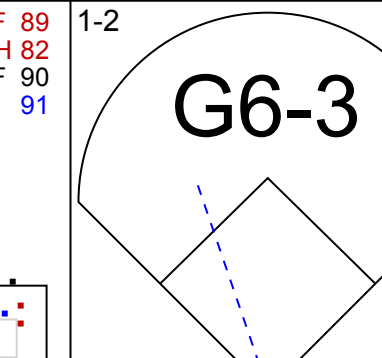
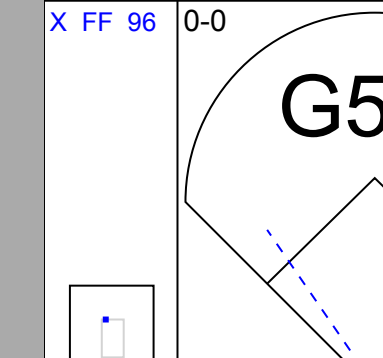
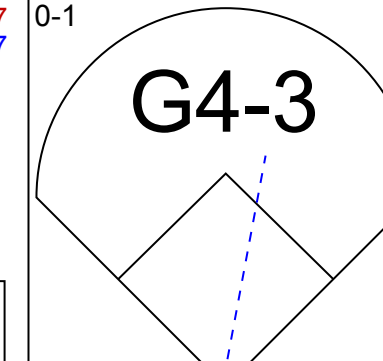
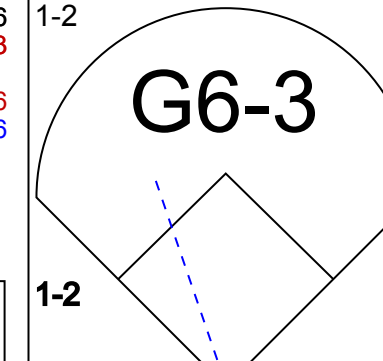

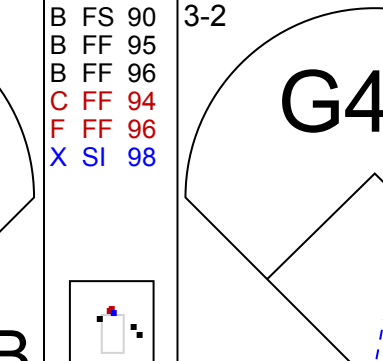
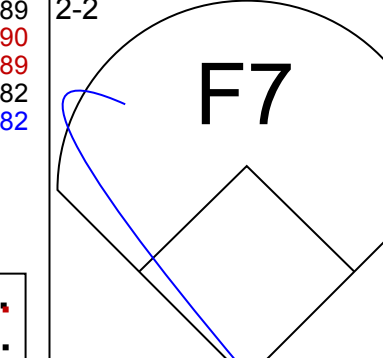
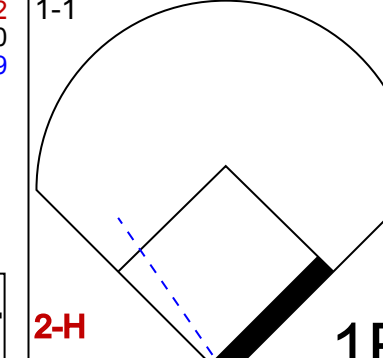

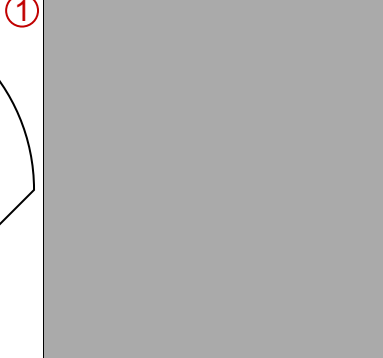
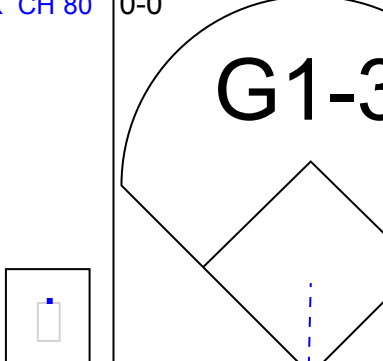
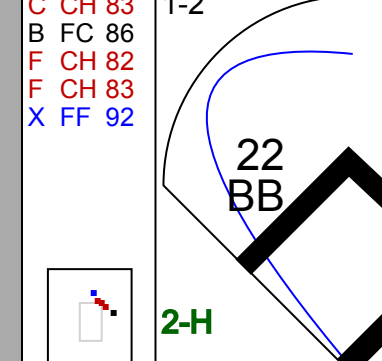


Batter	1	2	3	4	5	6	7	8	9	AB	R	H	RBI	BB	SO	LOB	TOP						
16 Angel Pagán, S OBP: 0.318, SLG: 0.368										5	1	2	3	0	1	3							
22 Willie Harris, L OBP: 0.345, SLG: 0.314										4	1	2	1	1	0	1							
5 David Wright, R OBP: 0.351, SLG: 0.448										5	1	1	3	0	1	5							
21 Lucas Duda, L OBP: 0.352, SLG: 0.457										5	0	1	0	0	2	2							
44 Jason Bay, R OBP: 0.322, SLG: 0.350										4	1	0	0	1	2	2							
20 Jason Pridie, L OBP: 0.313, SLG: 0.346										4	0	0	0	1	2	1							
30 Josh Thole, L OBP: 0.356, SLG: 0.353										3	1	0	0	1	0	1							
11 Rubén Tejada, R OBP: 0.353, SLG: 0.302										3	1	1	0	1	0	2							
35 Dillon Gee, R OBP: 0.167, SLG: 0.128										2	0	0	0	0	0	2							
40 Tim Lincecum, L OBP: 0.349, SLG: 0.409										0	0	0	0	0	0	0							
46 Manny Acosta, R ERA: 4.01										0	0	0	0	0	0	0							
12 Scott Hairston, R ERA: 10.8										0	1	0	0	1	0	0							
39 Bobby Parnell, R ERA: 8.1										0	0	0	0	0	0	0							
18 Ryohei Igarashi, R ERA: 9.1										0	0	0	0	0	0	0							
Inning Stats	R: 0 H: 2 E: 0 K: 3 S: 14	H: 2 LOB: 2 BB: 0 P: 22	R: 0 H: 0 E: 0 K: 0 S: 6	H: 0 LOB: 0 BB: 0 P: 10	R: 3 H: 2 E: 0 K: 1 S: 14	H: 2 LOB: 0 BB: 0 P: 23	R: 0 H: 0 E: 0 K: 0 S: 12	H: 0 LOB: 2 BB: 2 P: 25	R: 0 H: 0 E: 0 K: 1 S: 9	H: 0 LOB: 0 BB: 0 P: 17	R: 0 H: 0 E: 0 K: 1 S: 8	H: 0 LOB: 0 BB: 0 P: 11	R: 1 H: 1 E: 0 K: 1 S: 11	H: 2 LOB: 2 BB: 1 P: 21	R: 3 H: 2 E: 0 K: 0 S: 19	H: 2 LOB: 2 BB: 3 P: 36	R: 0 H: 0 E: 0 K: 1 S: 7	H: 0 LOB: 0 BB: 0 P: 9	1B: 6 2B: 0 3B: 0 HR: 1	SF: 0 SAC: 0 DP: 0 HBP: 1	WP: 1 PB: 0 SB: 2 CS: 0	PA: 42	
PITCHER	IP WLS BF H R ER SO BB IBB HBP BLK WP HR S P ERA WHIP	IP WLS BF H R ER SO BB IBB HBP BLK WP HR S P ERA WHIP	IP WLS BF H R ER SO BB IBB HBP BLK WP HR S P ERA WHIP	IP WLS BF H R ER SO BB IBB HBP BLK WP HR S P ERA WHIP	IP WLS BF H R ER SO BB IBB HBP BLK WP HR S P ERA WHIP	IP WLS BF H R ER SO BB IBB HBP BLK WP HR S P ERA WHIP	IP WLS BF H R ER SO BB IBB HBP BLK WP HR S P ERA WHIP	IP WLS BF H R ER SO BB IBB HBP BLK WP HR S P ERA WHIP	IP WLS BF H R ER SO BB IBB HBP BLK WP HR S P ERA WHIP	IP WLS BF H R ER SO BB IBB HBP BLK WP HR S P ERA WHIP	IP WLS BF H R ER SO BB IBB HBP BLK WP HR S P ERA WHIP	IP WLS BF H R ER SO BB IBB HBP BLK WP HR S P ERA WHIP	IP WLS BF H R ER SO BB IBB HBP BLK WP HR S P ERA WHIP	IP WLS BF H R ER SO BB IBB HBP BLK WP HR S P ERA WHIP	IP WLS BF H R ER SO BB IBB HBP BLK WP HR S P ERA WHIP	IP WLS BF H R ER SO BB IBB HBP BLK WP HR S P ERA WHIP	IP WLS BF H R ER SO BB IBB HBP BLK WP HR S P ERA WHIP	IP WLS BF H R ER SO BB IBB HBP BLK WP HR S P ERA WHIP	IP WLS BF H R ER SO BB IBB HBP BLK WP HR S P ERA WHIP	IP WLS BF H R ER SO BB IBB HBP BLK WP HR S P ERA WHIP	IP WLS BF H R ER SO BB IBB HBP BLK WP HR S P ERA WHIP	IP WLS BF H R ER SO BB IBB HBP BLK WP HR S P ERA WHIP	IP WLS BF H R ER SO BB IBB HBP BLK WP HR S P ERA WHIP

New York Mets @ San Diego Padres
PETCO Park, San Diego, CA
Wed Aug 17 2011, 6:38 PM - 9:53 PM EDT
Att: 22,089 - Sunny - 71 F

AB 35
R 7
H 7
RBI 7
BB 6
SO 8
LOB 19



Batter	1	2	3	4	5	6	7	8	9	AB	R	H	RBI	BB	SO	LOB	BOTTOM						
25 Will Venable, L OBP: 0.338, SLG: 0.383										3	0	0	0	0	1	2							
22 James Darnell, R OBP: 0.300, SLG: 0.222										0	0	0	0	1	0	0							
54 Joe Thatcher, L ERA: 1.99										0	0	0	0	0	0	0							
45 Anthony Bass, R ERA: 10.8										0	0	0	0	0	0	0							
14 Alberto Gonzalez, R OBP: 0.267, SLG: 0.262										1	0	1	1	0	0	0							
8 Jason Bartlett, R OBP: 0.315, SLG: 0.310										5	0	1	0	0	3	5							
24 Cameron Maybin, R OBP: 0.330, SLG: 0.406										3	0	1	0	1	1	0							
15 Jesus Guzman, R OBP: 0.378, SLG: 0.554										4	0	0	0	0	1	3							
1 Orlando Hudson, S OBP: 0.341, SLG: 0.339										4	1	1	0	0	0	3							
11 Logan Forsythe, R OBP: 0.285, SLG: 0.304										4	0	1	0	0	0	1							
28 Aaron Cunningham, R OBP: 0.299, SLG: 0.315										3	1	1	1	1	1	0							
32 Rob Johnson, R OBP: 0.257, SLG: 0.292										1	0	0	0	1	1	0							
4 Nick Hundley, R OBP: 0.330, SLG: 0.404										2	1	1	1	0	0	1							
38 Mat Latos, R OBP: 0.100, SLG: 0.179										0	0	0	0	1	0	0							
34 Pat Neshek, S ERA: 3.59										0	0	0	0	0	0	0							
44 Josh Spence, L ERA: 4.2										0	0	0	0	0	0	0							
88 Kyle Blanks, R OBP: 0.352, SLG: 0.455										1	0	0	0	1	0	1							
Inning Stats	R: 0 H: 2 E: 0 K: 1 S: 11	H: 2 LOB: 2 BB: 0 P: 14	R: 0 H: 0 E: 0 K: 2 S: 9	H: 0 LOB: 0 BB: 0 P: 16	R: 0 H: 1 E: 0 K: 0 S: 9	H: 1 LOB: 2 BB: 1 P: 16	R: 0 H: 0 E: 0 K: 0 S: 11	H: 0 LOB: 1 BB: 1 P: 15	R: 0 H: 0 E: 0 K: 1 S: 7	H: 0 LOB: 0 BB: 0 P: 11	R: 1 H: 2 E: 0 K: 1 S: 18	H: 2 LOB: 3 BB: 2 P: 30	R: 0 H: 0 E: 0 K: 1 S: 7	H: 0 LOB: 0 BB: 0 P: 12	R: 2 H: 2 E: 0 K: 1 S: 16	H: 2 LOB: 1 BB: 1 P: 26	1B: 2 2B: 5 3B: 0 HR: 0	SF: 0 SAC: 1 DP: 1 HBP: 0	WP: 0 PB: 0 SB: 0 CS: 0	PA: 38			
PITCHER	IP WLS BF H R ER SO BB IBB HBP BLK WP HR S P ERA WHIP	IP WLS BF H R ER SO BB IBB HBP BLK WP HR S P ERA WHIP	IP WLS BF H R ER SO BB IBB HBP BLK WP HR S P ERA WHIP	IP WLS BF H R ER SO BB IBB HBP BLK WP HR S P ERA WHIP	IP WLS BF H R ER SO BB IBB HBP BLK WP HR S P ERA WHIP	IP WLS BF H R ER SO BB IBB HBP BLK WP HR S P ERA WHIP	IP WLS BF H R ER SO BB IBB HBP BLK WP HR S P ERA WHIP	IP WLS BF H R ER SO BB IBB HBP BLK WP HR S P ERA WHIP	IP WLS BF H R ER SO BB IBB HBP BLK WP HR S P ERA WHIP	IP WLS BF H R ER SO BB IBB HBP BLK WP HR S P ERA WHIP	IP WLS BF H R ER SO BB IBB HBP BLK WP HR S P ERA WHIP	IP WLS BF H R ER SO BB IBB HBP BLK WP HR S P ERA WHIP	IP WLS BF H R ER SO BB IBB HBP BLK WP HR S P ERA WHIP	IP WLS BF H R ER SO BB IBB HBP BLK WP HR S P ERA WHIP	IP WLS BF H R ER SO BB IBB HBP BLK WP HR S P ERA WHIP	IP WLS BF H R ER SO BB IBB HBP BLK WP HR S P ERA WHIP	IP WLS BF H R ER SO BB IBB HBP BLK WP HR S P ERA WHIP	IP WLS BF H R ER SO BB IBB HBP BLK WP HR S P ERA WHIP	IP WLS BF H R ER SO BB IBB HBP BLK WP HR S P ERA WHIP	IP WLS BF H R ER SO BB IBB HBP BLK WP HR S P ERA WHIP	IP WLS BF H R ER SO BB IBB HBP BLK WP HR S P ERA WHIP	IP WLS BF H R ER SO BB IBB HBP BLK WP HR S P ERA WHIP	IP WLS BF H R ER SO BB IBB HBP BLK WP HR S P ERA WHIP

New York Mets @ San Diego Padres
PETCO Park, San Diego, CA
Wed Aug 17 2011, 6:38 PM - 9:53 PM EDT
Att: 22,089 - Sunny - 71 F

AB 31
R 3
H 7
RBI 3
BB 6
SO 8
LOB 16



Batter	1	2	3	4	5	6	7	8	9	AB	R	H	RBI	BB	SO	LOB	TOP					
1 Emilio Bonifacio, S OBP: 0.357, SLG: 0.367										3	0	0	1	2	1	3	Florida Marlins @ San Diego Padres PETCO Park, San Diego, CA Fri Aug 19 2011, 10:06 PM - 1:09 AM EDT Att: 26,065 - Clear - 68 F					
15 Gaby Sanchez, R OBP: 0.345, SLG: 0.431 34 Edward Mujica, R										4	1	0	0	1	1	7						
14 John Buck, R OBP: 0.318, SLG: 0.391										4	0	0	0	1	1							
29 Greg Dobbs, L OBP: 0.324, SLG: 0.385										5	0	1	0	0	0	1						
11 Jose Lopez, R OBP: 0.236, SLG: 0.312										5	1	3	1	0	0	1						
24 Mike Cameron, R OBP: 0.282, SLG: 0.305										5	1	1	0	0	2	5						
11 Bryan Petersen, L OBP: 0.292, SLG: 0.463										2	0	1	0	1	0	1						
6 Alfredo Amezaga, S OBP: 0.250, SLG: 0.194										3	0	0	0	1	0	3						
41 Chris Volstad, R OBP: 0.266, SLG: 0.299 27 Claudio Rios, R OBP: 0.307, SLG: 0.247 39 Chris Hatcher, R 58 Ryan Webb, R 40 Mike Dunn, L 9 Brett Hayes, R 10 Dewayne Wise, L										2	0	1	1	0	0	1						
Inning Stats	R: 1 E: 0 K: 2 S: 13	H: 2 LOB: 2 BB: 1 P: 21	R: 0 E: 0 K: 0 S: 12	H: 1 LOB: 2 BB: 1 P: 18	R: 0 E: 0 K: 0 S: 8	H: 0 LOB: 0 BB: 0 P: 13	R: 1 E: 0 K: 1 S: 8	H: 2 LOB: 1 BB: 0 P: 10	R: 0 E: 0 K: 1 S: 14	H: 0 LOB: 0 BB: 0 P: 10	R: 1 E: 0 K: 2 S: 14	H: 1 LOB: 3 BB: 3 P: 29	R: 0 E: 0 K: 1 S: 11	H: 1 LOB: 2 BB: 0 P: 15	R: 0 E: 0 K: 0 S: 10	H: 1 LOB: 2 BB: 0 P: 15		R: 0 E: 0 K: 0 S: 8	H: 0 LOB: 1 BB: 1 P: 14	1B: 3 2B: 5 3B: 0 HR: 0	SF: 0 SAC: 0 DP: 0 HBP: 1	WP: 0 PB: 0 SB: 0 CS: 0
PITCHER	IP: 5.1 WLS: W BF: 26 ERA: 4.62	H: 6 R: 3 ER: 3 SO: 3	BB: 4 IBB: 0 HBP: 0 BLK: 0	WP: 0 HR: 0 S: 57 P: 89	ERA: 5.06 WHIP: 1.875	PITCHER	IP: 1.0 WLS: S BF: 4 ERA: 2.49	H: 0 R: 0 ER: 0 SO: 0	BB: 1 IBB: 0 HBP: 0 BLK: 0	WP: 0 HR: 0 S: 8 P: 14	ERA: 0.00 WHIP: 1.000											
49 Wade LeBlanc, L ERA: 4.62	40 Erik Hamren, R ERA: 2.25	50 Chad Qualls, R ERA: 3.69	44 Josh Spence, L ERA: 1.96	57 Luke Gregerson, R ERA: 2.79	21 Heath Bell, R ERA: 2.49																	
25 Will Venable, L OBP: 0.337, SLG: 0.382 28 Aaron Cunningham, R OBP: 0.250, SLG: 0.300										2	2	1	0	1	0	0	Florida Marlins @ San Diego Padres PETCO Park, San Diego, CA Fri Aug 19 2011, 10:06 PM - 1:09 AM EDT Att: 26,065 - Clear - 68 F					
8 Jason Bartlett, R OBP: 0.314, SLG: 0.312 44 Josh Spence, L										4	0	1	1	0	0	4						
57 Luke Gregerson, L 21 Heath Bell, R										4	0	1	1	0	1	1						
24 Cameron Maybin, R OBP: 0.328, SLG: 0.403										4	0	1	1	0	1	1						
15 Jesus Guzman, R OBP: 0.374, SLG: 0.555										4	1	1	0	0	1	1						
1 Orlando Hudson, S OBP: 0.343, SLG: 0.339										4	0	2	0	0	2	1						
88 Kyle Blanks, R OBP: 0.347, SLG: 0.476										4	1	1	2	0	1	2						
4 Nick Hundley, R OBP: 0.325, SLG: 0.407										3	0	0	0	0	1	0						
11 Logan Forsythe, R OBP: 0.279, SLG: 0.293										2	0	0	0	1	1	0						
49 Wade LeBlanc, L OBP: 0.182, SLG: 0.182 40 Erik Hamren, R 50 Chad Qualls, R 14 Alberto Gonzalez, R OBP: 0.266, SLG: 0.290										2	0	1	0	0	1	0						
Inning Stats	R: 1 E: 0 K: 1 S: 7	H: 1 LOB: 0 BB: 1 P: 16	R: 0 E: 0 K: 2 S: 8	H: 0 LOB: 0 BB: 0 P: 11	R: 0 E: 1 K: 2 S: 11	H: 0 LOB: 1 BB: 0 P: 18	R: 2 E: 0 K: 2 S: 11	H: 2 LOB: 0 BB: 0 P: 17	R: 1 E: 1 K: 0 S: 11	H: 3 LOB: 1 BB: 0 P: 18	R: 0 E: 0 K: 0 S: 5	H: 1 LOB: 0 BB: 0 P: 11	R: 0 E: 0 K: 0 S: 12	H: 0 LOB: 2 BB: 1 P: 24	R: 0 E: 0 K: 1 S: 10	H: 1 LOB: 1 BB: 0 P: 15	R: 0 E: 0 K: 0 S: 8	H: 0 LOB: 1 BB: 0 P: 14	1B: 6 2B: 1 3B: 0 HR: 1	SF: 0 SAC: 0 DP: 1 HBP: 0	WP: 0 PB: 0 SB: 1 CS: 1	PA: 33
PITCHER	IP: 5.0 WLS: L BF: 21 ERA: 5.66	H: 6 R: 4 ER: 4 SO: 7	BB: 1 IBB: 0 HBP: 0 BLK: 0	WP: 0 HR: 1 S: 48 P: 80	ERA: 7.20 WHIP: 1.400	PITCHER	IP: 1.0 WLS: S BF: 4 ERA: 2.49	H: 0 R: 0 ER: 0 SO: 0	BB: 1 IBB: 0 HBP: 0 BLK: 0	WP: 0 HR: 0 S: 8 P: 14	ERA: 0.00 WHIP: 1.000											
41 Chris Volstad, R ERA: 5.66	39 Chris Hatcher, R ERA: 3.79	58 Ryan Webb, R ERA: 3.79	40 Mike Dunn, L ERA: 3.51	34 Edward Mujica, R ERA: 2.7	21 Heath Bell, R ERA: 2.49																	

Batter	1	2	3	4	5	6	7	8	9	AB	R	H	RBI	BB	SO	LOB	TOP				
1 Emilio Bonifacio, S OBP: 0.297, SLG: 0.364										3	0	0	0	2	1	2					
12 Omar Infante, R OBP: 0.321, SLG: 0.361										4	0	0	0	0	0	2					
27 Giancarlo Stanton, R OBP: 0.321, SLG: 0.543										3	0	0	0	0	2	1					
6 Alfredo Amezaga, S OBP: 0.259, SLG: 0.205										1	0	1	0	0	0	0					
29 Greg Dobbs, L OBP: 0.320, SLG: 0.380										4	0	0	0	0	0	2					
11 Jose Lopez, R OBP: 0.321, SLG: 0.333										4	1	2	1	0	0	1					
11 Bryan Petersen, L OBP: 0.357, SLG: 0.454										2	0	0	0	2	1	0					
14 John Buck, R OBP: 0.329, SLG: 0.391										2	0	1	0	1	0	0					
39 Chris Hatcher, R OBP: 0.345, SLG: 0.430										0	0	0	0	0	0	0					
15 Gaby Sanchez, R OBP: 0.345, SLG: 0.430										3	0	0	0	1	1	4					
10 Deweyane Wise, L OBP: 0.278, SLG: 0.269										2	0	0	0	0	1	5					
32 Clay Hensley, R OBP: 0.303, SLG: 0.418										2	0	0	0	0	1	1					
31 Burke Badenhop, R OBP: 0.429, SLG: 0.500										0	0	0	0	0	0	0					
9 Brett Hayes, R OBP: 0.303, SLG: 0.418										2	0	0	0	0	1	1					
Inning Stats	R: 0 H: 0 E: 0 K: 2 S: 11	H: 0 LOB: 0 BB: 0 P: 17	R: 0 H: 2 E: 0 K: 2 S: 11	H: 2 LOB: 3 BB: 1 P: 20	R: 0 H: 0 E: 0 K: 1 S: 13	H: 0 LOB: 1 BB: 1 P: 21	R: 0 H: 0 E: 0 K: 1 S: 12	H: 0 LOB: 2 BB: 2 P: 22	R: 0 H: 0 E: 0 K: 0 S: 6	H: 0 LOB: 0 BB: 1 P: 12	R: 1 H: 1 E: 0 K: 0 S: 13	H: 1 LOB: 0 BB: 0 P: 19	R: 0 H: 0 E: 0 K: 1 S: 10	H: 0 LOB: 0 BB: 0 P: 15	R: 0 H: 1 E: 0 K: 0 S: 10	H: 1 LOB: 1 BB: 0 P: 17	R: 0 H: 0 E: 1 K: 1 S: 9	H: 0 LOB: 2 BB: 1 P: 18	1B: 3 2B: 0 3B: 0 HR: 1	SF: 0 SAC: 0 DP: 1 HBP: 0	WP: 0 PA: 37 PB: 0 SB: 1 CS: 0
PITCHER	IP WLS BF H R ER SO BB IBB HBP BLK WP HR S P ERA WHIP	IP WLS BF H R ER SO BB IBB HBP BLK WP HR S P ERA WHIP	IP WLS BF H R ER SO BB IBB HBP BLK WP HR S P ERA WHIP	IP WLS BF H R ER SO BB IBB HBP BLK WP HR S P ERA WHIP	IP WLS BF H R ER SO BB IBB HBP BLK WP HR S P ERA WHIP	IP WLS BF H R ER SO BB IBB HBP BLK WP HR S P ERA WHIP	IP WLS BF H R ER SO BB IBB HBP BLK WP HR S P ERA WHIP	IP WLS BF H R ER SO BB IBB HBP BLK WP HR S P ERA WHIP	IP WLS BF H R ER SO BB IBB HBP BLK WP HR S P ERA WHIP	IP WLS BF H R ER SO BB IBB HBP BLK WP HR S P ERA WHIP	IP WLS BF H R ER SO BB IBB HBP BLK WP HR S P ERA WHIP	IP WLS BF H R ER SO BB IBB HBP BLK WP HR S P ERA WHIP	IP WLS BF H R ER SO BB IBB HBP BLK WP HR S P ERA WHIP	IP WLS BF H R ER SO BB IBB HBP BLK WP HR S P ERA WHIP	IP WLS BF H R ER SO BB IBB HBP BLK WP HR S P ERA WHIP	IP WLS BF H R ER SO BB IBB HBP BLK WP HR S P ERA WHIP	IP WLS BF H R ER SO BB IBB HBP BLK WP HR S P ERA WHIP	IP WLS BF H R ER SO BB IBB HBP BLK WP HR S P ERA WHIP	IP WLS BF H R ER SO BB IBB HBP BLK WP HR S P ERA WHIP	IP WLS BF H R ER SO BB IBB HBP BLK WP HR S P ERA WHIP	IP WLS BF H R ER SO BB IBB HBP BLK WP HR S P ERA WHIP

Florida Marlins @ San Diego Padres
 PETCO Park, San Diego, CA
 Sat Aug 20 2011, 8:37 PM - 11:19 PM EDT
 Att: 37,268 - Partly Cloudy - 70 F

AB 31
 R 1
 H 4
 RBI 1
 BB 6
 SO 8
 LOB 19



Batter	1	2	3	4	5	6	7	8	9	AB	R	H	RBI	BB	SO	LOB	BOTTOM			
25 Will Venable, L OBP: 0.334, SLG: 0.386										5	0	1	2	0	1	1				
8 Jason Bartlett, R OBP: 0.313, SLG: 0.310										5	1	1	1	0	1	1				
24 Cameron Maybin, R OBP: 0.332, SLG: 0.469										4	2	3	1	0	1	0				
28 Aaron Cunningham, R OBP: 0.246, SLG: 0.353										1	0	0	0	0	1	0				
15 Jesus Guzman, R OBP: 0.375, SLG: 0.547										4	2	1	0	1	1	1				
1 Orlando Hudson, S OBP: 0.345, SLG: 0.352										4	2	2	4	0	1	0				
45 Anthony Bass, R OBP: 0.255, SLG: 0.291										0	0	0	0	0	0	0				
32 Rob Johnson, R OBP: 0.255, SLG: 0.291										1	0	0	0	0	1	0				
88 Kyle Blanks, R OBP: 0.350, SLG: 0.511										4	2	2	2	0	0	0				
4 Nick Hundley, R OBP: 0.338, SLG: 0.448										4	3	4	2	0	0	0				
44 Josh Spence, L OBP: 0.293, SLG: 0.311										3	2	2	2	1	1	0				
41 Aaron Harang, R OBP: 0.109, SLG: 0.130										3	0	0	0	0	3	5				
22 James Darnell, R OBP: 0.286, SLG: 0.211										1	0	0	0	0	1	0				
Inning Stats	R: 4 H: 4 E: 0 K: 3 S: 18	H: 4 LOB: 2 BB: 2 P: 29	R: 0 H: 0 E: 0 K: 1 S: 10	H: 0 LOB: 0 BB: 0 P: 13	R: 0 H: 0 E: 0 K: 1 S: 10	H: 0 LOB: 0 BB: 0 P: 14	R: 3 H: 4 E: 0 K: 2 S: 16	H: 4 LOB: 1 BB: 0 P: 25	R: 3 H: 4 E: 0 K: 1 S: 12	H: 4 LOB: 1 BB: 0 P: 19	R: 4 H: 4 E: 0 K: 2 S: 16	H: 4 LOB: 0 BB: 0 P: 29	R: 0 H: 0 E: 0 K: 1 S: 9	H: 0 LOB: 0 BB: 0 P: 11	R: 0 H: 0 E: 0 K: 1 S: 6	H: 0 LOB: 0 BB: 0 P: 7	1B: 8 2B: 4 3B: 1 HR: 3	SF: 1 SAC: 0 DP: 0 HBP: 0	WP: 1 PA: 42 PB: 0 SB: 0 CS: 0	
PITCHER	IP WLS BF H R ER SO BB IBB HBP BLK WP HR S P ERA WHIP	IP WLS BF H R ER SO BB IBB HBP BLK WP HR S P ERA WHIP	IP WLS BF H R ER SO BB IBB HBP BLK WP HR S P ERA WHIP	IP WLS BF H R ER SO BB IBB HBP BLK WP HR S P ERA WHIP	IP WLS BF H R ER SO BB IBB HBP BLK WP HR S P ERA WHIP	IP WLS BF H R ER SO BB IBB HBP BLK WP HR S P ERA WHIP	IP WLS BF H R ER SO BB IBB HBP BLK WP HR S P ERA WHIP	IP WLS BF H R ER SO BB IBB HBP BLK WP HR S P ERA WHIP	IP WLS BF H R ER SO BB IBB HBP BLK WP HR S P ERA WHIP	IP WLS BF H R ER SO BB IBB HBP BLK WP HR S P ERA WHIP	IP WLS BF H R ER SO BB IBB HBP BLK WP HR S P ERA WHIP	IP WLS BF H R ER SO BB IBB HBP BLK WP HR S P ERA WHIP	IP WLS BF H R ER SO BB IBB HBP BLK WP HR S P ERA WHIP	IP WLS BF H R ER SO BB IBB HBP BLK WP HR S P ERA WHIP	IP WLS BF H R ER SO BB IBB HBP BLK WP HR S P ERA WHIP	IP WLS BF H R ER SO BB IBB HBP BLK WP HR S P ERA WHIP	IP WLS BF H R ER SO BB IBB HBP BLK WP HR S P ERA WHIP	IP WLS BF H R ER SO BB IBB HBP BLK WP HR S P ERA WHIP	IP WLS BF H R ER SO BB IBB HBP BLK WP HR S P ERA WHIP	IP WLS BF H R ER SO BB IBB HBP BLK WP HR S P ERA WHIP

Florida Marlins @ San Diego Padres
 PETCO Park, San Diego, CA
 Sat Aug 20 2011, 8:37 PM - 11:19 PM EDT
 Att: 37,268 - Partly Cloudy - 70 F

AB 39
 R 14
 H 16
 RBI 14
 BB 2
 SO 12
 LOB 8



Batter	1	2	3	4	5	6	7	8	9	AB	R	H	RBI	BB	SO	LOB	TOP		
1 Emilio Bonifacio, S OBP: 0.362, SLG: 0.362	G1-3			K		K		BB		3	0	0	0	1	2	0	Florida Marlins @ San Diego Padres PETCO Park, San Diego, CA Sun Aug 21 2011, 4:53 PM - 7:33 PM EDT Att: 40,065 - Partly Cloudy - 71 F		
12 Omar Infante, R OBP: 0.321, SLG: 0.360 34 Edward Mujica, R (8, 1) 40 Mike Dunn, L (9, 1)	L5			K				F8		4	0	1	0	0	1	1			
27 Giancarlo Stanton, R OBP: 0.349, SLG: 0.547	F7			HR		F7			G6-3	4	1	1	1	0	0	1			
11 Jose Lopez, R OBP: 0.237, SLG: 0.326 (8, 4)	G6-3			F8			F7		G5-3	4	0	0	0	0	0	0			
24 Mike Cameron, R OBP: 0.261, SLG: 0.320 (1, 8)	F9				K		K		HR	4	1	1	1	0	2	0			
15 Gaby Sanchez, R OBP: 0.344, SLG: 0.428 (1, 3)	G6-3				K		G6-3		1B	4	0	1	0	0	1	0			
11 Bryan Petersen, L OBP: 0.362, SLG: 0.465 (1, 7)	L6							G3	1B	4	0	2	0	0	0	0			
9 Brett Hayes, R OBP: 0.297, SLG: 0.409 29 Greg Dobbs, L (8, PH) (8, 5)	K				K			14 WP 14 SF9 1B	2B	2	0	0	0	0	2	1			
19 Anibal Sanchez, R OBP: 0.224, SLG: 0.156 6 Alfredo Amezaga, S (6, PH) 31 Steve Cishek, R (6, 1) 14 John Buck, R (8, PH) (8, 2)	K				K		F7	SF9	K	1	0	0	0	0	1	0			
										1	0	0	0	0	0	0			
										1	0	0	1	0	1	3			
Inning Stats	R: 0 E: 0 K: 0 S: 10	H: 0 LOB: 0 BB: 0 P: 13	R: 0 E: 0 K: 0 S: 14	H: 0 LOB: 0 BB: 0 P: 19	R: 0 E: 0 K: 2 S: 10	H: 0 LOB: 0 BB: 0 P: 13	R: 1 E: 0 K: 2 S: 13	H: 1 LOB: 0 BB: 0 P: 20	R: 0 E: 0 K: 1 S: 10	H: 1 LOB: 1 BB: 0 P: 15	R: 0 E: 0 K: 1 S: 7	H: 0 LOB: 0 BB: 0 P: 11	R: 1 E: 0 K: 0 S: 8	H: 1 LOB: 1 BB: 1 P: 18	R: 1 E: 0 K: 1 S: 12	H: 3 LOB: 3 BB: 1 P: 20	1B: 4 2B: 1 3B: 0 HR: 2	SF: 1 SAC: 0 DP: 0 HBP: 0	WP: 2 PA: 36 PB: 0 SB: 0 CS: 0
PITCHER	IP	WLS	BF	H	R	ER	SO	BB	IBB	HBP	BLK	WP	HR	S	P	ERA	WHIP		
52 Cory Luebke, L ERA: 2.91	6.0		21	3	1	1	8	0	0	0	0	0	1	71	103	1.50	0.500		
50 Chad Qualls, R ERA: 3.63	1.0	H	3	0	0	0	1	0	0	0	0	0	0	7	11	0.00	0.000		
57 Luke Gregerson, R ERA: 2.91	0.2	H	4	1	1	0	0	1	0	0	0	1	0	6	14	13.50	3.000		
21 Heath Bell, R ERA: 2.6	1.1	W	8	3	1	1	1	0	1	0	0	0	1	14	24	6.75	2.250		

Batter	1	2	3	4	5	6	7	8	9	AB	R	H	RBI	BB	SO	LOB	BOTTOM				
25 Will Venable, L OBP: 0.335, SLG: 0.396 (1, 9)	HR	P5		K			K		1B	5	1	2	2	0	2	1	Florida Marlins @ San Diego Padres PETCO Park, San Diego, CA Sun Aug 21 2011, 4:53 PM - 7:33 PM EDT Att: 40,065 - Partly Cloudy - 71 F				
8 Jason Bartlett, R OBP: 0.310, SLG: 0.308 21 Heath Bell, R (8, 1)	F9		G6-3		G6-3		F8			4	0	0	0	0	0	0					
24 Cameron Maybin, R OBP: 0.331, SLG: 0.406 (1, 8)	1B	8B 2B	BB		G4-3		F8		P4	3	1	0	0	1	0	0					
15 Jesus Guzman, R OBP: 0.378, SLG: 0.545 (1, 3)	F9		1B		1B		1B		G5-3	4	0	2	0	0	0	1					
1 Orlando Hudson, S OBP: 0.347, SLG: 0.354 (1, 4)	8B 2B	1B			1B		G6-3		L9	4	1	2	0	0	0	1					
88 Kyle Blanks, R OBP: 0.346, SLG: 0.511 (1, 7)	2B				K				K	4	0	1	2	0	3	2					
4 Nick Hundley, R OBP: 0.341, SLG: 0.457 (1, 2)	F7				K		11 G5-3 HBP			3	1	1	0	0	1	1					
11 Logan Forsythe, R OBP: 0.292, SLG: 0.303 (1, 5)	F8		L6		L6		G5-3		3B	3	0	0	0	1	0	1					
52 Cory Luebke, R OBP: 0.208, SLG: 0.174 28 Aaron Cunningham, R (6, PH) 50 Chad Qualls, R (7, 1) 57 Luke Gregerson, L (8, 1) 14 Alberto Gonzalez, R OBP: 0.269, SLG: 0.200 (8, 6)	G1-3								1B	1	0	0	0	1	0	0					
										1	0	0	0	0	1	1					
										0	0	0	0	0	0	0					
										0	0	0	0	1	0	0					
Inning Stats	R: 3 E: 0 K: 0 S: 15	H: 3 LOB: 1 BB: 1 P: 28	R: 0 E: 0 K: 0 S: 7	H: 0 LOB: 0 BB: 0 P: 9	R: 0 E: 0 K: 1 S: 11	H: 2 LOB: 2 BB: 0 P: 16	R: 0 E: 0 K: 2 S: 10	H: 0 LOB: 1 BB: 1 P: 18	R: 0 E: 0 K: 0 S: 8	H: 1 LOB: 1 BB: 0 P: 15	R: 0 E: 0 K: 2 S: 13	H: 0 LOB: 1 BB: 0 P: 22	R: 0 E: 0 K: 1 S: 8	H: 0 LOB: 0 BB: 0 P: 13	R: 0 E: 0 K: 1 S: 7	H: 0 LOB: 0 BB: 2 P: 13	R: 1 E: 0 K: 0 S: 4	H: 2 LOB: 2 BB: 2 P: 14	1B: 5 2B: 1 3B: 1 HR: 1	SF: 0 SAC: 0 DP: 0 HBP: 1	WP: 0 PA: 37 PB: 0 SB: 0 CS: 0
PITCHER	IP	WLS	BF	H	R	ER	SO	BB	IBB	HBP	BLK	WP	HR	S	P	ERA	WHIP				
19 Anibal Sanchez, R ERA: 4.01	5.0		23	6	3	3	3	2	0	0	0	0	0	51	86	5.40	1.600				
31 Steve Cishek, R ERA: 2.7	2.0		7	0	0	0	3	0	0	1	0	0	0	21	35	0.00	0.000				
34 Edward Mujica, R ERA: 2.8	1.0	L	6	1	1	1	1	0	2	0	0	0	0	9	25	9.00	1.000				
40 Mike Dunn, L ERA: 3.51	0.0		1	1	0	0	0	0	0	0	0	0	0	2	2	∞	∞				

Batter	1	2	3	4	5	6	7	8	9	AB	R	H	RBI	BB	SO	LOB	TOP					
25 Will Venable, L (1,9) OBP: 0.336, SLG: 0.400	K2-3		G4-3		F9			G4-3	G5-3	5	1	2	1	0	1	0	San Diego Padres @ San Francisco Giants AT&T Park, San Francisco, CA Tue Aug 23 2011, 7:16 PM - 10:35 PM PDT Att.: 41,288 - Clear - 70 F					
8 Jason Bartlett, R (1,6) OBP: 0.309, SLG: 0.309	G5-3		G4-3			P4		K	G5-3	5	1	1	0	0	1	2						
24 Cameron Maybin, R (1,8) OBP: 0.334, SLG: 0.495	G5-3		G6-3			G6-3		G6-3	G5-3	3	0	1	1	2	0	1						
15 Jesus Guzman, R (1,3) OBP: 0.379, SLG: 0.538	F8		F8			F7		F8	F8	4	0	1	1	0	0	3						
1 Orlando Hudson, S (1,4) OBP: 0.348, SLG: 0.363	PO		PO			K		K	PO	3	2	1	0	1	1	0						
44 Josh Spence, L (8,1) ERA: 2.22		E1								0	0	0	0	0	0	0						
57 Luke Gregerson, L (8,1) ERA: 3.11										0	0	0	0	0	0	0						
54 Joe Thatcher, L (8,1) ERA: 9.82										0	0	0	0	0	0	0						
40 Erik Hamren, R (9,1) ERA: 2.55										0	0	0	0	0	0	0						
21 Heath Bell, R (9,1)										0	0	0	0	0	0	0						
88 Kyle Blanks, R (1,7) OBP: 0.343, SLG: 0.531		HR				F8		K	G6-3	4	1	1	2	0	1	4						
4 Nick Hundley, R (1,2) OBP: 0.340, SLG: 0.457		K				F7		FC4		4	1	1	0	0	1	0						
11 Logan Forsythe, R (1,5) OBP: 0.286, SLG: 0.296			G4-3			F9		P4	SH1-4	3	0	0	0	0	0	1						
38 Mat Latos, R (1,1) OBP: 0.095, SLG: 0.171			F9			G5-3		K		2	0	0	0	0	0	0						
22 James Darnell, R (7,PH) OBP: 0.273, SLG: 0.290			F9							1	0	0	0	0	1	1						
50 Chad Qualls, R (7,1)										0	0	0	0	0	0	0						
14 Alberto Gonzalez, R (8,4) OBP: 0.273, SLG: 0.294										1	1	1	1	0	0	0						
Inning Stats	R: 1 E: 0 K: 1 S: 12	H: 2 LOB: 0 BB: 0 P: 18	R: 2 E: 1 K: 1 S: 15	H: 1 LOB: 0 BB: 21 P: 21	R: 1 E: 0 K: 0 S: 10	H: 2 LOB: 0 BB: 0 P: 16	R: 0 E: 0 K: 1 S: 9	H: 0 LOB: 0 BB: 0 P: 11	R: 0 E: 0 K: 0 S: 6	H: 0 LOB: 0 BB: 0 P: 7	R: 0 E: 0 K: 0 S: 7	H: 0 LOB: 0 BB: 0 P: 9	R: 1 E: 1 K: 2 S: 17	H: 1 LOB: 1 BB: 0 P: 26	R: 0 E: 0 K: 1 S: 15	H: 0 LOB: 3 BB: 2 P: 31	R: 2 E: 0 K: 0 S: 13	H: 3 LOB: 2 BB: 1 P: 27	1B: 5 2B: 3 HR: 1	SF: 0 SAC: 1 DP: 0 HBP: 1	WP: 1 PB: 0 SB: 1 CS: 1	PA: 41
PITCHER	IP ERA: 2.9	WLS BF	H R ER SO	BB IBB HBP BLK	WP HR S P	ERA WHIP	PITCHER										IP ERA WHIP					
18 Matt Cain, R (1,1) ERA: 2.9	7.0	27	6 5 3 5	0 0 0 0	0 1 76 108	3.86 0.857																
49 Javier López, L (8,1) ERA: 2.5	0.2	3	0 0 0 1	1 0 0 0	0 0 7 14	0.00 1.500																
65 Steve Edlefsen, R (8,1) ERA: 3.08	0.1	3	0 0 0 1	1 0 1 0	0 0 8 17	0.00 3.000																
52 Ramon E Ramirez, R (9,1) ERA: 3.08	1.0	L 7	3 2 2 0	1 0 0 0	1 0 13 27	18.00 4.000																



Batter	1	2	3	4	5	6	7	8	9	AB	R	H	RBI	BB	SO	LOB	BOTTOM					
14 Mike Fontenot, L (1,6) OBP: 0.300, SLG: 0.364	G3-1		G3		G5-3		G3	P6		4	0	0	0	0	0	2	San Diego Padres @ San Francisco Giants AT&T Park, San Francisco, CA Tue Aug 23 2011, 7:16 PM - 10:35 PM PDT Att.: 41,288 - Clear - 70 F					
15 Carlos Beltrán, S (8,PH) OBP: 0.378, SLG: 0.494	G6-3		G6-3		G5-3		G4-3	L5		4	0	0	0	0	0	0						
8 Jeff Keppinger, R (1,4) OBP: 0.310, SLG: 0.400	G6-3		G6-3		G5-3		G4-3	L5		0	0	0	0	0	0	0						
49 Javier López, L (8,1)	G6-3		G6-3		G5-3		G4-3	L5		0	0	0	0	0	0	0						
65 Steve Edlefsen, R (8,1)	G6-3		G6-3		G5-3		G4-3	L5		0	0	0	0	0	0	0						
10 Miguel Tejada, R (8,PH) OBP: 0.271, SLG: 0.328	G1-3		G1-3		P6		G4-3	G6-3		1	0	0	0	0	0	1						
48 Pablo Sandoval, S (1,5) OBP: 0.348, SLG: 0.515	G1-3		G1-3		P6		G4-3	G6-3		5	1	1	0	0	0	1						
17 Aubrey Huff, L (1,3) OBP: 0.305, SLG: 0.387	P5		P5		BB		F7	K		4	1	1	0	1	1	0						
9 Brandon Belt, L (1,7) OBP: 0.333, SLG: 0.404	K		K		BB		FC3	K		4	1	1	0	1	2	0						
13 Cody Ross, R (1,9) OBP: 0.323, SLG: 0.386	BB		BB		BB		F9	BB		2	1	1	1	2	0	1						
33 Aaron Rowand, R (1,8) OBP: 0.276, SLG: 0.351	F8		F8		FC6-4		P4	E5		4	1	0	0	0	0	6						
37 Chris Stewart, R (1,2) OBP: 0.290, SLG: 0.274	F8		F8		F8		G6-3	E5		3	0	1	0	0	0	1						
29 Héctor Sánchez, S (8,PH) OBP: 0.400, SLG: 0.250	F8		F8		F8		G6-3	E5		1	0	1	1	0	0	0						
18 Matt Cain, R (1,1) OBP: 0.130, SLG: 0.118	K2-3		K2-3		SH3		G4-3	G3		1	0	0	0	0	1	0						
43 Orlando Cabrera, R (7,PH) OBP: 0.273, SLG: 0.316	K2-3		K2-3		SH3		G4-3	G3		2	0	2	1	0	0	0						
Inning Stats	R: 0 E: 0 K: 0 S: 10	H: 0 LOB: 0 BB: 0 P: 12	R: 0 E: 0 K: 1 S: 11	H: 0 LOB: 1 BB: 1 P: 19	R: 0 E: 0 K: 1 S: 7	H: 0 LOB: 0 BB: 0 P: 12	R: 0 E: 0 K: 0 S: 14	H: 0 LOB: 3 BB: 3 P: 30	R: 0 E: 0 K: 0 S: 6	H: 1 LOB: 1 BB: 0 P: 8	R: 2 E: 1 K: 0 S: 15	H: 2 LOB: 1 BB: 0 P: 22	R: 0 E: 0 K: 0 S: 9	H: 1 LOB: 1 BB: 0 P: 12	R: 3 E: 1 K: 0 S: 22	H: 4 LOB: 2 BB: 0 P: 32	R: 0 E: 0 K: 2 S: 9	H: 0 LOB: 0 BB: 0 P: 14	1B: 6 2B: 2 HR: 0	SF: 0 SAC: 1 DP: 0 HBP: 0	WP: 1 PB: 0 SB: 0 CS: 0	PA: 41
PITCHER	IP ERA: 3.74	WLS BF	H R ER SO	BB IBB HBP BLK	WP HR S P	ERA WHIP	PITCHER										IP ERA WHIP					
38 Mat Latos, R (1,1) ERA: 3.74	6.0	26	3 2 1 2	4 0 0 0	1 0 63 103	1.50 1.167																
50 Chad Qualls, R (7,1) ERA: 2.22	1.0	H 4	1 0 0 0	0 0 0 0	0 0 9 12	0.00 1.000																
44 Josh Spence, L (8,1) ERA: 2.22	0.1	H 2	1 1 1 0	0 0 0 0	0 0 5 6	27.00 3.000																
57 Luke Gregerson, R (8,1) ERA: 3.11	0.0	B 4	3 2 1 0	0 0 0 0	0 0 8 15	∞ ∞																
54 Joe Thatcher, L (8,1) ERA: 9.82	0.1	1	0 0 0 0	0 0 0 0	0 0 2 2	0.00 0.000																



Batter	1	2	3	4	5	6	7	8	9	AB	R	H	RBI	BB	SO	LOB	TOP							
25 Will Venable, L (1,9) OBP: 0.335, SLG: 0.398										4	0	1	0	0	1	0	San Diego Padres @ San Francisco Giants AT&T Park, San Francisco, CA Wed Aug 24 2011, 7:17 PM - 9:37 PM PDT Att: 41,542 - Clear - 64 F							
8 Jason Bartlett, R (1,6) OBP: 0.305, SLG: 0.306										4	0	0	0	0	1									
24 Cameron Maybin, R (1,8) OBP: 0.330, SLG: 0.405										3	1	1	0	1	1									
15 Jesus Guzman, R (1,3) OBP: 0.382, SLG: 0.531										2	0	0	0	2	1									
1 Orlando Hudson, S (1,4) OBP: 0.350, SLG: 0.360										3	0	1	1	1	0	1								
88 Kyle Blanks, R (1,7) OBP: 0.330, SLG: 0.510										4	0	0	0	0	1	5								
4 Nick Hundley, R (1,2) OBP: 0.343, SLG: 0.455										3	0	1	0	1	2	1								
11 Logan Forsythe, R (1,5) OBP: 0.280, SLG: 0.289										3	0	0	0	0	2	3								
46 Tim Stauffer, R (1,1) OBP: 0.173, SLG: 0.160										2	0	0	0	0	0	1								
28 Aaron Cunningham, R (7, PH) OBP: 0.237, SLG: 0.340										1	0	0	0	0	0	0								
44 Josh Spence, L (7, 1)										0	0	0	0	0	0	0								
45 Anthony Bass, R (7, 1)										0	0	0	0	0	0	0								
Inning Stats	R: 0 H: 0 E: 0 K: 1 S: 13	H: 0 LOB: 3 BB: 3 P: 27	R: 0 H: 1 E: 0 K: 0 S: 7	H: 1 LOB: 0 BB: 0 P: 11	R: 0 H: 1 E: 0 K: 0 S: 5	H: 1 LOB: 0 BB: 0 P: 9	R: 0 H: 0 E: 0 K: 1 S: 9	H: 0 LOB: 2 BB: 2 P: 20	R: 0 H: 0 E: 0 K: 1 S: 9	H: 0 LOB: 0 BB: 0 P: 14	R: 1 H: 2 E: 0 K: 1 S: 12	H: 2 LOB: 1 BB: 0 P: 15	R: 0 H: 0 E: 0 K: 1 S: 8	H: 0 LOB: 0 BB: 0 P: 12	R: 0 H: 0 E: 0 K: 2 S: 9	H: 0 LOB: 0 BB: 0 P: 16	R: 0 H: 0 E: 0 K: 2 S: 7	H: 0 LOB: 0 BB: 0 P: 12	1B: 3 2B: 0 3B: 1 HR: 0	SF: 0 SAC: 0 DP: 2 HBP: 0	WP: 0 PB: 0 SB: 0 CS: 0	PA: 34		
PITCHER	IP WLS BF H R ER SO BB IBB HBP BLK WP HR S P ERA WHIP	IP WLS BF H R ER SO BB IBB HBP BLK WP HR S P ERA WHIP	IP WLS BF H R ER SO BB IBB HBP BLK WP HR S P ERA WHIP	IP WLS BF H R ER SO BB IBB HBP BLK WP HR S P ERA WHIP	IP WLS BF H R ER SO BB IBB HBP BLK WP HR S P ERA WHIP	IP WLS BF H R ER SO BB IBB HBP BLK WP HR S P ERA WHIP	IP WLS BF H R ER SO BB IBB HBP BLK WP HR S P ERA WHIP	IP WLS BF H R ER SO BB IBB HBP BLK WP HR S P ERA WHIP	IP WLS BF H R ER SO BB IBB HBP BLK WP HR S P ERA WHIP	IP WLS BF H R ER SO BB IBB HBP BLK WP HR S P ERA WHIP	IP WLS BF H R ER SO BB IBB HBP BLK WP HR S P ERA WHIP	IP WLS BF H R ER SO BB IBB HBP BLK WP HR S P ERA WHIP	IP WLS BF H R ER SO BB IBB HBP BLK WP HR S P ERA WHIP	IP WLS BF H R ER SO BB IBB HBP BLK WP HR S P ERA WHIP	IP WLS BF H R ER SO BB IBB HBP BLK WP HR S P ERA WHIP	IP WLS BF H R ER SO BB IBB HBP BLK WP HR S P ERA WHIP	IP WLS BF H R ER SO BB IBB HBP BLK WP HR S P ERA WHIP	IP WLS BF H R ER SO BB IBB HBP BLK WP HR S P ERA WHIP	IP WLS BF H R ER SO BB IBB HBP BLK WP HR S P ERA WHIP	IP WLS BF H R ER SO BB IBB HBP BLK WP HR S P ERA WHIP	IP WLS BF H R ER SO BB IBB HBP BLK WP HR S P ERA WHIP	IP WLS BF H R ER SO BB IBB HBP BLK WP HR S P ERA WHIP	IP WLS BF H R ER SO BB IBB HBP BLK WP HR S P ERA WHIP	IP WLS BF H R ER SO BB IBB HBP BLK WP HR S P ERA WHIP



Batter	1	2	3	4	5	6	7	8	9	AB	R	H	RBI	BB	SO	LOB	BOTTOM							
43 Orlando Cabrera, R (1,6) OBP: 0.273, SLG: 0.316										4	0	1	0	0	1	1	San Diego Padres @ San Francisco Giants AT&T Park, San Francisco, CA Wed Aug 24 2011, 7:17 PM - 9:37 PM PDT Att: 41,542 - Clear - 64 F							
8 Jeff Keppinger, R (1,4) OBP: 0.310, SLG: 0.399										3	0	1	0	0	0	0								
15 Carlos Beltrán, S (1,9) OBP: 0.379, SLG: 0.501										4	1	2	1	0	1	1								
48 Pablo Sandoval, S (1,5) OBP: 0.345, SLG: 0.511										3	0	0	0	0	0	2								
17 Aubrey Huff, L (1,3) OBP: 0.303, SLG: 0.384										3	0	0	0	0	0	2								
13 Cody Ross, R (1,8) OBP: 0.323, SLG: 0.386										3	0	1	0	0	0	0								
9 Brandon Belt, L (1,7) OBP: 0.341, SLG: 0.430										3	1	2	0	0	0	1								
37 Chris Stewart, R (1,2) OBP: 0.291, SLG: 0.269										2	0	0	0	1	0	2								
55 Tim Lincecum, L (1,1) OBP: 0.154, SLG: 0.102										3	0	1	1	0	1	2								
46 Santiago Casilla, R (9, 1)										0	0	0	0	0	0	0								
Inning Stats	R: 0 H: 2 E: 0 K: 0 S: 12	H: 1 LOB: 2 BB: 0 P: 17	R: 0 H: 1 E: 0 K: 0 S: 6	H: 1 LOB: 0 BB: 0 P: 12	R: 0 H: 0 E: 0 K: 0 S: 7	H: 0 LOB: 0 BB: 0 P: 11	R: 1 H: 1 E: 0 K: 0 S: 8	H: 1 LOB: 0 BB: 0 P: 15	R: 0 H: 2 E: 0 K: 1 S: 9	H: 2 LOB: 0 BB: 0 P: 11	R: 0 H: 0 E: 0 K: 1 S: 10	H: 0 LOB: 0 BB: 0 P: 14	R: 0 H: 1 E: 0 K: 1 S: 12	H: 1 LOB: 2 BB: 1 P: 24	R: 0 H: 1 E: 0 K: 1 S: 6	H: 1 LOB: 0 BB: 0 P: 9	1B: 6 2B: 1 3B: 1 HR: 1	SF: 0 SAC: 1 DP: 3 HBP: 0	WP: 0 PB: 0 SB: 1 CS: 0	PA: 30				
PITCHER	IP WLS BF H R ER SO BB IBB HBP BLK WP HR S P ERA WHIP	IP WLS BF H R ER SO BB IBB HBP BLK WP HR S P ERA WHIP	IP WLS BF H R ER SO BB IBB HBP BLK WP HR S P ERA WHIP	IP WLS BF H R ER SO BB IBB HBP BLK WP HR S P ERA WHIP	IP WLS BF H R ER SO BB IBB HBP BLK WP HR S P ERA WHIP	IP WLS BF H R ER SO BB IBB HBP BLK WP HR S P ERA WHIP	IP WLS BF H R ER SO BB IBB HBP BLK WP HR S P ERA WHIP	IP WLS BF H R ER SO BB IBB HBP BLK WP HR S P ERA WHIP	IP WLS BF H R ER SO BB IBB HBP BLK WP HR S P ERA WHIP	IP WLS BF H R ER SO BB IBB HBP BLK WP HR S P ERA WHIP	IP WLS BF H R ER SO BB IBB HBP BLK WP HR S P ERA WHIP	IP WLS BF H R ER SO BB IBB HBP BLK WP HR S P ERA WHIP	IP WLS BF H R ER SO BB IBB HBP BLK WP HR S P ERA WHIP	IP WLS BF H R ER SO BB IBB HBP BLK WP HR S P ERA WHIP	IP WLS BF H R ER SO BB IBB HBP BLK WP HR S P ERA WHIP	IP WLS BF H R ER SO BB IBB HBP BLK WP HR S P ERA WHIP	IP WLS BF H R ER SO BB IBB HBP BLK WP HR S P ERA WHIP	IP WLS BF H R ER SO BB IBB HBP BLK WP HR S P ERA WHIP	IP WLS BF H R ER SO BB IBB HBP BLK WP HR S P ERA WHIP	IP WLS BF H R ER SO BB IBB HBP BLK WP HR S P ERA WHIP	IP WLS BF H R ER SO BB IBB HBP BLK WP HR S P ERA WHIP	IP WLS BF H R ER SO BB IBB HBP BLK WP HR S P ERA WHIP	IP WLS BF H R ER SO BB IBB HBP BLK WP HR S P ERA WHIP	IP WLS BF H R ER SO BB IBB HBP BLK WP HR S P ERA WHIP



Batter	1	2	3	4	5	6	7	8	9	AB	R	H	RBI	BB	SO	LOB	TOP										
25 Will Venable, L OBP: 0.334, SLG: 0.396	G3		K		F7		1B			4	0	1	0	0	1	3	San Diego Padres @ Arizona Diamondbacks Chase Field, Phoenix, AZ Fri Aug 26 2011, 6:41 PM - 9:32 PM MST Att: 34,100 - Roof Closed - 80 F										
8 Jason Bartlett, R OBP: 0.398, SLG: 0.308	L6			1B		1B	G1-3			4	0	2	0	0	0	2											
24 Cameron Maybin, R OBP: 0.333, SLG: 0.491	P3			F9		K		G5-3		4	0	0	0	0	1	2											
15 Jesus Guzman, R OBP: 0.379, SLG: 0.524		G4-3			K		1B	F9		4	0	1	0	0	1	1											
1 Orlando Hudson, S OBP: 0.349, SLG: 0.358		G5-3		G4-3		FC4-6		1B		4	0	1	0	0	0	3											
88 Kyle Blanks, R OBP: 0.319, SLG: 0.490		F7			K	F9		F7		4	0	0	0	0	1	3											
4 Nick Hundley, R OBP: 0.341, SLG: 0.451			P4		G5-3		1B		K	4	0	1	0	0	1	0											
11 Logan Forsythe, R OBP: 0.286, SLG: 0.295						1B	FC4-6		G5-3	4	0	2	0	0	0	1											
49 Wade LeBlanc, L OBP: 0.382, SLG: 0.462									G6-3	0	0	0	0	0	0	0											
28 Aaron Cunningham, R OBP: 0.299, SLG: 0.337										1	0	1	0	0	0	0											
39 Ernesto Frieri, R ERA: 2.4										0	0	0	0	0	0	0											
3 Andry Parrino, S ERA: 2.5										0	0	0	0	0	0	1											
45 Anthony Bass, R ERA: 1.71										0	0	0	0	0	0	0											
54 Joe Thatcher, L ERA: 7.71										0	0	0	0	0	0	0											
14 Alberto Gonzalez, R OBP: 0.271, SLG: 0.322										1	0	0	0	0	0	0											
Inning Stats	R: 0 E: 0 K: 0 S: 7	H: 0 LOB: 0 BB: 0 P: 12	R: 0 E: 0 K: 0 S: 8	H: 0 LOB: 0 BB: 0 P: 13	R: 0 E: 0 K: 1 S: 11	H: 1 LOB: 1 BB: 0 P: 16	R: 0 E: 0 K: 1 S: 12	H: 1 LOB: 1 BB: 0 P: 23	R: 0 E: 0 K: 1 S: 18	H: 2 LOB: 2 BB: 0 P: 26	R: 0 E: 0 K: 1 S: 12	H: 2 LOB: 2 BB: 0 P: 17	R: 0 E: 0 K: 0 S: 17	H: 1 LOB: 1 BB: 0 P: 27	R: 0 E: 0 K: 0 S: 11	H: 0 LOB: 0 BB: 0 P: 15	R: 0 E: 0 K: 1 S: 9	H: 0 LOB: 0 BB: 0 P: 13	1B: 9 2B: 0 3B: 0 HR: 0	SF: 0 SAC: 1 DP: 0 HBP: 0	WP: 0 PB: 0 SB: 1 CS: 0	PA: 36					
PITCHER	IP	WLS	BF	H	R	ER	SO	BB	IBB	HBP	BLK	WP	HR	S	P	ERA	WHIP	PITCHER									
55 Josh Collmenter, R ERA: 3.19	5.1	W	22	6	0	0	4	0	0	0	0	0	0	64	101	0.00	1.125										
29 Brad Ziegler, R ERA: 2.4	0.2		2	0	0	0	0	0	0	0	0	0	0	4	6	0.00	0.000										
15 Micah Owings, R ERA: 2.5	1.0		5	2	0	0	0	0	0	0	0	0	0	17	27	0.00	2.000										
39 Bryan Shaw, R ERA: 2.95	1.0		4	1	0	0	0	0	0	0	0	0	0	11	15	0.00	1.000										
47 Joe Paterson, L ERA: 2.64	1.0		3	0	0	0	1	0	0	0	0	0	0	9	13	0.00	0.000										
Batter	1	2	3	4	5	6	7	8	9	AB	R	H	RBI	BB	SO	LOB	BOTTOM										
18 Willie Bloomquist, R OBP: 0.311, SLG: 0.341	F7			L5		F9				4	1	1	0	0	0	1	San Diego Padres @ Arizona Diamondbacks Chase Field, Phoenix, AZ Fri Aug 26 2011, 6:41 PM - 9:32 PM MST Att: 34,100 - Roof Closed - 80 F										
14 Ryan Roberts, R OBP: 0.352, SLG: 0.437	K					1B				3	0	2	0	1	1	0											
10 Justin Upton, R OBP: 0.374, SLG: 0.543		G6-3				1B	FC5-4			3	1	2	0	1	0	2											
24 Chris Young, R OBP: 0.319, SLG: 0.417			E3					K		4	1	1	1	0	1	5											
44 Paul Goldschmidt, R OBP: 0.311, SLG: 0.507									F8	4	1	1	0	0	0	4											
2 Aaron Hill, R OBP: 0.265, SLG: 0.311				P4						4	0	1	1	0	0	2											
8 Gerardo Parra, L OBP: 0.346, SLG: 0.412		G4-3								4	0	0	0	0	3	1											
12 Henry Blanco, R OBP: 0.287, SLG: 0.471										4	0	0	0	0	0	1											
55 Josh Collmenter, R ERA: 3.19										2	1	1	0	0	0	0											
29 Brad Ziegler, R ERA: 2.4										0	0	0	0	0	0	0											
11 Sean Burroughs, L ERA: 3.33										0	0	0	0	0	0	0											
15 Micah Owings, R ERA: 2.5										0	0	0	0	0	0	0											
39 Bryan Shaw, S ERA: 1.71										0	0	0	0	0	0	0											
4 Collin Cowgill, R ERA: 7.71										1	0	0	0	0	1	0											
47 Joe Paterson, L ERA: 2.64										0	0	0	0	0	0	0											
Inning Stats	R: 4 E: 1 K: 1 S: 24	H: 5 LOB: 1 BB: 0 P: 34	R: 1 E: 1 K: 0 S: 15	H: 1 LOB: 2 BB: 1 P: 24	R: 0 E: 0 K: 1 S: 11	H: 0 LOB: 0 BB: 0 P: 15	R: 0 E: 0 K: 0 S: 9	H: 1 LOB: 2 BB: 1 P: 18	R: 0 E: 0 K: 1 S: 8	H: 0 LOB: 0 BB: 0 P: 9	R: 0 E: 0 K: 0 S: 7	H: 0 LOB: 0 BB: 0 P: 12	R: 0 E: 0 K: 1 S: 13	H: 2 LOB: 2 BB: 0 P: 17	R: 0 E: 0 K: 2 S: 7	H: 0 LOB: 0 BB: 0 P: 12	1B: 6 2B: 3 3B: 0 HR: 0	SF: 0 SAC: 0 DP: 0 HBP: 0	WP: 0 PB: 0 SB: 5 CS: 0	PA: 36							
PITCHER	IP	WLS	BF	H	R	ER	SO	BB	IBB	HBP	BLK	WP	HR	S	P	ERA	WHIP	PITCHER									
49 Wade LeBlanc, L ERA: 5.02	4.0	L	22	7	5	4	2	2	0	0	0	0	0	15	21	0.00	0.000										
39 Ernesto Frieri, R ERA: 3.33	2.0		6	0	0	0	1	0	0	0	0	0	0	13	17	0.00	2.000										
45 Anthony Bass, R ERA: 1.71	1.0		5	2	0	0	1	0	0	0	0	0	0	13	17	0.00	2.000										
54 Joe Thatcher, L ERA: 7.71	1.0		3	0	0	0	2	0	0	0	0	0	0	7	12	0.00	0.000										

Batter	1	2	3	4	5	6	7	8	9	AB	R	H	RBI	BB	SO	LOB	TOP					
11 Logan Forsythe, R OBP: 0.285, SLG: 0.301	G6-3		G4-3					L7		4	0	1	0	0	0	2						
14 Alberto Gonzalez, R OBP: 0.276, SLG: 0.296	G1-3									4	0	2	0	0	0	1						
57 Luke Gregerson, L										0	0	0	0	0	0	0						
15 Jesus Guzman, R OBP: 0.376, SLG: 0.515	G5-3									3	1	0	0	1	0	3						
88 Kyle Blanks, R OBP: 0.308, SLG: 0.472		G5-3		G6-3						4	0	0	0	0	0	3						
1 Orlando Hudson, S OBP: 0.345, SLG: 0.354					G4-3					4	0	0	0	0	1	2						
28 Aaron Cunningham, R OBP: 0.234, SLG: 0.329						G3				4	0	0	0	0	0	2						
25 Will Venable, L OBP: 0.333, SLG: 0.394						G6-3				4	0	1	1	0	2	0						
32 Rob Johnson, R OBP: 0.257, SLG: 0.291										3	0	1	0	0	0	2						
41 Aaron Harang, R OBP: 0.106, SLG: 0.128										1	0	0	0	0	1	0						
44 Josh Spence, L										0	0	0	0	0	0	0						
40 Erik Hamren, R										0	0	0	0	0	0	0						
3 Andy Parrino, S										0	0	0	0	1	0	0						
Inning Stats	R: 0 E: 0 K: 0 S: 8	H: 0 LOB: 0 BB: 0 P: 12	R: 0 E: 0 K: 1 S: 6	H: 0 LOB: 0 BB: 0 P: 11	R: 0 E: 0 K: 1 S: 10	H: 1 LOB: 1 BB: 0 P: 13	R: 0 E: 0 K: 0 S: 5	H: 1 LOB: 0 BB: 0 P: 8	R: 0 E: 0 K: 1 S: 9	H: 0 LOB: 0 BB: 0 P: 14	R: 0 E: 0 K: 1 S: 7	H: 1 LOB: 1 BB: 0 P: 11	R: 1 E: 1 K: 0 S: 10	H: 1 LOB: 2 BB: 1 P: 18	R: 0 E: 0 K: 0 S: 15	H: 1 LOB: 2 BB: 1 P: 27	R: 0 E: 0 K: 1 S: 10	H: 0 LOB: 0 BB: 0 P: 13	1B: 4 2B: 1 3B: 0 HR: 0	SF: 0 SAC: 1 DP: 0 HBP: 0	WP: 0 PB: 0 SB: 0 CS: 0	PA: 34
PITCHER	IP	WLS	BF	H	R	ER	SO	BB	IBB	HBP	BLK	WP	HR	S	P	ERA	WHIP					
34 Joe Saunders, L ERA: 3.82	7.0	W	26	4	1	0	3	1	0	0	0	0	0	55	87	0.00	0.714					
30 David Hernandez, R ERA: 2.55	0.1	H	3	1	0	0	0	1	0	0	0	0	0	11	19	0.00	6.000					
29 Brad Ziegler, R ERA: 2.37	0.2	H	2	0	0	0	0	0	0	0	0	0	0	4	8	0.00	0.000					
40 J.J. Putz, R ERA: 2.7	1.0	S	3	0	0	0	1	0	0	0	0	0	0	10	13	0.00	0.000					

San Diego Padres @ Arizona Diamondbacks
Chase Field, Phoenix, AZ
Sat Aug 27 2011, 5:12 PM - 7:38 PM MST
Att: 35,595 - Roof Closed - 79 F

livebaseballscorecards.com

AB 31
R 1
H 5
RBI 1
BB 2
SO 4
LOB 15



Batter	1	2	3	4	5	6	7	8	9	AB	R	H	RBI	BB	SO	LOB	BOTTOM					
18 Willie Bloomquist, R OBP: 0.313, SLG: 0.343	L6		F8							4	0	2	0	0	0	1						
14 Ryan Roberts, R OBP: 0.351, SLG: 0.434										3	0	0	0	1	1	2						
10 Justin Upton, R OBP: 0.372, SLG: 0.539										4	0	0	0	0	1	2						
26 Miguel Montero, L OBP: 0.348, SLG: 0.447										4	1	2	0	0	1	0						
44 Paul Goldschmidt, R OBP: 0.312, SLG: 0.514										3	1	1	0	0	2	3						
24 Chris Young, R OBP: 0.321, SLG: 0.425										3	1	2	2	0	0	0						
2 Aaron Hill, R OBP: 0.267, SLG: 0.309										3	0	0	0	0	2	1						
8 Gerardo Parra, L OBP: 0.344, SLG: 0.409										3	0	0	0	0	1	0						
34 Joe Saunders, L OBP: 0.260, SLG: 0.250										2	0	1	0	0	1	0						
4 Collin Cowgill, R OBP: 0.214, SLG: 0.137										1	0	0	0	0	0	0						
30 David Hernandez, R										0	0	0	0	0	0	0						
29 Brad Ziegler, R										0	0	0	0	0	0	0						
40 J.J. Putz, R										0	0	0	0	0	0	0						
Inning Stats	R: 0 E: 0 K: 2 S: 15	H: 1 LOB: 2 BB: 1 P: 22	R: 0 E: 0 K: 2 S: 11	H: 0 LOB: 0 BB: 0 P: 15	R: 0 E: 0 K: 0 S: 11	H: 1 LOB: 1 BB: 0 P: 17	R: 2 E: 0 K: 1 S: 12	H: 2 LOB: 0 BB: 0 P: 18	R: 0 E: 0 K: 1 S: 5	H: 1 LOB: 0 BB: 0 P: 6	R: 1 E: 1 K: 2 S: 16	H: 2 LOB: 1 BB: 0 P: 23	R: 0 E: 0 K: 0 S: 5	H: 1 LOB: 0 BB: 0 P: 9	R: 0 E: 0 K: 1 S: 9	H: 0 LOB: 0 BB: 0 P: 13	1B: 5 2B: 2 3B: 0 HR: 1	SF: 0 SAC: 0 DP: 1 HBP: 0	WP: 0 PB: 0 SB: 0 CS: 1	PA: 32		
PITCHER	IP	WLS	BF	H	R	ER	SO	BB	IBB	HBP	BLK	WP	HR	S	P	ERA	WHIP					
41 Aaron Harang, R ERA: 3.92	6.0	L	25	7	3	2	8	1	0	0	0	0	0	70	101	3.00	1.333					
44 Josh Spence, L ERA: 2.13	0.1		1	0	0	0	0	0	0	0	0	0	0	1	1	0.00	0.000					
40 Erik Hamren, R ERA: 2.0	0.2		2	1	0	0	0	0	0	0	0	0	0	4	8	0.00	1.500					
57 Luke Gregerson, R ERA: 3.04	1.0		3	0	0	0	1	0	0	0	0	0	0	9	13	0.00	0.000					

San Diego Padres @ Arizona Diamondbacks
Chase Field, Phoenix, AZ
Sat Aug 27 2011, 5:12 PM - 7:38 PM MST
Att: 35,595 - Roof Closed - 79 F

livebaseballscorecards.com

AB 30
R 3
H 8
RBI 2
BB 1
SO 9
LOB 9

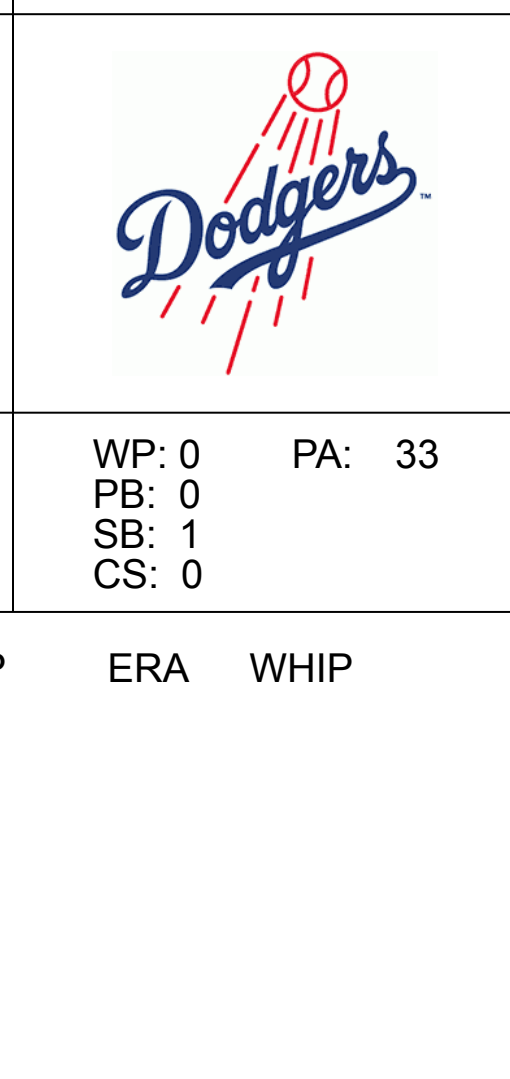


Batter	1	2	3	4	5	6	7	8	9	AB	R	H	RBI	BB	SO	LOB	TOP			
8 Jason Bartlett, R OBP: 0.309, SLG: 0.309	F7		L5					G6-3		3	0	0	0	1	0	1	San Diego Padres @ Los Angeles Dodgers Dodger Stadium, Los Angeles, CA Mon Aug 29 2011, 7:12 PM - 9:38 PM PDT Att: 29,764 - Clear - 76 F			
1 Orlando Hudson, S OBP: 0.343, SLG: 0.364	G6-3			2B	G5-3			G6-3		4	1	1	0	0	0	1				
15 Jesus Guzman, R OBP: 0.365, SLG: 0.503	K			G6-3			K			4	0	0	0	0	2	1				
88 Kyle Blanks, R OBP: 0.297, SLG: 0.448	E5			P3			G4-3			4	0	0	0	0	1	1				
4 Nick Hundley, R OBP: 0.338, SLG: 0.448	F9			2B			F8			4	0	2	1	0	0	1				
11 Logan Forsythe, R OBP: 0.283, SLG: 0.294	G6-4-3			BB			F9			3	0	0	0	1	1	2				
28 Aaron Cunningham, R OBP: 0.235, SLG: 0.323 39 Ernesto Frieri, R			1B	F7			F9			3	0	1	0	0	0	2				
25 Will Venable, L OBP: 0.329, SLG: 0.388	G1-6-3			BB			G4-3			3	0	1	0	0	0	1				
38 Mat Latos, R OBP: 0.114, SLG: 0.186 44 Josh Spence, L				1B	B3-6-4			K		2	0	1	0	0	0	1				
3 Andy Parrino, S OBP: 0.286, SLG: 0.167				1B						1	0	0	0	0	1	0				
Inning Stats	R: 0 E: 0 K: 1 S: 10	H: 0 LOB: 0 BB: 0 P: 14	R: 0 E: 1 K: 0 S: 14	H: 0 LOB: 0 BB: 0 P: 19	R: 0 E: 0 K: 0 S: 10	H: 2 LOB: 1 BB: 0 P: 14	R: 1 E: 0 K: 0 S: 12	H: 2 LOB: 2 BB: 1 P: 22	R: 0 E: 0 K: 1 S: 10	H: 0 LOB: 0 BB: 0 P: 11	R: 0 E: 0 K: 0 S: 7	H: 0 LOB: 0 BB: 0 P: 9	R: 0 E: 0 K: 1 S: 7	H: 0 LOB: 0 BB: 0 P: 8	R: 0 E: 0 K: 2 S: 10	H: 1 LOB: 1 BB: 0 P: 13	1B: 4 2B: 2 3B: 0 HR: 0	SF: 0 SAC: 0 DP: 3 HBP: 0	WP: 1 PB: 0 SB: 0 CS: 0	PA: 33
PITCHER 22 Clayton Kershaw, L ERA: 2.45	IP: 9.0 WLS: W BF: 33 H: 6 R: 1 ER: 1 SO: 5 BB: 2 IBB: 0 HBP: 0 BLK: 0 WP: 1 HR: 0 S: 84 P: 118 ERA: 1.00 WHIP: 0.889																			

Batter	1	2	3	4	5	6	7	8	9	AB	R	H	RBI	BB	SO	LOB	BOTTOM			
12 Justin Sellers, R OBP: 0.333, SLG: 0.404	G5-3		HR					F8		3	1	0	0	1	1	1	San Diego Padres @ Los Angeles Dodgers Dodger Stadium, Los Angeles, CA Mon Aug 29 2011, 7:12 PM - 9:38 PM PDT Att: 29,764 - Clear - 76 F			
7 James Loney, L OBP: 0.323, SLG: 0.382	G3		HR		2B			K		4	1	2	2	0	1	1				
27 Matt Kemp, R OBP: 0.391, SLG: 0.572	BB		K		IBB			L5		2	1	0	0	2	1	1				
33 Juan Rivera, R OBP: 0.320, SLG: 0.393 10 Tony Gwynn Jr., L	BB		G5-3		FC6-4			P4		3	0	0	0	1	0	2				
16 Andre Ethier, L OBP: 0.366, SLG: 0.416	1B			2B				G3		4	1	3	1	0	0	0				
6 Aaron Miles, S OBP: 0.312, SLG: 0.369	G4-3			G3				P2		4	0	0	0	0	0	2				
28 Rod Barajas, R OBP: 0.290, SLG: 0.439	K2-3			SF7				L9		2	0	0	1	0	1	1				
14 Jamey Carroll, R OBP: 0.359, SLG: 0.349	F9			G5-3				K		3	0	0	0	0	1	1				
22 Clayton Kershaw, L OBP: 0.250, SLG: 0.226			K		P6			1B		3	0	1	0	0	1	0				
Inning Stats	R: 1 E: 0 K: 0 S: 12	H: 1 LOB: 2 BB: 2 P: 21	R: 0 E: 0 K: 1 S: 7	H: 0 LOB: 0 BB: 0 P: 13	R: 2 E: 0 K: 2 S: 14	H: 1 LOB: 0 BB: 1 P: 22	R: 1 E: 0 K: 0 S: 6	H: 1 LOB: 0 BB: 0 P: 10	R: 0 E: 0 K: 1 S: 9	H: 1 LOB: 1 BB: 0 P: 14	R: 0 E: 0 K: 1 S: 10	H: 1 LOB: 1 BB: 0 P: 14	R: 0 E: 0 K: 0 S: 4	H: 0 LOB: 0 BB: 0 P: 6	R: 0 E: 0 K: 0 S: 4	H: 0 LOB: 0 BB: 0 P: 6		1B: 3 2B: 2 3B: 0 HR: 1	SF: 1 SAC: 0 DP: 0 HBP: 0	WP: 0 PB: 0 SB: 1 CS: 0
PITCHER 38 Mat Latos, R ERA: 3.82 44 Josh Spence, L ERA: 2.09 39 Ernesto Frieri, R ERA: 3.21	IP: 6.0 WLS: L BF: 26 H: 5 R: 4 ER: 4 SO: 4 BB: 3 IBB: 1 HBP: 0 BLK: 0 WP: 0 HR: 1 S: 57 P: 99 ERA: 6.00 WHIP: 1.333																			

AB	31
R	1
H	6
RBI	1
BB	2
SO	5
LOB	11

AB	28
R	4
H	6
RBI	4
BB	4
SO	6
LOB	9



Batter	1	2	3	4	5	6	7	8	9	AB	R	H	RBI	BB	SO	LOB	TOP									
25 Will Venable, L (1.8) OBP: 0.325, SLG: 0.382	F8		F7			P6	G4-3		G4-3	5	0	0	0	0	0	1	San Diego Padres @ Los Angeles Dodgers Dodger Stadium, Los Angeles, CA Tue Aug 30 2011, 7:11 PM - 10:18 PM PDT Att: 36,589 - Clear - 71 F									
8 Jason Bartlett, R (1.6) OBP: 0.310, SLG: 0.309	L9		F9			15 2B 88 HR	1B		G5-3	4	2	1	0	1	0	1										
15 Jesus Guzman, R (1.3) OBP: 0.371, SLG: 0.514	F8					88 HR	1B		K	4	1	2	1	1	1	1										
88 Kyle Blanks, R (1.7) OBP: 0.303, SLG: 0.483						88 HR	2B		K2-3	4	1	2	3	0	1	2										
1 Orlando Hudson, S (1.4) OBP: 0.345, SLG: 0.375						HR			K	4	1	2	1	0	1	1										
4 Nick Hundley, R (1.2) OBP: 0.324, SLG: 0.442						HR				3	0	0	0	1	0	3										
11 Logan Forsythe, R (1.5) OBP: 0.288, SLG: 0.295										3	0	1	0	1	1	1										
28 Aaron Cunningham, R (1.9) OBP: 0.225, SLG: 0.308										3	0	0	0	0	2	3										
44 Josh Spence, L (6.1) OBP: 0.274, SLG: 0.295										1	0	0	0	0	0	1										
50 Chad Qualls, R (8.1)										0	0	0	0	0	0	0										
46 Tim Stauffer, R (1.1) OBP: 0.173, SLG: 0.160										0	0	0	0	0	0	0										
45 Anthony Bass, R (2.1)										1	0	0	0	0	0	0										
23 Blake Tekotte, L (5. PH) OBP: 0.263, SLG: 0.265										1	0	0	0	0	1	0										
57 Luke Gregerson, L (5.1)										0	0	0	0	0	0	0										
3 Andy Parrino, S (6.9)										2	0	1	0	0	0	0										
Inning Stats	R: 0 E: 0 K: 0 S: 8	H: 0 LOB: 0 BB: 0 P: 10	R: 0 E: 0 K: 0 S: 13	H: 1 LOB: 2 BB: 1 P: 26	R: 0 E: 0 K: 0 S: 10	H: 0 LOB: 0 BB: 0 P: 18	R: 0 E: 0 K: 0 S: 13	H: 1 LOB: 1 BB: 1 P: 19	R: 0 E: 0 K: 2 S: 9	H: 0 LOB: 0 BB: 0 P: 12	R: 4 E: 0 K: 1 S: 18	H: 5 LOB: 1 BB: 0 P: 25	R: 1 E: 0 K: 1 S: 13	H: 1 LOB: 1 BB: 1 P: 22	R: 0 E: 0 K: 2 S: 13	H: 0 LOB: 1 BB: 0 P: 20	R: 0 E: 0 K: 1 S: 9	H: 1 LOB: 1 BB: 0 P: 18	1B: 3 2B: 5 3B: 0 HR: 2	SF: 0 SAC: 0 DP: 1 HBP: 0	WP: 0 PB: 0 SB: 0 CS: 0	PA: 39				
PITCHER	IP WLS BF H R ER SO BB IBB HBP BLK WP HR S P ERA WHIP	6.0 W 26 7 4 4 3 2 0 0 0 0 2 71 110 6.00 1.500	1.0 5 1 1 1 1 1 0 0 0 0 0 13 22 9.00 2.000	1.0 H 4 0 0 0 2 1 0 0 0 0 0 13 20 0.00 1.000	1.0 S 4 1 0 0 1 0 0 0 0 0 0 9 18 0.00 1.000																					

AB	35
R	5
H	9
RBI	5
BB	4
SO	7
LOB	14



Batter	1	2	3	4	5	6	7	8	9	AB	R	H	RBI	BB	SO	LOB	BOTTOM								
12 Justin Sellers, R (1.6) OBP: 0.324, SLG: 0.383	K	SF8	F8			F9				3	0	0	1	1	1	1	San Diego Padres @ Los Angeles Dodgers Dodger Stadium, Los Angeles, CA Tue Aug 30 2011, 7:11 PM - 10:18 PM PDT Att: 36,589 - Clear - 71 F								
7 James Loney, L (1.3) OBP: 0.322, SLG: 0.378	F8		G3-6-1			L9			G4-3	4	1	0	0	1	0	2									
27 Matt Kemp, R (1.8) OBP: 0.396, SLG: 0.573										1	1	1	1	4	0	0									
33 Juan Rivera, R (1.7) OBP: 0.318, SLG: 0.389										4	1	0	1	1	0	5									
54 Javy Guerra, R (9.1)										0	0	0	0	0	0	0									
16 Andre Ethier, L (1.9) OBP: 0.369, SLG: 0.426										4	2	3	4	0	0	0									
6 Aaron Miles, S (1.5) OBP: 0.316, SLG: 0.370										2	1	1	0	2	0	2									
17 A.J. Ellis, R (1.2) OBP: 0.379, SLG: 0.296										3	0	1	0	1	1	2									
14 Jamey Carroll, R (1.4) OBP: 0.358, SLG: 0.347										3	1	0	0	1	1	3									
18 Hiroki Kuroda, R (1.1) OBP: 0.164, SLG: 0.098										2	1	1	1	1	0	0									
55 Matt Guerrier, R (7.1)										0	0	0	0	0	0	0									
74 Kenley Jansen, S (8.1)										0	0	0	0	0	0	0									
49 Trent Oeltjen, L (8. PH) OBP: 0.371, SLG: 0.400										1	0	0	0	0	0	0									
10 Tony Gwynn Jr., L (9.7) OBP: 0.314, SLG: 0.361										0	0	0	0	0	0	0									
Inning Stats	R: 0 E: 0 K: 1 S: 8	H: 0 LOB: 1 BB: 1 P: 17	R: 8 E: 0 K: 2 S: 24	H: 3 LOB: 7 BB: 7 P: 57	R: 0 E: 0 K: 0 S: 7	H: 1 LOB: 0 BB: 0 P: 12	R: 0 E: 0 K: 0 S: 9	H: 2 LOB: 1 BB: 0 P: 15	R: 0 E: 0 K: 0 S: 7	H: 0 LOB: 0 BB: 0 P: 8	R: 0 E: 0 K: 0 S: 6	H: 0 LOB: 1 BB: 1 P: 14	R: 0 E: 0 K: 0 S: 7	H: 1 LOB: 1 BB: 1 P: 18	R: 0 E: 0 K: 0 S: 11	H: 0 LOB: 2 BB: 2 P: 24	R: 0 E: 0 K: 0 S: 9	H: 1 LOB: 1 BB: 0 P: 18	1B: 6 2B: 0 3B: 0 HR: 1	SF: 1 SAC: 0 DP: 2 HBP: 0	WP: 1 PB: 0 SB: 0 CS: 1	PA: 40			
PITCHER	IP WLS BF H R ER SO BB IBB HBP BLK WP HR S P ERA WHIP	1.2 L 13 1 7 7 2 7 0 0 0 0 1 23 40 3.86 2.571	1.0 3 0 0 0 0 0 0 0 0 0 0 7 8 0.00 0.000	2.0 8 1 0 0 0 2 0 0 0 0 0 13 32 0.00 1.500	1.0 5 0 0 0 0 1 1 0 0 0 1 0 11 24 0.00 1.000																				

AB	27
R	8
H	7
RBI	8
BB	12
SO	3
LOB	15



Batter	1	2	3	4	5	6	7	8	9	AB	R	H	RBI	BB	SO	LOB	TOP										
25 Will Venable, L (1,8) OBP: 0.320, SLG: 0.376	L6	F8			L8		K		G1-3	5	0	0	0	0	1	4											
11 Logan Forsythe, R (1,5) OBP: 0.281, SLG: 0.287			G6-3		F7		F8			4	0	0	0	0	1	1											
39 Ernesto Frieri, R (7,1)	K									0	0	0	0	0	0	0											
54 Joe Thatcher, L (7,1)										0	0	0	0	0	0	0											
58 Brad Brach, R (7,1)										0	0	0	0	0	0	0											
15 Jesus Guzman, R (1,3) OBP: 0.384, SLG: 0.522	1B									3	0	3	0	1	0	0											
88 Kyle Blanks, R (1,7) OBP: 0.301, SLG: 0.472	K									3	1	0	0	1	1	3											
1 Orlando Hudson, S (1,4) OBP: 0.341, SLG: 0.370		G6-3	G3-2-5							4	0	0	0	0	1	4											
14 Alberto Gonzalez, R (1,6) OBP: 0.279, SLG: 0.324					P4					4	0	2	1	0	0	1											
28 Aaron Cunningham, R (1,9) OBP: 0.227, SLG: 0.294										3	1	0	0	1	1	1											
32 Rob Johnson, R (1,2) OBP: 0.258, SLG: 0.288										2	0	0	0	1	0	0											
4 Nick Hundley, R (9,PH) OBP: 0.335, SLG: 0.440										1	0	0	0	0	0	0											
49 Wade LeBlanc, L (1,1) OBP: 0.231, SLG: 0.231										2	0	1	1	0	0	0											
3 Andy Parrino, S (7,PH) OBP: 0.455, SLG: 0.375										0	0	0	0	2	0	0											
Inning Stats	R: 0 E: 0 K: 2 S: 14	H: 1 LOB: 1 BB: 0 P: 20	R: 1 E: 0 K: 0 S: 9	H: 2 LOB: 2 BB: 2 P: 21	R: 0 E: 0 K: 0 S: 8	H: 0 LOB: 0 BB: 2 P: 21	R: 0 E: 0 K: 0 S: 11	H: 0 LOB: 0 BB: 2 P: 16	R: 0 E: 1 K: 2 S: 13	H: 2 LOB: 1 BB: 0 P: 20	R: 0 E: 0 K: 1 S: 10	H: 0 LOB: 1 BB: 0 P: 18	R: 0 E: 0 K: 0 S: 10	H: 1 LOB: 1 BB: 0 P: 17	R: 0 E: 0 K: 0 S: 12	H: 0 LOB: 1 BB: 1 P: 23	1B: 5 2B: 2 3B: 0 HR: 0	SF: 0 SAC: 0 DP: 1 HBP: 0	WP: 0 PB: 0 SB: 2 CS: 2	PA: 37							
PITCHER	IP	WLS	BF	H	R	ER	SO	BB	IBB	HBP	BLK	WP	HR	S	P	ERA	WHIP										
29 Ted Lilly, L (1,1) ERA: 4.39	5.2	W	24	5	2	2	3	4	0	0	0	0	0	60	105	3.18	1.588										
52 Josh Lindblom, R (6,1) ERA: 2.21	0.2	H	3	0	0	0	1	1	0	0	0	0	0	7	16	0.00	1.500										
57 Scott Elbert, L (7,1) ERA: 2.63	0.1	H	1	0	0	0	1	0	0	0	0	0	0	3	3	0.00	0.000										
66 Mike MacDougal, R (7,1) ERA: 1.99	1.1	H	5	1	0	0	0	0	0	0	0	0	0	13	21	0.00	0.750										
54 Javy Guerra, R (9,1) ERA: 2.09	1.0	S	4	0	0	0	0	1	0	0	0	0	0	12	23	0.00	1.000										

San Diego Padres @ Los Angeles Dodgers
 Dodger Stadium, Los Angeles, CA
 Wed Aug 31 2011, 12:12 PM - 3:20 PM PDT
 Att: 27,767 - Sunny - 75 F

AB	31
R	2
H	6
RBI	2
BB	6
SO	5
LOB	14



Batter	1	2	3	4	5	6	7	8	9	AB	R	H	RBI	BB	SO	LOB	BOTTOM										
12 Justin Sellers, R (1,6) OBP: 0.333, SLG: 0.381	10 1B	F7			F9					3	1	1	0	1	0	0											
10 Tony Gwynn Jr., L (1,7) OBP: 0.313, SLG: 0.359										4	0	1	0	0	0	2											
27 Matt Kemp, R (1,8) OBP: 0.395, SLG: 0.570										4	0	1	1	0	2	1											
33 Juan Rivera, R (1,9) OBP: 0.316, SLG: 0.386										3	0	0	0	0	0	2											
66 Mike MacDougal, S (7,1)	G5-4-3									0	0	0	0	0	0	0											
16 Andre Ethier, L (8,PH) OBP: 0.370, SLG: 0.427										1	0	1	0	0	0	0											
54 Javy Guerra, R (9,1)										0	0	0	0	0	0	0											
23 Casey Blake, R (1,5) OBP: 0.342, SLG: 0.371	G3-1									4	1	1	0	0	2	2											
7 James Loney, L (1,3) OBP: 0.326, SLG: 0.380										3	1	2	1	1	0	0											
28 Rod Barajas, R (1,2) OBP: 0.293, SLG: 0.455										4	1	2	2	0	1	3											
3 Eugenio Velez, S (1,4)										2	0	0	0	0	1	1											
14 Jamey Carroll, R (7,4) OBP: 0.357, SLG: 0.346										1	0	0	0	0	0	1											
29 Ted Lilly, L (1,1) OBP: 0.083, SLG: 0.125										2	0	0	0	0	0	1											
52 Josh Lindblom, R (6,1)										0	0	0	0	0	0	0											
57 Scott Elbert, L (7,1)										0	0	0	0	0	0	0											
49 Trent Oeltjen, L (7,9) OBP: 0.366, SLG: 0.393										1	0	0	0	0	1	1											
Inning Stats	R: 1 E: 0 K: 0 S: 14	H: 3 LOB: 1 BB: 0 P: 18	R: 2 E: 0 K: 1 S: 15	H: 1 LOB: 0 BB: 1 P: 24	R: 0 E: 0 K: 0 S: 10	H: 0 LOB: 0 BB: 0 P: 17	R: 1 E: 0 K: 0 S: 11	H: 2 LOB: 1 BB: 0 P: 19	R: 0 E: 0 K: 1 S: 9	H: 0 LOB: 0 BB: 0 P: 11	R: 0 E: 0 K: 1 S: 11	H: 1 LOB: 2 BB: 1 P: 18	R: 0 E: 0 K: 3 S: 12	H: 2 LOB: 2 BB: 0 P: 15	R: 0 E: 0 K: 0 S: 12	H: 0 LOB: 0 BB: 1 P: 23	1B: 6 2B: 3 3B: 0 HR: 1	SF: 0 SAC: 0 DP: 2 HBP: 0	WP: 0 PB: 0 SB: 0 CS: 1	PA: 34							
PITCHER	IP	WLS	BF	H	R	ER	SO	BB	IBB	HBP	BLK	WP	HR	S	P	ERA	WHIP										
49 Wade LeBlanc, L (1,1) ERA: 5.14	6.0	L	24	6	4	4	3	1	0	0	0	0	0	68	103	6.00	1.167										
39 Ernesto Frieri, R (7,1) ERA: 3.19	0.1		2	1	0	0	0	0	0	0	0	0	0	3	5	0.00	3.000										
54 Joe Thatcher, L (7,1) ERA: 9.0	0.1		1	0	0	0	1	0	0	0	0	0	0	3	4	0.00	0.000										
58 Brad Brach, R (7,1) ERA:	1.1		7	2	0	0	3	1	0	0	0	0	0	17	24	0.00	2.250										

San Diego Padres @ Los Angeles Dodgers
 Dodger Stadium, Los Angeles, CA
 Wed Aug 31 2011, 12:12 PM - 3:20 PM PDT
 Att: 27,767 - Sunny - 75 F

AB	32
R	4
H	9
RBI	4
BB	2
SO	7
LOB	14



Batter	1	2	3	4	5	6	7	8	9	AB	R	H	RBI	BB	SO	LOB	TOP			
56 Andres Torres, S OBP: 0.309, SLG: 0.331 (1, 8)	G3		P6		G3			FC4-2 BB	K	4	0	0	0	1	1	0	San Francisco Giants @ San Diego Padres PETCO Park, San Diego, CA Mon Sep 05 2011, 4:07 PM - 6:52 PM EDT Att: 25,066 - Cloudy - 73 F			
8 Jeff Keppinger, R OBP: 0.318, SLG: 0.411 (1, 4)	G5-3		G4-3		G4-3			FC4-2 1B		4	1	1	0	1	0	0				
48 Pablo Sandoval, S OBP: 0.340, SLG: 0.507 (1, 5)	HR				F7			FC4-2 IBB	K	4	3	2	2	1	1	1				
17 Aubrey Huff, L OBP: 0.300, SLG: 0.370 34 Darren Ford, R OBP: 0.257, SLG: 0.250 (6, PR)	G4-3				G3			FC4-2 BB	K	2	0	0	0	1	0	0				
13 Cody Ross, R OBP: 0.327, SLG: 0.399 (1, 9)										4	2	3	2	0	0	1				
9 Brandon Belt, L OBP: 0.182, SLG: 0.363 (6, 3)										3	0	1	0	1	1	2				
35 Brandon Crawford, L OBP: 0.317, SLG: 0.268 7 Mark DeRosa, R OBP: 0.268, SLG: 0.305 43 Orlando Cabrera, R OBP: 0.268, SLG: 0.305 (8, PH)										3	0	1	1	0	0	1				
37 Chris Stewart, R OBP: 0.277, SLG: 0.259 (1, 2)										4	0	1	0	0	0	3				
40 Madison Bumgarner, R OBP: 0.182, SLG: 0.160 46 Santiago Casilla, R (9, 1)										4	0	0	0	0	2	5				
Inning Stats	R: 1 E: 0 K: 0 S: 9	H: 1 LOB: 0 BB: 0 P: 17	R: 1 E: 0 K: 0 S: 7	H: 2 LOB: 0 BB: 0 P: 10	R: 0 E: 0 K: 0 S: 7	H: 0 LOB: 0 BB: 0 P: 14	R: 2 E: 0 K: 0 S: 20	H: 4 LOB: 2 BB: 0 P: 31	R: 0 E: 0 K: 1 S: 11	H: 0 LOB: 1 BB: 1 P: 18	R: 0 E: 0 K: 1 S: 6	H: 0 LOB: 0 BB: 0 P: 9	R: 3 E: 0 K: 1 S: 17	H: 2 LOB: 3 BB: 4 P: 38	R: 0 E: 0 K: 3 S: 10	H: 0 LOB: 1 BB: 1 P: 18		1B: 5 2B: 2 3B: 0 HR: 2	SF: 0 SAC: 0 DP: 1 HBP: 0	WP: 1 PB: 0 SB: 1 CS: 1
PITCHER	IP WLS BF H R ER SO	IP WLS BF H R ER SO	IP WLS BF H R ER SO	IP WLS BF H R ER SO	IP WLS BF H R ER SO	IP WLS BF H R ER SO	IP WLS BF H R ER SO	IP WLS BF H R ER SO	IP WLS BF H R ER SO	IP WLS BF H R ER SO	IP WLS BF H R ER SO	IP WLS BF H R ER SO	IP WLS BF H R ER SO	IP WLS BF H R ER SO	IP WLS BF H R ER SO	IP WLS BF H R ER SO	ERA WHIP	ERA WHIP		
46 Tim Stauffer, R ERA: 3.83 37 Drew Carpenter, R ERA: 6.97 59 Jeff Fulchino, R ERA: 5.88 44 Josh Spence, L ERA: 1.93 58 Brad Brach, R ERA:	6.0 L 24 7 4 4 1	1.0 0 3 0 0 0 1	0.1 5 2 3 3 0 1	0.0 1 0 0 0 0 1	0.2 3 0 0 0 1 1	1.0 0 4 2 6 0 9	1.0 0 4 0 0 0 3	1.0 0 4 0 0 0 3	1.0 0 4 0 0 0 3	1.0 0 4 0 0 0 3	1.0 0 4 0 0 0 3	1.0 0 4 0 0 0 3	1.0 0 4 0 0 0 3	1.0 0 4 0 0 0 3	1.0 0 4 0 0 0 3	1.0 0 4 0 0 0 3	6.00 1.333	0.00 0.000	81.00 9.000	0.00 1.500
PITCHER	IP WLS BF H R ER SO	IP WLS BF H R ER SO	IP WLS BF H R ER SO	IP WLS BF H R ER SO	IP WLS BF H R ER SO	IP WLS BF H R ER SO	IP WLS BF H R ER SO	IP WLS BF H R ER SO	IP WLS BF H R ER SO	IP WLS BF H R ER SO	IP WLS BF H R ER SO	IP WLS BF H R ER SO	IP WLS BF H R ER SO	IP WLS BF H R ER SO	IP WLS BF H R ER SO	IP WLS BF H R ER SO	ERA WHIP	ERA WHIP		
40 Madison Bumgarner, L ERA: 3.37 46 Santiago Casilla, R ERA: 1.3	8.1 W 33 7 2 2 10	0.2 0 2 0 0 0 2	0.0 0 0 0 0 0 2	0.0 0 0 0 0 0 2	0.0 0 0 0 0 0 2	0.0 0 7 9 0 0 9	0.0 0 7 9 0 0 9	0.0 0 7 9 0 0 9	0.0 0 7 9 0 0 9	0.0 0 7 9 0 0 9	0.0 0 7 9 0 0 9	0.0 0 7 9 0 0 9	0.0 0 7 9 0 0 9	0.0 0 7 9 0 0 9	0.0 0 7 9 0 0 9	0.0 0 7 9 0 0 9	2.16 0.960	0.00 0.000		

Batter	1	2	3	4	5	6	7	8	9	AB	R	H	RBI	BB	SO	LOB	BOTTOM			
24 Cameron Maybin, R OBP: 0.332, SLG: 0.400 (1, 8)	K				K			K		4	0	1	0	0	3	0	San Francisco Giants @ San Diego Padres PETCO Park, San Diego, CA Mon Sep 05 2011, 4:07 PM - 6:52 PM EDT Att: 25,066 - Cloudy - 73 F			
8 Jason Bartlett, R OBP: 0.311, SLG: 0.310 (1, 6)										4	1	2	0	0	1	1				
15 Jesus Guzman, R OBP: 0.388, SLG: 0.523 (1, 3)										4	0	1	1	0	2	2				
88 Kyle Blanks, R OBP: 0.309, SLG: 0.455 (1, 7)										3	0	0	0	1	1	2				
1 Orlando Hudson, S OBP: 0.332, SLG: 0.355 (1, 4)										4	0	0	0	0	1	3				
4 Nick Hundley, R OBP: 0.343, SLG: 0.454 (1, 2)										4	1	1	1	1	0	2				
13 Chris Denorfa, R OBP: 0.333, SLG: 0.379 (1, 9)										4	0	2	0	0	1	0				
14 Alberto Gonzalez, R OBP: 0.266, SLG: 0.290 (1, 5)										4	0	0	0	0	2	2				
46 Tim Stauffer, R OBP: 0.187, SLG: 0.154 37 Drew Carpenter, R OBP: 0.251, SLG: 0.268 28 Aaron Cunningham, R OBP: 0.251, SLG: 0.268 59 Jeff Fulchino, R OBP: 0.251, SLG: 0.268 44 Josh Spence, L OBP: 0.251, SLG: 0.268 58 Brad Brach, R OBP: 0.251, SLG: 0.268 39 Ernesto Frieri, R OBP: 0.251, SLG: 0.268										2	0	0	0	0	1	2				
Inning Stats	R: 1 E: 0 K: 2 S: 14	H: 2 LOB: 1 BB: 0 P: 22	R: 0 E: 0 K: 2 S: 9	H: 1 LOB: 0 BB: 0 P: 11	R: 0 E: 0 K: 1 S: 11	H: 1 LOB: 2 BB: 1 P: 19	R: 0 E: 0 K: 1 S: 11	H: 1 LOB: 0 BB: 0 P: 14	R: 0 E: 0 K: 2 S: 4	H: 0 LOB: 0 BB: 0 P: 6	R: 0 E: 0 K: 2 S: 8	H: 0 LOB: 0 BB: 0 P: 12	R: 0 E: 0 K: 2 S: 11	H: 1 LOB: 0 BB: 0 P: 15	R: 1 E: 0 K: 3 S: 15	H: 1 LOB: 0 BB: 0 P: 22		1B: 3 2B: 3 3B: 0 HR: 1	SF: 0 SAC: 0 DP: 0 HBP: 0	WP: 0 PB: 0 SB: 1 CS: 0
PITCHER	IP WLS BF H R ER SO	IP WLS BF H R ER SO	IP WLS BF H R ER SO	IP WLS BF H R ER SO	IP WLS BF H R ER SO	IP WLS BF H R ER SO	IP WLS BF H R ER SO	IP WLS BF H R ER SO	IP WLS BF H R ER SO	IP WLS BF H R ER SO	IP WLS BF H R ER SO	IP WLS BF H R ER SO	IP WLS BF H R ER SO	IP WLS BF H R ER SO	IP WLS BF H R ER SO	IP WLS BF H R ER SO	ERA WHIP	ERA WHIP		
40 Madison Bumgarner, L ERA: 3.37 46 Santiago Casilla, R ERA: 1.3	8.1 W 33 7 2 2 10	0.2 0 2 0 0 0 2	0.0 0 0 0 0 0 2	0.0 0 0 0 0 0 2	0.0 0 7 9 0 0 9	0.0 0 7 9 0 0 9	0.0 0 7 9 0 0 9	0.0 0 7 9 0 0 9	0.0 0 7 9 0 0 9	0.0 0 7 9 0 0 9	0.0 0 7 9 0 0 9	0.0 0 7 9 0 0 9	0.0 0 7 9 0 0 9	0.0 0 7 9 0 0 9	0.0 0 7 9 0 0 9	0.0 0 7 9 0 0 9	2.16 0.960	0.00 0.000		



Batter	1	2	3	4	5	6	7	8	9	AB	R	H	RBI	BB	SO	LOB	TOP										
51 Justin Christian, R OBP: 0.250, SLG: 0.500	F8	P6			15 2B		G6-3		SH1-3	4	1	1	0	0	0	1											
8 Jeff Keppinger, R OBP: 0.319, SLG: 0.414	F9				15 1B		G6-3		G6-3	5	1	2	0	0	0	1											
15 Carlos Beltrán, S OBP: 0.388, SLG: 0.517									G3-4-3	4	1	3	3	1	0	1											
13 Cody Ross, R OBP: 0.323, SLG: 0.394	G1-3				F8				F9	5	0	0	0	0	0	5											
7 Mark DeRosa, R OBP: 0.313, SLG: 0.267					L5				F9	4	1	1	0	0	0	3											
6 Brett Phillips, R OBP: 0.333, SLG: 1.333										3	1	1	2	0	0	1											
14 Mike Fontenot, L OBP: 0.299, SLG: 0.359										0	0	0	0	0	0	0											
54 Sergio Romo, R OBP: 0.299, SLG: 0.359										0	0	0	0	0	0	0											
49 Javier López, L OBP: 0.299, SLG: 0.359										0	0	0	0	0	0	0											
46 Santiago Casilla, R OBP: 0.299, SLG: 0.359										0	0	0	0	0	0	0											
52 Ramon E Ramirez, R OBP: 0.299, SLG: 0.359										0	0	0	0	0	0	0											
43 Orlando Cabrera, R OBP: 0.268, SLG: 0.304					L4					4	0	1	1	0	0	0											
37 Chris Stewart, R OBP: 0.277, SLG: 0.266					F7					4	0	1	0	0	0	2											
47 Eric Surkamp, L OBP: 0.341, SLG: 0.507										2	0	0	0	0	0	1											
65 Steve Edlefsen, R OBP: 0.341, SLG: 0.507										0	0	0	0	0	0	0											
48 Pablo Sandoval, S OBP: 0.341, SLG: 0.507					G3-1					2	1	1	0	0	0	0											
Inning Stats	R: 0 E: 0 K: 0 S: 11	H: 1 LOB: 0 BB: 0 P: 18	R: 2 E: 0 K: 1 S: 19	H: 3 LOB: 1 BB: 0 P: 25	R: 1 E: 0 K: 0 S: 9	H: 2 LOB: 0 BB: 0 P: 13	R: 0 E: 0 K: 0 S: 5	H: 0 LOB: 0 BB: 0 P: 7	R: 1 E: 0 K: 0 S: 13	H: 2 LOB: 0 BB: 0 P: 21	R: 0 E: 0 K: 0 S: 6	H: 0 LOB: 0 BB: 0 P: 11	R: 0 E: 0 K: 0 S: 8	H: 0 LOB: 0 BB: 0 P: 11	R: 1 E: 0 K: 0 S: 7	H: 1 LOB: 0 BB: 2 P: 16	R: 1 E: 0 K: 0 S: 12	H: 2 LOB: 1 BB: 0 P: 14	1B: 6 2B: 4 3B: 0 HR: 1	SF: 0 SAC: 1 DP: 0 HBP: 0	WP: 0 PB: 0 SB: 0 CS: 0	PA: 40					
PITCHER	IP	WLS	BF	H	R	ER	SO	BB	IBB	HBP	BLK	WP	HR	S	P	ERA	WHIP										
49 Wade LeBlanc, L ERA: 5.33	5.0	L	23	8	4	4	1	0	0	0	0	0	1	57	84	7.20	1.600										
45 Anthony Bass, R ERA: 1.91	2.0		6	0	0	0	0	0	0	0	0	0	0	14	22	0.00	0.000										
57 Luke Gregerson, R ERA: 3.04	1.0		6	1	1	1	0	1	1	0	0	0	0	7	16	9.00	2.000										
44 Josh Spence, L ERA: 2.25	0.0		1	1	1	1	0	0	0	0	0	0	0	2	2	∞	∞										
40 Erik Hamren, R ERA: 2.53	1.0		4	1	0	0	0	0	0	0	0	0	0	10	12	0.00	1.000										

San Francisco Giants @ San Diego Padres
PETCO Park, San Diego, CA
Tue Sep 06 2011, 10:06 PM - 1:10 AM EDT
Att: 21,866 - Clear - 80 F

livebaseballscores.com

AB 37
R 6
H 11
RBI 6
BB 2
SO 1
LOB 15




Batter	1	2	3	4	5	6	7	8	9	AB	R	H	RBI	BB	SO	LOB	BOTTOM										
24 Cameron Maybin, R OBP: 0.331, SLG: 0.396	F9				G1-3					4	0	0	0	0	1	2											
8 Jason Bartlett, R OBP: 0.313, SLG: 0.313										3	1	1	0	1	1	0											
15 Jesus Guzman, R OBP: 0.379, SLG: 0.510	G4-3				G6-3					5	0	0	0	0	1	5											
88 Kyle Blanks, R OBP: 0.314, SLG: 0.452	F7				SF8					1	0	0	1	2	0	1											
4 Nick Hundley, R OBP: 0.341, SLG: 0.464					F9					4	1	1	1	0	2	2											
13 Chris Denorfia, R OBP: 0.338, SLG: 0.388										2	1	2	0	0	0	0											
25 Will Venable, L OBP: 0.319, SLG: 0.389										1	0	0	0	0	0	1											
1 Orlando Hudson, S OBP: 0.334, SLG: 0.355										0	1	0	0	1	0	0											
22 James Darnell, R OBP: 0.240, SLG: 0.174										3	0	0	0	0	0	2											
47 Jeremy Hermida, L OBP: 0.194, SLG: 0.241										1	0	0	0	0	1	1											
3 Andy Parrino, S OBP: 0.391, SLG: 0.294										3	0	1	1	0	1	1											
49 Wade LeBlanc, L ERA: 5.33	5.0		20	5	3	3	2	1	0	0	0	0	0	0	0	0											
65 Steve Edlefsen, R ERA: 3.85	0.2	H	3	0	0	0	1	1	0	0	0	0	0	0	0	0											
41 Jeremy Affeldt, L ERA: 2.64	1.1	H	5	1	0	0	1	0	0	0	0	0	0	0	0	0											
54 Sergio Romo, R ERA: 1.56	1.0	H	4	0	0	0	2	1	0	0	0	0	0	0	0	0											
49 Javier López, L ERA: 2.7	0.0		1	0	1	1	0	1	0	0	0	0	0	0	0	0											
Inning Stats	R: 0 E: 0 K: 0 S: 7	H: 0 LOB: 1 BB: 1 P: 14	R: 2 E: 1 K: 1 S: 16	H: 3 LOB: 1 BB: 0 P: 26	R: 1 E: 0 K: 0 S: 8	H: 1 LOB: 0 BB: 0 P: 11	R: 0 E: 0 K: 1 S: 9	H: 1 LOB: 0 BB: 0 P: 13	R: 0 E: 0 K: 0 S: 6	H: 0 LOB: 0 BB: 0 P: 12	R: 0 E: 0 K: 1 S: 9	H: 0 LOB: 1 BB: 1 P: 17	R: 0 E: 0 K: 1 S: 12	H: 1 LOB: 1 BB: 0 P: 21	R: 0 E: 0 K: 2 S: 11	H: 0 LOB: 1 BB: 1 P: 23	R: 0 E: 0 K: 2 S: 14	H: 1 LOB: 3 BB: 1 P: 29	1B: 3 2B: 3 3B: 0 HR: 1	SF: 2 SAC: 0 DP: 1 HBP: 2	WP: 0 PB: 0 SB: 1 CS: 0	PA: 39					
PITCHER	IP	WLS	BF	H	R	ER	SO	BB	IBB	HBP	BLK	WP	HR	S	P	ERA	WHIP										
46 Santiago Casilla, R ERA: 1.28	0.2		5	1	0	0	1	0	0	0	0	0	0	3	5	0.00	0.000										
52 Ramon E Ramirez, R ERA: 3.02	0.1	S	1	0	0	0	1	0	0	0	0	0	0	0	0	0											

San Francisco Giants @ San Diego Padres
PETCO Park, San Diego, CA
Tue Sep 06 2011, 10:06 PM - 1:10 AM EDT
Att: 21,866 - Clear - 80 F

livebaseballscores.com

AB 31
R 4
H 7
RBI 4
BB 4
SO 8
LOB 16



Batter	1	2	3	4	5	6	7	8	9	AB	R	H	RBI	BB	SO	LOB	TOP			
51 Justin Christian, R OBP: 0.286, SLG: 0.333 56 Andres Torres, S OBP: 0.302, SLG: 0.330	F8		BB		P6			P4		2	0	0	0	1	0	1	San Francisco Giants @ San Diego Padres PETCO Park, San Diego, CA Wed Sep 07 2011, 6:36 PM - 9:07 PM EDT Att: 18,173 - Sunny - 78 F			
14 Mike Fontenot, L OBP: 0.302, SLG: 0.359	K		PO		BB		F7	1B		3	0	1	0	1	1	0				
15 Carlos Beltrán, S OBP: 0.387, SLG: 0.514					F7		G4-3	F9		4	0	1	0	0	0	2				
48 Pablo Sandoval, S OBP: 0.340, SLG: 0.504	K				FC4-6		G1-3			4	0	1	0	0	1	2				
13 Cody Ross, R OBP: 0.322, SLG: 0.390			BB		F8		P6	G5-4-3		3	0	0	0	1	0	2				
6 Brett Pill, R OBP: 0.429, SLG: 1.286		P3			HR		1B	G4-3		4	1	2	1	0	0	1				
43 Orlando Cabrera, R OBP: 0.266, SLG: 0.302		F9			G5-3		E3			3	0	0	0	0	0	1				
22 Eli Whiteside, R OBP: 0.275, SLG: 0.326 5 Pat Burrell, R OBP: 0.349, SLG: 0.415 37 Chris Stewart, R OBP: 0.277, SLG: 0.266			F8		F9		F9-2			2	0	0	0	0	0	0				
18 Matt Cain, R OBP: 0.148, SLG: 0.123 17 Aubrey Huff, L OBP: 0.301, SLG: 0.371 34 Darren Ford, R OBP: 0.357, SLG: 0.250 41 Jeremy Affeldt, L					K					2	0	1	0	0	1	0				
59 Guillermo Mota, R OBP: 0.111, SLG: 0.222								1B		1	0	1	0	0	0	0				
Inning Stats	R: 0 H: 1 E: 0 K: 2 S: 10	H: 1 LOB: 1 BB: 0 P: 15	R: 0 H: 0 E: 0 K: 0 S: 9	H: 0 LOB: 0 BB: 1 P: 18	R: 0 H: 0 E: 0 K: 1 S: 8	H: 0 LOB: 0 BB: 1 P: 14	R: 0 H: 0 E: 0 K: 0 S: 12	H: 0 LOB: 1 BB: 0 P: 24	R: 1 H: 2 E: 0 K: 0 S: 7	H: 2 LOB: 1 BB: 0 P: 12	R: 0 H: 0 E: 0 K: 0 S: 8	H: 0 LOB: 0 BB: 0 P: 12	R: 0 H: 1 E: 1 K: 0 S: 9	H: 1 LOB: 1 BB: 0 P: 14	R: 0 H: 2 E: 0 K: 0 S: 10	H: 1 LOB: 0 BB: 0 P: 14	1B: 6 2B: 2 3B: 0 HR: 1	SF: 0 SAC: 0 DP: 3 HBP: 0	WP: 0 PB: 0 SB: 0 CS: 1	PA: 34
PITCHER	IP WLS BF H R ER SO BB IBB HBP BLK WP HR S P ERA WHIP	IP WLS BF H R ER SO BB IBB HBP BLK WP HR S P ERA WHIP	IP WLS BF H R ER SO BB IBB HBP BLK WP HR S P ERA WHIP	IP WLS BF H R ER SO BB IBB HBP BLK WP HR S P ERA WHIP	IP WLS BF H R ER SO BB IBB HBP BLK WP HR S P ERA WHIP	IP WLS BF H R ER SO BB IBB HBP BLK WP HR S P ERA WHIP	IP WLS BF H R ER SO BB IBB HBP BLK WP HR S P ERA WHIP	IP WLS BF H R ER SO BB IBB HBP BLK WP HR S P ERA WHIP	IP WLS BF H R ER SO BB IBB HBP BLK WP HR S P ERA WHIP	IP WLS BF H R ER SO BB IBB HBP BLK WP HR S P ERA WHIP	IP WLS BF H R ER SO BB IBB HBP BLK WP HR S P ERA WHIP	IP WLS BF H R ER SO BB IBB HBP BLK WP HR S P ERA WHIP	IP WLS BF H R ER SO BB IBB HBP BLK WP HR S P ERA WHIP	IP WLS BF H R ER SO BB IBB HBP BLK WP HR S P ERA WHIP	IP WLS BF H R ER SO BB IBB HBP BLK WP HR S P ERA WHIP	IP WLS BF H R ER SO BB IBB HBP BLK WP HR S P ERA WHIP	IP WLS BF H R ER SO BB IBB HBP BLK WP HR S P ERA WHIP			
41 Aaron Harang, R ERA: 3.74 50 Chad Qualls, R ERA: 3.39 21 Heath Bell, R ERA: 2.44	7.0 W 26 4 1 1 3 3 0 0 0 0 1 63 109 1.29 1.000	0.2 H 3 2 0 0 0 0 0 0 0 0 0 9 13 0.00 3.000	1.1 S 4 1 0 0 0 0 0 0 0 0 0 11 15 0.00 0.750																	

Batter	1	2	3	4	5	6	7	8	9	AB	R	H	RBI	BB	SO	LOB	BOTTOM			
25 Will Venable, L OBP: 0.318, SLG: 0.396	HR		F9		G4-3			E6		4	2	1	1	0	0	0	San Francisco Giants @ San Diego Padres PETCO Park, San Diego, CA Wed Sep 07 2011, 6:36 PM - 9:07 PM EDT Att: 18,173 - Sunny - 78 F			
1 Orlando Hudson, S OBP: 0.331, SLG: 0.351	G4-3				G6-3		G3-1	B3		4	0	0	0	0	1	0				
24 Cameron Maybin, R OBP: 0.332, SLG: 0.404	G5-3				K			15 1B		4	1	2	1	0	1	0				
15 Jesus Guzman, R OBP: 0.381, SLG: 0.507 13 Chris Denorfia, R OBP: 0.336, SLG: 0.388	F9				WP		CS	G6-3		3	0	1	1	1	0	1				
4 Nick Hundley, R OBP: 0.340, SLG: 0.458		K			BB		CS	F9		3	0	0	0	1	1	1				
27 Anthony Rizzo, L OBP: 0.282, SLG: 0.269		K			BB			P4		2	0	0	0	1	1	2				
3 Andy Parrino, S OBP: 0.385, SLG: 0.300					G3					3	0	1	0	0	1	0				
14 Alberto Gonzalez, R OBP: 0.264, SLG: 0.287 47 Jeremy Hermida, L OBP: 0.188, SLG: 0.233 50 Chad Qualls, R 21 Heath Bell, R					G4-3			K		2	0	0	0	0	1	0				
41 Aaron Harang, R OBP: 0.100, SLG: 0.120 8 Jason Bartlett, R OBP: 0.313, SLG: 0.312					L6			K		2	0	0	0	0	1	0				
								P3		1	0	0	0	0	0	2				
Inning Stats	R: 1 H: 1 E: 0 K: 0 S: 7	H: 1 LOB: 0 BB: 0 P: 11	R: 0 H: 0 E: 0 K: 3 S: 10	H: 0 LOB: 0 BB: 0 P: 13	R: 0 H: 0 E: 0 K: 0 S: 11	H: 0 LOB: 0 BB: 0 P: 14	R: 0 H: 0 E: 0 K: 1 S: 10	H: 0 LOB: 2 BB: 2 P: 19	R: 0 H: 0 E: 0 K: 2 S: 7	H: 0 LOB: 0 BB: 0 P: 10	R: 1 H: 2 E: 0 K: 0 S: 7	H: 2 LOB: 0 BB: 0 P: 16	R: 0 H: 1 E: 0 K: 1 S: 13	H: 1 LOB: 2 BB: 1 P: 22	R: 1 H: 1 E: 1 K: 0 S: 14	H: 1 LOB: 1 BB: 0 P: 22	1B: 2 2B: 1 3B: 1 HR: 1	SF: 0 SAC: 0 DP: 0 HBP: 0	WP: 1 PB: 0 SB: 0 CS: 1	PA: 33
PITCHER	IP WLS BF H R ER SO BB IBB HBP BLK WP HR S P ERA WHIP	IP WLS BF H R ER SO BB IBB HBP BLK WP HR S P ERA WHIP	IP WLS BF H R ER SO BB IBB HBP BLK WP HR S P ERA WHIP	IP WLS BF H R ER SO BB IBB HBP BLK WP HR S P ERA WHIP	IP WLS BF H R ER SO BB IBB HBP BLK WP HR S P ERA WHIP	IP WLS BF H R ER SO BB IBB HBP BLK WP HR S P ERA WHIP	IP WLS BF H R ER SO BB IBB HBP BLK WP HR S P ERA WHIP	IP WLS BF H R ER SO BB IBB HBP BLK WP HR S P ERA WHIP	IP WLS BF H R ER SO BB IBB HBP BLK WP HR S P ERA WHIP	IP WLS BF H R ER SO BB IBB HBP BLK WP HR S P ERA WHIP	IP WLS BF H R ER SO BB IBB HBP BLK WP HR S P ERA WHIP	IP WLS BF H R ER SO BB IBB HBP BLK WP HR S P ERA WHIP	IP WLS BF H R ER SO BB IBB HBP BLK WP HR S P ERA WHIP	IP WLS BF H R ER SO BB IBB HBP BLK WP HR S P ERA WHIP	IP WLS BF H R ER SO BB IBB HBP BLK WP HR S P ERA WHIP	IP WLS BF H R ER SO BB IBB HBP BLK WP HR S P ERA WHIP	IP WLS BF H R ER SO BB IBB HBP BLK WP HR S P ERA WHIP			
18 Matt Cain, R ERA: 2.84 41 Jeremy Affeldt, L ERA: 2.63 59 Guillermo Mota, R ERA: 3.79	7.0 L 27 4 2 2 7 3 0 0 0 0 0 65 105 2.57 1.000	0.1 3 1 1 0 0 0 0 0 0 0 0 0 10 16 0.00 3.000	0.2 2 0 0 0 0 0 0 0 0 0 0 0 4 6 0.00 0.000																	



Batter	1	2	3	4	5	6	7	8	9	AB	R	H	RBI	BB	SO	LOB	TOP	
25 Will Venable, L (1,7) OBP: 0.317, SLG: 0.394										4	0	1	1	0	2	1	San Diego Padres @ Arizona Diamondbacks Chase Field, Phoenix, AZ Thu Sep 08 2011, 6:41 PM - 9:21 PM MST Att: 21,407 - Roof Closed - 79 F	
8 Jason Bartlett, R (1,6) OBP: 0.312, SLG: 0.313										4	0	1	0	0	2	2		
24 Cameron Maybin, R (1,8) OBP: 0.333, SLG: 0.404										4	0	2	0	0	1	1		
88 Kyle Blanks, R (1,3) OBP: 0.306, SLG: 0.439										4	0	0	0	0	1	3		
1 Orlando Hudson, S (1,4) OBP: 0.328, SLG: 0.347										4	0	0	0	0	0	1		
4 Nick Hundley, R (1,2) OBP: 0.343, SLG: 0.459										4	1	2	0	0	1	1		
47 Jeremy Hermida, L (1,9) OBP: 0.325, SLG: 0.242										3	0	1	0	0	2	1		
3 Andy Parrino, S (1,5) OBP: 0.345, SLG: 0.261										3	0	0	0	0	3	3		
52 Cory Luebke, R (1,1) OBP: 0.307, SLG: 0.179										2	0	1	0	0	1	0		
58 Brad Brach, R (6,1)										0	0	0	0	0	0	0		
54 Joe Thatcher, L (7,1)										0	0	0	0	0	0	0		
37 Drew Carpenter, R (7,1)										0	0	0	0	0	0	0		
15 Jesus Guzman, R (8,PH)										1	0	0	0	0	0	2		
39 Ernesto Frieri, R (8,1)										0	0	0	0	0	0	0		
Inning Stats	R: 0 H: 1 E: 0 K: 2 S: 8	H: 1 LOB: 0 BB: 0 P: 12	R: 0 H: 0 E: 0 K: 1 S: 11	H: 0 LOB: 0 BB: 0 P: 14	R: 0 H: 1 E: 0 K: 1 S: 7	H: 1 LOB: 0 BB: 0 P: 12	R: 0 H: 0 E: 0 K: 1 S: 6	H: 0 LOB: 0 BB: 0 P: 9	R: 0 H: 1 E: 0 K: 2 S: 13	H: 3 LOB: 2 BB: 0 P: 18	R: 1 H: 3 E: 0 K: 1 S: 13	H: 3 LOB: 2 BB: 0 P: 16	R: 0 H: 1 E: 0 K: 2 S: 11	H: 1 LOB: 1 BB: 0 P: 17	1B: 7 2B: 1 3B: 0 HR: 0	SF: 0 SAC: 0 DP: 2 HBP: 0	WP: 0 PB: 0 SB: 1 CS: 0	PA: 33
PITCHER	IP WLS BF H R ER SO BB IBB HBP BLK WP HR S P ERA WHIP																	
31 Ian Kennedy, R (1,1) ERA: 2.9	7.2 W 28 7 1 1 11 0 0 0 0 0 0 0 0 1.17 0.913																	
29 Brad Ziegler, R (8,1) ERA: 2.25	0.1 H 1 0 0 0 0 0 0 0 0 0 0 0 0 0.00 0.000																	
40 J.J. Putz, R (9,1) ERA: 2.45	1.0 S 4 1 0 0 2 0 0 0 0 0 0 0 0 0 0.00 1.000																	

Batter	1	2	3	4	5	6	7	8	9	AB	R	H	RBI	BB	SO	LOB	BOTTOM			
18 Willie Bloomquist, R (1,6) OBP: 0.326, SLG: 0.353										3	0	1	0	1	1	0	San Diego Padres @ Arizona Diamondbacks Chase Field, Phoenix, AZ Thu Sep 08 2011, 6:41 PM - 9:21 PM MST Att: 21,407 - Roof Closed - 79 F			
2 Aaron Hill, R (1,4) OBP: 0.287, SLG: 0.346										4	1	1	0	0	1	2				
10 Justin Upton, R (1,9) OBP: 0.360, SLG: 0.550										3	1	1	1	1	1	1				
8 Gerardo Parra, L (7,PR) OBP: 0.358, SLG: 0.431										0	0	0	0	0	0	0				
26 Miguel Montero, L (1,2) OBP: 0.346, SLG: 0.458										4	0	1	1	0	1	1				
44 Paul Goldschmidt, R (1,3) OBP: 0.325, SLG: 0.505										4	1	2	1	0	2	0				
14 Ryan Roberts, R (1,5) OBP: 0.354, SLG: 0.444										1	0	0	0	3	0	0				
24 Chris Young, R (1,8) OBP: 0.312, SLG: 0.406										4	0	0	0	0	0	3				
4 Collin Cowgill, R (1,7) OBP: 0.284, SLG: 0.270										3	0	0	0	1	2	1				
31 Ian Kennedy, R (1,1) OBP: 0.172, SLG: 0.148										2	1	0	0	0	2	2				
29 Brad Ziegler, R (8,1) ERA: 4.91										0	0	0	0	0	0	0				
11 Sean Burroughs, L (6,PH) OBP: 0.282, SLG: 0.340										1	0	0	0	0	0	1				
40 J.J. Putz, R (9,1) ERA: 3.02										0	0	0	0	0	0	0				
Inning Stats	R: 0 H: 1 E: 0 K: 3 S: 14	H: 0 LOB: 2 BB: 2 P: 21	R: 0 H: 0 E: 0 K: 2 S: 13	H: 0 LOB: 2 BB: 2 P: 25	R: 0 H: 0 E: 0 K: 1 S: 8	H: 0 LOB: 0 BB: 0 P: 10	R: 1 H: 1 E: 0 K: 0 S: 11	H: 1 LOB: 0 BB: 0 P: 16	R: 0 H: 0 E: 0 K: 2 S: 10	H: 0 LOB: 1 BB: 1 P: 21	R: 1 H: 1 E: 0 K: 1 S: 8	H: 1 LOB: 1 BB: 1 P: 13	R: 2 H: 3 E: 1 K: 1 S: 14	H: 3 LOB: 3 BB: 1 P: 25	R: 0 H: 0 E: 0 K: 0 S: 11	H: 0 LOB: 1 BB: 1 P: 17	1B: 4 2B: 0 3B: 0 HR: 2	SF: 0 SAC: 0 DP: 0 HBP: 1	WP: 0 PB: 0 SB: 3 CS: 0	PA: 36
PITCHER	IP WLS BF H R ER SO BB IBB HBP BLK WP HR S P ERA WHIP																			
52 Cory Luebke, L (1,1) ERA: 3.28	5.2 L 24 3 2 2 9 3 1 0 0 0 0 0 0 11 17 18.00 1.000																			
58 Brad Brach, R (6,1) ERA: 4.91	1.0 6 1 2 2 1 0 1 1 0 0 0 0 0 0 0 0 0.00 3.000																			
54 Joe Thatcher, L (7,1) ERA: 6.75	0.0 1 1 0 0 0 0 0 0 0 0 0 0 0 0 0 0 0.00 3.000																			
37 Drew Carpenter, R (7,1) ERA: 6.75	0.1 1 1 0 0 0 0 0 0 0 0 0 0 0 0 0 0 0.00 3.000																			
39 Ernesto Frieri, R (8,1) ERA: 3.02	1.0 4 0 0 0 0 1 0 0 0 0 0 0 0 0 0 0 0.00 1.000																			

livebaseballscorecards.com

AB 33
R 1
H 8
RBI 1
BB 0
SO 13
LOB 15

livebaseballscorecards.com

AB 29
R 4
H 6
RBI 3
BB 6
SO 10
LOB 11

Batter	1	2	3	4	5	6	7	8	9	AB	R	H	RBI	BB	SO	LOB	TOP			
25 Will Venable, L OBP: 0.317, SLG: 0.392	F8		G4-3					K		4	0	1	1	0	1	0	San Diego Padres @ Arizona Diamondbacks Chase Field, Phoenix, AZ Fri Sep 09 2011, 6:40 PM - 9:14 PM MST Att: 29,671 - Roof Closed - 77 F			
8 Jason Bartlett, R OBP: 0.315, SLG: 0.316	BB		1B					K		2	1	1	0	2	1	0				
24 Cameron Maybin, R OBP: 0.331, SLG: 0.402	FC6-4		BB					G5-3		3	0	0	0	0	1	3				
15 Jesus Guzman, R OBP: 0.377, SLG: 0.507	F8		FC6-4					G4-3		3	0	1	1	0	0	3				
28 Aaron Cunningham, R (9, PR) OBP: 0.228, SLG: 0.282	F8		FC6-4					2B		0	0	0	0	0	0	0				
4 Nick Hundley, R OBP: 0.341, SLG: 0.455		P4						G4-3		4	0	1	0	0	0	1				
88 Kyle Blanks, R OBP: 0.304, SLG: 0.434		P3						K		4	0	1	0	0	1	3				
22 James Darnell, R OBP: 0.207, SLG: 0.148		F9						F9		4	0	0	0	0	0	3				
14 Alberto Gonzalez, R OBP: 0.261, SLG: 0.283			E6					F9		3	1	0	0	0	0	1				
38 Mat Latos, R OBP: 0.120, SLG: 0.167			K					K		3	0	0	0	0	3	2				
50 Chad Qualls, R (8, 1)			K					K		0	0	0	0	0	0	0				
Inning Stats	R: 0 E: 0 K: 0 S: 5	H: 0 LOB: 1 BB: 1 P: 11	R: 0 E: 0 K: 0 S: 6	H: 0 LOB: 0 BB: 0 P: 10	R: 1 E: 1 K: 2 S: 11	H: 1 LOB: 2 BB: 1 P: 20	R: 0 E: 0 K: 0 S: 4	H: 1 LOB: 0 BB: 0 P: 6	R: 0 E: 0 K: 1 S: 6	H: 0 LOB: 0 BB: 0 P: 7	R: 1 E: 0 K: 0 S: 9	H: 1 LOB: 1 BB: 0 P: 12	R: 0 E: 0 K: 2 S: 8	H: 0 LOB: 0 BB: 0 P: 10	R: 0 E: 0 K: 1 S: 10	H: 1 LOB: 2 BB: 0 P: 13	1B: 3 2B: 2 3B: 0 HR: 0	SF: 1 SAC: 1 DP: 1 HBP: 0	WP: 0 PB: 1 SB: 1 CS: 0	PA: 34
PITCHER	IP WLS BF H R ER SO BB IBB HBP BLK WP HR S P ERA WHIP	9.0 W 34 5 2 1 7 2 0 0 0 0 0 70 106 1.00 0.778																		

Batter	1	2	3	4	5	6	7	8	9	AB	R	H	RBI	BB	SO	LOB	BOTTOM			
18 Willie Bloomquist, R OBP: 0.325, SLG: 0.352	G4-3		1B					F7-2		4	0	1	0	0	1	3	San Diego Padres @ Arizona Diamondbacks Chase Field, Phoenix, AZ Fri Sep 09 2011, 6:40 PM - 9:14 PM MST Att: 29,671 - Roof Closed - 77 F			
2 Aaron Hill, R OBP: 0.285, SLG: 0.346	1B		G6-3					F9		3	1	1	0	1	0	1				
10 Justin Upton, R OBP: 0.379, SLG: 0.554	F8							HR		4	1	1	1	0	1	2				
26 Miguel Montero, L OBP: 0.348, SLG: 0.458	G3							1B		4	0	2	0	0	1	1				
14 Ryan Roberts, R OBP: 0.351, SLG: 0.440		G6-3						K		4	0	0	0	0	2	3				
37 Lyle Overbay, L OBP: 0.301, SLG: 0.345		F7						1B		4	0	2	1	0	1	0				
24 Chris Young, R OBP: 0.313, SLG: 0.408		K						1B		4	1	2	0	0	1	2				
8 Gerardo Parra, L OBP: 0.358, SLG: 0.435			G4-3					2B		3	0	1	1	0	0	1				
41 Daniel Hudson, R OBP: 0.323, SLG: 0.390			K					K		2	0	0	0	1	2	1				
Inning Stats	R: 0 E: 0 K: 0 S: 11	H: 1 LOB: 1 BB: 0 P: 16	R: 0 E: 0 K: 1 S: 8	H: 0 LOB: 0 BB: 0 P: 12	R: 0 E: 0 K: 1 S: 10	H: 1 LOB: 1 BB: 0 P: 13	R: 0 E: 0 K: 2 S: 8	H: 0 LOB: 0 BB: 0 P: 13	R: 0 E: 0 K: 2 S: 11	H: 1 LOB: 2 BB: 1 P: 19	R: 1 E: 0 K: 1 S: 15	H: 3 LOB: 1 BB: 0 P: 25	R: 1 E: 0 K: 1 S: 8	H: 2 LOB: 0 BB: 0 P: 8	R: 1 E: 0 K: 1 S: 13	H: 2 LOB: 2 BB: 1 P: 27	1B: 7 2B: 2 3B: 1 HR: 1	SF: 0 SAC: 0 DP: 1 HBP: 0	WP: 0 PB: 0 SB: 2 CS: 0	PA: 34
PITCHER	IP WLS BF H R ER SO BB IBB HBP BLK WP HR S P ERA WHIP	7.0 L 6 2 1 1 1 1 0 0 0 0 0 13 27 9.00 3.000																		

Batter	1	2	3	4	5	6	7	8	9	AB	R	H	RBI	BB	SO	LOB	TOP				
24 Cameron Maybin, R (1.8) OBP: 0.333, SLG: 0.406										5	2	2	0	0	2	1					
13 Chris Denorfia, R (1.9) OBP: 0.343, SLG: 0.396										5	1	1	0	0	1	3					
15 Jesus Guzman, R (1.7) OBP: 0.387, SLG: 0.509										4	2	2	2	1	1	0					
47 Jeremy Hermida, L (0.9) OBP: 0.194, SLG: 0.235										0	0	0	0	0	0	0					
4 Nick Hundley, R (1.2) OBP: 0.350, SLG: 0.477										4	2	3	2	1	0	2					
27 Anthony Rizzo, L (1.3) OBP: 0.295, SLG: 0.264										2	0	0	1	3	0	1					
22 James Darnell, R (1.5) OBP: 0.216, SLG: 0.265										3	0	1	2	0	0	1					
57 Luke Gregerson, L (7.1)										0	0	0	0	0	0	0					
25 Will Venable, L (0.9,PH)										4	0	0	0	0	0	3					
21 Heath Bell, R (0.1)										0	0	0	0	0	0	3					
1 Orlando Hudson, S (1.4) OBP: 0.323, SLG: 0.342										3	0	0	0	1	0	1					
14 Alberto Gonzalez, R (1.6) OBP: 0.260, SLG: 0.280										0	0	0	0	0	0	1					
49 Wade LeBlanc, L (1.1) OBP: 0.353, SLG: 0.353										3	0	2	0	0	0	0					
40 Erik Hamren, R (6.1)										0	0	0	0	0	0	0					
45 Anthony Bass, R (7.1)										0	0	0	0	0	0	0					
54 Joe Thatcher, L (7.1)										0	0	0	0	0	0	0					
3 Andy Parrino, S (7.5) OBP: 0.333, SLG: 0.250										1	0	0	0	0	0	1					
Inning Stats	R: 0 E: 0 K: 2 S: 8	H: 0 LOB: 0 BB: 0 P: 13	R: 1 E: 0 K: 0 S: 15	H: 2 LOB: 1 BB: 0 P: 19	R: 3 E: 0 K: 0 S: 17	H: 3 LOB: 2 BB: 2 P: 31	R: 0 E: 0 K: 0 S: 8	H: 1 LOB: 1 BB: 0 P: 10	R: 2 E: 0 K: 0 S: 9	H: 1 LOB: 0 BB: 2 P: 22	R: 1 E: 0 K: 0 S: 11	H: 3 LOB: 2 BB: 0 P: 19	R: 0 E: 0 K: 1 S: 7	H: 0 LOB: 0 BB: 1 P: 13	R: 0 E: 0 K: 1 S: 9	H: 1 LOB: 2 BB: 1 P: 19	1B: 7 2B: 3 3B: 0 HR: 1	SF: 1 SAC: 0 DP: 2 HBP: 0	WP: 1 PB: 0 SB: 0 CS: 0	PA: 42	
PITCHER	IP 4.0	WLS L	BF 22	H 7	R 6	ER 6	SO 2	BB 3	IBB 0	HBP 0	BLK 0	WP 1	HR 1	S 53	P 84	ERA 13.50	WHIP 2.500				
55 Josh Collmenter, R (1.1) ERA: 3.4																					
19 Zach Duke, L (5.1) ERA: 5.0																					
29 Brad Ziegler, R (8.1) ERA: 2.19																					
48 Ryan Cook, R (9.1) ERA: 9.0																					

San Diego Padres @ Arizona Diamondbacks
Chase Field, Phoenix, AZ
Sun Sep 11 2011, 1:13 PM - 4:31 PM MST
Att: 39,386 - Roof Closed - 74 F

livebaseballscorecards.com

AB 35
R 7
H 11
RBI 7
BB 6
SO 4
LOB 15

Batter	1	2	3	4	5	6	7	8	9	AB	R	H	RBI	BB	SO	LOB	BOTTOM				
14 Ryan Roberts, R (1.5) OBP: 0.350, SLG: 0.437										5	0	1	0	0	1	4					
8 Gerardo Parra, L (1.9) OBP: 0.353, SLG: 0.429										3	1	1	0	0	0	1					
10 Justin Upton, R (7.7,PH) OBP: 0.379, SLG: 0.551										2	0	0	1	0	1	2					
2 Aaron Hill, R (1.4) OBP: 0.287, SLG: 0.342										4	0	0	0	1	0	4					
44 Paul Goldschmidt, R (1.3) OBP: 0.320, SLG: 0.487										3	1	0	0	1	0	2					
24 Chris Young, R (1.8) OBP: 0.317, SLG: 0.418										3	1	1	2	1	1	0					
4 Collin Cowgill, R (1.7) OBP: 0.294, SLG: 0.273										3	0	1	2	1	1	1					
16 John McDonald, R (1.6) OBP: 0.281, SLG: 0.327										4	0	0	0	0	2	3					
12 Henry Blanco, R (1.2) OBP: 0.311, SLG: 0.500										4	2	2	1	0	0	1					
55 Josh Collmenter, R (1.1) ERA: 3.4																					
19 Zach Duke, L (5.1) ERA: 5.0																					
27 Geoff Blum, S (0.1)																					
29 Brad Ziegler, R (8.1) ERA: 2.19																					
48 Ryan Cook, R (9.1) ERA: 9.0																					
18 Willie Bloomquist, R (0.9,PH) OBP: 0.327, SLG: 0.352																					
Inning Stats	R: 0 E: 0 K: 0 S: 8	H: 1 LOB: 0 BB: 0 P: 10	R: 0 E: 0 K: 1 S: 7	H: 0 LOB: 1 BB: 1 P: 12	R: 0 E: 0 K: 0 S: 6	H: 0 LOB: 0 BB: 0 P: 12	R: 0 E: 0 K: 2 S: 13	H: 0 LOB: 0 BB: 0 P: 19	R: 5 E: 0 K: 1 S: 18	H: 5 LOB: 1 BB: 1 P: 30	R: 1 E: 0 K: 0 S: 13	H: 1 LOB: 2 BB: 1 P: 28	R: 0 E: 0 K: 0 S: 7	H: 0 LOB: 1 BB: 1 P: 14	R: 0 E: 0 K: 2 S: 8	H: 0 LOB: 1 BB: 1 P: 13	1B: 5 2B: 1 3B: 0 HR: 1	SF: 0 SAC: 0 DP: 0 HBP: 1	WP: 1 PB: 0 SB: 2 CS: 1	PA: 40	
PITCHER	IP 5.2	WLS W	BF 22	H 4	R 4	ER 4	SO 3	BB 2	IBB 0	HBP 0	BLK 0	WP 0	HR 1	S 53	P 84	ERA 6.35	WHIP 1.059				
49 Wade LeBlanc, L (1.1) ERA: 5.43																					
40 Erik Hamren, R (6.1)																					
45 Anthony Bass, R (7.1) ERA: 2.06																					
54 Joe Thatcher, L (7.1) ERA: 6.43																					
57 Luke Gregerson, R (7.1) ERA: 2.96																					
PITCHER	IP 1.0	WLS S	BF 4	H 0	R 0	ER 0	SO 2	BB 1	IBB 0	HBP 0	BLK 0	WP 0	HR 0	S 8	P 13	ERA 0.00	WHIP 1.000				
21 Heath Bell, R (9.1) ERA: 2.65																					

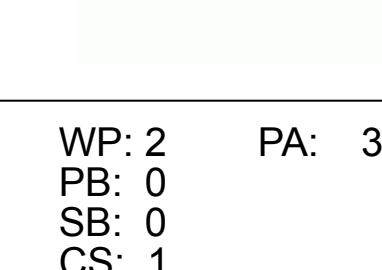
San Diego Padres @ Arizona Diamondbacks
Chase Field, Phoenix, AZ
Sun Sep 11 2011, 1:13 PM - 4:31 PM MST
Att: 39,386 - Roof Closed - 74 F

livebaseballscorecards.com

AB 33
R 6
H 7
RBI 6
BB 5
SO 6
LOB 18

Batter	1	2	3	4	5	6	7	8	9	AB	R	H	RBI	BB	SO	LOB	TOP			
24 Cameron Maybin, R (1.8) OBP: 0.331, SLG: 0.403										4	0	0	0	1	0	0	San Diego Padres @ San Francisco Giants AT&T Park, San Francisco, CA Mon Sep 12 2011, 7:16 PM - 10:08 PM PDT Att: 41,069 - Partly Cloudy - 61 F livebaseballscorecards.com			
8 Jason Bartlett, R (1.6) OBP: 0.316, SLG: 0.315										4	1	2	0	0	1	0				
15 Jesus Guzman, R (1.3) OBP: 0.384, SLG: 0.505										4	0	1	0	0	0	1				
4 Nick Hundley, R (1.2) OBP: 0.356, SLG: 0.481										4	1	3	0	0	0	2				
13 Chris Denorfia, R (1.9) OBP: 0.349, SLG: 0.401										4	1	3	1	0	0	1				
88 Kyle Blanks, R (1.7) OBP: 0.302, SLG: 0.420										4	0	1	1	0	1	5				
1 Orlando Hudson, S (1.4) OBP: 0.323, SLG: 0.341										4	0	1	1	0	0	5				
22 James Darnell, R (1.5) OBP: 0.220, SLG: 0.243										3	0	0	0	1	0	0				
41 Aaron Harang, R (1.1) OBP: 0.096, SLG: 0.115										2	0	0	0	0	0	0				
47 Jeremy Hermida, L (5.9P) OBP: 0.134, SLG: 0.238										0	0	0	0	0	0	0				
28 Aaron Cunningham, R (5.9P) OBP: 0.126, SLG: 0.178										0	0	0	0	0	0	3				
44 Josh Spence, L (5.1) OBP: 0.126, SLG: 0.178										0	0	0	0	0	0	0				
37 Drew Carpenter, R (7.1) OBP: 0.126, SLG: 0.178										0	0	0	0	0	0	0				
59 Jeff Fulchino, R (8.1) OBP: 0.126, SLG: 0.178										0	0	0	0	0	0	0				
27 Anthony Rizzo, L (9.9P) OBP: 0.262, SLG: 0.326										1	0	0	0	0	0	0				
Inning Stats	R: 0 E: 0 K: 0 S: 7	H: 1 LOB: 0 BB: 0 P: 10	R: 0 E: 0 K: 0 S: 11	H: 1 LOB: 1 BB: 0 P: 17	R: 0 E: 0 K: 0 S: 8	H: 0 LOB: 0 BB: 1 P: 17	R: 1 E: 1 K: 0 S: 16	H: 3 LOB: 2 BB: 0 P: 27	R: 0 E: 0 K: 0 S: 7	H: 0 LOB: 0 BB: 0 P: 11	R: 2 E: 0 K: 0 S: 13	H: 4 LOB: 3 BB: 1 P: 22	R: 0 E: 0 K: 1 S: 14	H: 2 LOB: 1 BB: 0 P: 18	R: 0 E: 0 K: 1 S: 8	H: 0 LOB: 0 BB: 0 P: 9	1B: 11 2B: 0 3B: 0 HR: 0	SF: 0 SAC: 0 DP: 1 HBP: 0	WP: 0 PB: 0 SB: 0 CS: 2	PA: 39
PITCHER	IP ERA WLS BF H R ER SO BB IBB HBP BLK WP HR S P ERA WHIP	IP ERA WLS BF H R ER SO BB IBB HBP BLK WP HR S P ERA WHIP	IP ERA WLS BF H R ER SO BB IBB HBP BLK WP HR S P ERA WHIP	IP ERA WLS BF H R ER SO BB IBB HBP BLK WP HR S P ERA WHIP	IP ERA WLS BF H R ER SO BB IBB HBP BLK WP HR S P ERA WHIP	IP ERA WLS BF H R ER SO BB IBB HBP BLK WP HR S P ERA WHIP	IP ERA WLS BF H R ER SO BB IBB HBP BLK WP HR S P ERA WHIP	IP ERA WLS BF H R ER SO BB IBB HBP BLK WP HR S P ERA WHIP	IP ERA WLS BF H R ER SO BB IBB HBP BLK WP HR S P ERA WHIP	IP ERA WLS BF H R ER SO BB IBB HBP BLK WP HR S P ERA WHIP	IP ERA WLS BF H R ER SO BB IBB HBP BLK WP HR S P ERA WHIP	IP ERA WLS BF H R ER SO BB IBB HBP BLK WP HR S P ERA WHIP	IP ERA WLS BF H R ER SO BB IBB HBP BLK WP HR S P ERA WHIP	IP ERA WLS BF H R ER SO BB IBB HBP BLK WP HR S P ERA WHIP	IP ERA WLS BF H R ER SO BB IBB HBP BLK WP HR S P ERA WHIP	IP ERA WLS BF H R ER SO BB IBB HBP BLK WP HR S P ERA WHIP	IP ERA WLS BF H R ER SO BB IBB HBP BLK WP HR S P ERA WHIP			

Batter	1	2	3	4	5	6	7	8	9	AB	R	H	RBI	BB	SO	LOB	BOTTOM			
13 Cody Ross, R (1.8) OBP: 0.327, SLG: 0.400										4	3	3	2	1	0	1	San Diego Padres @ San Francisco Giants AT&T Park, San Francisco, CA Mon Sep 12 2011, 7:16 PM - 10:08 PM PDT Att: 41,069 - Partly Cloudy - 61 F livebaseballscorecards.com			
8 Jeff Kopinger, R (1.4) OBP: 0.316, SLG: 0.406										2	1	0	0	2	0	2				
2 Emmanuel Burriss, S (8.4) OBP: 0.286, SLG: 0.223										0	1	0	0	0	0	0				
15 Carlos Beltrán, S (1.9) OBP: 0.380, SLG: 0.508										4	1	2	2	0	0	3				
48 Pablo Sandoval, S (1.5) OBP: 0.345, SLG: 0.516										4	1	1	3	0	0	3				
17 Aubrey Huff, L (1.3) OBP: 0.305, SLG: 0.373										3	0	1	1	1	0	1				
9 Brandon Belt, L (1.7) OBP: 0.307, SLG: 0.361										3	0	0	0	0	2	3				
52 Ramon E Ramirez, R (7.1) OBP: 0.307, SLG: 0.361										1	0	0	0	0	0	1				
54 Sergio Romo, R (8.1) OBP: 0.307, SLG: 0.361										0	0	0	0	0	0	0				
29 Héctor Sánchez, S (1.2) OBP: 0.333, SLG: 0.300										4	0	1	0	0	1	1				
35 Brandon Crawford, L (1.6) OBP: 0.289, SLG: 0.252										4	0	0	0	0	1	2				
47 Eric Surkamp, L (1.1) OBP: 0.385, SLG: 0.481										2	0	0	0	0	2	1				
65 Steve Edlefsen, R (6.1) OBP: 0.316, SLG: 0.315										0	0	0	0	0	0	0				
45 Dan Runzler, L (6.1) OBP: 0.316, SLG: 0.315										0	0	0	0	0	0	0				
56 Andres Torres, S (7.8) OBP: 0.311, SLG: 0.331										1	1	1	0	1	0	0				
Inning Stats	R: 2 E: 0 K: 0 S: 15	H: 1 LOB: 0 BB: 1 P: 29	R: 0 E: 0 K: 2 S: 14	H: 1 LOB: 1 BB: 0 P: 16	R: 2 E: 0 K: 1 S: 16	H: 3 LOB: 2 BB: 1 P: 25	R: 0 E: 0 K: 1 S: 9	H: 0 LOB: 0 BB: 0 P: 12	R: 0 E: 0 K: 0 S: 8	H: 1 LOB: 1 BB: 0 P: 11	R: 0 E: 0 K: 1 S: 7	H: 0 LOB: 1 BB: 1 P: 13	R: 4 E: 0 K: 0 S: 14	H: 3 LOB: 1 BB: 1 P: 24	R: 0 E: 0 K: 1 S: 9	H: 0 LOB: 1 BB: 1 P: 18	1B: 4 2B: 3 3B: 0 HR: 3	SF: 0 SAC: 0 DP: 1 HBP: 0	WP: 2 PB: 0 SB: 0 CS: 1	PA: 37
PITCHER	IP ERA WLS BF H R ER SO BB IBB HBP BLK WP HR S P ERA WHIP	IP ERA WLS BF H R ER SO BB IBB HBP BLK WP HR S P ERA WHIP	IP ERA WLS BF H R ER SO BB IBB HBP BLK WP HR S P ERA WHIP	IP ERA WLS BF H R ER SO BB IBB HBP BLK WP HR S P ERA WHIP	IP ERA WLS BF H R ER SO BB IBB HBP BLK WP HR S P ERA WHIP	IP ERA WLS BF H R ER SO BB IBB HBP BLK WP HR S P ERA WHIP	IP ERA WLS BF H R ER SO BB IBB HBP BLK WP HR S P ERA WHIP	IP ERA WLS BF H R ER SO BB IBB HBP BLK WP HR S P ERA WHIP	IP ERA WLS BF H R ER SO BB IBB HBP BLK WP HR S P ERA WHIP	IP ERA WLS BF H R ER SO BB IBB HBP BLK WP HR S P ERA WHIP	IP ERA WLS BF H R ER SO BB IBB HBP BLK WP HR S P ERA WHIP	IP ERA WLS BF H R ER SO BB IBB HBP BLK WP HR S P ERA WHIP	IP ERA WLS BF H R ER SO BB IBB HBP BLK WP HR S P ERA WHIP	IP ERA WLS BF H R ER SO BB IBB HBP BLK WP HR S P ERA WHIP	IP ERA WLS BF H R ER SO BB IBB HBP BLK WP HR S P ERA WHIP	IP ERA WLS BF H R ER SO BB IBB HBP BLK WP HR S P ERA WHIP				



Batter	1	2	3	4	5	6	7	8	9	10	11	12	AB	R	H	RBI	BB	SO	LOB	TOP						
25 W. Venable, L ERA: 2.79 8 Jason Bartlett, R OBP: 0.314, SLG: 0.315	G4-3		G4-3		K		2B		K			K	3	0	0	0	0	1	3							
24 Cameron Maybin, R OBP: 0.327, SLG: 0.315	F9		G3		G4-3		2B		K2-3			F7	6	0	1	2	0	0	3							
15 Jesus Guzman, R OBP: 0.377, SLG: 0.483		L6		G5-3		G1-3		K				F7	5	0	0	0	0	1	0							
4 Nick Hundley, R OBP: 0.360, SLG: 0.486			G6-3		BB		2B		K			K	4	0	2	0	1	2	0							
13 Chris Denorfia, R OBP: 0.346, SLG: 0.397			G6-3		K		G6-3		K			2B	5	0	1	0	0	2	3							
1 Orlando Hudson, S OBP: 0.324, SLG: 0.340			K		2B		G4-3		2B			K	4	0	1	0	1	2	2							
22 James Darnell, R OBP: 0.289, SLG: 0.308			G4-3		BB		G4-3		SH1-3			BB	2	0	2	0	2	0	0							
52 Cory Luebke, R OBP: 0.194, SLG: 0.167			K		K		FC5-4		K			K	2	0	0	0	0	2	3							
3 Andy Parrino, S ERA: 2.84							2B						0	0	0	0	0	0	0							
80 Kyle Blanks, R OBP: 0.297, SLG: 0.412							2B						3	1	0	0	0	2	4							
Inning Stats	R: 0 E: 0 K: 1 S: 8	H: 0 LOB: 0 BB: 0 P: 13	R: 0 E: 0 K: 1 S: 13	H: 1 LOB: 1 BB: 0 P: 22	R: 0 E: 0 K: 1 S: 9	H: 1 LOB: 1 BB: 0 P: 11	R: 0 E: 0 K: 1 S: 9	H: 0 LOB: 1 BB: 1 P: 14	R: 0 E: 0 K: 2 S: 12	H: 1 LOB: 2 BB: 1 P: 18	R: 0 E: 0 K: 0 S: 11	H: 1 LOB: 1 BB: 0 P: 19	R: 2 E: 0 K: 0 S: 14	H: 2 LOB: 2 BB: 1 P: 22	R: 0 E: 0 K: 3 S: 9	H: 0 LOB: 0 BB: 0 P: 13	R: 0 E: 0 K: 2 S: 10	H: 1 LOB: 1 BB: 0 P: 13	R: 0 E: 0 K: 3 S: 12	H: 1 LOB: 2 BB: 1 P: 18	R: 0 E: 0 K: 2 S: 10	H: 0 LOB: 0 BB: 0 P: 16	1B: 4 2B: 4 3B: 0 HR: 0	SF: 0 SAC: 1 DP: 0 HBP: 0	WP: 0 PB: 0 SB: 2 CS: 0	PA: 48
PITCHER	IP WLS BF H R ER SO BB IBB HBP BLK WP HR S P ERA WHIP	18 Matt Cain, R ERA: 2.79	49 Javier López, L ERA: 2.84	50 Guillermo Mota, R ERA: 3.68	54 Sergio Romo, R ERA: 1.47	46 Santiago Casilla, R ERA: 1.35	PITCHER	IP WLS BF H R ER SO BB IBB HBP BLK WP HR S P ERA WHIP	52 Ramon E Ramirez, R ERA: 2.9	18 Matt Cain, R ERA: 2.79	49 Javier López, L ERA: 2.84	50 Guillermo Mota, R ERA: 3.68	54 Sergio Romo, R ERA: 1.47	46 Santiago Casilla, R ERA: 1.35												

San Diego Padres @ San Francisco Giants
AT&T Park, San Francisco, CA
Tue Sep 13 2011, 7:17 PM - 11:04 PM PDT
Att. 41,510 - Partly Cloudy - 60 F

AB	43
R	2
H	8
RBI	2
BB	4
SO	17
LOB	20

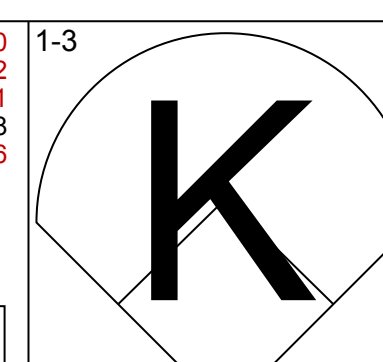
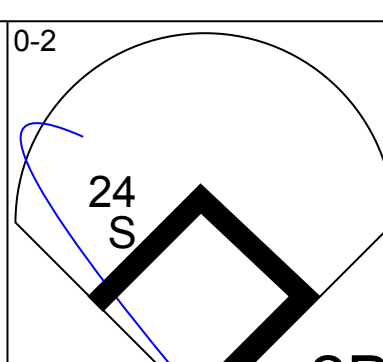
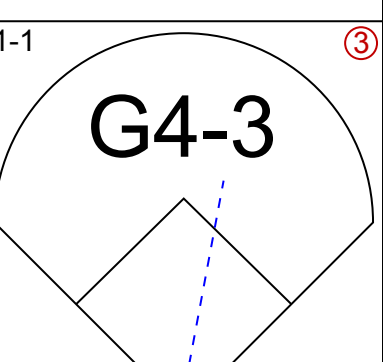
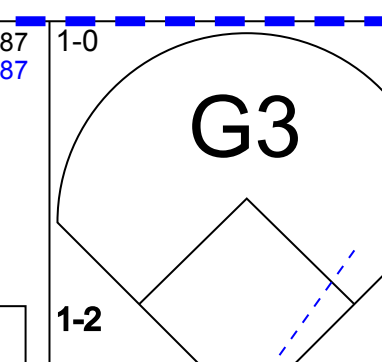
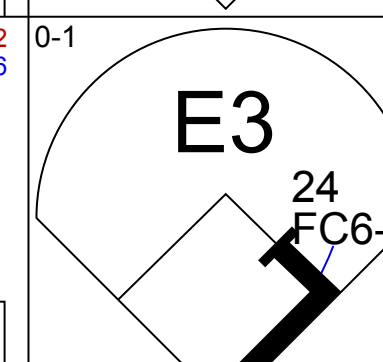
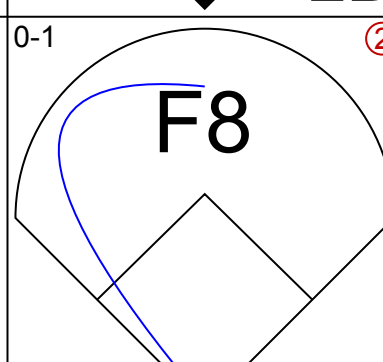
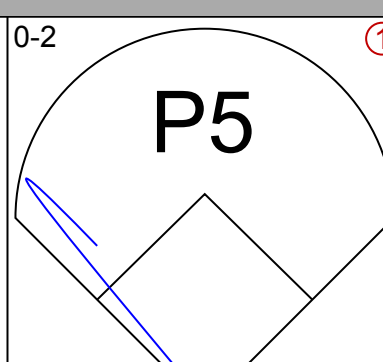
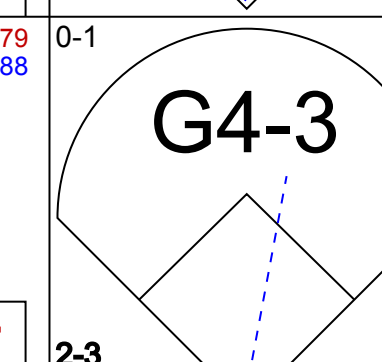
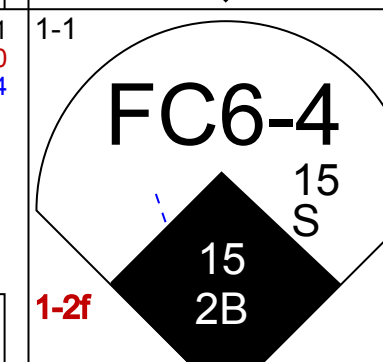
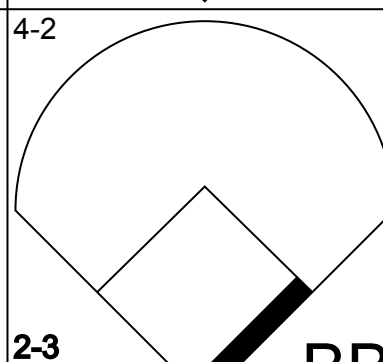
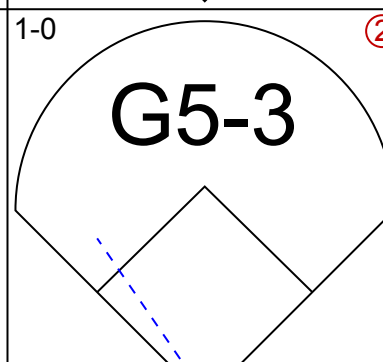
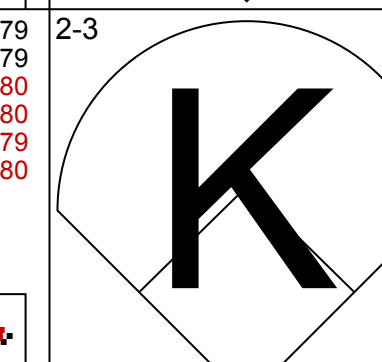
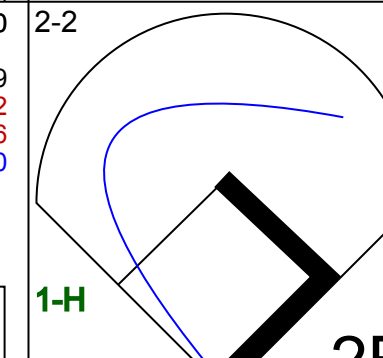
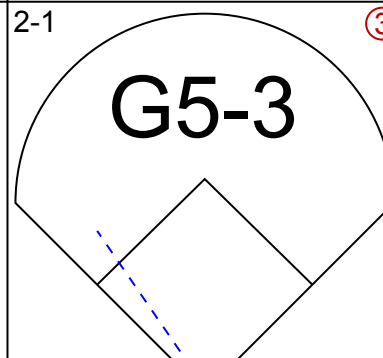
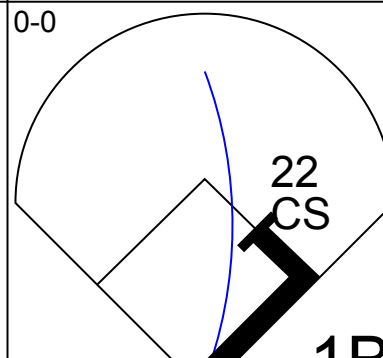

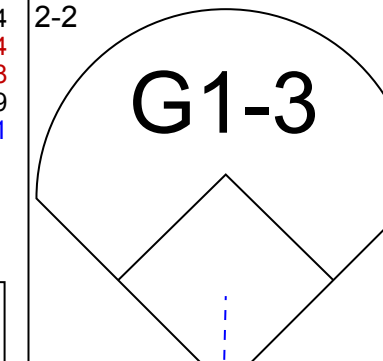
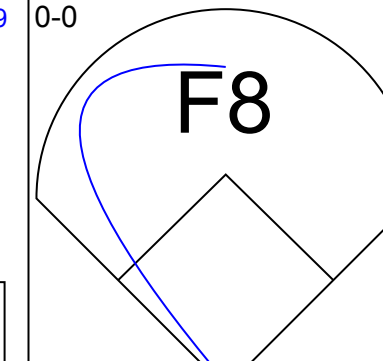
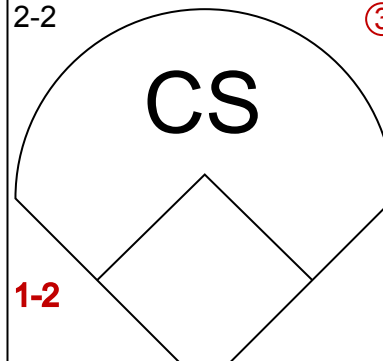

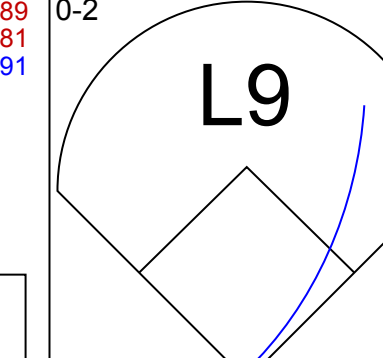
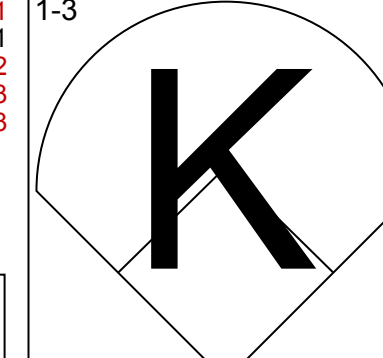
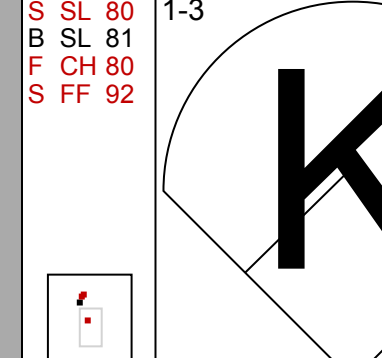

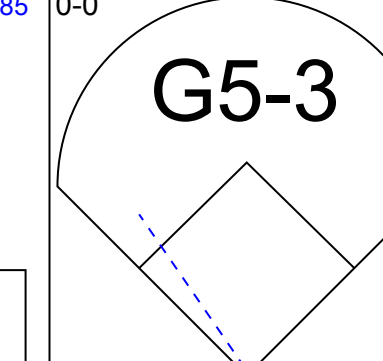
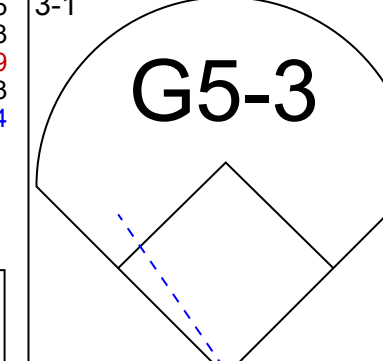
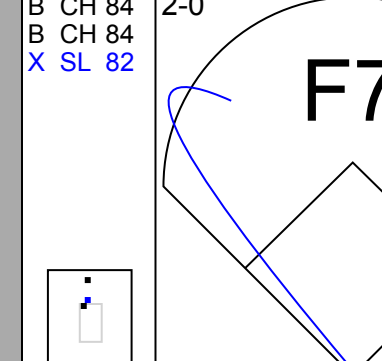
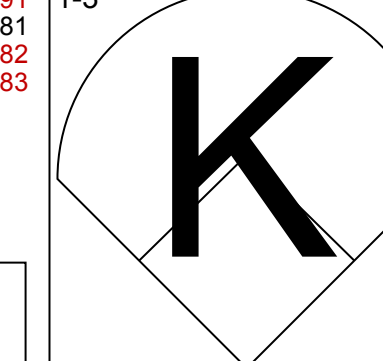
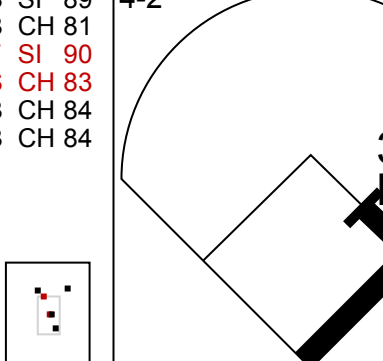
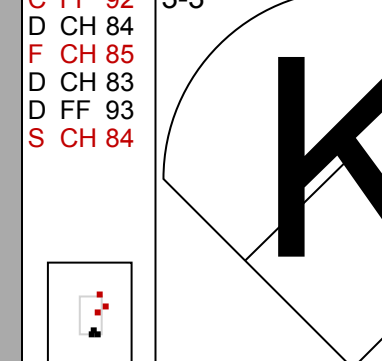

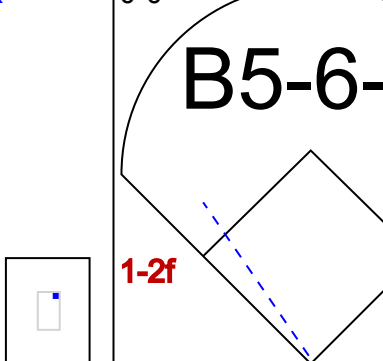
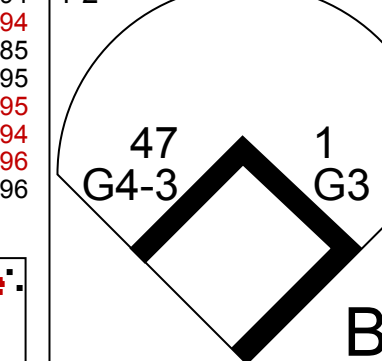


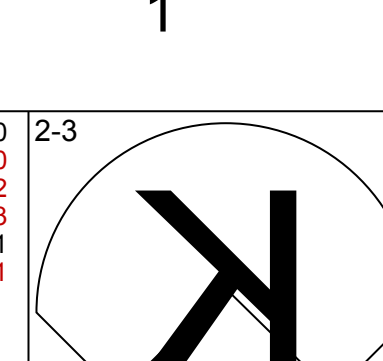
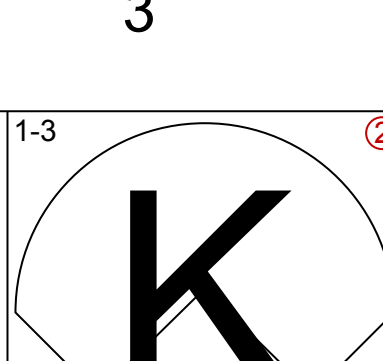
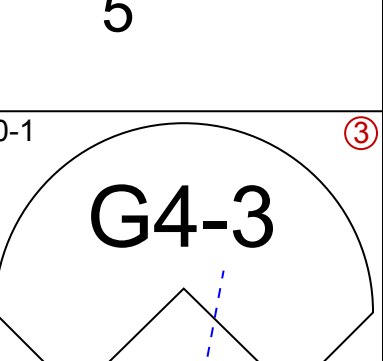
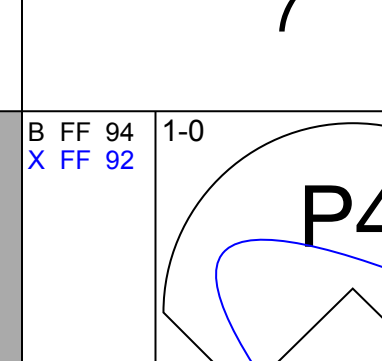
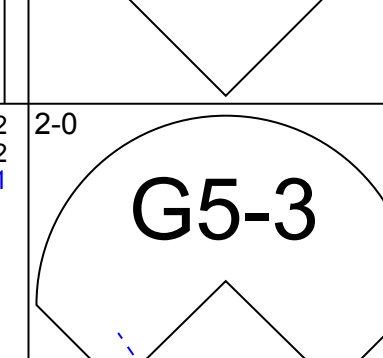
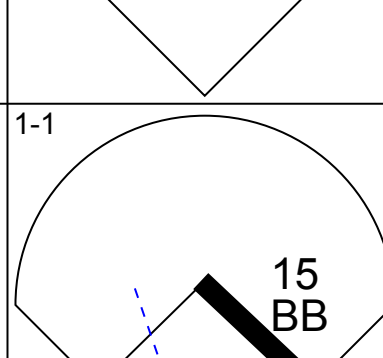
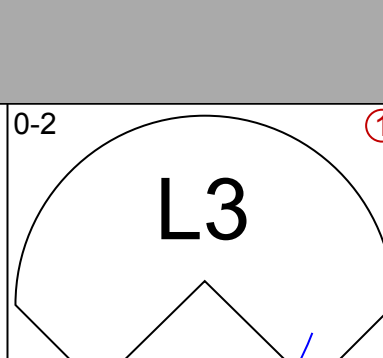
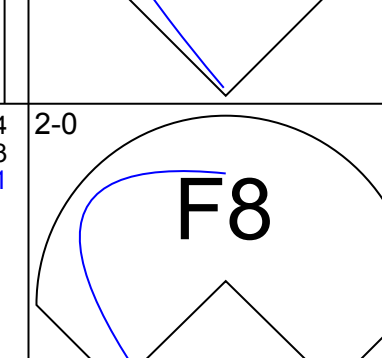
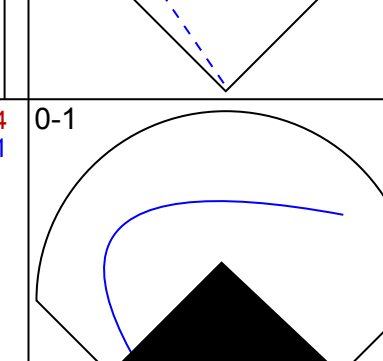
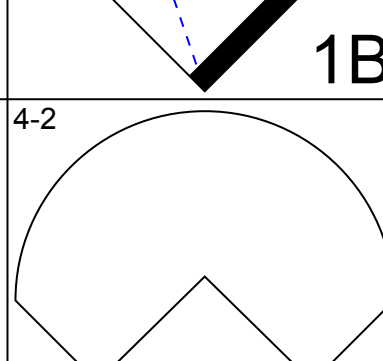
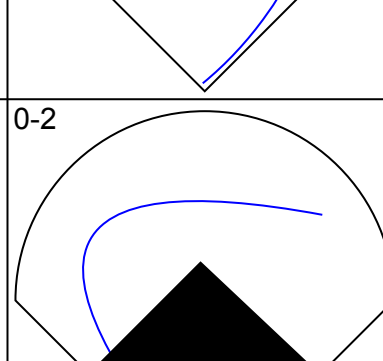
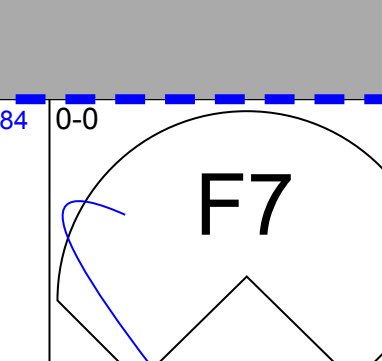

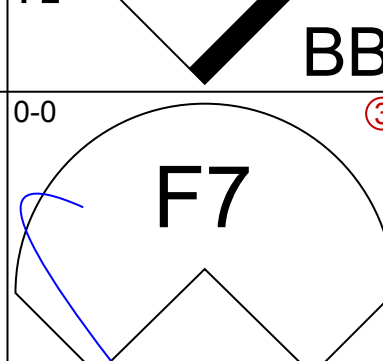
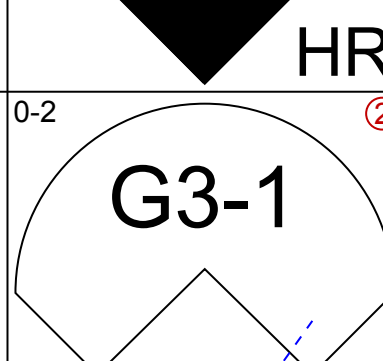
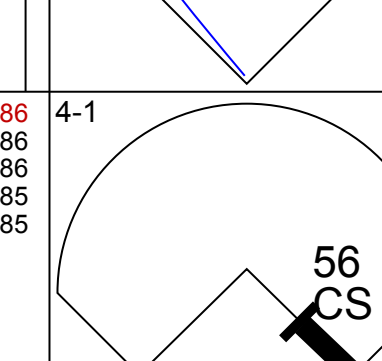
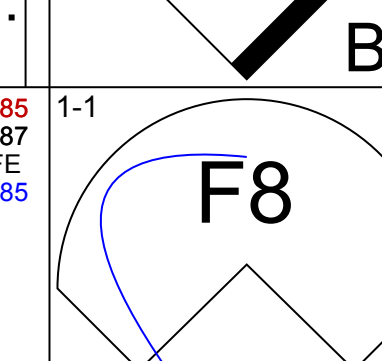
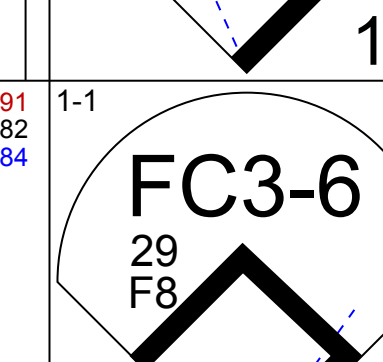
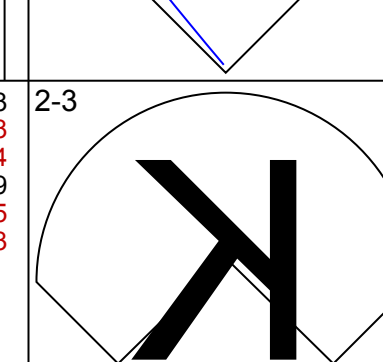
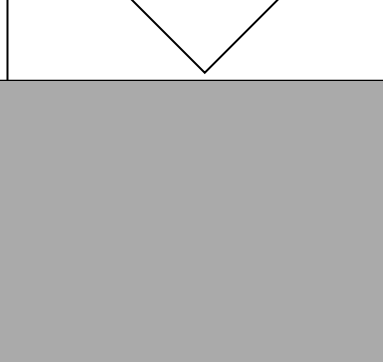
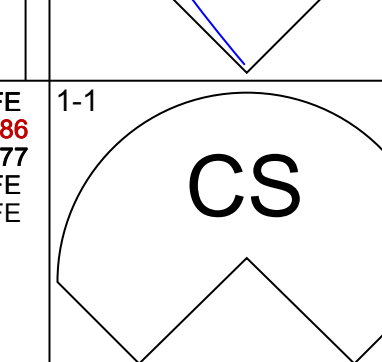
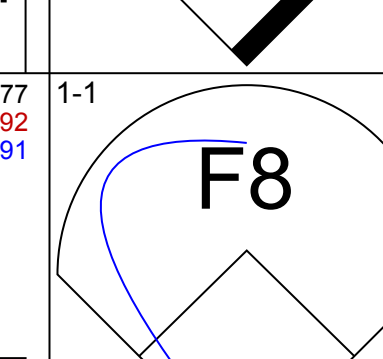
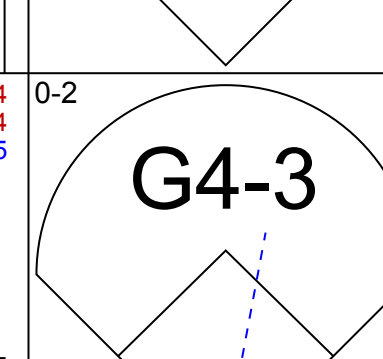
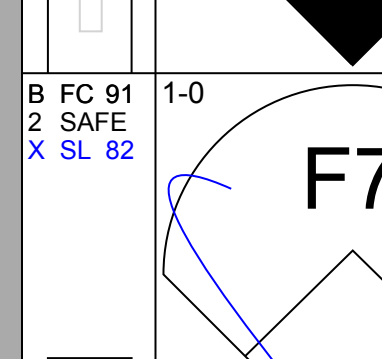
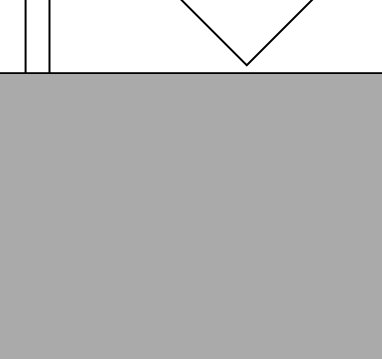
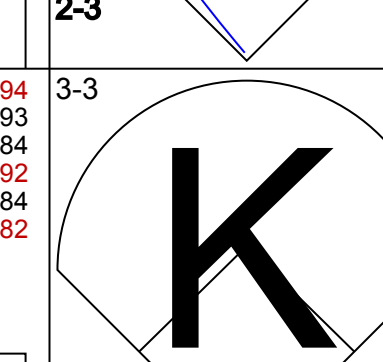
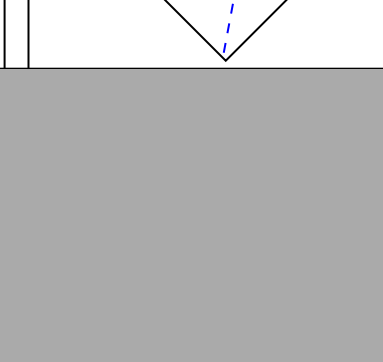
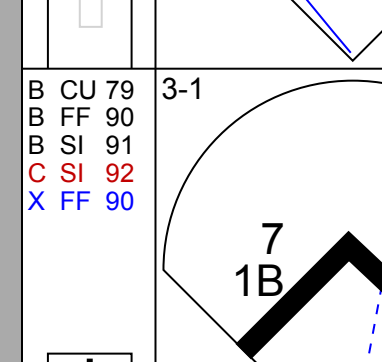
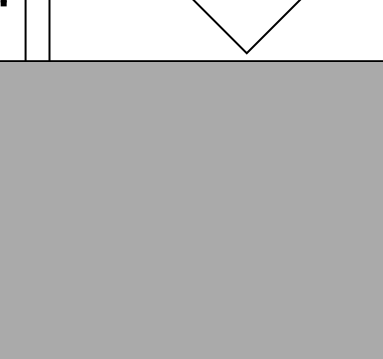
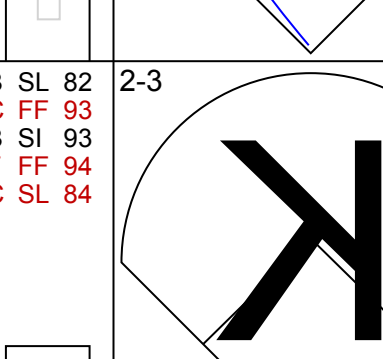
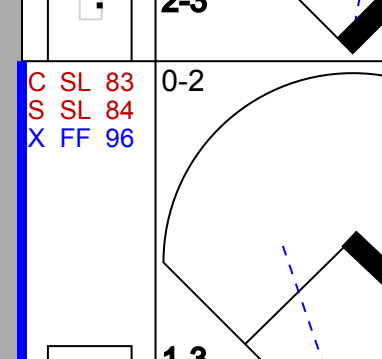
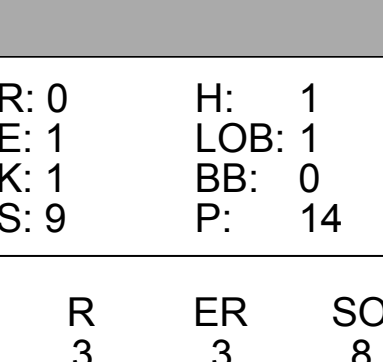
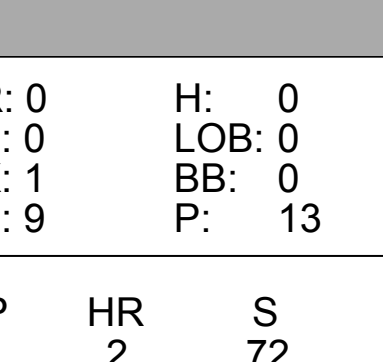
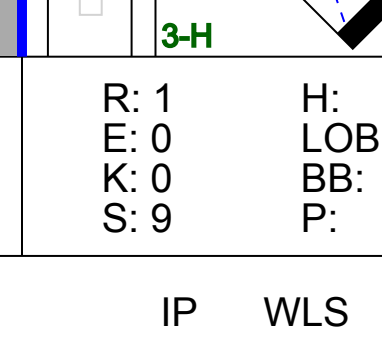

Batter	1	2	3	4	5	6	7	8	9	10	11	12	AB	R	H	RBI	BB	SO	LOB	BOTTOM						
13 Cody Ross, R OBP: 0.327, SLG: 0.399	2B		G6-3		K		K		G6-3			4B	6	2	2	0	0	2	0							
8 Jeff Keppinger, R OBP: 0.315, SLG: 0.403	F7		G6-3		15B		P4		L1			P4	5	0	1	0	0	0	1							
56 Andres Torres, S OBP: 0.310, SLG: 0.330			G5-3		6		48		G3			48	5	0	3	0	1	0	0							
15 Carlos Beltrán, S OBP: 0.383, SLG: 0.511	2B				6		51		F8			FC4-6	6	1	3	1	0	1	4							
48 Pablo Sandoval, S OBP: 0.347, SLG: 0.515	1B				51		1B		G4-3			1B	3	0	1	0	0	0	4							
6 Brett Pill, R OBP: 0.284, SLG: 0.706	G5-4-3				51		1B		K				0	0	0	0	0	0	0							
17 Aubrey Huff, L OBP: 0.365, SLG: 0.373					51		1B		K				0	0	0	0	0	0	0							
7 Mark DeRosa, R OBP: 0.329, SLG: 0.288					51		1B		K				0	0	0	0	0	0	0							
43 Orlando Cabrera, R OBP: 0.288, SLG: 0.302					51		1B		K				3	0	1	0	1	1	2							
34 Darren Ford, R OBP: 0.357, SLG: 0.250					51		1B		K				0	0	0	0	0	0	0							
54 Sergio Romo, R ERA: 1.47					51		1B		K				0	0	0	0	0	0	0							
14 Mike Fontenot, L OBP: 0.301, SLG: 0.357					51		1B		K				1	0	0	0	0	1	0							
51 Justin Christian, R ERA: 3.27					51		1B		K				4	0	1	1	0	2	2							
50 Conor Gillaspie, L OBP: 0.300, SLG: 0.222					51		1B		K				1	0	0	0	0	0	0							
52 Ramon E Ramirez, R ERA: 1.89					51		1B		K				0	0	0	0	0	0	0							
22 Eli Whiteside, R OBP: 0.282, SLG: 0.333					51		1B		K				5	0	2	0	0	2	3							
18 Matt Cain, R OBP: 0.441, SLG: 0.117					51		1B		K				3	0	0	0	0	3	4							
49 Javier López, L ERA: 2.84					51		1B		K				0	0	0	0	0	0	0							
59 Guillermo Mota, R OBP: 0.111, SLG: 0.222					51		1B		K				1	0	0	0	0	0	1							
5 Pat Burrell, R OBP: 0.346, SLG: 0.410					51		1B		K				1	0	0	0	0	0	0							
35 Brandon Crawford, L OBP: 0.288, SLG: 0.250					51		1B		K				1	0	0	0	0	0	0							
Inning Stats	R: 1 E: 0 K: 0 S: 16	H: 3 LOB: 1 BB: 0 P: 23	R: 0 E: 0 K: 2 S: 12	H: 1 LOB: 1 BB: 0 P: 17	R: 0 E: 0 K: 0 S: 9	H: 0 LOB: 0 BB: 0 P: 11	R: 1 E: 1 K: 0 S: 13	H: 3 LOB: 2 BB: 0 P: 22	R: 0 E: 0 K: 2 S: 12	H: 1 LOB: 1 BB: 0 P: 17	R: 0 E: 0 K: 0 S: 11	H: 2 LOB: 2 BB: 0 P: 14	R: 0 E: 0 K: 1 S: 10	H: 1 LOB: 1 BB: 0 P: 16	R: 0 E: 0 K: 0 S: 6	H: 0 LOB: 0 BB: 0 P: 10	R: 0 E: 0 K: 1 S: 8	H: 0 LOB: 0 BB: 0 P: 12	R: 0 E: 0 K: 1 S: 9	H: 0 LOB: 0 BB: 1 P: 13	R: 1 E: 0 K: 0 S: 11	H: 2 LOB: 2 BB: 1 P: 21	1B: 13 2B: 2 3B: 0 HR: 0	SF: 0 SAC: 0 DP: 1 HBP: 0	WP: 1 PB: 0 SB: 0 CS: 0	PA: 50
PITCHER	IP WLS BF H R ER SO BB IBB HBP BLK WP HR S P ERA WHIP	52 Cory Luebke, L ERA: 2.92	57 Luke Gregerson, R ERA: 2.92	54 Joe Thatcher, L ERA: 2.92	50 Chad Qualls, R ERA: 3.38	45 Anthony Bass, R ERA: 1.89	PITCHER	IP WLS BF H R ER SO BB IBB HBP BLK WP HR S P ERA WHIP	58 Brad Brach, R ERA: 7.2	52 Cory Luebke, L ERA: 2.92	57 Luke Gregerson, R ERA: 2.92	54 Joe Thatcher, L ERA: 2.92	50 Chad Qualls, R ERA: 3.38	45 Anthony Bass, R ERA: 1.89												

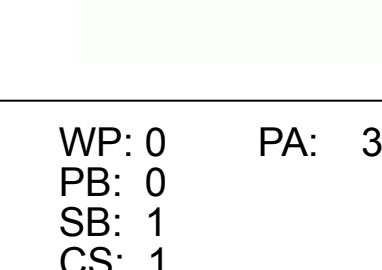
San Diego Padres @ San Francisco Giants
AT&T Park, San Francisco, CA
Tue Sep 13 2011, 7:17 PM - 11:04 PM PDT
Att. 41,510 - Partly Cloudy - 60 F

AB	48
R	3
H	15
RBI	3
BB	2
SO	13
LOB	24



Batter	1	2	3	4	5	6	7	8	9	AB	R	H	RBI	BB	SO	LOB	TOP					
25 Will Venable, L OBP: 0.313, SLG: 0.389 1 Orlando Hudson, S OBP: 0.323, SLG: 0.339										3	0	1	0	0	1	0	San Diego Padres @ San Francisco Giants AT&T Park, San Francisco, CA Wed Sep 14 2011, 12:47 PM - 3:05 PM PDT Att: 41,209 - Overcast - 61 F					
14 Alberto Gonzalez, R OBP: 0.297, SLG: 0.276 47 Jeremy Hermida, L OBP: 0.184, SLG: 0.222 54 Joe Thatcher, L										3	0	0	0	0	0	1						
24 Cameron Maybin, R OBP: 0.327, SLG: 0.395										3	1	0	0	1	2							
15 Jesus Guzman, R OBP: 0.378, SLG: 0.498										4	0	2	1	0	0	2						
22 James Darnell, R OBP: 0.286, SLG: 0.326										4	0	1	0	0	0	1						
27 Anthony Rizzo, L OBP: 0.281, SLG: 0.250											4	0	0	0	0	3		1				
29 Luis Martinez, R OBP: 0.309, SLG: 0.347										3	0	0	0	0	0	1						
3 Andy Parrino, S OBP: 0.333, SLG: 0.231										2	0	0	0	1	2	1						
38 Mat Latos, R OBP: 0.115, SLG: 0.160 13 Chris Denorfia, R OBP: 0.348, SLG: 0.397										2	0	0	0	0	1	1						
										0	0	0	0	1	0	0						
Inning Stats	R: 1 H: 1 E: 0 K: 1 S: 14	H: 1 LOB: 0 BB: 0 P: 20	R: 0 H: 0 E: 0 K: 1 S: 7	H: 0 LOB: 0 BB: 0 P: 8	R: 0 H: 1 E: 0 K: 1 S: 14	H: 1 LOB: 2 BB: 1 P: 23	R: 0 H: 0 E: 0 K: 1 S: 7	H: 0 LOB: 0 BB: 0 P: 11	R: 0 H: 0 E: 0 K: 0 S: 5	H: 1 LOB: 0 BB: 1 P: 10	R: 0 H: 1 E: 0 K: 2 S: 8	H: 1 LOB: 1 BB: 0 P: 15	R: 0 H: 0 E: 0 K: 1 S: 11	H: 0 LOB: 1 BB: 1 P: 18	R: 0 H: 0 E: 0 K: 1 S: 7	H: 0 LOB: 0 BB: 0 P: 10	1B: 1 2B: 3 3B: 0 HR: 0	SF: 0 SAC: 0 DP: 1 HBP: 0	WP: 0 PB: 0 SB: 2 CS: 1	PA: 34		
PITCHER	IP WLS BF H R ER SO BB IBB HBP BLK WP HR S P ERA WHIP	IP WLS BF H R ER SO BB IBB HBP BLK WP HR S P ERA WHIP	IP WLS BF H R ER SO BB IBB HBP BLK WP HR S P ERA WHIP	IP WLS BF H R ER SO BB IBB HBP BLK WP HR S P ERA WHIP	IP WLS BF H R ER SO BB IBB HBP BLK WP HR S P ERA WHIP	IP WLS BF H R ER SO BB IBB HBP BLK WP HR S P ERA WHIP	IP WLS BF H R ER SO BB IBB HBP BLK WP HR S P ERA WHIP	IP WLS BF H R ER SO BB IBB HBP BLK WP HR S P ERA WHIP	IP WLS BF H R ER SO BB IBB HBP BLK WP HR S P ERA WHIP	IP WLS BF H R ER SO BB IBB HBP BLK WP HR S P ERA WHIP	IP WLS BF H R ER SO BB IBB HBP BLK WP HR S P ERA WHIP	IP WLS BF H R ER SO BB IBB HBP BLK WP HR S P ERA WHIP	IP WLS BF H R ER SO BB IBB HBP BLK WP HR S P ERA WHIP	IP WLS BF H R ER SO BB IBB HBP BLK WP HR S P ERA WHIP	IP WLS BF H R ER SO BB IBB HBP BLK WP HR S P ERA WHIP	IP WLS BF H R ER SO BB IBB HBP BLK WP HR S P ERA WHIP	IP WLS BF H R ER SO BB IBB HBP BLK WP HR S P ERA WHIP	IP WLS BF H R ER SO BB IBB HBP BLK WP HR S P ERA WHIP	IP WLS BF H R ER SO BB IBB HBP BLK WP HR S P ERA WHIP	IP WLS BF H R ER SO BB IBB HBP BLK WP HR S P ERA WHIP	IP WLS BF H R ER SO BB IBB HBP BLK WP HR S P ERA WHIP	
55 Tim Lincecum, R ERA: 2.99 45 Dan Runzler, L ERA: 7.43 54 Sergio Romo, R ERA: 1.43 46 Santiago Casilla, R ERA: 1.36	7.0 W 26 4 1 0 6 2 0 0 0 0 0 0 65 100 0.00 0.857	0.0 0 0 0 0 1 0 0 0 0 0 0 0 4 8 = =	1.0 H 3 0 0 0 1 0 0 0 0 0 0 7 10 0.00 0.000	1.0 S 3 0 0 0 1 0 0 0 0 0 0 7 10 0.00 0.000																		

Batter	1	2	3	4	5	6	7	8	9	AB	R	H	RBI	BB	SO	LOB	BOTTOM					
13 Cody Ross, R OBP: 0.324, SLG: 0.395										4	0	0	0	0	2	3	San Diego Padres @ San Francisco Giants AT&T Park, San Francisco, CA Wed Sep 14 2011, 12:47 PM - 3:05 PM PDT Att: 41,209 - Overcast - 61 F					
8 Jeff Keppinger, R OBP: 0.314, SLG: 0.401										4	0	1	0	0	0	3						
15 Carlos Beltrán, S OBP: 0.386, SLG: 0.524										3	2	2	2	1	0	0						
48 Pablo Sandoval, S OBP: 0.345, SLG: 0.511 5 Pat Burrell, R OBP: 0.349, SLG: 0.410 51 Justin Christian, R OBP: 0.187, SLG: 0.172 46 Santiago Casilla, R										3	0	0	0	0	1	2						
										0	0	0	0	0	0	0						
17 Aubrey Huff, L OBP: 0.305, SLG: 0.373										4	0	1	0	0	1	1						
9 Brandon Belt, L OBP: 0.307, SLG: 0.367 56 Andres Torres, S OBP: 0.310, SLG: 0.330										3	0	1	0	0	1	1						
29 Héctor Sánchez, S OBP: 0.267, SLG: 0.231										3	0	0	0	0	0	2						
35 Brandon Crawford, L OBP: 0.269, SLG: 0.251										3	0	1	0	0	1	1						
55 Tim Lincecum, L ERA: 2.99 7 Mark DeRosa, R ERA: 7.43 34 Darren Fard, R ERA: 1.43 45 Dan Runzler, L ERA: 1.36 54 Sergio Romo, R ERA: 1.36 43 Orlando Cabrera, R ERA: 1.36										2	0	0	0	0	2	0						
										1	0	1	0	0	0	0						
Inning Stats	R: 1 H: 1 E: 0 K: 2 S: 10	H: 1 LOB: 0 BB: 0 P: 15	R: 0 H: 1 E: 1 K: 1 S: 9	H: 1 LOB: 1 BB: 0 P: 14	R: 0 H: 1 E: 0 K: 2 S: 16	H: 1 LOB: 2 BB: 1 P: 22	R: 0 H: 0 E: 0 K: 1 S: 9	H: 0 LOB: 0 BB: 0 P: 13	R: 0 H: 0 E: 0 K: 1 S: 6	H: 0 LOB: 0 BB: 0 P: 8	R: 1 H: 1 E: 0 K: 0 S: 13	H: 3 LOB: 3 BB: 0 P: 16	R: 1 H: 3 E: 0 K: 0 S: 9	H: 0 LOB: 1 BB: 1 P: 11	R: 0 H: 0 E: 0 K: 0 S: 5	H: 0 LOB: 1 BB: 1 P: 11	1B: 4 2B: 1 3B: 0 HR: 2	SF: 0 SAC: 0 DP: 0 HBP: 0	WP: 0 PB: 0 SB: 1 CS: 1	PA: 33		
PITCHER	IP WLS BF H R ER SO BB IBB HBP BLK WP HR S P ERA WHIP	IP WLS BF H R ER SO BB IBB HBP BLK WP HR S P ERA WHIP	IP WLS BF H R ER SO BB IBB HBP BLK WP HR S P ERA WHIP	IP WLS BF H R ER SO BB IBB HBP BLK WP HR S P ERA WHIP	IP WLS BF H R ER SO BB IBB HBP BLK WP HR S P ERA WHIP	IP WLS BF H R ER SO BB IBB HBP BLK WP HR S P ERA WHIP	IP WLS BF H R ER SO BB IBB HBP BLK WP HR S P ERA WHIP	IP WLS BF H R ER SO BB IBB HBP BLK WP HR S P ERA WHIP	IP WLS BF H R ER SO BB IBB HBP BLK WP HR S P ERA WHIP	IP WLS BF H R ER SO BB IBB HBP BLK WP HR S P ERA WHIP	IP WLS BF H R ER SO BB IBB HBP BLK WP HR S P ERA WHIP	IP WLS BF H R ER SO BB IBB HBP BLK WP HR S P ERA WHIP	IP WLS BF H R ER SO BB IBB HBP BLK WP HR S P ERA WHIP	IP WLS BF H R ER SO BB IBB HBP BLK WP HR S P ERA WHIP	IP WLS BF H R ER SO BB IBB HBP BLK WP HR S P ERA WHIP	IP WLS BF H R ER SO BB IBB HBP BLK WP HR S P ERA WHIP	IP WLS BF H R ER SO BB IBB HBP BLK WP HR S P ERA WHIP	IP WLS BF H R ER SO BB IBB HBP BLK WP HR S P ERA WHIP	IP WLS BF H R ER SO BB IBB HBP BLK WP HR S P ERA WHIP	IP WLS BF H R ER SO BB IBB HBP BLK WP HR S P ERA WHIP	IP WLS BF H R ER SO BB IBB HBP BLK WP HR S P ERA WHIP	
38 Mat Latos, R ERA: 3.73 54 Joe Thatcher, L ERA: 5.4	7.0 L 29 7 3 3 3 1 0 0 0 0 0 0 5 11 0.00 1.000	1.0 3 0 0 0 0 1 0 0 0 0 0 0 5 11 0.00 1.000																				



Batter	1	2	3	4	5	6	7	8	9	AB	R	H	RBI	BB	SO	LOB	TOP										
18 Willie Bloomquist, R OBP: 0.361, SLG: 0.347										4	0	1	0	0	1	0	Arizona Diamondbacks @ San Diego Padres PETCO Park, San Diego, CA Fri Sep 16 2011, 10:08 PM - 12:28 AM EDT Att: 28,605 - Overcast - 66 F livebaseballscorecards.com										
8 Gerardo Parra, L OBP: 0.361, SLG: 0.444										4	0	1	0	0	1	1											
10 Justin Upton, R OBP: 0.373, SLG: 0.538											4	0	1	0	0	1											
26 Miguel Montero, L OBP: 0.348, SLG: 0.460											4	0	0	0	0	1											
2 Aaron Hill, R OBP: 0.284, SLG: 0.341											3	0	0	0	0	1											
24 Chris Young, R OBP: 0.320, SLG: 0.418											3	0	2	0	0	1											
37 Lyle Overbay, L OBP: 0.304, SLG: 0.356											3	0	0	0	0	1											
14 Ryan Roberts, R OBP: 0.346, SLG: 0.431											3	0	0	0	0	1											
36 Wade Miley, L OBP: 0.154, SLG: 0.083											2	0	0	0	0	0											
39 Bryan Shaw, S ERA: 1.99											0	0	0	0	0	0											
11 Sean Burroughs, L OBP: 0.274, SLG: 0.330											1	0	0	0	0	0											
29 Brad Ziegler, R ERA: 2.61											0	0	0	0	0	0											
Inning Stats	R: 0 E: 0 K: 2 S: 13	H: 1 LOB: 1 BB: 0 P: 17	R: 0 E: 0 K: 3 S: 9	H: 0 LOB: 0 BB: 0 P: 14	R: 0 E: 0 K: 1 S: 16	H: 1 LOB: 1 BB: 0 P: 21	R: 0 E: 0 K: 0 S: 4	H: 0 LOB: 0 BB: 0 P: 8	R: 0 E: 0 K: 0 S: 10	H: 1 LOB: 0 BB: 0 P: 15	R: 0 E: 0 K: 0 S: 8	H: 0 LOB: 0 BB: 0 P: 14	R: 0 E: 0 K: 0 S: 11	H: 2 LOB: 2 BB: 0 P: 13	R: 0 E: 0 K: 1 S: 6	H: 0 LOB: 0 BB: 0 P: 10	R: 0 E: 0 K: 1 S: 7	H: 0 LOB: 0 BB: 0 P: 10	1B: 3 2B: 2 3B: 0 HR: 0	SF: 0 SAC: 0 DP: 1 HBP: 0	WP: 0 PB: 0 SB: 0 CS: 0	PA: 31					
PITCHER	IP	WLS	BF	H	R	ER	SO	BB	IBB	HBP	BLK	WP	HR	S	P	ERA	WHIP										
46 Tim Stauffer, R ERA: 3.73	6.2	W	23	4	0	0	6	0	0	0	0	0	0	67	98	0.00	0.600										
45 Anthony Bass, R ERA: 1.99	0.1	H	2	1	0	0	0	0	0	0	0	0	0	4	4	0.00	3.000										
50 Chad Qualls, R ERA: 3.33	1.0	H	3	0	0	0	1	0	0	0	0	0	0	6	10	0.00	0.000										
21 Heath Bell, R ERA: 2.61	1.0	S	3	0	0	0	1	0	0	0	0	0	0	7	10	0.00	0.000										

Batter	1	2	3	4	5	6	7	8	9	AB	R	H	RBI	BB	SO	LOB	BOTTOM										
24 Cameron Maybin, R OBP: 0.326, SLG: 0.392										3	0	0	0	1	1	2	Arizona Diamondbacks @ San Diego Padres PETCO Park, San Diego, CA Fri Sep 16 2011, 10:08 PM - 12:28 AM EDT Att: 28,605 - Overcast - 66 F livebaseballscorecards.com										
8 Jason Bartlett, R OBP: 0.317, SLG: 0.317										3	1	2	0	1	0	1											
15 Jesus Guzman, R OBP: 0.376, SLG: 0.494										4	1	1	1	0	1	4											
4 Nick Hundley, R OBP: 0.359, SLG: 0.486										4	0	1	0	0	1	1											
13 Chris Denorfia, R OBP: 0.344, SLG: 0.392										4	0	0	0	0	2	1											
88 Kyle Blanks, R OBP: 0.291, SLG: 0.404										3	0	0	0	0	0	1											
28 Aaron Cunningham, R OBP: 0.235, SLG: 0.301										0	0	0	0	0	0	0											
1 Orlando Hudson, S OBP: 0.325, SLG: 0.338										1	0	0	0	2	0	0											
22 James Darnell, R OBP: 0.294, SLG: 0.333										2	0	1	0	0	0	1											
3 Andy Parrino, S OBP: 0.324, SLG: 0.222										1	0	0	0	0	0	0											
46 Tim Stauffer, R OBP: 0.161, SLG: 0.148										1	0	0	0	0	0	0											
45 Anthony Bass, R ERA: 1.99										0	0	0	0	0	0	0											
47 Jeremy Hermida, L OBP: 0.179, SLG: 0.216										1	0	0	0	0	1	0											
50 Chad Qualls, R ERA: 3.33										0	0	0	0	0	0	0											
21 Heath Bell, R ERA: 2.61										0	0	0	0	0	0	0											
Inning Stats	R: 2 E: 1 K: 0 S: 19	H: 3 LOB: 1 BB: 0 P: 28	R: 0 E: 0 K: 0 S: 9	H: 1 LOB: 3 BB: 2 P: 23	R: 0 E: 0 K: 1 S: 6	H: 0 LOB: 0 BB: 0 P: 7	R: 0 E: 0 K: 0 S: 6	H: 0 LOB: 0 BB: 1 P: 11	R: 0 E: 0 K: 1 S: 10	H: 1 LOB: 1 BB: 0 P: 15	R: 0 E: 0 K: 1 S: 8	H: 0 LOB: 0 BB: 0 P: 12	R: 0 E: 1 K: 1 S: 9	H: 0 LOB: 1 BB: 1 P: 13	R: 0 E: 0 K: 2 S: 7	H: 0 LOB: 0 BB: 0 P: 10	1B: 4 2B: 1 3B: 0 HR: 0	SF: 0 SAC: 1 DP: 1 HBP: 0	WP: 1 PB: 0 SB: 1 CS: 0	PA: 32							
PITCHER	IP	WLS	BF	H	R	ER	SO	BB	IBB	HBP	BLK	WP	HR	S	P	ERA	WHIP										
36 Wade Miley, L ERA: 4.24	6.0	L	25	5	2	2	3	3	0	0	0	1	0	58	96	3.00	1.333										
39 Bryan Shaw, R ERA: 2.39	1.0		4	0	0	0	1	1	0	0	0	0	0	9	13	0.00	1.000										
29 Brad Ziegler, R ERA: 2.09	1.0		3	0	0	0	2	0	0	0	0	0	0	7	10	0.00	0.000										

AB 31
R 0
H 5
RBI 0
BB 0
SO 8
LOB 9



AB 27
R 2
H 5
RBI 1
BB 4
SO 6
LOB 11



Batter	1	2	3	4	5	6	7	8	9	AB	R	H	RBI	BB	SO	LOB	TOP	
8 Gerardo Parra, L (1,7) OBP: 0.358, SLG: 0.439	L9		G3		G3-6			G3		4	0	0	0	0	0	1	Arizona Diamondbacks @ San Diego Padres PETCO Park, San Diego, CA Sat Sep 17 2011, 8:36 PM - 11:06 PM EDT Att: 36,242 - Clear - 67 F	
2 Aaron Hill, R (1,4) OBP: 0.284, SLG: 0.346	HR		F8				F9	L7		4	1	1	1	0	0			
10 Justin Upton, R (1,9) OBP: 0.373, SLG: 0.535	G5-3				F8		BB			3	0	0	0	1	1	0		
26 Miguel Montero, L (1,2) OBP: 0.349, SLG: 0.464							BB			4	0	2	0	0	1	1		
44 Paul Goldschmidt, R (1,3) OBP: 0.331, SLG: 0.472										3	0	1	0	1	2	2		
24 Chris Young, R (1,8) OBP: 0.323, SLG: 0.417										1	0	0	0	3	0	1		
14 Ryan Roberts, R (1,5) OBP: 0.344, SLG: 0.428										3	0	0	0	0	0	4		
37 Lyle Overbay, L (9,PH) OBP: 0.304, SLG: 0.355										1	0	0	0	0	1	2		
16 John McDonald, R (1,6) OBP: 0.277, SLG: 0.321										3	0	1	0	0	0	2		
55 Josh Collmenter, R (1,1) OBP: 0.200, SLG: 0.135										2	0	0	0	0	1	1		
11 Sean Burroughs, L (8,PH) OBP: 0.271, SLG: 0.327										1	0	0	0	0	0	0		
29 Brad Ziegler, R (8,1) OBP: 0.271, SLG: 0.327										0	0	0	0	0	0	0		
Inning Stats	R: 1 H: 2 E: 0 K: 1 S: 16	H: 2 LOB: 1 BB: 0 P: 26	R: 0 H: 0 E: 0 K: 0 S: 8	H: 0 LOB: 0 BB: 1 P: 16	R: 0 H: 0 E: 0 K: 0 S: 6	H: 0 LOB: 0 BB: 0 P: 10	R: 0 H: 1 E: 0 K: 1 S: 8	H: 2 LOB: 2 BB: 1 P: 19	R: 0 H: 1 E: 0 K: 1 S: 9	H: 1 LOB: 0 BB: 0 P: 16	R: 0 H: 0 E: 0 K: 1 S: 6	H: 0 LOB: 0 BB: 1 P: 14	R: 0 H: 0 E: 0 K: 0 S: 8	H: 0 LOB: 2 BB: 1 P: 20	1B: 2 2B: 2 3B: 0 HR: 1	SF: 0 SAC: 0 DP: 1 HBP: 0	WP: 0 PB: 0 SB: 0 CS: 2	PA: 34
PITCHER	IP WLS BF H R ER SO BB IBB HBP BLK WP HR S P ERA WHIP	IP WLS BF H R ER SO BB IBB HBP BLK WP HR S P ERA WHIP																
49 Wade LeBlanc, L (1,1) ERA: 5.07	6.0 W 22 4 1 1 4 3 0 0 0 0 0 1 53 103 1.50 1.167																	
57 Luke Gregerson, R (7,1) ERA: 2.97	1.0 H 4 0 0 0 0 1 0 0 0 0 0 0 8 14 0.00 1.000																	
50 Chad Qualls, R (8,1) ERA: 3.28	1.0 H 3 0 0 0 0 0 0 0 0 0 0 0 8 14 0.00 0.000																	
21 Heath Bell, R (9,1) ERA: 2.96	1.0 S 5 1 0 0 2 1 0 0 0 0 0 0 9 20 0.00 2.000																	

Batter	1	2	3	4	5	6	7	8	9	AB	R	H	RBI	BB	SO	LOB	BOTTOM			
24 Cameron Maybin, R (1,8) OBP: 0.326, SLG: 0.391	L4				F8			G6-3		4	0	1	0	0	0	1	Arizona Diamondbacks @ San Diego Padres PETCO Park, San Diego, CA Sat Sep 17 2011, 8:36 PM - 11:06 PM EDT Att: 36,242 - Clear - 67 F			
8 Jason Bartlett, R (1,6) OBP: 0.315, SLG: 0.315	G4-3				F9			P6		4	0	0	0	0	0	2				
15 Jesus Guzman, R (1,7) OBP: 0.371, SLG: 0.485										4	0	0	0	0	1	0				
21 Heath Bell, R (9,1)	G6-3									0	0	0	0	0	0	0				
4 Nick Hundley, R (1,2) OBP: 0.361, SLG: 0.486										4	0	2	0	0	1	0				
27 Anthony Rizzo, L (1,3) OBP: 0.275, SLG: 0.243										3	0	0	0	0	1	2				
1 Orlando Hudson, S (1,4) OBP: 0.328, SLG: 0.349										3	2	2	1	0	0	1				
47 Jeremy Hermida, L (1,9) OBP: 0.214, SLG: 0.308										2	1	1	1	0	0	0				
3 Andy Parrino, S (1,5) OBP: 0.324, SLG: 0.233										3	0	1	1	0	0	0				
49 Wade LeBlanc, L (1,1) OBP: 0.368, SLG: 0.368										2	0	1	0	0	0	2				
57 Luke Gregerson, L (7,1) ERA: 3.42										0	0	0	0	0	0	0				
28 Aaron Cunningham, R (7,PH) OBP: 0.232, SLG: 0.297										1	0	0	0	0	0	0				
50 Chad Qualls, R (8,1) ERA: 3.42										0	0	0	0	0	0	0				
13 Chris Denorfia, R (9,7) OBP: 0.344, SLG: 0.392										0	0	0	0	0	0	0				
Inning Stats	R: 0 H: 0 E: 0 K: 0 S: 7	H: 2 LOB: 2 BB: 0 P: 12	R: 1 H: 2 E: 0 K: 0 S: 14	H: 2 LOB: 2 BB: 0 P: 21	R: 0 H: 1 E: 0 K: 1 S: 9	H: 1 LOB: 0 BB: 1 P: 13	R: 1 H: 2 E: 0 K: 0 S: 11	H: 2 LOB: 0 BB: 0 P: 17	R: 0 H: 1 E: 0 K: 1 S: 9	H: 1 LOB: 1 BB: 0 P: 13	R: 0 H: 1 E: 0 K: 1 S: 11	H: 1 LOB: 0 BB: 0 P: 15	R: 1 H: 1 E: 0 K: 0 S: 11	H: 1 LOB: 0 BB: 0 P: 14	R: 0 H: 0 E: 0 K: 1 S: 7	H: 0 LOB: 0 BB: 0 P: 10	1B: 6 2B: 0 3B: 0 HR: 2	SF: 0 SAC: 0 DP: 0 HBP: 1	WP: 0 PB: 0 SB: 0 CS: 2	PA: 31
PITCHER	IP WLS BF H R ER SO BB IBB HBP BLK WP HR S P ERA WHIP	IP WLS BF H R ER SO BB IBB HBP BLK WP HR S P ERA WHIP																		
55 Josh Collmenter, R (1,1) ERA: 3.42	7.0 L 28 8 3 3 3 2 0 0 0 0 0 0 2 105 3.86 1.143																			
29 Brad Ziegler, R (8,1) ERA: 2.05	1.0 3 0 0 0 1 0 0 0 0 0 0 0 7 10 0.00 0.000																			

Batter	1	2	3	4	5	6	7	8	9	AB	R	H	RBI	BB	SO	LOB	TOP			
24 Cameron Maybin, R (1.8) OBP: 0.323, SLG: 0.397	F8	K2-3			G5-3		F8			4	0	0	0	0	1	1	San Diego Padres @ Colorado Rockies Coors Field, Denver, CO Tue Sep 20 2011, 6:41 PM - 9:16 PM MDT Att: 32,595 - Partly Cloudy - 60 F			
8 Jason Bartlett, R (1.6) OBP: 0.311, SLG: 0.312	88 FC5-4 1B		P3		G6-3		G6-3			4	1	1	0	0	0	0				
4 Nick Hundley, R (1.2) OBP: 0.352, SLG: 0.471	E5		27 G1-3 1B		G4-3		G6-3			4	0	1	0	0	0	1				
88 Kyle Blanks, R (1.3) OBP: 0.299, SLG: 0.406	FC5-4		G1-3		G4-3		K			1	0	0	0	0	0	2				
27 Anthony Rizzo, L (1.3) OBP: 0.236, SLG: 0.235	1B		G1-3		G4-3		K			3	0	0	0	0	1	1				
1 Orlando Hudson, S (1.4) OBP: 0.330, SLG: 0.352							K			3	1	2	1	1	1	0				
14 Alberto Gonzalez, R (9.4) OBP: 0.257, SLG: 0.250							K			0	0	0	0	0	0	0				
47 Jeremy Hermida, L (1.9) OBP: 0.260, SLG: 0.391	K		G6-3				F7			4	0	1	1	0	1	4				
28 Aaron Cunningham, R (1.7) OBP: 0.253, SLG: 0.333										3	0	1	0	1	1	0				
3 Andy Parrino, S (1.5) OBP: 0.293, SLG: 0.206		G3			G3-1		K			4	0	0	0	0	2	3				
38 Mat Latos, R (1.1) OBP: 0.107, SLG: 0.148		G1-3			K		L6			4	0	0	0	0	2	3				
21 Heath Bell, R (9.1)										0	0	0	0	0	0	0				
Inning Stats	R: 1 H: 2 E: 1 K: 1 S: 16	H: 2 LOB: 2 BB: 0 P: 20	R: 0 H: 1 E: 0 K: 1 S: 14	H: 1 LOB: 1 BB: 0 P: 19	R: 0 H: 1 E: 0 K: 0 S: 7	H: 1 LOB: 2 BB: 1 P: 14	R: 0 H: 0 E: 0 K: 1 S: 8	H: 0 LOB: 0 BB: 0 P: 11	R: 0 H: 0 E: 0 K: 0 S: 6	H: 0 LOB: 0 BB: 0 P: 8	R: 1 H: 2 E: 0 K: 1 S: 14	H: 2 LOB: 2 BB: 1 P: 26	R: 0 H: 0 E: 0 K: 2 S: 11	H: 0 LOB: 0 BB: 0 P: 18	R: 0 H: 0 E: 0 K: 3 S: 9	H: 0 LOB: 0 BB: 0 P: 10	1B: 4 2B: 2 3B: 0 HR: 0	SF: 0 SAC: 0 DP: 0 HBP: 0	WP: 0 PB: 0 SB: 0 CS: 0	PA: 36
PITCHER	IP WLS BF H R ER SO BB IBB HBP BLK WP HR S P ERA WHIP	IP WLS BF H R ER SO BB IBB HBP BLK WP HR S P ERA WHIP	IP WLS BF H R ER SO BB IBB HBP BLK WP HR S P ERA WHIP	IP WLS BF H R ER SO BB IBB HBP BLK WP HR S P ERA WHIP	IP WLS BF H R ER SO BB IBB HBP BLK WP HR S P ERA WHIP	IP WLS BF H R ER SO BB IBB HBP BLK WP HR S P ERA WHIP	IP WLS BF H R ER SO BB IBB HBP BLK WP HR S P ERA WHIP	IP WLS BF H R ER SO BB IBB HBP BLK WP HR S P ERA WHIP	IP WLS BF H R ER SO BB IBB HBP BLK WP HR S P ERA WHIP	IP WLS BF H R ER SO BB IBB HBP BLK WP HR S P ERA WHIP	IP WLS BF H R ER SO BB IBB HBP BLK WP HR S P ERA WHIP	IP WLS BF H R ER SO BB IBB HBP BLK WP HR S P ERA WHIP	IP WLS BF H R ER SO BB IBB HBP BLK WP HR S P ERA WHIP	IP WLS BF H R ER SO BB IBB HBP BLK WP HR S P ERA WHIP	IP WLS BF H R ER SO BB IBB HBP BLK WP HR S P ERA WHIP	IP WLS BF H R ER SO BB IBB HBP BLK WP HR S P ERA WHIP	IP WLS BF H R ER SO BB IBB HBP BLK WP HR S P ERA WHIP			

Batter	1	2	3	4	5	6	7	8	9	AB	R	H	RBI	BB	SO	LOB	BOTTOM					
1 Eric Young Jr., S (1.7) OBP: 0.330, SLG: 0.282	G1-3		E2					G5-3		4	0	2	0	0	0	2	San Diego Padres @ Colorado Rockies Coors Field, Denver, CO Tue Sep 20 2011, 6:41 PM - 9:16 PM MDT Att: 32,595 - Partly Cloudy - 60 F					
14 Mark Ellis, R (1.4) OBP: 0.285, SLG: 0.350	K				G6-3		L4			4	0	0	0	0	1	1						
Dexter Fowler, S (1.8) OBP: 0.365, SLG: 0.434					K2-3					4	1	1	0	0	2	0						
7 Seth Smith, L (1.9) OBP: 0.343, SLG: 0.489	F8				K2-3		P5			4	0	0	0	0	2	1						
58 Jordan Pacheco, R (1.3) OBP: 0.327, SLG: 0.408	F9				G5-3		F9			4	0	1	1	0	0	0						
15 Kevin Koussanoff, R (1.5) OBP: 0.281, SLG: 0.322					K					3	0	1	0	1	1	0						
20 Wilin Rosario, R (1.2) OBP: 0.238, SLG: 0.450					K					4	0	1	0	0	3	3						
14 Tommy Field, R (1.6) OBP: 0.259, SLG: 0.231					G5-3		G2-3			3	0	1	0	0	0	0						
45 Jhoulys Chacin, R (1.1) ERA: 3.68					G4-3		F8			1	0	0	0	0	0	0						
10 Chris Nelson, R (6.9PH) ERA: 3.68										1	0	0	0	0	0	0						
34 Matt Belisle, R (7.1) ERA: 3.39										0	0	0	0	0	0	0						
49 Rex Brothers, L (8.1) ERA: 3.03										0	0	0	0	0	0	0						
2 Troy Tulowitzki, R (8.9PH) OBP: 0.320, SLG: 0.504										1	0	0	0	0	0	2						
63 Rafael Betancourt, R (9.1) ERA: 2.98										0	0	0	0	0	0	0						
Inning Stats	R: 0 H: 0 E: 0 K: 1 S: 7	H: 0 LOB: 0 BB: 0 P: 9	R: 0 H: 0 E: 0 K: 1 S: 7	H: 0 LOB: 1 BB: 1 P: 14	R: 0 H: 1 E: 1 K: 0 S: 7	H: 1 LOB: 1 BB: 0 P: 11	R: 0 H: 0 E: 0 K: 2 S: 9	H: 0 LOB: 0 BB: 0 P: 14	R: 0 H: 0 E: 0 K: 2 S: 11	H: 0 LOB: 0 BB: 0 P: 15	R: 0 H: 1 E: 0 K: 0 S: 14	H: 1 LOB: 1 BB: 0 P: 18	R: 0 H: 0 E: 0 K: 1 S: 7	H: 0 LOB: 0 BB: 0 P: 13	R: 0 H: 2 E: 1 K: 1 S: 8	H: 2 LOB: 2 BB: 0 P: 13	R: 1 H: 3 E: 0 K: 2 S: 17	H: 3 LOB: 2 BB: 0 P: 25	1B: 5 2B: 1 3B: 1 HR: 0	SF: 0 SAC: 0 DP: 0 HBP: 0	WP: 0 PB: 0 SB: 0 CS: 0	PA: 34
PITCHER	IP WLS BF H R ER SO BB IBB HBP BLK WP HR S P ERA WHIP	IP WLS BF H R ER SO BB IBB HBP BLK WP HR S P ERA WHIP	IP WLS BF H R ER SO BB IBB HBP BLK WP HR S P ERA WHIP	IP WLS BF H R ER SO BB IBB HBP BLK WP HR S P ERA WHIP	IP WLS BF H R ER SO BB IBB HBP BLK WP HR S P ERA WHIP	IP WLS BF H R ER SO BB IBB HBP BLK WP HR S P ERA WHIP	IP WLS BF H R ER SO BB IBB HBP BLK WP HR S P ERA WHIP	IP WLS BF H R ER SO BB IBB HBP BLK WP HR S P ERA WHIP	IP WLS BF H R ER SO BB IBB HBP BLK WP HR S P ERA WHIP	IP WLS BF H R ER SO BB IBB HBP BLK WP HR S P ERA WHIP	IP WLS BF H R ER SO BB IBB HBP BLK WP HR S P ERA WHIP	IP WLS BF H R ER SO BB IBB HBP BLK WP HR S P ERA WHIP	IP WLS BF H R ER SO BB IBB HBP BLK WP HR S P ERA WHIP	IP WLS BF H R ER SO BB IBB HBP BLK WP HR S P ERA WHIP	IP WLS BF H R ER SO BB IBB HBP BLK WP HR S P ERA WHIP	IP WLS BF H R ER SO BB IBB HBP BLK WP HR S P ERA WHIP	IP WLS BF H R ER SO BB IBB HBP BLK WP HR S P ERA WHIP					



Batter	1	2	3	4	5	6	7	8	9	AB R H RBI BB SO LOB	TOP											
24 Cameron Maybin, R (1, 8) OBP: 0.322, SLG: 0.397										5 1 1 0 0 1 3	San Diego Padres @ Colorado Rockies Coors Field, Denver, CO Wed Sep 21 2011, 1:11 PM - 3:40 PM MDT Att: 31,443 - Sunny - 58 F											
47 Jeremy Hermida, L (1, 9) OBP: 0.255, SLG: 0.360										4 1 0 0 1 3 2												
13 Chris Denorfia, R (1, 7) OBP: 0.342, SLG: 0.388										4 1 1 0 0 0 0												
7 Chase Headley, S (1, 8) OBP: 0.377, SLG: 0.466 26 Aaron Cunningham, L (8, PH) 50 Chad Qualls, R (8, 1) 54 Joe Thatcher, L (8, 1) 21 Heath Bell, R (8, 1)										2 0 0 1 0 2 0 0 0 0 0 0 0 0 1 0 0 0 0 0 1 0 0 0 0 0 0 0 0 0 0 0 0 0 0 0 0 0												
29 Luis Martinez, R (1, 2) OBP: 0.339, SLG: 0.353										2 1 1 0 2 0 0												
14 Alberto Gonzalez, R (1, 6) OBP: 0.297, SLG: 0.290										3 0 1 1 0 0 1												
27 Anthony Rizzo, L (1, 3) OBP: 0.274, SLG: 0.244										4 0 2 1 0 0 2												
3 Andy Parrino, S (1, 4) OBP: 0.289, SLG: 0.211										4 0 1 1 1 0 2 3												
45 Anthony Bass, R (1, 1) 39 Ernesto Frieri, R (6, 1) 8 Jason Bartlett, R (7, PH) OBP: 0.314, SLG: 0.314										2 0 0 0 0 2 2 0 0 0 0 0 0 0 2 0 2 0 0 0 0												
Inning Stats	R: 4 E: 0 K: 1 S: 16	H: 4 LOB: 2 BB: 2 P: 25	R: 0 E: 0 K: 1 S: 9	H: 0 LOB: 0 BB: 0 P: 13	R: 0 E: 0 K: 2 S: 11	H: 2 LOB: 2 BB: 0 P: 19	R: 0 E: 0 K: 3 S: 9	H: 0 LOB: 0 BB: 0 P: 13	R: 0 E: 0 K: 0 S: 5	H: 0 LOB: 0 BB: 0 P: 7		R: 0 E: 0 K: 1 S: 7	H: 1 LOB: 0 BB: 0 P: 7	R: 0 E: 0 K: 1 S: 14	H: 0 LOB: 1 BB: 1 P: 20	R: 0 E: 0 K: 1 S: 15	H: 2 LOB: 2 BB: 0 P: 20	1B: 8 2B: 1 3B: 0 HR: 0	SF: 2 SAC: 0 DP: 1 HBP: 0	WP: 0 PB: 0 SB: 0 CS: 0	PA: 38	
PITCHER	IP WLS BF H R ER SO BB IBB HBP BLK WP HR S P ERA WHIP											PITCHER	IP WLS BF H R ER SO BB IBB HBP BLK WP HR S P ERA WHIP									
28 Aaron Cook, R (1, 1) ERA: 6.03	5.0 L 23 6 4 4 8 2 0 0 0 0 0 0 51 78 7.20 1.600																					
51 Matt Reynolds, L (6, 1) ERA: 4.29	1.0 3 0 0 0 0 0 0 0 0 0 0 5 7 0.00 0.000																					
27 Matt Lindstrom, R (7, 1) ERA: 3.0	1.0 3 1 0 0 1 0 0 0 0 0 0 7 7 0.00 1.000																					
34 Matt Belisle, R (8, 1) ERA: 3.34	1.0 4 0 0 0 1 1 0 0 0 0 0 14 20 0.00 1.000																					
37 Greg Reynolds, R (9, 1) ERA: 6.6	1.0 5 2 0 0 1 0 0 0 0 0 0 15 20 0.00 2.000																					
Batter	1	2	3	4	5	6	7	8	9	AB R H RBI BB SO LOB	BOTTOM											
1 Eric Young Jr., S (1, 7) OBP: 0.333, SLG: 0.287										4 0 2 0 0 1 0	San Diego Padres @ Colorado Rockies Coors Field, Denver, CO Wed Sep 21 2011, 1:11 PM - 3:40 PM MDT Att: 31,443 - Sunny - 58 F											
14 Mark Ellis, R (1, 4) OBP: 0.283, SLG: 0.347										4 0 0 0 0 0 3												
Dexter Fowler, S (1, 8) OBP: 0.366, SLG: 0.436										4 0 2 0 0 0 2												
2 Troy Tulowitzki, R (1, 6) 51 Matt Reynolds, L (6, 1) 27 Matt Lindstrom, R (7, 1) 10 Chris Nelson, R (7, PH) 34 Matt Belisle, R (8, 1) 37 Greg Reynolds, R (9, 1) 21 Ty Wigington, R (9, PH) OBP: 0.276, SLG: 0.370										2 0 0 0 0 0 0 1 0 0 0 0 0 0 0 0 1 0 1 0 1 0 0 0 0 0 1 2												
7 Seth Smith, L (1, 9) OBP: 0.340, SLG: 0.485										4 0 0 0 0 1 3												
58 Jordan Pacheco, R (1, 3) OBP: 0.327, SLG: 0.404										3 0 1 0 0 0 1												
15 Kevin Koussanoff, R (1, 5) OBP: 0.277, SLG: 0.317										3 0 0 0 0 0 1												
20 Chris Iannetta, R (1, 2) OBP: 0.368, SLG: 0.409										2 0 0 0 1 0 0												
28 Aaron Cook, R (1, 1) OBP: 0.147, SLG: 0.147 14 Tommy Field, R (6, 6) OBP: 0.241, SLG: 0.214										1 0 0 0 0 0 0 2 0 0 0 0 1 1												
Inning Stats	R: 0 E: 0 K: 0 S: 6	H: 0 LOB: 0 BB: 0 P: 8	R: 0 E: 0 K: 0 S: 6	H: 0 LOB: 0 BB: 0 P: 6	R: 0 E: 0 K: 0 S: 7	H: 0 LOB: 0 BB: 0 P: 11	R: 0 E: 0 K: 1 S: 8	H: 1 LOB: 1 BB: 0 P: 14	R: 0 E: 0 K: 0 S: 5	H: 1 LOB: 0 BB: 0 P: 7		R: 0 E: 0 K: 1 S: 15	H: 1 LOB: 2 BB: 1 P: 25	R: 0 E: 0 K: 0 S: 10	H: 1 LOB: 0 BB: 0 P: 11	R: 0 E: 0 K: 0 S: 7	H: 0 LOB: 0 BB: 0 P: 11	R: 0 E: 0 K: 2 S: 15	H: 2 LOB: 2 BB: 0 P: 20	1B: 5 2B: 1 3B: 0 HR: 0	SF: 0 SAC: 0 DP: 2 HBP: 0	WP: 0 PB: 0 SB: 2 CS: 0
PITCHER	IP WLS BF H R ER SO BB IBB HBP BLK WP HR S P ERA WHIP											PITCHER	IP WLS BF H R ER SO BB IBB HBP BLK WP HR S P ERA WHIP									
45 Anthony Bass, R (1, 1) ERA: 1.66	5.0 W 17 2 0 0 0 1 0 0 0 0 0 0 13 19 0.00 0.600											21 Heath Bell, R (9, 1) ERA: 2.52	0.2 S 2 0 0 0 2 0 0 0 0 0 0 7 11 0.00 0.000									
39 Ernesto Frieri, R (6, 1) ERA: 2.83	1.0 4 1 0 0 1 0 0 0 0 0 0 0 10 11 0.00 1.000																					
57 Luke Gregerson, R (7, 1) ERA: 2.82	1.0 3 1 0 0 0 0 0 0 0 0 0 7 11 0.00 1.000																					
50 Chad Qualls, R (8, 1) ERA: 3.24	1.0 3 0 0 0 0 0 0 0 0 0 0 7 11 0.00 0.000																					
54 Joe Thatcher, L (9, 1) ERA: 5.19	0.1 3 2 0 0 0 0 0 0 0 0 0 8 9 0.00 6.000																					

Batter	1	2	3	4	5	6	7	8	9	AB	R	H	RBI	BB	SO	LOB	TOP										
9 Dee Strange-Gordon, L (1, 6) OBP: 0.322, SLG: 0.353										4	0	1	0	0	1	0	Los Angeles Dodgers @ San Diego Padres PETCO Park, San Diego, CA Fri Sep 23 2011, 10:06 PM - 12:48 AM EDT Att: 32,658 - Partly Cloudy - 67 F livebaseballscorecards.com										
12 Justin Sellers, R (1, 5) OBP: 0.278, SLG: 0.286										4	0	1	0	0	0	1											
27 Matt Kemp, R (1, 8) OBP: 0.402, SLG: 0.584										4	1	1	1	0	2	1											
23 Jerry Sands, R (1, 9) OBP: 0.332, SLG: 0.392										3	1	1	0	0	1	1											
49 Trent Oeltjen, L (1, 7) OBP: 0.337, SLG: 0.343										2	0	0	0	0	2	0											
46 Russell Mitchell, R (1, 3) OBP: 0.273, SLG: 0.313										3	0	0	1	0	2	0											
14 Jamey Carroll, R (8, 4) OBP: 0.352, SLG: 0.340										0	0	0	0	0	0	0											
31 Tim Federowicz, R (1, 2) OBP: 0.385, SLG: 0.200										3	0	0	0	0	0	0											
3 Eugenio Velez, S (1, 4)										3	0	0	0	0	3	0											
74 Kenley Jansen, S (8, 1)										0	0	0	0	0	0	0											
54 Javy Guerra, R (9, 1)										0	0	0	0	0	0	0											
29 Ted Lilly, L (1, 1) OBP: 0.073, SLG: 0.109										2	0	0	0	0	1	0											
66 Mike MacDougal, S (7, 1)										0	0	0	0	0	0	0											
7 James Loney, L (8, PH) OBP: 0.340, SLG: 0.411										1	0	0	0	0	0	0											
Inning Stats	R: 0 H: 0 E: 0 K: 2 S: 7	H: 0 LOB: 0 BB: 0 P: 11	R: 1 H: 1 E: 0 K: 0 S: 8	H: 1 LOB: 0 BB: 0 P: 9	R: 0 H: 0 E: 0 K: 1 S: 9	H: 0 LOB: 0 BB: 0 P: 12	R: 0 H: 1 E: 0 K: 0 S: 8	H: 1 LOB: 0 BB: 0 P: 13	R: 0 H: 0 E: 0 K: 2 S: 9	H: 0 LOB: 0 BB: 0 P: 13	R: 0 H: 1 E: 0 K: 2 S: 10	H: 1 LOB: 1 BB: 0 P: 14	R: 1 H: 1 E: 0 K: 3 S: 12	H: 1 LOB: 0 BB: 0 P: 16	R: 0 H: 0 E: 0 K: 1 S: 11	H: 0 LOB: 0 BB: 0 P: 13	R: 0 H: 0 E: 0 K: 1 S: 12	H: 0 LOB: 0 BB: 0 P: 16	1B: 2 2B: 1 3B: 0 HR: 1	SF: 0 SAC: 1 DP: 1 HBP: 0	WP: 0 PB: 0 SB: 0 CS: 0	PA: 30					
PITCHER	IP	WLS	BF	H	R	ER	SO	BB	IBB	HBP	BLK	WP	HR	S	P	ERA	WHIP										
49 Wade LeBlanc, L (1, 1) ERA: 4.83	7.0	L	24	4	2	2	10	0	0	0	1	0	1	63	88	2.57	0.571										
39 Ernesto Frieri, R (8, 1) ERA: 2.5	0.2		2	0	0	0	1	0	0	0	0	0	0	6	6	0.00	0.000										
54 Joe Thatcher, L (8, 1) ERA: 4.82	0.2		2	0	0	0	0	0	0	0	0	0	0	8	11	0.00	0.000										
58 Brad Brach, R (9, 1) ERA: 6.0	0.2		2	0	0	0	1	0	0	0	0	0	0	9	12	0.00	0.000										

Batter	1	2	3	4	5	6	7	8	9	AB	R	H	RBI	BB	SO	LOB	BOTTOM										
24 Cameron Maybin, R (1, 8) OBP: 0.322, SLG: 0.395										3	0	0	0	1	2	2	Los Angeles Dodgers @ San Diego Padres PETCO Park, San Diego, CA Fri Sep 23 2011, 10:06 PM - 12:48 AM EDT Att: 32,658 - Partly Cloudy - 67 F livebaseballscorecards.com										
8 Jason Bartlett, R (1, 6) OBP: 0.313, SLG: 0.314										4	0	1	0	0	1	2											
13 Chris Denorfia, R (1, 9) OBP: 0.340, SLG: 0.386										4	0	1	0	0	3	3											
4 Nick Hundley, R (1, 2) OBP: 0.350, SLG: 0.472										4	0	1	0	0	3	2											
1 Orlando Hudson, S (1, 4) OBP: 0.327, SLG: 0.348										4	0	0	0	0	0	2											
28 Aaron Cunningham, R (1, 7) OBP: 0.253, SLG: 0.341										3	0	1	0	0	0	1											
25 Will Venable, L (9, PH) OBP: 0.312, SLG: 0.388										1	0	0	0	0	0	0											
14 Alberto Gonzalez, R (1, 3) OBP: 0.253, SLG: 0.276										4	0	0	0	0	2	2											
3 Andy Parrino, S (1, 5) OBP: 0.298, SLG: 0.205										1	0	0	0	1	1	0											
88 Kyle Blanks, R (7, PH) OBP: 0.297, SLG: 0.404										1	0	0	0	0	1	1											
7 Chase Headley, S (7, PR) OBP: 0.377, SLG: 0.405										0	0	0	0	0	0	0											
49 Wade LeBlanc, L (1, 1) OBP: 0.350, SLG: 0.350										1	0	0	0	0	0	0											
47 Jeremy Hermida, L (7, PH) OBP: 0.268, SLG: 0.360										0	0	0	0	0	0	0											
39 Ernesto Frieri, R (8, 1)										0	0	0	0	0	0	0											
54 Joe Thatcher, L (8, 1)										0	0	0	0	0	0	0											
58 Brad Brach, R (9, 1)										0	0	0	0	0	0	0											
Inning Stats	R: 0 H: 1 E: 0 K: 1 S: 12	H: 1 LOB: 1 BB: 0 P: 22	R: 0 H: 0 E: 0 K: 1 S: 6	H: 0 LOB: 0 BB: 0 P: 9	R: 0 H: 0 E: 0 K: 1 S: 10	H: 0 LOB: 2 BB: 2 P: 20	R: 0 H: 1 E: 0 K: 0 S: 13	H: 1 LOB: 1 BB: 0 P: 20	R: 0 H: 0 E: 0 K: 2 S: 11	H: 0 LOB: 0 BB: 0 P: 14	R: 0 H: 1 E: 0 K: 2 S: 8	H: 1 LOB: 1 BB: 0 P: 10	R: 0 H: 1 E: 0 K: 1 S: 11	H: 1 LOB: 2 BB: 1 P: 20	R: 0 H: 0 E: 0 K: 3 S: 13	H: 0 LOB: 0 BB: 0 P: 19	R: 0 H: 0 E: 0 K: 1 S: 7	H: 0 LOB: 0 BB: 0 P: 12	1B: 2 2B: 2 3B: 0 HR: 0	SF: 0 SAC: 1 DP: 0 HBP: 0	WP: 0 PB: 0 SB: 0 CS: 0	PA: 34					
PITCHER	IP	WLS	BF	H	R	ER	SO	BB	IBB	HBP	BLK	WP	HR	S	P	ERA	WHIP										
29 Ted Lilly, L (1, 1) ERA: 4.12	6.1	W	25	4	0	0	7	2	0	0	0	0	0	64	99	0.00	0.947										
66 Mike MacDougal, R (7, 1) ERA: 2.11	0.2	H	3	0	0	0	1	1	0	0	0	0	0	7	16	0.00	1.500										
74 Kenley Jansen, R (8, 1) ERA: 2.98	1.0	H	3	0	0	0	3	0	0	0	0	0	0	13	19	0.00	0.000										
54 Javy Guerra, R (9, 1) ERA: 2.01	1.0	S	3	0	0	0	1	0	0	0	0	0	0	7	12	0.00	0.000										

Batter	1	2	3	4	5	6	7	8	9	AB	R	H	RBI	BB	SO	LOB	TOP											
1 Tony Campana, L (1,8) OBP: 0.299, SLG: 0.297	G4-3			K2-3		B1-3			K2-3	4	0	0	0	0	2	1	Chicago Cubs @ San Diego Padres PETCO Park, San Diego, CA Mon Sep 26 2011, 10:07 PM - 12:38 AM EDT Att: 26,433 - Clear - 66 F											
15 Darwin Barney, R (1,4) OBP: 0.311, SLG: 0.354	K			K		F9			L3	4	0	0	0	0	2	1												
13 Starlin Castro, R (1,6) OBP: 0.341, SLG: 0.431	F8			P3					G6-3	4	0	1	0	0	0	0												
22 Carlos Pena, L (1,3)		K								2	0	0	0	1	2	1												
6 Bryan LaHair, L (1,7) OBP: 0.391, SLG: 0.545		F8								3	0	0	0	0	1	2												
51 Steve Clevenger, L (1,2)		G6-3								3	0	0	0	0	0	2												
33 DJ LeMahieu, R (1,5) OBP: 0.254, SLG: 0.276										3	0	0	0	0	1	1												
21 Tyler Colvin, L (1,9) OBP: 0.205, SLG: 0.307										3	0	0	0	0	2	0												
27 Casey Coleman, L (1,1) OBP: 0.160, SLG: 0.280										2	0	1	0	0	1	0												
48 Rafael Dolis, R (6,1)										0	0	0	0	0	0	0												
9 Blake DeWitt, L (8,PH) OBP: 0.298, SLG: 0.404										1	0	0	0	0	0	0												
54 John Gaub, R (8,1)										0	0	0	0	0	0	0												
32 Ramon Ortiz, R (8,1)										0	0	0	0	0	0	0												
Inning Stats	R: 0 E: 0 K: 1 S: 9	H: 0 LOB: 0 BB: 0 P: 15	R: 0 E: 0 K: 1 S: 7	H: 0 LOB: 0 BB: 0 P: 12	R: 0 E: 0 K: 2 S: 10	H: 0 LOB: 0 BB: 0 P: 13	R: 0 E: 0 K: 2 S: 8	H: 0 LOB: 0 BB: 0 P: 11	R: 0 E: 0 K: 1 S: 10	H: 1 LOB: 1 BB: 1 P: 20	R: 0 E: 0 K: 1 S: 9	H: 1 LOB: 1 BB: 0 P: 14	R: 0 E: 0 K: 1 S: 14	H: 0 LOB: 1 BB: 0 P: 18	R: 0 E: 0 K: 1 S: 7	H: 0 LOB: 0 BB: 0 P: 9	R: 0 E: 0 K: 1 S: 10	H: 0 LOB: 0 BB: 0 P: 14	1B: 1 2B: 0 3B: 1 HR: 0	SF: 0 SAC: 0 DP: 0 HBP: 0	WP: 0 PB: 0 SB: 2 CS: 0	PA: 30						
PITCHER	IP WLS BF H R ER SO BB IBB HBP BLK WP HR S P ERA WHIP	7.0 W 24 2 0 0 9 1 0 0 0 0 0 67 103 0.00 0.429	1.0 H 3 0 0 0 1 0 0 0 0 0 0 7 9 0.00 0.000	1.0 S 3 0 0 0 1 0 0 0 0 0 0 10 14 0.00 0.000	PITCHER										IP WLS BF H R ER SO BB IBB HBP BLK WP HR S P ERA WHIP													
38 Mat Latos, R (1,1) ERA: 3.47											7.0	W	24	2	0	0	9	1	0	0	0	0	0	0	67	103	0.00	0.429
50 Chad Qualls, R (8,1) ERA: 3.19											1.0	H	3	0	0	0	1	0	0	0	0	0	0	0	7	9	0.00	0.000
21 Heath Bell, R (9,1) ERA: 2.44											1.0	S	3	0	0	0	1	0	0	0	0	0	0	10	14	0.00	0.000	

AB	29
R	0
H	2
RBI	0
BB	1
SO	11
LOB	8



Batter	1	2	3	4	5	6	7	8	9	AB	R	H	RBI	BB	SO	LOB	BOTTOM										
25 Will Venable, L (1,7) OBP: 0.310, SLG: 0.392	K		P6			HR		G4-3		4	1	1	1	0	1	0	Chicago Cubs @ San Diego Padres PETCO Park, San Diego, CA Mon Sep 26 2011, 10:07 PM - 12:38 AM EDT Att: 26,433 - Clear - 66 F										
8 Jason Bartlett, R (1,6) OBP: 0.305, SLG: 0.309	G6-3		K			G1-3		F9		4	0	0	0	0	1	0											
15 Jesus Guzman, R (1,3) OBP: 0.369, SLG: 0.478	F9									4	1	2	0	0	0	0											
4 Nick Hundley, R (1,2) OBP: 0.348, SLG: 0.465		G5-3				L8				4	0	0	0	0	1	2											
24 Cameron Maybin, R (1,8) OBP: 0.321, SLG: 0.392						G6-3				2	0	1	1	1	0	0											
7 Chase Headley, S (1,5) OBP: 0.377, SLG: 0.402										2	0	1	0	1	0	1											
1 Orlando Hudson, S (1,4) OBP: 0.327, SLG: 0.349										3	0	1	0	0	2	1											
47 Jeremy Hermida, L (1,9) OBP: 0.302, SLG: 0.382										2	0	0	0	1	1	3											
38 Mat Latos, R (1,1) OBP: 0.103, SLG: 0.143										2	0	0	0	0	2	1											
28 Aaron Cunningham, R (7,PH) OBP: 0.253, SLG: 0.371										1	0	0	0	0	0	1											
50 Chad Qualls, R (8,1)										0	0	0	0	0	0	0											
21 Heath Bell, R (9,1)										0	0	0	0	0	0	0											
Inning Stats	R: 0 E: 0 K: 1 S: 9	H: 0 LOB: 0 BB: 0 P: 14	R: 0 E: 0 K: 1 S: 15	H: 1 LOB: 2 BB: 2 P: 28	R: 0 E: 0 K: 2 S: 9	H: 0 LOB: 0 BB: 0 P: 11	R: 0 E: 0 K: 0 S: 6	H: 0 LOB: 0 BB: 0 P: 9	R: 0 E: 0 K: 1 S: 14	H: 1 LOB: 1 BB: 0 P: 21	R: 2 E: 0 K: 1 S: 15	H: 3 LOB: 1 BB: 0 P: 22	R: 0 E: 0 K: 1 S: 6	H: 0 LOB: 1 BB: 1 P: 14	R: 0 E: 0 K: 0 S: 10	H: 1 LOB: 1 BB: 0 P: 19	1B: 3 2B: 2 3B: 0 HR: 1	SF: 0 SAC: 0 DP: 1 HBP: 0	WP: 0 PB: 0 SB: 1 CS: 0	PA: 31							
PITCHER	IP WLS BF H R ER SO BB IBB HBP BLK WP HR S P ERA WHIP	5.2 L 23 5 2 2 7 2 0 0 0 0 0 64 99 3.18 1.235	1.1 4 0 0 0 1 1 0 0 0 0 0 0 10 20 0.00 0.750	0.2 3 1 0 0 0 0 0 0 0 0 0 0 7 13 0.00 1.500	0.1 1 0 0 0 0 0 0 0 0 0 0 0 3 6 0.00 0.000	PITCHER										IP WLS BF H R ER SO BB IBB HBP BLK WP HR S P ERA WHIP											
27 Casey Coleman, R (1,1) ERA: 6.4											5.2	L	23	5	2	2	7	2	0	0	0	0	0	64	99	3.18	1.235
48 Rafael Dolis, R (6,1) ERA: 6.75											1.1		4	0	0	0	1	1	0	0	0	0	0	10	20	0.00	0.750
54 John Gaub, L (8,1) ERA: 6.75											0.2		3	1	0	0	0	0	0	0	0	0	0	7	13	0.00	1.500
32 Ramon Ortiz, R (8,1) ERA: 4.91											0.1		1	0	0	0	0	0	0	0	0	0	0	3	6	0.00	0.000

AB	28
R	2
H	6
RBI	2
BB	3
SO	8
LOB	9



