


San Diego Padres - 2014

Batter	1	2	3	4	5	6	7	8	9	AB	R	H	RBI	BB	SO	LOB	TOP
2 Everth Cabrera, S 70 Austin Hedges, R	L7		K		K		G5-3			3	0	0	0	0	2	1	
24 Cameron Maybin, R 15 Ryan Jackson, R	K		HR		BB			K		2	1	1	2	1	1	0	
23 Yonder Alonso, L 40 Tony Sipp, L 33 Dale Thayer, R	G3		G6-3		K					3	0	0	0	0	1	1	
9 Jedd Gyorko, R 3 Alberto Gonzalez, R	F8				14 5 1B			K		3	1	1	0	0	1	0	
14 Tommy Medica, R 79 Cody Decker, R	1B				5 1B			64 G1-3 1B		3	0	3	0	0	0	0	
5 Alex Amarista, L 64 Rymer Liriano, R	F7				44 G3-6 1B			G1-3		2	0	1	1	0	0	1	
78 Alex Dickerson, L 82 Daniel Robertson, R	G1-3				L4			G4-3		3	0	0	0	0	0	4	
44 René Rivera, R 74 Jace Peterson, L			24 HR 1B		G3-6-1			K		2	1	1	0	0	0	2	
27 Rey Fuentes, L 63 Yeison Asencio, R	F9				F9			K		3	0	0	0	0	1	1	
Inning Stats	R: 0 E: 0 K: 1 S: 7	H: 0 LOB: 0 BB: 0 P: 12	R: 0 E: 0 K: 0 S: 6	H: 1 LOB: 1 BB: 0 P: 7	R: 2 E: 0 K: 1 S: 9	H: 2 LOB: 0 BB: 0 P: 15	R: 1 E: 0 K: 0 S: 6	H: 3 LOB: 1 BB: 0 P: 10	R: 0 E: 0 K: 2 S: 10	H: 1 LOB: 1 BB: 1 P: 15	R: 0 E: 0 K: 2 S: 8	H: 0 LOB: 0 BB: 0 P: 9	R: 0 E: 0 K: 1 S: 3	H: 0 LOB: 0 BB: 0 P: 4			
PITCHER	IP WLS BF H R ER SO BB IBB HBP BLK WP HR S P ERA WHIP																
51 Jason Vargas, L 53 Brad Penny, R 43 Aaron Crow, R 56 Greg Holland, R 40 Kelvin Herrera, R	2.0 3.1 5.1 6.1 7.1	0 W 10 4 1 3	7 5 4 1 0	0 3 0 0 0	0 3 2 0 0	1 1 0 1 2	0 0 0 0 0	0 0 0 0 0	0 0 0 0 0	0 1 0 0 0	13 15 21 15 8	19 25 21 15 9	0.00 13.50 0.00 0.00 0.00	0.500 2.500 1.000 1.000 0.000			

San Diego Padres @ Kansas City Royals
 Surprise Stadium, Surprise, AZ
 Sat Mar 01 2014, 3:06 PM - 5:18 PM EST
 Att: 3,711 - Rain - 62 F

livebaseballscores.com

AB 28
 R 3
 H 7
 RBI 3
 BB 1
 SO 8
 LOB 11




WP: 0 PA: 29
 FB: 0
 SB: 0
 CS: 0

Batter	1	2	3	4	5	6	7	8	9	AB	R	H	RBI	BB	SO	LOB	BOTTOM
1 Jarrod Dyson, L 72 Paulo Orlando, R	L7		16 F8 4 2B		9 2B 35 WP		F9			1	2	0	0	2	0	0	
9 Johnny Cueto, R 64 Jimmy Paredes, S	K		35 WP 16 1B				F9			3	1	1	1	0	2	2	
35 Eric Hosmer, L 34 Brandon Laird, R	BB		4 2B		G4-3			K		2	1	1	1	1	0	1	
16 Billy Butler, R 54 Gorkys Hernández, R	K		F8		4 WP			K		3	0	1	1	0	1	3	
4 Alex Gordon, L 7 Carlos Peguero, L	F7		12 1B		BB			K		2	1	1	2	1	0	0	
13 Salvador Pérez, R 12 Brett Hayes, R 69 Juan Graterol, R	G5-3		1B		P4			G5-3		1	0	0	0	0	0	0	
8 Mike Moustakas, L 19 Danny Valencia, R	G3		G3		G3-1					3	0	1	0	0	0	1	
27 Justin Maxwell, R 75 Jorge Bonifacio, R	G4-3		24 G4-3 9 2B		P5					3	1	1	0	0	0	1	
24 Christian Colón, R 45 Jason Donald, R	BB		1 BB		G4-3			72 PO 2B		3	1	2	0	0	0	1	
Inning Stats	R: 0 E: 0 K: 2 S: 11	H: 0 LOB: 1 BB: 1 P: 16	R: 0 E: 0 K: 0 S: 9	H: 1 LOB: 1 BB: 0 P: 10	R: 4 E: 0 K: 1 S: 17	H: 4 LOB: 1 BB: 1 P: 35	R: 3 E: 0 K: 0 S: 15	H: 3 LOB: 2 BB: 2 P: 34	R: 0 E: 0 K: 0 S: 8	H: 1 LOB: 1 BB: 0 P: 14	R: 0 E: 0 K: 1 S: 6	H: 0 LOB: 0 BB: 0 P: 8	R: 0 E: 0 K: 2 S: 10	H: 0 LOB: 0 BB: 0 P: 10			
PITCHER	IP WLS BF H R ER SO BB IBB HBP BLK WP HR S P ERA WHIP																
22 Ian Kennedy, R 62 Keyius Sampson, R 65 Adys Portillo, R 40 Tony Sipp, L 33 Dale Thayer, R	2.0 3.1 4.1 5.1 7.1	L 8 8 6 3	4 3 1 0	4 3 0 0	4 1 0 0	1 2 0 2	0 0 0 0	0 2 0 0	0 2 0 0	0 17 15 14 10	20 35 34 22 10	0.00 36.00 27.00 0.00 0.000	1.000 5.000 5.000 0.500 0.000				

San Diego Padres @ Kansas City Royals
 Surprise Stadium, Surprise, AZ
 Sat Mar 01 2014, 3:06 PM - 5:18 PM EST
 Att: 3,711 - Rain - 62 F

livebaseballscores.com

AB 29
 R 7
 H 9
 RBI 6
 BB 4
 SO 6
 LOB 11



WP: 2 PA: 34
 FB: 0
 SB: 0
 CS: 0

Batter	1	2	3	4	5	6	7	8	9	AB	R	H	RBI	BB	SO	LOB	TOP	
5 Alexi Amarista, L (1,4) OBP: 0.500, SLG: 0.429 83 Rocky Gale, R (6,2) OBP: 1.000, SLG: 1.000	G4-3		G1-3			2 SAFE 0-0 78 E 2-H 1B		0-1 87 1B		3 1	0 0	1 1	1 0	0 0	0 0	0 0	San Diego Padres @ Los Angeles Dodgers Camelback Ranch, Glendale, AZ Sun Mar 02 2014, 3:05 PM - 5:51 PM EST Att: 8,585 - Partly Cloudy - 66 F	
24 Cameron Maybin, R (1,8) OBP: 0.590, SLG: 0.833 78 Alex Dickerson, L (5,7)	G5-3					F8		K		2 2	0 0	1 0	0 0	0 0	0 1	2		
23 Yonder Alonso, L (1,3) OBP: 0.222, SLG: 0.222 87 Josh VanMeter, L (6,4) OBP: 1.000, SLG: 1.000						G6-4-3				3 1	0 1	0 0	0 0	0 0	2 0			
21 Xavier Nady, R (1,10) OBP: 0.143, SLG: 0.143 96 Jason Hagerty, S (8,PH) (8,10)	K					F9		P4		3 1	0 0	0 0	0 0	1 0	1 2			
4 Nick Hundley, R (1,2) 14 Tommy Medica, R (6,3) OBP: 0.625, SLG: 0.750						G1-3		K		2 2	0 0	0 1	0 0	0 1	0 0			
64 Rymer Liriano, R (1,9)						G6-3		G4-3		4 0	0 0	0 0	0 0	1 1				
15 Ryan Jackson, R (1,6) OBP: 0.250, SLG: 0.375 91 Duanel Jones, R (8,PR) (8,5)						F9				3 1	0 0	0 0	0 0	1 0				
74 Jace Peterson, L (1,5) (8,6)						F8		FC1-6		2 2	0 0	0 0	2 0	0 2	0 1			
68 Rico Noel, R (1,7) (5,8)						G6-3		G5-3		4 1	1 1	1 1	0 0	0 3				
Inning Stats	R: 0 E: 0 K: 1 S: 6	H: 1 LOB: 1 BB: 0 P: 6	R: 0 E: 0 K: 2 S: 7	H: 0 LOB: 0 BB: 0 P: 7	R: 0 E: 0 K: 0 S: 3	H: 0 LOB: 0 BB: 0 P: 3	R: 0 E: 0 K: 0 S: 3	H: 1 LOB: 0 BB: 0 P: 3	R: 0 E: 0 K: 0 S: 5	H: 0 LOB: 0 BB: 0 P: 5	R: 2 E: 0 K: 1 S: 10	H: 4 LOB: 2 BB: 0 P: 10	R: 0 E: 0 K: 0 S: 4	H: 1 LOB: 2 BB: 1 P: 8	1B: 6 2B: 2 HR: 0	SF: 0 SAC: 0 HBP: 0	WP: 0 PB: 0 SB: 1 CS: 0	PA: 36
PITCHER	IP WLS BF H R ER SO BB IBB HBP BLK WP HR S P ERA WHIP	IP WLS BF H R ER SO BB IBB HBP BLK WP HR S P ERA WHIP	IP WLS BF H R ER SO BB IBB HBP BLK WP HR S P ERA WHIP	IP WLS BF H R ER SO BB IBB HBP BLK WP HR S P ERA WHIP	IP WLS BF H R ER SO BB IBB HBP BLK WP HR S P ERA WHIP	IP WLS BF H R ER SO BB IBB HBP BLK WP HR S P ERA WHIP	IP WLS BF H R ER SO BB IBB HBP BLK WP HR S P ERA WHIP	IP WLS BF H R ER SO BB IBB HBP BLK WP HR S P ERA WHIP	IP WLS BF H R ER SO BB IBB HBP BLK WP HR S P ERA WHIP	IP WLS BF H R ER SO BB IBB HBP BLK WP HR S P ERA WHIP	IP WLS BF H R ER SO BB IBB HBP BLK WP HR S P ERA WHIP	IP WLS BF H R ER SO BB IBB HBP BLK WP HR S P ERA WHIP	IP WLS BF H R ER SO BB IBB HBP BLK WP HR S P ERA WHIP	IP WLS BF H R ER SO BB IBB HBP BLK WP HR S P ERA WHIP	IP WLS BF H R ER SO BB IBB HBP BLK WP HR S P ERA WHIP	IP WLS BF H R ER SO BB IBB HBP BLK WP HR S P ERA WHIP	IP WLS BF H R ER SO BB IBB HBP BLK WP HR S P ERA WHIP	
61 Josh Beckett, R (1,1) ERA:	2.0 7 1 0 0 3 0 0 0 0 0 0 0 0 0 0 0 0.00 0.500	2.0 6 1 0 0 0 0 0 0 0 0 0 0 0 0 0 0 0.00 0.500	2.0 8 1 1 1 0 1 0 0 0 0 0 0 0 0 0 0 4.50 1.000	1.0 3 0 0 0 1 0 0 0 0 0 0 0 0 0 0 5 0.00 0.000	1.0 7 4 2 2 1 0 0 0 0 0 0 0 0 0 10 18.00 4.000	93 Steve Smith, R (9,1) ERA: Fu-Te Ni, L (9,1) ERA:	0.2 3 1 0 0 0 0 0 0 0 0 0 0 0 0 0 0 0.00 1.500	0.1 2 0 0 0 0 1 0 0 0 0 0 0 0 0 0 0 0.00 3.000										

AB	34
R	3
H	8
RBI	3
BB	2
SO	5
LOB	13



Batter	1	2	3	4	5	6	7	8	9	AB	R	H	RBI	BB	SO	LOB	BOTTOM	
66 Yasiel Puig, R (1,8) OBP: 0.182, SLG: 0.333 9 Dee Strange-Gordon, L (6,8) OBP: 0.300, SLG: 0.444	P4		F7							2 2	0 0	1 1	0 0	0 0	0 2	San Diego Padres @ Los Angeles Dodgers Camelback Ranch, Glendale, AZ Sun Mar 02 2014, 3:05 PM - 5:51 PM EST Att: 8,585 - Partly Cloudy - 66 F		
16 Andre Ethier, L (1,9) OBP: 0.375, SLG: 0.375 37 Mike Baxter, L (6,9) OBP: 0.333, SLG: 0.375			G1-3							3 2	0 0	1 0	0 0	0 3				
13 Hanley Ramirez, R (1,6) OBP: 0.143, SLG: 0.143 72 Miguel Rojas, R (6,6) OBP: 0.250, SLG: 0.250										2 2	0 0	1 0	0 0	0 1				
23 Adrián González, L (1,3) OBP: 0.333, SLG: 0.667 73 Clint Robinson, L (6,3) OBP: 0.545, SLG: 0.818										2 2	0 0	0 0	0 0	1 0				
5 Juan Uribe, R (1,5) OBP: 0.300, SLG: 0.600 35 Brendan Harris, R (6,5) OBP: 0.375, SLG: 0.333										2 1	0 0	0 0	0 0	0 0				
65 Joc Pederson, L (1,7) OBP: 0.400, SLG: 0.625 41 Nick Buss, L (6,7)										0 2	1 0	0 0	2 0	0 2				
26 Tim Federowicz, R (1,2) OBP: 0.125, SLG: 0.125 30 Miguel Olivo, R (6,2)										2 2	0 0	1 0	0 0	0 1				
7 Alex Guerrero, R (1,4) OBP: 0.308, SLG: 0.308 87 Darnell Sweeney, S (6,4) OBP: 0.500, SLG: 0.750										2 2	1 0	1 0	1 0	0 0				
10 Justin Turner, R (1,10) OBP: 0.455, SLG: 0.600 18 Chone Figgins, S (7,PH) (8,10)										2 2	0 1	1 0	0 0	0 0				
Inning Stats	R: 0 E: 0 K: 0 S: 4	H: 1 LOB: 1 BB: 0 P: 4	R: 1 E: 0 K: 0 S: 4	H: 1 LOB: 1 BB: 1 P: 8	R: 0 E: 0 K: 1 S: 6	H: 1 LOB: 1 BB: 0 P: 6	R: 0 E: 0 K: 0 S: 2	H: 0 LOB: 0 BB: 1 P: 6	R: 1 E: 0 K: 0 S: 4	H: 2 LOB: 0 BB: 0 P: 4	R: 1 E: 0 K: 1 S: 7	H: 2 LOB: 1 BB: 0 P: 8	R: 0 E: 0 K: 1 S: 5	H: 2 LOB: 2 BB: 1 P: 9	1B: 9 2B: 0 3B: 1 HR: 0	SF: 1 SAC: 0 DP: 2 HBP: 0	WP: 0 PB: 0 SB: 1 CS: 0	PA: 38
PITCHER	IP WLS BF H R ER SO BB IBB HBP BLK WP HR S P ERA WHIP	IP WLS BF H R ER SO BB IBB HBP BLK WP HR S P ERA WHIP	IP WLS BF H R ER SO BB IBB HBP BLK WP HR S P ERA WHIP	IP WLS BF H R ER SO BB IBB HBP BLK WP HR S P ERA WHIP	IP WLS BF H R ER SO BB IBB HBP BLK WP HR S P ERA WHIP	IP WLS BF H R ER SO BB IBB HBP BLK WP HR S P ERA WHIP	IP WLS BF H R ER SO BB IBB HBP BLK WP HR S P ERA WHIP	IP WLS BF H R ER SO BB IBB HBP BLK WP HR S P ERA WHIP	IP WLS BF H R ER SO BB IBB HBP BLK WP HR S P ERA WHIP	IP WLS BF H R ER SO BB IBB HBP BLK WP HR S P ERA WHIP	IP WLS BF H R ER SO BB IBB HBP BLK WP HR S P ERA WHIP	IP WLS BF H R ER SO BB IBB HBP BLK WP HR S P ERA WHIP	IP WLS BF H R ER SO BB IBB HBP BLK WP HR S P ERA WHIP	IP WLS BF H R ER SO BB IBB HBP BLK WP HR S P ERA WHIP	IP WLS BF H R ER SO BB IBB HBP BLK WP HR S P ERA WHIP	IP WLS BF H R ER SO BB IBB HBP BLK WP HR S P ERA WHIP		
41 Robbie Erlin, L (1,1) ERA:	2.0 9 2 1 1 0 1 1 0 0 0 0 0 0 0 0 0 0.00 1.000	2.0 7 1 0 0 1 1 0 0 0 0 0 0 0 0 0 0 0.00 1.000	1.0 4 2 1 1 0 0 0 0 0 0 0 0 0 0 0 4 9.00 2.000	1.0 4 1 0 0 0 0 0 0 0 0 0 0 0 0 0 4 9.00 1.000	1.0 5 2 1 1 1 0 0 0 0 0 0 0 0 0 7 9.00 2.000	58 Blaine Boyer, R (8,1) ERA:	2.0 9 2 0 0 1 1 0 0 0 0 0 0 0 0 0 0 0.00 1.500											

AB	34
R	3
H	10
RBI	3
BB	3
SO	3
LOB	14



Batter	1	2	3	4	5	6	7	8	9	AB	R	H	RBI	BB	SO	LOB	TOP			
11 AJ Pollock, R OBP: 0.529, SLG: 0.714 16 Chris Owings, R OBP: 0.375, SLG: 0.429										4	2	3	1	0	0	0	Arizona Diamondbacks @ San Diego Padres Peoria Stadium, Peoria, AZ Tue Mar 04 2014, 3:08 PM - 6:26 PM EST Att: 3,412 - Sunny - 68 F			
2 Aaron Hill, R OBP: 0.287, SLG: 0.286 63 Ender Inciarte, L OBP: 0.500, SLG: 0.444										4	1	1	1	0	0	2				
44 Paul Goldschmidt, R OBP: 0.388, SLG: 0.287 49 Shelley Duncan, R OBP: 0.250, SLG: 0.273										3	3	2	1	1	0	0				
14 Martin Prado, R OBP: 0.667, SLG: 0.867 74 Jake Lamb, L OBP: 0.375, SLG: 0.375										4	1	3	1	0	0	0				
15 Mark Trumbo, R OBP: 0.438, SLG: 0.643 21 Mike Jacobs, L OBP: 0.333, SLG: 0.455										3	0	1	0	1	0	3				
27 Matt Tuissosopo, R OBP: 0.250, SLG: 0.231										4	0	1	3	0	2	3				
26 Miguel Montero, L OBP: 0.231, SLG: 0.308 40 J.J. Putz, R OBP: 0.200, SLG: 0.200										4	0	0	0	0	1	3				
30 David Hernandez, R OBP: 0.200, SLG: 0.200 55 Josh Collmenter, R ERA: 3.0										2	1	1	0	0	0	2				
4 Cliff Pennington, S ERA: 18.3 1 Didi Gregorius, L OBP: 0.287, SLG: 0.286										2	0	1	0	0	0	0				
48 Randall Delgado, R ERA: 18.3 62 Mike Bolsinger, R ERA: 3.0 17 Alfredo Marte, R OBP: 0.200, SLG: 0.200 43 Addison Reed, L ERA: 3.0 60 Blake Lalli, L OBP: 0.200, SLG: 0.200										1	0	0	0	0	1	0				
Inning Stats	R: 3 E: 0 K: 1 S: 22	H: 3 LOB: 2 BB: 2 P: 43	R: 0 E: 0 K: 1 S: 9	H: 0 LOB: 0 BB: 0 P: 13	R: 1 E: 0 K: 1 S: 7	H: 2 LOB: 0 BB: 0 P: 11	R: 1 E: 0 K: 0 S: 12	H: 2 LOB: 1 BB: 0 P: 20	R: 0 E: 0 K: 1 S: 9	H: 1 LOB: 1 BB: 0 P: 16	R: 0 E: 0 K: 0 S: 9	H: 1 LOB: 1 BB: 0 P: 14	R: 3 E: 0 K: 0 S: 22	H: 4 LOB: 0 BB: 0 P: 30	R: 0 E: 0 K: 1 S: 9	H: 1 LOB: 1 BB: 0 P: 18	1B: 9 2B: 7 3B: 0 HR: 0	SF: 1 SAC: 1 DP: 2 HBP: 0	WP: 0 PB: 0 SB: 1 CS: 1	PA: 42
PITCHER	IP WLS BF H R ER SO BB IBB HBP BLK WP HR S P ERA WHIP	53 Eric Stults, L ERA: 3.6 39 Donn Roach, R ERA: 13.5 65 Adys Portillo, R ERA: 3.0 57 Patrick Schuster, L ERA: 3.0 50 Nick Vincent, R ERA: 33.75	1.0 8 3 3 3 2 2 0 0 0 0 0 0 22 43 27.00 5.000	3.0 12 4 2 2 2 0 0 0 0 0 0 0 28 44 6.00 1.333	1.0 4 1 0 0 1 0 0 0 0 0 0 0 9 16 0.00 1.000	1.0 3 1 0 0 0 0 0 0 0 0 0 0 9 14 0.00 1.000	0.2 L 6 4 3 3 0 0 0 0 0 0 0 0 20 27 40.50 6.000	PITCHER	IP WLS BF H R ER SO BB IBB HBP BLK WP HR S P ERA WHIP	93 Jason Lane, L ERA: 33 Dale Thayer, R ERA: 40 Tony Sipp, L ERA:	(7, 1) 0.1 1 0 0 0 0 0 0 0 0 0 0 0 2 3 0.00 0.000	(8, 1) 1.0 4 1 0 0 1 0 0 0 0 0 0 0 9 12 0.00 1.000	(9, 1) 1.0 4 1 0 0 1 0 0 0 0 0 0 0 11 18 0.00 1.000							
Batter	1	2	3	4	5	6	7	8	9	AB	R	H	RBI	BB	SO	LOB	BOTTOM			
2 Everth Cabrera, S OBP: 0.333, SLG: 0.500 64 Rymer Lirio, R OBP: 0.083, SLG: 0.083 83 Rocky Gale, R OBP: 1.000, SLG: 1.000 82 Daniel Robertson, R OBP: 0.286, SLG: 0.167										3	1	2	1	0	1	0	Arizona Diamondbacks @ San Diego Padres Peoria Stadium, Peoria, AZ Tue Mar 04 2014, 3:08 PM - 6:26 PM EST Att: 3,412 - Sunny - 68 F			
13 Chris Denorfa, R OBP: 0.167, SLG: 0.167 57 Patrick Schuster, R OBP: 0.286, SLG: 0.167 67 Jonathan Galvez, R OBP: 0.286, SLG: 0.167										3	0	0	1	0	0	2				
23 Yonder Alonso, L OBP: 0.333, SLG: 0.583 68 Rico Noel, R OBP: 0.300, SLG: 0.444										3	1	2	1	0	0	0				
18 Carlos Quentin, R OBP: 0.500, SLG: 2.000 65 Adys Portillo, R OBP: 0.643, SLG: 1.000 14 Tommy Medica, R OBP: 0.643, SLG: 1.000										2	1	1	1	0	0	0				
9 Jedd Gyorko, R OBP: 0.250, SLG: 0.273 73 Cory Spangenberg, L OBP: 0.571, SLG: 0.500										2	0	0	0	1	1	1				
12 Seth Smith, L OBP: 0.444, SLG: 0.286 27 Rey Fuentes, L OBP: 0.182, SLG: 0.100										2	0	1	0	1	1	0				
44 René Rivera, R OBP: 0.333, SLG: 0.333 3 Alberto Gonzalez, R ERA: 3.0										3	1	1	0	0	1	3				
74 Jace Peterson, L OBP: 0.333, SLG: 0.333 50 Nick Vincent, R ERA: 3.0 93 Jason Lane, R ERA: 3.0 33 Dale Thayer, R ERA: 3.0 70 Austin Hedges, R ERA: 3.0 40 Tony Sipp, L ERA: 3.0											3	0	0	0	0	5				
53 Eric Stults, L ERA: 3.0 39 Donn Roach, R ERA: 3.0 78 Alex Dickerson, L OBP: 0.231, SLG: 0.250										1	0	0	0	0	0	0				
Inning Stats	R: 0 E: 0 K: 1 S: 7	H: 0 LOB: 0 BB: 0 P: 12	R: 1 E: 0 K: 0 S: 12	H: 2 LOB: 1 BB: 1 P: 25	R: 2 E: 0 K: 0 S: 8	H: 2 LOB: 0 BB: 0 P: 15	R: 1 E: 0 K: 1 S: 25	H: 2 LOB: 1 BB: 1 P: 41	R: 0 E: 0 K: 1 S: 7	H: 1 LOB: 1 BB: 0 P: 8	R: 1 E: 0 K: 1 S: 13	H: 1 LOB: 1 BB: 1 P: 19	R: 1 E: 0 K: 0 S: 7	H: 2 LOB: 0 BB: 0 P: 12	R: 0 E: 0 K: 1 S: 7	H: 0 LOB: 0 BB: 0 P: 11		1B: 6 2B: 2 3B: 0 HR: 2	SF: 0 SAC: 0 DP: 1 HBP: 1	WP: 1 PB: 0 SB: 1 CS: 0
PITCHER	IP WLS BF H R ER SO BB IBB HBP BLK WP HR S P ERA WHIP	48 Randal Delgado, R ERA: 6.14 62 Mike Bolsinger, R ERA: 43 Addison Reed, R ERA: 3.0 40 J.J. Putz, R ERA: 4.5 30 David Hernandez, R ERA:	3.2 17 5 4 4 2 1 0 0 0 0 0 0 19 27 9.82 1.636	1.1 H 6 2 0 0 1 1 0 0 0 0 0 0 19 27 0.00 2.250	1.0 W 5 1 1 1 1 1 1 0 0 0 0 0 0 13 19 9.00 2.000	1.0 H 5 2 1 1 0 0 0 0 0 0 0 0 7 12 9.00 2.000	1.0 H 3 0 0 0 1 0 0 0 0 0 0 0 7 11 0.00 0.000	PITCHER	IP WLS BF H R ER SO BB IBB HBP BLK WP HR S P ERA WHIP	55 Josh Collmenter, R ERA:	(9, 1) 1.0 S 4 4 0 0 0 0 0 0 0 0 0 0 8 15 0.00 0.000									

Batter	1	2	3	4	5	6	7	8	9	AB	R	H	RBI	BB	SO	LOB	TOP			
2 Everth Cabrera, S (1, 6) <small>OBP: 0.417, SLG: 0.545</small> 68 Rico Noel, R (6, 8) <small>OBP: 0.250, SLG: 0.364</small>	 <small>14 F7, 25 SH1-3, 21 1B</small>	 <small>25 FC4-6, 1B</small>		 <small>P6</small>			 <small>K</small>		 <small>K</small>	3	1	2	0	0	0	0				
25 Will Venable, L (1, 8) <small>OBP: 0.250, SLG: 0.143</small> 70 Austin Hedges, R (6, 2) <small>OBP: 0.250, SLG: 0.143</small>	 <small>SH1-3</small>	 <small>FC4-6</small>		 <small>K</small>			 <small>F7</small>		 <small>G5-3</small>	2	0	0	1	0	1	1				
14 Tommy Medica, R (1, 3) <small>OBP: 0.356, SLG: 0.633</small> 74 Jace Peterson, L (7, 6) <small>OBP: 0.267, SLG: 0.083</small>	 <small>F7</small>	 <small>G6-3</small>			 <small>G1-3</small>		 <small>1B</small>		 <small>1B</small>	4	0	1	0	0	0	2				
21 Xavier Nady, R (1, 10) <small>OBP: 0.308, SLG: 0.250</small> 78 Alex Dickerson, L (7, PH) <small>OBP: 0.200, SLG: 0.214</small>	 <small>4 HR, 1B</small>		 <small>4 F7, 15 BB, 88 BB, FC6-4, HBP</small>		 <small>K2-3</small>		 <small>K</small>		 <small>K</small>	2	2	1	1	0	1	0				
88 Kyle Blanks, R (1, 7) <small>OBP: 0.462, SLG: 0.333</small> 63 Yelson Asencio, R (5, 9) <small>OBP: 0.200, SLG: 0.200</small>	 <small>4 HR, 1B</small>		 <small>15 FC6-4, BB</small>		 <small>P4</small>			 <small>G6-3</small>		2	1	1	0	1	0	0				
4 Nick Hundley, R (1, 2) <small>OBP: 0.200, SLG: 0.500</small> 67 Jonathan Galvez, R (6, 5) <small>OBP: 0.375, SLG: 0.429</small>	 <small>1 HR, 2H</small>		 <small>F7</small>		 <small>F7</small>			 <small>79 HR, 2B</small>		3	1	1	3	0	0	2				
15 Ryan Jackson, R (1, 5) <small>OBP: 0.231, SLG: 0.250</small> 79 Cody Decker, R (7, 3) <small>OBP: 0.250, SLG: 1.000</small>	 <small>K</small>		 <small>FC6-4, 1-2, 3H</small>		 <small>G1-3</small>		 <small>2H, HR</small>		 <small>K</small>	3	0	0	1	0	1	1				
3 Alberto Gonzalez, R (1, 4) <small>OBP: 0.596, SLG: 0.429</small> 73 Cory Spangenberg, L (5, 4) <small>OBP: 0.596, SLG: 0.429</small>		 <small>G4-3</small>	 <small>G1-3</small>		 <small>64 CS, BB</small>			 <small>G5-3</small>		2	0	0	0	0	0	1				
64 Rymer Lirio, R (1, 9) <small>OBP: 0.200, SLG: 0.200</small> 82 Daniel Robertson, R (7, 7) <small>OBP: 0.200, SLG: 0.200</small>		 <small>2 1B, 25 FC4-6, 1B</small>		 <small>L8</small>		 <small>CS, 1-2</small>		 <small>14 1B, 1B</small>		 <small>G5-3</small>	3	1	2	0	0	0	0			
Inning Stats <small>R: 4, H: 4, E: 0, K: 1, S: 10</small>	<small>H: 4, LOB: 0, BB: 0, P: 12</small>	<small>R: 1, H: 2, E: 0, K: 0, S: 5</small>	<small>LOB: 1, BB: 0, P: 5</small>	<small>R: 1, H: 0, E: 0, K: 0, S: 3</small>	<small>LOB: 0, BB: 1, P: 8</small>	<small>R: 0, H: 0, E: 0, K: 1, S: 7</small>	<small>LOB: 0, BB: 0, P: 7</small>	<small>R: 0, H: 0, E: 0, K: 0, S: 2</small>	<small>LOB: 0, BB: 1, P: 7</small>	<small>R: 0, H: 2, E: 0, K: 2, S: 9</small>	<small>LOB: 2, BB: 0, P: 9</small>	<small>R: 2, H: 2, E: 0, K: 0, S: 6</small>	<small>LOB: 2, BB: 0, P: 9</small>	<small>R: 0, H: 1, E: 0, K: 2, S: 8</small>	<small>LOB: 1, BB: 0, P: 8</small>	<small>1B: 8, 2B: 1, 3B: 0, HR: 2</small>	<small>SF: 0, SAC: 1, DP: 0, HBP: 1</small>	<small>WP: 0, PB: 0, SB: 0, CS: 1</small>	<small>PA: 41</small>	
PITCHER 49 Chris Sale, L (1, 1) <small>ERA: 10.13</small> 63 Nestor Molina, R (3, 1) <small>ERA: 7.71</small> 33 Dylan Axelrod, R (5, 1) <small>ERA: 7.71</small> 41 David Purcey, L (8, 1) <small>ERA: 7.71</small> 57 Zach Putnam, R (9, 1) <small>ERA: 7.71</small>	<small>IP: 2.2, WLS: L, BF: 16, H: 6, R: 6, ER: 6, SO: 1, BB: 1, IBB: 0, HBP: 1, BLK: 0, WP: 0, HR: 1, S: 17, P: 24, ERA: 20.25, WHIP: 2.625</small>																			
Batter 30 Alejandro De Aza, L (1, 7) <small>OBP: 0.250, SLG: 0.250</small> 18 Blake Tekotte, L (7, 7) <small>OBP: 0.250, SLG: 0.250</small>	 <small>F8</small>		 <small>B1-3</small>			 <small>K</small>		 <small>K</small>		 <small>K</small>	3	0	0	0	0	1	0			
15 Gordon Beckham, R (1, 4) <small>OBP: 0.364, SLG: 0.400</small> 77 Yolmer Sánchez, S (7, 4) <small>OBP: 0.500, SLG: 0.500</small>	 <small>K</small>		 <small>K</small>		 <small>P3</small>		 <small>K</small>		 <small>K</small>	3	0	0	0	0	2	0				
12 Conor Gillaspie, L (1, 5) <small>OBP: 0.273, SLG: 0.636</small> 22 Matt Davidson, R (7, 5) <small>OBP: 0.250, SLG: 0.286</small>	 <small>1B</small>		 <small>G6-3</small>		 <small>F7</small>		 <small>F7</small>		 <small>F8</small>	3	0	1	0	0	0	0				
26 Avisail Garcia, R (1, 9) <small>OBP: 0.182, SLG: 0.100</small> 29 Jared Mitchell, L (8, 9) <small>OBP: 0.296, SLG: 0.296</small>	 <small>G6-3</small>		 <small>K</small>		 <small>K</small>		 <small>K</small>		 <small>K</small>	3	0	0	0	0	2	1				
44 Adam Dunn, L (1, 10) <small>OBP: 0.200, SLG: 0.200</small> 7 Jeff Keppinger, R (7, PH) <small>OBP: 0.200, SLG: 0.200</small>		 <small>21 WP, 1B</small>		 <small>G3</small>		 <small>G3</small>		 <small>F8</small>		 <small>G3</small>	2	0	1	0	0	0	0			
14 Paul Konerko, R (1, 3) <small>OBP: 0.429, SLG: 0.429</small> 76 Andy Wilkins, L (5, FR) <small>OBP: 0.714, SLG: 1.200</small>		 <small>F8, 1B</small>		 <small>1B</small>		 <small>F7</small>		 <small>1B</small>		 <small>F7</small>	2	0	1	0	0	0	1			
20 Jordan Danks, L (1, 8) <small>OBP: 0.400, SLG: 0.556</small> 75 Trayce Thompson, R (6, 8) <small>OBP: 0.286, SLG: 0.286</small>		 <small>F7, 1B</small>		 <small>F7</small>		 <small>F7</small>		 <small>F8</small>		 <small>F8</small>	2	0	0	0	0	2				
21 Tyler Flowers, R (1, 2) <small>OBP: 0.300, SLG: 0.556</small> 36 Josh Phegley, R (6, 2) <small>OBP: 0.200, SLG: 0.200</small>		 <small>G4-3, 1-2</small>		 <small>K</small>		 <small>K</small>		 <small>K</small>		 <small>77 WP, 5 1B, 1B</small>	2	0	0	0	0	1	2			
5 Marcus Semien, R (1, 6) <small>OBP: 0.273, SLG: 0.200</small>			 <small>K</small>		 <small>L6</small>		 <small>L6</small>		 <small>1-2, 1B</small>	3	0	1	0	0	1	1				
Inning Stats <small>R: 0, H: 1, E: 0, K: 1, S: 6</small>	<small>H: 1, LOB: 1, BB: 0, P: 6</small>	<small>R: 0, H: 1, E: 0, K: 0, S: 4</small>	<small>LOB: 1, BB: 0, P: 5</small>	<small>R: 0, H: 0, E: 0, K: 2, S: 7</small>	<small>LOB: 0, BB: 0, P: 7</small>	<small>R: 0, H: 0, E: 0, K: 1, S: 5</small>	<small>LOB: 0, BB: 0, P: 5</small>	<small>R: 0, H: 1, E: 0, K: 1, S: 6</small>	<small>LOB: 1, BB: 0, P: 6</small>	<small>R: 0, H: 0, E: 0, K: 1, S: 5</small>	<small>LOB: 0, BB: 0, P: 5</small>	<small>R: 0, H: 2, E: 0, K: 1, S: 7</small>	<small>LOB: 2, BB: 0, P: 8</small>	<small>R: 0, H: 0, E: 0, K: 1, S: 5</small>	<small>LOB: 0, BB: 0, P: 5</small>	<small>1B: 5, 2B: 0, 3B: 0, HR: 0</small>	<small>SF: 0, SAC: 0, DP: 0, HBP: 0</small>	<small>WP: 2, PB: 0, SB: 0, CS: 0</small>	<small>PA: 32</small>	
PITCHER 34 Andrew Cashner, R (1, 1) <small>ERA: 13.5</small> 43 Joe Wieland, R (4, 1) <small>ERA: 13.5</small> 62 Keyvius Sampson, R (6, 1) <small>ERA: 12.0</small> 77 Leonel Campos, R (8, 1) <small>ERA: 18.0</small> 71 Kevin Quackenbush, R (9, 1) <small>ERA: 3.86</small>	<small>IP: 3.0, WLS: W, BF: 11, H: 2, R: 0, ER: 0, SO: 3, BB: 0, IBB: 0, HBP: 0, BLK: 0, WP: 0, HR: 0, S: 17, P: 18, ERA: 0.00, WHIP: 0.667</small>																			

San Diego Padres @ Chicago White Sox
Camelback Ranch, Glendale, AZ
Wed Mar 05 2014, 3:09 PM - 5:47 PM EST
Att: 2,459 - Partly Cloudy - 76 F

AB 36
R 8
H 11
RBI 8
BB 2
SO 7
LOB 12



BOTTOM

San Diego Padres @ Chicago White Sox
Camelback Ranch, Glendale, AZ
Wed Mar 05 2014, 3:09 PM - 5:47 PM EST
Att: 2,459 - Partly Cloudy - 76 F

AB 32
R 0
H 5
RBI 0
BB 0
SO 9
LOB 11



Batter	1	2	3	4	5	6	7	8	9	AB	R	H	RBI	BB	SO	LOB	TOP					
2 Everth Cabrera, S OBP: 0.400, SLG: 0.500 14 Tommy Medica, R OBP: 0.545, SLG: 0.905										3	1	1	0	0	0	1	San Diego Padres @ Milwaukee Brewers Maryvale Baseball Park, Phoenix, AZ Fri Mar 07 2014, 3:12 PM - 5:51 PM EST Att: 3,096 - Partly Cloudy - 73 F					
5 Alexi Amarista, L OBP: 0.412, SLG: 0.563 70 Austin Hedges, R OBP: 0.200, SLG: 0.111										3	0	1	1	0	1	1						
25 Will Venable, L OBP: 0.273, SLG: 0.290 64 Rymer Liriano, R OBP: 0.176, SLG: 0.176										3	1	1	0	0	1	1						
18 Carlos Quentin, R OBP: 0.200, SLG: 0.800 79 Cody Decker, R OBP: 0.400, SLG: 1.200										3	0	0	0	0	1	1						
21 Xavier Nady, R OBP: 0.313, SLG: 0.267 15 Ryan Jackson, R OBP: 0.188, SLG: 0.200										3	0	1	1	0	1	0						
4 Nick Hundley, R OBP: 0.231, SLG: 0.538 63 Yelson Asencio, R OBP: 0.167, SLG: 0.167										3	0	1	0	0	0	2						
78 Alex Dickerson, L OBP: 0.279, SLG: 0.436 3 Alberto Gonzalez, R										2	1	1	1	1	0	0						
68 Rico Noel, R OBP: 0.250, SLG: 0.533										3	1	1	1	0	0	2						
27 Rey Fuentes, L OBP: 0.143, SLG: 0.077										1	0	0	0	0	0	0						
73 Cory Spangenberg, L OBP: 0.467, SLG: 0.333										3	1	1	0	1	0	0						
Inning Stats	R: 1 E: 1 K: 0 S: 6	H: 3 LOB: 2 BB: 0 P: 6	R: 2 E: 0 K: 1 S: 9	H: 3 LOB: 1 BB: 0 P: 9	R: 0 E: 0 K: 2 S: 7	H: 0 LOB: 0 BB: 0 P: 7	R: 1 E: 0 K: 0 S: 4	H: 1 LOB: 0 BB: 1 P: 5	R: 0 E: 0 K: 1 S: 5	H: 0 LOB: 0 BB: 0 P: 5	R: 0 E: 0 K: 0 S: 3	H: 1 LOB: 1 BB: 1 P: 7	R: 2 E: 0 K: 1 S: 6	H: 1 LOB: 1 BB: 2 P: 16	R: 0 E: 0 K: 1 S: 5	H: 0 LOB: 0 BB: 0 P: 5	R: 0 E: 0 K: 1 S: 5	H: 0 LOB: 0 BB: 0 P: 5	1B: 5 2B: 2 3B: 0 HR: 2	SF: 0 SAC: 0 DP: 1 HBP: 0	WP: 2 PB: 0 SB: 1 CS: 1	PA: 38
PITCHER	IP WLS BF H R ER SO BB IBB HBP BLK WP HR S P ERA WHIP																					
22 Matt Garza, R ERA: 13.5	(1, 1) 3.0 L 15 6 3 2 3 0 0 0 0 0 0 0 1 22 22 6.00 2.000																					
53 Brandon Kintzler, R ERA: 6.0	(4, 1) 1.0 4 1 1 1 0 0 0 0 0 0 0 0 4 5 9.00 1.000																					
40 Johnny Hellweg, R ERA: 13.5	(5, 1) 2.0 7 1 0 0 1 1 0 0 0 0 0 0 8 12 0.00 1.000																					
45 Alfredo Figaro, R ERA: 4.5	(7, 1) 1.0 6 1 2 2 1 2 0 0 0 0 2 0 6 16 18.00 3.000																					
64 Mike Fiers, R ERA: 9.0	(8, 1) 1.0 3 0 0 0 1 0 0 0 0 0 0 0 5 5 0.00 0.000																					
PITCHER	IP WLS BF H R ER SO BB IBB HBP BLK WP HR S P ERA WHIP																					
70 Dustin Moleken, R ERA:	(9, 1) 1.0 3 0 0 0 1 0 0 0 0 0 0 0 5 5 0.00 0.000																					

AB 35
R 6
H 9
RBI 6
BB 3
SO 7
LOB 13



Batter	1	2	3	4	5	6	7	8	9	AB	R	H	RBI	BB	SO	LOB	BOTTOM							
9 Jean Segura, R OBP: 0.389, SLG: 0.375 65 Irving Falu, S OBP: 0.462, SLG: 0.500										3	0	0	0	0	1	1	San Diego Padres @ Milwaukee Brewers Maryvale Baseball Park, Phoenix, AZ Fri Mar 07 2014, 3:12 PM - 5:51 PM EST Att: 3,096 - Partly Cloudy - 73 F							
2 Scooter Gennett, L OBP: 0.235, SLG: 0.333 67 Eugenio Velez, S										2	1	1	2	1	0	0								
8 Ryan Braun, R OBP: 0.750, SLG: 1.444 73 Kentrail Davis, L OBP: 0.222, SLG: 0.125										2	0	0	0	1	0	1								
20 Jonathan Lucroy, R OBP: 0.250, SLG: 0.211 68 Matt Pagnozzi, R OBP: 0.333, SLG: 0.333										3	0	0	0	0	0	2								
18 Khris Davis, R OBP: 0.263, SLG: 0.444 14 Jeff Bianchi, R OBP: 0.267, SLG: 0.400										3	0	0	0	0	1	1								
24 Lyle Overbay, L OBP: 0.353, SLG: 0.267 25 Hunter Morris, L										2	0	0	0	0	1	0								
61 Jason Rogers, R OBP: 0.357, SLG: 0.250										1	0	0	0	0	0	1								
21 Juan Francisco, L OBP: 0.467, SLG: 0.929 5 Taylor Green, L OBP: 0.333, SLG: 0.111										2	0	0	0	0	1	0								
11 Sean Halton, R OBP: 0.412, SLG: 0.091										2	0	0	0	1	1	1								
3 Elian Herrera, S OBP: 0.400, SLG: 0.714 76 Kevin Mattison, L OBP: 0.182, SLG: 0.300										2	1	1	0	0	0	1								
Inning Stats	R: 0 E: 0 K: 1 S: 5	H: 0 LOB: 1 BB: 1 P: 9	R: 0 E: 0 K: 2 S: 7	H: 0 LOB: 0 BB: 0 P: 7	R: 0 E: 0 K: 0 S: 2	H: 0 LOB: 0 BB: 1 P: 6	R: 0 E: 0 K: 0 S: 3	H: 0 LOB: 1 BB: 1 P: 7	R: 0 E: 0 K: 0 S: 7	H: 0 LOB: 0 BB: 0 P: 7	R: 2 E: 0 K: 0 S: 3	H: 2 LOB: 0 BB: 0 P: 10	R: 0 E: 0 K: 0 S: 3	H: 0 LOB: 1 BB: 1 P: 7	R: 0 E: 0 K: 0 S: 2	H: 0 LOB: 0 BB: 1 P: 6	R: 0 E: 0 K: 1 S: 6	H: 1 LOB: 1 BB: 0 P: 6	R: 0 E: 0 K: 1 S: 6	H: 1 LOB: 1 BB: 0 P: 6	1B: 1 2B: 0 3B: 1 HR: 1	SF: 0 SAC: 0 DP: 2 HBP: 0	WP: 0 PB: 0 SB: 0 CS: 0	PA: 33
PITCHER	IP WLS BF H R ER SO BB IBB HBP BLK WP HR S P ERA WHIP																							
38 Tyson Ross, R ERA:	(1, 1) 3.0 W 10 0 0 0 3 2 0 0 0 0 0 0 10 14 0.00 0.667																							
41 Robbie Erlin, L ERA: 2.25	(4, 1) 2.0 7 0 0 0 2 1 0 0 0 0 0 0 10 14 0.00 0.500																							
75 Matt Wisler, R ERA: 4.5	(6, 1) 2.0 9 2 2 2 0 1 0 0 0 0 0 1 10 17 9.00 1.500																							
57 Patrick Schuster, L ERA: 2.25	(8, 1) 1.0 3 0 0 0 0 1 0 0 0 0 0 0 2 6 0.00 1.000																							
40 Tony Sipp, L ERA:	(9, 1) 1.0 4 1 0 0 1 0 0 0 0 0 0 0 6 6 0.00 1.000																							

AB 28
R 2
H 3
RBI 2
BB 5
SO 6
LOB 10



Batter	1	2	3	4	5	6	7	8	9	AB	R	H	RBI	BB	SO	LOB	TOP			
4 Coco Crisp, S OBP: 0.391, SLG: 0.294 Jake Goebbert, L OBP: 0.250, SLG: 0.200										4	1	2	1	0	1	1	Oakland Athletics @ San Diego Padres Peoria Stadium, Peoria, AZ Tue Mar 11 2014, 4:07 PM - 6:41 PM EDT Att: 3,750 - Sunny - 75 F			
5 John Jaso, L OBP: 0.289, SLG: 0.417 38 Jose Martinez, R OBP: 0.238, SLG: 0.238										4	1	1	1	0	1	1				
8 Jed Lowrie, S OBP: 0.330, SLG: 0.591 Hiroyuki Nakajima, R										4	2	2	2	0	0	0				
37 Brandon Moss, L OBP: 0.550, SLG: 0.722 23 Michael Taylor, R OBP: 0.382, SLG: 0.625										3	0	1	0	0	0	1				
16 Josh Reddick, L OBP: 0.400, SLG: 0.478 7 Nate Freiman, R OBP: 0.280, SLG: 0.286										3	0	1	1	0	1	1				
18 Alberto Callaspo, S OBP: 0.292, SLG: 0.292 15 Jake Elmore, R OBP: 0.286, SLG: 0.211										3	0	1	0	0	0	2				
22 Luke Montz, R OBP: 0.300, SLG: 0.500 19 Billy Burns, S OBP: 0.333, SLG: 0.257										4	0	2	0	0	1	0				
29 Sam Fuld, L OBP: 0.313, SLG: 0.467 Alden Carrithers, L OBP: 0.250, SLG: 0.250										4	0	0	0	0	0	3				
28 Eric Sogard, L OBP: 0.200, SLG: 0.167 35 Chris Gimenez, R OBP: 0.263, SLG: 0.125										3	1	1	0	0	0	1				
Inning Stats	R: 3 E: 0 K: 1 S: 18	H: 4 LOB: 1 BB: 0 P: 23	R: 1 E: 0 K: 0 S: 13	H: 2 LOB: 1 BB: 0 P: 21	R: 0 E: 0 K: 0 S: 4	H: 1 LOB: 1 BB: 0 P: 7	R: 0 E: 0 K: 1 S: 11	H: 1 LOB: 1 BB: 0 P: 16	R: 1 E: 0 K: 1 S: 13	H: 2 LOB: 1 BB: 0 P: 15	R: 0 E: 0 K: 0 S: 5	H: 0 LOB: 0 BB: 0 P: 7	R: 0 E: 0 K: 0 S: 10	H: 2 LOB: 2 BB: 1 P: 19	R: 0 E: 0 K: 0 S: 7	H: 0 LOB: 0 BB: 0 P: 10		1B: 6 2B: 5 3B: 0 HR: 1	SF: 0 SAC: 0 DP: 1 HBP: 0	WP: 0 PB: 0 SB: 0 CS: 0
PITCHER	IP WLS BF H R ER SO BB IBB HBP BLK WP HR S P ERA WHIP																			
22 Ian Kennedy, R ERA: 6.0	4.0	19	8	4	4	2	0	0	0	0	0	0	0	0	1	46	67	9.00	2.000	
41 Robbie Erlin, L ERA: 3.0	2.0	8	2	1	1	2	0	0	0	0	0	0	0	0	18	22	4.50	1.000		
62 Keyvius Sampson, R ERA: 7.2	2.0	W	8	2	0	0	1	0	0	0	0	0	0	15	26	0.00	1.500			
58 Blaine Boyer, R ERA:	1.0	S	3	0	0	0	0	0	0	0	0	0	0	7	10	0.00	0.000			

AB	37
R	5
H	12
RBI	5
BB	1
SO	4
LOB	11



Batter	1	2	3	4	5	6	7	8	9	AB	R	H	RBI	BB	SO	LOB	BOTTOM			
2 Everth Cabrera, S OBP: 0.280, SLG: 0.333 73 Cory Spangenberg, L OBP: 0.364, SLG: 0.267										3	0	0	0	0	0	0	Oakland Athletics @ San Diego Padres Peoria Stadium, Peoria, AZ Tue Mar 11 2014, 4:07 PM - 6:41 PM EDT Att: 3,750 - Sunny - 75 F			
12 Seth Smith, L OBP: 0.381, SLG: 0.368 68 Rico Noel, R OBP: 0.200, SLG: 0.421										3	0	1	0	0	0	0				
25 Will Venable, L OBP: 0.300, SLG: 0.263 67 Jonathan Galvez, R OBP: 0.333, SLG: 0.357										3	0	2	0	0	0	0				
9 Jedd Gyorko, R OBP: 0.250, SLG: 0.273 62 Keyvius Sampson, R OBP: 0.516, SLG: 0.759 58 Blaine Boyer, R										2	0	0	1	0	0	1				
23 Yonder Alonso, L OBP: 0.292, SLG: 0.458 11 Alex Castellanos, R OBP: 0.333, SLG: 0.412										3	0	1	0	0	2	0				
88 Kyle Blanks, R OBP: 0.391, SLG: 0.421 79 Cody Decker, R OBP: 0.375, SLG: 0.857										3	1	1	0	0	1	1				
4 Nick Hundley, R OBP: 0.283, SLG: 0.500 64 Rymer Liriano, R OBP: 0.238, SLG: 0.333 70 Austin Hedges, R OBP: 0.167, SLG: 0.091										2	0	0	0	0	0	0				
5 Alex Amaris, L OBP: 0.318, SLG: 0.429 78 Alex Dickerson, L OBP: 0.318, SLG: 0.650										2	0	0	0	0	1	1				
22 Ian Kennedy, R 41 Robbie Erlin, R 15 Ryan Jackson, R OBP: 0.318, SLG: 0.556										1	0	0	0	0	0	0				
Inning Stats	R: 0 E: 0 K: 0 S: 9	H: 0 LOB: 0 BB: 0 P: 13	R: 0 E: 0 K: 2 S: 8	H: 0 LOB: 0 BB: 0 P: 13	R: 0 E: 0 K: 0 S: 5	H: 0 LOB: 0 BB: 0 P: 9	R: 0 E: 0 K: 0 S: 7	H: 1 LOB: 1 BB: 0 P: 10	R: 1 E: 1 K: 2 S: 18	H: 1 LOB: 1 BB: 0 P: 25	R: 1 E: 0 K: 0 S: 6	H: 2 LOB: 1 BB: 0 P: 6	R: 4 E: 0 K: 1 S: 20	H: 3 LOB: 2 BB: 1 P: 37	R: 0 E: 0 K: 2 S: 7	H: 0 LOB: 0 BB: 0 P: 14		1B: 5 2B: 2 3B: 0 HR: 1	SF: 1 SAC: 0 DP: 1 HBP: 1	WP: 2 PB: 0 SB: 1 CS: 0
PITCHER	IP WLS BF H R ER SO BB IBB HBP BLK WP HR S P ERA WHIP																			
54 Sonny Gray, R ERA: 5.14	4.0	13	1	0	0	2	0	0	0	0	0	1	0	18	25	0.00	1.000			
13 Drew Pomeranz, L ERA: 6.23	1.0	5	1	1	0	2	0	0	0	0	0	0	0	6	6	9.00	2.000			
56 Fernando Abad, L ERA: 4.5	1.0	L	5	2	4	4	0	1	0	1	14	25	108.00	9.000						
47 Philip Humber, R ERA: 13.5	0.1	L	5	2	4	4	0	1	0	1	14	25	108.00	9.000						
58 Evan Scribner, R ERA:	0.2	3	1	0	0	1	0	0	0	1	0	6	12	0.00	1.500					

AB	30
R	6
H	7
RBI	5
BB	1
SO	7
LOB	8



Batter	1	2	3	4	5	6	7	8	9	AB	R	H	RBI	BB	SO	LOB	TOP					
13 Chris Denorfia, R OBP: 0.167, SLG: 0.167 79 Cody Decker, R OBP: 0.400, SLG: 0.778										3	0	1	0	0	0	1	San Diego Padres @ Cleveland Indians Goodyear Ballpark, Goodyear, AZ Wed Mar 12, 2014, 4:08 PM - 7:22 PM EDT Att: 3,265 - Sunny - 75 F					
27 Ray Fuentes, L OBP: 0.136, SLG: 0.143 64 Rymer Lirio, R OBP: 0.273, SLG: 0.500										4	0	0	0	0	0	3						
14 Tommy Medica, R OBP: 0.472, SLG: 0.706										5	1	1	0	0	2	2						
21 Xavier Nady, R OBP: 0.391, SLG: 0.545 74 Jace Peterson, L OBP: 0.304, SLG: 0.250										3	2	2	1	0	1	1						
78 Alex Dickerson, L OBP: 0.370, SLG: 0.652										3	1	1	1	2	0	1						
11 Alex Castellanos, R OBP: 0.319, SLG: 0.381										4	1	1	1	0	2	2						
15 Ryan Jackson, R OBP: 0.230, SLG: 0.476 73 Cory Spangenberg, L OBP: 0.348, SLG: 0.250										3	0	0	0	0	1	2						
44 René Rivera, R OBP: 0.500, SLG: 0.667 83 Rocky Gale, R OBP: 0.500, SLG: 1.000										3	0	2	1	0	1	1						
3 Alberto Gonzalez, R 68 Rico Noel, R OBP: 0.182, SLG: 0.381										2	0	0	0	0	0	2						
Inning Stats	R: 0 E: 0 K: 2 S: 8	H: 1 LOB: 1 P: 8	R: 0 E: 0 K: 0 S: 3	H: 0 LOB: 0 BB: 0 P: 3	R: 0 E: 0 K: 0 S: 4	H: 1 LOB: 1 BB: 0 P: 4	R: 3 E: 0 K: 2 S: 11	H: 4 LOB: 1 BB: 0 P: 12	R: 0 E: 0 K: 0 S: 3	H: 0 LOB: 0 BB: 0 P: 3	R: 1 E: 0 K: 2 S: 8	H: 1 LOB: 1 BB: 0 P: 12	R: 0 E: 0 K: 0 S: 4	H: 1 LOB: 1 BB: 0 P: 4	R: 0 E: 0 K: 2 S: 7	H: 0 LOB: 1 BB: 0 P: 11		R: 3 E: 0 K: 1 S: 9	H: 4 LOB: 1 BB: 0 P: 9	1B: 5 2B: 5 3B: 0 HR: 2	SF: 0 SAC: 0 DP: 0 HBP: 0	WP: 1 PB: 0 SB: 0 CS: 0
PITCHER	IP WLS BF H R ER SO BB IBB HBP BLK WP HR S P ERA WHIP	28 Corey Kluber, R ERA: 4.5	4.0 18 6 3 3 4 0 0 0 0 0 1 0 26 27 6.75 1.500	44 John Axford, R ERA: 2.25	1.0 3 0 0 0 0 0 0 0 0 0 0 0 3 3 0.00 0.000	35 Marc Rzepczynski, L ERA: 2.25	1.0 5 1 1 1 2 1 0 0 0 0 0 1 8 12 9.00 2.000	88 Josh Outman, L ERA: 3.6	1.0 4 1 0 0 0 0 0 0 0 0 0 0 4 4 0.00 1.000	20 C.C. Lee, R ERA: 3.6	1.0 4 0 0 0 2 1 0 0 0 0 0 0 7 11 0.00 1.000	56 Frank Herrmann, R ERA: 27.0	1.0 7 4 3 3 1 0 0 0 0 0 0 0 3 9 27.00 4.000									

AB 39
R 7
H 12
RBI 7
BB 2
SO 9
LOB 18



Batter	1	2	3	4	5	6	7	8	9	AB	R	H	RBI	BB	SO	LOB	BOTTOM			
30 Elliot Johnson, S OBP: 0.400, SLG: 0.737 86 Tyler Holt, R OBP: 0.500, SLG: 0.500										3	1	1	0	1	0	0	San Diego Padres @ Cleveland Indians Goodyear Ballpark, Goodyear, AZ Wed Mar 12, 2014, 4:08 PM - 7:22 PM EDT Att: 3,265 - Sunny - 75 F			
33 Nick Swisher, S OBP: 0.300, SLG: 0.125 46 David Cooper, L OBP: 0.308, SLG: 0.182										2	0	0	0	1	1	1				
13 Asdrúbal Cabrera, S OBP: 0.530, SLG: 0.650 40 Justin Sellers, R OBP: 0.667, SLG: 0.800										1	1	1	0	2	0	0				
41 Carlos Santana, S OBP: 0.217, SLG: 0.364 76 Ryan Rohlinger, R OBP: 0.500, SLG: 0.500										3	1	1	2	1	1	3				
8 Lonnie Chisenhall, L OBP: 0.400, SLG: 0.462 84 Luigi Rodríguez, L OBP: 1.000, SLG: 1.000										4	0	2	0	0	1	3				
10 Yan Gomes, R OBP: 0.280, SLG: 0.304 57 Luke Carlin, S OBP: 0.182, SLG: 0.273										2	0	0	1	1	0	1				
7 David Murphy, L OBP: 0.286, SLG: 0.278 26 Matt Carson, R OBP: 0.320, SLG: 0.273										3	0	1	0	0	1	4				
4 Mike Aviles, R OBP: 0.333, SLG: 0.550 1 David Adams, R OBP: 0.280, SLG: 0.250										2	0	1	1	0	1	1				
6 Nyjer Morgan, L OBP: 0.333, SLG: 0.280 Alex Laviskey, R 56 Frank Herrmann, L ERA: 4.5										5	1	2	1	0	1	1				
Inning Stats	R: 2 E: 0 K: 0 S: 6	H: 1 LOB: 1 BB: 1 P: 13	R: 0 E: 0 K: 0 S: 4	H: 1 LOB: 0 BB: 0 P: 4	R: 1 E: 0 K: 2 S: 9	H: 2 LOB: 2 BB: 2 P: 17	R: 1 E: 1 K: 1 S: 5	H: 1 LOB: 2 BB: 3 P: 17	R: 0 E: 0 K: 1 S: 6	H: 1 LOB: 0 BB: 0 P: 6	R: 0 E: 0 K: 1 S: 5	H: 0 LOB: 0 BB: 0 P: 5	R: 1 E: 0 K: 1 S: 8	H: 3 LOB: 3 BB: 0 P: 8	R: 7 E: 0 K: 1 S: 12	H: 7 LOB: 1 BB: 1 P: 16		1B: 11 2B: 4 3B: 0 HR: 1	SF: 0 SAC: 0 DP: 0 HBP: 0	WP: 1 PB: 0 SB: 2 CS: 2
PITCHER	IP WLS BF H R ER SO BB IBB HBP BLK WP HR S P ERA WHIP	38 Tyson Ross, R ERA: 3.24	3.1 17 4 3 3 2 3 0 0 0 0 1 0 4 16 0.00 6.000	77 Leonel Campos, R ERA: 11.57	0.2 5 1 1 0 1 3 0 0 0 0 0 0 4 16 0.00 1.000	75 Matt Wisler, R ERA: 3.6	1.0 4 1 0 0 1 0 0 0 0 0 0 0 6 6 0.00 1.000	50 Nick Vincent, R ERA: 13.5	1.0 3 0 0 0 1 0 0 0 0 0 0 0 5 5 0.00 0.000	33 Dale Thayer, R ERA: 4.5	1.0 6 3 1 1 1 0 0 0 0 0 0 0 8 8 9.00 3.000	59 Anthony Carter, R ERA: 13.5	0.1 6 5 6 6 0 0 0 0 0 0 0 0 1 6 162.00 18.000	71 Kevin Quackenbush, R ERA: 4.5	0.2 4 2 1 1 1 0 0 0 0 0 0 0 6 6 13.50 3.000					

AB 39
R 12
H 16
RBI 11
BB 7
SO 7
LOB 21

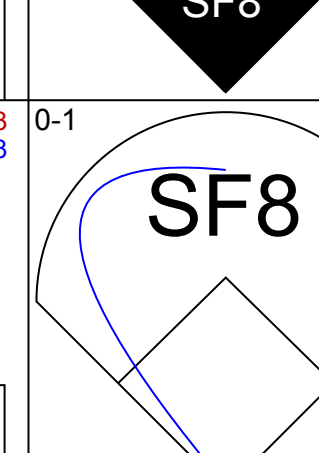

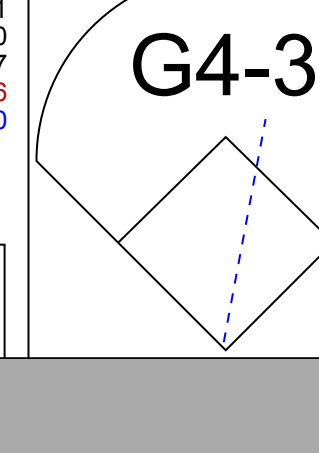
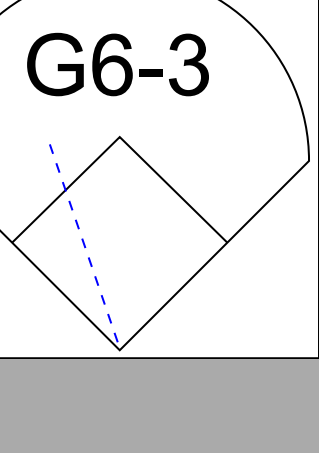
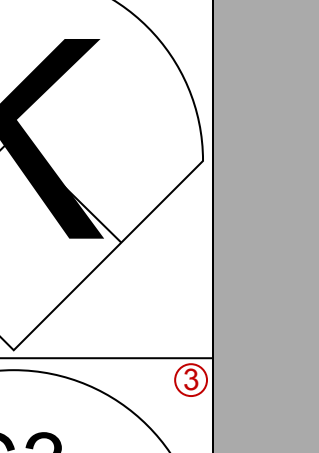

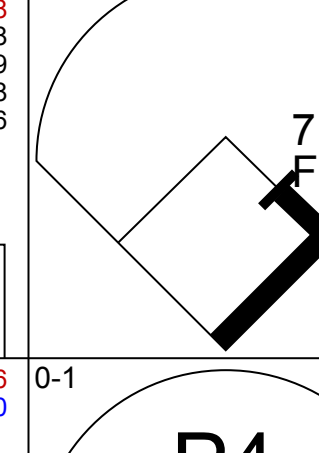
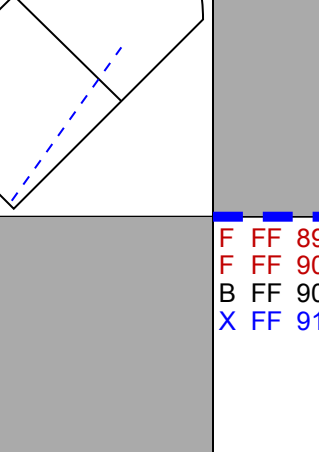
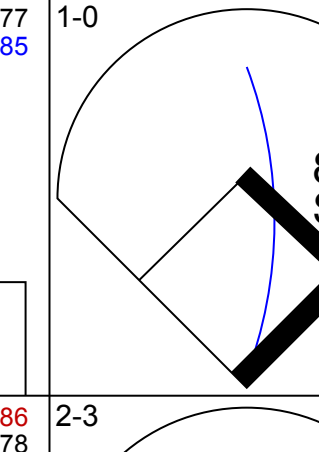
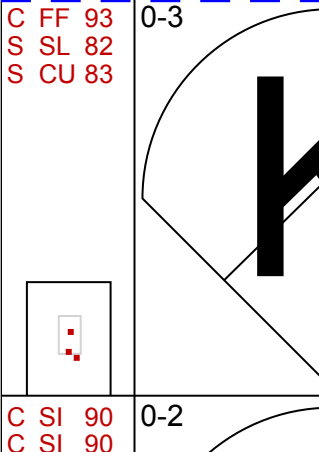
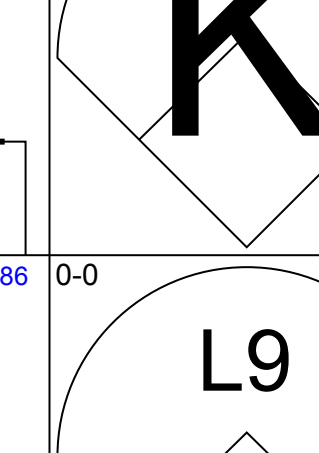
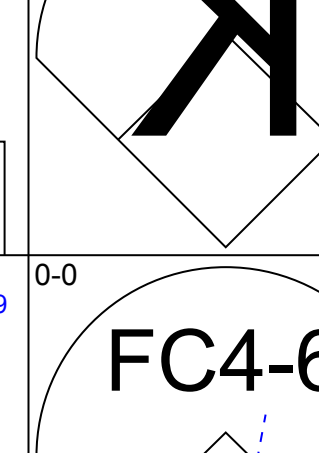
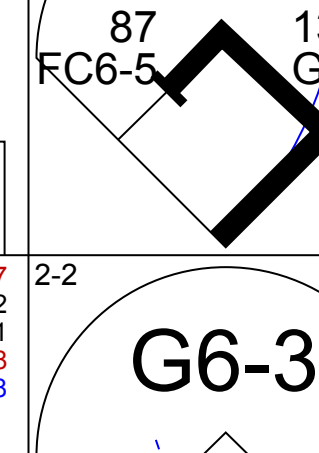

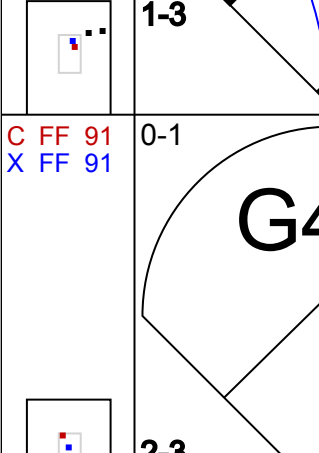
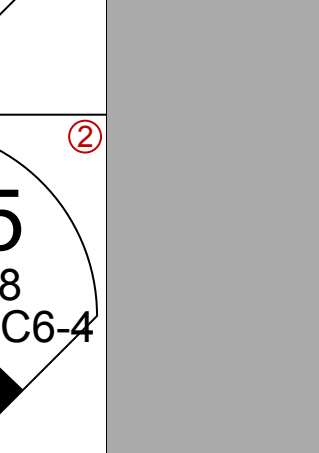


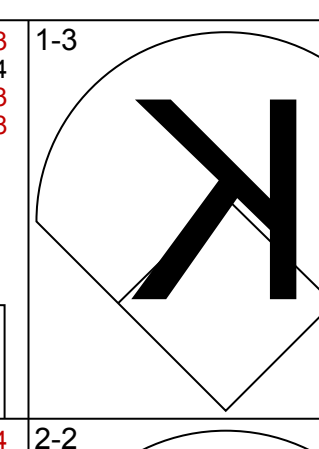
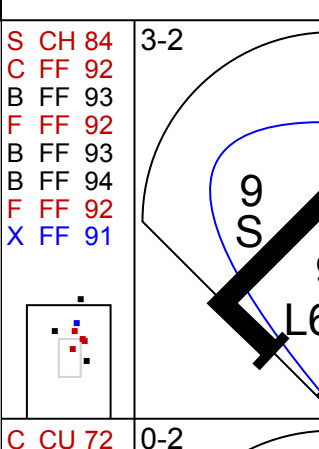
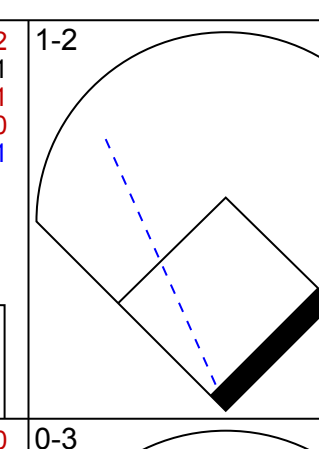
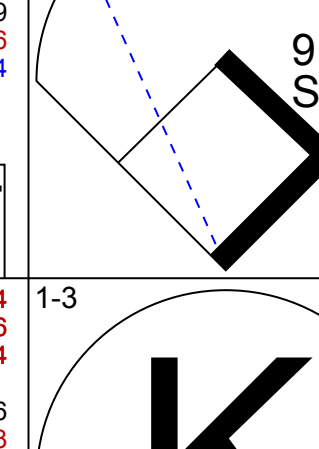
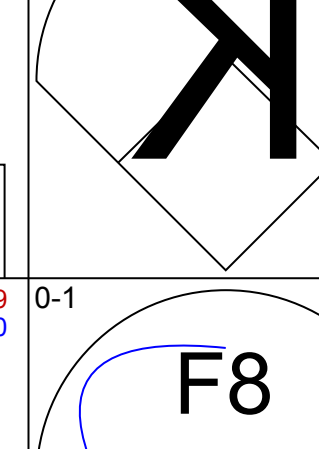
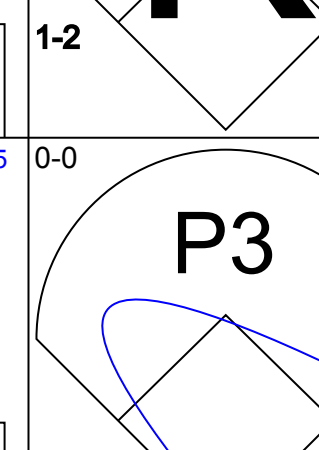
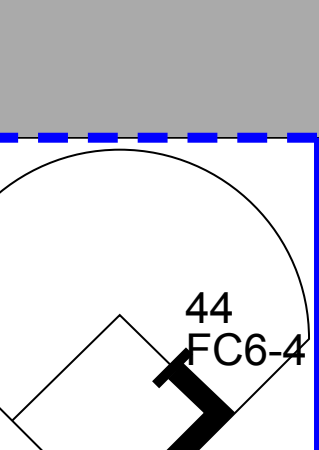
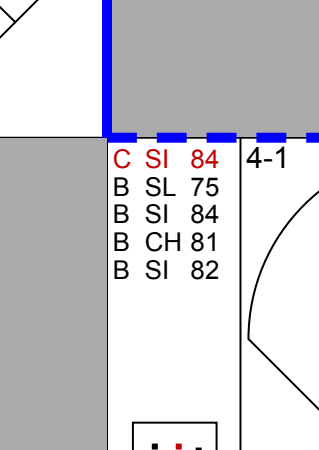
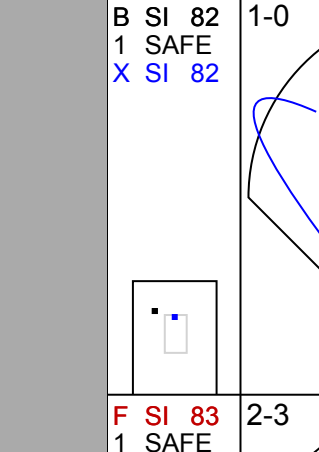

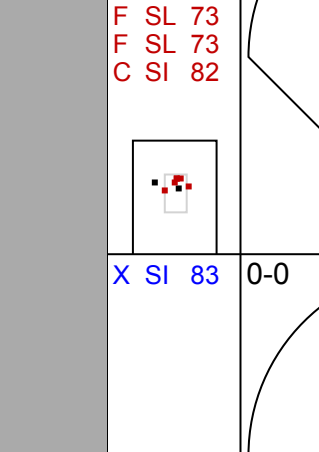
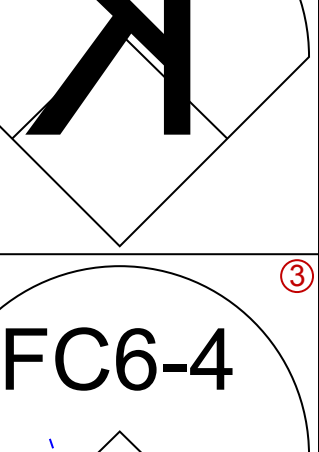

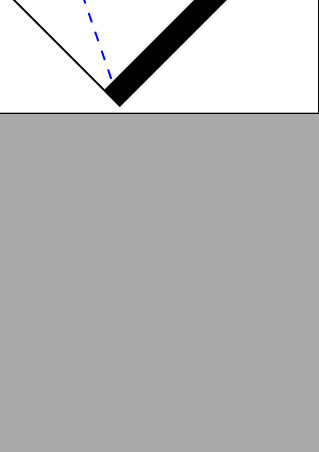
Batter	1	2	3	4	5	6	7	8	9	AB	R	H	RBI	BB	SO	LOB	TOP										
9 Jean Segura, R OBP: 0.375, SLG: 0.345 67 Eugenio Velez, S OBP: 0.105, SLG: 0.167										4	0	1	0	0	1	2	Milwaukee Brewers @ San Diego Padres Peoria Stadium, Peoria, AZ Thu Mar 13 2014, 4:07 PM - 6:41 PM EDT Att: 5,248 - Cloudy - 78 F										
2 Scooter Gennett, L OBP: 0.233, SLG: 0.357 76 Kevin Mattison, L OBP: 0.222, SLG: 0.313										4	0	2	2	0	0	2											
8 Ryan Braun, R OBP: 0.447, SLG: 1.143 15 Caleb Gindl, L OBP: 0.185, SLG: 0.269										3	0	1	0	0	1	2											
18 Khris Davis, R OBP: 0.188, SLG: 0.290 28 Jeremy Hermida, L OBP: 0.500, SLG: 0.590										4	0	0	0	0	1	2											
21 Juan Francisco, L OBP: 0.409, SLG: 0.700 11 Sean Halton, R OBP: 0.393, SLG: 0.190										4	1	1	0	0	1	0											
7 Mark Reynolds, R OBP: 0.323, SLG: 0.200 3 Elian Herrera, S OBP: 0.346, SLG: 0.583										3	0	0	0	0	0	1											
1 Logan Schafer, L OBP: 0.433, SLG: 0.423 65 Irving Falu, S OBP: 0.412, SLG: 0.500										2	2	1	0	1	1	0											
12 Martin Maldonado, R OBP: 0.207, SLG: 0.240										4	1	2	1	0	0	2											
14 Jeff Bianchi, R OBP: 0.346, SLG: 0.480 28 Pete Orr, L OBP: 1.000, SLG: 1.333										3	2	1	2	1	1	1											
Inning Stats	R: 0 H: 1 E: 0 K: 1 S: 8	H: 1 LOB: 1 BB: 0 P: 11	R: 0 H: 0 E: 0 K: 2 S: 14	H: 0 LOB: 0 BB: 0 P: 20	R: 1 H: 1 E: 0 K: 0 S: 11	H: 1 LOB: 1 BB: 1 P: 21	R: 0 H: 0 E: 0 K: 0 S: 6	H: 0 LOB: 0 BB: 0 P: 8	R: 3 H: 4 E: 0 K: 1 S: 14	H: 4 LOB: 1 BB: 0 P: 22	R: 2 H: 2 E: 1 K: 0 S: 15	H: 2 LOB: 2 BB: 1 P: 22	R: 0 H: 0 E: 0 K: 2 S: 10	H: 0 LOB: 0 BB: 0 P: 15	R: 1 H: 2 E: 0 K: 1 S: 10	H: 2 LOB: 1 BB: 0 P: 19		R: 1 H: 2 E: 0 K: 0 S: 11	H: 2 LOB: 1 BB: 0 P: 18	1B: 8 2B: 4 3B: 0 HR: 0	SF: 0 SAC: 0 DP: 0 HBP: 0	WP: 1 PB: 0 SB: 1 CS: 0	PA: 42				
PITCHER	IP	WLS	BF	H	R	ER	SO	BB	IBB	HBP	BLK	WP	HR	S	P	ERA	WHIP										
55 Josh Johnson, R ERA: 4.0	4.0	L	15	2	1	1	3	1	0	0	0	0	0	39	60	2.25	0.750										
26 Burch Smith, R ERA: 22.09	2.0		14	6	5	3	1	1	0	0	0	0	0	29	44	13.50	3.500										
56 Joaquin Benoit, R ERA:	1.0		3	0	0	0	2	0	0	0	0	0	0	15	0.00	0.000											
54 Alex Torres, L ERA: 20.25	1.0		5	2	1	1	1	0	0	0	0	0	0	10	19	9.00	2.000										
39 Donn Roach, R ERA: 3.12	1.0		5	2	1	1	0	0	0	0	0	1	0	11	18	9.00	2.000										

Batter	1	2	3	4	5	6	7	8	9	AB	R	H	RBI	BB	SO	LOB	BOTTOM										
2 Everth Cabrera, S OBP: 0.250, SLG: 0.296 11 Alex Castellanos, R OBP: 0.394, SLG: 0.354										3	0	0	0	0	1	1	Milwaukee Brewers @ San Diego Padres Peoria Stadium, Peoria, AZ Thu Mar 13 2014, 4:07 PM - 6:41 PM EDT Att: 5,248 - Cloudy - 78 F										
25 Will Venable, L OBP: 0.334, SLG: 0.273 78 Alex Dickerson, L OBP: 0.393, SLG: 0.667										3	0	1	0	0	1	0											
9 Jedd Gyerke, R OBP: 0.259, SLG: 0.320 3 Alberto Gonzalez, R										3	0	1	0	0	0	1											
18 Carlos Quentin, R OBP: 0.100, SLG: 0.400 88 Kyle Blanks, R OBP: 0.360, SLG: 0.381										2	0	0	0	0	0	1											
23 Yonder Alonso, L OBP: 0.333, SLG: 0.556 73 Cory Spangenberg, L OBP: 0.376, SLG: 0.296										3	0	2	0	0	0	1											
12 Seth Smith, L OBP: 0.348, SLG: 0.333 21 Xavier Nady, R OBP: 0.360, SLG: 0.500										2	0	0	0	0	1	2											
8 Yasmani Grandal, S OBP: 0.333, SLG: 0.333 70 Austin Hedges, R OBP: 0.214, SLG: 0.154 79 Cody Decker, R OBP: 0.400, SLG: 0.778										1	0	0	0	0	0	1											
5 Alexi Amarista, L OBP: 0.292, SLG: 0.391 14 Tommy Medica, R OBP: 0.459, SLG: 0.686										2	0	0	0	0	0	2											
74 Jace Peterson, L OBP: 0.280, SLG: 0.227 15 Ryan Jackson, R OBP: 0.269, SLG: 0.455										2	0	0	0	0	0	1											
Inning Stats	R: 0 H: 1 E: 0 K: 2 S: 11	H: 1 LOB: 1 BB: 0 P: 15	R: 0 H: 1 E: 0 K: 0 S: 9	H: 1 LOB: 1 BB: 0 P: 12	R: 0 H: 0 E: 0 K: 0 S: 6	H: 0 LOB: 0 BB: 0 P: 8	R: 0 H: 1 E: 0 K: 1 S: 8	H: 1 LOB: 1 BB: 0 P: 13	R: 0 H: 1 E: 0 K: 0 S: 8	H: 1 LOB: 1 BB: 0 P: 10	R: 0 H: 1 E: 0 K: 0 S: 10	H: 1 LOB: 1 BB: 0 P: 14	R: 0 H: 0 E: 0 K: 0 S: 5	H: 0 LOB: 0 BB: 0 P: 8	R: 0 H: 1 E: 0 K: 0 S: 12	H: 1 LOB: 1 BB: 0 P: 15		R: 0 H: 1 E: 0 K: 0 S: 4	H: 1 LOB: 0 BB: 0 P: 5	1B: 4 2B: 3 3B: 0 HR: 0	SF: 0 SAC: 0 DP: 1 HBP: 0	WP: 1 PB: 0 SB: 1 CS: 0	PA: 33				
PITCHER	IP	WLS	BF	H	R	ER	SO	BB	IBB	HBP	BLK	WP	HR	S	P	ERA	WHIP										
41 Marco Estrada, R ERA: 3.88	5.2	W	22	5	0	0	3	0	0	0	0	1	0	50	70	0.00	0.882										
13 Will Smith, L ERA: 1.23	1.1		4	0	0	0	0	0	0	0	0	0	0	7	10	0.00	0.000										
53 Brandon Kintzler, R ERA: 3.15	1.0		4	1	0	0	0	0	0	0	0	0	0	12	15	0.00	1.000										
51 Wei-Chung Wang, L ERA:	1.0		3	1	0	0	0	0	0	0	0	0	0	4	5	0.00	1.000										

AB	40
R	8
H	12
RBI	6
BB	2
SO	7
LOB	16



Batter	1	2	3	4	5	6	7	8	9	AB	R	H	RBI	BB	SO	LOB	TOP											
0 Collin Cowgill, R OBP: 0.343, SLG: 0.613 25 Roberto Lopez, R			G6-3					F7		4	0	0	0	0	2	0	Los Angeles Angels @ San Diego Padres Peoria Stadium, Peoria, AZ Fri Mar 14 2014, 4:08 PM - 7:02 PM EDT Att: 9,122 - Cloudy - 75 F											
3 JB Shuck, L OBP: 0.314, SLG: 0.469 59 Kyle Hudson, L						L6				4	1	3	0	0	0	0												
10 Grant Green, R OBP: 0.364, SLG: 0.548 12 Tommy Field, R OBP: 0.438, SLG: 0.500	SF8		P4							2	0	1	1	0	0	1												
44 Ian Stewart, L OBP: 0.379, SLG: 0.292 8 Yovvit Torresalva, R OBP: 0.143, SLG: 0.143	G4-3							G6-3		2	0	0	0	1	1	1												
16 Hank Conger, L OBP: 0.200, SLG: 0.167 41 Luis Martinez, R OBP: 0.286, SLG: 0.286				P4		G3				3	0	1	0	0	0	2												
77 Carlos Pena, L OBP: 0.259, SLG: 0.240 48 Chad Tracy, L OBP: 0.261, SLG: 0.348										3	0	1	0	0	0	2												
7 Andrew Romine, S OBP: 0.308, SLG: 0.364 13 Luis Jimenez, R OBP: 0.278, SLG: 0.389	L9		FC4-6			G6-3				2	0	0	0	0	0	2												
87 Matt Long, L OBP: 0.486, SLG: 0.667	G1-3				B1-3		FC6-5			4	0	0	1	0	0	3												
18 John McDonald, R OBP: 0.474, SLG: 0.438 19 Efran Navarro, L OBP: 0.200, SLG: 0.200	G5-3					F8		G4-3		3	0	0	0	0	0	1												
Inning Stats	R: 1 H: 1 E: 0 K: 1 S: 9	H: 1 LOB: 0 BB: 0 P: 14	R: 0 H: 1 E: 0 K: 1 S: 8	H: 1 LOB: 1 BB: 0 P: 12	R: 0 H: 1 E: 0 K: 0 S: 10	H: 1 LOB: 1 BB: 0 P: 15	R: 0 H: 0 E: 0 K: 1 S: 8	H: 0 LOB: 1 BB: 1 P: 13	R: 0 H: 0 E: 0 K: 1 S: 7	H: 0 LOB: 0 BB: 0 P: 12	R: 0 H: 1 E: 0 K: 1 S: 12	H: 1 LOB: 1 BB: 0 P: 17	R: 0 H: 1 E: 0 K: 1 S: 10	H: 1 LOB: 1 BB: 0 P: 15	R: 0 H: 1 E: 0 K: 1 S: 10	H: 2 LOB: 1 BB: 0 P: 15		R: 1 H: 2 E: 0 K: 1 S: 11	1B: 6 2B: 1 3B: 1 HR: 0	SF: 1 SAC: 0 DP: 0 HBP: 0	WP: 1 PB: 0 SB: 1 CS: 0	PA: 36						
PITCHER	IP	WLS	BF	H	R	ER	SO	BB	IBB	HBP	BLK	WP	HR	S	P	ERA		WHIP										
53 Eric Stults, L ERA: 7.15	5.0	W	19	3	1	1	4	1	0	0	0	0	0	42	66	1.80		0.800										
58 Blaine Boyer, R ERA: 7.15	1.0	H	4	1	0	0	1	0	0	0	0	1	0	12	17	0.00	1.000											
57 Patrick Schuster, L ERA: 1.5	1.0	H	4	1	0	0	0	0	0	0	0	0	0	9	15	0.00	1.000											
40 Tony Sipp, L ERA: 1.5	1.0	H	4	1	0	0	1	0	0	0	0	0	0	10	14	0.00	1.000											
76 Dennis O'Grady, R ERA: 7.71	1.0	S	5	2	1	1	1	0	0	0	0	0	0	11	15	9.00	2.000											

Batter	1	2	3	4	5	6	7	8	9	AB	R	H	RBI	BB	SO	LOB	BOTTOM											
2 Everth Cabrera, S OBP: 0.281, SLG: 0.355 73 Cory Spangenberg, L OBP: 0.376, SLG: 0.297				G5-3						4	0	2	0	0	1	2	Los Angeles Angels @ San Diego Padres Peoria Stadium, Peoria, AZ Fri Mar 14 2014, 4:08 PM - 7:02 PM EDT Att: 9,122 - Cloudy - 75 F											
13 Chris Denorfia, R OBP: 0.190, SLG: 0.190 68 Rico Noel, R OBP: 0.174, SLG: 0.364			L4		G6-3					3	0	1	0	0	0	1												
9 Jedd Gyorko, R OBP: 0.258, SLG: 0.414 74 Jace Peterson, L OBP: 0.280, SLG: 0.227			L6-5				F8			4	1	1	1	0	1	3												
18 Carlos Quentin, R OBP: 0.143, SLG: 0.308 11 Alex Castellanos, R OBP: 0.304, SLG: 0.384	P3			G5-3		P3				3	0	0	0	1	0	1												
14 Tommy Medica, R OBP: 0.439, SLG: 0.641	F8					F8				4	1	1	0	0	0	1												
21 Xavier Nady, R OBP: 0.357, SLG: 0.481 78 Alex Dickerson, L OBP: 0.379, SLG: 0.640	G6-3									3	1	1	0	0	1	0												
4 Nick Hundley, R OBP: 0.286, SLG: 0.667 44 René Rivera, R OBP: 0.474, SLG: 0.632										4	1	1	0	0	0	1												
88 Kyle Blanks, R OBP: 0.393, SLG: 0.391 27 Rey Fuentes, L OBP: 0.136, SLG: 0.143										2	0	1	0	1	1	2												
15 Ryan Jackson, R OBP: 0.286, SLG: 0.458 3 Alberto Gonzalez, R										2	0	1	1	0	1	1												
Inning Stats	R: 0 H: 1 E: 0 K: 2 S: 14	H: 2 LOB: 1 BB: 0 P: 18	R: 1 H: 2 E: 0 K: 1 S: 16	H: 1 LOB: 1 BB: 0 P: 21	R: 0 H: 1 E: 0 K: 0 S: 11	H: 1 LOB: 0 BB: 0 P: 16	R: 2 H: 4 E: 0 K: 1 S: 19	H: 4 LOB: 2 BB: 0 P: 28	R: 1 H: 1 E: 0 K: 0 S: 10	H: 1 LOB: 0 BB: 0 P: 12	R: 0 H: 0 E: 0 K: 2 S: 11	H: 0 LOB: 1 BB: 1 P: 20	R: 0 H: 1 E: 0 K: 1 S: 11	H: 1 LOB: 1 BB: 0 P: 14	R: 0 H: 0 E: 0 K: 1 S: 8	H: 0 LOB: 1 BB: 1 P: 15		R: 0 H: 0 E: 0 K: 1 S: 8	1B: 7 2B: 2 3B: 0 HR: 2	SF: 0 SAC: 0 DP: 1 HBP: 0	WP: 0 PB: 0 SB: 3 CS: 1	PA: 35						
PITCHER	IP	WLS	BF	H	R	ER	SO	BB	IBB	HBP	BLK	WP	HR	S	P	ERA		WHIP										
45 Tyler Skaggs, L ERA: 4.35	4.0	L	19	8	3	3	4	0	0	0	0	0	1	60	83	6.75		2.000										
59 Fernando Salas, R ERA: 1.5	1.0		4	1	1	1	0	0	0	0	0	0	1	10	12	9.00	1.000											
40 Kevin Jepsen, R ERA: 3.6	1.0		3	0	0	0	2	1	0	0	0	0	0	11	20	0.00	1.000											
63 Nick Maronde, L ERA: 2.08	1.0		4	1	0	0	1	0	0	0	0	0	0	11	14	0.00	1.000											
64 Clay Rapada, L ERA: 8.31	1.0		4	0	0	0	1	1	0	0	0	0	0	8	15	0.00	1.000											

AB	34
R	2
H	8
RBI	2
BB	1
SO	7
LOB	16



AB	32
R	4
H	10
RBI	4
BB	2
SO	8
LOB	14



Batter	1	2	3	4	5	6	7	8	9	AB	R	H	RBI	BB	SO	LOB	TOP																			
25 Will Venable, L (1.8) OBP: 0.289, SLG: 0.240 73 Cory Spangenberg, L (6.4) OBP: 0.346, SLG: 0.261	K		FC3-6 13 1B 13 S			G3-1		K	K	3	0	0	0	0	1	1	San Diego Padres @ Los Angeles Dodgers Camelback Ranch, Glendale, AZ Sat Mar 15 2014, 4:18 PM - 7:35 PM EDT Att: 13,232 - Sunny - 79 F																			
13 Chris Denorfia, R (1.9) OBP: 0.208, SLG: 0.208 79 Cody Decker, R (6.3) OBP: 0.417, SLG: 0.700	G5-3					G6-3		82 2B 70 1B BB	P2	3	0	1	0	0	0	0																				
23 Yonder Alonso, L (1.3) OBP: 0.333, SLG: 0.567 82 Daniel Robertson, R (6.9) OBP: 0.111, SLG: 0.222	K		F8					70 1B 5 1B 1-3 2-H		3	0	1	0	0	1	2																				
88 Kyle Blanks, R (1.7) OBP: 0.387, SLG: 0.360 71 Kevin Quackenbush, R (6.1) 70 Austin Hedges, R (7.2) OBP: 0.267, SLG: 0.214						G6-3		5 1B 2-3 3-H	1B	2	0	0	0	0	1	1																				
4 Nick Hundley, R (1.2) OBP: 0.280, SLG: 0.583 33 Dale Thayer, R (7.1) 74 Jace Peterson, L (8, PH) OBP: 0.269, SLG: 0.217 54 Alex Torres, L (8.1)						K		15 BB 1-3 3-H	1B	3	0	0	0	0	0	1																				
5 Alex Amarista, L (1.4) OBP: 0.286, SLG: 0.370	F8					L8				4	0	1	1	0	0	1																				
15 Ryan Jackson, R (1.6) OBP: 0.281, SLG: 0.407	L7					K2-3				3	0	0	0	0	1	1																				
3 Alberto Gonzalez, R (1.5) OBP: 0.091, SLG: 0.048 11 Alex Castellanos, R (5.5) OBP: 0.320, SLG: 0.500						G4-3				2	0	1	0	0	0	0																				
43 Joe Wieland, R (1.1) 72 Jesse Hahn, R (3.1) 14 Tommy Medica, R (6.7) OBP: 0.442, SLG: 0.634						K		79 BB 82 2B	G3-1	1	0	0	0	0	1	1																				
Inning Stats	R: 0 E: 0 K: 2 S: 7	H: 0 LOB: 0 BB: 0 P: 7	R: 0 E: 0 K: 0 S: 3	H: 0 LOB: 1 BB: 1 P: 7	R: 0 E: 0 K: 1 S: 7	H: 2 LOB: 2 BB: 0 P: 8	R: 0 E: 0 K: 1 S: 5	H: 0 LOB: 0 BB: 0 P: 5	R: 0 E: 0 K: 1 S: 6	H: 1 LOB: 0 BB: 0 P: 6	R: 0 E: 0 K: 0 S: 3	H: 0 LOB: 0 BB: 0 P: 3	R: 4 E: 0 K: 3 S: 14	H: 5 LOB: 3 BB: 2 P: 24	R: 0 E: 0 K: 1 S: 5	H: 0 LOB: 0 BB: 0 P: 5		1B: 5 2B: 2 3B: 0 HR: 1	SF: 0 SAC: 0 DP: 0 HBP: 0	WP: 0 PB: 0 SB: 1 CS: 0	PA: 38															
PITCHER	IP	WLS	BF	H	R	ER	SO	BB	IBB	HBP	BLK	WP	HR	S	P	ERA	WHIP	PITCHER		IP	WLS	BF	H	R	ER	SO	BB	IBB	HBP	BLK	WP	HR	S	P	ERA	WHIP
84 Julio Urias, L (1.1) ERA: 11.37	1.0	W	3	0	0	0	2	0	0	0	0	0	0	7	7	0.00	0.000	Sam Demel, R (5.1) ERA: 13.5		2.0	7	7	1	0	0	3	0	0	0	0	0	0	13	13	0.00	0.500
74 Kenley Jansen, R (2.1) ERA: 3.6	1.0	H	4	0	0	0	0	1	0	0	0	0	0	3	7	0.00	1.000	Romulo Sanchez, R (7.1) ERA: 13.5		1.2	11	5	4	4	2	1	0	0	0	0	1	14	20	21.60	3.600	
54 Chris Perez, R (3.1) ERA: 3.6	0.2	H	4	2	0	0	1	0	0	0	0	0	0	6	7	0.00	3.000	93 Steve Smith, R (8.1) ERA: 13.5		1.1	S	5	0	0	0	2	1	0	0	0	0	8	12	0.00	0.750	
56 J.P. Howell, L (3.1) ERA: 3.86	0.1	H	1	0	0	0	0	0	0	0	0	0	0	1	1	0.00	0.000																			
52 Javy Guerra, R (4.1) ERA: 2.25	1.0		3	0	0	0	1	0	0	0	0	0	0	5	5	0.00	0.000																			

Batter	1	2	3	4	5	6	7	8	9	AB	R	H	RBI	BB	SO	LOB	BOTTOM																			
9 Dee Strange-Gordon, L (1.4) OBP: 0.326, SLG: 0.487 30 Miguel Olivo, R (7.2) OBP: 0.350, SLG: 0.368	25 G6-3		SF9			E5 7 BB 25 G1-3		89 FC1-6		3	1	2	1	0	0	0	San Diego Padres @ Los Angeles Dodgers Camelback Ranch, Glendale, AZ Sat Mar 15 2014, 4:18 PM - 7:35 PM EDT Att: 13,232 - Sunny - 79 F																			
25 Carl Crawford, L (1.7) OBP: 0.306, SLG: 0.138 65 Joc Pederson, L (8.8) OBP: 0.364, SLG: 0.462	G6-3		L9			G1-3		K		3	0	0	1	1	0	3																				
13 Hanley Ramirez, R (1.6) OBP: 0.270, SLG: 0.429 89 Jeremy Hazelbaker, L (8.7) OBP: 0.429, SLG: 0.429	23 1B					P4		FC1-6		4	1	1	0	0	0	3																				
23 Adrián González, L (1.3) OBP: 0.405, SLG: 0.484 88 Daniel Mayora, R (7.5)	16 BB 1B		K			F7		G5-3		3	0	1	1	1	1	0																				
16 Andre Ethier, L (1.8) OBP: 0.421, SLG: 0.500 Sam Demel, R (5.1)						F9				1	1	0	0	2	0	0																				
7 Alex Guerrero, R (6, PH) OBP: 0.355, SLG: 0.500										0	0	0	0	0	0	0																				
26 Tim Federowicz, R (1.2) OBP: 0.200, SLG: 0.115 Romulo Sanchez, R (7.1)	F8									0	0	0	0	0	0	0																				
93 Steve Smith, R (8.1)						L6		L9		3	1	0	0	1	0	5																				
37 Mike Baxter, L (1.9) OBP: 0.316, SLG: 0.343	G4-3					G3-1		K		4	1	1	1	0	1	2																				
72 Miguel Rojas, R (1.5) OBP: 0.481, SLG: 0.520 Brendan Harris, R (7.6) OBP: 0.240, SLG: 0.143										3	0	2	0	0	0	0																				
84 Julio Urias, L (1.1) 74 Kenley Jansen, S (2.1) J.C. Boscan, R (2, PH) 54 Chris Perez, R (3.1) 56 J.P. Howell, L (3.1) 91 Trayvon Robinson, S (3, PH) 52 Javy Guerra, R (4.1) 95 Jamie Romak, R (8.9)										0	0	0	0	0	0	0																				
Inning Stats	R: 2 E: 0 K: 0 S: 6	H: 3 LOB: 2 BB: 1 P: 11	R: 0 E: 0 K: 1 S: 6	H: 1 LOB: 2 BB: 1 P: 10	R: 3 E: 0 K: 1 S: 7	H: 2 LOB: 3 BB: 3 P: 19	R: 0 E: 0 K: 0 S: 3	H: 0 LOB: 0 BB: 0 P: 3	R: 0 E: 0 K: 0 S: 4	H: 1 LOB: 1 BB: 0 P: 4	R: 0 E: 1 K: 0 S: 4	H: 0 LOB: 3 BB: 2 P: 12	R: 0 E: 0 K: 1 S: 5	H: 0 LOB: 0 BB: 0 P: 5	R: 0 E: 0 K: 1 S: 6	H: 1 LOB: 1 BB: 0 P: 6	1B: 7 2B: 0 3B: 1 HR: 0	SF: 1 SAC: 0 DP: 0 HBP: 0	WP: 0 PB: 0 SB: 2 CS: 0	PA: 40																
PITCHER	IP	WLS	BF	H	R	ER	SO	BB	IBB	HBP	BLK	WP	HR	S	P	ERA	WHIP	PITCHER		IP	WLS	BF	H	R	ER	SO	BB	IBB	HBP	BLK	WP	HR	S	P	ERA	WHIP
43 Joe Wieland, R (1.1) ERA: 11.37	2.1	L	18	6	5	5	2	5	0	0	0	0	0	17	38	19.29	4.714	Sam Demel, R (5.1) ERA: 13.5		2.0	7	7	1	0	0	3	0	0	0	0	0	13	13	0.00	0.500	
72 Jesse Hahn, R (3.1) ERA: 3.6	2.2		9	1	0	0	0	0	0	0	0	0	0	9	9	0.00	0.375	Romulo Sanchez, R (7.1) ERA: 13.5		1.2	11	5	4	4	2	1	0	0	0	0	1	14	20	21.60	3.600	
71 Kevin Quackenbush, R (6.1) ERA: 3.6	1.0		6	0	0	0	0	2	0	0	0	0	0	4	12	0.00	2.000	93 Steve Smith, R (8.1) ERA: 13.5		1.1	S	5	0	0	0	2	1	0	0	0	0	8	12	0.00	0.750	
33 Dale Thayer, R (7.1) ERA: 3.6	1.0		3	0	0	0	1	0	0	0	0	0	0	5	5	0.00	0.000																			
54 Alex Torres, L (8.1) ERA: 14.73	1.0		4	1	0	0	1	0	0	0	0	0	0	6	6	0.00	1.000																			



Batter	1	2	3	4	5	6	7	8	9	AB	R	H	RBI	BB	SO	LOB	TOP				
13 Drew Stubbs, R OBP: 0.400, SLG: 0.387 10 Paul Janish, R OBP: 0.485, SLG: 0.581										4	1	1	0	0	2	2					
26 Jason Pridie, L OBP: 0.432, SLG: 0.469										4	1	4	1	1	0	0					
5 Carlos González, L OBP: 0.429, SLG: 0.600 6 Corey Dickerson, L OBP: 0.359, SLG: 0.541										3	0	2	2	0	0	1					
2 Troy Tulowitzki, R OBP: 0.333, SLG: 0.625 36 Ben Paulsen, L OBP: 0.299, SLG: 0.405 47 Chris Martin, R OBP: 0.424, SLG: 0.538										3	0	0	0	0	1	4					
33 Justin Morneau, L OBP: 0.250, SLG: 0.313 16 Tim Wheeler, L OBP: 0.424, SLG: 0.679										3	1	2	0	0	0	0					
14 Josh Rutledge, R OBP: 0.333, SLG: 0.609 35 Chad Bettis, R OBP: 0.308, SLG: 0.200 54 Tommy Kahnle, R OBP: 0.308, SLG: 0.200										4	2	3	2	0	1	1					
4 Ryan Wheeler, L OBP: 0.306, SLG: 0.538										5	1	1	1	0	0	2					
72 Jackson Williams, R OBP: 0.474, SLG: 0.467 66 Rafael Ynoa, S OBP: 0.333, SLG: 0.333										3	1	1	1	0	1	2					
30 Brett Anderson, L OBP: 0.500, SLG: 0.500 7 Matt McBride, R OBP: 0.424, SLG: 0.483										2	0	1	0	0	1	0					
Inning Stats	R: 0 E: 0 K: 1 S: 9	H: 2 LOB: 1 BB: 0 P: 15	R: 0 E: 0 K: 2 S: 12	H: 1 LOB: 1 BB: 0 P: 17	R: 1 E: 0 K: 2 S: 12	H: 2 LOB: 1 BB: 0 P: 18	R: 5 E: 0 K: 1 S: 18	H: 6 LOB: 1 BB: 0 P: 28	R: 0 E: 0 K: 0 S: 7	H: 1 LOB: 1 BB: 1 P: 12	R: 1 E: 0 K: 1 S: 9	H: 1 LOB: 0 BB: 0 P: 12	R: 1 E: 0 K: 0 S: 12	H: 2 LOB: 1 BB: 0 P: 18	R: 1 E: 0 K: 0 S: 16	H: 1 LOB: 0 BB: 0 P: 21	1B: 9 2B: 7 3B: 0 HR: 2	SF: 0 SAC: 1 DP: 2 HBP: 0	WP: 1 PB: 0 SB: 2 CS: 0	PA: 43	
PITCHER	IP WLS BF H R ER SO BB IBB HBP BLK WP HR S P ERA WHIP	IP WLS BF H R ER SO BB IBB HBP BLK WP HR S P ERA WHIP	IP WLS BF H R ER SO BB IBB HBP BLK WP HR S P ERA WHIP	IP WLS BF H R ER SO BB IBB HBP BLK WP HR S P ERA WHIP	IP WLS BF H R ER SO BB IBB HBP BLK WP HR S P ERA WHIP	IP WLS BF H R ER SO BB IBB HBP BLK WP HR S P ERA WHIP	IP WLS BF H R ER SO BB IBB HBP BLK WP HR S P ERA WHIP	IP WLS BF H R ER SO BB IBB HBP BLK WP HR S P ERA WHIP	IP WLS BF H R ER SO BB IBB HBP BLK WP HR S P ERA WHIP	IP WLS BF H R ER SO BB IBB HBP BLK WP HR S P ERA WHIP	IP WLS BF H R ER SO BB IBB HBP BLK WP HR S P ERA WHIP	IP WLS BF H R ER SO BB IBB HBP BLK WP HR S P ERA WHIP	IP WLS BF H R ER SO BB IBB HBP BLK WP HR S P ERA WHIP	IP WLS BF H R ER SO BB IBB HBP BLK WP HR S P ERA WHIP	IP WLS BF H R ER SO BB IBB HBP BLK WP HR S P ERA WHIP	IP WLS BF H R ER SO BB IBB HBP BLK WP HR S P ERA WHIP	IP WLS BF H R ER SO BB IBB HBP BLK WP HR S P ERA WHIP	IP WLS BF H R ER SO BB IBB HBP BLK WP HR S P ERA WHIP	IP WLS BF H R ER SO BB IBB HBP BLK WP HR S P ERA WHIP	IP WLS BF H R ER SO BB IBB HBP BLK WP HR S P ERA WHIP	IP WLS BF H R ER SO BB IBB HBP BLK WP HR S P ERA WHIP

Colorado Rockies @ San Diego Padres
Peoria Stadium, Peoria, AZ
Mon Mar 17 2014, 4:09 PM - 6:49 PM EDT
Att: 5,254 - Sunny - 80 F

AB	41
R	9
H	17
RBI	8
BB	1
SO	7
LOB	14



Batter	1	2	3	4	5	6	7	8	9	AB	R	H	RBI	BB	SO	LOB	BOTTOM					
2 Everth Cabrera, S OBP: 0.308, SLG: 0.405 15 Ryan Jackson, R OBP: 0.306, SLG: 0.400										3	1	2	2	0	1	0						
13 Chris Denorfia, R OBP: 0.185, SLG: 0.185 44 René Rivera, R OBP: 0.429, SLG: 0.571										3	0	0	1	0	0	1						
9 Jedd Gyorko, R OBP: 0.243, SLG: 0.371 74 Jace Peterson, L OBP: 0.276, SLG: 0.200										3	0	0	0	0	0	1						
14 Tommy Medica, R OBP: 0.420, SLG: 0.646										4	1	1	0	0	0	0						
21 Xavier Nady, R OBP: 0.333, SLG: 0.531 3 Alberto Gonzalez, R OBP: 0.063, SLG: 0.063										3	1	1	2	0	1	1						
88 Kyle Blanks, R OBP: 0.417, SLG: 0.483 75 Matt Wisler, R OBP: 1.000, SLG: 1.000 57 Patrick Schuster, R OBP: 0.429, SLG: 0.571 46 Tim Stauffer, R OBP: 0.500, SLG: 0.500										2	0	0	0	0	1	1						
4 Nick Hundley, R OBP: 0.321, SLG: 0.593 87 Travis Jankowski, L OBP: 1.000, SLG: 1.000										3	1	2	0	0	0	1						
5 Alexi Amarista, L OBP: 0.258, SLG: 0.333 96 Lee Orr, R										3	0	0	0	0	2	3						
38 Tyson Ross, R OBP: 0.313, SLG: 0.433										1	0	0	0	0	0	0						
Inning Stats	R: 0 E: 0 K: 0 S: 5	H: 1 LOB: 0 BB: 0 P: 6	R: 0 E: 0 K: 2 S: 9	H: 1 LOB: 1 BB: 0 P: 13	R: 0 E: 0 K: 1 S: 10	H: 0 LOB: 0 BB: 0 P: 14	R: 2 E: 1 K: 0 S: 10	H: 1 LOB: 0 BB: 0 P: 14	R: 3 E: 0 K: 1 S: 8	H: 3 LOB: 0 BB: 0 P: 13	R: 0 E: 0 K: 1 S: 9	H: 2 LOB: 2 BB: 0 P: 13	R: 0 E: 0 K: 1 S: 8	H: 0 LOB: 0 BB: 0 P: 13	R: 0 E: 0 K: 0 S: 4	H: 0 LOB: 0 BB: 0 P: 8	R: 2 E: 0 K: 2 S: 13	H: 3 LOB: 1 BB: 0 P: 19	1B: 7 2B: 2 3B: 1 HR: 1	SF: 0 SAC: 0 DP: 1 HBP: 0	WP: 0 PB: 0 SB: 1 CS: 0	PA: 38
PITCHER	IP WLS BF H R ER SO BB IBB HBP BLK WP HR S P ERA WHIP	IP WLS BF H R ER SO BB IBB HBP BLK WP HR S P ERA WHIP	IP WLS BF H R ER SO BB IBB HBP BLK WP HR S P ERA WHIP	IP WLS BF H R ER SO BB IBB HBP BLK WP HR S P ERA WHIP	IP WLS BF H R ER SO BB IBB HBP BLK WP HR S P ERA WHIP	IP WLS BF H R ER SO BB IBB HBP BLK WP HR S P ERA WHIP	IP WLS BF H R ER SO BB IBB HBP BLK WP HR S P ERA WHIP	IP WLS BF H R ER SO BB IBB HBP BLK WP HR S P ERA WHIP	IP WLS BF H R ER SO BB IBB HBP BLK WP HR S P ERA WHIP	IP WLS BF H R ER SO BB IBB HBP BLK WP HR S P ERA WHIP	IP WLS BF H R ER SO BB IBB HBP BLK WP HR S P ERA WHIP	IP WLS BF H R ER SO BB IBB HBP BLK WP HR S P ERA WHIP	IP WLS BF H R ER SO BB IBB HBP BLK WP HR S P ERA WHIP	IP WLS BF H R ER SO BB IBB HBP BLK WP HR S P ERA WHIP	IP WLS BF H R ER SO BB IBB HBP BLK WP HR S P ERA WHIP	IP WLS BF H R ER SO BB IBB HBP BLK WP HR S P ERA WHIP	IP WLS BF H R ER SO BB IBB HBP BLK WP HR S P ERA WHIP	IP WLS BF H R ER SO BB IBB HBP BLK WP HR S P ERA WHIP	IP WLS BF H R ER SO BB IBB HBP BLK WP HR S P ERA WHIP	IP WLS BF H R ER SO BB IBB HBP BLK WP HR S P ERA WHIP	IP WLS BF H R ER SO BB IBB HBP BLK WP HR S P ERA WHIP	

Colorado Rockies @ San Diego Padres
Peoria Stadium, Peoria, AZ
Mon Mar 17 2014, 4:09 PM - 6:49 PM EDT
Att: 5,254 - Sunny - 80 F

AB	38
R	7
H	11
RBI	7
BB	0
SO	8
LOB	11



Batter	1	2	3	4	5	6	7	8	9	AB	R	H	RBI	BB	SO	LOB	TOP						
2 Everth Cabrera, S (1,6) C FC 86 C CU 87 B CH 79 B CH 78 B CH 77 X FC 88	G5-3																						
74 Jace Peterson, L (7,5) B FC 87 B CH 79 B CH 78 B CH 77 X FC 88																							
13 Chris Denorfia, R (1,9) B FC 87 B CH 79 B CH 78 B CH 77 X FC 88																							
11 Alex Castellanos, R (6,PR) B FC 87 B CH 79 B CH 78 B CH 77 X FC 88																							
9 Jedd Gyorko, R (1,4) D FF 87 C FF 87 C FF 87 S FC 89	K																						
3 Alberto Gonzalez, R (7,4) C FF 87 C FF 87 C FF 87 S FC 89																							
18 Carlos Quentin, R (1,10) B FC 87 B CH 79 B CH 78 B CH 77 X FC 88	G1																						
89 Stephen Carmon, L (8,PR) B FC 87 B CH 79 B CH 78 B CH 77 X FC 88																							
23 Yonder Alonso, L (1,3) B FC 86 B FC 87 C SL 77 X FC 88																							
88 Kyle Blanks, R (5,3) B FC 86 B FC 87 C SL 77 X FC 88																							
21 Xavier Nady, R (1,7) C FF 88 S SL 79 F FC 88 B FC 87 C CU 70																							
12 Seth Smith, L (6,PH) C FF 88 S SL 79 F FC 88 B FC 87 C CU 70																							
25 Will Venable, L (1,8) B FC 86 B FC 87 C SL 77 X FC 88																							
87 Mallex Smith, L (7,8) B FC 86 B FC 87 C SL 77 X FC 88																							
44 René Rivera, R (1,2) B FC 86 B CH 77 X FC 88																							
70 Austin Hedges, R (8,2) B FC 86 B CH 77 X FC 88																							
15 Ryan Jackson, R (1,5) C FF 87 C FF 87 C FF 87																							
5 Alexi Amarista, L (5,5) C FF 87 C FF 87 C FF 87																							
Inning Stats	R: 0 E: 0 K: 1 S: 9	H: 0 LOB: 1 BB: 1 P: 19	R: 0 E: 0 K: 1 S: 10	H: 1 LOB: 0 BB: 0 P: 17	R: 0 E: 0 K: 1 S: 11	H: 0 LOB: 1 BB: 1 P: 21	R: 0 E: 0 K: 0 S: 11	H: 1 LOB: 1 BB: 0 P: 16	R: 0 E: 0 K: 2 S: 15	H: 0 LOB: 0 BB: 0 P: 13	R: 2 E: 0 K: 2 S: 15	H: 2 LOB: 2 BB: 1 P: 26	R: 0 E: 0 K: 0 S: 8	H: 0 LOB: 0 BB: 0 P: 12	R: 2 E: 0 K: 0 S: 13	H: 2 LOB: 2 BB: 1 P: 25	R: 1 E: 0 K: 0 S: 13	H: 1 LOB: 1 BB: 1 P: 23	1B: 4 2B: 3 3B: 0 HR: 0	SF: 0 SAC: 0 DP: 0 HBP: 0	WP: 0 PB: 1 SB: 3 CS: 0	PA: 38	
PITCHER	IP WLS BF H R ER SO BB IBB HBP BLK WP HR S P ERA WHIP	IP WLS BF H R ER SO BB IBB HBP BLK WP HR S P ERA WHIP	IP WLS BF H R ER SO BB IBB HBP BLK WP HR S P ERA WHIP	IP WLS BF H R ER SO BB IBB HBP BLK WP HR S P ERA WHIP	IP WLS BF H R ER SO BB IBB HBP BLK WP HR S P ERA WHIP	IP WLS BF H R ER SO BB IBB HBP BLK WP HR S P ERA WHIP	IP WLS BF H R ER SO BB IBB HBP BLK WP HR S P ERA WHIP	IP WLS BF H R ER SO BB IBB HBP BLK WP HR S P ERA WHIP	IP WLS BF H R ER SO BB IBB HBP BLK WP HR S P ERA WHIP	IP WLS BF H R ER SO BB IBB HBP BLK WP HR S P ERA WHIP	IP WLS BF H R ER SO BB IBB HBP BLK WP HR S P ERA WHIP	IP WLS BF H R ER SO BB IBB HBP BLK WP HR S P ERA WHIP	IP WLS BF H R ER SO BB IBB HBP BLK WP HR S P ERA WHIP	IP WLS BF H R ER SO BB IBB HBP BLK WP HR S P ERA WHIP	IP WLS BF H R ER SO BB IBB HBP BLK WP HR S P ERA WHIP	IP WLS BF H R ER SO BB IBB HBP BLK WP HR S P ERA WHIP	IP WLS BF H R ER SO BB IBB HBP BLK WP HR S P ERA WHIP	IP WLS BF H R ER SO BB IBB HBP BLK WP HR S P ERA WHIP	IP WLS BF H R ER SO BB IBB HBP BLK WP HR S P ERA WHIP	IP WLS BF H R ER SO BB IBB HBP BLK WP HR S P ERA WHIP	IP WLS BF H R ER SO BB IBB HBP BLK WP HR S P ERA WHIP	IP WLS BF H R ER SO BB IBB HBP BLK WP HR S P ERA WHIP	IP WLS BF H R ER SO BB IBB HBP BLK WP HR S P ERA WHIP
28 Randy Wolf, L (1,1) ERA: 4.15	41 Charlie Furbush, L (5,1) ERA: 5.79	56 Fernando Rodney, R (6,1) ERA: 15.75	45 Hector Noesi, R (7,1) ERA: 3.6	45 Hector Noesi, R (8,1) ERA: 3.6	71 Dominic Leone, R (9,1) ERA: 1.23																		
36 Abraham Almonte, S (1,8) OBP: 0.234, SLG: 0.357 9 Endy Chavez, L (8,8) OBP: 0.296, SLG: 0.308	G6-3																						
15 Kyle Seager, L (1,5) OBP: 0.200, SLG: 0.200 8 Willie Bloomquist, R (8,5) OBP: 0.285, SLG: 0.303																							
20 Logan Morrison, L (1,10) OBP: 0.340, SLG: 0.390 83 Leury Bonilla, R (9,3) OBP: 1.000, SLG: 3.000																							
17 Justin Smoak, S (1,3) OBP: 0.354, SLG: 0.450 45 Hector Noesi, R (8,1) ERA: 3.6 71 Dominic Leone, R (9,1) ERA: 1.23 16 Cole Gillespie, R (9,PH) OBP: 0.462, SLG: 0.542																							
27 Corey Hart, R (1,9) OBP: 0.250, SLG: 0.161 56 Michael Saunders, L (7,9) OBP: 0.417, SLG: 0.519																							
13 Dustin Ackley, L (1,7) OBP: 0.476, SLG: 0.692 7 Stefan Romero, R (7,7) OBP: 0.263, SLG: 0.568																							
6 Nick Franklin, S (1,6) OBP: 0.342, SLG: 0.424																							
3 Mike Zunino, R (1,2) OBP: 0.394, SLG: 0.400 4 John Buck, R (7,2) OBP: 0.300, SLG: 0.333																							
5 Brad Miller, L (1,4) OBP: 0.474, SLG: 0.912																							
Inning Stats	R: 0 E: 0 K: 1 S: 11	H: 0 LOB: 0 BB: 0 P: 15	R: 0 E: 0 K: 2 S: 13	H: 2 LOB: 2 BB: 0 P: 18	R: 1 E: 0 K: 1 S: 7	H: 1 LOB: 0 BB: 0 P: 11	R: 0 E: 0 K: 1 S: 14	H: 0 LOB: 2 BB: 2 P: 25	R: 0 E: 0 K: 0 S: 15	H: 0 LOB: 1 BB: 0 P: 23	R: 0 E: 0 K: 2 S: 7	H: 0 LOB: 1 BB: 1 P: 12	R: 1 E: 0 K: 1 S: 16	H: 1 LOB: 3 BB: 3 P: 32	R: 3 E: 0 K: 2 S: 16	H: 3 LOB: 0 BB: 0 P: 22	R: 0 E: 0 K: 0 S: 10	H: 1 LOB: 1 BB: 0 P: 16	1B: 6 2B: 1 3B: 0 HR: 1	SF: 1 SAC: 0 DP: 0 HBP: 0	WP: 3 PB: 0 SB: 3 CS: 0	PA: 43	
PITCHER	IP WLS BF H R ER SO BB IBB HBP BLK WP HR S P ERA WHIP	IP WLS BF H R ER SO BB IBB HBP BLK WP HR S P ERA WHIP	IP WLS BF H R ER SO BB IBB HBP BLK WP HR S P ERA WHIP	IP WLS BF H R ER SO BB IBB HBP BLK WP HR S P ERA WHIP	IP WLS BF H R ER SO BB IBB HBP BLK WP HR S P ERA WHIP	IP WLS BF H R ER SO BB IBB HBP BLK WP HR S P ERA WHIP	IP WLS BF H R ER SO BB IBB HBP BLK WP HR S P ERA WHIP	IP WLS BF H R ER SO BB IBB HBP BLK WP HR S P ERA WHIP	IP WLS BF H R ER SO BB IBB HBP BLK WP HR S P ERA WHIP	IP WLS BF H R ER SO BB IBB HBP BLK WP HR S P ERA WHIP	IP WLS BF H R ER SO BB IBB HBP BLK WP HR S P ERA WHIP	IP WLS BF H R ER SO BB IBB HBP BLK WP HR S P ERA WHIP	IP WLS BF H R ER SO BB IBB HBP BLK WP HR S P ERA WHIP	IP WLS BF H R ER SO BB IBB HBP BLK WP HR S P ERA WHIP	IP WLS BF H R ER SO BB IBB HBP BLK WP HR S P ERA WHIP	IP WLS BF H R ER SO BB IBB HBP BLK WP HR S P ERA WHIP	IP WLS BF H R ER SO BB IBB HBP BLK WP HR S P ERA WHIP	IP WLS BF H R ER SO BB IBB HBP BLK WP HR S P ERA WHIP	IP WLS BF H R ER SO BB IBB HBP BLK WP HR S P ERA WHIP	IP WLS BF H R ER SO BB IBB HBP BLK WP HR S P ERA WHIP	IP WLS BF H R ER SO BB IBB HBP BLK WP HR S P ERA WHIP	IP WLS BF H R ER SO BB IBB HBP BLK WP HR S P ERA WHIP	IP WLS BF H R ER SO BB IBB HBP BLK WP HR S P ERA WHIP
55 Josh Johnson, R (1,1) ERA: 3.18 71 Kevin Quackenbush, R (5,1) ERA: 3.18 16 Huston Street, R (6,1) ERA: 13.5 54 Alex Torres, L (7,1) ERA: 13.5 40 Tony Sipp, L (8,1) ERA: 2.25	33 Dale Thayer, R (9,1) ERA: 3.0																						

San Diego Padres @ Seattle Mariners
 Peoria Stadium, Peoria, AZ
 Tue Mar 18 2014, 10:10 PM - 1:36 AM EDT
 Att: 8,033 - Partly Cloudy - 77 F

AB 33
 R 5
 H 7
 RBI 4
 BB 5
 SO 6
 LOB 17



San Diego Padres @ Seattle Mariners
 Peoria Stadium, Peoria, AZ
 Tue Mar 18 2014, 10:10 PM - 1:36 AM EDT
 Att: 8,033 - Partly Cloudy - 77 F

AB 36
 R 5
 H 8
 RBI 4
 BB 6
 SO 10
 LOB 18



Batter	1	2	3	4	5	6	7	8	9	AB	R	H	RBI	BB	SO	LOB	TOP				
7 Grégor Blanco, L OBP: 0.333, SLG: 0.289										3	2	1	1	2	0	1					
71 Mark Minicozzi, R OBP: 0.293, SLG: 0.378										1	0	0	0	0	0	1					
9 Brandon Belt, L OBP: 0.325, SLG: 0.368										5	0	0	0	0	2	4					
79 Darren Ford, R OBP: 0.375, SLG: 0.167										0	0	0	0	0	0	0					
48 Pablo Sandoval, S OBP: 0.391, SLG: 0.500										3	2	2	1	0	0	0					
14 Brandon Hicks, R OBP: 0.500, SLG: 0.788										2	0	0	0	0	1	1					
57 Juan Gutierrez, R OBP: 0.375, SLG: 0.167										0	0	0	0	0	0	0					
49 Javier López, L OBP: 0.375, SLG: 0.167										0	0	0	0	0	0	0					
70 George Kontos, R OBP: 0.375, SLG: 0.167										0	0	0	0	0	0	0					
28 Buster Posey, R OBP: 0.432, SLG: 0.576										4	2	2	4	0	0	1					
10 Tony Abreu, S OBP: 0.220, SLG: 0.179										1	1	1	0	0	0	0					
8 Hunter Pence, R OBP: 0.391, SLG: 0.773										4	0	3	1	0	0	0					
Gary Brown, R OBP: 0.435, SLG: 0.316										1	1	1	0	0	0	0					
13 Joaquin Arias, R OBP: 0.308, SLG: 0.324										4	0	1	1	0	1	2					
82 Bobby Haney, L OBP: 0.308, SLG: 0.324										1	0	0	0	0	1	2					
35 Brandon Crawford, L OBP: 0.242, SLG: 0.484										3	1	1	0	1	0	0					
6 Ehre Adrianza, S OBP: 0.242, SLG: 0.484										0	1	0	0	1	0	0					
2 Juan Carlos Perez, R OBP: 0.400, SLG: 0.563										4	0	1	0	0	0	4					
86 Jarrett Parker, L OBP: 0.400, SLG: 0.563										1	0	0	0	0	1	3					
40 Madison Bumgarner, R OBP: 0.200, SLG: 0.200										3	1	0	0	0	2	2					
29 Héctor Sánchez, S OBP: 0.289, SLG: 0.459										2	0	1	3	0	0	0					
Inning Stats	R: 2 E: 0 K: 0 S: 16	H: 2 LOB: 1 BB: 1 P: 24	R: 5 E: 1 K: 1 S: 22	H: 5 LOB: 1 BB: 0 P: 32	R: 0 E: 0 K: 1 S: 12	H: 1 LOB: 1 BB: 0 P: 19	R: 1 E: 0 K: 0 S: 18	H: 3 LOB: 3 BB: 1 P: 29	R: 0 E: 0 K: 2 S: 8	H: 0 LOB: 0 BB: 0 P: 9	R: 0 E: 0 K: 1 S: 7	H: 0 LOB: 0 BB: 0 P: 11	R: 0 E: 0 K: 1 S: 7	H: 0 LOB: 0 BB: 0 P: 7	R: 0 E: 0 K: 0 S: 13	H: 0 LOB: 1 BB: 1 P: 21	R: 3 E: 0 K: 2 S: 18	H: 3 LOB: 1 BB: 1 P: 35	1B: 10 2B: 3 3B: 0 HR: 1	SF: 0 SAC: 0 DP: 0 HBP: 0	WP: 0 PA: 46 PB: 0 SB: 3 CS: 0
PITCHER	IP WLS BF H R ER SO BB IBB HBP BLK WP HR S P ERA WHIP	3.2 L 22 9 8 4 2 1 0 0 0 0 1 63 94 9.82 2.727	4.1 L 10 2 0 0 3 1 0 0 0 0 0 20 30 0.00 1.286	7.1 L 7 0 0 0 1 1 0 0 0 0 0 20 28 0.00 0.500	9.1 L 7 3 3 3 2 1 0 0 0 0 0 18 35 27.00 4.000																

San Francisco Giants @ San Diego Padres
 Peoria Stadium, Peoria, AZ
 Thu Mar 20 2014, 10:07 PM - 1:10 AM EDT
 Att: 11,091 - Cloudy - 76 F

livebaseballscorecards.com

AB 42
R 11
H 14
RBI 11
BB 4
SO 8
LOB 21

Batter	1	2	3	4	5	6	7	8	9	AB	R	H	RBI	BB	SO	LOB	BOTTOM				
2 Everth Cabrera, S OBP: 0.319, SLG: 0.372										5	0	1	0	0	2	2					
25 Will Venable, L OBP: 0.272, SLG: 0.200										3	0	1	0	0	0	1					
89 Alberth Martínez, R OBP: 0.308, SLG: 0.292										0	0	0	0	0	0	0					
12 Seth Smith, L OBP: 0.308, SLG: 0.292										1	0	0	0	0	1	0					
58 Blaine Boyer, R OBP: 0.333, SLG: 0.406										0	0	0	0	0	0	0					
Chase Headley, S OBP: 0.333, SLG: 0.406										2	0	0	0	0	1	2					
11 Alex Castellanos, R OBP: 0.333, SLG: 0.406										1	0	0	0	1	0	0					
18 Carlos Quentin, R OBP: 0.208, SLG: 0.364										2	0	0	0	0	1	1					
72 Jesse Hahn, R OBP: 0.281, SLG: 0.286										0	0	0	0	0	0	0					
74 Jace Peterson, L OBP: 0.281, SLG: 0.286										1	1	1	0	0	0	0					
9 Jedd Gyorko, R OBP: 0.250, SLG: 0.381										4	0	1	1	0	1	2					
14 Tommy Medica, R OBP: 0.426, SLG: 0.635										4	1	2	0	0	1	1					
88 Kyle Blanks, R OBP: 0.381, SLG: 0.514										4	1	1	2	0	0	2					
4 Nick Hundley, R OBP: 0.333, SLG: 0.586										2	0	1	0	0	1	0					
5 Alex Amarista, L OBP: 0.237, SLG: 0.382										2	0	1	0	0	0	1					
34 Andrew Cashner, R OBP: 0.500, SLG: 0.500										1	0	0	0	0	1	0					
39 Donn Roach, R OBP: 0.385, SLG: 0.480										1	0	0	0	1	0	0					
44 René Rivera, R OBP: 0.385, SLG: 0.480										1	0	0	0	1	0	0					
Inning Stats	R: 0 E: 0 K: 2 S: 8	H: 1 LOB: 0 BB: 0 P: 13	R: 0 E: 0 K: 0 S: 8	H: 0 LOB: 0 BB: 0 P: 8	R: 0 E: 0 K: 2 S: 8	H: 0 LOB: 0 BB: 0 P: 11	R: 0 E: 0 K: 1 S: 10	H: 1 LOB: 2 BB: 0 P: 15	R: 0 E: 0 K: 1 S: 11	H: 2 LOB: 1 BB: 0 P: 15	R: 0 E: 0 K: 2 S: 10	H: 0 LOB: 1 BB: 1 P: 20	R: 0 E: 0 K: 1 S: 12	H: 1 LOB: 1 BB: 0 P: 15	R: 0 E: 0 K: 1 S: 6	H: 0 LOB: 0 BB: 0 P: 8	R: 3 E: 0 K: 0 S: 17	H: 4 LOB: 2 BB: 1 P: 25	1B: 6 2B: 0 3B: 2 HR: 1	SF: 0 SAC: 0 DP: 1 HBP: 1	WP: 0 PA: 37 PB: 0 SB: 0 CS: 1
PITCHER	IP WLS BF H R ER SO BB IBB HBP BLK WP HR S P ERA WHIP	7.0 W 26 5 0 0 0 1 0 0 0 0 0 67 97 0.00 0.857	1.0 L 3 0 0 0 1 0 0 0 0 0 0 6 8 0.00 0.000	0.1 L 4 3 3 0 0 0 0 0 0 0 0 14 21 40.50 7.500	0.1 L 1 0 0 0 0 0 0 0 0 0 0 3 4 0.00 0.000																

San Francisco Giants @ San Diego Padres
 Peoria Stadium, Peoria, AZ
 Thu Mar 20 2014, 10:07 PM - 1:10 AM EDT
 Att: 11,091 - Cloudy - 76 F

livebaseballscorecards.com

AB 34
R 3
H 9
RBI 3
BB 2
SO 10
LOB 13

Batter	1	2	3	4	5	6	7	8	9	AB	R	H	RBI	BB	SO	LOB	TOP			
83 Micah Johnson, L (1.4) OBP: 0.407, SLG: 0.400										4	1	2	0	0	1	0				
26 Avisail Garcia, R (1.9) OBP: 0.392, SLG: 0.392 Denis Phipps, R (8. PR) (8.9)										4	0	1	1	0	0	1				
12 Conor Gillaspie, L (1.5) OBP: 0.310, SLG: 0.550 78 Tyler Saladino, R (8. PR) (8.5)										4	0	2	0	0	0	0				
24 Dayan Viedelo, R (1.7) OBP: 0.333, SLG: 0.381 94 Josh Richmond, R (8.7) OBP: 0.333, SLG: 1.333										4	0	2	0	0	1	3				
44 Adam Dunn, L (1.10) OBP: 0.300, SLG: 0.250										2	0	1	1	2	0	1				
Alex Liddi, R (1.3) OBP: 0.217, SLG: 0.522										4	0	0	0	0	1	7				
20 Jordan Danks, L (1.8) OBP: 0.378, SLG: 0.738										4	0	0	0	0	3	4				
38 Hector Gimenez, S (1.2) OBP: 0.111, SLG: 0.176 85 Martin Medina, R (7.2)										3	0	0	0	0	0	4				
28 Leury Garcia, S (1.6) OBP: 0.375, SLG: 0.259 87 Cleuluis Rondón, S (9.6)										3	1	1	0	1	1	0				
Inning Stats	R: 0 E: 0 K: 1 S: 8	H: 0 LOB: 0 BB: 0 P: 13	R: 0 E: 0 K: 1 S: 9	H: 1 LOB: 2 BB: 1 P: 18	R: 1 E: 0 K: 0 S: 6	H: 2 LOB: 0 BB: 0 P: 8	R: 0 E: 0 K: 2 S: 14	H: 2 LOB: 2 BB: 0 P: 19	R: 0 E: 0 K: 0 S: 8	H: 1 LOB: 1 BB: 0 P: 14	R: 0 E: 0 K: 0 S: 7	H: 0 LOB: 0 BB: 1 P: 12	R: 2 E: 0 K: 1 S: 15	H: 3 LOB: 2 BB: 0 P: 21	R: 0 E: 0 K: 2 S: 9	H: 0 LOB: 0 BB: 0 P: 14	1B: 7 2B: 2 3B: 0 HR: 0	SF: 0 SAC: 0 DP: 2 HBP: 0	WP: 0 PB: 0 SB: 1 CS: 1	PA: 37
PITCHER	IP WLS BF H R ER SO BB IBB HBP BLK WP HR S P ERA WHIP	IP WLS BF H R ER SO BB IBB HBP BLK WP HR S P ERA WHIP	IP WLS BF H R ER SO BB IBB HBP BLK WP HR S P ERA WHIP	IP WLS BF H R ER SO BB IBB HBP BLK WP HR S P ERA WHIP	IP WLS BF H R ER SO BB IBB HBP BLK WP HR S P ERA WHIP	IP WLS BF H R ER SO BB IBB HBP BLK WP HR S P ERA WHIP	IP WLS BF H R ER SO BB IBB HBP BLK WP HR S P ERA WHIP	IP WLS BF H R ER SO BB IBB HBP BLK WP HR S P ERA WHIP	IP WLS BF H R ER SO BB IBB HBP BLK WP HR S P ERA WHIP	IP WLS BF H R ER SO BB IBB HBP BLK WP HR S P ERA WHIP	IP WLS BF H R ER SO BB IBB HBP BLK WP HR S P ERA WHIP	IP WLS BF H R ER SO BB IBB HBP BLK WP HR S P ERA WHIP	IP WLS BF H R ER SO BB IBB HBP BLK WP HR S P ERA WHIP	IP WLS BF H R ER SO BB IBB HBP BLK WP HR S P ERA WHIP	IP WLS BF H R ER SO BB IBB HBP BLK WP HR S P ERA WHIP	IP WLS BF H R ER SO BB IBB HBP BLK WP HR S P ERA WHIP	IP WLS BF H R ER SO BB IBB HBP BLK WP HR S P ERA WHIP	IP WLS BF H R ER SO BB IBB HBP BLK WP HR S P ERA WHIP	IP WLS BF H R ER SO BB IBB HBP BLK WP HR S P ERA WHIP	IP WLS BF H R ER SO BB IBB HBP BLK WP HR S P ERA WHIP

Chicago White Sox @ San Diego Padres
Peoria Stadium, Peoria, AZ
Sat Mar 22 2014, 4:08 PM - 7:01 PM EDT
Att: 5,692 - Sunny - 75 F

AB 33
R 3
H 9
RBI 2
BB 3
SO 7
LOB 20



Batter	1	2	3	4	5	6	7	8	9	AB	R	H	RBI	BB	SO	LOB	BOTTOM					
2 Everth Cabrera, S (1.6) OBP: 0.300, SLG: 0.348 15 Ryan Jackson, R (7.4) OBP: 0.318, SLG: 0.421										3	0	0	0	0	2	1						
5 Alexi Amarista, L (1.8) OBP: 0.269, SLG: 0.400 87 Travis Jankowski, L (7.8) OBP: 0.333, SLG: 0.333										3	1	1	0	0	1	0						
9 Jedd Gyorko, R (1.4) OBP: 0.277, SLG: 0.444 91 Jake Lemmerman, R (7.6)										3	0	2	1	0	0	0						
23 Yonder Alonso, L (1.3) OBP: 0.409, SLG: 0.628										3	0	2	0	1	1	1						
14 Tommy Medica, R (1.7) OBP: 0.383, SLG: 0.569										4	0	0	0	0	0	6						
12 Seth Smith, L (1.9) OBP: 0.310, SLG: 0.333 70 Austin Hedges, R (8.2) OBP: 0.333, SLG: 0.278										3	0	1	0	0	1	3						
4 Nick Hundley, R (1.2) OBP: 0.364, SLG: 0.581 95 Brian Adams, R (8.9)										2	0	1	0	1	0	1						
11 Alex Castellanos, R (1.5) OBP: 0.308, SLG: 0.371 3 Alberto Gonzalez, R (8.5) OBP: 0.179, SLG: 0.222										2	0	0	0	0	0	2						
38 Tyson Ross, R (1.1) ERA: 3.38 40 Tony Sipp, L (7.1) ERA: 2.16 21 Xavier Nady, R (7. PR) 71 Kevin Quackenbush, R (8.1) 33 Dale Thayer, R (9.1) 94 Gabriel Quintana, R (9. PR)										1	0	0	0	0	0	1						
Inning Stats	R: 1 E: 0 K: 2 S: 14	H: 2 LOB: 2 BB: 1 P: 27	R: 0 E: 0 K: 0 S: 7	H: 1 LOB: 0 BB: 0 P: 11	R: 0 E: 0 K: 1 S: 9	H: 1 LOB: 1 BB: 0 P: 13	R: 0 E: 0 K: 0 S: 7	H: 1 LOB: 1 BB: 0 P: 12	R: 0 E: 0 K: 2 S: 10	H: 1 LOB: 2 BB: 1 P: 16	R: 0 E: 0 K: 0 S: 11	H: 0 LOB: 0 BB: 0 P: 18	R: 0 E: 0 K: 0 S: 7	H: 0 LOB: 0 BB: 0 P: 12	R: 1 E: 0 K: 0 S: 6	H: 1 LOB: 1 BB: 1 P: 11	R: 1 E: 0 K: 0 S: 12	H: 2 LOB: 1 BB: 0 P: 16	1B: 4 2B: 5 3B: 0 HR: 0	SF: 1 SAC: 1 DP: 0 HBP: 0	WP: 0 PB: 0 SB: 1 CS: 0	PA: 39
PITCHER	IP WLS BF H R ER SO BB IBB HBP BLK WP HR S P ERA WHIP	IP WLS BF H R ER SO BB IBB HBP BLK WP HR S P ERA WHIP	IP WLS BF H R ER SO BB IBB HBP BLK WP HR S P ERA WHIP	IP WLS BF H R ER SO BB IBB HBP BLK WP HR S P ERA WHIP	IP WLS BF H R ER SO BB IBB HBP BLK WP HR S P ERA WHIP	IP WLS BF H R ER SO BB IBB HBP BLK WP HR S P ERA WHIP	IP WLS BF H R ER SO BB IBB HBP BLK WP HR S P ERA WHIP	IP WLS BF H R ER SO BB IBB HBP BLK WP HR S P ERA WHIP	IP WLS BF H R ER SO BB IBB HBP BLK WP HR S P ERA WHIP	IP WLS BF H R ER SO BB IBB HBP BLK WP HR S P ERA WHIP	IP WLS BF H R ER SO BB IBB HBP BLK WP HR S P ERA WHIP	IP WLS BF H R ER SO BB IBB HBP BLK WP HR S P ERA WHIP	IP WLS BF H R ER SO BB IBB HBP BLK WP HR S P ERA WHIP	IP WLS BF H R ER SO BB IBB HBP BLK WP HR S P ERA WHIP	IP WLS BF H R ER SO BB IBB HBP BLK WP HR S P ERA WHIP	IP WLS BF H R ER SO BB IBB HBP BLK WP HR S P ERA WHIP	IP WLS BF H R ER SO BB IBB HBP BLK WP HR S P ERA WHIP	IP WLS BF H R ER SO BB IBB HBP BLK WP HR S P ERA WHIP	IP WLS BF H R ER SO BB IBB HBP BLK WP HR S P ERA WHIP	IP WLS BF H R ER SO BB IBB HBP BLK WP HR S P ERA WHIP	IP WLS BF H R ER SO BB IBB HBP BLK WP HR S P ERA WHIP	

Chicago White Sox @ San Diego Padres
Peoria Stadium, Peoria, AZ
Sat Mar 22 2014, 4:08 PM - 7:01 PM EDT
Att: 5,692 - Sunny - 75 F

AB 34
R 3
H 9
RBI 3
BB 3
SO 5
LOB 21



Batter	1	2	3	4	5	6	7	8	9	AB	R	H	RBI	BB	SO	LOB	TOP										
2 Everth Cabrera, S OBP: 0.339, SLG: 0.358 82 Daniel Robertson, R OBP: 0.111, SLG: 0.222	4-0 BB		0-0 G4-3		0-0 2B	0-0 1B		0-0 SH1-3		3	1	2	0	1	0	0											
25 Will Venable, L OBP: 0.245, SLG: 0.319 89 Stephen Carmon, L OBP: 1.000, SLG: 1.000	0-0 F7		0-2 K		4-0 2B	0-3 K		1-0 G4-3		4	1	0	1	1	2	2											
Chase Headley, S OBP: 0.286, SLG: 0.500 46 Tim Stauffer, R OBP: 0.000, SLG: 0.000	0-0 F8		0-0 F8		0-0 12 1B	0-3 K		0-3 K		4	0	1	1	0	1	2											
92 Brooks Conrad, S OBP: 0.000, SLG: 0.000 33 Dale Thayer, R OBP: 0.000, SLG: 0.000 16 Huston Street, R OBP: 0.000, SLG: 0.000	0-0 K				0-0 F7	0-3 K		0-0 G4-3		4	0	1	0	0	2	3											
18 Carlos Quentin, R OBP: 0.200, SLG: 0.424 3 Alberto Gonzalez, R OBP: 0.172, SLG: 0.214	0-3 K				0-3 K	1-0 HBP		0-3 K		4	1	1	0	0	2	2											
9 Jedd Gyorko, R OBP: 0.304, SLG: 0.423		0-0 12 2B			0-3 K	0-0 HBP		0-0 G4-3		2	1	2	2	1	0	0											
12 Seth Smith, L OBP: 0.375, SLG: 0.414 92 Hunter Renfroe, R OBP: 0.000, SLG: 0.000	0-0 G4-3		0-0 4 1B		4-0 14 HR	0-0 1B		4-0 14 G6-4-3		2	1	0	0	1	1												
14 Tommy Medica, R OBP: 0.355, SLG: 0.433 44 René Rivera, R OBP: 0.355, SLG: 0.433	0-0 F9		0-0 F9		1-1 HR	0-0 F7		0-0 G6-4-3		4	1	1	2	0	0	7											
4 Nick Hundley, R OBP: 0.378, SLG: 0.588	0-0 G4-3		0-0 G4-3		4-0 BB	0-0 FC6-4		0-0 2B		3	1	1	0	1	0	4											
53 Eric Stults, L OBP: 0.279, SLG: 0.405	0-0 F8		0-0 G3		0-0 G3	0-3 K		0-0 2B		3	0	0	0	0	1	2											
Inning Stats	R: 0 E: 0 K: 1 S: 5	H: 0 LOB: 1 BB: 1 P: 9	R: 1 E: 0 K: 0 S: 5	H: 2 LOB: 1 BB: 0 P: 5	R: 0 E: 0 K: 1 S: 5	H: 0 LOB: 0 BB: 0 P: 5	R: 2 E: 0 K: 1 S: 7	H: 1 LOB: 1 BB: 2 P: 16	R: 2 E: 0 K: 1 S: 8	H: 3 LOB: 3 BB: 1 P: 13	R: 0 E: 0 K: 3 S: 10	H: 1 LOB: 1 BB: 0 P: 10	R: 0 E: 0 K: 0 S: 3	H: 1 LOB: 2 BB: 1 P: 7	R: 2 E: 0 K: 1 S: 7	H: 2 LOB: 0 BB: 0 P: 8	R: 0 E: 1 K: 3 S: 10	H: 0 LOB: 1 BB: 0 P: 10	1B: 5 2B: 4 3B: 0 HR: 1	SF: 0 SAC: 1 DP: 1 HBP: 1	WP: 1 PB: 0 SB: 1 CS: 0	PA: 43					
PITCHER	IP	WLS	BF	H	R	ER	SO	BB	IBB	HBP	BLK	WP	HR	S	P	ERA	WHIP										
33 Carlos Villanueva, R ERA: 6.32	4.0	L	18	3	3	3	3	3	0	0	0	0	1	22	35	6.75	1.500										
41 Jose Veras, R ERA: 7.88	1.0		8	3	2	2	1	1	0	1	0	0	0	8	13	18.00	4.000										
63 Brian Schlitler, R ERA: 1.25	1.0		4	1	0	0	3	0	0	0	0	0	0	10	10	0.00	1.000										
52 Justin Grimm, R ERA: 8.59	1.1		7	3	2	2	0	1	0	0	0	0	0	6	10	13.50	3.000										
83 Hunter Cervenka, L ERA:	0.2		2	0	0	0	1	0	0	0	0	1	0	4	5	0.00	0.000										
PITCHER	IP	WLS	BF	H	R	ER	SO	BB	IBB	HBP	BLK	WP	HR	S	P	ERA	WHIP										
Neil Ramirez, R ERA:	1.0		4	0	0	0	3	0	0	0	0	0	0	10	10	0.00	0.000										

San Diego Padres @ Chicago Cubs
Cubs Park, Mesa, AZ

AB 36
R 7
H 10
RBI 6
BB 5
SO 11
LOB 24



WP: 1 PA: 43
PB: 0
SB: 1
CS: 0

San Diego Padres @ Chicago Cubs
Cubs Park, Mesa, AZ

AB 33
R 1
H 7
RBI 1
BB 1
SO 7
LOB 14



WP: 0 PA: 35
PB: 0
SB: 0
CS: 0

Batter	1	2	3	4	5	6	7	8	9	AB	R	H	RBI	BB	SO	LOB	BOTTOM										
43 Emilio Bonifacio, S OBP: 0.292, SLG: 0.432 Arismendy Alcántara, S OBP: 0.333, SLG: 0.450	0-0 8 G6-3		0-0 F7		0-0 G5-3		0-0 F9			4	1	1	0	0	0	2											
8 Donnie Murphy, R OBP: 0.273, SLG: 0.325 63 Brian Schlitler, R OBP: 0.000, SLG: 0.000	0-0 G5-3		0-0 44 1B		0-0 G5-3		0-0 L3			3	0	1	1	0	0	1											
28 Chris Coghlan, L OBP: 0.289, SLG: 0.314	0-0 3H		0-0 1B		0-0 F7					3	0	1	0	0	0	1											
44 Anthony Rizzo, L OBP: 0.422, SLG: 0.634	0-0 19 1B		0-0 1B		0-0 F7					3	0	0	0	0	1	3											
20 Justin Ruggiano, R OBP: 0.333, SLG: 0.541 51 Ryan Kalish, L OBP: 0.366, SLG: 0.306	0-3 K		0-0 F4		0-0 P4		0-0 F7			3	0	0	0	0	1	3											
19 Nate Schierholtz, L OBP: 0.333, SLG: 0.368 38 John Baker, L OBP: 0.266, SLG: 0.429	0-0 1-2		0-0 G3-1		0-3 K		0-3 K			3	0	1	0	0	1	2											
5 Wellington Castillo, R OBP: 0.387, SLG: 0.346 90 John Andreoli, R OBP: 0.000, SLG: 0.000	0-0 G6-3				4-0 6 G4-6-3		0-0 2B			2	0	1	0	1	0	2											
6 Ryan Sweeney, L OBP: 0.100, SLG: 0.077 52 Justin Grimm, R OBP: 0.000, SLG: 0.000		0-0 P6			0-0 G4-6-3		0-0 G4-3			3	0	0	0	0	0	2											
83 Hunter Cervenka, L OBP: 0.000, SLG: 0.000 Neil Ramirez, R OBP: 0.000, SLG: 0.000 96 Jacob Hannemann, R OBP: 0.000, SLG: 0.000		0-0 K			0-0 F9		0-3 K			0	0	0	0	0	0	0											
4 Ryan Roberts, R OBP: 0.333, SLG: 0.371 94 Jeimer Candelario, S OBP: 0.222, SLG: 0.250		0-3 K			0-0 F9		0-3 K			3	0	0	0	2	0	1											
33 Carlos Villanueva, R OBP: 0.300, SLG: 0.077 41 Jose Veras, R OBP: 1.000, SLG: 1.000 86 Wilson Contreras, R OBP: 0.222, SLG: 0.250 Chris Valaika, R OBP: 0.222, SLG: 0.250		0-0 G4-3			0-0 E5		0-0 1B			1	0	0	0	0	0	0											
Inning Stats	R: 1 E: 0 K: 1 S: 7	H: 2 LOB: 2 BB: 0 P: 8	R: 0 E: 0 K: 1 S: 5	H: 0 LOB: 0 BB: 0 P: 5	R: 0 E: 0 K: 0 S: 5	H: 0 LOB: 0 BB: 0 P: 5	R: 0 E: 0 K: 0 S: 2	H: 0 LOB: 0 BB: 1 P: 6	R: 0 E: 1 K: 0 S: 4	H: 1 LOB: 1 BB: 0 P: 4	R: 0 E: 0 K: 1 S: 6	H: 1 LOB: 1 BB: 0 P: 6	R: 0 E: 0 K: 1 S: 6	H: 1 LOB: 1 BB: 0 P: 6	R: 0 E: 0 K: 1 S: 5	R: 0 E: 0 K: 2 S: 7	H: 0 LOB: 0 BB: 0 P: 7	1B: 5 2B: 1 3B: 1 HR: 0	SF: 0 SAC: 0 DP: 1 HBP: 1	WP: 0 PB: 0 SB: 0 CS: 0	PA: 35						
PITCHER	IP	WLS	BF	H	R	ER	SO	BB	IBB	HBP	BLK	WP	HR	S	P	ERA	WHIP										
53 Eric Stults, L ERA: 5.29	5.2	W	23	5	1	1	3	1	0	0	0	0	0	8	8	0.00	1.509										
46 Tim Stauffer, R ERA: 2.16	1.1		6	2	0	0	1	0	0	0	0	0	0	8	8	0.00	1.500										
33 Dale Thayer, R ERA: 2.25	1.0		3	0	0	0	1	0	0	0	0	0	0	5	5	0.00	0.000										
16 Huston Street, R ERA:	1.0		3	0	0	0	2	0	0	0	0	0	0	7	7	0.00	0.000										

Mon Mar 24 2014, 10:10 PM - 1:13 AM EDT
Att: 15,126 - Partly Cloudy - 79 F

Batter	1	2	3	4	5	6	7	8	9	AB	R	H	RBI	BB	SO	LOB	TOP						
43 Emilio Bonifacio, S OBP: 0.302, SLG: 0.417										4	1	1	0	1	1	3	Chicago Cubs @ San Diego Padres Peoria Stadium, Peoria, AZ Tue Mar 25 2014, 10:05 PM - 1:21 AM EDT Att: 5,407 - Partly Cloudy - 85 F						
51 Ryan Kalish, L OBP: 0.370, SLG: 0.300										4	0	1	1	1	0	3							
44 Anthony Rizzo, L 93 Dustin Geiger, R OBP: 0.667, SLG: 0.500										4	0	0	0	0	1	4							
6 Ryan Sweeney, L Armando Rivera, R 92 Gioskar Amaya, R 96 Ryan Searle, R										3	1	2	0	1	0	1							
Javier Báez, R OBP: 0.298, SLG: 0.681										5	0	1	0	0	2	2							
38 John Baker, L Marcos Mateo, R Jonathan Sánchez, L 83 Jeff Lorick, L 84 Rubi Silva, L										3	0	1	0	0	1	1							
Kris Bryant, R OBP: 0.200, SLG: 0.444										4	0	0	0	0	3	5							
28 Chris Coghlan, L OBP: 0.286, SLG: 0.308										4	1	1	0	0	1	4							
89 Carl Edwards Jr., R Zac Rosscup, R 88 Yasiel Balaguer, R 53 Wesley Wright, R Rafly Lopez, L										0	0	0	0	0	0	0							
Inning Stats	R: 0 E: 0 K: 0 S: 11	H: 1 LOB: 1 BB: 0 P: 16	R: 0 E: 0 K: 0 S: 7	H: 0 LOB: 0 BB: 0 P: 11	R: 1 E: 1 K: 1 S: 13	H: 1 LOB: 1 BB: 0 P: 17	R: 0 E: 0 K: 3 S: 11	H: 0 LOB: 1 BB: 1 P: 19	R: 0 E: 0 K: 2 S: 12	H: 2 LOB: 2 BB: 0 P: 22	R: 0 E: 0 K: 2 S: 12	H: 2 LOB: 2 BB: 0 P: 20	R: 0 E: 0 K: 1 S: 8	H: 0 LOB: 0 BB: 0 P: 10	R: 1 E: 0 K: 3 S: 17	H: 3 LOB: 2 BB: 0 P: 26		R: 3 E: 1 K: 1 S: 16	H: 2 LOB: 1 BB: 1 P: 26	1B: 10 2B: 1 3B: 0 HR: 0	SF: 0 DP: 0 HBP: 0	WP: 0 PB: 0 SB: 2 CS: 0	PA: 42
PITCHER	IP	WLS	BF	H	R	ER	SO	BB	IBB	HBP	BLK	WP	HR	S	P	ERA	WHIP			ERA	WHIP		
34 Andrew Cashner, R ERA: 2.3	3.0		12	2	1	0	1	0	0	0	0	0	0	31	44	0.00	0.667			9.00	3.000		
54 Alex Torres, L ERA: 9.0	1.0	H	4	0	0	0	3	1	0	0	0	0	0	11	19	0.00	1.000						
39 Donn Roach, R ERA: 3.0	2.0	H	10	4	0	0	2	1	0	0	0	0	0	25	42	0.00	2.500						
56 Joaquin Benoit, R ERA: 9.95	1.0	H	3	0	0	0	1	0	0	0	0	0	0	8	10	0.00	0.000						
50 Nick Vincent, R ERA: 9.95	1.0		6	3	1	1	3	0	0	0	0	0	0	17	26	9.00	3.000						
5 Alexi Amarista, L OBP: 0.271, SLG: 0.370										4	1	0	0	1	0	0	Chicago Cubs @ San Diego Padres Peoria Stadium, Peoria, AZ Tue Mar 25 2014, 10:05 PM - 1:21 AM EDT Att: 5,407 - Partly Cloudy - 85 F						
12 Seth Smith, L OBP: 0.405, SLG: 0.424										4	2	2	0	1	1	1							
88 Kyle Blanks, R OBP: 0.400, SLG: 0.511										4	1	0	0	1	2	3							
21 Xavier Nady, R 94 Gabriel Quintana, R OBP: 0.188, SLG: 0.200 OBP: 0.333, SLG: 0.667										3	1	2	1	0	1	0							
44 René Rivera, R OBP: 0.343, SLG: 0.469										2	0	1	2	0	0	1							
Cory Spangenberg, L OBP: 0.397, SLG: 0.240										2	0	0	0	2	0	2							
50 Nick Vincent, R 58 Blaine Boyer, R										0	0	0	0	0	0	0							
3 Alberto Gonzalez, R 56 Joaquin Benoit, R 93 Clint Moore, R										2	0	0	0	1	1	2							
87 Travis Jankowski, L OBP: 0.286, SLG: 0.167										3	0	0	0	1	1	2							
34 Andrew Cashner, R 54 Alex Torres, L 14 Tommy Medica, R 39 Donn Roach, R 89 Albeirh Martinez, R										1	0	0	0	0	1	2							
Inning Stats	R: 0 E: 0 K: 0 S: 5	H: 1 LOB: 0 BB: 0 P: 5	R: 1 E: 1 K: 1 S: 11	H: 1 LOB: 2 BB: 2 P: 22	R: 2 E: 0 K: 0 S: 12	H: 2 LOB: 1 BB: 1 P: 26	R: 0 E: 0 K: 2 S: 9	H: 0 LOB: 0 BB: 0 P: 11	R: 0 E: 0 K: 2 S: 19	H: 1 LOB: 3 BB: 1 P: 28	R: 2 E: 1 K: 1 S: 20	H: 1 LOB: 2 BB: 2 P: 33	R: 0 E: 0 K: 0 S: 6	H: 0 LOB: 0 BB: 0 P: 10	R: 0 E: 0 K: 2 S: 8	H: 0 LOB: 0 BB: 0 P: 12	1B: 3 2B: 3 3B: 0 HR: 0	SF: 2 DP: 1 HBP: 0	WP: 0 PB: 1 SB: 1 CS: 0	PA: 40			
PITCHER	IP	WLS	BF	H	R	ER	SO	BB	IBB	HBP	BLK	WP	HR	S	P	ERA	WHIP			ERA	WHIP		
89 Carl Edwards Jr., R Zac Rosscup, L 53 Wesley Wright, L Marcus Hatley, R Jonathan Sánchez, L	2.2		14	4	3	3	1	3	0	0	0	0	0	11	15	0.00	0.000			0.00	0.000		
83 Jeff Lorick, L ERA: 10.13	1.1		4	0	0	0	2	0	0	0	0	0	0	7	14	0.00	1.000						
Armando Rivera, R ERA: 13.5	1.0		3	0	0	0	0	0	0	0	0	0	0	19	28	0.00	2.000						
96 Ryan Searle, R ERA: 13.5	1.0		3	0	0	0	2	0	0	0	0	0	0	8	12	0.00	0.000						

Batter	1	2	3	4	5	6	7	8	9	AB	R	H	RBI	BB	SO	LOB	TOP			
23 Norichika Aoki, L (1,9) 30 Jotham Chavez, R (5,9)										4	0	1	0	0	0	5	Kansas City Royals @ San Diego Padres Peoria Stadium, Peoria, AZ Wed Mar 26 2014, 3:12 PM - 5:49 PM EDT Att: 4,037 - Cloudy - 72 F			
2 Alcides Escobar, R (1,6) 11 Jack López, R (5,6)										3	0	1	1	0	0	1				
35 Eric Hosmer, L (1,3) 24 Matt Fields, R (5,3)										3	0	0	0	0	1	3				
16 Billy Butler, R (1,10) 38 Brian Fletcher, R (6,10)										3	1	1	0	0	1	1				
4 Alex Gordon, L (1,7) 31 Edinson Rincon, R (5,7)										2	1	1	1	1	0	1				
13 Salvador Perez, R (1,2) 12 Jesus Flores, R (3,2)										1	1	1	1	0	0	0				
8 Mike Moustakas, L (1,5) 6 Angel Franco, S (5,5)										2	0	1	0	1	0	0				
6 Lorenzo Cain, R (1,8) 6 Brett Eibner, R (5,8)										2	0	1	1	0	0	1				
37 Pedro Ciriaco, R (1,4) 8 Justin Trapp, R (5,4)										3	1	2	1	0	0	1				
										1	0	1	0	0	0	0				
Inning Stats	R: 0 E: 0 K: 1 S: 15	H: 1 LOB: 0 BB: 0 P: 23	R: 3 E: 0 K: 0 S: 20	H: 5 LOB: 2 BB: 0 P: 30	R: 2 E: 0 K: 1 S: 13	H: 1 LOB: 2 BB: 1 P: 21	R: 0 E: 0 K: 0 S: 6	H: 1 LOB: 1 BB: 0 P: 10	R: 0 E: 0 K: 1 S: 13	H: 2 LOB: 2 BB: 1 P: 18	R: 0 E: 0 K: 2 S: 10	H: 1 LOB: 1 BB: 0 P: 12	R: 0 E: 0 K: 3 S: 12	H: 1 LOB: 1 BB: 0 P: 18	R: 0 E: 0 K: 0 S: 8	H: 1 LOB: 0 BB: 0 P: 12	1B: 11 2B: 1 3B: 0 HR: 2	SF: 1 SAC: 0 DP: 2 HBP: 1	WP: 1 PB: 1 SB: 0 CS: 0	PA: 44
PITCHER	IP WLS BF H R ER SO BB IBB HBP BLK WP HR S P ERA WHIP																ERA WHIP			
22 Ian Kennedy, R (1,1) ERA: 6.33	2.0 W 12 6 3 3 1 0 0 0 0 0 2 35 53 13.50 3.000																			
95 Johnny Barbato, R (3,1) ERA:	2.0 S 12 2 2 0 1 2 0 1 0 1 0 19 34 0.00 2.000																			
41 Robbie Erlin, L (5,1) ERA: 1.46	5.0 S 20 6 0 0 6 1 0 0 0 0 0 0 49 70 0.00 1.400																			

AB	39
R	5
H	14
RBI	5
BB	3
SO	8
LOB	26



Batter	1	2	3	4	5	6	7	8	9	AB	R	H	RBI	BB	SO	LOB	BOTTOM			
2 Everth Cabrera, S (1,6) 92 Rey Bruguera, S (8,6)										2	1	1	1	2	0	0	Kansas City Royals @ San Diego Padres Peoria Stadium, Peoria, AZ Wed Mar 26 2014, 3:12 PM - 5:49 PM EDT Att: 4,037 - Cloudy - 72 F			
25 Will Venable, L (1,9) 89 Casey McElroy, L (8,4)										4	1	1	0	0	0	2				
Chase Headley, S (1,5) 87 Mason Smith, R (8,9)										4	0	0	1	0	2	1				
9 Jedd Gyorko, R (1,4) 3 Alberto Gonzalez, R (8,5)										3	1	1	1	0	0	0				
23 Yonder Alonso, L (1,3) 93 Chase Jensen, R (9,3)										4	2	3	1	0	0	0				
14 Tommy Medica, R (1,7)										2	1	0	0	0	1	1				
5 Alexi Amarista, L (1,8) 21 Xavier Nady, R (6,PH) 44 René Rivera, R (7,2)										2	1	1	1	0	0	0				
4 Nick Hundley, R (1,2) 91 Ronnie Richardson, R (7,8)										2	1	1	1	1	0	0				
22 Ian Kennedy, R (1,1) 95 Johnny Barbato, R (3,1) 41 Robbie Erlin, R (5,1)										0	0	0	1	0	0	0				
										1	0	0	0	0	0	1				
Inning Stats	R: 7 E: 0 K: 0 S: 14	H: 6 LOB: 1 BB: 1 P: 25	R: 0 E: 0 K: 1 S: 10	H: 1 LOB: 1 BB: 0 P: 14	R: 0 E: 0 K: 0 S: 5	H: 0 LOB: 0 BB: 1 P: 10	R: 0 E: 0 K: 1 S: 8	H: 0 LOB: 0 BB: 0 P: 11	R: 0 E: 0 K: 0 S: 5	H: 0 LOB: 0 BB: 0 P: 7	R: 0 E: 0 K: 0 S: 7	H: 0 LOB: 0 BB: 0 P: 13	R: 0 E: 0 K: 1 S: 14	H: 0 LOB: 0 BB: 1 P: 22	R: 2 E: 0 K: 0 S: 11	H: 2 LOB: 1 BB: 1 P: 19	1B: 7 2B: 2 3B: 0 HR: 0	SF: 0 SAC: 1 DP: 2 HBP: 2	WP: 0 PB: 0 SB: 0 CS: 1	PA: 36
PITCHER	IP WLS BF H R ER SO BB IBB HBP BLK WP HR S P ERA WHIP																ERA WHIP			
33 James Shields, R (1,1) ERA: 4.74	4.0 L 21 7 7 7 2 0 0 0 0 0 0 0 5 7 0.00 0.000																			
43 Aaron Crow, R (5,1) ERA: 2.79	1.0 3 0 0 0 0 0 0 0 0 0 0 0 5 7 0.00 0.000																			
55 Tim Collins, L (6,1) ERA: 5.87	1.0 3 0 0 0 0 0 0 0 0 0 0 0 7 13 0.00 0.000																			
40 Kelvin Herrera, R (7,1) ERA: 4.66	1.0 3 0 0 0 1 1 0 0 0 0 0 0 14 22 0.00 1.000																			
46 Andrew Triggs, R (8,1) ERA: 18.0	1.0 6 2 2 2 0 1 0 1 0 0 0 0 11 19 18.00 3.000																			

AB	29
R	9
H	9
RBI	8
BB	4
SO	3
LOB	8



Batter	1	2	3	4	5	6	7	8	9	AB	R	H	RBI	BB	SO	LOB	TOP																					
13 Adrián Cabrera, S OBP: 0.438, SLG: 0.518 84 Romy Rodríguez, R OBP: 0.125, SLG: 0.125	G1-3		F7				P6		G1-4-3	3	0	1	0	0	0	1	Cleveland Indians @ San Diego Padres Fowler Park and Cunningham Field, San Diego, CA Sat Mar 29 2014, 4:12 PM - 6:54 PM EDT Att: 2,648 - Sunny - 70 F																					
33 Nick Swisher, S OBP: 0.406, SLG: 0.500 91 Jerrod Sabourin, L OBP: 0.286, SLG: 0.571	G1-3			K		G4-6-3		L7		2	0	0	0	0	1	0																						
22 Jason Kipnis, L OBP: 0.346, SLG: 0.554 76 Ryan Rohlinger, R OBP: 0.397, SLG: 0.423	K			HR		41 BB 26 HR		L5		2	1	1	1	0	1	0																						
41 Carlos Santana, S OBP: 0.324, SLG: 0.373 James Roberts, R OBP: 0.500, SLG: 0.500		9 G4-6-3 BB		9 G6-3 BB		26 HR BB		26 HR 1B		0	0	0	0	3	0	0																						
9 Ryan Raburn, R OBP: 0.395, SLG: 0.676 26 Matt Carson, R OBP: 0.360, SLG: 0.545	G4-6-3		G6-3							2	0	0	0	0	0	2																						
23 Michael Brantley, L OBP: 0.552, SLG: 0.740 6 Nyjer Morgan, L OBP: 0.333, SLG: 0.292	G4-3				G3	F9			S 1B BB	2	0	0	0	0	0	0																						
10 Yan Gomes, R OBP: 0.300, SLG: 0.446 Tony Wolters, L OBP: 0.583, SLG: 0.556			7 G4-3 BB		F9				1B 1B	1	0	0	0	1	0	0																						
7 David Murphy, L OBP: 0.267, SLG: 0.315 30 Elliot Johnson, S OBP: 0.397, SLG: 0.586			G4-3		G3-1		K	F9		2	0	0	0	0	0	1																						
8 Lonnie Chisenhall, L OBP: 0.386, SLG: 0.532			L8			13 1B 91 G4-6-3 BB	P4		F8	3	1	0	0	1	0	2																						
Inning Stats	R: 0 E: 0 K: 1 S: 5	H: 0 LOB: 0 BB: 0 P: 5	R: 0 E: 0 K: 0 S: 2	H: 0 LOB: 0 BB: 1 P: 6	R: 0 E: 0 K: 0 S: 3	H: 0 LOB: 1 BB: 1 P: 7	R: 1 E: 0 K: 1 S: 5	H: 1 LOB: 0 BB: 1 P: 9	R: 0 E: 0 K: 0 S: 3	H: 0 LOB: 0 BB: 0 P: 3	R: 4 E: 0 K: 0 S: 5	H: 3 LOB: 1 BB: 2 P: 13	R: 0 E: 0 K: 1 S: 6	H: 1 LOB: 1 BB: 0 P: 6	R: 3 E: 0 K: 0 S: 6	H: 3 LOB: 1 BB: 1 P: 11		R: 0 E: 0 K: 1 S: 6	H: 1 LOB: 1 BB: 0 P: 6	1B: 5 2B: 1 3B: 0 HR: 3	SF: 0 SAC: 0 DP: 3 HBP: 0	WP: 0 PB: 0 SB: 1 CS: 0	PA: 39															
PITCHER	IP	WLS	BF	H	R	ER	SO	BB	IBB	HBP	BLK	WP	HR	S	P	ERA	WHIP	PITCHER				IP	WLS	BF	H	R	ER	SO	BB	IBB	HBP	BLK	WP	HR	S	P	ERA	WHIP
53 Eric Stults, L ERA: 4.71	4.0	W	14	1	1	1	2	3	0	0	0	0	1	15	27	2.25	1.000					4.0	W	14	1	1	1	2	3	0	0	0	0	1	14	27	2.25	1.000
66 Joe Ross, R ERA: 7.5	3.0	H	14	4	4	4	1	2	0	0	0	0	1	4	22	12.00	2.000					3.0	H	14	4	4	4	1	2	0	0	0	1	4	22	12.00	2.000	
96 Jorge Reyes, R ERA: 40.5	0.2		5	2	3	3	0	1	0	0	0	0	1	4	8	40.50	4.500					0.2		5	2	3	3	0	1	0	0	0	1	4	8	40.50	4.500	
Anthony Carter, R ERA: 12.6	0.1	H	2	1	0	0	0	0	0	0	0	0	0	2	3	0.00	3.000					0.1	H	2	1	0	0	0	0	0	0	2	3	0.00	3.000			
Dennis O'Grady, R ERA: 6.35	1.0	S	4	1	0	0	1	0	0	0	0	0	0	6	6	0.00	1.000					1.0	S	4	1	0	0	1	0	0	0	0	6	6	0.00	1.000		
Batter	1	2	3	4	5	6	7	8	9	AB <th>R</th> <th>H</th> <th>RBI</th> <th>BB</th> <th>SO</th> <th>LOB</th> <th>BOTTOM</th>	R	H	RBI	BB	SO	LOB	BOTTOM																					
2 Everth Cabrera, S OBP: 0.362, SLG: 0.377 5 Alexi Amarista, L OBP: 0.259, SLG: 0.346	G4-3		13 E 23 BB 2B	F8		G4-3		G3		3	1	1	0	0	0	0	Cleveland Indians @ San Diego Padres Fowler Park and Cunningham Field, San Diego, CA Sat Mar 29 2014, 4:12 PM - 6:54 PM EDT Att: 2,648 - Sunny - 70 F																					
13 Chris Denorfia, R OBP: 0.250, SLG: 0.206 Jace Peterson, L OBP: 0.278, SLG: 0.258			E3 23 BB 2B	G4-3		K				3	1	1	0	0	0	2																						
Chase Headley, S OBP: 0.293, SLG: 0.478 94 Gabriel Quintana, R OBP: 0.500, SLG: 0.667	F7		23 BB 2B			HR				2	2	1	2	1	0	1																						
9 Jedd Gyorko, R OBP: 0.252, SLG: 0.426 3 Alberto Gonzalez, R OBP: 0.222, SLG: 0.212	P2		23 BB 2B			K				3	0	0	0	0	2	4																						
23 Yonder Alonso, L OBP: 0.463, SLG: 0.712 8 Yasmani Grandal, S OBP: 0.471, SLG: 0.438		F8		G4-3						3	1	1	3	0	0	0																						
21 Xavier Nady, R OBP: 0.377, SLG: 0.588 92 Hunter Renfroe, R (7, PH)			21 1B 2B							1	0	1	0	0	0	0																						
14 Tommy Medica, R OBP: 0.397, SLG: 0.544 89 Alberth Martinez, R			2B							3	0	2	1	0	1	0																						
12 Seth Smith, L OBP: 0.386, SLG: 0.475	G4-3		G4-3							4	1	1	2	0	1	2																						
4 Nick Hundley, R OBP: 0.444, SLG: 0.625			13 E 2 BB							3	1	2	0	1	1	0																						
Inning Stats	R: 0 E: 0 K: 0 S: 4	H: 1 LOB: 1 BB: 0 P: 4	R: 0 E: 0 K: 1 S: 6	H: 1 LOB: 1 BB: 0 P: 6	R: 5 E: 1 K: 2 S: 11	H: 3 LOB: 1 BB: 2 P: 19	R: 0 E: 0 K: 0 S: 3	H: 1 LOB: 0 BB: 0 P: 3	R: 1 E: 0 K: 2 S: 8	H: 1 LOB: 0 BB: 0 P: 8	R: 2 E: 0 K: 2 S: 8	H: 1 LOB: 0 BB: 1 P: 12	R: 1 E: 0 K: 1 S: 7	H: 3 LOB: 1 BB: 0 P: 7	R: 0 E: 0 K: 1 S: 6	H: 1 LOB: 2 BB: 1 P: 10		1B: 8 2B: 2 3B: 0 HR: 2	SF: 0 SAC: 0 DP: 1 HBP: 0	WP: 0 PB: 0 SB: 0 CS: 0	PA: 39																	
PITCHER	IP	WLS	BF	H	R	ER	SO	BB	IBB	HBP	BLK	WP	HR	S	P	ERA	WHIP	PITCHER				IP	WLS	BF	H	R	ER	SO	BB	IBB	HBP	BLK	WP	HR	S	P	ERA	WHIP
31 Danny Salazar, R ERA: 5.23	5.0	L	24	7	6	5	5	2	0	0	0	0	1	32	40	9.00	1.800					5.0	L	24	7	6	5	5	2	0	0	0	1	32	40	9.00	1.800	
52 Vinnie Pestano, R ERA: 9.0	0.2		4	1	2	2	1	1	0	0	0	0	1	5	9	27.00	3.000					0.2		4	1	2	2	1	1	0	0	0	1	5	9	27.00	3.000	
35 Marc Rzepczynski, L ERA: 1.13	0.1		1	0	0	0	1	0	0	0	0	0	0	3	3	0.00	0.000					0.1		1	0	0	0	1	0	0	0	0	3	3	0.00	0.000		
48 Scott Atchison, R ERA: 2.7	1.0		5	3	1	1	1	0	0	0	0	0	0	7	7	9.00	3.000					1.0		5	3	1	1	1	0	0	0	0	7	7	9.00	3.000		
37 Cady Allen, R ERA: 2.57	0.1		2	1	0	0	1	0	0	0	0	0	0	4	4	0.00	3.000					0.1		2	1	0	0	1	0	0	0	0	4	4	0.00	3.000		

Batter	1	2	3	4	5	6	7	8	9	AB	R	H	RBI	BB	SO	LOB	TOP										
3 Carl Crawford, L OBP: 0.250, SLG: 0.250										4	0	1	1	0	3	1	Los Angeles Dodgers @ San Diego Padres Petco Park, San Diego, CA Sun Mar 30 2014, 5:15 PM - 8:02 PM PDT Att: 45,567 - Clear - 67 F										
66 Yasiel Puig, R OBP: 0.333, SLG: 0.308										3	0	0	0	1	1	0											
13 Hanley Ramirez, R OBP: 0.231, SLG: 0.091										4	0	0	0	0	0	3											
23 Adrián González, L OBP: 0.308, SLG: 0.222										4	0	0	0	0	1	0											
16 Andre Ethier, L OBP: 0.231, SLG: 0.167										4	0	0	0	0	2	0											
5 Juan Uribe, R OBP: 0.308, SLG: 0.385										4	0	1	0	0	1	0											
17 A.J. Ellis, R OBP: 0.462, SLG: 0.222										3	0	2	0	1	0	0											
9 Dee Strange-Gordon, L OBP: 0.556, SLG: 0.667										2	1	0	0	1	0	3											
99 Hyun Jin Ryu, R OBP: 0.200, SLG: 0.200										3	0	0	0	0	1	3											
0 Brian Wilson, R (8, 1)										0	0	0	0	0	0	0											
54 Chris Perez, R (8, 1)										0	0	0	0	0	0	0											
75 Paco Rodríguez, L (8, 1)										0	0	0	0	0	0	0											
Inning Stats	R: 0 H: 0 E: 0 K: 2 S: 8	H: 0 LOB: 0 BB: 0 P: 13	R: 0 H: 2 E: 0 K: 1 S: 17	H: 2 LOB: 2 BB: 0 P: 25	R: 0 H: 0 E: 0 K: 1 S: 14	H: 0 LOB: 0 BB: 0 P: 19	R: 0 H: 0 E: 0 K: 0 S: 6	H: 0 LOB: 0 BB: 0 P: 7	R: 1 H: 2 E: 0 K: 0 S: 15	H: 2 LOB: 3 BB: 2 P: 25	R: 0 H: 0 E: 0 K: 1 S: 7	H: 0 LOB: 0 BB: 0 P: 7	R: 0 H: 0 E: 0 K: 2 S: 10	H: 0 LOB: 1 BB: 1 P: 15	R: 0 H: 0 E: 0 K: 1 S: 7	H: 0 LOB: 0 BB: 0 P: 11	R: 0 H: 0 E: 0 K: 1 S: 9	H: 0 LOB: 0 BB: 0 P: 11	1B: 4 2B: 0 3B: 0 HR: 0	SF: 0 SAC: 0 DP: 0 HBP: 0	WP: 1 PB: 0 SB: 0 CS: 0	PA: 34					
PITCHER	IP	WLS	BF	H	R	ER	SO	BB	IBB	HBP	BLK	WP	HR	S	P	ERA	WHIP										
34 Andrew Cashner, R ERA: 1.5	6.0		24	4	1	1	5	2	0	0	0	0	0	67	96	1.50	1.000										
50 Nick Vincent, R ERA:	0.2		3	0	0	0	1	1	0	0	0	0	0	7	11	0.00	1.500										
54 Alex Torres, L ERA:	0.1		1	0	0	0	1	0	0	0	0	0	1	3	4	0.00	0.000										
33 Dale Thayer, R ERA:	1.0	W	3	0	0	0	1	0	0	0	0	0	0	7	11	0.00	0.000										
16 Huston Street, R ERA:	1.0	S	3	0	0	0	1	0	0	0	0	0	0	9	11	0.00	0.000										

AB	31
R	1
H	4
RBI	1
BB	3
SO	9
LOB	10



Batter	1	2	3	4	5	6	7	8	9	AB	R	H	RBI	BB	SO	LOB	BOTTOM										
2 Everth Cabrera, S (1, 6)										2	1	0	0	1	2	2	Los Angeles Dodgers @ San Diego Padres Petco Park, San Diego, CA Sun Mar 30 2014, 5:15 PM - 8:02 PM PDT Att: 45,567 - Clear - 67 F										
13 Chris Denorria, R OBP: 0.500, SLG: 0.500										4	0	2	2	0	0	0											
Chase Headley, S (1, 5)										4	0	0	0	0	2	3											
9 Jedd Gyorko, R (1, 4)										3	0	0	0	1	2	2											
23 Yonder Alonso, L (1, 3)										4	0	0	0	0	2	5											
14 Tommy Medica, R OBP: 0.500, SLG: 0.333										3	0	1	0	1	1	2											
16 Huston Street, R (9, 1)										0	0	0	0	0	0	0											
25 Will Venable, L OBP: 0.333, SLG: 0.333										3	0	1	0	0	0	1											
44 René Rivera, R (1, 2)										2	0	0	0	0	1	2											
12 Seth Smith, L OBP: 1.000, SLG: 4.000										1	1	1	1	0	0	0											
5 Alex Amarista, L (9, 8)										0	0	0	0	0	0	0											
34 Andrew Cashner, R (1, 1)										1	0	0	0	0	0	0											
50 Nick Vincent, R (7, 1)										0	0	0	0	0	0	0											
54 Alex Torres, L (7, 1)										0	0	0	0	0	0	0											
33 Dale Thayer, R (8, 1)										0	0	0	0	0	0	0											
8 Yasmani Grandal, S (8, PH)										0	1	0	0	0	0	0											
Inning Stats	R: 0 H: 1 E: 0 K: 1 S: 10	H: 2 LOB: 2 BB: 2 P: 21	R: 0 H: 2 E: 0 K: 1 S: 8	H: 2 LOB: 0 BB: 0 P: 11	R: 0 H: 0 E: 0 K: 0 S: 7	H: 0 LOB: 0 BB: 0 P: 10	R: 0 H: 0 E: 0 K: 1 S: 9	H: 0 LOB: 0 BB: 0 P: 12	R: 0 H: 0 E: 0 K: 2 S: 9	H: 0 LOB: 0 BB: 0 P: 13	R: 0 H: 0 E: 0 K: 2 S: 9	H: 0 LOB: 0 BB: 0 P: 15	R: 0 H: 0 E: 0 K: 0 S: 2	R: 0 H: 0 E: 0 K: 2 S: 6	R: 3 H: 2 E: 2 K: 3 S: 22	H: 2 LOB: 2 BB: 1 P: 37	1B: 4 2B: 0 3B: 0 HR: 1	SF: 0 SAC: 2 DP: 2 HBP: 0	WP: 0 PB: 0 SB: 1 CS: 0	PA: 33							
PITCHER	IP	WLS	BF	H	R	ER	SO	BB	IBB	HBP	BLK	WP	HR	S	P	ERA	WHIP										
99 Hyun Jin Ryu, L ERA:	7.0		25	3	0	0	7	3	0	0	0	0	0	54	88	0.00	0.857										
0 Brian Wilson, R ERA: 18.0	0.0	L	5	2	3	2	0	1	0	0	0	0	1	12	25	∞	∞										
54 Chris Perez, R ERA:	0.1		1	0	0	0	1	0	0	0	0	0	0	3	4	0.00	0.000										
75 Paco Rodríguez, L (8, 1)	0.2		2	0	0	0	2	0	0	0	0	0	0	7	8	0.00	0.000										

AB	27
R	3
H	5
RBI	3
BB	4
SO	10
LOB	17



Batter	1	2	3	4	5	6	7	8	9	AB	R	H	RBI	BB	SO	LOB	TOP					
2 Everth Cabrera, S (1,6) OBP: 0.313, SLG: 0.333										5	0	1	0	0	0	6						
25 Will Venable, L (1,8) OBP: 0.200, SLG: 0.200										4	0	0	0	0	1	2						
Chase Headley, S (1,5) OBP: 0.063, SLG: 0.063										4	0	0	0	0	1	1						
12 Seth Smith, L (1,7) OBP: 0.417, SLG: 0.900										3	1	0	0	1	0	1						
23 Yonder Alonso, L (1,3) OBP: 0.188, SLG: 0.250										4	1	1	1	0	0	0						
9 Jedd Gyorko, R (1,4) OBP: 0.250, SLG: 0.143										4	0	2	1	0	0	0						
13 Chris Denorfia, R (1,9) OBP: 0.286, SLG: 0.231										3	0	1	0	1	0	1						
8 Yasmani Grandal, S (1,2) OBP: 0.778, SLG: 0.500										2	0	2	0	2	0	0						
53 Eric Stults, L (1,1) 14 Tommy Medica, R (5,PH) 39 Donn Roach, R (5,1) 21 Xavier Nady, R (7,PH) 54 Alex Torres, L (7,1) 50 Nick Vincent, R (8,1) 4 Nick Hundley, R (9,PH)										1	0	0	0	0	0	1						
Inning Stats	R: 0 E: 0 K: 1 S: 14	H: 1 LOB: 1 BB: 0 P: 17	R: 0 E: 0 K: 0 S: 5	H: 0 LOB: 0 BB: 0 P: 9	R: 0 E: 0 K: 0 S: 8	H: 1 LOB: 0 BB: 0 P: 11	R: 0 E: 0 K: 0 S: 5	H: 0 LOB: 0 BB: 0 P: 7	R: 0 E: 0 K: 0 S: 12	H: 3 LOB: 3 BB: 0 P: 21	R: 2 E: 0 K: 0 S: 12	H: 2 LOB: 1 BB: 1 P: 24	R: 0 E: 0 K: 2 S: 10	H: 0 LOB: 1 BB: 1 P: 17	R: 0 E: 0 K: 0 S: 3	H: 0 LOB: 2 BB: 2 P: 6	R: 0 E: 0 K: 0 S: 7	H: 0 LOB: 2 BB: 2 P: 16	1B: 6 2B: 1 3B: 0 HR: 0	SF: 0 SAC: 0 DP: 1 HBP: 0	WP: 0 PB: 0 SB: 0 CS: 0	PA: 37
PITCHER	IP WLS BF H R ER SO BB IBB HBP BLK WP HR S P ERA WHIP																					
34 Tom Koehler, R (1,1) ERA: 3.0	6.0 W 25 7 2 2 1 1 0 0 0 0 0 56 89 3.00 1.333																					
52 Brad Hand, L (7,1) ERA:	3.0 S 12 0 0 0 2 3 0 0 0 0 0 20 39 0.00 1.000																					

San Diego Padres @ Miami Marlins
Marlins Park, Miami, FL
Fri Apr 04 2014, 7:12 PM - 9:49 PM EDT
Att: 17,783 - Partly Cloudy - 78 F

AB	33
R	2
H	7
RBI	2
BB	4
SO	3
LOB	18



Batter	1	2	3	4	5	6	7	8	9	AB	R	H	RBI	BB	SO	LOB	BOTTOM			
3 Adeiny Hechavarria, R (1,6) OBP: 0.550, SLG: 0.684										5	2	4	0	0	0	0				
10 Jeff Baker, R (1,4) OBP: 0.368, SLG: 0.154										3	2	1	0	2	0	2				
27 Giancarlo Stanton, R (1,9) OBP: 0.435, SLG: 0.750										4	1	1	2	1	1	4				
9 Casey McGehee, R (1,5) OBP: 0.545, SLG: 0.750										3	1	1	2	1	0	2				
46 Garrett Jones, L (1,3) OBP: 0.318, SLG: 0.300										4	2	2	1	0	1	0				
39 Jarrod Saltalamacchia, R (1,2) OBP: 0.313, SLG: 0.438										4	0	3	2	0	1	0				
13 Marcell Ozuna, R (1,8) OBP: 0.368, SLG: 0.579										4	0	0	1	0	0	3				
5 Reed Johnson, R (1,7) OBP: 0.333, SLG: 0.500										4	0	1	0	0	0	2				
34 Tom Koehler, R (1,1) 17 Donovan Solano, R (6,PH) 52 Brad Hand, L (7,1)										2	0	0	0	0	1	1				
Inning Stats	R: 2 E: 0 K: 1 S: 15	H: 2 LOB: 0 BB: 0 P: 19	R: 0 E: 0 K: 2 S: 14	H: 1 LOB: 1 BB: 0 P: 18	R: 3 E: 0 K: 0 S: 10	H: 3 LOB: 1 BB: 1 P: 19	R: 0 E: 0 K: 0 S: 9	H: 1 LOB: 1 BB: 0 P: 12	R: 2 E: 0 K: 0 S: 13	H: 2 LOB: 1 BB: 1 P: 21	R: 0 E: 0 K: 1 S: 17	H: 1 LOB: 2 BB: 1 P: 24	R: 0 E: 0 K: 0 S: 8	H: 1 LOB: 1 BB: 0 P: 9	R: 1 E: 0 K: 1 S: 7	H: 2 LOB: 2 BB: 1 P: 16	1B: 9 2B: 3 3B: 0 HR: 1	SF: 1 SAC: 0 DP: 0 HBP: 0	WP: 1 PB: 0 SB: 1 CS: 0	PA: 40
PITCHER	IP WLS BF H R ER SO BB IBB HBP BLK WP HR S P ERA WHIP																			
53 Eric Stults, L (1,1) ERA: 11.25	4.0 L 20 3 2 2 1 2 0 0 0 0 1 0 30 45 9.00 2.500																			
39 Donn Roach, R (5,1) ERA: 8.1	2.0 11 3 2 2 1 2 0 0 0 0 1 0 30 45 9.00 2.500																			
54 Alex Torres, L (7,1) ERA:	1.0 4 1 0 0 0 0 0 0 0 0 0 0 8 9 0.00 1.000																			
50 Nick Vincent, R (8,1) ERA: 3.86	1.0 5 2 1 1 1 1 0 0 0 0 0 0 7 16 9.00 3.000																			

San Diego Padres @ Miami Marlins
Marlins Park, Miami, FL
Fri Apr 04 2014, 7:12 PM - 9:49 PM EDT
Att: 17,783 - Partly Cloudy - 78 F

AB	35
R	8
H	13
RBI	8
BB	4
SO	5
LOB	14



Batter	1	2	3	4	5	6	7	8	9	AB	R	H	RBI	BB	SO	LOB	TOP				
2 Everth Cabrera, S OBP: 0.350, SLG: 0.368										4	0	2	0	0	2	1	San Diego Padres @ Miami Marlins Marlins Park, Miami, FL Sat Apr 05 2014, 7:11 PM - 9:59 PM EDT Att: 35,188 - Partly Cloudy - 77 F				
25 Will Venable, L OBP: 0.222, SLG: 0.176										2	0	0	0	1	1	0					
13 Chris Denorfia, R OBP: 0.267, SLG: 0.214										1	0	0	0	0	0	1					
Chase Headley, S OBP: 0.150, SLG: 0.105										3	0	1	0	1	1	1					
12 Seth Smith, L OBP: 0.313, SLG: 0.643										4	0	0	0	0	0	4					
23 Yonder Alonso, L OBP: 0.200, SLG: 0.300										4	0	1	0	0	1	0					
9 Jedd Gorfok, R OBP: 0.200, SLG: 0.111										4	0	0	0	0	1	1					
5 Alexi Amarista, L OBP: 0.150, SLG: 0.105										3	0	0	0	1	1	0					
44 René Rivera, R OBP: 0.176, SLG: 0.166										2	0	0	0	0	1	1					
34 Andrew Cashner, R OBP: 0.500, SLG: 0.667										2	0	0	0	0	1	0					
4 Nick Hundley, R OBP: 0.500, SLG: 0.667										1	0	1	0	0	0	0					
Inning Stats	R: 0 H: 1 E: 0 K: 1 S: 11	H: 1 LOB: 1 BB: 0 P: 19	R: 0 H: 0 E: 1 K: 3 S: 13	H: 0 LOB: 1 BB: 0 P: 16	R: 0 H: 1 E: 0 K: 1 S: 10	H: 2 LOB: 2 BB: 2 P: 21	R: 0 H: 0 E: 0 K: 0 S: 7	H: 0 LOB: 0 BB: 0 P: 8	R: 0 H: 1 E: 0 K: 2 S: 9	H: 0 LOB: 0 BB: 0 P: 14	R: 0 H: 0 E: 0 K: 2 S: 16	H: 0 LOB: 1 BB: 0 P: 21	R: 0 H: 1 E: 0 K: 1 S: 11	H: 1 LOB: 2 BB: 1 P: 20	R: 0 H: 1 E: 0 K: 0 S: 13	H: 1 LOB: 2 BB: 1 P: 20	1B: 4 2B: 1 3B: 0 HR: 0	SF: 0 SAC: 0 DP: 1 HBP: 0	WP: 2 PB: 0 SB: 2 CS: 1	PA: 36	
PITCHER	IP WLS BF H R ER SO BB IBB HBP BLK WP HR S P ERA WHIP	IP WLS BF H R ER SO BB IBB HBP BLK WP HR S P ERA WHIP	IP WLS BF H R ER SO BB IBB HBP BLK WP HR S P ERA WHIP	IP WLS BF H R ER SO BB IBB HBP BLK WP HR S P ERA WHIP	IP WLS BF H R ER SO BB IBB HBP BLK WP HR S P ERA WHIP	IP WLS BF H R ER SO BB IBB HBP BLK WP HR S P ERA WHIP	IP WLS BF H R ER SO BB IBB HBP BLK WP HR S P ERA WHIP	IP WLS BF H R ER SO BB IBB HBP BLK WP HR S P ERA WHIP	IP WLS BF H R ER SO BB IBB HBP BLK WP HR S P ERA WHIP	IP WLS BF H R ER SO BB IBB HBP BLK WP HR S P ERA WHIP	IP WLS BF H R ER SO BB IBB HBP BLK WP HR S P ERA WHIP	IP WLS BF H R ER SO BB IBB HBP BLK WP HR S P ERA WHIP	IP WLS BF H R ER SO BB IBB HBP BLK WP HR S P ERA WHIP	IP WLS BF H R ER SO BB IBB HBP BLK WP HR S P ERA WHIP	IP WLS BF H R ER SO BB IBB HBP BLK WP HR S P ERA WHIP	IP WLS BF H R ER SO BB IBB HBP BLK WP HR S P ERA WHIP	IP WLS BF H R ER SO BB IBB HBP BLK WP HR S P ERA WHIP	IP WLS BF H R ER SO BB IBB HBP BLK WP HR S P ERA WHIP	IP WLS BF H R ER SO BB IBB HBP BLK WP HR S P ERA WHIP	IP WLS BF H R ER SO BB IBB HBP BLK WP HR S P ERA WHIP	IP WLS BF H R ER SO BB IBB HBP BLK WP HR S P ERA WHIP

Batter	1	2	3	4	5	6	7	8	9	AB	R	H	RBI	BB	SO	LOB	BOTTOM				
3 Adeiny Hechavarria, R OBP: 0.440, SLG: 0.542										5	0	0	0	0	0	3	San Diego Padres @ Miami Marlins Marlins Park, Miami, FL Sat Apr 05 2014, 7:11 PM - 9:59 PM EDT Att: 35,188 - Partly Cloudy - 77 F				
21 Christian Yelich, L OBP: 0.250, SLG: 0.261										4	1	2	1	1	2	0					
27 Giancarlo Stanton, R OBP: 0.429, SLG: 0.720										5	0	2	2	0	1	2					
46 Garrett Jones, L OBP: 0.346, SLG: 0.273										2	1	0	0	2	1	2					
9 Casey McGehee, R OBP: 0.538, SLG: 0.750										4	0	2	0	0	1	2					
39 Jarrod Saltalamacchia, R OBP: 0.300, SLG: 0.450										4	1	1	0	0	1	3					
32 Derek Dietrich, L OBP: 0.667, SLG: 0.667										3	1	2	1	1	1	1					
13 Marcell Ozuna, R OBP: 0.391, SLG: 0.545										3	0	1	0	1	0	3					
16 José Fernández, R OBP: 0.333, SLG: 0.333										2	1	0	0	0	1	1					
44 AJ Ramos, R OBP: 0.333, SLG: 0.333										0	0	0	0	0	0	0					
Inning Stats	R: 0 H: 0 E: 0 K: 1 S: 7	H: 1 LOB: 1 BB: 0 P: 9	R: 0 H: 1 E: 0 K: 3 S: 12	H: 1 LOB: 1 BB: 0 P: 16	R: 1 H: 2 E: 0 K: 0 S: 15	H: 2 LOB: 1 BB: 1 P: 27	R: 0 H: 0 E: 0 K: 0 S: 8	H: 0 LOB: 1 BB: 1 P: 14	R: 0 H: 2 E: 0 K: 2 S: 11	H: 0 LOB: 0 BB: 0 P: 16	R: 1 H: 2 E: 0 K: 0 S: 16	H: 2 LOB: 2 BB: 1 P: 22	R: 1 H: 2 E: 0 K: 1 S: 13	H: 2 LOB: 2 BB: 1 P: 23	R: 2 H: 3 E: 0 K: 1 S: 17	H: 3 LOB: 2 BB: 1 P: 26	1B: 7 2B: 3 3B: 0 HR: 0	SF: 1 SAC: 0 DP: 0 HBP: 0	WP: 0 PB: 1 SB: 0 CS: 0	PA: 39	
PITCHER	IP WLS BF H R ER SO BB IBB HBP BLK WP HR S P ERA WHIP	IP WLS BF H R ER SO BB IBB HBP BLK WP HR S P ERA WHIP	IP WLS BF H R ER SO BB IBB HBP BLK WP HR S P ERA WHIP	IP WLS BF H R ER SO BB IBB HBP BLK WP HR S P ERA WHIP	IP WLS BF H R ER SO BB IBB HBP BLK WP HR S P ERA WHIP	IP WLS BF H R ER SO BB IBB HBP BLK WP HR S P ERA WHIP	IP WLS BF H R ER SO BB IBB HBP BLK WP HR S P ERA WHIP	IP WLS BF H R ER SO BB IBB HBP BLK WP HR S P ERA WHIP	IP WLS BF H R ER SO BB IBB HBP BLK WP HR S P ERA WHIP	IP WLS BF H R ER SO BB IBB HBP BLK WP HR S P ERA WHIP	IP WLS BF H R ER SO BB IBB HBP BLK WP HR S P ERA WHIP	IP WLS BF H R ER SO BB IBB HBP BLK WP HR S P ERA WHIP	IP WLS BF H R ER SO BB IBB HBP BLK WP HR S P ERA WHIP	IP WLS BF H R ER SO BB IBB HBP BLK WP HR S P ERA WHIP	IP WLS BF H R ER SO BB IBB HBP BLK WP HR S P ERA WHIP	IP WLS BF H R ER SO BB IBB HBP BLK WP HR S P ERA WHIP	IP WLS BF H R ER SO BB IBB HBP BLK WP HR S P ERA WHIP	IP WLS BF H R ER SO BB IBB HBP BLK WP HR S P ERA WHIP	IP WLS BF H R ER SO BB IBB HBP BLK WP HR S P ERA WHIP	IP WLS BF H R ER SO BB IBB HBP BLK WP HR S P ERA WHIP	IP WLS BF H R ER SO BB IBB HBP BLK WP HR S P ERA WHIP

AB	32
R	0
H	5
RBI	0
BB	3
SO	10
LOB	12



AB	33
R	5
H	10
RBI	5
BB	5
SO	8
LOB	17



Batter	1	2	3	4	5	6	7	8	9	AB	R	H	RBI	BB	SO	LOB	TOP										
2 Everth Cabrera, S OBP: 0.333, SLG: 0.438										4	0	1	0	0	3	1	San Diego Padres @ Cleveland Indians Progressive Field, Cleveland, OH Wed Apr 09 2014, 12:07 PM - 2:42 PM EDT Sunny - 40 F										
12 Seth Smith, L OBP: 0.308, SLG: 0.522										4	0	1	0	0	1	3											
23 Yonder Alonso, L OBP: 0.182, SLG: 0.250										4	0	1	0	0	0	1											
8 Yasmani Grandal, S OBP: 0.522, SLG: 0.444										4	0	0	0	0	2	2											
9 Jedd Gyorko, R OBP: 0.250, SLG: 0.179										3	0	0	0	1	0	0											
25 Will Venable, L OBP: 0.226, SLG: 0.233										4	0	0	0	0	3	2											
21 Xavier Nady, R OBP: 0.091, SLG: 0.364										4	0	0	0	0	1	2											
4 Nick Hundley, R OBP: 0.444, SLG: 0.667										3	0	1	0	0	0	0											
5 Alexi Amarista, L OBP: 0.385, SLG: 0.667										3	0	2	0	0	0	1											
Inning Stats	R: 0 E: 0 K: 2 S: 9	H: 1 LOB: 1 BB: 0 P: 10	R: 0 E: 0 K: 0 S: 5	H: 0 LOB: 0 BB: 0 P: 9	R: 0 E: 0 K: 1 S: 10	H: 1 LOB: 1 BB: 0 P: 13	R: 0 E: 0 K: 0 S: 8	H: 0 LOB: 0 BB: 0 P: 11	R: 0 E: 0 K: 1 S: 7	H: 1 LOB: 1 BB: 0 P: 15	R: 0 E: 0 K: 1 S: 7	H: 0 LOB: 0 BB: 0 P: 10	R: 0 E: 0 K: 1 S: 9	H: 0 LOB: 0 BB: 0 P: 14	R: 0 E: 0 K: 2 S: 14	H: 2 LOB: 2 BB: 0 P: 20		R: 0 E: 0 K: 2 S: 11	H: 1 LOB: 2 BB: 1 P: 18	1B: 3 2B: 3 3B: 0 HR: 0	SF: 0 SAC: 0 DP: 0 HBP: 0	WP: 1 PB: 0 SB: 0 CS: 0	PA: 34				
PITCHER	IP	WLS	BF	H	R	ER	SO	BB	IBB	HBP	BLK	WP	HR	S	P	ERA	WHIP										
34 Zach McAllister, R ERA: 2.31	7.2	W	28	5	0	0	7	0	0	0	0	0	0	70	99	0.00	0.652										
37 Cody Allen, R ERA:	0.1	H	1	0	0	0	1	0	0	0	0	0	0	3	3	0.00	0.000										
44 John Axford, R ERA: 2.08	1.0	S	5	1	0	0	2	1	0	0	0	1	0	11	18	0.00	2.000										

Batter	1	2	3	4	5	6	7	8	9	AB	R	H	RBI	BB	SO	LOB	BOTTOM										
13 Asdrúbal Cabrera, S OBP: 0.200, SLG: 0.148										4	0	0	0	0	0	0	San Diego Padres @ Cleveland Indians Progressive Field, Cleveland, OH Wed Apr 09 2014, 12:07 PM - 2:42 PM EDT Sunny - 40 F										
33 Nick Swisher, S OBP: 0.278, SLG: 0.294										4	1	0	0	0	1	0											
22 Jason Kipnis, L OBP: 0.371, SLG: 0.407										4	1	1	2	0	0	0											
41 Carlos Santana, S OBP: 0.514, SLG: 0.375										2	0	1	0	2	0	0											
9 Ryan Raburn, R OBP: 0.278, SLG: 0.294										4	0	2	0	0	1	2											
6 Nyjer Morgan, L OBP: 0.520, SLG: 0.389										0	0	0	0	0	0	0											
23 Michael Brantley, L OBP: 0.344, SLG: 0.387										3	0	1	0	0	1	3											
10 Yan Gomes, R OBP: 0.333, SLG: 0.565										2	0	0	0	1	1	2											
4 Mike Aviles, R OBP: 0.176, SLG: 0.375										3	0	0	0	0	0	3											
7 David Murphy, L OBP: 0.333, SLG: 0.560										3	0	0	0	0	0	3											
Inning Stats	R: 0 E: 0 K: 0 S: 6	H: 0 LOB: 0 BB: 0 P: 10	R: 0 E: 0 K: 0 S: 12	H: 2 LOB: 3 BB: 1 P: 21	R: 0 E: 0 K: 0 S: 5	H: 0 LOB: 0 BB: 0 P: 9	R: 0 E: 0 K: 0 S: 7	H: 1 LOB: 0 BB: 0 P: 13	R: 0 E: 0 K: 2 S: 20	H: 2 LOB: 2 BB: 1 P: 36	R: 0 E: 0 K: 0 S: 8	H: 0 LOB: 0 BB: 0 P: 13	R: 0 E: 0 K: 2 S: 8	H: 0 LOB: 1 BB: 1 P: 18	R: 0 E: 0 K: 2 S: 8	H: 0 LOB: 1 BB: 1 P: 18	1B: 3 2B: 1 3B: 0 HR: 1	SF: 0 SAC: 0 DP: 1 HBP: 0	WP: 0 PB: 0 SB: 0 CS: 0	PA: 32							
PITCHER	IP	WLS	BF	H	R	ER	SO	BB	IBB	HBP	BLK	WP	HR	S	P	ERA	WHIP										
53 Eric Stults, L ERA: 5.99	5.2	L	24	5	2	1	1	0	0	0	0	0	0	10	15	0.00	1.235										
50 Nick Vincent, R ERA: 2.7	0.2		2	0	0	0	1	0	0	0	0	0	0	10	15	0.00	0.000										
54 Alex Torres, L ERA: 2.25	1.2		6	0	0	0	2	1	0	0	0	0	0	11	24	0.00	0.600										

Batter	1	2	3	4	5	6	7	8	9	AB	R	H	RBI	BB	SO	LOB	TOP								
2 Everth Cabrera, S OBP: 0.391, SLG: 0.444										4	2	2	0	0	1	1									
13 Chris Denorfia, R OBP: 0.318, SLG: 0.429										4	0	1	0	0	1	3									
12 Seth Smith, L OBP: 0.300, SLG: 0.462										3	0	0	1	0	1	1									
23 Yonder Alonso, L OBP: 0.189, SLG: 0.229										3	0	0	0	1	1	1									
Chase Headley, S OBP: 0.152, SLG: 0.125										4	0	1	1	0	0	1									
9 Jedd Gyorko, R OBP: 0.222, SLG: 0.156										4	0	0	0	0	1	3									
14 Tommy Medica, R OBP: 0.188, SLG: 0.133										2	0	0	0	0	2	0									
8 Yasmani Grandal, S OBP: 0.500, SLG: 0.421										1	0	0	0	0	1	3									
25 Will Venable, L OBP: 0.219, SLG: 0.226										3	0	1	0	1	1	0									
5 Alexi Amarista, L OBP: 0.412, SLG: 0.600										3	0	1	0	1	1	0									
44 René Rivera, R OBP: 0.219, SLG: 0.226										2	0	0	0	0	1	1									
Inning Stats	R: 1 H: 1 E: 1 K: 1 S: 15	H: 1 LOB: 1 BB: 0 P: 21	R: 0 H: 0 E: 0 K: 3 S: 11	H: 0 LOB: 0 BB: 0 P: 14	R: 0 H: 1 E: 0 K: 2 S: 10	H: 1 LOB: 0 BB: 0 P: 15	R: 0 H: 0 E: 0 K: 0 S: 6	H: 0 LOB: 0 BB: 0 P: 10	R: 0 H: 0 E: 0 K: 1 S: 9	H: 0 LOB: 1 BB: 1 P: 17	R: 1 H: 2 E: 0 K: 1 S: 14	H: 2 LOB: 3 BB: 1 P: 22	R: 0 H: 1 E: 0 K: 1 S: 9	H: 1 LOB: 1 BB: 0 P: 11	R: 0 H: 0 E: 0 K: 1 S: 6	H: 0 LOB: 0 BB: 0 P: 8	R: 0 H: 0 E: 0 K: 0 S: 7	H: 0 LOB: 0 BB: 0 P: 8	1B: 4 2B: 1 3B: 0 HR: 0	SF: 0 SAC: 1 DP: 0 HBP: 1	WP: 0 PB: 0 SB: 2 CS: 1	PA: 36			
PITCHER	IP: 6.0 WLS: L BF: 25 ERA: 1.50 WHIP: 1.000	IP: 1.0 WLS: H BF: 4 ERA: 0.00 WHIP: 0.000	IP: 1.0 WLS: F BF: 3 ERA: 0.00 WHIP: 0.000	IP: 1.0 WLS: F BF: 3 ERA: 0.00 WHIP: 0.000	IP: 1.0 WLS: S BF: 3 ERA: 0.00 WHIP: 0.000	IP: 1.0 WLS: S BF: 3 ERA: 0.00 WHIP: 0.000	IP: 1.0 WLS: S BF: 3 ERA: 0.00 WHIP: 0.000	IP: 1.0 WLS: S BF: 3 ERA: 0.00 WHIP: 0.000	IP: 1.0 WLS: S BF: 3 ERA: 0.00 WHIP: 0.000	IP: 1.0 WLS: S BF: 3 ERA: 0.00 WHIP: 0.000	IP: 1.0 WLS: S BF: 3 ERA: 0.00 WHIP: 0.000	IP: 1.0 WLS: S BF: 3 ERA: 0.00 WHIP: 0.000	IP: 1.0 WLS: S BF: 3 ERA: 0.00 WHIP: 0.000	IP: 1.0 WLS: S BF: 3 ERA: 0.00 WHIP: 0.000	IP: 1.0 WLS: S BF: 3 ERA: 0.00 WHIP: 0.000	IP: 1.0 WLS: S BF: 3 ERA: 0.00 WHIP: 0.000	IP: 1.0 WLS: S BF: 3 ERA: 0.00 WHIP: 0.000	IP: 1.0 WLS: S BF: 3 ERA: 0.00 WHIP: 0.000	IP: 1.0 WLS: S BF: 3 ERA: 0.00 WHIP: 0.000	IP: 1.0 WLS: S BF: 3 ERA: 0.00 WHIP: 0.000	IP: 1.0 WLS: S BF: 3 ERA: 0.00 WHIP: 0.000	IP: 1.0 WLS: S BF: 3 ERA: 0.00 WHIP: 0.000	IP: 1.0 WLS: S BF: 3 ERA: 0.00 WHIP: 0.000	IP: 1.0 WLS: S BF: 3 ERA: 0.00 WHIP: 0.000	IP: 1.0 WLS: S BF: 3 ERA: 0.00 WHIP: 0.000

San Diego Padres @ Cleveland Indians
Progressive Field, Cleveland, OH
Wed Apr 09 2014, 3:15 PM - 6:04 PM EDT
Att: 9,930 - Sunny - 41 F

AB 31
R 2
H 5
RBI 2
BB 2
SO 10
LOB 14



Batter	1	2	3	4	5	6	7	8	9	AB	R	H	RBI	BB	SO	LOB	BOTTOM								
30 Elliot Johnson, S ERA: 1.5										4	0	0	0	0	3	2									
33 Nick Swisher, S OBP: 0.225, SLG: 0.289										4	0	1	0	0	1	2									
22 Jason Kipnis, L OBP: 0.333, SLG: 0.355										4	0	0	0	0	2	2									
41 Carlos Santana, S OBP: 0.462, SLG: 0.321										4	0	0	0	0	0	1									
9 Ryan Raburn, R OBP: 0.273, SLG: 0.286										4	0	1	0	0	0	0									
6 Nyjer Morgan, L OBP: 0.520, SLG: 0.389										0	0	0	0	0	0	0									
23 Michael Brantley, L OBP: 0.331, SLG: 0.353										3	0	0	0	1	1	0									
10 Yan Gomes, R OBP: 0.356, SLG: 0.538										3	1	1	0	1	0	2									
13 Adrúbal Cabrera, S OBP: 0.235, SLG: 0.226										4	0	2	0	0	0	3									
4 Mike Aviles, R OBP: 0.200, SLG: 0.389										2	0	1	1	0	1	1									
Inning Stats	R: 0 H: 0 E: 0 K: 2 S: 9	H: 0 LOB: 0 BB: 0 P: 11	R: 0 H: 0 E: 0 K: 0 S: 8	H: 0 LOB: 0 BB: 0 P: 12	R: 0 H: 2 E: 0 K: 0 S: 12	H: 2 LOB: 1 BB: 0 P: 19	R: 0 H: 0 E: 0 K: 1 S: 7	H: 0 LOB: 0 BB: 0 P: 12	R: 0 H: 0 E: 0 K: 1 S: 7	H: 0 LOB: 0 BB: 0 P: 12	R: 0 H: 1 E: 0 K: 1 S: 15	H: 1 LOB: 1 BB: 0 P: 22	R: 0 H: 0 E: 0 K: 0 S: 8	H: 0 LOB: 1 BB: 1 P: 13	R: 0 H: 1 E: 0 K: 2 S: 10	H: 1 LOB: 1 BB: 0 P: 13	R: 0 H: 1 E: 0 K: 0 S: 10	H: 1 LOB: 2 BB: 1 P: 25	R: 0 H: 1 E: 0 K: 0 S: 13	H: 1 LOB: 2 BB: 1 P: 25	1B: 5 2B: 1 3B: 0 HR: 0	SF: 1 SAC: 0 DP: 0 HBP: 0	WP: 1 PB: 0 SB: 1 CS: 0	PA: 35	
PITCHER	IP: 6.0 WLS: W BF: 22 ERA: 1.35 WHIP: 0.667	IP: 0.2 WLS: H BF: 3 ERA: 1.5 WHIP: 1.500	IP: 1.1 WLS: H BF: 5 ERA: 4.5 WHIP: 0.750	IP: 1.0 WLS: S BF: 5 ERA: 0.00 WHIP: 2.000	IP: 1.0 WLS: S BF: 5 ERA: 0.00 WHIP: 2.000	IP: 1.0 WLS: S BF: 5 ERA: 0.00 WHIP: 2.000	IP: 1.0 WLS: S BF: 5 ERA: 0.00 WHIP: 2.000	IP: 1.0 WLS: S BF: 5 ERA: 0.00 WHIP: 2.000	IP: 1.0 WLS: S BF: 5 ERA: 0.00 WHIP: 2.000	IP: 1.0 WLS: S BF: 5 ERA: 0.00 WHIP: 2.000	IP: 1.0 WLS: S BF: 5 ERA: 0.00 WHIP: 2.000	IP: 1.0 WLS: S BF: 5 ERA: 0.00 WHIP: 2.000	IP: 1.0 WLS: S BF: 5 ERA: 0.00 WHIP: 2.000	IP: 1.0 WLS: S BF: 5 ERA: 0.00 WHIP: 2.000	IP: 1.0 WLS: S BF: 5 ERA: 0.00 WHIP: 2.000	IP: 1.0 WLS: S BF: 5 ERA: 0.00 WHIP: 2.000	IP: 1.0 WLS: S BF: 5 ERA: 0.00 WHIP: 2.000	IP: 1.0 WLS: S BF: 5 ERA: 0.00 WHIP: 2.000	IP: 1.0 WLS: S BF: 5 ERA: 0.00 WHIP: 2.000	IP: 1.0 WLS: S BF: 5 ERA: 0.00 WHIP: 2.000	IP: 1.0 WLS: S BF: 5 ERA: 0.00 WHIP: 2.000	IP: 1.0 WLS: S BF: 5 ERA: 0.00 WHIP: 2.000	IP: 1.0 WLS: S BF: 5 ERA: 0.00 WHIP: 2.000	IP: 1.0 WLS: S BF: 5 ERA: 0.00 WHIP: 2.000	IP: 1.0 WLS: S BF: 5 ERA: 0.00 WHIP: 2.000

San Diego Padres @ Cleveland Indians
Progressive Field, Cleveland, OH
Wed Apr 09 2014, 3:15 PM - 6:04 PM EDT
Att: 9,930 - Sunny - 41 F

AB 32
R 1
H 6
RBI 1
BB 2
SO 8
LOB 13



Batter	1	2	3	4	5	6	7	8	9	AB	R	H	RBI	BB	SO	LOB	TOP		
20 Rajai Davis, R OBP: 0.333, SLG: 0.429	F8		K			1B			G6-3	4	0	1	0	0	1	0	Detroit Tigers @ San Diego Padres Petco Park, San Diego, CA Fri Apr 11 2014, 7:11 PM - 9:35 PM PDT Att: 30,353 - Partly Cloudy - 66 F		
3 Ian Kinsler, R OBP: 0.306, SLG: 0.400	K		K			BB			G5-3	3	0	0	0	1	2	0			
24 Miguel Cabrera, R OBP: 0.294, SLG: 0.406	E5					G5-4-3			K	4	0	0	0	0	1	2			
41 Victor Martinez, S OBP: 0.333, SLG: 0.533	BB					BB			L7	2	0	0	0	1	0	0			
14 Austin Jackson, R OBP: 0.333, SLG: 0.581	K					K			K	3	0	0	0	0	2	2			
32 Don Kelly, L OBP: 0.300, SLG: 0.500		G3-1				F7			G6-3	3	0	0	0	0	0	0			
13 Alex Avila, L OBP: 0.261, SLG: 0.105		G4-3				K			K	3	0	0	0	0	2	0			
17 Andrew Romine, S OBP: 0.214, SLG: 0.083		G5-3				G5-3			K	3	0	0	0	0	1	0			
21 Rick Porcello, R						K			G6-3	2	0	0	0	0	2	0			
39 Luke Putkonen, R										0	0	0	0	0	0	0			
50 Bryan Holaday, R										1	0	0	0	0	0	0			
57 Evan Reed, R										0	0	0	0	0	0	0			
Inning Stats	R: 0 H: 0 E: 1 K: 2 S: 12	H: 0 LOB: 2 BB: 1 P: 19	R: 0 H: 0 E: 0 K: 0 S: 7	H: 0 LOB: 0 BB: 0 P: 9	R: 0 H: 0 E: 0 K: 3 S: 10	H: 0 LOB: 0 BB: 0 P: 13	R: 0 H: 0 E: 0 K: 0 S: 6	H: 0 LOB: 0 BB: 0 P: 10	R: 0 H: 0 E: 0 K: 1 S: 6	H: 1 LOB: 1 BB: 1 P: 12	R: 0 H: 0 E: 0 K: 1 S: 7	H: 0 LOB: 0 BB: 0 P: 14	R: 0 H: 0 E: 0 K: 2 S: 8	H: 0 LOB: 0 BB: 0 P: 10	R: 0 H: 0 E: 0 K: 1 S: 7	H: 0 LOB: 0 BB: 0 P: 9	1B: 1 2B: 0 3B: 0 HR: 0	SF: 0 SAC: 0 DP: 1 HBP: 0	WP: 0 PA: 30 PB: 0 SB: 2 CS: 0
PITCHER 34 Andrew Cashner, R ERA: 1.29	IP: 9.0 WLS: W BF: 30 H: 1 R: 0 ER: 0 SO: 11 BB: 2 IBB: 0 HBP: 0 BLK: 0 WP: 0 HR: 0 S: 70 P: 108 ERA: 0.00 WHIP: 0.333															PITCHER IP: 9.0 WLS: W BF: 30 H: 1 R: 0 ER: 0 SO: 11 BB: 2 IBB: 0 HBP: 0 BLK: 0 WP: 0 HR: 0 S: 70 P: 108 ERA: 0.00 WHIP: 0.333			

Batter	1	2	3	4	5	6	7	8	9	AB	R	H	RBI	BB	SO	LOB	BOTTOM		
2 Everth Cabrera, S OBP: 0.366, SLG: 0.450	G4-3	L5			K				FC6	4	2	2	0	0	1	1	Detroit Tigers @ San Diego Padres Petco Park, San Diego, CA Fri Apr 11 2014, 7:11 PM - 9:35 PM PDT Att: 30,353 - Partly Cloudy - 66 F		
13 Chris Denorfia, R OBP: 0.308, SLG: 0.400	G6-3				G6-3			FC6	4	0	1	1	0	0	2				
12 Seth Smith, L OBP: 0.324, SLG: 0.500	G4-3				G6-3			FC3-6	4	1	2	1	0	0	2				
5 Alex Amarista, L OBP: 0.412, SLG: 0.600	G4-3				G2-6-3			FC3-6	0	0	0	0	0	0	0				
9 Jedd Gyorko, R OBP: 0.225, SLG: 0.222	G6-3				K			L6	4	1	1	1	0	1	4				
Chase Headley, S	G2-6-3				G2-6-3			F7	4	1	2	3	0	0	2				
23 Yonder Alonso, L OBP: 0.220, SLG: 0.282	F8				L6			L6	4	0	2	0	0	0	1				
25 Will Venable, L OBP: 0.194, SLG: 0.200	P5				G4-3			F7	4	0	0	0	0	1	2				
44 René Rivera, R OBP: 0.200, SLG: 0.200	BB				L5			K	4	0	2	0	0	1	1				
34 Andrew Cashner, R OBP: 0.143, SLG: 0.143	K				K			P3	4	1	1	0	0	2	3				
Inning Stats	R: 2 H: 3 E: 0 K: 0 S: 16	H: 1 LOB: 1 BB: 0 P: 21	R: 0 H: 1 E: 0 K: 1 S: 9	H: 1 LOB: 1 BB: 0 P: 13	R: 0 H: 2 E: 0 K: 1 S: 11	H: 2 LOB: 1 BB: 0 P: 15	R: 0 H: 1 E: 0 K: 0 S: 3	H: 1 LOB: 0 BB: 0 P: 4	R: 0 H: 0 E: 0 K: 2 S: 8	H: 0 LOB: 0 BB: 0 P: 11	R: 2 H: 2 E: 0 K: 0 S: 15	H: 2 LOB: 1 BB: 0 P: 21	R: 2 H: 2 E: 0 K: 1 S: 12	H: 2 LOB: 2 BB: 0 P: 20	R: 0 H: 2 E: 0 K: 1 S: 13	H: 2 LOB: 2 BB: 0 P: 17	1B: 8 2B: 4 3B: 1 HR: 1	SF: 0 SAC: 0 DP: 2 HBP: 0	WP: 0 PA: 36 PB: 1 SB: 1 CS: 0
PITCHER 21 Rick Porcello, R ERA: 4.15	IP: 6.1 WLS: L BF: 27 H: 10 R: 6 ER: 5 SO: 5 BB: 0 IBB: 0 HBP: 0 BLK: 0 WP: 0 HR: 1 S: 66 P: 91 ERA: 7.11 WHIP: 1.579															PITCHER IP: 6.1 WLS: L BF: 27 H: 10 R: 6 ER: 5 SO: 5 BB: 0 IBB: 0 HBP: 0 BLK: 0 WP: 0 HR: 1 S: 66 P: 91 ERA: 7.11 WHIP: 1.579			
39 Luke Putkonen, R ERA: 13.5	0.2	4	1	1	1	0	0	0	0	0	0	8	14	13.50	1.500				
57 Evan Reed, R ERA:	1.0	5	2	0	0	1	0	0	0	0	0	13	17	0.00	2.000				


Batter	1	2	3	4	5	6	7	8	9	AB R H RBI BB SO LOB	TOP											
20 Rajai Davis, R OBP: 0.379, SLG: 0.440										4 3 2 0 1 1 2	Detroit Tigers @ San Diego Padres Petco Park, San Diego, CA Sat Apr 12 2014, 5:42 PM PDT Att: 42,182 - Partly Cloudy - 64 F											
3 Ian Kinsler, R OBP: 0.341, SLG: 0.462										4 2 2 1 1 0 2												
48 Toni Hunter, R OBP: 0.310, SLG: 0.630										5 0 1 2 0 1 4												
24 Miguel Cabrera, R OBP: 0.308, SLG: 0.417										4 0 1 1 1 1 2												
14 Austin Jackson, R OBP: 0.342, SLG: 0.571										4 0 1 2 1 0 1												
9 Nick Castellanos, R OBP: 0.400, SLG: 0.545										5 0 1 0 0 1 4												
36 Joe Nathan, R										0 0 0 0 0 0 0												
13 Alex Avila, L OBP: 0.259, SLG: 0.130										4 0 1 0 0 3 3												
28 Alex Gonzalez, R OBP: 0.238, SLG: 0.300										4 0 0 0 0 1 2												
35 Justin Verlander, R OBP: 0.667, SLG: 0.667										3 1 2 0 0 0 0												
46 Ian Krol, L										0 0 0 0 0 0 0												
41 Victor Martinez, S OBP: 0.324, SLG: 0.516										1 0 0 0 0 0 0												
Inning Stats	R: 1 E: 0 K: 1 S: 10	H: 2 LOB: 1 BB: 0 P: 14	R: 0 E: 1 K: 2 S: 14	H: 1 LOB: 2 BB: 0 P: 22	R: 1 E: 0 K: 1 S: 11	H: 2 LOB: 2 BB: 1 P: 19	R: 2 E: 0 K: 0 S: 12	H: 3 LOB: 1 BB: 0 P: 18	R: 0 E: 0 K: 2 S: 8	H: 0 LOB: 0 BB: 0 P: 9	R: 0 E: 0 K: 1 S: 8	H: 0 LOB: 0 BB: 0 P: 12	R: 0 E: 0 K: 1 S: 14	H: 2 LOB: 1 BB: 0 P: 15	R: 0 E: 0 K: 0 S: 9	H: 2 LOB: 1 BB: 0 P: 12	R: 2 E: 0 K: 0 S: 8	H: 1 LOB: 2 BB: 3 P: 25	1B: 6 2B: 5 3B: 0 HR: 0	SF: 0 SAC: 0 DP: 0 HBP: 0	WP: 0 PB: 0 SB: 0 CS: 0	PA: 42
PITCHER	IP WLS BF H R ER SO BB IBB HBP BLK WP HR S P ERA WHIP											IP WLS BF H R ER SO BB IBB HBP BLK WP HR S P ERA WHIP										
22 Ian Kennedy, R ERA: 4.24	6.0 L 28 8 4 4 7 1 0 0 0 0 0 0 63 94 6.00 1.500																					
50 Nick Vincent, R ERA: 2.09	1.0 3 0 0 0 1 0 0 0 0 0 0 0 14 15 0.00 0.000																					
54 Alex Torres, L ERA: 1.8	1.0 4 2 0 0 0 0 0 0 0 0 0 0 9 12 0.00 2.000																					
46 Tim Stauffer, R ERA: 4.76	1.0 7 1 2 2 0 2 1 0 0 0 0 0 8 25 18.00 3.000																					

Batter	1	2	3	4	5	6	7	8	9	AB R H RBI BB SO LOB	BOTTOM									
2 Everth Cabrera, S OBP: 0.370, SLG: 0.467										5 0 2 0 0 1 0	Detroit Tigers @ San Diego Padres Petco Park, San Diego, CA Sat Apr 12 2014, 5:42 PM PDT Att: 42,182 - Partly Cloudy - 64 F									
13 Chris Denorria, R OBP: 0.209, SLG: 0.367										5 1 1 0 0 3 2										
12 Seth Smith, L OBP: 0.342, SLG: 0.485										3 0 1 0 1 1 1										
9 Jedd Gyorko, R OBP: 0.227, SLG: 0.231										3 0 1 1 0 1 1										
Chase Headley, S OBP: 0.220, SLG: 0.325										4 1 2 0 0 1 2										
23 Yonder Alonso, L OBP: 0.222, SLG: 0.302										4 0 1 0 0 0 3										
8 Yasmani Grandal, S OBP: 0.500, SLG: 0.435										4 0 2 1 0 1 1										
25 Will Venable, L OBP: 0.175, SLG: 0.179										4 0 0 0 0 1 2										
22 Ian Kennedy, R ERA: 4.24										2 0 0 0 0 1 1										
4 Nick Hundley, R OBP: 0.400, SLG: 0.600										1 0 0 0 0 0 1 1										
50 Nick Vincent, R ERA: 2.09										0 0 0 0 0 0 0 0										
54 Alex Torres, L ERA: 1.8										0 0 0 0 0 0 0 0										
46 Tim Stauffer, R ERA: 4.76										0 0 0 0 0 0 0 0										
5 Alexi Amarista, L OBP: 0.208, SLG: 0.360										1 0 0 0 0 0 0 0										
Inning Stats	R: 1 E: 0 K: 0 S: 16	H: 2 LOB: 2 BB: 1 P: 31	R: 0 E: 0 K: 1 S: 6	H: 0 LOB: 0 BB: 0 P: 7	R: 0 E: 0 K: 1 S: 8	H: 1 LOB: 1 BB: 0 P: 10	R: 1 E: 0 K: 0 S: 8	H: 2 LOB: 1 BB: 0 P: 12	R: 0 E: 0 K: 2 S: 14	H: 2 LOB: 2 BB: 0 P: 22	R: 0 E: 0 K: 2 S: 13	H: 1 LOB: 1 BB: 0 P: 16	R: 0 E: 0 K: 2 S: 13	H: 1 LOB: 1 BB: 0 P: 19	R: 0 E: 0 K: 1 S: 10	H: 1 LOB: 1 BB: 0 P: 14	1B: 7 2B: 3 3B: 0 HR: 0	SF: 1 SAC: 0 DP: 0 HBP: 0	WP: 0 PB: 0 SB: 2 CS: 0	PA: 38
PITCHER	IP WLS BF H R ER SO BB IBB HBP BLK WP HR S P ERA WHIP											IP WLS BF H R ER SO BB IBB HBP BLK WP HR S P ERA WHIP								
35 Justin Verlander, R ERA: 2.97	7.0 W 30 8 2 2 8 1 0 0 0 0 0 0 73 110 2.57 1.286																			
46 Ian Krol, L ERA: 4.76	1.0 H 4 1 0 0 2 0 0 0 0 0 0 0 13 19 0.00 1.000																			
36 Joe Nathan, R ERA: 9.64	1.0 4 1 0 0 1 0 0 0 0 0 0 0 10 14 0.00 1.000																			

Batter	1	2	3	4	5	6	7	8	9	AB	R	H	RBI	BB	SO	LOB	TOP										
20 Rajai Davis, R OBP: 0.412, SLG: 0.448	F9								G5-3	4	0	2	0	0	0	2											
3 Ian Kinsler, R OBP: 0.333, SLG: 0.442	G5-3		G4-3				G4-3			4	0	1	0	0	0	3											
48 Torii Hunter, R OBP: 0.333, SLG: 0.633	P6									3	1	1	0	1	1	2											
24 Miguel Cabrera, R OBP: 0.279, SLG: 0.375		K			F9				G4-3	4	0	0	0	0	1	2											
41 Victor Martinez, S OBP: 0.316, SLG: 0.486		F7					F9		G4-3	4	0	1	1	0	0	0											
14 Austin Jackson, R OBP: 0.333, SLG: 0.526										3	0	0	0	1	3	1											
9 Nick Castellanos, R OBP: 0.345, SLG: 0.462										4	0	0	0	0	1	2											
28 Alex Gonzalez, R OBP: 0.240, SLG: 0.292										4	0	1	0	0	1	0											
37 Max Scherzer, R OBP: 0.317, SLG: 0.444										1	0	0	0	0	0	0											
40 Phil Coke, L ERA: 2.7										0	0	0	0	0	0	0											
18 Tyler Collins, L ERA: 2.08										0	0	0	0	0	0	0											
46 Ian Krol, L ERA: 2.08										0	0	0	0	0	0	0											
62 Al Alburquerque, R ERA: 4.91										0	0	0	0	0	0	0											
44 Joba Chamberlain, R ERA: 9.0										1	0	1	0	0	0	0											
Inning Stats	R: 0 E: 0 K: 0 S: 10	H: 0 LOB: 0 BB: 0 P: 13	R: 0 E: 0 K: 2 S: 9	H: 0 LOB: 0 BB: 0 P: 16	R: 0 E: 0 K: 1 S: 10	H: 2 LOB: 2 BB: 0 P: 12	R: 1 E: 0 K: 1 S: 11	H: 2 LOB: 1 BB: 0 P: 14	R: 0 E: 0 K: 1 S: 12	H: 1 LOB: 2 BB: 0 P: 16	R: 0 E: 0 K: 0 S: 10	H: 0 LOB: 1 BB: 1 P: 17	R: 0 E: 0 K: 2 S: 9	H: 1 LOB: 0 BB: 0 P: 12	R: 0 E: 0 K: 0 S: 9	H: 0 LOB: 0 BB: 1 P: 17	R: 0 E: 1 K: 1 S: 15	H: 1 LOB: 2 BB: 0 P: 24	1B: 6 2B: 1 3B: 0 HR: 0	SF: 0 SAC: 1 DP: 1 HBP: 1	WP: 0 PB: 0 SB: 0 CS: 0	PA: 37					
PITCHER	IP	WLS	BF	H	R	ER	SO	BB	IBB	HBP	BLK	WP	HR	S	P	ERA	WHIP										
38 Tyson Ross, R ERA: 3.12	7.0	W	29	6	1	1	7	1	0	1	0	0	0	71	100	1.29	1.000										
56 Joaquin Benoit, R ERA: 3.5	1.0		3	0	0	0	0	1	0	0	0	0	0	9	17	0.00	1.000										
16 Huston Street, R ERA:	1.0		5	1	0	0	1	0	0	0	0	0	0	15	24	0.00	1.000										

Detroit Tigers @ San Diego Padres
 Petco Park, San Diego, CA
 Sun Apr 13 2014, 1:13 PM - 4:06 PM PDT
 Att: 32,267 - Cloudy - 63 F


AB 33
 R 1
 H 7
 RBI 1
 BB 2
 SO 8
 LOB 12



Batter	1	2	3	4	5	6	7	8	9	AB	R	H	RBI	BB	SO	LOB	BOTTOM										
2 Everth Cabrera, S OBP: 0.360, SLG: 0.449	K2-3									4	0	1	0	0	2	1											
5 Alex Arriola, L OBP: 0.384, SLG: 0.474	P2									3	0	0	0	1	0	1											
12 Seth Smith, L OBP: 0.317, SLG: 0.444										3	0	0	0	0	2	2											
13 Chris Denorfia, R OBP: 0.281, SLG: 0.355										1	0	0	0	0	1	0											
9 Jedd Gyorko, R OBP: 0.229, SLG: 0.302										4	1	1	1	0	2	2											
Chase Headley, S OBP: 0.222, SLG: 0.302										3	1	0	0	1	2	0											
23 Yonder Alonso, L OBP: 0.245, SLG: 0.304										3	1	1	0	1	0	0											
25 Will Venable, L OBP: 0.182, SLG: 0.209										4	1	1	2	0	1	1											
44 René Rivera, R OBP: 0.154, SLG: 0.154										3	0	0	0	0	2	2											
38 Tyson Ross, R OBP: 0.333, SLG: 0.333										2	0	1	1	0	1	0											
21 Xavier Nady, R OBP: 0.167, SLG: 0.667										1	1	1	1	0	0	0											
56 Joaquin Benoit, R ERA: 3.5										0	0	0	0	0	0	0											
16 Huston Street, R ERA:										0	0	0	0	0	0	0											
Inning Stats	R: 0 E: 0 K: 2 S: 11	H: 0 LOB: 0 BB: 0 P: 16	R: 1 E: 1 K: 2 S: 14	H: 1 LOB: 1 BB: 0 P: 23	R: 0 E: 0 K: 1 S: 14	H: 1 LOB: 2 BB: 1 P: 24	R: 3 E: 0 K: 2 S: 18	H: 2 LOB: 1 BB: 2 P: 29	R: 0 E: 0 K: 3 S: 10	H: 0 LOB: 0 BB: 0 P: 12	R: 0 E: 0 K: 0 S: 10	H: 0 LOB: 0 BB: 0 P: 13	R: 1 E: 0 K: 1 S: 8	H: 1 LOB: 0 BB: 0 P: 15	R: 0 E: 0 K: 2 S: 13	H: 1 LOB: 1 BB: 0 P: 18	1B: 3 2B: 1 3B: 0 HR: 2	SF: 0 SAC: 0 DP: 0 HBP: 0	WP: 1 PB: 0 SB: 0 CS: 0	PA: 34							
PITCHER	IP	WLS	BF	H	R	ER	SO	BB	IBB	HBP	BLK	WP	HR	S	P	ERA	WHIP										
37 Max Scherzer, R ERA: 2.7	5.0	L	23	4	4	4	10	3	0	0	0	0	1	67	104	7.20	1.400										
40 Phil Coke, L ERA: 16.2	1.0		3	0	0	0	0	0	0	0	0	0	0	10	13	0.00	0.000										
46 Ian Krol, L ERA: 2.08	0.2		3	1	1	1	0	0	0	0	0	0	1	5	10	13.50	1.500										
62 Al Alburquerque, R ERA: 2.08	0.1		1	0	0	0	1	0	0	0	0	0	0	3	5	0.00	0.000										
44 Joba Chamberlain, R ERA: 9.0	1.0		4	1	0	0	2	0	0	0	0	0	0	13	18	0.00	1.000										

Detroit Tigers @ San Diego Padres
 Petco Park, San Diego, CA
 Sun Apr 13 2014, 1:13 PM - 4:06 PM PDT
 Att: 32,267 - Cloudy - 63 F

AB 31
 R 5
 H 6
 RBI 5
 BB 3
 SO 13
 LOB 9



Batter	1	2	3	4	5	6	7	8	9	AB	R	H	RBI	BB	SO	LOB	TOP										
19 Charlie Blackmon, L (1.8) OBP: 0.400, SLG: 0.696										5	1	2	0	0	0	3											
3 Michael Cuddyer, R (1.9) OBP: 0.411, SLG: 0.812 1 Brandon Barnes, R (5.9) OBP: 0.320, SLG: 0.348										1	0	0	0	2	0	1											
5 Carlos González, L (1.7) OBP: 0.351, SLG: 0.615										4	0	0	0	1	0	6											
2 Troy Tulowitzki, R (1.6) OBP: 0.404, SLG: 0.538										5	1	2	0	0	0	5											
20 Wilin Rosario, R (1.2) OBP: 0.277, SLG: 0.405										4	1	1	2	0	0	3											
33 Justin Morneau, L (1.3) OBP: 0.375, SLG: 0.432										4	1	1	0	0	0	0											
28 Nolan Arenado, R (1.5) OBP: 0.281, SLG: 0.436										4	0	2	0	0	0	0											
9 DJ LeMahieu, R (1.4) OBP: 0.354, SLG: 0.317										4	0	1	1	0	2	1											
24 Jordan Lyles, R (1.1) OBP: 0.267, SLG: 0.371 13 Drew Stubbs, R (6.1) OBP: 0.286, SLG: 0.178 54 Tommy Kahnle, R (8.1) OBP: 0.231, SLG: 0.167 34 Matt Belisle, R (7.1) OBP: 0.231, SLG: 0.167 6 Corey Dickerson, L (8.1) OBP: 0.231, SLG: 0.167 49 Rex Brothers, L (8.1) OBP: 0.231, SLG: 0.167										2	0	0	0	0	2	3											
Inning Stats	R: 0 E: 0 K: 0 S: 11	H: 1 LOB: 2 BB: 1 P: 22	R: 0 E: 0 K: 1 S: 13	H: 1 LOB: 1 BB: 0 P: 20	R: 1 E: 2 K: 0 S: 10	H: 2 LOB: 1 BB: 0 P: 19	R: 1 E: 0 K: 1 S: 13	H: 3 LOB: 3 BB: 1 P: 20	R: 2 E: 0 K: 0 S: 6	H: 2 LOB: 0 BB: 0 P: 15	R: 0 E: 0 K: 0 S: 7	H: 0 LOB: 0 BB: 0 P: 10	R: 0 E: 0 K: 1 S: 10	H: 0 LOB: 0 BB: 0 P: 15	R: 0 E: 0 K: 1 S: 7	H: 0 LOB: 0 BB: 0 P: 10	1B: 7 2B: 2 3B: 0 HR: 1	SF: 0 SAC: 0 DP: 1 HBP: 0	WP: 0 PB: 0 SB: 0 CS: 0	PA: 40							
PITCHER	IP	WLS	BF	H	R	ER	SO	BB	IBB	HBP	BLK	WP	HR	S	P	ERA	WHIP										
53 Eric Stults, L (1.1) ERA: 5.52	5.0		26	9	4	3	3	2	0	0	0	0	1	58	96	5.40	2.200										
54 Alex Torres, L (6.1) ERA: 1.59	0.1		4	0	0	0	0	3	0	0	0	0	0	5	18	0.00	9.000										
50 Nick Vincent, R (6.1) ERA: 1.5	1.2		4	0	0	0	0	0	0	0	0	0	0	8	11	0.00	0.000										
33 Dale Thayer, R (8.1) ERA: 1.5	1.0	W	3	0	0	0	1	0	0	0	0	0	0	10	15	0.00	0.000										
16 Huston Street, R (9.1) ERA: 1.5	1.0	S	3	0	0	0	1	0	0	0	0	0	0	7	10	0.00	0.000										

Colorado Rockies @ San Diego Padres
 Petco Park, San Diego, CA
 Mon Apr 14 2014, 7:12 PM - 10:30 PM PDT
 Att: 14,784 - Clear - 68 F

AB	35
R	4
H	9
RBI	3
BB	5
SO	5
LOB	22



Batter	1	2	3	4	5	6	7	8	9	AB	R	H	RBI	BB	SO	LOB	BOTTOM										
2 Everth Cabrera, S (1.6) OBP: 0.352, SLG: 0.453										4	1	1	1	0	1	2											
5 Alexi Amarista, L (1.8) OBP: 0.400, SLG: 0.571 21 Xavier Nady, R (8.1) OBP: 0.231, SLG: 0.667										2	0	1	1	1	0	1											
12 Seth Smith, L (1.7) OBP: 0.333, SLG: 0.436										3	1	1	0	1	1	1											
9 Jedd Gyorko, R (1.4) OBP: 0.231, SLG: 0.283										3	0	0	0	1	0	4											
Chase Headley, S (1.5) OBP: 0.224, SLG: 0.283										3	0	0	0	1	0	3											
23 Yonder Alonso, L (1.3) OBP: 0.264, SLG: 0.306										3	1	1	0	1	0	1											
8 Yasmani Grandal, S (1.2) OBP: 0.436, SLG: 0.370										4	0	0	0	0	0	2											
25 Will Venable, L (1.9) OBP: 0.213, SLG: 0.283										3	0	2	0	0	1	1											
53 Eric Stults, L (1.1) ERA: 4.32 14 Tommy Medica, R (6.1) OBP: 0.236, SLG: 0.250 54 Alex Torres, L (8.1) ERA: 1.08 50 Nick Vincent, R (8.1) ERA: 5.14 13 Chris Denorfia, R (8.1) OBP: 0.231, SLG: 0.167 33 Dale Thayer, R (8.1) ERA: 3.18										1	0	0	0	0	0	1											
Inning Stats	R: 0 E: 0 K: 1 S: 8	H: 1 LOB: 1 BB: 1 P: 16	R: 0 E: 0 K: 0 S: 5	H: 0 LOB: 0 BB: 1 P: 11	R: 0 E: 0 K: 0 S: 7	H: 1 LOB: 0 BB: 0 P: 12	R: 0 E: 0 K: 0 S: 7	H: 0 LOB: 0 BB: 0 P: 12	R: 3 E: 0 K: 2 S: 21	H: 4 LOB: 1 BB: 0 P: 30	R: 0 E: 0 K: 0 S: 6	H: 0 LOB: 0 BB: 1 P: 15	R: 0 E: 0 K: 0 S: 9	H: 1 LOB: 1 BB: 0 P: 17	R: 2 E: 0 K: 0 S: 16	H: 0 LOB: 1 BB: 3 P: 33	1B: 3 2B: 2 3B: 2 HR: 0	SF: 0 SAC: 0 DP: 3 HBP: 0	WP: 2 PB: 0 SB: 0 CS: 0	PA: 34							
PITCHER	IP	WLS	BF	H	R	ER	SO	BB	IBB	HBP	BLK	WP	HR	S	P	ERA	WHIP										
24 Jordan Lyles, R (1.1) ERA: 4.32	5.0		21	6	3	3	3	2	0	0	0	0	0	6	15	0.00	1.000										
54 Tommy Kahnle, R (6.1) ERA: 1.08	1.0	H	3	0	0	0	0	1	0	0	0	0	0	6	15	0.00	1.000										
34 Matt Belisle, R (7.1) ERA: 5.14	1.0	H	4	1	0	0	0	0	0	0	0	0	0	9	17	0.00	1.000										
49 Rex Brothers, L (8.1) ERA: 3.18	1.0	L	6	0	2	1	0	3	0	0	0	1	0	16	33	9.00	3.000										

Colorado Rockies @ San Diego Padres
 Petco Park, San Diego, CA
 Mon Apr 14 2014, 7:12 PM - 10:30 PM PDT
 Att: 14,784 - Clear - 68 F

AB	28
R	5
H	7
RBI	3
BB	6
SO	3
LOB	17



Batter	1	2	3	4	5	6	7	8	9	AB	R	H	RBI	BB	SO	LOB	TOP					
19 Charlie Blackmon, L (1,8) OBP: 0.440, SLG: 0.635	G6-3		FC1-6 3 1B				F8		F7	5	0	1	0	0	0	2	Colorado Rockies @ San Diego Padres Petco Park, San Diego, CA Wed Apr 16 2014, 7:12 PM - 10:03 PM PDT Att: 17,428 - Partly Cloudy - 61 F					
3 Michael Cuddyer, R (1,9) OBP: 0.391, SLG: 0.561	G6-3				L3		G5-3			4	0	1	0	0	0	2						
5 Carlos González, L (1,7) OBP: 0.348, SLG: 0.567	G1-3		L9						G4-3 2 2B 33 SF8	4	1	1	0	0	1	4						
2 Troy Tulowitzki, R (1,6) OBP: 0.400, SLG: 0.522		K		G4-3		G4-3		G4-3		4	0	0	0	0	1	1						
33 Justin Morneau, L (1,3) OBP: 0.396, SLG: 0.542		HR		28 F9 14 1B 28 1B		14 1B 28 1B		SF8		3	1	3	2	0	0	0						
28 Nolan Arenado, R (1,5) OBP: 0.277, SLG: 0.435	F8			F9		14 1B		K		4	0	1	0	0	1	1						
14 Josh Rutledge, R (1,4) OBP: 0.500, SLG: 0.500	G5-3			G6-3		58 G6-4-3 1B				4	0	1	0	0	1	1						
58 Jordan Pacheco, R (1,2) OBP: 0.467, SLG: 0.538			19 FC1-6 BB			G6-4-3				2	0	0	0	1	1	3						
6 Corey Dickerson, L (9,PH) OBP: 0.333, SLG: 0.143						1-2		K		1	0	0	0	0	1	0						
29 Jorge De La Rosa, L (1,1) OBP: 0.167, SLG: 0.167										2	0	1	0	0	1	1						
1 Brandon Barnes, R (7,PH) OBP: 0.276, SLG: 0.296										1	0	0	0	0	1	0						
54 Tommy Kahnle, R (7,1) OBP: 0.276, SLG: 0.296										0	0	0	0	0	0	0						
35 Chad Bettis, R (8,1) OBP: 0.276, SLG: 0.296										0	0	0	0	0	0	0						
20 Wilin Rosario, R (9,PH) OBP: 0.327, SLG: 0.468										1	0	1	0	0	0	0						
Inning Stats	R: 0 E: 0 K: 0 S: 6	H: 0 LOB: 0 BB: 0 P: 11	R: 1 E: 0 K: 1 S: 11	H: 1 LOB: 0 BB: 0 P: 16	R: 0 E: 0 K: 1 S: 10	H: 1 LOB: 2 BB: 1 P: 17	R: 0 E: 0 K: 0 S: 12	H: 1 LOB: 1 BB: 0 P: 13	R: 0 E: 0 K: 2 S: 11	H: 2 LOB: 2 BB: 0 P: 12	R: 0 E: 0 K: 0 S: 10	H: 3 LOB: 2 BB: 0 P: 13	R: 0 E: 0 K: 1 S: 8	H: 0 LOB: 0 BB: 0 P: 11	R: 1 E: 1 K: 1 S: 13	H: 1 LOB: 0 BB: 0 P: 14	R: 0 E: 0 K: 2 S: 15	H: 1 LOB: 0 BB: 0 P: 21	1B: 7 2B: 2 3B: 0 HR: 1	SF: 1 SAC: 0 DP: 1 HBP: 0	WP: 0 PA: 37 PB: 0 SB: 0 CS: 0	
PITCHER	IP WLS BF H R ER SO BB IBB HBP BLK WP HR S P ERA WHIP	7.1 W 31 9 2 1 5 1 0 0 0 0 1 73 98 1.23 1.364	0.2 H 2 0 0 0 1 0 0 0 0 0 8 9 0.00 0.000	1.0 S 4 1 0 0 2 0 0 0 0 0 15 21 0.00 1.000																		

AB	35
R	2
H	10
RBI	2
BB	1
SO	8
LOB	15



Batter	1	2	3	4	5	6	7	8	9	AB	R	H	RBI	BB	SO	LOB	BOTTOM				
2 Everth Cabrera, S (1,6) OBP: 0.345, SLG: 0.439	G3		G5-4-3				G1-3			4	1	1	0	0	0	2	Colorado Rockies @ San Diego Padres Petco Park, San Diego, CA Wed Apr 16 2014, 7:12 PM - 10:03 PM PDT Att: 17,428 - Partly Cloudy - 61 F				
13 Chris Denorfia, R (1,8) OBP: 0.293, SLG: 0.375	G5-3		G1-3							4	0	2	2	0	0	0					
9 Jedd Gyorko, R (1,4) OBP: 0.250, SLG: 0.283					K					3	0	1	0	1	2	1					
21 Xavier Nady, R (1,9) OBP: 0.278, SLG: 0.625	G5-3									4	0	1	0	0	0	3					
14 Tommy Medica, R (1,7) OBP: 0.250, SLG: 0.421		HR								3	1	1	1	0	1	1					
25 Will Venable, L (7,8) OBP: 0.235, SLG: 0.320										1	0	0	0	0	1	0					
23 Yonder Alonso, L (1,3) OBP: 0.246, SLG: 0.281		K								4	0	0	0	0	1	1					
44 René Rivera, R (1,2) OBP: 0.125, SLG: 0.125		G6-3								3	0	0	0	0	1	0					
5 Alexi Amarista, L (1,5) OBP: 0.406, SLG: 0.519		G3								2	2	1	0	1	0	0					
34 Andrew Cashner, R (1,1) OBP: 0.250, SLG: 0.250										1	0	1	0	0	0	0					
56 Joaquin Benoit, R (8,1) OBP: 0.250, SLG: 0.250										0	0	0	0	0	0	0					
16 Huston Street, R (9,1) OBP: 0.250, SLG: 0.250										0	0	0	0	0	0	0					
Inning Stats	R: 0 E: 0 K: 0 S: 8	H: 1 LOB: 1 BB: 0 P: 11	R: 1 E: 0 K: 1 S: 11	H: 1 LOB: 0 BB: 0 P: 18	R: 0 E: 0 K: 0 S: 5	H: 1 LOB: 0 BB: 0 P: 11	R: 0 E: 0 K: 1 S: 8	H: 1 LOB: 1 BB: 0 P: 14	R: 2 E: 0 K: 0 S: 16	H: 3 LOB: 2 BB: 1 P: 25	R: 0 E: 0 K: 2 S: 8	H: 0 LOB: 0 BB: 0 P: 11	R: 1 E: 0 K: 1 S: 11	H: 1 LOB: 1 BB: 1 P: 19	R: 0 E: 0 K: 1 S: 11	H: 0 LOB: 0 BB: 0 P: 14	R: 0 E: 0 K: 1 S: 11	H: 0 LOB: 0 BB: 0 P: 14	1B: 5 2B: 2 3B: 0 HR: 1	SF: 0 SAC: 2 DP: 1 HBP: 0	WP: 0 PA: 33 PB: 1 SB: 0 CS: 0
PITCHER	IP WLS BF H R ER SO BB IBB HBP BLK WP HR S P ERA WHIP	6.0 L 25 7 3 2 4 1 0 0 0 0 0 56 90 3.00 1.333	1.0 5 1 1 1 1 1 1 0 0 0 0 0 11 19 9.00 2.000	1.0 3 0 0 0 1 0 0 0 0 0 0 0 11 14 0.00 0.000																	

AB	29
R	4
H	8
RBI	3
BB	2
SO	6
LOB	8



Batter	1	2	3	4	5	6	7	8	9	AB	R	H	RBI	BB	SO	LOB	TOP						
19 Charlie Blackmon, L OBP: 0.433, SLG: 0.589										4	0	0	0	0	1	1	Colorado Rockies @ San Diego Padres Petco Park, San Diego, CA Thu Apr 17 2014, 3:41 PM - 6:18 PM PDT Att: 17,557 - Partly Cloudy - 65 F						
3 Michael Cuddyer, R OBP: 0.373, SLG: 0.533 1 Brandon Barnes, R OBP: 0.267, SLG: 0.286										3	0	0	0	0	0	0							
6 Corey Dickerson, L OBP: 0.333, SLG: 0.300 48 Boone Logan, R OBP: 0.267, SLG: 0.286										3	1	1	0	0	1	0							
2 Troy Tulowitzki, R OBP: 0.424, SLG: 0.511										1	1	0	0	3	1	0							
33 Justin Morneau, L OBP: 0.386, SLG: 0.538										4	1	1	1	0	0	2							
20 Wilin Rosario, R OBP: 0.304, SLG: 0.431										4	0	0	1	0	1	3							
28 Nolan Arenado, R OBP: 0.294, SLG: 0.462										3	0	2	1	0	0	0							
9 DJ LeMahieu, R OBP: 0.345, SLG: 0.313										3	0	0	0	0	1	2							
56 Franklin Morales, L OBP: 0.200, SLG: 0.136										2	0	0	0	0	2	1							
13 Drew Stubbs, R OBP: 0.267, SLG: 0.286										1	0	0	0	0	0	0							
Inning Stats	R: 0 H: 0 E: 0 K: 0 S: 10	H: 0 LOB: 0 BB: 0 P: 15	R: 0 H: 0 E: 0 K: 2 S: 9	H: 0 LOB: 0 BB: 0 P: 11	R: 0 H: 0 E: 0 K: 1 S: 7	H: 0 LOB: 0 BB: 0 P: 7	R: 0 H: 0 E: 0 K: 2 S: 18	H: 0 LOB: 0 BB: 0 P: 22	R: 0 H: 0 E: 0 K: 0 S: 3	H: 0 LOB: 0 BB: 1 P: 7	R: 0 H: 1 E: 0 K: 1 S: 11	H: 1 LOB: 1 BB: 0 P: 13	R: 3 H: 3 E: 0 K: 1 S: 16	H: 3 LOB: 1 BB: 1 P: 24	R: 0 H: 0 E: 0 K: 0 S: 5	H: 0 LOB: 0 BB: 0 P: 6	R: 0 H: 0 E: 0 K: 1 S: 10	H: 0 LOB: 0 BB: 1 P: 14	1B: 1 2B: 3 3B: 0 HR: 0	SF: 0 SAC: 0 DP: 1 HBP: 0	WP: 0 PA: 33 PB: 0 SB: 1 CS: 0		
PITCHER	IP WLS BF H R ER SO BB IBB HBP BLK WP HR S P ERA WHIP	7.0 L 26 4 3 3 7 2 0 0 0 0 0 0 74 99 3.86 0.857	1.0 3 0 0 0 0 0 0 0 0 0 0 0 5 6 0.00 0.000	1.0 4 0 0 0 1 1 0 0 0 0 0 0 10 14 0.00 1.000																			

Batter	1	2	3	4	5	6	7	8	9	AB	R	H	RBI	BB	SO	LOB	BOTTOM					
2 Everth Cabrera, S OBP: 0.339, SLG: 0.443										4	0	1	0	0	1	1	Colorado Rockies @ San Diego Padres Petco Park, San Diego, CA Thu Apr 17 2014, 3:41 PM - 6:18 PM PDT Att: 17,557 - Partly Cloudy - 65 F					
13 Chris Denorfia, R OBP: 0.311, SLG: 0.386										4	0	2	0	0	0	0						
9 Jedd Gyorko, R OBP: 0.250, SLG: 0.268										3	0	0	0	1	1	3						
21 Xavier Nady, R OBP: 0.273, SLG: 0.700										4	1	1	1	0	1	2						
8 Yasmani Grandal, S OBP: 0.444, SLG: 0.367										3	0	1	0	0	1	0						
14 Tommy Medica, R OBP: 0.217, SLG: 0.364										3	0	0	0	0	1	1						
25 Will Venable, L OBP: 0.222, SLG: 0.302										3	0	0	0	0	1	0						
5 Alexi Amarista, L OBP: 0.382, SLG: 0.483										2	0	0	0	0	1	0						
4 Nick Hundley, R OBP: 0.297, SLG: 0.400										1	0	0	0	0	0	0						
23 Yonder Alonso, L OBP: 0.246, SLG: 0.281										0	0	0	0	0	0	0						
22 Ian Kennedy, R OBP: 0.222, SLG: 0.275										2	0	0	0	0	0	0						
50 Nick Vincent, R OBP: 0.222, SLG: 0.275										0	0	0	0	0	0	0						
33 Dale Thayer, R OBP: 0.222, SLG: 0.275										1	0	1	0	0	0	0						
Inning Stats	R: 0 H: 0 E: 0 K: 2 S: 10	H: 0 LOB: 1 BB: 1 P: 19	R: 0 H: 0 E: 0 K: 0 S: 6	H: 0 LOB: 0 BB: 0 P: 7	R: 0 H: 2 E: 0 K: 1 S: 14	H: 2 LOB: 2 BB: 0 P: 24	R: 1 H: 2 E: 0 K: 1 S: 9	H: 2 LOB: 0 BB: 0 P: 17	R: 0 H: 0 E: 0 K: 0 S: 7	H: 0 LOB: 0 BB: 0 P: 12	R: 0 H: 0 E: 0 K: 1 S: 11	H: 0 LOB: 0 BB: 0 P: 19	R: 0 H: 0 E: 0 K: 2 S: 8	H: 0 LOB: 0 BB: 0 P: 12	R: 0 H: 1 E: 0 K: 0 S: 5	H: 1 LOB: 0 BB: 0 P: 8	R: 0 H: 1 E: 0 K: 0 S: 4	H: 1 LOB: 0 BB: 0 P: 5	1B: 4 2B: 1 3B: 0 HR: 1	SF: 0 SAC: 0 DP: 3 HBP: 0	WP: 0 PA: 31 PB: 0 SB: 0 CS: 0	
PITCHER	IP WLS BF H R ER SO BB IBB HBP BLK WP HR S P ERA WHIP	6.0 W 22 4 1 1 5 1 0 0 0 0 0 0 57 98 1.50 0.833	1.0 H 3 0 0 0 2 0 0 0 0 0 0 8 12 0.00 0.000	1.0 H 3 1 0 0 0 0 0 0 0 0 0 5 8 0.00 1.000	1.0 S 3 1 0 0 0 0 0 0 0 0 0 4 5 0.00 1.000																	



Batter	1	2	3	4	5	6	7	8	9	AB	R	H	RBI	BB	SO	LOB	TOP							
16 Ángel Pagán, S (1,8) OBP: 0.428, SLG: 0.508										4	0	2	0	0	1	0	San Francisco Giants @ San Diego Padres Petco Park, San Diego, CA Fri Apr 18 2014, 7:13 PM - 9:46 PM PDT Att: 34,839 - Cloudy - 66 F							
7 Grégor Blanco, L (1,7) OBP: 0.217, SLG: 0.200										4	0	0	0	0	1	2								
9 Brandon Belt, L (1,3) OBP: 0.338, SLG: 0.603										4	1	2	1	0	1	1								
48 Pablo Sandoval, S (1,5) OBP: 0.267, SLG: 0.299										4	0	1	0	0	1	2								
8 Hunter Pence, R (1,9) OBP: 0.307, SLG: 0.308										2	0	0	0	2	1	1								
29 Héctor Sánchez, S (1,2) OBP: 0.201, SLG: 0.227										4	0	0	0	0	3	4								
35 Brandon Crawford, L (1,6) OBP: 0.379, SLG: 0.500										3	0	0	0	0	1	1								
6 Ehire Adrianza, S (1,4) OBP: 0.217, SLG: 0.273										2	0	0	0	0	1	0								
38 Michael Morse, R (8,PH) OBP: 0.375, SLG: 0.500										1	0	0	0	0	0	0								
13 Joaquin Arias, R (8,4) OBP: 0.231, SLG: 0.167										0	0	0	0	0	0	0								
18 Matt Cain, R (1,1) OBP: 0.250, SLG: 0.143										2	0	0	0	0	1	0								
28 Buster Posey, R (8,PH) OBP: 0.339, SLG: 0.436										1	0	0	0	0	1	0								
57 Juan Gutiérrez, R (8,1)										0	0	0	0	0	0	0								
Inning Stats	R: 0 E: 0 K: 1 S: 8	H: 1 LOB: 1 BB: 0 P: 10	R: 0 E: 0 K: 1 S: 9	H: 0 LOB: 0 BB: 0 P: 12	R: 0 E: 0 K: 1 S: 8	H: 1 LOB: 1 BB: 0 P: 12	R: 0 E: 0 K: 2 S: 10	H: 0 LOB: 0 BB: 0 P: 16	R: 0 E: 0 K: 2 S: 9	H: 0 LOB: 0 BB: 0 P: 13	R: 0 E: 0 K: 0 S: 7	H: 0 LOB: 0 BB: 0 P: 9	R: 0 E: 0 K: 0 S: 6	H: 1 LOB: 1 BB: 1 P: 14	R: 0 E: 0 K: 2 S: 9	H: 0 LOB: 0 BB: 0 P: 14	R: 1 E: 0 K: 3 S: 19	H: 1 LOB: 1 BB: 1 P: 31	1B: 3 2B: 1 3B: 0 HR: 1	SF: 0 SAC: 0 DP: 1 HBP: 0	WP: 0 PB: 0 SB: 3 CS: 0	PA: 33		
PITCHER	IP WLS BF H R ER SO BB IBB HBP BLK WP HR S P ERA WHIP	8.0 W 28 4 0 0 9 1 0 0 0 0 0 66 100 0.00 0.625	1.0 S 5 1 1 1 3 1 0 0 0 0 1 19 31 9.00 2.000																					
38 Tyson Ross, R (1,1) ERA: 2.13																								
16 Huston Street, R (9,1) ERA: 1.29																								

Batter	1	2	3	4	5	6	7	8	9	AB	R	H	RBI	BB	SO	LOB	BOTTOM							
2 Everth Cabrera, S (1,6) OBP: 0.318, SLG: 0.415										4	0	0	0	0	1	0	San Francisco Giants @ San Diego Padres Petco Park, San Diego, CA Fri Apr 18 2014, 7:13 PM - 9:46 PM PDT Att: 34,839 - Cloudy - 66 F							
13 Chris Denorfia, R (1,9) OBP: 0.327, SLG: 0.438										4	1	2	0	0	0	0								
12 Seth Smith, L (1,7) OBP: 0.340, SLG: 0.435										4	0	0	0	0	1	2								
9 Jedd Gyorko, R (1,4) OBP: 0.254, SLG: 0.259										2	0	0	0	1	1	1								
25 Will Venable, L (1,8) OBP: 0.228, SLG: 0.304										3	0	1	0	0	1	1								
23 Yonder Alonso, L (1,3) OBP: 0.234, SLG: 0.267										3	0	0	0	0	1	1								
5 Alexei Amarista, L (1,5) OBP: 0.378, SLG: 0.452										2	0	0	0	1	1	0								
44 René Rivera, R (1,2) OBP: 0.158, SLG: 0.158										3	0	1	0	0	1	1								
38 Tyson Ross, R (1,1) OBP: 0.200, SLG: 0.200										2	0	0	0	0	1	1								
8 Yasmani Grandal, S (8,PH) OBP: 0.459, SLG: 0.484										1	1	1	1	0	0	0								
16 Huston Street, R (9,1)										0	0	0	0	0	0	0								
Inning Stats	R: 1 E: 0 K: 0 S: 8	H: 1 LOB: 1 BB: 1 P: 18	R: 0 E: 0 K: 1 S: 10	H: 1 LOB: 0 BB: 0 P: 15	R: 0 E: 0 K: 1 S: 10	H: 1 LOB: 1 BB: 0 P: 12	R: 0 E: 0 K: 2 S: 9	H: 0 LOB: 0 BB: 0 P: 13	R: 0 E: 0 K: 3 S: 10	H: 0 LOB: 0 BB: 0 P: 14	R: 0 E: 0 K: 1 S: 12	H: 0 LOB: 0 BB: 0 P: 15	R: 0 E: 0 K: 0 S: 11	H: 1 LOB: 1 BB: 1 P: 17	R: 1 E: 0 K: 0 S: 7	H: 1 LOB: 0 BB: 0 P: 9	R: 1 E: 0 K: 3 S: 19	H: 1 LOB: 1 BB: 1 P: 31	1B: 3 2B: 0 3B: 1 HR: 1	SF: 0 SAC: 0 DP: 1 HBP: 0	WP: 0 PB: 1 SB: 0 CS: 0	PA: 30		
PITCHER	IP WLS BF H R ER SO BB IBB HBP BLK WP HR S P ERA WHIP	7.0 L 26 4 1 0 8 2 0 0 0 0 0 70 104 0.00 0.857	1.0 4 1 1 1 0 0 0 0 0 0 0 1 7 9 9.00 1.000																					
18 Matt Cain, R (1,1) ERA: 2.88																								
57 Juan Gutiérrez, R (8,1) ERA: 2.7																								



Batter	1	2	3	4	5	6	7	8	9	AB	R	H	RBI	BB	SO	LOB	TOP				
16 Angel Pagán, S (1,8) OBP: 0.405, SLG: 0.478	G5-3			P4		FC6-4			F7	4	0	0	0	0	0	1	San Francisco Giants @ San Diego Padres Petco Park, San Diego, CA Sat Apr 19 2014, 5:41 PM - 8:17 PM PDT Att: 43,405 - Partly Cloudy - 68 F livebaseballscorecards.com				
8 Hunter Pence, R (1,9) OBP: 0.291, SLG: 0.290	F8			G6-3		K			L9	4	0	0	0	0	1						
28 Buster Posey, R (1,2) OBP: 0.318, SLG: 0.407	L3			L9					K	4	0	0	0	0	2	0					
38 Michael Morse, R (1,7) OBP: 0.373, SLG: 0.547		F9			HR				K	3	1	1	1	0	1	0					
48 Pablo Sandoval, S (1,5) OBP: 0.256, SLG: 0.286		G4-3			F9				K	3	0	0	0	0	1	0					
9 Brandon Belt, L (1,3) OBP: 0.338, SLG: 0.592		L3			F7					3	0	1	0	0	0	0					
13 Joaquin Arias, R (1,4) OBP: 0.250, SLG: 0.192					F7				1B	2	0	1	0	0	0	0					
7 Grégor Blanco, L (8,PH) OBP: 0.208, SLG: 0.190									K	1	0	0	0	0	1	1					
6 Ehire Adrianza, S (8,4) OBP: 0.217, SLG: 0.273										0	0	0	0	0	0	0					
35 Brandon Crawford, L (1,6) OBP: 0.361, SLG: 0.471						F7			P6	3	0	0	0	0	1	2					
17 Tim Hudson, R (1,1) OBP: 0.100, SLG: 0.100									F8	2	0	1	0	0	0	1					
29 Héctor Sánchez, S (8,PH) OBP: 0.192, SLG: 0.217										1	0	0	0	0	0	1					
34 David Huff, S (8,1)										0	0	0	0	0	0	0					
63 Jean Machi, R (8,1)										0	0	0	0	0	0	0					
Inning Stats	R: 0 E: 0 K: 0 S: 10	H: 0 LOB: 0 BB: 0 P: 10	R: 0 E: 0 K: 0 S: 11	H: 0 LOB: 0 BB: 0 P: 17	R: 0 E: 0 K: 1 S: 8	H: 1 LOB: 0 BB: 0 P: 11	R: 0 E: 0 K: 0 S: 8	H: 0 LOB: 0 BB: 0 P: 13	R: 1 E: 0 K: 0 S: 8	H: 1 LOB: 0 BB: 0 P: 12	R: 0 E: 0 K: 1 S: 17	H: 1 LOB: 1 BB: 0 P: 22	R: 0 E: 0 K: 3 S: 9	H: 0 LOB: 0 BB: 0 P: 16	R: 0 E: 0 K: 1 S: 9	H: 1 LOB: 1 BB: 0 P: 10	R: 0 E: 0 K: 1 S: 7	H: 0 LOB: 0 BB: 0 P: 7	1B: 3 2B: 0 3B: 0 HR: 1	SF: 0 SAC: 0 DP: 1 HBP: 0	WP: 0 PA: 30 PB: 0 SB: 0 CS: 0
PITCHER	IP WLS BF H R ER SO BB IBB HBP BLK WP HR S P ERA WHIP																				
53 Eric Stults, L (1,1) ERA: 4.35	6.0 W 20 3 1 1 2 0 0 0 0 0 0 1 62 85 1.50 0.500																				
50 Nick Vincent, R (7,1) ERA: 1.13	1.0 H 3 0 0 0 3 0 0 0 0 0 0 0 9 16 0.00 0.000																				
33 Dale Thayer, R (8,1) ERA: 1.0	1.0 H 4 1 0 0 1 0 0 0 0 0 0 0 9 10 0.00 1.000																				
56 Joaquin Benoit, R (9,1) ERA: 2.7	1.0 S 3 0 0 0 1 0 0 0 0 0 0 0 7 7 0.00 0.000																				

Batter	1	2	3	4	5	6	7	8	9	AB	R	H	RBI	BB	SO	LOB	BOTTOM		
2 Everth Cabrera, S (1,6) OBP: 0.329, SLG: 0.449	G6-3								F8	4	0	2	1	0	0	0	San Francisco Giants @ San Diego Padres Petco Park, San Diego, CA Sat Apr 19 2014, 5:41 PM - 8:17 PM PDT Att: 43,405 - Partly Cloudy - 68 F livebaseballscorecards.com		
25 Will Venable, L (1,9) OBP: 0.246, SLG: 0.333	K				FC3-2				SH1-4	4	1	2	0	0	1	1			
8 Yasmani Grandal, S (1,2) OBP: 0.415, SLG: 0.429	G6-3				L4-3				F9	4	0	0	0	0	0	4			
12 Seth Smith, L (1,7) OBP: 0.357, SLG: 0.449										3	1	2	0	0	0	0			
13 Chris Denorfia, R (8,PH) OBP: 0.327, SLG: 0.438										0	0	0	1	0	0	0			
Chase Headley, S (1,5) OBP: 0.224, SLG: 0.273										4	0	1	0	0	2	2			
9 Jedd Gyorko, R (1,4) OBP: 0.243, SLG: 0.246										3	0	0	0	0	1	3			
23 Yonder Alonso, L (1,3) OBP: 0.239, SLG: 0.270										3	0	1	1	0	0	2			
5 Alexi Amarista, L (1,8) OBP: 0.375, SLG: 0.441										3	1	1	0	0	0	1			
53 Eric Stults, L (1,1) ERA: 4.35										1	0	0	0	0	0	0			
50 Nick Vincent, R (7,1) ERA: 1.13										0	0	0	0	0	0	0			
14 Tommy Medica, R (7,PH) OBP: 0.208, SLG: 0.348										1	0	0	0	0	1	0			
33 Dale Thayer, R (8,1) ERA: 1.0										0	0	0	0	0	0	0			
56 Joaquin Benoit, R (9,1) ERA: 2.7										0	0	0	0	0	0	0			
Inning Stats	R: 0 E: 0 K: 1 S: 7	H: 2 LOB: 1 BB: 0 P: 10	R: 1 E: 0 K: 1 S: 17	H: 2 LOB: 1 BB: 0 P: 26	R: 0 E: 0 K: 0 S: 5	H: 2 LOB: 1 BB: 0 P: 7	R: 0 E: 0 K: 0 S: 5	H: 1 LOB: 1 BB: 0 P: 9	R: 1 E: 1 K: 0 S: 9	H: 2 LOB: 1 BB: 0 P: 15	R: 0 E: 0 K: 1 S: 11	H: 1 LOB: 0 BB: 0 P: 17	R: 0 E: 0 K: 1 S: 7	H: 0 LOB: 0 BB: 0 P: 9	R: 1 E: 0 K: 1 S: 11	H: 1 LOB: 0 BB: 0 P: 14	1B: 7 2B: 2 3B: 1 HR: 0	SF: 0 SAC: 2 DP: 1 HBP: 0	WP: 0 PA: 32 PB: 0 SB: 2 CS: 0
PITCHER	IP WLS BF H R ER SO BB IBB HBP BLK WP HR S P ERA WHIP																		
17 Tim Hudson, R (1,1) ERA: 2.4	7.0 L 28 8 2 2 2 4 0 0 0 0 0 0 5 63 2.57 1.143																		
34 David Huff, L (8,1) ERA: 4.28	0.1 2 1 1 1 0 0 0 0 0 0 0 0 5 6 27.00 3.000																		
63 Jean Machi, R (8,1) ERA: 1.17	0.2 2 0 0 0 1 0 0 0 0 0 0 0 6 8 0.00 0.000																		

Batter	1	2	3	4	5	6	7	8	9	AB	R	H	RBI	BB	SO	LOB	TOP					
16 Angel Pagán, S OBP: 0.397, SLG: 0.466										4	0	1	2	0	0	1	San Francisco Giants @ San Diego Padres Petco Park, San Diego, CA Sun Apr 20 2014, 1:12 PM - 4:09 PM PDT Att: 25,035 - Sunny - 68 F					
8 Hunter Pence, R OBP: 0.289, SLG: 0.278										3	1	0	0	1	1	2						
28 Buster Posey, R OBP: 0.314, SLG: 0.444										4	1	1	2	0	0	2						
38 Michael Morse, R OBP: 0.355, SLG: 0.518										3	0	0	0	0	1	0						
7 Gregor Blanco, L OBP: 0.200, SLG: 0.182										1	0	0	0	0	0	0						
9 Brandon Belt, L OBP: 0.321, SLG: 0.560										4	0	0	0	0	0	0						
13 Joaquin Arias, R OBP: 0.219, SLG: 0.167										4	0	0	0	0	1	0						
14 Brandon Hicks, R OBP: 0.415, SLG: 0.387										3	1	0	0	1	1	0						
35 Brandon Crawford, L OBP: 0.375, SLG: 0.472										2	1	1	0	1	0	0						
55 Tim Lincecum, L										1	0	0	0	1	1	0						
41 Jeremy Affeldt, L										0	0	0	0	0	0	0						
49 Javier López, L										0	0	0	0	0	0	0						
46 Santiago Casilla, R										0	0	0	0	0	0	0						
54 Sergio Romo, R										0	0	0	0	0	0	0						
Inning Stats	R: 2 H: 1 E: 0 K: 1 S: 13	H: 1 LOB: 0 BB: 1 P: 24	R: 2 H: 2 E: 0 K: 0 S: 16	H: 2 LOB: 2 BB: 2 P: 28	R: 0 H: 0 E: 0 K: 0 S: 7	H: 0 LOB: 0 BB: 0 P: 9	R: 0 H: 0 E: 0 K: 1 S: 6	H: 0 LOB: 0 BB: 0 P: 8	R: 0 H: 0 E: 0 K: 0 S: 10	H: 0 LOB: 0 BB: 0 P: 17	R: 0 H: 0 E: 0 K: 1 S: 10	H: 0 LOB: 0 BB: 0 P: 14	R: 0 H: 0 E: 0 K: 0 S: 12	H: 0 LOB: 1 BB: 1 P: 20	R: 0 H: 0 E: 0 K: 1 S: 8	H: 0 LOB: 0 BB: 0 P: 10	R: 0 H: 0 E: 0 K: 1 S: 11	H: 0 LOB: 0 BB: 0 P: 18	1B: 2 2B: 0 3B: 0 HR: 1	SF: 0 SAC: 1 DP: 0 HBP: 0	WP: 0 PB: 0 SB: 0 CS: 0	PA: 34
PITCHER	IP	WLS	BF	H	R	ER	SO	BB	IBB	HBP	BLK	WP	HR	S	P	ERA	WHIP					
41 Robbie Erlin, L ERA: 4.15	6.0	L	24	3	4	4	3	3	0	0	0	0	1	62	100	6.00	1.000					
54 Alex Torres, L ERA: 1.23	1.0		4	0	0	0	0	1	0	0	0	0	0	12	20	0.00	1.000					
50 Nick Vincent, R ERA: 1.0	1.0		3	0	0	0	1	0	0	0	0	0	0	8	10	0.00	0.000					
46 Tim Stauffer, R ERA: 3.24	1.0		3	0	0	0	1	0	0	0	0	0	0	11	18	0.00	0.000					

Batter	1	2	3	4	5	6	7	8	9	AB	R	H	RBI	BB	SO	LOB	BOTTOM					
2 Everth Cabrera, S OBP: 0.338, SLG: 0.452										4	0	2	0	0	0	0	San Francisco Giants @ San Diego Padres Petco Park, San Diego, CA Sun Apr 20 2014, 1:12 PM - 4:09 PM PDT Att: 25,035 - Sunny - 68 F					
25 Will Venable, L OBP: 0.246, SLG: 0.328										4	1	1	0	0	1	2						
12 Seth Smith, L OBP: 0.383, SLG: 0.451										2	1	1	0	2	0	0						
21 Xavier Nady, R OBP: 0.269, SLG: 0.609										3	0	0	0	1	1	3						
Chase Headley, S OBP: 0.242, SLG: 0.293										3	0	1	2	1	1	2						
14 Tommy Medica, R OBP: 0.185, SLG: 0.308										3	0	0	0	0	3	0						
8 Yasmani Grandal, S OBP: 0.405, SLG: 0.417										1	0	0	0	0	0	1						
4 Nick Hundley, R OBP: 0.316, SLG: 0.579										4	1	2	1	0	1	1						
5 Alexi Amarista, L OBP: 0.381, SLG: 0.429										1	0	0	0	1	0	1						
13 Chris Denorfia, R OBP: 0.220, SLG: 0.429										1	0	0	0	0	0	0						
50 Nick Vincent, R										0	0	0	0	0	0	0						
46 Tim Stauffer, R										0	0	0	0	0	0	0						
23 Yonder Alonso, L OBP: 0.235, SLG: 0.266										1	0	0	0	0	1	0						
41 Robbie Erlin, R										2	0	0	0	0	0	1						
54 Alex Torres, L										0	0	0	0	0	0	0						
9 Jedd Gyorko, R OBP: 0.239, SLG: 0.242										1	0	0	0	0	0	0						
Inning Stats	R: 0 H: 1 E: 0 K: 1 S: 14	H: 1 LOB: 2 BB: 1 P: 23	R: 0 H: 1 E: 0 K: 1 S: 6	H: 1 LOB: 0 BB: 0 P: 9	R: 2 H: 3 E: 0 K: 0 S: 11	H: 3 LOB: 1 BB: 1 P: 27	R: 0 H: 0 E: 0 K: 2 S: 9	H: 0 LOB: 1 BB: 1 P: 15	R: 0 H: 1 E: 0 K: 1 S: 7	H: 1 LOB: 0 BB: 0 P: 12	R: 0 H: 0 E: 0 K: 2 S: 8	H: 0 LOB: 0 BB: 0 P: 15	R: 1 H: 1 E: 0 K: 0 S: 10	H: 1 LOB: 0 BB: 0 P: 14	R: 0 H: 0 E: 0 K: 0 S: 6	H: 0 LOB: 0 BB: 1 P: 11	R: 0 H: 0 E: 0 K: 0 S: 10	H: 0 LOB: 1 BB: 1 P: 19	1B: 5 2B: 1 3B: 0 HR: 1	SF: 0 SAC: 0 DP: 2 HBP: 0	WP: 2 PB: 0 SB: 0 CS: 1	PA: 35
PITCHER	IP	WLS	BF	H	R	ER	SO	BB	IBB	HBP	BLK	WP	HR	S	P	ERA	WHIP					
55 Tim Lincecum, R ERA: 6.43	6.0	W	25	7	3	3	7	3	0	0	0	0	0	56	102	4.50	1.667					
41 Jeremy Affeldt, L ERA: 6.43	1.0	H	3	0	0	0	0	0	0	0	0	0	0	9	13	0.00	0.000					
49 Javier López, L ERA: 6.43	0.1	H	2	0	0	0	0	1	0	0	0	0	0	4	9	0.00	3.000					
46 Santiago Casilla, R ERA: 6.43	0.2	H	1	0	0	0	0	0	0	0	0	0	0	2	2	0.00	3.000					
54 Sergio Romo, R ERA: 1.13	1.0	S	4	0	0	0	0	1	0	0	0	1	0	10	19	0.00	1.000					

Batter	1	2	3	4	5	6	7	8	9	AB	R	H	RBI	BB	SO	LOB	TOP			
2 Everth Cabrera, S (1,6) OBP: 0.333, SLG: 0.442										4	0	1	0	0	2	1	San Diego Padres @ Milwaukee Brewers Miller Park, Milwaukee, WI Mon Apr 21 2014, 7:12 PM - 9:58 PM CDT Att: 25,408 - Roof Closed - 70 F			
25 Will Venable, L (1,8) OBP: 0.235, SLG: 0.313										3	0	0	0	0	0	1				
21 Xavier Nady, R (7,PH) OBP: 0.296, SLG: 0.609										0	0	0	0	0	1	0				
8 Yasmani Grandal, S (9,PH) OBP: 0.395, SLG: 0.405										5	1	1	0	0	0	4				
12 Seth Smith, L (1,7) OBP: 0.369, SLG: 0.429										3	1	0	0	1	3	3				
Chase Headley, S (1,5) OBP: 0.242, SLG: 0.279										4	0	1	0	0	1	2				
9 Jedd Gyorko, R (1,4) OBP: 0.240, SLG: 0.242										4	0	2	1	0	0	1				
23 Yonder Alonso, L (1,3) OBP: 0.296, SLG: 0.294										3	1	1	1	1	0	2				
13 Chris Denorfia, R (7,8) OBP: 0.333, SLG: 0.481										1	0	0	0	0	0	1				
44 René Rivera, R (1,2) OBP: 0.190, SLG: 0.150										2	0	1	0	0	0	1				
4 Nick Hundley, R (7,PH) OBP: 0.333, SLG: 0.619										2	0	1	0	0	0	1				
34 Andrew Cashner, R (1,1) OBP: 0.222, SLG: 0.222										1	0	0	0	0	1	0				
14 Tommy Medica, R (7,PH) OBP: 0.179, SLG: 0.296										1	0	0	0	0	0	1				
33 Dale Thayer, R (7,1) ERA: 0.75										0	0	0	0	0	0	0				
46 Tim Stauffer, R (8,1) ERA: 0.75										0	0	0	0	0	0	0				
5 Alexi Amarista, L (9,PH) OBP: 0.372, SLG: 0.417										1	0	0	0	0	0	0				
Inning Stats	R: 0 E: 0 K: 1 S: 7	H: 0 LOB: 0 BB: 0 P: 12	R: 0 E: 0 K: 2 S: 14	H: 1 LOB: 1 BB: 0 P: 19	R: 0 E: 0 K: 1 S: 9	H: 0 LOB: 1 BB: 0 P: 16	R: 2 E: 1 K: 0 S: 8	H: 2 LOB: 1 BB: 1 P: 15	R: 0 E: 0 K: 1 S: 5	H: 1 LOB: 1 BB: 0 P: 10	R: 1 E: 0 K: 1 S: 13	H: 2 LOB: 3 BB: 1 P: 22	R: 0 E: 0 K: 0 S: 10	H: 0 LOB: 1 BB: 1 P: 15	R: 0 E: 0 K: 1 S: 9	H: 1 LOB: 1 BB: 0 P: 14	1B: 4 2B: 2 3B: 0 HR: 1	SF: 0 SAC: 2 DP: 0 HBP: 1	WP: 1 PB: 0 CS: 0	PA: 39
PITCHER	IP WLS BF H R ER SO	IP WLS BF H R ER SO	IP WLS BF H R ER SO	IP WLS BF H R ER SO	IP WLS BF H R ER SO	IP WLS BF H R ER SO	IP WLS BF H R ER SO	IP WLS BF H R ER SO	IP WLS BF H R ER SO	IP WLS BF H R ER SO	IP WLS BF H R ER SO	IP WLS BF H R ER SO	IP WLS BF H R ER SO	IP WLS BF H R ER SO	IP WLS BF H R ER SO	IP WLS BF H R ER SO	ERA WHIP	ERA WHIP		
38 Wily Peralta, R (1,1) ERA: 2.19	6.1	W	28	6	3	2	6	1	0	1	0	0	0	1	59	91	2.84	1.105		
13 Will Smith, L (7,1) ERA: 0.75	0.2	H	3	0	0	0	1	1	0	0	0	0	0	5	10	0.00	1.500			
30 Tyler Thornburg, R (8,1) ERA: 0.75	1.0	H	4	0	0	0	0	1	0	0	0	0	0	10	15	0.00	1.000			
57 Francisco Rodríguez, R (9,1) ERA: 0.75	1.0	S	4	1	0	0	1	0	0	0	0	0	0	9	14	0.00	1.000			

Batter	1	2	3	4	5	6	7	8	9	AB	R	H	RBI	BB	SO	LOB	BOTTOM			
27 Carlos Gómez, R (1,8) OBP: 0.371, SLG: 0.613										3	1	1	0	1	0	2	San Diego Padres @ Milwaukee Brewers Miller Park, Milwaukee, WI Mon Apr 21 2014, 7:12 PM - 9:58 PM CDT Att: 25,408 - Roof Closed - 70 F			
2 Scooter Gennett, L (1,4) OBP: 0.357, SLG: 0.415										3	1	2	1	0	0	1				
8 Ryan Braun, R (1,9) OBP: 0.342, SLG: 0.625										2	0	1	2	1	0	1				
16 Aramis Ramirez, R (1,5) OBP: 0.395, SLG: 0.493										4	1	1	1	0	0	5				
7 Mark Reynolds, R (1,3) OBP: 0.290, SLG: 0.518										4	0	0	0	0	3	0				
9 Jean Segura, R (1,6) OBP: 0.275, SLG: 0.312										4	0	2	0	0	0	0				
3 Elian Herrera, S (1,7) OBP: 0.200, SLG: 0.200										4	0	2	0	0	1	1				
12 Martín Maldonado, R (1,2) OBP: 0.467, SLG: 0.417										3	0	0	0	1	0	4				
38 Wily Peralta, R (1,1) OBP: 0.167, SLG: 0.333										2	1	1	0	0	1	1				
13 Will Smith, R (7,1) ERA: 0.75										0	0	0	0	0	0	0				
24 Lyle Overbay, L (7,PH) OBP: 0.343, SLG: 0.281										1	0	1	0	0	0	0				
30 Tyler Thornburg, R (8,1) ERA: 0.75										0	0	0	0	0	0	0				
57 Francisco Rodríguez, R (9,1) ERA: 0.75										0	0	0	0	0	0	0				
Inning Stats	R: 0 E: 0 K: 0 S: 8	H: 0 LOB: 1 BB: 1 P: 15	R: 0 E: 0 K: 0 S: 8	H: 1 LOB: 1 BB: 0 P: 12	R: 3 E: 0 K: 1 S: 12	H: 3 LOB: 0 BB: 0 P: 18	R: 0 E: 0 K: 2 S: 13	H: 0 LOB: 1 BB: 1 P: 22	R: 1 E: 0 K: 0 S: 10	H: 2 LOB: 0 BB: 0 P: 14	R: 0 E: 0 K: 1 S: 8	H: 1 LOB: 1 BB: 0 P: 12	R: 0 E: 0 K: 0 S: 7	H: 2 LOB: 2 BB: 1 P: 12	R: 0 E: 0 K: 1 S: 14	H: 2 LOB: 2 BB: 0 P: 19	1B: 7 2B: 3 3B: 1 HR: 1	SF: 1 SAC: 1 DP: 2 HBP: 0	WP: 0 PB: 0 CS: 1	PA: 35
PITCHER	IP WLS BF H R ER SO	IP WLS BF H R ER SO	IP WLS BF H R ER SO	IP WLS BF H R ER SO	IP WLS BF H R ER SO	IP WLS BF H R ER SO	IP WLS BF H R ER SO	IP WLS BF H R ER SO	IP WLS BF H R ER SO	IP WLS BF H R ER SO	IP WLS BF H R ER SO	IP WLS BF H R ER SO	IP WLS BF H R ER SO	IP WLS BF H R ER SO	IP WLS BF H R ER SO	IP WLS BF H R ER SO	ERA WHIP	ERA WHIP		
34 Andrew Cashner, R (1,1) ERA: 2.1	6.0	L	26	7	4	4	4	2	0	0	0	0	0	0	7	12	0.00	2.000		
33 Dale Thayer, R (7,1) ERA: 0.75	1.0		5	2	0	0	0	0	1	0	0	0	0	7	12	0.00	2.000			
46 Tim Stauffer, R (8,1) ERA: 2.89	1.0		4	2	0	0	1	0	0	0	0	0	0	14	19	0.00	2.000			

Batter	1	2	3	4	5	6	7	8	9	AB	R	H	RBI	BB	SO	LOB	TOP						
2 Everth Cabrera, S OBP: 0.327, SLG: 0.417										5	0	3	0	0	1	1							
13 Chris Denorfia, R OBP: 0.347, SLG: 0.471										4	0	1	0	0	0	2							
23 Yonder Alonso, L OBP: 0.222, SLG: 0.259										4	0	0	0	0	1	3							
9 Jedd Gyorko, R OBP: 0.226, SLG: 0.217										4	1	1	0	0	3	0							
25 Will Venable, L OBP: 0.238, SLG: 0.284										2	0	1	0	1	1	0							
59 Kevin Quackenbush, R OBP: 0.208, SLG: 0.174										0	0	0	0	0	0	0							
44 René Rivera, R OBP: 0.208, SLG: 0.174										1	0	1	0	0	0	0							
39 Donn Roach, R OBP: 0.208, SLG: 0.174										0	0	0	0	0	0	0							
4 Nick Hundley, R OBP: 0.345, SLG: 0.552										4	0	2	1	0	2	1							
21 Xavier Nady, R OBP: 0.265, SLG: 0.500										4	0	2	1	0	2	1							
5 Alexi Amarista, L OBP: 0.308, SLG: 0.333										4	0	0	0	0	2	0							
41 Robbie Erlin, R OBP: 0.308, SLG: 0.333										1	0	0	0	1	1	0							
3 Jace Peterson, L OBP: 0.500, SLG: 0.500										2	0	1	0	0	0	0							
Inning Stats	R: 0 E: 0 K: 0 S: 8	H: 1 LOB: 0 BB: 0 P: 9	R: 0 E: 0 K: 3 S: 9	H: 0 LOB: 0 BB: 0 P: 12	R: 0 E: 0 K: 1 S: 15	H: 2 LOB: 3 BB: 1 P: 31	R: 0 E: 0 K: 2 S: 11	H: 2 LOB: 2 BB: 0 P: 17	R: 0 E: 0 K: 2 S: 12	H: 1 LOB: 1 BB: 0 P: 13	R: 0 E: 0 K: 2 S: 11	H: 0 LOB: 1 BB: 1 P: 19	R: 0 E: 0 K: 1 S: 6	H: 1 LOB: 1 BB: 0 P: 8	R: 1 E: 0 K: 1 S: 19	H: 3 LOB: 2 BB: 2 P: 28	R: 0 E: 0 K: 1 S: 5	H: 0 LOB: 0 BB: 0 P: 9	1B: 10 2B: 1 3B: 0 HR: 0	SF: 0 SAC: 0 DP: 0 HBP: 0	WP: 0 PB: 0 CS: 0 SB: 0	PA: 37	
PITCHER	IP WLS BF H R ER SO BB IBB HBP BLK WP HR S P ERA WHIP	7.0 W 28 7 0 0 11 2 0 0 0 0 0 72 109 0.00 1.286	1.0 L 6 3 1 1 1 0 0 0 0 0 0 19 28 9.00 3.000	1.0 L 3 0 0 0 1 0 0 0 0 0 0 5 9 0.00 0.000																			

San Diego Padres @ Washington Nationals
Nationals Park, Washington, DC
Fri Apr 25 2014, 8:03 PM - 11:10 PM EDT
Att. 25,497 - Rain - 53 F

AB 35
R 1
H 10
RBI 1
BB 2
SO 13
LOB 11





Batter	1	2	3	4	5	6	7	8	9	AB	R	H	RBI	BB	SO	LOB	BOTTOM						
2 Denard Span, L OBP: 0.303, SLG: 0.309										5	2	1	0	0	0	2							
6 Anthony Rendon, R OBP: 0.346, SLG: 0.510										5	2	4	2	0	0	1							
28 Jayson Werth, R OBP: 0.369, SLG: 0.420										5	1	1	0	0	1	4							
25 Adam LaRoche, L OBP: 0.427, SLG: 0.519										2	2	1	1	2	0	1							
12 Tyler Moore, R OBP: 0.293, SLG: 0.444										1	0	1	0	0	0	0							
20 Ian Desmond, R OBP: 0.257, SLG: 0.379										5	2	3	2	0	0	1							
34 Bryce Harper, L OBP: 0.352, SLG: 0.422										2	1	2	4	0	0	0							
15 Nate McLouth, L OBP: 0.282, SLG: 0.129										2	0	1	0	0	0	2							
8 Danny Espinosa, S OBP: 0.351, SLG: 0.485										5	0	0	0	0	2	7							
59 Jose Lobaton, S OBP: 0.349, SLG: 0.421										5	1	3	2	0	0	2							
37 Stephen Strasburg, R OBP: 0.333, SLG: 0.800										3	0	0	0	0	1	3							
4 Zach Walters, S OBP: 0.352, SLG: 0.422										0	0	0	0	0	0	0							
13 Jerry Blevins, L OBP: 0.333, SLG: 0.444										0	0	0	0	0	0	2							
19 Kevin Frandsen, R OBP: 0.333, SLG: 0.296										0	0	0	0	0	0	0							
22 Drew Storen, S OBP: 0.333, SLG: 0.296										0	0	0	0	0	0	0							
Inning Stats	R: 2 E: 0 K: 0 S: 17	H: 3 LOB: 2 BB: 1 P: 29	R: 0 E: 0 K: 1 S: 7	H: 0 LOB: 0 BB: 0 P: 11	R: 4 E: 0 K: 1 S: 17	H: 4 LOB: 1 BB: 1 P: 28	R: 0 E: 0 K: 1 S: 7	H: 1 LOB: 1 BB: 0 P: 12	R: 0 E: 0 K: 0 S: 12	H: 2 LOB: 2 BB: 0 P: 15	R: 2 E: 0 K: 0 S: 16	H: 3 LOB: 2 BB: 0 P: 23	R: 2 E: 0 K: 1 S: 15	H: 2 LOB: 1 BB: 1 P: 25	R: 1 E: 0 K: 0 S: 9	H: 2 LOB: 2 BB: 0 P: 18	R: 1 E: 0 K: 0 S: 9	H: 0 LOB: 2 BB: 0 P: 9	1B: 12 2B: 4 3B: 1 HR: 0	SF: 0 SAC: 0 DP: 0 HBP: 1	WP: 0 PB: 0 CS: 0 SB: 1	PA: 45	
PITCHER	IP WLS BF H R ER SO BB IBB HBP BLK WP HR S P ERA WHIP	5.1 L 31 13 8 8 3 2 0 0 0 0 0 69 106 13.50 2.812	1.2 L 8 2 2 2 1 1 0 0 0 0 0 22 37 10.80 1.800	1.0 L 6 2 1 1 0 0 0 0 0 0 0 9 18 9.00 2.000																			

San Diego Padres @ Washington Nationals
Nationals Park, Washington, DC
Fri Apr 25 2014, 8:03 PM - 11:10 PM EDT
Att. 25,497 - Rain - 53 F

AB 41
R 11
H 17
RBI 11
BB 3
SO 4
LOB 25



Batter	1	2	3	4	5	6	7	8	9	AB	R	H	RBI	BB	SO	LOB	TOP	
2 Everth Cabrera, S OBP: 0.314, SLG: 0.400	G4-3			K		F7		G6-3		4	0	0	0	0	1	2	<p>San Diego Padres @ Washington Nationals</p> <p>Nationals Park, Washington, DC</p> <p>Sat Apr 26 2014, 1:06 PM - 3:25 PM EDT</p> <p>Att: 31,590 - Sunny - 66 F</p> <p>livebaseballscorecards.com</p> <p>AB 29 R 0 H 3 RBI 0 BB 1 SO 8 LOB 9</p> 	
13 Chris Denorfia, R OBP: 0.342, SLG: 0.459	G1-3			L3		L8		G2-3		4	0	1	0	0	0	2		
25 Will Venable, L OBP: 0.227, SLG: 0.271	K			G4-3				K		4	0	0	0	0	2	1		
9 Jedd Gyorko, R OBP: 0.227, SLG: 0.218		G5-3			G5-3			K		4	0	1	0	0	1	1		
23 Yonder Alonso, L OBP: 0.215, SLG: 0.250		G5-3			G4-3			F7		3	0	0	0	0	0	1		
5 Alexi Amarista, L OBP: 0.291, SLG: 0.313				K		G3		K		3	0	0	0	0	2	1		
3 Jace Peterson, L OBP: 0.200, SLG: 0.200				K				G1-3		3	0	0	0	0	1	0		
44 René Rivera, R OBP: 0.231, SLG: 0.200				F9				G6-4-3		2	0	1	0	0	0	0		
8 Yasmani Grandal, S OBP: 0.345, SLG: 0.354						SH		BB		0	0	0	0	1	0	0		
34 Andrew Cashner, R OBP: 0.200, SLG: 0.200				K		SH		G6-4-3		1	0	0	0	0	1	0		
39 Donn Roach, R OBP: 0.257, SLG: 0.484										0	0	0	0	0	0	0		
21 Xavier Nady, R OBP: 0.257, SLG: 0.484										1	0	0	0	0	0	1		
33 Dale Thayer, R OBP: 0.257, SLG: 0.484										0	0	0	0	0	0	0		
Inning Stats	R: 0 E: 0 K: 1 S: 7	H: 0 LOB: 0 BB: 0 P: 9	R: 0 E: 0 K: 1 S: 9	H: 0 LOB: 0 BB: 0 P: 12	R: 0 E: 0 K: 2 S: 10	H: 0 LOB: 0 BB: 0 P: 13	R: 0 E: 0 K: 1 S: 7	H: 1 LOB: 2 BB: 0 P: 15	R: 0 E: 0 K: 2 S: 8	H: 1 LOB: 1 BB: 0 P: 10	R: 0 E: 0 K: 0 S: 7	H: 0 LOB: 0 BB: 1 P: 12	R: 0 E: 0 K: 1 S: 10	H: 1 LOB: 1 BB: 0 P: 15	1B: 3 2B: 0 3B: 0 HR: 0	SF: 0 SAC: 1 DP: 1 HBP: 0	WP: 0 PB: 0 SB: 0 CS: 0	PA: 31
PITCHER 57 Tanner Roark, R ERA: 2.76	IP: 9.0 WLS: W BF: 31 H: 3 R: 0 ER: 0 SO: 8 BB: 1 IBB: 0 HBP: 0 BLK: 0 WP: 0 HR: 0 S: 73 P: 105 ERA: 0.00 WHIP: 0.444																	

Batter	1	2	3	4	5	6	7	8	9	AB	R	H	RBI	BB	SO	LOB	BOTTOM			
2 Denard Span, L OBP: 0.296, SLG: 0.301	L9	FC6			F7			F9		5	0	1	1	0	0	2	<p>San Diego Padres @ Washington Nationals</p> <p>Nationals Park, Washington, DC</p> <p>Sat Apr 26 2014, 1:06 PM - 3:25 PM EDT</p> <p>Att: 31,590 - Sunny - 66 F</p> <p>livebaseballscorecards.com</p> <p>AB 33 R 4 H 9 RBI 4 BB 1 SO 7 LOB 16</p> 			
6 Anthony Rendon, R OBP: 0.343, SLG: 0.500		L5			K			G6-3		4	1	1	0	0	1	2				
28 Jayson Werth, R OBP: 0.364, SLG: 0.413	FC4				E4			G5-3		4	1	1	0	0	0	1				
25 Adam LaRoche, L OBP: 0.430, SLG: 0.512	E3				F7			G5-3		3	1	1	1	1	0	1				
20 Ian Desmond, R OBP: 0.276, SLG: 0.404		FC6-4			FC6-4			G5-3		4	0	3	1	0	0	1				
8 Danny Espinosa, S OBP: 0.333, SLG: 0.465	SF8				FC6-4			G5-3		4	0	3	1	0	0	1				
19 Kevin Frandsen, R OBP: 0.353, SLG: 0.500		SF8			F7			K		3	0	0	1	0	1	5				
41 Sandy León, S OBP: 0.200, SLG: 0.273					K			HBP		3	1	1	0	0	2	1				
57 Tanner Roark, R OBP: 0.111, SLG: 0.111					K			K		4	0	0	0	0	3	2				
					G4-3			B3		3	0	1	0	0	0	1				
Inning Stats	R: 3 E: 2 K: 1 S: 20	H: 3 LOB: 1 BB: 0 P: 26	R: 0 E: 1 K: 1 S: 10	H: 1 LOB: 1 BB: 0 P: 11	R: 0 E: 0 K: 0 S: 5	H: 1 LOB: 1 BB: 0 P: 8	R: 0 E: 0 K: 2 S: 12	H: 0 LOB: 0 BB: 0 P: 16	R: 0 E: 1 K: 1 S: 14	H: 1 LOB: 3 BB: 1 P: 21	R: 1 E: 0 K: 0 S: 12	H: 2 LOB: 1 BB: 0 P: 17	R: 0 E: 0 K: 1 S: 10	H: 1 LOB: 1 BB: 0 P: 17	R: 0 E: 0 K: 1 S: 12	H: 0 LOB: 1 BB: 0 P: 20	1B: 8 2B: 1 3B: 0 HR: 0	SF: 1 SAC: 1 DP: 0 HBP: 1	WP: 0 PB: 0 SB: 1 CS: 0	PA: 37
PITCHER 34 Andrew Cashner, R ERA: 2.23 39 Donn Roach, R ERA: 4.32 33 Dale Thayer, R ERA: 0.71	IP: 6.0 WLS: L BF: 29 H: 4 R: 0 ER: 2 SO: 2 BB: 0 IBB: 0 HBP: 0 BLK: 0 WP: 0 HR: 0 S: 73 P: 99 ERA: 3.00 WHIP: 1.333																			

Batter	1	2	3	4	5	6	7	8	9	AB	R	H	RBI	BB	SO	LOB	TOP			
2 Everth Cabrera, S OBP: 0.321, SLG: 0.389										5	0	1	0	0	1	4	San Diego Padres @ San Francisco Giants AT&T Park, San Francisco, CA Mon Apr 28 2014, 7:17 PM - 10:46 PM PDT Att: 41,533 - Clear - 64 F			
24 Cameron Maybin, R OBP: 0.444, SLG: 0.625										4	0	1	0	1	2	1				
13 Chris Denorria, R OBP: 0.349, SLG: 0.439										5	0	0	0	0	2	5				
21 Xavier Nady, R OBP: 0.256, SLG: 0.441										2	0	0	0	1	0	0				
25 Will Venable, L OBP: 0.235, SLG: 0.292										1	1	1	0	1	0	0				
14 Tommy Medica, R OBP: 0.212, SLG: 0.290										3	2	1	0	1	0	1				
50 Nick Vincent, R										0	0	0	0	0	0	0				
56 Joaquin Benoit, R										0	0	0	0	0	0	0				
4 Nick Hundley, R OBP: 0.355, SLG: 0.548										1	0	0	0	0	0	1				
16 Huston Street, R OBP: 0.290, SLG: 0.315										4	2	1	1	1	1	3				
44 René Rivera, R OBP: 0.258, SLG: 0.367										5	1	2	5	0	1	1				
3 Jace Peterson, L OBP: 0.300, SLG: 0.300										4	0	2	0	0	1	1				
38 Tyson Ross, R OBP: 0.100, SLG: 0.100										3	0	0	0	0	0	3				
54 Alex Torres, L										0	0	0	0	0	0	0				
23 Yonder Alonso, L OBP: 0.204, SLG: 0.237										1	0	0	0	0	0	0				
Inning Stats	R: 0 H: 1 E: 0 K: 2 S: 15	H: 1 LOB: 3 BB: 2 P: 26	R: 0 H: 1 E: 0 K: 0 S: 9	H: 1 LOB: 1 BB: 0 P: 15	R: 0 H: 0 E: 0 K: 1 S: 6	H: 0 LOB: 0 BB: 0 P: 10	R: 2 H: 2 E: 0 K: 2 S: 17	H: 2 LOB: 3 BB: 1 P: 23	R: 3 H: 3 E: 0 K: 0 S: 11	H: 3 LOB: 1 BB: 1 P: 19	R: 0 H: 0 E: 0 K: 1 S: 15	H: 0 LOB: 0 BB: 0 P: 12	R: 0 H: 1 E: 0 K: 0 S: 12	H: 1 LOB: 1 BB: 0 P: 9	R: 1 H: 1 E: 0 K: 0 S: 8	H: 1 LOB: 0 BB: 0 P: 9	1B: 4 2B: 4 3B: 0 HR: 1	SF: 0 SAC: 0 DP: 1 HBP: 0	WP: 0 PA: 43 PB: 0 SB: 2 CS: 0	
PITCHER	IP WLS BF H R ER SO BB IBB HBP BLK WP HR S P ERA WHIP	5.0 L 28 7 5 4 5 4 0 0 0 0 1 58 93 7.20 2.200	1.0 3 0 0 0 1 1 0 0 0 0 0 15 25 0.00 1.000	1.0 3 0 0 0 2 0 0 0 0 0 0 9 12 0.00 0.000	1.0 4 1 0 0 0 0 0 0 0 0 0 12 19 0.00 1.000	1.0 4 1 1 1 0 0 0 0 0 0 0 8 9 9.00 1.000	PITCHER													

Batter	1	2	3	4	5	6	7	8	9	AB	R	H	RBI	BB	SO	LOB	BOTTOM
16 Ángel Pagán, S OBP: 0.375, SLG: 0.438										3	1	1	0	1	0	1	San Diego Padres @ San Francisco Giants AT&T Park, San Francisco, CA Mon Apr 28 2014, 7:17 PM - 10:46 PM PDT Att: 41,533 - Clear - 64 F
8 Hunter Pence, R OBP: 0.345, SLG: 0.414										4	1	1	1	0	0	1	
9 Brandon Belt, L OBP: 0.296, SLG: 0.480										3	1	0	0	1	1	0	
28 Buster Posey, R OBP: 0.337, SLG: 0.452										4	0	2	0	0	2	2	
38 Michael Morse, R OBP: 0.345, SLG: 0.575										4	0	3	2	0	0	1	
2 Juan Carlos Pérez, R										0	0	0	0	0	0	0	
48 Pablo Sandoval, S OBP: 0.252, SLG: 0.301										4	0	0	0	0	1	5	
35 Brandon Crawford, L OBP: 0.360, SLG: 0.405										3	0	0	0	1	1	1	
14 Brandon Hicks, R OBP: 0.369, SLG: 0.509										4	1	1	1	0	1	3	
40 Madison Bumgarner, R ERA: 3.68										1	0	0	0	0	1	0	
6 Ethier, R OBP: 0.225, SLG: 0.292										1	0	0	0	0	0	0	
41 Jeremy Affeldt, L ERA: 1.46										1	0	0	0	0	0	0	
7 Gregor Blanco, L OBP: 0.242, SLG: 0.276										1	0	0	0	0	0	0	
63 Jean Machi, R																	


Batter	1	2	3	4	5	6	7	8	9	AB	R	H	RBI	BB	SO	LOB	TOP										
2 Everth Cabrera, S OBP: 0.319, SLG: 0.384	G3			G4-3 1B		G4-3			G4-3	4	0	1	0	0	0	1	San Diego Padres @ San Francisco Giants AT&T Park, San Francisco, CA Tue Apr 29 2014, 7:17 PM - 9:43 PM PDT Att: 41,952 - Partly Cloudy - 76 F										
24 Cameron Maybin, R OBP: 0.308, SLG: 0.417	K			G4-3		G4-3			G5-3	4	0	0	0	0	1	2											
13 Chris Denorfia, R OBP: 0.348, SLG: 0.435	G5-3									3	0	1	0	0	1	0											
8 Yasmani Grandal, S OBP: 0.333, SLG: 0.345		G4-3			G3					3	0	0	0	0	0	1											
25 Will Venable, L OBP: 0.247, SLG: 0.283		K								3	0	0	0	0	1	0											
4 Nick Hundley, R OBP: 0.234, SLG: 0.500										3	0	0	0	0	2	0											
5 Alexi Amarista, L OBP: 0.277, SLG: 0.298										3	0	0	0	0	0	0											
3 Jace Peterson, L OBP: 0.231, SLG: 0.231										3	0	0	0	0	0	0											
53 Eric Stults, L OBP: 0.167, SLG: 0.333										1	0	0	0	0	0	0											
39 Donn Roach, R OBP: 1.000, SLG: 2.000										1	0	1	0	0	0	0											
54 Alex Torres, L OBP: 0.380, SLG: 0.424										1	0	0	0	0	1	0											
12 Seth Smith, L OBP: 0.380, SLG: 0.424										1	0	0	0	0	1	0											
Inning Stats	R: 0 E: 0 K: 1 S: 8	H: 0 LOB: 0 BB: 0 P: 10	R: 0 E: 0 K: 2 S: 8	H: 0 LOB: 0 BB: 0 P: 13	R: 0 E: 0 K: 0 S: 9	H: 0 LOB: 0 BB: 0 P: 12	R: 0 E: 0 K: 0 S: 8	H: 2 LOB: 1 BB: 0 P: 14	R: 0 E: 0 K: 1 S: 8	H: 0 LOB: 0 BB: 0 P: 10	R: 0 E: 0 K: 0 S: 9	H: 1 LOB: 1 BB: 0 P: 13	R: 0 E: 0 K: 1 S: 9	H: 0 LOB: 0 BB: 0 P: 13	R: 0 E: 0 K: 0 S: 8	H: 0 LOB: 0 BB: 0 P: 10	R: 0 E: 0 K: 1 S: 7	H: 0 LOB: 0 BB: 0 P: 10	1B: 2 2B: 1 3B: 0 HR: 0	SF: 0 SAC: 0 DP: 1 HBP: 0	WP: 0 PB: 0 SB: 0 CS: 0	PA: 29					
PITCHER	IP	WLS	BF	H	R	ER	SO	BB	IBB	HBP	BLK	WP	HR	S	P	ERA	WHIP	PITCHER									
52 Yusmeiro Petit, R ERA: 2.61	6.0	W	20	3	0	0	4	0	0	0	0	0	0	50	72	0.00	0.500										
63 Jean Machi, R ERA: 0.66	2.0		6	0	0	0	1	0	0	0	0	0	0	17	23	0.00	0.000										
46 Santiago Casilla, R ERA: 1.17	1.0		3	0	0	0	1	0	0	0	0	0	0	7	10	0.00	0.000										

AB	29
R	0
H	3
RBI	0
BB	0
SO	6
LOB	4



Batter	1	2	3	4	5	6	7	8	9	AB	R	H	RBI	BB	SO	LOB	BOTTOM										
16 Angel Pagán, S OBP: 0.380, SLG: 0.470	HR			G4-3 1B		F7				4	1	2	1	0	0	0	San Diego Padres @ San Francisco Giants AT&T Park, San Francisco, CA Tue Apr 29 2014, 7:17 PM - 9:43 PM PDT Att: 41,952 - Partly Cloudy - 76 F										
8 Hunter Pence, R OBP: 0.342, SLG: 0.408	G5-3			G6-3						4	1	1	0	0	0	0											
28 Buster Posey, R OBP: 0.343, SLG: 0.483										3	2	1	1	1	0	0											
9 Brandon Belt, L OBP: 0.296, SLG: 0.480	HR									0	0	0	0	0	0	0											
38 Michael Morse, R OBP: 0.344, SLG: 0.578										3	0	1	0	0	0	3											
2 Juan Carlos Pérez, R OBP: 0.091, SLG: 0.091										1	1	1	0	0	0	0											
48 Pablo Sandoval, S OBP: 0.262, SLG: 0.302										3	1	1	0	1	0	2											
29 Héctor Sánchez, S OBP: 0.205, SLG: 0.400										3	0	1	3	0	1	1											
35 Brandon Crawford, L OBP: 0.366, SLG: 0.403										3	0	1	1	0	0	2											
14 Brandon Hicks, R OBP: 0.348, SLG: 0.474										4	0	0	0	0	1	3											
52 Yusmeiro Petit, R ERA: 5.34										2	0	0	0	0	1	0											
6 Ehire Adrianza, S OBP: 0.214, SLG: 0.259										1	0	0	0	0	0	0											
63 Jean Machi, R ERA: 2.64										0	0	0	0	0	0	0											
13 Joaquin Arias, R OBP: 0.195, SLG: 0.132										1	0	0	0	0	0	1											
46 Santiago Casilla, R ERA: 0.82										0	0	0	0	0	0	0											
Inning Stats	R: 2 E: 0 K: 0 S: 10	H: 3 LOB: 1 BB: 0 P: 16	R: 0 E: 0 K: 1 S: 6	H: 0 LOB: 0 BB: 0 P: 7	R: 3 E: 0 K: 0 S: 16	H: 4 LOB: 2 BB: 2 P: 31	R: 0 E: 0 K: 0 S: 6	H: 0 LOB: 0 BB: 0 P: 10	R: 1 E: 1 K: 0 S: 10	H: 1 LOB: 2 BB: 0 P: 15	R: 0 E: 0 K: 0 S: 7	H: 0 LOB: 0 BB: 0 P: 11	R: 0 E: 0 K: 0 S: 6	H: 1 LOB: 1 BB: 0 P: 8	R: 0 E: 0 K: 2 S: 9	H: 0 LOB: 1 BB: 0 P: 14	R: 0 E: 0 K: 2 S: 9	H: 0 LOB: 1 BB: 0 P: 14	1B: 6 2B: 1 3B: 0 HR: 2	SF: 1 SAC: 0 DP: 1 HBP: 1	WP: 0 PB: 2 SB: 0 CS: 0	PA: 36					
PITCHER	IP	WLS	BF	H	R	ER	SO	BB	IBB	HBP	BLK	WP	HR	S	P	ERA	WHIP	PITCHER									
53 Eric Stults, L	2.2	L	16	7	5	5	1	1	0	0	0	0	0	32	47	0.00	0.462										
39 Donn Roach, R	4.1		16	2	1	0	0	0	0	0	0	0	0	9	14	0.00	0.000										
54 Alex Torres, L	1.0		4	0	0	0	2	0	0	1	0	0	0	9	14	0.00	0.000										

AB	32
R	6
H	9
RBI	6
BB	2
SO	3
LOB	12



Batter	1	2	3	4	5	6	7	8	9	AB	R	H	RBI	BB	SO	LOB	TOP										
2 Everth Cabrera, S OBP: 0.308, SLG: 0.371	G3		K			G3		K		4	0	0	0	0	2	1	San Diego Padres @ San Francisco Giants AT&T Park, San Francisco, CA Wed Apr 30 2014, 7:16 PM - 9:32 PM PDT Att: 42,164 - Partly Cloudy - 80 F										
25 Will Venable, L OBP: 0.238, SLG: 0.271	G3			G1-3		K			K	4	0	0	0	0	2	0											
12 Seth Smith, L OBP: 0.361, SLG: 0.400	F7			F9			F7		G4-3	4	0	0	0	0	0	0											
8 Yasmani Grandal, S OBP: 0.343, SLG: 0.424		G4-3			2B		F7			4	1	2	1	0	0	0											
9 Jedd Gyorko, R OBP: 0.221, SLG: 0.215 33 Dale Thayer, R (7, 1)		G6-3			G6-3					3	0	1	0	0	0	1											
13 Chris Denorfia, R (9, PH)										1	0	0	0	0	0	0											
23 Yonder Alonso, L OBP: 0.198, SLG: 0.229		G4-3								3	0	0	0	0	0	1											
24 Cameron Maybin, R OBP: 0.313, SLG: 0.467				G6-3		F9				3	1	1	0	0	0	0											
3 Jace Peterson, L OBP: 0.250, SLG: 0.250					G3-1					3	0	1	0	0	0	1											
41 Robbie Erlin, R (1, 1)										2	0	0	0	0	2	1											
5 Alexi Amarista, L OBP: 0.273, SLG: 0.293				K						1	0	0	1	0	0	0											
Inning Stats	R: 0 E: 0 K: 0 S: 6	H: 0 LOB: 0 BB: 0 P: 8	R: 0 E: 0 K: 0 S: 6	H: 0 LOB: 0 BB: 0 P: 10	R: 0 E: 0 K: 2 S: 8	H: 1 LOB: 1 BB: 0 P: 12	R: 0 E: 0 K: 0 S: 8	H: 1 LOB: 1 BB: 0 P: 10	R: 0 E: 0 K: 0 S: 7	H: 0 LOB: 0 BB: 0 P: 11	R: 0 E: 0 K: 2 S: 8	H: 0 LOB: 0 BB: 0 P: 9	R: 0 E: 0 K: 1 S: 10	H: 1 LOB: 0 BB: 0 P: 12	R: 1 E: 0 K: 1 S: 10	H: 1 LOB: 0 BB: 0 P: 13	1B: 2 2B: 2 HR: 1	SF: 0 SAC: 0 HBP: 0	WP: 0 PB: 0 SB: 1 CS: 0	PA: 32							
PITCHER	IP	WLS	BF	H	R	ER	SO	BB	IBB	HBP	BLK	WP	HR	S	P	ERA	WHIP										
17 Tim Hudson, R ERA: 2.17	8.2	W	31	5	2	2	6	0	0	0	0	0	1	67	89	2.08	0.577										
54 Sergio Romo, R ERA: 2.35	0.1	S	1	0	0	0	0	0	0	0	0	0	0	3	5	0.00	0.000										

AB	32
R	2
H	5
RBI	2
BB	0
SO	6
LOB	5



Batter	1	2	3	4	5	6	7	8	9	AB	R	H	RBI	BB	SO	LOB	BOTTOM										
2 Juan Carlos Perez, R OBP: 0.067, SLG: 0.067	P5		K							4	0	0	0	0	2	3	San Diego Padres @ San Francisco Giants AT&T Park, San Francisco, CA Wed Apr 30 2014, 7:16 PM - 9:32 PM PDT Att: 42,164 - Partly Cloudy - 80 F										
8 Hunter Pence, R OBP: 0.347, SLG: 0.411			G1-3		G6-3					4	1	2	0	0	0	0											
28 Buster Posey, R OBP: 0.350, SLG: 0.484		P4		F9						4	0	2	1	0	0	1											
38 Michael Morse, R OBP: 0.351, SLG: 0.581 7 Gregor Blanco, L OBP: 0.243, SLG: 0.188										3	0	1	1	1	1	3											
9 Brandon Belt, L OBP: 0.295, SLG: 0.481		P6								4	0	1	0	0	1	1											
14 Brandon Hicks, R OBP: 0.342, SLG: 0.508										4	1	1	1	0	3	2											
35 Brandon Crawford, L OBP: 0.361, SLG: 0.420										4	0	1	0	0	0	0											
13 Joaquin Arias, R OBP: 0.205, SLG: 0.146										3	1	1	0	0	0	1											
17 Tim Hudson, R OBP: 0.143, SLG: 0.143 54 Sergio Romo, R ERA: 0.64										2	0	1	0	0	1	1											
Inning Stats	R: 1 E: 0 K: 0 S: 13	H: 2 LOB: 1 BB: 0 P: 19	R: 1 E: 0 K: 1 S: 9	H: 2 LOB: 1 BB: 0 P: 14	R: 0 E: 0 K: 1 S: 18	H: 1 LOB: 2 BB: 1 P: 26	R: 0 E: 0 K: 2 S: 9	H: 1 LOB: 1 BB: 0 P: 9	R: 0 E: 0 K: 0 S: 9	H: 0 LOB: 0 BB: 0 P: 13	R: 0 E: 0 K: 1 S: 7	H: 0 LOB: 0 BB: 0 P: 9	R: 1 E: 0 K: 1 S: 14	H: 3 LOB: 2 BB: 0 P: 18	R: 0 E: 0 K: 2 S: 7	H: 0 LOB: 0 BB: 0 P: 9		1B: 6 2B: 2 HR: 1	SF: 0 SAC: 1 HBP: 0	WP: 0 PB: 0 SB: 1 CS: 0	PA: 34						
PITCHER	IP	WLS	BF	H	R	ER	SO	BB	IBB	HBP	BLK	WP	HR	S	P	ERA	WHIP										
41 Robbie Erlin, L ERA: 5.83	6.2	L	28	8	3	3	5	1	0	0	0	0	0	71	97	4.05	1.350										
33 Dale Thayer, R ERA: 0.64	1.1		6	2	0	0	3	0	0	0	0	0	0	15	20	0.00	1.500										

AB	32
R	3
H	10
RBI	3
BB	1
SO	8
LOB	12



Batter	1	2	3	4	5	6	7	8	9	AB	R	H	RBI	BB	SO	LOB	TOP				
8 Gerardo Parra, L (1,9) OBP: 0.306, SLG: 0.355										3	1	1	0	1	1	0	Arizona Diamondbacks @ San Diego Padres Petco Park, San Diego, CA Fri May 02 2014, 7:11 PM - 9:35 PM PDT Att: 27,032 - Clear - 82 F				
14 Martín Prado, R (1,5) OBP: 0.315, SLG: 0.339										4	0	1	0	0	0	3					
44 Paul Goldschmidt, R (1,3) OBP: 0.364, SLG: 0.936										4	1	1	0	0	0	2					
26 Miguel Montero, L (1,2) OBP: 0.374, SLG: 0.420										3	0	0	0	1	1	1					
2 Aaron Hill, R (1,4) OBP: 0.311, SLG: 0.419										4	0	2	2	0	0	0					
7 Cody Ross, R (1,7) OBP: 0.140, SLG: 0.119										3	0	1	0	1	1	3					
16 Chris Owings, R (1,6) OBP: 0.351, SLG: 0.379										4	0	0	0	0	0	3					
5 Ender Inciarte, L (1,8) OBP: 0.250, SLG: 0.250											4	0	1	0	0	1					
61 Bronson Arroyo, R (1,1) OBP: 0.182, SLG: 0.182											3	0	0	0	0	1		0			
29 Brad Ziegler, R (8,1) OBP: 0.278, SLG: 0.424										0	0	0	0	0	0	0					
12 Eric Chavez, L (9,PH) OBP: 0.278, SLG: 0.424										1	0	0	0	0	0	2					
43 Addison Reed, L (9,1) OBP: 0.278, SLG: 0.424										0	0	0	0	0	0	0					
Inning Stats	R: 0 H: 1 E: 0 K: 0 S: 10	H: 1 LOB: 1 BB: 0 P: 15	R: 0 H: 0 E: 0 K: 0 S: 10	H: 0 LOB: 1 BB: 1 P: 18	R: 2 H: 2 E: 0 K: 0 S: 14	H: 2 LOB: 2 BB: 2 P: 26	R: 0 H: 0 E: 0 K: 0 S: 9	H: 0 LOB: 0 BB: 0 P: 12	R: 0 H: 1 E: 0 K: 1 S: 6	H: 1 LOB: 1 BB: 0 P: 16	R: 0 H: 0 E: 0 K: 1 S: 6	H: 0 LOB: 0 BB: 0 P: 9	R: 0 H: 1 E: 0 K: 1 S: 8	H: 1 LOB: 0 BB: 0 P: 12	R: 0 H: 2 E: 0 K: 1 S: 13	H: 2 LOB: 2 BB: 0 P: 16	1B: 7 2B: 0 3B: 0 HR: 0	SF: 0 SAC: 0 DP: 1 HBP: 0	WP: 1 PB: 0 SB: 1 CS: 1	PA: 36	
PITCHER	IP WLS BF H R ER SO BB IBB HBP BLK WP HR S P ERA WHIP	IP WLS BF H R ER SO BB IBB HBP BLK WP HR S P ERA WHIP	IP WLS BF H R ER SO BB IBB HBP BLK WP HR S P ERA WHIP	IP WLS BF H R ER SO BB IBB HBP BLK WP HR S P ERA WHIP	IP WLS BF H R ER SO BB IBB HBP BLK WP HR S P ERA WHIP	IP WLS BF H R ER SO BB IBB HBP BLK WP HR S P ERA WHIP	IP WLS BF H R ER SO BB IBB HBP BLK WP HR S P ERA WHIP	IP WLS BF H R ER SO BB IBB HBP BLK WP HR S P ERA WHIP	IP WLS BF H R ER SO BB IBB HBP BLK WP HR S P ERA WHIP	IP WLS BF H R ER SO BB IBB HBP BLK WP HR S P ERA WHIP	IP WLS BF H R ER SO BB IBB HBP BLK WP HR S P ERA WHIP	IP WLS BF H R ER SO BB IBB HBP BLK WP HR S P ERA WHIP	IP WLS BF H R ER SO BB IBB HBP BLK WP HR S P ERA WHIP	IP WLS BF H R ER SO BB IBB HBP BLK WP HR S P ERA WHIP	IP WLS BF H R ER SO BB IBB HBP BLK WP HR S P ERA WHIP	IP WLS BF H R ER SO BB IBB HBP BLK WP HR S P ERA WHIP	IP WLS BF H R ER SO BB IBB HBP BLK WP HR S P ERA WHIP	IP WLS BF H R ER SO BB IBB HBP BLK WP HR S P ERA WHIP	IP WLS BF H R ER SO BB IBB HBP BLK WP HR S P ERA WHIP	IP WLS BF H R ER SO BB IBB HBP BLK WP HR S P ERA WHIP	IP WLS BF H R ER SO BB IBB HBP BLK WP HR S P ERA WHIP

AB	33
R	2
H	7
RBI	2
BB	3
SO	4
LOB	15



Batter	1	2	3	4	5	6	7	8	9	AB	R	H	RBI	BB	SO	LOB	BOTTOM				
2 Everth Cabrera, S (1,6) OBP: 0.298, SLG: 0.358											4	0	0	0	0	1	Arizona Diamondbacks @ San Diego Padres Petco Park, San Diego, CA Fri May 02 2014, 7:11 PM - 9:35 PM PDT Att: 27,032 - Clear - 82 F				
25 Will Venable, L (1,9) OBP: 0.228, SLG: 0.260											4	0	0	0	2	2					
12 Seth Smith, L (1,7) OBP: 0.345, SLG: 0.378											4	0	0	0	2	1					
9 Jedd Gyorko, R (1,4) OBP: 0.222, SLG: 0.216											4	0	1	0	0	1					
23 Yonder Alonso, L (1,3) OBP: 0.202, SLG: 0.232										3	0	1	0	0	0	1					
5 Alexi Amarista, L (1,8) OBP: 0.275, SLG: 0.283										2	0	0	0	1	0	1					
3 Jace Peterson, L (1,5) OBP: 0.211, SLG: 0.211										3	0	0	0	0	0	3					
44 René Rivera, R (1,2) OBP: 0.242, SLG: 0.344										2	0	0	0	0	1	0					
46 Tim Stauffer, R (7,1) ERA: 1.17										0	0	0	0	0	0	0					
24 Cameron Maybin, R (6,PH) OBP: 0.294, SLG: 0.438										1	0	0	0	0	1	0					
33 Dale Thayer, R (9,1) ERA: 3.6										0	0	0	0	0	0	0					
34 Andrew Cashner, R (1,1) OBP: 0.182, SLG: 0.182										1	0	0	0	0	1	0					
4 Nick Hundley, R (6,PH) OBP: 0.333, SLG: 0.500										2	0	1	0	0	0	0					
Inning Stats	R: 0 H: 0 E: 1 K: 0 S: 6	H: 0 LOB: 0 BB: 0 P: 11	R: 0 H: 0 E: 0 K: 0 S: 5	H: 0 LOB: 0 BB: 0 P: 8	R: 0 H: 0 E: 0 K: 2 S: 11	H: 0 LOB: 0 BB: 0 P: 14	R: 0 H: 0 E: 0 K: 2 S: 9	H: 0 LOB: 0 BB: 0 P: 14	R: 0 H: 1 E: 0 K: 1 S: 10	H: 1 LOB: 1 BB: 0 P: 16	R: 0 H: 1 E: 0 K: 0 S: 9	H: 1 LOB: 2 BB: 1 P: 17	R: 0 H: 0 E: 0 K: 1 S: 7	H: 0 LOB: 0 BB: 0 P: 13	R: 0 H: 0 E: 0 K: 1 S: 7	H: 0 LOB: 0 BB: 0 P: 10	1B: 3 2B: 0 3B: 0 HR: 0	SF: 0 SAC: 0 DP: 1 HBP: 0	WP: 1 PB: 1 SB: 0 CS: 0	PA: 31	
PITCHER	IP WLS BF H R ER SO BB IBB HBP BLK WP HR S P ERA WHIP	IP WLS BF H R ER SO BB IBB HBP BLK WP HR S P ERA WHIP	IP WLS BF H R ER SO BB IBB HBP BLK WP HR S P ERA WHIP	IP WLS BF H R ER SO BB IBB HBP BLK WP HR S P ERA WHIP	IP WLS BF H R ER SO BB IBB HBP BLK WP HR S P ERA WHIP	IP WLS BF H R ER SO BB IBB HBP BLK WP HR S P ERA WHIP	IP WLS BF H R ER SO BB IBB HBP BLK WP HR S P ERA WHIP	IP WLS BF H R ER SO BB IBB HBP BLK WP HR S P ERA WHIP	IP WLS BF H R ER SO BB IBB HBP BLK WP HR S P ERA WHIP	IP WLS BF H R ER SO BB IBB HBP BLK WP HR S P ERA WHIP	IP WLS BF H R ER SO BB IBB HBP BLK WP HR S P ERA WHIP	IP WLS BF H R ER SO BB IBB HBP BLK WP HR S P ERA WHIP	IP WLS BF H R ER SO BB IBB HBP BLK WP HR S P ERA WHIP	IP WLS BF H R ER SO BB IBB HBP BLK WP HR S P ERA WHIP	IP WLS BF H R ER SO BB IBB HBP BLK WP HR S P ERA WHIP	IP WLS BF H R ER SO BB IBB HBP BLK WP HR S P ERA WHIP	IP WLS BF H R ER SO BB IBB HBP BLK WP HR S P ERA WHIP	IP WLS BF H R ER SO BB IBB HBP BLK WP HR S P ERA WHIP	IP WLS BF H R ER SO BB IBB HBP BLK WP HR S P ERA WHIP	IP WLS BF H R ER SO BB IBB HBP BLK WP HR S P ERA WHIP	IP WLS BF H R ER SO BB IBB HBP BLK WP HR S P ERA WHIP

AB	30
R	0
H	3
RBI	0
BB	1
SO	8
LOB	9



Batter	1	2	3	4	5	6	7	8	9	AB	R	H	RBI	BB	SO	LOB	TOP							
8 Gerardo Parra, L OBP: 0.302, SLG: 0.349										5	0	1	0	0	3	0	Arizona Diamondbacks @ San Diego Padres Petco Park, San Diego, CA Sat May 03 2014, 5:43 PM - 8:51 PM PDT Att: 35,213 - Clear - 81 F							
14 Martin Prado, R OBP: 0.311, SLG: 0.333										5	0	1	0	0	0	2								
44 Paul Goldschmidt, R OBP: 0.366, SLG: 0.504										5	0	2	0	0	1	1								
26 Miguel Montero, L OBP: 0.383, SLG: 0.457										5	2	3	1	0	0	1								
2 Aaron Hill, R OBP: 0.321, SLG: 0.417										3	1	1	0	2	1	1								
16 Chris Owings, R OBP: 0.394, SLG: 0.402										5	1	3	1	0	1	4								
17 Alfredo Marte, R OBP: 0.500, SLG: 0.750										4	0	2	2	0	2	2								
5 Ender Inciarte, L OBP: 0.125, SLG: 0.125										4	0	0	0	0	3	5								
32 Brandon McCarthy, R OBP: 0.067, SLG: 0.067										3	0	1	0	0	2	1								
4 Cliff Pennington, S OBP: 0.346, SLG: 0.276										1	0	0	0	0	0	0								
54 Jose Thatcher, L OBP: 0.196, SLG: 0.296										0	0	0	0	0	0	0								
29 Brad Ziegler, R OBP: 0.305, SLG: 0.384										0	0	0	0	0	0	0								
40 J.J. Putz, R OBP: 0.244, SLG: 0.417										0	0	0	0	0	0	0								
43 Addison Reed, L OBP: 0.246, SLG: 0.280										0	0	0	0	0	0	0								
Inning Stats	R: 0 E: 0 K: 1 S: 9	H: 1 LOB: 0 BB: 0 P: 14	R: 2 E: 0 K: 2 S: 19	H: 3 LOB: 1 BB: 0 P: 24	R: 0 E: 0 K: 1 S: 11	H: 2 LOB: 3 BB: 1 P: 21	R: 0 E: 0 K: 1 S: 12	H: 2 LOB: 2 BB: 0 P: 17	R: 1 E: 0 K: 2 S: 16	H: 3 LOB: 2 BB: 0 P: 26	R: 0 E: 0 K: 1 S: 6	H: 0 LOB: 0 BB: 0 P: 13	R: 1 E: 0 K: 2 S: 17	H: 2 LOB: 2 BB: 1 P: 26	R: 0 E: 0 K: 1 S: 7	H: 0 LOB: 0 BB: 0 P: 11	R: 0 E: 0 K: 2 S: 10	H: 1 LOB: 1 BB: 0 P: 16	1B: 11 2B: 2 3B: 0 HR: 1	SF: 0 SAC: 0 DP: 1 HBP: 0	WP: 0 PB: 0 SB: 0 CS: 0	PA: 42		
PITCHER	IP WLS BF H R ER SO BB IBB HBP BLK WP HR S P ERA WHIP	5.0 L 26 11 3 3 7 1 0 0 0 0 1 67 102 5.40 2.400	2.0 9 2 1 1 3 1 0 0 0 0 0 23 39 4.50 1.500	1.0 3 0 0 0 1 0 0 0 0 0 7 11 0.00 0.000	1.0 4 1 0 0 2 0 0 0 0 0 10 16 0.00 1.000																			

Batter	1	2	3	4	5	6	7	8	9	AB	R	H	RBI	BB	SO	LOB	BOTTOM						
2 Everth Cabrera, S OBP: 0.289, SLG: 0.347										4	0	0	0	0	2	2	Arizona Diamondbacks @ San Diego Padres Petco Park, San Diego, CA Sat May 03 2014, 5:43 PM - 8:51 PM PDT Att: 35,213 - Clear - 81 F						
13 Chris Denorfia, R OBP: 0.330, SLG: 0.411										4	0	0	0	0	1	0							
12 Seth Smith, L OBP: 0.363, SLG: 0.423										4	1	3	0	0	0	0							
8 Yasmani Grandal, S OBP: 0.338, SLG: 0.429										4	1	1	1	0	1	2							
9 Jedd Gyorko, R OBP: 0.223, SLG: 0.248										4	1	1	2	0	0	2							
23 Yonder Alonso, L OBP: 0.194, SLG: 0.223											4	0	0	0	0	1		1					
24 Cameron Maybin, R OBP: 0.381, SLG: 0.526										3	0	2	0	1	0	0							
3 Jace Peterson, L OBP: 0.116, SLG: 0.116										2	0	0	0	0	1	1							
39 Donn Roach, R OBP: 0.106, SLG: 0.206										0	0	0	0	0	0	0							
56 Joaquin Benoit, R OBP: 0.271, SLG: 0.279										0	0	0	0	0	0	0							
4 Nick Hundley, R OBP: 0.305, SLG: 0.384										1	0	1	0	0	0	0							
54 Alex Torres, L OBP: 0.196, SLG: 0.296										0	0	0	0	0	0	0							
25 Will Venables, L OBP: 0.246, SLG: 0.280										0	0	0	0	1	0	0							
22 Ian Kennedy, R OBP: 0.083, SLG: 0.083										1	0	1	0	0	0	0							
5 Alexi Amarista, L OBP: 0.271, SLG: 0.279										1	0	0	0	0	0	0							
21 Xavier Nady, R OBP: 0.244, SLG: 0.417										2	0	0	0	0	0	4							
Inning Stats	R: 0 E: 0 K: 1 S: 7	H: 0 LOB: 0 BB: 0 P: 9	R: 0 E: 0 K: 1 S: 8	H: 0 LOB: 0 BB: 0 P: 13	R: 0 E: 0 K: 1 S: 9	H: 1 LOB: 1 BB: 0 P: 17	R: 0 E: 0 K: 1 S: 9	H: 1 LOB: 0 BB: 0 P: 17	R: 0 E: 0 K: 0 S: 6	H: 0 LOB: 0 BB: 0 P: 10	R: 0 E: 0 K: 1 S: 10	H: 1 LOB: 1 BB: 0 P: 17	R: 0 E: 0 K: 0 S: 7	H: 2 LOB: 1 BB: 0 P: 11	R: 3 E: 0 K: 0 S: 20	H: 4 LOB: 2 BB: 1 P: 32	1B: 4 2B: 5 3B: 0 HR: 1	SF: 0 SAC: 0 DP: 2 HBP: 0	WP: 0 PB: 0 SB: 0 CS: 0	PA: 36			
PITCHER	IP WLS BF H R ER SO BB IBB HBP BLK WP HR S P ERA WHIP	7.0 W 24 7 0 0 6 1 0 0 0 0 0 3 4 0.00 0.571	0.0 2 2 0 0 0 0 0 0 0 0 0 3 4 - -	1.0 H 2 0 0 0 0 0 0 0 0 0 4 7 0.00 0.000	0.1 3 2 2 2 0 0 0 0 0 0 9 15 54.00 6.000	0.2 S 5 2 1 1 0 1 0 0 0 1 11 17 13.50 4.500																	

AB	40
R	4
H	14
RBI	4
BB	2
SO	13
LOB	17



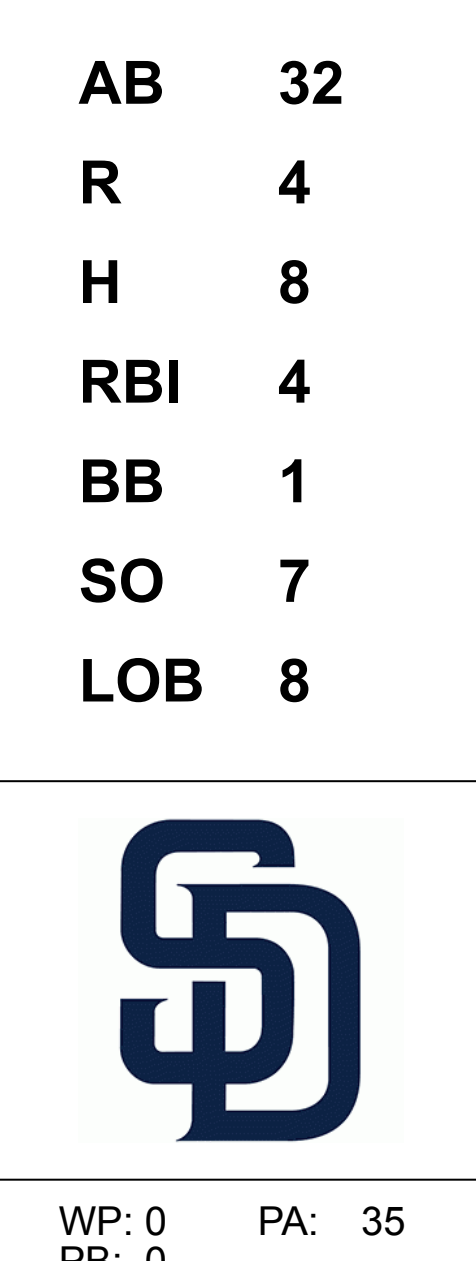
AB	34
R	3
H	9
RBI	3
BB	2
SO	6
LOB	12



Batter	1	2	3	4	5	6	7	8	9	AB	R	H	RBI	BB	SO	LOB	TOP					
8 Gerardo Parra, L (1,9) OBP: 0.306, SLG: 0.351	G4-3		F7 1B		F7		G4-3 1B		G3	5	0	2	0	0	0	2	Arizona Diamondbacks @ San Diego Padres Petco Park, San Diego, CA Sun May 04 2014, 1:12 PM - 4:08 PM PDT Att: 32,657 - Sunny - 70 F					
14 Martín Prado, R (1,5) OBP: 0.301, SLG: 0.323	F8		K		G6-3		G4-3			4	0	0	0	0	1	2						
44 Paul Goldschmidt, R (1,3) OBP: 0.370, SLG: 0.529	G6-3 1B				HR				E3 2 CS	3	1	2	1	1	0	0						
2 Aaron Hill, R (1,4) OBP: 0.313, SLG: 0.405	G6-3				G6-3		K		K	4	0	0	0	0	2	3						
16 Chris Owings, R (1,6) OBP: 0.359, SLG: 0.396					G4-3		P4		G5-3	4	0	1	0	0	0	0						
7 Cody Ross, R (1,7) OBP: 0.148, SLG: 0.130										4	1	1	0	0	2	1						
11 AJ Pollock, R (9, PR) OBP: 0.305, SLG: 0.449					E6 9 PB 9 1B		K			0	0	0	0	0	0	0						
5 Ender Inciarte, L (1,8) OBP: 0.167, SLG: 0.167							G4-3			4	1	1	0	0	0	2						
9 Tuffy Gosewisch, R (1,2) OBP: 0.125, SLG: 0.313									F8	4	1	1	0	0	0	2						
26 Miguel Montero, L (9, PH) OBP: 0.360, SLG: 0.453	G6-4-3								K	3	0	1	2	0	0	2						
36 Wade Miley, L (1,1) OBP: 0.278, SLG: 0.278										1	0	0	0	0	1	1						
48 Randall Delgado, R (8,1)										0	0	0	0	0	0	0						
12 Eric Chavez, L (9, PH) OBP: 0.297, SLG: 0.424										0	0	0	0	0	1	0						
59 Oliver Pérez, L (9,1)										0	0	0	0	0	0	0						
Inning Stats	R: 0 H: 1 E: 0 K: 0 S: 7	H: 1 LOB: 1 BB: 0 P: 15	R: 0 H: 1 E: 1 K: 1 S: 8	H: 1 LOB: 1 BB: 0 P: 9	R: 0 H: 1 E: 0 K: 2 S: 9	H: 1 LOB: 1 BB: 0 P: 13	R: 3 H: 3 E: 1 K: 0 S: 13	H: 3 LOB: 1 BB: 0 P: 17	R: 0 H: 0 E: 0 K: 1 S: 7	H: 0 LOB: 0 BB: 0 P: 14	R: 0 H: 1 E: 0 K: 1 S: 10	H: 1 LOB: 1 BB: 0 P: 17	R: 0 H: 0 E: 0 K: 1 S: 10	H: 0 LOB: 0 BB: 0 P: 16	R: 0 H: 1 E: 0 K: 1 S: 20	H: 1 LOB: 2 BB: 1 P: 28	1B: 7 2B: 1 3B: 0 HR: 1	SF: 0 SAC: 0 DP: 2 HBP: 0	WP: 1 PB: 1 SB: 1 CS: 2	PA: 37		
PITCHER	IP WLS BF H R ER SO BB IBB HBP BLK WP HR S P ERA WHIP	7.0 29 7 3 1 5 1 0 0 0 1 1 62 98 1.29 1.143	1.0 3 0 0 0 1 0 0 0 0 0 0 10 16 0.00 0.000	1.0 W 5 1 0 0 1 1 0 0 0 0 0 20 28 0.00 2.000																		

Batter	1	2	3	4	5	6	7	8	9	AB	R	H	RBI	BB	SO	LOB	BOTTOM				
13 Chris Denorfia, R (1,7) OBP: 0.327, SLG: 0.404	L9				F9		F9			4	0	1	1	0	0	0	Arizona Diamondbacks @ San Diego Padres Petco Park, San Diego, CA Sun May 04 2014, 1:12 PM - 4:08 PM PDT Att: 32,657 - Sunny - 70 F				
2 Everth Cabrera, S (1,6) OBP: 0.280, SLG: 0.336	G1-3				F7				G3-1	4	0	0	0	0	1	1					
9 Jedd Gyorko, R (1,4) OBP: 0.224, SLG: 0.248	F8									4	0	1	0	0	1	0					
8 Yasmani Grandal, S (1,3) OBP: 0.333, SLG: 0.433										4	0	1	0	0	1	1					
16 Huston Street, R (9,1)										0	0	0	0	0	0	0					
24 Cameron Maybin, R (1,8) OBP: 0.400, SLG: 0.522										4	2	2	0	0	0	1					
25 Will Venable, L (1,9) OBP: 0.245, SLG: 0.262										3	1	1	0	1	2	1					
44 René Rivera, R (1,2) OBP: 0.270, SLG: 0.417										4	0	2	2	0	0	2					
3 Jace Peterson, L (1,5) OBP: 0.217, SLG: 0.182										1	1	0	0	0	1	1					
21 Xavier Nady, R (7, PH) OBP: 0.238, SLG: 0.405										1	0	0	0	0	1	0					
56 Joaquin Benoit, R (8,1)										0	0	0	0	0	0	0					
23 Yonder Alonso, L (9,3) OBP: 0.193, SLG: 0.221										1	0	0	1	0	0	1					
38 Tyson Ross, R (1,1) OBP: 0.091, SLG: 0.091										1	0	0	0	0	0	0					
4 Nick Hundley, R (7, PH) OBP: 0.342, SLG: 0.500										1	0	0	0	0	0	0					
5 Alexi Amarista, L (8,5) OBP: 0.271, SLG: 0.279										0	0	0	0	0	0	0					
Inning Stats	R: 0 H: 0 E: 0 K: 0 S: 10	H: 0 LOB: 0 BB: 0 P: 16	R: 0 H: 0 E: 0 K: 1 S: 7	H: 0 LOB: 0 BB: 0 P: 8	R: 1 H: 1 E: 0 K: 0 S: 9	H: 1 LOB: 1 BB: 0 P: 14	R: 2 H: 4 E: 0 K: 1 S: 18	H: 4 LOB: 1 BB: 0 P: 27	R: 0 H: 0 E: 0 K: 1 S: 7	H: 1 LOB: 2 BB: 1 P: 16	R: 0 H: 0 E: 0 K: 1 S: 12	H: 0 LOB: 0 BB: 0 P: 16	R: 0 H: 0 E: 0 K: 2 S: 9	H: 0 LOB: 0 BB: 0 P: 15	R: 1 H: 2 E: 0 K: 1 S: 9	H: 2 LOB: 2 BB: 0 P: 12	1B: 5 2B: 3 3B: 0 HR: 0	SF: 0 SAC: 1 DP: 1 HBP: 1	WP: 0 PB: 0 SB: 0 CS: 0	PA: 35	
PITCHER	IP WLS BF H R ER SO BB IBB HBP BLK WP HR S P ERA WHIP	7.0 28 6 3 3 4 1 0 0 0 0 0 70 107 3.86 1.000	1.0 3 0 0 0 2 0 0 0 0 0 0 9 15 0.00 0.000	0.1 L 4 2 1 1 1 0 0 0 0 0 0 9 12 27.00 6.000																	

AB	35
R	3
H	8
RBI	3
BB	2
SO	7
LOB	14



Batter	1	2	3	4	5	6	7	8	9	10	11	12	AB	R	H	RBI	BB	SO	LOB	TOP						
23 Norichika Aoki, L 17 Wade Davis, R 56 Greg Holland, R 40 Kelvin Herrera, R 27 Justin Maxwell, R 31 Louis Coleman, R 55 Tim Collins, L	G3-1	G4-3			14 F7 35 1B	G4-6-3		P5			FC5-2		5 1 1 0 0 0 7 0													
14 Omar Infante, R OBP: 0.323, SLG: 0.388	F9		L9		F7		B1-3		F7		L6		6 0 0 0 0 0 3													
35 Eric Hoerner, L OBP: 0.338, SLG: 0.416	G1-3				FC3-6 4 13B				G4-3		G6-3		6 1 3 3 0 0 0													
13 Salvador Perez, R OBP: 0.306, SLG: 0.409					4 F9 19 1B	G5-4-3			F9				6 2 3 0 0 0 1													
4 Alex Gordon, L OBP: 0.285, SLG: 0.370		F9			FC3-6				G1-3		K		6 0 0 0 0 2 4													
19 Danny Valencia, R OBP: 0.231, SLG: 0.346 8 Mike Moustakas, L OBP: 0.229, SLG: 0.337					G5-3	G4-3			F8				4 0 1 1 0 1 2 2 0 1 1 0 0 0													
2 Alcides Escobar, R OBP: 0.330, SLG: 0.377									G5-3		G5-3		5 0 2 0 1 0 1													
6 Lorenzo Cain, R OBP: 0.408, SLG: 0.447													5 0 4 0 0 0 1													
30 Yordano Ventura, R OBP: 0.260, SLG: 0.500 43 Aaron Crow, R													2 1 1 0 0 1 3 0 0 0 0 0 0 0 0 0 0 0 1 0 0 0 0 0 0 0 0 0													
16 Billy Butler, R OBP: 0.302, SLG: 0.313 1 Jarrod Dyson, L OBP: 0.304, SLG: 0.333													2 1 1 0 0 1 3 0 0 0 0 0 0 0 0 0 0 0 1 0 0 0 0 0 0 0 0 0													
Inning Stats	R: 0 E: 0 K: 7	H: 0 LOB: 0 P: 9	R: 1 E: 0 K: 18	H: 4 LOB: 3 P: 22	R: 0 E: 0 K: 7	H: 1 LOB: 0 P: 8	R: 0 E: 0 K: 11	H: 2 LOB: 2 P: 17	R: 2 E: 0 K: 13	H: 4 LOB: 2 P: 21	R: 0 E: 0 K: 10	H: 1 LOB: 1 P: 9	R: 0 E: 0 K: 4	H: 0 LOB: 0 P: 8	R: 0 E: 0 K: 14	H: 1 LOB: 1 P: 15	R: 0 E: 0 K: 8	H: 0 LOB: 0 P: 14	R: 0 E: 0 K: 9	H: 1 LOB: 1 P: 15	R: 0 E: 0 K: 13	H: 2 LOB: 1 P: 20	1B: 12 2B: 3 3B: 0 HR: 1	SF: 0 SAC: 2 DP: 2 HBP: 0	WP: 0 PB: 0 SB: 2 CS: 0	PA: 52
PITCHER	IP WLS BF H R ER SO BB IBB HBP BLK WP HR S P ERA WHIP	53 Eric Stults, L (1.1) 4.2 5 1 0 0 0 0 0 0 0 0 0 0 9 13 0.00 0.750 39 Donn Roach, R (5.1) 1.1 5 1 0 0 0 0 0 0 0 0 0 0 1 10 15 9.00 1.000 50 Nick Vincent, R (7.1) 1.0 4 1 1 1 0 0 0 0 0 0 0 0 1 10 16 9.00 1.000 33 Dale Thayer, R (8.1) 1.0 5 0 0 0 1 2 0 0 0 0 0 0 14 26 0.00 2.000 54 Alex Torres, L (9.1) 1.0 3 0 0 0 0 0 0 0 0 0 0 0 4 8 0.00 0.000 16 Huston Street, R (10.1) 1.0 3 0 0 0 0 0 0 0 0 0 0 0 9 15 0.00 1.000 56 Joaquin Benoit, R (11.1) 1.0 4 1 0 0 0 0 0 0 0 0 0 0 13 20 9.00 2.000 46 Tim Stauffer, R (12.1) 1.0 W 5 2 1 1 1 0 0 0 0 0 0 0 13 20 9.00 2.000																								

Kansas City Royals @ San Diego Padres
Petco Park, San Diego, CA
Mon May 05 2014, 7:12 PM - 11:08 PM PDT
Alt: 14,089 - Cloudy - 62 F

AB 48
R 5
H 16
RBI 5
BB 2
SO 4
LOB 23



Batter	1	2	3	4	5	6	7	8	9	10	11	12	AB	R	H	RBI	BB	SO	LOB	BOTTOM
25 Will Venable, L OBP: 0.241, SLG: 0.257	F7		G1-3								G3		6 0 1 2 0 1 0							
2 Everth Cabrera, S OBP: 0.277, SLG: 0.331	K		K2-3										5 1 1 0 0 3 0							
12 Seth Smith, L OBP: 0.375, SLG: 0.463													4 1 2 0 1 2 0							
8 Yasmani Grandal, S OBP: 0.339, SLG: 0.465													4 1 1 3 1 1 1							
9 Jedd Gyorko, R OBP: 0.223, SLG: 0.273													5 1 1 1 0 1 3							
88 Ryan Brinker, R 99 Oscar Villarreal, L 3 Jose Pardo, R 30 Jason Kipnis, R 33 Dale Thayer, R 24 Alex Torres, L 4 Neil Hantley, R 14 Justin Maxwell, R 56 Joaquin Benoit, R 44 Ping Pong, R 44 Tim Stauffer, R													2 0							
24 Cameron Maybin, R OBP: 0.407, SLG: 0.560 13 Chris Denorfia, R OBP: 0.327, SLG: 0.402													2 0 1 0 0 0 0 3 1 1 0 0 1 0							
5 Alexi Amarista, L OBP: 0.257, SLG: 0.262													4 0 0 0 0 1 1							
53 Eric Stults, L OBP: 0.143, SLG: 0.286 23 Yonder Alonso, L OBP: 0.195, SLG: 0.231													1 0 0 0 0 1 0 4 1 1 0 0 0 0							
Inning Stats	R: 0 E: 0 K: 11	H: 1 LOB: 1 P: 17	R: 0 E: 0 K: 8	H: 1 LOB: 1 P: 13	R: 0 E: 0 K: 10	H: 0 LOB: 0 P: 12	R: 0 E: 0 K: 10	H: 0 LOB: 0 P: 12	R: 0 E: 0 K: 11	H: 0 LOB: 0 P: 13	R: 0 E: 0 K: 11	H: 0 LOB: 0 P: 11	R: 0 E: 0 K: 12	H: 0 LOB: 2 P: 22	R: 0 E: 0 K: 12	H: 3 LOB: 1 P: 18	1B: 3 2B: 3 3B: 1 HR: 2	SF: 0 SAC: 1 DP: 0 HBP: 0	WP: 0 PB: 0 SB: 0 CS: 0	PA: 46
PITCHER	IP WLS BF H R ER SO BB IBB HBP BLK WP HR S P ERA WHIP	30 Yordano Ventura, R (1.1) 6.0 24 5 3 3 10 0 0 0 0 0 0 1 72 101 4.50 0.833 43 Aaron Crow, R (7.1) 1.0 H 3 0 0 0 1 0 0 0 0 0 0 7 12 0.00 0.000 17 Wade Davis, R (8.1) 1.0 H 3 0 0 0 1 0 0 0 0 0 0 7 13 0.00 0.000 56 Greg Holland, R (9.1) 1.0 B 4 1 1 1 0 0 0 0 0 0 0 1 9 13 9.00 1.000 40 Kelvin Herrera, R (10.1) 1.0 3 0 0 0 1 0 0 0 0 0 0 6 11 0.00 0.000 31 Louis Coleman, R (11.1) 1.0 6 1 1 1 1 2 0 0 0 0 0 0 16 28 9.00 3.000 55 Tim Collins, L (12.1) 0.1 L 3 2 1 1 0 0 0 0 0 0 0 0 8 12 27.00 6.000																		

Kansas City Royals @ San Diego Padres
Petco Park, San Diego, CA
Mon May 05 2014, 7:12 PM - 11:08 PM PDT
Alt: 14,089 - Cloudy - 62 F

AB 43
R 6
H 9
RBI 6
BB 2
SO 14
LOB 8



Batter	1	2	3	4	5	6	7	8	9	10	11	AB	R	H	RBI	BB	SO	LOB	TOP					
23 Norichika Aoki, L OBP: 0.323, SLG: 0.339	G4-3		G3-1		G6-3		F7			G4-3		5	0	0	0	0	0	1						
14 Omar Infante, R OBP: 0.326, SLG: 0.392	2B		BB		K		G5-3			G6-3		4	0	1	0	1	1	1						
35 Eric Hosmer, L OBP: 0.333, SLG: 0.415	K		K		G4-3				K		4	1	1	0	0	3	2							
13 Salvador Perez, R OBP: 0.312, SLG: 0.430	BB				G5-3				G6-3		4	1	1	1	1	0	1							
4 Alex Gordon, L OBP: 0.291, SLG: 0.363	P5				K		G3		G4-3		5	1	1	1	0	1	2							
19 Danny Valencia, R OBP: 0.298, SLG: 0.328	K				G6-3						2	0	0	0	1	1	0							
17 Wade Davis, R					2B						2	0	0	0	0	0	0							
16 Billy Butler, R OBP: 0.317, SLG: 0.357					BB						1	0	0	0	0	0	0							
27 Justin Maxwell, R OBP: 0.285, SLG: 0.319											0	0	0	0	0	0	0							
56 Greg Holland, R											0	0	0	0	0	0	0							
2 Alcides Escobar, R OBP: 0.333, SLG: 0.387	L5				G6-3						5	0	2	0	0	0	1							
6 Lorenzo Cain, R OBP: 0.407, SLG: 0.420	G5-3				2B						3	0	0	0	1	1	3							
11 Jeremy Guthrie, R OBP: 0.226, SLG: 0.333	G3				P4		SH1-3				2	0	0	0	0	0	3							
8 Mike Moustakas, L											1	0	0	0	0	1	0							
Inning Stats	R: 0 E: 0 K: 1 S: 7	H: 1 LOB: 2 BB: 1 P: 15	R: 0 E: 0 K: 1 S: 8	H: 0 LOB: 0 BB: 0 P: 12	R: 0 E: 0 K: 1 S: 7	H: 0 LOB: 1 BB: 1 P: 13	R: 0 E: 0 K: 1 S: 9	H: 0 LOB: 3 BB: 2 P: 22	R: 0 E: 0 K: 1 S: 12	H: 0 LOB: 0 BB: 0 P: 17	R: 1 E: 0 K: 0 S: 6	H: 1 LOB: 0 BB: 0 P: 9	R: 0 E: 0 K: 1 S: 7	H: 0 LOB: 0 BB: 0 P: 11	R: 0 E: 0 K: 1 S: 10	H: 1 LOB: 0 BB: 0 P: 16	R: 0 E: 0 K: 1 S: 8	H: 0 LOB: 0 BB: 0 P: 13	R: 2 E: 0 K: 1 S: 15	H: 3 LOB: 2 BB: 0 P: 18	1B: 2 2B: 5 3B: 0 HR: 1	SF: 0 SAC: 1 DP: 1 HBP: 1	WP: 0 PB: 0 SB: 2 CS: 0	PA: 44
PITCHER	IP ERA WLS BF H R ER SO BB IBB HBP BLK WP HR S P ERA WHIP	41 Robbie Erlin, L ERA: 4.95	54 Alex Torres, L ERA: 0.64	16 Huston Street, R ERA: 0.64	33 Dale Thayer, R ERA: 0.53	50 Nick Vincent, R ERA: 3.14	PITCHER	IP ERA WLS BF H R ER SO BB IBB HBP BLK WP HR S P ERA WHIP	41 Robbie Erlin, L ERA: 4.95	54 Alex Torres, L ERA: 0.64	16 Huston Street, R ERA: 0.64	33 Dale Thayer, R ERA: 0.53	50 Nick Vincent, R ERA: 3.14											

Kansas City Royals @ San Diego Padres
Petco Park, San Diego, CA
Tue May 06 2014, 7:10 PM - 10:13 PM PDT
Att: 16,542 - Party Cloudy - 62 F

livebaseballscorecards.com

AB 38
R 3
H 7
RBI 3
BB 4
SO 8
LOB 14



Batter	1	2	3	4	5	6	7	8	9	10	11	AB	R	H	RBI	BB	SO	LOB	BOTTOM					
25 Will Venable, L OBP: 0.248, SLG: 0.257	K		G3-1		F7							4	0	1	0	1	1	0						
2 Everth Cabrera, S OBP: 0.275, SLG: 0.326	12S 1B		G4-3				L8					5	0	1	0	0	1	2						
12 Seth Smith, L OBP: 0.380, SLG: 0.465	12S 1B				G3							4	0	2	0	0	1	0						
8 Yasmani Grandal, S OBP: 0.333, SLG: 0.493	K						F8					4	1	1	1	0	2	3						
9 Jedd Gyorko, R OBP: 0.216, SLG: 0.263	P2				G6-3		FC6-4					4	0	0	0	0	1	3						
13 Chris Denorfia, R OBP: 0.324, SLG: 0.396	P3				E1							4	0	1	0	0	0	0						
88 Kyle Blanks, R	F8				G6-3							4	0	0	0	0	1	2						
5 Alexei Amarista, L OBP: 0.244, SLG: 0.246	F7						G4-3					4	0	0	0	0	0	1						
41 Robbie Erlin, R					G4-3							2	0	0	0	0	0	0						
4 Alex Torres, L							G6-3					0	0	0	0	0	0	0						
4 Nick Hundley, R												0	0	0	0	0	0	0						
16 Huston Street, R												0	0	0	0	0	0	0						
33 Dale Thayer, R												0	0	0	0	0	0	0						
50 Nick Vincent, R												0	0	0	0	0	0	0						
23 Yonder Alonso, L												1	0	0	0	0	1	0						
Inning Stats	R: 0 E: 0 K: 2 S: 13	H: 2 LOB: 2 BB: 0 P: 20	R: 0 E: 0 K: 0 S: 7	H: 0 LOB: 0 BB: 0 P: 12	R: 0 E: 0 K: 0 S: 5	H: 0 LOB: 0 BB: 0 P: 7	R: 1 E: 1 K: 0 S: 9	H: 1 LOB: 1 BB: 0 P: 14	R: 0 E: 0 K: 0 S: 7	H: 0 LOB: 0 BB: 0 P: 10	R: 0 E: 0 K: 0 S: 10	H: 1 LOB: 1 BB: 0 P: 17	R: 0 E: 0 K: 0 S: 11	H: 0 LOB: 0 BB: 0 P: 12	R: 0 E: 0 K: 0 S: 8	H: 0 LOB: 0 BB: 0 P: 15	R: 0 E: 0 K: 1 S: 9	H: 1 LOB: 0 BB: 0 P: 14	R: 0 E: 0 K: 2 S: 7	H: 1 LOB: 0 BB: 0 P: 8	1B: 5 2B: 0 3B: 0 HR: 1	SF: 0 SAC: 0 DP: 1 HBP: 0	WP: 0 PB: 0 SB: 1 CS: 2	PA: 38
PITCHER	IP ERA WLS BF H R ER SO BB IBB HBP BLK WP HR S P ERA WHIP	11 Jeremy Guthrie, R ERA: 3.91	17 Wade Davis, R ERA: 2.35	56 Greg Holland, R ERA: 2.77	PITCHER	IP ERA WLS BF H R ER SO BB IBB HBP BLK WP HR S P ERA WHIP	11 Jeremy Guthrie, R ERA: 3.91	17 Wade Davis, R ERA: 2.35	56 Greg Holland, R ERA: 2.77															

Kansas City Royals @ San Diego Padres
Petco Park, San Diego, CA
Tue May 06 2014, 7:10 PM - 10:13 PM PDT
Att: 16,542 - Party Cloudy - 62 F

livebaseballscorecards.com

AB 37
R 1
H 6
RBI 1
BB 1
SO 8
LOB 11



Batter	1	2	3	4	5	6	7	8	9	AB	R	H	RBI	BB	SO	LOB	TOP					
23 Norichika Aoki, L OBP: 0.331, SLG: 0.346										6	2	3	0	0	1	3	Kansas City Royals @ San Diego Padres Petco Park, San Diego, CA Wed May 07 2014, 12:41 PM - 3:50 PM PDT Att: 18,228 - Partly Cloudy - 64 F					
2 Alcides Escobar, R OBP: 0.328, SLG: 0.379										5	2	1	0	0	0	3						
35 Eric Hosmer, L OBP: 0.349, SLG: 0.425										4	1	3	4	1	1	1						
13 Salvador Perez, R OBP: 0.315, SLG: 0.429										5	0	2	0	0	1	3						
4 Alex Gordon, L OBP: 0.295, SLG: 0.367										4	1	1	0	1	0	3						
19 Danny Valencia, R OBP: 0.294, SLG: 0.394										5	1	3	1	0	0	2						
8 Mike Moustakas, L OBP: 0.225, SLG: 0.323										3	0	0	1	1	1	3						
1 Jarrod Dyson, L OBP: 0.327, SLG: 0.327										3	1	1	0	2	1	1						
33 James Shields, R										3	0	0	0	0	0	4						
16 Billy Butler, R OBP: 0.305, SLG: 0.325										1	0	0	0	0	1	1						
43 Aaron Crow, R										0	0	0	0	0	0	0						
27 Justin Maxwell, R OBP: 0.219, SLG: 0.172										1	0	0	0	0	1	2						
31 Louis Coleman, R										0	0	0	0	0	0	0						
Inning Stats	R: 3 H: 3 E: 2 K: 1 S: 28	WLS: 3 BF: 1 P: 43	R: 0 H: 0 E: 0 K: 2 S: 11	H: 0 R: 1 ER: 1 SO: 1 BB: 1 P: 19	R: 1 H: 2 E: 0 K: 0 S: 11	H: 2 R: 1 ER: 1 SO: 1 BB: 0 P: 17	R: 0 H: 2 E: 0 K: 1 S: 11	H: 2 R: 0 ER: 0 SO: 1 BB: 0 P: 10	R: 1 H: 3 E: 0 K: 0 S: 11	H: 3 R: 0 ER: 0 SO: 2 BB: 0 P: 12	R: 0 H: 0 E: 0 K: 0 S: 3	H: 0 R: 0 ER: 0 SO: 1 BB: 1 P: 9	R: 2 H: 2 E: 0 K: 1 S: 14	H: 2 R: 1 ER: 1 SO: 2 BB: 1 P: 21	1B: 12 2B: 2 3B: 0 HR: 0	SF: 1 SAC: 0 DP: 2 HBP: 0	WP: 1 PB: 1 CS: 2	PA: 46				
PITCHER	IP WLS BF H R ER SO BB IBB HBP BLK WP HR S P ERA WHIP	IP WLS BF H R ER SO BB IBB HBP BLK WP HR S P ERA WHIP	IP WLS BF H R ER SO BB IBB HBP BLK WP HR S P ERA WHIP	IP WLS BF H R ER SO BB IBB HBP BLK WP HR S P ERA WHIP	IP WLS BF H R ER SO BB IBB HBP BLK WP HR S P ERA WHIP	IP WLS BF H R ER SO BB IBB HBP BLK WP HR S P ERA WHIP	IP WLS BF H R ER SO BB IBB HBP BLK WP HR S P ERA WHIP	IP WLS BF H R ER SO BB IBB HBP BLK WP HR S P ERA WHIP	IP WLS BF H R ER SO BB IBB HBP BLK WP HR S P ERA WHIP	IP WLS BF H R ER SO BB IBB HBP BLK WP HR S P ERA WHIP	IP WLS BF H R ER SO BB IBB HBP BLK WP HR S P ERA WHIP	IP WLS BF H R ER SO BB IBB HBP BLK WP HR S P ERA WHIP	IP WLS BF H R ER SO BB IBB HBP BLK WP HR S P ERA WHIP	IP WLS BF H R ER SO BB IBB HBP BLK WP HR S P ERA WHIP	IP WLS BF H R ER SO BB IBB HBP BLK WP HR S P ERA WHIP	IP WLS BF H R ER SO BB IBB HBP BLK WP HR S P ERA WHIP	IP WLS BF H R ER SO BB IBB HBP BLK WP HR S P ERA WHIP					
34 Andrew Cashner, R ERA: 2.5	4.0	L	23	7	4	2	4	2	0	0	0	0	0	0	0	0	0	0	61	92	4.50	2.250
39 Donn Roach, R ERA: 3.0	2.0		8	4	1	1	1	0	0	0	0	0	0	0	0	0	0	0	18	22	4.50	2.000
40 Hector Ambriz, R ERA: 4.5	2.0		9	2	2	1	1	2	0	0	0	0	0	0	0	0	0	0	17	33	4.50	2.000
54 Alex Torres, L ERA: 0.6	1.0		6	1	1	0	1	1	0	0	0	0	1	0	0	0	0	0	12	21	0.00	2.000
Batter	1	2	3	4	5	6	7	8	9	AB	R	H	RBI	BB	SO	LOB	BOTTOM					
25 Will Venable, L OBP: 0.248, SLG: 0.250										3	0	0	0	0	0	3	Kansas City Royals @ San Diego Padres Petco Park, San Diego, CA Wed May 07 2014, 12:41 PM - 3:50 PM PDT Att: 18,228 - Partly Cloudy - 64 F					
2 Everth Cabrera, S OBP: 0.297, SLG: 0.317										4	0	0	0	0	1	3						
9 Jedd Gyorko, R OBP: 0.209, SLG: 0.254										4	0	0	0	0	1	1						
12 Seth Smith, L OBP: 0.394, SLG: 0.466										2	0	1	0	2	0	0						
24 Cameron Maybin, R OBP: 0.419, SLG: 0.552										4	0	2	0	0	0	1						
23 Yonder Alonso, L OBP: 0.190, SLG: 0.259										2	0	0	0	0	1	3						
39 Donn Roach, R ERA: 3.0										0	0	0	0	0	0	0						
8 Yestermir Gándara, S OBP: 0.236, SLG: 0.485										1	0	0	0	0	0	0						
40 Hector Ambriz, L ERA: 4.5										0	0	0	0	0	0	0						
54 Alex Torres, L ERA: 0.6										0	0	0	0	0	0	0						
4 Nick Hundley, R OBP: 0.317, SLG: 0.453										1	0	0	0	0	0	0						
44 René Rivera, R OBP: 0.286, SLG: 0.415										4	0	2	0	0	1	2						
5 Alexi Amarista, L OBP: 0.256, SLG: 0.260										4	0	2	0	0	1	2						
34 Andrew Cashner, R OBP: 0.167, SLG: 0.167										1	0	0	0	0	0	0						
88 Kyle Blanks, R OBP: 0.125, SLG: 0.125										2	0	1	0	0	0	1						
Inning Stats	R: 0 H: 0 E: 0 K: 1 S: 8	H: 3 R: 0 ER: 0 SO: 1 BB: 0 P: 12	R: 0 H: 3 E: 0 K: 2 S: 17	H: 0 R: 0 ER: 0 SO: 1 BB: 0 P: 23	R: 0 H: 0 E: 0 K: 1 S: 8	H: 0 R: 0 ER: 0 SO: 1 BB: 0 P: 12	R: 0 H: 0 E: 0 K: 0 S: 7	H: 0 R: 0 ER: 0 SO: 1 BB: 1 P: 13	R: 0 H: 2 E: 0 K: 0 S: 12	H: 2 R: 0 ER: 0 SO: 2 BB: 0 P: 22	R: 0 H: 1 E: 0 K: 0 S: 12	H: 1 R: 0 ER: 0 SO: 1 BB: 1 P: 23	R: 0 H: 1 E: 0 K: 0 S: 9	H: 1 R: 0 ER: 0 SO: 1 BB: 0 P: 13	R: 0 H: 0 E: 0 K: 0 S: 5	H: 0 R: 0 ER: 0 SO: 1 BB: 0 P: 9	1B: 8 2B: 0 3B: 0 HR: 0	SF: 0 SAC: 0 DP: 2 HBP: 1	WP: 0 PB: 0 CS: 0	PA: 35		
PITCHER	IP WLS BF H R ER SO BB IBB HBP BLK WP HR S P ERA WHIP	IP WLS BF H R ER SO BB IBB HBP BLK WP HR S P ERA WHIP	IP WLS BF H R ER SO BB IBB HBP BLK WP HR S P ERA WHIP	IP WLS BF H R ER SO BB IBB HBP BLK WP HR S P ERA WHIP	IP WLS BF H R ER SO BB IBB HBP BLK WP HR S P ERA WHIP	IP WLS BF H R ER SO BB IBB HBP BLK WP HR S P ERA WHIP	IP WLS BF H R ER SO BB IBB HBP BLK WP HR S P ERA WHIP	IP WLS BF H R ER SO BB IBB HBP BLK WP HR S P ERA WHIP	IP WLS BF H R ER SO BB IBB HBP BLK WP HR S P ERA WHIP	IP WLS BF H R ER SO BB IBB HBP BLK WP HR S P ERA WHIP	IP WLS BF H R ER SO BB IBB HBP BLK WP HR S P ERA WHIP	IP WLS BF H R ER SO BB IBB HBP BLK WP HR S P ERA WHIP	IP WLS BF H R ER SO BB IBB HBP BLK WP HR S P ERA WHIP	IP WLS BF H R ER SO BB IBB HBP BLK WP HR S P ERA WHIP	IP WLS BF H R ER SO BB IBB HBP BLK WP HR S P ERA WHIP	IP WLS BF H R ER SO BB IBB HBP BLK WP HR S P ERA WHIP	IP WLS BF H R ER SO BB IBB HBP BLK WP HR S P ERA WHIP					
33 James Shields, R ERA: 2.7	7.0	W	28	7	0	0	0	2	0	0	0	0	0	0	0	0	0	0	73	118	0.00	1.286
43 Aaron Crow, R ERA: 6.0	1.0		3	0	0	0	0	0	0	0	0	0	0	0	0	0	0	0	5	9	0.00	0.000
31 Louis Coleman, R ERA: 6.3	1.0		4	1	0	0	1	0	0	0	0	0	0	0	0	0	0	0	19	22	0.00	1.000

Batter	1	2	3	4	5	6	7	8	9	10	11	AB	R	H	RBI	BB	SO	LOB	TOP							
21 Christian Yelich, L OBP: 0.340, SLG: 0.404	G4-3			K		2B		F7			G4-3	5	1	1	0	0	1	0								
32 Derek Dietrich, L OBP: 0.315, SLG: 0.418	K			G1-3		1B		K			E4 27 HR	5	1	1	1	0	2	0								
27 Giancarlo Stanton, R OBP: 0.385, SLG: 0.610	K			G6-3		BB					HR	4	1	1	2	1	1	0								
9 Casey McGehee, R OBP: 0.380, SLG: 0.391		G6-3			K						L9	4	0	0	0	1	2	0								
39 Jarrod Saltalamacchia, S		K			K							4	0	0	0	0	4	3								
46 Garrett Jones, L OBP: 0.315, SLG: 0.431		K			2B			G4-3			K	4	0	1	0	0	2	0								
13 Marcell Ozuna, R OBP: 0.312, SLG: 0.423			G3		F9			1B			K	4	0	1	0	0	1	1								
3 Adelyn Hechavarría, R OBP: 0.321, SLG: 0.375			K			L8					G6-3	4	0	0	0	0	2	1								
33 Jacob Turner, R OBP: 0.300, SLG: 0.300																										
17 Donovan Solano, R OBP: 0.305, SLG: 0.324																										
5 Reed Johnson, R OBP: 0.333, SLG: 0.334																										
40 Mike Dunn, L																										
44 AJ Ramos, R																										
10 Jeff Baker, R OBP: 0.303, SLG: 0.345																										
31 Steve Cishek, R																										
Inning Stats	R: 0 E: 0 K: 2 S: 9	H: 0 LOB: 0 BB: 0 P: 12	R: 0 E: 0 K: 2 S: 8	H: 0 LOB: 0 BB: 0 P: 10	R: 0 E: 0 K: 2 S: 9	H: 0 LOB: 0 BB: 0 P: 13	R: 0 E: 0 K: 1 S: 7	H: 0 LOB: 0 BB: 0 P: 12	R: 0 E: 0 K: 2 S: 9	H: 1 LOB: 1 BB: 0 P: 14	R: 1 E: 0 K: 3 S: 16	H: 2 LOB: 3 BB: 2 P: 30	R: 0 E: 0 K: 1 S: 6	H: 0 LOB: 0 BB: 0 P: 7	R: 0 E: 0 K: 2 S: 12	H: 0 LOB: 0 BB: 0 P: 15	R: 0 E: 0 K: 2 S: 12	H: 0 LOB: 0 BB: 0 P: 18	R: 2 E: 1 K: 0 S: 16	H: 1 LOB: 0 BB: 0 P: 24	1B: 2 2B: 2 3B: 0 HR: 1	SF: 0 SAC: 0 DP: 0 HBP: 0	WP: 1 PB: 0 SB: 0 CS: 0	PA: 40		
PITCHER	IP: 7.0 ERA: 3.12	WLS: 6 ERA: 1.72	BF: 27 ERA: 0.6	H: 4 R: 1 ER: 0 SO: 10	R: 1 H: 2 ER: 0 SO: 10	BB: 2 IBB: 0 HBP: 0 BLK: 0	WP: 0 HR: 0 S: 68 P: 108	HR: 0 S: 68 P: 108	ERA: 0.00 WHIP: 0.857																	
22 Ian Kennedy, R	56 Joaquin Benoit, R	16 Huston Street, R	33 Dale Thayer, R																							

Miami Marlins @ San Diego Padres
Petco Park, San Diego, CA
Thu May 08 2014, 7:12 PM - 10:33 PM PDT
Att. 17,832 - Clear - 64 F

livebaseballscorecards.com

AB 38
R 3
H 5
RBI 3
BB 2
SO 17
LOB 5



Batter	1	2	3	4	5	6	7	8	9	10	11	AB	R	H	RBI	BB	SO	LOB	BOTTOM						
13 Chris Denorfia, R OBP: 0.318, SLG: 0.387	F9							F9			L8	5	0	1	0	0	1	0							
2 Everth Cabrera, S OBP: 0.272, SLG: 0.327	1B				G4-6-3			G6-3			K	5	0	2	0	0	1	1							
12 Seth Smith, L OBP: 0.394, SLG: 0.467	BB			G3				2B			K	4	0	1	0	1	2	1							
8 Yasmani Grandal, S OBP: 0.311, SLG: 0.457	F7			G3				G4-3			L8	5	0	0	0	0	0	4							
9 Jedd Gyorko, R OBP: 0.201, SLG: 0.244	FC6			F9				G6-3			G5-3	5	0	0	0	0	0	3							
24 Cameron Maybin, R OBP: 0.429, SLG: 0.531	FC6-4							P6			BB	3	0	1	0	1	0	3							
23 Yonder Alonso, L OBP: 0.183, SLG: 0.217	G6-3			G4-6-3				F8			F8	4	0	0	0	0	2								
5 Alexi Amarista, L OBP: 0.256, SLG: 0.260	L8			K2-3				1B			K2-3	4	0	1	0	0	2	1							
22 Ian Kennedy, R	29 Willy Venable, L	22 Carter Capps, R	40 Mike Dunn, L	44 AJ Ramos, R	4 Nick Hundley, R	33 Dale Thayer, R																			
Inning Stats	R: 0 E: 1 K: 0 S: 12	H: 1 LOB: 3 BB: 1 P: 19	R: 1 E: 0 K: 1 S: 9	H: 1 LOB: 0 BB: 0 P: 16	R: 0 E: 0 K: 0 S: 10	H: 1 LOB: 1 BB: 0 P: 16	R: 0 E: 0 K: 1 S: 7	H: 1 LOB: 0 BB: 0 P: 9	R: 0 E: 0 K: 1 S: 6	H: 1 LOB: 1 BB: 0 P: 8	R: 0 E: 0 K: 1 S: 9	H: 1 LOB: 1 BB: 0 P: 14	R: 0 E: 0 K: 0 S: 13	H: 1 LOB: 1 BB: 0 P: 19	R: 0 E: 0 K: 0 S: 9	H: 0 LOB: 0 BB: 0 P: 17	R: 0 E: 0 K: 1 S: 8	H: 0 LOB: 0 BB: 0 P: 13	R: 0 E: 0 K: 2 S: 10	H: 0 LOB: 0 BB: 0 P: 16	1B: 4 2B: 2 3B: 0 HR: 1	SF: 0 SAC: 0 DP: 2 HBP: 0	WP: 0 PB: 0 SB: 2 CS: 0	PA: 41	
PITCHER	IP: 6.0 ERA: 6.75	WLS: 4 ERA: 5.02	BF: 23 ERA: 1.2	H: 5 R: 1 ER: 1 SO: 4	R: 1 H: 1 ER: 0 SO: 4	BB: 1 IBB: 0 HBP: 0 BLK: 0	WP: 0 HR: 1 S: 53 P: 82	HR: 0 S: 53 P: 82	ERA: 1.50 WHIP: 1.000																
33 Jacob Turner, R	22 Carter Capps, R	40 Mike Dunn, L	44 AJ Ramos, R	31 Steve Cishek, R																					

Miami Marlins @ San Diego Padres
Petco Park, San Diego, CA
Thu May 08 2014, 7:12 PM - 10:33 PM PDT
Att. 17,832 - Clear - 64 F

livebaseballscorecards.com

AB 39
R 1
H 7
RBI 1
BB 2
SO 8
LOB 16



Batter	1	2	3	4	5	6	7	8	9	AB	R	H	RBI	BB	SO	LOB	TOP					
5 Reed Johnson, R OBP: 0.357, SLG: 0.421										4	1	2	1	1	0	0	Miami Marlins @ San Diego Padres Petco Park, San Diego, CA Sat May 10 2014, 5:44 PM - 9:03 PM PDT Att: 27,719 - Partly Cloudy - 66 F					
59 Ed Lucas, R OBP: 0.381, SLG: 0.278										5	0	1	0	0	2	4						
27 Giancarlo Stanton, R OBP: 0.367, SLG: 0.599										4	0	1	0	0	1	2						
9 Casey McGehee, R OBP: 0.376, SLG: 0.407										4	1	1	2	0	0	2						
39 Jarrod Saltalamacchia, S OBP: 0.373, SLG: 0.505										3	0	0	0	1	0	1						
13 Marcell Ozuna, R OBP: 0.304, SLG: 0.431										4	0	0	0	0	3	2						
10 Jeff Baker, R OBP: 0.262, SLG: 0.316										4	1	3	0	0	1	0						
3 Adeiny Hechavarria, R OBP: 0.320, SLG: 0.378										4	0	1	0	0	1	3						
24 Nathan Eovaldi, R OBP: 0.133, SLG: 0.132										2	0	0	0	0	2	1						
49 Carlos Marmol, R OBP: 0.264, SLG: 0.266										1	0	0	0	0	0	0						
52 Brad Hand, L ERA: 6.87										2	2	4	0	0	0	0						
22 Carter Capps, R ERA: 1.5										1	0	0	0	0	0	0						
17 Donovan Solano, R OBP: 0.296, SLG: 0.231										1	0	0	0	0	0	0						
Inning Stats	R: 2 E: 0 K: 10 S: 10	H: 2 LOB: 0 BB: 0 P: 16	R: 0 E: 0 K: 1 S: 7	H: 1 LOB: 1 BB: 0 P: 12	R: 0 E: 0 K: 1 S: 9	H: 1 LOB: 1 BB: 0 P: 14	R: 0 E: 0 K: 1 S: 11	H: 1 LOB: 1 BB: 0 P: 18	R: 0 E: 0 K: 1 S: 9	H: 0 LOB: 0 BB: 0 P: 13	R: 0 E: 0 K: 1 S: 10	H: 1 LOB: 1 BB: 0 P: 16	R: 1 E: 0 K: 3 S: 16	H: 2 LOB: 1 BB: 0 P: 22	R: 0 E: 0 K: 2 S: 9	H: 0 LOB: 1 BB: 1 P: 16	R: 0 E: 0 K: 3 S: 17	H: 1 LOB: 2 BB: 1 P: 31	1B: 4 2B: 4 3B: 0 HR: 1	SF: 0 SAC: 0 DP: 0 HBP: 0	WP: 0 PB: 0 SB: 0 CS: 0	PA: 38
PITCHER	IP: 6.0 WLS: W BF: 24 ERA: 5.03	H: 6 R: 2 ER: 2 SO: 4	BB: 0 IBB: 0 HBP: 0 BLK: 0	WP: 0 HR: 1 S: 56 P: 89	ERA: 3.00 WHIP: 1.000	IP: 1.0 WLS: L BF: 5 ERA: 3.52	H: 2 R: 1 ER: 1 SO: 3	BB: 0 IBB: 0 HBP: 0 BLK: 0	WP: 0 HR: 0 S: 16 P: 22	ERA: 9.00 WHIP: 2.000	IP: 1.0 WLS: L BF: 4 ERA: 1.62	H: 0 R: 0 ER: 0 SO: 2	BB: 1 IBB: 0 HBP: 0 BLK: 0	WP: 0 HR: 0 S: 16 P: 31	ERA: 0.00 WHIP: 1.000	IP: 1.0 WLS: L BF: 5 ERA: 2.84	H: 1 R: 0 ER: 0 SO: 3	BB: 1 IBB: 0 HBP: 0 BLK: 0	WP: 0 HR: 0 S: 17 P: 31	ERA: 0.00 WHIP: 2.000		

Batter	1	2	3	4	5	6	7	8	9	AB	R	H	RBI	BB	SO	LOB	BOTTOM					
25 Will Venable, L OBP: 0.243, SLG: 0.240										4	0	1	0	1	1	3	Miami Marlins @ San Diego Padres Petco Park, San Diego, CA Sat May 10 2014, 5:44 PM - 9:03 PM PDT Att: 27,719 - Partly Cloudy - 66 F					
2 Everth Cabrera, S OBP: 0.286, SLG: 0.329										4	3	2	0	1	0	1						
12 Seth Smith, L OBP: 0.420, SLG: 0.574										4	2	3	4	1	0	2						
9 Jedd Gyorko, R OBP: 0.217, SLG: 0.303										5	1	1	1	0	1	2						
7 Chase Headley, S OBP: 0.272, SLG: 0.356										3	2	1	3	2	0	1						
23 Yonder Alonso, L OBP: 0.225, SLG: 0.262										3	0	3	1	2	0	0						
24 Cameron Maybin, R OBP: 0.386, SLG: 0.463										5	0	1	0	0	1	5						
4 Nick Hundley, R OBP: 0.298, SLG: 0.426										5	0	1	0	0	1	3						
53 Eric Stults, L ERA: 2.86										1	0	0	0	0	1	0						
50 Nick Vincent, R ERA: 8.1										1	0	0	0	0	0	0						
13 Chris Denorffa, R ERA: 6.87										0	0	0	0	0	0	0						
88 Kyle Blanks, R OBP: 0.200, SLG: 0.200										0	0	0	0	0	0	0						
39 Donn Roach, R ERA: 1.5										0	0	0	0	0	0	0						
Inning Stats	R: 1 E: 0 K: 1 S: 19	H: 2 LOB: 1 BB: 0 P: 30	R: 0 E: 0 K: 1 S: 10	H: 2 LOB: 2 BB: 0 P: 16	R: 1 E: 0 K: 0 S: 10	H: 1 LOB: 2 BB: 2 P: 20	R: 0 E: 0 K: 1 S: 15	H: 1 LOB: 2 BB: 1 P: 23	R: 0 E: 0 K: 0 S: 12	H: 1 LOB: 2 BB: 1 P: 23	R: 4 E: 0 K: 1 S: 20	H: 4 LOB: 1 BB: 1 P: 32	R: 2 E: 0 K: 0 S: 13	H: 1 LOB: 1 BB: 2 P: 24	R: 1 E: 0 K: 2 S: 15	H: 1 LOB: 1 BB: 1 P: 26	R: 1 E: 0 K: 2 S: 15	H: 1 LOB: 1 BB: 1 P: 26	1B: 9 2B: 1 3B: 1 HR: 2	SF: 0 SAC: 1 DP: 0 HBP: 0	WP: 2 PB: 0 SB: 1 CS: 0	PA: 45
PITCHER	IP: 5.0 WLS: L BF: 26 ERA: 2.86	H: 7 R: 2 ER: 2 SO: 3	BB: 4 IBB: 0 HBP: 0 BLK: 0	WP: 0 HR: 1 S: 66 P: 112	ERA: 3.60 WHIP: 2.200	IP: 1.0 WLS: L BF: 8 ERA: 8.1	H: 4 R: 4 ER: 4 SO: 1	BB: 1 IBB: 0 HBP: 0 BLK: 0	WP: 0 HR: 0 S: 20 P: 32	ERA: 18.00 WHIP: 3.000	IP: 1.0 WLS: L BF: 6 ERA: 6.87	H: 2 R: 2 ER: 2 SO: 0	BB: 2 IBB: 0 HBP: 0 BLK: 0	WP: 0 HR: 0 S: 15 P: 26	ERA: 9.00 WHIP: 2.000	IP: 1.0 WLS: L BF: 5 ERA: 1.5	H: 1 R: 1 ER: 1 SO: 2	BB: 1 IBB: 0 HBP: 0 BLK: 0	WP: 0 HR: 2 S: 15 P: 26	ERA: 0.00 WHIP: 2.000		

Batter	1	2	3	4	5	6	7	8	9	AB	R	H	RBI	BB	SO	LOB	TOP					
21 Christian Yelich, L (1,8) OBP: 0.340, SLG: 0.417	G4-3 1B		G1-3 1B		G1-3			HR	FC6-4 9 BB, 27 BB	5	1	2	1	0	0	2						
5 Reed Johnson, R (1,7) OBP: 0.362, SLG: 0.442	2B		K			G5-3		1B	F8	5	1	2	0	0	1	2						
27 Giancarlo Stanton, R (1,9) OBP: 0.393, SLG: 0.596	F9		F8			10 WP 1B		1B	9 BB BB	4	1	2	0	1	0	2						
9 Casey McGehee, R (1,5) OBP: 0.370, SLG: 0.396	K				K	L9		L9	10 FC6-4 BB	4	0	0	0	1	2	4						
10 Jeff Baker, R (1,4) OBP: 0.271, SLG: 0.355	1B		G6-3		G6-3	G6-3		3B	FC6-4	5	1	2	2	0	0	4						
46 Garrett Jones, L (1,3) OBP: 0.303, SLG: 0.408	L9		K			G3		BB		3	0	0	0	1	1	1						
3 Adeiny Hechavarria, R (1,6) OBP: 0.325, SLG: 0.361	F8		1B			G4-3		G4-3		4	0	2	1	0	0	2						
6 Jeff Mathis, R (1,2) OBP: 0.370, SLG: 0.364	K		F9			K		K		3	0	0	0	0	2	3						
30 Jarrod Saltalamacchia, (R,PH) OBP: 0.370, SLG: 0.500										1	0	0	0	0	1	1						
37 Henderson Alvarez III, R (1,1) OBP: 0.142, SLG: 0.142			K							1	0	0	0	0	1	0						
17 Dionvier Solano, R (5,PH) OBP: 0.276, SLG: 0.222										0	0	0	0	0	0	0						
45 Kevin Stowey, R (5,1) OBP: 0.276, SLG: 0.222										0	0	0	0	0	0	1						
32 Derek Dietrich, L (7,PH) OBP: 0.245, SLG: 0.245										0	0	0	0	0	0	0						
63 Henry Alberto Rodriguez, R (7,1) OBP: 0.245, SLG: 0.245										0	0	0	0	0	0	0						
44 AJ Ramos, R (8,1) OBP: 0.245, SLG: 0.245										0	0	0	0	0	0	0						
13 Marcell Ozuna, R (9,PH) OBP: 0.245, SLG: 0.245										1	0	1	0	0	0	0						
Inning Stats	R: 0 E: 0 K: 1 S: 9	H: 1 LOB: 1 BB: 0 P: 14	R: 0 E: 0 K: 1 S: 15	H: 1 LOB: 1 BB: 0 P: 22	R: 0 E: 0 K: 2 S: 12	H: 1 LOB: 1 BB: 0 P: 18	R: 0 E: 0 K: 2 S: 9	H: 0 LOB: 0 BB: 0 P: 12	R: 0 E: 0 K: 1 S: 16	H: 1 LOB: 1 BB: 0 P: 22	R: 0 E: 0 K: 0 S: 11	H: 1 LOB: 1 BB: 0 P: 15	R: 0 E: 0 K: 1 S: 10	H: 1 LOB: 1 BB: 0 P: 15	R: 4 E: 0 K: 1 S: 23	H: 4 LOB: 1 BB: 1 P: 36	R: 0 E: 0 K: 0 S: 12	H: 1 LOB: 3 BB: 2 P: 23	1B: 8 2B: 1 3B: 1 HR: 1	SF: 0 SAC: 0 DP: 0 HBP: 0	WP: 2 PA: 41 CS: 0	
PITCHER	IP WLS BF H R ER SO BB IBB HBP BLK WP HR S P ERA WHIP	6.1 W 24 5 0 0 7 0 0 0 0 0 1 0 75 107 0.00 0.789	0.2 5 3 2 2 1 0 0 0 0 0 0 1 13 20 27.00 4.500	1.0 6 2 2 2 1 1 0 0 0 0 1 0 17 27 18.00 3.000	1.0 S 6 1 0 0 0 2 0 0 0 0 0 0 12 23 0.00 3.000																	

Miami Marlins @ San Diego Padres
Petco Park, San Diego, CA
Sun May 11 2014, 1:13 PM - 4:40 PM PDT
Att: 17,682 - Sunny - 71 F

AB 38
R 4
H 11
RBI 4
BB 3
SO 9
LOB 23



Batter	1	2	3	4	5	6	7	8	9	AB	R	H	RBI	BB	SO	LOB	BOTTOM				
25 Will Venable, L (1,8) OBP: 0.255, SLG: 0.271	HR		G1-3	13 BB 12 BB		K		1B		4	2	2	1	1	1	0					
13 Chris Denorria, R (1,9) OBP: 0.336, SLG: 0.391	12 G3 12 S BB		E8 12 G4-3 1B	12 BB 1B		L8		K		4	0	2	2	1	1	1					
12 Seth Smith, L (1,7) OBP: 0.419, SLG: 0.575	G3		G4-3					K		5	0	2	1	0	1	3					
9 Jedd Gyorko, R (1,4) OBP: 0.211, SLG: 0.294	G4-3		F8			F9				4	0	0	0	0	1	5					
7 Chase Headley, S (1,5) OBP: 0.271, SLG: 0.351	K			23 BB 5 BB 1B		P3		G6-3		4	1	1	0	0	1	1					
8 Yasmani Grandal, S (1,2) OBP: 0.313, SLG: 0.425	G2-3		L7			P2		5 S BB		3	0	0	0	1	0	1					
23 Yonder Alonso, L (1,3) OBP: 0.241, SLG: 0.272	1B			5 BB 13 BB 1B				F9		3	1	2	0	1	0	1					
5 Alexi Amarista, L (1,6) OBP: 0.271, SLG: 0.271	L7			13 BB 1B				K		3	1	1	1	1	1	2					
41 Robbie Erlin, R (1,1) ERA: 3.33	P5							F7		3	0	0	0	0	1	5					
33 Dale Thayer, R (7,1) ERA: 5.47										0	0	0	0	0	0	0					
56 Joaquin Benoit, R (8,1) ERA: 1.13										0	0	0	0	0	0	0					
4 Nick Hundley, R (8,PH) OBP: 0.292, SLG: 0.417										0	0	0	0	0	0	0					
16 Huston Street, R (9,1) ERA: 1.13										0	0	0	0	0	0	0					
Inning Stats	R: 1 E: 0 K: 1 S: 8	H: 1 LOB: 1 BB: 0 P: 17	R: 0 E: 0 K: 0 S: 6	H: 1 LOB: 1 BB: 0 P: 8	R: 0 E: 1 K: 0 S: 10	H: 1 LOB: 1 BB: 0 P: 14	R: 4 E: 0 K: 1 S: 20	H: 4 LOB: 2 BB: 2 P: 42	R: 0 E: 0 K: 1 S: 17	H: 1 LOB: 2 BB: 1 P: 25	R: 0 E: 0 K: 1 S: 14	H: 1 LOB: 1 BB: 0 P: 21	R: 0 E: 0 K: 1 S: 13	H: 0 LOB: 1 BB: 1 P: 23	R: 0 E: 0 K: 2 S: 10	H: 1 LOB: 1 BB: 0 P: 16	1B: 8 2B: 1 3B: 0 HR: 1	SF: 0 SAC: 0 DP: 0 HBP: 0	WP: 0 PA: 39 CS: 0		
PITCHER	IP WLS BF H R ER SO BB IBB HBP BLK WP HR S P ERA WHIP	4.0 L 22 7 5 5 2 3 0 1 0 0 0 0 31 46 0.00 1.000	2.0 9 2 0 0 2 0 0 0 0 0 0 0 13 23 0.00 1.000	1.0 4 0 0 0 1 1 0 0 0 0 0 0 10 16 0.00 1.000	1.0 4 1 0 0 2 0 0 0 0 0 0 0 10 16 0.00 1.000																

Miami Marlins @ San Diego Padres
Petco Park, San Diego, CA
Sun May 11 2014, 1:13 PM - 4:40 PM PDT
Att: 17,682 - Sunny - 71 F


AB 34
R 5
H 10
RBI 5
BB 5
SO 7
LOB 19



Batter	1	2	3	4	5	6	7	8	9	AB	R	H	RBI	BB	SO	LOB	TOP																
25 Will Venable, L (1, 8) OBP: 0.248, SLG: 0.263	F8		G4-3		G1-3			G5-3		4	0	0	0	0	0	0																	
2 Everth Cabrera, S (1, 6) OBP: 0.279, SLG: 0.321	G5-3		K			G4-3		G6-3		4	0	0	0	0	1	0																	
12 Seth Smith, L (1, 9) OBP: 0.422, SLG: 0.582	1B				2B		F7		K	4	1	2	0	0	1	0																	
18 Carlos Quentin, R (1, 7)																																	
24 Cameron Maybin, R (9, 8) OBP: 0.396, SLG: 0.463					G4-3		L6		K	3	0	0	0	1	1	1																	
7 Chase Headley, S (1, 5)	P6				HBP					3	1	1	1	0	0	2																	
9 Jedd Gyorko, R (1, 4) OBP: 0.219, SLG: 0.292	F8				SF9				HR	1	0	0	1	1	0	0																	
23 Yonder Alonso, L (1, 3) OBP: 0.235, SLG: 0.266	G4-3				L1				CS	3	0	0	0	0	0	2																	
44 René Rivera, R (1, 2) OBP: 0.267, SLG: 0.386	K				G4-3				BB	3	0	0	0	0	1	1																	
34 Andrew Cashner, R (1, 1) OBP: 0.143, SLG: 0.143					K					2	0	0	0	0	2	0																	
8 Yasmani Grandal, S (8, PH) OBP: 0.310, SLG: 0.420					K					1	0	0	0	0	1	0																	
56 Joaquin Benoit, R (8, 1)										0	0	0	0	0	0	0																	
16 Huston Street, R (9, 1)										0	0	0	0	0	0	0																	
Inning Stats	R: 0 H: 1 E: 0 K: 0 S: 14	H: 1 LOB: 2 BB: 1 P: 25	R: 0 H: 0 E: 0 K: 1 S: 5	H: 0 LOB: 0 BB: 0 P: 8	R: 0 H: 0 E: 0 K: 2 S: 11	H: 0 LOB: 0 BB: 0 P: 15	R: 1 H: 1 E: 0 K: 0 S: 8	H: 1 LOB: 1 BB: 0 P: 13	R: 0 H: 0 E: 0 K: 1 S: 9	H: 0 LOB: 0 BB: 0 P: 12	R: 0 H: 0 E: 0 K: 0 S: 5	H: 0 LOB: 0 BB: 0 P: 7	R: 0 H: 0 E: 0 K: 0 S: 8	H: 0 LOB: 1 BB: 0 P: 12	R: 0 H: 0 E: 0 K: 1 S: 10	H: 0 LOB: 0 BB: 0 P: 15	R: 1 H: 1 E: 0 K: 2 S: 12	H: 1 LOB: 0 BB: 1 P: 19	1B: 1 2B: 1 3B: 0 HR: 1	SF: 1 2B: 1 SAC: 0 DP: 0 HBP: 2	WP: 0 PA: 34 PB: 0 SB: 0 CS: 1												
PITCHER	IP WLS BF H R ER SO BB IBB HBP BLK WP HR S P ERA WHIP																																
44 Mike Leake, R (1, 1) ERA: 3.09	8.0	29	2	1	1	5	1	0	2	0	0	0	0	70	107	1.12	0.375																
54 Aroldis Chapman, L (9, 1) ERA: 4.5	1.0	L 4	1	1	1	2	1	0	0	0	0	0	1	12	19	9.00	2.000																

San Diego Padres @ Cincinnati Reds
Great American Ball Park, Cincinnati, OH
Tue May 13 2014, 7:11 PM - 9:42 PM EDT
Att: 23,269 - Partly Cloudy - 86 F


AB 28
R 2
H 3
RBI 2
BB 2
SO 7
LOB 6



Batter	1	2	3	4	5	6	7	8	9	AB	R	H	RBI	BB	SO	LOB	BOTTOM																
6 Billy Hamilton, S (1, 8) OBP: 0.297, SLG: 0.385	3B		G6-3		B1-3		L7			4	1	1	0	0	0	0																	
29 Brayan Peña, S (1, 2) OBP: 0.308, SLG: 0.452	F7		K2-3		G3-1		K			4	0	0	0	0	2	1																	
4 Brandon Phillips, R (1, 4) OBP: 0.309, SLG: 0.396	1B									4	0	3	1	0	0	0																	
19 Joey Votto, L (1, 3) OBP: 0.412, SLG: 0.462	1B				B1-3					2	0	1	0	2	0	1																	
21 Todd Frazier, R (1, 5) OBP: 0.338, SLG: 0.508	G5-3									4	0	1	0	0	0	4																	
48 Ryan Ludwick, R (1, 7) OBP: 0.339, SLG: 0.369	G5-3				K					3	0	0	0	0	1	2																	
15 Roger Bernadina, L (9, 7) OBP: 0.317, SLG: 0.156										0	0	0	0	0	0	0																	
28 Chris Heisey, R (1, 9) OBP: 0.268, SLG: 0.299	G4-3				L7				P2	4	0	0	0	0	0	4																	
2 Zack Cozart, R (1, 6) OBP: 0.228, SLG: 0.273	1B				G5-3				K	4	0	1	0	0	1	4																	
44 Mike Leake, R (1, 1) OBP: 0.158, SLG: 0.368										3	0	0	0	0	3	1																	
54 Aroldis Chapman, L (9, 1)										0	0	0	0	0	0	0																	
25 Skip Schumaker, L (9, PH) OBP: 0.269, SLG: 0.400					K				K	1	0	0	0	0	1	0																	
Inning Stats	R: 1 H: 3 E: 0 K: 0 S: 12	H: 3 LOB: 1 BB: 0 P: 16	R: 0 H: 1 E: 0 K: 1 S: 10	H: 1 LOB: 1 BB: 0 P: 13	R: 0 H: 1 E: 0 K: 1 S: 9	H: 1 LOB: 1 BB: 0 P: 12	R: 0 H: 1 E: 0 K: 1 S: 9	H: 1 LOB: 3 BB: 1 P: 19	R: 0 H: 0 E: 0 K: 2 S: 7	H: 0 LOB: 0 BB: 0 P: 9	R: 0 H: 0 E: 0 K: 0 S: 10	H: 0 LOB: 1 BB: 1 P: 18	R: 0 H: 0 E: 0 K: 2 S: 8	H: 0 LOB: 0 BB: 0 P: 12	R: 0 H: 0 E: 0 K: 2 S: 8	H: 0 LOB: 0 BB: 0 P: 12	1B: 4 2B: 2 3B: 1 HR: 0	SF: 0 2B: 2 SAC: 0 DP: 0 HBP: 0	WP: 0 PA: 36 PB: 0 SB: 0 CS: 0														
PITCHER	IP WLS BF H R ER SO BB IBB HBP BLK WP HR S P ERA WHIP																																
34 Andrew Cashner, R (1, 1) ERA: 2.35	7.0	29	7	0	0	0	1	0	0	0	0	0	0	67	95	0.00	1.143																
56 Joaquin Benoit, R (8, 1) ERA: 2.41	1.0	W 4	0	0	0	0	1	0	0	0	0	0	10	18	0.00	1.000																	
16 Huston Street, R (9, 1) ERA: 0.53	1.0	S 3	0	0	0	2	0	0	0	0	0	0	8	12	0.00	0.000																	

San Diego Padres @ Cincinnati Reds
Great American Ball Park, Cincinnati, OH
Tue May 13 2014, 7:11 PM - 9:42 PM EDT
Att: 23,269 - Partly Cloudy - 86 F

AB 33
R 1
H 7
RBI 1
BB 2
SO 8
LOB 17



Batter	1	2	3	4	5	6	7	8	9	AB	R	H	RBI	BB	SO	LOB	TOP					
25 Will Venable, L OBP: 0.255, SLG: 0.265										3	0	1	0	1	1	0						
2 Everth Cabrera, S OBP: 0.276, SLG: 0.319										4	0	1	0	0	0	2						
12 Seth Smith, L OBP: 0.427, SLG: 0.580											2	0	1	0	1	0	0					
7 Chase Headley, S OBP: 0.272, SLG: 0.373										3	0	0	0	0	1	2						
9 Jedd Gyorko, R OBP: 0.214, SLG: 0.286										3	0	0	0	0	2	0						
8 Yasmani Grandal, S OBP: 0.301, SLG: 0.407										3	0	0	0	0	2	0						
23 Yonder Alonso, L OBP: 0.230, SLG: 0.260										3	0	0	0	0	0	0						
24 Cameron Maybin, R OBP: 0.362, SLG: 0.432										3	0	0	0	0	0	0						
22 Ian Kennedy, R OBP: 0.125, SLG: 0.313										2	0	0	0	0	1	0						
39 Donn Roach, R OBP: 1.000, SLG: 2.000										0	0	0	0	0	0	0						
4 Nick Hundley, R OBP: 0.286, SLG: 0.408										1	0	0	0	0	1	0						
Inning Stats	R: 0 E: 0 K: 0 S: 4	H: 1 LOB: 0 BB: 0 P: 7	R: 0 E: 0 K: 2 S: 7	H: 0 LOB: 0 BB: 0 P: 10	R: 0 E: 0 K: 1 S: 9	H: 0 LOB: 0 BB: 0 P: 12	R: 0 E: 0 K: 1 S: 11	H: 1 LOB: 1 BB: 1 P: 20	R: 0 E: 0 K: 1 S: 6	H: 0 LOB: 0 BB: 0 P: 11	R: 0 E: 0 K: 1 S: 11	H: 0 LOB: 0 BB: 0 P: 14	R: 0 E: 0 K: 0 S: 8	H: 1 LOB: 0 BB: 0 P: 12	R: 0 E: 0 K: 1 S: 10	H: 0 LOB: 3 BB: 0 P: 13	R: 0 E: 0 K: 1 S: 9	H: 0 LOB: 1 BB: 1 P: 17	1B: 3 2B: 0 3B: 0 HR: 0	SF: 0 SAC: 0 DP: 2 HBP: 0	WP: 0 PB: 0 SB: 0 CS: 1	PA: 29
PITCHER 47 Johnny Cueto, R ERA: 1.25	IP: 9.0 WLS: W BF: 29 H: 3 R: 0 ER: 0 SO: 8 BB: 2 IBB: 0 HBP: 0 BLK: 0 WP: 0 HR: 0 S: 75 P: 116 ERA: 0.00 WHIP: 0.556															PITCHER						

San Diego Padres @ Cincinnati Reds
Great American Ball Park, Cincinnati, OH
Thu May 15 2014, 12:36 PM - 3:12 PM EDT
Att: 27,686 - Overcast - 53 F

livebaseballscorecards.com

AB 27
R 0
H 3
RBI 0
BB 2
SO 8
LOB 4



Batter	1	2	3	4	5	6	7	8	9	AB	R	H	RBI	BB	SO	LOB	BOTTOM			
6 Billy Hamilton, S OBP: 0.302, SLG: 0.385										5	0	2	0	0	0	2				
25 Skip Schumaker, L OBP: 0.290, SLG: 0.379										4	1	1	0	1	1	2				
4 Brandon Phillips, R OBP: 0.312, SLG: 0.423										5	1	2	3	0	1	4				
19 Joey Votto, L OBP: 0.414, SLG: 0.459										3	0	1	0	1	0	1				
21 Todd Frazier, R OBP: 0.342, SLG: 0.507										4	0	2	0	0	1	3				
48 Ryan Ludwick, R OBP: 0.336, SLG: 0.364										4	1	1	0	0	1	2				
29 Brayan Peña, S OBP: 0.317, SLG: 0.468										4	1	2	0	0	0	0				
2 Zack Cozart, R OBP: 0.244, SLG: 0.288										4	1	3	2	0	0	1				
47 Johnny Cueto, R OBP: 0.174, SLG: 0.174										3	0	0	0	0	2	3				
Inning Stats	R: 0 E: 0 K: 2 S: 12	H: 1 LOB: 2 BB: 1 P: 22	R: 0 E: 0 K: 1 S: 15	H: 1 LOB: 1 BB: 0 P: 20	R: 0 E: 0 K: 0 S: 8	H: 1 LOB: 1 BB: 0 P: 10	R: 0 E: 0 K: 1 S: 9	H: 1 LOB: 0 BB: 0 P: 11	R: 3 E: 0 K: 0 S: 19	H: 4 LOB: 1 BB: 0 P: 25	R: 2 E: 0 K: 0 S: 10	H: 3 LOB: 1 BB: 0 P: 13	R: 0 E: 0 K: 1 S: 10	H: 1 LOB: 1 BB: 0 P: 15	R: 0 E: 0 K: 1 S: 18	H: 2 LOB: 3 BB: 1 P: 25	1B: 11 2B: 2 3B: 0 HR: 1	SF: 0 SAC: 1 DP: 0 HBP: 0	WP: 1 PB: 0 SB: 0 CS: 1	PA: 39
PITCHER 22 Ian Kennedy, R ERA: 3.6 39 Donn Roach, R ERA: 2.57	IP: 6.0 WLS: L BF: 29 H: 11 R: 5 ER: 5 SO: 4 BB: 1 IBB: 0 HBP: 0 BLK: 0 WP: 0 HR: 1 S: 73 P: 101 ERA: 7.50 WHIP: 2.000															PITCHER				

San Diego Padres @ Cincinnati Reds
Great American Ball Park, Cincinnati, OH
Thu May 15 2014, 12:36 PM - 3:12 PM EDT
Att: 27,686 - Overcast - 53 F

livebaseballscorecards.com

AB 36
R 5
H 14
RBI 5
BB 2
SO 6
LOB 18



Batter	1	2	3	4	5	6	7	8	9	AB	R	H	RBI	BB	SO	LOB	TOP														
13 Chris Denorfia, R OBP: 0.339, SLG: 0.400 (1, 9)											5	1	2	0	0	2	0	San Diego Padres @ Cincinnati Reds Great American Ball Park, Cincinnati, OH Thu May 15 2014, 6:11 PM - 8:57 PM EDT Att: 23,544 - Overcast - 54 F													
2 Everth Cabrera, S OBP: 0.276, SLG: 0.333 (1, 6)										5	1	1	1	0	2	2															
7 Chase Headley, S OBP: 0.278, SLG: 0.368 (1, 5)											4	1	1	1	1	1	0														
18 Carlos Quentin, R OBP: 0.375, SLG: 0.167 25 Will Venables, L OBP: 0.265, SLG: 0.265 (7, PR) (7, 9)											3	0	1	0	1	0	1														
9 Jedd Gyorko, R OBP: 0.209, SLG: 0.278 (1, 4)											4	0	0	0	0	1	3														
24 Cameron Maybin, R OBP: 0.353, SLG: 0.417 (1, 8)											4	1	1	0	0	1	2														
44 René Rivera, R OBP: 0.286, SLG: 0.447 (1, 2)											3	1	1	2	1	0	0														
23 Yonder Alonso, L OBP: 0.236, SLG: 0.289 (1, 3)											4	1	2	2	0	0	0														
38 Tyson Ross, R OBP: 0.063, SLG: 0.063 12 Seth Smith, L OBP: 0.424, SLG: 0.575 50 Nick Vincent, R OBP: 0.265, SLG: 0.265 59 Kevin Quackenbush, R OBP: 0.265, SLG: 0.265 (1, 1) (8, PH) (8, 1) (9, 1)											3	0	0	0	0	0	3														
Inning Stats	R: 0 K: 2 S: 9	H: 0 BB: 0 P: 11	R: 2 E: 0 K: 1 S: 8	H: 2 LOB: 0 BB: 0 P: 11	R: 1 E: 0 K: 0 S: 12	H: 2 LOB: 1 BB: 0 P: 21	R: 0 E: 0 K: 1 S: 5	H: 0 LOB: 0 BB: 0 P: 7	R: 0 E: 0 K: 0 S: 15	H: 1 LOB: 1 BB: 0 P: 21	R: 1 E: 0 K: 0 S: 8	H: 1 LOB: 3 BB: 3 P: 22	R: 1 E: 0 K: 1 S: 10	H: 2 LOB: 1 BB: 0 P: 16	R: 1 E: 0 K: 0 S: 13	H: 1 LOB: 0 BB: 0 P: 22	R: 0 E: 0 K: 2 S: 13		H: 0 LOB: 0 BB: 0 P: 19	1B: 5 2B: 1 3B: 0 HR: 3	SF: 0 SAC: 0 DP: 0 HBP: 0	WP: 0 PB: 0 SB: 0 CS: 0	PA: 39								
PITCHER	IP WLS BF ERA WHIP	WLS BF ERA WHIP	H R ER SO	H R ER SO	BB IBB HBP BLK	BB IBB HBP BLK	WP HR S P	WP HR S P	ERA WHIP	ERA WHIP	IP WLS BF ERA WHIP	IP WLS BF ERA WHIP	H R ER SO	H R ER SO	BB IBB HBP BLK	BB IBB HBP BLK	WP HR S P	WP HR S P	ERA WHIP	ERA WHIP	IP WLS BF ERA WHIP	IP WLS BF ERA WHIP	H R ER SO	H R ER SO	BB IBB HBP BLK	BB IBB HBP BLK	WP HR S P	WP HR S P	ERA WHIP	ERA WHIP	
26 Jeff Francis, L ERA: 5.4 Logan Ondrusek, R ERA: 6.3 45 Sean Marshall, L ERA: 6.0 63 Sam LeCure, R ERA: 1.1 60 J.J. Hoover, R ERA: 9.24 (1, 1) (6, 1) (6, 1) (8, 1) (9, 1)	5.0 L 20	5 3 3 4	5 3 3 4	5 3 3 4	0 0 0 0	0 0 0 0	0 1 49 71	0 6 20 13.50	1.000 4.500	1.000 2.250	1.000 2.250	1.000 0.000	1.000 0.000	1.000 0.000	1.000 0.000	1.000 0.000	1.000 0.000	1.000 0.000	1.000 0.000	1.000 0.000	1.000 0.000	1.000 0.000	1.000 0.000	1.000 0.000	1.000 0.000	1.000 0.000	1.000 0.000	1.000 0.000	1.000 0.000	1.000 0.000	1.000 0.000

AB	36
R	6
H	9
RBI	6
BB	3
SO	7
LOB	11



Batter	1	2	3	4	5	6	7	8	9	AB	R	H	RBI	BB	SO	LOB	BOTTOM													
6 Billy Hamilton, S OBP: 0.300, SLG: 0.375 (1, 8)											3	1	0	0	1	0	0													
28 Chris Heisey, R OBP: 0.291, SLG: 0.316 (1, 7)										2	0	1	0	2	0	0														
4 Brandon Phillips, R OBP: 0.304, SLG: 0.412 (1, 4)										4	0	0	1	0	1	3														
19 Joey Votto, L OBP: 0.410, SLG: 0.449 (1, 3)											3	0	0	0	1	3	2													
21 Todd Frazier, R OBP: 0.346, SLG: 0.504 (1, 5)											3	0	1	0	1	1														
15 Roger Bernadina, L OBP: 0.288, SLG: 0.139 (1, 9)											4	0	0	0	0	2	3													
16 Tucker Barnhart, L OBP: 0.154, SLG: 0.240 (1, 2)											3	0	0	0	1	1														
7 Ramon Santiago, S OBP: 0.286, SLG: 0.240 (1, 6)												4	0	1	0	0	1													
26 Jeff Francis, L ERA: 5.4 50 Neftali Soto, R Logan Ondrusek, R 45 Sean Marshall, L 29 Braynan Peña, S 63 Sam LeCure, R 60 J.J. Hoover, R (1, 1) (5, PH) (8, 1) (8, 1) (7, PH) (8, 1) (9, 1)	7.0 W 28	0 LOB: 2 BB: 3 P: 21	0 E: 0 K: 1 S: 6	0 LOB: 0 BB: 0 P: 9	0 E: 0 K: 1 S: 8	0 LOB: 1 BB: 1 P: 14	0 E: 0 K: 1 S: 9	0 LOB: 1 BB: 1 P: 15	0 E: 0 K: 1 S: 12	1 LOB: 1 BB: 0 P: 18	0 E: 0 K: 3 S: 12	0 LOB: 0 BB: 0 P: 18	0 E: 0 K: 0 S: 4	0 LOB: 0 BB: 0 P: 6	0 E: 0 K: 2 S: 12	0 LOB: 1 BB: 1 P: 21	0 E: 0 K: 1 S: 6	0 LOB: 0 BB: 0 P: 9	1B: 2 2B: 1 3B: 0 HR: 0	SF: 0 SAC: 0 DP: 1 HBP: 0	WP: 0 PB: 1 SB: 2 CS: 0	PA: 35								
PITCHER	IP WLS BF ERA WHIP	IP WLS BF ERA WHIP	H R ER SO	H R ER SO	BB IBB HBP BLK	BB IBB HBP BLK	WP HR S P	WP HR S P	ERA WHIP	ERA WHIP	IP WLS BF ERA WHIP	IP WLS BF ERA WHIP	H R ER SO	H R ER SO	BB IBB HBP BLK	BB IBB HBP BLK	WP HR S P	WP HR S P	ERA WHIP	ERA WHIP	IP WLS BF ERA WHIP	IP WLS BF ERA WHIP	H R ER SO	H R ER SO	BB IBB HBP BLK	BB IBB HBP BLK	WP HR S P	WP HR S P	ERA WHIP	ERA WHIP
38 Tyson Ross, R ERA: 2.81 50 Nick Vincent, R ERA: 3.31 59 Kevin Quackenbush, R ERA: 4.31 (1, 1) (8, 1) (9, 1)	7.0 W 28	0 LOB: 2 BB: 3 P: 21	0 E: 0 K: 1 S: 6	0 LOB: 0 BB: 0 P: 9	0 E: 0 K: 1 S: 8	0 LOB: 1 BB: 1 P: 14	0 E: 0 K: 1 S: 9	0 LOB: 1 BB: 0 P: 18	0 E: 0 K: 3 S: 12	0 E: 0 K: 0 S: 4	0 E: 0 K: 2 S: 12	0 E: 0 K: 1 S: 6	0 E: 0 K: 1 S: 6	0 E: 0 K: 2 S: 12	0 E: 0 K: 1 S: 6	0 E: 0 K: 1 S: 6	0 E: 0 K: 1 S: 6	0 E: 0 K: 1 S: 6	0 E: 0 K: 1 S: 6	0 E: 0 K: 1 S: 6	0 E: 0 K: 1 S: 6	0 E: 0 K: 1 S: 6	0 E: 0 K: 1 S: 6	0 E: 0 K: 1 S: 6	0 E: 0 K: 1 S: 6	0 E: 0 K: 1 S: 6	0 E: 0 K: 1 S: 6	0 E: 0 K: 1 S: 6	0 E: 0 K: 1 S: 6	0 E: 0 K: 1 S: 6

AB	29
R	1
H	3
RBI	1
BB	6
SO	11
LOB	12



Batter	1	2	3	4	5	6	7	8	9	AB	R	H	RBI	BB	SO	LOB	TOP					
13 Chris Denorfia, R OBP: 0.346, SLG: 0.431										4	1	1	0	1	1	1	San Diego Padres @ Colorado Rockies Coors Field, Denver, CO Sat May 17 2014, 6:14 PM - 9:52 PM MDT Att: 40,508 - Partly Cloudy - 68 F					
2 Everth Cabrera, S OBP: 0.273, SLG: 0.324										4	1	1	0	1	0	3						
12 Seth Smith, L OBP: 0.428, SLG: 0.590										3	2	1	2	2	1	0						
7 Chase Headley, S OBP: 0.283, SLG: 0.351										3	0	0	0	2	2	4						
23 Yonder Alonso, L OBP: 0.245, SLG: 0.303										5	1	2	2	0	1	5						
9 Jedd Gyorko, R OBP: 0.211, SLG: 0.278										4	0	1	0	1	1	1						
25 Will Venable, L OBP: 0.266, SLG: 0.261										2	1	0	0	2	2	1						
8 Yasmani Grandal, S OBP: 0.294, SLG: 0.392										5	1	1	1	0	1	6						
41 Robbie Erlin, R 50 Nick Vincent, R 18 Carlos Quentin, R 33 Dale Thayer, R 56 Joaquin Benoit, R 4 Nick Hundley, R 16 Huston Street, R										3	0	2	1	0	1	0						
Inning Stats	R: 2 E: 0 K: 2 S: 16	H: 1 LOB: 3 BB: 3 P: 37	R: 2 E: 0 K: 1 S: 8	H: 2 LOB: 0 BB: 12 P: 10	R: 2 E: 1 K: 0 S: 19	H: 2 LOB: 2 BB: 2 P: 33	R: 0 E: 0 K: 0 S: 7	H: 0 LOB: 0 BB: 1 P: 14	R: 0 E: 0 K: 1 S: 21	H: 2 LOB: 3 BB: 1 P: 33	R: 2 E: 0 K: 2 S: 15	H: 2 LOB: 0 BB: 0 P: 24	R: 0 E: 0 K: 2 S: 9	H: 0 LOB: 1 BB: 1 P: 20	R: 0 E: 0 K: 2 S: 8	H: 1 LOB: 1 BB: 0 P: 9		1B: 4 2B: 5 3B: 0 HR: 2	SF: 0 SAC: 0 DP: 3 HBP: 1	WP: 3 PB: 0 SB: 1 CS: 0	PA: 45	
PITCHER	IP: 3.1 WLS: L BF: 22 ERA: 3.5	H: 5 R: 6 ER: 6 SO: 3	BB: 6 IBB: 0 HBP: 1 BLK: 0	WP: 1 HR: 1 S: 46 P: 92	ERA: 16.20 WHIP: 3.300	IP: 1.0 WLS: L BF: 4 ERA: 1.8	H: 1 R: 0 ER: 0 SO: 2	BB: 0 IBB: 0 HBP: 0 BLK: 0	WP: 1 HR: 0 S: 8 P: 9	ERA: 0.00 WHIP: 1.000												
24 Jordan Lyles, R ERA: 3.5	IP: 3.1 WLS: L BF: 22 ERA: 3.5	H: 5 R: 6 ER: 6 SO: 3	BB: 6 IBB: 0 HBP: 1 BLK: 0	WP: 1 HR: 1 S: 46 P: 92	ERA: 16.20 WHIP: 3.300	37 Nick Masset, R ERA: 1.8	IP: 1.0 WLS: L BF: 4 ERA: 1.8	H: 1 R: 0 ER: 0 SO: 2	BB: 0 IBB: 0 HBP: 0 BLK: 0	WP: 1 HR: 0 S: 8 P: 9	ERA: 0.00 WHIP: 1.000											
54 Tommy Kahnle, R ERA: 1.59	IP: 4.1 WLS: L BF: 17 ERA: 1.59	H: 4 R: 0 ER: 0 SO: 1	BB: 1 IBB: 0 HBP: 0 BLK: 0	WP: 0 HR: 0 S: 10 P: 18	ERA: 0.00 WHIP: 0.600	34 Matt Belisle, R ERA: 4.0	IP: 6.1 WLS: L BF: 24 ERA: 4.0	H: 2 R: 2 ER: 2 SO: 2	BB: 0 IBB: 0 HBP: 0 BLK: 0	WP: 0 HR: 1 S: 15 P: 24	ERA: 18.00 WHIP: 2.000											
47 Chris Martin, R ERA: 4.15	IP: 7.1 WLS: L BF: 28 ERA: 4.15	H: 5 R: 2 ER: 2 SO: 2	BB: 0 IBB: 0 HBP: 0 BLK: 0	WP: 0 HR: 1 S: 15 P: 24	ERA: 18.00 WHIP: 2.000	49 Rex Brothers, L ERA: 3.0	IP: 8.1 WLS: L BF: 33 ERA: 3.0	H: 4 R: 0 ER: 0 SO: 2	BB: 1 IBB: 0 HBP: 0 BLK: 0	WP: 0 HR: 9 S: 20 P: 20	ERA: 0.00 WHIP: 1.000											
Batter	1	2	3	4	5	6	7	8	9	AB	R	H	RBI	BB	SO	LOB	BOTTOM					
19 Charlie Blackmon, L OBP: 0.364, SLG: 0.568										5	0	2	0	0	1	1	San Diego Padres @ Colorado Rockies Coors Field, Denver, CO Sat May 17 2014, 6:14 PM - 9:52 PM MDT Att: 40,508 - Partly Cloudy - 68 F					
13 Drew Stubbs, R OBP: 0.362, SLG: 0.500										4	2	3	0	0	0	1						
2 Troy Tulowitzki, R OBP: 0.503, SLG: 0.763										4	2	3	1	0	0	2						
5 Carlos González, L OBP: 0.310, SLG: 0.485										3	0	2	3	0	1	0						
28 Nolan Arenado, R OBP: 0.328, SLG: 0.491										4	0	0	0	0	1	3						
33 Justin Morneau, L OBP: 0.354, SLG: 0.571										3	1	1	0	0	1	1						
58 Jordan Pacheco, R OBP: 0.288, SLG: 0.358										4	0	1	1	0	1	3						
9 DJ LeMahieu, R OBP: 0.357, SLG: 0.344										4	0	2	0	0	1	0						
24 Jordan Lyles, R 54 Tommy Kahnle, R 33 Dale Thayer, R 47 Chris Martin, R 49 Rex Brothers, L 37 Nick Masset, R 8 Michael Lorenzen, R										1	0	0	0	0	0	1						
Inning Stats	R: 1 E: 0 K: 1 S: 10	H: 2 LOB: 0 BB: 0 P: 15	R: 0 E: 0 K: 1 S: 7	H: 0 LOB: 0 BB: 0 P: 10	R: 0 E: 0 K: 0 S: 8	H: 1 LOB: 0 BB: 0 P: 13	R: 1 E: 0 K: 0 S: 8	H: 2 LOB: 0 BB: 0 P: 10	R: 1 E: 0 K: 0 S: 7	H: 3 LOB: 1 BB: 0 P: 10	R: 2 E: 0 K: 0 S: 17	H: 3 LOB: 1 BB: 0 P: 28	R: 0 E: 0 K: 2 S: 12	H: 2 LOB: 0 BB: 0 P: 17	R: 0 E: 0 K: 2 S: 9	H: 1 LOB: 1 BB: 0 P: 14		R: 0 E: 0 K: 2 S: 11	H: 0 LOB: 0 BB: 0 P: 13	1B: 10 2B: 3 3B: 0 HR: 1	SF: 1 SAC: 0 DP: 5 HBP: 1	WP: 1 PB: 0 SB: 1 CS: 0
PITCHER	IP: 5.0 WLS: W BF: 20 ERA: 4.53	H: 9 R: 4 ER: 4 SO: 2	BB: 0 IBB: 0 HBP: 0 BLK: 0	WP: 1 HR: 1 S: 43 P: 63	ERA: 7.20 WHIP: 1.800	41 Robbie Erlin, L ERA: 4.53	IP: 6.1 WLS: H BF: 25 ERA: 3.57	H: 5 R: 2 ER: 1 SO: 1	BB: 0 IBB: 0 HBP: 1 BLK: 0	WP: 0 HR: 0 S: 14 P: 23	ERA: 9.00 WHIP: 2.000											
50 Nick Vincent, R ERA: 3.57	IP: 6.1 WLS: H BF: 25 ERA: 3.57	H: 5 R: 2 ER: 1 SO: 1	BB: 0 IBB: 0 HBP: 1 BLK: 0	WP: 0 HR: 0 S: 14 P: 23	ERA: 9.00 WHIP: 2.000	33 Dale Thayer, R ERA: 1.35	IP: 7.1 WLS: H BF: 28 ERA: 1.35	H: 5 R: 2 ER: 0 SO: 0	BB: 0 IBB: 0 HBP: 0 BLK: 0	WP: 0 HR: 0 S: 9 P: 14	ERA: 0.00 WHIP: 1.000											
56 Joaquin Benoit, R ERA: 2.29	IP: 8.1 WLS: H BF: 33 ERA: 2.29	H: 4 R: 1 ER: 0 SO: 2	BB: 0 IBB: 0 HBP: 0 BLK: 0	WP: 0 HR: 0 S: 9 P: 14	ERA: 0.00 WHIP: 1.000	16 Huston Street, R ERA: 0.5	IP: 9.1 WLS: S BF: 37 ERA: 0.5	H: 3 R: 0 ER: 0 SO: 2	BB: 0 IBB: 0 HBP: 0 BLK: 0	WP: 0 HR: 11 S: 13 P: 13	ERA: 0.00 WHIP: 0.000											

Batter	1	2	3	4	5	6	7	8	9	AB	R	H	RBI	BB	SO	LOB	TOP		
2 Brian Dozier, R OBP: 0.370, SLG: 0.469	G6-3		K			G5-3		P3		4	0	0	0	0	1	0	Minnesota Twins @ San Diego Padres Petco Park, San Diego, CA Wed May 21 2014, 6:10 PM - 8:42 PM PDT Att: 16,079 - Partly Cloudy - 65 F		
7 Joe Mauer, L OBP: 0.373, SLG: 0.349	1B		L9			24 1B 27 SF7 BB		F7		3	1	1	0	1	0	0			
24 Trevor Plouffe, R OBP: 0.337, SLG: 0.427	K					27 E 1B		HR		4	1	2	1	0	1	1			
27 Chris Parmelee, L OBP: 0.279, SLG: 0.462	G3					SF7		G4-3		3	0	0	1	0	1	1			
8 Kurt Suzuki, R OBP: 0.371, SLG: 0.424	G5-3					BB		F8		3	0	0	0	1	0	0			
13 Jason Kubel, L OBP: 0.340, SLG: 0.338	BB					F7		G6-3		3	0	0	0	1	0	2			
39 Danny Santana, S OBP: 0.387, SLG: 0.429	K							K		4	0	0	0	0	4	1			
15 Glen Perkins, L	K							K		0	0	0	0	0	0	0			
32 Aaron Hicks, S OBP: 0.331, SLG: 0.265	G1-3					1B		G1-3		3	0	1	0	0	0	1			
45 Phil Hughes, R						G1-3		K		3	0	0	0	0	2	1			
50 Casey Fien, R						G1-3				0	0	0	0	0	0	0			
5 Eduardo Escobar, S OBP: 0.362, SLG: 0.506										0	0	0	0	0	0	0			
Inning Stats	R: 0 H: 1 E: 0 K: 1 S: 11	H: 1 LOB: 0 BB: 0 P: 15	R: 0 H: 0 E: 0 K: 1 S: 14	H: 0 LOB: 1 BB: 1 P: 23	R: 0 H: 0 E: 0 K: 2 S: 8	H: 0 LOB: 0 BB: 0 P: 11	R: 0 H: 0 E: 0 K: 1 S: 6	H: 1 LOB: 1 BB: 0 P: 11	R: 1 H: 1 E: 0 K: 0 S: 11	H: 1 LOB: 2 BB: 2 P: 25	R: 0 H: 0 E: 0 K: 2 S: 8	H: 0 LOB: 0 BB: 0 P: 9	R: 1 H: 1 E: 0 K: 0 S: 12	H: 1 LOB: 0 BB: 0 P: 16	R: 0 H: 0 E: 0 K: 1 S: 7	H: 0 LOB: 0 BB: 0 P: 10	1B: 3 2B: 0 3B: 0 HR: 1	SF: 1 DP: 0 HBP: 0	WP: 0 PA: 34 PB: 0 SB: 2 CS: 0
PITCHER	IP WLS BF H R ER SO BB IBB HBP BLK WP HR S P ERA WHIP																		
38 Tyson Ross, R ERA: 2.64	(1, 1) 7.0 L 27 3 1 1 8 3 0 0 0 0 0 0 70 110 1.29 0.857																		
33 Dale Thayer, R ERA: 2.49	(8, 1) 1.0 4 1 1 1 0 0 0 0 0 0 0 1 12 16 9.00 1.000																		
59 Kevin Quackenbush, R ERA: 3.18	(9, 1) 1.0 3 0 0 0 1 0 0 0 0 0 0 0 7 10 0.00 0.000																		

Batter	1	2	3	4	5	6	7	8	9	AB	R	H	RBI	BB	SO	LOB	BOTTOM		
2 Everth Cabrera, S OBP: 0.265, SLG: 0.328	G6-3		F8			K		G3-1		4	0	0	0	0	1	0	Minnesota Twins @ San Diego Padres Petco Park, San Diego, CA Wed May 21 2014, 6:10 PM - 8:42 PM PDT Att: 16,079 - Partly Cloudy - 65 F		
12 Seth Smith, L OBP: 0.437, SLG: 0.598	1B		7 1B			F9		23 G4-3 1B		4	0	3	0	0	0	0			
7 Chase Headley, S OBP: 0.302, SLG: 0.363	F8		1B			9 FC5-4 23 1B 1B		P4		4	0	2	0	0	0	2			
23 Yonder Alonso, L OBP: 0.238, SLG: 0.286	F9		F8			9 FC5-4 1B		G4-3		4	0	1	0	0	0	4			
9 Jedd Gyorko, R OBP: 0.212, SLG: 0.280	F9					1-2 2-3 1B		G5-3		4	0	0	0	0	0	2			
25 Will Venable, L OBP: 0.288, SLG: 0.270	L7					1-2 2-3 K		K		3	0	0	0	0	2	2			
13 Chris Denorfia, R OBP: 0.331, SLG: 0.411						1-2 2-3 K		K		1	0	0	0	0	1	0			
24 Cameron Maybin, R OBP: 0.323, SLG: 0.371	1B					1-2 K		L4		4	0	2	0	0	0	2			
44 René Rivera, R OBP: 0.281, SLG: 0.491	G4-3					1 SAFE FC76 1 SAFE SF93		F9		3	0	0	0	0	1	2			
38 Tyson Ross, R OBP: 0.056, SLG: 0.056										2	0	0	0	0	2	0			
4 Nick Hundley, R OBP: 0.258, SLG: 0.375										1	0	0	0	0	1	0			
33 Dale Thayer, R ERA: 1.89										0	0	0	0	0	0	0			
59 Kevin Quackenbush, R										0	0	0	0	0	0	0			
Inning Stats	R: 0 H: 1 E: 0 K: 0 S: 11	H: 1 LOB: 1 BB: 0 P: 14	R: 0 H: 1 E: 0 K: 0 S: 8	H: 1 LOB: 0 BB: 0 P: 9	R: 0 H: 2 E: 0 K: 1 S: 15	H: 2 LOB: 0 BB: 0 P: 20	R: 0 H: 1 E: 0 K: 2 S: 8	H: 1 LOB: 1 BB: 0 P: 10	R: 0 H: 2 E: 0 K: 1 S: 11	H: 2 LOB: 2 BB: 0 P: 15	R: 0 H: 0 E: 0 K: 1 S: 8	H: 0 LOB: 0 BB: 0 P: 10	R: 0 H: 1 E: 0 K: 0 S: 5	H: 1 LOB: 0 BB: 0 P: 9	R: 0 H: 0 E: 0 K: 1 S: 10	H: 0 LOB: 0 BB: 0 P: 16	1B: 8 2B: 0 3B: 0 HR: 0	SF: 0 DP: 1 HBP: 0	WP: 0 PA: 34 PB: 0 SB: 0 CS: 0
PITCHER	IP WLS BF H R ER SO BB IBB HBP BLK WP HR S P ERA WHIP																		
45 Phil Hughes, R ERA: 3.15	(1, 1) 7.0 W 28 7 0 0 7 0 0 0 0 0 0 0 5 9 0.00 1.000																		
50 Casey Fien, R ERA: 1.89	(8, 1) 1.0 H 3 1 0 0 0 0 0 0 0 0 0 0 5 9 0.00 1.000																		
15 Glen Perkins, L ERA: 3.22	(9, 1) 1.0 S 3 0 0 0 1 0 0 0 0 0 0 0 10 16 0.00 0.000																		

Batter	1	2	3	4	5	6	7	8	9	AB	R	H	RBI	BB	SO	LOB	TOP										
64 Emilio Bonifacio, S OBP: 0.331, SLG: 0.371	L8		G4-3				G4-3			4	1	1	1	0	0	0	Chicago Cubs @ San Diego Padres Petco Park, San Diego, CA Thu May 22 2014, 7:11 PM - 10:07 PM PDT Att: 21,263 - Overcast - 64 F										
21 Junior Lake, R OBP: 0.301, SLG: 0.473	G4-3							L9		4	1	2	1	0	0	0											
44 Anthony Rizzo, L OBP: 0.410, SLG: 0.463										3	1	2	2	0	0	1											
13 Starlin Castro, R OBP: 0.321, SLG: 0.459										4	0	0	0	0	0	3											
30 Mike Olt, R OBP: 0.254, SLG: 0.441										4	0	0	0	0	2	1											
5 Wellington Castillo, R OBP: 0.289, SLG: 0.403										4	0	0	0	0	1	0											
19 Nate Schierholtz, L OBP: 0.263, SLG: 0.266										3	1	1	0	1	1	0											
15 Darwin Barney, R OBP: 0.250, SLG: 0.250										4	1	1	1	0	0	1											
49 Jake Arrieta, R OBP: 0.167, SLG: 0.167										2	0	0	0	0	1	1											
33 Carlos Villanueva, R OBP: 0.232, SLG: 0.278										1	0	0	0	0	1	1											
Inning Stats	R: 0 H: 0 K: 0 S: 7	H: 0 LOB: 1 BB: 0 P: 12	R: 0 H: 0 K: 2 S: 9	H: 0 LOB: 0 BB: 0 P: 15	R: 0 H: 0 K: 1 S: 7	H: 0 LOB: 0 BB: 0 P: 9	R: 2 H: 2 K: 1 S: 13	H: 2 LOB: 0 BB: 0 P: 21	R: 3 H: 4 K: 0 S: 18	H: 4 LOB: 1 BB: 0 P: 24	R: 0 H: 0 K: 1 S: 5	H: 0 LOB: 0 BB: 0 P: 7	R: 0 H: 0 K: 0 S: 7	H: 1 LOB: 0 BB: 0 P: 12	R: 0 H: 0 K: 1 S: 6	H: 0 LOB: 1 BB: 1 P: 11	1B: 3 2B: 3 3B: 0 HR: 1	SF: 0 SAC: 1 DP: 1 HBP: 1	WP: 1 PA: 36 PB: 0 SB: 0 CS: 0								
PITCHER	IP	WLS	BF	H	R	ER	SO	BB	IBB	HBP	BLK	WP	HR	S	P	ERA	WHIP										
53 Eric Stults, L ERA: 4.97	4.2	L	21	6	5	5	4	0	0	1	0	1	1	49	74	9.64	1.286										
50 Nick Vincent, R ERA: 3.6	1.1		4	0	0	0	1	0	0	0	0	0	0	10	14	0.00	0.000										
54 Alex Torres, L ERA: 0.95	1.0		3	0	0	0	0	0	0	0	0	0	0	7	12	0.00	0.000										
58 Blaine Boyer, R ERA:	2.0		8	1	0	0	1	1	0	0	0	0	0	19	28	0.00	1.000										

AB	33
R	5
H	7
RBI	5
BB	1
SO	6
LOB	8



Batter	1	2	3	4	5	6	7	8	9	AB	R	H	RBI	BB	SO	LOB	BOTTOM										
2 Everth Cabrera, S OBP: 0.265, SLG: 0.326	G4-3									4	0	1	0	0	2	1	Chicago Cubs @ San Diego Padres Petco Park, San Diego, CA Thu May 22 2014, 7:11 PM - 10:07 PM PDT Att: 21,263 - Overcast - 64 F										
24 Cameron Maybin, R OBP: 0.319, SLG: 0.364	F9									4	0	1	0	0	1	1											
12 Seth Smith, L OBP: 0.439, SLG: 0.615										3	1	1	1	1	0	3											
7 Chase Headley, S OBP: 0.292, SLG: 0.349										4	0	0	0	0	3	4											
23 Yonder Alonso, L OBP: 0.232, SLG: 0.278										4	0	0	0	0	0	1											
9 Jedd Gyorko, R OBP: 0.213, SLG: 0.280										4	0	1	0	0	1	0											
25 Will Venable, L OBP: 0.268, SLG: 0.270										4	0	1	0	0	1	1											
4 Nick Hundley, R OBP: 0.271, SLG: 0.373										3	0	1	0	0	1	0											
53 Eric Stults, L ERA: 4.97										1	0	0	0	0	1	0											
50 Nick Vincent, R ERA: 3.6										0	0	0	0	0	0	0											
5 Alex Amarista, L OBP: 0.276, SLG: 0.279										1	0	1	0	0	0	0											
54 Alex Torres, L ERA: 0.95										0	0	0	0	0	0	0											
13 Chris Denorcia, R OBP: 0.239, SLG: 0.300										1	0	0	0	0	0	2											
58 Blaine Boyer, R ERA:										0	0	0	0	0	0	0											
Inning Stats	R: 1 H: 1 K: 1 S: 15	H: 1 LOB: 0 BB: 0 P: 21	R: 0 H: 0 K: 0 S: 7	H: 0 LOB: 0 BB: 0 P: 10	R: 0 H: 0 K: 3 S: 11	H: 0 LOB: 0 BB: 0 P: 15	R: 0 H: 0 K: 1 S: 13	H: 0 LOB: 1 BB: 1 P: 20	R: 0 H: 1 K: 0 S: 5	H: 1 LOB: 0 BB: 0 P: 9	R: 0 H: 2 K: 2 S: 15	H: 2 LOB: 2 BB: 0 P: 19	R: 0 H: 0 K: 1 S: 11	H: 2 LOB: 0 BB: 0 P: 16	R: 0 H: 1 K: 1 S: 12	H: 1 LOB: 1 BB: 0 P: 19	1B: 6 2B: 0 3B: 0 HR: 1	SF: 0 SAC: 0 DP: 1 HBP: 0	WP: 0 PA: 34 PB: 0 SB: 0 CS: 0								
PITCHER	IP	WLS	BF	H	R	ER	SO	BB	IBB	HBP	BLK	WP	HR	S	P	ERA	WHIP										
49 Jake Arrieta, R ERA: 2.35	6.0	W	22	4	1	1	7	1	0	0	0	0	0	66	94	1.50	0.833										
33 Carlos Villanueva, R ERA: 7.33	3.0	S	12	3	0	0	3	0	0	0	0	0	0	34	53	0.00	1.000										

AB	33
R	1
H	7
RBI	1
BB	1
SO	10
LOB	13



Batter	1	2	3	4	5	6	7	8	9	AB	R	H	RBI	BB	SO	LOB	TOP			
51 Ryan Kalish, L OBP: 0.303, SLG: 0.330	G3		21 PB BB		G2-3	K			G3	4	0	0	0	1	1	2	Chicago Cubs @ San Diego Padres Petco Park, San Diego, CA Sat May 24 2014, 7:12 PM - 9:45 PM PDT Att: 42,107 - Cloudy - 66 F			
56 Héctor Rondón, R (9, 1)										0	0	0	0	0	0	0				
21 Junior Lake, R OBP: 0.299, SLG: 0.463	K2-3				F8				K	4	0	0	0	0	3	2				
44 Anthony Rizzo, L OBP: 0.399, SLG: 0.443	G4-3				G3				B1-3	4	0	0	0	0	0	2				
13 Starlin Castro, R OBP: 0.313, SLG: 0.442		G5-3			L9				G6-3	4	0	0	0	0	0	0				
24 Luis Valbuena, L OBP: 0.386, SLG: 0.453					5 1B 19 1B				G4-3	2	2	1	1	2	0	0				
5 Wellington Castillo, R OBP: 0.293, SLG: 0.401					15 F8 19 1B				K	4	0	1	0	0	2	1				
19 Nate Schierholtz, L OBP: 0.270, SLG: 0.214					1B				G4-3	4	1	2	1	0	0	1				
15 Darwin Barney, R OBP: 0.261, SLG: 0.253					F8				K	3	0	1	0	1	1	2				
37 Travis Wood, R OBP: 0.296, SLG: 0.421					21 PB 37 SH3-4 1B				F8	2	0	1	1	0	1	2				
54 Neil Ramírez, R (8, 1)										0	0	0	0	0	0	0				
64 Emilio Bonifacio, S OBP: 0.325, SLG: 0.361										1	0	0	0	0	0	0				
Inning Stats	R: 0 E: 0 K: 1 S: 7	H: 0 LOB: 0 BB: 0 P: 10	R: 0 E: 0 K: 1 S: 8	H: 0 LOB: 1 BB: 1 P: 16	R: 0 E: 0 K: 1 S: 8	H: 1 LOB: 2 BB: 1 P: 13	R: 1 E: 0 K: 1 S: 12	H: 2 LOB: 2 BB: 1 P: 23	R: 0 E: 0 K: 0 S: 8	H: 0 LOB: 0 BB: 0 P: 10	R: 2 E: 0 K: 1 S: 9	H: 3 LOB: 2 BB: 1 P: 20	R: 0 E: 0 K: 1 S: 7	H: 0 LOB: 0 BB: 0 P: 11	R: 0 E: 0 K: 1 S: 6	H: 0 LOB: 0 BB: 0 P: 8	1B: 4 2B: 1 3B: 0 HR: 1	SF: 0 SAC: 1 DP: 0 HBP: 0	WP: 0 PB: 1 SB: 0 CS: 0	PA: 37
PITCHER	IP WLS BF H R ER SO BB IBB HBP BLK WP HR S P ERA WHIP																			
40 Billy Buckner, R ERA: 4.76	5.2 L 27 6 3 3 4 3 1 0 0 0 0 1 49 87 4.76 1.588																			
50 Nick Vincent, R ERA: 3.54	0.1 1 0 0 0 1 0 0 0 0 0 0 0 3 5 0.00 0.000																			
54 Alex Torres, L ERA: 0.86	2.0 6 0 0 0 2 0 0 0 0 0 0 0 14 18 0.00 0.000																			
33 Dale Thayer, R ERA: 2.38	1.0 3 0 0 0 1 0 0 0 0 0 0 0 6 8 0.00 0.000																			

AB	32
R	3
H	6
RBI	3
BB	4
SO	8
LOB	12





Batter	1	2	3	4	5	6	7	8	9	AB	R	H	RBI	BB	SO	LOB	BOTTOM					
2 Everth Cabrera, S OBP: 0.268, SLG: 0.327	G4-6-3 1B				E5 13 G6-3				K2-3	4	0	1	0	0	1	0	Chicago Cubs @ San Diego Padres Petco Park, San Diego, CA Sat May 24 2014, 7:12 PM - 9:45 PM PDT Att: 42,107 - Cloudy - 66 F					
24 Cameron Maybin, R OBP: 0.311, SLG: 0.375	G4-6-3				P3				K	4	0	0	0	0	1	2						
13 Chris Denorfia, R OBP: 0.317, SLG: 0.393	L8				G6-3				G6-3	4	0	0	0	0	0	1						
7 Chase Headley, S OBP: 0.305, SLG: 0.363					G5-3				L3	4	0	1	0	0	0	1						
12 Seth Smith, L OBP: 0.421, SLG: 0.583					K				G6-3	4	0	0	0	0	1	1						
9 Jedd Gyorko, R OBP: 0.216, SLG: 0.286					F8				F9	3	0	0	0	0	1	1						
23 Yonder Alonso, L OBP: 0.240, SLG: 0.299					P5				G4-3	2	0	0	0	1	0	0						
8 Yasmani Grandal, S OBP: 0.288, SLG: 0.404					G1-3				18 HR BB	2	1	0	0	1	1	1						
40 Billy Buckner, R ERA: 4.76					F7				G4-3	1	0	0	0	0	0	0						
50 Nick Vincent, R ERA: 3.54										0	0	0	0	0	0	0						
5 Alex Amarista, L OBP: 0.275, SLG: 0.270										0	0	0	0	0	0	0						
54 Alex Torres, L ERA: 0.86										0	0	0	0	0	0	0						
16 Carlos Quentin, R OBP: 0.290, SLG: 0.346										0	1	1	2	0	0	0						
33 Dale Thayer, R ERA: 2.38										0	0	0	0	0	0	0						
Inning Stats	R: 0 E: 0 K: 0 S: 11	H: 1 LOB: 0 BB: 0 P: 16	R: 0 E: 0 K: 1 S: 5	H: 0 LOB: 0 BB: 0 P: 7	R: 0 E: 0 K: 0 S: 5	H: 0 LOB: 0 BB: 0 P: 5	R: 0 E: 1 K: 0 S: 12	H: 0 LOB: 1 BB: 0 P: 21	R: 0 E: 0 K: 2 S: 14	H: 0 LOB: 1 BB: 1 P: 22	R: 0 E: 0 K: 0 S: 5	H: 0 LOB: 0 BB: 0 P: 5	R: 0 E: 0 K: 0 S: 8	H: 1 LOB: 1 BB: 0 P: 9	R: 2 E: 0 K: 2 S: 13	H: 1 LOB: 0 BB: 1 P: 22	R: 0 E: 0 K: 0 S: 4	H: 0 LOB: 0 BB: 0 P: 4	1B: 2 2B: 0 3B: 0 HR: 1	SF: 0 SAC: 0 DP: 1 HBP: 0	WP: 0 PB: 0 SB: 0 CS: 0	PA: 32
PITCHER	IP WLS BF H R ER SO BB IBB HBP BLK WP HR S P ERA WHIP																					
37 Travis Wood, L ERA: 4.35	7.1 W 27 3 2 2 3 2 0 0 0 0 0 0 67 98 2.46 0.682																					
54 Neil Ramírez, R ERA: 0.84	0.2 H 2 0 0 0 2 0 0 0 0 0 0 0 6 9 0.00 0.000																					
56 Héctor Rondón, R ERA: 1.59	1.0 S 3 0 0 0 0 0 0 0 0 0 0 0 4 4 0.00 0.000																					

AB	30
R	2
H	3
RBI	2
BB	2
SO	5
LOB	7



Batter	1	2	3	4	5	6	7	8	9	AB	R	H	RBI	BB	SO	LOB	TOP					
64 Emilio Bonifacio, S (1.8)										4	0	0	0	0	1	1	Chicago Cubs @ San Diego Padres Petco Park, San Diego, CA Sun May 25 2014, 1:12 PM - 4:13 PM PDT Att: 32,167 - Sunny - 70 F					
21 Junior Lake, R (1.7)										3	1	1	1	1	1							
44 Anthony Rizzo, L (1.3)										3	1	0	0	1	1							
13 Starlin Castro, R (1.6)										4	1	2	2	0	1	0						
24 Luis Valbuena, L (1.4)										2	0	0	0	2	0	0						
30 Mike Olt, R (1.5)										4	0	0	0	0	3	3						
19 Nate Schierholtz, L (1.9)										4	0	0	0	0	0	3						
12 John Baker, L (1.2)										3	0	1	0	0	0	2						
39 Jason Hammel, R (1.1)										2	0	0	0	0	1	0						
40 James Russell, L (6.1)										0	0	0	0	0	0	0						
63 Brian Schmitter, R (6.1)										0	0	0	0	0	0	0						
8 Chris Coghlan, L (8, PH)										1	0	0	0	0	0	1						
52 Justin Grimm, R (8.1)										0	0	0	0	0	0	0						
Inning Stats	R: 0 E: 0 K: 1 S: 9	H: 0 LOB: 0 BB: 0 P: 11	R: 0 E: 0 K: 1 S: 16	H: 1 LOB: 2 BB: 1 P: 28	R: 0 E: 0 K: 1 S: 16	H: 0 LOB: 1 BB: 1 P: 23	R: 0 E: 0 K: 1 S: 7	H: 0 LOB: 0 BB: 0 P: 9	R: 0 E: 0 K: 1 S: 9	H: 2 LOB: 1 BB: 0 P: 11	R: 1 E: 0 K: 1 S: 10	H: 1 LOB: 0 BB: 0 P: 14	R: 0 E: 0 K: 0 S: 10	H: 0 LOB: 1 BB: 1 P: 19	R: 0 E: 0 K: 1 S: 8	H: 1 LOB: 1 BB: 0 P: 13	R: 2 E: 0 K: 1 S: 11	H: 1 LOB: 0 BB: 1 P: 20	1B: 1 2B: 1 3B: 0 HR: 2	SF: 0 SAC: 0 DP: 1 HBP: 0	WP: 0 PB: 0 SB: 0 CS: 0	PA: 34
PITCHER	IP WLS BF H R ER SO BB IBB HBP BLK WP HR S P ERA WHIP	PITCHER																				
22 Ian Kennedy, R (1.1)	6.0 W 22 2 1 1 6 2 0 0 0 0 0 1 67 96 1.50 0.667																					
29 Troy Patton, L (7.1)	0.0 1 0 0 0 0 1 0 0 0 0 0 0 2 6 ∞ ∞																					
50 Nick Vincent, R (7.1)	1.0 H 2 0 0 0 0 0 0 0 0 0 0 0 8 13 0.00 0.000																					
56 Joaquin Benoit, R (8.1)	1.0 H 4 1 0 0 1 0 0 0 0 0 0 0 8 13 0.00 1.000																					
16 Huston Street, R (9.1)	1.0 S 5 1 2 2 1 1 0 0 0 0 0 1 11 20 18.00 2.000																					
Batter	1	2	3	4	5	6	7	8	9	AB	R	H	RBI	BB	SO	LOB	BOTTOM					
2 Everth Cabrera, S (1.6)										2	1	0	0	2	0	0	Chicago Cubs @ San Diego Padres Petco Park, San Diego, CA Sun May 25 2014, 1:12 PM - 4:13 PM PDT Att: 32,167 - Sunny - 70 F					
25 Will Venable, L (1.9)										3	1	0	0	0	3							
12 Seth Smith, L (1.7)										3	1	0	0	1	1							
7 Chase Headley, S (1.5)										3	0	0	1	0	1							
23 Yonder Alonso, L (1.3)										2	0	1	0	0	0	0						
18 Carlos Quentin, R (6, PH)										1	0	1	0	0	0	0						
38 Tyson Ross, R (6, PH)										0	1	0	0	0	0	0						
29 Troy Patton, S (7.1)										0	0	0	0	0	0	0						
50 Nick Vincent, R (7.1)										0	0	0	0	0	0	0						
56 Joaquin Benoit, R (8.1)										0	0	0	0	0	0	0						
13 Chris Denorfia, R (8, PH)										1	0	0	0	0	0	0						
16 Huston Street, R (9.1)										0	0	0	0	0	0	0						
9 Jedd Gyorko, R (1.4)										3	0	1	1	0	1	1						
24 Cameron Maybin, R (1.8)										3	0	0	0	0	2	2						
44 René Rivera, R (1.2)										3	0	0	0	0	2	2						
22 Ian Kennedy, R (1.1)										1	0	0	0	0	1	0						
14 Tommy Medica, R (6, PH)										2	0	1	0	0	1	0						
Inning Stats	R: 0 E: 0 K: 0 S: 7	H: 0 LOB: 1 BB: 0 P: 13	R: 0 E: 0 K: 1 S: 6	H: 0 LOB: 0 BB: 0 P: 8	R: 0 E: 0 K: 2 S: 9	H: 0 LOB: 0 BB: 0 P: 14	R: 0 E: 0 K: 0 S: 10	H: 0 LOB: 0 BB: 0 P: 15	R: 0 E: 0 K: 2 S: 10	H: 2 LOB: 1 BB: 0 P: 16	R: 4 E: 1 K: 0 S: 20	H: 3 LOB: 2 BB: 2 P: 38	R: 0 E: 0 K: 1 S: 11	H: 0 LOB: 1 BB: 1 P: 20	R: 0 E: 0 K: 2 S: 7	H: 0 LOB: 0 BB: 0 P: 10	1B: 4 2B: 1 3B: 0 HR: 0	SF: 1 SAC: 0 DP: 0 HBP: 1	WP: 0 PB: 0 SB: 2 CS: 0	PA: 32		
PITCHER	IP WLS BF H R ER SO BB IBB HBP BLK WP HR S P ERA WHIP	PITCHER																				
39 Jason Hammel, R (1.1)	5.2 L 22 3 3 3 3 2 0 0 0 0 0 0 54 90 4.76 0.882																					
40 James Russell, L (6.1)	0.0 1 1 0 0 0 0 0 0 0 0 0 0 2 5 ∞ ∞																					
63 Brian Schmitter, R (6.1)	1.1 6 1 1 0 1 1 0 0 0 0 0 0 17 29 0.00 1.500																					
52 Justin Grimm, R (8.1)	1.0 3 0 0 0 2 0 0 0 0 0 0 0 7 10 0.00 0.000																					

Batter	1	2	3	4	5	6	7	8	9	AB	R	H	RBI	BB	SO	LOB	TOP					
2 Everth Cabrera, S OBP: 0.276, SLG: 0.346	G4-3		G5-3		HR		2B			4	1	2	4	0	0	1	San Diego Padres @ Arizona Diamondbacks Chase Field, Phoenix, AZ Mon May 26 2014, 5:10 PM - 8:10 PM MST Att: 35,580 - Roof Closed - 77 F					
12 Seth Smith, L OBP: 0.413, SLG: 0.568	E3				2B		K		L9	4	0	1	0	0	1							
18 Carlos Quentin, R 24 Cameron Maybin, R	G6-4-3				G6-3				G5-3	4	0	1	0	0	0	1						
7 Chase Headley, S OBP: 0.294, SLG: 0.350					L8		G1-6-3		1B	4	0	1	0	0	0	1						
23 Yonder Alonso, L OBP: 0.249, SLG: 0.329	G4-3				HR		2B		K	4	1	2	1	0	1	1						
9 Jedd Gyorko, R OBP: 0.218, SLG: 0.291	F9				K		G5-3		1B	4	0	1	0	0	1	1						
44 René Rivera, R OBP: 0.246, SLG: 0.429	G4-3				G6-3		F9		K	4	0	0	0	0	1	0						
5 Alexi Amarista, L OBP: 0.282, SLG: 0.290					2B		K		G3-1	4	1	2	0	0	1	0						
38 Tyson Ross, R 50 Nick Vincent, R 14 Tommy Medica, R 33 Dale Thayer, R 56 Joaquin Benoit, R 8 Yasmani Grandal, S 59 Kevin Quackenbush, R					K		2B		K	2	1	1	0	0	0	1						
					1B		2B			0	0	0	0	0	0	0						
Inning Stats	R: 0 E: 1 K: 0 S: 5	H: 0 LOB: 0 BB: 0 P: 8	R: 0 E: 0 K: 0 S: 6	H: 0 LOB: 0 BB: 0 P: 8	R: 0 E: 0 K: 1 S: 9	H: 1 LOB: 1 BB: 0 P: 11	R: 0 E: 0 K: 0 S: 5	H: 1 LOB: 0 BB: 0 P: 9	R: 4 E: 0 K: 2 S: 18	H: 4 LOB: 0 BB: 0 P: 28	R: 0 E: 0 K: 0 S: 7	H: 2 LOB: 1 BB: 0 P: 10	R: 1 E: 0 K: 1 S: 14	H: 2 LOB: 1 BB: 0 P: 18	R: 0 E: 0 K: 1 S: 7	H: 2 LOB: 2 BB: 0 P: 11	R: 0 E: 0 K: 2 S: 11	H: 0 LOB: 0 BB: 0 P: 15	1B: 5 2B: 5 HR: 2	SF: 0 SAC: 0 DP: 2 HBP: 0	WP: 1 PB: 0 SB: 1 CS: 0	PA: 36
PITCHER	IP WLS BF H R ER SO BB IBB HBP BLK WP HR S P ERA WHIP	IP WLS BF H R ER SO BB IBB HBP BLK WP HR S P ERA WHIP																				
32 Brandon McCarthy, R ERA: 4.87	(1, 1) 6.2 27 9 5 5 4 0 0 0 0 0 1 2 57 82 6.75 1.350																					
54 Joe Thatcher, L ERA: 2.4	(7, 1) 0.1 B 2 1 0 0 0 0 0 0 0 0 0 0 7 10 0.00 3.000																					
29 Brad Ziegler, R ERA: 2.3	(8, 1) 2.0 W 7 2 0 0 3 0 0 0 0 0 0 0 18 26 0.00 1.000																					

Batter	1	2	3	4	5	6	7	8	9	AB	R	H	RBI	BB	SO	LOB	BOTTOM					
11 AJ Pollock, R OBP: 0.337, SLG: 0.509	G5-3		G5-4-3		1B		G6-3		HR	5	2	3	2	0	0	0	San Diego Padres @ Arizona Diamondbacks Chase Field, Phoenix, AZ Mon May 26 2014, 5:10 PM - 8:10 PM MST Att: 35,580 - Roof Closed - 77 F					
8 Gerardo Parra, L OBP: 0.308, SLG: 0.387	K		F8				L1-3			4	1	1	0	0	1	1						
44 Paul Goldschmidt, R OBP: 0.352, SLG: 0.528	F9		G5-4-3				1B		K	4	1	1	1	0	1	1						
26 Miguel Montero, L OBP: 0.359, SLG: 0.388	G4-3				F8		1B		K2-3	4	0	1	1	0	1	0						
14 Martín Prado, R OBP: 0.315, SLG: 0.335	1B		K		1B		2B		BB	3	1	2	1	1	1	0						
7 Cody Ross, R OBP: 0.240, SLG: 0.253	1B		K		K		G6-3		F8	4	1	1	0	0	1	3						
16 Chris Owings, R OBP: 0.304, SLG: 0.399	K				F9		P3		K	4	0	0	0	0	2	4						
4 Cliff Pennington, S OBP: 0.333, SLG: 0.318	E8		G1-3		G1-3		K		12 FC4-6	3	0	1	1	0	1	2						
32 Brandon McCarthy, R 54 Joe Thatcher, L 2 Aaron Hill, R 29 Brad Ziegler, R 12 Eric Chavez, R 5 Ender Inciarte, L	G4-3				L9		F8		11 HR	2	0	0	0	0	0	1						
										0	0	0	0	0	0	0						
Inning Stats	R: 0 E: 0 K: 1 S: 7	H: 0 LOB: 0 BB: 0 P: 9	R: 2 E: 1 K: 1 S: 15	H: 3 LOB: 1 BB: 0 P: 19	R: 0 E: 0 K: 0 S: 7	H: 1 LOB: 0 BB: 0 P: 11	R: 0 E: 0 K: 2 S: 10	H: 0 LOB: 0 BB: 0 P: 16	R: 0 E: 0 K: 0 S: 4	H: 0 LOB: 0 BB: 0 P: 7	R: 3 E: 0 K: 1 S: 19	H: 5 LOB: 2 BB: 0 P: 31	R: 0 E: 0 K: 0 S: 6	H: 0 LOB: 0 BB: 0 P: 9	R: 0 E: 0 K: 2 S: 11	H: 0 LOB: 1 BB: 1 P: 21	R: 2 E: 0 K: 1 S: 11	H: 1 LOB: 1 BB: 0 P: 16	1B: 8 2B: 1 3B: 0 HR: 1	SF: 0 SAC: 0 DP: 1 HBP: 1	WP: 0 PB: 0 SB: 0 CS: 0	PA: 37
PITCHER	IP WLS BF H R ER SO BB IBB HBP BLK WP HR S P ERA WHIP	IP WLS BF H R ER SO BB IBB HBP BLK WP HR S P ERA WHIP																				
38 Tyson Ross, R ERA: 2.97	(1, 1) 5.0 23 9 5 4 4 0 0 0 0 0 0 0 11 16 0.00 0.000																					
50 Nick Vincent, R ERA: 3.22	(6, 1) 1.0 3 0 0 0 0 1 0 0 0 0 0 0 6 9 0.00 0.000																					
33 Dale Thayer, R ERA: 2.28	(7, 1) 1.0 3 0 0 0 0 0 0 0 0 0 0 0 6 9 0.00 0.000																					
56 Joaquin Benoit, R ERA: 1.9	(8, 1) 1.0 4 0 0 0 2 1 0 0 0 0 0 0 11 21 0.00 1.000																					
59 Kevin Quackenbush, R ERA: 5.4	(9, 1) 0.2 L 4 1 2 2 1 0 0 1 0 0 0 1 11 16 27.00 1.500																					

Batter	1	2	3	4	5	6	7	8	9	AB	R	H	RBI	BB	SO	LOB	TOP					
2 Everth Cabrera, S OBP: 0.282, SLG: 0.353	L8		G5-3			K				5	1	2	0	0	1	0	San Diego Padres @ Arizona Diamondbacks Chase Field, Phoenix, AZ Wed May 28 2014, 6:41 PM - 10:10 PM MST Alt. 22,233 - Cloudy - 100 F					
12 Seth Smith, L OBP: 0.409, SLG: 0.557			G4-3			FC1				3	1	0	0	1	0	1						
18 Carlos Quentin, R OBP: 0.462, SLG: 0.636	BB						P5			0	0	0	1	0	0	0						
7 Chase Headley, S OBP: 0.290, SLG: 0.336			G3-6-1			L7				5	0	0	0	0	2	6						
5 Alex Amarista, L OBP: 0.282, SLG: 0.290							F7			0	0	0	0	0	0	0						
23 Yonder Alonso, L OBP: 0.247, SLG: 0.326										4	1	1	1	0	0	0						
29 Troy Patton, S										0	0	0	0	0	0	0						
44 René Rivera, R OBP: 0.239, SLG: 0.415										1	0	0	0	0	1	0						
14 Tommy Medica, R OBP: 0.333, SLG: 0.628										5	2	3	3	0	0	0						
9 Jedd Gorko, R OBP: 0.218, SLG: 0.288										5	0	2	1	0	2	0						
24 Cameron Maybin, R OBP: 0.309, SLG: 0.380										3	0	2	0	0	0	2						
13 Chris Denorfia, R OBP: 0.309, SLG: 0.380										1	0	0	0	0	0	0						
8 Yasmani Grandal, S OBP: 0.278, SLG: 0.378										3	1	0	0	1	1	4						
46 Tim Stauffer, R OBP: 0.250, SLG: 0.250										0	0	0	0	0	0	0						
39 Donn Roach, R OBP: 0.250, SLG: 0.500										2	0	0	0	0	1	3						
25 Will Venable, L OBP: 0.270, SLG: 0.263										2	0	1	0	0	0	0						
Inning Stats	R: 0 E: 0 K: 0 S: 5	H: 0 LOB: 0 BB: 1 P: 11	R: 0 E: 1 K: 0 S: 12	H: 2 LOB: 3 BB: 0 P: 20	R: 0 E: 0 K: 1 S: 8	H: 0 LOB: 0 BB: 0 P: 13	R: 1 E: 0 K: 1 S: 11	H: 2 LOB: 1 BB: 0 P: 16	R: 3 E: 1 K: 1 S: 19	H: 4 LOB: 2 BB: 0 P: 28	R: 0 E: 0 K: 1 S: 10	H: 0 LOB: 0 BB: 0 P: 15	R: 0 E: 0 K: 0 S: 8	H: 0 LOB: 0 BB: 0 P: 12	R: 2 E: 0 K: 2 S: 16	H: 3 LOB: 3 BB: 1 P: 28	R: 0 E: 0 K: 2 S: 13	H: 0 LOB: 0 BB: 0 P: 20	1B: 7 2B: 1 3B: 2 HR: 1	SF: 0 SAC: 0 DP: 1 HBP: 1	WP: 0 PB: 0 SB: 0 CS: 0	PA: 42
PITCHER	IP	WLS	BF	H	R	ER	SO	BB	IBB	HBP	BLK	WP	HR	S	P	ERA	WHIP					
57 Chase Anderson, R ERA: 4.02	5.0	W	25	8	4	1	3	1	0	0	0	0	0	55	88	1.80	1.800					
48 Randall Delgado, R ERA: 8.84	2.2		12	3	2	2	2	1	0	0	0	0	1	31	51	6.75	1.500					
54 Joe Thatcher, L ERA: 2.35	0.1		2	0	0	0	1	0	0	1	0	0	0	3	4	0.00	0.000					
35 Trevor Cahill, R ERA: 5.54	1.0		3	0	0	0	2	0	0	0	0	0	0	13	20	0.00	0.000					

Batter	1	2	3	4	5	6	7	8	9	AB	R	H	RBI	BB	SO	LOB	BOTTOM					
11 AJ Pollock, R OBP: 0.352, SLG: 0.518			G6-3							4	3	3	2	0	0	0	San Diego Padres @ Arizona Diamondbacks Chase Field, Phoenix, AZ Wed May 28 2014, 6:41 PM - 10:10 PM MST Alt. 22,233 - Cloudy - 100 F					
8 Gerardo Parra, L OBP: 0.308, SLG: 0.387										5	1	2	1	0	3	2						
44 Paul Goldschmidt, R OBP: 0.361, SLG: 0.545										5	2	3	3	0	1	1						
28 Nick Evans, R										0	0	0	0	0	0	0						
26 Miguel Montero, L OBP: 0.367, SLG: 0.395										4	2	2	0	1	1	2						
14 Martín Prado, R OBP: 0.315, SLG: 0.364										5	2	2	3	0	0	1						
2 Aaron Hill, R OBP: 0.307, SLG: 0.394										5	0	0	0	0	2	4						
16 Chris Owings, R OBP: 0.322, SLG: 0.411										4	1	4	1	1	0	0						
5 Ender Inciarte, L OBP: 0.167, SLG: 0.125										4	1	1	2	1	0	4						
57 Chase Anderson, R ERA: 4.5										1	0	0	0	0	1	1						
7 Cody Ross, R OBP: 0.279, SLG: 0.340										1	0	0	0	0	1	0						
48 Randall Delgado, R ERA: 4.03										1	0	0	0	0	2	0						
54 Joe Thatcher, L ERA: 0.79										0	0	0	0	0	0	0						
9 Tuffy Gosewisch, R OBP: 0.167, SLG: 0.333										1	0	0	0	0	1	0						
35 Trevor Cahill, R ERA: 5.54										0	0	0	0	0	0	0						
Inning Stats	R: 8 E: 0 K: 1 S: 33	H: 8 LOB: 1 BB: 1 P: 45	R: 2 E: 0 K: 1 S: 16	H: 3 LOB: 1 BB: 0 P: 22	R: 0 E: 0 K: 2 S: 9	H: 0 LOB: 0 BB: 0 P: 13	R: 0 E: 0 K: 0 S: 8	H: 1 LOB: 2 BB: 1 P: 17	R: 0 E: 0 K: 3 S: 13	H: 1 LOB: 2 BB: 0 P: 20	R: 0 E: 1 K: 1 S: 15	H: 1 LOB: 2 BB: 1 P: 26	R: 2 E: 0 K: 1 S: 12	H: 2 LOB: 0 BB: 0 P: 18	R: 0 E: 0 K: 0 S: 9	H: 1 LOB: 1 BB: 0 P: 10	1B: 11 2B: 4 3B: 0 HR: 2	SF: 0 SAC: 1 DP: 0 HBP: 1	WP: 4 PB: 0 SB: 0 CS: 0	PA: 45		
PITCHER	IP	WLS	BF	H	R	ER	SO	BB	IBB	HBP	BLK	WP	HR	S	P	ERA	WHIP					
46 Tim Stauffer, R ERA: 4.5	0.1	L	8	6	7	7	1	1	0	0	0	0	3	26	37	189.00	21.000					
39 Donn Roach, R ERA: 4.03	4.0		20	6	3	3	4	1	0	1	0	3	1	43	66	6.75	1.750					
54 Alex Torres, L ERA: 0.79	1.2		8	2	0	0	3	1	0	0	0	1	0	25	40	0.00	1.800					
29 Troy Patton, L ERA: 8.31	2.0		9	3	2	2	1	0	0	0	0	0	1	21	28	9.00	1.500					



Batter	1	2	3	4	5	6	7	8	9	AB	R	H	RBI	BB	SO	LOB	TOP										
2 Everth Cabrera, S OBP: 0.280, SLG: 0.348	G5-3	K		K		K			K	5	0	2	0	0	2	2	San Diego Padres @ Chicago White Sox U.S. Cellular Field, Chicago, IL Sat May 31 2014, 2:11 PM - 5:26 PM EDT Att: 19,025 - Sunny - 81 F										
12 Seth Smith, L OBP: 0.414, SLG: 0.553	HBP		G5-3	G5-3					G4-6-3	3	1	1	0	1	0	3											
18 Carlos Quentin, R OBP: 0.333, SLG: 0.586	K									2	0	0	0	3	1	2											
14 Tommy Medica, R OBP: 0.327, SLG: 0.587	K									0	0	0	0	0	0	0											
7 Chase Headley, S OBP: 0.286, SLG: 0.324	K2-3									5	0	1	0	0	3	4											
23 Yonder Alonso, L OBP: 0.258, SLG: 0.346			K							3	1	0	0	1	1	3											
25 Will Venable, L OBP: 0.286, SLG: 0.293										4	1	4	2	0	0	0											
24 Cameron Maybin, R OBP: 0.333, SLG: 0.449										1	0	0	0	0	0	1											
13 Chris Denorfia, R OBP: 0.318, SLG: 0.385										2	1	0	0	1	1	3											
44 René Rivera, R OBP: 0.284, SLG: 0.471										2	0	2	1	1	0	0											
5 Alexi Amarista, L OBP: 0.271, SLG: 0.281										3	0	0	1	0	0	4											
Inning Stats	R: 0 H: 0 E: 0 K: 2 S: 10	H: 0 LOB: 0 BB: 0 P: 20	R: 2 H: 2 E: 0 K: 1 S: 16	H: 2 LOB: 1 BB: 1 P: 27	R: 1 H: 3 E: 0 K: 1 S: 14	LOB: 3 BB: 2 P: 23	R: 0 H: 2 E: 0 K: 0 S: 10	H: 2 LOB: 1 BB: 1 P: 16	R: 0 H: 0 E: 0 K: 0 S: 9	H: 0 LOB: 0 BB: 1 P: 15	R: 1 H: 1 E: 0 K: 1 S: 8	H: 1 LOB: 1 BB: 1 P: 13	R: 0 H: 0 E: 0 K: 1 S: 8	H: 0 LOB: 1 BB: 1 P: 15	R: 0 H: 1 E: 0 K: 1 S: 8	H: 1 LOB: 2 BB: 2 P: 20	R: 0 H: 1 E: 0 K: 1 S: 7	H: 1 LOB: 2 BB: 1 P: 13	1B: 6 2B: 6 3B: 0 HR: 0	SF: 1 SAC: 1 DP: 3 HBP: 1	WP: 2 PB: 0 SB: 1 CS: 2	PA: 40					
PITCHER	IP	WLS	BF	H	R	ER	SO	BB	IBB	HBP	BLK	WP	HR	S	P	ERA	WHIP	PITCHER									
64 André Rienzo, R ERA: 4.26	3.1	L	19	7	3	3	4	2	0	1	0	0	0	47	80	8.10	2.700										
67 Scott Carroll, R ERA: 5.14	3.2		12	1	1	1	2	3	0	0	0	0	0	28	49	2.46	1.091										
37 Scott Downs, L ERA: 6.05	0.1		2	1	0	0	0	0	0	0	0	0	0	3	6	0.00	3.000										
40 Daniel Webb, R ERA: 2.17	1.2		7	1	0	0	2	2	0	0	0	2	0	12	27	0.00	1.800										

Batter	1	2	3	4	5	6	7	8	9	AB	R	H	RBI	BB	SO	LOB	BOTTOM										
1 Adam Eaton, L OBP: 0.320, SLG: 0.331	K		E6		E6					4	1	0	0	0	2	0	San Diego Padres @ Chicago White Sox U.S. Cellular Field, Chicago, IL Sat May 31 2014, 2:11 PM - 5:26 PM EDT Att: 19,025 - Sunny - 81 F										
15 Gordon Beckham, R OBP: 0.319, SLG: 0.419	G6-3		K		G5-3					4	0	0	0	0	2	2											
12 Conor Gillaspie, L OBP: 0.400, SLG: 0.463					L7					2	0	0	0	2	1	1											
24 Dayan Viciedo, R OBP: 0.338, SLG: 0.449			G4-6-3							4	0	2	1	0	0	2											
44 Adam Dunn, L OBP: 0.378, SLG: 0.435	K				F8					4	0	0	0	0	3	3											
10 Alexei Ramirez, R OBP: 0.381, SLG: 0.479										4	1	2	0	0	0	0											
14 Paul Konerko, R OBP: 0.215, SLG: 0.291					G6-3					4	0	1	0	0	1	1											
30 Alejandro De Aza, L OBP: 0.246, SLG: 0.279										2	0	0	0	2	0	1											
21 Tyler Flowers, R OBP: 0.345, SLG: 0.377										4	0	0	0	0	1	3											
Inning Stats	R: 0 H: 1 E: 0 K: 2 S: 12	H: 1 LOB: 2 BB: 1 P: 22	R: 1 H: 2 E: 0 K: 0 S: 13	H: 2 LOB: 0 BB: 0 P: 18	R: 0 H: 0 E: 1 K: 1 S: 7	H: 0 LOB: 1 BB: 1 P: 14	R: 0 H: 1 E: 0 K: 1 S: 11	H: 1 LOB: 2 BB: 1 P: 20	R: 1 H: 1 E: 0 K: 0 S: 10	H: 1 LOB: 1 BB: 0 P: 14	R: 0 H: 0 E: 0 K: 1 S: 5	H: 0 LOB: 0 BB: 0 P: 10	R: 0 H: 0 E: 0 K: 3 S: 9	H: 0 LOB: 0 BB: 0 P: 13	R: 0 H: 0 E: 0 K: 2 S: 9	H: 0 LOB: 0 BB: 0 P: 13		R: 0 H: 0 E: 0 K: 0 S: 7	H: 0 LOB: 1 BB: 1 P: 13	1B: 4 2B: 1 3B: 0 HR: 0	SF: 0 SAC: 0 DP: 2 HBP: 0	WP: 0 PB: 0 SB: 2 CS: 0	PA: 36				
PITCHER	IP	WLS	BF	H	R	ER	SO	BB	IBB	HBP	BLK	WP	HR	S	P	ERA	WHIP	PITCHER									
38 Tyson Ross, R ERA: 2.85	6.0	W	26	5	2	0	0	3	0	0	0	0	0	9	13	0.00	0.000										
50 Nick Vincent, R ERA: 2.99	1.0	H	3	0	0	0	3	0	0	0	0	0	0	9	13	0.00	0.000										
56 Joaquin Benoit, R ERA: 1.75	1.0	H	3	0	0	0	2	0	0	0	0	0	0	9	13	0.00	0.000										
16 Huston Street, R ERA: 1.23	1.0	S	4	0	0	0	0	1	0	0	0	0	0	7	13	0.00	1.000										

Batter	1	2	3	4	5	6	7	8	9	AB	R	H	RBI	BB	SO	LOB	TOP					
2 Everth Cabrera, S (1,6) OBP: 0.275, SLG: 0.342										4	0	0	0	0	2	0	San Diego Padres @ Chicago White Sox U.S. Cellular Field, Chicago, IL Sun Jun 01 2014, 2:11 PM - 4:18 PM EDT Att: 23,185 - Cloudy - 87 F					
13 Chris Denorfia, R (1,9) OBP: 0.313, SLG: 0.377										3	0	0	0	0	0	0						
18 Carlos Quentin, R (1,10) OBP: 0.436, SLG: 0.531										3	0	0	0	0	1	0						
7 Chase Headley, S (1,5) OBP: 0.287, SLG: 0.345										3	1	1	1	0	1	0						
14 Tommy Medica, R (1,7) OBP: 0.527, SLG: 0.571										3	0	1	0	0	1	0						
5 Alexi Amarista, L (8,7) OBP: 0.271, SLG: 0.281										0	0	0	0	0	0	0						
9 Jedd Gyorko, R (1,4) OBP: 0.211, SLG: 0.278										3	0	0	0	0	0	1						
23 Yonder Alonso, L (1,3) OBP: 0.254, SLG: 0.341										3	0	0	0	0	2	0						
44 René Rivera, R (1,2) OBP: 0.273, SLG: 0.452										3	0	0	0	0	1	0						
25 Will Venable, L (1,8) OBP: 0.283, SLG: 0.289										2	0	0	0	0	1	0						
8 Yasmani Grandal, S (9,PH) OBP: 0.276, SLG: 0.375										1	0	0	0	0	0	0						
Inning Stats	R: 0 E: 0 K: 2 S: 10	H: 0 LOB: 0 BB: 0 P: 14	R: 0 E: 0 K: 2 S: 7	H: 0 LOB: 0 BB: 0 P: 10	R: 0 E: 0 K: 0 S: 5	H: 0 LOB: 0 BB: 0 P: 5	R: 0 E: 0 K: 0 S: 9	H: 0 LOB: 0 BB: 0 P: 15	R: 1 E: 0 K: 1 S: 10	H: 2 LOB: 0 BB: 0 P: 16	R: 0 E: 0 K: 1 S: 5	H: 0 LOB: 0 BB: 0 P: 6	R: 0 E: 0 K: 0 S: 7	H: 0 LOB: 0 BB: 0 P: 8	R: 0 E: 0 K: 1 S: 7	H: 0 LOB: 0 BB: 0 P: 9	R: 0 E: 0 K: 2 S: 12	H: 0 LOB: 0 BB: 0 P: 17	1B: 1 2B: 0 3B: 0 HR: 1	SF: 0 SAC: 0 DP: 1 HBP: 0	WP: 0 PB: 0 SB: 0 CS: 0	PA: 28
PITCHER 49 Chris Sale, L (1,1) ERA: 1.59	IP: 9.0 WLS: W BF: 28 H: 2 R: 1 ER: 1 SO: 9 BB: 0 IBB: 0 HBP: 0 BLK: 0 WP: 0 HR: 1 S: 72 P: 100 ERA: 1.00 WHIP: 0.222															PITCHER						

Batter	1	2	3	4	5	6	7	8	9	AB	R	H	RBI	BB	SO	LOB	BOTTOM			
1 Adam Eaton, L (1,8) OBP: 0.318, SLG: 0.329										4	0	1	0	0	0	0	San Diego Padres @ Chicago White Sox U.S. Cellular Field, Chicago, IL Sun Jun 01 2014, 2:11 PM - 4:18 PM EDT Att: 23,185 - Cloudy - 87 F			
15 Gordon Beckham, R (1,4) OBP: 0.318, SLG: 0.414										4	0	1	0	0	0	0				
24 Davan Vicedo, R (1,7) OBP: 0.332, SLG: 0.441										4	1	0	0	0	1	1				
30 Alejandro De Aza, L (9,7) OBP: 0.246, SLG: 0.279										0	0	0	0	0	0	0				
44 Adam Dunn, L (1,3) OBP: 0.375, SLG: 0.437										4	0	1	0	0	2	1				
10 Alexei Ramirez, R (1,6) OBP: 0.364, SLG: 0.477										1	1	0	0	1	1	0				
14 Paul Konerko, R (1,10) OBP: 0.229, SLG: 0.348										3	1	2	3	0	1	2				
5 Marcus Semien, R (1,5) OBP: 0.287, SLG: 0.327										3	0	0	0	0	1	1				
21 Tyler Flowers, R (1,2) OBP: 0.345, SLG: 0.395										3	1	1	1	0	2	0				
25 Moisés Sierra, R (1,9) OBP: 0.209, SLG: 0.222										3	0	0	0	0	0	0				
Inning Stats	R: 0 E: 0 K: 1 S: 5	H: 0 LOB: 0 BB: 0 P: 10	R: 1 E: 0 K: 1 S: 11	H: 1 LOB: 0 BB: 0 P: 21	R: 0 E: 0 K: 1 S: 8	H: 0 LOB: 0 BB: 0 P: 12	R: 0 E: 0 K: 1 S: 9	H: 1 LOB: 2 BB: 0 P: 11	R: 1 E: 0 K: 1 S: 12	H: 1 LOB: 0 BB: 0 P: 17	R: 2 E: 0 K: 1 S: 15	H: 2 LOB: 1 BB: 1 P: 25	R: 0 E: 0 K: 1 S: 12	H: 1 LOB: 0 BB: 0 P: 20	R: 0 E: 0 K: 1 S: 9	H: 0 LOB: 0 BB: 0 P: 12	1B: 2 2B: 2 3B: 0 HR: 2	SF: 0 SAC: 0 DP: 0 HBP: 1	WP: 0 PB: 0 SB: 0 CS: 1	PA: 32
PITCHER 53 Eric Stults, L (1,1) ERA: 5.63 59 Kevin Quackenbush, R (7,1) ERA: 4.22 33 Dale Thayer, R (8,1) ERA: 2.13	IP: 6.0 WLS: L BF: 25 H: 5 R: 4 ER: 4 SO: 6 BB: 1 IBB: 0 HBP: 0 BLK: 0 WP: 0 HR: 2 S: 42 P: 60 ERA: 6.00 WHIP: 1.000															PITCHER				

AB 28
R 1
H 2
RBI 1
BB 0
SO 9
LOB 1



AB 29
R 4
H 6
RBI 4
BB 1
SO 8
LOB 5




Batter	1	2	3	4	5	6	7	8	9	10	11	AB	R	H	RBI	BB	SO	LOB	TOP		
2 Denard Span, L OBP: 0.320, SLG: 0.386	(1,8) C SI 93 94 96 X SI 96 0-2 F7		X SI 92 0-0 G3			C SI 92 94 96 B SI 97 96 94 X SI 94 3-3 K		C FF 93 0-1 X FF 92 28 FC6-4 1B		F SI 89 88 B SI 88 X CH 81 1-1 F7		5	0	1	0	0	1	1			
19 Kevin Frandsen, R OBP: 0.264, SLG: 0.297	(1,5) C SI 92 94 X FF 95 0-1 28 2B 1B		C SI 93 92 96 B SI 97 96 94 X SI 94 2-3 K			X SI 93 0-0 G4-3		C SI 93 92 96 B SI 97 96 94 X SI 94 0-3 K		1 SAFE D SI 83 X SI 83 1-1 G1-3		5	0	1	0	0	2	2			
28 Jayson Werth, R OBP: 0.362, SLG: 0.398	(1,9) C SI 95 96 B SI 96 X SI 97 2-1 1-3 2B		B SI 92 91 93 C SI 93 92 96 X SI 96 1-2 G6-3			C FF 93 1-1 B SI 88 X CH 84 1-1 L8		C FF 93 1-1 B SI 88 X CH 84 1-1 FC6-4		B FF 94 3-2 B SI 89 X SI 88 3-2 G4-3		5	0	1	0	0	0	1			
25 Adam LaRoche, L OBP: 0.418, SLG: 0.520	(1,3) B FF 97 96 B CH 88 3 SAFE C SI 96 B SI 97 X SI 97 4-1 11 FC4 BB		B CH 87 1-0 X SI 94 F8			B FF 90 1-0 X CH 94 11 2B 2B		B FF 90 1-0 X CH 94 20 HR 2B		B FF 94 4-2 B FF 93 S CH 84 F FF 94 B FF 94 D FF 94 11 FC6-4 BB		B CH 85 2-2 B CH 85 F FF 95 X SI 95 2-2 G3		3	1	1	0	2	0	0	
11 Ryan Zimmerman, R OBP: 0.362, SLG: 0.547	(1,7) C SI 91 93 D SI 89 X SI 94 1-2 FC4		B SI 91 93 X SI 94 2-0 G6-3			B SI 89 1-0 X SI 89 20 HR 2B		B SI 89 1-0 X SI 89 20 HR 2B		B FF 94 2-2 1 SAFE C SI 94 F FF 94 X CH 86 2-2 FC6-4 40 G6-3		S SI 90 3-3 S CH 86 B SI 85 F FF 95 S CH 85 3-3 K		5	1	1	1	0	1	3	
40 Wilson Ramos, R OBP: 0.230, SLG: 0.321		X FF 90 0-0 G5-3				C FF 92 1-2 X SI 96 G4-3		F SI 88 1-2 S FF 90 B SI 89 X SI 91 1-2 L9		B FF 94 3-2 B FF 93 C CH 86 B CH 83 S FF 94 X FF 94 1-2 G6-3		4	0	0	0	0	2				
20 Ian Desmond, R OBP: 0.297, SLG: 0.427		B SI 92 1-2 C SI 94 X SI 86 G4-3				C SI 94 0-1 X SI 86 G4-3		B SI 88 1-1 X SI 86 2H HR		C CH 84 2-2 S FF 92 B FF 94 X SI 95 2-2 L3		4	1	1	2	0	0	1			
8 Danny Espinosa, S OBP: 0.283, SLG: 0.387		F SI 92 1-2 B CH 86 X CH 86 G6-3				F SI 93 0-3 F FF 96 K		S SI 88 1-3 S CH 84 S FF 90 K		B SI 88 1-2 S CH 79 X SI 89 1-2 15 FC5-4 1B		4	0	1	0	0	2	0			
64 Blake Treinen, R ERA: 2.13			B SI 90 1-3 S SI 87 K			C SI 91 1-2 S SI 86 K		X FF 93 0-0 G1-3		D SI 89 1-1 X SI 88 1-1 FC5-4		2	0	0	0	0	2	0			
13 Jerry Blevins, L ERA: 3.86												2	0	0	0	0	0	2	0		
22 Drew Storen, R ERA: 1.32												0	0	0	0	0	0	0	0		
36 Tyler Clippard, R ERA: 1.32												0	0	0	0	0	0	0	0		
29 Rafael Soriano, R ERA: 1.13												0	0	0	0	0	0	0	0		
15 Nate McLouth, L ERA: 1.05												0	0	0	0	0	0	0	0		
35 Craig Stammen, R ERA: 2.66												0	0	0	0	0	0	0	0		
Inning Stats	R: 0 E: 0 K: 0 S: 11	H: 2 LOB: 2 P: 18	R: 0 E: 0 K: 0 S: 7	H: 0 LOB: 0 P: 9	R: 0 E: 0 K: 2 S: 7	H: 0 LOB: 0 P: 10	R: 0 E: 0 K: 1 S: 9	H: 0 LOB: 0 P: 11	R: 0 E: 0 K: 1 S: 9	H: 0 LOB: 0 P: 10	R: 0 E: 0 K: 0 S: 10	H: 0 LOB: 0 P: 18	1B: 3 2B: 3 3B: 0 HR: 1	SF: 0 SAC: 0 DP: 0 HBP: 0	WP: 0 PB: 0 SB: 0 CS: 0	PA: 41					

Washington Nationals @ San Diego Padres
 Petco Park, San Diego, CA
 Sat Jun 07 2014, 7:11 PM - 10:22 PM PDT
 Att: 29,172 - Clear - 66 F

livebaseballscorecards.com

AB 39
 R 3
 H 7
 RBI 3
 BB 2
 SO 8
 LOB 11




Batter	1	2	3	4	5	6	7	8	9	10	11	AB	R	H	RBI	BB	SO	LOB	BOTTOM					
2 Everth Cabrera, S OBP: 0.268, SLG: 0.328	(1,6) C SI 95 96 B SI 95 X SI 96 3-2 G1		F SI 95 0-1 X FF 96 L4			B SI 94 1-0 X SI 94 G4-3		B FF 91 1-2 S FF 92 X FF 93 F8		C SI 91 1-2 F SI 92 F FF 92 X FF 93 F7		5	0	0	0	0	2							
25 Will Venable, L OBP: 0.303, SLG: 0.394	(1,9) C SI 91 97 X CH 85 0-1 G3		X SI 93 0-0 G3			F SI 93 1-2 S FF 94 X SI 95 F8		S CH 90 1-3 S FF 91 S CH 80 K		C SI 91 1-1 X SI 92 1-1 L6		3	0	0	0	0	0	0						
19 Alex Torres, L OBP: 0.252, SLG: 0.346	(8,PH) C SI 91 97 X SI 96 0-1 G3					B SI 94 1-2 S FF 94 X SI 95 F8				B SI 91 1-1 X SI 92 1-1 L6		1	0	0	0	0	1	1						
54 Alex Torres, L ERA: 1.05	(9,1) C SI 91 97 X SI 96 1-0 G3					B SI 94 1-2 S FF 94 X SI 95 F8				B SI 91 1-1 X SI 92 1-1 L6		0	0	0	0	0	0	0						
16 Huston Street, R ERA: 1.08	(10,1) C SI 91 97 X SI 96 1-0 G3					B SI 94 1-2 S FF 94 X SI 95 F8				B SI 91 1-1 X SI 92 1-1 L6		0	0	0	0	0	0	0						
12 Seth Smith, L OBP: 0.405, SLG: 0.527	(1,7) B SI 97 96 X SI 96 2-0 2B		C SI 95 1-1 X CH 86 1-1 7 2B 1B			B FF 94 2-2 B CH 85 X SI 93 G1-3		C SI 90 1-3 B SI 89 S FF 91 K		C SI 91 1-1 X SI 92 1-1 L6		5	1	2	0	0	1	0						
7 Chase Headley, S OBP: 0.284, SLG: 0.333	(1,5) B SI 96 95 X SI 96 2-0 G4-3		B SI 93 1-0 X SI 95 23 G4-3 24 2B 2B			C SI 94 0-1 X SI 96 L7		C FF 91 1-2 D SI 87 X SI 92 G1-3		C SI 91 1-1 X SI 92 1-1 L6		5	2	2	1	0	0	1						
23 Yonder Alonso, L OBP: 0.259, SLG: 0.351	(1,3) B SI 95 96 X SI 96 2-1 24 FC6-4 1B		B SI 96 1-0 X SI 93 G4-3			C SI 93 1-1 X SI 92 L7		B FF 91 1-0 X SI 90 HR		B SI 91 1-1 X SI 92 1-1 L6		4	1	2	1	1	0	1						
24 Cameron Maybin, R OBP: 0.340, SLG: 0.440	(1,8) B SI 95 96 B FF 94 1 SAFE X SI 94 2-1 FC6-4 3 G6-3		C SI 82 0-1 X SI 83 G4-3			C CH 85 0-2 S CH 85 X SI 92 G4-3		S SI 85 0-3 S FF 95 K		C SI 91 1-1 X SI 92 1-1 L6		5	0	2	2	0	1	1						
3 Jace Peterson, L OBP: 0.194, SLG: 0.138	(1,4) 1 SAFE X SI 94 0-0 G6-3		B SI 96 1-1 X CH 84 G3-1			C SI 93 1-1 X SI 92 L7		B FF 91 1-0 X SI 90 HR		B SI 91 1-1 X SI 92 1-1 L6		2	0	0	0	0	2							
14 Tommy Medica, R OBP: 0.522, SLG: 0.527	(7,PH) C SI 91 97 X SI 96 0-1 G3-1					C SI 93 1-1 X SI 92 L7		B FF 91 1-0 X SI 90 HR		B SI 91 1-1 X SI 92 1-1 L6		1	0	0	0	0	1	0						
5 Alexi Amarista, L OBP: 0.265, SLG: 0.275	(8,4) 1-2 G6-3					C SI 93 1-1 X SI 92 L7		B FF 91 1-0 X SI 90 HR		B SI 91 1-1 X SI 92 1-1 L6		1	0	0	0	0	0	0						
44 René Rivera, R OBP: 0.293, SLG: 0.447	(1,2) F SI 93 92 X SI 84 0-2 F8		F SI 93 92 X SI 84 0-2 F8			B SI 93 1-3 C SI 94 X SI 94 K		X FF 91 0-0 SH5-3 2B		X FC 86 0-0 2B		4	0	2	0	0	1	0						
34 Andrew Cashner, R ERA: 1.76	(1,1) C SI 91 97 X SI 96 1-1 G1-3					C SI 93 1-3 C SI 94 X SI 94 K		X FF 91 0-0 SH5-3 2B		C FC 84 0-3 C SI 91 91 1-1 K		2	0	0	0	0	0	0						
50 Nick Vincent, R ERA: 4.73	(7,1) C SI 91 97 X SI 96 1-1 G1-3					C SI 93 1-3 C SI 94 X SI 94 K		X FF 91 0-0 SH5-3 2B		C FC 84 0-3 C SI 91 91 1-1 K		0	0	0	0	0	0	0						
33 Dale Thayer, R ERA: 2.3	(8,1) C SI 91 97 X SI 96 1-1 G1-3					C SI 93 1-3 C SI 94 X SI 94 K		X FF 91 0-0 SH5-3 2B		C FC 84 0-3 C SI 91 91 1-1 K		0	0	0	0	0	0	0						
13 Chris Denorfia, R OBP: 0.311, SLG: 0.365	(9,9) 1-2 G1-3					C SI 93 1-3 C SI 94 X SI 94 K		X FF 91 0-0 SH5-3 2B		C FC 84 0-3 C SI 91 91 1-1 K		1	0	0	0	0	0	1						
Inning Stats	R: 0 E: 0 K: 0 S: 7	H: 1 LOB: 1 P: 14	R: 0 E: 0 K: 0 S: 5	H: 1 LOB: 0 P: 9	R: 0 E: 0 K: 0 S: 7	H: 0 LOB: 0 P: 8	R: 2 E: 0 K: 0 S: 9	H: 3 LOB: 1 P: 13	R: 0 E: 0 K: 1 S: 5	H: 0 LOB: 0 P: 7	R: 0 E: 0 K: 1 S: 10	H: 0 LOB: 0 P: 11	R: 0 E: 0 K: 1 S: 8	H: 1 LOB: 1 P: 10	R: 1 E: 0 K: 2 S: 11	H: 1 LOB: 0 P: 14	R: 0 E: 0 K: 1 S: 11	H: 1 LOB: 1 P: 12	R: 1 E: 0 K: 1 S: 9	H: 2 LOB: 2 P: 16	1B: 4 2B: 5 3B: 0 HR: 1	SF: 0 SAC: 1 DP: 1 HBP: 0	WP: 0 PB: 0 SB: 0 CS: 0	PA: 42

Washington Nationals @ San Diego Padres
 Petco Park, San Diego, CA
 Sat Jun 07 2014, 7:11 PM - 10:22 PM PDT
 Att: 29,172 - Clear - 66 F

livebaseballscorecards.com

AB 40
 R 4
 H 10
 RBI 4
 BB 1
 SO 6
 LOB 9



64 Blake Treinen, R ERA: 1.76	(1,1) IP 6.0 WLS 2 BF 22 H 5 R 2 ER 2 SO 1 BB 0 IBB 0 HBP 0 BLK 0 WP 0 HR 0 S 42 P 63 ERA 3.00 WHIP 0.833	35 Craig Stammen, R ERA: 2.66	(10,1) IP 1.2 WLS L BF 9 H 3 R 1 ER 1 SO 1 BB 1 IBB 0 HBP 0 BLK 0 WP 0 HR 0 S 20 P 28 ERA 5.40 WHIP 2.400
----------------------------------	---	----------------------------------	---

Batter	1	2	3	4	5	6	7	8	9	AB	R	H	RBI	BB	SO	LOB	TOP										
13 Chris Denorfia, R OBP: 0.308, SLG: 0.360	G4-3		G6-3		FC6-4			FC6-4		4	0	1	0	0	0	2	San Diego Padres @ Philadelphia Phillies Citizens Bank Park, Philadelphia, PA Wed Jun 11 2014, 7:08 PM - 10:02 PM EDT Att: 25,398 - Cloudy - 68 F										
2 Everth Cabrera, S OBP: 0.290, SLG: 0.314	K			K	K			FC6-4		4	0	0	0	0	3	2											
18 Carlos Quentin, R OBP: 0.308, SLG: 0.345 56 Joaquin Benoit, R OBP: 0.251, SLG: 0.341	K			P2		G1-3		K		4	0	0	0	0	2	1											
23 Yonder Alonso, L OBP: 0.251, SLG: 0.341	K							K		0	0	0	0	0	0	0											
7 Chase Headley, S OBP: 0.283, SLG: 0.325		K								3	0	1	0	0	2	0											
14 Tommy Medica, R OBP: 0.308, SLG: 0.492 50 Nick Vincent, R OBP: 0.290, SLG: 0.418	F9					F9				4	0	1	0	0	0	1											
44 René Rivera, R OBP: 0.290, SLG: 0.418	G6-3									0	0	0	0	0	0	0											
24 Cameron Maybin, R OBP: 0.336, SLG: 0.434										3	0	0	0	1	1	1											
3 Jace Peterson, L OBP: 0.167, SLG: 0.118										3	0	1	0	0	1	3											
38 Tyson Ross, R OBP: 0.125, SLG: 0.125 25 Will Venable, L OBP: 0.276, SLG: 0.304										2	0	0	0	0	1	0											
Inning Stats	R: 0 H: 0 E: 0 K: 2 S: 10	H: 0 LOB: 0 BB: 0 P: 17	R: 0 H: 0 E: 0 K: 1 S: 9	H: 0 LOB: 0 BB: 0 P: 13	R: 0 H: 1 E: 0 K: 1 S: 9	H: 1 LOB: 1 BB: 0 P: 12	R: 0 H: 2 E: 0 K: 2 S: 15	H: 2 LOB: 3 BB: 1 P: 26	R: 0 H: 1 E: 0 K: 1 S: 7	H: 1 LOB: 1 BB: 0 P: 10	R: 0 H: 0 E: 0 K: 1 S: 7	H: 0 LOB: 0 BB: 0 P: 8	R: 0 H: 0 E: 0 K: 1 S: 7	H: 0 LOB: 0 BB: 0 P: 13	R: 0 H: 1 E: 0 K: 2 S: 12	H: 1 LOB: 1 BB: 0 P: 16	R: 0 H: 0 E: 0 K: 1 S: 12	H: 0 LOB: 0 BB: 0 P: 17	1B: 4 2B: 1 3B: 0 HR: 0	SF: 0 SAC: 1 DP: 0 HBP: 1	WP: 0 PB: 0 SB: 0 CS: 1	PA: 33					
PITCHER	IP	WLS	BF	H	R	ER	SO	BB	IBB	HBP	BLK	WP	HR	S	P	ERA	WHIP										
35 Cole Hamels, L ERA: 3.07 58 Jonathan Papelbon, R ERA: 1.42	8.0		30	5	0	0	11	1	0	0	0	0	0	76	115	0.00	0.750										
58 Jonathan Papelbon, R ERA: 1.42	1.0	W	3	0	0	0	1	0	0	1	0	0	0	12	17	0.00	0.000										

Batter	1	2	3	4	5	6	7	8	9	AB	R	H	RBI	BB	SO	LOB	BOTTOM										
2 Ben Revere, L OBP: 0.302, SLG: 0.341	G4-3		SH2-3		F8					3	0	1	0	0	0	1	San Diego Padres @ Philadelphia Phillies Citizens Bank Park, Philadelphia, PA Wed Jun 11 2014, 7:08 PM - 10:02 PM EDT Att: 25,398 - Cloudy - 68 F										
11 Jimmy Rollins, S OBP: 0.345, SLG: 0.404			K					K		4	0	1	0	0	2	2											
26 Chase Utley, L OBP: 0.371, SLG: 0.492	F9									3	0	0	0	1	0	3											
6 Ryan Howard, L OBP: 0.308, SLG: 0.414										3	0	1	0	1	1	2											
3 Marlon Byrd, R OBP: 0.313, SLG: 0.469	K									4	0	0	0	0	4	3											
9 Dominic Brown, L OBP: 0.263, SLG: 0.312										3	1	0	0	1	1	0											
51 Carlos Ruiz, R OBP: 0.390, SLG: 0.393	G6-3									3	1	1	0	0	0	0											
17 Reid Brignac, L OBP: 0.304, SLG: 0.341	K									4	1	1	3	0	2	1											
35 Cole Hamels, L OBP: 0.238, SLG: 0.238 19 Tony Gwynn Jr., L OBP: 0.250, SLG: 0.188 58 Jonathan Papelbon, R ERA: 5.67										2	0	1	0	0	0	1											
Inning Stats	R: 0 H: 1 E: 0 K: 1 S: 14	H: 0 LOB: 2 BB: 1 P: 22	R: 0 H: 0 E: 0 K: 2 S: 9	H: 0 LOB: 0 BB: 0 P: 11	R: 0 H: 1 E: 0 K: 1 S: 11	H: 1 LOB: 1 BB: 0 P: 17	R: 0 H: 0 E: 0 K: 1 S: 8	H: 0 LOB: 0 BB: 0 P: 12	R: 0 H: 1 E: 1 K: 1 S: 9	H: 1 LOB: 1 BB: 0 P: 14	R: 0 H: 1 E: 0 K: 0 S: 7	H: 1 LOB: 0 BB: 0 P: 11	R: 0 H: 0 E: 0 K: 2 S: 9	H: 1 LOB: 2 BB: 1 P: 20	R: 3 H: 1 E: 0 K: 1 S: 10	H: 1 LOB: 0 BB: 1 P: 19		1B: 5 2B: 0 3B: 0 HR: 1	SF: 0 SAC: 1 DP: 1 HBP: 1	WP: 0 PB: 0 SB: 4 CS: 0	PA: 35						
PITCHER	IP	WLS	BF	H	R	ER	SO	BB	IBB	HBP	BLK	WP	HR	S	P	ERA	WHIP										
38 Tyson Ross, R ERA: 2.97 56 Joaquin Benoit, R ERA: 1.57 50 Nick Vincent, R ERA: 5.67	7.0		26	4	0	0	7	1	0	0	0	0	0	66	9	0.00	0.714										
56 Joaquin Benoit, R ERA: 1.57	1.0	L	4	1	3	3	1	1	0	1	0	0	1	10	19	81.00	6.000										



Batter	1	2	3	4	5	6	7	8	9	AB	R	H	RBI	BB	SO	LOB	TOP										
25 Will Venable, L OBP: 0.281, SLG: 0.308 (1, 9)										4	1	2	0	0	0	0											
2 Everth Cabrera, S OBP: 0.260, SLG: 0.313 (1, 6)										4	0	1	0	0	0	2											
12 Seth Smith, L OBP: 0.393, SLG: 0.522 (1, 7)										3	1	0	0	0	0	2											
14 Tommy Medica, R OBP: 0.303, SLG: 0.484 (6, PH)										1	0	0	0	0	1	0											
7 Chase Headley, S OBP: 0.283, SLG: 0.329 (1, 5)										4	0	1	1	0	1	0											
23 Yonder Alonso, L OBP: 0.251, SLG: 0.340 (1, 3)										4	0	1	0	0	2	1											
24 Cameron Maybin, R OBP: 0.328, SLG: 0.422 (1, 8)										3	0	0	0	0	0	1											
54 Alex Torres, L (7, 1)										0	0	0	0	0	0	0											
29 Troy Patton, S (8, 1)										0	0	0	0	0	0	0											
44 René Rivera, R OBP: 0.287, SLG: 0.413 (9, PH)										1	0	0	0	0	0	0											
8 Yasmani Grandal, S OBP: 0.266, SLG: 0.379 (1, 2)										4	1	1	1	0	0	1											
5 Alexi Amarista, L OBP: 0.267, SLG: 0.275 (1, 4)										4	0	1	0	0	1	0											
53 Eric Stults, L OBP: 0.125, SLG: 0.188 (1, 1)										2	0	1	0	0	1	1											
33 Dale Thayer, R (6, 1)										0	0	0	0	0	0	0											
13 Chris Denorfia, R OBP: 0.306, SLG: 0.358 (6, 9)										1	0	0	0	0	0	0											
Inning Stats	R: 2 H: 3 E: 1 K: 1 S: 13	H: 3 R: 2 ER: 0 LOB: 1 BB: 0 P: 23	R: 0 H: 2 E: 0 K: 0 S: 9	H: 2 R: 0 ER: 0 LOB: 0 BB: 0 P: 17	R: 0 H: 0 E: 0 K: 2 S: 10	H: 0 R: 0 ER: 0 LOB: 1 BB: 0 P: 14	R: 0 H: 1 E: 0 K: 2 S: 15	H: 1 R: 0 ER: 0 LOB: 1 BB: 0 P: 19	R: 0 H: 0 E: 0 K: 0 S: 14	H: 1 R: 0 ER: 0 LOB: 1 BB: 0 P: 13	R: 0 H: 0 E: 0 K: 0 S: 11	R: 0 H: 0 E: 0 K: 1 S: 10	H: 0 R: 0 ER: 0 LOB: 0 BB: 0 P: 13	R: 1 H: 1 E: 0 K: 1 S: 8	H: 1 R: 0 ER: 0 LOB: 0 BB: 0 P: 15	1B: 6 2B: 1 3B: 0 HR: 1	SF: 0 SAC: 0 DP: 0 HBP: 0	WP: 0 PB: 0 SB: 0 CS: 0	PA: 35								
PITCHER	IP	WLS	BF	H	R	ER	SO	BB	IBB	HBP	BLK	WP	HR	S	P	ERA	WHIP										
38 Kyle Kendrick, R ERA: 4.09 (1, 1)	6.0	W	25	7	2	1	5	0	0	0	0	0	0	70	105	1.50	1.167										
59 Antonio Bastardo, L ERA: 3.34 (7, 1)	1.0	H	3	0	0	0	0	0	0	0	0	0	0	11	16	0.00	0.000										
63 Jake Diekman, L ERA: 4.7 (8, 1)	1.0		3	0	0	0	1	0	0	0	0	0	0	10	13	0.00	0.000										
43 Mario Hollands, L ERA: 2.82 (9, 1)	0.2		2	0	0	0	0	0	0	0	0	0	0	3	5	0.00	0.000										
53 Ken Giles, R ERA: 27.6 (9, 1)	0.1		2	1	1	1	1	0	0	0	0	0	1	5	10	27.00	3.000										

San Diego Padres @ Philadelphia Phillies
Citizens Bank Park, Philadelphia, PA
Thu Jun 12 2014, 1:10 PM - 4:13 PM EDT
Att: 29,372 - Drizzzie - 70 F

AB 35
R 3
H 8
RBI 2
BB 0
SO 7
LOB 9



Batter	1	2	3	4	5	6	7	8	9	AB	R	H	RBI	BB	SO	LOB	BOTTOM										
2 Ben Revere, L OBP: 0.306, SLG: 0.348 (1, 8)										4	1	2	0	0	0	1											
43 Mario Hollands, L (9, 1)										0	0	0	0	0	0	0											
53 Ken Giles, R (9, 1)										0	0	0	0	0	0	0											
11 Jimmy Rollins, S OBP: 0.347, SLG: 0.403 (1, 6)										3	1	1	1	1	0	2											
26 Chase Utley, L OBP: 0.373, SLG: 0.490 (1, 4)										3	1	1	0	1	0	2											
3 Marlon Byrd, R OBP: 0.312, SLG: 0.465 (1, 9)										4	1	1	0	0	0	5											
15 John Mayberry Jr., R OBP: 0.365, SLG: 0.591 (1, 3)										4	1	3	3	0	0	1											
9 Dominic Brown, L OBP: 0.263, SLG: 0.312 (1, 7)										3	1	1	1	0	0	0											
21 Wil Nieves, R OBP: 0.245, SLG: 0.354 (1, 2)										4	1	0	0	0	0	3											
16 César Hernández, S OBP: 0.232, SLG: 0.155 (6, PH)											2	0	0	0	0	1	1										
6 Ryan Howard, L OBP: 0.339, SLG: 0.425 (7, 1)										1	0	0	0	0	1	2											
59 Antonio Bastardo, R (8, 1)										0	0	0	0	0	0	0											
63 Jake Diekman, R OBP: 0.277, SLG: 0.188 (8, 8)										0	0	0	0	0	0	0											
19 Tony Gwynn Jr., L (8, 8)										1	0	0	0	0	0	0											
38 Kyle Kendrick, R OBP: 0.115, SLG: 0.080 (1, 1)											1	0	0	0	1	1	0										
17 Reid Brignac, L OBP: 0.313, SLG: 0.372 (6, PH)										2	0	1	2	0	0	0											
Inning Stats	R: 1 H: 2 E: 0 K: 0 S: 11	H: 2 R: 0 ER: 0 LOB: 1 BB: 0 P: 15	R: 0 H: 0 E: 0 K: 1 S: 6	H: 0 R: 0 ER: 0 LOB: 0 BB: 1 P: 9	R: 0 H: 0 E: 0 K: 0 S: 11	H: 0 R: 0 ER: 0 LOB: 1 BB: 1 P: 18	R: 1 H: 2 E: 0 K: 0 S: 11	H: 2 R: 0 ER: 0 LOB: 1 BB: 0 P: 17	R: 0 H: 2 E: 0 K: 1 S: 9	H: 3 R: 0 ER: 0 LOB: 1 BB: 2 P: 30	R: 3 H: 1 E: 0 K: 0 S: 14	R: 0 H: 0 E: 0 K: 0 S: 8	H: 0 R: 0 ER: 0 LOB: 0 BB: 0 P: 12	1B: 5 2B: 4 3B: 0 HR: 1	SF: 1 SAC: 1 DP: 0 HBP: 0	WP: 0 PB: 0 SB: 0 CS: 0	PA: 37										
PITCHER	IP	WLS	BF	H	R	ER	SO	BB	IBB	HBP	BLK	WP	HR	S	P	ERA	WHIP										
53 Eric Stults, L ERA: 5.79 (1, 1)	5.0	L	24	8	4	4	2	1	0	0	0	0	0	54	81	7.20	1.800										
33 Dale Thayer, R ERA: 2.22 (6, 1)	1.0		4	1	0	0	1	0	0	0	0	0	0	16	21	0.00	1.000										
54 Alex Torres, L ERA: 1.95 (7, 1)	1.0		6	1	3	3	0	2	0	0	0	0	1	14	27	27.00	3.000										
29 Troy Patton, L ERA: 5.4 (8, 1)	1.0		3	0	0	0	0	0	0	0	0	0	0	8	12	0.00	0.000										

San Diego Padres @ Philadelphia Phillies
Citizens Bank Park, Philadelphia, PA
Thu Jun 12 2014, 1:10 PM - 4:13 PM EDT
Att: 29,372 - Drizzzie - 70 F


AB 32
R 7
H 10
RBI 7
BB 3
SO 3
LOB 17



Batter	1	2	3	4	5	6	7	8	9	AB	R	H	RBI	BB	SO	LOB	TOP							
25 Will Venable, L (1, 8) OBP: 0.282, SLG: 0.305	1-2 2B	2-0 F7			2-2 G3			3-2 K		2	0	0	0	1	0	0								
13 Chris Denorria, R (8, PH) OBP: 0.305, SLG: 0.356	2B									1	0	0	0	0	1	1								
2 Everth Cabrera, S (1, 6) OBP: 0.282, SLG: 0.313	3-2 1B				2-3 K		1-1 L8	4-2 12B		3	0	1	0	1	1	0								
12 Seth Smith, L (1, 9) OBP: 0.391, SLG: 0.514	1-2 1B			2-1 F7		0-2 G4-3		4-2 BB		3	0	0	0	1	0	2								
18 Carlos Quentin, R (1, 7) OBP: 0.290, SLG: 0.322	1-1 F7			0-0 G6-3		0-1 P4		2-1 G5-3		4	0	0	0	0	0	5								
7 Chase Headley, S (1, 5) OBP: 0.282, SLG: 0.333	1-2 F8																							
23 Yonder Alonso, L (1, 3) OBP: 0.251, SLG: 0.338		3-1 44 HR			2-2 G4-3																			
44 René Rivera, R (1, 2) OBP: 0.286, SLG: 0.438		2-1 HR			1-3 K																			
5 Alexi Amarista, L (1, 4) OBP: 0.266, SLG: 0.283		0-2 G4-3			1-2 F7																			
34 Andrew Cashner, R (1, 1) OBP: 0.111, SLG: 0.111		1-3 K			0-3 K																			
59 Kevin Quackenbush, R (7, 1) 29 Troy Patton, S (7, 1) 14 Tommy Medica, R (8, PH) 46 Tim Stauffer, R (8, 1) OBP: 0.299, SLG: 0.476																								
Inning Stats	R: 0 E: 0 K: 0 S: 14	H: 1 LOB: 2 BB: 1 P: 26	R: 2 E: 0 K: 1 S: 13	H: 2 LOB: 0 BB: 21 P: 21	R: 0 E: 0 K: 1 S: 9	H: 0 LOB: 0 BB: 0 P: 13	R: 0 E: 0 K: 2 S: 11	H: 0 LOB: 0 BB: 0 P: 14	R: 0 E: 0 K: 1 S: 10	H: 0 LOB: 0 BB: 0 P: 13	R: 0 E: 0 K: 0 S: 7	H: 0 LOB: 0 BB: 0 P: 8	R: 0 E: 0 K: 1 S: 7	H: 0 LOB: 0 BB: 0 P: 11	R: 0 E: 0 K: 2 S: 18	H: 1 LOB: 3 BB: 2 P: 35	R: 0 E: 0 K: 0 S: 9	H: 1 LOB: 1 BB: 0 P: 16	1B: 2 2B: 2 3B: 0 HR: 1	SF: 0 SAC: 0 DP: 0 HBP: 0	WP: 1 PB: 0 SB: 0 CS: 0	PA: 35		
PITCHER	IP ERA WLS BF H R ER SO BB IBB HBP BLK WP HR S P ERA WHIP	7.1 4.15 W 27 4 2 2 7 1 0 0 0 0 1 1 79 118 2.46 0.682	0.1 2.25 H 1 0 0 0 1 2 0 0 0 0 0 0 8 19 0.00 6.000	0.1 0.87 H 1 0 0 0 0 0 0 0 0 0 0 0 2 4 0.00 0.000	1.0 2.6 H 1 0 0 0 0 0 0 0 0 0 0 0 9 16 0.00 1.000																			

San Diego Padres @ New York Mets
Citi Field, Flushing, NY
Fri Jun 13 2014, 9:07 PM - 12:07 AM EDT
Att: 28,085 - Cloudy - 69 F


AB 32
R 2
H 5
RBI 2
BB 3
SO 8
LOB 14



Batter	1	2	3	4	5	6	7	8	9	AB	R	H	RBI	BB	SO	LOB	BOTTOM						
11 Rubén Tejada, R (1, 6) OBP: 0.342, SLG: 0.309	2-3 K		0-3 K		0-1 5 G5-3 28 BB			3-2 28 1B 5 SF9		4	1	2	0	0	2	0							
28 Daniel Murphy, L (1, 4) OBP: 0.381, SLG: 0.423	1-3 K		1-1 L7		4-1 53 1B 5 G5-3			2-1 5 SF9 5 S		3	2	1	0	1	1	0							
5 David Wright, R (1, 5) OBP: 0.325, SLG: 0.361	2-0 G6-3				1-2 F9			1-2 SF9		3	0	0	1	0	0	2							
53 Bobby Abreu, L (1, 9) OBP: 0.386, SLG: 0.472		0-2 23 1B			1-1 21 2B			2-2 3H		4	2	4	2	0	0	0							
1 Chris Young, R (1, 7) OBP: 0.289, SLG: 0.321		2-2 F8			0-0 L7			1-3 L8		4	0	0	0	0	0	4							
21 Lucas Duda, L (1, 3) OBP: 0.333, SLG: 0.422		3-2 L7			2-1 6 2B			1-3 K		4	1	2	1	0	1	2							
23 Taylor Teagarden, R (1, 2) OBP: 0.273, SLG: 0.500		1-1 2H			4-1 6 2B			1-2 G5-3		3	0	1	1	1	0	1							
6 Matthew den Dekker, L (1, 8) OBP: 0.233, SLG: 0.225		2-3 K			0-0 K			0-3 K		4	0	1	1	0	2	2							
40 Bartolo Colon, R (1, 1) 66 Josh Edgin, R (8, 1) 38 Vic Black, R (8, 1) 30 Andrew Brown, R (8, PH) 27 Jeury Familia, R (9, 1) OBP: 1.000, SLG: 1.000					0-2 F9			0-1 L4		3	0	0	0	0	1	3							
Inning Stats	R: 0 E: 0 K: 2 S: 7	H: 0 LOB: 0 BB: 0 P: 12	R: 1 E: 0 K: 1 S: 18	H: 2 LOB: 1 BB: 0 P: 26	R: 0 E: 0 K: 1 S: 8	H: 0 LOB: 0 BB: 0 P: 9	R: 2 E: 0 K: 0 S: 12	H: 3 LOB: 2 BB: 1 P: 21	R: 1 E: 0 K: 0 S: 10	H: 2 LOB: 1 BB: 1 P: 17	R: 0 E: 0 K: 1 S: 10	H: 1 LOB: 1 BB: 0 P: 13	R: 2 E: 0 K: 1 S: 17	H: 3 LOB: 1 BB: 0 P: 26	R: 0 E: 0 K: 1 S: 8	H: 0 LOB: 0 BB: 0 P: 9	1B: 6 2B: 5 3B: 0 HR: 0	SF: 1 SAC: 0 DP: 1 HBP: 0	WP: 0 PB: 0 SB: 1 CS: 0	PA: 36			
PITCHER	IP ERA WLS BF H R ER SO BB IBB HBP BLK WP HR S P ERA WHIP	6.0 4.02 L 27 4 4 4 5 2 0 0 0 0 0 0 65 98 6.00 1.667	0.1 4.02 H 1 0 0 0 1 0 0 0 0 0 0 0 8 14 54.00 6.000	0.2 1.54 H 1 0 0 0 1 0 0 0 0 0 0 0 9 12 0.00 1.500	1.0 4.02 H 1 0 0 0 1 0 0 0 0 0 0 0 8 9 0.00 0.000																		

San Diego Padres @ New York Mets
Citi Field, Flushing, NY
Fri Jun 13 2014, 9:07 PM - 12:07 AM EDT
Att: 28,085 - Cloudy - 69 F

AB 33
R 6
H 11
RBI 6
BB 2
SO 7
LOB 14



Batter	1	2	3	4	5	6	7	8	9	AB	R	H	RBI	BB	SO	LOB	TOP			
25 Will Venable, L OBP: 0.275, SLG: 0.297	F8		G4-3	K2-3			G4-3	G4-3		5	0	0	0	0	1	5				
2 Everth Cabrera, S OBP: 0.292, SLG: 0.311	G4-3		12 S 7 1B		K		E5		K	5	1	1	0	0	2	0				
12 Seth Smith, L OBP: 0.395, SLG: 0.511	7 BB 23 2B		K				L3		7 BB	3	1	1	0	2	1	2				
7 Chase Headley, S OBP: 0.295, SLG: 0.356	23 2B 8 WP					G3-6			23 G3-6	3	2	2	2	2	0	1				
23 Yonder Alonso, L OBP: 0.254, SLG: 0.348	8 WP 1-3 2H			G6-3		24 S 24		F7	23 G3-6	5	0	2	1	0	0	2				
8 Yasmani Grandal, S OBP: 0.273, SLG: 0.378	G6-3			FC6-4		G5-3		13 BB 24 1B		3	0	1	0	1	0	2				
24 Cameron Maybin, R OBP: 0.325, SLG: 0.416		K		FC6-4 5 BB 45 1B		FC6-2-5-1-6		13 BB		4	1	1	0	0	1	2	AB 34			
5 Alexi Amarista, L OBP: 0.266, SLG: 0.276	F7			45 1B		G6-3		F7		3	0	0	0	1	0	3	R 5			
45 Jesse Hahn, R OBP: 0.260, SLG: 0.299	G1-3							F8		2	0	1	1	0	0	0	H 9			
14 Tommy Medica, R OBP: 0.298, SLG: 0.460										1	0	0	0	0	0	0	RBI 4			
33 Dale Thayer, R OBP: 0.291, SLG: 0.366										0	0	0	0	0	0	0	BB 7			
13 Chris Denorffo, R OBP: 0.283, SLG: 0.384										0	0	0	0	0	0	0	SO 5			
56 Joaquin Benoit, R OBP: 0.337, SLG: 0.384										0	0	0	0	0	0	0	LOB 17			
16 Huston Street, R ERA: 1.52																				
Inning Stats	R: 2 E: 0 K: 0 S: 17	H: 2 LOB: 1 BB: 1 P: 27	R: 0 E: 0 K: 1 S: 9	H: 0 LOB: 0 BB: 0 P: 14	R: 1 E: 0 K: 1 S: 11	H: 2 LOB: 1 BB: 1 P: 22	R: 1 E: 0 K: 1 S: 17	H: 2 LOB: 2 BB: 1 P: 25	R: 0 E: 0 K: 0 S: 12	H: 1 LOB: 1 BB: 0 P: 17	R: 0 E: 1 K: 0 S: 14	H: 0 LOB: 1 BB: 0 P: 22	R: 1 E: 0 K: 0 S: 9	H: 2 LOB: 3 BB: 2 P: 22	R: 0 E: 0 K: 1 S: 10	H: 0 LOB: 1 BB: 2 P: 23	1B: 6 2B: 2 3B: 0 HR: 1	SF: 0 SAC: 0 DP: 2 HBP: 0	WP: 1 PB: 0 SB: 2 CS: 0	PA: 41
PITCHER	IP WLS BF H R ER SO BB IBB HBP BLK WP HR S P ERA WHIP																			
45 Zack Wheeler, R ERA: 4.38	5.0 L 22 6 4 4 4 3 0 0 0 0 1 0 59 100 7.20 1.800																			
61 Dana Eveland, L ERA: 1.42	2.0 8 1 0 0 0 0 0 0 0 0 0 0 26 39 0.00 0.500																			
71 Gonzalez Germen, R ERA: 3.48	2.0 11 2 1 1 1 4 0 0 0 0 0 1 19 45 4.50 3.000																			

San Diego Padres @ New York Mets
Citi Field, Flushing, NY
Sat Jun 14 2014, 4:12 PM - 7:24 PM EDT
Att: 38,269 - Partly Cloudy - 74 F

AB	34
R	5
H	9
RBI	4
BB	7
SO	5
LOB	17



Batter	1	2	3	4	5	6	7	8	9	AB	R	H	RBI	BB	SO	LOB	BOTTOM			
11 Rubén Tejada, R OBP: 0.340, SLG: 0.307	53 FC3-6 5 BB		L5		K			K		4	0	1	0	0	2	0				
28 Daniel Murphy, L OBP: 0.356, SLG: 0.417	F8		G4-3		G5-3			K		4	0	0	0	0	1	1				
5 David Wright, R OBP: 0.327, SLG: 0.358	53 FC3-6 1-2 BB			1 WP 53 BB		G6-3		F9		2	0	0	0	1	0	0				
53 Bobby Abreu, L OBP: 0.379, SLG: 0.453	FC3-6			1 WP		K		K		3	0	0	0	1	2	2				
21 Lucas Duda, L OBP: 0.332, SLG: 0.418	L9			1 WP		F9		F9		4	0	1	0	0	1	4				
1 Chris Young, R OBP: 0.283, SLG: 0.313		K				K		K		4	0	0	0	0	4	3				
23 Taylor Teagarden, R OBP: 0.267, SLG: 0.365	P3					G5-3		K		3	0	0	0	1	1	1				
6 Matthew den Dekker, L OBP: 0.239, SLG: 0.214	L3									2	0	0	0	1	1	3				
45 Zack Wheeler, L OBP: 0.095, SLG: 0.050										1	0	0	0	0	0	0				
30 Andrew Brown, R OBP: 0.291, SLG: 0.366										1	0	0	0	0	1	0				
61 Dana Eveland, L ERA: 1.52										0	0	0	0	0	0	0				
3 Curtis Granderson, L OBP: 0.337, SLG: 0.384										1	0	0	0	0	0	1				
71 Gonzalez Germen, R ERA: 1.04										0	0	0	0	0	0	0				
Inning Stats	R: 0 E: 0 K: 0 S: 8	H: 1 LOB: 2 BB: 1 P: 12	R: 0 E: 0 K: 1 S: 11	H: 0 LOB: 0 BB: 0 P: 14	R: 0 E: 0 K: 3 S: 6	H: 0 LOB: 3 BB: 2 P: 9	R: 0 E: 0 K: 2 S: 11	H: 0 LOB: 0 BB: 0 P: 16	R: 0 E: 0 K: 1 S: 7	H: 0 LOB: 0 BB: 0 P: 11	R: 0 E: 0 K: 1 S: 12	H: 0 LOB: 1 BB: 1 P: 20	R: 0 E: 0 K: 2 S: 8	H: 0 LOB: 0 BB: 0 P: 12	R: 0 E: 0 K: 3 S: 14	H: 1 LOB: 1 BB: 0 P: 20	1B: 2 2B: 0 3B: 0 HR: 0	SF: 0 SAC: 0 DP: 0 HBP: 1	WP: 1 PB: 0 SB: 0 CS: 0	PA: 34
PITCHER	IP WLS BF H R ER SO BB IBB HBP BLK WP HR S P ERA WHIP																			
45 Jesse Hahn, R ERA: 3.72	6.0 W 23 1 0 0 0 3 0 0 1 0 0 12 20 0.00 1.000																			
33 Dale Thayer, R ERA: 2.15	1.0 4 0 0 0 0 1 1 0 0 0 0 0 8 12 0.00 0.000																			
56 Joaquin Benoit, R ERA: 1.52	1.0 3 0 0 0 0 2 0 0 0 0 0 0 8 12 0.00 0.000																			
16 Huston Street, R ERA: 1.04	1.0 4 1 0 0 0 3 0 0 0 0 0 0 14 20 0.00 1.000																			

San Diego Padres @ New York Mets
Citi Field, Flushing, NY
Sat Jun 14 2014, 4:12 PM - 7:24 PM EDT
Att: 38,269 - Partly Cloudy - 74 F

AB	29
R	0
H	2
RBI	0
BB	4
SO	13
LOB	15



Batter	1	2	3	4	5	6	7	8	9	AB	R	H	RBI	BB	SO	LOB	TOP			
25 Will Venable, L (1, 8) OBP: 0.278, SLG: 0.294	4-2 SH2-3-5 BB	1-1 G3			4-1 BB		0-2 FC4-6			2	0	0	0	2	0	3				
2 Everth Cabrera, S (1, 6) OBP: 0.260, SLG: 0.308	0-0 SH2-3-5 1-3F		2-3 K		1-1 G1-3		1-0 G4-3			3	0	0	0	0	1	2				
12 Seth Smith, L (1, 9) OBP: 0.397, SLG: 0.505	4-2 BB		0-0 G4-3			4-1 BB		1-2 G4-3		2	0	0	0	2	0	0				
7 Chase Headley, S (1, 5) OBP: 0.294, SLG: 0.350	2-1 G3		3-3 K			4-2 BB		0-0 G3-1		3	0	0	0	1	1	1				
18 Carlos Quentin, R (1, 7) OBP: 0.301, SLG: 0.323		0-1 23 1B 44 1B		2-0 HBP		2-2 P4		0-0 F8		3	1	1	0	0	0	2				
23 Yonder Alonso, L (1, 3) OBP: 0.254, SLG: 0.347		2-0 SH1-4 1B		2-2 G4-6-3		1-1 F5			3-1 G3	4	0	1	0	0	0	3				
44 René Rivera, R (1, 2) 59 Kevin Quackenbush, R (6, 1)		3-2 SH1-4 1B		2-1 F8		2-2 K			3-1 L3	3	0	1	1	0	1	2	AB 27			
46 Tim Stauffer, R (8, 1) 13 Chris Denorfia, R (8, PH)		1-2 3-H 1B							0-1 G4-3	0	0	0	0	0	0	0	R 1			
3 Jace Peterson, L (1, 4) 5 Alexi Amarista, L (7, PH)		2-3 K								2	0	0	0	0	2	2	H 4			
22 Ian Kennedy, R (1, 1) 54 Alex Torres, L (6, 1)		2-1 SH1-4								2	0	0	0	0	0	0	RBI 1			
8 Yasmani Grandal, S (6, 2)		1-2 2-3								2	0	0	0	0	0	0	BB 5			
										2	0	0	0	0	0	0	SO 5			
										1	0	0	0	0	0	0	LOB 15			
										0	0	0	0	0	0	0				
										1	0	1	0	0	0	0				
										1	0	1	0	0	0	0				
Inning Stats	R: 0 E: 0 K: 0 S: 7	H: 0 LOB: 1 BB: 2 P: 17	R: 1 E: 0 K: 1 S: 13	H: 3 LOB: 2 BB: 0 P: 23	R: 0 E: 0 K: 2 S: 8	H: 0 LOB: 0 BB: 0 P: 13	R: 0 E: 0 K: 0 S: 5	H: 0 LOB: 1 BB: 1 P: 11	R: 0 E: 0 K: 1 S: 9	H: 0 LOB: 2 BB: 2 P: 25	R: 0 E: 0 K: 0 S: 11	H: 1 LOB: 1 BB: 0 P: 16	R: 0 E: 0 K: 0 S: 5	H: 0 LOB: 0 BB: 0 P: 6	R: 0 E: 0 K: 0 S: 6	H: 0 LOB: 0 BB: 0 P: 12	1B: 4 2B: 1 3B: 0 HR: 0	SF: 0 SAC: 2 DP: 1 HBP: 1	WP: 0 PB: 0 SB: 1 CS: 0	PA: 35
PITCHER	IP WLS BF H R ER SO	IP WLS BF H R ER SO	IP WLS BF H R ER SO	IP WLS BF H R ER SO	IP WLS BF H R ER SO	IP WLS BF H R ER SO	IP WLS BF H R ER SO	IP WLS BF H R ER SO	IP WLS BF H R ER SO	IP WLS BF H R ER SO	IP WLS BF H R ER SO	IP WLS BF H R ER SO	IP WLS BF H R ER SO	IP WLS BF H R ER SO	IP WLS BF H R ER SO	IP WLS BF H R ER SO	WP HR S P ERA WHIP	WP HR S P ERA WHIP		
16 Daisuke Matsuzaka, R (1, 1) ERA: 2.88	1.0 4.0 2.0 2.0	4.0 W H S	3.0 0 1 0	0.0 1 1 0	0.0 1 0 0	0.0 0 0 0	0.0 0 0 0	0.0 0 0 0	0.0 0 0 0	0.0 0 0 0	0.0 0 0 0	0.0 0 0 0	0.0 0 0 0	0.0 0 0 0	0.0 0 0 0	0.0 0 0 0	0.00 2.25 1.00 0.00	2.00 1.00 1.50 0.00		
52 Carlos Torres, R (2, 1) ERA: 3.43	4.0 W H S	16 3 9 6	3 1 0 0	1 1 4 0	1 0 0 0	0 0 0 0	0 0 0 0	0 0 0 0	0 0 0 0	0 0 0 0	0 0 0 0	0 0 0 0	0 0 0 0	0 0 0 0	0 0 0 0	0 0 0 0	2.25 1.00 0.00 0.00	1.50 0.00 0.00 0.00		
38 Vic Black, R (6, 1) ERA: 0.73	2.0 H S	9 1 6	0 0 0	1 4 0	0 0 0	0 0 0	0 0 0	0 0 0	0 0 0	0 0 0	0 0 0	0 0 0	0 0 0	0 0 0	0 0 0	0 0 0	0.00 0.00 0.00	0.00 0.00 0.00		
58 Jenny Mejia, R (8, 1) ERA: 4.36	2.0 S S	6 0 6	0 0 0	0 0 0	0 0 0	0 0 0	0 0 0	0 0 0	0 0 0	0 0 0	0 0 0	0 0 0	0 0 0	0 0 0	0 0 0	0 0 0	0.00 0.00 0.00	0.00 0.00 0.00		

San Diego Padres @ New York Mets
Citi Field, Flushing, NY
Sun Jun 15 2014, 1:16 PM - 4:30 PM EDT
Att: 38,987 - Sunny - 75 F

livebaseballscorecards.com

AB 27
R 1
H 4
RBI 1
BB 5
SO 5
LOB 15




Batter	1	2	3	4	5	6	7	8	9	AB	R	H	RBI	BB	SO	LOB	BOTTOM			
3 Curtis Granderson, L (1, 8) OBP: 0.346, SLG: 0.401	1-0 HR	4-1 BB		2-2 1B		1-0 L9		4-2 BB		3	1	2	1	2	0	2				
28 Daniel Murphy, L (1, 4) OBP: 0.357, SLG: 0.420	1-2 53 2B	3-2 SF9		3-3 K		4-0 BB		0-2 F7		3	1	1	1	1	1	2				
5 David Wright, R (1, 5) OBP: 0.326, SLG: 0.355	4-1 53 2B BB	2-2 K		0-2 F9		3-2 F9				3	0	0	0	1	1	4				
53 Bobby Abreu, L (1, 9) OBP: 0.385, SLG: 0.462	1-2 2B		0-2 G3-1		4-2 BB		2-3 K			3	0	1	1	1	1	0				
11 Rubén Tejeda, R (8, 6) OBP: 0.340, SLG: 0.397	1-3 2H 2B			1-3 K		3-3 K		3-1 G3		3	0	0	0	0	0	3				
30 Andrew Brown, R (1, 7) OBP: 0.245, SLG: 0.341	2-3 K		1-3 K		2-3 K		3-1 G3			3	0	0	0	0	3	3				
38 Vic Black, R (6, 1) 6 Matthew den Dekker, L (7, PH) OBP: 0.234, SLG: 0.209										0	0	0	0	0	0	0				
21 Lucas Duda, L (1, 3) OBP: 0.335, SLG: 0.430	1-2 P5		0-1 2B		1-0 F7		3-2 2B			4	0	2	0	0	0	3				
4 Wilmer Flores, R (1, 6) OBP: 0.284, SLG: 0.304	2-1 F9		1-1 F7			2-2 BB		1-3 K		4	0	1	0	0	1	4				
58 Jenny Mejia, R (8, 1)						28 BB 29 1B 1B				0	0	0	0	0	0	0	AB 30			
20 Anthony Recker, R (1, 2) OBP: 0.248, SLG: 0.316		4-0 3 WP 52 SF9 BB		0-3 K		1-2 F7		1-3 K		3	1	0	0	1	2	1	R 3			
16 Daisuke Matsuzaka, R (1, 1) ERA: 3.72		0-2 SH3-4		0-3 K		0-1 BB		1-1 F9		0	0	0	0	0	0	0	H 8			
52 Carlos Torres, R (2, 1) ERA: 1.93										0	0	0	0	0	0	0	RBI 3			
29 Eric Campbell, R (6, 7) OBP: 0.339, SLG: 0.408										2	0	1	0	0	0	0	BB 6			
										0	0	0	0	0	0	0	SO 10			
										1	0	0	0	0	1	0	LOB 19			
										2	0	1	0	0	0	0				
Inning Stats	R: 2 E: 0 K: 1 S: 17	H: 3 LOB: 2 BB: 1 P: 29	R: 1 E: 0 K: 1 S: 10	H: 0 LOB: 1 BB: 2 P: 23	R: 0 E: 0 K: 1 S: 10	H: 1 LOB: 0 BB: 0 P: 12	R: 0 E: 0 K: 3 S: 12	H: 1 LOB: 1 BB: 0 P: 17	R: 0 E: 0 K: 1 S: 14	H: 0 LOB: 3 BB: 1 P: 22	R: 0 E: 0 K: 0 S: 14	H: 2 LOB: 3 BB: 1 P: 25	R: 0 E: 0 K: 2 S: 14	H: 1 LOB: 1 BB: 0 P: 23	R: 0 E: 0 K: 1 S: 11	H: 0 LOB: 1 BB: 1 P: 17	1B: 3 2B: 4 3B: 0 HR: 1	SF: 1 SAC: 1 DP: 0 HBP: 0	WP: 1 PB: 0 SB: 0 CS: 0	PA: 38
PITCHER	IP WLS BF H R ER SO	IP WLS BF H R ER SO	IP WLS BF H R ER SO	IP WLS BF H R ER SO	IP WLS BF H R ER SO	IP WLS BF H R ER SO	IP WLS BF H R ER SO	IP WLS BF H R ER SO	IP WLS BF H R ER SO	IP WLS BF H R ER SO	IP WLS BF H R ER SO	IP WLS BF H R ER SO	IP WLS BF H R ER SO	IP WLS BF H R ER SO	IP WLS BF H R ER SO	IP WLS BF H R ER SO	WP HR S P ERA WHIP	WP HR S P ERA WHIP		
22 Ian Kennedy, R (1, 1) ERA: 3.72	5.1 0.1 1.1 1.0	L 2 5 4	3 0 1 0	3 0 0 0	3 0 0 0	4 0 0 0	0 0 0 0	0 0 0 0	0 0 0 0	0 0 0 0	0 0 0 0	0 0 0 0	0 0 0 0	0 0 0 0	0 0 0 0	0 0 0 0	5.06 3.000 0.00 0.00	2.062 0.750 0.00 0.00		
54 Alex Torres, L (6, 1) ERA: 1.93	0.1 1.1 1.0	2 5 4	0 1 0	0 0 0	0 0 0	0 0 0	0 0 0	0 0 0	0 0 0	0 0 0	0 0 0	0 0 0	0 0 0	0 0 0	0 0 0	0 0 0	0.00 0.750 0.00	0.00 0.00 0.00		
59 Kevin Quackenbush, R (6, 1) ERA: 3.71	1.1 1.0	5 4	1 0	0 0	2 1	0 0	0 0	0 0	0 0	0 0	0 0	0 0	0 0	0 0	0 0	0 0	0.00 0.00	0.750 0.00		
46 Tim Stauffer, R (8, 1) ERA: 3.9	1.0	4	0	0	0	1	0	0	0	0	0	0	0	0	0	0	0.00	1.000		

San Diego Padres @ New York Mets
Citi Field, Flushing, NY
Sun Jun 15 2014, 1:16 PM - 4:30 PM EDT
Att: 38,987 - Sunny - 75 F

livebaseballscorecards.com

AB 30
R 3
H 8
RBI 3
BB 6
SO 10
LOB 19



Batter	1	2	3	4	5	6	7	8	9	AB	R	H	RBI	BB	SO	LOB	TOP				
25 Will Venable, L (1,9) OBP: 0.279, SLG: 0.293										4	0	1	0	0	2	1	San Diego Padres @ Seattle Mariners Safeco Field, Seattle, WA Mon Jun 16 2014, 7:13 PM - 9:57 PM PDT Att: 17,512 - Partly Cloudy - 64 F				
12 Seth Smith, L (1,7) OBP: 0.395, SLG: 0.500										4	0	1	0	0	2	2					
18 Carlos Quentin, R (1,10) OBP: 0.312, SLG: 0.379										4	1	2	1	0	0	1					
7 Chase Headley, S (1,5) OBP: 0.288, SLG: 0.342										4	0	0	0	0	1	3					
23 Yonder Alonso, L (1,3) OBP: 0.250, SLG: 0.341										4	0	0	0	0	1	2					
8 Yasmani Grandal, S (1,2) OBP: 0.291, SLG: 0.385										2	0	1	0	2	0	0					
24 Cameron Maybin, R (1,8) OBP: 0.317, SLG: 0.405										3	0	0	0	0	0	3					
2 Everth Cabrera, S (1,6) OBP: 0.260, SLG: 0.306										2	0	0	0	1	1						
5 Alexi Amarista, L (1,4) OBP: 0.258, SLG: 0.267										2	0	0	0	0	0	1					
13 Chris Denorfia, R (8,PH) OBP: 0.305, SLG: 0.352										1	0	0	0	0	0	1					
3 Jace Peterson, L (8,4) OBP: 0.158, SLG: 0.111										0	0	0	0	0	0	0					
Inning Stats	R: 0 E: 0 K: 2 S: 14	H: 2 LOB: 2 BB: 0 P: 20	R: 0 E: 0 K: 0 S: 5	H: 0 LOB: 0 BB: 1 P: 11	R: 0 E: 0 K: 2 S: 10	H: 0 LOB: 0 BB: 0 P: 14	R: 0 E: 0 K: 0 S: 6	H: 1 LOB: 1 BB: 0 P: 8	R: 0 E: 1 K: 1 S: 11	H: 0 LOB: 0 BB: 1 P: 16	R: 0 E: 0 K: 0 S: 6	H: 0 LOB: 0 BB: 1 P: 12	R: 0 E: 0 K: 0 S: 13	H: 0 LOB: 1 BB: 2 P: 22	R: 1 E: 0 K: 1 S: 11	H: 1 LOB: 0 BB: 0 P: 16	1B: 4 2B: 0 3B: 0 HR: 1	SF: 0 SAC: 0 DP: 2 HBP: 0	WP: 0 PB: 1 CS: 0	PA: 33	
PITCHER	IP WLS BF H R ER SO BB IBB HBP BLK WP HR S P ERA WHIP	IP WLS BF H R ER SO BB IBB HBP BLK WP HR S P ERA WHIP	IP WLS BF H R ER SO BB IBB HBP BLK WP HR S P ERA WHIP	IP WLS BF H R ER SO BB IBB HBP BLK WP HR S P ERA WHIP	IP WLS BF H R ER SO BB IBB HBP BLK WP HR S P ERA WHIP	IP WLS BF H R ER SO BB IBB HBP BLK WP HR S P ERA WHIP	IP WLS BF H R ER SO BB IBB HBP BLK WP HR S P ERA WHIP	IP WLS BF H R ER SO BB IBB HBP BLK WP HR S P ERA WHIP	IP WLS BF H R ER SO BB IBB HBP BLK WP HR S P ERA WHIP	IP WLS BF H R ER SO BB IBB HBP BLK WP HR S P ERA WHIP	IP WLS BF H R ER SO BB IBB HBP BLK WP HR S P ERA WHIP	IP WLS BF H R ER SO BB IBB HBP BLK WP HR S P ERA WHIP	IP WLS BF H R ER SO BB IBB HBP BLK WP HR S P ERA WHIP	IP WLS BF H R ER SO BB IBB HBP BLK WP HR S P ERA WHIP	IP WLS BF H R ER SO BB IBB HBP BLK WP HR S P ERA WHIP	IP WLS BF H R ER SO BB IBB HBP BLK WP HR S P ERA WHIP	IP WLS BF H R ER SO BB IBB HBP BLK WP HR S P ERA WHIP	IP WLS BF H R ER SO BB IBB HBP BLK WP HR S P ERA WHIP	IP WLS BF H R ER SO BB IBB HBP BLK WP HR S P ERA WHIP	IP WLS BF H R ER SO BB IBB HBP BLK WP HR S P ERA WHIP	IP WLS BF H R ER SO BB IBB HBP BLK WP HR S P ERA WHIP

AB	30
R	1
H	5
RBI	1
BB	3
SO	7
LOB	15



Batter	1	2	3	4	5	6	7	8	9	AB	R	H	RBI	BB	SO	LOB	BOTTOM				
9 Endy Chavez, L (1,9) OBP: 0.245, SLG: 0.300										3	0	1	0	2	1	3	San Diego Padres @ Seattle Mariners Safeco Field, Seattle, WA Mon Jun 16 2014, 7:13 PM - 9:57 PM PDT Att: 17,512 - Partly Cloudy - 64 F				
99 James Jones, L (1,8) OBP: 0.318, SLG: 0.356										5	2	1	0	0	0	2					
22 Robinson Cano, L (1,4) OBP: 0.382, SLG: 0.428										3	1	1	1	1	1	2					
15 Kyle Seager, L (1,5) OBP: 0.342, SLG: 0.469										2	1	1	3	2	0	2					
63 Jesus Montero, R (1,10) OBP: 0.286, SLG: 0.286										4	0	1	0	0	2	3					
20 Logan Morrison, L (1,3) OBP: 0.227, SLG: 0.250										3	0	1	0	1	1	1					
3 Mike Zunino, R (1,2) OBP: 0.276, SLG: 0.395										4	0	0	0	0	2	3					
13 Dustin Ackley, L (1,7) OBP: 0.286, SLG: 0.362										3	0	0	0	0	0	0					
5 Brad Miller, L (1,6) OBP: 0.250, SLG: 0.296										3	1	1	1	1	1	0					
Inning Stats	R: 3 E: 0 K: 2 S: 13	H: 3 LOB: 1 BB: 1 P: 22	R: 2 E: 0 K: 1 S: 14	H: 2 LOB: 2 BB: 2 P: 29	R: 0 E: 0 K: 0 S: 4	H: 0 LOB: 0 BB: 1 P: 9	R: 0 E: 0 K: 0 S: 8	H: 1 LOB: 2 BB: 1 P: 15	R: 0 E: 0 K: 2 S: 12	H: 1 LOB: 3 BB: 1 P: 19	R: 0 E: 0 K: 1 S: 10	H: 0 LOB: 1 BB: 1 P: 20	R: 0 E: 0 K: 1 S: 8	H: 0 LOB: 0 BB: 0 P: 13	R: 0 E: 0 K: 1 S: 9	H: 0 LOB: 0 BB: 0 P: 11		1B: 4 2B: 1 3B: 0 HR: 2	SF: 0 SAC: 0 DP: 1 HBP: 1	WP: 1 PB: 0 SB: 4 CS: 0	PA: 38
PITCHER	IP WLS BF H R ER SO BB IBB HBP BLK WP HR S P ERA WHIP	IP WLS BF H R ER SO BB IBB HBP BLK WP HR S P ERA WHIP	IP WLS BF H R ER SO BB IBB HBP BLK WP HR S P ERA WHIP	IP WLS BF H R ER SO BB IBB HBP BLK WP HR S P ERA WHIP	IP WLS BF H R ER SO BB IBB HBP BLK WP HR S P ERA WHIP	IP WLS BF H R ER SO BB IBB HBP BLK WP HR S P ERA WHIP	IP WLS BF H R ER SO BB IBB HBP BLK WP HR S P ERA WHIP	IP WLS BF H R ER SO BB IBB HBP BLK WP HR S P ERA WHIP	IP WLS BF H R ER SO BB IBB HBP BLK WP HR S P ERA WHIP	IP WLS BF H R ER SO BB IBB HBP BLK WP HR S P ERA WHIP	IP WLS BF H R ER SO BB IBB HBP BLK WP HR S P ERA WHIP	IP WLS BF H R ER SO BB IBB HBP BLK WP HR S P ERA WHIP	IP WLS BF H R ER SO BB IBB HBP BLK WP HR S P ERA WHIP	IP WLS BF H R ER SO BB IBB HBP BLK WP HR S P ERA WHIP	IP WLS BF H R ER SO BB IBB HBP BLK WP HR S P ERA WHIP	IP WLS BF H R ER SO BB IBB HBP BLK WP HR S P ERA WHIP	IP WLS BF H R ER SO BB IBB HBP BLK WP HR S P ERA WHIP	IP WLS BF H R ER SO BB IBB HBP BLK WP HR S P ERA WHIP	IP WLS BF H R ER SO BB IBB HBP BLK WP HR S P ERA WHIP	IP WLS BF H R ER SO BB IBB HBP BLK WP HR S P ERA WHIP	IP WLS BF H R ER SO BB IBB HBP BLK WP HR S P ERA WHIP

AB	30
R	5
H	7
RBI	5
BB	7
SO	8
LOB	16



Batter	1	2	3	4	5	6	7	8	9	AB	R	H	RBI	BB	SO	LOB	TOP										
13 Chris Denorfia, R OBP: 0.298, SLG: 0.343	L9		G5-3			F9		FC6-4		4	0	0	0	0	0	1	San Diego Padres @ Seattle Mariners Safeco Field, Seattle, WA Tue Jun 17 2014, 12:42 PM - 3:23 PM PDT Att: 19,896 - Partly Cloudy - 60 F										
2 Everth Cabrera, S OBP: 0.290, SLG: 0.305	K					K		G2-3		4	0	1	0	0	2	0											
18 Carlos Quentin, R OBP: 0.309, SLG: 0.362	G5-3					K		P5		3	0	0	0	0	1	0											
7 Chase Headley, S OBP: 0.288, SLG: 0.340						L8		L4		4	0	1	0	0	0	2											
14 Tommy Medica, R OBP: 0.282, SLG: 0.448	K					K		G4-3		3	0	0	0	0	2	3											
44 René Rivera, R OBP: 0.288, SLG: 0.461						G5-3		K		3	1	1	1	0	1	2											
24 Cameron Maybin, R OBP: 0.310, SLG: 0.395						G6-3		G5-3		3	0	0	0	0	0	0											
25 Will Venable, L OBP: 0.275, SLG: 0.289						G4-3		K		3	0	0	0	0	1	0											
5 Alexi Amarista, L OBP: 0.259, SLG: 0.268						L7		B1-3		3	0	1	0	0	0	0											
Inning Stats	R: 0 E: 0 K: 1 S: 9	H: 0 LOB: 0 BB: 0 P: 10	R: 1 E: 0 K: 1 S: 9	H: 1 LOB: 0 BB: 0 P: 12	R: 0 E: 0 K: 0 S: 8	H: 0 LOB: 0 BB: 0 P: 12	R: 0 E: 0 K: 1 S: 14	H: 1 LOB: 2 BB: 0 P: 23	R: 0 E: 0 K: 1 S: 6	H: 0 LOB: 0 BB: 0 P: 8	R: 0 E: 0 K: 2 S: 8	H: 0 LOB: 0 BB: 0 P: 11	R: 0 E: 0 K: 1 S: 6	H: 1 LOB: 1 BB: 0 P: 11	R: 0 E: 0 K: 0 S: 13	H: 0 LOB: 0 BB: 0 P: 19	R: 0 E: 0 K: 0 S: 7	H: 0 LOB: 0 BB: 0 P: 11	1B: 3 2B: 0 3B: 0 HR: 1	SF: 0 SAC: 0 DP: 1 HBP: 1	WP: 0 PB: 0 SB: 0 CS: 0	PA: 31					
PITCHER	IP	WLS	BF	H	R	ER	SO	BB	IBB	HBP	BLK	WP	HR	S	P	ERA	WHIP										
29 Roenis Elias, L ERA: 3.91	7.0	W	24	3	1	1	6	0	0	1	0	0	1	60	87	1.29	0.429										
52 Dominic Leone, R ERA: 1.19	1.0		4	1	0	0	1	0	0	0	0	0	0	13	19	0.00	1.000										
40 Danny Farquhar, R ERA: 3.09	1.0		3	0	0	0	0	0	0	0	0	0	0	7	11	0.00	0.000										

Batter	1	2	3	4	5	6	7	8	9	AB	R	H	RBI	BB	SO	LOB	BOTTOM										
99 James Jones, L OBP: 0.327, SLG: 0.364	FC1-6					K2-3		L7		5	1	3	0	0	1	0	San Diego Padres @ Seattle Mariners Safeco Field, Seattle, WA Tue Jun 17 2014, 12:42 PM - 3:23 PM PDT Att: 19,896 - Partly Cloudy - 60 F										
7 Stefan Romero, R OBP: 0.240, SLG: 0.336	FC1-6				L7					4	1	1	0	0	1	4											
22 Robinson Canó, L OBP: 0.384, SLG: 0.438	FC6-4									3	2	1	2	1	0	3											
4 John Buck, R OBP: 0.338, SLG: 0.344										2	0	0	0	2	1	0											
15 Kyle Seager, L OBP: 0.341, SLG: 0.470	G3-1									4	0	1	2	0	0	2											
3 Mike Zunino, R OBP: 0.275, SLG: 0.389										3	0	0	0	0	2	0											
16 Cole Gillespie, R OBP: 0.309, SLG: 0.333										4	1	0	0	0	2	3											
63 Jesus Montero, R OBP: 0.300, SLG: 0.600										3	1	1	2	0	0	0											
20 Logan Morrison, L OBP: 0.222, SLG: 0.244										1	0	0	0	0	0	0											
5 Brad Miller, L OBP: 0.250, SLG: 0.295										4	0	1	0	0	0	0											
Inning Stats	R: 0 E: 0 K: 0 S: 13	H: 1 LOB: 2 BB: 1 P: 21	R: 2 E: 1 K: 2 S: 19	H: 3 LOB: 2 BB: 0 P: 31	R: 0 E: 0 K: 2 S: 9	H: 0 LOB: 0 BB: 0 P: 11	R: 0 E: 0 K: 1 S: 10	H: 0 LOB: 0 BB: 0 P: 14	R: 2 E: 0 K: 0 S: 14	H: 2 LOB: 0 BB: 0 P: 25	R: 0 E: 0 K: 1 S: 8	H: 0 LOB: 0 BB: 0 P: 11	R: 2 E: 0 K: 1 S: 25	H: 2 LOB: 3 BB: 2 P: 42	R: 0 E: 0 K: 0 S: 5	H: 0 LOB: 0 BB: 0 P: 10	1B: 4 2B: 2 3B: 0 HR: 2	SF: 0 SAC: 0 DP: 0 HBP: 1	WP: 1 PB: 0 SB: 1 CS: 0	PA: 37							
PITCHER	IP	WLS	BF	H	R	ER	SO	BB	IBB	HBP	BLK	WP	HR	S	P	ERA	WHIP										
53 Eric Stults, L ERA: 5.76	5.0	L	23	6	4	3	5	1	0	0	0	0	2	65	102	9.00	1.400										
46 Tim Stauffer, R ERA: 4.19	2.0		11	2	2	2	2	1	1	1	0	0	0	33	53	9.00	1.500										
33 Dale Thayer, R ERA: 2.08	1.0		3	0	0	0	0	0	0	0	0	0	0	5	10	0.00	0.000										



Batter	1	2	3	4	5	6	7	8	9	AB	R	H	RBI	BB	SO	LOB	TOP										
9 Endy Chavez, L (1,9) OBP: 0.246, SLG: 0.296										4	0	1	0	0	0	2											
99 James Jones, L (1,8) OBP: 0.319, SLG: 0.355										4	0	0	0	0	1	1											
22 Robinson Cano, L (1,4) OBP: 0.386, SLG: 0.437										3	0	1	0	1	0	0											
15 Kyle Seager, L (1,5) OBP: 0.336, SLG: 0.462										4	0	0	0	0	1	2											
20 Logan Morrison, L (1,3) OBP: 0.224, SLG: 0.267										4	0	1	0	0	1	0											
3 Mike Zunino, R (1,2) OBP: 0.279, SLG: 0.388										3	1	1	0	0	1	1											
13 Dustin Ackley, L (1,7) OBP: 0.285, SLG: 0.360										4	0	1	0	0	0	2											
5 Brad Miller, L (1,6) OBP: 0.259, SLG: 0.300										3	0	2	1	1	1	0											
34 Félix Hernández, R (1,1)										2	0	0	0	0	0	4											
41 Charlie Furbush, L (8,1)										0	0	0	0	0	0	0											
31 Yoervis Medina, R (8,1)										0	0	0	0	0	0	0											
4 John Buck, R (9,PH) OBP: 0.333, SLG: 0.339										1	0	0	0	0	0	0											
Inning Stats	R: 0 E: 0 K: 1 S: 9	H: 1 LOB: 1 BB: 1 P: 16	R: 1 E: 0 K: 0 S: 10	H: 2 LOB: 2 BB: 0 P: 17	R: 0 E: 0 K: 1 S: 6	H: 0 LOB: 0 BB: 0 P: 8	R: 0 E: 1 K: 0 S: 8	H: 2 LOB: 2 BB: 0 P: 11	R: 0 E: 0 K: 0 S: 12	H: 1 LOB: 1 BB: 1 P: 17	R: 0 E: 0 K: 0 S: 6	H: 0 LOB: 0 BB: 0 P: 7	R: 0 E: 0 K: 2 S: 10	H: 0 LOB: 0 BB: 0 P: 13	R: 0 E: 0 K: 1 S: 7	H: 0 LOB: 0 BB: 0 P: 9	1B: 6 2B: 1 3B: 0 HR: 0	SF: 0 SAC: 1 DP: 0 HBP: 1	WP: 0 PB: 1 SB: 0 CS: 1	PA: 36							
PITCHER	IP	WLS	BF	H	R	ER	SO	BB	IBB	HBP	BLK	WP	HR	S	P	ERA	WHIP										
34 Andrew Cashner, R (1,1) ERA: 2.36	7.0		30	7	1	1	2	1	1	1	0	0	0	61	92	1.29	1.143										
56 Joaquin Benoit, R (8,1) ERA: 1.47	1.0	W	3	0	0	0	2	0	0	0	0	0	0	10	13	0.00	0.000										
16 Huston Street, R (9,1) ERA: 1.0	1.0	S	3	0	0	0	1	0	0	0	0	0	0	7	9	0.00	0.000										

Seattle Mariners @ San Diego Padres
 Petco Park, San Diego, CA
 Wed Jun 18 2014, 7:15 PM - 9:55 PM PDT
 Att: 27,523 - Clear - 67 F

AB	32
R	1
H	7
RBI	1
BB	2
SO	5
LOB	12



Batter	1	2	3	4	5	6	7	8	9	AB	R	H	RBI	BB	SO	LOB	BOTTOM										
12 Seth Smith, L (1,9) OBP: 0.392, SLG: 0.495										4	0	1	0	0	1	2											
13 Chris Denorfia, R (1,8) OBP: 0.297, SLG: 0.341										4	0	1	0	0	1	1											
18 Carlos Quentin, R (1,7) OBP: 0.294, SLG: 0.342										4	0	0	0	0	1	3											
16 Huston Street, R (9,1) ERA: 1.0										3	0	1	0	0	2	1											
7 Chase Headley, S (1,5) OBP: 0.288, SLG: 0.340										3	0	0	0	0	2	1											
8 Yasmani Grandal, S (1,3) OBP: 0.285, SLG: 0.376										3	0	0	0	0	2	1											
44 René Rivera, R (1,2) OBP: 0.281, SLG: 0.448										3	0	0	0	0	2	1											
2 Everth Cabrera, S (1,6) OBP: 0.261, SLG: 0.305										3	1	1	0	0	0	0											
5 Alexi Amarista, L (1,4) OBP: 0.263, SLG: 0.272										2	1	1	0	0	0	0											
34 Andrew Cashner, R (1,1) OBP: 0.105, SLG: 0.105										1	0	0	0	0	1	0											
56 Joaquin Benoit, R (8,1) ERA: 4.15										0	0	0	0	0	0	0											
14 Tommy Medica, R (6,PH) OBP: 0.292, SLG: 0.456										1	0	1	1	0	0	0											
24 Cameron Maybin, R (9,8) OBP: 0.310, SLG: 0.395										0	0	0	0	0	0	0											
Inning Stats	R: 0 E: 0 K: 3 S: 14	H: 1 LOB: 1 BB: 0 P: 20	R: 0 E: 0 K: 1 S: 7	H: 0 LOB: 0 BB: 0 P: 11	R: 0 E: 0 K: 2 S: 8	H: 0 LOB: 0 BB: 0 P: 12	R: 0 E: 0 K: 1 S: 6	H: 0 LOB: 0 BB: 0 P: 8	R: 0 E: 0 K: 0 S: 10	H: 1 LOB: 1 BB: 0 P: 16	R: 0 E: 0 K: 1 S: 8	H: 1 LOB: 0 BB: 0 P: 16	R: 0 E: 0 K: 0 S: 18	H: 3 LOB: 2 BB: 0 P: 28	1B: 6 2B: 0 3B: 0 HR: 0	SF: 0 SAC: 2 DP: 0 HBP: 0	WP: 1 PB: 0 SB: 1 CS: 0	PA: 30									
PITCHER	IP	WLS	BF	H	R	ER	SO	BB	IBB	HBP	BLK	WP	HR	S	P	ERA	WHIP										
34 Félix Hernández, R (1,1) ERA: 2.22	7.0		24	3	1	1	10	0	0	0	0	0	0	63	97	1.29	0.429										
41 Charlie Furbush, L (8,1) ERA: 4.15	0.2	L	4	2	1	1	0	0	0	0	0	0	0	13	19	13.50	3.000										
31 Yoervis Medina, R (8,1) ERA: 2.73	0.1		2	1	0	0	0	0	0	0	0	0	0	5	9	0.00	3.000										

Seattle Mariners @ San Diego Padres
 Petco Park, San Diego, CA
 Wed Jun 18 2014, 7:15 PM - 9:55 PM PDT
 Att: 27,523 - Clear - 67 F

AB	28
R	2
H	6
RBI	1
SO	10
LOB	9



Batter	1	2	3	4	5	6	7	8	9	AB	R	H	RBI	BB	SO	LOB	TOP										
9 Endy Chavez, L (1,9) OBP: 0.246, SLG: 0.293										4	0	1	0	0	0	1											
99 James Jones, L (1,8) OBP: 0.317, SLG: 0.352										4	0	1	0	0	1	2											
22 Robinson Cano, L (1,4) OBP: 0.391, SLG: 0.442										4	0	3	1	0	1	2											
15 Kyle Seager, L (1,5) OBP: 0.331, SLG: 0.455										4	0	0	0	0	1	6											
20 Logan Morrison, L (1,3) OBP: 0.226, SLG: 0.265										4	0	1	0	0	1	2											
4 John Buck, R (1,2) OBP: 0.329, SLG: 0.323										3	0	0	0	1	1	1											
13 Dustin Ackley, L (1,7) OBP: 0.284, SLG: 0.363										4	0	1	0	0	1	3											
5 Brad Miller, L (1,6) OBP: 0.263, SLG: 0.301										3	1	1	0	1	0	1											
50 Erasmo Ramirez, R (7, PH) OBP: 0.229, SLG: 0.339										2	0	0	0	0	1	1											
7 Stetson Romero, R (7, PH) OBP: 0.229, SLG: 0.339										1	0	0	0	0	0	0											
52 Dominic Leone, R (7, 1) ERA: 2.35										0	0	0	0	0	0	0											
97 Joe Beimel, L (7, 1) ERA: 1.57										0	0	0	0	0	0	0											
56 Fernando Rodney, R (8, 1) ERA: 2.3										1	0	0	0	0	0	2											
63 Jesus Montero, R (8, PH) OBP: 0.273, SLG: 0.345										0	0	0	0	0	0	0											
Inning Stats	R: 0 E: 0 K: 1 S: 9	H: 2 LOB: 1 BB: 0 P: 14	R: 0 E: 0 K: 1 S: 8	H: 1 LOB: 1 BB: 0 P: 10	R: 0 E: 0 K: 0 S: 7	H: 0 LOB: 0 BB: 0 P: 9	R: 0 E: 0 K: 1 S: 8	H: 1 LOB: 2 BB: 1 P: 16	R: 1 E: 1 K: 3 S: 16	H: 1 LOB: 2 BB: 1 P: 26	R: 0 E: 0 K: 1 S: 6	H: 0 LOB: 0 BB: 0 P: 9	R: 0 E: 0 K: 0 S: 6	H: 0 LOB: 0 BB: 0 P: 9	R: 0 E: 0 K: 0 S: 13	H: 1 LOB: 1 BB: 0 P: 19	R: 0 E: 0 K: 0 S: 6	H: 2 LOB: 1 BB: 0 P: 8	1B: 7 2B: 1 3B: 0 HR: 0	SF: 0 SAC: 0 DP: 2 HBP: 0	WP: 0 PB: 0 SB: 1 CS: 0	PA: 36					
PITCHER	IP	WLS	BF	H	R	ER	SO	BB	IBB	HBP	BLK	WP	HR	S	P	ERA	WHIP										
45 Jesse Hahn, R (1, 1) ERA: 2.16	7.0	W	28	5	1	0	7	2	0	0	0	0	0	60	93	0.00	1.000										
56 Joaquin Benoit, R (8, 1) ERA: 1.42	1.0	H	4	1	0	0	0	0	0	0	0	0	0	13	19	0.00	1.000										
16 Huston Street, R (9, 1) ERA: 0.96	1.0	S	4	2	0	0	0	0	0	0	0	0	0	6	8	0.00	2.000										

Seattle Mariners @ San Diego Padres
Petco Park, San Diego, CA
Thu Jun 19 2014, 3:43 PM - 6:24 PM PDT
Att: 18,755 - Sunny - 73 F

AB 34
R 1
H 8
RBI 1
BB 2
SO 7
LOB 21



Batter	1	2	3	4	5	6	7	8	9	AB	R	H	RBI	BB	SO	LOB	BOTTOM										
25 Will Venable, L (1,9) OBP: 0.274, SLG: 0.288										4	0	1	0	0	0	3											
2 Everth Cabrera, S (1,6) OBP: 0.292, SLG: 0.306										3	0	1	2	0	0	0											
12 Seth Smith, L (1,7) OBP: 0.386, SLG: 0.485										4	0	0	0	0	1	3											
56 Joaquin Benoit, R (8, 1) ERA: 1.42										0	0	0	0	0	0	0											
16 Huston Street, R (9, 1) ERA: 0.96										0	0	0	0	0	0	0											
7 Chase Headley, S (1,5) OBP: 0.283, SLG: 0.333										4	0	0	0	0	0	1											
8 Yasmani Grandal, S (1,2) OBP: 0.284, SLG: 0.368										3	0	0	0	1	2	0											
14 Tommy Medica, R (1,3) OBP: 0.303, SLG: 0.479										3	1	1	0	1	0	0											
24 Cameron Maybin, R (1,8) OBP: 0.318, SLG: 0.418										3	1	2	1	0	0	2											
5 Alexi Amarista, L (1,4) OBP: 0.259, SLG: 0.268										2	0	0	0	0	0	3											
18 Carlos Quentin, R (7, PH) OBP: 0.302, SLG: 0.342										0	0	0	0	1	0	0											
3 Jace Peterson, L (7, PR) OBP: 0.158, SLG: 0.111										0	1	0	0	0	0	0											
45 Jesse Hahn, R (1, 1) ERA: 2.16										2	0	0	0	0	2	3											
13 Chris Denorfia, R (7, PH) OBP: 0.301, SLG: 0.345										1	1	1	1	0	0	0											
Inning Stats	R: 0 E: 0 K: 0 S: 10	H: 1 LOB: 1 BB: 0 P: 13	R: 0 E: 0 K: 1 S: 12	H: 0 LOB: 2 BB: 2 P: 23	R: 0 E: 0 K: 0 S: 5	H: 0 LOB: 0 BB: 0 P: 7	R: 0 E: 0 K: 1 S: 8	H: 0 LOB: 0 BB: 0 P: 10	R: 0 E: 0 K: 1 S: 9	H: 1 LOB: 1 BB: 0 P: 11	R: 0 E: 0 K: 0 S: 5	H: 0 LOB: 0 BB: 0 P: 6	R: 4 E: 0 K: 1 S: 16	H: 4 LOB: 2 BB: 1 P: 25	R: 0 E: 0 K: 1 S: 10	H: 0 LOB: 0 BB: 0 P: 12	1B: 4 2B: 0 3B: 2 HR: 0	SF: 0 SAC: 1 DP: 0 HBP: 0	WP: 0 PB: 0 SB: 0 CS: 0	PA: 33							
PITCHER	IP	WLS	BF	H	R	ER	SO	BB	IBB	HBP	BLK	WP	HR	S	P	ERA	WHIP										
50 Erasmo Ramirez, R (1, 1) ERA: 4.62	6.0		22	2	0	0	3	2	0	0	0	0	0	49	70	0.00	0.667										
52 Dominic Leone, R (7, 1) ERA: 2.35	0.1	L	5	3	4	4	0	1	0	0	0	0	0	9	15	108.00	12.000										
97 Joe Beimel, L (7, 1) ERA: 1.57	0.2		3	1	0	0	1	0	0	0	0	0	0	7	10	0.00	1.500										
56 Fernando Rodney, R (8, 1) ERA: 2.3	1.0		3	0	0	0	1	0	0	0	0	0	0	10	12	0.00	0.000										

Seattle Mariners @ San Diego Padres
Petco Park, San Diego, CA
Thu Jun 19 2014, 3:43 PM - 6:24 PM PDT
Att: 18,755 - Sunny - 73 F

AB 29
R 4
H 6
RBI 4
BB 3
SO 5
LOB 15



Batter	1	2	3	4	5	6	7	8	9	AB	R	H	RBI	BB	SO	LOB	TOP												
9 Dee Strange-Gordon, L OBP: 0.331, SLG: 0.398										4	2	1	0	1	0	3	Los Angeles Dodgers @ San Diego Padres Petco Park, San Diego, CA Fri Jun 20 2014, 7:13 PM - 10:22 PM PDT Att: 31,119 - Clear -69 F												
13 Hanley Ramirez, R OBP: 0.344, SLG: 0.544 45 Carlos Truñel, R OBP: 1.000, SLG: 2.500										3	1	1	0	1	0	2		Los Angeles Dodgers @ San Diego Padres Petco Park, San Diego, CA Fri Jun 20 2014, 7:13 PM - 10:22 PM PDT Att: 31,119 - Clear -69 F											
66 Yasiel Puig, R OBP: 0.344, SLG: 0.544 0 Brian Wilson, R OBP: 1.000, SLG: 2.500 74 Kenley Jansen, S OBP: 0.344, SLG: 0.544										4	1	1	2	0	1	1			Los Angeles Dodgers @ San Diego Padres Petco Park, San Diego, CA Fri Jun 20 2014, 7:13 PM - 10:22 PM PDT Att: 31,119 - Clear -69 F										
23 Adrián González, L OBP: 0.326, SLG: 0.454										3	1	1	1	0	0	0				Los Angeles Dodgers @ San Diego Padres Petco Park, San Diego, CA Fri Jun 20 2014, 7:13 PM - 10:22 PM PDT Att: 31,119 - Clear -69 F									
27 Matt Kemp, R OBP: 0.336, SLG: 0.463										4	0	1	1	0	3	0					Los Angeles Dodgers @ San Diego Padres Petco Park, San Diego, CA Fri Jun 20 2014, 7:13 PM - 10:22 PM PDT Att: 31,119 - Clear -69 F								
16 Andre Ethier, L OBP: 0.313, SLG: 0.366										4	0	0	0	0	0	1						Los Angeles Dodgers @ San Diego Padres Petco Park, San Diego, CA Fri Jun 20 2014, 7:13 PM - 10:22 PM PDT Att: 31,119 - Clear -69 F							
10 Justin Turner, R OBP: 0.344, SLG: 0.420 56 J.P. Howell, L OBP: 0.344, SLG: 0.420 43 Brandon League, R OBP: 0.418, SLG: 0.568										3	0	1	0	0	1	0							Los Angeles Dodgers @ San Diego Padres Petco Park, San Diego, CA Fri Jun 20 2014, 7:13 PM - 10:22 PM PDT Att: 31,119 - Clear -69 F						
33 Scott Van Slyke, R OBP: 0.418, SLG: 0.568										4	0	0	0	0	2									Los Angeles Dodgers @ San Diego Padres Petco Park, San Diego, CA Fri Jun 20 2014, 7:13 PM - 10:22 PM PDT Att: 31,119 - Clear -69 F					
17 A.J. Ellis, R OBP: 0.386, SLG: 0.234										4	0	0	0	0	2										Los Angeles Dodgers @ San Diego Padres Petco Park, San Diego, CA Fri Jun 20 2014, 7:13 PM - 10:22 PM PDT Att: 31,119 - Clear -69 F				
14 Dan Haren, R OBP: 0.242, SLG: 0.200 72 Miguel Rojas, R OBP: 0.296, SLG: 0.333										2	0	1	0	0	1	1										Los Angeles Dodgers @ San Diego Padres Petco Park, San Diego, CA Fri Jun 20 2014, 7:13 PM - 10:22 PM PDT Att: 31,119 - Clear -69 F			
										2	0	1	0	0	0	0	Los Angeles Dodgers @ San Diego Padres Petco Park, San Diego, CA Fri Jun 20 2014, 7:13 PM - 10:22 PM PDT Att: 31,119 - Clear -69 F												
Inning Stats	R: 2 H: 4 E: 1 K: 1 S: 19	H: 4 BB: 0 P: 30	R: 0 H: 1 E: 0 K: 1 S: 15	H: 1 LOB: 2 BB: 1 P: 23	R: 0 H: 0 E: 0 K: 1 S: 10	H: 0 LOB: 0 BB: 0 P: 15	R: 0 H: 0 E: 0 K: 1 S: 10	H: 0 LOB: 0 BB: 0 P: 14	R: 3 H: 2 E: 1 K: 1 S: 13	H: 2 LOB: 0 BB: 1 P: 27	R: 0 H: 0 E: 0 K: 0 S: 8	H: 0 LOB: 0 BB: 0 P: 11	R: 0 H: 0 E: 0 K: 0 S: 10	H: 0 LOB: 0 BB: 0 P: 13	R: 0 H: 0 E: 0 K: 1 S: 5	H: 0 LOB: 0 BB: 0 P: 7		R: 0 H: 2 E: 0 K: 0 S: 10									H: 2 LOB: 2 BB: 0 P: 17	1B: 6 2B: 3 3B: 1 HR: 0	SF: 1 SAC: 0 DP: 1 HBP: 0
PITCHER	IP WLS BF H R ER SO BB IBB HBP BLK WP HR S P ERA WHIP	IP WLS BF H R ER SO BB IBB HBP BLK WP HR S P ERA WHIP	IP WLS BF H R ER SO BB IBB HBP BLK WP HR S P ERA WHIP	IP WLS BF H R ER SO BB IBB HBP BLK WP HR S P ERA WHIP	IP WLS BF H R ER SO BB IBB HBP BLK WP HR S P ERA WHIP	IP WLS BF H R ER SO BB IBB HBP BLK WP HR S P ERA WHIP	IP WLS BF H R ER SO BB IBB HBP BLK WP HR S P ERA WHIP	IP WLS BF H R ER SO BB IBB HBP BLK WP HR S P ERA WHIP	IP WLS BF H R ER SO BB IBB HBP BLK WP HR S P ERA WHIP	IP WLS BF H R ER SO BB IBB HBP BLK WP HR S P ERA WHIP	IP WLS BF H R ER SO BB IBB HBP BLK WP HR S P ERA WHIP	IP WLS BF H R ER SO BB IBB HBP BLK WP HR S P ERA WHIP	IP WLS BF H R ER SO BB IBB HBP BLK WP HR S P ERA WHIP	IP WLS BF H R ER SO BB IBB HBP BLK WP HR S P ERA WHIP	IP WLS BF H R ER SO BB IBB HBP BLK WP HR S P ERA WHIP	IP WLS BF H R ER SO BB IBB HBP BLK WP HR S P ERA WHIP		IP WLS BF H R ER SO BB IBB HBP BLK WP HR S P ERA WHIP	IP WLS BF H R ER SO BB IBB HBP BLK WP HR S P ERA WHIP								IP WLS BF H R ER SO BB IBB HBP BLK WP HR S P ERA WHIP	IP WLS BF H R ER SO BB IBB HBP BLK WP HR S P ERA WHIP	IP WLS BF H R ER SO BB IBB HBP BLK WP HR S P ERA WHIP
22 Ian Kennedy, R ERA: 3.9	5.0	23	7	5	4	5	2	0	0	0	0	2	0	0	67	109		7.20	1.800										
58 Blaine Boyer, R ERA: 3.5	2.0	6	0	0	0	0	0	0	0	0	0	0	0	0	18	24		0.00	0.000										
59 Kevin Quackenbush, R ERA: 2.01	1.0	3	0	0	0	1	0	0	0	0	0	0	0	5	7	0.00		0.000											
33 Dale Thayer, R ERA: 2.01	1.0	W	5	2	0	0	0	0	0	0	0	0	0	10	17	0.00		2.000											
Batter	1	2	3	4	5	6	7	8	9	AB	R	H	RBI	BB	SO	LOB		BOTTOM											
13 Chris Denorria, R OBP: 0.300, SLG: 0.339 59 Kevin Quackenbush, R OBP: 0.300, SLG: 0.339 33 Dale Thayer, R OBP: 0.281, SLG: 0.448 44 René Rivera, R OBP: 0.277, SLG: 0.357										3	0	0	0	1	0	1		Los Angeles Dodgers @ San Diego Padres Petco Park, San Diego, CA Fri Jun 20 2014, 7:13 PM - 10:22 PM PDT Att: 31,119 - Clear -69 F											
2 Everth Cabrera, S OBP: 0.257, SLG: 0.301										4	0	0	1	0	1	2			Los Angeles Dodgers @ San Diego Padres Petco Park, San Diego, CA Fri Jun 20 2014, 7:13 PM - 10:22 PM PDT Att: 31,119 - Clear -69 F										
12 Seth Smith, L OBP: 0.396, SLG: 0.527										3	2	3	2	1	0	0	Los Angeles Dodgers @ San Diego Padres Petco Park, San Diego, CA Fri Jun 20 2014, 7:13 PM - 10:22 PM PDT Att: 31,119 - Clear -69 F												
8 Yasmani Grandal, S OBP: 0.277, SLG: 0.357										4	0	0	0	0	2	2				Los Angeles Dodgers @ San Diego Padres Petco Park, San Diego, CA Fri Jun 20 2014, 7:13 PM - 10:22 PM PDT Att: 31,119 - Clear -69 F									
14 Tommy Medica, R OBP: 0.300, SLG: 0.467										4	0	1	0	0	0	2					Los Angeles Dodgers @ San Diego Padres Petco Park, San Diego, CA Fri Jun 20 2014, 7:13 PM - 10:22 PM PDT Att: 31,119 - Clear -69 F								
24 Cameron Maybin, R OBP: 0.308, SLG: 0.405										4	0	0	0	0	0	3						Los Angeles Dodgers @ San Diego Padres Petco Park, San Diego, CA Fri Jun 20 2014, 7:13 PM - 10:22 PM PDT Att: 31,119 - Clear -69 F							
5 Alexi Amarista, L OBP: 0.273, SLG: 0.285										3	2	2	0	1	0	0							Los Angeles Dodgers @ San Diego Padres Petco Park, San Diego, CA Fri Jun 20 2014, 7:13 PM - 10:22 PM PDT Att: 31,119 - Clear -69 F						
3 Jace Peterson, L OBP: 0.146, SLG: 0.103 18 Carlos Quentin, R OBP: 0.310, SLG: 0.365 34 Andrew Cashner, R OBP: 0.105, SLG: 0.105										3	0	0	0	0	3	3								Los Angeles Dodgers @ San Diego Padres Petco Park, San Diego, CA Fri Jun 20 2014, 7:13 PM - 10:22 PM PDT Att: 31,119 - Clear -69 F					
22 Ian Kennedy, R OBP: 0.160, SLG: 0.250 4 Jake Goebbert, L OBP: 1.000, SLG: 1.000 58 Blaine Boyer, R OBP: 0.105, SLG: 0.105										1	0	1	1	0	0	0									Los Angeles Dodgers @ San Diego Padres Petco Park, San Diego, CA Fri Jun 20 2014, 7:13 PM - 10:22 PM PDT Att: 31,119 - Clear -69 F				
25 Will Venable, L OBP: 0.276, SLG: 0.295										2	1	1	1	0	0	0										Los Angeles Dodgers @ San Diego Padres Petco Park, San Diego, CA Fri Jun 20 2014, 7:13 PM - 10:22 PM PDT Att: 31,119 - Clear -69 F			
										2	1	1	1	0	0	0		Los Angeles Dodgers @ San Diego Padres Petco Park, San Diego, CA Fri Jun 20 2014, 7:13 PM - 10:22 PM PDT Att: 31,119 - Clear -69 F											
Inning Stats	R: 1 H: 1 E: 0 K: 2 S: 13	H: 1 LOB: 0 BB: 0 P: 22	R: 0 H: 0 E: 0 K: 0 S: 10	H: 0 LOB: 0 BB: 0 P: 17	R: 0 H: 0 E: 0 K: 1 S: 8	H: 0 LOB: 1 BB: 1 P: 16	R: 1 H: 2 E: 0 K: 1 S: 11	H: 2 LOB: 1 BB: 0 P: 16	R: 1 H: 2 E: 0 K: 0 S: 13	H: 2 LOB: 2 BB: 1 P: 22	R: 0 H: 0 E: 0 K: 0 S: 4	H: 0 LOB: 0 BB: 0 P: 6	R: 0 H: 1 E: 0 K: 0 S: 10	H: 1 LOB: 1 BB: 0 P: 17	R: 3 H: 3 E: 0 K: 0 S: 10	H: 3 LOB: 1 BB: 0 P: 15			1B: 3 2B: 4 3B: 0 HR: 2								SF: 1 SAC: 1 DP: 0 HBP: 0	WP: 0 PA: 38 PB: 0 SB: 1 CS: 0	
PITCHER	IP WLS BF H R ER SO BB IBB HBP BLK WP HR S P ERA WHIP	IP WLS BF H R ER SO BB IBB HBP BLK WP HR S P ERA WHIP	IP WLS BF H R ER SO BB IBB HBP BLK WP HR S P ERA WHIP	IP WLS BF H R ER SO BB IBB HBP BLK WP HR S P ERA WHIP	IP WLS BF H R ER SO BB IBB HBP BLK WP HR S P ERA WHIP	IP WLS BF H R ER SO BB IBB HBP BLK WP HR S P ERA WHIP	IP WLS BF H R ER SO BB IBB HBP BLK WP HR S P ERA WHIP	IP WLS BF H R ER SO BB IBB HBP BLK WP HR S P ERA WHIP	IP WLS BF H R ER SO BB IBB HBP BLK WP HR S P ERA WHIP	IP WLS BF H R ER SO BB IBB HBP BLK WP HR S P ERA WHIP	IP WLS BF H R ER SO BB IBB HBP BLK WP HR S P ERA WHIP	IP WLS BF H R ER SO BB IBB HBP BLK WP HR S P ERA WHIP	IP WLS BF H R ER SO BB IBB HBP BLK WP HR S P ERA WHIP	IP WLS BF H R ER SO BB IBB HBP BLK WP HR S P ERA WHIP	IP WLS BF H R ER SO BB IBB HBP BLK WP HR S P ERA WHIP	IP WLS BF H R ER SO BB IBB HBP BLK WP HR S P ERA WHIP	IP WLS BF H R ER SO BB IBB HBP BLK WP HR S P ERA WHIP		IP WLS BF H R ER SO BB IBB HBP BLK WP HR S P ERA WHIP								IP WLS BF H R ER SO BB IBB HBP BLK WP HR S P ERA WHIP	IP WLS BF H R ER SO BB IBB HBP BLK WP HR S P ERA WHIP	IP WLS BF H R ER SO BB IBB HBP BLK WP HR S P ERA WHIP
14 Dan Haren, R ERA: 3.62	5.2	24	5	3	3	5	2	0	0																				

Batter	1	2	3	4	5	6	7	8	9	AB	R	H	RBI	BB	SO	LOB	TOP					
9 Dee Strange-Gordon, L (1,4) OBP: 0.336, SLG: 0.397										3	2	1	1	2	1	1	Los Angeles Dodgers @ San Diego Padres Petco Park, San Diego, CA Sat Jun 21 2014, 7:11 PM - 10:17 PM PDT Att: 43,474 - Partly Cloudy - 68 F					
13 Hanley Ramirez, R (1,6) OBP: 0.363, SLG: 0.468										3	0	2	2	0	1	1						
47 Paul Maholm, L (8,1)										0	0	0	0	0	0	0						
43 Brandon League, R (8,1)										0	0	0	0	0	0	0						
74 Kenley Jansen, S (9,1)										0	0	0	0	0	0	0						
66 Yasiel Puig, R (1,9) OBP: 0.411, SLG: 0.538										3	0	0	0	1	0	3						
23 Adrián González, L (1,3) OBP: 0.325, SLG: 0.451										4	0	1	1	0	0	1						
27 Matt Kemp, R (1,7) OBP: 0.335, SLG: 0.459										4	0	1	0	0	2	2						
16 Andre Ethier, L (1,8) OBP: 0.307, SLG: 0.359										4	0	0	0	0	1	3						
10 Justin Turner, R (1,5) OBP: 0.348, SLG: 0.422										4	1	2	0	0	0	0						
31 Drew Butera, R (1,2) OBP: 0.285, SLG: 0.312										4	1	1	0	0	1	2						
61 Josh Beckett, R (1,1) OBP: 0.143, SLG: 0.143										2	0	0	0	0	2	1						
72 Miguel Rojas, R (8,6) OBP: 0.286, SLG: 0.321										1	0	0	0	0	1	1						
Inning Stats	R: 0 E: 0 K: 1 S: 12	H: 1 LOB: 1 BB: 0 P: 16	R: 0 E: 0 K: 0 S: 5	H: 0 LOB: 0 BB: 0 P: 7	R: 2 E: 0 K: 0 S: 10	H: 2 LOB: 0 BB: 0 P: 12	R: 0 E: 0 K: 2 S: 8	H: 0 LOB: 0 BB: 0 P: 12	R: 1 E: 0 K: 1 S: 16	H: 2 LOB: 2 BB: 1 P: 27	R: 0 E: 0 K: 0 S: 8	H: 1 LOB: 0 BB: 0 P: 10	R: 0 E: 0 K: 1 S: 6	H: 0 LOB: 0 BB: 0 P: 12	R: 1 E: 0 K: 2 S: 13	H: 1 LOB: 2 BB: 2 P: 25	R: 0 E: 0 K: 2 S: 11	H: 1 LOB: 1 BB: 0 P: 14	1B: 7 2B: 1 3B: 0 HR: 0	SF: 1 SAC: 1 DP: 0 HBP: 0	WP: 1 PB: 0 SB: 1 CS: 1	PA: 37
PITCHER	IP WLS BF H R ER SO BB IBB HBP BLK WP HR S P ERA WHIP																					
38 Tyson Ross, R (1,1) ERA: 3.22	7.0 L 27 6 3 2 5 1 0 0 0 0 1 0 65 96 2.57 1.000																					
54 Alex Torres, L (8,1) ERA: 2.1	1.0 6 1 1 1 2 2 0 0 0 0 0 0 13 25 9.00 3.000																					
46 Tim Stauffer, R (9,1) ERA: 4.08	1.0 4 1 0 0 2 0 0 0 0 0 0 0 11 14 0.00 1.000																					

Batter	1	2	3	4	5	6	7	8	9	AB	R	H	RBI	BB	SO	LOB	BOTTOM					
25 Will Venable, L (1,8) OBP: 0.273, SLG: 0.290										3	0	0	0	0	1	0	Los Angeles Dodgers @ San Diego Padres Petco Park, San Diego, CA Sat Jun 21 2014, 7:11 PM - 10:17 PM PDT Att: 43,474 - Partly Cloudy - 68 F					
13 Chris Denorfia, R (8,PH) OBP: 0.297, SLG: 0.335										3	0	1	0	1	1	1						
2 Everth Cabrera, S (1,6) OBP: 0.260, SLG: 0.302										2	1	0	0	2	1	2						
12 Seth Smith, L (1,9) OBP: 0.398, SLG: 0.522										4	0	1	1	0	0	2						
14 Tommy Medica, R (1,3) OBP: 0.298, SLG: 0.456										4	0	1	1	0	0	2						
44 René Rivera, R (1,2) OBP: 0.280, SLG: 0.440										4	0	1	1	0	1	1						
4 Jake Goebert, L (1,7) OBP: 0.400, SLG: 0.400										4	0	1	0	0	2	2						
5 Alexi Amarista, L (1,5) OBP: 0.279, SLG: 0.291										4	0	2	0	0	0	1						
3 Jace Peterson, L (1,4) OBP: 0.136, SLG: 0.095										3	0	0	0	0	2	2						
8 Yasmani Grandal, S (9,PH) OBP: 0.291, SLG: 0.362										1	0	1	0	0	0	0						
38 Tyson Ross, R (1,1) OBP: 0.115, SLG: 0.115										2	0	0	0	0	1	1						
54 Alex Torres, L (8,1)										0	0	0	0	0	0	0						
24 Cameron Maybin, R (8,PH) OBP: 0.313, SLG: 0.425										1	1	1	0	0	0	0						
46 Tim Stauffer, R (9,1) OBP: 0.200, SLG: 0.200										0	0	0	0	0	0	0						
16 Carlos Quentin, R (9,PH) OBP: 0.307, SLG: 0.360										1	0	0	0	0	1	1						
Inning Stats	R: 0 E: 0 K: 1 S: 9	H: 0 LOB: 0 BB: 1 P: 16	R: 0 E: 0 K: 0 S: 5	H: 1 LOB: 0 BB: 0 P: 9	R: 0 E: 0 K: 3 S: 10	H: 0 LOB: 0 BB: 0 P: 15	R: 0 E: 0 K: 0 S: 11	H: 1 LOB: 1 BB: 0 P: 13	R: 0 E: 0 K: 1 S: 10	H: 1 LOB: 1 BB: 0 P: 13	R: 0 E: 0 K: 0 S: 10	H: 0 LOB: 0 BB: 1 P: 19	R: 0 E: 0 K: 3 S: 13	H: 1 LOB: 1 BB: 0 P: 17	R: 2 E: 0 K: 1 S: 16	H: 3 LOB: 2 BB: 1 P: 30	R: 0 E: 0 K: 1 S: 9	H: 1 LOB: 0 BB: 0 P: 11	1B: 7 2B: 0 3B: 1 HR: 0	SF: 0 SAC: 0 DP: 0 HBP: 0	WP: 0 PB: 0 SB: 0 CS: 1	PA: 37
PITCHER	IP WLS BF H R ER SO BB IBB HBP BLK WP HR S P ERA WHIP																					
61 Josh Beckett, R (1,1) ERA: 2.18	7.0 W 26 4 0 0 8 2 0 0 0 0 0 0 68 102 0.00 0.857																					
47 Paul Maholm, L (8,1) ERA: 5.04	0.2 4 1 2 2 1 1 0 0 0 0 0 0 8 17 27.00 3.000																					
43 Brandon League, R (8,1) ERA: 2.21	0.1 H 3 2 0 0 0 0 0 0 0 0 0 0 8 13 0.00 6.000																					
74 Kenley Jansen, R (9,1) ERA: 4.4	1.0 S 4 1 0 0 1 0 0 0 0 0 0 0 9 11 0.00 1.000																					

AB	32
R	4
H	8
RBI	4
BB	3
SO	9
LOB	15



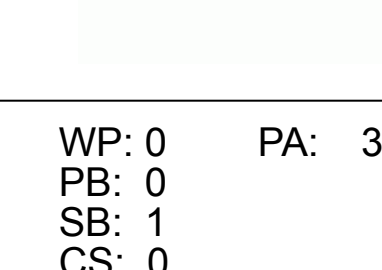
Batter	1	2	3	4	5	6	7	8	9	AB	R	H	RBI	BB	SO	LOB	TOP								
25 Will Venable, L (1,8) OBP: 0.271, SLG: 0.288	F8			G4-3	L5			2B		4	1	1	0	0	0	0	San Diego Padres @ San Francisco Giants AT&T Park, San Francisco, CA Mon Jun 23 2014, 7:16 PM - 9:50 PM PDT Att: 41,360 - Clear - 63 F								
2 Everth Cabrera, S (1,6) OBP: 0.294, SLG: 0.302	K			12 2B		K		E9		4	2	2	1	0	2	0									
12 Seth Smith, L (1,9) OBP: 0.398, SLG: 0.524	K			8 2B		K		3B		4	1	2	1	0	2	0									
18 Carlos Quentin, R (1,7) OBP: 0.302, SLG: 0.333				L5				F8		3	0	0	0	1	0	3									
24 Cameron Maybin, R (8,8) OBP: 0.294, SLG: 0.412				BB				P4		0	0	0	0	0	0	0									
8 Yasmani Grandal, S (1,2) OBP: 0.280, SLG: 0.366				G3-6-1				P5		4	1	1	1	0	0	2									
14 Tommy Medica, R (1,3) OBP: 0.293, SLG: 0.460				K2-3				E6		4	0	1	2	0	1	0									
5 Alexi Amarista, L (1,5) OBP: 0.266, SLG: 0.277				G1-5-3				G4-6-3		4	0	0	0	0	1	2									
3 Jace Peterson, L (1,4) OBP: 0.137, SLG: 0.102				G4-3				G6-3		4	0	0	0	0	0	0									
40 Odrisamer Despaigne, R (1,1)				K				G3		2	0	0	0	0	1	0									
4 Jake Goebbert, L (8,PH) OBP: 0.500, SLG: 0.500								25 1B		0	1	1	0	0	0	0									
59 Kevin Quackenbush, R (8,1)								2 1B		0	0	0	0	0	0	0									
46 Tim Stauffer, R (9,1) OBP: 0.200, SLG: 0.200										0	0	0	0	0	0	0									
Inning Stats	R: 0 E: 0 K: 2 S: 7	H: 0 LOB: 0 BB: 0 P: 11	R: 0 E: 0 K: 1 S: 8	H: 0 LOB: 0 BB: 1 P: 14	R: 0 E: 0 K: 1 S: 8	H: 0 LOB: 0 BB: 0 P: 12	R: 3 E: 0 K: 1 S: 19	H: 4 LOB: 1 BB: 0 P: 30	R: 0 E: 0 K: 0 S: 9	H: 0 LOB: 0 BB: 0 P: 9	R: 0 E: 0 K: 2 S: 9	H: 0 LOB: 0 BB: 0 P: 11	R: 0 E: 1 K: 0 S: 5	H: 0 LOB: 0 BB: 0 P: 6	R: 3 E: 1 K: 0 S: 16	H: 4 LOB: 1 BB: 0 P: 24	R: 0 E: 0 K: 0 S: 7	H: 0 LOB: 0 BB: 0 P: 8	1B: 5 2B: 3 3B: 0 HR: 0	SF: 0 SAC: 0 DP: 2 HBP: 0	WP: 0 PB: 0 SB: 0 CS: 0	PA: 35			
PITCHER	IP WLS BF H R ER SO BB IBB HBP BLK WP HR S P ERA WHIP	IP WLS BF H R ER SO BB IBB HBP BLK WP HR S P ERA WHIP	IP WLS BF H R ER SO BB IBB HBP BLK WP HR S P ERA WHIP	IP WLS BF H R ER SO BB IBB HBP BLK WP HR S P ERA WHIP	IP WLS BF H R ER SO BB IBB HBP BLK WP HR S P ERA WHIP	IP WLS BF H R ER SO BB IBB HBP BLK WP HR S P ERA WHIP	IP WLS BF H R ER SO BB IBB HBP BLK WP HR S P ERA WHIP	IP WLS BF H R ER SO BB IBB HBP BLK WP HR S P ERA WHIP	IP WLS BF H R ER SO BB IBB HBP BLK WP HR S P ERA WHIP	IP WLS BF H R ER SO BB IBB HBP BLK WP HR S P ERA WHIP	IP WLS BF H R ER SO BB IBB HBP BLK WP HR S P ERA WHIP	IP WLS BF H R ER SO BB IBB HBP BLK WP HR S P ERA WHIP	IP WLS BF H R ER SO BB IBB HBP BLK WP HR S P ERA WHIP	IP WLS BF H R ER SO BB IBB HBP BLK WP HR S P ERA WHIP	IP WLS BF H R ER SO BB IBB HBP BLK WP HR S P ERA WHIP	IP WLS BF H R ER SO BB IBB HBP BLK WP HR S P ERA WHIP	IP WLS BF H R ER SO BB IBB HBP BLK WP HR S P ERA WHIP	IP WLS BF H R ER SO BB IBB HBP BLK WP HR S P ERA WHIP	IP WLS BF H R ER SO BB IBB HBP BLK WP HR S P ERA WHIP	IP WLS BF H R ER SO BB IBB HBP BLK WP HR S P ERA WHIP	IP WLS BF H R ER SO BB IBB HBP BLK WP HR S P ERA WHIP	IP WLS BF H R ER SO BB IBB HBP BLK WP HR S P ERA WHIP	IP WLS BF H R ER SO BB IBB HBP BLK WP HR S P ERA WHIP	IP WLS BF H R ER SO BB IBB HBP BLK WP HR S P ERA WHIP	IP WLS BF H R ER SO BB IBB HBP BLK WP HR S P ERA WHIP

Batter	1	2	3	4	5	6	7	8	9	AB	R	H	RBI	BB	SO	LOB	BOTTOM								
7 Gregor Blanco, L (1,8) OBP: 0.329, SLG: 0.323	F9			P4					L8	4	0	1	0	0	0	0	San Diego Padres @ San Francisco Giants AT&T Park, San Francisco, CA Mon Jun 23 2014, 7:16 PM - 9:50 PM PDT Att: 41,360 - Clear - 63 F								
8 Hunter Pence, R (1,9) OBP: 0.369, SLG: 0.488	K			2B		G6-3		K	4	0	1	0	0	2	1										
28 Buster Posey, R (1,2) OBP: 0.339, SLG: 0.426	G6-3			2B						3	0	0	0	0	2										
52 Yusmeiro Petit, R (9,1)				F9				L7	3	0	0	0	0	0	0										
14 Brandon Hicks, R (9,PH) OBP: 0.288, SLG: 0.337									1	0	0	0	0	0	0										
48 Pablo Sandoval, S (1,5) OBP: 0.311, SLG: 0.422				G1-3					3	0	0	0	0	0	1										
38 Michael Morse, R (1,3) OBP: 0.342, SLG: 0.522				G6-3					3	0	1	0	0	0	0										
21 Tyler Colvin, L (1,7) OBP: 0.302, SLG: 0.449									3	0	0	0	0	0	1										
35 Brandon Crawford, L (1,6) OBP: 0.337, SLG: 0.456									3	0	1	0	0	0	0										
12 Joe Panik, L (1,4) OBP: 0.333, SLG: 0.375									3	0	0	0	0	0	1										
18 Matt Cain, R (1,1) OBP: 0.304, SLG: 0.200									2	0	0	0	0	0	0										
49 Javier López, L (8,1)									0	0	0	0	0	0	0										
57 Juan Gutierrez, R (8,1)									0	0	0	0	0	0	0										
29 Héctor Sánchez, S (8,PH) OBP: 0.250, SLG: 0.341									1	0	0	0	0	0	0										
Inning Stats	R: 0 E: 0 K: 1 S: 7	H: 0 LOB: 0 BB: 0 P: 11	R: 0 E: 0 K: 0 S: 7	H: 0 LOB: 0 BB: 0 P: 12	R: 0 E: 0 K: 0 S: 4	H: 0 LOB: 0 BB: 0 P: 6	R: 0 E: 0 K: 0 S: 10	H: 1 LOB: 1 BB: 0 P: 12	R: 0 E: 0 K: 0 S: 8	H: 1 LOB: 1 BB: 0 P: 13	R: 0 E: 0 K: 0 S: 13	H: 1 LOB: 0 BB: 0 P: 21	R: 0 E: 0 K: 0 S: 10	H: 1 LOB: 0 BB: 0 P: 11	R: 0 E: 0 K: 0 S: 5	H: 0 LOB: 0 BB: 0 P: 8	R: 0 E: 0 K: 1 S: 12	H: 0 LOB: 0 BB: 0 P: 15	1B: 2 2B: 2 3B: 0 HR: 0	SF: 0 SAC: 0 DP: 1 HBP: 0	WP: 0 PB: 0 SB: 0 CS: 0	PA: 30			
PITCHER	IP WLS BF H R ER SO BB IBB HBP BLK WP HR S P ERA WHIP	IP WLS BF H R ER SO BB IBB HBP BLK WP HR S P ERA WHIP	IP WLS BF H R ER SO BB IBB HBP BLK WP HR S P ERA WHIP	IP WLS BF H R ER SO BB IBB HBP BLK WP HR S P ERA WHIP	IP WLS BF H R ER SO BB IBB HBP BLK WP HR S P ERA WHIP	IP WLS BF H R ER SO BB IBB HBP BLK WP HR S P ERA WHIP	IP WLS BF H R ER SO BB IBB HBP BLK WP HR S P ERA WHIP	IP WLS BF H R ER SO BB IBB HBP BLK WP HR S P ERA WHIP	IP WLS BF H R ER SO BB IBB HBP BLK WP HR S P ERA WHIP	IP WLS BF H R ER SO BB IBB HBP BLK WP HR S P ERA WHIP	IP WLS BF H R ER SO BB IBB HBP BLK WP HR S P ERA WHIP	IP WLS BF H R ER SO BB IBB HBP BLK WP HR S P ERA WHIP	IP WLS BF H R ER SO BB IBB HBP BLK WP HR S P ERA WHIP	IP WLS BF H R ER SO BB IBB HBP BLK WP HR S P ERA WHIP	IP WLS BF H R ER SO BB IBB HBP BLK WP HR S P ERA WHIP	IP WLS BF H R ER SO BB IBB HBP BLK WP HR S P ERA WHIP	IP WLS BF H R ER SO BB IBB HBP BLK WP HR S P ERA WHIP	IP WLS BF H R ER SO BB IBB HBP BLK WP HR S P ERA WHIP	IP WLS BF H R ER SO BB IBB HBP BLK WP HR S P ERA WHIP	IP WLS BF H R ER SO BB IBB HBP BLK WP HR S P ERA WHIP	IP WLS BF H R ER SO BB IBB HBP BLK WP HR S P ERA WHIP	IP WLS BF H R ER SO BB IBB HBP BLK WP HR S P ERA WHIP	IP WLS BF H R ER SO BB IBB HBP BLK WP HR S P ERA WHIP	IP WLS BF H R ER SO BB IBB HBP BLK WP HR S P ERA WHIP	IP WLS BF H R ER SO BB IBB HBP BLK WP HR S P ERA WHIP



Batter	1	2	3	4	5	6	7	8	9	AB	R	H	RBI	BB	SO	LOB	TOP					
25 Will Venable, L (1, 8) OBP: 0.261, SLG: 0.278										4	0	0	0	0	1	0	San Diego Padres @ San Francisco Giants AT&T Park, San Francisco, CA Wed Jun 25 2014, 12:48 PM - 3:23 PM PDT Att: 41,500 - Overcast - 65 F					
2 Everth Cabrera, S (1, 6) OBP: 0.291, SLG: 0.298										3	0	0	0	0	1	0						
12 Seth Smith, L (1, 9) OBP: 0.397, SLG: 0.516										3	0	0	0	0	0	0						
18 Carlos Quentin, R (1, 7) OBP: 0.293, SLG: 0.321										3	0	0	0	0	0	0						
7 Chase Headley, S (1, 5) OBP: 0.286, SLG: 0.328										2	0	0	0	1	1	0						
14 Tommy Medica, R (1, 3) OBP: 0.292, SLG: 0.484										3	0	0	0	0	1	1						
5 Alexi Amarista, L (1, 4) OBP: 0.273, SLG: 0.291										3	0	0	0	0	0	1						
44 René Rivera, R (1, 2) OBP: 0.266, SLG: 0.417										2	0	0	0	0	0	0						
13 Chris Denorfia, R (9, PH) OBP: 0.301, SLG: 0.344										1	0	0	0	0	1	0						
22 Ian Kennedy, R (1, 1) OBP: 0.148, SLG: 0.231										2	0	0	0	0	1	0						
46 Tim Stauffer, R (7, 1) OBP: 0.200, SLG: 0.200										0	0	0	0	0	0	0						
54 Alex Torres, L (7, 1) OBP: 0.200, SLG: 0.200										0	0	0	0	0	0	0						
33 Dale Thayer, R (8, 1) OBP: 0.276, SLG: 0.360										1	0	0	0	0	0	0						
8 Yasmani Grandal, S (9, PH) OBP: 0.276, SLG: 0.360										1	0	0	0	0	0	0						
Inning Stats	R: 0 E: 0 K: 2 S: 11	H: 0 LOB: 0 BB: 0 P: 18	R: 0 E: 0 K: 1 S: 8	H: 0 LOB: 1 BB: 1 P: 14	R: 0 E: 0 K: 0 S: 4	H: 0 LOB: 0 BB: 0 P: 6	R: 0 E: 0 K: 0 S: 8	H: 0 LOB: 0 BB: 0 P: 12	R: 0 E: 0 K: 1 S: 11	H: 0 LOB: 0 BB: 0 P: 17	R: 0 E: 0 K: 1 S: 10	H: 0 LOB: 0 BB: 0 P: 13	R: 0 E: 0 K: 0 S: 4	H: 0 LOB: 0 BB: 0 P: 7	R: 0 E: 0 K: 0 S: 7	H: 0 LOB: 0 BB: 0 P: 10	R: 0 E: 0 K: 1 S: 10	H: 0 LOB: 0 BB: 0 P: 16	1B: 0 2B: 0 3B: 0 HR: 0	SF: 0 SAC: 0 DP: 0 HBP: 0	WP: 0 PB: 0 SB: 0 CS: 0	PA: 28
PITCHER 55 Tim Lincecum, R (1, 1) ERA: 4.42	IP: 9.0 WLS: W BF: 28 H: 0 R: 0 ER: 0 SO: 6 BB: 1 IBB: 0 HBP: 0 BLK: 0 WP: 0 HR: 0 S: 73 P: 113 ERA: 0.00 WHIP: 0.111															PITCHER						

Batter	1	2	3	4	5	6	7	8	9	AB	R	H	RBI	BB	SO	LOB	BOTTOM	
7 Grégor Blanco, L (1, 8) OBP: 0.316, SLG: 0.310										5	0	0	0	0	1	3	San Diego Padres @ San Francisco Giants AT&T Park, San Francisco, CA Wed Jun 25 2014, 12:48 PM - 3:23 PM PDT Att: 41,500 - Overcast - 65 F	
8 Hunter Pence, R (1, 9) OBP: 0.362, SLG: 0.478										5	1	1	0	0	2	2		
28 Buster Posey, R (1, 3) OBP: 0.348, SLG: 0.440										4	0	4	2	0	0	0		
48 Pablo Sandoval, S (1, 5) OBP: 0.313, SLG: 0.425										4	0	2	1	0	2	2		
38 Michael Morse, R (1, 7) OBP: 0.340, SLG: 0.519										3	0	1	0	0	2	2		
2 Juan Carlos Pérez, R (6, PR) OBP: 0.200, SLG: 0.200										0	0	0	0	1	0	0		
35 Brandon Crawford, L (1, 6) OBP: 0.339, SLG: 0.462										3	1	1	0	1	2	3		
29 Héctor Sánchez, S (1, 2) OBP: 0.243, SLG: 0.333										3	0	0	1	0	0	6		
12 Joe Panik, L (1, 4) OBP: 0.250, SLG: 0.214										4	0	0	0	0	1	3		
55 Tim Lincecum, L (1, 1) OBP: 0.214, SLG: 0.120										3	2	2	0	1	1	0		
Inning Stats	R: 0 E: 0 K: 2 S: 16	H: 1 LOB: 1 BB: 0 P: 24	R: 1 E: 0 K: 1 S: 11	H: 1 LOB: 0 BB: 0 P: 16	R: 1 E: 0 K: 1 S: 17	H: 3 LOB: 2 BB: 0 P: 25	R: 0 E: 0 K: 1 S: 7	H: 0 LOB: 0 BB: 0 P: 10	R: 0 E: 0 K: 1 S: 9	H: 2 LOB: 3 BB: 1 P: 17	R: 2 E: 0 K: 2 S: 22	H: 4 LOB: 3 BB: 1 P: 39	R: 0 E: 0 K: 2 S: 10	H: 0 LOB: 1 BB: 1 P: 19	1B: 7 2B: 3 3B: 1 HR: 0	SF: 1 SAC: 0 DP: 0 HBP: 0	WP: 0 PB: 0 SB: 1 CS: 0	PA: 38
PITCHER 22 Ian Kennedy, R (1, 1) ERA: 4.01	IP: 6.1 WLS: L BF: 29 H: 9 R: 4 ER: 4 SO: 8 BB: 1 IBB: 0 HBP: 0 BLK: 0 WP: 0 HR: 0 S: 76 P: 117 ERA: 5.68 WHIP: 1.421															PITCHER		
46 Tim Stauffer, R (7, 1) ERA: 3.99	0.0	3	2	0	0	0	0	0	0	9	17							
54 Alex Torres, L (7, 1) ERA: 1.97	1.1	5	0	0	0	2	1	0	0	0	11	21	0.00	0.750				
33 Dale Thayer, R (8, 1) ERA: 1.91	0.1	1	0	0	0	1	0	0	0	0	4	6	0.00	0.000				



Batter	1	2	3	4	5	6	7	8	9	AB	R	H	RBI	BB	SO	LOB	TOP										
5 Ender Inciarte, L (1,8) OBP: 0.274, SLG: 0.269	G3		K					G4-3		4	0	1	0	0	1	2	Arizona Diamondbacks @ San Diego Padres Petco Park, San Diego, CA Fri Jun 27 2014, 7:12 PM - 9:45 PM PDT Att: 25,897 - Partly Cloudy - 68 F										
8 Gerardo Parra, L (1,9) OBP: 0.313, SLG: 0.369	F8		L9					F7		4	0	0	0	0	1	3											
44 Paul Goldschmidt, R (1,3) OBP: 0.382, SLG: 0.534	K									2	1	0	0	2	1	0											
26 Miguel Montero, L (1,2) OBP: 0.349, SLG: 0.424		G3								4	1	1	0	0	1	2											
2 Aaron Hill, R (1,4) OBP: 0.291, SLG: 0.383										4	0	2	0	0	1	2											
6 David Peralta, L (1,7) OBP: 0.304, SLG: 0.411										4	0	1	2	0	1	2											
14 Martin Prado, R (1,5) OBP: 0.316, SLG: 0.365										4	0	0	0	0	0	3											
1 Didi Gregorius, L (1,6) OBP: 0.302, SLG: 0.352										3	0	1	0	0	1	0											
32 Brandon McCarthy, R (1,1) OBP: 0.143, SLG: 0.143										1	0	0	0	0	1	0											
27 Roger Kieschnick, L (8,PH) OBP: 0.238, SLG: 0.459										1	0	1	0	0	0	0											
29 Brad Ziegler, R (8,1)										0	0	0	0	0	0	0											
43 Addison Reed, L (9,1)										0	0	0	0	0	0	0											
Inning Stats	R: 0 E: 0 K: 1 S: 10	H: 0 LOB: 0 BB: 0 P: 16	R: 0 E: 0 K: 1 S: 12	H: 1 LOB: 1 BB: 0 P: 18	R: 0 E: 0 K: 1 S: 8	H: 1 LOB: 1 BB: 0 P: 9	R: 2 E: 0 K: 1 S: 16	H: 2 LOB: 0 BB: 0 P: 29	R: 0 E: 0 K: 0 S: 4	H: 0 LOB: 0 BB: 0 P: 8	R: 0 E: 0 K: 1 S: 7	H: 0 LOB: 0 BB: 0 P: 12	R: 0 E: 0 K: 1 S: 9	H: 1 LOB: 2 BB: 1 P: 21	R: 0 E: 0 K: 0 S: 7	H: 1 LOB: 0 BB: 0 P: 13	1B: 6 2B: 1 3B: 0 HR: 0	SF: 0 DP: 1 HBP: 0	WP: 1 PB: 0 SB: 0 CS: 1	PA: 34							
PITCHER	IP	WLS	BF	H	R	ER	SO	BB	IBB	HBP	BLK	WP	HR	S	P	ERA	WHIP										
38 Tyson Ross, R (1,1) ERA: 3.18	7.0	L	26	5	2	2	7	1	0	0	0	1	0	67	104	2.57	0.857										
59 Kevin Quackenbush, R (8,PH) ERA: 3.05	0.2		4	1	0	0	0	0	1	0	0	0	0	5	15	0.00	1.500										
54 Alex Torres, L (8,1) ERA: 1.95	0.1		1	0	0	0	1	0	0	0	0	0	0	4	6	0.00	0.000										
33 Dale Thayer, R (9,1) ERA: 1.85	1.0		3	1	0	0	0	0	0	0	0	0	0	7	13	0.00	1.000										

Batter	1	2	3	4	5	6	7	8	9	AB	R	H	RBI	BB	SO	LOB	BOTTOM										
2 Everth Cabrera, S (1,6) OBP: 0.258, SLG: 0.294	G4-3		G6-3					P6		4	0	0	0	0	1	2	Arizona Diamondbacks @ San Diego Padres Petco Park, San Diego, CA Fri Jun 27 2014, 7:12 PM - 9:45 PM PDT Att: 25,897 - Partly Cloudy - 68 F										
12 Seth Smith, L (1,7) OBP: 0.391, SLG: 0.507	P5							G3		4	0	0	0	0	0	1											
33 Dale Thayer, R (9,1)										0	0	0	0	0	0	0											
7 Chase Headley, S (1,5) OBP: 0.290, SLG: 0.332	K									4	0	2	0	0	2	0											
8 Yasmani Grandal, S (1,2) OBP: 0.277, SLG: 0.357		K								4	0	1	0	0	1	1											
25 Will Venable, L (1,9) OBP: 0.257, SLG: 0.273		K								4	0	0	0	0	3	3											
4 Jake Goethert, L (1,3) OBP: 0.417, SLG: 0.364		P3								3	0	0	0	0	1	2											
24 Cameron Maybin, R (1,8) OBP: 0.310, SLG: 0.413										3	1	1	0	0	0	0											
5 Alex Arista, L (1,4) OBP: 0.274, SLG: 0.291										3	0	1	0	0	1	0											
38 Tyson Ross, R (1,1) ERA: 5.11										1	0	1	1	0	0	0											
59 Kevin Quackenbush, R (8,1)										0	0	0	0	0	0	0											
54 Alex Torres, L (8,1)										0	0	0	0	0	0	0											
13 Chris Denorfia, R (8,PH) OBP: 0.299, SLG: 0.342										1	0	0	0	0	0	0											
Inning Stats	R: 0 E: 0 K: 1 S: 9	H: 0 LOB: 0 BB: 0 P: 12	R: 0 E: 0 K: 2 S: 13	H: 0 LOB: 0 BB: 0 P: 14	R: 0 E: 0 K: 1 S: 13	H: 1 LOB: 1 BB: 0 P: 16	R: 0 E: 0 K: 2 S: 14	H: 2 LOB: 2 BB: 0 P: 20	R: 0 E: 1 K: 0 S: 7	H: 1 LOB: 0 BB: 0 P: 12	R: 0 E: 0 K: 0 S: 7	H: 0 LOB: 0 BB: 0 P: 8	R: 0 E: 0 K: 0 S: 6	H: 0 LOB: 0 BB: 0 P: 8	R: 0 E: 0 K: 2 S: 9	H: 0 LOB: 0 BB: 0 P: 11	1B: 6 2B: 1 3B: 0 HR: 0	SF: 1 DP: 1 HBP: 0	WP: 0 PB: 0 SB: 0 CS: 0	PA: 32							
PITCHER	IP	WLS	BF	H	R	ER	SO	BB	IBB	HBP	BLK	WP	HR	S	P	ERA	WHIP										
32 Brandon McCarthy, R (1,1) ERA: 5.11	7.0	W	26	6	1	1	7	0	0	0	0	0	0	75	94	1.29	0.857										
29 Brad Ziegler, R (8,1) ERA: 2.4	1.0	H	3	0	0	0	0	0	0	0	0	0	0	6	8	0.00	0.000										
43 Addison Reed, R (9,1) ERA: 4.08	1.0	S	3	0	0	0	2	0	0	0	0	0	0	9	11	0.00	0.000										

Batter	1	2	3	4	5	6	7	8	9	AB	R	H	RBI	BB	SO	LOB	TOP										
5 Ender Inciarte, L OBP: 0.271, SLG: 0.265										5	1	1	0	0	0	1	Arizona Diamondbacks @ San Diego Padres Petco Park, San Diego, CA Sat Jun 28 2014, 7:12 PM - 10:18 PM PDT Att: 31,527 - Cloudy - 68 F										
2 Aaron Hill, R OBP: 0.286, SLG: 0.378										4	0	0	0	0	0	1											
44 Paul Goldschmidt, R OBP: 0.380, SLG: 0.532										1	1	0	0	3	1	0											
14 Martin Prado, R OBP: 0.318, SLG: 0.368										3	0	2	1	0	0	1											
26 Miguel Montero, L OBP: 0.347, SLG: 0.433										4	1	1	2	0	1	4											
7 Cody Ross, R OBP: 0.288, SLG: 0.266										2	0	0	0	0	0	0											
6 David Peralta, L OBP: 0.301, SLG: 0.407										1	0	0	0	0	1	0											
8 Gerardo Parra, L OBP: 0.310, SLG: 0.365										4	0	0	0	0	1	1											
1 Didi Gregorius, L OBP: 0.313, SLG: 0.386										3	0	1	0	1	0	0											
55 Josh Collmenter, R ERA: 3.38										3	0	0	0	0	0	3											
Inning Stats	R: 0 E: 0 K: 1 S: 13	H: 1 LOB: 2 BB: 1 P: 19	R: 0 E: 1 K: 0 S: 16	H: 0 LOB: 1 BB: 0 P: 22	R: 1 E: 0 K: 0 S: 10	H: 1 LOB: 1 BB: 1 P: 19	R: 0 E: 0 K: 1 S: 9	H: 0 LOB: 0 BB: 0 P: 14	R: 0 E: 0 K: 0 S: 7	H: 0 LOB: 0 BB: 0 P: 11	R: 2 E: 0 K: 0 S: 12	H: 1 LOB: 2 BB: 2 P: 25	R: 0 E: 0 K: 1 S: 6	H: 0 LOB: 0 BB: 0 P: 10	R: 0 E: 0 K: 1 S: 6	H: 1 LOB: 0 BB: 0 P: 8	R: 0 E: 0 K: 1 S: 13	H: 1 LOB: 1 BB: 0 P: 15	1B: 3 2B: 0 3B: 1 HR: 1	SF: 1 SAC: 0 DP: 1 HBP: 1	WP: 0 PB: 0 SB: 1 CS: 0	PA: 37					
PITCHER	IP	WLS	BF	H	R	ER	SO	BB	IBB	HBP	BLK	WP	HR	S	P	ERA	WHIP										
53 Eric Stults, L	5.1	L	24	3	3	2	2	3	0	1	0	0	1	64	103	3.38	1.125										
54 Alex Torres, L	1.0		4	0	0	0	0	0	1	0	0	0	0	5	10	0.00	0.000										
59 Kevin Quackenbush, R	0.2		2	0	0	0	1	0	0	0	0	0	0	4	7	0.00	0.000										
56 Joaquin Benoit, R	1.0		3	1	0	0	1	0	0	0	0	0	0	6	8	0.00	1.000										
58 Blaine Boyer, R	1.0		4	1	0	0	1	0	0	0	0	0	0	13	15	0.00	1.000										

Batter	1	2	3	4	5	6	7	8	9	AB	R	H	RBI	BB	SO	LOB	BOTTOM										
13 Chris Denorfia, R OBP: 0.302, SLG: 0.346										4	1	1	0	1	2	2	Arizona Diamondbacks @ San Diego Padres Petco Park, San Diego, CA Sat Jun 28 2014, 7:12 PM - 10:18 PM PDT Att: 31,527 - Cloudy - 68 F										
12 Seth Smith, L OBP: 0.385, SLG: 0.498										4	0	0	0	0	1	2											
7 Chase Headley, S OBP: 0.294, SLG: 0.332										3	0	1	0	1	1	0											
14 Tommy Medica, R OBP: 0.290, SLG: 0.479										3	0	1	1	0	1	3											
24 Cameron Maybin, R OBP: 0.309, SLG: 0.404										3	0	0	0	1	2	4											
44 René Rivera, R OBP: 0.276, SLG: 0.424										3	0	2	0	0	1	3											
56 Joaquin Benoit, R										0	0	0	0	0	0	0											
4 Jake Goebbert, L OBP: 0.365, SLG: 0.333										1	0	0	0	0	0	2											
58 Blaine Boyer, R										0	0	0	0	0	0	0											
2 Everth Cabrera, S OBP: 0.255, SLG: 0.291										3	0	0	0	0	1	0											
5 Alexi Amarista, L OBP: 0.271, SLG: 0.288										2	0	0	0	0	0	1											
1 Irving Falu, S										2	0	0	0	0	1	0											
53 Eric Stults, L										2	0	0	0	0	1	1											
54 Alex Torres, L										0	0	0	0	0	0	0											
59 Kevin Quackenbush, R										0	0	0	0	0	0	0											
8 Yasmani Grandal, S OBP: 0.286, SLG: 0.357										0	0	0	0	2	0	0											
Inning Stats	R: 1 E: 0 K: 0 S: 12	H: 1 LOB: 1 BB: 1 P: 22	R: 0 E: 0 K: 0 S: 9	H: 1 LOB: 0 BB: 0 P: 13	R: 0 E: 0 K: 1 S: 10	H: 0 LOB: 0 BB: 0 P: 17	R: 0 E: 0 K: 2 S: 9	H: 1 LOB: 0 BB: 0 P: 12	R: 0 E: 0 K: 2 S: 14	H: 1 LOB: 3 BB: 2 P: 26	R: 0 E: 0 K: 3 S: 11	H: 0 LOB: 1 BB: 1 P: 16	R: 0 E: 2 K: 2 S: 11	H: 0 LOB: 2 BB: 0 P: 16	R: 0 E: 0 K: 2 S: 11	H: 0 LOB: 1 BB: 1 P: 16	1B: 4 2B: 1 3B: 0 HR: 0	SF: 1 SAC: 1 DP: 0 HBP: 0	WP: 0 PB: 0 SB: 1 CS: 1	PA: 38							
PITCHER	IP	WLS	BF	H	R	ER	SO	BB	IBB	HBP	BLK	WP	HR	S	P	ERA	WHIP										
55 Josh Collmenter, R	5.1		21	5	1	1	4	2	0	0	0	0	0	7	13	0.00	1.500										
37 Matt Stites, R	0.2	H	3	0	0	0	2	1	0	0	0	0	0	11	16	0.00	1.000										
59 Oliver Pérez, L	1.0	H	4	0	0	0	3	1	0	0	0	0	0	11	16	0.00	1.000										
29 Brad Ziegler, R	1.0	H	5	0	0	0	2	0	0	0	0	0	0	11	16	0.00	0.000										
43 Addison Reed, R	1.0	S	4	0	0	0	0	1	0	0	0	0	0	11	16	0.00	1.000										

Batter	1	2	3	4	5	6	7	8	9	AB	R	H	RBI	BB	SO	LOB	TOP										
6 Billy Hamilton, S OBP: 0.312, SLG: 0.402										4	0	1	0	0	3	0	<p>Cincinnati Reds @ San Diego Padres Petco Park, San Diego, CA Mon Jun 30 2014, 7:12 PM - 9:54 PM PDT Att. 19,079 - Clear - 70 F</p>										
21 Todd Frazier, R OBP: 0.354, SLG: 0.506										3	0	1	0	1	1	0											
19 Joey Votto, L OBP: 0.398, SLG: 0.418										4	0	1	0	0	1	2											
28 Chris Heisey, R OBP: 0.274, SLG: 0.343										0	0	0	0	0	0	0											
4 Brandon Phillips, R OBP: 0.301, SLG: 0.400										4	0	0	0	0	2	2											
32 Jay Bruce, L OBP: 0.330, SLG: 0.414										4	0	0	0	0	1	1											
39 Devin Mesoraco, R OBP: 0.376, SLG: 0.631										2	0	1	0	0	1	0											
48 Ryan Ludwick, R OBP: 0.326, SLG: 0.395										3	0	1	0	0	1	1											
2 Zack Cozart, R OBP: 0.276, SLG: 0.304										2	0	0	0	1	0	1											
55 Mat Latos, R										2	0	0	0	0	2	3											
25 Skip Schumaker, L (& PH) OBP: 0.273, SLG: 0.314										1	0	0	0	0	0	0											
63 Sam LeCure, R										0	0	0	0	0	0	0											
Inning Stats	R: 0 E: 0 K: 0 S: 7	H: 1 LOB: 0 BB: 1 P: 11	R: 0 E: 0 K: 1 S: 13	H: 1 LOB: 3 BB: 1 P: 27	R: 0 E: 0 K: 3 S: 15	H: 0 LOB: 0 BB: 0 P: 23	R: 0 E: 0 K: 3 S: 10	H: 0 LOB: 0 BB: 0 P: 17	R: 0 E: 0 K: 2 S: 12	H: 0 LOB: 0 BB: 0 P: 19	R: 0 E: 0 K: 1 S: 10	H: 0 LOB: 0 BB: 0 P: 14	R: 0 E: 0 K: 1 S: 10	H: 0 LOB: 0 BB: 0 P: 16	R: 0 E: 0 K: 1 S: 7	H: 1 LOB: 1 BB: 0 P: 10	R: 0 E: 0 K: 1 S: 10	H: 1 LOB: 1 BB: 0 P: 10	1B: 4 2B: 2 3B: 0 HR: 0	SF: 0 SAC: 0 DP: 2 HBP: 1	WP: 0 PB: 0 SB: 1 CS: 1	PA: 32					
PITCHER	IP	WLS	BF	H	R	ER	SO	BB	IBB	HBP	BLK	WP	HR	S	P	ERA	WHIP										
45 Jesse Hahn, R ERA: 1.95	5.0	W	19	3	0	0	9	2	0	1	0	0	0	57	97	0.00	1.000										
58 Blaine Boyer, R ERA: 1.8	1.0	H	3	0	0	0	1	0	0	0	0	0	0	10	14	0.00	0.000										
33 Dale Thayer, R ERA: 1.8	1.0	H	4	1	0	0	0	0	0	0	0	0	0	8	10	0.00	1.000										
56 Joaquin Benoit, R ERA: 1.3	1.0	H	3	0	0	0	1	0	0	0	0	0	0	10	16	0.00	0.000										
16 Huston Street, R ERA: 0.9	1.0	S	3	1	0	0	1	0	0	0	0	0	0	7	10	0.00	1.000										

Batter	1	2	3	4	5	6	7	8	9	AB	R	H	RBI	BB	SO	LOB	BOTTOM										
12 Seth Smith, L OBP: 0.376, SLG: 0.485										3	0	0	0	0	1	0	<p>Cincinnati Reds @ San Diego Padres Petco Park, San Diego, CA Mon Jun 30 2014, 7:12 PM - 9:54 PM PDT Att. 19,079 - Clear - 70 F</p>										
7 Chase Headley, S OBP: 0.289, SLG: 0.322										3	0	0	0	0	0	0											
18 Carlos Quentin, R OBP: 0.262, SLG: 0.307										3	0	0	0	0	1	0											
56 Joaquin Benoit, R OBP: 0.256, SLG: 0.272										0	0	0	0	0	0	0											
8 Yasmani Grandal, S OBP: 0.280, SLG: 0.348										3	0	0	0	0	1	0											
14 Tommy Medica, R OBP: 0.308, SLG: 0.475										2	1	1	0	1	0	0											
24 Cameron Maybin, R OBP: 0.310, SLG: 0.404										3	0	0	0	0	2	0											
2 Everth Cabrera, S OBP: 0.256, SLG: 0.290										1	0	0	1	1	0	1											
5 Alexi Amarista, L OBP: 0.262, SLG: 0.278										3	0	0	0	0	0	1											
45 Jesse Hahn, R OBP: 0.325, SLG: 0.425										1	0	0	0	0	0	0											
58 Blaine Boyer, R OBP: 0.295, SLG: 0.358										0	0	0	0	0	0	0											
4 Jake Coebert, L OBP: 0.295, SLG: 0.358										1	0	0	0	0	0	0											
33 Dale Thayer, R OBP: 0.295, SLG: 0.358										0	0	0	0	0	0	0											
1 Irving Falu, S OBP: 0.295, SLG: 0.358										0	0	0	0	0	0	0											
16 Huston Street, R OBP: 0.295, SLG: 0.358										0	0	0	0	0	0	0											
Inning Stats	R: 0 E: 0 K: 0 S: 9	H: 0 LOB: 0 BB: 0 P: 13	R: 0 E: 0 K: 1 S: 10	H: 1 LOB: 1 BB: 0 P: 13	R: 0 E: 0 K: 1 S: 8	H: 0 LOB: 0 BB: 0 P: 13	R: 0 E: 0 K: 1 S: 9	H: 0 LOB: 0 BB: 0 P: 10	R: 1 E: 0 K: 0 S: 11	H: 0 LOB: 0 BB: 1 P: 19	R: 0 E: 0 K: 1 S: 7	H: 0 LOB: 0 BB: 0 P: 12	R: 0 E: 0 K: 0 S: 6	H: 0 LOB: 0 BB: 0 P: 10	R: 0 E: 0 K: 1 S: 9	H: 0 LOB: 1 BB: 1 P: 17	1B: 1 2B: 0 3B: 0 HR: 0	SF: 1 SAC: 0 DP: 0 HBP: 0	WP: 1 PB: 0 SB: 1 CS: 0	PA: 27							
PITCHER	IP	WLS	BF	H	R	ER	SO	BB	IBB	HBP	BLK	WP	HR	S	P	ERA	WHIP										
55 Mat Latos, R ERA: 2.45	7.0	L	23	1	1	1	4	1	0	0	0	0	0	60	90	1.29	0.286										
63 Sam LeCure, R ERA: 3.73	1.0		4	0	0	0	1	1	0	0	0	0	0	9	17	0.00	1.000										

AB	29
R	0
H	5
RBI	0
BB	2
SO	12
LOB	10



Batter	1	2	3	4	5	6	7	8	9	AB	R	H	RBI	BB	SO	LOB	TOP		
6 Billy Hamilton, S OBP: 0.314, SLG: 0.406	P6		G3-1B		G6-3		G6-3			5	0	2	0	0	0	1	Cincinnati Reds @ San Diego Padres Petco Park, San Diego, CA Tue Jul 01 2014, 7:11 PM - 9:57 PM PDT Att: 20,312 - Partly Cloudy - 71 F		
21 Todd Frazier, R OBP: 0.354, SLG: 0.503	F9		F8				G6-3		2B	4	0	1	1	1	0	1			
19 Joey Votto, L OBP: 0.393, SLG: 0.417			G3						G6-3	3	0	1	0	1	0	1			
53 Carlos Contreras, R OBP: 0.324, SLG: 0.393									FC5-4	0	0	0	0	0	0	0			
48 Ryan Ludwick, R OBP: 0.300, SLG: 0.398										4	0	1	0	0	2	3			
32 Jay Bruce, L OBP: 0.325, SLG: 0.407										4	0	0	0	0	2	2			
39 Devin Mesoraco, R OBP: 0.380, SLG: 0.645										4	1	2	1	0	1	0			
25 Skip Schumaker, L OBP: 0.274, SLG: 0.312										4	0	1	0	0	1	1			
2 Zack Cozart, R OBP: 0.279, SLG: 0.308										3	1	2	0	0	0	1			
28 Chris Heisey, R OBP: 0.272, SLG: 0.341										1	0	0	0	0	0	1			
44 Mike Leake, R OBP: 0.325, SLG: 0.337										2	0	0	0	0	0	1			
43 Manny Parra, L ERA: 4.37										0	0	0	0	0	0	0			
7 Logan Ondrusek, R ERA: 4.76										0	0	0	0	0	0	0			
60 J.J. Hoover, R ERA: 5.03										0	0	0	0	0	0	0			
53 Carlos Contreras, R ERA: 4.5										1	0	1	0	0	0	0			
Inning Stats	R: 0 H: 2 E: 0 K: 1 S: 17	H: 2 LOB: 2 BB: 0 P: 22	R: 0 H: 1 E: 0 K: 3 S: 10	H: 1 LOB: 1 BB: 0 P: 14	R: 0 H: 1 E: 0 K: 1 S: 11	H: 1 LOB: 1 BB: 0 P: 13	R: 0 H: 0 E: 0 K: 0 S: 8	H: 0 LOB: 0 BB: 0 P: 9	R: 1 H: 2 E: 0 K: 0 S: 14	H: 2 LOB: 2 BB: 1 P: 23	R: 0 H: 1 E: 0 K: 0 S: 9	H: 1 LOB: 1 BB: 0 P: 14	R: 0 H: 0 E: 0 K: 2 S: 8	H: 0 LOB: 0 BB: 0 P: 12	R: 1 H: 4 E: 0 K: 0 S: 14	H: 4 LOB: 3 BB: 1 P: 22	1B: 9 2B: 1 HR: 1	SF: 0 SAC: 0 DP: 1 HBP: 0	WP: 0 PA: 39
PITCHER	IP WLS BF H R ER SO BB IBB HBP BLK WP HR S P ERA WHIP	IP WLS BF H R ER SO BB IBB HBP BLK WP HR S P ERA WHIP	IP WLS BF H R ER SO BB IBB HBP BLK WP HR S P ERA WHIP	IP WLS BF H R ER SO BB IBB HBP BLK WP HR S P ERA WHIP	IP WLS BF H R ER SO BB IBB HBP BLK WP HR S P ERA WHIP	IP WLS BF H R ER SO BB IBB HBP BLK WP HR S P ERA WHIP	IP WLS BF H R ER SO BB IBB HBP BLK WP HR S P ERA WHIP	IP WLS BF H R ER SO BB IBB HBP BLK WP HR S P ERA WHIP	IP WLS BF H R ER SO BB IBB HBP BLK WP HR S P ERA WHIP	IP WLS BF H R ER SO BB IBB HBP BLK WP HR S P ERA WHIP	IP WLS BF H R ER SO BB IBB HBP BLK WP HR S P ERA WHIP	IP WLS BF H R ER SO BB IBB HBP BLK WP HR S P ERA WHIP	IP WLS BF H R ER SO BB IBB HBP BLK WP HR S P ERA WHIP	IP WLS BF H R ER SO BB IBB HBP BLK WP HR S P ERA WHIP	IP WLS BF H R ER SO BB IBB HBP BLK WP HR S P ERA WHIP	IP WLS BF H R ER SO BB IBB HBP BLK WP HR S P ERA WHIP	IP WLS BF H R ER SO BB IBB HBP BLK WP HR S P ERA WHIP	IP WLS BF H R ER SO BB IBB HBP BLK WP HR S P ERA WHIP	IP WLS BF H R ER SO BB IBB HBP BLK WP HR S P ERA WHIP

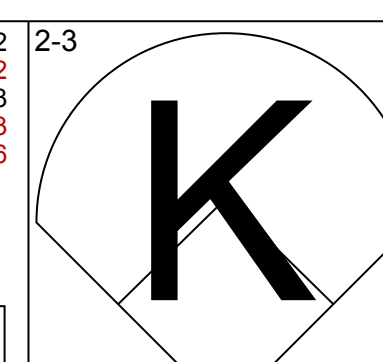
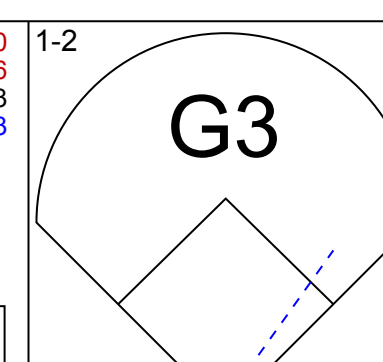
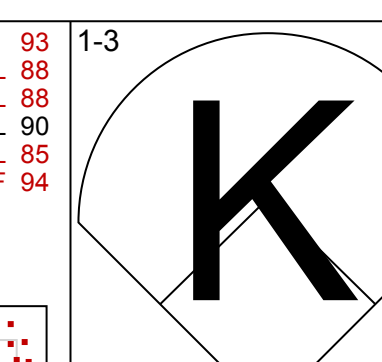
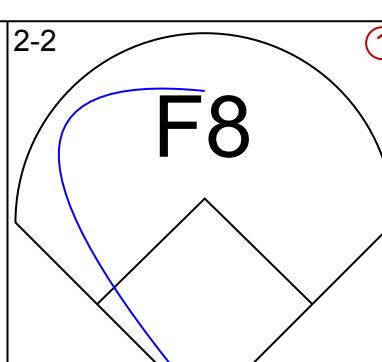

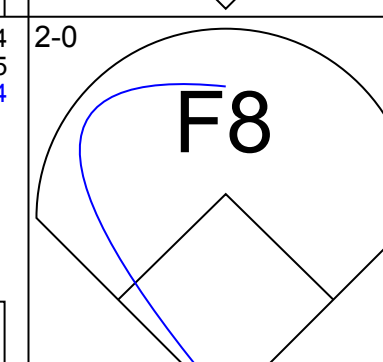
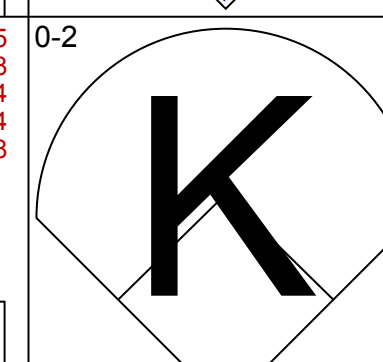
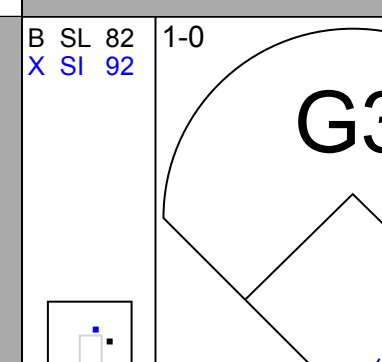
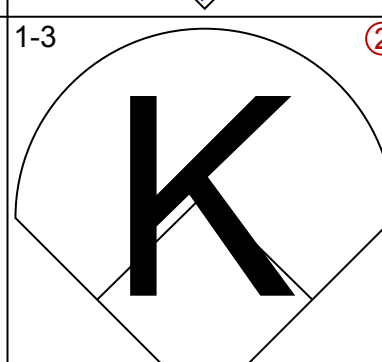
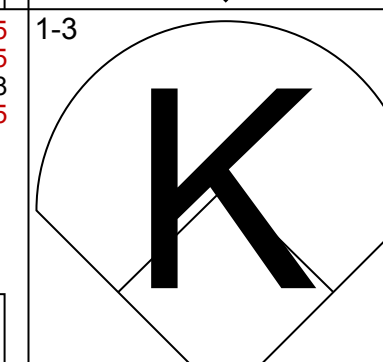
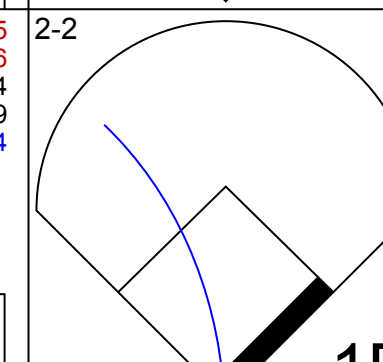
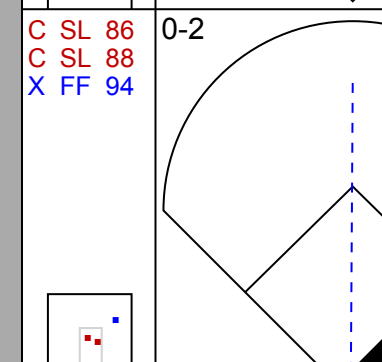
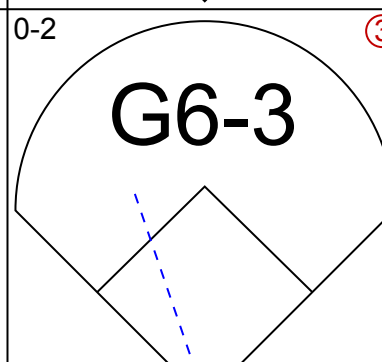
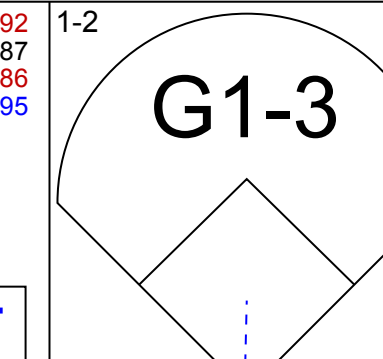
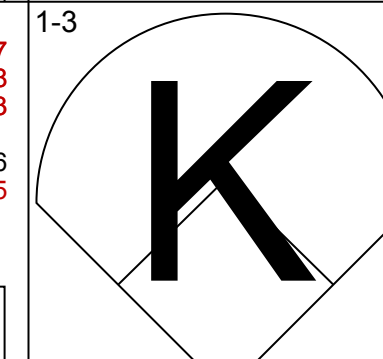
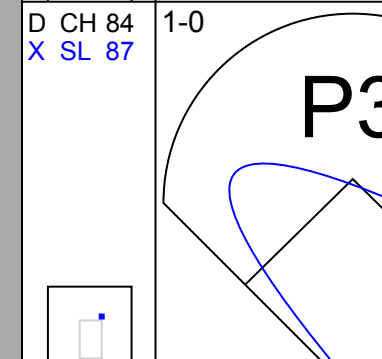

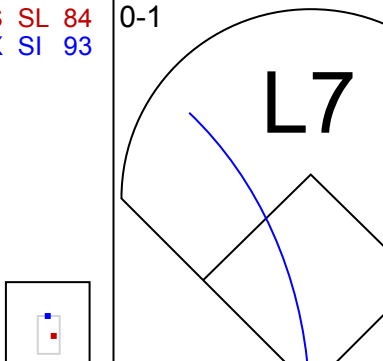
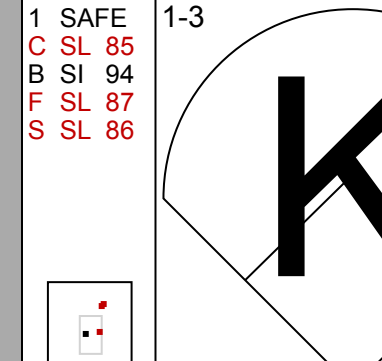

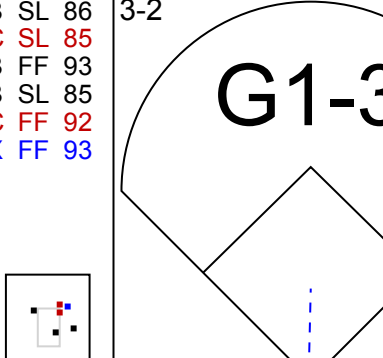
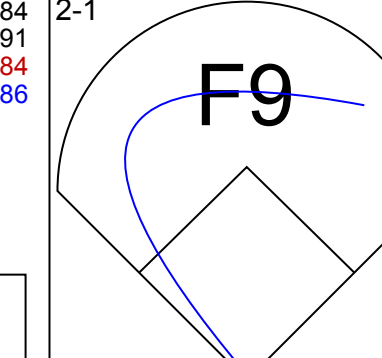
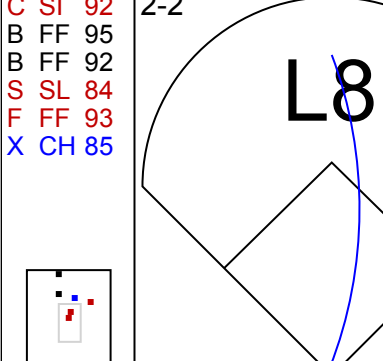
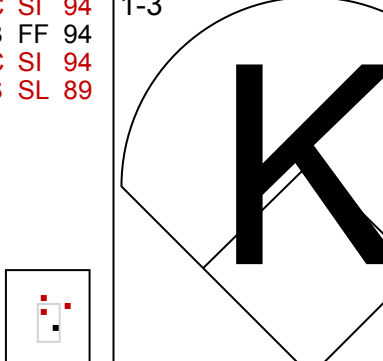
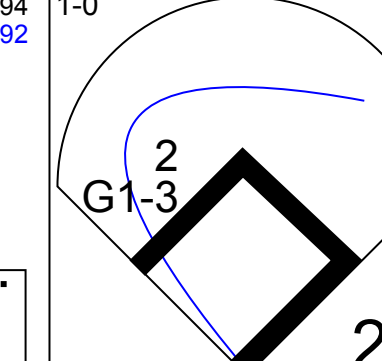

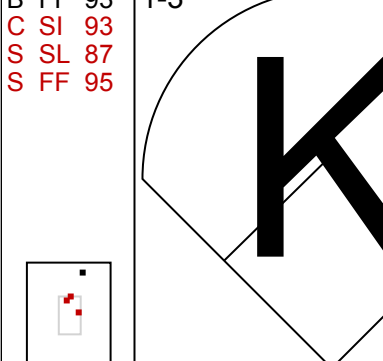
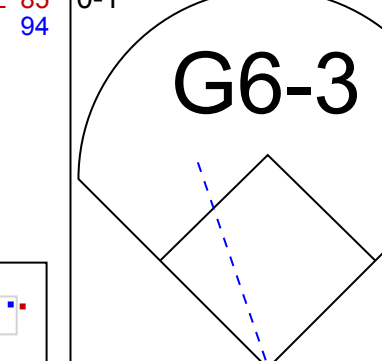
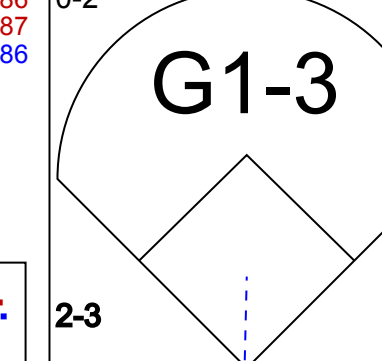
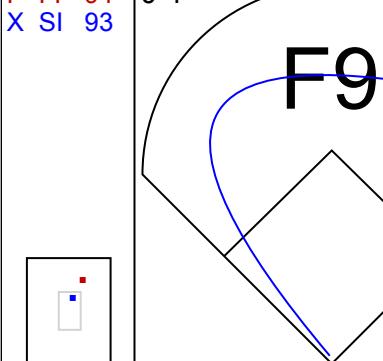
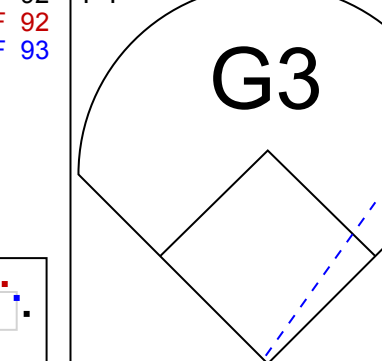
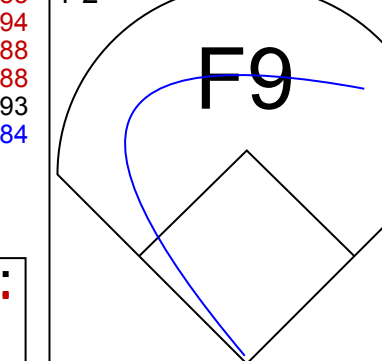
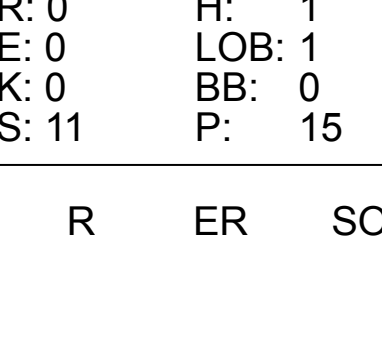
AB	37
R	2
H	11
RBI	2
BB	2
SO	8
LOB	16

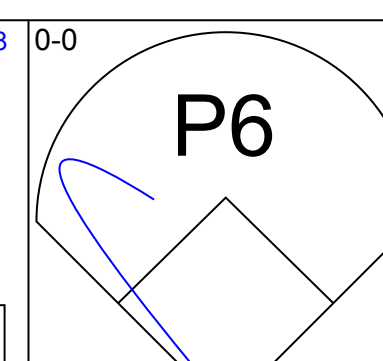
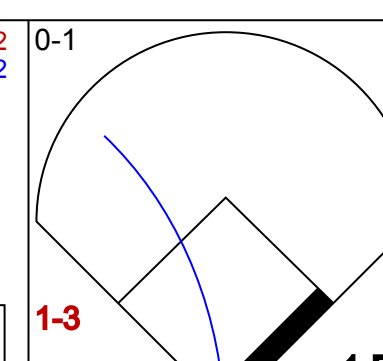
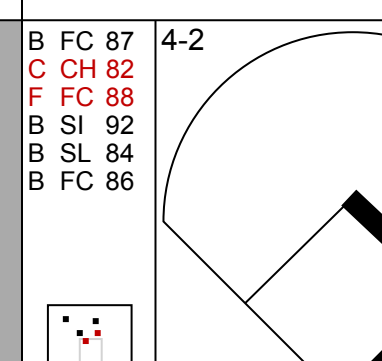

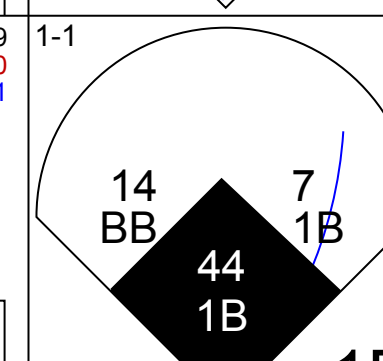


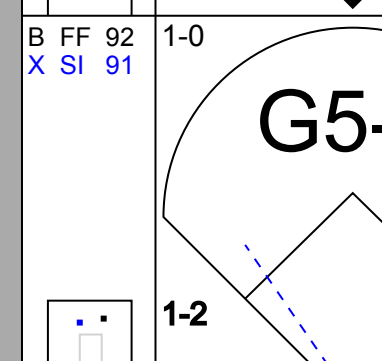
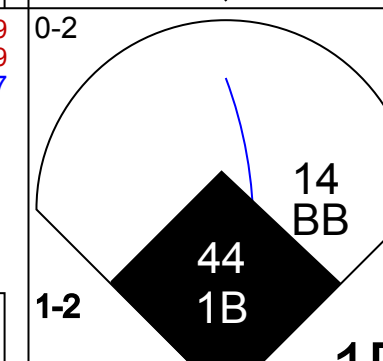
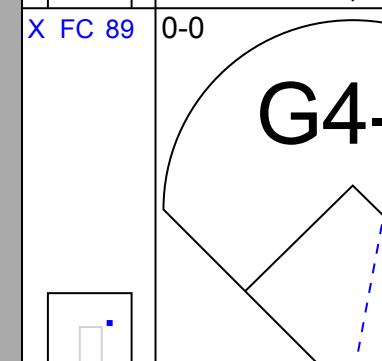
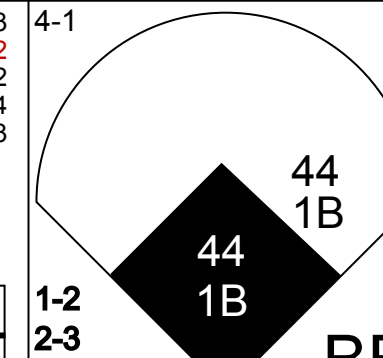
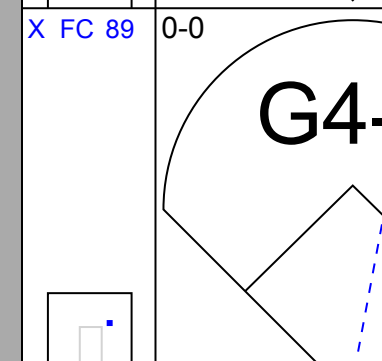
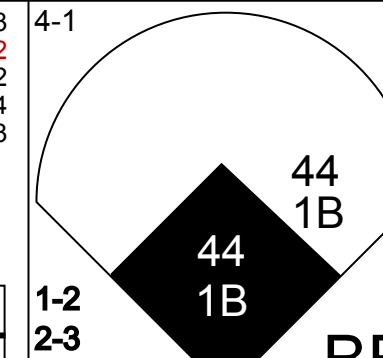
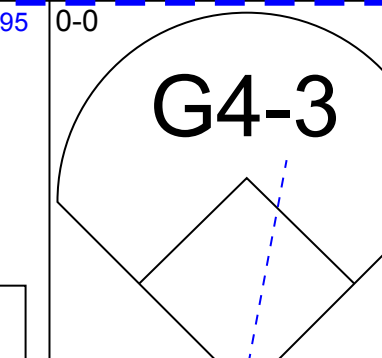
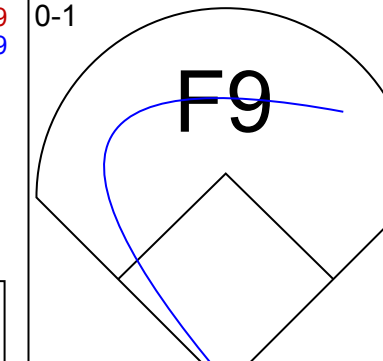
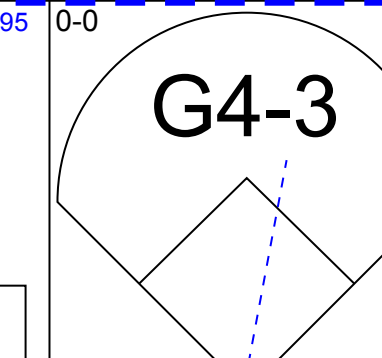
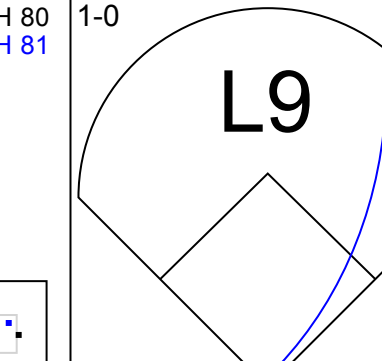
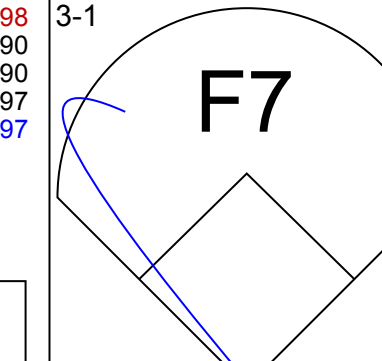
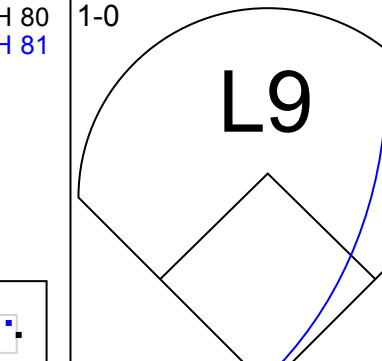
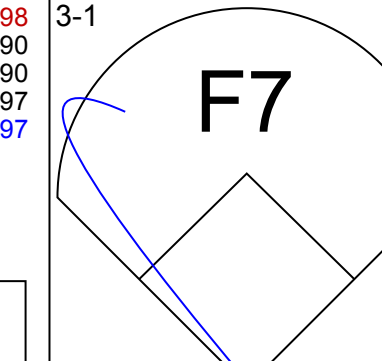
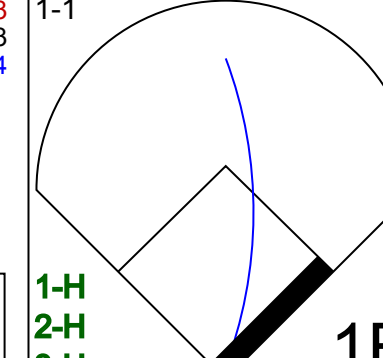
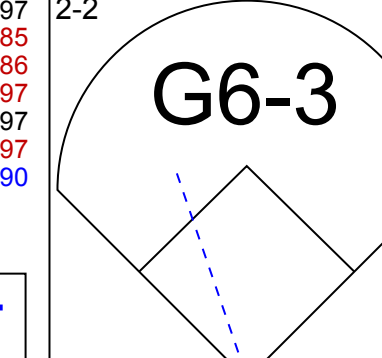
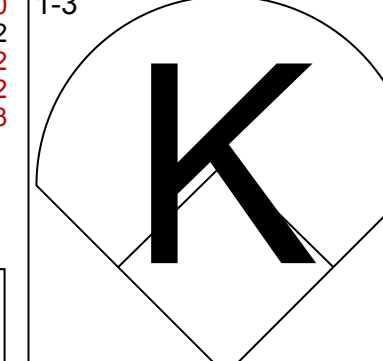
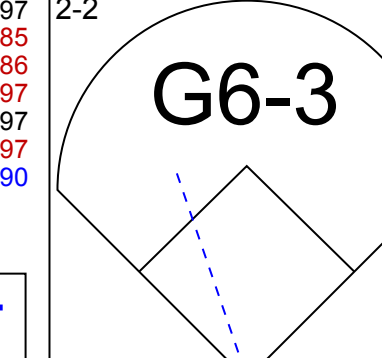
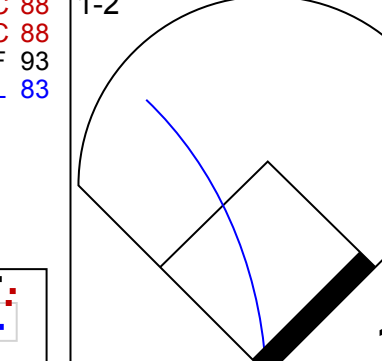
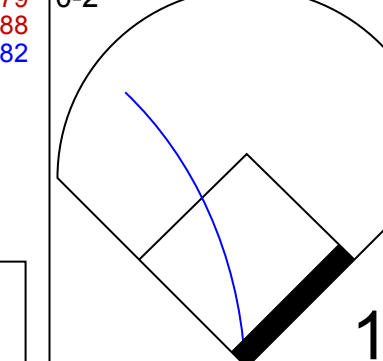
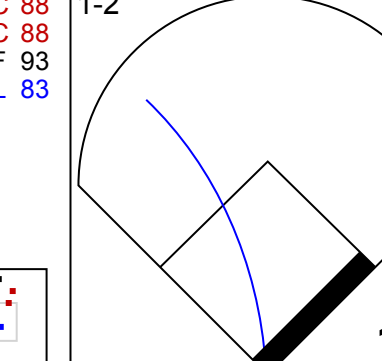
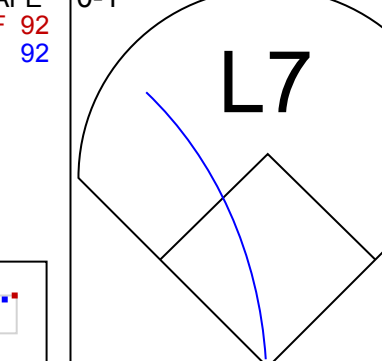
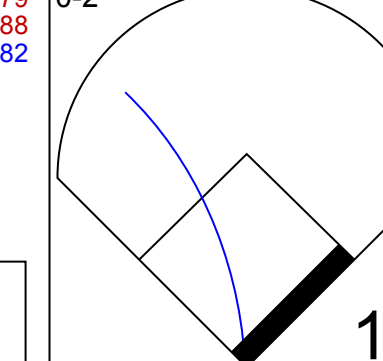
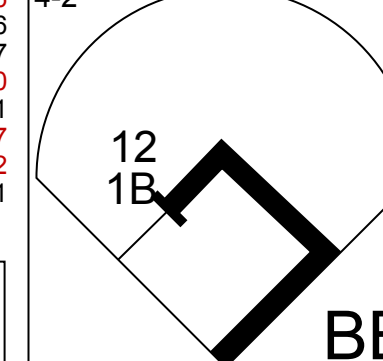
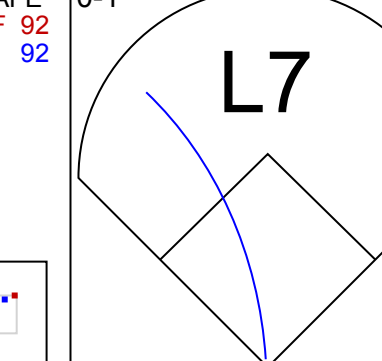
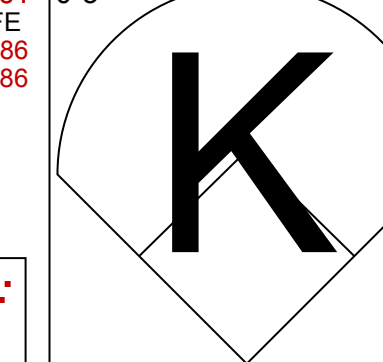
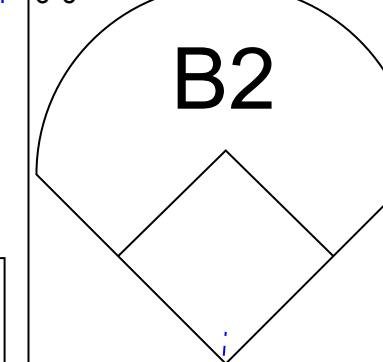
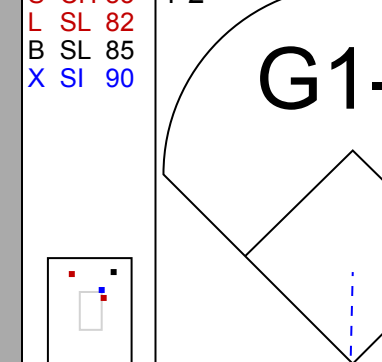


Batter	1	2	3	4	5	6	7	8	9	AB	R	H	RBI	BB	SO	LOB	BOTTOM		
12 Seth Smith, L OBP: 0.384, SLG: 0.506	HR									4	3	3	1	1	0	2	Cincinnati Reds @ San Diego Padres Petco Park, San Diego, CA Tue Jul 01 2014, 7:11 PM - 9:57 PM PDT Att: 20,312 - Partly Cloudy - 71 F		
7 Chase Headley, S OBP: 0.287, SLG: 0.320										5	0	1	1	0	3	3			
18 Carlos Quentin, R OBP: 0.287, SLG: 0.359										4	1	2	3	0	0	1			
46 Tim Stauffer, R OBP: 0.200, SLG: 0.200										0	0	0	0	0	0	0			
8 Yasmani Grandal, S OBP: 0.289, SLG: 0.358										4	1	2	0	1	0	2			
14 Tommy Medica, R OBP: 0.306, SLG: 0.466										4	1	1	0	0	0	3			
24 Cameron Maybin, R OBP: 0.308, SLG: 0.400										4	0	1	1	0	1	2			
5 Alexi Amarista, L OBP: 0.287, SLG: 0.290										4	1	2	0	0	0	1			
1 Irving Falu, S OBP: 0.136, SLG: 0.053										4	0	1	0	0	1	3			
22 Ian Kennedy, R ERA: 3.87										2	0	1	1	0	0	1			
4 Jake Westbrook, L ERA: 4.37										0	0	0	0	0	0	0			
59 Kevin Quackenbush, R ERA: 4.76										0	0	0	0	0	0	0			
54 Alex Torres, L ERA: 5.03										0	0	0	0	0	0	0			
25 Will Venable, L OBP: 0.228, SLG: 0.225										1	1	1	0	0	0	0			
Inning Stats	R: 1 H: 2 E: 0 K: 1 S: 10	H: 3 LOB: 2 BB: 0 P: 15	R: 0 H: 3 E: 0 K: 0 S: 10	H: 3 LOB: 2 BB: 0 P: 16	R: 0 H: 1 E: 0 K: 1 S: 10	H: 1 LOB: 1 BB: 0 P: 14	R: 0 H: 1 E: 0 K: 0 S: 8	H: 1 LOB: 1 BB: 0 P: 11	R: 1 H: 3 E: 0 K: 1 S: 14	H: 3 LOB: 2 BB: 0 P: 20	R: 0 H: 1 E: 0 K: 1 S: 8	H: 1 LOB: 0 BB: 0 P: 9	R: 4 H: 4 E: 1 K: 0 S: 11	H: 4 LOB: 1 BB: 1 P: 22	R: 1 H: 1 E: 0 K: 1 S: 9	H: 1 LOB: 1 BB: 1 P: 16	1B: 10 2B: 5 HR: 2	SF: 1 SAC: 0 DP: 2 HBP: 0	WP: 1 PA: 41
PITCHER	IP WLS BF H R ER SO BB IBB HBP BLK WP HR S P ERA WHIP	IP WLS BF H R ER SO BB IBB HBP BLK WP HR S P ERA WHIP	IP WLS BF H R ER SO BB IBB HBP BLK WP HR S P ERA WHIP	IP WLS BF H R ER SO BB IBB HBP BLK WP HR S P ERA WHIP	IP WLS BF H R ER SO BB IBB HBP BLK WP HR S P ERA WHIP	IP WLS BF H R ER SO BB IBB HBP BLK WP HR S P ERA WHIP	IP WLS BF H R ER SO BB IBB HBP BLK WP HR S P ERA WHIP	IP WLS BF H R ER SO BB IBB HBP BLK WP HR S P ERA WHIP	IP WLS BF H R ER SO BB IBB HBP BLK WP HR S P ERA WHIP	IP WLS BF H R ER SO BB IBB HBP BLK WP HR S P ERA WHIP	IP WLS BF H R ER SO BB IBB HBP BLK WP HR S P ERA WHIP	IP WLS BF H R ER SO BB IBB HBP BLK WP HR S P ERA WHIP	IP WLS BF H R ER SO BB IBB HBP BLK WP HR S P ERA WHIP	IP WLS BF H R ER SO BB IBB HBP BLK WP HR S P ERA WHIP	IP WLS BF H R ER SO BB IBB HBP BLK WP HR S P ERA WHIP	IP WLS BF H R ER SO BB IBB HBP BLK WP HR S P ERA WHIP	IP WLS BF H R ER SO BB IBB HBP BLK WP HR S P ERA WHIP	IP WLS BF H R ER SO BB IBB HBP BLK WP HR S P ERA WHIP	IP WLS BF H R ER SO BB IBB HBP BLK WP HR S P ERA WHIP

AB	37
R	8
H	16
RBI	7
BB	2
SO	5
LOB	18



Batter	1	2	3	4	5	6	7	8	9	AB	R	H	RBI	BB	SO	LOB	TOP					
6 Billy Hamilton, S OBP: 0.309, SLG: 0.400										4	0	0	0	0	2	0	<p>Cincinnati Reds @ San Diego Padres Petco Park, San Diego, CA Wed Jul 02 2014, 12:44 PM - 3:03 PM PDT Att: 19,250 - Sunny - 73 F</p> <p>livebaseballscorecards.com</p> <p>AB 30 R 0 H 3 RBI 0 BB 0 SO 9 LOB 5</p> 					
7 Ramon Santiago, S OBP: 0.274, SLG: 0.214										4	0	0	0	0	2	0						
21 Todd Frazier, R OBP: 0.356, SLG: 0.503										4	0	2	0	0	1	0						
4 Brandon Phillips, R OBP: 0.297, SLG: 0.394										3	0	0	0	0	1	2						
32 Jay Bruce, L OBP: 0.321, SLG: 0.402										3	0	0	0	0	1	1						
28 Chris Heisey, R OBP: 0.267, SLG: 0.333										3	0	0	0	0	0	0						
29 Brayan Peña, S OBP: 0.291, SLG: 0.386										3	0	1	0	0	1	0						
2 Zack Cozart, R OBP: 0.277, SLG: 0.305										3	0	0	0	0	1	1						
47 Johnny Cueto, R OBP: 0.119, SLG: 0.119										2	0	0	0	0	0	0						
19 Joey Volto, L OBP: 0.398, SLG: 0.415										1	0	0	0	0	0	1						
70 Jumbo Diaz, R OBP: 0.119, SLG: 0.119										0	0	0	0	0	0	0						
Inning Stats	R: 0 E: 0 K: 2 S: 7	H: 0 LOB: 0 BB: 0 P: 12	R: 0 E: 0 K: 0 S: 9	H: 0 LOB: 0 BB: 0 P: 14	R: 0 E: 0 K: 1 S: 9	H: 0 LOB: 0 BB: 0 P: 12	R: 0 E: 0 K: 2 S: 15	H: 1 LOB: 1 BB: 0 P: 19	R: 0 E: 0 K: 1 S: 8	H: 0 LOB: 0 BB: 0 P: 12	R: 0 E: 0 K: 1 S: 9	H: 0 LOB: 0 BB: 0 P: 11	R: 0 E: 0 K: 1 S: 8	H: 1 LOB: 1 BB: 0 P: 11	R: 0 E: 0 K: 0 S: 11	H: 1 LOB: 1 BB: 0 P: 15	R: 0 E: 0 K: 1 S: 11	H: 0 LOB: 0 BB: 0 P: 14	1B: 2 2B: 1 3B: 0 HR: 0	SF: 0 SAC: 0 DP: 0 HBP: 0	WP: 0 PB: 0 SB: 0 CS: 0	PA: 30
PITCHER 38 Tyson Ross, R ERA: 2.93	IP: 9.0 WLS: W BF: 30 H: 3 R: 0 ER: 0 SO: 9 BB: 0 IBB: 0 HBP: 0 BLK: 0 WP: 0 HR: 0 S: 87 P: 120 ERA: 0.00 WHIP: 0.333															PITCHER IP: WLS: BF: H: R: ER: SO: BB: IBB: HBP: BLK: WP: HR: S: P: ERA: WHIP						

Batter	1	2	3	4	5	6	7	8	9	AB	R	H	RBI	BB	SO	LOB	BOTTOM			
12 Seth Smith, L OBP: 0.386, SLG: 0.504										3	0	1	0	1	1	1	<p>Cincinnati Reds @ San Diego Padres Petco Park, San Diego, CA Wed Jul 02 2014, 12:44 PM - 3:03 PM PDT Att: 19,250 - Sunny - 73 F</p> <p>livebaseballscorecards.com</p> <p>AB 30 R 3 H 7 RBI 3 BB 3 SO 8 LOB 12</p> 			
13 Chris Denorfia, R OBP: 0.300, SLG: 0.342										4	1	1	0	0	2	2				
7 Chase Headley, S OBP: 0.287, SLG: 0.318										4	1	1	0	0	1	1				
14 Tommy Medica, R OBP: 0.304, SLG: 0.453										3	1	0	0	1	0	0				
25 Will Venable, L OBP: 0.259, SLG: 0.275										4	0	1	0	0	0	3				
44 René Rivera, R OBP: 0.275, SLG: 0.418										4	0	1	3	0	2	1				
5 Alexi Amarista, L OBP: 0.268, SLG: 0.291										3	0	1	0	0	1	1				
1 Irving Falu, S OBP: 0.200, SLG: 0.095										2	0	1	0	1	0	1				
38 Tyson Ross, R OBP: 0.129, SLG: 0.133										3	0	0	0	0	1	2				
Inning Stats	R: 3 E: 0 K: 1 S: 15	H: 3 LOB: 1 BB: 1 P: 22	R: 0 E: 0 K: 3 S: 14	H: 1 LOB: 1 BB: 0 P: 15	R: 0 E: 0 K: 1 S: 14	H: 1 LOB: 1 BB: 0 P: 19	R: 0 E: 0 K: 0 S: 8	H: 1 LOB: 2 BB: 1 P: 12	R: 0 E: 0 K: 2 S: 7	H: 0 LOB: 0 BB: 0 P: 11	R: 0 E: 0 K: 1 S: 12	H: 1 LOB: 0 BB: 0 P: 17	R: 0 E: 0 K: 0 S: 7	H: 0 LOB: 1 BB: 1 P: 13	R: 0 E: 0 K: 0 S: 8	H: 0 LOB: 0 BB: 0 P: 13		1B: 7 2B: 0 3B: 0 HR: 0	SF: 0 SAC: 0 DP: 0 HBP: 0	WP: 0 PB: 0 SB: 0 CS: 0
PITCHER 47 Johnny Cueto, R ERA: 1.99 70 Jumbo Diaz, R ERA: 9.0	IP: 7.0 WLS: L BF: 30 H: 7 R: 3 ER: 3 SO: 3 BB: 3 IBB: 0 HBP: 0 BLK: 0 WP: 0 HR: 0 S: 77 P: 109 ERA: 3.86 WHIP: 1.429															PITCHER IP: WLS: BF: H: R: ER: SO: BB: IBB: HBP: BLK: WP: HR: S: P: ERA: WHIP				

Batter	1	2	3	4	5	6	7	8	9	AB	R	H	RBI	BB	SO	LOB	TOP										
8 Hunter Pence, R OBP: 0.354, SLG: 0.467										4	0	1	0	0	0	0	San Francisco Giants @ San Diego Padres Petco Park, San Diego, CA Fri Jul 04 2014, 3:42 PM - 6:12 PM PDT Att: 31,126 - Sunny - 76 F										
9 Brandon Belt, L OBP: 0.308, SLG: 0.489										4	0	0	0	0	1	1											
28 Buster Posey, R OBP: 0.343, SLG: 0.436										4	0	1	0	0	0	0											
48 Pablo Sandoval, S OBP: 0.313, SLG: 0.413										4	0	0	0	0	0	1											
38 Michael Morse, R OBP: 0.326, SLG: 0.495										4	0	1	0	0	1	0											
13 Joaquin Arias, R OBP: 0.216, SLG: 0.196										3	0	1	0	0	0	1											
35 Brandon Crawford, L OBP: 0.324, SLG: 0.428										2	0	0	0	1	1	1											
2 Juan Carlos Perez, R OBP: 0.213, SLG: 0.273										2	0	0	0	1	1	0											
63 Jean Machi, R										0	0	0	0	0	0	0											
18 Matt Cain, R OBP: 0.259, SLG: 0.167										2	0	0	0	0	2	3											
41 Jeremy Affeldt, L										0	0	0	0	0	0	0											
7 Grégor Blanco, L OBP: 0.310, SLG: 0.301										1	0	0	0	0	1	0											
Inning Stats	R: 0 E: 0 K: 0 S: 7	H: 0 LOB: 0 BB: 0 P: 11	R: 0 E: 0 K: 1 S: 12	H: 1 LOB: 3 BB: 2 P: 23	R: 0 E: 0 K: 1 S: 8	H: 0 LOB: 0 BB: 0 P: 14	R: 0 E: 0 K: 2 S: 11	H: 1 LOB: 1 BB: 0 P: 19	R: 0 E: 0 K: 2 S: 11	H: 1 LOB: 1 BB: 0 P: 15	R: 0 E: 0 K: 0 S: 9	H: 0 LOB: 0 BB: 0 P: 13	R: 0 E: 0 K: 0 S: 6	H: 0 LOB: 0 BB: 0 P: 7	R: 0 E: 0 K: 1 S: 9	H: 0 LOB: 0 BB: 0 P: 11	R: 0 E: 0 K: 0 S: 6	H: 0 LOB: 0 BB: 0 P: 8	1B: 2 2B: 2 3B: 0 HR: 0	SF: 0 SAC: 0 DP: 1 HBP: 0	WP: 0 PB: 1 SB: 0 CS: 0	PA: 32					
PITCHER	IP	WLS	BF	H	R	ER	SO	BB	IBB	HBP	BLK	WP	HR	S	P	ERA	WHIP										
53 Eric Stults, L ERA: 4.96	7.0	W	26	4	0	0	6	2	0	0	0	0	0	64	102	0.00	0.857										
56 Joaquin Benoit, R ERA: 1.29	1.0	H	3	0	0	0	1	0	0	0	0	0	0	9	11	0.00	0.000										
16 Huston Street, R ERA: 0.87	1.0	S	3	0	0	0	0	0	0	0	0	0	0	6	8	0.00	0.000										

Batter	1	2	3	4	5	6	7	8	9	AB	R	H	RBI	BB	SO	LOB	BOTTOM										
12 Seth Smith, L OBP: 0.385, SLG: 0.506										3	1	1	0	0	0	0	San Francisco Giants @ San Diego Padres Petco Park, San Diego, CA Fri Jul 04 2014, 3:42 PM - 6:12 PM PDT Att: 31,126 - Sunny - 76 F										
13 Chris Denorfia, R OBP: 0.299, SLG: 0.340										1	0	0	0	0	3												
7 Chase Headley, S OBP: 0.298, SLG: 0.330										4	0	4	1	0	0	0											
18 Carlos Quentin, R OBP: 0.277, SLG: 0.344										4	0	0	0	0	1	3											
16 Huston Street, R										0	0	0	0	0	0	0											
8 Yasmani Grandal, S OBP: 0.288, SLG: 0.351										3	0	0	0	1	1	1											
14 Tommy Medica, R OBP: 0.294, SLG: 0.436										4	0	0	0	0	1	3											
24 Cameron Maybin, R OBP: 0.309, SLG: 0.399										3	0	1	0	0	1	0											
11 Brooks Conrad, S										3	0	0	0	0	1	1											
1 Irving Falu, S OBP: 0.200, SLG: 0.095										0	0	0	0	0	0	0											
5 Alexi Amarista, L OBP: 0.280, SLG: 0.323										2	1	2	1	1	0	0											
53 Eric Stults, L OBP: 0.091, SLG: 0.136										2	0	0	0	0	1	1											
4 Jake Goebbert, L OBP: 0.438, SLG: 0.357										0	0	0	0	1	0	0											
56 Joaquin Benoit, R										0	0	0	0	0	0	0											
25 Will Venable, L OBP: 0.259, SLG: 0.275										0	0	0	0	0	0	0											
Inning Stats	R: 0 E: 0 K: 0 S: 5	H: 1 LOB: 0 BB: 0 P: 6	R: 0 E: 0 K: 2 S: 8	H: 0 LOB: 0 BB: 0 P: 15	R: 2 E: 0 K: 1 S: 9	H: 3 LOB: 1 BB: 0 P: 16	R: 0 E: 0 K: 1 S: 7	H: 0 LOB: 0 BB: 0 P: 12	R: 0 E: 0 K: 1 S: 8	H: 1 LOB: 1 BB: 0 P: 11	R: 0 E: 0 K: 1 S: 17	H: 1 LOB: 2 BB: 1 P: 29	R: 0 E: 0 K: 0 S: 10	H: 1 LOB: 2 BB: 2 P: 20	R: 0 E: 0 K: 0 S: 10	H: 1 LOB: 1 BB: 0 P: 17	1B: 5 2B: 2 3B: 0 HR: 1	SF: 0 SAC: 0 DP: 2 HBP: 0	WP: 0 PB: 0 SB: 0 CS: 0	PA: 32							
PITCHER	IP	WLS	BF	H	R	ER	SO	BB	IBB	HBP	BLK	WP	HR	S	P	ERA	WHIP										
18 Matt Cain, R ERA: 4.27	6.1	L	27	7	2	2	6	3	0	0	0	0	1	61	106	2.84	1.579										
41 Jeremy Affeldt, L ERA: 1.5	0.2		1	0	0	0	0	0	0	0	0	0	0	3	3	0.00	0.000										
63 Jean Machi, R ERA: 1.29	1.0		4	1	0	0	0	0	0	0	0	0	0	10	17	0.00	1.000										

AB	30
R	0
H	4
RBI	0
BB	2
SO	7
LOB	7



AB	29
R	2
H	8
RBI	2
BB	3
SO	6
LOB	12



Batter	1	2	3	4	5	6	7	8	9	AB	R	H	RBI	BB	SO	LOB	TOP					
8 Hunter Pence, R OBP: 0.359, SLG: 0.473										4	3	2	0	0	0	0	San Francisco Giants @ San Diego Padres Petco Park, San Diego, CA Sun Jul 06 2014, 1:14 PM - 4:11 PM PDT Att: 28,065 - Partly Cloudy - 81 F					
12 Joe Panik, L OBP: 0.317, SLG: 0.306										4	2	2	1	0	0	1						
9 Brandon Belt, L OBP: 0.309, SLG: 0.500										3	0	1	2	0	1	1						
38 Michael Morse, R OBP: 0.324, SLG: 0.498										3	0	1	1	0	0	1						
2 Juan Carlos Perez, R OBP: 0.208, SLG: 0.267										1	0	0	0	0	0	1						
54 Sergio Romo, R										0	0	0	0	0	0	0						
46 Santiago Casilla, R										0	0	0	0	0	0	0						
29 Héctor Sánchez, S OBP: 0.244, SLG: 0.326										3	0	1	1	1	0	1						
7 Grégor Blanco, L OBP: 0.302, SLG: 0.310										4	0	0	0	0	1	2						
35 Brandon Crawford, L OBP: 0.322, SLG: 0.419										3	0	0	0	1	1	1						
13 Joaquin Arias, R OBP: 0.198, SLG: 0.179										4	0	0	0	0	1	2						
55 Tim Lincecum, L OBP: 0.206, SLG: 0.100										3	0	0	0	0	1	1						
41 Jeremy Affeldt, L										0	0	0	0	0	0	0						
21 Tyler Colvin, L OBP: 0.276, SLG: 0.407										1	0	0	0	0	0	0						
Inning Stats	R: 1 E: 0 K: 0 S: 8	H: 2 LOB: 0 BB: 15	R: 0 E: 0 K: 1 S: 12	H: 0 LOB: 1 BB: 19	R: 2 E: 0 K: 1 S: 14	H: 3 LOB: 1 BB: 21	R: 0 E: 0 K: 2 S: 10	H: 0 LOB: 0 BB: 11	R: 0 E: 0 K: 0 S: 5	H: 0 LOB: 0 BB: 6	R: 0 E: 0 K: 0 S: 6	H: 0 LOB: 1 BB: 8	R: 0 E: 0 K: 1 S: 11	H: 0 LOB: 1 BB: 21	R: 2 E: 1 K: 0 S: 12	H: 2 LOB: 1 BB: 13	R: 0 E: 0 K: 0 S: 5	H: 0 LOB: 0 BB: 11	1B: 4 2B: 3 3B: 0 HR: 0	SF: 1 SAC: 0 DP: 1 HBP: 0	WP: 2 PB: 1 CS: 0 SB: 0	PA: 36
PITCHER	IP WLS BF H R ER SO BB IBB HBP BLK WP HR S P ERA WHIP	7.0 L 27 5 3 3 5 2 0 0 0 0 0 66 101 3.86 1.000	0.1 3 1 2 0 0 0 0 0 0 0 0 5 5 0.00 3.000	1.2 6 1 0 0 0 0 0 0 0 0 0 12 19 0.00 0.600											IP WLS BF H R ER SO BB IBB HBP BLK WP HR S P ERA WHIP							
45 Jesse Hahn, R ERA: 2.34											7.0 L 27 5 3 3 5 2 0 0 0 0 0 66 101 3.86 1.000											
54 Alex Torres, L ERA: 2.08											0.1 3 1 2 0 0 0 0 0 0 0 0 5 5 0.00 3.000											
58 Blaine Boyer, R ERA:											1.2 6 1 0 0 0 0 0 0 0 0 0 12 19 0.00 0.600											

Batter	1	2	3	4	5	6	7	8	9	AB	R	H	RBI	BB	SO	LOB	BOTTOM					
12 Seth Smith, L OBP: 0.373, SLG: 0.490										4	0	0	0	0	1	0	San Francisco Giants @ San Diego Padres Petco Park, San Diego, CA Sun Jul 06 2014, 1:14 PM - 4:11 PM PDT Att: 28,065 - Partly Cloudy - 81 F					
7 Chase Headley, S OBP: 0.297, SLG: 0.332										4	0	1	0	0	0	0						
18 Carlos Quentin, R OBP: 0.282, SLG: 0.333										2	1	0	0	2	0	1						
8 Yasmani Grandal, S OBP: 0.296, SLG: 0.377										3	1	1	2	1	1	1						
4 Jake Goebbert, L OBP: 0.417, SLG: 0.429										4	0	1	0	0	1	1						
13 Chris Denorfia, R OBP: 0.298, SLG: 0.335										3	0	0	0	1	1	0						
11 Brooks Conrad, S OBP: 0.400, SLG: 0.625										3	1	1	1	1	1	2						
5 Alexi Amarista, L OBP: 0.279, SLG: 0.316										4	0	0	0	0	0	1						
45 Jesse Hahn, R ERA: 3.91											7.0 L 27 5 3 3 5 2 0 0 0 0 0 66 101 3.86 1.000											
14 Tommy Medica, R OBP: 0.289, SLG: 0.429											0.1 3 1 2 0 0 0 0 0 0 0 0 5 5 0.00 3.000											
54 Alex Torres, L											1.2 6 1 0 0 0 0 0 0 0 0 0 12 19 0.00 0.600											
58 Blaine Boyer, R											1.2 6 1 0 0 0 0 0 0 0 0 0 12 19 0.00 0.600											
Inning Stats	R: 0 E: 0 K: 1 S: 10	H: 0 LOB: 1 BB: 18	R: 0 E: 0 K: 2 S: 14	H: 0 LOB: 1 BB: 20	R: 0 E: 0 K: 2 S: 9	H: 0 LOB: 0 BB: 13	R: 0 E: 0 K: 0 S: 9	H: 1 LOB: 2 BB: 17	R: 0 E: 0 K: 1 S: 9	H: 0 LOB: 0 BB: 15	R: 0 E: 0 K: 0 S: 7	H: 1 LOB: 1 BB: 16	R: 1 E: 0 K: 0 S: 7	H: 1 LOB: 0 BB: 10	R: 2 E: 0 K: 0 S: 14	H: 1 LOB: 1 BB: 25	R: 0 E: 0 K: 1 S: 7	H: 0 LOB: 0 BB: 10	1B: 2 2B: 0 3B: 0 HR: 2	SF: 0 SAC: 0 DP: 1 HBP: 0	WP: 0 PB: 0 CS: 0 SB: 0	PA: 35
PITCHER	IP WLS BF H R ER SO BB IBB HBP BLK WP HR S P ERA WHIP	6.1 W 25 3 1 1 6 4 0 0 0 0 0 63 105 1.42 1.105	1.1 H 4 0 0 0 0 0 0 0 0 0 0 7 12 0.00 0.000	0.1 S 3 0 0 0 0 1 0 0 0 0 0 9 17 54.00 6.000	1.0 S 3 0 0 0 1 0 0 0 0 0 0 7 10 0.00 0.000											IP WLS BF H R ER SO BB IBB HBP BLK WP HR S P ERA WHIP						
55 Tim Lincecum, R ERA: 3.91											6.1 W 25 3 1 1 6 4 0 0 0 0 0 63 105 1.42 1.105											
41 Jeremy Affeldt, L ERA: 1.65											1.1 H 4 0 0 0 0 0 0 0 0 0 0 7 12 0.00 0.000											
54 Sergio Romo, R ERA: 5.15											0.1 3 0 0 0 0 0 0 0 0 0 0 9 17 54.00 6.000											
46 Santiago Casilla, R ERA: 1.65											1.0 S 3 0 0 0 1 0 0 0 0 0 0 7 10 0.00 0.000											



Batter	1	2	3	4	5	6	7	8	9	AB	R	H	RBI	BB	SO	LOB	TOP								
12 Seth Smith, L (1,7) OBP: 0.383, SLG: 0.510										3	1	2	1	2	0	1	San Diego Padres @ Colorado Rockies Coors Field, Denver, CO Wed Jul 09 2014, 1:16 PM - 4:24 PM MDT Att: 26,212 - Partly Cloudy - 90 F								
13 Chris Denorfia, R (1,9) OBP: 0.309, SLG: 0.346									5	1	2	0	0	1	3										
7 Chase Headley, S (1,5) OBP: 0.300, SLG: 0.341									5	0	1	0	0	2	4										
8 Yasmani Grandal, S (1,2) OBP: 0.298, SLG: 0.372									4	0	1	0	1	2	4										
4 Jake Goebbert, L (1,3) OBP: 0.400, SLG: 0.519									4	1	1	1	0	1	3										
25 Will Venable, L (1,8) OBP: 0.294, SLG: 0.273									3	0	1	0	0	2	1										
44 René Rivera, R (7,PH) OBP: 0.293, SLG: 0.450									1	0	0	0	0	0	2										
5 Alexi Amarista, L (1,6) OBP: 0.282, SLG: 0.314									4	0	1	0	0	0	0										
1 Irving Falu, S (1,4) OBP: 0.226, SLG: 0.115									3	0	1	0	1	0	1										
53 Eric Stults, L (1,1) OBP: 0.083, SLG: 0.125									2	0	0	0	0	1	2										
14 Tommy Medica, R (6,PH) OBP: 0.277, SLG: 0.413									1	0	0	0	0	1	1										
58 Blaine Boyer, R (6,1) OBP: 0.286, SLG: 0.324									0	0	0	0	0	0	0										
18 Carlos Quentin, R (8,PH) OBP: 0.286, SLG: 0.324									1	0	0	0	0	1	0										
56 Joaquin Benoit, R (8,1) OBP: 0.286, SLG: 0.324									0	0	0	0	0	0	0										
Inning Stats	R: 0 H: 1 E: 0 K: 2 S: 11	H: 1 LOB: 0 BB: 0 P: 17	R: 0 H: 2 E: 0 K: 0 S: 14	H: 1 LOB: 1 BB: 0 P: 21	R: 0 H: 0 E: 0 K: 2 S: 10	H: 0 LOB: 1 BB: 1 P: 16	R: 1 H: 2 E: 0 K: 1 S: 13	H: 2 LOB: 2 BB: 1 P: 24	R: 2 H: 3 E: 0 K: 2 S: 13	H: 3 LOB: 1 BB: 0 P: 21	R: 0 H: 1 E: 0 K: 1 S: 11	H: 1 LOB: 1 BB: 0 P: 20	R: 0 H: 1 E: 0 K: 2 S: 13	H: 1 LOB: 2 BB: 1 P: 23	R: 0 H: 0 E: 0 K: 1 S: 7	H: 0 LOB: 0 BB: 0 P: 10	R: 0 H: 0 E: 0 K: 0 S: 11	H: 0 LOB: 1 BB: 1 P: 16	1B: 7 2B: 1 3B: 0 HR: 2	SF: 0 SAC: 0 DP: 0 HBP: 0	WP: 1 PB: 1 SB: 2 CS: 0	PA: 40			
PITCHER	IP WLS BF H R ER SO BB IBB HBP BLK WP HR S P ERA WHIP	IP WLS BF H R ER SO BB IBB HBP BLK WP HR S P ERA WHIP	IP WLS BF H R ER SO BB IBB HBP BLK WP HR S P ERA WHIP	IP WLS BF H R ER SO BB IBB HBP BLK WP HR S P ERA WHIP	IP WLS BF H R ER SO BB IBB HBP BLK WP HR S P ERA WHIP	IP WLS BF H R ER SO BB IBB HBP BLK WP HR S P ERA WHIP	IP WLS BF H R ER SO BB IBB HBP BLK WP HR S P ERA WHIP	IP WLS BF H R ER SO BB IBB HBP BLK WP HR S P ERA WHIP	IP WLS BF H R ER SO BB IBB HBP BLK WP HR S P ERA WHIP	IP WLS BF H R ER SO BB IBB HBP BLK WP HR S P ERA WHIP	IP WLS BF H R ER SO BB IBB HBP BLK WP HR S P ERA WHIP	IP WLS BF H R ER SO BB IBB HBP BLK WP HR S P ERA WHIP	IP WLS BF H R ER SO BB IBB HBP BLK WP HR S P ERA WHIP	IP WLS BF H R ER SO BB IBB HBP BLK WP HR S P ERA WHIP	IP WLS BF H R ER SO BB IBB HBP BLK WP HR S P ERA WHIP	IP WLS BF H R ER SO BB IBB HBP BLK WP HR S P ERA WHIP	IP WLS BF H R ER SO BB IBB HBP BLK WP HR S P ERA WHIP	IP WLS BF H R ER SO BB IBB HBP BLK WP HR S P ERA WHIP	IP WLS BF H R ER SO BB IBB HBP BLK WP HR S P ERA WHIP	IP WLS BF H R ER SO BB IBB HBP BLK WP HR S P ERA WHIP	IP WLS BF H R ER SO BB IBB HBP BLK WP HR S P ERA WHIP	IP WLS BF H R ER SO BB IBB HBP BLK WP HR S P ERA WHIP	IP WLS BF H R ER SO BB IBB HBP BLK WP HR S P ERA WHIP	IP WLS BF H R ER SO BB IBB HBP BLK WP HR S P ERA WHIP	IP WLS BF H R ER SO BB IBB HBP BLK WP HR S P ERA WHIP

Batter	1	2	3	4	5	6	7	8	9	AB	R	H	RBI	BB	SO	LOB	BOTTOM								
19 Charlie Blackmon, L (1,9) OBP: 0.341, SLG: 0.473										4	2	2	1	0	1	1	San Diego Padres @ Colorado Rockies Coors Field, Denver, CO Wed Jul 09 2014, 1:16 PM - 4:24 PM MDT Att: 26,212 - Partly Cloudy - 90 F								
13 Drew Stubbs, R (1,8) OBP: 0.332, SLG: 0.493									4	1	1	2	0	1	1										
2 Troy Tulowitzki, R (1,6) OBP: 0.441, SLG: 0.616									4	2	2	2	0	2	0										
20 Wilin Rosario, R (1,2) OBP: 0.282, SLG: 0.428									4	1	1	1	1	0	2										
28 Nolan Arenado, R (1,5) OBP: 0.306, SLG: 0.440									4	0	0	0	0	0	0										
16 Kyle Parker, R (1,3) OBP: 0.111, SLG: 0.111									3	0	1	0	0	1	0										
1 Brandon Barnes, R (1,7) OBP: 0.297, SLG: 0.385									3	0	0	0	0	1	1										
9 DJ LeMahieu, R (1,4) OBP: 0.332, SLG: 0.342									3	0	1	0	0	1	1										
Jair Jurrjens, R (1,1) ERA: 4.98									1	0	0	0	0	0	1										
54 Tommy Kahnle, R (5,1) ERA: 2.74									0	0	0	0	0	0	0										
49 Rex Brothers, L (7,1) ERA: 4.26									0	0	0	0	0	0	0										
48 Boone Logan, R (8,1) ERA: 5.94									0	0	0	0	0	0	0										
32 LaTroy Hawkins, R (9,1) ERA: 2.53									0	0	0	0	0	0	0										
Inning Stats	R: 2 H: 2 E: 0 K: 2 S: 13	H: 2 LOB: 0 BB: 0 P: 21	R: 0 H: 1 E: 0 K: 0 S: 9	H: 1 LOB: 1 BB: 0 P: 14	R: 0 H: 0 E: 0 K: 1 S: 7	H: 0 LOB: 0 BB: 0 P: 12	R: 1 H: 1 E: 0 K: 1 S: 7	H: 1 LOB: 0 BB: 0 P: 11	R: 0 H: 1 E: 0 K: 1 S: 9	H: 1 LOB: 1 BB: 0 P: 10	R: 0 H: 0 E: 0 K: 1 S: 8	H: 0 LOB: 0 BB: 0 P: 10	R: 0 H: 0 E: 0 K: 2 S: 9	H: 0 LOB: 0 BB: 0 P: 12	R: 3 H: 3 E: 0 K: 2 S: 12	H: 3 LOB: 0 BB: 0 P: 18	R: 0 H: 0 E: 0 K: 0 S: 11	H: 0 LOB: 1 BB: 1 P: 16	1B: 3 2B: 0 3B: 0 HR: 5	SF: 0 SAC: 1 DP: 0 HBP: 0	WP: 0 PB: 0 SB: 0 CS: 0	PA: 32			
PITCHER	IP WLS BF H R ER SO BB IBB HBP BLK WP HR S P ERA WHIP	IP WLS BF H R ER SO BB IBB HBP BLK WP HR S P ERA WHIP	IP WLS BF H R ER SO BB IBB HBP BLK WP HR S P ERA WHIP	IP WLS BF H R ER SO BB IBB HBP BLK WP HR S P ERA WHIP	IP WLS BF H R ER SO BB IBB HBP BLK WP HR S P ERA WHIP	IP WLS BF H R ER SO BB IBB HBP BLK WP HR S P ERA WHIP	IP WLS BF H R ER SO BB IBB HBP BLK WP HR S P ERA WHIP	IP WLS BF H R ER SO BB IBB HBP BLK WP HR S P ERA WHIP	IP WLS BF H R ER SO BB IBB HBP BLK WP HR S P ERA WHIP	IP WLS BF H R ER SO BB IBB HBP BLK WP HR S P ERA WHIP	IP WLS BF H R ER SO BB IBB HBP BLK WP HR S P ERA WHIP	IP WLS BF H R ER SO BB IBB HBP BLK WP HR S P ERA WHIP	IP WLS BF H R ER SO BB IBB HBP BLK WP HR S P ERA WHIP	IP WLS BF H R ER SO BB IBB HBP BLK WP HR S P ERA WHIP	IP WLS BF H R ER SO BB IBB HBP BLK WP HR S P ERA WHIP	IP WLS BF H R ER SO BB IBB HBP BLK WP HR S P ERA WHIP	IP WLS BF H R ER SO BB IBB HBP BLK WP HR S P ERA WHIP	IP WLS BF H R ER SO BB IBB HBP BLK WP HR S P ERA WHIP	IP WLS BF H R ER SO BB IBB HBP BLK WP HR S P ERA WHIP	IP WLS BF H R ER SO BB IBB HBP BLK WP HR S P ERA WHIP	IP WLS BF H R ER SO BB IBB HBP BLK WP HR S P ERA WHIP	IP WLS BF H R ER SO BB IBB HBP BLK WP HR S P ERA WHIP	IP WLS BF H R ER SO BB IBB HBP BLK WP HR S P ERA WHIP	IP WLS BF H R ER SO BB IBB HBP BLK WP HR S P ERA WHIP	IP WLS BF H R ER SO BB IBB HBP BLK WP HR S P ERA WHIP




Batter	1	2	3	4	5	6	7	8	9	AB	R	H	RBI	BB	SO	LOB	TOP					
13 Chris Denorfia, R OBP: 0.303, SLG: 0.339	L8		G4-3			K		K2-3		4	0	0	0	0	2	1						
7 Chase Headley, S OBP: 0.299, SLG: 0.352	K			P6		HR			K	4	1	1	1	0	2	0						
18 Carlos Quentin, R OBP: 0.277, SLG: 0.312	F8			K		K			F7	4	0	0	0	0	2	0						
14 Tommy Medica, R OBP: 0.275, SLG: 0.410		G5-3		K				F8		1	0	0	0	0	0	0						
44 René Rivera, R OBP: 0.297, SLG: 0.439									K2-3	3	0	0	0	0	2	0						
8 Yasmani Grandal, S OBP: 0.298, SLG: 0.372	G5-3			K						3	0	1	0	0	1	0						
11 Brooks Conrad, S OBP: 0.238, SLG: 0.294	K			F7						3	0	0	0	0	1	1						
24 Cameron Maybin, R OBP: 0.294, SLG: 0.380			G5-3			BB		F9		2	0	0	0	1	0	1						
5 Alexi Amarista, L OBP: 0.283, SLG: 0.314				G4-3				L8		3	0	1	0	0	0	1						
40 Odrisamer Despaigne, R OBP: 0.253, SLG: 0.272																						
25 Will Venable, L OBP: 0.253, SLG: 0.272			SH1-4					F9		1	0	0	0	0	1	0						
59 Kevin Quackenbush, R OBP: 0.283, SLG: 0.314										0	0	0	0	0	0	0						
Inning Stats	R: 0 E: 0 K: 1 S: 15	H: 0 LOB: 0 BB: 0 P: 17	R: 0 E: 0 K: 1 S: 7	H: 0 LOB: 0 BB: 0 P: 7	R: 0 E: 0 K: 0 S: 7	H: 1 LOB: 1 BB: 0 P: 10	R: 0 E: 0 K: 2 S: 8	H: 0 LOB: 0 BB: 0 P: 12	R: 0 E: 0 K: 1 S: 7	H: 0 LOB: 1 BB: 1 P: 15	R: 1 E: 0 K: 3 S: 18	H: 1 LOB: 0 BB: 0 P: 23	R: 0 E: 0 K: 0 S: 9	H: 1 LOB: 1 BB: 0 P: 13	R: 0 E: 0 K: 1 S: 7	H: 0 LOB: 0 BB: 0 P: 10	R: 0 E: 0 K: 2 S: 7	H: 0 LOB: 0 BB: 0 P: 8	1B: 2 2B: 0 3B: 0 HR: 1	SF: 0 SAC: 1 DP: 0 HBP: 0	WP: 0 PB: 0 SB: 1 CS: 0	PA: 31
PITCHER 22 Clayton Kershaw, L ERA: 1.78	IP: 9.0 WLS: W BF: 31 H: 3 R: 1 ER: 1 SO: 11 BB: 1 IBB: 0 HBP: 0 BLK: 0 WP: 0 HR: 1 S: 85 P: 115 ERA: 1.00 WHIP: 0.444																					

San Diego Padres @ Los Angeles Dodgers
Dodger Stadium, Los Angeles, CA
Thu Jul 10 2014, 7:11 PM - 9:42 PM PDT
Att: 50,332 - Clear - 74 F

livebaseballscores.com

AB 29
R 1
H 3
RBI 1
BB 1
SO 11
LOB 4




Batter	1	2	3	4	5	6	7	8	9	AB	R	H	RBI	BB	SO	LOB	BOTTOM			
9 Dee Strange-Gordon, L OBP: 0.303, SLG: 0.408	1B		K		G1-3		L7			4	0	1	0	0	1	1				
13 Hanley Ramirez, R OBP: 0.368, SLG: 0.467			K					E3		3	1	2	0	0	1	1				
72 Miguel Rojas, R OBP: 0.284, SLG: 0.290								1B		1	0	1	0	0	0	0				
66 Yasiel Puig, R OBP: 0.391, SLG: 0.520	K					G6-3		K		4	1	1	0	0	2	4				
23 Adrián González, L OBP: 0.315, SLG: 0.434			G4-6-3		G3		SF8			3	0	1	1	0	0	3				
27 Matt Kemp, R OBP: 0.329, SLG: 0.435		G6-3								4	0	1	0	0	2	3				
33 Scott Van Slyke, R OBP: 0.409, SLG: 0.545		G6-3								4	0	2	1	0	1	2				
5 Juan Uribe, R OBP: 0.327, SLG: 0.432										3	0	0	0	0	1	3				
17 A.J. Ellis, R OBP: 0.380, SLG: 0.268			E6					G6-3		3	0	0	0	0	0	0				
22 Clayton Kershaw, L OBP: 0.250, SLG: 0.226			SH5-4							2	0	0	0	0	2	0				
Inning Stats	R: 0 E: 0 K: 1 S: 7	H: 2 LOB: 1 BB: 0 P: 11	R: 0 E: 0 K: 1 S: 12	H: 0 LOB: 0 BB: 0 P: 18	R: 0 E: 1 K: 2 S: 13	H: 0 LOB: 1 BB: 0 P: 19	R: 1 E: 0 K: 1 S: 10	H: 2 LOB: 1 BB: 0 P: 17	R: 0 E: 0 K: 1 S: 8	H: 0 LOB: 0 BB: 0 P: 14	R: 1 E: 1 K: 0 S: 10	H: 3 LOB: 2 BB: 0 P: 18	R: 0 E: 0 K: 1 S: 10	H: 0 LOB: 0 BB: 0 P: 13	R: 0 E: 1 K: 3 S: 13	H: 2 LOB: 2 BB: 0 P: 18	1B: 8 2B: 1 3B: 0 HR: 0	SF: 1 SAC: 1 DP: 1 HBP: 0	WP: 0 PB: 1 SB: 1 CS: 0	PA: 33
PITCHER 40 Odrisamer Despaigne, R ERA: 1.35	IP: 7.0 WLS: L BF: 28 H: 7 R: 2 ER: 2 SO: 7 BB: 0 IBB: 0 HBP: 0 BLK: 0 WP: 0 HR: 0 S: 70 P: 110 ERA: 2.57 WHIP: 1.000																			
59 Kevin Quackenbush, R ERA: 2.45	IP: 1.0 WLS: 5 BF: 2 H: 2 R: 0 ER: 0 SO: 3 BB: 0 IBB: 0 HBP: 0 BLK: 0 WP: 0 HR: 0 S: 13 P: 18 ERA: 0.00 WHIP: 2.000																			

San Diego Padres @ Los Angeles Dodgers
Dodger Stadium, Los Angeles, CA
Thu Jul 10 2014, 7:11 PM - 9:42 PM PDT
Att: 50,332 - Clear - 74 F

livebaseballscores.com

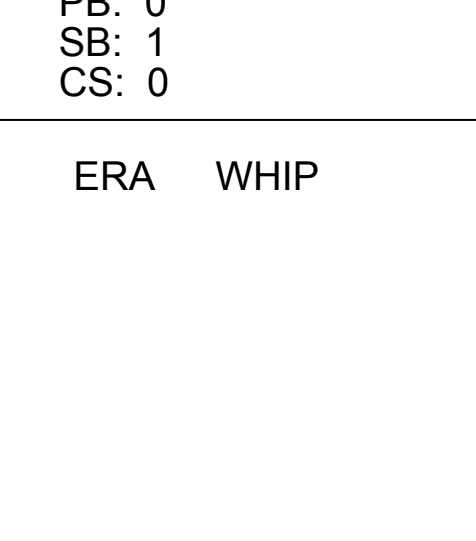
AB 31
R 2
H 9
RBI 2
BB 0
SO 10
LOB 17



Batter	1	2	3	4	5	6	7	8	9	AB	R	H	RBI	BB	SO	LOB	TOP					
12 Seth Smith, L OBP: 0.386, SLG: 0.508										3	2	1	0	2	0	1						
7 Chase Headley, S OBP: 0.291, SLG: 0.325										5	1	1	1	0	2	4						
18 Carlos Quentin, R 16 Huston Street, R										5	0	2	3	0	1	1						
8 Yasmani Grandal, S OBP: 0.296, SLG: 0.367										5	0	1	0	0	1	1						
4 Jake Goebbert, L OBP: 0.353, SLG: 0.452										4	0	0	0	0	0	3						
11 Brooks Conrad, S 58 Blaine Boyer, R										4	0	0	0	0	2	1						
54 Alex Torres, L										0	0	0	0	0	0	0						
56 Joaquin Benoit, R										0	0	0	0	0	0	0						
24 Cameron Maybin, R OBP: 0.294, SLG: 0.380										0	0	0	0	0	0	0						
25 Will Venable, L OBP: 0.280, SLG: 0.279										4	1	3	0	0	1	0						
5 Alexi Amarista, L OBP: 0.288, SLG: 0.332										2	1	1	2	1	0	1						
45 Jesse Hahn, R OBP: 0.077, SLG: 0.077										3	1	0	0	0	1	3						
1 Irving Falu, S OBP: 0.219, SLG: 0.111										1	0	0	0	0	0	1						
Inning Stats	R: 0 E: 0 K: 1 S: 14	H: 1 LOB: 2 BB: 1 P: 25	R: 2 E: 0 K: 3 S: 14	H: 1 LOB: 0 BB: 0 P: 21	R: 0 E: 0 K: 1 S: 11	H: 0 LOB: 0 BB: 0 P: 17	R: 0 E: 0 K: 0 S: 9	H: 1 LOB: 2 BB: 1 P: 20	R: 2 E: 0 K: 0 S: 20	H: 3 LOB: 1 BB: 0 P: 32	R: 2 E: 0 K: 0 S: 10	H: 2 LOB: 2 BB: 1 P: 17	R: 0 E: 0 K: 2 S: 8	H: 0 LOB: 0 BB: 0 P: 10	R: 0 E: 0 K: 0 S: 7	H: 1 LOB: 1 BB: 0 P: 11	R: 0 E: 0 K: 1 S: 5	H: 0 LOB: 0 BB: 0 P: 7	1B: 6 2B: 2 3B: 0 HR: 1	SF: 0 SAC: 1 DP: 0 HBP: 0	WP: 2 PB: 0 SB: 1 CS: 0	PA: 40
PITCHER	IP WLS BF H R ER SO BB IBB HBP BLK WP HR S P ERA WHIP																					
14 Dan Haren, R ERA: 4.23	4.0 L 21 6 4 4 5 1 1 0 0 0 1 1 60 102 9.00 1.750																					
54 Chrs Perez, R ERA: 4.54	1.0 3 0 0 0 0 0 0 0 0 0 0 0 8 13 0.00 0.000																					
28 Jamey Wright, R ERA: 3.5	2.0 9 2 2 2 2 0 1 0 0 0 1 0 18 27 9.00 1.000																					
56 J.P. Howell, L ERA: 1.42	1.0 4 1 0 0 0 0 0 0 0 0 0 0 7 11 0.00 1.000																					
74 Kenley Jansen, R ERA: 3.88	1.0 3 0 0 0 1 0 0 0 0 0 0 0 5 7 0.00 0.000																					
Batter	1	2	3	4	5	6	7	8	9	AB	R	H	RBI	BB	SO	LOB	BOTTOM					
9 Dee Strange-Gordon, L OBP: 0.348, SLG: 0.405										5	1	1	0	0	0	2						
66 Yasiel Puig, R OBP: 0.394, SLG: 0.522										4	1	2	1	1	1	1						
23 Adrián González, L OBP: 0.313, SLG: 0.430										3	0	0	1	1	0	2						
27 Matt Kemp, R OBP: 0.332, SLG: 0.435										2	0	1	1	1	1	2						
28 Jamey Wright, R										0	0	0	0	0	0	0						
56 J.P. Howell, L										0	0	0	0	0	0	0						
16 Andre Ethier, L OBP: 0.308, SLG: 0.375										0	0	0	0	1	0	0						
33 Scott Van Slyke, R OBP: 0.405, SLG: 0.536										4	0	1	0	0	1	3						
5 Juan Uribe, R OBP: 0.321, SLG: 0.424										4	0	0	0	0	3	2						
72 Miguel Rojas, R OBP: 0.269, SLG: 0.274										4	0	0	0	0	1	2						
31 Drew Butera, R OBP: 0.285, SLG: 0.306										2	1	1	0	1	0	0						
17 A.J. Ellis, R OBP: 0.385, SLG: 0.268										0	0	0	0	1	0	0						
14 Dan Haren, R OBP: 0.216, SLG: 0.176										1	0	0	0	0	1	1						
54 Chris Perez, R										0	0	0	0	0	0	0						
3 Carl Crawford, L OBP: 0.294, SLG: 0.395										2	0	0	0	1	1	3						
74 Kenley Jansen, S										0	0	0	0	0	0	0						
Inning Stats	R: 1 E: 0 K: 0 S: 11	H: 1 LOB: 1 BB: 1 P: 19	R: 0 E: 0 K: 2 S: 9	H: 0 LOB: 1 BB: 1 P: 16	R: 0 E: 0 K: 1 S: 12	H: 1 LOB: 2 BB: 1 P: 19	R: 0 E: 0 K: 1 S: 7	H: 0 LOB: 0 BB: 0 P: 11	R: 0 E: 0 K: 2 S: 9	H: 0 LOB: 0 BB: 0 P: 13	R: 2 E: 0 K: 0 S: 10	H: 2 LOB: 1 BB: 1 P: 16	R: 0 E: 0 K: 2 S: 18	H: 1 LOB: 3 BB: 2 P: 30	R: 0 E: 0 K: 1 S: 9	H: 0 LOB: 0 BB: 0 P: 12	1B: 4 2B: 3 3B: 0 HR: 0	SF: 1 SAC: 0 DP: 1 HBP: 0	WP: 1 PB: 0 SB: 0 CS: 0	PA: 39		
PITCHER	IP WLS BF H R ER SO BB IBB HBP BLK WP HR S P ERA WHIP																					
45 Jesse Hahn, R ERA: 2.21	6.0 W 25 3 1 1 6 4 0 0 0 0 0 9 15 1.50 1.167																					
58 Blaine Boyer, R	0.1 4 2 2 2 0 1 0 0 0 0 0 9 15 54.00 9.000																					
54 Alex Torres, L ERA: 2.02	0.2 H 1 0 0 0 0 0 0 0 0 0 0 1 1 0.00 0.000																					
56 Joaquin Benoit, R ERA: 1.86	1.0 H 6 1 0 0 2 2 0 0 0 0 1 0 18 30 0.00 3.000																					
16 Huston Street, R ERA: 1.09	1.0 S 3 0 0 0 1 0 0 0 0 0 0 9 12 0.00 0.000																					

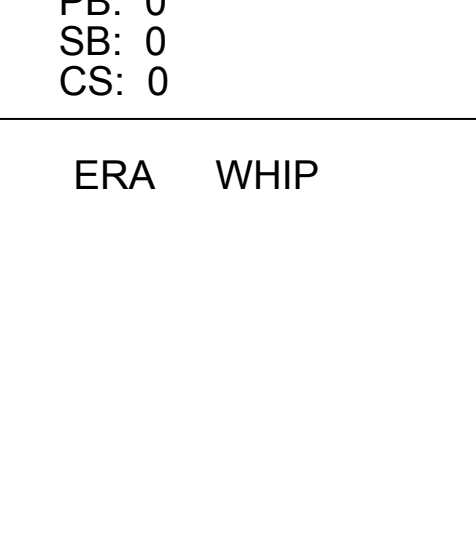
San Diego Padres @ Los Angeles Dodgers
 Dodger Stadium, Los Angeles, CA
 Fri Jul 11 2014, 7:12 PM - 10:36 PM PDT
 Att: 46,073 - Clear - 73 F

AB 36
 R 6
 H 9
 RBI 6
 BB 3
 SO 8
 LOB 16



San Diego Padres @ Los Angeles Dodgers
 Dodger Stadium, Los Angeles, CA
 Fri Jul 11 2014, 7:12 PM - 10:36 PM PDT
 Att: 46,073 - Clear - 73 F

AB 31
 R 3
 H 6
 RBI 3
 SO 9
 LOB 18



Batter	1	2	3	4	5	6	7	8	9	AB	R	H	RBI	BB	SO	LOB	TOP					
13 Chris Denorfia, R OBP: 0.300, SLG: 0.335 12 Seth Smith, L OBP: 0.388, SLG: 0.510	G5-3			G5-3		K			1B	3	0	0	0	0	1	0						
7 Chase Headley, S OBP: 0.300, SLG: 0.355	L9			1B					L9	4	0	2	0	0	0	1						
18 Carlos Quentin, R 59 Kevin Quackenbush, R	K			F8					1B	4	0	1	0	0	1	2						
8 Yasmani Grandal, S	K			FC4					K	4	0	1	0	0	2	3						
44 René Rivera, R	F9			G5-3					FC6-4	3	0	0	0	0	0	1						
24 Cameron Maybin, R 25 Will Venable, L	G4-3			G5-3					L8	2	0	0	0	0	0	0						
5 Alexi Amarista, L	G4-3			G3-1					G4-3	3	0	0	0	0	0	0						
1 Irving Falu, S	G6-3								G6-3	3	0	0	0	0	0	0						
22 Ian Kennedy, R 4 Jake Coebert, L	K			G5-3					K	2	0	0	0	0	1	0						
Inning Stats	R: 0 E: 0 K: 1 S: 7	H: 0 LOB: 0 BB: 0 P: 9	R: 0 E: 0 K: 1 S: 9	H: 0 LOB: 0 BB: 0 P: 15	R: 0 E: 0 K: 1 S: 7	H: 0 LOB: 0 BB: 0 P: 9	R: 0 E: 0 K: 0 S: 7	H: 1 LOB: 1 BB: 0 P: 9	R: 0 E: 0 K: 0 S: 8	H: 0 LOB: 0 BB: 0 P: 13	R: 0 E: 0 K: 1 S: 6	H: 0 LOB: 0 BB: 0 P: 9	R: 0 E: 0 K: 0 S: 5	H: 2 LOB: 1 BB: 0 P: 8	R: 0 E: 0 K: 0 S: 10	H: 0 LOB: 0 BB: 0 P: 18	R: 0 E: 0 K: 2 S: 11	H: 2 LOB: 2 BB: 0 P: 17	1B: 5 2B: 0 3B: 0 HR: 0	SF: 0 SAC: 0 DP: 1 HBP: 0	WP: 0 PB: 0 SB: 0 CS: 0	PA: 31
PITCHER	IP	WLS	BF	H	R	ER	SO	BB	IBB	HBP	BLK	WP	HR	S	P	ERA	WHIP					
47 Paul Maholm, L 43 Brandon League, R 56 J.P. Howell, L 74 Kenley Jansen, R	6.0		20	2	0	0	4	0	0	0	0	0	0	45	65	0.00	0.333					
	1.0		3	1	0	0	0	0	0	0	0	0	0	4	7	0.00	1.000					
	1.0		3	0	0	0	0	0	0	0	0	0	0	10	18	0.00	0.000					
	1.0	W	5	2	0	0	2	0	0	0	0	0	0	11	17	0.00	2.000					

San Diego Padres @ Los Angeles Dodgers
 Dodger Stadium, Los Angeles, CA
 Sat Jul 12 2014, 7:11 PM - 9:58 PM PDT
 Att: 51,794 - Partly Cloudy - 76 F

livebaseballscorecards.com

AB 31
R 0
H 5
RBI 0
BB 0
SO 6
LOB 7




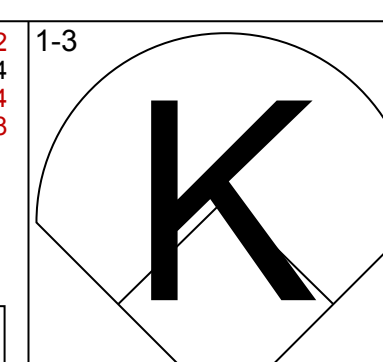
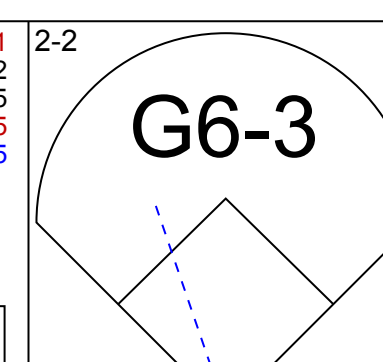
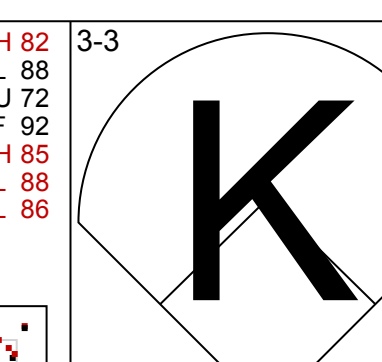
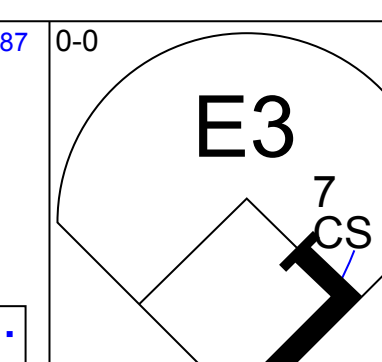
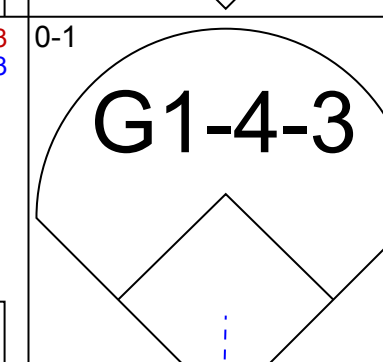
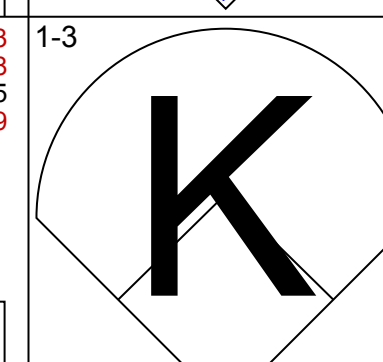
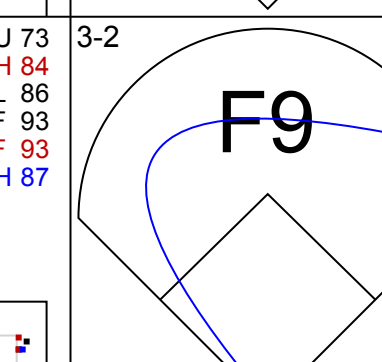
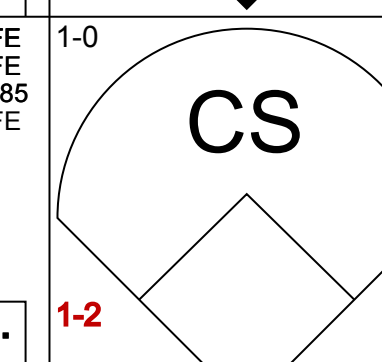
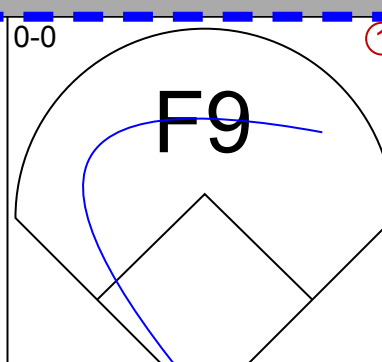
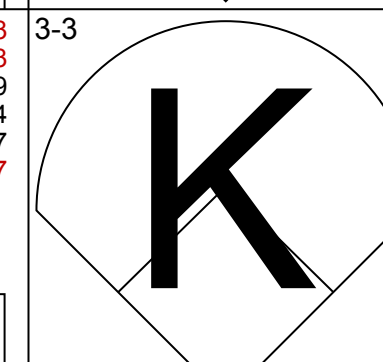
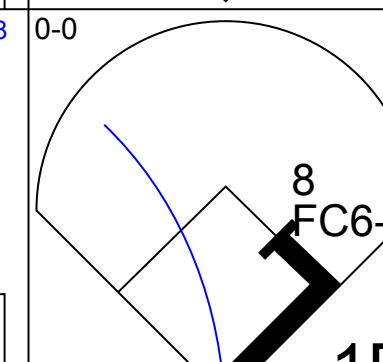
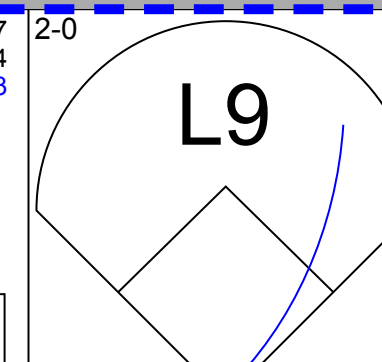
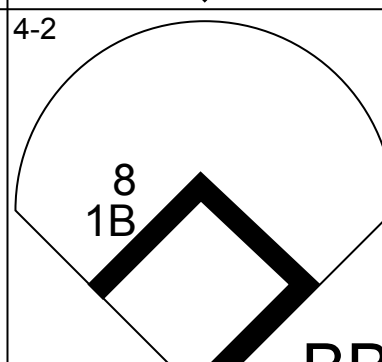
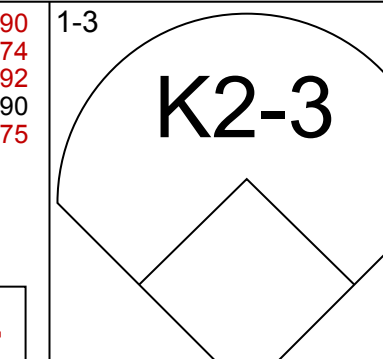
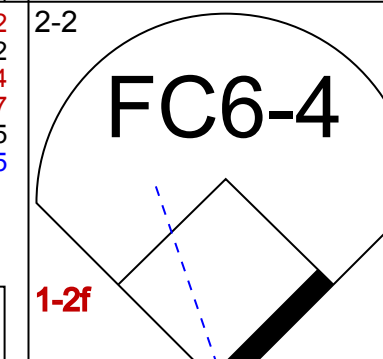
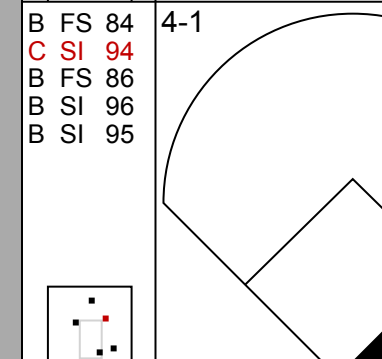
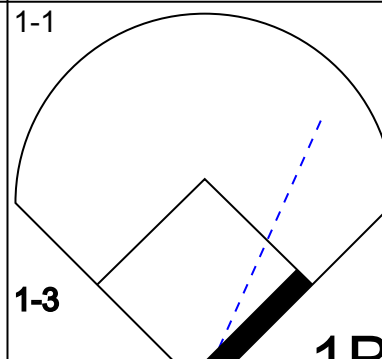
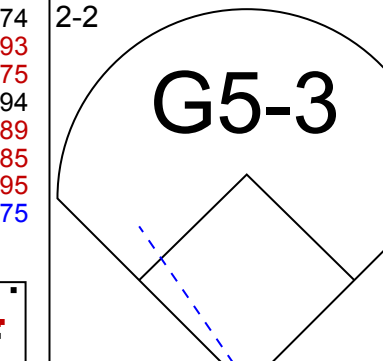
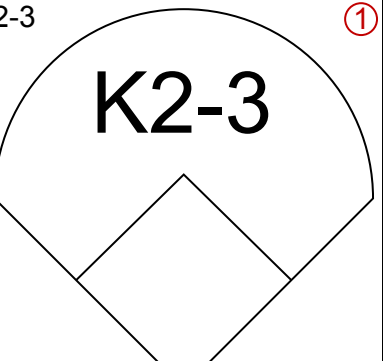
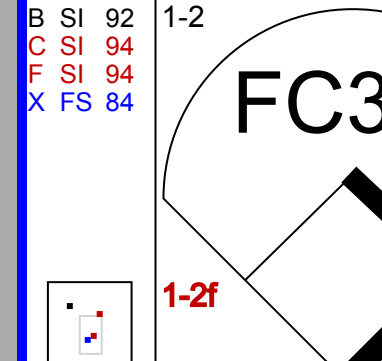
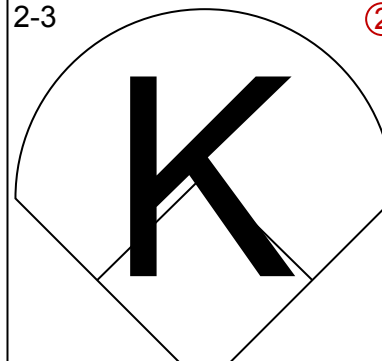
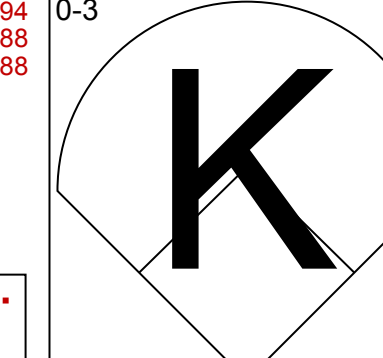
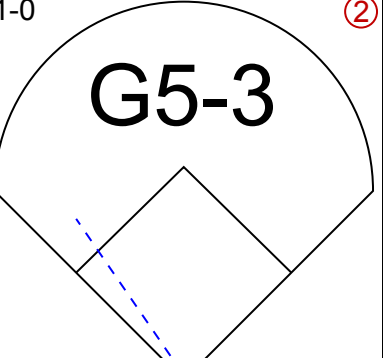
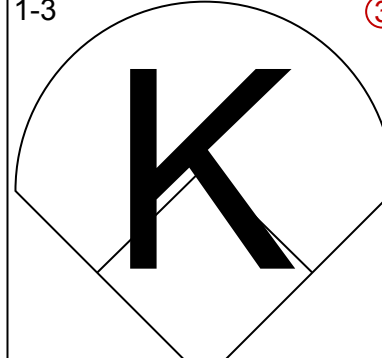
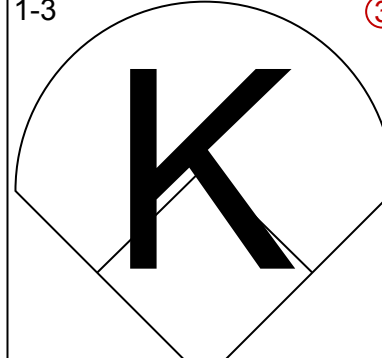
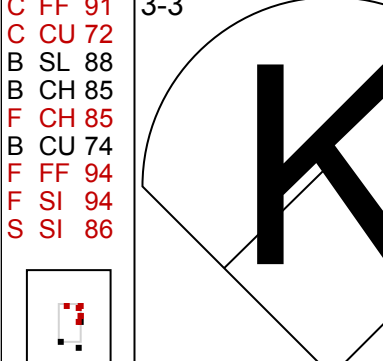
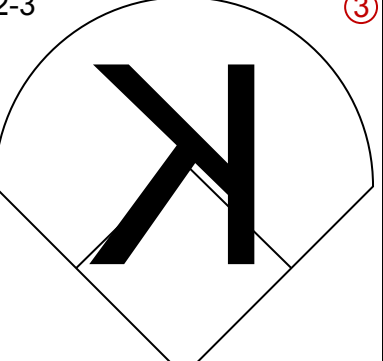
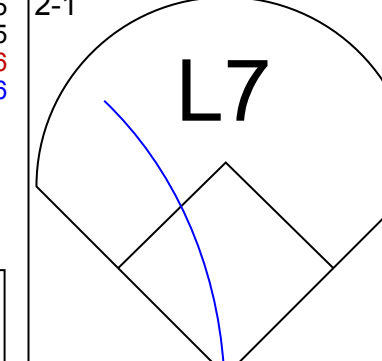
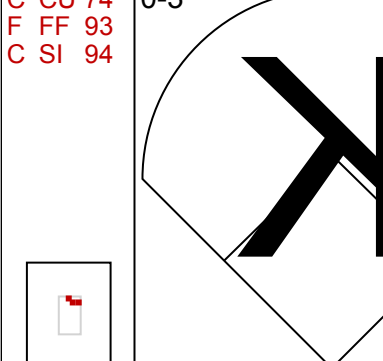
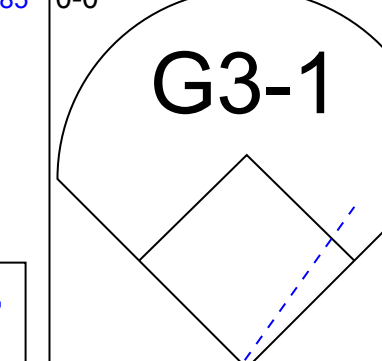
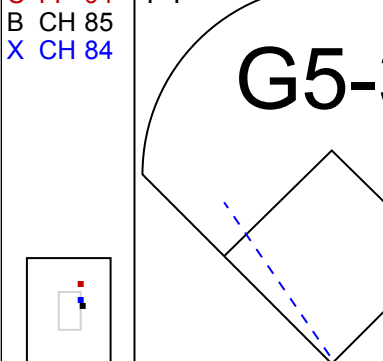
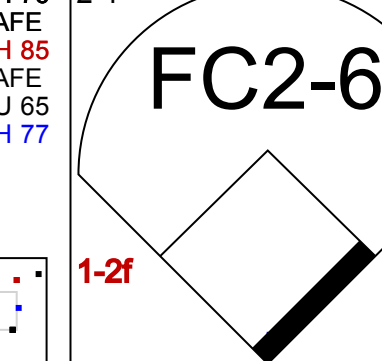
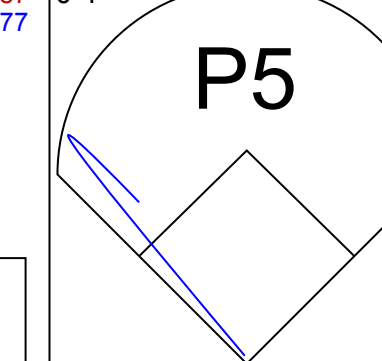
Batter	1	2	3	4	5	6	7	8	9	AB	R	H	RBI	BB	SO	LOB	BOTTOM					
9 Dee Strange-Gordon, L 66 Yasiel Puig, R 3 Carl Crawford, L 74 Kenley Jansen, S	G5-3		B2-3			K			K	4	0	0	0	0	2	2						
23 Adrián González, L	G6-3		K			K			F7	2	0	0	0	0	1	1						
27 Matt Kemp, R	P6		G4-3			F8			2B	4	1	2	0	0	0	1						
16 Andre Ethier, L	K		G4-3			BB			K	3	0	0	0	1	2	2						
5 Juan Uribe, R	F7		F7			1B			1B	2	0	1	0	2	0	0						
17 A.J. Ellis, R	1B		G5-3			BB			IBB	3	0	1	0	1	0	1						
72 Miguel Rojas, R	F9		G6-3			BB			BB	3	0	0	1	0	1	3						
47 Paul Maholm, L 43 Brandon League, R 56 J.P. Howell, L 33 Scott Van Slyke, R	K		K			P2			K	2	0	0	0	1	1	2						
Inning Stats	R: 0 E: 0 K: 0 S: 7	H: 0 LOB: 0 BB: 0 P: 10	R: 0 E: 0 K: 2 S: 13	H: 1 LOB: 1 BB: 0 P: 21	R: 0 E: 0 K: 1 S: 10	H: 0 LOB: 1 BB: 1 P: 15	R: 0 E: 0 K: 0 S: 8	H: 1 LOB: 0 BB: 0 P: 11	R: 0 E: 0 K: 1 S: 8	H: 0 LOB: 0 BB: 0 P: 10	R: 0 E: 0 K: 2 S: 11	H: 0 LOB: 1 BB: 1 P: 17	R: 0 E: 0 K: 0 S: 6	H: 1 LOB: 2 BB: 2 P: 16	R: 0 E: 0 K: 2 S: 15	H: 0 LOB: 0 BB: 0 P: 17	R: 1 E: 0 K: 1 S: 15	H: 1 LOB: 2 BB: 2 P: 28	1B: 3 2B: 1 3B: 0 HR: 0	SF: 1 SAC: 1 DP: 1 HBP: 0	WP: 0 PB: 0 SB: 0 CS: 1	PA: 34
PITCHER	IP	WLS	BF	H	R	ER	SO	BB	IBB	HBP	BLK	WP	HR	S	P	ERA	WHIP					
22 Ian Kennedy, R 59 Kevin Quackenbush, R	8.0		29	3	0	0	8	4	0	0	0	0	0	15	28	13.50	3.000					
	0.2	L	5	1	1	1	1	1	1	0	0	0	0	0	0	0	0					

San Diego Padres @ Los Angeles Dodgers
 Dodger Stadium, Los Angeles, CA
 Sat Jul 12 2014, 7:11 PM - 9:58 PM PDT
 Att: 51,794 - Partly Cloudy - 76 F

livebaseballscorecards.com

AB 26
R 1
H 4
RBI 1
BB 6
SO 9
LOB 13

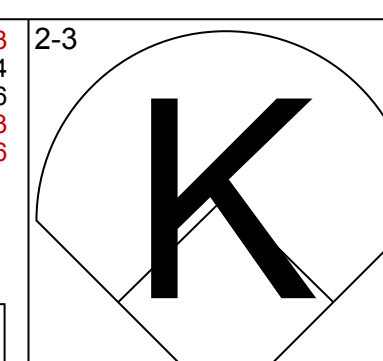
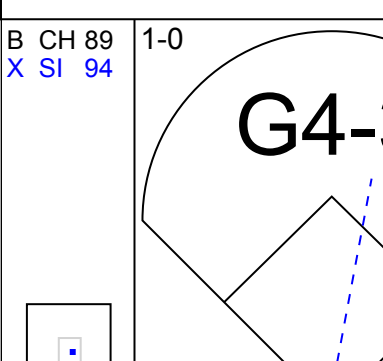
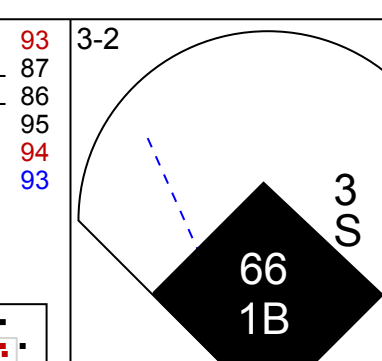
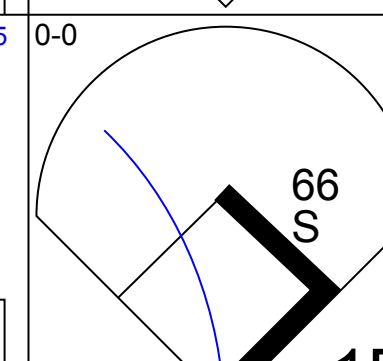
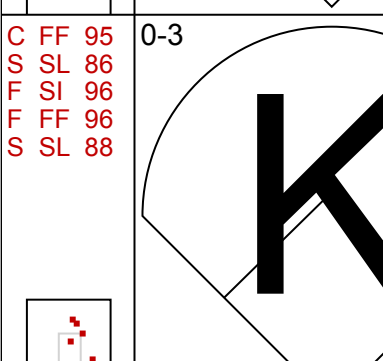
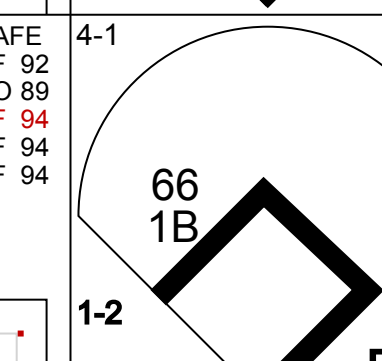
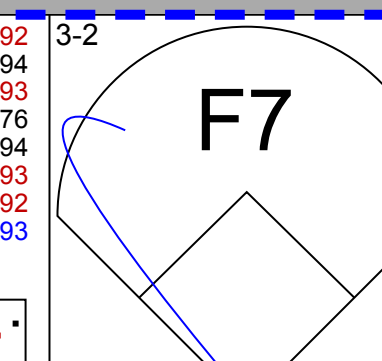
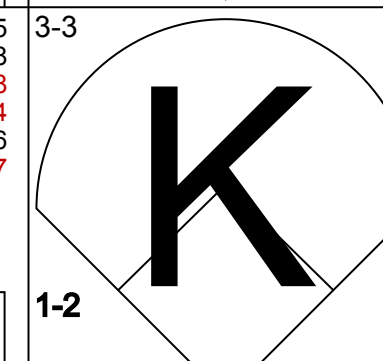
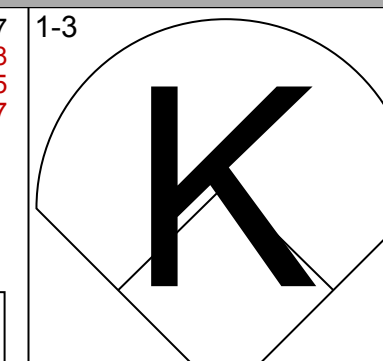
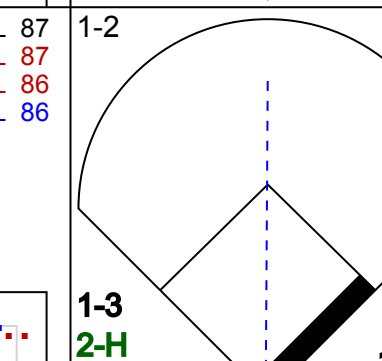
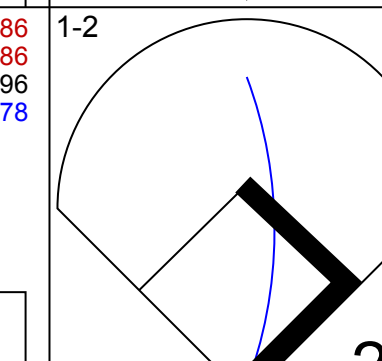

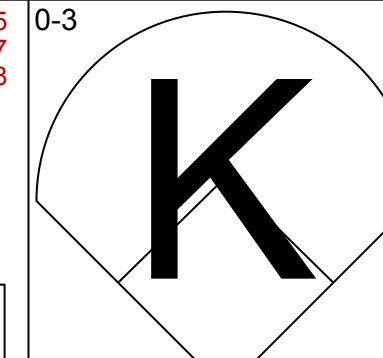
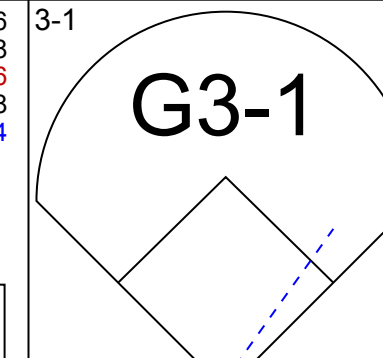
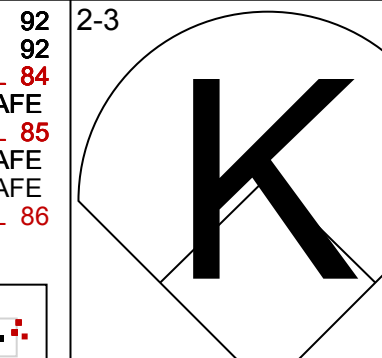
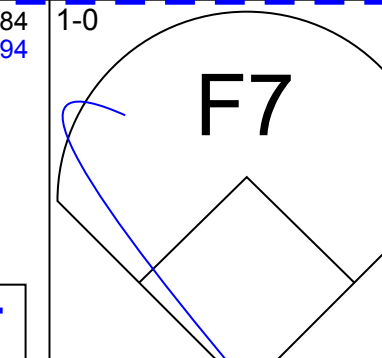
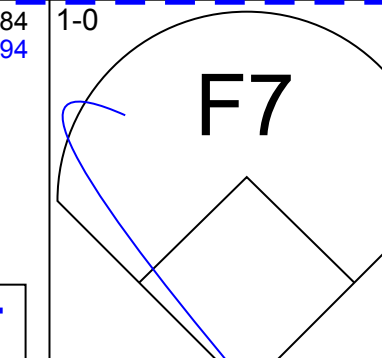
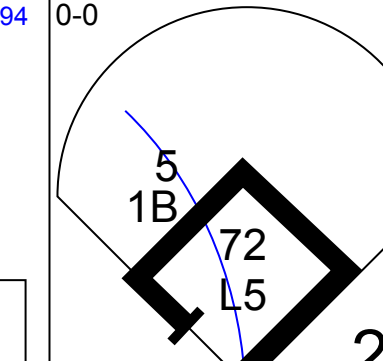
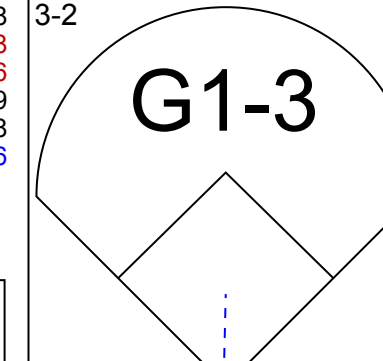
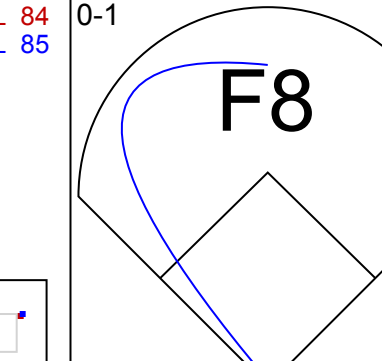
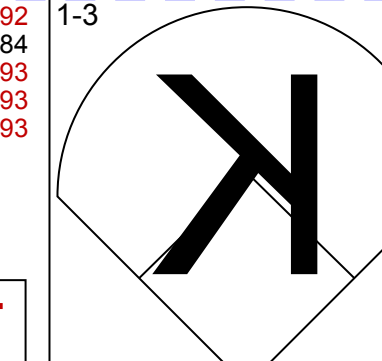
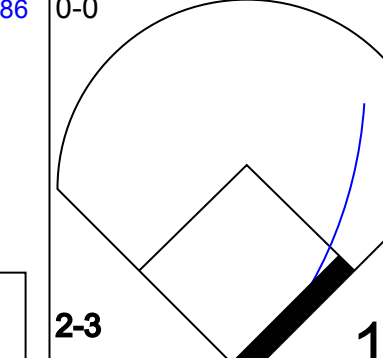
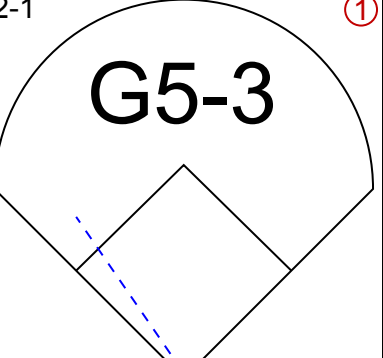
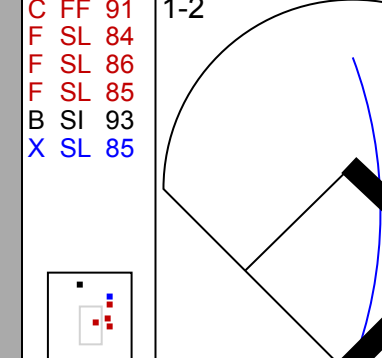

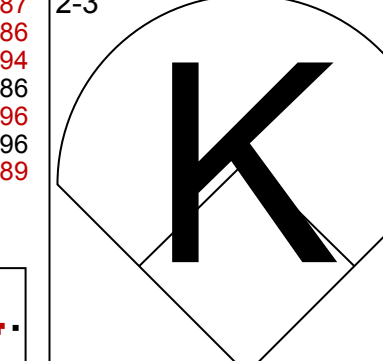
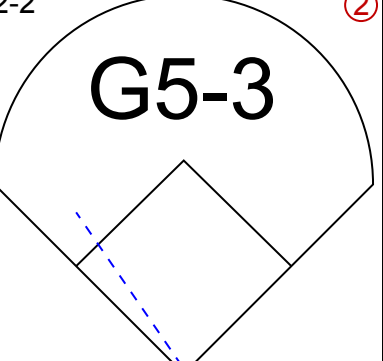
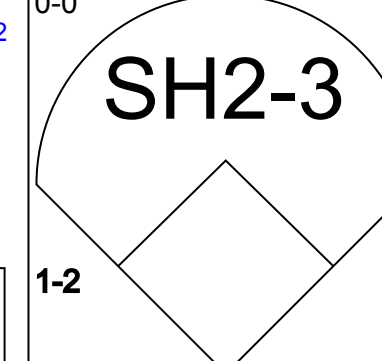
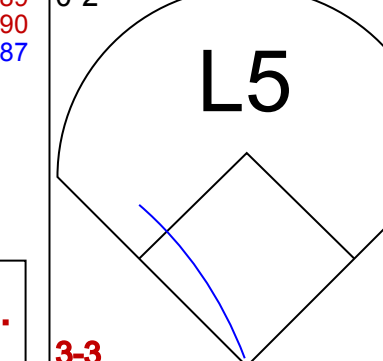
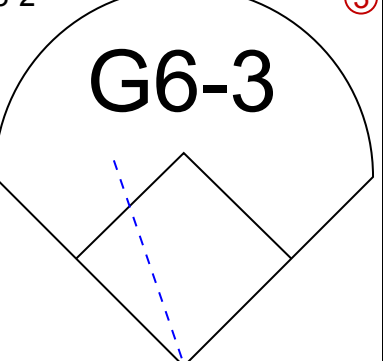
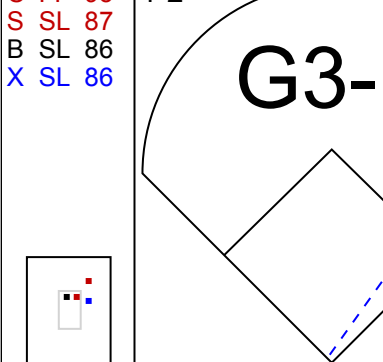
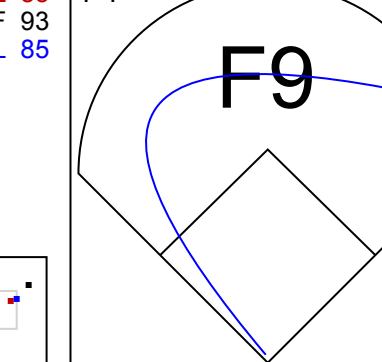



Batter	1	2	3	4	5	6	7	8	9	AB	R	H	RBI	BB	SO	LOB	TOP				
13 Chris Denorria, R OBP: 0.295, SLG: 0.329										4	0	0	0	0	0	2	1				
58 Blaine Boyer, R (8, 1)										0	0	0	0	0	0	0	0				
54 Alex Torres, L (8, 1)										0	0	0	0	0	0	0	0				
33 Dale Thayer, R (8, 1)										0	0	0	0	0	0	0	0				
7 Chase Headley, S OBP: 0.296, SLG: 0.350										4	0	0	0	0	0	1	1				
18 Carlos Quentin, R OBP: 0.287, SLG: 0.322										3	0	1	0	1	1	0					
3 Jace Peterson, L OBP: 0.135, SLG: 0.100										0	0	0	0	0	0	0	0				
8 Yasmani Grandal, S OBP: 0.299, SLG: 0.364										3	0	1	0	1	1	1					
44 René Rivera, R OBP: 0.277, SLG: 0.423										2	0	0	0	0	1	0					
4 Jake Goebbert, L OBP: 0.324, SLG: 0.412										2	0	0	0	0	1	3					
24 Cameron Maybin, R OBP: 0.291, SLG: 0.374										3	0	1	0	0	1	0					
12 Seth Smith, L OBP: 0.387, SLG: 0.508										1	0	0	0	0	1	2					
11 Brooks Conrad, S OBP: 0.179, SLG: 0.208										3	0	0	0	0	2	2					
5 Alexi Amarista, L OBP: 0.285, SLG: 0.327										3	0	1	0	0	1	0					
38 Tyson Ross, R OBP: 0.143, SLG: 0.147										2	0	0	0	0	0	1					
25 Will Venable, L OBP: 0.258, SLG: 0.277										1	0	0	0	0	0	0					
Inning Stats	R: 0 K: 2 S: 8	H: 0 BB: 0 P: 12	R: 0 K: 2 S: 13	H: 0 BB: 0 P: 16	R: 0 K: 2 S: 11	H: 0 BB: 0 P: 15	R: 0 K: 1 S: 11	H: 1 LOB: 1 BB: 0 P: 16	R: 0 K: 1 S: 11	H: 0 LOB: 0 BB: 0 P: 13	R: 0 K: 1 S: 9	H: 1 LOB: 2 BB: 1 P: 19	R: 0 K: 0 S: 4	H: 0 LOB: 0 BB: 0 P: 5	R: 0 K: 2 S: 13	H: 1 LOB: 2 BB: 1 P: 21	1B: 4 2B: 0 3B: 0 HR: 0	SF: 0 SAC: 0 DP: 0 HBP: 0	WP: 0 PB: 0 SB: 0 CS: 1	PA: 34	
PITCHER	IP ERA WHIP	WLS LOB	BF H R ER SO	H R ER SO	BB IBB HBP BLK	WP HR S P	ERA WHIP	PITCHER	IP ERA WHIP	WLS LOB	BF H R ER SO	H R ER SO	BB IBB HBP BLK	WP HR S P	ERA WHIP						
99 Hyun Jin Ryu, L ERA: 3.44	6.0	W	20	2	0	0	10	0	0	0	0	0	0	0	0	0	0.00	0.333			
43 Brandon League, R ERA: 2.09	0.2	H	4	1	0	0	0	1	0	0	0	0	0	0	0	7	15	0.00	3.000		
56 J.P. Howell, L ERA: 1.32	1.1	H	4	0	0	0	0	0	0	0	0	0	0	0	6	9	0.00	0.000			
74 Kenley Jansen, R ERA: 3.49	1.0	S	5	1	0	0	2	1	0	0	0	0	0	0	13	21	0.00	2.000			

San Diego Padres @ Los Angeles Dodgers
 Dodger Stadium, Los Angeles, CA
 Sun Jul 13 2014, 1:11 PM - 4:25 PM PDT
 Att: 47,131 - Sunny - 81 F


AB 31
 R 0
 H 4
 RBI 0
 BB 2
 SO 12
 LOB 11



Batter	1	2	3	4	5	6	7	8	9	AB	R	H	RBI	BB	SO	LOB	BOTTOM				
9 Dee Strange-Gordon, L OBP: 0.344, SLG: 0.398										4	1	1	0	0	2	2					
3 Carl Crawford, L OBP: 0.295, SLG: 0.389										3	0	1	0	1	1	0					
66 Yasiel Puig, R OBP: 0.393, SLG: 0.522										4	0	2	1	0	2	1					
23 Adrián González, L OBP: 0.312, SLG: 0.429										4	0	0	0	0	2	4					
16 Andre Ethier, L OBP: 0.315, SLG: 0.379										3	0	1	0	0	0	2					
56 J.P. Howell, L ERA: 1.29										0	0	0	0	0	0	0					
27 Matt Kemp, R OBP: 0.330, SLG: 0.430										1	0	0	0	0	1	1					
74 Kenley Jansen, S (9, 1)										0	0	0	0	0	0	0					
5 Juan Uribe, R OBP: 0.326, SLG: 0.426										3	0	2	0	0	0	0					
17 A.J. Ellis, R OBP: 0.369, SLG: 0.256										2	0	0	0	0	1	2					
72 Miguel Rojas, R OBP: 0.274, SLG: 0.260										2	0	0	0	0	0	2					
99 Hyun Jin Ryu, R OBP: 0.182, SLG: 0.242										2	0	0	0	0	0	0					
43 Brandon League, R ERA: 1.29										0	0	0	0	0	0	0					
33 Scott Van Slyke, R OBP: 0.400, SLG: 0.528										1	0	0	0	0	1	2					
Inning Stats	R: 0 K: 3 S: 10	H: 1 LOB: 1 BB: 0 P: 15	R: 0 K: 1 S: 10	H: 2 LOB: 1 BB: 0 P: 12	R: 0 K: 1 S: 9	H: 0 LOB: 0 BB: 0 P: 11	R: 0 K: 1 S: 8	H: 0 LOB: 0 BB: 0 P: 15	R: 0 K: 0 S: 9	H: 0 LOB: 0 BB: 0 P: 16	R: 1 K: 0 S: 15	H: 2 LOB: 1 BB: 1 P: 25	R: 0 K: 2 S: 14	H: 1 LOB: 2 BB: 0 P: 20	R: 0 K: 1 S: 13	H: 1 LOB: 1 BB: 0 P: 19	1B: 5 2B: 3 3B: 0 HR: 0	SF: 0 SAC: 1 DP: 1 HBP: 1	WP: 0 PB: 0 SB: 2 CS: 0	PA: 32	
PITCHER	IP ERA WHIP	WLS LOB	BF H R ER SO	H R ER SO	BB IBB HBP BLK	WP HR S P	ERA WHIP	PITCHER	IP ERA WHIP	WLS LOB	BF H R ER SO	H R ER SO	BB IBB HBP BLK	WP HR S P	ERA WHIP						
38 Tyson Ross, R ERA: 2.85	7.0	L	28	6	1	1	9	1	0	0	0	0	0	0	0	0	1.29	1.000			
58 Blaine Boyer, R ERA: 1.29	0.1		2	1	0	0	0	0	0	0	0	0	0	0	8	12	0.00	3.000			
54 Alex Torres, L ERA: 2.0	0.1		1	0	0	0	0	0	0	0	0	0	0	1	2	0.00	0.000				
33 Dale Thayer, R ERA: 2.17	0.1		1	0	0	0	1	0	0	0	0	0	0	4	5	0.00	0.000				

San Diego Padres @ Los Angeles Dodgers
 Dodger Stadium, Los Angeles, CA
 Sun Jul 13 2014, 1:11 PM - 4:25 PM PDT
 Att: 47,131 - Sunny - 81 F

AB 29
 R 1
 H 7
 RBI 1
 BB 1
 SO 10
 LOB 16



Batter	1	2	3	4	5	6	7	8	9	AB	R	H	RBI	BB	SO	LOB	TOP										
3 Curtis Granderson, L OBP: 0.349, SLG: 0.420	G6-3		L9			1B		K		4	0	1	0	0	1	1											
28 Daniel Murphy, L OBP: 0.337, SLG: 0.409	G3-1		G4-3			G1-3		2B		4	0	1	0	0	0	1											
5 David Wright, R OBP: 0.339, SLG: 0.412	L5		K			K		F9		4	0	0	0	0	2	1											
21 Lucas Duda, L OBP: 0.354, SLG: 0.479		G4-3				K			G4-3	4	0	1	0	0	1	0											
7 Travis d'Arnaud, R OBP: 0.298, SLG: 0.359	G3-1					1B		K		4	0	1	0	0	1	1											
9 Kirk Nieuwenhuis, L OBP: 0.339, SLG: 0.547	F8		L9			L9		K		3	0	0	0	1	1	2											
12 Juan Lagares, R OBP: 0.322, SLG: 0.404			K			G6-3				4	0	1	0	0	2	2											
11 Rubén Tejada, R OBP: 0.355, SLG: 0.296			F9			G6-3		K		3	0	0	0	0	1	3											
35 Dillon Gee, R ERA: 2.7								K		0	0	0	0	1	0	0											
22 Eric Young Jr., S ERA: 1.93										0	0	0	0	0	0	0											
52 Carlos Torres, R ERA: 2.5										0	0	0	0	0	0	0											
44 Buddy Carlyle, L ERA: 1.29										0	0	0	0	0	0	0											
1 Chris Young, R ERA: 1.69										0	0	0	0	0	1	0											
66 Josh Edgin, R ERA: 1.66										0	0	0	0	0	0	0											
38 Vic Black, R ERA: 1.66										0	0	0	0	0	0	0											
Inning Stats	R: 0 E: 0 K: 0 S: 7	H: 0 LOB: 0 BB: 0 P: 12	R: 0 E: 0 K: 0 S: 6	H: 0 LOB: 0 BB: 0 P: 8	R: 0 E: 0 K: 1 S: 12	H: 0 LOB: 1 BB: 1 P: 19	R: 0 E: 0 K: 2 S: 9	H: 0 LOB: 0 BB: 0 P: 15	R: 0 E: 0 K: 0 S: 10	H: 1 LOB: 0 BB: 0 P: 17	R: 0 E: 0 K: 0 S: 6	H: 1 LOB: 1 BB: 1 P: 13	R: 0 E: 0 K: 3 S: 13	H: 2 LOB: 3 BB: 1 P: 19	R: 0 E: 0 K: 2 S: 10	H: 1 LOB: 1 BB: 0 P: 18	R: 0 E: 1 K: 2 S: 12	H: 0 LOB: 1 BB: 0 P: 17	1B: 4 2B: 1 3B: 0 HR: 0	SF: 0 SAC: 0 DP: 1 HBP: 0	WP: 0 PB: 0 SB: 0 CS: 1	PA: 34					
PITCHER	IP	WLS	BF	H	R	ER	SO	BB	IBB	HBP	BLK	WP	HR	S	P	ERA	WHIP										
38 Tyson Ross, R ERA: 2.7	7.0	W	26	4	0	0	6	3	0	0	0	0	0	63	103	0.00	1.000										
54 Alex Torres, L ERA: 1.93	0.2		3	1	0	0	2	0	0	0	0	0	0	9	17	0.00	1.500										
59 Kevin Quackenbush, R ERA: 2.5	0.1		1	0	0	0	0	0	0	0	0	0	0	1	1	0.00	0.000										
58 Blaine Boyer, R ERA: 1.17	1.0		4	0	0	0	2	0	0	0	0	0	0	12	17	0.00	0.000										

New York Mets @ San Diego Padres
Petco Park, San Diego, CA
Sat Jul 19 2014, 5:43 PM - 8:24 PM PDT
Att: 42,702 - Cloudy - 73 F

AB 31
R 0
H 5
RBI 0
BB 3
SO 10
LOB 11



Batter	1	2	3	4	5	6	7	8	9	AB	R	H	RBI	BB	SO	LOB	BOTTOM											
5 Alex Amarista, L OBP: 0.293, SLG: 0.333	K		7B			G4-3		G6-3		4	1	1	0	0	1	0												
7 Chase Headley, S OBP: 0.298, SLG: 0.354	K		E7			K		2B		4	1	2	1	0	2	0												
12 Seth Smith, L OBP: 0.380, SLG: 0.508	G3		F7			HR		F8		4	1	1	1	0	0	2												
8 Yasmani Grandal, S OBP: 0.301, SLG: 0.376		HR	G6-3			1B		K		4	1	2	1	0	1	1												
25 Will Venable, L OBP: 0.259, SLG: 0.289	P6					HR		F7		3	1	1	1	0	0	1												
13 Chris Denorfia, R OBP: 0.293, SLG: 0.327						HR		F8		1	0	0	0	0	0	0												
1 Chris Nelson, R OBP: 0.286, SLG: 0.286	K		K			FC6-4		F8		3	0	0	0	0	2	1												
24 Cameron Maybin, R OBP: 0.286, SLG: 0.368	G6-3					K		K		3	0	0	0	0	2	1												
44 René Rivera, R OBP: 0.278, SLG: 0.421			3B			K		F8		3	0	1	0	0	1	0												
38 Tyson Ross, R OBP: 0.135, SLG: 0.139			FC5-6			K		K		2	1	0	0	0	1	1												
4 Jake Goebbert, L OBP: 0.310, SLG: 0.368			7B			K		K		1	0	0	0	0	1	0												
54 Alex Torres, L ERA: 1.93										0	0	0	0	0	0	0												
59 Kevin Quackenbush, R ERA: 2.5										0	0	0	0	0	0	0												
58 Blaine Boyer, R ERA: 1.17										0	0	0	0	0	0	0												
Inning Stats	R: 0 E: 0 K: 2 S: 8	H: 1 LOB: 0 BB: 0 P: 12	R: 1 E: 0 K: 1 S: 9	H: 1 LOB: 0 BB: 0 P: 13	R: 2 E: 1 K: 0 S: 17	H: 3 LOB: 1 BB: 0 P: 25	R: 1 E: 0 K: 3 S: 12	H: 1 LOB: 0 BB: 0 P: 18	R: 0 E: 0 K: 2 S: 10	H: 0 LOB: 0 BB: 0 P: 12	R: 1 E: 0 K: 1 S: 14	H: 2 LOB: 1 BB: 0 P: 26	R: 0 E: 0 K: 1 S: 11	H: 0 LOB: 0 BB: 0 P: 15	R: 1 E: 0 K: 1 S: 8	H: 1 LOB: 0 BB: 0 P: 14	1B: 4 2B: 1 3B: 0 HR: 3	SF: 0 SAC: 0 DP: 0 HBP: 0	WP: 0 PB: 2 SB: 0 CS: 0	PA: 32								
PITCHER	IP	WLS	BF	H	R	ER	SO	BB	IBB	HBP	BLK	WP	HR	S	P	ERA	WHIP											
35 Dillon Gee, R ERA: 2.92	5.0	L	20	5	4	4	8	0	0	0	0	0	1	14	26	9.00	2.000											
52 Carlos Torres, R ERA: 2.98	1.0		5	2	1	1	1	0	0	0	0	0	0	1	14	26	9.00	2.000										
44 Buddy Carlyle, R ERA: 1.29	1.0		3	0	0	0	1	0	0	0	0	0	0	11	15	0.00	0.000											
66 Josh Edgin, L ERA: 1.69	0.2		3	1	1	0	1	0	0	0	0	0	0	5	10	0.00	1.500											
38 Vic Black, R ERA: 1.66	0.1		1	0	0	0	0	0	0	0	0	0	0	3	4	0.00	0.000											

New York Mets @ San Diego Padres
Petco Park, San Diego, CA
Sat Jul 19 2014, 5:43 PM - 8:24 PM PDT
Att: 42,702 - Cloudy - 73 F

AB 32
R 6
H 8
RBI 4
BB 0
SO 11
LOB 7



Batter	1	2	3	4	5	6	7	8	9	AB	R	H	RBI	BB	SO	LOB	TOP					
25 Will Venable, L (1,8) OBP: 0.262, SLG: 0.299										4	0	1	0	0	1	1	San Diego Padres @ Chicago Cubs Wrigley Field, Chicago, IL Tue Jul 22 2014, 7:06 PM - 9:40 PM CDT Att: 32,730 - Partly Cloudy - 88 F					
5 Alexi Amarista, L (1,6) OBP: 0.297, SLG: 0.325										4	0	1	0	0	1	1						
12 Seth Smith, L (1,7) OBP: 0.385, SLG: 0.507										3	0	1	0	1	0	2						
8 Yasmani Grandal, S (1,2) OBP: 0.304, SLG: 0.385										2	0	0	0	2	1	2						
1 Chris Nelson, R (1,5) OBP: 0.333, SLG: 0.286										4	0	0	0	0	0	5						
4 Jake Goethbert, L (1,3) OBP: 0.347, SLG: 0.372										2	0	0	0	1	1	0						
44 René Rivera, R (9,PH) OBP: 0.276, SLG: 0.418										1	0	0	0	0	1	0						
13 Chris Denorfia, R (1,9) OBP: 0.289, SLG: 0.322										3	0	1	0	0	0	1						
11 Brooks Conrad, S (1,4) OBP: 0.188, SLG: 0.250										3	0	1	0	0	1	1						
53 Eric Stults, L (1,1) OBP: 0.077, SLG: 0.115										2	0	0	0	0	0	1						
33 Dale Thayer, R (6,1)										0	0	0	0	0	0	0						
14 Tommy Medica, R (7,PH) OBP: 0.271, SLG: 0.403										1	0	0	0	0	1	1						
58 Blaine Boyer, R (7,1)										0	0	0	0	0	0	0						
46 Tim Stauffer, R (8,1) OBP: 0.200, SLG: 0.200										0	0	0	0	0	0	0						
Inning Stats	R: 0 E: 0 K: 2 S: 13	H: 1 LOB: 2 BB: 1 P: 20	R: 0 E: 0 K: 0 S: 4	H: 0 LOB: 0 BB: 0 P: 6	R: 0 E: 1 K: 0 S: 8	H: 1 LOB: 1 BB: 0 P: 11	R: 0 E: 0 K: 0 S: 9	H: 0 LOB: 1 BB: 0 P: 13	R: 0 E: 0 K: 0 S: 4	H: 1 LOB: 0 BB: 0 P: 6	R: 0 E: 0 K: 0 S: 6	H: 1 LOB: 1 BB: 0 P: 11	R: 0 E: 0 K: 3 S: 11	H: 1 LOB: 1 BB: 0 P: 16	R: 0 E: 0 K: 1 S: 9	H: 0 LOB: 0 BB: 0 P: 12	R: 0 E: 0 K: 1 S: 6	H: 0 LOB: 0 BB: 0 P: 13	1B: 4 2B: 1 3B: 0 HR: 0	SF: 0 SAC: 0 DP: 4 HBP: 0	WP: 0 PB: 0 SB: 0 CS: 0	PA: 33
PITCHER	IP	WLS	BF	H	R	ER	SO	BB	IBB	HBP	BLK	WP	HR	S	P	ERA	WHIP					
28 Kyle Hendricks, R (1,1) ERA: 2.77	7.0	W	27	5	0	0	5	3	0	0	0	0	0	55	83	0.00	1.143					
46 Pedro Strop, R (8,1) ERA: 2.94	1.0		3	0	0	0	1	0	0	0	0	0	0	9	12	0.00	0.000					
53 Wesley Wright, L (9,1) ERA: 2.28	1.0		3	0	0	0	1	1	0	0	0	0	0	6	13	0.00	1.000					

Batter	1	2	3	4	5	6	7	8	9	AB	R	H	RBI	BB	SO	LOB	BOTTOM					
64 Emilio Bonifacio, S (1,4) OBP: 0.309, SLG: 0.346										5	1	2	0	0	0	1	San Diego Padres @ Chicago Cubs Wrigley Field, Chicago, IL Tue Jul 22 2014, 7:06 PM - 9:40 PM CDT Att: 32,730 - Partly Cloudy - 88 F					
7 Arismendy Alcantara, S (1,8) OBP: 0.326, SLG: 0.590										4	1	1	1	1	3							
44 Anthony Rizzo, L (1,3) OBP: 0.385, SLG: 0.539										4	2	2	2	0	1	2						
13 Starlin Castro, R (1,6) OBP: 0.328, SLG: 0.435										3	1	1	0	1	0	0						
20 Justin Ruggiano, R (1,9) OBP: 0.357, SLG: 0.442										3	1	2	2	0	1	0						
46 Pedro Strop, R (8,1)										0	0	0	0	0	0	0						
53 Wesley Wright, R (9,1)										0	0	0	0	0	0	0						
5 Wellington Castillo, R (1,2) OBP: 0.294, SLG: 0.391										4	0	2	1	0	0	3						
21 Junior Lake, R (1,7) OBP: 0.243, SLG: 0.379										4	0	0	0	0	2	2						
30 Mike Olt, R (1,5) OBP: 0.222, SLG: 0.353										4	0	0	0	0	3	0						
28 Kyle Hendricks, R (1,1)										2	0	0	0	1	2	0						
19 Nate Schierholtz, L (8,9) OBP: 0.248, SLG: 0.310										1	0	1	0	0	0	0						
Inning Stats	R: 1 E: 0 K: 1 S: 15	H: 1 LOB: 2 BB: 2 P: 29	R: 0 E: 0 K: 2 S: 17	H: 1 LOB: 1 BB: 1 P: 24	R: 1 E: 0 K: 2 S: 11	H: 2 LOB: 1 BB: 0 P: 16	R: 0 E: 0 K: 2 S: 9	H: 0 LOB: 0 BB: 0 P: 14	R: 1 E: 0 K: 0 S: 12	H: 2 LOB: 1 BB: 0 P: 20	R: 0 E: 0 K: 2 S: 9	H: 0 LOB: 0 BB: 0 P: 12	R: 3 E: 0 K: 1 S: 21	H: 4 LOB: 1 BB: 0 P: 29	R: 0 E: 0 K: 0 S: 4	H: 1 LOB: 1 BB: 0 P: 5	1B: 5 2B: 3 3B: 0 HR: 3	SF: 1 SAC: 0 DP: 0 HBP: 0	WP: 0 PB: 0 SB: 0 CS: 0	PA: 38		
PITCHER	IP	WLS	BF	H	R	ER	SO	BB	IBB	HBP	BLK	WP	HR	S	P	ERA	WHIP					
53 Eric Stults, L (1,1) ERA: 5.0	5.0	L	24	6	3	3	7	3	0	0	0	0	0	64	103	5.40	1.800					
33 Dale Thayer, R (6,1) ERA: 2.04	1.0		3	0	0	0	2	0	0	0	0	0	0	9	12	0.00	0.000					
58 Blaine Boyer, R (7,1) ERA: 2.76	1.0		7	4	3	3	1	0	0	0	0	0	2	21	29	27.00	4.000					
46 Tim Stauffer, R (8,1) ERA: 3.89	1.0		4	1	0	0	0	0	0	0	0	0	0	4	5	0.00	1.000					

Batter	1	2	3	4	5	6	7	8	9	AB	R	H	RBI	BB	SO	LOB	TOP							
13 Chris Denorfia, R OBP: 0.292, SLG: 0.319										2	1	0	0	2	2	3	San Diego Padres @ Chicago Cubs Wrigley Field, Chicago, IL Wed Jul 23 2014, 7:07 PM - 10:42 PM CDT Att: 30,778 - Partly Cloudy - 62 F							
12 Seth Smith, L OBP: 0.386, SLG: 0.507										2	1	1	1	0	0	1								
27 Yanervis Solarte, S OBP: 0.341, SLG: 0.391										4	2	2	1	1	0	3								
18 Carlos Quentin, R OBP: 0.265, SLG: 0.310										1	0	0	1	1	1	2								
25 Will Venable, L OBP: 0.264, SLG: 0.298										1	0	0	0	1	0	1								
14 Tommy Medica, R OBP: 0.285, SLG: 0.419										5	1	3	2	0	1	2								
15 Jeff Francoeur, R OBP: 0.400, SLG: 0.333										3	1	1	1	1	1	1								
1 Chris Nelson, R OBP: 0.300, SLG: 0.316										5	0	1	1	0	1	6								
44 René Rivera, R OBP: 0.276, SLG: 0.410										3	0	0	1	1	0	2								
59 Kevin Quackenbush, R OBP: 0.182, SLG: 0.241										0	0	0	0	0	0	0								
11 Brooks Conrad, S OBP: 0.182, SLG: 0.241										1	0	0	0	0	0	0								
33 Dale Thayer, R OBP: 0.182, SLG: 0.241										0	0	0	0	0	0	0								
5 Alexi Amarista, L OBP: 0.285, SLG: 0.319										4	1	0	0	1	0	4								
22 Ian Kennedy, R OBP: 0.189, SLG: 0.206										2	0	0	0	1	1	2								
50 Nick Vincent, R OBP: 0.189, SLG: 0.206										0	0	0	0	0	0	0								
54 Alex Torres, L OBP: 0.189, SLG: 0.206										0	0	0	0	0	0	0								
8 Yasmani Grandal, S OBP: 0.310, SLG: 0.385										0	1	0	0	2	0	0								
Inning Stats	R: 2 E: 0 K: 1 S: 10	H: 1 LOB: 1 BB: 1 P: 16	R: 0 E: 0 K: 0 S: 9	H: 0 LOB: 0 BB: 0 P: 12	R: 0 E: 0 K: 2 S: 13	H: 1 LOB: 2 BB: 1 P: 22	R: 1 E: 0 K: 1 S: 16	H: 2 LOB: 2 BB: 0 P: 20	R: 2 E: 0 K: 0 S: 16	H: 1 LOB: 2 BB: 2 P: 35	R: 0 E: 0 K: 1 S: 11	H: 0 LOB: 1 BB: 1 P: 19	R: 0 E: 0 K: 2 S: 10	H: 1 LOB: 2 BB: 0 P: 12	R: 3 E: 0 K: 0 S: 18	H: 2 LOB: 2 BB: 3 P: 35	R: 0 E: 0 K: 0 S: 11	H: 0 LOB: 1 BB: 1 P: 20	1B: 5 2B: 2 3B: 1 HR: 0	SF: 2 SAC: 0 DP: 1 HBP: 0	WP: 1 PB: 0 SB: 1 CS: 0	PA: 46		
PITCHER	IP WLS BF H R ER SO BB IBB HBP BLK WP HR S P ERA WHIP	67 Tsuyoshi Wada, L ERA: 5.0	4.0 L 22 5 5 5 4 4 0 0 0 0 0 0 53 87 11.25 2.250	63 Brian Schiller, R ERA: 3.09	1.0 4 0 0 0 0 2 0 0 0 0 0 0 11 20 0.00 2.000	33 Carlos Villanueva, R ERA: 5.76	2.0 8 1 0 0 3 1 0 0 0 0 0 0 21 31 0.00 1.000	52 Justin Grimm, R ERA: 4.96	1.0 8 2 3 3 0 2 1 0 0 0 1 0 18 35 27.00 4.000	40 James Russell, L ERA: 2.76	1.0 4 0 0 0 0 1 0 0 0 0 0 0 11 20 0.00 1.000													

AB	33
R	8
H	8
RBI	8
BB	11
SO	7
LOB	27



Batter	1	2	3	4	5	6	7	8	9	AB	R	H	RBI	BB	SO	LOB	BOTTOM						
64 Emilio Bonifacio, S OBP: 0.308, SLG: 0.344										4	0	1	0	0	1	0	San Diego Padres @ Chicago Cubs Wrigley Field, Chicago, IL Wed Jul 23 2014, 7:07 PM - 10:42 PM CDT Att: 30,778 - Partly Cloudy - 62 F						
7 Arismendy Alcantara, S OBP: 0.319, SLG: 0.349										3	0	0	0	1	2	1							
44 Anthony Rizzo, L OBP: 0.389, SLG: 0.539										2	1	1	0	2	1	3							
13 Starlin Castro, R OBP: 0.325, SLG: 0.431										4	0	0	0	0	1	7							
8 Chris Coghlan, L OBP: 0.355, SLG: 0.472										3	1	0	0	1	2	0							
24 Luis Valbuena, L OBP: 0.330, SLG: 0.417										4	1	1	3	0	0	0							
19 Nate Schierholtz, L OBP: 0.249, SLG: 0.307										3	0	0	0	1	1	0							
5 Wellington Castillo, R OBP: 0.293, SLG: 0.393										4	0	1	0	0	1	1							
67 Tsuyoshi Wada, L ERA: 3.66										1	0	0	0	0	0	0							
63 Brian Schiller, R ERA: 3.09										0	0	0	0	0	0	0							
6 Ryan Sweeney, R ERA: 3.09										0	0	0	0	0	0	0							
33 Carlos Villanueva, R ERA: 5.76										0	0	0	0	0	0	0							
21 Junior Lake, R ERA: 1.91										1	0	0	0	0	0	0							
52 Justin Grimm, R ERA: 4.96										0	0	0	0	0	0	0							
40 James Russell, L ERA: 2.76										0	0	0	0	0	0	0							
12 John Baker, L ERA: 1.99										1	0	0	0	0	0	0							
Inning Stats	R: 0 E: 0 K: 1 S: 11	H: 1 LOB: 1 BB: 0 P: 15	R: 0 E: 0 K: 1 S: 9	H: 0 LOB: 0 BB: 0 P: 10	R: 0 E: 0 K: 1 S: 9	H: 0 LOB: 0 BB: 0 P: 12	R: 3 E: 0 K: 1 S: 13	H: 1 LOB: 2 BB: 2 P: 24	R: 0 E: 0 K: 1 S: 11	H: 1 LOB: 3 BB: 2 P: 24	R: 0 E: 0 K: 1 S: 9	H: 0 LOB: 1 BB: 1 P: 16	R: 0 E: 0 K: 2 S: 11	H: 1 LOB: 2 BB: 1 P: 23	R: 0 E: 0 K: 0 S: 5	H: 0 LOB: 0 BB: 0 P: 8	R: 0 E: 0 K: 0 S: 7	H: 0 LOB: 0 BB: 0 P: 10	1B: 2 2B: 1 3B: 0 HR: 1	SF: 0 SAC: 1 DP: 0 HBP: 0	WP: 1 PB: 0 SB: 0 CS: 0	PA: 37	
PITCHER	IP WLS BF H R ER SO BB IBB HBP BLK WP HR S P ERA WHIP	22 Ian Kennedy, R ERA: 3.66	6.0 W 26 3 3 3 6 5 0 0 0 0 0 0 4 6 4.50 1.333	50 Nick Vincent, R ERA: 5.6	0.1 H 2 1 0 0 0 0 0 0 0 0 0 0 4 6 0.00 3.000	54 Alex Torres, L ERA: 1.91	0.1 H 2 0 0 0 0 1 1 0 0 0 0 0 4 11 0.00 3.000	59 Kevin Quackenbush, R ERA: 2.45	1.1 H 4 0 0 0 1 0 0 0 0 0 0 0 8 14 0.00 0.000	33 Dale Thayer, R ERA: 1.99	1.0 3 0 0 0 1 0 0 0 0 0 0 0 7 10 0.00 0.000												

AB	30
R	3
H	4
RBI	3
BB	6
SO	9
LOB	12



Batter	1	2	3	4	5	6	7	8	9	AB	R	H	RBI	BB	SO	LOB	TOP						
13 Chris Denorfia, R OBP: 0.298, SLG: 0.325										5	2	3	1	0	0	0							
27 Yanervis Solarte, S OBP: 0.336, SLG: 0.363										4	0	1	1	0	0	2							
18 Carlos Quentin, R OBP: 0.286, SLG: 0.318										3	1	1	0	0	2	2							
25 Will Venable, L OBP: 0.268, SLG: 0.301										2	0	0	0	0	1	0							
14 Tommy Medica, R OBP: 0.301, SLG: 0.433										5	0	4	1	0	0	0							
15 Jeff Francoeur, R OBP: 0.364, SLG: 0.143										3	1	0	0	1	1	4							
1 Chris Nelson, R OBP: 0.286, SLG: 0.280										2	0	0	1	1	0	4							
44 René Rivera, R OBP: 0.291, SLG: 0.438										4	0	2	1	0	0	3							
5 Alexi Amarista, L OBP: 0.282, SLG: 0.314										4	1	1	0	0	1	2							
45 Jesse Hahn, R OBP: 0.133, SLG: 0.133										2	0	1	0	0	1	0							
58 Blaine Boyer, R ERA: 2.56										0	0	0	0	0	0	0							
11 Brooks Conrad, S ERA: 2.95										0	0	0	0	0	0	0							
59 Kevin Quackenbush, R ERA: 2.95										0	0	0	0	0	0	0							
56 Joaquin Benoit, R ERA: 2.95										0	0	0	0	0	0	0							
Inning Stats	R: 1 E: 0 K: 1 S: 11	H: 3 LOB: 2 BB: 1 P: 20	R: 0 E: 0 K: 0 S: 18	H: 3 LOB: 2 BB: 0 P: 25	R: 1 E: 0 K: 1 S: 13	H: 2 LOB: 1 BB: 0 P: 19	R: 2 E: 0 K: 1 S: 14	H: 2 LOB: 0 BB: 0 P: 17	R: 1 E: 0 K: 1 S: 11	H: 0 LOB: 1 BB: 0 P: 16	R: 0 E: 0 K: 1 S: 7	H: 0 LOB: 2 BB: 1 P: 12	R: 0 E: 0 K: 0 S: 12	H: 1 LOB: 2 BB: 1 P: 21	R: 0 E: 0 K: 1 S: 7	H: 0 LOB: 0 BB: 0 P: 7	R: 0 E: 0 K: 1 S: 10	H: 0 LOB: 0 BB: 0 P: 15	1B: 12 2B: 1 3B: 0 HR: 0	SF: 2 SAC: 1 DP: 2 HBP: 0	WP: 1 PB: 0 SB: 0 CS: 0	PA: 40	
PITCHER	IP: 5.0 WLS: L BF: 26 ERA: 3.44	H: 12 R: 5 ER: 4 SO: 4	BB: 1 IBB: 0 HBP: 0 BLK: 0	WP: 1 HR: 0 S: 67 P: 97	ERA: 7.20 WHIP: 2.600	IP: 2.0 WLS: 8 BF: 1	H: 1 R: 0 ER: 0 SO: 1	BB: 1 IBB: 0 HBP: 0 BLK: 0	WP: 0 HR: 0 S: 19 P: 33	ERA: 0.00 WHIP: 1.000	IP: 1.2 WLS: 5 BF: 1	H: 0 R: 0 ER: 0 SO: 2	BB: 0 IBB: 0 HBP: 0 BLK: 0	WP: 0 HR: 0 S: 11 P: 13	ERA: 0.00 WHIP: 0.000	IP: 0.1 WLS: 1 BF: 0	H: 0 R: 0 ER: 0 SO: 0	BB: 0 IBB: 0 HBP: 0 BLK: 0	WP: 0 HR: 0 S: 6 P: 9	ERA: 0.00 WHIP: 0.000			

San Diego Padres @ Atlanta Braves
Turner Field, Atlanta, GA

Fri Jul 25 2014, 7:39 PM - 10:45 PM EDT
Att: 31,647 - Clear - 86 F

AB	35
R	5
H	13
RBI	5
BB	2
SO	7
LOB	17

Batter	1	2	3	4	5	6	7	8	9	AB	R	H	RBI	BB	SO	LOB	BOTTOM	
2 B.J. Upton, R OBP: 0.281, SLG: 0.338										4	0	0	0	1	1	1		
7 Tommy La Stella, L OBP: 0.345, SLG: 0.346										4	0	0	0	0	0	3		
5 Freddie Freeman, L OBP: 0.373, SLG: 0.480										4	2	2	0	0	0	0		
8 Justin Upton, R OBP: 0.356, SLG: 0.507										2	0	0	1	1	0	0		
22 Jason Heyward, L OBP: 0.347, SLG: 0.379										2	0	1	0	2	0	0		
24 Evan Gattis, R OBP: 0.333, SLG: 0.532																		

Batter	1	2	3	4	5	6	7	8	9	AB	R	H	RBI	BB	SO	LOB	TOP											
5 Alexi Amarista, L OBP: 0.276, SLG: 0.307	L4		G6-3		G3		K		K	5	0	0	0	0	2	1	San Diego Padres @ Atlanta Braves Turner Field, Atlanta, GA Sat Jul 26 2014, 7:13 PM - 10:39 PM EDT Att: 33,820 - Clear - 90 F											
27 Yanervis Solarte, S OBP: 0.340, SLG: 0.384	K			1B	1B	BB			K	4	1	2	1	1	2	0												
12 Seth Smith, L OBP: 0.398, SLG: 0.519	1B			1B	1B					3	1	3	0	1	0	0												
8 Yasmani Grandal, S OBP: 0.310, SLG: 0.394	P4		2B		K					4	0	1	2	0	2	5												
25 Will Venable, L OBP: 0.264, SLG: 0.297	K		G4-3		F8		P6			4	0	0	0	0	1	3												
14 Tommy Medica, R OBP: 0.293, SLG: 0.420	G6-3		K		F7		F9			4	0	0	0	0	1	1												
23 Yonder Alonso, L OBP: 0.250, SLG: 0.339	F7		L4		1B		F7			4	0	1	0	0	0	1												
1 Chris Nelson, R OBP: 0.313, SLG: 0.345	F9		F9		2B		L9			4	1	2	0	0	0	0												
40 Odrisamer Despaigne, R ERA: 2.90, SLG: 0.292	L4		L4		SH1-4		K		K	1	0	0	0	0	0	0												
46 Tim Stauffer, R ERA: 4.07										1	0	0	0	0	0	0												
Inning Stats	R: 0 E: 0 K: 1 S: 11	H: 1 LOB: 1 BB: 0 P: 16	R: 0 E: 0 K: 1 S: 5	H: 0 LOB: 0 BB: 0 P: 9	R: 0 E: 0 K: 0 S: 10	H: 0 LOB: 0 BB: 0 P: 12	R: 2 E: 0 K: 1 S: 15	H: 3 LOB: 1 BB: 0 P: 18	R: 1 E: 0 K: 1 S: 15	H: 3 LOB: 2 BB: 0 P: 17	R: 0 E: 0 K: 1 S: 16	H: 2 LOB: 2 BB: 0 P: 20	R: 0 E: 0 K: 2 S: 21	H: 0 LOB: 2 BB: 2 P: 33	R: 0 E: 0 K: 0 S: 8	H: 0 LOB: 0 BB: 0 P: 11	R: 0 E: 0 K: 3 S: 9	H: 0 LOB: 0 BB: 0 P: 13	1B: 7 2B: 2 3B: 0 HR: 0	SF: 0 SAC: 1 DP: 0 HBP: 0	WP: 0 PB: 0 SB: 0 CS: 0	PA: 38						
PITCHER	IP	WLS	BF	H	R	ER	SO	BB	IBB	HBP	BLK	WP	HR	S	P	ERA	WHIP											
49 Julio Teheran, R ERA: 2.71	6.0	W	27	9	3	3	5	0	0	0	0	0	0	0	72	92	4.50	1.500										
59 Shae Simmons, R ERA: 2.91	0.1	H	3	0	0	0	1	2	0	0	0	0	0	12	20	0.00	6.000											
38 Anthony Varvaro, R ERA: 2.25	0.2	H	2	0	0	0	1	0	0	0	0	0	0	9	13	0.00	0.000											
52 Jordan Walden, R ERA: 2.27	1.0	H	3	0	0	0	0	0	0	0	0	0	0	8	11	0.00	0.000											
46 Craig Kimbrel, R ERA: 1.94	1.0	S	3	0	0	0	3	0	0	0	0	0	0	9	13	0.00	0.000											
Batter	1	2	3	4	5	6	7	8	9	AB	R	H	RBI	BB	SO	LOB	BOTTOM											
2 B.J. Upton, R OBP: 0.282, SLG: 0.337	K		1B	BB		F8		K		4	1	1	0	1	2	1	San Diego Padres @ Atlanta Braves Turner Field, Atlanta, GA Sat Jul 26 2014, 7:13 PM - 10:39 PM EDT Att: 33,820 - Clear - 90 F											
7 Tommy La Stella, L OBP: 0.355, SLG: 0.354	BB		L8	1B	E4	1B		1B		4	0	3	0	1	0	1												
5 Freddie Freeman, L OBP: 0.375, SLG: 0.481	F8		G5-4-3	1B	1B	1B		G4-3		5	0	3	1	0	0	2												
8 Justin Upton, R OBP: 0.352, SLG: 0.501	K		G5-4-3	P4		FC6-4				4	0	0	0	0	1	7												
22 Jason Heyward, L OBP: 0.350, SLG: 0.380	BB		BB	BB	1B			K		2	2	1	0	2	1	0												
24 Evan Gattis, R OBP: 0.344, SLG: 0.540	2B		BB	BB	1B		HBP			2	0	2	0	1	0	0												
23 Chris Johnson, R OBP: 0.296, SLG: 0.384	G5-3		1B	1B	K		F8			4	1	1	2	0	1	4												
19 Andrelton Simmons, R OBP: 0.301, SLG: 0.347	K		FC1	G1-6-3		F8				4	1	0	0	0	1	5												
49 Julio Teheran, R ERA: 1.88	G6-3		SH1-4		E1		K			1	0	0	1	0	0	1												
46 Tim Stauffer, R ERA: 4.07										1	0	0	0	0	0	0												
Inning Stats	R: 0 E: 0 K: 2 S: 10	H: 0 LOB: 1 BB: 1 P: 18	R: 1 E: 0 K: 1 S: 10	H: 1 LOB: 1 BB: 1 P: 15	R: 0 E: 0 K: 0 S: 7	H: 2 LOB: 1 BB: 0 P: 14	R: 4 E: 0 K: 0 S: 30	H: 3 LOB: 2 BB: 3 P: 50	R: 0 E: 0 K: 1 S: 9	H: 2 LOB: 2 BB: 0 P: 12	R: 0 E: 1 K: 0 S: 14	H: 2 LOB: 0 BB: 0 P: 21	R: 0 E: 0 K: 1 S: 8	H: 0 LOB: 1 BB: 0 P: 11	R: 0 E: 0 K: 2 S: 12	H: 1 LOB: 1 BB: 0 P: 16	1B: 10 2B: 1 3B: 0 HR: 0	SF: 0 SAC: 1 DP: 2 HBP: 1	WP: 0 PB: 0 SB: 0 CS: 1	PA: 39								
PITCHER	IP	WLS	BF	H	R	ER	SO	BB	IBB	HBP	BLK	WP	HR	S	P	ERA	WHIP											
40 Odrisamer Despaigne, R ERA: 1.88	3.2	L	21	6	5	2	3	5	0	0	0	0	0	52	89	4.91	3.000											
46 Tim Stauffer, R ERA: 4.07	1.1		5	2	0	0	1	0	0	0	0	0	0	14	20	0.00	1.500											
54 Alex Torres, L ERA: 1.88	0.2		4	2	0	0	0	0	0	0	0	0	0	12	19	0.00	3.000											
33 Dale Thayer, R ERA: 1.93	1.1		5	0	0	0	1	0	0	1	0	0	0	10	13	0.00	0.000											
50 Nick Vincent, R ERA: 5.1	1.0		4	1	0	0	2	0	0	0	0	0	0	12	16	0.00	1.000											

Batter	1	2	3	4	5	6	7	8	9	AB	R	H	RBI	BB	SO	LOB	TOP							
13 Chris Denorfia, R OBP: 0.295, SLG: 0.321										5	1	1	0	0	1	4								
27 Yanervis Solarte, S OBP: 0.341, SLG: 0.396										5	1	2	1	0	1	3								
14 Tommy Medica, R 54 Alex Torres, L 58 Blaine Boyer, R										3	0	1	1	1	1	1								
1 Chris Nelson, R 12 Seth Smith, L 11 Brooks Conrad, S										3	0	0	0	0	0	3								
8 Yasmani Grandal, S OBP: 0.306, SLG: 0.386										4	0	0	0	0	1	2								
15 Jeff Francoeur, R OBP: 0.287, SLG: 0.091										4	0	0	0	0	2	0								
44 René Rivera, R OBP: 0.290, SLG: 0.452										4	1	1	1	0	0	0								
5 Alexi Amarista, L OBP: 0.283, SLG: 0.315										4	0	3	0	0	1	0								
53 Eric Stults, L 25 Will Venable, L										2	0	1	0	0	1	1								
Inning Stats	R: 0 E: 0 K: 0 S: 9	H: 1 LOB: 2 BB: 1 P: 20	R: 0 E: 0 K: 0 S: 9	H: 2 LOB: 2 BB: 0 P: 14	R: 1 E: 0 K: 0 S: 8	H: 1 LOB: 0 BB: 0 P: 13	R: 0 E: 0 K: 2 S: 13	H: 1 LOB: 1 BB: 0 P: 19	R: 0 E: 0 K: 2 S: 11	H: 1 LOB: 0 BB: 0 P: 14	R: 1 E: 0 K: 1 S: 7	H: 1 LOB: 0 BB: 0 P: 12	R: 1 E: 0 K: 1 S: 16	H: 2 LOB: 1 BB: 0 P: 22	R: 0 E: 0 K: 2 S: 10	H: 0 LOB: 0 BB: 0 P: 15	R: 0 E: 0 K: 0 S: 8	H: 1 LOB: 1 BB: 0 P: 15	1B: 8 2B: 0 3B: 0 HR: 2	SF: 0 SAC: 0 DP: 0 HBP: 0	WP: 0 PB: 1 SB: 1 CS: 0	PA: 38		
PITCHER	IP WLS BF H R ER SO BB IBB HBP BLK WP HR S P ERA WHIP	6.2 W 29 8 3 3 6 1 0 0 0 0 2 70 110 4.05 1.350	0.1 2 1 0 0 0 0 0 0 0 0 0 3 4 0.00 3.000	1.0 3 0 0 0 2 0 0 0 0 0 0 0 15 0.00 0.000	1.0 4 1 0 0 0 0 0 0 0 0 0 8 15 0.00 1.000																			

San Diego Padres @ Atlanta Braves
Turner Field, Atlanta, GA
Sun Jul 27 2014, 5:11 PM - 8:05 PM EDT
Att: 31,456 - Partly Cloudy - 94 F

AB 37
R 3
H 10
RBI 3
BB 1
SO 8
LOB 16



Batter	1	2	3	4	5	6	7	8	9	AB	R	H	RBI	BB	SO	LOB	BOTTOM						
2 B.J. Upton, R OBP: 0.284, SLG: 0.339										4	2	2	0	0	0	0							
7 Tommy La Stella, L OBP: 0.363, SLG: 0.356										2	2	1	1	2	0	0							
5 Freddie Freeman, L OBP: 0.376, SLG: 0.479										2	1	0	0	2	1	1							
8 Justin Upton, R OBP: 0.351, SLG: 0.501										4	0	1	2	0	2	4							
23 Chris Johnson, R OBP: 0.295, SLG: 0.385										4	1	1	2	0	1	2							
4 Ryan Doumit, S 51 Chasen Shreve, L										4	0	1	2	0	0	0							
11 Gerald Laird, R OBP: 0.328, SLG: 0.315										4	1	1	0	0	0	1							
19 Andrelton Simmons, R OBP: 0.300, SLG: 0.349										4	1	1	1	0	1	0							
36 Mike Minor, R 38 Anthony Varvaro, R 15 Phil Gosselin, R 48 David Carpenter, R 17 Jordan Schafer, L										2	0	0	0	0	2	1							
Inning Stats	R: 0 E: 0 K: 0 S: 11	H: 0 LOB: 0 BB: 0 P: 16	R: 0 E: 0 K: 1 S: 9	H: 0 LOB: 0 BB: 0 P: 15	R: 6 E: 0 K: 2 S: 22	H: 6 LOB: 1 BB: 1 P: 34	R: 0 E: 0 K: 1 S: 8	H: 0 LOB: 0 BB: 0 P: 13	R: 0 E: 0 K: 1 S: 10	H: 0 LOB: 0 BB: 1 P: 20	R: 0 E: 0 K: 0 S: 8	H: 0 LOB: 0 BB: 0 P: 8	R: 2 E: 0 K: 1 S: 20	H: 2 LOB: 2 BB: 2 P: 36	R: 0 E: 0 K: 1 S: 7	H: 0 LOB: 0 BB: 0 P: 9	R: 0 E: 0 K: 0 S: 8	H: 0 LOB: 0 BB: 0 P: 9	1B: 4 2B: 4 3B: 0 HR: 0	SF: 0 SAC: 0 DP: 0 HBP: 0	WP: 0 PB: 0 SB: 1 CS: 1	PA: 36	
PITCHER	IP WLS BF H R ER SO BB IBB HBP BLK WP HR S P ERA WHIP	6.0 L 25 6 6 6 5 2 0 0 0 0 0 68 106 9.00 1.333	0.2 5 1 2 2 0 2 0 0 0 0 0 12 25 27.00 4.500	1.1 5 1 0 0 2 0 0 0 0 0 0 15 20 0.00 0.750																			

San Diego Padres @ Atlanta Braves
Turner Field, Atlanta, GA
Sun Jul 27 2014, 5:11 PM - 8:05 PM EDT
Att: 31,456 - Partly Cloudy - 94 F

AB 31
R 8
H 8
RBI 8
BB 4
SO 7
LOB 9



Batter	1	2	3	4	5	6	7	8	9	AB	R	H	RBI	BB	SO	LOB	TOP							
5 Alexi Amarista, L (1,6) OBP: 0.279, SLG: 0.310										4	0	0	0	0	1	1	San Diego Padres @ Atlanta Braves Turner Field, Atlanta, GA Mon Jul 28 2014, 12:12 PM - 2:44 PM EDT Att: 23,281 - Partly Cloudy - 86 F							
27 Yanervis Solarte, S (1,5) OBP: 0.336, SLG: 0.390										4	0	0	0	0	1	1								
12 Seth Smith, L (1,9) OBP: 0.392, SLG: 0.510										4	0	0	0	0	3	0								
8 Yasmani Grandal, S (1,2) OBP: 0.305, SLG: 0.384										4	0	1	0	0	3	0								
14 Tommy Medica, R (1,7) OBP: 0.297, SLG: 0.410										3	0	0	0	0	3	1								
23 Yonder Alonso, L (1,3) OBP: 0.265, SLG: 0.343										3	0	2	0	0	0	1								
9 Jedd Gyorko, R (1,4) OBP: 0.214, SLG: 0.271										3	0	1	0	0	1	3								
25 Will Venable, L (1,8) OBP: 0.263, SLG: 0.295										3	0	0	0	0	2	1								
57 Jason Lane, R (1,1) OBP: 0.333, SLG: 0.333										2	0	1	0	0	0	0								
50 Nick Vincent, R (7,1)										0	0	0	0	0	0	0								
13 Chris Denorfia, R (8,PH) OBP: 0.294, SLG: 0.320										1	0	0	0	0	0	0								
33 Dale Thayer, R (8,1)										0	0	0	0	0	0	0								
Inning Stats	R: 0 E: 0 K: 0 S: 7	H: 0 LOB: 0 BB: 0 P: 10	R: 0 E: 0 K: 2 S: 11	H: 0 LOB: 1 BB: 0 P: 14	R: 0 E: 0 K: 2 S: 10	H: 1 LOB: 1 BB: 0 P: 13	R: 0 E: 0 K: 2 S: 14	H: 2 LOB: 2 BB: 0 P: 17	R: 0 E: 0 K: 1 S: 7	H: 0 LOB: 0 BB: 0 P: 9	R: 0 E: 0 K: 2 S: 10	H: 0 LOB: 1 BB: 0 P: 13	R: 0 E: 0 K: 2 S: 12	H: 2 LOB: 1 BB: 0 P: 17	R: 0 E: 0 K: 0 S: 6	H: 0 LOB: 0 BB: 0 P: 9	R: 0 E: 0 K: 3 S: 9	H: 0 LOB: 0 BB: 0 P: 13	1B: 5 2B: 0 3B: 0 HR: 0	SF: 0 SAC: 0 DP: 0 HBP: 1	WP: 0 PB: 0 SB: 0 CS: 0	PA: 32		
PITCHER	IP WLS BF H R ER SO BB IBB HBP BLK WP HR S P ERA WHIP	8.0 W 29 5 0 0 11 0 0 1 0 0 0 77 102 0.00 0.625	1.0 S 3 0 0 0 3 0 0 0 0 0 0 9 13 0.00 0.000																					

AB	31
R	0
H	5
RBI	0
BB	0
SO	14
LOB	8



Batter	1	2	3	4	5	6	7	8	9	AB	R	H	RBI	BB	SO	LOB	BOTTOM						
17 Jordan Schafer, L (1,8) OBP: 0.247, SLG: 0.211										3	0	0	0	1	1	0	San Diego Padres @ Atlanta Braves Turner Field, Atlanta, GA Mon Jul 28 2014, 12:12 PM - 2:44 PM EDT Att: 23,281 - Partly Cloudy - 86 F						
15 Phil Gosselin, R (1,4) OBP: 0.200, SLG: 0.200										3	0	1	0	0	0	0							
7 Tommy La Stella, L (7,PH) (8,4)										1	0	0	0	0	0	3							
5 Freddie Freeman, L (1,3) OBP: 0.373, SLG: 0.474										4	0	0	0	0	1	2							
8 Justin Upton, R (1,7) OBP: 0.353, SLG: 0.500										3	1	1	0	1	1	2							
22 Jason Heyward, L (1,9) OBP: 0.350, SLG: 0.379										1	0	0	0	0	0	0							
4 Ryan Doumit, S (4,9) OBP: 0.232, SLG: 0.302										3	0	0	0	0	0	2							
24 Evan Gattis, R (1,2) OBP: 0.350, SLG: 0.556										4	1	3	2	0	0	0							
23 Chris Johnson, R (1,5) OBP: 0.297, SLG: 0.386										4	0	2	0	0	0	1							
19 Andrelton Simmons, R (1,6) OBP: 0.300, SLG: 0.348										3	0	1	0	0	0	2							
30 Ervin Santana, R (1,1) OBP: 0.133, SLG: 0.114										2	0	0	0	0	0	2							
46 Craig Kimbrel, R (9,1)										0	0	0	0	0	0	0							
Inning Stats	R: 0 E: 0 K: 1 S: 15	H: 1 LOB: 1 BB: 0 P: 20	R: 0 E: 0 K: 0 S: 12	H: 2 LOB: 2 BB: 0 P: 16	R: 0 E: 1 K: 1 S: 10	H: 0 LOB: 1 BB: 0 P: 16	R: 0 E: 0 K: 0 S: 6	H: 0 LOB: 0 BB: 0 P: 9	R: 0 E: 0 K: 0 S: 9	H: 0 LOB: 0 BB: 0 P: 11	R: 0 E: 0 K: 0 S: 7	H: 1 LOB: 1 BB: 0 P: 8	R: 1 E: 0 K: 0 S: 15	H: 3 LOB: 2 BB: 1 P: 26	R: 1 E: 0 K: 1 S: 15	H: 1 LOB: 1 BB: 1 P: 24	1B: 7 2B: 0 3B: 0 HR: 1	SF: 0 SAC: 1 DP: 1 HBP: 0	WP: 0 PB: 0 SB: 0 CS: 0	PA: 34			
PITCHER	IP WLS BF H R ER SO BB IBB HBP BLK WP HR S P ERA WHIP	6.0 L 25 6 1 0 0 1 0 0 0 0 0 6 14 0.00 2.000	1.0 4 1 0 0 0 1 0 0 0 0 0 0 6 14 0.00 2.000	1.0 5 1 1 1 1 1 0 0 0 0 0 0 15 24 9.00 2.000																			

AB	31
R	2
H	8
RBI	2
BB	2
SO	3
LOB	14



Batter	1	2	3	4	5	6	7	8	9	AB	R	H	RBI	BB	SO	LOB	TOP											
13 Matt Carpenter, L (1,5) OBP: 0.378, SLG: 0.393 71 Sam Freeman, R (8,1)										4	0	1	0	0	1	1	St. Louis Cardinals @ San Diego Padres Petco Park, San Diego, CA Wed Jul 30 2014, 7:14 PM - 10:23 PM PDT Att: 30,973 - Clear - 76 F											
16 Kolten Wong, L (1,4) OBP: 0.295, SLG: 0.382										4	0	1	0	0	0	2												
7 Matt Holliday, R (1,7) Allen Craig, R (6,PH) OBP: 0.281, SLG: 0.346										3	0	0	0	0	0	1												
32 Matt Adams, L (1,3) OBP: 0.330, SLG: 0.513											4	1	1	0	0	1												
27 Jhonny Peralta, R (1,6) OBP: 0.331, SLG: 0.442											3	0	1	0	1	0												
18 Oscar Taveras, L (1,9) OBP: 0.288, SLG: 0.271											4	0	0	0	0	1												
8 Peter Bourjos, R (1,8) OBP: 0.289, SLG: 0.350											2	0	0	1	1	0												
48 Tony Cruz, R (1,2) OBP: 0.298, SLG: 0.271											3	0	1	0	0	1												
Joe Kelly, R (1,1) 33 Daniel Descalso, L (6,PH) 44 Carlos Martinez, R (8,1) 36 Randy Choate, L (7,1) 43 Seth Maness, R (7,1) 3 Mark Ellis, R (8,5) OBP: 0.296, SLG: 0.228										0	0	0	0	0	0	0												
Inning Stats	R: 0 E: 0 K: 1 S: 13	H: 0 LOB: 0 BB: 0 P: 18	R: 0 E: 0 K: 0 S: 6	H: 0 LOB: 0 BB: 0 P: 9	R: 0 E: 0 K: 0 S: 10	H: 1 LOB: 1 BB: 0 P: 14	R: 0 E: 0 K: 0 S: 6	H: 0 LOB: 0 BB: 0 P: 8	R: 0 E: 0 K: 1 S: 6	H: 0 LOB: 1 BB: 2 P: 16	R: 0 E: 0 K: 0 S: 13	H: 1 LOB: 1 BB: 0 P: 18	R: 1 E: 0 K: 1 S: 10	H: 2 LOB: 0 BB: 0 P: 12	R: 0 E: 0 K: 0 S: 13	H: 2 LOB: 2 BB: 0 P: 21		R: 0 E: 0 K: 1 S: 8	H: 0 LOB: 0 BB: 0 P: 10	1B: 5 2B: 1 3B: 0 HR: 0	SF: 0 SAC: 1 DP: 1 HBP: 0	WP: 0 PB: 1 SB: 0 CS: 0	PA: 34					
PITCHER	IP WLS BF H R ER SO BB IBB HBP BLK WP HR S P ERA WHIP	7.0 W 25 4 1 1 3 2 0 0 0 0 0 64 95 1.29 0.857	1.0 5 2 0 0 0 0 0 0 0 0 0 13 21 0.00 2.000	1.0 3 0 0 0 1 0 0 0 0 0 0 8 10 0.00 0.000											IP WLS BF H R ER SO BB IBB HBP BLK WP HR S P ERA WHIP													
45 Jesse Hahn, R (1,1) ERA: 2.01											7.0	W	25	4	1	1	3	2	0	0	0	0	0	0	64	95	1.29	0.857
54 Alex Torres, L (8,1) ERA: 2.25											1.0		5	2	0	0	0	0	0	0	0	0	0	0	13	21	0.00	2.000
33 Dale Thayer, R (9,1) ERA: 2.05											1.0		3	0	0	0	1	0	0	0	0	0	0	8	10	0.00	0.000	

Batter	1	2	3	4	5	6	7	8	9	AB	R	H	RBI	BB	SO	LOB	BOTTOM												
2 Everth Cabrera, S (1,6) OBP: 0.261, SLG: 0.290										3	1	1	0	1	1	1	St. Louis Cardinals @ San Diego Padres Petco Park, San Diego, CA Wed Jul 30 2014, 7:14 PM - 10:23 PM PDT Att: 30,973 - Clear - 76 F												
5 Alexi Amarista, L (1,8) OBP: 0.281, SLG: 0.316										5	3	3	0	0	0	2													
12 Seth Smith, L (1,7) 1 Chris Nelson, R (9,5) OBP: 0.297, SLG: 0.324										4	1	1	1	0	0	3													
8 Yasmani Grandal, S (1,2) OBP: 0.305, SLG: 0.377										3	1	0	0	2	2	1													
27 Yangervis Solarte, S (1,5) OBP: 0.346, SLG: 0.407										5	1	4	2	0	0	0													
9 Jedd Gyorko, R (1,4) OBP: 0.232, SLG: 0.302										5	2	3	4	0	0	4													
23 Yonder Alonso, L (1,3) OBP: 0.299, SLG: 0.347										3	2	1	0	1	1	2													
25 Will Venable, L (1,9) OBP: 0.264, SLG: 0.306										4	1	2	4	0	1	2													
45 Jesse Hahn, R (1,1) 15 Jeff Francoeur, R (7,PH) 54 Alex Torres, L (8,1) 33 Dale Thayer, R (9,1) OBP: 0.118, SLG: 0.118 OBP: 0.235, SLG: 0.077										2	0	0	0	0	2	1													
Inning Stats	R: 1 E: 0 K: 0 S: 10	H: 2 LOB: 2 BB: 1 P: 20	R: 0 E: 0 K: 2 S: 10	H: 0 LOB: 0 BB: 0 P: 18	R: 1 E: 0 K: 1 S: 12	H: 1 LOB: 0 BB: 0 P: 19	R: 2 E: 0 K: 1 S: 15	H: 3 LOB: 1 BB: 0 P: 24	R: 0 E: 0 K: 1 S: 8	H: 1 LOB: 0 BB: 0 P: 10	R: 0 E: 0 K: 1 S: 10	H: 2 LOB: 1 BB: 0 P: 14	R: 8 E: 0 K: 1 S: 24	H: 5 LOB: 1 BB: 3 P: 43	R: 0 E: 0 K: 1 S: 10	H: 2 LOB: 1 BB: 0 P: 14		1B: 10 2B: 3 3B: 1 HR: 2	SF: 0 SAC: 0 DP: 3 HBP: 1	WP: 1 PB: 0 SB: 1 CS: 0	PA: 42								
PITCHER	IP WLS BF H R ER SO BB IBB HBP BLK WP HR S P ERA WHIP	5.0 L 22 7 4 4 4 5 1 0 0 0 0 0 18 28 13.50 3.000	1.1 7 3 2 2 2 1 0 0 0 0 0 0 2 6 ∞ ∞	0.0 2 1 0 0 0 0 0 1 0 0 0 0 1 14 23 81.00 6.000	1.0 4 2 0 0 1 0 0 0 0 0 0 0 10 14 0.00 2.000											IP WLS BF H R ER SO BB IBB HBP BLK WP HR S P ERA WHIP													
Joe Kelly, R (1,1) ERA: 4.37											5.0	L	22	7	4	4	4	5	1	0	0	0	0	0	18	28	13.50	3.000	
44 Carlos Martinez, R (6,1) ERA: 4.74											1.1		7	3	2	2	2	1	0	0	0	0	0	0	2	6	∞	∞	
36 Randy Choate, L (7,1) ERA: 5.26											0.0		2	1	0	0	0	0	1	0	0	0	0	0	1	14	23	81.00	6.000
43 Seth Maness, R (7,1) ERA: 3.33											0.2		7	3	6	6	0	1	0	1	0	0	0	0	10	14	0.00	2.000	
71 Sam Freeman, L (8,1) ERA: 2.01											1.0		4	2	0	0	1	0	0	0	0	0	0	0	10	14	0.00	2.000	

AB 30
R 1
H 6
RBI 1
BB 2
SO 4
LOB 11

AB 37
R 12
H 16
RBI 11
BB 4
SO 8
LOB 16

Batter	1	2	3	4	5	6	7	8	9	AB	R	H	RBI	BB	SO	LOB	TOP				
13 Matt Carpenter, L OBP: 0.390, SLG: 0.394										4	1	2	1	1	0	1					
16 Kolten Wong, L OBP: 0.293, SLG: 0.382										5	1	1	0	0	2	4					
7 Matt Holliday, R OBP: 0.370, SLG: 0.411										4	0	1	2	0	1	1					
32 Matt Adams, L OBP: 0.229, SLG: 0.510										4	1	1	0	0	0	1					
27 Jhonny Peralta, R OBP: 0.330, SLG: 0.438										3	0	0	0	0	0	1					
12 A.J. Pierzynski, L OBP: 0.291, SLG: 0.351										3	2	1	0	1	0	0					
18 Oscar Taveras, L OBP: 0.238, SLG: 0.300										4	1	1	2	0	0	3					
8 Peter Bourjos, R OBP: 0.288, SLG: 0.348										4	0	1	1	0	1	0					
40 Shelby Miller, R OBP: 0.194, SLG: 0.296										3	0	1	0	0	1	0					
46 Kevin Siegrist, L ERA: 2.68										0	0	0	0	0	0	0					
37 Pat Neshek, S ERA: 2.14										0	0	0	0	0	0	0					
33 Daniel Descalso, L OBP: 0.240, SLG: 0.237										1	0	1	0	0	0	0					
26 Trevor Rosenthal, R ERA: 3.98										0	0	0	0	0	0	0					
Inning Stats	R: 0 E: 0 K: 0 S: 6	H: 0 LOB: 0 BB: 0 P: 7	R: 2 E: 0 K: 0 S: 11	H: 2 LOB: 0 BB: 0 P: 18	R: 2 E: 0 K: 1 S: 17	H: 3 LOB: 1 BB: 0 P: 24	R: 0 E: 0 K: 1 S: 9	H: 0 LOB: 0 BB: 0 P: 13	R: 0 E: 0 K: 1 S: 11	H: 1 LOB: 1 BB: 0 P: 16	R: 2 E: 0 K: 1 S: 18	H: 3 LOB: 0 BB: 2 P: 34	R: 0 E: 0 K: 0 S: 8	H: 0 LOB: 0 BB: 0 P: 12	R: 0 E: 0 K: 1 S: 8	H: 1 LOB: 0 BB: 0 P: 13	1B: 8 2B: 2 3B: 0 HR: 1	SF: 0 SAC: 0 DP: 2 HBP: 1	WP: 0 PB: 0 SB: 0 CS: 0	PA: 38	
PITCHER	IP	WLS	BF	H	R	ER	SO	BB	IBB	HBP	BLK	WP	HR	S	P	ERA	WHIP				
40 Odrisamer Despaigne, R ERA: 2.68	5.2	L	27	9	6	6	3	1	0	1	0	0	1	64	97	9.53	1.765				
58 Blaine Boyer, R ERA: 2.14	1.1		5	0	0	0	1	1	0	0	0	0	0	14	24	0.00	0.750				
50 Nick Vincent, R ERA: 4.78	1.0		3	0	0	0	0	0	0	0	0	0	0	8	12	0.00	0.000				
46 Tim Stauffer, R ERA: 3.98	1.0		3	1	0	0	1	0	0	0	0	0	0	8	13	0.00	1.000				

St. Louis Cardinals @ San Diego Padres
Petco Park, San Diego, CA
Thu Jul 31 2014, 12:43 PM - 3:18 PM PDT
Att: 28,820 - Partly Cloudy - 78 F

AB	35
R	6
H	10
RBI	6
BB	2
SO	5
LOB	11



Batter	1	2	3	4	5	6	7	8	9	AB	R	H	RBI	BB	SO	LOB	BOTTOM					
2 Everth Cabrera, S OBP: 0.258, SLG: 0.287										4	0	0	0	0	0	0						
5 Alex Amarista, L OBP: 0.277, SLG: 0.311										4	0	0	0	0	2	0						
27 Yangervis Solarte, S OBP: 0.341, SLG: 0.491										4	0	0	0	0	1	0						
12 Seth Smith, L OBP: 0.388, SLG: 0.503										3	0	0	0	0	1	0						
9 Jedd Gyorko, R OBP: 0.233, SLG: 0.317										3	1	1	1	0	1	0						
23 Yonder Alonso, L OBP: 0.257, SLG: 0.344										2	0	0	0	0	0	0						
14 Tommy Medica, R OBP: 0.295, SLG: 0.407										1	0	0	0	0	0	0						
25 Will Venable, L OBP: 0.284, SLG: 0.316										3	1	1	1	0	1	0						
44 René Rivera, R OBP: 0.295, SLG: 0.454										3	0	1	0	0	1	0						
40 Odrisamer Despaigne, R ERA: 2.68										2	0	0	0	0	0	1						
58 Blaine Boyer, R ERA: 2.14										0	0	0	0	0	0	0						
50 Nick Vincent, R ERA: 4.78										0	0	0	0	0	0	0						
15 Jeff Francoeur, R OBP: 0.222, SLG: 0.071										1	0	0	0	0	0	0						
46 Tim Stauffer, R ERA: 3.98										0	0	0	0	0	0	0						
Inning Stats	R: 0 E: 0 K: 1 S: 13	H: 0 LOB: 0 BB: 0 P: 18	R: 2 E: 0 K: 0 S: 17	H: 2 LOB: 0 BB: 0 P: 25	R: 0 E: 0 K: 1 S: 7	H: 0 LOB: 0 BB: 0 P: 11	R: 0 E: 0 K: 2 S: 9	H: 0 LOB: 0 BB: 0 P: 12	R: 0 E: 0 K: 1 S: 9	H: 1 LOB: 1 BB: 0 P: 15	R: 0 E: 0 K: 0 S: 3	H: 0 LOB: 0 BB: 0 P: 4	R: 0 E: 0 K: 0 S: 8	H: 0 LOB: 0 BB: 0 P: 11	R: 0 E: 0 K: 1 S: 7	H: 0 LOB: 0 BB: 0 P: 10	R: 0 E: 0 K: 1 S: 8	H: 0 LOB: 0 BB: 0 P: 14	1B: 0 2B: 1 3B: 0 HR: 2	SF: 0 SAC: 0 DP: 0 HBP: 0	WP: 0 PB: 0 SB: 0 CS: 0	PA: 30
PITCHER	IP	WLS	BF	H	R	ER	SO	BB	IBB	HBP	BLK	WP	HR	S	P	ERA	WHIP					
40 Shelby Miller, R ERA: 4.14	6.0	W	21	3	2	2	5	0	0	0	0	0	2	58	85	3.00	0.500					
46 Kevin Siegrist, L ERA: 3.86	1.0		3	0	0	0	0	0	0	0	0	0	0	8	11	0.00	0.000					
37 Pat Neshek, R ERA: 0.83	1.0		3	0	0	0	1	0	0	0	0	0	0	7	10	0.00	0.000					
26 Trevor Rosenthal, R ERA: 3.26	1.0		3	0	0	0	1	0	0	0	0	0	0	8	14	0.00	0.000					

St. Louis Cardinals @ San Diego Padres
Petco Park, San Diego, CA
Thu Jul 31 2014, 12:43 PM - 3:18 PM PDT
Att: 28,820 - Partly Cloudy - 78 F

AB	30
R	2
H	3
RBI	2
BB	0
SO	7
LOB	1



Batter	1	2	3	4	5	6	7	8	9	AB	R	H	RBI	BB	SO	LOB	TOP			
2 B.J. Upton, R OBP: 0.283, SLG: 0.332	G4-3			E9 23 1B			F3		L7	4	1	0	0	1	0	3	<p>Atlanta Braves @ San Diego Padres</p> <p>Petco Park, San Diego, CA</p> <p>Fri Aug 01 2014, 7:12 PM - 10:20 PM PDT</p> <p>Att: 33,779 - Clear - 75 F</p>			
7 Tommy La Stella, L OBP: 0.363, SLG: 0.356	G3		G5-3		G3		L8			4	0	0	0	0	0	5				
5 Freddie Freeman, L OBP: 0.368, SLG: 0.470	G6-3		G4-3					G6-3		4	0	0	0	0	1	1				
8 Justin Upton, R OBP: 0.355, SLG: 0.507		F9								3	0	1	0	1	1	0				
23 Chris Johnson, R OBP: 0.302, SLG: 0.390		G5-3								3	0	2	1	1	0	0				
11 Gerald Laird, R OBP: 0.315, SLG: 0.302										4	0	0	0	0	0	5				
19 Andrelton Simmons, R OBP: 0.299, SLG: 0.344										3	0	0	0	0	0	0				
14 Ramiro Pena, S OBP: 0.277, SLG: 0.330										1	0	1	0	0	0	0				
1 Emilio Bonifacio, S OBP: 0.321, SLG: 0.371										2	0	0	0	2	1	1				
36 Mike Minor, R OBP: 0.152, SLG: 0.342										1	0	0	0	0	0	0				
56 Justin Smolins, R ERA: 4.68										0	0	0	0	0	0	0				
15 Phil Cosselin, R ERA: 4.68										0	0	0	0	0	0	0				
57 David Hale, R ERA: 3.14										0	0	0	0	0	0	0				
48 David Carpenter, R ERA: 4.03										0	0	0	0	0	0	0				
4 Ryan Doumit, S OBP: 0.240, SLG: 0.320										1	0	0	0	0	0	1				
Inning Stats	R: 0 E: 0 K: 0 S: 7	H: 0 LOB: 0 BB: 0 P: 13	R: 0 E: 0 K: 0 S: 8	H: 0 LOB: 0 BB: 0 P: 11	R: 0 E: 0 K: 1 S: 5	H: 0 LOB: 0 BB: 0 P: 8	R: 1 E: 0 K: 0 S: 12	H: 1 LOB: 2 BB: 1 P: 22	R: 0 E: 0 K: 2 S: 9	H: 1 LOB: 1 BB: 0 P: 18	R: 0 E: 0 K: 0 S: 15	H: 0 LOB: 2 BB: 1 P: 25	R: 0 E: 0 K: 0 S: 12	H: 1 LOB: 1 BB: 0 P: 20	R: 0 E: 0 K: 0 S: 10	H: 1 LOB: 1 BB: 0 P: 20	1B: 3 2B: 1 3B: 0 HR: 0	SF: 0 SAC: 1 DP: 1 HBP: 0	WP: 1 PB: 0 SB: 0 CS: 0	PA: 37
PITCHER	IP WLS BF H R ER SO	IP WLS BF H R ER SO	IP WLS BF H R ER SO	IP WLS BF H R ER SO	IP WLS BF H R ER SO	IP WLS BF H R ER SO	IP WLS BF H R ER SO	IP WLS BF H R ER SO	IP WLS BF H R ER SO	IP WLS BF H R ER SO	IP WLS BF H R ER SO	IP WLS BF H R ER SO	IP WLS BF H R ER SO	IP WLS BF H R ER SO	IP WLS BF H R ER SO	IP WLS BF H R ER SO	ERA WHIP	ERA WHIP		
53 Eric Stults, L ERA: 4.68	6.1	W	27	2	1	0	3	4	0	0	0	0	0	0	0	0	0.00	0.947		
50 Nick Vincent, R ERA: 4.68	0.2		2	0	0	0	0	0	0	0	0	0	0	0	0	0	0.00	0.000		
59 Kevin Quackenbush, R ERA: 2.53	1.0		4	1	0	0	0	1	0	0	0	0	0	0	0	0	0.00	2.000		
33 Dale Thayer, R ERA: 2.0	1.0		4	1	0	0	0	0	0	0	0	0	0	0	0	0	0.00	1.000		

AB 31
R 1
H 4
RBI 1
BB 5
SO 3
LOB 17



Batter	1	2	3	4	5	6	7	8	9	AB	R	H	RBI	BB	SO	LOB	BOTTOM			
2 Everth Cabrera, S OBP: 0.266, SLG: 0.294	14 HR			F8						5	2	4	1	0	0	1	<p>Atlanta Braves @ San Diego Padres</p> <p>Petco Park, San Diego, CA</p> <p>Fri Aug 01 2014, 7:12 PM - 10:20 PM PDT</p> <p>Att: 33,779 - Clear - 75 F</p>			
27 Yanoris Solarte, S OBP: 0.343, SLG: 0.460	L8		SH1-3							3	0	1	0	1	1	2				
9 Jedd Gyorko, R OBP: 0.232, SLG: 0.318	F9			L4						5	1	1	1	0	1	7				
14 Tommy Medica, R OBP: 0.317, SLG: 0.467	HR									5	4	5	4	0	0	0				
44 René Rivera, R OBP: 0.298, SLG: 0.449	L4									4	1	1	0	1	1	2				
1 Chris Nelson, R OBP: 0.333, SLG: 0.359										5	1	3	0	0	1	2				
15 Jeff Francoeur, R OBP: 0.298, SLG: 0.118										3	0	1	0	0	0	2				
25 Will Venable, L OBP: 0.269, SLG: 0.321										2	0	2	1	0	0	0				
16 Abraham Almonte, S OBP: 0.254, SLG: 0.300										4	1	1	1	1	0	6				
53 Eric Stults, L OBP: 0.267, SLG: 0.259										3	0	0	0	0	1	3				
50 Nick Vincent, R ERA: 3.38										0	0	0	0	0	0	0				
23 Yonder Alonso, L ERA: 3.14										0	0	0	0	0	0	0				
59 Kevin Quackenbush, R ERA: 2.53										0	0	0	0	0	0	0				
5 Alexi Amarista, L ERA: 3.14										0	0	0	0	0	0	0				
33 Dale Thayer, R ERA: 2.0										0	0	0	0	0	0	0				
Inning Stats	R: 2 E: 0 K: 0 S: 11	H: 2 LOB: 0 BB: 0 P: 17	R: 0 E: 0 K: 0 S: 7	H: 2 LOB: 1 BB: 0 P: 9	R: 3 E: 0 K: 0 S: 20	H: 3 LOB: 1 BB: 1 P: 31	R: 0 E: 0 K: 0 S: 10	H: 1 LOB: 2 BB: 1 P: 21	R: 0 E: 0 K: 1 S: 10	H: 1 LOB: 1 BB: 0 P: 14	R: 1 E: 0 K: 2 S: 15	H: 2 LOB: 1 BB: 0 P: 24	R: 3 E: 0 K: 1 S: 16	H: 6 LOB: 3 BB: 1 P: 27	R: 1 E: 0 K: 2 S: 16	H: 3 LOB: 2 BB: 0 P: 19	1B: 15 2B: 3 3B: 0 HR: 2	SF: 0 SAC: 1 DP: 2 HBP: 0	WP: 0 PB: 0 SB: 2 CS: 0	PA: 45
PITCHER	IP WLS BF H R ER SO	IP WLS BF H R ER SO	IP WLS BF H R ER SO	IP WLS BF H R ER SO	IP WLS BF H R ER SO	IP WLS BF H R ER SO	IP WLS BF H R ER SO	IP WLS BF H R ER SO	IP WLS BF H R ER SO	IP WLS BF H R ER SO	IP WLS BF H R ER SO	IP WLS BF H R ER SO	IP WLS BF H R ER SO	IP WLS BF H R ER SO	IP WLS BF H R ER SO	IP WLS BF H R ER SO	ERA WHIP	ERA WHIP		
36 Mike Minor, L ERA: 5.42	5.0	L	25	5	1	1	2	2	0	0	0	0	0	0	0	0	9.00	2.200		
56 Juan Jaime, R ERA: 3.38	1.0		5	2	1	1	2	0	0	0	0	0	0	0	0	0	9.00	2.000		
57 David Hale, R ERA: 3.14	0.2		8	6	3	3	0	1	0	0	0	0	0	0	0	0	40.50	10.500		
48 David Carpenter, R ERA: 4.03	1.1		7	3	1	1	3	0	0	0	0	0	0	0	0	0	6.75	2.250		



Batter	1	2	3	4	5	6	7	8	9	10	11	12	AB	R	H	RBI	BB	SO	LOB	TOP		
2 B.J. Upton, R OBP: 0.282, SLG: 0.328														4	1	0	0	1	2	2		
7 Tommy La Stella, L OBP: 0.363, SLG: 0.352														5	0	1	0	1	0	2		
46 Craig Kimbrel, R														0	0	0	0	0	0	0		
5 Freddie Freeman, L OBP: 0.372, SLG: 0.474														5	0	3	1	1	1	3		
8 Justin Upton, R OBP: 0.355, SLG: 0.505														5	0	1	0	1	1	3		
22 Jason Heyward, L OBP: 0.352, SLG: 0.382														5	1	2	0	1	1	3		
24 Evan Gattis, R OBP: 0.340, SLG: 0.531														5	0	0	0	1	1	6		
23 Chris Johnson, R OBP: 0.303, SLG: 0.389														6	0	2	1	0	3	3		
19 Andrelton Simmons, R OBP: 0.288, SLG: 0.341														4	0	0	0	1	0	4		
30 Ervin Santana, R OBP: 0.257, SLG: 0.347														2	0	1	0	0	1	1		
52 Jordan Walden, R ERA: 2.45														1	0	0	0	0	0	2		
38 Anthony Varvaro, R ERA: 2.76														0	0	0	0	0	0	0		
51 James Russell, L ERA: 3.44														0	0	0	0	0	0	0		
48 David Carpenter, R ERA: 3.89														0	0	0	0	0	0	0		
1 Emilio Bonifacio, S ERA: 1.53														1	0	1	0	0	0	0		
Inning Stats	R: 1 E: 0 K: 1 S: 16	H: 1 LOB: 2 BB: 2 P: 27	R: 0 E: 0 K: 2 S: 9	H: 0 LOB: 1 BB: 1 P: 18	R: 0 E: 0 K: 2 S: 13	H: 0 LOB: 1 BB: 1 P: 21	R: 0 E: 0 K: 1 S: 10	H: 1 LOB: 2 BB: 0 P: 15	R: 0 E: 0 K: 1 S: 7	H: 0 LOB: 0 BB: 0 P: 12	R: 0 E: 0 K: 1 S: 6	H: 1 LOB: 1 BB: 0 P: 10	R: 0 E: 0 K: 0 S: 7	H: 1 LOB: 1 BB: 0 P: 12	R: 0 E: 0 K: 0 S: 7	H: 2 LOB: 2 BB: 1 P: 12	1B: 8 2B: 4 3B: 0 HR: 0	SF: 0 SAC: 2 DP: 2 HBP: 0	WP: 1 PB: 0 SB: 1 CS: 0	PA: 52		
PITCHER	IP WLS BF H R ER SO BB IBB HBP BLK WP HR S P ERA WHIP	22 Ian Kennedy, R ERA: 3.59	58 Blaine Boyer, R ERA: 1.99	54 Alex Torres, L ERA: 2.23	59 Kevin Quackenbush, R ERA: 2.76	56 Joaquin Benoit, R ERA: 1.83	PITCHER	IP WLS BF H R ER SO BB IBB HBP BLK WP HR S P ERA WHIP	33 Dale Thayer, R ERA: 1.96	46 Tim Stauffer, R ERA: 3.8	30 Ervin Santana, R ERA: 3.59	52 Jordan Walden, R ERA: 2.45	38 Anthony Varvaro, R ERA: 2.76	51 James Russell, L ERA: 3.44	48 David Carpenter, R ERA: 3.89	1 Emilio Bonifacio, S ERA: 1.53	46 Craig Kimbrel, R ERA: 2.05	30 Ervin Santana, R ERA: 3.59	52 Jordan Walden, R ERA: 2.45	38 Anthony Varvaro, R ERA: 2.76	51 James Russell, L ERA: 3.44	48 David Carpenter, R ERA: 3.89

Atlanta Braves @ San Diego Padres
 Petco Park, San Diego, CA
 Sat Aug 02 2014, 5:44 PM - 10:18 PM PDT
 Att. 39,402 - Drizzle - 76 F

AB	43
R	2
H	11
RBI	2
BB	7
SO	10
LOB	29



Batter	1	2	3	4	5	6	7	8	9	10	11	12	AB	R	H	RBI	BB	SO	LOB	BOTTOM								
2 Everth Cabrera, S OBP: 0.262, SLG: 0.290														5	0	0	0	0	1	2								
27 Yangervis Solarte, S OBP: 0.346, SLG: 0.399														4	2	1	1	2	1	0								
12 Seth Smith, L OBP: 0.384, SLG: 0.497														6	0	1	0	0	1	3								
9 Jedd Gyorko, R OBP: 0.243, SLG: 0.316														2	0	0	0	3	0	2								
14 Tommy Medica, R OBP: 0.321, SLG: 0.474														4	0	2	0	0	2	3								
56 Joaquin Benoit, R ERA: 1.96														0	0	0	0	0	0	0								
1 Chris Nelson, R OBP: 0.341, SLG: 0.360														1	0	0	0	0	1	0								
25 Will Venable, L OBP: 0.273, SLG: 0.322														5	0	2	1	1	1	2								
23 Yonder Alonso, L OBP: 0.184, SLG: 0.200														3	0	0	0	0	1	6								
54 Alex Torres, L ERA: 2.23														0	0	0	0	0	0	0								
59 Kevin Quackenbush, R ERA: 2.76														0	0	0	0	0	0	0								
8 Yasmani Grandal, S OBP: 0.307, SLG: 0.376														1	0	0	0	1	0	0								
46 Tim Stauffer, R ERA: 3.8														0	0	0	0	0	0	0								
44 René Rivera, R OBP: 0.306, SLG: 0.450														4	1	2	0	1	0	3								
22 Ian Kennedy, R OBP: 0.257, SLG: 0.347														1	0	0	0	0	1	3								
16 Abraham Almonte, S OBP: 0.252, SLG: 0.297														1	0	0	0	0	1	0								
58 Blaine Boyer, R ERA: 1.99														0	0	0	0	0	0	0								
5 Alexi Amarista, L OBP: 0.278, SLG: 0.312														1	0	1	0	0	0	0								
Inning Stats	R: 0 E: 0 K: 2 S: 8	H: 0 LOB: 0 BB: 0 P: 11	R: 0 E: 0 K: 1 S: 9	H: 2 LOB: 3 BB: 1 P: 16	R: 0 E: 0 K: 0 S: 9	H: 0 LOB: 0 BB: 0 P: 13	R: 0 E: 0 K: 1 S: 9	H: 0 LOB: 2 BB: 2 P: 18	R: 0 E: 0 K: 1 S: 6	H: 0 LOB: 0 BB: 0 P: 6	R: 0 E: 0 K: 1 S: 9	H: 1 LOB: 2 BB: 1 P: 17	R: 2 E: 0 K: 1 S: 19	H: 3 LOB: 2 BB: 1 P: 30	R: 0 E: 0 K: 1 S: 13	H: 0 LOB: 0 BB: 0 P: 21	R: 0 E: 0 K: 0 S: 8	H: 1 LOB: 2 BB: 1 P: 17	R: 0 E: 0 K: 1 S: 9	H: 0 LOB: 0 BB: 0 P: 13	R: 0 E: 0 K: 0 S: 8	H: 1 LOB: 0 BB: 0 P: 14	R: 1 E: 0 K: 1 S: 11	H: 1 LOB: 3 BB: 3 P: 24	1B: 8 2B: 1 3B: 0 HR: 0	SF: 0 SAC: 3 DP: 1 HBP: 1	WP: 2 PB: 0 SB: 0 CS: 1	PA: 52
PITCHER	IP WLS BF H R ER SO BB IBB HBP BLK WP HR S P ERA WHIP	30 Ervin Santana, R ERA: 3.59	52 Jordan Walden, R ERA: 2.45	38 Anthony Varvaro, R ERA: 2.76	51 James Russell, L ERA: 3.44	48 David Carpenter, R ERA: 3.89	PITCHER	IP WLS BF H R ER SO BB IBB HBP BLK WP HR S P ERA WHIP	46 Craig Kimbrel, R ERA: 2.05	30 Ervin Santana, R ERA: 3.59	52 Jordan Walden, R ERA: 2.45	38 Anthony Varvaro, R ERA: 2.76	51 James Russell, L ERA: 3.44	48 David Carpenter, R ERA: 3.89	1 Emilio Bonifacio, S ERA: 1.53	46 Craig Kimbrel, R ERA: 2.05	30 Ervin Santana, R ERA: 3.59	52 Jordan Walden, R ERA: 2.45	38 Anthony Varvaro, R ERA: 2.76	51 James Russell, L ERA: 3.44	48 David Carpenter, R ERA: 3.89							

Atlanta Braves @ San Diego Padres
 Petco Park, San Diego, CA
 Sat Aug 02 2014, 5:44 PM - 10:18 PM PDT
 Att. 39,402 - Drizzle - 76 F

AB	38
R	3
H	9
RBI	2
BB	9
SO	10
LOB	24



Batter	1	2	3	4	5	6	7	8	9	10	AB	R	H	RBI	BB	SO	LOB	TOP								
2 B.J. Upton, R OBP: 0.279, SLG: 0.324	(1, 8) K			G5-3		L8	G5-2-3			K	5	0	0	0	0	2	3	Atlanta Braves @ San Diego Padres Petco Park, San Diego, CA Sun Aug 03 2014, 1:15 PM - 5:15 PM PDT Att: 30,861 - Cloudy - 74 F								
7 Tommy La Stella, L OBP: 0.363, SLG: 0.353	(1, 4) K			L9		K				G3-1	5	0	2	0	0	1	0									
57 David Hale, R OBP: 0.063, SLG: 0.067	(10, 1) K										0	0	0	0	0	0	0									
5 Freddie Freeman, L OBP: 0.370, SLG: 0.471	(1, 3) K									K	5	0	1	0	0	2	2									
8 Justin Upton, R OBP: 0.354, SLG: 0.501	(1, 7) K			G1-3						FC6-4	3	1	0	0	1	1	2									
22 Jason Heyward, L OBP: 0.355, SLG: 0.383	(1, 9) K										4	2	3	1	0	1	0									
24 Evan Gattis, R OBP: 0.338, SLG: 0.530	(1, 2) K										4	0	1	1	0	0	1									
15 Phil Gosselin, R OBP: 0.182, SLG: 0.182	(9, PR) K			G6-3							0	0	0	0	0	0	0									
58 Juan Jaime, R OBP: 0.298, SLG: 0.341	(9, 1) K										0	0	0	0	0	0	0									
19 Andrelton Simmons, R OBP: 0.302, SLG: 0.390	(10, 6) K										4	0	1	0	0	2	2									
23 Chris Johnson, R OBP: 0.284, SLG: 0.324	(1, 5) K			G6-3							4	0	1	0	0	2	2									
14 Ramiro Pena, S OBP: 0.284, SLG: 0.324	(10, 4) K			F7							2	0	0	0	2	0	1									
34 Aaron Harang, R OBP: 0.198, SLG: 0.093	(1, 1) K										2	0	0	0	0	1	2									
1 Emilio Bonifacio, S OBP: 0.252, SLG: 0.317	(7, PH) K										1	0	0	0	0	1	3									
38 Anthony Varvaro, R OBP: 0.252, SLG: 0.287	(7, 1) K			G3							0	0	0	0	0	0	0									
51 James Russell, L OBP: 0.252, SLG: 0.287	(8, 1) K										0	0	0	0	0	0	0									
11 Gerald Laird, R OBP: 0.252, SLG: 0.287	(8, PH) K										1	0	0	0	0	1	1									
11 Gerald Laird, R OBP: 0.252, SLG: 0.287	(8, 2) K										0	0	0	0	0	0	0									
Inning Stats	R: 0 E: 0 K: 1 S: 6	H: 1 LOB: 0 BB: 0 P: 8	R: 0 E: 0 K: 2 S: 7	H: 0 LOB: 0 BB: 0 P: 10	R: 0 E: 0 K: 0 S: 9	H: 0 LOB: 0 BB: 0 P: 10	R: 0 E: 0 K: 0 S: 11	H: 1 LOB: 1 BB: 0 P: 16	R: 0 E: 0 K: 2 S: 10	H: 0 LOB: 0 BB: 0 P: 18	R: 2 E: 0 K: 1 S: 17	H: 3 LOB: 2 BB: 0 P: 30	R: 0 E: 0 K: 0 S: 8	H: 1 LOB: 1 BB: 0 P: 13	R: 1 E: 1 K: 2 S: 13	H: 1 LOB: 0 BB: 0 P: 19	R: 0 E: 0 K: 2 S: 8	H: 0 LOB: 0 BB: 0 P: 12	1B: 4 2B: 3 3B: 1 HR: 0	SF: 0 SAC: 0 DP: 2 HBP: 0	WP: 1 PB: 0 SB: 2 CS: 0	PA: 39				
PITCHER	IP WLS BF H R ER SO BB IBB HBP BLK WP HR S P ERA WHIP	IP WLS BF H R ER SO BB IBB HBP BLK WP HR S P ERA WHIP	IP WLS BF H R ER SO BB IBB HBP BLK WP HR S P ERA WHIP	IP WLS BF H R ER SO BB IBB HBP BLK WP HR S P ERA WHIP	IP WLS BF H R ER SO BB IBB HBP BLK WP HR S P ERA WHIP	IP WLS BF H R ER SO BB IBB HBP BLK WP HR S P ERA WHIP	IP WLS BF H R ER SO BB IBB HBP BLK WP HR S P ERA WHIP	IP WLS BF H R ER SO BB IBB HBP BLK WP HR S P ERA WHIP	IP WLS BF H R ER SO BB IBB HBP BLK WP HR S P ERA WHIP	IP WLS BF H R ER SO BB IBB HBP BLK WP HR S P ERA WHIP	IP WLS BF H R ER SO BB IBB HBP BLK WP HR S P ERA WHIP	IP WLS BF H R ER SO BB IBB HBP BLK WP HR S P ERA WHIP	IP WLS BF H R ER SO BB IBB HBP BLK WP HR S P ERA WHIP	IP WLS BF H R ER SO BB IBB HBP BLK WP HR S P ERA WHIP	IP WLS BF H R ER SO BB IBB HBP BLK WP HR S P ERA WHIP	IP WLS BF H R ER SO BB IBB HBP BLK WP HR S P ERA WHIP	IP WLS BF H R ER SO BB IBB HBP BLK WP HR S P ERA WHIP	IP WLS BF H R ER SO BB IBB HBP BLK WP HR S P ERA WHIP	IP WLS BF H R ER SO BB IBB HBP BLK WP HR S P ERA WHIP	IP WLS BF H R ER SO BB IBB HBP BLK WP HR S P ERA WHIP	IP WLS BF H R ER SO BB IBB HBP BLK WP HR S P ERA WHIP	IP WLS BF H R ER SO BB IBB HBP BLK WP HR S P ERA WHIP	IP WLS BF H R ER SO BB IBB HBP BLK WP HR S P ERA WHIP	IP WLS BF H R ER SO BB IBB HBP BLK WP HR S P ERA WHIP	IP WLS BF H R ER SO BB IBB HBP BLK WP HR S P ERA WHIP	
38 Tyson Ross, R ERA: 2.62	(1, 1) 6.0	WLS: 24	BF: 5	H: 2	R: 2	ER: 7	SO: 7	BB: 1	IBB: 0	HBP: 0	BLK: 0	WP: 1	HR: 0	S: 57	P: 91	ERA: 3.00	WHIP: 1.000	Atlanta Braves @ San Diego Padres Petco Park, San Diego, CA Sun Aug 03 2014, 1:15 PM - 5:15 PM PDT Att: 30,861 - Cloudy - 74 F								
50 Nick Vincent, R ERA: 4.54	(7, 1) 1.0	WLS: 4	BF: 1	H: 0	R: 0	ER: 1	SO: 1	BB: 1	IBB: 0	HBP: 0	BLK: 0	WP: 0	HR: 0	S: 13	P: 22	ERA: 0.00	WHIP: 2.000									
59 Kevin Quackenbush, R ERA: 2.7	(8, 1) 0.2	WLS: 3	BF: 1	H: 0	R: 0	ER: 0	SO: 0	BB: 0	IBB: 0	HBP: 0	BLK: 0	WP: 0	HR: 0	S: 8	P: 12	ERA: 0.00	WHIP: 1.500									
54 Alex Torres, L ERA: 2.21	(8, 1) 0.1	WLS: 1	BF: 0	H: 0	R: 0	ER: 0	SO: 0	BB: 0	IBB: 0	HBP: 0	BLK: 0	WP: 0	HR: 0	S: 0	P: 1	ERA: 0.00	WHIP: 0.000									
56 Joaquin Benoit, R ERA: 1.79	(8, 1) 1.0	WLS: 5	BF: 1	H: 1	R: 0	ER: 2	SO: 2	BB: 0	IBB: 0	HBP: 0	BLK: 0	WP: 0	HR: 0	S: 13	P: 19	ERA: 0.00	WHIP: 1.000									
PITCHER	IP WLS BF H R ER SO BB IBB HBP BLK WP HR S P ERA WHIP	IP WLS BF H R ER SO BB IBB HBP BLK WP HR S P ERA WHIP	IP WLS BF H R ER SO BB IBB HBP BLK WP HR S P ERA WHIP	IP WLS BF H R ER SO BB IBB HBP BLK WP HR S P ERA WHIP	IP WLS BF H R ER SO BB IBB HBP BLK WP HR S P ERA WHIP	IP WLS BF H R ER SO BB IBB HBP BLK WP HR S P ERA WHIP	IP WLS BF H R ER SO BB IBB HBP BLK WP HR S P ERA WHIP	IP WLS BF H R ER SO BB IBB HBP BLK WP HR S P ERA WHIP	IP WLS BF H R ER SO BB IBB HBP BLK WP HR S P ERA WHIP	IP WLS BF H R ER SO BB IBB HBP BLK WP HR S P ERA WHIP	IP WLS BF H R ER SO BB IBB HBP BLK WP HR S P ERA WHIP	IP WLS BF H R ER SO BB IBB HBP BLK WP HR S P ERA WHIP	IP WLS BF H R ER SO BB IBB HBP BLK WP HR S P ERA WHIP	IP WLS BF H R ER SO BB IBB HBP BLK WP HR S P ERA WHIP	IP WLS BF H R ER SO BB IBB HBP BLK WP HR S P ERA WHIP	IP WLS BF H R ER SO BB IBB HBP BLK WP HR S P ERA WHIP	IP WLS BF H R ER SO BB IBB HBP BLK WP HR S P ERA WHIP		IP WLS BF H R ER SO BB IBB HBP BLK WP HR S P ERA WHIP	IP WLS BF H R ER SO BB IBB HBP BLK WP HR S P ERA WHIP	IP WLS BF H R ER SO BB IBB HBP BLK WP HR S P ERA WHIP	IP WLS BF H R ER SO BB IBB HBP BLK WP HR S P ERA WHIP	IP WLS BF H R ER SO BB IBB HBP BLK WP HR S P ERA WHIP	IP WLS BF H R ER SO BB IBB HBP BLK WP HR S P ERA WHIP	IP WLS BF H R ER SO BB IBB HBP BLK WP HR S P ERA WHIP	IP WLS BF H R ER SO BB IBB HBP BLK WP HR S P ERA WHIP
2 Everth Cabrera, S OBP: 0.264, SLG: 0.292	(1, 6) K			SF9		B1-3				SH1-4	4	0	2	2	0	1	1	Atlanta Braves @ San Diego Padres Petco Park, San Diego, CA Sun Aug 03 2014, 1:15 PM - 5:15 PM PDT Att: 30,861 - Cloudy - 74 F								
27 Yangelis Solarte, S OBP: 0.341, SLG: 0.392	(1, 5) K			F9		F8				P2	5	0	0	0	0	0	5									
12 Seth Smith, L OBP: 0.384, SLG: 0.494	(9, 7) K										4	0	1	0	1	2	1									
14 Tommy Medica, R OBP: 0.329, SLG: 0.490	(1, 7) K										3	1	1	1	2	0	1									
8 Yasmani Grandal, S OBP: 0.203, SLG: 0.371	(1, 3) K										3	0	0	0	0	0	3									
9 Jedd Gyorko, R OBP: 0.241, SLG: 0.313	(8, PH) K										2	0	0	0	0	0	3									
46 Tim Stauffer, R OBP: 0.200, SLG: 0.200	(10, 1) K										0	0	0	0	0	0	0									
25 Will Venable, L OBP: 0.278, SLG: 0.325	(1, 8) K										4	1	2	0	1	0	0									
5 Alex Amarista, L OBP: 0.284, SLG: 0.315	(1, 4) K										4	2	2	0	1	1	1									
44 René Rivera, R OBP: 0.304, SLG: 0.440	(1, 2) K										4	0	0	0	1	0	6									
38 Tyson Ross, R ERA: 2.62	(1, 1) 6.0	WLS: 24	BF: 5	H: 2	R: 2	ER: 7	SO: 7	BB: 1	IBB: 0	HBP: 0	BLK: 0	WP: 1	HR: 0	S: 57	P: 91	ERA: 3.00	WHIP: 1.000									
50 Nick Vincent, R ERA: 4.54	(7, 1) 1.0	WLS: 4	BF: 1	H: 0	R: 0	ER: 1	SO: 1	BB: 1	IBB: 0	HBP: 0	BLK: 0	WP: 0	HR: 0	S: 13	P: 22	ERA: 0.00	WHIP: 2.000									
59 Kevin Quackenbush, R ERA: 2.7	(8, 1) 0.2	WLS: 3	BF: 1	H: 0	R: 0	ER: 0	SO: 0	BB: 0	IBB: 0	HBP: 0	BLK: 0	WP: 0	HR: 0	S: 8	P: 12	ERA: 0.00	WHIP: 1.500									
54 Alex Torres, L ERA: 2.21	(8, 1) 0.1	WLS: 1	BF: 0	H: 0	R: 0	ER: 0	SO: 0	BB: 0	IBB: 0	HBP: 0	BLK: 0	WP: 0	HR: 0	S: 0	P: 1	ERA: 0.00	WHIP: 0.000									
56 Joaquin Benoit, R ERA: 1.79	(8, 1) 1.0	WLS: 5	BF: 1	H: 1	R: 0	ER: 2	SO: 2	BB: 0	IBB: 0	HBP: 0	BLK: 0	WP: 0	HR: 0	S: 13	P: 19	ERA: 0.00	WHIP: 1.000									
PITCHER	IP WLS BF H R ER SO BB IBB HBP BLK WP HR S P ERA WHIP	IP WLS BF H R ER SO BB IBB HBP BLK WP HR S P ERA WHIP	IP WLS BF H R ER SO BB IBB HBP BLK WP HR S P ERA WHIP	IP WLS BF H R ER SO BB IBB HBP BLK WP HR S P ERA WHIP	IP WLS BF H R ER SO BB IBB HBP BLK WP HR S P ERA WHIP	IP WLS BF H R ER SO BB IBB HBP BLK WP HR S P ERA WHIP	IP WLS BF H R ER SO BB IBB HBP BLK WP HR S P ERA WHIP	IP WLS BF H R ER SO BB IBB HBP BLK WP HR S P ERA WHIP	IP WLS BF H R ER SO BB IBB HBP BLK WP HR S P ERA WHIP	IP WLS BF H R ER SO BB IBB HBP BLK WP HR S P ERA WHIP	IP WLS BF H R ER SO BB IBB HBP BLK WP HR S P ERA WHIP	IP WLS BF H R ER SO BB IBB HBP BLK WP HR S P ERA WHIP	IP WLS BF H R ER SO BB IBB HBP BLK WP HR S P ERA WHIP	IP WLS BF H R ER SO BB IBB HBP BLK WP HR S P ERA WHIP	IP WLS BF H R ER SO BB IBB HBP BLK WP HR S P ERA WHIP	IP WLS BF H R ER SO BB IBB HBP BLK WP HR S P ERA WHIP	IP WLS BF H R ER SO BB IBB HBP BLK WP HR S P ERA WHIP	IP WLS BF H R ER SO BB IBB HBP BLK WP HR S P ERA WHIP	IP WLS BF H R ER SO BB IBB HBP BLK WP HR S P ERA WHIP	IP WLS BF H R ER SO BB IBB HBP BLK WP HR S P ERA WHIP	IP WLS BF H R ER SO BB IBB HBP BLK WP HR S P ERA WHIP	IP WLS BF H R ER SO BB IBB HBP BLK WP HR S P ERA WHIP	IP WLS BF H R ER SO BB IBB HBP BLK WP HR S P ERA WHIP	IP WLS BF H R ER SO BB IBB HBP BLK WP HR S P ERA WHIP	IP WLS BF H R ER SO BB IBB HBP BLK WP HR S P ERA WHIP	IP WLS BF H R ER SO BB IBB HBP BLK WP HR S P ERA WHIP
34 Aaron Harang, R ERA: 3.41	(1, 1) 6.0	WLS: 24	BF: 5	H: 2	R: 2	ER: 7	SO: 3	BB: 4	IBB: 0	HBP: 0	BLK: 0	WP: 1	HR: 0	S: 74	P: 118	ERA: 3.00	WHIP: 1.500	Atlanta Braves @ San Diego Padres Petco Park, San Diego, CA Sun Aug 03 2014, 1:15 PM - 5:15 PM PDT Att: 30,861 - Cloudy - 74 F								
38 Anthony Varvaro, R ERA: 2.91	(7, 1) 1.0	WLS: 4	BF: 1	H: 1	R: 1	ER: 1	SO: 1	BB: 0																		

Batter	1	2	3	4	5	6	7	8	9	AB R H RBI BB SO LOB	TOP											
2 Everth Cabrera, S OBP: 0.288, SLG: 0.295										4 0 2 0 1 1 0	San Diego Padres @ Minnesota Twins Target Field, Minneapolis, MN Tue Aug 05 2014, 7:11 PM - 10:06 PM CDT Att: 34,495 - Partly Cloudy - 78 F											
27 Yanervis Solarte, S OBP: 0.342, SLG: 0.362										5 0 2 0 0 0 3												
12 Seth Smith, L OBP: 0.281, SLG: 0.489										5 0 1 0 0 1 6												
14 Tommy Medica, R OBP: 0.322, SLG: 0.478										4 0 0 0 0 3 1												
9 Jedd Gyorko, R OBP: 0.241, SLG: 0.312										4 0 1 0 0 3 0												
25 Will Venable, L OBP: 0.281, SLG: 0.330										4 0 2 0 0 0 1												
8 Yasmani Grandal, S OBP: 0.303, SLG: 0.369										4 0 1 0 0 1 3												
23 Yonder Alonso, L OBP: 0.267, SLG: 0.372										4 1 3 1 0 0 0												
1 Chris Nelson, R OBP: 0.327, SLG: 0.318										4 0 0 0 0 2 1												
Inning Stats	R: 0 E: 0 K: 1 S: 9	H: 1 LOB: 1 BB: 0 P: 14	R: 0 E: 0 K: 1 S: 12	H: 2 LOB: 2 BB: 0 P: 17	R: 0 E: 0 K: 1 S: 12	H: 0 LOB: 1 BB: 1 P: 19	R: 0 E: 0 K: 3 S: 11	H: 1 LOB: 1 BB: 0 P: 15	R: 1 E: 0 K: 1 S: 15	H: 2 LOB: 1 BB: 0 P: 20	R: 0 E: 0 K: 2 S: 10	H: 1 LOB: 1 BB: 0 P: 14	R: 0 E: 0 K: 1 S: 13	H: 2 LOB: 2 BB: 0 P: 21	R: 0 E: 0 K: 1 S: 10	H: 1 LOB: 1 BB: 0 P: 14	R: 0 E: 0 K: 0 S: 8	H: 2 LOB: 2 BB: 0 P: 11	1B: 9 2B: 2 HR: 1	SF: 0 SAC: 0 DP: 0 HBP: 0	WP: 0 PB: 0 SB: 0 CS: 0	PA: 39
PITCHER	IP WLS BF H R ER SO BB IBB HBP BLK WP HR S P ERA WHIP											IP WLS BF H R ER SO BB IBB HBP BLK WP HR S P ERA WHIP										
45 Phil Hughes, R ERA: 4.01	6.0 W 25 7 1 1 9 1 0 0 0 0 0 1 69 99 1.50 1.333																					
56 Caleb Thielbar, L ERA: 3.19	1.0 H 5 2 0 0 1 0 0 0 0 0 0 0 13 21 0.00 2.000																					
50 Casey Fien, R ERA: 2.98	1.0 H 4 1 0 0 1 0 0 0 0 0 0 0 14 24 0.00 1.000																					
15 Glen Perkins, L ERA: 2.66	1.0 S 5 2 0 0 0 0 0 0 0 0 0 0 8 11 0.00 2.000																					

AB	38
R	1
H	12
RBI	1
BB	1
SO	11
LOB	15



Batter	1	2	3	4	5	6	7	8	9	AB R H RBI BB SO LOB	BOTTOM									
39 Danny Santana, S OBP: 0.355, SLG: 0.488										4 0 0 0 0 0 2	San Diego Padres @ Minnesota Twins Target Field, Minneapolis, MN Tue Aug 05 2014, 7:11 PM - 10:06 PM CDT Att: 34,495 - Partly Cloudy - 78 F									
2 Brian Dozier, R OBP: 0.340, SLG: 0.428										3 1 2 0 1 0 1										
24 Trevor Plouffe, R OBP: 0.323, SLG: 0.404										2 1 0 0 2 0 2										
16 Josh Willingham, R OBP: 0.354, SLG: 0.405										4 0 0 0 0 1 4										
19 Kennys Vargas, S OBP: 0.368, SLG: 0.556										4 1 1 3 0 1 2										
27 Chris Parmelee, L OBP: 0.319, SLG: 0.412										0 0 0 0 0 0 0										
31 Oswaldo Arcia, L OBP: 0.305, SLG: 0.405										2 0 0 0 1 0 0										
8 Kurt Suzuki, R OBP: 0.368, SLG: 0.390										3 0 0 0 0 1 1										
5 Eduardo Escobar, S OBP: 0.312, SLG: 0.391										3 0 1 0 0 0 0										
1 Jordan Schafer, L OBP: 0.261, SLG: 0.220										2 0 1 0 0 1 0										
Inning Stats	R: 0 E: 0 K: 1 S: 9	H: 1 LOB: 2 BB: 1 P: 16	R: 0 E: 0 K: 0 S: 10	H: 0 LOB: 0 BB: 0 P: 14	R: 0 E: 0 K: 0 S: 7	H: 1 LOB: 1 BB: 1 P: 13	R: 0 E: 0 K: 0 S: 5	H: 0 LOB: 0 BB: 0 P: 11	R: 0 E: 0 K: 1 S: 7	H: 0 LOB: 0 BB: 0 P: 10	R: 3 E: 0 K: 2 S: 21	H: 2 LOB: 1 BB: 2 P: 34	R: 0 E: 0 K: 0 S: 18	H: 1 LOB: 1 BB: 0 P: 24	R: 0 E: 0 K: 0 S: 9	H: 0 LOB: 0 BB: 0 P: 10	1B: 2 2B: 2 HR: 1	SF: 0 SAC: 1 DP: 1 HBP: 0	WP: 0 PB: 0 SB: 1 CS: 0	PA: 32
PITCHER	IP WLS BF H R ER SO BB IBB HBP BLK WP HR S P ERA WHIP											IP WLS BF H R ER SO BB IBB HBP BLK WP HR S P ERA WHIP								
45 Jesse Hahn, R ERA: 2.28	5.2 L 24 4 3 3 3 4 0 0 0 0 0 0 23 30 0.00 0.750																			
58 Blaine Boyer, R ERA: 1.85	1.1 5 1 0 0 1 0 0 0 0 0 0 0 9 10 0.00 0.000																			
33 Dale Thayer, R ERA: 1.91	1.0 3 0 0 0 0 0 0 0 0 0 0 0 9 10 0.00 0.000																			

AB	27
R	3
H	5
RBI	3
BB	4
SO	4
LOB	12



Batter	1	2	3	4	5	6	7	8	9	AB	R	H	RBI	BB	SO	LOB	TOP	
2 Everth Cabrera, S OBP: 0.272, SLG: 0.300										3	1	1	0	1	0	0	San Diego Padres @ Pittsburgh Pirates PNC Park, Pittsburgh, PA Sat Aug 09 2014, 7:08 PM - 10:00 PM EDT Att: 38,614 - Partly Cloudy - 80 F	
27 Yanervis Solarte, S OBP: 0.344, SLG: 0.389										3	0	1	0	1	0	0		
14 Tommy Medica, R OBP: 0.333, SLG: 0.467										2	1	0	0	0	0	0		
45 Jesse Hahn, R OBP: 0.116, SLG: 0.116										0	0	0	0	0	0	0		
59 Kevin Quackenbush, R OBP: 0.280, SLG: 0.310										0	0	0	0	0	0	0		
9 Jedd Gyorko, R OBP: 0.237, SLG: 0.307										4	0	1	1	0	3	3		
1 Chris Nelson, R OBP: 0.302, SLG: 0.292										4	0	0	0	0	0	3		
56 Joaquin Benoit, R OBP: 0.300, SLG: 0.363										2	0	0	1	1	1	0		
8 Yasmani Grandal, S OBP: 0.300, SLG: 0.363										3	0	0	0	0	1	0		
15 Jeff Francoeur, R OBP: 0.185, SLG: 0.087										4	0	0	0	0	1	1		
16 Abraham Almonte, S OBP: 0.246, SLG: 0.289										2	0	0	0	0	0	0		
53 Eric Stults, L OBP: 0.091, SLG: 0.121										2	0	0	0	0	1	0		
54 Alex Torres, L OBP: 0.091, SLG: 0.121										0	0	0	0	0	0	0		
50 Nick Vincent, R OBP: 0.279, SLG: 0.325										1	0	1	0	0	0	0		
25 Will Venable, L OBP: 0.273, SLG: 0.383										0	0	0	0	0	0	0		
23 Yonder Alonso, L OBP: 0.273, SLG: 0.383										0	0	0	0	0	0	0		
Inning Stats	R: 2 E: 0 K: 0 S: 13	H: 3 LOB: 1 BB: 0 P: 22	R: 0 E: 0 K: 0 S: 7	H: 0 LOB: 0 BB: 0 P: 11	R: 0 E: 0 K: 2 S: 8	H: 0 LOB: 0 BB: 0 P: 9	R: 0 E: 0 K: 1 S: 9	H: 0 LOB: 0 BB: 0 P: 10	R: 0 E: 0 K: 0 S: 7	H: 1 LOB: 1 BB: 1 P: 19	R: 0 E: 0 K: 2 S: 17	H: 1 LOB: 3 BB: 2 P: 27	R: 0 E: 0 K: 1 S: 8	H: 0 LOB: 0 BB: 0 P: 13	1B: 4 2B: 1 3B: 0 HR: 0	SF: 1 SAC: 0 DP: 1 HBP: 2	WP: 0 PB: 0 SB: 2 CS: 1	PA: 34
PITCHER	IP: 7.0 WLS: L BF: 25 ERA: 3.82	IP: 1.0 WLS: S BF: 6 ERA: 1.9	IP: 1.0 WLS: S BF: 3 ERA: 4.87	IP: 7.0 WLS: L BF: 25 ERA: 3.82	IP: 1.0 WLS: S BF: 6 ERA: 1.9	IP: 1.0 WLS: S BF: 3 ERA: 4.87	IP: 7.0 WLS: L BF: 25 ERA: 3.82	IP: 1.0 WLS: S BF: 6 ERA: 1.9	IP: 1.0 WLS: S BF: 3 ERA: 4.87	IP: 7.0 WLS: L BF: 25 ERA: 3.82	IP: 1.0 WLS: S BF: 6 ERA: 1.9	IP: 1.0 WLS: S BF: 3 ERA: 4.87	IP: 7.0 WLS: L BF: 25 ERA: 3.82	IP: 1.0 WLS: S BF: 6 ERA: 1.9	IP: 1.0 WLS: S BF: 3 ERA: 4.87	IP: 7.0 WLS: L BF: 25 ERA: 3.82	IP: 1.0 WLS: S BF: 6 ERA: 1.9	IP: 1.0 WLS: S BF: 3 ERA: 4.87

Batter	1	2	3	4	5	6	7	8	9	AB	R	H	RBI	BB	SO	LOB	BOTTOM					
5 Josh Harrison, R OBP: 0.353, SLG: 0.509										4	1	2	0	0	0	1	San Diego Padres @ Pittsburgh Pirates PNC Park, Pittsburgh, PA Sat Aug 09 2014, 7:08 PM - 10:00 PM EDT Att: 38,614 - Partly Cloudy - 80 F					
10 Jordy Mercer, R OBP: 0.300, SLG: 0.374										4	0	1	0	0	0	3						
55 Russell Martin, R OBP: 0.417, SLG: 0.391										4	0	2	1	0	2	0						
17 Gaby Sanchez, R OBP: 0.294, SLG: 0.383										3	0	0	0	0	0	1						
15 Ike Davis, L OBP: 0.345, SLG: 0.364										1	0	0	0	0	0	2						
6 Starling Marte, R OBP: 0.332, SLG: 0.392										4	0	2	0	0	2	3						
25 Gregory Polanco, L OBP: 0.330, SLG: 0.368										4	0	0	0	0	0	4						
27 Jayson Nix, R OBP: 0.232, SLG: 0.231										3	0	2	0	0	0	0						
18 Neil Walker, S OBP: 0.347, SLG: 0.456										1	0	0	0	0	1	0						
3 Michael Martinez, S OBP: 0.216, SLG: 0.176										3	0	0	0	0	2	1						
47 Francisco Liriano, L OBP: 0.094, SLG: 0.094										2	0	0	0	0	2	1						
24 Pedro Alvarez, L OBP: 0.319, SLG: 0.399										1	0	0	0	0	0	1						
48 Jared Hughes, R OBP: 0.347, SLG: 0.456										0	0	0	0	0	0	0						
37 Justin Wilson, L OBP: 0.319, SLG: 0.376										0	0	0	0	0	0	0						
23 Travis Snider, R OBP: 0.319, SLG: 0.376										1	0	0	0	0	0	0						
Inning Stats	R: 1 E: 0 K: 1 S: 16	H: 2 LOB: 1 BB: 0 P: 23	R: 0 E: 0 K: 1 S: 8	H: 0 LOB: 0 BB: 0 P: 13	R: 0 E: 0 K: 1 S: 12	H: 0 LOB: 0 BB: 0 P: 14	R: 0 E: 0 K: 1 S: 10	H: 1 LOB: 1 BB: 0 P: 17	R: 0 E: 0 K: 1 S: 11	H: 2 LOB: 2 BB: 0 P: 13	R: 0 E: 0 K: 1 S: 8	H: 1 LOB: 1 BB: 0 P: 15	R: 0 E: 0 K: 0 S: 8	H: 1 LOB: 1 BB: 0 P: 10	R: 0 E: 0 K: 1 S: 13	H: 2 LOB: 2 BB: 0 P: 23	R: 0 E: 0 K: 2 S: 10	H: 0 LOB: 0 BB: 0 P: 16	1B: 7 2B: 2 3B: 0 HR: 0	SF: 0 SAC: 1 DP: 0 HBP: 0	WP: 0 PB: 0 SB: 1 CS: 0	PA: 36
PITCHER	IP: 6.1 WLS: W BF: 26 ERA: 4.78	IP: 0.1 WLS: H BF: 1 ERA: 2.09	IP: 0.1 WLS: H BF: 1 ERA: 4.46	IP: 0.1 WLS: H BF: 1 ERA: 2.55	IP: 0.1 WLS: S BF: 3 ERA: 1.74	IP: 6.1 WLS: W BF: 26 ERA: 4.78	IP: 0.1 WLS: H BF: 1 ERA: 2.09	IP: 0.1 WLS: H BF: 1 ERA: 4.46	IP: 0.1 WLS: H BF: 1 ERA: 2.55	IP: 0.1 WLS: S BF: 3 ERA: 1.74	IP: 6.1 WLS: W BF: 26 ERA: 4.78	IP: 0.1 WLS: H BF: 1 ERA: 2.09	IP: 0.1 WLS: H BF: 1 ERA: 4.46	IP: 0.1 WLS: H BF: 1 ERA: 2.55	IP: 0.1 WLS: S BF: 3 ERA: 1.74	IP: 6.1 WLS: W BF: 26 ERA: 4.78	IP: 0.1 WLS: H BF: 1 ERA: 2.09	IP: 0.1 WLS: H BF: 1 ERA: 4.46	IP: 0.1 WLS: S BF: 3 ERA: 1.74			

Batter	1	2	3	4	5	6	7	8	9	AB	R	H	RBI	BB	SO	LOB	TOP																	
19 Charlie Blackmon, L (1.9) OBP: 0.336, SLG: 0.430										4	0	1	0	0	0	1	Colorado Rockies @ San Diego Padres Petco Park, San Diego, CA Mon Aug 11 2014, 7:13 PM - 10:22 PM PDT Att: 28,591 - Partly Cloudy - 75 F																	
13 Drew Stubbs, R (1.8) OBP: 0.336, SLG: 0.491										4	0	0	0	0	3	2																		
33 Justin Morneau, L (1.3) OBP: 0.357, SLG: 0.503										3	1	2	0	1	1	0																		
28 Nolan Arenado, R (1.5) OBP: 0.324, SLG: 0.481										4	1	1	0	0	1	4																		
6 Corey Dickerson, L (1.7) OBP: 0.375, SLG: 0.566										4	1	1	3	0	2	2																		
20 Wilin Rosario, R (1.2) OBP: 0.290, SLG: 0.410										4	0	0	0	0	1	0																		
14 Josh Rutledge, R (1.6) OBP: 0.320, SLG: 0.417										3	0	0	0	1	3	0																		
9 DJ LeMahieu, R (1.4) OBP: 0.318, SLG: 0.331										3	0	0	0	0	0	1																		
4 Ben Paulsen, L (9, PH) OBP: 0.452, SLG: 0.655										1	0	0	0	0	1	0																		
24 Jordan Lyles, R (1.1) ERA: 2.52										1	0	0	0	1	1	0																		
34 Matt Beisley, R (6.1) ERA: 4.21										0	0	0	0	0	0	0																		
1 Brandon Barnes, R (7, PH) ERA: 5.87										0	0	0	0	0	0	0																		
48 Boone Logan, R (7.1) ERA: 5.87										0	0	0	0	0	0	0																		
0 Adam Ottavino, S (7.1) ERA: 3.78										0	0	0	0	0	0	0																		
12 Juan Nicasio, R (8.1) ERA: 5.92										0	0	0	0	0	0	0																		
Inning Stats	R: 0 E: 0 K: 1 S: 12	H: 1 LOB: 2 BB: 1 P: 19	R: 0 E: 0 K: 1 S: 8	H: 0 LOB: 0 BB: 0 P: 14	R: 0 E: 0 K: 1 S: 14	H: 1 LOB: 2 BB: 1 P: 25	R: 0 E: 0 K: 0 S: 9	H: 0 LOB: 1 BB: 1 P: 17	R: 0 E: 0 K: 2 S: 7	H: 0 LOB: 0 BB: 0 P: 9	R: 3 E: 0 K: 1 S: 15	H: 3 LOB: 0 BB: 0 P: 22	R: 0 E: 0 K: 3 S: 10	H: 0 LOB: 0 BB: 0 P: 10	R: 0 E: 0 K: 3 S: 10	H: 0 LOB: 0 BB: 0 P: 14	R: 0 E: 0 K: 3 S: 9	H: 0 LOB: 0 BB: 0 P: 14	1B: 4 2B: 0 3B: 0 HR: 1	SF: 0 SAC: 0 DP: 0 HBP: 0	WP: 0 PB: 0 SB: 0 CS: 0	PA: 35												
PITCHER	IP WLS BF H R ER SO BB IBB HBP BLK WP HR S P ERA WHIP																																	
45 Jesse Hahn, R (1.1) ERA: 2.52	5.0	23	5	3	3	5	3	0	0	0	0	0	0	1	57	95	5.40	1.600																
50 Nick Vincent, R (6.1) ERA: 4.21	2.0	W	6	0	0	0	3	0	0	0	0	0	0	0	15	21	0.00	0.000																
59 Kevin Quackenbush, R (8.1) ERA: 2.48	1.0	H	3	0	0	0	3	0	0	0	0	0	0	10	14	0.00	0.000																	
56 Joaquin Benoit, R (9.1) ERA: 1.68	1.0	S	3	0	0	0	3	0	0	0	0	0	0	9	14	0.00	0.000																	

Batter	1	2	3	4	5	6	7	8	9	AB	R	H	RBI	BB	SO	LOB	BOTTOM																	
25 Will Venable, L (1.8) OBP: 0.323, SLG: 0.323										2	0	0	0	1	0	0	Colorado Rockies @ San Diego Padres Petco Park, San Diego, CA Mon Aug 11 2014, 7:13 PM - 10:22 PM PDT Att: 28,591 - Partly Cloudy - 75 F																	
27 Yanervis Solarte, S (1.5) OBP: 0.347, SLG: 0.396										4	1	1	2	0	0	1																		
12 Seth Smith, L (1.7) OBP: 0.387, SLG: 0.506										3	0	1	0	1	0	0																		
23 Yonder Alonso, L (1.3) OBP: 0.282, SLG: 0.397										3	2	2	1	1	1	1																		
9 Jedd Gyorko, R (1.4) OBP: 0.244, SLG: 0.312										4	0	2	0	0	1	3																		
8 Yasmani Grandal, S (1.2) OBP: 0.302, SLG: 0.366										3	0	1	0	1	1	0																		
7 Rymer Liriano, R (1.9) OBP: 0.275, SLG: 0.304										2	0	0	1	0	1	0																		
5 Alexi Amarista, L (1.6) OBP: 0.275, SLG: 0.304										4	0	0	0	0	0	4																		
45 Jesse Hahn, R (1.1) OBP: 0.105, SLG: 0.105										2	0	0	0	0	1	0																		
50 Nick Vincent, R (6.1) ERA: 4.21										0	0	0	0	0	0	0																		
16 Abraham Almonte, S (7, PH) ERA: 5.87										0	1	1	0	0	0	0																		
59 Kevin Quackenbush, R (8.1) ERA: 2.48										0	0	0	0	0	0	0																		
56 Joaquin Benoit, R (9.1) ERA: 1.68										0	0	0	0	0	0	0																		
Inning Stats	R: 0 E: 0 K: 1 S: 10	H: 0 LOB: 3 BB: 0 P: 25	R: 0 E: 0 K: 2 S: 11	H: 0 LOB: 0 BB: 0 P: 16	R: 0 E: 0 K: 1 S: 12	H: 0 LOB: 0 BB: 0 P: 18	R: 1 E: 0 K: 0 S: 10	H: 3 LOB: 2 BB: 0 P: 21	R: 0 E: 0 K: 0 S: 10	H: 0 LOB: 0 BB: 0 P: 13	R: 1 E: 0 K: 0 S: 14	H: 2 LOB: 1 BB: 1 P: 25	R: 2 E: 0 K: 1 S: 14	H: 3 LOB: 1 BB: 0 P: 25	R: 0 E: 0 K: 0 S: 6	H: 0 LOB: 0 BB: 0 P: 11	1B: 4 2B: 2 3B: 0 HR: 2	SF: 1 SAC: 1 DP: 1 HBP: 1	WP: 0 PB: 0 SB: 0 CS: 0	PA: 35														
PITCHER	IP WLS BF H R ER SO BB IBB HBP BLK WP HR S P ERA WHIP																																	
24 Jordan Lyles, R (1.1) ERA: 3.7	5.1	22	4	2	2	4	3	0	0	0	0	0	0	1	57	101	3.38	1.312																
34 Matt Beisley, R (6.1) ERA: 4.93	0.2	H	4	1	0	0	1	0	0	0	0	0	0	10	17	0.00	3.000																	
48 Boone Logan, L (7.1) ERA: 5.87	0.2	L	5	3	2	2	1	0	0	0	0	0	0	1	10	19	27.00	4.500																
0 Adam Ottavino, R (7.1) ERA: 3.78	0.1		1	0	0	0	0	0	0	0	0	0	0	4	6	0.00	0.000																	
12 Juan Nicasio, R (8.1) ERA: 5.92	1.0		3	0	0	0	0	0	0	0	0	0	0	6	11	0.00	0.000																	

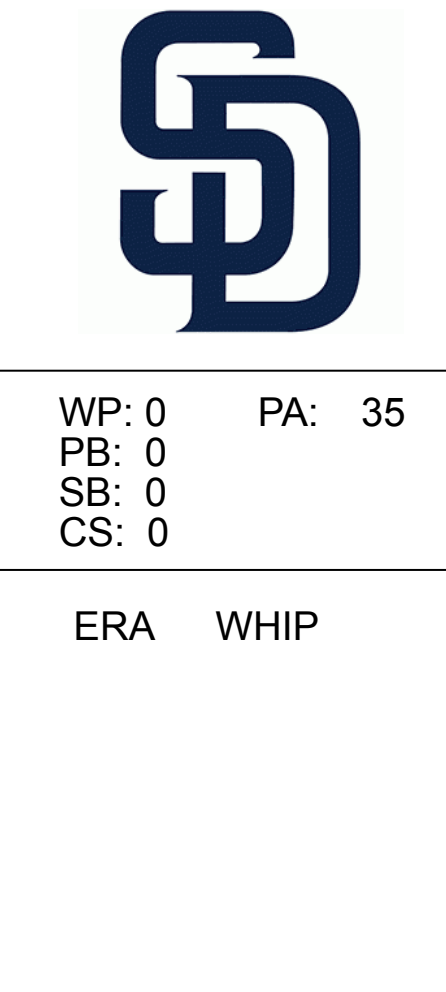
AB	32
R	3
H	5
RBI	3
BB	3
SO	14
LOB	10

WP	0
PB	0
SB	0
CS	0

AB	28
R	4
H	8
RBI	4
BB	4
SO	5
LOB	9

WP	0
PB	0
SB	0
CS	0


WP	0
PB	0
SB	0
CS	0




Batter	1	2	3	4	5	6	7	8	9	AB	R	H	RBI	BB	SO	LOB	TOP		
19 Charlie Blackmon, L (1,8) OBP: 0.327, SLG: 0.426	G1-3		G4-6-3		K			P5		4	0	0	0	0	1	2	Colorado Rockies @ San Diego Padres Petco Park, San Diego, CA Tue Aug 12 2014, 7:13 PM - 9:52 PM PDT Att: 27,188 - Partly Cloudy - 73 F		
14 Josh Rutledge, R (1,6) OBP: 0.313, SLG: 0.408	F9		K			G4-3		P3		4	0	0	0	0	1	0			
33 Justin Morneau, L (1,3) OBP: 0.361, SLG: 0.504	BB					G4-3		G3		3	0	2	0	1	0	0			
28 Nolan Arenado, R (1,5) OBP: 0.327, SLG: 0.484	BB				SH1-3			L4		2	0	1	0	1	0	0			
6 Corey Dickerson, L (1,7)	K							HR		4	1	2	1	0	1	4			
20 Wilin Rosario, R (1,2) OBP: 0.287, SLG: 0.404	K							K		4	0	0	0	0	3	3			
1 Brandon Barnes, R (1,9) OBP: 0.301, SLG: 0.409	K							K		4	0	0	0	0	3	0			
9 DJ LeMahieu, R (1,4) OBP: 0.315, SLG: 0.328	F8									3	0	0	0	0	1	0			
58 Yohan Flande, L (1,1) OBP: 0.222, SLG: 0.125										2	0	1	0	0	0	0			
13 Drew Stubbs, R (7,PH) OBP: 0.334, SLG: 0.489										1	0	0	0	0	0	0			
54 Tommy Kahnle, R (7,1) OBP: 0.304, SLG: 0.469										0	0	0	0	0	0	0			
37 Nick Masset, R (8,1) OBP: 0.284, SLG: 0.322										0	0	0	0	0	0	0			
Inning Stats	R: 0 H: 1 E: 0 K: 1 S: 13	H: 1 LOB: 2 BB: 1 P: 22	R: 0 H: 0 E: 0 K: 2 S: 9	H: 0 LOB: 0 BB: 0 P: 12	R: 0 H: 0 E: 1 K: 1 S: 7	H: 0 LOB: 0 BB: 0 P: 12	R: 0 H: 2 E: 0 K: 0 S: 6	H: 1 LOB: 1 BB: 0 P: 6	R: 0 H: 1 E: 0 K: 3 S: 13	H: 1 LOB: 2 BB: 1 P: 18	R: 0 H: 0 E: 0 K: 0 S: 5	H: 0 LOB: 0 BB: 0 P: 8	R: 0 H: 0 E: 0 K: 0 S: 7	H: 0 LOB: 0 BB: 0 P: 11	R: 1 H: 1 E: 0 K: 2 S: 13	H: 1 LOB: 0 BB: 0 P: 16	1B: 4 2B: 1 3B: 0 HR: 1	SF: 0 SAC: 1 DP: 1 HBP: 0	WP: 0 PA: 34 PB: 0 SB: 0 CS: 0
PITCHER	IP WLS BF H R ER SO BB IBB HBP BLK WP HR S P ERA WHIP	IP WLS BF H R ER SO BB IBB HBP BLK WP HR S P ERA WHIP	IP WLS BF H R ER SO BB IBB HBP BLK WP HR S P ERA WHIP	IP WLS BF H R ER SO BB IBB HBP BLK WP HR S P ERA WHIP	IP WLS BF H R ER SO BB IBB HBP BLK WP HR S P ERA WHIP	IP WLS BF H R ER SO BB IBB HBP BLK WP HR S P ERA WHIP	IP WLS BF H R ER SO BB IBB HBP BLK WP HR S P ERA WHIP	IP WLS BF H R ER SO BB IBB HBP BLK WP HR S P ERA WHIP	IP WLS BF H R ER SO BB IBB HBP BLK WP HR S P ERA WHIP	IP WLS BF H R ER SO BB IBB HBP BLK WP HR S P ERA WHIP	IP WLS BF H R ER SO BB IBB HBP BLK WP HR S P ERA WHIP	IP WLS BF H R ER SO BB IBB HBP BLK WP HR S P ERA WHIP	IP WLS BF H R ER SO BB IBB HBP BLK WP HR S P ERA WHIP	IP WLS BF H R ER SO BB IBB HBP BLK WP HR S P ERA WHIP	IP WLS BF H R ER SO BB IBB HBP BLK WP HR S P ERA WHIP	IP WLS BF H R ER SO BB IBB HBP BLK WP HR S P ERA WHIP	IP WLS BF H R ER SO BB IBB HBP BLK WP HR S P ERA WHIP		

Batter	1	2	3	4	5	6	7	8	9	AB	R	H	RBI	BB	SO	LOB	BOTTOM		
27 Yangervis Solarte, S (1,5) OBP: 0.343, SLG: 0.391	G1-3		G5-3		G6-4-3			G4-3		4	0	0	0	0	0	2	Colorado Rockies @ San Diego Padres Petco Park, San Diego, CA Tue Aug 12 2014, 7:13 PM - 9:52 PM PDT Att: 27,188 - Partly Cloudy - 73 F		
14 Tommy Medica, R (1,7) OBP: 0.328, SLG: 0.468	G6-3		G3		F8			BB		3	1	0	0	1	0	0			
9 Jedd Gyorko, R (1,4) OBP: 0.240, SLG: 0.307	G6-3		G3					K		4	0	0	0	0	1	2			
23 Yonder Alonso, L (1,3) OBP: 0.285, SLG: 0.397					G5-3					0	1	0	0	1	0	0			
1 Chris Nelson, R (4,5) OBP: 0.304, SLG: 0.294										3	0	1	2	0	0	0			
33 Dale Thayer, R (9,1) OBP: 0.375, SLG: 0.200										0	0	0	0	0	0	0			
7 Rymer Liriano, R (1,9) OBP: 0.375, SLG: 0.200										3	1	1	0	1	2	1			
8 Yasmani Grandal, S (1,2) OBP: 0.305, SLG: 0.368										4	0	2	0	0	0	2			
16 Abraham Almonte, S (1,8) OBP: 0.252, SLG: 0.303										2	0	1	1	0	0	0			
5 Alexi Amarista, L (1,6) OBP: 0.272, SLG: 0.300										3	0	0	1	0	0	3			
40 Odrisamer Despaigne, R (1,1) ERA: 2.72										1	0	0	0	1	0	2			
59 Kevin Quackenbush, R (8,1) ERA: 3.53										0	0	0	0	0	0	0			
25 Will Venable, L (8,PH) OBP: 0.284, SLG: 0.322										1	1	0	0	0	0	0			
Inning Stats	R: 0 H: 0 E: 0 K: 0 S: 5	H: 2 LOB: 2 BB: 1 P: 9	R: 1 H: 2 E: 0 K: 1 S: 16	H: 2 LOB: 1 BB: 1 P: 24	R: 0 H: 0 E: 0 K: 0 S: 7	H: 0 LOB: 0 BB: 0 P: 13	R: 1 H: 2 E: 0 K: 0 S: 9	H: 2 LOB: 1 BB: 0 P: 11	R: 0 H: 0 E: 0 K: 0 S: 5	H: 0 LOB: 0 BB: 1 P: 11	R: 0 H: 0 E: 0 K: 1 S: 6	H: 0 LOB: 0 BB: 0 P: 8	R: 0 H: 0 E: 0 K: 0 S: 9	H: 0 LOB: 0 BB: 0 P: 13	R: 2 H: 1 E: 1 K: 1 S: 15	H: 1 LOB: 2 BB: 2 P: 30	1B: 5 2B: 0 3B: 0 HR: 0	SF: 1 SAC: 0 DP: 1 HBP: 0	WP: 1 PA: 33 PB: 0 SB: 1 CS: 0
PITCHER	IP WLS BF H R ER SO BB IBB HBP BLK WP HR S P ERA WHIP	IP WLS BF H R ER SO BB IBB HBP BLK WP HR S P ERA WHIP	IP WLS BF H R ER SO BB IBB HBP BLK WP HR S P ERA WHIP	IP WLS BF H R ER SO BB IBB HBP BLK WP HR S P ERA WHIP	IP WLS BF H R ER SO BB IBB HBP BLK WP HR S P ERA WHIP	IP WLS BF H R ER SO BB IBB HBP BLK WP HR S P ERA WHIP	IP WLS BF H R ER SO BB IBB HBP BLK WP HR S P ERA WHIP	IP WLS BF H R ER SO BB IBB HBP BLK WP HR S P ERA WHIP	IP WLS BF H R ER SO BB IBB HBP BLK WP HR S P ERA WHIP	IP WLS BF H R ER SO BB IBB HBP BLK WP HR S P ERA WHIP	IP WLS BF H R ER SO BB IBB HBP BLK WP HR S P ERA WHIP	IP WLS BF H R ER SO BB IBB HBP BLK WP HR S P ERA WHIP	IP WLS BF H R ER SO BB IBB HBP BLK WP HR S P ERA WHIP	IP WLS BF H R ER SO BB IBB HBP BLK WP HR S P ERA WHIP	IP WLS BF H R ER SO BB IBB HBP BLK WP HR S P ERA WHIP	IP WLS BF H R ER SO BB IBB HBP BLK WP HR S P ERA WHIP			

AB 31
R 1
H 6
RBI 1
BB 2
SO 10
LOB 9



AB 28
R 4
H 5
RBI 4
BB 4
SO 3
LOB 12



Batter	1	2	3	4	5	6	7	8	9	AB	R	H	RBI	BB	SO	LOB	TOP
25 Will Venable, L (1,8) OBP: 0.285, SLG: 0.319	K2-3		G3-1			FC3-6 14 2B 9	K			3	1	0	0	2	2	1	San Diego Padres @ St. Louis Cardinals Busch Stadium, St. Louis, MO Thu Aug 14 2014, 7:17 PM - 9:59 PM CDT Att: 45,126 - Partly Cloudy - 83 F
14 Tommy Medica, R (1,3) OBP: 0.318, SLG: 0.456	F9			G6-3		FC3-6 9 7 1B 2B	G3-1		K	5	1	1	0	0	1	3	
12 Seth Smith, L (1,7) OBP: 0.388, SLG: 0.506	G3-1				2B		G6-3			3	0	1	0	1	0	0	
9 Jedd Gyorko, R (1,4) OBP: 0.247, SLG: 0.321		L8		L6-3		FC3-6 7 1B	F8			4	0	0	1	0	0	3	
8 Yasmani Grandal, S (1,2) OBP: 0.307, SLG: 0.365		G4-3			BB	P6			1B	3	1	1	0	1	0	2	
7 Rymer Lirio, R (1,9) OBP: 0.313, SLG: 0.462	F9					1B			F9	4	0	1	1	0	1	3	
5 Alexi Amarista, L (1,6) OBP: 0.279, SLG: 0.310						F9			1B	4	0	3	0	0	0	2	
1 Chris Nelson, R (1,5) OBP: 0.313, SLG: 0.281						G6-4-3			1B	3	0	0	0	1	2	2	
53 Eric Stults, L (1,1) OBP: 0.083, SLG: 0.111						L8			BB	3	0	0	0	0	0	1	
54 Alex Torres, L (8,1)						FC6-5-4-6			1B	0	0	0	0	0	0	0	
50 Nick Vincent, R (8,1)						L8			BB	0	0	0	0	0	0	0	
4 Jake Goebbert, L (9,PH) OBP: 0.339, SLG: 0.360									1B	1	0	1	1	0	0	0	
Inning Stats	R: 0 E: 0 K: 1 S: 8	H: 0 LOB: 0 BB: 0 P: 9	R: 0 E: 0 K: 0 S: 8	H: 0 LOB: 0 BB: 0 P: 11	R: 0 E: 0 K: 1 S: 15	H: 1 LOB: 1 BB: 0 P: 18	R: 0 E: 0 K: 1 S: 14	H: 1 LOB: 2 BB: 1 P: 23	R: 0 E: 0 K: 0 S: 12	H: 0 LOB: 0 BB: 0 P: 16	R: 0 E: 0 K: 0 S: 5	H: 0 LOB: 0 BB: 0 P: 9	R: 1 E: 0 K: 1 S: 12	H: 3 LOB: 3 BB: 2 P: 24	1B: 5 2B: 3 3B: 0 HR: 0	SF: 0 SAC: 0 DP: 1 HBP: 0	WP: 0 PA: 38 PB: 0 CS: 0
PITCHER	IP WLS BF H R ER SO BB IBB HBP BLK WP HR S P ERA WHIP																
41 John Lackey, R (1,1) ERA: 3.81	7.0	28	5	2	2	5	3	0	0	0	0	0	0	79	110	2.57	1.143
43 Seth Maness, R (8,1) ERA: 2.93	1.0	W 3	0	0	0	0	0	0	0	0	0	0	0	5	9	0.00	0.000
26 Trevor Rosenthal, R (9,1) ERA: 3.21	1.0	S 7	3	1	1	1	2	0	0	0	0	0	0	12	24	9.00	5.000

Batter	1	2	3	4	5	6	7	8	9	AB	R	H	RBI	BB	SO	LOB	BOTTOM
13 Matt Carpenter, L (1,5) OBP: 0.378, SLG: 0.391	L9		G3			SH1-4 8 BB				3	0	1	0	1	0	0	San Diego Padres @ St. Louis Cardinals Busch Stadium, St. Louis, MO Thu Aug 14 2014, 7:17 PM - 9:59 PM CDT Att: 45,126 - Partly Cloudy - 83 F
8 Peter Bourjos, R (1,8) OBP: 0.287, SLG: 0.355	G5-3					SH1-4			1B	2	0	0	0	0	1	0	
19 Jon Jay, L (8,PH) OBP: 0.359, SLG: 0.397									2B	1	0	1	2	0	0	0	
7 Matt Holliday, R (1,7) OBP: 0.365, SLG: 0.414	F9		G5-3			L7			P4	4	0	0	0	0	0	3	
32 Matt Adams, L (1,3) OBP: 0.324, SLG: 0.482						L1			IBB	3	1	2	0	1	0	1	
27 Jhonny Peralta, R (1,6) OBP: 0.335, SLG: 0.447						G4-6-3			K	4	1	1	2	0	1	4	
3 Mark Ellis, R (1,4) OBP: 0.287, SLG: 0.228	F9					G6-3			K	4	0	0	0	0	1	3	
26 Trevor Rosenthal, R (9,1) ERA: 3.21									K	0	0	0	0	0	0	0	
43 Shane Robinson, R (1,9) OBP: 0.218, SLG: 0.290						G1-3			L7	3	0	1	0	0	0	0	
48 Tony Cruz, R (1,2) OBP: 0.289, SLG: 0.262						G6-3			1B	3	0	1	0	0	0	1	
16 Koltan Wong, L (8,PR) OBP: 0.292, SLG: 0.406									1B	0	1	0	0	0	0	0	
41 John Lackey, R (1,1) ERA: 4.64									1B	2	0	0	0	0	0	1	
43 Seth Maness, R (8,1) ERA: 2.93									1B	0	0	0	0	0	0	0	
33 Daniel Descalso, L (8,PH) OBP: 0.271, SLG: 0.259									1B	0	1	0	0	1	0	0	
12 A.J. Pierzynski, L (9,2) OBP: 0.295, SLG: 0.355									BB	0	0	0	0	0	0	0	
Inning Stats	R: 0 E: 0 K: 0 S: 6	H: 0 LOB: 0 BB: 0 P: 10	R: 2 E: 1 K: 0 S: 10	H: 3 LOB: 1 BB: 0 P: 18	R: 0 E: 0 K: 1 S: 8	H: 0 LOB: 0 BB: 0 P: 14	R: 0 E: 0 K: 0 S: 5	H: 1 LOB: 0 BB: 0 P: 7	R: 0 E: 0 K: 0 S: 8	H: 0 LOB: 1 BB: 1 P: 17	R: 0 E: 0 K: 0 S: 10	H: 0 LOB: 0 BB: 0 P: 14	R: 2 E: 0 K: 2 S: 15	H: 3 LOB: 3 BB: 2 P: 30	1B: 5 2B: 1 3B: 0 HR: 1	SF: 0 SAC: 1 DP: 1 HBP: 0	WP: 0 PA: 33 PB: 0 CS: 0
PITCHER	IP WLS BF H R ER SO BB IBB HBP BLK WP HR S P ERA WHIP																
53 Eric Stults, L (1,1) ERA: 4.64	7.0	25	4	2	2	1	1	0	0	0	0	0	0	0	0	0	
54 Alex Torres, L (8,1) ERA: 2.47	0.0	L 3	2	2	2	0	1	0	0	0	0	7	15	∞	∞		
50 Nick Vincent, R (8,1) ERA: 3.99	1.0	5	1	0	0	2	0	1	0	0	0	8	15	0.00	1.000		



Batter	1	2	3	4	5	6	7	8	9	AB	R	H	RBI	BB	SO	LOB	TOP					
25 Will Venable, L (1,8) OBP: 0.284, SLG: 0.320	G4-3		G4-3				B3		K	5	0	1	1	0	1	1	San Diego Padres @ St. Louis Cardinals Busch Stadium, St. Louis, MO Fri Aug 15 2014, 7:17 PM - 10:15 PM CDT Att: 42,662 - Overcast - 84 F					
14 Tommy Medica, R (1,3) OBP: 0.312, SLG: 0.446	K			K	K			K		4	0	0	0	0	4	2						
12 Seth Smith, L (1,7) OBP: 0.389, SLG: 0.508	G6-3				P4					3	0	1	0	1	0	2						
9 Jedd Gyorko, R (1,4) OBP: 0.244, SLG: 0.316		G6-3		L7				K		4	0	0	0	0	2	2						
7 Rymer Liriano, R (1,9) OBP: 0.350, SLG: 0.438						G5-3			F9	3	0	1	0	1	0	1						
44 René Rivera, R (1,2) OBP: 0.303, SLG: 0.426																						
4 Jake Goebbert, L (9,PH) OBP: 0.333, SLG: 0.353	F8			G6-3					G1-3	3	0	1	0	0	0	3						
5 Alexi Amarista, L (1,6) OBP: 0.275, SLG: 0.306									F7	1	0	0	0	0	0	0						
3 Jace Peterson, L (1,5) OBP: 0.164, SLG: 0.115																						
16 Abraham Almonte, R (7,PH) OBP: 0.257, SLG: 0.331			G4-3							2	1	1	0	0	0	0						
58 Blaine Boyer, R (9,PH) OBP: 0.310, SLG: 0.379										1	0	0	0	0	0	0						
8 Yasmani Grandal, S (9,PH) OBP: 0.318, SLG: 0.305										1	1	1	1	0	0	0						
38 Tyson Ross, R (1,1) OBP: 0.200, SLG: 0.170										2	0	1	0	0	1	0						
1 Chris Nelson, R (7,PH) OBP: 0.318, SLG: 0.305										2	0	1	0	0	0	0						
Inning Stats	R: 0 E: 0 K: 1 S: 10	H: 0 LOB: 0 BB: 15	R: 0 E: 0 K: 0 S: 7	H: 1 LOB: 1 BB: 8	R: 0 E: 0 K: 1 S: 12	H: 0 LOB: 0 BB: 17	R: 0 E: 0 K: 1 S: 13	H: 1 LOB: 2 BB: 26	R: 1 E: 0 K: 2 S: 16	H: 3 LOB: 2 BB: 0	R: 0 E: 0 K: 1 S: 8	H: 1 LOB: 1 BB: 12	R: 0 E: 0 K: 0 S: 6	H: 0 LOB: 0 BB: 10	R: 0 E: 0 K: 2 S: 9	H: 0 LOB: 1 BB: 17	R: 1 E: 0 K: 1 S: 16	H: 2 LOB: 1 BB: 0	1B: 3 2B: 4 HR: 1	SF: 0 SAC: 0 DP: 0 HBP: 0	WP: 0 PB: 0 SB: 0 CS: 0	PA: 37
PITCHER	IP WLS BF H R ER SO BB IBB HBP BLK WP HR S P ERA WHIP																					
31 Lance Lynn, R (1,1) ERA: 2.91	6.0 W 25 6 1 1 6 1 0 0 0 0 0 0 66 102 1.50 1.167																					
71 Sam Freeman, L (7,1) ERA: 2.57	1.1 H 5 0 0 0 1 1 0 0 0 0 0 0 10 21 0.00 0.750																					
43 Seth Maness, R (8,1) ERA: 2.9	0.2 H 2 0 0 0 1 0 0 0 0 0 0 0 5 6 0.00 0.000																					
37 Pat Neshek, R (9,1) ERA: 0.88	1.0 S 5 2 1 1 1 0 0 0 0 0 0 1 16 22 9.00 2.000																					

AB	35
R	2
H	8
RBI	2
BB	2
SO	9
LOB	13



Batter	1	2	3	4	5	6	7	8	9	AB	R	H	RBI	BB	SO	LOB	BOTTOM			
13 Matt Carpenter, L (1,5) OBP: 0.378, SLG: 0.388		G3-1								3	1	0	0	2	0	1	San Diego Padres @ St. Louis Cardinals Busch Stadium, St. Louis, MO Fri Aug 15 2014, 7:17 PM - 10:15 PM CDT Att: 42,662 - Overcast - 84 F			
16 Kolten Wong, L (1,4) OBP: 0.324, SLG: 0.406			K							3	1	1	1	1	1	0				
7 Matt Holliday, R (1,7) OBP: 0.364, SLG: 0.411			G5-3	F8						3	0	0	0	1	1	2				
32 Matt Adams, L (1,3) OBP: 0.326, SLG: 0.482					G1-3					4	0	2	1	0	0	0				
27 Jhonny Peralta, R (1,6) OBP: 0.336, SLG: 0.447										4	0	2	1	0	0	2				
12 A.J. Pierzynski, L (1,2) OBP: 0.294, SLG: 0.353										4	0	1	0	0	0	5				
19 Jon Jay, L (1,8) OBP: 0.364, SLG: 0.398										2	2	1	0	0	0	2				
43 Shane Robinson, R (1,9) OBP: 0.203, SLG: 0.185										4	0	0	0	0	0	5				
31 Lance Lynn, S (1,1) OBP: 0.196, SLG: 0.070										2	0	0	0	0	1	1				
33 Daniel Descalso, R (5,PH) OBP: 0.266, SLG: 0.292										1	0	0	0	0	0	0				
71 Sam Freeman, R (7,1) OBP: 0.266, SLG: 0.292										0	0	0	0	0	0	0				
43 Seth Maness, R (8,1) OBP: 0.336, SLG: 0.447										0	0	0	0	0	0	0				
18 Oscar Taveras, L (8,PH) OBP: 0.292, SLG: 0.326										1	0	1	1	0	0	0				
37 Pat Neshek, S (9,1) ERA: 0.88										0	0	0	0	0	0	0				
Inning Stats	R: 2 E: 0 K: 0 S: 15	H: 1 LOB: 2 BB: 3	R: 0 E: 0 K: 1 S: 9	H: 0 LOB: 0 BB: 13	R: 0 E: 0 K: 1 S: 15	H: 2 LOB: 2 BB: 0	R: 1 E: 0 K: 0 S: 8	H: 1 LOB: 2 BB: 1	R: 0 E: 0 K: 0 S: 12	H: 0 LOB: 0 BB: 14	R: 0 E: 0 K: 1 S: 12	H: 0 LOB: 0 BB: 16	R: 0 E: 0 K: 0 S: 14	H: 3 LOB: 1 BB: 0	R: 1 E: 0 K: 0 S: 14	H: 0 LOB: 0 BB: 20	1B: 8 2B: 0 3B: 0 HR: 0	SF: 0 SAC: 0 DP: 0 HBP: 2	WP: 1 PB: 0 SB: 0 CS: 1	PA: 37
PITCHER	IP WLS BF H R ER SO BB IBB HBP BLK WP HR S P ERA WHIP																			
38 Tyson Ross, R (1,1) ERA: 2.7	6.0 L 29 5 3 3 2 0 4 0 0 0 0 1 0 67 109 4.50 1.500																			
58 Blaine Boyer, R (7,1) ERA: 1.91	2.0 8 3 1 1 1 0 0 0 0 0 1 0 26 36 4.50 1.500																			

AB	31
R	4
H	8
RBI	4
BB	4
SO	3
LOB	18



Batter	1	2	3	4	5	6	7	8	9	AB	R	H	RBI	BB	SO	LOB	TOP					
27 Yanqiong Solarte, S (1.5) OBP: 0.343, SLG: 0.391			G4-3	F8			K			5	1	1	0	0	2	0	San Diego Padres @ St. Louis Cardinals Busch Stadium, St. Louis, MO Sat Aug 16 2014, 6:17 PM - 11:31 PM CDT Att: 44,079 - Cloudy - 80 F					
16 Abraham Almonte, S (1.8) OBP: 0.282, SLG: 0.333				F8				G5-3		5	2	2	0	0	1							
12 Seth Smith, L (1.7) 33 Dale Thayer, R (8.1) 59 Kevin Quackenbush, R (9.1)										4	2	3	1	1	1	0						
8 Yasmani Grandal, S (1.2)	F7		K							4	1	0	0	1	1	3						
9 Jedd Gyorko, R (1.4)	G4-3									3	2	2	5	2	0	0						
7 Rymer Lirio, R (1.9)	G6-3						G5-3			2	1	0	0	3	0	1						
4 Jake Coebert, L (1.3) 14 Tommy Medica, R (9. PH) 5 Alexi Amarista, L (1.6)	G6-3						F8			3	0	1	3	1	0	1						
45 Jesse Hahn, R (1.1) 54 Alex Torres, L (6.1) 50 Nick Vincent, R (7.1) 1 Chris Nelson, R (8. PH) 25 Will Venable, L (8.8)	P3		G1-3					L5		3	0	0	0	2	1	3						
Inning Stats	R: 0 E: 0 K: 2 S: 10	H: 0 LOB: 1 BB: 1 P: 16	R: 0 E: 0 K: 0 S: 9	H: 0 LOB: 2 BB: 2 P: 20	R: 4 E: 0 K: 1 S: 20	H: 4 LOB: 2 BB: 2 P: 38	R: 0 E: 0 K: 1 S: 8	H: 0 LOB: 0 BB: 0 P: 12	R: 0 E: 0 K: 0 S: 7	H: 0 LOB: 0 BB: 1 P: 13	R: 0 E: 0 K: 1 S: 8	H: 0 LOB: 0 BB: 0 P: 11	R: 4 E: 0 K: 1 S: 23	H: 3 LOB: 1 BB: 2 P: 37	R: 1 E: 0 K: 0 S: 8	H: 2 LOB: 1 BB: 0 P: 12		R: 0 E: 0 K: 1 S: 13	H: 0 LOB: 2 BB: 2 P: 23	1B: 6 2B: 1 3B: 1 HR: 1	SF: 0 SAC: 0 DP: 0 HBP: 0	WP: 0 PB: 0 SB: 1 CS: 1
PITCHER	IP	WLS	BF	H	R	ER	SO	BB	IBB	HBP	BLK	WP	HR	S	P	ERA	WHIP					
40 Shelby Miller, R (1.1) 46 Kevin Siegrist, L (7.1) 62 Nick Greenwood, L (7.1) 36 Randy Choate, L (9.1)	6.0	L	27	4	4	4	5	4	2	0	0	0	0	62	110	6.00	1.333					

Batter	1	2	3	4	5	6	7	8	9	AB	R	H	RBI	BB	SO	LOB	BOTTOM					
13 Matt Carpenter, L (1.5) OBP: 0.376, SLG: 0.388							G3			5	0	1	2	0	1	2	San Diego Padres @ St. Louis Cardinals Busch Stadium, St. Louis, MO Sat Aug 16 2014, 6:17 PM - 11:31 PM CDT Att: 44,079 - Cloudy - 80 F					
16 Kellen Wong, L (1.4) OBP: 0.289, SLG: 0.399	L8		G3				F7			5	0	0	0	0	1	1						
7 Matt Holliday, R (1.7) OBP: 0.362, SLG: 0.407	P6		P2							4	1	0	0	1	1	0						
32 Matt Adams, L (1.3) OBP: 0.328, SLG: 0.488			L8							4	1	2	1	0	0	0						
27 Jhonny Peralta, R (1.6) OBP: 0.338, SLG: 0.452			K				G6-3			4	1	2	1	0	1	1						
12 A.J. Pierzynski, L (1.2) OBP: 0.291, SLG: 0.349	L9		L9				F7			4	0	0	0	0	1	2						
18 Oscar Taveras, L (1.9) OBP: 0.258, SLG: 0.301			G4-3							4	1	2	1	0	0	1						
19 Jon Jay, L (1.8) OBP: 0.372, SLG: 0.400										1	0	1	0	1	0	0						
40 Shelby Miller, R (1.1) 8 Peter Bourjos, R (5. PH) 46 Kevin Siegrist, L (7.1) 62 Nick Greenwood, R (7.1) 33 Daniel Descalso, L (8. PH) 36 Randy Choate, L (9.1)	FC4-6						F8			2	1	0	0	0	1	3						
Inning Stats	R: 0 E: 0 K: 1 S: 9	H: 0 LOB: 0 BB: 0 P: 11	R: 4 E: 0 K: 0 S: 16	H: 4 LOB: 1 BB: 0 P: 27	R: 0 E: 0 K: 1 S: 7	H: 0 LOB: 0 BB: 0 P: 8	R: 0 E: 0 K: 1 S: 7	H: 0 LOB: 0 BB: 0 P: 14	R: 1 E: 0 K: 0 S: 11	H: 1 LOB: 1 BB: 1 P: 20	R: 0 E: 0 K: 0 S: 12	H: 2 LOB: 2 BB: 0 P: 17	R: 0 E: 0 K: 1 S: 13	H: 0 LOB: 0 BB: 0 P: 16	R: 0 E: 0 K: 1 S: 15	H: 1 LOB: 2 BB: 1 P: 23	R: 0 E: 0 K: 1 S: 14	H: 0 LOB: 0 BB: 0 P: 19	1B: 3 2B: 4 3B: 1 HR: 0	SF: 0 SAC: 0 DP: 0 HBP: 2	WP: 0 PB: 0 SB: 0 CS: 0	PA: 39
PITCHER	IP	WLS	BF	H	R	ER	SO	BB	IBB	HBP	BLK	WP	HR	S	P	ERA	WHIP					
45 Jesse Hahn, R (1.1) 54 Alex Torres, L (6.1) 50 Nick Vincent, R (7.1) 33 Dale Thayer, R (8.1) 59 Kevin Quackenbush, R (9.1)	5.2	W	1	0	0	0	0	0	0	0	0	0	0	5	6	0.00	0.000					



Batter	1	2	3	4	5	6	7	8	9	AB R H RBI BB SO LOB	TOP											
27 Yanqevon Solarte, S OBP: 0.349, SLG: 0.391	G6-3			F7						3 0 1 1 2 0 0	San Diego Padres @ St. Louis Cardinals Busch Stadium, St. Louis, MO Sun Aug 17 2014, 1:16 PM - 4:12 PM CDT Att. 43,149 - Overcast - 75 F											
16 Abraham Almonte, S OBP: 0.260, SLG: 0.323	K			G4-3	G1		G6-3			5 0 1 2 0 1 3												
12 Seth Smith, L OBP: 0.394, SLG: 0.507	F8					L7				4 0 1 0 1 0 2												
8 Yasmani Grandal, S OBP: 0.303, SLG: 0.366		L9				P2				5 0 0 0 0 1 4												
9 Jedd Gyorko, R OBP: 0.253, SLG: 0.330		F9			G4-3					4 1 1 0 0 1 1												
4 Jake Goethbert, L OBP: 0.354, SLG: 0.431						E4				4 2 2 1 0 1 1												
25 Will Venable, L OBP: 0.287, SLG: 0.320										3 2 1 0 1 1 0												
5 Alexi Amarista, L OBP: 0.280, SLG: 0.303										3 1 1 1 1 0 0												
40 Odrisamer Despaigne, R 14 Tommy Medica, R 46 Tim Stauffer, R 3 Jake Pomeroy, L 58 Blaine Boyer, R 7 Rymar Liriano, R										1 0 0 0 0 1 0 1 0 0 0 0 0 2 0 0 0 0 0 0 0 1 0 0 0 0 0 0 0 0 0 0 0 0 0 1 0 0 0 0 0 1 2												
Inning Stats	R: 0 E: 0 K: 1 S: 5	H: 0 LOB: 0 BB: 0 P: 8	R: 0 E: 0 K: 1 S: 8	H: 0 LOB: 0 BB: 0 P: 14	R: 0 E: 0 K: 2 S: 9	H: 0 LOB: 0 BB: 0 P: 13	R: 0 E: 0 K: 1 S: 11	H: 1 LOB: 1 BB: 0 P: 16	R: 2 E: 0 K: 0 S: 22	H: 4 LOB: 2 BB: 0 P: 31		R: 2 E: 0 K: 0 S: 7	H: 2 LOB: 1 BB: 0 P: 12	R: 0 E: 0 K: 0 S: 8	H: 0 LOB: 1 BB: 1 P: 17	R: 0 E: 0 K: 1 S: 9	H: 0 LOB: 1 BB: 1 P: 14	R: 2 E: 0 K: 1 S: 10	H: 1 LOB: 2 BB: 3 P: 26	1B: 7 2B: 0 3B: 1 HR: 0	SF: 0 SAC: 0 DP: 0 HBP: 0	WP: 0 PB: 0 SB: 0 CS: 0
PITCHER	IP WLS BF H R ER SO BB IBB HBP BLK WP HR S P ERA WHIP											PITCHER	IP WLS BF H R ER SO BB IBB HBP BLK WP HR S P ERA WHIP									
50 Adam Wainwright, R ERA: 2.4	7.0 W 29 7 4 3 5 1 0 0 0 0 0 0 70 111 3.86 1.143																					
36 Randy Choate, L ERA: 4.88	0.0 0 1 0 0 0 0 1 0 0 0 0 0 0 2 6 ∞ ∞																					
37 Pat Neshek, R ERA: 0.88	1.0 H 3 0 0 0 1 0 0 0 0 0 0 0 7 8 0.00 0.000																					
26 Trevor Rosenthal, R ERA: 3.51	0.1 H 4 0 2 2 1 3 0 0 0 0 0 0 6 18 54.00 9.000																					
43 Seth Maness, R ERA: 2.91	0.2 S 3 1 0 0 0 0 0 0 0 0 0 0 4 8 0.00 1.500																					

Batter	1	2	3	4	5	6	7	8	9	AB R H RBI BB SO LOB	BOTTOM									
13 Matt Carpenter, L OBP: 0.379, SLG: 0.400				G3-1						4 2 3 3 0 0 0	San Diego Padres @ St. Louis Cardinals Busch Stadium, St. Louis, MO Sun Aug 17 2014, 1:16 PM - 4:12 PM CDT Att. 43,149 - Overcast - 75 F									
16 Kolten Wong, L OBP: 0.327, SLG: 0.398										3 1 1 0 1 0 1										
27 Jhonny Peralta, R OBP: 0.337, SLG: 0.449										3 0 0 0 1 0 3										
32 Matt Adams, L OBP: 0.327, SLG: 0.485										4 1 1 0 0 1 2										
19 Jon Jay, L OBP: 0.373, SLG: 0.401										4 1 2 2 0 0 1										
18 Oscar Taveras, L OBP: 0.292, SLG: 0.293										4 0 0 0 0 1 3										
43 Shane Robinson, R OBP: 0.203, SLG: 0.185										0 0 0 0 0 0 0										
8 Peter Bourjos, R OBP: 0.289, SLG: 0.356										4 1 2 1 0 1 0										
48 Tony Cruz, R OBP: 0.297, SLG: 0.264										3 1 1 1 1 2 0										
50 Adam Wainwright, R ERA: 3.28 36 Randy Choate, L 37 Pat Neshek, S 33 Daniel Descalso, L 26 Trevor Rosenthal, R 43 Seth Maness, R										2 0 0 0 0 0 2 0 0 0 0 0 0 0 0 0 0 0 0 0 0 1 0										
Inning Stats	R: 4 E: 0 K: 0 S: 19	H: 5 LOB: 2 BB: 1 P: 37	R: 1 E: 0 K: 0 S: 6	H: 1 LOB: 0 BB: 0 P: 9	R: 0 E: 0 K: 0 S: 4	H: 0 LOB: 0 BB: 0 P: 7	R: 0 E: 0 K: 1 S: 8	H: 0 LOB: 0 BB: 0 P: 8	R: 0 E: 0 K: 1 S: 13	H: 1 LOB: 1 BB: 0 P: 17	R: 2 E: 0 K: 1 S: 17	H: 2 LOB: 1 BB: 1 P: 28	R: 0 E: 0 K: 0 S: 5	H: 1 LOB: 1 BB: 1 P: 12	R: 0 E: 0 K: 2 S: 11	H: 0 LOB: 0 BB: 0 P: 16	1B: 8 2B: 2 3B: 0 HR: 1	SF: 0 SAC: 1 DP: 1 HBP: 0	WP: 0 PB: 0 SB: 0 CS: 0	PA: 36
PITCHER	IP WLS BF H R ER SO BB IBB HBP BLK WP HR S P ERA WHIP											PITCHER	IP WLS BF H R ER SO BB IBB HBP BLK WP HR S P ERA WHIP							
40 Odrisamer Despaigne, R ERA: 3.28	4.0 L 19 6 5 5 1 1 0 0 0 0 0 0 30 45 9.00 2.000																			
46 Tim Stauffer, R ERA: 3.86	2.0 0 10 3 2 2 2 1 0 0 0 0 0 30 45 9.00 2.000																			
58 Blaine Boyer, R ERA: 1.78	2.0 7 1 0 0 2 1 0 0 0 0 0 0 16 28 0.00 1.000																			



Batter	1	2	3	4	5	6	7	8	9	AB	R	H	RBI	BB	SO	LOB	TOP							
27 Yanquis Solarte, S (1.5) OBP: 0.347, SLG: 0.391	F8	G6-4-3			16 1B		16 FC6-4 1B		P3	5	1	2	0	0	0	3	San Diego Padres @ Los Angeles Dodgers Dodger Stadium, Los Angeles, CA Tue Aug 19 2014, 7:12 PM - 10:31 PM PDT Att. 45,459 - Clear - 75 F							
16 Abraham Almonte, S (1.8) OBP: 0.278, SLG: 0.352	9 HR 2B		12 CS 1B		9 WP 12 1B		FC6-4 1-2		E1 9 1B 1B	5	1	4	0	0	0	1								
12 Seth Smith, L (1.7) OBP: 0.394, SLG: 0.504	9 HR BB		K				K2-3		F7	4	1	1	1	1	2	3								
9 Jedd Gyorko, R (1.4) OBP: 0.256, SLG: 0.342	2-H 2B HR		K						G5-3	5	1	2	3	0	2	2								
4 Jake Goebbert, L (1.3) OBP: 0.353, SLG: 0.426	G3																							
14 Tommy Medica, R (8, PH) OBP: 0.307, SLG: 0.439																								
7 Rymer Liriano, R (1.9) OBP: 0.297, SLG: 0.348	G5-3																							
44 René Rivera, R (1.2) OBP: 0.303, SLG: 0.425																								
8 Yasmani Grandal, S (8, PH) OBP: 0.305, SLG: 0.373																								
5 Alexi Amarista, L (1.6) OBP: 0.279, SLG: 0.302																								
22 Ian Kennedy, R (1.1) OBP: 0.185, SLG: 0.171																								
50 Nick Vincent, R (6.1) ERA: 3.72																								
1 Chris Nelson, R (7, PH) OBP: 0.269, SLG: 0.265																								
33 Dale Thayer, R (7.1) ERA: 2.09																								
54 Alex Torres, L (7.1) ERA: 2.84																								
60 Frank Garcés, L (8.1) ERA: 2.84																								
25 Will Venable, L (9, PH) OBP: 0.288, SLG: 0.320																								
Inning Stats	R: 3 E: 0 K: 0 S: 9	H: 2 LOB: 0 BB: 1 P: 19	R: 0 E: 0 K: 1 S: 6	H: 2 LOB: 1 BB: 0 P: 9	R: 0 E: 0 K: 2 S: 15	H: 1 LOB: 0 BB: 0 P: 20	R: 0 E: 0 K: 1 S: 6	H: 0 LOB: 0 BB: 0 P: 10	R: 1 E: 0 K: 2 S: 15	H: 3 LOB: 2 BB: 0 P: 23	R: 0 E: 0 K: 1 S: 10	H: 1 LOB: 1 BB: 0 P: 13	R: 0 E: 0 K: 2 S: 8	H: 1 LOB: 0 BB: 0 P: 14	R: 1 E: 0 K: 0 S: 12	H: 2 LOB: 1 BB: 0 P: 22	R: 1 E: 1 K: 0 S: 12	H: 2 LOB: 2 BB: 1 P: 18	1B: 11 2B: 3 3B: 0 HR: 1	SF: 0 SAC: 0 DP: 2 HBP: 0	WP: 1 PB: 0 SB: 0 CS: 1	PA: 40		
PITCHER	IP WLS BF H R ER SO BB IBB HBP BLK WP HR S P ERA WHIP	IP WLS BF H R ER SO BB IBB HBP BLK WP HR S P ERA WHIP	IP WLS BF H R ER SO BB IBB HBP BLK WP HR S P ERA WHIP	IP WLS BF H R ER SO BB IBB HBP BLK WP HR S P ERA WHIP	IP WLS BF H R ER SO BB IBB HBP BLK WP HR S P ERA WHIP	IP WLS BF H R ER SO BB IBB HBP BLK WP HR S P ERA WHIP	IP WLS BF H R ER SO BB IBB HBP BLK WP HR S P ERA WHIP	IP WLS BF H R ER SO BB IBB HBP BLK WP HR S P ERA WHIP	IP WLS BF H R ER SO BB IBB HBP BLK WP HR S P ERA WHIP	IP WLS BF H R ER SO BB IBB HBP BLK WP HR S P ERA WHIP	IP WLS BF H R ER SO BB IBB HBP BLK WP HR S P ERA WHIP	IP WLS BF H R ER SO BB IBB HBP BLK WP HR S P ERA WHIP	IP WLS BF H R ER SO BB IBB HBP BLK WP HR S P ERA WHIP	IP WLS BF H R ER SO BB IBB HBP BLK WP HR S P ERA WHIP	IP WLS BF H R ER SO BB IBB HBP BLK WP HR S P ERA WHIP	IP WLS BF H R ER SO BB IBB HBP BLK WP HR S P ERA WHIP	IP WLS BF H R ER SO BB IBB HBP BLK WP HR S P ERA WHIP	IP WLS BF H R ER SO BB IBB HBP BLK WP HR S P ERA WHIP	IP WLS BF H R ER SO BB IBB HBP BLK WP HR S P ERA WHIP	IP WLS BF H R ER SO BB IBB HBP BLK WP HR S P ERA WHIP	IP WLS BF H R ER SO BB IBB HBP BLK WP HR S P ERA WHIP	IP WLS BF H R ER SO BB IBB HBP BLK WP HR S P ERA WHIP	IP WLS BF H R ER SO BB IBB HBP BLK WP HR S P ERA WHIP	IP WLS BF H R ER SO BB IBB HBP BLK WP HR S P ERA WHIP



Batter	1	2	3	4	5	6	7	8	9	AB	R	H	RBI	BB	SO	LOB	BOTTOM								
9 Dee Strange-Gordon, L (1.4) OBP: 0.331, SLG: 0.377	G3-1		K		FC5-2		B1-3			4	0	0	0	0	1	2	San Diego Padres @ Los Angeles Dodgers Dodger Stadium, Los Angeles, CA Tue Aug 19 2014, 7:12 PM - 10:31 PM PDT Att. 45,459 - Clear - 75 F								
66 Yasiel Puig, R (1.8) OBP: 0.394, SLG: 0.515	K		K		G1-3					4	1	1	0	0	2	2									
23 Adrián González, L (1.3) OBP: 0.331, SLG: 0.451	F8		G1-3							4	0	0	0	0	0	1									
27 Matt Kemp, R (1.9) OBP: 0.343, SLG: 0.466		G5-3								4	2	2	0	0	1	1									
3 Carl Crawford, L (1.7) OBP: 0.304, SLG: 0.370										3	3	3	3	1	0	0									
10 Justin Turner, R (1.5) OBP: 0.380, SLG: 0.425										4	2	2	2	0	1	1									
43 Brandon League, R (8.1) ERA: 2.47										0	0	0	0	0	0	0									
74 Kenley Jansen, S (9.1) ERA: 2.89										0	0	0	0	0	0	0									
11 Erisbel Arzuabarrena, R (1.6) OBP: 0.351, SLG: 0.368										3	0	1	1	1	2	1									
17 A.J. Ellis, R (1.2) OBP: 0.316, SLG: 0.241										3	0	0	1	0	0	1									
35 Kevin Correia, R (1.1) OBP: 0.333, SLG: 0.444										2	0	0	0	0	1	2									
28 Jamey Wright, R (6.1) ERA: 3.79										1	0	0	0	0	1	0									
56 J.P. Howell, L (7.1) ERA: 2.09										0	0	0	0	0	0	0									
72 Miguel Rojas, R (8.5) OBP: 0.270, SLG: 0.259										1	0	0	0	0	0	0									
Inning Stats	R: 0 E: 0 K: 1 S: 8	H: 0 LOB: 0 BB: 0 P: 13	R: 2 E: 0 K: 1 S: 13	H: 3 LOB: 1 BB: 0 P: 20	R: 0 E: 0 K: 2 S: 12	H: 0 LOB: 0 BB: 0 P: 18	R: 3 E: 1 K: 0 S: 14	H: 2 LOB: 2 BB: 2 P: 24	R: 1 E: 0 K: 1 S: 15	H: 2 LOB: 1 BB: 0 P: 22	R: 0 E: 0 K: 1 S: 8	H: 0 LOB: 0 BB: 0 P: 11	R: 2 E: 1 K: 2 S: 13	H: 2 LOB: 0 BB: 0 P: 22	R: 0 E: 0 K: 1 S: 10	H: 0 LOB: 0 BB: 0 P: 17	1B: 4 2B: 4 3B: 0 HR: 1	SF: 1 SAC: 0 DP: 0 HBP: 0	WP: 0 PB: 0 SB: 1 CS: 0	PA: 36					
PITCHER	IP WLS BF H R ER SO BB IBB HBP BLK WP HR S P ERA WHIP	IP WLS BF H R ER SO BB IBB HBP BLK WP HR S P ERA WHIP	IP WLS BF H R ER SO BB IBB HBP BLK WP HR S P ERA WHIP	IP WLS BF H R ER SO BB IBB HBP BLK WP HR S P ERA WHIP	IP WLS BF H R ER SO BB IBB HBP BLK WP HR S P ERA WHIP	IP WLS BF H R ER SO BB IBB HBP BLK WP HR S P ERA WHIP	IP WLS BF H R ER SO BB IBB HBP BLK WP HR S P ERA WHIP	IP WLS BF H R ER SO BB IBB HBP BLK WP HR S P ERA WHIP	IP WLS BF H R ER SO BB IBB HBP BLK WP HR S P ERA WHIP	IP WLS BF H R ER SO BB IBB HBP BLK WP HR S P ERA WHIP	IP WLS BF H R ER SO BB IBB HBP BLK WP HR S P ERA WHIP	IP WLS BF H R ER SO BB IBB HBP BLK WP HR S P ERA WHIP	IP WLS BF H R ER SO BB IBB HBP BLK WP HR S P ERA WHIP	IP WLS BF H R ER SO BB IBB HBP BLK WP HR S P ERA WHIP	IP WLS BF H R ER SO BB IBB HBP BLK WP HR S P ERA WHIP	IP WLS BF H R ER SO BB IBB HBP BLK WP HR S P ERA WHIP	IP WLS BF H R ER SO BB IBB HBP BLK WP HR S P ERA WHIP	IP WLS BF H R ER SO BB IBB HBP BLK WP HR S P ERA WHIP	IP WLS BF H R ER SO BB IBB HBP BLK WP HR S P ERA WHIP	IP WLS BF H R ER SO BB IBB HBP BLK WP HR S P ERA WHIP	IP WLS BF H R ER SO BB IBB HBP BLK WP HR S P ERA WHIP	IP WLS BF H R ER SO BB IBB HBP BLK WP HR S P ERA WHIP	IP WLS BF H R ER SO BB IBB HBP BLK WP HR S P ERA WHIP	IP WLS BF H R ER SO BB IBB HBP BLK WP HR S P ERA WHIP	IP WLS BF H R ER SO BB IBB HBP BLK WP HR S P ERA WHIP



Batter	1	2	3	4	5	6	7	8	9	AB	R	H	RBI	BB	SO	LOB	TOP		
27 Yanqenys Solarte, S (1.5) OBP: 0.343, SLG: 0.386	G3	G3-6-1		SF8		F9			G4-3	4	0	0	1	0	0	4			
16 Abraham Almonte, S (1.8) OBP: 0.276, SLG: 0.347	F8		G6-3	G4-3					L9	5	0	1	0	0	0	1			
12 Seth Smith, L (1.7) OBP: 0.394, SLG: 0.503 59 Kevin Quackenbush, R (9.1)	K								K	5	0	2	0	0	2	1			
9 Jedd Gyorko, R (1.4) OBP: 0.256, SLG: 0.340										4	1	1	0	0	0	3			
8 Yasmani Grandal, S (1.2) OBP: 0.304, SLG: 0.371										4	0	1	0	0	0	2			
4 Jake Goethert, L (1.3) OBP: 0.361, SLG: 0.422										3	1	1	0	1	1	2			
7 Rymer Lirio, R (1.9) OBP: 0.412, SLG: 0.423										3	2	2	0	1	0	1			
5 Alexi Amarista, L (1.6) OBP: 0.285, SLG: 0.306										3	0	2	1	1	0	1			
53 Eric Stults, L (1.1) OBP: 0.168, SLG: 0.195 14 Tommy Medica, R (6.1) OBP: 0.296, SLG: 0.437 58 Blaine Boyer, R (6.1) OBP: 0.288, SLG: 0.379 25 Will Venable, L (6.1) OBP: 0.288, SLG: 0.379 33 Dale Thayer, R (9.1) OBP: 0.296, SLG: 0.386 24 Cameron Maybin, R (9.1) OBP: 0.296, SLG: 0.386										1	0	1	1	0	0	0			
Inning Stats	R: 0 H: 0 E: 0 K: 1 S: 5	H: 0 LOB: 0 BB: 0 P: 11	R: 3 H: 3 E: 1 K: 0 S: 13	H: 3 LOB: 1 BB: 2 P: 27	R: 0 H: 2 E: 0 K: 1 S: 12	H: 2 LOB: 1 BB: 0 P: 19	R: 1 H: 2 E: 0 K: 0 S: 14	H: 2 LOB: 1 BB: 0 P: 23	R: 0 H: 1 E: 0 K: 0 S: 7	H: 1 LOB: 2 BB: 0 P: 17	R: 0 H: 1 E: 0 K: 0 S: 10	H: 1 LOB: 1 BB: 0 P: 17	R: 0 H: 1 E: 0 K: 0 S: 13	H: 1 LOB: 2 BB: 1 P: 22	R: 0 H: 0 E: 0 K: 1 S: 7	H: 0 LOB: 0 BB: 0 P: 8	1B: 10 2B: 1 3B: 0 HR: 0	SF: 1 SAC: 1 DP: 2 HBP: 0	WP: 0 PB: 0 CS: 2 PA: 39
PITCHER	IP	WLS	BF	H	R	ER	SO	BB	IBB	HBP	BLK	WP	HR	S	P	ERA	WHIP		
55 Roberto Hernandez, R (1.1) ERA: 3.78	5.0	L	23	8	4	3	2	2	0	0	0	0	0	51	91	5.40	2.000		
52 Pedro Báez, R (6.1) ERA: 2.0	2.0		9	2	0	0	0	0	0	0	0	0	0	22	34	0.00	1.000		
0 Brian Wilson, R (8.1) ERA: 5.13	1.0		4	1	0	0	0	1	0	0	0	0	0	13	22	0.00	2.000		
77 Carlos Frias, R (9.1) ERA: 5.4	1.0		3	0	0	0	1	0	0	0	0	0	0	7	8	0.00	0.000		

San Diego Padres @ Los Angeles Dodgers
 Dodger Stadium, Los Angeles, CA
 Wed Aug 20 2014, 7:11 PM - 10:23 PM PDT
 Att: 46,641 - Partly Cloudy - 73 F

livebaseballscorecards.com

AB 34
 R 4
 H 11
 RBI 3
 BB 3
 SO 3
 LOB 18



Batter	1	2	3	4	5	6	7	8	9	AB	R	H	RBI	BB	SO	LOB	BOTTOM				
30 Darwin Barney, R (1.4) OBP: 0.275, SLG: 0.330 52 Pedro Báez, R (6.1)										2	0	0	0	0	1	0					
0 Brian Wilson, R (8.1)										0	0	0	0	0	0	0					
16 Andre Ethier, L (8.1) OBP: 0.310, SLG: 0.365 77 Carlos Frias, R (9.1)										1	0	0	0	0	1	1					
66 Yasiel Puig, R (1.8) OBP: 0.393, SLG: 0.512										4	1	1	0	0	0	2					
23 Adrián González, L (1.3) OBP: 0.333, SLG: 0.453										3	0	1	0	1	1	0					
27 Matt Kemp, R (1.9) OBP: 0.340, SLG: 0.463										3	0	0	1	0	0	2					
33 Scott Van Slyke, R (1.7) OBP: 0.374, SLG: 0.497										4	0	2	0	0	0	1					
10 Justin Turner, R (1.5) OBP: 0.382, SLG: 0.424										3	0	1	0	1	0	1					
11 Erisbel Arzuabarrena, R (1.6) ERA: 4.53 3 Carl Crawford, L (9.1) OBP: 0.303, SLG: 0.369										3	0	0	0	0	1	3					
17 A.J. Ellis, R (1.2) OBP: 0.315, SLG: 0.237										1	0	0	0	0	0	1					
55 Roberto Hernandez, R (1.1) OBP: 0.073, SLG: 0.073 9 Dee Strange-Gordon, L (6.1) OBP: 0.332, SLG: 0.379										1	0	0	0	0	1	3					
Inning Stats	R: 0 H: 0 E: 0 K: 1 S: 7	H: 2 LOB: 3 BB: 1 P: 35	R: 0 H: 2 E: 0 K: 2 S: 19	H: 2 LOB: 1 BB: 1 P: 35	R: 1 H: 2 E: 1 K: 0 S: 12	H: 2 LOB: 1 BB: 0 P: 19	R: 0 H: 0 E: 0 K: 0 S: 11	H: 0 LOB: 0 BB: 0 P: 17	R: 0 H: 0 E: 0 K: 2 S: 9	H: 0 LOB: 0 BB: 0 P: 11	R: 0 H: 0 E: 0 K: 0 S: 7	H: 0 LOB: 0 BB: 1 P: 10	R: 0 H: 0 E: 0 K: 0 S: 6	H: 0 LOB: 1 BB: 1 P: 12	R: 0 H: 1 E: 0 K: 1 S: 10	H: 1 LOB: 2 BB: 1 P: 17	R: 0 H: 1 E: 0 K: 0 S: 12	H: 1 LOB: 1 BB: 0 P: 15	1B: 5 2B: 2 3B: 0 HR: 0	SF: 1 SAC: 0 DP: 2 HBP: 1	WP: 0 PB: 1 CS: 0 PA: 35
PITCHER	IP	WLS	BF	H	R	ER	SO	BB	IBB	HBP	BLK	WP	HR	S	P	ERA	WHIP				
53 Eric Stults, L (1.1) ERA: 1.67	5.0		20	4	1	1	0	1	0	0	0	0	0	13	22	0.00	0.500				
58 Blaine Boyer, R (6.1) ERA: 1.67	2.0	H	6	0	0	0	0	1	0	0	0	0	0	10	17	0.00	2.000				
33 Dale Thayer, R (8.1) ERA: 2.06	1.0	H	5	1	0	0	1	1	0	0	0	0	0	12	15	0.00	1.000				
59 Kevin Quackenbush, R (9.1) ERA: 2.29	1.0	S	4	1	0	0	0	0	0	0	0	0	0	12	15	0.00	1.000				

San Diego Padres @ Los Angeles Dodgers
 Dodger Stadium, Los Angeles, CA
 Wed Aug 20 2014, 7:11 PM - 10:23 PM PDT
 Att: 46,641 - Partly Cloudy - 73 F

livebaseballscorecards.com

AB 30
 R 1
 H 6
 RBI 1
 BB 3
 SO 6
 LOB 16



Batter	1	2	3	4	5	6	7	8	9	AB	R	H	RBI	BB	SO	LOB	TOP					
27 Yangervis Solarte, S (1,5) OBP: 0.339, SLG: 0.382	G6-3			G6-3		K		G6-3		4	0	0	0	0	1	1	San Diego Padres @ Los Angeles Dodgers Dodger Stadium, Los Angeles, CA Thu Aug 21 2014, 7:11 PM - 9:33 PM PDT Att: 39,596 - Clear - 75 F livebaseballscorecards.com					
16 Abraham Almonte, S (1,7) OBP: 0.275, SLG: 0.344	P6			G4-3			1B		K	4	1	1	0	0	1	0						
9 Jedd Gyorko, R (1,4) OBP: 0.359, SLG: 0.338				P3			BB			2	0	0	0	2	1	0						
25 Will Venable, L (9, PR) OBP: 0.288, SLG: 0.319	K						BB			0	0	0	0	0	0	0						
14 Tommy Medica, R (1,3) OBP: 0.301, SLG: 0.430		F7								3	0	0	0	0	1	2						
12 Seth Smith, L (9, PH) OBP: 0.303, SLG: 0.369										1	0	0	0	0	0	1						
44 René Rivera, R (1,2) OBP: 0.308, SLG: 0.426										2	0	1	1	1	1	0						
8 Yasmani Grandal, S (9, PH) OBP: 0.303, SLG: 0.369										1	0	0	0	0	1	1						
7 Rymer Lirio, R (1,9) OBP: 0.378, SLG: 0.379										3	0	0	0	0	1	3						
24 Cameron Maybin, R (1,8) OBP: 0.282, SLG: 0.362										3	0	0	0	0	1	2						
5 Alexi Amarista, L (1,6) OBP: 0.283, SLG: 0.303										3	0	0	0	0	2	0						
38 Tyson Ross, R (1,1) OBP: 0.208, SLG: 0.180										3	0	1	0	0	2	0						
Inning Stats	R: 0 E: 0 K: 1 S: 8	H: 0 LOB: 0 BB: 0 P: 14	R: 0 E: 0 K: 0 S: 4	H: 0 LOB: 0 BB: 1 P: 11	R: 0 E: 0 K: 2 S: 13	H: 0 LOB: 0 BB: 0 P: 18	R: 0 E: 0 K: 0 S: 5	H: 0 LOB: 0 BB: 0 P: 6	R: 0 E: 0 K: 2 S: 7	H: 0 LOB: 0 BB: 0 P: 11	R: 0 E: 0 K: 2 S: 10	H: 1 LOB: 1 BB: 0 P: 12	R: 1 E: 0 K: 1 S: 15	H: 2 LOB: 2 BB: 1 P: 24	R: 0 E: 0 K: 2 S: 7	H: 0 LOB: 0 BB: 0 P: 7	R: 0 E: 0 K: 2 S: 10	H: 0 LOB: 2 BB: 1 P: 16	1B: 3 2B: 0 3B: 0 HR: 0	SF: 0 SAC: 0 DP: 1 HBP: 0	WP: 1 PB: 0 SB: 1 CS: 1	PA: 32
PITCHER	IP WLS BF H R ER SO BB IBB HBP BLK WP HR S P ERA WHIP	8.0 W 28 3 1 1 10 2 0 0 0 0 0 69 103 1.12 0.625	1.0 S 4 0 0 0 2 1 0 0 0 0 0 10 16 0.00 1.000	PITCHER																		

Batter	1	2	3	4	5	6	7	8	9	AB	R	H	RBI	BB	SO	LOB	BOTTOM					
9 Dee Strange-Gordon, L (1,4) OBP: 0.331, SLG: 0.377	K									4	0	1	0	0	3	1	San Diego Padres @ Los Angeles Dodgers Dodger Stadium, Los Angeles, CA Thu Aug 21 2014, 7:11 PM - 9:33 PM PDT Att: 39,596 - Clear - 75 F livebaseballscorecards.com					
66 Yasiel Puig, R (1,8) OBP: 0.391, SLG: 0.509	G4-3									3	0	0	0	0	1	0						
23 Adrián González, L (1,3) OBP: 0.331, SLG: 0.450	G6-3									3	0	0	0	0	0	0						
27 Matt Kemp, R (1,9) OBP: 0.340, SLG: 0.461										2	0	0	0	1	1	0						
3 Carl Crawford, L (1,7) OBP: 0.303, SLG: 0.368										3	1	1	0	0	1	1						
10 Justin Turner, R (1,5) OBP: 0.386, SLG: 0.441										3	1	2	2	0	0	0						
17 A.J. Ellis, R (1,2) OBP: 0.316, SLG: 0.235										2	0	0	0	1	1	1						
72 Miguel Rojas, R (1,6) OBP: 0.266, SLG: 0.254										2	0	0	0	0	0	0						
22 Clayton Kershaw, L (1,1) OBP: 0.231, SLG: 0.167										2	0	0	0	0	0	0						
16 Andre Ethier, L (8, PH) OBP: 0.310, SLG: 0.364										1	0	0	0	0	1	1						
74 Kenley Jansen, S (9,1) OBP: 0.288, SLG: 0.319										0	0	0	0	0	0	0						
Inning Stats	R: 0 E: 0 K: 1 S: 7	H: 0 LOB: 0 BB: 0 P: 9	R: 0 E: 0 K: 0 S: 8	H: 1 LOB: 1 BB: 1 P: 15	R: 0 E: 0 K: 0 S: 8	H: 1 LOB: 0 BB: 0 P: 12	R: 0 E: 0 K: 0 S: 3	H: 0 LOB: 0 BB: 0 P: 5	R: 0 E: 0 K: 2 S: 9	H: 0 LOB: 0 BB: 0 P: 13	R: 0 E: 0 K: 1 S: 7	H: 0 LOB: 0 BB: 0 P: 9	R: 0 E: 0 K: 2 S: 9	H: 0 LOB: 0 BB: 0 P: 12	R: 2 E: 0 K: 2 S: 14	H: 2 LOB: 1 BB: 1 P: 22	R: 0 E: 0 K: 2 S: 10	H: 0 LOB: 2 BB: 1 P: 16	1B: 3 2B: 0 3B: 0 HR: 1	SF: 0 SAC: 1 DP: 0 HBP: 0	WP: 0 PB: 0 SB: 0 CS: 2	PA: 29
PITCHER	IP WLS BF H R ER SO BB IBB HBP BLK WP HR S P ERA WHIP	8.0 L 28 4 2 2 8 2 0 0 0 0 1 65 97 2.25 0.750	PITCHER																			




Batter	1	2	3	4	5	6	7	8	9	AB	R	H	RBI	BB	SO	LOB	TOP					
27 Yangelis Solarte, S OBP: 0.341, SLG: 0.383	L1		1B			K			1B	4	0	2	0	0	1	0	San Diego Padres @ Arizona Diamondbacks Chase Field, Phoenix, AZ Fri Aug 22 2014, 6:40 PM - 9:01 PM MST Att: 24,835 - Roof Closed - 77 F					
16 Abraham Almonte, S OBP: 0.288, SLG: 0.335	K			G3		K			FC3-6	4	0	0	0	0	2	2						
12 Seth Smith, L OBP: 0.389, SLG: 0.496	F7			K		F8			F7	4	0	0	0	0	1	1						
9 Jedd Gyorko, R OBP: 0.256, SLG: 0.334		F8		P4		G6-3				3	0	0	0	0	0	0						
8 Yasmani Grandal, S OBP: 0.300, SLG: 0.365		F8		G5-3					K	3	0	0	0	0	1	0						
4 Jake Goethbert, L OBP: 0.347, SLG: 0.403		F8		F7					F8	3	0	0	0	0	0	0						
25 Will Venable, L OBP: 0.285, SLG: 0.316			F8	G3					K	3	0	0	0	0	1	0						
5 Alexi Amarista, L OBP: 0.286, SLG: 0.307						G6-3			FC3-6	3	1	2	0	0	0	0						
40 Odrisamer Despaigne, R OBP: 0.290, SLG: 0.350									K	1	0	0	0	0	0	1						
24 Cameron Maybin, R OBP: 0.290, SLG: 0.350										1	0	0	0	0	1	0						
60 Frank Garces, L OBP: 0.290, SLG: 0.350										0	0	0	0	0	0	0						
54 Alex Torres, L OBP: 0.300, SLG: 0.428										0	0	0	0	0	0	0						
14 Tommy Medica, R OBP: 0.300, SLG: 0.428										1	0	0	0	0	1	1						
Inning Stats	R: 0 E: 0 K: 1 S: 10	H: 0 LOB: 0 BB: 0 P: 13	R: 0 E: 0 K: 0 S: 7	H: 0 LOB: 0 BB: 0 P: 10	R: 0 E: 0 K: 0 S: 9	H: 2 LOB: 2 BB: 0 P: 11	R: 0 E: 0 K: 1 S: 7	H: 0 LOB: 0 BB: 0 P: 11	R: 0 E: 0 K: 0 S: 7	H: 0 LOB: 0 BB: 0 P: 13	R: 0 E: 0 K: 2 S: 9	H: 0 LOB: 0 BB: 0 P: 14	R: 0 E: 0 K: 1 S: 6	H: 0 LOB: 0 BB: 0 P: 9	R: 0 E: 0 K: 2 S: 9	H: 0 LOB: 0 BB: 0 P: 13	R: 1 E: 0 K: 1 S: 10	H: 2 LOB: 1 BB: 0 P: 15	1B: 4 2B: 0 3B: 0 HR: 0	SF: 0 SAC: 0 DP: 0 HBP: 0	WP: 0 PB: 1 SB: 0 CS: 0	PA: 30
PITCHER	IP WLS BF H R ER SO BB IBB HBP BLK WP HR S P ERA WHIP																					
55 Josh Collmenter, R ERA: 4.05	8.1 W 28 4 1 0 8 0 0 0 0 0 0 72 106 0.00 0.480																					
37 Matt Stiles, R ERA: 4.37	0.2 2 0 0 0 0 0 0 0 0 0 0 2 3 0.00 0.000																					

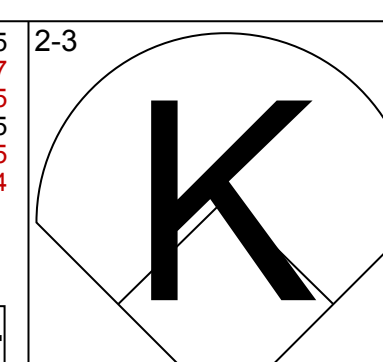
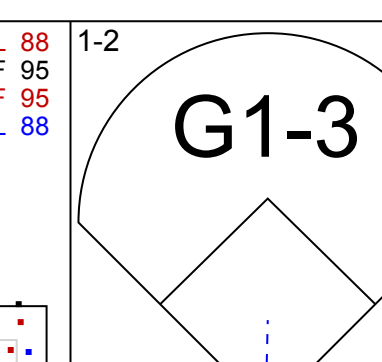
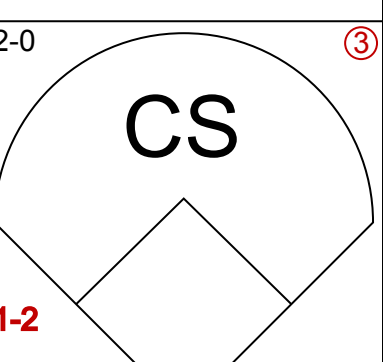
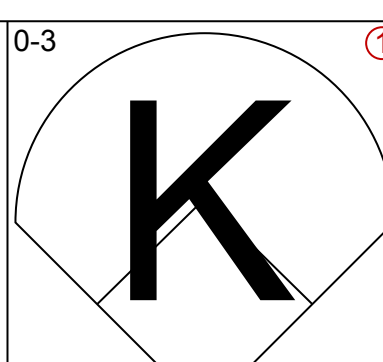
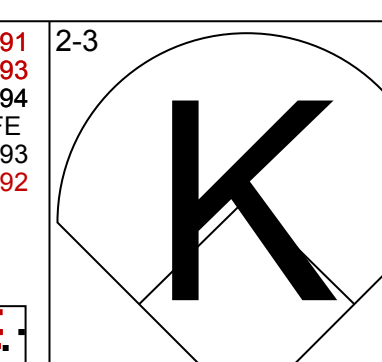
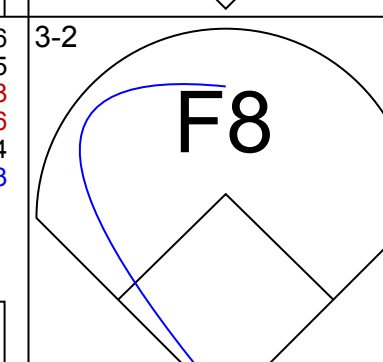
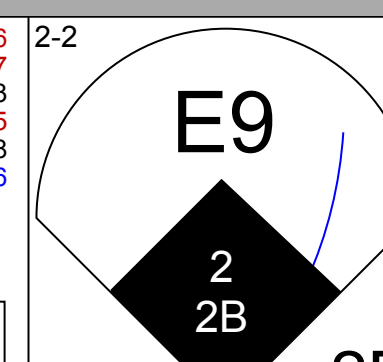
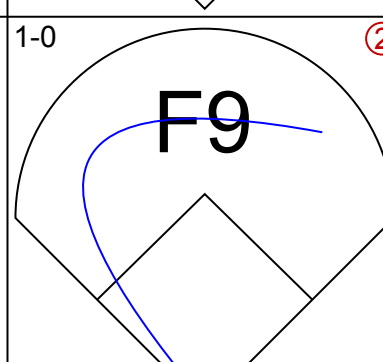
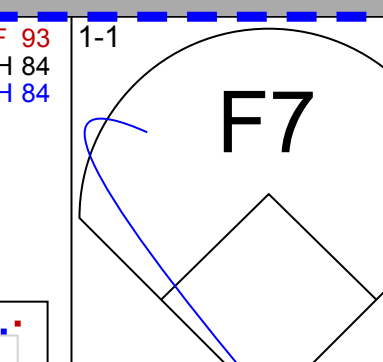
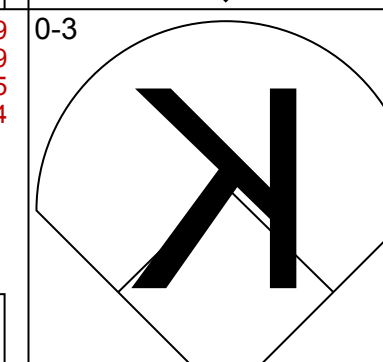
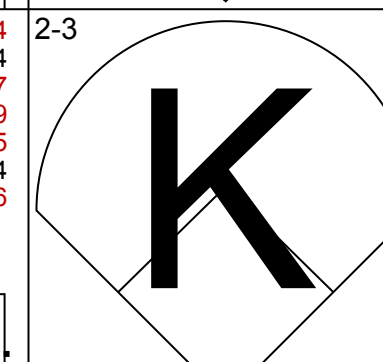
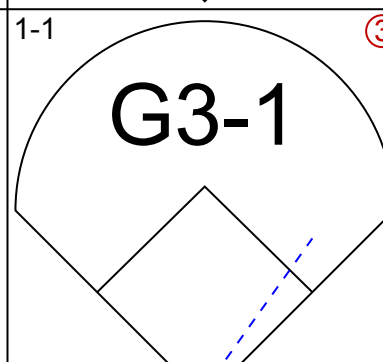
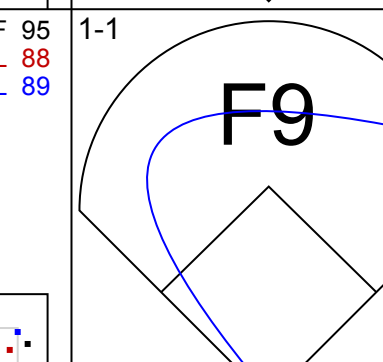
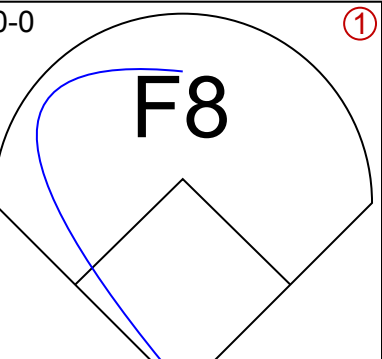
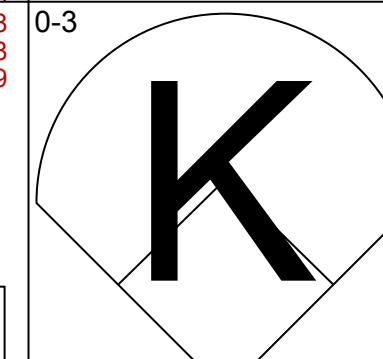
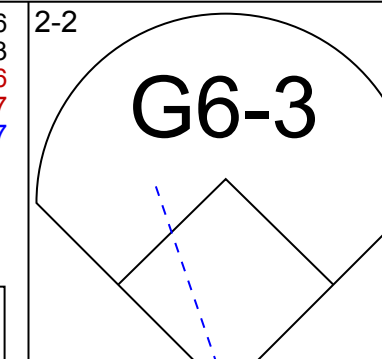
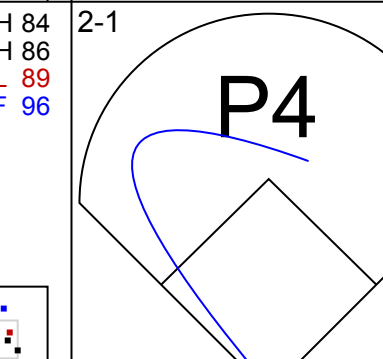
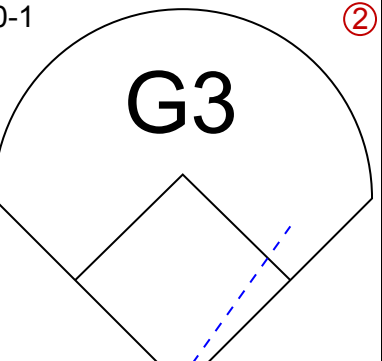
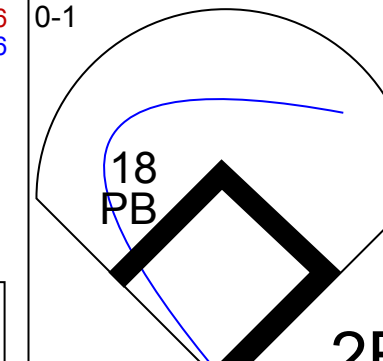
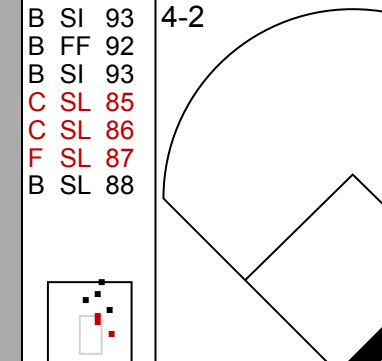
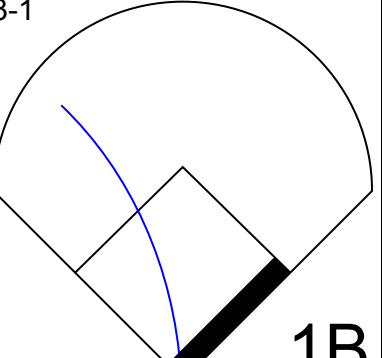
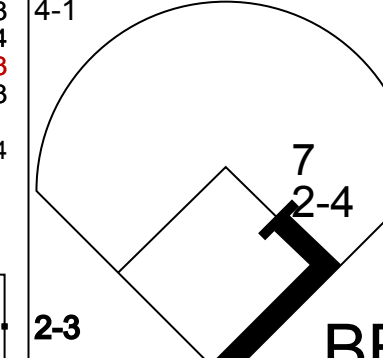
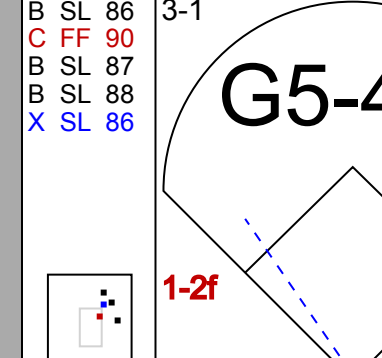

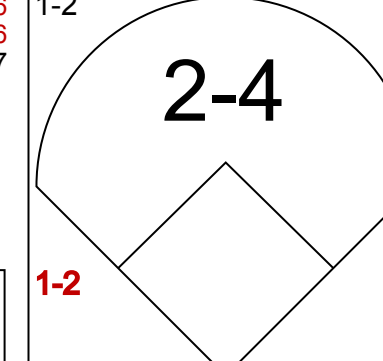
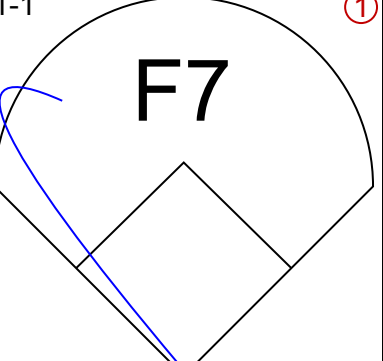
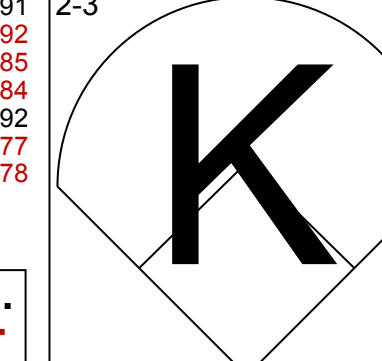
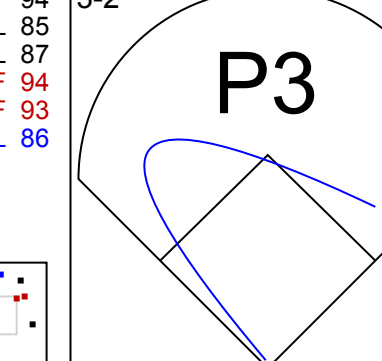
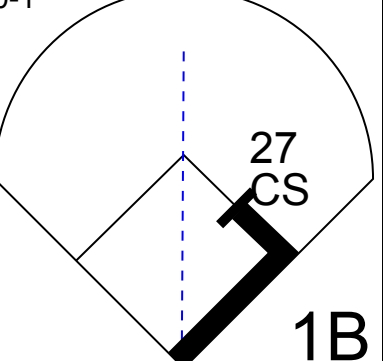
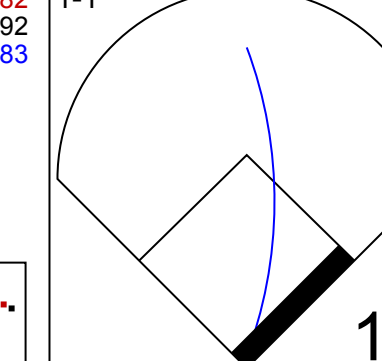
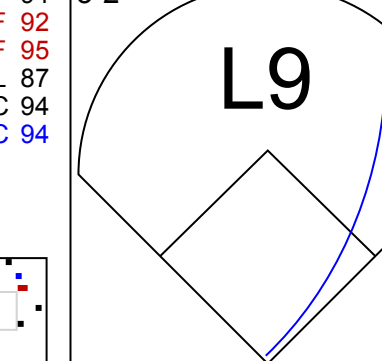
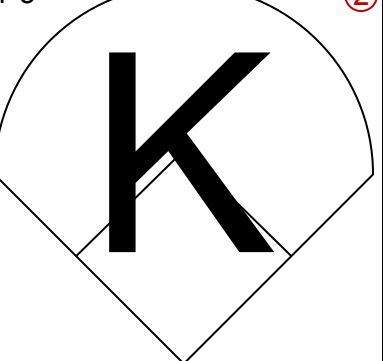
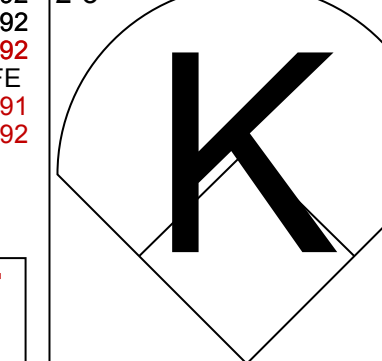
AB	30
R	1
H	4
RBI	0
BB	0
SO	8
LOB	5



Batter	1	2	3	4	5	6	7	8	9	AB	R	H	RBI	BB	SO	LOB	BOTTOM			
5 Ender Inciarte, L OBP: 0.296, SLG: 0.330	G4-3	E4		G4-3			F8			4	0	0	0	0	0	1	San Diego Padres @ Arizona Diamondbacks Chase Field, Phoenix, AZ Fri Aug 22 2014, 6:40 PM - 9:01 PM MST Att: 24,835 - Roof Closed - 77 F			
4 Cliff Pennington, S OBP: 0.306, SLG: 0.370	G4-3	K		E4			G6-3			4	0	0	0	0	1	1				
6 David Peralta, L OBP: 0.317, SLG: 0.467	15 1B		F8			K			G3	4	1	1	0	0	1	1				
15 Mark Trumbo, R OBP: 0.296, SLG: 0.388	26 HR		G5-3			FC6-4			K	4	1	1	1	0	1	1				
26 Miguel Montero, L OBP: 0.345, SLG: 0.410	1-H								G3	3	2	2	2	1	1	1				
17 Alfredo Marte, R OBP: 0.240, SLG: 0.361	G1-3								17 1B	4	0	1	0	0	0	1				
19 Jake Lamb, L OBP: 0.222, SLG: 0.214									19 FC4-6	4	1	1	1	0	2	1				
1 Didi Gregorius, L OBP: 0.296, SLG: 0.362									1B	3	0	0	0	1	0	2				
55 Josh Collmenter, R OBP: 0.152, SLG: 0.136										3	0	1	0	0	0	2				
37 Matt Stiles, L ERA: 4.37										0	0	0	0	0	0	0				
Inning Stats	R: 3 E: 0 K: 0 S: 15	H: 3 LOB: 0 BB: 0 P: 22	R: 1 E: 1 K: 1 S: 13	H: 1 LOB: 1 BB: 0 P: 19	R: 0 E: 0 K: 0 S: 8	H: 0 LOB: 1 BB: 1 P: 16	R: 0 E: 0 K: 1 S: 11	H: 1 LOB: 1 BB: 0 P: 15	R: 0 E: 0 K: 2 S: 11	H: 0 LOB: 1 BB: 0 P: 12	R: 0 E: 0 K: 1 S: 6	H: 0 LOB: 1 BB: 1 P: 12	R: 0 E: 0 K: 0 S: 8	H: 0 LOB: 0 BB: 0 P: 13	R: 1 E: 0 K: 1 S: 12	H: 2 LOB: 1 BB: 0 P: 19	1B: 4 2B: 1 3B: 1 HR: 1	SF: 0 SAC: 0 DP: 0 HBP: 0	WP: 0 PB: 1 SB: 1 CS: 0	PA: 35
PITCHER	IP WLS BF H R ER SO BB IBB HBP BLK WP HR S P ERA WHIP																			
40 Odrisamer Despaigne, R ERA: 3.44	5.0 L 23 5 4 3 4 1 0 0 0 0 0 0 14 25 0.00 0.500																			
60 Frank Garces, L ERA: 2.78	2.0 7 0 0 0 1 1 0 0 0 0 0 0 12 19 9.00 2.000																			

AB	33
R	5
H	7
RBI	4
BB	2
SO	6
LOB	11

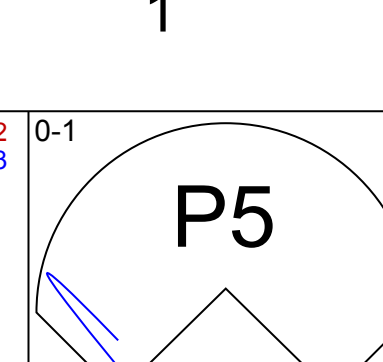
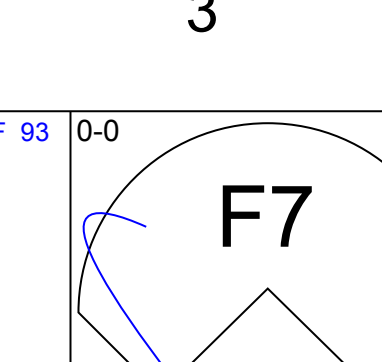
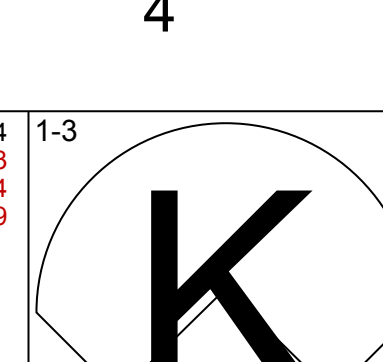
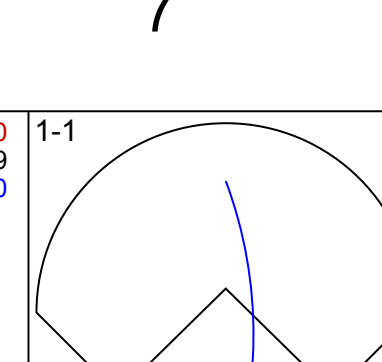
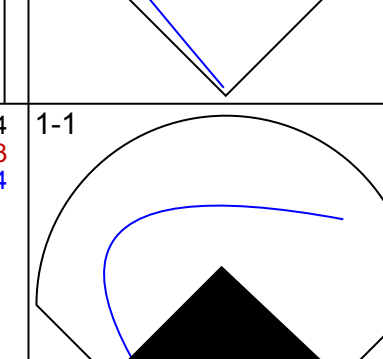
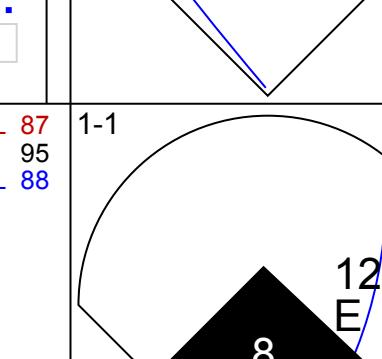
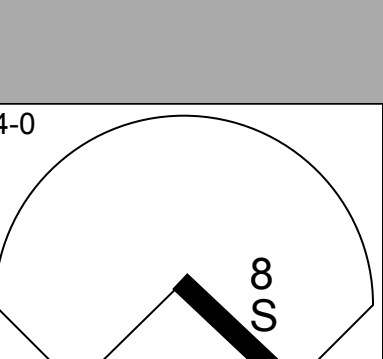
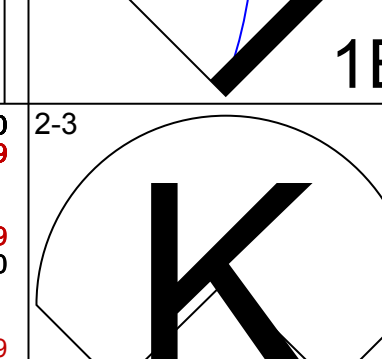
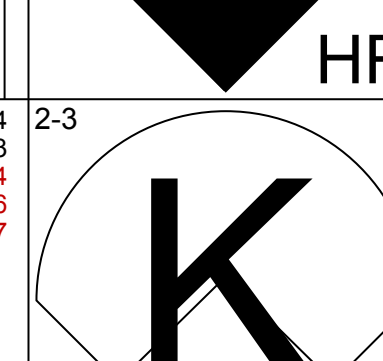
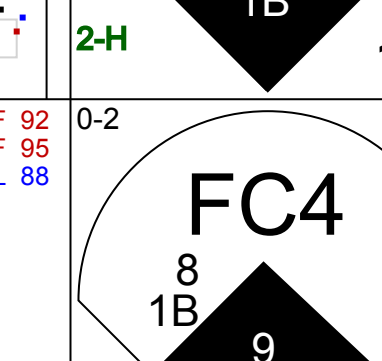
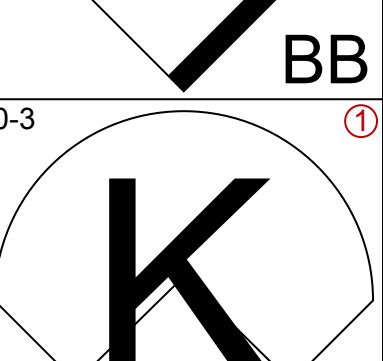
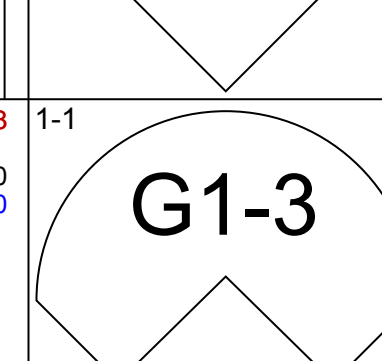
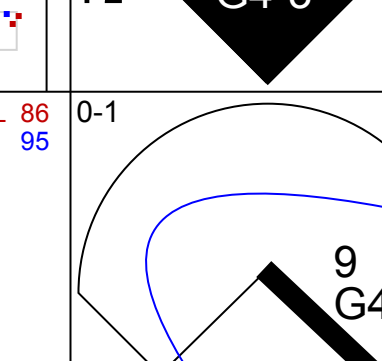
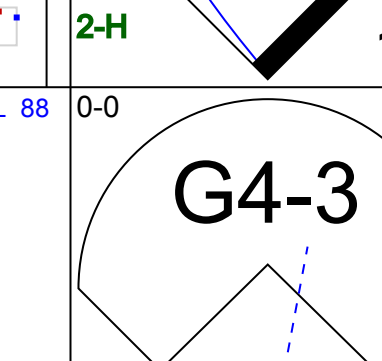
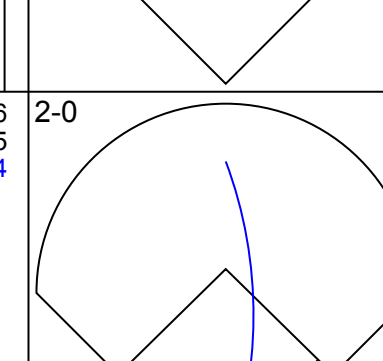
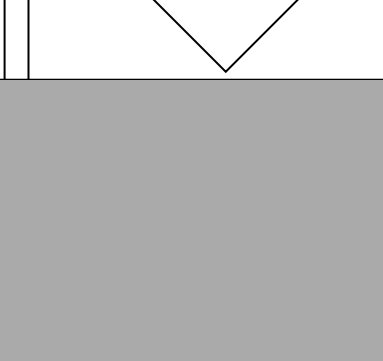
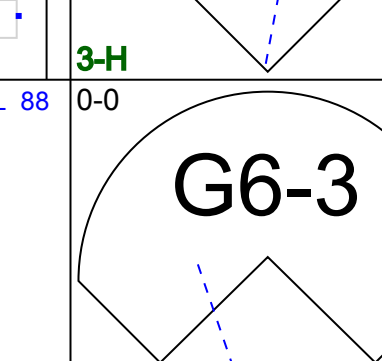
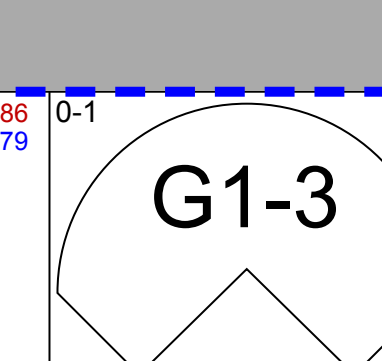
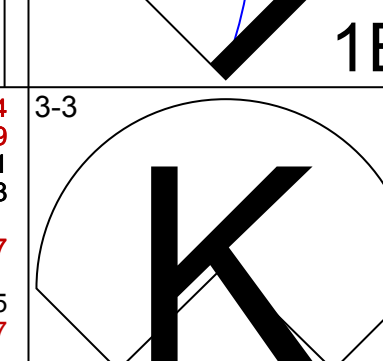
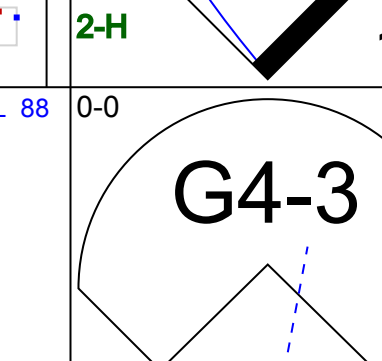
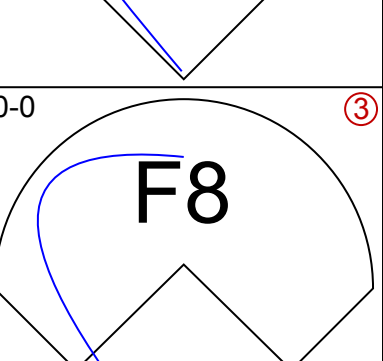

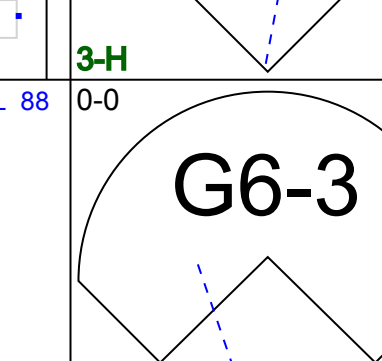
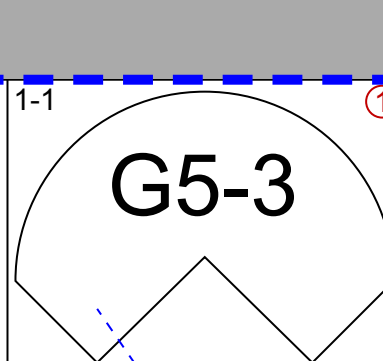
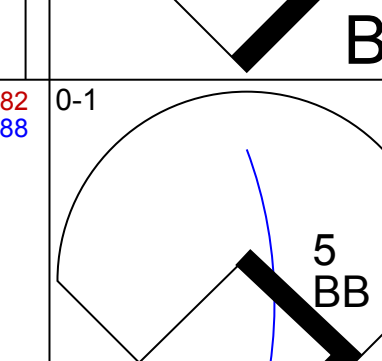

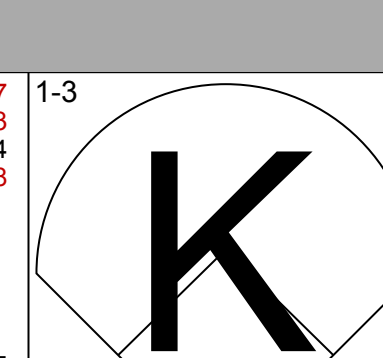
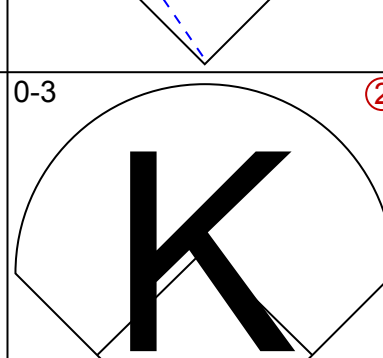

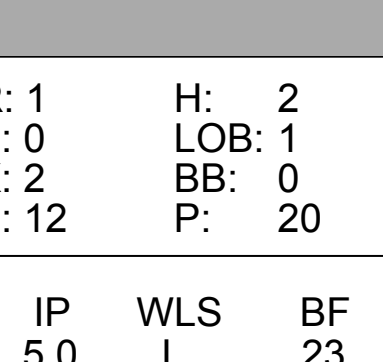
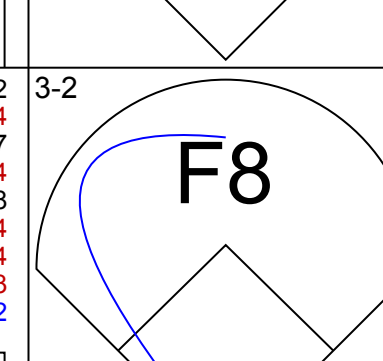
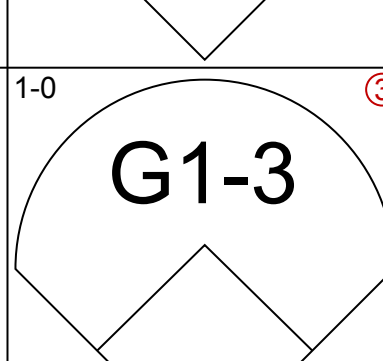
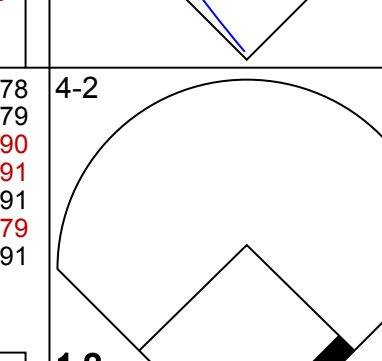

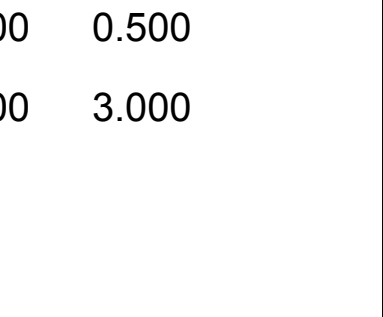




Batter	1	2	3	4	5	6	7	8	9	AB	R	H	RBI	BB	SO	LOB	TOP			
27 Carlos Gómez, R OBP: 0.350, SLG: 0.488										4	0	0	0	0	3	1				
20 Jonathan Lucroy, R OBP: 0.369, SLG: 0.485				 2B						4	1	1	0	0	0	0				
8 Ryan Braun, R OBP: 0.330, SLG: 0.487										4	0	0	0	0	2	1				
16 Aramis Ramirez, R OBP: 0.348, SLG: 0.464										4	0	0	0	0	1	1				
2 Scooter Gennett, L OBP: 0.344, SLG: 0.479				 2B		 BB				2	0	1	1	1	0	0				
18 Khris Davis, R OBP: 0.311, SLG: 0.483				 BB		 1-2				2	0	1	0	1	0	1				
7 Mark Reynolds, R OBP: 0.291, SLG: 0.407										3	0	0	0	0	1	1				
9 Jean Segura, R OBP: 0.277, SLG: 0.320						 1B				3	0	2	0	0	0	0				
52 Jimmy Nelson, R OBP: 0.188, SLG: 0.250										2	0	0	0	0	1	1				
41 Marco Estrada, R OBP: 0.176, SLG: 0.097										0	0	0	0	0	0	0				
24 Lyle Overbay, L OBP: 0.331, SLG: 0.344										1	0	0	0	0	1	1				
32 Tom Gorzelanny, R ERA: 1.58										0	0	0	0	0	0	0				
Inning Stats	R: 0 E: 0 K: 2 S: 11	H: 0 LOB: 0 BB: 0 P: 16	R: 0 E: 0 K: 0 S: 7	H: 1 LOB: 1 BB: 0 P: 11	R: 0 E: 0 K: 0 S: 9	H: 0 LOB: 0 BB: 0 P: 16	R: 1 E: 1 K: 2 S: 17	H: 2 LOB: 2 BB: 1 P: 26	R: 0 E: 0 K: 1 S: 7	H: 1 LOB: 0 BB: 0 P: 11	R: 0 E: 0 K: 1 S: 6	H: 0 LOB: 0 BB: 1 P: 17	R: 0 E: 0 K: 3 S: 13	H: 1 LOB: 1 BB: 0 P: 20	R: 0 E: 0 K: 0 S: 6	H: 0 LOB: 0 BB: 0 P: 10	1B: 3 2B: 2 HR: 0	SF: 0 SAC: 0 DP: 1 HBP: 0	WP: 0 PB: 1 SB: 0 CS: 1	PA: 32
PITCHER	IP WLS BF H R ER SO BB IBB HBP BLK WP HR S P ERA WHIP	IP WLS BF H R ER SO BB IBB HBP BLK WP HR S P ERA WHIP	IP WLS BF H R ER SO BB IBB HBP BLK WP HR S P ERA WHIP	IP WLS BF H R ER SO BB IBB HBP BLK WP HR S P ERA WHIP	IP WLS BF H R ER SO BB IBB HBP BLK WP HR S P ERA WHIP	IP WLS BF H R ER SO BB IBB HBP BLK WP HR S P ERA WHIP	IP WLS BF H R ER SO BB IBB HBP BLK WP HR S P ERA WHIP	IP WLS BF H R ER SO BB IBB HBP BLK WP HR S P ERA WHIP	IP WLS BF H R ER SO BB IBB HBP BLK WP HR S P ERA WHIP	IP WLS BF H R ER SO BB IBB HBP BLK WP HR S P ERA WHIP	IP WLS BF H R ER SO BB IBB HBP BLK WP HR S P ERA WHIP	IP WLS BF H R ER SO BB IBB HBP BLK WP HR S P ERA WHIP	IP WLS BF H R ER SO BB IBB HBP BLK WP HR S P ERA WHIP	IP WLS BF H R ER SO BB IBB HBP BLK WP HR S P ERA WHIP	IP WLS BF H R ER SO BB IBB HBP BLK WP HR S P ERA WHIP	IP WLS BF H R ER SO BB IBB HBP BLK WP HR S P ERA WHIP	IP WLS BF H R ER SO BB IBB HBP BLK WP HR S P ERA WHIP	IP WLS BF H R ER SO BB IBB HBP BLK WP HR S P ERA WHIP	IP WLS BF H R ER SO BB IBB HBP BLK WP HR S P ERA WHIP	IP WLS BF H R ER SO BB IBB HBP BLK WP HR S P ERA WHIP

Milwaukee Brewers @ San Diego Padres
Petco Park, San Diego, CA
Tue Aug 26 2014, 7:12 PM - 10:07 PM PDT
Att: 21,786 - Clear - 75 F

AB 29
R 1
H 5
RBI 1
BB 2
SO 9
LOB 7



Batter	1	2	3	4	5	6	7	8	9	AB	R	H	RBI	BB	SO	LOB	BOTTOM			
27 Yanagisawa Solarte, S OBP: 0.344, SLG: 0.381										4	0	1	0	0	1	2				
16 Abraham Almonte, S OBP: 0.277, SLG: 0.355			 1B		 BB					3	2	2	2	1	1	1				
12 Seth Smith, L OBP: 0.380, SLG: 0.486			 1B							4	1	0	0	0	2	3				
59 Kevin Quackenbush, R ERA: 2.93										0	0	0	0	0	0	0				
56 Joaquin Benoit, R ERA: 1.58										4	0	2	1	0	0	1				
8 Yasmani Grandal, S OBP: 0.304, SLG: 0.374			 1B							3	0	0	1	1	1	3				
9 Jedd Gyorko, R OBP: 0.255, SLG: 0.329										3	0	0	1	1	1	3				
44 René Rivera, R OBP: 0.304, SLG: 0.411								 1B		4	0	1	0	0	1	1				
7 Rymer Lirio, R OBP: 0.308, SLG: 0.279										4	0	0	0	0	3	2				
5 Alexi Amarista, L OBP: 0.291, SLG: 0.313								 BB		3	0	0	0	1	0	0				
3B Tyson Ross, R OBP: 0.236, SLG: 0.216			 2B							1	1	1	0	1	0	0				
50 Nick Vincent, R ERA: 4.52										0	0	0	0	0	0	0				
25 Will Venable, L OBP: 0.283, SLG: 0.322										2	0	0	0	0	1	3				
Inning Stats	R: 1 E: 0 K: 2 S: 12	H: 2 LOB: 1 BB: 0 P: 20	R: 0 E: 0 K: 2 S: 9	H: 0 LOB: 0 BB: 0 P: 17	R: 3 E: 1 K: 0 S: 13	H: 3 LOB: 1 BB: 0 P: 16	R: 0 E: 0 K: 2 S: 13	H: 0 LOB: 1 BB: 1 P: 22	R: 0 E: 0 K: 1 S: 11	H: 0 LOB: 1 BB: 1 P: 18	R: 0 E: 0 K: 1 S: 6	H: 0 LOB: 0 BB: 0 P: 8	R: 0 E: 0 K: 1 S: 9	H: 1 LOB: 0 BB: 0 P: 13	R: 0 E: 0 K: 1 S: 18	H: 1 LOB: 3 BB: 2 P: 29	1B: 5 2B: 1 3B: 0 HR: 1	SF: 0 SAC: 0 DP: 0 HBP: 0	WP: 0 PB: 0 SB: 1 CS: 0	PA: 36
PITCHER	IP WLS BF H R ER SO BB IBB HBP BLK WP HR S P ERA WHIP	IP WLS BF H R ER SO BB IBB HBP BLK WP HR S P ERA WHIP	IP WLS BF H R ER SO BB IBB HBP BLK WP HR S P ERA WHIP	IP WLS BF H R ER SO BB IBB HBP BLK WP HR S P ERA WHIP	IP WLS BF H R ER SO BB IBB HBP BLK WP HR S P ERA WHIP	IP WLS BF H R ER SO BB IBB HBP BLK WP HR S P ERA WHIP	IP WLS BF H R ER SO BB IBB HBP BLK WP HR S P ERA WHIP	IP WLS BF H R ER SO BB IBB HBP BLK WP HR S P ERA WHIP	IP WLS BF H R ER SO BB IBB HBP BLK WP HR S P ERA WHIP	IP WLS BF H R ER SO BB IBB HBP BLK WP HR S P ERA WHIP	IP WLS BF H R ER SO BB IBB HBP BLK WP HR S P ERA WHIP	IP WLS BF H R ER SO BB IBB HBP BLK WP HR S P ERA WHIP	IP WLS BF H R ER SO BB IBB HBP BLK WP HR S P ERA WHIP	IP WLS BF H R ER SO BB IBB HBP BLK WP HR S P ERA WHIP	IP WLS BF H R ER SO BB IBB HBP BLK WP HR S P ERA WHIP	IP WLS BF H R ER SO BB IBB HBP BLK WP HR S P ERA WHIP	IP WLS BF H R ER SO BB IBB HBP BLK WP HR S P ERA WHIP	IP WLS BF H R ER SO BB IBB HBP BLK WP HR S P ERA WHIP	IP WLS BF H R ER SO BB IBB HBP BLK WP HR S P ERA WHIP	IP WLS BF H R ER SO BB IBB HBP BLK WP HR S P ERA WHIP

Milwaukee Brewers @ San Diego Padres
Petco Park, San Diego, CA
Tue Aug 26 2014, 7:12 PM - 10:07 PM PDT
Att: 21,786 - Clear - 75 F

AB 32
R 4
H 7
RBI 4
BB 4
SO 10
LOB 16



Batter	1	2	3	4	5	6	7	8	9	10	AB	R	H	RBI	BB	SO	LOB										
27 Carlos Gómez, R OBP: 0.347, SLG: 0.483											5	0	0	0	0	3	2										
20 Jonathan Lucroy, R OBP: 0.367, SLG: 0.481											4	0	0	0	0	2	2										
8 Ryan Braun, R OBP: 0.327, SLG: 0.483											4	0	0	0	0	2	0										
16 Aramis Ramirez, R OBP: 0.348, SLG: 0.462											4	0	1	0	0	2	0										
2 Scooter Gennett, L OBP: 0.340, SLG: 0.473											4	0	0	0	0	0	1										
28 Gerardo Parra, L OBP: 0.307, SLG: 0.369											4	0	1	0	0	1	1										
24 Lyle Overbay, L OBP: 0.337, SLG: 0.353											3	1	2	0	1	0	0										
3 Elian Herrera, S OBP: 0.294, SLG: 0.352											4	1	2	1	0	1	2										
49 Yovani Gallardo, R OBP: 0.130, SLG: 0.133											1	0	0	0	0	0	0										
18 Kris Bryant, R OBP: 0.311, SLG: 0.445											0	0	0	0	0	0	0										
21 Jeremy Jeffress, R OBP: 0.281, SLG: 0.345											0	0	0	0	0	0	0										
13 Will Smith, R OBP: 0.281, SLG: 0.345											0	0	0	0	0	0	0										
57 Francisco Rodríguez, R OBP: 0.281, SLG: 0.345											0	0	0	0	0	0	0										
Rickie Weeks Jr., R OBP: 0.281, SLG: 0.345											0	0	0	0	0	0	0										
59 Zach Duke, L OBP: 0.281, SLG: 0.345											0	0	0	0	0	0	0										
Inning Stats	R: 0 E: 0 K: 3 S: 9	H: 0 LOB: 0 BB: 0 P: 15	R: 0 E: 0 K: 10 S: 10	H: 1 LOB: 2 BB: 1 P: 17	R: 0 E: 0 K: 2 S: 9	H: 0 LOB: 0 BB: 0 P: 13	R: 0 E: 0 K: 11 S: 11	H: 1 LOB: 1 BB: 0 P: 17	R: 0 E: 0 K: 1 S: 10	H: 2 LOB: 2 BB: 0 P: 13	R: 0 E: 0 K: 1 S: 6	H: 0 LOB: 0 BB: 0 P: 9	R: 2 E: 0 K: 1 S: 9	H: 2 LOB: 0 BB: 0 P: 16	R: 0 E: 0 K: 1 S: 6	H: 0 LOB: 0 BB: 0 P: 12	R: 0 E: 0 K: 1 S: 8	H: 0 LOB: 0 BB: 0 P: 11	R: 0 E: 0 K: 1 S: 11	H: 0 LOB: 0 BB: 0 P: 17	1B: 4 2B: 2 3B: 0 HR: 0	SF: 0 SAC: 1 DP: 0 HBP: 0	WP: 0 PA: 37				
PITCHER	IP 7.0	WLS 28	BF 6	H 2	R 1	ER 1	SO 9	BB 1	IBB 0	HBP 0	BLK 0	WP 0	HR 0	S 64	P 100	ERA 1.29	WHIP 1.000										
40 Odrisamer Despaigne, R ERA: 3.24	1.0	3	0	0	0	1	0	0	0	0	0	0	0	6	12	0.00	0.000										
50 Nick Vincent, R ERA: 3.59	1.0	3	0	0	0	1	0	0	0	0	0	0	0	8	11	0.00	0.000										
59 Kevin Quackenbush, R ERA: 2.78	1.0	W	3	0	0	0	1	0	0	0	0	0	0	11	17	0.00	0.000										
33 Dale Thayer, R ERA: 2.13																											

Milwaukee Brewers @ San Diego Padres
 Petco Park, San Diego, CA
 Wed Aug 27 2014, 6:13 PM - 9:48 PM PDT
 Att: 21,156 - Clear - 84 F

AB 35
 R 2
 H 6
 RBI 1
 BB 1
 SO 12
 LOB 8

WP: 0 PA: 37
 PB: 1
 SB: 1
 CS: 0

Batter	1	2	3	4	5	6	7	8	9	10	AB	R	H	RBI	BB	SO	LOB										
27 Yangervis Solarte, S OBP: 0.347, SLG: 0.381											3	0	1	0	2	0	2										
16 Abraham Almonte, S OBP: 0.275, SLG: 0.351											5	0	1	0	0	1	3										
12 Seth Smith, L OBP: 0.386, SLG: 0.481											4	0	0	0	1	0	2										
8 Yasmani Grandal, S OBP: 0.308, SLG: 0.375											4	1	2	0	1	1	3										
9 Jedd Gyorko, R OBP: 0.291, SLG: 0.332											3	1	2	0	1	0	1										
24 Cameron Maybin, R OBP: 0.286, SLG: 0.362											1	0	0	0	0	0	2										
25 Will Venable, L OBP: 0.283, SLG: 0.322											3	0	1	0	0	0	2										
14 Tommy Medica, R OBP: 0.296, SLG: 0.417											1	0	0	0	0	0	0										
59 Kevin Quackenbush, R OBP: 0.286, SLG: 0.362											0	0	0	0	0	0	0										
33 Dale Thayer, R OBP: 0.286, SLG: 0.362											0	0	0	0	0	0	0										
7 Rymer Lirio, R OBP: 0.302, SLG: 0.273											1	0	0	0	0	0	2										
44 René Rivera, R OBP: 0.306, SLG: 0.425											5	1	2	2	0	1	4										
5 Alexi Amarista, L OBP: 0.291, SLG: 0.310											3	0	0	0	1	0	2										
40 Odrisamer Despaigne, R ERA: 3.24	R: 0 E: 0 K: 0 S: 7	H: 1 LOB: 0 BB: 0 P: 11	R: 0 E: 0 K: 5 S: 5	H: 0 LOB: 0 BB: 1 P: 13	R: 0 E: 0 K: 0 S: 10	H: 0 LOB: 0 BB: 0 P: 15	R: 0 E: 0 K: 0 S: 8	H: 0 LOB: 0 BB: 0 P: 14	R: 0 E: 1 K: 0 S: 22	H: 0 LOB: 1 BB: 1 P: 21	R: 1 E: 0 K: 1 S: 17	H: 3 LOB: 2 BB: 0 P: 22	R: 0 E: 0 K: 2 S: 10	H: 1 LOB: 2 BB: 1 P: 22	R: 1 E: 0 K: 1 S: 11	H: 2 LOB: 1 BB: 1 P: 22	R: 1 E: 0 K: 0 S: 9	H: 2 LOB: 2 BB: 1 P: 18	1B: 10 2B: 0 3B: 0 HR: 1	SF: 0 SAC: 0 DP: 3 HBP: 0	WP: 0 PA: 43						
PITCHER	IP 6.0	WLS 22	BF 3	H 0	R 0	ER 0	SO 3	BB 0	IBB 0	HBP 0	BLK 0	WP 0	HR 0	S 65	P 109	ERA 0.00	WHIP 1.000										
49 Yovani Gallardo, R ERA: 3.26	1.0	H	6	3	1	1	1	0	0	0	0	0	0	17	22	9.00	3.000										
21 Jeremy Jeffress, R ERA: 3.0	1.0	B	5	1	0	0	2	1	0	0	0	0	0	10	22	0.00	2.000										
13 Will Smith, L ERA: 3.0	1.0	B	5	2	1	1	1	1	0	0	0	0	0	11	22	9.00	3.000										
57 Francisco Rodríguez, R ERA: 3.0	0.2	L	5	2	1	1	0	1	0	0	0	0	0	9	18	13.50	4.500										
59 Zach Duke, L ERA: 2.47																											

Milwaukee Brewers @ San Diego Padres
 Petco Park, San Diego, CA
 Wed Aug 27 2014, 6:13 PM - 9:48 PM PDT
 Att: 21,156 - Clear - 84 F

AB 37
 R 3
 H 11
 RBI 3
 BB 6
 SO 4
 LOB 28

Batter	1	2	3	4	5	6	7	8	9	10	11	12	AB	R	H	RBI	BB	SO	LOB	TOP				
9 Dee Strange-Gordon, L OBP: 0.332, SLG: 0.393	G3		K		F9			F7	FC4-6			K	6	0	0	0	0	2	6					
13 Hanley Ramirez, R OBP: 0.363, SLG: 0.457	F8											G5-3	4	1	3	2	0	0	0					
72 Miguel Rojas, R OBP: 0.259, SLG: 0.242													1	0	0	0	1	0	0					
23 Adrián González, L OBP: 0.332, SLG: 0.457	K		G4-3										6	0	1	0	0	1	3					
27 Matt Kemp, R OBP: 0.340, SLG: 0.463													6	0	1	0	0	3	2					
3 Carl Crawford, L OBP: 0.304, SLG: 0.362													5	0	0	0	0	1	2					
16 Andre Ethier, L OBP: 0.313, SLG: 0.371													5	0	2	0	0	2	0					
10 Justin Turner, R OBP: 0.396, SLG: 0.452													5	1	3	0	0	2	2					
17 A.J. Ellis, R OBP: 0.328, SLG: 0.249													4	0	1	0	1	1	3					
14 Dan Haren, R ERA: 3.37													2	0	0	0	0	2	3					
28 Jamey Wright, R ERA: 3.77													4	0	0	0	0	0	0					
56 J.P. Howell, L ERA: 5.01													0	0	0	0	0	0	0					
0 Brian Wilson, R ERA: 5.01													0	0	0	0	0	0	0					
52 Pedro Báez, R ERA: 2.13													0	0	0	0	0	0	0					
Inning Stats	R: 0 E: 0 K: 1 S: 8	H: 0 LOB: 0 BB: 0 P: 11	R: 0 H: 0 E: 0 K: 3 S: 11	H: 0 LOB: 0 BB: 0 P: 16	R: 1 E: 0 K: 2 S: 17	H: 3 LOB: 2 BB: 0 P: 26	R: 0 E: 0 K: 1 S: 8	H: 0 LOB: 0 BB: 0 P: 10	R: 0 H: 1 E: 0 K: 1 S: 9	H: 1 LOB: 1 BB: 0 P: 17	R: 0 E: 0 K: 1 S: 10	H: 0 LOB: 1 BB: 0 P: 9	R: 0 H: 1 E: 0 K: 1 S: 13	H: 1 LOB: 3 BB: 2 P: 25	R: 0 E: 0 K: 1 S: 15	H: 1 LOB: 1 BB: 0 P: 19	R: 0 E: 0 K: 1 S: 11	H: 1 LOB: 1 BB: 0 P: 15	1B: 8 2B: 2 3B: 0 HR: 1	SF: 0 SAC: 0 DP: 0 HBP: 0	WP: 0 PB: 0 SB: 1 CS: 0	PA: 49		
PITCHER	IP WLS BF H R ER SO BB IBB HBP BLK WP HR S P ERA WHIP	34 Andrew Cashner, R ERA: 2.37	50 Nick Vincent, R ERA: 3.5	33 Dale Thayer, R ERA: 2.25	59 Kevin Quackenbush, R ERA: 2.7	58 Blaine Boyer, R ERA: 2.5	46 Tim Stauffer, R ERA: 3.81	IP WLS BF H R ER SO BB IBB HBP BLK WP HR S P ERA WHIP	46 Tim Stauffer, R ERA: 3.81	IP WLS BF H R ER SO BB IBB HBP BLK WP HR S P ERA WHIP	46 Tim Stauffer, R ERA: 3.81	IP WLS BF H R ER SO BB IBB HBP BLK WP HR S P ERA WHIP	46 Tim Stauffer, R ERA: 3.81	IP WLS BF H R ER SO BB IBB HBP BLK WP HR S P ERA WHIP	46 Tim Stauffer, R ERA: 3.81	IP WLS BF H R ER SO BB IBB HBP BLK WP HR S P ERA WHIP	46 Tim Stauffer, R ERA: 3.81	IP WLS BF H R ER SO BB IBB HBP BLK WP HR S P ERA WHIP	46 Tim Stauffer, R ERA: 3.81	IP WLS BF H R ER SO BB IBB HBP BLK WP HR S P ERA WHIP	46 Tim Stauffer, R ERA: 3.81	IP WLS BF H R ER SO BB IBB HBP BLK WP HR S P ERA WHIP	46 Tim Stauffer, R ERA: 3.81	IP WLS BF H R ER SO BB IBB HBP BLK WP HR S P ERA WHIP

Los Angeles Dodgers @ San Diego Padres
Petco Park, San Diego, CA
Fri Aug 29 2014, 7:12 PM - 11:23 PM PDT
Att: 30,818 - Clear - 75 F

AB 46
R 2
H 11
RBI 2
BB 3
SO 15
LOB 23

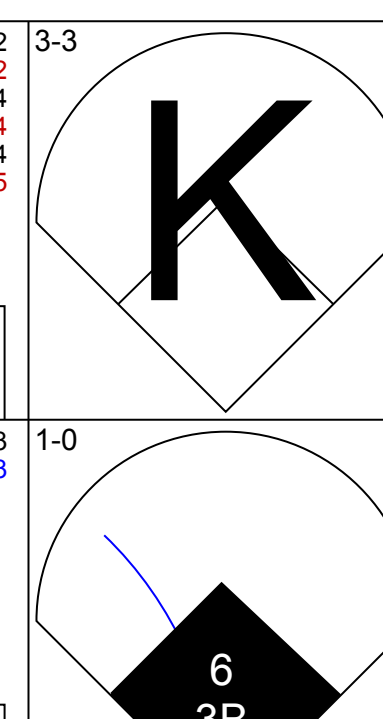
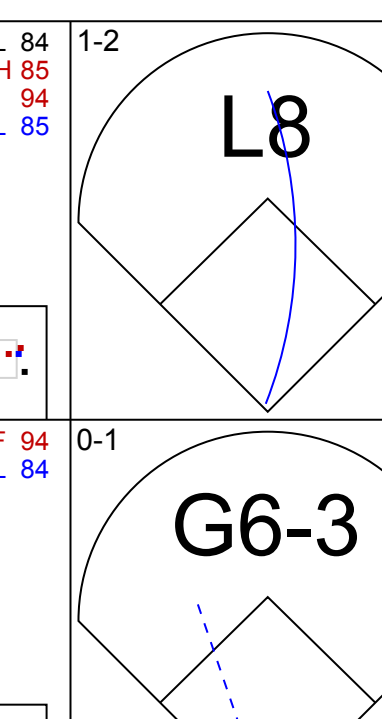
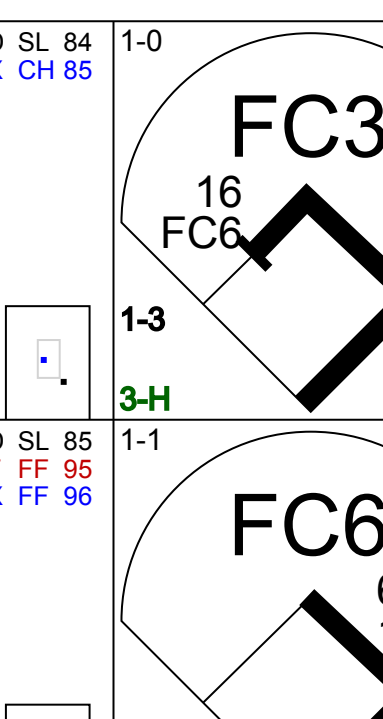
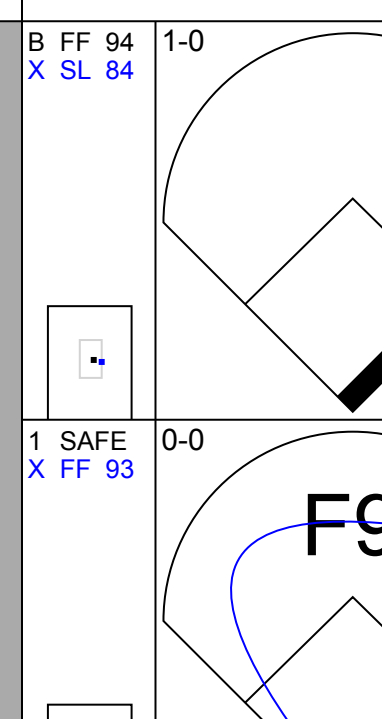
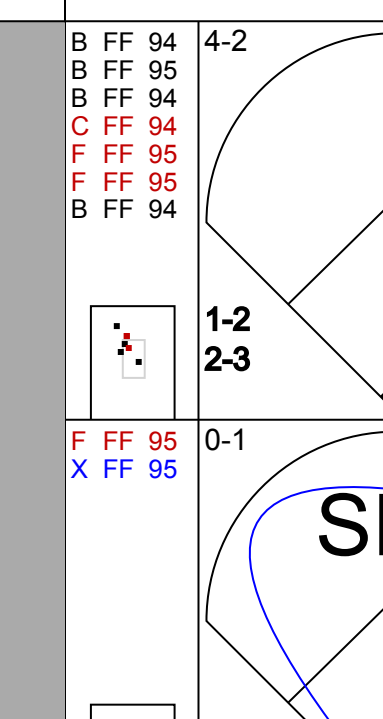
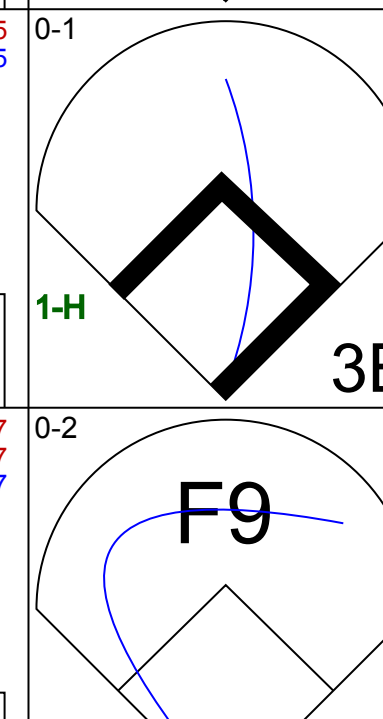

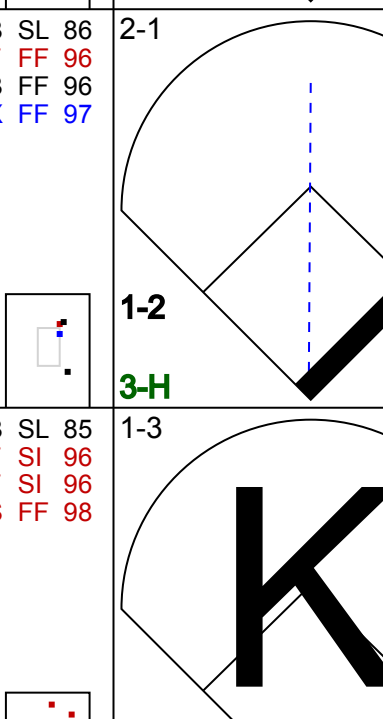

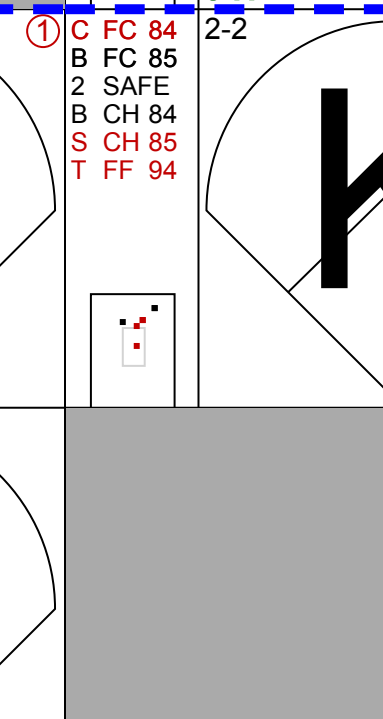

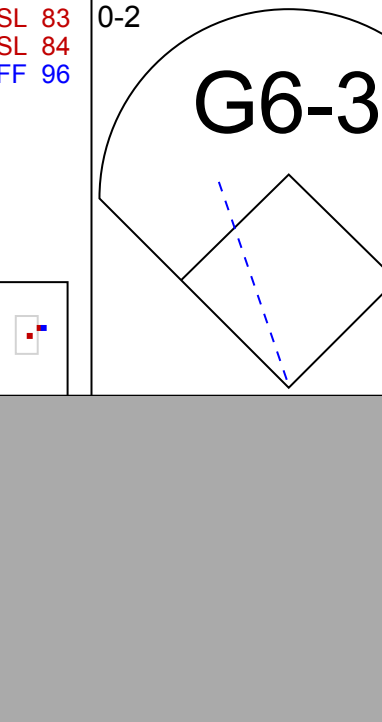
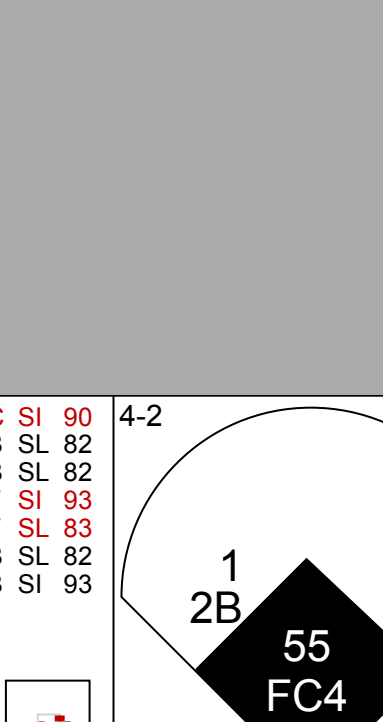
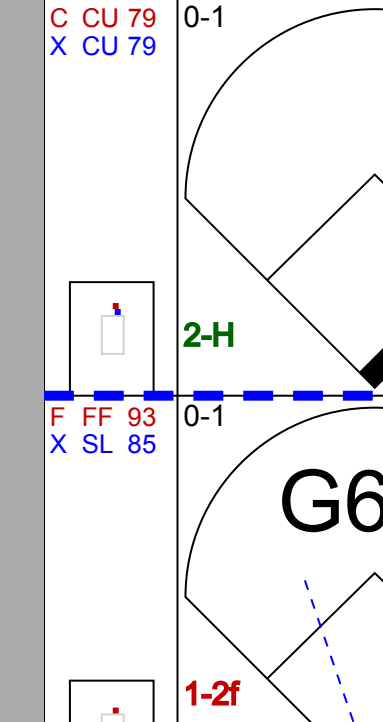
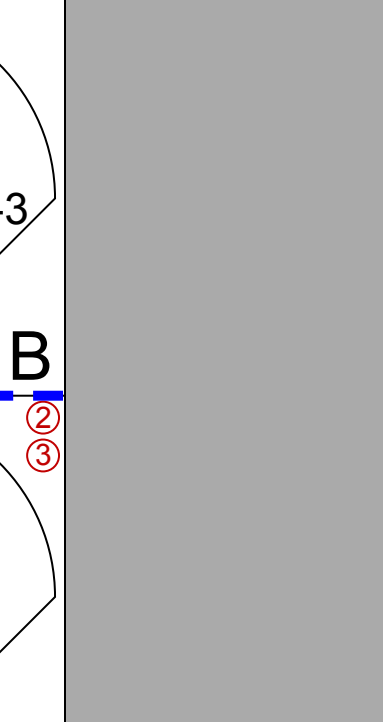


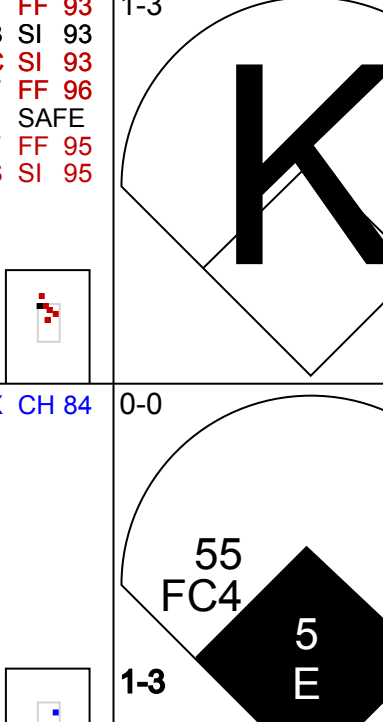


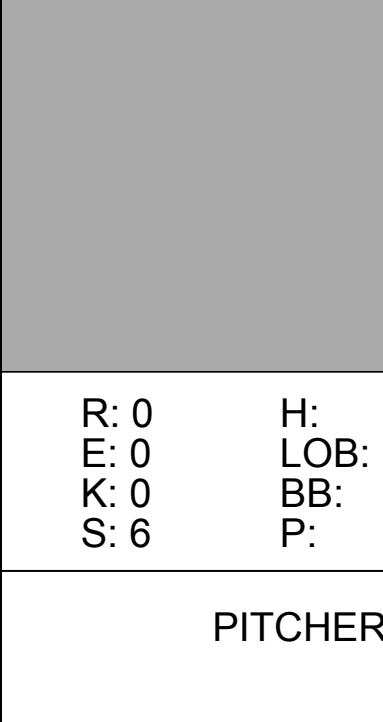
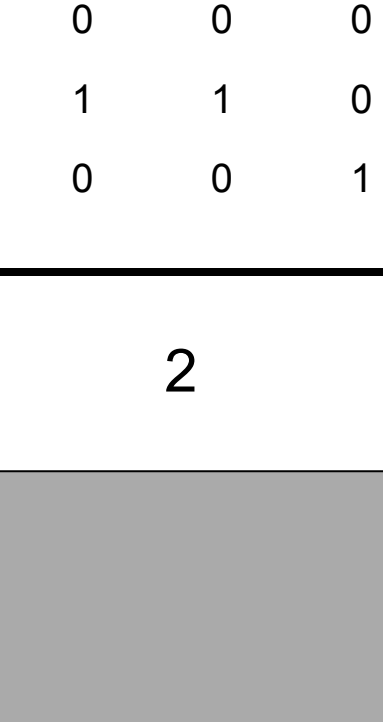
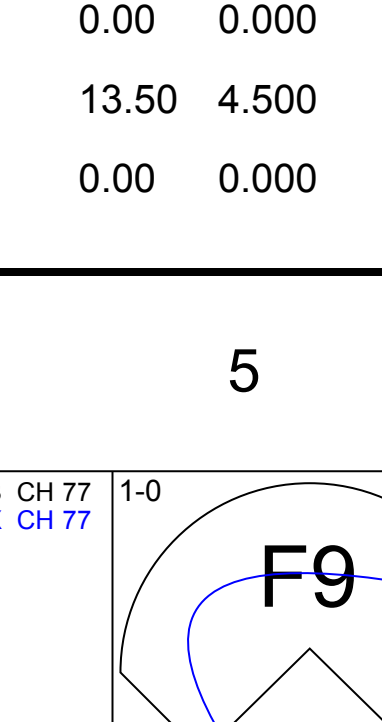
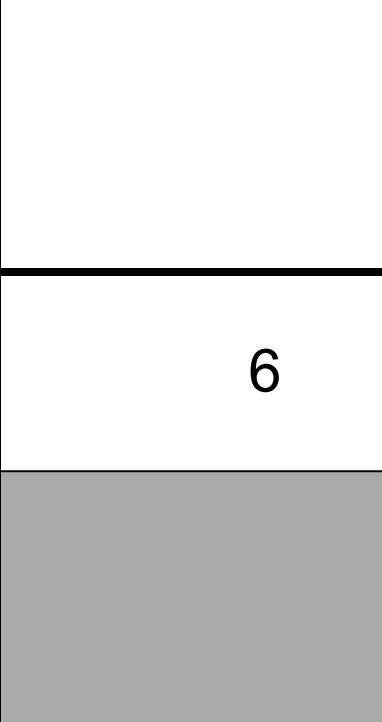
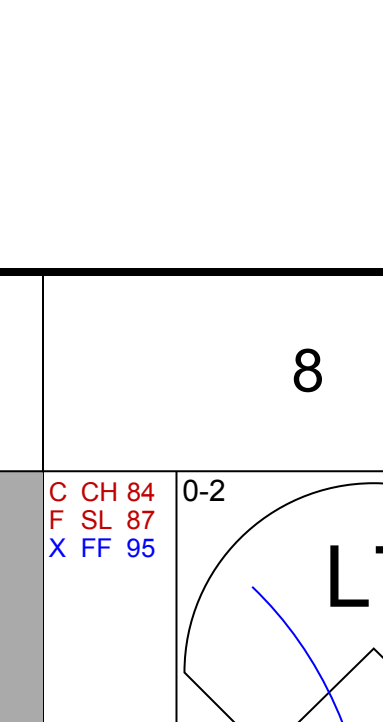


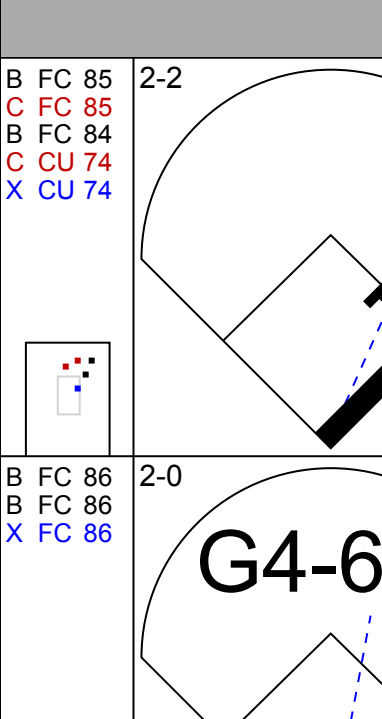



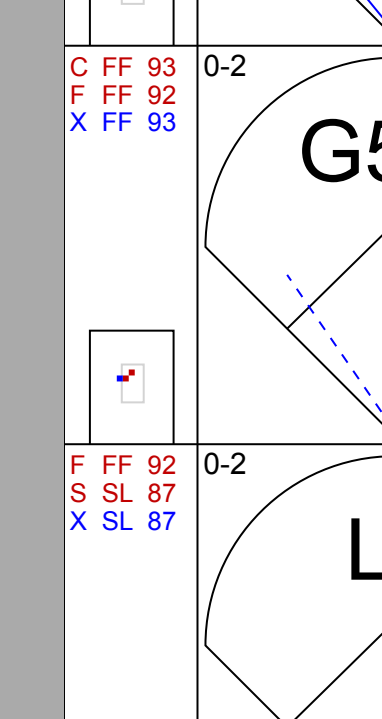


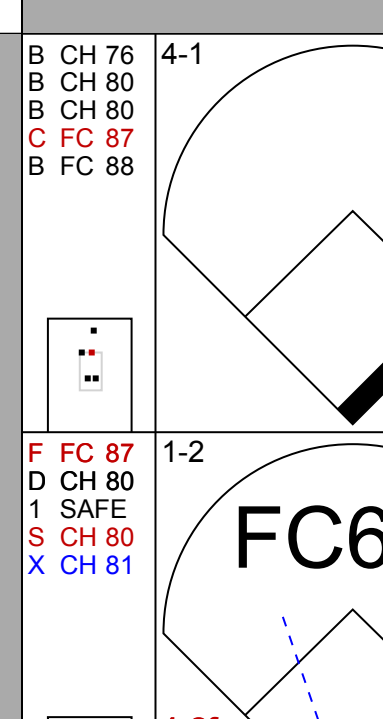



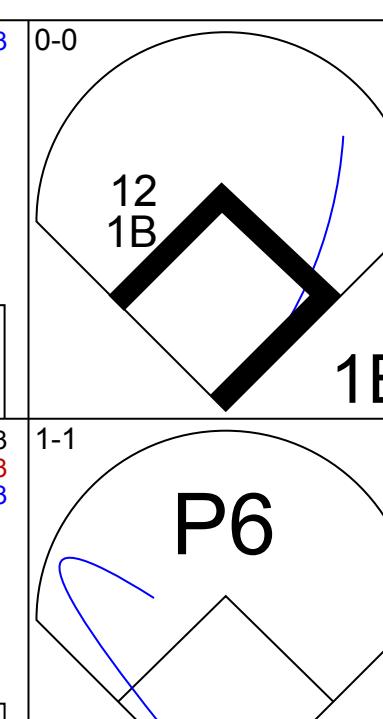
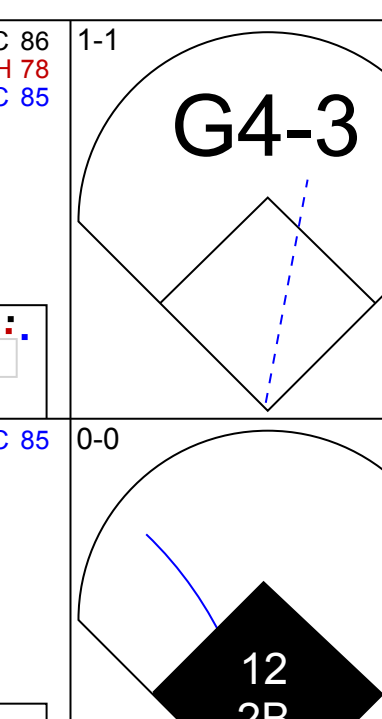
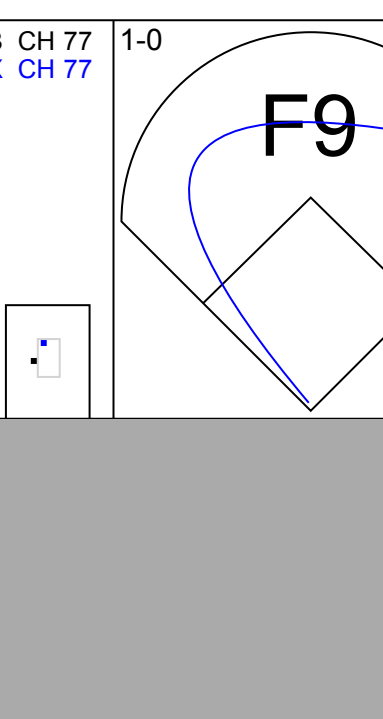
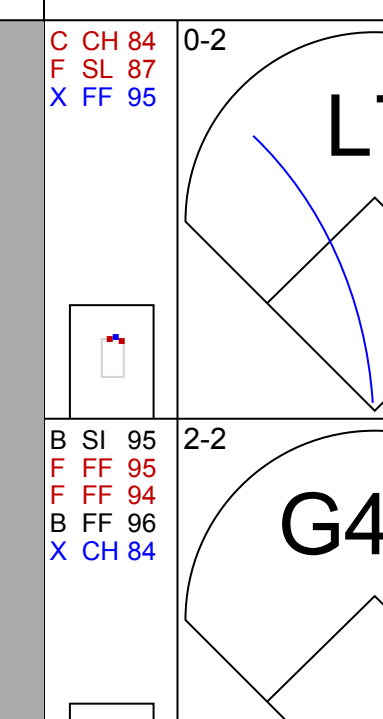
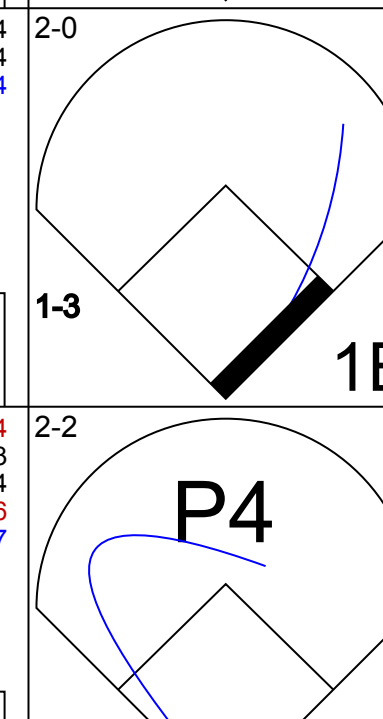
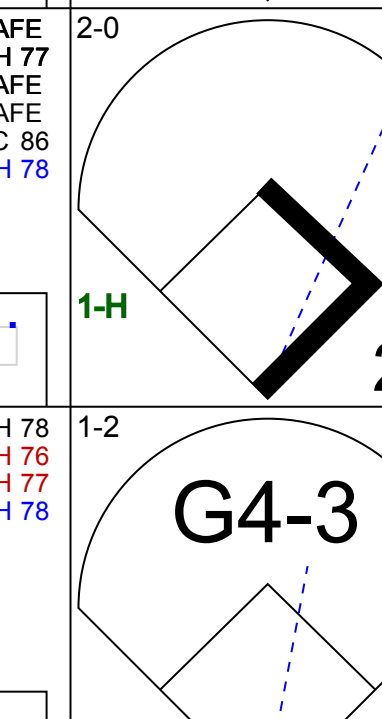




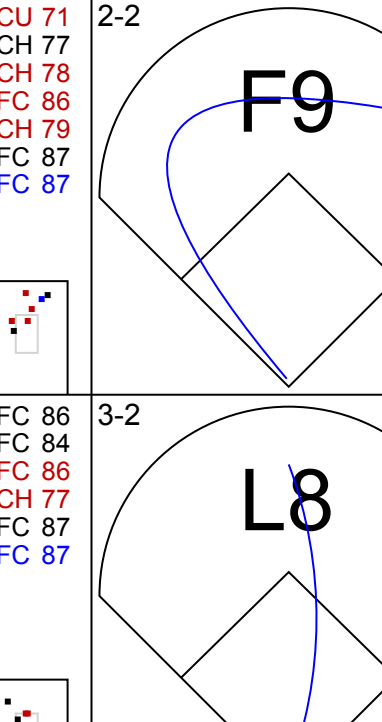


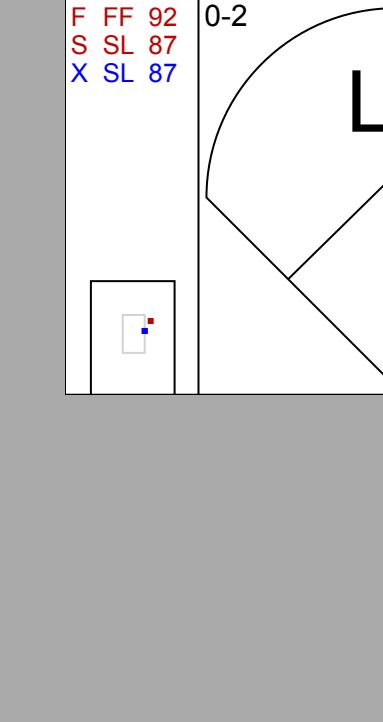


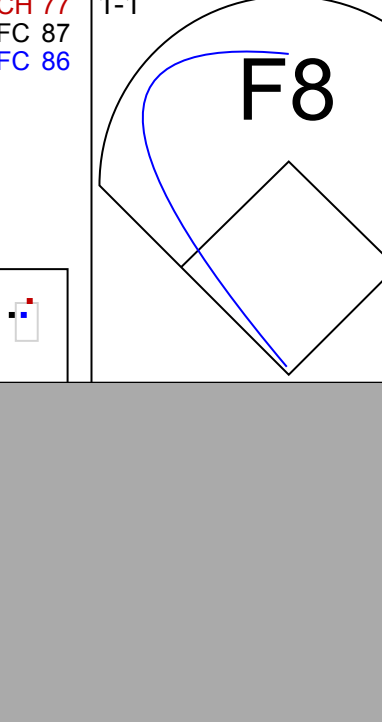
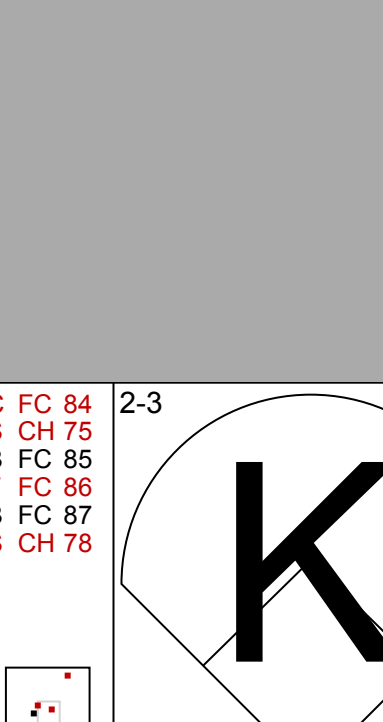
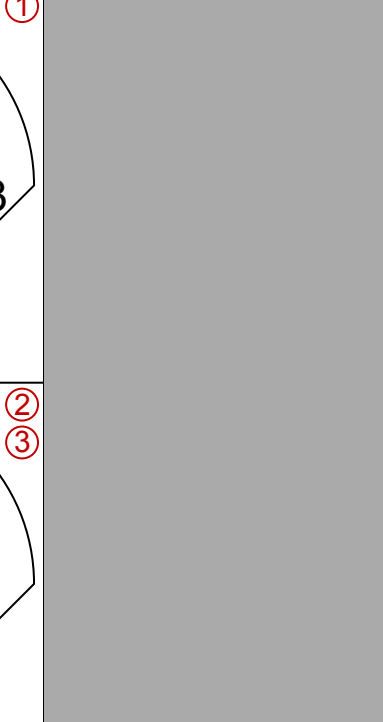
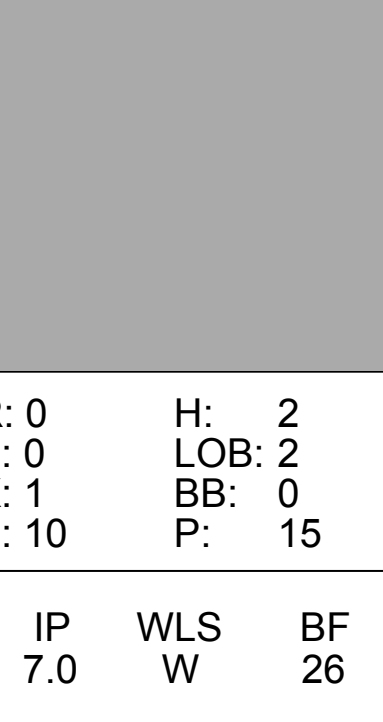

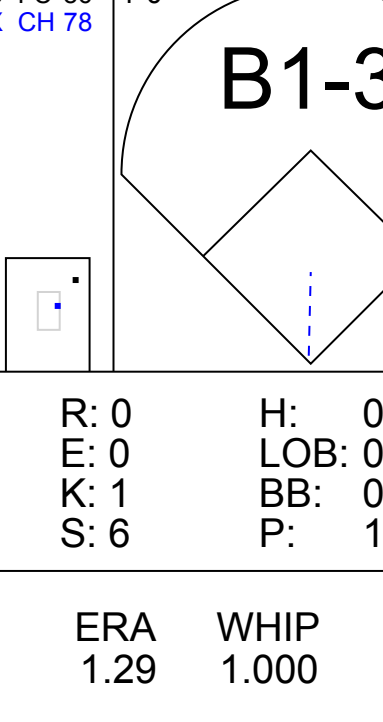
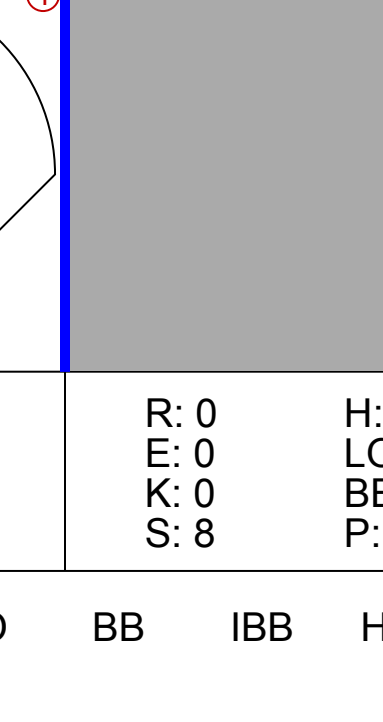
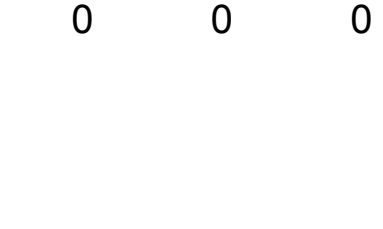


Batter	1	2	3	4	5	6	7	8	9	10	11	12	AB	R	H	RBI	BB	SO	LOB	BOTTOM					
27 Yangervis Solarte, S OBP: 0.345, SLG: 0.377	P4		F9		G3								4	1	0	0	2	0	3						
16 Abraham Almonte, S OBP: 0.279, SLG: 0.349													4	0	1	0	1	0	1						
12 Seth Smith, L OBP: 0.383, SLG: 0.475													5	0	0	0	1	0	5						
8 Yasmani Grandal, S OBP: 0.309, SLG: 0.372													5	1	1	1	1	1	3						
9 Jedd Gyorko, R OBP: 0.257, SLG: 0.327													5	0	0	0	0	1	3						
44 René Rivera, R OBP: 0.309, SLG: 0.428													3	1	2	1	0	0	0						
24 Cameron Maybin, R9, PR OBP: 0.286, SLG: 0.362													0	0	0	0	0	0	0						
58 Blaine Boyer, R OBP: 0.296, SLG: 0.274													1	0	0	0	0	0	0						
1 Chris Nelson, R OBP: 0.296, SLG: 0.274													1	0	0	0	0	0	0						
7 Rymer Lirio, R OBP: 0.304, SLG: 0.277													3	0	1	0	0	2	1						
25 Will Venable, L OBP: 0.282, SLG: 0.321													1	0	0	0	0	1	0						
46 Tim Stauffer, R OBP: 0.200, SLG: 0.200													0	0	0	0	0	0	0						
5 Alexi Amarista, L OBP: 0.292, SLG: 0.312													5	0	2	0	0	1	3						
34 Andrew Cashner, R ERA: 2.37													2	0	1	0	0	1	2						
14 Tommy Medica, R ERA: 2.15													1	0	0	0	0	0	0						
33 Dale Thayer, R ERA: 2.25													0	0	0	0	0	0	0						
59 Kevin Quackenbush, R ERA: 2.7													0	0	0	0	0	0	0						
4 Jake Goebbert, L ERA: 3.04													1	0	0	0	1	0	1						
Inning Stats	R: 0 E: 0 K: 10 S: 10	H: 1 LOB: 0 BB: 0 P: 15	R: 1 H: 0 E: 1 K: 1 S: 14	H: 0 LOB: 1 BB: 1 P: 26	R: 0 H: 1 E: 0 K: 0 S: 15	H: 1 LOB: 1 BB: 0 P: 15	R: 1 H: 3 E: 1 K: 2 S: 15	H: 3 LOB: 2 BB: 0 P: 22	R: 0 H: 0 E: 0 K: 0 S: 6	H: 0 LOB: 0 BB: 0 P: 8	R: 0 H: 0 E: 0 K: 1 S: 10	H: 0 LOB: 0 BB: 2 P: 23	R: 0 H: 1 E: 0 K: 1 S: 7	H: 1 LOB: 1 BB: 1 P: 11	R: 0 H: 0 E: 0 K: 2 S: 7	H: 0 LOB: 0 BB: 0 P: 11	R: 1 H: 2 E: 0 K: 0 S: 11	H: 2 LOB: 3 BB: 2 P: 22	1B: 8 2B: 0 3B: 0 HR: 0	SF: 1 SAC: 2 DP: 0 HBP: 0	WP: 1 PB: 0 SB: 0 CS: 1	PA: 50			
PITCHER	IP WLS BF H R ER SO BB IBB HBP BLK WP HR S P ERA WHIP	14 Dan Haren, R ERA: 2.13	28 Jamey Wright, R ERA: 3.77	56 J.P. Howell, L ERA: 5.01	0 Brian Wilson, R ERA: 5.01	52 Pedro Báez, R ERA: 2.13	77 Carlos Frías, R ERA: 5.65	43 Brandon League, R ERA: 2.55	35 Kevin Correia, R ERA: 5.13	IP WLS BF H R ER SO BB IBB HBP BLK WP HR S P ERA WHIP	77 Carlos Frías, R ERA: 5.65	43 Brandon League, R ERA: 2.55	35 Kevin Correia, R ERA: 5.13	IP WLS BF H R ER SO BB IBB HBP BLK WP HR S P ERA WHIP	77 Carlos Frías, R ERA: 5.65	43 Brandon League, R ERA: 2.55	35 Kevin Correia, R ERA: 5.13	IP WLS BF H R ER SO BB IBB HBP BLK WP HR S P ERA WHIP	77 Carlos Frías, R ERA: 5.65	43 Brandon League, R ERA: 2.55	35 Kevin Correia, R ERA: 5.13	IP WLS BF H R ER SO BB IBB HBP BLK WP HR S P ERA WHIP	77 Carlos Frías, R ERA: 5.65	43 Brandon League, R ERA: 2.55	35 Kevin Correia, R ERA: 5.13

Los Angeles Dodgers @ San Diego Padres
Petco Park, San Diego, CA
Fri Aug 29 2014, 7:12 PM - 11:23 PM PDT
Att: 30,818 - Clear - 75 F

AB 40
R 3
H 8
RBI 2
BB 6
SO 9
LOB 21



Batter	1	2	3	4	5	6	7	8	9	AB	R	H	RBI	BB	SO	LOB	TOP					
5 Ender Inciarte, L (1.8) OBP: 0.307, SLG: 0.341										4	0	1	0	1	1	1	<p>Arizona Diamondbacks @ San Diego Padres Petco Park, San Diego, CA Wed Sep 03 2014, 7:09 PM - 9:51 PM PDT Att: 16,335 - Partly Cloudy - 72 F</p> <p>livebaseballscores.com</p>					
16 Chris Owings, R (1.4) OBP: 0.310, SLG: 0.453										4	1	1	1	0	0	3						
6 David Peralta, L (1.9) OBP: 0.328, SLG: 0.466										5	0	2	2	0	2	2						
15 Mark Trumbo, R (1.3) OBP: 0.305, SLG: 0.383										4	1	1	0	0	1	3						
26 Miguel Montero, L (1.2) OBP: 0.343, SLG: 0.396										4	0	1	1	0	1	1						
17 Alfredo Marte, R (1.7) OBP: 0.240, SLG: 0.330										3	1	0	0	1	0	1						
4 Cliff Pennington, S (1.5) OBP: 0.354, SLG: 0.359										3	0	0	0	1	1	1						
1 Didi Gregorius, L (1.6) OBP: 0.281, SLG: 0.361										4	2	1	0	0	0	1						
55 Josh Collmenter, R (1.1) OBP: 0.157, SLG: 0.163										3	1	0	1	0	1	1						
41 Daniel Hudson, R (8.1)										0	0	0	0	0	0	0						
7 Cody Ross, R (9. PH) OBP: 0.291, SLG: 0.311										1	0	1	0	0	0	0						
43 Addison Reed, L (9.1)										0	0	0	0	0	0	0						
Inning Stats	R: 1 E: 0 K: 2 S: 16	H: 2 LOB: 1 BB: 0 P: 21	R: 0 E: 0 K: 0 S: 7	H: 0 LOB: 0 BB: 0 P: 10	R: 0 E: 0 K: 1 S: 8	H: 0 LOB: 0 BB: 0 P: 9	R: 0 E: 0 K: 0 S: 6	H: 0 LOB: 0 BB: 0 P: 9	R: 3 E: 1 K: 2 S: 18	H: 2 LOB: 2 BB: 1 P: 28	R: 0 E: 0 K: 0 S: 6	H: 0 LOB: 0 BB: 0 P: 10	R: 0 E: 0 K: 0 S: 6	H: 1 LOB: 1 BB: 0 P: 9	R: 1 E: 0 K: 1 S: 8	H: 2 LOB: 0 BB: 0 P: 9	R: 1 E: 0 K: 1 S: 21	H: 1 LOB: 2 BB: 2 P: 32	1B: 5 2B: 2 3B: 1 HR: 0	SF: 1 SAC: 0 DP: 1 HBP: 0	WP: 0 PB: 0 SB: 0 CS: 0	PA: 39
PITCHER	IP	WLS	BF	H	R	ER	SO	BB	IBB	HBP	BLK	WP	HR	S	P	ERA	WHIP					
34 Andrew Cashner, R (1.1) ERA: 2.39	7.0	L	29	5	4	2	5	1	0	0	0	0	0	67	96	2.57	0.857					
60 Frank Garces, L (8.1) ERA: 2.7	0.1		3	2	1	1	1	0	0	0	0	0	0	6	7	27.00	6.000					
57 Leonel Campos, R (8.1) ERA:	0.2		1	0	0	0	0	0	0	0	0	0	0	2	2	0.00	0.000					
61 R.J. Alvarez, R (9.1) ERA: 13.5	0.2		5	1	1	1	0	2	0	0	0	0	0	18	27	13.50	4.500					
54 Alex Torres, L (9.1) ERA: 3.39	0.1		1	0	0	0	1	0	0	0	0	0	0	3	5	0.00	0.000					

Batter	1	2	3	4	5	6	7	8	9	AB	R	H	RBI	BB	SO	LOB	BOTTOM					
27 Yangervis Solarte, S (1.5) OBP: 0.343, SLG: 0.374										4	0	1	0	0	0	0	<p>Arizona Diamondbacks @ San Diego Padres Petco Park, San Diego, CA Wed Sep 03 2014, 7:09 PM - 9:51 PM PDT Att: 16,335 - Partly Cloudy - 72 F</p> <p>livebaseballscores.com</p>					
5 Alexi Amarista, L (1.6) OBP: 0.297, SLG: 0.314										4	1	2	0	0	0	1						
12 Seth Smith, L (1.7) OBP: 0.383, SLG: 0.470										4	0	2	1	0	0	1						
8 Yasmani Grandal, S (1.3) OBP: 0.304, SLG: 0.365										3	0	0	0	1	0	3						
44 René Rivera, R (1.2) OBP: 0.323, SLG: 0.434										4	0	0	0	0	2	3						
25 Will Venable, L (1.8) OBP: 0.282, SLG: 0.317										2	0	0	0	1	0	0						
7 Rymer Lirio, R (1.9) OBP: 0.299, SLG: 0.293										3	0	0	0	0	0	1						
15 Cory Spangenberg, L (1.4) OBP: 0.250, SLG: 0.625										3	0	0	0	0	1	1						
34 Andrew Cashner, R (1.1) OBP: 0.25, SLG: 0.125										2	0	0	0	0	0	0						
60 Frank Garces, L (8.1)										0	0	0	0	0	0	0						
57 Leonel Campos, R (8.1)										0	0	0	0	0	0	0						
16 Abraham Almonte, S (8. PH) OBP: 0.285, SLG: 0.339										1	0	0	0	0	0	0						
61 R.J. Alvarez, R (9.1)										0	0	0	0	0	0	0						
54 Alex Torres, L (9.1)										0	0	0	0	0	0	0						
Inning Stats	R: 0 E: 0 K: 1 S: 10	H: 2 LOB: 2 BB: 0 P: 15	R: 0 E: 0 K: 0 S: 5	H: 0 LOB: 0 BB: 0 P: 7	R: 1 E: 0 K: 0 S: 8	H: 2 LOB: 1 BB: 0 P: 12	R: 0 E: 0 K: 0 S: 10	H: 0 LOB: 0 BB: 0 P: 16	R: 0 E: 0 K: 1 S: 6	H: 1 LOB: 1 BB: 1 P: 21	R: 0 E: 0 K: 0 S: 6	H: 0 LOB: 0 BB: 1 P: 11	R: 0 E: 0 K: 0 S: 9	H: 0 LOB: 0 BB: 0 P: 13	R: 0 E: 0 K: 0 S: 8	H: 0 LOB: 0 BB: 0 P: 8	1B: 4 2B: 1 3B: 0 HR: 0	SF: 0 SAC: 0 DP: 2 HBP: 0	WP: 0 PB: 0 SB: 0 CS: 0	PA: 32		
PITCHER	IP	WLS	BF	H	R	ER	SO	BB	IBB	HBP	BLK	WP	HR	S	P	ERA	WHIP					
55 Josh Collmenter, R (1.1) ERA: 3.81	7.0	W	26	5	1	1	3	2	0	0	0	0	0	56	92	1.29	1.000					
41 Daniel Hudson, R (8.1) ERA:	1.0		3	0	0	0	0	0	0	0	0	0	0	9	13	0.00	0.000					
43 Addison Reed, R (9.1) ERA: 3.54	1.0		3	0	0	0	0	0	0	0	0	0	0	8	8	0.00	0.000					

Batter	1	2	3	4	5	6	7	8	9	AB	R	H	RBI	BB	SO	LOB	TOP						
5 Ender Inciarte, L OBP: 0.308, SLG: 0.345	F8	F8	G3	G3	K	K		2B		5	0	2	1	0	1	2	Arizona Diamondbacks @ San Diego Padres Petco Park, San Diego, CA Thu Sep 04 2014, 6:11 PM - 9:09 PM PDT Att: 16,025 - Clear - 73 F livebaseballscorecards.com						
16 Chris Owings, R OBP: 0.312, SLG: 0.452	E7	E7	F8	F8	K	K		G6-3		5	0	2	0	0	1	3							
6 David Peralta, L OBP: 0.326, SLG: 0.462	G4-3	G4-3	F7	F7					G3	5	1	1	0	0	1	3							
15 Mark Trumbo, R OBP: 0.307, SLG: 0.385	BB	CS	2B	2B	F8	P4		G4-3		4	1	1	0	1	0	1							
26 Miguel Montero, L OBP: 0.342, SLG: 0.394	G4-3		1B	1B	G6-3	F8		G6-3		5	0	1	1	0	0	3							
2 Aaron Hill, R OBP: 0.283, SLG: 0.373		1B	F9	F9	L7			2B		4	1	2	1	0	0	1							
11 AJ Pollock, R OBP: 0.367, SLG: 0.551		1B	1B	1B				G4-3		4	1	3	0	0	0	1							
1 Didi Gregorius, L OBP: 0.281, SLG: 0.358		E5	L9	L9	F8			L8		4	1	1	1	0	0	3							
48 Randall Delgado, R ERA: 3.75	SH2-3	SH2-3						K		1	0	0	0	0	1	2							
31 Jordan Pacheco, R ERA: 2.45										0	0	0	0	1	0	0							
7 Cody Ross, R OBP: 0.296, SLG: 0.309										0	0	0	0	0	0	0							
37 Matt Stites, L ERA: 3.31										0	0	0	0	0	0	0							
59 Oliver Pérez, L ERA: 3.49										0	0	0	0	0	0	0							
29 Brad Ziegler, R ERA: 3.49										0	0	0	0	0	0	0							
Inning Stats	R: 0 E: 1 K: 0 S: 8	H: 1 LOB: 2 BB: 1 P: 13	R: 3 E: 1 K: 1 S: 25	H: 5 LOB: 1 BB: 0 P: 28	R: 1 E: 0 K: 1 S: 15	H: 3 LOB: 2 BB: 0 P: 24	R: 0 E: 0 K: 0 S: 5	H: 0 LOB: 0 BB: 0 P: 6	R: 0 E: 0 K: 2 S: 12	H: 1 LOB: 2 BB: 1 P: 19	R: 1 E: 0 K: 0 S: 9	H: 2 LOB: 1 BB: 0 P: 10	R: 0 E: 0 K: 1 S: 10	H: 1 LOB: 0 BB: 0 P: 16	R: 0 E: 0 K: 0 S: 10	H: 0 LOB: 0 BB: 0 P: 13	1B: 9 2B: 4 3B: 0 HR: 0	SF: 0 SAC: 1 DP: 0 HBP: 0	WP: 0 PB: 0 CS: 1	PA: 42			
PITCHER	IP WLS BF H R ER SO BB IBB HBP BLK WP HR S P ERA WHIP	IP WLS BF H R ER SO BB IBB HBP BLK WP HR S P ERA WHIP	IP WLS BF H R ER SO BB IBB HBP BLK WP HR S P ERA WHIP	IP WLS BF H R ER SO BB IBB HBP BLK WP HR S P ERA WHIP	IP WLS BF H R ER SO BB IBB HBP BLK WP HR S P ERA WHIP	IP WLS BF H R ER SO BB IBB HBP BLK WP HR S P ERA WHIP	IP WLS BF H R ER SO BB IBB HBP BLK WP HR S P ERA WHIP	IP WLS BF H R ER SO BB IBB HBP BLK WP HR S P ERA WHIP	IP WLS BF H R ER SO BB IBB HBP BLK WP HR S P ERA WHIP	IP WLS BF H R ER SO BB IBB HBP BLK WP HR S P ERA WHIP	IP WLS BF H R ER SO BB IBB HBP BLK WP HR S P ERA WHIP	IP WLS BF H R ER SO BB IBB HBP BLK WP HR S P ERA WHIP	IP WLS BF H R ER SO BB IBB HBP BLK WP HR S P ERA WHIP	IP WLS BF H R ER SO BB IBB HBP BLK WP HR S P ERA WHIP	IP WLS BF H R ER SO BB IBB HBP BLK WP HR S P ERA WHIP	IP WLS BF H R ER SO BB IBB HBP BLK WP HR S P ERA WHIP	IP WLS BF H R ER SO BB IBB HBP BLK WP HR S P ERA WHIP						
22 Ian Kennedy, R ERA: 3.75	5.1	L	27	10	4	4	2	2	0	0	0	0	0	0	0	0	0	0	0	69	99	6.75	2.250
60 Frank Garces, L ERA: 2.45	0.1		1	0	0	0	1	0	0	0	0	0	0	0	0	0	0	0	0	3	5	0.00	0.000
58 Blaine Boyer, R ERA: 3.05	1.1		6	2	1	1	1	0	0	0	0	0	0	0	0	0	0	0	0	12	13	6.75	1.500
54 Alex Torres, L ERA: 3.31	1.0		4	1	0	0	1	0	0	0	0	0	0	0	0	0	0	0	0	10	16	0.00	1.000
46 Tim Stauffer, R ERA: 3.49	1.0		3	0	0	0	0	0	0	0	0	0	0	0	0	0	0	0	0	10	13	0.00	0.000
Batter	1	2	3	4	5	6	7	8	9	AB	R	H	RBI	BB	SO	LOB	BOTTOM						
16 Abraham Almonte, S OBP: 0.279, SLG: 0.332	F7		G3-1			L6		K		4	0	0	0	0	1	3	Arizona Diamondbacks @ San Diego Padres Petco Park, San Diego, CA Thu Sep 04 2014, 6:11 PM - 9:09 PM PDT Att: 16,025 - Clear - 73 F livebaseballscorecards.com						
46 Tim Stauffer, R OBP: 0.200, SLG: 0.200										0	0	0	0	0	0	0							
5 Alexi Amarista, L OBP: 0.285, SLG: 0.311	F7					L6				3	0	0	0	0	0	0							
7 Rymer Liriano, R OBP: 0.294, SLG: 0.288	F7							F7		1	0	0	0	0	1	2							
27 Yanervis Solarte, S OBP: 0.340, SLG: 0.370	P4					G1-3				4	0	0	0	0	1	0							
12 Seth Smith, L OBP: 0.382, SLG: 0.470		P6						G6-3		4	0	1	0	0	0	0							
9 Jedd Gyorko, R OBP: 0.254, SLG: 0.320			F8			P6		G5-3		4	0	0	0	0	1	1							
4 Jake Goethert, L OBP: 0.337, SLG: 0.368										2	0	0	0	0	2	0							
58 Blaine Boyer, R ERA: 3.05										0	0	0	0	0	0	0							
54 Alex Torres, L ERA: 3.31										0	0	0	0	0	0	0							
25 Will Venable, L OBP: 0.284, SLG: 0.319										1	1	1	0	0	0	0							
44 René Rivera, R OBP: 0.323, SLG: 0.432										3	0	1	0	0	0	0							
15 Cory Spangenberg, L OBP: 0.364, SLG: 0.600										2	0	1	0	1	0	0							
22 Ian Kennedy, R OBP: 0.188, SLG: 0.205										0	0	0	0	0	0	0							
60 Frank Garces, L ERA: 3.05										0	0	0	0	0	0	0							
14 Tommy Medica, R OBP: 0.288, SLG: 0.405										1	0	0	0	0	1	0							
8 Yasmani Grandal, S OBP: 0.304, SLG: 0.363										1	0	0	0	0	1	2							
Inning Stats	R: 0 E: 0 K: 0 S: 4	H: 0 LOB: 0 BB: 0 P: 8	R: 0 E: 0 K: 1 S: 9	H: 0 LOB: 0 BB: 0 P: 12	R: 0 E: 0 K: 0 S: 7	H: 1 LOB: 1 BB: 0 P: 12	R: 0 E: 0 K: 0 S: 10	H: 1 LOB: 1 BB: 0 P: 14	R: 0 E: 0 K: 1 S: 9	H: 0 LOB: 0 BB: 0 P: 15	R: 0 E: 0 K: 1 S: 8	H: 0 LOB: 0 BB: 0 P: 14	R: 0 E: 0 K: 1 S: 9	H: 0 LOB: 0 BB: 0 P: 13	R: 0 E: 0 K: 3 S: 17	H: 2 LOB: 2 BB: 1 P: 29	R: 0 E: 0 K: 1 S: 7	H: 0 LOB: 0 BB: 0 P: 11	1B: 3 2B: 1 3B: 0 HR: 0	SF: 0 SAC: 1 DP: 0 HBP: 0	WP: 1 PB: 0 CS: 0	PA: 32	
PITCHER	IP WLS BF H R ER SO BB IBB HBP BLK WP HR S P ERA WHIP	IP WLS BF H R ER SO BB IBB HBP BLK WP HR S P ERA WHIP	IP WLS BF H R ER SO BB IBB HBP BLK WP HR S P ERA WHIP	IP WLS BF H R ER SO BB IBB HBP BLK WP HR S P ERA WHIP	IP WLS BF H R ER SO BB IBB HBP BLK WP HR S P ERA WHIP	IP WLS BF H R ER SO BB IBB HBP BLK WP HR S P ERA WHIP	IP WLS BF H R ER SO BB IBB HBP BLK WP HR S P ERA WHIP	IP WLS BF H R ER SO BB IBB HBP BLK WP HR S P ERA WHIP	IP WLS BF H R ER SO BB IBB HBP BLK WP HR S P ERA WHIP	IP WLS BF H R ER SO BB IBB HBP BLK WP HR S P ERA WHIP	IP WLS BF H R ER SO BB IBB HBP BLK WP HR S P ERA WHIP	IP WLS BF H R ER SO BB IBB HBP BLK WP HR S P ERA WHIP	IP WLS BF H R ER SO BB IBB HBP BLK WP HR S P ERA WHIP	IP WLS BF H R ER SO BB IBB HBP BLK WP HR S P ERA WHIP	IP WLS BF H R ER SO BB IBB HBP BLK WP HR S P ERA WHIP	IP WLS BF H R ER SO BB IBB HBP BLK WP HR S P ERA WHIP	IP WLS BF H R ER SO BB IBB HBP BLK WP HR S P ERA WHIP						
48 Randall Delgado, R ERA: 3.49	5.0	W	17	2	0	0	2	0	0	0	0	0	0	0	0	0	0	0	0	39	61	0.00	0.400
38 Will Harris, R ERA: 3.05	2.0		6	0	0	0	2	0	0	0	0	0	0	0	0	0	0	0	0	17	27	0.00	0.000
37 Matt Stites, R ERA: 3.49	0.0		3	2	1	1	0	0	0	0	0	0	0	0	0	0	0	0	0	6	13	∞	∞
59 Oliver Pérez, L ERA: 1.84	1.0	H	3	0	0	0	3	0	0	0	0	0	0	0	0	0	0	0	0	11	16	0.00	0.000
29 Brad Ziegler, R ERA: 3.49	1.0		3	0	0	0	1	0	0	0	0	0	0	0	0	0	0	0	0	7	11	0.00	0.000

Batter	1	2	3	4	5	6	7	8	9	AB	R	H	RBI	BB	SO	LOB	TOP					
16 Abraham Almonte, S (1, 7) OBP: 0.284, SLG: 0.340										4	0	2	0	0	1	1						
5 Alexi Amarista, L (1, 6) OBP: 0.291, SLG: 0.307										4	0	0	0	0	0	2						
27 Yanervis Solarte, S (1, 5) OBP: 0.337, SLG: 0.367										4	0	0	0	0	0	2						
44 René Rivera, R (1, 2) OBP: 0.318, SLG: 0.425										4	0	0	0	0	0	1						
9 Jedd Gyorko, R (1, 4) OBP: 0.251, SLG: 0.317										3	0	0	0	0	1	0						
14 Tommy Medica, R (1, 3) OBP: 0.284, SLG: 0.399										3	0	0	0	0	0	0						
24 Cameron Maybin, R (1, 8) OBP: 0.282, SLG: 0.347										2	0	0	0	1	1	0	AB 30					
7 Rymer Lirio, R (1, 9) OBP: 0.296, SLG: 0.290										3	0	1	0	0	1	1	R 0					
53 Eric Stults, L (1, 1) OBP: 0.098, SLG: 0.122										2	0	0	0	0	1	1	H 3					
60 Frank Garces, L (7, 1)										0	0	0	0	0	0	0	RBI 0					
50 Nick Vincent, R (7, 1)										0	0	0	0	0	0	0	BB 1					
21 Adam Moore, R (8, PH)										1	0	0	0	0	1	0	SO 6					
61 R.J. Alvarez, R (8, 1)										0	0	0	0	0	0	0	LOB 8					
Inning Stats	R: 0 E: 0 K: 0 S: 7	H: 0 LOB: 0 BB: 0 P: 12	R: 0 E: 0 K: 0 S: 8	H: 0 LOB: 0 BB: 0 P: 9	R: 0 E: 0 K: 3 S: 11	H: 1 LOB: 1 BB: 0 P: 14	R: 0 E: 0 K: 0 S: 8	H: 0 LOB: 0 BB: 0 P: 9	R: 0 E: 0 K: 2 S: 9	H: 0 LOB: 1 BB: 1 P: 14	R: 0 E: 0 K: 0 S: 11	H: 1 LOB: 1 BB: 0 P: 11	R: 0 E: 0 K: 0 S: 6	H: 0 LOB: 0 BB: 0 P: 11	R: 0 E: 0 K: 1 S: 7	H: 0 LOB: 0 BB: 0 P: 12	R: 0 E: 0 K: 0 S: 8	H: 1 LOB: 1 BB: 0 P: 11	1B: 2 2B: 1 3B: 0 HR: 0	SF: 0 SAC: 0 DP: 0 HBP: 0	WP: 0 PB: 0 SB: 0 CS: 0	PA: 31
PITCHER	IP: 9.0 WLS: W BF: 31 H: 3 R: 0 ER: 0 SO: 6 BB: 1 IBB: 0 HBP: 0 BLK: 0 WP: 0 HR: 0 S: 75 P: 103 ERA: 0.00 WHIP: 0.444															PITCHER	IP: 9.0 WLS: W BF: 31 H: 3 R: 0 ER: 0 SO: 6 BB: 1 IBB: 0 HBP: 0 BLK: 0 WP: 0 HR: 0 S: 75 P: 103 ERA: 0.00 WHIP: 0.444					

San Diego Padres @ Colorado Rockies
Coors Field, Denver, CO
Fri Sep 05 2014, 6:48 PM - 9:13 PM MDT
Att: 24,586 - Cloudy - 59 F

AB	30
R	0
H	3
RBI	0
BB	1
SO	6
LOB	8



Batter	1	2	3	4	5	6	7	8	9	AB	R	H	RBI	BB	SO	LOB	BOTTOM			
19 Charlie Blackmon, L (1, 9) OBP: 0.332, SLG: 0.435										3	0	2	1	0	0	0				
13 Drew Stubbs, R (1, 8) OBP: 0.331, SLG: 0.486										4	1	1	1	0	2	4				
33 Justin Morneau, L (1, 3) OBP: 0.352, SLG: 0.480										3	0	0	0	1	0	3				
28 Nolan Arenado, R (1, 5) OBP: 0.336, SLG: 0.505										4	1	1	1	0	1	1				
6 Corey Dickerson, L (1, 7) OBP: 0.367, SLG: 0.577										4	0	1	0	0	0	1				
8 Michael McKenry, R (1, 2) OBP: 0.394, SLG: 0.496										4	0	1	0	0	0	1				
14 Josh Rutledge, R (1, 6) OBP: 0.308, SLG: 0.398										3	0	0	0	0	1	2	AB 29			
9 DJ LeMahieu, R (1, 4) OBP: 0.316, SLG: 0.347										3	1	2	0	0	0	1	R 3			
46 Tyler Matzek, L (1, 1) OBP: 0.212, SLG: 0.161										1	0	0	0	0	1	1	H 8			
Inning Stats	R: 1 E: 1 K: 0 S: 14	H: 1 LOB: 1 BB: 0 P: 20	R: 0 E: 0 K: 1 S: 7	H: 1 LOB: 1 BB: 0 P: 12	R: 0 E: 0 K: 1 S: 10	H: 1 LOB: 1 BB: 0 P: 17	R: 0 E: 0 K: 0 S: 8	H: 1 LOB: 0 BB: 0 P: 11	R: 1 E: 0 K: 1 S: 10	H: 2 LOB: 1 BB: 1 P: 16	R: 1 E: 0 K: 1 S: 9	H: 1 LOB: 0 BB: 0 P: 13	R: 0 E: 0 K: 1 S: 19	H: 1 LOB: 2 BB: 0 P: 24	R: 0 E: 0 K: 0 S: 10	H: 0 LOB: 0 BB: 0 P: 16	1B: 5 2B: 1 3B: 0 HR: 2	SF: 0 SAC: 2 DP: 1 HBP: 1	WP: 0 PB: 0 SB: 2 CS: 1	PA: 34
PITCHER	IP: 6.1 WLS: L BF: 27 H: 8 R: 3 ER: 3 SO: 4 BB: 1 IBB: 0 HBP: 0 BLK: 0 WP: 0 HR: 2 S: 61 P: 93 ERA: 4.26 WHIP: 1.421															PITCHER	IP: 6.1 WLS: L BF: 27 H: 8 R: 3 ER: 3 SO: 4 BB: 1 IBB: 0 HBP: 0 BLK: 0 WP: 0 HR: 2 S: 61 P: 93 ERA: 4.26 WHIP: 1.421			
53 Eric Stults, L (7, 1) ERA: 4.95	0.0	1	0	0	0	0	0	0	0	0	0	4	6							
60 Frank Garces, L (7, 1) ERA: 2.45	0.2	2	0	0	0	1	0	0	0	0	0	12	14	0.00	0.000					
50 Nick Vincent, R (7, 1) ERA: 3.23	1.0	3	0	0	0	0	0	0	0	0	0	10	16	0.00	0.000					
61 R.J. Alvarez, R (8, 1) ERA: 5.4																				

San Diego Padres @ Colorado Rockies
Coors Field, Denver, CO
Fri Sep 05 2014, 6:48 PM - 9:13 PM MDT
Att: 24,586 - Cloudy - 59 F

AB	29
R	3
H	8
RBI	3
BB	1
SO	5
LOB	14



Batter	1	2	3	4	5	6	7	8	9	10	11	12	AB	R	H	RBI	BB	SO	LOB	TOP				
16 Abraham Almonte, S (1.7) OBP: 0.280, SLG: 0.335 4 Jake Goebbert, L (6.3) OBP: 0.337, SLG: 0.367	G6-3			L9		G1-4-3	P5		K				3 0 0 0 0 0 3 0 1 0 0 1 0											
7 Myer Lirio, R (1.8) 33 Dale Thayer, R (7.1) 50 Nick Vincent, R (8.1) 44 René Rivera, R (9.9) 59 Kevin Quackenbush, R (9.1) 34 Andrew Cashner, R (11.9) 45 Jesse Hahn, R (11.1)													4 1 2 0 0 2 0 0 0 0 0 0 0 0 0 0 0 0 0 0 0 1 0 0 0 0 0 0 1 0 0 0 0 0 0 0 0 0 0 0 0 0											
27 Yangelis Solarte, S (1.5) OBP: 0.339, SLG: 0.369	G4-6-3												5 2 2 0 1 1 2											
9 Jedd Gyorko, R (1.4) OBP: 0.256, SLG: 0.321													5 0 2 2 1 1 1											
8 Yasmani Grandal, S (1.2) OBP: 0.304, SLG: 0.361													5 0 1 0 1 0 4											
14 Tommy Medica, R (1.3) OBP: 0.276, SLG: 0.414 12 Seth Smith, L (6.7) OBP: 0.380, SLG: 0.468													2 1 1 1 1 0 1 0 4 0 1 1 1 0 1 4											
24 Cameron Maybin, R (1.8) 25 Will Venable, L (8.7) OBP: 0.285, SLG: 0.320													3 0 0 0 0 1 0 2 0 1 0 0 1 2											
5 Alexi Amarista, L (1.8) OBP: 0.290, SLG: 0.304													4 1 0 0 0 1 3											
43 Joe Wieland, R (1.1) 46 Tim Stauffer, R (9.1) 21 Adam Kocore, R (9.9) 57 Leonel Campos, R (9.1) 54 Alex Torres, L (8.1) 15 Cory Spangenberg, L (7.7)													1 0 0 0 0 1 0 0 0 0 0 0 0 0 1 0 0 0 0 0 0 1 0 0 0 0 0 0 3 1 2 2 0 0 0											
Inning Stats	R: 0 E: 0 K: 6	H: 1 LOB: 0 BB: 0 P: 10	R: 0 E: 0 K: 8	H: 0 LOB: 0 BB: 0 P: 12	R: 0 E: 0 K: 9	H: 0 LOB: 0 BB: 0 P: 14	R: 1 E: 0 K: 11	H: 2 LOB: 1 BB: 0 P: 17	R: 1 E: 0 K: 10	H: 1 LOB: 0 BB: 0 P: 11	R: 2 E: 0 K: 13	H: 1 LOB: 0 BB: 0 P: 17	R: 1 E: 0 K: 11	H: 2 LOB: 1 BB: 0 P: 26	R: 0 E: 0 K: 9	H: 1 LOB: 1 BB: 0 P: 14	R: 0 E: 0 K: 10	H: 3 LOB: 2 BB: 0 P: 15	R: 0 E: 0 K: 8	H: 0 LOB: 1 BB: 0 P: 18	1B: 9 2B: 2 3B: 0 HR: 2	SF: 0 SAC: 0 DP: 2 HBP: 1	WP: 0 PB: 0 SB: 1 CS: 0	PA: 51
PITCHER	IP	WLS	BF	H	R	ER	SO	BB	IBB	HBP	BLK	WP	HR	S	P	ERA	WHIP							
29 Jorge De La Rosa, L (1.1) ERA: 4.27	5.2		23	6	3	3	4	1	0	0	0	0	1	56	8	4.76	1.235							
51 Brooks Brown, R (6.1) ERA: 4.0	0.1	H	1	0	0	0	0	0	0	0	0	0	0	3	5	0.00	0.000							
54 Tommy Kahnle, R (7.1) ERA: 3.78	0.1	H	3	1	2	2	1	0	0	1	0	0	1	7	9	54.00	3.000							
58 Yohan Flande, L (7.1) ERA: 4.28	0.1	H	1	0	0	0	0	0	0	0	0	0	0	3	3	0.00	0.000							
0 Adam Ottavino, R (7.1) ERA: 3.86	0.2	H	4	1	1	1	1	0	0	0	0	0	0	12	21	13.50	3.000							
PITCHER	IP	WLS	BF	H	R	ER	SO	BB	IBB	HBP	BLK	WP	HR	S	P	ERA	WHIP							
49 Rex Brothers, L (8.1) ERA: 5.82	0.0		0	1	0	0	0	0	0	0	0	0	0	2	2									
12 Juan Nicasio, R (8.1) ERA: 5.65	0.2		2	0	0	0	2	0	0	0	0	0	0	6	8	0.00	0.000							
32 LaTroy Hawkins, R (9.1) ERA: 2.94	1.0		3	0	0	0	1	0	0	0	0	0	0	6	11	0.00	0.000							
62 Rob Scahill, R (10.1) ERA: 3.86	2.0		9	4	0	0	1	0	0	0	0	0	0	19	29	0.00	2.000							
37 Nick Masset, R (12.1) ERA: 5.49	1.0	W	4	0	0	0	1	1	0	0	0	0	0	8	18	0.00	1.000							

San Diego Padres @ Colorado Rockies
Coors Field, Denver, CO
Sat Sep 06 2014, 6:15 PM - 11:08 PM MDT
Att: 28,496 - Clear - 71 F

AB 47
R 6
H 13
RBI 6
BB 3
SO 11
LOB 18





Batter	1	2	3	4	5	6	7	8	9	10	11	12	AB	R	H	RBI	BB	SO	LOB	BOTTOM				
19 Charlie Blackmon, L (1.9) OBP: 0.332, SLG: 0.432	F8												6 0 1 0 1 2 4											
13 Drew Stubbs, R (1.8) OBP: 0.330, SLG: 0.480	G6-3												6 1 1 1 1 1 2											
33 Justin Morneau, L (1.3) OBP: 0.356, SLG: 0.489													6 1 4 2 0 0 1											
28 Nolan Arenado, R (1.5) OBP: 0.334, SLG: 0.590													6 0 1 0 0 2 2											
6 Corey Dickerson, L (1.7) OBP: 0.369, SLG: 0.576													6 1 3 0 0 0 2											
8 Michael McKenry, R (1.2) OBP: 0.404, SLG: 0.518													4 2 2 2 2 1 1											
14 Juan Rodriguez, R (1.1) 30 Adam Ottavino, R (9.1) 46 Tim Stauffer, R (9.1) 12 Juan Nicasio, R (8.1) 32 LaTroy Hawkins, R (9.1) 4 Ben Zobler, R (9.1) 1 Brandon Barnes, R (9.1) 37 Nick Masset, R (12.1)													3 1 2 0 0 1 1 3 0 0 0 0 0 0 0 0 0 0 0 0 0 0 0 0 1 0 0 0 0 0 0 0 1 0 0 0 0 0 0 0 1 0 0 0 0 0 0 0 0 0 0 0 0 0 0 0											
9 DJ LeMahieu, R (1.4) OBP: 0.318, SLG: 0.352													6 1 3 1 0 1 3											
29 Jorge De La Rosa, L (1.1) ERA: 15.43 51 Brooks Brown, L (6.1) ERA: 3.38 54 Tommy Kahnle, R (7.1) 58 Yohan Flande, L (7.1) 23 Charlie Culberson, R (7.6) OBP: 0.252, SLG: 0.296													3 0 1 0 0 1 3 0 1 0 0 0 0 0 1 0											
Inning Stats	R: 0 E: 0 K: 8	H: 1 LOB: 1 BB: 0 P: 13	R: 1 E: 0 K: 16	H: 2 LOB: 2 BB: 1 P: 30	R: 3 E: 1 K: 18	H: 4 LOB: 2 BB: 1 P: 29	R: 0 E: 0 K: 9	H: 1 LOB: 1 BB: 0 P: 14	R: 2 E: 1 K: 15	H: 2 LOB: 1 BB: 1 P: 23	R: 0 E: 0 K: 14	H: 1 LOB: 0 BB: 0 P: 24	R: 0 E: 0 K: 12	H: 1 LOB: 0 BB: 0 P: 14	R: 0 E: 0 K: 8	H: 1 LOB: 1 BB: 0 P: 9	R: 0 E: 0 K: 11	H: 1 LOB: 1 BB: 0 P: 13	R: 1 E: 0 K: 14	H: 2 LOB: 2 BB: 1 P: 10	1B: 13 2B: 3 3B: 0 HR: 2	SF: 0 SAC: 2 DP: 0 HBP: 0	WP: 0 PB: 0 SB: 2 CS: 0	PA: 56
PITCHER	IP	WLS	BF	H	R	ER	SO	BB	IBB	HBP	BLK	WP	HR	S	P	ERA	WHIP							
43 Joe Wieland, R (1.1) ERA: 15.43	2.1		16	7	4	4	1	2	0	0	0	0	2	39	66	15.43	3.857							
46 Tim Stauffer, R (3.1) ERA: 3.38	1.2		6	1	0	0	2	0	0	0	0	0	0	12	20	0.00	0.600							
57 Leonel Campos, R (5.1) ERA: 3.26	1.1		9	4	2	1	2	1	0	0	0	0	0	20	31	6.75	3.750							
54 Alex Torres, L (6.1) ERA: 3.26	0.2		3	0	0	0	1	1	0	0	0	0	0	9	16	0.00	1.500							
33 Dale Thayer, R (7.1) ERA: 2.14	1.0		4	1	0	0	0	0	0	0	0	0	0	9	14	0.00	1.000							
PITCHER	IP	WLS	BF	H	R	ER	SO	BB	IBB	HBP	BLK	WP	HR	S	P	ERA	WHIP							
50 Nick Vincent, R (8.1) ERA: 3.17	1.0		3	1	0	0	1	0	0	0	0	0	0	5	8	0.00	1.000							
59 Kevin Quackenbush, R (9.1) ERA: 2.47	2.0		7	1	0	0	3	0	0	0	0	0	0	20	27	0.00	0.500							
45 Jesse Hahn, R (11.1) ERA: 3.07	1.1	L	8	3	1	1	2	0	1	0	0	0	0	15	23	6.75	2.250							

San Diego Padres @ Colorado Rockies
Coors Field, Denver, CO
Sat Sep 06 2014, 6:15 PM - 11:08 PM MDT
Att: 28,496 - Clear - 71 F

AB 49
R 7
H 18
RBI 6
BB 5
SO 12
LOB 22



Batter	1	2	3	4	5	6	7	8	9	AB	R	H	RBI	BB	SO	LOB	TOP										
27 Yanagisawa Solarte, S OBP: 0.368, SLG: 0.368	G1-3			FC5-4 1B		44 E BB		G5-3		3	1	1	0	1	0	0	San Diego Padres @ Los Angeles Dodgers Dodger Stadium, Los Angeles, CA Mon Sep 08 2014, 7:10 PM - 10:14 PM PDT Att: 41,886 - Partly Cloudy - 79 F										
7 Rymer Liriano, R OBP: 0.289, SLG: 0.284	G5-3		FC5-4 1B		44 E 1B		K		4	2	1	0	0	1	1												
9 Jedd Gyorko, R OBP: 0.261, SLG: 0.324	G5-3		44 1B BB		K				3	0	0	0	1	1	2												
44 René Rivera, R OBP: 0.315, SLG: 0.417	K			1B		F8		K	4	0	1	1	0	2	0												
8 Yasmani Grandal, S OBP: 0.304, SLG: 0.369	G4-3			K		K			4	1	1	1	0	2	2												
14 Tommy Medica, R OBP: 0.279, SLG: 0.403	G6-3			P3					4	0	0	0	0	1	2												
24 Cameron Maybin, R OBP: 0.276, SLG: 0.338			K		G4-3		L8		3	0	0	0	0	1	0												
5 Alexi Amarista, L OBP: 0.286, SLG: 0.299	G5-3			F7		G3-1			3	0	0	0	0	0	0												
40 Odrisamer Despaigne, R 60 Frank Garces, L 57 Leonel Campos, R 61 R.J. Alvarez, R 21 Adam Moore, R 54 Alex Torres, L	G5-3			K		K		K	2	0	0	0	0	1	0												
Inning Stats	R: 0 H: 0 E: 0 K: 0 S: 6	H: 0 LOB: 0 BB: 0 P: 8	R: 0 H: 0 E: 0 K: 1 S: 7	H: 0 LOB: 0 BB: 0 P: 9	R: 0 H: 0 E: 0 K: 1 S: 9	H: 0 LOB: 2 BB: 0 P: 11	R: 1 H: 2 E: 0 K: 1 S: 9	H: 2 LOB: 2 BB: 1 P: 14	R: 0 H: 0 E: 0 K: 2 S: 13	H: 0 LOB: 0 BB: 0 P: 9	R: 2 H: 1 E: 0 K: 2 S: 13	H: 1 LOB: 0 BB: 1 P: 22	R: 0 H: 0 E: 0 K: 2 S: 7	H: 0 LOB: 0 BB: 0 P: 8	R: 1 H: 1 E: 0 K: 2 S: 11		H: 1 LOB: 0 BB: 0 P: 12	1B: 3 2B: 0 3B: 0 HR: 1	SF: 0 SAC: 0 DP: 0 HBP: 0	WP: 0 PB: 0 SB: 1 CS: 1	PA: 33						
PITCHER	IP	WLS	BF	H	R	ER	SO	BB	IBB	HBP	BLK	WP	HR	S	P	ERA	WHIP										
22 Clayton Kershaw, L ERA: 1.67	8.0	W	29	3	3	1	8	2	0	0	0	0	0	64	89	1.12	0.625										
52 Pedro Báez, R ERA: 1.96	1.0		4	1	1	1	2	0	0	0	0	0	1	11	12	9.00	1.000										

Batter	1	2	3	4	5	6	7	8	9	AB	R	H	RBI	BB	SO	LOB	BOTTOM											
9 Dee Strange-Gordon, L OBP: 0.328, SLG: 0.378	F7 13 1B		F7		G3	K		E6 13 1B		5	2	1	0	0	1	0	San Diego Padres @ Los Angeles Dodgers Dodger Stadium, Los Angeles, CA Mon Sep 08 2014, 7:10 PM - 10:14 PM PDT Att: 41,886 - Partly Cloudy - 79 F											
13 Hanley Ramirez, R OBP: 0.357, SLG: 0.438	23 CS 1B				23 BB 1B			3 1B		5	1	4	2	0	1	0												
72 Miguel Rojas, R OBP: 0.257, SLG: 0.240	23 CS 1B				27 2B 1B			2H 1B		0	0	0	0	0	0	0												
23 Adrián González, L OBP: 0.339, SLG: 0.474	G6-3		K		27 2B 3 HR BB			K	4	1	1	0	1	2	3													
27 Matt Kemp, R OBP: 0.349, SLG: 0.485	P4				3 HR 2B			K	3	2	1	1	2	1	1													
3 Carl Crawford, L OBP: 0.315, SLG: 0.387					3 HR 2B			K	4	2	3	3	1	1	2													
66 Yasiel Puig, R OBP: 0.382, SLG: 0.477	K				E8 1B			G4-3		4	0	1	1	1	1	3												
5 Juan Uribe, R OBP: 0.322, SLG: 0.427	HR				17 BB 1B			G6-3		4	1	2	1	0	1	3												
17 A.J. Ellis, R OBP: 0.328, SLG: 0.237	G3				G4-3			F8		3	0	0	1	1	0	2												
22 Clayton Kershaw, L OBP: 0.230, SLG: 0.161	G6-3				G6-3			FC6-4		4	0	0	0	0	1	4												
52 Pedro Báez, R ERA: 1.96					K				0	0	0	0	0	0	0	0												
Inning Stats	R: 1 H: 2 E: 0 K: 0 S: 11	H: 2 LOB: 0 BB: 0 P: 19	R: 1 H: 1 E: 0 K: 1 S: 11	H: 1 LOB: 1 BB: 1 P: 21	R: 0 H: 1 E: 0 K: 1 S: 10	H: 1 LOB: 0 BB: 0 P: 15	R: 2 H: 2 E: 1 K: 1 S: 15	H: 2 LOB: 1 BB: 1 P: 24	R: 4 H: 4 E: 0 K: 1 S: 18	H: 4 LOB: 2 BB: 2 P: 38	R: 0 H: 1 E: 0 K: 3 S: 13	H: 1 LOB: 2 BB: 1 P: 21	R: 0 H: 0 E: 0 K: 0 S: 13	H: 0 LOB: 0 BB: 1 P: 20	R: 1 H: 2 E: 1 K: 2 S: 16	H: 2 LOB: 2 BB: 0 P: 27	1B: 9 2B: 3 3B: 0 HR: 2	SF: 0 SAC: 0 DP: 1 HBP: 0	WP: 0 PB: 0 SB: 1 CS: 2	PA: 42								
PITCHER	IP	WLS	BF	H	R	ER	SO	BB	IBB	HBP	BLK	WP	HR	S	P	ERA	WHIP											
40 Odrisamer Despaigne, R ERA: 3.85	4.1	L	22	8	7	6	3	3	0	0	0	0	0	1	6	10	27.00	6.000										
60 Frank Garces, L ERA: 4.5	0.1		3	2	1	1	0	0	0	0	0	0	0	6	10	27.00	6.000											
57 Leonel Campos, R ERA: 2.7	1.1		7	1	0	0	4	2	0	0	0	0	0	17	32	0.00	2.250											
61 R.J. Alvarez, R ERA: 3.38	1.0		4	0	0	0	0	1	0	0	0	0	0	13	20	0.00	1.000											
54 Alex Torres, L ERA: 3.16	1.0		6	2	1	0	2	0	0	0	0	0	0	16	27	0.00	2.000											

Batter	1	2	3	4	5	6	7	8	9	AB	R	H	RBI	BB	SO	LOB	TOP		
15 Cory Spangenberg, L (1.5) OBP: 0.310, SLG: 0.662	G4-3	G3-2		G3-1			L7		2B	5	0	2	1	0	0	0	San Diego Padres @ Los Angeles Dodgers Dodger Stadium, Los Angeles, CA Tue Sep 09 2014, 7:11 PM - 10:14 PM PDT Att: 45,213 - Clear - 77 F livebaseballscorecards.com		
12 Seth Smith, L (1.7) OBP: 0.373, SLG: 0.458	G6-3	K		G3			K		F7	5	0	0	0	0	2	2			
24 Cameron Maybin, R (9.8) OBP: 0.276, SLG: 0.338										0	0	0	0	0	0	0			
8 Yasmani Grandal, S (1.3) OBP: 0.310, SLG: 0.378	2B			9 HR					P3	3	2	2	0	2	0	1			
9 Jedd Gyorko, R (1.4) OBP: 0.263, SLG: 0.335	L7								44 SF9	4	1	2	2	0	0	2			
44 René Rivera, R (1.2) OBP: 0.310, SLG: 0.412		G5-3		K					1B	3	0	0	1	0	1	1			
25 Will Venable, L (1.8) OBP: 0.286, SLG: 0.319	L3			G3						3	0	0	0	1	0	0			
7 Rymer Lirio, R (1.9) OBP: 0.276, SLG: 0.269	E6			K						4	1	0	0	0	1	2			
5 Alexi Amarista, L (1.6) OBP: 0.285, SLG: 0.298										4	1	1	0	0	0	2			
34 Andrew Cashner, R (1.1) OBP: 0.143, SLG: 0.179	E6									3	1	1	2	0	0	0			
33 Dale Thayer, R (8.1)										0	0	0	0	0	0	0			
4 Jake Goebbert, L (9.7) OBP: 0.338, SLG: 0.354										1	0	0	0	0	1	0			
59 Kevin Quackenbush, R (9.1)										0	0	0	0	0	0	0			
Inning Stats	R: 0 H: 1 E: 0 K: 0 S: 11	H: 1 LOB: 1 BB: 0 P: 18	R: 3 H: 3 E: 2 K: 1 S: 16	H: 3 LOB: 1 BB: 0 P: 24	R: 2 H: 1 E: 0 K: 2 S: 9	H: 1 LOB: 1 BB: 1 P: 17	R: 0 H: 0 E: 0 K: 0 S: 6	H: 0 LOB: 0 BB: 0 P: 10	R: 0 H: 0 E: 0 K: 0 S: 13	H: 0 LOB: 1 BB: 0 P: 23	R: 0 H: 0 E: 0 K: 1 S: 8	H: 0 LOB: 0 BB: 0 P: 12	R: 1 H: 2 E: 0 K: 0 S: 16	H: 2 LOB: 2 BB: 1 P: 28	R: 0 H: 1 E: 0 K: 1 S: 10	H: 1 LOB: 1 BB: 0 P: 13	1B: 3 2B: 4 3B: 0 HR: 1	SF: 1 SAC: 0 DP: 0 HBP: 0	WP: 0 PA: 39 PB: 0 SB: 1 CS: 0
PITCHER	IP WLS BF H R ER SO BB IBB HBP BLK WP HR S P ERA WHIP	IP WLS BF H R ER SO BB IBB HBP BLK WP HR S P ERA WHIP	IP WLS BF H R ER SO BB IBB HBP BLK WP HR S P ERA WHIP	IP WLS BF H R ER SO BB IBB HBP BLK WP HR S P ERA WHIP	IP WLS BF H R ER SO BB IBB HBP BLK WP HR S P ERA WHIP	IP WLS BF H R ER SO BB IBB HBP BLK WP HR S P ERA WHIP	IP WLS BF H R ER SO BB IBB HBP BLK WP HR S P ERA WHIP	IP WLS BF H R ER SO BB IBB HBP BLK WP HR S P ERA WHIP	IP WLS BF H R ER SO BB IBB HBP BLK WP HR S P ERA WHIP	IP WLS BF H R ER SO BB IBB HBP BLK WP HR S P ERA WHIP	IP WLS BF H R ER SO BB IBB HBP BLK WP HR S P ERA WHIP	IP WLS BF H R ER SO BB IBB HBP BLK WP HR S P ERA WHIP	IP WLS BF H R ER SO BB IBB HBP BLK WP HR S P ERA WHIP	IP WLS BF H R ER SO BB IBB HBP BLK WP HR S P ERA WHIP	IP WLS BF H R ER SO BB IBB HBP BLK WP HR S P ERA WHIP	IP WLS BF H R ER SO BB IBB HBP BLK WP HR S P ERA WHIP	IP WLS BF H R ER SO BB IBB HBP BLK WP HR S P ERA WHIP	IP WLS BF H R ER SO BB IBB HBP BLK WP HR S P ERA WHIP	IP WLS BF H R ER SO BB IBB HBP BLK WP HR S P ERA WHIP

Batter	1	2	3	4	5	6	7	8	9	AB	R	H	RBI	BB	SO	LOB	BOTTOM				
9 Dee Strange-Gordon, L (1.4) OBP: 0.329, SLG: 0.378	G4-3		E5			FC4-6			K	5	1	2	0	0	1	4	San Diego Padres @ Los Angeles Dodgers Dodger Stadium, Los Angeles, CA Tue Sep 09 2014, 7:11 PM - 10:14 PM PDT Att: 45,213 - Clear - 77 F livebaseballscorecards.com				
13 Hanley Ramirez, R (1.6) OBP: 0.355, SLG: 0.434			L4			G5-3			F8	4	0	0	0	1	0	6					
23 Adrián González, L (1.3) OBP: 0.338, SLG: 0.478	F7									4	1	1	2	0	1	1					
27 Matt Kemp, R (1.9) OBP: 0.348, SLG: 0.485	G5-3									4	0	1	0	0	0	1					
3 Carl Crawford, L (1.7) OBP: 0.318, SLG: 0.392										4	0	2	0	0	0	0					
5 Juan Uribe, R (1.5) OBP: 0.324, SLG: 0.428										4	1	2	0	0	0	2					
66 Yasiel Puig, R (1.8) OBP: 0.381, SLG: 0.476	G6-3									4	0	1	0	0	1	2					
17 A.J. Ellis, R (1.2) OBP: 0.328, SLG: 0.238										3	0	1	0	0	0	0					
16 Andre Ethier, L (9.7) OBP: 0.319, SLG: 0.368										0	0	0	0	0	0	0					
45 Roberto Hernández, R (1.1) OBP: 0.143, SLG: 0.179										0	0	0	0	0	0	0					
7 Alex Cordero, R (8.1) OBP: 0.276, SLG: 0.269										0	0	0	0	0	0	0					
19 Roger Bernadina, L (9.7) OBP: 0.338, SLG: 0.354										0	0	0	0	0	0	0					
36 Kevin Correia, R (6.1) OBP: 0.286, SLG: 0.319										0	0	0	0	0	0	0					
46 Jay Bruce, R (1.8) OBP: 0.324, SLG: 0.428										0	0	0	0	0	0	0					
28 Jamey Wright, R (8.1) OBP: 0.143, SLG: 0.179										0	0	0	0	0	0	0					
43 Brandon League, R (8.1) OBP: 0.286, SLG: 0.319										0	0	0	0	0	0	0					
84 Chris Perez, R (9.1) OBP: 0.276, SLG: 0.269										0	0	0	0	0	0	0					
10 Austin Turner, R (9.1) OBP: 0.276, SLG: 0.269										0	0	0	0	0	0	0					
Inning Stats	R: 0 H: 0 E: 0 K: 0 S: 9	H: 0 LOB: 1 BB: 1 P: 16	R: 0 H: 1 E: 0 K: 0 S: 7	H: 1 LOB: 0 BB: 0 P: 9	R: 0 H: 1 E: 1 K: 1 S: 14	H: 1 LOB: 1 BB: 0 P: 16	R: 0 H: 1 E: 0 K: 1 S: 8	H: 1 LOB: 1 BB: 0 P: 10	R: 0 H: 0 E: 0 K: 0 S: 7	H: 0 LOB: 0 BB: 0 P: 11	R: 2 H: 4 E: 0 K: 0 S: 15	H: 4 LOB: 1 BB: 0 P: 22	R: 0 H: 2 E: 0 K: 0 S: 10	H: 2 LOB: 2 BB: 0 P: 15	R: 0 H: 0 E: 0 K: 0 S: 6	H: 0 LOB: 0 BB: 0 P: 9	R: 1 H: 2 E: 0 K: 2 S: 19	H: 2 LOB: 2 BB: 0 P: 28	1B: 8 2B: 2 3B: 0 HR: 1	SF: 0 SAC: 0 DP: 1 HBP: 1	WP: 0 PA: 38 PB: 0 SB: 1 CS: 0
PITCHER	IP WLS BF H R ER SO BB IBB HBP BLK WP HR S P ERA WHIP	IP WLS BF H R ER SO BB IBB HBP BLK WP HR S P ERA WHIP	IP WLS BF H R ER SO BB IBB HBP BLK WP HR S P ERA WHIP	IP WLS BF H R ER SO BB IBB HBP BLK WP HR S P ERA WHIP	IP WLS BF H R ER SO BB IBB HBP BLK WP HR S P ERA WHIP	IP WLS BF H R ER SO BB IBB HBP BLK WP HR S P ERA WHIP	IP WLS BF H R ER SO BB IBB HBP BLK WP HR S P ERA WHIP	IP WLS BF H R ER SO BB IBB HBP BLK WP HR S P ERA WHIP	IP WLS BF H R ER SO BB IBB HBP BLK WP HR S P ERA WHIP	IP WLS BF H R ER SO BB IBB HBP BLK WP HR S P ERA WHIP	IP WLS BF H R ER SO BB IBB HBP BLK WP HR S P ERA WHIP	IP WLS BF H R ER SO BB IBB HBP BLK WP HR S P ERA WHIP	IP WLS BF H R ER SO BB IBB HBP BLK WP HR S P ERA WHIP	IP WLS BF H R ER SO BB IBB HBP BLK WP HR S P ERA WHIP	IP WLS BF H R ER SO BB IBB HBP BLK WP HR S P ERA WHIP	IP WLS BF H R ER SO BB IBB HBP BLK WP HR S P ERA WHIP	IP WLS BF H R ER SO BB IBB HBP BLK WP HR S P ERA WHIP	IP WLS BF H R ER SO BB IBB HBP BLK WP HR S P ERA WHIP	IP WLS BF H R ER SO BB IBB HBP BLK WP HR S P ERA WHIP		



Batter	1	2	3	4	5	6	7	8	9	AB	R	H	RBI	BB	SO	LOB	TOP						
15 Cory Spangenberg, L OBP: 0.370, SLG: 0.615 (8, 5)										4	0	1	0	0	2	2	San Diego Padres @ Los Angeles Dodgers Dodger Stadium, Los Angeles, CA Wed Sep 10 2014, 7:11 PM - 9:55 PM PDT Att. 45,586 - Clear - 80 F						
27 Yanervis Solarte, S OBP: 0.341, SLG: 0.366 (8, 6)										3	0	1	0	1	1	2							
12 Seth Smith, L OBP: 0.370, SLG: 0.453 (8, 7)										4	0	0	0	0	1	2							
9 Jedd Gyorko, R OBP: 0.263, SLG: 0.337 (1, 4)										4	0	1	0	0	2	0							
8 Yasmani Grandal, S OBP: 0.308, SLG: 0.374 (1, 3)										3	0	0	0	0	0	2							
44 René Rivera, R OBP: 0.307, SLG: 0.407 (1, 2)										3	0	0	0	0	1	2							
25 Will Venable, L OBP: 0.287, SLG: 0.318 24 Cameron Maybin, R OBP: 0.275, SLG: 0.337 (5, 8)										1	0	0	0	1	0	2							
5 Alexi Amarista, L OBP: 0.284, SLG: 0.296 7 Rymer Laniano, R OBP: 0.275, SLG: 0.266 (8, PH) (8, 9)										2	0	0	0	0	0	1							
22 Ian Kennedy, R OBP: 0.200, SLG: 0.217 50 Nick Vincent, R (7, 1) 14 Tommy Medica, R OBP: 0.278, SLG: 0.401 46 Tim Stauffer, R OBP: 0.200, SLG: 0.200 (8, 1)										2	0	1	0	0	0	0							
Inning Stats	R: 0 E: 0 K: 1 S: 10	H: 1 LOB: 0 BB: 0 P: 15	R: 0 E: 0 K: 0 S: 6	H: 0 LOB: 0 BB: 0 P: 10	R: 0 E: 0 K: 1 S: 12	H: 1 LOB: 2 BB: 1 P: 18	R: 0 E: 1 K: 1 S: 12	H: 1 LOB: 2 BB: 0 P: 19	R: 0 E: 0 K: 2 S: 9	H: 0 LOB: 0 BB: 0 P: 11	R: 0 E: 0 K: 0 S: 8	H: 0 LOB: 0 BB: 0 P: 15	R: 0 E: 0 K: 2 S: 7	H: 0 LOB: 0 BB: 0 P: 9	R: 0 E: 0 K: 1 S: 8	H: 0 LOB: 0 BB: 1 P: 17		1B: 3 2B: 1 3B: 0 HR: 0	SF: 0 SAC: 0 DP: 1 HBP: 0	WP: 0 PB: 0 SB: 0 CS: 2	PA: 33		
PITCHER	IP ERA WHIP	WLS BF	H R ER SO	BB IBB HBP BLK	WP HR S P	ERA WHIP	PITCHER	IP ERA WHIP	WLS BF	H R ER SO	BB IBB HBP BLK	WP HR S P	ERA WHIP										
14 Dan Haren, R ERA: 3.99 (1, 1)	7.0 W	25	4 0 0 5	1 0 0 0	0 0 0 0	0.00 0.714	14 Dan Haren, R ERA: 3.99 (8, 1)	1.0 H	3	0 0 0 2	0 0 0 0	0 0 0 0	0.00 0.000	74 Kenley Jansen, R ERA: 3.03 (9, 1)	1.0 3	0 0 0 1	1 0 0 0	0 0 0 0	0.00 1.000				

Batter	1	2	3	4	5	6	7	8	9	AB	R	H	RBI	BB	SO	LOB	BOTTOM						
66 Yasiel Puig, R OBP: 0.379, SLG: 0.472 (1, 8)										4	0	0	0	0	2	5	San Diego Padres @ Los Angeles Dodgers Dodger Stadium, Los Angeles, CA Wed Sep 10 2014, 7:11 PM - 9:55 PM PDT Att. 45,586 - Clear - 80 F						
10 Justin Turner, R OBP: 0.395, SLG: 0.455 56 J.P. Howell, L 74 Kenley Jansen, S (1, 4) (8, 1) (9, 1)										4	1	2	0	0	0	2							
23 Adrián González, L OBP: 0.338, SLG: 0.476 (1, 3)										4	0	1	0	0	1	1							
27 Matt Kemp, R OBP: 0.348, SLG: 0.483 (1, 9)										4	1	1	0	0	0	3							
13 Hanley Ramirez, R OBP: 0.355, SLG: 0.433 30 Darwin Barney, R OBP: 0.280, SLG: 0.324 (1, 6) (8, 4)										3	0	1	1	0	0	1							
3 Carl Crawford, L OBP: 0.326, SLG: 0.410 (1, 7)										4	1	4	2	0	0	0							
5 Juan Uribe, R OBP: 0.326, SLG: 0.429 (1, 5)										4	0	2	1	0	0	2							
17 A.J. Ellis, R OBP: 0.329, SLG: 0.238 (1, 2)										1	0	0	0	1	1	0							
14 Dan Haren, R OBP: 0.212, SLG: 0.184 16 Andre Ethier, L OBP: 0.320, SLG: 0.370 72 Miguel Rojas, R OBP: 0.257, SLG: 0.240 (1, 1) (7, PH) (8, 6)										2	0	0	0	0	2	3							
Inning Stats	R: 0 E: 0 K: 1 S: 8	H: 3 LOB: 3 BB: 1 P: 30	R: 0 E: 0 K: 0 S: 6	H: 1 LOB: 0 BB: 0 P: 9	R: 0 E: 0 K: 0 S: 5	H: 1 LOB: 0 BB: 0 P: 8	R: 0 E: 0 K: 2 S: 10	H: 0 LOB: 0 BB: 0 P: 15	R: 1 E: 0 K: 0 S: 8	H: 3 LOB: 0 BB: 0 P: 13	R: 1 E: 0 K: 1 S: 19	H: 3 LOB: 2 BB: 0 P: 25	R: 1 E: 0 K: 0 S: 14	H: 1 LOB: 1 BB: 1 P: 21	1B: 9 2B: 3 3B: 0 HR: 0	SF: 0 SAC: 1 DP: 3 HBP: 0		WP: 0 PB: 0 SB: 0 CS: 0	PA: 35				
PITCHER	IP ERA WHIP	WLS BF	H R ER SO	BB IBB HBP BLK	WP HR S P	ERA WHIP	PITCHER	IP ERA WHIP	WLS BF	H R ER SO	BB IBB HBP BLK	WP HR S P	ERA WHIP										
22 Ian Kennedy, R ERA: 3.77 (1, 1)	6.0 L	25	10 3 3 5	1 0 0 0	0 0 0 0	4.50 1.833	50 Nick Vincent, R ERA: 3.1 (7, 1)	1.0 4	1	0 0 0 1	0 0 0 0	0 0 0 0	0.00 1.000	46 Tim Stauffer, R ERA: 3.47 (8, 1)	1.0 5	1 1 1 0	1 0 0 0	0 0 0 0	9.00 2.000				



Batter	1	2	3	4	5	6	7	8	9	AB	R	H	RBI	BB	SO	LOB	TOP											
27 Yangelis Solarte, S OBP: 0.342, SLG: 0.368	G5-3		E7 15 SH1-3 9 2B				G1-3		G4-3	5	1	2	1	0	0	0												
15 Cory Spangenberg, L 12 Seth Smith, L OBP: 0.333, SLG: 0.657	K		SH1-3		F8		F8		BB	3	0	0	0	0	0	1												
9 Jedd Gyorko, R OBP: 0.285, SLG: 0.341	G5-3						G6-3		BB	5	1	2	1	0	0	0												
44 René Rivera, R OBP: 0.308, SLG: 0.417		8 1B 7 G5-3 BB	F7				HR		K	4	2	1	1	1	2	3												
8 Yasmani Grandal, S OBP: 0.310, SLG: 0.376		24 3B 7 G5-3 1B					K			4	1	2	1	0	2	0												
7 Rymer Lirio, R OBP: 0.272, SLG: 0.256	G5-3		FC6-4				G6-3			3	0	0	1	1	0	2												
24 Cameron Maybin, R OBP: 0.279, SLG: 0.349		5 FC6-2 3B					G5-3			4	0	2	1	0	0	0												
5 Alexi Amarista, L OBP: 0.286, SLG: 0.299	FC6-2									4	1	2	0	0	0	3												
53 Eric Stults, L 50 Nick Vincent, R 33 Dale Thayer, R 14 Tommy Medica, R 4 Jake Coebert, L 59 Kevin Quackenbush, R	G3									2	0	0	0	0	0	1												
Inning Stats	R: 0 E: 0 K: 1 S: 10	H: 0 LOB: 0 BB: 0 P: 15	R: 2 E: 0 K: 0 S: 15	H: 2 LOB: 1 BB: 1 P: 22	R: 2 E: 1 K: 0 S: 10	H: 3 LOB: 1 BB: 0 P: 13	R: 1 E: 0 K: 0 S: 11	H: 2 LOB: 1 BB: 0 P: 16	R: 1 E: 0 K: 1 S: 8	H: 1 LOB: 0 BB: 0 P: 11	R: 0 E: 0 K: 1 S: 12	H: 1 LOB: 0 BB: 0 P: 17	R: 0 E: 0 K: 0 S: 10	H: 0 LOB: 0 BB: 0 P: 15	R: 0 E: 0 K: 2 S: 17	H: 1 LOB: 2 BB: 1 P: 28	R: 0 E: 0 K: 2 S: 12	H: 1 LOB: 2 BB: 1 P: 25	1B: 8 2B: 1 3B: 1 HR: 1	SF: 0 SAC: 2 DP: 0 HBP: 0	WP: 0 PB: 0 CS: 2	PA: 40						
PITCHER	IP	WLS	BF	H	R	ER	SO	BB	IBB	HBP	BLK	WP	HR	S	P	ERA	WHIP											
54 Vidal Nuño, L ERA: 4.58	5.0	L	24	8	6	6	2	1	0	0	0	0	0	1	54	77	10.80	1.800										
56 Eury De La Rosa, L ERA: 1.97	2.0		6	1	0	0	1	0	0	0	0	0	0	22	32	0.00	0.500											
38 Will Harris, R ERA: 5.04	0.2		4	1	0	0	2	1	0	0	0	0	0	16	25	0.00	3.000											
47 Joe Paterson, L ERA:	0.1		1	0	0	0	0	0	0	0	0	0	0	1	3	0.00	0.000											
43 Addison Reed, R ERA: 3.58	1.0		5	1	0	0	2	1	0	0	0	0	0	12	25	0.00	2.000											

San Diego Padres @ Arizona Diamondbacks
Chase Field, Phoenix, AZ
Fri Sep 12 2014, 6:41 PM - 9:35 PM MST
Att: 31,238 - Roof Closed - 79 F

livebaseballscorecards.com

AB 35
R 6
H 11
RBI 6
BB 3
SO 7
LOB 10



Batter	1	2	3	4	5	6	7	8	9	AB	R	H	RBI	BB	SO	LOB	BOTTOM										
5 Ender Inciarte, L OBP: 0.304, SLG: 0.343	G1-3 16 11 1B 2B						L8			4	1	2	0	0	0	1											
16 Chris Owings, R OBP: 0.300, SLG: 0.424	G1-3		L7				E5 11 HR		G4-3	4	1	0	0	0	0	3											
11 AJ Pollock, R OBP: 0.370, SLG: 0.554	G5-4-3 15 1B		FC5-4							4	1	3	4	0	0	1											
15 Mark Trumbo, R OBP: 0.293, SLG: 0.370	G5-4-3						G5-3		G4-6-3	4	0	0	0	0	0	2											
26 Miguel Montero, L OBP: 0.335, SLG: 0.381		F7					F8		G4-3	3	0	0	0	1	0	0											
7 Cody Ross, R OBP: 0.295, SLG: 0.320		G5-3								4	0	1	0	0	1	1											
62 Brett Jackson, L (9, FR)										0	0	0	0	0	0	0											
19 Jake Lamb, L OBP: 0.274, SLG: 0.386							G3-1		FC6-4 1B	4	1	2	0	0	0	1											
4 Cliff Pennington, S OBP: 0.352, SLG: 0.365		F8					P4			4	0	1	0	0	1	2											
54 Vidal Nuño, L 12 Nolan Fontana, R 56 Eury De La Rosa, L 17 Alfredo Marte, R 38 Will Harris, R 47 Joe Paterson, R 43 Addison Reed, L 2 Aaron Hill, R										1	0	0	0	0	1	0											
Inning Stats	R: 0 E: 0 K: 0 S: 6	H: 2 LOB: 0 BB: 0 P: 9	R: 0 E: 0 K: 0 S: 13	H: 1 LOB: 1 BB: 0 P: 18	R: 0 E: 0 K: 1 S: 10	H: 1 LOB: 1 BB: 0 P: 16	R: 0 E: 0 K: 0 S: 3	H: 0 LOB: 0 BB: 1 P: 9	R: 4 E: 1 K: 0 S: 12	H: 3 LOB: 0 BB: 0 P: 17	R: 0 E: 0 K: 1 S: 8	H: 0 LOB: 0 BB: 0 P: 16	R: 0 E: 0 K: 2 S: 10	H: 0 LOB: 0 BB: 0 P: 17	R: 0 E: 0 K: 0 S: 7	H: 1 LOB: 0 BB: 0 P: 8	R: 0 E: 0 K: 0 S: 10	H: 2 LOB: 2 BB: 0 P: 14	1B: 7 2B: 1 3B: 1 HR: 1	SF: 0 SAC: 0 DP: 3 HBP: 0	WP: 0 PB: 0 CS: 0	PA: 36					
PITCHER	IP	WLS	BF	H	R	ER	SO	BB	IBB	HBP	BLK	WP	HR	S	P	ERA	WHIP										
53 Eric Stults, L ERA: 4.49	6.0		25	7	5	2	2	1	0	0	0	0	0	10	17	0.00	0.000										
50 Nick Vincent, R ERA: 3.04	1.0	H	3	0	0	0	2	0	0	0	0	0	0	7	8	0.00	1.000										
33 Dale Thayer, R ERA: 2.07	1.0	H	3	1	0	0	0	0	0	0	0	0	0	10	14	0.00	2.000										

San Diego Padres @ Arizona Diamondbacks
Chase Field, Phoenix, AZ
Fri Sep 12 2014, 6:41 PM - 9:35 PM MST
Att: 31,238 - Roof Closed - 79 F

livebaseballscorecards.com

AB 35
R 5
H 10
RBI 5
BB 1
SO 4
LOB 13



Batter	1	2	3	4	5	6	7	8	9	AB	R	H	RBI	BB	SO	LOB	TOP					
27 Yanagisawa Solarte, S OBP: 0.343, SLG: 0.377 21 Adam Moore, R	F8		G4-3		G4-3		HR		K	4	1	2	1	0	0	0						
12 Seth Smith, L OBP: 0.368, SLG: 0.449	K		G3		L4		F7			4	0	0	0	0	1	1						
9 Jedd Gyorko, R OBP: 0.285, SLG: 0.340	G2-3				K		K			4	0	1	0	0	2	0						
8 Yasmani Grandal, S OBP: 0.309, SLG: 0.383		G5-3			HR		G4-3			4	1	1	1	0	1	1						
44 René Rivera, R OBP: 0.314, SLG: 0.425					HR					2	2	1	0	2	0	0						
7 Rymer Lirio, R OBP: 0.271, SLG: 0.256	F8				K		K			4	0	1	0	0	2	3						
24 Cameron Maybin, R OBP: 0.279, SLG: 0.344	FC5-4				BB		K		G4-6-3	3	0	0	0	1	1	3						
5 Alexi Amarista, L OBP: 0.288, SLG: 0.301			F8						F8	4	0	2	2	0	0	0						
38 Trea Turner, R 15 Cole Young, L 43 Jay Wainwright, R 60 Frank Garces, L 4 Jake Cozzoli, L 41 J.J. Alvarez, R 97 Leonel Campos, R 84 Alex Torres, L 14 Trevor Meadows, R			K		K		F7		G6-3	1	0	0	0	0	0	0						
Inning Stats	R: 0 E: 0 K: 1 S: 7	H: 0 LOB: 0 BB: 0 P: 9	R: 0 E: 0 K: 0 S: 7	H: 0 LOB: 1 BB: 1 P: 14	R: 0 E: 0 K: 1 S: 14	H: 1 LOB: 1 BB: 0 P: 16	R: 2 E: 0 K: 3 S: 17	H: 2 LOB: 1 BB: 2 P: 28	R: 0 E: 0 K: 0 S: 11	H: 1 LOB: 1 BB: 0 P: 15	R: 1 E: 0 K: 2 S: 12	H: 2 LOB: 1 BB: 0 P: 18	R: 1 E: 0 K: 2 S: 10	H: 1 LOB: 0 BB: 0 P: 11	R: 0 E: 0 K: 0 S: 8	H: 1 LOB: 0 BB: 0 P: 13	R: 0 E: 0 K: 1 S: 9	H: 0 LOB: 0 BB: 0 P: 13	1B: 5 2B: 0 3B: 1 HR: 2	SF: 0 SAC: 0 DP: 1 HBP: 0	WP: 0 PB: 0 SB: 0 CS: 0	PA: 37
PITCHER	IP	WLS	BF	H	R	ER	SO	BB	IBB	HBP	BLK	WP	HR	S	P	ERA	WHIP					
57 Chase Anderson, R ERA: 3.7	5.0	W	22	4	2	2	5	3	0	0	0	0	1	56	82	3.60	1.400					
41 Daniel Hudson, R ERA: 13.5	1.0		5	2	1	1	2	0	0	0	0	0	0	12	18	9.00	2.000					
59 Oliver Pérez, L ERA: 2.88	1.0		4	1	1	1	2	0	0	0	0	0	1	10	11	9.00	1.000					
50 Evan Marshall, R ERA: 2.93	1.0		3	1	0	0	0	0	0	0	0	0	0	8	13	0.00	1.000					
37 Matt Stites, R ERA: 5.9	1.0		3	0	0	0	1	0	0	0	0	0	0	9	13	0.00	0.000					

San Diego Padres @ Arizona Diamondbacks
Chase Field, Phoenix, AZ
Sat Sep 13 2014, 5:11 PM - 8:23 PM MST
Att: 32,429 - Roof Closed - 78 F

livebaseballscorecards.com

AB 34
R 4
H 8
RBI 4
BB 3
SO 10
LOB 11



Batter	1	2	3	4	5	6	7	8	9	AB	R	H	RBI	BB	SO	LOB	BOTTOM					
5 Ender Inciarte, L OBP: 0.308, SLG: 0.346	L9				L9		G6-3			3	2	1	0	2	0	1						
16 Chris Owings, R OBP: 0.298, SLG: 0.420	L3				L8		K		G4-3	5	1	1	1	0	1	2						
11 AJ Pollock, R OBP: 0.366, SLG: 0.543					K		G1-3		G5-3	4	1	0	1	1	1	2						
15 Mark Trumbo, R OBP: 0.298, SLG: 0.378					FC1-5				K	5	2	3	3	0	1	1						
2 Aaron Hill, R OBP: 0.282, SLG: 0.369					FC1-5		L8			4	1	1	0	0	1	4						
7 Cody Ross, R OBP: 0.299, SLG: 0.324	K									4	1	2	0	0	2	2						
9 Tuffy Gosewisch, R OBP: 0.233, SLG: 0.292	K				G1-3		F9			4	0	1	1	0	1	3						
1 Didi Gregorius, L OBP: 0.283, SLG: 0.348					G3-1					3	2	1	0	1	1	2						
57 Chase Anderson, R 41 Daniel Hudson, R 17 Alfredo Marte, R 59 Oliver Pérez, L 31 Jordan Pacheco, R 50 Evan Marshall, R 37 Matt Stites, L										1	0	0	0	0	0	0						
Inning Stats	R: 3 E: 1 K: 2 S: 13	H: 3 LOB: 1 BB: 1 P: 27	R: 3 E: 1 K: 1 S: 13	H: 2 LOB: 2 BB: 1 P: 24	R: 0 E: 0 K: 1 S: 7	H: 0 LOB: 0 BB: 0 P: 7	R: 0 E: 0 K: 0 S: 6	H: 0 LOB: 0 BB: 0 P: 10	R: 1 E: 0 K: 2 S: 15	H: 3 LOB: 2 BB: 0 P: 27	R: 0 E: 0 K: 2 S: 12	H: 0 LOB: 1 BB: 1 P: 21	R: 3 E: 0 K: 0 S: 18	H: 3 LOB: 1 BB: 1 P: 31	R: 0 E: 0 K: 1 S: 8	H: 0 LOB: 0 BB: 0 P: 12	1B: 9 2B: 3 3B: 0 HR: 0	SF: 0 SAC: 1 DP: 1 HBP: 0	WP: 3 PB: 0 SB: 3 CS: 1	PA: 40		
PITCHER	IP	WLS	BF	H	R	ER	SO	BB	IBB	HBP	BLK	WP	HR	S	P	ERA	WHIP					
38 Tyson Ross, R ERA: 2.81	3.0	L	17	5	6	4	4	2	0	0	0	0	0	33	58	12.00	2.333					
43 Joe Wieland, R ERA: 11.25	1.2		8	3	1	1	1	0	0	0	0	0	0	18	33	5.40	1.800					
60 Frank Garces, L ERA: 4.15	0.1		1	0	0	0	1	0	0	0	0	0	0	3	4	0.00	0.000					
61 R.J. Alvarez, R ERA: 2.45	1.0		4	0	0	0	2	1	0	0	0	0	0	12	21	0.00	1.000					
57 Leonel Campos, R ERA: 8.31	1.0		7	3	3	3	0	1	0	0	0	2	0	18	31	27.00	4.000					

San Diego Padres @ Arizona Diamondbacks
Chase Field, Phoenix, AZ
Sat Sep 13 2014, 5:11 PM - 8:23 PM MST
Att: 32,429 - Roof Closed - 78 F

livebaseballscorecards.com

AB 35
R 10
H 11
RBI 8
BB 4
SO 9
LOB 17




Batter	1	2	3	4	5	6	7	8	9	AB	R	H	RBI	BB	SO	LOB	TOP					
15 Cory Spangenberg, L OBP: 0.286, SLG: 0.471 46 Tim Stauffer, R OBP: 0.200, SLG: 0.200 14 Tommy Medica, R OBP: 0.275, SLG: 0.397										4	0	0	1	0	2	2	San Diego Padres @ Arizona Diamondbacks Chase Field, Phoenix, AZ Sun Sep 14 2014, 1:11 PM - 4:26 PM MST Att: 26,075 - Roof Closed - 75 F					
27 Yaneris Solarte, S OBP: 0.344, SLG: 0.377										5	2	2	0	0	2	1						
9 Jedd Gyorko, R OBP: 0.287, SLG: 0.339										4	1	1	0	1	1	1						
8 Yasmani Grandal, S OBP: 0.310, SLG: 0.385										4	1	1	0	1	1	4						
12 Seth Smith, L OBP: 0.368, SLG: 0.448 16 Abraham Almonte, S OBP: 0.278, SLG: 0.333 50 Nick Vincent, R 61 R.J. Alvarez, R 21 Adam Moore, R OBP: 0.200, SLG: 0.400										3	0	1	1	0	0	1						
5 Alexi Amarista, L OBP: 0.290, SLG: 0.300										4	0	1	1	1	1	3						
4 Jake Goebbert, L OBP: 0.330, SLG: 0.368 44 René Rivera, R OBP: 0.319, SLG: 0.427										3	1	2	1	0	0	0						
25 Will Venable, L OBP: 0.287, SLG: 0.318										4	1	1	0	0	1	4						
24 Cameron Maybin, R OBP: 0.281, SLG: 0.343										1	0	0	0	0	1	2						
40 Odrisamer Despaigne, R 60 Frank Garces, L 7 Rymer Liriano, R OBP: 0.276, SLG: 0.261										0	0	0	0	0	0	0						
Inning Stats	R: 0 E: 0 K: 3 S: 9	H: 0 LOB: 0 BB: 0 P: 12	R: 1 E: 0 K: 2 S: 13	H: 2 LOB: 2 BB: 1 P: 22	R: 1 E: 0 K: 1 S: 10	H: 2 LOB: 0 BB: 1 P: 18	R: 2 E: 0 K: 1 S: 9	H: 1 LOB: 0 BB: 0 P: 12	R: 0 E: 0 K: 0 S: 11	H: 0 LOB: 0 BB: 0 P: 18	R: 0 E: 0 K: 0 S: 6	H: 0 LOB: 0 BB: 0 P: 9	R: 0 E: 1 K: 1 S: 11	H: 1 LOB: 2 BB: 1 P: 17	R: 0 E: 0 K: 3 S: 13	H: 2 LOB: 0 BB: 0 P: 18	R: 2 E: 0 K: 1 S: 14	H: 4 LOB: 2 BB: 0 P: 19	1B: 9 2B: 3 HR: 0	SF: 0 SAC: 1 DP: 2 HBP: 2	WP: 2 PA: 44 PB: 0 SB: 0 CS: 0	
PITCHER	IP WLS BF H R ER SO BB IBB HBP BLK WP HR S P ERA WHIP	IP WLS BF H R ER SO BB IBB HBP BLK WP HR S P ERA WHIP	IP WLS BF H R ER SO BB IBB HBP BLK WP HR S P ERA WHIP	IP WLS BF H R ER SO BB IBB HBP BLK WP HR S P ERA WHIP	IP WLS BF H R ER SO BB IBB HBP BLK WP HR S P ERA WHIP	IP WLS BF H R ER SO BB IBB HBP BLK WP HR S P ERA WHIP	IP WLS BF H R ER SO BB IBB HBP BLK WP HR S P ERA WHIP	IP WLS BF H R ER SO BB IBB HBP BLK WP HR S P ERA WHIP	IP WLS BF H R ER SO BB IBB HBP BLK WP HR S P ERA WHIP	IP WLS BF H R ER SO BB IBB HBP BLK WP HR S P ERA WHIP	IP WLS BF H R ER SO BB IBB HBP BLK WP HR S P ERA WHIP	IP WLS BF H R ER SO BB IBB HBP BLK WP HR S P ERA WHIP	IP WLS BF H R ER SO BB IBB HBP BLK WP HR S P ERA WHIP	IP WLS BF H R ER SO BB IBB HBP BLK WP HR S P ERA WHIP	IP WLS BF H R ER SO BB IBB HBP BLK WP HR S P ERA WHIP	IP WLS BF H R ER SO BB IBB HBP BLK WP HR S P ERA WHIP	IP WLS BF H R ER SO BB IBB HBP BLK WP HR S P ERA WHIP	IP WLS BF H R ER SO BB IBB HBP BLK WP HR S P ERA WHIP	IP WLS BF H R ER SO BB IBB HBP BLK WP HR S P ERA WHIP	IP WLS BF H R ER SO BB IBB HBP BLK WP HR S P ERA WHIP	IP WLS BF H R ER SO BB IBB HBP BLK WP HR S P ERA WHIP	IP WLS BF H R ER SO BB IBB HBP BLK WP HR S P ERA WHIP

Batter	1	2	3	4	5	6	7	8	9	AB	R	H	RBI	BB	SO	LOB	BOTTOM					
5 Ender Inciarte, L OBP: 0.309, SLG: 0.347										4	0	1	0	1	0	2	San Diego Padres @ Arizona Diamondbacks Chase Field, Phoenix, AZ Sun Sep 14 2014, 1:11 PM - 4:26 PM MST Att: 26,075 - Roof Closed - 75 F					
16 Chris Owings, R OBP: 0.300, SLG: 0.420										5	1	2	1	0	1	3						
11 AJ Pollock, R OBP: 0.362, SLG: 0.533										4	1	0	0	1	3	4						
15 Mark Trumbo, R OBP: 0.300, SLG: 0.377										3	1	1	1	1	0	1						
26 Miguel Montero, L OBP: 0.335, SLG: 0.379										3	1	0	0	1	0	0						
2 Aaron Hill, R OBP: 0.284, SLG: 0.369										3	1	1	1	1	0	2						
7 Cody Ross, R OBP: 0.298, SLG: 0.323										4	1	1	0	0	0	1						
1 Didi Gregorius, L OBP: 0.286, SLG: 0.351										4	2	2	1	0	0	0						
35 Trevor Cahill, R 62 Brent Jackson, L 52 Zeke Spruill, R 59 Oliver Pérez, R 38 Will Harris, R 31 Jordan Pacheco, R 43 Addison Reed, L										0	0	0	0	0	0	0						
Inning Stats	R: 0 E: 0 K: 1 S: 8	H: 1 LOB: 1 BB: 0 P: 10	R: 0 E: 0 K: 0 S: 11	H: 0 LOB: 0 BB: 0 P: 17	R: 5 E: 1 K: 0 S: 14	H: 4 LOB: 1 BB: 1 P: 27	R: 0 E: 0 K: 0 S: 6	H: 0 LOB: 0 BB: 0 P: 9	R: 0 E: 0 K: 0 S: 10	H: 1 LOB: 1 BB: 0 P: 14	R: 0 E: 0 K: 0 S: 11	H: 1 LOB: 0 BB: 0 P: 15	R: 3 E: 0 K: 1 S: 17	H: 3 LOB: 2 BB: 2 P: 28	R: 0 E: 0 K: 1 S: 17	H: 0 LOB: 0 BB: 0 P: 15		R: 0 E: 0 K: 1 S: 17	H: 0 LOB: 0 BB: 0 P: 15	1B: 8 2B: 3 HR: 0	SF: 0 SAC: 1 DP: 1 HBP: 0	WP: 1 PA: 39 PB: 0 SB: 2 CS: 1
PITCHER	IP WLS BF H R ER SO BB IBB HBP BLK WP HR S P ERA WHIP	IP WLS BF H R ER SO BB IBB HBP BLK WP HR S P ERA WHIP	IP WLS BF H R ER SO BB IBB HBP BLK WP HR S P ERA WHIP	IP WLS BF H R ER SO BB IBB HBP BLK WP HR S P ERA WHIP	IP WLS BF H R ER SO BB IBB HBP BLK WP HR S P ERA WHIP	IP WLS BF H R ER SO BB IBB HBP BLK WP HR S P ERA WHIP	IP WLS BF H R ER SO BB IBB HBP BLK WP HR S P ERA WHIP	IP WLS BF H R ER SO BB IBB HBP BLK WP HR S P ERA WHIP	IP WLS BF H R ER SO BB IBB HBP BLK WP HR S P ERA WHIP	IP WLS BF H R ER SO BB IBB HBP BLK WP HR S P ERA WHIP	IP WLS BF H R ER SO BB IBB HBP BLK WP HR S P ERA WHIP	IP WLS BF H R ER SO BB IBB HBP BLK WP HR S P ERA WHIP	IP WLS BF H R ER SO BB IBB HBP BLK WP HR S P ERA WHIP	IP WLS BF H R ER SO BB IBB HBP BLK WP HR S P ERA WHIP	IP WLS BF H R ER SO BB IBB HBP BLK WP HR S P ERA WHIP	IP WLS BF H R ER SO BB IBB HBP BLK WP HR S P ERA WHIP	IP WLS BF H R ER SO BB IBB HBP BLK WP HR S P ERA WHIP	IP WLS BF H R ER SO BB IBB HBP BLK WP HR S P ERA WHIP	IP WLS BF H R ER SO BB IBB HBP BLK WP HR S P ERA WHIP	IP WLS BF H R ER SO BB IBB HBP BLK WP HR S P ERA WHIP	IP WLS BF H R ER SO BB IBB HBP BLK WP HR S P ERA WHIP	IP WLS BF H R ER SO BB IBB HBP BLK WP HR S P ERA WHIP

AB	38
R	6
H	12
RBI	5
BB	3
SO	12
LOB	24



AB	33
R	8
H	10
RBI	5
BB	5
SO	4
LOB	13



Batter	1	2	3	4	5	6	7	8	9	AB	R	H	RBI	BB	SO	LOB	TOP			
2 Ben Revere, L OBP: 0.325, SLG: 0.365										4	0	0	0	0	0	0				
25 Cody Asche, L OBP: 0.395, SLG: 0.393										3	0	0	0	0	1	0				
26 Chase Utley, L OBP: 0.342, SLG: 0.414										2	0	0	0	1	0	0				
6 Ryan Howard, L OBP: 0.311, SLG: 0.376										3	0	0	0	0	2	1				
3 Marlon Byrd, R OBP: 0.314, SLG: 0.456										3	0	1	0	0	1	0				
9 Dornic Brown, L OBP: 0.285, SLG: 0.345										3	0	1	0	0	0	1				
21 Wil Nieves, R OBP: 0.265, SLG: 0.355										2	0	0	0	0	1	1				
18 Darin Ruf, R OBP: 0.307, SLG: 0.382										1	0	0	0	0	0	0				
51 Carlos Ruiz, R OBP: 0.350, SLG: 0.381										0	0	0	0	0	0	0				
13 Freddy Galvis, S OBP: 0.184, SLG: 0.213										3	0	0	0	0	1	0				
31 Jerome Williams, R OBP: 0.091, SLG: 0.091										2	0	0	0	0	1	0				
56 Cesar Jimenez, L OBP: 0.306, SLG: 0.371										0	0	0	0	0	0	0				
57 Luis Garcia, R										0	0	0	0	0	0	0				
24 Grady Sizemore, L										1	0	0	0	0	0	0				
Inning Stats	R: 0 E: 0 K: 1 S: 8	H: 0 LOB: 0 BB: 0 P: 11	R: 0 E: 0 K: 0 S: 7	H: 0 LOB: 0 BB: 0 P: 7	R: 0 E: 0 K: 2 S: 9	H: 0 LOB: 1 BB: 0 P: 11	R: 0 E: 0 K: 1 S: 6	H: 0 LOB: 1 BB: 1 P: 11	R: 0 E: 0 K: 1 S: 9	H: 0 LOB: 0 BB: 0 P: 12	R: 0 E: 0 K: 1 S: 10	H: 0 LOB: 0 BB: 0 P: 13	R: 0 E: 0 K: 0 S: 4	H: 1 LOB: 0 BB: 0 P: 5	R: 0 E: 0 K: 1 S: 9	H: 0 LOB: 0 BB: 0 P: 15	1B: 2 2B: 2 3B: 0 HR: 0	SF: 0 SAC: 0 DP: 2 HBP: 0	WP: 0 PB: 0 SB: 0 CS: 0	PA: 28
PITCHER 34 Andrew Cashner, R ERA: 2.2	IP: 9.0 WLS: W BF: 28 H: 2 R: 0 ER: 0 SO: 7 BB: 1 IBB: 0 HBP: 0 BLK: 0 WP: 0 HR: 0 S: 68 P: 92 ERA: 0.00 WHIP: 0.333															PITCHER				

Philadelphia Phillies @ San Diego Padres
 Petco Park, San Diego, CA
 Mon Sep 15 2014, 7:11 PM - 9:19 PM PDT
 Att: 17,558 - Clear - 81 F

livebaseballscorecards.com

AB 27
 R 0
 H 2
 RBI 0
 BB 1
 SO 7
 LOB 3

Batter	1	2	3	4	5	6	7	8	9	AB	R	H	RBI	BB	SO	LOB	BOTTOM			
27 Yangervis Solarte, S OBP: 0.343, SLG: 0.376										4	0	1	0	0	0	2				
12 Seth Smith, L OBP: 0.367, SLG: 0.444										3	0	0	0	1	2	0				
9 Jedd Gyorko, R OBP: 0.269, SLG: 0.339										3	0	1	0	1	1	0				
8 Yasmani Grandal, S OBP: 0.307, SLG: 0.380										4	0	0	0	0	1	4				
44 René Rivera, R OBP: 0.319, SLG: 0.430										3	1	1	0	0	0	0				
5 Alexi Amarista, L OBP: 0.287, SLG: 0.298										3	0	0	0	0	0	1				
4 Jake Goebbert, L OBP: 0.320, SLG: 0.356										3	0	0	0	0	1	1				
24 Cameron Maybin, R OBP: 0.281, SLG: 0.343										0	0	0	0	0	0	0				
25 Will Venable, L OBP: 0.290, SLG: 0.317										1	0	0	0	2	1	0				
34 Andrew Cashner, R OBP: 0.129, SLG: 0.161										3	0	0	0	0	2					
Inning Stats	R: 0 E: 0 K: 1 S: 8	H: 1 LOB: 1 BB: 0 P: 10	R: 1 E: 1 K: 0 S: 13	H: 1 LOB: 2 BB: 1 P: 19	R: 0 E: 0 K: 2 S: 10	H: 0 LOB: 0 BB: 0 P: 16	R: 0 E: 0 K: 1 S: 9	H: 0 LOB: 0 BB: 0 P: 14	R: 0 E: 0 K: 1 S: 8	H: 0 LOB: 0 BB: 0 P: 11	R: 0 E: 0 K: 1 S: 14	H: 0 LOB: 0 BB: 0 P: 20	R: 0 E: 0 K: 0 S: 6	H: 0 LOB: 0 BB: 0 P: 8	R: 0 E: 0 K: 0 S: 10	H: 1 LOB: 3 BB: 3 P: 23	1B: 2 2B: 2 3B: 0 HR: 0	SF: 0 SAC: 0 DP: 1 HBP: 0	WP: 0 PB: 0 SB: 0 CS: 0	PA: 31
PITCHER 31 Jerome Williams, R ERA: 5.03	IP: 7.2 WLS: L BF: 28 H: 3 R: 1 ER: 0 SO: 6 BB: 2 IBB: 0 HBP: 0 BLK: 0 WP: 0 HR: 0 S: 74 P: 109 ERA: 0.00 WHIP: 0.652															PITCHER				
56 Cesar Jimenez, L ERA: 5.03	0.0	1	0	0	0	0	1	0	0	0	0	0	0	0	0	0	5	∞	∞	
57 Luis Garcia, R ERA: 10.38	0.1	2	0	0	0	0	1	0	0	0	0	0	0	0	3	7	0.00	3.000		

Philadelphia Phillies @ San Diego Padres
 Petco Park, San Diego, CA
 Mon Sep 15 2014, 7:11 PM - 9:19 PM PDT
 Att: 17,558 - Clear - 81 F

livebaseballscorecards.com

AB 27
 R 1
 H 3
 RBI 0
 BB 4
 SO 6
 LOB 10

Batter	1	2	3	4	5	6	7	8	9	AB	R	H	RBI	BB	SO	LOB	TOP									
2 Ben Revere, L OBP: 0.326, SLG: 0.368	G3		FC3-6														5	0	3	1	0	0	1			
13 Freddy Galvis, S OBP: 0.222, SLG: 0.278																										
26 Chase Utley, L OBP: 0.340, SLG: 0.410																										
3 Marlon Byrd, R OBP: 0.311, SLG: 0.450																										
18 Darin Ruf, R OBP: 0.320, SLG: 0.412																										
7 Maikel Franco, R OBP: 0.195, SLG: 0.231																										
9 Dominic Brown, L OBP: 0.288, SLG: 0.356																										
21 Wil Nieves, R OBP: 0.259, SLG: 0.345																										
16 César Hernández, S OBP: 0.289, SLG: 0.279																										
4 Andrés Blanco, S OBP: 0.319, SLG: 0.467																										
38 Kyle Kendrick, R OBP: 0.109, SLG: 0.090																										
59 Antonio Bastardo, R ERA: 4.73																										
25 Cody Asche, L OBP: 0.287, SLG: 0.388																										
37 Mike Adams, R ERA: 2.89																										
56 Cesar Jimenez, L OBP: 0.201, SLG: 0.295																										
24 Grady Sizemore, L OBP: 0.301, SLG: 0.395																										
Inning Stats	R: 0 E: 0 K: 1 S: 11	H: 1 LOB: 1 BB: 0 P: 18	R: 0 E: 0 K: 1 S: 8	H: 0 LOB: 0 BB: 0 P: 14	R: 0 E: 0 K: 0 S: 10	H: 1 LOB: 1 BB: 0 P: 12	R: 1 E: 0 K: 1 S: 8	H: 2 LOB: 1 BB: 0 P: 13	R: 0 E: 0 K: 0 S: 11	H: 0 LOB: 0 BB: 0 P: 11	R: 0 E: 0 K: 1 S: 9	H: 1 LOB: 1 BB: 0 P: 12	R: 0 E: 0 K: 3 S: 15	H: 2 LOB: 2 BB: 0 P: 20	R: 2 E: 1 K: 1 S: 11	H: 3 LOB: 1 BB: 0 P: 15	1B: 7 2B: 4 3B: 0 HR: 0	SF: 0 DP: 0 HBP: 0	WP: 1 PB: 0 CS: 1	PA: 38						
PITCHER	IP WLS BF H R ER SO BB IBB HBP BLK WP HR S P ERA WHIP																									
41 Robbie Erlin, L ERA: 4.53	6.0 W 23 5 1 1 4 0 0 0 0 1 0 56 83 1.50 0.833																									
50 Nick Vincent, R ERA: 3.49	0.2 H 3 1 0 0 0 0 0 0 0 0 0 6 9 0.00 1.500																									
60 Frank Garces, L ERA: 2.7	0.1 H 1 0 0 0 0 0 0 0 0 0 0 3 3 0.00 0.000																									
33 Dale Thayer, R ERA: 2.03	1.0 H 5 2 0 0 3 0 0 0 0 0 0 15 27 0.00 2.000																									
46 Tim Stauffer, R ERA: 3.69	1.0 6 3 2 2 1 0 0 0 0 0 0 11 15 18.00 3.000																									

Philadelphia Phillies @ San Diego Padres
Petco Park, San Diego, CA
Thu Sep 18 2014, 6:11 PM - 9:11 PM PDT
Att: 18,076 - Partly Cloudy - 74 F

AB	38
R	3
H	11
RBI	2
BB	0
SO	8
LOB	17



Batter	1	2	3	4	5	6	7	8	9	AB	R	H	RBI	BB	SO	LOB	BOTTOM								
15 Cory Spangenberg, L OBP: 0.295, SLG: 0.476	G5-3																4	0	1	1	1	0	2		
25 Will Venable, L OBP: 0.288, SLG: 0.323																									
9 Jedd Gyorko, R OBP: 0.274, SLG: 0.341																									
8 Yasmani Grandal, S OBP: 0.313, SLG: 0.380																									
12 Seth Smith, L OBP: 0.369, SLG: 0.444																									
14 Tommy Medica, R OBP: 0.286, SLG: 0.401																									
5 Alexi Amarista, L OBP: 0.294, SLG: 0.323																									
24 Cameron Maybin, R OBP: 0.297, SLG: 0.356																									
41 Robbie Erlin, R ERA: 4.73																									
16 Adamant Amodeo, S OBP: 0.272, SLG: 0.325																									
50 Nick Vincent, R ERA: 4.11																									
60 Frank Garces, L ERA: 2.7																									
33 Dale Thayer, R ERA: 2.03																									
7 Rymer Lirio, R OBP: 0.203, SLG: 0.271																									
46 Tim Stauffer, R ERA: 3.69																									
Inning Stats	R: 0 E: 0 K: 1 S: 10	H: 1 LOB: 2 BB: 2 P: 21	R: 1 E: 0 K: 0 S: 9	H: 1 LOB: 0 BB: 0 P: 12	R: 0 E: 0 K: 0 S: 6	H: 0 LOB: 0 BB: 0 P: 8	R: 1 E: 0 K: 0 S: 10	H: 2 LOB: 2 BB: 2 P: 22	R: 1 E: 0 K: 1 S: 18	H: 2 LOB: 3 BB: 1 P: 29	R: 1 E: 0 K: 0 S: 10	H: 2 LOB: 0 BB: 0 P: 17	R: 0 E: 0 K: 1 S: 12	H: 1 LOB: 1 BB: 0 P: 15	R: 3 E: 1 K: 1 S: 13	H: 3 LOB: 0 BB: 0 P: 19	1B: 9 2B: 2 3B: 0 HR: 2	SF: 1 DP: 2 HBP: 1	WP: 0 PB: 0 CS: 1	PA: 39					
PITCHER	IP WLS BF H R ER SO BB IBB HBP BLK WP HR S P ERA WHIP																								
38 Kyle Kendrick, R ERA: 4.73	5.0 L 25 6 3 3 2 4 1 1 0 0 0 10 52 5.40 2.000																								
59 Antonio Bastardo, L ERA: 4.11	1.0 4 2 1 1 0 0 0 0 0 0 0 10 17 9.00 2.000																								
37 Mike Adams, R ERA: 2.89	1.0 4 1 0 0 1 0 0 0 0 0 0 12 15 0.00 1.000																								
56 Cesar Jimenez, L ERA: 1.8	1.0 6 3 3 3 1 0 0 0 0 0 0 13 19 27.00 3.000																								


Philadelphia Phillies @ San Diego Padres
Petco Park, San Diego, CA
Thu Sep 18 2014, 6:11 PM - 9:11 PM PDT
Att: 18,076 - Partly Cloudy - 74 F

AB	32
R	7
H	12
RBI	7
BB	5
SO	4
LOB	16



Batter	1	2	3	4	5	6	7	8	9	AB	R	H	RBI	BB	SO	LOB	TOP					
7 Grégor Blanco, L (1,8) OBP: 0.337, SLG: 0.369	G4-3			B1-3	F8			G4-3		4	0	1	0	0	0	3	San Francisco Giants @ San Diego Padres Petco Park, San Diego, CA Sun Sep 21 2014, 1:12 PM - 4:36 PM PDT Att: 32,480 - Sunny - 77 F					
12 Joe Panik, L (1,4) OBP: 0.340, SLG: 0.368	F7			F7	F7			F8		4	0	0	0	0	0	1						
28 Buster Posey, R (1,3) OBP: 0.362, SLG: 0.487	K							G4-3		4	0	1	0	0	1	1						
48 Pablo Sandoval, S (1,5) OBP: 0.326, SLG: 0.421		F7		P6				G5-3		4	0	0	0	0	0	2						
8 Hunter Pence, R (1,9) OBP: 0.340, SLG: 0.460		K						G6-3		4	0	0	0	0	0	2						
34 Andrew Susac, R (1,2) OBP: 0.312, SLG: 0.465		L8						K		4	0	0	0	0	3	0						
35 Brandon Crawford, L (1,6) OBP: 0.324, SLG: 0.385				G4-3						4	1	2	0	0	1	0						
10 Chris Dominguez, R (1,7) OBP: 0.333, SLG: 0.800			L4							2	1	1	2	1	0	0						
32 Ryan Vogelsong, R (1,1) ERA: 3.76				G6-3						2	0	1	0	0	0	0						
49 Javier López, L (6,1) ERA: 2.35										0	0	0	0	0	0	0						
70 George Kontos, R (6,1) ERA: 2.93										0	0	0	0	0	0	0						
9 Brandon Belt, L (7,PH) ERA: 2.27										0	0	0	0	0	0	0						
50 Matt Duffy, R (7,PH) ERA: 2.27										0	0	0	0	0	0	0						
63 Jean Machi, R (7,1) ERA: 2.27										0	0	0	0	0	0	0						
51 Erik Cordier, R (7,1) ERA: 2.27										0	0	0	0	0	0	0						
43 Brett Bochy, R (8,1) ERA: 1.55										0	0	0	0	0	0	0						
Inning Stats	R: 0 E: 0 K: 1 S: 8	H: 0 LOB: 0 BB: 0 P: 12	R: 0 E: 0 K: 1 S: 5	H: 0 LOB: 0 BB: 0 P: 7	R: 0 E: 0 K: 0 S: 10	H: 0 LOB: 0 BB: 0 P: 15	R: 0 E: 0 K: 0 S: 14	H: 1 LOB: 1 BB: 0 P: 17	R: 0 E: 0 K: 1 S: 11	H: 2 LOB: 3 BB: 1 P: 21	R: 0 E: 0 K: 0 S: 6	H: 0 LOB: 0 BB: 0 P: 8	R: 2 E: 0 K: 2 S: 18	H: 2 LOB: 0 BB: 0 P: 28	R: 0 E: 0 K: 0 S: 7	H: 1 LOB: 1 BB: 0 P: 9	R: 0 E: 0 K: 2 S: 8	H: 0 LOB: 0 BB: 0 P: 13	1B: 3 2B: 2 3B: 0 HR: 1	SF: 0 SAC: 0 DP: 0 HBP: 0	WP: 0 PB: 0 SB: 0 CS: 0	PA: 34
PITCHER	IP WLS BF H R ER SO BB IBB HBP BLK WP HR S P ERA WHIP	6.2 W 26 5 2 2 5 0 1 0 0 0 1 71 106 2.70 0.750	7.1 H 3 1 0 0 0 0 0 0 0 0 0 5 7 0.00 1.500	8.1 H 2 0 0 0 0 0 0 0 0 0 0 3 4 0.00 0.000	9.1 H 3 0 0 0 2 0 0 0 0 0 0 8 13 0.00 0.000	PITCHER										IP WLS BF H R ER SO BB IBB HBP BLK WP HR S P ERA WHIP	1.0 L 26 4 0 0 0 0 0 0 0 0 8 13 0.00 0.000					

AB	33
R	2
H	6
RBI	2
BB	1
SO	7
LOB	7



Batter	1	2	3	4	5	6	7	8	9	AB	R	H	RBI	BB	SO	LOB	BOTTOM			
27 Yangervis Solarte, S (1,5) OBP: 0.340, SLG: 0.373	K		P4					G3		5	1	1	0	0	1	1	San Francisco Giants @ San Diego Padres Petco Park, San Diego, CA Sun Sep 21 2014, 1:12 PM - 4:36 PM PDT Att: 32,480 - Sunny - 77 F			
25 Will Venable, L (1,9) OBP: 0.285, SLG: 0.318	L7			G4-3				F7		5	2	2	0	0	0	1				
9 Jedd Gyorko, R (1,4) OBP: 0.271, SLG: 0.334	L1			G3-1						3	2	0	0	1	0	2				
8 Yasmani Grandal, S (1,3) OBP: 0.316, SLG: 0.388		BB		K						2	1	1	3	1	1	0				
12 Seth Smith, L (1,7) OBP: 0.370, SLG: 0.444	L6									3	2	1	0	1	1	2				
44 René Rivera, R (1,2) OBP: 0.318, SLG: 0.431	F9									4	0	2	2	0	0	3				
5 Alexi Amarista, L (1,6) OBP: 0.292, SLG: 0.321	K									2	0	0	1	1	2	2				
24 Cameron Maybin, R (1,8) OBP: 0.299, SLG: 0.349			G4-3							4	0	1	2	0	1	1				
22 Ian Kennedy, R (1,1) OBP: 0.182, SLG: 0.196										3	0	0	0	0	1	3				
60 Frank Garces, L (7,1) ERA: 2.33										0	0	0	0	0	0	0				
50 Nick Vincent, R (8,1) ERA: 3.44										0	0	0	0	0	0	0				
4 Jake Goebbert, L (8,PH) OBP: 0.321, SLG: 0.333										0	0	0	0	1	0	0				
56 Joaquin Benoit, R (9,1) ERA: 1.55										0	0	0	0	0	0	0				
Inning Stats	R: 0 E: 0 K: 1 S: 12	H: 0 LOB: 0 BB: 0 P: 20	R: 0 E: 0 K: 1 S: 11	H: 0 LOB: 1 BB: 1 P: 17	R: 0 E: 0 K: 1 S: 8	H: 0 LOB: 0 BB: 0 P: 15	R: 0 E: 0 K: 1 S: 11	H: 0 LOB: 0 BB: 0 P: 16	R: 1 E: 0 K: 1 S: 18	H: 2 LOB: 1 BB: 0 P: 24	R: 4 E: 1 K: 0 S: 12	H: 3 LOB: 2 BB: 2 P: 26	R: 3 E: 1 K: 2 S: 20	H: 3 LOB: 1 BB: 1 P: 32	R: 0 E: 0 K: 0 S: 11	H: 0 LOB: 1 BB: 1 P: 22	1B: 6 2B: 2 3B: 0 HR: 0	SF: 2 SAC: 0 DP: 0 HBP: 0	WP: 1 PB: 0 SB: 0 CS: 0	PA: 38
PITCHER	IP WLS BF H R ER SO BB IBB HBP BLK WP HR S P ERA WHIP	5.0 L 21 4 4 2 5 1 0 0 0 0 0 65 100 3.60 1.000	6.1 L 2 0 0 0 0 1 0 0 0 0 0 4 8 0.00 3.000	7.1 L 4 1 1 0 0 0 1 0 0 0 0 3 10 0.00 1.500	8.1 L 4 2 3 3 0 1 0 0 0 0 0 8 18 81.00 9.000	9.1 L 3 1 0 0 2 0 0 0 0 1 0 12 14 0.00 1.500	PITCHER										IP WLS BF H R ER SO BB IBB HBP BLK WP HR S P ERA WHIP	1.0 L 4 0 0 0 0 1 0 0 0 0 0 11 22 0.00 1.000		

AB	31
R	8
H	8
RBI	8
BB	5
SO	7
LOB	15



Batter	1	2	3	4	5	6	7	8	9	AB	R	H	RBI	BB	SO	LOB	TOP										
43 Rafael Ynoa, S OBP: 0.385, SLG: 0.519	L5		G6-3		G6-3		K			4	1	1	0	0	1	1	Colorado Rockies @ San Diego Padres Petco Park, San Diego, CA Tue Sep 23 2014, 7:11 PM - 10:31 PM PDT Att: 33,669 - Clear - 73 F										
13 Drew Stubbs, R OBP: 0.339, SLG: 0.484	G5-3		K		K			HR		4	1	1	1	0	2	1											
33 Justin Morneau, L OBP: 0.362, SLG: 0.493	G4-3		BB		F7			K		4	0	1	1	0	1	0											
3 Michael Cuddyer, R OBP: 0.373, SLG: 0.584		BB	BB		FC4		K		K	3	0	1	0	1	2	0											
20 Wilin Rosario, R OBP: 0.309, SLG: 0.437	F7		FC4				G6-3		G4-3	4	0	0	0	0	0	3											
1 Brandon Barnes, R OBP: 0.299, SLG: 0.435	F7		BB		BB		L8			4	1	2	0	0	0	1											
14 Josh Rutledge, R OBP: 0.317, SLG: 0.407	BB		BB		BB		K		F8	3	0	1	0	1	1	1											
9 DJ LeMahieu, R OBP: 0.317, SLG: 0.351	L9		BB		BB		K		F9	4	0	1	1	0	1	3											
29 Jorge De La Rosa, L OBP: 0.146, SLG: 0.156 19 Charlie Blackmon, L OBP: 0.334, SLG: 0.524 12 Juan Nicasio, R OBP: 0.386, SLG: 0.483 0 Adam Ottavino, S OBP: 0.399, SLG: 0.399 53 Christian Friedrich, R OBP: 0.299, SLG: 0.399 32 LaTroy Hawkins, R OBP: 0.299, SLG: 0.399			K		B5-6-4		K		K	2	0	0	0	0	1	2											
Inning Stats	R: 0 E: 0 K: 0 S: 6	H: 0 LOB: 0 BB: 0 P: 11	R: 0 E: 0 K: 0 S: 16	H: 1 LOB: 2 BB: 1 P: 24	R: 1 E: 0 K: 2 S: 18	H: 2 LOB: 2 BB: 1 P: 30	R: 1 E: 0 K: 0 S: 12	H: 3 LOB: 1 BB: 0 P: 18	R: 0 E: 0 K: 2 S: 8	H: 0 LOB: 0 BB: 0 P: 11	R: 0 E: 0 K: 1 S: 7	H: 0 LOB: 0 BB: 0 P: 9	R: 0 E: 0 K: 3 S: 11	H: 0 LOB: 0 BB: 0 P: 16	R: 1 E: 0 K: 2 S: 8	H: 1 LOB: 0 BB: 0 P: 9	R: 0 E: 0 K: 0 S: 4	H: 1 LOB: 0 BB: 0 P: 7	1B: 6 2B: 1 3B: 0 HR: 1	SF: 0 SAC: 0 DP: 1 HBP: 0	WP: 0 PB: 0 SB: 0 CS: 1	PA: 35					
PITCHER	IP	WLS	BF	H	R	ER	SO	BB	IBB	HBP	BLK	WP	HR	S	P	ERA	WHIP										
41 Robbie Erlin, L ERA: 4.53	4.0		19	6	2	2	2	2	0	0	0	0	0	52	83	4.50	2.000										
46 Tim Stauffer, R ERA: 3.54	2.0		6	0	0	0	3	0	0	0	0	0	0	15	20	0.00	0.000										
61 R.J. Alvarez, R ERA: 1.29	1.0		3	0	0	0	3	0	0	0	0	0	0	11	16	0.00	0.000										
33 Dale Thayer, R ERA: 2.09	1.0	L	4	1	1	1	2	0	0	0	0	0	1	8	9	9.00	1.000										
58 Blaine Boyer, R ERA: 2.97	1.0		3	1	0	0	0	0	0	0	0	0	0	4	7	0.00	1.000										

Batter	1	2	3	4	5	6	7	8	9	AB	R	H	RBI	BB	SO	LOB	BOTTOM										
27 Yangervis Solarte, S OBP: 0.338, SLG: 0.370	G5-3		G5-3		FC5		P5		P5	5	0	1	0	0	0	1	Colorado Rockies @ San Diego Padres Petco Park, San Diego, CA Tue Sep 23 2014, 7:11 PM - 10:31 PM PDT Att: 33,669 - Clear - 73 F										
24 Cameron Maybin, R OBP: 0.292, SLG: 0.340	K		K		FC5		G4-6-3		F9	5	0	1	0	0	2	3											
9 Jedd Gyorko, R OBP: 0.279, SLG: 0.335	BB		BB		BB		G4-6-3		G4-3	3	1	1	0	2	0	2											
44 René Rivera, R OBP: 0.317, SLG: 0.429	G5-3		G6-4-3		BB		K		F7	4	0	0	0	0	1	3											
8 Yasmani Grandal, S OBP: 0.320, SLG: 0.385	BB		BB		BB		K		K	2	0	1	0	2	1	1											
14 Tommy Medica, R OBP: 0.283, SLG: 0.395	L7		G2-3		BB		K		F7	3	1	1	0	0	0	2											
15 Cory Spangenberg, L OBP: 0.394, SLG: 0.477	L7		G2-3		BB		K		F7	1	0	0	0	0	0	1											
58 Blaine Boyer, R ERA: 2.97										0	0	0	0	0	0	0											
7 Rymer Lirio, R OBP: 0.292, SLG: 0.275	BB		BB		BB		K		G4-3	3	0	2	1	1	1	0											
5 Alexi Amarista, L OBP: 0.292, SLG: 0.320	L3-6		L3-6		FC5		FC5		G4-3	4	0	2	1	0	0	4											
41 Robbie Erlin, L ERA: 4.1 46 Tim Stauffer, R ERA: 3.54 21 Adam Moore, R OBP: 0.147, SLG: 0.147 61 R.J. Alvarez, R OBP: 0.386, SLG: 0.483 33 Dale Thayer, R OBP: 0.399, SLG: 0.399 25 Will Venables, L OBP: 0.299, SLG: 0.399			K		FC5		FC5		BB	1	0	0	0	0	1	0											
Inning Stats	R: 0 E: 0 K: 1 S: 8	H: 0 LOB: 1 BB: 1 P: 16	R: 0 E: 0 K: 0 S: 6	H: 1 LOB: 1 BB: 1 P: 14	R: 0 E: 0 K: 2 S: 8	H: 0 LOB: 0 BB: 0 P: 13	R: 0 E: 0 K: 0 S: 6	H: 0 LOB: 1 BB: 2 P: 15	R: 0 E: 0 K: 2 S: 11	H: 2 LOB: 2 BB: 0 P: 16	R: 2 E: 0 K: 2 S: 18	H: 4 LOB: 2 BB: 0 P: 25	R: 0 E: 0 K: 0 S: 10	H: 1 LOB: 0 BB: 0 P: 15	R: 0 E: 0 K: 0 S: 13	H: 1 LOB: 2 BB: 1 P: 24	R: 0 E: 0 K: 0 S: 14	H: 0 LOB: 1 BB: 1 P: 23	1B: 9 2B: 1 3B: 0 HR: 0	SF: 0 SAC: 0 DP: 3 HBP: 0	WP: 2 PB: 0 SB: 1 CS: 0	PA: 39					
PITCHER	IP	WLS	BF	H	R	ER	SO	BB	IBB	HBP	BLK	WP	HR	S	P	ERA	WHIP										
29 Jorge De La Rosa, L ERA: 4.1	6.0		27	7	2	2	7	4	0	0	0	0	0	57	99	3.00	1.833										
12 Juan Nicasio, R ERA: 5.5	1.0	W	3	1	0	0	0	0	0	0	0	0	0	10	15	0.00	1.000										
0 Adam Ottavino, R ERA: 3.6	0.1	H	2	1	0	0	0	0	0	0	0	0	0	6	11	0.00	3.000										
53 Christian Friedrich, L ERA: 6.17	0.2	H	3	0	0	0	0	1	0	0	0	0	1	7	13	0.00	1.500										
32 LaTroy Hawkins, R ERA: 3.38	1.0	S	4	0	0	0	0	3	1	0	0	0	0	14	23	0.00	1.000										

AB	33
R	3
H	8
RBI	3
BB	2
SO	10
LOB	12



Batter	1	2	3	4	5	6	7	8	9	AB	R	H	RBI	BB	SO	LOB	TOP			
19 Charlie Blackmon, L OBP: 0.333, SLG: 0.438										4	1	1	1	0	1	0				
43 Rafael Ynoa, S OBP: 0.393, SLG: 0.500										2	1	0	0	2	0	0				
33 Justin Morneau, L OBP: 0.361, SLG: 0.490										3	1	0	0	1	0	1				
3 Michael Cuddyer, R OBP: 0.381, SLG: 0.588										4	0	3	1	0	0	0				
6 Corey Dickerson, L OBP: 0.364, SLG: 0.567										4	0	3	1	0	1	0				
20 Wilin Rosario, R OBP: 0.306, SLG: 0.432										4	0	0	0	0	2	6				
14 Josh Rutledge, R OBP: 0.314, SLG: 0.403										3	0	0	0	0	0	2				
34 Matt Belisle, R										0	0	0	0	0	0	0				
12 Juan Nicasio, R OBP: 0.080, SLG: 0.083										0	0	0	0	0	0	0				
53 Christian Friedrich, R OBP: 0.200, SLG: 0.200										1	0	0	0	0	0	0				
1 Brandon Barnes, R OBP: 0.298, SLG: 0.433										0	0	0	0	0	0	0				
9 DJ LeMahieu, R OBP: 0.314, SLG: 0.348										4	0	0	0	0	2	0				
56 Yohan Flande, L OBP: 0.154, SLG: 0.083										1	0	0	0	0	1	0				
16 Kyle Parker, R OBP: 0.138, SLG: 0.156										1	0	0	0	0	1	0				
37 Nick Masset, R										0	0	0	0	0	0	0				
62 Rob Scallih, L										0	0	0	0	0	0	0				
49 Rex Brothers, L										0	0	0	0	0	0	0				
23 Charlie Culberson, R OBP: 0.261, SLG: 0.295										1	0	0	0	0	0	0				
13 Drew Stubbs, R OBP: 0.320, SLG: 0.445										1	0	0	0	0	0	0				
Inning Stats	R: 1 E: 0 K: 0 S: 10	H: 1 LOB: 0 BB: 1 P: 19	R: 0 E: 0 K: 2 S: 8	H: 0 LOB: 0 BB: 0 P: 11	R: 0 E: 0 K: 2 S: 11	H: 0 LOB: 0 BB: 0 P: 15	R: 0 E: 0 K: 0 S: 9	H: 2 LOB: 2 BB: 0 P: 15	R: 0 E: 0 K: 1 S: 6	H: 0 LOB: 0 BB: 0 P: 11	R: 2 E: 0 K: 0 S: 17	H: 2 LOB: 2 BB: 2 P: 34	R: 0 E: 1 K: 1 S: 10	H: 0 LOB: 0 BB: 0 P: 17	R: 0 E: 0 K: 1 S: 7	H: 0 LOB: 0 BB: 0 P: 11	1B: 6 2B: 0 3B: 0 HR: 1	SF: 0 SAC: 0 DP: 1 HBP: 0	WP: 0 PB: 0 SB: 0 CS: 0	PA: 36
PITCHER	IP WLS BF H R ER SO BB IBB HBP BLK WP HR S P ERA WHIP																			
43 Joe Wieland, R ERA: 7.15	5.1 W 21 3 3 3 5 3 0 0 1 0 1 49 84 5.06 1.125																			
61 R.J. Alvarez, R ERA: 1.17	0.2 H 4 2 0 0 0 0 0 0 0 0 0 0 12 21 0.00 3.000																			
50 Nick Vincent, R ERA: 3.33	1.0 H 3 0 0 0 1 0 0 0 0 0 0 7 10 0.00 0.000																			
59 Kevin Quackenbush, R ERA: 2.53	1.0 H 5 2 0 0 1 0 0 0 0 0 0 10 17 0.00 2.000																			
56 Joaquin Benoit, R ERA: 1.52	1.0 S 3 0 0 0 1 0 0 0 0 0 0 7 11 0.00 0.000																			

Colorado Rockies @ San Diego Padres
 Petco Park, San Diego, CA
 Wed Sep 24, 2014, 6:12 PM - 9:21 PM PDT
 Att: 38,589 - Clear - 80 F

AB	R	H	RBI	BB	SO	LOB
33	3	7	3	3	8	9



Batter	1	2	3	4	5	6	7	8	9	AB	R	H	RBI	BB	SO	LOB	BOTTOM			
27 Yangelis Solarte, S OBP: 0.338, SLG: 0.371										4	1	1	0	0	0	3				
24 Cameron Maybin, R OBP: 0.292, SLG: 0.339										4	0	1	0	0	0	1				
9 Jedd Gyorko, R OBP: 0.277, SLG: 0.332										4	0	0	0	0	2	2				
8 Yasmani Grandal, S OBP: 0.322, SLG: 0.385										3	2	1	0	0	1	1				
14 Tommy Medica, R OBP: 0.290, SLG: 0.415										3	1	2	3	1	0	0				
56 Joaquin Benoit, R										0	0	0	0	0	0	0				
7 Rymer Lirio, R OBP: 0.291, SLG: 0.274										4	0	1	0	0	3	3				
21 Adam Moore, R OBP: 0.273, SLG: 0.222										2	0	0	0	2	1	1				
5 Alexi Amarista, L OBP: 0.290, SLG: 0.317										4	0	0	1	0	0	5				
43 Joe Wieland, R ERA: 5.19										2	0	0	0	0	1	2				
37 Nick Masset, R ERA: 5.66										0	0	0	0	0	0	0				
62 Rob Scallih, R ERA: 4.97										0	0	0	0	0	0	0				
49 Rex Brothers, L ERA: 5.73										0	0	0	0	0	0	0				
34 Matt Belisle, R ERA: 5.03										0	0	0	0	0	0	0				
Inning Stats	R: 3 E: 0 K: 1 S: 17	H: 2 LOB: 0 BB: 0 P: 26	R: 0 E: 0 K: 2 S: 9	H: 0 LOB: 0 BB: 0 P: 12	R: 0 E: 0 K: 0 S: 13	H: 0 LOB: 0 BB: 0 P: 18	R: 1 E: 0 K: 1 S: 13	H: 2 LOB: 2 BB: 1 P: 24	R: 0 E: 0 K: 2 S: 10	H: 1 LOB: 1 BB: 0 P: 15	R: 0 E: 0 K: 1 S: 12	H: 0 LOB: 3 BB: 3 P: 26	R: 0 E: 0 K: 1 S: 7	H: 0 LOB: 0 BB: 0 P: 9	R: 0 E: 0 K: 0 S: 8	H: 1 LOB: 1 BB: 0 P: 14	1B: 3 2B: 2 3B: 0 HR: 1	SF: 0 SAC: 0 DP: 0 HBP: 1	WP: 0 PB: 0 SB: 2 CS: 0	PA: 35
PITCHER	IP WLS BF H R ER SO BB IBB HBP BLK WP HR S P ERA WHIP																			
58 Yohan Flande, L ERA: 5.19	4.0 L 18 4 4 4 4 4 0 0 0 0 0 0 10 15 0.00 1.000																			
37 Nick Masset, R ERA: 5.66	1.0 4 1 0 0 2 0 0 0 0 0 0 10 15 0.00 1.000																			
62 Rob Scallih, R ERA: 4.97	0.1 3 0 0 0 1 2 0 0 0 0 0 6 16 0.00 6.000																			
49 Rex Brothers, L ERA: 5.73	0.1 2 0 0 0 0 1 0 0 0 0 0 3 7 0.00 3.000																			
34 Matt Belisle, R ERA: 5.03	1.1 4 0 0 0 1 0 0 0 0 0 0 10 12 0.00 0.000																			
PITCHER	IP WLS BF H R ER SO BB IBB HBP BLK WP HR S P ERA WHIP																			
12 Juan Nicasio, R ERA: 5.46	0.2 3 1 0 0 0 0 0 0 0 0 0 0 0 0.00 1.500																			
53 Christian Friedrich, L ERA: 6.08	0.1 1 0 0 0 0 0 0 0 0 0 0 0 0 0.00 0.000																			

Colorado Rockies @ San Diego Padres
 Petco Park, San Diego, CA
 Wed Sep 24, 2014, 6:12 PM - 9:21 PM PDT
 Att: 38,589 - Clear - 80 F

AB	R	H	RBI	BB	SO	LOB
30	4	6	4	4	8	18



Batter	1	2	3	4	5	6	7	8	9	AB	R	H	RBI	BB	SO	LOB	TOP					
15 Cory Spangenberg, L OBP: 0.314, SLG: 0.469 46 Tim Stauffer, R OBP: 0.107, SLG: 0.107										5	2	2	0	0	2	1	San Diego Padres @ San Francisco Giants AT&T Park, San Francisco, CA Thu Sep 25 2014, 7:16 PM - 10:48 PM PDT Att: 41,850 - Partly Cloudy - 68 F					
25 Will Venable, L OBP: 0.286, SLG: 0.327										5	1	2	2	0	0	3						
9 Jedd Gyorko, R OBP: 0.276, SLG: 0.328										4	1	0	0	1	0	1						
8 Yasmani Grandal, S OBP: 0.323, SLG: 0.401										5	2	2	5	0	2	1						
12 Seth Smith, L OBP: 0.368, SLG: 0.440										4	0	0	0	1	2	0						
44 René Rivera, R OBP: 0.322, SLG: 0.439										3	1	1	1	1	0	1						
5 Alexei Amarista, L OBP: 0.291, SLG: 0.321										4	0	2	0	0	0	1						
14 Tommy Medica, R OBP: 0.287, SLG: 0.410 27 Yangervis Solarte, S OBP: 0.339, SLG: 0.372										3	0	0	0	0	3	4						
34 Andrew Cashner, R OBP: 0.194, SLG: 0.257 54 Alex Torres, L ERA: 2.36 21 Adam Moore, R OBP: 0.333, SLG: 0.487 58 Blaine Boyer, R ERA: 3.63 60 Frank Garces, L ERA: 2.35 50 Nick Vincent, R ERA: 3.29 4 Jake Goebbert, L OBP: 0.118, SLG: 0.336										2	0	0	0	0	1	1						
Inning Stats	R: 0 E: 0 K: 2 S: 12	H: 1 LOB: 1 BB: 0 P: 18	R: 0 E: 0 K: 1 S: 9	H: 0 LOB: 1 BB: 1 P: 17	R: 0 E: 0 K: 2 S: 8	H: 0 LOB: 0 BB: 0 P: 9	R: 0 E: 0 K: 2 S: 9	H: 0 LOB: 0 BB: 0 P: 16	R: 0 E: 0 K: 1 S: 11	H: 1 LOB: 1 BB: 0 P: 17	R: 3 E: 0 K: 1 S: 21	H: 4 LOB: 2 BB: 1 P: 32	R: 5 E: 0 K: 1 S: 18	H: 4 LOB: 1 BB: 1 P: 32	R: 0 E: 0 K: 0 S: 11	H: 1 LOB: 1 BB: 0 P: 18		R: 0 E: 0 K: 0 S: 6	H: 0 LOB: 0 BB: 0 P: 10	1B: 6 2B: 1 3B: 0 HR: 4	SF: 0 SAC: 0 DP: 0 HBP: 0	WP: 0 PB: 0 SB: 0 CS: 0
PITCHER	IP: 5.1 WLS: 2 BF: 22 H: 5 R: 3 ER: 3 SO: 8 BB: 1 IBB: 0 HBP: 0 BLK: 0 WP: 0 HR: 2 S: 61 P: 93 ERA: 5.06 WHIP: 1.125	IP: 0.1 WLS: 0 BF: 3 H: 1 R: 0 ER: 0 SO: 1 BB: 0 IBB: 0 HBP: 0 BLK: 0 WP: 0 HR: 0 S: 4 P: 12 ERA: 0.00 WHIP: 0.000	IP: 0.1 WLS: 0 BF: 1 H: 0 R: 0 ER: 0 SO: 1 BB: 0 IBB: 0 HBP: 0 BLK: 0 WP: 0 HR: 0 S: 4 P: 4 ERA: 0.00 WHIP: 0.000	IP: 0.1 WLS: 0 BF: 3 H: 2 R: 2 ER: 2 SO: 0 BB: 0 IBB: 0 HBP: 0 BLK: 0 WP: 0 HR: 8 S: 14 P: 14 ERA: 54.00 WHIP: 6.000	IP: 0.1 WLS: 0 BF: 4 H: 2 R: 3 ER: 3 SO: 1 BB: 1 IBB: 0 HBP: 0 BLK: 0 WP: 0 HR: 2 S: 9 P: 16 ERA: 81.00 WHIP: 9.000	PITCHER	IP: 0.1 WLS: 1 BF: 1 H: 0 R: 0 ER: 0 SO: 0 BB: 0 IBB: 0 HBP: 0 BLK: 0 WP: 0 HR: 1 S: 2 P: 2 ERA: 0.00 WHIP: 0.000	IP: 1.0 WLS: 4 BF: 4 H: 1 R: 0 ER: 0 SO: 0 BB: 0 IBB: 0 HBP: 0 BLK: 0 WP: 0 HR: 11 S: 18 P: 10 ERA: 0.00 WHIP: 1.000	IP: 1.0 WLS: 3 BF: 3 H: 0 R: 0 ER: 0 SO: 0 BB: 0 IBB: 0 HBP: 0 BLK: 0 WP: 0 HR: 6 S: 10 P: 10 ERA: 0.00 WHIP: 0.000													
7 Grégor Blanco, L OBP: 0.336, SLG: 0.378										5	1	1	0	0	2	1	San Diego Padres @ San Francisco Giants AT&T Park, San Francisco, CA Thu Sep 25 2014, 7:16 PM - 10:48 PM PDT Att: 41,850 - Partly Cloudy - 68 F					
12 Joe Panik, L OBP: 0.343, SLG: 0.369										5	2	2	0	0	0	1						
28 Buster Posey, R OBP: 0.363, SLG: 0.484 34 Andrew Susac, R OBP: 0.333, SLG: 0.487										2	2	2	1	1	0	0						
48 Pablo Sandoval, S OBP: 0.326, SLG: 0.418 13 Joaquin Arias, R OBP: 0.293, SLG: 0.298										3	0	3	4	0	0	0						
8 Hunter Pence, R OBP: 0.333, SLG: 0.448										4	1	0	0	0	2	5						
9 Brandon Belt, L OBP: 0.290, SLG: 0.437										4	1	2	2	0	0	2						
45 Travis Ishikawa, L ERA: 3.69 49 Javier López, L ERA: 3.00 63 Jean Machi, R OBP: 0.194, SLG: 0.257 55 Tim Lincecum, L ERA: 4.8 50 Matt Duffy, R OBP: 0.292, SLG: 0.373 54 Sergio Romo, R ERA: 3.72 46 Santiago Casilla, R ERA: 1.73										3	0	0	0	0	1	0						
35 Brandon Crawford, L OBP: 0.327, SLG: 0.394										3	1	1	1	1	0	2						
52 Yusmeiro Petit, R OBP: 0.077, SLG: 0.040 41 Jeremy Affeldt, L ERA: 3.00 60 Hunter Strickland, R ERA: 3.63 2 Juan Carlos Perez, R OBP: 0.216, SLG: 0.263										2	0	0	0	0	0	0						
Inning Stats	R: 1 E: 0 K: 1 S: 13	H: 2 LOB: 1 BB: 0 P: 19	R: 1 E: 0 K: 0 S: 8	H: 1 LOB: 0 BB: 0 P: 12	R: 2 E: 0 K: 1 S: 9	H: 3 LOB: 1 BB: 0 P: 14	R: 1 E: 0 K: 1 S: 13	H: 1 LOB: 0 BB: 0 P: 18	R: 1 E: 0 K: 1 S: 12	H: 1 LOB: 1 BB: 1 P: 22	R: 0 E: 0 K: 1 S: 8	H: 0 LOB: 1 BB: 1 P: 17	R: 3 E: 0 K: 1 S: 20	H: 4 LOB: 2 BB: 0 P: 30	R: 0 E: 0 K: 0 S: 10	H: 0 LOB: 0 BB: 0 P: 15		1B: 8 2B: 2 3B: 0 HR: 2	SF: 1 SAC: 1 DP: 0 HBP: 0	WP: 1 PB: 0 SB: 0 CS: 0	PA: 39	
PITCHER	IP: 5.0 WLS: 2 BF: 24 H: 8 R: 6 ER: 6 SO: 4 BB: 1 IBB: 0 HBP: 0 BLK: 0 WP: 0 HR: 8 S: 55 P: 85 ERA: 10.80 WHIP: 1.800	IP: 1.0 WLS: 4 BF: 4 H: 3 R: 3 ER: 3 SO: 0 BB: 0 IBB: 0 HBP: 0 BLK: 0 WP: 0 HR: 14 S: 14 P: 14 ERA: 81.00 WHIP: 9.000	IP: 0.1 WLS: 0 BF: 1 H: 1 R: 0 ER: 0 SO: 0 BB: 0 IBB: 0 HBP: 0 BLK: 0 WP: 0 HR: 3 S: 3 P: 3 ERA: ∞ WHIP: ∞	IP: 0.2 WLS: 0 BF: 3 H: 2 R: 3 ER: 3 SO: 1 BB: 1 IBB: 0 HBP: 0 BLK: 0 WP: 0 HR: 13 S: 13 P: 13 ERA: 0.00 WHIP: 0.000	IP: 1.0 WLS: 1 BF: 3 H: 0 R: 0 ER: 0 SO: 0 BB: 0 IBB: 0 HBP: 0 BLK: 0 WP: 0 HR: 15 S: 10 P: 15 ERA: 0.00 WHIP: 0.000	PITCHER	IP: 1.0 WLS: 1 BF: 3 H: 0 R: 0 ER: 0 SO: 0 BB: 0 IBB: 0 HBP: 0 BLK: 0 WP: 0 HR: 0 S: 10 P: 15 ERA: 0.00 WHIP: 0.000	IP: 0.0 WLS: 0 BF: 0 H: 0 R: 0 ER: 0 SO: 0 BB: 0 IBB: 0 HBP: 0 BLK: 0 WP: 0 HR: 0 S: 0 P: 0 ERA: 0.00 WHIP: 0.000	IP: 2.0 WLS: 2 BF: 8 H: 2 R: 2 ER: 2 SO: 1 BB: 0 IBB: 0 HBP: 0 BLK: 0 WP: 0 HR: 1 S: 1 P: 3 ERA: 0.00 WHIP: 1.000													

AB	38
R	8
H	11
RBI	8
BB	3
SO	10
LOB	14



AB	35
R	9
H	12
RBI	9
BB	2
SO	6
LOB	14



Batter	1	2	3	4	5	6	7	8	9	AB	R	H	RBI	BB	SO	LOB	TOP			
15 Cory Spangenberg, L OBP: 0.286, SLG: 0.426	G6-3		F7		K		G5-3		K	5	0	0	0	0	2	2				
25 Will Venable, L OBP: 0.276, SLG: 0.327	1B		K		K		G4-3		1B	5	1	2	0	0	2	1				
9 Jedd Gyorko, R OBP: 0.324, SLG: 0.330	G6-3		G4-3				G6-3		CS	4	1	1	0	0	0	2				
8 Yasmani Grandal, S OBP: 0.324, SLG: 0.401	1B		G4-3		G4-3		1B		K	3	1	1	1	1	1	0				
12 Seth Smith, L OBP: 0.369, SLG: 0.443	G1-3		F7				1B		1B	4	1	2	1	0	0	1				
44 René Rivera, R OBP: 0.291, SLG: 0.439	G6-3		K		K		1B		1B	4	0	2	2	0	1	0				
5 Alexi Amarista, L OBP: 0.291, SLG: 0.320	K						K		F8	4	0	1	0	0	2	3				
7 Rymer Lirio, R OBP: 0.289, SLG: 0.266	G6-3								K	3	0	0	0	1	1	3				
22 Ian Kennedy, R OBP: 0.193, SLG: 0.192									F8	1	0	0	0	1	0	2				
59 Kevin Quackenbush, R ERA: 2.97										0	0	0	0	0	0	0				
4 Jake Goebbert, L OBP: 0.313, SLG: 0.337										1	0	0	0	0	0	0				
56 Joaquin Benoit, R ERA: 1.49										0	0	0	0	0	0	0				
Inning Stats	R: 1 H: 2 E: 0 K: 0 S: 14	H: 2 LOB: 1 BB: 0 P: 24	R: 0 H: 0 E: 0 K: 1 S: 5	H: 0 LOB: 0 BB: 0 P: 5	R: 0 H: 0 E: 0 K: 1 S: 8	H: 0 LOB: 1 BB: 1 P: 17	R: 0 H: 1 E: 0 K: 1 S: 10	H: 1 LOB: 1 BB: 0 P: 17	R: 3 H: 3 E: 0 K: 2 S: 12	H: 3 LOB: 2 BB: 2 P: 25	R: 0 H: 0 E: 0 K: 0 S: 7	H: 0 LOB: 0 BB: 0 P: 10	R: 0 H: 2 E: 0 K: 2 S: 13	H: 2 LOB: 2 BB: 0 P: 20	R: 0 H: 1 E: 0 K: 1 S: 8	H: 1 LOB: 0 BB: 0 P: 11	1B: 7 2B: 2 3B: 0 HR: 0	SF: 0 SAC: 1 DP: 0 HBP: 0	WP: 0 PA: 39 PB: 1 CS: 1 SB: 0	
PITCHER	IP WLS BF H R ER SO BB IBB HBP BLK WP HR S P ERA WHIP	IP WLS BF H R ER SO BB IBB HBP BLK WP HR S P ERA WHIP	IP WLS BF H R ER SO BB IBB HBP BLK WP HR S P ERA WHIP	IP WLS BF H R ER SO BB IBB HBP BLK WP HR S P ERA WHIP	IP WLS BF H R ER SO BB IBB HBP BLK WP HR S P ERA WHIP	IP WLS BF H R ER SO BB IBB HBP BLK WP HR S P ERA WHIP	IP WLS BF H R ER SO BB IBB HBP BLK WP HR S P ERA WHIP	IP WLS BF H R ER SO BB IBB HBP BLK WP HR S P ERA WHIP	IP WLS BF H R ER SO BB IBB HBP BLK WP HR S P ERA WHIP	IP WLS BF H R ER SO BB IBB HBP BLK WP HR S P ERA WHIP	IP WLS BF H R ER SO BB IBB HBP BLK WP HR S P ERA WHIP	IP WLS BF H R ER SO BB IBB HBP BLK WP HR S P ERA WHIP	IP WLS BF H R ER SO BB IBB HBP BLK WP HR S P ERA WHIP	IP WLS BF H R ER SO BB IBB HBP BLK WP HR S P ERA WHIP	IP WLS BF H R ER SO BB IBB HBP BLK WP HR S P ERA WHIP	IP WLS BF H R ER SO BB IBB HBP BLK WP HR S P ERA WHIP	IP WLS BF H R ER SO BB IBB HBP BLK WP HR S P ERA WHIP			
32 Ryan Vogelsong, R ERA: 4.0	5.1	L	24	6	4	3	5	2	0	0	0	0	0	0	0	0	52	88	5.06	1.500
70 George Kontos, R ERA: 2.97	0.2		3	0	0	0	1	0	1	0	0	0	0	0	0	0	5	11	0.00	0.000
49 Javier López, L ERA: 3.11	1.0		3	0	0	0	0	0	0	0	0	0	0	0	0	0	7	10	0.00	0.000
57 Juan Gutierrez, R ERA: 3.96	1.0		5	2	0	0	2	0	0	0	0	0	0	0	0	0	13	20	0.00	2.000
51 Erik Cordier, R ERA: 1.8	1.0		3	1	0	0	1	0	0	0	0	0	0	0	0	0	8	11	0.00	1.000

San Diego Padres @ San Francisco Giants
 AT&T Park, San Francisco, CA
 Fri Sep 26 2014, 7:26 PM - 10:20 PM PDT
 Att: 41,926 - Cloudy - 67 F

AB	34
R	4
H	9
RBI	4
BB	3
SO	9
LOB	14



Batter	1	2	3	4	5	6	7	8	9	AB	R	H	RBI	BB	SO	LOB	BOTTOM			
7 Grégor Blanco, L OBP: 0.333, SLG: 0.374	F9		F8		P6		G1-6-3			4	0	0	0	0	0	0				
12 Joe Panik, L OBP: 0.342, SLG: 0.367	G5-3		G3		K				E9	4	0	1	0	0	1	0				
48 Pablo Sandoval, S OBP: 0.324, SLG: 0.415	L6		P6						1B	4	0	0	0	0	0	1				
9 Brandon Belt, L OBP: 0.298, SLG: 0.440										3	1	2	0	1	0	1				
8 Hunter Pence, R OBP: 0.334, SLG: 0.447										3	0	1	0	1	1	2				
45 Travis Ishikawa, L OBP: 0.313, SLG: 0.404	F8									4	0	1	0	0	2	4				
34 Andrew Susac, R OBP: 0.318, SLG: 0.463	FC6									4	0	0	0	0	1	6				
35 Brandon Crawford, L OBP: 0.325, SLG: 0.391	SF8									3	0	0	1	0	1	2				
32 Ryan Vogelsong, R ERA: 3.63										2	0	0	0	0	1	2				
70 George Kontos, R ERA: 2.97										0	0	0	0	0	0	0				
49 Javier López, L ERA: 3.11										0	0	0	0	0	0	0				
10 Chris Dominguez, R ERA: 3.63										1	0	0	0	0	0	0				
57 Juan Gutierrez, R ERA: 3.96										0	0	0	0	0	0	0				
51 Erik Cordier, R ERA: 1.8										0	0	0	0	0	0	0				
Inning Stats	R: 0 H: 0 E: 0 K: 0 S: 8	H: 0 LOB: 0 BB: 0 P: 9	R: 1 H: 2 E: 1 K: 1 S: 20	H: 2 LOB: 2 BB: 0 P: 26	R: 0 H: 0 E: 0 K: 0 S: 4	H: 0 LOB: 0 BB: 0 P: 6	R: 0 H: 1 E: 0 K: 1 S: 8	H: 1 LOB: 2 BB: 1 P: 15	R: 0 H: 0 E: 0 K: 1 S: 5	H: 0 LOB: 0 BB: 0 P: 6	R: 0 H: 1 E: 1 K: 0 S: 7	H: 1 LOB: 1 BB: 0 P: 12	R: 0 H: 0 E: 0 K: 1 S: 9	H: 0 LOB: 0 BB: 0 P: 15	1B: 5 2B: 0 3B: 0 HR: 0	SF: 1 SAC: 0 DP: 0 HBP: 0	WP: 0 PA: 35 PB: 0 CS: 0 SB: 0			
PITCHER	IP WLS BF H R ER SO BB IBB HBP BLK WP HR S P ERA WHIP	IP WLS BF H R ER SO BB IBB HBP BLK WP HR S P ERA WHIP	IP WLS BF H R ER SO BB IBB HBP BLK WP HR S P ERA WHIP	IP WLS BF H R ER SO BB IBB HBP BLK WP HR S P ERA WHIP	IP WLS BF H R ER SO BB IBB HBP BLK WP HR S P ERA WHIP	IP WLS BF H R ER SO BB IBB HBP BLK WP HR S P ERA WHIP	IP WLS BF H R ER SO BB IBB HBP BLK WP HR S P ERA WHIP	IP WLS BF H R ER SO BB IBB HBP BLK WP HR S P ERA WHIP	IP WLS BF H R ER SO BB IBB HBP BLK WP HR S P ERA WHIP	IP WLS BF H R ER SO BB IBB HBP BLK WP HR S P ERA WHIP	IP WLS BF H R ER SO BB IBB HBP BLK WP HR S P ERA WHIP	IP WLS BF H R ER SO BB IBB HBP BLK WP HR S P ERA WHIP	IP WLS BF H R ER SO BB IBB HBP BLK WP HR S P ERA WHIP	IP WLS BF H R ER SO BB IBB HBP BLK WP HR S P ERA WHIP	IP WLS BF H R ER SO BB IBB HBP BLK WP HR S P ERA WHIP	IP WLS BF H R ER SO BB IBB HBP BLK WP HR S P ERA WHIP				
22 Ian Kennedy, R ERA: 1.49	7.0	W	28	4	1	0	6	2	0	0	0	0	0	0	0	0	67	9	0.00	0.857
59 Kevin Quackenbush, R ERA: 2.48	1.0	H	4	1	0	0	0	0	0	0	0	0	0	0	0	0	7	12	0.00	1.000
56 Joaquin Benoit, R ERA: 1.49	1.0	S	3	0	0	0	1	0	0	0	0	0	0	0	0	0	9	15	0.00	0.000

San Diego Padres @ San Francisco Giants
 AT&T Park, San Francisco, CA
 Fri Sep 26 2014, 7:26 PM - 10:20 PM PDT
 Att: 41,926 - Cloudy - 67 F

AB	32
R	1
H	5
RBI	1
BB	2
SO	7
LOB	18



Batter	1	2	3	4	5	6	7	8	9	AB	R	H	RBI	BB	SO	LOB	TOP					
25 Will Venable, L (1,9) OBP: 0.288, SLG: 0.326	F7		G5-3				G4-3		K	5	1	1	0	0	1	0	San Diego Padres @ San Francisco Giants AT&T Park, San Francisco, CA Sat Sep 27 2014, 1:08 PM - 3:41 PM PDT Att: 41,157 - Partly Cloudy - 69 F livebaseballscorecards.com					
15 Cory Spangenberg, L (1,4) OBP: 0.300, SLG: 0.444	G3		F9							4	0	2	0	0	0	0						
8 Yasmani Grandal, S (1,2) OBP: 0.370, SLG: 0.443										1	0	0	1	2	1	1						
12 Seth Smith, L (1,7) OBP: 0.370, SLG: 0.443										4	0	2	0	0	0	2						
27 Yangervis Solarte, S (1,5) OBP: 0.336, SLG: 0.369										4	0	0	0	0	0	5						
5 Alexi Amarista, L (1,6) OBP: 0.289, SLG: 0.317										4	0	0	0	0	1	0						
4 Jake Coebert, L (1,3) OBP: 0.313, SLG: 0.317										3	0	0	0	0	2	0						
24 Cameron Maybin, R (1,8) OBP: 0.323, SLG: 0.335										3	0	0	0	1	1	1						
53 Eric Stults, L (1,1) OBP: 0.102, SLG: 0.104										3	0	0	0	0	2	3						
33 Dale Thayer, R (8,1)										0	0	0	0	0	0	0						
61 R.J. Alvarez, R (8,1)										0	0	0	0	0	0	0						
44 René Rivera, R (9,PH) OBP: 0.323, SLG: 0.438										1	0	0	0	0	0	0						
Inning Stats	R: 0 E: 0 K: 0 S: 10	H: 1 LOB: 2 BB: 1 P: 18	R: 0 E: 0 K: 2 S: 11	H: 0 LOB: 1 BB: 1 P: 17	R: 0 E: 0 K: 0 S: 14	H: 1 LOB: 2 BB: 1 P: 22	R: 0 E: 1 K: 1 S: 17	H: 0 LOB: 1 BB: 0 P: 23	R: 1 E: 0 K: 0 S: 9	H: 2 LOB: 1 BB: 0 P: 12	R: 0 E: 0 K: 2 S: 7	H: 0 LOB: 1 BB: 0 P: 10	R: 0 E: 0 K: 1 S: 10	H: 1 LOB: 1 BB: 0 P: 16	R: 0 E: 0 K: 1 S: 8	H: 0 LOB: 0 BB: 0 P: 11	R: 0 E: 0 K: 1 S: 7	H: 0 LOB: 0 BB: 0 P: 7	1B: 4 2B: 1 3B: 0 HR: 0	SF: 1 SAC: 0 DP: 0 HBP: 1	WP: 0 PB: 0 SB: 2 CS: 0	PA: 37
PITCHER	IP WLS BF H R ER SO BB IBB HBP BLK WP HR S P ERA WHIP																					
22 Jake Peavy, R (1,1) ERA: 3.73	5.0	23	4	1	1	3	3	0	0	0	0	0	0	61	92	1.80	1.400					
41 Jeremy Affeldt, L (8,1) ERA: 2.26	2.0	8	1	0	0	3	0	0	1	0	0	0	0	17	26	0.00	0.500					
60 Hunter Strickland, R (8,1) ERA: 2.26	1.0	W 3	0	0	0	1	0	0	0	0	0	0	0	8	11	0.00	0.000					
46 Santiago Casilla, R (9,1) ERA: 1.7	1.0	S 3	0	0	0	1	0	0	0	0	0	0	0	7	7	0.00	0.000					

Batter	1	2	3	4	5	6	7	8	9	AB	R	H	RBI	BB	SO	LOB	BOTTOM					
56 Gary Brown, R (1,8) OBP: 0.333, SLG: 0.333	G1-3									4	0	2	0	0	0	0	San Diego Padres @ San Francisco Giants AT&T Park, San Francisco, CA Sat Sep 27 2014, 1:08 PM - 3:41 PM PDT Att: 41,157 - Partly Cloudy - 69 F livebaseballscorecards.com					
50 Matt Duffy, R (1,4) OBP: 0.290, SLG: 0.288										4	2	2	0	0	0	2						
9 Brandon Belt, L (1,3) OBP: 0.302, SLG: 0.443										3	1	1	1	1	0	2						
34 Andrew Susac, R (1,2) OBP: 0.326, SLG: 0.459										3	0	1	0	1	1	1						
13 Joaquin Arias, R (1,5) OBP: 0.279, SLG: 0.293										3	0	0	0	0	0	3						
48 Pablo Sandoval, S (8,PH) OBP: 0.324, SLG: 0.415										1	0	0	0	0	1	3						
35 Brandon Crawford, L (1,6) OBP: 0.334, SLG: 0.390										4	0	1	2	0	1	0						
10 Chris Dominguez, R (1,7) OBP: 0.111, SLG: 0.235										4	0	0	0	0	3	2						
2 Juan Carlos Perez, R (1,9) OBP: 0.219, SLG: 0.265										3	0	1	0	0	0	0						
22 Jake Peavy, R (1,1) ERA: 3.73	7.0	27	6	1	1	5	0	0	0	0	0	0	0	0	0	0						
37 Adam Duval, R (5,PH) OBP: 0.229, SLG: 0.282	0.2	L 6	2	2	2	1	1	1	0	0	0	0	0	0	0	0						
41 Jeremy Affeldt, L (8,1) ERA: 2.26	0.1	1	0	0	0	1	0	0	0	0	0	0	0	0	0	0						
61 R.J. Alvarez, R (8,1) ERA: 1.13	0.1	1	0	0	0	1	0	0	0	0	0	0	0	0	0	0						
Inning Stats	R: 1 E: 0 K: 1 S: 15	H: 2 LOB: 1 BB: 0 P: 19	R: 0 E: 0 K: 3 S: 15	H: 1 LOB: 1 BB: 0 P: 18	R: 0 E: 0 K: 0 S: 6	H: 2 LOB: 0 BB: 0 P: 9	R: 0 E: 0 K: 1 S: 11	H: 0 LOB: 0 BB: 0 P: 17	R: 0 E: 0 K: 0 S: 7	H: 0 LOB: 0 BB: 0 P: 12	R: 0 E: 0 K: 0 S: 7	H: 0 LOB: 0 BB: 0 P: 12	R: 0 E: 0 K: 0 S: 6	H: 0 LOB: 0 BB: 0 P: 11	R: 2 E: 1 K: 2 S: 19	H: 2 LOB: 2 BB: 2 P: 28	R: 0 E: 0 K: 2 S: 19	H: 0 LOB: 0 BB: 0 P: 7	1B: 7 2B: 1 3B: 0 HR: 0	SF: 0 SAC: 0 DP: 0 HBP: 0	WP: 0 PB: 0 SB: 0 CS: 0	PA: 34
PITCHER	IP WLS BF H R ER SO BB IBB HBP BLK WP HR S P ERA WHIP																					
53 Eric Stults, L (1,1) ERA: 4.3	7.0	27	6	1	1	5	0	0	0	0	0	0	0	0	0	0	0					
33 Dale Thayer, R (8,1) ERA: 2.34	0.2	L 6	2	2	2	1	1	1	0	0	0	0	0	0	0	0	0					
61 R.J. Alvarez, R (8,1) ERA: 1.13	0.1	1	0	0	0	1	0	0	0	0	0	0	0	0	0	0	0					

