


San Diego Padres - 2020

Batter	1	2	3	4	5	6	7	8	9	AB R H RBI BB SO LOB	TOP																								
												<p style="text-align: center;">Seattle Mariners @ San Diego Padres Peoria Stadium, Peoria, AZ Sat Feb 22 2020, 3:10 PM EST</p> <p style="text-align: right;">livebaseballscorecards.com</p> <table style="width: 100%; border-collapse: collapse;"> <tr><td style="width: 50%;">AB</td><td style="width: 50%; text-align: right;">0</td></tr> <tr><td>R</td><td style="text-align: right;">0</td></tr> <tr><td>H</td><td style="text-align: right;">0</td></tr> <tr><td>RBI</td><td style="text-align: right;">0</td></tr> <tr><td>BB</td><td style="text-align: right;">0</td></tr> <tr><td>SO</td><td style="text-align: right;">0</td></tr> <tr><td>LOB</td><td style="text-align: right;">0</td></tr> </table> 	AB	0	R	0	H	0	RBI	0	BB	0	SO	0	LOB	0									
AB											0																								
R											0																								
H											0																								
RBI											0																								
BB											0																								
SO											0																								
LOB											0																								
Inning Stats										1B: 0 SF: 0 2B: 0 SAC: 0 3B: 0 DP: 0 HR: 0 HBP: 0	WP: 0 PA: 0 PB: 0 SB: 0 CS: 0																								
PITCHER	IP	WLS	BF	H	R	ER	SO	BB	IBB	HBP	BLK	WP	HR	S	P	ERA	WHIP	PITCHER	IP	WLS	BF	H	R	ER	SO	BB	IBB	HBP	BLK	WP	HR	S	P	ERA	WHIP

Batter	1	2	3	4	5	6	7	8	9	AB R H RBI BB SO LOB	TOP		
5 Greg Garcia, L (1, 4) 1 Breyvic Valera, S (5, 4)	0-3 K	1-0 HBP		0-3 K			4-0 BB		0-0 G4-6-3	2 0 0 0 0 2 0 1 0 0 0 1 0 1			
2 Trent Grisham, L (1, 8) 86 Taylor Trammell, L (5, 8)	0-0 11 CI 4 1B 3 BB 1B	0-0 L8			0-0 G3-1		0-3 K		0-0 71 1B 2B	3 1 1 0 0 0 2 2 1 1 0 0 1 1			
4 Wil Myers, R (1, 9) 71 Edward Olivares, R (5, 9)	0-0 3 BB 11 CI 9 G5-3 1B	1-0 G4-3			0-0 G4-3			0-2 K	0-0 77 2B 1B	3 1 1 0 0 0 1 2 1 1 1 0 1 0			
11 Ty France, R (1, 3) 77 Jason Vosler, L (5, 3)	0-0 9 CI 3 BB G5-3 1-2 2-3 1B		0-3 K		0-3 K			4-0 94 1B 76 2B BB	0-0 77 2B 1B	2 0 0 0 0 2 0 1 1 1 1 1 0 0			
3 Gordon Beckham, R (1, 5) 75 Hudson Potts, R (6, 5)	4-0 9 G5-3 1-2 2-3 3-H BB		4-0 18 FC6-4 BB		0-3 K		0-3 K	0-3 K	0-3 K	1 0 0 1 2 1 0 2 0 0 0 0 2 2			
9 Jake Cronenworth, L (1, 6) 94 Gabriel Arias, R (6, 6)	0-0 G5-3		0-3 K		0-0 G4-3			0-0 76 S 76 2B 1B		3 0 0 1 0 1 3 1 1 1 0 0 0 0			
18 Austin Hedges, R (1, 2) 76 Webster Rivas, R (6, 2)	0-3 K		0-0 FC6-4		0-3 K		0-1 1-H 3-H 2B			3 0 0 0 0 2 3 1 0 1 2 0 0 0			
74 Esteban Quiroz, L (1, 10) 92 Owen Miller, R (7, PR) (7, 10)		0-3 K		0-3 K		4-0 7 CS BB		0-0 F9		2 0 0 0 1 2 0 1 0 0 0 0 0 1			
7 Juan Lagares, R (1, 7) 63 Jorge Oña, R (7, 7)		0-0 2 L8 5 HBP 4 WP 1B		0-0 G5-3		1-0 P6		0-0 G4-6-3 1B		3 1 1 0 0 0 1 1 0 1 0 0 0 0			
Inning Stats	R: 2 H: 2 E: 1 LOB: 2 K: 2 BB: 1 S: 10 P: 14	R: 1 H: 1 E: 0 LOB: 1 K: 1 BB: 0 S: 6 P: 8	R: 0 H: 0 E: 0 LOB: 1 K: 2 BB: 1 S: 7 P: 11	R: 0 H: 0 E: 0 LOB: 0 K: 2 BB: 0 S: 7 P: 7	R: 0 H: 0 E: 0 LOB: 0 K: 1 BB: 0 S: 5 P: 5	R: 0 H: 0 E: 0 LOB: 0 K: 2 BB: 0 S: 7 P: 7	R: 0 H: 0 E: 0 LOB: 1 K: 1 BB: 2 S: 4 P: 13	R: 2 H: 2 E: 0 LOB: 1 K: 2 BB: 1 S: 10 P: 14	R: 2 H: 4 E: 0 LOB: 1 K: 1 BB: 0 S: 8 P: 8	1B: 6 SF: 0 2B: 3 SAC: 0 3B: 0 DP: 1 HR: 0 HBP: 1	WP: 1 PA: 41 PB: 0 SB: 1 CS: 1		
PITCHER	IP WLS BF H R ER SO BB IBB HBP BLK WP HR S P ERA WHIP											PITCHER	IP WLS BF H R ER SO BB IBB HBP BLK WP HR S P ERA WHIP
25 Brett Anderson, L (1, 1) ERA: 9.0	1.0 L 7 2 2 1 2 1 0 0 0 0 0 0 10 14 9.00 3.000											50 Ray Black, R (6, 1) ERA:	1.0 3 0 0 0 2 0 0 0 0 0 0 7 7 0.00 0.000
29 Josh Lindblom, R (2, 1) ERA: 9.0	1.0 5 1 1 1 1 0 0 1 0 1 0 6 8 9.00 1.000											52 Justin Grimm, R (7, 1) ERA:	1.0 4 0 0 0 1 2 0 0 0 0 0 4 13 0.00 2.000
37 Adrian Houser, R (3, 1) ERA:	1.0 4 0 0 0 2 1 0 0 0 0 0 7 11 0.00 1.000											38 Devin Williams, R (8, 1) ERA: 18.0	1.0 6 2 2 2 2 1 0 0 0 0 0 10 14 18.00 3.000
27 Eric Lauer, L (4, 1) ERA:	1.0 3 0 0 0 2 0 0 0 0 0 0 7 7 0.00 0.000											76 J.P. Feyereisen, R (9, 1) ERA: 18.0	1.0 6 4 2 2 1 0 0 0 0 0 0 8 8 18.00 4.000
35 Brent Suter, L (5, 1) ERA:	1.0 3 0 0 0 1 0 0 0 0 0 0 5 5 0.00 0.000												

San Diego Padres @ Milwaukee Brewers
 American Family Fields of Phoenix, Phoenix, AZ
 Sun Feb 23 2020, 2:07 PM - 4:44 PM CST
 Att: 4,147 - Cloudy - 59 F

livebaseballscorecards.com

AB	34
R	7
H	9
RBI	6
BB	5
SO	14
LOB	15



Batter	1	2	3	4	5	6	7	8	9	AB	R	H	RBI	BB	SO	LOB
3 Orlando Arcia, R (1, 6) 61 Mark Mathias, R (6, 6)	0-0 G4-3		0-0 G4-3			0-3 K		0-0 G6-3		2	0	0	0	0	0	0
10 Omar Narváez, L (1, 2) 26 Jacob Nottingham, R (6, 2)	0-0 F7			4-0 BB		1-0 HBP			0-3 K	1	0	0	0	1	0	0
16 Ben Gamel, L (1, 9) 78 Corey Ray, L (6, 8)	0-0 F7			0-3 K		0-3 K			0-0 G6-3	2	0	0	0	0	1	1
28 Ryon Healy, R (1, 10) 93 Mario Feliciano, R (9, PH)		0-3 K		0-0 G4-6-3			0-0 P3		0-0 G4-3	3	0	0	0	0	1	1
21 Logan Morrison, L (1, 3) 20 David Freitas, R (6, 3)		0-0 G4-3			0-3 K		0-0 G6-3			2	0	0	0	0	1	0
23 Keon Broxton, R (1, 8) 14 Andrés Blanco, S (6, 4)		0-0 G1-3			0-3 K		0-3 K			2	0	0	0	0	1	0
14 Jace Peterson, L (1, 7) 97 Chad Spanberger, L (6, 9)			0-0 G4-3		0-0 1B			0-2 HR		2	0	1	0	0	0	0
65 Ronny Rodríguez, R (1, 4) 95 Ryan Aguilar, L (6, 7)			1-1 HR		0-0 G4-3			0-3 K		2	1	1	1	0	0	1
77 Lucas Erceg, L (1, 5)			0-3 K			0-0 P5		0-3 K		3	0	0	0	0	2	0

Inning Stats	R: 0	H: 0	E: 0	K: 3	S: 3	LOB: 0	BB: 0	P: 3	R: 0	H: 0	E: 0	K: 1	S: 5	LOB: 0	BB: 0	P: 5	R: 1	H: 1	E: 0	K: 1	S: 7	LOB: 0	BB: 0	P: 8	R: 0	H: 0	E: 0	K: 1	S: 4	LOB: 0	BB: 1	P: 8	R: 0	H: 1	E: 0	K: 2	S: 8	LOB: 1	BB: 0	P: 8	R: 0	H: 0	E: 0	K: 1	S: 5	LOB: 0	BB: 0	P: 5	R: 1	H: 1	E: 0	K: 2	S: 10	LOB: 0	BB: 0	P: 10	R: 0	H: 0	E: 0	K: 1	S: 5	LOB: 0	BB: 0	P: 5	1B: 1	SF: 0	2B: 0	3B: 0	HR: 2	SAC: 0	DP: 1	HBP: 1	WP: 0	PA: 31
--------------	------	------	------	------	------	--------	-------	------	------	------	------	------	------	--------	-------	------	------	------	------	------	------	--------	-------	------	------	------	------	------	------	--------	-------	------	------	------	------	------	------	--------	-------	------	------	------	------	------	------	--------	-------	------	------	------	------	------	-------	--------	-------	-------	------	------	------	------	------	--------	-------	------	-------	-------	-------	-------	-------	--------	-------	--------	-------	--------

PITCHER	IP	WLS	BF	H	R	ER	SO	BB	IBB	HBP	BLK	WP	HR	S	P	ERA	WHIP
17 Zach Davies, R (1, 1) ERA: 2.00	2.0	W	6	0	0	0	1	0	0	0	0	0	0	8	8	0.00	0.000
49 Michel Baez, R (3, 1) ERA: 4.50	2.0	H	7	1	1	1	2	1	0	0	0	0	1	11	16	4.50	1.000
61 Luis Perdomo, R (5, 1) ERA: 0.00	1.0	H	4	1	0	0	2	0	0	0	0	0	0	8	8	0.00	1.000
36 Pierce Johnson, R (6, 1) ERA: 0.00	1.0	H	4	0	0	0	2	0	0	1	0	0	0	7	8	0.00	0.000
8 Javy Guerra, R (7, 1) ERA: 0.00	1.0	H	3	0	0	0	1	0	0	0	0	0	0	5	5	0.00	0.000


BOTTOM

San Diego Padres @ Milwaukee Brewers
American Family Fields of Phoenix, Phoenix, AZ

Sun Feb 23 2020, 2:07 PM - 4:44 PM CST
Att. 4,147 - Cloudy - 59 F

livebaseballscorecards.com

AB 29
R 2
H 3
RBI 2
BB 1
SO 11
LOB 4



Batter	1	2	3	4	5	6	7	8	9	AB R H RBI BB SO LOB	TOP				
23 Fernando Tatis Jr., R OBP: 0.333, SLG: 0.667 72 Ivan Castillo, S	1-0 G5-3		0-0 22 1B		0-3 K			0-0 G6-3		3 1 1 0 0 1 0 1 0 0 0 0 0 0					
22 Josh Naylor, L OBP: 0.667, SLG: 0.667 71 Edward Olivares, R OBP: 0.667, SLG: 1.333	0-0 13 HR		0-0 13 F7		0-0 G6-3			0-0 77 1B		3 1 2 1 0 0 0 1 1 1 0 0 0 0					
13 Manny Machado, R OBP: 0.333, SLG: 1.333 24 Seth Mejias-Brean, R	2-0 HR		0-0 F7		0-0 L9			4-0 74 HBP 77 1B 76 SF9-6-3		3 1 1 2 0 0 1 0 1 0 0 1 0 0					
30 Eric Hosmer, L 77 Jason Vosler, L OBP: 0.750, SLG: 1.000	0-0 G4-3		0-0 F7		0-0 F8			0-0 74 HBP		2 0 0 0 0 0 1 2 0 1 1 0 0 0					
10 Jurickson Profar, S 74 Esteban Quiroz, L	0-0 G4-3		0-0 F7		0-0 G4-3			1-0 76 HBP		2 0 0 0 0 0 1 1 0 0 0 0 0 0					
27 Francisco Mejía, S 76 Webster Rivas, R OBP: 0.500, SLG: 2.000		0-0 F9		0-0 G4-3		0-0 P4		0-0 SF9-6-3		3 0 0 0 0 0 0 0 0 0 1 0 0 0					
92 Owen Miller, R 3 Nate Easley, R (9, PH)		0-0 G4-3		4-0 BB		0-3 K		0-0 G6-3		2 0 0 0 1 1 0 1 0 0 0 0 0 0	AB 30 R 5 H 6 RBI 5 BB 4 SO 4 LOB 5				
33 Franchy Cordero, L 86 Taylor Trammell, L OBP: 0.250, SLG: 0.500		4-0 16 BB		0-0 L8		0-0 G5-3		0-3 K		1 0 0 0 1 0 1 2 0 0 0 0 1 0					
16 Abraham Almonte, S 87 Michael Gettys, R		4-0 1-3 BB		0-0 L8		0-3 K		0-0 G5-3		1 0 0 0 1 0 1 2 0 0 0 0 1 0					
Inning Stats	R: 2 H: 2 E: 0 LOB: 0 K: 0 BB: 0 S: 5 P: 8	R: 0 H: 0 E: 0 LOB: 1 K: 0 BB: 2 S: 2 P: 10	R: 1 H: 2 E: 0 LOB: 1 K: 0 BB: 0 S: 5 P: 5	R: 0 H: 0 E: 0 LOB: 1 K: 0 BB: 1 S: 3 P: 7	R: 0 H: 0 E: 0 LOB: 0 K: 1 BB: 0 S: 5 P: 5	R: 0 H: 0 E: 0 LOB: 0 K: 2 BB: 0 S: 7 P: 3	R: 0 H: 0 E: 0 LOB: 0 K: 2 BB: 0 S: 7 P: 7	R: 2 H: 2 E: 0 LOB: 1 K: 0 BB: 1 S: 4 P: 9	R: 0 H: 0 E: 0 LOB: 0 K: 1 BB: 0 S: 5 P: 5	1B: 3 SF: 1 2B: 2 SAC: 0 3B: 1 DP: 1 HR: 1 HBP: 1	WP: 0 PA: 36 PB: 0 SB: 0 CS: 0				
PITCHER	IP WLS BF H R ER SO BB IBB HBP BLK WP HR S P ERA WHIP											PITCHER	IP WLS BF H R ER SO BB IBB HBP BLK WP HR S P ERA WHIP		
56 Brad Keller, R ERA: 18.0	(1, 1) 1.0											83 Tyler Zuber, R ERA:	(7, 1) 1.0	H 3 0 0 0 2 0 0 0 0 0 0 0 7 7 0.00 0.000	
52 Stephen Woods Jr., R ERA: 3.0	(2, 1) 2.0											67 Gabe Speier, L ERA: 54.0	(8, 1) 0.1	5 2 2 2 0 1 0 0 3 8 54.00 9.000	
68 Jake Newberry, R ERA:	(4, 1) 1.0											43 Randy Rosario, L ERA:	(8, 1) 1.2	S 4 0 0 0 1 0 0 0 6 6 0.00 0.000	
63 Josh Staumont, R ERA:	(5, 1) 1.0														
35 Greg Holland, R ERA:	(6, 1) 1.0	W 3													

San Diego Padres @ Kansas City Royals
 Surprise Stadium, Surprise, AZ
 Mon Feb 24 2020, 3:06 PM - 5:52 PM EST
 Att: 3,432 - Sunny - 66 F

livebaseballscorecards.com



Batter	1	2	3	4	5	6	7	8	9	AB	R	H	RBI	BB	SO	LOB	TOP								
1 Franklin Barreto, R OBP: 0.333, SLG: 0.444 11 Dustin Fowler, L (6, 8)	0-0 G6-3		0-3 K		0-0 8 1B 18 1B 2B	0-0 15 G4-6-3 1B		4-0 BB		4	1	2	0	0	1	0									
8 Robbie Grossman, S OBP: 0.375, SLG: 0.167 15 Seth Brown, L OBP: 0.222, SLG: 0.444 (1, 7) (5, 3)	4-0 18 2B 19 WP BB		0-0 G6-3		0-0 37 1B 1B	0-0 G4-6-3 1-2f		0-0 P5		2	2	1	0	1	0	0									
18 Chad Pinder, R OBP: 0.714, SLG: 0.800 39 Vimal Machin, L OBP: 0.222, SLG: 0.222 (1, 5) (7, PH) (7, 5)	0-0 19 WP 1-3 2B			4-0 2 1B 49 E BB	0-0 19 HBP 37 1B 1B		0-0 21 1B 79 1B 1B	0-0 G3		2	1	2	1	1	0	0									
2 Khris Davis, R OBP: 0.500, SLG: 0.500 37 Jonah Heim, S OBP: 0.286, SLG: 0.286 (1, 10) (4, PR) (4, 10)	0-3 K		0-0 49 E 1-2 1B	0-0 49 E 1-2 2-H 1B	0-0 19 HBP 1B		0-3 K	0-0 G5-3		2	0	1	0	0	1	2									
19 Eric Campbell, R OBP: 0.333, SLG: 0.500 71 Dillon Thomas, L OBP: 0.500, SLG: 0.500 (1, 3) (5, 7)	1-0 G6-3 2-3 3-H		0-0 L7	0-0 L7 1-2 2-3 HBP	1-0 HBP		0-0 F7	0-0 78 G3 21 BB 1B		2	0	1	0	0	0	3									
49 Skye Bolt, S OBP: 0.400, SLG: 0.286 21 Sheldon Neuse, R OBP: 0.429, SLG: 0.200 (1, 8) (6, 4)		0-0 F9	0-0 E3 1-3 2-H	0-3 K	0-3 K		0-0 79 1B 1-2 1B	4-0 78 G3 BB		3	0	0	0	0	1	4									
79 Luis Barrera, L OBP: 0.417, SLG: 0.583 78 Greg Deichmann, L OBP: 0.400, SLG: 0.400 (1, 9) (7, 9)		0-0 F8	0-0 F7	0-0 F7 1-3 2-H 1B	0-0 L7		0-0 1-3 2-H 1B	0-0 G3		4	0	1	1	0	0	6									
63 Carlos Pérez, R OBP: 0.250, SLG: 0.500 30 Austin Allen, L OBP: 0.222, SLG: 0.556 (1, 2) (6, PH) (6, 2)		0-0 G6-3	0-3 K2-3		1-0 HR		0-0 L3	0-0 L9		2	0	0	0	0	1	3									
23 Ryan Goins, L OBP: 0.143, SLG: 0.143 45 Nate Orf, R (1, 6) (6, 6)			0-0 G1-3		0-0 L7	0-0 F8		0-0 F8		3	0	0	0	0	0	0									
Inning Stats	R: 1 E: 0 K: 1 S: 6	H: 1 LOB: 1 BB: 1 P: 11	R: 0 E: 0 K: 0 S: 3	H: 0 LOB: 0 BB: 0 P: 3	R: 0 E: 0 K: 1 S: 5	H: 0 LOB: 0 BB: 0 P: 5	R: 1 E: 1 K: 1 S: 7	H: 1 LOB: 3 BB: 1 P: 11	R: 2 E: 0 K: 1 S: 9	H: 4 LOB: 3 BB: 0 P: 10	R: 1 E: 0 K: 0 S: 4	H: 2 LOB: 0 BB: 0 P: 5	R: 1 E: 0 K: 1 S: 8	H: 3 LOB: 2 BB: 0 P: 8	R: 0 E: 0 K: 0 S: 3	H: 0 LOB: 1 BB: 1 P: 7	R: 0 E: 0 K: 0 S: 4	H: 1 LOB: 2 BB: 1 P: 8	1B: 9 2B: 2 3B: 0 HR: 1	SF: 0 SAC: 0 DP: 1 HBP: 1	WP: 1 PB: 0 SB: 0 CS: 0	PA: 44			
PITCHER	IP	WLS	BF	H	R	ER	SO	BB	IBB	HBP	BLK	WP	HR	S	P	ERA	WHIP								
37 Joey Lucchesi, L ERA: 4.5 (1, 1)	2.0		8	1	1	1	1	1	0	0	0	1	0	9	14	4.50	1.000								
55 Matt Strahm, L ERA: (3, 1)	1.0		3	0	0	0	1	0	0	0	0	0	0	5	5	0.00	0.000								
54 Jimmy Yacabonis, R ERA: (4, 1)	1.0		6	1	1	0	1	1	0	0	0	0	0	7	11	0.00	2.000								
80 Dauris Valdez, R ERA: 18.0 (5, 1)	1.0		8	4	2	2	1	0	0	1	0	0	0	9	10	18.00	4.000								
98 Jordan Guerrero, R ERA: 9.0 (6, 1)	1.0		4	2	1	1	0	0	0	0	0	0	1	4	5	9.00	2.000								
PITCHER	IP	WLS	BF	H	R	ER	SO	BB	IBB	HBP	BLK	WP	HR	S	P	ERA	WHIP								
11 Emmanuel Ramirez, R ERA: 9.0 (7, 1)	1.0	W	6	3	1	1	1	0	0	0	0	0	0	8	8	9.00	3.000								
80 Jesse Scholtens, R ERA: (8, 1)	1.0	H	4	0	0	0	0	1	0	0	0	0	0	3	7	0.00	1.000								
60 Chih-Wei Hu, R ERA: (9, 1)	1.0	S	5	1	0	0	0	1	0	0	0	0	0	4	8	0.00	2.000								

Oakland Athletics @ San Diego Padres
Peoria Stadium, Peoria, AZ
Tue Feb 25 2020, 3:10 PM - 6:31 PM EST
Att. 2,099 - Sunny - 67 F

livebaseballscorecards.com

AB	39
R	6
H	12
RBI	4
BB	4
SO	5
LOB	29



Batter	1	2	3	4	5	6	7	8	9	AB	R	H	RBI	BB	SO	LOB
5 Greg Garcia, L (1, 4) OBP: 0.333, SLG: 0.200 74 Esteban Quiroz, L (6, 4) OBP: 0.429, SLG: 0.250	0-0 G6-4-3 1B		0-0 G4-3		0-0 G5-3	0-0 1B	0-0 SF7			3	0	1	0	0	0	1
2 Trent Grisham, L (1, 8) OBP: 0.167, SLG: 0.167 86 Taylor Trammell, L (6, 8) OBP: 0.333, SLG: 0.400	0-0 L7			0-0 G4-3	0-3 K	0-3 K	4-0 71 FC6-4 BB			3	0	0	0	0	1	1
4 Wil Myers, R (1, 9) OBP: 0.333, SLG: 0.200 71 Edward Olivares, R (5, PR) OBP: 0.600, SLG: 1.000	0-0 G6-4-3 1-2f			0-3 K	4-0 11 CS BB		0-0 75 2B 1B			2	0	0	0	1	1	1
11 Ty France, R (1, 3) OBP: 0.200, SLG: 0.400 75 Hudson Potts, R (6, PR) OBP: 0.250, SLG: 0.500		0-3 K		0-0 21 HBP 2B	1-0 CS	0-0 21 1B 7 1B	0-0 77 2B 2B	0-0 G4-3		3	1	1	0	0	1	0
9 Jake Cronenworth, L (1, 10) 1 Breyvic Valera, S (7, PH) (8, 10)		0-0 F7		0-0 21 HBP 7 BB 2-3		0-0 L5	0-0 L6	4-0 66 S 77 BB BB		3	1	0	0	0	0	2
3 Gordon Beckham, R (1, 5) 77 Jason Vosler, L (7, 5) OBP: 0.833, SLG: 1.250		0-3 K		4-0 7 BB 21 HBP 1-2 BB		0-0 P4	0-0 63 HBP 92 1B 2B	4-0 66 S BB		2	0	0	0	1	1	1
21 Luis Torrens, R (1, 2) OBP: 1.000, SLG: 1.000 87 Michael Gettys, R (6, PR) 66 Charlie Valerio, S (7, 2)			0-0 7 FC4-6 1B	1-0 7 BB HBP		0-0 94 1B 74 1B	4-0 92 1B 63 HBP BB	0-3 74 1-2 2-3		2	0	2	1	0	0	0
7 Juan Lagares, R (1, 7) OBP: 0.500, SLG: 0.400 63 Jorge Oña, R (7, 7) OBP: 0.667, SLG: 0.500			0-0 FC4-6 94 S	4-0 1-2 2-3 3-H BB		0-0 94 1B 74 1B	1-0 86 PB 92 1B HBP	0-3 K		0	1	1	2	1	0	1
94 Gabriel Arias, R (1, 6) OBP: 0.500, SLG: 0.500 92 Owen Miller, R (6, PR) OBP: 0.400, SLG: 0.250			1-0 G5-3	0-0 G5-3		0-0 74 1B	0-0 86 PB 1B			3	0	1	1	0	0	4

Inning Stats	R: 0	H: 1	E: 0	LOB: 0	K: 0	BB: 0	S: 3	P: 3	R: 0	H: 0	E: 0	LOB: 0	K: 2	BB: 0	S: 7	P: 7	R: 0	H: 1	E: 0	LOB: 1	K: 0	BB: 0	S: 4	P: 5	R: 2	H: 1	E: 1	LOB: 3	K: 1	BB: 2	S: 7	P: 16	R: 0	H: 0	E: 0	LOB: 1	K: 1	BB: 1	S: 4	P: 9	R: 3	H: 4	E: 1	LOB: 2	K: 1	BB: 0	S: 10	P: 10	R: 4	H: 4	E: 0	LOB: 3	K: 0	BB: 2	S: 7	P: 16	R: 0	H: 0	E: 0	LOB: 2	K: 2	BB: 2	S: 7	P: 15	1B: 8	2B: 3	3B: 0	HR: 0	SF: 1	SAC: 0	DP: 1	HBP: 2	WP: 0	HR: 0	S: 5	P: 10	ERA: 108.00	WHIP: 15.000
PITCHER	IP	WLS	BF	H	R	ER	SO	BB	IBB	HBP	BLK	WP	HR	S	P	ERA	WHIP	IP	WLS	BF	H	R	ER	SO	BB	IBB	HBP	BLK	WP	HR	S	P	ERA	WHIP	IP	WLS	BF	H	R	ER	SO	BB	IBB	HBP	BLK	WP	HR	S	P	ERA	WHIP																											
44 Jesús Luzardo, L (1, 1) ERA:	2.0		6	1	0	0	2	0	0	0	0	0	0	4	5	0.00	0.500	0.1	L	7	4	4	4	0	1	0	0	0	0	0	5	10	108.00	15.000	0.2		3	0	0	0	0	1	0	0	0	0	0	2	6	0.00	1.500																											
62 Lou Trivino, R (3, 1) ERA: 16.2	1.0		4	1	0	0	0	0	0	0	0	0	0	4	5	0.00	1.000	1.0		5	0	0	0	2	2	0	0	0	0	0	7	15	0.00	2.000	0.2		3	0	0	0	0	1	0	0	0	0	0	2	6	0.00	1.500																											
80 Donnie Hart, L (4, 1) ERA: 20.25	0.2	H	6	1	2	0	1	1	0	1	0	0	0	6	11	0.00	3.000	0.2		5	0	0	0	2	2	0	0	0	0	0	7	15	0.00	2.000	0.2		5	0	0	0	0	2	2	0	0	0	0	7	15	0.00	2.000																											
54 Brian Schlitter, R (4, 1) ERA:	1.1	B	5	0	0	0	1	2	0	0	0	0	0	5	14	0.00	1.500	0.2		5	0	0	0	2	2	0	0	0	0	0	7	15	0.00	2.000	0.2		5	0	0	0	0	1	0	0	0	0	0	7	15	0.00	2.000																											
53 Tanner Anderson, R (6, 1) ERA:	1.0	B	8	4	3	0	1	0	0	0	0	0	0	10	10	0.00	4.000	0.2		5	0	0	0	2	2	0	0	0	0	0	7	15	0.00	2.000	0.2		5	0	0	0	0	1	0	0	0	0	7	15	0.00	2.000																												

BOTTOM

Oakland Athletics @ San Diego Padres
Peoria Stadium, Peoria, AZ
Tue Feb 25 2020, 3:10 PM - 6:31 PM EST
Att. 2,099 - Sunny - 67 F

AB	34
R	9
H	11
RBI	9
BB	7
SO	7
LOB	21



WP: 0	PA: 45
PB: 1	
SB: 3	
CS: 1	

livebaseballscorecards.com

Batter	1	2	3	4	5	6	7	8	9	AB R H RBI BB SO LOB	TOP																									
6 Mike Freeman, L (1, 4) OBP: 0.333, SLG: 0.200 65 Gavin Collins, R (5, 2) OBP: 0.200, SLG: 0.800	0-3 K		4-0 35 1B BB		0-0 FC3-6 35 1B 1-2f		0-0 F9			2 0 0 0 1 1 1 1 0 0 0 0 0 1																										
35 Óscar Mercado, R (1, 8) OBP: 0.667, SLG: 0.600 76 Mitch Longo, L (5, 8) OBP: 0.800, SLG: 1.000	0-3 K		0-0 1-3 1B		0-0 1-2 1B			0-3 K		3 0 2 0 0 1 0 1 0 0 0 0 1 0																										
10 Jake Bauers, L (1, 3) OBP: 0.167, SLG: 0.167 40 Bobby Bradley, L (5, 3) OBP: 0.200, SLG: 0.200	0-0 F8		0-0 G3		0-3 K			0-0 1B		3 0 0 0 0 1 4 1 0 1 0 0 0 0																										
32 Franmil Reyes, R (1, 10) OBP: 0.500, SLG: 1.250 86 Will Benson, L (6, PH) (6, 10)		0-0 2B		0-0 G6-3		0-0 F8		0-3 K		2 0 1 0 0 0 0 2 0 0 0 0 1 1																										
4 Bradley Zimmer, L (1, 9) OBP: 0.333, SLG: 1.000 79 Connor Marabell, L (6, 9)		0-3 K		0-3 K		0-3 K		0-0 G5-3		3 0 0 0 0 3 1 1 0 0 0 0 0 1																										
95 Nolan Jones, L (1, 5) 26 Christian Arroyo, R (4, 5) OBP: 0.429, SLG: 0.857		0-0 F7		4-0 BB		0-0 G6-3			0-0 F9	1 0 0 0 1 0 1 2 0 0 0 0 0 0																										
2 Yu Chang, R (1, 6) OBP: 0.300, SLG: 0.333 89 Brayan Rocchio, S (7, 6)		0-0 G6-3		0-0 G6-3			0-0 F9		0-0 G6-3	3 0 0 0 0 0 2 1 0 0 0 0 0 0																										
1 Greg Allen, S (1, 7) 81 Ka'ai Tom, L (7, 7) OBP: 0.500, SLG: 0.500			0-0 G3-1		0-0 G3-1		0-0 F7		0-0 L3	3 0 0 0 0 0 0 1 0 0 0 0 0 0																										
9 Sandy León, S (1, 2) 67 Tyler Krieger, S (5, PR) (5, 4)			0-3 K		0-3 K 6 FC3-6		4-0 BB			2 0 0 0 0 2 0 0 0 0 0 1 0 0																										
Inning Stats	R: 0 E: 0 K: 2 S: 7	H: 0 LOB: 0 BB: 0 P: 7	R: 0 E: 0 K: 1 S: 6	H: 1 LOB: 1 BB: 0 P: 6	R: 0 E: 0 K: 1 S: 6	H: 1 LOB: 2 BB: 1 P: 10	R: 0 E: 0 K: 1 S: 5	H: 0 LOB: 1 BB: 1 P: 9	R: 0 E: 0 K: 1 S: 5	H: 0 LOB: 0 BB: 0 P: 5	R: 0 E: 0 K: 0 S: 3	H: 0 LOB: 1 BB: 1 P: 7	R: 0 E: 0 K: 2 S: 8	H: 1 LOB: 1 BB: 0 P: 8	R: 0 E: 0 K: 0 S: 3	H: 0 LOB: 0 BB: 0 P: 3	1B: 3 2B: 1 3B: 0 HR: 0	SF: 0 SAC: 0 DP: 0 HBP: 0	WP: 1 PB: 0 SB: 0 CS: 0	PA: 35																
PITCHER	IP WLS BF H R ER SO BB IBB HBP BLK WP HR S P ERA WHIP																																			
59 Chris Paddock, R (1, 1) ERA:	2.0		7	1	0	0	3	0	0	0	0	0	0	13	13	0.00	0.500																			
36 Pierce Johnson, R (3, 1) ERA:	1.0		5	1	0	0	1	1	0	0	0	0	0	6	10	0.00	2.000																			
61 Luis Perdomo, R (4, 1) ERA:	2.0	W	9	1	0	0	3	1	0	0	0	1	0	14	18	0.00	1.000																			
8 Javy Guerra, R (6, 1) ERA:	1.0	H	3	0	0	0	1	0	0	0	0	0	0	5	5	0.00	0.000																			
58 Aaron Leasher, L (7, 1) ERA:	1.0	H	4	0	0	0	0	1	0	0	0	0	0	3	7	0.00	1.000																			
PITCHER	IP WLS BF H R ER SO BB IBB HBP BLK WP HR S P ERA WHIP																																			
56 Fred Schlichholz, L (8, 1) ERA:	1.0		4	1	0	0	2	0	0	0	0	0	0	8	8	0.00	1.000																			
64 Gerardo Reyes, R (9, 1) ERA:	1.0		3	0	0	0	0	0	0	0	0	0	0	3	3	0.00	0.000																			

Cleveland Indians @ San Diego Padres
Peoria Stadium, Peoria, AZ
Wed Feb 26 2020, 3:12 PM - 5:53 PM EST
Att. 2,322 - Sunny - 64 F

livebaseballscorecards.com

AB	32
R	0
H	4
RBI	0
BB	3
SO	10
LOB	12



Batter	1	2	3	4	5	6	7	8	9
23 Fernando Tatis Jr., R (1, 6) 9 Jake Cronenworth, L (6, 6) OBP: 0.167, SLG: 0.333 OBP: 0.250, SLG: 0.250	0-0 L8		0-3 K		0-3 K		0-0 72 2B 1B	0-0 24 WP 72 1B	
4 Wil Myers, R (1, 10) 72 Ivan Castillo, S (7, PH) OBP: 0.444, SLG: 0.750 OBP: 0.667, SLG: 1.000	0-0 1B		0-1 CS	0-3 K		0-0 HR	0-0 24 1B 2B	0-0 24 WP 1B	
13 Manny Machado, R (1, 5) 24 Seth Mejias-Brean, R (6, 5) OBP: 0.400, SLG: 1.000 OBP: 0.500, SLG: 0.333	0-0 F7			4-0 10 G4-3 22 E 30 1B BB		0-0 P4	0-0 75 2B 1B	1-0 G5-3	
30 Eric Hosmer, L (1, 3) 75 Hudson Potts, R (6, 3) OBP: 0.250, SLG: 0.250 OBP: 0.500, SLG: 0.833	0-0 L8			0-0 22 E 10 G4-3 1B		0-0 1B	0-0 1B	1-2 2-3	
10 Jurickson Profar, S (1, 4) 1 Breyvic Valera, S (6, 4)		0-0 L7		0-0 G4-3		0-0 P6	0-0 G6-3		
22 Josh Naylor, L (1, 9) 86 Taylor Trammell, L (6, 9) OBP: 0.400, SLG: 0.400 OBP: 0.375, SLG: 0.571		0-0 F8		0-0 E5 18 FC6-4		0-0 G4-3		0-0 9 1B 2B	
18 Austin Hedges, R (1, 2) 91 Luis Campusano, R (7, 2)		0-0 F7		0-0 FC6-4			0-0 P4	0-3 K	
33 Franchy Cordero, L (1, 8) 71 Edward Olivares, R (6, 8) OBP: 0.714, SLG: 1.500			0-3 K		0-3 K		2-0 HR	4-0 9 1B 72 1B BB	
16 Abraham Almonte, S (1, 7) 87 Michael Gettys, R (6, 7)			4-0 4 CS BB		0-3 K		0-0 G6-3	0-0 L5	

Inning Stats	R: 0 E: 0 K: 4	H: 1 LOB: 1 BB: 0 P: 4	R: 0 E: 0 K: 3	H: 0 LOB: 0 BB: 0 P: 3	R: 0 E: 0 K: 2	H: 0 LOB: 0 BB: 1 P: 11	R: 1 E: 1 K: 1	H: 1 LOB: 2 BB: 1 P: 11	R: 0 E: 0 K: 3	H: 0 LOB: 0 BB: 0 P: 9	R: 1 E: 0 K: 5	H: 2 LOB: 1 BB: 0 P: 5	R: 4 E: 0 K: 8	H: 5 LOB: 1 BB: 0 P: 10	R: 2 E: 0 K: 1	H: 3 LOB: 2 BB: 1 P: 13
1B: 7 2B: 3 3B: 0 HR: 2	SF: 0 SAC: 0 DP: 0 HBP: 0	WP: 1 PB: 0 SB: 0 CS: 1														

PITCHER	IP	WLS	BF	H	R	ER	SO	BB	IBB	HBP	BLK	WP	HR	S	P	ERA	WHIP
45 Adam Plutko, R (1, 1) ERA: 22.5	2.0		7	1	0	0	0	0	0	0	0	0	0	7	7	0.00	0.500
39 Oliver Pérez, L (3, 1) ERA: 27.0	1.0		3	0	0	0	2	1	0	0	0	0	0	7	11	0.00	1.000
72 Sam Hentges, L (4, 1) ERA: 4.5	1.0	L	6	1	1	0	1	1	0	0	0	0	0	7	11	0.00	2.000
70 James Karinchak, R (5, 1) ERA: 4.5	1.0		3	0	0	0	3	0	0	0	0	0	0	9	9	0.00	0.000
88 Phil Maton, R (6, 1) ERA: 4.5	1.0		5	2	1	1	0	0	0	0	0	0	1	5	5	9.00	2.000
PITCHER	IP	WLS	BF	H	R	ER	SO	BB	IBB	HBP	BLK	WP	HR	S	P	ERA	WHIP
53 Dominic Leone, R (7, 1) ERA: 22.5	1.0		8	5	4	4	0	0	0	0	0	0	0	8	10	36.00	5.000
74 Robert Broom, R (8, 1) ERA: 27.0	0.2		6	3	2	2	1	1	0	0	0	0	0	7	11	27.00	6.000
82 David Speer, L (8, 1) ERA: 4.5	0.1		1	0	0	0	0	0	0	0	0	1	0	1	2	0.00	0.000

BOTTOM

Cleveland Indians @ San Diego Padres
 Peoria Stadium, Peoria, AZ
 Wed Feb 26 2020, 3:12 PM - 5:53 PM EST
 Att. 2,322 - Sunny - 64 F

AB	36
R	8
H	12
RBI	7
BB	3
SO	7
LOB	16



1B: 7 2B: 3 3B: 0 HR: 2	SF: 0 SAC: 0 DP: 0 HBP: 0	WP: 1 PB: 0 SB: 0 CS: 1	PA: 40
----------------------------------	------------------------------------	----------------------------------	--------

San Diego Padres @ Los Angeles Angels
 Tempe Diablo Stadium, Tempe, AZ
 Thu Feb 27 2020, 3:11 PM - 6:09 PM EST
 Att. 4,197 - Sunny - 71 F

livebaseballscorecards.com

AB	34
R	1
H	8
RBI	1
BB	5
SO	11
LOB	20



WP:	1	PA:	40
PB:	0		
SB:	2		
CS:	1		

AB	R	H	RBI	BB	SO	LOB
2	0	1	0	1	0	0
2	0	0	0	0	0	0
3	0	1	0	0	2	2
1	0	0	0	1	1	0
3	0	1	0	0	1	2
2	0	1	0	0	0	0
3	0	1	0	0	2	3
1	0	0	0	0	1	2
2	0	0	0	1	0	0
1	0	0	0	0	1	2
1	1	0	0	2	1	3
1	0	0	0	0	0	0
3	0	0	0	0	0	2
1	0	1	0	0	0	0
3	0	2	1	0	1	0
1	0	0	0	0	0	1
3	0	0	0	0	1	2
1	0	0	0	0	0	1

Batter	1	2	3	4	5	6	7	8	9
2 Trent Grisham, L (1, 8) OBP: 0.333, SLG: 0.250 87 Michael Gettys, R (6, 8)	0-0 G3		0-0 5 S 1B		4-0 25 1B BB		0-0 G5-3		0-0 G6-3
5 Greg Garcia, L (1, 5) OBP: 0.333, SLG: 0.250 11 Ty France, R (6, 5)	0-0 77 1B 1B		0-3 K		0-3 K		4-0 91 1B BB		0-3 K
25 Brian Dozier, R (1, 10) OBP: 0.333, SLG: 0.333 91 Luis Campusano, R (7, PH) OBP: 0.250, SLG: 0.250	0-0 F7		0-3 K		0-0 1-3 1B		0-0 1-2 1B		0-0 F7
77 Jason Vosler, L (1, 3) OBP: 0.667, SLG: 0.857 75 Hudson Potts, R (6, 3)	0-0 27 BB 1B		0-3 K		0-3 K		0-3 K		0-3 K
27 Francisco Mejía, S (1, 2) 76 Webster Rivas, R (6, 2)	4-0 1-2 BB			0-0 F9		0-0 L8		0-3 K2-3	
3 Gordon Beckham, R (1, 4) 1 Breyvic Valera, S (6, PR) (6, 4)	0-3 K			4-0 7 S 86 1B BB		4-0 86 1B 7 WP BB		0-0 P5	
7 Juan Lagares, R (1, 9) OBP: 0.333, SLG: 0.250 71 Edward Olivares, R (6, 9) OBP: 0.750, SLG: 1.571		0-0 F9		1-0 L7		1-0 F7		0-0 2B	
86 Taylor Trammell, L (1, 7) OBP: 0.455, SLG: 0.600 63 Jorge Oña, R (6, 7) OBP: 0.500, SLG: 0.333		0-3 K		0-0 72 CS 1B		0-0 2-3 1B		0-0 G5-3	
72 Ivan Castillo, S (1, 6) OBP: 0.333, SLG: 0.500 94 Gabriel Arias, R (6, 6) OBP: 0.400, SLG: 0.400		0-3 K		1-0 CS		0-0 L7		0-0 G5-3	

Inning Stats	R: 0	H: 2	E: 0	K: 1	S: 7	R: 0	H: 0	E: 0	K: 2	S: 7	R: 0	H: 1	E: 0	K: 3	S: 10	R: 1	H: 1	E: 0	K: 0	S: 3	R: 0	H: 1	E: 0	K: 2	S: 8	R: 0	H: 1	E: 0	K: 0	S: 4	R: 0	H: 1	E: 0	K: 2	S: 8	R: 0	H: 1	E: 0	K: 0	S: 4	R: 0	H: 0	E: 0	K: 1	S: 5	R: 0	H: 0	E: 0	K: 1	S: 5	1B: 7	SF: 0	2B: 1	SAC: 0	3B: 0	DP: 0	HR: 0	HBP: 0	WP: 1	PA: 40
--------------	------	------	------	------	------	------	------	------	------	------	------	------	------	------	-------	------	------	------	------	------	------	------	------	------	------	------	------	------	------	------	------	------	------	------	------	------	------	------	------	------	------	------	------	------	------	------	------	------	------	------	-------	-------	-------	--------	-------	-------	-------	--------	-------	--------

PITCHER	IP	WLS	BF	H	R	ER	SO	BB	IBB	HBP	BLK	WP	HR	S	P	ERA	WHIP
35 Matt Andriese, R (1, 1) ERA:	2.0		9	2	0	0	3	1	0	0	0	0	0	14	18	0.00	1.500
66 JC Ramirez, R (3, 1) ERA: 4.5	2.0	L	8	2	1	1	3	1	0	0	0	0	0	13	19	4.50	1.500
24 Noé Ramirez, R (5, 1) ERA:	0.0		0	0	0	0	0	0	0	0	0	0	0	0	0	∞	∞
46 Ryan Buchter, L (6, 1) ERA:	1.0		5	1	0	0	0	1	0	0	0	1	0	4	9	0.00	2.000
67 Taylor Cole, R (7, 1) ERA:	1.0		5	1	0	0	2	1	0	0	0	0	0	8	12	0.00	2.000

PITCHER	IP	WLS	BF	H	R	ER	SO	BB	IBB	HBP	BLK	WP	HR	S	P	ERA	WHIP
63 José Rodríguez, R (8, 1) ERA:	2.0		7	1	0	0	1	0	0	0	0	0	0	9	9	0.00	0.500

Batter	1	2	3	4	5	6	7	8	9	AB	R	H	RBI	BB	SO	LOB
22 David Fletcher, R (1, 4) 3 Michael Stefanic, R (6, 4)	0-0 G4-3		0-0 G5-3			1-0 FC4-6 HBP		4-0 BB BB BB		2	0	0	0	0	0	0
27 Mike Trout, R (1, 8) 81 Brennon Lund, L (6, 8)	0-0 1B		0-3 K			0-0 FC4-6 1-2f BB		0-3 BB		2	0	1	0	0	1	0
6 Anthony Rendon, R (1, 5) 90 Jose Rojas, L (6, 3)	0-3 BB				0-0 5 2-4 1B	0-0 L7		0-0 L3 1-1		2	0	1	0	0	1	1
17 Shohei Ohtani, L (1, 10) 25 Jared Walsh, L (6, PR) (7, 10)	0-3 K				0-3 K	4-0 BB BB BB			0-0 F7	2	0	0	0	1	2	2
10 Justin Upton, R (1, 7) 28 Orlando Martinez, L (6, 7)					0-0 F8	0-0 G3			0-3 K	1	0	0	0	1	0	1
5 Albert Pujols, R (1, 3) 20 Arismendy Alcántara, S (6, PR) (6, 6)					1-0 2-4	0-0 G6-3 2B			4-0 BB	2	0	1	0	0	0	1
16 Jason Castro, L (1, 2) 2 Erick Salcedo, S (6, 5)					0-3 K	0-3 K			0-0 P6	2	0	0	0	0	2	2
2 Andrelton Simmons, R (1, 6) 20 D'Shawn Knowles, S (6, 9)					0-0 G6-3	0-0 G6-3			0-0 P3	2	0	0	0	0	0	2
18 Brian Goodwin, L (1, 9) 98 Jack Kruger, R (6, 2)					0-3 K	0-0 G1-3			0-0 F8	2	0	0	0	0	1	2


Inning Stats	R: 0	H: 1	E: 0	LOB: 1	K: 2	BB: 0	S: 8	P: 8	R: 0	H: 0	E: 0	LOB: 1	K: 1	BB: 1	S: 5	P: 10	R: 0	H: 0	E: 0	LOB: 0	K: 2	BB: 0	S: 7	P: 7	R: 0	H: 1	E: 0	LOB: 1	K: 1	BB: 0	S: 5	P: 6	R: 0	H: 0	E: 0	LOB: 2	K: 0	BB: 1	S: 3	P: 8	R: 0	H: 1	E: 0	LOB: 1	K: 0	BB: 0	S: 4	P: 4	R: 0	H: 0	E: 0	LOB: 0	K: 1	BB: 1	S: 4	P: 8	R: 0	H: 0	E: 0	LOB: 1	K: 1	BB: 1	S: 5	P: 9
--------------	------	------	------	--------	------	-------	------	------	------	------	------	--------	------	-------	------	-------	------	------	------	--------	------	-------	------	------	------	------	------	--------	------	-------	------	------	------	------	------	--------	------	-------	------	------	------	------	------	--------	------	-------	------	------	------	------	------	--------	------	-------	------	------	------	------	------	--------	------	-------	------	------

PITCHER	IP	WLS	BF	H	R	ER	SO	BB	IBB	HBP	BLK	WP	HR	S	P	ERA	WHIP
50 Adrian Morejon, L (1, 1)	1.1		6	1	0	0	2	1	0	0	0	1	0	9	14	0.00	1.500
68 Evan Miller, R (2, 1)	0.2		2	0	0	0	1	0	0	0	0	0	0	4	4	0.00	0.000
14 Emilio Pagan, R (3, 1)	1.0	W	3	0	0	0	2	0	0	0	0	0	0	7	7	0.00	0.000
45 Kyle Barraclough, R (4, 1)	1.0	H	4	1	0	0	1	0	0	0	0	0	0	5	6	0.00	1.000
50 Brady Feigl, L (5, 1)	1.0	H	4	1	0	0	1	0	0	0	0	0	0	6	6	0.00	1.000

BOTTOM

San Diego Padres @ Los Angeles Angels
 Tempe Diablo Stadium, Tempe, AZ
 Thu Feb 27 2020, 3:11 PM - 6:09 PM EST
 Att. 4,197 - Sunny - 71 F

AB	29
R	0
H	4
RBI	0
BB	4
SO	9
LOB	21



PITCHER	IP	WLS	BF	H	R	ER	SO	BB	IBB	HBP	BLK	WP	HR	S	P	ERA	WHIP
44 Jose Quezada, R (6, 1)	1.0	H	5	0	0	0	0	1	0	0	0	0	0	3	8	0.00	1.000
77 Sam Williams, L (7, 1)	1.0	H	4	1	0	0	0	0	0	0	0	0	0	4	4	0.00	1.000
46 Elliot Ashbeck, R (8, 1)	1.0	H	3	0	0	0	1	1	0	0	0	0	0	4	8	0.00	1.000
41 Daniel Camarena, L (9, 1)	1.0	S	4	0	0	0	1	1	0	0	0	0	0	5	9	0.00	1.000

Batter	1	2	3	4	5	6	7	8	9	AB R H RBI BB SO LOB	TOP																			
17 Kris Bryant, R (1, 5) OBP: 0.300, SLG: 0.222 86 P.J. Higgins, R (5, 5) OBP: 0.428, SLG: 0.615	0-0 44 2B 1B		0-0 G5-3		0-0 P4			0-3 K		3 1 1 0 0 0 0 1 0 0 0 0 1 0																				
44 Anthony Rizzo, L (1, 3) OBP: 0.400, SLG: 0.375 88 Corban Joseph, L (6, 3) OBP: 0.133, SLG: 0.143	0-0 1-H 2B		0-0 9 G6-4-3 1B		0-3 K			0-3 K2-3		3 0 2 1 0 1 0 1 0 0 0 0 1 0																				
9 Javier Báez, R (1, 6) OBP: 0.636, SLG: 0.875 41 Hernán Pérez, R (6, PR) OBP: 0.222, SLG: 0.222	4-0 40 G1-4-3 BB		0-0 G6-4-3 1-2f		0-0 22 G4-6-3 1B			0-0 G6-3		2 0 1 0 1 0 1 1 0 0 0 0 0 0																				
22 Jason Heyward, L (1, 9) OBP: 0.400, SLG: 0.375 66 Noel Cuevas, R (6, 9) OBP: 0.143, SLG: 0.143	0-0 F6		0-0 F9		0-0 G4-6-3 1-2f			0-0 G6-3		3 0 0 0 0 0 3 1 0 0 0 0 0 0																				
40 Willson Contreras, R (1, 2) OBP: 0.288, SLG: 0.667 75 Miguel Amaya, R (6, 2) OBP: 0.154, SLG: 0.231	0-0 G1-4-3 1-2f		4-0 5 BB BB		0-0 L8			0-0 F7		2 0 0 0 1 0 3 1 0 0 0 0 0 0																				
27 Jason Kipnis, L (1, 4) OBP: 0.300, SLG: 0.375 61 Carlos Asuaje, L (7, 4) OBP: 0.444, SLG: 0.500		0-3 K	0-3 K		0-0 F7			0-0 G3-1		3 0 0 0 0 2 1 0 0 0 0 0 0 0																				
5 Albert Almora Jr., R (1, 8) OBP: 0.727, SLG: 1.111 80 Connor Myers, R (7, 8)		0-0 1B	4-0 1-2 BB		0-0 G3-1			0-0 K		2 0 1 0 1 0 0 0 0 0 0 0 0 0																				
33 Daniel Descalso, L (1, 10)		0-0 L8	0-3 K		0-3 K			0-3 K		3 0 0 0 0 2 3																				
79 Ian Miller, L (1, 7) OBP: 0.500, SLG: 0.571 16 Robel García, S (6, 7) OBP: 0.500, SLG: 0.250		0-3 K	0-3 K		0-3 K			0-0 F8		2 0 0 0 0 2 1 1 0 0 0 0 0 0																				
Inning Stats	R: 1 H: 2 E: 0 LOB: 1 K: 0 BB: 1 S: 4 P: 8	R: 0 H: 1 E: 0 LOB: 1 K: 2 BB: 0 S: 8 P: 8	R: 0 H: 1 E: 0 LOB: 0 K: 0 BB: 0 S: 3 P: 3	R: 0 H: 0 E: 0 LOB: 2 K: 2 BB: 2 S: 7 P: 15	R: 0 H: 0 E: 0 LOB: 0 K: 2 BB: 0 S: 7 P: 7	R: 0 H: 1 E: 0 LOB: 1 K: 0 BB: 0 S: 3 P: 3	R: 0 H: 0 E: 0 LOB: 0 K: 1 BB: 0 S: 5 P: 5	R: 0 H: 0 E: 0 LOB: 0 K: 2 BB: 0 S: 7 P: 7	R: 0 H: 0 E: 0 LOB: 0 K: 0 BB: 0 S: 3 P: 3	1B: 4 SF: 0 2B: 1 SAC: 0 3B: 0 DP: 3 HR: 0 HBP: 0	WP: 0 PA: 32 PB: 0 SB: 0 CS: 0																			
PITCHER	IP WLS BF H R ER SO BB IBB HBP BLK WP HR S P ERA WHIP											PITCHER	IP WLS BF H R ER SO BB IBB HBP BLK WP HR S P ERA WHIP																	
17 Zach Davies, R (1, 1) ERA: 2.25	2.0	9	3	1	1	2	1	0	0	0	0	0	0	12	16	4.50	2.000	88 Steven Wilson, R (8, 1) ERA:	1.0	3	0	0	0	2	0	0	7	7	0.00	0.000
34 Craig Stammen, R (3, 1) ERA:	1.0	3	1	0	0	0	0	0	0	0	0	0	0	3	3	0.00	1.000	67 David Bednar, R (9, 1) ERA: 4.5	1.0	3	0	0	0	0	0	3	3	0.00	0.000	
15 Drew Pomeranz, L (4, 1) ERA: 4.5	1.0	5	0	0	0	2	2	0	0	0	0	0	0	7	15	0.00	2.000													
49 Michel Baez, R (5, 1) ERA: 2.25	2.0	W	6	1	0	0	2	0	0	0	0	0	0	10	10	0.00	0.500													
80 Dauris Valdez, R (7, 1) ERA: 9.0	1.0	H	3	0	0	0	1	0	0	0	0	0	0	5	5	0.00	0.000													

Chicago Cubs @ San Diego Padres
 Peoria Stadium, Peoria, AZ
 Fri Feb 28 2020, 8:41 PM - 11:45 PM EST
 Att: 8,117 - Cloudy - 72 F

livebaseballscorecards.com

AB 29
 R 1
 H 5
 RBI 1
 BB 3
 SO 9
 LOB 12



Batter	1	2	3	4	5	6	7	8	9
23 Fernando Tatis Jr., R (1, 6) 72 Ivan Castillo, S (7, 6) OBP: 0.100, SLG: 0.200 OBP: 0.429, SLG: 0.500	0-3 K		0-0 G5-3		0-3 K	0-0 F9		4-0 FC3-8 BB	
2 Trent Grisham, L (1, 8) 7 Juan Lagares, R (7, 8) OBP: 0.500, SLG: 0.727 OBP: 0.273, SLG: 0.200	1-2 HR		0-0 1B		0-0 1B		0-0 P3	0-0 FC3-6 11 2B	
13 Manny Machado, R (1, 5) 11 Ty France, R (7, 5) OBP: 0.375, SLG: 0.667 OBP: 0.444, SLG: 0.750	4-0 FC3-6 BB		0-0 F7		0-3 K		0-0 G1-3 75 71 1B 2B	0-0 1-H 2B	
30 Eric Hosmer, L (1, 3) 75 Hudson Potts, R (7, 3) OBP: 0.143, SLG: 0.143 OBP: 0.333, SLG: 0.556	0-0 FC3-6		0-0 F7		0-0 F7		0-0 G1-3	0-0 F7	
22 Josh Naylor, L (1, 7) 33 Franchy Cordero, L (7, 7)	0-3 K			0-0 G4-3		4-0 27 BB 10 1B 21 SF9 BB	4-0 71 1B 71 S 9 1B BB		
4 Wil Myers, R (1, 9) 71 Edward Olivares, R (7, 9) OBP: 0.417, SLG: 0.600 OBP: 0.778, SLG: 1.500		4-0 27 G4-3 10 SH1-3 BB		0-0 E5 10 CS		0-3 K	1-0 9 1B 1B		
10 Jurickson Profar, S (1, 4) 9 Jake Cronenworth, L (6, PR) OBP: 0.167, SLG: 0.167 OBP: 0.333, SLG: 0.333		0-0 SH1-3		0-0 E6		0-0 27 BB 1B	0-0 3-H 1B		
27 Francisco Mejia, S (1, 10) 3 Gordon Beckham, R (6, PR) (7, 10)		1-2 SH1-3		1-2 E6		1-2 27 BB 1B	1-2 3-H 1B		
21 Luis Torrens, R (1, 2) 66 Charlie Valerio, S (7, 2)		0-0 G4-3		0-0 F8		4-0 1-2 2-3 BB	0-0 G5-3		
		0-0 L9			4-0 2 1B BB	0-0 SF9		0-0 G4-3	

Inning Stats	R: 1 E: 0 K: 2 S: 10	H: 1 LOB: 1 BB: 1 P: 15	R: 0 E: 0 K: 0 S: 3	H: 0 LOB: 1 BB: 1 P: 7	R: 0 E: 0 K: 0 S: 4	H: 1 LOB: 1 BB: 0 P: 4	R: 0 E: 2 K: 0 S: 4	H: 0 LOB: 1 BB: 0 P: 4	R: 0 E: 0 K: 2 S: 8	H: 1 LOB: 2 BB: 1 P: 12	R: 1 E: 0 K: 1 S: 6	H: 1 LOB: 2 BB: 2 P: 14	R: 2 E: 0 K: 0 S: 6	H: 3 LOB: 2 BB: 1 P: 11	R: 1 E: 0 K: 0 S: 4	H: 1 LOB: 1 BB: 1 P: 8
--------------	-------------------------------	----------------------------------	------------------------------	---------------------------------	------------------------------	---------------------------------	------------------------------	---------------------------------	------------------------------	----------------------------------	------------------------------	----------------------------------	------------------------------	----------------------------------	------------------------------	---------------------------------

PITCHER	IP	WLS	BF	H	R	ER	SO	BB	IBB	HBP	BLK	WP	HR	S	P	ERA	WHIP
32 Tyler Chatwood, R (1, 1) ERA: 3.0	2.0		9	1	1	1	2	2	0	0	0	0	1	13	22	4.50	1.500
24 Jeremy Jeffress, R (3, 1) ERA:	1.0		4	1	0	0	0	0	0	0	0	0	0	4	4	0.00	1.000
52 Ryan Tepera, R (4, 1) ERA: 9.0	1.0		4	0	0	0	0	0	0	0	0	0	0	4	4	0.00	0.000
48 Rex Brothers, L (5, 1) ERA:	1.0		5	1	0	0	2	1	0	0	0	0	0	8	12	0.00	2.000
60 Jason Adam, R (6, 1) ERA: 6.0	1.0	L	6	1	1	1	1	2	0	0	0	0	0	6	14	9.00	3.000


BOTTOM

Chicago Cubs @ San Diego Padres
Peoria Stadium, Peoria, AZ


Fri Feb 28 2020, 8:41 PM - 11:45 PM EST
Att. 8,117 - Cloudy - 72 F

AB	R	H	RBI	BB	SO	LOB
4	0	0	0	0	2	3
0	0	0	0	1	0	0
3	1	3	1	0	0	0
2	1	0	0	0	0	1
2	0	0	0	1	1	3
2	1	2	1	0	0	0
3	0	0	0	0	0	4
2	0	0	0	0	0	2
2	1	0	0	1	1	1
0	1	0	0	1	0	0
2	0	0	0	1	1	1
1	0	1	1	0	0	0
2	0	1	0	0	0	1
1	0	1	1	0	0	0
2	0	0	0	1	0	2
1	0	0	0	0	0	2
1	0	0	1	1	0	1
1	0	0	0	0	0	0

AB	31
R	5
H	8
RBI	5
BB	7
SO	5
LOB	21



PITCHER	IP	WLS	BF	H	R	ER	SO	BB	IBB	HBP	BLK	WP	HR	S	P	ERA	WHIP
57 James Norwood, R (7, 1) ERA: 13.5	0.2		6	3	2	2	0	1	0	0	0	0	0	5	10	27.00	6.000
90 Scott Effross, R (7, 1) ERA:	0.1		1	0	0	0	0	0	0	0	0	0	0	1	1	0.00	0.000
87 Brock Stewart, R (8, 1) ERA: 6.75	1.0		5	1	1	1	0	1	0	0	0	0	0	4	8	9.00	2.000

Batter	1	2	3	4	5	6	7	8	9	AB R H RBI BB SO LOB	TOP											
16 Abraham Almonte, S (1, 8) OBP: 0.556, SLG: 0.714 71 Edward Olivares, R (8, 8) OBP: 0.700, SLG: 1.333 (9, 7)	1-0 28 WP 3B	0-0 1B		0-3 K	0-0 1B			0-3 K	0-3 K	5 1 3 0 0 2 0 1 0 0 0 0 1 2												
28 Tommy Pham, R (1, 10) (5, PH) 92 Owen Miller, R (5, PH) OBP: 0.429, SLG: 0.200 (5, 10)	1-3 K 3-H	0-3 K		0-3 K	0-3 K			4-0 94 1B 77 1B BB		3 0 0 0 0 3 2 1 0 0 0 1 1 2												
5 Greg Garcia, L (1, 6) OBP: 0.500, SLG: 0.400 94 Gabriel Arias, R (6, PH) OBP: 0.571, SLG: 0.500 (6, 6)	0-0 77 1B 1B		4-0 77 HR BB		0-0 25 FC6-4 77 1B	4-0 74 FC4-6 BB		0-0 77 1B 1-2		2 1 2 0 1 0 0 1 0 1 0 1 0 0												
25 Brian Dozier, R (1, 4) OBP: 0.167, SLG: 0.167 74 Esteban Quiroz, L (6, PH) OBP: 0.333, SLG: 0.167 (6, 4)	0-3 K		0-3 K		0-0 FC6-4 77 E 3 1-2f FC5-2-5	0-0 FC4-6 1-2f		0-3 K		3 0 0 0 0 2 3 2 0 0 0 0 1 3												
77 Jason Vosler, L (1, 3) OBP: 0.714, SLG: 1.091 72 Ivan Castillo, S (8, 5) OBP: 0.429, SLG: 0.500	0-0 1-2 1B		2-2 1-H HR		4-0 E2 3 E BB	0-0 P6		0-0 1-2 2-H 1B		4 2 3 2 1 0 1 0 0 0 0 0 0 0												
3 Gordon Beckham, R (1, 5) 24 Seth Mejias-Brean, R (5, 5) OBP: 0.333, SLG: 0.200 (8, 3)	0-3 K		0-3 K		0-0 FC5-2-5 18 1B 1-H 3-H				0-0 G6-3	3 1 0 0 0 2 3 2 0 0 0 0 1 1												
18 Austin Hedges, R (1, 2) OBP: 0.250, SLG: 0.143 21 Luis Torrens, R (6, 2) OBP: 0.625, SLG: 0.500		0-0 F9	4-0 BB		0-0 63 WP 63 HR 1B 2-H		0-0 G6-3		4-0 87 1B BB	2 1 1 1 1 0 0 1 0 0 0 1 0 0	AB 39 R 7 H 14 RBI 5 BB 7 SO 14 LOB 18											
63 Jorge Oña, R (1, 7) OBP: 0.375, SLG: 0.714 87 Michael Gettys, R (9, PH) OBP: 0.143, SLG: 0.143 (9, 8)		0-0 G4-3	0-3 K		2-1 1-H HR		0-0 G6-3		0-0 86 1B 1B 1-3	4 1 1 2 0 1 1 1 0 1 0 0 0 0												
86 Taylor Trammell, L (1, 9) OBP: 0.500, SLG: 0.571		4-0 16 1B BB		0-0 G1-3	0-0 16 1B 1B		0-0 G3-1		0-0 1-2 1B	4 0 2 0 1 0 0												
Inning Stats	R: 1 E: 0 K: 3 S: 12	H: 3 LOB: 2 BB: 0 P: 14	R: 0 E: 0 K: 1 S: 6	H: 1 LOB: 2 BB: 1 P: 10	R: 2 E: 0 K: 3 S: 12	H: 1 LOB: 1 BB: 2 P: 22	R: 0 E: 0 K: 2 S: 7	H: 0 LOB: 0 BB: 0 P: 7	R: 4 E: 2 K: 1 S: 11	H: 5 LOB: 2 BB: 1 P: 17	R: 0 E: 0 K: 1 S: 5	H: 0 LOB: 1 BB: 1 P: 9	R: 0 E: 0 K: 0 S: 3	H: 0 LOB: 0 BB: 0 P: 3	R: 0 E: 0 K: 2 S: 8	H: 2 LOB: 2 BB: 1 P: 12	R: 0 E: 0 K: 1 S: 6	H: 2 LOB: 2 BB: 1 P: 10	1B: 11 2B: 0 3B: 1 HR: 2	SF: 0 SAC: 0 DP: 0 HBP: 0	WP: 2 PB: 0 SB: 0 CS: 0	PA: 46
PITCHER	IP WLS BF H R ER SO BB IBB HBP BLK WP HR S P ERA WHIP																				PITCHER	IP WLS BF H R ER SO BB IBB HBP BLK WP HR S P ERA WHIP
58 Luis Castillo, R (1, 1) ERA: 13.5	2.0 L 11 4 1 1 4 1 0 0 0 0 1 0 18 24 4.50 2.500																				21 Michael Lorenzen, R (6, 1) ERA: 4.5	1.0 4 0 0 0 1 1 0 0 0 0 0 0 5 9 0.00 1.000
30 Tyler Mahle, R (3, 1) ERA: 10.8	1.2 8 1 2 2 4 2 0 0 0 0 1 1 16 26 10.80 1.800																				50 Amir Garrett, L (7, 1) ERA:	1.0 3 0 0 0 0 0 0 0 0 0 0 3 3 0.00 0.000
70 Tejay Antone, R (4, 1) ERA:	0.1 1 0 0 0 1 0 0 0 0 0 0 0 3 3 0.00 0.000																				55 Robert Stephenson, R (8, 1) ERA:	1.0 5 2 0 0 2 1 0 0 0 0 0 8 12 0.00 3.000
26 Raisel Iglesias, R (5, 1) ERA:	0.2 7 4 4 0 0 1 0 0 0 0 1 1 7 13 0.00 7.500																				23 Cody Reed, L (9, 1) ERA: 4.5	1.0 5 2 0 0 1 1 0 0 0 0 0 6 10 0.00 3.000
56 Matt Pidich, R (5, 1) ERA:	0.1 2 1 0 0 1 0 0 0 0 0 0 0 4 4 0.00 3.000																					

San Diego Padres @ Cincinnati Reds
Goodyear Ballpark, Goodyear, AZ
Sat Feb 29 2020, 3:07 PM - 6:23 PM EST
Att. 4,533 - Sunny - 75 F

livebaseballscorecards.com

Batter	1	2	3	4	5	6	7	8	9
4 Shogo Akiyama, L (1, 8) 31 Travis Jankowski, L (6, 8) 55 Narciso Crook, R (7, PR) OBP: 0.250, SLG: 0.250 OBP: 0.667, SLG: 0.957 OBP: 0.600, SLG: 0.667	0-0 G4-3		0-0 FC6-4 3 1B		0-0 33 SF8 3 BB 1B		0-0 2B		0-0 2B
3 Freddy Galvis, S (1, 10) 81 Chris Okey, R (7, PH) OBP: 1.000, SLG: 1.000	4-0 44 WP 33 G1-3 BB		0-0 1B		4-0 1B BB		0-3 2B		0-3 2B
33 Jesse Winker, L (1, 7) 43 Scott Schebler, L (6, 7) OBP: 0.250, SLG: 0.167 OBP: 0.300, SLG: 0.250	0-0 G1-3		0-3 1B		0-0 SF8		0-3 K		0-0 G4-3
44 Aristides Aquino, R (1, 9) 84 Stuart Fairchild, R (6, 9) OBP: 0.231, SLG: 0.364	1-3 K		0-0 P5		0-0 G3-1			4-0 71 1B 85 G5-4-3 BB	
12 Curt Casali, R (1, 2) 71 Tyler Stephenson, R (6, 2) OBP: 0.500, SLG: 1.000		0-3 K		4-0 52 G5-4-3 BB		0-0 F8		0-0 85 G5-4-3 1B	
52 Kyle Farmer, R (1, 6) 85 Jonathan India, R (6, 5) OBP: 0.250, SLG: 0.143		0-0 35 FC4-5 1B		0-0 G5-4-3		4-0 29 G5-3 69 1B BB		0-0 G5-4-3	
35 Derek Dietrich, L (1, 4) 69 Alfredo Rodriguez, R (4, PR) OBP: 0.333, SLG: 0.571 OBP: 0.333, SLG: 0.667		0-0 FC4-5		1-0 64 CS HBP		0-0 1B		0-0 HR	
64 Matt Davidson, R (1, 3) 29 Christian Colón, R (5, PR) OBP: 0.500, SLG: 0.500 OBP: 0.200, SLG: 0.222		0-3 K		1-0 CS		0-0 3 BB 33 SF8 4 1B HBP		0-0 G6-3	
0 Alex Blandino, R (1, 5) 63 Blake Trahan, R (6, 4) OBP: 0.444, SLG: 0.714 OBP: 0.308, SLG: 0.182			1-0 4 FC6-4 HBP		0-3 K		0-0 G4-3		0-3 K

AB	R	H	RBI	BB	SO	LOB
3	0	1	0	0	0	1
1	0	1	0	0	0	0
1	0	1	0	0	0	0
1	0	1	0	0	0	0
1	0	1	0	2	0	0
2	0	0	0	0	2	2
2	0	0	1	0	1	3
2	0	0	0	0	1	2
3	0	0	0	0	1	5
0	1	0	0	1	0	0
1	0	0	0	1	1	0
2	0	1	0	0	0	0
2	0	1	0	0	0	1
1	0	0	0	1	0	1
1	0	0	0	0	0	1
2	1	2	1	0	0	0
1	0	0	0	0	1	1
2	1	0	0	0	0	2
1	0	0	0	0	1	1
2	0	0	0	0	1	0

AB	R	H	RBI	BB	SO	LOB
30	3	8	2	5	9	20

WP	PA
1	40

Inning Stats	R	H	E	K	S	H	LOB	BB	P	1B	SF	2B	3B	HR	
R: 0 E: 0 K: 1 S: 5	H: 0 LOB: 1 BB: 1 P: 10	R: 0 E: 0 K: 2 S: 8	H: 1 LOB: 1 BB: 0 P: 8	R: 0 E: 0 K: 1 S: 6	H: 1 LOB: 2 BB: 0 P: 7	R: 0 E: 0 K: 0 S: 1	H: 0 LOB: 1 BB: 1 P: 7	R: 1 E: 0 K: 1 S: 6	H: 1 LOB: 2 BB: 1 P: 11	R: 0 E: 0 K: 0 S: 3	H: 1 LOB: 1 BB: 0 P: 8	R: 2 E: 0 K: 0 S: 4	H: 2 LOB: 0 BB: 1 P: 8	R: 0 E: 0 K: 2 S: 8	H: 1 LOB: 1 BB: 0 P: 8

PITCHER	IP	WLS	BF	H	R	ER	SO	BB	IBB	HBP	BLK	WP	HR	S	P	ERA	WHIP
29 Dinelson Lamet, R (1, 1) ERA: 18.0	2.0	W	8	1	0	0	3	1	0	0	0	1	0	13	18	0.00	1.000
55 Matt Strahm, L (3, 1) ERA: 3.86	1.2	H	8	1	0	0	1	1	0	2	0	0	0	7	13	0.00	1.200
54 Jimmy Yacabonis, R (4, 1) ERA: 18.0	1.1	H	6	1	1	1	1	1	0	1	0	0	0	6	12	6.75	1.500
60 Chih-Wei Hu, R (6, 1) ERA: 9.0	1.0		4	1	0	0	0	1	0	0	0	0	0	3	7	0.00	2.000
85 Lake Bachar, R (7, 1) ERA: 9.0	1.0		4	1	0	0	2	0	0	0	0	0	0	8	8	0.00	1.000

San Diego Padres @ Cincinnati Reds
 Goodyear Ballpark, Goodyear, AZ
 Sat Feb 29 2020, 3:07 PM - 6:23 PM EST
 Att. 4,533 - Sunny - 75 F

livebaseballscorecards.com



Batter	1	2	3	4	5	6	7	8	9
2 Trent Grisham, L (1, 8) 7 Juan Lagares, R (6, 8) OBP: 0.400, SLG: 0.571 OBP: 0.231, SLG: 0.167	0-0 F8		0-0 G4-3		1-3 K		0-0 G4-3	0-0 G5-3	
28 Tommy Pham, R (1, 10) 1 Breyvic Valera, S (5, PR) OBP: 0.167, SLG: 0.167 OBP: 0.375, SLG: 0.167	0-0 G5-3			0-0 G4-3	0-0 K		0-0 G4-3		
13 Manny Machado, R (1, 5) 11 Ty France, R (5, PR) OBP: 0.364, SLG: 0.500 OBP: 0.500, SLG: 0.750	0-3 K			4-0 G4-3	0-0 E9		1-0 G4-3		
30 Eric Hosmer, L (1, 3) 77 Jason Vosler, L (6, 3) OBP: 0.100, SLG: 0.100 OBP: 0.667, SLG: 1.000		0-0 L3		0-0 L7	0-0 P4		0-0 FC4		
10 Jurickson Profar, S (1, 4) 72 Ivan Castillo, S (6, PR) OBP: 0.333, SLG: 0.778 OBP: 0.375, SLG: 0.500		0-0 P5		1-0 HR		0-0 HR	0-0 SF7		
4 Wil Myers, R (1, 9) 87 Michael Gettys, R (7, 9) OBP: 0.400, SLG: 0.769 OBP: 0.250, SLG: 0.143		0-3 K		0-0 G6-3		1-2 HR	1-0 HR		
9 Jake Cronenworth, L (1, 6) 18 Austin Hedges, R (6, PR) OBP: 0.417, SLG: 0.364 OBP: 0.222, SLG: 0.125			0-0 L5		0-0 WP	4-0 G5-4-3	0-0 F8		
33 Franchy Cordero, L (1, 7) 71 Edward Olivares, R (6, 7) OBP: 0.429, SLG: 0.200 OBP: 0.583, SLG: 1.091			0-0 1B		1-0 E5	0-0 P6		0-0 P3	
27 Francisco Mejia, S (1, 2) 94 Gabriel Arias, R (7, 6) OBP: 0.500, SLG: 0.429			0-0 F9		0-3 K	0-0 G5-4-3		0-3 K	

Inning Stats	R: 0 E: 0 K: 1 S: 5	H: 0 LOB: 0 BB: 0 P: 5	R: 0 E: 0 K: 1 S: 5	H: 0 LOB: 0 BB: 0 P: 5	R: 0 E: 0 K: 0 S: 4	H: 1 LOB: 1 BB: 0 P: 4	R: 2 E: 0 K: 0 S: 4	H: 1 LOB: 0 BB: 1 P: 9	R: 2 E: 2 K: 2 S: 11	H: 2 LOB: 2 BB: 0 P: 13	R: 2 E: 0 K: 0 S: 6	H: 2 LOB: 2 BB: 1 P: 11	R: 1 E: 1 K: 0 S: 5	H: 1 LOB: 3 BB: 0 P: 7	R: 0 E: 0 K: 1 S: 5	H: 0 LOB: 0 BB: 0 P: 5
--------------	------------------------------	---------------------------------	------------------------------	---------------------------------	------------------------------	---------------------------------	------------------------------	---------------------------------	-------------------------------	----------------------------------	------------------------------	----------------------------------	------------------------------	---------------------------------	------------------------------	---------------------------------

PITCHER	IP	WLS	BF	H	R	ER	SO	BB	IBB	HBP	BLK	WP	HR	S	P	ERA	WHIP
34 Kevin Gausman, R (1, 1) ERA: 2.0	2.0		6	0	0	0	2	0	0	0	0	0	0	10	10	0.00	0.000
65 Sam Coonrod, R (3, 1) ERA: 6.0	1.0	H	4	1	0	0	0	0	0	0	0	0	0	4	4	0.00	1.000
39 Jerry Blivins, L (4, 1) ERA: 11.57	1.0	H	5	1	2	2	0	1	0	0	0	0	1	4	9	18.00	2.000
53 Trevor Cahill, R (5, 1) ERA:	0.2	B	6	2	2	0	2	0	0	0	0	2	0	10	12	0.00	3.000
72 Wendolyn Bautista, R (5, 1) ERA:	0.1		1	0	0	0	0	0	0	0	0	0	0	1	1	0.00	0.000

BOTTOM


San Francisco Giants @ San Diego Padres
Peoria Stadium, Peoria, AZ

Sun Mar 01 2020, 3:12 PM - 6:21 PM EST
Att. 6,632 - Sunny - 73 F

AB	R	H	RBI	BB	SO	LOB
3	0	0	0	0	1	2
2	0	0	0	0	0	0
3	0	1	1	0	0	0
1	1	1	0	0	0	0
2	1	0	0	1	1	1
0	0	0	0	0	0	0
3	0	0	0	0	0	3
1	0	0	0	0	0	2
3	1	2	2	0	0	0
0	1	0	1	0	0	0
3	1	1	2	0	1	0
0	0	0	0	0	0	0
2	1	1	0	1	0	0
1	0	0	0	0	0	3
2	1	1	0	0	0	0
2	0	0	0	0	0	2
3	0	0	0	0	1	4
1	0	0	0	0	1	0

AB	32
R	7
H	7
RBI	6
BB	2
SO	5
LOB	17

WP: 2 PA: 37
PB: 0
SB: 0
CS: 0



PITCHER	IP	WLS	BF	H	R	ER	SO	BB	IBB	HBP	BLK	WP	HR	S	P	ERA	WHIP
74 Jandel Gustave, R (6, 1) ERA: 27.0	0.0	L	3	2	2	2	0	1	0	0	0	0	1	4	9	∞	∞
67 Sam Selman, L (6, 1) ERA:	1.0		2	0	0	0	0	0	0	0	0	0	0	2	2	0.00	0.000
52 Dany Jiménez, R (7, 1) ERA:	1.0		7	1	1	0	0	0	0	2	1	0	0	5	7	0.00	1.000
95 Rico Garcia, R (8, 1) ERA: 11.57	1.0		3	0	0	0	1	0	0	0	0	0	0	5	5	0.00	0.000

Batter	1	2	3	4	5	6	7	8	9	AB R H RBI BB SO LOB	TOP
16 Abraham Almonte, S (1, 7) OBP: 0.615, SLG: 0.800 87 Michael Gettys, R (7, 8) OBP: 0.250, SLG: 0.143	0-0 G6-3 25 1B 2B		0-0 G3-6-3 5 1B		0-3 K		4-0 72 S BB			3 1 2 0 1 1 0 0 0 0 0 0 0 0	
5 Greg Garcia, L (1, 5) OBP: 0.467, SLG: 0.385 72 Ivan Castillo, S (6, PR) OBP: 0.333, SLG: 0.429	0-0 G6-3 2-3		0-0 G3-6-3 1-2f		0-0 21 S 25 1B 7 1B 1B		0-3 K 1-2			3 0 1 0 0 0 2 1 1 0 0 0 1 1	
25 Brian Dozier, R (1, 10) OBP: 0.333, SLG: 0.333 77 Jason Vosler, L (6, PR) OBP: 0.625, SLG: 0.923	0-0 FC4-6 33 1B		0-3 K		0-0 7 1B 1-2 1B		0-0 L8			3 0 2 1 0 1 0 1 0 0 0 0 0 0	
33 Franchy Cordero, L (1, 9) OBP: 0.400, SLG: 0.250 86 Taylor Trammell, L (7, 9) OBP: 0.471, SLG: 0.533	0-0 FC4-6 21 FC6-4 1-2f		0-0 K		0-0 7 WP 21 G6-3 1B		0-0 F6			3 0 1 0 0 0 3 1 0 0 0 0 0 0	
21 Luis Torrens, R (1, 2) OBP: 0.455, SLG: 0.286 27 Francisco Mejia, S (6, 2)	0-0 FC6-4 1-2f		0-0 G6-3 1-2		0-0 G6-3		0-3 K 2-3			3 0 0 0 0 1 4 1 0 0 0 0 1 0	
7 Juan Lagares, R (1, 8) OBP: 0.250, SLG: 0.200 71 Edward Olivares, R (6, PR) OBP: 0.615, SLG: 1.083		0-0 L6		1-0 G6-3 2-3		0-0 K 1-2 3-H 1B				3 0 1 1 0 0 1 1 1 1 0 0 0 0	
24 Seth Mejias-Brean, R (1, 3) OBP: 0.250, SLG: 0.143 11 Ty France, R (6, PH) OBP: 0.417, SLG: 0.600		0-0 G6-3		0-0 G1-3		0-0 G5-3				2 0 0 0 0 0 1 2 0 0 0 0 0 3	
74 Esteban Quiroz, L (1, 4) OBP: 0.333, SLG: 0.222 92 Owen Miller, R (7, 4) OBP: 0.375, SLG: 0.167		0-0 94 1B 1B		0-0 G5-3		0-0 G9				3 0 1 0 0 0 0 1 0 0 1 0 0 0	
94 Gabriel Arias, R (1, 6) OBP: 0.455, SLG: 0.400 1 Brevic Valera, S (7, 6) OBP: 0.333, SLG: 0.143		0-0 1-3 1B		0-0 G4-3		0-3 K				3 0 1 0 0 1 0 1 0 0 0 0 0 0	
Inning Stats	R: 1 H: 2 E: 0 LOB: 1 K: 0 BB: 0 S: 5 P: 5	R: 0 H: 2 E: 0 LOB: 2 K: 0 BB: 0 S: 4 P: 4	R: 0 H: 1 E: 0 LOB: 0 K: 1 BB: 0 S: 5 P: 5	R: 0 H: 1 E: 0 LOB: 1 K: 0 BB: 0 S: 4 P: 5	R: 0 H: 0 E: 0 LOB: 0 K: 1 BB: 0 S: 5 P: 5	R: 1 H: 3 E: 0 LOB: 2 K: 1 BB: 0 S: 8 P: 8	R: 0 H: 0 E: 0 LOB: 1 K: 2 BB: 1 S: 7 P: 11	R: 0 H: 0 E: 0 LOB: 0 K: 1 BB: 0 S: 5 P: 5	R: 1 H: 1 E: 0 LOB: 0 K: 0 BB: 0 S: 4 P: 5	1B: 9 SF: 0 2B: 1 SAC: 0 3B: 0 DP: 1 HR: 0 HBP: 0	WP: 1 PA: 36 PB: 0 SB: 3 CS: 0
PITCHER 60 Dallas Keuchel, L (1, 1) ERA: 2.25 39 Aaron Bummer, L (5, 1) ERA: 48 Alex Colomé, R (6, 1) ERA: 9.0 31 Steve Cishek, R (7, 1) ERA: 41 Kelvin Herrera, R (8, 1) ERA: 13.5	IP WLS BF H R ER SO BB IBB HBP BLK WP HR S P ERA WHIP	4.0 L 16 6 1 1 1 0 0 0 0 1 0 0 18 19 2.25 1.500	1.0 3 0 0 0 1 0 0 0 0 0 0 5 5 0.00 0.000	1.0 6 3 1 1 1 0 0 0 0 0 0 8 8 9.00 3.000	1.0 4 0 0 0 2 1 0 0 0 0 0 7 11 0.00 1.000	1.0 3 0 0 0 1 0 0 0 0 0 0 5 5 0.00 0.000	PITCHER 50 Jimmy Cordero, R (9, 1) ERA: 4.5	IP WLS BF H R ER SO BB IBB HBP BLK WP HR S P ERA WHIP	1.0 4 1 1 1 0 0 0 0 0 0 0 4 5 9.00 1.000		

San Diego Padres @ Chicago White Sox
 Camelback Ranch, Glendale, AZ
 Mon Mar 02 2020, 3:06 PM - 6:01 PM EST
 Att: 3,233 - Drizzle - 64 F

AB	35
R	3
H	10
RBI	3
BB	1
SO	6
LOB	15



Batter	1	2	3	4	5	6	7	8	9	AB	R	H	RBI	BB	SO	LOB
10 Yoán Moncada, S (1, 5) OBP: 0.267, SLG: 0.154 36 Cheslor Cuthbert, R (7, 5) OBP: 0.526, SLG: 0.615	0-0 L8		4-0 BB		0-0 G4-3			0-0 G5-3	0-3 K	2	0	0	0	1	0	1
7 Tim Anderson, R (1, 6) OBP: 0.250, SLG: 0.333 20 Danny Mendick, R (7, 6) OBP: 0.211, SLG: 0.222	0-3 K		0-0 G5-3				0-0 L8	0-0 F9	0-0 G6-3	3	0	0	0	0	1	1
79 José Abreu, R (1, 3) OBP: 0.267, SLG: 0.286 93 Gavin Sheets, L (6, PR) OBP: 0.357, SLG: 0.182	0-0 1B				0-3 K		1-0 HBP	4-0 75 1B BB		2	0	1	0	0	1	0
26 Nicky Delmonico, L (1, 10) OBP: 0.444, SLG: 0.533 75 Yermin Mercedes, R, PH (9, 10) OBP: 0.500, SLG: 1.000	0-0 G3				0-0 F8		0-0 P5	0-0 1-2 1B		3	0	0	0	0	0	2
74 Eloy Jiménez, R (1, 7) OBP: 0.400, SLG: 0.615 71 Jaycob Brugman, L (7, 7) OBP: 0.182, SLG: 0.455		0-0 88 G6-4-3 1B			0-0 2B		0-0 F9	0-0 G5-3		3	0	2	0	0	0	1
88 Luis Robert Jr., R (1, 8) OBP: 0.357, SLG: 0.769 15 Adam Engel, R (8, 8) OBP: 0.188, SLG: 0.467		0-0 1-2f G6-4-3			0-0 F7				0-3 K 95 WP 91 1B	3	0	0	0	0	1	2
33 James McCann, R (1, 2) OBP: 0.083, SLG: 0.167 95 Carlos Pérez, R (8, 2)		0-0 G3					0-3 K		0-3 91 1B BB	3	0	0	0	0	1	0
18 Daniel Palka, L (1, 9) OBP: 0.231, SLG: 0.091 91 Luis González, L (6, 9) OBP: 0.615, SLG: 0.600			0-0 P5				0-0 G4-3		0-0 28 S 1B	2	0	0	0	0	0	0
28 Leury García, S (1, 4) OBP: 0.308, SLG: 0.273 37 Andrew Romine, S (8, 4) OBP: 0.357, SLG: 0.182			0-0 G3-1				4-0 BB		1-3 K 20 G6-3 1B	2	0	0	0	1	1	1

Inning Stats	R: 0	H: 1	E: 0	LOB: 1	K: 1	BB: 0	S: 6	P: 6	R: 0	H: 1	E: 0	LOB: 0	K: 0	BB: 0	S: 3	P: 3	R: 0	H: 0	E: 0	LOB: 1	K: 0	BB: 1	S: 3	P: 7	R: 0	H: 1	E: 0	LOB: 1	K: 1	BB: 0	S: 6	P: 6	R: 0	H: 0	E: 0	LOB: 1	K: 1	BB: 1	S: 5	P: 9	R: 0	H: 0	E: 0	LOB: 1	K: 0	BB: 0	S: 3	P: 4	R: 0	H: 1	E: 0	LOB: 1	K: 2	BB: 0	S: 8	P: 9	R: 0	H: 1	E: 0	LOB: 2	K: 0	BB: 1	S: 4	P: 8	R: 1	H: 2	E: 0	LOB: 2	K: 2	BB: 1	S: 9	P: 13	1B: 6	SF: 0	2B: 1	SAC: 0	3B: 0	DP: 2	HR: 0	HBP: 1	WP: 2	PA: 38
--------------	------	------	------	--------	------	-------	------	------	------	------	------	--------	------	-------	------	------	------	------	------	--------	------	-------	------	------	------	------	------	--------	------	-------	------	------	------	------	------	--------	------	-------	------	------	------	------	------	--------	------	-------	------	------	------	------	------	--------	------	-------	------	------	------	------	------	--------	------	-------	------	------	------	------	------	--------	------	-------	------	-------	-------	-------	-------	--------	-------	-------	-------	--------	-------	--------

PITCHER	IP	WLS	BF	H	R	ER	SO	BB	IBB	HBP	BLK	WP	HR	S	P	ERA	WHIP
59 Chris Paddack, R (1, 1) ERA:	3.0	W	11	2	0	0	1	1	0	0	0	0	0	12	16	0.00	1.000
34 Craig Stammen, R (4, 1) ERA:	1.0	H	4	1	0	0	1	0	0	0	0	0	0	6	6	0.00	1.000
88 Steven Wilson, R (5, 1) ERA:	1.0	H	4	0	0	0	1	1	0	0	0	0	0	5	9	0.00	1.000
45 Kyle Barraclough, R (6, 1) ERA:	1.0	H	4	0	0	0	0	0	0	1	0	0	0	3	4	0.00	0.000
80 Dauris Valdez, R (7, 1) ERA: 6.0	1.0	H	4	1	0	0	2	0	0	0	0	0	0	8	9	0.00	1.000


BOTTOM

San Diego Padres @ Chicago White Sox
 Camelback Ranch, Glendale, AZ

Mon Mar 02 2020, 3:06 PM - 6:01 PM EST
 Att. 3,233 - Drizzle - 64 F

livebaseballscorecards.com

AB	33
R	1
H	7
RBI	1
BB	4
SO	7
LOB	16



Milwaukee Brewers @ San Diego Padres
 Peoria Stadium, Peoria, AZ
 Tue Mar 03 2020, 3:12 PM - 5:43 PM EST
 Att. 3,937 - Sunny - 73 F

livebaseballscorecards.com

AB	27
R	0
H	1
RBI	0
BB	0
SO	11
LOB	2



WP:	0	PA:	27
PB:	0		
SB:	0		
CS:	0		

AB	R	H	RBI	BB	SO	LOB
2	0	0	0	0	1	0
1	0	0	0	0	1	0
2	0	0	0	0	2	0
1	0	0	0	0	1	0
2	0	0	0	0	0	0
1	0	0	0	0	1	0
2	0	1	0	0	0	0
1	0	0	0	0	0	0
2	0	0	0	0	1	1
1	0	0	0	0	0	0
2	0	0	0	0	0	1
1	0	0	0	0	0	0
2	0	0	0	0	1	0
1	0	0	0	0	0	0
2	0	0	0	0	1	0
1	0	0	0	0	1	0

R	H	ER	SO	BB	IBB	HBP	BLK	WP	HR	S	P	ERA	WHIP
0	0	0	2	0	0	0	0	0	0	10	10	0.00	0.500
0	0	0	2	0	0	0	0	0	0	7	7	0.00	0.000
0	0	0	1	0	0	0	0	0	0	5	5	0.00	0.000
0	0	0	1	0	0	0	0	0	0	5	5	0.00	0.000
0	0	0	4	0	0	0	0	0	0	14	14	0.00	0.000
0	0	0	0	0	0	0	0	0	0	3	3	0.00	0.000
0	0	0	1	0	0	0	0	0	0	5	5	0.00	0.000

Batter	1	2	3	4	5	6	7	8	9
7 Eric Sogard, L (1, 5) OBP: 0.231, SLG: 0.182 28 Ryon Healy, R (6, 3) OBP: 0.143, SLG: 0.154	0-3 K			0-0 G3			0-3 K		
10 Omar Narváez, L (1, 2) OBP: 0.250, SLG: 0.100 20 David Freitas, R (6, 2) OBP: 0.200, SLG: 0.111	0-3 K2-3			0-3 K			0-3 K		
18 Keston Hiura, R (1, 4) OBP: 0.308, SLG: 0.583 14 Jace Peterson, L (6, 6) OBP: 0.231, SLG: 0.250	0-0 G5-3			0-0 F8			0-3 K		
21 Logan Morrison, L (1, 3) OBP: 0.444, SLG: 0.733 78 Corey Ray, L (6, 8) OBP: 0.231, SLG: 0.364		0-0 G6-4-3 1B		0-0 F8			0-0 F7		
9 Manny Píña, R (1, 10) OBP: 0.167, SLG: 0.167 75 Payton Henry, R (8, PH) OBP: 0.400, SLG: 0.250		0-0 F8		0-3 K			0-0 F8		
3 Orlando Arcia, R (1, 6) OBP: 0.333, SLG: 1.000 77 Lucas Erceg, L (6, 5) OBP: 0.231, SLG: 0.462		0-0 G6-4-3 1-2f		0-0 G6-3			0-0 F7		
16 Ben Gamel, L (1, 9) OBP: 0.188, SLG: 0.313 14 Andrés Blanco, S (6, 4)			0-3 K				0-0 F8		0-0 F9
65 Ronny Rodríguez, R (1, 7) OBP: 0.200, SLG: 0.429 98 Cooper Hummel, S (6, 9) OBP: 0.400, SLG: 0.500			0-3 K				0-0 F7		0-0 G6-3
23 Keon Broxton, R (1, 8) OBP: 0.125, SLG: 0.188 92 Luis Castro, R (6, 7) OBP: 0.375, SLG: 0.571			0-0 G6-3				0-3 K		0-3 K

Inning Stats	R	H	ER	SO	BB	IBB	HBP	BLK	WP	HR	S	P	ERA	WHIP
R: 0	H: 0	ER: 0	SO: 7	BB: 2	IBB: 0	HBP: 0	BLK: 0	WP: 0	HR: 0	S: 10	P: 10	0.00	0.500	
E: 0	LOB: 0	K: 2	S: 7	K: 2	P: 7									
R: 0	H: 1	ER: 0	SO: 3	BB: 0	IBB: 0	HBP: 0	BLK: 0	WP: 0	HR: 0	S: 7	P: 7	0.00	0.000	
E: 0	LOB: 0	K: 0	S: 3	K: 0	P: 3									
R: 0	H: 0	ER: 0	SO: 5	BB: 1	IBB: 0	HBP: 0	BLK: 0	WP: 0	HR: 0	S: 10	P: 10	0.00	0.500	
E: 0	LOB: 0	K: 1	S: 5	K: 1	P: 5									
R: 0	H: 0	ER: 0	SO: 5	BB: 0	IBB: 0	HBP: 0	BLK: 0	WP: 0	HR: 0	S: 7	P: 7	0.00	0.000	
E: 0	LOB: 0	K: 1	S: 5	K: 1	P: 5									
R: 0	H: 0	ER: 0	SO: 9	BB: 3	IBB: 0	HBP: 0	BLK: 0	WP: 0	HR: 0	S: 10	P: 10	0.00	0.000	
E: 0	LOB: 0	K: 3	S: 9	K: 3	P: 9									
R: 0	H: 0	ER: 0	SO: 3	BB: 0	IBB: 0	HBP: 0	BLK: 0	WP: 0	HR: 0	S: 5	P: 5	0.00	0.000	
E: 0	LOB: 0	K: 0	S: 3	K: 0	P: 3									
R: 0	H: 0	ER: 0	SO: 5	BB: 1	IBB: 0	HBP: 0	BLK: 0	WP: 0	HR: 0	S: 7	P: 7	0.00	0.000	
E: 0	LOB: 0	K: 1	S: 5	K: 1	P: 5									

PITCHER	IP	WLS	BF	H	R	ER	SO	BB	IBB	HBP	BLK	WP	HR	S	P	ERA	WHIP
43 Garrett Richards, R (1, 1) ERA: 2.08	2.0		6	1	0	0	2	0	0	0	0	0	0	10	10	0.00	0.500
15 Drew Pomeranz, L (3, 1) ERA: 3.0	1.0	W	3	0	0	0	2	0	0	0	0	0	0	7	7	0.00	0.000
55 Matt Strahm, L (4, 1) ERA: 3.0	1.0		3	0	0	0	1	0	0	0	0	0	0	5	5	0.00	0.000
85 Lake Bachar, R (5, 1) ERA: 3.0	1.0		3	0	0	0	1	0	0	0	0	0	0	5	5	0.00	0.000
54 Jimmy Yacabonis, R (6, 1) ERA: 2.08	2.0		6	0	0	0	4	0	0	0	0	0	0	14	14	0.00	0.000
56 Fred Schlichholz, L (8, 1) ERA: 3.0	1.0		3	0	0	0	0	0	0	0	0	0	0	3	3	0.00	0.000
67 David Bednar, R (9, 1) ERA: 3.0	1.0		3	0	0	0	1	0	0	0	0	0	0	5	5	0.00	0.000

Batter	1	2	3	4	5	6	7	8	9
2 Trent Grisham, L (1, 8) OBP: 0.444, SLG: 0.588 33 Franchy Cordero, L (6, 8) OBP: 0.417, SLG: 0.222	0-0 F8		0-0 1B			0-3 K		4-0 77 2B BB	
28 Tommy Pham, R (1, 10) OBP: 0.300, SLG: 0.125 77 Jason Vosler, L (8, PH) OBP: 0.647, SLG: 1.000	4-0 30 PB 13 S BB		4-0 1B			0-0 G4-3		0-0 1-3 2-H 2B	
13 Manny Machado, R (1, 5) OBP: 0.286, SLG: 0.364 24 Seth Mejias-Brean, R (6, 5) OBP: 0.200, SLG: 0.111	0-3 K		0-0 FC4 25 BB 4 FC5-2 1B	0-3 K		0-0 F8		0-3 K	
30 Eric Hosmer, L (1, 3) OBP: 0.154, SLG: 0.154 9 Jake Cronenworth, L (6, 3) OBP: 0.385, SLG: 0.333	1-3 K		0-0 FC5-2 4 16 HR 1B	0-0 G6-3			0-3 K		
25 Brian Dozier, R (1, 4) OBP: 0.333, SLG: 0.273 74 Esteban Quiroz, L (6, 4) OBP: 0.308, SLG: 0.200		0-0 F8	4-0 16 HR 4 FC5-2 BB	0-0 P4			0-3 K		
4 Wil Myers, R (1, 9) OBP: 0.389, SLG: 0.875 86 Taylor Trammell, L (6, 9) OBP: 0.444, SLG: 0.500		0-0 G6-3	0-0 FC5-2 16 HR		0-0 HR		0-3 K		
16 Abraham Almonte, S (1, 7) OBP: 0.625, SLG: 1.000 87 Michael Gettys, R (6, 7) OBP: 0.222, SLG: 0.125		4-0 18 S BB	1-1 1-H 2-H 3-H HR		0-0 G4-3		0-3 K		
18 Austin Hedges, R (1, 2) OBP: 0.250, SLG: 0.182 21 Luis Torrens, R (6, 2) OBP: 0.417, SLG: 0.250		1-3 K	0-2 2 1B		0-0 L7		0-3 K		
72 Ivan Castillo, S (1, 6) OBP: 0.250, SLG: 0.300 94 Gabriel Arias, R (6, 6) OBP: 0.500, SLG: 0.400			E1 2 1B 13 E K		0-0 F7		4-0 77 2B 33 BB BB		


Inning Stats	R: 0	H: 0	E: 0	K: 7	S: 5	LOB: 1	BB: 1	P: 12	R: 0	H: 0	E: 0	K: 1	S: 5	LOB: 1	BB: 1	P: 10	R: 7	H: 5	E: 2	K: 2	S: 17	LOB: 2	BB: 2	P: 26	R: 0	H: 0	E: 0	K: 1	S: 5	LOB: 0	BB: 0	P: 5	R: 1	H: 1	E: 0	K: 0	S: 4	LOB: 0	BB: 0	P: 4	R: 0	H: 0	E: 0	K: 1	S: 5	LOB: 0	BB: 0	P: 5	R: 0	H: 0	E: 0	K: 3	S: 9	LOB: 0	BB: 0	P: 9	R: 1	H: 1	E: 0	K: 3	S: 10	LOB: 2	BB: 2	P: 18
--------------	------	------	------	------	------	--------	-------	-------	------	------	------	------	------	--------	-------	-------	------	------	------	------	-------	--------	-------	-------	------	------	------	------	------	--------	-------	------	------	------	------	------	------	--------	-------	------	------	------	------	------	------	--------	-------	------	------	------	------	------	------	--------	-------	------	------	------	------	------	-------	--------	-------	-------

AB	R	H	RBI	BB	SO	LOB
3	1	2	0	0	0	0
1	0	0	0	1	1	0
2	1	0	0	2	1	2
1	0	1	1	0	0	0
3	0	0	1	0	2	2
2	0	0	0	0	1	2
3	1	1	1	0	1	1
1	0	0	0	0	1	0
2	1	0	0	1	0	0
1	0	0	0	0	1	0
3	2	1	1	0	0	3
1	0	0	0	0	1	0
2	1	1	4	1	0	0
1	0	0	0	0	1	0
3	0	1	0	0	1	1
1	0	0	0	0	1	0
3	1	0	0	0	1	1
0	1	0	0	1	0	0

BOTTOM

Milwaukee Brewers @ San Diego Padres
 Peoria Stadium, Peoria, AZ
 Tue Mar 03 2020, 3:12 PM - 5:43 PM EST
 Att. 3,937 - Sunny - 73 F

AB 33
 R 9
 H 7
 RBI 8
 BB 6
 SO 13
 LOB 12



WP: 0 PA: 39
 PB: 1
 SB: 2
 CS: 0

PITCHER	IP	WLS	BF	H	R	ER	SO	BB	IBB	HBP	BLK	WP	HR	S	P	ERA	WHIP
45 Shelby Miller, R (1, 1) ERA: 2.00	2.0		8	0	0	0	3	2	0	0	0	0	0	12	22	0.00	1.000
41 David Phelps, R (3, 1) ERA: 13.5	0.0	L	6	2	6	2	0	2	0	0	0	0	4	12			
91 Matt Hardy, R (3, 1) ERA: 4.5	1.0		6	3	1	0	2	0	0	0	0	0	1	13	14	0.00	3.000
58 Alex Claudio, L (4, 1) ERA: 4.5	1.0		3	0	0	0	1	0	0	0	0	0	0	5	5	0.00	0.000
47 Mike Morin, R (5, 1) ERA: 3.0	1.0		4	1	1	1	0	0	0	0	0	0	1	4	4	9.00	1.000
PITCHER	IP	WLS	BF	H	R	ER	SO	BB	IBB	HBP	BLK	WP	HR	S	P	ERA	WHIP
66 Zack Brown, R (6, 1) ERA: 6.75	2.0		6	0	0	0	4	0	0	0	0	0	0	14	14	0.00	0.000
74 Ethan Small, L (8, 1) ERA: 5.4	0.2		5	1	1	1	2	2	0	0	0	0	0	7	15	13.50	4.500
93 Daniel Brown, L (8, 1) ERA: 5.4	0.1		1	0	0	0	1	0	0	0	0	0	0	3	3	0.00	0.000

Kansas City Royals @ San Diego Padres
 Peoria Stadium, Peoria, AZ
 Wed Mar 04 2020, 3:11 PM - 6:13 PM EST
 Att: 3,346 - Sunny - 71 F

livebaseballscorecards.com

AB	37
R	9
H	10
RBI	9
BB	3
SO	14
LOB	7



WP	2	PA	40
PB	0		
SB	3		
CS	0		

AB	R	H	RBI	BB	SO	LOB
3	1	1	0	0	1	1
2	1	1	1	0	0	0
2	1	1	2	0	1	0
1	0	0	0	1	0	2
1	0	0	0	0	0	0
4	0	1	2	0	1	1
1	0	0	0	0	0	0
2	1	0	0	1	1	0
2	0	0	0	0	2	1
4	1	1	1	0	2	0
3	1	1	1	0	1	0
1	0	0	0	0	1	0
4	1	2	0	0	2	0
4	1	2	1	0	2	1
2	1	0	1	1	0	1
1	0	0	0	0	0	0

Batter	1	2	3	4	5	6	7	8	9														
19 Matt Reynolds, R OBP: 0.083, SLG: 0.125 75 Jeison Guzmán, S OBP: 0.556, SLG: 0.875																							
17 Hunter Dozier, R OBP: 0.350, SLG: 0.375 66 Ryan O'Hearn, L OBP: 0.391, SLG: 0.550 24 Khalil Lee, L OBP: 0.333, SLG: 0.500																							
13 Salvador Perez, R OBP: 0.308, SLG: 0.190 79 Kevin Merrell, L OBP: 0.273, SLG: 0.300																							
9 Ryan McBroom, R OBP: 0.360, SLG: 0.636 87 Travis Jones, R																							
76 Kyle Isbel, L OBP: 0.238, SLG: 0.500																							
16 Kelvin Gutiérrez, R OBP: 0.250, SLG: 0.316 2 Humberto Arteaga, R																							
14 Brett Phillips, L OBP: 0.450, SLG: 0.333																							
73 Nick Heath, L OBP: 0.278, SLG: 0.250																							
1 Nicky Lopez, L OBP: 0.286, SLG: 0.167 33 Nick Dini, R OBP: 0.400, SLG: 0.250																							
Inning Stats	R: 6 E: 0 K: 1 S: 14	H: 6 LOB: 1 BB: 1 P: 21	R: 0 E: 0 K: 3 S: 9	H: 0 LOB: 0 BB: 0 P: 9	R: 0 E: 0 K: 1 S: 6	H: 1 LOB: 1 BB: 0 P: 6	R: 0 E: 0 K: 0 S: 3	H: 0 LOB: 1 BB: 1 P: 7	R: 0 E: 0 K: 2 S: 7	H: 0 LOB: 0 BB: 0 P: 7	R: 3 E: 0 K: 2 S: 10	H: 3 LOB: 2 BB: 1 P: 15	R: 0 E: 0 K: 3 S: 9	H: 0 LOB: 0 BB: 0 P: 9	R: 0 E: 0 K: 1 S: 5	H: 0 LOB: 0 BB: 0 P: 5	R: 0 E: 0 K: 1 S: 5	H: 0 LOB: 0 BB: 0 P: 5	R: 0 E: 0 K: 1 S: 5	H: 0 LOB: 0 BB: 0 P: 5	1B: 8 2B: 1 3B: 0 HR: 1	SF: 0 SAC: 0 DP: 0 HBP: 0	WP: 2 PA: 40

PITCHER	IP	WLS	BF	H	R	ER	SO	BB	IBB	HBP	BLK	WP	HR	S	P	ERA	WHIP
50 Adrian Morejon, L ERA: 32.4	(1, 1)	0.1	L	7	5	6	0	1	0	0	0	0	1	9	14	162.00	18.000
8 Javy Guerra, R ERA:	(1, 1)	0.2		3	1	0	1	0	0	0	0	2	0	5	7	0.00	1.500
39 Kirby Yates, R ERA:	(2, 1)	1.0		3	0	0	3	0	0	0	0	0	0	9	9	0.00	0.000
49 Michel Baez, R ERA: 1.5	(3, 1)	2.0		8	1	0	1	1	0	0	0	0	0	9	13	0.00	1.000
36 Pierce Johnson, R ERA:	(5, 1)	1.0		3	0	0	2	0	0	0	0	0	0	7	7	0.00	0.000
PITCHER	IP	WLS	BF	H	R	ER	SO	BB	IBB	HBP	BLK	WP	HR	S	P	ERA	WHIP
78 Luis Patiño, R ERA: 27.0	(6, 1)	1.0		7	3	3	2	1	0	0	0	0	0	10	15	27.00	4.000
90 Travis Radke, L ERA: 3.0	(7, 1)	1.0		3	0	0	3	0	0	0	0	0	0	9	9	0.00	0.000
50 Brady Feigl, L ERA:	(8, 1)	1.0		3	0	0	1	0	0	0	0	0	0	5	5	0.00	0.000
64 Gerardo Reyes, R ERA:	(9, 1)	1.0		3	0	0	1	0	0	0	0	0	0	5	5	0.00	0.000

Batter	1	2	3	4	5	6	7	8	9	AB	R	H	RBI	BB	SO	LOB
28 Tommy Pham, R OBP: 0.308, SLG: 0.273 92 Owen Miller, R OBP: 0.333, SLG: 0.143 74 Esteban Quiroz, L OBP: 0.286, SLG: 0.182	0-0 G6-3	0-0 2B		0-0 G5-3		1-0 G5-3		0-3 K		3	0	1	2	0	0	1
10 Jurickson Profar, S OBP: 0.231, SLG: 0.538 72 Ivan Castillo, S OBP: 0.231, SLG: 0.273	0-0 L7	0-0 F7			0-0 P5	0-0 G4-3			0-0 G6-3	4	0	0	1	0	0	2
4 Wil Myers, R OBP: 0.476, SLG: 1.000 77 Jason Vosler, L OBP: 0.579, SLG: 0.875	0-0 2B		0-0 1B		0-0 2B	0-0 F7			0-0 G4-3	3	0	3	0	0	0	0
71 Edward Olivares, R OBP: 0.444, SLG: 0.765	0-0 P3		0-0 F7		0-0 F8		0-0 F7		0-0 G5-3	5	0	0	0	0	0	3
11 Ty France, R OBP: 0.375, SLG: 0.462 24 Seth Mejias-Brean, R OBP: 0.200, SLG: 0.111		4-0 9 86 1B BB G4-3	0-0 F7		0-0 G5-3		0-0 G5-3			3	1	0	0	1	0	2
7 Juan Lagares, R OBP: 0.283, SLG: 0.176 87 Michael Gettys, R OBP: 0.200, SLG: 0.111		0-0 F9	0-0 G4-3			4-0 18 1B 86 2B BB BB	0-0 E3			2	0	0	0	1	0	2
9 Jake Cronenworth, L OBP: 0.375, SLG: 0.286 1 Breyvic Valera, S OBP: 0.300, SLG: 0.125		0-0 G4-3		0-3 K		4-0 18 1B 86 2B BB BB	0-3 K			2	0	0	0	1	1	1
27 Francisco Mejia, S 18 Austin Hedges, R OBP: 0.286, SLG: 0.231 66 Charlie Valerio, S		4-0 86 1B 28 2B BB		0-0 E5		0-0 86 2B 92 WP 1B		0-0 P3		1	1	0	0	1	0	0
86 Taylor Trammell, L OBP: 0.455, SLG: 0.550		0-0 1B		0-3 K		0-0 92 WP 10 G4-3 2B		0-0 G3-1		2	1	1	0	0	0	0

Inning Stats	R: 0	H: 1	E: 0	LOB: 1	K: 0	BB: 0	S: 4	R: 3	H: 2	E: 0	LOB: 1	K: 0	BB: 2	S: 5	R: 0	H: 1	E: 0	LOB: 1	K: 0	BB: 0	S: 4	R: 0	H: 0	E: 1	LOB: 1	K: 0	BB: 0	S: 4	R: 4	H: 2	E: 0	LOB: 1	K: 0	BB: 2	S: 5	R: 0	H: 0	E: 1	LOB: 1	K: 1	BB: 0	S: 6	R: 0	H: 0	E: 0	LOB: 0	K: 0	BB: 0	S: 5	R: 0	H: 0	E: 0	LOB: 0	K: 0	BB: 0	S: 3	R: 0	H: 0	E: 0	LOB: 0	K: 0	BB: 0	S: 3	1B: 3	SF: 0	2B: 4	SAC: 0	3B: 0	DP: 0	HR: 0	HBP: 0
--------------	------	------	------	--------	------	-------	------	------	------	------	--------	------	-------	------	------	------	------	--------	------	-------	------	------	------	------	--------	------	-------	------	------	------	------	--------	------	-------	------	------	------	------	--------	------	-------	------	------	------	------	--------	------	-------	------	------	------	------	--------	------	-------	------	------	------	------	--------	------	-------	------	-------	-------	-------	--------	-------	-------	-------	--------


PITCHER	IP	WLS	BF	H	R	ER	SO	BB	IBB	HBP	BLK	WP	HR	S	P	ERA	WHIP
21 Mike Montgomery, L ERA: 9.0	(1, 1)	2.0	W	11	3	3	3	0	2	0	0	0	0	9	17	13.50	2.500
32 Jesse Hahn, R ERA: 15.0	(3, 1)	1.0	H	4	1	0	0	0	0	0	0	0	0	4	4	0.00	1.000
55 Richard Lovelady, L ERA: 3.0	(4, 1)	1.0	H	4	0	0	2	0	0	0	0	0	0	8	8	0.00	0.000
58 Scott Barlow, R ERA: 3.0	(5, 1)	1.0	H	4	1	0	0	0	0	0	0	0	0	4	4	0.00	1.000
54 Tim Hill, L ERA: 30.86	(6, 1)	0.0		4	2	4	4	0	2	0	0	0	0	2	10	∞	∞

BOTTOM

Kansas City Royals @ San Diego Padres
 Peoria Stadium, Peoria, AZ
 Wed Mar 04 2020, 3:11 PM - 6:13 PM EST
 Att. 3,346 - Sunny - 71 F

livebaseballscores.com

AB	36
R	7
H	7
RBI	6
BB	4
SO	4
LOB	16



WP: 1	PA: 40
PB: 0	
SB: 0	
CS: 0	

Batter	1	2	3	4	5	6	7	8	9	AB R H RBI BB SO LOB
4 Shed Long Jr., L (1, 4) OBP: 0.292, SLG: 0.286 25 Dylan Moore, R (6, 4) OBP: 0.700, SLG: 1.167	0-0 G4-3		0-3 K			4-0 BB			0-0 G6-3 2B	2 0 0 0 0 1 1 1 0 1 0 1 0 0
0 Mallex Smith, L (1, 8) OBP: 0.222, SLG: 0.278 36 Jose Siri, R (7, 8) OBP: 0.333, SLG: 0.500	0-0 G4-3			0-2 K		1-3 K			0-3 K	3 0 0 0 0 0 2 1 1 0 0 0 0 0 1 1
15 Kyle Seager, L (1, 5) OBP: 0.438, SLG: 0.571 10 Tim Lopes, R (8, 5) OBP: 0.471, SLG: 0.765	0-3 K			0-0 G5-4-3 1B			0-0 G3		0-0 G6-3	3 0 1 0 0 0 1 0 1 0 0 0 0 0 0 1
23 Austin Nola, R (1, 10) OBP: 0.250, SLG: 0.250 58 Jarred Kelenic, L (9, PH) OBP: 0.444, SLG: 0.600		0-0 G4-3		0-0 G5-4-3			0-0 P3		0-3 K	3 0 0 0 0 0 0 1 1 0 0 0 0 0 1 1
27 Carlos González, L (1, 9) OBP: 0.250, SLG: 0.267 47 Collin Cowgill, R (6, 9) OBP: 0.308, SLG: 0.538		0-3 K			0-0 P1				0-0 G6-3	2 0 0 0 0 0 1 0 1 0 0 0 0 0 0 0
75 José Marmolejos, L (1, 3) OBP: 0.238, SLG: 0.316 22 Patrick Wisdom, R (7, 3) OBP: 0.333, SLG: 0.333		0-3 K			0-0 F7				0-3 K	2 0 0 0 0 0 1 0 1 0 0 0 0 0 1 0
2 Tom Murphy, R (1, 2) OBP: 0.385, SLG: 0.300 54 Joseph Odom, R (6, 2) OBP: 0.167, SLG: 0.417			0-0 P3		0-3 K				0-3 K	2 0 0 0 0 0 1 0 1 0 0 0 0 0 1 0
9 Dee Strange-Gordon, L (1, 6) OBP: 0.400, SLG: 0.444 31 Donovan Walton, L (7, 6) OBP: 0.250, SLG: 0.400			0-3 K			0-0 G4-3			0-0 FC4-6 1B	2 0 0 0 0 0 1 0 1 0 1 0 0 0 0 0
28 Sam Haggerty, S (1, 7) OBP: 0.357, SLG: 0.571 38 Alen Hanson, S (7, 7) OBP: 0.500, SLG: 0.625			0-0 2B			0-0 G5-3			0-0 FC4-6	2 0 1 0 0 0 0 0 1 0 0 0 0 0 0 1

Inning Stats	R: 0 E: 0 K: 1 S: 5	H: 0 LOB: 0 BB: 0 P: 5	R: 0 E: 0 K: 2 S: 7	H: 0 LOB: 0 BB: 0 P: 7	R: 0 E: 0 K: 2 S: 8	H: 1 LOB: 1 BB: 0 P: 8	R: 0 E: 0 K: 1 S: 5	H: 1 LOB: 0 BB: 0 P: 5	R: 0 E: 0 K: 1 S: 5	H: 0 LOB: 1 BB: 1 P: 10	R: 0 E: 0 K: 0 S: 3	H: 0 LOB: 0 BB: 0 P: 3	R: 0 E: 0 K: 2 S: 8	H: 1 LOB: 1 BB: 0 P: 8	R: 0 E: 0 K: 2 S: 8	H: 1 LOB: 1 BB: 0 P: 8	1B: 2 2B: 2 3B: 0 HR: 0	SF: 0 SAC: 0 DP: 1 HBP: 0	WP: 0 PB: 0 SB: 1 CS: 0	PA: 31
--------------	------------------------------	---------------------------------	------------------------------	---------------------------------	------------------------------	---------------------------------	------------------------------	---------------------------------	------------------------------	----------------------------------	------------------------------	---------------------------------	------------------------------	---------------------------------	------------------------------	---------------------------------	----------------------------------	------------------------------------	----------------------------------	--------

PITCHER	IP	WLS	BF	H	R	ER	SO	BB	IBB	HBP	BLK	WP	HR	S	P	ERA	WHIP
29 Dinelson Lamet, R (1, 1) ERA:	3.0	W	10	1	0	0	5	0	0	0	0	0	0	20	20	0.00	0.333
14 Emilio Pagán, R (4, 1) ERA: 6.0	1.0	H	3	1	0	0	1	0	0	0	0	0	0	5	5	0.00	1.000
40 Cal Quantrill, R (5, 1) ERA: 2.25	2.0	H	7	0	0	0	2	1	0	0	0	0	0	10	15	0.00	0.500
89 MacKenzie Gore, L (7, 1) ERA:	1.0	H	3	0	0	0	0	0	0	0	0	0	0	3	3	0.00	0.000
79 Reggie Lawson, R (8, 1) ERA:	1.0	H	4	1	0	0	2	0	0	0	0	0	0	8	8	0.00	1.000

BOTTOM

San Diego Padres @ Seattle Mariners
 Peoria Stadium, Peoria, AZ
 Thu Mar 05 2020, 3:12 PM - 5:47 PM EST
 Att: 5,595 - Party Cloudy - 78 F

livebaseballscorecards.com

AB	30
R	0
H	4
RBI	0
BB	1
SO	12
LOB	7



PITCHER	IP	WLS	BF	H	R	ER	SO	BB	IBB	HBP	BLK	WP	HR	S	P	ERA	WHIP
52 Andrés Muñoz, R (9, 1) ERA:	1.0	S	4	1	0	0	2	0	0	0	0	0	0	8	8	0.00	1.000

Batter	1	2	3	4	5	6	7	8	9	AB R H RBI BB SO LOB
2 Trent Grisham, L (1, 8) OBP: 0.375, SLG: 0.455 7 Juan Lagares, R (7, 8) OBP: 0.292, SLG: 0.190	0-0 G4-3		0-3 K		0-3 K		0-3 K		0-0 74 1B 74 DI 1B	3 0 0 0 0 2 3 2 0 1 1 0 1 1
28 Tommy Pham, R (1, 10) OBP: 0.375, SLG: 0.385 74 Esteban Quiroz, L (7, PH) OBP: 0.313, SLG: 0.231	4-0 13 G6-3 BB			0-0 13 G6-3 30 SF8 2B	0-3 K		0-3 K		0-1 1B	2 1 1 0 1 1 2 2 0 1 1 0 1 1
13 Manny Machado, R (1, 5) OBP: 0.200, SLG: 0.235 24 Seth Mejias-Brean, R (7, 5) OBP: 0.167, SLG: 0.091	0-0 G6-3			0-0 G6-3		0-3 K		0-0 G4-3		3 0 0 0 0 1 2 1 0 0 0 0 0 0
30 Eric Hosmer, L (1, 3) OBP: 0.211, SLG: 0.176 77 Jason Vosler, L (7, 3) OBP: 0.524, SLG: 0.778		0-0 F8		0-0 SF8		0-0 E4 10 1B		0-0 P4		2 0 0 1 0 0 0 1 0 0 0 0 0 0
10 Jurickson Profar, S (1, 4) OBP: 0.300, SLG: 0.474 3 Gordon Beckham, R (7, 4)		0-0 G4-3		0-0 1B		0-0 4 3B 1B		0-3 K		3 1 2 0 0 0 0 1 0 0 0 0 1 0
4 Wil Myers, R (1, 9) OBP: 0.458, SLG: 1.000 33 Franchy Cordero, L (7, 9) OBP: 0.357, SLG: 0.182		0-0 F7		0-0 F8		0-0 3B			0-0 E3 94 FC5-4 21 BB 7 1B	3 0 1 1 0 0 1 1 1 0 0 0 0 0
22 Josh Naylor, L (1, 7) OBP: 0.273, SLG: 0.200 16 Abraham Almonte, S (7, 7) OBP: 0.500, SLG: 0.750			0-0 G4-3		0-0 F9	0-0 G3			0-3 K	3 0 0 0 0 0 1 1 0 0 0 0 1 1
18 Austin Hedges, R (1, 2) OBP: 0.353, SLG: 0.214 86 Taylor Trammell, L (7, PR) OBP: 0.435, SLG: 0.524 21 Luis Torrens, R (8, 2) OBP: 0.375, SLG: 0.182 87 Michael Gettys, R (9, PR) OBP: 0.200, SLG: 0.111		4-0 BB		4-0 94 BB BB			0-3 K		4-0 94 FC5-4 BB	1 0 0 0 2 1 0 0 0 0 0 0 0 0 0 0 0 0 1 0 0 0 0 0 0 0 0 0
94 Gabriel Arias, R (1, 6) OBP: 0.438, SLG: 0.308			0-3 K		4-0 BB		0-3 K		0-0 FC5-4 7 1B 74 1B	3 1 0 0 1 2 4

Inning Stats	R: 0 E: 0 K: 0 S: 2	H: 0 LOB: 0 BB: 1 P: 6	R: 0 E: 0 K: 0 S: 3	H: 0 LOB: 0 BB: 0 P: 3	R: 0 E: 0 K: 2 S: 7	H: 0 LOB: 1 BB: 1 P: 11	R: 1 E: 0 K: 0 S: 5	H: 2 LOB: 1 BB: 0 P: 5	R: 0 E: 0 K: 2 S: 7	H: 0 LOB: 2 BB: 2 P: 15	R: 1 E: 1 K: 1 S: 7	H: 2 LOB: 1 BB: 0 P: 7	R: 0 E: 0 K: 4 S: 12	H: 0 LOB: 1 BB: 0 P: 12	R: 0 E: 0 K: 1 S: 5	H: 0 LOB: 0 BB: 0 P: 5	R: 2 E: 1 K: 1 S: 8	H: 2 LOB: 2 BB: 1 P: 12	1B: 4 2B: 1 3B: 1 HR: 0	SF: 1 SAC: 0 DP: 1 HBP: 0
--------------	------------------------------	---------------------------------	------------------------------	---------------------------------	------------------------------	----------------------------------	------------------------------	---------------------------------	------------------------------	----------------------------------	------------------------------	---------------------------------	-------------------------------	----------------------------------	------------------------------	---------------------------------	------------------------------	----------------------------------	----------------------------------	------------------------------------


PITCHER	IP	WLS	BF	H	R	ER	SO	BB	IBB	HBP	BLK	WP	HR	S	P	ERA	WHIP
28 Corey Kluber, R (1, 1) ERA: 3.86	4.0		15	2	1	1	2	2	0	0	0	0	0	17	25	2.25	1.000
25 José Leclerc, R (5, 1) ERA:	1.0		5	0	0	0	2	2	0	0	0	0	0	7	15	0.00	2.000
59 Brett Martin, L (6, 1) ERA: 1.5	1.0		5	2	1	1	1	0	0	0	0	0	0	7	7	9.00	2.000
41 Nick Goody, R (7, 1) ERA:	1.0		4	0	0	0	4	0	0	0	0	0	0	12	12	0.00	0.000
48 Rafael Montero, R (8, 1) ERA: 1.93	1.2	L	9	2	2	0	2	1	0	0	0	0	0	13	17	0.00	1.800

BOTTOM

Texas Rangers @ San Diego Padres
 Peoria Stadium, Peoria, AZ
 Fri Mar 06 2020, 8:41 PM - 11:40 PM EST
 Att: 6,141 - Partly Cloudy - 81 F

livebaseballscorecards.com

AB	32
R	4
H	6
RBI	4
BB	5
SO	11
LOB	16



WP	PA
0	38

Batter	1	2	3	4	5	6	7	8	9	AB R H RBI BB SO LOB	TOP												
15 Adam Engel, R (1, 8) OBP: 0.379, SLG: 0.667 83 Gorkys Hernández, R (6, 8) OBP: 0.250, SLG: 0.250	0-3 K		0-0 FC6-4 1B		0-0 G5-3		0-0 75 HR 1B		0-0 G1-3	3 0 1 0 0 1 0 2 1 1 0 0 0 0													
30 Nomar Mazara, L (1, 10) OBP: 0.478, SLG: 0.579 75 Yermín Mercedes, R (7, 10) OBP: 0.381, SLG: 0.850	0-0 1B		0-0 FC6-4 24 2B		4-0 BB		0-0 1-H HR		0-0 L9	2 1 1 0 1 0 1 2 1 1 2 0 0 0													
24 Yasmani Grandal, S (1, 2) OBP: 0.333, SLG: 0.400 44 Seby Zavala, R (6, 2) OBP: 0.286, SLG: 0.417	0-0 P3		0-0 26 G3 36 HR 2B		0-0 P5		0-0 F9			3 1 1 1 0 0 2 1 0 0 0 0 0 0													
26 Nicky Delmonico, L (1, 7) OBP: 0.344, SLG: 0.483 71 Jaycob Brugman, L (6, 7) OBP: 0.250, SLG: 0.467	0-3 K		0-0 G3		0-3 K		0-3 K			3 0 0 0 0 2 3 1 0 0 0 0 1 0													
36 Cheslor Cuthbert, R (1, 5) OBP: 0.484, SLG: 0.760 81 Ramón Torres, S (6, 5) OBP: 0.308, SLG: 0.250		0-2 HR	2-1 HR		0-3 K		0-3 K			3 2 2 3 0 1 0 1 0 0 0 0 1 0													
18 Daniel Palka, L (1, 9) OBP: 0.227, SLG: 0.200 77 Micker Adolfo, R (6, 9) OBP: 0.267, SLG: 0.167		0-0 G4-3	0-2 K		0-0 92 E 92 1B 1B		0-3 K			3 0 1 0 0 1 0 1 0 0 0 0 1 0													
93 Gavin Sheets, L (1, 3) OBP: 0.333, SLG: 0.200 90 Zach Remillard, R (6, 3) OBP: 0.222, SLG: 0.125		0-0 92 G5-3 1B		0-0 G4-3		0-2 K		4-0 82 G3-6 BB		3 0 1 0 0 1 1 0 0 0 0 0 1 0 0													
92 Nick Madrigal, R (1, 4) OBP: 0.250, SLG: 0.222 82 Laz Rivera, R (6, 4) OBP: 0.250, SLG: 0.143		0-0 G5-3		0-0 G6-3		0-0 E8 1B		0-0 G3-6		3 0 1 0 0 0 1 1 0 0 0 0 0 1													
37 Andrew Romine, S (1, 6) OBP: 0.261, SLG: 0.250 93 Yolbert Sanchez, R (6, 6) OBP: 0.250, SLG: 0.143		0-0 F8		0-3 K2-3		0-0 G3-1		0-0 G4-3		3 0 0 0 0 1 3 1 0 0 0 0 0 0													
Inning Stats	R: 0 E: 0 K: 2 S: 8	H: 1 LOB: 1 BB: 0 P: 8	R: 1 E: 0 K: 0 S: 7	H: 2 LOB: 1 BB: 0 P: 7	R: 3 E: 0 K: 1 S: 9	H: 3 LOB: 0 BB: 0 P: 11	R: 0 E: 0 K: 1 S: 5	H: 0 LOB: 0 BB: 0 P: 5	R: 0 E: 0 K: 1 S: 5	H: 0 LOB: 1 BB: 1 P: 9	R: 2 E: 0 K: 2 S: 9	H: 2 LOB: 0 BB: 0 P: 9	R: 0 E: 0 K: 1 S: 4	H: 0 LOB: 0 BB: 1 P: 8	R: 0 E: 0 K: 0 S: 3	H: 0 LOB: 0 BB: 0 P: 3	1B: 6 2B: 1 3B: 0 HR: 3	SF: 0 SAC: 0 DP: 1 HBP: 0	WP: 0 PB: 0 SB: 0 CS: 0	PA: 38			
PITCHER	IP WLS BF H R ER SO BB IBB HBP BLK WP HR S P ERA WHIP	IP WLS BF H R ER SO BB IBB HBP BLK WP HR S P ERA WHIP	IP WLS BF H R ER SO BB IBB HBP BLK WP HR S P ERA WHIP	IP WLS BF H R ER SO BB IBB HBP BLK WP HR S P ERA WHIP	IP WLS BF H R ER SO BB IBB HBP BLK WP HR S P ERA WHIP	IP WLS BF H R ER SO BB IBB HBP BLK WP HR S P ERA WHIP	IP WLS BF H R ER SO BB IBB HBP BLK WP HR S P ERA WHIP	IP WLS BF H R ER SO BB IBB HBP BLK WP HR S P ERA WHIP	IP WLS BF H R ER SO BB IBB HBP BLK WP HR S P ERA WHIP	IP WLS BF H R ER SO BB IBB HBP BLK WP HR S P ERA WHIP	IP WLS BF H R ER SO BB IBB HBP BLK WP HR S P ERA WHIP	IP WLS BF H R ER SO BB IBB HBP BLK WP HR S P ERA WHIP	IP WLS BF H R ER SO BB IBB HBP BLK WP HR S P ERA WHIP	IP WLS BF H R ER SO BB IBB HBP BLK WP HR S P ERA WHIP	IP WLS BF H R ER SO BB IBB HBP BLK WP HR S P ERA WHIP	IP WLS BF H R ER SO BB IBB HBP BLK WP HR S P ERA WHIP	IP WLS BF H R ER SO BB IBB HBP BLK WP HR S P ERA WHIP	IP WLS BF H R ER SO BB IBB HBP BLK WP HR S P ERA WHIP	IP WLS BF H R ER SO BB IBB HBP BLK WP HR S P ERA WHIP	IP WLS BF H R ER SO BB IBB HBP BLK WP HR S P ERA WHIP	IP WLS BF H R ER SO BB IBB HBP BLK WP HR S P ERA WHIP		
59 Chris Paddack, R (1, 1) ERA: 4.0	4.0 L 18 6 4 4 4 0 0 0 0 0 2 29 31 9.00 1.500	1.0 L 4 0 0 0 1 1 0 0 0 0 0 5 9 0.00 1.000	1.0 L 6 3 1 1 2 0 0 0 0 0 0 10 10 9.00 3.000	1.0 L 4 1 1 1 2 0 0 0 0 0 1 8 8 9.00 1.000	1.2 L 5 0 0 0 1 1 0 0 0 0 0 0 6 10 0.00 0.600	0.1 L 1 0 0 0 0 0 0 0 0 0 0 1 1 0.00 0.000																	

Chicago White Sox @ San Diego Padres
 Peoria Stadium, Peoria, AZ
 Sun Mar 08 2020, 4:11 PM - 6:48 PM EDT
 Att: 5,780 - Cloudy - 74 F

livebaseballscorecards.com

AB	36
R	6
H	10
RBI	6
BB	2
SO	10
LOB	12



Batter	1	2	3	4	5	6	7	8	9	AB	R	H	RBI	BB	SO	LOB
28 Tommy Pham, R OBP: 0.364, SLG: 0.333 1 Breyvic Valera, S OBP: 0.250, SLG: 0.100	0-0 G5-3		0-3 K		0-3 K			0-0 F7		3	0	0	0	0	2	1
2 Trent Grisham, L OBP: 0.407, SLG: 0.480 7 Juan Lagares, R OBP: 0.259, SLG: 0.167	0-0 30 1B		0-0 1B			0-0 G4-3		0-0 G3		3	0	2	0	0	0	0
13 Manny Machado, R OBP: 0.174, SLG: 0.200 24 Seth Mejias-Brean, R OBP: 0.333, SLG: 0.250	0-3 K		0-0 P6			0-0 F8			4-0 5 11 G6-3 G1-3 BB	3	0	0	0	0	1	2
30 Eric Hosmer, L OBP: 0.318, SLG: 0.300 11 Ty France, R OBP: 0.400, SLG: 0.625	0-0 1-3 1B			0-0 10 G4-6-3 1B		0-0 1B			0-0 G1-3	3	0	3	0	0	0	0
10 Jurickson Profar, S OBP: 0.261, SLG: 0.409 5 Greg Garcia, L OBP: 0.364, SLG: 0.450	0-0 G3-1			0-0 G4-6-3 1-2f		0-0 G5-3			0-0 G6-3	3	0	0	0	0	0	4
4 Wil Myers, R OBP: 0.407, SLG: 0.880 22 Josh Naylor, L OBP: 0.267, SLG: 0.214		0-0 P6		0-3 K			0-0 G5-3		0-0 G6-3	3	0	0	0	0	1	0
9 Jake Cronenworth, L OBP: 0.364, SLG: 0.350 72 Ivan Castillo, S OBP: 0.214, SLG: 0.250		0-3 K			0-0 1B		0-0 G3-1			3	0	1	0	0	1	0
18 Austin Hedges, R OBP: 0.300, SLG: 0.176		0-0 G6-3			0-0 F8		0-0 L5			3	0	0	0	0	0	1
16 Abraham Almonte, S OBP: 0.423, SLG: 0.682 33 Franchy Cordero, L OBP: 0.353, SLG: 0.429			0-3 K		0-3 K			0-0 F9		3	0	0	0	0	2	1

BOTTOM

Chicago White Sox @ San Diego Padres
Peoria Stadium, Peoria, AZ
Sun Mar 08 2020, 4:11 PM - 6:48 PM EDT
Att. 5,780 - Cloudy - 74 F

livebaseballscorecards.com

AB	32
R	0
H	6
RBI	0
BB	1
SO	7
LOB	12



Inning Stats	R: 0	H: 2	E: 0	K: 1	S: 7	LOB: 2	BB: 0	P: 7	R: 0	H: 0	E: 0	K: 1	S: 5	LOB: 0	BB: 0	P: 5	R: 0	H: 1	E: 0	K: 2	S: 8	LOB: 1	BB: 0	P: 8	R: 0	H: 1	E: 0	K: 1	S: 5	LOB: 0	BB: 0	P: 5	R: 0	H: 1	E: 0	K: 2	S: 8	LOB: 1	BB: 0	P: 8	R: 0	H: 1	E: 0	K: 0	S: 4	LOB: 1	BB: 0	P: 4	R: 0	H: 0	E: 0	K: 0	S: 3	LOB: 0	BB: 0	P: 3	R: 0	H: 0	E: 0	K: 0	S: 3	LOB: 0	BB: 0	P: 3	R: 0	H: 0	E: 0	K: 0	S: 3	LOB: 1	BB: 1	P: 7	1B: 6	SF: 0	2B: 0	SAC: 0	3B: 0	DP: 1	HR: 0	HBP: 0	WP: 0	PA: 33	PB: 0	SB: 0	CS: 0	ERA	WHIP
40 Reynaldo López, R ERA: 1.23	4.1	WLS	BF	H	R	ER	SO	BB	IBB	HBP	BLK	WP	HR	S	P	ERA	WHIP																																																																						
51 Carson Fulmer, R ERA: 2.25	0.2	W	17	5	0	0	5	0	0	0	0	0	0	27	27	0.00	1.154																																																																						
54 Ross Detwiler, L ERA: 7.36	2.0		7	1	0	0	0	0	0	0	0	0	0	7	7	0.00	0.500																																																																						
62 Zack Burdi, R ERA:	1.0		3	0	0	0	0	0	0	0	0	0	0	3	3	0.00	0.000																																																																						
59 Tayron Guerrero, R ERA: 1.5	1.0		4	0	0	0	0	1	0	0	0	0	0	3	7	0.00	1.000																																																																						

Batter	1	2	3	4	5	6	7	8	9	AB R H RBI BB SO LOB	TOP																							
13 Max Muncy, L (1, 4) OBP: 0.400, SLG: 0.522 43 Edwin Ríos, L (6, PH) OBP: 0.357, SLG: 0.440 (6, 5)	0-3 K		4-0 BB		0-3 K	0-0 1B	0-0 1B		0-3 K	2 0 0 0 1 2 1 3 1 2 3 0 1 0																								
5 Corey Seager, L (1, 6) OBP: 0.407, SLG: 0.417 27 Terrance Gore, R (6, PH) OBP: 0.235, SLG: 0.267 (6, 7)	0-0 1B		G4-6-3		0-3 K	0-3 K	0-0 2B		0-3 K	3 0 1 0 0 1 3 3 0 1 3 0 2 2																								
11 AJ Pollock, R (1, 8) OBP: 0.188, SLG: 0.290 73 Zach McKinstry, L (6, 6) OBP: 0.448, SLG: 0.778	0-0 FC5-4		G5-3			0-3 K	0-0 1B		0-0 2B	3 0 0 0 0 1 2 3 1 2 0 0 1 0																								
35 Cody Bellinger, L (1, 3) OBP: 0.304, SLG: 0.545 70 DJ Peters, R (6, 9) OBP: 0.217, SLG: 0.333	0-3 K2-3			0-0 2B		0-0 G3	4-0 BB	0-2 K	0-0 G6-3	3 1 1 0 0 1 1 2 1 0 0 1 1 1																								
45 Matt Beaty, L (1, 5) OBP: 0.414, SLG: 0.429 96 Jeren Kendall, L (6, 8) OBP: 0.294, SLG: 0.471		0-0 F7		1-0 P6		4-0 BB	0-0 1B	0-0 1B		2 1 0 0 1 0 1 2 1 2 1 0 0 0																								
3 Chris Taylor, R (1, 7) OBP: 0.471, SLG: 0.846 71 Omar Estévez, R (6, 4) OBP: 0.235, SLG: 0.333 80 Errol Robinson, R (8, 4)		0-3 K		0-0 SF8		1-0 HR	0-0 1B	0-0 FC6-4		2 1 1 3 0 1 0 2 1 0 0 0 0 3 0 0 0 0 0 0 0																								
14 Enrique Hernández, R (1, 10) OBP: 0.323, SLG: 0.667 88 Zach Reks, L (7, PH) OBP: 0.538, SLG: 0.684 (7, 10)		0-0 1B		0-0 P4		0-0 2B	4-0 BB	1-0 E8		3 1 2 0 0 0 0 1 2 1 1 1 0 0	AB 40 R 14 H 16 RBI 14 BB 7 SO 14 LOB 17																							
62 Luke Raley, L (1, 9) OBP: 0.267, SLG: 0.429 72 Anthony García, R (6, PH) OBP: 0.500, SLG: 0.429 (6, 3)		0-3 K				4-0 HBP	4-0 BB	0-0 2B		1 0 0 0 0 1 1 2 2 2 3 1 0 0																								
15 Austin Barnes, R (1, 2) OBP: 0.458, SLG: 0.600 67 Keibert Ruiz, S (7, 2)			0-0 1B		0-3 K	4-0 BB	4-0 BB	0-3 K		2 1 1 0 2 1 1 1 0 0 0 0 1 1																								
Inning Stats	R: 0 H: 1 E: 0 LOB: 1 K: 2 BB: 0 S: 8 P: 8	R: 0 H: 1 E: 0 LOB: 1 K: 2 BB: 0 S: 8 P: 8	R: 0 H: 1 E: 0 LOB: 1 K: 0 BB: 1 S: 3 P: 7	R: 1 H: 1 E: 0 LOB: 0 K: 0 BB: 0 S: 4 P: 5	R: 0 H: 0 E: 0 LOB: 1 K: 3 BB: 0 S: 9 P: 10	R: 4 H: 3 E: 0 LOB: 2 K: 2 BB: 3 S: 10 P: 23	R: 7 H: 5 E: 0 LOB: 0 K: 1 BB: 3 S: 9 P: 21	R: 2 H: 3 E: 1 LOB: 1 K: 2 BB: 0 S: 10 P: 11	R: 0 H: 1 E: 0 LOB: 1 K: 2 BB: 0 S: 8 P: 8	1B: 10 SF: 1 2B: 5 SAC: 0 3B: 0 DP: 1 HR: 1 HBP: 1	WP: 3 PA: 49 PB: 1 SB: 0 CS: 0																							
PITCHER	IP WLS BF H R ER SO BB IBB HBP BLK WP HR S P ERA WHIP											PITCHER	IP WLS BF H R ER SO BB IBB HBP BLK WP HR S P ERA WHIP																					
43 Garrett Richards, R (1, 1) ERA: 1.8	3.1	14	4	1	0	4	1	0	0	0	0	1	0	21	26	0.00	1.500	64 Gerardo Reyes, R (7, 1) ERA: 5.79	0.2	5	3	3	3	1	1	0	0	0	0	6	10	40.50	6.000	
34 Craig Stammen, R (4, 1) ERA: 1.8	1.0	4	0	0	0	1	0	0	1	0	0	0	0	5	6	0.00	0.000	67 David Bednar, R (8, 1) ERA: 9.0	1.0	6	3	2	2	2	0	0	0	0	1	0	10	11	18.00	3.000
15 Drew Pomeranz, L (5, 1) ERA: 1.93	0.2	2	0	0	0	2	0	0	0	0	0	0	0	6	6	0.00	0.000	80 Jesse Scholtens, R (9, 1) ERA: 9.0	1.0	4	1	0	0	2	0	0	0	0	0	8	8	0.00	1.000	
50 Adrian Morejon, L (6, 1) ERA: 38.57	0.2	L	7	2	4	4	1	3	0	0	0	1	1	6	19	54.00	7.500																	
45 Kyle Barraclough, R (6, 1) ERA: 13.5	0.2		7	3	4	4	1	2	0	0	0	0	0	7	15	54.00	7.500																	

Los Angeles Dodgers @ San Diego Padres
Peoria Stadium, Peoria, AZ
Mon Mar 09 2020, 4:13 PM - 7:37 PM EDT
Att. 7,107 - Sunny - 74 F

livebaseballscorecards.com



Batter	1	2	3	4	5	6	7	8	9	AB R H RBI BB SO LOB	TOP						
2 Trent Grisham, L (1, 8) OBP: 0.394, SLG: 0.484 87 Michael Gettys, R (7, 8) OBP: 0.182, SLG: 0.100	0-1 G4-6-3 1B		0-1 CI 25 F9 22 1B	0-0 FC3-6 1-2f			0-3 K		0-3 K	3 0 1 0 0 1 2 1 0 0 0 0 1 0							
22 Josh Naylor, L (1, 7) OBP: 0.286, SLG: 0.350 23 Jawuan Harris, R (7, PR) (7, 7)	0-0 G4-6-3 1-2f		0-0 1B			0-3 K	0-1 CI 25 BB 1 1B		4-0 72 S BB	3 0 1 0 0 1 1 0 0 0 0 1 0 0							
25 Brian Dozier, R (1, 4) OBP: 0.320, SLG: 0.227 72 Ivan Castillo, S (7, PR) OBP: 0.235, SLG: 0.214 (7, 4) (8, 6)	0-3 K		0-0 F9			0-0 G6-3	4-0 1 1B 1-2 BB		1-0 F9 1-2	3 0 0 0 1 1 2 1 0 0 0 0 0 1							
4 Wil Myers, R (1, 9) OBP: 0.364, SLG: 0.733 1 Robbie Podorsky, R (5, 9) OBP: 1.000, SLG: 1.000		4-0 5 CS 5 S BB	0-3 K			0-0 G6-3	0-0 1-2 2-H 1B			2 0 0 0 1 1 2 1 0 1 0 0 0 0							
9 Jake Cronenworth, L (1, 5) (6, 6) 12 Matthew Batten, R (8, PR) (8, 4)		4-0 5 BB 1-2 BB		0-0 11 HBP 3 SF7 5 1B		0-0 G4-3		0-0 1 G4-3 11 SF8 2B		3 1 2 0 1 0 0 0 1 0 0 0 0 0							
5 Greg Garcia, L (1, 6) OBP: 0.440, SLG: 0.591 1 Breyvic Valera, S (6, 5) OBP: 0.231, SLG: 0.091		4-0 1-2 2-3 BB		0-0 11 HBP 1-2 1B		0-0 3B		0-0 G4-3 2-3		2 0 2 0 1 0 0 1 0 0 0 0 0 1							
11 Ty France, R (1, 3) OBP: 0.417, SLG: 0.588		0-3 K		1-0 2 FC3-6 1-2 2-3 HBP		1-0 21 G6-4-3 HBP		0-0 SF8 3-H		1 0 0 1 0 1 2							
21 Luis Torrens, R (1, 2) OBP: 0.304, SLG: 0.167		0-0 F8		0-3 K		0-0 G6-4-3 1-2f		0-0 G4-3		4 0 0 0 0 1 8							
40 Cal Quantrill, L (1, 1) 3 Gordon Beckham, R (4, PH) 73 Jerad Eickhoff, R (4, 1) 79 Reggie Lawson, R (6, 1) 3 Gordon Beckham, R (7, PH) 60 Chih-Wei Hu, R (7, 1) 93 Seth Frankoff, R (8, 1) 3 Gordon Beckham, R (9, PH)			0-3 K	0-1 SF7 3-H			0-3 K		0-0 P3	1 0 0 0 0 1 0 2 0 0 1 0 1 0 0 0 0 0 0 0 0 0 0 0 0 0 0 0 2 0 0 1 0 1 0 0 0 0 0 0 0 0 0 0 0 0 0 0 0 2 0 0 1 0 1 0							
Inning Stats	R: 0 H: 1 E: 0 LOB: 0 K: 1 BB: 0 S: 6 P: 6	R: 0 H: 0 E: 0 LOB: 2 K: 1 BB: 3 S: 4 P: 16	R: 0 H: 1 E: 1 LOB: 2 K: 2 BB: 0 S: 9 P: 9	R: 1 H: 2 E: 0 LOB: 2 K: 1 BB: 0 S: 8 P: 9	R: 0 H: 0 E: 0 LOB: 0 K: 1 BB: 0 S: 5 P: 5	R: 0 H: 1 E: 0 LOB: 1 K: 0 BB: 0 S: 3 P: 4	R: 0 H: 1 E: 1 LOB: 2 K: 2 BB: 1 S: 8 P: 12	R: 1 H: 1 E: 0 LOB: 1 K: 0 BB: 0 S: 4 P: 4	R: 0 H: 0 E: 0 LOB: 1 K: 1 BB: 1 S: 5 P: 10	1B: 5 SF: 2 2B: 1 SAC: 0 3B: 1 DP: 2 HR: 0 HBP: 2	WP: 0 PA: 39 PB: 0 SB: 2 CS: 1						
PITCHER	IP WLS BF H R ER SO BB IBB HBP BLK WP HR S P ERA WHIP	IP WLS BF H R ER SO BB IBB HBP BLK WP HR S P ERA WHIP	IP WLS BF H R ER SO BB IBB HBP BLK WP HR S P ERA WHIP	IP WLS BF H R ER SO BB IBB HBP BLK WP HR S P ERA WHIP	IP WLS BF H R ER SO BB IBB HBP BLK WP HR S P ERA WHIP	IP WLS BF H R ER SO BB IBB HBP BLK WP HR S P ERA WHIP	IP WLS BF H R ER SO BB IBB HBP BLK WP HR S P ERA WHIP	IP WLS BF H R ER SO BB IBB HBP BLK WP HR S P ERA WHIP	IP WLS BF H R ER SO BB IBB HBP BLK WP HR S P ERA WHIP								
11 Yu Darvish, R (1, 1) ERA: 3.6	3.0	15	4	1	1	4	3	0	0	0	0	0	0	21	33	3.00	2.333
30 Alec Mills, R (4, 1) ERA: 0.84	1.0	4	0	0	0	1	0	0	1	0	0	0	0	6	7	0.00	0.000
65 Casey Sadler, R (5, 1) ERA: 3.0	2.0	7	1	0	0	1	0	0	1	0	0	0	0	8	9	0.00	0.500
46 Craig Kimbrel, R (7, 1) ERA: 10.13	1.0	W	5	1	0	0	1	0	0	0	0	0	0	8	12	0.00	2.000
24 Jeremy Jeffress, R (8, 1) ERA: 3.6	1.0	H	4	1	1	1	0	0	0	0	0	0	0	4	4	9.00	1.000
PITCHER	IP WLS BF H R ER SO BB IBB HBP BLK WP HR S P ERA WHIP	IP WLS BF H R ER SO BB IBB HBP BLK WP HR S P ERA WHIP	IP WLS BF H R ER SO BB IBB HBP BLK WP HR S P ERA WHIP	IP WLS BF H R ER SO BB IBB HBP BLK WP HR S P ERA WHIP	IP WLS BF H R ER SO BB IBB HBP BLK WP HR S P ERA WHIP	IP WLS BF H R ER SO BB IBB HBP BLK WP HR S P ERA WHIP	IP WLS BF H R ER SO BB IBB HBP BLK WP HR S P ERA WHIP	IP WLS BF H R ER SO BB IBB HBP BLK WP HR S P ERA WHIP	IP WLS BF H R ER SO BB IBB HBP BLK WP HR S P ERA WHIP								
52 Ryan Tepera, R (9, 1) ERA: 3.6	1.0	S	4	0	0	0	1	0	0	0	0	0	0	5	10	0.00	1.000

San Diego Padres @ Chicago Cubs

Sloan Park, Mesa, AZ

Wed Mar 11 2020, 9:08 PM - 12:02 AM EDT
Att. 11,779 - Cloudy - 66 F

livebaseballscorecards.com

AB	28
R	2
H	7
RBI	2
BB	5
SO	9
LOB	19



Batter	1	2	3	4	5	6	7	8	9	AB R H RBI BB SO LOB	TOP																
4 Shed Long Jr., L OBP: 0.206, SLG: 0.194 58 Jarred Kelenic, L OBP: 0.310, SLG: 0.385	1-0 G4-3			0-0 G6-3		1-3 K	0-0 FC4			3 0 0 0 0 1 1 1 0 0 0 0 0 1																	
12 Evan White, R OBP: 0.370, SLG: 0.458 90 Mitch Nay, R	0-3 K			0-0 F8		4-0 20 BB 75 2B BB	0-3 K			2 0 0 0 1 1 0 1 1 0 0 0 1 2																	
20 Daniel Vogelbach, L OBP: 0.457, SLG: 0.393 93 Connor Lien, R OBP: 0.333, SLG: 0.333	0-3 K			0-0 1B		4-0 75 2B BB	0-3 K			2 0 1 0 1 1 0 1 1 0 0 0 1 2																	
1 Kyle Lewis, R OBP: 0.250, SLG: 0.483 31 Donovan Walton, L OBP: 0.333, SLG: 0.556		0-3 K		0-0 L8		0-3 K				3 0 0 0 0 2 4 0 0 0 0 0 0 0																	
75 José Marmolejos, L OBP: 0.281, SLG: 0.600 47 Colin Cowgill, R OBP: 0.250, SLG: 0.438		0-0 P2			0-3 K	0-0 2B				3 0 1 3 0 1 0 0 0 0 0 0 0 0																	
23 Austin Nola, R OBP: 0.357, SLG: 0.385 64 Brian O'Keefe, R OBP: 0.364, SLG: 0.222		0-0 G4-3			0-0 3B	0-0 L7				3 0 1 0 0 0 2 0 0 0 0 0 0 0																	
3 J.P. Crawford, L OBP: 0.429, SLG: 0.560 38 Alen Hanson, S OBP: 0.455, SLG: 0.500			0-0 L6		0-0 P5		0-0 58 E 1B			3 0 1 0 0 0 1 0 1 0 0 0 0 0	AB 28 R 4 H 5 RBI 3 BB 2 SO 9 LOB 17																
0 Mallex Smith, L OBP: 0.185, SLG: 0.222 80 Luis Liberato, L OBP: 0.273, SLG: 0.111			0-0 F7		0-0 G6-3		0-0 58 E 1-2			3 0 0 0 0 0 2 0 0 0 0 0 0 0																	
10 Tim Lopes, R OBP: 0.440, SLG: 0.640 22 Patrick Wisdom, R OBP: 0.296, SLG: 0.227			0-0 L7			0-0 20 BB 75 2B 4 S 1B	0-3 K			2 1 1 0 0 0 0 1 0 0 0 0 1 2																	
Inning Stats	R: 0 E: 0 K: 2 S: 7	H: 0 LOB: 0 BB: 0 P: 8	R: 0 E: 0 K: 1 S: 5	H: 0 LOB: 0 BB: 0 P: 5	R: 0 E: 0 K: 0 S: 3	H: 0 LOB: 0 BB: 0 P: 3	R: 0 E: 0 K: 0 S: 4	H: 1 LOB: 1 BB: 0 P: 4	R: 0 E: 0 K: 1 S: 6	H: 1 LOB: 1 BB: 0 P: 6	R: 3 E: 0 K: 2 S: 9	H: 2 LOB: 2 BB: 2 P: 18	R: 1 E: 2 K: 3 S: 12	H: 1 LOB: 2 BB: 0 P: 12	1B: 3 2B: 1 3B: 1 HR: 0	SF: 0 SAC: 0 DP: 0 HBP: 0	WP: 0 PB: 0 SB: 1 CS: 0	PA: 30									
PITCHER	IP WLS BF H R ER SO BB IBB HBP BLK WP HR S P ERA WHIP																										
29 Dinelson Lamet, R ERA: 1.69	(1, 1) 4.0	WLS 13	H 1	R 0	ER 0	SO 3	BB 0	IBB 0	HBP 0	BLK 0	WP 0	HR 0	S 19	P 20	ERA 0.00	WHIP 0.250											
39 Kirby Yates, R ERA: 16.2	(5, 1) 1.0	H 4	1	0	0	1	0	0	0	0	0	0	6	6	0.00	1.000											
89 MacKenzie Gore, L ERA: 13.5	(6, 1) 0.2	L 6	2	3	3	2	2	0	0	0	0	0	8	17	40.50	6.000											
78 Luis Patiño, R ERA: 1.69	(6, 1) 1.0	6	1	1	0	2	0	0	0	0	0	0	10	10	0.00	1.000											
36 Pierce Johnson, R ERA: 1.69	(7, 1) 0.1	1	0	0	0	1	0	0	0	0	0	0	3	3	0.00	0.000											

Seattle Mariners @ San Diego Padres
 Peoria Stadium, Peoria, AZ
 Wed Mar 11 2020, 9:41 PM - 12:04 AM EDT
 Att: 3,660 - Cloudy - 66 F

livebaseballscorecards.com



Batter	1	2	3	4	5	6	7	8	9	AB	R	H	RBI	BB	SO	LOB
23 Fernando Tatis Jr., R OBP: 0.125, SLG: 0.188 9 Tucupita Marcano, L (6, 6)	0-3 K	0-3 K			0-0 G4-3		4-0 74 FC1-6-4 BB			3	0	0	0	0	2	1
10 Jurickson Profar, S OBP: 0.308, SLG: 0.391 74 Esteban Quiroz, L OBP: 0.263, SLG: 0.188 (1, 4) (6, 4)	4-0 13 G3 30 E BB		4-0 30 G5-3 BB		0-0 G5-3		0-0 FC1-6-4			1	1	0	0	2	0	0
13 Manny Machado, R OBP: 0.207, SLG: 0.269 24 Seth Mejias-Brean, R OBP: 0.353, SLG: 0.357 (1, 5) (5, PR) (6, 5)	0-0 G3		0-0 F8		0-0 2B		0-0 G4-3			3	0	1	0	0	0	2
30 Eric Hosmer, L OBP: 0.296, SLG: 0.269 77 Jason Vosler, L OBP: 0.522, SLG: 0.750 (1, 3) (6, 3)	0-0 E4 33 1B		0-0 G5-3		0-0 G6-3					3	1	1	1	0	0	2
33 Franchy Cordero, L OBP: 0.350, SLG: 0.438 53 Jeisson Rosario, L OBP: 1.000, SLG: 1.000 (1, 8) (6, 8)	0-0 1B		0-3 K		0-0 55 FC4-6 1B					2	0	1	1	0	1	1
16 Abraham Almonte, S OBP: 0.393, SLG: 0.625 55 Taylor Kohlwey, L (1, 9) (6, 9)	0-3 K		0-2 K		0-0 FC4-6					2	0	0	0	0	2	1
7 Juan Lagares, R OBP: 0.267, SLG: 0.185 72 Allen Córdoba, R (1, 7) (6, 7)		0-0 F8		0-0 16 FC6 1B		0-3 K				2	0	1	0	0	0	0
18 Austin Hedges, R OBP: 0.261, SLG: 0.150 66 Charlie Valerio, S (1, 2) (7, 2)		0-0 G5-3		0-0 F9		0-0 L8				3	0	0	0	0	0	2
29 Dinelson Lamet, R OBP: 1.000, SLG: 1.000 16 Tirso Ornelas, L OBP: 0.000, SLG: 0.000 39 Kirby Yates, L OBP: 0.000, SLG: 0.000 89 Mackenzie Gore, L OBP: 0.000, SLG: 0.000 78 Luis Patiño, R OBP: 0.000, SLG: 0.000 36 Pierce Johnson, R OBP: 0.000, SLG: 0.000 16 Tirso Ornelas, L (1, 1) (4, PH) (5, 1) (6, 1) (7, 1) (7, PH)		0-0 1B		0-0 FC6			0-0 G4-3			1	0	1	0	0	0	0

Inning Stats	R: 2	H: 2	E: 1	K: 2	S: 9	LOB: 1	BB: 1	P: 13	R: 0	H: 1	E: 0	K: 1	S: 6	LOB: 1	BB: 0	P: 6	R: 0	H: 0	E: 0	K: 1	S: 5	LOB: 1	BB: 1	P: 9	R: 0	H: 1	E: 0	K: 0	S: 4	LOB: 1	BB: 0	P: 4	R: 0	H: 1	E: 0	K: 1	S: 6	LOB: 1	BB: 0	P: 6	R: 0	H: 0	E: 0	K: 0	S: 3	LOB: 1	BB: 1	P: 7
--------------	------	------	------	------	------	--------	-------	-------	------	------	------	------	------	--------	-------	------	------	------	------	------	------	--------	-------	------	------	------	------	------	------	--------	-------	------	------	------	------	------	------	--------	-------	------	------	------	------	------	------	--------	-------	------


PITCHER	IP	WLS	BF	H	R	ER	SO	BB	IBB	HBP	BLK	WP	HR	S	P	ERA	WHIP
7 Marco Gonzales, L ERA: 7.71 (1, 1)	3.1		16	4	2	1	5	2	0	0	0	0	0	24	32	2.70	1.800
45 Taylor Guilbeau, L ERA: 6.14 (4, 1)	1.2	W	6	1	0	0	0	0	0	0	0	0	0	6	6	0.00	0.600
16 Carl Edwards Jr., R ERA: 9.0 (6, 1)	1.0	H	4	1	0	0	1	0	0	0	0	0	0	6	6	0.00	1.000
99 Scott Boches, R ERA: (7, 1)	1.0	S	4	0	0	0	0	1	0	0	0	0	0	3	7	0.00	1.000

BOTTOM


Seattle Mariners @ San Diego Padres
Peoria Stadium, Peoria, AZ

Wed Mar 11 2020, 9:41 PM - 12:04 AM EDT
Att. 3,660 - Cloudy - 66 F

AB	27
R	2
H	6
RBI	2
BB	3
SO	6
LOB	14



WP	PA	ERA	WHIP
0	30		

Batter	1	2	3	4	5	6	7	8	9	AB R H RBI BB SO LOB	TOP																								
												<p style="text-align: center;">San Diego Padres @ Cleveland Indians Goodyear Ballpark, Goodyear, AZ Thu Mar 12 2020, 4:05 PM EDT</p> <p style="text-align: right;">livebaseballscorecards.com</p> <table style="width: 100%; border-collapse: collapse;"> <tr><td style="width: 50%;">AB</td><td style="width: 50%; text-align: right;">0</td></tr> <tr><td>R</td><td style="text-align: right;">0</td></tr> <tr><td>H</td><td style="text-align: right;">0</td></tr> <tr><td>RBI</td><td style="text-align: right;">0</td></tr> <tr><td>BB</td><td style="text-align: right;">0</td></tr> <tr><td>SO</td><td style="text-align: right;">0</td></tr> <tr><td>LOB</td><td style="text-align: right;">0</td></tr> </table> 	AB	0	R	0	H	0	RBI	0	BB	0	SO	0	LOB	0									
AB											0																								
R											0																								
H											0																								
RBI											0																								
BB											0																								
SO											0																								
LOB											0																								
Inning Stats										1B: 0 SF: 0 2B: 0 SAC: 0 3B: 0 DP: 0 HR: 0 HBP: 0	WP: 0 PA: 0 PB: 0 SB: 0 CS: 0																								
PITCHER	IP	WLS	BF	H	R	ER	SO	BB	IBB	HBP	BLK	WP	HR	S	P	ERA	WHIP	PITCHER	IP	WLS	BF	H	R	ER	SO	BB	IBB	HBP	BLK	WP	HR	S	P	ERA	WHIP

Batter	1	2	3	4	5	6	7	8	9
23 Fernando Tatis Jr., R OBP: 0.211, SLG: 0.222 9 Jake Cronenworth, L OBP: 0.379, SLG: 0.385	4-0 BB		1-0 F9			0-0 G5-3 1B		0-2 G4-3	
2 Trent Grisham, L OBP: 0.361, SLG: 0.441 88 Tucupita Marcano, L	0-1 P4		0-0 G3-1			3-2 G5-3 1-2		2-3 K	
13 Manny Machado, R OBP: 0.188, SLG: 0.241 11 Ty France, R OBP: 0.440, SLG: 0.611	1-3 K				0-0 G5-3	3-2 K		3-2 1B	
28 Tommy Pham, R OBP: 0.321, SLG: 0.261 86 Taylor Trammell, L OBP: 0.423, SLG: 0.583	0-1 L8			4-2 BB		3-3 K		0-2 P5	
30 Eric Hosmer, L OBP: 0.290, SLG: 0.276 22 Josh Naylor, L OBP: 0.273, SLG: 0.333		1-2 G1-3		1-1 G4-6-3 BB		3-2 10 WP 1B		1-2 G6-3	
4 Wil Myers, R OBP: 0.333, SLG: 0.667 76 Webster Rivas, R OBP: 0.600, SLG: 1.000		2-1 G4-3			1-0 G6-3	0-2 K		1-2 1B	
10 Jurickson Profar, S OBP: 0.310, SLG: 0.360 5 Greg Garcia, L OBP: 0.423, SLG: 0.565		0-1 B2-3			2-0 L9	4-2 BB		1-1 F7	
18 Austin Hedges, R OBP: 0.269, SLG: 0.174 92 Owen Miller, R OBP: 0.300, SLG: 0.125			1-3 K		1-2 1B	1-3 K		2-2 G6-3	
Edward Olivares, R OBP: 0.409, SLG: 0.714			1-2 2B		0-3 K	3-3 K			

Inning Stats	R: 0	H: 0	E: 0	K: 1	S: 7	R: 0	H: 0	E: 0	K: 0	S: 7	R: 0	H: 1	E: 0	K: 1	S: 8	R: 0	H: 0	E: 0	K: 0	S: 6	R: 0	H: 1	E: 0	K: 1	S: 8	R: 0	H: 1	E: 0	K: 2	S: 11	R: 0	H: 1	E: 0	K: 3	S: 15	R: 0	H: 1	E: 0	K: 1	S: 18	R: 0	H: 1	E: 0	K: 0	S: 11	1B: 5	SF: 0	2B: 1	SAC: 0	3B: 0	DP: 1	HR: 0	HBP: 0	WP: 1	PA: 35
--------------	------	------	------	------	------	------	------	------	------	------	------	------	------	------	------	------	------	------	------	------	------	------	------	------	------	------	------	------	------	-------	------	------	------	------	-------	------	------	------	------	-------	------	------	------	------	-------	-------	-------	-------	--------	-------	-------	-------	--------	-------	--------

PITCHER	IP	WLS	BF	H	R	ER	SO	BB	IBB	HBP	BLK	WP	HR	S	P	ERA	WHIP
47 Griffin Canning, R ERA: 0.00	(1, 1)	6.0	W	22	3	0	5	2	0	0	0	0	0	47	76	0.00	0.833
57 Hansel Robles, R ERA: 5.4	(7, 1)	1.0	H	5	1	0	3	1	0	0	0	1	0	15	26	0.00	2.000
61 Hoby Milner, L ERA: 9.0	(8, 1)	1.0	H	4	1	0	1	0	0	0	0	0	0	18	23	0.00	1.000
31 Ty Buttrey, R ERA:	(9, 1)	1.0	S	4	1	0	0	0	0	0	0	0	0	11	16	0.00	1.000

BOTTOM

Los Angeles Angels @ San Diego Padres
Petco Park, San Diego, CA
Mon Jul 20 2020, 6:12 PM - 9:08 PM PDT
Att. 1 - Clear - 73 F

livebaseballscorecards.com

AB	32
R	0
H	6
RBI	0
BB	3
SO	9
LOB	20



San Diego Padres @ Los Angeles Angels
 Angel Stadium, Anaheim, CA
 Wed Jul 22 2020, 6:41 PM - 9:51 PM PDT
 Clear - 72 F

AB	33
R	5
H	10
RBI	4
BB	3
SO	7
LOB	11



WP:	0	PA:	38
PB:	0	SB:	0
CS:	1		

AB R H RBI BB SO LOB

3	1	1	1	0	0	0
1	0	0	0	0	0	1
1	1	1	1	1	0	0
2	0	1	0	0	1	2
2	0	1	1	0	0	1
2	0	0	0	0	2	1
1	0	0	1	0	0	0
2	0	0	0	0	1	0
3	0	1	0	0	1	0
0	0	0	0	1	0	0
4	0	1	0	0	1	1
1	0	0	0	0	0	1
4	1	1	0	0	0	1
2	1	2	0	1	0	0
1	0	0	0	0	0	0
3	1	1	0	0	1	2
1	0	0	0	0	0	1

Batter	1	2	3	4	5	6	7	8	9
23 Fernando Tatis Jr., R OBP: 0.227, SLG: 0.238 9 Jake Cronenworth, L OBP: 0.367, SLG: 0.370	G6-3		13 1B 28 1B		L4		G3		
13 Manny Machado, R OBP: 0.235, SLG: 0.267 94 Gabriel Arias, R OBP: 0.444, SLG: 0.333	G5-4-3 BB		28 1B 30 SF7		30 CS 1B		K2-3		
28 Tommy Pham, R OBP: 0.333, SLG: 0.280 16 Abraham Almonte, S OBP: 0.367, SLG: 0.577	G5-4-3		10 1B		K		K		
30 Eric Hosmer, L OBP: 0.273, SLG: 0.267 92 Owen Miller, R OBP: 0.250, SLG: 0.100		L7	SF7		CS		F9		
10 Jurickson Profar, S OBP: 0.313, SLG: 0.357 5 Greg Garcia, L OBP: 0.444, SLG: 0.565	L7		1B				K		
4 Wil Myers, R OBP: 0.333, SLG: 0.639 22 Josh Naylor, L OBP: 0.261, SLG: 0.318	K		1B		L7		1B		
11 Ty France, R OBP: 0.414, SLG: 0.545			18 1B 2 BB 18 E		L9		L7		
2 Trent Grisham, L OBP: 0.410, SLG: 0.472 Edward Olivares, R OBP: 0.391, SLG: 0.682			18 E 23 1B BB		1B		9 G3 1B		
18 Austin Hedges, R OBP: 0.276, SLG: 0.192 21 Luis Torrens, R OBP: 0.292, SLG: 0.158			23 1B 13 1B		F9		K		

Inning Stats	R: 0	H: 0	E: 0	K: 0	S: 3	R: 0	H: 0	E: 0	K: 1	S: 12	R: 5	H: 6	E: 1	K: 0	S: 16	R: 0	H: 1	E: 0	K: 0	S: 10	R: 0	H: 1	E: 0	K: 1	S: 9	R: 0	H: 1	E: 0	K: 1	S: 10	R: 0	H: 1	E: 0	K: 2	S: 11	R: 0	H: 0	E: 0	K: 2	S: 12	R: 0	H: 0	E: 1	K: 0	S: 12	1B: 10	SF: 1	2B: 0	SAC: 0	3B: 0	DP: 2	HR: 0	HBP: 0
--------------	------	------	------	------	------	------	------	------	------	-------	------	------	------	------	-------	------	------	------	------	-------	------	------	------	------	------	------	------	------	------	-------	------	------	------	------	-------	------	------	------	------	-------	------	------	------	------	-------	--------	-------	-------	--------	-------	-------	-------	--------

PITCHER	IP	WLS	BF	H	R	ER	SO	BB	IBB	HBP	BLK	WP	HR	S	P	ERA	WHIP
43 Patrick Sandoval, L ERA: 7.88	3.0	L	15	6	5	5	1	2	0	0	0	0	0	31	55	15.00	2.667
35 Matt Andriese, R ERA: 0.82	2.0		7	2	0	0	1	0	0	0	0	0	0	19	32	0.00	1.000
Kyle Keller, R ERA: 7.2	1.0		4	1	0	0	1	0	0	0	0	0	0	10	14	0.00	1.000
57 Hansel Robles, R ERA: 4.5	1.0		4	1	0	0	2	0	0	0	0	0	0	11	15	0.00	1.000
63 José Rodríguez, R ERA: 2.0	2.0		7	0	0	0	2	1	0	0	0	0	0	24	35	0.00	0.500

PITCHER	IP	WLS	BF	H	R	ER	SO	BB	IBB	HBP	BLK	WP	HR	S	P	ERA	WHIP
---------	----	-----	----	---	---	----	----	----	-----	-----	-----	----	----	---	---	-----	------

Batter	1	2	3	4	5	6	7	8	9	AB	R	H	RBI	BB	SO	LOB
22 David Fletcher, R OBP: 0.394, SLG: 0.393 Jahmai Jones, R OBP: 0.208, SLG: 0.375	(1, 4) (4, 4) G5-3		(1, 1) (1, 1) G5-3	(1, 3) (1, 3) K		(1, 3) (1, 3) K		(0, 3) (0, 3) K		2	0	0	0	0	0	0
27 Mike Trout, R OBP: 0.424, SLG: 0.400 95 Jordyn Adams, R OBP: 0.174, SLG: 0.143	(1, 8) (4, 8) K		(3, 1) (3, 1) G5-3	(2, 2) (2, 2) L8			(1, 3) (1, 3) K2-3		(0, 1) (0, 1) G6-3	2	0	0	0	0	1	0
17 Shohei Ohtani, L OBP: 0.276, SLG: 0.125 98 Jack Kruger, R OBP: 0.214, SLG: 0.231	(1, 10) (3, PR) (4, 10) K		(1, 2) (1, 2) 10 9 2B 1B			(0, 0) (0, 0) 1B 3 G6-3 1B		(0, 0) (0, 0) 1B	(1, 3) (1, 3) K	2	0	1	0	0	1	0
10 Justin Upton, R OBP: 0.323, SLG: 0.423 Michael Hermosillo, R OBP: 0.462, SLG: 0.750	(1, 7) (3, PR) (4, 7) L8		(0, 0) (0, 0) 9 2B 1B			(2, 1) (2, 1) 3 G6-3 1B		(2, 3) (2, 3) K	(1, 3) (1, 3) K	2	0	1	0	0	0	0
9 Tommy La Stella, L OBP: 0.226, SLG: 0.414 Jared Walsh, L OBP: 0.357, SLG: 0.391	(1, 3) (3, PR) (4, 3) 16 1B 2 2B BB		(0, 1) (0, 1) 3 G6-3 1B			(1, 2) (1, 2) 3 G6-3 1B		(3, 2) (3, 2) 1B		1	1	1	1	1	0	0
3 Taylor Ward, R OBP: 0.364, SLG: 0.500 Anthony Bemboom, L OBP: 0.250, SLG: 0.368	(1, 9) (6, 2) (7, 2) K		(4, 2) (4, 2) BB			(2, 1) (2, 1) G6-3		(1, 2) (1, 2) K		2	0	0	0	1	1	3
16 Jason Castro, L OBP: 0.321, SLG: 0.462 89 Brandon Marsh, L OBP: 0.250, SLG: 0.304	(1, 2) (6, 9) 2 2B 1B		(1, 1) (1, 1) L8			(1, 3) (1, 3) K			(4, 2) (4, 2) 76 S BB	3	0	1	0	0	1	4
2 Andrelton Simmons, R OBP: 0.294, SLG: 0.452 76 Elliot Soto, R OBP: 0.263, SLG: 0.235	(1, 6) (5, 6) K		(0, 0) (0, 0) HR			(1, 0) (1, 0) G6-3		(0, 3) (0, 3) K		2	1	2	2	0	0	0
23 Matt Thaiss, L OBP: 0.294, SLG: 0.406 90 Jose Rojas, L OBP: 0.250, SLG: 0.304	(1, 5) (5, 5) K		(0, 0) (0, 0) G1-3			(2, 1) (2, 1) F7		(1, 2) (1, 2) P2		2	0	0	0	0	1	2

Inning Stats	R: 0	H: 0	E: 0	K: 2	S: 10	LOB: 0	BB: 0	P: 14	R: 1	H: 2	E: 0	K: 2	S: 17	LOB: 2	BB: 1	P: 30	R: 1	H: 3	E: 0	K: 0	S: 14	LOB: 3	BB: 1	P: 24	R: 1	H: 1	E: 0	K: 1	S: 8	LOB: 0	BB: 0	P: 11	R: 1	H: 3	E: 0	K: 1	S: 11	LOB: 1	BB: 0	P: 17	R: 0	H: 0	E: 0	K: 1	S: 6	LOB: 0	BB: 0	P: 10	R: 0	H: 2	E: 0	K: 3	S: 15	LOB: 2	BB: 0	P: 22	R: 0	H: 0	E: 0	K: 2	S: 12	LOB: 1	BB: 1	P: 17	R: 0	H: 0	E: 0	K: 2	S: 10	LOB: 0	BB: 0	P: 12	1B: 8	SF: 0	2B: 2	SAC: 0	3B: 0	DP: 1	HR: 1	HBP: 0	WP: 0	PA: 40
--------------	------	------	------	------	-------	--------	-------	-------	------	------	------	------	-------	--------	-------	-------	------	------	------	------	-------	--------	-------	-------	------	------	------	------	------	--------	-------	-------	------	------	------	------	-------	--------	-------	-------	------	------	------	------	------	--------	-------	-------	------	------	------	------	-------	--------	-------	-------	------	------	------	------	-------	--------	-------	-------	------	------	------	------	-------	--------	-------	-------	-------	-------	-------	--------	-------	-------	-------	--------	-------	--------


PITCHER	IP	WLS	BF	H	R	ER	SO	BB	IBB	HBP	BLK	WP	HR	S	P	ERA	WHIP
37 Joey Lucchesi, L ERA: 9.35	(1, 1)	4.0	W	20	6	3	3	5	2	0	0	0	0	49	79	6.75	2.000
40 Cal Quantrill, R ERA: 1.8	(5, 1)	3.0	H	13	5	1	1	5	0	0	0	0	0	32	49	3.00	1.667
61 Luis Perdomo, R ERA: 2.25	(8, 1)	1.0	H	4	0	0	0	2	1	0	0	0	0	12	17	0.00	1.000
67 David Bednar, R ERA: 7.5	(9, 1)	1.0	S	3	0	0	0	2	0	0	0	0	0	10	12	0.00	0.000

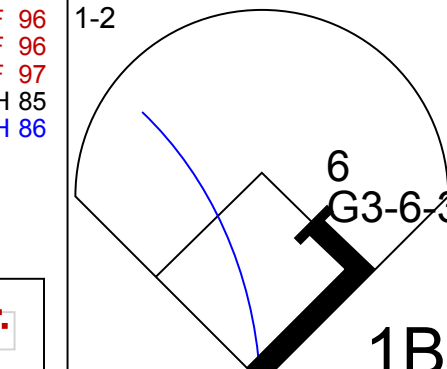
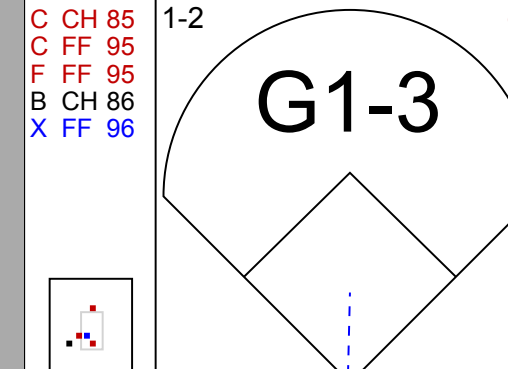
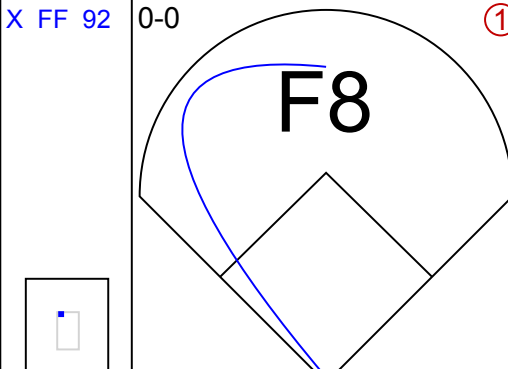
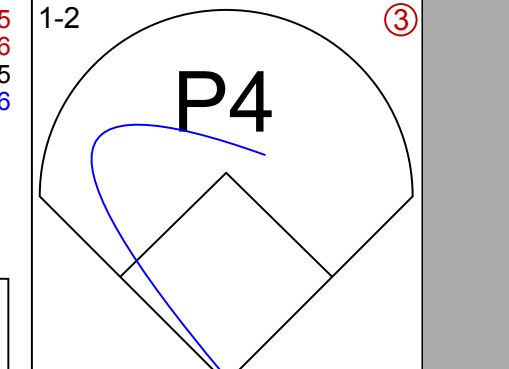
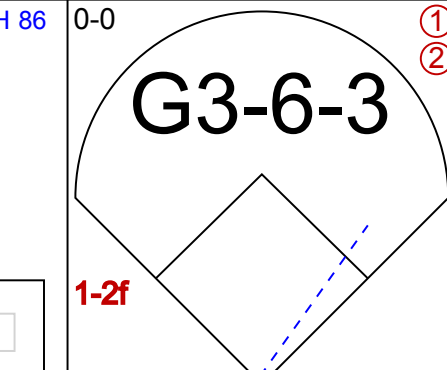
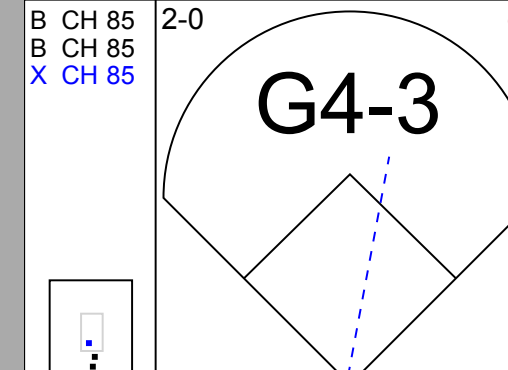
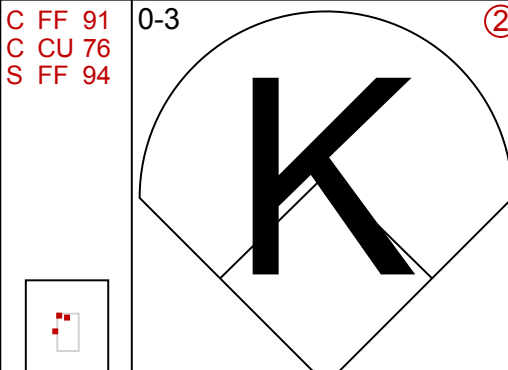
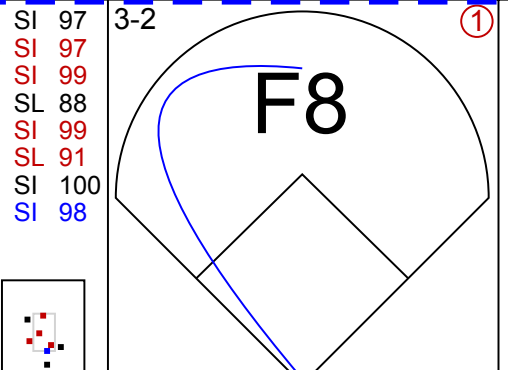
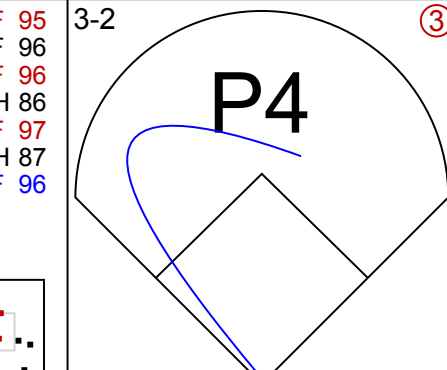
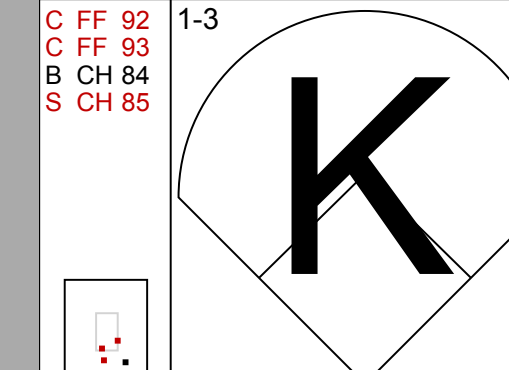
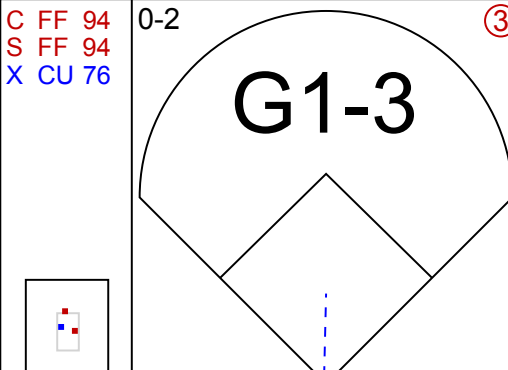
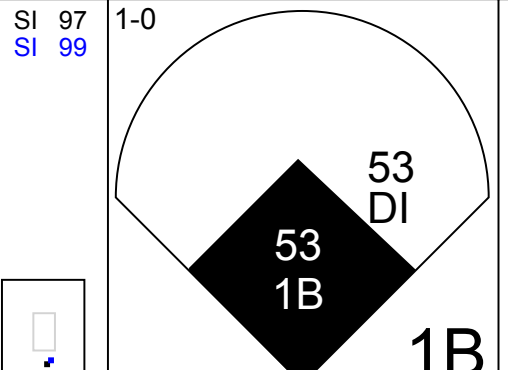
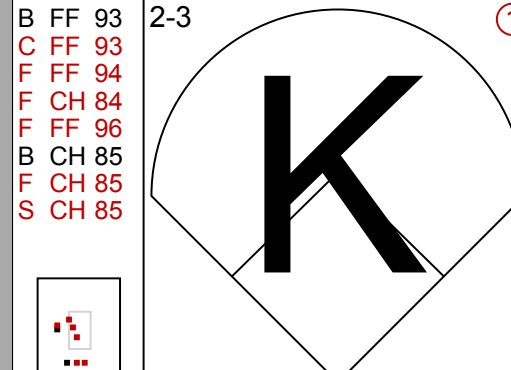
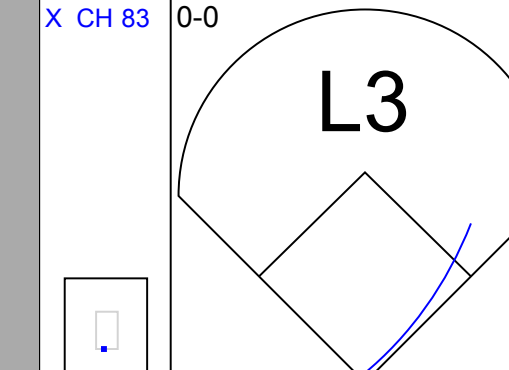
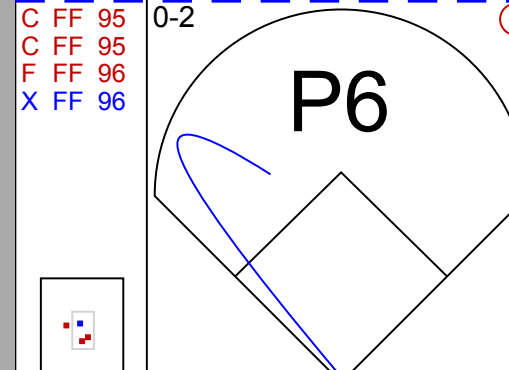
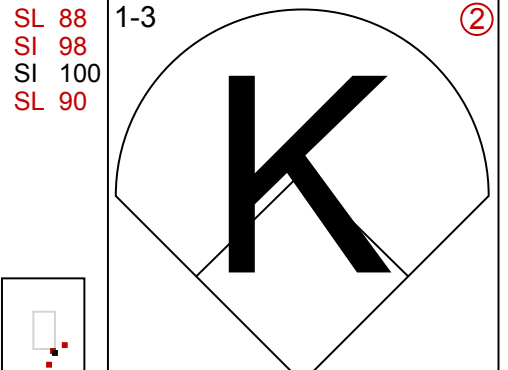
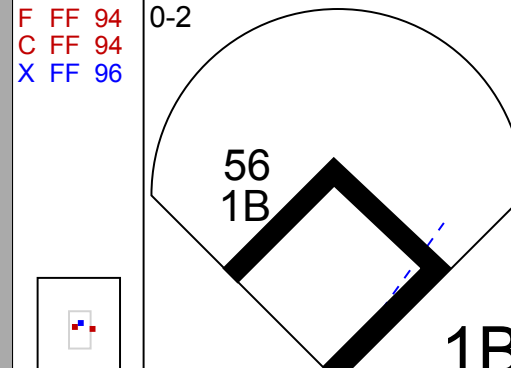
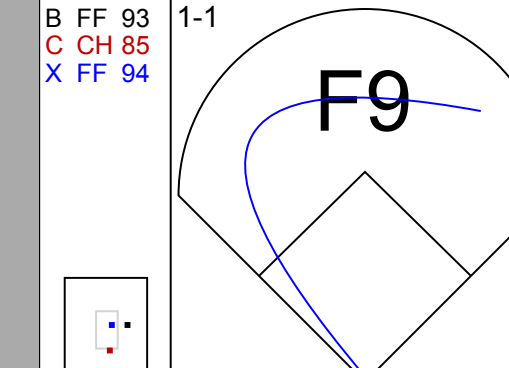
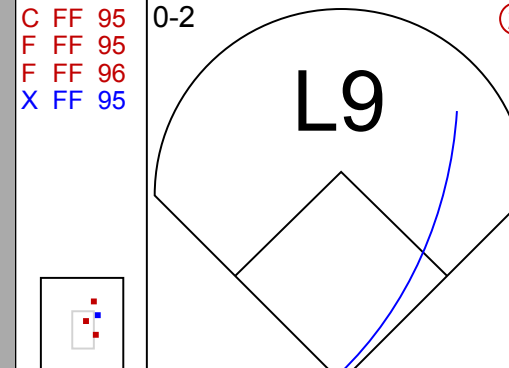
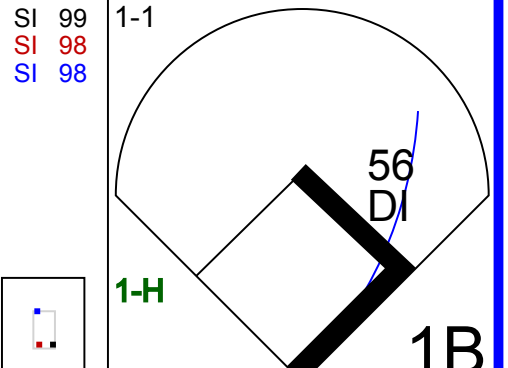
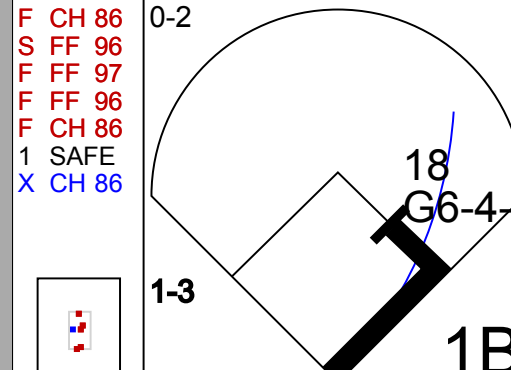
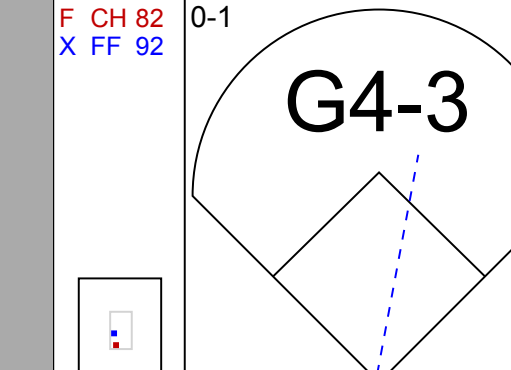
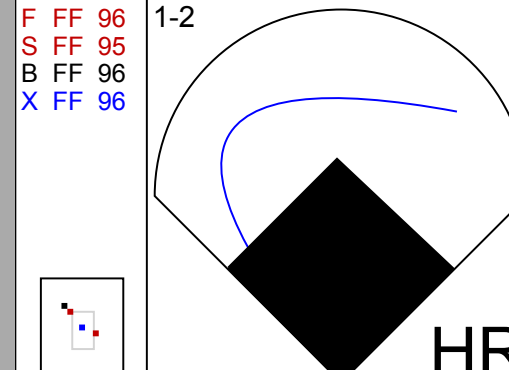
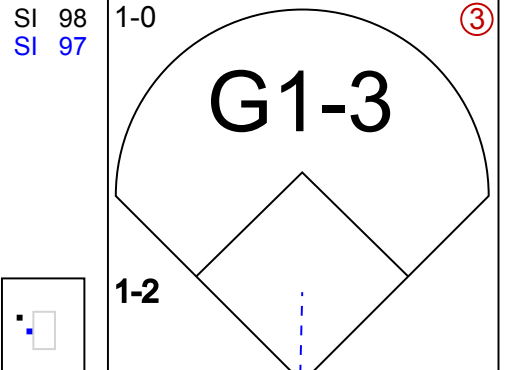
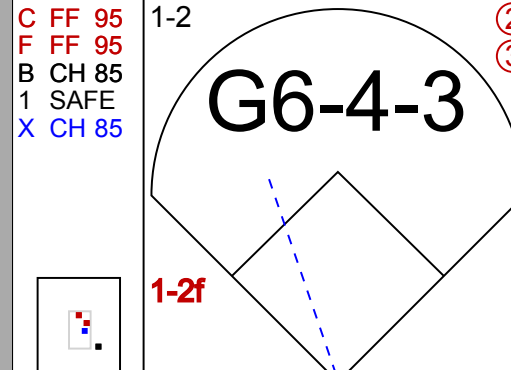
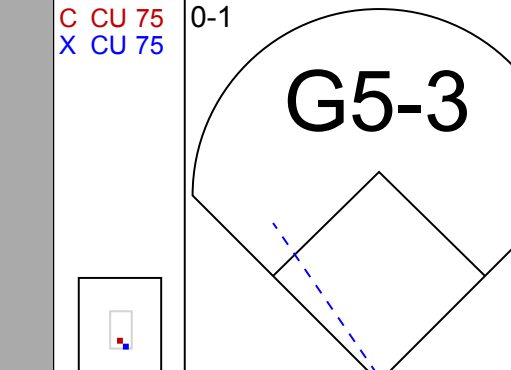
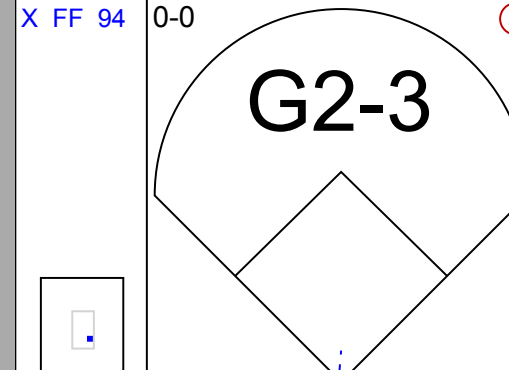
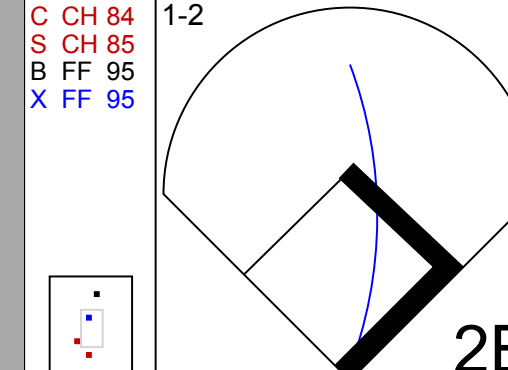
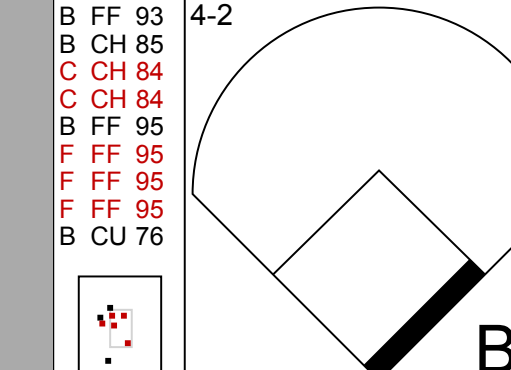
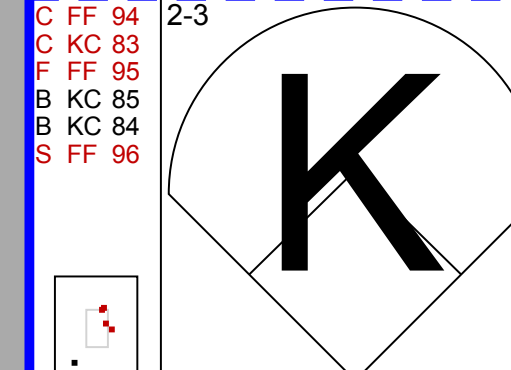
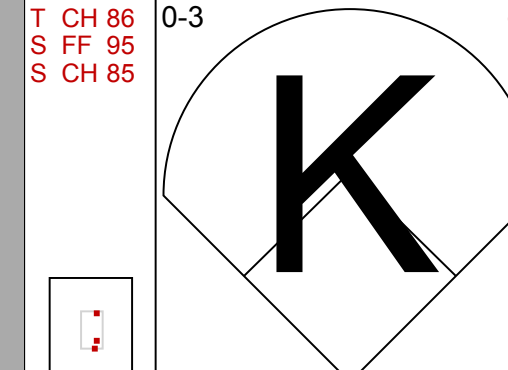
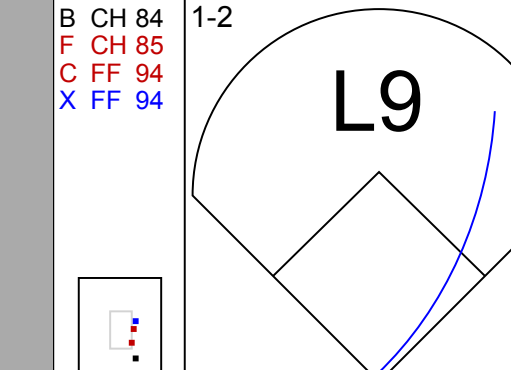
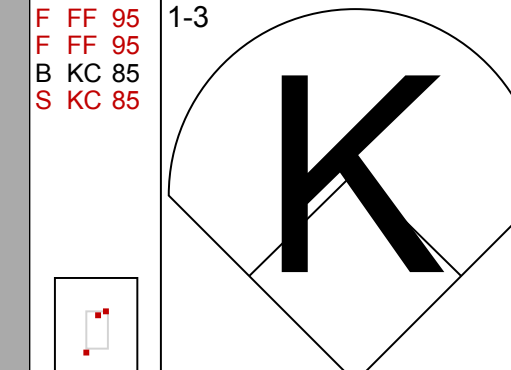
BOTTOM

San Diego Padres @ Los Angeles Angels
Angel Stadium, Anaheim, CA
Wed Jul 22 2020, 6:41 PM - 9:51 PM PDT
Clear - 72 F

livebaseballscorecards.com

AB	37
R	4
H	11
RBI	3
BB	3
SO	14
LOB	15



Batter	1	2	3	4	5	6	7	8	9	AB R H RBI BB SO LOB	TOP											
4 Ketel Marte, S OBP: 0.250, SLG: 0.250 (1, 4)										4 0 1 0 0 0 1												
6 David Peralta, L (1, 7)										4 0 0 0 0 1 2												
2 Starling Marte, R OBP: 0.250, SLG: 0.250 (1, 8)										4 1 1 0 0 1 0												
5 Eduardo Escobar, S (1, 5)											4 0 0 0 0 2 1											
53 Christian Walker, R OBP: 0.500, SLG: 0.500 (1, 10)											4 0 2 1 0 0 0 0 0 0 0 0 0 0											
16 Tim Locastro, R (9, PR)																						
56 Kole Calhoun, L OBP: 0.500, SLG: 1.250 (1, 9)											4 1 2 1 0 0 1											
18 Carson Kelly, R (1, 2)											3 0 0 0 0 0 2											
22 Jake Lamb, L OBP: 1.000, SLG: 2.000 (1, 3)										1 0 1 0 1 0 0 1 0 0 0 0 1 0												
15 Ildemaro Vargas, S (8, PH) (8, 3)																						
13 Nick Ahmed, R (1, 6)										3 0 0 0 0 2 2												
Inning Stats	R: 0 E: 0 K: 0 S: 9	H: 1 LOB: 0 BB: 0 P: 13	R: 0 E: 0 K: 1 S: 18	H: 2 LOB: 1 BB: 0 P: 21	R: 0 E: 0 K: 1 S: 11	H: 1 LOB: 1 BB: 0 P: 15	R: 0 E: 0 K: 1 S: 6	H: 0 LOB: 0 BB: 0 P: 8	R: 0 E: 0 K: 0 S: 12	H: 0 LOB: 1 BB: 1 P: 17	R: 0 E: 0 K: 1 S: 7	H: 0 LOB: 0 BB: 0 P: 7	R: 1 E: 0 K: 0 S: 12	H: 1 LOB: 0 BB: 0 P: 13	R: 0 E: 0 K: 2 S: 10	H: 0 LOB: 0 BB: 0 P: 14	R: 1 E: 0 K: 1 S: 12	H: 2 LOB: 2 BB: 0 P: 19	1B: 5 2B: 1 3B: 0 HR: 1	SF: 0 SAC: 0 DP: 2 HBP: 0	WP: 0 PA: 33 PB: 0 SB: 0 CS: 0	
PITCHER	IP WLS BF H R ER SO BB IBB HBP BLK WP HR S P ERA WHIP	IP WLS BF H R ER SO BB IBB HBP BLK WP HR S P ERA WHIP	IP WLS BF H R ER SO BB IBB HBP BLK WP HR S P ERA WHIP	IP WLS BF H R ER SO BB IBB HBP BLK WP HR S P ERA WHIP	IP WLS BF H R ER SO BB IBB HBP BLK WP HR S P ERA WHIP	IP WLS BF H R ER SO BB IBB HBP BLK WP HR S P ERA WHIP	IP WLS BF H R ER SO BB IBB HBP BLK WP HR S P ERA WHIP	IP WLS BF H R ER SO BB IBB HBP BLK WP HR S P ERA WHIP	IP WLS BF H R ER SO BB IBB HBP BLK WP HR S P ERA WHIP	IP WLS BF H R ER SO BB IBB HBP BLK WP HR S P ERA WHIP	IP WLS BF H R ER SO BB IBB HBP BLK WP HR S P ERA WHIP	IP WLS BF H R ER SO BB IBB HBP BLK WP HR S P ERA WHIP	IP WLS BF H R ER SO BB IBB HBP BLK WP HR S P ERA WHIP	IP WLS BF H R ER SO BB IBB HBP BLK WP HR S P ERA WHIP	IP WLS BF H R ER SO BB IBB HBP BLK WP HR S P ERA WHIP	IP WLS BF H R ER SO BB IBB HBP BLK WP HR S P ERA WHIP	IP WLS BF H R ER SO BB IBB HBP BLK WP HR S P ERA WHIP	IP WLS BF H R ER SO BB IBB HBP BLK WP HR S P ERA WHIP	IP WLS BF H R ER SO BB IBB HBP BLK WP HR S P ERA WHIP	IP WLS BF H R ER SO BB IBB HBP BLK WP HR S P ERA WHIP	IP WLS BF H R ER SO BB IBB HBP BLK WP HR S P ERA WHIP	
59 Chris Paddack, R ERA: 9.0 (1, 1)	6.0 W 21 4 0 0 4 1 0 0 0 0 0 63 81 0.00 0.833	1.0 H 4 1 1 1 0 0 0 0 0 0 0 1 12 13 9.00 1.000	1.0 3 0 0 0 2 0 0 0 0 0 0 0 10 14 0.00 0.000	1.0 5 2 1 1 1 0 0 0 0 0 0 0 12 19 9.00 2.000																		
14 Emilio Pagán, R ERA: 9.0 (7, 1)																						
15 Drew Pomeranz, L ERA: 9.0 (8, 1)																						
8 Javy Guerra, R ERA: 9.0 (9, 1)																						

Arizona Diamondbacks @ San Diego Padres
 Petco Park, San Diego, CA
 Fri Jul 24 2020, 6:13 PM - 9:17 PM PDT
 Clear - 73 F

AB	32
R	2
H	7
RBI	2
BB	1
SO	7
LOB	9



Batter	1	2	3	4	5	6	7	8	9
23 Fernando Tatis Jr., R OBP: 0.400, SLG: 0.500	F9		G5-3			G6-3 2B	28 1B 30 2B BB	K	
13 Manny Machado, R OBP: 0.250, SLG: 0.250	K			1B		G6-3	K		
28 Tommy Pham, R OBP: 0.500, SLG: 0.333	K			F8		10 S 30 2B BB	10 S 30 2B 1B		
10 Jurickson Profar, S (1, 4)		L3		P2		30 2B BB	30 2B BB		
30 Eric Hosmer, L OBP: 0.750, SLG: 1.250				F9		1-H 2-H 3-H 2B	1-H 2-H 3-H 2B		
4 Wil Myers, R (1, 9)						27 G5-4-3 BB			
11 Ty France, R OBP: 0.250, SLG: 0.250						P3	G2-3	18 G5-4-3 1B	
27 Francisco Mejia, S 5 Greg Garcia, L (7, PH) 18 Austin Hedges, R (8, 2)			L5			G5-4-3	K	G5-4-3	
2 Trent Grisham, L OBP: 0.500, SLG: 0.333						L3	23 BB 28 1B 1B		

Inning Stats	R: 0	H: 0	E: 0	K: 2	S: 12	LOB: 0	BB: 0	P: 20	R: 0	H: 1	E: 0	K: 1	S: 7	LOB: 1	BB: 0	P: 10	R: 0	H: 0	E: 0	K: 1	S: 9	LOB: 0	BB: 0	P: 14	R: 0	H: 1	E: 0	K: 0	S: 11	LOB: 1	BB: 0	P: 18	R: 0	H: 0	E: 0	K: 0	S: 8	LOB: 0	BB: 1	P: 13	R: 3	H: 2	E: 0	K: 0	S: 20	LOB: 2	BB: 3	P: 35	R: 4	H: 3	E: 0	K: 3	S: 20	LOB: 1	BB: 2	P: 37	R: 0	H: 1	E: 0	K: 1	S: 11	LOB: 1	BB: 1	P: 21	R: 0	H: 0	E: 0	K: 0	S: 11	LOB: 0	BB: 0	P: 21
--------------	------	------	------	------	-------	--------	-------	-------	------	------	------	------	------	--------	-------	-------	------	------	------	------	------	--------	-------	-------	------	------	------	------	-------	--------	-------	-------	------	------	------	------	------	--------	-------	-------	------	------	------	------	-------	--------	-------	-------	------	------	------	------	-------	--------	-------	-------	------	------	------	------	-------	--------	-------	-------	------	------	------	------	-------	--------	-------	-------

PITCHER	IP	WLS	BF	H	R	ER	SO	BB	IBB	HBP	BLK	WP	HR	S	P	ERA	WHIP
40 Madison Bumgarner, L ERA: 4.76	(1, 1)	5.2	L	23	4	3	4	3	0	0	0	0	0	63	100	4.76	1.235
41 Junior Guerra, R ERA:	(6, 1)	0.1		2	0	0	0	1	0	0	0	0	0	4	10	0.00	3.000
37 Kevin Ginkel, R ERA: 54.0	(7, 1)	0.2		7	3	4	2	2	0	0	0	0	0	17	33	54.00	7.500
58 Stefan Crichton, R ERA:	(7, 1)	0.1		1	0	0	1	0	0	0	0	0	0	3	4	0.00	0.000
50 Yoan López, R ERA:	(8, 1)	1.0		4	1	0	1	1	0	0	0	0	0	11	21	0.00	2.000

BOTTOM

Arizona Diamondbacks @ San Diego Padres
 Petco Park, San Diego, CA
 Fri Jul 24 2020, 6:13 PM - 9:17 PM PDT
 Clear - 73 F

AB	R	H	RBI	BB	SO	LOB
4	2	1	0	1	1	1
4	0	1	0	0	2	3
3	2	1	1	1	1	1
2	2	0	0	2	0	1
4	0	3	6	0	0	1
2	0	0	0	2	2	2
4	0	1	0	0	0	4
2	0	0	0	0	0	1
1	0	0	0	0	1	0
1	0	0	0	0	0	1
3	1	1	0	1	1	0

AB	30
R	7
H	8
RBI	7
BB	7
SO	8
LOB	15



WP	PA
0	37

WP	PA	ERA	WHIP
0	37		

Batter	1	2	3	4	5	6	7	8	9	AB R H RBI BB SO LOB	TOP											
4 Ketel Marte, S OBP: 0.250, SLG: 0.375 (1, 4)	 2-3		 2-1		 0-0			 1-1		4 0 1 0 0 1 0	Arizona Diamondbacks @ San Diego Padres Petco Park, San Diego, CA Sat Jul 25 2020, 6:13 PM - 9:30 PM PDT Clear - 73 F											
6 David Peralta, L (1, 7)	 0-2		 0-3		 2-3			 0-0		4 0 0 0 0 2 2												
2 Starling Marte, R OBP: 0.375, SLG: 0.500 (1, 8)	 0-0			 1-1		 1-0		 0-0		4 1 2 0 0 0 1												
5 Eduardo Escobar, S (1, 5)	 0-2		 1-3	 1-2		 3-2		 2-3		4 0 0 0 0 2 2												
53 Christian Walker, R OBP: 0.375, SLG: 0.500 (1, 10)	 0-0		 1-2	 1-2		 2-1		 0-3		4 0 1 1 0 1 1												
56 Kole Calhoun, L OBP: 0.500, SLG: 0.857 (1, 9)	 4-2		 1-2	 1-2		 0-2	 1-0	 0-0		3 0 1 0 1 0 0												
21 Stephen Vogt, L (1, 2)	 0-3		 0-3	 0-3		 2-3	 2-3	 2-3		2 0 0 0 0 2 3												
32 Kevin Cron, R (7, PH)										1 0 0 0 0 1 0												
18 Carson Kelly, R (7, 2)										0 0 0 0 0 0 0												
22 Jake Lamb, L OBP: 0.400, SLG: 0.500 (1, 3)			 2-3	 0-1			 1-2	 1-2		3 0 0 0 0 1 2												
13 Nick Ahmed, R (1, 6)	 2-3				 2-2			 2-1		3 0 0 0 0 1 0												
Inning Stats	R: 0 E: 0 K: 1 S: 7	H: 0 LOB: 0 BB: 0 P: 9	R: 0 E: 0 K: 1 S: 11	H: 0 LOB: 1 BB: 1 P: 15	R: 0 E: 0 K: 3 S: 11	H: 1 LOB: 1 BB: 0 P: 17	R: 1 E: 0 K: 2 S: 19	H: 3 LOB: 2 BB: 0 P: 23	R: 0 E: 0 K: 1 S: 10	H: 0 LOB: 0 BB: 0 P: 14	R: 0 E: 0 K: 0 S: 12	H: 1 LOB: 0 BB: 0 P: 18	R: 0 E: 0 K: 1 S: 7	H: 0 LOB: 0 BB: 0 P: 11	R: 0 E: 1 K: 0 S: 6	H: 0 LOB: 1 BB: 0 P: 9	R: 0 E: 0 K: 2 S: 7	H: 0 LOB: 0 BB: 0 P: 9	1B: 2 2B: 3 3B: 0 HR: 0	SF: 0 SAC: 0 DP: 0 HBP: 0	WP: 0 PB: 1 SB: 0 CS: 1	PA: 34
PITCHER	IP WLS BF H R ER SO BB IBB HBP BLK WP HR S P ERA WHIP																					
29 Dinelson Lamet, R ERA: 1.8 (1, 1)	5.0 W 21 5 1 1 8 1 0 0 0 0 0 0 59 80 1.80 1.200																					
55 Matt Strahm, L ERA: (6, 1)	1.1 H 3 0 0 0 0 0 0 0 0 0 0 0 12 18 0.00 0.000																					
34 Craig Stammen, R ERA: (7, 1)	1.2 H 6 0 0 0 1 0 0 0 0 0 0 0 12 18 0.00 0.000																					
39 Kirby Yates, R ERA: (9, 1)	1.0 3 0 0 0 2 0 0 0 0 0 0 0 7 9 0.00 0.000																					

livebaseballscores.com

AB	32
R	1
H	5
RBI	1
BB	1
SO	11
LOB	11



Batter	1	2	3	4	5	6	7	8	9
23 Fernando Tatis Jr., R OBP: 0.444, SLG: 0.571	2-3 K		4-0 BB	1-1 L8			1-0 13 HR 2B		
13 Manny Machado, R OBP: 0.250, SLG: 0.625	3-2 P6		3-3 K		2-3 K		3-0 2-H HR		
28 Tommy Pham, R OBP: 0.625, SLG: 0.400	3-3 K			4-2 11 1B 4 HR BB	3-2 10 S 1B		4-1 11 F7-6-3 BB		
10 Jurickson Profar, S (1, 4)		3-2 P3		0-2 P4	4-2 4 FC6-4 BB		3-3 1 SAFE K		
11 Ty France, R OBP: 0.250, SLG: 0.250		1-1 F7		1 SAFE 2-2 4 HR 1B	3-3 K		0-0 F7-6-3		
4 Wil Myers, R OBP: 0.500, SLG: 0.800		0-2 K		2-2 1-H 3-H HR	0-2 FC6-4		4-2 24 G5-3 BB		
24 Edward Olivares, R OBP: 0.500, SLG: 0.667			2-3 K	3-2 18 K2-3 2B		4-1 2 CS BB	3-2 G5-3		
18 Austin Hedges, R (1, 2)			3-3 K	3-3 K2-3		1-3 K	2-0 L4		
2 Trent Grisham, L OBP: 0.500, SLG: 0.333			1-2 23 BB 1B	4-2 BB		1-3 K	3-3 K		

Inning Stats	R: 0	H: 0	E: 0	K: 2	S: 10	R: 0	H: 0	E: 0	K: 1	S: 9	R: 0	H: 1	E: 0	K: 3	S: 23	R: 0	H: 1	E: 0	K: 2	S: 18	R: 0	H: 0	E: 0	K: 2	S: 7	R: 2	H: 2	E: 0	K: 1	S: 9	R: 0	H: 0	E: 0	K: 1	S: 9		
	LOB: 0	BB: 0				LOB: 0	BB: 0				LOB: 2	BB: 1				LOB: 0	BB: 1				LOB: 0	BB: 1				LOB: 0	BB: 0				LOB: 1	BB: 1					

PITCHER	IP	WLS	BF	H	R	ER	SO	BB	IBB	HBP	BLK	WP	HR	S	P	ERA	WHIP
38 Robbie Ray, L ERA: 7.36	3.2	L	18	4	3	3	7	3	0	0	0	0	1	54	97	7.36	1.909
58 Stefan Crichton, R ERA:	1.1		6	1	0	0	2	1	0	0	0	0	0	20	33	0.00	1.500
47 Andrew Chafin, L ERA:	1.0		3	0	0	0	2	1	0	0	0	0	0	7	13	0.00	1.000
28 Héctor Rondón, R ERA: 54.0	0.1		4	2	2	2	1	1	0	0	0	0	1	8	19	54.00	9.000
57 Taylor Widener, R ERA:	1.2		5	0	0	0	1	1	0	0	0	0	0	10	22	0.00	0.600

BOTTOM

Arizona Diamondbacks @ San Diego Padres
 Petco Park, San Diego, CA
 Sat Jul 25 2020, 6:13 PM - 9:30 PM PDT
 Clear - 73 F

AB	R	H	RBI	BB	SO	LOB
3	1	1	0	1	1	2
4	1	1	2	0	2	2
2	1	1	0	2	1	0
3	0	0	0	1	1	2
4	1	1	0	0	1	3
3	1	1	3	1	1	2
3	0	1	0	1	1	1
4	0	0	0	0	3	3
3	0	1	0	1	2	2

AB	29
R	5
H	7
RBI	5
BB	7
SO	13
LOB	17

WP: 0 PA: 36
 PB: 0
 SB: 2
 CS: 1

livebaseballscorecards.com



Batter	1	2	3	4	5	6	7	8	9	AB	R	H	RBI	BB	SO	LOB
23 Fernando Tatis Jr., R OBP: 0.444, SLG: 0.600	2-3 K		X CU 78 0-0 1B	F CH 84 2-2 B CH 84 C FC 94 B CH 85 X FF 95		B SL 86 2-3 C FF 94 B SL 86 S FF 94 C FF 94				4	0	2	3	0	2	0
2 Trent Grisham, L OBP: 0.412, SLG: 0.500	3-1 HR		1 SAFE 2-1 1 SAFE B FF 93 B CH 85 C FF 94 X CH 84	F CU 78 2-3 F FF 94 B FF 94 D CH 85 F FF 94 S CH 85		C FF 93 2-3 B CH 89 B CU 82 F FF 94 C CH 89				4	1	1	1	0	2	2
13 Manny Machado, R OBP: 0.353, SLG: 0.429	2-2 1B		1 SAFE 0-1 F FF 93 X FF 92	B CU 81 2-0 B FF 95		F SL 86 0-1 X FF 94				3	0	1	0	1	0	1
28 Tommy Pham, R OBP: 0.353, SLG: 0.154	1-3 K		1 SAFE 3-2 F FC 89 B FC 87 B CH 85 C FF 94 F FF 94 F CH 85 X FF 94	1 SAFE 0-0 X SL 87		F SL 87 0-3 C FF 94 C FF 93				4	0	0	0	0	2	4
10 Jurickson Profar, S OBP: 0.375, SLG: 0.091	1-0 G4-3			B FC 87 4-2 B FF 93 C CH 85 B FF 93 C CH 85 B CH 85		C FF 94 0-1 X CH 89		F FF 93 1-2 B SL 94 F SL 94 X FS 86		3	1	0	0	1	0	1
4 Wil Myers, R OBP: 0.412, SLG: 0.500		B CU 76 1-3 S FF 93 C FF 94 C FF 94		F FF 94 2-2 1 SAFE F FF 93 F CH 85 B FF 94 B CH 85 X CH 84		C CU 82 4-2 B CU 82 B FF 94 B CU 81 S FF 95 B FF 95		C SL 94 1-3 B FF 93 C SL 94 C FS 86		3	1	1	0	1	2	0
5 Greg Garcia, L OBP: 0.500, SLG: 0.400		B FF 94 4-2 B CU 77 F FF 93 B CH 86 C FF 95 B FF 95		X FF 92 0-0		B CH 89 3-2 F FF 96 B FF 95 S CH 90 B FF 95 1 SAFE X FF 94		X FF 94 0-0		3	1	1	1	1	0	1
27 Francisco Mejia, S OBP: 0.429, SLG: 0.500		F CH 86 0-3 B CH 84 S FF 94		H FC 88 1-0		1 SAFE 0-0		B CU 80 2-2 B CH 88 C FF 95 F FF 94 X CU 82		2	1	0	0	0	1	1
24 Edward Olivares, R OBP: 0.429, SLG: 0.500		C FF 94 0-3 1 SAFE C FF 93 S FF 95		X CU 78 0-0		C FF 95 1-2 F FF 94 F FF 94 B FF 94 F FF 94 X CU 81				3	1	1	1	0	1	1

Inning Stats	R: 1	H: 2	E: 0	K: 2	S: 13	LOB: 1	BB: 0	P: 22	R: 0	H: 0	E: 0	K: 3	S: 11	LOB: 1	BB: 1	P: 16	R: 0	H: 1	E: 0	K: 0	S: 9	LOB: 1	BB: 0	P: 14	R: 5	H: 4	E: 0	K: 1	S: 17	LOB: 1	BB: 2	P: 30	R: 0	H: 0	E: 0	K: 0	S: 7	LOB: 0	BB: 1	P: 14	R: 0	H: 0	E: 0	K: 1	S: 11	LOB: 0	BB: 0	P: 16	R: 0	H: 0	E: 0	K: 2	S: 7	LOB: 0	BB: 0	P: 9	R: 0	H: 0	E: 0	K: 1	S: 7	LOB: 0	BB: 0	P: 9
--------------	------	------	------	------	-------	--------	-------	-------	------	------	------	------	-------	--------	-------	-------	------	------	------	------	------	--------	-------	-------	------	------	------	------	-------	--------	-------	-------	------	------	------	------	------	--------	-------	-------	------	------	------	------	-------	--------	-------	-------	------	------	------	------	------	--------	-------	------	------	------	------	------	------	--------	-------	------

PITCHER	IP	WLS	BF	H	R	ER	SO	BB	IBB	HBP	BLK	WP	HR	S	P	ERA	WHIP
24 Luke Weaver, R ERA: 16.2	(1, 1)	3.1	L	20	7	6	6	6	2	0	0	0	1	49	79	16.20	2.700
45 Taylor Clarke, R ERA:	(4, 1)	3.2		11	0	0	3	1	1	0	0	0	0	27	43	0.00	0.273
41 Junior Guerra, R ERA:	(8, 1)	1.0		3	0	0	1	0	0	0	0	0	0	7	9	0.00	0.000

BOTTOM

Arizona Diamondbacks @ San Diego Padres
 Petco Park, San Diego, CA
 Mon Jul 27 2020, 1:11 PM - 4:14 PM PDT
 Sunny - 75 F

AB	29
R	6
H	7
RBI	6
BB	4
SO	10
LOB	11

livebaseballscorecards.com



WP	PA	3B	DP	HR	SF	SAC	DP	HBP	CS	ERA	WHIP
WP: 0	PA: 35	3B: 1	DP: 1	HR: 1	SF: 0	SAC: 0	DP: 1	HBP: 1	CS: 0	ERA	WHIP

Batter	1	2	3	4	5	6	7	8	9	AB R H RBI BB SO LOB	TOP		
23 Fernando Tatis Jr., R OBP: 0.409, SLG: 0.684 (1, 6)	G6-3		HR					K		4 1 1 3 0 2 1	San Diego Padres @ San Francisco Giants Oracle Park, San Francisco, CA Tue Jul 28 2020, 6:49 PM - 9:42 PM PDT Cloudy - 59 F		
2 Trent Grisham, L OBP: 0.350, SLG: 0.412 (1, 8)	F9		P3			P6		CI	3 0 0 0 0 0 0				
13 Manny Machado, R OBP: 0.286, SLG: 0.333 (1, 5)	G5-3		K			L7		FC6-4	4 0 0 0 0 1 2				
28 Tommy Pham, R OBP: 0.333, SLG: 0.125 24 Edward Olivares, R OBP: 0.429, SLG: 0.500 (1, 7) (8, 7)	F8		G6-3			G6-3		HBP	3 0 0 0 0 0 0 0 0 0 0 0 0 0				
30 Eric Hosmer, L OBP: 0.583, SLG: 1.000 (1, 3)	F9		HR			K		F8	4 1 1 0 0 1 3				
10 Jurickson Profar, S OBP: 0.300, SLG: 0.067 (1, 4)	G4-3		G1-3			K		F7	4 0 0 0 0 1 1				
4 Wil Myers, R OBP: 0.429, SLG: 0.688 (1, 9)			HR			F8		G6-3	4 2 2 2 0 0 0				
27 Francisco Mejía, S 18 Austin Hedges, R (1, 2) (8, 2)			HR			G4-3		F7	2 1 0 0 1 0 0 1 0 0 0 0 0 0				
22 Josh Naylor, L (1, 10) 11 Ty France, R OBP: 0.300, SLG: 0.300 (5, PH) (5, 10)	P5		G3			FC6-4		CI	1 0 0 0 0 0 2 2 0 1 0 0 0 0				
Inning Stats	R: 0 H: 0 E: 0 K: 0 S: 5 H: 0 LOB: 0 BB: 0 P: 10	R: 0 H: 0 E: 0 K: 0 S: 10 H: 0 LOB: 0 BB: 0 P: 14	R: 3 H: 2 E: 0 K: 1 S: 16 H: 2 LOB: 0 BB: 1 P: 30	R: 2 H: 2 E: 0 K: 0 S: 13 H: 2 LOB: 0 BB: 0 P: 21	R: 0 H: 0 E: 0 K: 1 S: 8 H: 0 LOB: 0 BB: 0 P: 12	R: 0 H: 0 E: 0 K: 1 S: 7 H: 0 LOB: 0 BB: 0 P: 7	R: 0 H: 0 E: 0 K: 1 S: 5 H: 0 LOB: 0 BB: 0 P: 8	R: 0 H: 1 E: 1 K: 1 S: 17 H: 1 LOB: 3 BB: 0 P: 27	R: 0 H: 0 E: 0 K: 0 S: 7 H: 0 LOB: 0 BB: 0 P: 12	1B: 3 SF: 0 2B: 0 SAC: 0 3B: 0 DP: 0 HR: 2 HBP: 1	WP: 0 PA: 35 PB: 0 SB: 0 CS: 0		
PITCHER	IP WLS BF H R ER SO BB IBB HBP BLK WP HR S P ERA WHIP											PITCHER	IP WLS BF H R ER SO BB IBB HBP BLK WP HR S P ERA WHIP
29 Jeff Samardzija, R ERA: 11.25 (1, 1)	4.0 L 17 4 5 5 1 1 0 0 0 0 0 2 44 75 11.25 1.250												
51 Conner Menez, L ERA: 4.5 (5, 1)	3.0 9 0 0 0 3 0 0 0 0 0 0 0 20 27 0.00 0.000												
65 Sam Coonrod, R ERA: 6.75 (8, 1)	1.0 6 1 0 0 1 0 0 1 0 0 0 0 17 27 0.00 1.000												
52 Dany Jiménez, R ERA: 6.75 (9, 1)	1.0 3 0 0 0 0 0 0 0 0 0 0 0 7 12 0.00 0.000												

livebaseballscorecards.com

AB 32
R 5
H 5
RBI 5
BB 1
SO 5
LOB 9



Batter	1	2	3	4	5	6	7	8	9	AB R H RBI BB SO LOB	TOP						
23 Fernando Tatis Jr., R OBP: 0.407, SLG: 0.591 (1, 6)	F9		K	2 HR BB		F9		2 PO BB		3 1 0 0 2 1 1							
2 Trent Grisham, L OBP: 0.400, SLG: 0.571 (1, 8)	F8		13 HR BB	1-H 2-H HR		1B		PO	G5-3	4 2 2 3 1 0 0							
13 Manny Machado, R OBP: 0.346, SLG: 0.500 (1, 5)	1B		HR	G5-3		FC6-5			28 G4-6-3 BB	4 1 2 2 1 0 2							
28 Tommy Pham, R OBP: 0.346, SLG: 0.150 (1, 10)	G5-3		BB						G4-6-3	4 0 1 0 1 0 2							
5 Greg Garcia, L OBP: 0.400, SLG: 0.333 (1, 4)		9 BLK 1B	K			G1-4-3		FC1-6 1B		4 0 1 0 0 1 2							
4 Wil Myers, R OBP: 0.440, SLG: 0.632 (1, 9)		K	24 S 24 1B HBP			L7		L8		3 1 1 0 0 1 2							
9 Jake Cronenworth, L OBP: 0.400, SLG: 0.500 (1, 3)		18 G6-4-3 BB	K	K		K		L9		3 0 0 0 1 2 3							
18 Austin Hedges, R (1, 2)	G6-4-3			F8		K		P2		4 0 0 0 0 1 3							
24 Edward Olivares, R OBP: 0.545, SLG: 0.556 (1, 7)			F7	23 WP 2 HR 1B		FC6-5 1B		23 BB BB		3 1 2 1 1 0 0							
Inning Stats	R: 0 H: 1 E: 0 LOB: 1 K: 0 BB: 0 S: 9 P: 13	R: 0 H: 1 E: 0 LOB: 1 K: 1 BB: 1 S: 12 P: 21	R: 2 H: 1 E: 0 LOB: 1 K: 2 BB: 2 S: 19 P: 30	R: 4 H: 2 E: 0 LOB: 0 K: 1 BB: 1 S: 21 P: 34	R: 0 H: 1 E: 0 LOB: 1 K: 1 BB: 0 S: 9 P: 14	R: 0 H: 2 E: 0 LOB: 2 K: 1 BB: 0 S: 8 P: 10	R: 0 H: 1 E: 0 LOB: 1 K: 0 BB: 0 S: 7 P: 8	R: 0 H: 0 E: 0 LOB: 0 K: 0 BB: 2 S: 9 P: 19	R: 0 H: 0 E: 0 LOB: 0 K: 0 BB: 1 S: 6 P: 10	1B: 7 SF: 0 2B: 0 SAC: 0 3B: 0 DP: 2 HR: 2 HBP: 1	WP: 1 PA: 41 PB: 0 SB: 1 CS: 0						
PITCHER	IP WLS BF H R ER SO BB IBB HBP BLK WP HR S P ERA WHIP											PITCHER	IP WLS BF H R ER SO BB IBB HBP BLK WP HR S P ERA WHIP				
42 Johnny Cueto, R ERA: 5.87 (1, 1)	3.2		18	4	4	4	4	3	0	1	1	0	1	55	87	9.82	1.909
64 Shaun Anderson, R ERA: 6.75 (4, 1)	0.2		4	1	2	2	0	1	0	0	0	1	1	8	13	27.00	3.000
31 Tyler Anderson, L ERA: 3.38 (5, 1)	3.2		15	4	0	0	2	2	0	0	0	0	0	31	49	0.00	1.636
71 Tyler Rogers, R ERA: 12.0 (9, 1)	1.0	W	3	0	0	0	0	1	0	0	0	0	0	6	10	0.00	1.000

San Diego Padres @ San Francisco Giants
Oracle Park, San Francisco, CA
Wed Jul 29 2020, 6:47 PM - 9:48 PM PDT
Partly Cloudy - 60 F

AB	32
R	6
H	9
RBI	6
BB	7
SO	6
LOB	15



Batter	1	2	3	4	5	6	7	8	9	AB	R	H	RBI	BB	SO	LOB
5 Mike Yastrzemski, L (1, 8) OBP: 0.500, SLG: 0.773	0-2 F7		2-2 HR		1-1 48 G1-3 1B		1-2 FC5-4 1-2f		2-2 HR	5	2	3	2	0	0	1
48 Pablo Sandoval, S (1, 3) OBP: 0.222, SLG: 0.133	1-2 G6-3		1-2 F7		2-0 G1-3		2-3 K			4	0	0	0	0	1	2
41 Wilmer Flores, R (1, 4) OBP: 0.280, SLG: 0.400	2-2 F8		2-2 G6-3		1-2 G5-3			3-2 L8		4	0	0	0	0	0	1
12 Alex Dickerson, L (1, 7) OBP: 0.357, SLG: 0.692		1-0 7 1B 3B	3-2 P6			0-0 HR		4-2 35 1B 7 HR BB		3	3	2	1	1	0	0
8 Hunter Pence, R (1, 10)		2-3 K		0-1 P3		0-1 L8		0-1 F7		4	0	0	0	0	1	2
35 Brandon Crawford, L (1, 6) OBP: 0.235, SLG: 0.235		1-1 7 1B 1B		0-0 1B		0-1 G3-1		1-1 7 HR 1B		4	1	3	0	0	0	0
7 Donovan Solano, R (1, 5) OBP: 0.400, SLG: 0.667		3-1 1B		0-3 K		0-0 G5-3		2-1 HR		4	1	2	4	0	1	1
13 Austin Slater, R (1, 9) OBP: 0.625, SLG: 0.400		2-3 K		2-3 K			0-1 5 FC5-4 1B	2-1 14 S 1B		4	0	2	0	0	2	3
14 Chadwick Tromp, R (1, 2)		3-3 K			2-3 K		1-2 F8	3-3 K		4	0	0	0	0	3	4

Inning Stats	R: 0	H: 0	E: 0	K: 0	S: 9	R: 1	H: 3	E: 0	K: 3	S: 14	R: 1	H: 1	E: 0	K: 0	S: 16	R: 0	H: 1	E: 0	K: 2	S: 9	R: 0	H: 1	E: 0	K: 1	S: 10	R: 1	H: 1	E: 0	K: 1	S: 6	R: 0	H: 1	E: 0	K: 1	S: 11	R: 3	H: 3	E: 0	K: 1	S: 16	R: 1	H: 1	E: 0	K: 0	S: 4	1B: 7	2B: 0	3B: 1	HR: 4	SF: 0	SAC: 0	DP: 0	HBP: 0	WP: 0	PB: 0	SB: 1	CS: 0	PA: 37
--------------	------	------	------	------	------	------	------	------	------	-------	------	------	------	------	-------	------	------	------	------	------	------	------	------	------	-------	------	------	------	------	------	------	------	------	------	-------	------	------	------	------	-------	------	------	------	------	------	-------	-------	-------	-------	-------	--------	-------	--------	-------	-------	-------	-------	--------

PITCHER	IP	WLS	BF	H	R	ER	SO	BB	IBB	HBP	BLK	WP	HR	S	P	ERA	WHIP
59 Chris Paddack, R (1, 1) ERA: 1.64	5.0		21	6	2	2	6	0	0	0	0	0	1	58	89	3.60	1.200
67 David Bednar, R (6, 1) ERA: 6.75	1.1		6	2	1	1	0	0	0	0	0	0	1	11	12	6.75	1.500
25 Tim Hill, L (7, 1) ERA:	0.2	H	2	0	0	0	1	0	0	0	0	0	0	6	9	0.00	0.000
34 Craig Stammen, R (8, 1) ERA: 8.1	0.2	B	6	3	3	3	0	1	0	0	0	0	1	13	25	40.50	6.000
55 Matt Strahm, L (8, 1) ERA: 3.38	0.1	L	2	1	1	1	1	0	0	0	0	0	1	7	12	27.00	3.000

BOTTOM

San Diego Padres @ San Francisco Giants
Oracle Park, San Francisco, CA
Wed Jul 29 2020, 6:47 PM - 9:48 PM PDT
Partly Cloudy - 60 F

livebaseballscores.com

AB	36
R	7
H	12
RBI	7
BB	1
SO	8
LOB	14



Batter	1	2	3	4	5	6	7	8	9	10	AB	R	H	RBI	BB	SO	LOB
5 Mike Yastrzemski, L OBP: 0.531, SLG: 0.888	(1, 8) 3-3 K		(1) 3-2 12 BB 1B		(1) 4-2 9 BB 10 SF8 7 1B BB		(1) 4-1 7 2B 12 1B BB	(1) 2-1 7 SF9 3B		(1) 2-1 G3	4	3	2	1	2	1	0
12 Alex Dickerson, L OBP: 0.350, SLG: 0.556	(1, 7) 1-0 F7		(1) 4-2 1-2 BB		(1) 1-2 F7		(1) 0-0 7 2B 41 SF8 1B	(1) 1-3 K		(2) 1-2 G4-3	5	1	1	1	1	1	2
7 Donovan Solano, R OBP: 0.476, SLG: 0.850	(1, 4) 0-1 2B		(1) 1-3 K		(1) 0-1 9 BB 1B		(1) 0-1 13 1B 2B	(2) 2-2 SF9		(2) 2-2 2B	5	1	4	2	0	1	2
9 Brandon Belt, L 33 Darin Ruf, R OBP: 0.364, SLG: 0.300	(1, 3) 1-3 K		(2) 2-3 K		(2) 4-0 1B		(2) 4-2 13 1B BB	(2) 4-2 BB		(3) 2-3 K	2	0	0	0	3	2	3
10 Evan Longoria, R OBP: 0.200, SLG: 0.250		(1) 1-0 48 BB 1B	(3) 1-2 K		(2) 0-2 SF8		(1) 3-3 K	(3) 0-1 L4			4	0	1	1	0	2	6
48 Pablo Sandoval, S 41 Wilmer Flores, R 8 Hunter Pence, R	(1, 10) 4-0 (7, PH) 1-2 (8, 10) BB (9, PR) BB (10, 10) BB			(1) 2-2 L8	(3) 0-1 F7		(2) 1-0 SF8		(1) 1-1 1B		2	0	0	0	1	0	2
35 Brandon Crawford, L 13 Austin Slater, R 1 Mauricio Dubón, R	(1, 6) 0-1 F8		(2) 2-3 K2-3		(1) 2-1 G3-1		(1) 0-2 1B		(1) 1-0 F9		3	0	0	0	0	1	2
43 Tyler Heineman, S OBP: 0.400, SLG: 0.294	(1, 2) 0-0 F5		(2) 3-1 HBP		(2) 0-1 P2		(3) 0-0 F9		(2) 0-1 F8		4	0	0	0	0	0	5
6 Steven Duggar, L OBP: 0.200, SLG: 0.200	(1, 9) 0-1 L6		(3) 0-3 K		(3) 0-3 K		(3) 2-2 5 3B 1B		(3) 0-3 K		5	2	1	0	0	3	4

Inning Stats	R: 0	H: 1	E: 0	K: 2	S: 9	H: 1	LOB: 1	BB: 0	P: 14	R: 0	H: 1	E: 0	K: 0	S: 6	H: 1	LOB: 2	BB: 1	P: 11	R: 0	H: 1	E: 0	K: 3	S: 15	H: 1	LOB: 1	BB: 1	P: 26	R: 0	H: 0	E: 0	K: 2	S: 11	R: 1	H: 1	E: 0	K: 0	S: 13	R: 0	H: 0	E: 0	K: 1	S: 7	R: 3	H: 3	E: 0	K: 1	S: 14	R: 2	H: 2	E: 0	K: 1	S: 19	R: 0	H: 1	E: 0	K: 1	S: 8	R: 0	H: 1	E: 0	K: 1	S: 14	R: 1	H: 1	E: 0	K: 1	S: 14	R: 0	H: 1	E: 0	K: 1	S: 14	1B: 7	2B: 3	3B: 1	HR: 0	SF: 3	SAC: 0	DP: 0	HBP: 1	WP: 0	PA: 49
--------------	------	------	------	------	------	------	--------	-------	-------	------	------	------	------	------	------	--------	-------	-------	------	------	------	------	-------	------	--------	-------	-------	------	------	------	------	-------	------	------	------	------	-------	------	------	------	------	------	------	------	------	------	-------	------	------	------	------	-------	------	------	------	------	------	------	------	------	------	-------	------	------	------	------	-------	------	------	------	------	-------	-------	-------	-------	-------	-------	--------	-------	--------	-------	--------

PITCHER	IP	WLS	BF	H	R	ER	SO	BB	IBB	HBP	BLK	WP	HR	S	P	ERA	WHIP
29 Dinelson Lamet, R ERA: 1.8	(1, 1) 5.0		24	4	1	1	7	4	0	1	0	0	0	54	91	1.80	1.600
61 Luis Perdomo, R ERA: 9.0	(6, 1) 1.0		7	2	3	3	1	2	0	0	0	0	0	13	23	27.00	4.000
15 Drew Pomeranz, L ERA:	(7, 1) 1.0	H	4	1	0	0	1	0	0	0	0	0	0	8	12	0.00	1.000
14 Emilio Pagán, R ERA: 12.27	(8, 1) 0.2	B	5	2	2	2	1	1	0	0	0	0	0	17	28	27.00	4.500
36 Pierce Johnson, R ERA:	(8, 1) 1.1	W	5	1	0	0	1	0	0	0	0	0	0	10	12	0.00	0.750


BOTTOM

San Diego Padres @ San Francisco Giants
Oracle Park, San Francisco, CA

Thu Jul 30 2020, 6:49 PM - 10:52 PM PDT
Partly Cloudy - 62 F

AB	38
R	7
H	11
RBI	7
BB	7
SO	12
LOB	28

livebaseballscorecards.com



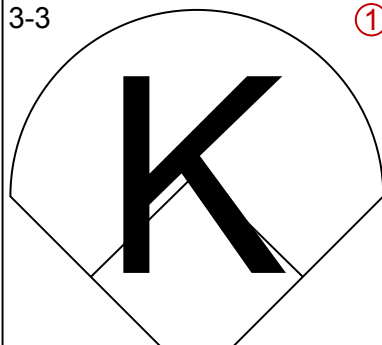
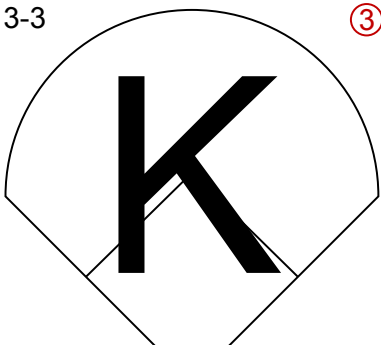
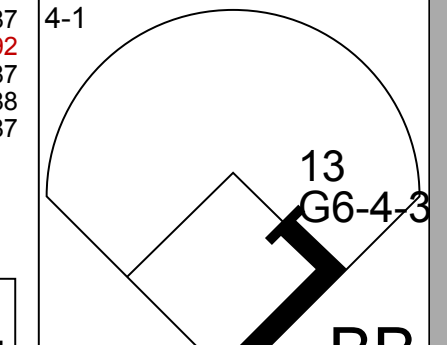
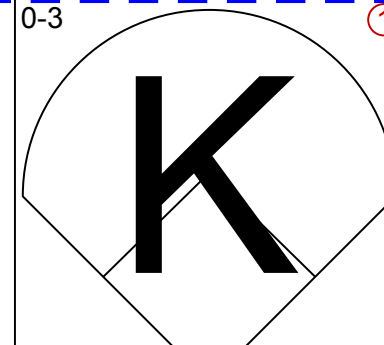
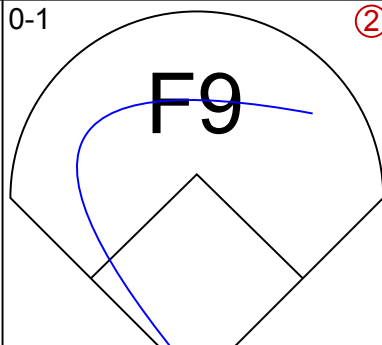
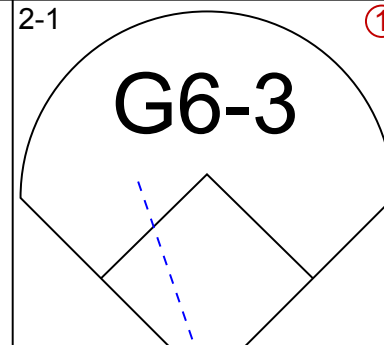
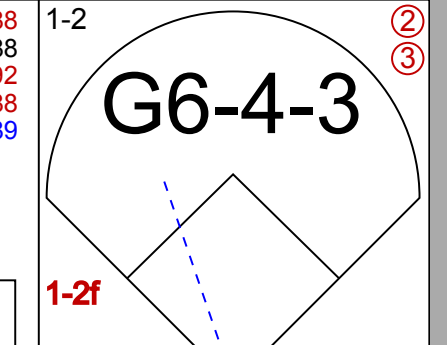
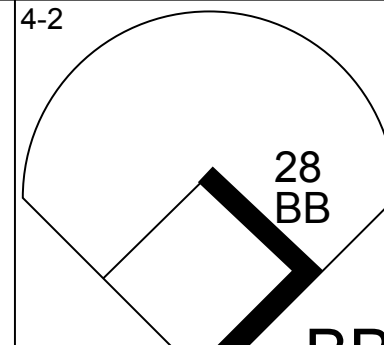
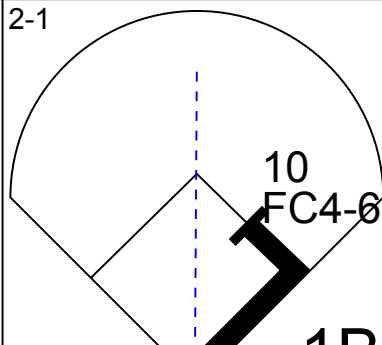
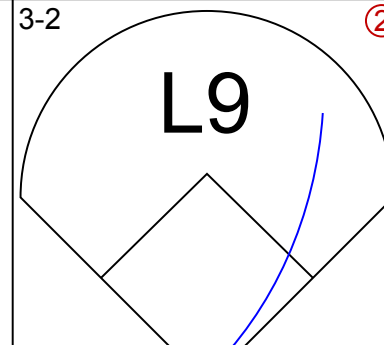
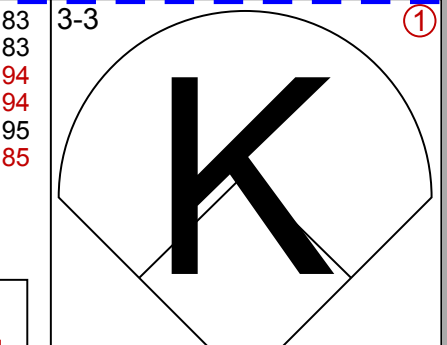
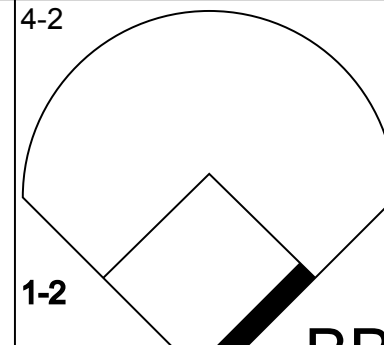
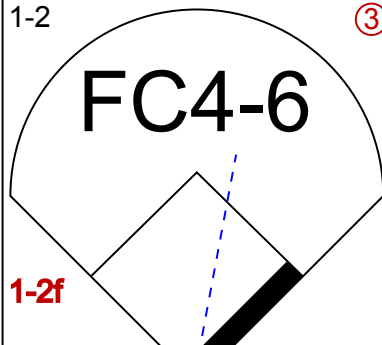
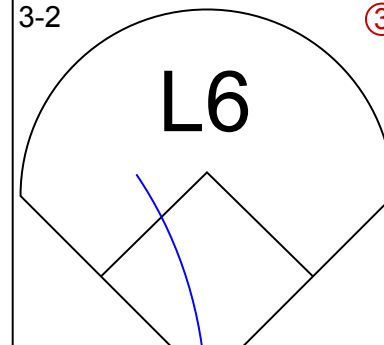
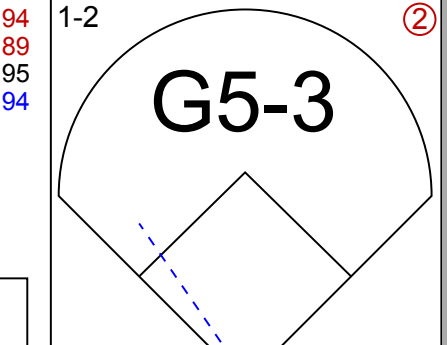
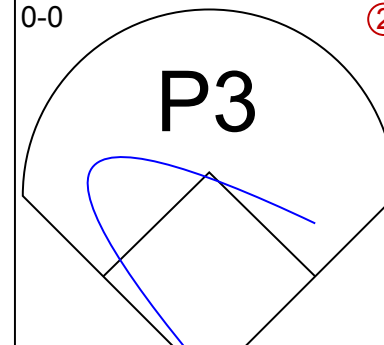
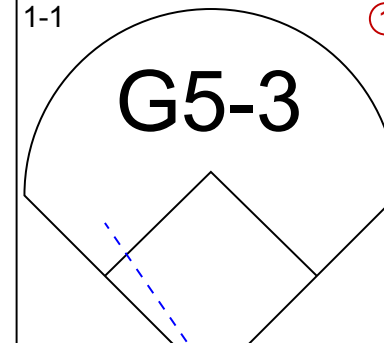
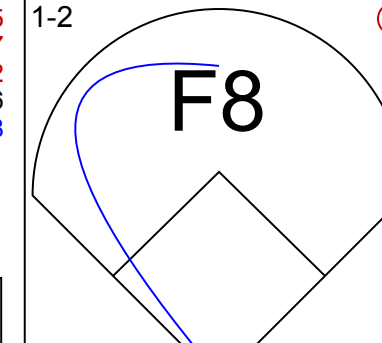
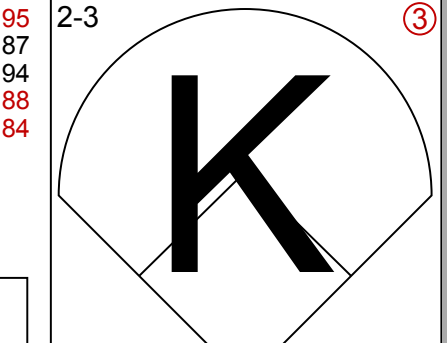
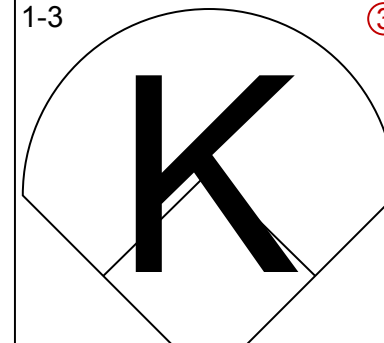
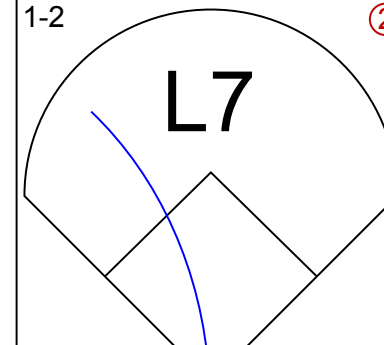
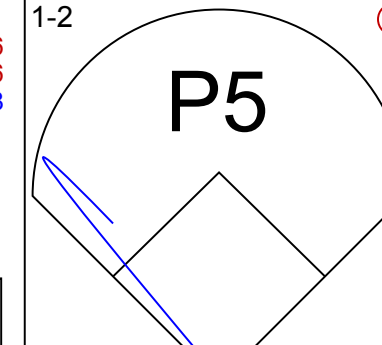
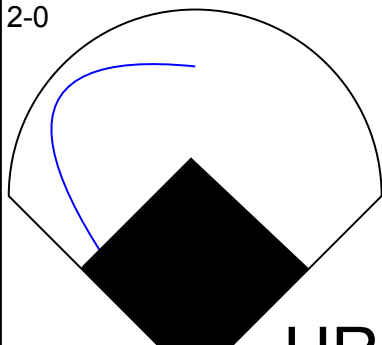
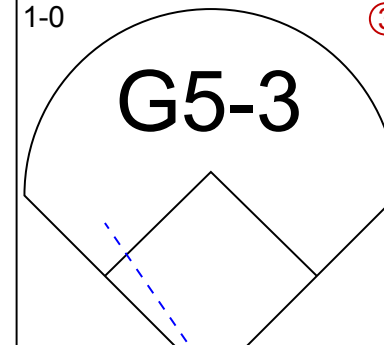
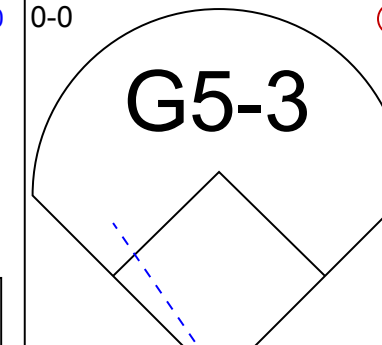
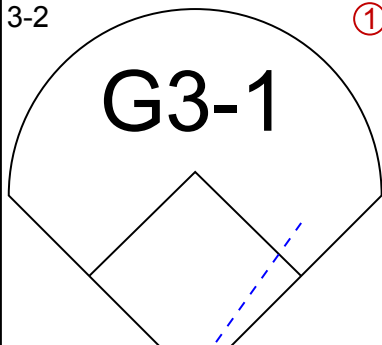
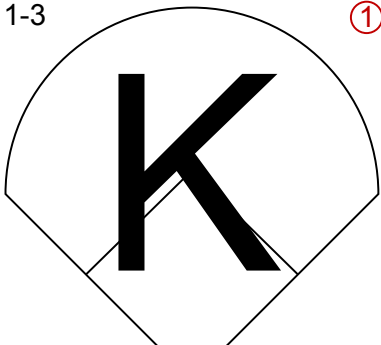
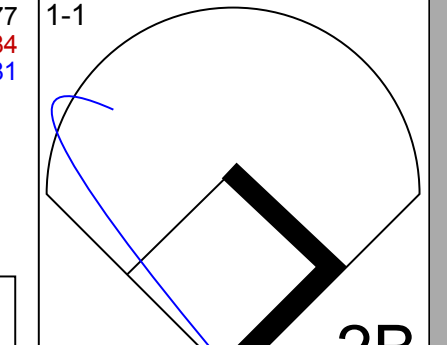
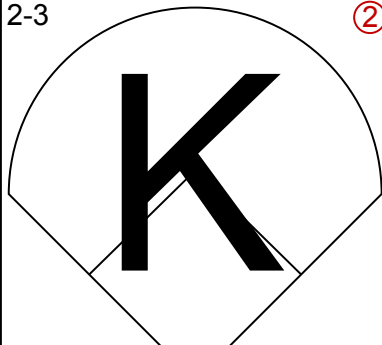
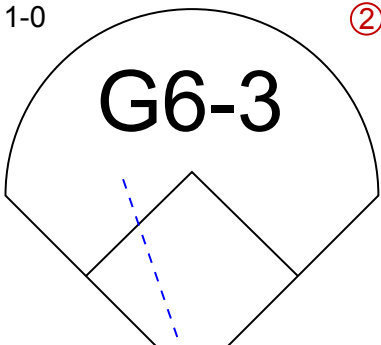
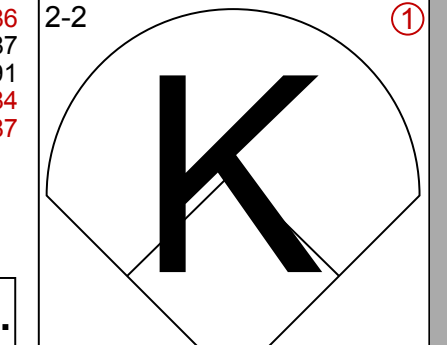
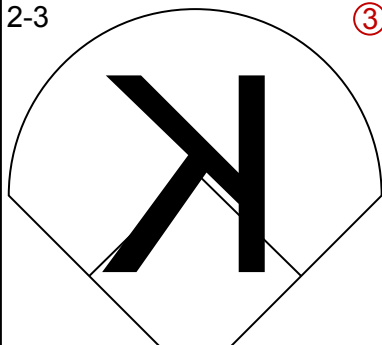
Batter	1	2	3	4	5	6	7	8	9	AB R H RBI BB SO LOB	TOP																									
23 Fernando Tatis Jr., R OBP: 0.421, SLG: 0.625 (1, 6)	0-3 K		0-0 G6-3			0-3 K	0-0 2B 1B		2-1 HR	5 1 2 2 0 2 2																										
2 Trent Grisham, L OBP: 0.389, SLG: 0.567 (1, 8)	3-1 G3-1			0-1 F7		4-2 13 1B 28 E BB	2-3 K		4-2 13 S 28 HR BB	3 2 0 0 2 1 1																										
13 Manny Machado, R OBP: 0.351, SLG: 0.419 (1, 5)	2-1 G6-3			0-0 L8		2-2 28 E 10 WP FC8 1B		1-3 K	2-0 28 HR IBB	4 2 1 1 1 1 0																										
28 Tommy Pham, R OBP: 0.389, SLG: 0.400 (1, 7)		3-2 G5-3		0-1 G5-3		2-1 FC8 4 S 10 WP 1B		2-0 2B 1B	3-2 HR	5 1 2 4 0 0 1																										
10 Jurickson Profar, S OBP: 0.300, SLG: 0.250 (1, 4)		2-2 P5			2-1 L4	1-1 P5		1-3 K	1-3 K	5 0 0 0 0 2 2																										
4 Wil Myers, R OBP: 0.394, SLG: 0.593 (1, 9)		0-2 F7			2-2 G4-3	1-1 L7		2-1 2B		4 0 1 0 0 0 1																										
22 Josh Naylor, L OBP: 0.111, SLG: 0.111 (1, 10)			3-2 F7		1-1 1B		3-2 G4-3	2-3 K		4 0 1 0 0 1 2																										
18 Austin Hedges, R (1, 2) 27 Francisco Mejía, S (7, PH) (7, 2)			1-2 G4-3		2-2 G5-3		2-0 9 G6-3 23 1B 1B		0-2 G3	2 0 0 0 0 0 1 2 1 1 0 0 0 0																										
9 Jake Cronenworth, L OBP: 0.444, SLG: 0.750 (1, 3)			0-1 3B			2-1 13 1B 2 BB 1B	3-2 G6-3		2-1 L9	4 1 2 0 0 0 1																										
Inning Stats	R: 0 E: 0 K: 1 S: 7	H: 0 LOB: 0 BB: 0 P: 12	R: 0 E: 0 K: 0 S: 9	H: 0 LOB: 0 BB: 0 P: 14	R: 0 E: 0 K: 0 S: 10	H: 1 LOB: 1 BB: 0 P: 14	R: 0 E: 0 K: 0 S: 5	H: 0 LOB: 0 BB: 0 P: 5	R: 0 E: 0 K: 0 S: 11	H: 1 LOB: 1 BB: 0 P: 18	R: 3 E: 1 K: 1 S: 16	H: 2 LOB: 1 BB: 1 P: 28	R: 1 E: 0 K: 1 S: 11	H: 2 LOB: 1 BB: 0 P: 21	R: 0 E: 0 K: 3 S: 13	H: 2 LOB: 2 BB: 0 P: 21	R: 4 E: 0 K: 1 S: 19	H: 2 LOB: 0 BB: 2 P: 33	1B: 6 2B: 1 3B: 1 HR: 2	SF: 0 SAC: 0 DP: 0 HBP: 0	WP: 1 PB: 0 SB: 3 CS: 0	PA: 41														
PITCHER	IP WLS BF H R ER SO BB IBB HBP BLK WP HR S P ERA WHIP																																			
55 Jon Gray, R (1, 1) ERA: 2.61	5.2		23	4	3	2	2	1	0	0	0	1	0	56	88	3.18	0.882																			
52 Daniel Bard, R (6, 1) ERA: 3.86	1.1		6	2	1	1	1	0	0	0	0	0	0	13	24	6.75	1.500																			
37 Jairo Díaz, R (8, 1) ERA:	1.0	H	5	2	0	0	3	0	0	0	0	0	0	13	21	0.00	2.000																			
71 Wade Davis, R (9, 1) ERA: 16.88	0.2	L	6	2	4	4	0	1	1	0	0	0	2	16	29	54.00	4.500																			
40 Tyler Kinley, R (9, 1) ERA:	0.1		1	0	0	0	1	0	0	0	0	0	0	3	4	0.00	0.000																			

San Diego Padres @ Colorado Rockies
Coors Field, Denver, CO
Fri Jul 31 2020, 6:48 PM - 10:23 PM MDT
Cloudy - 87 F

livebaseballscorecards.com

AB	38
R	8
H	10
RBI	7
BB	3
SO	7
LOB	11



Batter	1	2	3	4	5	6	7	8	9	AB R H RBI BB SO LOB	TOP											
23 Fernando Tatis Jr., R OBP: 0.405, SLG: 0.571 (1, 6)										3 0 0 0 1 3 0												
13 Manny Machado, R OBP: 0.341, SLG: 0.382 (1, 5)										3 0 0 0 1 0 2												
28 Tommy Pham, R OBP: 0.400, SLG: 0.394 (1, 10)										3 0 1 0 1 1 0												
10 Jurickson Profar, S OBP: 0.265, SLG: 0.214 (1, 4)										4 0 0 0 0 0 3												
4 Wil Myers, R OBP: 0.351, SLG: 0.516 (1, 9)										4 0 0 0 0 2 2												
2 Trent Grisham, L OBP: 0.385, SLG: 0.636 (1, 8)										3 1 1 1 0 0 0												
11 Ty France, R OBP: 0.294, SLG: 0.353 (1, 3)										2 0 0 0 0 0 0												
22 Josh Naylor, L OBP: 0.100, SLG: 0.100 (8, PH)										1 0 0 0 0 0 0												
27 Francisco Mejía, S OBP: 0.235, SLG: 0.200 (1, 2)										3 0 1 0 0 2 0												
24 Edward Olivares, R OBP: 0.316, SLG: 0.294 (1, 7)										3 0 0 0 0 2 1												
Inning Stats	R: 0 E: 0 K: 1 S: 10	H: 1 LOB: 1 BB: 0 P: 16	R: 0 E: 0 K: 0 S: 6	H: 0 LOB: 0 BB: 0 P: 9	R: 0 E: 0 K: 2 S: 8	H: 0 LOB: 0 BB: 0 P: 13	R: 0 E: 0 K: 0 S: 9	H: 0 LOB: 0 BB: 0 P: 17	R: 0 E: 0 K: 0 S: 8	H: 0 LOB: 0 BB: 0 P: 10	R: 0 E: 0 K: 1 S: 10	H: 1 LOB: 1 BB: 1 P: 18	R: 0 E: 0 K: 2 S: 9	H: 0 LOB: 0 BB: 0 P: 15	R: 1 E: 0 K: 2 S: 12	H: 1 LOB: 0 BB: 0 P: 21	R: 0 E: 0 K: 2 S: 12	H: 0 LOB: 2 BB: 2 P: 21	1B: 1 2B: 1 3B: 0 HR: 1	SF: 0 SAC: 0 DP: 1 HBP: 0	WP: 0 PB: 0 SB: 0 CS: 0	PA: 32
PITCHER	IP WLS BF H R ER SO BB IBB HBP BLK WP HR S P ERA WHIP																					
21 Kyle Freeland, L ERA: 1.5 (1, 1)	6.0 W 20 2 0 0 4 1 0 0 0 0 0 0 51 83 0.00 0.500																					
62 Yency Almonte, R ERA: 1.8 (7, 1)	2.0 7 1 1 1 4 0 0 0 0 0 1 21 36 4.50 0.500																					
40 Tyler Kinley, R ERA: (9, 1)	1.0 5 0 0 0 2 2 0 0 0 0 0 0 12 21 0.00 2.000																					

San Diego Padres @ Colorado Rockies
 Coors Field, Denver, CO
 Sat Aug 01 2020, 6:12 PM - 9:01 PM MDT
 Partly Cloudy - 81 F

AB	29
R	1
H	3
RBI	1
BB	3
SO	10
LOB	8



WP: 0	PA: 32
PB: 0	
SB: 0	
CS: 0	

BOTTOM

San Diego Padres @ Colorado Rockies
Coors Field, Denver, CO
Sun Aug 02 2020, 1:13 PM - 4:04 PM MDT
Partly Cloudy - 77 F

livebaseballscorecards.com

AB	34
R	9
H	12
RBI	9
BB	2
SO	4
LOB	7



WP:	1	PA:	36
PB:	0		
SB:	0		
CS:	0		

AB	R	H	RBI	BB	SO	LOB
4	1	1	1	0	0	0
3	1	0	0	1	0	0
4	1	2	2	0	0	0
4	0	0	0	0	1	2
4	2	4	2	0	0	0
4	2	1	2	0	1	2
4	1	2	2	0	0	0
0	0	0	0	0	0	0
3	1	1	0	1	1	1
4	0	1	0	0	1	2
1B:	8	SF:	0			
2B:	1	SAC:	0			
3B:	0	DP:	0			
HR:	3	HBP:	0			

Batter	1	2	3	4	5	6	7	8	9
26 David Dahl, L	G3		F7		F7		27 BB 19 2B 1B		
27 Trevor Story, R	L9		G5-3		L8		19 2B BB		
19 Charlie Blackmon, L	FC5-4 1B		F7		F9		9 1B 2B		
28 Nolan Arenado, R	FC5-4			F8	L8		K		
9 Daniel Murphy, L		HR		FC4-6 1B	24 HR 1B				
24 Ryan McMahon, L		K		FC4-6 25 WP 25 HR	HR		G3		
25 Matt Kemp, R		G5-3		HR	G4-3		12 1B		
1 Garrett Hampson, R									
12 Chris Owings, R		BB		F9			14 1B 26 1B 1B		
14 Tony Wolters, L		K			B1-3		1B	P6	

Inning Stats	R	H	E	K	S	P	ERA	WHIP
1	0	1	0	7	10	17	5.40	1.000
2	1	1	0	2	10	13	27.00	3.000
3	0	0	0	0	16	21	36.00	6.000
4	0	0	0	0	10	18	0.00	0.750

PITCHER	IP	WLS	BF	H	R	ER	SO	BB	IBB	HBP	BLK	WP	HR	S	P	ERA	WHIP
17 Zach Davies, R	5.0	L	20	4	3	3	2	1	0	0	0	1	2	43	70	5.40	1.000
25 Tim Hill, L	0.2		4	2	2	2	0	0	0	0	0	0	1	16	21	27.00	3.000
8 Javy Guerra, R	1.0		8	5	4	4	1	1	0	0	0	0	0	16	21	36.00	6.000
36 Pierce Johnson, R	1.1		4	1	0	0	1	0	0	0	0	0	0	10	18	0.00	0.750

AB	R	H	RBI	BB	SO	LOB
4	1	1	1	0	0	0
3	1	0	0	1	0	0
4	1	2	2	0	0	0
4	0	0	0	0	1	2
4	2	4	2	0	0	0
4	2	1	2	0	1	2
4	1	2	2	0	0	0
0	0	0	0	0	0	0
3	1	1	0	1	1	1
4	0	1	0	0	1	2
1B:	8	SF:	0			
2B:	1	SAC:	0			
3B:	0	DP:	0			
HR:	3	HBP:	0			

AB	R	H	RBI	BB	SO	LOB
4	1	1	1	0	0	0
3	1	0	0	1	0	0
4	1	2	2	0	0	0
4	0	0	0	0	1	2
4	2	4	2	0	0	0
4	2	1	2	0	1	2
4	1	2	2	0	0	0
0	0	0	0	0	0	0
3	1	1	0	1	1	1
4	0	1	0	0	1	2
1B:	8	SF:	0			
2B:	1	SAC:	0			
3B:	0	DP:	0			
HR:	3	HBP:	0			

AB	R	H	RBI	BB	SO	LOB
4	1	1	1	0	0	0
3	1	0	0	1	0	0
4	1	2	2	0	0	0
4	0	0	0	0	1	2
4	2	4	2	0	0	0
4	2	1	2	0	1	2
4	1	2	2	0	0	0
0	0	0	0	0	0	0
3	1	1	0	1	1	1
4	0	1	0	0	1	2
1B:	8	SF:	0			
2B:	1	SAC:	0			
3B:	0	DP:	0			
HR:	3	HBP:	0			

AB	R	H	RBI	BB	SO	LOB
4	1	1	1	0	0	0
3	1	0	0	1	0	0
4	1	2	2	0	0	0
4	0	0	0	0	1	2
4	2	4	2	0	0	0
4	2	1	2	0	1	2
4	1	2	2	0	0	0
0	0	0	0	0	0	0
3	1	1	0	1	1	1
4	0	1	0	0	1	2
1B:	8	SF:	0			
2B:	1	SAC:	0			
3B:	0	DP:	0			
HR:	3	HBP:	0			

AB	R	H	RBI	BB	SO	LOB
4	1	1	1	0	0	0
3	1	0	0	1	0	0
4	1	2	2	0	0	0
4	0	0	0	0	1	2
4	2	4	2	0	0	0
4	2	1	2	0	1	2
4	1	2	2	0	0	0
0	0	0	0	0	0	0
3	1	1	0	1	1	1
4	0	1	0	0	1	2
1B:	8	SF:	0			
2B:	1	SAC:	0			
3B:	0	DP:	0			
HR:	3	HBP:	0			

AB	R	H	RBI	BB	SO	LOB
4	1	1	1	0	0	0
3	1	0	0	1	0	0
4	1	2	2	0	0	0
4	0	0	0	0	1	2
4	2	4	2	0	0	0
4	2	1	2	0	1	2
4	1	2	2	0	0	0
0	0	0	0	0	0	0
3	1	1	0	1	1	1
4	0	1	0	0	1	2
1B:	8	SF:	0			
2B:	1	SAC:	0			
3B:	0	DP:	0			
HR:	3	HBP:	0			

AB	R	H	RBI	BB	SO	LOB
4	1	1	1	0	0	0
3	1	0	0	1	0	0
4	1	2	2	0	0	0
4	0	0	0	0	1	2
4	2	4	2	0	0	0
4	2	1	2	0	1	2
4	1	2	2	0	0	0
0	0	0	0	0	0	0
3	1	1	0	1	1	1
4	0	1	0	0	1	2
1B:	8	SF:	0			
2B:	1	SAC:	0			
3B:	0	DP:	0			
HR:	3	HBP:	0			

AB	R	H	RBI	BB	SO	LOB
4	1	1	1	0	0	0
3	1	0	0	1	0	0
4	1	2	2	0	0	0
4	0	0	0	0	1	2
4	2	4	2	0	0	0
4	2	1	2	0	1	2
4	1	2	2	0	0	0
0	0	0	0	0	0	0
3	1	1	0	1	1	1
4	0	1	0	0	1	2
1B:	8	SF:	0			
2B:	1	SAC:	0			
3B:	0	DP:	0			
HR:	3	HBP:	0			

Batter	1	2	3	4	5	6	7	8	9	AB R H RBI BB SO LOB	TOP		
31 Joc Pederson, L OBP: 0.345, SLG: 0.360 14 Enrique Hernández, R (8, PH) OBP: 0.286, SLG: 0.371 (1, 9) (8, 9)	0-0 HR		3-3 K		0-0 G6-3			1-1 P6		3 1 1 1 0 1 1 1 0 0 0 0 0 1			
13 Max Muncy, L OBP: 0.333, SLG: 0.444 (1, 4)	1-3 K		3-1 G3		3-0 PO	1-0 G3		2-2 F8		4 0 0 0 0 1 1			
10 Justin Turner, R OBP: 0.340, SLG: 0.395 (1, 5)	1-3 K			1-2 P4		3-3 K		1-3 K2-3		4 0 0 0 0 3 1			
35 Cody Bellinger, L OBP: 0.213, SLG: 0.318 (1, 8)	0-0 B1-3			2-3 K		3-2 G3			1-0 HR	4 1 1 1 0 1 0			
11 AJ Pollock, R OBP: 0.382, SLG: 0.613 (1, 7)		1-0 G3		2-2 G1-3			1-3 K		0-3 K	4 0 0 0 0 2 0			
5 Corey Seager, L OBP: 0.432, SLG: 0.700 (1, 10)		1-2 1B			1-2 45 1B 16 2B 2B		0-0 F7		1-3 K	4 1 2 0 0 1 0			
3 Chris Taylor, R OBP: 0.366, SLG: 0.303 (1, 6)		0-0 FC1			1-1 G5-3		4-0 45 FC4-6 BB		3-3 K	3 0 0 0 1 1 2			
45 Matt Beaty, L OBP: 0.300, SLG: 0.556 (1, 3)		2-0 G3-6-1			2-2 16 2B 1B		0-2 FC4-6			3 1 1 0 0 0 3			
16 Will Smith, R OBP: 0.320, SLG: 0.368 (1, 2)			1-2 G5-3		2-1 31 G6-3 13 PO 2B			4-0 BB		2 0 1 2 1 0 0			
Inning Stats	R: 1 H: 1 E: 0 LOB: 0 K: 2 BB: 0 S: 9 P: 11	R: 0 H: 1 E: 1 LOB: 1 K: 0 BB: 0 S: 6 P: 10	R: 0 H: 0 E: 0 LOB: 0 K: 1 BB: 0 S: 8 P: 15	R: 0 H: 0 E: 0 LOB: 0 K: 1 BB: 0 S: 11 P: 16	R: 2 H: 3 E: 0 LOB: 0 K: 0 BB: 0 S: 12 P: 21	R: 0 H: 0 E: 0 LOB: 0 K: 1 BB: 0 S: 8 P: 15	R: 0 H: 0 E: 0 LOB: 1 K: 1 BB: 1 S: 8 P: 13	R: 0 H: 0 E: 0 LOB: 1 K: 1 BB: 1 S: 9 P: 17	R: 1 H: 1 E: 0 LOB: 0 K: 3 BB: 0 S: 10 P: 15	1B: 2 SF: 0 2B: 2 SAC: 0 3B: 0 DP: 1 HR: 2 HBP: 0	WP: 0 PA: 35 PB: 0 SB: 0 CS: 0		
PITCHER	IP WLS BF H R ER SO BB IBB HBP BLK WP HR S P ERA WHIP											PITCHER	IP WLS BF H R ER SO BB IBB HBP BLK WP HR S P ERA WHIP
59 Chris Paddack, R ERA: 2.65 (1, 1)	6.0 W 22 5 3 3 5 0 0 0 0 0 0 1 54 88 4.50 0.833												
14 Emilio Pagán, R ERA: 9.64 (7, 1)	1.0 H 4 0 0 0 1 1 0 0 0 0 0 0 8 13 0.00 1.000												
15 Drew Pomeranz, L ERA: (8, 1)	1.0 H 4 0 0 0 1 1 0 0 0 0 0 0 9 17 0.00 1.000												
39 Kirby Yates, R ERA: 13.5 (9, 1)	1.0 S 4 1 1 1 3 0 0 0 0 0 0 1 10 15 9.00 1.000												

Los Angeles Dodgers @ San Diego Padres
 Petco Park, San Diego, CA
 Mon Aug 03 2020, 6:12 PM - 8:56 PM PDT
 Clear - 72 F

AB	32
R	4
H	6
RBI	4
BB	2
SO	10
LOB	9



Batter	1	2	3	4	5	6	7	8	9
23 Fernando Tatis Jr., R OBP: 0.392, SLG: 0.605	0-0 F8		2-3 K		0-0 HR		4-0 BB		
2 Trent Grisham, L OBP: 0.396, SLG: 0.683	2-1 HR		4-1 BB		1-1 F9		0-2 1B		
13 Manny Machado, R OBP: 0.360, SLG: 0.405	4-2 BB		3-0 P3		3-2 1B		1-1 L9-1-5-2		
28 Tommy Pham, R OBP: 0.396, SLG: 0.375	1-1 G5-3			3-1 G4-3		1-0 G5-3		1-2 G4-3	
9 Jake Cronenworth, L OBP: 0.400, SLG: 0.714	2-2 G4-3			0-1 G3		1-2 1B		0-1 L5	
4 Wil Myers, R OBP: 0.378, SLG: 0.667		0-0 L8		2-1 HR		2-3 K		3-2 2B	
16 Abraham Almonte, S(1, 10)		4-2 BB		0-0 G6-3		0-0 1B		1-3 K	
18 Austin Hedges, R OBP: 0.056, SLG: 0.056		2-1 G6-3			3-3 K	0-0 1B			
10 Jurickson Profar, S(1, 4)			1-2 G6-3		2-3 K	3-2 F9			

Inning Stats	R: 1	H: 1	E: 0	K: 0	S: 12	R: 0	H: 0	E: 0	K: 0	S: 5	R: 0	H: 0	E: 0	K: 1	S: 9	R: 1	H: 1	E: 0	K: 0	S: 7	R: 1	H: 1	E: 0	K: 2	S: 10	R: 2	H: 4	E: 0	K: 1	S: 18	R: 0	H: 1	E: 0	K: 0	S: 6	R: 0	H: 1	E: 0	K: 1	S: 11
	LOB: 1	BB: 1				LOB: 0	BB: 0				LOB: 1	BB: 1				LOB: 0	BB: 0				LOB: 2	BB: 0				LOB: 0	BB: 1				LOB: 0	BB: 0				LOB: 1	BB: 0			

PITCHER	IP	WLS	BF	H	R	ER	SO	BB	IBB	HBP	BLK	WP	HR	S	P	ERA	WHIP
21 Walker Buehler, R ERA: 5.19	5.0		20	3	3	3	3	3	0	0	0	0	3	43	79	5.40	1.200
48 Brusdar Graterol, R ERA: 5.4	0.2	L	4	2	2	2	1	0	0	0	0	0	0	11	18	27.00	3.000
64 Caleb Ferguson, L ERA:	0.1		3	2	0	0	0	0	0	0	0	0	0	7	10	0.00	6.000
17 Joe Kelly, R ERA:	1.0		3	1	0	0	0	1	0	0	0	0	0	6	11	0.00	2.000
51 Dylan Floro, R ERA:	1.0		4	1	0	0	1	0	0	0	0	0	0	11	16	0.00	1.000

BOTTOM

Los Angeles Dodgers @ San Diego Padres
 Petco Park, San Diego, CA
 Mon Aug 03 2020, 6:12 PM - 8:56 PM PDT
 Clear - 72 F

AB	R	H	RBI	BB	SO	LOB
3	1	1	1	1	1	0
3	1	2	1	1	0	0
3	1	1	0	1	0	2
4	0	0	0	0	0	2
4	1	1	1	0	0	1
4	1	2	1	0	1	1
3	0	1	0	1	1	1
3	0	1	1	0	1	1
3	0	0	0	0	1	2


AB	30
R	5
H	9
RBI	5
BB	4
SO	5
LOB	10

WP: 0 PA: 34
 PB: 0
 SB: 3
 CS: 1



Batter	1	2	3	4	5	6	7	8	9	AB R H RBI BB SO LOB	TOP	
31 Joc Pederson, L (1, 9) <small>OBP: 0.313, SLG: 0.321</small> 11 AJ Pollock, R (7, PH) <small>OBP: 0.417, SLG: 0.758</small> (7, 7)	2-0 		2-0 			0-2 	3-2 		0-1 	3 0 0 0 0 0 2 1 2 2 0 0	Los Angeles Dodgers @ San Diego Padres Petco Park, San Diego, CA Tue Aug 04 2020, 6:12 PM - 9:15 PM PDT Partly Cloudy - 72 F	
13 Max Muncy, L (1, 4) <small>OBP: 0.356, SLG: 0.426</small> (9, 3)	4-2 			0-1 		3-3 	4-2 		4-1 	2 0 0 0 3 1 0		
10 Justin Turner, R (1, 5) <small>OBP: 0.327, SLG: 0.362</small> (7, 9) (8, 3) (9, 8)	0-2 			2-1 		1-0 	1-2 		0-3 	4 1 0 0 0 2 4		
35 Cody Bellinger, L (1, 8) <small>OBP: 0.231, SLG: 0.327</small> (7, 9) (8, 3) (9, 8)	1-1 			0-0 		1-2 		2-0 	1-0 	5 2 2 0 0 0 2		
5 Corey Seager, L (1, 10) <small>OBP: 0.408, SLG: 0.644</small>		2-1 			1-2 	3-2 		2-3 	0-1 	5 0 1 1 0 1 2		
45 Matt Beaty, L (1, 7) <small>OBP: 0.286, SLG: 0.417</small> (6, 3)		0-1 			1-0 	0-0 		1-0 		3 0 0 0 0 0 1 0 0 0 0 0 0 0		
50 Mookie Betts, R (8, 9) <small>OBP: 0.347, SLG: 0.533</small>												
43 Edwin Ríos, L (1, 3) <small>OBP: 0.308, SLG: 0.833</small> 3 Chris Taylor, R (6, 7) <small>OBP: 0.372, SLG: 0.314</small> (7, 8) (9, 6)		1-0 			2-2 		3-2 	0-1 		1 0 0 0 0 0 0 2 0 1 1 0 0 0		
14 Enrique Hernández, R (1, 6) <small>OBP: 0.282, SLG: 0.342</small> (9, 4)			1-0 		4-1 		0-1 	0-0 		3 0 0 0 1 0 2		
15 Austin Barnes, R (1, 2) <small>OBP: 0.182, SLG: 0.100</small> (1, 2)			0-3 		2-0 		1-0 	1-2 		4 1 0 0 0 1 4		
Inning Stats	R: 0 H: 0 E: 0 LOB: 1 K: 0 BB: 1 S: 8 P: 15	R: 0 H: 0 E: 0 LOB: 0 K: 0 BB: 0 S: 5 P: 8	R: 0 H: 0 E: 0 LOB: 0 K: 1 BB: 0 S: 7 P: 10	R: 0 H: 0 E: 0 LOB: 0 K: 0 BB: 0 S: 5 P: 7	R: 0 H: 0 E: 0 LOB: 2 K: 0 BB: 1 S: 8 P: 18	R: 2 H: 2 E: 1 LOB: 1 K: 1 BB: 0 S: 19 P: 27	R: 1 H: 1 E: 1 LOB: 2 K: 1 BB: 1 S: 17 P: 29	R: 1 H: 2 E: 0 LOB: 2 K: 1 BB: 0 S: 13 P: 19	R: 1 H: 1 E: 0 LOB: 1 K: 1 BB: 1 S: 10 P: 15	1B: 4 SF: 0 2B: 1 SAC: 0 3B: 0 DP: 0 HR: 1 HBP: 3	WP: 1 PA: 41 PB: 0 SB: 0 CS: 0	
29 Dinelson Lamet, R (1, 1) <small>ERA: 1.72</small> 34 Craig Stammen, R (6, 1) <small>ERA: 4.76</small> 25 Tim Hill, L (7, 1) <small>ERA: 8.1</small> 36 Pierce Johnson, R (8, 1) <small>ERA: 2.25</small> 55 Matt Strahm, L (9, 1) <small>ERA: 4.15</small>	IP WLS BF H R ER SO BB IBB HBP BLK WP HR S P ERA WHIP											PITCHER IP WLS BF H R ER SO BB IBB HBP BLK WP HR S P ERA WHIP
5.2 0 23 2 2 1 2 2 0 2 0 0 0 51 84 1.59 0.706 1.0 L 4 0 1 0 0 0 0 0 0 0 0 0 8 12 0.00 0.000 0.2 6 2 1 1 2 1 0 1 1 1 0 17 30 13.50 4.500 1.0 6 2 1 1 1 1 1 0 0 0 0 1 13 18 9.00 3.000 0.2 2 0 0 0 0 0 0 0 0 0 0 0 3 4 0.00 0.000											5.2 0 23 2 2 1 2 2 0 2 0 0 0 51 84 1.59 0.706 1.0 L 4 0 1 0 0 0 0 0 0 0 0 0 8 12 0.00 0.000 0.2 6 2 1 1 2 1 0 1 1 1 0 17 30 13.50 4.500 1.0 6 2 1 1 1 1 1 0 0 0 0 1 13 18 9.00 3.000 0.2 2 0 0 0 0 0 0 0 0 0 0 0 3 4 0.00 0.000	

AB	34
R	5
H	6
RBI	4
BB	4
SO	5
LOB	15




Batter	1	2	3	4	5	6	7	8	9	AB R H RBI BB SO LOB
23 Fernando Tatis Jr., R OBP: 0.382, SLG: 0.596	0-1 G5-3		1-1 2B		2-3 K			1-3 K		4 0 1 1 0 2 2
2 Trent Grisham, L OBP: 0.385, SLG: 0.636	2-3 K		1-2 K			4-2 BB		3-3 K		3 0 0 0 1 3 2
13 Manny Machado, R OBP: 0.333, SLG: 0.370	0-3 K			0-2 G4-3		0-2 G4-6-3		2-3 K		4 0 0 0 0 2 2
28 Tommy Pham, R OBP: 0.365, SLG: 0.341		0-3 K		0-1 G6-3		3-2 G5-3		2-2 G4-3		4 0 0 0 0 1 0
9 Jake Cronenworth, L OBP: 0.368, SLG: 0.778		0-1 G3		1-2 HR		2-1 F7		0-3 K		4 1 1 1 0 1 0
16 Abraham Almonte, S OBP: 0.250, SLG: 0.143		3-3 K		0-0 F7		0-0 G3		0-2 L8		4 0 0 0 0 1 0
5 Greg Garcia, L OBP: 0.389, SLG: 0.313			2-3 K		3-3 K		2-2 1B			3 0 1 0 0 2 0
27 Francisco Mejia, S OBP: 0.217, SLG: 0.150			1-2 23 2B HBP		0-1 G6-3		1-2 G3			2 1 0 0 0 0 1
22 Josh Naylor, L OBP: 0.286, SLG: 0.385			1-0 L7		0-0 1B		1-1 23 S HBP			2 0 1 0 0 0 1

Inning Stats	R: 0	H: 0	E: 0	K: 2	S: 9	LOB: 0	BB: 0	P: 11	R: 0	H: 0	E: 0	K: 2	S: 8	LOB: 0	BB: 0	P: 11	R: 1	H: 1	E: 0	K: 2	S: 12	LOB: 1	BB: 0	P: 18	R: 1	H: 1	E: 0	K: 0	S: 11	LOB: 0	BB: 0	P: 12	R: 0	H: 1	E: 0	K: 2	S: 9	LOB: 1	BB: 0	P: 14	R: 0	H: 0	E: 0	K: 0	S: 9	LOB: 0	BB: 1	P: 16	R: 0	H: 1	E: 0	K: 10	S: 10	LOB: 1	BB: 0	P: 15	R: 0	H: 0	E: 0	K: 3	S: 14	LOB: 1	BB: 0	P: 21	R: 0	H: 0	E: 0	K: 1	S: 9	LOB: 0	BB: 0	P: 11	1B: 2	SF: 0	2B: 1	SAC: 0	3B: 0	DP: 1	HR: 1	HBP: 2	WP: 0	PA: 33
85 Dustin May, R ERA: 2.63	IP	WLS	BF	H	R	ER	SO	BB	IBB	HBP	BLK	WP	HR	S	P	ERA	WHIP																																																																	
52 Pedro Báez, R ERA: 1.35	1.0	H	4	1	0	0	0	0	0	0	0	0	0	10	15	0.00	1.000																																																																	
49 Blake Treinen, R ERA:	1.0	H	4	0	0	0	3	0	0	1	0	0	0	14	21	0.00	0.000																																																																	
74 Kenley Jansen, R ERA:	1.0	S	3	0	0	0	1	0	0	0	0	0	0	9	11	0.00	0.000																																																																	

BOTTOM

Los Angeles Dodgers @ San Diego Padres
 Petco Park, San Diego, CA
 Tue Aug 04 2020, 6:12 PM - 9:15 PM PDT
 Partly Cloudy - 72 F

livebaseballscorecards.com

AB	30
R	2
H	4
RBI	2
BB	1
SO	12
LOB	8



Batter	1	2	3	4	5	6	7	8	9	AB R H RBI BB SO LOB	TOP											
4 Ketel Marte, S OBP: 0.339, SLG: 0.446 (1, 4)	F7			F8		P1		K		4 0 0 0 0 1 1	Arizona Diamondbacks @ San Diego Padres Petco Park, San Diego, CA Fri Aug 07 2020, 6:11 PM - 8:37 PM PDT Clear - 73 F											
56 Kole Calhoun, L OBP: 0.302, SLG: 0.391 (1, 9)	K			G5-3		P5		K	4 0 0 0 0 2 1													
2 Starling Marte, R OBP: 0.462, SLG: 0.442 (1, 8)	G6-3			L7		K		E1 5 DI 1B	4 0 1 0 0 1 1													
53 Christian Walker, R OBP: 0.314, SLG: 0.429 (1, 10)		K				K		P4	4 0 0 0 0 3 1													
5 Eduardo Escobar, S OBP: 0.232, SLG: 0.269 (1, 5)		F7				G4-3 6 1B		L3	4 0 1 0 0 0 1													
6 David Peralta, L OBP: 0.358, SLG: 0.400 (1, 7)		F7							2 0 1 0 1 0 0													
21 Stephen Vogt, L OBP: 0.294, SLG: 0.400 (1, 2)				K		F4		K	2 0 0 0 0 1 2													
14 Andrew Young, R OBP: 0.571, SLG: 0.600 (7, PH)									1 0 0 0 0 1 1													
12 Daulton Varsho, L OBP: 0.571, SLG: 0.600 (7, 2)									0 0 0 0 0 0 0													
22 Jake Lamb, L OBP: 0.167, SLG: 0.095 (1, 3)				K		P6		G5-3	3 0 0 0 0 1 2													
13 Nick Ahmed, R OBP: 0.204, SLG: 0.200 (1, 6)				K				F7	3 0 1 0 0 1 0													
Inning Stats	R: 0 E: 0 K: 1 S: 8	H: 0 LOB: 0 BB: 0 P: 12	R: 0 E: 0 K: 1 S: 7	H: 0 LOB: 0 BB: 0 P: 14	R: 0 E: 0 K: 3 S: 10	H: 0 LOB: 0 BB: 0 P: 17	R: 0 E: 0 K: 0 S: 8	H: 0 LOB: 0 BB: 0 P: 10	R: 0 E: 0 K: 1 S: 12	H: 2 LOB: 2 BB: 0 P: 17	R: 0 E: 0 K: 1 S: 11	H: 1 LOB: 1 BB: 0 P: 19	R: 0 E: 0 K: 2 S: 13	H: 0 LOB: 1 BB: 1 P: 19	R: 0 E: 0 K: 1 S: 6	H: 0 LOB: 0 BB: 0 P: 8	R: 0 E: 1 K: 1 S: 12	H: 1 LOB: 1 BB: 0 P: 15	1B: 4 2B: 0 3B: 0 HR: 0	SF: 0 SAC: 0 DP: 0 HBP: 0	WP: 0 PB: 0 SB: 0 CS: 0	PA: 32
PITCHER	IP WLS BF H R ER SO BB IBB HBP BLK WP HR S P ERA WHIP																					
17 Zach Davies, R ERA: 2.87 (1, 1)	5.2 W 20 3 0 0 6 0 0 0 0 0 0 0 53 84 0.00 0.529																					
34 Craig Stammen, R ERA: 4.5 (6, 1)	0.1 H 1 0 0 0 1 0 0 0 0 0 0 0 3 5 0.00 0.000																					
15 Drew Pomeranz, L ERA: (7, 1)	1.0 H 4 0 0 0 2 1 0 0 0 0 0 0 13 19 0.00 1.000																					
14 Emilio Pagán, R ERA: 7.94 (8, 1)	1.0 H 3 0 0 0 1 0 0 0 0 0 0 0 6 8 0.00 0.000																					
39 Kirby Yates, R ERA: 10.38 (9, 1)	1.0 S 4 1 0 0 1 0 0 0 0 0 0 0 12 15 0.00 1.000																					

livebaseballscores.com

AB	31
R	0
H	4
RBI	0
BB	1
SO	11
LOB	10



Batter	1	2	3	4	5	6	7	8	9
23 Fernando Tatis Jr., R OBP: 0.391, SLG: 0.673	0-0 HR		0-0 G5-3		0-2 F9			1-1 G3	
2 Trent Grisham, L OBP: 0.377, SLG: 0.569	4-2 CS BB		0-3 K		0-0 L8			1-2 G4-3	
13 Manny Machado, R OBP: 0.306, SLG: 0.321	2-2 P4			2-1 G6-3			1-3 K		
28 Tommy Pham, R OBP: 0.333, SLG: 0.308	1 SAFE F9			3-3 K			2-3 K		
9 Jake Cronenworth, L OBP: 0.385, SLG: 0.840	2-2 CS	0-0 HR		2-2 1B			0-1 G6-3		
4 Wil Myers, R OBP: 0.365, SLG: 0.674		1-3 K		0-0 F8			0-1 F8		
16 Abraham Almonte, S OBP: 0.200, SLG: 0.111		1-0 F8		2-0 HR			2-3 K		
24 Edward Olivares, R OBP: 0.333, SLG: 0.474									
27 Francisco Mejia, S OBP: 0.185, SLG: 0.125		2-2 L9		0-2 G1-3			0-1 G4-3		
18 Austin Hedges, R OBP: 0.100, SLG: 0.100									
10 Jurickson Profar, S OBP: 0.250, SLG: 0.175			3-3 K		0-2 1B			0-0 G4-3	

Inning Stats	R: 1 E: 0 K: 0 S: 9	H: 1 LOB: 0 BB: 1 P: 17	R: 1 E: 0 K: 1 S: 10	H: 1 LOB: 0 BB: 0 P: 14	R: 0 E: 0 K: 2 S: 9	H: 0 LOB: 0 BB: 0 P: 12	R: 0 E: 0 K: 1 S: 9	H: 1 LOB: 1 BB: 0 P: 16	R: 1 E: 0 K: 0 S: 15	H: 2 LOB: 1 BB: 0 P: 17	R: 0 E: 0 K: 2 S: 10	H: 0 LOB: 0 BB: 0 P: 13	R: 0 E: 0 K: 1 S: 7	H: 0 LOB: 0 BB: 0 P: 9	R: 0 E: 0 K: 0 S: 6	H: 0 LOB: 0 BB: 0 P: 8
1B: 2 2B: 0 3B: 0 HR: 3	SF: 0 SAC: 0 DP: 0 HBP: 0	WP: 0 PA: 30														

PITCHER	IP	WLS	BF	H	R	ER	SO	BB	IBB	HBP	BLK	WP	HR	S	P	ERA	WHIP
24 Luke Weaver, R ERA: 12.19	3.0	L	11	2	2	2	3	1	0	0	0	0	2	28	43	6.00	1.000
49 Alex Young, L ERA: 2.57	2.0		9	3	1	1	1	0	0	0	0	0	1	24	33	4.50	1.500
45 Taylor Clarke, R ERA: 2.79	3.0		9	0	0	0	3	0	0	0	0	0	0	23	30	0.00	0.000

BOTTOM

Arizona Diamondbacks @ San Diego Padres
 Petco Park, San Diego, CA
 Fri Aug 07 2020, 6:11 PM - 8:37 PM PDT
 Clear - 73 F

livebaseballscores.com

AB	28
R	3
H	5
RBI	3
BB	1
SO	7
LOB	5



Batter	1	2	3	4	5	6	7	8	9	AB R H RBI BB SO LOB	TOP
4 Ketel Marte, S OBP: 0.333, SLG: 0.433 (1, 4)	1-0 F8		1-1 L3		1-0 1B		3-0 F8			4 0 1 0 0 0 0	<p>Arizona Diamondbacks @ San Diego Padres</p> <p>Petco Park, San Diego, CA</p> <p>Sat Aug 08 2020, 6:11 PM - 9:02 PM PDT</p> <p>Clear - 72 F</p> <p>livebaseballscores.com</p>
66 Kole Calhoun, L OBP: 0.298, SLG: 0.367 (1, 10)	4-2 FC6-4 BB		1-3 K		2-1 F8		2-3 K			3 0 0 0 1 2 1	
2 Starling Marte, R OBP: 0.464, SLG: 0.532 (1, 8)	3-2 FC6-4			0-1 G4-3 21 SF9 2B		3-1 HR		1-2 L9		4 2 2 1 0 0 1	
6 David Peralta, L OBP: 0.351, SLG: 0.388 (1, 7)	1-1 G1-3			2-1 G4-3		2-0 G6-4-3 1B		0-1 G4-3		4 0 1 0 0 0 2	
5 Eduardo Escobar, S OBP: 0.233, SLG: 0.255 (1, 5)		1-3 K		4-0 BB		0-1 G6-4-3 1-2f		0-3 K		3 0 0 0 1 2 1	
21 Stephen Vogt, L OBP: 0.286, SLG: 0.556 (1, 2)		2-2 E5		1-1 SF9		3-2 HR		3-1 G3		3 1 1 2 0 0 0	
22 Jake Lamb, L OBP: 0.154, SLG: 0.087 53 Christian Walker, R OBP: 0.321, SLG: 0.420 (6, PH) (6, 3)		2-3 K		2-0 G4-3		1-1 HBP		3-2 G1-4-3		2 0 0 0 0 1 2 1 0 0 0 0 0 0	
9 Jon Jay, L OBP: 0.118, SLG: 0.188 (1, 9)		0-3 K			0-2 K	1-1 F9		1-3 K		4 0 0 0 0 3 2	
13 Nick Ahmed, R OBP: 0.192, SLG: 0.188 (1, 6)			2-3 K		1-1 P5		0-1 G6-3			3 0 0 0 0 1 0	
Inning Stats	R: 0 H: 0 E: 0 LOB: 1 K: 0 BB: 1 S: 8 P: 17	R: 0 H: 0 E: 1 LOB: 1 K: 3 BB: 0 S: 15 P: 20	R: 0 H: 0 E: 0 LOB: 0 K: 2 BB: 0 S: 10 P: 14	R: 1 H: 1 E: 0 LOB: 1 K: 0 BB: 1 S: 7 P: 16	R: 0 H: 1 E: 0 LOB: 1 K: 1 BB: 0 S: 8 P: 12	R: 2 H: 3 E: 0 LOB: 1 K: 0 BB: 0 S: 11 P: 21	R: 0 H: 0 E: 0 LOB: 0 K: 1 BB: 0 S: 7 P: 12	R: 0 H: 0 E: 0 LOB: 0 K: 1 BB: 0 S: 8 P: 9	R: 0 H: 0 E: 0 LOB: 0 K: 1 BB: 0 S: 11 P: 18	1B: 2 SF: 1 2B: 1 SAC: 0 3B: 0 DP: 1 HR: 2 HBP: 1	WP: 0 PA: 35 PB: 0 SB: 0 CS: 0
PITCHER	IP WLS BF H R ER SO BB IBB HBP BLK WP HR S P ERA WHIP										
59 Chris Paddack, R ERA: 3.18 (1, 1)	5.2 L 24 5 3 3 6 2 0 0 0 0 0 2 56 95 4.76 1.235										
55 Matt Strahm, L ERA: 2.7 (6, 1)	1.1 5 0 0 0 1 0 0 1 0 0 0 0 10 17 0.00 0.000										
36 Pierce Johnson, R ERA: 1.8 (8, 1)	1.0 3 0 0 0 1 0 0 0 0 0 0 0 8 9 0.00 0.000										
8 Javy Guerra, R ERA: 7.94 (9, 1)	1.0 3 0 0 0 1 0 0 0 0 0 0 0 11 18 0.00 0.000										

AB	31
R	3
H	5
RBI	3
BB	2
SO	9
LOB	9



Batter	1	2	3	4	5	6	7	8	9
23 Fernando Tatis Jr., R (1, 6) OBP: 0.417, SLG: 0.810 9 Jake Cronenworth, L (8, 6) OBP: 0.379, SLG: 0.821	C CU 73 B FF 87 S FC 83 C FC 83 0-3 	FC 83 B FF 88 CH 82 FC 81 1 SAFE X CU 77 2-2 1-H HR		S SL 84 S FF 95 C FF 94 0-3 		B SI 93 S CU 78 X SI 93 1-1 28 FC6-4 1B		C FA 76 F FA 80 X FA 82 0-2 2B	
13 Manny Machado, R (1, 5) OBP: 0.314, SLG: 0.443 5 Greg Garcia, L (7, 5) OBP: 0.360, SLG: 0.391	B FF 87 B CU 76 X FF 87 2-0 HR	B FC 82 B FF 87 X FC 82 2-0 HR		F FF 92 B SL 84 B FF 94 S FF 96 F FF 96 B SL 86 X FF 95 3-2 F8		X SI 93 0-0 F9		B FA 73 B FA 69 X FA 74 2-0 F9	
28 Tommy Pham, R (1, 10) OBP: 0.333, SLG: 0.288	C FC 82 B FF 86 F FC 81 F FC 82 F FC 87 X CU 75 2-2 G4-3	C CU 76 X CU 75 1-0 F8		B SL 85 C FF 95 C FF 95 B FF 96 B SI 94 4-2 BB		B SI 93 B CU 77 F SI 91 B SI 93 X SI 92 3-1 FC6-4 1-2f		B FA 73 C FA 75 X FA 76 1-1 G5-3	
11 Ty France, R (1, 3) OBP: 0.280, SLG: 0.417	B FC 86 S FC 81 B FF 86 B FC 81 F FC 82 D CU 75 4-2 4 HR BB		C FF 95 X SL 84 0-1 HR	1 SAFE C FF 94 S FF 96 C FF 96 B FF 96 D SL 88 F FF 95 S FF 95 2-3 K		F SI 92 F SI 91 B SI 93 S CU 77 1-3 K		B FA 70 C FA 81 X FA 73 1-1 G5-3	
4 Wil Myers, R (1, 9) OBP: 0.350, SLG: 0.667	B FC 81 X FF 87 1-0 1-H HR		C SL 84 B FF 95 S FF 95 S FF 98 1-3 K		B SL 85 B SL 84 B FF 92 C FF 92 X FF 93 3-1 F8		B CU 77 X SI 92 1-0 10 1B 2 BB 1B		
2 Trent Grisham, L (1, 8) OBP: 0.377, SLG: 0.526	B FC 82 F FC 82 F FF 87 B CU 76 S FC 82 2-3 K		C FF 96 B CH 87 C FF 96 B FF 97 C FF 97 3-3 K		B CH 85 B CH 87 S FF 93 S FF 94 B FF 95 F FF 94 B FF 93 4-2 BB		C SI 92 B CH 85 T SI 93 B SI 93 F SI 93 D CU 77 F SI 92 B CU 79 4-2 10 1B 1-2 BB		
10 Jurickson Profar, S (1, 4) OBP: 0.283, SLG: 0.205		C FF 86 B CU 75 B FC 82 X FF 87 2-2 23 HR 1B	B FF 97 C FF 96 H FF 96 2-1 27 HR HBP		C FF 92 X CH 86 0-1 L8		X SI 93 0-0 1-2 2-3 1B		
27 Francisco Mejia, S (1, 2) OBP: 0.188, SLG: 0.241		C FC 82 1 SAFE S FC 82 F FF 88 X CU 74 0-2 F7	X SL 85 0-0 1-H HR		S FF 93 F FF 94 C SL 84 0-3 K		F CU 78 F SI 92 X CU 77 0-2 F5		
24 Edward Olivares, R (1, 7) OBP: 0.280, SLG: 0.391		F FC 81 1 SAFE X FF 88 0-1 F7	C FF 95 B SL 85 F FF 94 C FF 96 1-3 K		C CU 78 C SI 92 B SI 94 S CU 76 1-3 K		C CU 77 C CU 77 B CU 76 X CU 77 1-2 P2		

AB	R	H	RBI	BB	SO	LOB
4	1	2	2	0	2	0
1	0	1	0	0	0	0
4	2	2	2	0	0	1
1	0	0	0	0	0	1
4	0	0	0	1	0	2
4	2	1	1	1	2	2
4	1	2	2	0	1	0
2	0	0	0	2	2	0
3	2	2	0	0	0	1
4	1	1	2	0	1	5
4	0	0	0	0	2	4

BOTTOM	
Arizona Diamondbacks @ San Diego Padres	
Petco Park, San Diego, CA	
Sun Aug 09 2020, 1:12 PM - 4:10 PM PDT	
Partly Cloudy - 75 F	
AB	35
R	9
H	11
RBI	9
BB	4
SO	10
LOB	16
WP: 0	PA: 40
PB: 0	
SB: 0	
CS: 0	

PITCHER		IP	WLS	BF	H	R	ER	SO	BB	IBB	HBP	BLK	WP	HR	S	P	ERA	WHIP
40 Madison Bumgarner, L	(1, 1)	2.0	L	12	5	6	6	2	1	0	0	0	0	4	29	47	27.00	3.000
57 Taylor Widener, R	(3, 1)	3.0		14	2	3	3	6	2	0	1	0	0	2	37	60	9.00	1.333
58 Stefan Crichton, R	(6, 1)	2.0		10	3	0	0	2	1	0	0	0	0	0	24	36	0.00	2.000
18 Carson Kelly, R	(8, 1)	1.0		4	1	0	0	0	0	0	0	0	0	0	8	12	0.00	1.000



Batter	1	2	3	4	5	6	7	8	9	AB R H RBI BB SO LOB	TOP		
23 Fernando Tatis Jr., R OBP: 0.408, SLG: 0.776	(1, 6) B SI 99 X SI 98 1-0 F7		(3) 3-3 K			(1) 0-0 F8	(3) 1-0 CS	(2) 2-2 G6-4-3 13 2 BB 1B		4 0 1 0 0 1 1			
2 Trent Grisham, L OBP: 0.384, SLG: 0.508	(1, 8) C SI 99 B CU 89 X SI 99 1-1 F7			(1) 2-2 F7		(2) 4-1 28 BB 30 1B BB		(2) 4-2 13 G6-4-3 BB		2 1 0 0 2 0 0			
13 Manny Machado, R OBP: 0.311, SLG: 0.446	(1, 5) C FC 93 C SI 99 B CU 88 B FC 93 S SI 99 2-3 K			(2) 0-0 28 G4-3 2B		(2) 1-1 P3		(1) 0-2 G6-4-3		4 0 1 0 0 1 3			
28 Tommy Pham, R OBP: 0.342, SLG: 0.290	(1, 10)	(1) 1-0 30 G4-3 1B		(2) 3-0 G4-3		(2) 4-1 30 1B BB		(3) 0-3 K		3 0 1 0 1 1 2			
30 Eric Hosmer, L OBP: 0.400, SLG: 0.611	(1, 3)	(1) 0-2 G4-3		(3) 2-1 F7		(2) 0-2 1B		(1) 2-3 K		4 0 1 1 0 1 2			
4 Wil Myers, R OBP: 0.328, SLG: 0.621	(1, 9)	(3) 2-1 G6-3			(1) 2-1 L7	(3) 1-0 F8		(2) 2-0 G4-3		4 0 0 0 0 0 2			
9 Jake Cronenworth, L OBP: 0.364, SLG: 0.750	(1, 4)		(2) 0-2 10 G3 18 SH2-3 1B		(2) 1-1 L3		(1) 0-2 G4-3		(3) 0-1 G3	4 0 1 0 0 0 0			
18 Austin Hedges, R OBP: 0.125, SLG: 0.250	(1, 2)		(1) 0-0 SH2-3		(1) 1-1 HR		(2) 2-2 P3			2 1 1 1 0 0 0			
10 Jurickson Profar, S OBP: 0.286, SLG: 0.196	(1, 7)		(2) 0-0 G3		(3) 1-2 G5-3		(1) 4-1 23 CS BB			2 0 0 0 1 0 1			
Inning Stats	R: 0 E: 0 K: 1 S: 6 H: 0 LOB: 0 BB: 0 P: 10	R: 0 E: 0 K: 0 S: 6 H: 1 LOB: 0 BB: 0 P: 9	R: 0 E: 0 K: 1 S: 9 H: 1 LOB: 1 BB: 0 P: 12	R: 0 E: 0 K: 0 S: 7 H: 1 LOB: 1 BB: 0 P: 14	R: 1 E: 0 K: 0 S: 12 H: 1 LOB: 0 BB: 0 P: 17	R: 1 E: 0 K: 0 S: 11 H: 1 LOB: 2 BB: 2 P: 21	R: 0 E: 0 K: 0 S: 7 H: 0 LOB: 0 BB: 1 P: 14	R: 0 E: 0 K: 1 S: 11 H: 1 LOB: 1 BB: 1 P: 17	R: 0 E: 0 K: 1 S: 6 H: 0 LOB: 0 BB: 0 P: 10	1B: 4 2B: 1 3B: 0 HR: 1 SF: 0 SAC: 1 DP: 2 HBP: 0	WP: 0 PB: 0 SB: 0 CS: 1 PA: 35		
PITCHER	IP WLS BF H R ER SO BB IBB HBP BLK WP HR S P ERA WHIP											PITCHER	IP WLS BF H R ER SO BB IBB HBP BLK WP HR S P ERA WHIP
85 Dustin May, R ERA: 2.75	(1, 1) 6.0 L 24 5 2 2 2 2 2 0 0 0 0 0 1 51 83 3.00 1.167												
64 Caleb Ferguson, L ERA: 1.35	(7, 1) 0.2 3 0 0 0 0 1 0 0 0 0 0 7 13 0.00 1.500												
49 Blake Treinen, R ERA:	(7, 1) 1.1 4 1 0 0 1 1 0 0 0 0 11 18 0.00 1.500												
75 Scott Alexander, L ERA:	(9, 1) 1.0 3 0 0 0 1 0 0 0 0 0 6 10 0.00 0.000												

San Diego Padres @ Los Angeles Dodgers
Dodger Stadium, Los Angeles, CA
Mon Aug 10 2020, 6:41 PM - 9:37 PM PDT
Clear - 72 F

livebaseballscorecards.com

AB	29
R	2
H	6
RBI	2
BB	4
SO	4
LOB	11



Batter	1	2	3	4	5	6	7	8	9	AB	R	H	RBI	BB	SO	LOB
31 Joc Pederson, L (1, 7) OBP: 0.308, SLG: 0.386	4-1 50 1B 35 1B BB		1-1 F7		0-1 F8		1-2 FC6 1-2f			3	1	0	0	1	0	2
50 Mookie Betts, R (1, 9) OBP: 0.333, SLG: 0.574	1-2 10 L8 13 35 1B 1B		2-3 K		0-1 P3			0-2 P5		4	0	1	0	0	1	0
35 Cody Bellinger, L (1, 8) OBP: 0.233, SLG: 0.279	1-2 13 1B		2-2 L9			3-3 K		0-2 F9		4	0	1	1	0	1	0
10 Justin Turner, R (1, 5) OBP: 0.347, SLG: 0.406	1-2 L8		2-0 3 HBP 13 1B 1B		1-3 K		2-1 F8			4	0	1	0	0	1	2
13 Max Muncy, L (1, 4) OBP: 0.308, SLG: 0.394	1-0 FC3-2-5-3 1B		0-2 3 HBP 1B		3-2 F8			2-1 F8		4	0	1	0	0	0	2
3 Chris Taylor, R (1, 6) OBP: 0.373, SLG: 0.333	3-2 G4-3		3-2 43 L3 HBP		4-2 16 E 45 G5-3 BB			1-0 G4-3		2	0	0	0	1	0	2
45 Matt Beaty, L (1, 10) OBP: 0.200, SLG: 0.278	2-1 G4-3		0-3 K		2-1 G5-3			2-1 P3		3	0	0	0	0	1	4
11 AJ Pollock, R (9, PH) OBP: 0.347, SLG: 0.652			1-2 L3		1-3 K					1	0	0	0	0	0	0
43 Edwin Rios, L (1, 3) OBP: 0.250, SLG: 0.737	2-3 K		1-2 L3		4-2 31 FC6 BB					3	0	0	0	0	2	4
16 Will Smith, R (1, 2) OBP: 0.359, SLG: 0.433	0-0 L6		3-2 F8							2	0	0	0	1	0	0

Inning Stats	R: 1	H: 2	E: 0	LOB: 2	K: 0	BB: 1	S: 15	R: 0	H: 0	E: 0	LOB: 0	K: 1	BB: 0	S: 7	R: 0	H: 0	E: 0	LOB: 0	K: 1	BB: 0	S: 8	R: 0	H: 2	E: 0	LOB: 2	K: 1	BB: 0	S: 13	R: 0	H: 0	E: 0	LOB: 0	K: 0	BB: 0	S: 9	R: 0	H: 0	E: 1	LOB: 2	K: 1	BB: 2	S: 13	R: 0	H: 0	E: 0	LOB: 0	K: 0	BB: 0	S: 8	R: 0	H: 0	E: 0	LOB: 0	K: 0	BB: 0	S: 6	1B: 4	SF: 0	2B: 1	SAC: 0	3B: 0	DP: 1	HR: 0	HBP: 1	WP: 0	PA: 34
--------------	------	------	------	--------	------	-------	-------	------	------	------	--------	------	-------	------	------	------	------	--------	------	-------	------	------	------	------	--------	------	-------	-------	------	------	------	--------	------	-------	------	------	------	------	--------	------	-------	-------	------	------	------	--------	------	-------	------	------	------	------	--------	------	-------	------	-------	-------	-------	--------	-------	-------	-------	--------	-------	--------


PITCHER	IP	WLS	BF	H	R	ER	SO	BB	IBB	HBP	BLK	WP	HR	S	P	ERA	WHIP
61 Luis Perdomo, R (1, 1) ERA: 6.0	1.0		6	2	1	1	0	1	0	0	0	0	0	15	26	9.00	3.000
55 Matt Strahm, L (2, 1) ERA: 2.08	2.0		6	0	0	0	2	0	0	0	0	0	0	15	24	0.00	0.000
40 Cal Quantrill, R (4, 1) ERA: 3.12	3.0	W	11	2	0	0	3	0	0	1	0	0	0	32	48	0.00	0.667
34 Craig Stammen, R (7, 1) ERA: 3.86	1.0	H	5	0	0	0	1	2	0	0	0	0	0	13	25	0.00	2.000
14 Emilio Pagán, R (8, 1) ERA: 6.75	1.0	H	3	0	0	0	0	0	0	0	0	0	0	8	10	0.00	0.000

BOTTOM

San Diego Padres @ Los Angeles Dodgers
Dodger Stadium, Los Angeles, CA
 Mon Aug 10 2020, 6:41 PM - 9:37 PM PDT
 Clear - 72 F

livebaseballscorecards.com

AB 30
R 1
H 4
RBI 1
BB 3
SO 6
LOB 16



BOTTOM

San Diego Padres @ Los Angeles Dodgers
Dodger Stadium, Los Angeles, CA
Tue Aug 11 2020, 6:41 PM - 9:42 PM PDT
Clear - 75 F

livebaseballscorecards.com

AB 34
R 2
H 9
RBI 2
BB 2
SO 7
LOB 14



WP: 1 PA: 37
PB: 1
SB: 0
CS: 0

AB R H RBI BB SO LOB
2 0 1 0 1 0 0
1 0 0 0 0 1 0
1 0 0 0 0 0 2

3 0 1 0 1 0 2

4 0 0 0 0 0 4

4 1 1 0 0 0 1

4 0 0 0 0 1 1

4 1 1 0 0 2 1

4 0 2 1 0 1 1

3 0 1 0 0 1 1
0 0 0 0 0 0 0

4 0 2 1 0 1 1

1B: 6 SF: 0
2B: 3 SAC: 0
3B: 0 DP: 2
HR: 0 HBP: 1

Batter	1	2	3	4	5	6	7	8	9
31 Joc Pederson, L (1, 7) OBP: 0.327, SLG: 0.391 16 Will Smith, R (8, PH) OBP: 0.350, SLG: 0.419 45 Matt Beaty, L (9, 7) OBP: 0.190, SLG: 0.263	0-1 G3		0-0 50 BB 1B		4-1 BB			2-3 K	0-0 F7
50 Mookie Betts, R (1, 9) OBP: 0.343, SLG: 0.563	3-2 35 G3-6-3 1B		4-1 35 G4-6-3 BB		1-0 L8			1-1 E4 35 G3 35 PB	
35 Cody Bellinger, L (1, 3) OBP: 0.221, SLG: 0.264	0-1 G3-6-3 1-2f		0-2 G4-6-3 1-2f					2-2 G3	
10 Justin Turner, R (1, 5) OBP: 0.342, SLG: 0.412		1-1 3 1B 2B		0-2 F9				1-1 F7	
11 AJ Pollock, R (1, 8) OBP: 0.321, SLG: 0.600		2-0 G6-3		0-1 L9				1-2 G5-3	
13 Max Muncy, L (1, 10) OBP: 0.305, SLG: 0.386								0-0 G5-3	
3 Chris Taylor, R (1, 6) OBP: 0.381, SLG: 0.346		2-3 K		1-0 P4				3-3 K	
14 Enrique Hernández, R (1, 4) OBP: 0.291, SLG: 0.415 43 Edwin Ríos, L (9, PH) OBP: 0.286, SLG: 0.737		1-2 14 2B 2-H 1B		2-3 K				2-1 1B	
15 Austin Barnes, R (1, 2) OBP: 0.214, SLG: 0.192		1-2 2B		1-3 K				3-2 P6	
								1-0 2B	
								3-3 K	
								0-2 1B	
								1-3 1B	
								3-H 1B	

Inning Stats	R: 0	H: 1	E: 0	LOB: 0	K: 0	S: 8	P: 11	R: 1	H: 3	E: 0	LOB: 2	K: 1	S: 12	P: 19	R: 0	H: 1	E: 0	LOB: 1	K: 0	S: 12	P: 17	R: 0	H: 0	E: 0	LOB: 0	K: 0	S: 6	P: 7	R: 0	H: 1	E: 0	LOB: 2	K: 2	S: 15	P: 24	R: 0	H: 0	E: 0	LOB: 0	K: 0	S: 6	P: 8	R: 0	H: 1	E: 0	LOB: 1	K: 2	S: 11	P: 22	R: 0	H: 0	E: 1	LOB: 1	K: 1	S: 12	P: 17	R: 1	H: 2	E: 0	LOB: 2	K: 1	S: 14	P: 19	1B: 6	SF: 0	2B: 3	SAC: 0	3B: 0	DP: 2	HR: 0	HBP: 1	WP: 1	PA: 37
--------------	------	------	------	--------	------	------	-------	------	------	------	--------	------	-------	-------	------	------	------	--------	------	-------	-------	------	------	------	--------	------	------	------	------	------	------	--------	------	-------	-------	------	------	------	--------	------	------	------	------	------	------	--------	------	-------	-------	------	------	------	--------	------	-------	-------	------	------	------	--------	------	-------	-------	-------	-------	-------	--------	-------	-------	-------	--------	-------	--------

PITCHER	IP	WLS	BF	H	R	ER	SO	BB	IBB	HBP	BLK	WP	HR	S	P	ERA	WHIP
43 Garrett Richards, R (1, 1) ERA: 3.74	6.0	W	23	6	1	1	3	2	0	0	0	0	0	59	86	1.50	1.333
36 Pierce Johnson, R (7, 1) ERA: 1.5	1.0		4	1	0	0	2	0	0	0	0	0	0	11	22	0.00	1.000
25 Tim Hill, L (8, 1) ERA: 9.64	0.2		3	0	0	0	1	0	0	0	0	0	0	9	14	0.00	0.000
8 Javy Guerra, R (8, 1) ERA: 8.1	1.0		6	2	1	1	1	0	0	1	0	1	0	16	21	9.00	2.000
15 Drew Pomeranz, L (9, 1) ERA:	0.1	S	1	0	0	0	0	0	0	0	0	0	0	1	1	0.00	0.000

PITCHER	IP	WLS	BF	H	R	ER	SO	BB	IBB	HBP	BLK	WP	HR	S	P	ERA	WHIP
43 Garrett Richards, R (1, 1) ERA: 3.74	6.0	W	23	6	1	1	3	2	0	0	0	0	0	59	86	1.50	1.333
36 Pierce Johnson, R (7, 1) ERA: 1.5	1.0		4	1	0	0	2	0	0	0	0	0	0	11	22	0.00	1.000
25 Tim Hill, L (8, 1) ERA: 9.64	0.2		3	0	0	0	1	0	0	0	0	0	0	9	14	0.00	0.000
8 Javy Guerra, R (8, 1) ERA: 8.1	1.0		6	2	1	1	1	0	0	1	0	1	0	16	21	9.00	2.000
15 Drew Pomeranz, L (9, 1) ERA:	0.1	S	1	0	0	0	0	0	0	0	0	0	0	1	1	0.00	0.000

Batter	1	2	3	4	5	6	7	8	9	AB R H RBI BB SO LOB	TOP												
23 Fernando Tatis Jr., R OBP: 0.388, SLG: 0.711 (1, 6)	B FF 96 C FF 97 C FF 95 B FS 86 X FF 94 3-1 F8		C FF 95 B SL 89 B SL 88 F FS 86 X FS 87 2-2 G5-3		D SI 97 S SL 88 B SI 97 C SI 96 D SL 89 S SI 96 3-3 K			B SI 100 X SI 100 1-0 G1-4-3 1-2f		4 0 0 0 0 1 3													
2 Trent Grisham, L OBP: 0.378, SLG: 0.493 (1, 8)	B FF 95 X FF 94 1-0 13 1B		C CU 82 S FS 86 B FS 87 B FF 95 F FS 87 X FS 85 2-2 G2-3			C SI 96 B FF 92 F SI 96 B FF 97 S SL 88 2-3 K		B SI 101 X SI 100 1-0 2B		4 0 2 0 0 1 0													
13 Manny Machado, R OBP: 0.317, SLG: 0.479 (1, 5)	X FF 94 0-0 1-2 1B			F FF 94 F FF 94 F FS 85 B FS 85 S SL 89 1-3 K		B SI 97 X SI 97 1-0 G5-3		C SI 96 C SI 100 S SL 91 0-3 K		4 0 1 0 0 2 1													
28 Tommy Pham, R OBP: 0.333, SLG: 0.275 (1, 7)	B FF 93 B FS 85 B FF 95 C FF 95 S FS 87 S FS 86 3-3 K			C FS 86 C FF 95 S FS 86 0-3 K		C SI 97 B SI 97 F SI 97 F SL 90 S SL 89 1-3 K			C SI 93 B SI 94 B SL 90 X SI 94 2-1 4 1B 11 BB 1B	4 0 1 0 0 3 2													
9 Jake Cronenworth, L OBP: 0.350, SLG: 0.692 (1, 3)	C FS 86 C FF 95 X FS 86 0-2 F9			S CU 82 S FS 84 B FS 87 F FF 96 F FS 86 T SL 88 1-2 K			C CH 85 X FF 93 0-1 F8		D SI 94 C SI 94 B SI 94 B SI 93 4-1 4 1B BB	3 0 0 0 0 1 2 0 0 0 0 0 1 0 0													
11 Ty France, R OBP: 0.308, SLG: 0.417 (9, PH)																							
4 Wil Myers, R OBP: 0.347, SLG: 0.594 (1, 9)		B FF 95 S FS 85 S FS 86 S FS 86 1-3 K		L CU 80 B FS 84 B FS 95 B FS 85 F FF 94 B FS 85 4-2 10 1B BB			B SL 86 S FF 94 B SL 86 S CH 85 B CH 85 4-2 BB		B SI 94 B SI 94 C SI 94 X SI 93 2-1 1-2 2-3 1B	2 0 1 0 2 1 0													
5 Greg Garcia, L OBP: 0.321, SLG: 0.346 (1, 10)		B FF 95 F FS 87 C FF 95 FF 95 1-3 K		D FF 92 F FS 86 C FF 96 D FS 86 1 SAFE 1 SAFE S SL 88 2-3 K			F FF 94 F CH 86 X FF 93 0-2 F8		B FC 89 B FC 91 C SI 91 F FC 91 S SL 82 1-3 K	3 0 0 0 0 2 2 1 0 0 0 0 1 3													
24 Edward Olivares, R (9, PH)																							
27 Francisco Mejía, S OBP: 0.176, SLG: 0.226 (1, 2)		B FS 86 B FS 84 B FF 94 C FS 86 C FS 86 C FF 96 3-3 K		F FS 86 1 SAFE B FF 93 D FS 86 X FS 96 2-1 P5			C CH 86 F FF 94 B CH 86 X CH 86 1-2 G4-3		B FC 90 S SI 92 S FC 93 S FC 94 1-3 K	2 0 0 0 0 1 1 1 0 0 0 0 0 1 1 0 0 0 0 1 3													
30 Eric Hosmer, L OBP: 0.320, SLG: 0.478 (7, PH)																							
18 Austin Hedges, R OBP: 0.143, SLG: 0.250 (7, 2)																							
10 Jurickson Profar, S OBP: 0.317, SLG: 0.288 (1, 4)			B FF 93 F FF 94 C FS 84 B SL 88 B FF 95 F FS 86 F FS 86 X FF 94 3-2 L7		D CU 82 1 SAFE X FS 84 1-0 1-2 1B			B CH 87 B CH 85 B FF 95 B FF 94 4-0 23 G1-4-3 BB	B FC 92 F FC 91 S FC 91 S FC 92 B SI 93 F FC 92 X FC 91 2-2 G4-3	3 0 1 0 1 0 3													
Inning Stats	R: 0 E: 0 K: 1 S: 10	H: 2 LOB: 2 BB: 0 P: 17	R: 0 E: 0 K: 3 S: 10	H: 0 LOB: 0 BB: 0 P: 15	R: 0 E: 0 K: 0 S: 12	H: 0 LOB: 0 BB: 0 P: 19	R: 0 E: 0 K: 3 S: 12	H: 0 LOB: 0 BB: 0 P: 14	R: 0 E: 0 K: 2 S: 11	H: 1 LOB: 2 BB: 1 P: 23	R: 0 E: 0 K: 2 S: 9	H: 0 LOB: 0 BB: 0 P: 13	R: 0 E: 0 K: 0 S: 10	H: 0 LOB: 1 BB: 1 P: 15	R: 0 E: 0 K: 1 S: 5	H: 1 LOB: 1 BB: 1 P: 11	R: 0 E: 0 K: 2 S: 17	H: 2 LOB: 3 BB: 1 P: 29	1B: 5 2B: 1 3B: 0 HR: 0	SF: 0 SAC: 0 DP: 1 HBP: 0	WP: 0 PB: 0 SB: 0 CS: 0	PA: 36	
PITCHER	IP WLS BF H R ER SO BB IBB HBP BLK WP HR S P ERA WHIP	IP WLS BF H R ER SO BB IBB HBP BLK WP HR S P ERA WHIP											IP WLS BF H R ER SO BB IBB HBP BLK WP HR S P ERA WHIP										
46 Tony Gonsolin, R ERA: (1, 1)	4.2 WLS 18 3 0 0 8 1 0 0 0 0 0 52 82 0.00 0.857	1.1 WLS 4 0 0 0 3 0 0 0 0 0 0 12 19 0.00 0.000	1.0 HLS 5 0 0 0 0 2 0 0 0 0 0 10 19 0.00 2.000	1.0 HLS 3 1 0 0 1 0 0 0 0 0 0 5 7 0.00 1.000	0.0 WLS 3 2 0 0 0 1 0 0 0 0 0 5 13 ∞ ∞	1.0 WLS 3 0 0 0 2 0 0 0 0 0 0 0 0 0.00 0.000																	
49 Blake Treinen, R ERA: (5, 1)											74 Kenley Jansen, R ERA: 1.13 (9, 1)												
52 Pedro Báez, R ERA: 1.04 (7, 1)																							
48 Brusdar Graterol, R ERA: 4.7 (8, 1)																							
75 Scott Alexander, L ERA: (9, 1)																							

San Diego Padres @ Los Angeles Dodgers
 Dodger Stadium, Los Angeles, CA
 Wed Aug 12 2020, 6:42 PM - 9:33 PM PDT
 Clear - 79 F

AB	32
R	0
H	6
RBI	0
BB	4
SO	14
LOB	21



Batter	1	2	3	4	5	6	7	8	9
31 Joc Pederson, L OBP: 0.305, SLG: 0.360 (1, 7)	C SI 87 B CH 79 X SI 88 1-1 L7		C CH 80 B CH 80 C SI 89 B SI 89 X SI 88 3-2 P6		F CH 79 X SI 89 0-1 F9			S FC 89 X FC 89 0-1 F9	
50 Mookie Betts, R OBP: 0.338, SLG: 0.544 (1, 9)	C SI 87 X FC 87 0-1 E4 35 G5-6-3			C CH 79 C SI 89 B FC 86 F SI 89 B CH 79 S CH 79 2-3 K	X CH 80 0-0 L7			C SI 92 D FC 86 B SI 91 F KC 79 B SI 92 X SI 92 3-2 35 2B 10 HR 1B	
35 Cody Bellinger, L OBP: 0.222, SLG: 0.276 (1, 10)	D CH 80 X CH 81 1-0 G5-6-3 1-2f			C SI 90 C SI 89 B SI 90 F CH 80 F SI 88 X FC 89 2-2 G5-3		B FC 87 C FC 87 B CH 79 F CH 79 X FC 87 2-2 P6		X SI 92 0-0 10 HR 2B	
10 Justin Turner, R OBP: 0.349, SLG: 0.458 (1, 5)		B SI 88 C CH 80 C SI 88 B SI 89 S CH 80 2-3 K		C SI 90 X SI 89 0-1 1B		X SI 89 0-0 G6-3		B SI 92 X SI 91 1-0 HR	
13 Max Muncy, L OBP: 0.291, SLG: 0.365 (8, 3)		B FC 87 S CH 79 B CH 79 X CH 80 2-1 G3		D CH 80 C CH 80 F SI 89 S CH 80 1-3 K		X FC 86 0-0 F8		F KC 79 B FC 90 C SI 92 C SI 92 1-3 K	
11 AJ Pollock, R OBP: 0.333, SLG: 0.577 (1, 8)		B SI 90 B SI 89 C CH 80 S CH 80 B CH 80 F CH 80 D CH 79 4-2 BB			B CU 74 B CH 79 B CH 78 C SI 88 D CH 78 4-1 3 1B BB		C SI 89 B SI 89 S CH 79 S CH 78 1-3 K	X SI 93 0-0 G5-3	
3 Chris Taylor, R OBP: 0.379, SLG: 0.345 (1, 6)		F CH 81 B SI 89 1 SAFE S SI 89 B CH 80 1 SAFE C CH 80 2-3 K			1 SAFE X CH 79 0-0 43 1B 15 FC 1B		F FC 87 X SI 90 0-1 F8		
43 Edwin Rios, L OBP: 0.333, SLG: 0.727 14 Enrique Hernández, R OBP: 0.291, SLG: 0.415 (8, 4)			C CH 79 B CH 78 C SI 88 X CH 78 1-2 16 G5-4-3 1B		X SI 89 0-0 15 FC 1B		C SI 89 X FC 88 0-1 G5-3		
16 Will Smith, R OBP: 0.341, SLG: 0.406 15 Austin Barnes, R OBP: 0.241, SLG: 0.222 (5, 2)			C SI 88 B CH 80 X CH 80 1-1 G5-4-3 1-2f		X CH 79 0-0 FC 1-2 3-H		X SI 92 0-0 50 1B 35 2B 1B		

Inning Stats	R: 0	H: 0	E: 1	LOB: 0	K: 0	S: 5	P: 7	R: 0	H: 0	E: 0	LOB: 1	K: 2	BB: 1	S: 11	R: 0	H: 1	E: 0	LOB: 0	K: 0	BB: 0	S: 8	R: 0	H: 1	E: 0	LOB: 1	K: 2	BB: 0	S: 15	R: 2	H: 2	E: 0	LOB: 1	K: 0	BB: 1	S: 7	R: 0	H: 0	E: 0	LOB: 0	K: 0	BB: 0	S: 5	R: 0	H: 0	E: 0	LOB: 0	K: 1	BB: 0	S: 7	R: 4	H: 4	E: 0	LOB: 0	K: 1	BB: 0	S: 13	P: 18
--------------	------	------	------	--------	------	------	------	------	------	------	--------	------	-------	-------	------	------	------	--------	------	-------	------	------	------	------	--------	------	-------	-------	------	------	------	--------	------	-------	------	------	------	------	--------	------	-------	------	------	------	------	--------	------	-------	------	------	------	------	--------	------	-------	-------	-------

PITCHER	IP	WLS	BF	H	R	ER	SO	BB	IBB	HBP	BLK	WP	HR	S	P	ERA	WHIP
17 Zach Davies, R ERA: 2.78 (1, 1)	7.0	L	26	4	2	2	5	2	0	0	0	0	0	58	87	2.57	0.857
34 Craig Stammen, R ERA: 7.88 (8, 1)	1.0		7	4	4	4	1	0	0	0	0	0	1	13	18	36.00	4.000

BOTTOM

San Diego Padres @ Los Angeles Dodgers
Dodger Stadium, Los Angeles, CA
 Wed Aug 12 2020, 6:42 PM - 9:33 PM PDT
 Clear - 79 F

AB	31
R	6
H	8
RBI	6
BB	2
SO	6
LOB	8

livebaseballscores.com



1B: 6	SF: 0	WP: 0	PA: 33
2B: 1	SAC: 1	PB: 0	
3B: 0	DP: 2	SB: 0	
HR: 1	HBP: 0	CS: 0	

Batter	1	2	3	4	5	6	7	8	9	AB R H RBI BB SO LOB	TOP			
23 Fernando Tatis Jr., R OBP: 0.375, SLG: 0.684 5 Greg Garcia, L OBP: 0.345, SLG: 0.407	(1, 6) S FF 93 B CH 94 S FF 93 S FF 94		(1) C CU 76 S CH 83 X FF 92		(3) B CU 78 X FF 95			(1-2) C SI 95 F SL 83 B CH 89 X CH 86		3 0 0 0 0 1 0 1 0 1 0 0 0 0				
13 Manny Machado, R OBP: 0.306, SLG: 0.461 9 Jake Cronenworth, L OBP: 0.341, SLG: 0.675	(1, 5) B FF 92 C CH 94 S FF 94 S FF 94		(2) B CH 84 C FF 95 S CH 85 B FF 96 B CH 85 X CH 85			(1) C CU 75 B FF 92 B CH 84 B FF 94 X FF 95		(2) F SI 94 C SI 94 D CH 87 F SI 96 X SL 85		3 0 0 0 0 0 0 1 0 0 0 0 0 1				
28 Tommy Pham, R OBP: 0.329, SLG: 0.315	(1, 10) F T SL 94 T SL 87 X SL 86		(3) C FF 95 B FF 95 B FF 96 S FF 95 T FF 95			(2) B FF 94 C FF 94 S FF 94 F FF 94 F SL 88 B FF 94 X FF 95		(3) C SI 95 D SI 94 D SL 87 D SL 86 C SI 96		4 1 1 1 0 2 1				
30 Eric Hosmer, L OBP: 0.321, SLG: 0.577 2 Trent Grisham, L OBP: 0.373, SLG: 0.485	(1, 3) X FF 94			(1-1) C CU 75 B SL 85 X FF 93		(3) F SL 83 B FF 95 X CU 76			(1-3) B FF 94 F FF 96 F FF 96 F FF 96 F SL 82 F FF 95 F SL 83 S FF 96	3 1 1 1 0 0 0 1 0 0 0 0 1 0				
4 Wil Myers, R OBP: 0.368, SLG: 0.597	(1, 9) C FF 94 F CH 85 B FF 94 X CH 85			(2) F FF 95 B CH 86 F FF 95 X FF 94			(1-0) B CU 76 X FF 94		(4-2) B FF 96 C FF 95 B FF 96 S FF 95 F FF 96 B FF 96 F FF 96 F FF 97 B FF 95	3 0 2 0 1 0 0				
10 Jurickson Profar, S OBP: 0.313, SLG: 0.286	(1, 4) X FF 93			(2-0) B FF 96 B CH 86 X FF 96			(1-2) D CH 83 F FF 94 F FF 94 X CH 84		(1-2) B FF 95 C FF 94 C FF 95 F FF 97 F FF 95 X FF 96	4 0 1 0 0 0 3				
24 Edward Olivares, R OBP: 0.233, SLG: 0.321	(1, 8) (7, 9)	(0-0) X FF 92		(3) S CH 85 X FF 95			(2) C SL 84 S SL 85 F SL 84 X SL 85		(2-3) B SL 86 C SI 92 F SL 86 B SL 87 S SI 93	4 0 0 0 0 1 3				
18 Austin Hedges, R OBP: 0.129, SLG: 0.226	(1, 2)	(1-1) C FF 94 B CH 84 X FF 94			(0-0) X FF 93			(1-0) B SI 94 X SL 86		3 0 0 0 0 0 1				
3 Jorge Mateo, R (1, 7)		(2-3) C FF 94 S CH 85 B FF 94 B CH 85 S FF 96			(1-2) C FF 94 B CH 84 F FF 94 X CH 84			(0-1) C SL 84 X SL 84		3 0 0 0 0 1 0				
Inning Stats	R: 2 H: 3 E: 0 LOB: 1 K: 1 BB: 0 S: 16 P: 21	R: 0 H: 0 E: 0 LOB: 0 K: 1 BB: 0 S: 6 P: 9	R: 0 H: 0 E: 0 LOB: 0 K: 1 BB: 0 S: 9 P: 14	R: 0 H: 1 E: 0 LOB: 1 K: 0 BB: 0 S: 8 P: 13	R: 0 H: 0 E: 0 LOB: 0 K: 0 BB: 0 S: 5 P: 7	R: 0 H: 0 E: 0 LOB: 0 K: 0 BB: 0 S: 9 P: 16	R: 0 H: 1 E: 0 LOB: 1 K: 0 BB: 0 S: 9 P: 12	R: 0 H: 1 E: 0 LOB: 1 K: 1 BB: 0 S: 12 P: 16	R: 0 H: 0 E: 0 LOB: 1 K: 2 BB: 1 S: 21 P: 29	1B: 3 SF: 0 2B: 1 SAC: 0 3B: 0 DP: 0 HR: 2 HBP: 0	WP: 0 PA: 34 PB: 0 SB: 0 CS: 0			
PITCHER	IP WLS BF H R ER SO BB IBB HBP BLK WP HR S P ERA WHIP												PITCHER	IP WLS BF H R ER SO BB IBB HBP BLK WP HR S P ERA WHIP
7 Julio Urias, L ERA: 2.53	(1, 1) 6.1 W 24 5 2 2 3 0 0 0 0 0 0 2 57 86 2.84 0.789													
77 Dennis Santana, R ERA: 2.89	(7, 1) 1.2 6 1 0 0 1 0 0 0 0 0 0 0 17 22 0.00 0.600													
41 Jake McGee, L ERA:	(9, 1) 0.2 3 0 0 0 1 1 0 0 0 0 0 0 18 24 0.00 1.500													
51 Dylan Floro, R ERA:	(9, 1) 0.1 1 0 0 0 1 0 0 0 0 0 0 0 3 5 0.00 0.000													

San Diego Padres @ Los Angeles Dodgers
 Dodger Stadium, Los Angeles, CA
 Thu Aug 13 2020, 6:40 PM - 9:23 PM PDT
 Clear - 84 F

AB	33
R	2
H	6
RBI	2
BB	1
SO	6
LOB	9



Batter	1	2	3	4	5	6	7	8	9	AB R H RBI BB SO LOB
50 Mookie Betts, R OBP: 0.380, SLG: 0.694 (1, 9)	C FF 93 H FF 94 1-1 5 HR HBP	X FF 94 0-0 2-H HR		C SL 87 C SL 87 X SI 95 0-2 HR	B SI 93 B SL 86 B SI 95 C SI 93 X FS 90 3-1 2-H HR		X FF 98 0-0 1-2 1B			4 4 4 5 0 0 0
5 Corey Seager, L OBP: 0.390, SLG: 0.630 (1, 10)	C FF 94 1 SAFE F FF 91 X FF 96 0-2 1-H HR	X FF 93 0-0 F9		F SI 96 B SL 88 B FS 90 S SL 87 B SI 91 4-2 35 BB BB	S SL 88 B SI 95 B SI 97 B SI 94 B SI 95 X FS 90 3-2 F8		C FF 98 B CH 91 X FF 98 1-1 F7			4 1 1 2 1 0 2
10 Justin Turner, R OBP: 0.349, SLG: 0.453 43 Edwin Rios, L OBP: 0.308, SLG: 0.667 (1, 5) (6, 5)	F FF 94 B FC 82 S CH 85 B FF 96 F FF 96 F CH 85 X CH 85 3-2 G5-3		C FF 92 B FF 94 S FF 93 X CU 77 1-2 E8 11 2B 1B	C SI 94 F SI 86 F SI 94 S SL 88 0-3 K		F FF 98 B CH 88 F FF 97 F CH 88 X FF 98 1-2 F9		S CU 84 C CU 86 B CU 86 B CU 86 X FF 98 2-2 P6		3 1 1 0 0 1 1 2 0 0 0 0 0 0
35 Cody Bellinger, L OBP: 0.224, SLG: 0.266 45 Matt Beaty, L OBP: 0.182, SLG: 0.250 (1, 3) (7, 3)	X FF 95 0-0 L8		X CH 84 0-0 L3	B FS 90 B SI 86 B SI 94 C SI 94 B SI 94 4-2 BB		C CH 89 B FF 98 F CH 88 S FF 99 1-3 K		F FF 97 B CU 86 S SL 86 B CU 84 S CU 85 2-3 K		3 0 0 0 1 1 1 1 0 0 0 0 1 0
11 AJ Pollock, R OBP: 0.355, SLG: 0.643 (1, 8)	B FF 94 C FF 95 B CU 78 X FF 94 2-1 HR		S CH 84 X FF 94 0-1 13 CS 2B	X SI 94 0-0 F7		C FF 98 B SL 86 B FF 97 B SL 88 B FF 97 4-1 BB		B FF 95 X CU 86 1-0 G4-3		4 1 2 2 1 0 2
13 Max Muncy, L OBP: 0.289, SLG: 0.351 (1, 4)	C FF 94 F CH 83 B CU 77 C CH 84 T CH 85 2-2 K		C FF 94 F CH 83 B CU 78 B CU 78 F FF 94 F CH 84 B CH 84 2-3 BB	B FS 89 C SI 95 C SI 93 1-3 K		C FF 96 F FF 99 F CH 88 D CH 91 X FF 98 1-2 G5-3				3 0 0 0 1 2 3
31 Joc Pederson, L OBP: 0.286, SLG: 0.333 (1, 7)		B FF 94 X CH 84 1-0 P5	X CU 77 0-0 G5-3		B SI 95 F SL 88 S SL 86 X SL 86 1-2 G5-3		F FF 96 C CH 99 S SL 85 0-3 K			4 0 0 0 0 1 1
3 Chris Taylor, R OBP: 0.400, SLG: 0.407 (1, 6)		B FF 94 C FF 94 S CH 84 B CH 84 X FF 95 2-2 50 HR 2B		F SL 85 B SI 94 S FS 88 X FS 88 1-2 15 HR 2B	F SI 95 F SI 94 B SL 88 1-2 50 HR 1B		C FF 96 B FF 97 S FS 97 B SL 86 B FF 98 F FF 97 X FF 96 3-2 F9			4 3 3 0 0 0 0
15 Austin Barnes, R OBP: 0.273, SLG: 0.355 (1, 2)		F CH 84 F FF 94 B FF 95 X CH 85 1-2 F7		C SI 94 B SI 94 X FS 88 1-1 HR	X SI 95 0-0 G5-4-3		X FF 98 0-0 50 1B 1B			4 1 2 2 0 0 2

Inning Stats	R: 3 E: 0 K: 1 S: 15	H: 2 LOB: 0 BB: 0 P: 23	R: 2 E: 0 K: 0 S: 9	H: 2 LOB: 0 BB: 0 P: 13	R: 1 E: 1 K: 0 S: 11	H: 2 LOB: 1 BB: 1 P: 16	R: 3 E: 0 K: 2 S: 21	H: 3 LOB: 2 BB: 2 P: 32	R: 2 E: 0 K: 0 S: 13	H: 2 LOB: 0 BB: 0 P: 21	R: 0 E: 0 K: 1 S: 12	H: 0 LOB: 1 BB: 1 P: 19	R: 0 E: 0 K: 1 S: 11	H: 2 LOB: 2 BB: 0 P: 15	R: 0 E: 0 K: 1 S: 7	H: 0 LOB: 0 BB: 0 P: 12
--------------	-------------------------------	----------------------------------	------------------------------	----------------------------------	-------------------------------	----------------------------------	-------------------------------	----------------------------------	-------------------------------	----------------------------------	-------------------------------	----------------------------------	-------------------------------	----------------------------------	------------------------------	----------------------------------


PITCHER	IP	WLS	BF	H	R	ER	SO	BB	IBB	HBP	BLK	WP	HR	S	P	ERA	WHIP
59 Chris Paddack, R ERA: 4.91 (1, 1)	3.0	L	16	6	6	6	1	1	0	1	0	0	3	35	52	18.00	2.333
61 Luis Perdomo, R ERA: 10.13 (4, 1)	2.0		13	5	5	5	2	2	0	0	0	0	3	34	53	22.50	3.500
62 Luis Patiño, R ERA: 7.94 (6, 1)	2.0		9	2	0	0	2	1	0	0	0	0	0	23	34	0.00	1.500
36 Pierce Johnson, R ERA: 1.29 (8, 1)	1.0		3	0	0	0	1	0	0	0	0	0	0	7	12	0.00	0.000

BOTTOM

San Diego Padres @ Los Angeles Dodgers
Dodger Stadium, Los Angeles, CA
 Thu Aug 13 2020, 6:40 PM - 9:23 PM PDT
 Clear - 84 F

AB	36
R	11
H	13
RBI	11
BB	4
SO	6
LOB	12

livebaseballscorecards.com



WP	HR	S	P	ERA	WHIP
0	0	0	41	0	0

Batter	1	2	3	4	5	6	7	8	9	AB R H RBI BB SO LOB	TOP											
23 Fernando Tatis Jr., R OBP: 0.370, SLG: 0.663 (1, 6)	 B FF 93 B CU 82 C FF 93 C FF 94 S FF 94		 F FF 92 B CU 81 X CH 88		 B CH 86 S CU 81 B CH 87 B CU 82 C SI 92 F FF 93 X SI 93			 B SL 84 B SL 84 B SL 85 C FF 95 C FF 96 X FF 97		4 0 1 0 0 1 0												
2 Trent Grisham, L OBP: 0.379, SLG: 0.500 (1, 8)	 C FF 93 B CU 82 S CH 89		 F CU 80 F FC 90 F FF 93 X CH 86		 X CH 87			 C FF 86 B FF 95 C SL 83 X SL 84		4 0 2 0 0 1 0												
13 Manny Machado, R OBP: 0.303, SLG: 0.443 (1, 5)	 C FF 93 B FF 92 X SI 93		 D FC 91 B SI 90			 F CU 79 B SI 90 B FC 91 X SI 91		 B FF 95 C SI 95 S SL 84		3 0 0 0 1 1 1												
28 Tommy Pham, R OBP: 0.315, SLG: 0.299 (1, 10)	 S SI 92 B SI 91 S CU 82 B FC 92 C SI 92		 F SI 92 F SI 93 S SI 92			 C SI 91 F SI 92 B SI 90 S CU 82		 B SI 94 F SI 94 X SI 95		4 0 0 0 0 3 5												
30 Eric Hosmer, L OBP: 0.313, SLG: 0.533 (1, 3)		 F FF 92 C CU 80 B CH 88 F CH 86 F SI 93 X CU 82	 C FC 92 X CH 88			 B CH 86 B CU 81 T CH 86 C FC 91 X CU 82			 C FF 92 B SI 92 X SI 92	4 0 1 0 0 0 3												
4 Wil Myers, R OBP: 0.363, SLG: 0.592 (1, 9)		 B SI 92 B FF 93 C FC 92 S CU 82		 B CU 80 X FC 89			 C CH 89 C FC 90 F SI 90 S CU 81		 C SI 91 B SI 94 C SI 94 B SI 94 S SI 94	4 1 1 0 0 2 1												
9 Jake Cronenworth, L OBP: 0.356, SLG: 0.651 (1, 4)		 1 SAFE B FF 93 C SI 93 B FF 93 X FC 91		 C CU 80 X FC 90		 B SI 91 C FC 90 B FF 92 B CH 87 B CU 82		 C SI 93 B SI 93 D SL 86 X SI 93	3 0 1 1 1 0 1													
27 Francisco Mejía, S OBP: 0.162, SLG: 0.206 (1, 2)			 F FC 91 X CH 87		 B CU 80 S CH 87 X CH 86		 B FC 90 1 SAFE 1 SAFE X FC 89		 C SI 93 F FF 92 F SI 93 F SL 83 S SL 84	3 0 0 0 0 0 2 1 0 0 0 0 1 1												
3 Jorge Mateo, R (9, PH)																						
10 Jurickson Profar, S OBP: 0.296, SLG: 0.267 (1, 7)			 B FF 90 X FC 89		 B FC 88 B FF 90 C FC 90 X FC 90		 1 SAFE B SI 95 C SI 95 1 SAFE B SI 95 X SI 95		 F FF 92 B FF 93 B FF 94 X FF 93	4 0 0 0 0 0 2												
Inning Stats	R: 0 E: 1 K: 3 S: 11	H: 0 LOB: 1 BB: 0 P: 18	R: 0 E: 0 K: 1 S: 12	H: 1 LOB: 1 BB: 0 P: 17	R: 0 E: 1 K: 1 S: 12	H: 2 LOB: 3 BB: 1 P: 16	R: 0 E: 0 K: 0 S: 5	H: 0 LOB: 0 BB: 0 P: 7	R: 0 E: 0 K: 1 S: 7	H: 0 LOB: 0 BB: 0 P: 12	R: 0 E: 0 K: 1 S: 8	H: 0 LOB: 0 BB: 0 P: 14	R: 0 E: 0 K: 1 S: 8	H: 0 LOB: 1 BB: 1 P: 17	R: 0 E: 0 K: 1 S: 11	H: 1 LOB: 1 BB: 0 P: 17	R: 1 E: 0 K: 1 S: 15	H: 2 LOB: 1 BB: 0 P: 21	1B: 4 2B: 2 3B: 0 HR: 0	SF: 0 SAC: 0 DP: 0 HBP: 0	WP: 0 PB: 0 SB: 2 CS: 0	PA: 36
PITCHER	IP WLS BF H R ER SO BB IBB HBP BLK WP HR S P ERA WHIP																					
29 Merrill Kelly, R ERA: 1.71 (1, 1)	6.2 W 26 3 0 0 7 1 1 0 0 0 0 61 96 0.00 0.600																					
41 Junior Guerra, R ERA: (7, 1)	0.1 H 1 0 0 0 0 0 0 0 0 0 0 2 5 0.00 0.000																					
28 Héctor Rondón, R ERA: 10.8 (8, 1)	1.0 H 4 1 0 0 1 0 0 0 0 0 0 0 11 17 0.00 1.000																					
47 Andrew Chafin, L ERA: 8.53 (9, 1)	1.0 5 2 1 1 1 0 0 0 0 0 0 0 15 21 9.00 2.000																					

San Diego Padres @ Arizona Diamondbacks
Chase Field, Phoenix, AZ
Fri Aug 14 2020, 6:42 PM - 9:43 PM MST
Clear - 113 F

AB	34
R	1
H	6
RBI	1
BB	2
SO	9
LOB	16



BOTTOM

San Diego Padres @ Arizona Diamondbacks
Chase Field, Phoenix, AZ
Fri Aug 14 2020, 6:42 PM - 9:43 PM MST
Clear - 113 F

livebaseballscores.com

AB 32
R 5
H 8
RBI 5
BB 2
SO 11
LOB 9



WP: 2 PA: 35
PB: 0
SB: 0
CS: 0

AB R H RBI BB SO LOB

4 2 2 2 0 0 1

3 0 0 1 0 2 0

4 1 1 1 0 1 0

4 0 2 1 0 0 0

4 0 0 0 0 2 2

4 0 1 0 0 1 0

1 0 0 0 1 1 0

1 0 0 0 1 0 0

4 1 1 0 0 2 4

3 1 1 0 0 2 2

1B: 6 SF: 1
2B: 1 SAC: 0
3B: 0 DP: 0
HR: 1 HBP: 0

Batter	1	2	3	4	5	6	7	8	9																		
56 Kole Calhoun, L OBP: 0.351, SLG: 0.537 (1, 9)	L9 0-0 ①		P2 0-1 ③ C SL 85 1 SAFE 1 SAFE X SL 85			HR 0-1 ① S SL 85 X SL 85		2B 1-2 ① S SL 88 D CH 92 C SI 99 X SL 87																			
4 Ketel Marte, S OBP: 0.349, SLG: 0.438 (1, 4)	K 3-3 ② C FF 96 B FF 97 S SL 86 B SL 88 B FF 97 C FF 98			K 3-3 ① B SL 85 F FF 95 F FF 97 C SL 88		G3 1-1 ① F FF 97 B SL 87 X SL 85		SF8 0-1 ① T SI 99 X SI 100																			
2 Starling Marte, R OBP: 0.436, SLG: 0.536 (1, 8)	F8 0-0 ③ X SL 86			G6-3 0-0 ② X SI 98		K 3-3 ② T SL 86 B SL 86 B SL 86 F SL 85 B SL 88 F FF 98 S SL 87		2B 1-0 ① B CH 92 X SI 100																			
6 David Peralta, L OBP: 0.385, SLG: 0.435 (1, 10)		L7 3-1 ① B SL 85 B FF 96 F FF 96 B FF 97 X FF 96		1B 1-2 ③ C SL 83 B FF 98 C SL 87 X SL 86		L8 0-2 ③ S SL 84 S SL 83 X FF 99		1B 0-1 ① F SI 99 X SI 99																			
53 Christian Walker, R OBP: 0.342, SLG: 0.465 (1, 3)		G6-3 3-2 ② S FF 98 B SL 88 B SL 86 F FF 97 B FF 99 X FF 97		K 0-3 ③ C SL 86 F FF 97 S SL 88			P6 2-1 ① B FF 94 F FF 95 B FC 95 X FF 95	K 1-3 ② D SL 87 S SI 99 S SL 87																			
21 Stephen Vogt, L OBP: 0.250, SLG: 0.406 (1, 2)		K 1-3 ③ C FF 98 B FF 97 F FF 98 F SL 88 C SL 88			F7 0-1 ① C SL 82 X SL 82		G5-3 0-0 ② X FF 95	5 IBB 1-3 ① X SI 87																			
14 Andrew Young, R OBP: 0.444, SLG: 0.571 (1, 5)			BB 4-0 ② B FF 95 B SL 84 B FF 96 B FF 95		K 2-3 ② B FF 96 B SL 84 S SL 85 S FF 97 S FF 98		G5-3 3-2 ③ C FC 86 S FC 84 B FF 94 B FC 86 B FC 86 X FF 95	IBB 2-0 ① B FF 90 B SI 88																			
5 Eduardo Escobar, S OBP: 0.234, SLG: 0.239 (7, 5)																											
12 Daulton Varsho, L OBP: 0.214, SLG: 0.231 (1, 7)			P6 1-2 ① C SL 87 F FF 97 D SL 87 X FF 96		1B 0-0 ② X FF 97			K 1-3 ③ B SL 87 F FF 97 X SI 99																			
13 Nick Ahmed, R OBP: 0.301, SLG: 0.333 (1, 6)			K 1-3 ② D SL 87 F FF 97 1 SAFE C SL 86 C SL 86		K 2-3 ③ F SL 86 1 SAFE B FF 97 C SL 86 B FF 97 S SL 85			SF8 1-0 ① B SL 87 X SI 99																			
Inning Stats	R: 0 E: 0 K: 1 S: 5	H: 0 LOB: 0 BB: 0 P: 8	R: 0 E: 0 K: 1 S: 10	H: 0 LOB: 1 BB: 1 P: 17	R: 0 E: 0 K: 1 S: 8	H: 1 LOB: 1 BB: 0 P: 14	R: 0 E: 0 K: 2 S: 9	H: 1 LOB: 1 BB: 0 P: 13	R: 1 E: 0 K: 1 S: 11	H: 1 LOB: 0 BB: 0 P: 15	R: 0 E: 0 K: 0 S: 7	H: 0 LOB: 0 BB: 0 P: 12	R: 4 E: 0 K: 3 S: 19	H: 5 LOB: 3 BB: 1 P: 30	1B: 6 2B: 1 3B: 0 HR: 1	SF: 1 SAC: 0 DP: 0 HBP: 0	WP: 2 PB: 0 SB: 0 CS: 0	PA: 35									
PITCHER	IP	WLS	BF	H	R	ER	SO	BB	IBB	HBP	BLK	WP	HR	S	P	ERA	WHIP										
29 Dinelson Lamet, R ERA: 1.59 (1, 1)	6.0	L	22	3	1	1	8	1	0	0	0	0	0	53	81	1.50	0.667										
14 Emilio Pagán, R ERA: 5.87 (7, 1)	1.0		3	0	0	0	0	0	0	0	0	0	0	7	12	0.00	0.000										
39 Kirby Yates, R ERA: 12.46 (8, 1)	0.0		1	0	1	1	1	0	0	0	0	1	0	3	6	∞	∞										
8 Javy Guerra, R ERA: 11.05 (8, 1)	0.2		6	4	3	3	1	0	0	0	0	1	0	12	16	40.50	6.000										
25 Tim Hill, L ERA: 9.0 (8, 1)	0.1		3	1	0	0	1	0	1	0	0	0	0	4	8	0.00	3.000										

Batter	1	2	3	4	5	6	7	8	9	AB R H RBI BB SO LOB	TOP																		
28 Tommy Pham, R OBP: 0.311, SLG: 0.295 24 Edward Olivares, R OBP: 0.235, SLG: 0.313 (5, 9)										1 0 0 0 0 1 0 4 1 1 0 0 1 1																			
13 Manny Machado, R OBP: 0.309, SLG: 0.446 (1, 5)										4 1 1 0 1 1 0																			
23 Fernando Tatis Jr., R OBP: 0.381, SLG: 0.701 (1, 10)										4 3 2 3 1 1 1																			
30 Eric Hosmer, L OBP: 0.324, SLG: 0.600 (1, 3)										5 1 2 2 0 1 1																			
4 Wil Myers, R OBP: 0.366, SLG: 0.603 5 Greg Garcia, L OBP: 0.375, SLG: 0.414 3 Jorge Mateo, R (9, PR)										2 0 1 0 0 1 1 2 0 1 1 1 0 0 0 0 0 0 0 0 0																			
10 Jurickson Profar, S OBP: 0.303, SLG: 0.277 (1, 4) (5, 7)										5 0 2 0 0 2 2																			
9 Jake Cronenworth, L OBP: 0.367, SLG: 0.622 (1, 6)										2 0 0 0 2 0 1																			
27 Francisco Mejía, S OBP: 0.146, SLG: 0.184 (1, 2)										4 0 0 0 0 1 6																			
2 Trent Grisham, L OBP: 0.374, SLG: 0.480 (1, 8)										3 0 0 0 0 0 0																			
Inning Stats	R: 1 E: 0 K: 2 S: 10	H: 1 LOB: 0 BB: 0 P: 18	R: 0 E: 0 K: 1 S: 9	H: 1 LOB: 1 BB: 0 P: 12	R: 0 E: 0 K: 0 S: 7	H: 0 LOB: 0 BB: 0 P: 8	R: 0 E: 0 K: 2 S: 15	H: 2 LOB: 3 BB: 1 P: 24	R: 0 E: 0 K: 0 S: 8	H: 0 LOB: 1 BB: 1 P: 16	R: 0 E: 0 K: 0 S: 7	H: 0 LOB: 0 BB: 0 P: 9	R: 0 E: 0 K: 2 S: 10	H: 0 LOB: 1 BB: 0 P: 18	R: 2 E: 0 K: 1 S: 19	H: 1 LOB: 2 BB: 3 P: 35	R: 3 E: 0 K: 1 S: 11	H: 5 LOB: 2 BB: 0 P: 17	1B: 5 2B: 3 3B: 0 HR: 2	SF: 0 SAC: 0 DP: 0 HBP: 1	WP: 0 PB: 0 SB: 0 CS: 0	PA: 42							
PITCHER	IP WLS BF H R ER SO BB IBB HBP BLK WP HR S P ERA WHIP												IP WLS BF H R ER SO BB IBB HBP BLK WP HR S P ERA WHIP																
49 Alex Young, L ERA: 3.86 (1, 1)	4.1		18	4	1	1	5	1	0	0	0	0	0	1	42	63	2.08	1.154											
37 Kevin Ginkel, R ERA: 14.29 (5, 1)	0.2		3	0	0	0	0	1	0	0	0	0	0	0	7	15	0.00	1.500											
58 Stefan Crichton, R ERA: 1.86 (6, 1)	2.0	W	7	0	0	0	2	0	0	1	0	0	0	0	17	27	0.00	0.000											
57 Taylor Widener, R ERA: 4.82 (8, 1)	0.2		6	1	2	2	1	3	0	0	0	0	0	1	16	30	27.00	6.000											
25 Archie Bradley, R ERA: 4.5 (8, 1)	1.1	S	8	5	3	3	1	0	0	0	0	0	0	0	14	22	20.25	3.750											

San Diego Padres @ Arizona Diamondbacks
 Chase Field, Phoenix, AZ
 Sat Aug 15 2020, 5:11 PM - 8:33 PM MST
 Roof Closed - 77 F

AB	36
R	6
H	10
RBI	6
BB	5
SO	9
LOB	13



BOTTOM

San Diego Padres @ Arizona Diamondbacks
Chase Field, Phoenix, AZ

livebaseballscorecards.com

AB	37
R	7
H	14
RBI	7
BB	3
SO	8
LOB	22



WP:	0	PA:	41
PB:	0		
SB:	1		
CS:	0		

WP	0	PA	41
PB	0		
SB	1		
CS	0		

Sat Aug 15 2020, 5:11 PM - 8:33 PM MST
Roof Closed - 77 F

AB	R	H	RBI	BB	SO	LOB
5	0	0	1	0	2	4
5	0	2	1	0	1	1
4	0	1	0	0	1	1
5	1	3	0	0	0	3
5	2	2	0	0	1	3
1	2	0	0	3	0	1
4	1	3	2	0	1	1
4	0	1	0	0	1	7
4	1	2	3	0	1	1
1B:	11	SF:	0			
2B:	3	SAC:	0			
3B:	0	DP:	0			
HR:	0	HBP:	1			

Batter	1	2	3	4	5	6	7	8	9							
56 Kole Calhoun, L OBP: 0.329, SLG: 0.500	(1, 9) B SI 94 F SL 87 C FF 96 F CH 87 S SI 95		X SI 96 0-0		X SI 92 0-0	F SI 92 1-2 F SI 92 1-2 X SI 92 1-2	B FF 97 1-3 B FF 97 1-3 F FF 98 1-3 S FS 89 1-3									
4 Ketel Marte, S OBP: 0.352, SLG: 0.435	(1, 4) C SL 87 3-2 B SI 95 B CH 86 S SI 95 S SL 88 X SL 88		B SI 95 1-3 C SI 96 1-3 S SL 87 1-3		C CH 86 0-1 X FF 93 0-1	X SI 92 0-0		C FS 89 1-1 B FS 89 1-1 X FF 95 1-1								
2 Starling Marte, R OBP: 0.434, SLG: 0.521	(1, 8) C SI 96 0-1 X SI 96 0-1			B SL 85 1-3 F SL 86 1-3 F SI 95 1-3 S SL 87 1-3	1 SAFE S CU 79 2-2 C FF 92 2-2 H FC 86 2-2	X SI 92 0-0		B CU 74 1-1 S FS 88 1-1 X FS 88 1-1								
6 David Peralta, L OBP: 0.398, SLG: 0.446	(1, 7)	C SI 95 1-2 C CH 85 1-2 F SL 96 1-2 F SL 87 1-2 X FF 96 1-2		B SI 95 1-0 X SL 86 1-0	X SI 92 0-0		C FF 97 2-2 B FF 96 2-2 F FF 96 2-2 X FF 98 2-2	1 SAFE B FS 87 0-1 F FS 88 0-1 X FS 87 0-1								
53 Christian Walker, R OBP: 0.346, SLG: 0.474	(1, 3)	B SI 94 1-0 X SI 94 1-0		1 SAFE D SL 88 3-2 F SI 95 3-2 F SI 94 3-2 F SL 86 3-2 1 SAFE B SI 95 3-2 D CH 88 3-2	X CU 84 0-0		B CU 76 2-3 S FF 97 2-3 F FF 96 2-3 S FF 96 2-3 1 SAFE S FF 98 2-3	1 SAFE B FS 94 2-0 B FS 87 2-0 1 SAFE X FF 94 2-0								
5 Eduardo Escobar, S OBP: 0.259, SLG: 0.236	(1, 5)	F SI 95 3-2 B CH 85 3-2 B FF 95 3-2 B SI 95 3-2 X SL 88 3-2		C SI 94 2-1 B SI 95 2-1 B SI 95 2-1		B FF 97 4-0 1 SAFE B CU 85 4-0 B FF 96 4-0 B FF 96 4-0	B FF 96 4-1 D CU 76 4-1 F FF 96 4-1 1 SAFE B FF 97 4-1 B FF 97 4-1									
18 Carson Kelly, R OBP: 0.311, SLG: 0.325	(1, 2)	C SL 88 1-3 D SL 88 1-3 F SI 96 1-3 S SL 87 1-3		D SL 87 1-2 C SL 89 1-2 F SI 96 1-2 X SL 88 1-2		B FF 96 1-0 X FF 96 1-0	X CU 74 0-0									
12 Daulton Varsho, L OBP: 0.222, SLG: 0.294	(1, 10)	B SL 87 2-1 B SL 88 2-1 C SI 95 2-1 X CH 86 2-1		X SI 92 0-0		C CU 85 0-3 S CU 86 0-3 X CU 86 0-3	S FF 96 0-2 F FF 95 0-2 X FS 90 0-2									
13 Nick Ahmed, R OBP: 0.312, SLG: 0.357	(1, 6)	F SI 95 1-3 D SL 87 1-3 F SL 86 1-3 C SI 96 1-3		C CH 86 1-1 B SI 93 1-1 X CU 80 1-1		D CU 86 3-1 B SI 87 3-1 B FF 97 3-1 C FF 96 3-1 X FF 96 3-1	1 SAFE B CU 76 2-2 1 SAFE S FS 89 2-2 C FF 96 2-2 D FS 92 2-2 X FF 98 2-2									
Inning Stats	R: 0 E: 0 K: 1 S: 9	H: 0 LOB: 0 BB: 0 P: 14	R: 0 E: 0 K: 1 S: 12	H: 1 LOB: 1 BB: 0 P: 18	R: 0 E: 0 K: 2 S: 9	H: 1 LOB: 1 BB: 0 P: 13	R: 1 E: 0 K: 1 S: 14	H: 3 LOB: 2 BB: 1 P: 22	R: 0 E: 0 K: 0 S: 8	H: 1 LOB: 2 BB: 0 P: 11	R: 4 E: 0 K: 1 S: 12	H: 4 LOB: 1 BB: 1 P: 21	R: 2 E: 1 K: 2 S: 17	H: 3 LOB: 2 BB: 1 P: 28	R: 0 E: 0 K: 0 S: 7	H: 1 LOB: 1 BB: 0 P: 11

PITCHER	IP	WLS	BF	H	R	ER	SO	BB	IBB	HBP	BLK	WP	HR	S	P	ERA	WHIP
40 Cal Quantrill, R ERA: 2.92	(1, 1)		3.2	5	1	1	5	0	0	0	0	0	0	43	66	2.46	1.364
55 Matt Strahm, L ERA: 1.8	(4, 1)		1.1	6	1	0	0	0	0	1	0	0	0	9	12	0.00	0.750
36 Pierce Johnson, R ERA: 6.14	(6, 1)	L	0.1	5	3	4	1	1	0	0	0	0	0	7	15	108.00	12.000
34 Craig Stammen, R ERA: 7.27	(6, 1)		0.2	3	1	0	0	0	0	0	0	0	0	5	6	0.00	1.500
67 David Bednar, R ERA: 6.23	(7, 1)		2.0	11	4	2	2	1	0	0	0	0	0	24	39	9.00	2.500

Batter	1	2	3	4	5	6	7	8	9	AB R H RBI BB SO LOB	TOP																
2 Trent Grisham, L (1, 8) OBP: 0.365, SLG: 0.456										4 0 0 0 1 1 3																	
13 Manny Machado, R (1, 5) OBP: 0.323, SLG: 0.435										2 1 0 0 3 1 3																	
23 Fernando Tatis Jr., R (1, 6) OBP: 0.382, SLG: 0.678										3 1 0 0 1 1 3																	
30 Eric Hosmer, L (1, 3) OBP: 0.333, SLG: 0.641										4 1 1 2 1 0 2																	
28 Tommy Pham, R (1, 10) OBP: 0.316, SLG: 0.293										3 1 1 0 1 0 2 1 0 0 0 0 1 1																	
5 Greg Garcia, L (9, PH) OBP: 0.375, SLG: 0.414										4 0 1 0 0 2 4																	
9 Jake Cronenworth, L (1, 4) OBP: 0.358, SLG: 0.592										2 0 0 0 0 0 1 2 0 1 1 0 0 2																	
24 Edward Olivares, R (1, 9) OBP: 0.222, SLG: 0.294										2 0 0 0 0 0 1 2 0 1 1 0 0 2																	
22 Josh Naylor, L (6, PH) OBP: 0.313, SLG: 0.400										2 0 0 0 2 1 2																	
18 Austin Hedges, R (1, 2) OBP: 0.171, SLG: 0.212											3 0 0 0 0 2 2 0 0 0 0 0 0 0																
3 Jorge Mateo, R (1, 7)																											
10 Jurickson Profar, S (8, 7) OBP: 0.303, SLG: 0.277																											
Inning Stats	R: 0 E: 0 K: 1 S: 8	H: 0 LOB: 0 BB: 1 P: 15	R: 0 E: 0 K: 1 S: 10	H: 0 LOB: 1 BB: 1 P: 20	R: 0 E: 0 K: 1 S: 7	H: 0 LOB: 1 BB: 1 P: 16	R: 0 E: 0 K: 0 S: 6	H: 0 LOB: 1 BB: 0 P: 12	R: 0 E: 0 K: 1 S: 12	H: 0 LOB: 2 BB: 2 P: 26	R: 3 E: 0 K: 0 S: 18	H: 4 LOB: 2 BB: 1 P: 27	R: 1 E: 1 K: 2 S: 13	H: 0 LOB: 2 BB: 2 P: 25	R: 0 E: 0 K: 2 S: 7	H: 0 LOB: 0 BB: 0 P: 9	R: 0 E: 0 K: 1 S: 9	H: 0 LOB: 1 BB: 1 P: 19	1B: 3 2B: 0 3B: 0 HR: 1	SF: 0 SAC: 1 DP: 1 HBP: 1	WP: 2 PB: 0 SB: 1 CS: 0	PA: 41					
PITCHER	IP WLS BF H R ER SO BB IBB HBP BLK WP HR S P ERA WHIP																										
38 Robbie Ray, L (1, 1) ERA: 8.59	5.0	B	7	4	2	2	0	0	0	0	0	1	16	21	18.00	4.000											
41 Junior Guerra, R (6, 1) ERA: 2.0	1.0	W	9	0	1	0	4	2	0	0	0	0	0	20	34	0.00	1.000										
45 Taylor Clarke, R (7, 1) ERA: 2.7	2.0	S	4	0	0	0	1	1	0	0	0	0	0	9	19	0.00	1.000										
25 Archie Bradley, R (9, 1) ERA: 4.0	1.0																										

San Diego Padres @ Arizona Diamondbacks

Chase Field, Phoenix, AZ

Sun Aug 16 2020, 1:12 PM - 4:24 PM MST

Roof Closed - 79 F

livebaseballscores.com

AB	30
R	4
H	4
RBI	3
BB	9
SO	9
LOB	25



Batter	1	2	3	4	5	6	7	8	9
56 Kole Calhoun, L OBP: 0.326, SLG: 0.526 (1, 10)	G6-3 1-1		HR 2-2		G4-3 0-2		G5-6-3 2-0 1-2f		
4 Ketel Marte, S OBP: 0.358, SLG: 0.438 (1, 4)	G4-3 1-1		1B 1-2		1B 0-1				
2 Starling Marte, R OBP: 0.425, SLG: 0.506 (1, 8)	G5-3 0-0		G5-3 1-2		L8 0-1			53 BB 5 HR 1B 3-2	
6 David Peralta, L OBP: 0.379, SLG: 0.423 (1, 7)		G3-1 1-1		G3-1 2-2		P3 2-2		F9 0-0	
53 Christian Walker, R OBP: 0.341, SLG: 0.456 (1, 3)		G5-3 1-2		G6-3 1-0		G6-3 1-1		5 HR BB 4-2	
16 Tim Lincecum, R OBP: 0.250, SLG: 0.364 (8, PR)									
22 Jake Lamb, L OBP: 0.182, SLG: 0.103 (9, 3)									
5 Eduardo Escobar, S OBP: 0.282, SLG: 0.303 (1, 5)		L5 0-0		21 1B 2-2		1B 0-0		1-H 2-H HR 1-1	
21 Stephen Vogt, L OBP: 0.275, SLG: 0.400 (1, 2)			56 HR BB 4-2	1B 1-3		G2 0-0		K 2-2	
13 Nick Ahmed, R OBP: 0.300, SLG: 0.342 (1, 6)			K 2-3	F9 0-1			K 2-3		
9 Jon Jay, L OBP: 0.148, SLG: 0.160 (1, 9)			L4 1-0		F7 2-2		56 G5-6-3 BB 4-1		

Inning Stats	R: 0	H: 0	E: 0	K: 0	S: 5	R: 0	H: 0	E: 0	K: 0	S: 6	R: 2	H: 2	E: 0	K: 1	S: 15	R: 0	H: 2	E: 0	K: 0	S: 10	R: 0	H: 1	E: 0	K: 0	S: 10	R: 0	H: 1	E: 0	K: 0	S: 7	R: 0	H: 0	E: 0	K: 1	S: 5	R: 3	H: 2	E: 0	K: 2	S: 15	R: 0	H: 0	E: 0	K: 1	S: 5					
	LOB: 0	BB: 0				LOB: 0	BB: 0				LOB: 1	BB: 1				LOB: 2	BB: 0				LOB: 1	BB: 0				LOB: 1	BB: 0				LOB: 0	BB: 1				LOB: 1	BB: 1				LOB: 0	BB: 0				LOB: 1	BB: 1			

PITCHER	IP	WLS	BF	H	R	ER	SO	BB	IBB	HBP	BLK	WP	HR	S	P	ERA	WHIP
43 Garrett Richards, R ERA: 3.45 (1, 1)	7.0		28	6	2	2	2	2	0	0	0	0	1	58	91	2.57	1.143
14 Emilio Pagan, R ERA: 8.31 (8, 1)	1.0	L	6	2	3	3	2	1	0	0	0	0	1	15	25	27.00	3.000


BOTTOM

San Diego Padres @ Arizona Diamondbacks
Chase Field, Phoenix, AZ
Sun Aug 16 2020, 1:12 PM - 4:24 PM MST
Roof Closed - 79 F

AB	R	H	RBI	BB	SO	LOB
4	1	1	2	0	0	1
4	0	2	0	0	1	0
4	1	1	0	0	0	2
4	0	0	0	0	0	1
3	0	0	0	1	0	0
0	1	0	0	0	0	0
0	0	0	0	0	0	0
4	1	3	3	0	0	0
3	1	1	0	1	1	2
3	0	0	0	0	2	3
2	0	0	0	1	0	1

AB	31
R	5
H	8
RBI	5
BB	3
SO	4
LOB	10

WP: 0 PA: 34
PB: 0
SB: 1
CS: 0



Batter	1	2	3	4	5	6	7	8	9	AB	R	H	RBI	BB	SO	LOB	TOP								
2 Trent Grisham, L OBP: 0.376, SLG: 0.458 (1, 8)										4	2	2	1	1	1	0									
23 Fernando Tatis Jr., R OBP: 0.383, SLG: 0.726 3 Jorge Mateo, R (8, 4)										5	2	2	7	0	1	1									
13 Manny Machado, R OBP: 0.308, SLG: 0.411 5 Greg Garcia, L OBP: 0.375, SLG: 0.414 (8, 5)										5	0	0	0	0	0	0									
30 Eric Hosmer, L OBP: 0.340, SLG: 0.605 24 Edward Olivares, R OBP: 0.222, SLG: 0.294 (8, 7)										4	2	1	0	1	0	0									
11 Ty France, R OBP: 0.323, SLG: 0.393 (1, 10)										4	1	1	0	1	0	1									
9 Jake Cronenworth, L OBP: 0.362, SLG: 0.585 (8, 6)										4	1	1	1	1	1	1									
10 Jurickson Profar, S OBP: 0.309, SLG: 0.300 (8, 3)										5	2	2	2	0	1	2									
22 Josh Naylor, L OBP: 0.350, SLG: 0.389 (1, 9)										3	2	1	1	1	0	1									
18 Austin Hedges, R OBP: 0.211, SLG: 0.314 (1, 2)										2	2	1	1	1	0	2									
Inning Stats	R: 0 E: 0 K: 2 S: 7	H: 0 LOB: 0 BB: 0 P: 15	R: 5 E: 0 K: 0 S: 13	H: 5 LOB: 0 BB: 1 P: 23	R: 1 E: 1 K: 0 S: 14	H: 1 LOB: 1 BB: 0 P: 20	R: 1 E: 0 K: 0 S: 8	H: 1 LOB: 0 BB: 0 P: 12	R: 0 E: 0 K: 0 S: 8	H: 0 LOB: 0 BB: 0 P: 11	R: 0 E: 0 K: 0 S: 6	H: 0 LOB: 0 BB: 1 P: 13	R: 3 E: 0 K: 0 S: 11	H: 2 LOB: 1 BB: 2 P: 27	R: 4 E: 0 K: 0 S: 14	H: 2 LOB: 0 BB: 2 P: 33	R: 0 E: 0 K: 2 S: 11	H: 0 LOB: 0 BB: 0 P: 15	1B: 6 2B: 2 3B: 0 HR: 3	SF: 0 SAC: 1 DP: 1 HBP: 0	WP: 0 PB: 0 SB: 0 CS: 0	PA: 44			
PITCHER	IP WLS BF H R ER SO BB IBB HBP BLK WP HR S P ERA WHIP	IP WLS BF H R ER SO BB IBB HBP BLK WP HR S P ERA WHIP	IP WLS BF H R ER SO BB IBB HBP BLK WP HR S P ERA WHIP	IP WLS BF H R ER SO BB IBB HBP BLK WP HR S P ERA WHIP	IP WLS BF H R ER SO BB IBB HBP BLK WP HR S P ERA WHIP	IP WLS BF H R ER SO BB IBB HBP BLK WP HR S P ERA WHIP	IP WLS BF H R ER SO BB IBB HBP BLK WP HR S P ERA WHIP	IP WLS BF H R ER SO BB IBB HBP BLK WP HR S P ERA WHIP	IP WLS BF H R ER SO BB IBB HBP BLK WP HR S P ERA WHIP	IP WLS BF H R ER SO BB IBB HBP BLK WP HR S P ERA WHIP	IP WLS BF H R ER SO BB IBB HBP BLK WP HR S P ERA WHIP	IP WLS BF H R ER SO BB IBB HBP BLK WP HR S P ERA WHIP	IP WLS BF H R ER SO BB IBB HBP BLK WP HR S P ERA WHIP	IP WLS BF H R ER SO BB IBB HBP BLK WP HR S P ERA WHIP	IP WLS BF H R ER SO BB IBB HBP BLK WP HR S P ERA WHIP	IP WLS BF H R ER SO BB IBB HBP BLK WP HR S P ERA WHIP	IP WLS BF H R ER SO BB IBB HBP BLK WP HR S P ERA WHIP	IP WLS BF H R ER SO BB IBB HBP BLK WP HR S P ERA WHIP	IP WLS BF H R ER SO BB IBB HBP BLK WP HR S P ERA WHIP	IP WLS BF H R ER SO BB IBB HBP BLK WP HR S P ERA WHIP	IP WLS BF H R ER SO BB IBB HBP BLK WP HR S P ERA WHIP	IP WLS BF H R ER SO BB IBB HBP BLK WP HR S P ERA WHIP	IP WLS BF H R ER SO BB IBB HBP BLK WP HR S P ERA WHIP		
24 Jordan Lyles, R ERA: 7.52 (1, 1)	4.0 L	20	7	7	6	2	1	0	0	0	0	0	1	42	70	13.50	2.000								
64 Jimmy Herget, R ERA: 6.14 (5, 1)	2.0	6	0	0	0	0	1	0	0	0	0	0	0	14	24	0.00	0.500								
30 Jesse Chavez, R ERA: 7.45 (7, 1)	1.0	7	2	3	3	0	2	0	0	0	0	0	1	11	27	27.00	4.000								
Juan Nicasio, R ERA: 40.5 (8, 1)	0.1	5	2	4	4	0	2	0	0	0	0	1	10	25	108.00	12.000									
63 Ian Gibaut, R ERA: 5.4 (8, 1)	0.2	2	0	0	0	0	0	0	0	0	0	0	4	8	0.00	0.000									

San Diego Padres @ Texas Rangers
 Globe Life Field, Arlington, TX
 Mon Aug 17 2020, 8:08 PM - 11:14 PM CDT
 Roof Closed - 72 F

livebaseballscorecards.com

AB	36
R	14
H	11
RBI	13
BB	6
SO	4
LOB	8



BOTTOM

San Diego Padres @ Texas Rangers
Globe Life Field, Arlington, TX
Mon Aug 17 2020, 8:08 PM - 11:14 PM CDT
Roof Closed - 72 F

livebaseballscorecards.com

AB	31
R	4
H	4
RBI	3
BB	6
SO	8
LOB	14



WP:	0	PA:	37
PB:	0		
SB:	0		
CS:	0		

AB	R	H	RBI	BB	SO	LOB
4	0	0	0	0	1	0
1	0	0	0	0	0	1

3	2	1	0	1	1	0
---	---	---	---	---	---	---

3	0	0	0	1	1	1
---	---	---	---	---	---	---

2	1	1	1	2	0	0
---	---	---	---	---	---	---

3	1	1	0	1	0	3
---	---	---	---	---	---	---

4	0	1	2	0	0	4
---	---	---	---	---	---	---

2	0	0	0	0	2	2
2	0	0	0	0	1	2

3	0	0	0	1	0	0
---	---	---	---	---	---	---

4	0	0	0	0	2	1
---	---	---	---	---	---	---

1B:	2	SF:	0
2B:	2	SAC:	0
3B:	0	DP:	0
HR:	0	HBP:	0

Batter	1	2	3	4	5	6	7	8	9
17 Shin-Soo Choo, L (1, 7) OBP: 0.319, SLG: 0.403 16 Scott Heineman, R (9, 8) OBP: 0.174, SLG: 0.318	G4-3		L8		L8		K		FC6-4
38 Danny Santana, S (1, 10) OBP: 0.217, SLG: 0.190	F8			K		21 BB 13 2B 1B		13 BB 15 E BB	
21 Todd Frazier, R (1, 5) OBP: 0.387, SLG: 0.500	K			G5-3		13 2B BB		L8	
13 Joey Gallo, L (1, 9) OBP: 0.366, SLG: 0.500		G4-3		15 1B 12 2B BB		1-3 2-H 2B		15 FC4-6 BB	
15 Nick Solak, R (1, 8) OBP: 0.380, SLG: 0.414				12 2B 1B		L4		FC4-6	
12 Rougned Odor, L (1, 4) OBP: 0.226, SLG: 0.298		P2		1-2 2B		P5		G3	
32 Derek Dietrich, L (1, 3) OBP: 0.400, SLG: 0.615 14 Rob Refsnyder, R (6, PH) OBP: 0.231, SLG: 0.250				K		F8			K
9 Isiah Kiner-Falefa, R (1, 6) OBP: 0.347, SLG: 0.369			G1-3			G5-3		L4	
56 Jose Trevino, R (1, 2) OBP: 0.308, SLG: 0.333				K		K		G4-3	
									FC4-6 16 FC6-4

Inning Stats	R: 0	H: 0	E: 0	LOB: 0	K: 1	S: 8	P: 11	R: 0	H: 0	E: 0	LOB: 1	K: 1	S: 10	P: 19	R: 0	H: 0	E: 0	LOB: 0	K: 1	S: 10	P: 15	R: 2	H: 2	E: 0	LOB: 1	K: 2	S: 14	P: 26	R: 0	H: 0	E: 0	LOB: 0	K: 1	S: 9	P: 12	R: 1	H: 2	E: 0	LOB: 2	K: 0	S: 15	P: 24	R: 0	H: 0	E: 0	LOB: 0	K: 1	S: 8	P: 12	R: 1	H: 0	E: 1	LOB: 1	K: 0	S: 15	P: 26	R: 0	H: 0	E: 0	LOB: 1	K: 1	S: 9	P: 17	1B: 2	SF: 0	2B: 2	SAC: 0	3B: 0	DP: 0	HR: 0	HBP: 0	WP: 0	PA: 37
--------------	------	------	------	--------	------	------	-------	------	------	------	--------	------	-------	-------	------	------	------	--------	------	-------	-------	------	------	------	--------	------	-------	-------	------	------	------	--------	------	------	-------	------	------	------	--------	------	-------	-------	------	------	------	--------	------	------	-------	------	------	------	--------	------	-------	-------	------	------	------	--------	------	------	-------	-------	-------	-------	--------	-------	-------	-------	--------	-------	--------

PITCHER	IP	WLS	BF	H	R	ER	SO	BB	IBB	HBP	BLK	WP	HR	S	P	ERA	WHIP
17 Zach Davies, R (1, 1) ERA: 3.25	5.0		20	3	3	3	6	2	0	0	0	0	0	52	85	5.40	1.000
36 Pierce Johnson, R (6, 1) ERA: 5.87	0.1		3	1	0	0	0	1	0	0	0	0	0	9	14	0.00	6.000
55 Matt Strahm, L (6, 1) ERA: 1.54	1.2	H	5	0	0	0	1	0	0	0	0	0	0	13	20	0.00	0.000
61 Luis Perdomo, R (8, 1) ERA: 8.1	2.0		9	0	1	0	1	3	0	0	0	0	0	24	43	0.00	1.500

Batter	1	2	3	4	5	6	7	8	9	AB	R	H	RBI	BB	SO	LOB	TOP										
2 Trent Grisham, L OBP: 0.377, SLG: 0.455 (1, 8)										5	0	2	0	0	2	3											
23 Fernando Tatis Jr., R OBP: 0.384, SLG: 0.710 (1, 6)										5	1	2	0	0	0	1											
13 Manny Machado, R OBP: 0.321, SLG: 0.415 (1, 5)										4	1	2	0	1	0	1											
30 Eric Hosmer, L OBP: 0.308, SLG: 0.542 (1, 3)										5	1	0	0	0	3	6											
11 Ty France, R OBP: 0.294, SLG: 0.355 (1, 10)										3	0	0	0	0	2	3											
22 Josh Naylor, L OBP: 0.409, SLG: 0.450 (7, PH)										2	0	2	0	0	0	0											
4 Wil Myers, R OBP: 0.368, SLG: 0.623 (1, 9)										4	1	1	4	1	1	2											
9 Jake Cronenworth, L OBP: 0.387, SLG: 0.607 (1, 4)										3	1	2	0	1	0	1											
10 Jurickson Profar, S OBP: 0.306, SLG: 0.338 (1, 7)										4	1	1	2	0	1	4											
21 Luis Torrens, R (1, 2)										2	0	0	0	1	1	0											
18 Austin Hedges, R OBP: 0.205, SLG: 0.306 (7, 2)										1	0	0	0	0	1	0											
Inning Stats	R: 4 E: 0 K: 1 S: 24	H: 5 LOB: 1 BB: 0 P: 36	R: 0 E: 0 K: 0 S: 8	H: 1 LOB: 1 BB: 0 P: 12	R: 0 E: 0 K: 3 S: 11	H: 0 LOB: 0 BB: 0 P: 15	R: 2 E: 0 K: 3 S: 18	H: 3 LOB: 2 BB: 1 P: 27	R: 0 E: 0 K: 1 S: 8	H: 0 LOB: 3 BB: 3 P: 25	R: 0 E: 0 K: 0 S: 7	H: 0 LOB: 0 BB: 0 P: 12	R: 0 E: 0 K: 0 S: 9	H: 1 LOB: 1 BB: 0 P: 15	R: 0 E: 0 K: 2 S: 9	H: 0 LOB: 0 BB: 0 P: 12	R: 0 E: 0 K: 1 S: 8	H: 2 LOB: 1 BB: 0 P: 12	1B: 9 2B: 1 3B: 0 HR: 2	SF: 0 SAC: 0 DP: 0 HBP: 0	WP: 1 PB: 0 SB: 1 CS: 1	PA: 42					
PITCHER	IP WLS BF H R ER SO BB IBB HBP BLK WP HR S P ERA WHIP	IP WLS BF H R ER SO BB IBB HBP BLK WP HR S P ERA WHIP																									
23 Mike Minor, L ERA: 6.94 (1, 1)	3.2 L 21 9 6 6 6 1 0 0 0 0 2 58 86 14.73 2.727	63 Ian Gibaut, R ERA: 4.91 (4, 1)	1.0 5 0 0 0 2 2 0 0 0 0 1 0 9 23 0.00 2.000	57 Joely Rodriguez, L ERA: 1.35 (5, 1)	1.1 5 0 0 0 0 1 0 0 0 0 0 9 18 0.00 0.750	45 Luis Garcia, R ERA: (7, 1)	1.0 4 1 0 0 0 0 0 0 0 0 0 9 15 0.00 1.000	72 Jonathan Hernández, R ERA: 1.98 (8, 1)	1.0 3 0 0 0 0 2 0 0 0 0 0 9 12 0.00 0.000	52 Taylor Hearn, L ERA: 6.0 (9, 1)	1.0 4 2 0 0 1 0 0 0 0 0 8 12 0.00 2.000																

San Diego Padres @ Texas Rangers
 Globe Life Field, Arlington, TX
 Tue Aug 18 2020, 3:10 PM - 6:44 PM CDT
 Roof Closed - 75 F

livebaseballscorecards.com

AB	38
R	6
H	12
RBI	6
BB	4
SO	11
LOB	21



Batter	1	2	3	4	5	6	7	8	9	AB	R	H	RBI	BB	SO	LOB	
17 Shin-Soo Choo, L OBP: 0.312, SLG: 0.388 (1, 10)	 2-3 C FF 97 B FF 96 F FF 96 B SL 87 B SL 85 X FF 96		 3-2 C FF 97 B FF 96 F FF 96 B SL 87 B SL 85 X FF 96			 2-3 C KC 81 B SI 92 F FC 90 C SI 92		 0-2 C FF 93 C FF 93 X KC 84		 1-0 B FF 94 X FF 92	5	0	1	0	0	2	0
38 Danny Santana, S OBP: 0.250, SLG: 0.200 (1, 3)	 2-3 C FF 98 S FF 98 B CH 98 S FF 98			 2-1 C SL 87 B SI 87 X SI 99	 2-2 B KC 82 F FC 88 C SI 91 F FC 89 F SI 92 X SI 92		 1-3 B FF 94 C FF 93 S FF 94 S FF 95		 4-1 D FC 87 F FF 94 B FF 94 B FF 93 B FF 94	4	1	1	0	0	1	2	0
21 Todd Frazier, R OBP: 0.375, SLG: 0.479 (1, 5)	 1-1 C CU 80 B FF 98 X FF 97			 3-1 C SI 98 D SL 89 D SL 88 F SI 99 X SI 100	 1-3 B KC 81 S FC 90 T SI 93 C SI 92		 3-2 B FF 94 B FF 94 C FF 95 B FF 95 F FF 95 X FF 95		 1-2 S SL 87 B SI 95 C SI 95 X SL 88	5	1	1	0	0	1	2	
13 Joey Gallo, L OBP: 0.360, SLG: 0.529 (1, 9)		 1-0 B FF 96 X FF 95		 2-2 B SL 88 F CH 93 B SI 100 F SI 99 X SI 99		 3-3 B FF 97 C FF 96 B FF 97 C FF 96 B FF 97 F FF 98 F FF 98 C CH 89		 1-3 B FF 91 S FF 92 S FF 94 S FF 93		4	1	1	3	0	2	0	
15 Nick Solak, R OBP: 0.398, SLG: 0.408 (1, 7)		 0-3 C FF 96 F FF 98 F CH 95 F FF 97 S CH 84		 4-2 B SL 87 C SI 96 B SI 98 B SI 87 B SI 100	 4-2 B SL 86 B SL 84 F CH 90 F FF 97 F FF 97 D SL 87		 4-2 B FF 98 B SL 86 B SL 84 F CH 90 F FF 97 F FF 97 D SL 87		 4-2 C FC 88 F FF 96 B FF 94 B FC 85 B FF 94 F FF 95 B FF 95	1	1	0	0	3	1	0	
9 Isiah Kiner-Falefa, R OBP: 0.342, SLG: 0.353 (1, 6)		 4-2 B FF 97 C FF 94 B CH 80 C FF 97 F FF 95 B FF 97		 0-1 C SI 90 X SI 91	 1-2 D FC 86 B SI 91 X FC 84		 0-1 F CH 88 X SL 85		 1-3 C FF 94 T FF 94 B FF 93 S FF 94	3	0	0	0	1	1	3	
32 Derek Dietrich, L OBP: 0.368, SLG: 0.500 (1, 4)		 0-1 C FF 96 X FF 96		 2-0 D FC 86 B SI 91 X FC 84	 1-2 S FC 85 D FC 86 F SI 91 X SI 90		 4-2 B FF 96 B FF 96 1 SAFE F CH 88 S FF 97 F SL 85 1 SAFE B FF 96 B FF 97		 1-1 C FF 94 B FF 94 X FF 94	3	0	0	0	1	0	4	
16 Scott Heineman, R OBP: 0.222, SLG: 0.360 (1, 8)			 0-3 C CU 79 C FF 94 S CH 84	 1-2 S FC 85 D FC 86 F SI 91 X SI 90	 1-2 S FC 85 D FC 86 F SI 91 X SI 90		 4-1 C FF 96 B FF 96 B FF 98 B FF 98 B FF 97		 1-3 F FF 92 S FC 86 B FC 86 S FC 87	3	0	1	1	1	2	0	
2 Jeff Mathis, R OBP: 0.308, SLG: 0.273 (1, 2)			 0-0 X FF 95	 3-1 C SI 91 B SI 92 D FC 89 B SI 93 X SI 92	 3-1 C SI 91 B SI 92 D FC 89 B SI 93 X SI 92		 1-0 D FF 98 X FF 96		 0-0 X FF 93	2	0	0	0	0	0	1	
56 Jose Trevino, R OBP: 0.267, SLG: 0.286 (6, PH) (7, 2)							 1-0 D FF 98 X FF 96		 0-0 X FF 93	2	0	0	0	0	0	3	

Inning Stats	R: 0	H: 0	E: 0	K: 2	S: 8	H: 0	LOB: 0	BB: 0	P: 13	R: 0	H: 0	E: 0	K: 1	S: 11	H: 0	LOB: 1	BB: 1	P: 16	R: 0	H: 0	E: 0	K: 1	S: 7	R: 4	H: 4	E: 1	K: 0	S: 17	R: 0	H: 0	E: 0	K: 2	S: 10	R: 0	H: 0	E: 0	K: 1	S: 16	R: 0	H: 0	E: 0	K: 1	S: 10	R: 0	H: 0	E: 0	K: 2	S: 11	R: 0	H: 1	E: 0	K: 1	S: 9	1B: 3	2B: 1	3B: 0	HR: 1	SF: 0	SAC: 0	DP: 1	HBP: 0	WP: 0	PB: 1	SB: 1	CS: 0	PA: 39
--------------	------	------	------	------	------	------	--------	-------	-------	------	------	------	------	-------	------	--------	-------	-------	------	------	------	------	------	------	------	------	------	-------	------	------	------	------	-------	------	------	------	------	-------	------	------	------	------	-------	------	------	------	------	-------	------	------	------	------	------	-------	-------	-------	-------	-------	--------	-------	--------	-------	-------	-------	-------	--------

PITCHER	IP	WLS	BF	H	R	ER	SO	BB	IBB	HBP	BLK	WP	HR	S	P	ERA	WHIP
50 Adrian Morejon, L ERA: 14.73 (1, 1)	3.0		10	0	0	0	4	1	0	0	0	0	0	26	39	0.00	0.333
8 Javy Guerra, R ERA: 14.73 (4, 1)	0.0		4	3	4	3	0	1	0	0	0	0	1	9	20	∞	∞
34 Craig Stammen, R ERA: 5.91 (4, 1)	2.0	W	7	1	0	0	2	0	0	0	0	0	0	18	29	0.00	0.500
62 Luis Patiño, R ERA: 6.75 (6, 1)	1.0	H	6	0	0	0	1	3	0	0	0	0	0	16	32	0.00	3.000
15 Drew Pomeranz, L ERA: (7, 1)	1.1	H	4	0	0	0	2	0	0	0	0	0	0	13	18	0.00	0.000

BOTTOM

San Diego Padres @ Texas Rangers
 Globe Life Field, Arlington, TX
 Tue Aug 18 2020, 3:10 PM - 6:44 PM CDT
 Roof Closed - 75 F

livebaseballscorecards.com

AB	32
R	4
H	5
RBI	4
BB	7
SO	11
LOB	13

Batter	1	2	3	4	5	6	7	8	9	10	AB	R	H	RBI	BB	SO	LOB	TOP				
17 Shin-Soo Choo, L OBP: 0.296, SLG: 0.366 14 Rob Refsnyder, R OBP: 0.222, SLG: 0.240 (10, 10)	F8		G3-1		F8			G5-3		K	4	0	0	0	0	0	3					
38 Danny Santana, S OBP: 0.242, SLG: 0.172 2 Jeff Mathis, R OBP: 0.308, SLG: 0.273 (10, 2)	BB		G4-3		F9			K		K	4	0	0	0	1	2	6					
5 Willie Calhoun, L OBP: 0.206, SLG: 0.224 16 Scott Heineman, R OBP: 0.222, SLG: 0.360 (10, 8)	K		L8		CS		L8	L9		1B	5	0	1	1	0	1	2					
13 Joey Gallo, L OBP: 0.363, SLG: 0.554 (1, 9)	K			P5				21 G5-3 BB		F9	4	1	1	1	1	1	4					
21 Todd Frazier, R OBP: 0.369, SLG: 0.459 1 Elvis Andrus, R OBP: 0.244, SLG: 0.250 (9, PR)	K			K			G5-3			12 G6-5-3 HBP	3	0	0	0	0	2	1					
12 Rougned Odor, L OBP: 0.242, SLG: 0.361 (1, 4)	HR			1B			F9			G6-5-3	4	1	2	1	0	0	2					
15 Nick Solak, R OBP: 0.379, SLG: 0.387 (10, 7)	G5-3			K			F8			L4	4	1	0	0	0	1	2					
9 Isiah Kiner-Falefa, R OBP: 0.329, SLG: 0.338 (9, 5)	G6-3							K		56 SH 5 1B	3	0	0	0	0	1	0					
32 Derek Dietrich, L OBP: 0.400, SLG: 0.500 (10, 5)								5 CS 56 1B		5 1B 56 SH HBP	0	0	0	0	0	0	0					
56 Jose Trevino, R OBP: 0.333, SLG: 0.412 (10, 3)										SH 5 1B	3	0	2	0	0	0	0					
Inning Stats	R: 0 E: 0 K: 2 S: 11	H: 0 LOB: 1 BB: 1 P: 20	R: 1 E: 0 K: 1 S: 11	H: 1 LOB: 0 BB: 0 P: 16	R: 0 E: 0 K: 0 S: 7	H: 1 LOB: 1 BB: 0 P: 12	R: 0 E: 0 K: 2 S: 9	H: 0 LOB: 1 BB: 1 P: 15	R: 0 E: 1 K: 0 S: 11	H: 1 LOB: 1 BB: 0 P: 18	R: 0 E: 0 K: 1 S: 8	H: 0 LOB: 0 BB: 0 P: 10	R: 0 E: 0 K: 1 S: 6	H: 0 LOB: 0 BB: 0 P: 7	R: 1 E: 0 K: 0 S: 14	H: 1 LOB: 1 BB: 0 P: 23	R: 1 E: 1 K: 2 S: 13	H: 1 LOB: 3 BB: 0 P: 22	1B: 3 2B: 1 3B: 0 HR: 2	SF: 0 SAC: 1 DP: 1 HBP: 2	WP: 0 PB: 0 SB: 0 CS: 1	PA: 41
PITCHER	IP	WLS	BF	H	R	ER	SO	BB	IBB	HBP	BLK	WP	HR	S	P	ERA	WHIP					
59 Chris Paddack, R ERA: 4.26	(1, 1)		6.0	4	1	1	5	2	0	0	0	0	1	56	93	1.50	1.000					
34 Craig Stammen, R ERA: 5.4	(7, 1)	H	3	0	0	0	1	0	0	0	0	0	0	8	10	0.00	0.000					
55 Matt Strahm, L ERA: 2.03	(8, 1)	B	6	1	1	1	1	0	0	1	0	0	1	17	25	5.40	0.600					
40 Cal Quantrill, R ERA: 2.77	(9, 1)		3	0	0	0	0	0	0	1	0	0	0	5	10	0.00	0.000					
25 Tim Hill, L ERA: 7.5	(10, 1)	W	4	1	1	0	2	0	0	0	0	0	0	11	17	0.00	1.000					

Texas Rangers @ San Diego Padres
 Petco Park, San Diego, CA
 Wed Aug 19 2020, 6:12 PM - 9:34 PM PDT
 Clear - 79 F

livebaseballscores.com

AB	35
R	3
H	6
RBI	3
BB	2
SO	9
LOB	23



Batter	1	2	3	4	5	6	7	8	9	10	AB R H RBI BB SO LOB
2 Trent Grisham, L OBP: 0.378, SLG: 0.446 (1, 8)	F8		G6-3		23 1B		G1-3			23 BB 13 HR	4 1 1 0 1 0 0
23 Fernando Tatis Jr., R OBP: 0.393, SLG: 0.731 (1, 6)	K		HR		1B		G1-3			13 HR	4 2 2 1 1 1 0
13 Manny Machado, R OBP: 0.325, SLG: 0.455 (1, 5)	K		2B		F9			K		HR	5 1 2 4 0 2 2
30 Eric Hosmer, L OBP: 0.286, SLG: 0.500 (1, 3)		K	G4-3			K		G3-1			4 0 0 0 0 2 1
4 Wil Myers, R OBP: 0.352, SLG: 0.593 (1, 9)		P3		G4-3		F7		G5-3			4 0 0 0 0 0 0
9 Jake Cronenworth, L OBP: 0.394, SLG: 0.617 (1, 4)		2B		F9		22 1B 22 S			K		4 0 2 0 0 1 0
22 Josh Naylor, L OBP: 0.385, SLG: 0.417 (1, 10)	F8		G6-3			1B		L8			4 0 1 0 0 0 1
10 Jurickson Profar, S OBP: 0.303, SLG: 0.372 (1, 7)			HR		F8	F8		G3-1		5 SH2-3 13 HR	4 2 1 1 0 0 2
18 Austin Hedges, R OBP: 0.190, SLG: 0.282 (1, 2)			K							SH2-3	3 0 0 0 0 2 0
5 Greg Garcia, L OBP: 0.375, SLG: 0.414 (10, PH)					K		G4-3				0 0 0 0 0 0 0

Inning Stats	R: 0	H: 0	E: 0	K: 2	S: 9	R: 0	H: 1	E: 0	K: 1	S: 8	R: 2	H: 3	E: 0	K: 1	S: 17	R: 0	H: 0	E: 0	K: 0	S: 8	R: 0	H: 2	E: 0	K: 1	S: 8	R: 0	H: 2	E: 0	K: 0	S: 12	R: 0	H: 0	E: 0	K: 0	S: 9	R: 0	H: 0	E: 0	K: 1	S: 11	R: 4	H: 1	E: 0	K: 0	S: 14	R: 0	H: 1	E: 0	K: 0	S: 14	1B: 4	SF: 0	2B: 2	SAC: 1	3B: 0	DP: 0	HR: 3	HBP: 0	WP: 0	PA: 39
--------------	------	------	------	------	------	------	------	------	------	------	------	------	------	------	-------	------	------	------	------	------	------	------	------	------	------	------	------	------	------	-------	------	------	------	------	------	------	------	------	------	-------	------	------	------	------	-------	------	------	------	------	-------	-------	-------	-------	--------	-------	-------	-------	--------	-------	--------

PITCHER	IP	WLS	BF	H	R	ER	SO	BB	IBB	HBP	BLK	WP	HR	S	P	ERA	WHIP
35 Lance Lynn, R ERA: 1.37 (1, 1)	7.0		29	8	2	2	6	0	0	0	0	0	2	71	111	2.57	1.143
72 Jonathan Hernández, R ERA: 1.84 (8, 1)	1.0		3	0	0	0	1	0	0	0	0	0	0	8	12	0.00	0.000
48 Rafael Montero, R ERA: 4.26 (9, 1)	1.1	L	7	1	4	3	1	2	0	0	0	0	1	25	42	20.25	2.250

BOTTOM

Texas Rangers @ San Diego Padres
 Petco Park, San Diego, CA
 Wed Aug 19 2020, 6:12 PM - 9:34 PM PDT
 Clear - 79 F

livebaseballscorecards.com

AB	36
R	6
H	9
RBI	6
BB	2
SO	8
LOB	6



Batter	1	2	3	4	5	6	7	8	9	10	AB R H RBI BB SO LOB	TOP										
15 Nick Solak, R OBP: 0.380, SLG: 0.418 (1, 7)	F9		K		G3-1		38 2B BB		HR		4 2 1 1 1 1 0											
38 Danny Santana, S OBP: 0.263, SLG: 0.212 (1, 3)	13 S BB			K	K		2B		K		4 0 1 3 1 3 0											
12 Rouged Odor, L OBP: 0.225, SLG: 0.333 (1, 4)	P5			G4-3		K	K		P3		5 0 0 0 0 2 2											
13 Joey Gallo, L OBP: 0.365, SLG: 0.538 (1, 9)	K			21 BB BB		K		9 F9 56 1B 32 HBP 1B	K2-3	9 FC6-4	4 1 1 0 1 3 1											
21 Todd Frazier, R OBP: 0.360, SLG: 0.436 (1, 5)	K			BB		L9		F9		9 FC6-4	4 0 0 0 1 2 1											
32 Derek Dietrich, L OBP: 0.400, SLG: 0.421 (1, 10)	P5			K		G6-3		56 1B HBP		9 FC6-4 BB	3 0 0 0 1 1 2											
9 Isiah Kiner-Falefa, R OBP: 0.333, SLG: 0.342 (1, 6)	K				56 HR 1B		56 FC1-4 1B	F9		56 FC6-4	5 1 2 0 0 1 3											
56 Jose Trevino, R OBP: 0.348, SLG: 0.545 (1, 2)	K				16 1B 38 2B 16 BLK		FC1-4			FC6-4	5 2 2 3 0 1 3											
16 Scott Heineman, R OBP: 0.226, SLG: 0.345 (1, 8)	G3				15 BB 38 2B 1B			K			4 1 1 0 0 2 2											
Inning Stats	R: 0 E: 0 K: 1 S: 11	H: 0 LOB: 1 BB: 1 P: 20	R: 0 E: 0 K: 2 S: 11	H: 0 LOB: 0 BB: 0 P: 16	R: 0 E: 0 K: 2 S: 10	H: 0 LOB: 0 BB: 0 P: 14	R: 0 E: 0 K: 2 S: 17	H: 0 LOB: 0 BB: 0 P: 17	R: 0 E: 0 K: 2 S: 8	H: 0 LOB: 0 BB: 0 P: 13	R: 3 E: 0 K: 1 S: 22	H: 3 LOB: 1 BB: 1 P: 36	R: 1 E: 0 K: 1 S: 11	H: 2 LOB: 2 BB: 0 P: 17	R: 1 E: 0 K: 2 S: 10	H: 1 LOB: 0 BB: 0 P: 16	R: 0 E: 0 K: 1 S: 9	H: 0 LOB: 2 BB: 1 P: 14	1B: 5 2B: 1 3B: 0 HR: 2	SF: 0 SAC: 0 DP: 0 HBP: 1	WP: 0 PB: 0 SB: 1 CS: 0	PA: 44
PITCHER	29 Dinelson Lamet, R ERA: 1.89 (1, 1)	IP: 5.0 WLS: 20 BF: 2 H: 2 R: 2 ER: 2 SO: 9 BB: 3 IBB: 0 HBP: 0 BLK: 0 WP: 0 HR: 1 S: 60 P: 97 ERA: 3.60 WHIP: 1.000	25 Tim Hill, L ERA: 6.14 (6, 1)	IP: 1.1 WLS: 4 BF: 0 H: 0 R: 0 ER: 0 SO: 2 BB: 0 IBB: 0 HBP: 0 BLK: 0 WP: 0 HR: 0 S: 11 P: 17 ERA: 0.00 WHIP: 0.000	49 Michel Baez, R ERA: 81.0 (7, 1)	IP: 0.1 WLS: 5 BF: 3 H: 3 R: 3 ER: 3 SO: 0 BB: 1 IBB: 0 HBP: 0 BLK: 1 WP: 0 HR: 0 S: 16 P: 28 ERA: 81.00 WHIP: 12.000	62 Luis Patiño, R ERA: 6.75 (7, 1)	IP: 1.1 WLS: 7 BF: 2 H: 2 R: 1 ER: 1 SO: 2 BB: 0 IBB: 0 HBP: 1 BLK: 0 WP: 0 HR: 0 S: 14 P: 21 ERA: 6.75 WHIP: 1.500	14 Emilio Pagán, R ERA: 7.36 (9, 1)	IP: 1.0 WLS: 4 BF: 1 H: 1 R: 1 ER: 1 SO: 2 BB: 0 IBB: 0 HBP: 0 BLK: 0 WP: 0 HR: 1 S: 10 P: 16 ERA: 9.00 WHIP: 1.000	36 Pierce Johnson, R ERA: 5.19 (10, 1)	IP: 1.0 WLS: 4 BF: 0 H: 0 R: 0 ER: 0 SO: 1 BB: 1 IBB: 0 HBP: 0 BLK: 0 WP: 0 HR: 0 S: 9 P: 14 ERA: 0.00 WHIP: 1.000										

Texas Rangers @ San Diego Padres
 Petco Park, San Diego, CA
 Thu Aug 20 2020, 5:12 PM - 9:09 PM PDT
 Clear - 77 F

livebaseballscorecards.com

AB	38
R	7
H	8
RBI	7
BB	5
SO	16
LOB	14



Batter	1	2	3	4	5	6	7	8	9	10	AB	R	H	RBI	BB	SO	LOB
2 Trent Grisham, L OBP: 0.362, SLG: 0.423 (1, 8)											5	0	0	0	0	2	4
23 Fernando Tatis Jr., R OBP: 0.385, SLG: 0.706 (1, 6)											5	1	1	0	0	3	2
13 Manny Machado, R OBP: 0.345, SLG: 0.480 (1, 5)											3	2	2	0	2	1	0
30 Eric Hosmer, L OBP: 0.311, SLG: 0.554 (1, 3)											4	1	2	4	1	0	1
4 Wil Myers, R OBP: 0.344, SLG: 0.570 (1, 9)											5	1	1	1	0	2	2
9 Jake Cronenworth, L OBP: 0.380, SLG: 0.585 (1, 4)											5	0	1	0	0	0	3
10 Jurickson Profar, S OBP: 0.301, SLG: 0.358 (1, 7)											3	0	0	0	0	1	0
22 Josh Naylor, L OBP: 0.357, SLG: 0.385 (1, 10)											2	0	0	0	0	0	1
11 Ty France, R OBP: 0.333, SLG: 0.469 (6, PH)											1	1	1	1	1	0	0
18 Austin Hedges, R OBP: 0.239, SLG: 0.381 (1, 2)											3	2	2	1	1	0	1

Inning Stats	R: 1	H: 1	E: 0	K: 2	S: 12	H: 2	LOB: 1	K: 0	P: 8	R: 0	H: 2	E: 0	K: 0	S: 10	H: 0	LOB: 0	K: 0	P: 16	R: 0	H: 0	E: 0	K: 1	S: 14	R: 4	H: 3	E: 0	K: 1	S: 17	R: 0	H: 1	E: 0	K: 1	S: 10	R: 2	H: 2	E: 0	K: 3	S: 17	R: 0	H: 0	E: 0	K: 1	S: 5	R: 1	H: 1	E: 0	K: 0	S: 2	1B: 5	SF: 0	2B: 2	SAC: 0	3B: 0	DP: 0	HR: 3	HBP: 1	WP: 0	PA: 42
--------------	------	------	------	------	-------	------	--------	------	------	------	------	------	------	-------	------	--------	------	-------	------	------	------	------	-------	------	------	------	------	-------	------	------	------	------	-------	------	------	------	------	-------	------	------	------	------	------	------	------	------	------	------	-------	-------	-------	--------	-------	-------	-------	--------	-------	--------


PITCHER	IP	WLS	BF	H	R	ER	SO	BB	IBB	HBP	BLK	WP	HR	S	P	ERA	WHIP
44 Kyle Gibson, R ERA: 4.73 (1, 1)	5.0		24	6	5	5	3	3	0	1	0	0	1	51	90	9.00	1.800
52 Taylor Hearn, L ERA: 4.91 (6, 1)	0.2		4	0	0	0	0	2	0	0	0	0	0	14	27	0.00	3.000
64 Jimmy Herget, R ERA: 5.19 (6, 1)	1.1		5	1	0	0	2	0	0	0	0	0	0	13	19	0.00	0.750
30 Jesse Chavez, R ERA: 8.71 (8, 1)	0.2	B	4	2	2	2	2	0	0	0	0	0	2	14	16	27.00	3.000
45 Luis Garcia, R ERA: (8, 1)	1.1	L	5	1	1	0	2	0	0	0	0	0	0	10	17	0.00	0.750

Texas Rangers @ San Diego Padres
 Petco Park, San Diego, CA
 Thu Aug 20 2020, 5:12 PM - 9:09 PM PDT
 Clear - 77 F

livebaseballscorecards.com

AB	36
R	8
H	10
RBI	7
BB	5
SO	9
LOB	14



Batter	1	2	3	4	5	6	7	8	9	AB R H RBI BB SO LOB	TOP											
4 George Springer, R OBP: 0.344, SLG: 0.403 (1, 8) (6, 9)	2-1 P4		2-3 K		1-0 G5-3			1-0 P3		4 0 0 0 0 1 0												
27 Jose Altuve, R OBP: 0.279, SLG: 0.345 (1, 4)	1-0 30 BB 10 SF9 2B		2-2 F9			1-2 1 G5-3 1B		1-1 2B		4 1 3 0 0 0 0												
1 Carlos Correa, R OBP: 0.385, SLG: 0.448 9 Jack Mayfield, R OBP: 0.111, SLG: 0.111 (1, 6) (6, 6)	4-0 10 SF9 30 BB BB		3-2 G1-3			1-2 G5-3		0-3 K		2 0 0 0 1 0 1 1 0 0 0 0 1 1												
30 Kyle Tucker, L OBP: 0.288, SLG: 0.469 3 Myles Straw, R OBP: 0.280, SLG: 0.261 (1, 7) (6, 8)	4-2 22 FC4-6 1-2 2-3 BB		1-1 G3-1			1-0 F8		0-0 11 G4-3 2B		2 0 0 0 1 0 1 1 0 1 0 0 0 0												
10 Yuli Gurriel, R OBP: 0.351, SLG: 0.525 (1, 3)	2-0 SF9		0-0 G5-3			0-0 F9		0-2 G5-3		3 0 0 1 0 0 2												
22 Josh Reddick, L OBP: 0.340, SLG: 0.385 11 Garrett Stubbs, L OBP: 0.143, SLG: 0.167 (1, 9) (6, 7)	0-2 FC4-6		3-1 G3			1-0 G3		0-2 G4-3		2 0 0 0 0 0 2 2 0 0 0 0 0 1												
31 Abraham Toro, S OBP: 0.218, SLG: 0.280 (1, 5)		0-2 G6-3			1-0 G4-3		2-1 G3-1		0-1 G3-1	4 0 0 0 0 0 1	AB 31 R 2 H 5 RBI 2 BB 2 SO 7 LOB 9											
28 Taylor Jones, R OBP: 0.278, SLG: 0.471 (1, 10)		2-3 K			0-1 HR		1-3 K			3 1 1 1 0 2 0												
13 Dustin Garneau, R OBP: 0.235, SLG: 0.267 (1, 2)		2-3 K			0-3 K		3-3 K			3 0 0 0 0 3 0												
Inning Stats	R: 1 E: 0 K: 0 S: 9	H: 1 LOB: 2 BB: 2 P: 22	R: 0 E: 0 K: 2 S: 11	H: 0 LOB: 0 BB: 0 P: 15	R: 0 E: 0 K: 1 S: 11	H: 0 LOB: 0 BB: 0 P: 18	R: 0 E: 0 K: 0 S: 5	H: 0 LOB: 0 BB: 0 P: 9	R: 1 E: 0 K: 1 S: 7	H: 1 LOB: 0 BB: 0 P: 9	R: 0 E: 0 K: 0 S: 9	H: 1 LOB: 1 BB: 0 P: 12	R: 0 E: 0 K: 1 S: 6	H: 0 LOB: 0 BB: 0 P: 10	R: 0 E: 0 K: 2 S: 9	H: 1 LOB: 1 BB: 0 P: 14	R: 0 E: 0 K: 0 S: 9	H: 1 LOB: 1 BB: 0 P: 9	1B: 1 2B: 3 3B: 0 HR: 1	SF: 1 SAC: 0 DP: 0 HBP: 0	WP: 0 PB: 0 SB: 0 CS: 0	PA: 34
PITCHER	IP WLS BF H R ER SO BB IBB HBP BLK WP HR S P ERA WHIP																					
17 Zach Davies, R ERA: 3.03 (1, 1)	8.0 W 30 4 2 2 7 2 0 0 0 0 0 1 67 109 2.25 0.750																					
61 Luis Perdomo, R ERA: 7.36 (9, 1)	1.0 4 1 0 0 0 0 0 0 0 0 0 0 9 9 0.00 1.000																					

Houston Astros @ San Diego Padres
 Petco Park, San Diego, CA
 Sat Aug 22 2020, 6:11 PM - 8:51 PM PDT
 Clear - 81 F

livebaseballscorecards.com

Batter	1	2	3	4	5	6	7	8	9
2 Trent Grisham, L OBP: 0.381, SLG: 0.533	1-0 HR	0-0 HR	0-1 1B		2-1 F8		3-2 HR		
23 Fernando Tatis Jr., R OBP: 0.385, SLG: 0.678 5 Greg Garcia, L OBP: 0.361, SLG: 0.375	0-2 F7	1-0 HBP	0-1 FC5-4		3-0 L4		2-2 G3-1		
13 Manny Machado, R OBP: 0.362, SLG: 0.514 18 Austin Hedges, R OBP: 0.220, SLG: 0.348	2-0 HR	2-1 HR	0-2 G1-4-3			0-0 G5-3		1-3 K	
30 Eric Hosmer, L OBP: 0.304, SLG: 0.524 22 Josh Naylor, L OBP: 0.345, SLG: 0.370	0-2 K	2-2 L8	1-0 P5			0-2 G6-3		1-3 K	
11 Ty France, R OBP: 0.341, SLG: 0.459	1-3 K	1-0 HR			2-3 K			1-3 K	
4 Wil Myers, R OBP: 0.356, SLG: 0.591 3 Jorge Mateo, R					0-1 L9				
9 Jake Cronenworth, L OBP: 0.418, SLG: 0.648					2-2 F8				
10 Jurickson Profar, S OBP: 0.307, SLG: 0.349					2-2 F7				
21 Luis Torrens, R OBP: 0.333, SLG: 0.400					1-0 2B				

Inning Stats	R: 2	H: 2	E: 0	K: 2	S: 11	LOB: 0	BB: 0	P: 15
	R: 9	H: 7	E: 0	K: 0	S: 22	LOB: 1	BB: 2	P: 40
	R: 0	H: 1	E: 0	K: 0	S: 8	LOB: 1	BB: 0	P: 9
	R: 0	H: 0	E: 0	K: 1	S: 10	LOB: 0	BB: 0	P: 14
	R: 0	H: 1	E: 0	K: 0	S: 10	LOB: 1	BB: 0	P: 18
	R: 0	H: 1	E: 0	K: 1	S: 8	LOB: 1	BB: 0	P: 9
	R: 2	H: 2	E: 0	K: 1	S: 13	LOB: 0	BB: 0	P: 23
	R: 0	H: 0	E: 0	K: 3	S: 9	LOB: 0	BB: 0	P: 12

PITCHER	IP	WLS	BF	H	R	ER	SO	BB	IBB	HBP	BLK	WP	HR	S	P	ERA	WHIP
64 Brandon Bielak, R ERA: 4.37	1.1	L	11	5	7	7	2	1	0	0	0	0	4	18	28	47.25	4.500
72 Humberto Castellanos, R ERA: 7.5	3.0		16	6	4	4	1	1	0	0	0	0	1	40	60	12.00	2.333
29 Joe Biagini, R ERA: 14.73	2.2		11	3	2	2	2	0	0	0	0	0	1	24	40	6.75	1.125
67 Cy Sneed, R ERA: 4.5	1.0		3	0	0	0	3	0	0	0	0	0	0	9	12	0.00	0.000

BOTTOM

Houston Astros @ San Diego Padres
 Petco Park, San Diego, CA
 Sat Aug 22 2020, 6:11 PM - 8:51 PM PDT
 Clear - 81 F

AB	R	H	RBI	BB	SO	LOB
5	3	4	6	0	0	1
3	1	0	0	0	0	2
1	0	0	0	0	0	0
4	2	2	1	0	0	1
1	0	0	0	0	1	0
4	0	0	0	0	1	3
1	0	0	0	0	1	0
5	1	2	1	0	3	0
4	2	2	1	0	1	1
0	0	0	0	0	0	0
4	3	3	4	0	0	0
2	1	0	0	2	1	1
3	0	1	0	0	0	2

1B: 7	SF: 0	WP: 0	PA: 41
2B: 1	SAC: 1	PB: 1	
3B: 0	DP: 0	SB: 0	
HR: 6	HBP: 1	CS: 0	

livebaseballscorecards.com



Batter	1	2	3	4	5	6	7	8	9	AB R H RBI BB SO LOB	TOP											
3 J.P. Crawford, L OBP: 0.326, SLG: 0.313	4-1 1B 15 SF8 BB	1-0 HR		2-3 K		0-0 2B		3-3 K		4 2 2 3 1 2 0												
28 Sam Haggerty, S OBP: 0.308, SLG: 0.480	0-1 P6	1-2 1B			2-2 G6-3	1-2 L4		2-0 F7		5 0 1 0 0 0 3												
1 Kyle Lewis, R OBP: 0.446, SLG: 0.568	0-2 1B 23 1B 12 1B	1-3 K			0-3 K		1-0 F9	0-0 G5-3		5 1 1 0 0 2 1												
15 Kyle Seager, L OBP: 0.370, SLG: 0.505	1-1 SF8	2-3 K			2-2 G6-3		0-1 23 1B 12 1B 1B		2-3 K2-3	4 1 1 1 0 2 1												
23 Austin Nola, R OBP: 0.358, SLG: 0.562	1-2 1B 12 1B		2-2 G5-3			0-0 HR	1-0 12 1B 10 1B 1B		2-2 K	5 2 3 1 0 1 0												
12 Evan White, R OBP: 0.238, SLG: 0.379	0-1 1B		1-0 G6-3			1-2 3 2B	1-2 10 1B 1B		4-1 8 PB BB	4 1 3 2 1 0 0												
8 Jake Fraley, L OBP: 0.300, SLG: 0.250	1-3 K		3-3 K			1-1 3 2B HBP	1-1 F4		1-3 K	4 0 0 0 0 3 5												
10 Tim Lopes, R OBP: 0.280, SLG: 0.341		0-2 G5-3		0-3 K		3-3 K	0-1 1-2 2-H 1B			4 0 1 1 0 2 2												
9 Dee Strange-Gordon, L OBP: 0.204, SLG: 0.160		2-2 3 HR 1B		0-0 G1-3			1-2 F4	1-3 K		4 1 1 0 0 1 4												
Inning Stats	R: 2 E: 0 K: 1 S: 16	H: 3 LOB: 2 BB: 1 P: 23	R: 2 E: 0 K: 2 S: 17	H: 3 LOB: 1 BB: 0 P: 24	R: 0 E: 0 K: 1 S: 11	H: 0 LOB: 0 BB: 0 P: 17	R: 0 E: 0 K: 2 S: 8	H: 0 LOB: 0 BB: 0 P: 10	R: 0 E: 0 K: 1 S: 10	H: 0 LOB: 0 BB: 0 P: 14	R: 2 E: 0 K: 1 S: 18	H: 3 LOB: 2 BB: 0 P: 25	R: 2 E: 0 K: 1 S: 14	H: 4 LOB: 2 BB: 0 P: 19	R: 0 E: 0 K: 1 S: 5	H: 0 LOB: 0 BB: 0 P: 10	R: 0 E: 0 K: 3 S: 11	H: 0 LOB: 1 BB: 1 P: 20	1B: 9 2B: 2 3B: 0 HR: 2	SF: 1 SAC: 0 DP: 0 HBP: 1	WP: 0 PB: 1 SB: 1 CS: 0	PA: 43
PITCHER	IP WLS BF H R ER SO BB IBB HBP BLK WP HR S P ERA WHIP																					
59 Chris Paddack, R ERA: 5.15	(1, 1) 5.0 L 24 8 6 6 7 1 0 0 0 0 0 2 66 93 10.80 1.800																					
25 Tim Hill, L ERA: 4.82	(6, 1) 0.2 4 1 0 0 1 0 0 1 0 0 0 11 16 0.00 1.500																					
8 Javy Guerra, R ERA: 12.19	(6, 1) 0.2 5 3 2 2 0 0 0 0 0 0 0 10 14 27.00 4.500																					
36 Pierce Johnson, R ERA: 4.35	(7, 1) 0.2 3 1 0 0 1 0 0 0 0 0 0 7 9 0.00 1.500																					
49 Michel Baez, R ERA: 11.57	(8, 1) 2.0 7 0 0 0 4 1 0 0 0 0 0 16 30 0.00 0.500																					

Seattle Mariners @ San Diego Padres
 Petco Park, San Diego, CA
 Tue Aug 25 2020, 6:12 PM - 9:19 PM PDT
 Clear - 79 F

livebaseballscorecards.com

AB 39
 R 8
 H 13
 RBI 8
 BB 2
 SO 13
 LOB 16



Batter	1	2	3	4	5	6	7	8	9	AB	R	H	RBI	BB	SO	LOB	
2 Trent Grisham, L OBP: 0.363, SLG: 0.500 (1, 8)	0-1 1B 13 1B, 23 G3		2-3 K B FF 88, C FF 88, B CH 81, S FC 85, C FC 85	3-3 K C FF 87, C FF 86, B CU 76, F FF 88, C FC 85		2-2 G6-3 B FF 89, B FF 88, F FF 88, C FS 80, X FS 81		0-0 P6 X SI 92			5	0	1	0	0	2	3
23 Fernando Tatis Jr., R OBP: 0.381, SLG: 0.650 (1, 6)	0-1 G3 1-2		0-2 F9 L FC 86, S CH 81, F FC 86, F CU 76, X CH 82	0-3 K S CU 75, F FF 88, S FF 88			0-1 G6-3 S SL 88, X FF 97		1-2 G5-3 C SL 85, F FF 94, B SL 84, X SL 83		5	0	0	0	0	1	2
13 Manny Machado, R OBP: 0.375, SLG: 0.568 (1, 5)	0-0 1B 2-3		1-2 2B B CH 81, C FF 89, S FC 87, X FC 86		2-2 F8 B FF 87, B FF 88, F FC 85, F FF 89, X FC 85		2-1 1B B FF 98, B FF 97, C SL 88, X SL 88		2-2 3B F FF 93, B FF 93, B SL 84, C FF 93, X FF 94		5	1	4	0	0	0	0
30 Eric Hosmer, L OBP: 0.308, SLG: 0.556 (1, 3)	1-0 L6 2-H		1-0 HR B FF 90, X CH 81		1-2 L9 C FF 88, F FC 85, B CU 76, X FF 88		0-1 L6 C SL 89, X FF 96		2-2 K C SL 85, F FF 93, D SL 85, B SL 86, F FF 94, T FF 94		5	1	1	2	0	1	4
4 Wil Myers, R OBP: 0.363, SLG: 0.580 (1, 9)	1-1 G6-3		1-2 2B C CU 74, B FF 88, C FF 89, X CH 82		0-0 1B X FC 85		4-2 BB C SL 89, S SL 91, B SL 90, B SL 91		0-0 L7 X FF 93		4	1	2	0	1	0	3
11 Ty France, R OBP: 0.333, SLG: 0.463 22 Josh Naylor, L OBP: 0.313, SLG: 0.333 (7, PH) (8, 10)			3-3 K C FC 84, B FF 88, B CH 82, S FF 89, S FC 85	2-2 2B B FF 87, C FF 88, C FF 88, X FF 88		1-3 K 1 SAFE, F FC 85, D CU 76, C FF 88, S FF 88		2-2 P5 B SL 88, S SL 89, B SL 88, F FF 89, X FF 96			3	0	1	1	0	2	1
9 Jake Cronenworth, L OBP: 0.402, SLG: 0.608 (1, 4)			2-2 1B C FF 90, B FF 90, F FF 89, B CH 82, X FF 90	1-1 L7 B CU 77, C FF 89, X FC 86		1-1 F8 B FF 90, C FF 89, X FF 89		1-3 K C SL 93, B SL 82, F SL 83, C SI 94			4	0	1	0	0	1	1
10 Jurickson Profar, S OBP: 0.296, SLG: 0.326 (1, 7)			1-2 F9 C CU 76, D CU 76, F FF 89, F FC 86, X CH 81	1-2 L7 B FC 84, C CU 74, S FF 88, F FC 85, X CH 82		0-1 G4-3 S FS 82, X FS 83		1-0 F9 B SI 94, X CH 81			4	0	0	0	0	0	1
18 Austin Hedges, R OBP: 0.241, SLG: 0.367 3 Jorge Mateo, R 21 Luis Torrens, R OBP: 0.286, SLG: 0.333 (8, PH) (9, 2)			2-2 FC6-4 C CH 80, F FC 86, F FF 90, B CH 81, B FF 90, F CH 81, X FF 89	2-2 2B B CU 74, B FF 86, C CU 73, F FF 88, F CH 81, X CU 75		4-1 BB B FF 90, B FF 90, B FF 90, C FF 88, B FF 89		4-2 BB C SI 94, B CH 80, F SI 94, B SL 83, B CH 80, B SI 93			2	0	1	0	1	0	1

Inning Stats	R: 0	H: 2	E: 0	LOB: 2	K: 0	BB: 0	S: 8	R: 0	H: 1	E: 0	LOB: 1	K: 1	BB: 0	S: 16	R: 3	H: 4	E: 0	LOB: 1	K: 1	BB: 0	S: 20	R: 0	H: 1	E: 0	LOB: 1	K: 2	BB: 0	S: 15	R: 0	H: 0	E: 0	LOB: 1	K: 0	BB: 1	S: 8	R: 0	H: 1	E: 0	LOB: 2	K: 0	BB: 1	S: 12	R: 0	H: 0	E: 0	LOB: 1	K: 1	BB: 1	S: 8	R: 0	H: 1	E: 0	LOB: 1	K: 1	BB: 0	S: 11	R: 0	H: 1	E: 0	LOB: 1	K: 1	BB: 0	S: 11	1B: 5	SF: 0	2B: 4	SAC: 0	3B: 1	DP: 0	HR: 1	HBP: 0	WP: 0	PA: 41
--------------	------	------	------	--------	------	-------	------	------	------	------	--------	------	-------	-------	------	------	------	--------	------	-------	-------	------	------	------	--------	------	-------	-------	------	------	------	--------	------	-------	------	------	------	------	--------	------	-------	-------	------	------	------	--------	------	-------	------	------	------	------	--------	------	-------	-------	------	------	------	--------	------	-------	-------	-------	-------	-------	--------	-------	-------	-------	--------	-------	--------

PITCHER	IP	WLS	BF	H	R	ER	SO	BB	IBB	HBP	BLK	WP	HR	S	P	ERA	WHIP
7 Marco Gonzales, L ERA: 3.63 (1, 1)	5.0	W	24	9	3	3	5	0	0	0	0	0	1	70	98	5.40	1.800
6 Yoshihisa Hirano, R ERA: (6, 1)	1.0	H	4	0	0	0	0	1	0	0	0	0	0	8	15	0.00	1.000
53 Dan Altavilla, R ERA: 6.17 (7, 1)	1.0		5	1	0	0	0	1	0	0	0	0	0	12	20	0.00	2.000
81 Aaron Fletcher, L ERA: (8, 1)	1.0		4	0	0	0	1	1	0	0	0	0	0	8	14	0.00	1.000
59 Joey Gerber, R ERA: 4.5 (9, 1)	1.0		4	1	0	0	1	0	0	0	0	0	0	11	16	0.00	1.000

Seattle Mariners @ San Diego Padres
 Petco Park, San Diego, CA
 Tue Aug 25 2020, 6:12 PM - 9:19 PM PDT
 Clear - 79 F

AB	38
R	3
H	11
RBI	3
BB	3
SO	7
LOB	18

livebaseballscorecards.com

Batter	1	2	3	4	5	6	7	8	9	AB R H RBI BB SO LOB	TOP																	
3 J.P. Crawford, L OBP: 0.331, SLG: 0.313	(1, 6) B FF 97 B SI 97 X FF 96 2-0 G5-4-3 1B		F SI 97 F SL 88 B FF 99 S SL 88 1-3 K	B SL 86 B SI 94 X SL 86 2-0 L8			1 SAFE C SI 92 F SI 91 1 SAFE 1 SAFE F SI 92 H FF 90 2-2 28 1B 1 1B 28 E HBP			3 1 1 0 0 1 3																		
28 Sam Haggerty, S OBP: 0.300, SLG: 0.448	(1, 7) 1 SAFE C SI 98 X SI 98 0-0 F9		S SL 88 C SL 86 S SL 90 0-3 K		B SL 83 C FF 95 X SL 85 1-1 G6-3		B SI 90 2 SAFE X SI 92 1-0 1 1B 15 1B 1 S 1B			4 1 1 1 0 1 3																		
1 Kyle Lewis, R OBP: 0.440, SLG: 0.557	(1, 8) B FF 97 C FF 97 1 SAFE X SL 88 1-1 G5-4-3 1-2f		S FF 98 B FF 98 F SL 90 B FF 99 S SL 89 2-3 K		C SL 86 F SL 84 S SL 88 0-3 K		B SI 92 C SI 92 X SI 92 1-1 15 1B 23 SF7 1B			4 1 1 1 0 2 3																		
15 Kyle Seager, L OBP: 0.374, SLG: 0.500	(1, 5)	S SL 87 F FF 98 B SL 90 X SL 86 1-2 F9		B SL 86 C FF 96 C FF 97 B FF 96 B FF 97 4-1 26 HR 26 S BB		C FF 97 C FF 96 F SL 84 S SL 85 0-3 K		C KC 79 S SI 91 B SI 92 B FC 88 X SI 92 2-2 1B		3 1 1 1 1 1 0																		
23 Austin Nola, R OBP: 0.364, SLG: 0.560	(1, 10) (7, 2)	C FF 97 X FF 97 0-1 1B		C FF 97 B SL 87 B SL 86 B FF 96 B FF 97 X SL 90 3-2 L7		B SL 84 C FF 96 B FF 96 S SL 85 B SL 87 B SL 88 4-2 26 FC1-6 BB		S CU 83 B FF 97 S FF 97 X CU 85 1-2 SF7		2 0 1 1 1 0 1																		
12 Evan White, R OBP: 0.236, SLG: 0.375	(1, 3)	B SL 86 B FF 96 B FF 97 C FF 98 X FF 96 3-1 P6		C SL 87 S SL 86 F SL 87 B FF 99 B SL 88 F SL 88 X FF 98 2-2 HR		B FF 89 C SI 87 C SL 77 X SI 89 1-2 FC1-6 8 FC6-4		F FF 98 C CU 85 B SI 97 S CU 85 2-3 K		1 0 0 0 0 0 1 3 1 1 2 0 1 2																		
26 José Marmolejos, L OBP: 0.125, SLG: 0.313	(3, 3)																											
8 Jake Freley, L OBP: 0.286, SLG: 0.250	(1, 9)	B SL 86 B SL 87 D FF 97 C FF 97 X SI 98 3-1 L7		C SL 88 X SI 98 0-1 4 S 4 1B 1B		C SI 88 B SL 79 X SI 88 1-1 FC6-4		C CU 85 S CU 85 S CU 86 0-3 K		4 1 1 0 0 1 3																		
4 Shed Long Jr., L OBP: 0.250, SLG: 0.255	(1, 4)		C FF 97 B SL 88 B SL 88 B FF 98 S FF 98 F SL 91 B FF 98 4-2 54 E BB		B SL 87 B SL 86 X FF 96 2-1 54 FC2-5-4 54 S 1B		1 SAFE X SI 89 0-0 G5-3			2 0 1 1 1 0 1																		
54 Joseph Odum, R OBP: 0.188, SLG: 0.071	(1, 2)		X FF 97 0-0 FC6		B SL 88 C FF 97 S SL 86 S SL 88 1-3 FC2-5-4		B SI 94 F SI 92 X SI 94 1-1 28 E 3 HBP 28 1B 1B			2 0 0 0 0 0 2 1 1 1 0 0 0 0 0 0 0 0 0 0 0 0 0 0 0 0 0 0																		
9 Dee Strange-Gordon, L OBP: 0.218, SLG: 0.176	(7, PH)																											
47 Taylor Williams, S (7, 1)																												
53 Dan Altavilla, R (7, 1)																												
Inning Stats	R: 0 E: 0 K: 0 S: 4	H: 1 LOB: 0 BB: 0 P: 7	R: 0 E: 0 K: 0 S: 9	H: 1 LOB: 1 BB: 0 P: 16	R: 0 E: 1 K: 3 S: 13	H: 0 LOB: 2 BB: 1 P: 20	R: 3 E: 0 K: 0 S: 17	H: 3 LOB: 1 BB: 1 P: 31	R: 0 E: 0 K: 2 S: 9	H: 0 LOB: 0 BB: 0 P: 10	R: 0 E: 0 K: 0 S: 8	H: 0 LOB: 1 BB: 1 P: 14	R: 4 E: 1 K: 2 S: 19	H: 4 LOB: 1 BB: 0 P: 29	1B: 8 2B: 0 3B: 0 HR: 1	SF: 1 SAC: 0 DP: 1 HBP: 1	WP: 0 PB: 0 SB: 4 CS: 0	PA: 34										
PITCHER	IP WLS BF H R ER SO BB IBB HBP BLK WP HR S P ERA WHIP																											
29 Dinelson Lamet, R ERA: 2.35	(1, 1)	5.0		23	5	3	3	6	3	0	0	0	0	1	54	90	5.40	1.600										
25 Tim Hill, L ERA: 4.35	(6, 1)	1.0		3	0	0	0	0	0	0	0	0	0	6	8	0.00	0.000											
34 Craig Stammen, R ERA: 7.9	(7, 1)	0.0		5	4	4	4	0	0	0	1	0	0	0	10	17	∞	∞										
36 Pierce Johnson, R ERA: 3.97	(7, 1)	1.0	W	3	0	0	0	2	0	0	0	0	0	9	12	0.00	0.000											

Seattle Mariners @ San Diego Padres
Petco Park, San Diego, CA
Thu Aug 27 2020, 12:12 PM - 3:00 PM PDT
Sunny - 81 F

livebaseballscorecards.com

AB 29
R 7
H 9
RBI 7
BB 3
SO 7
LOB 19



Batter	1	2	3	4	5	6	7	8	9
2 Trent Grisham, L OBP: 0.360, SLG: 0.487 (1, 8)	P2 2-1		F7 0-1			K 3-3	BB 4-2 23 WP 13 1B		
23 Fernando Tatis Jr., R OBP: 0.385, SLG: 0.667 (1, 6)	K 1-3			K 1-3		HR 0-0	BB 4-2 30 PB 30 WP 13 1B		
13 Manny Machado, R OBP: 0.386, SLG: 0.623 (1, 5)	G6-3 0-1			HR 0-1		HR 0-1	1B 0-0 30 WP 30 PB 13 1B		
30 Eric Hosmer, L OBP: 0.317, SLG: 0.553 (1, 3)		P6 2-1		1B 0-0		G6-3 0-1	1B 2-1 9 1B 4 HR		
9 Jake Cronenworth, L OBP: 0.407, SLG: 0.602 (1, 4)		K 2-3		K 2-3		1B 1-0	1B 2-0 4 HR		
4 Wil Myers, R OBP: 0.359, SLG: 0.596 (1, 9)		L3 1-2		G6-3 3-2		K 3-3	HR 1-0 1-H 3-H		
5 Greg Garcia, L OBP: 0.342, SLG: 0.353 (1, 10)			G4-3 1-1		K 1-3		K 3-3		
11 Ty France, R OBP: 0.319, SLG: 0.442 (5, PH) (6, 10)									
22 Josh Naylor, L OBP: 0.333, SLG: 0.355 (1, 7)									
10 Jurickson Profar, S OBP: 0.291, SLG: 0.319 (5, PH) (6, 7)									
21 Luis Torrens, R OBP: 0.222, SLG: 0.250 (1, 2)									
18 Austin Hedges, R OBP: 0.255, SLG: 0.367 (7, 2)			F8 0-1		G5-3 2-2		HBP 1-1 23 WP 13 1B 2 BB		

AB	R	H	RBI	BB	SO	LOB
3	1	0	0	1	1	1
3	2	1	1	1	2	0
4	3	3	4	0	0	0
4	1	2	1	0	0	0
4	1	2	0	0	2	1
4	1	1	3	0	1	2
1	0	0	0	0	0	0
2	0	0	0	0	2	0
1	0	1	0	0	0	0
2	0	0	0	0	0	0
2	0	0	0	0	0	1
0	1	0	0	0	0	0

WP	HR	S	P	ERA	WHIP
2	1	33			
1	1				
0	0				
0	0				
0	0				
0	0				

PITCHER	IP	WLS	BF	H	R	ER	SO	P	ERA	WHIP
74 Ljay Newsome, R ERA: 2.57 (1, 1)	4.0		15	3	1	1	4	60	2.25	0.750
38 Anthony Misiewicz, L ERA: 3.86 (5, 1)	1.1		4	0	0	0	2	19	0.00	0.000
61 Matt Magill, R ERA: 6.1 (6, 1)	0.2	B	5	3	2	2	1	14	27.00	4.500
47 Taylor Williams, R ERA: 6.39 (7, 1)	0.2	L	7	2	5	5	1	29	67.50	6.000
53 Dan Altavilla, R ERA: 7.71 (7, 1)	0.0		2	2	2	2	0	5	∞	∞

BOTTOM

Seattle Mariners @ San Diego Padres
Petco Park, San Diego, CA
 Thu Aug 27 2020, 12:12 PM - 3:00 PM PDT
 Sunny - 81 F

livebaseballscorecards.com

AB	30
R	10
H	10
RBI	9
BB	2
SO	8
LOB	5



Batter	1	2	3	4	5	6	7	8	9	AB R H RBI BB SO LOB	TOP							
3 J.P. Crawford, L OBP: 0.336, SLG: 0.319	1-0 28 1B 15 SF7 1B	2-2 G4-3		0-2 F8			2-2 28 2B 1B			4 2 2 0 0 0 0								
28 Sam Haggerty, S OBP: 0.324, SLG: 0.485	3-1 23 WP 26 HR 1B	2-3 K			1-0 G3-1		3-2 15 G4-3 23 1B 2B			4 2 2 1 0 1 0								
1 Kyle Lewis, R OBP: 0.442, SLG: 0.547	4-2 23 WP 26 HR BB	1-3 K			4-1 23 WP 15 G6-3 BB		1-3 K			2 1 0 0 2 2 1								
15 Kyle Seager, L OBP: 0.370, SLG: 0.504	0-2 SF7		0-0 2B		1-0 G6-3		1-0 G4-3			3 0 1 1 0 0 2								
23 Austin Nola, R OBP: 0.379, SLG: 0.559	4-2 26 HR BB		2-3 K		4-2 BB		2-2 26 2B 1B			2 1 1 1 2 1 1								
26 José Marmolejos, L OBP: 0.167, SLG: 0.444	2-1 HR		3-3 K		1-0 G2-3		0-0 2B			4 1 2 4 0 1 3								
10 Tim Lopes, R OBP: 0.278, SLG: 0.330	1-1 L9		1-3 K			0-1 F7	4-0 BB			3 0 0 0 1 1 1								
5 Braden Bishop, R OBP: 0.286, SLG: 0.250										0 0 0 0 0 0 0	AB 29 R 8 H 9 RBI 8 BB 5 SO 8 LOB 11							
4 Shed Long Jr., L OBP: 0.250, SLG: 0.284	1-1 HR		2-3 K		1-2 P2		2-0 F9			4 1 1 1 0 1 3								
9 Dee Strange-Gordon, L OBP: 0.207, SLG: 0.167	0-1 L6		0-0 G6-3		1-3 K					3 0 0 0 0 1 0								
Inning Stats	R: 6 E: 0 K: 0 S: 19	H: 4 LOB: 0 BB: 2 P: 35	R: 0 E: 0 K: 2 S: 9	H: 0 LOB: 0 BB: 0 P: 14	R: 0 E: 0 K: 3 S: 10	H: 1 LOB: 1 BB: 0 P: 16	R: 0 E: 0 K: 1 S: 7	H: 0 LOB: 0 BB: 0 P: 9	R: 0 E: 0 K: 0 S: 6	H: 0 LOB: 2 BB: 2 P: 17	R: 0 E: 0 K: 1 S: 10	H: 0 LOB: 0 BB: 0 P: 12	R: 2 E: 0 K: 1 S: 19	H: 4 LOB: 3 BB: 1 P: 34	1B: 4 2B: 3 3B: 0 HR: 2	SF: 1 SAC: 0 DP: 0 HBP: 0	WP: 2 PB: 0 SB: 1 CS: 0	PA: 35
PITCHER	IP WLS BF H R ER SO BB IBB HBP BLK WP HR S P ERA WHIP																	
43 Garrett Richards, R ERA: 5.17	(1, 1) 0.2 L 8 4 6 6 0 2 0 0 0 0 1 2 17 33 81.00 9.000																	
61 Luis Perdomo, R ERA: 5.65	(1, 1) 3.1 11 1 0 0 6 0 0 0 0 0 0 0 28 41 0.00 0.300																	
62 Luis Patiño, R ERA: 4.76	(5, 1) 1.0 5 0 0 0 0 2 0 0 0 1 0 6 17 0.00 2.000																	
67 David Bednar, R ERA: 7.11	(6, 1) 2.0 11 4 2 2 2 1 0 0 0 0 0 0 29 46 9.00 2.500																	

Seattle Mariners @ San Diego Padres
 Petco Park, San Diego, CA
 Thu Aug 27 2020, 3:36 PM - 6:15 PM PDT
 Clear - 79 F

livebaseballscorecards.com



Batter	1	2	3	4	5	6	7	8	9
2 Trent Grisham, L OBP: 0.357, SLG: 0.480 (1, 8)	3-3 K	3-3 K			1-2 G5-4-3 1B		1-1 F9		
23 Fernando Tatis Jr., R OBP: 0.381, SLG: 0.654 (1, 6)	1-3 K		1-2 L8		0-0 F9		3-2 FC5-4 1B		
13 Manny Machado, R OBP: 0.362, SLG: 0.635 (1, 5)	1-2 HR		0-2 P4		0-0 G5-4-3 1-2f		0-1 FC5-4		
30 Eric Hosmer, L OBP: 0.314, SLG: 0.532 (1, 3)	1-0 G5-3		2-0 G4-3			4-0 BB	0-0 G1-3		
4 Wil Myers, R OBP: 0.358, SLG: 0.585 (1, 9)		2-2 G6-3		1-3 K		4-2 BB			
9 Jake Cronenworth, L OBP: 0.415, SLG: 0.605 (1, 4)		0-1 1B		0-0 1B		1-3 K			
11 Ty France, R OBP: 0.340, SLG: 0.478 (1, 10)		1-2 2B		2-3 K		2-1 1B			
10 Jurickson Profar, S OBP: 0.295, SLG: 0.323 22 Josh Naylor, L OBP: 0.324, SLG: 0.344 (6, PH) (7, 7)		1-1 1B		1-1 L9		0-0 G3-2			
18 Austin Hedges, R OBP: 0.250, SLG: 0.360 3 Jorge Mateo, R OBP: 0.222, SLG: 0.250 21 Luis Torrens, R OBP: 0.222, SLG: 0.250 5 Greg Garcia, L OBP: 0.359, SLG: 0.353 (1, 2) (5, PH) (6, 2) (7, PH)		3-2 K			2-2 2B		4-0 BB		

Inning Stats	R: 1	H: 1	E: 0	K: 2	S: 11	LOB: 0	BB: 0	P: 17	R: 1	H: 3	E: 0	K: 2	S: 18	LOB: 2	BB: 0	P: 28	R: 0	H: 0	E: 0	K: 0	S: 7	LOB: 0	BB: 0	P: 10	R: 0	H: 1	E: 0	K: 2	S: 9	LOB: 1	BB: 0	P: 13	R: 1	H: 2	E: 0	K: 0	S: 10	LOB: 0	BB: 0	P: 13	R: 0	H: 1	E: 0	K: 1	S: 9	LOB: 2	BB: 2	P: 20	R: 0	H: 1	E: 0	K: 0	S: 8	LOB: 2	BB: 1	P: 16
--------------	------	------	------	------	-------	--------	-------	-------	------	------	------	------	-------	--------	-------	-------	------	------	------	------	------	--------	-------	-------	------	------	------	------	------	--------	-------	-------	------	------	------	------	-------	--------	-------	-------	------	------	------	------	------	--------	-------	-------	------	------	------	------	------	--------	-------	-------

PITCHER	IP	WLS	BF	H	R	ER	SO	BB	IBB	HBP	BLK	WP	HR	S	P	ERA	WHIP
18 Yusei Kikuchi, L ERA: 6.12 (1, 1)	5.0	W	21	7	3	3	6	0	0	0	0	0	1	55	81	5.40	1.400
81 Aaron Fletcher, L ERA: (6, 1)	0.1	H	4	1	0	0	1	2	0	0	0	0	0	8	19	0.00	9.000
59 Joey Gerber, R ERA: 4.15 (6, 1)	0.2	H	1	0	0	0	0	0	0	0	0	0	0	1	1	0.00	0.000
6 Yoshihisa Hirano, R ERA: (7, 1)	1.0		5	1	0	0	0	1	0	0	0	0	0	8	16	0.00	2.000

BOTTOM

AB R H RBI BB SO LOB

4 0 1 1 0 2 3

4 0 1 0 0 1 1

4 1 1 1 0 0 3

3 0 0 0 1 0 2

2 0 0 0 1 1 0

3 1 2 0 0 1 2

3 0 2 0 0 1 1

2 0 1 1 0 0 1

1 0 0 0 0 0 3

1 0 0 0 0 1 2

1 1 1 0 0 0 0

0 0 0 0 0 0 0

0 0 0 0 1 0 0

WP: 0 PA: 31
PB: 0
SB: 1
CS: 0

Seattle Mariners @ San Diego Padres
Petco Park, San Diego, CA
Thu Aug 27 2020, 3:36 PM - 6:15 PM PDT
Clear - 79 F

livebaseballscorecards.com

AB 28
R 3
H 9
RBI 3
BB 3
SO 7
LOB 18



BOTTOM

San Diego Padres @ Colorado Rockies
Coors Field, Denver, CO
Fri Aug 28 2020, 6:43 PM - 10:11 PM MDT
Cloudy - 69 F

livebaseballscorecards.com

AB 36
R 4
H 9
RBI 3
BB 4
SO 9
LOB 18



WP: 0 PA: 40
PB: 0
SB: 0
CS: 0

AB R H RBI BB SO LOB

5	0	2	0	0	1	1
4	1	1	0	1	2	2
4	0	3	0	1	0	2
5	1	0	0	0	1	6
3	1	1	0	1	1	1
4	1	1	3	0	1	3
3	0	0	0	1	1	0
3	0	0	0	0	0	0
1	0	0	0	0	0	3
2	0	0	0	0	1	0
2	0	1	0	0	1	0

Batter	1	2	3	4	5	6	7	8	9
15 Raimel Tapia, L OBP: 0.398, SLG: 0.371 (1, 7)	F7 1-1 X CH 78	3B 0-0			G5-3 2-1 B SI 86 B SI 87 C SI 87 X SI 87		K 1-3 C FF 91 B CU 83 F FF 92 S FF 94		27 BB 1B 3-2 F FF 94 F FF 94 F FF 94 B FC 85 B FC 85 B FC 86 F FF 93 F FF 94 X FF 94
27 Trevor Story, R OBP: 0.386, SLG: 0.602 (1, 6)	1B 1-1 28 1B 19 FC4-6	K 3-3 B FC 87 B SI 88 C SI 88 B SI 89 C SI 88 S SI 88			K 1-3 B FC 86 C SI 88 C SI 88 S CH 88		P4 1-1 C FF 95 B SI 95 X SI 95		BB 4-1 B FF 94 C FF 94 B FF 94 B FF 94 B FF 93
28 Nolan Arenado, R OBP: 0.313, SLG: 0.491 (1, 5)	1B 1-2 19 FC4-6		G4-3 1-0 9 X SI 88		BB 4-0 B SI 88 B CH 80 B SI 90 B SI 89		1B 0-1 F FF 94 X SI 95	F7 0-0 X FF 94	
19 Charlie Blackmon, L OBP: 0.422, SLG: 0.545 (1, 9)	HR 0-0 25 HR 1-2 3-H		K 0-3 C SI 87 L FC 87 S CH 80		G5-3 1-0 B SI 88 X CH 80		P5 3-2 B SI 84 B SI 93 F SI 94 B SI 86 F SI 94 X SI 86	P6 2-2 F FF 94 F FF 93 B FC 85 X FC 86	
9 Daniel Murphy, L OBP: 0.300, SLG: 0.376 (1, 3)	BB 1-2 25 HR		G4-3 1-1 B SI 88 F CH 79 X CH 79		K 2-3 C CH 77 B SI 86 B SI 87 B FC 86 S SI 88		1B 0-0 X SI 94		
25 Matt Kemp, R OBP: 0.333, SLG: 0.420 (1, 10)	HR 2-0 1-H 2-H		K 3-3 B SI 87 F SI 88 B CH 80 S CH 80 B CH 80 S CH 80		L8 0-0 X CH 79		G2-3 1-0 B FF 94 X SL 86		
24 Ryan McMahon, L OBP: 0.322, SLG: 0.443 (1, 4)	G3-1 3-2 B SI 87 C CH 79 B CH 79 F CH 79 B SI 88 X CH 79		L5 3-2 C CH 77 B CH 78 S CH 78 B SI 88 X CH 77		K 1-3 C FF 93 B FF 93 F CU 82 C FF 93		BB 4-0 B SI 94 B CH 86 B CH 86 B CH 86		
22 Sam Hilliard, L OBP: 0.309, SLG: 0.475 1 Garrett Hampson, R OBP: 0.323, SLG: 0.407 (8, PH) (9, 8)	G4-3 1-1 C SI 87 B FC 86 X CH 79		G3 2-2 B SI 88 S CH 79 B CH 78 F CH 78 X SI 89		G4-3 0-0 X FF 92		L8 2-2 C SI 88 B FF 91 B FF 90 F FF 90 X SI 89		
14 Tony Wolters, L OBP: 0.231, SLG: 0.266 35 Elias Diaz, R OBP: 0.333, SLG: 0.286 (7, PH) (8, 2)	K 3-3 B SI 86 B SI 87 C SI 87 C CH 80 S CH 79		G1-6-3 2-2 B SI 88 B FC 87 C CH 79 C FC 87 X CH 78		1B 2-2 B FF 93 B CH 85 F FF 92 F CH 87 X FF 93		K 2-2 C FF 94 B FC 85 S FC 85 B FC 85 B FC 85 F FF 93 F FC 85 T FF 94		

Inning Stats	R: 4	H: 3	E: 1	K: 0	S: 15	LOB: 0	BB: 1	P: 27	R: 0	H: 1	E: 0	K: 2	S: 9	LOB: 1	BB: 0	P: 16	R: 0	H: 1	E: 0	K: 2	S: 9	LOB: 0	BB: 0	P: 14	R: 0	H: 0	E: 0	K: 1	S: 6	LOB: 1	BB: 1	P: 14	R: 0	H: 0	E: 0	K: 2	S: 7	LOB: 0	BB: 0	P: 10	R: 0	H: 1	E: 0	K: 1	S: 9	LOB: 1	BB: 0	P: 13	R: 0	H: 2	E: 0	K: 0	S: 11	LOB: 3	BB: 1	P: 21	R: 0	H: 1	E: 0	K: 1	S: 15	LOB: 2	BB: 2	P: 26	1B: 7	2B: 0	3B: 1	HR: 1	SF: 0	SAC: 0	DP: 0	HBP: 0
--------------	------	------	------	------	-------	--------	-------	-------	------	------	------	------	------	--------	-------	-------	------	------	------	------	------	--------	-------	-------	------	------	------	------	------	--------	-------	-------	------	------	------	------	------	--------	-------	-------	------	------	------	------	------	--------	-------	-------	------	------	------	------	-------	--------	-------	-------	------	------	------	------	-------	--------	-------	-------	-------	-------	-------	-------	-------	--------	-------	--------

PITCHER	IP	WLS	BF	H	R	ER	SO	BB	IBB	HBP	BLK	WP	HR	S	P	ERA	WHIP
17 Zach Davies, R ERA: 2.61 (1, 1)	5.2		24	5	4	0	6	2	0	0	0	0	1	52	93	0.00	1.235
55 Matt Strahm, L ERA: 1.76 (6, 1)	1.0		4	1	0	0	2	0	0	0	0	0	0	10	14	0.00	1.000
40 Cal Quantrill, R ERA: 2.76 (7, 1)	1.0		6	2	0	0	0	1	0	0	0	0	0	9	18	0.00	3.000
25 Tim Hill, L ERA: 4.22 (8, 1)	0.1		1	0	0	0	0	0	0	0	0	0	0	4	6	0.00	0.000
14 Emilio Pagán, R ERA: 5.79 (9, 1)	1.0		5	1	0	0	1	1	0	0	0	0	0	15	26	0.00	2.000

Batter	1	2	3	4	5	6	7	8	9	AB R H RBI BB SO LOB	TOP																									
2 Trent Grisham, L OBP: 0.338, SLG: 0.455 (1, 8)										5 0 1 0 0 2 2																										
23 Fernando Tatis Jr., R OBP: 0.382, SLG: 0.640 (1, 6)										3 1 1 0 1 0 1																										
13 Manny Machado, R OBP: 0.386, SLG: 0.627 (1, 5)										4 1 1 0 0 0 2																										
30 Eric Hosmer, L OBP: 0.337, SLG: 0.545 (1, 3)										4 0 1 0 0 2 3																										
9 Jake Cronenworth, L OBP: 0.408, SLG: 0.587 (1, 4)										3 1 1 2 1 1 0																										
4 Wil Myers, R OBP: 0.380, SLG: 0.609 (1, 9)										4 0 2 1 0 0 2																										
5 Greg Garcia, L OBP: 0.349, SLG: 0.342 (1, 10)										4 0 1 0 0 0 2																										
22 Josh Naylor, L OBP: 0.297, SLG: 0.314 (1, 7)										3 0 0 0 0 0 1 1 0 1 0 0 0 0																										
10 Jurickson Profar, S OBP: 0.301, SLG: 0.330 (9, PH) (9, 7)																																				
21 Luis Torrens, R OBP: 0.333, SLG: 0.364 (1, 2)										3 0 2 0 0 1 0 1 0 0 0 0 0 1 0 0 0 0 0 0 0																										
11 Ty France, R OBP: 0.375, SLG: 0.510 (9, PH)																																				
18 Austin Hedges, R OBP: 0.262, SLG: 0.352 (9, 2)																																				
Inning Stats	R: 0 E: 0 K: 1 S: 13	H: 1 LOB: 1 BB: 0 P: 18	R: 0 E: 0 K: 1 S: 12	H: 1 LOB: 1 BB: 0 P: 18	R: 0 E: 0 K: 0 S: 6	H: 2 LOB: 1 BB: 0 P: 8	R: 0 E: 0 K: 0 S: 9	H: 1 LOB: 1 BB: 0 P: 12	R: 0 E: 0 K: 0 S: 9	H: 1 LOB: 0 BB: 0 P: 12	R: 0 E: 0 K: 1 S: 12	H: 0 LOB: 0 BB: 0 P: 13	R: 3 E: 0 K: 2 S: 20	H: 3 LOB: 1 BB: 1 P: 28	R: 0 E: 0 K: 1 S: 7	H: 1 LOB: 0 BB: 0 P: 9	1B: 9 2B: 4 3B: 0 HR: 0	SF: 0 SAC: 0 DP: 3 HBP: 0	WP: 0 PB: 0 SB: 1 CS: 0	PA: 37																
PITCHER	IP WLS BF H R ER SO BB IBB HBP BLK WP HR S P ERA WHIP																																			
49 Antonio Senzatela, R ERA: 3.32 (1, 1)	7.0		27	7	0	0	3	1	0	0	0	0	0	70	101	0.00	1.143																			
54 Carlos Estévez, R ERA: 3.78 (8, 1)	0.2	B	6	3	3	3	2	1	0	0	0	0	0	18	25	40.50	6.000																			
40 Tyler Kinley, R ERA: 6.94 (8, 1)	0.1		1	0	0	0	0	0	0	0	0	0	0	2	3	0.00	0.000																			
52 Daniel Bard, R ERA: 4.2 (9, 1)	1.0	W	3	1	0	0	1	0	0	0	0	0	0	7	9	0.00	1.000																			

San Diego Padres @ Colorado Rockies
Coors Field, Denver, CO
Sat Aug 29 2020, 6:15 PM - 9:21 PM MDT
Partly Cloudy - 76 F

livebaseballscorecards.com

AB	35
R	3
H	11
RBI	3
BB	2
SO	6
LOB	14



Batter	1	2	3	4	5	6	7	8	9	AB	R	H	RBI	BB	SO	LOB	TOP									
2 Trent Grisham, L OBP: 0.346, SLG: 0.496	(1, 8) C FF 92 B FF 94 S CH 87 B FF 93 F FF 94 X FF 94	2-2 23 HR 1B	0-1 23 1B 3B		X SI 92 0-0 G4-3		B FC 89 X CH 88 1-0 G3-1		B SI 93 X SI 91 1-0 HR		5	3	3	2	0	0	1									
23 Fernando Tatis Jr., R OBP: 0.395, SLG: 0.657	(1, 6) B FF 94 1 SAFE F SL 86 H FF 92	2-1 30 HR 1B	0-0 30 G4-3 13 S 1B		C SI 93 C SI 92 F FF 93 S FC 88 0-3 K		S SL 86 F FF 97 B SL 86 B SI 92 C SI 92 B FF 96 F FF 95 X SL 87 3-2 30 HR 9 G6-4-3 2B	B SI 77 F SL 79 B SI 92 C SI 92 X SL 80 2-2 13 1B 2B		4	3	3	1	0	1	0	0									
5 Greg Garcia, L OBP: 0.349, SLG: 0.342	(8, 4)	1-2 30 HR HBP	3-H 1B							0	0	0	0	0	0	0	0									
13 Manny Machado, R OBP: 0.386, SLG: 0.619	(1, 10) S SL 86 B CH 85 F FF 93 S SL 88	1-3 K	1-1 SAFE B SL 85 F SL 84 X FF 92 F9		C FC 88 X FF 93 0-1 L9		B FF 97 C SL 85 B FF 94 F FF 95 X SL 86 3-2 30 G6-4-3 1B	F SI 93 F SL 78 X SI 93 0-2 2-H 1B		5	0	2	1	0	1	3										
30 Eric Hosmer, L OBP: 0.340, SLG: 0.570	(1, 3) C SL 87 B FF 93 B FF 94 S CH 87 F FF 94 X SL 86	3-2 HR	0-0 G4-3		B SI 92 C FC 87 B FF 92 F FF 94 F FF 93 X CH 89 2-2 9 L5-3 1B		B FF 95 C FF 94 F FF 94 F FF 94 X FF 96 1-2 G6-4-3 1B	C SL 79 F FF 90 F FF 91 F SL 77 S SL 79 0-3 K		5	1	2	3	0	1	4										
3 Jorge Mateo, R OBP: 0.286, SLG: 0.385	(9, 9)	1-H 2-H HR	2-3 1B		C FC 88 X SI 92 0-1 L5-3		C FF 96 D SL 87 B FF 96 X FF 96 2-1 HR		B FF 90 S SL 77 B SL 79 F FF 90 B FF 91 X FF 90 3-2 HR 1B	5	2	3	2	0	0	2										
9 Jake Cronenworth, L OBP: 0.417, SLG: 0.619	(1, 4) C FF 94 B SL 85 B FF 93 X FF 93	2-1 1B	1-2 L6		B FF 93 F FF 91 F CH 86 S FF 94 1-3 K		C FC 87 B SI 91 S FC 86 B CH 89 X FF 93 2-2 G6-3	C SI 97 S SL 88 C SL 86 1-3 K	D SL 80 D SL 77 F FF 91 F FF 91 X SL 79 2-2 1-H HR	4	0	0	0	0	3	1										
4 Wjl Myers, R OBP: 0.368, SLG: 0.588	(1, 9) 1 SAFE B CH 85 B CH 85 C FF 33 S SL 86 S FF 94	2-3 K			F SI 92 X CH 86 0-1 G1-3		B CH 88 B FF 91 B FC 86 B FF 91 4-0 10 1B SF9 BB	X SI 92 0-0 P6	C FF 91 C FF 91 B SL 78 B FF 90 B SL 80 X SL 78 3-2 F7	4	1	1	0	1	0	0										
Josh Naylor, L OBP: 0.316, SLG: 0.417	(8, 9) (9, 3)									1	1	1	2	0	0	0										
Ty France, R OBP: 0.377, SLG: 0.491	(1, 5) 1 SAFE S SL 85 S SL 86 1 SAFE X SL 86	0-2 1B	1-3 1B		C SI 92 B CU 81 B CH 86 B CH 86 F FF 92 C FF 93 3-3 K		S FF 92 X FC 87 0-1 SF9 1B	C SI 92 B SL 77 S SI 93 B SI 92 B SL 75 F SI 91 F SI 92 X SI 93 3-2 HR	C FF 91 C FF 90 F FF 91 F SL 79 X FF 91 1-2 P4	5	1	2	1	0	1	2										
10 Jurickson Profar, S OBP: 0.305, SLG: 0.363	(1, 7) B FF 93 C CH 85 X CH 86	1-1 F8	1-1 K		B FF 93 B CH 88 X FF 92 2-0 F7		F FC 88 1 SAFE L SI 92 B SI 92 X FF 93 1-2 SF9	B SI 91 B CH 86 F SI 90 F SI 91 F SL 79 X SI 92 2-2 F9	B FF 91 B FF 90 X FF 90 2-0 G5-3	3	1	0	1	1	0	0										
Austin Hedges, R OBP: 0.258, SLG: 0.333	(1, 2) B FF 91 B SL 83 C FF 91 B FF 92 B FF 92	4-1 2 3B BB																								
Inning Stats	R: 3 E: 0 K: 2 S: 21	H: 4 LOB: 2 BB: 0 P: 34	R: 2 E: 0 K: 0 S: 10	H: 2 LOB: 1 BB: 1 P: 16	R: 0 E: 0 K: 2 S: 8	H: 0 LOB: 0 BB: 0 P: 12	R: 0 E: 0 K: 1 S: 6	H: 0 LOB: 0 BB: 0 P: 8	R: 0 E: 0 K: 0 S: 8	H: 1 LOB: 0 BB: 0 P: 10	R: 1 E: 0 K: 0 S: 9	H: 1 LOB: 1 BB: 1 P: 17	R: 2 E: 0 K: 1 S: 16	H: 3 LOB: 0 BB: 0 P: 26	R: 3 E: 0 K: 1 S: 24	H: 4 LOB: 1 BB: 0 P: 32	R: 2 E: 0 K: 0 S: 15	H: 2 LOB: 0 BB: 0 P: 26	1B: 9 2B: 3 3B: 1 HR: 5	SF: 1 SAC: 0 DP: 2 HBP: 1	WP: 0 PB: 0 SB: 1 CS: 0	PA: 45				
PITCHER	IP	WLS	BF	H	R	ER	SO	BB	IBB	HBP	BLK	WP	HR	S	P	ERA	WHIP									
60 Ryan Castellani, R ERA: 5.24	(1, 1)	2.0	L	14	6	5	5	2	1	0	1	0	0	1	31	50	22.50	3.500								
50 Chi Chi González, R ERA: 5.14	(3, 1)	4.0		14	2	1	1	3	1	0	0	0	0	0	31	47	2.25	0.750								
37 Jairo Diaz, R ERA: 4.97	(7, 1)	1.0		5	3	2	2	1	0	0	0	0	0	1	16	26	18.00	3.000								
47 James Pazos, L ERA: 16.88	(8, 1)	0.2		6	4	3	3	0	0	0	0	0	0	2	19	27	40.50	6.000								
64 Phillip Diehl, L ERA: 10.5	(8, 1)	1.1		6	2	2	2	1	0	0	0	0	0	1	20	31	13.50	1.500								

San Diego Padres @ Colorado Rockies
Coors Field, Denver, CO
Sun Aug 30 2020, 1:14 PM - 4:18 PM MDT
Partly Cloudy - 91 F

livebaseballscorecards.com

AB	41
R	13
H	17
RBI	13
BB	2
SO	7
LOB	13



BOTTOM

San Diego Padres @ Colorado Rockies
 Coors Field, Denver, CO
 Sun Aug 30 2020, 1:14 PM - 4:18 PM MDT
 Partly Cloudy - 91 F

livebaseballscorecards.com

AB	34
R	2
H	7
RBI	1
BB	2
SO	12
LOB	14



WP:	0	PA:	37
PB:	0		
SB:	0		
CS:	1		

AB	R	H	RBI	BB	SO	LOB
3	1	1	0	1	1	2

4	0	0	0	0	4	2
---	---	---	---	---	---	---

3	1	2	0	0	0	1
1	0	0	0	0	0	0

3	0	0	0	0	1	3
1	0	0	0	0	0	0

4	0	1	1	0	2	1
---	---	---	---	---	---	---

4	0	0	0	0	2	2
---	---	---	---	---	---	---

4	0	1	0	0	1	0
---	---	---	---	---	---	---

3	0	1	0	1	1	0
---	---	---	---	---	---	---

4	0	1	0	0	0	3
---	---	---	---	---	---	---

1B:	6	SF:	0
2B:	1	SAC:	0
3B:	0	DP:	0
HR:	0	HBP:	0

Batter	1	2	3	4	5	6	7	8	9
15 Raimel Tapia, L OBP: 0.407, SLG: 0.377 (1, 7)	4-2 BB B FF 91 C FF 92 B FF 93 F FF 92 F FF 93 B FF 94		0-2 FC3-6 27 CS F CU 75 F FF 95 X CH 83 1-2f			2-1 28 1B 19 E C FF 92 B FC 88 B FF 94 X FF 93	1-3 K B FF 92 F FF 92 S FF 92 C FF 93		
27 Trevor Story, R OBP: 0.379, SLG: 0.581 (1, 10)	0-2 K C FF 92 1 SAFE S FF 93 T FF 94		0-2 CS C CH 83 S FF 95 1-2	2-2 K F CH 82 B FC 87 B FF 94 S FF 95 T FF 95		2-2 K B FF 93 C FF 93 1 SAFE F CH 83 B FF 94 T FF 95		3-2 K F SI 96 C SL 85 B SL 87 B SL 86 B SL 88 T FF 96	
28 Nolan Arenado, R OBP: 0.319, SLG: 0.496 35 Elias Díaz, R OBP: 0.320, SLG: 0.273 (8, PH) (9, 2)	0-0 F8 X CH 83			0-0 2B X FF 93		3-1 19 E 19 FC3 24 1B B CU 74 B FF 93 B FF 94 C FF 94 X FF 94		0-0 P4 X SL 88	
19 Charlie Blackmon, L OBP: 0.401, SLG: 0.515 14 Tony Wolters, L OBP: 0.232, SLG: 0.265 (8, PH) (9, 4)	2-3 K F FF 94 1 SAFE F FF 95 B CH 82 B CH 84 S CH 84			0-2 F8 C FF 93 F CH 84 X FF 95		0-2 FC3 24 1B F FF 94 C FF 95 X CH 84		2-2 F7 C SL 87 B CH 86 F SI 96 B FF 96 X SL 86	
24 Ryan McMahon, L OBP: 0.325, SLG: 0.438 (1, 4) (9, 6)		2-3 K C FF 92 C FF 93 B FF 94 B CH 82 S FF 93		0-0 F8 X CH 83		3-2 1B B FF 94 C FF 94 B FF 94 B CH 83 F FF 95 S CH 85 X FF 95		3-3 K B SI 100 F SI 99 B SI 98 F SI 101 B CH 94 B SL 90 F SI 101 S SI 101	
1 Garrett Hampson, R OBP: 0.317, SLG: 0.387 (1, 6) (9, 8)		0-3 K2-3 F FF 94 C FC 87 S CH 82			0-1 B3 C FF 92 X FF 93	3-3 K B FF 94 B CH 83 B CH 83 F FF 95 S CH 85		1-0 G5-3 B SL 86 X SI 99	
8 Joshua Fuentes, R OBP: 0.263, SLG: 0.368 (1, 3) (9, 5)		0-0 G3 X FF 93			0-2 G4-3 F FF 93 S FC 87 X FF 96		3-3 K B FF 93 B FC 85 B FF 92 F FF 93 S FF 93		0-1 22 BB X SL 99
22 Sam Hilliard, L OBP: 0.319, SLG: 0.469 (1, 8) (9, 9)			1-3 K B FF 93 S CH 82 C FF 95 C CH 83		1-2 G5-3 B FC 89 S CH 83 F CH 82 X FF 94		3-2 1B B FC 85 S FF 93 B FF 92 C FF 93 B FF 93 X FF 93		4-2 6 FC4 BB B SI 100 C SI 99 B SL 88 S SI 100 B SI 100 B SI 99
6 Drew Butera, R OBP: 0.235, SLG: 0.258 (1, 2) (9, 3)			0-1 15 FC3-6 1B C FF 93 X FF 95			0-0 L8 X FF 92	2-1 F8 B FF 93 C FF 93 1 SAFE F SI 99 B SL 88 X SI 100		2-2 FC4 1-2f B SI 99 C SI 100 C SI 99 F SI 99 B SL 88 X SI 100

Inning Stats	R: 0	H: 0	E: 0	K: 2	S: 10	LOB: 1	BB: 1	P: 16	R: 0	H: 0	E: 0	K: 2	S: 7	LOB: 0	BB: 0	P: 9	R: 0	H: 1	E: 0	K: 1	S: 10	LOB: 0	BB: 0	P: 11	R: 0	H: 1	E: 0	K: 1	S: 8	LOB: 1	BB: 0	P: 10	R: 0	H: 0	E: 0	K: 0	S: 8	LOB: 0	BB: 0	P: 9	R: 2	H: 3	E: 1	K: 2	S: 17	LOB: 2	BB: 0	P: 30	R: 0	H: 1	E: 0	K: 2	S: 11	LOB: 1	BB: 0	P: 20	R: 0	H: 0	E: 0	K: 1	S: 7	LOB: 0	BB: 0	P: 12	R: 0	H: 1	E: 0	K: 1	S: 15	LOB: 2	BB: 1	P: 25	1B: 6	SF: 0	2B: 1	SAC: 0	3B: 0	DP: 0	HR: 0	HBP: 0	WP: 0	PA: 37
--------------	------	------	------	------	-------	--------	-------	-------	------	------	------	------	------	--------	-------	------	------	------	------	------	-------	--------	-------	-------	------	------	------	------	------	--------	-------	-------	------	------	------	------	------	--------	-------	------	------	------	------	------	-------	--------	-------	-------	------	------	------	------	-------	--------	-------	-------	------	------	------	------	------	--------	-------	-------	------	------	------	------	-------	--------	-------	-------	-------	-------	-------	--------	-------	-------	-------	--------	-------	--------

PITCHER	IP	WLS	BF	H	R	ER	SO	BB	IBB	HBP	BLK	WP	HR	S	P	ERA	WHIP
59 Chris Paddack, R ERA: 4.43 (1, 1)	6.0	W	24	5	2	0	8	1	0	0	0	0	0	60	85	0.00	1.000
14 Emilio Pagán, R ERA: 5.4 (7, 1)	1.0		4	1	0	0	2	0	0	0	0	0	0	11	20	0.00	1.000
Cal Quantrill, R ERA: 2.6 (8, 1)	1.0		3	0	0	0	1	0	0	0	0	0	0	7	12	0.00	0.000
8 Javy Guerra, R ERA: 11.12 (9, 1)	1.0		5	1	0	0	1	1	0	0	0	0	0	15	25	0.00	2.000

Batter	1	2	3	4	5	6	7	8	9	AB R H RBI BB SO LOB	TOP		
2 Trent Grisham, L (1, 8) OBP: 0.335, SLG: 0.479	2-3 K		3-3 K	0-0 G3-4-3			0-3 K		2-3 K	5 0 0 0 0 4 4			
23 Fernando Tatis Jr., R (1, 6) OBP: 0.395, SLG: 0.660	0-3 K		0-0 13 SF8 3B	1-3 K			4-0 30 2B BB		0-0 G4-3	4 2 1 2 1 2 2			
13 Manny Machado, R (1, 5) OBP: 0.377, SLG: 0.606	1-1 L5		1-0 SF8	0-1 G6-3			3-2 F9		3-2 F9	3 0 0 1 0 0 3			
30 Eric Hosmer, L (1, 10) OBP: 0.356, SLG: 0.583		0-0 18 FC4-5 1B	4-2 BB		1-1 F7		3-2 2B		3-2 2B	3 0 2 1 1 0 0			
18 Mitch Moreland, L (1, 3) OBP: 0.410, SLG: 0.704	1-2 FC4-5		0-0 G4-3		1-3 K		2-2 G4-3		2-2 G4-3	4 0 0 0 0 1 3			
4 Wil Myers, R (1, 9) OBP: 0.365, SLG: 0.602	0-3 K		2-1 HR		0-0 L9			2-2 G5-3		4 1 1 1 0 1 1			
9 Jake Cronenworth, L (1, 4) OBP: 0.411, SLG: 0.624	1-3 K		1-0 10 1B 3B		2-1 G4-3		0-1 G4-3		0-1 G4-3	4 1 1 0 0 1 1			
22 Austin Nola, R (1, 2) OBP: 0.377, SLG: 0.525			0-1 10 1B 23 3B 1B	4-2 2 10 G3-4-3 BB		0-1 G5-3		0-0 G3-1		3 1 1 0 1 0 0			
10 Jurickson Profar, S (1, 7) OBP: 0.320, SLG: 0.377			3-2 23 3B 1B	0-2 2 G3-4-3 1B		0-0 1B			1-2 G4-3	4 1 3 1 0 0 0			
Inning Stats	R: 0 H: 0 E: 0 LOB: 0 K: 2 BB: 0 S: 9 P: 12	R: 0 H: 1 E: 0 LOB: 1 K: 2 BB: 0 S: 11 P: 13	R: 3 H: 3 E: 0 LOB: 1 K: 1 BB: 1 S: 14 P: 25	R: 2 H: 3 E: 0 LOB: 2 K: 1 BB: 1 S: 14 P: 22	R: 0 H: 0 E: 0 LOB: 0 K: 1 BB: 0 S: 6 P: 8	R: 0 H: 1 E: 0 LOB: 1 K: 0 BB: 0 S: 5 P: 7	R: 1 H: 1 E: 0 LOB: 1 K: 1 BB: 1 S: 15 P: 27	R: 0 H: 0 E: 0 LOB: 0 K: 0 BB: 0 S: 6 P: 8	R: 0 H: 0 E: 0 LOB: 0 K: 1 BB: 0 S: 7 P: 10	1B: 5 SF: 1 2B: 1 SAC: 0 3B: 2 DP: 0 HR: 1 HBP: 0	WP: 0 PA: 38 PB: 0 SB: 0 CS: 0		
PITCHER	IP WLS BF H R ER SO BB IBB HBP BLK WP HR S P ERA WHIP											PITCHER	IP WLS BF H R ER SO BB IBB HBP BLK WP HR S P ERA WHIP
48 Germán Márquez, R (1, 1) ERA: 4.88	6.0 L 27 8 5 5 7 2 0 0 0 0 0 1 59 87 7.50 1.667												
34 Jeff Hoffman, R (7, 1) ERA: 6.75	1.0 5 1 1 1 1 1 0 0 0 0 0 0 15 27 9.00 2.000												
62 Yency Almonte, R (8, 1) ERA: 3.38	2.0 6 0 0 0 1 0 0 0 0 0 0 0 13 18 0.00 0.000												

San Diego Padres @ Colorado Rockies
Coors Field, Denver, CO
Mon Aug 31 2020, 7:43 PM - 10:30 PM MDT
Cloudy - 73 F

livebaseballscorecards.com

AB	34
R	6
H	9
RBI	6
BB	3
SO	9
LOB	14



BOTTOM

San Diego Padres @ Colorado Rockies
Coors Field, Denver, CO
Mon Aug 31 2020, 7:43 PM - 10:30 PM MDT
Cloudy - 73 F

livebaseballscorecards.com

AB	32
R	0
H	7
RBI	0
BB	2
SO	12
LOB	16



WP	0	PA	34
PB	0		
SB	0		
CS	0		

AB R H RBI BB SO LOB

4	0	1	0	0	1	2
4	0	0	0	0	2	4
4	0	1	0	0	2	2
0	0	0	0	0	0	0
4	0	1	0	0	1	1
4	0	2	0	0	0	1
3	0	0	0	1	1	2
4	0	0	0	0	4	4
3	0	1	0	0	0	0
2	0	1	0	0	1	0
0	0	0	0	1	0	0

Batter	1	2	3	4	5	6	7	8	9
15 Raimel Tapia, L OBP: 0.400, SLG: 0.370 (1, 7)	3-2 G1-3 ①		3-2 G3 ③			2-2 G4-3 1B ②		0-3 K ①	
27 Trevor Story, R OBP: 0.369, SLG: 0.564 (1, 6)	0-1 G6-3 ②			3-3 K ①		0-0 G4-3 1-2f ②		2-3 K ②	
28 Nolan Arenado, R OBP: 0.317, SLG: 0.488 1 Garrett Hampson, R OBP: 0.317, SLG: 0.387 (1, 5) (9, 4)	1-3 K ③			0-0 G3-1 ②			2-2 G4-6-3 1B ①	2-3 K ③	
19 Charlie Blackmon, L OBP: 0.397, SLG: 0.507 (1, 9)		3-2 1B ①		2-3 K ③			0-1 G4-6-3 1-2f ②		1-1 G1-3 ①
9 Daniel Murphy, L OBP: 0.314, SLG: 0.398 (1, 3)		0-0 F8 ①			0-1 G4-3 ①		1-2 2B ②		1-1 24 DI 1B ①
25 Matt Kemp, R OBP: 0.329, SLG: 0.400 (1, 10)		0-0 L6 ②			2-2 L9 ②		4-1 BB ③		0-3 K ②
24 Ryan McMahon, L OBP: 0.315, SLG: 0.422 (1, 4) (9, 5)		3-3 K ③			0-2 K ③		1-3 K ③		0-3 K ③
22 Sam Hilliard, L OBP: 0.320, SLG: 0.463 (1, 8)			1-0 L6 ①			2-0 G4-3 ①		1-2 35 BB 1B ①	
14 Tony Wolters, L OBP: 0.239, SLG: 0.271 35 Elias Diaz, R OBP: 0.346, SLG: 0.273 (1, 2) (8, PH) (9, 2)			0-3 K ②			0-1 15 1B ①		4-2 BB ①	

Inning Stats	R: 0	H: 0	LOB: 0	BB: 0	S: 10	R: 0	H: 1	LOB: 1	BB: 0	S: 9	R: 0	H: 0	LOB: 0	BB: 0	S: 7	R: 0	H: 0	LOB: 0	BB: 0	S: 8	R: 0	H: 2	LOB: 2	BB: 1	S: 12	R: 0	H: 1	LOB: 2	BB: 1	S: 16	R: 0	H: 1	LOB: 1	BB: 0	S: 10	1B: 6	SF: 0	2B: 1	SAC: 0	3B: 0	DP: 2	HR: 0	HBP: 0	WP: 0	PA: 34
--------------	------	------	--------	-------	-------	------	------	--------	-------	------	------	------	--------	-------	------	------	------	--------	-------	------	------	------	--------	-------	-------	------	------	--------	-------	-------	------	------	--------	-------	-------	-------	-------	-------	--------	-------	-------	-------	--------	-------	--------

PITCHER	IP	WLS	BF	H	R	ER	SO	BB	IBB	HBP	BLK	WP	HR	S	P	ERA	WHIP
43 Garrett Richards, R ERA: 4.63 (1, 1)	3.2		12	1	0	0	4	0	0	0	0	0	0	30	47	0.00	0.273
50 Adrian Morejon, L ERA: 3.52 (4, 1)	3.0	W	11	4	0	0	2	0	0	0	0	0	0	29	40	0.00	1.333
36 Pierce Johnson, R ERA: 3.75 (7, 1)	0.1		2	0	0	0	1	1	0	0	0	0	0	4	9	0.00	3.000
15 Drew Pomeranz, L ERA: (8, 1)	1.0		5	1	0	0	3	1	0	0	0	0	0	16	25	0.00	2.000
47 Trevor Rosenthal, R ERA: 3.07 (9, 1)	1.0		4	1	0	0	2	0	0	0	0	0	0	10	12	0.00	1.000

Batter	1	2	3	4	5	6	7	8	9	AB R H RBI BB SO LOB	TOP																											
2 Trent Grisham, L OBP: 0.331, SLG: 0.466 (1, 8)	G6-3 1-0		K 0-3		G1-3 0-0		K 0-3	BB 4-1 23 BB 13 1B 1-2 2-3		4 1 0 0 1 2 3																												
23 Fernando Tatis Jr., R OBP: 0.395, SLG: 0.647 (1, 6)	G6-3 2-2		BB 4-2 1-2 2-3		L9 0-1		K 2-3 1-2	BB 4-2 13 1B 30 HR 1-2 2-3 3-H		3 1 0 1 2 1 1																												
13 Manny Machado, R OBP: 0.377, SLG: 0.599 (1, 5)	G5-3 3-1		L5 0-0				F7 1-1	1B 1-0 30 HR 1-3 2-H 3-H		5 2 2 2 0 0 4																												
30 Eric Hosmer, L OBP: 0.376, SLG: 0.616 (1, 3)		P5 1-1								3 3 2 3 1 0 0																												
18 Mitch Moreland, L OBP: 0.409, SLG: 0.684 (1, 10)		G5-3 0-1								5 0 2 0 0 0 2																												
9 Jake Cronenworth, L OBP: 0.405, SLG: 0.606 (1, 4)										3 1 0 0 1 0 4																												
5 Greg Garcia, L OBP: 0.341, SLG: 0.333 (9, PH)										1 0 0 0 0 0 0																												
10 Jurickson Profar, S OBP: 0.325, SLG: 0.413 (1, 7)										3 1 2 3 0 1 2																												
3 Jorge Mateo, R OBP: 0.267, SLG: 0.357 (9, 9)										1 0 0 0 0 0 0																												
11 Jason Castro, L OBP: 0.313, SLG: 0.386 (1, 2)										5 1 1 2 0 1 3																												
24 Greg Allen, S OBP: 0.281, SLG: 0.308 (1, 9)										1 1 0 0 2 1 0																												
Inning Stats	R: 0 H: 0 E: 0 K: 0 S: 6	H: 0 LOB: 0 BB: 0 P: 12	R: 0 H: 0 E: 0 K: 0 S: 8	H: 0 LOB: 0 BB: 0 P: 11	R: 0 H: 1 E: 0 K: 1 S: 12	H: 1 LOB: 3 BB: 2 P: 23	R: 2 H: 2 E: 0 K: 0 S: 8	H: 2 LOB: 0 BB: 1 P: 16	R: 0 H: 0 E: 0 K: 1 S: 6	H: 0 LOB: 0 BB: 0 P: 6	R: 1 H: 1 E: 0 K: 1 S: 15	H: 1 LOB: 2 BB: 1 P: 22	R: 0 H: 0 E: 0 K: 2 S: 9	H: 0 LOB: 1 BB: 0 P: 13	R: 8 H: 5 E: 0 K: 1 S: 20	H: 5 LOB: 0 BB: 3 P: 40	R: 0 H: 0 E: 0 K: 0 S: 11	H: 0 LOB: 0 BB: 0 P: 18	1B: 6 SF: 1 2B: 1 SAC: 0 3B: 0 DP: 1 HR: 2 HBP: 2	WP: 0 PA: 44 PB: 0 SB: 2 CS: 0																		
PITCHER	IP WLS BF H R ER SO BB IBB HBP BLK WP HR S P ERA WHIP																																					
49 Julio Teheran, R ERA: 7.94 (1, 1)	5.0		20	3	2	2	2	3	0	0	0	0	0	1	40	68	3.60	1.200																				
65 José Quijada, L ERA: 4.5 (6, 1)	1.0	B	6	1	1	1	1	1	0	1	0	0	0	0	15	22	9.00	2.000																				
64 Félix Peña, R ERA: 1.96 (7, 1)	1.0		4	0	0	0	2	0	0	1	0	0	0	0	9	13	0.00	0.000																				
31 Ty Buttrey, R ERA: 4.34 (8, 1)	0.2	L	5	3	3	3	1	0	0	0	0	0	0	0	11	15	40.50	4.500																				
57 Hansel Robles, R ERA: 13.09 (8, 1)	0.0		3	0	0	0	0	3	0	0	0	0	0	0	3	15	∞	∞																				
PITCHER	IP WLS BF H R ER SO BB IBB HBP BLK WP HR S P ERA WHIP																																					
24 Noé Ramírez, R ERA: 4.5 (8, 1)	0.1		3	2	5	5	0	0	0	0	0	0	0	0	1	6	10	135.00	6.000																			
32 Cam Bedrosian, R ERA: 1.69 (9, 1)	1.0		3	0	0	0	0	0	0	0	0	0	0	0	11	18	0.00	0.000																				

San Diego Padres @ Los Angeles Angels
 Angel Stadium, Anaheim, CA
 Wed Sep 02 2020, 6:43 PM - 9:56 PM PDT
 Clear - 79 F

livebaseballscorecards.com

AB	34
R	11
H	9
RBI	11
BB	7
SO	6
LOB	19



Batter	1	2	3	4	5	6	7	8	9	AB R H RBI BB SO LOB	TOP											
10 Jurickson Profar, S OBP: 0.315, SLG: 0.398 (1, 7)	F9			G6-3		G4-3		L7		4 0 0 0 0 0 0												
23 Fernando Tatis Jr., R OBP: 0.392, SLG: 0.636 (1, 6)	F8			K		FC5-4 13 1B		G1-6-3	4 0 1 0 0 1 0													
13 Manny Machado, R OBP: 0.368, SLG: 0.583 (1, 5)	K			P5		FC5-4 1-2f		G6-3	4 0 0 0 0 1 1													
30 Eric Hosmer, L OBP: 0.363, SLG: 0.592 (1, 3)			G4-3		K		G4-3		4 0 0 0 0 2 0													
22 Austin Nola, R OBP: 0.376, SLG: 0.515 (1, 2)		L7			FC5-4 4 BB		K		2 0 0 0 1 1 0													
4 Wil Myers, R OBP: 0.364, SLG: 0.595 (1, 9)		F9			FC5-4 18 BB 1-2f		1B		3 0 1 0 0 0 1													
18 Mitch Moreland, L OBP: 0.407, SLG: 0.667 (1, 10)			P5		BB 1-2		P5		2 0 0 0 1 0 1													
9 Jake Cronenworth, L OBP: 0.403, SLG: 0.598 (1, 4)			G4-3 3 1B		K		K		3 0 1 0 0 2 2													
3 Jorge Mateo, R OBP: 0.235, SLG: 0.313 (1, 8)			G4-3 1-2f			K		K	2 0 0 0 0 1 1													
2 Trent Grisham, L OBP: 0.329, SLG: 0.463 (8, PH) (8, 8)									1 0 0 0 0 1 0													
Inning Stats	R: 0 E: 0 K: 1 S: 12	H: 0 LOB: 0 BB: 0 P: 19	R: 0 E: 0 K: 0 S: 9	H: 0 LOB: 0 BB: 0 P: 12	R: 0 E: 0 K: 0 S: 8	H: 1 LOB: 0 BB: 0 P: 12	R: 0 E: 0 K: 1 S: 7	H: 0 LOB: 0 BB: 0 P: 11	R: 0 E: 0 K: 1 S: 18	H: 0 LOB: 2 BB: 2 P: 31	R: 0 E: 0 K: 1 S: 9	H: 1 LOB: 1 BB: 0 P: 16	R: 0 E: 0 K: 1 S: 9	H: 1 LOB: 1 BB: 0 P: 16	R: 0 E: 0 K: 2 S: 9	H: 0 LOB: 0 BB: 0 P: 15	R: 0 E: 0 K: 1 S: 6	H: 0 LOB: 0 BB: 0 P: 9	1B: 3 2B: 0 3B: 0 HR: 0	SF: 0 SAC: 0 DP: 1 HBP: 0	WP: 0 PB: 0 SB: 0 CS: 0	PA: 31
PITCHER	IP WLS BF H R ER SO BB IBB HBP BLK WP HR S P ERA WHIP																					
28 Andrew Heaney, L ERA: 3.89 (1, 1)	7.0 W 25 3 0 0 6 2 0 0 0 0 0 0 72 117 0.00 0.714																					
60 Mike Mayers, R ERA: 3.55 (8, 1)	1.0 H 3 0 0 0 2 0 0 0 0 0 0 0 9 15 0.00 0.000																					
64 Félix Peña, R ERA: 1.86 (9, 1)	1.0 S 3 0 0 0 1 0 0 0 0 0 0 0 6 9 0.00 0.000																					

San Diego Padres @ Los Angeles Angels
Angel Stadium, Anaheim, CA
Thu Sep 03 2020, 4:12 PM - 6:52 PM PDT
Clear - 84 F

AB	29
R	0
H	3
RBI	0
BB	2
SO	9
LOB	6



WP: 0	PA: 31
PB: 0	
SB: 0	
CS: 0	

Batter	1	2	3	4	5	6	7	8	9	AB	R	H	RBI	BB	SO	LOB	BOTTOM			
2 Andrelton Simmons, R (1, 6) OBP: 0.379, SLG: 0.352	2-2 6 G6-4-3 1B		X SL 83 0-0 1-3 2-H 1B		B FC 87 2-2 1 SAFE B CU 78 S FC 88 C FF 96 X SL 83 1-2 G6-3			C SL 87 2-1 B SL 88 B FF 96 X SL 88 G5-3		4	0	2	1	0	0	1				
27 Mike Trout, R (1, 8) OBP: 0.353, SLG: 0.603	C FF 98 1-1 D SL 82 X SL 81 F7		B FF 96 1-0 X FC 89 L8		B SL 82 1-2 C FC 88 C CU 79 F FF 96 F CU 80 X SL 84 P4			C SL 88 1-3 B FF 98 C SL 88 S FF 88 K		4	0	0	0	0	1	2				
6 Anthony Rendon, R (1, 5) OBP: 0.434, SLG: 0.521	D CU 81 3-0 B SL 82 B SL 83 X FF 96 G6-4-3 1-2f			C FF 97 0-1 X FC 87 10 1B 3B		F CU 79 3-1 B FF 97 B SL 82 B FC 89 X SL 82 F8		X SL 88 0-0 2B		4	1	2	0	0	0	1				
10 Justin Upton, R (1, 7) OBP: 0.235, SLG: 0.307		B FF 97 1-0 X FC 88 17 CS 1B		D FF 98 3-2 S SL 82 B FF 95 B SL 84 X SL 82 3-H 1B		X FF 96 0-0 P3		B FF 97 1-3 F FF 98 C SL 89 S FF 97 K		4	0	2	1	0	1	1				
3 Taylor Ward, R (9, 7) OBP: 0.216, SLG: 0.206										0	0	0	0	0	0	0				
17 Shohei Ohtani, L (1, 10) OBP: 0.291, SLG: 0.378		D CU 79 3-3 F SL 81 C FF 97 D SL 82 B FF 97 C SL 82 1-2 K		C CH 90 2-2 C FF 96 B CH 89 F CU 80 D SL 83 F FF 96 F CH 89 X FF 95 F7			T SL 93 1-2 C CH 87 B FC 95 X CU 84 25 G6-3 8 WP 1B		B FF 93 2-2 C CU 80 F FF 92 B CH 85 X FF 94 1-2 P2		3	0	1	0	0	1	2			
8 Franklin Barreto, R (1, 4) OBP: 0.216, SLG: 0.206		C FC 88 0-3 S SL 82 S SL 82 K		X SL 82 0-0 B2						3	0	0	0	0	1	2				
25 Jared Walsh, L (1, 3) OBP: 0.118, SLG: 0.235			F FF 95 1-2 F FF 98 B SL 82 X SL 84 2 1B 2B		S CH 89 0-2 X FF 95 G4-3			X SL 93 0-0 G6-3		3	1	1	0	0	0	2				
59 Jo Adell, R (1, 9) OBP: 0.230, SLG: 0.263			D SL 84 4-2 B SL 83 B FF 95 C FF 96 S SL 81 F SL 81 B FF 97 2 1B BB		C SL 81 3-2 B SL 81 S FF 95 B SL 82 F CU 79 B SL 83 X FF 96 G4-3			S FF 93 4-2 B FF 93 B FF 94 B CU 83 B FF 94 B CH 86 BB		1	0	0	0	2	0	0				
12 Anthony Bemboom, L (1, 2) OBP: 0.364, SLG: 0.346			D CU 79 1-0 X CH 88 B1		F FF 94 0-1 X CH 88 2 CS 1B			B SL 92 2-3 C CU 80 1 SAFE B CU 80 L CU 82 F FC 84 C SL 93 K		3	0	1	0	0	1	4				
Inning Stats	R: 0 E: 0 K: 0 S: 7	H: 1 LOB: 0 BB: 0 P: 13	R: 0 E: 0 K: 2 S: 7	H: 1 LOB: 0 BB: 0 P: 11	R: 1 E: 0 K: 0 S: 10	H: 2 LOB: 1 BB: 1 P: 17	R: 1 E: 0 K: 0 S: 15	H: 2 LOB: 1 BB: 0 P: 20	R: 0 E: 0 K: 0 S: 9	H: 1 LOB: 0 BB: 0 P: 14	R: 0 E: 0 K: 0 S: 8	H: 0 LOB: 0 BB: 0 P: 12	R: 0 E: 0 K: 1 S: 13	H: 1 LOB: 2 BB: 1 P: 22	R: 0 E: 0 K: 2 S: 9	H: 1 LOB: 1 BB: 0 P: 13	1B: 6 2B: 3 3B: 1 HR: 0	SF: 0 SAC: 0 DP: 2 HBP: 0	WP: 1 PB: 0 SB: 0 CS: 2	PA: 31
PITCHER	IP WLS BF H R ER SO	IP WLS BF H R ER SO	IP WLS BF H R ER SO	IP WLS BF H R ER SO	IP WLS BF H R ER SO	IP WLS BF H R ER SO	IP WLS BF H R ER SO	IP WLS BF H R ER SO	IP WLS BF H R ER SO	IP WLS BF H R ER SO	IP WLS BF H R ER SO	IP WLS BF H R ER SO	IP WLS BF H R ER SO	IP WLS BF H R ER SO	IP WLS BF H R ER SO	IP WLS BF H R ER SO	ERA WHIP	ERA WHIP		
52 Mike Clevinger, R (1, 1) ERA: 3.14	6.0 L	22	7	2	2	2	1	0	0	0	0	0	0	0	0	0	0	3.00	1.333	
55 Matt Strahm, L (7, 1) ERA: 2.12	1.0	5	1	0	0	1	1	0	0	0	0	0	0	0	0	0	0.00	2.000		
57 Dan Altavilla, R (8, 1) ERA: 7.11	1.0	4	1	0	0	2	0	0	0	0	0	0	0	0	0	0	0.00	1.000		

San Diego Padres @ Los Angeles Angels
 Angel Stadium, Anaheim, CA
 Thu Sep 03 2020, 4:12 PM - 6:52 PM PDT
 Clear - 84 F

livebaseballscorecards.com

AB 29
R 2
H 9
RBI 2
BB 2
SO 5
LOB 15



Batter	1	2	3	4	5	6	7	8	9	AB R H RBI BB SO LOB	TOP		
23 Fernando Tatis Jr., R OBP: 0.392, SLG: 0.654 (1, 6)	G5-3		FC6-4				HR	G3		5 2 2 3 0 0 2			
13 Manny Machado, R OBP: 0.369, SLG: 0.596 (1, 5)	K			G6-3			HR		P3	5 1 2 1 0 1 0 0 0 0 0 0 0 0			
5 Greg Garcia, L OBP: 0.341, SLG: 0.333 (9, 5)													
30 Eric Hosmer, L OBP: 0.356, SLG: 0.574 (1, 3)	G6-3			K			G4-3		K	5 0 1 1 0 2 0			
22 Austin Nola, R OBP: 0.369, SLG: 0.509 (1, 2)		G6-3											
4 Wil Myers, R OBP: 0.359, SLG: 0.580 (1, 9)				G6-3									
9 Jake Cronenworth, L OBP: 0.390, SLG: 0.577 (1, 4)													
21 Luis Campusano, R (1, 10) OBP: 0.500, SLG: 1.333													
10 Jurickson Profar, S OBP: 0.306, SLG: 0.385 (1, 7)													
2 Trent Grisham, L OBP: 0.339, SLG: 0.477 (1, 8)													
Inning Stats	R: 0 H: 0 E: 0 K: 1 S: 5	R: 0 H: 0 E: 0 K: 0 S: 5	R: 0 H: 1 E: 0 K: 1 S: 11	R: 0 H: 0 E: 0 K: 1 S: 7	R: 4 H: 5 E: 0 K: 2 S: 18	R: 0 H: 0 E: 2 K: 1 S: 12	R: 2 H: 2 E: 0 K: 0 S: 12	R: 1 H: 2 E: 0 K: 1 S: 14	R: 0 H: 1 E: 0 K: 1 S: 10	1B: 5 SF: 0 2B: 3 SAC: 0 3B: 0 DP: 0 HR: 3 HBP: 1	WP: 1 PA: 41 PB: 1 SB: 0 CS: 0		
PITCHER	IP WLS BF H R ER SO BB IBB HBP BLK WP HR S P ERA WHIP											PITCHER	IP WLS BF H R ER SO BB IBB HBP BLK WP HR S P ERA WHIP
44 Jesús Luzardo, L ERA: 4.23 (1, 1)	4.2 L 21 6 4 4 4 0 0 1 0 0 0 43 78 7.71 1.286												
57 J.B. Wendelken, R ERA: 1.84 (5, 1)	1.1 6 0 0 0 2 0 0 0 0 0 0 15 24 0.00 0.000												
23 Mike Minor, L ERA: 5.94 (7, 1)	1.0 5 2 2 2 0 0 0 0 0 0 2 12 20 18.00 2.000												
38 T.J. McFarland, L ERA: 1.26 (8, 1)	1.0 5 2 1 1 1 0 0 0 0 0 1 14 21 9.00 2.000												
70 Jordan Weems, R ERA: 2.57 (9, 1)	1.0 4 1 0 0 1 0 0 0 0 0 1 10 16 0.00 1.000												

San Diego Padres @ Oakland Athletics
Oakland Coliseum, Oakland, CA
Fri Sep 04 2020, 6:40 PM - 9:21 PM PDT
Clear - 72 F

livebaseballscorecards.com

AB	40
R	7
H	11
RBI	7
BB	0
SO	8
LOB	15



Batter	1	2	3	4	5	6	7	8	9	AB R H RBI BB SO LOB	TOP									
23 Fernando Tatis Jr., R OBP: 0.392, SLG: 0.650 (1, 6)										4 0 1 0 1 2 3										
13 Manny Machado, R OBP: 0.370, SLG: 0.594 (1, 5)										4 0 2 1 0 1 1										
30 Eric Hosmer, L OBP: 0.344, SLG: 0.554 (1, 3)										4 0 0 1 0 2 3 1 0 0 0 0 1 1										
18 Mitch Moreland, L OBP: 0.402, SLG: 0.658 (8, 3)										4 0 0 1 0 2 3 1 0 0 0 0 1 1										
22 Austin Nola, R OBP: 0.373, SLG: 0.545 (1, 2)										4 1 2 1 0 0 3										
4 Wil Myers, R OBP: 0.356, SLG: 0.578 (1, 9)										4 1 1 0 0 1 1										
9 Jake Cronenworth, L OBP: 0.386, SLG: 0.565 (1, 4)										4 0 1 1 0 2 1										
3 Jorge Mateo, R OBP: 0.190, SLG: 0.250 (1, 10)										4 0 0 0 0 2 1										
10 Jurickson Profar, S OBP: 0.304, SLG: 0.380 (1, 7)										4 1 1 0 0 2 0										
2 Trent Grisham, L OBP: 0.348, SLG: 0.484 (1, 8)										4 1 3 0 0 0 0										
Inning Stats	R: 0 H: 1 E: 1 K: 2 S: 14	H: 0 LOB: 0 BB: 0 P: 11	R: 1 H: 3 E: 0 K: 1 S: 12	H: 3 LOB: 2 BB: 0 P: 13	R: 0 H: 0 E: 0 K: 0 S: 6	H: 0 LOB: 0 BB: 0 P: 10	R: 0 H: 0 E: 0 K: 0 S: 7	H: 0 LOB: 1 BB: 1 P: 13	R: 0 H: 1 E: 0 K: 1 S: 10	H: 1 LOB: 1 BB: 0 P: 17	R: 0 H: 1 E: 0 K: 2 S: 12	H: 1 LOB: 1 BB: 0 P: 15	R: 2 H: 3 E: 0 K: 3 S: 17	H: 3 LOB: 0 BB: 0 P: 23	R: 1 H: 2 E: 0 K: 2 S: 12	H: 2 LOB: 1 BB: 0 P: 17	1B: 7 SF: 1 2B: 3 SAC: 0 3B: 0 DP: 0 HR: 1 HBP: 0	WP: 0 PA: 39 PB: 0 SB: 1 CS: 0		
PITCHER	IP WLS BF H R ER SO BB IBB HBP BLK WP HR S P ERA WHIP	IP WLS BF H R ER SO BB IBB HBP BLK WP HR S P ERA WHIP	IP WLS BF H R ER SO BB IBB HBP BLK WP HR S P ERA WHIP	IP WLS BF H R ER SO BB IBB HBP BLK WP HR S P ERA WHIP	IP WLS BF H R ER SO BB IBB HBP BLK WP HR S P ERA WHIP	IP WLS BF H R ER SO BB IBB HBP BLK WP HR S P ERA WHIP	IP WLS BF H R ER SO BB IBB HBP BLK WP HR S P ERA WHIP	IP WLS BF H R ER SO BB IBB HBP BLK WP HR S P ERA WHIP	IP WLS BF H R ER SO BB IBB HBP BLK WP HR S P ERA WHIP	IP WLS BF H R ER SO BB IBB HBP BLK WP HR S P ERA WHIP	IP WLS BF H R ER SO BB IBB HBP BLK WP HR S P ERA WHIP	IP WLS BF H R ER SO BB IBB HBP BLK WP HR S P ERA WHIP	IP WLS BF H R ER SO BB IBB HBP BLK WP HR S P ERA WHIP	IP WLS BF H R ER SO BB IBB HBP BLK WP HR S P ERA WHIP	IP WLS BF H R ER SO BB IBB HBP BLK WP HR S P ERA WHIP	IP WLS BF H R ER SO BB IBB HBP BLK WP HR S P ERA WHIP	IP WLS BF H R ER SO BB IBB HBP BLK WP HR S P ERA WHIP	IP WLS BF H R ER SO BB IBB HBP BLK WP HR S P ERA WHIP	IP WLS BF H R ER SO BB IBB HBP BLK WP HR S P ERA WHIP	
55 Sean Manaea, L ERA: 5.09 (1, 1)	5.0 W 20 4 1 1 5 1 0 0 0 0 0 0 47 64 1.80 1.000		36 Yusmeiro Petit, R ERA: 1.8 (6, 1)	1.0 H 4 1 0 0 1 0 0 0 0 0 0 0 10 17 0.00 1.000		35 Jake Diekman, L ERA: (7, 1)	1.0 4 1 0 0 2 0 0 0 0 0 0 0 12 15 0.00 1.000		48 Joakim Soria, R ERA: 2.7 (8, 1)	1.0 6 3 2 2 3 0 0 0 0 0 1 17 23 18.00 3.000		16 Liam Hendriks, R ERA: 1.56 (9, 1)	1.0 5 2 1 1 2 0 0 0 0 0 0 12 17 9.00 2.000							

San Diego Padres @ Oakland Athletics
Oakland Coliseum, Oakland, CA
Sat Sep 05 2020, 1:08 PM - 4:07 PM PDT
Sunny - 81 F

livebaseballscorecards.com

AB	37
R	4
H	11
RBI	4
BB	1
SO	13
LOB	14



Batter	1	2	3	4	5	6	7	8	9
22 Ramón Laureano, R (1, 8) OBP: 0.365, SLG: 0.418	1-3 K	1-0 G3-1		0-2 G5-4-3		1-1 HR		0-3 K	
3 Tommy La Stella, L (1, 4) OBP: 0.359, SLG: 0.455 Tony Kemp, L (8, PR) OBP: 0.377, SLG: 0.281 (9, 4)	0-0 20 BB 28 3B 1B	3-2 2B			1-3 K	0-2 P6		4-1 BB	
26 Matt Chapman, R (1, 5) OBP: 0.280, SLG: 0.543	2-3 K	0-3 K			2-3 K		2-3 K	3-3 K	
20 Mark Canha, R (1, 10) OBP: 0.407, SLG: 0.419	4-1 28 3B BB		1-2 G6-3		1-1 HBP		4-1 8 FC4-6 28 1B 25 1B BB		
28 Matt Olson, L (1, 3) OBP: 0.318, SLG: 0.450	1-2 3B		1-1 25 FC5-4 1B		2-3 K		0-0 8 FC4-6 1B		
8 Robbie Grossman, S (1, 7) OBP: 0.402, SLG: 0.532	0-0 G6-3		3-2 K			2-2 G4-3	1-2 25 1B FC4-6		
25 Stephen Piscotty, R (1, 9) OBP: 0.311, SLG: 0.461		2-2 37 S 37 E 1B		0-0 FC5-4		4-2 39 PB 37 1B BB	2-0 1-3 3-H 1B		
39 Vimal Machín, L (1, 6) OBP: 0.226, SLG: 0.172		3-2 L8		0-0 22 G5-4-3 1B		2-2 L5	1-1 F7		
37 Jonah Heim, S (1, 2) OBP: 0.400, SLG: 0.333		2-2 E9 22 G3-1 3 2B 1B		2-1 L7		1-1 22 HR 1B	1-1 G4-3		

AB	R	H	RBI	BB	SO	LOB
5	1	1	2	0	2	2
4	1	2	1	1	1	0
0	0	0	0	0	0	0
5	0	0	0	0	5	3
1	2	0	0	2	0	0
4	0	3	2	0	1	1
4	0	0	0	0	1	4
3	2	2	1	1	0	1
4	0	1	0	0	0	4
4	2	2	2	0	0	1

AB	R	H	RBI	BB	SO	LOB
34	8	11	8	4	10	16

Inning Stats		R: 2	H: 2	E: 0	K: 12	S: 12	L: 20	R: 2		H: 3	E: 1	K: 18	S: 18	R: 0		H: 1	E: 0	K: 9	S: 9	R: 0		H: 0	E: 0	K: 11	S: 17	R: 3		H: 2	E: 0	K: 16	S: 26	R: 1		H: 2	E: 0	K: 11	S: 21	R: 0		H: 0	E: 0	K: 9	S: 17
PITCHER		IP	WLS	BF	H	R	ER	SO	BB	IBB	HBP	BLK	WP	HR	S	P	ERA	WHIP	PITCHER		IP	WLS	BF	H	R	ER	SO	BB	IBB	HBP	BLK	WP	HR	S	P	ERA	WHIP						
59 Chris Paddock, R (1, 1) ERA: 4.75		4.2	L	22	7	4	4	6	1	0	1	0	0	0	52	82	7.71	1.714	PITCHER		IP	WLS	BF	H	R	ER	SO	BB	IBB	HBP	BLK	WP	HR	S	P	ERA	WHIP						
55 Matt Strahm, L (5, 1) ERA: 3.0		1.0		5	1	2	2	1	1	0	0	0	0	14	25	18.00	2.000	PITCHER		IP	WLS	BF	H	R	ER	SO	BB	IBB	HBP	BLK	WP	HR	S	P	ERA	WHIP							
62 Luis Patiño, R (6, 1) ERA: 5.52		1.1		8	3	2	2	1	1	0	0	0	0	17	28	13.50	3.000	PITCHER		IP	WLS	BF	H	R	ER	SO	BB	IBB	HBP	BLK	WP	HR	S	P	ERA	WHIP							
47 Trevor Rosenthal, R (8, 1) ERA: 2.87		1.0		4	0	0	0	2	1	0	0	0	0	9	17	0.00	1.000	PITCHER		IP	WLS	BF	H	R	ER	SO	BB	IBB	HBP	BLK	WP	HR	S	P	ERA	WHIP							

BOTTOM

San Diego Padres @ Oakland Athletics
Oakland Coliseum, Oakland, CA
Sat Sep 05 2020, 1:08 PM - 4:07 PM PDT
Sunny - 81 F

livebaseballscorecards.com



Batter	1	2	3	4	5	6	7	8	9	AB R H RBI BB SO LOB	TOP		
2 Trent Grisham, L OBP: 0.350, SLG: 0.481 (1, 8)	L8		23 1B 30 1B 23 S	G4-3			23 HR 1B	FC5-6 1-2f		5 2 2 0 0 0 2			
23 Fernando Tatis Jr., R OBP: 0.398, SLG: 0.665 (1, 6)	13 FC6-4 HBP		30 1B 13 SF7 1B		K		HR	G4-3		4 2 2 2 0 1 0			
30 Eric Hosmer, L OBP: 0.346, SLG: 0.547 (1, 10)	K		1-2 1-3 3-H 1B		G6-3		13 FC6-4 1B	G6-3		5 0 2 1 0 1 1			
13 Manny Machado, R OBP: 0.366, SLG: 0.583 (1, 5)	FC6-4 1-2f		0-2 3-H SF7				FC6-4 18 FC5-6 1-2f	K		3 0 0 1 1 1 2			
18 Mitch Moreland, L OBP: 0.385, SLG: 0.627 (1, 3)			G4-3		K		F9	FC5-6 1-2f		4 0 0 0 0 1 3			
4 Wil Myers, R OBP: 0.353, SLG: 0.565 (1, 9)			G6-3		9 2B BB		G5-3	K		3 1 0 0 1 1 1			
9 Jake Cronenworth, L OBP: 0.389, SLG: 0.580 (1, 4)			11 S 2B		10 G5-3 1-H 2B		G4-3	G6-3		4 0 2 1 0 0 0			
11 Jason Castro, L OBP: 0.310, SLG: 0.367 (1, 2)			P5		K		10 FC4-6 BB	G6-3		3 0 0 0 1 1 2			
10 Jurickson Profar, S OBP: 0.303, SLG: 0.376 (1, 7)			F7		G5-3		FC4-6 1-2f	2 FC5-6 1B		4 0 1 0 0 0 2			
Inning Stats	R: 0 H: 0 E: 0 LOB: 1 K: 1 BB: 0 S: 11 P: 16	R: 0 H: 1 E: 0 LOB: 1 K: 0 BB: 0 S: 8 P: 14	R: 2 H: 3 E: 0 LOB: 1 K: 1 BB: 0 S: 13 P: 16	R: 1 H: 1 E: 0 LOB: 1 K: 1 BB: 1 S: 14 P: 27	R: 0 H: 0 E: 0 LOB: 1 K: 1 BB: 1 S: 10 P: 17	R: 0 H: 0 E: 0 LOB: 1 K: 0 BB: 1 S: 6 P: 12	R: 2 H: 3 E: 0 LOB: 1 K: 1 BB: 0 S: 10 P: 11	R: 0 H: 1 E: 0 LOB: 1 K: 0 BB: 0 S: 9 P: 14	R: 0 H: 0 E: 0 LOB: 0 K: 1 BB: 0 S: 7 P: 11	1B: 6 SF: 1 2B: 2 SAC: 0 3B: 0 DP: 0 HR: 1 HBP: 1	WP: 0 PA: 40 PB: 0 SB: 2 CS: 0		
PITCHER	IP WLS BF H R ER SO BB IBB HBP BLK WP HR S P ERA WHIP											PITCHER	IP WLS BF H R ER SO BB IBB HBP BLK WP HR S P ERA WHIP
50 Mike Fiers, R ERA: 4.93 (1, 1)	5.0 L 23 5 3 3 4 2 0 1 0 0 0 0 56 90 5.40 1.400												
38 T.J. McFarland, L ERA: 1.76 (6, 1)	1.0 5 1 1 1 0 1 0 0 0 0 0 0 8 14 9.00 2.000												
36 Yusmeiro Petit, R ERA: 2.25 (7, 1)	1.0 5 2 1 1 1 0 0 0 0 0 0 1 8 9 9.00 2.000												
57 J.B. Wendelken, R ERA: 1.62 (8, 1)	2.0 7 1 0 0 1 0 0 0 0 0 0 0 16 25 0.00 0.500												

San Diego Padres @ Oakland Athletics
 Oakland Coliseum, Oakland, CA
 Sun Sep 06 2020, 1:13 PM - 4:14 PM PDT
 Sunny - 94 F

livebaseballscorecards.com

AB	35
R	5
H	9
RBI	5
BB	3
SO	6
LOB	13



Batter	1	2	3	4	5	6	7	8	9	AB	R	H	RBI	BB	SO	LOB
3 Tommy La Stella, L (1, 4) OBP: 0.364, SLG: 0.465	0-1 28 1B 2B		1-2 20 HBP 28 1B 1B		0-0 F9		1-1 P7			4	2	2	0	0	0	0
22 Ramón Laureano, R (1, 8) OBP: 0.362, SLG: 0.407	0-1 G5-3		1-1 L9		1-0 F8			4-0 BB		3	0	0	0	1	0	2
20 Mark Canha, R (1, 10) OBP: 0.403, SLG: 0.408	0-0 L9		1-1 28 1B HBP		0-2 G5-3			3-2 K		3	0	0	0	0	1	2
28 Matt Olson, L (1, 3) OBP: 0.323, SLG: 0.451	2-1 1B		2-0 1B		1-3 2-H 1B		1-3 K		1-3 K	4	0	2	2	0	2	1
26 Matt Chapman, R (1, 5) OBP: 0.276, SLG: 0.535	1-3 K		0-3 K		1-1 G6-3		1-1 K		3-2 F8	2	0	0	0	0	2	3
18 Chad Pinder, R (5, 5) OBP: 0.261, SLG: 0.357										2	0	0	0	0	0	1
8 Robbie Grossman, S (1, 7) OBP: 0.405, SLG: 0.541		1-0 39 1B 12 K2-1 1B	1-3 K		1-3 K		1-3 K		2-1 2B	4	0	2	0	0	2	2
25 Stephen Piscotty, R (1, 9) OBP: 0.302, SLG: 0.436		0-3 K		1-3 K		0-0 F9		3-3 K		4	0	0	0	0	3	2
39 Vimalael Machin, L (1, 6) OBP: 0.229, SLG: 0.182		0-0 K		0-2 K		1-2 G4-3		2-0 F8		4	0	1	0	0	1	1
12 Sean Murphy, R (1, 2) OBP: 0.322, SLG: 0.373		1-3 K2-1		2-0 P3		1-0 HR		2-2 F8		3	1	1	1	0	1	2
Tony Kemp, L (9, PH) OBP: 0.372, SLG: 0.277		3-H								1	0	0	0	0	0	1

Inning Stats	R: 1	H: 2	E: 0	K: 1	S: 10	H: 2	LOB: 1	BB: 0	P: 13	R: 0	H: 2	E: 0	K: 2	S: 10	R: 1	H: 2	E: 0	K: 2	S: 14	R: 0	H: 0	E: 0	K: 2	S: 7	R: 0	H: 0	E: 0	K: 0	S: 5	R: 0	H: 0	E: 0	K: 2	S: 8	R: 1	H: 1	E: 0	K: 0	S: 8	R: 0	H: 0	E: 0	K: 2	S: 13	R: 0	H: 0	E: 0	K: 1	S: 10	R: 0	H: 1	E: 0	K: 1	S: 10	1B: 5	SF: 0	2B: 2	SAC: 0	3B: 0	DP: 0	HR: 1	HBP: 1	WP: 0	PA: 36
--------------	------	------	------	------	-------	------	--------	-------	-------	------	------	------	------	-------	------	------	------	------	-------	------	------	------	------	------	------	------	------	------	------	------	------	------	------	------	------	------	------	------	------	------	------	------	------	-------	------	------	------	------	-------	------	------	------	------	-------	-------	-------	-------	--------	-------	-------	-------	--------	-------	--------

PITCHER	IP	WLS	BF	H	R	ER	SO	BB	IBB	HBP	BLK	WP	HR	S	P	ERA	WHIP
43 Garrett Richards, R (1, 1) ERA: 4.5	7.0	W	28	7	3	3	9	0	0	0	0	0	1	62	83	3.86	1.000
15 Drew Pomeranz, L (8, 1) ERA:	1.0	H	4	0	0	0	2	1	0	0	0	0	0	13	24	0.00	1.000
47 Trevor Rosenthal, R (9, 1) ERA: 2.7	1.0	S	4	1	0	0	1	0	0	0	0	0	0	10	19	0.00	1.000


BOTTOM

San Diego Padres @ Oakland Athletics
Oakland Coliseum, Oakland, CA

Sun Sep 06 2020, 1:13 PM - 4:14 PM PDT
Sunny - 94 F

livebaseballscorecards.com

AB	34
R	3
H	8
RBI	3
BB	1
SO	12
LOB	17



BOTTOM

Colorado Rockies @ San Diego Padres
Petco Park, San Diego, CA
Mon Sep 07 2020, 6:13 PM - 9:13 PM PDT
Cloudy - 73 F

livebaseballscorecards.com

AB 30
R 1
H 6
RBI 1
BB 4
SO 8
LOB 17



WP: 0 PA: 35
PB: 0
SB: 4
CS: 0

AB R H RBI BB SO LOB

2 0 1 0 1 0 0

3 0 0 0 1 1 6

1 0 0 0 0 1 1

3 0 0 0 0 2 3

4 0 0 0 0 2 1

3 0 1 0 1 0 0

4 0 0 0 0 1 2

2 0 0 0 1 0 0

1 0 1 0 0 0 0

0 1 0 0 0 0 0

4 0 2 1 0 0 2

3 0 1 0 0 1 2

1B: 5 SF: 0
2B: 2 SAC: 0
3B: 0 DP: 1
HR: 0 HBP: 1

Batter	1	2	3	4	5	6	7	8	9
23 Fernando Tatis Jr., R OBP: 0.405, SLG: 0.663	0-0 F7		2-1 1B		4-2 BB		4-2 HBP		
13 Manny Machado, R OBP: 0.363, SLG: 0.572	4-2 BB		0-0 F7		2-3 K		2-3 L5-3		
30 Eric Hosmer, L OBP: 0.344, SLG: 0.542	1-3 K		3-2 G1-3		0-3 K				
18 Mitch Moreland, L OBP: 0.374, SLG: 0.605									
22 Austin Nola, R OBP: 0.362, SLG: 0.526	1-2 L6			1-3 K		3-1 L8		0-3 K	
4 Wil Myers, R OBP: 0.357, SLG: 0.560		2-0 G5-3		1-0 1B		1-1 F9		4-1 BB	
9 Jake Cronenworth, L OBP: 0.378, SLG: 0.561		1-1 F7		2-2 G4-3		1-3 K		0-2 P5	
63 Jorge Oña, R OBP: 0.356, SLG: 0.350		2-2 G1-3		4-0 BB					
5 Greg Garcia, L OBP: 0.190, SLG: 0.250									
3 Jorge Mateo, R OBP: 0.308, SLG: 0.388			2-1 G5-3		3-2 G4-3				
10 Jurickson Profar, S OBP: 0.349, SLG: 0.479									
2 Trent Grisham, L OBP: 0.349, SLG: 0.479									

Inning Stats	R: 0	H: 0	E: 0	K: 1	S: 9	R: 0	H: 0	E: 0	K: 0	S: 7	R: 0	H: 2	E: 0	K: 0	S: 10	R: 0	H: 1	E: 0	K: 1	S: 10	R: 0	H: 0	E: 0	K: 3	S: 12	R: 0	H: 0	E: 0	K: 1	S: 8	R: 0	H: 1	E: 1	K: 0	S: 12	R: 0	H: 0	E: 0	K: 2	S: 12	R: 1	H: 2	E: 0	K: 0	S: 8													
	LOB: 1	BB: 1				LOB: 0	BB: 0				LOB: 2	BB: 0				LOB: 1	BB: 1				LOB: 0	BB: 0		LOB: 2	BB: 0		LOB: 2	BB: 0		LOB: 0	BB: 0		LOB: 1	BB: 1		LOB: 1	BB: 1		LOB: 2	BB: 0		LOB: 2	BB: 0		LOB: 2	BB: 0		LOB: 1	BB: 1		LOB: 2	BB: 0		LOB: 2	BB: 0		LOB: 1	BB: 1

PITCHER	IP	WLS	BF	H	R	ER	SO	BB	IBB	HBP	BLK	WP	HR	S	P	ERA	WHIP
21 Kyle Freeland, L ERA: 3.6	(1, 1)	6.0	24	3	0	0	6	3	0	0	0	0	0	56	99	0.00	1.000
62 Yency Almonte, R ERA: 2.91	(7, 1)	1.0	5	1	0	0	0	0	0	1	0	0	0	12	18	0.00	1.000
60 Mychal Givens, R ERA: 2.16	(8, 1)	1.0	4	0	0	0	2	1	0	0	0	0	0	12	16	0.00	1.000
54 Carlos Estévez, R ERA: 6.41	(9, 1)	0.0	L 2	2	1	1	0	0	0	0	0	0	0	8	9	∞	∞

Batter	1	2	3	4	5	6	7	8	9	AB	R	H	RBI	BB	SO	LOB
2 Trent Grisham, L (1, 8) OBP: 0.356, SLG: 0.479 16 Abraham Almonte, S (8, 8) OBP: 0.200, SLG: 0.111	4-2 13 BB 22 HBP 23 BB BB	2-0 13 2B 23 BB 1B	0-2 F8		2-2 23 G5-4-3 HBP		3-2 SF8			2	2	1	1	1	0	1
23 Fernando Tatis Jr., R (1, 6) OBP: 0.407, SLG: 0.655 9 Jake Cronenworth, L (7, PH) OBP: 0.375, SLG: 0.556	4-2 22 HBP 4 HR 13 BB BB	4-2 13 2B BB	0-2 F9		0-1 G5-4-3		0-1 G5-3			2	2	0	0	2	0	2
13 Manny Machado, R (1, 5) OBP: 0.376, SLG: 0.586 3 Jorge Mateo, R (8, 4) OBP: 0.182, SLG: 0.238	4-2 4 HR 22 HBP BB	1-0 22 HR 2B	0-0 E7							3	2	3	2	1	0	0
18 Mitch Moreland, L (1, 3) OBP: 0.375, SLG: 0.604	2-3 K	0-0 22 HR 1B	0-1 G6-3							5	1	2	0	0	1	5
22 Austin Nola, R (1, 10) OBP: 0.363, SLG: 0.542	3-2 4 HR HBP	1-0 HR								4	2	1	4	0	1	2
4 Wil Myers, R (1, 9) OBP: 0.366, SLG: 0.607 63 Jorge Oña, R (8, 9)	1-0 HR	0-1 G5-3								4	2	3	5	0	0	0
11 Jason Castro, L (1, 2) OBP: 0.320, SLG: 0.406	2-2 10 1B 2B	1-3 K								4	1	2	0	0	1	1
10 Jurickson Profar, S (1, 7) OBP: 0.313, SLG: 0.398	0-2 1B	0-1 G6-3								4	1	2	1	0	0	1
5 Greg Garcia, L (1, 4) OBP: 0.347, SLG: 0.326	2-2 G1-3									3	1	0	0	1	0	2


Inning Stats	R: 5	H: 3	E: 0	LOB: 1	K: 1	S: 27	P: 49	R: 5	H: 4	E: 0	LOB: 0	K: 1	S: 13	P: 22	R: 1	H: 1	E: 1	LOB: 1	K: 0	S: 10	P: 14	R: 0	H: 1	E: 0	LOB: 1	K: 1	S: 15	R: 0	H: 0	E: 0	LOB: 0	K: 0	S: 6	P: 9	R: 0	H: 1	E: 0	LOB: 0	K: 0	S: 4	P: 5	R: 3	H: 3	E: 0	LOB: 0	K: 0	S: 13	P: 21	R: 0	H: 1	E: 0	LOB: 1	K: 1	S: 7	P: 10
--------------	------	------	------	--------	------	-------	-------	------	------	------	--------	------	-------	-------	------	------	------	--------	------	-------	-------	------	------	------	--------	------	-------	------	------	------	--------	------	------	------	------	------	------	--------	------	------	------	------	------	------	--------	------	-------	-------	------	------	------	--------	------	------	-------

PITCHER	IP	WLS	BF	H	R	ER	SO	BB	IBB	HBP	BLK	WP	HR	S	P	ERA	WHIP
50 Chi Chi González, R (1, 1) ERA: 8.68	0.1	L	5	0	4	4	1	3	0	0	0	0	0	14	31	108.00	9.000
44 José Mujica, R (1, 1) ERA: 20.25	2.2		17	8	7	6	1	2	0	0	0	0	2	36	54	20.25	3.750
46 Antonio Santos, R (4, 1) ERA: 8.44	3.0		13	5	3	3	1	0	0	1	0	0	1	31	46	9.00	1.667
37 Jairo Díaz, R (7, 1) ERA: 8.22	2.0		7	1	0	0	1	0	0	0	0	0	0	14	21	0.00	0.500

BOTTOM

Colorado Rockies @ San Diego Padres
 Petco Park, San Diego, CA
 Tue Sep 08 2020, 6:11 PM - 9:27 PM PDT
 Clear - 75 F

AB	34
R	14
H	14
RBI	13
BB	5
SO	4
LOB	15



WP	HR	S	P	ERA	WHIP
0	0	0	0	0	0

Batter	1	2	3	4	5	6	7	8	9	AB R H RBI BB SO LOB	TOP
15 Raimel Tapia, L OBP: 0.371, SLG: 0.383 (1, 7)	 2-3 B SI 86 F FF 87 B FC 87 C CH 79 S CH 78		 1-1 B SI 89 L FF 88 X FC 88		 1-0 B SI 89 X CH 80		 0-1 F FF 98 X FF 97		 3-1 B FF 98 F FF 98 B FF 98 X FF 98	5 0 0 0 0 1 3	
27 Trevor Story, R OBP: 0.367, SLG: 0.554 (1, 6)	 1-2 C SI 88 C FC 87 B SI 89 X CH 79		 3-2 B FF 88 1 SAFE B SI 89 C FC 87 F CH 80 1 SAFE F FF 91 B CH 79 X CH 79		 1-0 B CU 75 X CH 80		 2-3 C SL 91 S FF 98 F FF 97 B SI 91 F FF 98 B SL 92 S FF 98			4 1 1 1 0 1 3	
19 Charlie Blackmon, L OBP: 0.382, SLG: 0.488 (1, 9)	 1-3 B SI 88 F CH 79 C FC 86 C SI 88		 0-1 T CH 80 X CH 89		 1-1 S FC 86 B FF 89 X CH 79		 0-1 F FF 94 X KC 82			4 0 2 0 0 1 0	
28 Nolan Arenado, R OBP: 0.322, SLG: 0.481 (1, 5)	 4-1 C SI 88 B SI 89 B FC 87 B CH 81 B FF 89		 2-1 B FC 87 C FF 90 B FF 90 X CH 80		 0-0 X CH 79		 0-1 C KC 84 X FF 94			3 1 1 0 1 0 3	
11 Kevin Pillar, R OBP: 0.308, SLG: 0.446 (1, 8)	 1-3 S CH 81 B FF 89 S CH 81 S CH 81		 3-3 C FF 87 B FC 86 S CH 80 B CH 79 B CH 80 F CH 79 F CH 79 S CH 79		 0-1 C CH 79 X FF 89		 2-2 B KC 84 F KC 83 C FF 95 D KC 83 X FF 95			4 0 1 0 0 2 2	
25 Matt Kemp, R OBP: 0.340, SLG: 0.453 (1, 10)		 3-3 B FF 86 C SI 87 B FF 88 B CH 79 S CH 79		 0-3 C FC 87 C FF 90 C FF 89		 2-1 B FF 90 C FF 88 D CH 80 X CH 79		 3-3 B FF 95 C FF 94 B KC 83 B FF 95 F FF 95 F FF 95 S FF 95		4 1 1 2 0 3 2	
8 Joshua Fuentes, R OBP: 0.343, SLG: 0.500 (1, 3)		 0-3 S CU 74 C FF 89 C FF 90		 2-2 B CH 80 C FF 90 F FF 90 B SI 91 X CH 80		 2-1 B FF 88 F CH 80 B CH 79 X CH 79		 1-2 S FF 94 F FF 94 X KC 85		4 0 0 0 0 1 2	
1 Garrett Hampson, R OBP: 0.313, SLG: 0.458 (1, 4)		 3-3 B CH 80 S CH 80 B CH 80 T CH 80 B CH 79 S CH 80		 3-2 F CH 79 B FF 87 B CH 78 B FF 88 F FF 89 X CH 79		 3-3 C SL 89 B SI 87 S SL 88 B FF 94 B SL 89 S SL 90		 1-2 C FF 96 B FF 96 T FF 97 X FF 96	3 0 0 0 0 2 0 1 0 0 0 0 0 0		
9 Daniel Murphy, L OBP: 0.286, SLG: 0.357 (9, PH)											
35 Elias Díaz, R OBP: 0.342, SLG: 0.273 (1, 2)			 4-1 C FF 87 B FC 86 B SI 88 B CH 80 B FF 89		 0-0 X CH 78		 3-1 B SL 90 B SL 99 B FF 94 C FF 97 X SL 91		 1-2 C SL 88 B FF 98 S FF 97 T FF 98	3 0 2 0 1 1 0	
Inning Stats	R: 1 H: 1 E: 0 LOB: 1 K: 3 BB: 1 S: 13 P: 22	R: 0 H: 0 E: 0 LOB: 0 K: 3 BB: 0 S: 9 P: 15	R: 0 H: 1 E: 0 LOB: 2 K: 0 BB: 1 S: 11 P: 21	R: 0 H: 0 E: 0 LOB: 0 K: 2 BB: 0 S: 11 P: 16	R: 0 H: 1 E: 0 LOB: 1 K: 0 BB: 0 S: 6 P: 11	R: 2 H: 2 E: 0 LOB: 0 K: 0 BB: 0 S: 9 P: 14	R: 0 H: 1 E: 1 LOB: 1 K: 2 BB: 0 S: 12 P: 20	R: 0 H: 2 E: 0 LOB: 2 K: 1 BB: 0 S: 14 P: 20	R: 0 H: 0 E: 0 LOB: 0 K: 1 BB: 0 S: 8 P: 13	1B: 5 SF: 0 2B: 1 SAC: 0 3B: 0 DP: 0 HR: 2 HBP: 0	WP: 1 PA: 37 PB: 0 SB: 0 CS: 0
PITCHER	IP WLS BF H R ER SO BB IBB HBP BLK WP HR S P ERA WHIP										
17 Zach Davies, R ERA: 2.48 (1, 1)	6.0 W 25 5 3 3 8 2 0 0 0 1 2 59 99 4.50 1.167										
57 Dan Altavilla, R ERA: 6.59 (7, 1)	1.0 H 4 1 0 0 2 0 0 0 0 0 0 0 12 20 0.00 1.000										
15 Drew Pomeranz, L ERA: (8, 1)	1.0 H 5 2 0 0 1 0 0 0 0 0 0 0 14 20 0.00 2.000										
47 Trevor Rosenthal, R ERA: 2.55 (9, 1)	1.0 S 3 0 0 0 1 0 0 0 0 0 0 0 8 13 0.00 0.000										

Colorado Rockies @ San Diego Padres
 Petco Park, San Diego, CA
 Wed Sep 09 2020, 5:11 PM - 8:04 PM PDT
 Partly Cloudy - 81 F

livebaseballscorecards.com

AB	35
R	3
H	8
RBI	3
BB	2
SO	12
LOB	15



Batter	1	2	3	4	5	6	7	8	9	AB R H RBI BB SO LOB
2 Trent Grisham, L OBP: 0.354, SLG: 0.474 (1, 8)	C FF 94 B FF 95 F FF 93 B FF 94 B FF 94 X FF 94 3-2 23 G6-4-3 1B	X FF 95 0-0 L6			F FF 94 B CH 88 B CH 87 F FF 95 B FF 89 S SL 88 3-3 K		B CH 87 C FF 95 S SL 89 B FF 96 F SL 99 B CH 90 C SL 87 3-3 K			4 0 1 0 0 2 3
23 Fernando Tatis Jr., R OBP: 0.399, SLG: 0.640 (1, 6)	F SL 84 X FF 93 0-1 G6-4-3 1-2f	B SL 88 X SL 88 1-0 FC6-4 1-2f			C FF 96 F CH 89 B SL 89 F FF 96 X CU 80 1-2 F9		S SL 90 X SL 90 0-1 G6-3			4 0 0 0 0 0 4
13 Manny Machado, R OBP: 0.374, SLG: 0.584 (1, 5)	C FF 95 B FF 94 X FF 93 1-1 18 HR 2B		X FF 94 0-0 G4-3		C FF 98 S SL 89 B SL 87 B FF 98 X CU 82 2-2 F7		X FF 97 0-0 F9			4 1 1 0 0 0 0
18 Mitch Moreland, L OBP: 0.380, SLG: 0.628 (1, 3)	B CH 86 B CH 86 B FF 94 C FF 94 F FF 96 X FF 96 3-2 2-H HR		B SL 82 B FF 94 C FF 95 X SL 88 2-1 G4-3		B FF 94 B FF 95 C FF 95 D FF 95 4-1 4 3B BB		B FF 93 B FF 92 F FF 94 F FF 96 X FF 97 2-2 F9			3 2 1 2 1 0 0
4 Wil Myers, R OBP: 0.370, SLG: 0.624 (1, 9)	B FF 96 B SL 86 C FF 96 F FF 94 X SL 89 3-2 F9		X FF 95 0-0 F9		X FF 95 0-0 9 1B 3B		X SL 88 0-0 22 1B 2B			4 2 2 1 0 0 0
9 Jake Cronenworth, L OBP: 0.379, SLG: 0.551 (1, 4)		C FF 94 H FF 93 1-1 16 G6-3 22 1B HBP		C FF 93 B FF 95 X FF 93 1-1 F8		C FF 96 B SL 89 B FF 96 X SL 89 2-1 22 BB 1B		B FF 96 X FF 97 1-0 F7		3 0 1 1 0 0 1
22 Austin Nola, R OBP: 0.374, SLG: 0.545 (1, 2)		B FF 95 F CH 96 F FF 93 D CU 80 X SL 87 2-2 16 G6-3 1-2 1B		B FF 94 F FF 94 C CU 80 B CU 82 B FF 97 C FF 97 3-3 K		B CH 86 1 SAFE C CH 87 B FF 94 B CU 79 D SL 86 4-1 10 G4-6-3 BB		S SL 88 X FF 97 0-1 2-H 1B		3 0 2 1 1 1 0
16 Abraham Almonte, S OBP: 0.231, SLG: 0.091 (8, PH)		X FF 94 0-0 G6-3		F CH 89 F CH 89 B SL 88 B CU 82 B FF 96 F FF 96 B SL 88 4-2 10 FC6 BB		F FF 98 B SL 88 F SL 90 S SL 90 1-3 K		F FF 97 B FF 97 F CH 84 F FF 98 X CH 84 1-2 G4-3		2 0 0 0 1 1 4 1 0 0 0 0 0 1
5 Greg Garcia, L OBP: 0.340, SLG: 0.318 (9, 10)		1-2 2-3		T FF 94 C FF 95 X FF 96 0-2 FC6		X CH 89 0-0 G4-6-3				2 0 0 0 1 0 3
10 Jurickson Profar, S OBP: 0.314, SLG: 0.393 (1, 7)		S SL 88 B SL 89 B CU 80 B SL 88 B SL 88 4-1 23 FC6-4 BB		1-2f						


Inning Stats	R: 2	H: 3	E: 0	LOB: 0	K: 0	S: 13	P: 23	R: 0	H: 1	E: 0	LOB: 3	K: 0	S: 8	P: 16	R: 0	H: 0	E: 0	LOB: 0	K: 0	S: 4	P: 6	R: 0	H: 0	E: 0	LOB: 1	K: 1	S: 11	P: 19	R: 0	H: 0	E: 0	LOB: 0	K: 1	S: 10	P: 16	R: 2	H: 2	E: 0	LOB: 1	K: 1	S: 9	P: 20	R: 0	H: 0	E: 0	LOB: 0	K: 1	S: 7	P: 10	R: 1	H: 2	E: 0	LOB: 1	K: 0	S: 11	P: 15
--------------	------	------	------	--------	------	-------	-------	------	------	------	--------	------	------	-------	------	------	------	--------	------	------	------	------	------	------	--------	------	-------	-------	------	------	------	--------	------	-------	-------	------	------	------	--------	------	------	-------	------	------	------	--------	------	------	-------	------	------	------	--------	------	-------	-------

PITCHER	IP	WLS	BF	H	R	ER	SO	BB	IBB	HBP	BLK	WP	HR	S	P	ERA	WHIP
49 Antonio Senzateia, R ERA: 3.69 (1, 1)	5.0	L	25	6	4	4	2	4	0	1	0	0	1	51	95	7.20	2.000
40 Tyler Kinley, R ERA: 6.75 (6, 1)	2.0		5	0	0	0	2	0	0	0	0	0	0	11	15	0.00	0.000
60 Mychal Givens, R ERA: 2.55 (8, 1)	1.0		5	2	1	1	0	0	0	0	0	0	0	11	15	9.00	2.000

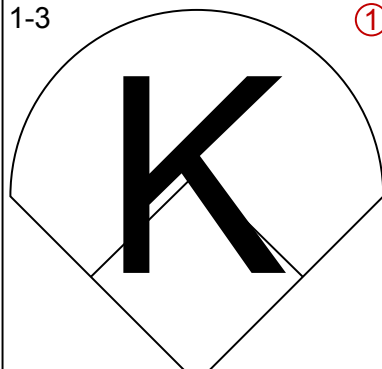
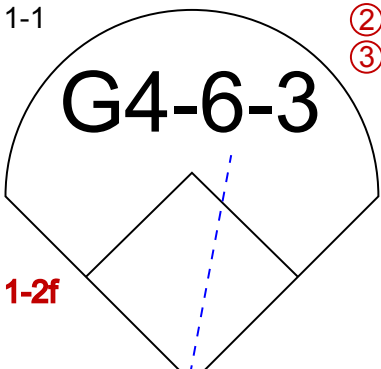
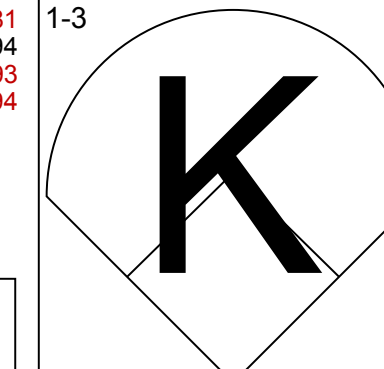
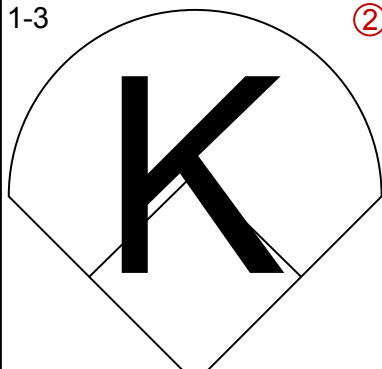
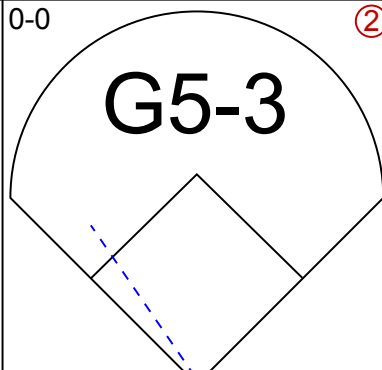
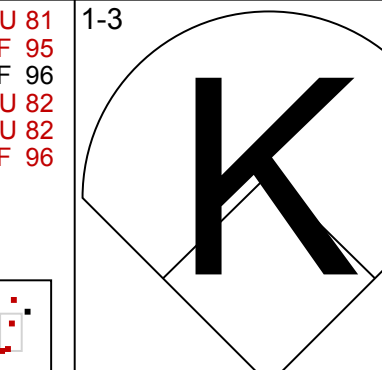
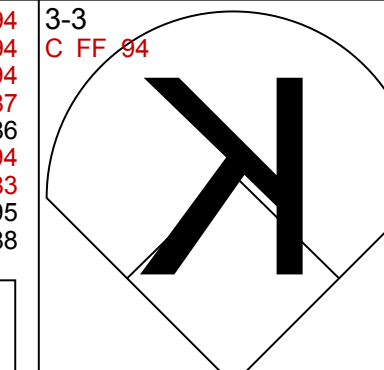
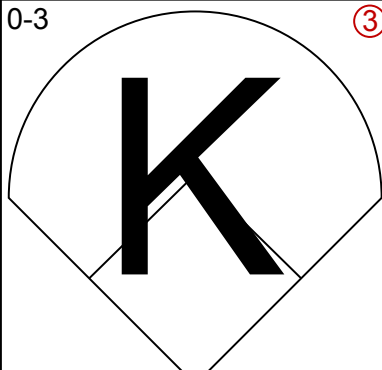
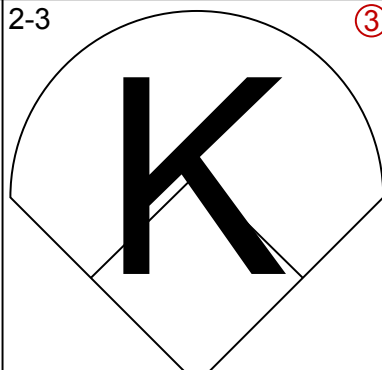
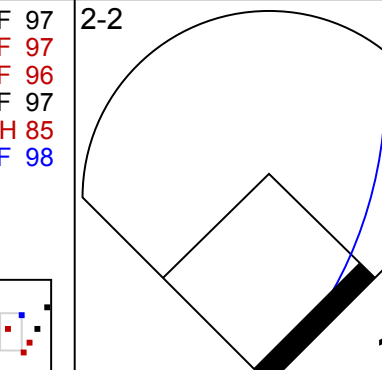
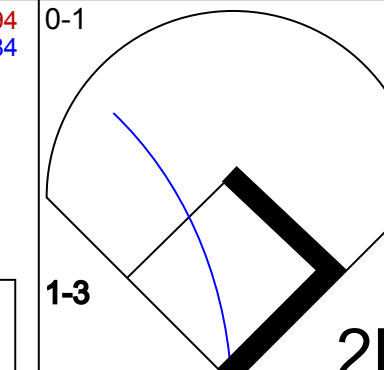


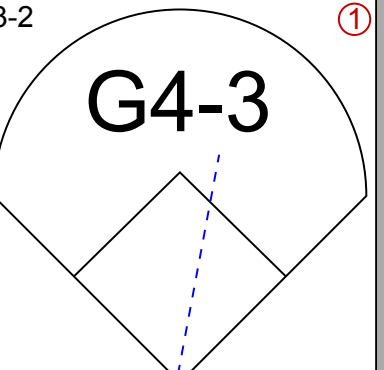
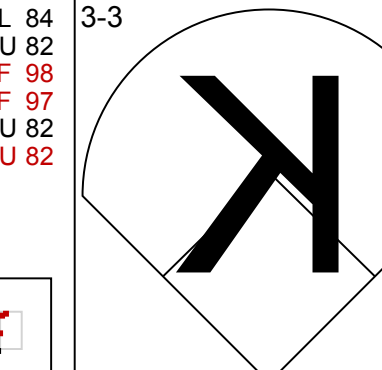
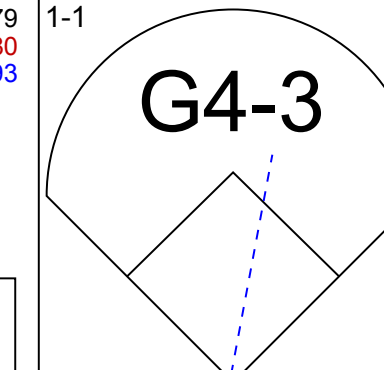

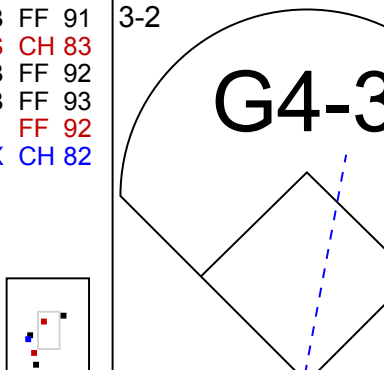
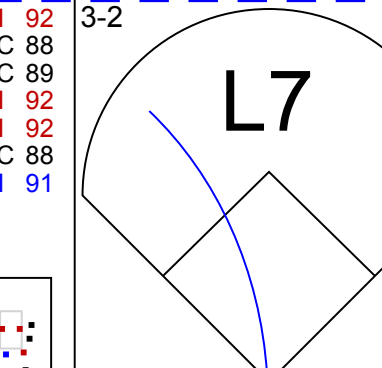
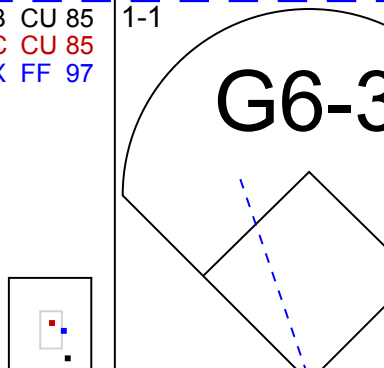
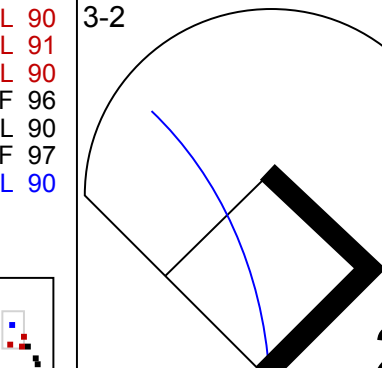
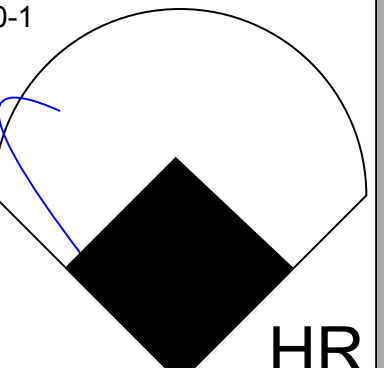
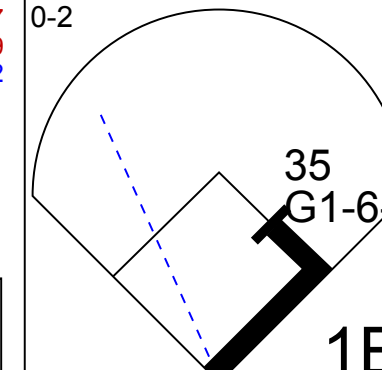
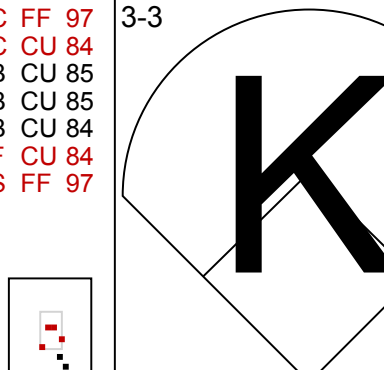
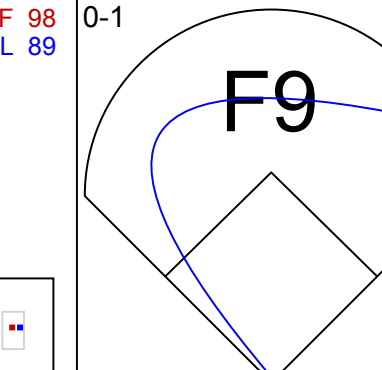
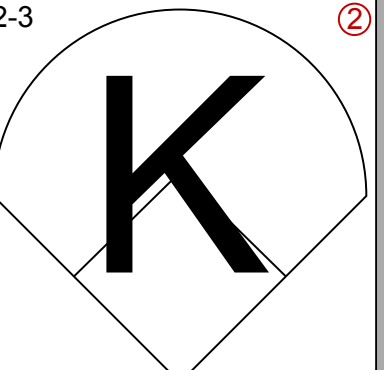
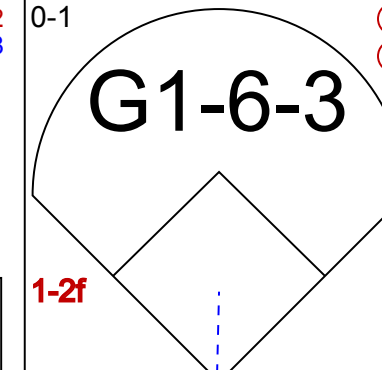
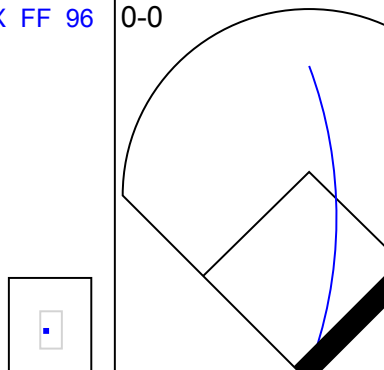

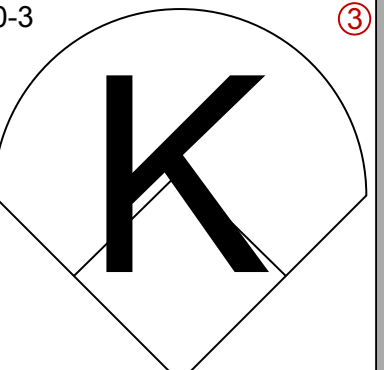
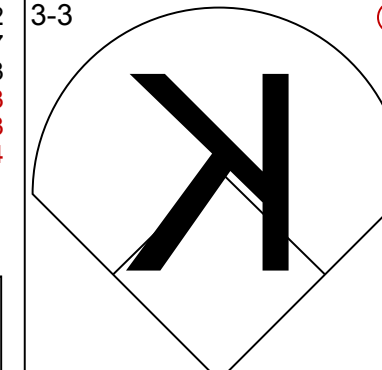
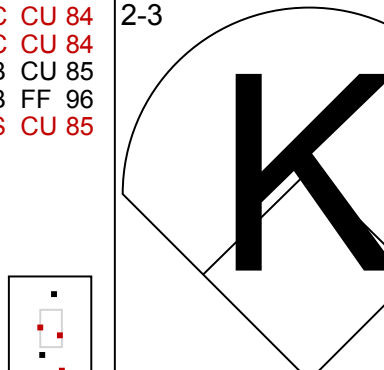

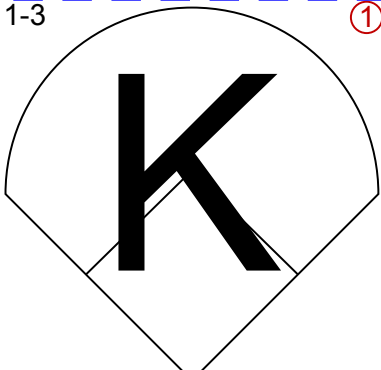


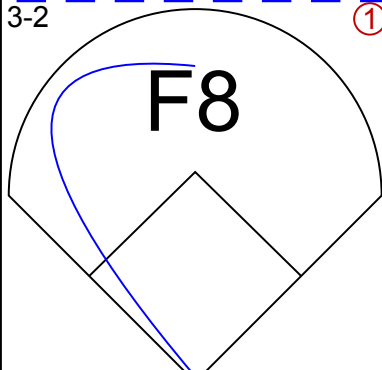
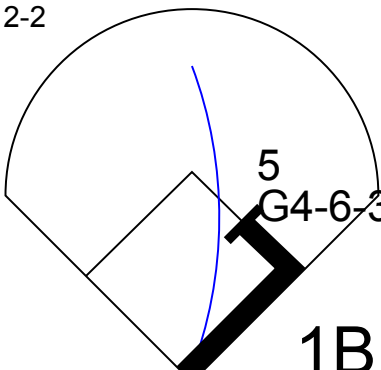
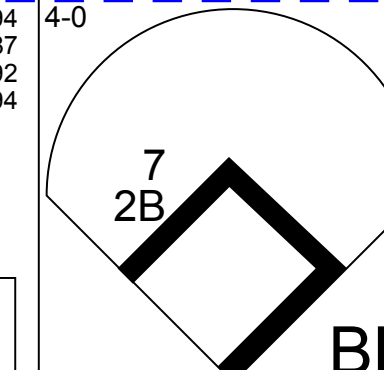
BOTTOM

Colorado Rockies @ San Diego Padres
 Petco Park, San Diego, CA
 Wed Sep 09 2020, 5:11 PM - 8:04 PM PDT
 Partly Cloudy - 81 F

AB	30
R	5
H	8
RBI	5
BB	4
SO	4
LOB	16



WP	PA	3B	SF	SAC	DP	HBP	CS
0	35	1	0	0	2	1	0

Batter	1	2	3	4	5	6	7	8	9	AB R H RBI BB SO LOB	TOP																						
5 Mike Yastrzemski, L OBP: 0.394, SLG: 0.562 (1, 9)										4 0 0 0 0 3 2	San Francisco Giants @ San Diego Padres Petco Park, San Diego, CA Thu Sep 10 2020, 6:12 PM - 8:59 PM PDT Clear - 75 F																						
12 Alex Dickerson, L OBP: 0.341, SLG: 0.545 (1, 7)									2 0 0 0 0 1 0	2 0 0 0 0 2 1																							
33 Darin Ruf, R OBP: 0.377, SLG: 0.541 (6, PH) (6, 7)									4 0 3 0 0 1 0																								
7 Donovan Solano, R OBP: 0.391, SLG: 0.531 (1, 4)									4 0 0 0 0 1 4																								
9 Brandon Belt, L OBP: 0.409, SLG: 0.606 (1, 3)									4 1 2 1 0 0 1																								
41 Wilmer Flores, R OBP: 0.341, SLG: 0.546 (1, 10)									4 0 1 0 0 2 1																								
10 Evan Longoria, R OBP: 0.322, SLG: 0.464 (1, 5)									3 0 1 0 0 1 1																								
35 Brandon Crawford, L OBP: 0.338, SLG: 0.408 (1, 6)									3 0 0 0 0 3 1																								
21 Joey Bart, R OBP: 0.333, SLG: 0.349 (1, 2)									2 0 1 0 1 0 0																								
1 Mauricio Dubón, R OBP: 0.342, SLG: 0.394 (1, 8)																																	
Inning Stats	R: 0 H: 0 E: 0 K: 2 S: 7	R: 1 H: 1 E: 0 K: 2 S: 11	R: 0 H: 1 E: 0 K: 1 S: 10	R: 0 H: 1 E: 0 K: 2 S: 16	R: 0 H: 1 E: 0 K: 1 S: 8	R: 0 H: 1 E: 0 K: 2 S: 14	R: 0 H: 1 E: 0 K: 2 S: 10	R: 0 H: 0 E: 0 K: 2 S: 12	R: 0 H: 2 E: 0 K: 0 S: 10	1B: 5 SF: 0 2B: 2 SAC: 0 3B: 0 DP: 3 HR: 1 HBP: 0	WP: 0 PA: 33 PB: 0 SB: 0 CS: 0																						
PITCHER	IP WLS BF H R ER SO BB IBB HBP BLK WP HR S P ERA WHIP	IP WLS BF H R ER SO BB IBB HBP BLK WP HR S P ERA WHIP																															
59 Chris Paddack, R ERA: 4.74 (1, 1)	2.0	7	1	1	1	4	0	0	0	0	0	0	1	18	26	4.50	0.500																
50 Adrian Morejon, L ERA: 2.53 (3, 1)	1.2	W	6	2	0	0	3	0	0	0	0	0	0	22	32	0.00	1.200																
34 Craig Stammen, R ERA: 6.75 (4, 1)	1.1	H	4	1	0	0	1	0	0	0	0	0	0	12	18	0.00	0.750																
55 Matt Strahm, L ERA: 2.84 (6, 1)	1.0		5	1	0	0	2	1	0	0	0	0	0	14	23	0.00	2.000																
36 Pierce Johnson, R ERA: 3.07 (7, 1)	1.0		4	1	0	0	2	0	0	0	0	0	0	10	16	0.00	1.000																
PITCHER	IP WLS BF H R ER SO BB IBB HBP BLK WP HR S P ERA WHIP	IP WLS BF H R ER SO BB IBB HBP BLK WP HR S P ERA WHIP																															
14 Emilio Pagán, R ERA: 5.06 (8, 1)	1.0		3	0	0	0	2	0	0	0	0	0	0	12	16	0.00	0.000																
57 Dan Altavilla, R ERA: 6.14 (9, 1)	1.0		4	2	0	0	0	0	0	0	0	0	0	10	17	0.00	2.000																

livebaseballscorecards.com

AB	32
R	1
H	8
RBI	1
BB	1
SO	14
LOB	11



Batter	1	2	3	4	5	6	7	8	9	AB R H RBI BB SO LOB	TOP
5 Mike Yastrzemski, L OBP: 0.393, SLG: 0.556 (1, 9)	3-3 K		4-1 CS BB			1-1 L5				2 0 0 0 1 1 0	San Francisco Giants @ San Diego Padres Petco Park, San Diego, CA Sun Sep 13 2020, 1:13 PM - 3:19 PM PDT Cloudy - 78 F
12 Alex Dickerson, L OBP: 0.341, SLG: 0.539 (1, 7)	0-1 G5-3 1B		1-2 CS	1-1 P2		1-3 K				3 0 1 0 0 1 0	
7 Donovan Solano, R OBP: 0.384, SLG: 0.520 (1, 4)	0-0 G5-3			3-2 G1-3			3-2 F8			3 0 0 0 0 0 1	
9 Brandon Belt, L OBP: 0.400, SLG: 0.589 (1, 3)	3-1 F7			2-0 G3			0-0 F9			3 0 0 0 0 0 1	
10 Evan Longoria, R OBP: 0.316, SLG: 0.454 (1, 5)		0-3 K			2-3 K		2-2 G6-3			3 0 0 0 0 2 0	
46 Justin Smoak, S OBP: 0.258, SLG: 0.374 (1, 10)		2-3 K			1-1 F8					2 0 0 0 0 1 0	
35 Brandon Crawford, L OBP: 0.340, SLG: 0.417 (1, 6)		0-1 G1-3			2-2 WP 2B					2 0 1 0 0 0 0	
1 Mauricio Dubón, R OBP: 0.336, SLG: 0.387 (1, 8)			1-2 F8		1-0 G5-3					2 0 0 0 0 0 1	
14 Chadwick Tromp, R OBP: 0.190, SLG: 0.364 (1, 2)			1-3 K			3-3 K				1 0 0 0 0 1 0	
41 Wilmer Flores, R (6, PH) OBP: 0.339, SLG: 0.542 (6, 2)										1 0 0 0 0 1 0	
21 Joey Bart, R OBP: 0.333, SLG: 0.349 (6, 2)										0 0 0 0 0 0 0	
Inning Stats	R: 0 H: 1 E: 0 LOB: 1 K: 1 BB: 0 S: 9 P: 15	R: 0 H: 0 E: 0 LOB: 0 K: 2 BB: 0 S: 9 P: 11	R: 0 H: 0 E: 0 LOB: 0 K: 1 BB: 1 S: 9 P: 16	R: 0 H: 0 E: 0 LOB: 0 K: 0 BB: 0 S: 6 P: 12	R: 0 H: 1 E: 0 LOB: 1 K: 1 BB: 0 S: 12 P: 18	R: 0 H: 0 E: 0 LOB: 0 K: 2 BB: 0 S: 9 P: 14	R: 0 H: 0 E: 0 LOB: 0 K: 0 BB: 0 S: 8 P: 13			1B: 1 SF: 0 2B: 1 SAC: 0 3B: 0 DP: 0 HR: 0 HBP: 0	WP: 1 PA: 24 PB: 0 SB: 0 CS: 1
PITCHER 52 Mike Clevinger, R (1, 1) ERA: 3.1	IP WLS BF H R ER SO BB IBB HBP BLK WP HR S P ERA WHIP	7.0 W 23 2 0 0 7 1 0 0 0 1 0 62 99 0.00 0.429									

livebaseballscorecards.com

AB	22
R	0
H	2
RBI	0
BB	1
SO	7
LOB	3



Batter	1	2	3	4	5	6	7	8	9	AB R H RBI BB SO LOB	TOP							
5 Mike Yastrzemski, L OBP: 0.392, SLG: 0.557 (1, 9)	F7	1-3 2-H 2B			P4					3 0 1 1 0 0 0								
12 Alex Dickerson, L OBP: 0.336, SLG: 0.530 33 Darin Ruf, R OBP: 0.371, SLG: 0.532 (5, PH) (5, 7)	P5	G3-1			G6-3					2 0 0 0 0 0 2 1 0 0 0 0 0 0								
41 Wilmer Flores, R OBP: 0.339, SLG: 0.535 (1, 4) (6, 3)	10 WP 9 BB BB				P3					2 0 0 0 1 1 0								
9 Brandon Belt, L OBP: 0.402, SLG: 0.584 7 Donovan Solano, R OBP: 0.388, SLG: 0.523 (6, PH) (6, 4)	1-2 BB				G5-3					1 0 0 0 1 0 0 1 0 1 0 0 0 0								
10 Evan Longoria, R OBP: 0.310, SLG: 0.444 (1, 5)	K				L6					3 0 0 0 0 1 3								
46 Justin Smoak, S OBP: 0.252, SLG: 0.364 (1, 10)					G5-3					3 0 0 0 0 1 0								
35 Brandon Crawford, L OBP: 0.340, SLG: 0.415 (1, 6)					F9					3 1 1 0 0 1 0								
21 Joey Bart, R OBP: 0.333, SLG: 0.338 (1, 2)		5 2B HBP 1B			K					2 0 0 0 0 1 0								
1 Mauricio Dubón, R OBP: 0.328, SLG: 0.377 (1, 8)					K					3 0 0 0 0 1 3								
					F8													
					F9													
Inning Stats	R: 0 E: 0 K: 1 S: 11	H: 0 LOB: 2 BB: 2 P: 23	R: 1 E: 0 K: 1 S: 12	H: 2 LOB: 2 BB: 0 P: 20	R: 0 E: 0 K: 0 S: 4	H: 0 LOB: 0 BB: 0 P: 7	R: 0 E: 0 K: 1 S: 8	H: 0 LOB: 0 BB: 0 P: 11	R: 0 E: 0 K: 0 S: 7	H: 0 LOB: 0 BB: 0 P: 10	R: 0 E: 0 K: 1 S: 8	H: 1 LOB: 0 BB: 0 P: 11	R: 0 E: 1 K: 2 S: 9	H: 0 LOB: 1 BB: 0 P: 16	1B: 2 2B: 1 3B: 0 HR: 0	SF: 0 SAC: 0 DP: 1 HBP: 1	WP: 1 PB: 0 SB: 0 CS: 0	PA: 27
PITCHER	IP WLS BF H R ER SO BB IBB HBP BLK WP HR S P ERA WHIP																	
43 Garrett Richards, R ERA: 4.27 25 Tim Hill, L ERA: 3.65 15 Drew Pomeranz, L ERA: 47 Trevor Rosenthal, R ERA: 2.41	(1, 1) (5, 1) (6, 1) (7, 1)	4.1 0.2 1.0 1.0	W H S	18 2 3 4	2 0 1 0	1 0 0 0	3 0 1 2	2 0 0 0	0 0 0 0	1 0 0 0	0 0 0 0	1 0 8 9	37 5 11 16	65 6 11 16	2.08 0.00 0.00 0.00	0.923 0.000 1.000 0.000		

San Francisco Giants @ San Diego Padres
 Petco Park, San Diego, CA
 Sun Sep 13 2020, 4:01 PM - 6:12 PM PDT
 Cloudy - 75 F

AB	24
R	1
H	3
RBI	1
BB	2
SO	6
LOB	8



Batter	1	2	3	4	5	6	7	8	9	AB R H RBI BB SO LOB
2 Trent Grisham, L OBP: 0.351, SLG: 0.470 (1, 8) C FF 94 B CH 85 X FF 94	2-1 FC3-6 1B 23		X FC 91 0-0 L6		B SL 82 L FF 90 X SL 80 1-1 SH5-4					2 0 1 0 0 0 1
23 Fernando Tatis Jr., R OBP: 0.385, SLG: 0.614 (1, 6) B SI 92 X SI 92	1-0 FC3-6 13 CS 1-2f		F SI 92 B SI 92 B FC 91 F SI 91 B ST 84 F SI 92 F CH 83 1 SAFE C ST 81 1-2		D SI 82 F FF 82 X SL 71 1-1 FC5-2 13 1B					3 0 0 0 0 1 4
13 Manny Machado, R OBP: 0.360, SLG: 0.593 (1, 5) 1 SAFE C SI 92 X CH 87	0-1 1B 1-2		C CH 83 B SI 92 F SI 92 S ST 82 1-3		C SI 82 X FF 83 0-1					3 0 2 1 0 1 1
18 Mitch Moreland, L OBP: 0.364, SLG: 0.592 (1, 3) B CH 85 F CH 85 B FC 91 B FF 92 S CH 85 S CH 84	3-3 K			B FF 93 C FC 91 X FF 95 1-1 F7		S SI 82 B SL 71 B SI 82 X SI 82 2-1 G3				3 0 0 0 0 1 1
22 Austin Nola, R OBP: 0.369, SLG: 0.530 (1, 10) B SI 90 B CH 85 C SI 93 S FF 95 S SI 93		2-3 K		B SI 93 B ST 82 S SI 93 X CH 84 2-1 G5-3		C SI 82 B SL 70 F SL 71 B FF 83 X SL 70 2-2 F9				3 0 0 0 0 1 0
4 Wil Myers, R OBP: 0.360, SLG: 0.616 (1, 9) B CH 86 B SI 93 F SI 93 X CH 85	2-1 HR		C ST 82 C SI 93 B ST 80 B ST 82 B ST 81 F SI 93 F FF 94 S ST 81 3-3 K		F SL 71 B SL 72 F SL 70 S SI 82 2-3 K					3 1 1 1 0 2 0
9 Jake Cronenworth, L OBP: 0.385, SLG: 0.549 (1, 4) B ST 83 X FF 94	1-0 10 CS 1B				S SL 81 B SL 81 C FF 91 B FF 91 B SL 79 F SL 79 B SL 60 4-2 11 BB 10 1B					1 1 1 0 1 0 0
11 Jason Castro, L OBP: 0.325, SLG: 0.400 (1, 2) D CH 84 X FF 94	1-0 P5			B SL 79 B FF 90 C SL 80 F SL 80 B FF 90 B FF 91 4-2 SH5-4 2 FC5-2 23 1B 1-2 BB						1 0 0 0 1 0 1
10 Jurickson Profar, S OBP: 0.329, SLG: 0.401 (1, 7) 1 SAFE C FF 93 B FC 92 1 SAFE B CH 82 C FF 92 B FF 94	3-2 CS 1-2	3-2 CS	B FF 93 F FC 91 B ST 82 B FF 94 B CH 84 4-1 23 S BB		X SL 82 0-0 FC5-2 23 13 1B 1-2 2-H					1 1 1 1 1 0 0


Inning Stats	R: 0	H: 2	E: 0	K: 1	S: 8	LOB: 1	BB: 0	P: 14	R: 1	H: 2	E: 0	K: 1	S: 9	LOB: 0	BB: 0	P: 18	R: 0	H: 0	E: 0	K: 2	S: 10	LOB: 1	BB: 1	P: 18	R: 0	H: 0	E: 0	K: 1	S: 10	LOB: 0	BB: 0	P: 16	R: 2	H: 2	E: 0	K: 0	S: 12	LOB: 3	BB: 2	P: 22	R: 0	H: 0	E: 0	K: 1	S: 8	LOB: 0	BB: 0	P: 14
1B: 5	SF: 0	2B: 0	SAC: 1	3B: 0	DP: 0	HR: 1	HBP: 0	WP: 0	PA: 25	PB: 0	SB: 1	CS: 2																																				

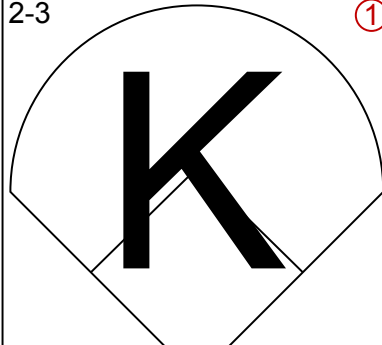
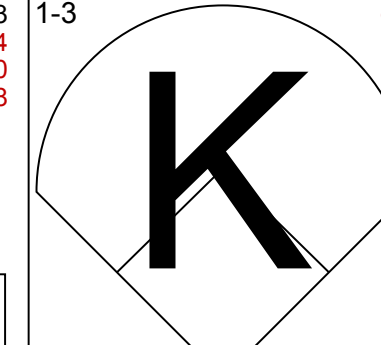
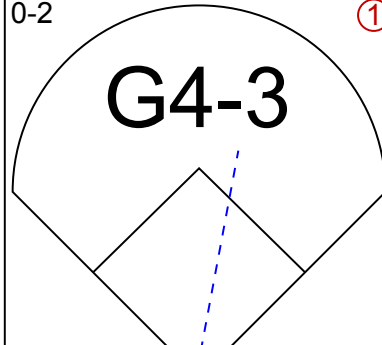
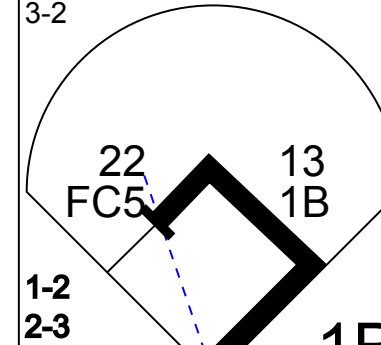
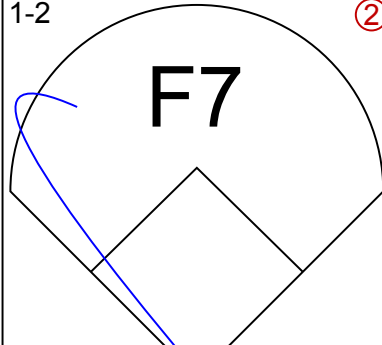
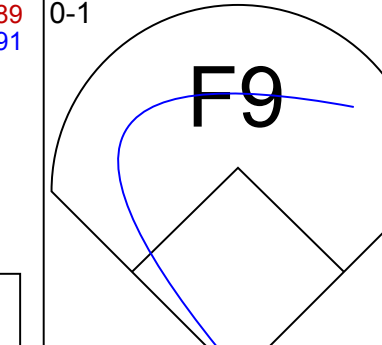
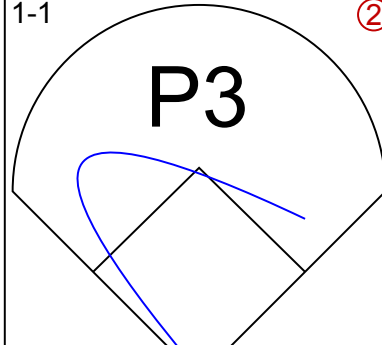
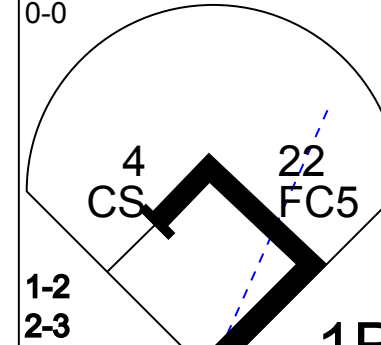
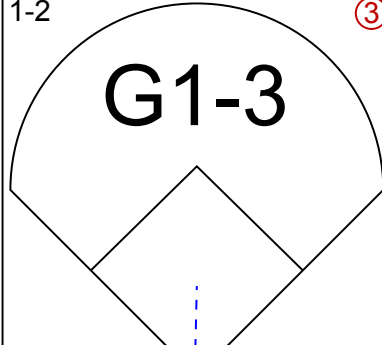
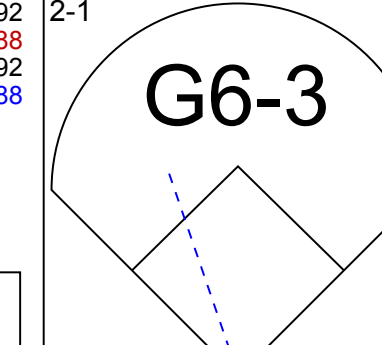
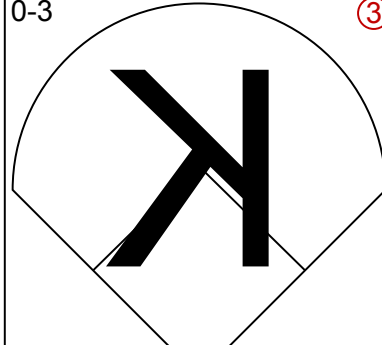
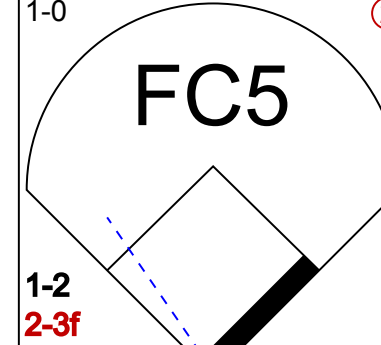
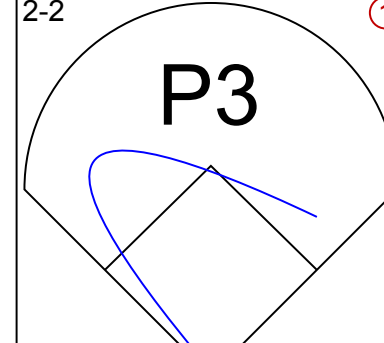
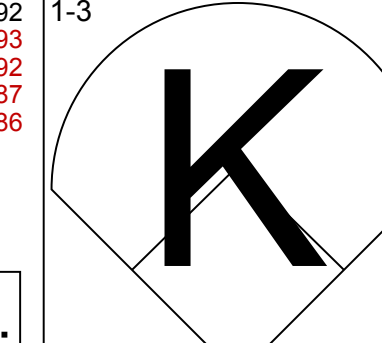
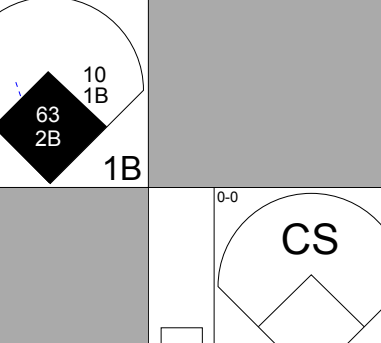
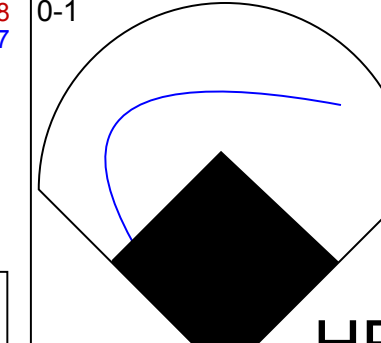
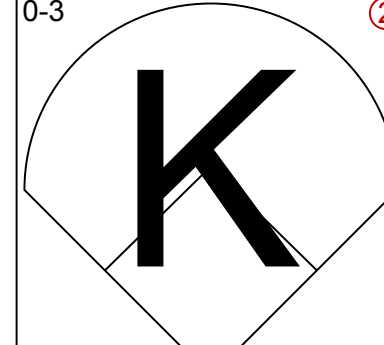
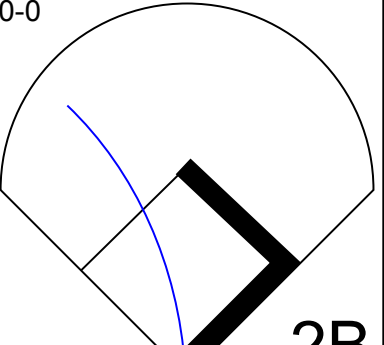
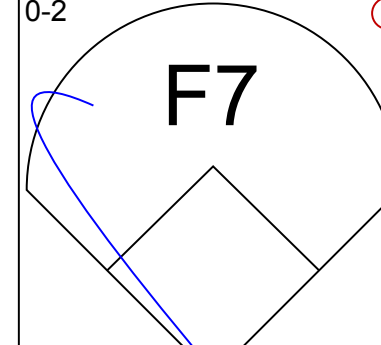
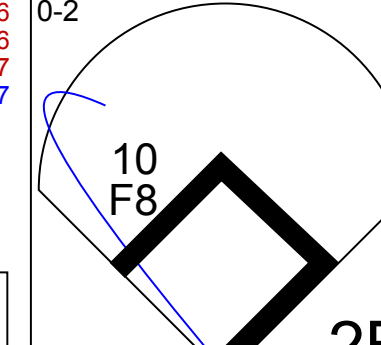
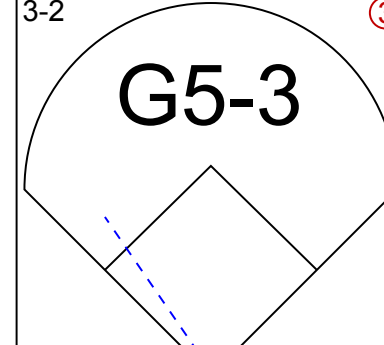
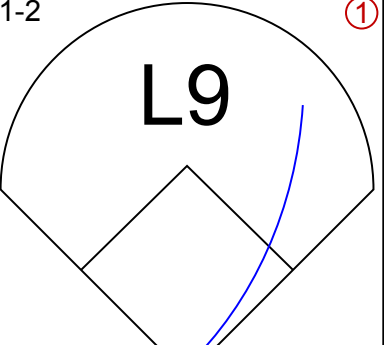

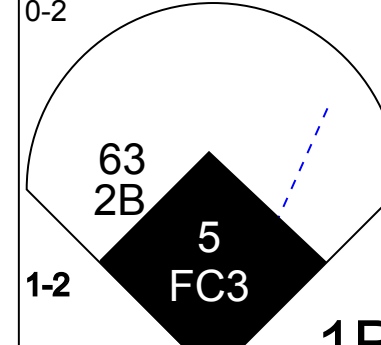
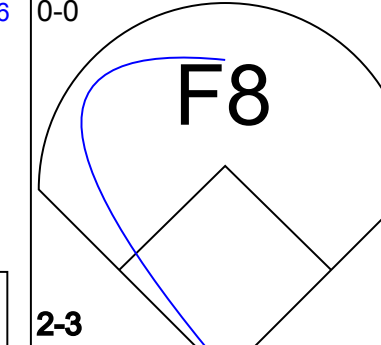
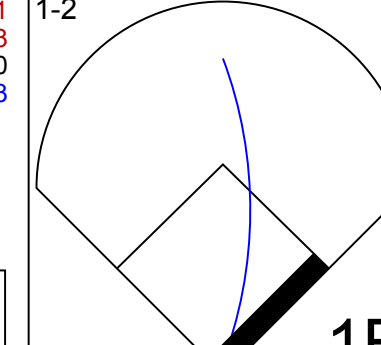
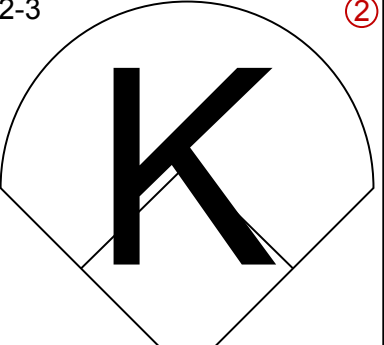

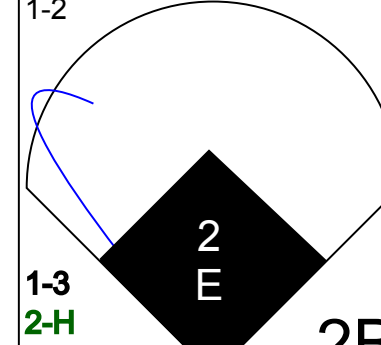
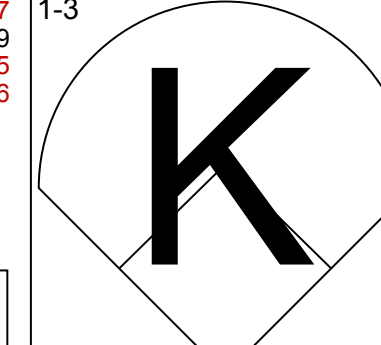
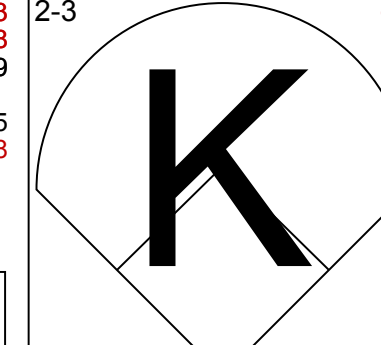
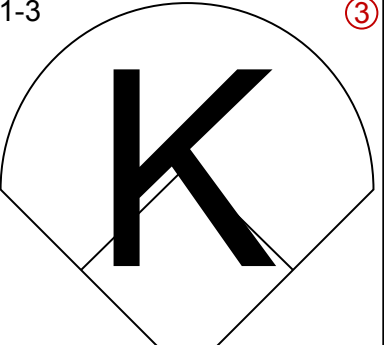
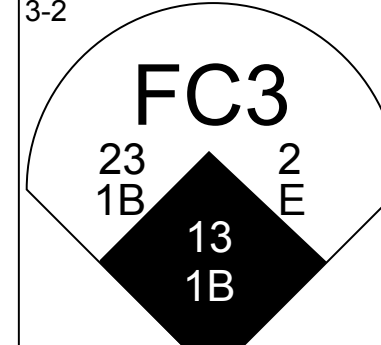
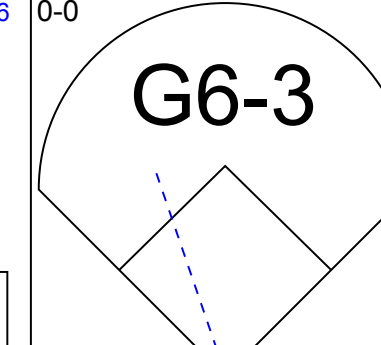
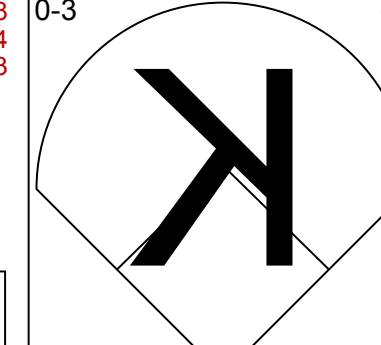
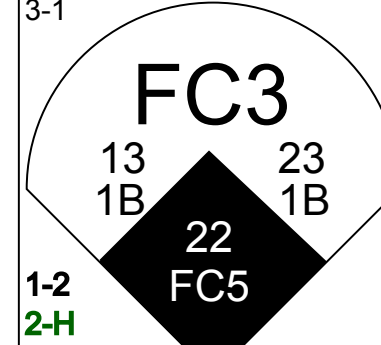
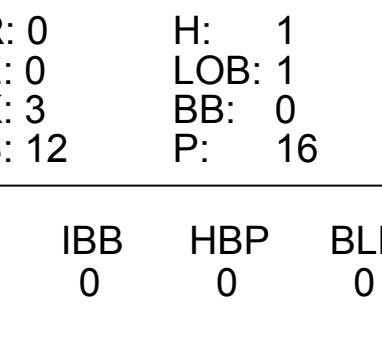
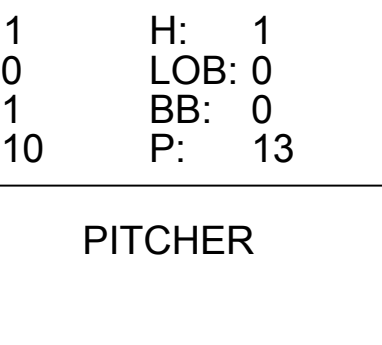
PITCHER	IP	WLS	BF	H	R	ER	SO	BB	IBB	HBP	BLK	WP	HR	S	P	ERA	WHIP
62 Logan Webb, R ERA: 4.96 (1, 1)	4.0		15	4	1	1	5	1	0	0	0	0	1	37	66	2.25	1.250
67 Sam Selman, L ERA: 2.93 (5, 1)	0.1	L	4	1	2	2	0	2	0	0	0	0	0	8	17	54.00	9.000
71 Tyler Rogers, R ERA: 5.32 (5, 1)	1.2		5	1	0	0	1	0	0	0	0	0	0	12	19	0.00	0.600

BOTTOM

San Francisco Giants @ San Diego Padres
 Petco Park, San Diego, CA
 Sun Sep 13 2020, 4:01 PM - 6:12 PM PDT
 Cloudy - 75 F

AB	20
R	3
H	6
RBI	3
BB	3
SO	6
LOB	8



Batter	1	2	3	4	5	6	7	8	9
23 Fernando Tatis Jr., R OBP: 0.382, SLG: 0.606 (1, 6)									
13 Manny Machado, R OBP: 0.377, SLG: 0.586 (1, 5)									
22 Austin Nola, R OBP: 0.359, SLG: 0.515 (1, 2)									
4 Wil Myers, R OBP: 0.363, SLG: 0.632 (1, 9)									
9 Jake Cronenworth, L OBP: 0.388, SLG: 0.562 (1, 3)									
10 Jurickson Profar, S OBP: 0.327, SLG: 0.397 (1, 7)									
63 Jorge Oña, R OBP: 0.364, SLG: 0.700 (1, 10)									
3 Jorge Mateo, R OBP: 0.167, SLG: 0.217 (1, 4)									
5 Greg Garcia, L OBP: 0.327, SLG: 0.306 (7, PH) (8, 4)									
2 Trent Grisham, L OBP: 0.351, SLG: 0.484 (1, 8)									


AB	R	H	RBI	BB	SO	LOB
4	0	1	0	0	2	1
4	0	1	1	0	0	0
4	0	0	1	0	1	2
4	2	2	1	0	1	0
4	0	2	0	0	1	1
4	1	1	0	0	0	2
4	1	2	1	0	2	2
2	0	0	0	0	2	2
2	1	0	1	0	0	2
3	2	1	1	0	1	2

BOTTOM

Los Angeles Dodgers @ San Diego Padres
 Petco Park, San Diego, CA
 Mon Sep 14 2020, 6:13 PM - 9:10 PM PDT
 Cloudy - 75 F

AB	35
R	7
H	10
RBI	6
BB	0
SO	10
LOB	14

WP: 0 PA: 36
 PB: 0
 SB: 0
 CS: 1



Inning Stats	R	H	E	K	S	H	LOB	BB	P
1	0	0	0	11	15	0	0	0	0
2	0	0	0	11	16	0	0	0	0
3	0	1	0	12	16	0	1	0	0
4	0	0	0	8	11	0	0	0	0
5	0	1	0	12	16	0	1	0	0
6	1	1	0	10	13	0	0	0	0
7	5	5	0	26	40	0	5	0	0
8	1	2	0	11	12	0	1	0	0
9	0	0	0	0	0	0	0	0	0

PITCHER	IP	WLS	BF	H	R	ER	SO	BB	IBB	HBP	BLK	WP	HR	S	P	ERA	WHIP
22 Clayton Kershaw, L ERA: 2.28 (1, 1)	6.1	L	24	5	3	3	9	0	0	0	0	0	1	73	99	4.26	0.789
52 Pedro Báez, R ERA: 4.38 (7, 1)	0.0		3	1	1	1	0	0	0	0	0	0	0	11	18	∞	∞
49 Blake Treinen, R ERA: 2.49 (7, 1)	0.2		3	2	2	0	0	0	0	0	0	0	0	6	10	0.00	3.000
76 Josh Sborz, R ERA: 3.0 (8, 1)	1.0		5	2	1	1	1	0	0	0	0	0	1	11	12	9.00	2.000

Batter	1	2	3	4	5	6	7	8	9	AB R H RBI BB SO LOB	TOP		
50 Mookie Betts, R OBP: 0.380, SLG: 0.602 (1, 9)	3-2 5 G6-3 1B		1-1 G5-3		3-1 L5		2-2 1B			4 1 2 0 0 0 0	<p>Los Angeles Dodgers @ San Diego Padres</p> <p>Petco Park, San Diego, CA</p> <p>Tue Sep 15 2020, 6:12 PM - 9:09 PM PDT</p> <p>Cloudy - 81 F</p>		
5 Corey Seager, L OBP: 0.355, SLG: 0.593 (1, 6)	0-0 G6-3 1-2		2-0 F8		0-3 K		1-2 G1-3			4 0 0 0 0 1 2			
10 Justin Turner, R OBP: 0.394, SLG: 0.421 (1, 10)	0-1 16 FC5-4 2-H 1B		1-1 16 35 1B 1B		2-2 1B		3-2 P3			4 1 3 1 0 0 0			
16 Will Smith, R OBP: 0.424, SLG: 0.600 (1, 2)	2-1 FC5-4 1-2f 1B		2-2 35 1B 1-3 1B		2-2 L8		3-3 K			4 0 1 0 0 1 2			
35 Cody Bellinger, L OBP: 0.294, SLG: 0.409 (1, 3)	1-0 G3		3-1 1-3 1B		1-1 G4-3		2-3 K			4 0 1 1 0 1 1			
3 Chris Taylor, R OBP: 0.374, SLG: 0.450 (1, 4)		2-3 K		2-1 31 G6-4-3 1B		1-3 K		2-3 K		4 0 1 0 0 3 0			
11 AJ Pollock, R OBP: 0.316, SLG: 0.522 (1, 8)		4-0 BB		1-2 K		1-2 G4-3		1-0 G6-3		3 0 0 0 1 1 1			
31 Joc Pederson, L OBP: 0.268, SLG: 0.376 (1, 7)		1-3 K		0-2 G6-4-3 1-2f		1-2 G6-3		2-3 K		2 0 0 0 0 1 2 2 0 0 0 0 1 0			
14 Enrique Hernández, R (7, PH) OBP: 0.268, SLG: 0.412 (7, 7)													
43 Edwin Ríos, L OBP: 0.263, SLG: 0.510 (1, 5)		0-2 L6			0-1 HR		1-1 G4-3			3 1 1 1 0 0 1			
Inning Stats	R: 1 H: 2 E: 0 LOB: 1 K: 0 BB: 0 S: 10 P: 16	R: 0 H: 0 E: 0 LOB: 1 K: 2 BB: 1 S: 9 P: 16	R: 1 H: 3 E: 0 LOB: 3 K: 0 BB: 0 S: 10 P: 19	R: 0 H: 1 E: 0 LOB: 0 K: 1 BB: 0 S: 9 P: 12	R: 1 H: 2 E: 0 LOB: 1 K: 1 BB: 0 S: 13 P: 20	R: 0 H: 0 E: 0 LOB: 0 K: 1 BB: 0 S: 8 P: 11	R: 0 H: 1 E: 0 LOB: 1 K: 0 BB: 0 S: 15 P: 20	R: 0 H: 0 E: 0 LOB: 0 K: 2 BB: 0 S: 14 P: 22	R: 0 H: 0 E: 0 LOB: 0 K: 2 BB: 0 S: 10 P: 15	1B: 8 SF: 0 2B: 0 SAC: 0 3B: 0 DP: 1 HR: 1 HBP: 0	WP: 0 PA: 35 PB: 0 SB: 0 CS: 0		
PITCHER	IP WLS BF H R ER SO BB IBB HBP BLK WP HR S P ERA WHIP											PITCHER	IP WLS BF H R ER SO BB IBB HBP BLK WP HR S P ERA WHIP
17 Zach Davies, R ERA: 2.69 (1, 1)	6.0 L 25 8 3 3 5 1 0 0 0 0 0 1 59 94 4.50 1.500												
25 Tim Hill, L ERA: 3.38 (7, 1)	1.0 4 1 0 0 0 0 0 0 0 0 0 0 15 20 0.00 1.000												
14 Emilio Pagán, R ERA: 4.76 (8, 1)	1.0 3 0 0 0 2 0 0 0 0 0 0 0 14 22 0.00 0.000												
34 Craig Stammen, R ERA: 6.38 (9, 1)	1.0 3 0 0 0 2 0 0 0 0 0 0 0 10 15 0.00 0.000												

livebaseballscorecards.com

AB	34
R	3
H	9
RBI	3
BB	1
SO	9
LOB	9



Batter	1	2	3	4	5	6	7	8	9	AB R H RBI BB SO LOB
2 Trent Grisham, L OBP: 0.349, SLG: 0.479 (1, 8)	B FF 95 T FF 94 C FF 95 X FS 86 1-2 G4-3		X FS 85 0-0 1B		1 SAFE B FF 96 B FF 96 1 SAFE X FF 96 2-0 P1			X FC 95 0-0 G3		4 0 1 1 0 0 1
23 Fernando Tatis Jr., R OBP: 0.376, SLG: 0.594 (1, 6)	B FF 96 B FS 85 F FF 96 X SL 87 2-1 G5-3		B SL 84 1 SAFE S FF 95 X FS 84 1-1 F8		X SL 85 0-0 L4			C FC 90 B SI 92 B SI 81 C SI 93 X SL 82 1-2 G6-3		4 0 0 0 0 0 1
13 Manny Machado, R OBP: 0.375, SLG: 0.579 (1, 5)	F FF 96 X SL 87 0-1 P4		1 SAFE 1 SAFE B CU 80 C SL 86 1 SAFE B FF 95 F SL 87 1 SAFE X FF 95 2-2 L7		B CU 82 F FF 95 X FF 95 1-1 L8			S SI 92 F SI 93 B FC 92 B SI 81 F SI 94 B FC 92 X SI 92 3-2 22 BB 18 1B 1B		4 0 1 0 0 0 1
18 Mitch Moreland, L OBP: 0.361, SLG: 0.579 3 Jorge Mateo, R OBP: 0.167, SLG: 0.217 (1, 3) (9, PR)		C FF 96 S FS 83 F FS 84 B SL 87 B SL 87 X FF 95 2-2 G1		C FF 96 B FS 86 X FF 96 1-1 G6-3		B CU 83 B FF 97 X FF 96 2-0 G4-3		B SI 92 B SI 90 X SI 92 2-0 22 BB 1B		4 0 1 0 0 0 0 0 0 0 0 0 0 0
22 Austin Nola, R OBP: 0.357, SLG: 0.504 16 Abraham Almonte, R OBP: 0.231, SLG: 0.091 (1, 2) (9, PR)		X FF 96 0-0 G6-3		F FF 96 C FF 97 B SL 87 X SL 87 1-2 L9		B FF 96 C FF 96 C FF 96 T FF 96 1-2 K		C FC 91 B FC 91 B SI 92 B FC 91 B FC 89 4-1 22 BB 1B		3 0 0 0 1 1 0 0 0 0 0 0 0 0
4 Wil Myers, R OBP: 0.361, SLG: 0.629 (1, 9)		C SL 86 F FF 96 B FS 86 B FS 86 X SL 86 2-2 2B		X FF 96 0-0 F9		B FS 86 F FF 96 X FF 96 1-1 G6-3		S SI 91 F SI 91 S SL 82 0-3 BB		4 0 1 0 0 1 3
9 Jake Cronenworth, L OBP: 0.378, SLG: 0.546 (1, 4)		B CU 79 F FF 96 C FS 85 F FF 96 F FS 86 B FS 86 B FS 87 X FF 96 3-2 F7		F FF 95 B FS 86 X FF 96 2-1 L7		B FF 96 C FS 96 F FF 96 F CU 84 F FF 97 X FS 86 1-2 G5-3		B SI 93 C SI 93 F SI 91 S FC 93 B SI 94 S FC 92 2-3 K		4 0 0 0 0 1 4
10 Jurickson Profar, S OBP: 0.333, SLG: 0.409 (1, 7)			C FF 95 B SL 85 F FF 95 F SL 87 X FS 85 1-2 5 SH1 2 1B 2B		C CU 83 B FF 87 S FF 96 F FF 96 X SL 86 1-2 1B		C FF 94 S CH 93 T FF 91 0-2 K			3 1 2 0 0 1 0
5 Greg Garcia, L OBP: 0.316, SLG: 0.294 (1, 10)			X FF 95 0-0 SH1		C FF 96 C CU 82 C FF 96 0-3 K		C FC 94 C FC 94 S SL 89 0-3 K			2 0 0 0 0 2 1


Inning Stats	R: 0	H: 0	E: 0	K: 0	S: 7	R: 0	H: 1	E: 0	K: 0	S: 15	R: 0	H: 2	E: 0	K: 0	S: 11	R: 0	H: 0	E: 0	K: 0	S: 6	R: 0	H: 1	E: 0	K: 1	S: 10	R: 0	H: 0	E: 0	K: 0	S: 4	R: 0	H: 0	E: 0	K: 1	S: 10	R: 0	H: 0	E: 0	K: 2	S: 7	R: 0	H: 2	E: 0	K: 2	S: 16	1B: 4	2B: 2	3B: 0	HR: 0	SF: 0	SAC: 1	DP: 0	HBP: 0	WP: 0	PA: 34
46 Tony Gonsolin, R ERA: 1.51 (1, 1)	IP	WLS	BF	H	R	ER	SO	BB	IBB	HBP	BLK	WP	HR	S	P	ERA	WHIP																																						
64 Caleb Ferguson, L ERA: 2.89 (8, 1)	0.1	H	1	0	0	0	1	0	0	0	0	0	0	3	3	0.00	0.000																																						
49 Blake Treinen, R ERA: 2.42 (8, 1)	0.2	H	2	0	0	0	1	0	0	0	0	0	0	4	4	0.00	0.000																																						
74 Kenley Jansen, R ERA: 3.98 (9, 1)	1.0	S	6	2	0	0	2	1	0	0	0	0	0	16	28	0.00	3.000																																						

BOTTOM

Los Angeles Dodgers @ San Diego Padres
 Petco Park, San Diego, CA
 Tue Sep 15 2020, 6:12 PM - 9:09 PM PDT
 Cloudy - 81 F

livebaseballscorecards.com

AB	32
R	1
H	6
RBI	1
BB	1
SO	6
LOB	11



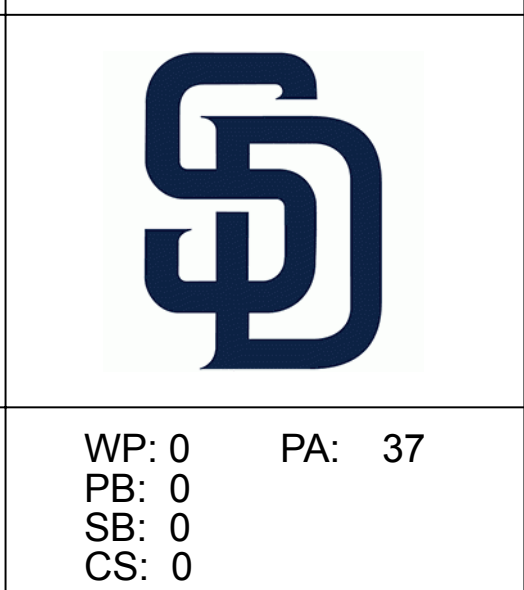
Batter	1	2	3	4	5	6	7	8	9	AB R H RBI BB SO LOB
2 Trent Grisham, L OBP: 0.350, SLG: 0.471 (1, 8)	4-0 B SI 101 B SI 102 B SI 100 B SI 100 BB 23 G6-4-3	1-0 B SI 90 X SI 90 G3			4-2 B SI 98 C SI 98 B CH 92 B FF 100 F SI 99 B SI 100 BB		2-2 S SI 100 B FF 100 C CH 92 F FF 101 B SI 98 T FF 100		0-0 X CH 86 P5	3 0 0 0 2 1 4
23 Fernando Tatis Jr., R OBP: 0.369, SLG: 0.582 (1, 6)	2-1 C SL 91 B SI 100 B SI 99 X SL 89 G6-4-3 1-2f		1-3 B SI 99 F SI 99 S FF 98 S CU 87 K		0-1 C SI 98 X SI 97 G4-3			2-1 B SI 98 F SI 97 B CU 87 X SI 98 G6-3	4 0 0 0 0 1 2	
13 Manny Machado, R OBP: 0.377, SLG: 0.593 (1, 5)	0-3 C SL 89 F SI 101 S SI 90 K		3-2 S CU 87 C SI 100 F CU 86 F FF 101 B CU 87 F SI 100 B CU 87 B CU 87 X SI 100 9 G6-4-3 1B		0-0 X SI 97 G5-3			1-0 B SI 98 X SI 97 HR	4 1 2 1 0 1 0	
9 Jake Cronenworth, L OBP: 0.369, SLG: 0.531 (1, 4)		0-1 C SL 90 X SI 101 G6-3	3-2 F SI 99 F SI 100 F CH 91 B SI 100 1 SAFE B CH 91 D SI 99 X SI 98 G6-4-3 1-2f		0-1 C SI 98 X SI 99 F7			0-1 C FF 96 X SL 86 G3	4 0 0 0 0 0 1	
4 Wil Myers, R OBP: 0.358, SLG: 0.626 (1, 9)		0-1 F SI 100 X SI 99 18 G4-3 11 2B 2B		0-0 X SI 98 G6-3		2-3 C CU 87 B SI 99 F SI 99 F SI 98 S FF 100 K		2-2 C SI 97 F SL 86 B SL 87 B SI 98 X SL 86 F8	4 1 1 0 0 1 0	
18 Mitch Moreland, L OBP: 0.349, SLG: 0.559 (1, 3)		1-0 B SI 89 X SI 89 G4-3		1-1 C SI 98 B CH 91 X SI 98 L8			3-2 B SI 98 F SI 98 B CU 89 B FF 100 B SI 101 X FF 101 E4 10 HR	0-3 F SI 97 S SL 86 S SL 86 K	4 1 0 0 0 1 1	
63 Jorge Oña, R OBP: 0.400, SLG: 0.583 (1, 10)		4-0 B SI 89 B SI 89 B SI 90 B SI 88 11 2B BB		2-3 B SI 98 S SI 98 S SI 99 B SI 100 F SI 100 C FC 94 K			2-3 C SI 99 B SI 99 S SI 99 B SI 100 S SI 99 K	2-2 F SI 86 S SL 86 B SL 87 H SL 88 10 DI 10 1B HBP	2 1 0 0 1 2 1	
11 Jason Castro, L OBP: 0.325, SLG: 0.412 27 Francisco Mejía, S (9, PH) OBP: 0.143, SLG: 0.179 (1, 2)		0-0 X SI 90 G4-3 2B		2-1 C SI 96 B FF 98 B CU 85 X SI 97 G4-3			0-3 C CU 87 F FF 98 F FF 99 S CU 88 K	2-2 B SL 86 C SL 86 F FF 94 F FF 94 B SL 86 F FF 92 F FF 94 X FF 93 L7	3 0 1 1 0 1 1 1 0 0 0 0 0 1	
10 Jurickson Profar, S OBP: 0.343, SLG: 0.434 (1, 7)		4-1 B CH 82 C SI 90 B SI 90 D CH 81 B SI 89 G6-4-3 BB		0-0 X SI 97 L8			2-0 B CU 87 B SI 97 X SI 98 1-H HR	1-2 B FF 94 F FF 93 C CH 85 X FF 94 1-H 1B	3 1 2 3 1 0 0	

Inning Stats	R: 0 E: 0 K: 1 S: 5	H: 0 LOB: 0 BB: 1 P: 11	R: 1 E: 0 K: 0 S: 8	H: 2 LOB: 3 BB: 2 P: 18	R: 0 E: 0 K: 1 S: 13	H: 1 LOB: 0 BB: 0 P: 20	R: 0 E: 0 K: 1 S: 7	H: 0 LOB: 0 BB: 0 P: 10	R: 0 E: 0 K: 0 S: 7	H: 0 LOB: 1 BB: 1 P: 13	R: 0 E: 0 K: 1 S: 7	H: 0 LOB: 0 BB: 0 P: 9	R: 2 E: 1 K: 3 S: 16	H: 1 LOB: 0 BB: 0 P: 25	R: 1 E: 0 K: 0 S: 8	H: 1 LOB: 0 BB: 0 P: 13	R: 1 E: 0 K: 1 S: 14	H: 1 LOB: 1 BB: 0 P: 19	1B: 2 2B: 2 3B: 0 HR: 2	SF: 0 SAC: 0 DP: 2 HBP: 1
--------------	------------------------------	----------------------------------	------------------------------	----------------------------------	-------------------------------	----------------------------------	------------------------------	----------------------------------	------------------------------	----------------------------------	------------------------------	---------------------------------	-------------------------------	----------------------------------	------------------------------	----------------------------------	-------------------------------	----------------------------------	----------------------------------	------------------------------------

BOTTOM

Los Angeles Dodgers @ San Diego Padres
 Petco Park, San Diego, CA
 Wed Sep 16 2020, 1:13 PM - 4:37 PM PDT
 Partly Cloudy - 86 F

AB	32
R	5
H	6
RBI	5
BB	4
SO	8
LOB	11



PITCHER	IP	WLS	BF	H	R	ER	SO	BB	IBB	HBP	BLK	WP	HR	S	P	ERA	WHIP
48 Brusdar Graterol, R ERA: 3.32 (1, 1)	1.1		5	1	1	1	1	1	0	0	0	0	0	9	15	6.75	1.500
56 Adam Kolarek, L ERA: 0.57 (2, 1)	0.2	W	5	1	0	0	0	2	0	0	0	0	0	4	14	0.00	4.500
85 Dustin May, R ERA: 2.68 (3, 1)	5.1	H	20	3	3	1	6	1	0	0	0	0	2	53	83	1.69	0.750
81 Victor González, L ERA: 1.99 (8, 1)	1.0	H	4	0	1	1	1	0	0	1	0	0	0	10	14	9.00	0.000
52 Pedro Báez, R ERA: 4.15 (9, 1)	0.2	S	3	1	0	0	0	0	0	0	0	0	0	9	12	0.00	1.500

WP: 0	PA: 37
PB: 0	
SB: 0	
CS: 0	

Batter	1	2	3	4	5	6	7	8	9	AB R H RBI BB SO LOB
3 J.P. Crawford, L OBP: 0.330, SLG: 0.323 (1, 6)	X FF 92 0-0 G4-3		B CH 83 B CH 82 X FF 94 2-0 F7			F FF 93 B FF 94 S CH 83 F FF 95 B CH 83 B FC 89 X FF 94 3-2 G6-3		B FF 96 C CU 85 B FF 97 B FF 96 C CU 85 X FF 97 3-2 F7		4 0 0 0 0 0 1
25 Dylan Moore, R OBP: 0.356, SLG: 0.488 (1, 4)	B FF 94 B CH 83 C FF 93 X FF 95 2-1 G6-3		B CU 75 C CH 83 B FF 94 S CH 82 D CH 83 X CH 83 3-2 L8			C FF 94 B CU 79 F FF 95 F FF 95 F CU 76 B CH 83 B FF 95 4-2 BB		C FF 97 F FF 96 B SL 88 B FF 98 C FF 99 2-3 K		3 0 0 0 1 1 1
1 Kyle Lewis, R OBP: 0.363, SLG: 0.472 (1, 8)	C FF 95 B FC 87 S CH 84 B FF 95 B FF 96 4-2 BB			X FF 91 0-0 G6-3		1 SAFE C FF 94 S CH 83 S FF 95 1-3 K		B FF 98 F FF 99 X FF 96 1-1 F9		3 0 0 0 1 1 1
15 Kyle Seager, L OBP: 0.355, SLG: 0.421 (1, 5)	B FF 94 1 SAFE X FF 93 1-0 L7			C CH 81 C CH 82 B CH 82 X FF 94 1-2 G4-3		B SI 89 B SI 88 X FF 90 2-0 F7		C SL 90 B FF 99 F FF 99 B SL 90 S FF 99 2-3 K		4 0 0 0 0 1 1
23 Ty France, R OBP: 0.373, SLG: 0.491 (1, 10)		C FF 92 C FF 93 F FF 94 B FF 94 F FF 96 X CH 83 1-2 P4		C FF 93 B FF 94 B CH 82 F FF 93 X FF 94 3-2 G4-3		B FF 91 S SI 91 X SI 92 3-2 10 G4-6-3 1B				3 0 1 0 0 0 0
26 José Marmolejos, L OBP: 0.300, SLG: 0.512 (1, 7)		C FF 94 X FC 88 0-1 G4-3		S CH 82 B CH 77 X FF 93 1-1 G5-3		B FF 92 B CH 83 SI 91 SI 91 SI 91 SI 90 SI 92 X SI 91 3-2 1-2f G4-6-3				2 0 0 0 0 0 0
10 Tim Lopes, R OBP: 0.300, SLG: 0.372 (7, PH) (8, 7)				C FF 93 B CU 77 C FF 93 X FF 94 1-2 G4-3						1 0 0 0 0 0 1
22 Luis Torrens, R OBP: 0.352, SLG: 0.417 (1, 2)		B FF 94 B FF 94 C FF 94 X FF 94 3-1 G6-3		B FF 93 C FF 93 C FF 94 B FF 96 F FF 96 B CH 83 C CH 82 3-3 K				C CU 86 B FF 96 S CU 86 B CU 86 C CU 86 2-3 K		3 0 0 0 0 1 0
12 Evan White, R OBP: 0.256, SLG: 0.333 (1, 3)			C FF 92 B FF 94 C FF 94 X FF 94 1-2 20 G5-3 1B		B FF 93 C FF 93 C FF 94 B FF 96 F FF 96 B CH 83 C CH 82 3-3 K		C FF 96 B FF 98 C CU 86 B CU 86 B FF 97 X CU 86 3-2 HR			3 1 2 1 0 1 0
20 Phillip Ervin, R OBP: 0.288, SLG: 0.194 (1, 9)			C FF 93 X CH 83 0-1 G5-3		F CH 81 C FC 86 B FF 95 B CH 83 B FF 95 S CH 83 3-3 K		S CU 86 C CU 86 F CU 86 B CH 83 B FF 95 C FF 98 1-3 K			3 0 0 0 0 2 1

Inning Stats	R: 0 E: 0 K: 0 S: 6	H: 0 LOB: 1 BB: 1 P: 13	R: 0 E: 0 K: 0 S: 9	H: 0 LOB: 0 BB: 0 P: 13	R: 0 E: 0 K: 0 S: 9	H: 1 LOB: 1 BB: 0 P: 15	R: 0 E: 0 K: 0 S: 7	H: 0 LOB: 0 BB: 0 P: 11	R: 0 E: 0 K: 1 S: 9	H: 0 LOB: 0 BB: 0 P: 14	R: 0 E: 0 K: 2 S: 14	H: 0 LOB: 1 BB: 1 P: 25	R: 0 E: 0 K: 0 S: 14	H: 1 LOB: 0 BB: 0 P: 22	R: 1 E: 0 K: 2 S: 13	H: 1 LOB: 0 BB: 0 P: 22	R: 0 E: 0 K: 2 S: 8	H: 0 LOB: 0 BB: 0 P: 13	1B: 2 2B: 0 3B: 0 HR: 1	SF: 0 SAC: 0 DP: 1 HBP: 0	WP: 0 PB: 0 SB: 0 CS: 0	PA: 31
--------------	------------------------------	----------------------------------	------------------------------	----------------------------------	------------------------------	----------------------------------	------------------------------	----------------------------------	------------------------------	----------------------------------	-------------------------------	----------------------------------	-------------------------------	----------------------------------	-------------------------------	----------------------------------	------------------------------	----------------------------------	----------------------------------	------------------------------------	----------------------------------	--------


PITCHER	IP	WLS	BF	H	R	ER	SO	BB	IBB	HBP	BLK	WP	HR	S	P	ERA	WHIP
59 Chris Paddock, R ERA: 4.23 (1, 1)	6.0	W	21	1	0	0	3	2	0	0	0	0	0	54	91	0.00	0.500
25 Tim Hill, L ERA: 3.6 (7, 1)	1.0		3	1	0	0	0	0	0	0	0	0	0	14	22	0.00	1.000
36 Pierce Johnson, R ERA: 3.06 (8, 1)	1.0		4	1	1	1	2	0	0	0	0	0	1	13	22	9.00	1.000
47 Trevor Rosenthal, R ERA: 2.29 (9, 1)	1.0		3	0	0	0	2	0	0	0	0	0	0	8	13	0.00	0.000

BOTTOM

San Diego Padres @ Seattle Mariners
Petco Park, San Diego, CA
Fri Sep 18 2020, 6:42 PM - 9:42 PM PDT
Clear - 81 F

livebaseballscorecards.com

AB	29
R	1
H	3
RBI	1
BB	2
SO	7
LOB	6



Batter	1	2	3	4	5	6	7	8	9	AB R H RBI BB SO LOB	TOP											
23 Fernando Tatis Jr., R OBP: 0.368, SLG: 0.574 (1, 6)										4 1 2 0 0 1 0												
13 Manny Machado, R OBP: 0.384, SLG: 0.619 (1, 5)										4 0 2 1 0 0 2												
22 Austin Nola, R OBP: 0.355, SLG: 0.486 (1, 2)										4 0 0 0 0 1 4												
4 Wil Myers, R OBP: 0.359, SLG: 0.612 (1, 9)										3 0 2 0 1 1 0												
30 Eric Hosmer, L OBP: 0.341, SLG: 0.533 (1, 3)										4 0 1 0 0 0 0												
28 Tommy Pham, R OBP: 0.320, SLG: 0.292 (1, 10)										4 0 1 0 0 0 0												
9 Jake Cronenworth, L OBP: 0.369, SLG: 0.523 (1, 4)										3 0 0 0 1 0 3												
10 Jurickson Profar, S OBP: 0.339, SLG: 0.425 (1, 7)										4 0 1 0 0 2 2												
2 Trent Grisham, L OBP: 0.348, SLG: 0.459 (1, 8)										2 0 0 0 0 1 2												
Inning Stats	R: 0 E: 0 K: 2 S: 12	H: 1 LOB: 1 BB: 1 P: 21	R: 0 E: 0 K: 1 S: 10	H: 1 LOB: 2 BB: 1 P: 21	R: 1 E: 0 K: 0 S: 6	H: 3 LOB: 0 BB: 0 P: 12	R: 0 E: 0 K: 0 S: 8	H: 0 LOB: 0 BB: 0 P: 12	R: 0 E: 0 K: 1 S: 13	H: 1 LOB: 2 BB: 0 P: 21	R: 0 E: 0 K: 1 S: 8	H: 0 LOB: 0 BB: 0 P: 12	R: 0 E: 0 K: 1 S: 6	H: 0 LOB: 0 BB: 0 P: 10	R: 0 E: 0 K: 0 S: 5	H: 0 LOB: 0 BB: 0 P: 9	R: 0 E: 0 K: 0 S: 13	H: 3 LOB: 2 BB: 0 P: 19	1B: 8 2B: 2 3B: 0 HR: 0	SF: 0 SAC: 0 DP: 2 HBP: 1	WP: 0 PB: 0 SB: 0 CS: 2	PA: 37
PITCHER	IP WLS BF H R ER SO BB IBB HBP BLK WP HR S P ERA WHIP																					
33 Justus Sheffield, L ERA: 3.75 (1, 1)	6.0 W 24 6 1 1 5 2 0 1 0 0 0 57 99 1.50 1.333																					
37 Casey Sadler, R ERA: 3.38 (7, 1)	1.0 H 3 0 0 0 1 0 0 0 0 0 0 6 10 0.00 0.000																					
49 Kendall Graveman, R ERA: 7.53 (8, 1)	1.0 H 3 0 0 0 0 0 0 0 0 0 0 5 9 0.00 0.000																					
6 Yoshihisa Hirano, R ERA: 2.7 (9, 1)	1.0 S 5 3 0 0 0 0 0 0 0 0 0 13 19 0.00 3.000																					

San Diego Padres @ Seattle Mariners
 Petco Park, San Diego, CA
 Sat Sep 19 2020, 6:13 PM - 9:10 PM PDT
 Partly Cloudy - 75 F

livebaseballscorecards.com

AB	32
R	1
H	9
RBI	1
BB	2
SO	6
LOB	13



Batter	1	2	3	4	5	6	7	8	9
3 J.P. Crawford, L OBP: 0.328, SLG: 0.322 (1, 6)	3-3 K 1-2f 2-3	3-1 FC3-6 25 BB		1-1 G4-3		1-1 CS	1-2 FC6-4 1B		
25 Dylan Moore, R OBP: 0.360, SLG: 0.481 (1, 9) (7, 7)	4-1 S 23 1B BB	4-0 BB		3-3 K			3-2 F7		
1 Kyle Lewis, R OBP: 0.380, SLG: 0.484 (1, 8)	2-1 F8 1-2	1-3 K		2-2 HR			0-0 FC6-4		
15 Kyle Seager, L OBP: 0.358, SLG: 0.416 (1, 5)	4-2 23 1B BB		4-0 26 K 23 F8 22 2B BB	1-0 L8			3-3 K		
23 Ty France, R OBP: 0.377, SLG: 0.491 (1, 4)	3-2 F8 1B		1-1 F8	2-2 G4-3			1-2 12 FC4-6 1B		
9 Dee Strange-Gordon, L OBP: 0.243, SLG: 0.203 (8, PR) (9, 4)	1-3 2-H 1B		1-2 F8	2-3 G4-3					
26 José Marmolejos, L OBP: 0.287, SLG: 0.489 (1, 10)	0-3 K		1-3 K 22 2B	2-3 K			1-3 K		
22 Luis Torrens, R OBP: 0.362, SLG: 0.442 (1, 2)		3-2 FC3-6 3 10 1B 1B	2-1 1-H 3-H 2B			1-3 K	0-0 F8		
12 Evan White, R OBP: 0.256, SLG: 0.331 (1, 3)		0-3 K	2-3 K			0-0 3 CS 1B	0-0 FC4-6		
10 Tim Lopes, R OBP: 0.301, SLG: 0.371 (1, 7)		0-0 FC3-6 3 1B		2-2 F9		0-0 F9			
20 Phillip Ervin, R OBP: 0.288, SLG: 0.194 (7, 9)									

AB	R	H	RBI	BB	SO	LOB
4	0	1	0	0	1	2
2	1	0	0	2	1	1
4	1	1	1	0	1	5
2	1	0	0	2	1	1
4	0	2	1	0	0	1
0	0	0	0	0	0	0
4	1	0	0	0	4	4
4	0	2	2	0	1	1
4	0	1	0	0	2	2
3	0	1	0	0	0	1
0	0	0	0	0	0	0

BOTTOM	
San Diego Padres @ Seattle Mariners	
Petco Park, San Diego, CA	
Sat Sep 19 2020, 6:13 PM - 9:10 PM PDT	
Partly Cloudy - 75 F	
AB 31	
R 4	
H 8	
RBI 4	
BB 4	
SO 11	
LOB 18	
	
WP: 1 PA: 36	
PB: 0	
SB: 1	
CS: 1	

Inning Stats		R	H	E	K	S	R	H	E	K	S	R	H	E	K	S	R	H	E	K	S	R	H	E	K	S
R: 1 H: 1 E: 0 K: 2 S: 19		0	2	0	12	23	0	2	0	10	20	0	1	0	10	20	0	1	0	10	20	0	1	0	10	20
H: 1 LOB: 2 BB: 2 P: 35		0	3	0	12	23	0	2	0	10	20	0	1	0	10	20	0	1	0	10	20	0	1	0	10	20
S: 19		0	23	0	12	23	0	20	0	10	20	0	10	20	0	10	20	0	10	20	0	10	20	0	10	20

PITCHER		IP	WLS	BF	H	R	ER	SO	BB	IBB	HBP	BLK	WP	HR	S	P	ERA	WHIP
62 Luis Patiño, R ERA: 5.51 (1, 1)		1.2		10	3	1	1	3	2	0	0	0	0	0	28	50	5.40	3.000
57 Dan Altavilla, R ERA: 7.02 (2, 1)	L	1.1		7	1	2	2	3	2	0	0	0	1	0	13	28	13.50	2.250
50 Adrian Morejon, L ERA: 2.87 (4, 1)		3.0		10	2	1	1	3	0	0	0	0	0	1	26	41	3.00	0.667
34 Craig Stammen, R ERA: 5.75 (7, 1)		1.0		4	1	0	0	1	0	0	0	0	0	0	10	17	0.00	1.000
43 Garrett Richards, R ERA: 4.28 (8, 1)		1.0		4	1	0	0	1	0	0	0	0	0	0	8	10	0.00	1.000

PITCHER		IP	WLS	BF	H	R	ER	SO	BB	IBB	HBP	BLK	WP	HR	S	P	ERA	WHIP
62 Luis Patiño, R ERA: 5.51 (1, 1)		1.2		10	3	1	1	3	2	0	0	0	0	0	28	50	5.40	3.000
57 Dan Altavilla, R ERA: 7.02 (2, 1)	L	1.1		7	1	2	2	3	2	0	0	0	1	0	13	28	13.50	2.250
50 Adrian Morejon, L ERA: 2.87 (4, 1)		3.0		10	2	1	1	3	0	0	0	0	0	1	26	41	3.00	0.667
34 Craig Stammen, R ERA: 5.75 (7, 1)		1.0		4	1	0	0	1	0	0	0	0	0	0	10	17	0.00	1.000
43 Garrett Richards, R ERA: 4.28 (8, 1)		1.0		4	1	0	0	1	0	0	0	0	0	0	8	10	0.00	1.000

Batter	1	2	3	4	5	6	7	8	9	10	11	AB R H RBI BB SO LOB	BOTTOM																
3 J.P. Crawford, L OBP: 0.320, SLG: 0.314 (1, 8)	L7		G6-5-3			K		K		SF7		4 0 0 1 0 2 2	San Diego Padres @ Seattle Mariners Petco Park, San Diego, CA Sun Sep 20 2020, 1:14 PM - 5:15 PM PDT Sunny - 75 F																
25 Dylan Moore, R OBP: 0.361, SLG: 0.507 (1, 4)	K			K2-3		K		HR		2B		5 1 2 2 0 3 0																	
1 Kyle Lewis, R OBP: 0.378, SLG: 0.473 (1, 8)	15 WP BB			G4-3		K		K				4 0 0 0 1 3 1																	
15 Kyle Seager, L OBP: 0.355, SLG: 0.407 (1, 10)	G4-3			G6-3			20 BB BB	F7				4 0 0 0 1 0 1																	
23 Ty France, R OBP: 0.362, SLG: 0.470 (1, 5)		K			K		K		K			5 0 0 0 0 4 1																	
26 José Marmolejos, L OBP: 0.281, SLG: 0.478 (1, 7)	L6				P6							2 0 0 0 0 0 0																	
20 Phillip Ervin, R OBP: 0.289, SLG: 0.188 (7, PH) (8, 9)							BB					2 0 0 0 1 2 0																	
12 Evan White, R OBP: 0.261, SLG: 0.331 (1, 3)		K				10 2B 1B			10 WP BB			3 1 1 0 1 2 2																	
10 Tim Lopes, R OBP: 0.299, SLG: 0.375 (1, 9) (8, 7)			K				P3		G6-3	22 F9 3 SF7		4 1 1 1 0 1 3																	
54 Joseph Odom, R OBP: 0.176, SLG: 0.097 (1, 2)								25 HR 1B				1 0 0 0 1 1 1																	
22 Luis Torrens, R OBP: 0.367, SLG: 0.444 (8, PH) (9, 2)			G6-5-3 BB							F9		2 1 1 0 0 0 0																	
Inning Stats	R: 0 E: 0 K: 1 S: 10	H: 0 LOB: 1 BB: 1 P: 16	R: 0 E: 0 K: 2 S: 9	H: 0 LOB: 0 BB: 0 P: 10	R: 0 E: 0 K: 1 S: 9	H: 0 LOB: 0 BB: 1 P: 14	R: 0 E: 0 K: 1 S: 9	H: 0 LOB: 0 BB: 0 P: 9	R: 1 E: 0 K: 2 S: 17	H: 2 LOB: 1 BB: 0 P: 25	R: 0 E: 0 K: 3 S: 11	H: 0 LOB: 0 BB: 0 P: 12	R: 0 E: 0 K: 2 S: 12	H: 0 LOB: 2 BB: 2 P: 22	R: 2 E: 0 K: 2 S: 15	H: 2 LOB: 0 BB: 0 P: 23	R: 0 E: 0 K: 2 S: 8	H: 0 LOB: 1 BB: 1 P: 15	R: 1 E: 0 K: 1 S: 10	H: 1 LOB: 1 BB: 0 P: 18	R: 0 E: 0 K: 1 S: 10	H: 0 LOB: 0 BB: 0 P: 14	1B: 2 2B: 2 3B: 0 HR: 1	SF: 1 SAC: 0 DP: 1 HBP: 0	WP: 2 PA: 42 PB: 0 SB: 0 CS: 0				
PITCHER	IP WLS BF H R ER SO BB IBB HBP BLK WP HR S P ERA WHIP														IP WLS BF H R ER SO BB IBB HBP BLK WP HR S P ERA WHIP														
29 Dinelson Lamet, R ERA: 2.07 (1, 1)	6.0	21	2	1	1	10	2	0	0	0	1	0	65	86	1.50	0.667													
15 Drew Pomeranz, L ERA: (7, 1)	1.0	H	5	0	0	0	2	0	0	0	0	0	12	22	0.00	2.000													
14 Emilio Pagán, R ERA: 5.21 (8, 1)	1.0	B	5	2	2	2	0	0	0	0	0	1	15	23	18.00	2.000													
36 Pierce Johnson, R ERA: 2.89 (9, 1)	1.0		4	0	0	0	1	0	0	0	1	0	8	15	0.00	1.000													
47 Trevor Rosenthal, R ERA: 2.08 (10, 1)	2.0	W	7	1	1	0	2	0	0	0	0	0	20	32	0.00	0.500													

livebaseballscorecards.com

AB	36
R	4
H	5
RBI	4
BB	5
SO	18
LOB	11



Batter	1	2	3	4	5	6	7	8	9	AB R H RBI BB SO LOB	TOP											
22 David Fletcher, R OBP: 0.367, SLG: 0.413	(1, 6) C SI 87 B FC 87 B SI 88 B SI 89 F CH 88 C SI 88 F CH 88 F CH 90 X CH 80	3-3 ① SAFE C SI 89 X CH 89	0-1 ③ F9		B SI 88 C SI 88 X CH 79	1-1 ① SAFE C CH 79 X CH 78	0-1 ③ G5-3	B KC 79 S FC 88 X SI 90	1-1 ① SH1-4	4 0 0 0 0 1 2												
25 Jared Walsh, L OBP: 0.337, SLG: 0.679	(1, 3) B SI 97 B CH 79 B SI 88 B SI 89	4-1 ② 6 BB	F FC 87 F SI 88 X CH 80	0-2 ① F7	B CU 74 X CH 78	1-0 ② G5-3	B SL 88 C SL 86 S SL 88 X SL 89	1-2 ② 10 WP 27 BB 1B	C FC 88 C FC 84 C FC 88	0-3 ② K	4 0 1 0 1 1 2											
27 Mike Trout, R OBP: 0.397, SLG: 0.607	(1, 8) C SI 90 B FC 88 S CH 81 B SI 92 S CH 81	2-3 ② K	B CH 79 B CU 75 B FC 86 B SI 88	4-0 ② BB	C FC 86 B SI 90 B SI 88 B FC 87 D CH 80	4-1 ② 6 FC5-4 BB	B FF 93 B SL 87 B SL 88 B SL 88	4-1 ③ 10 WP BB	C CU 85 C CU 84 B CU 85 B FF 96 S CU 86	2-3 ③ K	2 0 0 0 3 2 3											
6 Anthony Rendon, R OBP: 0.408, SLG: 0.489	(1, 5) D SI 90 F CH 80 X CH 80	1-1 ② 1B	C SI 89 F FC 87 1 SAFE C SI 89	0-3 ② K	F SI 90 B FC 88 X CH 80	1-1 ③ FC5-4	D FF 94 C SL 86 B SL 86 B FF 94 C SL 86 S SL 87	3-3 ① K	C FF 97 B SL 91 X SL 91	1-1 ① F9	5 0 1 0 0 2 4											
5 Albert Pujols, R OBP: 0.279, SLG: 0.410	(1, 10) C SI 89 B FC 87 B SI 90 B CH 81 X CH 80	2-2 ③ P6	B SI 89 X CH 89	1-0 ③ F9		C CH 78 S FC 84 B CH 78 B SI 87 S CH 78	2-3 ① K	B SL 87 X SL 87	1-0 ② F7	C SL 89 S SL 90 F SI 90 X SL 90	0-2 ② L7	5 0 0 0 0 1 5										
10 Justin Upton, R OBP: 0.290, SLG: 0.390	(1, 7)		C SI 88 B CH 79 C SI 89 X CH 90	2-2 ① G1-3	C SI 87 B SI 88 S CH 79 X CH 89	1-2 ① G5-3	F FC 86 B SI 89 C SI 89 X CH 79	B SL 87 C SL 87 F SI 87 S SL 88	2-3 ③ K	B SL 92 C SL 91 F FF 96 X SL 91	1-2 ③ F8	5 0 0 0 0 1 2										
3 Taylor Ward, R OBP: 0.360, SLG: 0.430	(1, 9)		C SI 89 X CH 89	0-1 ② G5-3	S CH 79 B SI 89 X CH 79	2-1 ② G2-3	B FC 86 B CH 80 F CH 79 X SI 90	2-1 ② 33 HR 2B	B SI 92 S FC 89 X FC 90	1-1 ① 33 1B 4 SH 1B	4 2 2 0 0 0 0											
33 Max Stassi, R OBP: 0.371, SLG: 0.561	(1, 2)		B SI 89 X CH 80	1-0 ② HR	C SI 88 X CH 89	0-1 ② 1B	B CH 80 X FC 86	1-0 ② HR	C SI 92 B FC 88 B SI 91 X FC 89	2-1 ② 22 SH1-4 4 SH 1B	4 2 4 3 0 0 0											
4 Luis Rengifo, S OBP: 0.278, SLG: 0.205	(1, 4)		C SI 88 X CH 89	0-1 ③ 22 1B	B CH 79 C CH 79 S CH 79 S CH 78	1-3 ③ K	B SI 88 B CH 80 X SI 88	2-0 ③ 22 1B	X SI 91	0-0 ③ SH 22 SH1-4	3 0 2 1 0 1 1											
Inning Stats	R: 0 E: 0 K: 2 S: 13	H: 1 LOB: 2 BB: 1 P: 25	R: 1 E: 0 K: 0 S: 10	H: 2 LOB: 1 BB: 0 P: 13	R: 0 E: 0 K: 1 S: 7	H: 0 LOB: 1 BB: 1 P: 12	R: 0 E: 0 K: 1 S: 10	H: 1 LOB: 1 BB: 0 P: 14	R: 0 E: 0 K: 0 S: 6	H: 0 LOB: 1 BB: 1 P: 13	R: 2 E: 0 K: 1 S: 12	H: 3 LOB: 1 BB: 0 P: 20	R: 0 E: 0 K: 2 S: 11	H: 1 LOB: 2 BB: 1 P: 22	R: 1 E: 0 K: 2 S: 13	H: 2 LOB: 2 BB: 0 P: 19	R: 0 E: 0 K: 0 S: 9	H: 0 LOB: 0 BB: 0 P: 11	1B: 7 2B: 1 3B: 0 HR: 2	SF: 0 SAC: 2 DP: 0 HBP: 0	WP: 1 PB: 0 SB: 2 CS: 0	PA: 42
PITCHER	IP WLS BF H R ER SO BB IBB HBP BLK WP HR S P ERA WHIP																					
17 Zach Davies, R ERA: 2.85	(1, 1) 6.0 L 28 7 3 3 5 3 0 0 0 0 0 2 58 97 4.50 1.667																					
54 Austin Adams, R ERA:	(7, 1) 1.0 5 1 0 0 2 1 0 0 0 0 1 0 11 22 0.00 2.000																					
34 Craig Stammen, R ERA: 6.0	(8, 1) 0.2 5 2 1 1 1 0 0 0 0 0 0 0 10 14 13.50 3.000																					
36 Pierce Johnson, R ERA: 2.84	(8, 1) 0.1 1 0 0 0 0 1 0 0 0 0 0 0 3 5 0.00 0.000																					
43 Garrett Richards, R ERA: 4.2	(9, 1) 1.0 3 0 0 0 0 0 0 0 0 0 0 0 9 11 0.00 0.000																					

Los Angeles Angels @ San Diego Padres
 Petco Park, San Diego, CA
 Tue Sep 22 2020, 6:12 PM - 9:20 PM PDT
 Clear - 73 F

AB	36
R	4
H	10
RBI	4
BB	4
SO	9
LOB	19



livebaseballscorecards.com

Batter	1	2	3	4	5	6	7	8	9	AB R H RBI BB SO LOB	
2 Trent Grisham, L OBP: 0.355, SLG: 0.448 (1, 8)	4-1 B FF 94 B CH 88 C FF 94 B FC 90 B FC 90 B FC 90 23 1B 30 SF7 BB		4-2 B FF 92 1 SAFE 1 SAFE B CH 88 F CH 90 B SL 86 F FF 94 1 SAFE B FF 93 G1-2-3 1-2 23 BB BB		2-3 C SL 87 B SL 86 B FC 90 1 SAFE F FF 92 S FC 90 K			4-1 B SI 93 B CH 88 B SI 94 C SI 94 B FF 94 23 S 13 2B BB		1 2 0 0 3 1 1	
23 Fernando Tatis Jr., R OBP: 0.369, SLG: 0.561 (1, 6)	0-0 X FF 95 28 CS 13 S 1-3 1B		4-2 F SL 87 B SL 86 B FF 94 B FC 89 F FF 94 B SL 86 G1-2-3 1-2 2-3 13 BB BB		2-3 S FF 94 B FF 93 D SL 88 F CH 89 S CU 83 K		1-3 C SI 94 B SI 94 C SI 95 S SL 86 K		3 0 1 0 1 2 2		
13 Manny Machado, R OBP: 0.378, SLG: 0.605 (1, 5)	4-2 S SL 89 1 SAFE 1 SAFE S SL 89 B FF 96 D CH 90 B FC 90 F FF 95 B FC 90 28 CS 1-2 BB		0-0 X FC 90 G1-2-3 1-2 2-3 3-Hf BB		0-2 C CU 80 F CU 82 X SL 86 P2		0-1 F SI 94 X SI 92 30 G1-3 2-H 2B		3 0 1 1 1 0 3		
30 Eric Hosmer, L OBP: 0.326, SLG: 0.504 (1, 3)	0-1 F FF 95 X FF 94 SF7 3-H 1-2 2-3		1-3 D SL 88 C SL 88 S SL 88 S SL 88 1-3 K		3-3 F CU 82 B FC 89 B CH 89 B SL 88 F SL 87 B SL 89 S CH 89 K		0-0 X SL 86 G1-3 2-3		3 0 0 1 0 2 3		
28 Tommy Pham, R OBP: 0.318, SLG: 0.283 (1, 7)	1-3 C SL 89 S SL 88 B SL 88 C FF 95 1-2 2-3 K		1-3 B FF 93 C FF 93 S FF 94 C SL 88 1-3 K		3-3 B CU 83 B CH 88 S FC 88 B FC 89 S FC 90 C FF 93 K		4-1 B SL 83 B FC 90 C SL 86 B SL 87 B FF 96 BB		3 0 0 0 1 3 2		
18 Mitch Moreland, L OBP: 0.336, SLG: 0.536 (1, 10)		2-2 C FF 94 B CH 90 B FF 95 F FF 95 X SL 90 G3		1-2 B CU 81 F CH 89 S FC 90 X SL 87 L3		0-1 C SI 95 X CH 87 G2-3		2-3 1 SAFE C FF 95 F FC 91 B FF 96 B SL 85 S FC 92 K		4 0 0 0 0 1 2	
4 Wil Myers, R OBP: 0.363, SLG: 0.616 (1, 9)		3-3 S SL 91 B SL 90 B FC 91 F FF 95 F SL 90 F SL 89 C FF 95 K		1-3 B FF 94 F CH 89 S SL 87 C SL 87 K		2-2 C SI 94 B SI 94 C SI 94 X SI 95 G6-3		2-1 B SL 85 B FF 94 C SL 86 X SL 87 22 G6-4-3 1B		4 0 1 0 0 2 0	
22 Austin Nola, R OBP: 0.345, SLG: 0.470 (1, 2)		0-2 C FF 95 F FF 95 X FF 95 P6		3-3 S SL 87 C SL 87 F SL 87 B FF 94 F FF 94 F FF 94 B SL 88 F SL 87 B CH 89 K		2-1 B SI 95 B SI 96 F SI 95 X SI 95 E6		0-0 X FC 92 G6-4-3 1-2f		4 0 0 0 0 1 1	
9 Jake Cronenworth, L OBP: 0.373, SLG: 0.513 (1, 4)			1-1 B FF 94 C FF 94 X CU 82 23 BB 13 BB 2 BB G1-2-3 1B		4-1 B CH 89 B CH 89 B FF 94 C FF 94 B FF 94 B FF 94 K		2-0 B CH 86 B SI 94 X SI 95 F8		1-3 C FF 94 B FC 92 C SL 86 S SL 86 K		3 0 1 0 1 1 1

Inning Stats	R: 1	H: 1	E: 0	LOB: 1	K: 1	S: 10	P: 19	R: 0	H: 0	E: 0	LOB: 0	K: 1	S: 11	P: 16	R: 0	H: 1	E: 0	LOB: 2	K: 1	S: 10	P: 20	R: 0	H: 0	E: 0	LOB: 0	K: 2	S: 9	P: 12	R: 0	H: 0	E: 0	LOB: 1	K: 3	S: 14	P: 25	R: 0	H: 0	E: 0	LOB: 0	K: 2	S: 10	P: 16	R: 0	H: 0	E: 1	LOB: 1	K: 0	S: 8	P: 14	R: 1	H: 1	E: 0	LOB: 2	K: 2	S: 11	P: 22	R: 0	H: 1	E: 0	LOB: 0	K: 1	S: 6	P: 9	1B: 3	SF: 1	2B: 1	SAC: 0	3B: 0	DP: 2	HR: 0	HBP: 0	WP: 0	PA: 36
47 Griffin Canning, R ERA: 3.99 (1, 1)	IP	WLS	BF	H	R	ER	SO	BB	IBB	HBP	BLK	WP	HR	S	P	ERA	WHIP																																																								
64 Félix Peña, R ERA: 3.86 (7, 1)	1.1	H	7	1	1	1	1	1	0	0	0	0	0	14	25	6.75	1.500																																																								
60 Mike Mayers, R ERA: 1.57 (8, 1)	1.2	S	6	1	0	0	2	1	0	0	0	0	0	11	20	0.00	1.200																																																								
PITCHER	IP	WLS	BF	H	R	ER	SO	BB	IBB	HBP	BLK	WP	HR	S	P	ERA	WHIP																																																								

Los Angeles Angels @ San Diego Padres
Petco Park, San Diego, CA
 Tue Sep 22 2020, 6:12 PM - 9:20 PM PDT
 Clear - 73 F

AB	28
R	2
H	4
RBI	2
BB	7
SO	13
LOB	15



WP: 0	PA: 36
PB: 0	
SB: 2	
CS: 2	

Batter	1	2	3	4	5	6	7	8	9	AB R H RBI BB SO LOB	TOP																									
22 David Fletcher, R (1, 6) OBP: 0.377, SLG: 0.420	1-3 K2-3	4-0 BB			2-2 FC4-6 1B	1-2 1B			1-2 BB 1B	4 0 3 1 1 1 0																										
25 Jared Walsh, L (1, 3) OBP: 0.319, SLG: 0.640	2-0 G5-3	2-2 G1-3			1-0 FC4-6 1B	2-2 G3-1			0-1 L7	5 0 0 0 0 0 5																										
27 Mike Trout, R (1, 8) OBP: 0.392, SLG: 0.595	2-3 K		2-3 K		2-3 K				4-0 G4-3 BB	4 0 0 0 1 3 1																										
6 Anthony Rendon, R (1, 5) OBP: 0.417, SLG: 0.497		4-2 17 HR BB	4-2 BB		1-2 1B			0-1 G4-3 2B	2-2 G4-3	3 1 2 0 2 0 2																										
17 Shohei Ohtani, L (1, 10) OBP: 0.297, SLG: 0.382		2-0 HR	0-0 F9		1-3 K			0-0 G4-3		4 1 1 2 0 1 4																										
10 Justin Upton, R (1, 7) OBP: 0.296, SLG: 0.414		0-2 HR	3-2 F8		1-3 K			3-3 K		4 1 2 1 0 1 2																										
3 Taylor Ward, R (1, 9) OBP: 0.344, SLG: 0.410		1-3 K		1-3 K		1-0 FC5-4 1B			2-3 K	4 1 0 0 0 3 1																										
12 Anthony Bemboom, L (1, 2) OBP: 0.327, SLG: 0.435		2-2 HR		1-1 G1-3		0-0 22 1B			0-3 K	4 1 2 1 0 1 0																										
4 Luis Rengifo, S (1, 4) OBP: 0.267, SLG: 0.195		0-0 G5-3		0-0 G2-3		0-3 K		2-2 K		4 0 0 0 0 2 2																										
Inning Stats	R: 0 E: 0 K: 2 S: 7	H: 0 LOB: 0 BB: 0 P: 12	R: 4 E: 0 K: 1 S: 20	H: 3 LOB: 1 BB: 2 P: 35	R: 0 E: 0 K: 1 S: 10	H: 0 LOB: 1 BB: 1 P: 19	R: 0 E: 0 K: 2 S: 14	H: 2 LOB: 2 BB: 0 P: 21	R: 1 E: 0 K: 1 S: 12	H: 3 LOB: 2 BB: 0 P: 17	R: 0 E: 0 K: 1 S: 7	H: 1 LOB: 1 BB: 0 P: 10	R: 0 E: 0 K: 3 S: 10	H: 0 LOB: 0 BB: 0 P: 14	R: 0 E: 0 K: 0 S: 9	H: 1 LOB: 1 BB: 1 P: 16	1B: 6 2B: 1 3B: 0 HR: 3	SF: 0 SAC: 0 DP: 1 HBP: 0	WP: 0 PB: 0 SB: 0 CS: 0	PA: 40																
PITCHER	IP WLS BF H R ER SO BB IBB HBP BLK WP HR S P ERA WHIP																																			
52 Mike Clevinger, R (1, 1) ERA: 3.02	1.0		3	0	0	0	2	0	0	0	0	0	7	12	0.00	0.000																				
50 Adrian Morejon, L (2, 1) ERA: 4.86	1.0	L	8	3	4	4	1	2	0	0	0	0	3	20	36.00	5.000																				
57 Dan Altavilla, R (3, 1) ERA: 6.5	1.1		5	0	0	0	2	1	0	0	0	0	0	13	23	0.00	0.750																			
25 Tim Hill, L (4, 1) ERA: 3.24	1.2		7	2	0	0	2	0	0	0	0	0	0	17	25	0.00	1.200																			
34 Craig Stammen, R (6, 1) ERA: 6.14	1.0		6	3	1	1	1	0	0	0	0	0	0	12	17	9.00	3.000																			
PITCHER	IP WLS BF H R ER SO BB IBB HBP BLK WP HR S P ERA WHIP																																			
14 Emilio Pagán, R (7, 1) ERA: 4.95	1.0		4	1	0	0	1	0	0	0	0	0	7	10	0.00	1.000																				
15 Drew Pomeranz, L (8, 1) ERA:	1.0		3	0	0	0	3	0	0	0	0	0	10	14	0.00	0.000																				
36 Pierce Johnson, R (9, 1) ERA: 2.7	1.0		4	1	0	0	0	1	0	0	0	0	9	16	0.00	2.000																				

Los Angeles Angels @ San Diego Padres
 Petco Park, San Diego, CA
 Wed Sep 23 2020, 1:12 PM - 4:35 PM PDT
 Sunny - 81 F

livebaseballscorecards.com

AB	36
R	5
H	10
RBI	5
BB	4
SO	12
LOB	17




Batter	1	2	3	4	5	6	7	8	9	AB	R	H	RBI	BB	SO	LOB
2 Trent Grisham, L (1, 8) OBP: 0.349, SLG: 0.439	G3		K		G4-3			K		4	0	0	0	0	2	2
9 Jake Cronenworth, L (1, 6) OBP: 0.376, SLG: 0.509	G4-3		G6-3			FC1-4		BB		3	0	1	0	1	0	1
13 Manny Machado, R (1, 10) OBP: 0.376, SLG: 0.603	30 HR 2B		K			FC1-4		P6		4	1	1	0	0	1	3
30 Eric Hosmer, L (1, 3) OBP: 0.331, SLG: 0.526	HR		G4-3			F7				4	1	2	2	0	0	1
28 Tommy Pham, R (1, 7) OBP: 0.315, SLG: 0.281	L7		G6-3			G6-3				4	0	1	0	0	0	1
4 Wil Myers, R (1, 9) OBP: 0.356, SLG: 0.603		F7		K				K		4	0	0	0	0	2	2
5 Greg Garcia, L (1, 5) OBP: 0.295, SLG: 0.273		L9				K		K		4	0	0	0	0	2	2
11 Jason Castro, L (1, 2) OBP: 0.299, SLG: 0.373						K				3	0	0	0	0	2	0
18 Mitch Moreland, L (9, PH) OBP: 0.333, SLG: 0.532						K				1	0	0	0	0	0	2
10 Jurickson Profar, S (1, 4) OBP: 0.346, SLG: 0.431			G6-3					F8		3	0	2	0	0	0	0

Inning Stats	R: 2	H: 2	E: 0	K: 0	S: 11	H: 2	LOB: 0	BB: 0	P: 16	R: 0	H: 0	E: 0	K: 0	S: 5	R: 0	H: 1	E: 0	K: 1	S: 16	R: 0	H: 0	E: 0	K: 1	S: 6	R: 0	H: 1	E: 0	K: 2	S: 11	R: 0	H: 1	E: 0	K: 3	S: 12	R: 0	H: 0	E: 0	K: 1	S: 12	R: 0	H: 0	E: 0	K: 1	S: 14	1B: 4	2B: 2	3B: 0	HR: 1	SF: 0	SAC: 0	DP: 0	HBP: 0	WP: 1	PB: 0	SB: 0	CS: 0	PA: 35
--------------	------	------	------	------	-------	------	--------	-------	-------	------	------	------	------	------	------	------	------	------	-------	------	------	------	------	------	------	------	------	------	-------	------	------	------	------	-------	------	------	------	------	-------	------	------	------	------	-------	-------	-------	-------	-------	-------	--------	-------	--------	-------	-------	-------	-------	--------

PITCHER	IP	WLS	BF	H	R	ER	SO	BB	IBB	HBP	BLK	WP	HR	S	P	ERA	WHIP
51 Jaime Barria, R (1, 1) ERA: 3.62	2.0		9	3	2	2	0	0	0	0	0	0	1	22	32	9.00	1.500
43 Patrick Sandoval, L (3, 1) ERA: 5.56	3.0	W	11	2	0	0	5	0	0	0	0	1	0	28	46	0.00	0.667
35 Matt Andriese, R (6, 1) ERA: 4.45	2.0	H	6	0	0	0	3	0	0	0	0	0	0	20	27	0.00	0.000
60 Mike Mayers, R (8, 1) ERA: 1.52	1.0	H	5	1	0	0	1	1	0	0	0	0	0	16	27	0.00	2.000
64 Félix Peña, R (9, 1) ERA: 3.71	1.0	S	4	1	0	0	0	0	0	0	0	0	0	10	17	0.00	1.000

Los Angeles Angels @ San Diego Padres
 Petco Park, San Diego, CA
 Wed Sep 23 2020, 1:12 PM - 4:35 PM PDT
 Sunny - 81 F

AB	34
R	2
H	7
RBI	2
BB	1
SO	9
LOB	14



livebaseballscores.com

Batter	1	2	3	4	5	6	7	8	9	AB R H RBI BB SO LOB	TOP
23 Fernando Tatis Jr., R OBP: 0.367, SLG: 0.556 (1, 6)	F8		G5-3		FC5-4		SF8			4 1 1 1 0 0 2	San Diego Padres @ San Francisco Giants Oracle Park, San Francisco, CA Fri Sep 25 2020, 4:13 PM - 6:37 PM PDT Partly Cloudy - 70 F
13 Manny Machado, R OBP: 0.374, SLG: 0.594 (1, 5)	F9		BB		K		E1			3 0 0 0 1 1 2	
30 Eric Hosmer, L OBP: 0.322, SLG: 0.515 (1, 3)	P4		G1-6-3		G6-3		SF8			3 0 0 1 0 0 3	
4 Wil Myers, R OBP: 0.354, SLG: 0.594 (1, 9)		K					F8			3 0 0 0 1 1 1	
22 Austin Nola, R OBP: 0.349, SLG: 0.471 (1, 2)		2B			F9		F8			4 1 2 0 0 0 2	
9 Jake Cronenworth, L OBP: 0.370, SLG: 0.500 (1, 4)		K			G1-3		K			3 0 0 0 0 2 3	
28 Tommy Pham, R OBP: 0.325, SLG: 0.296 (1, 10)		2B			BB		FC6-4			2 0 1 1 1 0 1	
10 Jurickson Profar, S OBP: 0.346, SLG: 0.435 (1, 7)		P3			L9		2B			3 1 1 0 0 0 3	
2 Trent Grisham, L OBP: 0.357, SLG: 0.451 (1, 8)			3B		BB		BB			1 1 1 0 2 0 0	
Inning Stats	R: 0 E: 0 K: 0 S: 9 H: 0 LOB: 0 BB: 0 P: 12	R: 1 E: 0 K: 2 S: 15 H: 2 LOB: 1 BB: 0 P: 23	R: 0 E: 0 K: 0 S: 6 H: 1 LOB: 1 BB: 1 P: 12	R: 0 E: 0 K: 0 S: 7 H: 0 LOB: 2 BB: 2 P: 16	R: 0 E: 0 K: 1 S: 8 H: 0 LOB: 1 BB: 1 P: 14	R: 0 E: 0 K: 1 S: 10 H: 1 LOB: 1 BB: 0 P: 13	R: 3 E: 1 K: 0 S: 20 H: 2 LOB: 1 BB: 1 P: 30			1B: 3 2B: 2 3B: 1 HR: 0 SF: 1 SAC: 0 DP: 1 HBP: 0	WP: 0 PB: 0 SB: 0 CS: 0 PA: 32
PITCHER 31 Tyler Anderson, L ERA: 4.37 (1, 1)	IP: 6.0 WLS: W BF: 26 H: 5 R: 2 ER: 2 SO: 4 BB: 4 IBB: 0 HBP: 0 BLK: 0 WP: 0 HR: 0 S: 60 P: 98 ERA: 3.00 WHIP: 1.500										
56 Tony Watson, L ERA: 1.0 (7, 1)	IP: 1.0 WLS: BF: 6 H: 1 R: 2 ER: 1 SO: 0 BB: 1 IBB: 0 HBP: 0 BLK: 0 WP: 0 HR: 0 S: 15 P: 22 ERA: 9.00 WHIP: 2.000										

livebaseballscorecards.com

AB	26
R	4
H	6
RBI	3
BB	5
SO	4
LOB	17



Batter	1	2	3	4	5	6	7	8	9	
5 Mike Yastrzemski, L (1, 9) OBP: 0.393, SLG: 0.574 6 Steven Duggar, L (7, 9) OBP: 0.222, SLG: 0.235	X FF 92 0-0 		C FF 90 X FC 86 0-1 	D FC 89 X FC 88 1-0 						
12 Alex Dickerson, L (1, 7) OBP: 0.374, SLG: 0.593	B FF 93 F FF 93 S FC 90 X FC 90 1-2 		C FF 92 F FF 92 S CH 83 0-3 	B SI 92 F SI 93 S CU 81 C CU 83 1-3 						
7 Donovan Solano, R (1, 4) 2 Daniel Robertson, R (7, 4) OBP: 0.435, SLG: 0.350	S FF 93 B FF 94 X CH 84 1-1 		D CU 76 D CH 82 C FF 92 F FF 93 X CH 82 2-2 		B FF 93 B CH 85 F SI 92 B SI 93 S CU 81 X CU 81 3-2 					
9 Brandon Belt, L (1, 3) OBP: 0.420, SLG: 0.589	C CU 75 B FF 95 B FF 91 S FF 94 F FF 95 B CH 83 C FF 95 3-3 		S FF 93 C CU 75 B FC 90 B FF 95 X CH 83 2-2 		X CU 81 0-0 					
41 Wilmer Flores, R (1, 10) OBP: 0.317, SLG: 0.497		C FF 91 B FF 93 B CH 81 C CH 82 F CH 82 B FF 94 X CH 82 3-2 		B CU 76 C CH 81 C FC 85 B FF 93 F FF 94 F CU 78 B CH 82 X FF 93 3-2 		B SL 87 C SL 86 X SL 87 1-1 				
10 Evan Longoria, R (1, 5) OBP: 0.303, SLG: 0.443		B FF 92 F FF 92 1 SAFE B FF 93 F CH 82 B FF 94 X FF 94 3-2 		B CH 83 X FF 93 1-0 	C SL 87 C FF 94 S SL 88 0-3 					
35 Brandon Crawford, L (1, 6) OBP: 0.341, SLG: 0.472		B FF 92 X CH 83 1-0 		F CH 82 S FF 94 F FF 94 B CH 83 B FC 89 F FF 94 X CH 83 2-2 		S SL 88 C SL 87 S SL 88 0-3 				
1 Mauricio Dubón, R (1, 8) OBP: 0.341, SLG: 0.381		B FF 94 C FF 92 F CH 83 F FF 94 B FF 94 F CH 83 B CH 83 F CH 82 B CH 82 4-2 		S FF 94 D CU 78 B FF 93 B FC 88 C CH 83 X FF 94 3-2 		S SL 88 B SL 88 S SL 88 X SL 88 2-2 				
21 Joey Bart, R (1, 2) OBP: 0.301, SLG: 0.344		1 SAFE C FF 92 1 SAFE F FF 94 B FF 94 1 SAFE F CH 82 F FF 94 B CU 77 2-3 		S FF 94 X FF 94 0-1 		C FF 92 S SL 88 F SL 88 S SL 89 0-3 				

AB	R	H	RBI	BB	SO	LOB
3	1	2	2	0	0	0
0	0	0	0	0	0	0
3	0	1	0	0	2	1
3	0	1	0	0	0	2
0	0	0	0	0	0	0
3	0	0	0	0	1	3
3	1	2	1	0	0	1
3	1	1	0	0	1	2
3	1	1	1	0	1	1
2	0	0	0	1	0	1
3	1	1	1	0	2	1

WP	PA
0	27

AB	26
R	5
H	9
RBI	5
BB	1
SO	7
LOB	12



Inning Stats	R	H	E	K	S	IP	WLS	BF	H	R	ER	SO	BB	IBB	HBP	BLK	WP	HR	S	P	ERA	WHIP
	0	1	0	10	15	3.2	L	19	8	5	5	3	1	0	0	0	0	0	56	88	12.27	2.455
	0	0	0	1	15	0.2		3	1	0	0	1	0	0	0	0	0	0	7	11	0.00	1.500
	0	0	0	1	15	1.2		5	0	0	0	3	0	0	0	0	0	0	15	18	0.00	0.000

PITCHER	IP	WLS	BF	H	R	ER	SO	BB	IBB	HBP	BLK	WP	HR	S	P	ERA	WHIP
59 Chris Paddack, R	(1, 1)	3.2	L	19	8	5	5	3	1	0	0	0	0	56	88	12.27	2.455
55 Matt Strahm, L	(4, 1)	0.2		3	1	0	0	1	0	0	0	0	0	7	11	0.00	1.500
54 Austin Adams, R	(5, 1)	1.2		5	0	0	0	3	0	0	0	0	0	15	18	0.00	0.000

BOTTOM

San Diego Padres @ San Francisco Giants
 Oracle Park, San Francisco, CA
 Fri Sep 25 2020, 4:13 PM - 6:37 PM PDT
 Partly Cloudy - 70 F

livebaseballscorecards.com

Batter	1	2	3	4	5	6	7	8	9	AB R H RBI BB SO LOB	TOP							
5 Mike Yastrzemski, L (1, 9) OBP: 0.387, SLG: 0.565 2 Daniel Robertson, R (6, 7) OBP: 0.417, SLG: 0.333	 0-3 ①		 3-2 ③			 1-3 ①	 0-2 ②			3 0 0 0 0 2 0 1 0 0 0 0 1 1								
12 Alex Dickerson, L (1, 7) OBP: 0.370, SLG: 0.585 33 Darin Ruf, R (6, PH) OBP: 0.367, SLG: 0.523 (6, 3)	 2-2 ②			 1-1 9 BB 41 E		 1-3 ②	 0-1 ③			2 1 0 0 0 0 0 2 0 0 0 0 1 1								
7 Donovan Solano, R (1, 4) OBP: 0.374, SLG: 0.476	 0-0 ③			 0-3 ①		 1-2 13 BB 41 HR				3 1 1 0 0 1 1								
9 Brandon Belt, L (1, 3) OBP: 0.427, SLG: 0.599 13 Austin Slater, R (6, PH) OBP: 0.423, SLG: 0.538 6 Steven Duggar, L (6, 9) OBP: 0.222, SLG: 0.235		 1-2 41 G6-3 10 G3 2B		 4-2 41 FC5-4 BB		 4-1 41 HR BB				1 1 1 0 1 0 0 0 1 0 0 1 0 0 0 0 0 0 0 0 0								
41 Wilmer Flores, R (1, 10) OBP: 0.317, SLG: 0.511	 0-0 ①			 3-2 1-2f 2-H		 1-0 1-H 2-H HR				3 1 1 3 0 0 2								
10 Evan Longoria, R (1, 5) OBP: 0.303, SLG: 0.438	 0-0 ②			 1-0 ③		 4-2 BB				2 0 0 1 1 0 1								
35 Brandon Crawford, L (1, 6) OBP: 0.335, SLG: 0.463		 0-3 ③				 2-1 ③				3 0 0 0 0 2 1								
1 Mauricio Dubón, R (1, 8) OBP: 0.341, SLG: 0.376			 1-3 ①			 4-2 BB				2 0 0 0 1 1 0								
21 Joey Bart, R (1, 2) OBP: 0.292, SLG: 0.333			 0-0 ②			 0-3 ①				3 0 0 0 0 1 1								
Inning Stats	R: 0 E: 0 K: 1 S: 8	H: 0 LOB: 0 BB: 0 P: 10	R: 1 E: 0 K: 1 S: 11	H: 1 LOB: 0 BB: 0 P: 12	R: 0 E: 0 K: 1 S: 10	H: 0 LOB: 0 BB: 0 P: 14	R: 1 E: 2 K: 1 S: 12	H: 0 LOB: 1 BB: 1 P: 21	R: 0 E: 0 K: 1 S: 8	H: 0 LOB: 0 BB: 0 P: 13	R: 3 E: 0 K: 2 S: 16	H: 2 LOB: 1 BB: 2 P: 30	R: 0 E: 0 K: 2 S: 15	H: 0 LOB: 1 BB: 1 P: 19	1B: 1 2B: 1 3B: 0 HR: 1	SF: 0 SAC: 0 DP: 0 HBP: 0	WP: 0 PA: 29 PB: 0 SB: 0 CS: 0	
PITCHER	IP WLS BF H R ER SO BB IBB HBP BLK WP HR S P ERA WHIP																	
29 Dinelson Lamet, R (1, 1) ERA: 2.09	3.2		14	1	2	1	4	1	0	0	0	0	0	0	40	55	2.46	0.545
14 Emilio Pagán, R (4, 1) ERA: 4.64	1.1		4	0	0	0	1	0	0	0	0	0	0	9	15	0.00	0.000	
15 Drew Pomeranz, L (6, 1) ERA: 1.45	0.2	B	6	2	3	3	2	2	0	0	0	0	1	14	26	40.50	6.000	
57 Dan Altavilla, R (6, 1) ERA: 6.38	0.1		1	0	0	0	0	0	0	0	0	0	0	2	4	0.00	0.000	
62 Luis Patiño, R (7, 1) ERA: 5.19	1.0	W	4	0	0	0	2	1	0	0	0	0	0	15	19	0.00	1.000	

San Francisco Giants @ San Diego Padres
 Oracle Park, San Francisco, CA
 Fri Sep 25 2020, 7:16 PM - 9:52 PM PDT
 Clear - 65 F

AB	25
R	5
H	3
RBI	4
BB	4
SO	9
LOB	8



WP: 0	PA: 29
PB: 0	
SB: 0	
CS: 0	

PITCHER	IP	WLS	BF	H	R	ER	SO	BB	IBB	HBP	BLK	WP	HR	S	P	ERA	WHIP
29 Dinelson Lamet, R	3.2		14	1	2	1	4	1	0	0	0	0	0	40	55	2.46	0.545
14 Emilio Pagán, R	1.1		4	0	0	0	1	0	0	0	0	0	0	9	15	0.00	0.000
15 Drew Pomeranz, L	0.2	B	6	2	3	3	2	2	0	0	0	0	1	14	26	40.50	6.000
57 Dan Altavilla, R	0.1		1	0	0	0	0	0	0	0	0	0	0	2	4	0.00	0.000
62 Luis Patiño, R	1.0	W	4	0	0	0	2	1	0	0	0	0	0	15	19	0.00	1.000

Batter	1	2	3	4	5	6	7	8	9
2 Trent Grisham, L OBP: 0.359, SLG: 0.467 (1, 8)	F FF 91 X KC 79 0-1 F7		F FF 91 B SL 82 S SL 85 B FC 86 X SL 82 2-2 23 HR 2-H 1B		C SL 84 B FF 93 C FF 94 B SL 82 X SL 82 2-2 G6-3		B SL 86 B FF 97 C SI 96 B FF 97 T SI 96 X CH 88 3-2 1-H 2-H HR		
23 Fernando Tatis Jr., R OBP: 0.367, SLG: 0.566 (1, 6)	B SI 92 F SI 92 X SI 93 1-2 L7		1 SAFE D KC 84 B FF 90 X FC 86 2-0 1-H HR		S FF 96 B FF 95 F FF 94 F FF 96 B SL 92 S SL 90 2-3 K				
13 Manny Machado, R OBP: 0.370, SLG: 0.500 (1, 5) 9 Jake Cronenworth, L (6, PR) (7, 4)	C SI 92 F KC 81 X SL 82 0-2 F9		C SI 92 B FC 88 B SI 92 C FC 87 F SL 82 X KC 81 2-2 F7		B SL 88 B FF 93 B FF 93 B FF 95 4-0 30 1B BB				
30 Eric Hosmer, L OBP: 0.329, SLG: 0.518 (1, 10) 3 Jorge Mateo, R (6, PR) (7, 10)	S FF 91 B SL 83 B FF 91 F SL 84 X KC 82 2-2 F7			X FF 94 0-0 1B		X FF 94 0-0 18 S 1B			
4 Wil Myers, R OBP: 0.352, SLG: 0.591 (1, 9) 10 Jurickson Profar, S OBP: 0.342, SLG: 0.430 (4, 9)	C SI 94 B SI 93 C SI 94 B FF 93 X SI 94 2-2 G4-3		C CU 78 F FF 95 C FF 95 C FF 95 0-3 1B		1 SAFE X SL 87 0-0 F9				
18 Mitch Moreland, L OBP: 0.326, SLG: 0.519 (1, 3)	F SL 84 F FF 93 X FF 92 0-2 P6		B SL 85 1 SAFE X FF 94 1-0 F7		C SL 81 B SL 81 F FF 91 X SL 81 1-2 F8				
28 Tommy Pham, R OBP: 0.325, SLG: 0.297 (1, 7)			C SI 93 B FF 91 F SI 92 S FS 83 1-3 K		C FF 95 B FF 96 1 SAFE B FF 95 C FF 95 3-3 K		B SI 97 X SI 95 1-0 5 BB 2 HR 1B		
11 Jason Castro, L OBP: 0.300, SLG: 0.385 (1, 2)			B SL 82 B SL 84 X FF 92 2-0 2 1B 2B		C FF 92 C SL 83 X FF 94 0-2 G6-3		T CH 90 B FF 98 B CH 89 C CH 89 S CH 89 2-3 K		
5 Greg Garcia, L OBP: 0.297, SLG: 0.263 (1, 4) (7, 5)			B FC 92 X FF 92 1-0 P5		B FF 94 C FF 94 F FF 93 B SL 84 S SL 84 2-3 K		D CH 91 B FF 97 B SI 96 C SI 96 B SI 96 4-1 2 HR BB		

Inning Stats	R: 0 E: 0 K: 0 S: 8	H: 0 LOB: 0 BB: 0 P: 9	R: 0 E: 0 K: 0 S: 10	H: 0 LOB: 0 BB: 0 P: 14	R: 3 E: 0 K: 1 S: 13	H: 3 LOB: 0 BB: 0 P: 23	R: 0 E: 0 K: 2 S: 9	H: 1 LOB: 1 BB: 0 P: 13	R: 0 E: 0 K: 1 S: 10	H: 0 LOB: 0 BB: 0 P: 14	R: 0 E: 0 K: 1 S: 10	H: 1 LOB: 3 BB: 1 P: 17	R: 3 E: 0 K: 1 S: 8	H: 2 LOB: 0 BB: 1 P: 18
1B: 4 2B: 1 3B: 0 HR: 2	SF: 0 SAC: 0 DP: 0 HBP: 0	WP: 0 PA: 28 PB: 0 SB: 1 CS: 0												

PITCHER	IP	WLS	BF	H	R	ER	SO	BB	IBB	HBP	BLK	WP	HR	S	P	ERA	WHIP
29 Jeff Samardzija, R ERA: 9.72 (1, 1)	3.0		12	3	3	3	1	0	0	0	0	0	1	31	46	9.00	1.000
73 Caleb Baragar, L ERA: 4.03 (4, 1)	1.0		4	1	0	0	2	0	0	0	0	0	0	9	13	0.00	1.000
76 Jarlín García, L ERA: 0.51 (5, 1)	1.0		3	0	0	0	1	0	0	0	0	0	0	10	14	0.00	0.000
64 Shaun Anderson, R ERA: 3.77 (6, 1)	0.2	H	4	1	0	0	1	1	0	0	0	0	0	6	12	0.00	3.000
67 Sam Selman, L ERA: 3.86 (6, 1)	0.1	H	1	0	0	0	0	0	0	0	0	0	0	4	5	0.00	0.000


BOTTOM

San Francisco Giants @ San Diego Padres
Oracle Park, San Francisco, CA

Fri Sep 25 2020, 7:16 PM - 9:52 PM PDT
Clear - 65 F

livebaseballscorecards.com

AB 26
R 6
H 7
RBI 6
BB 2
SO 6
LOB 9



PITCHER	IP	WLS	BF	H	R	ER	SO	BB	IBB	HBP	BLK	WP	HR	S	P	ERA	WHIP
65 Sam Coonrod, R ERA: 9.82 (7, 1)	0.1	L	4	2	3	3	1	1	0	0	0	0	1	8	18	81.00	9.000

Batter	1	2	3	4	5	6	7	8	9	AB R H RBI BB SO LOB	TOP									
2 Trent Grisham, L OBP: 0.352, SLG: 0.456 (1, 8)										5 0 0 0 0 4 2										
23 Fernando Tatis Jr., R OBP: 0.366, SLG: 0.577 3 Jorge Mateo, R OBP: 0.160, SLG: 0.208 (1, 6) (6, 4)										3 1 1 1 0 1 0 1 0 0 0 0 1 0										
13 Manny Machado, R OBP: 0.373, SLG: 0.586 5 Greg Garcia, L OBP: 0.292, SLG: 0.259 (1, 5) (6, 5)										3 1 1 0 0 1 0 1 0 0 0 0 0 0										
30 Eric Hosmer, L OBP: 0.333, SLG: 0.517 (1, 10)										4 1 2 0 0 0 0										
28 Tommy Pham, R OBP: 0.322, SLG: 0.324 (1, 7)										4 2 1 2 0 0 2										
18 Mitch Moreland, L OBP: 0.331, SLG: 0.541 (1, 3)										4 1 2 2 0 0 0										
22 Austin Nola, R OBP: 0.352, SLG: 0.471 (1, 2)										2 0 1 1 1 1 0										
9 Jake Cronenworth, L OBP: 0.362, SLG: 0.488 (1, 4) (6, 6)										4 0 0 0 0 0 3										
10 Jurickson Profar, S OBP: 0.340, SLG: 0.426 (1, 9)										4 0 1 0 0 0 2										
Inning Stats	R: 0 E: 0 K: 2 S: 7	H: 0 LOB: 0 BB: 0 P: 11	R: 0 E: 0 K: 0 S: 8	H: 0 LOB: 0 BB: 0 P: 10	R: 0 E: 0 K: 1 S: 11	H: 1 LOB: 1 BB: 0 P: 17	R: 3 E: 0 K: 0 S: 14	H: 4 LOB: 1 BB: 0 P: 23	R: 0 E: 0 K: 1 S: 9	H: 0 LOB: 0 BB: 0 P: 13	R: 0 E: 0 K: 0 S: 14	H: 0 LOB: 1 BB: 1 P: 19	R: 0 E: 0 K: 2 S: 8	H: 0 LOB: 0 BB: 0 P: 10	R: 3 E: 0 K: 2 S: 16	H: 4 LOB: 1 BB: 0 P: 23	1B: 6 2B: 0 3B: 0 HR: 3	SF: 1 SAC: 0 DP: 0 HBP: 0	WP: 0 PB: 0 SB: 1 CS: 0	PA: 37
PITCHER	IP WLS BF H R ER SO BB IBB HBP BLK WP HR S P ERA WHIP																			
42 Johnny Cueto, R ERA: 5.4 (1, 1)	6.1 L 25 5 3 3 4 1 0 0 0 0 0 1 67 100 4.26 0.947																			
60 Wandy Peralta, L ERA: 3.29 (7, 1)	1.2 5 0 0 0 2 0 0 0 0 0 0 0 11 14 0.00 0.000																			
56 Tony Watson, L ERA: 2.5 (9, 1)	0.0 3 3 3 3 0 0 0 0 0 0 0 2 5 6 ∞ ∞																			
64 Shaun Anderson, R ERA: 3.52 (9, 1)	1.0 4 1 0 0 2 0 0 0 0 0 0 0 11 17 0.00 1.000																			

San Diego Padres @ San Francisco Giants
Oracle Park, San Francisco, CA
Sat Sep 26 2020, 6:13 PM - 8:59 PM PDT
Clear - 75 F

AB	35
R	6
H	9
RBI	6
BB	1
SO	8
LOB	9



San Diego Padres @ San Francisco Giants
 Oracle Park, San Francisco, CA
 Sat Sep 26 2020, 6:13 PM - 8:59 PM PDT
 Clear - 75 F

livebaseballscorecards.com

AB	33
R	2
H	7
RBI	2
BB	2
SO	12
LOB	15



WP : 0	PA : 36
PB : 0	
SB : 0	
CS : 1	

Batter	1	2	3	4	5	6	7	8	9	AB	R	H	RBI	BB	SO	LOB
5 Mike Yastrzemski, L (1, 9) OBP: 0.389, SLG: 0.563	G3 1-1		1B 3-2		K 2-3			1B 2-1		4	1	2	0	0	1	2
12 Alex Dickerson, L (1, 7) OBP: 0.369, SLG: 0.580	1B 0-0		L8 0-0			K 1-3		BB 4-2		3	0	1	0	0	1	1
33 Darin Ruf, R (8, PH) OBP: 0.374, SLG: 0.523	1B 9		L1 2-2			K2-3 0-3		K 2-3		0	0	0	0	1	0	0
7 Donovan Solano, R (1, 4) OBP: 0.366, SLG: 0.466	K 3-3					L8 0-1		FC1-6 41 1B		4	0	0	0	0	3	5
9 Brandon Belt, L (1, 3) OBP: 0.429, SLG: 0.603	1B 1-2					L9 2-2		2B 0-2		4	0	2	1	0	0	2
41 Wilmer Flores, R (1, 10) OBP: 0.316, SLG: 0.505	G3 2-2					K 2-3		G4-3 1-0		4	0	1	1	0	1	3
10 Evan Longoria, R (1, 5) OBP: 0.298, SLG: 0.429		G6-3 2-2				L9 2-2		K 2-3		4	0	0	0	0	2	2
35 Brandon Crawford, L (1, 6) OBP: 0.328, SLG: 0.452		K 3-3				G5-3 2-2		F8 2-2		4	0	0	0	0	2	0
1 Mauricio Dubón, R (1, 8) OBP: 0.339, SLG: 0.373		K 3-3				1B 1-0		G5-3 0-0		4	0	1	0	0	1	0
43 Tyler Heineman, S (1, 2) OBP: 0.292, SLG: 0.214			B1-3 0-0			HBP 1-2		BB 4-1		1	0	0	0	0	0	0
13 Austin Slater, R (8, PH) OBP: 0.429, SLG: 0.538								K 3-3		0	1	0	0	1	0	0
21 Joey Bart, R (9, 2) OBP: 0.290, SLG: 0.330								K 3-3		1	0	0	0	0	1	0

Inning Stats	R	H	E	K	S	H	LOB	BB	P	R	H	E	K	S	H	LOB	BB	P	1B	2B	3B	HR	SF	SAC	DP	HBP	WP	PA
	0	2	0	11	17	0	2	0	18	0	0	0	8	12	0	0	0	13	6	1	0	0	0	0	0	0	0	36

PITCHER	IP	WLS	BF	H	R	ER	SO	BB	IBB	HBP	BLK	WP	HR	S	P	ERA	WHIP
17 Zach Davies, R ERA: 2.73	3.0		12	3	0	0	3	0	0	0	0	0	0	32	51	0.00	1.000
34 Craig Stammen, R ERA: 5.63	2.0	W	7	1	0	0	2	0	0	1	0	0	0	15	25	0.00	0.500
43 Garrett Richards, R ERA: 4.03	2.0	H	7	1	0	0	3	0	0	0	0	0	0	18	24	0.00	0.500
25 Tim Hill, L ERA: 4.15	0.2	H	5	1	2	2	1	2	0	0	0	0	0	10	22	27.00	4.500
57 Dan Altavilla, R ERA: 6.27	0.1	H	2	1	0	0	1	0	0	0	0	0	0	5	9	0.00	3.000

PITCHER	IP	WLS	BF	H	R	ER	SO	BB	IBB	HBP	BLK	WP	HR	S	P	ERA	WHIP
47 Trevor Rosenthal, R ERA: 1.99	1.0		3	0	0	0	2	0	0	0	0	0	0	11	14	0.00	0.000

Batter	1	2	3	4	5	6	7	8	9	AB	R	H	RBI	BB	SO	LOB	TOP								
23 Fernando Tatis Jr., R OBP: 0.366, SLG: 0.571 3 Jorge Mateo, R OBP: 0.185, SLG: 0.269	3-1 P3		3-2 G5-3		4-2 BB		1-2 4 2B	2-1 F9		2	0	0	0	1	0	0									
13 Manny Machado, R OBP: 0.370, SLG: 0.580 5 Greg Garcia, L OBP: 0.279, SLG: 0.250	0-3 K			0-2 P6	2-2 K		2-2 SF7		0-3 K	2	0	0	0	0	1	0									
22 Austin Nola, R OBP: 0.353, SLG: 0.472	2-3 K			2-1 4 WP 18 2B		2-1 F7	4-2 4 2B		0-3 K	4	1	1	0	1	2	0									
4 Wil Myers, R OBP: 0.353, SLG: 0.606		1-1 HR		1-3 K	2-3 K	1-0 G6-3		1-2 G4-3		3	0	2	1	1	1	0									
18 Mitch Moreland, L OBP: 0.342, SLG: 0.551		3-3 K		2-2 K	3-H 2B	2-2 1B	0-0 28 FC5-4			4	0	0	0	0	1	5									
28 Tommy Pham, R OBP: 0.312, SLG: 0.312		1-3 K		1-2 F8		3-2 G6-3	0-1 FC5-4			4	0	0	0	0	1	5									
9 Jake Cronenworth, L OBP: 0.354, SLG: 0.477		1-3 K				0-1 G3-1	0-1 E5 10 1B 3 2B	0-2 F7		4	1	0	0	0	1	0									
11 Jason Castro, L OBP: 0.293, SLG: 0.375 55 Matt Strahm, R 54 Austin Adams, R 25 Tim Hill, R 14 Emilio Pagán, L 47 Trevor Rosenthal, R			3-3 K			2-3 K		0-3 K		2	0	0	0	0	2	0									
10 Jurickson Profar, S OBP: 0.343, SLG: 0.428			0-3 K			3-2 E3 23 BB		0-1 K		0	0	0	0	0	1	0									
										4	1	2	0	0	1	0									
Inning Stats	R: 0 E: 0 K: 2 S: 9	H: 0 LOB: 0 BB: 0 P: 14	R: 1 E: 0 K: 3 S: 12	H: 1 LOB: 0 BB: 0 P: 18	R: 0 E: 0 K: 2 S: 12	H: 0 LOB: 0 BB: 0 P: 18	R: 1 E: 0 K: 1 S: 16	H: 2 LOB: 1 BB: 0 P: 22	R: 0 E: 1 K: 2 S: 15	H: 0 LOB: 2 BB: 1 P: 26	R: 0 E: 0 K: 0 S: 11	H: 1 LOB: 1 BB: 0 P: 19	R: 3 E: 1 K: 1 S: 19	H: 3 LOB: 3 BB: 2 P: 27	R: 0 E: 0 K: 1 S: 10	H: 1 LOB: 1 BB: 0 P: 12	R: 0 E: 0 K: 2 S: 9	H: 0 LOB: 0 BB: 0 P: 10	1B: 3 2B: 4 3B: 0 HR: 1	SF: 1 SAC: 0 DP: 0 HBP: 0	WP: 1 PB: 0 SB: 1 CS: 0	PA: 40			
PITCHER	IP WLS BF H R ER SO BB IBB HBP BLK WP HR S P ERA WHIP	IP WLS BF H R ER SO BB IBB HBP BLK WP HR S P ERA WHIP	IP WLS BF H R ER SO BB IBB HBP BLK WP HR S P ERA WHIP	IP WLS BF H R ER SO BB IBB HBP BLK WP HR S P ERA WHIP	IP WLS BF H R ER SO BB IBB HBP BLK WP HR S P ERA WHIP	IP WLS BF H R ER SO BB IBB HBP BLK WP HR S P ERA WHIP	IP WLS BF H R ER SO BB IBB HBP BLK WP HR S P ERA WHIP	IP WLS BF H R ER SO BB IBB HBP BLK WP HR S P ERA WHIP	IP WLS BF H R ER SO BB IBB HBP BLK WP HR S P ERA WHIP	IP WLS BF H R ER SO BB IBB HBP BLK WP HR S P ERA WHIP	IP WLS BF H R ER SO BB IBB HBP BLK WP HR S P ERA WHIP	IP WLS BF H R ER SO BB IBB HBP BLK WP HR S P ERA WHIP	IP WLS BF H R ER SO BB IBB HBP BLK WP HR S P ERA WHIP	IP WLS BF H R ER SO BB IBB HBP BLK WP HR S P ERA WHIP	IP WLS BF H R ER SO BB IBB HBP BLK WP HR S P ERA WHIP	IP WLS BF H R ER SO BB IBB HBP BLK WP HR S P ERA WHIP	IP WLS BF H R ER SO BB IBB HBP BLK WP HR S P ERA WHIP	IP WLS BF H R ER SO BB IBB HBP BLK WP HR S P ERA WHIP	IP WLS BF H R ER SO BB IBB HBP BLK WP HR S P ERA WHIP	IP WLS BF H R ER SO BB IBB HBP BLK WP HR S P ERA WHIP	IP WLS BF H R ER SO BB IBB HBP BLK WP HR S P ERA WHIP	IP WLS BF H R ER SO BB IBB HBP BLK WP HR S P ERA WHIP	IP WLS BF H R ER SO BB IBB HBP BLK WP HR S P ERA WHIP	IP WLS BF H R ER SO BB IBB HBP BLK WP HR S P ERA WHIP	
18 Drew Smyly, L ERA: 3.42	(1, 1) 5.0 L 20 3 2 2 10 1 0 0 0 1 1 64 98 3.60 0.800	(6, 1) 1.0 4 1 0 0 0 0 0 0 0 0 0 11 19 0.00 1.000	(7, 1) 0.2 5 2 3 0 1 0 0 0 0 0 0 14 17 0.00 3.000	(7, 1) 0.1 4 1 0 0 0 1 1 0 0 0 0 5 10 0.00 6.000	(8, 1) 0.2 3 1 0 0 1 0 0 0 0 0 0 8 8 0.00 1.500	(8, 1) 0.1 1 0 0 0 0 0 0 0 0 0 0 3 3 0.00 0.000	(9, 1) 1.0 3 0 0 0 2 0 0 0 0 0 0 9 10 0.00 0.000	(9, 1) 3.62 3.24 3.62	(8, 1) 0.1 1 0 0 0 0 0 0 0 0 0 0 3 3 0.00 0.000	(9, 1) 1.0 3 0 0 0 2 0 0 0 0 0 0 9 10 0.00 0.000															

San Diego Padres @ San Francisco Giants
Oracle Park, San Francisco, CA
Sun Sep 27 2020, 12:07 PM - 3:28 PM PDT
Sunny - 84 F

livebaseballscorecards.com

AB	36
R	5
H	8
RBI	5
BB	3
SO	14
LOB	10



Batter	1	2	3	4	5	6	7	8	9	AB R H RBI BB SO LOB	TOP											
16 Kolten Wong, L OBP: 0.167, SLG: 0.333 (1, 4)	P5	G4-3		G6-3 46 2B	G6-3		L8		L6	6 0 1 0 0 0 4												
19 Tommy Edman, S OBP: 0.200, SLG: 0.200 (1, 5)	46 HR 1B	P6		K		P4		G1-3		5 1 1 0 0 1 1												
46 Paul Goldschmidt, R OBP: 0.200, SLG: 0.800 (1, 3)	HR			G6-3		F8		G5-3		5 1 1 2 0 0 1												
3 Dylan Carlson, S OBP: 0.800, SLG: 1.000 (1, 7)	4 1B 2B			F9		4 1B BB		K2-3		3 2 2 0 2 1 0												
4 Yadier Molina, R OBP: 0.600, SLG: 0.800 (1, 2)	11 2B 13 SF7 1B			11 1B 13 1B 2B		11 BB 1B		L9		5 2 3 1 0 1 2												
11 Paul DeJong, R OBP: 1.000, SLG: 1.500 (1, 6)	2B			25 13 FC5-4 1B		25 1B HBP		13 BB 25 1B BB		2 1 2 1 2 0 0												
13 Matt Carpenter, L OBP: 0.400, SLG: 0.333 (1, 10)	SF7			25 FC5-4 1B		K		25 1B BB		3 0 1 2 1 2 4												
41 Tyler O'Neill, R (9, PR)						K				0 0 0 0 0 0 0												
25 Dexter Fowler, S OBP: 0.400, SLG: 0.400 (1, 9)	G4-3			FC5-4		1B		F8		5 0 2 1 0 0 3												
48 Harrison Bader, R (1, 8)				K		K		K		5 0 0 0 0 5 6												
Inning Stats	R: 4 E: 0 K: 0 S: 14	H: 5 LOB: 1 BB: 0 P: 16	R: 0 E: 0 K: 1 S: 9	H: 0 LOB: 0 BB: 0 P: 15	R: 2 E: 0 K: 1 S: 21	H: 4 LOB: 2 BB: 0 P: 29	R: 0 E: 0 K: 2 S: 17	H: 1 LOB: 2 BB: 1 P: 26	R: 0 E: 0 K: 2 S: 9	H: 1 LOB: 2 BB: 0 P: 11	R: 0 E: 0 K: 1 S: 16	H: 1 LOB: 3 BB: 2 P: 30	R: 0 E: 0 K: 1 S: 9	H: 0 LOB: 0 BB: 0 P: 15	R: 0 E: 0 K: 1 S: 8	H: 0 LOB: 0 BB: 0 P: 10	R: 1 E: 0 K: 1 S: 10	H: 1 LOB: 2 BB: 2 P: 23	1B: 8 2B: 4 3B: 0 HR: 1	SF: 1 SAC: 0 DP: 0 HBP: 1	WP: 0 PB: 0 SB: 1 CS: 0	PA: 46
PITCHER	IP WLS BF H R ER SO BB IBB HBP BLK WP HR S P ERA WHIP																					
59 Chris Paddack, R ERA: 23.14 (1, 1)	2.1 L 15 8 6 6 1 0 0 0 0 0 0 1 33 46 23.14 3.429																					
55 Matt Strahm, L ERA: (3, 1)	0.2 3 1 0 0 1 0 0 0 0 0 0 0 11 14 0.00 1.500																					
34 Craig Stammen, R ERA: (4, 1)	1.0 5 1 0 0 2 1 0 0 0 0 0 0 17 26 0.00 2.000																					
36 Pierce Johnson, R ERA: (5, 1)	1.0 5 1 0 0 2 0 0 1 0 0 0 0 9 11 0.00 1.000																					
14 Emilio Pagán, R ERA: (6, 1)	1.0 6 1 0 0 1 2 0 0 0 0 0 0 16 30 0.00 3.000																					
PITCHER	IP WLS BF H R ER SO BB IBB HBP BLK WP HR S P ERA WHIP																					
15 Drew Pomeranz, L ERA: (7, 1)	1.0 3 0 0 0 1 0 0 0 0 0 0 0 15 15 0.00 0.000																					
43 Garrett Richards, R ERA: (8, 1)	1.0 3 0 0 0 1 0 0 0 0 0 0 0 8 10 0.00 0.000																					
47 Trevor Rosenthal, R ERA: 9.0 (9, 1)	1.0 6 1 1 1 1 2 0 0 0 0 0 0 10 23 9.00 3.000																					

St. Louis Cardinals @ San Diego Padres
 Petco Park, San Diego, CA
 Wed Sep 30 2020, 2:08 PM - 6:01 PM PDT
 Sunny - 91 F

livebaseballscorecards.com

AB	39
R	7
H	13
RBI	7
BB	5
SO	10
LOB	21



Batter	1	2	3	4	5	6	7	8	9	AB R H RBI BB SO LOB
23 Fernando Tatis Jr., R OBP: 0.400, SLG: 0.250	4-1 13 1B 30 SF8 BB		3-2 4 1B 28 1B	0-1 L9		1-3 K		1-1 G6-3		4 2 1 0 1 1 5
13 Manny Machado, R OBP: 0.200, SLG: 0.200	1-2 1-3 1B		1-0 P2		2-2 P6		1-1 L7	3-1 G6-3		5 0 1 0 0 0 1
30 Eric Hosmer, L	2-1 SF8		0-0 F7		2-1 L3		0-3 K	1-0 L6		4 0 0 1 0 1 1
4 Wil Myers, R OBP: 0.400, SLG: 0.250	1-3 K		1-2 28 1B 1-3 1B		2-3 K		4-1 BB	2-2 F8		4 0 1 0 1 2 1
28 Tommy Pham, R OBP: 0.500, SLG: 0.750	2-2 F8		2-2 1-2 1B		2-1 22 S 22 SF9-3-5 2B		3-2 G6-3			4 1 2 1 0 0 2
9 Jake Cronenworth, L OBP: 0.750, SLG: 1.500		2-0 22 SF9 3B	2-1 F7		1-0 22 S 22 SF9-3-5 HBP		1-2 10 1B HBP			2 1 1 0 0 0 2
22 Austin Nola, R		2-0 SF9		0-3 K		1-0 SF9-3-5		1-0 F9		2 0 0 2 0 1 1
10 Jurickson Profar, S OBP: 0.500, SLG: 0.500		2-1 F7		1-1 G5-3		0-1 2 BB 1B		0-1 2 FC3-5-2 1B		4 0 2 0 0 0 0
2 Trent Grisham, L		2-1 G1-6-3		4-2 BB		4-2 BB		1-1 FC3-5-2		2 0 0 0 2 0 2

Inning Stats	R: 1 E: 0 K: 1 S: 13	H: 1 LOB: 1 BB: 1 P: 23	R: 1 E: 0 K: 0 S: 6	H: 1 LOB: 0 BB: 0 P: 14	R: 1 E: 0 K: 0 S: 17	H: 3 LOB: 2 BB: 0 P: 26	R: 0 E: 0 K: 1 S: 10	H: 0 LOB: 1 BB: 1 P: 15	R: 0 E: 0 K: 1 S: 9	H: 0 LOB: 0 BB: 0 P: 15	R: 1 E: 0 K: 1 S: 10	H: 2 LOB: 2 BB: 1 P: 19	R: 0 E: 0 K: 1 S: 9	H: 0 LOB: 1 BB: 1 P: 17	R: 0 E: 0 K: 0 S: 10	H: 1 LOB: 2 BB: 0 P: 14	R: 0 E: 0 K: 0 S: 7	H: 0 LOB: 0 BB: 0 P: 13	1B: 6 2B: 2 3B: 1 HR: 0	SF: 3 SAC: 0 DP: 1 HBP: 2	WP: 0 PB: 0 SB: 2 CS: 0	PA: 40
--------------	-------------------------------	----------------------------------	------------------------------	----------------------------------	-------------------------------	----------------------------------	-------------------------------	----------------------------------	------------------------------	----------------------------------	-------------------------------	----------------------------------	------------------------------	----------------------------------	-------------------------------	----------------------------------	------------------------------	----------------------------------	----------------------------------	------------------------------------	----------------------------------	--------


PITCHER	IP	WLS	BF	H	R	ER	SO	BB	IBB	HBP	BLK	WP	HR	S	P	ERA	WHIP
33 Kwang Hyun Kim, L ERA: 7.36	(1, 1)		18	5	3	3	2	2	0	0	0	0	0	44	76	7.36	1.909
56 Ryan Heitsley, R ERA: 6.75	(4, 1)		5	1	1	1	1	0	0	0	0	0	0	13	21	6.75	0.750
92 Génesis Cabrera, L ERA:	(6, 1)		4	1	0	0	0	1	0	1	0	0	0	5	11	0.00	3.000
65 Giovanny Gallegos, R ERA:	(6, 1)	W	5	0	0	0	2	1	0	0	0	0	0	12	21	0.00	0.750
21 Andrew Miller, L ERA:	(8, 1)	H	4	1	0	0	0	0	0	1	0	0	0	8	11	0.00	1.500

BOTTOM

St. Louis Cardinals @ San Diego Padres
 Petco Park, San Diego, CA
 Wed Sep 30 2020, 2:08 PM - 6:01 PM PDT
 Sunny - 91 F

livebaseballscorecards.com

AB	31
R	4
H	8
RBI	4
BB	4
SO	5
LOB	15



Batter	1	2	3	4	5	6	7	8	9	AB	R	H	RBI	BB	SO	LOB	TOP																																	
16 Kolten Wong, L OBP: 0.182, SLG: 0.600 (1, 4)	G3-1	HR			E7	G1-3		SF8		4	1	1	4	0	0	1																																		
19 Tommy Edman, S OBP: 0.200, SLG: 0.200 (1, 5)	46 G5-4-3 1B	K			L7	G4-3		K		5	1	1	0	0	2	2																																		
46 Paul Goldschmidt, R OBP: 0.300, SLG: 1.000 (1, 3)	G5-4-3	K			F8					5	1	2	1	0	1	2																																		
3 Dylan Carlson, S OBP: 0.700, SLG: 0.600 (1, 7)	4 1B BB				K					2	0	0	0	2	1	1																																		
4 Yadier Molina, R OBP: 0.500, SLG: 0.600 (1, 2) 41 Tyler O'Neill, R (9, PR)	11 FC5-4 1B				F9					5	0	2	1	0	0	3																																		
11 Paul DeJong, R OBP: 0.600, SLG: 0.500 (1, 6)	FC5-4				G6-3					0	0	0	0	0	0	0																																		
13 Matt Carpenter, L OBP: 0.500, SLG: 0.500 (1, 10)					K					4	1	0	0	1	2	5																																		
25 Dexter Fowler, S OBP: 0.400, SLG: 0.500 (1, 9)					F8					3	3	1	0	1	1	2																																		
48 Harrison Bader, R OBP: 0.111, SLG: 0.125 (1, 8)					G6-3					5	1	2	1	0	1	3																																		
					F8					3	1	1	2	0	1	2																																		
Inning Stats	R: 1 E: 0 K: 0 S: 17	H: 2 LOB: 2 BB: 1 P: 30	R: 3 E: 0 K: 3 S: 18	H: 3 LOB: 0 BB: 0 P: 25	R: 0 E: 0 K: 2 S: 9	H: 0 LOB: 0 BB: 0 P: 13	R: 0 E: 0 K: 0 S: 11	H: 0 LOB: 0 BB: 0 P: 15	R: 0 E: 1 K: 1 S: 9	H: 0 LOB: 2 BB: 0 P: 18	R: 2 E: 0 K: 1 S: 22	H: 1 LOB: 1 BB: 2 P: 33	R: 0 E: 0 K: 1 S: 10	H: 1 LOB: 1 BB: 0 P: 11	R: 2 E: 1 K: 1 S: 15	H: 1 LOB: 0 BB: 0 P: 22	R: 1 E: 0 K: 1 S: 12	H: 2 LOB: 2 BB: 1 P: 22	1B: 5 2B: 3 3B: 0 HR: 2	SF: 2 SAC: 0 DP: 0 HBP: 2	WP: 0 PB: 0 SB: 0 CS: 0	PA: 44																												
PITCHER	IP WLS BF H R ER SO BB IBB HBP BLK WP HR S P ERA WHIP																PITCHER	IP WLS BF H R ER SO BB IBB HBP BLK WP HR S P ERA WHIP																																
17 Zach Davies, R ERA: 18.0 (1, 1)	2.0	12	5	4	4	3	1	0	0	0	0	0	1	35	55	18.00	3.000																43 Garrett Richards, R ERA: (6, 1)	0.1		1	0	0	0	0	0	0	0	0	0	3	3	0.00	0.000	
36 Pierce Johnson, R ERA: (3, 1)	1.0	3	0	0	0	2	0	0	0	0	0	0	0	9	13	0.00	0.000																14 Emilio Pagán, R ERA: (7, 1)	1.0	W	4	1	0	0	1	0	0	0	0	0	0	10	11	0.00	1.000
50 Adrian Morejon, L ERA: (4, 1)	1.1	5	0	0	0	0	0	0	0	0	0	0	0	15	23	0.00	0.000																15 Drew Pomeranz, L ERA: (8, 1)	1.0	H	5	1	2	0	1	0	0	1	0	0	15	22	0.00	1.000	
54 Austin Adams, R ERA: 13.5 (5, 1)	0.2	4	0	1	1	0	1	0	1	0	0	0	0	7	16	13.50	1.500																47 Trevor Rosenthal, R ERA: 9.0 (9, 1)	1.0	S	6	2	1	1	1	1	0	0	0	1	12	22	9.00	3.000	
55 Matt Strahm, L ERA: 6.75 (6, 1)	0.2	4	1	1	1	1	1	0	0	0	0	0	0	17	24	13.50	3.000																																	

St. Louis Cardinals @ San Diego Padres
 Petco Park, San Diego, CA
 Thu Oct 01 2020, 4:09 PM - 8:27 PM PDT
 Partly Cloudy - 92 F

livebaseballscorecards.com

AB	36
R	9
H	10
RBI	9
BB	4
SO	9
LOB	21



Batter	1	2	3	4	5	6	7	8	9	AB	R	H	RBI	BB	SO	LOB	BOTTOM
--------	---	---	---	---	---	---	---	---	---	----	---	---	-----	----	----	-----	--------

2 Trent Grisham, L (1, 8) C SI 89 C FF 86 B SI 90 X CU 74	1-2 G3		B FC 87 B FF 87 B FF 89 B FF 88	4-0 BB	B FF 94 C FF 94 B FF 93 C FF 94 S FF 93	3-3 K	C FF 98 F FF 98 C CU 80	0-3 K	C FF 95 F SI 88 S FF 97		4	0	0	0	1	3	6
--	-----------	--	--	-----------	---	----------	-------------------------------	----------	-------------------------------	--	---	---	---	---	---	---	---

23 Fernando Tatis Jr., R (1, 6) OBP: 0.500, SLG: 1.111 B SI 91 B CU 75 S CU 74 F SI 92 X CU 76	2-2 1B		B FC 87 S CU 76 F SI 90 B FC 86 T SI 89	2-2 K	C KC 76 F FF 93 S FF 94	0-3 K	B SL 86 F SL 86 B SL 85 F SL 85 X SL 85	2-2 HR	B FF 95 B FF 95 C FF 95 C FF 95 X FF 96	3-2 HR	5	2	3	5	0	2	5
---	-----------	--	---	----------	-------------------------------	----------	---	-----------	---	-----------	---	---	---	---	---	---	---

13 Manny Machado, R (1, 5) OBP: 0.200, SLG: 0.500 1 SAFE C SI 91 X SI 91	0-1 G4-6-3		C FC 86 F CU 74 D CU 75 B SI 90 C FF 92	2-3 K			F SL 86 X CH 82	0-1 E6	C FF 95 B FF 95 S SL 85 F SL 94 X FF 94	3-2 HR	C CU 78 X CU 79	0-1 P6	5	1	1	1	0	1	3
---	---------------	--	---	----------	--	--	--------------------	-----------	---	-----------	--------------------	-----------	---	---	---	---	---	---	---

30 Eric Hosmer, L (1, 3) OBP: 0.100, SLG: 0.111 X FF 87	0-0 P4				C CU 72 B CH 82 C CU 73 X SI 89	1-2 1B	B KC 74 X SL 85	1-0 G4-6-3	X SL 85	0-0 G3		C SI 91 F SI 91 X CH 79	0-2 P2	5	1	1	0	0	0	1
--	-----------	--	--	--	--	-----------	--------------------	---------------	---------	-----------	--	-------------------------------	-----------	---	---	---	---	---	---	---

28 Tommy Pham, R (1, 7) OBP: 0.667, SLG: 0.889 47 Trevor Rosenthal, R (9, 1) B SI 89 C FF 90 C CU 74 B FF 90 F CU 75 X SI 91	2-2 1B				X SI 88	0-0 1B	C KC 76 B CH 81 B FF 94 C FF 94 F FF 94 X FF 94	3-2 1B	B FF 95 S SL 86 X FF 94	1-1 2B		F CH 79 X CH 78	0-1 G5-3	5	0	4	0	0	0	0
--	-----------	--	--	--	---------	-----------	--	-----------	-------------------------------	-----------	--	--------------------	-------------	---	---	---	---	---	---	---

18 Mitch Moreland, L (1, 10) OBP: 0.500, SLG: 0.500 10 Jurickson Profar, S (5, PH) (6, 10) (9, 7) C CU 73 X CU 75	0-1 F7		C CU 73 B FC 86 B FF 90 S CU 74 F CU 75 X FF 90	2-2 1B	X KC 76	0-0 1B	B FF 95 F FF 93 T SL 84 T FF 95	1-3 K		1-3 K		F FF 91 F FF 91 X FF 92	0-2 1B	2	1	1	0	0	0	1
---	-----------	--	--	-----------	---------	-----------	--	----------	--	----------	--	-------------------------------	-----------	---	---	---	---	---	---	---

4 Wil Myers, R (1, 9) OBP: 0.400, SLG: 1.000 B CU 75 D FF 88 B SI 92 C SI 91 F SI 92 X CU 76	3-2 G4-3		C CU 75 X CU 74	0-1 FC5	B SL 89 S FF 98 C FF 99	1-3 K			C FF 95 B FF 96 S FF 96 X FC 90	1-2 HR	C FF 94 B CH 85 B FF 95 X FF 94	2-1 HR	5	2	2	4	0	1	5
--	-------------	--	--------------------	------------	-------------------------------	----------	--	--	--	-----------	--	-----------	---	---	---	---	---	---	---

22 Austin Nola, R (1, 2) C SI 90 C SI 90 B CU 73 F SI 92 B FF 91 C CU 75	2-3 K		B FC 86 B CU 75 C FF 87 C SI 91 B CU 75 F CU 74 F SI 90 F SI 90 F CU 76	4-2 BB	B SI 90	1-2 2-3 3-H	B FF 97 B FF 97 B CH 88 B FF 97 B FF 97	4-1 23 HR	S FF 95 B CH 88 C FF 95 B CU 78 C FF 95 B FF 96 F FF 96 B FF 95	4-2 23 HR	S CH 85 F CH 85 F FF 94 B CH 86 X CH 86	1-2 G5-3	2	2	0	0	3	1	0
---	----------	--	---	-----------	---------	-------------------	---	--------------	--	--------------	---	-------------	---	---	---	---	---	---	---

9 Jake Cronenworth, L (1, 4) OBP: 0.750, SLG: 1.000 C SI 90 X CU 74	0-1 1B		C FF 94 C FF 94 B FF 95 B FF 95 F FF 96 F FF 95 B FF 95	4-2 BB		1-2 2-3 3-H	C FF 97 B FF 98 B FF 97 F FF 97 D CU 81 B FF 97	4-2 23 HR	D FF 94 C FF 95 C FF 95 B CU 78 F FF 96 F FF 96	2-2 K			2	1	1	1	2	1	1
---	-----------	--	---	-----------	--	-------------------	--	--------------	--	----------	--	--	---	---	---	---	---	---	---

Inning Stats	R: 0 E: 0 K: 0 S: 8	H: 1 LOB: 0 BB: 0 P: 11	R: 0 E: 0 K: 0 S: 11	H: 1 LOB: 1 BB: 0 P: 16	R: 0 E: 0 K: 3 S: 12	H: 1 LOB: 2 BB: 1 P: 22	R: 2 E: 0 K: 2 S: 25	H: 3 LOB: 3 BB: 2 P: 39	R: 0 E: 1 K: 1 S: 11	H: 2 LOB: 2 BB: 0 P: 16	R: 4 E: 0 K: 2 S: 19	H: 3 LOB: 1 BB: 2 P: 34	R: 3 E: 0 K: 2 S: 20	H: 2 LOB: 0 BB: 1 P: 30	R: 2 E: 0 K: 0 S: 14	H: 2 LOB: 0 BB: 0 P: 17	1B: 9 2B: 1 3B: 0 HR: 5	SF: 0 SAC: 0 DP: 2 HBP: 0	WP: 1 PB: 0 SB: 0 CS: 0	PA: 44
--------------	------------------------------	----------------------------------	-------------------------------	----------------------------------	-------------------------------	----------------------------------	-------------------------------	----------------------------------	-------------------------------	----------------------------------	-------------------------------	----------------------------------	-------------------------------	----------------------------------	-------------------------------	----------------------------------	----------------------------------	------------------------------------	----------------------------------	--------

	PITCHER	IP	WLS	BF	H	R	ER	SO	BB	IBB	HBP	BLK	WP	HR	S	P	ERA	WHIP
50 Adam Wainwright, R ERA: 5.4	(1, 1)	3.1		17	6	2	2	3	2	0	0	0	1	0	47	72	5.40	2.400
36 Austin Gomber, L ERA: 5.4	(4, 1)	1.1		7	2	0	0	2	1	0	0	0	0	0	17	28	0.00	2.250
56 Ryan Helsley, R ERA: 5.4	(5, 1)	0.1	H	1	0	0	0	1	0	0	0	0	0	3	4	0.00	0.000	
92 Génesis Cabrera, L ERA: 18.0	(6, 1)	0.1		3	0	2	2	1	2	0	0	0	0	6	14	54.00	6.000	
65 Giovanny Gallegos, R ERA: 9.0	(6, 1)	0.2	B	5	3	2	2	1	0	0	0	0	0	2	13	20	27.00	4.500

St. Louis Cardinals @ San Diego Padres
Petco Park, San Diego, CA
Thu Oct 01 2020, 4:09 PM - 8:27 PM PDT
Partly Cloudy - 92 F

livebaseballscorecards.com

AB	38
R	11
H	15
RBI	11
BB	6
SO	10
LOB	23



Batter	1	2	3	4	5	6	7	8	9
2 Trent Grisham, L (1, 8) B FF 93 F FF 92 B FF 95 X FF 96	2-1 G3	2-3 K			3-3 K		X FF 98 0-0 FC4 13 E 30 BB	2-3 K	
23 Fernando Tatis Jr., R (1, 6) OBP: 0.571, SLG: 1.091 S SL 84 B FF 95 C FF 97 B FF 97 B FF 96 B SL 84	4-2 BB		1-0 G1-3		2-0 2B		0-0 IBB		
13 Manny Machado, R (1, 5) OBP: 0.143, SLG: 0.357 B FF 94 B FF 97 C FF 96 S SL 92 1 SAFE F SI 93 1 SAFE S SL 86	2-3 K		2-2 L3		0-0 P4		2-0 FC5 28 30 BB		
30 Eric Hosmer, L (1, 3) OBP: 0.214, SLG: 0.250 1 SAFE 1 SAFE C KC 78 1 SAFE X SI 95	0-1 G3		2-3 K		0-0 2B		4-1 BB		
28 Tommy Pham, R (1, 7) OBP: 0.462, SLG: 0.615 10 Jurickson Profar, S (8, 7) OBP: 0.571, SLG: 0.571		3-3 K		2-2 L6	3-1 FC5		1-2 FC4-2-6 18 S		
18 Mitch Moreland, L (1, 10) OBP: 0.500, SLG: 0.500		1-0 1B		0-0 1B		2-3 K	3-3 K		
4 Wil Myers, R (1, 9) OBP: 0.429, SLG: 0.833		4-1 BB		2-2 1B		2-2 G6-3	1-0 P5		
22 Austin Nola, R (1, 2)		2-3 K		1-2 L8		1-3 K	2-2 K		
9 Jake Cronenworth, L (1, 4) OBP: 0.750, SLG: 1.250		0-1 1B		2-1 G4-3			0-1 1B	2-0 HR	

Inning Stats	R: 0	H: 0	E: 0	K: 1	S: 10	R: 0	H: 2	E: 0	K: 3	S: 14	R: 0	H: 0	E: 0	K: 1	S: 7	R: 0	H: 2	E: 0	K: 0	S: 14	R: 1	H: 2	E: 0	K: 1	S: 9	R: 0	H: 0	E: 0	K: 2	S: 11	R: 2	H: 1	E: 2	K: 1	S: 12	R: 1	H: 1	E: 0	K: 2	S: 9	
	LOB: 1	BB: 1	LOB: 3	BB: 1	LOB: 0	BB: 0	LOB: 2	BB: 0	LOB: 2	BB: 0	LOB: 0	BB: 0	LOB: 0	BB: 0	LOB: 1	BB: 0	LOB: 2	BB: 2	LOB: 2	BB: 0	LOB: 2	BB: 2	LOB: 0	BB: 0	LOB: 0	BB: 2	LOB: 2	BB: 2	LOB: 0	BB: 0	LOB: 0	BB: 0	LOB: 0	BB: 0	LOB: 0	BB: 0	LOB: 0	BB: 0	LOB: 0	BB: 0	LOB: 0

PITCHER	IP	WLS	BF	H	R	ER	SO	BB	IBB	HBP	BLK	WP	HR	S	P	ERA	WHIP
22 Jack Flaherty, R (1, 1) ERA: 1.5	6.0	L	26	6	1	1	8	2	0	0	0	0	0	65	110	1.50	1.333
Alex Reyes, R (7, 1) ERA: 2.7	2.0		11	2	3	1	3	1	1	0	0	0	1	21	38	4.50	1.500

AB R H RBI BB SO LOB

5	1	0	0	0	3	4
2	1	1	0	2	0	0
4	0	0	0	0	1	4
3	0	1	2	1	1	1
4	0	0	0	0	1	4
0	0	0	0	0	0	0
4	0	2	0	0	2	2
3	0	1	0	1	0	0
4	0	0	0	0	3	4
4	2	3	1	0	0	2

AB	33
R	4
H	8
RBI	3
BB	4
SO	11
LOB	21



WP	PA	ERA	WHIP
0	37		

St. Louis Cardinals @ San Diego Padres
 Petco Park, San Diego, CA
 Fri Oct 02 2020, 4:10 PM - 7:30 PM PDT
 Sunny - 88 F

livebaseballscorecards.com

Batter	1	2	3	4	5	6	7	8	9	AB R H RBI BB SO LOB	TOP																
2 Trent Grisham, L OBP: 0.222, SLG: 0.133 (1, 8)	G5-3	K			L6			2B		4 0 1 0 0 1 3																	
23 Fernando Tatis Jr., R OBP: 0.500, SLG: 0.867 (1, 6)	1B		K		K			K		4 0 1 0 0 3 1																	
13 Manny Machado, R OBP: 0.111, SLG: 0.278 (1, 5)	K		G6-3		F9			G6-3		4 0 0 0 0 1 2																	
30 Eric Hosmer, L OBP: 0.167, SLG: 0.188 (1, 3)	G4-3		K				G5-3	K		4 0 0 0 0 2 2																	
28 Tommy Pham, R OBP: 0.412, SLG: 0.500 (1, 10)		BB			K		K		L9	3 0 0 0 1 2 0																	
4 Wil Myers, R OBP: 0.389, SLG: 0.667 (1, 9)		K			BB		K		K	3 1 0 0 1 3 1																	
9 Jake Cronenworth, L OBP: 0.625, SLG: 0.909 (1, 4)		BB			K		G1-3		G3	3 0 0 0 1 1 1																	
22 Austin Nola, R OBP: 0.313, SLG: 0.100 (1, 2)					BB		G5-3			2 0 1 1 1 0 0																	
10 Jurickson Profar, S OBP: 0.400, SLG: 0.400 (1, 7)		K			1B		G6-3			3 0 0 0 0 1 4																	
Inning Stats	R: 0 E: 0 K: 1 S: 12	H: 1 LOB: 1 BB: 0 P: 20	R: 0 E: 0 K: 3 S: 14	H: 0 LOB: 3 BB: 3 P: 33	R: 0 E: 0 K: 2 S: 9	H: 0 LOB: 0 BB: 0 P: 14	R: 1 E: 0 K: 2 S: 17	H: 1 LOB: 1 BB: 1 P: 28	R: 0 E: 0 K: 1 S: 8	H: 0 LOB: 0 BB: 0 P: 12	R: 0 E: 0 K: 2 S: 10	H: 0 LOB: 0 BB: 0 P: 15	R: 0 E: 0 K: 0 S: 7	H: 0 LOB: 0 BB: 0 P: 12	R: 0 E: 0 K: 2 S: 11	H: 1 LOB: 1 BB: 0 P: 17	R: 0 E: 0 K: 1 S: 7	H: 0 LOB: 0 BB: 0 P: 11	1B: 2 2B: 1 HR: 0	SF: 0 SAC: 0 DP: 0 HBP: 0	WP: 0 PB: 0 SB: 3 CS: 0	PA: 34					
PITCHER	IP WLS BF H R ER SO BB IBB HBP BLK WP HR S P ERA WHIP																										
21 Walker Buehler, R ERA: 3.38 (1, 1)	4.0		18	2	1	1	8	4	0	0	0	0	0	52	95	2.25	1.500										
85 Dustin May, R ERA: (5, 1)	2.0	W	6	0	0	0	3	0	0	0	0	0	0	18	27	0.00	0.000										
81 Victor González, L ERA: (7, 1)	1.0		4	1	0	0	0	0	0	0	0	0	0	9	14	0.00	1.000										
49 Blake Treinen, R ERA: (8, 1)	1.1		4	0	0	0	2	0	0	0	0	0	0	10	17	0.00	0.000										
74 Kenley Jansen, R ERA: (9, 1)	0.2		2	0	0	0	1	0	0	0	0	0	0	6	9	0.00	0.000										

San Diego Padres @ Los Angeles Dodgers
 Globe Life Field, Arlington, TX
 Tue Oct 06 2020, 8:38 PM - 12:32 AM CDT
 Partly Cloudy - 79 F

AB	30
R	1
H	3
RBI	1
BB	4
SO	14
LOB	14



WP: 0	PA: 34
PB: 0	
SB: 3	
CS: 0	

PITCHER	IP	WLS	BF	H	R	ER	SO	BB	IBB	HBP	BLK	WP	HR	S	P	ERA	WHIP
---------	----	-----	----	---	---	----	----	----	-----	-----	-----	----	----	---	---	-----	------

Batter	1	2	3	4	5	6	7	8	9	AB	R	H	RBI	BB	SO	LOB	
50 Mookie Betts, R OBP: 0.385, SLG: 0.667	(1, 9) C FF 97 C SL 80 B SL 82 X FC 85		(1, 9) B CU 81 B CU 85 C CU 83 F CU 85 T FF 95	(1, 9) C SL 87 S SL 88 X SL 88	(1, 9) C SL 87 S SL 88 X SL 88	(1, 9) B SI 94 B SI 94 C FF 94 X FF 94	(1, 9) B SI 94 B SI 94 C FF 94 X FF 94	(1, 9) C SI 92 X SI 92			5	1	1	0	0	1	3
5 Corey Seager, L OBP: 0.231, SLG: 0.400	(1, 6) B SL 82 T SL 80 B FF 95 C CH 88 B FF 96 D SL 82		(1, 6) S FF 95 B SL 86 F SL 88 B SL 87 X FF 96	(1, 6) S FF 95 B SL 86 F SL 88 B SL 87 X FF 96	(1, 6) B SI 90 F FF 91 C SI 90 B SI 94 B SI 94 X FF 94	(1, 6) B SI 93 B SI 94 B SI 94 X FF 94	(1, 6) X FF 95	(1, 6) X FF 95			3	0	0	1	1	0	0
10 Justin Turner, R OBP: 0.231, SLG: 0.091	(1, 5) C FF 95 C FF 94 B SL 81 S FC 86		(1, 5) B FF 96 B FF 95 B FF 95 B FF 96	(1, 5) B FF 96 B FF 95 B FF 95 B FF 96	(1, 5) B SI 90 B SI 91 B SI 92 B SI 92	(1, 5) X CU 84	(1, 5) B FF 96 C FF 95 S SL 83 F FF 96 B SL 86 X SL 84	(1, 5) B FF 96 C FF 95 S SL 83 F FF 96 B SL 86 X SL 84			3	2	1	1	2	1	1
13 Max Muncy, L OBP: 0.333, SLG: 0.222	(1, 3) 1 SAFE D SL 80 B CH 85 B SL 80 B FF 94		(1, 3) 1 SAFE B SL 86 X FF 94	(1, 3) 1 SAFE B SL 86 X FF 94	(1, 3) B SI 90 B SI 90 C SI 90 F SI 91 F SI 91 S SI 90	(1, 3) X SI 94	(1, 3) B FF 97 B FF 97 X FF 95	(1, 3) B FF 97 B FF 97 X FF 95			4	1	1	0	1	1	2
16 Will Smith, R OBP: 0.231, SLG: 0.091	(1, 2) D SL 81 F FC 85 B FF 94 X FC 85		(1, 2) B FF 93 C FF 94 T FF 95 B SL 88 F CU 80 B SL 88 F FF 96 B FF 95	(1, 2) B FF 93 C FF 94 T FF 95 B SL 88 F CU 80 B SL 88 F FF 96 B FF 95	(1, 2) B SI 88 C FF 95 F SL 89 F CU 80 B SL 88 F SL 88 D CU 80	(1, 2) B SI 94 B CU 84	(1, 2) B SI 94 B CU 84	(1, 2) B SI 94 B CU 84			1	0	0	0	3	0	2
35 Cody Bellinger, L OBP: 0.364, SLG: 0.300	(1, 8)	(1, 8) B FF 91 B SL 77 B FF 94	(1, 8) B FF 91 B SL 77 B FF 94	(1, 8) 1 SAFE C FF 95 C SL 86 F FF 96 B SL 88 F FF 95 F SL 88 S FF 96	(1, 8) 1 SAFE C FF 95 C SL 86 F FF 96 B SL 88 F FF 95 F SL 88 S FF 96	(1, 8) S SL 90 D SL 83 D FF 96 F SL 90 X CU 82	(1, 8) F CU 82 B FF 95 F CU 83 X CU 86	(1, 8) F CU 82 B FF 95 F CU 83 X CU 86			3	0	1	1	1	1	2
11 AJ Pollock, R OBP: 0.200, SLG: 0.222	(1, 7)	(1, 7) B CU 83 X CU 83	(1, 7) B CU 83 X CU 83	(1, 7) S FF 96 1 SAFE B FF 95 F SL 88 B FF 95 X FF 96	(1, 7) S FF 96 1 SAFE B FF 95 F SL 88 B FF 95 X FF 96	(1, 7) X CU 81	(1, 7) S SI 91 S FC 88 B FC 90 X KC 81	(1, 7) S SI 91 S FC 88 B FC 90 X KC 81			4	0	0	0	0	0	6
31 Joc Pederson, L OBP: 0.231, SLG: 0.091	(1, 10)	(1, 10) B CU 85 2 SAFE 1 SAFE C CU 84 FF 96 1 SAFE F CU 85 1 SAFE S FF 96	(1, 10) B CU 85 2 SAFE 1 SAFE C CU 84 FF 96 1 SAFE F CU 85 1 SAFE S FF 96	(1, 10) H SL 87	(1, 10) H SL 87	(1, 10) X CU 81	(1, 10) C SL 88 F FF 94 B CU 80 T SL 88	(1, 10) C SL 88 F FF 94 B CU 80 T SL 88			1	0	0	0	0	1	1
14 Enrique Hernández, R OBP: 0.231, SLG: 0.091	(4, PH)	(4, PH)	(4, PH)	(4, PH)	(4, PH)	(4, PH)	(4, PH)	(4, PH)			2	0	0	0	0	1	0
3 Chris Taylor, R OBP: 0.500, SLG: 0.500	(1, 4)	(1, 4) B CU 85 C CU 84 D CU 85 B CU 84 X CU 85	(1, 4) B CU 85 C CU 84 D CU 85 B CU 84 X CU 85	(1, 4) B SL 87 S SL 88 S SL 88 B SL 88 B SL 88 B SL 88	(1, 4) B SL 87 S SL 88 S SL 88 B SL 88 B SL 88 B SL 88	(1, 4) B SI 90 B SI 87 B FF 94 B SL 88 B SL 88 B FF 94	(1, 4) S FC 89 C SI 93 S SI 92	(1, 4) S FC 89 C SI 93 S SI 92			2	1	0	0	2	1	1

Inning Stats	R: 0	H: 0	E: 0	K: 10	S: 17	H: 0	LOB: 2	BB: 2	P: 22	R: 0	H: 0	E: 0	K: 1	S: 7	H: 0	LOB: 1	BB: 1	P: 16	R: 0	H: 0	E: 0	K: 1	S: 17	H: 0	LOB: 3	BB: 2	P: 29	R: 1	H: 0	E: 1	K: 1	S: 17	H: 4	LOB: 2	BB: 2	P: 30	R: 0	H: 0	E: 0	K: 1	S: 7	H: 0	LOB: 0	BB: 0	P: 9	R: 0	H: 0	E: 0	K: 0	S: 6	H: 0	LOB: 0	BB: 0	P: 10
--------------	------	------	------	-------	-------	------	--------	-------	-------	------	------	------	------	------	------	--------	-------	-------	------	------	------	------	-------	------	--------	-------	-------	------	------	------	------	-------	------	--------	-------	-------	------	------	------	------	------	------	--------	-------	------	------	------	------	------	------	------	--------	-------	-------


PITCHER	IP	WLS	BF	H	R	ER	SO	BB	IBB	HBP	BLK	WP	HR	S	P	ERA	WHIP
52 Mike Clevinger, R ERA: 2.000	(1, 1)	1.0	5	0	0	0	1	2	0	0	0	1	0	10	22	0.00	2.000
36 Pierce Johnson, R ERA: 0.750	(2, 1)	1.1	5	0	0	0	2	1	0	0	0	0	0	10	21	0.00	0.750
40 Ryan Weathers, L ERA: 1.500	(3, 1)	1.1	6	0	0	0	1	2	0	0	0	0	0	16	30	0.00	1.500
54 Austin Adams, R ERA: 3.000	(4, 1)	0.1	3	0	0	0	0	1	0	1	0	0	0	5	10	0.00	3.000
25 Tim Hill, L ERA: 1.500	(5, 1)	0.2	3	0	1	0	1	1	0	0	0	0	0	9	19	0.00	1.500

BOTTOM

San Diego Padres @ Los Angeles Dodgers
 Globe Life Field, Arlington, TX
 Tue Oct 06 2020, 8:38 PM - 12:32 AM CDT
 Partly Cloudy - 79 F

AB	28
R	5
H	4
RBI	3
BB	10
SO	7
LOB	18

livebaseballscores.com



PITCHER	IP	WLS	BF	H	R	ER	SO	BB	IBB	HBP	BLK	WP	HR	S	P	ERA	WHIP
43 Garrett Richards, R ERA: 9.0	(5, 1)	0.2	6	1	2	2	1	2	0	0	0	1	0	14	27	27.00	4.500
55 Matt Strahm, L ERA: 16.2	(6, 1)	0.1	5	3	1	1	0	0	1	0	0	0	0	7	13	27.00	9.000
34 Craig Stammen, R ERA: 6.75	(6, 1)	1.1	4	0	1	1	1	0	0	0	0	1	0	10	13	6.75	0.000
62 Luis Patiño, R ERA: 0.00	(8, 1)	1.0	3	0	0	0	0	0	0	0	0	0	0	6	10	0.00	0.000

Batter	1	2	3	4	5	6	7	8	9	AB R H RBI BB SO LOB	TOP		
23 Fernando Tatis Jr., R OBP: 0.435, SLG: 0.684 (1, 6)	X FF 93 0-0 P6		X FF 92 0-0 P3		F FF 92 0-1 X FF 91 G4-3		X SI 99 0-0 F8		F KC 86 4-2 B SI 95 C KC 86 D KC 88 B KC 86 1-2 13 BB BB	4 0 0 0 1 0 1			
13 Manny Machado, R OBP: 0.174, SLG: 0.409 (1, 5)	F FF 92 1-3 B FF 92 C CU 74 S FF 93 K		C FF 92 1-2 B SL 89 F FF 91 X SL 90 G5-3		B FF 91 2-1 C FF 90 B CU 74 X SL 87 HR		B SL 87 1-0 C SI 98 G4-3		D KC 85 4-2 F SI 96 D KC 87 F SI 97 D KC 86 B SI 96 1-2 2-3 BB	4 1 1 1 1 1 0			
30 Eric Hosmer, L OBP: 0.174, SLG: 0.333 (1, 3)	S FF 93 1-2 C FF 92 B SL 90 X SL 90 G3		C SL 84 3-3 B FF 90 B CU 75 F FF 92 D CU 76 S FF 93 K		F SL 84 1-2 F FF 90 B SL 88 X FF 90 HR		B SL 89 1-1 C SI 100 X SL 89 P5		D KC 87 1-2 C KC 85 S KC 86 X KC 86 G4-3	5 1 1 1 0 1 3			
28 Tommy Pham, R OBP: 0.429, SLG: 0.500 (1, 10)		X FF 92 0-0 4 2B 1B		S FF 92 0-1 X CU 74 9 1B 1B		B FF 91 2-1 B SL 87 C FF 92 X FF 90 F8		X SI 100 0-0 G3		4 1 2 0 0 0 0			
4 Wil Myers, R OBP: 0.364, SLG: 0.632 (1, 9)	B SL 89 2-2 B FF 92 1 SAFE F SL 90 F SL 89 X SL 89 1-H 2B		S FF 92 2-3 S FF 93 S FF 93 S SL 91 K		F FF 90 3-2 B CU 75 B SL 86 S SL 87 C CU 74 X SL 88 G5-3		C FC 89 0-3 F SI 92 S SI 94 K			4 0 1 1 0 2 1			
9 Jake Cronenworth, L OBP: 0.600, SLG: 0.900 (1, 4)	F FF 94 2-3 F FF 93 B SL 90 B FF 93 S SL 89 K		F FF 92 1-2 1 SAFE F FF 92 D SL 88 X SL 89 1-3 1B		C FF 91 0-1 X FF 91 F7		B FC 89 3-2 B FC 90 C FC 87 F FC 88 F SI 91 B FC 89 F FC 89 F FC 86 F SI 90 18 2B 1B			4 1 2 0 0 1 1			
10 Jurickson Profar, S OBP: 0.308, SLG: 0.308 (1, 7)	S SL 90 0-1 X CU 74 G1-3		C SL 89 0-2 C FF 92 F SL 91 X SL 89 F8		C FC 83 2-2 B FC 93 T FC 94 B SL 89 B FC 93 G3		B FC 90 3-2 T FC 89 B FC 89 B FC 89 S FC 88 X FC 88 1-H 2 1B 2B			3 0 0 0 0 0 3 1 1 1 1 0 0 0			
18 Mitch Moreland, L OBP: 0.571, SLG: 0.714 (9, PH)			C FF 92 1-3 F SL 89 F FF 92 B SL 90 S CU 74 K		B FF 92 2-2 F SL 88 F FF 90 B SL 89 X FF 92 F8		F SI 97 1-2 F SI 98 B SI 98 X SL 88 L7		B FC 90 2-1 C FC 89 B FC 91 X FC 88 P2	4 0 0 0 0 1 2			
22 Austin Nola, R OBP: 0.250, SLG: 0.071 (1, 2)			F FF 92 0-1 X FF 91 F8		B FF 92 1-3 F SL 89 F FF 91 C CU 76 K		S FC 94 2-2 B FC 93 F FC 93 H FC 94 23 BLK HBP		B FC 89 3-2 B FC 90 C FC 90 F FC 90 D SI 93 X FC 90 13 BB 23 BB 2-H 1B	3 0 1 1 0 1 0			
2 Trent Grisham, L OBP: 0.273, SLG: 0.167 (1, 8)													
Inning Stats	R: 0 E: 0 K: 1 S: 7 H: 0 LOB: 0 P: 9	R: 1 E: 0 K: 2 S: 13 H: 2 LOB: 1 P: 18	R: 0 E: 0 K: 0 S: 6 H: 0 LOB: 0 P: 7	R: 0 E: 0 K: 2 S: 16 H: 2 LOB: 2 P: 22	R: 0 E: 0 K: 1 S: 8 H: 0 LOB: 0 P: 11	R: 2 E: 0 K: 0 S: 12 H: 2 LOB: 0 P: 20	R: 0 E: 0 K: 0 S: 9 H: 0 LOB: 1 P: 14	R: 0 E: 0 K: 0 S: 4 H: 0 LOB: 0 P: 6	R: 2 E: 0 K: 1 S: 29 H: 3 LOB: 3 P: 49	1B: 5 2B: 2 3B: 0 HR: 2 SF: 0 SAC: 0 DP: 0 HBP: 1	WP: 0 PB: 0 SB: 0 CS: 0 PA: 39		
PITCHER	IP WLS BF H R ER SO BB IBB HBP BLK WP HR S P ERA WHIP											PITCHER	IP WLS BF H R ER SO BB IBB HBP BLK WP HR S P ERA WHIP
22 Clayton Kershaw, L ERA: 1.93 (1, 1)	6.0 W 24 6 3 3 6 0 0 0 0 0 2 62 87 4.50 1.000												
49 Blake Treinen, R ERA: (7, 1)	0.2 H 3 0 0 0 0 0 0 0 1 0 0 0 8 13 0.00 0.000												
48 Brusdar Graterol, R ERA: (7, 1)	1.1 H 4 0 0 0 0 0 0 0 0 1 0 0 5 7 0.00 0.000												
74 Kenley Jansen, R ERA: 7.71 (9, 1)	0.2 H 5 3 2 2 1 0 0 0 0 0 0 0 19 30 27.00 4.500												
17 Joe Kelly, R ERA: (9, 1)	0.1 S 3 0 0 0 0 2 0 0 0 0 0 0 10 19 0.00 6.000												

San Diego Padres @ Los Angeles Dodgers
 Globe Life Field, Arlington, TX
 Wed Oct 07 2020, 8:08 PM - 11:26 PM CDT
 Clear - 80 F

AB	36
R	5
H	9
RBI	5
BB	2
SO	7
LOB	11



Batter	1	2	3	4	5	6	7	8	9	AB R H RBI BB SO LOB
50 Mookie Betts, R OBP: 0.412, SLG: 0.625 (1, 9)										4 1 2 0 0 0 3
5 Corey Seager, L OBP: 0.353, SLG: 0.643 (1, 6)										4 2 3 2 0 0 1
10 Justin Turner, R OBP: 0.176, SLG: 0.071 (1, 5)										3 0 0 1 0 1 3
13 Max Muncy, L OBP: 0.375, SLG: 0.308 (1, 3)										4 0 2 2 0 0 2
16 Will Smith, R (1, 10)										4 0 0 0 0 1 3
35 Cody Bellinger, L OBP: 0.333, SLG: 0.500 (1, 8)										4 1 1 1 0 1 0
3 Chris Taylor, R OBP: 0.357, SLG: 0.333 (1, 4) (7, 7)										4 0 0 0 0 2 0
11 AJ Pollock, R OBP: 0.250, SLG: 0.273 31 Joc Pederson, L (6, PH) 14 Enrique Hernández, R (7, 4)										2 1 1 0 0 0 0 1 0 0 0 0 0 0 1 0 0 0 0 1 0
15 Austin Barnes, R OBP: 0.833, SLG: 0.800 (1, 2)										2 1 2 0 1 0 0

Inning Stats	R: 0 E: 0 K: 1 S: 9	H: 1 LOB: 1 BB: 0 P: 15	R: 0 E: 0 K: 2 S: 7	H: 0 LOB: 0 BB: 0 P: 10	R: 3 E: 0 K: 0 S: 12	H: 4 LOB: 1 BB: 0 P: 16	R: 1 E: 0 K: 0 S: 12	H: 3 LOB: 2 BB: 0 P: 19	R: 0 E: 0 K: 0 S: 9	H: 1 LOB: 1 BB: 0 P: 13	R: 0 E: 0 K: 0 S: 7	H: 0 LOB: 0 BB: 0 P: 10	R: 2 E: 0 K: 1 S: 11	H: 2 LOB: 1 BB: 1 P: 20	R: 0 E: 0 K: 2 S: 15	H: 0 LOB: 0 BB: 0 P: 20	1B: 8 2B: 2 3B: 0 HR: 1	SF: 1 SAC: 0 DP: 0 HBP: 0	WP: 0 PB: 0 SB: 2 CS: 0	PA: 35
--------------	------------------------------	----------------------------------	------------------------------	----------------------------------	-------------------------------	----------------------------------	-------------------------------	----------------------------------	------------------------------	----------------------------------	------------------------------	----------------------------------	-------------------------------	----------------------------------	-------------------------------	----------------------------------	----------------------------------	------------------------------------	----------------------------------	--------

PITCHER	IP	WLS	BF	H	R	ER	SO	BB	IBB	HBP	BLK	WP	HR	S	P	ERA	WHIP
17 Zach Davies, R ERA: 10.29 (1, 1)	5.0	L	23	9	4	4	3	0	0	0	0	0	1	49	73	7.20	1.800
14 Emilio Pagán, R ERA: (6, 1)	1.0		3	0	0	0	0	0	0	0	0	0	0	7	10	0.00	0.000
36 Pierce Johnson, R ERA: 4.5 (7, 1)	0.1		3	1	2	2	0	1	0	0	0	0	0	5	10	54.00	6.000
15 Drew Pomeranz, L ERA: (7, 1)	0.2		3	1	0	0	1	0	0	0	0	0	0	6	10	0.00	1.500
57 Dan Altavilla, R ERA: (8, 1)	1.0		3	0	0	0	2	0	0	0	0	0	0	15	20	0.00	0.000

BOTTOM

San Diego Padres @ Los Angeles Dodgers
 Globe Life Field, Arlington, TX
 Wed Oct 07 2020, 8:08 PM - 11:26 PM CDT
 Clear - 80 F

livebaseballscorecards.com

AB 33
R 6
H 11
RBI 6
BB 1
SO 6
LOB 12

Batter	1	2	3	4	5	6	7	8	9	AB R H RBI BB SO LOB
2 Trent Grisham, L OBP: 0.296, SLG: 0.182 (1, 8)	 2-3 SI 90 SI 91	 0-1 1-2 2-3 3-H 1B			 2-3 FF 96 FF 96 SV 84 FF 94 SV 83		 4-1 SV 82 FF 94 SV 83 SV 84 FF 94		 1-3 CH 86 CH 88 CH 88 FF 95 FF 95 CH 86 SI 95	4 0 1 1 1 3 1
23 Fernando Tatis Jr., R OBP: 0.444, SLG: 0.682 (1, 6)	 4-2 CU 86 SI 101 FF 96 FF 96 SI 101 SI 101 SI 100	 0-3 FF 96 CH 88 FF 96 SV 83			 0-0 SV 81		 0-1 SI 98 SI 97			3 0 1 0 1 1 3
13 Manny Machado, R OBP: 0.185, SLG: 0.385 (1, 5)	 3-1 SI 98 SI 100 CU 94 CU 86 SI 100		 2-1 FF 95 FF 94 FF 95 CH 87				 3-2 FF 94 FF 93 CH 88 FF 95 FF 93 FF 95 CH 88			4 1 1 0 0 0 3
30 Eric Hosmer, L OBP: 0.185, SLG: 0.320 (1, 3)		 1-1 SI 88 SI 88 SI 89	 2-2 SV 82 FF 95 SV 84 SV 82 FF 94 SV 83 FF 95 SI 94			 0-0 FF 95		 1-2 SL 87 FF 94 CH 87 FF 95		4 1 1 0 0 0 1
28 Tommy Pham, R OBP: 0.400, SLG: 0.458 24 Greg Allen, S (9, 7)		 1-0 SI 90 SI 89	 1-2 SV 83 FF 96 FF 96 CH 90			 2-2 SV 83 FF 96 FF 96 SV 85 FF 95		 2-3 CH 88 SL 87 FF 95 FF 95		4 0 1 0 0 2 1 0 0 0 0 0 0 0
18 Mitch Moreland, L OBP: 0.500, SLG: 0.625 10 Jurickson Profar, S OBP: 0.267, SLG: 0.267 21 Luis Campusano, R (5, 10) (8, PH) (9, 10)		 0-0 SI 90		 1-1 SV 80 FF 93 CH 87		 0-1 SV 84 SV 84		 0-3 SL 87 SL 87 SL 86		1 0 0 0 0 0 2 2 0 0 0 0 0 1 1 0 0 0 0 1 0
4 Wil Myers, R OBP: 0.346, SLG: 0.545 (1, 9)		 0-0 FC1-2 11 2 1B IBB		 1-1 FF 94 SV 83 SV 82		 0-0 SV 83			 1-1 SI 95 SI 90 SI 95	3 1 0 0 1 0 1
9 Jake Cronenworth, L OBP: 0.542, SLG: 0.667 (1, 4)		 4-1 SI 87 SI 90 SI 90 SI 90 SI 90	 2-3 FF 95 FF 95 SV 83 FF 95				 0-3 FF 95 FF 95 SV 82		 2-1 SI 95 CH 88 SI 94 SI 94	3 0 0 1 1 2 0
11 Jason Castro, L 22 Austin Nola, R OBP: 0.261, SLG: 0.118 (1, 2) (5, 2)		 0-2 SI 90 SI 90 SI 91		 1-3 FF 93 FF 94 FF 95 SV 84			 1-1 FF 94 FF 95 FF 94		 1-0 SI 95 SI 94	1 0 0 0 0 0 3 3 0 1 0 0 1 0

Inning Stats	R: 0	H: 0	E: 0	K: 1	S: 7	R: 2	H: 3	E: 0	K: 1	S: 14	R: 0	H: 0	E: 0	K: 0	S: 11	R: 0	H: 0	E: 0	K: 2	S: 7	R: 1	H: 1	E: 1	K: 1	S: 11	R: 0	H: 1	E: 0	K: 1	S: 11	R: 0	H: 0	E: 0	K: 2	S: 9	R: 0	H: 1	E: 0	K: 2	S: 9	R: 0	H: 1	E: 0	K: 1	S: 10	1B: 5	2B: 1	3B: 0	HR: 0	SF: 0	SAC: 0	DP: 0	HBP: 0	WP: 0	PB: 0	SB: 0	CS: 1	PA: 37
--------------	------	------	------	------	------	------	------	------	------	-------	------	------	------	------	-------	------	------	------	------	------	------	------	------	------	-------	------	------	------	------	-------	------	------	------	------	------	------	------	------	------	------	------	------	------	------	-------	-------	-------	-------	-------	-------	--------	-------	--------	-------	-------	-------	-------	--------

PITCHER	IP	WLS	BF	H	R	ER	SO	BB	IBB	HBP	BLK	WP	HR	S	P	ERA	WHIP
85 Dustin May, R ERA: 27.0	1.0		3	0	0	0	1	1	0	0	0	0	0	7	16	0.00	1.000
56 Adam Kolarek, L ERA: 27.0	0.2		7	3	2	2	0	1	1	0	0	0	0	10	16	27.00	6.000
7 Julio Urias, L ERA: 27.0	5.0	W	18	1	1	0	6	1	0	0	1	0	0	46	68	0.00	0.400
49 Blake Treinen, R ERA: 27.0	0.1		2	1	0	0	0	0	0	0	0	0	0	5	8	0.00	3.000
52 Pedro Báez, R ERA: 27.0	1.0		3	0	0	0	2	0	0	0	0	0	0	9	12	0.00	0.000

Los Angeles Dodgers @ San Diego Padres
 Globe Life Field, Arlington, TX
 Thu Oct 08 2020, 8:10 PM - 12:12 AM CDT
 Partly Cloudy - 81 F

AB 33
 R 3
 H 6
 RBI 2
 BB 4
 SO 10
 LOB 16