San Diego Padres - 2023

Seattle Mariners @ San Diego Padres

Peoria Stadium, Peoria, AZ

Fri Feb 24 2023, 3:13 PM - 5:40 PM EST

Att. 9,887 - Sunny - 62 F

TOP

livebaseballscorecards.com

Batter	1	2	3	4	5	6	7	8	9	AB	R	H	RBI	BB	SO	LOB
16 Kolten Wong, L (1, 4)	F C S 0-3 ① K		X 0-0 ① G6-3	C C S 0-3 ③ K			S S S 0-3 ① K		X 0-0 ② F8	3	0	0	0	0	2	1
82 Kaden Polcovich, S (5, 4)										2	0	0	0	0	1	1
44 Julio Rodríguez, R (1, 8) OBP: 0.667, SLG: 0.500	X 0-0 35 HBP 1B		S C C 0-3 ② K		B B B B 4-0 23 G6-4-3 BB		X 0-0 1B		1 SAFE C X 0-1 ③ F6 1-2	2	0	1	0	1	1	0
17 Leonys Martin, L (5, PR) OBP: 0.500, SLG: 0.500 (5, 8)										2	0	1	0	0	0	1
23 Ty France, R (1, 3) (5, 3)	T F S 0-3 ② K		X 0-0 ③ G6-3		X 0-0 ① ② G6-4-3 1-2f		C S S 0-3 ② K			3	0	0	0	0	1	2
72 Jake Scheiner, R (7, PH) (7, 3)										1	0	0	0	0	1	1
35 Teoscar Hernández, R (1, 9) OBP: 0.667, SLG: 0.500	H 1-0 28 FC5-4 1-2 HBP			X 0-0 28 1B 3 E 1B	X 0-0 ③ F8		X 0-0 ③ F8			2	1	1	0	0	0	1
73 Zach DeLoach, L (5, 9)										1	0	0	0	0	0	1
28 Eugenio Suárez, R (1, 5) OBP: 0.333, SLG: 0.333	X 0-0 ③ FC5-4 1-2f			1 SAFE X 0-0 3 E 94 2B 1-2 1B		X 0-0 ① G5-3		X 0-0 ① P3		3	1	1	0	0	0	2
31 Drew Ellis, R (6, 5)										1	0	0	0	0	0	0
10 Jarred Kelenic, L (1, 7)		C S S 0-3 ① K		X 0-0 ① L9		X 0-0 2B		X 0-0 ② G3		2	0	0	0	0	1	2
74 Jack Larsen, L (5, 7) OBP: 0.500, SLG: 1.000										2	0	1	0	0	0	0
2 Tom Murphy, R (1, 2)		S S S 0-3 ② K		F F S 0-3 ② K		X 0-0 ② F9		X 0-0 ③ G6-3		2	0	0	0	0	2	2
64 Brian O'Keefe, R (5, 2)										2	0	0	0	0	0	1
3 J.P. Crawford, L (1, 6) OBP: 0.500, SLG: 0.500		X 0-0 94 2B 1B		X 0-0 E7 94 2B 1-3 2-H		B B B B 4-0 BB			B B B B 4-0 18 FC3-6 BB	2	1	1	0	0	0	1
76 José Caballero, R (5, 6)										0	0	0	0	2	0	0
94 Mike Ford, L (1, 10) OBP: 1.000, SLG: 2.000		X 0-0 ③ 1-H 2B		X 0-0 2-H 3-H 2B		X 0-0 ③ G4-3			X 0-0 ① FC3-6 17 S 1-2f	2	0	2	2	0	0	0
18 Cade Marlowe, L (6, PH) (6, 10)										2	0	0	0	0	0	3

	AB	34
	R	3
	H	8
	RBI	2
	BB	3
	SO	9
	LOB	19

Inning Stats										
	R: 0	H: 1	R: 0	H: 2	R: 0	H: 0	R: 3	H: 3	R: 0	H: 0
	E: 0	LOB: 2	E: 0	LOB: 2	E: 0	LOB: 0	E: 1	LOB: 1	E: 0	LOB: 1
	K: 2	BB: 0	K: 2	BB: 0	K: 1	BB: 0	K: 2	BB: 0	K: 0	BB: 1
	S: 8	P: 9	S: 8	P: 8	S: 5	P: 5	S: 11	P: 11	S: 2	P: 6

	R: 0	H: 1	R: 0	H: 1	R: 0	H: 0	R: 0	H: 0	1B: 5	SF: 0	WP: 0	PA: 38
	E: 0	LOB: 2	E: 0	LOB: 1	E: 0	LOB: 0	E: 0	LOB: 1	2B: 3	SAC: 0	PB: 0	
	K: 0	BB: 1	K: 2	BB: 0	K: 0	BB: 0	K: 0	BB: 1	3B: 0	DP: 1	SB: 1	
	S: 4	P: 8	S: 8	P: 8	S: 3	P: 3	S: 4	P: 8	HR: 0	HBP: 1	CS: 0	

PITCHER		IP	WLS	BF	H	R	ER	SO	BB	IBB	HBP	BLK	WP	HR	S	P	ERA	WHIP
21 Nick Martinez, R	(1, 1)	2.0		9	3	0	0	4	0	0	1	0	0	0	16	17	0.00	1.500
ERA:																		
40 Ryan Weathers, L	(3, 1)	2.0	L	10	3	3	0	3	0	0	0	0	0	0	16	16	0.00	1.500
ERA:																		
78 Angel Sánchez, R	(5, 1)	1.0		3	0	0	0	0	1	0	0	0	0	0	2	6	0.00	1.000
ERA:																		
55 Jay Groome, L	(6, 1)	1.2		8	2	0	0	2	1	0	0	0	0	0	11	15	0.00	1.800
ERA:																		
61 Efrain Contreras, R	(7, 1)	1.1		4	0	0	0	0	0	0	0	0	0	0	4	4	0.00	0.000
ERA:																		

PITCHER		IP	WLS	BF	H	R	ER	SO	BB	IBB	HBP	BLK	WP	HR	S	P	ERA	WHIP
59 Tom Cosgrove, L	(9, 1)	1.0		4	0	0	0	0	1	0	0	0	0	0	4	8	0.00	1.000
ERA:																		

Batter	1	2	3	4	5	6	7	8	9	AB	R	H	RBI	BB	SO	LOB
2 Xander Bogaerts, R (1, 6) 77 Jackson Merrill, L (5, 6) OBP: 1.000, SLG: 1.000	L8		K		17 FC6-4 1B			17 2B 1B	17 HBP 1B	2 3	0 1	0 3	0 0	0 0	1 0	0 0
13 Manny Machado, R (1, 5) OBP: 1.000, SLG: 1.000 17 Matthew Batten, R (5, 5) OBP: 0.667, SLG: 1.000	22 1B 1B		22 BB 1B		FC6-4			27 G4-3 38 1B 2B		2 2	0 1	2 1	0 1	0 0	0 0	0 1
22 Juan Soto, L (1, 7) OBP: 1.000, SLG: 1.000 27 David Dahl, L (5, 9)	32 BB 1B					L9		G4-3	F9	1 3	0 0	1 0	0 0	1 0	0 0	0 4
32 Nelson Cruz, R (1, 10) 30 Preston Tucker, L (8, PH) (9, 10)	7 G5-4-3 BB		K			F8		38 1B BB		2 0	0 0	0 0	0 0	1 1	1 0	2 0
7 Ha-Seong Kim, R (1, 4) 38 Tim Lopes, R (5, 4) OBP: 0.500, SLG: 0.500	G5-4-3			P1		G4-3		1B		2 2	0 0	0 1	0 1	0 0	0 0	3 0
16 Brandon Dixon, R (1, 9) 79 Tirso Ornelas, L (5, 7)		G6-3		F7			G5-3	G1-3		2 2	0 0	0 0	0 0	0 0	0 0	0 2
12 Luis Campusano, R (1, 2) 24 Brett Sullivan, L (6, 2)		F9		P6			F6		F7	2 2	0 0	0 0	0 0	0 0	0 0	0 0
37 Alfonso Rivas III, L (1, 3) 90 Rangel Ravelo, R (6, 3) 88 Taylor Kohlwey, L (9, PR)		K			F7		G3		17 HBP 77 1B BB	2 1 0	0 0 0	0 0 0	0 0 0	0 1 0	1 0 0	0 0 0
28 José Azocar, R (1, 8) 41 Luis Liberato, L (6, 8)			K		K			K	K	2 2	0 0	0 0	0 0	0 0	2 2	0 1
Inning Stats	R: 0 H: 2 E: 0 LOB: 2 K: 0 BB: 1 S: 4 P: 8	R: 0 H: 0 E: 0 LOB: 0 K: 1 BB: 0 S: 5 P: 5	R: 0 H: 1 E: 0 LOB: 2 K: 3 BB: 1 S: 10 P: 14	R: 0 H: 0 E: 0 LOB: 0 K: 0 BB: 0 S: 3 P: 3	R: 0 H: 1 E: 0 LOB: 1 K: 1 BB: 0 S: 6 P: 6	R: 0 H: 0 E: 0 LOB: 0 K: 0 BB: 0 S: 3 P: 3	R: 0 H: 0 E: 0 LOB: 0 K: 0 BB: 0 S: 3 P: 3	R: 2 H: 3 E: 0 LOB: 2 K: 1 BB: 1 S: 8 P: 12	R: 0 H: 1 E: 0 LOB: 3 K: 1 BB: 1 S: 6 P: 11	1B: 7 SF: 0 2B: 1 SAC: 0 3B: 0 DP: 1 HR: 0 HBP: 1						WP: 0 PA: 39 PB: 0 SB: 0 CS: 0

BOTTOM

Seattle Mariners @ San Diego Padres

Peoria Stadium, Peoria, AZ

Fri Feb 24 2023, 3:13 PM - 5:40 PM EST

Att. 9,887 - Sunny - 62 F

livebaseballscorecards.com

AB	34
R	2
H	8
RBI	2
BB	4
SO	7
LOB	13

PITCHER		IP	WLS	BF	H	R	ER	SO	BB	IBB	HBP	BLK	WP	HR	S	P	ERA	WHIP
38 Robbie Ray, L ERA:	(1, 1)	2.0		8	2	0	0	1	1	0	0	0	0	0	9	13	0.00	1.500
84 Prelander Berroa, R ERA:	(3, 1)	2.0	W	8	1	0	0	3	1	0	0	0	0	0	13	17	0.00	1.000
63 Diego Castillo, R ERA:	(5, 1)	1.0	H	4	1	0	0	1	0	0	0	0	0	0	6	6	0.00	1.000
30 Trevor Gott, R ERA:	(6, 1)	1.0	H	3	0	0	0	0	0	0	0	0	0	0	3	3	0.00	0.000
56 Penn Murfee, R ERA:	(7, 1)	1.0	H	3	0	0	0	0	0	0	0	0	0	0	3	3	0.00	0.000

PITCHER		IP	WLS	BF	H	R	ER	SO	BB	IBB	HBP	BLK	WP	HR	S	P	ERA	WHIP
92 Blake Weiman, L ERA: 18.0	(8, 1)	1.0	H	7	3	2	2	1	1	0	0	0	0	0	8	12	18.00	4.000
61 Riley O'Brien, R ERA:	(9, 1)	1.0	S	6	1	0	0	1	1	0	1	0	0	0	6	11	0.00	2.000

San Diego Padres @ Chicago White Sox

Camelback Ranch, Glendale, AZ

Sat Feb 25 2023, 3:06 PM - 5:39 PM EST

Att. 5,288 - Partly Cloudy - 72 F

TOP

livebaseballscorecards.com

Batter	1	2	3	4	5	6	7	8	9	AB	R	H	RBI	BB	SO	LOB
1 Trent Grisham, L (1, 8) OBP: 0.667, SLG: 0.667	9 1B 16 1B 1B		K ①		1B	P4 ③		91 SF8 12 S 1-3 3-H 2B		3	1	2	0	0	1	0
28 José Azocar, R (5, 8) OBP: 0.250, SLG: 0.500										2	1	1	1	0	0	1
16 Brandon Dixon, R (1, 7) OBP: 0.200, SLG: 0.200	14 F8 9 1B 1-2 1B		G5-3 ②		F9 ③			K ①	E5 12 S	3	0	1	0	0	0	1
41 Luis Liberato, L (6, 7)										2	0	0	0	0	1	2
9 Jake Cronenworth, L (1, 4) OBP: 0.333, SLG: 0.333	1-2 2-H 1B		F8 ③			G4-3 ①		88 WP 88 1B HBP	SF8 ② 2-3 3-H	3	0	1	1	0	0	0
80 Max Schrock, L (6, 4)										0	0	0	0	0	0	0
91 Evan Mendoza, R (8, PR) (8, 5)										0	1	0	1	0	0	0
14 Matt Carpenter, L (1, 10)	F8 ① 2-3			G5-3 ①		BB		K ②	BB 1-2 3-H	2	0	0	0	1	0	2
12 Luis Campusano, R (6, PR) (6, 10)										1	0	0	0	1	1	1
27 David Dahl, L (1, 9) OBP: 0.167, SLG: 0.500	K ②			29 WP 3B		K		1-H 1B	L9 ③	3	1	1	0	0	2	3
88 Taylor Kohlwey, L (6, 9) OBP: 0.500, SLG: 0.500										2	0	1	1	0	0	2
29 Pedro Severino, R (1, 2)	K ③			K 3-H		F7 ③		F8 ③		3	0	0	0	0	2	3
24 Brett Sullivan, L (6, 2)										1	0	0	0	0	0	1
37 Alfonso Rivas III, L (1, 3)		G4-3 ①	K ③				BB 81 G5-3 BB		83 1B 28 2B 2B	2	0	0	0	1	1	0
90 Rangel Ravelo, R (7, 3) OBP: 0.667, SLG: 1.000										1	1	1	0	0	0	0
81 Jantzen Witte, R (1, 5)		K ②			K ①		G5-3 ① 1-2		G5-3 ①	3	0	0	0	0	2	1
38 Tim Lopes, R (7, 6) OBP: 0.333, SLG: 0.333										1	0	0	0	0	0	1
77 Jackson Merrill, L (1, 6) OBP: 0.500, SLG: 0.500		G6-3 ③			G3-1 ②		K ②		28 2B 91 SF8 2-3 1B	3	0	0	0	0	1	1
83 Connor Hollis, R (7, 5) OBP: 1.000, SLG: 1.000										1	1	1	0	0	0	0
										8	6	9	4	3	11	19
(8, 4)																

Inning Stats										
	R: 1	H: 3	R: 0	H: 0	R: 0	H: 0	R: 1	H: 1	R: 0	H: 1
	E: 0	LOB: 2	E: 0	LOB: 0	E: 0	LOB: 0	E: 0	LOB: 0	E: 0	LOB: 1
	K: 2	BB: 0	K: 1	BB: 0	K: 1	BB: 0	K: 2	BB: 0	K: 1	BB: 0
	S: 10	P: 10	S: 5	P: 5	S: 5	P: 5	S: 8	P: 9	S: 6	P: 6

	R	E	K	S	H	LOB	BB	P
	0	0	1	5	0	1	1	9
	0	0	1	5	0	0	1	9
	1	1	0	0	1	0	0	5
	3	0	1	0	3	2	1	11

	1B	2B	3B	HR	SF	SAC	DP	HBP	PA
	6	2	1	0	1	0	0	1	41

	WP	PB	SB	CS
	2	0	2	0

PITCHER		IP	WLS	BF	H	R	ER	SO	BB	IBB	HBP	BLK	WP	HR	S	P	ERA	WHIP
33 Lance Lynn, R ERA: 3.0	(1, 1)	3.0		12	3	1	1	4	0	0	0	0	0	0	20	20	3.00	1.000
49 Kendall Graveman, R ERA: 9.0	(4, 1)	1.0	L	4	1	1	1	2	0	0	0	0	1	0	8	9	9.00	1.000
66 José Ruiz, R ERA:	(5, 1)	1.0		4	1	0	0	1	0	0	0	0	0	0	6	6	0.00	1.000
91 Lane Ramsey, R ERA:	(6, 1)	1.0		4	0	0	0	1	1	0	0	0	0	0	5	9	0.00	1.000
90 Declan Cronin, R ERA:	(7, 1)	1.0		4	0	0	0	1	1	0	0	0	0	0	5	9	0.00	1.000

PITCHER		IP	WLS	BF	H	R	ER	SO	BB	IBB	HBP	BLK	WP	HR	S	P	ERA	WHIP
89 Andrew Pérez, L ERA: 9.0	(8, 1)	1.0		5	1	1	1	2	0	0	1	0	1	0	8	10	9.00	1.000
82 Mike Morin, R ERA: 13.5	(9, 1)	0.2		6	3	3	1	0	0	0	0	0	0	0	6	6	13.50	4.500
97 Caleb Freeman, R ERA:	(9, 1)	0.1		2	0	0	0	0	1	0	0	0	0	0	1	5	0.00	3.000

BOTTOM

San Diego Padres @ Chicago White Sox

Camelback Ranch, Glendale, AZ

Sat Feb 25 2023, 3:06 PM - 5:39 PM EST

Att. 5,288 - Partly Cloudy - 72 F

livebaseballscorecards.com

Batter	1	2	3	4	5	6	7	8	9	AB	R	H	RBI	BB	SO	LOB
7 Tim Anderson, R (1, 6) 41 Jake Marisnick, R (5, 8)	L9		G6-3		G1-3		F4 1-2			2 2	0 0	0 0	0 0	0 0	0 0	0 1
88 Luis Robert Jr., R (1, 8) OBP: 0.500, SLG: 1.000 50 Lenyn Sosa, R (5, 6)	G4-3		10 G3 2B		F9			G3-1		2 2	0 0	1 0	0 0	0 0	0 0	0 0
10 Yoán Moncada, S (1, 5) 51 Adam Haseley, L (5, PR) 82 Bryan Ramos, R (6, 5)	BBBB 1B BB		G3 2-3		BBBB BB			P3		1 0 1	0 0 0	0 0 0	0 0 0	2 0 0	0 0 0	1 0 0
Eloy Jiménez, R (1, 9) OBP: 0.500, SLG: 0.500 22 Oscar Colás, L (4, 9)	1-3 1B		G6-3		G6-3			G6-3		2 2	0 0	1 0	0 0	0 0	0 0	1 1
25 Andrew Vaughn, R (1, 3) 30 Jake Burger, R (6, 3) OBP: 0.500, SLG: 2.000	P3			G6-3		K			HR	2 2	0 1	0 1	0 1	0 0	0 1	2 0
24 Yasmani Grandal, S (1, 2) 36 Carlos Pérez, R (6, 2)		G1-3		22 BB HBP		F8			G5-3	1 2	0 0	0 0	0 0	0 0	0 0	0 0
32 Gavin Sheets, L (1, 10) OBP: 0.333, SLG: 1.333 81 Zach Remillard, R (9, PH)	HR			L9		G6-3			G6-3	3 1	1 0	1 0	1 0	0 0	0 0	1 0
22 Victor Reyes, S (1, 7) 77 Luis Mieses, L (7, 7)	F7			BBBB 1-2 BB			FS K		G2-3	1 2	0 0	0 0	0 0	1 0	0 1	0 0
28 Leury García, S (1, 4) 12 Romy Gonzalez, R (5, 4)	F9			L9			H 41 CS HBP			2 0	0 0	0 0	0 0	0 0	0 0	2 0

	AB	30
	R	2
	H	4
	RBI	2
	BB	3
	SO	2
	LOB	9

Inning Stats	1	2	3	4	5	6	7	8	9
	R: 0 E: 0 K: 0 S: 4 H: 1 LOB: 2 BB: 1 P: 8	R: 1 E: 0 K: 0 S: 4 H: 1 LOB: 0 BB: 0 P: 5	R: 0 E: 0 K: 0 S: 4 H: 1 LOB: 1 BB: 0 P: 4	R: 0 E: 0 K: 0 S: 3 H: 0 LOB: 2 BB: 1 P: 8	R: 0 E: 0 K: 0 S: 3 H: 0 LOB: 1 BB: 1 P: 7	R: 0 E: 0 K: 1 S: 5 H: 0 LOB: 0 BB: 0 P: 5	R: 0 E: 0 K: 1 S: 5 H: 0 LOB: 0 BB: 0 P: 6	R: 0 E: 0 K: 0 S: 3 H: 0 LOB: 0 BB: 0 P: 3	R: 1 E: 0 K: 0 S: 5 H: 1 LOB: 0 BB: 0 P: 5

1B: 1	SF: 0	WP: 0	PA: 35
2B: 1	SAC: 0	PB: 0	
3B: 0	DP: 0	SB: 0	
HR: 2	HBP: 2	CS: 1	

PITCHER		IP	WLS	BF	H	R	ER	SO	BB	IBB	HBP	BLK	WP	HR	S	P	ERA	WHIP
67 Seth Lugo, R ERA: 4.5	(1, 1)	2.0		9	2	1	1	0	1	0	0	0	0	1	8	13	4.50	1.500
62 Aaron Brooks, R ERA:	(3, 1)	1.0	W	4	1	0	0	0	0	0	0	0	0	0	4	4	0.00	1.000
58 Angel Felipe, R ERA:	(4, 1)	1.0	H	5	0	0	0	0	1	0	1	0	0	0	3	8	0.00	1.000
73 Drew Carlton, R ERA:	(5, 1)	1.0	H	4	0	0	0	0	1	0	0	0	0	0	3	7	0.00	1.000
70 Eric Hanhold, R ERA:	(6, 1)	1.0	H	3	0	0	0	1	0	0	0	0	0	0	5	5	0.00	0.000
89 Matt Waldron, R ERA:	(7, 1)	1.0	H	3	0	0	0	1	0	0	1	0	0	0	5	6	0.00	0.000
65 José Castillo, L ERA:	(8, 1)	1.0	H	3	0	0	0	0	0	0	0	0	0	0	3	3	0.00	0.000
49 Michel Baez, R ERA: 9.0	(9, 1)	1.0		4	1	1	1	0	0	0	0	0	0	1	5	5	9.00	1.000

Batter	1	2	3	4	5	6	7	8	9	AB	R	H	RBI	BB	SO	LOB
7 Corbin Carroll, L (1, 7) OBP: 0.333, SLG: 0.333	G3			26 HR 1B	G4-3		K			3	1	1	0	0	0	2
64 Diego Castillo, R (6, 4)										1	0	0	0	0	1	0
26 Pavin Smith, L (1, 3) OBP: 0.500, SLG: 1.000	L1			1-H HR		86 G3-1 31 BB 5 2B 1B	F9			3	2	2	2	0	0	0
41 Ali Sánchez, R (6, 2)										1	0	0	0	0	0	0
31 Jake McCarthy, L (1, 9) OBP: 0.500, SLG: 0.400	L7			F7		1-2 86 G3-1 5 2B BB		F7		2	1	0	0	1	0	0
43 Ivan Melendez, R (6, 3) OBP: 0.333, SLG: 0.333										1	0	0	0	0	0	0
94 Deyvison De Los Santos, R (1, 5) OBP: 0.333, SLG: 0.333		G4-3		F8		G3-1 1-2 2-3		BB		2	0	0	0	0	0	0
86 Phillip Evans, R (4, 5)										1	0	0	0	1	0	2
5 Alek Thomas, L (1, 8) OBP: 0.500, SLG: 0.600		K		K		16 3B 2B 2-H 3-H		K		3	1	1	2	0	2	0
33 A.J. Vukovich, R (6, 7)										1	0	0	0	0	1	1
16 Buddy Kennedy, R (1, 4) OBP: 0.600, SLG: 1.000		G5-3			62 FC4-6 BB	62 G4-3 3B 2-H		G6-3		2	1	1	1	1	0	0
7 Tim Tawa, R (6, 8) OBP: 0.333, SLG: 0.333										1	0	0	0	0	0	1
62 Blaze Alexander, R (1, 10) OBP: 0.200, SLG: 0.200			K		FC4-6 2 WP 1-2f	G4-3 3-H			K	3	0	0	1	0	1	1
3 Camden Duzenack, R (6, PH)										1	0	0	0	0	1	0
2 Geraldo Perdomo, S (1, 6) OBP: 0.400, SLG: 1.000		P2			1-2 BB	K		F9		2	0	0	0	1	1	0
22 Tristin English, R (6, 9)										1	0	0	0	0	0	0
11 Jose Herrera, S (1, 2)		L8			K		G6-3		K	2	0	0	0	0	1	2
92 Jordan Lawlar, R (6, 6)										2	0	0	0	0	1	0
Inning Stats	R: 0 E: 0 K: 0 S: 3 H: 0 LOB: 0 P: 3	R: 0 E: 0 K: 1 S: 5 H: 0 LOB: 0 BB: 0 P: 5	R: 0 E: 0 K: 1 S: 5 H: 0 LOB: 0 BB: 0 P: 5	R: 2 E: 0 K: 1 S: 9 H: 2 LOB: 0 BB: 0 P: 10	R: 0 E: 0 K: 1 S: 5 H: 0 LOB: 2 BB: 2 P: 12	R: 4 E: 0 K: 1 S: 8 H: 3 LOB: 0 BB: 1 P: 12	R: 0 E: 0 K: 1 S: 5 H: 0 LOB: 0 BB: 0 P: 5	R: 0 E: 0 K: 2 S: 5 H: 0 LOB: 1 BB: 1 P: 9	R: 0 E: 0 K: 2 S: 7 H: 0 LOB: 0 BB: 0 P: 7	1B: 2 2B: 1 3B: 1 HR: 1	SF: 0 SAC: 0 DP: 0 HBP: 0						

TOP

Arizona Diamondbacks @ San Diego Padres

Peoria Stadium, Peoria, AZ

Sun Feb 26 2023, 3:13 PM - 6:15 PM EST

Att. 6,381 - Partly Cloudy - 55 F

livebaseballscorecards.com

AB	32
R	6
H	5
RBI	6
BB	4
SO	9
LOB	9

PITCHER		IP	WLS	BF	H	R	ER	SO	BB	IBB	HBP	BLK	WP	HR	S	P	ERA	WHIP
48 Julio Teheran, R ERA:	(1, 1)	2.0	W	6	0	0	0	1	0	0	0	0	0	0	8	8	0.00	0.000
45 Brent Honeywell, R ERA: 9.0	(3, 1)	2.0		8	2	2	2	2	0	0	0	0	0	1	14	15	9.00	1.000
34 Craig Stammen, R ERA:	(5, 1)	1.0		5	0	0	0	1	2	0	0	0	1	0	5	12	0.00	2.000
0 Anderson Espinoza, R ERA: 36.0	(6, 1)	1.0		7	3	4	4	1	1	0	0	0	0	0	8	12	36.00	4.000
63 Sean Poppen, R ERA:	(7, 1)	1.0		3	0	0	0	1	0	0	0	0	0	0	5	5	0.00	0.000

PITCHER		IP	WLS	BF	H	R	ER	SO	BB	IBB	HBP	BLK	WP	HR	S	P	ERA	WHIP
91 Aaron Leasher, L ERA:	(8, 1)	1.0		4	0	0	0	1	1	0	0	0	0	0	5	9	0.00	1.000
87 Moises Lugo, R ERA:	(9, 1)	1.0		3	0	0	0	2	0	0	0	0	0	0	7	7	0.00	0.000

WP: 1 PB: 0 SB: 0 CS: 0 PA: 36

BOTTOM

Arizona Diamondbacks @ San Diego Padres

Peoria Stadium, Peoria, AZ

Sun Feb 26 2023, 3:13 PM - 6:15 PM EST

Att. 6,381 - Partly Cloudy - 55 F

livebaseballscorecards.com

Batter	1	2	3	4	5	6	7	8	9	AB	R	H	RBI	BB	SO	LOB
2 Xander Bogaerts, R (1, 6) OBP: 0.167, SLG: 0.167	G5-3	FC5		22 HR, 16 BB	L9	F6				4	2	1	1	0	0	4
77 Jackson Merrill, L (5, 6) OBP: 0.375, SLG: 0.375		P3		1B						2	0	0	0	0	0	3
13 Manny Machado, R (1, 5) OBP: 0.800, SLG: 1.000	K	22 2B	32 2B	22 HR	SAFE		K			3	1	2	1	0	1	0
16 Brandon Dixon, R (4, 5) OBP: 0.375, SLG: 0.167		2B	1B	BB	BB					1	1	0	0	2	1	0
22 Juan Soto, L (1, 7) OBP: 0.833, SLG: 1.800	2B	9 2B	K	HR	G3		F7			4	2	3	5	0	1	1
79 Tirso Ornelas, L (5, 7)		2B								2	0	0	0	0	0	3
32 Nelson Cruz, R (1, 10) OBP: 0.429, SLG: 0.400	K	9 2B, 7 1B	2B	G5-3		38 1B, 38 WP, 37 1B	K			3	1	1	0	0	1	1
30 Preston Tucker, L (6, PH) (7, 10) OBP: 0.667, SLG: 0.500		HBP				1B				2	1	1	0	0	1	0
9 Jake Cronenworth, L (1, 3) OBP: 0.429, SLG: 0.500		26 GS, 7 1B, 1 HR	K	F7		37 1B, 88 1B		K		3	2	1	1	1	1	2
38 Tim Lopes, R (5, 4) OBP: 0.400, SLG: 0.400		BB				1B				2	1	1	0	0	1	0
7 Ha-Seong Kim, R (1, 4) OBP: 0.500, SLG: 0.400		7 1B														
37 Alfonso Rivas III, L (5, 3) OBP: 0.429, SLG: 0.833		2B	K	K						3	1	2	2	1	1	0
		1 HR, 26 G3	26 FC6-4			88 1B		2-2		2	2	2	2	0	0	0
26 Austin Nola, R (1, 2) OBP: 0.500, SLG: 0.500		1B	BB			1B		HR								
82 Chandler Seagle, R (6, 2)	G3		FC6-4		16 E, 1 BB	K	K	K		4	0	2	0	0	0	5
		28 HBP			1B					2	0	0	0	0	2	2
1 Trent Grisham, L (1, 8) OBP: 0.714, SLG: 1.200		HR		28 3B	16 E			0-0		2	2	1	3	2	0	2
88 Taylor Kohlwey, L (6, 9) OBP: 0.750, SLG: 0.750		F6		BB	BB	2-H 3-H 1B		1B		2	0	2	2	0	0	0
28 José Azocar, R (1, 9) OBP: 0.500, SLG: 0.833		13 2B, 2 E		2 1B		F6		K		2	2	1	1	1	1	2
41 Luis Liberato, L (6, 8)		BB		3B	K					2	0	0	0	0	1	2
		HBP														

Inning Stats	1	2	3	4	5	6	7	8	9
	R: 0 E: 0 K: 2 S: 8	H: 1 LOB: 1 BB: 0 P: 8	R: 0 E: 0 K: 2 S: 9	H: 2 LOB: 3 BB: 1 P: 13	R: 5 E: 0 K: 1 S: 10	H: 3 LOB: 0 BB: 2 P: 19	R: 0 E: 1 K: 1 S: 6	H: 1 LOB: 3 BB: 2 P: 14	R: 3 E: 0 K: 1 S: 9	H: 4 LOB: 1 BB: 0 P: 10	R: 0 E: 0 K: 2 S: 7	H: 0 LOB: 0 BB: 0 P: 7	R: 1 E: 0 K: 3 S: 13	H: 2 LOB: 1 BB: 0 P: 15

AB	45
R	18
H	20
RBI	18
BB	7
SO	12
LOB	27

1B: 11	SF: 0
2B: 5	SAC: 0
3B: 1	DP: 0
HR: 3	HBP: 2

WP: 1 PA: 54
PB: 0
SB: 0
CS: 0

PITCHER	IP	WLS	BF	H	R	ER	SO	BB	IBB	HBP	BLK	WP	HR	S	P	ERA	WHIP
47 Tommy Henry, L (1, 1) ERA: 27.0	1.1	L	10	3	5	5	2	2	0	0	0	0	1	13	21	33.75	3.750
23 Blake Workman, R (2, 1) ERA: 108.0	0.1		8	5	4	3	0	0	0	2	0	0	0	6	8	81.00	15.000
21 Josh Green, R (2, 1) ERA:	0.1		1	0	0	0	0	0	0	0	0	0	0	1	1	0.00	0.000
22 Zach McAllister, R (3, 1) ERA:	1.0		6	2	0	0	2	1	0	0	0	0	0	9	13	0.00	3.000
70 Austin Brice, R (4, 1) ERA: 45.0	1.0		8	3	5	5	1	2	0	0	0	0	1	10	19	45.00	5.000

PITCHER	IP	WLS	BF	H	R	ER	SO	BB	IBB	HBP	BLK	WP	HR	S	P	ERA	WHIP
54 Cole Sulser, R (5, 1) ERA:	1.0		6	1	0	0	1	2	0	0	0	0	0	6	14	0.00	3.000
88 Slade Cecconi, R (6, 1) ERA: 20.25	1.1		8	4	3	3	3	0	0	0	0	1	0	14	15	20.25	3.000
30 Jackson Goddard, R (6, 1) ERA:	0.2		2	0	0	0	0	0	0	0	0	0	0	2	2	0.00	0.000
88 Slade Cecconi, R (7, 1) ERA: 20.25	1.1		8	4	3	3	3	0	0	0	0	1	0	14	15	20.25	3.000
65 Luis Frías, R (8, 1) ERA: 9.0	1.0		5	2	1	1	3	0	0	0	0	0	1	13	15	9.00	2.000

Batter	1	2	3	4	5	6	7	8	9	AB	R	H	RBI	BB	SO	LOB
50 Mookie Betts, R (1, 9) 60 Yonny Hernández, S (6, 6) OBP: 0.571, SLG: 0.400	F7		FC4-6 16 1B 1-2f		BB 16 L9 23 CI		K		BB 77 G6-3 1-2 2-3	2 1	1 0	0 0	0 0	1 1	0 1	1 0
23 Jason Heyward, L (1, 8) 77 James Outman, L (6, 8) OBP: 0.500, SLG: 0.333	F8		G5-3 1-2		CI 1-2		K		G6-3 1-2f 2-3 3-H	2 2	0 0	0 0	0 0	0 0	0 1	1 2
16 Will Smith, R (1, 2) OBP: 0.333, SLG: 0.333 31 David Freitas, R (6, 2)	1B		1B 2-H		L9 2-3		G6-3		HBP 68 1B 79 2B	3 1	0 1	2 0	1 0	0 0	0 0	2 0
28 J.D. Martinez, R (1, 10) OBP: 0.200, SLG: 0.200 68 Ryan Ward, L (8, PH) OBP: 0.750, SLG: 0.667 (8, 10)	G5-3		K		P4			BB 79 FC5-4	1B 79 2B 1-2 3-H	3 1	0 1	0 1	0 1	0 0	1 0	4 0
9 Gavin Lux, L (1, 6) OBP: 0.333, SLG: 0.333 79 Jorbit Vivas, L (6, PR) OBP: 0.500, SLG: 0.600 (6, 5)		1B		F7	1B 37 G5-4-3 8 BB 70 1B			FC5-4 12 BLK 1-2f	2B 90 WP 1-H 2-H	3 2	0 1	2 1	0 2	0 0	0 0	0 1
8 Steven Duggar, L (1, 7) 12 Bradley Zimmer, L, (6, 9) OBP: 0.500, SLG: 0.333		K		K	BB 37 G5-4-3 1-2			K 1-2	BB 90 WP	2 1	0 0	0 0	0 0	1 1	2 1	1 1
37 Luke Williams, R (1, 5) OBP: 0.200, SLG: 0.800 90 Drew Avans, L (6, 7) OBP: 0.600, SLG: 0.750		F9		HR 1-2		G5-4-3 1-2f 2-3		K	K2-3 1-2 2-3	3 2	1 0	1 0	1 0	0 0	0 2	3 3
70 Devin Mann, R (1, 3) OBP: 0.286, SLG: 0.167 94 Brandon Lewis, R (6, 3) OBP: 1.000, SLG: 2.000		G4-3		K	1B 3-H				2B 60 WP 77 G6-3	3 1	0 1	1 1	1 0	0 0	1 0	1 0
17 Miguel Vargas, R (1, 4) 74 Jahmai Jones, R (6, PH) (6, 4)			BB 50 FC4-6		K	P5			BB 77 G6-3 60 WP 68 1B	1 1	0 1	0 1	0 0	1 1	1 0	0 2
Inning Stats	R: 0 E: 0 K: 0 S: 5 H: 1 LOB: 1 BB: 0 P: 5	R: 0 E: 0 K: 1 S: 6 H: 1 LOB: 1 BB: 0 P: 6	R: 1 E: 0 K: 1 S: 6 H: 1 LOB: 1 BB: 1 P: 10	R: 1 E: 0 K: 2 S: 10 H: 1 LOB: 0 BB: 0 P: 11	R: 0 E: 1 K: 1 S: 6 H: 0 LOB: 2 BB: 1 P: 10	R: 1 E: 0 K: 0 S: 4 H: 2 LOB: 2 BB: 1 P: 8	R: 0 E: 0 K: 2 S: 7 H: 0 LOB: 0 BB: 0 P: 7	R: 0 E: 0 K: 2 S: 7 H: 0 LOB: 1 BB: 1 P: 11	R: 4 E: 0 K: 1 S: 7 H: 3 LOB: 2 BB: 3 P: 21	1B: 6 2B: 2 3B: 0 HR: 1 SF: 0 SAC: 0 DP: 2 HBP: 1					WP: 2 PB: 0 SB: 0 CS: 0	PA: 43	

PITCHER		IP	WLS	BF	H	R	ER	SO	BB	IBB	HBP	BLK	WP	HR	S	P	ERA	WHIP
74 Nabil Crismatt, R ERA:	(1, 1)	2.0		8	2	0	0	1	0	0	0	0	0	0	11	11	0.00	1.000
33 Reiss Knehr, R ERA: 4.5	(3, 1)	2.0	B	9	2	2	1	3	1	0	0	0	0	1	16	21	4.50	1.500
66 Luis García, R ERA:	(5, 1)	1.0		5	0	0	0	1	1	0	0	0	0	0	6	10	0.00	1.000
68 José Lopez, L ERA: 9.0	(6, 1)	1.0		5	2	1	1	0	1	0	0	0	0	0	4	8	9.00	3.000
60 Pedro Avila, R ERA:	(7, 1)	1.0		3	0	0	0	2	0	0	0	0	0	0	7	7	0.00	0.000

PITCHER		IP	WLS	BF	H	R	ER	SO	BB	IBB	HBP	BLK	WP	HR	S	P	ERA	WHIP
56 Ray Kerr, L ERA:	(8, 1)	1.0		4	0	0	0	2	1	0	0	1	0	0	7	11	0.00	1.000
94 Jake Sanchez, R ERA: 54.0	(9, 1)	0.2	L	6	2	4	4	0	2	0	1	0	1	0	3	12	54.00	6.000
79 Brian Gonzalez, L ERA:	(9, 1)	0.1		3	1	0	0	1	1	0	0	0	1	0	4	9	0.00	6.000

TOP

Los Angeles Dodgers @ San Diego Padres

Peoria Stadium, Peoria, AZ

Mon Feb 27 2023, 3:11 PM - 6:15 PM EST

Att. 5,365 - Sunny - 61 F

livebaseballscorecards.com

AB	34
R	7
H	9
RBI	6
BB	7
SO	10
LOB	22

BOTTOM

Angeles Dodgers @ San Diego Padres

Peoria Stadium, Peoria, AZ

Mon Feb 27 2023, 3:11 PM - 6:15 PM EST

Att. 5,365 - Sunny - 61 F

livebaseballscorecards.com

Batter	1	2	3	4	5	6	7	8	9	AB	R	H	RBI	BB	SO	LOB
2 Xander Bogaerts, R (1, 6)	E5 27 1B	F8			2B		G6-3 2-3		F8	2	0	0	0	0	0	1
38 Tim Lopes, R (5, 4) (7, 6)										3	0	1	0	0	0	1
27 David Dahl, L (1, 8)	1-2 1B		G3		K		3-H 1B		26 BB 90 G3 37 E 1B	3	0	1	0	0	1	1
41 Luis Liberato, L (6, 8)										2	1	2	0	0	0	0
13 Manny Machado, R (1, 5)	K		1B		G6-3		K		E1 90 G3 26 BB 77 WP 1-2	3	0	1	0	0	1	3
81 Jantzen Witte, R (6, 5)										1	0	0	0	0	1	1
37 Alfonso Rivas III, L (9, PH)										1	1	0	0	0	0	1
32 Nelson Cruz, R (1, 10)	F7		K			G5-3		K	77 WP 90 G3 1-2 2-3 BB	3	0	0	0	0	1	3
26 Austin Nola, R (8, PH) (9, 10)										1	0	0	0	1	1	0
84 Daniel Johnson, L (9, PR)										0	0	0	0	0	0	0
14 Matt Carpenter, L (1, 3)	P6		K			G4-3		30 1B 24 1B 1B	G3 1-2 2-3 3-H	2	0	0	0	0	1	3
90 Rangel Ravelo, R (6, 3)										3	1	1	1	0	0	2
7 Ha-Seong Kim, R (1, 4)		88 G6-3 16 SF8 2B		B5-3		K		L8	30 BB 2-3 3-H BB	3	1	1	0	0	1	0
83 Connor Hollis, R (5, 6) (7, 4)										1	0	0	0	0	0	1
77 Jackson Merrill, L (9, PH)										0	0	0	0	1	0	0
88 Taylor Kohlwey, L (1, 7)	G6-3 2-3		L4				K	24 1B 1-3 1B	1-2 BB	3	0	0	0	0	1	1
30 Preston Tucker, L (8, 7)										1	0	1	0	1	0	0
12 Luis Campusano, R (1, 2)	BB		F7				16 2B BB	79 S 1-3 3-H 1B	G4-3	1	0	0	0	1	0	0
24 Brett Sullivan, L (7, 2)										2	1	1	1	1	0	3
16 Brandon Dixon, R (1, 9)	SF8 3-H				F9		38 G6-3 1-H 41 WP 2B	L5 1-2		2	1	1	2	0	0	0
79 Tirso Ornelas, L (8, 9)										1	0	0	0	0	0	2
Inning Stats	R: 0 E: 1 K: 1 S: 7 H: 1 LOB: 2 BB: 0 P: 7	R: 1 E: 0 K: 0 S: 4 H: 1 LOB: 1 BB: 1 P: 8	R: 0 E: 0 K: 2 S: 8 H: 1 LOB: 1 BB: 0 P: 8	R: 0 E: 0 K: 0 S: 3 H: 0 LOB: 0 BB: 0 P: 3	R: 0 E: 0 K: 1 S: 6 H: 1 LOB: 1 BB: 0 P: 6	R: 0 E: 0 K: 1 S: 5 H: 0 LOB: 0 BB: 0 P: 5	R: 2 E: 0 K: 2 S: 9 H: 2 LOB: 1 BB: 1 P: 14	R: 1 E: 0 K: 1 S: 9 H: 3 LOB: 2 BB: 0 P: 9	R: 2 E: 1 K: 0 S: 5 H: 1 LOB: 3 BB: 3 P: 17	1B: 7 2B: 3 3B: 0 HR: 0 SF: 1 SAC: 0 DP: 0 HBP: 0							

AB	38
R	6
H	10
RBI	4
BB	5
SO	8
LOB	23

WP: 2 PB: 0 SB: 1 CS: 0 PA: 44

PITCHER		IP	WLS	BF	H	R	ER	SO	BB	IBB	HBP	BLK	WP	HR	S	P	ERA	WHIP
47 Ryan Pepiot, R	(1, 1)	1.0		5	1	0	0	1	0	0	0	0	0	0	7	7	0.00	1.000
ERA:																		
52 Phil Bickford, R	(2, 1)	1.0		5	1	1	1	0	1	0	0	0	0	0	4	8	9.00	2.000
ERA: 9.0																		
94 Andre Jackson, R	(3, 1)	1.0		4	1	0	0	2	0	0	0	0	0	0	8	8	0.00	1.000
ERA:																		
96 Landon Knack, R	(4, 1)	1.0	H	3	0	0	0	0	0	0	0	0	0	0	3	3	0.00	0.000
ERA:																		
75 Nick Robertson, R	(5, 1)	1.0	H	4	1	0	0	1	0	0	0	0	0	0	6	6	0.00	1.000
ERA:																		

PITCHER		IP	WLS	BF	H	R	ER	SO	BB	IBB	HBP	BLK	WP	HR	S	P	ERA	WHIP
66 James Jones, L	(6, 1)	1.0	H	3	0	0	0	1	0	0	0	0	0	0	5	5	0.00	0.000
ERA:																		
84 Trevor Bettencourt, R	(7, 1)	1.0	B	6	2	2	2	2	1	0	0	0	1	0	9	14	18.00	3.000
ERA: 18.0																		
94 Marshall Kasowski, R	(8, 1)	1.0	W	6	3	1	1	1	0	0	0	0	0	0	9	9	9.00	3.000
ERA: 9.0																		
93 Aaron Ochsenbein, R	(9, 1)	0.1	H	4	1	2	0	0	1	0	0	0	0	0	3	7	0.00	6.000
ERA:																		
80 Tanner Dodson, R	(9, 1)	0.2	S	4	0	0	0	0	2	0	0	0	1	0	2	10	0.00	3.000
ERA:																		

Batter	1	2	3	4	5	6	7	8	9	AB	R	H	RBI	BB	SO	LOB
1 Trent Grisham, L (1, 8) OBP: 0.500, SLG: 0.750	G3	G4-3			K		K		G4-3	3	0	0	0	0	1	1
41 Luis Liberato, L (7, PH) OBP: 0.200, SLG: 0.200 (7, 8)										2	0	0	0	0	1	1
Fernando Tatis Jr., R (1, 10)	9 S 9 3B BB		G1-3		K 1-2			54 FC6-4 1B		2	1	0	0	1	1	1
12 Luis Campusano, R (8, PH) OBP: 0.429, SLG: 0.200 (8, 10)										1	0	1	0	0	0	0
9 Jake Cronenworth, L (1, 4) OBP: 0.556, SLG: 1.000	27 HR 3B		14 F8 2B		PO 2-3	K		FC6-4 88 WP 1-2f		2	1	2	1	0	0	0
54 Nerwilian Cedeño, S (6, PH) (6, 4)										2	0	0	0	0	1	1
14 Matt Carpenter, L (1, 3)	27 HR BB		F8 2-3			F9		K		2	1	0	0	1	0	1
37 Alfonso Rivas III, L (6, 3) OBP: 0.333, SLG: 0.625										1	0	0	0	0	1	1
27 David Dahl, L (1, 9) OBP: 0.250, SLG: 0.667	1-H 3-H HR		K			F8		G6-3 1-2		3	1	1	3	0	1	1
88 Taylor Kohlwey, L (6, 9) OBP: 0.375, SLG: 0.375										1	0	0	0	0	0	1
28 José Azocar, R (1, 7) OBP: 0.455, SLG: 0.778	K			K			77 2B 2B		G1-2-3	3	1	1	0	0	2	0
91 Evan Mendoza, R (7, 6)										1	0	0	0	0	0	0
77 Jackson Merrill, L (1, 6) OBP: 0.417, SLG: 0.455	G6-3			K			29 G6-3 38 SF9 2-H 2B		HBP	3	1	1	1	0	1	0
30 Preston Tucker, L (7, 7) OBP: 0.833, SLG: 0.667										0	1	0	0	0	0	0
24 Brett Sullivan, L (1, 2) OBP: 0.250, SLG: 0.143		F8		G4-3			G6-3 2-3		K	2	0	0	0	0	0	0
29 Pedro Severino, R (7, PH) (7, 2)										2	0	0	0	0	1	2
38 Tim Lopes, R (1, 5) OBP: 0.364, SLG: 0.500		K			9 PO S 1B		SF9 3-H		1-H 2B	2	0	1	1	0	1	0
81 Jantzen Witte, R (7, 5) OBP: 0.200, SLG: 0.400										1	0	1	1	0	0	0
Inning Stats	R: 4 E: 0 K: 1 S: 8 H: 2 LOB: 0 BB: 2 P: 19	R: 0 E: 0 K: 1 S: 5 H: 0 LOB: 0 BB: 0 P: 5	R: 0 E: 0 K: 1 S: 6 H: 1 LOB: 1 BB: 0 P: 6	R: 0 E: 0 K: 2 S: 7 H: 0 LOB: 0 BB: 0 P: 7	R: 0 E: 0 K: 2 S: 7 H: 1 LOB: 0 BB: 0 P: 9	R: 0 E: 0 K: 1 S: 5 H: 0 LOB: 0 BB: 0 P: 5	R: 2 E: 0 K: 1 S: 7 H: 2 LOB: 0 BB: 0 P: 7	R: 0 E: 0 K: 1 S: 6 H: 1 LOB: 1 BB: 0 P: 7	R: 1 E: 0 K: 1 S: 6 H: 1 LOB: 1 BB: 0 P: 7	1B: 2 2B: 4 3B: 1 HR: 1	SF: 1 SAC: 0 DP: 0 HBP: 1			WP: 1 PB: 0 SB: 2 CS: 0		PA: 38	

PITCHER		IP	WLS	BF	H	R	ER	SO	BB	IBB	HBP	BLK	WP	HR	S	P	ERA	WHIP
38 Alex Cobb, R ERA: 18.0	(1, 1)	2.0		10	2	4	4	2	2	0	0	0	0	1	13	24	18.00	2.000
48 Ross Stripling, R ERA:	(3, 1)	2.0		7	1	0	0	3	0	0	0	0	0	0	13	13	0.00	0.500
33 Taylor Rogers, L ERA:	(5, 1)	1.0		3	1	0	0	2	0	0	0	0	0	0	7	9	0.00	1.000
53 Nick Duron, R ERA:	(6, 1)	1.0		3	0	0	0	1	0	0	0	0	0	0	5	5	0.00	0.000
84 Erik Miller, L ERA: 9.0	(7, 1)	1.0	L	5	2	2	2	1	0	0	0	0	0	0	7	7	18.00	2.000

PITCHER		IP	WLS	BF	H	R	ER	SO	BB	IBB	HBP	BLK	WP	HR	S	P	ERA	WHIP
87 Daniel Tillo, L ERA:	(8, 1)	1.0		4	1	0	0	1	0	0	0	0	1	0	6	7	0.00	1.000
46 Trevor Hildenberger, R ERA: 9.0	(9, 1)	1.0		5	1	1	1	1	0	0	1	0	0	0	6	7	9.00	1.000

TOP

San Diego Padres @ San Francisco Giants

Scottsdale Stadium, Scottsdale, AZ

Tue Feb 28 2023, 3:06 PM - 5:30 PM EST

Att. 6,317 - Partly Cloudy - 64 F

livebaseballscorecards.com

AB	33
R	7
H	8
RBI	7
BB	2
SO	11
LOB	10

Batter	1	2	3	4	5	6	7	8	9	AB	R	H	RBI	BB	SO	LOB
8 Michael Conforto, L (1, 10) OBP: 0.167, SLG: 0.167 99 Andy Thomas, L (7, PH) (8, 10)	FCS 0-3 ① K		X 0-0 ② G4-3 3-H		CFS 0-3 ① K		X 0-0 ③ G4-3			3 1	0 0	0 0	1 0	0 0	2 0	1 0
17 Mitch Haniger, R (1, 9) OBP: 0.250, SLG: 0.250 80 Clint Coulter, R (5, 9) OBP: 0.143, SLG: 0.143	X 0-0 ② L8		X 0-0 1B		BSSS 1-3 ② K 1-2			X 0-0 ① G5-3		2 2	0 0	1 0	0 0	0 0	0 1	0 1
10 Isan Díaz, L (1, 4) OBP: 0.400, SLG: 0.250 98 Tyler Fitzgerald, R (5, 4) OBP: 0.250, SLG: 0.375	BBBB 4-0 BB		X 0-0 ③ G3		X 0-0 82 S 2-H 1B			CFT 0-2 ② K		1 2	0 0	0 1	0 1	1 0	0 1	1 0
7 J.D. Davis, R (1, 3) 82 Carter Aldrete, R (5, 3) OBP: 0.400, SLG: 0.250	X 0-0 ③ G4-3			X 0-0 ① G6-3	CX 0-1 ③ F9 1-2			X 0-0 92 WP 92 1B 1B		2 2	0 1	0 1	0 0	0 0	0 0	1 1
70 Brett Wisely, L (1, 6) OBP: 0.400, SLG: 1.000 92 Will Wilson, R (7, 6) OBP: 0.750, SLG: 0.750		CCS 0-3 ① K		BX 1-0 HR		FCS 0-3 ① K		BX 1-0 81 WP 1-H 1B		3 1	1 0	1 1	1 1	0 0	2 0	0 0
32 David Villar, R (1, 5) 81 Armando Alvarez, R (7, 5) OBP: 0.333, SLG: 0.400		X 0-0 ② F8		SFS 0-3 ② K		X 0-0 ② G6-3		BX 1-0 ③ F8 1-2		3 1	0 0	0 0	0 0	0 0	1 0	0 1
58 Bryce Johnson, S (1, 8) OBP: 0.286, SLG: 0.167 86 Grant McCray, L (5, 8) OBP: 0.600, SLG: 1.000		X 0-0 ③ G6-3		FSS 0-3 ③ K		X 0-0 ③ F7		X 0-0 88 G5-4-3 1B		2 2	0 0	0 1	0 0	0 0	1 0	0 0
21 Joey Bart, R (1, 2) OBP: 0.750, SLG: 2.000 93 Patrick Bailey, S (6, 2) OBP: 0.250, SLG: 0.250			X 0-0 29 G4-3 8 G4-3 2B		BSBX 2-1 HR		X 0-0 ① P3		SFS 0-3 ① K	2 2	2 0	2 0	1 0	0 0	0 1	0 1
29 Luis Matos, R (1, 7) OBP: 0.286, SLG: 0.286 88 Wade Meckler, L (6, 7) OBP: 0.200, SLG: 0.200			X 0-0 ① G4-3 2-3		X 0-0 80 S 98 1B 1B		X 0-0 ② G4-3		X 0-0 ② ③ G5-4-3 1-2f	2 2	1 0	1 0	0 0	0 0	0 1	1 1
Inning Stats	R: 0 E: 0 K: 1 S: 5 H: 0 LOB: 1 BB: 1 P: 9	R: 0 E: 0 K: 1 S: 5 H: 0 LOB: 0 BB: 0 P: 5	R: 1 E: 0 K: 0 S: 5 H: 2 LOB: 1 BB: 0 P: 5	R: 1 E: 0 K: 2 S: 8 H: 1 LOB: 0 BB: 0 P: 9	R: 2 E: 0 K: 2 S: 12 H: 3 LOB: 1 BB: 0 P: 15	R: 0 E: 0 K: 1 S: 5 H: 0 LOB: 0 BB: 0 P: 5	R: 0 E: 0 K: 0 S: 3 H: 0 LOB: 0 BB: 0 P: 3	R: 1 E: 0 K: 1 S: 7 H: 2 LOB: 1 BB: 0 P: 9	R: 0 E: 0 K: 1 S: 5 H: 1 LOB: 0 BB: 0 P: 5	1B: 6 2B: 1 3B: 0 HR: 2	SF: 0 SAC: 0 DP: 1 HBP: 0						

PITCHER		IP	WLS	BF	H	R	ER	SO	BB	IBB	HBP	BLK	WP	HR	S	P	ERA	WHIP
55 Jay Groome, L ERA:	(1, 1)	2.0		7	0	0	0	2	1	0	0	0	0	0	10	14	0.00	0.500
73 Drew Carlton, R ERA: 4.5	(3, 1)	1.0		5	2	1	1	0	0	0	0	0	0	0	5	5	9.00	2.000
76 Domingo Tapia, R ERA: 9.0	(4, 1)	1.0	H	4	1	1	1	2	0	0	0	0	0	1	8	9	9.00	1.000
62 Aaron Brooks, R ERA: 9.0	(5, 1)	1.0	B	6	3	2	2	2	0	0	0	0	0	1	12	15	18.00	3.000
61 Efrain Contreras, R ERA:	(6, 1)	1.0	W	3	0	0	0	1	0	0	0	0	0	0	5	5	0.00	0.000

PITCHER		IP	WLS	BF	H	R	ER	SO	BB	IBB	HBP	BLK	WP	HR	S	P	ERA	WHIP
87 Moises Lugo, R ERA:	(7, 1)	1.0	H	3	0	0	0	0	0	0	0	0	0	0	3	3	0.00	0.000
70 Eric Hanhold, R ERA: 4.5	(8, 1)	1.0	H	5	2	1	1	1	0	0	0	0	2	0	7	9	9.00	2.000
78 Angel Sánchez, R ERA:	(9, 1)	1.0	S	3	1	0	0	1	0	0	0	0	0	0	5	5	0.00	1.000

BOTTOM

San Diego Padres @ San Francisco Giants

Scottsdale Stadium, Scottsdale, AZ

Tue Feb 28 2023, 3:06 PM - 5:30 PM EST

Att. 6,317 - Partly Cloudy - 64 F

livebaseballscorecards.com

AB	35
R	5
H	9
RBI	5
BB	1
SO	9
LOB	9

WP: 2	PA: 36		
PB: 0			
SB: 2			
CS: 0			

Batter	1	2	3	4	5	6	7	8	9	AB	R	H	RBI	BB	SO	LOB
47 Josh Smith, L (1, 6) OBP: 0.300, SLG: 0.125 71 Jonathan Ornelas, R (6, 6) OBP: 0.556, SLG: 0.778	C X 0-1 ① G4-3			C C C 0-3 ① K		B B B B 4-0 1-2 2-3 BB				2 0 0 0 1 1 0 0 0 0 0 0 0 0						
Mark Mathias, R (1, 4) OBP: 0.500, SLG: 0.286 82 Jax Biggers, L (6, 4)	X 0-0 ② L5			B B B B 4-0 85 CS BB		C S S 0-3 ② K				2 0 0 0 1 1 3 0 0 0 0 0 0 0						
13 Brad Miller, L (1, 3) OBP: 0.333, SLG: 0.667 67 Dustin Harris, L (6, 3) OBP: 0.286, SLG: 0.571	C C C 0-3 ③ K			S S S 0-3 ② K		X 0-0 ③ G4-3				3 0 0 0 0 2 4 0 0 0 0 0 0 0						
55 Sam Huff, R (1, 2) OBP: 0.286, SLG: 0.857 85 Cody Freeman, R (2, 2) OBP: 0.400, SLG: 0.400		S S S 0-3 ① K		C 0-1 ③ CS 1-2	X 0-0 ① G6-3		S S S 0-3 ① K			1 0 0 0 0 1 0 2 0 0 0 0 1 0						
28 Jonah Heim, S (1, 10) OBP: 0.455, SLG: 0.700		X 0-0 ② F7			S S S 0-3 ② K		B F B F B X 3-2 HR			3 1 1 1 0 1 0						
16 Travis Jankowski, L (1, 9) OBP: 0.333, SLG: 0.333		X 0-0 ③ G4-3			X 0-0 ③ G5-3		X 0-0 77 G5-4-3 1B			3 0 1 0 0 0 0						
77 Clint Frazier, R (1, 7) OBP: 0.333, SLG: 0.583			X 0-0 8 G1-4-3 1B			X 0-0 20 FC4-6 1B	X 0-0 ② ③ G5-4-3 1-2f			3 0 2 0 0 0 1						
20 Ezequiel Duran, R (1, 5) OBP: 0.333, SLG: 0.364 90 Davis Wendzel, R (6, 5) OBP: 1.000, SLG: 2.500			X 0-0 ① P4			1 SAFE X 0-0 ① FC4-6 47 BB 8 E 1-2f				2 0 0 0 0 0 2 0 0 0 0 0 0 0						
8 Bubba Thompson, R (1, 8) OBP: 0.286, SLG: 0.429 65 Jayce Easley, S (6, 8)			X 0-0 ② ③ G1-4-3 1-2f			X 0-0 E6 47 BB 1-2				2 0 0 0 0 0 2 0 0 0 0 0 0 0						
Inning Stats	R: 0 E: 0 K: 1 S: 6 H: 0 LOB: 0 BB: 0 P: 6	R: 0 E: 0 K: 1 S: 5 H: 0 LOB: 0 BB: 0 P: 5	R: 0 E: 0 K: 0 S: 3 H: 1 LOB: 0 BB: 0 P: 3	R: 0 E: 0 K: 2 S: 7 H: 0 LOB: 0 BB: 1 P: 11	R: 0 E: 0 K: 1 S: 5 H: 0 LOB: 0 BB: 0 P: 5	R: 0 E: 1 K: 1 S: 7 H: 1 LOB: 3 BB: 1 P: 11	R: 1 E: 0 K: 1 S: 8 H: 2 LOB: 0 BB: 0 P: 11			1B: 3 2B: 0 3B: 0 HR: 1 SF: 0 SAC: 0 DP: 2 HBP: 0				WP: 0 PB: 0 SB: 0 CS: 1 PA: 26		

PITCHER	IP	WLS	BF	H	R	ER	SO	BB	IBB	HBP	BLK	WP	HR	S	P	ERA	WHIP
21 Nick Martinez, R (1, 1) ERA:	4.0	W	12	1	0	0	4	1	0	0	0	0	0	21	25	0.00	0.500
40 Ryan Weathers, L (5, 1) ERA: 2.08	2.1		12	3	1	1	3	1	0	0	0	0	1	19	26	3.86	1.714
34 Craig Stammen, R (7, 1) ERA:	0.2		1	0	0	0	0	0	0	0	0	0	0	1	1	0.00	0.000

PITCHER	IP	WLS	BF	H	R	ER	SO	BB	IBB	HBP	BLK	WP	HR	S	P	ERA	WHIP

TOP

Texas Rangers @ San Diego Padres

Peoria Stadium, Peoria, AZ

Wed Mar 01 2023, 3:12 PM - 5:03 PM EST

Att. 1,974 - Cloudy - 58 F

livebaseballscorecards.com

AB	23
R	1
H	4
RBI	1
BB	2
SO	7
LOB	12

Batter	1	2	3	4	5	6	7	8	9	AB	R	H	RBI	BB	SO	LOB
2 Xander Bogaerts, R (1, 6) OBP: 0.200, SLG: 0.111 38 Tim Lopes, R (2, PR) OBP: 0.385, SLG: 0.583 (3, 6)	C C C 0-3 ① K	B B B 4-0 22 1B 2-3 BB		1 SAFE X 0-0 1-H 2B		S S S 0-3 ③ K				1 0 0 0 1 1 0 2 0 1 1 0 1 0						
22 Juan Soto, L (1, 7) OBP: 0.778, SLG: 1.500 30 Preston Tucker, L (5, 7) OBP: 0.833, SLG: 0.667	X 0-0 13 S 2B	X 0-0 1-2 3-H 1B		X 0-0 ③ F8						3 0 2 1 0 0 1 0 0 0 0 0 0 0						
13 Manny Machado, R (1, 5) OBP: 0.455, SLG: 0.545 81 Jantzen Witte, R (6, 5) OBP: 0.200, SLG: 0.400	B S S S 1-3 ② K 2-3	X 0-0 ③ G6-3			X 0-0 ① F8					3 0 0 0 0 1 3 0 0 0 0 0 0 0						
32 Nelson Cruz, R (1, 10) OBP: 0.308, SLG: 0.545	X 0-0 ③ F8		X 0-0 ① L9		B F F X 1-2 HR					3 1 1 1 0 0 1						
9 Jake Cronenworth, L (1, 4) OBP: 0.583, SLG: 0.889 54 Nerwilian Cedeño, S (5, PR) (6, 4)		B B B B 4-0 26 1B 26 PB 1 2B BB	C C C 0-3 ② K		B B B B 4-0 BB					1 1 0 0 2 1 0 0 0 0 0 0 0 0						
26 Austin Nola, R (1, 2) OBP: 0.444, SLG: 0.375 29 Pedro Severino, R (7, 2)	B X 1-0 1 2B 37 SF8 1-3 1B	X 0-0 ③ G6-3			X 0-0 ② F9					3 1 1 0 0 0 1 0 0 0 0 0 0 0						
1 Trent Grisham, L (1, 8) OBP: 0.462, SLG: 0.727 41 Luis Liberato, L (6, 8) OBP: 0.200, SLG: 0.200	X 0-0 2 WP 22 1B 1-3 3-H 2B			X 0-0 ① L8	X 0-0 ③ G4-3					3 1 1 1 0 0 1 0 0 0 0 0 0 0						
16 Brandon Dixon, R (1, 9) OBP: 0.357, SLG: 0.364 88 Taylor Kohlwey, L (7, 9) OBP: 0.375, SLG: 0.375	S S S 0-3 ① K			X 0-0 38 2B 1B		S S S 0-3 ① K				3 1 1 0 0 2 2 0 0 0 0 0 0 0						
37 Alfonso Rivas III, L (1, 3) OBP: 0.250, SLG: 0.500 90 Rangel Ravelo, R (7, 3) OBP: 0.500, SLG: 0.600	X 0-0 ② SF8 3-H			S S S 0-3 ② K		X 0-0 ② F7				2 0 0 1 0 1 1 0 0 0 0 0 0 0						
Inning Stats	R: 0 H: 1 E: 0 LOB: 1 K: 2 BB: 0 S: 8 P: 9	R: 3 H: 3 E: 0 LOB: 2 K: 1 BB: 2 S: 8 P: 17	R: 0 H: 0 E: 0 LOB: 0 K: 1 BB: 0 S: 5 P: 5	R: 1 H: 2 E: 0 LOB: 1 K: 1 BB: 0 S: 7 P: 7	R: 1 H: 1 E: 0 LOB: 1 K: 0 BB: 1 S: 6 P: 11	R: 0 H: 0 E: 0 LOB: 0 K: 2 BB: 0 S: 7 P: 7				1B: 3 SF: 1 2B: 3 SAC: 0 3B: 0 DP: 0 HR: 1 HBP: 0						

PITCHER		IP	WLS	BF	H	R	ER	SO	BB	IBB	HBP	BLK	WP	HR	S	P	ERA	WHIP
49 Glenn Otto, R ERA: 12.27	(1, 1)	1.2	L	10	3	3	3	3	2	0	0	0	1	0	14	24	16.20	3.000
73 Jacob Latz, L ERA: 2.7	(2, 1)	2.1		10	3	1	1	2	0	0	0	0	0	0	14	14	3.86	1.286
36 Spencer Howard, R ERA: 4.5	(5, 1)	2.0		8	1	1	1	2	1	0	0	0	0	1	13	18	4.50	1.000

PITCHER	IP	WLS	BF	H	R	ER	SO	BB	IBB	HBP	BLK	WP	HR	S	P	ERA	WHIP

BOTTOM

Texas Rangers @ San Diego Padres

Peoria Stadium, Peoria, AZ

Wed Mar 01 2023, 3:12 PM - 5:03 PM EST

Att. 1,974 - Cloudy - 58 F

livebaseballscorecards.com

AB	24
R	5
H	7
RBI	5
BB	3
SO	7
LOB	10

WP: 1 PA: 28
PB: 1
SB: 1
CS: 0

San Diego Padres @ Seattle Mariners

Peoria Stadium, Peoria, AZ

Thu Mar 02 2023, 3:12 PM - 5:36 PM EST

Att. 4,970 - Overcast - 49 F

TOP

livebaseballscorecards.com

Batter	1	2	3	4	5	6	7	8	9	AB	R	H	RBI	BB	SO	LOB
Fernando Tatis Jr., R (1, 9)	BBBB 4-0 22 1B 32 1B BB	SSS 0-3 K		x 0-0 F9			x 0-0 G6-3 1-2		x 0-0 1-2 1B	2	1	0	0	1	1	1
90 Rangel Ravelo, R (6, 3) OBP: 0.500, SLG: 0.571										2	0	1	0	0	0	1
22 Juan Soto, L (1, 7) OBP: 0.750, SLG: 1.273	x 0-0 32 1B 1-3 1B	x 0-0 3-H 1B			x 0-0 G4-3		x 0-0 P6		x 0-0 F1	3	0	2	1	0	0	0
30 Preston Tucker, L (5, 7) OBP: 0.625, SLG: 0.400					x 0-0 32 G4-6-3 1B					2	0	0	0	0	0	3
13 Manny Machado, R (1, 5) OBP: 0.429, SLG: 0.500	SSS 0-3 K	x 0-0 F8						x 0-0 G5-3	SSS 0-3 K	3	0	1	0	0	1	3
16 Brandon Dixon, R (5, 5) OBP: 0.313, SLG: 0.308										2	0	0	0	0	1	2
32 Nelson Cruz, R (1, 10) OBP: 0.313, SLG: 0.500	x 0-0 1-2 3-H 1B		x 0-0 G5-3		x 0-0 G4-6-3 1-2f			x 0-0 81 FC3-6 1B		3	0	1	1	0	0	1
79 Tirso Ornelas, L (8, PH) OBP: 0.167, SLG: 0.167 (8, 10)										1	0	1	0	0	0	0
14 Matt Carpenter, L (1, 3) OBP: 0.364, SLG: 0.125	x 0-0 P6		BBBB 4-0 BB			x 0-0 12 G4-3 1B		x 0-0 FC3-6 29 1B 1-2f		2	0	1	0	1	0	2
81 Jantzen Witte, R (6, PR) OBP: 0.167, SLG: 0.333 (6, 4)										1	1	0	0	0	0	1
12 Luis Campusano, R (1, 2) OBP: 0.300, SLG: 0.125	x 0-0 L9		x 0-0 F8			x 0-0 G4-3 1-2f		x 0-0 1-H 1B		3	0	0	0	0	0	4
29 Pedro Severino, R (7, 2) OBP: 0.167, SLG: 0.167										1	0	1	1	0	0	0
8 Rougned Odor, L (1, 4)		BBBB 4-0 27 2B 77 G4-3 BB	x 0-0 L9			x 0-0 F8		CCC 0-3 K		2	1	0	0	1	0	2
88 Taylor Kohlwey, L (6, 9) OBP: 0.333, SLG: 0.333										1	0	0	0	0	1	1
27 David Dahl, L (1, 8) OBP: 0.333, SLG: 0.733		x 0-0 77 G4-3 1-3 22 1B 2B		SSS 0-3 K			x 0-0 90 G6-3 1B		x 0-0 F9	3	1	2	0	0	1	0
28 José Azocar, R (7, 8) OBP: 0.417, SLG: 0.700										1	0	0	0	0	0	0
77 Jackson Merrill, L (1, 6) OBP: 0.333, SLG: 0.357		x 0-0 G4-3 2-3 3-H		SSS 0-3 K			x 0-0 F8		x 0-0 90 1B 1B	3	0	0	1	0	1	2
91 Evan Mendoza, R (7, 6) OBP: 0.333, SLG: 0.500										1	0	1	0	0	0	0
Inning Stats	R: 1 E: 0 K: 1 S: 7 H: 2 LOB: 2 BB: 1 P: 11	R: 2 E: 0 K: 1 S: 7 H: 2 LOB: 1 BB: 1 P: 11	R: 0 E: 0 K: 0 S: 3 H: 0 LOB: 1 BB: 1 P: 7	R: 0 E: 0 K: 2 S: 7 H: 0 LOB: 0 BB: 0 P: 7	R: 0 E: 0 K: 0 S: 3 H: 1 LOB: 0 BB: 0 P: 3	R: 0 E: 0 K: 0 S: 3 H: 1 LOB: 1 BB: 0 P: 3	R: 0 E: 0 K: 0 S: 4 H: 1 LOB: 1 BB: 0 P: 4	R: 1 E: 0 K: 1 S: 7 H: 2 LOB: 1 BB: 0 P: 7	R: 0 E: 0 K: 1 S: 7 H: 2 LOB: 2 BB: 0 P: 7	1B: 10 2B: 1 3B: 0 HR: 0 SF: 0 SAC: 0 DP: 2 HBP: 0							

	AB	36
	R	4
	H	11
	RBI	4
	BB	3
	SO	6
	LOB	23

WP: 0	PA: 39																		
PB: 0																			
SB: 0																			
CS: 0																			

PITCHER		IP	WLS	BF	H	R	ER	SO	BB	IBB	HBP	BLK	WP	HR	S	P	ERA	WHIP
36 Logan Gilbert, R	(1, 1)	1.2		10	3	3	3	2	2	0	0	0	0	0	12	20	16.20	3.000
ERA: 16.2																		
86 Travis Kuhn, R	(2, 1)	0.1		2	1	0	0	0	0	0	0	0	0	0	2	2	0.00	3.000
ERA: 20.25																		
84 Prelander Berroa, R	(3, 1)	2.0		7	0	0	0	2	1	0	0	0	0	0	10	14	0.00	0.500
ERA:																		
60 Tayler Saucedo, L	(5, 1)	1.0		3	1	0	0	0	0	0	0	0	0	0	3	3	0.00	1.000
ERA:																		
55 Gabe Speier, L	(6, 1)	1.0		3	1	0	0	0	0	0	0	0	0	0	3	3	0.00	1.000
ERA:																		

PITCHER		IP	WLS	BF	H	R	ER	SO	BB	IBB	HBP	BLK	WP	HR	S	P	ERA	WHIP
91 Ryder Ryan, R	(7, 1)	1.0		4	1	0	0	0	0	0	0	0	0	0	4	4	0.00	1.000
ERA:																		
53 Tommy Milone, L	(8, 1)	2.0	W	10	4	1	1	2	0	0	0	0	0	0	14	14	4.50	2.000
ERA: 4.5																		

BOTTOM

Batter	1	2	3	4	5	6	7	8	9	AB	R	H	RBI	BB	SO	LOB
16 Kolten Wong, L (1, 4) OBP: 0.333, SLG: 0.273 82 Kaden Polcovich, S (6, 4) OBP: 0.286, SLG: 0.167	G6-3		35 2B 1B		K		46 S BB		46 2B 1B	3 0 1 0 0 1 0 1 1 1 0 1 0 0						
35 Teoscar Hernández, R (1, 9) OBP: 0.556, SLG: 1.000 46 Alberto Rodriguez, L (5, PR) OBP: 0.429, SLG: 0.500 (6, 9)	F9		1-3 2B		23 G5-4-3 1B		1-2 BB		1-H 2B	3 0 2 0 0 0 0 1 0 1 1 1 0 0						
23 Ty France, R (1, 3) OBP: 0.333, SLG: 0.545 72 Jake Scheiner, R (6, 3) OBP: 0.143, SLG: 0.143	G5-3		G5-3		G5-4-3 1-2f		K			3 0 0 0 0 0 3 1 0 0 0 0 1 2						
29 Cal Raleigh, S (1, 2) OBP: 0.200, SLG: 0.400 21 Cooper Hummel, S (6, 2) OBP: 0.375, SLG: 0.714		L8		3 1B 64 1B 2B		K		HR		2 1 1 0 0 0 0 2 1 1 1 0 1 0						
28 Eugenio Suárez, R (1, 5) OBP: 0.357, SLG: 0.583 31 Drew Ellis, R (6, 5)		HR		K		81 G6-3 BB		K		2 1 1 1 0 1 1 1 0 0 0 1 1 0						
3 J.P. Crawford, L (1, 6) OBP: 0.400, SLG: 0.333 81 Leo Rivas, S (6, 6) OBP: 0.167, SLG: 0.333		G3		64 1B 2-3 1B		G6-3 1-2		E3 85 1B 74 WP		2 0 1 0 0 0 0 2 1 0 0 0 0 1						
18 Cade Marlowe, L (1, 8) OBP: 0.333, SLG: 0.700 85 Jonatan Clase, S (7, 8) OBP: 0.250, SLG: 0.250		G1-3		L6		F7		74 CS 1-3 1B		3 0 0 0 0 0 3 1 0 1 0 0 0 0						
64 Brian O'Keefe, R (1, 10) OBP: 0.286, SLG: 0.286 94 Mike Ford, L (8, PH) OBP: 0.222, SLG: 0.444 (9, 10)			K	1-3 3-H 1B			F8	P4		3 0 1 1 0 1 0 1 0 0 0 0 0 2						
17 Leonys Martin, L (1, 7) OBP: 0.400, SLG: 0.375 74 Jack Larsen, L (8, 7) OBP: 0.286, SLG: 0.429			K	G4-3			K	CS 1-2 3-H	G6-3	3 0 0 0 0 2 2 1 0 0 0 0 0 0						

Inning Stats						
	R: 0 H: 0 E: 0 LOB: 0 K: 0 BB: 0 S: 3 P: 3	R: 1 H: 1 E: 0 LOB: 0 K: 0 BB: 0 S: 4 P: 5	R: 0 H: 2 E: 0 LOB: 2 K: 2 BB: 0 S: 9 P: 9	R: 1 H: 3 E: 0 LOB: 2 K: 1 BB: 0 S: 8 P: 8	R: 0 H: 1 E: 0 LOB: 1 K: 1 BB: 0 S: 5 P: 5	R: 0 H: 0 E: 0 LOB: 1 K: 1 BB: 1 S: 5 P: 9
	R: 0 H: 0 E: 0 LOB: 2 K: 2 BB: 2 S: 7 P: 15	R: 2 H: 2 E: 1 LOB: 0 K: 1 BB: 0 S: 9 P: 13	R: 1 H: 2 E: 0 LOB: 1 K: 0 BB: 0 S: 3 P: 3	1B: 6 SF: 0 2B: 3 SAC: 0 3B: 0 DP: 1 HR: 2 HBP: 0	WP: 1 PA: 39 PB: 0 SB: 1 CS: 1	

PITCHER	IP	WLS	BF	H	R	ER	SO	BB	IBB	HBP	BLK	WP	HR	S	P	ERA	WHIP
67 Seth Lugo, R (1, 1) ERA: 3.6	3.0		12	3	1	1	2	0	0	0	0	0	1	16	17	3.00	1.000
50 Adrian Morejon, L (4, 1) ERA: 3.0	3.0	H	13	4	1	1	3	1	0	0	0	0	0	18	22	3.00	1.667
66 Luis García, R (7, 1) ERA:	1.0	H	5	0	0	0	2	2	0	0	0	0	0	7	15	0.00	2.000
68 José Lopez, L (8, 1) ERA: 9.0	1.0	B	5	2	2	1	1	0	0	0	0	1	1	9	13	9.00	2.000
63 Sean Poppen, R (9, 1) ERA: 6.75	0.1	L	3	2	1	1	0	0	0	0	0	0	0	3	3	27.00	6.000

PITCHER	IP	WLS	BF	H	R	ER	SO	BB	IBB	HBP	BLK	WP	HR	S	P	ERA	WHIP

San Diego Padres @ Seattle Mariners

Peoria Stadium, Peoria, AZ

Thu Mar 02 2023, 3:12 PM - 5:36 PM EST

Att. 4,970 - Overcast - 49 F

livebaseballscorecards.com

AB	35
R	5
H	11
RBI	4
BB	3
SO	8
LOB	14

Chicago Cubs @ San Diego Padres

Peoria Stadium, Peoria, AZ

Fri Mar 03 2023, 8:43 PM - 10:55 PM EST

Att. 7,300 - Clear - 60 F

TOP

livebaseballscorecards.com

Batter	1	2	3	4	5	6	7	8	9	AB	R	H	RBI	BB	SO	LOB
1 Nick Madrigal, R (1, 4) OBP: 0.333, SLG: 0.417 22 Luis Torrens, R (6, 2)	F F T 0-2 ① K		C F C 0-3 ② K			X 0-0 ① 36 1B 15 SF8 1B	C F S 0-3 ② K		B B B B 4-0 60 F9-4-3 1-2 BB	3 1 1 0 0 2 1 1 0 0 0 1 1 2						
7 Dansby Swanson, R (1, 6) OBP: 0.400, SLG: 0.143 60 Sergio Alcántara, S (6, 6) OBP: 0.167, SLG: 0.167	X 0-0 36 1B 1B		X 0-0 ③ L3			C S S 0-3 ① K	X 0-0 ③ L9		X 0-0 ② ③ F9-4-3 1-1	3 0 1 0 0 1 2 2 0 0 0 0 0 4						
36 Trey Mancini, R (1, 9) OBP: 0.545, SLG: 0.500 87 Yonathan Perlaza, S (6, 9) OBP: 0.333, SLG: 0.455	X 0-0 15 G5-4-3 1-2 1B			C C C 0-3 ① K		X 0-0 30 BB 1-3 1B		X 0-0 ① F9		3 0 2 0 0 1 0 1 0 0 0 0 0 0						
15 Yan Gomes, R (1, 2) OBP: 0.182, SLG: 0.300 83 Andy Weber, L (6, 4) OBP: 0.500, SLG: 0.333	X 0-0 ② ③ G5-4-3 1-2f			X 0-0 ② F8		X 0-0 ② SF8 3-H		C C C 0-3 ② K		2 0 0 1 0 0 2 1 0 0 0 0 1 0						
30 Edwin Ríos, L (1, 5) OBP: 0.333, SLG: 0.444 98 Chase Strumpf, R (6, 5)		X 0-0 ① L9		C F X 0-2 HR		B D D B 4-0 1-2 BB		S F S 0-3 ③ K		2 1 1 1 1 0 0 1 0 0 0 0 1 0						
79 Matt Mervis, L (1, 3) OBP: 0.375, SLG: 0.250 74 Jared Young, L (6, 3) OBP: 0.222, SLG: 0.222		X 0-0 ② G6-3		C S S 0-3 ③ K		X 0-0 ③ G4-3			X 0-0 70 1B 37 FC3 1B	3 0 0 0 0 1 2 1 1 1 0 0 0 0						
5 Christopher Morel, R (1, 8) OBP: 0.267, SLG: 0.231 70 Pete Crow-Armstrong, L (7, 8) OBP: 0.333, SLG: 0.111	C S T 0-2 ③ K				X 0-0 ① F7		B B B B 4-0 13 1B 13 S BB		X 0-0 37 S 37 E 1-3 1B	2 0 0 0 1 1 0 1 1 1 0 0 0 0						
13 David Bote, R (1, 10) OBP: 0.692, SLG: 1.182 37 Dom Nuñez, L (9, PH) (9, 10)			X 0-0 3B		X 0-0 ② G5-3		B X 1-0 1-3 1B		B X 1-0 FC3 22 BB 1-H 3-H	3 0 2 0 0 0 0 1 0 0 1 0 0 0						
94 Brennen Davis, R (1, 7) OBP: 0.250, SLG: 0.286 4 Nelson Velázquez, R (7, 7) OBP: 0.273, SLG: 0.500			X 0-0 ① P4		X 0-0 ③ G5-3		C F S 0-3 ① K		S F C 0-3 ① K	3 0 0 0 0 1 3 1 0 0 0 0 1 1						
Inning Stats	R: 0 E: 0 K: 1 S: 6 H: 2 LOB: 1 BB: 0 P: 6	R: 0 E: 0 K: 1 S: 5 H: 0 LOB: 0 BB: 0 P: 5	R: 0 E: 0 K: 1 S: 6 H: 1 LOB: 1 BB: 0 P: 6	R: 1 E: 0 K: 2 S: 10 H: 1 LOB: 0 BB: 0 P: 10	R: 0 E: 0 K: 0 S: 3 H: 0 LOB: 0 BB: 0 P: 3	R: 1 E: 0 K: 1 S: 7 H: 2 LOB: 2 BB: 1 P: 11	R: 0 E: 0 K: 2 S: 8 H: 1 LOB: 2 BB: 1 P: 13	R: 0 E: 0 K: 2 S: 7 H: 0 LOB: 0 BB: 0 P: 7	R: 2 E: 1 K: 1 S: 7 H: 2 LOB: 1 BB: 1 P: 12	1B: 7 2B: 1 3B: 1 HR: 1 SF: 1 SAC: 0 DP: 2 HBP: 0						

	AB	34
	R	4
	H	9
	RBI	3
	BB	3
	SO	11
	LOB	17

WP: 0 PB: 0 SB: 2 CS: 0 PA: 38

PITCHER		IP	WLS	BF	H	R	ER	SO	BB	IBB	HBP	BLK	WP	HR	S	P	ERA	WHIP
48 Julio Teheran, R	(1, 1)	3.0		11	3	0	0	3	0	0	0	0	0	0	17	17	0.00	1.000
ERA:																		
74 Nabil Crismatt, R	(4, 1)	3.0	L	13	3	2	2	3	1	0	0	0	0	1	20	24	6.00	1.333
ERA: 3.6																		
45 Brent Honeywell, R	(7, 1)	2.1		12	3	2	1	5	1	0	0	0	0	0	21	27	3.86	1.714
ERA: 6.23																		
65 José Castillo, L	(9, 1)	0.2		2	0	0	0	0	1	0	0	0	0	0	1	5	0.00	1.500
ERA:																		

PITCHER	IP	WLS	BF	H	R	ER	SO	BB	IBB	HBP	BLK	WP	HR	S	P	ERA	WHIP

Batter	1	2	3	4	5	6	7	8	9	AB	R	H	RBI	BB	SO	LOB
1 Trent Grisham, L (1, 8) OBP: 0.400, SLG: 0.615 37 Alfonso Rivas III, L (6, 3) OBP: 0.286, SLG: 0.455	G4-3			P3		K			16 WP, BB	2 1	0 0	0 0	0 0	0 1	0 1	0 0
9 Jake Cronenworth, L (1, 4) OBP: 0.571, SLG: 0.800 16 Brandon Dixon, R (6, 5) OBP: 0.333, SLG: 0.286	G1-3			BBBB 4-0 13 G6-4-3, BB			K		1-2, 38 G6-4-3, BB	1 1	0 0	0 0	0 0	1 1	0 1	0 0
13 Manny Machado, R (1, 5) OBP: 0.375, SLG: 0.438 38 Tim Lopes, R (6, 4) OBP: 0.333, SLG: 0.500 (8, 6)	G5-3			G6-4-3, 1-2f			K		G6-4-3, 1-2f	2 2	0 0	0 0	0 0	0 0	0 1	1 2
32 Nelson Cruz, R (1, 10) OBP: 0.278, SLG: 0.438 90 Rangel Ravelo, R (7, PH) OBP: 0.556, SLG: 0.571 (8, 10)		L9			K		BB			2 0	0 0	0 0	0 0	0 1	1 0	0 0
14 Matt Carpenter, L (1, 3) OBP: 0.308, SLG: 0.100 41 Luis Liberato, L (6, 8) OBP: 0.182, SLG: 0.182		L7			L8		F9			2 1	0 0	0 0	0 0	0 0	0 0	0 1
26 Austin Nola, R (1, 2) OBP: 0.455, SLG: 0.333 29 Pedro Severino, R (7, 2) OBP: 0.143, SLG: 0.143		G6-3			BBBB 4-0 BB			SCS 0-3 K		1 1	0 0	0 0	0 0	1 0	0 1	0 0
88 Taylor Kohlwey, L (1, 7) OBP: 0.273, SLG: 0.273 30 Preston Tucker, L (8, 7) OBP: 0.556, SLG: 0.333		G5-3			L7			P2		2 1	0 0	0 0	0 0	0 0	0 0	1 0
28 José Azocar, R (1, 9) OBP: 0.357, SLG: 0.583 79 Tirso Ornelas, L (8, 9) OBP: 0.143, SLG: 0.143		F8				B1-3		K		2 1	0 0	0 0	0 0	0 0	0 1	0 0
77 Jackson Merrill, L (1, 6) OBP: 0.294, SLG: 0.313 86 Wyatt Hoffman, R (8, 4)		L7				F9			K	2 1	0 0	0 0	0 0	0 0	0 1	0 0
Inning Stats	R: 0 E: 0 K: 0 S: 3 H: 0 LOB: 0 BB: 0 P: 3	R: 0 E: 0 K: 0 S: 3 H: 0 LOB: 0 BB: 0 P: 3	R: 0 E: 0 K: 0 S: 3 H: 0 LOB: 0 BB: 0 P: 3	R: 0 E: 0 K: 0 S: 2 H: 0 LOB: 0 BB: 1 P: 6	R: 0 E: 0 K: 1 S: 5 H: 0 LOB: 1 BB: 1 P: 9	R: 0 E: 0 K: 1 S: 5 H: 0 LOB: 0 BB: 0 P: 5	R: 0 E: 0 K: 2 S: 7 H: 0 LOB: 1 BB: 1 P: 11	R: 0 E: 0 K: 2 S: 7 H: 0 LOB: 0 BB: 0 P: 7	R: 0 E: 0 K: 1 S: 4 H: 0 LOB: 1 BB: 2 P: 12	1B: 0 2B: 0 3B: 0 HR: 0	SF: 0 SAC: 0 DP: 2 HBP: 0						

BOTTOM

Chicago Cubs @ San Diego Padres

Peoria Stadium, Peoria, AZ

Fri Mar 03 2023, 8:43 PM - 10:55 PM EST

Att. 7,300 - Clear - 60 F

livebaseballscorecards.com

AB	25
R	0
H	0
RBI	0
BB	5
SO	7
LOB	5

PITCHER		IP	WLS	BF	H	R	ER	SO	BB	IBB	HBP	BLK	WP	HR	S	P	ERA	WHIP
Justin Steele, L ERA:	(1, 1)	2.0		6	0	0	0	0	0	0	0	0	0	0	6	6	0.00	0.000
72 Javier Assad, R ERA:	(3, 1)	2.0	W	6	0	0	0	0	1	0	0	0	0	0	5	9	0.00	0.500
25 Brad Boxberger, R ERA:	(5, 1)	1.0	H	4	0	0	0	1	1	0	0	0	0	0	5	9	0.00	1.000
73 Adbert Alzolay, R ERA: 9.0	(6, 1)	1.0	H	3	0	0	0	1	0	0	0	0	0	0	5	5	0.00	0.000
56 Jeremiah Estrada, R ERA:	(7, 1)	1.0	H	4	0	0	0	2	1	0	0	0	0	0	7	11	0.00	1.000

PITCHER		IP	WLS	BF	H	R	ER	SO	BB	IBB	HBP	BLK	WP	HR	S	P	ERA	WHIP
33 Cam Sanders, R ERA:	(8, 1)	1.0	H	3	0	0	0	2	0	0	0	0	0	0	7	7	0.00	0.000
49 Nick Burdi, R ERA:	(9, 1)	1.0		4	0	0	0	1	2	0	0	0	1	0	4	12	0.00	2.000

WP: 1	PA: 30
PB: 0	
SB: 0	
CS: 0	

San Diego Padres @ Arizona Diamondbacks

Salt River Fields at Talking Stick, Scottsdale, AZ

Sat Mar 04 2023, 3:10 PM - 5:55 PM EST

Att. 12,023 - Sunny - 65 F

livebaseballscorecards.com

TOP

Batter	1	2	3	4	5	6	7	8	9	AB	R	H	RBI	BB	SO	LOB
38 Tim Lopes, R (1, 6) OBP: 0.368, SLG: 0.471 91 Evan Mendoza, R (8, 6) OBP: 0.500, SLG: 0.667	X FF 94 0-0 S 1B		C FF 93 F ST 85 S FF 94 0-3 ③ K		S SL 81 B SI 90 S SL 82 D SL 82 B FF 90 B SI 90 4-2 8 HBP 1-2 2-3 3-H BB		B ST 77 X SI 92 1-0 ② ③ G4-6-3 1-2f		S SL 86 F SL 85 B FF 95 B SL 86 F SI 94 D SI 96 X SL 85 3-2 1-2 1B	3 1	0 0	1 1	1 0	1 0	1 0	2 0
Fernando Tatis Jr., R (1, 9) 41 Luis Liberato, L (6, 9) OBP: 0.231, SLG: 0.231 (8, 7)	B FF 95 S ST 84 B ST 86 1 SAFE F FF 95 B FF 97 T FF 95 3-2 ① ② 1-3 K			B SI 93 B SL 82 F SI 93 C SL 83 X SI 94 2-2 ① G5-3	C SI 90 B SL 82 F SI 89 B FF 90 S SL 81 2-3 ② K			C FF 92 B FF 92 X SL 86 1-1 12 HR 1B	X SI 97 0-0 ③ L7	3 2	0 1	0 1	0 0	0 0	2 0	4 2
8 Rougned Odor, L (1, 4) 81 Jantzen Witte, R (6, 5) OBP: 0.143, SLG: 0.286	C CU 79 B CH 88 F CH 88 B FF 95 X FF 96 2-2 ③ P5			C SL 83 B SI 94 B FS 87 F SI 93 X SL 84 2-2 ② L1	B SI 90 H SI 88 2-0 1-2 2-3 3-H HBP			B SL 87 C FF 92 C FF 92 F SL 87 F FF 93 1 SAFE F SL 86 X CH 85 1-2 ① P4		2 1	0 0	0 0	1 0	0 0	0 0	0 1
12 Luis Campusano, R (1, 2) OBP: 0.286, SLG: 0.417 82 Chandler Seagle, R (8, 2)		B ST 84 F FF 94 F FF 94 B FF 96 S ST 85 2-3 ① K		C SL 83 F SI 93 B FF 93 S SL 84 1-3 ③ K	C SL 85 B FF 98 C SL 85 F SL 86 F FF 96 F FF 96 S SL 88 1-3 ③ K			B SL 86 F SL 84 F FF 91 F SL 86 X CH 83 1-2 1-H HR		4 0	1 0	1 0	2 0	0 0	3 0	3 0
27 David Dahl, L (1, 8) OBP: 0.316, SLG: 0.632 84 Daniel Johnson, L (8, 8)		B CU 80 C ST 85 F CH 89 X FF 95 1-2 ② P4			X SI 90 0-0 16 BB 37 1B 1B	C SI 96 X CH 91 0-1 ① L7		B SL 86 X FF 91 1-0 ② G4-3		4 0	1 0	1 0	0 0	0 0	0 0	0 0
16 Brandon Dixon, R (1, 5) OBP: 0.333, SLG: 0.250 54 Nerwilian Cedeño, S (6, 4)		C FF 95 F CH 88 B ST 85 F FF 95 S ST 85 1-3 ③ K			C SI 90 B FF 90 B SI 90 B FF 91 B SI 89 4-1 90 F9 37 1B 38 BB 1-2 BB	B SL 85 B SL 84 F SI 96 X SI 96 2-1 ② F8		C SL 86 F FF 91 B SL 86 F SL 86 S FF 92 1-3 ③ K		2 1	1 0	0 0	0 0	1 0	1 1	0 0
37 Alfonso Rivas III, L (1, 3) OBP: 0.294, SLG: 0.429 79 Tirso Ornelas, L (8, 9) OBP: 0.250, SLG: 0.143			C FF 94 C FF 93 X CU 80 0-2 ① G5-3		C FF 90 X FF 90 0-1 38 BB 88 S 8 HBP 1-2 2-H 1B	C SL 84 B CH 93 B CH 91 F SI 96 B SL 86 F SI 97 X SI 96 3-2 ③ G3-1			B FF 96 B FF 96 B SI 94 C FF 96 B FF 96 4-1 30 G4-6-3 BB	3 0	1 0	1 0	1 0	0 1	0 0	0 0
90 Rangel Ravelo, R (1, 10) OBP: 0.583, SLG: 0.667 30 Preston Tucker, L (9, PH) OBP: 0.500, SLG: 0.286 (9, 10)			B ST 85 B FF 93 B ST 85 C FF 94 B ST 85 4-1 BB		X SI 89 0-0 ① F9 2-3		C SI 90 C SI 90 B SI 91 B SI 92 X FC 86 2-2 88 1B 2B		C SL 85 B SL 83 B FF 96 B SL 85 C FF 96 X FF 95 3-2 ① ② G4-6-3 1-2f	2 1	0 0	1 0	0 0	1 0	0 0	2 1
88 Taylor Kohlwey, L (1, 7) OBP: 0.357, SLG: 0.308 98 Nathan Martorella, L (8, 3) OBP: 1.000, SLG: 1.000			B CH 88 X FF 93 1-0 ② F8		B SL 83 B SI 90 B SI 90 C SI 90 D SL 82 4-1 8 HBP 38 BB 1-2 BB		C SI 92 D CH 84 X SI 93 1-1 ① 38 G4-6-3 2-H 1B		X FF 97 0-0 91 1B 1B	2 1	0 0	1 1	0 0	1 0	0 0	1 0
Inning Stats	R: 0 E: 0 K: 1 S: 7 H: 1 LOB: 0 BB: 0 P: 12	R: 0 E: 0 K: 2 S: 10 H: 0 LOB: 0 BB: 0 P: 14	R: 0 E: 0 K: 1 S: 8 H: 0 LOB: 1 BB: 1 P: 13	R: 0 E: 0 K: 1 S: 9 H: 0 LOB: 0 BB: 0 P: 14	R: 3 E: 0 K: 2 S: 17 H: 2 LOB: 3 BB: 3 P: 34	R: 0 E: 0 K: 0 S: 8 H: 0 LOB: 0 BB: 0 P: 13	R: 0 E: 0 K: 0 S: 6 H: 2 LOB: 0 BB: 0 P: 10	R: 2 E: 0 K: 1 S: 17 H: 2 LOB: 0 BB: 0 P: 22	R: 0 E: 0 K: 0 S: 10 H: 2 LOB: 2 BB: 1 P: 20	1B: 7 2B: 2 3B: 0 HR: 1 SF: 0 SAC: 0 DP: 3 HBP: 1						

	AB	32
	R	5
	H	9
	RBI	5
	BB	5
	SO	8
	LOB	16

WP: 0 PB: 0 SB: 3 CS: 0 PA: 38

PITCHER		IP	WLS	BF	H	R	ER	SO	BB	IBB	HBP	BLK	WP	HR	S	P	ERA	WHIP
90 Brandon Pfaadt, R ERA:	(1, 1)	3.0		10	1	0	0	4	1	0	0	0	0	0	25	39	0.00	0.667
43 Jeurys Familia, R ERA:	(4, 1)	1.0	H	3	0	0	0	1	0	0	0	0	0	0	9	14	0.00	0.000
57 Andrew Chafin, L ERA: 13.5	(5, 1)	0.2	B	8	2	3	3	1	3	0	1	0	0	0	11	27	40.50	7.500
65 Luis Frías, R ERA: 3.86	(5, 1)	0.1		1	0	0	0	1	0	0	0	0	0	0	6	7	0.00	0.000
50 Miguel Castro, R ERA:	(6, 1)	1.0		3	0	0	0	0	0	0	0	0	0	0	8	13	0.00	0.000

PITCHER		IP	WLS	BF	H	R	ER	SO	BB	IBB	HBP	BLK	WP	HR	S	P	ERA	WHIP
22 Zach McAllister, R ERA:	(7, 1)	1.0		3	2	0	0	0	0	0	0	0	0	0	6	10	0.00	2.000
24 Kyle Nelson, L ERA: 9.0	(8, 1)	1.0	L	5	2	2	2	1	0	0	0	0	0	1	17	22	18.00	2.000
37 Kevin Ginkel, R ERA:	(9, 1)	1.0		5	2	0	0	0	1	0	0	0	0	0	10	20	0.00	3.000

BOTTOM

San Diego Padres @ Arizona Diamondbacks

Salt River Fields at Talking Stick, Scottsdale, AZ

Sat Mar 04 2023, 3:10 PM - 5:55 PM EST

Att. 12,023 - Sunny - 65 F

livebaseballscorecards.com

Batter	1	2	3	4	5	6	7	8	9	AB	R	H	RBI	BB	SO	LOB
4 Ketel Marte, S (1, 4) OBP: 0.294, SLG: 0.231	C FF 92 B FC 89 F FC 90 4-2 53 1B BB	F FC 90 B FC 88 X FF 94 1-1 ② SF7 3-H		C SL 85 B SI 95 X SI 94 1-1 ② F8			B FF 94 B FF 93 C FF 94 1 SAFE B CH 83 C CH 83 B CH 83 4-2 12 WP 10 1B 41 1B 1-2 BB	B SL 80 B SI 93 C SL 84 F SI 93 X SL 81 2-2 ② F8		1 0 0 1 2 0 0						
16 Buddy Kennedy, R (7, PR) OBP: 0.583, SLG: 0.909 (8, 4)										1 1 0 0 0 0 0						
10 Josh Rojas, L (1, 5) OBP: 0.500, SLG: 0.455	B FF 92 C FC 89 B CH 85 X FC 88 2-1 L9	B FF 93 B CH 88 S FC 88 F FF 92 H SL 81 3-2 1-2 2-3 HBP		B SL 83 F SI 93 B SL 83 B SI 94 X SI 92 3-1 ③ L8			F CH 83 X FF 94 0-1 41 1B 12 WP 10 SF8 1-2 2-3 1B	B SI 94 B CH 84 X SI 93 2-0 ③ G6-3		3 1 1 0 0 0 1						
86 Phillip Evans, R (8, 5) OBP: 0.250, SLG: 0.100										1 0 0 0 0 0 0						
12 Lourdes Gurriel Jr., R (1, 7) OBP: 0.438, SLG: 0.615	C FC 90 B SI 93 C SL 79 F SL 81 S FC 89 1-3 ② K	X FC 89 0-0 ③ G5-3			B FF 93 C FF 94 X ST 83 1-1 ① F8		B SL 83 S CH 82 S SL 85 B CU 82 X SI 94 2-2 ① G5-3 1-2 2-3 3-H		C SI 90 X SL 82 0-1 ① F9	4 0 0 0 0 1 6						
3 Camden Duzenack, R (8, 7) OBP: 0.333, SLG: 0.333										1 0 0 0 0 0 0						
53 Christian Walker, R (1, 3) OBP: 0.400, SLG: 0.467	B SL 80 X SL 80 1-0 1-2 1B		C FF 95 X SI 96 0-1 18 WP 3 G1 1B		B FF 94 X ST 81 1-0 ② P2		F CU 76 F SI 94 B CH 83 B CH 82 X CU 81 2-2 22 BB 7 WP 2-3 3-H 1B		C SI 91 B FF 91 B SL 83 X SI 91 2-1 ② G4-3	3 0 2 0 0 0 0						
41 Ali Sánchez, R (7, 2) OBP: 0.167, SLG: 0.167										2 0 1 1 0 0 0						
3 Evan Longoria, R (1, 10)	C FC 88 S FC 88 B FC 89 F FF 92 B FC 90 C FC 90 2-3 ③ K		C FC 97 F SI 97 X FC 93 0-2 ① G1 1-2		S FF 94 B FC 91 X CH 83 1-1 ③ F9		C FF 94 C CH 82 X CH 82 0-2 ② SF8 3-H		B FF 92 C SI 92 B CH 86 X FF 92 2-1 ③ G4-3	2 0 0 0 0 1 3						
10 Adrian Del Castillo, L (5, PH) (6, 10)										2 0 0 1 0 0 0						
26 Pavin Smith, L (1, 9) OBP: 0.429, SLG: 0.643		B FF 92 B FF 91 F FC 88 F CH 87 X FF 92 2-2 5 G3 18 BB 4 SF7 1B	B FF 97 B FF 97 B FF 96 C SI 97 F FF 96 B FF 98 4-2 BB			X SI 92 0-0 ① G6-3	C FF 94 F FF 92 B CH 82 B CH 81 B SL 83 B FF 92 4-2 22 BB 1-2 BB			1 1 1 0 0 0 0						
7 Tim Tawa, R (3, PH) OBP: 0.500, SLG: 0.200 (4, 9)										1 0 0 0 2 0 0						
18 Carson Kelly, R (1, 2) OBP: 0.455, SLG: 0.700		B FC 90 F FF 92 B SL 78 D FC 89 S FC 89 1 SAFE B FF 93 4-2 10 HBP 5 G3 1-2 BB	F FC 91 B SI 96 B FC 93 F CH 87 S FC 93 2-3 ② K 2-3			C FC 88 B SL 82 B SL 84 X SI 92 2-1 ② P4	B SI 93 B SI 93 B SI 93 C SI 94 B SI 93 4-1 1-2 2-3 BB			2 0 0 0 1 1 2						
22 Tristin English, R (7, 3)										0 0 0 0 1 0 0						
5 Alek Thomas, L (1, 8) OBP: 0.333, SLG: 0.412		C CH 86 X CH 87 0-1 ① G3 1-2 2-3	B FF 97 X CH 88 1-0 ③ G4-3			B KC 80 B SI 92 C SI 92 X FC 88 2-1 ③ G4-3	B SI 94 X SI 93 1-0 ③ F8			4 0 0 0 0 0 7						
14 Alvin Guzman, R (8, 8)										0 0 0 0 0 0 0						
2 Geraldo Perdomo, S (1, 6) OBP: 0.357, SLG: 0.500		B CH 86 C FF 92 B FF 92 F FC 89 F FF 93 B CH 87 B CH 85 4-2 10 HBP BB		B SI 95 F SI 94 B SI 95 S SI 96 B SI 96 F SI 95 S SI 95 3-3 ① K			X FF 92 0-0 10 1B 4 BB 12 WP 1B	B SI 92 X SL 84 1-0 ① G6-3		2 1 1 0 1 1 0						
92 Jordan Lawlar, R (8, 6) OBP: 0.231, SLG: 0.167										1 0 0 0 0 0 0						
Inning Stats	R: 0 E: 0 K: 2 S: 13 H: 1 LOB: 2 BB: 1 P: 23	R: 1 E: 0 K: 0 S: 15 H: 1 LOB: 3 BB: 2 P: 29	R: 0 E: 0 K: 1 S: 11 H: 1 LOB: 2 BB: 1 P: 18	R: 0 E: 0 K: 1 S: 8 H: 0 LOB: 0 BB: 0 P: 15	R: 0 E: 0 K: 0 S: 5 H: 0 LOB: 0 BB: 0 P: 8	R: 0 E: 0 K: 0 S: 5 H: 0 LOB: 0 BB: 0 P: 9	R: 3 E: 0 K: 0 S: 18 H: 3 LOB: 3 BB: 3 P: 35	R: 0 E: 0 K: 0 S: 5 H: 0 LOB: 0 BB: 0 P: 10	R: 0 E: 0 K: 0 S: 6 H: 0 LOB: 0 BB: 0 P: 10	1B: 6 2B: 0 3B: 0 HR: 0 SF: 2 SAC: 0 DP: 0 HBP: 1	WP: 3 PB: 0 SB: 0 CS: 0 PA: 41					

PITCHER		IP	WLS	BF	H	R	ER	SO	BB	IBB	HBP	BLK	WP	HR	S	P	ERA	WHIP
33 Reiss Knehr, R ERA: 4.5	(1, 1)	2.0		12	2	1	1	2	3	0	1	0	0	0	28	52	4.50	2.500
75 Robert Suarez, R ERA:	(3, 1)	1.0		5	1	0	0	1	1	0	0	0	1	0	11	18	0.00	2.000
71 Josh Hader, L ERA:	(4, 1)	1.0		3	0	0	0	1	0	0	0	0	0	0	8	15	0.00	0.000
36 Steven Wilson, R ERA:	(5, 1)	1.0	H	3	0	0	0	0	0	0	0	0	0	0	5	8	0.00	0.000
34 Craig Stammen, R ERA:	(6, 1)	1.0	H	3	0	0	0	0	0	0	0	0	0	0	5	9	0.00	0.000

PITCHER		IP	WLS	BF	H	R	ER	SO	BB	IBB	HBP	BLK	WP	HR	S	P	ERA	WHIP
60 Pedro Avila, R ERA: 16.2	(7, 1)	0.2	B	7	3	3	3	0	2	0	0	0	2	0	16	28	40.50	7.500
63 Sean Poppen, R ERA: 3.38	(7, 1)	1.1	W	5	0	0	0	0	1	0	0	0	0	0	7	17	0.00	0.750
73 Drew Carlton, R ERA: 3.0	(9, 1)	1.0	S	3	0	0	0	0	0	0	0	0	0	0	6	10	0.00	0.000

AB	31
R	4
H	6
RBI	3
BB	7
SO	4
LOB	19

Batter	1	2	3	4	5	6	7	8	9	AB	R	H	RBI	BB	SO	LOB
1 Esteury Ruiz, R (1, 8) OBP: 0.294, SLG: 0.333 37 Cal Stevenson, L (6, 7) OBP: 0.300, SLG: 0.222	F9		F8 1-2	1-2 2-3 3-H BB		F7			1-H 1B	3 1	0 0	0 1	1 1	1 0	0 0	3 0
4 Kevin Smith, R (1, 6) OBP: 0.389, SLG: 0.529 95 Max Schuemann, R (6, 5)	HR		2-3 1B	K			F8		K	3 2	1 0	2 0	1 0	0 0	1 1	3 1
22 Ramón Laureano, R (1, 9) OBP: 0.214, SLG: 0.083 8 Tyler Wade, L (6, 6) OBP: 0.538, SLG: 0.556	K		F9		P4		K		F8	3 2	0 0	0 0	0 0	0 0	1 1	2 1
25 Brent Rooker, R (1, 10) OBP: 0.600, SLG: 0.615 70 Darell Hernaiz, R (9, PH)	40 FC5-4 BB		K2-3		K		BB		G5-3	2 1	0 0	0 0	0 0	0 0	2 0	2 1
40 Dérmis Garcia, R (1, 3) OBP: 0.250, SLG: 0.214 73 Ryan Noda, L (6, 3) OBP: 0.421, SLG: 0.600	FC5-4 1-2f			K	G6-3		K			3 1	0 0	0 0	0 0	0 0	1 1	1 1
85 Yohel Pozo, R (1, 2) OBP: 0.167, SLG: 0.333 85 Cooper Bowman, R (6, 4)		L7		75 HBP 1 BB 2B		F9		K		3 1	1 0	1 0	0 0	0 0	0 1	0 0
17 Pablo Reyes, R (1, 4) OBP: 0.167, SLG: 0.250 53 Kyle McCann, L (6, 2)		L3		G6-3		49 G1-3 1B		F8		3 1	0 0	1 0	0 0	0 0	0 0	1 0
49 Logan Davidson, S (1, 5) 76 Trenton Brooks, L (6, 9) OBP: 0.143, SLG: 0.143	K			1 BB 75 HBP BB		G1-3 1-2		G5-3		2 1	0 0	0 0	0 0	1 0	1 0	1 0
75 Denzel Clarke, R (1, 7) OBP: 0.786, SLG: 1.000 (6, 8)			K 4 1B 1 S	1 BB 1-2 2-3 HBP		BB			37 WP 37 1B BB	1	1	0	0	2	1	0
Inning Stats	R: 1 E: 0 K: 1 S: 7 H: 1 LOB: 1 BB: 1 P: 11	R: 0 E: 0 K: 1 S: 5 H: 0 LOB: 0 BB: 0 P: 5	R: 0 E: 0 K: 2 S: 9 H: 1 LOB: 2 BB: 0 P: 10	R: 1 E: 0 K: 2 S: 8 H: 1 LOB: 3 BB: 2 P: 17	R: 0 E: 0 K: 1 S: 5 H: 0 LOB: 0 BB: 0 P: 5	R: 0 E: 0 K: 0 S: 4 H: 1 LOB: 2 BB: 1 P: 8	R: 0 E: 0 K: 2 S: 7 H: 0 LOB: 1 BB: 1 P: 11	R: 0 E: 0 K: 1 S: 5 H: 0 LOB: 0 BB: 0 P: 5	R: 1 E: 0 K: 1 S: 6 H: 1 LOB: 1 BB: 1 P: 11	1B: 3 2B: 1 3B: 0 HR: 1 SF: 0 SAC: 0 DP: 0 HBP: 1						

PITCHER		IP	WLS	BF	H	R	ER	SO	BB	IBB	HBP	BLK	WP	HR	S	P	ERA	WHIP
4 Blake Snell, L ERA: 3.0	(1, 1)	3.0		13	2	1	1	4	1	0	0	0	1	1	21	26	3.00	1.000
66 Luis García, R ERA: 3.0	(4, 1)	1.0	W	7	1	1	1	2	2	0	1	0	0	0	8	17	9.00	3.000
25 Tim Hill, L ERA:	(5, 1)	1.0	H	3	0	0	0	1	0	0	0	0	0	0	5	5	0.00	0.000
55 Jay Groome, L ERA:	(6, 1)	3.0	H	12	1	0	0	3	2	0	0	0	0	0	16	24	0.00	1.000
68 José Lopez, L ERA: 9.0	(9, 1)	1.0		5	1	1	1	1	1	0	0	0	1	0	6	11	9.00	2.000

PITCHER	IP	WLS	BF	H	R	ER	SO	BB	IBB	HBP	BLK	WP	HR	S	P	ERA	WHIP

TOP

Oakland Athletics @ San Diego Padres

Peoria Stadium, Peoria, AZ

Sun Mar 05 2023, 3:10 PM - 5:53 PM EST

Att. 5,793 - Partly Cloudy - 67 F

livebaseballscorecards.com

AB	33
R	3
H	5
RBI	3
BB	6
SO	11
LOB	17

PA: 40

WP: 2
PB: 0
SB: 1
CS: 0

BOTTOM

Oakland Athletics @ San Diego Padres

Peoria Stadium, Peoria, AZ

Sun Mar 05 2023, 3:10 PM - 5:53 PM EST

Att. 5,793 - Partly Cloudy - 67 F

livebaseballscorecards.com

Batter	1	2	3	4	5	6	7	8	9	AB	R	H	RBI	BB	SO	LOB
1 Trent Grisham, L (1, 8) OBP: 0.444, SLG: 0.643 41 Luis Liberato, L (5, PH) OBP: 0.333, SLG: 0.500 (6, 8)	4-0 BBBB 32 FC9-6 9 BB 26 1B BB	0-0 1B		1-0 SF9 ① 2-H 3-H	2-2 CBSBX 1-H 2-H HR		4-0 BBBB 2-3 BB			1 1	1 1	1 1	1 3	1 1	0 0	0 0
13 Manny Machado, R (1, 5) OBP: 0.316, SLG: 0.368 81 Jantzen Witte, R (5, PH) OBP: 0.111, SLG: 0.222 (6, 5)	0-0 ① P4	0-0 ③ G3		0-3 ② K	0-3 ③ K		0-0 ③ P4			3 2	0 0	0 0	0 0	0 0	1 1	2 3
9 Jake Cronenworth, L (1, 4) OBP: 0.529, SLG: 0.667 54 Nerwilian Cedeño, S (6, 4)	4-0 BBBB 32 FC9-6 1-2 BB		0-0 ① F7	0-0 ③ G4-3		0-3 ① K		0-0 ① F6		2 2	0 0	0 0	0 0	1 0	0 1	0 0
32 Nelson Cruz, R (1, 10) OBP: 0.333, SLG: 0.474 30 Preston Tucker, L (5, PR) OBP: 0.500, SLG: 0.333 (6, 10)	0-0 ② FC9-6 26 1B 1-2f 2-3		0-0 1B		0-0 16 BB 26 BB 77 1B 1B	0-0 1B		0-0 ② F8		3 2	0 1	2 1	0 0	0 0	0 0	2 0
26 Austin Nola, R (1, 2) OBP: 0.500, SLG: 0.364 29 Pedro Severino, R (6, 2) OBP: 0.125, SLG: 0.125 12 Luis Campusano, R (8, PH) OBP: 0.267, SLG: 0.385 82 Chandler Seagle, R (9, 2)	0-0 1-2 3-H 1B	0-3 ② K		4-0 77 1B 16 BB 28 SF9 1-2 BB	0-3 ② K		0-0 ③ F7			2 1 1 0	1 0 0 0	1 0 0 0	1 0 0 0	1 1 0 0	1 1 0 0	1 1 0 0
16 Brandon Dixon, R (1, 7) OBP: 0.333, SLG: 0.222 27 David Dahl, L (6, 9) OBP: 0.300, SLG: 0.600	0-3 ③ K	0-0 ③ F4		4-0 77 1B 41 HR 1-2 2-3 BB	0-3 ③ K					2 1	1 0	0 0	0 0	1 0	1 1	3 1
90 Rangel Ravelo, R (1, 3) OBP: 0.600, SLG: 0.750 37 Alfonso Rivas III, L (6, 3) OBP: 0.278, SLG: 0.400		0-0 77 G3-1 28 SF8 2B		0-0 77 E 28 SH 1B	0-3 ① K		0-0 ① F7			3 1	2 0	2 0	0 0	0 0	1 0	3 0
77 Jackson Merrill, L (1, 6) OBP: 0.300, SLG: 0.316 91 Evan Mendoza, R (6, 6) OBP: 0.600, SLG: 1.000	0-0 ① G3-1 2-3			0-0 FC4 28 SH 1 WP 1-2	0-0 41 HR 1-2 2-3 3-H 1B		0-0 41 WP 2B			3 1	2 0	1 1	1 0	0 0	0 0	2 0
28 José Azocar, R (1, 9) OBP: 0.313, SLG: 0.583 79 Tirso Ornelas, L (6, 7) OBP: 0.222, SLG: 0.125	0-0 ② SF8 3-H			0-0 SH 1 WP 1 SF9 1-3 2-H	0-0 ② SF9 3-H		0-0 ② F7			0 1	1 0	0 0	2 0	0 0	0 0	0 1
Inning Stats	R: 1 H: 1 E: 0 LOB: 2 K: 1 BB: 2 S: 6 P: 14	R: 1 H: 2 E: 0 LOB: 1 K: 0 BB: 0 S: 5 P: 5	R: 0 H: 1 E: 0 LOB: 1 K: 1 BB: 0 S: 6 P: 6	R: 3 H: 1 E: 2 LOB: 0 K: 1 BB: 0 S: 8 P: 9	R: 5 H: 3 E: 0 LOB: 1 K: 2 BB: 2 S: 12 P: 22	R: 0 H: 1 E: 0 LOB: 1 K: 3 BB: 0 S: 10 P: 10	R: 0 H: 1 E: 0 LOB: 2 K: 0 BB: 1 S: 4 P: 8	R: 0 H: 0 E: 0 LOB: 0 K: 0 BB: 0 S: 3 P: 3		1B: 7 SF: 3 2B: 2 SAC: 1 3B: 0 DP: 0 HR: 1 HBP: 0							WP: 2 PA: 41 PB: 0 SB: 0 CS: 0	

	AB	R	H	RBI	BB	SO	LOB
AB	32						
R	10						
H	10						
RBI	8						
BB	5						
SO	8						
LOB	19						

PITCHER		IP	WLS	BF	H	R	ER	SO	BB	IBB	HBP	BLK	WP	HR	S	P	ERA	WHIP
Ken Waldichuk, L ERA: 16.88	(1, 1)	1.2		10	3	2	2	1	2	0	0	0	0	0	10	18	10.80	3.000
85 Bryce Conley, R ERA:	(2, 1)	0.1		1	0	0	0	0	0	0	0	0	0	0	1	1	0.00	0.000
55 Adrián Martínez, R ERA:	(3, 1)	2.0	L	10	2	3	0	2	0	0	0	0	1	0	14	15	0.00	1.000
70 Jorge Juan, R ERA: 48.6	(5, 1)	0.2		7	3	5	5	1	2	0	0	0	0	1	9	19	67.50	7.500
79 Michael Danielak, R ERA:	(5, 1)	0.1		1	0	0	0	1	0	0	0	0	0	0	3	3	0.00	0.000

PITCHER		IP	WLS	BF	H	R	ER	SO	BB	IBB	HBP	BLK	WP	HR	S	P	ERA	WHIP
60 Sam Moll, L ERA: 6.0	(6, 1)	1.0		4	1	0	0	3	0	0	0	0	0	0	10	10	0.00	1.000
61 Zach Jackson, R ERA:	(7, 1)	1.0		5	1	0	0	0	1	0	0	0	1	0	4	8	0.00	2.000
91 Blake Beers, R ERA:	(8, 1)	1.0		3	0	0	0	0	0	0	0	0	0	0	3	3	0.00	0.000

Batter	1	2	3	4	5	6	7	8	9	AB	R	H	RBI	BB	SO	LOB
1 Trent Grisham, L (1, 8) OBP: 0.381, SLG: 0.529	C C C 0-3 ① K			S S S 0-3 ① K		S S S 0-3 ② K		x 0-0 ② F7		3	0	0	0	0	3	2
28 José Azocar, R (6, 8) OBP: 0.294, SLG: 0.538										1	0	0	0	0	0	0
Fernando Tatis Jr., R (1, 9)	x 0-0 ② P4			x 0-0 ② P4		x 0-0 E6 1-2 2-3		S S S 0-3 ③ K		3	0	0	0	0	0	2
41 Luis Liberato, L (6, 9) OBP: 0.313, SLG: 0.467										1	0	0	0	0	1	0
14 Matt Carpenter, L (1, 3) OBP: 0.250, SLG: 0.077	x 0-0 ③ P4			x 0-0 ③ G4-3		S S S 0-3 ③ K			B B B B 4-0 30 BB 88 HBP 80 SF8 BB	3	0	0	0	1	3	3
90 Rangel Ravelo, R (6, 3) OBP: 0.625, SLG: 0.750										0	1	0	0	1	0	0
12 Luis Campusano, R (1, 2) OBP: 0.222, SLG: 0.313		x 0-0 ① G6-3			x 0-0 ① G5-3		x 0-0 ① G5-3		H 1-0 30 BB 91 2B 1-2 HBP	3	0	0	0	0	0	0
88 Taylor Kohlwey, L (7, 7) OBP: 0.400, SLG: 0.308										0	1	0	0	0	0	0
27 David Dahl, L (1, 7) OBP: 0.261, SLG: 0.522		x 0-0 ② G1-3			x 0-0 ② G1-3		S S S 0-3 ② K		S S S 0-3 ① K	3	0	0	0	0	1	0
29 Pedro Severino, R (7, 2) OBP: 0.111, SLG: 0.111										1	0	0	0	0	1	2
26 Austin Nola, R (1, 10) OBP: 0.438, SLG: 0.308		x 0-0 ③ G4-3			x 0-0 ③ L7		B B B B 4-0 80 2B BB		B B B B 4-0 91 2B 1-2 2-3 BB	2	0	0	0	0	0	0
30 Preston Tucker, L (7, PH) OBP: 0.571, SLG: 0.333 (7, 10)										0	1	0	0	2	0	0
8 Rougned Odor, L (1, 4)			x 0-0 ① G4-3			x 0-0 ① G4-3	x 0-0 1-3 2B		x 0-0 ② SF8 3-H	2	0	0	0	0	0	0
80 Max Schrock, L (6, 4) OBP: 0.667, SLG: 2.000										1	0	1	1	0	0	0
77 Jackson Merrill, L (1, 6) OBP: 0.304, SLG: 0.318			x 0-0 ② G5-3			x 0-0 E 81 BB 1B	x 0-0 ③ G3		x 0-0 1-H 2-H 2B	3	0	1	0	0	0	2
91 Evan Mendoza, R (7, 6) OBP: 0.667, SLG: 1.200										1	0	1	2	0	0	0
81 Jantzen Witte, R (1, 5) OBP: 0.154, SLG: 0.167			S S 0-2 ③ K			B B B B 4-0 E 1-2 BB		S S S 0-3 ① K	x 0-0 ③ G5-3	3	0	0	0	1	2	1
Inning Stats	R: 0 E: 0 K: 1 S: 5 H: 0 LOB: 0 BB: 0 P: 5	R: 0 E: 0 K: 0 S: 3 H: 0 LOB: 0 BB: 0 P: 3	R: 0 E: 0 K: 1 S: 4 H: 0 LOB: 0 BB: 0 P: 4	R: 0 E: 0 K: 1 S: 5 H: 0 LOB: 0 BB: 0 P: 5	R: 0 E: 0 K: 0 S: 3 H: 0 LOB: 0 BB: 0 P: 3	R: 0 E: 1 K: 2 S: 9 H: 1 LOB: 3 BB: 1 P: 13	R: 0 E: 0 K: 1 S: 6 H: 1 LOB: 2 BB: 1 P: 10	R: 0 E: 0 K: 2 S: 7 H: 0 LOB: 0 BB: 0 P: 7	R: 3 E: 0 K: 1 S: 6 H: 1 LOB: 1 BB: 2 P: 15	1B: 1 2B: 2 3B: 0 HR: 0 SF: 1 SAC: 0 DP: 0 HBP: 1						

TOP

San Diego Padres @ Los Angeles Dodgers

Camelback Ranch, Glendale, AZ

Mon Mar 06 2023, 3:06 PM - 5:29 PM EST

Att. 7,645 - Cloudy - 68 F

livebaseballscorecards.com

AB	30
R	3
H	3
RBI	3
BB	4
SO	9
LOB	12

PITCHER		IP	WLS	BF	H	R	ER	SO	BB	IBB	HBP	BLK	WP	HR	S	P	ERA	WHIP
43 Noah Syndergaard, R ERA:	(1, 1)	3.0	W	9	0	0	0	2	0	0	0	0	0	0	12	12	0.00	0.000
85 Dustin May, R ERA: 1.93	(4, 1)	3.0	H	12	1	0	0	3	1	0	0	0	0	0	17	21	0.00	0.667
61 Tayler Scott, R ERA:	(7, 1)	1.0		5	1	0	0	1	1	0	0	0	0	0	6	10	0.00	2.000
71 Gavin Stone, R ERA:	(8, 1)	1.0		3	0	0	0	2	0	0	0	0	0	0	7	7	0.00	0.000
63 Justin Bruihl, L ERA: 12.0	(9, 1)	0.0		2	0	2	2	0	1	0	1	0	0	0	0	5	∞	∞

PITCHER		IP	WLS	BF	H	R	ER	SO	BB	IBB	HBP	BLK	WP	HR	S	P	ERA	WHIP
44 Jake Reed, R ERA: 3.38	(9, 1)	1.0		5	1	1	1	1	1	0	0	0	0	0	6	10	9.00	2.000

Batter	1	2	3	4	5	6	7	8	9	AB	R	H	RBI	BB	SO	LOB
50 Mookie Betts, R (1, 9)	P5	P6		K		P5		K		2	0	0	0	0	0	1
OBP: 0.357, SLG: 0.727																
25 Trayce Thompson, R (4, 9)										3	0	0	0	0	2	1
OBP: 0.250, SLG: 0.154 (6, 8)																
90 Drew Avans, L (9, 8)										0	0	0	0	0	0	0
OBP: 0.333, SLG: 0.375																
5 Freddie Freeman, L (1, 3)	F8	16 1B 2B		G4-3			G6-3	F7		3	1	1	1	0	0	0
OBP: 0.421, SLG: 1.000																
68 Ryan Ward, L (5, 3)										2	0	0	0	0	0	1
OBP: 0.455, SLG: 0.333																
16 Will Smith, R (1, 2)	13 1B 1B	13 2B 1B		F9			89 1B 2B			3	1	2	1	0	0	0
OBP: 0.400, SLG: 0.429																
84 Andy Pages, R (7, 9)										1	1	1	0	0	0	0
OBP: 0.500, SLG: 0.500																
13 Max Muncy, L (1, 5)	1-2 1B	1-H 28 1B 2B			F9		BBB 4-0 89 E 89 1B BB			3	1	2	1	0	0	0
OBP: 0.375, SLG: 0.429																
60 Yonny Hernández, S (6, 5)										0	0	0	0	1	0	0
OBP: 0.533, SLG: 0.500																
28 J.D. Martinez, R (1, 10)	G4-3	2-H 1B			BBB 4-0 23 L8-4-3 BB		1-3 2-H E7 1B			2	0	1	1	1	0	2
OBP: 0.200, SLG: 0.111																
89 Jonny DeLuca, R (5, PR)										1	0	1	1	0	0	0
OBP: 0.600, SLG: 0.429 (6, 10)																
23 Jason Heyward, L (1, 8)		BBB 4-0 11 2B 3E BB			0-0 L8-4-3 1-1		CCC 0-3 K			2	1	0	0	1	0	2
OBP: 0.429, SLG: 0.833																
8 Steven Duggar, L (6, 9)		G4-3								1	0	0	0	0	1	2
(7, 7)																
3 Chris Taylor, R (1, 7)	E1 1-2 11 2B	G6-3				F8	K			3	1	0	0	0	0	1
OBP: 0.278, SLG: 0.188																
31 David Freitas, R (7, 2)										1	0	0	0	0	1	2
11 Miguel Rojas, R (1, 6)	1-H 2-H 5 2B 2B	F8				CBX 1-1 HR		1B		3	2	2	3	0	0	0
OBP: 0.462, SLG: 0.846																
80 Eddys Leonard, R (7, 6)										1	0	1	0	0	0	0
OBP: 0.333, SLG: 0.417																
17 Miguel Vargas, R (1, 4)	CCC K	CCC K				P6		SSS K		2	0	0	0	0	2	1
83 Michael Busch, L (6, 4)										2	0	0	0	0	1	1
OBP: 0.357, SLG: 0.182																
Inning Stats	R: 0 E: 0 K: 0 S: 5 H: 2 LOB: 2 BB: 0 P: 5	R: 6 E: 1 K: 1 S: 11 H: 5 LOB: 1 BB: 1 P: 15	R: 0 E: 0 K: 1 S: 5 H: 0 LOB: 0 BB: 0 P: 5	R: 0 E: 0 K: 1 S: 5 H: 0 LOB: 0 BB: 0 P: 5	R: 0 E: 0 K: 0 S: 2 H: 0 LOB: 1 BB: 1 P: 6	R: 1 E: 0 K: 0 S: 5 H: 1 LOB: 0 BB: 0 P: 6	R: 1 E: 1 K: 2 S: 9 H: 2 LOB: 2 BB: 1 P: 13	R: 0 E: 0 K: 2 S: 8 H: 1 LOB: 1 BB: 0 P: 8		1B: 6 2B: 5 3B: 0 HR: 1 SF: 0 SAC: 0 DP: 1 HBP: 0						

BOTTOM

San Diego Padres @ Los Angeles Dodgers

Camelback Ranch, Glendale, AZ

Mon Mar 06 2023, 3:06 PM - 5:29 PM EST

Att. 7,645 - Cloudy - 68 F

livebaseballscorecards.com

AB	35
R	8
H	11
RBI	8
BB	3
SO	7
LOB	14

1B: 6 SF: 0 WP: 0 PA: 38
2B: 5 SAC: 0 PB: 0
3B: 0 DP: 1 SB: 0
HR: 1 HBP: 0 CS: 0

PITCHER	IP	WLS	BF	H	R	ER	SO	BB	IBB	HBP	BLK	WP	HR	S	P	ERA	WHIP
21 Nick Martinez, R (1, 1)	3.1	L	15	3	3	2	3	1	0	0	0	0	0	20	24	5.40	1.200
ERA: 0.96																	
91 Edwuin Bencomo, R (2, 1)	0.2		6	4	3	2	0	0	0	0	0	0	0	6	6	27.00	6.000
ERA: 40.5																	
21 Nick Martinez, R (3, 1)	3.1	L	15	3	3	2	3	1	0	0	0	0	0	20	24	5.40	1.200
ERA: 0.96																	
36 Steven Wilson, R (5, 1)	1.0		3	0	0	0	0	1	0	0	0	0	0	2	6	0.00	1.000
ERA:																	
40 Ryan Weathers, L (6, 1)	3.0		14	4	2	2	4	1	0	0	0	0	1	22	27	6.00	1.667
ERA: 3.68																	

PITCHER	IP	WLS	BF	H	R	ER	SO	BB	IBB	HBP	BLK	WP	HR	S	P	ERA	WHIP

Batter	1	2	3	4	5	6	7	8	9	AB	R	H	RBI	BB	SO	LOB
3 Taylor Ward, R (1, 7) OBP: 0.467, SLG: 0.571	P3		18 1B 1-2		25 1B	L8		75 G4-6-3 1B		4	0	2	0	0	0	1
19 Luis Barrera, L (6, 7) OBP: 0.286, SLG: 0.231										1	0	1	0	0	0	0
18 Jake Lamb, L (1, 3) OBP: 0.471, SLG: 0.643	25 1B BB		1-2		K		38 1B 25 1B 70 HBP 1B	G4-6-3 1-2f		2	0	1	0	1	1	1
75 Trey Cabbage, L (5, 3) OBP: 0.368, SLG: 0.471										2	1	1	0	0	0	1
25 Taylor Jones, R (1, 10) OBP: 0.389, SLG: 0.389	37 G5-4-3 1-2 1B		F4		37 G1-4-3 1-3 1B		70 HBP 38 1B 93 1B 1-2 1B	L6		4	1	3	0	0	0	2
83 Kevin Maitan, S (8, PH) (8, 10)										1	0	0	0	0	0	0
37 Kevin Padlo, R (1, 5) OBP: 0.286, SLG: 0.474	G5-4-3 1-2f		K		G1-4-3 1-2f		70 HBP 93 1B 1-2 2-3 1B		G4-3	3	0	0	0	0	1	6
38 Michael Stefanic, R (5, 5) OBP: 0.450, SLG: 0.267										2	1	1	0	0	0	0
21 Matt Thaiss, L (1, 2) OBP: 0.533, SLG: 0.545		7 K2-3 2B		7 1B 2B		P6 1-2 2-3 3-H HBP	93 1B		G4-3	3	0	2	0	0	0	0
70 José Godoy, L (7, PH) OBP: 0.667, SLG: 0.600										1	0	0	1	0	0	0
7 Jo Adell, R (1, 9) OBP: 0.250, SLG: 0.364		K2-3 2-3		92 S 2-3 1B		92 2B 2B	K		F8	3	1	2	0	0	1	1
95 Bryce Teodosio, R (6, 9) OBP: 0.308, SLG: 0.100										1	0	0	0	0	1	3
61 Jared Oliva, R (8, 9)										1	0	0	0	0	0	0
8 Brett Phillips, L (1, 8) OBP: 0.143, SLG: 0.158		K		K		K	40 1B 1-2 2-H 3-H 1B			3	0	0	0	0	3	4
93 Jordyn Adams, R (6, 8) OBP: 0.583, SLG: 0.667										1	0	1	2	0	0	0
92 Kyren Paris, R (1, 4) OBP: 0.429, SLG: 0.636		K		L4 1-2		4 1B 2-H 2B	0-0 1-2 1B			3	1	1	1	0	1	3
40 Adrian Placencia, S (6, 4) OBP: 0.500, SLG: 0.500										1	0	1	0	0	0	0
4 Andrew Velazquez, S (1, 6) OBP: 0.222, SLG: 0.222		3 CS 1B		K		2 SAFE 2-H 1B	K			3	0	2	1	0	1	2
94 Zach Neto, R (6, 6) OBP: 0.250, SLG: 0.300										1	0	0	0	0	1	2

Inning Stats	1	2	3	4	5	6	7	8	9
	R: 0 H: 1 E: 0 LOB: 1 K: 0 BB: 1 S: 3 P: 7	R: 0 H: 1 E: 0 LOB: 1 K: 3 BB: 0 S: 10 P: 10	R: 0 H: 3 E: 0 LOB: 2 K: 1 BB: 0 S: 8 P: 8	R: 0 H: 2 E: 0 LOB: 2 K: 2 BB: 0 S: 10 P: 10	R: 0 H: 2 E: 0 LOB: 1 K: 1 BB: 0 S: 6 P: 6	R: 2 H: 3 E: 0 LOB: 1 K: 1 BB: 0 S: 8 P: 8	R: 3 H: 5 E: 0 LOB: 2 K: 2 BB: 0 S: 11 P: 12	R: 0 H: 1 E: 0 LOB: 0 K: 0 BB: 0 S: 3 P: 3	R: 0 H: 0 E: 0 LOB: 0 K: 0 BB: 0 S: 3 P: 3

PITCHER		IP	WLS	BF	H	R	ER	SO	BB	IBB	HBP	BLK	WP	HR	S	P	ERA	WHIP
67 Seth Lugo, R ERA: 2.16	(1, 1)	3.1		16	7	0	0	5	1	0	0	0	0	0	26	30	0.00	2.400
49 Michel Baez, R ERA: 5.4	(4, 1)	0.2		2	0	0	0	1	0	0	0	0	0	0	5	5	0.00	0.000
75 Robert Suarez, R ERA:	(5, 1)	1.0	H	4	2	0	0	1	0	0	0	0	0	0	6	6	0.00	2.000
50 Adrian Morejon, L ERA: 12.46	(6, 1)	1.1	L	12	7	5	5	2	0	0	1	0	0	0	15	16	33.75	5.250
87 Moises Lugo, R ERA:	(7, 1)	1.2		5	2	0	0	1	0	0	0	0	0	0	7	7	0.00	1.200

PITCHER		IP	WLS	BF	H	R	ER	SO	BB	IBB	HBP	BLK	WP	HR	S	P	ERA	WHIP
89 Matt Waldron, R ERA:	(9, 1)	1.0		3	0	0	0	0	0	0	0	0	0	0	3	3	0.00	0.000

TOP

Los Angeles Angels @ San Diego Padres

Peoria Stadium, Peoria, AZ

Tue Mar 07 2023, 3:11 PM - 5:46 PM EST

Att. 4,466 - Cloudy - 70 F

livebaseballscorecards.com

AB	40
R	5
H	18
RBI	5
BB	1
SO	10
LOB	26

1B: 14	SF: 0	WP: 0	PA: 42
2B: 4	SAC: 0	PB: 0	
3B: 0	DP: 3	SB: 1	
HR: 0	HBP: 1	CS: 1	

Batter	1	2	3	4	5	6	7	8	9	AB	R	H	RBI	BB	SO	LOB
28 José Azocar, R (1, 9) OBP: 0.286, SLG: 0.471 84 Jakob Marsee, L (8, 8)	G4-3		K		F9		37 S, 90 2B, 1B, 3-H		G4-3	4 1	1 0	1 0	1 0	0 0	1 0	0 0
9 Jake Cronenworth, L (1, 3) OBP: 0.550, SLG: 0.733 37 Alfonso Rivas III, L (6, 3) OBP: 0.250, SLG: 0.353	2B		G4-3		16 CS, 1B		K, 1-2		K	3 2	0 0	2 0	0 0	0 0	0 2	0 1
16 Brandon Dixon, R (1, 5) OBP: 0.370, SLG: 0.211 81 Jantzen Witte, R (6, 5) OBP: 0.133, SLG: 0.143	BB		K		14 1B, BB, 1-2		F8		G6-3	1 2	0 0	0 0	0 0	2 0	1 0	0 1
14 Matt Carpenter, L (1, 10) OBP: 0.263, SLG: 0.125 90 Rangel Ravelo, R (5, PR) OBP: 0.647, SLG: 0.846 (6, 10)	K			F8	38 FC6-4, 1B, 1-3		2B, 2-H			3 1	0 0	1 1	0 1	0 0	1 0	2 0
38 Tim Lopes, R (1, 6) OBP: 0.364, SLG: 0.450 54 Nerwilian Cedeño, S (6, 6)	K			29 S, 8 S, 29 G6-3, 1B	FC6-4, 1-2f		K			3 1	1 0	1 0	0 0	0 0	1 1	4 1
8 Rougned Odor, L (1, 4) OBP: 0.400, SLG: 0.143 80 Max Schrock, L (6, 4) OBP: 0.600, SLG: 1.333	1B			BB, 1-2	P4			2B		1 2	1 0	1 1	0 0	1 0	0 0	0 0
29 Pedro Severino, R (1, 2) OBP: 0.167, SLG: 0.091 82 Chandler Seagle, R (8, 2)	G6-3, 1-2			G6-3, 1-2, 2-H	BB			P4		2 1	0 0	0 0	1 0	1 0	0 0	2 1
88 Taylor Kohlwey, L (1, 7) OBP: 0.389, SLG: 0.313 30 Preston Tucker, L (7, 7) OBP: 0.533, SLG: 0.300	F7			2-H, 1B	G3-6, 1-2f			K		3 1	0 0	1 0	1 0	0 0	0 1	2 1
41 Luis Liberato, L (1, 8) OBP: 0.316, SLG: 0.556 79 Tirso Ornelas, L (8, 9) OBP: 0.200, SLG: 0.111	G3-1			K			28 1B, 3B		G3	3 1	1 0	1 0	0 0	0 0	1 0	2 1
Inning Stats	R: 0 E: 0 K: 2 S: 8 H: 1 LOB: 2 BB: 1 P: 12		R: 0 E: 0 K: 0 S: 4 H: 1 LOB: 1 BB: 0 P: 5	R: 0 E: 0 K: 2 S: 7 H: 0 LOB: 0 BB: 0 P: 7	R: 2 E: 0 K: 1 S: 8 H: 2 LOB: 1 BB: 1 P: 13	R: 0 E: 0 K: 0 S: 4 H: 2 LOB: 2 BB: 1 P: 8	R: 0 E: 0 K: 0 S: 2 H: 0 LOB: 0 BB: 1 P: 6	R: 2 E: 0 K: 2 S: 10 H: 3 LOB: 1 BB: 0 P: 11	R: 0 E: 0 K: 1 S: 6 H: 1 LOB: 1 BB: 0 P: 6	R: 0 E: 0 K: 1 S: 5 H: 0 LOB: 0 BB: 0 P: 5	1B: 6 2B: 3 3B: 1 HR: 0 SF: 0 SAC: 0 DP: 1 HBP: 0						

PITCHER		IP	WLS	BF	H	R	ER	SO	BB	IBB	HBP	BLK	WP	HR	S	P	ERA	WHIP
32 Tucker Davidson, L ERA: 2.57	(1, 1)	3.0		12	2	0	0	4	1	0	0	0	0	0	19	24	0.00	1.000
49 Chris Devenski, R ERA: 9.0	(4, 1)	1.0		6	2	2	2	1	1	0	0	0	0	0	8	13	18.00	3.000
62 Nash Walters, R ERA:	(5, 1)	1.0		5	2	0	0	0	1	0	0	0	0	0	4	8	0.00	3.000
76 Luis Ledo, R ERA:	(6, 1)	1.0	W	3	0	0	0	0	1	0	0	0	0	0	2	6	0.00	1.000
59 José Soriano, R ERA: 10.8	(7, 1)	1.0	H	6	3	2	2	2	0	0	0	0	0	0	10	11	18.00	3.000

PITCHER		IP	WLS	BF	H	R	ER	SO	BB	IBB	HBP	BLK	WP	HR	S	P	ERA	WHIP
94 Aaron Hernandez, R ERA:	(8, 1)	1.0	H	4	1	0	0	1	0	0	0	0	0	0	6	6	0.00	1.000
55 Ivan Armstrong, R ERA:	(9, 1)	1.0	S	3	0	0	0	1	0	0	0	0	0	0	5	5	0.00	0.000

BOTTOM

Los Angeles Angels @ San Diego Padres

Peoria Stadium, Peoria, AZ

Tue Mar 07 2023, 3:11 PM - 5:46 PM EST

Att. 4,466 - Cloudy - 70 F

livebaseballscorecards.com

AB	35
R	4
H	10
RBI	4
BB	4
SO	9
LOB	18

WP: 0 PB: 0 SB: 5 CS: 1 PA: 39

Cincinnati Reds @ San Diego Padres

Peoria Stadium, Peoria, AZ

Wed Mar 08 2023, 3:10 PM - 5:52 PM EST

Att. 3,568 - Partly Cloudy - 72 F

TOP

livebaseballscorecards.com

Batter	1	2	3	4	5	6	7	8	9	AB	R	H	RBI	BB	SO	LOB
6 Jonathan India, R (1, 4) OBP: 0.480, SLG: 0.412	F9		37 E 4 1B 2B 3-H		F7		37 CS 1B	67 G6-4-3 1B 1-3		3	1	1	1	0	0	0
35 Alejo Lopez, S (5, 4) OBP: 0.444, SLG: 0.286										2	0	2	0	0	0	0
37 Tyler Stephenson, R (1, 2) OBP: 0.231, SLG: 0.240	G6-3		E5 4 1B 27 FC6-4 2-3		K		16 K 1B 1-2	G6-4-3 1-2f		4	1	1	0	0	1	1
7 Jose Torres, R (7, PR)										0	0	0	0	0	0	0
67 Chuckie Robinson, R (7, 2) OBP: 0.273, SLG: 0.455										1	0	0	0	0	0	2
4 Wil Myers, R (1, 9) OBP: 0.368, SLG: 0.389	1B		27 FC6-4 1B 1-3 3-H			G5-3	SAFE K 1-2		G6-3	3	0	2	1	0	0	0
16 Nick Solak, R (6, 7) OBP: 0.250, SLG: 0.294										2	0	0	0	0	1	1
27 Jake Fraley, L (1, 7) OBP: 0.500, SLG: 0.556	K		FC6-4 12 S 1-2f 3-H			7 PB 12 1B 7 2B 1B		44 E 44 FC5 68 SF8 HBP	BB	3	1	1	1	0	1	2
57 Stuart Fairchild, R (6, 8) OBP: 0.438, SLG: 0.182										0	1	0	0	1	0	0
12 Curt Casali, R (1, 10) OBP: 0.294, SLG: 0.500		G4-3	L9 1-2			7 PB 7 2B 1B 1-2		FC5 78 2B 1-3	K	3	1	1	0	0	0	1
44 Elly De La Cruz, S (8, PH)										2	1	0	0	0	1	2
(8, 10)																
7 Spencer Steer, R (1, 5) OBP: 0.429, SLG: 0.684		K		G5-3		30 1B 2B 1-H 2-H		SF8 3-H	F7	3	1	1	2	0	1	0
68 Noelvi Marte, R (6, 5) OBP: 0.200, SLG: 0.211										1	0	0	1	0	0	1
2 Jose Barrero, R (1, 6) OBP: 0.316, SLG: 0.444	L7			K		P6		29 HR 2B 2-H		3	0	0	0	0	1	1
78 Matt McLain, R (6, 6) OBP: 0.706, SLG: 1.000										1	1	1	1	0	0	0
30 Will Benson, L (1, 8) OBP: 0.500, SLG: 0.500			G1-3	G2-3		1B 2-H		HR 2-H		3	0	1	1	0	0	0
29 Austin Hendrick, L (6, 9) OBP: 0.250, SLG: 1.000										1	1	1	2	0	0	0
33 Christian Encarnacion-Strand (3) OBP: 0.571, SLG: 1.200			6 2B 3B		F8	F8		35 1B HBP		3	1	1	0	0	0	1
22 Michel Triana, L (6, 3)										0	0	0	0	0	0	0
Inning Stats	R: 0 E: 0 K: 1 S: 6 H: 1 LOB: 1 BB: 0 P: 6	R: 0 E: 0 K: 1 S: 5 H: 0 LOB: 0 BB: 0 P: 5	R: 3 E: 1 K: 0 S: 7 H: 3 LOB: 1 BB: 0 P: 8	R: 0 E: 0 K: 1 S: 5 H: 0 LOB: 0 BB: 0 P: 5	R: 0 E: 0 K: 1 S: 5 H: 0 LOB: 0 BB: 0 P: 5	R: 3 E: 0 K: 0 S: 8 H: 4 LOB: 1 BB: 0 P: 8	R: 0 E: 0 K: 1 S: 5 H: 2 LOB: 1 BB: 0 P: 6	R: 4 E: 1 K: 0 S: 6 H: 3 LOB: 1 BB: 0 P: 8	R: 0 E: 0 K: 1 S: 5 H: 0 LOB: 1 BB: 1 P: 9	1B: 8 2B: 3 3B: 1 HR: 1	SF: 1 SAC: 0 DP: 1 HBP: 2		WP: 0 PB: 1 SB: 1 CS: 1	PA: 42			

	AB	38
	R	10
	H	13
	RBI	10
	BB	1
	SO	6
	LOB	12

PITCHER		IP	WLS	BF	H	R	ER	SO	BB	IBB	HBP	BLK	WP	HR	S	P	ERA	WHIP
45 Brent Honeywell, R ERA: 6.14	(1, 1)	3.0		14	4	3	2	2	0	0	0	0	0	0	18	19	6.00	1.333
48 Julio Teheran, R ERA: 3.0	(4, 1)	4.0		16	6	3	3	3	0	0	0	0	0	0	23	24	6.75	1.500
68 José Lopez, L ERA: 16.2	(8, 1)	0.1	L	6	2	4	3	0	0	0	2	0	0	1	4	6	81.00	6.000
34 Craig Stammen, R ERA:	(8, 1)	0.2		2	1	0	0	0	0	0	0	0	0	0	2	2	0.00	1.500
25 Tim Hill, L ERA:	(9, 1)	1.0		4	0	0	0	1	1	0	0	0	0	0	5	9	0.00	1.000

PITCHER	IP	WLS	BF	H	R	ER	SO	BB	IBB	HBP	BLK	WP	HR	S	P	ERA	WHIP

Batter	1	2	3	4	5	6	7	8	9	AB	R	H	RBI	BB	SO	LOB
1 Trent Grisham, L (1, 8) OBP: 0.333, SLG: 0.450	P6		F8		G3 1-2		G6-3	1-H 2-H 2B		3	0	0	0	0	0	1
88 Taylor Kohlwey, L (6, 9) OBP: 0.400, SLG: 0.389										2	0	1	2	0	0	0
Fernando Tatis Jr., R (1, 9)	P6		F7		F7		81 S 27 1B 1B	BBBB BB		3	0	0	0	0	0	1
84 Jakob Marsee, L (6, 8) OBP: 0.667, SLG: 0.500										1	1	1	0	1	0	0
9 Jake Cronenworth, L (1, 4) OBP: 0.522, SLG: 0.667	P6		L7			90 BB 28 2B 1B	SSS K 1-2	SST K		3	1	1	0	0	0	0
81 Jantzen Witte, R (7, 5) OBP: 0.118, SLG: 0.125										2	0	0	0	0	2	3
27 David Dahl, L (1, 7) OBP: 0.296, SLG: 0.500		F8		BBBB 16 CS BB		CCC K	2-H 1B		F8	3	0	1	1	1	1	1
79 Tirso Ornelas, L (8, 7) OBP: 0.182, SLG: 0.100										1	0	0	0	0	0	0
16 Brandon Dixon, R (1, 5) OBP: 0.367, SLG: 0.227		37 HR 1B		SX P5 1-2		F7	P2		F7	3	1	1	0	0	0	2
80 Max Schrock, L (7, 4) OBP: 0.429, SLG: 0.800										2	0	0	0	0	0	1
37 Alfonso Rivas III, L (1, 3) OBP: 0.273, SLG: 0.526			G4-3			BBBB 28 2B 1-2 BB		P3	BBBB BB	2	1	1	2	0	0	0
90 Rangel Ravelo, R (6, PH) OBP: 0.650, SLG: 0.786										1	1	0	0	2	0	0
(7, 3)										0	0	0	0	0	0	0
41 Luis Liberato, L (9, PR) OBP: 0.316, SLG: 0.556		1-H HR														
30 Preston Tucker, L (1, 10) OBP: 0.588, SLG: 0.455		E3 2B			BBBB 29 1B 77 SF7 BB		1-H 2-H 2B	F9	CCC K	1	1	1	0	1	0	0
28 José Azocar, R (6, PH) OBP: 0.292, SLG: 0.500										3	0	1	2	0	1	1
(7, 10)																
29 Pedro Severino, R (1, 2) OBP: 0.250, SLG: 0.200	CCC K		FX 1 G3 1-3 1B		SSS K			38 BB 88 2B 1B		4	1	2	0	0	2	2
82 Chandler Seagle, R (9, 2)										0	0	0	0	0	0	0
77 Jackson Merrill, L (1, 6) OBP: 0.280, SLG: 0.304	CCC K				SF7 3-H		HR	BBBB 88 2B 1-2 BB		1	0	0	1	0	1	1
38 Tim Lopes, R (7, 6) OBP: 0.417, SLG: 0.619										1	2	1	1	1	0	0
Inning Stats	R: 0 E: 0 K: 0 S: 3 H: 0 LOB: 0 BB: 0 P: 3	R: 2 E: 1 K: 2 S: 10 H: 3 LOB: 1 BB: 0 P: 10	R: 0 E: 0 K: 0 S: 3 H: 0 LOB: 0 BB: 0 P: 3	R: 0 E: 0 K: 0 S: 3 H: 0 LOB: 0 BB: 1 P: 7	R: 1 E: 0 K: 0 S: 5 H: 1 LOB: 1 BB: 1 P: 9	R: 2 E: 0 K: 2 S: 9 H: 2 LOB: 1 BB: 1 P: 13	R: 2 E: 0 K: 1 S: 8 H: 3 LOB: 1 BB: 0 P: 8	R: 2 E: 0 K: 1 S: 7 H: 2 LOB: 2 BB: 2 P: 15	R: 0 E: 0 K: 1 S: 5 H: 0 LOB: 1 BB: 1 P: 9	1B: 6 2B: 3 3B: 0 HR: 2 SF: 1 SAC: 0 DP: 0 HBP: 0						

PITCHER		IP	WLS	BF	H	R	ER	SO	BB	IBB	HBP	BLK	WP	HR	S	P	ERA	WHIP
34 Luke Weaver, R ERA: 11.12	(1, 1)	3.0		13	3	2	2	2	1	0	0	0	0	1	16	20	6.00	1.333
47 Brooks Crawford, R ERA:	(4, 1)	1.0	H	2	0	0	0	0	0	0	0	0	0	0	3	3	0.00	0.000
55 Brandon Williamson, L ERA: 7.71	(5, 1)	1.2	B	9	2	3	2	1	2	0	0	0	0	0	10	18	10.80	2.400
33 Bennett Sousa, L ERA:	(6, 1)	0.1	H	2	1	0	0	1	0	0	0	0	0	0	4	4	0.00	3.000
41 Hunter Strickland, R ERA: 12.0	(7, 1)	1.0	W	6	3	2	2	1	0	0	0	0	0	1	8	8	18.00	3.000

PITCHER		IP	WLS	BF	H	R	ER	SO	BB	IBB	HBP	BLK	WP	HR	S	P	ERA	WHIP
46 Buck Farmer, R ERA: 11.25	(8, 1)	1.0	H	7	2	2	2	1	2	0	0	0	0	0	7	15	18.00	4.000
31 Daniel Norris, L ERA: 6.75	(9, 1)	1.0	S	4	0	0	0	1	1	0	0	0	0	0	5	9	0.00	1.000

BOTTOM

Cincinnati Reds @ San Diego Padres

Peoria Stadium, Peoria, AZ

Wed Mar 08 2023, 3:10 PM - 5:52 PM EST

Att. 3,568 - Partly Cloudy - 72 F

livebaseballscorecards.com

AB	36
R	9
H	11
RBI	9
BB	6
SO	7
LOB	13

WP: 0 PA: 43
PB: 0
SB: 1
CS: 1

San Diego Padres @ Cleveland Guardians

Goodyear Ballpark, Goodyear, AZ

Thu Mar 09 2023, 3:06 PM - 5:47 PM EST

Att. 4,647 - Overcast - 68 F

livebaseballscorecards.com

TOP

Batter	1	2	3	4	5	6	7	8	9	AB	R	H	RBI	BB	SO	LOB
Fernando Tatis Jr., R (1, 10) 30 Preston Tucker, L (7, PH) OBP: 0.556, SLG: 0.417 (7, 10)	F8	K		BB		F9	K			3 1	0 0	0 0	0 0	1 0	1 0	0 2
8 Rougned Odor, L (1, 4) OBP: 0.286, SLG: 0.091 80 Max Schrock, L (6, 4) OBP: 0.375, SLG: 0.667	G3-1		P5	K		G3	G3			4 1	0 0	0 0	0 0	0 0	1 0	2 2
26 Austin Nola, R (1, 2) OBP: 0.476, SLG: 0.353 94 Michael Cantu, R (8, 2)	14 2B 1B		27 1B	F8	BB		G5-3			4 0	1 0	2 0	0 0	1 0	0 0	0 0
14 Matt Carpenter, L (1, 3) OBP: 0.316, SLG: 0.222 37 Alfonso Rivas III, L (5, 3) OBP: 0.250, SLG: 0.476	27 1B 1-H 2B		F8	27 S 28 HR BB		G4-3		K		2 2	2 0	1 0	1 0	1 0	0 1	1 1
27 David Dahl, L (1, 9) OBP: 0.333, SLG: 0.517 16 Brandon Dixon, R (7, PH) OBP: 0.344, SLG: 0.208 (7, 9)	28 1B 2-H 1B		1-3 1B	K 1-2			G6-3	L9		3 2	0 0	2 0	1 0	0 0	1 0	1 0
28 José Azocar, R (1, 8) OBP: 0.357, SLG: 0.667 84 Jakob Marsee, L (9, PH) OBP: 0.500, SLG: 0.333 (9, 8)	1-2 1B		K	2-1 2-H HR			38 2B 88 1B 1B		K	4 1	2 0	3 0	2 0	0 0	1 1	2 0
38 Tim Lopes, R (1, 6) OBP: 0.464, SLG: 0.680 54 Nerwilian Cedeño, S (7, 6)	F8			88 FC2-6 1B	88 1B 1B		88 1B 83 1B 1-3 2B		G4-3	4 1	1 0	3 0	0 0	0 0	0 0	2 0
88 Taylor Kohlwey, L (1, 7) OBP: 0.417, SLG: 0.409 41 Luis Liberato, L (7, PR) OBP: 0.350, SLG: 0.556 (7, 7)		L9		FC2-6 81 FC5-4 1-2f	1-3 1B		83 1B 2-3 3-H 1B		BB	4 0	0 0	2 0	1 0	0 1	0 0	1 0
81 Jantzen Witte, R (1, 5) OBP: 0.100, SLG: 0.105 83 Connor Hollis, R (7, PH) OBP: 0.500, SLG: 0.500 (7, 5)		K		FC5-4 BB 1-2f	K		1-2 3-H 1B		L6	3 2	0 0	0 1	0 1	0 0	2 0	3 1
Inning Stats	R: 2 E: 0 K: 0 S: 7 H: 4 LOB: 2 BB: 0 P: 7	R: 0 E: 0 K: 2 S: 7 H: 0 LOB: 0 BB: 0 P: 7	R: 0 E: 0 K: 1 S: 7 H: 2 LOB: 0 BB: 0 P: 7	R: 0 E: 0 K: 1 S: 6 H: 1 LOB: 2 BB: 1 P: 10	R: 2 E: 0 K: 2 S: 11 H: 3 LOB: 2 BB: 1 P: 17	R: 0 E: 0 K: 0 S: 3 H: 0 LOB: 1 BB: 1 P: 7	R: 2 E: 0 K: 1 S: 9 H: 4 LOB: 2 BB: 0 P: 9	R: 0 E: 0 K: 1 S: 4 H: 0 LOB: 0 BB: 0 P: 4	R: 0 E: 0 K: 1 S: 5 H: 0 LOB: 1 BB: 1 P: 9	1B: 11 2B: 2 3B: 0 HR: 1 SF: 0 SAC: 0 DP: 0 HBP: 0						

AB	41
R	6
H	14
RBI	6
BB	4
SO	9
LOB	18

WP: 0 PB: 0 SB: 1 CS: 0 PA: 45

PITCHER		IP	WLS	BF	H	R	ER	SO	BB	IBB	HBP	BLK	WP	HR	S	P	ERA	WHIP
70 Hunter Gaddis, R ERA: 3.68	(1, 1)	3.0		15	6	2	2	3	0	0	0	0	0	0	21	21	6.00	2.000
48 Emmanuel Clase, R ERA:	(4, 1)	1.0		5	1	0	0	1	1	0	0	0	0	0	6	10	0.00	2.000
45 Konnor Pilkington, L ERA: 7.11	(5, 1)	2.1	L	14	5	4	4	2	2	0	0	0	0	1	17	27	15.43	3.000
93 Nick Mikolajchak, R ERA: 2.25	(7, 1)	0.2		4	2	0	0	1	0	0	0	0	0	0	6	6	0.00	3.000
73 Tim Herrin, L ERA: 5.4	(8, 1)	1.0		3	0	0	0	1	0	0	0	0	0	0	4	4	0.00	0.000

PITCHER		IP	WLS	BF	H	R	ER	SO	BB	IBB	HBP	BLK	WP	HR	S	P	ERA	WHIP
90 Jason Bilous, R ERA: 3.0	(9, 1)	1.0		4	0	0	0	1	1	0	0	0	0	0	5	9	0.00	1.000

Batter	1	2	3	4	5	6	7	8	9	AB	R	H	RBI	BB	SO	LOB
63 Will Brennan, L (1, 9) OBP: 0.300, SLG: 0.412 22 Connor Kokx, R (6, 9) OBP: 0.444, SLG: 0.429	C C C 0-3 ① K		x 0-0 ① L9		x 0-0 ② G3-1		S S S 0-3 ② K		x 0-0 ② L8	3 0 0 0 0 1 0 2 0 0 0 0 1 2						
1 Amed Rosario, R (1, 6) OBP: 0.294, SLG: 0.267 75 José Tena, L (6, 6) OBP: 0.313, SLG: 0.267	x 0-0 ② F8		x 0-0 ② G1-3		x 0-0 1B		C C C 0-3 ③ K		x 0-0 79 1B 1-3 2-H 1B	3 0 1 0 0 0 0 2 0 1 1 0 1 0						
11 José Ramírez, S (1, 5) OBP: 0.412, SLG: 0.400 79 Angel Martínez, S (6, 5) OBP: 0.368, SLG: 0.438	x 0-0 1B		x 0-0 ③ F8		x 0-0 ③ F8			x 0-0 ① L8	x 0-0 1-2 3-H 1B	3 0 1 0 0 0 1 2 0 1 1 0 0 0						
55 Josh Bell, S (1, 10) OBP: 0.176, SLG: 0.375 74 Juan Brito, S (8, PH) OBP: 0.579, SLG: 0.300 (9, 10)	S S S 0-3 ③ K			x 0-0 ① G5-3		x 0-0 ① G6-3		B B B B 4-0 27 WP BB	x 0-0 ③ G6-3	3 0 0 0 0 1 1 1 0 0 0 1 0 2						
22 Josh Naylor, L (1, 3) OBP: 0.381, SLG: 0.421 81 Micah Pries, L (6, PR) OBP: 0.389, SLG: 0.938 (7, 3)		x 0-0 E1 8 1B 32 1B		x 0-0 32 1B 7 2-1 1B		B B B B 4-0 80 1B BB		x 0-0 ② L7		2 1 1 0 1 0 0 1 0 0 0 0 0 1						
8 Gabriel Arias, R (1, 7) OBP: 0.364, SLG: 0.381 27 Chris Roller, R (7, 7) OBP: 0.286, SLG: 0.167		x 0-0 32 1B 2 G5-4-3 1-3 1B		S S S 0-3 ② K		x 0-0 ② L4		B S S T 1-2 ③ K 1-2		3 1 1 0 0 1 2 1 0 0 0 0 1 1						
32 Zack Collins, L (1, 2) OBP: 0.500, SLG: 0.818 80 David Fry, R (6, 2) OBP: 0.500, SLG: 0.727		x 0-0 2 G5-4-3 1-3 3-H 1B		x 0-0 2 WP 1-3 1B		x 0-0 1-2 1B			B B B B 4-0 66 BB 75 1B BB	2 0 2 1 0 0 0 1 1 1 0 1 0 0						
2 Tyler Freeman, R (1, 4) OBP: 0.333, SLG: 0.214 66 Brayan Rocchio, S (6, 4) OBP: 0.263, SLG: 0.235		x 0-0 ① ② G5-4-3 1-2f 3-H		B B B B 4-0 1-2 BB		C C C 0-3 ③ K			B B B B 4-0 75 1B 79 1B 1-2 BB	1 0 0 0 1 0 1 1 1 0 0 1 1 2						
7 Myles Straw, R (1, 8) OBP: 0.333, SLG: 0.143 4 Roman Quinn, S (6, 8) OBP: 0.235, SLG: 0.750		x 0-0 ③ G4-1		B 1-0 ③ 2-1 3-H	x 0-0 ① F7		S S S 0-3 ① K		S S S 0-3 ① K	2 0 0 0 0 0 0 2 0 0 0 0 2 2						
Inning Stats	R: 0 H: 1 E: 0 LOB: 1 K: 2 BB: 0 S: 8 P: 8	R: 2 H: 2 E: 1 LOB: 0 K: 0 BB: 0 S: 5 P: 5	R: 0 H: 0 E: 0 LOB: 0 K: 0 BB: 0 S: 3 P: 3	R: 0 H: 2 E: 0 LOB: 3 K: 1 BB: 1 S: 6 P: 11	R: 0 H: 1 E: 0 LOB: 1 K: 0 BB: 0 S: 4 P: 4	R: 0 H: 1 E: 0 LOB: 2 K: 1 BB: 1 S: 6 P: 10	R: 0 H: 0 E: 0 LOB: 0 K: 3 BB: 0 S: 9 P: 9	R: 0 H: 0 E: 0 LOB: 1 K: 1 BB: 1 S: 5 P: 10	R: 2 H: 2 E: 0 LOB: 2 K: 1 BB: 2 S: 7 P: 15	1B: 9 SF: 0 2B: 0 SAC: 0 3B: 0 DP: 1 HR: 0 HBP: 0						

PITCHER		IP	WLS	BF	H	R	ER	SO	BB	IBB	HBP	BLK	WP	HR	S	P	ERA	WHIP
52 Michael Wacha, R ERA:	(1, 1)	3.0		12	3	2	0	2	0	0	0	0	0	0	16	16	0.00	1.000
71 Josh Hader, L ERA:	(4, 1)	1.0	W	6	2	0	0	1	1	0	0	0	1	0	6	11	0.00	3.000
75 Robert Suarez, R ERA:	(5, 1)	1.0	H	4	1	0	0	0	0	0	0	0	0	0	4	4	0.00	1.000
60 Pedro Avila, R ERA: 7.36	(6, 1)	2.0	H	8	1	0	0	4	1	0	0	0	0	0	15	19	0.00	1.000
70 Eric Hanhold, R ERA: 3.0	(8, 1)	1.0		4	0	0	0	1	1	0	0	0	1	0	5	10	0.00	1.000

PITCHER		IP	WLS	BF	H	R	ER	SO	BB	IBB	HBP	BLK	WP	HR	S	P	ERA	WHIP
59 Tom Cosgrove, L ERA: 10.8	(9, 1)	0.2		4	0	2	2	1	2	0	0	0	0	0	4	12	27.00	3.000
61 Efrain Contreras, R ERA:	(9, 1)	0.1	S	3	2	0	0	0	0	0	0	0	0	0	3	3	0.00	6.000

BOTTOM

San Diego Padres @ Cleveland Guardians

Goodyear Ballpark, Goodyear, AZ

Thu Mar 09 2023, 3:06 PM - 5:47 PM EST

Att. 4,647 - Overcast - 68 F

livebaseballscorecards.com

AB	35
R	4
H	9
RBI	3
BB	5
SO	9
LOB	15

Batter	1	2	3	4	5	6	7	8	9	AB	R	H	RBI	BB	SO	LOB
1 Trent Grisham, L (1, 8) OBP: 0.296, SLG: 0.391	C X 0-1 G3-1		X 0-0 F8			S S S 0-3 K		X 0-0 E3 90 G6-3		3	0	0	0	0	1	1
84 Jakob Marsee, L (6, 8) OBP: 0.400, SLG: 0.250										1	0	0	0	0	0	0
16 Brandon Dixon, R (1, 10) OBP: 0.314, SLG: 0.185	X 0-0 P3		S S S 0-3 K			X 0-0 F7		X 0-0 G6-3 1-2		3	0	0	0	0	1	1
90 Rangel Ravelo, R (8, PH) OBP: 0.619, SLG: 0.733 (8, 10)										1	0	0	0	0	0	1
9 Jake Cronenworth, L (1, 3) OBP: 0.500, SLG: 0.619	X 0-0 F7			X 0-0 L9		X 0-0 1B		X 0-0 F8		3	0	1	0	0	0	0
37 Alfonso Rivas III, L (6, PR) OBP: 0.240, SLG: 0.455 (6, 3)										1	0	0	0	0	0	1
8 Rougned Odor, L (1, 5) OBP: 0.294, SLG: 0.143		X 0-0 28 G4-3 38 G1-3 1B		X 0-0 G4-3		X 0-0 G3-4-3			X 0-0 F8	3	0	1	0	0	0	1
83 Connor Hollis, R (6, 5) OBP: 0.400, SLG: 0.400										1	0	0	0	0	0	0
38 Tim Lopes, R (1, 4) OBP: 0.433, SLG: 0.630		X 0-0 G1-3 1-2		S S S 0-3 K			X 0-0 77 G3-1 2B		X 0-0 G4-3	2	0	0	0	0	1	1
54 Nerwilian Cedeño, S (6, 4) OBP: 0.111, SLG: 0.222 (7, 6)										2	0	1	0	0	0	0
28 José Azocar, R (1, 9) OBP: 0.355, SLG: 0.615		X 0-0 G4-3 2-3			B B B B 4-0 77 F7 77 S BB		X 0-0 G5-3		S S S 0-3 K	2	0	0	0	1	0	2
30 Preston Tucker, L (7, 7) OBP: 0.526, SLG: 0.385										1	0	0	0	0	1	0
77 Jackson Merrill, L (1, 6) OBP: 0.250, SLG: 0.269		X 0-0 F8			B X 1-0 F7 1-3		X 0-0 G3-1 2-3			3	0	0	0	0	0	3
80 Max Schrock, L (7, 4) OBP: 0.375, SLG: 0.667										0	0	0	0	0	0	0
29 Pedro Severino, R (1, 2) OBP: 0.211, SLG: 0.167			C C C 0-3 K		X 0-0 F8		X 0-0 P6			3	0	0	0	0	1	2
94 Michael Cantu, R (8, 2)										0	0	0	0	0	0	0
41 Luis Liberato, L (1, 7) OBP: 0.364, SLG: 0.550			X 0-0 1B		X 0-0 L7			S S S 0-3 K		2	0	1	0	0	0	1
88 Taylor Kohlwey, L (7, 9) OBP: 0.400, SLG: 0.391										1	0	0	0	0	1	0
Inning Stats	R: 0 E: 0 K: 0 S: 4 H: 0 LOB: 0 BB: 0 P: 4	R: 0 E: 0 K: 0 S: 4 H: 1 LOB: 1 BB: 0 P: 4	R: 0 E: 0 K: 2 S: 8 H: 1 LOB: 1 BB: 0 P: 8	R: 0 E: 0 K: 1 S: 5 H: 0 LOB: 0 BB: 0 P: 5	R: 0 E: 0 K: 0 S: 3 H: 0 LOB: 1 BB: 1 P: 8	R: 0 E: 0 K: 1 S: 6 H: 1 LOB: 1 BB: 0 P: 6	R: 0 E: 0 K: 0 S: 4 H: 1 LOB: 1 BB: 0 P: 4	R: 0 E: 1 K: 1 S: 6 H: 0 LOB: 1 BB: 0 P: 6	R: 0 E: 0 K: 1 S: 5 H: 0 LOB: 0 BB: 0 P: 5	1B: 3 2B: 1 3B: 0 HR: 0 SF: 0 SAC: 0 DP: 0 HBP: 0						

PITCHER		IP	WLS	BF	H	R	ER	SO	BB	IBB	HBP	BLK	WP	HR	S	P	ERA	WHIP
24 Jordan Lyles, R ERA: 2.25	(1, 1)	3.0		11	2	0	0	2	0	0	0	0	0	0	16	16	0.00	0.667
58 Scott Barlow, R ERA: 1.8	(4, 1)	1.0		3	0	0	0	1	0	0	0	0	0	0	5	5	0.00	0.000
63 Josh Staumont, R ERA: 1.8	(5, 1)	1.0		4	0	0	0	0	1	0	0	0	0	0	3	8	0.00	1.000
60 Max Castillo, R ERA: 9.64	(6, 1)	2.0	W	8	2	0	0	1	0	0	0	0	0	0	10	10	0.00	1.000
55 Richard Lovelady, L ERA:	(8, 1)	1.0	H	4	0	0	0	1	0	0	0	0	0	0	6	6	0.00	0.000

PITCHER		IP	WLS	BF	H	R	ER	SO	BB	IBB	HBP	BLK	WP	HR	S	P	ERA	WHIP
78 Brooks Kriske, R ERA: 1.69	(9, 1)	1.0	S	3	0	0	0	1	0	0	0	0	0	0	5	5	0.00	0.000

San Diego Padres @ Kansas City Royals

Surprise Stadium, Surprise, AZ

Fri Mar 10 2023, 3:07 PM - 5:10 PM EST

Att. 7,466 - Partly Cloudy - 76 F

TOP

livebaseballscorecards.com

AB	32
R	0
H	4
RBI	0
BB	1
SO	6
LOB	14

WP: 0 PB: 0 SB: 1 CS: 0 PA: 33

Batter	1	2	3	4	5	6	7	8	9	AB	R	H	RBI	BB	SO	LOB
41 Jackie Bradley Jr., L (1, 8) OBP: 0.500, SLG: 0.667 15 Tucker Bradley, L (6, 7) OBP: 0.375, SLG: 0.769	0-0 32 CS 1B	0-0 G3	0-0 FC3-2 3-H	0-0 F7						3 0 1 0 0 0 1 1 0 0 0 0 0 1						
17 Hunter Dozier, R (1, 5) OBP: 0.364, SLG: 0.524 31 Jake Means, R (6, 5) OBP: 0.250, SLG: 0.500	0-3 K	0-0 F9	0-0 P5					0-3 K		3 0 0 0 0 1 2 1 0 0 0 0 1 0						
32 Nick Pratto, L (1, 3) OBP: 0.500, SLG: 0.667 98 Logan Porter, R (6, 3) OBP: 0.500, SLG: 0.545	4-0 99 2B 1-2 BB	4-0 99 BB BB	1-0 99 G5-4-3 HBP			0-0 G5-3			0 0 0 0 2 0 0 1 0 0 0 0 0 0							
99 Franmil Reyes, R (1, 10) OBP: 0.500, SLG: 0.650 13 Carter Jensen, L (8, PH) (9, 10)	0-0 1-3 2B	4-0 1-2 BB	0-0 G5-4-3 1-2f			0-0 G4-3			2 0 1 0 1 0 1 1 0 0 0 0 0 0							
18 Nate Eaton, R (1, 4) OBP: 0.333, SLG: 0.286 92 Tyler Tolbert, R (6, 6) OBP: 0.235, SLG: 0.625	0-0 G6-3	0-3 K	1-0 HR						2 0 0 0 0 1 4 1 1 1 1 0 0 0							
14 Edward Olivares, R (1, 9) OBP: 0.500, SLG: 0.750 36 Jorge Bonifacio, R (6, 9)	0-3 K	0-0 P2	0-0 P3						2 0 0 0 0 1 2 1 0 0 0 0 0 0							
11 Maikel Garcia, R (1, 6) OBP: 0.444, SLG: 0.647 96 John Rave, L (6, 8) OBP: 0.353, SLG: 0.231	0-0 G3	0-0 L8					0-3 K			2 0 0 0 0 0 2 1 0 0 0 0 1 0						
28 Kyle Isbel, L (1, 7) OBP: 0.565, SLG: 0.579 12 Luca Tresh, R (6, 2) OBP: 0.455, SLG: 0.556	0-0 34 PO 1B		0-0 34 S 41 FC3-2 2B				4-0 BB			2 0 2 0 0 0 0 0 0 0 0 1 0 0						
34 Freddy Fermin, R (1, 2) OBP: 0.500, SLG: 0.727 6 Angelo Castellano, R (6, 4) OBP: 0.182, SLG: 0.111	1 SAFE 1-0 PO 1-2	0-0 G5-3	1-3 K 2-3				0-3 K			2 0 0 0 0 1 1 1 0 0 0 0 1 1						
Inning Stats	R: 0 E: 0 K: 1 S: 6 H: 2 LOB: 2 BB: 1 P: 10	R: 0 E: 0 K: 1 S: 5 H: 1 LOB: 0 BB: 0 P: 6	R: 0 E: 0 K: 0 S: 3 H: 0 LOB: 0 BB: 0 P: 3	R: 0 E: 0 K: 1 S: 5 H: 0 LOB: 2 BB: 2 P: 13	R: 0 E: 0 K: 1 S: 6 H: 1 LOB: 1 BB: 0 P: 7	R: 1 E: 0 K: 0 S: 3 H: 1 LOB: 0 BB: 0 P: 5	R: 0 E: 0 K: 2 S: 7 H: 0 LOB: 1 BB: 1 P: 11	R: 0 E: 0 K: 1 S: 5 H: 0 LOB: 0 BB: 0 P: 5		1B: 2 2B: 2 3B: 0 HR: 1 SF: 0 SAC: 0 DP: 1 HBP: 1			WP: 0 PB: 0 SB: 1 CS: 1 PA: 32	

PITCHER		IP	WLS	BF	H	R	ER	SO	BB	IBB	HBP	BLK	WP	HR	S	P	ERA	WHIP
55 Jay Groome, L ERA:	(1, 1)	4.0		16	3	0	0	3	3	0	0	0	0	0	19	32	0.00	1.500
36 Steven Wilson, R ERA:	(5, 1)	1.0		4	1	0	0	1	0	0	0	0	0	0	6	7	0.00	1.000
76 Domingo Tapia, R ERA: 9.0	(6, 1)	1.0	L	4	1	1	1	0	0	0	1	0	0	1	3	5	9.00	1.000
56 Ray Kerr, L ERA:	(7, 1)	1.0		4	0	0	0	2	1	0	0	0	0	0	7	11	0.00	1.000
34 Craig Stammen, R ERA:	(8, 1)	0.2		2	0	0	0	1	0	0	0	0	0	0	4	4	0.00	0.000

PITCHER		IP	WLS	BF	H	R	ER	SO	BB	IBB	HBP	BLK	WP	HR	S	P	ERA	WHIP
87 Moises Lugo, R ERA:	(8, 1)	0.1		1	0	0	0	0	0	0	0	0	0	0	1	1	0.00	0.000

BOTTOM

San Diego Padres @ Kansas City Royals

Surprise Stadium, Surprise, AZ

Fri Mar 10 2023, 3:07 PM - 5:10 PM EST

Att. 7,466 - Partly Cloudy - 76 F

livebaseballscorecards.com

AB	26
R	1
H	5
RBI	1
BB	4
SO	7
LOB	15

Chicago White Sox @ San Diego Padres

Peoria Stadium, Peoria, AZ

Sat Mar 11 2023, 3:10 PM - 5:54 PM EST

Att. 9,590 - Partly Cloudy - 75 F

TOP

livebaseballscorecards.com

Batter	1	2	3	4	5	6	7	8	9	AB	R	H	RBI	BB	SO	LOB
28 Leury García, S (1, 4) OBP: 0.182, SLG: 0.286	F9		G5-3		G5-3 1-2		K		G6-3	4	0	0	0	0	1	1
50 Lenyn Sosa, R (7, 4) OBP: 0.133, SLG: 0.133										1	0	0	0	0	0	0
25 Andrew Vaughn, R (1, 3) OBP: 0.387, SLG: 0.552	G6-3			G5-3	K		32 WP 3B		HR	4	1	1	0	0	1	1
54 Frank German, R (7, 1)										0	0	0	0	0	0	0
91 Lane Ramsey, R (8, 1)										0	0	0	0	0	0	0
22 Oscar Colás, L (9, PH) OBP: 0.429, SLG: 0.556										1	1	1	1	0	0	0
23 Andrew Benintendi, L (1, 7) OBP: 0.316, SLG: 0.188	BB			F7		82 WP 30 BB 1B			G3	2	0	1	0	1	0	0
32 Gavin Sheets, L (6, 7) OBP: 0.304, SLG: 0.409							BB			1	0	0	0	1	0	0
24 Yasmani Grandal, S (1, 2) OBP: 0.417, SLG: 0.667	P3			30 HR 1B		F9	K			3	1	1	0	0	0	2
81 Zach Remillard, R (6, 6) OBP: 0.389, SLG: 0.429										1	0	0	0	1	1	1
95 Duke Ellis, L (9, PR)									BB	0	0	0	0	0	0	0
30 Jake Burger, R (1, 10) OBP: 0.300, SLG: 0.690		P3		1-H HR		82 WP 1-2 BB		HR	K	4	2	2	3	1	1	1
(7, 3)																
82 Bryan Ramos, R (1, 5) OBP: 0.429, SLG: 0.526		L7		K 41 FC5-4		1-2 2-3 BB		G5-3		2	0	0	0	1	1	0
44 Seby Zavala, R (6, 2) OBP: 0.471, SLG: 0.769										1	0	0	0	0	0	0
41 Jake Marisnick, R (1, 9) OBP: 0.250, SLG: 0.222		K2-3		FC5-4 1-2f		K		K		3	0	0	0	0	2	4
22 Victor Reyes, S (6, 9) OBP: 0.294, SLG: 0.286										1	0	0	0	0	1	0
15 Erik González, R (1, 6) OBP: 0.353, SLG: 0.400			G4-3		28 G5-3 1B		K		BB	3	0	1	0	0	1	3
83 Moisés Castillo, R (6, 5) OBP: 0.333, SLG: 0.200										0	0	0	0	1	0	0
0 Billy Hamilton, S (1, 8) OBP: 0.200, SLG: 0.154			F8		K		K		F7	2	0	0	0	0	1	1
51 Adam Haseley, L (6, 8) OBP: 0.333, SLG: 0.429										2	0	0	0	0	1	1
Inning Stats	R: 0 E: 0 K: 0 S: 3 H: 0 LOB: 1 BB: 1 P: 7	R: 0 E: 0 K: 1 S: 5 H: 0 LOB: 0 BB: 0 P: 5	R: 0 E: 0 K: 0 S: 3 H: 0 LOB: 0 BB: 0 P: 3	R: 2 E: 0 K: 1 S: 8 H: 2 LOB: 1 BB: 0 P: 8	R: 0 E: 0 K: 2 S: 8 H: 1 LOB: 1 BB: 0 P: 8	R: 0 E: 0 K: 2 S: 8 H: 1 LOB: 3 BB: 2 P: 16	R: 1 E: 0 K: 3 S: 10 H: 1 LOB: 1 BB: 1 P: 14	R: 1 E: 0 K: 1 S: 7 H: 1 LOB: 1 BB: 1 P: 11	R: 1 E: 0 K: 1 S: 7 H: 1 LOB: 1 BB: 1 P: 12	1B: 3 2B: 0 3B: 1 HR: 3	SF: 0 SAC: 0 DP: 0 HBP: 0						

AB	35
R	5
H	7
RBI	4
BB	6
SO	11
LOB	15

WP: 3 PB: 0 SB: 0 CS: 0 PA: 41

PITCHER		IP	WLS	BF	H	R	ER	SO	BB	IBB	HBP	BLK	WP	HR	S	P	ERA	WHIP
4 Blake Snell, L ERA: 3.86	(1, 1)	4.0		16	2	2	2	2	1	0	0	0	1	1	19	23	4.50	0.750
25 Tim Hill, L ERA:	(5, 1)	1.0	W	4	1	0	0	2	0	0	0	0	0	0	8	8	0.00	1.000
40 Ryan Weathers, L ERA: 4.5	(6, 1)	2.2	H	14	3	2	2	6	3	0	0	0	2	1	24	36	6.75	2.250
68 José Lopez, L ERA: 13.5	(8, 1)	0.2	H	3	0	0	0	0	1	0	0	0	0	0	2	6	0.00	1.500
73 Drew Carlton, R ERA: 4.91	(9, 1)	0.2	S	4	1	1	1	1	1	0	0	0	0	1	6	11	13.50	3.000

PITCHER	IP	WLS	BF	H	R	ER	SO	BB	IBB	HBP	BLK	WP	HR	S	P	ERA	WHIP

Batter	1	2	3	4	5	6	7	8	9	AB	R	H	RBI	BB	SO	LOB
1 Trent Grisham, L (1, 8) OBP: 0.267, SLG: 0.346	C S S 0-3 ① K		C F C 0-3 ① K 1-2		X 0-0 ① G1-3 1-2		X 0-0 ② G6-3			3	0	0	0	0	2	3
84 Jakob Marsee, L (6, 9) OBP: 0.333, SLG: 0.200										1	0	0	0	0	0	0
Fernando Tatis Jr., R (1, 9) OBP: 0.227, SLG: 0.158	X 0-0 14 S 1B		B X 1-0 ② G5-3 2-3		X 0-0 14 2B 2-H 3-H 2B		C F S 0-3 ③ K			3	1	2	2	0	0	1
85 Samuel Zavala, L (6, 8)										1	0	0	0	0	1	0
9 Jake Cronenworth, L (1, 4) OBP: 0.483, SLG: 0.583	X 0-0 ② L6		B X 1-0 3-H 1B		C C C 0-3 ② K			X 0-0 98 G4-3 54 1B 2B		3	0	1	0	0	1	2
94 Korry Howell, R (6, 7) OBP: 1.000, SLG: 2.000										1	1	1	0	0	0	0
14 Matt Carpenter, L (1, 3) OBP: 0.320, SLG: 0.286	B X 1-0 ③ F7 1-2		X 0-0 ③ L9		X 0-0 2-H 2B			X 0-0 ① G4-3 2-3		3	0	1	1	0	0	2
98 Nathan Martorella, L (5, PR) (6, 3) OBP: 0.500, SLG: 0.500										1	0	0	0	0	0	1
16 Brandon Dixon, R (1, 5) OBP: 0.289, SLG: 0.167		C F S 0-3 ① K		C F S 0-3 ① K	X 0-0 ③ G6-3			X 0-0 64 G5-4-3 3-H 1B		3	0	0	0	0	2	1
54 Nerwilian Cedeño, S (6, 4) OBP: 0.200, SLG: 0.300										1	0	1	1	0	0	0
27 David Dahl, L (1, 10) OBP: 0.344, SLG: 0.516		F F T 0-2 ② K		X 0-0 26 G4-3 1B		X 0-0 ① G5-3		X 0-0 ② ③ G5-4-3 1-2f		2	0	1	0	0	1	0
64 Rosman Verdugo, R (6, PH) (7, 10)										2	0	0	0	0	0	1
26 Austin Nola, R (1, 2) OBP: 0.478, SLG: 0.526	B X 1-0 HR		X 0-0 ② ③ G4-3 1-2f			C S S 0-3 ② K				2	1	1	1	0	0	1
77 Jackson Merrill, L (6, 6) OBP: 0.241, SLG: 0.259										1	0	0	0	0	1	0
5 Adam Engel, R (1, 7)	X 0-0 ③ F7				B B B B 4-0 38 1B 38 S 2B BB	X 0-0 ③ G4-3				1	1	0	0	1	0	0
85 Ethan Salas, L (6, 2)										1	0	0	0	0	0	0
38 Tim Lopes, R (1, 6) OBP: 0.469, SLG: 0.655			X 0-0 S 1 S 9 WP 1B		B X 1-0 1 G1-3 1-3 2B 1B		X 0-0 ① G6-3			2	2	2	0	0	0	0
94 Marcos Castañon, R (6, 5)										1	0	0	0	0	0	0
Inning Stats	R: 0 E: 0 K: 1 S: 6 H: 1 LOB: 1 BB: 0 P: 7	R: 1 E: 0 K: 2 S: 8 H: 1 LOB: 0 BB: 0 P: 9	R: 1 E: 0 K: 1 S: 7 H: 2 LOB: 1 BB: 0 P: 9	R: 0 E: 0 K: 1 S: 5 H: 1 LOB: 0 BB: 0 P: 5	R: 3 E: 0 K: 1 S: 8 H: 3 LOB: 1 BB: 1 P: 13	R: 0 E: 0 K: 1 S: 5 H: 0 LOB: 0 BB: 0 P: 5	R: 0 E: 0 K: 1 S: 5 H: 0 LOB: 0 BB: 0 P: 5	R: 1 E: 0 K: 0 S: 4 H: 2 LOB: 0 BB: 0 P: 4		1B: 6 2B: 3 3B: 0 HR: 1		SF: 0 SAC: 0 DP: 2 HBP: 0			WP: 1 PB: 0 SB: 4 CS: 0	PA: 33	

PITCHER		IP	WLS	BF	H	R	ER	SO	BB	IBB	HBP	BLK	WP	HR	S	P	ERA	WHIP
52 Mike Clevinger, R ERA: 6.75	(1, 1)	2.2		12	4	2	2	4	0	0	0	0	1	1	20	24	6.75	1.500
91 J.B. Olson, R ERA:	(3, 1)	0.1		1	0	0	0	0	0	0	0	0	0	0	1	1	0.00	0.000
17 Joe Kelly, R ERA: 3.0	(4, 1)	1.0		3	1	0	0	1	0	0	0	0	0	0	5	5	0.00	1.000
55 Jake Diekman, L ERA: 7.36	(5, 1)	0.2	L	6	3	3	3	1	1	0	0	0	0	0	7	12	40.50	6.000
90 John Parke, L ERA:	(5, 1)	0.1		1	0	0	0	0	0	0	0	0	0	0	1	1	0.00	0.000

PITCHER		IP	WLS	BF	H	R	ER	SO	BB	IBB	HBP	BLK	WP	HR	S	P	ERA	WHIP
54 Frank German, R ERA:	(6, 1)	2.0		6	0	0	0	2	0	0	0	0	0	0	10	10	0.00	0.000
54 Frank German, R ERA:	(7, 1)	2.0		6	0	0	0	2	0	0	0	0	0	0	10	10	0.00	0.000
91 Lane Ramsey, R ERA: 2.25	(8, 1)	1.0		4	2	1	1	0	0	0	0	0	0	0	4	4	9.00	2.000

BOTTOM

Chicago White Sox @ San Diego Padres

Peoria Stadium, Peoria, AZ

Sat Mar 11 2023, 3:10 PM - 5:54 PM EST

Att. 9,590 - Partly Cloudy - 75 F

livebaseballscorecards.com

AB	32
R	6
H	10
RBI	5
BB	1
SO	8
LOB	12

San Diego Padres @ Oakland Athletics

Hohokam Stadium, Mesa, AZ

Sun Mar 12 2023, 4:12 PM - 6:48 PM EDT

Att. 7,340 - Sunny - 77 F

TOP

livebaseballscorecards.com

Batter	1	2	3	4	5	6	7	8	9	AB	R	H	RBI	BB	SO	LOB
41 Luis Liberato, L (1, 7)	C C C 0-3 K	X 0-0 L8		S S S 0-3 K		S S S 0-3 K			S S S 0-3 K	4	0	0	0	0	3	5
94 Marcos Castañon, R (6, 5)										1	0	0	0	0	1	0
28 José Azocar, R (1, 8)	X 0-0 90 PB 8 E 1B		X 0-0 F8		X 0-0 90 SF9 3B		X 0-0 B1-3		X 0-0 G4-3	4	1	2	0	0	0	0
88 Taylor Kohlwey, L (7, 9)										1	0	0	0	0	0	0
8 Rougned Odor, L (1, 4)	B B B B 4-0 90 PB 1-2 BB		X 0-0 HR		S S S 0-3 K		X 0-0 HR		X 0-0 30 WP 30 PB 30 HR 1B	3	2	2	2	1	1	1
99 Pedro Castellanos, R (7, 3)										1	1	1	0	0	0	0
90 Rangel Ravelo, R (1, 10)	B S S S 1-3 K 1-2 2-3		X 0-0 P5		X 0-0 SF9 3-H		X 0-0 L7		B B X 2-0 1-H HR	2	0	0	1	0	1	2
30 Preston Tucker, L (7, PH)										2	1	1	2	0	0	0
(7, 10)																
27 David Dahl, L (1, 9)	S S S 0-3 K		X 0-0 G3		X 0-0 P3		S S S 0-3 K2-3		B B B B 4-0 BB	4	0	0	0	0	2	2
85 Samuel Zavala, L (7, 7)										0	0	0	0	1	0	0
37 Alfonso Rivas III, L (1, 3)		C C C 0-3 K		B B B 4-0 29 BB 77 1B BB		X 0-0 29 1B 1B		X 0-0 80 G3-1 1B	X 0-0 F8	2	1	1	0	1	1	0
54 Nerwilian Cedeño, S (7, 6)										2	0	1	0	0	0	1
29 Pedro Severino, R (1, 2)		C C C 0-3 K		B B B 4-0 17 77 G6-4-3 1B 1-2 BB		X 0-0 1-3 1B		X 0-0 F9		3	0	1	0	1	1	1
82 Chandler Seagle, R (8, 2)										0	0	0	0	0	0	0
77 Jackson Merrill, L (1, 6)		B B B B 4-0 17 BB BB		X 0-0 17 G6-4-3 1-2 2-H 1B		X 0-0 F9		X 0-0 G3-1 1-2		2	0	1	1	1	0	2
80 Max Schrock, L (7, 4)										1	0	0	0	0	0	1
17 Matthew Batten, R (1, 5)		B B B B 4-0 1-2 BB		X 0-0 G6-4-3 1-2f 2-3		S S S 0-3 K		S S S 0-3 K		2	0	0	0	1	1	4
84 Jakob Marsee, L (6, 7)										1	0	0	0	0	1	1
(7, 8)																
Inning Stats	R: 0 E: 0 K: 3 S: 10 H: 1 LOB: 2 BB: 1 P: 15	R: 0 E: 0 K: 2 S: 7 H: 0 LOB: 2 BB: 2 P: 15	R: 1 E: 0 K: 0 S: 4 H: 1 LOB: 0 BB: 0 P: 4	R: 1 E: 0 K: 1 S: 5 H: 1 LOB: 1 BB: 2 P: 13	R: 1 E: 0 K: 1 S: 6 H: 1 LOB: 0 BB: 0 P: 6	R: 0 E: 0 K: 2 S: 9 H: 2 LOB: 2 BB: 0 P: 9	R: 1 E: 0 K: 1 S: 6 H: 1 LOB: 0 BB: 0 P: 6	R: 0 E: 0 K: 1 S: 6 H: 1 LOB: 1 BB: 0 P: 6	R: 2 E: 0 K: 1 S: 7 H: 2 LOB: 1 BB: 1 P: 13	1B: 6 2B: 0 3B: 1 HR: 3 SF: 1 SAC: 0 DP: 1 HBP: 0						

AB	35
R	6
H	10
RBI	6
BB	6
SO	12
LOB	20

WP: 1 PB: 2 SB: 0 CS: 0 PA: 42

PITCHER		IP	WLS	BF	H	R	ER	SO	BB	IBB	HBP	BLK	WP	HR	S	P	ERA	WHIP
32 James Kaprielian, R ERA:	(1, 1)	1.2		9	1	0	0	5	3	0	0	0	0	0	16	29	0.00	2.400
97 Chase Cohen, R ERA:	(2, 1)	0.1		1	0	0	0	0	0	0	0	0	0	0	1	1	0.00	0.000
56 Dany Jiménez, R ERA: 7.2	(3, 1)	1.0		6	1	2	2	0	2	0	0	0	0	1	4	12	18.00	3.000
60 Sam Moll, L ERA: 5.06	(4, 1)	1.1		5	2	1	1	2	0	0	0	0	0	0	9	9	6.75	1.500
61 Zach Jackson, R ERA:	(5, 1)	1.2		7	2	0	0	2	0	0	0	0	0	0	11	11	0.00	1.200
93 Joe Wieland, R ERA: 7.2	(7, 1)	1.0	W	4	1	1	1	1	0	0	0	0	0	1	6	6	9.00	1.000
Luis Medina, R ERA: 5.4	(8, 1)	2.0	S	10	3	2	2	2	1	0	0	0	1	1	13	19	9.00	2.000

BOTTOM

San Diego Padres @ Oakland Athletics

Hohokam Stadium, Mesa, AZ

Sun Mar 12 2023, 4:12 PM - 6:48 PM EDT

Att. 7,340 - Sunny - 77 F

livebaseballscorecards.com

Batter	1	2	3	4	5	6	7	8	9	AB	R	H	RBI	BB	SO	LOB
1 Esteury Ruiz, R (1, 8) OBP: 0.300, SLG: 0.360	G4-3		L7		21 HR 1B		1-H 3-H HR	P4		3	1	1	0	0	0	0
17 Pablo Reyes, R (6, 4) OBP: 0.300, SLG: 0.444										2	1	1	3	0	0	1
21 Conner Capel, L (1, 9) OBP: 0.370, SLG: 0.591	F7		G4-3		1-H HR		L8			3	1	1	2	0	0	0
76 Trenton Brooks, L (6, 9) OBP: 0.182, SLG: 0.455										1	0	0	0	0	0	0
23 Shea Langeliers, R (1, 2) OBP: 0.346, SLG: 0.478	BB			K	G5-3		G6-3 1B			2	0	0	0	1	1	0
85 Yohel Pozo, R (6, 2) OBP: 0.267, SLG: 0.357										1	0	1	0	0	0	0
99 Jesús Aguilar, R (1, 3) OBP: 0.417, SLG: 0.278	F9			HBP BB		K	G6-3 1-2f			1	0	0	0	1	0	1
Dérmis Garcia, R (6, 3) OBP: 0.182, SLG: 0.150										2	0	0	0	0	1	1
6 Jace Peterson, L (1, 10) OBP: 0.400, SLG: 0.474		2 FC6-4 1B		F8		K		K		3	0	1	0	0	1	1
49 Logan Davidson, S (8, PH) (9, 10)										1	0	0	0	0	1	0
Jonah Bride, R (1, 5) OBP: 0.333, SLG: 0.313		F7		1-2 HBP		P4		HR		3	1	1	1	0	0	1
JJ Bleday, L (1, 7) OBP: 0.375, SLG: 0.429		K		L8			2 2B 1B	IHR		4	2	2	1	0	1	3
2 Nick Allen, R (1, 6) OBP: 0.526, SLG: 0.429		FC6-4 1-2f			8 G4-6-3 BB		1B 1-3 17 HR 2B		1B	2	1	1	0	1	0	1
70 Darell Hernaiz, R (8, 6) OBP: 0.500, SLG: 0.500										1	0	1	0	0	0	0
8 Tyler Wade, L (1, 4) OBP: 0.409, SLG: 0.389			B1-3		G4-6-3 1-2f		2-3 3-H 17 HR 1B		F7	2	0	0	0	0	0	1
Lawrence Butler, L (6, 8) OBP: 0.625, SLG: 1.000										2	1	1	1	0	0	1
Inning Stats	R: 0 E: 0 K: 0 S: 3 H: 0 LOB: 1 BB: 1 P: 7	R: 0 E: 0 K: 1 S: 6 H: 1 LOB: 1 BB: 0 P: 6	R: 0 E: 0 K: 0 S: 3 H: 0 LOB: 0 BB: 0 P: 3	R: 0 E: 0 K: 1 S: 5 H: 0 LOB: 2 BB: 1 P: 10	R: 2 E: 0 K: 0 S: 4 H: 2 LOB: 0 BB: 1 P: 10	R: 0 E: 0 K: 2 S: 6 H: 0 LOB: 0 BB: 0 P: 6	R: 4 E: 0 K: 0 S: 7 H: 5 LOB: 0 BB: 0 P: 7	R: 2 E: 0 K: 1 S: 8 H: 3 LOB: 1 BB: 0 P: 8		1B: 6 2B: 1 3B: 0 HR: 4	SF: 0 SAC: 0 DP: 2 HBP: 1						

	AB	33
	R	8
	H	11
	RBI	8
	BB	3
	SO	5
	LOB	11

WP: 0 PB: 0 SB: 0 CS: 0 PA: 37

PITCHER		IP	WLS	BF	H	R	ER	SO	BB	IBB	HBP	BLK	WP	HR	S	P	ERA	WHIP
67 Seth Lugo, R ERA: 1.46	(1, 1)	4.0		16	1	0	0	2	2	0	1	0	0	0	17	26	0.00	0.750
75 Robert Suarez, R ERA: 4.5	(5, 1)	1.0	H	5	2	2	2	0	1	0	0	0	0	1	4	10	18.00	3.000
50 Adrian Morejon, L ERA: 16.88	(6, 1)	1.0	L	7	4	4	4	2	0	0	0	0	0	1	10	10	36.00	4.000
87 Moises Lugo, R ERA:	(7, 1)	1.0		3	1	0	0	0	0	0	0	0	0	0	3	3	0.00	1.000
36 Steven Wilson, R ERA: 4.5	(8, 1)	1.0		6	3	2	2	1	0	0	0	0	0	1	8	8	18.00	3.000

PITCHER	IP	WLS	BF	H	R	ER	SO	BB	IBB	HBP	BLK	WP	HR	S	P	ERA	WHIP

San Francisco Giants @ San Diego Padres

Peoria Stadium, Peoria, AZ

Mon Mar 13 2023, 4:12 PM - 7:09 PM EDT

Att. 8,302 - Partly Cloudy - 77 F

livebaseballscorecards.com

Batter	1	2	3	4	5	6	7	8	9	AB	R	H	RBI	BB	SO	LOB
31 LaMonte Wade Jr., L (1, 10) OBP: 0.143, SLG: 0.350 90 Jairo Pomares, L (8, PH) (8, 10)	S S S 0-3 ① K		S S S 0-3 ① K		X 0-0 8 1B 1-3 3-H 1B	B X 1-0 ② SF7 2-H		X 0-0 ② G4-3 3-H		3 0 1 2 0 2 0 1 0 0 1 0 0 1						
2 Blake Sabol, L (1, 7) OBP: 0.615, SLG: 1.158 88 Michael Gigliotti, L (7, 7) OBP: 0.600, SLG: 1.000	X 0-0 39 HR 1B		B B B B 4-0 39 CS BB		X 0-0 ① SF8 3-H	S S S 0-3 ③ K		S S T 0-2 ③ K		2 1 1 1 1 1 0 1 0 0 0 0 1 1						
39 Thairo Estrada, R (1, 6) OBP: 0.300, SLG: 0.611 85 Aeverson Arteaga, R (4, 6)	X 0-0 1-H HR		1 SAFE X 0-0 ② ③ P4 1-2		X 0-0 ② F9		C C C 0-3 ① K		X 0-0 ① P3	2 1 1 2 0 0 1 3 0 0 0 0 1 1						
8 Michael Conforto, L (1, 9) OBP: 0.346, SLG: 0.826 86 Grant McCray, L (7, 9) OBP: 0.313, SLG: 0.357	S S S 0-3 ② K			X 0-0 ① F8	X 0-0 1-3 1B		B B C C X 2-2 HR		S S S 0-3 ② K	4 1 2 1 0 1 0 1 0 0 0 0 1 0						
7 J.D. Davis, R (1, 3) OBP: 0.273, SLG: 0.286 83 Logan Wyatt, L (7, 3) OBP: 0.333, SLG: 0.111	S S S 0-3 ③ K			S S S 0-3 ② K	S S S 0-3 ③ K		S S S 0-3 ② K		X 0-0 1B	4 0 0 0 0 4 2 1 0 1 0 0 0 0						
10 Isan Díaz, L (1, 4) OBP: 0.391, SLG: 0.714 88 Simon Whiteman, R (6, 4)		S S S 0-3 ① K		X 0-0 ③ G3-1		X 0-0 97 3B 2B	S S S 0-3 ③ K		S S S 0-3 ③ K	3 1 1 0 0 1 0 2 0 0 0 0 2 1						
97 Casey Schmitt, R (1, 5) OBP: 0.462, SLG: 0.885 81 Armando Alvarez, R (8, 5) OBP: 0.308, SLG: 0.273		S S S 0-3 ② K2-3			B C X 1-1 HR	X 0-0 58 2B 2-H 3B		S S S 0-3 ① K		4 2 2 2 0 2 0 0 0 0 0 0 0 0						
58 Bryce Johnson, S (1, 8) OBP: 0.409, SLG: 0.444		X 0-0 ③ G4-3			B B B B 4-0 14 S 31 1B BB	X 0-0 31 S 31 SF7 3-H 2B		B B B B 4-0 93 2B 93 S 90 G4-3 BB		2 3 1 1 2 0 0						
14 Austin Wynns, R (1, 2) OBP: 0.333, SLG: 0.571 93 Patrick Bailey, S (8, PH) OBP: 0.364, SLG: 0.455 (8, 2)			B B C X 2-1 HR		B B B B 4-0 31 1B 2 SF8 1-3 BB	X 0-0 ① G5-3		B X 1-0 1-3 2B		2 2 1 1 1 0 1 1 0 1 0 0 0 0						
Inning Stats	R: 2 H: 2 E: 0 LOB: 0 K: 3 BB: 0 S: 11 P: 11	R: 0 H: 0 E: 0 LOB: 0 K: 2 BB: 0 S: 7 P: 7	R: 1 H: 1 E: 0 LOB: 0 K: 1 BB: 1 S: 6 P: 12	R: 0 H: 0 E: 0 LOB: 0 K: 1 BB: 0 S: 5 P: 5	R: 3 H: 3 E: 0 LOB: 2 K: 1 BB: 2 S: 9 P: 18	R: 3 H: 3 E: 0 LOB: 0 K: 1 BB: 0 S: 8 P: 9	R: 1 H: 1 E: 0 LOB: 0 K: 3 BB: 0 S: 12 P: 14	R: 1 H: 1 E: 0 LOB: 1 K: 2 BB: 1 S: 8 P: 13	R: 0 H: 1 E: 0 LOB: 1 K: 2 BB: 0 S: 8 P: 8	1B: 4 SF: 2 2B: 3 SAC: 0 3B: 1 DP: 0 HR: 4 HBP: 0							WP: 0 PA: 42 PB: 0 SB: 4 CS: 1

	AB	36
	R	11
	H	12
	RBI	11
	BB	4
	SO	16
	LOB	8

PITCHER	IP	WLS	BF	H	R	ER	SO	BB	IBB	HBP	BLK	WP	HR	S	P	ERA	WHIP
45 Brent Honeywell, R (1, 1) ERA: 6.35	4.0	L	15	3	3	3	7	1	0	0	0	0	2	29	35	6.75	1.000
25 Tim Hill, L (5, 1) ERA: 7.36	0.2		7	3	3	3	0	2	0	0	0	0	1	6	15	40.50	7.500
80 Jose Quezada, R (5, 1) ERA:	0.1		1	0	0	0	1	0	0	0	0	0	0	3	3	0.00	0.000
48 Julio Teheran, R (6, 1) ERA: 6.0	3.0		15	5	5	5	6	1	0	0	0	0	1	28	36	15.00	2.000
76 Domingo Tapia, R (9, 1) ERA: 6.0	1.0		4	1	0	0	2	0	0	0	0	0	0	8	8	0.00	1.000

PITCHER	IP	WLS	BF	H	R	ER	SO	BB	IBB	HBP	BLK	WP	HR	S	P	ERA	WHIP

Batter	1	2	3	4	5	6	7	8	9	AB	R	H	RBI	BB	SO	LOB
1 Trent Grisham, L (1, 8) OBP: 0.273, SLG: 0.321 88 Taylor Kohlwey, L (6, 9) OBP: 0.393, SLG: 0.385	G4-3		L7		9 1B 1B BB	26 1B 3-H 1B		K		2 2	1 0	0 1	0 1	1 0	0 1	0 0
26 Austin Nola, R (1, 2) OBP: 0.444, SLG: 0.478 29 Pedro Severino, R (7, 2) OBP: 0.292, SLG: 0.364	L9		L9		K	1-2 1B		0-1 HR		4 1	0 1	1 1	0 1	0 0	1 0	2 0
Fernando Tatis Jr., R (1, 9) OBP: 0.240, SLG: 0.182 37 Alfonso Rivas III, L (6, 3) OBP: 0.300, SLG: 0.462	K		K		5 S 9 1B 1-2 2-H 1B	G3		80 E 1B		3 2	0 1	1 1	1 0	0 0	2 0	0 2
9 Jake Cronenworth, L (1, 4) OBP: 0.469, SLG: 0.556 80 Max Schrock, L (5, PR) OBP: 0.364, SLG: 0.556 (6, 4)		K		G5-3	5 S 1-2 2-H 1B		41 FC3 94 BB 41 E 1B	1 SAFE G4-3 1-H		3 2	0 1	1 1	1 0	0 0	1 0	0 0
5 Adam Engel, R (1, 7) 94 Korry Howell, R (6, 7) OBP: 0.667, SLG: 1.000		G1-3		L7	BB 1-2 2-3		41 FC3 94 G6-4-3 1-2 BB		K	2 1	0 1	0 1	0 1	1 1	0 1	0 0
14 Matt Carpenter, L (1, 3) OBP: 0.357, SLG: 0.273 41 Luis Liberato, L (6, 8) OBP: 0.286, SLG: 0.423		16 2B 38 1B BB		BB	F9		FC3 94 G6-4-3 1-3 2-H		G3	1 2	1 0	0 0	0 0	2 0	0 0	3 1
16 Brandon Dixon, R (1, 5) OBP: 0.317, SLG: 0.219 94 Marcos Castañon, R (6, PR) (7, 5)		38 1B 1-3 2B		P3		90 F9 38 WP 88 1B BB	G6-4-3 1-2f 3-H		G6-3	2 2	1 1	1 0	0 0	1 0	0 0	1 1
38 Tim Lopes, R (1, 6) OBP: 0.486, SLG: 0.645 54 Nerwilian Cedeño, S (7, 6) OBP: 0.231, SLG: 0.308		2-H 3-H 1B			28 G6-3 1B BB	1-2	G1-3			2 1	1 0	1 0	2 0	1 0	1 0	1 0
28 José Azocar, R (1, 10) OBP: 0.351, SLG: 0.625 90 Rangel Ravelo, R (6, PH) OBP: 0.520, SLG: 0.611 (7, 10) 30 Preston Tucker, L (8, PH) OBP: 0.500, SLG: 0.563 (9, 10)		F9			G6-3 1-2	F9 2-3			F9	2 1 1	0 0 0	0 0 0	0 0 0	0 0 0	0 0 0	2 2 0
Inning Stats	R: 0 H: 0 E: 0 LOB: 0 K: 1 BB: 0 S: 5 P: 5	R: 2 H: 2 E: 0 LOB: 1 K: 1 BB: 1 S: 7 P: 11	R: 0 H: 0 E: 0 LOB: 0 K: 1 BB: 0 S: 5 P: 5	R: 0 H: 0 E: 0 LOB: 1 K: 0 BB: 1 S: 3 P: 7	R: 2 H: 2 E: 0 LOB: 3 K: 1 BB: 3 S: 7 P: 19	R: 1 H: 2 E: 0 LOB: 2 K: 1 BB: 1 S: 7 P: 12	R: 2 H: 1 E: 1 LOB: 0 K: 0 BB: 1 S: 4 P: 8	R: 2 H: 2 E: 1 LOB: 0 K: 1 BB: 0 S: 8 P: 9	R: 0 H: 0 E: 0 LOB: 0 K: 1 BB: 0 S: 5 P: 5	1B: 7 SF: 0 2B: 1 SAC: 0 3B: 0 DP: 1 HR: 1 HBP: 0						

PITCHER		IP	WLS	BF	H	R	ER	SO	BB	IBB	HBP	BLK	WP	HR	S	P	ERA	WHIP
52 Sean Manaea, L ERA: 6.75	(1, 1)	3.1	W	13	2	2	2	3	1	0	0	0	0	0	18	22	5.40	0.900
86 Chris Wright, L ERA:	(4, 1)	0.2	H	3	0	0	0	0	1	0	0	0	0	0	2	6	0.00	1.500
71 Tyler Rogers, R ERA: 4.91	(5, 1)	0.2		7	2	2	2	1	3	0	0	0	0	0	6	18	27.00	7.500
96 Tanner Andrews, R ERA:	(5, 1)	0.1	H	1	0	0	0	0	0	0	0	0	0	0	1	1	0.00	0.000
86 Kyle Harrison, L ERA: 19.64	(6, 1)	1.0		6	2	1	1	1	1	0	0	0	1	0	7	12	9.00	3.000

PITCHER		IP	WLS	BF	H	R	ER	SO	BB	IBB	HBP	BLK	WP	HR	S	P	ERA	WHIP
85 Kade McClure, R ERA: 4.5	(7, 1)	2.0		10	3	4	2	1	1	0	0	0	0	1	12	17	9.00	2.000
97 Blake Rivera, R ERA:	(9, 1)	1.0	S	3	0	0	0	1	0	0	0	0	0	0	5	5	0.00	0.000

BOTTOM

San Francisco Giants @ San Diego Padres

Peoria Stadium, Peoria, AZ

Mon Mar 13 2023, 4:12 PM - 7:09 PM EDT

Att. 8,302 - Partly Cloudy - 77 F

livebaseballscorecards.com

AB	36
R	9
H	9
RBI	6
BB	7
SO	7
LOB	15

Batter	1	2	3	4	5	6	7	8	9	AB	R	H	RBI	BB	SO	LOB
Inning Stats																

Cleveland Guardians @ San Diego Padres

Peoria Stadium, Peoria, AZ

Wed Mar 15 2023, 9:40 PM EDT

livebaseballscorecards.com

TOP

AB	0
R	0
H	0
RBI	0
BB	0
SO	0
LOB	0

1B: 0
2B: 0
3B: 0
HR: 0

SF: 0
SAC: 0
DP: 0
HBP: 0

WP: 0
PB: 0
SB: 0
CS: 0

PA: 0

PITCHER	IP	WLS	BF	H	R	ER	SO	BB	IBB	HBP	BLK	WP	HR	S	P	ERA	WHIP

PITCHER	IP	WLS	BF	H	R	ER	SO	BB	IBB	HBP	BLK	WP	HR	S	P	ERA	WHIP

Batter	1	2	3	4	5	6	7	8	9	AB	R	H	RBI	BB	SO	LOB
Inning Stats																

BOTTOM

Cleveland Guardians @ San Diego Padres

Peoria Stadium, Peoria, AZ

Wed Mar 15 2023, 9:40 PM EDT

livebaseballscorecards.com

AB	**0**
R	**0**
H	**0**
RBI	**0**
BB	**0**
SO	**0**
LOB	**0**

1B: 0 SF: 0
2B: 0 SAC: 0
3B: 0 DP: 0
HR: 0 HBP: 0

WP: 0 PA: 0
PB: 0
SB: 0
CS: 0

PITCHER	IP	WLS	BF	H	R	ER	SO	BB	IBB	HBP	BLK	WP	HR	S	P	ERA	WHIP

PITCHER	IP	WLS	BF	H	R	ER	SO	BB	IBB	HBP	BLK	WP	HR	S	P	ERA	WHIP

San Diego Padres @ Colorado Rockies

Salt River Fields at Talking Stick, Scottsdale, AZ

Thu Mar 16 2023, 4:10 PM - 6:53 PM EDT

Att. 11,012 - Partly Cloudy - 66 F

livebaseballscorecards.com

Batter	1	2	3	4	5	6	7	8	9	AB	R	H	RBI	BB	SO	LOB
1 Trent Grisham, L (1, 8) OBP: 0.324, SLG: 0.452	X FF 89 0-0 9 L6-3 1B		C FF 89 C FF 89 F SL 86 X KC 76 0-2 ① F8 2-3		F FF 92 B FF 92 B CH 79 B FF 92 X FF 92 3-1 HR	B FF 91 B FC 88 C FC 88 C FF 94 B FC 88 F FC 88 F FC 89 B FF 94 4-2 G5-4-3 BB		B ST 79 B FF 91 S ST 80 F ST 80 F ST 81 F D SL 83 S ST 81 3-3 ② K		3	1	2	1	1	0	1
80 Max Schrock, L (6, 4) OBP: 0.333, SLG: 0.500										1	0	0	0	0	1	1
Fernando Tatis Jr., R (1, 9) OBP: 0.241, SLG: 0.167	B FF 89 B FF 89 F CH 81 1 SAFE F CH 81 S FF 91 2-3 ① K		B FF 90 X FF 90 1-0 ② SF7 3-H		B SL 84 B FF 92 F FF 93 C FF 93 B CH 80 F FF 93 F CU 78 B FF 92 4-2 9 1B 7 1B BB	X FC 89 0-0 ①② G5-4-3 1-2f		B FF 93 F FF 92 C CH 84 T FF 92 1-2 ③ K		2	1	0	1	1	1	2
94 Korry Howell, R (6, 7) OBP: 0.500, SLG: 0.667										1	0	0	0	0	1	1
9 Jake Cronenworth, L (1, 3) OBP: 0.500, SLG: 0.677	C FF 90 S FF 89 F FF 90 X SL 86 0-2 ②③ L6-3 1-1		X KC 76 0-0 1B		B FF 92 F FF 92 B CH 80 1 SAFE B CH 79 C FF 93 1 SAFE F FF 93 X FF 94 3-2 26 G6-3 7 1B 27 1B 1-3 1B	C FC 89 F FC 90 B FF 93 B FC 90 X FC 89 2-2 HR		C SI 92 C SI 94 B FF 95 B KC 76 C KC 78 2-3 ① K	4	2	3	1	0	0	1
84 Jakob Marsee, L (6, 9) OBP: 0.250, SLG: 0.143										1	0	0	0	0	1	0
2 Xander Bogaerts, R (1, 6) OBP: 0.214, SLG: 0.154		C FF 89 B KC 74 C CH 80 B FF 90 B CH 81 F CH 80 X SL 86 3-2 26 BB 7 1B 1B	X FF 90 0-0 ③ F7		C FF 92 B CU 78 B FF 92 S FF 93 1 SAFE B FF 92 1 SAFE F SL 83 F FF 93 3-2 ① F SL 83 X SL 84 P5	C SL 82 B SL 80 F FF 95 1-2 ③ K		B SI 94 S KC 74 F SI 94 X CH 67 1-2 41 G4-6-3 1B	4	0	1	0	0	1	3
54 Nerwilian Cedeño, S (6, 6) OBP: 0.286, SLG: 0.357										1	0	1	0	0	0	0
7 Ha-Seong Kim, R (1, 4) OBP: 0.583, SLG: 0.727		C FF 90 C CH 80 X KC 76 0-2 26 BB 1-2 1B		B FF 88 X CH 79 1-0 26 1B 2B	C SL 82 C SL 82 B FF 93 X SL 83 1-2 26 G6-3 27 1B 1-2 3-H 1B		C FF 94 B CU 81 B CU 83 X FF 94 2-1 ① F7		C KC 77 F SI 93 F FF 95 X SI 92 0-2 ②③ G4-6-3 1-2f	3	2	3	1	0	0	0
41 Luis Liberato, L (6, 8) OBP: 0.267, SLG: 0.393										2	0	0	0	0	0	1
26 Austin Nola, R (1, 2) OBP: 0.467, SLG: 0.480		B FF 91 C CH 80 B CH 82 B FF 90 B CH 81 4-1 17 G6-4-3 1-2 2-3 BB		B FF 88 F FF 89 B FF 90 X FF 89 2-1 2-H 1B	B FC 89 C FC 89 X FC 89 1-1 ② G6-3 1-2 2-3		S SL 86 B CU 82 X FF 95 1-1 37 G3-6-1 1B			2	0	1	1	1	0	2
29 Pedro Severino, R (6, 2) OBP: 0.320, SLG: 0.391										1	0	1	0	0	0	0
27 David Dahl, L (1, 7) OBP: 0.308, SLG: 0.447		F FF 90 B SL 85 S SL 86 S SL 83 1-3 ① K	X SI 88 0-0 ① P2	X FC 91 0-0 17 2B 2-H 3-H 1B	B CU 83 B FF 94 F FF 95 F CU 82 X CU 82 2-2 ②③ G3-6-1 1-2f				3	0	1	2	0	1	4
37 Alfonso Rivas III, L (6, 3) OBP: 0.290, SLG: 0.444										1	0	0	0	0	0	1
17 Matthew Batten, R (1, 5) OBP: 0.444, SLG: 0.571		B FF 91 F FF 90 F FF 91 X KC 76 1-2 ②③ G6-4-3 1-2f	C CH 81 X FF 88 0-1 ② P3	F FC 90 C FF 93 X SL 82 0-2 1-3 2B			C FF 92 B FF 91 X CH 85 1-1 30 G4-3 30 BLK 1B		3	0	1	0	0	0	4
83 Connor Hollis, R (6, 5) OBP: 0.500, SLG: 0.500									1	0	1	0	0	0	0
90 Rangel Ravelo, R (1, 10) OBP: 0.519, SLG: 0.650			C KC 73 B CH 79 X FF 87 1-1 1 F8 SF7 2B	B FF 89 X FF 89 1-0 ③ F8	F FC 89 B FC 90 B FC 89 S FC 90 S FC 90 2-3 ③ K			F FF 91 B ST 80 B ST 80 S SI 91 X ST 80 2-2 ① G4-3 1-3		2	1	1	0	0	0	1
30 Preston Tucker, L (5, PH) OBP: 0.458, SLG: 0.500										2	0	0	0	0	1	3
(5, 10)																

Inning Stats	1	2	3	4	5	6	7	8	9
	R: 0 E: 0 K: 1 S: 8 H: 1 LOB: 0 BB: 0 P: 10	R: 0 E: 0 K: 1 S: 14 H: 2 LOB: 2 BB: 1 P: 23	R: 1 E: 0 K: 0 S: 9 H: 2 LOB: 1 BB: 0 P: 11	R: 1 E: 0 K: 0 S: 7 H: 2 LOB: 1 BB: 0 P: 11	R: 4 E: 0 K: 1 S: 28 H: 5 LOB: 2 BB: 1 P: 45	R: 1 E: 0 K: 1 S: 10 H: 1 LOB: 0 BB: 1 P: 17	R: 0 E: 0 K: 0 S: 7 H: 1 LOB: 0 BB: 0 P: 12	R: 0 E: 0 K: 2 S: 13 H: 1 LOB: 1 BB: 0 P: 20	R: 0 E: 0 K: 1 S: 10 H: 1 LOB: 0 BB: 0 P: 13

1B: 11 SF: 1
2B: 4 SAC: 0
3B: 0 DP: 5
HR: 2 HBP: 0

WP: 0 PA: 41
PB: 0
SB: 0
CS: 0

PITCHER		IP	WLS	BF	H	R	ER	SO	BB	IBB	HBP	BLK	WP	HR	S	P	ERA	WHIP
26 Austin Gomber, L ERA: 5.4	(1, 1)	4.0	L	18	7	2	2	2	1	0	0	0	0	0	38	55	4.50	2.000
43 Connor Seabold, R ERA: 6.14	(5, 1)	0.1		5	3	4	4	0	1	0	0	0	0	1	19	33	108.00	12.000
54 Matt Koch, R ERA: 4.05	(5, 1)	1.2		8	3	1	1	2	1	0	0	0	0	1	19	29	5.40	2.400
36 Pierce Johnson, R ERA: 3.86	(7, 1)	1.0		3	1	0	0	0	0	0	0	0	0	0	7	12	0.00	1.000
37 Josh Rogers, L ERA: 12.46	(8, 1)	1.0		4	1	0	0	2	0	0	0	1	0	0	13	20	0.00	1.000

PITCHER		IP	WLS	BF	H	R	ER	SO	BB	IBB	HBP	BLK	WP	HR	S	P	ERA	WHIP
60 Fernando Abad, L ERA: 3.68	(9, 1)	1.0		3	1	0	0	1	0	0	0	0	0	0	10	13	0.00	1.000

TOP	
AB	37
R	7
H	16
RBI	7
BB	3
SO	7
LOB	25

BOTTOM

San Diego Padres @ Colorado Rockies

at Salt River Fields at Talking Stick, Scottsdale, AZ

Thu Mar 16 2023, 4:10 PM - 6:53 PM EDT
Att. 11,012 - Partly Cloudy - 66 F

livebaseballscorecards.com

Batter	1	2	3	4	5	6	7	8	9	AB	R	H	RBI	BB	SO	LOB
2 Yonathan Daza, R (1, 8) OBP: 0.353, SLG: 0.375 81 Jonathan Morales, R (7, 3) OBP: 0.286, SLG: 0.250	C FF 91 B SI 89 F SI 91 B CH 82 X CH 80 2-2 23 S 23 1B 1B		C CU 71 B FC 85 B CH 80 B SI 89 C SI 89 F CH 82 D CH 81 4-2 23 1B BB		B CH 86 B CH 85 B SI 92 C SI 91 X SI 92 3-1 ② G6-3			C SI 96 X FF 96 0-1 ② G5-3		2 1 1 0 1 0 0 1 0 0 0 0 0 0						
23 Kris Bryant, R (1, 9) OBP: 0.440, SLG: 0.810 70 Braxton Fulford, R (6, 2) OBP: 0.200, SLG: 0.400	F SI 91 B FC 80 B FF 93 X CH 83 2-1 11 WP 44 G4-3 1-H 1B		B FC 86 B SI 90 F FF 91 X FC 86 2-1 1-2 1B		B SI 91 C CH 85 C SI 92 B FF 92 B CH 86 F SI 91 F SI 92 F FF 92 X FF 92 3-2 ③ P3			S SL 89 S SI 89 B SL 89 B FF 97 B SI 98 F SI 97 C FF 99 3-3 ③ K		3 0 2 1 0 0 0 1 0 0 0 0 1 0						
24 Ryan McMahon, L (1, 4) OBP: 0.417, SLG: 0.633 22 Nolan Jones, L (7, 5) OBP: 0.222, SLG: 0.161	C FF 91 B FF 90 C FF 92 B FF 93 S FF 92 2-3 ① K		B CU 73 B FF 91 C CH 82 S FF 91 F FF 92 F CH 82 F FF 92 F FF 91 B CH 82 3-3 ① C FF 91 K			B SI 86 X SI 86 1-0 ① G4-3			B FF 95 X FC 90 1-0 85 F8-6-4 2B	3 0 0 0 0 2 3 1 0 1 0 0 0 0						
44 Elehuris Montero, R (1, 5) OBP: 0.357, SLG: 0.541 90 Jameson Hannah, L (7, 8) OBP: 0.667, SLG: 0.667	F SI 90 X CH 81 0-1 ② G4-3 1-2		C SI 91 F SI 91 B CU 75 S CH 85 1-3 ② K			B FF 90 F SI 91 F FC 86 B FF 90 F FF 90 X SL 84 2-2 ② P5			C FF 93 B FF 94 B FF 95 B FC 90 B FF 92 4-1 BB	3 0 0 0 0 1 3 0 0 0 0 1 0 0						
11 Mike Moustakas, L (1, 3) OBP: 0.417, SLG: 0.750 97 Daniel Montano, L (7, 7)	B FC 88 F FF 90 B FC 86 B FC 88 S CH 82 F FF 93 C CH 82 3-3 ③ K 2-3		C SL 77 B SL 77 X SI 91 1-1 ③ G4-3			B SL 78 C SL 79 B SI 86 C FF 90 F FF 90 B SI 87 X SI 87 3-2 ③ G4-3			C ST 82 F FF 96 B ST 83 B FF 94 S ST 82 2-3 ① K	3 0 0 0 0 1 3 1 0 0 0 0 1 2						
4 Michael Toglia, S (1, 10) OBP: 0.360, SLG: 0.455 85 Coco Montes, R (8, 6) OBP: 0.346, SLG: 0.500		C CH 80 B CH 88 C CU 72 X FF 92 1-2 ① F8		B CU 72 C FF 89 F CH 79 X FC 86 1-2 ① G4-3			C FF 93 B FF 94 X FF 96 1-1 ① F7		F FC 90 X ST 83 0-1 ② ③ F8-6-4 2-2	3 0 0 0 0 0 0 1 0 0 0 0 0 2						
30 Harold Castro, L (1, 7) OBP: 0.423, SLG: 0.577 3 Cole Tucker, S (7, 4) OBP: 0.324, SLG: 0.433		B FC 85 S CH 81 X FC 87 1-1 1B		C CU 73 F FF 89 B FF 90 B CH 82 S CH 80 2-3 ② K			F FF 94 F FF 96 C FF 96 0-3 ② K			2 0 1 0 0 1 0 1 0 0 0 0 1 0						
14 Ezequiel Tovar, R (1, 6) OBP: 0.294, SLG: 0.355 37 Josh Rogers, L (8, 1) 60 Fernando Abad, L (9, 1)		B SI 89 F SI 90 S FC 86 F FF 92 X CH 80 1-2 ② F9		B FC 85 F SI 88 X CU 73 1-1 ③ G6-3			S SL 82 F SL 84 S FF 95 0-3 ③ K			3 0 0 0 0 1 1 0 0 0 0 0 0 0 0 0 0 0 0 0 0						
6 Brian Serven, R (1, 2) OBP: 0.200, SLG: 0.345 73 Zac Veen, L (6, 9) OBP: 0.308, SLG: 0.389		C CU 73 F FF 90 B CU 77 S CH 82 1-3 ③ K			C SI 91 X SL 84 0-1 ① F9			B SI 96 X FF 97 1-0 ① L8		2 0 0 0 0 1 1 1 0 0 0 0 0 0						
Inning Stats	R: 1 H: 2 E: 0 LOB: 1 K: 2 BB: 0 S: 14 P: 23	R: 0 H: 1 E: 0 LOB: 1 K: 1 BB: 0 S: 12 P: 16	R: 0 H: 1 E: 0 LOB: 2 K: 2 BB: 1 S: 17 P: 28	R: 0 H: 0 E: 0 LOB: 0 K: 1 BB: 0 S: 8 P: 12	R: 0 H: 0 E: 0 LOB: 0 K: 0 BB: 0 S: 10 P: 16	R: 0 H: 0 E: 0 LOB: 0 K: 0 BB: 0 S: 9 P: 15	R: 0 H: 0 E: 0 LOB: 0 K: 2 BB: 0 S: 8 P: 9	R: 0 H: 0 E: 0 LOB: 0 K: 1 BB: 1 S: 7 P: 11	R: 0 H: 1 E: 0 LOB: 1 K: 1 BB: 1 S: 7 P: 14	1B: 4 SF: 0 2B: 2 SAC: 0 3B: 0 DP: 1 HR: 0 HBP: 0				WP: 1 PA: 33 PB: 0 SB: 1 CS: 0		

	AB	31
	R	1
	H	5
	RBI	1
	BB	2
	SO	10
	LOB	15

PITCHER		IP	WLS	BF	H	R	ER	SO	BB	IBB	HBP	BLK	WP	HR	S	P	ERA	WHIP
52 Michael Wacha, R ERA: 1.42	(1, 1)	3.1		15	4	1	1	5	1	0	0	0	1	0	46	72	2.70	1.500
79 Jackson Wolf, L ERA:	(3, 1)	0.2	W	2	0	0	0	1	0	0	0	0	0	0	5	7	0.00	0.000
52 Michael Wacha, R ERA: 1.42	(4, 1)	3.1		15	4	1	1	5	1	0	0	0	1	0	46	72	2.70	1.500
73 Drew Carlton, R ERA: 3.86	(5, 1)	1.0		3	0	0	0	0	0	0	0	0	0	0	10	16	0.00	0.000
25 Tim Hill, L ERA: 5.79	(6, 1)	1.0		3	0	0	0	0	0	0	0	0	0	0	9	15	0.00	0.000

PITCHER		IP	WLS	BF	H	R	ER	SO	BB	IBB	HBP	BLK	WP	HR	S	P	ERA	WHIP
87 Moises Lugo, R ERA:	(7, 1)	1.0		3	0	0	0	2	0	0	0	0	0	0	8	9	0.00	0.000
76 Domingo Tapia, R ERA: 4.5	(8, 1)	1.0		3	0	0	0	1	0	0	0	0	0	0	7	11	0.00	0.000
36 Steven Wilson, R ERA: 3.6	(9, 1)	1.0		4	1	0	0	1	1	0	0	0	0	0	7	14	0.00	2.000

Batter	1	2	3	4	5	6	7	8	9	AB	R	H	RBI	BB	SO	LOB
0 Sam Haggerty, S (1, 8) OBP: 0.286, SLG: 0.381 74 Blake Rambusch, R (5, 8)	0-0 23 G3 29 2B 2B	0-3 K		0-0 23 HR 2-H 2B	0-0 L8		0-0 G6-3 1-2		0-3 K	4 2	2 0	2 0	1 0	0 0	1 1	1 2
23 Ty France, R (1, 3) OBP: 0.333, SLG: 0.485 98 Tyler Locklear, R (5, PH) OBP: 0.500, SLG: 0.500 (5, 3)	0-0 G3 2-3	0-0 L9		0-0 2-H HR	0-0 1-2 1B		1-3 K 2-3			3 2	1 0	1 1	2 0	0 0	0 1	1 1
8 AJ Pollock, R (1, 7) OBP: 0.172, SLG: 0.179 90 Spencer Packard, L (5, 7) OBP: 0.500, SLG: 0.500	4-0 29 2B BB		0-0 G6-3	0-3 K 2 1B	0-0 G6-3			0-0 G1-3		3 1	1 0	0 0	0 0	1 0	1 0	2 0
29 Cal Raleigh, S (1, 2) OBP: 0.300, SLG: 0.600 80 Harry Ford, R (6, 2) OBP: 0.833, SLG: 1.000	0-0 72 E 1-H 3-H 2B		0-0 P4	0-0 F9		0-0 P6		4-0 BB		4 0	1 0	1 0	2 0	0 1	0 0	1 0
2 Tom Murphy, R (1, 10) OBP: 0.323, SLG: 0.600 94 Mike Ford, L (6, PH) OBP: 0.348, SLG: 0.632 (6, 10)	0-3 K		0-3 K	0-0 1-2 1B		0-0 G4-3		0-0 P5		3 2	0 0	1 0	0 0	0 0	2 0	1 1
21 Cooper Hummel, S (1, 9) OBP: 0.414, SLG: 0.808 89 Gabriel Gonzalez, R (6, PH) (6, 9)	4-0 72 E BB		0-0 81 2B 72 BB 1B 0-3 K			1-0 HBP		0-3 K		2 1	2 0	1 0	0 0	1 0	1 0	2 1
72 Jake Scheiner, R (1, 5) OBP: 0.208, SLG: 0.565 85 Ben Ramirez, L (6, 5)	0-0 E6 1-H 2-H			4-0 81 2B 1-2 BB 2-1 HR		0-0 P6			0-3 K	3 1	2 0	1 0	1 0	1 0	0 1	1 0
71 Mason McCoy, R (1, 6) OBP: 0.310, SLG: 0.321 76 José Caballero, R (5, 6) OBP: 0.455, SLG: 0.286 88 Cole Young, L (8, 6)	0-3 K			0-3 K 0-3 K			4-0 97 FC5-4 BB		4-0 BB	3 0 0	0 0 0	0 0 0	0 0 0	0 1 1	3 0 0	3 0 0
81 Leo Rivas, S (1, 4) OBP: 0.360, SLG: 0.300 99 Lazaro Montes, L (5, PH) 97 Kean Wong, L (5, 4) OBP: 0.217, SLG: 0.227		0-0 G5-3		0-0 0 2B 1-H 2-H 2B 4-0 98 1B BB			0-0 FC5-4 98 WP 74 G6-3 1-2f		0-0 F9	2 0 2	1 0 0	1 0 0	2 0 0	0 1 0	0 0 0	0 0 2
Inning Stats	R: 4 E: 1 K: 2 S: 10 H: 2 LOB: 1 BB: 2 P: 18	R: 0 E: 0 K: 1 S: 5 H: 0 LOB: 0 BB: 0 P: 5	R: 0 E: 0 K: 1 S: 5 H: 0 LOB: 0 BB: 0 P: 5	R: 5 E: 0 K: 3 S: 15 H: 5 LOB: 2 BB: 1 P: 19	R: 1 E: 0 K: 1 S: 8 H: 2 LOB: 2 BB: 1 P: 14	R: 0 E: 0 K: 0 S: 3 H: 0 LOB: 1 BB: 0 P: 4	R: 0 E: 0 K: 1 S: 5 H: 0 LOB: 1 BB: 1 P: 10	R: 0 E: 0 K: 1 S: 5 H: 0 LOB: 1 BB: 1 P: 9	R: 0 E: 0 K: 2 S: 7 H: 0 LOB: 1 BB: 1 P: 11	1B: 3 2B: 4 3B: 0 HR: 2	SF: 0 SAC: 0 DP: 0 HBP: 1			WP: 2 PB: 0 SB: 0 CS: 0	PA: 46		

Seattle Mariners @ San Diego Padres

Peoria Stadium, Peoria, AZ

Fri Mar 17 2023, 9:40 PM - 12:41 AM EDT

Att. 11,718 - Clear - 68 F

TOP

livebaseballscorecards.com

AB	38
R	10
H	9
RBI	8
BB	7
SO	12
LOB	19

PITCHER		IP	WLS	BF	H	R	ER	SO	BB	IBB	HBP	BLK	WP	HR	S	P	ERA	WHIP
4 Blake Snell, L ERA: 9.0	(1, 1)	3.0	L	19	6	9	7	5	3	0	0	0	1	1	26	38	21.00	3.000
99 Garrett Hawkins, R ERA:	(1, 1)	0.1		2	0	0	0	1	0	0	0	0	0	0	4	4	0.00	0.000
4 Blake Snell, L ERA: 9.0	(2, 1)	3.0	L	19	6	9	7	5	3	0	0	0	1	1	26	38	21.00	3.000
84 Jesus Gonzalez, L ERA:	(4, 1)	0.2		3	1	0	0	1	0	0	0	0	0	0	5	5	0.00	1.500
91 Lake Bachar, R ERA: 9.0	(5, 1)	1.0		6	2	1	1	1	1	0	0	0	0	1	8	14	9.00	3.000

PITCHER		IP	WLS	BF	H	R	ER	SO	BB	IBB	HBP	BLK	WP	HR	S	P	ERA	WHIP
71 Josh Hader, L ERA:	(6, 1)	1.0		4	0	0	0	0	0	0	1	0	0	0	3	4	0.00	0.000
86 Jose Espada, R ERA:	(7, 1)	2.0		8	0	0	0	2	2	0	0	0	1	0	10	19	0.00	1.000
70 Eric Hanhold, R ERA: 2.25	(9, 1)	1.0		4	0	0	0	2	1	0	0	0	0	0	7	11	0.00	1.000

Seattle Mariners @ San Diego Padres

Peoria Stadium, Peoria, AZ

Fri Mar 17 2023, 9:40 PM - 12:41 AM EDT

Att. 11,718 - Clear - 68 F

BOTTOM

Batter	1	2	3	4	5	6	7	8	9	AB	R	H	RBI	BB	SO	LOB
5 Adam Engel, R (1, 8) OBP: 0.500, SLG: 0.400	0-0 8 CS 2B		0-3 K		4-0 88 BB, 8 HBP, 14 E, 1-2 BB	0-3 K, 1-2			0-1 L7, 1-2	2	1	1	0	1	1	1
41 Luis Liberato, L (6, 8) OBP: 0.250, SLG: 0.367										2	0	0	0	0	1	2
8 Rougned Odor, L (1, 4) OBP: 0.375, SLG: 0.526	1-3 K, 2-3		0-3 K		1-0 88 BB, 14 1B, 1-2, 2-3 HBP		0-0 79 G6-3, 88 1B, 1B		0-3 K	2	0	0	0	0	2	2
91 Evan Mendoza, R (5, PR) OBP: 0.625, SLG: 1.000										2	1	1	0	0	1	1
(6, 4)																
(7, 6)																
Fernando Tatis Jr., R (1, 9) OBP: 0.290, SLG: 0.320	0-0 HR			3-0 BB	4-0 14 E, 14 1B, 1-2, 2-3, 3-H BB		0-0 79 G6-3, 1-2, 1B		0-0 2-H, 1B	1	1	1	1	1	0	0
88 Taylor Kohlwey, L (4, PR) OBP: 0.452, SLG: 0.429										2	0	2	2	1	0	0
(5, 9)																
14 Matt Carpenter, L (1, 10) OBP: 0.355, SLG: 0.280	0-0 F9			0-0 P6	0-0 E7, 26 BB, 1-3, 2-H, 3-H 1B		0-0 G6-3, 1-2f, 2-3		0-3 K	3	0	1	2	0	0	1
79 Tirso Ornelas, L (5, PR) OBP: 0.154, SLG: 0.083										2	0	0	0	0	1	3
(6, 10)																
26 Austin Nola, R (1, 2) OBP: 0.455, SLG: 0.444		0-0 P4		0-0 P4	4-0 1-2 BB		0-3 K			2	0	0	0	1	0	1
29 Pedro Severino, R (7, 2) OBP: 0.308, SLG: 0.375										1	0	0	0	0	1	1
27 David Dahl, L (1, 7) OBP: 0.286, SLG: 0.415		0-0 G4-3		0-0 G4-3	0-0 F7			0-3 K		3	0	0	0	0	0	4
30 Preston Tucker, L (6, 7) OBP: 0.440, SLG: 0.474										1	0	0	0	0	1	0
37 Alfonso Rivas III, L (1, 3) OBP: 0.273, SLG: 0.414	0-3 K				0-3 K	0-0 G6-3		0-3 K		2	0	0	0	0	2	0
90 Rangel Ravelo, R (6, 3) OBP: 0.483, SLG: 0.591										2	0	0	0	0	1	0
38 Tim Lopes, R (1, 5) OBP: 0.486, SLG: 0.636			0-0 77 G6-3, 1B		0-0 G3-1	0-2 K		0-3 K		2	0	1	0	0	0	0
16 Brandon Dixon, R (6, 5) OBP: 0.302, SLG: 0.206										2	0	0	0	0	2	0
77 Jackson Merrill, L (1, 6) OBP: 0.294, SLG: 0.290			0-0 G6-3, 1-2		0-0 8 HBP, 5 BB, 88 BB, 1B	0-0 41 WP, 1B			4-0 41 S, 88 1B, BB	2	1	1	0	0	0	1
80 Max Schrock, L (6, PH) OBP: 0.429, SLG: 0.545										1	1	1	0	1	0	0
(7, 4)																
Inning Stats	R: 1 E: 0 K: 1 S: 6 H: 2 LOB: 0 BB: 0 P: 7	R: 0 E: 0 K: 1 S: 5 H: 0 LOB: 0 BB: 0 P: 5	R: 0 E: 0 K: 2 S: 8 H: 1 LOB: 1 BB: 0 P: 8	R: 0 E: 0 K: 0 S: 3 H: 0 LOB: 1 BB: 1 P: 6	R: 3 E: 1 K: 1 S: 7 H: 2 LOB: 3 BB: 3 P: 20	R: 0 E: 0 K: 2 S: 8 H: 1 LOB: 1 BB: 0 P: 8	R: 0 E: 0 K: 1 S: 6 H: 2 LOB: 1 BB: 0 P: 6	R: 0 E: 0 K: 3 S: 9 H: 0 LOB: 0 BB: 0 P: 9	R: 1 E: 0 K: 2 S: 9 H: 1 LOB: 1 BB: 1 P: 13	1B: 7 2B: 1 3B: 0 HR: 1 SF: 0 SAC: 0 DP: 1 HBP: 1							

PITCHER		IP	WLS	BF	H	R	ER	SO	BB	IBB	HBP	BLK	WP	HR	S	P	ERA	WHIP
77 Chris Flexen, R	(1, 1)	4.2	W	18	4	2	2	5	1	0	0	0	0	1	27	31	3.86	1.071
ERA: 2.08																		
86 Travis Kuhn, R	(5, 1)	0.0		5	1	2	2	0	3	0	1	0	0	0	1	14	∞	∞
ERA: 33.75																		
93 Jorge Benitez, L	(5, 1)	0.1		1	0	0	0	0	0	0	0	0	0	0	1	1	0.00	0.000
ERA:																		
47 Matt Brash, R	(6, 1)	1.0		4	1	0	0	2	0	0	0	0	1	0	8	8	0.00	1.000
ERA: 19.29																		
60 Tayler Saucedo, L	(7, 1)	1.0		4	2	0	0	1	0	0	0	0	0	0	6	6	0.00	2.000
ERA: 9.53																		

PITCHER		IP	WLS	BF	H	R	ER	SO	BB	IBB	HBP	BLK	WP	HR	S	P	ERA	WHIP
30 Trevor Gott, R	(8, 1)	1.0		3	0	0	0	3	0	0	0	0	0	0	9	9	0.00	0.000
ERA: 5.4																		
61 Riley O'Brien, R	(9, 1)	1.0		5	1	1	1	2	1	0	0	0	0	0	9	13	9.00	2.000
ERA: 4.26																		

livebaseballscorecards.com

AB	34
R	5
H	9
RBI	5
BB	5
SO	13
LOB	17

WP: 1 PB: 0 SB: 1 CS: 1 PA: 40

Batter	1	2	3	4	5	6	7	8	9	AB	R	H	RBI	BB	SO	LOB
25 Tyler Naquin, L (1, 9) OBP: 0.286, SLG: 0.261 94 Cam Devanney, R (6, 5) OBP: 0.286, SLG: 0.800	B B B B 4-0 33 FC6-4 BB	X 0-0 33 1B 45 1B 1-3 2-H 3-H 1B	S F C 0-3 ③ K			X 0-0 ① G1-3		B S F S 1-3 ② K 1-2		3 1	1 0	1 0	2 0	1 0	1 1	1 1
27 Willy Adames, R (1, 6) OBP: 0.182, SLG: 0.318 82 Isaac Collins, S (6, 4)	X 0-0 ① F8	X 0-0 ② F9		C F C 0-3 ① K		C S S 0-3 ② K		S F S 0-3 ③ K		4 1	0 0	0 0	0 0	0 0	2 1	3 1
33 Jesse Winker, L (1, 10) OBP: 0.375, SLG: 0.357 91 Hendry Mendez, L (9, PH) OBP: 0.400, SLG: 0.375	X 0-0 ② FC6-4 1-2f	X 0-0 24 BB 45 1B 1-3 3-H 1B		X 0-0 45 G5-3 1B		X 0-0 2B			F C C 0-3 ① K	4 1	0 0	3 0	1 0	0 0	0 1	1 0
45 Luke Voit, R (1, 3) OBP: 0.364, SLG: 0.594 92 Eduarqui Fernandez, R (6, 9) OBP: 1.000, SLG: 1.000	S C C 0-3 ③ K	X 0-0 24 BB 1-2 3-H 1B		X 0-0 ② G5-3 1-2		X 0-0 ③ F8			X 0-0 67 FC5-4 75 1B 1B	4 1	0 0	1 1	1 0	0 0	1 0	3 0
24 William Contreras, R (1, 2) OBP: 0.343, SLG: 0.233 75 Brian Navarreto, R (7, PH) OBP: 0.214, SLG: 0.357 (7, 2)	B A S E S 4-0 6 FB 10 BB 2 1B BB B A S E S 4-0 1-2 2-3 BB			C C C 0-3 ③ K			X 0-0 ① G5-3		X 0-0 67 FC5-4 1-2 1B	1 2	1 0	0 1	0 0	2 0	1 0	1 0
10 Mike Brosseau, R (1, 5) OBP: 0.577, SLG: 1.143 67 Blake Perkins, S (6, 8) OBP: 0.313, SLG: 0.296	B A S E S 4-0 88 1B 2 1B 25 1B 1-2 BB C S S 0-3 ③ K				X 0-0 6 F8 6 S 2 WP 1B		X 0-0 ② G3		X 0-0 ② FC5-4 1-2f 2-3	2 2	2 0	1 0	0 0	1 0	1 0	3 2
6 Owen Miller, R (1, 8) OBP: 0.367, SLG: 0.464 28 Jon Singleton, L (6, 3) OBP: 0.393, SLG: 0.375	X 0-0 ① F8 2-3	B B B B 4-0 88 F8 2 S BB			B X 1-0 ① F8 1-3	X 0-0 ③ G4-3			S S S 0-3 ③ K	2 2	0 0	0 0	0 0	1 0	0 1	3 2
2 Brice Turang, L (1, 4) OBP: 0.394, SLG: 0.467 29 Skye Bolt, S (6, 7) OBP: 0.308, SLG: 0.391	X 0-0 88 1B 25 1B 1-2 3-H 1B	C C S 0-3 ① K 1-2		B F C T 1-2 ② K 3-H				C F C 0-3 ① K		3 1	1 0	1 0	1 0	0 0	2 1	1 0
88 Joey Wiemer, R (1, 7) OBP: 0.303, SLG: 0.448 78 Andruw Monasterio, R (6, 6) OBP: 0.269, SLG: 0.273	2 SAFE X 0-0 25 1B 33 1B 1-2 2-3 1B	X 0-0 ② F8 2-3		C C C 0-3 ③ K				B B B B 4-0 94 WP BB		3 0	1 0	1 0	0 0	0 1	1 0	1 0
Inning Stats	R: 0 H: 0 E: 0 LOB: 1 K: 1 BB: 1 S: 5 P: 9	R: 5 H: 5 E: 0 LOB: 3 K: 1 BB: 3 S: 10 P: 22	R: 0 H: 0 E: 0 LOB: 1 K: 2 BB: 1 S: 7 P: 11	R: 0 H: 1 E: 0 LOB: 1 K: 2 BB: 0 S: 8 P: 8	R: 1 H: 1 E: 0 LOB: 0 K: 2 BB: 0 S: 8 P: 10	R: 0 H: 1 E: 0 LOB: 1 K: 1 BB: 0 S: 6 P: 6	R: 0 H: 0 E: 0 LOB: 0 K: 0 BB: 0 S: 3 P: 3	R: 0 H: 0 E: 0 LOB: 1 K: 3 BB: 1 S: 9 P: 14	R: 0 H: 2 E: 0 LOB: 2 K: 2 BB: 0 S: 9 P: 9	1B: 9 2B: 1 3B: 0 HR: 0	SF: 0 SAC: 0 DP: 0 HBP: 0			WP: 2 PB: 0 SB: 2 CS: 0	PA: 43		

TOP

Milwaukee Brewers @ San Diego Padres

Peoria Stadium, Peoria, AZ

Sat Mar 18 2023, 4:11 PM - 7:04 PM EDT

Att. 9,828 - Cloudy - 73 F

livebaseballscorecards.com

AB	37
R	6
H	10
RBI	5
BB	6
SO	14
LOB	23

PITCHER		IP	WLS	BF	H	R	ER	SO	BB	IBB	HBP	BLK	WP	HR	S	P	ERA	WHIP
45 Brent Honeywell, R ERA: 7.8	(1, 1)	3.2		20	5	5	5	5	4	0	0	0	0	0	26	42	12.27	2.455
91 Seth Mayberry, R ERA:	(2, 1)	0.1		3	1	0	0	1	1	0	0	0	0	0	4	8	0.00	6.000
45 Brent Honeywell, R ERA: 7.8	(3, 1)	3.2		20	5	5	5	5	4	0	0	0	0	0	26	42	12.27	2.455
87 Moises Lugo, R ERA: 1.29	(5, 1)	1.0	W	4	1	1	1	2	0	0	0	0	1	0	8	10	9.00	1.000
25 Tim Hill, L ERA: 4.76	(6, 1)	1.0	H	4	1	0	0	1	0	0	0	0	0	0	6	6	0.00	1.000

PITCHER		IP	WLS	BF	H	R	ER	SO	BB	IBB	HBP	BLK	WP	HR	S	P	ERA	WHIP
76 Domingo Tapia, R ERA: 3.6	(7, 1)	1.0	H	3	0	0	0	0	0	0	0	0	0	0	3	3	0.00	0.000
68 José Lopez, L ERA: 10.8	(8, 1)	1.0	H	4	0	0	0	3	1	0	0	0	1	0	9	14	0.00	1.000
56 Ray Kerr, L ERA:	(9, 1)	1.0		5	2	0	0	2	0	0	0	0	0	0	9	9	0.00	2.000

Batter	1	2	3	4	5	6	7	8	9	AB	R	H	RBI	BB	SO	LOB
Fernando Tatis Jr., R (1, 9) OBP: 0.324, SLG: 0.357	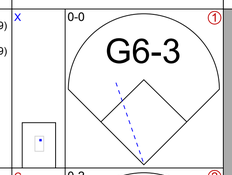		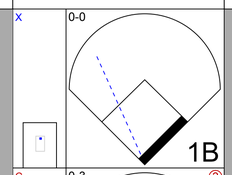		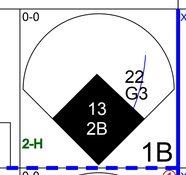	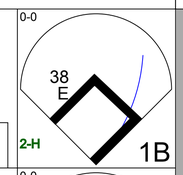		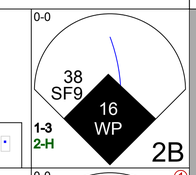		3 2	1 1	2 2	1 2	0 0	0 0	0 0
22 Juan Soto, L (1, 7) OBP: 0.600, SLG: 1.000 38 Tim Lopes, R (6, 7) OBP: 0.462, SLG: 0.618	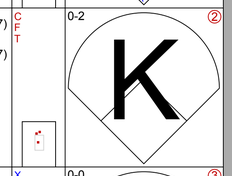		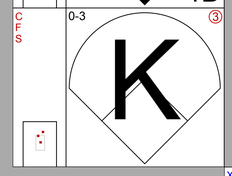		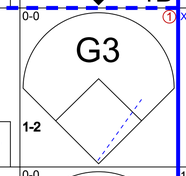	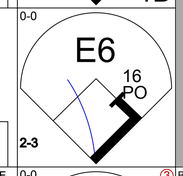		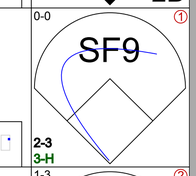		3 1	0 0	0 0	0 1	0 0	2 0	2 1
13 Manny Machado, R (1, 5) OBP: 0.364, SLG: 0.591 16 Brandon Dixon, R (5, PR) OBP: 0.311, SLG: 0.200 (6, 5)	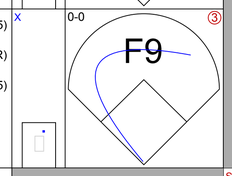			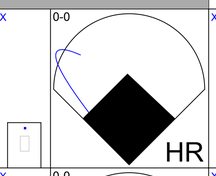	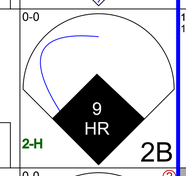	1 SAFE 1 SAFE 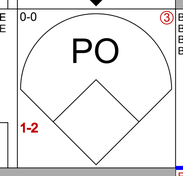	B B B B 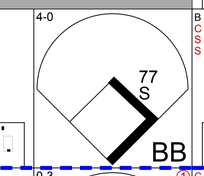	B C S S 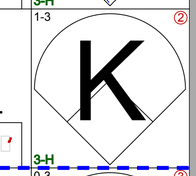	3 1	1 1	2 0	2 0	0 1	0 1	0 0
2 Xander Bogaerts, R (1, 6) OBP: 0.235, SLG: 0.188 77 Jackson Merrill, L (6, 6) OBP: 0.278, SLG: 0.273		S F S 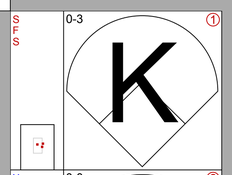		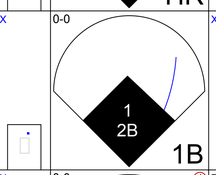	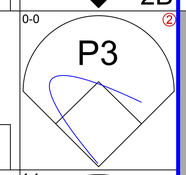		F F S 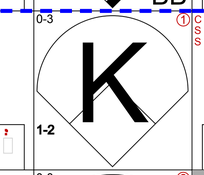	C S S 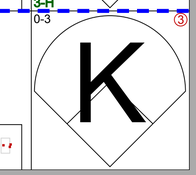	3 2	1 0	1 0	0 0	0 0	1 2	1 1
9 Jake Cronenworth, L (1, 3) OBP: 0.487, SLG: 0.735 29 Pedro Severino, R (6, 2) OBP: 0.296, SLG: 0.360		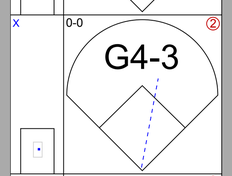		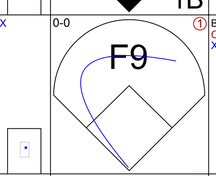	B C X 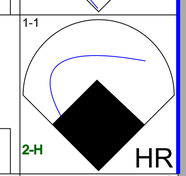		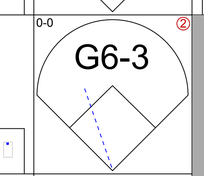			3 1	1 0	1 0	2 0	0 0	0 0	1 1
32 Nelson Cruz, R (1, 10) OBP: 0.292, SLG: 0.409 90 Rangel Ravelo, R (7, PH) OBP: 0.500, SLG: 0.591 (8, 10)		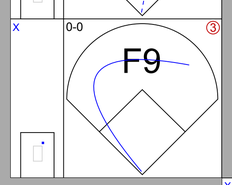		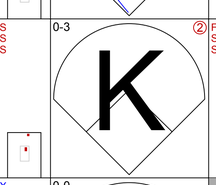	S F S 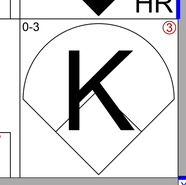		B B B B 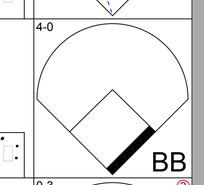			3 0	0 0	0 0	0 1	0 0	2 0	2 0
1 Trent Grisham, L (1, 8) OBP: 0.325, SLG: 0.471 28 José Azocar, R (7, 8) OBP: 0.342, SLG: 0.606			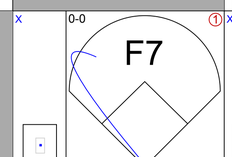	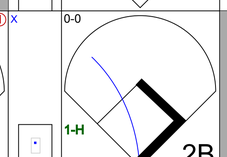		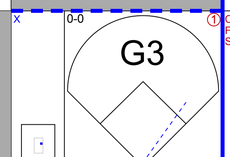	C F S 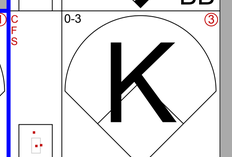			3 1	0 0	1 0	1 0	0 0	0 1	0 2
7 Ha-Seong Kim, R (1, 4) OBP: 0.467, SLG: 0.571 17 Matthew Batten, R (7, 4) OBP: 0.500, SLG: 0.571			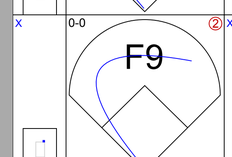	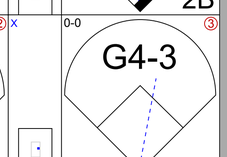		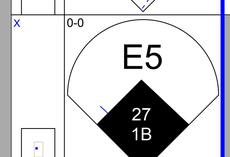		B B B B 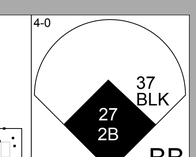		3 0	1 1	0 0	0 0	0 1	0 0	1 0
12 Luis Campusano, R (1, 2) OBP: 0.300, SLG: 0.611 37 Alfonso Rivas III, L (6, 3) OBP: 0.286, SLG: 0.400 88 Taylor Kohlwey, L (9, 3) OBP: 0.452, SLG: 0.429			F B X 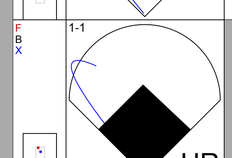		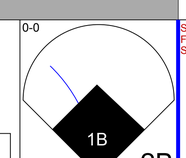	S F S 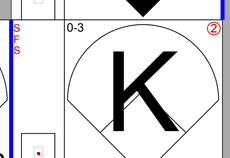		H 		2 1 0	2 1 0	2 0 0	1 0 0	0 0 0	0 1 0	0 1 0
Inning Stats	R: 0 E: 0 K: 1 S: 5 H: 0 LOB: 0 BB: 0 P: 5	R: 0 E: 0 K: 1 S: 5 H: 0 LOB: 0 BB: 0 P: 5	R: 1 E: 0 K: 1 S: 8 H: 2 LOB: 1 BB: 0 P: 9	R: 2 E: 0 K: 1 S: 8 H: 3 LOB: 1 BB: 0 P: 8	R: 4 E: 0 K: 1 S: 10 H: 4 LOB: 1 BB: 0 P: 11	R: 1 E: 2 K: 1 S: 7 H: 1 LOB: 1 BB: 0 P: 7	R: 0 E: 0 K: 2 S: 7 H: 0 LOB: 2 BB: 2 P: 15	R: 3 E: 0 K: 2 S: 8 H: 1 LOB: 0 BB: 1 P: 14		1B: 4 2B: 4 3B: 0 HR: 3	SF: 1 SAC: 0 DP: 0 HBP: 1			WP: 1 PB: 0 SB: 1 CS: 0	PA: 41	

PITCHER		IP	WLS	BF	H	R	ER	SO	BB	IBB	HBP	BLK	WP	HR	S	P	ERA	WHIP
46 Bryse Wilson, R ERA: 4.22	(1, 1)	4.0		19	7	5	5	4	0	0	0	0	0	2	28	29	11.25	1.750
54 Jake Cousins, R ERA: 10.5	(5, 1)	1.0	L	5	2	2	2	1	0	0	0	0	0	1	8	9	18.00	2.000
12 Javy Guerra, R ERA: 2.7	(6, 1)	1.0		5	1	1	0	1	0	0	0	0	0	0	7	7	0.00	1.000
32 Peter Strzelecki, R ERA: 5.68	(7, 1)	1.0		5	0	0	0	2	2	0	0	0	0	0	7	15	0.00	2.000
31 Joel Payamps, R ERA: 10.38	(8, 1)	0.1		4	1	3	3	0	1	0	1	1	0	0	2	7	81.00	6.000

PITCHER		IP	WLS	BF	H	R	ER	SO	BB	IBB	HBP	BLK	WP	HR	S	P	ERA	WHIP
59 Elvis Peguero, R ERA: 3.52	(8, 1)	0.2		2	0	0	0	2	0	0	0	0	1	0	6	7	0.00	0.000

BOTTOM

Milwaukee Brewers @ San Diego Padres

Peoria Stadium, Peoria, AZ

Sat Mar 18 2023, 4:11 PM - 7:04 PM EDT

Att. 9,828 - Cloudy - 73 F

livebaseballscorecards.com

AB	35
R	11
H	11
RBI	10
BB	3
SO	10
LOB	13

Batter	1	2	3	4	5	6	7	8	9	AB	R	H	RBI	BB	SO	LOB
5 Adam Engel, R (1, 8) OBP: 0.545, SLG: 0.333	B B B B 4-0 26 BB 16 1B BB	C B B B B 4-1 26 S 1-3 BB		S S T 0-2 ① K		X 0-0 ① G6-3		X 0-0 24 3B 1B		1	1	0	0	2	1	0
27 David Dahl, L (6, PH) OBP: 0.326, SLG: 0.467 (6, 9)										2	1	1	0	0	0	0
26 Austin Nola, R (1, 2) OBP: 0.500, SLG: 0.444	B B B B 4-0 16 1B 1-2 BB	B B B B 4-0 1-2 BB		H 1-0 HBP		X 0-0 ② G3-1		X 0-0 1-H 3B		0	0	0	0	2	0	0
24 Brett Sullivan, L (4, PR) OBP: 0.300, SLG: 0.444 (4, 2)										2	0	1	1	0	0	0
14 Matt Carpenter, L (1, 3) OBP: 0.314, SLG: 0.241	X 0-0 ① F7	X 0-0 ③ G6-3		X 0-0 ② P5		X 0-0 ③ F8		B B B D 4-0 BB		4	0	0	0	0	0	6
94 Marcos Castañon, R (6, 5)										0	0	0	0	1	0	0
32 Nelson Cruz, R (1, 10) OBP: 0.286, SLG: 0.385	S S S 0-3 ② K		X 0-0 38 1B 8 1B 1B	X 0-0 ③ G1-4-3			X 0-0 ① F7	X 0-0 ③ G6-3		4	0	1	0	0	1	3
12 Luis Campusano, R (8, PH) OBP: 0.286, SLG: 0.579 (8, 10)										1	0	0	0	0	0	2
16 Brandon Dixon, R (1, 9) OBP: 0.313, SLG: 0.211	X 0-0 1-2 2-H 1B	C C C 0-3 ① K			C C C 0-3 ① K		X 0-0 ② F7		C C C 0-3 ① K	3	0	1	1	0	2	1
88 Taylor Kohlwey, L (6, 7) OBP: 0.424, SLG: 0.400										2	0	0	0	0	1	0
8 Rougned Odor, L (1, 4) OBP: 0.407, SLG: 0.545	S S S 0-3 ③ K	X 0-0 17 FC5 38 1B 1-2 1B			X 0-0 38 WP 1B		X 0-0 41 WP 1B		S S S 0-3 ② K	3	0	2	0	0	1	2
54 Nerwilian Cedeño, S (6, 4) OBP: 0.313, SLG: 0.375										2	0	1	0	0	1	0
28 José Azocar, R (1, 7) OBP: 0.317, SLG: 0.556		X 0-0 ① G5-3	X 0-0 ② L4		C C C 0-3 ② K		S X 0-1 ③ G3-1 1-2		S S S 0-3 ③ K	3	0	0	0	0	1	3
41 Luis Liberato, L (6, 8) OBP: 0.235, SLG: 0.344										2	0	0	0	0	1	1
38 Tim Lopes, R (1, 5) OBP: 0.476, SLG: 0.611		X 0-0 ② G6-3	X 0-0 1-2 2-3 1B		B B B B 4-0 1-2 BB			S S S 0-3 ① K		2	0	1	0	1	0	0
90 Rangel Ravelo, R (6, 3) OBP: 0.484, SLG: 0.565										1	0	0	0	0	1	0
17 Matthew Batten, R (1, 6) OBP: 0.462, SLG: 0.444		B B B B 4-0 5 E 5 S BB	X 0-0 ③ FC5 2-3f		X 0-0 ③ F9			S S S 0-3 ② K		2	0	0	0	1	0	5
91 Evan Mendoza, R (6, 6) OBP: 0.556, SLG: 0.875										1	0	0	0	0	1	0
Inning Stats	R: 1 H: 1 E: 0 LOB: 2 K: 2 BB: 2 S: 8 P: 16	R: 0 H: 0 E: 0 LOB: 3 K: 0 BB: 3 S: 4 P: 16	R: 0 H: 3 E: 0 LOB: 3 K: 1 BB: 0 S: 8 P: 8	R: 0 H: 0 E: 0 LOB: 1 K: 1 BB: 0 S: 5 P: 6	R: 0 H: 1 E: 0 LOB: 2 K: 2 BB: 1 S: 8 P: 12	R: 0 H: 0 E: 0 LOB: 0 K: 0 BB: 0 S: 3 P: 3	R: 0 H: 1 E: 0 LOB: 1 K: 0 BB: 0 S: 5 P: 5	R: 1 H: 2 E: 0 LOB: 2 K: 2 BB: 1 S: 9 P: 13	R: 0 H: 0 E: 0 LOB: 0 K: 3 BB: 0 S: 9 P: 9	1B: 7 SF: 0 2B: 0 SAC: 0 3B: 1 DP: 0 HR: 0 HBP: 1						

TOP

San Diego Padres @ Chicago Cubs

Sloan Park, Mesa, AZ

Sun Mar 19 2023, 4:04 PM - 6:44 PM EDT

Att. 15,720 - Overcast - 64 F

livebaseballscorecards.com

AB	35
R	2
H	8
RBI	2
BB	7
SO	11
LOB	23

WP: 2 PA: 43
PB: 0
SB: 2
CS: 0

PITCHER		IP	WLS	BF	H	R	ER	SO	BB	IBB	HBP	BLK	WP	HR	S	P	ERA	WHIP
Justin Steele, L ERA: 4.7	(1, 1)	3.0		18	4	1	1	3	5	0	0	0	0	0	20	40	3.00	3.000
32 Michael Fulmer, R ERA:	(4, 1)	1.0		4	0	0	0	1	0	0	1	0	0	0	5	6	0.00	0.000
71 Keegan Thompson, R ERA:	(5, 1)	1.0		5	1	0	0	2	1	0	0	0	1	0	8	12	0.00	2.000
49 Nick Burdi, R ERA:	(6, 1)	1.0		3	0	0	0	0	0	0	0	0	0	0	3	3	0.00	0.000
65 Tyler Duffey, R ERA: 2.7	(7, 1)	1.0	H	4	1	0	0	0	0	0	0	0	1	0	5	5	0.00	1.000

PITCHER		IP	WLS	BF	H	R	ER	SO	BB	IBB	HBP	BLK	WP	HR	S	P	ERA	WHIP
84 Bailey Horn, L ERA: 15.43	(8, 1)	1.0	B	6	2	1	1	2	1	0	0	0	0	0	9	13	9.00	3.000
97 Eric Stout, L ERA: 1.8	(9, 1)	1.0	W	3	0	0	0	3	0	0	0	0	0	0	9	9	0.00	0.000

BOTTOM

San Diego Padres @ Chicago Cubs

Sloan Park, Mesa, AZ

Sun Mar 19 2023, 4:04 PM - 6:44 PM EDT

Att. 15,720 - Overcast - 64 F

livebaseballscorecards.com

Batter	1	2	3	4	5	6	7	8	9	AB	R	H	RBI	BB	SO	LOB
2 Nico Hoerner, R (1, 4) OBP: 0.237, SLG: 0.447	F9		3B		G3-4-1		1B			3	0	1	0	0	0	0
20 Miles Mastrobuoni, L (7, 4) OBP: 0.500, SLG: 0.375										1	0	1	0	0	0	0
7 Dansby Swanson, R (1, 6) OBP: 0.235, SLG: 0.107	G6-3		K		F8		G1-3			3	0	0	0	0	1	1
5 Christopher Morel, R (7, 7) OBP: 0.286, SLG: 0.421										1	0	0	0	0	0	1
8 Ian Happ, S (1, 7) OBP: 0.421, SLG: 0.469	BB		G4-3			G3-1		F7		2	0	0	0	1	0	1
6 Zach McKinstry, L (7, 6) OBP: 0.206, SLG: 0.069										1	0	0	0	0	0	0
36 Trey Mancini, R (1, 3) OBP: 0.447, SLG: 0.600	K			G5-3		2B		1B		3	1	1	0	0	1	1
13 David Bote, R (7, 3) OBP: 0.485, SLG: 0.630										1	0	1	0	0	0	0
24 Cody Bellinger, L (1, 8) OBP: 0.294, SLG: 0.400		G3		F8		BB		FC5-4		2	0	0	0	1	0	0
78 Ben DeLuzio, R (7, 8) OBP: 0.333, SLG: 0.200										1	0	0	0	0	0	1
15 Yan Gomes, R (1, 2) OBP: 0.290, SLG: 0.679		L8		HR		1B		CS	BB	3	1	2	2	0	0	0
37 Dom Nuñez, L (8, 2) OBP: 0.278, SLG: 0.071										0	0	0	0	1	0	0
81 Parker Chavers, L (9, PR)										0	1	0	0	0	0	0
30 Edwin Ríos, L (1, 5) OBP: 0.306, SLG: 0.548		HBP		E3		L5-4		4 HR	1B	1	0	0	0	0	0	0
81 Parker Chavers, L (4, PR)										0	1	0	0	0	0	0
1 Nick Madrigal, R (5, 5) OBP: 0.306, SLG: 0.294										2	1	1	0	0	0	2
40 Mike Tauchman, L (1, 9) OBP: 0.333, SLG: 0.387	F9		K		K		K	HR		2	0	0	0	0	1	2
4 Nelson Velázquez, R (7, 9) OBP: 0.294, SLG: 0.600										2	1	1	3	0	1	0
79 Matt Mervis, L (1, 10) OBP: 0.333, SLG: 0.280			K		P4		F7			3	0	0	0	0	1	0

	AB	R	H	RBI	BB	SO	LOB
	31	5	8	5	3	5	9

Inning Stats	1	2	3	4	5	6	7	8	9
	R: 0 E: 0 K: 1 S: 5	H: 0 LOB: 1 BB: 1 P: 9	R: 0 E: 0 K: 0 S: 3	H: 0 LOB: 1 BB: 0 P: 4	R: 0 E: 0 K: 2 S: 8	H: 1 LOB: 1 BB: 0 P: 8	R: 1 E: 1 K: 1 S: 7	H: 1 LOB: 1 BB: 0 P: 7	R: 0 E: 0 K: 0 S: 3	H: 0 LOB: 0 BB: 0 P: 3	R: 1 E: 0 K: 0 S: 4	H: 2 LOB: 1 BB: 1 P: 8	R: 0 E: 0 K: 1 S: 6	H: 1 LOB: 1 BB: 0 P: 6	R: 0 E: 0 K: 0 S: 3	H: 1 LOB: 0 BB: 0 P: 4	R: 3 E: 0 K: 0 S: 2	H: 2 LOB: 1 BB: 1 P: 8

1B: 4	SF: 0	WP: 0	PA: 36
2B: 2	SAC: 0	PB: 0	
3B: 1	DP: 1	SB: 0	
HR: 2	HBP: 1	CS: 1	

PITCHER		IP	WLS	BF	H	R	ER	SO	BB	IBB	HBP	BLK	WP	HR	S	P	ERA	WHIP
48 Julio Teheran, R	(1, 1)	3.2		16	2	1	1	3	1	0	1	0	0	1	20	25	2.46	0.818
ERA: 5.17																		
99 Duncan Snider, R	(4, 1)	0.1		1	0	0	0	1	0	0	0	0	0	0	3	3	0.00	0.000
ERA:																		
71 Josh Hader, L	(5, 1)	1.0		3	0	0	0	0	0	0	0	0	0	0	3	3	0.00	0.000
ERA:																		
74 Nabil Crismatt, R	(6, 1)	2.0		9	3	1	1	1	1	0	0	0	0	0	10	14	4.50	2.000
ERA: 3.86																		
73 Drew Carlton, R	(8, 1)	1.0		3	1	0	0	0	0	0	0	0	0	0	3	4	0.00	1.000
ERA: 3.18																		

PITCHER		IP	WLS	BF	H	R	ER	SO	BB	IBB	HBP	BLK	WP	HR	S	P	ERA	WHIP
62 Aaron Brooks, R	(9, 1)	0.0	L	3	2	3	3	0	1	0	0	0	0	1	2	8	∞	∞
ERA: 22.5																		

Batter	1	2	3	4	5	6	7	8	9	AB	R	H	RBI	BB	SO	LOB
30 Harold Castro, L (1, 6) OBP: 0.342, SLG: 0.447	L4		L7			23 G4-6-3 1B	K			3	0	1	0	0	0	1
95 Connor Kaiser, R (6, PR) (6, 6)										1	0	0	0	0	1	2
23 Kris Bryant, R (1, 9) OBP: 0.441, SLG: 0.679	K			G4-6-3 1B		G4-6-3 1-2f		96 PB 2B		3	0	1	0	0	1	1
98 Niko Decolati, R (6, 9) OBP: 1.000, SLG: 2.000										1	0	1	0	0	0	0
24 Ryan McMahon, L (1, 4) OBP: 0.386, SLG: 0.541	K			K		K		L8		3	0	0	0	0	3	2
91 Hunter Stovall, R (6, 4) OBP: 0.167, SLG: 0.167										1	0	0	0	0	0	1
Nolan Jones, L (1, 10) OBP: 0.231, SLG: 0.213		K		G4-6-3 1-2f			K	K		4	0	0	0	0	3	2
85 Coco Montes, R (1, 5) OBP: 0.395, SLG: 0.576		F8			L9		2B 2B	P2 2-3		3	1	1	0	0	0	0
96 Aaron Schunk, R (7, 5) OBP: 0.182, SLG: 0.455										1	0	0	0	0	0	1
Brenton Doyle, R (1, 8) OBP: 0.388, SLG: 0.395		G1-3			6 WP 89 S 1B		90 1B 2B 2-H		G6-3	4	1	2	1	0	0	0
89 Grant Lavigne, L (1, 3) OBP: 0.435, SLG: 0.400			BB		1-2 BB				K	1	0	0	0	2	1	1
66 Hunter Goodman, R (8, 3) OBP: 0.300, SLG: 0.222										1	0	0	0	0	1	0
6 Brian Serven, R (1, 2) OBP: 0.231, SLG: 0.351			F7		2-3 K		90 1B BB		K	2	0	0	0	1	1	3
81 Jonathan Morales, R (7, 2) OBP: 0.400, SLG: 0.381										1	0	0	0	0	1	0
3 Cole Tucker, S (1, 7) OBP: 0.293, SLG: 0.361			K		G6-3		1-2 2-H 1B			2	0	0	0	0	1	3
90 Jameson Hannah, L (6, 7) OBP: 0.600, SLG: 0.500										1	0	1	1	0	0	0
Inning Stats	R: 0 E: 0 K: 2 S: 7 H: 0 LOB: 0 BB: 0 P: 7	R: 0 E: 0 K: 1 S: 5 H: 0 LOB: 0 BB: 0 P: 5	R: 0 E: 0 K: 1 S: 5 H: 0 LOB: 1 BB: 1 P: 9	R: 0 E: 0 K: 1 S: 5 H: 1 LOB: 0 BB: 0 P: 5	R: 0 E: 0 K: 1 S: 6 H: 1 LOB: 2 BB: 1 P: 11	R: 0 E: 0 K: 1 S: 5 H: 1 LOB: 1 BB: 0 P: 5	R: 2 E: 0 K: 3 S: 12 H: 3 LOB: 2 BB: 1 P: 16	R: 0 E: 0 K: 1 S: 6 H: 1 LOB: 1 BB: 0 P: 7	R: 0 E: 0 K: 2 S: 7 H: 0 LOB: 0 BB: 0 P: 7	1B: 4 2B: 3 3B: 0 HR: 0	SF: 0 SAC: 0 DP: 2 HBP: 0					

PITCHER		IP	WLS	BF	H	R	ER	SO	BB	IBB	HBP	BLK	WP	HR	S	P	ERA	WHIP
0 Anderson Espinoza, R ERA: 7.2	(1, 1)	4.0	W	13	1	0	0	5	1	0	0	0	0	0	22	26	0.00	0.500
70 Eric Hanhold, R ERA: 1.8	(5, 1)	1.0		5	1	0	0	1	1	0	0	0	1	0	6	11	0.00	2.000
25 Tim Hill, L ERA: 4.05	(6, 1)	1.0		3	1	0	0	1	0	0	0	0	0	0	5	5	0.00	1.000
56 Ray Kerr, L ERA: 4.91	(7, 1)	0.2		6	3	2	2	2	1	0	0	0	0	0	9	13	27.00	6.000
91 Kevin Kopps, R ERA:	(7, 1)	0.1		1	0	0	0	1	0	0	0	0	0	0	3	3	0.00	0.000

PITCHER		IP	WLS	BF	H	R	ER	SO	BB	IBB	HBP	BLK	WP	HR	S	P	ERA	WHIP
87 Moises Lugo, R ERA: 1.13	(8, 1)	1.0		4	1	0	0	1	0	0	0	0	0	0	6	7	0.00	1.000
76 Domingo Tapia, R ERA: 3.0	(9, 1)	1.0		3	0	0	0	2	0	0	0	0	0	0	7	7	0.00	0.000

Colorado Rockies @ San Diego Padres

Peoria Stadium, Peoria, AZ

Tue Mar 21 2023, 9:43 PM - 12:23 AM EDT

Att. 4,848 - Cloudy - 62 F

TOP

livebaseballscorecards.com

AB	32
R	2
H	7
RBI	2
BB	3
SO	13
LOB	17

WP: 1 PB: 1 SB: 1 CS: 0 PA: 35

BOTTOM

Batter	1	2	3	4	5	6	7	8	9	AB	R	H	RBI	BB	SO	LOB
Fernando Tatis Jr., R (1, 9) OBP: 0.351, SLG: 0.387								G6-3		3	3	2	0	0	0	1
28 José Azocar, R (5, PH) OBP: 0.295, SLG: 0.513 (6, 9)	9 2B 2 2B 1B	FC5-4 9 1B 13 1B 1-2f		2 HBP 14 1B 1B	F9			G6-3		3	0	0	0	0	0	2
9 Jake Cronenworth, L (1, 3) OBP: 0.500, SLG: 0.757	L7	G1-3		G6-3						3	2	2	0	0	0	1
90 Rangel Ravelo, R (6, 3) OBP: 0.455, SLG: 0.520	2 2B 14 1B 1-3 2B	13 1B 1-3 1B								2	0	0	0	0	0	0
13 Manny Machado, R (1, 5) OBP: 0.360, SLG: 0.560	K	2 2B 14 1B 2-H 3-H 1B		K		1B		17 1B 24 1B 1B		3	1	1	2	0	2	3
16 Brandon Dixon, R (6, 5) OBP: 0.340, SLG: 0.250										2	1	2	0	0	0	0
2 Xander Bogaerts, R (1, 6) OBP: 0.350, SLG: 0.389	14 1B 7 FC3-6 2-3 3-H 2B	14 1B 1-3 2B		14 1B 1-2 HBP		L4		24 1B 86 1B 1-2 1B		2	2	2	1	0	0	0
17 Matthew Batten, R (6, 6) OBP: 0.467, SLG: 0.455										2	1	1	0	0	0	1
14 Matt Carpenter, L (1, 10) OBP: 0.368, SLG: 0.313	7 FC3-6 2-3 3-H 1B	2-H 3-H 1B		1-2 2-H 1B		L8		86 1B 41 1B 1-3 2-H 1B		3	0	3	4	0	0	0
24 Brett Sullivan, L (6, PH) OBP: 0.333, SLG: 0.455 (7, 10)										2	1	1	1	0	0	1
7 Ha-Seong Kim, R (1, 4) OBP: 0.389, SLG: 0.471	FC3-6 1 S 1-2f 3-H	G6-3		F4			BBBB 4-0 41 G3-1 BB	41 1B 29 E 1-3 3-H 1B		3	0	0	1	0	0	4
86 Wyatt Hoffman, R (6, 4) OBP: 0.667, SLG: 0.500										1	1	1	1	1	0	0
1 Trent Grisham, L (1, 8) OBP: 0.302, SLG: 0.432	K 1-2	G6-3			K 2B		G3-1 1-2	29 E 88 WP 1-3 3-H 1B		3	0	0	0	0	2	1
41 Luis Liberato, L (6, 8) OBP: 0.250, SLG: 0.353										2	1	1	1	0	0	1
12 Luis Campusano, R (1, 2) OBP: 0.292, SLG: 0.591	E5 FC5-4	G5-3				F8		E9 88 WP 88 2B 1-3 3-H 1B		3	0	1	0	0	0	0
29 Pedro Severino, R (7, 2) OBP: 0.310, SLG: 0.370										2	1	1	1	0	0	1
27 David Dahl, L (1, 7) OBP: 0.306, SLG: 0.438	K	G4-3			F9		F8	2-H 3-H 2B		3	0	0	0	0	1	2
88 Taylor Kohlwey, L (6, 7) OBP: 0.429, SLG: 0.438										2	0	1	1	0	0	1
Inning Stats	R: 3 H: 4 E: 0 LOB: 1 K: 2 BB: 0 S: 11 P: 12	R: 4 H: 4 E: 1 LOB: 1 K: 1 BB: 0 S: 10 P: 10	R: 0 H: 0 E: 0 LOB: 0 K: 0 BB: 0 S: 3 P: 3	R: 1 H: 2 E: 0 LOB: 2 K: 1 BB: 0 S: 7 P: 8	R: 0 H: 1 E: 0 LOB: 1 K: 1 BB: 0 S: 6 P: 6	R: 0 H: 1 E: 0 LOB: 1 K: 0 BB: 0 S: 4 P: 4	R: 0 H: 0 E: 0 LOB: 1 K: 0 BB: 1 S: 3 P: 7	R: 6 H: 7 E: 1 LOB: 1 K: 0 BB: 0 S: 10 P: 11		1B: 14 SF: 0 2B: 5 SAC: 0 3B: 0 DP: 0 HR: 0 HBP: 1						

PITCHER		IP	WLS	BF	H	R	ER	SO	BB	IBB	HBP	BLK	WP	HR	S	P	ERA	WHIP
20 Peter Lambert, R ERA: 6.43	(1, 1)	2.0	L	15	8	7	3	3	0	0	0	0	0	0	21	22	13.50	4.000
95 Jaden Hill, R ERA: 4.5	(3, 1)	2.0		9	2	1	1	1	0	0	1	0	0	0	10	11	4.50	1.000
64 Gavin Hollowell, R ERA:	(5, 1)	1.0		4	1	0	0	1	0	0	0	0	0	0	6	6	0.00	1.000
59 Jake Bird, R ERA:	(6, 1)	1.0		4	1	0	0	0	0	0	0	0	0	0	4	4	0.00	1.000
71 Phillips Valdez, R ERA: 9.31	(7, 1)	1.2		13	7	6	6	0	1	0	0	0	1	0	12	17	32.40	4.800

PITCHER		IP	WLS	BF	H	R	ER	SO	BB	IBB	HBP	BLK	WP	HR	S	P	ERA	WHIP
87 Stephen Jones, R ERA: 2.45	(8, 1)	0.1		1	0	0	0	0	0	0	0	0	0	0	1	1	0.00	0.000

Colorado Rockies @ San Diego Padres

Peoria Stadium, Peoria, AZ

Tue Mar 21 2023, 9:43 PM - 12:23 AM EDT

Att. 4,848 - Cloudy - 62 F

livebaseballscorecards.com

AB	44
R	14
H	19
RBI	13
BB	1
SO	5
LOB	19

WP: 1 PA: 46
PB: 0
SB: 1
CS: 0

Batter	1	2	3	4	5	6	7	8	9	AB	R	H	RBI	BB	SO	LOB
5 Adam Engel, R (1, 8) OBP: 0.429, SLG: 0.222	C C S 0-3 ① K		X 0-0 ③ G6-3			F C S 0-3 ③ K			C F S 0-3 ② K	3	0	0	0	0	2	0
41 Luis Liberato, L (6, 8) OBP: 0.243, SLG: 0.343										1	0	0	0	0	1	0
38 Tim Lopes, R (1, 6) OBP: 0.444, SLG: 0.564	C C S 0-3 ② K			C S S 0-3 ① K			X 0-0 ① G1-6-3		C S S 0-3 ③ K	3	0	0	0	0	2	0
91 Evan Mendoza, R (7, 6) OBP: 0.500, SLG: 0.778										1	0	0	0	0	1	0
8 Rougned Odor, L (1, 4) OBP: 0.367, SLG: 0.480	S S S 0-3 ③ K			X 0-0 ② G3-1			X 0-0 ② F7			3	0	0	0	0	1	0
54 Nerwilian Cedeño, S (7, 4) OBP: 0.313, SLG: 0.375										0	0	0	0	0	0	0
32 Nelson Cruz, R (1, 10) OBP: 0.258, SLG: 0.345		X 0-0 ① G4-3		X 0-0 ③ G4-3			X 0-0 ③ G6-3			3	0	0	0	0	0	0
27 David Dahl, L (1, 7) OBP: 0.308, SLG: 0.451		C C C 0-3 ② K			X 0-0 ① G4-3			X 0-0 28 BLK 24 1B 2B		3	0	1	0	0	1	0
84 Jakob Marsee, L (8, PR) (8, 9) OBP: 0.250, SLG: 0.143										0	1	0	0	0	0	0
28 José Azocar, R (1, 9) OBP: 0.298, SLG: 0.500		X 0-0 1B			X 0-0 ② G6-3			S S S 0-3 ① K 2-3		3	0	1	0	0	1	1
94 Korry Howell, R (8, 7) OBP: 0.500, SLG: 0.667										0	0	0	0	0	0	0
24 Brett Sullivan, L (1, 2) OBP: 0.333, SLG: 0.429		C C S 0-3 ③ K			X 0-0 ③ G4-3			X 0-0 17 G6-4-3 1B 3-H		3	0	1	1	0	1	1
17 Matthew Batten, R (1, 5) OBP: 0.389, SLG: 0.357			C C C 0-3 ① K			X 0-0 ① G5-3		X 0-0 ② ③ G6-4-3 1-2f		3	0	0	0	0	1	2
88 Taylor Kohlwey, L (1, 3) OBP: 0.395, SLG: 0.400			C C S 0-3 ② K			C S S 0-3 ② K			C C S 0-3 ① K	3	0	0	0	0	3	0
Inning Stats	R: 0 H: 0 E: 0 LOB: 0 K: 3 BB: 0 S: 9 P: 9	R: 0 H: 1 E: 0 LOB: 1 K: 2 BB: 0 S: 8 P: 8	R: 0 H: 0 E: 0 LOB: 0 K: 2 BB: 0 S: 7 P: 7	R: 0 H: 0 E: 0 LOB: 0 K: 1 BB: 0 S: 5 P: 5	R: 0 H: 0 E: 0 LOB: 0 K: 0 BB: 0 S: 3 P: 3	R: 0 H: 0 E: 0 LOB: 0 K: 2 BB: 0 S: 7 P: 7	R: 0 H: 0 E: 0 LOB: 0 K: 0 BB: 0 S: 3 P: 3	R: 1 H: 2 E: 0 LOB: 1 K: 1 BB: 0 S: 6 P: 6	R: 0 H: 0 E: 0 LOB: 0 K: 3 BB: 0 S: 9 P: 9	1B: 2 SF: 0 2B: 1 SAC: 0 3B: 0 DP: 1 HR: 0 HBP: 0						

TOP

San Diego Padres @ Cincinnati Reds

Goodyear Ballpark, Goodyear, AZ

Wed Mar 22 2023, 9:06 PM - 10:57 PM EDT

Att. 4,025 - Partly Cloudy - 64 F

livebaseballscorecards.com

AB	29
R	1
H	3
RBI	1
BB	0
SO	14
LOB	4

WP: 0 PA: 29
PB: 0
SB: 0
CS: 0

PITCHER		IP	WLS	BF	H	R	ER	SO	BB	IBB	HBP	BLK	WP	HR	S	P	ERA	WHIP
51 Graham Ashcraft, R ERA: 2.6	(1, 1)	6.0	W	19	1	0	0	10	0	0	0	0	0	0	39	39	0.00	0.167
41 Hunter Strickland, R ERA: 6.75	(7, 1)	1.0		3	0	0	0	0	0	0	0	0	0	0	3	3	0.00	0.000
52 Reiver Sanmartin, L ERA: 3.0	(8, 1)	1.0		4	2	1	1	1	0	0	0	1	0	0	6	6	9.00	2.000
46 Buck Farmer, R ERA: 7.88	(9, 1)	1.0	S	3	0	0	0	3	0	0	0	0	0	0	9	9	0.00	0.000

PITCHER		IP	WLS	BF	H	R	ER	SO	BB	IBB	HBP	BLK	WP	HR	S	P	ERA	WHIP

Batter	1	2	3	4	5	6	7	8	9	AB	R	H	RBI	BB	SO	LOB
6 Jonathan India, R (1, 4) OBP: 0.415, SLG: 0.452	P3	L7 1-2 3-H			19 G6-4-3 2-3 1B		P3			4	0	1	0	0	0	1
19 Joey Votto, L (1, 3) OBP: 0.263, SLG: 0.235 32 Jason Vosler, L (8, 3) OBP: 0.294, SLG: 0.517 (9, 5)	37 1B 2B		G4-3		G6-4-3 1-2f 3-H		F7			4 0	1 0	1 0	0 0	0 0	0 0	1 0
4 Wil Myers, R (1, 9) OBP: 0.302, SLG: 0.390 (9, 3)	K		K		2B		K			4	0	1	0	0	3	1
37 Tyler Stephenson, R (1, 10) OBP: 0.288, SLG: 0.327 9 Chad Pinder, R (8, PH) OBP: 0.167, SLG: 0.154 (9, 10) (9, 9)	2-H 1B		K		G6-3			K		3 1	0 0	1 0	1 0	0 0	1 1	1 0
TJ Friedl, L (1, 8) OBP: 0.350, SLG: 0.459 15 Nick Senzel, R (7, 8)	K			28 CS 1B		7 S 28 BB 12 SF8 1B		E9		3 1	1 0	2 0	0 0	0 0	1 0	1 0
28 Kevin Newman, R (1, 6) OBP: 0.325, SLG: 0.324 46 Buck Farmer, L (9, 1)		G6-3		1-2 2B		12 SF8 7 S 1-2 BB		L4		3 0	0 0	1 0	0 0	1 0	0 0	1 0
7 Spencer Steer, R (1, 5) OBP: 0.400, SLG: 0.513 (9, 6)		30 FC4-6 12 1B 6 S BB		K	K 1-2 2-3			F9		3	1	0	0	1	2	4
12 Curt Casali, R (1, 2) OBP: 0.393, SLG: 0.542 22 Luke Maile, R (7, 2) OBP: 0.310, SLG: 0.360	30 FC4-6 1-2 1B			G5-3		SF8 2-3 3-H				2 0	0 0	1 0	1 0	0 0	0 0	1 0
30 Will Benson, L (1, 7) OBP: 0.341, SLG: 0.439		FC4-6 6 S 1-2f 2-3			6 1B 19 G6-4-3 2B		K			3	1	1	0	0	1	3
Inning Stats	R: 1 E: 0 K: 2 S: 9 H: 2 LOB: 1 BB: 0 P: 9	R: 1 E: 0 K: 0 S: 4 H: 1 LOB: 1 BB: 1 P: 9	R: 0 E: 0 K: 2 S: 6 H: 0 LOB: 0 BB: 0 P: 6	R: 0 E: 0 K: 1 S: 6 H: 2 LOB: 1 BB: 0 P: 7	R: 1 E: 0 K: 0 S: 5 H: 3 LOB: 1 BB: 0 P: 5	R: 1 E: 0 K: 2 S: 8 H: 1 LOB: 1 BB: 1 P: 12	R: 0 E: 0 K: 1 S: 5 H: 0 LOB: 0 BB: 0 P: 5	R: 0 E: 1 K: 1 S: 6 H: 0 LOB: 1 BB: 0 P: 6		1B: 5 2B: 4 3B: 0 HR: 0	SF: 1 SAC: 0 DP: 1 HBP: 0		WP: 0 PB: 0 SB: 4 CS: 1		PA: 34	

PITCHER		IP	WLS	BF	H	R	ER	SO	BB	IBB	HBP	BLK	WP	HR	S	P	ERA	WHIP
67 Seth Lugo, R ERA: 2.6	(1, 1)	5.0	L	22	8	3	3	5	1	0	0	0	0	0	30	36	5.40	1.800
71 Josh Hader, L ERA: 1.8	(6, 1)	1.0		5	1	1	1	2	1	0	0	0	0	0	8	12	9.00	2.000
73 Drew Carlton, R ERA: 2.35	(7, 1)	2.0		7	0	0	0	2	0	0	0	0	0	0	11	11	0.00	0.000

PITCHER	IP	WLS	BF	H	R	ER	SO	BB	IBB	HBP	BLK	WP	HR	S	P	ERA	WHIP

BOTTOM

San Diego Padres @ Cincinnati Reds

Goodyear Ballpark, Goodyear, AZ

Wed Mar 22 2023, 9:06 PM - 10:57 PM EDT

Att. 4,025 - Partly Cloudy - 64 F

livebaseballscorecards.com

AB	31
R	4
H	9
RBI	2
BB	2
SO	9
LOB	14

Batter	1	2	3	4	5	6	7	8	9	AB	R	H	RBI	BB	SO	LOB
41 Jackie Bradley Jr., L (1, 8) OBP: 0.391, SLG: 0.609	F X 0-1 9 FC1-6 1B	X 0-0 ③ G6-3			F B F F B B X 3-2 HR		S S S 0-3 ② K		X 0-0 ③ F7	3	1	2	1	0	0	1
18 Nate Eaton, R (7, PH) OBP: 0.371, SLG: 0.515 (7, 4)										2	0	0	0	0	1	1
9 Vinnie Pasquantino, L (1, 3) OBP: 0.353, SLG: 0.467	X 0-0 ① FC1-6 13 HR 1-2f	X 0-0 ① L9			X 0-0 ② L8		X 0-0 ③ L8			3	1	0	0	0	0	1
98 Logan Porter, R (7, PH) OBP: 0.462, SLG: 0.455 (7, 3)										1	0	0	0	0	0	0
13 Salvador Perez, R (1, 2) OBP: 0.368, SLG: 0.737	B F X 1-1 1-H HR	X 0-0 ② F9			X 0-0 2B			S S S 0-3 ① K		3	1	2	2	0	0	0
76 José Briceño, R (7, 2) OBP: 0.360, SLG: 0.435										1	0	0	0	0	1	0
27 Matt Beaty, L (1, 9) OBP: 0.378, SLG: 0.629	X 0-0 E4	X 0-0 ③ G6-3			S S T 0-2 ③ K			X 0-0 ② G4-3		2	0	0	0	0	0	0
96 John Rave, L (5, PH) OBP: 0.308, SLG: 0.211 (5, 9)										2	0	0	0	0	1	1
19 Michael Massey, L (1, 4) OBP: 0.341, SLG: 0.583	S S T 0-2 ② K			B B B B 4-0 8 FC4-6 BB		X 0-0 ① P4		X 0-0 2B		2	0	0	0	1	1	1
44 Dairon Blanco, R (7, 8) OBP: 0.412, SLG: 0.724										1	0	1	0	0	0	0
8 Nicky Lopez, L (1, 6) OBP: 0.214, SLG: 0.091	X 0-0 ③ L8			X 0-0 ① FC4-6 28 FC4-6 1-2f		X 0-0 ② G4-3		C C C 0-3 ③		3	0	0	0	0	0	2
46 Clay Dungan, L (7, 6) OBP: 0.367, SLG: 0.364										1	0	0	0	0	1	1
28 Kyle Isbel, L (1, 7) OBP: 0.488, SLG: 0.595		S S S 0-3 ① K		X 0-0 ② FC4-6 1-2f		X 0-0 E6			B B B B 4-0 47 G5-3 BB	3	0	0	0	0	1	1
16 Parker Bates, L (7, 7) OBP: 0.261, SLG: 0.476										0	0	0	0	1	0	0
73 Jakson Reetz, R (1, 10) OBP: 0.333, SLG: 0.476		X 0-0 1B		X 0-0 ③ F9		X 0-0 ③ L6			X 0-0 ① G5-3 1-2	3	0	1	0	0	0	2
47 Omar Hernandez, R (9, PH)										1	0	0	0	0	0	1
89 Nick Loftin, R (1, 5) OBP: 0.200, SLG: 0.357		C C C 0-3 ② K			C C C 0-3 ① K		C C C 0-3 ① K		C C C 0-3 ② K	3	0	0	0	0	3	1
31 Jake Means, R (7, 5) OBP: 0.333, SLG: 0.600										1	0	0	0	0	1	1
Inning Stats	R: 2 E: 1 K: 1 S: 10 H: 2 LOB: 1 BB: 0 P: 11	R: 0 E: 0 K: 2 S: 8 H: 1 LOB: 1 BB: 0 P: 8	R: 0 E: 0 K: 0 S: 3 H: 0 LOB: 0 BB: 0 P: 3	R: 0 E: 0 K: 0 S: 3 H: 0 LOB: 1 BB: 1 P: 7	R: 1 E: 0 K: 2 S: 12 H: 2 LOB: 1 BB: 0 P: 15	R: 0 E: 1 K: 0 S: 4 H: 0 LOB: 1 BB: 0 P: 4	R: 0 E: 0 K: 2 S: 7 H: 0 LOB: 0 BB: 0 P: 7	R: 0 E: 0 K: 2 S: 8 H: 1 LOB: 1 BB: 0 P: 8	R: 0 E: 0 K: 1 S: 5 H: 0 LOB: 1 BB: 1 P: 9	1B: 2 2B: 2 3B: 0 HR: 2 SF: 0 SAC: 0 DP: 0 HBP: 0						

PITCHER		IP	WLS	BF	H	R	ER	SO	BB	IBB	HBP	BLK	WP	HR	S	P	ERA	WHIP
40 Ryan Weathers, L ERA: 4.91	(1, 1)	4.2	W	20	4	3	3	4	1	0	0	0	0	2	32	40	5.79	1.071
86 CD Pelham, L ERA:	(5, 1)	0.1	H	2	1	0	0	1	0	0	0	0	0	0	4	4	0.00	3.000
66 Luis García, R ERA: 2.25	(6, 1)	1.0	H	4	0	0	0	0	0	0	0	0	0	0	4	4	0.00	0.000
25 Tim Hill, L ERA: 3.52	(7, 1)	1.0	H	3	0	0	0	2	0	0	0	0	0	0	7	7	0.00	0.000
36 Steven Wilson, R ERA: 3.0	(8, 1)	1.0	H	4	1	0	0	2	0	0	0	0	0	0	8	8	0.00	1.000

PITCHER		IP	WLS	BF	H	R	ER	SO	BB	IBB	HBP	BLK	WP	HR	S	P	ERA	WHIP
68 José Lopez, L ERA: 9.0	(9, 1)	1.0	S	4	0	0	0	1	1	0	0	0	0	0	5	9	0.00	1.000

TOP

Kansas City Royals @ San Diego Padres

Peoria Stadium, Peoria, AZ

Thu Mar 23 2023, 4:11 PM - 6:40 PM EDT

Att. 4,649 - Partly Cloudy - 65 F

livebaseballscorecards.com

AB	35
R	3
H	6
RBI	3
BB	2
SO	10
LOB	14

WP: 0	PB: 0	SB: 0	CS: 0	PA:	37

BOTTOM

Kansas City Royals @ San Diego Padres

Peoria Stadium, Peoria, AZ

Thu Mar 23 2023, 4:11 PM - 6:40 PM EDT

Att. 4,649 - Partly Cloudy - 65 F

livebaseballscorecards.com

Batter	1	2	3	4	5	6	7	8	9	AB	R	H	RBI	BB	SO	LOB
Fernando Tatis Jr., R (1, 9) OBP: 0.375, SLG: 0.412	0-0 1B		0-0 1B	0-3 K		0-0 1-2 1B		0-0 17 FC5-4 1-2 2-H 1B		3	0	2	0	0	1	0
77 Jackson Merrill, L (6, 6) OBP: 0.316, SLG: 0.314										2	0	2	1	0	0	0
14 Matt Carpenter, L (1, 3) OBP: 0.341, SLG: 0.286	0-3 K		0-0 F8		0-0 P4	0-3 K		0-0 FC5-4 1-2f		3	0	0	0	0	1	2
17 Matthew Batten, R (6, 5) OBP: 0.350, SLG: 0.313										2	0	0	0	0	1	4
13 Manny Machado, R (1, 5) OBP: 0.321, SLG: 0.500	0-3 K		0-0 F7		0-0 P3		0-3 K			3	0	0	0	0	1	2
98 Nathan Martorella, L (6, 3) OBP: 0.333, SLG: 0.333										1	0	0	0	0	1	0
2 Xander Bogaerts, R (1, 6) OBP: 0.348, SLG: 0.350	0-0 L8		0-0 G4-3		4-0 BB		0-0 G5-3			2	0	0	0	1	0	2
84 Jakob Marsee, L (6, 9) OBP: 0.222, SLG: 0.125										1	0	0	0	0	0	0
(9, 8)																
32 Nelson Cruz, R (1, 10) OBP: 0.294, SLG: 0.406		0-0 27 2B 2B		0-0 27 2B 12 HR 1B	0-0 G5-3		0-3 K			3	2	2	0	0	0	1
94 Marcos Castañon, R (7, PH)										1	0	0	0	0	1	0
(8, 10)																
7 Ha-Seong Kim, R (1, 4) OBP: 0.381, SLG: 0.450	0-3 K		0-3 K			0-0 5 S 27 S 5 SF8 1B		0-0 G4-3		3	1	1	0	0	2	2
54 Nerwilian Cedeño, S (7, 4) OBP: 0.294, SLG: 0.353										1	0	0	0	0	0	0
27 David Dahl, L (1, 7) OBP: 0.327, SLG: 0.500	0-0 12 WP 2-H 2B		0-0 12 HR 1-3 2B			0-3 K 1-2		4-0 12 BB 77 1B BB		3	1	2	1	0	1	1
85 Samuel Zavala, L (7, 7)										0	1	0	0	1	0	0
12 Luis Campusano, R (1, 2) OBP: 0.357, SLG: 0.708	1-3 K 2-3		0-1 2-H 3-H HR			4-0 77 1B BB		4-0 77 1B 1-2 BB		2	1	1	3	2	1	1
5 Adam Engel, R (1, 8) OBP: 0.353, SLG: 0.182	0-3 K		0-3 K			0-1 SF8 2-H		0-3 K		2	0	0	1	0	2	1
89 Justin Farmer, R (8, 8)										1	0	0	0	0	1	2
(9, 9)																
Inning Stats	R: 0 H: 1 E: 0 LOB: 1 K: 2 BB: 0 S: 8 P: 8	R: 1 H: 2 E: 0 LOB: 1 K: 3 BB: 0 S: 11 P: 12	R: 0 H: 1 E: 0 LOB: 1 K: 0 BB: 0 S: 4 P: 4	R: 3 H: 3 E: 0 LOB: 0 K: 3 BB: 0 S: 13 P: 13	R: 0 H: 0 E: 0 LOB: 1 K: 0 BB: 1 S: 3 P: 7	R: 1 H: 2 E: 0 LOB: 2 K: 2 BB: 1 S: 10 P: 14	R: 0 H: 0 E: 0 LOB: 0 K: 2 BB: 0 S: 7 P: 7	R: 1 H: 1 E: 0 LOB: 2 K: 1 BB: 2 S: 6 P: 14		1B: 6 SF: 1 2B: 3 SAC: 0 3B: 0 DP: 0 HR: 1 HBP: 0						

	AB	33
	R	6
	H	10
	RBI	6
	BB	4
	SO	13
	LOB	18

WP: 1 PA: 38
PB: 0
SB: 2
CS: 0

PITCHER		IP	WLS	BF	H	R	ER	SO	BB	IBB	HBP	BLK	WP	HR	S	P	ERA	WHIP
51 Brady Singer, R ERA: 2.35	(1, 1)	3.0		13	4	1	1	5	0	0	0	0	1	0	23	24	3.00	1.333
52 Daniel Lynch IV, L ERA: 6.32	(4, 1)	2.1	L	12	4	4	4	4	1	0	0	0	0	1	20	24	15.43	2.143
24 Jonah Dipoto, R ERA: 7.71	(6, 1)	0.2		4	1	0	0	1	1	0	0	0	0	0	6	10	0.00	3.000
74 Jose Cuas, R ERA: 4.76	(7, 1)	1.0		3	0	0	0	2	0	0	0	0	0	0	7	7	0.00	0.000
28 Walter Pennington, L ERA: 4.5	(8, 1)	1.0		6	1	1	1	1	2	0	0	0	0	0	6	14	9.00	3.000

PITCHER	IP	WLS	BF	H	R	ER	SO	BB	IBB	HBP	BLK	WP	HR	S	P	ERA	WHIP

Batter	1	2	3	4	5	6	7	8	9	AB	R	H	RBI	BB	SO	LOB
1 Trent Grisham, L (1, 8) OBP: 0.319, SLG: 0.488	F F S 0-3 ① K		1 SAFE S S S 0-3 ② ③ K 1-2		X 0-0 2B			X 0-0 99 G4-3 8 1B 2B		4	0	2	0	0	2	1
91 Evan Mendoza, R (8, PR) OBP: 0.500, SLG: 0.778 (8, 6)										0	1	0	0	0	0	0
38 Tim Lopes, R (1, 6) OBP: 0.408, SLG: 0.512	S S S 0-3 ② K			X 0-0 ① G6-3	X 0-0 ③ G5-3			S S S 0-3 ① K		4	0	0	0	0	2	2
79 Tirso Ornelas, L (8, 9) OBP: 0.154, SLG: 0.083										0	0	0	0	0	0	0
9 Jake Cronenworth, L (1, 3) OBP: 0.489, SLG: 0.750	S S S 0-3 ③ K			X 0-0 8 1B 2B		X 0-0 ① F9		X 0-0 ② G4-3 2-3		3	1	1	0	0	1	0
99 Pedro Castellanos, R (6, 3) OBP: 0.500, SLG: 0.500										1	0	0	0	0	0	1
8 Rougned Odor, L (1, 4) OBP: 0.412, SLG: 0.517		X 0-0 88 1B 1B		X 0-0 88 1B 2-H 1B		X 0-0 ② G3		X 0-0 3-H 1B		4	0	3	2	0	0	0
64 Rosman Verdugo, R (8, PR)										0	0	0	0	0	0	0
(8, 4)																
16 Brandon Dixon, R (1, 5) OBP: 0.340, SLG: 0.238	S S S 0-3 ① K		1 SAFE 1 SAFE C C C 0-3 ② K		B B B 3-0 88 E BB			X 0-0 ③ G4-3		2	0	0	0	1	2	2
83 Connor Hollis, R (6, PR) OBP: 0.429, SLG: 0.429										1	0	0	0	0	0	2
(6, 5)																
88 Taylor Kohlwey, L (1, 7) OBP: 0.415, SLG: 0.421	1 SAFE X 0-0 ② 1-2 1B		X 0-0 1-3 1B		1 SAFE X 0-0 ③ G3 1-3		X 0-0 ① G4-3		3	0	2	0	0	0	1
82 Kai Murphy, L (6, 7)										1	0	0	0	0	0	0
90 Rangel Ravelo, R (1, 10) OBP: 0.405, SLG: 0.448	X 0-0 ③ P4		X 0-0 ③ G1-3			X 0-0 ① L7		C C C 0-3 ② K		4	0	0	0	0	1	3
29 Pedro Severino, R (1, 2) OBP: 0.333, SLG: 0.387		X 0-0 ① 1B		X 0-0 ① P4		X 0-0 ② F7		X 0-0 41 DI 1B		4	0	2	0	0	0	0
28 José Azocar, R (1, 9) OBP: 0.300, SLG: 0.489		X 0-0 1 K 1B		X 0-0 ② G3		X 0-0 ③ G6-3		B X 1-0 ③ F9 1-2		3	0	1	0	0	0	0
41 Luis Liberato, L (7, 9) OBP: 0.237, SLG: 0.333 (8, 8)										1	0	0	0	0	0	1
Inning Stats	R: 0 E: 0 K: 3 S: 9 H: 0 LOB: 0 BB: 0 P: 9	R: 0 E: 0 K: 1 S: 6 H: 2 LOB: 1 BB: 0 P: 6	R: 0 E: 0 K: 1 S: 5 H: 2 LOB: 0 BB: 0 P: 5	R: 1 E: 0 K: 1 S: 8 H: 3 LOB: 2 BB: 0 P: 8	R: 0 E: 0 K: 0 S: 4 H: 1 LOB: 1 BB: 0 P: 4	R: 0 E: 1 K: 0 S: 3 H: 0 LOB: 2 BB: 1 P: 6	R: 0 E: 0 K: 0 S: 3 H: 0 LOB: 0 BB: 0 P: 3	R: 1 E: 0 K: 1 S: 7 H: 2 LOB: 2 BB: 0 P: 7	R: 0 E: 0 K: 1 S: 6 H: 1 LOB: 1 BB: 0 P: 7	1B: 8 2B: 3 3B: 0 HR: 0 SF: 0 SAC: 0 DP: 0 HBP: 0						

PITCHER	IP	WLS	BF	H	R	ER	SO	BB	IBB	HBP	BLK	WP	HR	S	P	ERA	WHIP
74 Gus Varland, R (1, 1) ERA: 4.91	1.0		3	0	0	0	3	0	0	0	0	0	0	9	9	0.00	0.000
55 Hoby Milner, L (2, 1) ERA: 4.26	1.0	W	4	2	0	0	1	0	0	0	0	0	0	6	6	0.00	2.000
12 Javy Guerra, R (3, 1) ERA: 7.2	1.0	H	3	2	0	0	1	0	0	0	0	0	0	5	5	0.00	2.000
46 Bryse Wilson, R (4, 1) ERA: 4.26	2.0		10	4	1	1	1	0	0	0	0	0	0	12	12	4.50	2.000
Abner Uribe, R (6, 1) ERA:	1.0	H	4	0	0	0	0	1	0	0	0	0	0	3	6	0.00	1.000

PITCHER	IP	WLS	BF	H	R	ER	SO	BB	IBB	HBP	BLK	WP	HR	S	P	ERA	WHIP
Cam Robinson, R (7, 1) ERA:	1.0	H	3	0	0	0	0	0	0	0	0	0	0	3	3	0.00	0.000
89 Justin Yeager, R (8, 1) ERA: 7.36	1.0	H	5	2	1	1	1	0	0	0	0	0	0	7	7	9.00	2.000
85 Ryan Middendorf, R (9, 1) ERA:	1.0	S	4	1	0	0	1	0	0	0	0	0	0	6	7	0.00	1.000

TOP

San Diego Padres @ Milwaukee Brewers

American Family Fields of Phoenix, Phoenix, AZ

Thu Mar 23 2023, 3:13 PM - 5:46 PM CDT

Att. 4,659 - Partly Cloudy - 66 F

livebaseballscorecards.com

AB	35
R	2
H	11
RBI	2
BB	1
SO	8
LOB	13

WP: 0 PA: 36
PB: 0
SB: 0
CS: 0

Batter	1	2	3	4	5	6	7	8	9	AB	R	H	RBI	BB	SO	LOB
22 Christian Yelich, L (1, 7) OBP: 0.313, SLG: 0.517 79 Sal Frelick, L (6, 9) OBP: 0.313, SLG: 0.375	G4-3	FC6 2 BB 1-3 2-H 3-H	L7			G5-3		G1-3		3 2	0 0	0 0	1 0	0 0	0 0	3 0
27 Willy Adames, R (1, 6) OBP: 0.188, SLG: 0.281 94 Cam Devanney, R (6, PR) OBP: 0.375, SLG: 0.833 (7, 6)	K	K	G1-3			13 BB 86 1B 1B		86 G1-3 1B		4 1	0 0	1 1	0 0	0 0	2 0	4 0
33 Jesse Winker, L (1, 10) OBP: 0.400, SLG: 0.350 86 Tayden Hall, L (6, PH) OBP: 0.600, SLG: 0.500 (7, 10)	2 BB BB	2 BB BB		P6		13 BB 1-2 1B		G1-3 1-2		1 2	0 0	0 1	0 0	2 0	0 0	0 1
2 Luis Urías, R (1, 4) OBP: 0.333, SLG: 0.429 13 Abraham Toro, S (6, 5) OBP: 0.346, SLG: 0.409	1-2 BB	1-2 2-3 3-H BB		11 G4-6-3 BB		SAFE 1-2 2-3 BB		G6-3		0 1	0 0	0 0	1 0	3 1	0 0	0 1
11 Rowdy Tellez, L (1, 3) OBP: 0.412, SLG: 0.933 75 Brian Navarreto, R (6, 2) OBP: 0.188, SLG: 0.313	G4-3	L9		G4-6-3 1-2f		P3				3 1	0 0	0 0	0 0	0 0	0 0	6 3
7 Victor Caratini, S (1, 2) OBP: 0.500, SLG: 0.565 90 Terence Doston, L (5, PR) (6, 8)		5 1B 25 1B 22 FC6 HBP	HR		4-0 BB	0-3 K				1 1	2 0	1 0	1 0	1 0	0 1	0 3
9 Brian Anderson, R (1, 5) OBP: 0.475, SLG: 0.563 84 Robert Moore, S (6, 4)	K	K		F8			P1-3			3 1	0 0	0 0	0 0	0 0	2 0	2 0
25 Tyler Naquin, L (1, 9) OBP: 0.294, SLG: 0.276 92 Eduarqui Fernandez, R (6, 7) OBP: 0.500, SLG: 0.500	5 1B 1-2 22 FC6 1B	5 1B 1B		F7			G6-3			3 1	1 0	2 0	0 0	0 0	0 0	1 0
5 Garrett Mitchell, L (1, 8) OBP: 0.333, SLG: 0.750 95 Luke Adams, R (6, 3)	22 E 22 FC6 2 BB 1-2 2-3 1B	1-2 1B		K			K			3 1	1 0	2 0	0 0	0 0	1 1	1 0
Inning Stats	R: 0 E: 0 K: 1 S: 5 H: 0 LOB: 2 BB: 2 P: 12	R: 3 E: 1 K: 2 S: 10 H: 2 LOB: 3 BB: 2 P: 19	R: 1 E: 0 K: 1 S: 8 H: 3 LOB: 2 BB: 0 P: 8	R: 0 E: 0 K: 0 S: 2 H: 0 LOB: 0 BB: 1 P: 6	R: 0 E: 0 K: 1 S: 5 H: 0 LOB: 1 BB: 1 P: 9	R: 0 E: 0 K: 1 S: 7 H: 2 LOB: 3 BB: 1 P: 11	R: 0 E: 0 K: 1 S: 5 H: 0 LOB: 0 BB: 0 P: 5	R: 0 E: 0 K: 0 S: 4 H: 1 LOB: 1 BB: 0 P: 4		1B: 7 2B: 0 3B: 0 HR: 1	SF: 0 SAC: 0 DP: 1 HBP: 1					WP: 0 PB: 0 SB: 0 CS: 0	PA: 40

PITCHER		IP	WLS	BF	H	R	ER	SO	BB	IBB	HBP	BLK	WP	HR	S	P	ERA	WHIP
55 Jay Groome, L ERA: 1.29	(1, 1)	3.1	L	19	5	4	2	3	3	0	1	0	0	1	21	33	5.40	2.400
91 Lake Bachar, R ERA: 5.4	(2, 1)	0.2		4	0	0	0	1	2	0	0	0	0	0	4	12	0.00	3.000
55 Jay Groome, L ERA: 1.29	(3, 1)	3.1	L	19	5	4	2	3	3	0	1	0	0	1	21	33	5.40	2.400
62 Aaron Brooks, R ERA: 15.0	(5, 1)	1.0		4	0	0	0	1	1	0	0	0	0	0	5	9	0.00	1.000
56 Ray Kerr, L ERA: 3.86	(6, 1)	1.0		6	2	0	0	1	1	0	0	0	0	0	7	11	0.00	3.000

PITCHER		IP	WLS	BF	H	R	ER	SO	BB	IBB	HBP	BLK	WP	HR	S	P	ERA	WHIP
63 Sean Poppen, R ERA: 2.45	(7, 1)	1.0		3	0	0	0	1	0	0	0	0	0	0	5	5	0.00	0.000
79 Jared Koenig, L ERA:	(8, 1)	1.0		4	1	0	0	0	0	0	0	0	0	0	4	4	0.00	1.000

BOTTOM

San Diego Padres @ Milwaukee Brewers

American Family Fields of Phoenix, Phoenix, AZ

Thu Mar 23 2023, 3:13 PM - 5:46 PM CDT

Att. 4,659 - Partly Cloudy - 66 F

livebaseballscorecards.com

AB	32
R	4
H	8
RBI	3
BB	7
SO	7
LOB	25

San Diego Padres @ Los Angeles Angels

Tempe Diablo Stadium, Tempe, AZ

Fri Mar 24 2023, 4:09 PM - 6:23 PM EDT

Att. 9,620 - Sunny - 66 F

TOP

livebaseballscorecards.com

Batter	1	2	3	4	5	6	7	8	9	AB	R	H	RBI	BB	SO	LOB
7 Ha-Seong Kim, R (1, 6) OBP: 0.320, SLG: 0.375	K	K		CS 1-2	G6-3	F4		G5-4-3 1-2f		4	0	0	0	0	2	0
80 Chase Valentine, R (7, 6)										1	0	0	0	0	0	1
9 Jake Cronenworth, L (1, 3) OBP: 0.479, SLG: 0.721	14 1B 12 WP 1B 1B		G3-1		F8	G1-3			G3	3	1	1	0	0	0	0
98 Nathan Martorella, L (7, PH) OBP: 0.200, SLG: 0.200										2	0	0	0	0	0	0
(7, 3)																
Fernando Tatis Jr., R (1, 9) OBP: 0.395, SLG: 0.514	12 WP 14 1B 1-2 1B		E7 14 1B		HR	K				3	2	2	1	0	0	0
94 Jorge Oña, R (5, 9)										1	0	0	0	0	1	0
14 Matt Carpenter, L (1, 10) OBP: 0.364, SLG: 0.316	12 WP 1-2 2-3 1B		12 G6-3 2-H 1B		G3			88 BB 1B		3	0	2	1	0	0	0
89 Justin Farmer, R (8, PH) OBP: 0.500, SLG: 0.500										1	0	1	0	0	0	0
(8, 10)																
12 Luis Campusano, R (1, 2) OBP: 0.355, SLG: 0.654	K 1-2 2-3 3-H		G6-3 1-2			8 FC4-6 HBP		F7		2	0	0	0	0	1	3
24 Brett Sullivan, L (7, 2) OBP: 0.313, SLG: 0.400										1	0	0	0	0	0	1
8 Rougned Odor, L (1, 7) OBP: 0.405, SLG: 0.484	BB		K			FC4-6 38 1B 1-2f		BB 1-2		2	0	0	0	1	1	2
88 Taylor Kohlwey, L (6, PR) OBP: 0.429, SLG: 0.421										0	0	0	0	1	0	0
(6, 7)																
38 Tim Lopes, R (1, 4) OBP: 0.404, SLG: 0.500	L4			F8		17 FC6-4 1-2 1B		K		3	0	1	0	0	0	3
86 Wyatt Hoffman, R (6, PR) OBP: 0.500, SLG: 0.333										1	0	0	0	0	1	2
(6, 4)																
28 José Azocar, R (1, 8) OBP: 0.302, SLG: 0.479		G6-3		7 CS 1B		K		K		3	0	1	0	0	1	2
84 Daniel Johnson, L (6, 8)										1	0	0	0	0	1	2
17 Matthew Batten, R (1, 5) OBP: 0.304, SLG: 0.263		G5-3		F8		FC6-4 1-2f			80 G5-4-3 1B	3	0	0	0	0	0	3
16 Brandon Dixon, R (6, 5) OBP: 0.352, SLG: 0.256										1	0	1	0	0	0	0
Inning Stats	R: 1 E: 0 K: 2 S: 10 H: 3 LOB: 3 BB: 1 P: 16	R: 0 E: 0 K: 1 S: 5 H: 0 LOB: 0 BB: 0 P: 5	R: 1 E: 1 K: 1 S: 7 H: 1 LOB: 1 BB: 0 P: 7	R: 0 E: 0 K: 0 S: 3 H: 1 LOB: 0 BB: 0 P: 5	R: 1 E: 0 K: 0 S: 6 H: 1 LOB: 0 BB: 0 P: 7	R: 0 E: 0 K: 1 S: 6 H: 1 LOB: 2 BB: 0 P: 7	R: 0 E: 0 K: 1 S: 5 H: 0 LOB: 0 BB: 0 P: 5	R: 0 E: 0 K: 2 S: 8 H: 1 LOB: 2 BB: 1 P: 12	R: 0 E: 0 K: 0 S: 3 H: 1 LOB: 0 BB: 0 P: 3	1B: 8 2B: 0 3B: 0 HR: 1	SF: 0 SAC: 0 DP: 1 HBP: 1					

	AB	35
	R	3
	H	9
	RBI	2
	BB	2
	SO	8
	LOB	19

PITCHER		IP	WLS	BF	H	R	ER	SO	BB	IBB	HBP	BLK	WP	HR	S	P	ERA	WHIP
47 Griffin Canning, R ERA: 1.32	(1, 1)	4.0	L	18	5	2	1	4	1	0	0	0	1	0	25	33	2.25	1.500
28 Aaron Loup, L ERA: 2.7	(5, 1)	1.1		6	1	1	1	0	0	0	1	0	0	1	7	9	6.75	0.750
61 Austin Warren, R ERA: 2.08	(6, 1)	0.2		3	1	0	0	1	0	0	0	0	0	0	5	5	0.00	1.500
65 José Quijada, L ERA: 10.38	(7, 1)	1.0		3	0	0	0	1	0	0	0	0	0	0	5	5	0.00	0.000
64 Ben Joyce, R ERA: 2.7	(8, 1)	1.0		5	1	0	0	2	1	0	0	0	0	0	8	12	0.00	2.000

PITCHER		IP	WLS	BF	H	R	ER	SO	BB	IBB	HBP	BLK	WP	HR	S	P	ERA	WHIP
67 César Valdez, R ERA: 3.6	(9, 1)	1.0		3	1	0	0	0	0	0	0	0	0	0	3	3	0.00	1.000

Batter	1	2	3	4	5	6	7	8	9	AB	R	H	RBI	BB	SO	LOB
3 Taylor Ward, R (1, 7) OBP: 0.405, SLG: 0.590	0-0 1B		0-0 G6-3 ②		0-0 G4-3 ③			0-0 2B		2	0	1	0	0	0	0
61 David Calabrese, L (4, 7) OBP: 0.667, SLG: 1.000										2	0	1	0	0	0	0
2 Luis Rengifo, S (1, 8) OBP: 0.387, SLG: 0.793	SCS 0-3 K ①		0-0 1B			0-0 F8 ①		0-0 F8 ③		3	0	1	0	0	1	1
8 Brett Phillips, L (7, 8) OBP: 0.233, SLG: 0.333										1	0	0	0	0	0	1
23 Brandon Drury, R (1, 3) OBP: 0.333, SLG: 0.500	S 0-3 K ②		1 SAFE 0-0 L7 ③			0-0 L8 ②			0-0 G5-3 ①	3	0	0	0	0	1	2
75 Trey Cabbage, L (7, 3) OBP: 0.353, SLG: 0.448										1	0	0	0	0	0	0
6 Anthony Rendon, R (1, 5) OBP: 0.514, SLG: 0.774	0-0 F9 ③			C C C 0-3 K ①		C F C 0-3 K ③			C F S 0-3 K ②	1	0	0	0	0	0	1
40 Osmy Gregorio, R (3, 5) OBP: 0.200, SLG: 0.400										3	0	0	0	0	3	0
12 Hunter Renfroe, R (1, 9) OBP: 0.381, SLG: 0.595		0-0 10 WP 1B		F F S 0-3 K ②			F F C 0-3 K ①		0-0 1B	2	0	1	0	0	1	0
93 Jordyn Adams, R (5, 9) OBP: 0.487, SLG: 0.516										2	0	1	0	0	1	0
10 Gio Urshela, R (1, 6) OBP: 0.424, SLG: 0.484		B X 1-0 G5-3 ① 1-2		B B B D 4-0 BB			F S S 0-3 K ②		0-0 P5 ③	1	0	0	0	1	0	1
40 Adrian Placencia, S (4, PR) OBP: 0.143, SLG: 0.143										2	0	0	0	0	1	1
(5, 4)																
(9, 6)																
25 Taylor Jones, R (1, 10) OBP: 0.326, SLG: 0.237		0-0 G6-3 ②		0-0 F8 ③			0-0 F7 ③			2	0	0	0	0	0	2
18 Jake Lamb, L (7, PH) OBP: 0.415, SLG: 0.611										1	0	0	0	0	0	0
(8, 10)																
35 Chad Wallach, R (1, 2) OBP: 0.217, SLG: 0.143		0-0 P2 ③			0-0 G3 ①			0-0 G4-3 ①		2	0	0	0	0	0	1
41 Gustavo Campero, S (8, 2)										1	0	0	0	0	0	0
42 David Fletcher, R (1, 4) OBP: 0.261, SLG: 0.273			0-0 G4-3 ①		C C S 0-3 K ②			0-0 F7 ②		3	0	0	0	0	1	0
(5, 6)																
70 Jose Gomez, R (9, 4) OBP: 0.167, SLG: 0.333										0	0	0	0	0	0	0
Inning Stats	R: 0 H: 1 E: 0 LOB: 1 K: 2 BB: 0 S: 8 P: 8	R: 0 H: 1 E: 0 LOB: 1 K: 0 BB: 0 S: 4 P: 5	R: 0 H: 1 E: 0 LOB: 1 K: 0 BB: 0 S: 4 P: 4	R: 0 H: 0 E: 0 LOB: 1 K: 2 BB: 1 S: 7 P: 11	R: 0 H: 0 E: 0 LOB: 0 K: 1 BB: 0 S: 5 P: 5	R: 0 H: 0 E: 0 LOB: 0 K: 1 BB: 0 S: 5 P: 5	R: 0 H: 0 E: 0 LOB: 0 K: 2 BB: 0 S: 7 P: 7	R: 0 H: 1 E: 0 LOB: 1 K: 0 BB: 0 S: 4 P: 4	R: 0 H: 1 E: 0 LOB: 1 K: 1 BB: 0 S: 6 P: 6	1B: 4 SF: 0 2B: 1 SAC: 0 3B: 0 DP: 0 HR: 0 HBP: 0							

PITCHER	IP	WLS	BF	H	R	ER	SO	BB	IBB	HBP	BLK	WP	HR	S	P	ERA	WHIP
4 Blake Snell, L (1, 1) ERA: 5.63	6.0	W	22	3	0	0	6	1	0	0	0	1	0	33	38	0.00	0.667
76 Domingo Tapia, R (7, 1) ERA: 2.57	1.0	H	3	0	0	0	2	0	0	0	0	0	0	7	7	0.00	0.000
45 Brent Honeywell, R (8, 1) ERA: 6.88	2.0	S	8	2	0	0	1	0	0	0	0	0	0	10	10	0.00	1.000

PITCHER	IP	WLS	BF	H	R	ER	SO	BB	IBB	HBP	BLK	WP	HR	S	P	ERA	WHIP

BOTTOM

San Diego Padres @ Los Angeles Angels

Tempe Diablo Stadium, Tempe, AZ

Fri Mar 24 2023, 4:09 PM - 6:23 PM EDT

Att. 9,620 - Sunny - 66 F

livebaseballscorecards.com

AB	32
R	0
H	5
RBI	0
BB	1
SO	9
LOB	10

1B: 4 SF: 0
2B: 1 SAC: 0
3B: 0 DP: 0
HR: 0 HBP: 0

WP: 1 PA: 33
PB: 0
SB: 0
CS: 0

San Diego Padres @ Texas Rangers

Surprise Stadium, Surprise, AZ

Sat Mar 25 2023, 3:05 PM - 5:41 PM EDT

Att. 8,626 - Sunny - 66 F

TOP

livebaseballscorecards.com

Batter	1	2	3	4	5	6	7	8	9	AB	R	H	RBI	BB	SO	LOB
1 Trent Grisham, L (1, 8) OBP: 0.314, SLG: 0.455	B S S T 1-2 K ①		x 0-0 F9 ②		B B B 4-0 8 1B 13 1B 1-2 BB	x 0-0 F7 ①			x 0-0 F8 ①	3	1	0	0	1	1	1
84 Daniel Johnson, L (6, 8)										1	0	0	0	0	0	0
8 Rougned Odor, L (1, 4) OBP: 0.425, SLG: 0.500	x 0-0 1B		x 0-0 G4-3 ③		x 0-0 27 BB 13 1B 16 SF8 1-3 2-H 1B	x 0-0 G1-3 ②			S S S 0-3 K ②	3	1	2	1	0	0	1
80 Max Schrock, L (6, PH) OBP: 0.375, SLG: 0.462 (6, 4)										2	0	0	0	0	1	0
13 Manny Machado, R (1, 5) OBP: 0.355, SLG: 0.500	x 0-0 P4 ②			B B B 4-0 24 WP 32 1B BB	x 0-0 16 SF8 27 BB 24 1B 1-2 3-H 1B	x 0-0 P6 ③			x 0-0 L9 ③	2	0	1	1	1	0	1
83 Connor Hollis, R (5, PR) OBP: 0.333, SLG: 0.333 (5, 5)										2	1	0	0	0	0	0
32 Nelson Cruz, R (1, 10) OBP: 0.297, SLG: 0.400	S S S 0-3 K ③			x 0-0 24 WP 1-2 1B	x 0-0 P5 ①		S S S 0-3 K ①			3	0	1	0	0	1	3
94 Jorge Oña, R (7, PH) (7, 10)										1	0	0	0	0	1	0
27 David Dahl, L (1, 7) OBP: 0.322, SLG: 0.474		S S S 0-3 K ①	S S S 0-3 K ①		B B B 4-0 24 1B 38 1B 1-2 2-3 BB		S S S 0-3 K ②			3	1	0	0	1	3	2
82 Kai Murphy, L (7, 7)										0	0	0	0	0	0	0
16 Brandon Dixon, R (1, 9) OBP: 0.328, SLG: 0.239		S S S 0-3 K ②	S S S 0-3 K ②		x 0-0 SF8 ② 2-3 3-H		x 0-0 F8 ③			3	0	0	1	0	2	2
24 Brett Sullivan, L (1, 2) OBP: 0.350, SLG: 0.389		x 0-0 P6 ③	B H 2-0 38 FC6-4 1-2 2-3 HBP	x 0-0 38 1B 1-3 3-H 1B				x 0-0 F9 ①		3	0	1	1	0	0	0
38 Tim Lopes, R (1, 6) OBP: 0.400, SLG: 0.490		x 0-0 F9 ①	x 0-0 FC6-4 ③ 1-2f	x 0-0 1-2 3-H 1B				x 0-0 G5-3 ②		3	0	1	1	0	0	3
91 Evan Mendoza, R (7, 6) OBP: 0.455, SLG: 0.700										1	0	0	0	0	0	0
88 Taylor Kohlwey, L (1, 3) OBP: 0.435, SLG: 0.415		B B B B 4-0 BB		x 0-0 8 1B 1 BB 1B 0-3 K				x 0-0 G1-3 ③		3	1	1	0	1	1	2

	AB	33
	R	5
	H	7
	RBI	5
	BB	4
	SO	10
	LOB	15

Inning Stats										
	R: 0 E: 0 K: 2 S: 8	H: 1 LOB: 1 BB: 0 P: 9	R: 0 E: 0 K: 2 S: 7	H: 0 LOB: 0 BB: 0 P: 7	R: 0 E: 0 K: 0 S: 3	H: 0 LOB: 1 BB: 1 P: 7	R: 0 E: 0 K: 2 S: 8	H: 1 LOB: 3 BB: 1 P: 14	R: 5 E: 0 K: 1 S: 10	H: 5 LOB: 2 BB: 2 P: 18
	R: 0 E: 0 K: 0 S: 3	H: 0 LOB: 0 BB: 0 P: 3	R: 0 E: 0 K: 2 S: 7	H: 0 LOB: 0 BB: 0 P: 7	R: 0 E: 0 K: 0 S: 3	H: 0 LOB: 0 BB: 0 P: 3	R: 0 E: 0 K: 1 S: 5	H: 0 LOB: 0 BB: 0 P: 5	1B: 7 2B: 0 3B: 0 HR: 0	SF: 1 SAC: 0 DP: 0 HBP: 1
	WP: 1 PB: 0 SB: 0 CS: 0	PA: 39								

PITCHER		IP	WLS	BF	H	R	ER	SO	BB	IBB	HBP	BLK	WP	HR	S	P	ERA	WHIP
48 Jacob deGrom, R ERA:	(1, 1)	3.2		15	2	0	0	6	2	0	0	0	0	0	25	34	0.00	1.091
52 Taylor Hearn, L ERA: 7.27	(4, 1)	0.1	L	5	2	3	3	0	1	0	1	0	1	0	3	9	81.00	9.000
58 Zack Littell, R ERA: 8.64	(5, 1)	0.2	B	5	2	1	1	0	1	0	0	0	0	0	4	8	13.50	4.500
32 John King, L ERA: 5.06	(5, 1)	1.0		4	1	1	1	1	0	0	0	0	0	0	6	6	9.00	1.000
84 Marc Church, R ERA: 3.68	(6, 1)	1.1		4	0	0	0	2	0	0	0	0	0	0	8	8	0.00	0.000

PITCHER		IP	WLS	BF	H	R	ER	SO	BB	IBB	HBP	BLK	WP	HR	S	P	ERA	WHIP
35 Jacob Barnes, R ERA: 1.08	(8, 1)	1.0		3	0	0	0	0	0	0	0	0	0	0	3	3	0.00	0.000
21 Ian Kennedy, R ERA: 2.25	(9, 1)	1.0		3	0	0	0	1	0	0	0	0	0	0	5	5	0.00	0.000

BOTTOM

San Diego Padres @ Texas Rangers

Surprise Stadium, Surprise, AZ

Sat Mar 25 2023, 3:05 PM - 5:41 PM EDT

Att. 8,626 - Sunny - 66 F

livebaseballscorecards.com

Batter	1	2	3	4	5	6	7	8	9	AB	R	H	RBI	BB	SO	LOB
20 Ezequiel Duran, R (1, 5) OBP: 0.375, SLG: 0.704 (7, 9) 39 Yoshi Tsutsugo, L (8, 3) OBP: 0.267, SLG: 0.357	HR	K		F7			G6-3		K	4 1	1 0	1 0	1 0	0 0	1 1	2 1
13 Brad Miller, L (1, 3) OBP: 0.326, SLG: 0.512 65 Jayce Easley, S (8, 9)	K	K		F7			HR		L4	4 1	1 0	1 0	1 0	0 0	2 0	0 1
28 Jonah Heim, S (1, 2) OBP: 0.381, SLG: 0.514 75 David García, S (5, 2)	53 G3-1 2B	G3-1	K				G6-3			2 2	0 0	1 0	0 0	0 0	0 1	0 0
53 Adolis García, R (1, 9) OBP: 0.404, SLG: 0.524 16 Travis Jankowski, L (6, 9) OBP: 0.227, SLG: 0.171 (7, 8)	G3-1 2-3	77 BB 8 1B 2B	K				F7			3 1	1 0	1 0	0 0	0 0	1 0	1 0
18 Mitch Garver, R (1, 10) OBP: 0.229, SLG: 0.311 83 Sandro Fabian, R (5, PR) OBP: 0.182, SLG: 0.111 (6, 10)	K	8 1B 77 BB BB	1B				K			2 1	0 0	1 0	0 0	1 0	1 1	1 0
77 Clint Frazier, R (1, 7) OBP: 0.314, SLG: 0.435 81 Daniel Mateo, R (9, 7)		61 L8 HBP 1B	8 1B 1-2 2-3 BB		K			K		3 0	0 0	1 0	0 0	1 0	2 0	1 0
8 Bubba Thompson, R (1, 8) OBP: 0.280, SLG: 0.319 80 Frainyer Chavez, S (7, 5)	K	1-2 2-3 3-H 1B			K		G6-3			3 1	0 0	1 0	1 0	0 0	2 0	1 0
Jonathan Ornelas, R (1, 6) OBP: 0.368, SLG: 0.455		1-2 HBP	G6-3		L8				BB	2	0	0	0	1	0	3
61 Max Acosta, R (1, 4)		L8 2-3		G3-1	L6				K	4	0	0	0	0	1	3
Inning Stats	R: 1 E: 0 K: 2 S: 10 H: 2 LOB: 1 BB: 0 P: 10	R: 0 E: 0 K: 2 S: 8 H: 1 LOB: 2 BB: 0 P: 9	R: 1 E: 0 K: 1 S: 7 H: 2 LOB: 3 BB: 2 P: 15	R: 0 E: 0 K: 0 S: 3 H: 0 LOB: 0 BB: 0 P: 3	R: 0 E: 0 K: 3 S: 10 H: 1 LOB: 1 BB: 0 P: 10	R: 0 E: 0 K: 1 S: 5 H: 0 LOB: 0 BB: 0 P: 5	R: 1 E: 0 K: 0 S: 6 H: 1 LOB: 0 BB: 0 P: 8	R: 0 E: 0 K: 2 S: 7 H: 0 LOB: 0 BB: 0 P: 7	R: 0 E: 0 K: 2 S: 7 H: 0 LOB: 1 BB: 1 P: 11							

AB	34
R	3
H	7
RBI	3
BB	3
SO	13
LOB	14

1B: 3 2B: 2 3B: 0 HR: 2	SF: 0 SAC: 0 DP: 0 HBP: 1	WP: 0 PB: 0 SB: 0 CS: 0	PA: 38
---	---	---	---

PITCHER		IP	WLS	BF	H	R	ER	SO	BB	IBB	HBP	BLK	WP	HR	S	P	ERA	WHIP
21 Nick Martinez, R ERA: 1.93	(1, 1)	4.2	W	23	6	2	2	8	2	0	1	0	0	1	37	46	3.86	1.714
91 Seth Mayberry, R ERA:	(3, 1)	0.1		1	0	0	0	0	0	0	0	0	0	0	1	1	0.00	0.000
21 Nick Martinez, R ERA: 1.93	(4, 1)	4.2	W	23	6	2	2	8	2	0	1	0	0	1	37	46	3.86	1.714
73 Drew Carlton, R ERA: 2.08	(6, 1)	1.0	H	3	0	0	0	1	0	0	0	0	0	0	5	5	0.00	0.000
66 Luis García, R ERA: 3.6	(7, 1)	1.0	H	4	1	1	1	0	0	0	0	0	0	1	6	8	9.00	1.000

PITCHER		IP	WLS	BF	H	R	ER	SO	BB	IBB	HBP	BLK	WP	HR	S	P	ERA	WHIP
76 Domingo Tapia, R ERA: 2.25	(8, 1)	1.0	H	3	0	0	0	2	0	0	0	0	0	0	7	7	0.00	0.000
87 Moises Lugo, R ERA: 1.0	(9, 1)	1.0	S	4	0	0	0	2	1	0	0	0	0	0	7	11	0.00	1.000

Batter	1	2	3	4	5	6	7	8	9	AB	R	H	RBI	BB	SO	LOB
44 Julio Rodríguez, R (1, 8) OBP: 0.486, SLG: 0.765 80 Delino DeShields, R (5, PR) OBP: 0.667, SLG: 0.800 (5, 8)	0-0 16 G3 / 35 1B / 1B		0-0 F9 ①		0-0 16 1B / 35 SF8 / 1B	B B B B 4-0 81 G6-4-3 / 1-2 / BB		C C S 0-3 K ③		3 1 2 0 0 0 0 1 1 0 0 1 1 0						
16 Kolten Wong, L (1, 4) OBP: 0.320, SLG: 0.250 81 Leo Rivas, S (5, PR) OBP: 0.387, SLG: 0.292 (5, 4) 81 Michael Arroyo, R (8, 4)	0-0 G3 ① / 1-2		0-0 F7 ②		0-0 35 SF8 / 23 BB / 29 SF8 / 1-3 / 1B	0-0 G6-4-3 ②③ / 1-2f			H 1-0 21 BB / HBP	3 0 1 0 0 0 1 1 1 0 0 0 0 2 0 0 0 0 0 0 0						
23 Ty France, R (1, 3) OBP: 0.351, SLG: 0.462 21 Cooper Hummel, S (5, PR) OBP: 0.408, SLG: 0.675 (5, 3)	0-0 G5-3 ②		0-0 1B		B B B B 4-0 35 SF8 / 28 1B / 1-2 / BB		B B B B 4-0 64 G5-3 / 64 S / 89 2B / BB		1 SAFE B B B B 3-0 46 G3 / 46 S / 1-2 / BB ①	2 0 1 0 1 0 1 0 2 0 0 2 0 0						
35 Teoscar Hernández, R (1, 9) OBP: 0.324, SLG: 0.485 46 Alberto Rodríguez, L (5, 9) OBP: 0.333, SLG: 0.786	0-0 29 1B / 2-H / 1B		0-0 G4-3 ③		0-0 SF8 ① / 1-2 / 2-3 / 3-H		0-0 F9 ①		B X 1-0 G3 ② / 1-3	2 0 1 2 0 0 1 2 0 0 0 0 0 2						
29 Cal Raleigh, S (1, 2) OBP: 0.303, SLG: 0.581 64 Brian O'Keefe, R (7, PH) OBP: 0.435, SLG: 0.773 (7, 2)	0-0 1-2 / 1B			0-0 F7 ①	0-0 SF8 ② / 3-H	B X 1-0 G5-3 ② / 1-3			S S T 0-2 K ③	2 0 1 1 0 0 0 2 0 0 0 0 1 2						
28 Eugenio Suárez, R (1, 10) OBP: 0.433, SLG: 0.680 89 Gabriel Gonzalez, R (5, PR) OBP: 0.333, SLG: 0.400 (5, 10)	0-0 F9 ③			B B B B 4-0 4 1B / BB	0-0 2-H / 1B	3-H 0-0 2B				2 0 1 1 1 0 2 1 0 1 1 0 0 0						
10 Jarred Kelenic, L (1, 7) OBP: 0.404, SLG: 0.735 86 Walking Cabrera, R (5, 7) OBP: 0.333, SLG: 0.333		X 0-0 G4-3 ①	X 0-0 F7 ②	C C C 0-3 K ③		C F C 0-3 K ③				3 0 0 0 0 1 2 1 0 0 0 0 1 1						
4 Tommy La Stella, L (1, 5) OBP: 0.304, SLG: 0.350 85 Ben Ramirez, L (6, PR) OBP: 0.200, SLG: 0.400 (6, 5)		X 0-0 F7 ②	X 0-0 1-3 / 1B		X 0-0 80 BB / 1B			S S S 0-3 K ①		3 0 2 0 0 0 0 1 0 0 0 0 1 0						
71 Mason McCoy, R (1, 6) OBP: 0.298, SLG: 0.273 80 Axel Sanchez, R (6, 6) OBP: 0.286, SLG: 0.286		X 0-0 F8 ③	X 0-0 F9 ③		C F S 0-3 K ①			S C S 0-3 K ②		3 0 0 0 0 1 3 1 0 0 0 0 1 0						
Inning Stats	R: 1 H: 3 E: 0 LOB: 2 K: 0 BB: 0 S: 6 P: 6	R: 0 H: 0 E: 0 LOB: 0 K: 0 BB: 0 S: 3 P: 3	R: 0 H: 1 E: 0 LOB: 1 K: 0 BB: 0 S: 4 P: 4	R: 0 H: 1 E: 0 LOB: 2 K: 0 BB: 1 S: 4 P: 8	R: 3 H: 3 E: 0 LOB: 1 K: 1 BB: 1 S: 8 P: 12	R: 0 H: 1 E: 0 LOB: 2 K: 1 BB: 1 S: 5 P: 9	R: 1 H: 1 E: 0 LOB: 1 K: 1 BB: 1 S: 6 P: 11	R: 0 H: 0 E: 0 LOB: 0 K: 3 BB: 0 S: 9 P: 9	R: 0 H: 0 E: 0 LOB: 1 K: 1 BB: 1 S: 4 P: 9	1B: 9 SF: 2 2B: 1 SAC: 0 3B: 0 DP: 1 HR: 0 HBP: 1						

PITCHER		IP	WLS	BF	H	R	ER	SO	BB	IBB	HBP	BLK	WP	HR	S	P	ERA	WHIP
52 Michael Wacha, R ERA: 3.97	(1, 1)	5.0		25	8	4	4	1	2	0	0	0	0	0	25	33	7.20	2.000
36 Steven Wilson, R ERA: 3.52	(6, 1)	1.2		8	2	1	1	1	2	0	0	0	0	0	8	17	5.40	2.400
80 Jose Quezada, R ERA:	(7, 1)	0.1		1	0	0	0	1	0	0	0	0	0	0	3	3	0.00	0.000
25 Tim Hill, L ERA: 3.12	(8, 1)	1.0		3	0	0	0	3	0	0	0	0	0	0	9	9	0.00	0.000
94 Jake Sanchez, R ERA: 21.6	(9, 1)	1.0		4	0	0	0	1	1	0	1	0	0	0	4	9	0.00	1.000

PITCHER	IP	WLS	BF	H	R	ER	SO	BB	IBB	HBP	BLK	WP	HR	S	P	ERA	WHIP

TOP

Seattle Mariners @ San Diego Padres

Peoria Stadium, Peoria, AZ

Sun Mar 26 2023, 4:11 PM - 6:45 PM EDT

Att. 11,909 - Sunny - 66 F

livebaseballscorecards.com

AB	33
R	5
H	10
RBI	5
BB	5
SO	7
LOB	17

1B: 9	SF: 2	WP: 0	PA: 41
2B: 1	SAC: 0	PB: 0	
3B: 0	DP: 1	SB: 2	
HR: 0	HBP: 1	CS: 0	

Seattle Mariners @ San Diego Padres

Peoria Stadium, Peoria, AZ

Sun Mar 26 2023, 4:11 PM - 6:45 PM EDT

Att. 11,909 - Sunny - 66 F

livebaseballscorecards.com

BOTTOM

Batter	1	2	3	4	5	6	7	8	9	AB	R	H	RBI	BB	SO	LOB
Fernando Tatis Jr., R (1, 9) OBP: 0.370, SLG: 0.475	S S S 0-3 K ①		x 0-0 F8 ②		x 0-0 FC3-6 9 E 1-2f ②		x 0-0 1B		C S C 0-3 K ③	3	0	0	0	0	1	1
8 Rougned Odor, L (6, 9) OBP: 0.429, SLG: 0.500										2	0	1	0	0	1	0
9 Jake Cronenworth, L (1, 4) OBP: 0.451, SLG: 0.674	C T S 0-3 K ②		x 0-0 G4-3 ③		x 0-0 E4 1-2		x 0-0 F9 ②			3	0	0	0	0	1	1
91 Evan Mendoza, R (5, PR) OBP: 0.417, SLG: 0.636 (6, 4)										1	0	0	0	0	0	1
13 Manny Machado, R (1, 5) OBP: 0.324, SLG: 0.455	x 0-0 L9 ③			x 0-0 F6 ①	C C S 0-3 K ③		x 0-0 P3 ③			3	0	0	0	0	1	2
16 Brandon Dixon, R (6, 5) OBP: 0.322, SLG: 0.234										1	0	0	0	0	0	1
2 Xander Bogaerts, R (1, 6) OBP: 0.308, SLG: 0.304		x 0-0 G5-3 ①		x 0-0 G5-3 ②		x 0-0 G5-3 ①		C S C 0-3 K ①		3	0	0	0	0	0	0
27 David Dahl, L (7, 8) OBP: 0.317, SLG: 0.466										1	0	0	0	0	1	0
14 Matt Carpenter, L (1, 3) OBP: 0.362, SLG: 0.300		x 0-0 G4-3 ②		C S S 0-3 K ③		B B B 4-0 1 E 32 1B 1 1B BB		x 0-0 G3-1 ②		2	0	0	0	1	1	0
88 Taylor Kohlwey, L (6, PR) OBP: 0.426, SLG: 0.405 (7, 3)										1	1	0	0	0	0	0
32 Nelson Cruz, R (1, 10) OBP: 0.300, SLG: 0.395	x 0-0 F9 ③				x 0-0 G6-3 ①	x 0-0 1 E 1 1B 1-2 1B		x 0-0 1B		3	0	1	0	0	0	0
30 Preston Tucker, L (6, PR) OBP: 0.462, SLG: 0.500 (7, 10)										1	0	1	0	0	0	0
12 Luis Campusano, R (1, 2) OBP: 0.382, SLG: 0.655			x 0-0 1 HR 1B		x 0-0 1 HR 1B	x 0-0 L6 ②		x 0-0 G6-3 ③		3	2	2	0	0	0	2
38 Tim Lopes, R (7, 7) OBP: 0.393, SLG: 0.480										1	0	0	0	0	0	1
1 Trent Grisham, L (1, 8) OBP: 0.352, SLG: 0.617			B C B F X 2-2 1-H HR		B B C B X 3-1 1-H HR	2 SAFE X 0-0 1-H 2-H 1B ③			x 0-0 L7 ①	3	2	3	5	0	0	0
24 Brett Sullivan, L (7, 2) OBP: 0.333, SLG: 0.368										1	0	0	0	0	0	0
28 José Azocar, R (1, 7) OBP: 0.309, SLG: 0.480			x 0-0 L9 ①		x 0-0 FC3-6 1B		x 0-0 G5-3 ①		x 0-0 L8 ②	2	0	1	0	0	0	0
7 Ha-Seong Kim, R (7, 6) OBP: 0.296, SLG: 0.346										2	0	0	0	0	0	0
Inning Stats	R: 0 E: 0 K: 2 S: 7 H: 0 LOB: 0 BB: 0 P: 7	R: 0 E: 0 K: 0 S: 3 H: 0 LOB: 0 BB: 0 P: 3	R: 2 E: 0 K: 0 S: 7 H: 2 LOB: 0 BB: 0 P: 9	R: 0 E: 0 K: 1 S: 5 H: 0 LOB: 0 BB: 0 P: 5	R: 2 E: 1 K: 1 S: 10 H: 3 LOB: 2 BB: 0 P: 13	R: 1 E: 1 K: 0 S: 4 H: 2 LOB: 2 BB: 1 P: 8	R: 0 E: 0 K: 0 S: 4 H: 1 LOB: 1 BB: 0 P: 4	R: 0 E: 0 K: 1 S: 6 H: 1 LOB: 1 BB: 0 P: 6	R: 0 E: 0 K: 1 S: 5 H: 0 LOB: 0 BB: 0 P: 5	1B: 7 2B: 0 3B: 0 HR: 2	SF: 0 SAC: 0 DP: 0 HBP: 0						

	AB	36
	R	5
	H	9
	RBI	5
	BB	1
	SO	6
	LOB	9

	WP: 0	PA: 37
	PB: 0	
	SB: 0	
	CS: 0	

PITCHER		IP	WLS	BF	H	R	ER	SO	BB	IBB	HBP	BLK	WP	HR	S	P	ERA	WHIP
36 Logan Gilbert, R ERA: 3.78	(1, 1)	4.0		14	2	2	2	3	0	0	0	0	0	1	22	24	4.50	0.500
Andrés Muñoz, R ERA: 6.0	(5, 1)	1.0	B	7	3	2	2	1	0	0	0	0	0	1	10	13	18.00	3.000
47 Matt Brash, R ERA: 8.44	(6, 1)	1.0		5	2	1	0	0	1	0	0	0	0	0	4	8	0.00	3.000
56 Penn Murfee, R ERA: 1.17	(7, 1)	1.0		4	1	0	0	0	0	0	0	0	0	0	4	4	0.00	1.000
48 Justin Topa, R ERA: 2.25	(8, 1)	1.0		4	1	0	0	1	0	0	0	0	0	0	6	6	0.00	1.000

PITCHER		IP	WLS	BF	H	R	ER	SO	BB	IBB	HBP	BLK	WP	HR	S	P	ERA	WHIP
84 Jimmy Kingsbury, R ERA:	(9, 1)	1.0		3	0	0	0	1	0	0	0	0	0	0	5	5	0.00	0.000

San Diego Padres @ Seattle Mariners

Peoria Stadium, Peoria, AZ

Mon Mar 27 2023, 3:12 PM - 5:30 PM EDT

Att. 9,723 - Sunny - 69 F

TOP

livebaseballscorecards.com

Batter	1	2	3	4	5	6	7	8	9	AB	R	H	RBI	BB	SO	LOB
1 Trent Grisham, L (1, 8) OBP: 0.357, SLG: 0.604	P3		2 2B BB 1-2		F8		2B		G5-3	1	1	0	0	1	0	0
28 José Azocar, R (4, 8) OBP: 0.310, SLG: 0.491										3	0	1	0	0	0	0
Fernando Tatis Jr., R (1, 9) OBP: 0.340, SLG: 0.432	F7		L7		F8		G5-3		80 S 1B	4	0	0	0	0	0	3
93 Luis Aviles Jr., R (7, 5) OBP: 1.000, SLG: 1.000										1	0	1	0	0	0	0
2 Xander Bogaerts, R (1, 6) OBP: 0.310, SLG: 0.346	P4		1-H 2-H 2B		F7			BBBB 84 FC4-6 BB	SBBBB 1-2 BB	3	0	1	2	0	0	0
80 Chase Valentine, R (5, 6)										0	0	0	0	2	0	0
9 Jake Cronenworth, L (1, 4) OBP: 0.453, SLG: 0.688		32 G1-3 2B	G3-1			E5 12 G5-3		1 SAFE FC4-6 12 BB 99 1B 1-2f	FCS K	2	0	1	0	0	0	1
84 Ripken Reyes, S (4, 4)										3	1	0	0	0	1	3
32 Nelson Cruz, R (1, 10) OBP: 0.286, SLG: 0.375	G1-3 2-3			F6		G5-3 1-2		1 SAFE DBBB 99 1B 1-2 BB		2	0	0	0	0	0	1
12 Luis Campusano, R (6, PH) OBP: 0.389, SLG: 0.633 (6, 10)										1	0	0	0	1	0	1
26 Austin Nola, R (1, 2) OBP: 0.487, SLG: 0.467	G6-3			14 1B 2B		G3			F4	3	1	1	0	0	0	2
24 Brett Sullivan, L (7, 2) OBP: 0.318, SLG: 0.350										1	0	0	0	0	0	2
14 Matt Carpenter, L (1, 3) OBP: 0.367, SLG: 0.310	F7			2-H 1B		CFS K		1-3 2-H 1B		2	0	1	1	0	0	1
99 Pedro Castellanos, R (4, PR) OBP: 0.500, SLG: 0.500 (4, 3)										2	0	1	1	0	1	1
7 Ha-Seong Kim, R (1, 5) OBP: 0.267, SLG: 0.310			P4	L7			G5-3		F7	3	0	0	0	0	0	1
88 Taylor Kohlwey, L (7, 7) OBP: 0.417, SLG: 0.395										1	0	0	0	0	0	2
8 Rougned Odor, L (1, 7) OBP: 0.422, SLG: 0.474			BBBB 1 BB 2 2B BB	G1-3			CFS K		FCS K	2	1	0	0	1	1	1
27 David Dahl, L (7, 9) OBP: 0.311, SLG: 0.458										1	0	0	0	0	1	0
Inning Stats	R: 0 E: 0 K: 0 S: 3 H: 0 LOB: 0 BB: 0 P: 3	R: 0 E: 0 K: 0 S: 4 H: 1 LOB: 1 BB: 0 P: 4	R: 2 E: 0 K: 0 S: 4 H: 1 LOB: 1 BB: 2 P: 12	R: 1 E: 0 K: 0 S: 5 H: 2 LOB: 1 BB: 0 P: 5	R: 0 E: 0 K: 0 S: 3 H: 0 LOB: 0 BB: 0 P: 3	R: 0 E: 1 K: 1 S: 6 H: 0 LOB: 1 BB: 0 P: 6	R: 0 E: 0 K: 1 S: 6 H: 1 LOB: 1 BB: 0 P: 6	R: 1 E: 0 K: 0 S: 4 H: 1 LOB: 2 BB: 2 P: 12	R: 0 E: 0 K: 2 S: 9 H: 1 LOB: 2 BB: 1 P: 13	1B: 3 2B: 4 3B: 0 HR: 0	SF: 0 SAC: 0 DP: 0 HBP: 0						

AB	35
R	4
H	7
RBI	4
BB	5
SO	4
LOB	19

WP: 0 PB: 0 SB: 1 CS: 0 PA: 40

PITCHER		IP	WLS	BF	H	R	ER	SO	BB	IBB	HBP	BLK	WP	HR	S	P	ERA	WHIP
7 Marco Gonzales, L ERA: 5.56	(1, 1)	5.2	L	24	4	3	3	0	2	0	0	0	0	0	22	30	4.76	1.059
37 Paul Sewald, R ERA: 9.0	(6, 1)	0.1		1	0	0	0	1	0	0	0	0	0	0	3	3	0.00	0.000
63 Diego Castillo, R ERA: 2.57	(7, 1)	1.0		4	1	0	0	1	0	0	0	0	0	0	6	6	0.00	1.000
67 Matt Festa, R ERA: 6.23	(8, 1)	1.0		6	1	1	1	0	2	0	0	0	0	0	4	12	9.00	3.000
95 Stefan Raeth, R ERA:	(9, 1)	1.0		5	1	0	0	2	1	0	0	0	0	0	9	13	0.00	2.000

PITCHER	IP	WLS	BF	H	R	ER	SO	BB	IBB	HBP	BLK	WP	HR	S	P	ERA	WHIP

San Diego Padres @ Seattle Mariners

Peoria Stadium, Peoria, AZ

Mon Mar 27 2023, 3:12 PM - 5:30 PM EDT

Att. 9,723 - Sunny - 69 F

BOTTOM

livebaseballscorecards.com

Batter	1	2	3	4	5	6	7	8	9	AB	R	H	RBI	BB	SO	LOB
44 Julio Rodríguez, R (1, 8) OBP: 0.487, SLG: 0.750 88 Tanner Kirwer, R (3, PR) OBP: 0.200, SLG: 0.111 (4, 8)	C F C 0-3 K ①		x 0-0 E8 16 WP 16 1B 1-H 1B			x 0-0 G1 ①		C S S 0-3 K ②		2 0 1 0 0 1 0 2 1 0 0 0 1 0						
16 Kolten Wong, L (1, 4) OBP: 0.327, SLG: 0.261 81 Leo Rivas, S (3, PR) OBP: 0.364, SLG: 0.269 (4, 4)	C F C 0-3 K ②		B B x 2-0 1-H 1B			x 0-0 F8 ②		S C C 0-3 K ③		2 0 1 1 0 1 0 2 0 0 0 0 1 0						
23 Ty France, R (1, 3) OBP: 0.339, SLG: 0.444 21 Cooper Hummel, S (4, 3) OBP: 0.420, SLG: 0.675 89 Robbie Tenerowicz, R (7, 3) OBP: 0.600, SLG: 0.333	S F C 0-3 K ③		1 SAFE x 0-0 G4-3 ③			B B B B 4-0 BB			B B B B 4-0 BB	2 0 0 0 0 1 1 0 0 0 0 1 0 0 0 0 0 0 1 0 0						
35 Teoscar Hernández, R (1, 10) OBP: 0.308, SLG: 0.457 87 Robert Perez Jr., R (6, PH) OBP: 0.250, SLG: 0.250 (7, 10)		x 0-0 G6-3 ①		x 0-0 F9 ①		x 0-0 L9 ③			F C S 0-3 K ①	2 0 0 0 0 0 0 2 0 0 0 0 1 2						
28 Eugenio Suárez, R (1, 5) OBP: 0.438, SLG: 0.667 85 Ben Ramirez, L (5, 5) OBP: 0.143, SLG: 0.286		x 0-0 10 G6-3 1B		x 0-0 F9 ②			x 0-0 F9 ①		C C C 0-3 K ②	2 0 1 0 0 0 0 2 0 0 0 0 1 1						
10 Jarred Kelenic, L (1, 9) OBP: 0.389, SLG: 0.706 46 Alberto Rodriguez, L (5, 9) OBP: 0.353, SLG: 0.733		x 0-0 ② ③ G6-3 1-2f		x 0-0 ③ G6-3			B B B B 4-0 90 S BB		x 0-0 ③ P6	2 0 0 0 0 0 1 1 0 0 0 1 0 1						
8 AJ Pollock, R (1, 7) OBP: 0.250, SLG: 0.304 90 Spencer Packard, L (6, 7) OBP: 0.333, SLG: 0.333			x 0-0 F9 ①	x 0-0 G6-3 ①			D C S S 1-3 K ② 1-2			2 0 0 0 0 0 0 1 0 0 0 0 1 1						
2 Tom Murphy, R (1, 2) OBP: 0.326, SLG: 0.575 86 Jake Anchia, R (7, 2) OBP: 0.500, SLG: 1.000			x 0-0 0 1B 1B	x 0-0 G5-3 ②			C S S 0-3 K ③			2 0 1 0 0 0 0 1 0 0 0 0 1 1						
0 Sam Haggerty, S (1, 6) OBP: 0.353, SLG: 0.516 74 Blake Rambusch, R (5, 6)			x 0-0 ② 44 1B 44 E 1-3 1B	x 0-0 ③ G4-3				x 0-0 ① G4-3		1 1 1 0 0 0 0 2 0 0 0 0 0 0						
Inning Stats	R: 0 H: 0 E: 0 LOB: 0 K: 3 BB: 0 S: 9 P: 9	R: 0 H: 1 E: 0 LOB: 0 K: 0 BB: 0 S: 3 P: 3	R: 2 H: 4 E: 1 LOB: 1 K: 0 BB: 0 S: 6 P: 8	R: 0 H: 0 E: 0 LOB: 0 K: 0 BB: 0 S: 3 P: 3	R: 0 H: 0 E: 0 LOB: 0 K: 0 BB: 0 S: 3 P: 3	R: 0 H: 0 E: 0 LOB: 1 K: 0 BB: 1 S: 3 P: 7	R: 0 H: 0 E: 0 LOB: 1 K: 2 BB: 1 S: 7 P: 12	R: 0 H: 0 E: 0 LOB: 0 K: 2 BB: 0 S: 7 P: 7	R: 0 H: 0 E: 0 LOB: 1 K: 2 BB: 1 S: 7 P: 11	1B: 5 SF: 0 2B: 0 SAC: 0 3B: 0 DP: 1 HR: 0 HBP: 0						

	AB	30
	R	2
	H	5
	RBI	1
	BB	3
	SO	9
	LOB	8

WP: 2 PA: 33
PB: 0
SB: 1
CS: 0

PITCHER		IP	WLS	BF	H	R	ER	SO	BB	IBB	HBP	BLK	WP	HR	S	P	ERA	WHIP
67 Seth Lugo, R ERA: 2.7	(1, 1)	6.0	W	22	5	2	2	3	1	0	0	0	1	0	27	33	3.00	1.000
71 Josh Hader, L ERA: 1.5	(7, 1)	1.0	H	4	0	0	0	2	1	0	0	0	0	0	7	12	0.00	1.000
45 Brent Honeywell, R ERA: 6.5	(8, 1)	1.0	H	3	0	0	0	2	0	0	0	0	0	0	7	7	0.00	0.000
86 CD Pelham, L ERA:	(9, 1)	1.0	S	4	0	0	0	2	1	0	0	0	0	0	7	11	0.00	1.000

PITCHER		IP	WLS	BF	H	R	ER	SO	BB	IBB	HBP	BLK	WP	HR	S	P	ERA	WHIP

Batter	1	2	3	4	5	6	7	8	9	AB	R	H	RBI	BB	SO	LOB
2 Yonathan Daza, R (1, 8) OBP: 0.200, SLG: 0.200	C FF 96 S CU 82 S FF 96 0-3 K	B FF 94 F FF 95 T FF 95 S CU 81 1-3 K			B CH 86 B CH 86 B FF 93 C FF 94 F FF 93 X FF 94 3-2 25 WP 19 1B 25 HR 1B	B FF 88 C CU 71 F CU 71 S CH 81 1-3 K		F SI 94 B SL 87 F SI 94 F SI 94 B CH 88 F SI 95 S SI 96 2-3 K		5	1	1	0	0	4	3
23 Kris Bryant, R (1, 9) OBP: 0.600, SLG: 0.800	F FF 96 B CU 82 B FF 96 B FF 96 X FF 97 3-1 19 1B 25 1B 2B		B SL 88 F FF 93 X FF 93 1-1 E4 19 2B		S CH 88 F FF 95 1 SAFE X FF 93 0-2 P3	D CU 73 C FF 88 F FF 88 X CU 73 1-2 1-3 2-H 1B		B SL 89 C SI 95 C SI 95 B SL 87 X SI 96 2-2 25 2B 1B		5	1	3	1	0	0	1
19 Charlie Blackmon, L (1, 10) OBP: 0.600, SLG: 0.800	D SL 90 X FF 96 1-0 25 1B 25 WP 2-3 1B		C FF 94 B FF 94 B FF 94 X FF 95 2-1 1-3 2B		D CU 81 X FF 95 1-0 25 WP 25 HR 1-2 1B	B SL 84 C FF 87 D CU 72 X CH 81 2-1 F8		C FF 94 F FF 96 S FF 96 0-3 K		5	1	3	0	0	1	3
25 C.J. Cron, R (1, 3) OBP: 0.800, SLG: 2.200	S CU 82 B CU 82 F SL 89 X FF 96 1-2 1-3 3-H 1B		S CH 88 B FF 94 B FF 95 D SL 88 S CH 87 S CH 87 3-3 K		B CH 81 F CH 81 F CH 80 X CH 81 1-2 1-H 2-H HR		X FF 97 0-0 HR	B SI 95 B SI 94 C SI 95 F SI 94 X SL 88 2-2 1-H 2B		5	2	4	5	0	1	2
44 Elehuris Montero, R (1, 5) OBP: 0.400, SLG: 1.000 13 Alan Trejo, R (9, 5)	B CH 89 S FF 97 B FF 96 F CU 81 D CU 83 S CU 83 3-3 K		C CH 88 B FF 95 F CH 87 B FF 95 S CU 82 2-3 K2-3		B SL 84 B SI 88 C FF 88 S CH 80 S CH 81 2-3 K		C SI 96 B SL 88 X SL 88 1-1 HR		B ST 80 C ST 81 X FF 94 1-1 30 1B 1B	5 0	1 0	2 0	1 0	0 0	3 0	4 0
24 Ryan McMahon, L (1, 4) OBP: 0.200, SLG: 0.400	B FF 97 C FF 96 S FF 96 X FF 97 1-2 G1-3		B FF 96 C FF 96 S FF 96 D SL 90 F FF 96 B FF 95 S FF 96 3-3 K		B CU 74 X CU 71 1-0 G3		B FF 98 S FF 95 B FF 97 B CH 88 S FF 96 X FF 96 3-2 30 S 2B		C FF 95 F FF 95 S FF 96 0-3 K	5	0	1	0	0	2	5
35 Elias Díaz, R (1, 2) OBP: 0.400, SLG: 0.250		B FF 94 C FF 95 F FF 94 B FF 94 B SL 90 B FF 96 4-2 BB		X FF 94 0-0 G5-3		X FF 89 0-0 30 FC1-6 1B	F SI 95 F SI 96 S SL 89 0-3 K		F FF 94 S ST 81 B ST 85 B FF 94 T ST 80 2-2 K	4	0	1	0	1	2	2
30 Harold Castro, L (1, 7) OBP: 0.200, SLG: 0.200		C FF 96 S FF 94 D SL 90 B FF 95 X FF 95 2-2 F7		C FF 94 B SL 89 S FF 93 B FF 94 F FF 95 S FF 93 2-3 K		C CH 80 F CH 79 X CH 79 0-2 FC1-6 14 1B 23 1B 1-2f	F CH 89 C CH 88 F FF 96 S CH 89 0-3 K 2-3		C FF 95 C FF 93 F FF 96 X ST 84 0-2 14 FC6-4 1-2 1B	5	1	1	0	0	2	3
14 Ezequiel Tovar, R (1, 6) OBP: 0.200, SLG: 0.200		B FF 96 B FF 95 S FF 95 B FF 95 F FF 94 C FF 95 3-3 K		F FF 95 F FF 93 F FF 95 B FF 95 S CU 80 1-3 K		B CH 79 B SI 87 C CH 79 S CH 79 X CH 79 2-2 23 1B 1-2 1B	F FF 97 F FF 96 B FF 96 B FF 98 X SL 89 2-2 G5-3		F FF 94 B ST 83 F ST 81 B FF 94 X ST 82 2-2 FC6-4 1-2f	5	0	1	0	0	2	4
Inning Stats	R: 1 E: 0 K: 2 S: 15 H: 3 LOB: 2 BB: 0 P: 24	R: 0 E: 0 K: 2 S: 11 H: 0 LOB: 1 BB: 1 P: 21	R: 0 E: 1 K: 3 S: 14 H: 1 LOB: 2 BB: 0 P: 25	R: 0 E: 0 K: 2 S: 9 H: 0 LOB: 0 BB: 0 P: 12	R: 3 E: 0 K: 1 S: 14 H: 3 LOB: 0 BB: 0 P: 22	R: 1 E: 0 K: 1 S: 15 H: 3 LOB: 2 BB: 0 P: 21	R: 2 E: 0 K: 2 S: 16 H: 3 LOB: 1 BB: 0 P: 22	R: 0 E: 0 K: 2 S: 14 H: 2 LOB: 2 BB: 0 P: 20	R: 0 E: 0 K: 2 S: 15 H: 2 LOB: 2 BB: 0 P: 20	1B: 10 2B: 4 3B: 0 HR: 3 SF: 0 SAC: 0 DP: 0 HBP: 0						

PITCHER		IP	WLS	BF	H	R	ER	SO	BB	IBB	HBP	BLK	WP	HR	S	P	ERA	WHIP
4 Blake Snell, L ERA: 6.23	(1, 1)	4.1	L	21	6	3	3	9	1	0	0	0	1	0	56	93	6.23	1.615
74 Nabil Crismatt, R ERA: 10.8	(5, 1)	1.2		9	4	2	2	2	0	0	0	0	1	1	22	32	10.80	2.400
76 Domingo Tapia, R ERA: 9.0	(7, 1)	2.0		10	5	2	2	4	0	0	0	0	0	2	30	42	9.00	2.500
36 Steven Wilson, R ERA:	(9, 1)	1.0		5	2	0	0	2	0	0	0	0	0	0	15	20	0.00	2.000

PITCHER	IP	WLS	BF	H	R	ER	SO	BB	IBB	HBP	BLK	WP	HR	S	P	ERA	WHIP

TOP

Colorado Rockies @ San Diego Padres

Petco Park, San Diego, CA

Thu Mar 30 2023, 6:42 PM - 9:39 PM PDT

Att. 45,103 - Partly Cloudy - 56 F

livebaseballscorecards.com

AB	44
R	7
H	17
RBI	7
BB	1
SO	17
LOB	27

WP: 2 PA: 45
PB: 0
SB: 1
CS: 0

Batter	1	2	3	4	5	6	7	8	9	AB	R	H	RBI	BB	SO	LOB
1 Trent Grisham, L (1, 8) OBP: 0.250, SLG: 0.500	B FF 95 X FF 95 1-0 22 G4-3 13 SF8 2B		F SL 88 B KC 88 X KC 85 1-1 ② L9		B FF 97 S SI 95 X FF 97 1-1 ③ F7		F SL 87 B FF 96 B SL 86 C FF 96 F SL 86 S SL 86 2-3 ② K			4	1	1	0	0	1	2
22 Juan Soto, L (1, 7)	C SI 96 S SL 88 X KC 89 0-2 ① G4-3 2-3		C SI 96 C FF 96 S FF 99 0-3 ③ K			C SI 94 B KC 84 B FF 94 X SL 86 2-1 ① G4-3	X SL 86 0-0 ③ G4-3			4	0	0	0	0	1	3
13 Manny Machado, R (1, 5) OBP: 0.250, SLG: 0.333	S SL 90 B SL 90 B SI 97 X SL 90 2-1 ② SF8 3-H			B FF 96 X FF 96 1-0 2 2B 9 FC1-2 1B		B KC 85 B SL 88 C SL 88 F FF 97 C KC 90 2-3 ② K		B ST 85 C ST 83 C SI 96 S ST 86 1-3 ① K		3	0	1	1	0	2	0
2 Xander Bogaerts, R (1, 6) OBP: 0.750, SLG: 1.250	C FF 97 B SI 97 B SL 90 B SI 96 X FF 97 3-1 9 BLK 2B			S SL 88 B SL 90 X SI 96 1-1 9 FC1-2 14 E 1-3 2B		B FF 97 C SL 89 B KC 86 F FF 96 B KC 88 X KC 88 3-2 9 CI 1B		C SI 96 B ST 85 B ST 85 F SI 95 F ST 85 C ST 86 2-3 ② K		4	1	3	0	0	1	0
9 Jake Cronenworth, L (1, 3)	F SI 97 F FF 96 S KC 88 0-3 ③ K 2-3			B FF 98 F FF 97 F FF 97 B FF 98 X KC 89 2-2 ① FC1-2 14 E 2-3 3-H		F FF 93 F KC 86 0-2 CI 1-2		C SI 96 F SI 96 F ST 88 C ST 85 0-3 ③ K		3	0	0	0	0	2	3
14 Matt Carpenter, L (1, 10)		B FF 95 F SI 94 1-1 CI 7 G6-4-3		B FF 97 C SI 98 X SI 97 1-1 FC3 26 G5-4-3 1-2 3-H		B SL 88 S SL 89 X FF 95 1-1 ③ F8			B SI 95 C SI 92 X FC 91 1-1 ① P5	3	0	0	1	0	0	3
26 Austin Nola, R (1, 2) OBP: 0.500, SLG: 0.333		C SI 95 B SI 95 D SI 94 S SL 89 B SL 90 F FF 99 C SL 90 3-3 ① K		B SI 95 S SL 89 F SI 97 X SL 90 1-2 ②③ G5-4-3 1-2f			B FF 94 X FF 95 1-0 7 1B 1B		B FC 92 B FC 91 C SI 95 B SI 94 B SI 96 4-1 7 G5-3 BB	3	0	1	0	1	1	3
7 Ha-Seong Kim, R (1, 4) OBP: 0.250, SLG: 0.250		C SI 96 S SI 97 X KC 90 0-2 ②③ G6-4-3 1-2f			C FF 95 C SL 89 X KC 86 0-2 ① P6		D SL 87 C SL 85 C FF 95 F SL 86 X SL 87 1-2 1-2 1B		B SI 94 C FC 89 X SI 94 1-1 ② G5-3 1-2	4	0	1	0	0	0	2
27 David Dahl, L (1, 9)			B FF 96 F SI 95 F FF 96 B FF 97 C SL 88 3-3 ① K		B SL 87 C SL 87 X FF 94 1-1 ② F7		B FF 96 C FF 96 B FF 96 S SL 87 F SL 87 C SL 88 2-3 ① K		X SI 95 0-0 ③ F8	4	0	0	0	0	2	3
Inning Stats	R: 1 E: 0 K: 1 S: 11 H: 2 LOB: 1 BB: 0 P: 17	R: 0 E: 1 K: 1 S: 8 H: 0 LOB: 0 BB: 0 P: 12	R: 0 E: 0 K: 2 S: 8 H: 0 LOB: 0 BB: 0 P: 12	R: 1 E: 1 K: 0 S: 11 H: 2 LOB: 1 BB: 0 P: 17	R: 0 E: 0 K: 0 S: 7 H: 0 LOB: 0 BB: 0 P: 9	R: 0 E: 1 K: 1 S: 12 H: 1 LOB: 2 BB: 0 P: 20	R: 0 E: 0 K: 2 S: 14 H: 2 LOB: 2 BB: 0 P: 20	R: 0 E: 0 K: 3 S: 11 H: 0 LOB: 0 BB: 0 P: 14	R: 0 E: 0 K: 0 S: 6 H: 0 LOB: 1 BB: 1 P: 12	1B: 4 2B: 3 3B: 0 HR: 0 SF: 1 SAC: 0 DP: 2 HBP: 0						

BOTTOM

Colorado Rockies @ San Diego Padres

Petco Park, San Diego, CA

Thu Mar 30 2023, 6:42 PM - 9:39 PM PDT

Att. 45,103 - Partly Cloudy - 56 F

livebaseballscorecards.com

AB	32
R	2
H	7
RBI	2
BB	1
SO	10
LOB	19

WP: 0 PA: 36
PB: 0
SB: 0
CS: 0

PITCHER		IP	WLS	BF	H	R	ER	SO	BB	IBB	HBP	BLK	WP	HR	S	P	ERA	WHIP
48 Germán Márquez, R ERA: 3.0	(1, 1)	6.0	W	24	5	2	2	5	0	0	0	1	0	0	57	87	3.00	0.833
32 Dinelson Lamet, R ERA:	(7, 1)	1.0		5	2	0	0	2	0	0	0	0	0	0	14	20	0.00	2.000
61 Justin Lawrence, R ERA:	(8, 1)	1.0		3	0	0	0	3	0	0	0	0	0	0	11	14	0.00	0.000
59 Jake Bird, R ERA:	(9, 1)	1.0		4	0	0	0	0	1	0	0	0	0	0	6	12	0.00	1.000

PITCHER	IP	WLS	BF	H	R	ER	SO	BB	IBB	HBP	BLK	WP	HR	S	P	ERA	WHIP

Colorado Rockies @ San Diego Padres

Petco Park, San Diego, CA

Fri Mar 31 2023, 6:43 PM - 9:09 PM PDT

Att. 43,177 - Partly Cloudy - 58 F

livebaseballscorecards.com

Batter	1	2	3	4	5	6	7	8	9	AB	R	H	RBI	BB	SO	LOB
2 Yonathan Daza, R (1, 8) OBP: 0.300, SLG: 0.300	G6-3	F7			G4-3		23 S 1B		23 BB 1B	5	0	2	0	0	0	1
23 Kris Bryant, R (1, 9) OBP: 0.500, SLG: 0.556	25 BB, 19 1B, 24 FC5-6 1B		G5-3		G6-3		K		BB	4	1	1	0	1	1	2
19 Charlie Blackmon, L (1, 10) OBP: 0.600, SLG: 1.000	24 FC5-6, 25 BB, 44 1B 1B		F9		HR			24 G2-5-3, 25 1B HBP	K	4	2	2	2	0	1	2
25 C.J. Cron, R (1, 3) OBP: 0.778, SLG: 1.714	24 FC5-6 BB		BB		K			44 1B, 24 G2-5-3 1B		2	0	1	0	2	1	0
24 Ryan McMahon, L (1, 4) OBP: 0.111, SLG: 0.222	FC5-6 44 1B		G3			F8		G2-5-3		4	0	0	1	0	0	5
44 Elehuris Montero, R (1, 5) OBP: 0.444, SLG: 0.778 13 Alan Trejo, R (8, PR) (8, 5)	1B			K		K		1B		4 0	0 0	2 0	1 0	0 0	2 0	0 0
35 Elias Díaz, R (1, 2) OBP: 0.222, SLG: 0.125	K			G6-3		G6-3		K		4	0	0	0	0	2	4
30 Harold Castro, L (1, 7) OBP: 0.111, SLG: 0.111		G4-3		F8			G3		F7	4	0	0	0	0	0	0
14 Ezequiel Tovar, R (1, 6) OBP: 0.222, SLG: 0.222		F9			23 G6-3, 2 G4-3, 19 HR 1B		G6-3		K	4	1	1	0	0	1	0
Inning Stats	R: 2 E: 0 K: 1 S: 15 H: 3 LOB: 2 BB: 1 P: 23	R: 0 E: 0 K: 0 S: 10 H: 0 LOB: 0 BB: 0 P: 14	R: 0 E: 0 K: 0 S: 7 H: 0 LOB: 1 BB: 1 P: 14	R: 0 E: 0 K: 1 S: 6 H: 0 LOB: 0 BB: 0 P: 8	R: 2 E: 0 K: 1 S: 9 H: 2 LOB: 0 BB: 0 P: 12	R: 0 E: 0 K: 1 S: 10 H: 0 LOB: 0 BB: 0 P: 13	R: 0 E: 0 K: 1 S: 12 H: 1 LOB: 1 BB: 0 P: 17	R: 0 E: 0 K: 1 S: 10 H: 2 LOB: 2 BB: 0 P: 14	R: 0 E: 0 K: 2 S: 15 H: 1 LOB: 2 BB: 1 P: 26	1B: 8 2B: 0 3B: 0 HR: 1	SF: 0 SAC: 0 DP: 1 HBP: 1						

	AB	35
	R	4
	H	9
	RBI	4
	BB	3
	SO	8
	LOB	14

WP: 0 PB: 0 SB: 1 CS: 0 PA: 39

PITCHER		IP	WLS	BF	H	R	ER	SO	BB	IBB	HBP	BLK	WP	HR	S	P	ERA	WHIP
21 Nick Martinez, R ERA: 5.14	(1, 1)	7.0	L	29	6	4	4	5	2	0	0	0	0	1	69	101	5.14	1.143
25 Tim Hill, L ERA:	(8, 1)	1.0		5	2	0	0	1	0	0	1	0	0	0	10	14	0.00	2.000
66 Luis García, R ERA:	(9, 1)	1.0		5	1	0	0	2	1	0	0	0	0	0	15	26	0.00	2.000

PITCHER		IP	WLS	BF	H	R	ER	SO	BB	IBB	HBP	BLK	WP	HR	S	P	ERA	WHIP

BOTTOM

Colorado Rockies @ San Diego Padres

Petco Park, San Diego, CA

Fri Mar 31 2023, 6:43 PM - 9:09 PM PDT

Att. 43,177 - Partly Cloudy - 58 F

livebaseballscorecards.com

Batter	1	2	3	4	5	6	7	8	9	AB	R	H	RBI	BB	SO	LOB
2 Xander Bogaerts, R (1, 6) OBP: 0.500, SLG: 0.857	B SI 87 X SI 87 1-0 ① F8		C SL 85 B CH 85 C SL 86 B KC 81 F SI 91 S SL 87 2-3 ② K			B KC 78 C CH 83 X SL 85 1-1 13 G5-4-3 1B		F ST 81 F FF 94 B ST 82 X FF 94 1-2 ② SF8 3-H		3	0	1	1	0	1	0
22 Juan Soto, L (1, 7)	C FF 88 C SI 88 B SI 89 B SL 87 B SI 89 B KC 81 4-2 BB		X SI 90 0-0 ③ G4-3			B SI 89 X SL 86 1-0 ① P3		C FF 94 F ST 82 B FF 95 B ST 83 C FF 94 2-3 ③ K		3	0	0	0	1	1	2
13 Manny Machado, R (1, 5) OBP: 0.250, SLG: 0.286	B SI 88 F FF 89 B CH 85 F SL 85 B FF 88 F SL 87 1 SAFE X SI 89 3-2 ② P6			C SL 84 X KC 79 0-1 ① F8		C SI 90 B SL 85 F SI 89 X SI 90 1-2 ② ③ G5-4-3 1-2f			B CU 81 B CU 83 B FF 94 C FF 94 S CU 83 F CU 84 F FF 94 X CU 84 3-2 14 DI 1B	4	0	1	0	0	0	2
32 Nelson Cruz, R (1, 10)	C SL 86 X KC 79 0-1 ③ L9			B SI 87 X SI 90 1-0 ② F9			C FF 85 B CH 76 C FF 86 F FF 86 S CH 76 1-3 ① K		C FF 96 F CU 84 X SL 86 0-2 ① P3	4	0	0	0	0	1	2
9 Jake Cronenworth, L (1, 3)		B FF 88 B SL 84 B SI 90 C FF 88 X SI 90 3-1 ① G4-3		C FF 90 B KC 80 X SL 87 1-1 ③ G4-3			B SI 88 F FF 84 B SI 85 X SI 86 2-1 ② P5		C CU 83 F CU 84 B FF 95 B CU 83 S CU 84 2-3 ② K	4	0	0	0	0	1	1
26 Austin Nola, R (1, 2) OBP: 0.286, SLG: 0.167 14 Matt Carpenter, L (9, PH)		C SI 88 C SL 87 B FF 90 F SL 87 B KC 80 X SL 87 2-2 ② P3			X SI 87 0-0 ① G1-3		C CH 76 B FF 86 B SI 87 X CH 76 2-1 ③ P6		C CU 83 C CU 84 S CU 85 0-3 ③ K2-3 1-2	3 1	0 0	0 0	0 0	0 0	0 1	0 1
7 Ha-Seong Kim, R (1, 4) OBP: 0.571, SLG: 0.857		B SI 90 X SL 86 1-0 2B		B SI 89 C SI 89 B SL 87 X SL 86 2-1 2B				B SI 92 C SI 92 X ST 82 1-1 28 SH5-4 1 BB 2 SF8 1B		3	1	3	0	0	0	0
1 Trent Grisham, L (1, 8) OBP: 0.286, SLG: 0.333		F SI 90 X SI 90 0-1 ③ F7		C SL 87 S KC 82 B SL 87 B SL 87 F SI 90 F KC 82 F SL 88 X SI 90 2-2 ② F7				B FF 92 B FF 93 C FF 93 F FF 93 F FF 93 B FF 94 B FF 93 4-2 28 SH5-4 1-2 BB		2	0	0	0	1	0	2
28 José Azocar, R (1, 9)			X SI 88 0-0 ① F9		C SL 87 F KC 82 B SI 90 F SL 86 X SL 87 1-2 ③ G6-3			L FF 92 X FF 92 0-1 ① SH5-4 1-2 2-3		2	0	0	0	0	0	1
Inning Stats	R: 0 E: 0 K: 0 S: 9 H: 0 LOB: 1 BB: 1 P: 17	R: 0 E: 0 K: 0 S: 9 H: 1 LOB: 1 BB: 0 P: 15	R: 0 E: 0 K: 1 S: 6 H: 0 LOB: 0 BB: 0 P: 8	R: 0 E: 0 K: 0 S: 5 H: 0 LOB: 0 BB: 0 P: 7	R: 0 E: 0 K: 0 S: 13 H: 1 LOB: 1 BB: 0 P: 18	R: 0 E: 0 K: 0 S: 6 H: 1 LOB: 0 BB: 0 P: 9	R: 0 E: 0 K: 1 S: 8 H: 0 LOB: 0 BB: 0 P: 13	R: 1 E: 0 K: 1 S: 13 H: 1 LOB: 1 BB: 1 P: 21	R: 0 E: 0 K: 2 S: 14 H: 1 LOB: 1 BB: 0 P: 19	1B: 3 2B: 2 3B: 0 HR: 0 SF: 1 SAC: 1 DP: 1 HBP: 0						

	AB	29
	R	1
	H	5
	RBI	1
	BB	2
	SO	5
	LOB	11

WP: 0 PB: 0 SB: 0 CS: 0 PA: 33

PITCHER	IP	WLS	BF	H	R	ER	SO	BB	IBB	HBP	BLK	WP	HR	S	P	ERA	WHIP
21 Kyle Freeland, L (1, 1) ERA:	6.0	W	21	3	0	0	1	1	0	0	0	0	0	48	74	0.00	0.667
39 Brent Suter, L (7, 1) ERA:	1.0		3	0	0	0	1	0	0	0	0	0	0	8	13	0.00	0.000
55 Brad Hand, L (8, 1) ERA: 9.0	1.0		5	1	1	1	1	1	0	0	0	0	0	13	21	9.00	2.000
36 Pierce Johnson, R (9, 1) ERA:	1.0	S	4	1	0	0	2	0	0	0	0	0	0	14	19	0.00	1.000

PITCHER	IP	WLS	BF	H	R	ER	SO	BB	IBB	HBP	BLK	WP	HR	S	P	ERA	WHIP

Colorado Rockies @ San Diego Padres

Petco Park, San Diego, CA

Sat Apr 01 2023, 5:41 PM - 8:20 PM PDT

Att. 42,663 - Clear - 60 F

TOP

livebaseballscorecards.com

Batter	1	2	3	4	5	6	7	8	9	AB	R	H	RBI	BB	SO	LOB
2 Yonathan Daza, R (1, 8) OBP: 0.214, SLG: 0.214	C FF 90 X SI 91 0-1 ① F9		B FC 85 B CU 73 C FF 90 B CH 80 X FC 86 3-1 ② G4-3		B CU 73 B CU 73 F SI 91 X SI 92 2-1 ③ F9		S ST 82 S FF 95 S ST 85 0-3 ② K			4	0	0	0	0	1	1
23 Kris Bryant, R (1, 7) OBP: 0.500, SLG: 0.500	B FF 93 S CH 81 X FF 92 1-1 19 F9-3 1B		B FF 91 X FF 90 1-0 ③ G6-3			C FF 90 B CU 73 B CH 79 B SI 90 B FF 90 4-1 19 2B BB	B ST 80 B FF 93 X ST 81 2-0 ③ P3			3	1	1	0	1	0	0
19 Charlie Blackmon, L (1, 9) OBP: 0.571, SLG: 0.917	C FC 88 B CH 81 S CH 81 X CH 81 1-2 ②③ F9-3 1-1			C FC 85 S CH 80 X FC 86 0-2 ① G4-3		C FC 88 B FC 87 X CH 82 1-1 25 HR 2B 1-H		H FF 90 1-0 24 G6-4-3 HBP		3	1	1	1	0	0	1
25 C.J. Cron, R (1, 3) OBP: 0.692, SLG: 1.636		B FC 86 C FC 86 C CU 73 F CU 75 B FF 92 X FF 92 2-2 2B		X FF 90 0-0 ② F8		X FC 88 0-0 2-H HR		B FF 90 X FF 90 1-0 ① F7		4	1	2	2	0	0	1
24 Ryan McMahon, L (1, 4) OBP: 0.154, SLG: 0.308		F FF 91 C FC 88 B CH 80 B FF 92 F FF 92 S CH 83 2-3 ① K		C FF 91 S FC 86 B CH 82 X CH 81 1-2 ③ F9		S FF 90 X FF 91 0-1 2B		F SI 89 X SI 89 0-1 ②③ G6-4-3 1-2f		4	0	1	0	0	1	2
44 Elehuris Montero, R (1, 5) OBP: 0.308, SLG: 0.538		C CU 74 B CH 81 S FC 87 X CH 80 1-2 ② F8			X FC 85 0-0 ① F8	C CH 80 S CH 81 F CH 81 B SI 91 B CH 80 F CH 80 T FF 93 2-2 ① K			B SI 97 B SI 95 C SI 95 S SI 96 F SI 97 F SI 96 S CH 90 2-3 ① K	4	0	0	0	0	2	2
11 Mike Moustakas, L (1, 10)		B FF 91 B CH 82 B CH 81 B FF 92 4-0 BB			B FF 91 B FF 91 B FF 90 B FF 88 4-0 35 2B 14 G4-3 BB	C FF 92 X FC 88 0-1 ② P5			F SI 96 B SI 96 F SI 96 F SI 96 S SL 86 1-3 ② K	2	1	0	0	2	1	1
35 Elias Díaz, R (1, 2) OBP: 0.231, SLG: 0.250	C FC 88 S CH 81 X CH 82 0-2 ③ F9				X FC 86 0-0 14 G4-3 1-3 2B	C CH 81 F FF 93 D CH 82 X CH 82 1-2 ③ P5			S SL 86 F SI 96 B SI 97 X SI 95 1-2 ③ F8	4	0	1	0	0	0	3
14 Ezequiel Tovar, R (1, 6) OBP: 0.167, SLG: 0.167			X FC 86 0-0 ① G6-3		X CH 80 0-0 ② G4-3 2-3 3-H		B ST 83 C ST 80 S ST 80 F ST 82 B FF 95 B ST 80 S ST 78 3-3 ① K			3	0	0	1	0	1	1
Inning Stats	R: 0 E: 0 K: 0 S: 7 H: 1 LOB: 0 BB: 0 P: 9	R: 0 E: 0 K: 1 S: 14 H: 1 LOB: 2 BB: 1 P: 23	R: 0 E: 0 K: 0 S: 4 H: 0 LOB: 0 BB: 0 P: 8	R: 0 E: 0 K: 0 S: 7 H: 0 LOB: 0 BB: 0 P: 8	R: 1 E: 0 K: 0 S: 5 H: 1 LOB: 1 BB: 1 P: 11	R: 3 E: 0 K: 1 S: 16 H: 3 LOB: 1 BB: 1 P: 24	R: 0 E: 0 K: 2 S: 8 H: 0 LOB: 0 BB: 0 P: 13	R: 0 E: 0 K: 0 S: 3 H: 0 LOB: 0 BB: 0 P: 5	R: 0 E: 0 K: 2 S: 12 H: 0 LOB: 0 BB: 0 P: 16	1B: 1 2B: 5 3B: 0 HR: 1 SF: 0 SAC: 0 DP: 2 HBP: 1						

	AB	31
	R	4
	H	6
	RBI	4
	BB	3
	SO	6
	LOB	12

WP: 0 PB: 0 SB: 0 CS: 0 PA: 35

PITCHER		IP	WLS	BF	H	R	ER	SO	BB	IBB	HBP	BLK	WP	HR	S	P	ERA	WHIP
52 Michael Wacha, R ERA: 6.0	(1, 1)	6.0	W	26	6	4	4	2	3	0	0	0	0	1	53	83	6.00	1.500
36 Steven Wilson, R ERA:	(7, 1)	1.0	H	3	0	0	0	2	0	0	0	0	0	0	8	13	0.00	0.000
25 Tim Hill, L ERA:	(8, 1)	1.0	H	3	0	0	0	0	0	0	1	0	0	0	3	5	0.00	0.000
71 Josh Hader, L ERA:	(9, 1)	1.0		3	0	0	0	2	0	0	0	0	0	0	12	16	0.00	0.000

PITCHER	IP	WLS	BF	H	R	ER	SO	BB	IBB	HBP	BLK	WP	HR	S	P	ERA	WHIP

BOTTOM

Colorado Rockies @ San Diego Padres

Petco Park, San Diego, CA

Sat Apr 01 2023, 5:41 PM - 8:20 PM PDT

Att. 42,663 - Clear - 60 F

livebaseballscorecards.com

Batter	1	2	3	4	5	6	7	8	9	AB	R	H	RBI	BB	SO	LOB
1 Trent Grisham, L (1, 8) OBP: 0.250, SLG: 0.364	B SL 84 S SI 95 X SI 95 1-1 G3 ①	C CH 88 B CH 91 S CH 88 B SI 95 F CH 90 B SI 95 X CH 89 3-2 2B		C SI 92 B FC 85 F SI 92 B SI 92 B CU 79 X FC 85 3-2 G4-3 ②		X FC 83 0-0 G4-3 ① 2-3		S SI 95 S SL 87 B SL 86 B FF 95 S SL 86 2-3 K ① 1-2 2-3		5	0	1	0	0	1	3
13 Manny Machado, R (1, 5) OBP: 0.385, SLG: 0.364	C SI 96 C SI 96 F FF 96 B SL 89 B SL 89 B SI 96 F SI 96 B SI 97 4-2 22 FC1-6 BB	C SL 86 B CH 88 X SL 86 1-1 F7 ③		B CH 81 B SI 92 X CH 82 2-0 1B		S SI 95 S SI 96 B SI 95 X CU 82 1-2 22 FC3-6 1B 3-H		S SL 86 F SL 86 S SL 86 0-3 K ②		4	0	2	1	1	1	3
22 Juan Soto, L (1, 7) OBP: 0.231, SLG: 0.091	X SI 96 0-0 FC1-6 ② 1-2f 2 HR	B CH 87 C CH 86 B SI 94 B SI 94 B SI 94 4-1 9 1B 14 2B BB	C SI 92 B SI 91 X FC 84 1-1 G4-3 ③			X SI 95 0-0 FC3-6 ② 1-2f		C FF 95 B SL 86 S SL 87 X SL 86 1-2 2 BB 1B 2-H 3-H		4	2	1	2	1	0	3
2 Xander Bogaerts, R (1, 6) OBP: 0.538, SLG: 1.000	C SI 96 B SL 88 X FF 96 1-1 HR 1-H	C SI 94 X SI 95 0-1 F9 ①			B SI 90 C CH 81 B SI 91 B SI 92 B FC 84 4-1 9 FC3-6 BB	B FC 91 B FC 90 C FC 89 1 SAFE F SI 95 X FC 92 2-2 G4-3 ③		B FF 95 B SL 86 S SL 86 D SL 86 B FF 94 4-1 BB 1-2		3	1	1	2	2	0	2
9 Jake Cronenworth, L (1, 3) OBP: 0.167, SLG: 0.091	B SI 95 S CH 87 F SI 95 B CH 88 F CH 88 B SI 97 B CH 89 4-2 14 BB BB	B SI 95 X SI 94 1-0 14 2B 1B 1-3			C SI 90 F FC 84 F SI 91 X CU 79 0-2 FC3-6 14 1B 12 SF8 ① 1-2f		C SI 95 B CU 80 S FC 91 S FC 91 1-3 K ①	C SL 86 D FF 94 X SL 86 1-1 F8 ③		4	2	1	0	1	1	3
14 Matt Carpenter, L (1, 10) OBP: 0.375, SLG: 0.429	B SI 96 1 SAFE B SI 96 B SI 95 B SI 94 4-0 1-2 BB	C SI 94 C SI 94 F CH 88 1 SAFE F SI 94 B SL 87 B SI 93 D CH 88 X CH 89 3-2 12 1B 2B 1-H 3-H			C SI 91 S FC 84 F FC 84 D CU 80 1 SAFE X SI 91 1-2 1B 1-3		B SI 95 B SI 95 C SI 95 X FC 91 2-1 F9 ②			3	0	2	2	1	0	0
12 Luis Campusano, R (1, 2) OBP: 0.250, SLG: 0.333	C SI 95 S SL 86 B SL 87 F SL 84 B SL 84 F SL 85 D SI 96 F SL 87 F SI 96 3-2 X SI 86 F8 ③		C SL 84 X SI 93 0-1 24 L4-3 1B 2-3		B CH 80 X CH 80 1-0 SF8 ② 3-H		B FC 93 C FC 90 C CU 81 S CU 82 1-3 K ③			3	0	1	1	0	1	2
24 Rougned Odor, L (1, 4)		F SI 92 X CH 86 0-1 G3 ① X FC 83 0-0 L4-3 ②③ 1-1			X FC 84 0-0 L7 ③			B FF 93 B SL 85 B FF 93 B FF 93 4-0 1 WP 28 BB 22 1B BB		3	1	0	0	1	0	3
27 David Dahl, L (1, 9) 28 José Azocar, R (4, PH) (5, 9) OBP: 0.400, SLG: 0.500		S CH 87 B CH 87 B CH 87 X SI 94 2-1 G4-3 ②		C SI 91 S CU 81 X CH 82 0-2 G4-3 ①		X SI 90 0-0 1 G4-3 13 1B 2B		B FF 95 L FF 94 B SL 84 F FF 94 B FF 94 B FF 93 4-2 1 WP 22 1B BB 1-2		1 0 0 0 0 0 0 2 2 1 0 1 0 0						
Inning Stats	R: 2 E: 0 K: 0 S: 19 H: 1 LOB: 2 BB: 3 P: 36	R: 0 E: 0 K: 0 S: 10 H: 1 LOB: 1 BB: 0 P: 16	R: 2 E: 0 K: 0 S: 12 H: 3 LOB: 1 BB: 1 P: 20	R: 0 E: 0 K: 0 S: 9 H: 1 LOB: 1 BB: 0 P: 15	R: 1 E: 0 K: 0 S: 11 H: 1 LOB: 1 BB: 1 P: 17	R: 1 E: 0 K: 0 S: 9 H: 2 LOB: 1 BB: 0 P: 12	R: 0 E: 0 K: 2 S: 8 H: 0 LOB: 0 BB: 0 P: 12	R: 2 E: 0 K: 2 S: 14 H: 1 LOB: 2 BB: 3 P: 30		1B: 6 2B: 4 3B: 0 HR: 1	SF: 1 SAC: 0 DP: 1 HBP: 0		WP: 1 PB: 0 SB: 0 CS: 0	PA: 41		

	AB	32
	R	8
	H	10
	RBI	8
	BB	8
	SO	4
	LOB	19

PITCHER		IP	WLS	BF	H	R	ER	SO	BB	IBB	HBP	BLK	WP	HR	S	P	ERA	WHIP
51 José Ureña, R ERA: 15.43	(1, 1)	2.1	L	16	5	4	4	0	4	0	0	0	0	1	40	71	15.43	3.857
50 Ty Blach, L ERA: 6.0	(3, 1)	3.0		12	3	2	2	0	1	0	0	0	0	0	23	35	6.00	1.333
59 Jake Bird, R ERA:	(6, 1)	1.2		6	1	0	0	2	0	0	0	0	0	0	15	22	0.00	0.600
32 Dinelson Lamet, R ERA: 9.0	(8, 1)	1.0		7	1	2	2	2	3	0	0	0	1	0	14	30	18.00	4.000

PITCHER	IP	WLS	BF	H	R	ER	SO	BB	IBB	HBP	BLK	WP	HR	S	P	ERA	WHIP

Batter	1	2	3	4	5	6	7	8	9	AB	R	H	RBI	BB	SO	LOB
29 Jurickson Profar, S (1, 7)	C FF 92 B FF 94 X CU 80 1-1 G3		F CU 78 F CH 88 S FF 95 0-3 K			S CU 76 F CU 80 D CU 81 B FF 93 F FF 94 X FF 94 2-2 FC4-6 1-2f		B ST 80 S ST 81 B FF 96 B SI 97 F SI 97 B ST 81 4-2 BB		3	0	0	0	1	1	1
23 Kris Bryant, R (1, 10) OBP: 0.444, SLG: 0.438	C FF 93 B SI 94 F SL 85 B CU 82 X CU 80 2-2 19 1B 1B		C SL 88 B SI 94 B SI 94 F FF 93 X SL 84 2-2 G6-3			C CU 80 F SL 88 S FF 95 0-3 K		B SI 97 C ST 80 S SI 95 B ST 82 S ST 80 2-3 K		4	0	1	0	0	2	2
19 Charlie Blackmon, L (1, 9) OBP: 0.500, SLG: 0.750	C CU 80 B FF 95 X CU 81 1-1 25 G1-3 1-3 1B			C CU 76 X CU 76 0-1 G3		C FF 94 C CH 88 S FF 95 0-3 K			C SI 94 B SL 85 B SL 85 B SI 96 X SI 95 3-1 P4	4	0	1	0	0	1	1
25 C.J. Cron, R (1, 3) OBP: 0.529, SLG: 1.200	S CU 80 B CU 81 B SI 95 C FF 96 D SL 84 X CU 81 3-2 G1-3 1-2			C FF 94 B SL 77 C FF 94 X FF 95 1-2 F8			F CU 78 C FF 92 F FF 93 X CU 82 0-2 G2-3		C SI 95 B SL 86 S SI 96 X SL 85 1-2 F7	4	0	0	0	0	0	2
24 Ryan McMahon, L (1, 4) OBP: 0.176, SLG: 0.471	X CU 80 0-0 L8			C FF 94 F CU 77 B FF 94 B FF 94 X FF 95 2-2 G4-3			B CU 77 F FF 94 F FF 93 F FF 95 F CU 81 X FF 95 1-2 HR		C SI 95 B SI 96 S SI 95 F SI 96 S SL 86 1-3 K	4	1	1	1	0	1	2
44 Elehuris Montero, R (1, 5) OBP: 0.250, SLG: 0.438		C FF 92 B SL 83 F FF 94 S CU 80 1-3 K2-3			X SL 80 0-0 F7		C CU 77 X SL 81 0-1 G3			3	0	0	0	0	1	0
2 Yonathan Daza, R (1, 8) OBP: 0.176, SLG: 0.176		X SI 93 0-0 F9			B FF 93 B SI 92 X SI 92 2-0 F7		C CU 77 B SL 81 B FF 94 C CU 76 S CU 81 2-3 K2-3			3	0	0	0	0	1	0
14 Ezequiel Tovar, R (1, 6) OBP: 0.133, SLG: 0.133		C SI 93 B SI 94 F SL 85 S FF 94 1-3 K			B SI 92 C FF 92 F SL 89 B CU 82 F CU 81 F FF 95 F SL 85 B SI 95 X FF 94 3-2 F9			S SI 97 F SI 97 B ST 82 F ST 81 S ST 83 1-3 K		3	0	0	0	0	2	0
6 Brian Serven, R (1, 2) OBP: 0.500, SLG: 0.500			C FF 92 C SI 92 C FF 94 0-3 K			S CU 79 X CU 78 0-1 29 FC4-6 1B		B ST 82 S ST 81 F ST 83 X FS 90 1-2 G2-3		2	0	1	0	0	1	0
11 Mike Moustakas, L (8, PH)										1	0	0	0	0	0	0
35 Elias Díaz, R (8, 2) OBP: 0.231, SLG: 0.250										0	0	0	0	0	0	0
Inning Stats	R: 0 E: 0 K: 0 S: 11 H: 2 LOB: 2 BB: 0 P: 18	R: 0 E: 0 K: 2 S: 7 H: 0 LOB: 0 BB: 0 P: 9	R: 0 E: 0 K: 2 S: 9 H: 0 LOB: 0 BB: 0 P: 11	R: 0 E: 0 K: 0 S: 8 H: 0 LOB: 0 BB: 0 P: 11	R: 0 E: 0 K: 0 S: 8 H: 0 LOB: 0 BB: 0 P: 13	R: 0 E: 0 K: 2 S: 12 H: 1 LOB: 1 BB: 0 P: 14	R: 1 E: 0 K: 1 S: 14 H: 1 LOB: 0 BB: 0 P: 17	R: 0 E: 0 K: 2 S: 12 H: 0 LOB: 1 BB: 1 P: 20	R: 0 E: 0 K: 1 S: 9 H: 0 LOB: 0 BB: 0 P: 14	1B: 3 2B: 0 3B: 0 HR: 1	SF: 0 SAC: 0 DP: 0 HBP: 0			WP: 0 PB: 0 SB: 0 CS: 0	PA: 32	

TOP

Colorado Rockies @ San Diego Padres

Petco Park, San Diego, CA

Sun Apr 02 2023, 1:12 PM - 3:14 PM PDT

Att. 43,972 - Sunny - 62 F

livebaseballscorecards.com

AB	31
R	1
H	4
RBI	1
BB	1
SO	10
LOB	8

PITCHER		IP	WLS	BF	H	R	ER	SO	BB	IBB	HBP	BLK	WP	HR	S	P	ERA	WHIP
67 Seth Lugo, R ERA: 1.29	(1, 1)	7.0	W	25	4	1	1	7	0	0	0	0	0	1	69	93	1.29	0.571
66 Luis García, R ERA:	(8, 1)	1.0	H	4	0	0	0	2	1	0	0	0	0	0	12	20	0.00	1.000
71 Josh Hader, L ERA:	(9, 1)	1.0	S	3	0	0	0	1	0	0	0	0	0	0	9	14	0.00	0.000

PITCHER	IP	WLS	BF	H	R	ER	SO	BB	IBB	HBP	BLK	WP	HR	S	P	ERA	WHIP

Batter	1	2	3	4	5	6	7	8	9	AB	R	H	RBI	BB	SO	LOB
2 Xander Bogaerts, R (1, 6) OBP: 0.471, SLG: 1.000	C FF 89 B KC 76 F CH 80 X FF 91 1-2 ① P6		B CH 83 D CH 82 X CH 82 2-0 1-H HR		C FF 90 F FF 90 B KC 77 X FF 91 1-2 ② F9			B CH 76 B CH 76 C SI 86 C SI 87 B CH 75 F SI 86 X FF 86 3-2 ② F9		4	1	1	2	0	0	0
13 Manny Machado, R (1, 5) OBP: 0.294, SLG: 0.267	C FF 91 B FF 91 F KC 75 B CH 82 X CH 82 2-2 ② G6-3		B FF 92 S FF 92 X CH 82 1-1 ② P1		X FF 91 0-0 ③ G6-3			C SI 86 S FF 87 F FF 87 B CH 75 F FF 88 F CH 76 F FF 87 C SI 89 1-3 ③ K		4	0	0	0	0	1	0
22 Juan Soto, L (1, 7) OBP: 0.188, SLG: 0.071	B FF 91 B SL 85 F SL 85 S SL 85 2-2 ③ K		B FF 91 S KC 77 X SL 86 1-1 ③ G1-3			C FF 90 X SL 84 0-1 ① G1-3				3	0	0	0	0	1	0
32 Nelson Cruz, R (1, 10)		F FF 90 F KC 76 S CH 82 0-3 ① K		B FF 90 S FF 90 C FF 91 B CH 83 S SL 87 2-3 ① K		B FF 89 F FF 90 S CH 82 B KC 77 F CH 82 X SL 86 2-2 ② F9				3	0	0	0	0	2	0
9 Jake Cronenworth, L (1, 3) OBP: 0.133, SLG: 0.071		F FF 91 B FF 92 X SI 91 1-1 ② G4-3		C SL 84 X SL 86 0-1 ② P3		B SL 84 C FF 91 F KC 76 X SL 85 1-2 ③ L7				3	0	0	0	0	0	0
7 Ha-Seong Kim, R (1, 4) OBP: 0.500, SLG: 0.667		C KC 76 B FF 91 B FF 92 C FF 92 F KC 78 B FF 91 S SL 86 3-3 ③ K		C FF 91 B CH 83 B FF 92 B CH 82 B FF 92 4-1 26 1B BB			X FF 84 0-0 ① F7			2	0	0	0	1	1	0
26 Austin Nola, R (1, 2) OBP: 0.300, SLG: 0.222			B CH 81 B FF 90 X FF 91 2-0 ① P3	1 SAFE B FF 91 F FF 89 X SL 86 1-1 1-3 1B			C FF 86 C FF 86 X FF 87 0-2 ② G3			3	0	1	0	0	0	0
1 Trent Grisham, L (1, 8) OBP: 0.333, SLG: 0.615			C SL 84 X SI 90 0-1 HR	X SL 84 0-0 ③ B1-3			C SL 76 B SI 87 B SI 88 C SL 74 F FF 85 F FF 89 B CH 77 B FF 86 4-2 28 CS BB			2	1	1	1	1	0	2
28 José Azocar, R (1, 9) OBP: 0.375, SLG: 0.429			F FF 92 B CH 82 S CH 82 X SL 88 1-2 2 S 2 WP 2 HR 1B		B FF 88 X CH 81 1-0 ① F8		C FF 86 S FF 86 1 SAFE 0-2 ③ CS 1-2	X FF 83 0-0 ① G5-3		3	1	1	0	0	0	0
Inning Stats	R: 0 E: 0 K: 1 S: 8 H: 0 LOB: 0 BB: 0 P: 13	R: 0 E: 0 K: 2 S: 9 H: 0 LOB: 0 BB: 0 P: 13	R: 3 E: 0 K: 0 S: 11 H: 3 LOB: 0 BB: 0 P: 18	R: 0 E: 0 K: 1 S: 9 H: 1 LOB: 2 BB: 1 P: 16	R: 0 E: 0 K: 0 S: 5 H: 0 LOB: 0 BB: 0 P: 7	R: 0 E: 0 K: 0 S: 9 H: 0 LOB: 0 BB: 0 P: 12	R: 0 E: 0 K: 0 S: 10 H: 0 LOB: 0 BB: 1 P: 14	R: 0 E: 0 K: 1 S: 12 H: 0 LOB: 0 BB: 0 P: 16		1B: 2 2B: 0 3B: 0 HR: 2 SF: 0 SAC: 0 DP: 0 HBP: 0				WP: 1 PB: 0 SB: 1 CS: 1 PA: 30		

PITCHER		IP	WLS	BF	H	R	ER	SO	BB	IBB	HBP	BLK	WP	HR	S	P	ERA	WHIP
26 Austin Gomber, L ERA: 4.5	(1, 1)	6.0	L	23	4	3	3	4	1	0	0	0	1	2	51	79	4.50	0.833
39 Brent Suter, L ERA:	(7, 1)	2.0		6	0	0	0	1	1	0	0	0	0	0	22	30	0.00	0.500

PITCHER	IP	WLS	BF	H	R	ER	SO	BB	IBB	HBP	BLK	WP	HR	S	P	ERA	WHIP

BOTTOM

Colorado Rockies @ San Diego Padres

Petco Park, San Diego, CA

Sun Apr 02 2023, 1:12 PM - 3:14 PM PDT

Att. 43,972 - Sunny - 62 F

livebaseballscorecards.com

AB	27
R	3
H	4
RBI	3
BB	2
SO	5
LOB	2

Batter	1	2	3	4	5	6	7	8	9	AB	R	H	RBI	BB	SO	LOB
4 Ketel Marte, S (1, 4) OBP: 0.200, SLG: 0.263	X FF 95 0-0 ① F9		B CH 84 B CH 85 X FF 94 2-0 12 G6-3 2B		C ST 80 B CH 86 C CH 88 X FF 95 1-2 ② G6-3			C FF 93 S FF 91 X FC 86 0-2 ① P4		4	0	1	0	0	0	0
Kyle Lewis, R (1, 10) OBP: 0.154, SLG: 0.462	C FF 96 C FF 96 B FF 97 F FF 97 B FF 97 B CH 89 X FF 97 3-2 ② G6-3		C FF 94 D CH 87 F CH 87 B FF 96 F CH 88 B FF 96 X CH 87 3-2 ① L5		S FF 95 B FF 96 X FF 96 1-1 ③ P6			C ST 82 F ST 83 B FF 93 S ST 85 1-3 ② K		4	0	0	0	0	1	1
12 Lourdes Gurriel Jr., R (1, 7) OBP: 0.250, SLG: 0.250 5 Alek Thomas, L (9, 8)	B ST 82 F FF 96 B FF 97 S CH 87 X CH 89 2-2 1B		B FF 95 X CH 88 1-0 ② G6-3 2-3			B FF 95 B FF 94 F FF 95 B ST 83 C FF 96 S CH 89 3-3 ① K		B FF 93 S ST 81 B ST 83 F FF 94 B ST 81 S ST 78 3-3 ③ K		4 0	0 0	1 0	0 0	0 0	2 0	1 0
53 Christian Walker, R (1, 3) OBP: 0.389, SLG: 0.529	B FF 96 F FF 97 B FF 98 F CH 88 B FF 97 X CH 87 3-2 ③ P5		B CH 88 B FF 96 S ST 82 B FF 97 S CH 88 F CH 87 F ST 83 B FF 97 4-2 BB			X FF 96 0-0 ② F8			C ST 80 F ST 83 S FF 95 0-3 ① K	3	0	0	0	1	1	1
3 Evan Longoria, R (1, 5) OBP: 0.273, SLG: 0.636		C FF 93 B FF 94 C CH 85 X FF 96 1-2 7 1B 13 1B 1B	S CH 86 S CH 87 F CH 87 B FF 95 D CH 89 S ST 81 2-3 ③ K			C ST 83 F FF 95 X SC 83 0-2 ③ G4-3			B ST 80 X ST 79 1-0 HR	4	2	2	1	0	1	2
7 Corbin Carroll, L (1, 8) (9, 7) OBP: 0.333, SLG: 0.556		B FF 95 C FF 95 X FF 96 1-1 13 1B 14 G6-4-3 1-2 1B		B ST 82 S CH 85 B FF 94 F FF 94 S CH 88 2-3 ① K			C CH 89 C FF 94 B CH 88 B CH 88 F FF 94 X SC 84 2-2 HR		X FF 90 0-0 13 1B 1B	4	2	3	1	0	1	0
13 Nick Ahmed, R (1, 6) OBP: 0.333, SLG: 0.417		C CH 86 C CH 87 B FF 97 X CH 87 1-2 14 G6-4-3 1-3 2-H 1B		B FF 95 C ST 79 F FF 95 X ST 82 1-2 ② P4			B FF 94 X FF 96 1-0 ① L9		X SI 86 0-0 14 G4-6-3 1-3 1B	4	0	2	1	0	0	0
14 Gabriel Moreno, R (1, 2) OBP: 0.143, SLG: 0.231		B ST 81 B CH 88 F FF 97 S CH 88 X CH 90 2-2 ①② G6-4-3 1-2f 3-H		C ST 81 B FF 95 X CH 87 1-1 ③ G6-3			S SI 95 S ST 83 S ST 82 0-3 ② K		B SI 88 X SI 88 1-0 ②③ G4-6-3 1-2f	4	0	0	0	0	1	3
31 Jake McCarthy, L (1, 9) OBP: 0.143, SLG: 0.077		C ST 82 C FF 96 B ST 82 B ST 83 X ST 83 2-2 ③ P6			B FF 93 B CH 86 F FF 94 B ST 82 X FF 95 3-1 ① F7		F FF 95 F FF 95 B ST 82 B CH 88 S CH 89 2-3 ③ K			3	0	0	0	0	1	0
Inning Stats	R: 0 E: 0 K: 0 S: 11 H: 1 LOB: 1 BB: 0 P: 19	R: 2 E: 0 K: 0 S: 14 H: 3 LOB: 0 BB: 0 P: 21	R: 0 E: 0 K: 1 S: 14 H: 1 LOB: 2 BB: 1 P: 26	R: 0 E: 0 K: 1 S: 8 H: 0 LOB: 0 BB: 0 P: 12	R: 0 E: 0 K: 0 S: 7 H: 0 LOB: 0 BB: 0 P: 12	R: 0 E: 0 K: 1 S: 7 H: 0 LOB: 0 BB: 0 P: 10	R: 1 E: 0 K: 2 S: 11 H: 1 LOB: 0 BB: 0 P: 16	R: 0 E: 0 K: 2 S: 9 H: 0 LOB: 0 BB: 0 P: 13	R: 1 E: 0 K: 1 S: 7 H: 3 LOB: 1 BB: 0 P: 9	1B: 6 2B: 1 3B: 0 HR: 2 SF: 0 SAC: 0 DP: 2 HBP: 0						

PITCHER		IP	WLS	BF	H	R	ER	SO	BB	IBB	HBP	BLK	WP	HR	S	P	ERA	WHIP
40 Ryan Weathers, L ERA: 3.6	(1, 1)	5.0		20	5	2	2	2	1	0	0	0	0	0	54	90	3.60	1.200
45 Brent Honeywell, R ERA: 4.5	(6, 1)	2.0	B	7	1	1	1	3	0	0	0	0	0	1	18	26	4.50	0.500
36 Steven Wilson, R ERA: 2.7	(8, 1)	1.1		5	1	1	1	3	0	0	0	0	0	1	13	18	6.75	0.750
25 Tim Hill, L ERA:	(9, 1)	0.2	W	3	2	0	0	0	0	0	0	0	0	0	3	4	0.00	3.000

PITCHER	IP	WLS	BF	H	R	ER	SO	BB	IBB	HBP	BLK	WP	HR	S	P	ERA	WHIP

TOP

Arizona Diamondbacks @ San Diego Padres

Petco Park, San Diego, CA

Mon Apr 03 2023, 6:42 PM - 9:11 PM PDT

Att. 37,602 - Partly Cloudy - 56 F

livebaseballscorecards.com

AB	34
R	4
H	9
RBI	3
BB	1
SO	8
LOB	8

BOTTOM

Arizona Diamondbacks @ San Diego Padres

Petco Park, San Diego, CA

Mon Apr 03 2023, 6:42 PM - 9:11 PM PDT

Att. 37,602 - Partly Cloudy - 56 F

livebaseballscorecards.com

Batter	1	2	3	4	5	6	7	8	9	AB	R	H	RBI	BB	SO	LOB
1 Trent Grisham, L (1, 8) OBP: 0.368, SLG: 0.563	C FF 94 T FF 95 F FF 96 B FF 96 B FF 94 X FF 94 2-2 22 HR 1B	C CH 82 F FF 94 D SL 82 S FF 93 1-3 ② K		B CH 81 B SL 80 C SL 79 F FF 93 S CH 82 2-3 ③ K			S CH 84 B FF 92 B CH 85 B FF 93 B CH 85 4-1 22 BB BB			3	1	1	0	1	2	1
22 Juan Soto, L (1, 7) OBP: 0.300, SLG: 0.313	B FF 94 X FF 94 1-0 1-H HR	S FF 96 B FF 96 D CH 82 B FF 95 C SL 80 F FF 96 B FF 94 4-2 13 1B BB			C CH 81 B FF 93 C FC 85 X FF 95 1-2 ① F7		D CH 85 C CH 85 C SL 84 B CH 86 1 SAFE B FF 94 B CH 85 4-2 1-2 BB			2	1	1	2	2	0	0
13 Manny Machado, R (1, 5) OBP: 0.286, SLG: 0.263	B FF 95 S SL 82 S SL 82 F FF 96 F SL 81 X SL 84 1-2 ① P5	S SL 80 X SL 80 0-1 1-3 2-H 1B			B SL 82 C FF 94 B SL 84 X SL 80 2-1 ② F8		X SL 86 0-0 ② F9			4	0	1	1	0	0	2
2 Xander Bogaerts, R (1, 6) OBP: 0.429, SLG: 0.889	B SL 80 B SL 80 C FF 94 S SL 83 X SL 83 2-2 ② P4	C SL 80 C FF 94 D SL 82 B SL 79 S FF 94 2-3 ③ K			C CU 74 B SL 83 B FF 93 C SL 80 F SL 81 X SL 79 2-2 2B		C SL 84 F SL 85 F SL 85 C SL 84 0-3 ③ K			4	0	1	0	0	2	4
9 Jake Cronenworth, L (1, 3) OBP: 0.158, SLG: 0.059	C FF 96 B CH 84 B CH 83 B FF 94 F FF 94 B FF 95 4-2 14 BB BB		B FF 93 C CU 75 X FF 92 1-1 ① L6		B CU 76 X CH 79 1-0 ③ G4-3			C FF 91 X SL 83 0-1 ① F8		3	0	0	0	1	0	1
14 Matt Carpenter, L (1, 10) OBP: 0.417, SLG: 0.400	D SL 82 B FF 94 F FF 94 1 SAFE B CH 80 F FF 93 B FF 93 4-2 1-2 BB		B CU 75 S FF 92 F FF 94 X FF 94 1-2 12 G6-4-3 1B			T FF 91 S CH 84 B CH 85 S CH 85 1-3 ① K		B SL 83 C FF 89 B SL 83 S SI 90 X FF 92 2-2 ② L9		3	0	1	0	1	1	0
12 Luis Campusano, R (1, 2) OBP: 0.125, SLG: 0.143	X SL 79 0-0 ③ P6		S SL 80 X SL 82 0-1 ②③ G6-4-3 1-2f			C FF 92 B SL 83 B SL 82 B FF 93 S CH 85 S CH 84 3-3 ② K		B SI 90 B SL 83 X CH 85 2-0 ③ F8		4	0	0	0	0	1	3
24 Rougned Odor, L (1, 9) OBP: 0.286, SLG: 0.333 28 José Azocar, R (7, 9) OBP: 0.375, SLG: 0.429 27 David Dahl, L (9, PH) OBP: 0.167, SLG: 0.667		X FF 93 0-0 13 1B 2B		B CU 75 F CH 80 B FF 94 S CH 79 B SL 82 X SL 80 3-2 ① G4-3		X CH 84 0-0 ③ G4-3			C FF 95 X FS 87 0-1 HR	3 0 1	1 0 1	1 0 1	0 0 1	0 0 1	0 0 0	0 0 0
7 Ha-Seong Kim, R (1, 4) OBP: 0.429, SLG: 0.769		F SL 79 F FF 94 F SL 82 B FF 95 D SL 83 B FF 94 X SL 78 3-2 ① G5-3		B SL 80 C SL 79 X FF 94 1-1 ② G1-3			B SL 82 B SL 82 X FF 92 2-0 ① P3		B SL 89 B FF 92 C SL 88 B SL 86 X SL 90 3-1 HR	4	1	1	1	0	0	1

Inning Stats	1	2	3	4	5	6	7	8	9
	R: 2 E: 0 K: 0 S: 18	R: 1 E: 0 K: 2 S: 16	R: 0 E: 0 K: 0 S: 7	R: 0 E: 0 K: 1 S: 8	R: 0 E: 0 K: 0 S: 10	R: 0 E: 0 K: 2 S: 7	R: 0 E: 0 K: 1 S: 9	R: 0 E: 0 K: 0 S: 6	R: 2 E: 0 K: 0 S: 4
	H: 2 LOB: 2 BB: 2 P: 32	H: 2 LOB: 2 BB: 1 P: 26	H: 1 LOB: 0 BB: 0 P: 9	H: 0 LOB: 0 BB: 0 P: 14	H: 1 LOB: 1 BB: 0 P: 16	H: 0 LOB: 0 BB: 0 P: 11	H: 0 LOB: 2 BB: 2 P: 19	H: 0 LOB: 0 BB: 0 P: 10	H: 2 LOB: 0 BB: 0 P: 7

1B: 3	SF: 0
2B: 2	SAC: 0
3B: 0	DP: 1
HR: 3	HBP: 0

WP: 0	PA: 36
PB: 0	
SB: 0	
CS: 0	

AB	31
R	5
H	8
RBI	5
BB	5
SO	6
LOB	12

PITCHER		IP	WLS	BF	H	R	ER	SO	BB	IBB	HBP	BLK	WP	HR	S	P	ERA	WHIP
19 Ryne Nelson, R ERA: 5.4	(1, 1)	5.0		23	6	3	3	3	3	0	0	0	0	1	59	97	5.40	1.800
54 Cole Sulser, R ERA: 6.23	(6, 1)	1.1		6	0	0	0	2	2	0	0	0	0	0	11	25	0.00	1.500
50 Miguel Castro, R ERA:	(7, 1)	0.2		2	0	0	0	1	0	0	0	0	0	0	5	5	0.00	0.000
57 Andrew Chafin, L ERA:	(8, 1)	1.0		3	0	0	0	0	0	0	0	0	0	0	6	10	0.00	0.000
30 Scott McGough, R ERA: 18.0	(9, 1)	0.0	L	2	2	2	2	0	0	0	0	0	0	2	4	7	∞	∞

PITCHER		IP	WLS	BF	H	R	ER	SO	BB	IBB	HBP	BLK	WP	HR	S	P	ERA	WHIP

Arizona Diamondbacks @ San Diego Padres

Petco Park, San Diego, CA

Tue Apr 04 2023, 1:13 PM - 4:06 PM PDT

Att. 34,542 - Sunny - 57 F

livebaseballscorecards.com

TOP

Batter	1	2	3	4	5	6	7	8	9	AB	R	H	RBI	BB	SO	LOB
10 Josh Rojas, L (1, 5) OBP: 0.333, SLG: 0.400	B FF 94 B FF 94 B SL 85 C SL 84 X FF 93 3-1 12 G4-1 2B		B ST 79 X SL 83 1-0 4 G4-6-3 1B		B FC 90 F FS 88 F FS 88 X FF 95 1-2 ① SF7 1-2 3-H	X FF 87 0-0 1-3 2-H 1B		B ST 79 1 SAFE B SI 95 B FF 92 B SI 95 4-0 12 SF8 4 1B 53 S 1-2 BB		3	1	3	2	1	0	0
4 Ketel Marte, S (1, 4) OBP: 0.200, SLG: 0.250	F ST 80 X FF 94 0-1 ① F8		B FF 93 F SL 86 B FF 94 X SL 86 2-1 ①② G4-6-3 1-2f		B FC 91 B ST 79 S SL 85 T SL 87 S SL 88 2-3 ② K	X SL 84 0-0 ③ F7		B FF 94 F FF 93 S CH 87 X CH 87 1-2 53 S 1-2 2-3 1B		5	0	1	0	0	1	5
12 Lourdes Gurriel Jr., R (1, 10) OBP: 0.200, SLG: 0.208	C FF 95 C FF 95 X FF 95 0-2 ② G4-1 2-3		X FF 94 0-0 ③ G5-3		F ST 82 F ST 83 B ST 80 X FF 94 1-2 ③ G5-3		F FF 96 B SL 86 C FF 97 B FF 98 F SI 88 X FF 98 2-2 ① L9	F CH 85 F FF 95 B FF 95 D ST 82 F CH 86 X FF 94 2-2 ② SF8 2-3 3-H		4	0	0	1	0	0	2
53 Christian Walker, R (1, 3) OBP: 0.348, SLG: 0.429	B FF 94 C FF 95 F FF 96 B FF 96 X FF 95 2-2 ③ F9			B FF 93 F ST 81 B CU 71 B FF 93 S ST 82 B ST 83 4-2 31 HBP BB		C CU 72 S SI 88 B CH 82 B CH 82 X CH 82 2-2 ① G4-3 B SI 94 B FF 97 X SI 95 2-0 ② G5-3		D ST 82 F FF 94 B CH 86 S CH 87 F CH 87 B FF 96 X CH 87 3-2 ③ P4 1-2 3-H		4	0	0	0	1	0	2
7 Corbin Carroll, L (1, 7) OBP: 0.261, SLG: 0.435		B ST 79 B ST 80 B ST 81 C SL 84 X SL 85 3-1 ① P4		C ST 78 C FF 93 B FS 88 C ST 82 1-3 ① K		S CH 81 B CH 81 F SL 85 S CH 81 1-3 ② K B SI 98 S CH 90 X FF 97 1-1 ③ F9			C CH 87 B FF 93 S FF 93 C SC 81 1-3 ① K	5	0	0	0	0	3	1
31 Jake McCarthy, L (1, 9) OBP: 0.316, SLG: 0.188		C SL 86 B FF 94 C ST 84 B FS 89 B FF 95 B ST 82 4-2 5 CS BB		F FF 94 H CU 72 1-1 5 G4-6-3 1-2 HBP		X CH 81 0-0 5 BB 2 2B 1B		B FF 92 S SI 95 B SI 96 B SI 96 X SI 94 3-1 5 G4-3 5 S 2 SH 1B	B CH 87 X CH 87 1-0 ② G4-3	3	2	2	0	1	0	0
5 Alek Thomas, L (1, 8)		C FF 94 1 SAFE B FS 90 B FF 95 B FF 94 B SL 85 4-1 ② 2 S 1-2 BB		C ST 81 X CU 71 0-1 ②③ G4-6-3 1-2f		B CH 80 D CH 80 C CH 81 B FF 88 B FF 87 4-1 2 2B 1-2 BB		B FF 93 C SI 95 F SI 96 1 SAFE B FS 86 B FS 87 X FS 87 3-2 ① G4-3 1-3	C FF 94 B FF 94 X CH 86 1-1 ③ G4-3	3	1	0	0	2	0	3
2 Geraldo Perdomo, S (1, 6) OBP: 0.667, SLG: 0.833		C SL 85 B FF 95 B SL 88 C SL 85 B FF 95 F FF 94 F FF 96 B FF 94 4-2 1-2 BB			C SL 84 B FS 86 B SL 83 C SL 84 H CU 74 3-2 11 1B 10 SF7 HBP	D CU 72 S CH 82 C CH 82 B FF 88 F CU 74 F CH 82 X CU 73 2-2 10 1B 1-H 2-H 2B		D ST 81 B SI 97 F SI 97 X SI 96 2-1 SH 11 S 11 1B 3-H		1	3	1	3	1	0	0
11 Jose Herrera, S (1, 2) OBP: 0.375, SLG: 0.286		C SL 86 B ST 82 C ST 80 B FF 95 F FF 95 S CU 74 2-3 ③ K			C SL 85 F ST 79 F FS 88 B FF 94 F ST 83 B CU 74 X FF 93 2-2 10 SF7 1-3 1B	C FF 88 B FF 88 D CH 82 B CH 80 3-1 10 1B BB		C SI 94 X SI 94 0-1 4 1B 10 E 12 SF8 1-H 1B		3	1	2	1	1	1	2

Inning Stats	1	2	3	4	5	6	7	8	9
	R: 0 E: 0 K: 0 S: 10 H: 1 LOB: 1 BB: 0 P: 15	R: 0 E: 0 K: 1 S: 13 H: 0 LOB: 2 BB: 3 P: 30	R: 0 E: 0 K: 0 S: 4 H: 1 LOB: 0 BB: 0 P: 7	R: 0 E: 0 K: 1 S: 8 H: 0 LOB: 1 BB: 1 P: 14	R: 1 E: 0 K: 1 S: 16 H: 1 LOB: 1 BB: 0 P: 25	R: 3 E: 0 K: 1 S: 16 H: 3 LOB: 2 BB: 2 P: 28	R: 0 E: 0 K: 0 S: 7 H: 0 LOB: 0 BB: 0 P: 12	R: 4 E: 1 K: 0 S: 20 H: 3 LOB: 1 BB: 1 P: 38	R: 0 E: 0 K: 1 S: 6 H: 0 LOB: 0 BB: 0 P: 9

1B: 7	SF: 2
2B: 2	SAC: 1
3B: 0	DP: 2
HR: 0	HBP: 2

WP: 0	PA: 43
PB: 0	
SB: 5	
CS: 1	

AB	31
R	8
H	9
RBI	7
BB	7
SO	5
LOB	15

PITCHER	IP	WLS	BF	H	R	ER	SO	BB	IBB	HBP	BLK	WP	HR	S	P	ERA	WHIP
11 Yu Darvish, R (1, 1) ERA: 1.8	5.0		21	3	1	1	3	4	0	2	0	0	0	51	91	1.80	1.400
74 Nabil Crismatt, R (6, 1) ERA: 16.88	1.0		8	3	3	3	1	2	0	0	0	0	0	16	28	27.00	5.000
76 Domingo Tapia, R (7, 1) ERA: 6.0	1.0	H	3	0	0	0	0	0	0	0	0	0	0	7	12	0.00	0.000
66 Luis García, R (8, 1) ERA: 15.43	0.1	L	5	2	4	4	0	1	0	0	0	0	0	9	21	108.00	9.000
45 Brent Honeywell, R (8, 1) ERA: 2.45	1.2		6	1	0	0	1	0	0	0	0	0	0	17	26	0.00	0.600

PITCHER	IP	WLS	BF	H	R	ER	SO	BB	IBB	HBP	BLK	WP	HR	S	P	ERA	WHIP

Batter	1	2	3	4	5	6	7	8	9	AB	R	H	RBI	BB	SO	LOB
1 Trent Grisham, L (1, 8) OBP: 0.333, SLG: 0.619	B FF 94 B KC 83 F FF 94 S CH 86 C CH 87 2-3 ① K		B KC 83 C KC 83 S CH 88 X FF 93 1-2 ② P2		X KC 82 0-0 ① P6		B SL 85 X SI 96 1-0 ② F7		B SL 84 C SI 95 B CH 89 S SI 93 B FF 98 F FF 95 X FF 96 3-2 HR	5	1	1	1	0	1	0
22 Juan Soto, L (1, 7) OBP: 0.320, SLG: 0.381	B KC 83 X KC 84 1-0 ② G3		C FC 91 C KC 84 B FF 94 X KC 83 1-2 ③ G4-3		C FF 93 C FC 89 B KC 80 B KC 82 F CH 87 X KC 82 2-2 2 HR 2B		B SI 96 B SI 96 X SL 86 2-0 ③ G3-1		B SI 94 X SI 93 1-0 32 DI 1B	5	1	2	0	0	0	0
13 Manny Machado, R (1, 10) OBP: 0.273, SLG: 0.250 32 Nelson Cruz, R (4, PH) OBP: 0.091, SLG: 0.364 (5, 10)	B FF 94 B FF 94 C FF 94 B FF 93 S KC 84 3-2 ③ K			X SI 92 0-0 HR	C SL 87 B FF 93 F SL 86 X SI 92 1-2 ② G6-3			B SI 96 C FF 96 X SL 85 1-1 ① G4-3	S SL 85 S SL 85 S SL 87 0-3 1-2 ③ K	1 4	0 1	0 1	0 1	0 0	1 1	0 2
2 Xander Bogaerts, R (1, 6) OBP: 0.440, SLG: 0.955		C KC 81 X KC 81 0-1 ① G5-3		B KC 81 C SL 86 C CH 87 B SL 88 X KC 82 2-2 14 F9 9 1B 26 E 1B	X KC 84 0-0 2-H HR			B FF 98 X FF 96 1-0 ② F9		4	2	2	2	0	0	0
9 Jake Cronenworth, L (1, 4) OBP: 0.261, SLG: 0.286		C FC 88 S FF 92 B KC 82 F SL 87 B FF 94 X KC 83 2-2 26 1B 2B		B FC 89 X KC 82 1-0 26 E 27 FC3-2-5 1-2 1B	C FF 92 C SI 92 B SI 91 X SL 88 1-2 ③ F8			C SI 94 B FF 98 X SI 93 1-1 2B		4	1	3	0	0	0	0
14 Matt Carpenter, L (1, 3) OBP: 0.375, SLG: 0.308		B CH 86 C CH 86 C FF 94 X FF 94 1-2 ② F8		X CH 87 0-0 ① F9 2-3		X SI 91 0-0 ① L9		D SL 84 B SL 83 B SI 95 B SL 82 4-0 BB		3	0	0	0	1	0	3
26 Austin Nola, R (1, 2) OBP: 0.357, SLG: 0.250		B FC 89 F FF 94 C FF 94 D KC 84 X CH 88 2-2 2-H 1B		M FF 94 1 SAFE B FF 92 B FF 93 D KC 82 3 SAFE B SI 94 4-1 E2 27 FC3-2-5 1-3 3-H BB		C SI 92 C SL 86 B FC 84 X SI 91 1-2 ② P4		B FF 98 B FF 96 B FF 97 C FF 95 X FF 96 3-1 ③ F9		3	0	1	1	1	0	2
27 David Dahl, L (1, 9) OBP: 0.111, SLG: 0.444 28 José Azocar, R (8, 9) OBP: 0.375, SLG: 0.429 24 Rougned Odor, L (9, PH) OBP: 0.250, SLG: 0.286		S KC 84 X CH 88 0-1 ③ G3		S CH 88 X CH 88 0-1 ② FC3-2-5 1-3 3-H		B CH 85 F CH 86 F FC 88 B KC 80 X CH 85 2-2 ③ F7			B SI 94 C FF 97 X SI 94 1-1 ① G6-3	3 0 1	0 0 0	0 0 0	0 0 0	0 0 0	0 0 0	3 0 0
7 Ha-Seong Kim, R (1, 5) OBP: 0.333, SLG: 0.588			C FF 92 B KC 82 C FF 93 S FF 94 1-3 ① K	X FF 94 0-0 ③ G5-3			C FF 95 B FF 96 C SI 93 B SL 84 B FF 96 S SI 94 3-3 ① K		B FF 97 C FF 95 C SL 84 F FF 98 B FF 97 S FF 97 2-3 ② K	4	0	0	0	0	3	2
Inning Stats	R: 0 E: 0 K: 2 S: 6 H: 0 LOB: 0 BB: 0 P: 12	R: 1 E: 0 K: 0 S: 14 H: 2 LOB: 1 BB: 0 P: 19	R: 0 E: 0 K: 1 S: 9 H: 0 LOB: 0 BB: 0 P: 12	R: 2 E: 1 K: 0 S: 10 H: 3 LOB: 2 BB: 1 P: 17	R: 2 E: 0 K: 0 S: 12 H: 2 LOB: 0 BB: 0 P: 16	R: 0 E: 0 K: 0 S: 7 H: 0 LOB: 0 BB: 0 P: 10	R: 0 E: 0 K: 1 S: 5 H: 0 LOB: 0 BB: 0 P: 11	R: 0 E: 0 K: 0 S: 7 H: 1 LOB: 2 BB: 1 P: 17	R: 1 E: 0 K: 2 S: 14 H: 2 LOB: 1 BB: 0 P: 21	1B: 4 2B: 3 3B: 0 HR: 3 SF: 0 SAC: 0 DP: 0 HBP: 0						

PITCHER	IP	WLS	BF	H	R	ER	SO	BB	IBB	HBP	BLK	WP	HR	S	P	ERA	WHIP
23 Zac Gallen, R (1, 1) ERA: 7.59	6.0		26	7	5	4	3	1	0	0	0	0	2	58	86	6.00	1.333
37 Kevin Ginkel, R (7, 1) ERA: 10.13	1.0	W	3	0	0	0	1	0	0	0	0	0	0	5	11	0.00	0.000
99 Drey Jameson, R (8, 1) ERA: 3.0	2.0	S	10	3	1	1	2	1	0	0	0	0	1	21	38	4.50	2.000

PITCHER	IP	WLS	BF	H	R	ER	SO	BB	IBB	HBP	BLK	WP	HR	S	P	ERA	WHIP

BOTTOM

Arizona Diamondbacks @ San Diego Padres

Petco Park, San Diego, CA

Tue Apr 04 2023, 1:13 PM - 4:06 PM PDT

Att. 34,542 - Sunny - 57 F

livebaseballscorecards.com

AB	37
R	6
H	10
RBI	5
BB	2
SO	6
LOB	12

Batter	1	2	3	4	5	6	7	8	9	AB	R	H	RBI	BB	SO	LOB
1 Trent Grisham, L (1, 8) OBP: 0.345, SLG: 0.560	C FF 97 F FF 97 F FF 98 S SL 86 0-3 ① **K**		B SL 85 B SL 84 C FF 98 X FF 98 2-1 **1B**		F CH 83 B FF 96 S FF 95 S SL 84 1-3 ① **K**		B FF 93 S FF 94 F CU 79 F FF 95 B CU 82 B CU 80 S CU 80 3-3 ① **K**		B FF 96 B FC 90 S FF 96 C FF 96 F FF 97 F FC 91 B FF 96 B FF 96 4-2 13 1B **BB**	4	0	1	0	1	3	1
22 Juan Soto, L (1, 7) OBP: 0.300, SLG: 0.320	B FF 97 B FF 97 C SL 85 X FF 98 2-1 ② **G4-3**		C SL 85 B SL 84 D FF 97 B CH 84 S FF 97 X FF 99 3-2 ③ **G1-3**		1 SAFE B SL 83 D CH 84 B SL 84 C FF 94 C FF 96 1 SAFE F FF 96 B SL 86 4-2 2 FC1-4 **BB** **1-2**		C FF 94 F FF 94 B CU 82 X FF 94 1-2 ② **G4-3**		B FC 90 C FC 89 C FC 90 1 SAFE F FC 90 S FF 96 1-3 ① **K**	4	0	0	0	1	1	2
13 Manny Machado, R (1, 5) OBP: 0.296, SLG: 0.320	S FF 98 S FF 99 B FF 99 B SL 86 B SL 84 C FF 97 3-3 ③ **K**			B FF 96 C FF 96 X SL 84 1-1 2 FC1-5-6 **2B**	B SL 84 C FF 96 F FF 97 S SL 86 1-3 ② **K**		B CU 81 B CU 80 S CU 80 S CU 80 F FF 94 X FF 94 2-2 ③ **G4-3**		F FC 90 S FC 90 F CH 87 X CH 86 0-2 2 G4-3 1B **1-2**	5	0	2	0	0	2	2
2 Xander Bogaerts, R (1, 6) OBP: 0.433, SLG: 0.840		C SL 84 C SL 85 B FF 97 B FF 97 B SL 86 B FF 98 4-2 **BB**		C FF 96 F FF 96 X FF 96 0-2 ① FC1-5-6 9 BB 14 HR **2-3**	S SL 84 D SL 84 S FF 97 F FF 98 D SL 86 X FF 98 2-2 ③ **FC1-4** **1-2f**			B FF 93 B FS 87 B FS 87 C FF 93 B FF 94 4-1 14 F8 9 BB 28 WP **BB**	B FF 96 C CH 86 X FF 96 1-1 ② ③ **G4-3** **1-2f**	3	2	0	0	2	0	5
9 Jake Cronenworth, L (1, 3) OBP: 0.333, SLG: 0.435		X FF 96 0-0 ① **F8**		B FF 96 C FF 95 B FF 96 F FF 96 F FF 97 B SL 84 4-2 14 HR **1-2** **BB**		B FC 87 B ST 76 X FC 85 2-0 **HR**		D FS 87 B FS 87 F FS 87 F FS 87 B FF 94 D FS 87 4-2 28 WP 14 F8 28 E **1-2** **BB**		2	3	1	1	2	0	1
14 Matt Carpenter, L (1, 10) OBP: 0.400, SLG: 0.500		C FF 96 B FF 97 S SL 85 C SL 85 1-3 ② **K**		B FF 96 D CH 87 T FF 96 X FF 97 2-1 **HR** **1-H** **2-H**		C FC 86 B ST 77 C ST 76 B CU 75 F FC 87 B ST 78 F ST 76 F ST 77 B FC 87 4-2 28 G5-3 26 WP **BB**		C FS 86 X FS 88 0-1 ① **F8** **1-2** **2-3**		3	1	1	3	1	1	3
26 Austin Nola, R (1, 2) OBP: 0.278, SLG: 0.188		B FF 96 B FF 96 C SL 84 F FF 97 X FF 97 2-2 ③ **L8**		F FF 97 S SL 85 B SL 86 F FF 96 S SL 85 1-3 ② **K**		C FC 88 B ST 76 S ST 77 B CU 75 X ST 76 2-2 ① **L5** **1-2**		B FS 87 C FS 87 C FF 93 S FF 94 1-3 ② **K**		4	0	0	0	0	2	4
24 Rougned Odor, L (1, 9) OBP: 0.200, SLG: 0.222 28 José Azocar, R (6, PH) OBP: 0.400, SLG: 0.444 (6, 9)			B FF 96 S SL 83 B SL 84 S FF 97 F SL 84 C FF 97 2-3 ① **K**	B SL 86 C FF 96 F FF 96 S CH 84 1-3 ③ **K**		F ST 77 B FC 86 F ST 76 B CU 74 F FC 86 X ST 76 2-2 ② **G5-3** **2-3**		C FF 94 B FS 87 X FS 87 1-1 **E1** **2-H** **3-H** 1B	2 0 0 0 0 2 0 2 0 1 1 0 0 1							
7 Ha-Seong Kim, R (1, 4) OBP: 0.318, SLG: 0.524			C FF 97 S FF 98 B FF 98 C SL 85 1-3 ② **K**		C SL 83 B FF 96 S SL 84 X FF 97 1-2 22 BB **1B**	X ST 77 0-0 ③ **G5-3**		X FF 93 0-0 ③ **P3**		4	0	1	0	0	1	2
Inning Stats	R: 0 E: 0 K: 2 S: 9 H: 0 LOB: 0 BB: 0 P: 14	R: 0 E: 0 K: 1 S: 9 H: 0 LOB: 1 BB: 1 P: 16	R: 0 E: 0 K: 2 S: 12 H: 1 LOB: 1 BB: 0 P: 20	R: 3 E: 0 K: 2 S: 17 H: 2 LOB: 0 BB: 1 P: 26	R: 0 E: 0 K: 2 S: 16 H: 1 LOB: 2 BB: 1 P: 25	R: 1 E: 0 K: 0 S: 14 H: 1 LOB: 1 BB: 1 P: 24	R: 0 E: 0 K: 1 S: 11 H: 0 LOB: 0 BB: 0 P: 17	R: 2 E: 1 K: 1 S: 11 H: 1 LOB: 1 BB: 2 P: 21	R: 0 E: 0 K: 1 S: 14 H: 1 LOB: 1 BB: 1 P: 20	1B: 4 2B: 1 3B: 0 HR: 2 SF: 0 SAC: 0 DP: 1 HBP: 0	WP: 2 PB: 0 SB: 0 CS: 0 PA: 40					

PITCHER		IP	WLS	BF	H	R	ER	SO	BB	IBB	HBP	BLK	WP	HR	S	P	ERA	WHIP
99 Spencer Strider, R ERA: 2.45	(1, 1)	5.0		22	4	3	3	9	3	0	0	0	0	1	63	101	5.40	1.400
63 Lucas Luetge, L ERA: 9.0	(6, 1)	1.0	B	5	1	1	1	0	1	0	0	0	1	1	14	24	9.00	2.000
61 Nick Anderson, R ERA: 2.45	(7, 1)	1.0		3	0	0	0	1	0	0	0	0	0	0	11	17	0.00	0.000
22 Kirby Yates, R ERA: 9.0	(8, 1)	1.0		6	1	2	2	1	2	0	0	0	1	0	11	21	18.00	3.000
33 A.J. Minter, L ERA:	(9, 1)	1.0	W	4	1	0	0	1	1	0	0	0	0	0	14	20	0.00	2.000

PITCHER	IP	WLS	BF	H	R	ER	SO	BB	IBB	HBP	BLK	WP	HR	S	P	ERA	WHIP

San Diego Padres @ Atlanta Braves

Truist Park, Atlanta, GA

Thu Apr 06 2023, 7:23 PM - 10:37 PM EDT

Att. 42,803 - Cloudy - 81 F

TOP

livebaseballscorecards.com

AB	33
R	6
H	7
RBI	5
BB	7
SO	12
LOB	21

BOTTOM

San Diego Padres @ Atlanta Braves
Truist Park, Atlanta, GA
Thu Apr 06 2023, 7:23 PM - 10:37 PM EDT
Att. 42,803 - Cloudy - 81 F

livebaseballscorecards.com

Batter	1	2	3	4	5	6	7	8	9	AB	R	H	RBI	BB	SO	LOB
13 Ronald Acuña Jr., R (1, 9) OBP: 0.429, SLG: 0.613	S SL 88 B FF 95 B SL 88 X FF 93 2-1 28 G4-3 27 SF7 2B		B SL 89 B CH 87 X SL 89 2-0 ① G5-3	D SL 90 D SL 89 F CU 80 D CU 83 D SL 89 4-1 28 BB 1-2 2-3 BB		X ST 82 0-0 ① F7		X FF 92 0-0 ② G6-3 2-3		4	1	1	0	1	0	1
28 Matt Olson, L (1, 3) OBP: 0.394, SLG: 0.767	X FF 94 0-0 ① G4-3 2-3		B SL 88 B FF 96 F FF 93 S SL 88 X FF 96 2-2 2B	B CU 81 D SL 91 B FF 96 B FF 96 4-0 1-2 2-3 3-H BB		B FF 96 B ST 79 X FF 94 2-0 ② G3		F FF 92 B FF 91 S FF 92 X FF 93 1-2 27 1B 16 1B 3-H 1B		4	1	2	2	1	0	1
27 Austin Riley, R (1, 5) OBP: 0.387, SLG: 0.560	D CU 80 D SL 89 D SL 88 X FF 94 3-0 ② SF7 3-H		C FF 94 D SL 88 S SL 89 D CU 81 D SL 89 D SL 90 4-2 16 G6-4-3 BB	C SI 95 B SI 97 S FF 97 B FF 98 C FF 97 2-3 ③ K		X ST 81 0-0 ③ P3		X FF 92 0-0 16 1B 1-2 1B		3	0	1	1	1	1	3
16 Travis d'Arnaud, R (1, 10) OBP: 0.355, SLG: 0.452	C FF 95 B CH 87 C FF 94 B FF 95 B FF 94 X FF 95 3-2 ③ G5-3		F SL 88 B CH 88 F FF 94 F SL 89 B CH 88 X FF 94 2-2 ② ③ G6-4-3 1-2f		C FF 97 B FF 98 S SL 87 F FF 97 S FF 97 1-3 ① K		C FF 96 C FF 94 B FF 95 B ST 82 S FF 94 2-3 ① K	C FC 88 C FF 92 F FF 92 X SI 90 0-2 1-3 2-H 1B		5	0	1	1	0	2	2
1 Ozzie Albies, S (1, 4) OBP: 0.267, SLG: 0.357		B FF 94 F FF 93 S SL 86 S CU 80 1-3 ① K		X FF 93 0-0 ① L7	F SI 98 B CH 90 B FF 98 X CH 89 2-1 ② G3		B ST 84 B ST 81 B ST 80 C FF 96 X FF 92 3-1 ② F8	B FF 91 S SL 86 X FC 88 1-1 ③ F7		5	0	0	0	0	1	2
12 Sean Murphy, R (1, 2) OBP: 0.412, SLG: 0.308		B FF 94 B FF 94 C FF 94 X FF 95 2-1 23 FC4-6 1B		C FF 94 B CH 85 B SL 88 X FF 94 2-1 17 1B 2B	B SI 97 B FF 98 B SI 98 C FF 98 T FF 98 F FF 97 F FF 99 B SI 97 4-2 14 1B BB		B ST 82 C ST 80 B ST 80 B FF 97 C ST 81 F ST 82 F ST 82 B FF 96 4-2 BB		C FF 90 S CU 74 X FF 91 0-2 ① F8	3	1	2	0	2	0	0
23 Michael Harris II, L (1, 8) OBP: 0.280, SLG: 0.261 14 Sam Hilliard, L (4, 8) OBP: 0.400, SLG: 0.250	B SL 89 F FF 95 X CU 81 1-1 ② FC4-6 17 S 1-2f			D CU 80 C CU 78 S CU 82 D CU 81 B FF 94 S CU 81 3-3 ② K	C FF 98 B FF 98 B CH 91 X FF 98 2-1 17 BB 1-3 1B		C ST 80 B ST 81 F FF 96 B FF 95 S ST 81 2-3 ③ K		C CH 83 B SL 85 X CU 75 1-1 ② F9	1 4	0 0	0 1	0 0	0 0	0 2	1 2
17 Kevin Pillar, R (1, 7) OBP: 0.500, SLG: 0.400 8 Eddie Rosario, L (9, PH) OBP: 0.333, SLG: 0.357	B FF 94 1 SAFE C FF 94 S SL 89 F CU 81 X FF 94 1-2 ③ L5 1-2			B SL 88 C CU 80 B FF 94 S CU 80 F CU 82 X CH 87 2-2 13 BB 11 BB 28 BB 2-H 1B	B SL 88 B SI 96 B SI 96 C FF 97 T SI 96 D SL 90 4-2 1-2 BB			F SI 89 F FF 93 F FF 91 B FC 88 F SI 89 B FF 92 S FF 92 2-3 ① K	B CH 83 B SL 85 B CU 75 S CH 83 S CH 83 X CH 83 3-2 11 1B 2B	3 1	1 1	1 1	1 0	1 0	1 0	1 0
11 Orlando Arcia, R (1, 6) OBP: 0.414, SLG: 0.667			B FF 93 B FF 93 B FF 94 X FF 94 3-0 HR	C CU 82 B CU 81 B SL 87 S FF 94 B FF 94 F CU 81 B CU 80 4-2 28 BB 13 BB 1-2 BB	C SI 96 B SL 89 X SI 96 1-1 ③ P3			C SI 90 X FC 89 0-1 13 G6-3 28 1B 2B	C CU 73 B FF 88 B CU 74 C CU 73 X FF 89 2-2 2-H 1B	4	2	3	2	1	0	3

| Inning Stats | | |

Batter	1	2	3	4	5	6	7	8	9	AB	R	H	RBI	BB	SO	LOB
2 Xander Bogaerts, R (1, 6) OBP: 0.400, SLG: 0.733	B FF 93 C FF 92 S CH 82 X CH 81 1-2 G6-3 ①	B CH 82 B FF 92 C FF 91 X CH 82 2-1 F8 ①		C SL 84 B FF 90 C FF 91 X FF 91 1-2 G5-3 ②		C SL 82 B FF 90 B SI 94 B SL 82 X SL 82 2-1 22 FC4-6 2-H 1B		C FC 89 C SI 92 C FC 89 0-3 K ③		5	0	1	1	0	1	1
22 Juan Soto, L (1, 7) OBP: 0.286, SLG: 0.276	B SL 86 B FF 92 B SL 84 B FF 91 4-0 32 S 13 1B 32 2B BB	F FF 92 B FF 92 B CH 82 F FF 91 X SL 84 2-2 F8 ② 1-3		C CH 80 T SL 83 B SL 82 B FF 92 X CH 79 2-2 F9 ③		B SI 94 S SI 94 X SL 82 1-1 FC4-6 ② 13 WP 1-2f			B FC 88 C FC 88 B ST 76 C FF 88 F FC 87 S ST 76 2-3 K ①	4	1	0	0	1	1	2
13 Manny Machado, R (1, 5) OBP: 0.344, SLG: 0.379	B SL 84 B FF 90 C FF 91 S CH 81 B SL 85 F FF 90 X CH 80 3-2 32 2B 32 S 26 BB 1-2 1B	B FF 92 B FF 91 B SL 85 C CH 80 B CH 80 4-1 32 1B BB			B SL 85 B FF 90 X SL 83 2-0 32 1B 9 SF7 2B	S SI 93 S SI 95 B SI 94 B SL 85 X SL 84 2-2 G6-3 ③ 1-2			B FC 87 F FC 86 F FF 87 S CU 73 1-3 K ②	4	2	2	0	1	1	1
32 Nelson Cruz, R (1, 10) OBP: 0.250, SLG: 0.500	C FF 92 C SL 84 X FF 93 0-2 26 BB 1-3 2-H 2B	S CH 80 X CH 81 0-1 1-2 3-H 1B			B CH 79 B FF 89 X SL 83 2-0 2-3 1B		B FF 95 B FF 95 B FF 96 C FF 96 X FF 95 3-1 F6 ① B FF 96 C FF 95 B FF 94 F FF 93 B FF 93 F FF 95 B FF 94 4-2 BB		X FC 87 0-0 G6-3 ③	5	0	3	2	0	0	0
9 Jake Cronenworth, L (1, 3) OBP: 0.323, SLG: 0.400	C SL 84 C SL 83 B SL 84 C FF 93 1-3 K ②	B FF 91 C FF 91 S SL 84 F SL 84 S FF 92 1-3 K ③			F SL 81 X SI 93 0-1 SF7 ① 3-H					2	0	0	1	1	2	4
7 Ha-Seong Kim, R (1, 4) OBP: 0.308, SLG: 0.458	B FF 91 B CH 82 B CH 80 B FF 90 4-0 26 BB BB		C SL 84 X SL 83 0-1 F8 ①		L SI 94 F SI 93 B SI 92 X SL 81 1-2 F8 ②		B SL 82 B FF 94 C FF 94 F FF 94 S SL 84 2-3 K ②			3	0	0	0	1	1	2
26 Austin Nola, R (1, 2) OBP: 0.273, SLG: 0.158	C FF 92 C FF 92 B CH 81 B SL 85 F FF 91 B CH 79 F FF 90 B CH 77 4-2 1-2 2-3 3-H BB		F FF 91 C SL 84 B SL 83 B CH 81 B FF 91 F FF 89 X CH 79 3-2 F7 ②		B SL 82 F SI 93 C SL 81 F SI 93 B SL 82 S SI 93 2-3 K ③		F FF 94 1 SAFE C SL 83 S SL 83 0-3 K ③			3	0	0	1	1	2	2
1 Trent Grisham, L (1, 8) OBP: 0.333, SLG: 0.500	C FF 91 C SL 83 C SL 84 0-3 K ③		B SL 84 B FF 91 X FF 90 2-0 G3-1 ③			F SI 92 F SL 82 B SL 84 B SI 92 B SL 82 F SI 93 B SI 93 4-2 28 SH1-3 2 1B BB		C FC 89 B SI 92 L FC 88 B CH 86 S FC 89 2-3 K ①		3	1	0	0	1	2	3
28 José Azocar, R (1, 9) OBP: 0.385, SLG: 0.417		C FF 92 X FF 92 0-1 22 F8 22 S 32 1B 1B		C CH 78 B FF 90 F FF 89 S SL 83 1-3 K ①		C SI 93 X SI 92 0-1 SH1-3 ① 1-2		S FC 89 X FC 89 0-1 G4-3 ②		3	1	1	0	0	1	0
Inning Stats	R: 2 E: 0 K: 2 S: 20 H: 2 LOB: 3 BB: 3 P: 37	R: 1 E: 0 K: 1 S: 14 H: 2 LOB: 2 BB: 1 P: 23	R: 0 E: 0 K: 0 S: 7 H: 0 LOB: 0 BB: 0 P: 12	R: 0 E: 0 K: 1 S: 9 H: 0 LOB: 0 BB: 0 P: 13	R: 1 E: 0 K: 1 S: 11 H: 2 LOB: 1 BB: 0 P: 18	R: 1 E: 0 K: 0 S: 12 H: 1 LOB: 1 BB: 1 P: 21	R: 0 E: 0 K: 2 S: 11 H: 0 LOB: 1 BB: 1 P: 20	R: 0 E: 0 K: 2 S: 8 H: 0 LOB: 0 BB: 0 P: 10	R: 0 E: 0 K: 2 S: 8 H: 0 LOB: 0 BB: 0 P: 11	1B: 5 2B: 2 3B: 0 HR: 0	SF: 1 SAC: 1 DP: 0 HBP: 0			WP: 1 PB: 0 SB: 3 CS: 0	PA: 40		

PITCHER		IP	WLS	BF	H	R	ER	SO	BB	IBB	HBP	BLK	WP	HR	S	P	ERA	WHIP
45 Jared Shuster, L ERA: 8.31	(1, 1)	4.0		22	6	4	4	4	4	0	0	0	0	0	52	91	9.00	2.500
51 Michael Tonkin, R ERA: 3.38	(5, 1)	2.0	L	8	1	1	1	1	1	0	0	0	1	0	21	33	4.50	1.000
77 Joe Jiménez, R ERA:	(7, 1)	1.0		4	0	0	0	2	1	0	0	0	0	0	11	20	0.00	1.000
60 Jesse Chavez, R ERA:	(8, 1)	1.0		3	0	0	0	2	0	0	0	0	0	0	8	10	0.00	0.000
63 Lucas Luetge, L ERA: 6.0	(9, 1)	1.0		3	0	0	0	2	0	0	0	0	0	0	8	11	0.00	0.000

PITCHER	IP	WLS	BF	H	R	ER	SO	BB	IBB	HBP	BLK	WP	HR	S	P	ERA	WHIP

TOP

San Diego Padres @ Atlanta Braves

Truist Park, Atlanta, GA

Fri Apr 07 2023, 7:21 PM - 10:21 PM EDT

Att. 41,963 - Cloudy - 66 F

livebaseballscorecards.com

AB	32
R	5
H	7
RBI	5
BB	6
SO	11
LOB	15

BOTTOM

San Diego Padres @ Atlanta Braves

Truist Park, Atlanta, GA

Fri Apr 07 2023, 7:21 PM - 10:21 PM EDT

Att. 41,963 - Cloudy - 66 F

livebaseballscorecards.com

Batter	1	2	3	4	5	6	7	8	9	AB	R	H	RBI	BB	SO	LOB
13 Ronald Acuña Jr., R (1, 9) OBP: 0.400, SLG: 0.543	C SI 93 F FF 92 B CU 82 B SI 94 X CH 82 2-2 ① F8		B CU 81 B CH 80 C SI 93 F SI 93 B SI 93 F SI 94 B SI 94 4-2 28 S 27 1B BB		C SI 91 X SI 92 0-1 ① FC5-4 27 BB 28 S 12 BB 1-2f		C ST 82 B FF 96 C CH 88 B FF 95 B SC 81 F CH 89 T ST 84 3-2 ① K	C SI 95 D ST 82 X SI 96 1-1 ③ L9		4	2	0	0	1	1	2
28 Matt Olson, L (1, 3) OBP: 0.421, SLG: 0.719	C CU 81 B CH 81 X CH 80 1-1 ② G4-3		B FC 87 B CH 80 D CU 82 B FC 89 4-0 27 1B 1 WP 1-2 BB		1 SAFE C SI 92 D CH 80 S CU 81 F FC 88 F CH 80 B FF 93 B FF 93 D CU 83 4-2 12 BB 27 BB 1-2 BB		B CH 90 B CH 89 B FF 96 B FF 95 4-0 1 G1-3 27 BB BB		B SI 94 S SI 96 B SI 96 C SI 96 S SI 97 2-3 ① K	2	1	0	0	3	1	0
27 Austin Riley, R (1, 5) OBP: 0.472, SLG: 0.607	C SI 94 F SI 92 B CH 81 X CH 80 1-2 1B		C CU 81 C CU 80 D SI 91 X SI 93 1-2 1 G3 1 WP 1-3 2-H 1B		B SI 92 C SI 92 C SI 92 B FF 92 D CU 82 B SI 93 4-2 12 BB 1-2 2-3 BB		S ST 83 B FF 94 B CH 88 B ST 83 F FF 95 1 SAFE B CH 89 4-2 1 G1-3 1-2 BB		B SI 97 B SI 97 C SI 96 B SI 97 F SI 96 X SI 97 3-2 12 FC6-4 1B	3	0	3	1	2	0	0
1 Ozzie Albies, S (1, 4) OBP: 0.229, SLG: 0.303	F FC 88 X CH 80 0-1 ③ F4		B CU 81 C CH 81 S FC 88 F SI 92 F CH 80 D CU 82 X CH 80 2-2 ② G3 1-3 3-H		C CU 81 F SI 93 D CH 81 S FC 88 1-3 ② K		X FF 95 0-0 ② G1-3 1-2 2-3		C CH 88 S SI 96 F SI 97 S SI 96 0-3 ② K	5	0	0	0	0	2	8
12 Sean Murphy, R (1, 2) OBP: 0.409, SLG: 0.250		C FC 89 X FC 89 0-1 ① G5-3	F SI 93 S FC 88 B FC 88 S SI 90 1-3 ③ K		B SI 92 S FC 89 D CU 81 B SI 94 B FC 90 4-1 1-2 2-3 3-H BB		B SI 95 B SI 96 B SI 96 B SI 96 4-0 BB		B SI 97 X SI 96 1-0 ③ FC6-4 1-2f	3	0	0	1	2	1	2
8 Eddie Rosario, L (1, 7) OBP: 0.263, SLG: 0.278		S CU 81 F CU 81 F FF 93 B CU 82 B FC 90 F FC 89 B FF 93 S CH 82 3-3 ② K		C FF 92 X CU 80 0-1 ① G3	F CH 90 S CH 90 S FF 96 0-3 ③ K		D ST 82 S SI 96 F SI 97 X FS 88 1-2 ③ P6			4	0	0	0	0	2	6
11 Orlando Arcia, R (1, 6) OBP: 0.364, SLG: 0.581		C FC 89 X SI 93 0-1 ③ G4-3		B FC 89 B SI 92 C SI 92 X FC 89 2-1 ② F7		X FF 95 0-0 ① P3		C SI 96 X SI 97 0-1 E6 20 G6-3		4	0	0	0	0	0	0
20 Marcell Ozuna, R (1, 10) OBP: 0.208, SLG: 0.381			B SI 93 S CH 80 B SI 93 B CU 82 X FC 90 3-1 HR	C SI 92 C SI 92 B CU 81 X SI 92 1-2 ③ G6-3		C FF 96 C ST 83 B ST 82 X FF 96 1-2 ② F8		B SI 93 F SI 95 F SI 96 D ST 82 X SI 97 2-2 ①② G6-3 1-2f		4	1	1	1	0	0	1
14 Sam Hilliard, L (1, 8) OBP: 0.444, SLG: 0.375			F FF 92 F CU 81 B FF 92 B CH 82 B CH 81 C CH 81 3-3 ① K		F FC 88 S CU 80 X CU 80 0-2 13 FC5-4 1B	C FF 96 F CH 90 S SC 83 0-3 ③ K		B FF 93 B SI 96 F SI 96 X SI 96 2-1 1B		4	0	2	0	0	2	0
Inning Stats	R: 0 E: 0 K: 0 S: 10 H: 1 LOB: 1 BB: 0 P: 14	R: 0 E: 0 K: 1 S: 9 H: 0 LOB: 0 BB: 0 P: 12	R: 3 E: 0 K: 2 S: 19 H: 2 LOB: 1 BB: 2 P: 37	R: 0 E: 0 K: 0 S: 7 H: 0 LOB: 0 BB: 0 P: 10	R: 1 E: 0 K: 2 S: 18 H: 1 LOB: 3 BB: 3 P: 31	R: 0 E: 0 K: 1 S: 7 H: 0 LOB: 0 BB: 0 P: 8	R: 0 E: 0 K: 1 S: 10 H: 0 LOB: 3 BB: 3 P: 26	R: 0 E: 1 K: 0 S: 9 H: 1 LOB: 1 BB: 0 P: 14	R: 0 E: 0 K: 2 S: 11 H: 1 LOB: 1 BB: 0 P: 17	1B: 5 2B: 0 3B: 0 HR: 1	SF: 0 SAC: 0 DP: 1 HBP: 0	WP: 1 PB: 0 SB: 2 CS: 0	PA: 41				

	AB	33
	R	4
	H	6
	RBI	3
	BB	8
	SO	9
	LOB	19

PITCHER		IP	WLS	BF	H	R	ER	SO	BB	IBB	HBP	BLK	WP	HR	S	P	ERA	WHIP
21 Nick Martinez, R ERA: 6.17	(1, 1)	4.2		23	4	4	4	4	5	0	0	0	1	1	60	101	7.71	1.929
45 Brent Honeywell, R ERA: 1.59	(5, 1)	2.0	W	8	0	0	0	3	2	0	0	0	0	0	17	29	0.00	1.000
66 Luis García, R ERA: 9.82	(7, 1)	1.1	H	6	1	0	0	0	1	0	0	0	0	0	12	22	0.00	1.500
71 Josh Hader, L ERA:	(9, 1)	1.0	S	4	1	0	0	2	0	0	0	0	0	0	11	17	0.00	1.000

PITCHER		IP	WLS	BF	H	R	ER	SO	BB	IBB	HBP	BLK	WP	HR	S	P	ERA	WHIP

San Diego Padres @ Atlanta Braves

Truist Park, Atlanta, GA

Sat Apr 08 2023, 7:22 PM - 10:16 PM EDT

Att. 40,154 - Cloudy - 44 F

TOP

livebaseballscorecards.com

Batter	1	2	3	4	5	6	7	8	9	AB	R	H	RBI	BB	SO	LOB
1 Trent Grisham, L (1, 8) OBP: 0.342, SLG: 0.485	B FF 94 B FF 95 X FF 95 2-0 2 BB 22 1B 1B		F CU 80 B CU 81 C CU 80 B CH 85 X SI 95 2-2 ① F7	B FF 93 B SI 93 X CH 86 2-0 ② FC1-2 2-H 3-H		C SL 82 F SL 83 C FF 93 0-3 ③ K			C SI 89 X SI 88 0-1 2 WP 22 WP 2-3 1B	5	0	2	0	0	1	1
13 Manny Machado, R (1, 5) OBP: 0.297, SLG: 0.324	F FF 95 C FF 95 S FF 96 0-3 ① K		B CU 80 F FF 94 F CH 87 B FF 95 X FF 94 2-2 ② G1-3	F FF 94 X SI 93 0-1 ③ G4-3			X FF 89 0-0 ① L9		B FF 93 F FF 92 B FF 93 C FF 93 F FF 94 F FF 94 S FS 87 2-3 ② K	5	0	0	0	0	2	4
22 Juan Soto, L (1, 7) OBP: 0.325, SLG: 0.394	C CU 82 1 SAFE B CU 82 B CH 88 S CH 88 X CH 87 2-2 2 BB 1-2 1B		B CH 86 F SI 95 B FF 95 B CU 81 C FF 94 F CH 86 X FF 95 3-2 HR		F CU 80 F CU 80 S CH 84 1-3 ① K		C FF 90 B FF 91 B SL 82 B FF 91 C SL 82 X SL 84 3-2 ② F7		B FF 94 B FS 87 2-0 2 WP 1-2 3-H IBB	4	1	2	1	1	1	0
2 Xander Bogaerts, R (1, 10) OBP: 0.425, SLG: 0.697	B CU 82 B SI 94 B SI 95 C SI 95 B SI 95 4-1 14 G4-6-3 1-2 2-3 BB		C SI 94 B CU 82 F CU 82 X SI 94 1-2 1B		B SI 94 F SI 92 C SI 93 X CU 83 1-2 ② G5-3		C FF 91 B CH 85 X FF 91 1-1 ③ F8		F FS 86 C FF 94 B FS 88 B FF 94 B FS 87 B FF 94 4-2 1-2 2-3 BB	3	0	1	0	2	0	0
14 Matt Carpenter, L (1, 3) OBP: 0.391, SLG: 0.444 28 José Azocar, R (8, PH) OBP: 0.333, SLG: 0.357 (8, 9)	B CU 83 S SI 95 S SI 96 B SI 96 B CH 88 F FF 96 X SI 96 3-2 ② G4-6-3 1-2f		C CU 80 B CH 84 S CH 85 S CU 81 1-3 ③ K		H CU 82 1-0 9 BB HBP			F SI 88 X SI 88 0-1 ① L4	C FF 94 X FF 93 0-1 ③ F9	2 2	0 0	0 0	0 0	0 0	1 0	4 3
9 Jake Cronenworth, L (1, 4) OBP: 0.343, SLG: 0.393 (8, 3)		B SI 93 C CU 80 C CU 80 T FF 94 1-2 ① K	B CU 79 X CU 80 1-0 24 E 24 S 24 FC4 1B	F FF 95 S CU 82 B CH 84 B FF 93 B FF 93 B FF 93 4-2 1-2 BB				C SI 88 F SI 89 F ST 78 F SI 88 F SI 89 S ST 77 0-3 ② K		3	1	1	0	1	2	0
12 Luis Campusano, R (1, 2) OBP: 0.083, SLG: 0.091		F SI 94 S SI 94 F SI 95 S CU 82 0-3 ② K	B SI 93 F SI 93 C SI 93 S CU 82 1-3 ① K	B SI 93 F SI 92 X FF 94 1-1 ③ L5				S ST 76 C SI 88 S ST 77 0-3 ③ K		4	0	0	0	0	3	3
24 Rougned Odor, L (1, 9) OBP: 0.286, SLG: 0.333 (8, 4)		B SI 94 C CH 86 B FF 95 C CU 81 F SI 95 B SI 96 B CU 82 4-2 BB	F FF 94 F FF 94 B CH 85 X CU 82 2-2 FC4 7 2B 1 FC1-2 1-H		B SL 82 B FF 92 F SL 83 S SL 85 S SL 85 2-3 ① K			B ST 76 C SI 87 B SI 87 X ST 77 2-1 1 1B 22 WP 2B	3	1	1	1	1	1	0
7 Ha-Seong Kim, R (1, 6) OBP: 0.300, SLG: 0.464		C FF 94 C FF 93 B FF 94 X CU 82 1-2 ③ L7	B SI 93 C SI 92 1 SAFE X FF 93 1-1 1 E 1-3 2B		B SL 84 C FF 91 F FF 92 B FF 94 F CH 85 B SL 84 F FF 93 X CH 86 3-2 ② G5-3			B ST 78 C SI 90 F ST 76 F SI 89 B SI 89 B ST 77 F ST 76 X SI 89 3-2 ① F8	4	1	1	0	0	0	2

AB	35
R	4
H	8
RBI	2
BB	5
SO	11
LOB	17

Inning Stats																				
	R: 0	H: 2	R: 0	H: 0	R: 1	H: 2	R: 2	H: 2	R: 0	H: 0	R: 0	H: 0	R: 0	H: 0	R: 1	H: 2	1B: 5	SF: 0	WP: 2	PA: 41
	E: 0	LOB: 2	E: 0	LOB: 1	E: 0	LOB: 1	E: 1	LOB: 1	E: 0	LOB: 2	E: 0	LOB: 0	E: 0	LOB: 0	E: 0	LOB: 3	2B: 2	SAC: 0	PB: 0	
	K: 1	BB: 1	K: 2	BB: 1	K: 1	BB: 0	K: 1	BB: 0	K: 1	BB: 1	K: 2	BB: 0	K: 0	BB: 0	K: 1	BB: 2	3B: 0	DP: 1	SB: 1	
	S: 12	P: 23	S: 13	P: 19	S: 16	P: 25	S: 12	P: 19	S: 10	P: 18	S: 11	P: 16	S: 6	P: 10	S: 11	P: 11	S: 18	P: 31	HR: 1	HBP: 1	CS: 0	

PITCHER		IP	WLS	BF	H	R	ER	SO	BB	IBB	HBP	BLK	WP	HR	S	P	ERA	WHIP
50 Charlie Morton, R ERA: 4.35	(1, 1)	5.0	L	25	6	3	2	6	3	0	1	0	0	1	63	104	3.60	1.800
52 Dylan Lee, L ERA:	(6, 1)	2.0		6	0	0	0	2	0	0	0	0	0	0	17	26	0.00	0.000
65 Danny Young, L ERA: 6.75	(8, 1)	1.1		6	2	1	1	2	0	0	0	0	0	0	20	25	6.75	1.500
22 Kirby Yates, R ERA: 7.36	(9, 1)	0.2		4	0	0	0	1	1	1	0	0	2	0	9	17	0.00	1.500

PITCHER	IP	WLS	BF	H	R	ER	SO	BB	IBB	HBP	BLK	WP	HR	S	P	ERA	WHIP

Batter	1	2	3	4	5	6	7	8	9	AB	R	H	RBI	BB	SO	LOB
13 Ronald Acuña Jr., R (1, 9) OBP: 0.364, SLG: 0.487	B FF 92 C CU 73 B CH 81 F CH 80 B SI 91 F FF 92 X SI 91 3-2 ① G1-3			S CU 74 S FC 84 S CH 81 0-3 ① K		C SI 91 X SI 91 0-1 ② G6-3		X ST 82 0-0 ② F7		4	0	0	0	0	1	1
28 Matt Olson, L (1, 3) OBP: 0.452, SLG: 0.750	C FF 91 S CH 79 S CH 82 0-3 ② K			B FC 87 C FC 88 X CH 81 1-1 2B		B CU 75 B FF 91 X FF 92 2-0 27 FC5-4 1B		C SI 97 X FF 94 0-1 27 FC5-4 1B 2-H		4	0	3	1	0	1	0
27 Austin Riley, R (1, 5) OBP: 0.425, SLG: 0.531	B FF 92 C FF 91 F SI 90 S FF 93 1-3 ③ K			B FC 87 B CU 76 C CH 81 C CH 82 B FF 93 S FF 92 3-3 ② K		D CU 74 C CH 81 D FC 88 F FF 92 X FF 92 2-2 ③ FC5-4 1-2f		B SI 96 D ST 81 C ST 80 X SI 94 2-1 ③ FC5-4 1-2f		4	0	0	0	0	2	3
16 Travis d'Arnaud, R (1, 2) OBP: 0.333, SLG: 0.424 12 Sean Murphy, R (6, 2) OBP: 0.417, SLG: 0.235		X FC 85 0-0 ① G6-3		X CU 74 0-0 ③ L7			B FF 93 C FF 93 S FF 94 B ST 83 B ST 80 B ST 81 X ST 78 3-2 ① L5		B SI 93 B SI 95 B SI 93 C SI 94 B SI 93 4-1 11 WP 1 1B BB	2 1	0 0	0 0	0 0	0 1	0 0	1 0
1 Ozzie Albies, S (1, 4) OBP: 0.256, SLG: 0.306		C FF 90 C FC 86 B CH 81 F CH 83 B FF 90 B CH 82 X FF 91 3-2 ② G4-3			B FF 88 S FF 92 F CH 81 F FF 92 B FF 92 X CH 81 2-2 ① F8		C FF 91 F ST 80 B FF 92 B ST 82 F ST 80 B FF 93 B FF 93 4-2 BB		B CH 86 B SI 94 C SI 94 F SI 95 F SI 96 F CH 88 X SI 95 2-2 11 WP 1-2 1B	3	0	1	0	1	0	0
8 Eddie Rosario, L (1, 7) OBP: 0.227, SLG: 0.238 17 Kevin Pillar, R (9, PH) OBP: 0.429, SLG: 0.333		B CH 81 F CH 81 X FF 92 1-1 ③ F7			B CU 76 C FF 92 F FC 87 S CH 82 1-3 ② K		B ST 80 X FF 94 1-0 ② L7		B SI 93 S SL 86 C SI 96 B SI 96 S SL 86 2-3 ① K	3 1	0 0	0 0	0 0	0 0	1 1	1 2
20 Marcell Ozuna, R (1, 10) OBP: 0.214, SLG: 0.333			B CU 74 B CU 74 F CH 80 C FF 91 S SI 91 2-3 ① K		B FF 94 S FF 93 B SI 92 B CH 81 B FC 89 4-1 BB		B FF 94 B FF 94 B ST 79 C ST 77 F FF 92 S ST 80 3-3 ③ K		B SL 86 C SI 95 F SL 86 S CH 89 1-3 ② K	3	0	0	0	1	3	3
11 Orlando Arcia, R (1, 6) OBP: 0.324, SLG: 0.514			F FC 87 F SI 91 F FF 91 F CH 80 F FF 93 B CU 77 B CH 81 S CH 83 2-3 ② K		C FC 88 B SI 91 C FF 92 F FF 94 B SI 92 F CH 80 S FF 92 2-3 ③ K			F SI 96 C ST 80 S ST 81 0-3 ① K	F SL 86 F SI 94 F SI 97 B SL 86 F SI 96 B SI 96 B SL 85 S SI 96 3-3 ③ K 1-2 2-3	4	0	0	0	0	4	3
14 Sam Hilliard, L (1, 8) OBP: 0.417, SLG: 0.455			B FF 91 C FF 92 S CH 80 B CH 81 F FF 92 S CH 81 2-3 ③ K			C FF 91 B FF 92 B FF 92 C CH 81 B CH 82 S CH 82 3-3 ① K		S SI 96 C SI 97 B FS 88 B FS 86 B ST 81 X SI 96 3-2 28 1B 2B		3	1	1	0	0	2	0
Inning Stats	R: 0 E: 0 K: 2 S: 10 H: 0 LOB: 0 BB: 0 P: 14	R: 0 E: 0 K: 0 S: 7 H: 0 LOB: 0 BB: 0 P: 11	R: 0 E: 0 K: 3 S: 13 H: 0 LOB: 0 BB: 0 P: 19	R: 0 E: 0 K: 2 S: 9 H: 1 LOB: 1 BB: 0 P: 13	R: 0 E: 0 K: 2 S: 13 H: 0 LOB: 1 BB: 1 P: 22	R: 0 E: 0 K: 1 S: 9 H: 1 LOB: 1 BB: 0 P: 16	R: 0 E: 0 K: 1 S: 11 H: 0 LOB: 1 BB: 1 P: 22	R: 1 E: 0 K: 1 S: 11 H: 2 LOB: 1 BB: 0 P: 16	R: 0 E: 0 K: 3 S: 17 H: 1 LOB: 2 BB: 1 P: 29	1B: 3 2B: 2 3B: 0 HR: 0 SF: 0 SAC: 0 DP: 0 HBP: 0						

PITCHER		IP	WLS	BF	H	R	ER	SO	BB	IBB	HBP	BLK	WP	HR	S	P	ERA	WHIP
52 Michael Wacha, R ERA: 3.0	(1, 1)	6.0	W	21	2	0	0	10	1	0	0	0	0	0	61	95	0.00	0.500
36 Steven Wilson, R ERA: 1.42	(7, 1)	1.0	H	4	0	0	0	1	1	0	0	0	0	0	11	22	0.00	1.000
66 Luis García, R ERA: 9.64	(8, 1)	1.0	H	5	2	1	1	1	0	0	0	0	0	0	11	16	9.00	2.000
71 Josh Hader, L ERA:	(9, 1)	1.0	S	5	1	0	0	3	1	0	0	0	1	0	17	29	0.00	2.000

PITCHER	IP	WLS	BF	H	R	ER	SO	BB	IBB	HBP	BLK	WP	HR	S	P	ERA	WHIP

BOTTOM

San Diego Padres @ Atlanta Braves

Truist Park, Atlanta, GA

Sat Apr 08 2023, 7:22 PM - 10:16 PM EDT

Att. 40,154 - Cloudy - 44 F

livebaseballscorecards.com

AB	32
R	1
H	5
RBI	1
BB	3
SO	15
LOB	14

San Diego Padres @ Atlanta Braves

Truist Park, Atlanta, GA

Sun Apr 09 2023, 7:11 PM - 10:00 PM EDT

Att. 40,138 - Clear - 63 F

TOP

livebaseballscorecards.com

Batter	1	2	3	4	5	6	7	8	9	AB	R	H	RBI	BB	SO	LOB
2 Xander Bogaerts, R (1, 6) OBP: 0.422, SLG: 0.649	G4-3		13 1B 32 HR 1B	G6-3		22 BB 13 1B 32 1B BB		G5-3		4	2	1	0	1	0	0
13 Manny Machado, R (1, 5) OBP: 0.333, SLG: 0.359	L9		1-3 32 HR 1B	1B		1-2 22 BB 32 1B 1B		K		5	2	3	0	0	1	0
22 Juan Soto, L (1, 7) OBP: 0.356, SLG: 0.432	32 FC4 1B	P6			32 2B 2B	1-2 2-3 32 1B BB		K	K	4	1	2	0	1	1	2
32 Nelson Cruz, R (1, 10) OBP: 0.381, SLG: 0.750	FC4 1-2f		1-H 3-H HR	9 WP 7 HR 2-H 2B		1-2 2-H 3-H 1B			9 G4-6-3 HBP	4	2	3	6	0	0	1
9 Jake Cronenworth, L (1, 3) OBP: 0.325, SLG: 0.394		7 2B 2B	K	2-3	F6				G4-6-3 1-2f	5	1	1	0	0	2	4
7 Ha-Seong Kim, R (1, 4) OBP: 0.343, SLG: 0.594		1 F9 2-H 2B	BB	3-H HR	F8				K	4	1	2	3	1	1	2
26 Austin Nola, R (1, 2) OBP: 0.231, SLG: 0.130		F7	P4	K	P6					4	0	0	0	0	1	2
1 Trent Grisham, L (1, 8) OBP: 0.333, SLG: 0.541		F9 2-3	HR	F7	F8					4	1	1	1	0	0	1
28 José Azocar, R (1, 9) OBP: 0.263, SLG: 0.278		F9	K	G6-3	K					4	0	0	0	0	2	1
Inning Stats	R: 0 E: 0 K: 0 S: 12 H: 1 LOB: 1 BB: 0 P: 14	R: 1 E: 0 K: 0 S: 11 H: 2 LOB: 1 BB: 0 P: 18	R: 3 E: 0 K: 1 S: 15 H: 3 LOB: 1 BB: 1 P: 25	R: 1 E: 0 K: 1 S: 7 H: 2 LOB: 1 BB: 0 P: 9	R: 3 E: 0 K: 2 S: 23 H: 3 LOB: 0 BB: 0 P: 32	R: 2 E: 0 K: 0 S: 14 H: 2 LOB: 2 BB: 2 P: 28	R: 0 E: 0 K: 1 S: 10 H: 0 LOB: 0 BB: 0 P: 16	R: 0 E: 0 K: 2 S: 9 H: 0 LOB: 0 BB: 0 P: 12	R: 0 E: 0 K: 1 S: 6 H: 0 LOB: 0 BB: 0 P: 9	1B: 6 2B: 4 3B: 0 HR: 3 SF: 0 SAC: 0 DP: 1 HBP: 1							

AB	38
R	10
H	13
RBI	10
BB	3
SO	8
LOB	13

WP: 1 PB: 0 SB: 0 CS: 0 PA: 42

PITCHER		IP	WLS	BF	H	R	ER	SO	BB	IBB	HBP	BLK	WP	HR	S	P	ERA	WHIP
46 Dylan Dodd, L ERA: 7.71	(1, 1)	4.1	L	23	10	7	7	3	1	0	0	0	1	2	60	84	14.54	2.538
63 Lucas Luetge, L ERA: 9.64	(5, 1)	1.2		10	3	3	3	1	2	0	0	0	0	1	22	42	16.20	3.000
77 Joe Jiménez, R ERA:	(7, 1)	1.0		3	0	0	0	1	0	0	0	0	0	0	10	16	0.00	0.000
33 A.J. Minter, L ERA:	(8, 1)	1.0		3	0	0	0	2	0	0	0	0	0	0	9	12	0.00	0.000
65 Danny Young, L ERA: 3.86	(9, 1)	1.0		3	0	0	0	1	0	0	1	0	0	0	6	9	0.00	0.000

PITCHER	IP	WLS	BF	H	R	ER	SO	BB	IBB	HBP	BLK	WP	HR	S	P	ERA	WHIP

Batter	1	2	3	4	5	6	7	8	9	AB	R	H	RBI	BB	SO	LOB
13 Ronald Acuña Jr., R (1, 9) OBP: 0.396, SLG: 0.500 38 Eli White, R (9, PH)	B SI 92 C FF 93 B SL 83 B SI 94 C FF 93 B SI 94 4-2 28 FC3-6 BB	B SI 90 F SI 91 X FF 91 1-1 27 G6-4-3 28 BB 1B	B CU 76 F SL 80 X SI 92 1-1 ① FC4-5 28 S 1-3 3-H	X SI 97 0-0 27 HBP 28 1B 1-2 1B	T FF 88 B CU 74 S SI 91 S CH 82 1-3 ① K	3 0 2 1 1 0 1 1 0 0 0 0 1 0										
28 Matt Olson, L (1, 3) OBP: 0.447, SLG: 0.700	B SI 91 B CU 76 F FF 93 C FF 93 1 SAFE X CU 79 2-2 ① FC3-6 27 1B 1-2f	B SI 92 B FF 92 B CU 78 B FF 92 4-0 27 G6-4-3 1-2 BB	F FF 93 B SI 93 C CU 79 F FF 94 B SI 95 X CU 78 2-2 ② G2-3 1-2	C CH 89 S FF 98 B FF 97 F FF 97 B FF 96 D CH 90 X SI 97 3-2 27 HBP 1-2 2-H 1B	B SL 85 B CU 74 F CH 81 X CH 82 2-1 ② G1-4-3	4 0 1 1 1 0 2										
27 Austin Riley, R (1, 5) OBP: 0.432, SLG: 0.514 9 Ehire Adrianza, S (9, PH)	B FF 93 F SI 93 S FF 93 B FF 95 B SL 84 F FF 94 F CU 79 X SI 94 3-2 12 FC6-4 1-2 1B	F FF 92 B SI 93 F SL 81 X CU 80 1-2 ① ② G6-4-3 1-2f 2-3	C SI 93 F CU 80 F FF 95 S SL 88 0-3 ③ K	B FF 96 F SI 96 F FF 97 H SI 95 2-2 12 FC6-4 1-2 2-3 HBP	S CH 81 B CH 81 F CH 81 X FF 89 1-2 ③ F7	3 0 1 0 0 1 3 1 0 0 0 0 0 0										
1 Ozzie Albies, S (1, 4) OBP: 0.256, SLG: 0.300	C CU 77 C CU 80 S CU 81 0-3 ② K	D CU 80 C CU 77 B FF 94 B CU 77 F CU 78 X FF 94 3-2 ③ F8	C CU 76 B CH 85 S CU 79 X SI 92 1-2 8 F8 12 BB 1B	B CH 90 F CH 90 F SI 97 S FF 97 1-3 ② K	4 0 1 0 0 2 6											
12 Sean Murphy, R (1, 2) OBP: 0.393, SLG: 0.200	X SI 94 0-0 ③ FC6-4 1-2f	F FF 90 B SL 87 B SI 92 C FF 92 X CU 80 2-2 ① G6-3	B SI 92 B SI 93 B CU 79 C FF 90 B SI 92 4-1 20 G5-4-3 1-2 BB	F FF 99 X SI 98 0-1 ③ FC6-4 1-2f	3 0 0 0 1 0 5											
8 Eddie Rosario, L (1, 7) OBP: 0.192, SLG: 0.200		C FF 91 B CU 75 S CU 75 S FF 93 1-3 ① K	X FF 91 0-0 ② L8	F CU 78 F CU 80 B FF 94 D CU 81 X CU 77 2-2 ① F8 2-3	B CH 82 F SI 88 S CU 73 F FF 90 X CH 82 1-2 ① G1-3	4 0 0 0 0 1 2										
20 Marcell Ozuna, R (1, 10) OBP: 0.219, SLG: 0.296		B FF 93 S CU 78 T FF 93 B SL 80 B FF 94 B CU 78 4-2 11 FC5-4 BB	C FF 92 B SL 79 C CU 79 B CU 80 F SL 83 F FF 94 B CU 82 S SI 94 3-3 ③ K	D SL 88 F FF 92 F CU 79 B SI 94 X CU 79 2-2 ②③ G5-4-3 1-2f	B CU 73 X SI 88 1-0 ② G6-3	3 0 0 0 1 1 2										
11 Orlando Arcia, R (1, 6) OBP: 0.366, SLG: 0.526		F SI 93 X CU 80 0-1 ② FC5-4 1-2f	C CU 77 B SI 91 X CU 79 1-1 14 1B 13 FC4-5 1B	B SI 96 B FF 98 B FF 96 C SI 96 S SI 96 F SI 95 B FF 97 4-2 13 1B 28 1B BB	C CH 83 X SI 88 0-1 1B	3 2 2 0 1 0 1										
14 Sam Hilliard, L (1, 8) OBP: 0.375, SLG: 0.400		B CU 76 B CU 80 B FF 93 C FF 92 C FF 93 S FF 93 3-3 ③ K	S CU 76 X CU 78 0-1 13 FC4-5 13 WP 1-3 1B	C SI 97 B CH 89 D FF 97 T FF 97 C FF 97 2-3 ① K	B CU 73 B FF 87 B SI 88 C FF 90 S FF 88 S CH 82 3-3 ③ K	4 0 1 0 0 3 3										
Inning Stats	R: 0 H: 1 E: 0 LOB: 2 K: 1 BB: 1 S: 14 P: 23	R: 0 H: 0 E: 0 LOB: 1 K: 2 BB: 1 S: 10 P: 18	R: 0 H: 1 E: 0 LOB: 1 K: 0 BB: 1 S: 8 P: 17	R: 0 H: 0 E: 0 LOB: 0 K: 1 BB: 0 S: 9 P: 14	R: 1 H: 2 E: 0 LOB: 1 K: 1 BB: 0 S: 14 P: 18	R: 0 H: 1 E: 0 LOB: 1 K: 0 BB: 1 S: 10 P: 19	R: 1 H: 2 E: 0 LOB: 3 K: 2 BB: 1 S: 18 P: 30	R: 0 H: 1 E: 0 LOB: 1 K: 1 BB: 0 S: 10 P: 15	R: 0 H: 0 E: 0 LOB: 0 K: 1 BB: 0 S: 8 P: 12	1B: 8 SF: 0 2B: 0 SAC: 0 3B: 0 DP: 2 HR: 0 HBP: 1						

PITCHER		IP	W/L/S	BF	H	R	ER	SO	BB	IBB	HBP	BLK	WP	HR	S	P	ERA	WHIP
67 Seth Lugo, R ERA: 1.38	(1, 1)	6.0	W	25	5	1	1	5	4	0	0	0	1	0	65	109	1.50	1.500
76 Domingo Tapia, R ERA: 5.06	(7, 1)	1.0		7	2	1	1	2	1	0	1	0	0	0	18	30	9.00	3.000
74 Nabil Crismatt, R ERA: 10.13	(8, 1)	2.0		7	1	0	0	2	0	0	0	0	0	0	18	27	0.00	0.500

PITCHER	IP	W/L/S	BF	H	R	ER	SO	BB	IBB	HBP	BLK	WP	HR	S	P	ERA	WHIP

BOTTOM

San Diego Padres @ Atlanta Braves

Truist Park, Atlanta, GA

Sun Apr 09 2023, 7:11 PM - 10:00 PM EDT

Att. 40,138 - Clear - 63 F

livebaseballscorecards.com

AB	33
R	2
H	8
RBI	2
BB	5
SO	9
LOB	25

San Diego Padres @ New York Mets

Citi Field, Flushing, NY

Mon Apr 10 2023, 7:12 PM - 9:48 PM EDT

Att. 30,244 - Clear - 55 F

TOP

livebaseballscorecards.com

Batter	1	2	3	4	5	6	7	8	9	AB	R	H	RBI	BB	SO	LOB
1 Trent Grisham, L (1, 8) OBP: 0.326, SLG: 0.500	B FF 94 C FF 94 B FC 89 B FF 94 C FF 94 F CU 77 B FF 96 4-2 22 BB		S FC 88 B FF 93 S CH 83 F FF 94 C FF 94 1-3 ②			S FF 95 B CH 87 B FF 94 F FF 93 F SL 85 B SL 86 X FF 92 3-2 ① G3-1		C FC 92 C FC 93 S CH 87 0-3 ① K		3	0	0	0	1	2	1
13 Manny Machado, R (1, 5) OBP: 0.304, SLG: 0.326	S FF 93 B SL 85 S CH 84 D SL 84 1 SAFE S FF 94 2-3 ① K		S SL 84 S SL 84 B SL 84 B SL 84 B SL 84 X FF 93 3-2 ③ P5			B SL 85 S FF 93 B SL 84 X SL 83 2-1 ② G5-3		C FC 92 B FC 92 X SL 85 1-1 ② F8		4	0	0	0	0	1	2
22 Juan Soto, L (1, 7) OBP: 0.367, SLG: 0.410	B FF 94 B FF 94 C FF 93 F CU 76 F FF 94 D CH 84 F CH 84 1 SAFE F FC 88 4-2 B FF 93 2 G6-4-3 1-2 BB			C FF 92 B FC 87 B CH 82 B FF 92 C CH 84 X CU 77 3-2 ① P5		B FF 93 B FF 94 B FF 93 C FF 93 B SL 82 4-1 2 BB		B FC 94 C KC 84 B CH 87 S FC 93 B FC 92 S FC 93 3-3 ③ K		2	0	0	0	2	1	0
2 Xander Bogaerts, R (1, 6) OBP: 0.429, SLG: 0.625	C SL 84 X SL 84 0-1 ② ③ G6-4-3 1-2f			C FF 92 B FF 93 F FF 93 F SL 84 X FF 92 1-2 ② F8		B FF 94 B SL 83 B FF 92 C FF 91 B FF 92 4-1 1-2 BB			C SI 92 X ST 79 0-1 9 DI 14 S 1B	3	0	1	0	1	0	2
14 Matt Carpenter, L (1, 10) OBP: 0.333, SLG: 0.364		B FF 92 C FF 93 F FF 93 B FC 88 S FC 87 2-3 ① K		F FF 91 B CU 76 F CU 77 S FF 93 1-3 ③ K		C SL 84 F FF 94 T SL 88 0-2 ③ K			B SI 93 B FC 89 C SI 92 S FC 88 F FC 89 S SI 94 2-3 ① K 1-2	4	0	0	0	0	4	3
9 Jake Cronenworth, L (1, 3) OBP: 0.295, SLG: 0.351		B FF 93 C CU 76 B FF 93 F FF 93 F CH 84 B FF 95 X CH 84 3-2 ② L9			C CU 74 X FF 91 0-1 ① F8		C FF 94 F SL 85 S FF 96 0-3 ① K		C FC 88 B SI 94 S CH 88 F SI 94 D ST 82 T CH 89 2-2 ② K 2-3	4	0	0	0	0	2	1
7 Ha-Seong Kim, R (1, 4) OBP: 0.359, SLG: 0.571		B FF 93 F FF 93 C SL 83 F CH 83 C FF 95 1-3 ③ K			B SL 83 X SL 83 1-0 1B	C FF 96 B FF 96 F FF 96 B FF 95 B SL 86 B FF 95 4-2 BB			C SI 92 B ST 80 C SI 93 C SI 94 1-3 ③ K	3	0	1	0	1	2	1
24 Rougned Odor, L (1, 9) OBP: 0.294, SLG: 0.286			B FF 91 B FF 91 B FF 92 C FF 92 S FF 92 F FF 93 B CH 84 4-2 26 G6-3 26 E BB		S FF 92 F FF 92 X CH 83 0-2 ② P2		C FF 96 1 SAFE S FF 96 S FF 96 0-3 ② K			2	0	0	0	1	1	2
26 Austin Nola, R (1, 2) OBP: 0.207, SLG: 0.115			L FF 92 B SL 82 1 SAFE C FF 92 B SL 83 B SL 84 X FF 92 3-2 ① G6-3 1-3		1 SAFE F SL 83 F FF 91 B SL 84 B SL 86 B FF 92 1 SAFE F FF 92 F FF 92 3-3 ③ K		T FF 96 B FF 94 X FF 95 1-1 ③ L8			3	0	0	0	0	1	3
Inning Stats	R: 0 E: 0 K: 1 S: 13 H: 0 LOB: 1 BB: 2 P: 23	R: 0 E: 0 K: 2 S: 11 H: 0 LOB: 0 BB: 0 P: 17	R: 0 E: 0 K: 1 S: 13 H: 0 LOB: 1 BB: 1 P: 24	R: 0 E: 0 K: 1 S: 10 H: 0 LOB: 0 BB: 0 P: 15	R: 0 E: 0 K: 1 S: 14 H: 1 LOB: 1 BB: 0 P: 18	R: 0 E: 0 K: 1 S: 11 H: 0 LOB: 2 BB: 2 P: 24	R: 0 E: 0 K: 2 S: 10 H: 0 LOB: 1 BB: 1 P: 15	R: 0 E: 0 K: 2 S: 8 H: 0 LOB: 0 BB: 0 P: 12	R: 0 E: 0 K: 3 S: 13 H: 1 LOB: 1 BB: 0 P: 18	1B: 2 2B: 0 3B: 0 HR: 0 SF: 0 SAC: 0 DP: 1 HBP: 0						

	AB	28
	R	0
	H	2
	RBI	0
	BB	6
	SO	14
	LOB	15

WP: 0 PA: 34
PB: 0
SB: 1
CS: 0

PITCHER		IP	WLS	BF	H	R	ER	SO	BB	IBB	HBP	BLK	WP	HR	S	P	ERA	WHIP
21 Max Scherzer, R ERA: 4.41	(1, 1)	5.0	W	18	1	0	0	6	3	0	0	0	0	0	61	97	0.00	0.800
46 John Curtiss, R ERA: 1.42	(6, 1)	1.0	H	5	0	0	0	1	2	0	0	0	0	0	11	24	0.00	2.000
40 Drew Smith, R ERA: 4.5	(7, 1)	1.0	H	4	0	0	0	2	1	0	0	0	0	0	10	15	0.00	1.000
30 David Robertson, R ERA:	(8, 1)	1.0		3	0	0	0	2	0	0	0	0	0	0	8	12	0.00	0.000
0 Adam Ottavino, R ERA: 2.25	(9, 1)	1.0		4	1	0	0	3	0	0	0	0	0	0	13	18	0.00	1.000

PITCHER	IP	WLS	BF	H	R	ER	SO	BB	IBB	HBP	BLK	WP	HR	S	P	ERA	WHIP

BOTTOM

San Diego Padres @ New York Mets

Citi Field, Flushing, NY

Mon Apr 10 2023, 7:12 PM - 9:48 PM EDT

Att. 30,244 - Clear - 55 F

Batter	1	2	3	4	5	6	7	8	9	AB	R	H	RBI	BB	SO	LOB
9 Brandon Nimmo, L (1, 8) OBP: 0.405, SLG: 0.233	B SL 83 C SL 82 C FF 94 B FS 88 X ST 81 2-2 ① P5		C SI 92 B CU 71 F ST 79 X FS 88 1-2 12 S 1 2B 1B		F SI 92 X FC 90 0-1 ② G4-3		X SI 88 0-0 ② FC6-4 12 2B 1-2f 2-3			4	2	1	0	0	0	2
12 Francisco Lindor, S (1, 6) OBP: 0.362, SLG: 0.405	F ST 81 T FF 94 B FS 90 F FF 95 B FS 90 B FF 94 S ST 82 3-3 ② K		B ST 80 H ST 81 2-0 1 2B 1-2 HBP		C SI 92 T FC 90 B FF 94 B FC 91 F SL 84 F FF 92 B FC 89 T ST 82 3-2 ③ K		B SI 90 B FF 89 X SI 88 2-0 1-H 3-H 2B			3	1	1	2	0	2	0
1 Jeff McNeil, L (1, 9) OBP: 0.348, SLG: 0.350	B ST 82 X ST 82 1-0 ③ G4-3		X ST 82 0-0 1-H 2-H 2B			B SI 92 C SL 84 S CU 72 B FS 91 S SL 87 2-3 ① K2-3	F FF 92 F FF 92 B FF 92 B SL 82 X FF 92 2-2 ③ L4			4	0	1	2	0	1	1
20 Pete Alonso, R (1, 3) OBP: 0.298, SLG: 0.595		B FC 91 C FC 90 F FC 91 C SI 94 1-3 ① K	C FC 89 T FC 91 D FC 91 X FF 94 1-2 ③ F8			B FC 90 B ST 82 B ST 83 X FF 92 3-0 ② G6-3		B FF 95 B FF 96 X SI 95 2-0 ① L9		4	0	0	0	0	1	1
32 Daniel Vogelbach, L (1, 10) OBP: 0.429, SLG: 0.313		C SL 86 B ST 84 X ST 82 1-1 19 FC5-4 1B		B SL 83 B SL 84 B SL 82 C SL 84 B SL 83 4-1 BB		B SL 85 C SL 84 F ST 80 X FF 95 1-2 ③ F7		B FF 94 B FF 96 C FF 96 B FF 96 X FF 96 3-1 ② F7		3	0	1	0	1	0	0
19 Mark Canha, R (1, 7) OBP: 0.348, SLG: 0.410		C ST 82 F FF 94 X FF 94 0-2 ② FC5-4 1-2f		B FF 93 C ST 80 B FF 93 X ST 82 2-1 ① L6			B FF 92 C ST 80 C FF 92 F FF 94 B FC 90 X FF 93 2-2 13 1B 10 SF7 2B	S FF 96 S SL 87 B FF 97 T FF 96 1-2 ③ K		4	1	1	0	0	1	2
13 Luis Guillorme, L (1, 4) OBP: 0.250, SLG: 0.211		C ST 82 X CU 73 0-1 ③ G4-3		C SL 84 C CU 71 B FF 93 F ST 83 S FS 89 1-3 ② K			X SL 85 0-0 9 FC6-4 3 1B 12 2B 2-3 1B			3	1	1	0	0	1	2
10 Eduardo Escobar, S (1, 5) OBP: 0.139, SLG: 0.235			F SL 84 F SL 83 X FF 94 0-2 ① G6-3	B SL 84 B SL 84 C SL 83 C SL 85 F SL 86 X FF 93 2-2 ③ F4			B FF 92 S FF 94 X FF 93 1-1 ① SF7 3-H			2	0	0	1	0	0	1
3 Tomás Nido, R (1, 2) OBP: 0.150, SLG: 0.158			B ST 81 S ST 82 X ST 82 1-1 ② F4		B SI 92 S ST 81 B SI 91 B ST 81 F ST 81 X ST 81 3-2 ① F9		C SI 92 X SI 92 0-1 9 FC6-4 1-2 1B			3	0	1	0	0	0	0
Inning Stats	R: 0 E: 0 K: 1 S: 8 H: 0 LOB: 0 BB: 0 P: 14	R: 0 E: 0 K: 1 S: 10 H: 1 LOB: 1 BB: 0 P: 12	R: 2 E: 0 K: 0 S: 12 H: 2 LOB: 1 BB: 0 P: 17	R: 0 E: 0 K: 1 S: 11 H: 0 LOB: 1 BB: 1 P: 20	R: 0 E: 0 K: 1 S: 10 H: 0 LOB: 0 BB: 0 P: 16	R: 0 E: 0 K: 1 S: 7 H: 0 LOB: 0 BB: 0 P: 13	R: 3 E: 0 K: 0 S: 14 H: 4 LOB: 1 BB: 0 P: 21	R: 0 E: 0 K: 1 S: 6 H: 0 LOB: 0 BB: 0 P: 12		1B: 4 2B: 3 3B: 0 HR: 0 SF: 1 SAC: 0 DP: 0 HBP: 1		WP: 0 PB: 0 SB: 1 CS: 0 PA: 33		

livebaseballscorecards.com

	AB	30
	R	5
	H	7
	RBI	5
	BB	1
	SO	6
	LOB	9

PITCHER		IP	WLS	BF	H	R	ER	SO	BB	IBB	HBP	BLK	WP	HR	S	P	ERA	WHIP
11 Yu Darvish, R ERA: 4.76	(1, 1)	6.1	L	27	6	5	5	5	1	0	1	0	0	0	67	104	7.11	1.105
25 Tim Hill, L ERA: 4.15	(7, 1)	0.2		3	1	0	0	0	0	0	0	0	0	0	5	9	0.00	1.500
76 Domingo Tapia, R ERA: 4.26	(8, 1)	1.0		3	0	0	0	1	0	0	0	0	0	0	6	12	0.00	0.000

PITCHER	IP	WLS	BF	H	R	ER	SO	BB	IBB	HBP	BLK	WP	HR	S	P	ERA	WHIP

San Diego Padres @ New York Mets

Citi Field, Flushing, NY

Tue Apr 11 2023, 7:10 PM - 10:01 PM EDT

Att. 30,769 - Partly Cloudy - 69 F

livebaseballscorecards.com

Batter	1	2	3	4	5	6	7	8	9	AB	R	H	RBI	BB	SO	LOB
2 Xander Bogaerts, R (1, 6) OBP: 0.426, SLG: 0.667	F FF 92 X FF 94 0-1 ① G6-3		C SI 93 X CH 87 0-1 ② G5-3		C SI 93 F CH 86 B FF 94 F CH 85 X SL 87 1-2 ② G3 1-2 2-3		B SL 79 S SL 78 F FF 94 X FF 94 1-2 1B		C SL 83 B SL 85 X SL 82 1-1 2-H HR	5	1	2	2	0	0	2
13 Manny Machado, R (1, 5) OBP: 0.294, SLG: 0.333	B FF 94 S CU 79 F CH 87 F FF 96 B CU 81 F CH 88 B FF 95 X SL 86 3-2 ② L9		X SI 94 0-0 ③ G3-1		B FF 94 C SL 86 S SL 87 B FF 94 F CH 88 F SL 88 X SL 88 2-2 2-H 3-H 2B		B FF 94 F SL 78 S SL 78 B SL 78 F SL 78 X FF 94 2-2 ③ G4-3		B SI 94 S SL 83 C SI 94 F SL 85 B FF 95 X CH 94 2-2 ③ G6-3	5	0	1	2	0	0	1
22 Juan Soto, L (1, 7) OBP: 0.358, SLG: 0.381	C SL 86 T FF 94 B SL 89 B CU 80 F FF 94 B CH 86 B SL 88 4-2 BB			F SI 91 F SL 85 C SI 93 0-3 ① K	C SL 85 F SI 93 B SL 86 B SI 93 S SL 87 2-3 ③ K			B ST 82 F SI 89 C FC 87 B ST 83 X ST 82 2-2 ① G4-3		3	0	0	0	1	2	1
32 Nelson Cruz, R (1, 10) OBP: 0.320, SLG: 0.625	C SI 93 S FF 95 S CU 79 0-3 ③ K			S SL 86 S CH 87 T FF 95 0-2 ② K		X CH 89 0-0 ① F8		F ST 84 B FC 87 B FC 87 X SI 91 2-1 ② F9		4	0	0	0	0	2	1
9 Jake Cronenworth, L (1, 3) OBP: 0.333, SLG: 0.359		C CH 90 B CU 79 X FF 92 1-1 12 1B 7 SH1 1B		F CU 80 F SI 93 B SL 88 B SI 94 B FF 95 B SL 87 4-2 BB		C SI 92 X SL 84 0-1 ② P4		F FC 88 H SI 89 1-1 HBP		2	0	1	0	1	0	0
7 Ha-Seong Kim, R (1, 4) OBP: 0.357, SLG: 0.553		X FF 92 0-0 ① SH1 1-2		1 SAFE B CH 86 B FF 94 C CH 86 S SL 88 B SL 86 C CH 87 3-3 ③ K		B SI 92 C CU 80 S SL 87 F FF 93 X SL 85 1-2 12 S 1B		C FC 86 B CH 85 F FC 90 X CH 85 1-2 ③ G4-3		3	0	1	0	0	1	2
12 Luis Campusano, R (1, 2) OBP: 0.250, SLG: 0.333		D CH 86 X SI 92 1-0 1 G4-6-3 2-3 1B			B CU 76 F SI 92 X CU 78 1-1 2 G3 16 1B 13 2B 1B	B SL 77 1 SAFE S SL 79 X SL 77 1-1 ③ G4-3 1-2			B SL 85 X SI 94 1-0 2 HR 2B	4	2	3	0	0	0	1
1 Trent Grisham, L (1, 8) OBP: 0.300, SLG: 0.455		B FF 94 C SL 86 X SI 93 1-1 ② ③ G4-6-3 1-2f			F SI 92 C CU 80 F SL 87 X SI 94 0-2 ① P1		C FC 86 S CH 86 B FF 92 F CH 86 T FF 95 1-2 ① K		S FF 96 T FF 97 X FF 95 0-2 ① P5	4	0	0	0	0	1	4
16 Brandon Dixon, R (1, 9) OBP: 0.333, SLG: 0.333 28 José Azocar, R (7, 9) OBP: 0.250, SLG: 0.263			F SI 91 F CH 86 S FF 94 0-3 ① K		T CH 86 B SL 86 B SI 94 X CU 80 2-1 2 G3 13 2B 1-2 1B		C FF 94 C SL 80 S SL 80 0-3 ② K		C SL 83 B SL 83 F SI 94 B FF 96 B SI 96 F SI 94 S CH 86 3-3 ② K	3 1	1 0	1 0	0 0	0 0	2 1	0 1
Inning Stats	R: 0 E: 0 K: 1 S: 13 H: 0 LOB: 1 BB: 1 P: 20	R: 0 E: 0 K: 0 S: 6 H: 2 LOB: 1 BB: 0 P: 9	R: 0 E: 0 K: 1 S: 6 H: 0 LOB: 0 BB: 0 P: 6	R: 0 E: 0 K: 3 S: 11 H: 0 LOB: 1 BB: 1 P: 18	R: 2 E: 0 K: 1 S: 20 H: 3 LOB: 1 BB: 0 P: 28	R: 0 E: 0 K: 0 S: 9 H: 1 LOB: 1 BB: 0 P: 11	R: 0 E: 0 K: 2 S: 14 H: 1 LOB: 1 BB: 0 P: 18	R: 0 E: 0 K: 0 S: 9 H: 0 LOB: 1 BB: 0 P: 15	R: 2 E: 0 K: 1 S: 14 H: 2 LOB: 0 BB: 0 P: 21	1B: 6 2B: 2 3B: 0 HR: 1 SF: 0 SAC: 1 DP: 1 HBP: 1						

	AB	34
	R	4
	H	9
	RBI	4
	BB	2
	SO	9
	LOB	13

PITCHER		IP	WLS	BF	H	R	ER	SO	BB	IBB	HBP	BLK	WP	HR	S	P	ERA	WHIP
23 David Peterson, L ERA: 4.91	(1, 1)	5.2	L	24	6	2	2	6	2	0	0	0	0	0	63	89	3.18	1.412
72 Denyi Reyes, R ERA:	(6, 1)	1.1		5	1	0	0	2	0	0	0	0	0	0	16	21	0.00	0.750
25 Brooks Raley, L ERA: 9.0	(8, 1)	1.0		4	0	0	0	0	0	0	1	0	0	0	9	15	0.00	0.000
Dennis Santana, R ERA: 8.44	(9, 1)	1.0		5	2	2	2	1	0	0	0	0	0	1	14	21	18.00	2.000

PITCHER		IP	WLS	BF	H	R	ER	SO	BB	IBB	HBP	BLK	WP	HR	S	P	ERA	WHIP

BOTTOM

Batter	1	2	3	4	5	6	7	8	9	AB	R	H	RBI	BB	SO	LOB
9 Brandon Nimmo, L (1, 8) OBP: 0.413, SLG: 0.219	C FF 92 B FF 94 B FF 92 B FF 94 B FF 94 4-1 12 BB 6 1B BB	B ST 80 C ST 82 S ST 82 F FF 96 F CH 87 B FF 96 F ST 80 F ST 82 F CH 86 3-3 ② K	B FF 95 B CH 89 X CH 88 2-0 ① G4-3	B FF 94 C ST 80 B ST 80 B ST 79 B FF 94 4-1 6 FC5 BB	2	0	0	0	2	1	0
6 Starling Marte, R (1, 9) OBP: 0.366, SLG: 0.459	X FF 94 0-0 12 BB 1-2 1B	F FF 95 B ST 81 B CH 86 X CH 87 2-1 ③ L4	B FF 96 X ST 81 1-0 ② F8	C FF 94 F ST 83 X ST 83 0-2 ② FC5 1-2 2-3f	4	0	1	0	0	0	2
12 Francisco Lindor, S (1, 6) OBP: 0.373, SLG: 0.400	C FF 95 D CH 86 B CH 86 C ST 79 B FF 95 B ST 81 4-2 19 G4-3 1-2 2-3 BB	C FF 93 B FF 94 C ST 78 X ST 81 1-2 20 1B 19 SF9 1B	B FF 97 S CH 90 B FF 95 C FF 96 F SC 81 B SC 80 S CH 88 3-3 ③ K	S FF 94 F FF 94 F FC 87 B FF 96 S ST 83 1-3 ③ K	3	1	1	0	1	2	2
20 Pete Alonso, R (1, 3) OBP: 0.314, SLG: 0.578	C FF 96 C CH 87 D ST 81 F ST 82 B FF 95 F FF 96 B CH 88 S CH 86 3-3 ① K	T CH 87 1 SAFE X CH 87 0-1 19 SF9 1-3 1B	C ST 81 X SI 97 0-1 ① L8	B SI 95 B SI 95 S SI 95 B SI 96 F SI 95 B SL 87 4-2 1 BB 28 1B BB	3	1	1	0	1	1	3
19 Mark Canha, R (1, 10) OBP: 0.320, SLG: 0.381	S FF 96 S FF 96 F CH 86 B CH 86 F CH 86 X ST 81 1-2 ②③ G4-3 1-2f	B FF 95 S FF 95 F CH 88 F FF 96 1 SAFE X ST 81 1-2 ①② SF9 1-2 3-H	F SI 98 X ST 82 0-1 ② F7	B SI 96 B SI 96 C SI 95 F SI 96 B SI 98 F SI 96 S SI 96 3-3 ① K	3	0	0	1	0	1	4
1 Jeff McNeil, L (1, 4) OBP: 0.360, SLG: 0.349		B FF 94 F FF 94 F FF 94 X FF 95 1-2 ① G6-3	C FF 95 B FF 95 B ST 80 F FF 94 X FF 95 2-2 ③ G4-3	B SI 97 X SI 97 1-0 1B	C SI 95 B SI 95 D SL 87 B SI 96 B SI 95 4-1 3 G1-3 28 1B 1-2 BB	3	0	1	0	1	0	0
28 Tommy Pham, R (1, 7) OBP: 0.286, SLG: 0.385		C FF 95 B CH 88 C CH 88 B ST 82 F CH 88 B FF 95 X ST 81 3-2 ② G6-3	B FF 92 C CH 85 S FF 93 X CH 84 1-2 ① G5-3	B SI 98 B ST 79 C ST 81 D ST 81 S SI 96 X SI 97 3-2 ③ G6-3	F SI 95 B SI 95 X CH 87 1-1 3 G1-3 1-2 2-H 1B	4	0	1	1	0	0	1
10 Eduardo Escobar, S (1, 5) OBP: 0.154, SLG: 0.222 26 Tim Locastro, R (8, PR) 13 Luis Guillorme, L (9, 5) OBP: 0.250, SLG: 0.211 3 Tomás Nido, R (9, PH) OBP: 0.143, SLG: 0.150		X ST 80 0-0 ③ F7	B FF 93 B ST 80 B FF 93 C FF 94 X FF 94 3-1 ② G5-3	B FF 94 B ST 78 B FF 94 C FF 94 B FF 94 4-1 6 FC5 4 S BB	B SI 96 S SI 97 X SI 97 0-2 ② G1-3 1-2 2-3	2 0 0 1	0 0 0 0	0 0 0 0	0 0 0 0	1 0 0 0	0 0 0 0	0 0 0 2
4 Francisco Alvarez, R (1, 2) OBP: 0.125, SLG: 0.125		B FF 94 B FF 94 B CH 87 C FF 96 C FF 95 X CH 87 3-2 ① G5-3	C FF 93 F FF 93 B CH 86 B FF 95 C CH 88 2-3 ③ K	S ST 78 S ST 79 S ST 82 0-3 ① K 1-2	B SI 97 B SI 97 S SI 97 S SI 98 F SI 97 B SI 97 S SI 97 3-3 ③ K	4	0	0	0	0	3	3
Inning Stats	R: 0 E: 0 K: 1 S: 14 H: 1 LOB: 2 BB: 2 P: 26	R: 0 E: 0 K: 0 S: 8 H: 0 LOB: 0 BB: 0 P: 12	R: 0 E: 0 K: 0 S: 13 H: 0 LOB: 0 BB: 0 P: 21	R: 1 E: 0 K: 0 S: 12 H: 2 LOB: 0 BB: 0 P: 16	R: 0 E: 0 K: 1 S: 8 H: 0 LOB: 0 BB: 0 P: 14	R: 0 E: 0 K: 1 S: 6 H: 0 LOB: 0 BB: 0 P: 12	R: 0 E: 0 K: 0 S: 8 H: 1 LOB: 1 BB: 0 P: 12	R: 0 E: 0 K: 2 S: 12 H: 0 LOB: 2 BB: 2 P: 21	R: 1 E: 0 K: 2 S: 16 H: 1 LOB: 2 BB: 2 P: 31	1B: 5 2B: 0 3B: 0 HR: 0	SF: 1 SAC: 0 DP: 1 HBP: 0	WP: 0 PB: 0 SB: 1 CS: 0	PA: 36				

PITCHER	IP	WLS	BF	H	R	ER	SO	BB	IBB	HBP	BLK	WP	HR	S	P	ERA	WHIP
40 Ryan Weathers, L (1, 1) ERA: 2.7	5.0	W	18	3	1	1	3	2	0	0	0	0	0	55	89	1.80	1.000
45 Brent Honeywell, R (6, 1) ERA: 1.35	1.0	H	3	0	0	0	1	0	0	0	0	0	0	6	12	0.00	0.000
66 Luis García, R (7, 1) ERA: 7.94	1.0	H	4	1	0	0	0	0	0	0	0	0	0	8	12	0.00	1.000
36 Steven Wilson, R (8, 1) ERA: 1.23	1.0	H	5	0	0	0	2	2	0	0	0	0	0	12	21	0.00	2.000
71 Josh Hader, L (9, 1) ERA: 1.8	1.0	S	6	1	1	1	2	2	0	0	0	0	0	16	31	9.00	3.000

PITCHER	IP	WLS	BF	H	R	ER	SO	BB	IBB	HBP	BLK	WP	HR	S	P	ERA	WHIP

San Diego Padres @ New York Mets

Citi Field, Flushing, NY

Tue Apr 11 2023, 7:10 PM - 10:01 PM EDT

Att. 30,769 - Partly Cloudy - 69 F

livebaseballscorecards.com

AB	29
R	2
H	5
RBI	2
BB	6
SO	8
LOB	17

San Diego Padres @ New York Mets

Citi Field, Flushing, NY

Wed Apr 12 2023, 1:12 PM - 4:03 PM EDT

Att. 34,876 - Sunny - 77 F

livebaseballscorecards.com

TOP

Batter	1	2	3	4	5	6	7	8	9	AB	R	H	RBI	BB	SO	LOB
1 Trent Grisham, L (1, 8) OBP: 0.327, SLG: 0.435	B FF 94 X FF 94 1-0 ① F8		B FF 95 X CH 88 1-0 ② F9		B FF 96 B CH 89 F FF 95 B CH 90 S FF 95 F FF 95 B FF 94 4-2 BB		F FF 96 B FF 96 D CH 85 B FF 95 B FF 95 4-1 1-2 BB		B SI 94 B FC 87 C SI 92 B FC 88 B SI 92 4-1 13 G4-6-3 BB	2	0	0	0	3	0	0
13 Manny Machado, R (1, 5) OBP: 0.286, SLG: 0.308	B FF 94 C FF 92 B SL 86 F FF 93 B FF 96 B FF 96 4-2 22 HR BB		F CH 89 F FF 94 B FF 96 B SL 85 C CH 88 2-3 ③ K		1 SAFE B FF 94 X SL 83 1-0 ③ L8		C SL 86 B FF 96 B SL 85 F FF 96 B FF 96 X FF 96 3-2 ② F8 2-3		C SI 93 B ST 82 B SI 93 C SI 94 F SI 94 B ST 82 X SI 94 3-2 ②③ G4-6-3 1-2f	4	1	0	0	1	1	4
22 Juan Soto, L (1, 7) OBP: 0.368, SLG: 0.478	C FF 94 D CH 89 B FF 94 B CU 78 X FF 93 3-1 1-H HR			B CU 78 S CH 89 F CH 90 B CH 91 S FF 96 2-3 ① K		C SI 90 S ST 82 B ST 81 B ST 81 X FC 86 2-2 2B	C KC 83 B SL 84 F KC 86 F KC 86 B FC 95 X KC 85 2-2 ③ F7			4	1	2	2	0	1	2
2 Xander Bogaerts, R (1, 6) OBP: 0.414, SLG: 0.633	C FF 93 X SL 84 0-1 ② F9			C FF 94 S SL 86 B CH 90 X FF 96 1-2 14 1B		B SI 88 C FC 86 F ST 81 B FC 87 X ST 81 2-2 ① G6-3		B FC 93 F FC 92 S FC 92 X SL 86 1-2 ① L7		4	0	1	0	0	0	1
9 Jake Cronenworth, L (1, 3) OBP: 0.346, SLG: 0.357	B CU 79 F FF 94 B CH 90 C FF 94 F SL 84 B CH 89 X FF 95 3-2 ③ G5-3			F FF 95 F FF 95 X CH 89 0-2 ② L4		F ST 82 2 SAFE H SI 88 1-1 HBP		B FC 92 F KC 83 X KC 82 1-1 32 1B		3	0	1	0	0	0	1
14 Matt Carpenter, L (1, 10) OBP: 0.355, SLG: 0.360		B FF 92 B CU 76 B FF 93 C FF 93 B FF 94 4-1 26 G6-4-3 BB		X CH 90 0-0 1-2 1B		F ST 82 B ST 82 X FC 86 1-1 ② F7		C FC 93 F KC 86 S KC 87 0-3 ② K		3	0	1	0	1	1	3
26 Austin Nola, R (1, 2) OBP: 0.188, SLG: 0.103 32 Nelson Cruz, R (8, PH) OBP: 0.346, SLG: 0.640 28 José Azocar, R (8, PR) OBP: 0.250, SLG: 0.263 (8, 9)		B FF 93 B SL 81 B FF 92 C FF 92 X FF 93 3-1 ①② G6-4-3 1-2f		B FF 94 B SL 82 X CH 87 2-0 ③ F7		F FF 96 B FF 96 F SL 84 B FF 96 B SL 84 S FF 96 3-3 ③ K		B FC 93 S FC 93 S FC 93 F FC 96 X FC 93 1-2 1-2 1B		3 1 0	0 0 0	0 1 0	0 0 0	0 0 0	1 0 0	5 0 0
24 Rougned Odor, L (1, 4) OBP: 0.286, SLG: 0.235		X FF 93 0-0 ③ F7			B FF 94 X FF 94 1-0 ① F8		C FF 94 B CU 75 F FF 95 B FF 96 B CH 86 F FF 95 B FF 96 4-2 13 F8 1 BB BB	B FC 93 C KC 82 S KC 85 F FC 95 F KC 87 S KC 84 1-3 ③ K		3	0	0	0	1	1	2
16 Brandon Dixon, R (1, 9) OBP: 0.167, SLG: 0.167 12 Luis Campusano, R (8, 2) OBP: 0.235, SLG: 0.313			C FF 93 B SL 82 S CH 88 B CH 89 F CH 88 B FF 94 X CH 88 3-2 ① P6		B FF 95 S CH 88 B CH 88 C FF 94 F SL 85 F CH 89 C FF 95 2-3 ② K		B SL 82 T FF 95 B FF 96 F FF 96 C FF 96 2-3 ① K		B ST 77 B SI 92 C SI 91 F SI 93 X ST 80 2-2 ① F7	3 1	0 0	0 0	0 0	0 0	2 0	1 0
Inning Stats	R: 2 E: 0 K: 0 S: 11 H: 1 LOB: 0 BB: 1 P: 22	R: 0 E: 0 K: 0 S: 4 H: 0 LOB: 0 BB: 1 P: 11	R: 0 E: 0 K: 1 S: 8 H: 0 LOB: 0 BB: 0 P: 14	R: 0 E: 0 K: 1 S: 11 H: 2 LOB: 2 BB: 0 P: 16	R: 0 E: 0 K: 1 S: 10 H: 0 LOB: 1 BB: 1 P: 18	R: 0 E: 0 K: 1 S: 12 H: 1 LOB: 2 BB: 0 P: 21	R: 0 E: 0 K: 1 S: 14 H: 0 LOB: 2 BB: 2 P: 29	R: 0 E: 0 K: 2 S: 17 H: 2 LOB: 2 BB: 0 P: 21	R: 0 E: 0 K: 0 S: 8 H: 0 LOB: 0 BB: 1 P: 17	1B: 4 2B: 1 3B: 0 HR: 1 SF: 0 SAC: 0 DP: 2 HBP: 1						

	AB	31
	R	2
	H	6
	RBI	2
	BB	6
	SO	7
	LOB	19

PITCHER		IP	WLS	BF	H	R	ER	SO	BB	IBB	HBP	BLK	WP	HR	S	P	ERA	WHIP
38 Tylor Megill, R ERA: 2.25	(1, 1)	5.0	W	20	3	2	2	3	3	0	0	0	0	1	44	81	3.60	1.200
25 Brooks Raley, L ERA: 7.71	(6, 1)	0.2	H	4	1	0	0	0	0	0	1	0	0	0	9	15	0.00	1.500
40 Drew Smith, R ERA: 3.6	(6, 1)	1.0	H	5	0	0	0	2	2	0	0	0	0	0	13	29	0.00	2.000
30 David Robertson, R ERA:	(7, 1)	1.1	H	6	2	0	0	2	0	0	0	0	0	0	21	27	0.00	1.500
0 Adam Ottavino, R ERA: 1.8	(9, 1)	1.0	S	3	0	0	0	0	1	0	0	0	0	0	8	17	0.00	1.000

PITCHER		IP	WLS	BF	H	R	ER	SO	BB	IBB	HBP	BLK	WP	HR	S	P	ERA	WHIP

WP: 0 PB: 0 SB: 0 CS: 0 PA: 38

Batter	1	2	3	4	5	6	7	8	9	AB	R	H	RBI	BB	SO	LOB
9 Brandon Nimmo, L (1, 8) OBP: 0.431, SLG: 0.297	C FF 94 F FF 95 B FF 94 X CU 82 1-2 20 1B 6 BB 1B	S FF 95 B FF 94 F FF 95 B FF 95 X FF 95 2-2 1-H 2B		F FF 94 B FF 94 X FF 94 1-1 ③ L8		C CH 88 B FF 95 B FF 95 X CH 89 2-1 6 FC6-4 1-3 2-H 1B		B SI 89 C FF 90 S SI 90 X SL 83 1-2 ② G3		5	0	3	2	0	0	0
6 Starling Marte, R (1, 9) OBP: 0.348, SLG: 0.415	B FF 95 1 SAFE B FF 95 F FF 96 B FF 95 F FF 95 B FF 96 4-2 20 1B 1-2 BB	C FF 95 D CU 82 X FF 93 1-1 ③ G5-3			B CU 78 C FF 93 B FF 93 B FF 92 X FF 95 3-1 ① L4	B ST 83 F CH 89 F CH 90 F FF 95 B SC 82 X CH 87 2-2 ③ FC6-4 1-2f		C SI 89 X FC 88 0-1 ③ F8		4	0	0	0	1	0	3
12 Francisco Lindor, S (1, 6) OBP: 0.364, SLG: 0.455	C FF 96 B FF 96 F FF 95 B FF 96 S CU 83 2-3 ① K		B SL 89 C FF 93 X FF 93 1-1 HR		C FF 94 C FF 94 B SL 88 B FF 93 S CU 83 2-3 ② K		F FF 94 B FF 94 B SC 81 X CH 88 2-1 ① G4-3			4	1	1	1	0	2	2
20 Pete Alonso, R (1, 3) OBP: 0.345, SLG: 0.646	C FF 96 F FF 96 2 SAFE X FF 96 0-2 1-2 2-3 1B		X FF 96 0-0 ① F9		B FF 93 B FF 95 X FF 94 2-0 HR		B FF 95 B FF 95 B FF 93 C FF 95 B FF 96 4-1 1 BB 28 1B BB			3	2	2	1	1	0	0
19 Mark Canha, R (1, 7) OBP: 0.315, SLG: 0.356	S FF 97 X FF 96 0-1 ② P3		C FF 95 B FF 94 B SL 89 B SL 88 B FF 93 4-1 1 S BB		B FF 95 F SL 89 B SL 90 C FF 94 B CU 82 S SL 90 3-3 ③ K		C CH 87 C ST 81 S FF 95 0-3 ② K			3	0	0	0	1	2	4
1 Jeff McNeil, L (1, 4) OBP: 0.389, SLG: 0.341	B FF 96 B FF 96 C FF 96 F FF 96 B FF 96 X FF 97 3-2 ③ G5-3		B FF 94 F FF 94 D CU 80 1 SAFE B FF 94 B FF 93 4-1 28 G5-4-3 1-2 BB			S SL 88 B CU 80 B SL 88 B SL 88 B FF 94 4-1 10 SH 28 S 3 FC5-2 BB	B FF 95 B FF 94 B FF 94 C FF 95 B CH 88 4-1 28 1B 1-2 BB			1	0	0	0	3	0	3
28 Tommy Pham, R (1, 10) OBP: 0.344, SLG: 0.414		C FF 93 F FF 93 X FF 94 0-2 9 S 9 2B 1B	C FF 94 X SL 87 0-1 ②③ G5-4-3 1-2f			B FF 91 C SL 87 D CU 81 2 SAFE D CU 80 B FF 93 4-1 3 FC5-2 10 SH 1-2 BB	D CH 87 B CH 87 X CH 88 2-0 10 FC6-4 1-2 2-H 1B			3	1	2	1	1	0	2
10 Eduardo Escobar, S (1, 5) OBP: 0.143, SLG: 0.205		B FF 93 B FF 93 C FF 94 B FF 94 X FF 94 3-1 ① F7		S SL 88 B SL 88 F FF 93 S SL 90 1-3 ① K		X CH 88 0-0 SH 3 FC5-2 9 1B 1-2 2-3	X FF 91 0-0 ③ FC6-4 1-2f			3	1	0	0	0	1	3
3 Tomás Nido, R (1, 2) OBP: 0.120, SLG: 0.125		T SL 90 L FF 93 B FF 94 S SL 88 1-3 ② K		B SL 89 X FF 94 1-0 ② G6-3		X CH 89 0-0 ①② FC5-2 9 1B 1-2 2-3 3-H		B FF 90 C SI 88 F FF 88 S SI 90 1-3 ① K		4	0	0	0	0	2	4
Inning Stats	R: 0 E: 0 K: 1 S: 16 H: 2 LOB: 3 BB: 1 P: 26	R: 1 E: 0 K: 1 S: 13 H: 2 LOB: 1 BB: 0 P: 20	R: 1 E: 0 K: 0 S: 7 H: 1 LOB: 1 BB: 2 P: 16	R: 0 E: 0 K: 1 S: 6 H: 0 LOB: 0 BB: 0 P: 9	R: 1 E: 0 K: 2 S: 9 H: 1 LOB: 0 BB: 0 P: 19	R: 1 E: 1 K: 0 S: 10 H: 1 LOB: 2 BB: 2 P: 22	R: 1 E: 0 K: 1 S: 9 H: 1 LOB: 2 BB: 2 P: 21	R: 0 E: 0 K: 1 S: 8 H: 0 LOB: 0 BB: 0 P: 10								

PITCHER		IP	WLS	BF	H	R	ER	SO	BB	IBB	HBP	BLK	WP	HR	S	P	ERA	WHIP
4 Blake Snell, L ERA: 6.92	(1, 1)	5.0	L	25	6	4	3	5	5	0	0	0	0	2	53	100	5.40	2.200
45 Brent Honeywell, R ERA: 2.16	(6, 1)	1.2		9	2	1	1	1	2	0	0	0	0	0	16	32	5.40	2.400
25 Tim Hill, L ERA: 3.18	(7, 1)	1.1		4	0	0	0	1	0	0	0	0	0	0	9	11	0.00	0.000

PITCHER	IP	WLS	BF	H	R	ER	SO	BB	IBB	HBP	BLK	WP	HR	S	P	ERA	WHIP

BOTTOM

San Diego Padres @ New York Mets

Citi Field, Flushing, NY

Wed Apr 12 2023, 1:12 PM - 4:03 PM EDT

Att. 34,876 - Sunny - 77 F

livebaseballscorecards.com

AB	30
R	5
H	8
RBI	5
BB	7
SO	7
LOB	21

1B: 5	SF: 0	WP: 0	PA: 38
2B: 2	SAC: 1	PB: 0	
3B: 0	DP: 2	SB: 3	
HR: 2	HBP: 0	CS: 0	

Batter	1	2	3	4	5	6	7	8	9	10	AB	R	H	RBI	BB	SO	LOB
22 Christian Yelich, L (1, 7) OBP: 0.328, SLG: 0.302	B FF 92 S FF 92 B CU 81 B FC 90 C FF 92 B FF 93 4-2 11 HR BB		B CU 79 X CH 80 1-0 ① G3		C FC 88 F CH 82 B FF 92 X CU 80 1-2 ① G1-3		X ST 82 0-0 ② L4		S SI 96 B SL 87 B SL 86 X SI 97 2-1 ③ F7	0-0 11 S 11 SF9	4	2	0	0	1	0	0
27 Willy Adames, R (1, 6) OBP: 0.368, SLG: 0.468	C SI 92 X SI 92 0-1 ① P3		B FC 84 B CH 80 S CH 80 B SI 91 B CH 80 4-1 11 S BB		B CH 79 B SI 91 X FC 86 2-0 ② L8		B FF 93 B ST 81 B ST 80 C ST 81 X FF 94 3-1 ③ F9			B ST 80 F ST 81 S ST 80 F ST 81 B SI 97 D ST 82 B ST 83 4-2 11 SF9 11 S BB	3	0	0	0	2	0	1
11 Rowdy Tellez, L (1, 3) OBP: 0.289, SLG: 0.459	C FF 92 X CU 81 0-1 1-H HR		C CU 80 B FF 92 S CH 79 B FF 92 B CH 80 B CH 80 4-2 1-2 BB		B CH 82 C FC 88 B CH 81 X CH 82 2-1 24 1B 1B			C FF 89 C FF 89 B FF 88 F FF 89 X FF 91 1-2 ① G4-3		2 SAFE B SI 96 B FS 88 C ST 81 X ST 80 2-1 ① SF9 1-3 2-H	3	1	2	3	1	0	0
24 William Contreras, R (1, 2) OBP: 0.415, SLG: 0.405	S FC 86 F FC 87 X FC 86 0-2 ② F8		S CU 81 2 SAFE D SI 91 F SI 91 F CH 80 F SI 91 D CU 82 D CH 80 X SI 92 3-2 ② P3		C FC 87 X SI 90 0-1 1-2 1B			B FC 87 B FF 90 C SI 87 F FC 87 F FF 91 F FF 90 B SI 88 F SI 88 B SI 86 4-2 9 1B BB		C ST 81 F SI 96 S ST 82 0-3 ② K	4	0	1	0	1	1	3
5 Garrett Mitchell, L (1, 8) OBP: 0.326, SLG: 0.558	F FC 88 S CU 81 B FF 92 S CH 82 1-3 ③ K2-3		S CH 80 X CH 80 0-1 ③ G3		X CH 80 0-0 ③ G4-3			B FF 90 C SI 87 B FF 89 B SI 87 F SI 86 F FF 89 C FF 90 3-3 ② K		D SI 97 X SI 97 1-0 ③ G4-3	5	0	0	0	0	2	6
9 Brian Anderson, R (1, 9) OBP: 0.396, SLG: 0.538 (7, 5)		F FC 86 B CH 81 B SI 91 C SI 92 B CH 82 X CH 80 3-2 ① G5-3		B FC 89 C SI 92 B SI 91 X FC 90 2-1 ① G4-3		B CH 80 B CH 80 C SI 91 B FC 88 C SI 92 X SI 92 3-2 ① G4-3		S FF 89 S FF 90 B FF 92 X SL 86 1-2 1-2 1B			4	0	1	0	0	0	0
45 Luke Voit, R (1, 10) OBP: 0.208, SLG: 0.208		C CH 81 X FC 90 0-1 1B		C CU 80 S CH 81 B CH 80 B FF 92 X CH 81 2-2 ② G5-3		B CU 80 X CU 80 1-0 ② G6-3		F SI 88 C FF 90 F FF 92 B FF 91 X SI 88 1-2 ③ G6-3			4	0	1	0	0	0	2
2 Brice Turang, L (1, 4) OBP: 0.341, SLG: 0.378 6 Owen Miller, R (9, PH) OBP: 0.300, SLG: 0.222 (9, 4)		B FF 92 S CH 80 S CH 80 S CH 80 1-3 ② K		X CH 80 0-0 ③ G4-3		C FC 87 X CH 81 0-1 ③ G3-1			B SI 96 X SI 95 1-0 ① F8	3 1	0 0	0 0	0 0	1 0	1 0	1 0
10 Mike Brosseau, R (1, 5) OBP: 0.364, SLG: 0.650 28 Joey Wiemer, R (7, 9) OBP: 0.326, SLG: 0.351		B SI 90 C FF 92 D FC 86 X SI 91 2-1 ③ L4		C CU 79 X SI 90 0-1 HR			B FF 94 C ST 80 X ST 81 1-1 ① G5-3		B SI 96 B SI 95 S SI 94 F SI 96 B SI 97 F SI 96 S SI 97 3-3 ② K		3 1	1 0	1 0	1 0	0 0	0 1	1 0
Inning Stats	R: 2 E: 0 K: 1 S: 12 H: 1 LOB: 0 BB: 1 P: 17	R: 0 E: 0 K: 1 S: 10 H: 1 LOB: 1 BB: 0 P: 16	R: 0 E: 0 K: 0 S: 11 H: 0 LOB: 2 BB: 2 P: 23	R: 0 E: 0 K: 0 S: 6 H: 0 LOB: 0 BB: 0 P: 10	R: 1 E: 0 K: 0 S: 11 H: 3 LOB: 2 BB: 0 P: 16	R: 0 E: 0 K: 0 S: 6 H: 0 LOB: 0 BB: 0 P: 10	R: 0 E: 0 K: 0 S: 5 H: 0 LOB: 0 BB: 0 P: 9	R: 0 E: 0 K: 1 S: 20 H: 1 LOB: 2 BB: 1 P: 30	R: 0 E: 0 K: 1 S: 7 H: 0 LOB: 0 BB: 0 P: 13	R: 1 E: 0 K: 1 S: 9 H: 0 LOB: 1 BB: 1 P: 16	1B: 4 2B: 0 3B: 0 HR: 2 SF: 1 SAC: 0 DP: 0 HBP: 0						

PITCHER		IP	WLS	BF	H	R	ER	SO	BB	IBB	HBP	BLK	WP	HR	S	P	ERA	WHIP
21 Nick Martinez, R ERA: 5.6	(1, 1)	6.0		26	5	3	3	2	3	0	0	0	0	2	56	92	4.50	1.333
36 Steven Wilson, R ERA: 1.08	(7, 1)	1.0		3	0	0	0	0	0	0	0	0	0	0	5	9	0.00	0.000
25 Tim Hill, L ERA: 2.7	(8, 1)	1.0		5	1	0	0	1	1	0	0	0	0	0	20	30	0.00	2.000
71 Josh Hader, L ERA: 1.5	(9, 1)	1.0		3	0	0	0	1	0	0	0	0	0	0	7	13	0.00	0.000
66 Luis Garcia, R ERA: 6.75	(10, 1)	1.0	L	4	0	1	0	1	1	0	0	0	0	0	9	16	0.00	1.000

PITCHER	IP	WLS	BF	H	R	ER	SO	BB	IBB	HBP	BLK	WP	HR	S	P	ERA	WHIP

TOP

Milwaukee Brewers @ San Diego Padres

Petco Park, San Diego, CA

Thu Apr 13 2023, 6:43 PM - 9:33 PM PDT

Att. 43,296 - Cloudy - 55 F

livebaseballscorecards.com

AB	35
R	4
H	6
RBI	4
BB	5
SO	5
LOB	14

WP: 0	PA: 41				
PB: 0					
SB: 3					
CS: 0					

Milwaukee Brewers @ San Diego Padres

Petco Park, San Diego, CA

Thu Apr 13 2023, 6:43 PM - 9:33 PM PDT

Att. 43,296 - Cloudy - 55 F

livebaseballscorecards.com

Batter	1	2	3	4	5	6	7	8	9	10	AB	R	H	RBI	BB	SO	LOB
1 Trent Grisham, L (1, 8) OBP: 0.322, SLG: 0.480	G3-1		P5			F7		HR			4	1	1	2	0	0	1
13 Manny Machado, R (1, 5) OBP: 0.283, SLG: 0.357	HR		G6-4-3			K		K			4	1	1	1	0	2	1
22 Juan Soto, L (1, 7) OBP: 0.344, SLG: 0.440	G1			K			F7		K		4	0	0	0	0	2	0
2 Xander Bogaerts, R (1, 6) OBP: 0.419, SLG: 0.623	1B			G4-3			1B		K		4	0	2	0	0	1	0
32 Nelson Cruz, R (1, 10) OBP: 0.333, SLG: 0.586 16 Brandon Dixon, R (10, PR) OBP: 0.167, SLG: 0.167	F8			G4-3			G4-6-3		K	FC6-5	4 0	0 0	1 0	0 0	0 0	1 0	1 0
9 Jake Cronenworth, L (1, 3) OBP: 0.321, SLG: 0.326		K	K		K		G4-6-3			FC6-5	4	0	0	0	0	2	2
7 Ha-Seong Kim, R (1, 4) OBP: 0.326, SLG: 0.500		K	F9					G5-3		L8	4	0	0	0	0	1	1
24 Rougned Odor, L (1, 9) OBP: 0.250, SLG: 0.200 28 José Azocar, R (9, 9) OBP: 0.286, SLG: 0.300		F8			K			K		1B	3 1	0 0	0 1	0 0	0 0	2 0	0 0
26 Austin Nola, R (1, 2) OBP: 0.206, SLG: 0.100 14 Matt Carpenter, L (8, PH) OBP: 0.375, SLG: 0.360 12 Luis Campusano, R (9, 2) OBP: 0.222, SLG: 0.294			BB			K		HR		K	1 0 1	0 1 0	0 0 0	0 0 0	1 1 0	1 0 1	0 0 2
Inning Stats	R: 1 H: 2 E: 0 LOB: 1 K: 0 BB: 0 S: 13 P: 20	R: 0 H: 0 E: 0 LOB: 0 K: 2 BB: 0 S: 7 P: 13	R: 0 H: 0 E: 0 LOB: 0 K: 0 BB: 1 S: 6 P: 14	R: 0 H: 0 E: 0 LOB: 0 K: 1 BB: 0 S: 6 P: 8	R: 0 H: 0 E: 0 LOB: 0 K: 2 BB: 0 S: 11 P: 18	R: 0 H: 0 E: 0 LOB: 0 K: 2 BB: 0 S: 10 P: 15	R: 0 H: 2 E: 0 LOB: 1 K: 0 BB: 0 S: 13 P: 17	R: 2 H: 1 E: 0 LOB: 0 K: 2 BB: 1 S: 17 P: 27	R: 0 H: 0 E: 0 LOB: 0 K: 3 BB: 0 S: 9 P: 16	R: 0 H: 1 E: 0 LOB: 2 K: 1 BB: 0 S: 11 P: 15	1B: 4 SF: 0 2B: 0 SAC: 0 3B: 0 DP: 2 HR: 2 HBP: 0						

PITCHER		IP	WLS	BF	H	R	ER	SO	BB	IBB	HBP	BLK	WP	HR	S	P	ERA	WHIP
48 Colin Rea, R ERA: 1.59	(1, 1)	5.2		19	2	1	1	6	1	0	0	0	0	1	49	83	1.59	0.529
32 Peter Strzelecki, R ERA:	(6, 1)	1.1	H	5	2	0	0	1	0	0	0	0	0	0	17	22	0.00	1.500
21 Matt Bush, R ERA: 3.86	(8, 1)	1.0	B	5	1	2	2	2	1	0	0	0	0	1	17	27	18.00	2.000
38 Devin Williams, R ERA:	(9, 1)	1.0	W	3	0	0	0	3	0	0	0	0	0	0	9	16	0.00	0.000
31 Joel Payamps, R ERA: 3.38	(10, 1)	1.0	S	4	1	0	0	1	0	0	0	0	0	0	11	15	0.00	1.000

PITCHER	IP	WLS	BF	H	R	ER	SO	BB	IBB	HBP	BLK	WP	HR	S	P	ERA	WHIP

BOTTOM

AB	34
R	3
H	6
RBI	3
BB	2
SO	13
LOB	8

WP: 0 PA: 36
PB: 0
SB: 0
CS: 0

Batter	1	2	3	4	5	6	7	8	9	AB	R	H	RBI	BB	SO	LOB
22 Christian Yelich, L (1, 7) OBP: 0.333, SLG: 0.379	F FF 92 C FC 88 B FF 93 B CH 83 F CH 83 X FF 93 2-2 27 2B 2B	B CH 81 B FC 87 X FC 86 2-0 HR		C FF 92 B CU 75 S CH 82 B CH 82 B CH 81 X CH 84 3-2 ② FC3-2-5-3 2-H	C CH 82 B CH 82 B CU 73 D CH 82 X FF 91 3-1 ③ G3-1		F SL 84 B CH 82 B CH 80 F CH 81 F CH 81 B SL 83 X CH 81 3-2 ③ G1-3			5	2	2	1	0	0	4
27 Willy Adames, R (1, 6) OBP: 0.403, SLG: 0.500	X FC 89 0-0 9 2B 2-H 2B	B CU 74 B CU 75 C CH 81 X SI 92 2-1 ② 1B		B SI 92 D CH 83 X SI 92 2-0 ③ F8		B CU 74 B CU 73 C FF 90 S CH 82 B FF 90 B CH 83 4-2 24 1B 11 HR BB		B FF 96 B SI 95 B SI 97 C FF 96 B FF 97 4-1 11 G4-3 24 BB 9 G5-3 BB		3	3	2	1	2	0	1
24 William Contreras, R (1, 2) OBP: 0.435, SLG: 0.400	F FF 92 F CU 75 B SI 93 F CH 82 D CH 82 X CH 84 2-2 ① G5-3	B SI 91 B SI 92 C FC 87 B CH 82 C FC 87 D FC 88 4-2 BB			B FC 87 B FC 87 B CU 75 C SI 91 C FC 88 X CH 83 3-2 ① F9	B FF 88 S CH 81 1 SAFE S CH 81 X CH 81 1-2 11 HR 1-2 1B		B SI 96 B FF 97 C FF 97 C SI 95 D SL 86 B FF 96 4-2 11 G4-3 1-2 BB		3	1	1	0	2	0	1
11 Rowdy Tellez, L (1, 10) OBP: 0.300, SLG: 0.595	C CH 82 B CH 81 S FC 89 F FF 92 X FF 94 1-2 ② F7	B CH 82 D FC 88 C FF 92 S CH 82 B CH 83 S CH 82 3-3 ③ K			X CU 75 0-0 HR	B SI 88 C CH 81 X FF 87 1-1 1-H 2-H HR		B FF 97 C FF 98 C CH 89 X CH 89 1-2 ① G4-3 1-2 2-3		5	2	2	4	0	1	4
9 Brian Anderson, R (1, 9) OBP: 0.396, SLG: 0.568	F SI 92 B FC 88 X CH 81 1-1 45 1B 2-H 2B		C FF 90 B CU 74 F SI 90 B FF 91 B CH 83 T CH 82 3-2 ① K		B FC 87 B SI 91 C FC 88 X FC 88 2-1 45 1B 2B	C FF 91 X CU 73 0-1 ① L9		B SI 97 B SI 97 S FF 96 C FF 97 X SL 86 2-2 ② G5-3 3-H		5	2	2	2	0	1	1
45 Luke Voit, R (1, 3) OBP: 0.276, SLG: 0.276	B CU 74 C CU 75 T SI 92 B FF 94 X FF 93 2-2 10 2B 2-H 1B		S CU 75 X SI 91 0-1 10 G5-4-3 1B		F CU 71 B CH 82 B CH 81 B CH 81 X SI 89 3-1 10 FC5-4 2-H 1B	S CH 82 S CH 82 C CH 80 0-3 ② K		B SL 89 F SL 89 B SI 98 F SI 96 D SL 88 X FF 97 3-2 ③ F9		5	1	3	2	0	1	1
10 Mike Brosseau, R (1, 5) OBP: 0.333, SLG: 0.600	B FF 93 B CH 82 S CH 83 F SI 92 F CU 75 X CH 82 2-2 1-H 2B		C SI 91 F CH 82 B FC 86 F SI 92 X CU 75 1-2 ② ③ G5-4-3 1-2f		C CU 72 C FF 88 X SI 88 0-2 ② FC5-4 6 E 6 1B 1-2f	B FF 90 X CU 73 1-0 ③ G4-3			C FA 48 B FA 48 X FA 49 1-1 ① F9	5	0	1	1	0	0	2
6 Owen Miller, R (1, 4) OBP: 0.333, SLG: 0.357	C FF 92 F SI 92 S CH 83 0-3 ③ K		B FF 90 F FC 87 X CH 81 1-1 22 WP 22 FC3-2-5-3 2B		C CH 82 X SI 88 0-1 E5 28 S 1-3 1B		B FF 88 F FF 89 C CU 72 B CH 82 B CH 81 F FF 90 X FF 90 3-2 ① G6-3		X FA 50 0-0 ② G6-3	5	0	2	0	0	1	1
28 Joey Wiemer, R (1, 8) OBP: 0.313, SLG: 0.317		C CU 75 X SI 90 0-1 ① G5-3		X CU 74 0-0 ① F7	B CU 73 S CU 72 S CH 82 F CH 82 D CH 82 F CH 83 B FF 90 B CH 82 4-2 1-2 BB		F FF 90 B CH 80 X FF 89 1-1 ② F9		B FA 51 B FA 51 X FA 49 2-0 ③ F8	4	0	0	0	1	0	1
Inning Stats	R: 4 E: 0 K: 1 S: 25 H: 5 LOB: 1 BB: 0 P: 35	R: 1 E: 0 K: 1 S: 10 H: 2 LOB: 1 BB: 1 P: 21	R: 0 E: 0 K: 1 S: 9 H: 1 LOB: 0 BB: 0 P: 13	R: 0 E: 0 K: 0 S: 7 H: 1 LOB: 1 BB: 0 P: 13	R: 2 E: 1 K: 0 S: 19 H: 4 LOB: 3 BB: 1 P: 34	R: 3 E: 0 K: 1 S: 13 H: 2 LOB: 0 BB: 1 P: 20	R: 0 E: 0 K: 0 S: 10 H: 0 LOB: 0 BB: 0 P: 17	R: 1 E: 0 K: 0 S: 12 H: 0 LOB: 1 BB: 2 P: 26	R: 0 E: 0 K: 0 S: 4 H: 0 LOB: 0 BB: 0 P: 7	1B: 6 2B: 6 3B: 0 HR: 3 SF: 0 SAC: 0 DP: 1 HBP: 0						

PITCHER		IP	WLS	BF	H	R	ER	SO	BB	IBB	HBP	BLK	WP	HR	S	P	ERA	WHIP
52 Michael Wacha, R ERA: 6.06	(1, 1)	4.1	L	23	11	7	7	3	1	0	0	0	1	2	57	93	14.54	2.769
74 Nabil Crismatt, R ERA: 10.13	(5, 1)	2.2		14	4	3	3	1	2	0	0	0	0	1	36	60	10.12	2.250
76 Domingo Tapia, R ERA: 4.91	(8, 1)	1.0		5	0	1	1	0	2	0	0	0	0	0	12	26	9.00	2.000
16 Brandon Dixon, R ERA:	(9, 1)	1.0		3	0	0	0	0	0	0	0	0	0	0	4	7	0.00	0.000

PITCHER	IP	WLS	BF	H	R	ER	SO	BB	IBB	HBP	BLK	WP	HR	S	P	ERA	WHIP

TOP

Milwaukee Brewers @ San Diego Padres

Petco Park, San Diego, CA

Fri Apr 14 2023, 6:44 PM - 9:24 PM PDT

Att. 43,822 - Partly Cloudy - 59 F

livebaseballscorecards.com

AB	40
R	11
H	15
RBI	11
BB	5
SO	4
LOB	16

WP: 1	PA: 45		
PB: 0			
SB: 1			
CS: 0			

Batter	1	2	3	4	5	6	7	8	9	AB	R	H	RBI	BB	SO	LOB
2 Xander Bogaerts, R (1, 6) OBP: 0.409, SLG: 0.596	B FF 90 C FC 90 X FC 86 1-1 G6-3		C FF 91 T FF 91 D SL 80 S FC 87 1-3 K ③		C CU 76 D CU 76 B FC 85 B FF 91 X FC 87 3-1 G5-3 ③			C SI 91 X FC 87 0-1 24 1B 1-2 1B		4	0	1	0	0	1	2
13 Manny Machado, R (1, 5) OBP: 0.302, SLG: 0.362 24 Rougned Odor, L (8, 4) OBP: 0.280, SLG: 0.238	C FC 87 B FC 87 B CU 76 B FF 91 S FF 91 F FF 92 X FC 89 3-2 F9 ②			B FC 86 B CU 74 B FC 84 C FF 90 C FC 86 B CU 75 4-2 7 L4-6 22 BB BB		C FF 89 C FC 86 F FF 90 B SL 81 X FC 88 1-2 22 G3-6-4 1B		B SI 93 S FC 88 B FF 93 F SI 93 F CU 78 B FF 93 X SI 92 3-2 1-2 2-H 1B		2 1	0 0	1 1	0 1	1 0	0 0	0 0
22 Juan Soto, L (1, 7) OBP: 0.338, SLG: 0.415	C FC 87 F SL 82 F FF 92 B FC 84 X FC 88 1-2 G6-3 ③			1 SAFE B FC 84 B FF 91 F FC 88 D FF 92 C FF 92 B FC 87 4-2 1-2 BB		B FF 91 B FF 91 F FF 91 F FC 87 F FF 91 X SL 81 2-2 G3-6-4 ①② 1-2f		B FC 87 X FC 87 1-0 F8 ①		3	0	0	0	1	0	3
32 Nelson Cruz, R (1, 10) OBP: 0.324, SLG: 0.576 (9, 3)		B CU 75 B FF 89 C FC 86 C FF 90 X FF 91 2-2 F8 ①		B FC 87 F FC 86 B FF 92 C FF 93 S FC 88 2-3 K ①		X FF 91 0-0 2B		B SI 92 X FF 94 1-0 L7 ②		4	0	1	0	0	1	4
7 Ha-Seong Kim, R (1, 4) OBP: 0.300, SLG: 0.457 (8, 5)		B FF 90 C FC 87 X CU 75 1-1 G6-3 ②		B CU 77 X FC 88 1-0 L4-6 ②③ 2-2		C CU 74 S FC 86 B FF 91 S FF 92 1-3 K ③		F FC 89 C SI 91 B FF 93 F FF 93 X CU 78 1-2 P6 ③		4	0	0	0	0	1	5
12 Luis Campusano, R (1, 2) OBP: 0.227, SLG: 0.429		F FF 91 X CU 76 0-1 F9 ③			F FF 88 X CU 74 0-1 HR		B FC 87 S FC 88 F FC 87 X CU 78 1-2 F8 ①		B FF 93 F SI 92 F CU 78 F FF 93 B FS 86 X FC 86 2-2 G4-3 ①	4	1	1	1	0	0	0
16 Brandon Dixon, R (1, 3) OBP: 0.100, SLG: 0.100 (9, 1)			S FC 86 B FC 86 F FF 90 C CU 76 1-3 K ①		B CU 74 T FC 86 S FF 90 C FF 92 1-3 K ①		T SI 93 C SI 93 S FF 93 0-3 K ②		C CU 76 B FF 93 F FF 92 C SI 93 1-3 K ②	4	0	0	0	0	4	0
1 Trent Grisham, L (1, 8) OBP: 0.333, SLG: 0.500			C FC 87 B SL 80 X FF 91 1-1 G4-3 ②		B FC 87 X FC 87 1-0 2B		B SI 94 B FC 89 B SI 93 C FC 88 F FF 94 X FC 90 3-2 P3 ③		X SI 93 0-0 1B	4	0	2	0	0	0	0
28 José Azocar, R (1, 9) OBP: 0.320, SLG: 0.375			B CU 76 X FC 86 1-0 2B		C FF 89 B FC 86 F FC 86 F FF 91 F FC 88 B FF 91 B FF 92 X SL 80 3-2 F9 ②			C SI 91 B CU 78 B FC 86 B SI 92 X SI 92 3-1 2 1B 24 1B 1B	S FC 87 C FF 94 X FF 92 0-2 F8 ③	4	1	2	0	0	0	2
Inning Stats	R: 0 E: 0 K: 0 S: 10 H: 0 LOB: 0 BB: 0 P: 15	R: 0 E: 0 K: 0 S: 7 H: 0 LOB: 0 BB: 0 P: 10	R: 0 E: 0 K: 2 S: 9 H: 1 LOB: 1 BB: 0 P: 13	R: 0 E: 0 K: 1 S: 8 H: 0 LOB: 1 BB: 2 P: 19	R: 1 E: 0 K: 1 S: 13 H: 2 LOB: 1 BB: 0 P: 21	R: 0 E: 0 K: 1 S: 12 H: 2 LOB: 1 BB: 0 P: 16	R: 0 E: 0 K: 1 S: 9 H: 0 LOB: 0 BB: 0 P: 13	R: 1 E: 0 K: 0 S: 14 H: 3 LOB: 2 BB: 0 P: 23	R: 0 E: 0 K: 1 S: 11 H: 1 LOB: 1 BB: 0 P: 14	1B: 5 2B: 4 3B: 0 HR: 1	SF: 0 SAC: 0 DP: 2 HBP: 0			WP: 0 PB: 0 SB: 0 CS: 0	PA: 36		

PITCHER		IP	WLS	BF	H	R	ER	SO	BB	IBB	HBP	BLK	WP	HR	S	P	ERA	WHIP
52 Eric Lauer, L ERA: 5.28	(1, 1)	6.0	W	23	5	1	1	5	2	0	0	0	0	1	59	94	1.50	1.167
46 Bryse Wilson, R ERA: 1.0	(7, 1)	3.0	S	13	4	1	1	2	0	0	0	0	0	0	34	50	3.00	1.333

PITCHER	IP	WLS	BF	H	R	ER	SO	BB	IBB	HBP	BLK	WP	HR	S	P	ERA	WHIP

BOTTOM

Milwaukee Brewers @ San Diego Padres

Petco Park, San Diego, CA

Fri Apr 14 2023, 6:44 PM - 9:24 PM PDT

Att. 43,822 - Partly Cloudy - 59 F

livebaseballscorecards.com

AB	34
R	2
H	9
RBI	2
BB	2
SO	7
LOB	16

Milwaukee Brewers @ San Diego Padres

Petco Park, San Diego, CA

Sat Apr 15 2023, 1:07 PM - 4:17 PM PDT

Att. 42,284 - Sunny - 64 F

TOP

livebaseballscorecards.com

Batter	1	2	3	4	5	6	7	8	9	AB	R	H	RBI	BB	SO	LOB
22 Christian Yelich, L (1, 7) OBP: 0.338, SLG: 0.371	B FF 92 F FF 93 B CU 78 B CU 77 F FF 94 F FF 95 F SI 95 B FF 94 4-2 33 2B BB	B CH 88 C FF 93 F CU 78 B CU 81 F FF 94 T CU 79 2-2 ③ K		D CU 78 B CU 78 F FF 92 C CU 78 S CU 80 2-3 ② K		C FF 94 B CH 86 B CH 88 X CH 87 2-1 33 S 1-3 1B		B FF 92 S SI 88 F FF 91 X SI 90 1-2 ③ FC6-4 1-2f		4	1	1	0	1	2	6
33 Jesse Winker, L (1, 10) OBP: 0.389, SLG: 0.400	B FF 92 C CU 78 D CU 78 X FF 93 2-1 27 G4-3 9 1B 1-H 2B		C SL 78 B CU 76 B FF 92 C FF 93 B CU 80 S CU 78 3-3 ① K	S CU 78 S CU 76 F CU 82 H FF 94 1-2 1-2 2-3 3-H HBP		1 SAFE B CH 87 S CH 87 B FF 95 S CH 88 D SC 82 F CH 88 X FF 96 3-2 ③ G4-3 1-2			B FF 95 B FF 95 X FF 95 2-0 ① L4	4	1	1	2	0	1	2
27 Willy Adames, R (1, 6) OBP: 0.388, SLG: 0.473	B SI 94 C SI 92 X SI 93 1-1 ① G4-3 2-3		X CU 80 0-0 11 1B 1B	C ST 80 X FF 93 0-1 ③ F9			X SI 97 0-0 ① G5-3		B SI 94 C FF 96 B SI 96 X FF 95 2-1 ② F7	5	0	1	0	0	0	4
11 Rowdy Tellez, L (1, 3) OBP: 0.327, SLG: 0.587	F CU 78 X FF 94 0-1 ② P5		1 SAFE C FF 92 P CH 84 D CU 78 B CU 75 F CU 78 X FF 92 3-2 9 G5-4-3 1-3 1B		C ST 80 C ST 81 B ST 83 B FF 94 X ST 82 2-2 9 G6-4-3 1B		C SI 98 B SI 98 C SI 98 B ST 83 B FS 88 S SI 98 3-3 ② K		T FF 98 B FF 98 B SI 98 B FF 98 S FF 98 B FF 97 4-2 9 DI BB	4	0	2	0	1	1	1
9 Brian Anderson, R (1, 5) OBP: 0.379, SLG: 0.531 (8, 9)	C SL 88 F SI 93 X CU 81 0-2 3-H 1B		X SI 92 0-0 ② ③ G5-4-3 1-2f		B FF 95 B ST 81 B ST 77 C FF 92 X ST 78 3-1 ① ② G6-4-3 1-2f		S SI 96 X SI 99 0-1 ③ G6-3		C SI 97 F SI 96 X SL 87 0-2 ③ G6-3 1-2	5	0	1	1	0	0	4
5 Garrett Mitchell, L (1, 8) OBP: 0.306, SLG: 0.522 10 Mike Brosseau, R (8, PH) OBP: 0.357, SLG: 0.600 (8, 5)	C CU 80 B FF 95 B CU 79 S FF 93 1 SAFE F CU 81 D CU 77 C FF 94 3-3 ③ K			B SL 78 C CU 78 C FF 92 S FF 93 1-3 ① K	T ST 80 B FF 94 F ST 80 B FF 94 B ST 80 T ST 79 3-2 ③ K			B SI 87 B SI 87 C FF 90 S FF 90 B FF 91 B SI 87 4-2 7 1B BB	3 0	0 0	0 0	0 0	0 1	3 0	1 0
7 Victor Caratini, S (1, 2) OBP: 0.550, SLG: 0.438		S FF 90 B CU 77 F CU 77 F FF 94 B FF 93 F CU 79 X FF 94 2-2 1B		C SI 93 B FF 92 B CU 78 F CU 78 X SI 93 2-2 28 1B 2 1B 33 HBP 1B		X FF 95 0-0 22 1B 1B		B SI 88 B SI 88 X FF 90 2-0 22 FC6-4 1-2 1B	4	1	4	0	0	0	0
2 Brice Turang, L (1, 4) OBP: 0.341, SLG: 0.375 6 Owen Miller, R (8, PH) OBP: 0.313, SLG: 0.333 (8, 4)		B CU 77 B CU 78 B SI 93 C FF 92 F SI 92 X FF 93 3-2 ① L8		C CU 78 F FF 93 B CU 80 F CU 77 F CU 81 F FF 95 F FF 93 B CU 79 X CU 78 2-2 33 HBP 28 1B 1-2 1B		B CH 88 C CH 87 C CH 87 B SC 80 S CH 88 2-3 ① K		C SI 88 S FC 87 B FF 90 F FF 91 C FC 89 1-3 ① K	3 1	0 0	1 0	0 0	0 0	1 1	2 2
28 Joey Wiemer, R (1, 9) OBP: 0.308, SLG: 0.311 (8, 8)		B SL 81 X SI 93 1-0 ② F9		B SL 87 C SL 77 F SI 92 X SI 93 1-2 33 HBP 1-2 2-3 1B		C ST 81 F CH 88 S ST 79 0-3 ② K		C FF 91 F FC 88 F FF 91 X FF 91 0-2 ② P3	4	0	1	0	0	1	4

	AB	37
	R	3
	H	12
	RBI	3
	BB	3
	SO	10
	LOB	26

Inning Stats																																		
	R: 2 E: 0 K: 1 S: 17		H: 2 LOB: 1 BB: 1 P: 27		R: 0 E: 0 K: 1 S: 13		H: 1 LOB: 1 BB: 0 P: 21		R: 0 E: 0 K: 1 S: 9		H: 2 LOB: 1 BB: 0 P: 14		R: 1 E: 0 K: 2 S: 24		H: 3 LOB: 3 BB: 0 P: 33		R: 0 E: 0 K: 1 S: 8		H: 1 LOB: 0 BB: 0 P: 16		R: 0 E: 0 K: 2 S: 13		H: 2 LOB: 2 BB: 0 P: 20		R: 0 E: 0 K: 1 S: 6		H: 0 LOB: 0 BB: 0 P: 9		R: 0 E: 0 K: 1 S: 14		H: 1 LOB: 2 BB: 1 P: 22		R: 0 E: 0 K: 0 S: 8		H: 0 LOB: 1 BB: 1 P: 16		1B: 11 2B: 1 3B: 0 HR: 0		SF: 0 SAC: 0 DP: 2 HBP: 1		WP: 0 PB: 0 SB: 1 CS: 0		PA: 41

PITCHER		IP	WLS	BF	H	R	ER	SO	BB	IBB	HBP	BLK	WP	HR	S	P	ERA	WHIP
67 Seth Lugo, R ERA: 2.7	(1, 1)	3.2		20	8	3	3	5	1	0	1	0	0	0	61	93	7.36	2.455
36 Steven Wilson, R ERA: 0.93	(4, 1)	1.1	W	4	1	0	0	1	0	0	0	0	0	0	10	18	0.00	0.750
45 Brent Honeywell, R ERA: 1.93	(6, 1)	1.0	H	5	2	0	0	2	0	0	0	0	0	0	13	20	0.00	2.000
66 Luis García, R ERA: 5.87	(7, 1)	1.0	H	3	0	0	0	1	0	0	0	0	0	0	6	9	0.00	0.000
25 Tim Hill, L ERA: 2.35	(8, 1)	1.0		5	1	0	0	1	1	0	0	0	0	0	14	22	0.00	2.000

PITCHER		IP	WLS	BF	H	R	ER	SO	BB	IBB	HBP	BLK	WP	HR	S	P	ERA	WHIP
76 Domingo Tapia, R ERA: 4.32	(9, 1)	1.0		4	0	0	0	0	1	0	0	0	0	0	8	16	0.00	1.000

Batter	1	2	3	4	5	6	7	8	9	AB	R	H	RBI	BB	SO	LOB
1 Trent Grisham, L (1, 8) OBP: 0.338, SLG: 0.508	B FF 94 F FF 92 X FF 93 1-1 ① F9	B CU 75 B CH 90 C FF 93 F FF 95 X SL 81 2-2 13 1B 2B		C CH 89 B FF 94 S CH 90 B FF 96 C CU 71 2-3 ② K		1 SAFE F SI 95 B CH 87 S CH 88 X SI 95 1-2 13 G6-4-3 1-3 1B		F SL 87 S FF 96 D SL 88 B FF 96 1 SAFE F SL 88 X FF 96 2-2 ① F8		5	1	2	0	0	1	2
13 Manny Machado, R (1, 5) OBP: 0.294, SLG: 0.349	C CU 78 B FF 93 X SL 83 1-1 ② G6-3	X SL 82 0-0 2-H 1B		B FF 97 B FF 97 S CU 75 D CH 89 C CU 78 S FF 97 3-3 ③ K		X SI 95 0-0 ② ③ G6-4-3 1-2f		D SL 88 C FF 96 B FF 95 X SL 87 2-1 ② L1-6-3 1-3		5	0	1	1	0	1	4
22 Juan Soto, L (1, 7) OBP: 0.357, SLG: 0.400	B FF 94 C CU 77 B CH 90 B SL 82 F SL 81 F FF 97 D CH 90 4-2 2 1B 2 WP 32 1B BB	B CH 90 B FF 96 C CH 89 S CU 79 S FF 95 2-3 ③ K			B CU 76 B CH 88 B FF 94 X FF 92 3-0 ① F6		B SI 88 B ST 79 C SI 87 S SI 87 B SI 88 B SI 87 4-2 2 1B 32 SF9 BB		0-0 32 BB 2 HBP 9 BB IBB	2	3	0	0	3	1	1
2 Xander Bogaerts, R (1, 6) OBP: 0.437, SLG: 0.607	C SL 81 F FF 97 B SL 83 B FF 96 F FF 98 F FF 97 B FF 98 X SL 83 3-2 32 1B 9 1B 1-3 1B		C FF 95 F FF 93 B FF 96 B CH 88 X SL 82 2-2 9 G4-3 1B		B FF 93 C FF 95 B CH 90 B FF 95 X FF 93 3-1 ② F9		B CH 81 C SI 87 F CH 80 1 SAFE F SI 87 X CH 81 1-2 9 HR 1-3 1B	H SI 98 1-0 9 BB 32 BB 1-2 HBP		4	2	3	0	0	0	0
32 Nelson Cruz, R (1, 10) OBP: 0.359, SLG: 0.583	B FF 95 B FF 95 B SL 84 C FF 95 F FF 95 F FF 97 X FF 96 3-2 9 1B 1-3 3-H 1B		X CU 77 0-0 ① F7		F FF 96 C FF 97 X FF 93 0-2 9 HR 1B		B ST 78 F CH 80 X SI 88 1-1 ① SF9 3-H	B FF 99 B SI 97 B FF 98 C FF 98 B FF 98 4-1 9 BB 1-2 2-3 3-H BB		3	1	2	3	1	0	1
9 Jake Cronenworth, L (1, 4) OBP: 0.361, SLG: 0.480 (8, 3)	X CU 78 0-0 1-3 3-H 1B		B FF 94 C FF 93 D CH 90 B FF 93 F FF 93 F FF 96 1 SAFE X CH 89 3-2 ② G4-3 1-2		X CH 90 0-0 1-H HR		C ST 78 B ST 78 X SI 87 1-1 1-H HR	B SI 98 B FF 99 B FF 98 B FF 98 4-0 1-2 2-3 3-H BB		4	2	3	6	1	0	1
14 Matt Carpenter, L (1, 3) OBP: 0.333, SLG: 0.310 7 Ha-Seong Kim, R (8, 4) OBP: 0.294, SLG: 0.447	B FF 95 S CH 90 S FF 95 S FF 96 1-3 ③ K		C CU 77 X FF 94 0-1 ③ P4		B FF 94 B CU 78 C FF 93 B FF 93 X FF 92 3-1 ③ F9		C SI 87 B ST 78 F SI 87 B FF 87 X ST 78 2-2 ② G6-3	B ST 84 C FF 96 B FF 98 B SI 97 F FF 99 F FF 99 F FF 99 F FF 99 X FF 99 3-2 ③ P2		4 1	0 0	0 0	0 0	0 0	1 0	3 3
26 Austin Nola, R (1, 2) OBP: 0.237, SLG: 0.121		C FF 94 C FF 94 B FF 96 B SL 83 C FF 93 2-3 ① K		B CU 76 X FF 93 1-0 1B		C SI 94 B SI 94 F SL 82 B SL 82 F SI 94 B FF 94 3-2 28 FC1-4 BB	C ST 77 S CH 80 B ST 77 B SI 86 X CH 81 2-2 ③ L7			3	0	1	0	1	1	0
28 José Azocar, R (1, 9) OBP: 0.276, SLG: 0.321		X SL 83 0-0 ② B2		C FF 93 X SL 81 0-1 ① P5		X SI 94 0-0 ① FC1-4 1 1B 1-2f		B FF 94 C FF 95 F SL 86 F SL 88 X FF 96 1-2 E6 13 L1-6-3 13 S 32 BB		4	1	0	0	0	0	2
Inning Stats	R: 2 E: 0 K: 1 S: 20 H: 3 LOB: 2 BB: 1 P: 33	R: 1 E: 0 K: 2 S: 11 H: 2 LOB: 1 BB: 0 P: 17	R: 0 E: 0 K: 0 S: 10 H: 1 LOB: 1 BB: 0 P: 15	R: 0 E: 0 K: 2 S: 9 H: 1 LOB: 1 BB: 0 P: 15	R: 2 E: 0 K: 0 S: 9 H: 2 LOB: 0 BB: 0 P: 18	R: 0 E: 0 K: 0 S: 8 H: 1 LOB: 1 BB: 1 P: 12	R: 3 E: 0 K: 0 S: 16 H: 2 LOB: 0 BB: 1 P: 27	R: 2 E: 1 K: 0 S: 17 H: 0 LOB: 3 BB: 3 P: 34		1B: 9 2B: 1 3B: 0 HR: 2	SF: 1 SAC: 0 DP: 1 HBP: 1			WP: 1 PB: 0 SB: 1 CS: 0	PA: 43	

PITCHER		IP	WLS	BF	H	R	ER	SO	BB	IBB	HBP	BLK	WP	HR	S	P	ERA	WHIP
51 Freddy Peralta, R ERA: 3.18	(1, 1)	5.0	L	25	9	5	5	5	1	0	0	0	1	1	59	98	9.00	2.000
31 Joel Payamps, R ERA: 2.84	(6, 1)	1.0		4	1	0	0	0	1	0	0	0	0	0	8	12	0.00	2.000
55 Hoby Milner, L ERA: 4.5	(7, 1)	1.0		6	2	3	3	0	1	0	0	0	0	1	16	27	27.00	3.000
47 Gus Varland, R ERA: 2.7	(8, 1)	0.2		3	0	1	1	0	0	0	0	0	0	0	10	15	13.50	0.000
12 Javy Guerra, R ERA: 4.05	(8, 1)	0.1		5	0	1	0	0	2	1	1	0	0	0	7	19	0.00	6.000

PITCHER	IP	WLS	BF	H	R	ER	SO	BB	IBB	HBP	BLK	WP	HR	S	P	ERA	WHIP

BOTTOM

Milwaukee Brewers @ San Diego Padres

Petco Park, San Diego, CA

Sat Apr 15 2023, 1:07 PM - 4:17 PM PDT

Att. 42,284 - Sunny - 64 F

livebaseballscorecards.com

AB	35
R	10
H	12
RBI	10
BB	6
SO	5
LOB	17

Batter	1	2	3	4	5	6	7	8	9	AB	R	H	RBI	BB	SO	LOB
22 Christian Yelich, L (1, 7) OBP: 0.320, SLG: 0.348	C SL 83 C CU 72 S FS 89 0-3 ① K		F SL 88 B FS 89 B FS 90 C ST 82 F SI 94 1 SAFE F SL 85 S CU 73 2-3 ② K		B ST 79 B ST 82 C SL 85 C SL 86 S FS 90 2-3 ③ K			F ST 81 B ST 82 S ST 79 B FF 94 X ST 79 2-2 ① G4-3		4	0	0	0	0	3	2
27 Willy Adames, R (1, 6) OBP: 0.380, SLG: 0.448	B ST 81 F ST 81 C ST 83 S FS 88 1-3 ② K		F ST 80 C FF 95 S FC 90 0-3 ③ K			F ST 82 C FC 91 B FS 89 S FF 94 1-3 ① K		S FF 96 F FF 94 B FF 94 B ST 80 F ST 79 F FF 96 B ST 81 F ST 79 F ST 80 4-2 B ST 80 BB		3	0	0	0	1	3	1
11 Rowdy Tellez, L (1, 3) OBP: 0.322, SLG: 0.560	C SI 94 S FS 89 S FS 88 0-3 ③ K			B SI 93 C SI 92 S SI 92 S FS 91 1-3 ① K		F SI 94 B FS 90 B SI 93 C SI 93 X SI 94 2-2 5 1B 1B		C ST 80 T FF 94 F FF 94 X ST 80 0-2 ② F9		4	0	1	0	0	2	1
24 William Contreras, R (1, 2) OBP: 0.400, SLG: 0.364		X ST 80 0-0 ① G4-3		S SI 93 B SI 94 X ST 83 1-1 ② G4-3		C ST 82 X SI 93 0-1 ② L8		C ST 83 B FF 94 B ST 80 C ST 81 1 SAFE B ST 82 X ST 81 3-2 ③ F7		4	0	0	0	0	0	2
5 Garrett Mitchell, L (1, 8) OBP: 0.340, SLG: 0.531		X ST 80 0-0 9 S 9 SF7 9 SF7 1B		B ST 81 C SL 86 B FF 94 B SI 93 B ST 81 4-1 BB		X SL 84 0-0 1-2 1B			C SI 95 T SI 95 T SI 96 0-2 ① K	3	1	2	0	1	1	0
9 Brian Anderson, R (1, 10) OBP: 0.355, SLG: 0.500		B SI 93 1 SAFE C SI 93 1 SAFE B SI 94 F ST 82 B FF 94 F SI 94 X ST 83 3-2 ② SF7 1-H		C ST 81 C FF 94 D FS 91 X FF 94 1-2 ③ L9		S FF 94 S FF 95 S FS 88 0-3 ③ K			B SI 97 F SI 97 S SL 85 X SI 97 1-2 ② G1-3	3	0	0	1	0	1	3
2 Brice Turang, L (1, 4) OBP: 0.333, SLG: 0.364		C ST 83 F FF 94 B FS 91 S FS 90 1-3 ③ K			B SL 84 C ST 80 B ST 79 X SL 84 2-1 10 S 1B		F SI 91 C FF 93 B FS 88 F FS 89 S FS 88 1-3 ① K		B SI 97 F SI 97 B SI 97 C SI 96 B SI 97 S SI 97 3-3 ③ K	4	0	1	0	0	3	0
10 Mike Brosseau, R (1, 5) OBP: 0.355, SLG: 0.556			C ST 81 B FF 95 B FF 94 B ST 82 B ST 82 4-1 BB		1 SAFE C ST 82 T ST 82 D SL 84 F FF 95 B FF 95 S ST 84 2-3 ① K 1-2		B ST 83 S SL 85 X SL 87 1-1 ② P3			2	0	0	0	1	1	1
28 Joey Wiemer, R (1, 9) OBP: 0.291, SLG: 0.292			B ST 82 C ST 82 X ST 80 1-1 ① F8		F ST 82 B SL 87 B ST 81 X ST 81 2-1 ② P6		X ST 82 0-0 ③ F9			3	0	0	0	0	0	2
Inning Stats	R: 0 E: 0 K: 3 S: 9 H: 0 LOB: 0 BB: 0 P: 10	R: 1 E: 0 K: 1 S: 9 H: 1 LOB: 0 BB: 0 P: 13	R: 0 E: 0 K: 2 S: 11 H: 0 LOB: 1 BB: 1 P: 18	R: 0 E: 0 K: 1 S: 9 H: 0 LOB: 1 BB: 1 P: 16	R: 0 E: 0 K: 2 S: 11 H: 1 LOB: 1 BB: 0 P: 19	R: 0 E: 0 K: 2 S: 12 H: 2 LOB: 2 BB: 0 P: 15	R: 0 E: 0 K: 1 S: 7 H: 0 LOB: 0 BB: 0 P: 9	R: 0 E: 0 K: 0 S: 16 H: 0 LOB: 1 BB: 1 P: 25	R: 0 E: 0 K: 2 S: 9 H: 0 LOB: 0 BB: 0 P: 13	1B: 4 2B: 0 3B: 0 HR: 0	SF: 1 SAC: 0 DP: 0 HBP: 0					

PITCHER		IP	WLS	BF	H	R	ER	SO	BB	IBB	HBP	BLK	WP	HR	S	P	ERA	WHIP
11 Yu Darvish, R ERA: 3.44	(1, 1)	7.0	L	27	4	1	1	12	2	0	0	0	0	0	68	100	1.29	0.857
36 Steven Wilson, R ERA: 0.84	(8, 1)	1.0		4	0	0	0	0	1	0	0	0	0	0	16	25	0.00	1.000
71 Josh Hader, L ERA: 1.29	(9, 1)	1.0		3	0	0	0	2	0	0	0	0	0	0	9	13	0.00	0.000

PITCHER	IP	WLS	BF	H	R	ER	SO	BB	IBB	HBP	BLK	WP	HR	S	P	ERA	WHIP

TOP

Milwaukee Brewers @ San Diego Padres

Petco Park, San Diego, CA

Sun Apr 16 2023, 1:11 PM - 3:33 PM PDT

Att. 43,875 - Overcast - 62 F

livebaseballscorecards.com

AB	30
R	1
H	4
RBI	1
BB	3
SO	14
LOB	12

WP: 0	PB: 0	SB: 2	CS: 0	PA:	34

Batter	1	2	3	4	5	6	7	8	9	AB	R	H	RBI	BB	SO	LOB
2 Xander Bogaerts, R (1, 6) OBP: 0.427, SLG: 0.585	C FC 84 B FC 85 X CH 82 1-1 13 1B 1B		C FC 85 B FF 88 F FF 88 B CH 81 B CH 82 X FF 90 3-2 ① F9		C CH 82 S CH 81 X CH 81 0-2 ③ G5-3			C SL 81 X FF 93 0-1 ② F9		4	0	1	0	0	0	0
13 Manny Machado, R (1, 5) OBP: 0.292, SLG: 0.343	C FF 88 X FC 84 0-1 1-3 1B		C CH 83 F FC 85 S CH 82 0-3 ② K			B FC 85 B FC 84 C FF 87 B CH 82 C FC 83 S CH 82 3-3 ① K		F SI 92 B SL 81 B SI 93 X SI 93 2-1 ③ G6-3		4	0	1	0	0	2	0
22 Juan Soto, L (1, 7) OBP: 0.351, SLG: 0.379	D FC 86 S FC 86 F FF 88 B FC 87 C SL 79 2-3 ① K		C SL 79 X FC 88 0-1 ③ G4-3			C FC 86 B FF 90 C FF 87 B SL 78 T FF 88 2-2 ② K			C FF 94 B CH 83 C CH 84 B CH 85 B CH 83 B CH 84 4-2 26 BB 7 1B BB	3	0	0	0	1	2	2
32 Nelson Cruz, R (1, 10) OBP: 0.326, SLG: 0.525	C CH 83 S FC 86 S CH 83 0-3 ② K			C CH 81 B CH 81 X FF 88 1-1 ① G6-3		B CH 81 S FF 89 B CH 81 F CH 82 B CH 83 X CH 82 3-2 ③ G5-3			F FF 93 D CH 85 S CH 84 B FF 92 F CH 86 B CH 86 C FF 94 3-3 ① K	4	0	0	0	0	2	3
9 Jake Cronenworth, L (1, 3) OBP: 0.338, SLG: 0.444	C FC 87 X FC 87 0-1 ③ F7			B FC 87 X FC 88 1-0 ② G5-3			B FF 88 X FC 85 1-0 ① L9		S CH 86 F FF 94 B CH 86 S CH 86 1-3 ② K	4	0	0	0	0	1	3
7 Ha-Seong Kim, R (1, 4) OBP: 0.309, SLG: 0.451		B FC 84 C CH 81 X CH 82 1-1 ① G6-3		B CU 75 C FC 85 F CH 82 X FC 85 1-2 ② 1B			L FC 86 B FC 85 X FF 87 1-1 ② F9		S CH 85 B FF 93 B FF 93 X CH 85 2-1 26 BB 1-2 1B	4	0	2	0	0	0	0
26 Austin Nola, R (1, 2) OBP: 0.262, SLG: 0.167		B FF 88 X FC 86 1-0 1 WP 2B		1 SAFE B CH 82 X FF 89 1-0 ③ F9			B CH 81 B CH 81 B CH 83 C FF 89 X CH 83 3-1 E5		D CH 86 S FF 94 D CH 85 F CH 86 B FF 93 B FF 94 4-2 1-2 2-3 BB	3	0	1	0	1	0	1
1 Trent Grisham, L (1, 8) OBP: 0.319, SLG: 0.476		F FF 88 B SL 77 S FC 88 B FC 89 S SL 80 2-3 ② K 2-3			S FC 86 B FF 88 S SL 77 F FF 88 B SL 79 B FF 88 S FC 86 3-3 ① K		X FC 86 0-0 ③ F8		D CH 84 S FF 93 B FF 94 D CH 86 F FF 95 C FF 94 3-3 ③ K	4	0	0	0	0	3	5
28 José Azocar, R (1, 9) OBP: 0.258, SLG: 0.300 14 Matt Carpenter, L (8, PH) OBP: 0.324, SLG: 0.300 24 Rougned Odor, L (9, 9) OBP: 0.280, SLG: 0.238		C CH 84 F FF 91 S CH 83 0-3 ③ K			X CU 74 0-0 ② F8			C SI 91 X CH 83 0-1 ① G5-3		2 1 0	0 0 0	0 0 0	0 0 0	0 0 0	1 0 0	1 0 0
Inning Stats	R: 0 E: 0 K: 2 S: 12 H: 2 LOB: 2 BB: 0 P: 15	R: 0 E: 0 K: 2 S: 9 H: 1 LOB: 1 BB: 0 P: 13	R: 0 E: 0 K: 1 S: 8 H: 0 LOB: 0 BB: 0 P: 11	R: 0 E: 0 K: 0 S: 7 H: 1 LOB: 1 BB: 0 P: 11	R: 0 E: 0 K: 1 S: 8 H: 0 LOB: 0 BB: 0 P: 11	R: 0 E: 0 K: 2 S: 9 H: 0 LOB: 0 BB: 0 P: 17	R: 0 E: 1 K: 0 S: 6 H: 0 LOB: 1 BB: 0 P: 11	R: 0 E: 0 K: 0 S: 6 H: 0 LOB: 0 BB: 0 P: 8	R: 0 E: 0 K: 3 S: 16 H: 1 LOB: 3 BB: 2 P: 33	1B: 4 2B: 1 3B: 0 HR: 0 SF: 0 SAC: 0 DP: 0 HBP: 0						

PITCHER		IP	WLS	BF	H	R	ER	SO	BB	IBB	HBP	BLK	WP	HR	S	P	ERA	WHIP
20 Wade Miley, L ERA: 1.5	(1, 1)	7.0	W	26	4	0	0	8	0	0	0	0	1	0	59	89	0.00	0.571
32 Peter Strzelecki, R ERA:	(8, 1)	1.0	H	3	0	0	0	0	0	0	0	0	0	0	6	8	0.00	0.000
38 Devin Williams, R ERA:	(9, 1)	1.0	S	6	1	0	0	3	2	0	0	0	0	0	16	33	0.00	3.000

PITCHER	IP	WLS	BF	H	R	ER	SO	BB	IBB	HBP	BLK	WP	HR	S	P	ERA	WHIP

BOTTOM

Milwaukee Brewers @ San Diego Padres

Petco Park, San Diego, CA

Sun Apr 16 2023, 1:11 PM - 3:33 PM PDT

Att. 43,875 - Overcast - 62 F

livebaseballscorecards.com

AB	33
R	0
H	5
RBI	0
BB	2
SO	11
LOB	15

WP: 1 PA: 35
PB: 0
SB: 0
CS: 0

Atlanta Braves @ San Diego Padres

Petco Park, San Diego, CA

Mon Apr 17 2023, 6:42 PM - 9:05 PM PDT

Att. 31,846 - Cloudy - 58 F

livebaseballscorecards.com

Batter	1	2	3	4	5	6	7	8	9	AB	R	H	RBI	BB	SO	LOB
13 Ronald Acuña Jr., R (1, 9) OBP: 0.463, SLG: 0.583	X FF 93 0-0 27 HR 2B	F ST 83 B FF 94 B ST 81 B CH 86 X ST 82 3-1 ③ F7			B CH 86 F FF 95 X FF 96 1-1 27 G5-4-3 1-2 2-3 1B		B CH 88 S CH 87 F CH 89 F SC 81 B FF 96 X CH 89 2-2 28 BB 1B		C SI 91 B SL 79 B CH 87 X SL 80 2-1 ③ G6-3	5	1	3	0	0	0	2
28 Matt Olson, L (1, 3) OBP: 0.405, SLG: 0.627	C FF 93 F CH 84 B FF 93 X CH 84 1-2 ① L9		B ST 76 C FF 92 X ST 80 1-1 ① P6		S FF 96 C FF 96 S ST 83 0-3 ① K		B FF 92 1 SAFE B FF 94 1 SAFE B FF 94 F CH 89 F CH 87 B SC 81 4-2 1-2 BB			3	0	0	0	1	1	4
27 Austin Riley, R (1, 5) OBP: 0.408, SLG: 0.540	X ST 78 0-0 2-H HR		C ST 79 B FF 92 F FF 93 T FF 94 1-2 ② K		X CH 88 0-0 ②③ G5-4-3 1-2f		D ST 82 S FF 94 C FF 94 C FF 96 1-3 ③ K			4	1	1	2	0	2	5
12 Sean Murphy, R (1, 2) OBP: 0.417, SLG: 0.596	B FF 94 B FF 94 C ST 78 C ST 81 X CH 85 2-2 ② G5-3		C FF 94 B FF 94 B CH 86 C FF 95 X ST 82 2-2 ③ P4			B ST 76 F CH 85 F CH 86 B FF 94 X CH 87 2-2 ① L7		B FC 89 F SI 92 B SI 91 X FC 88 2-1 ① F9		4	0	0	0	0	0	0
1 Ozzie Albies, S (1, 4) OBP: 0.278, SLG: 0.397	S CH 86 S FF 94 B CH 86 B FF 94 S CH 87 2-3 ③ K			B FF 93 F CH 85 B CH 85 B FF 95 F FF 95 B CH 85 4-2 18 FC5-4 BB		B CH 85 X CH 89 1-0 ② G5-3		F CH 87 F CH 88 X CH 88 0-2 ② G4-3		3	0	0	0	1	1	0
18 Vaughn Grissom, R (1, 6) OBP: 0.353, SLG: 0.375		C FF 91 F FF 92 F CH 85 F FF 94 B CH 86 B CH 85 F FF 94 B ST 82 F FF 95 3-3 C FF 85 ① K		X ST 79 0-0 ① FC5-4 17 CS 1-2f		B CH 86 X CH 87 1-0 1B		B FC 89 B FF 92 B SI 93 C FF 92 C FC 87 F FF 93 B CH 88 4-2 BB		3	0	1	0	1	1	1
17 Kevin Pillar, R (1, 7) OBP: 0.261, SLG: 0.227 8 Eddie Rosario, L (8, PH) OBP: 0.234, SLG: 0.333 (8, 7)		B FF 94 X FF 94 1-0 38 BB 1B		B FF 94 1 SAFE S CH 86 F FF 94 1 SAFE F CH 87 S CH 88 1-3 ②③ K 1-2		C FF 94 B FF 94 1 SAFE D CH 87 C ST 81 X ST 83 2-2 ③ G5-3		B CH 88 T CH 87 B FF 93 B SI 93 F CH 88 S CH 88 3-3 ③ K		3 1	0 0	1 0	0 0	0 0	1 1	2 1
20 Marcell Ozuna, R (1, 10) OBP: 0.200, SLG: 0.250		C FF 94 B FF 93 1 SAFE S FF 95 F FF 95 B CH 87 X CH 87 2-2 ② F9			C FF 93 X FF 92 0-1 13 1B 2B		C FF 94 B ST 80 S CH 87 B ST 80 B SC 80 F FF 95 X FF 95 3-2 ① F9		B FC 86 C SI 91 S SL 79 S SL 78 1-3 ① K	4	0	1	0	0	1	1
38 Eli White, R (1, 8) OBP: 0.250, SLG: 0.100 14 Sam Hilliard, L (9, PH) OBP: 0.424, SLG: 0.519 (9, 8)		C FF 94 B ST 81 C FF 95 D ST 83 F FF 96 1 SAFE B ST 82 B CH 87 4-2 1-2 BB			H ST 79 1-0 13 1B HBP		B FF 95 S FF 95 F CH 88 X FF 95 1-2 ② G6-3		C FC 87 B CH 88 B CH 88 C FC 87 X SL 78 2-2 ② G3	1 1	0 0	0 0	0 0	1 0	0 0	0 0

| Inning Stats | | |

Batter	1	2	3	4	5	6	7	8	9	AB	R	H	RBI	BB	SO	LOB
2 Xander Bogaerts, R (1, 6) OBP: 0.430, SLG: 0.580	C FF 93 X FF 95 0-1 32 1B 1B	B FF 94 C SL 84 F CU 76 B CH 89 X FF 96 2-2 ③ G4-3 2-3			B ST 80 C CU 71 B CU 72 B CH 85 C FF 93 S FF 95 3-3 ③ K			C SI 92 B FC 89 B SI 92 C SI 91 X FC 89 2-2 22 BB 1B		4	0	2	0	0	1	2
22 Juan Soto, L (1, 7) OBP: 0.346, SLG: 0.361	F FF 95 S SL 86 B ST 86 B CU 76 S CU 76 2-3 ① K		C ST 82 X ST 80 0-1 ① G2-3			F FF 90 S FF 92 X FF 93 0-2 ① F8		C SI 91 B CH 84 F FC 88 B CH 84 B FC 88 F FC 89 B SI 91 4-2 13 G4-3 1-2 BB		3	0	0	0	1	1	1
13 Manny Machado, R (1, 5) OBP: 0.276, SLG: 0.324	C CU 74 C CU 76 B CH 89 D SL 86 F ST 84 X CU 77 2-2 ② L8		S FF 92 B FF 92 S ST 81 F ST 80 X CH 89 1-2 ② G1-3			X FF 91 0-0 ② F9		C FC 89 C SI 91 X FC 88 0-2 ②③ G4-3 1-2f		4	0	0	0	0	0	3
32 Nelson Cruz, R (1, 10) OBP: 0.319, SLG: 0.500	B FF 95 1 SAFE B FF 96 S CH 87 S CH 88 F CH 88 B FF 98 X CH 88 3-2 1-3 1B		B FF 94 F SI 94 S CH 88 F CU 76 S CH 88 1-3 ③ K			C FF 92 F FF 92 S SL 86 0-3 ③ K			C FC 90 C FF 96 B FC 91 S FC 89 1-3 ① K	4	0	1	0	0	3	0
9 Jake Cronenworth, L (1, 3) OBP: 0.319, SLG: 0.414	F CU 76 X SI 96 0-1 ③ G6-3			C FF 94 C FF 94 F ST 79 X SI 93 0-2 ① G6-3			C SL 81 B FF 90 S SL 82 S SL 83 1-3 ① K		B FF 96 X FC 90 1-0 ② G3	4	0	0	0	0	1	2
7 Ha-Seong Kim, R (1, 4) OBP: 0.288, SLG: 0.418		C FF 93 C FF 94 F SI 94 F CU 75 B CU 74 X FF 95 1-2 ① G5-3		B CU 73 B CH 86 B FF 94 C FF 90 X FF 94 3-1 ② G5-3			B SL 83 S CH 84 C CH 85 F SL 84 B FF 93 S CH 85 2-3 ② K		C FF 96 C FF 96 B FF 97 X CH 86 1-2 ③ F9	4	0	0	0	0	1	0
26 Austin Nola, R (1, 2) OBP: 0.267, SLG: 0.205		C CU 72 B CU 71 C FF 92 S FF 94 1-3 ② K		C FF 96 B SL 84 B CU 73 X FF 94 2-1 ③ P4			X SL 84 0-0 2B			3	0	1	0	0	1	0
28 José Azocar, R (1, 8) OBP: 0.265, SLG: 0.303		F SI 93 B CU 73 X CH 86 1-1 2 S 16 1B 1B			F SI 92 F CH 84 F CH 87 X CU 73 0-2 ① L9		C FF 91 B FF 91 F CH 84 F SL 84 S FF 92 1-3 ③ K			3	0	1	0	0	1	1
16 Brandon Dixon, R (1, 9) OBP: 0.167, SLG: 0.167 24 Rougned Odor, L (8, PH) OBP: 0.269, SLG: 0.227 (9, 9)		B FF 95 X SL 82 1-0 1-2 1B			B CU 71 X FF 93 1-0 ② G4-3			X SI 91 0-0 ① L8		2 1	0 0	1 0	0 0	0 0	0 0	0 0
Inning Stats	R: 0 E: 0 K: 1 S: 15 H: 2 LOB: 2 BB: 0 P: 22	R: 0 E: 0 K: 1 S: 14 H: 2 LOB: 2 BB: 0 P: 20	R: 0 E: 0 K: 1 S: 10 H: 0 LOB: 0 BB: 0 P: 12	R: 0 E: 0 K: 0 S: 8 H: 0 LOB: 0 BB: 0 P: 13	R: 0 E: 0 K: 1 S: 8 H: 0 LOB: 0 BB: 0 P: 12	R: 0 E: 0 K: 1 S: 7 H: 0 LOB: 0 BB: 0 P: 7	R: 0 E: 0 K: 3 S: 12 H: 1 LOB: 1 BB: 0 P: 16	R: 0 E: 0 K: 0 S: 10 H: 1 LOB: 1 BB: 1 P: 16	R: 0 E: 0 K: 1 S: 7 H: 0 LOB: 0 BB: 0 P: 10	1B: 5 2B: 1 3B: 0 HR: 0 SF: 0 SAC: 0 DP: 1 HBP: 0						

PITCHER		IP	WLS	BF	H	R	ER	SO	BB	IBB	HBP	BLK	WP	HR	S	P	ERA	WHIP
54 Max Fried, L ERA: 1.08	(1, 1)	5.0	W	19	4	0	0	4	0	0	0	0	0	0	55	79	0.00	0.800
52 Dylan Lee, L ERA:	(6, 1)	2.0	H	7	1	0	0	4	0	0	0	0	0	0	19	23	0.00	0.500
60 Jesse Chavez, R ERA:	(8, 1)	1.0	H	4	1	0	0	0	1	0	0	0	0	0	10	16	0.00	2.000
33 A.J. Minter, L ERA: 2.0	(9, 1)	1.0	S	3	0	0	0	1	0	0	0	0	0	0	7	10	0.00	0.000

PITCHER	IP	WLS	BF	H	R	ER	SO	BB	IBB	HBP	BLK	WP	HR	S	P	ERA	WHIP

BOTTOM

Atlanta Braves @ San Diego Padres

Petco Park, San Diego, CA

Mon Apr 17 2023, 6:42 PM - 9:05 PM PDT

Att. 31,846 - Cloudy - 58 F

livebaseballscorecards.com

AB	32
R	0
H	6
RBI	0
BB	1
SO	9
LOB	9

Atlanta Braves @ San Diego Padres

Petco Park, San Diego, CA

Tue Apr 18 2023, 6:41 PM - 9:12 PM PDT

Att. 42,693 - Partly Cloudy - 60 F

livebaseballscorecards.com

Batter	1	2	3	4	5	6	7	8	9	AB	R	H	RBI	BB	SO	LOB
13 Ronald Acuña Jr., R (1, 9) OBP: 0.448, SLG: 0.553	B FF 94 C FF 94 B SL 90 C FF 94 F FF 96 F CU 80 S FF 95 2-3 ① **K**		B CH 86 F SL 88 B FF 93 X CH 87 2-1 ① **G3-1**		B CH 87 S CH 88 B CH 88 X SL 90 2-1 ①② **G5-4-3** 1-2f 2-3		D SL 85 B CU 71 F CH 81 X CH 82 2-1 ③ **FC5-4** 1-2f		B SI 92 B FC 87 B FC 87 B SI 92 4-0 28 HR 1-2 **BB**	4	1	0	0	1	1	4
28 Matt Olson, L (1, 3) OBP: 0.405, SLG: 0.648	S FF 95 C FF 94 X CU 82 0-2 ② **F9**		S SL 90 B SL 90 B SL 89 S SL 89 B SL 89 C FF 95 3-3 ② **K**		B FF 95 C FF 94 B FF 95 D SL 86 S SL 88 S FF 95 3-3 ③ **K**			B CU 72 B CH 80 B CH 81 C FF 87 B FF 88 4-1 12 1B 1 HR **BB**	X SI 91 0-0 1-H 2-H **HR**	4	2	1	3	1	2	1
27 Austin Riley, R (1, 5) OBP: 0.383, SLG: 0.500	C FF 94 F FF 94 B FF 95 B FF 95 S SL 90 2-3 ③ **K**		S CH 88 F CH 89 B SL 89 F SL 90 F FF 95 F CH 89 B FF 95 B CU 82 T CH 88 3-2 ③ **K**			B ST 80 C FF 93 F ST 81 B FF 94 F ST 81 X ST 81 2-2 ① **G4-3**		B SL 84 C CU 72 S CH 81 F CH 81 B CH 81 B CU 73 S SL 83 3-3 ① **K**	B SL 79 X SL 80 1-0 ② **F8**	5	0	0	0	0	3	1
12 Sean Murphy, R (1, 2) OBP: 0.431, SLG: 0.647		B FF 91 B FF 94 C FF 94 S CH 87 B SL 89 B FF 95 4-2 18 1B 17 2B **BB**		B CH 87 C CH 87 B SL 88 X FF 92 2-1 **HR**		C ST 79 B FF 95 C ST 80 X ST 81 1-2 ② **F7**		X SL 83 0-0 1 HR 1-2 **1B**	B SI 92 X SL 80 1-0 ③ **G1-3**	4	3	2	1	1	0	0
1 Ozzie Albies, S (1, 4) OBP: 0.276, SLG: 0.431		S FF 94 F FF 94 D CU 81 D CU 82 F SL 90 X FF 94 2-2 ① **F9**		B CH 88 B FF 94 F CH 87 X CH 86 2-1 ① **F7**		X FF 94 0-0 ③ **F7**		B CH 82 D CU 74 B CH 81 C FF 88 S CH 80 X CH 80 3-2 1-H 2-H **HR**		4	1	1	3	0	0	1
18 Vaughn Grissom, R (1, 6) OBP: 0.381, SLG: 0.368		C FF 93 X FF 94 0-1 17 2B 1-2 **1B**		B CU 80 S CH 88 X CH 88 1-1 ② **G5-3**			B CU 72 C CU 72 B CH 82 F CH 81 B CH 82 H CH 80 4-2 14 1B **HBP**	F SL 84 X SL 83 0-1 ② **G2-3**		3	0	1	0	0	0	0
17 Kevin Pillar, R (1, 7) OBP: 0.259, SLG: 0.269		S CH 88 S CH 87 X FF 94 0-2 1-3 2-H **2B**		X SL 89 0-0 ③ **L7**			1 SAFE L CU 71 F FF 87 B CU 72 P CH 84 D CH 81 C FF 86 1 SAFE 3-3 ① **K**	B CU 72 X SL 83 1-0 ③ **F7**		4	0	1	1	0	1	1
20 Marcell Ozuna, R (1, 10) OBP: 0.204, SLG: 0.234		B FF 95 F CH 88 F CH 87 F CU 81 F FF 94 B CH 85 X FF 95 2-2 ② **F7**		B CU 77 F CH 85 B FF 93 B CH 86 B FF 95 4-1 13 G5-4-3 38 BB **BB**			C SL 83 F CU 71 X CH 80 0-2 ② **F7**		C FC 86 B SL 79 S SI 92 B SL 79 X SL 78 2-2 ① **G5-3**	3	0	0	0	1	0	3
38 Eli White, R (1, 8) OBP: 0.286, SLG: 0.091 14 Sam Hilliard, L (7, PH) OBP: 0.457, SLG: 0.552 (7, 8)		B FF 95 F FF 94 D CU 81 F CH 88 B FF 96 X FF 95 3-2 ③ **L8**		B FF 93 B CH 86 D CH 86 B FF 92 4-0 13 G5-4-3 1-2 **BB**			1 SAFE D CH 81 X CH 81 1-0 13 FC5-4 1-2 **1B**		F FF 92 B SL 78 X CH 88 1-1 13 BB 28 HR **1B**	1 2	0 1	0 2	0 0	1 0	0 0	2 0
Inning Stats	R: 0 E: 0 K: 2 S: 11 H: 0 LOB: 0 BB: 0 P: 15	R: 1 E: 0 K: 0 S: 19 H: 2 LOB: 2 BB: 1 P: 30	R: 0 E: 0 K: 2 S: 11 H: 0 LOB: 0 BB: 0 P: 19	R: 1 E: 0 K: 0 S: 7 H: 1 LOB: 0 BB: 0 P: 12	R: 0 E: 0 K: 1 S: 6 H: 0 LOB: 1 BB: 2 P: 19	R: 0 E: 0 K: 0 S: 8 H: 0 LOB: 0 BB: 0 P: 11	R: 0 E: 0 K: 1 S: 12 H: 1 LOB: 2 BB: 0 P: 21	R: 3 E: 0 K: 1 S: 12 H: 2 LOB: 0 BB: 1 P: 23	R: 3 E: 0 K: 0 S: 8 H: 2 LOB: 0 BB: 1 P: 17	1B: 4 2B: 1 3B: 0 HR: 3 SF: 0 SAC: 0 DP: 1 HBP: 1	WP: 0 PB: 0 SB: 0 CS: 0 PA: 40					

TOP

AB	34
R	8
H	8
RBI	8
BB	5
SO	7
LOB	13

PITCHER		IP	WLS	BF	H	R	ER	SO	BB	IBB	HBP	BLK	WP	HR	S	P	ERA	WHIP
4 Blake Snell, L ERA: 6.0	(1, 1)	5.0	L	20	3	2	2	5	3	0	0	0	0	1	54	95	3.60	1.200
36 Steven Wilson, R ERA: 0.77	(6, 1)	1.0		3	0	0	0	0	0	0	0	0	0	0	8	11	0.00	0.000
74 Nabil Crismatt, R ERA: 10.8	(7, 1)	2.0		11	3	3	3	2	1	0	1	0	0	1	24	44	13.50	2.000
33 Reiss Knehr, R ERA: 9.0	(9, 1)	1.0		6	2	3	3	0	1	0	0	0	0	1	8	17	27.00	3.000

PITCHER	IP	WLS	BF	H	R	ER	SO	BB	IBB	HBP	BLK	WP	HR	S	P	ERA	WHIP

BOTTOM

Atlanta Braves @ San Diego Padres

Petco Park, San Diego, CA

Tue Apr 18 2023, 6:41 PM - 9:12 PM PDT

Att. 42,693 - Partly Cloudy - 60 F

livebaseballscorecards.com

Batter	1	2	3	4	5	6	7	8	9	AB	R	H	RBI	BB	SO	LOB
1 Trent Grisham, L (1, 8) OBP: 0.316, SLG: 0.478	B FF 98 F FF 97 C SL 86 F FF 98 B CH 89 F SL 85 S SL 85 2-3 ① K		C SL 87 S FF 98 S FF 98 0-3 ② K		C FF 97 F FF 98 S FF 99 0-3 ③ K			X FF 93 0-0 13 1B 22 FC4-6 2B		4	1	1	0	0	3	0
13 Manny Machado, R (1, 5) OBP: 0.275, SLG: 0.320	B FF 98 F FF 98 X SL 84 1-1 ② G1		C FF 99 B FF 99 F FF 98 B SL 87 S SL 85 2-3 ③ K			C SL 87 X SL 86 0-1 ① G6-3		X FF 94 0-0 22 FC4-6 2-3 1B		4	0	1	0	0	1	0
22 Juan Soto, L (1, 7) OBP: 0.366, SLG: 0.365	B SL 86 B SL 85 B FF 98 B FF 97 4-0 BB			F FF 98 F FF 100 B SL 87 B SL 86 F FF 100 B CH 89 B FF 99 4-2 2 HBP BB		C FF 99 B FF 99 C SL 86 B SL 87 X FF 99 2-2 2 G5-4-3 1B		B CU 81 X CU 80 1-0 ② FC4-6 1-2f 3-H		2	0	1	1	2	0	1
2 Xander Bogaerts, R (1, 6) OBP: 0.422, SLG: 0.556	C FF 97 C FF 97 F SL 86 1 SAFE S FF 98 0-3 ③ K			C FF 98 S SL 86 B SL 86 H FF 98 2-2 1-2 HBP		B SL 85 C FF 96 S FF 97 X SL 84 1-2 ② ③ G5-4-3 1-2f		B CU 81 C CU 79 1 SAFE C FF 93 B CU 81 F SI 94 F FF 96 X CU 82 2-2 ③ F7		3	0	0	0	0	1	3
14 Matt Carpenter, L (1, 10) OBP: 0.317, SLG: 0.273		B FF 98 B FF 97 C SL 84 B FF 97 B SL 83 4-1 BB		S SL 86 D SL 87 S SL 87 S SL 86 1-3 ① K			C FC 88 S SI 91 B CH 85 B FC 89 C SI 91 2-3 ① K		B FF 92 X FF 92 1-0 ① P4	3	0	0	0	1	2	2
9 Jake Cronenworth, L (1, 3) OBP: 0.315, SLG: 0.419		C FF 98 S SL 84 F SL 85 F FF 97 F FF 97 X FF 97 0-2 ① L7		B FF 96 C FF 96 B FF 97 F FF 95 F SL 86 F SL 86 X SL 85 2-2 ② L9			C FC 89 F SI 91 B FC 89 X SI 91 1-2 ② G4-3		B FF 94 B FS 86 F FF 93 F FF 94 X FS 86 2-2 2B	4	0	1	0	0	0	3
7 Ha-Seong Kim, R (1, 4) OBP: 0.286, SLG: 0.397		C SL 85 S SL 86 B SL 85 B FF 97 B FF 96 F SL 85 1 SAFE S FF 97 3-3 ② K		B FF 96 B FF 96 C SL 85 T FF 96 B FF 97 S FF 97 3-3 ③ K			C FC 88 B FC 88 C SI 91 H SI 91 2-2 HBP		C FS 85 F FS 86 B FF 94 B FS 88 S FF 95 2-3 ② K	3	0	0	0	0	3	4
24 Rougned Odor, L (1, 9) OBP: 0.233, SLG: 0.192		C FF 96 C FF 97 B CH 89 D SL 86 S SL 86 2-3 ③ K			C SL 86 X SL 84 0-1 ① F9		F CH 84 1 SAFE F CH 84 B FC 89 B SI 90 S CH 84 2-3 ③ K		C FF 95 F FF 95 S FS 87 0-3 ③ K	4	0	0	0	0	3	3
29 Brett Sullivan, L (1, 2)			B SL 85 B FF 96 C FF 98 X FF 97 2-1 ① L7		X FF 97 0-0 ② G4-3			B CU 81 B FF 93 F FF 93 C CU 80 X CU 81 2-2 ① G4-3		3	0	0	0	0	0	0
Inning Stats	R: 0 E: 0 K: 2 S: 11 H: 0 LOB: 1 BB: 1 P: 18	R: 0 E: 0 K: 2 S: 14 H: 0 LOB: 1 BB: 1 P: 23	R: 0 E: 0 K: 2 S: 8 H: 0 LOB: 0 BB: 0 P: 12	R: 0 E: 0 K: 2 S: 16 H: 0 LOB: 2 BB: 1 P: 28	R: 0 E: 0 K: 1 S: 6 H: 0 LOB: 0 BB: 0 P: 6	R: 0 E: 0 K: 0 S: 8 H: 1 LOB: 0 BB: 0 P: 11	R: 0 E: 0 K: 2 S: 11 H: 0 LOB: 1 BB: 0 P: 18	R: 1 E: 0 K: 0 S: 11 H: 2 LOB: 1 BB: 0 P: 16	R: 0 E: 0 K: 2 S: 10 H: 1 LOB: 1 BB: 0 P: 15	1B: 2 2B: 2 3B: 0 HR: 0 SF: 0 SAC: 0 DP: 1 HBP: 2						WP: 0 PB: 0 SB: 0 CS: 0 PA: 35	

	AB	30
	R	1
	H	4
	RBI	1
	BB	3
	SO	13
	LOB	16

PITCHER		IP	WLS	BF	H	R	ER	SO	BB	IBB	HBP	BLK	WP	HR	S	P	ERA	WHIP
99 Spencer Strider, R ERA: 2.45	(1, 1)	6.0	W	22	1	0	0	9	3	0	1	0	0	0	63	98	0.00	0.667
60 Jesse Chavez, R ERA:	(7, 1)	1.0	H	4	0	0	0	2	0	0	1	0	0	0	11	18	0.00	0.000
61 Nick Anderson, R ERA: 3.12	(8, 1)	1.0		5	2	1	1	0	0	0	0	0	0	0	11	16	9.00	2.000
22 Kirby Yates, R ERA: 4.05	(9, 1)	1.0		4	1	0	0	2	0	0	0	0	0	0	10	15	0.00	1.000

PITCHER		IP	WLS	BF	H	R	ER	SO	BB	IBB	HBP	BLK	WP	HR	S	P	ERA	WHIP

Batter	1	2	3	4	5	6	7	8	9	AB	R	H	RBI	BB	SO	LOB
13 Ronald Acuña Jr., R (1, 9) OBP: 0.451, SLG: 0.544	F SI 94 C CH 80 B CH 81 X SI 94 1-2 27 28 S FC5-4-5-3 1B		B SI 92 D CU 81 B SI 92 F SI 92 D CH 82 4-1 1-2 2-3 BB		X SI 92 0-0 ③ G5-3			B SI 97 B ST 81 F SI 97 B SI 97 C SI 97 S SI 98 3-3 ② K		3	0	1	0	1	1	1
28 Matt Olson, L (1, 3) OBP: 0.386, SLG: 0.613	S CH 80 B FF 94 1 SAFE S FF 93 F CU 82 F SI 93 1 SAFE D CH 81 B FC 90 3-3 ① C FC 81 K 1-2		X CU 80 0-0 ② P5			C SI 93 B CH 82 F FC 90 B SI 92 T FF 92 2-2 ① K		B SL 81 X SI 87 1-0 ③ G3		4	0	0	0	0	2	5
27 Austin Riley, R (1, 5) OBP: 0.376, SLG: 0.479	C SI 92 B SI 92 S FF 92 F FF 92 D CU 81 X SI 93 2-2 ②③ FC5-4-5-3 2-3		F SI 92 S CH 80 F FF 94 B SI 92 F CH 80 T FF 93 1-2 ③ K			C CU 81 F SI 92 B CU 82 B CH 81 S FF 93 2-3 ② K			F SI 95 F SI 95 B SI 98 B SI 97 B SI 97 B SI 98 4-2 BB	3	0	0	0	1	2	4
12 Sean Murphy, R (1, 2) OBP: 0.420, SLG: 0.611		B FC 89 X SI 92 1-0 ① F8		B CU 80 B CH 81 B FC 88 B FF 92 4-0 BB		B FC 88 C FC 89 X CH 81 1-1 ③ G4-3			S SL 86 B SI 97 X SL 87 1-1 ① L8	3	0	0	0	1	0	1
8 Eddie Rosario, L (1, 10) OBP: 0.220, SLG: 0.313 20 Marcell Ozuna, R (9, PH) OBP: 0.200, SLG: 0.229		B CU 82 S SI 94 X CH 81 1-1 ② L9		F CH 79 F FC 89 S CU 82 0-3 ① K			C FC 88 B CU 82 X CH 80 1-1 ① F8		B SI 97 C SI 96 C SI 97 F SI 97 D CH 90 F SI 97 S SI 96 2-3 ② K	3 1	0 0	0 0	0 0	0 0	1 1	1 1
1 Ozzie Albies, S (1, 4) OBP: 0.263, SLG: 0.408		X CH 82 0-0 ③ G4-3		S SI 93 B FC 89 X CH 80 1-1 ② L4			F CH 80 B FF 93 B CU 81 X CH 80 2-1 ② F8		B SI 97 F SI 96 F CH 90 F SI 97 B CH 91 X SI 96 2-2 ③ P5	4	0	0	0	0	0	2
18 Vaughn Grissom, R (1, 6) OBP: 0.333, SLG: 0.318			F SI 92 C CH 81 B CU 81 F SI 93 B CH 81 B CH 79 X FC 89 3-2 ① F8	S CH 79 X SI 92 0-1 ③ G4-3			S CH 78 C SI 92 B FF 92 B CH 80 X SI 92 2-2 ③ G5-3			3	0	0	0	0	0	1
14 Sam Hilliard, L (1, 8) OBP: 0.474, SLG: 0.563			X FC 89 0-0 13 17 BB 1B 1B		C FF 93 S CH 81 B CH 80 B CH 80 F FC 89 B CH 80 S FF 94 3-3 ① K			X SI 96 0-0 17 S 1B		3	0	2	0	0	1	0
17 Kevin Pillar, R (1, 7) OBP: 0.267, SLG: 0.276			B CH 80 X SI 91 1-0 13 BB 1-2 1B		C FC 89 S CH 81 B CH 80 F CU 81 F CH 79 X SI 92 1-2 ② F8			C FF 96 1 SAFE F FF 96 B FF 93 F SI 97 F SI 97 B ST 83 S ST 85 2-3 ① K 1-2		3	0	1	0	0	1	1

TOP

Atlanta Braves @ San Diego Padres

Petco Park, San Diego, CA

Wed Apr 19 2023, 1:12 PM - 3:24 PM PDT

Att. 29,581 - Partly Cloudy - 64 F

livebaseballscorecards.com

AB	30
R	0
H	4
RBI	0
BB	3
SO	9
LOB	17

Inning Stats	1	2	3	4	5	6	7	8	9
	R: 0 E: 0 K: 1 S: 12	H: 1 LOB: 0 BB: 0 P: 18	R: 0 E: 0 K: 0 S: 4	H: 0 LOB: 0 BB: 0 P: 6	R: 0 E: 0 K: 1 S: 13	H: 2 LOB: 3 BB: 1 P: 22	R: 0 E: 0 K: 1 S: 7	H: 0 LOB: 1 BB: 1 P: 12	R: 0 E: 0 K: 1 S: 10	H: 0 LOB: 0 BB: 0 P: 14	R: 0 E: 0 K: 2 S: 8	H: 0 LOB: 0 BB: 0 P: 13	R: 0 E: 0 K: 0 S: 7	H: 0 LOB: 0 BB: 0 P: 12	R: 0 E: 0 K: 2 S: 10	H: 1 LOB: 1 BB: 0 P: 16	R: 0 E: 0 K: 1 S: 13	H: 0 LOB: 1 BB: 1 P: 22

1B: 4 2B: 1 3B: 0 HR: 0	SF: 0 SAC: 0 DP: 1 HBP: 0	WP: 0 PB: 0 SB: 2 CS: 0	PA: 33
---	---	---	---

PITCHER		IP	WLS	BF	H	R	ER	SO	BB	IBB	HBP	BLK	WP	HR	S	P	ERA	WHIP
21 Nick Martinez, R ERA: 4.01	(1, 1)	7.0	W	25	3	0	0	6	2	0	0	0	0	0	61	97	0.00	0.714
66 Luis García, R ERA: 5.4	(8, 1)	0.2	H	3	1	0	0	2	0	0	0	0	0	0	9	14	0.00	1.500
25 Tim Hill, L ERA: 2.25	(8, 1)	0.1	H	1	0	0	0	0	0	0	0	0	0	0	1	2	0.00	0.000
71 Josh Hader, L ERA: 1.13	(9, 1)	1.0	S	4	0	0	0	1	1	0	0	0	0	0	13	22	0.00	1.000

PITCHER	IP	WLS	BF	H	R	ER	SO	BB	IBB	HBP	BLK	WP	HR	S	P	ERA	WHIP

Batter	1	2	3	4	5	6	7	8	9	AB	R	H	RBI	BB	SO	LOB
1 Trent Grisham, L (1, 8) OBP: 0.313, SLG: 0.457	S FF 95 B FF 95 X CU 83 1-1 ① G4-3		B CU 82 X FF 96 1-0 ② P5		B CU 82 B CH 87 C CU 82 S CU 82 B FF 95 B CU 83 4-2 BB			C SL 81 S SL 83 F SL 82 B FF 92 B SL 84 F FF 92 C SL 82 2-3 ① K		3	0	0	0	1	1	1
13 Manny Machado, R (1, 5) OBP: 0.274, SLG: 0.316	B CU 83 B CU 82 C FF 96 X CH 87 2-1 1B		X FF 95 0-0 ③ F9		B SI 95 X FF 94 1-0 ② F8			F SL 82 F SL 84 F SL 85 F FF 93 X CH 86 0-2 ② G4-3		4	0	1	0	0	0	2
22 Juan Soto, L (1, 7) OBP: 0.372, SLG: 0.418	C FF 97 C CU 83 B CU 83 F CU 83 B FF 97 X CU 82 2-2 ② F8			C CU 81 B CU 83 X SI 95 1-1 HR	C FF 95 C CH 88 B CU 84 B CU 83 S CU 84 2-3 ③ K			X FF 92 0-0 1B		4	1	2	1	0	1	2
2 Xander Bogaerts, R (1, 6) OBP: 0.414, SLG: 0.539	X SI 97 0-0 ③ G1-3			B SI 95 C CU 83 F CU 83 F CU 83 X SI 96 1-2 9 2B 1B		C CU 81 F SI 93 B CH 86 X CU 82 1-2 ① G5-3		F FF 90 C CH 84 X CH 86 0-2 ③ G4-3		4	0	1	0	0	0	2
14 Matt Carpenter, L (1, 10) OBP: 0.318, SLG: 0.257		B CU 82 F CU 82 B CH 86 S FF 96 S FF 96 2-3 ① K		C CU 83 C FF 95 X CU 83 0-2 ① F7		B CU 81 B CU 82 B FF 94 B FF 94 4-0 9 G1-6-3 BB				2	0	0	0	1	1	1
9 Jake Cronenworth, L (1, 3) OBP: 0.316, SLG: 0.431		C CU 82 S CU 83 B CU 83 S CU 83 1-3 ② K		X FF 96 0-0 1-3 2B		F CU 82 X CU 82 0-1 ② ③ G1-6-3 1-2f				3	0	1	0	0	1	1
7 Ha-Seong Kim, R (1, 4) OBP: 0.288, SLG: 0.383		B SI 96 F SI 96 B CU 83 B FF 95 B SI 95 4-1 26 CS BB		B CU 83 C CU 83 C CU 83 B CU 84 S CU 84 2-3 ② K			B FF 94 C FF 93 X SL 81 1-1 ① G6-3			2	0	0	0	1	1	2
26 Austin Nola, R (1, 2) OBP: 0.250, SLG: 0.190		F FF 95 C CU 82 0-2 ③ CS 1-2	C CU 81 B CU 82 C FF 95 S CU 82 1-3 ① K	B CU 84 X CU 84 1-0 ③ F8			C SL 82 C SL 83 F SL 81 B SL 81 C SL 82 1-3 ② K			3	0	0	0	0	2	2
28 José Azocar, R (1, 9) OBP: 0.270, SLG: 0.306			C FF 94 C FF 93 X CU 83 0-2 1B	S FF 93 F CU 83 X FF 94 0-2 ① P3			F FF 95 C FF 94 F FF 95 C FF 94 0-3 ③ K			3	0	1	0	0	1	0
Inning Stats	R: 0 E: 0 K: 0 S: 9 H: 1 LOB: 1 BB: 0 P: 14	R: 0 E: 0 K: 2 S: 9 H: 0 LOB: 0 BB: 1 P: 16	R: 0 E: 0 K: 1 S: 8 H: 1 LOB: 1 BB: 0 P: 10	R: 1 E: 0 K: 1 S: 14 H: 3 LOB: 2 BB: 0 P: 19	R: 0 E: 0 K: 1 S: 9 H: 0 LOB: 1 BB: 1 P: 16	R: 0 E: 0 K: 0 S: 5 H: 0 LOB: 0 BB: 1 P: 10	R: 0 E: 0 K: 2 S: 10 H: 0 LOB: 0 BB: 0 P: 12	R: 0 E: 0 K: 1 S: 14 H: 1 LOB: 1 BB: 0 P: 16		1B: 4 2B: 1 3B: 0 HR: 1 SF: 0 SAC: 0 DP: 1 HBP: 0						

PITCHER	IP	WLS	BF	H	R	ER	SO	BB	IBB	HBP	BLK	WP	HR	S	P	ERA	WHIP
50 Charlie Morton, R (1, 1) ERA: 3.22	6.0	L	24	5	1	1	5	3	0	0	0	0	1	54	85	1.50	1.333
77 Joe Jiménez, R (7, 1) ERA: 3.0	1.0		3	0	0	0	2	0	0	0	0	0	0	10	12	0.00	0.000
52 Dylan Lee, L (8, 1) ERA:	1.0		4	1	0	0	1	0	0	0	0	0	0	14	16	0.00	1.000

PITCHER	IP	WLS	BF	H	R	ER	SO	BB	IBB	HBP	BLK	WP	HR	S	P	ERA	WHIP

BOTTOM

Atlanta Braves @ San Diego Padres

Petco Park, San Diego, CA

Wed Apr 19 2023, 1:12 PM - 3:24 PM PDT

Att. 29,581 - Partly Cloudy - 64 F

livebaseballscorecards.com

AB	28
R	1
H	6
RBI	1
BB	3
SO	8
LOB	13

Batter	1	2	3	4	5	6	7	8	9	AB	R	H	RBI	BB	SO	LOB
23 Fernando Tatis Jr., R (1, 9)	F FF 94 B CU 77 S SL 80 B FF 95 S FC 85 2-3 ① K		F CU 76 F SL 82 B FF 94 B SL 81 X FC 86 2-2 ① G6-3		S FF 92 F FF 93 B FC 86 B FF 93 F SL 81 B FF 93 X FC 83 3-2 ① L9		S FF 94 S FS 86 B FS 87 S FS 87 1-3 ① K		F CH 89 X CU 85 0-1 ② L7	5	0	0	0	0	2	1
22 Juan Soto, L (1, 7) OBP: 0.363, SLG: 0.394	S FF 95 L FC 86 F FF 96 B CH 83 F FC 87 F FF 96 B CH 83 B SL 82 C FC 85 3-3 ② K		B FC 83 C FF 94 B FC 85 B CU 77 C FF 95 B FC 85 4-2 2 HR BB		B CH 81 B FC 84 B SL 79 X FF 92 3-0 ② G3		B SL 87 X FS 86 1-0 ② G4-3		X CH 89 0-0 ③ FC6-4 1-2f	4	1	0	0	1	1	1
13 Manny Machado, R (1, 5) OBP: 0.261, SLG: 0.301	C FF 96 B FC 87 F FF 96 B FC 86 B SL 80 T FF 94 3-2 ③ K		S SL 82 S FC 83 X FF 95 0-2 ② F9		B SL 81 C FC 83 X FF 92 1-1 ③ G6-3		S SL 87 C FS 87 B FS 87 S FS 87 1-3 ③ K			4	0	0	0	0	2	1
2 Xander Bogaerts, R (1, 6) OBP: 0.418, SLG: 0.575		B FC 87 C FF 93 B FC 82 X FF 93 2-1 ① P3	C SL 80 X FC 84 0-1 1-H HR			B FC 88 S FC 88 C SL 87 B SL 87 X FC 89 2-2 32 E 1 2B 1B		B FF 94 C FS 86 B FS 86 F SL 86 X FF 95 2-2 ① G3-1		4	2	2	2	0	0	0
9 Jake Cronenworth, L (1, 3) OBP: 0.325, SLG: 0.441		B FF 94 S FC 87 B FF 94 B FF 93 F FC 86 F FF 94 B FF 94 4-2 14 BB 1 2B BB	B CU 77 X FF 93 1-0 ③ F7			S SL 85 S SL 86 B FF 94 F SL 84 F SL 85 C FF 93 1-3 ① K		C CU 78 B FC 86 C FF 94 X CU 78 1-2 32 WP 2B		3	1	1	0	1	1	1
14 Matt Carpenter, L (1, 10) OBP: 0.348, SLG: 0.361 32 Nelson Cruz, R (6, PH) OBP: 0.306, SLG: 0.478 (6, 10)		B CH 83 B FF 94 B FF 93 B FF 94 4-0 1 2B 1-2 BB		C FF 91 B CH 82 F FC 83 B FF 93 X FF 91 2-2 HR		F FC 88 X SL 85 0-1 E6 1 2B 1-2		S FC 90 B FC 90 S CU 80 D CU 79 S FC 87 2-3 ② K 2-3		1 2 1 1 1 0 0 2 1 0 0 0 1 2						
7 Ha-Seong Kim, R (1, 4) OBP: 0.271, SLG: 0.359		S FF 95 S FF 95 B FF 97 B FF 95 S FF 94 2-3 ② K		X FF 94 0-0 ① F8		B FF 92 X FC 88 1-0 ② F4		F FC 89 B FF 93 F FC 89 F CU 77 B FF 94 F CU 78 B FC 86 F CU 79 F FC 86 3-3 ③ C FF 93 K		4	0	0	0	0	2	5
1 Trent Grisham, L (1, 8) OBP: 0.333, SLG: 0.493		C SL 82 X FF 95 0-1 1-H 2-H 2B		X FC 87 0-0 ② G4-3		C SL 84 X SL 84 0-1 1-H 2-H 2B			S FC 88 B FC 88 F CU 78 B FC 87 B FC 86 B FC 88 4-2 26 CS BB	3	0	2	4	1	0	0
26 Austin Nola, R (1, 2) OBP: 0.250, SLG: 0.196		B FF 93 B SL 80 X FC 84 2-0 ③ G5-3		X FF 93 0-0 ③ G6-3		C FF 94 B FF 95 D FS 87 F FF 95 X FS 87 2-2 ③ G6-3			L CU 84 C CU 84 F FF 94 1 SAFE B FF 95 X CU 85 1-2 ① 22 FC6-4 1-2 1B	4	0	1	0	0	0	2
Inning Stats	R: 0 E: 0 K: 3 S: 12 H: 0 LOB: 0 BB: 0 P: 20	R: 2 E: 0 K: 1 S: 11 H: 1 LOB: 1 BB: 2 P: 25	R: 2 E: 0 K: 0 S: 11 H: 1 LOB: 0 BB: 1 P: 18	R: 1 E: 0 K: 0 S: 6 H: 1 LOB: 0 BB: 0 P: 8	R: 0 E: 0 K: 0 S: 7 H: 0 LOB: 0 BB: 0 P: 14	R: 2 E: 1 K: 1 S: 16 H: 2 LOB: 1 BB: 0 P: 22	R: 0 E: 0 K: 2 S: 7 H: 0 LOB: 0 BB: 0 P: 10	R: 0 E: 0 K: 2 S: 16 H: 1 LOB: 1 BB: 0 P: 24	R: 0 E: 0 K: 0 S: 9 H: 1 LOB: 1 BB: 1 P: 14	1B: 2 2B: 3 3B: 0 HR: 2 SF: 0 SAC: 0 DP: 0 HBP: 0						

TOP

San Diego Padres @ Arizona Diamondbacks

Chase Field, Phoenix, AZ

Thu Apr 20 2023, 6:42 PM - 9:38 PM MST

Att. 16,734 - Clear - 82 F

livebaseballscorecards.com

AB	34
R	7
H	7
RBI	7
BB	4
SO	9
LOB	13

PITCHER		IP	WLS	BF	H	R	ER	SO	BB	IBB	HBP	BLK	WP	HR	S	P	ERA	WHIP
19 Ryne Nelson, R ERA: 4.91	(1, 1)	5.0		21	3	5	5	4	3	0	0	0	0	2	47	85	9.00	1.200
24 Kyle Nelson, L ERA: 1.04	(6, 1)	0.2	L	5	2	2	0	1	0	0	0	0	0	0	13	17	0.00	3.000
30 Scott McGough, R ERA: 5.87	(6, 1)	1.2		5	0	0	0	2	0	0	0	0	0	0	13	20	0.00	0.000
36 Anthony Misiewicz, L ERA:	(8, 1)	0.2		4	1	0	0	2	1	0	0	0	1	0	15	25	0.00	3.000
66 José Ruiz, R ERA: 13.5	(9, 1)	1.0		3	1	0	0	0	0	0	0	0	0	0	7	8	0.00	1.000

PITCHER	IP	WLS	BF	H	R	ER	SO	BB	IBB	HBP	BLK	WP	HR	S	P	ERA	WHIP

WP: 1	PA: 38
PB: 0	
SB: 0	
CS: 1	

Batter	1	2	3	4	5	6	7	8	9	AB	R	H	RBI	BB	SO	LOB
10 Josh Rojas, L (1, 5) OBP: 0.377, SLG: 0.429	X FF 92 0-0 ① F7	D CU 76 B CH 81 B CH 82 F FF 92 C CH 83 3-2 BB		C CU 75 D CU 77 F FF 93 B FF 93 X FC 90 2-2 12 2B 1B 2-H 3-H		B SC 81 C CH 86 B ST 79 S FF 93 F ST 80 X SC 78 2-2 12 F7 12 E 1B		B ST 81 C ST 81 B FF 97 X ST 80 2-1 ③ F9		4	1	2	2	1	0	0
12 Lourdes Gurriel Jr., R (1, 10) OBP: 0.284, SLG: 0.408	C FF 92 X FF 93 0-1 53 1B 1B	C FC 89 F CH 83 F CH 85 T FF 94 0-2 ③ K		F SI 93 S CH 84 X CH 83 0-2 7 WP 2B 2-H		C CH 86 B FF 93 1 SAFE B ST 81 D CH 87 C FF 92 1 SAFE F FF 94 F CH 88 3-2 ① F7 1-3			C SI 94 T SI 95 B SL 86 X SI 96 1-2 ① P4	5	1	2	1	0	1	3
7 Corbin Carroll, L (1, 7) OBP: 0.297, SLG: 0.486	X FC 88 0-0 ② F9		B CH 81 C FF 92 B CU 74 X FC 89 2-1 ① G3-1	B CU 77 C FF 95 F FF 93 F FF 94 B CH 85 S CH 84 2-3 ② K 2-H		B FF 94 B FF 94 B FF 95 X FF 94 3-0 ② P6			C SI 95 X SI 96 0-1 ② F7	5	0	0	0	0	1	2
53 Christian Walker, R (1, 3) OBP: 0.253, SLG: 0.361	F FF 92 F CU 74 B FF 94 D CH 82 F SI 93 B FF 92 F SI 94 X FC 90 3-2 1-3 1B		C FC 88 F CH 83 B FF 94 B FC 87 X SI 94 2-2 2B	F FC 90 X FF 93 0-1 1B		F FF 94 F ST 83 S FF 96 0-3 ③ K			B SI 96 C SI 95 F SI 96 S SI 97 1-3 ③ K	5	0	3	0	0	2	1
31 Jake McCarthy, L (1, 9) OBP: 0.226, SLG: 0.196 4 Ketel Marte, S (9, 4) OBP: 0.301, SLG: 0.464	C FF 94 X CH 83 0-1 ③ F8		F CH 82 F FF 93 B FF 93 F CH 84 T CH 83 1-2 ② K	X FC 88 0-0 ③ G4-3			C SI 89 F FF 91 X SL 83 0-2 ① G6-3			4 0	0 0	0 0	0 0	0 0	1 0	4 0
14 Gabriel Moreno, R (1, 2) OBP: 0.250, SLG: 0.380		C SI 91 B FF 92 F FF 92 F CH 81 B SI 92 X CH 83 2-2 ① L8	D CU 75 B FC 88 B FF 94 C FF 93 F SI 93 X FF 93 3-2 ③ L8		B FF 94 X CH 89 1-0 ① F8		C FF 92 B FF 92 F FC 88 B FF 92 S FF 92 2-3 ② K			4	0	0	0	0	1	1
5 Alek Thomas, L (1, 8) OBP: 0.267, SLG: 0.345		F FF 93 X FF 92 0-1 2 3B 2B		F FF 92 B FF 92 C CU 75 B CH 83 X CH 83 2-2 2 1B 13 G5-3 10 1B 1B	B FF 94 X CH 89 1-0 F8 B FF 94 S FF 95 B FF 95 B CH 88 F FF 94 F CH 89 X FF 95 3-2 ② G4-3		C FF 92 S FF 93 F FF 92 X SL 85 0-2 ③ F7			4	2	2	0	0	0	0
13 Nick Ahmed, R (1, 6) OBP: 0.317, SLG: 0.390 26 Pavin Smith, L (8, PH) OBP: 0.440, SLG: 0.773 (9, 9)		X FF 92 0-0 ② G6-3		X FC 88 0-0 ① G5-3 1-2	B FF 94 S ST 81 X FF 95 1-1 1B			C ST 82 F FF 95 S ST 85 0-3 ① K		3 1	0 0	1 0	0 0	0 0	0 1	2 0
2 Geraldo Perdomo, S (1, 4) OBP: 0.476, SLG: 0.639 (9, 6)		B SI 93 C CH 83 D FF 93 X SI 92 2-1 2-H 3B		B CH 83 X FC 89 1-0 10 1B 2-3 1B	B FF 92 C FF 94 B FF 94 1 SAFE B CH 87 C FF 95 X FF 95 3-2 ③ G4-3			B ST 81 C ST 79 F ST 80 C ST 82 1-3 ② K		4	1	2	1	0	1	1
Inning Stats	R: 0 E: 0 K: 0 S: 11 H: 2 LOB: 2 BB: 0 P: 14	R: 1 E: 0 K: 1 S: 15 H: 2 LOB: 2 BB: 1 P: 22	R: 0 E: 0 K: 1 S: 12 H: 1 LOB: 1 BB: 0 P: 20	R: 4 E: 0 K: 1 S: 18 H: 5 LOB: 1 BB: 0 P: 25	R: 0 E: 0 K: 0 S: 10 H: 1 LOB: 1 BB: 0 P: 18	R: 0 E: 1 K: 1 S: 14 H: 1 LOB: 1 BB: 0 P: 22	R: 0 E: 0 K: 1 S: 10 H: 0 LOB: 0 BB: 0 P: 12	R: 0 E: 0 K: 2 S: 8 H: 0 LOB: 0 BB: 0 P: 11	R: 0 E: 0 K: 1 S: 8 H: 0 LOB: 0 BB: 0 P: 10	1B: 8 2B: 3 3B: 1 HR: 0	SF: 0 SAC: 0 DP: 0 HBP: 0	WP: 2 PB: 0 SB: 0 CS: 0	PA: 40			

PITCHER	IP	WLS	BF	H	R	ER	SO	BB	IBB	HBP	BLK	WP	HR	S	P	ERA	WHIP
52 Michael Wacha, R (1, 1) ERA: 7.08	4.0		23	10	5	5	3	1	0	0	0	1	0	56	81	11.25	2.750
45 Brent Honeywell, R (5, 1) ERA: 1.46	2.0	W	8	2	0	0	1	0	0	0	0	0	0	24	40	0.00	1.000
25 Tim Hill, L (7, 1) ERA: 2.0	1.0	H	3	0	0	0	1	0	0	0	0	0	0	10	12	0.00	0.000
36 Steven Wilson, R (8, 1) ERA: 0.71	1.0	H	3	0	0	0	2	0	0	0	0	0	0	8	11	0.00	0.000
71 Josh Hader, L (9, 1) ERA: 1.0	1.0	S	3	0	0	0	1	0	0	0	0	0	0	8	10	0.00	0.000

PITCHER	IP	WLS	BF	H	R	ER	SO	BB	IBB	HBP	BLK	WP	HR	S	P	ERA	WHIP

BOTTOM

San Diego Padres @ Arizona Diamondbacks

Chase Field, Phoenix, AZ

Thu Apr 20 2023, 6:42 PM - 9:38 PM MST

Att. 16,734 - Clear - 82 F

livebaseballscorecards.com

AB	39
R	5
H	12
RBI	4
BB	1
SO	8
LOB	14

San Diego Padres @ Arizona Diamondbacks

Chase Field, Phoenix, AZ

Fri Apr 21 2023, 6:44 PM - 9:14 PM MST

Att. 21,308 - Clear - 85 F

livebaseballscorecards.com

TOP

Batter	1	2	3	4	5	6	7	8	9	AB	R	H	RBI	BB	SO	LOB
23 Fernando Tatis Jr., R (1, 9) OBP: 0.111, SLG: 0.111	F FF 95 B KC 84 S FF 94 F KC 83 B FF 94 F KC 83 B FF 94 S KC 85 3-3 ① K		S KC 84 B KC 85 X KC 84 1-1 ③ G5-3			B FF 92 S FF 94 F FF 94 X FF 94 1-2 1B			F CU 80 B CH 82 B CH 81 S SI 89 F CU 80 X CH 80 2-2 ② F8	4	0	1	0	0	1	0
22 Juan Soto, L (1, 7) OBP: 0.351, SLG: 0.378 28 José Azocar, R (9, PH) OBP: 0.263, SLG: 0.297	B KC 85 C CH 88 B CH 85 X KC 85 2-1 ② G4-3			C FC 88 B FC 90 C FC 91 C FF 94 1-3 ① K		B FC 90 C CH 86 1 SAFE F CH 84 D KC 85 B CH 85 F FF 95 C FF 96 3-3 ③ K			B CH 81 S SI 89 X CH 80 1-1 ③ G1-3	3 1	0 0	0 0	0 0	0 0	2 0	1 0
13 Manny Machado, R (1, 5) OBP: 0.253, SLG: 0.291	B FF 95 S FF 95 F FF 95 T FF 95 1-2 ③ K			X FF 94 0-0 ② F9			X FF 93 0-0 ① G6-3			3	0	0	0	0	1	0
2 Xander Bogaerts, R (1, 6) OBP: 0.415, SLG: 0.578		C FF 94 X FF 93 0-1 2B		C FF 95 S CH 87 S KC 84 0-3 ③ K			B FF 93 S CH 86 S FF 94 F CH 86 B KC 83 B CH 85 X CH 85 3-2 ② G6-3			3	0	1	0	0	1	0
9 Jake Cronenworth, L (1, 3) OBP: 0.313, SLG: 0.423 (8, 4)		F FF 94 T FF 94 S FF 95 0-3 ① K			C FC 88 F FC 89 F FF 94 F FF 94 B KC 83 C FF 94 1-3 ① K		F FC 91 S FC 91 B KC 84 X FC 90 1-2 ③ L3			3	0	0	0	0	2	1
32 Nelson Cruz, R (1, 10) OBP: 0.288, SLG: 0.449		S KC 85 S KC 86 D KC 84 X KC 84 1-2 ② G5-3			F FC 89 F KC 84 F CH 86 F KC 84 S CH 86 0-3 ② K			C SL 83 C SL 83 S SL 84 0-3 ① K		3	0	0	0	0	2	1
1 Trent Grisham, L (1, 8) OBP: 0.322, SLG: 0.474		B FF 94 C CH 87 B FF 95 F FC 90 S CH 86 2-3 ③ K			B FC 90 C CH 85 B CH 85 S CH 86 B FF 94 S FF 95 3-3 ③ K			B CH 93 X CH 91 1-0 ② G3-1		3	0	0	0	0	2	1
7 Ha-Seong Kim, R (1, 4) OBP: 0.264, SLG: 0.348 14 Matt Carpenter, L (8, PH) OBP: 0.340, SLG: 0.351 (8, 3)			B FF 93 B KC 83 F FF 94 C KC 84 F FF 94 B FF 95 X FF 95 3-2 ① G6-3			C FF 93 C FF 92 B FF 94 B FF 95 S KC 83 2-3 ① K		B CH 91 C SI 97 C SL 81 F SL 82 F CH 92 F SL 83 B SL 84 X CH 93 2-2 ③ G4-3		2 1	0 0	0 0	0 0	0 0	1 0	0 0
29 Brett Sullivan, L (1, 2)			X FF 94 0-0 ② L9			B KC 84 X FF 93 1-0 ② P2			B SI 87 C FF 90 B CU 80 C SI 89 B CU 80 S SI 89 3-3 ① K	3	0	0	0	0	1	0

Inning Stats	1	2	3	4	5	6	7	8	9
	R: 0 E: 0 K: 2 S: 10	R: 0 E: 0 K: 2 S: 11	R: 0 E: 0 K: 0 S: 7	R: 0 E: 0 K: 2 S: 7	R: 0 E: 0 K: 3 S: 13	R: 0 E: 0 K: 2 S: 11	R: 0 E: 0 K: 0 S: 8	R: 0 E: 0 K: 1 S: 10	R: 0 E: 0 K: 1 S: 9
	H: 0 LOB: 0 BB: 0 P: 16	H: 1 LOB: 1 BB: 0 P: 14	H: 0 LOB: 0 BB: 0 P: 11	H: 0 LOB: 0 BB: 0 P: 8	H: 0 LOB: 0 BB: 0 P: 17	H: 1 LOB: 1 BB: 0 P: 18	H: 0 LOB: 0 BB: 0 P: 12	H: 0 LOB: 0 BB: 0 P: 13	H: 0 LOB: 0 BB: 0 P: 15

1B: 1 SF: 0
2B: 1 SAC: 0
3B: 0 DP: 0
HR: 0 HBP: 0

WP: 0 PA: 29
PB: 0
SB: 0
CS: 0

AB	29
R	0
H	2
RBI	0
BB	0
SO	13
LOB	4

PITCHER		IP	WLS	BF	H	R	ER	SO	BB	IBB	HBP	BLK	WP	HR	S	P	ERA	WHIP
23 Zac Gallen, R ERA: 2.59	(1, 1)	7.0	W	23	2	0	0	11	0	0	0	0	0	0	67	96	0.00	0.286
50 Miguel Castro, R ERA: 2.0	(8, 1)	1.0	H	3	0	0	0	1	0	0	0	0	0	0	10	13	0.00	0.000
35 Joe Mantiply, L ERA: 3.86	(9, 1)	1.0		3	0	0	0	1	0	0	0	0	0	0	9	15	0.00	0.000

PITCHER	IP	WLS	BF	H	R	ER	SO	BB	IBB	HBP	BLK	WP	HR	S	P	ERA	WHIP

Batter	1	2	3	4	5	6	7	8	9	AB	R	H	RBI	BB	SO	LOB
10 Josh Rojas, L (1, 5) OBP: 0.365, SLG: 0.412	B FF 91 S FF 92 B CU 77 B FF 92 X FF 92 3-1 G4-3 ①		B FF 93 B CU 77 C CU 77 C FF 94 S FF 94 2-3 K ②		X CU 77 0-0 4 2B 1B		C FF 96 C FF 95 B FF 97 B CU 83 S CU 83 2-3 K ③	F FF 94 X SL 79 0-1 G6-3 ② 2-3 3-H		5	1	1	1	0	2	4
4 Ketel Marte, S (1, 4) OBP: 0.321, SLG: 0.486	B FF 92 B FF 93 F FF 93 B CU 78 F FF 93 X FF 93 3-2 G4-3 ②		S CU 76 X FF 94 0-1 G4-3 ③		C FF 92 X FF 91 0-1 1-H 2B			X FS 89 0-1 53 L8 7 1B 12 1B 1B X FF 93 0-0 3-H 1B		5	1	3	2	0	0	2
7 Corbin Carroll, L (1, 9) OBP: 0.291, SLG: 0.467 (9, 7)	C CU 78 F CU 76 B FF 94 S CU 82 1-3 K ③			C FF 90 X CU 75 0-1 G4-3 ①	X CU 79 0-0 L9 ②			B ST 81 C SI 96 X SI 96 1-1 26 BB 12 1B 14 1B 1-2 1B D SL 80 B SL 78 C SI 96 B FC 86 C FF 92 3-3 K		5	1	1	0	0	2	2
53 Christian Walker, R (1, 3) OBP: 0.253, SLG: 0.368		C FF 91 B SL 82 X FF 93 1-1 L9 ①		C SL 80 F SL 88 X SL 88 0-2 26 WP 14 1B 2B	C SI 92 D CU 75 B CU 81 F SI 91 C FF 95 2-3 K ③			D ST 80 B ST 79 B ST 80 C SI 97 X SI 97 3-1 L8 ① 2-3		4	1	1	0	0	1	3
12 Lourdes Gurriel Jr., R (1, 7) OBP: 0.282, SLG: 0.400 31 Jake McCarthy, L (8, PR) OBP: 0.226, SLG: 0.196 (9, 9)		B SL 88 X FF 93 1-0 L9 ②		B CU 79 B SI 92 D SL 81 C FF 92 X CU 79 3-1 L7 ②		B SL 86 C FF 90 F SL 79 F SI 93 F CU 80 X FF 94 1-2 F9 ①		B FF 93 B SI 95 C ST 80 X SI 96 2-1 26 BB 14 1B 1-2 3-H 1B		4 0	0 1	1 0	1 0	0 0	0 0	1 0
26 Pavin Smith, L (1, 10) OBP: 0.448, SLG: 0.708		B FF 92 B CU 79 C SI 94 F CU 79 F FF 95 B CH 89 C FF 94 3-3 K ③		B CU 76 B CU 77 D CU 80 F FF 92 B SI 93 4-1 14 1B 2-3 BB		C CU 76 C CU 76 B FF 95 F FF 95 S CU 81 1-3 K ②		D ST 82 B ST 79 B SI 97 B SI 97 4-0 5 BB 14 1B 2 2B 1-2 2-3 BB		2	1	0	0	2	2	0
14 Gabriel Moreno, R (1, 2) OBP: 0.286, SLG: 0.407			X FF 90 0-0 2 1B 1B	C SL 87 B SL 79 D CU 80 B SI 93 C FF 92 X SL 87 3-2 1-2 3-H 1B		B CU 78 C CU 78 B SI 92 C CU 78 X SI 93 2-2 G4-3 ③		B ST 80 C SI 96 S ST 80 F ST 83 D SI 97 X ST 82 2-2 5 BB 2 2B 1-2 2-H 3-H 1B		4	1	3	3	0	0	0
5 Alek Thomas, L (1, 8) OBP: 0.266, SLG: 0.328			C CU 77 C FF 93 B CU 79 1 SAFE F CU 76 B SI 93 B FF 94 X FF 92 3-2 P4 ① F FF 93 S CU 78 F FF 93 X CU 77 0-2 G4-3 ③				B FF 94 C CU 80 F FF 95 F FF 96 F CU 80 F FF 97 F FF 96 B FS 93 C CU 83 2-3 K ① C SI 92 B CH 88 S SI 92 F SL 80 B FF 92 F FC 87 B CH 89 B FF 93 4-2 2 2B 10 G6-3 1-2 2-3 BB		3	1	0	0	1	1	3
2 Geraldo Perdomo, S (1, 6) OBP: 0.478, SLG: 0.650			C FF 93 C CU 78 D CU 81 F CU 78 X FF 93 1-2 1-3 1B		F CH 89 C CU 75 T FF 93 0-2 K ①		S CU 81 B CU 82 B FF 95 X FF 96 2-1 G6-3 ② X FC 89 0-0 10 G6-3 4 1B 1-3 2-H 3-H 2B			4	1	2	2	0	1	0
Inning Stats	R: 0 E: 0 K: 1 S: 8 H: 0 LOB: 0 BB: 0 P: 15	R: 0 E: 0 K: 1 S: 7 H: 0 LOB: 0 BB: 0 P: 12	R: 0 E: 0 K: 1 S: 14 H: 2 LOB: 2 BB: 0 P: 20	R: 1 E: 0 K: 0 S: 15 H: 2 LOB: 2 BB: 1 P: 25	R: 1 E: 0 K: 2 S: 10 H: 2 LOB: 1 BB: 0 P: 12	R: 0 E: 0 K: 1 S: 12 H: 0 LOB: 0 BB: 0 P: 16	R: 0 E: 0 K: 2 S: 12 H: 0 LOB: 0 BB: 0 P: 18	R: 7 E: 0 K: 1 S: 23 H: 6 LOB: 1 BB: 2 P: 42		1B: 9 2B: 3 3B: 0 HR: 0 SF: 0 SAC: 0 DP: 0 HBP: 0					WP: 1 PB: 0 SB: 0 CS: 0 PA: 39	

PITCHER		IP	WLS	BF	H	R	ER	SO	BB	IBB	HBP	BLK	WP	HR	S	P	ERA	WHIP
67 Seth Lugo, R ERA: 2.78	(1, 1)	6.0	L	25	6	2	2	6	1	0	0	0	1	0	66	100	3.00	1.167
56 Ray Kerr, L ERA:	(7, 1)	1.0		3	0	0	0	2	0	0	0	0	0	0	12	18	0.00	0.000
66 Luis García, R ERA: 10.38	(8, 1)	0.1		6	4	5	5	0	1	0	0	0	0	0	12	24	135.00	15.000
33 Reiss Knehr, R ERA: 12.27	(8, 1)	0.2		5	2	2	2	1	1	0	0	0	0	0	11	18	27.00	4.500

PITCHER	IP	WLS	BF	H	R	ER	SO	BB	IBB	HBP	BLK	WP	HR	S	P	ERA	WHIP

BOTTOM

San Diego Padres @ Arizona Diamondbacks

Chase Field, Phoenix, AZ

Fri Apr 21 2023, 6:44 PM - 9:14 PM MST

Att. 21,308 - Clear - 85 F

livebaseballscorecards.com

AB	36
R	9
H	12
RBI	9
BB	3
SO	9
LOB	15

San Diego Padres @ Arizona Diamondbacks

Chase Field, Phoenix, AZ

Sat Apr 22 2023, 5:14 PM - 8:00 PM MST

Att. 28,419 - Partly Cloudy - 93 F

livebaseballscorecards.com

TOP

Batter	1	2	3	4	5	6	7	8	9	AB	R	H	RBI	BB	SO	LOB
1 Trent Grisham, L (1, 8) OBP: 0.315, SLG: 0.450	B FF 92 C FF 92 F FF 92 X FF 94 1-2 ① F9		C CU 80 F FC 90 C FF 92 0-3 ① K		S CH 88 C FC 93 B CH 89 F CH 89 C SI 93 1-3 ③ K		X FS 86 0-0 ② B5-3		B SL 88 S FF 97 C SL 87 B FF 98 B SL 88 F SL 87 F SL 87 B FF 98 4-2 23 FC6-4 BB	4	0	0	0	1	2	1
23 Fernando Tatis Jr., R (1, 9) OBP: 0.214, SLG: 0.385	C FF 94 S FF 94 X FF 94 0-2 HR		S FC 90 F CH 89 S SL 86 0-3 ② K			B CU 80 F FF 91 B FC 90 B CH 88 B CH 88 4-1 2 BB 22 1B 7 1B BB	B FF 93 B SL 85 S FS 86 S FS 87 X FS 88 2-2 ③ L8		D SL 87 X SL 88 1-0 ③ FC6-4 1-2f	4	2	1	1	1	1	1
22 Juan Soto, L (1, 7) OBP: 0.357, SLG: 0.385	B CU 84 C CH 90 X FF 93 1-1 ② P5		B FF 92 B CU 82 S CH 88 F CH 89 B FC 93 S CU 84 3-3 ③ K			1 SAFE 1 SAFE C CH 88 X CU 82 0-1 2 BB 7 1B 1-2 1B		C FF 93 B FF 92 X FS 86 1-1 2 G5-3 9 1B 1B		4	2	2	0	0	1	0
2 Xander Bogaerts, R (1, 6) OBP: 0.418, SLG: 0.565	C FF 92 B CH 89 B FC 92 B CU 84 B FC 92 4-1 14 2B BB			C FF 90 X CU 82 0-1 ① G5-3		B SI 92 B CU 83 F FC 90 S CH 88 B CH 89 B CU 84 4-2 7 1B 1-2 2-3 BB		B FS 86 C FF 93 D SL 87 S FS 87 B FF 93 X FS 86 3-2 ① G5-3 1-3		2	1	0	0	2	0	1
14 Matt Carpenter, L (1, 10) OBP: 0.347, SLG: 0.385 32 Nelson Cruz, R (6, PH) OBP: 0.278, SLG: 0.431 (6, 10)	B CH 89 F FF 92 F FC 90 B FC 91 X CH 88 2-2 1-H 2B			B CH 88 C FF 92 F FC 91 B FF 92 C SL 86 2-3 ② K		B SL 88 S SL 87 F SL 87 S SL 88 1-3 ① K		S SL 88 S FS 86 S SL 86 0-3 ② K		2 2	0 0	1 0	1 0	0 0	1 2	0 4
9 Jake Cronenworth, L (1, 3) OBP: 0.310, SLG: 0.413	B FF 91 F CH 88 F FF 91 B FF 92 B FC 91 X CH 89 3-2 ③ G1-3			B CH 89 C FF 92 B CH 89 X FC 91 2-1 ③ F8		C SL 86 C FF 94 T SL 87 0-2 ② K		C SL 82 D SL 84 C SL 83 X SL 84 1-2 3-H 1B		4	0	1	1	0	1	4
7 Ha-Seong Kim, R (1, 5) OBP: 0.276, SLG: 0.348		C FF 90 C SI 91 F FF 91 B SL 85 C SI 92 1-3 ① K			B FF 91 F FC 90 B CU 82 B SI 92 B FC 90 4-1 24 63-6-3-4 BB	X SL 87 0-0 24 FC6-4 1-2 2-H 3-H 1B		X SI 90 0-0 ③ B2		3	0	1	2	1	1	1
24 Rougned Odor, L (1, 4) OBP: 0.206, SLG: 0.167		F CH 89 B CH 89 B FC 90 B CH 89 C CU 81 X CH 88 3-2 ② G4-3			X CH 89 0-0 ①② G3-6-3-4 1-2f	B SL 86 B SL 86 X SL 84 2-0 ③ FC6-4 1-2f			B SL 86 C SI 95 C SL 87 S SL 88 1-3 ① K	4	0	0	0	0	1	3
26 Austin Nola, R (1, 2) OBP: 0.250, SLG: 0.184		L FF 92 C SI 92 B CH 89 S FF 93 1-3 ③ K			B FF 92 B CU 83 S FF 92 S FF 92 B FF 93 B FC 91 4-2 BB		C FF 94 F FF 94 X FS 86 0-2 ① G6-3		X SL 87 0-0 ② G6-3	3	0	0	0	1	1	0

	AB	32
	R	5
	H	6
	RBI	5
	BB	6
	SO	11
	LOB	15

Inning Stats																																
	R: 2	H: 2	E: 0	LOB: 1	K: 0	BB: 1	S: 15	P: 26	R: 0	H: 0	E: 0	LOB: 0	K: 2	BB: 0	S: 10	P: 15	R: 0	H: 0	E: 0	LOB: 0	K: 3	BB: 0	S: 9	P: 12	R: 0	H: 0	E: 0	LOB: 0	K: 1	BB: 0	S: 7	P: 11
	R: 0	H: 0	E: 0	LOB: 1	K: 1	BB: 2	S: 8	P: 17	R: 2	H: 2	E: 0	LOB: 2	K: 2	BB: 2	S: 13	P: 24	R: 0	H: 0	E: 0	LOB: 0	K: 0	BB: 0	S: 7	P: 9	R: 1	H: 2	E: 0	LOB: 1	K: 1	BB: 0	S: 12	P: 17
	R: 0	H: 0	E: 0	LOB: 1	K: 1	BB: 0	S: 9	P: 15	1B: 4	SF: 0	2B: 1	SAC: 0	3B: 0	DP: 1	HR: 1	HBP: 0	WP: 0	PA: 38	PB: 0	SB: 0	CS: 0											

PITCHER		IP	WLS	BF	H	R	ER	SO	BB	IBB	HBP	BLK	WP	HR	S	P	ERA	WHIP
29 Merrill Kelly, R ERA: 3.42	(1, 1)	5.0	L	22	3	4	4	7	5	0	0	0	0	1	54	94	7.20	1.600
24 Kyle Nelson, L ERA: 0.93	(6, 1)	1.0	B	4	1	0	0	2	0	0	0	0	0	0	8	11	0.00	1.000
30 Scott McGough, R ERA: 5.79	(7, 1)	1.2		6	1	1	1	1	0	0	0	0	0	0	15	21	5.40	0.600
57 Andrew Chafin, L ERA: 3.52	(8, 1)	0.1		2	1	0	0	0	0	0	0	0	0	0	4	5	0.00	3.000
37 Kevin Ginkel, R ERA: 4.82	(9, 1)	1.0		4	0	0	0	1	1	0	0	0	0	0	9	15	0.00	1.000

PITCHER	IP	WLS	BF	H	R	ER	SO	BB	IBB	HBP	BLK	WP	HR	S	P	ERA	WHIP

BOTTOM

San Diego Padres @ Arizona Diamondbacks

Chase Field, Phoenix, AZ

Sat Apr 22 2023, 5:14 PM - 8:00 PM MST

Att. 28,419 - Partly Cloudy - 93 F

livebaseballscorecards.com

Batter	1	2	3	4	5	6	7	8	9	AB	R	H	RBI	BB	SO	LOB
10 Josh Rojas, L (1, 5) OBP: 0.346, SLG: 0.389	B FF 94 C FC 90 B FF 94 2-2 ① L6		F SL 82 S CH 88 B FF 94 S CH 88 1-3 ① K		C FC 89 C CU 81 B CU 81 B CH 87 F CH 88 B FF 94 F FC 90 F CU 82 S CH 87 3-3 ① K		B ST 79 B FF 93 1 SAFE B FF 93 C FF 94 S FF 94 F FF 95 S ST 80 3-3 ③ K			4	0	0	0	0	3	1
31 Jake McCarthy, L (8, 9) OBP: 0.226, SLG: 0.196	C FF 93 X FF 94									0	0	0	0	0	0	0
4 Ketel Marte, S (1, 4) OBP: 0.317, SLG: 0.474	C FC 90 X FF 93 0-1 7 1B; 53 1B; 1B		B CU 82 S CH 87 B FF 93 B FC 91 X FC 91 3-1 ② G3-1		C FF 92 X FC 90 0-1 ② G6-3			C FC 87 B FF 91 X SI 88 1-1 ① G5-3		4	1	1	0	0	0	0
7 Corbin Carroll, L (1, 9) OBP: 0.301, SLG: 0.481 (8, 8)	B CU 83 F FF 92 X CU 82 1-1 53 1B; 1-3 1B		B CU 80 F FC 91 X CH 88 1-1 53 HR; 2B		F CH 87 B FF 92 F FC 90 S FC 90 1-3 ③ K			X SL 83 0-0 ② L7		4	1	2	0	0	1	0
53 Christian Walker, R (1, 3) OBP: 0.276, SLG: 0.418	1 SAFE F SL 82 B SI 94 S FF 93 X SI 94 1-2 26 S; 1-3 3-H 1B		D CU 83 B FF 92 2 SAFE X SL 82 2-0 2-H HR			B ST 82 B FF 95 F ST 78 C ST 78 B FF 94 X ST 78 3-2 ① G6-3		C SI 90 B FC 88 F FF 92 F SI 91 H FC 89 2-2 12 1B; HBP		3	1	2	3	0	0	0
12 Lourdes Gurriel Jr., R (1, 7) OBP: 0.280, SLG: 0.392	C FF 95 B FC 92 B FF 92 C FF 95 F SI 93 F SL 83 1 SAFE S CH 88 2-3 ② K		B FC 90 X FF 92 1-0 ③ G6-3			F FF 94 C ST 81 B FF 95 X ST 79 1-2 ② G5-3		X SI 89 0-0 13 FC6-4; 1-3 1B		4	0	1	0	0	1	2
26 Pavin Smith, L (1, 10) OBP: 0.438, SLG: 0.667	C FF 93 F FF 93 D CU 83 S CU 83 1-3 ③ K; 1-2			S SL 82 X FF 92 0-1 1B		C ST 81 X CH 88 0-1 ③ G4-3		B SI 89 X SI 89 1-0 ③ FC6-4; 1-2f		3	0	1	0	0	1	2
13 Nick Ahmed, R (8, PH) OBP: 0.310, SLG: 0.381 (9, 10)										1	0	0	0	0	0	2
14 Gabriel Moreno, R (1, 2) OBP: 0.300, SLG: 0.414		C FF 94 B SL 83 S SL 82 X SL 83 1-2 2 G3-6; 1B		B SI 92 C FC 90 B FF 93 C SI 92 X CH 86 2-2 ① L9			B FF 92 C CH 88 B CH 83 F FF 92 X CH 84 2-2 1B		B SI 95 B SI 95 B SI 95 C SI 95 X SI 96 3-1 ① P2	4	0	2	0	0	0	1
5 Alek Thomas, L (1, 8) OBP: 0.258, SLG: 0.317		B FF 93 X FF 93 1-0 ① F9		C CU 82 B CU 82 S CH 86 S CH 86 1-3 ② K			C CH 89 B CH 84 1 SAFE B FF 91 X FF 92 2-1 ① F9		B SI 96 X SI 96 1-0 ② G6-3	2	0	0	0	0	1	2
3 Evan Longoria, R (7, PH) OBP: 0.342, SLG: 0.514 (8, 5)										2	0	0	0	0	0	1
2 Geraldo Perdomo, S (1, 6) OBP: 0.440, SLG: 0.591		C CU 81 D CU 82 1 SAFE X FF 93 1-1 ② ③ G3-6; 1-2f		B SL 83 B FF 94 X FC 90 2-0 ③ G6-3			B FF 92 B FF 92 1 SAFE B ST 78 C FF 93 X FF 94 3-1 ② F9		C SI 96 F SI 96 B SI 98 B SL 84 F SI 98 B SI 98 F SI 97 F SI 97 X SI 98 3-2 ③ L9	4	0	0	0	0	0	3

	AB	35
	R	3
	H	9
	RBI	3
	BB	0
	SO	7
	LOB	14

Inning Stats	1	2	3	4	5	6	7	8	9
	R: 1 E: 0 K: 2 S: 18	R: 0 E: 0 K: 0 S: 6	R: 2 E: 0 K: 1 S: 9	R: 0 E: 0 K: 1 S: 9	R: 0 E: 0 K: 2 S: 11	R: 0 E: 0 K: 0 S: 8	R: 0 E: 0 K: 1 S: 11	R: 0 E: 0 K: 0 S: 8	R: 0 E: 0 K: 0 S: 9
	H: 3 LOB: 2 BB: 0 P: 25	H: 1 LOB: 0 BB: 0 P: 9	H: 2 LOB: 0 BB: 0 P: 17	H: 1 LOB: 1 BB: 0 P: 14	H: 0 LOB: 0 BB: 0 P: 15	H: 0 LOB: 0 BB: 0 P: 12	H: 1 LOB: 1 BB: 0 P: 21	H: 1 LOB: 2 BB: 0 P: 12	H: 0 LOB: 0 BB: 0 P: 16

	1B: 7	SF: 0	WP: 0	PA: 36
	2B: 1	SAC: 0	PB: 0	
	3B: 0	DP: 1	SB: 1	
	HR: 1	HBP: 1	CS: 0	

PITCHER		IP	WLS	BF	H	R	ER	SO	BB	IBB	HBP	BLK	WP	HR	S	P	ERA	WHIP
44 Joe Musgrove, R ERA: 5.4	(1, 1)	5.0	W	21	7	3	3	6	0	0	0	0	0	1	53	80	5.40	1.400
36 Steven Wilson, R ERA: 0.66	(6, 1)	1.0	H	3	0	0	0	0	0	0	0	0	0	0	8	12	0.00	0.000
40 Ryan Weathers, L ERA: 2.65	(7, 1)	1.0	H	4	1	0	0	1	0	0	0	0	0	0	11	21	0.00	1.000
25 Tim Hill, L ERA: 1.8	(8, 1)	1.0	H	5	1	0	0	0	0	0	1	0	0	0	8	12	0.00	1.000
71 Josh Hader, L ERA: 0.9	(9, 1)	1.0	S	3	0	0	0	0	0	0	0	0	0	0	9	16	0.00	0.000

PITCHER	IP	WLS	BF	H	R	ER	SO	BB	IBB	HBP	BLK	WP	HR	S	P	ERA	WHIP

Batter	1	2	3	4	5	6	7	8	9	AB	R	H	RBI	BB	SO	LOB
23 Fernando Tatis Jr., R (1, 9) OBP: 0.211, SLG: 0.333	S SI 96 F SI 97 B FF 98 B SI 98 X SI 97 2-2 22 1B 13 FC3-5 1B	B FF 94 B FF 94 F CU 79 B CU 78 X FC 86 3-1 ① F8		S FC 87 C FF 94 X CU 82 0-2 ② G5-3		B FC 86 C FF 94 X CU 81 1-1 ③ L5		B SI 96 S CU 87 F FF 97 B CU 86 X FF 97 2-2 ③ P6		5	0	1	0	0	0	0
22 Juan Soto, L (1, 7) OBP: 0.369, SLG: 0.383	B SL 86 X SI 96 1-0 2 BB 13 FC3-5 9 SF8 1-3 1B	C FF 93 B FC 88 C SL 83 B FC 85 S FF 93 2-3 ② K		B CH 83 B CU 81 C FF 95 B FC 91 F CH 86 B FF 94 4-2 BB			B CU 76 B CH 84 B FF 90 B FF 92 4-0 13 G4-6-3 BB		C SL 85 S FF 96 B FF 97 B FF 96 S SL 86 2-3 ① K	3	1	1	0	2	2	0
13 Manny Machado, R (1, 5) OBP: 0.250, SLG: 0.286	X FF 98 0-0 ① FC3-5 2 BB 14 2B 1-2 3-H	B CU 78 B FF 92 X FF 93 2-0 1B		B FF 94 X FC 86 1-0 ③ F9			B FF 91 1 SAFE X FF 91 1-0 ①② G4-6-3 1-2f		B FF 97 B FF 97 B FF 96 C FF 96 F FF 96 X FF 97 3-2 ② P3	5	1	1	0	0	0	4
2 Xander Bogaerts, R (1, 6) OBP: 0.417, SLG: 0.545	C FF 97 D SL 88 B FF 98 1 SAFE B FF 98 B SL 85 4-1 14 2B 1-2 2-3 BB	C FF 94 B FC 89 X FF 94 1-1 ③ F8			B FF 91 C FF 91 B FC 86 X FF 92 2-1 ① F8		B FF 92 B FF 92 C FF 93 B FF 92 B FF 92 4-1 9 2B BB		B SL 88 C FF 96 B SI 96 S FF 96 X FF 98 2-2 ③ G3-1	3	2	0	0	2	0	1
9 Jake Cronenworth, L (1, 3) OBP: 0.319, SLG: 0.462	B SI 94 F SI 95 F FF 98 F FF 98 X SL 87 1-2 ② SF8 3-H	C FC 86 B FF 93 B FF 93 X FC 87 2-1 14 SF7 3B			B FF 94 C FF 93 S FC 90 X FF 94 1-2 ② G4-3		B SI 89 X SI 89 1-0 14 2B 1-H 2B			3	2	2	2	0	0	0
14 Matt Carpenter, L (1, 10) OBP: 0.377, SLG: 0.548	D CU 80 C SI 95 B SI 96 F FF 97 X FF 98 2-2 1 BB 1-H 2-H 2B	C FF 93 B FF 93 X FC 89 1-1 ① SF7 3-H			B FF 93 C CU 80 X FF 93 1-1 HR		C CU 80 C CU 81 F CU 81 X SI 91 0-2 2-H 2B			3	1	3	5	0	0	0
7 Ha-Seong Kim, R (1, 4) OBP: 0.275, SLG: 0.333	C SI 97 S SI 96 B FF 98 B FF 98 2 SAFE F SI 97 B SL 87 B FF 98 4-2 1 BB BB	F FF 93 C FF 92 X CU 79 0-2 ② F9			B FF 94 B FF 93 C FF 94 C CU 81 B CU 82 X FF 93 3-2 ③ F6		C SI 90 C SI 91 D CH 84 F CH 83 F SI 91 F CU 80 S CH 83 1-3 ③ K			3	0	0	0	1	1	1
1 Trent Grisham, L (1, 8) OBP: 0.313, SLG: 0.434	B CH 90 B CH 90 S FF 99 B FF 98 B FF 96 4-1 1-2 2-3 BB	B FC 85 C FC 85 F FF 94 B SL 83 X SL 82 2-2 ③ F9				B CU 78 S FC 87 B CH 83 X FF 92 2-1 ① F8		B SI 95 F CH 89 F CH 89 B FF 98 F CH 88 S FF 98 2-3 ① K		3	0	0	0	1	1	0
26 Austin Nola, R (1, 2) OBP: 0.233, SLG: 0.170	C SI 95 B FF 98 C SI 95 B SI 98 F FF 98 B SL 87 F SI 95 S SI 96 3-3 ③ K			C FF 92 F FF 93 B CU 81 C FF 94 1-3 ① K		X FF 93 0-0 ② G5-3		C CU 86 S SI 96 B CU 87 F FF 96 F FF 97 B CU 86 B SI 96 S CH 90 3-3 ② K		4	0	0	0	0	3	3
Inning Stats	R: 3 E: 0 K: 1 S: 22 H: 3 LOB: 3 BB: 3 P: 43	R: 0 E: 0 K: 1 S: 8 H: 1 LOB: 1 BB: 0 P: 16	R: 1 E: 0 K: 0 S: 10 H: 1 LOB: 0 BB: 0 P: 15	R: 0 E: 0 K: 1 S: 9 H: 0 LOB: 1 BB: 1 P: 15	R: 1 E: 0 K: 0 S: 10 H: 1 LOB: 0 BB: 0 P: 17	R: 0 E: 0 K: 0 S: 5 H: 0 LOB: 0 BB: 0 P: 8	R: 2 E: 0 K: 1 S: 13 H: 2 LOB: 1 BB: 2 P: 24	R: 0 E: 0 K: 2 S: 12 H: 0 LOB: 0 BB: 0 P: 19	R: 0 E: 0 K: 1 S: 9 H: 0 LOB: 0 BB: 0 P: 16	1B: 3 2B: 3 3B: 1 HR: 1 SF: 2 SAC: 0 DP: 1 HBP: 0						

PITCHER		IP	WLS	BF	H	R	ER	SO	BB	IBB	HBP	BLK	WP	HR	S	P	ERA	WHIP
99 Drey Jameson, R ERA: 3.71	(1, 1)	1.0	L	9	3	3	3	1	3	0	0	0	0	0	22	43	27.00	6.000
36 Anthony Misiewicz, L ERA: 3.38	(2, 1)	2.0		8	2	1	1	1	0	0	0	0	0	0	18	31	4.50	1.000
58 Peter Solomon, R ERA: 9.82	(4, 1)	3.2		14	1	2	2	1	3	0	0	0	0	1	26	51	4.91	1.091
35 Joe Mantiply, L ERA: 6.75	(7, 1)	0.1		3	2	1	1	1	0	0	0	0	0	0	11	13	27.00	6.000
66 José Ruiz, R ERA: 12.0	(8, 1)	1.0		3	0	0	0	2	0	0	0	0	0	0	12	19	0.00	0.000

PITCHER		IP	WLS	BF	H	R	ER	SO	BB	IBB	HBP	BLK	WP	HR	S	P	ERA	WHIP
37 Kevin Ginkel, R ERA: 4.35	(9, 1)	1.0		3	0	0	0	1	0	0	0	0	0	0	9	16	0.00	0.000

TOP

San Diego Padres @ Arizona Diamondbacks

Chase Field, Phoenix, AZ

Sun Apr 23 2023, 1:12 PM - 4:11 PM MST

Att. 23,655 - Roof Closed - 76 F

livebaseballscorecards.com

AB	32
R	7
H	8
RBI	7
BB	6
SO	7
LOB	9

WP: 0	PA: 40		
PB: 0			
SB: 0			
CS: 0			

Batter	1	2	3	4	5	6	7	8	9	AB	R	H	RBI	BB	SO	LOB
10 Josh Rojas, L (1, 4) OBP: 0.341, SLG: 0.373 14 Gabriel Moreno, R (9, PH) OBP: 0.295, SLG: 0.407	C SL 82 F FF 93 B FS 91 F FS 91 B CU 70 X FS 90 2-2 ① G1-3		B FC 92 C ST 80 F FF 95 X KC 80 1-2 ③ G1-3			B SI 92 C SL 84 B SI 93 B SL 84 F SL 85 B FC 92 4-2 7 1B BB	S FF 96 B FF 95 B CH 87 B CH 88 C FF 96 X FF 96 3-2 ② G6-3		C SI 96 B SI 97 X SI 96 1-1 ③ P3	3 1	0 0	0 0	0 0	1 0	0 0	1 0
4 Ketel Marte, S (1, 10) OBP: 0.314, SLG: 0.488	B SL 86 C SL 85 B FF 94 S SL 86 F FS 92 B FS 91 T FS 92 3-2 ② K			B SL 82 S SL 87 B FC 92 S SL 87 F SL 90 X SL 87 2-2 3 SF9 3B		F FC 92 B FF 95 F SL 87 S SL 86 1-3 ① K	F CH 88 X CH 87 0-1 ③ L8			4	1	1	0	0	2	1
7 Corbin Carroll, L (1, 7) OBP: 0.322, SLG: 0.500	C FF 94 X FC 93 0-1 ③ P6			D FC 92 B SL 86 B SL 85 B SL 84 4-0 3 SF9 BB		B FC 91 F ST 81 B KC 79 X SL 85 2-1 3 S 1-3 1B		B FF 90 X SI 88 1-0 3 G4-3 12 G6-3 2B		3	1	2	0	1	0	0
3 Evan Longoria, R (1, 5) OBP: 0.310, SLG: 0.474		B FF 92 C ST 81 F FF 94 F FS 90 X FS 88 1-2 ① F9		1 SAFE C FF 94 S FF 94 F FF 95 X FF 95 0-2 ① SF9 1-2 3-H		F SI 93 1 SAFE B ST 82 F ST 83 F ST 85 S ST 86 1-3 ② K 1-2		B FF 91 X SI 88 1-0 ① G4-3 2-3		3	0	0	1	0	1	3
26 Pavin Smith, L (1, 3) OBP: 0.457, SLG: 0.643 12 Lourdes Gurriel Jr., R (8, PH) OBP: 0.277, SLG: 0.388 (9, 3)		C ST 80 F CU 72 F FF 95 B FS 91 F KC 81 B FS 92 B FF 95 F SL 83 B FS 90 4-2 31 G3-6 BB		S FC 92 X FC 93 0-1 ② L5		D FF 95 B SI 93 B CH 87 B FF 94 4-0 BB		F FF 91 X FF 92 0-1 ② G6-3 3-H		1 1	0 0	0 0	0 1	2 0	0 0	1 0
31 Jake McCarthy, L (1, 9) OBP: 0.227, SLG: 0.250		X FC 91 0-0 ② ③ G3-6 1-2f		C FC 91 B FS 90 X FC 92 1-1 ③ G4-3		B CH 88 F FF 94 B FF 96 C FF 93 B SC 79 F FF 96 C CH 88 3-3 ③ K		C SI 90 X SL 84 0-1 HR		4	1	1	1	0	1	5
5 Alek Thomas, L (1, 8) OBP: 0.257, SLG: 0.359			C ST 79 B CU 70 X ST 81 1-1 ① G3		B ST 78 B ST 80 C ST 80 F ST 81 X SI 95 2-2 ① G4-3		X FF 93 0-0 HR	C SI 91 F FF 92 S FF 92 0-3 ③ K		4	1	1	1	0	1	0
13 Nick Ahmed, R (1, 6) OBP: 0.304, SLG: 0.435			B ST 82 F ST 82 C FF 95 B FF 96 X FF 96 2-2 ② G5-3		S ST 79 B ST 80 S ST 82 C ST 84 1-3 ② K		F FF 94 X ST 79 0-1 HR		C SI 94 X SI 95 0-1 ① F7	4	1	1	1	0	1	0
11 Jose Herrera, S (1, 2) OBP: 0.320, SLG: 0.227 2 Geraldo Perdomo, S (9, PH) OBP: 0.431, SLG: 0.578			B ST 81 C SL 84 C ST 82 B FF 96 B CU 72 B ST 82 4-2 BB		C SI 93 C SI 95 F SI 96 B FF 97 S KC 79 1-3 ③ K		B FF 95 B CH 87 C FF 95 C FF 94 X CH 88 2-2 ① G1-3		C SI 96 B SI 96 C SI 96 B SI 96 C SI 97 2-3 ② K	2 1	0 0	0 0	0 0	1 0	1 1	0 0
Inning Stats	R: 0 E: 0 K: 1 S: 10 H: 0 LOB: 0 BB: 0 P: 15	R: 0 E: 0 K: 0 S: 10 H: 0 LOB: 0 BB: 1 P: 15	R: 0 E: 0 K: 0 S: 10 H: 0 LOB: 1 BB: 1 P: 18	R: 1 E: 0 K: 0 S: 12 H: 1 LOB: 1 BB: 1 P: 19	R: 0 E: 0 K: 2 S: 10 H: 0 LOB: 0 BB: 0 P: 14	R: 0 E: 0 K: 3 S: 15 H: 1 LOB: 3 BB: 2 P: 30	R: 2 E: 0 K: 0 S: 11 H: 2 LOB: 0 BB: 0 P: 16	R: 2 E: 0 K: 1 S: 9 H: 2 LOB: 0 BB: 0 P: 11	R: 0 E: 0 K: 1 S: 7 H: 0 LOB: 0 BB: 0 P: 10	1B: 1 2B: 1 3B: 1 HR: 3	SF: 1 SAC: 0 DP: 1 HBP: 0	WP: 0 PB: 0 SB: 1 CS: 0	PA: 37				

PITCHER		IP	WLS	BF	H	R	ER	SO	BB	IBB	HBP	BLK	WP	HR	S	P	ERA	WHIP
11 Yu Darvish, R ERA: 3.0	(1, 1)	5.2	W	22	2	1	1	5	4	0	0	0	0	0	63	100	1.59	1.059
45 Brent Honeywell, R ERA: 2.63	(6, 1)	1.1	H	7	2	2	2	1	1	0	0	0	0	2	15	27	13.50	2.250
25 Tim Hill, L ERA: 3.27	(8, 1)	1.0		5	2	2	2	1	0	0	0	0	0	1	9	11	18.00	2.000
71 Josh Hader, L ERA: 0.82	(9, 1)	1.0	S	3	0	0	0	1	0	0	0	0	0	0	7	10	0.00	0.000

PITCHER	IP	WLS	BF	H	R	ER	SO	BB	IBB	HBP	BLK	WP	HR	S	P	ERA	WHIP

BOTTOM

San Diego Padres @ Arizona Diamondbacks

Chase Field, Phoenix, AZ

Sun Apr 23 2023, 1:12 PM - 4:11 PM MST

Att. 23,655 - Roof Closed - 76 F

livebaseballscorecards.com

AB	31
R	5
H	6
RBI	5
BB	5
SO	8
LOB	11

Batter	1	2	3	4	5	6	7	8	9	AB	R	H	RBI	BB	SO	LOB
23 Fernando Tatis Jr., R (1, 9) OBP: 0.250, SLG: 0.318	X FF 92 0-0 22 CS 1B		C FF 91 B FF 93 B FF 92 B SL 84 B FF 92 4-1 1-2 BB		B FF 94 C FF 93 B FF 94 C SL 86 D FF 94 F FF 93 X FF 94 3-2 ③ G5-3			F FC 90 S CU 80 C FF 95 0-3 ① K	S FC 91 S FC 90 0-2 ③ K	4	0	1	0	1	2	3
22 Juan Soto, L (1, 7) OBP: 0.355, SLG: 0.365	B FF 91 B FF 91 B FF 92 C FF 93 C FF 93 S FF 94 3-3 ① ② K 1-2		F FF 93 F SI 92 D SL 85 B FF 93 C FF 93 2-3 ② K			C FF 92 F SL 84 B SL 85 B SL 84 X FF 93 2-2 ① F7		B FC 90 X FF 94 1-0 ② P5		4	0	0	0	0	2	3
13 Manny Machado, R (1, 5) OBP: 0.250, SLG: 0.277	B FF 93 C FF 93 B SL 86 X FF 93 2-1 ③ F9		X FF 92 0-0 ③ P4			C FF 93 F SI 94 F ST 81 B SI 96 F SL 87 F ST 82 S FF 96 1-3 ② K		B FF 95 B FC 91 B FF 92 4-0 2 BB BB		3	0	0	0	1	1	2
2 Xander Bogaerts, R (1, 6) OBP: 0.421, SLG: 0.538		B SL 82 C FF 92 F SI 93 B FF 92 X SL 83 2-2 7 WP 1B		B SL 83 B SL 82 C FF 92 X FF 92 2-1 ① L9		C ST 81 S FC 90 F SI 96 B FF 96 C FC 91 1-3 ③ K		C FF 94 B FC 91 F FC 90 D CU 84 B FF 94 F FC 90 B FF 94 4-2 1-2 BB		3	0	1	0	1	1	0
9 Jake Cronenworth, L (1, 3) OBP: 0.305, SLG: 0.439		C SL 82 F SI 91 F SL 83 D SL 84 D SL 85 F FF 93 F FF 91 X SL 83 2-2 ① P4		B FF 92 C FF 93 F SL 85 F FF 94 B SL 86 X SL 84 2-2 ② G4-3			C FF 91 S FS 86 S FS 86 0-3 ① K	B FF 95 X FF 93 1-0 ③ F9		4	0	0	0	0	1	3
7 Ha-Seong Kim, R (1, 4) OBP: 0.274, SLG: 0.329		S FF 92 C FF 92 B FF 93 B FF 93 F FF 92 B SL 85 F FF 93 X FF 94 3-2 ② G6-3 1-2		B FF 92 X FF 94 1-0 ③ F8			F SI 92 B FS 86 F SI 91 F FS 86 F FS 86 B FF 91 X FS 85 2-2 ② G5-3		B FF 95 F FF 94 C FC 88 X SL 84 1-2 26 BB 1B	4	0	1	0	0	0	1
14 Matt Carpenter, L (1, 10) OBP: 0.368, SLG: 0.543		C SL 83 F FF 94 B SL 85 B FF 92 S SL 85 2-3 ③ K	C FF 91 C FF 92 F FF 92 B SL 85 B SL 85 F SL 85 S SL 83 2-3 ① K				B CU 74 T FF 92 X FF 92 1-1 2B		X FF 94 0-0 ① P4	4	0	1	0	0	2	2
26 Austin Nola, R (1, 2) OBP: 0.266, SLG: 0.182			C FF 92 X FF 92 0-1 ① G6-3		C SL 84 B FF 93 B FF 92 S FF 92 B SL 85 X FF 94 3-2 1B		L SI 91 B SI 92 C FC 87 F FS 84 H FS 85 2-2 HBP		B FF 94 F FC 88 B FF 95 F FF 95 B FF 95 F FF 94 B FF 95 4-2 1-2 BB	2	0	1	0	1	0	0
1 Trent Grisham, L (1, 8) OBP: 0.310, SLG: 0.419			B FF 93 C SL 82 B SL 84 B FF 92 S FF 93 F FF 93 F FF 94 B SL 82 4-2 23 BB BB		S FF 93 C FF 93 S SL 85 0-3 ② K		D CU 74 B FC 88 T SI 91 X FF 91 2-1 ③ L5		B CU 82 B FF 94 X FF 95 2-0 ② F2	3	0	0	0	1	1	5
Inning Stats	R: 0 E: 0 K: 1 S: 6 H: 1 LOB: 0 BB: 0 P: 11	R: 0 E: 0 K: 1 S: 17 H: 1 LOB: 1 BB: 0 P: 26	R: 0 E: 0 K: 1 S: 11 H: 0 LOB: 2 BB: 2 P: 21	R: 0 E: 0 K: 0 S: 7 H: 0 LOB: 0 BB: 0 P: 12	R: 0 E: 0 K: 2 S: 15 H: 1 LOB: 1 BB: 0 P: 23	R: 0 E: 0 K: 2 S: 13 H: 0 LOB: 0 BB: 0 P: 17	R: 0 E: 0 K: 1 S: 15 H: 1 LOB: 2 BB: 0 P: 22	R: 0 E: 0 K: 1 S: 8 H: 0 LOB: 2 BB: 2 P: 18	R: 0 E: 0 K: 1 S: 10 H: 1 LOB: 2 BB: 1 P: 17	1B: 4 2B: 2 3B: 0 HR: 0 SF: 0 SAC: 0 DP: 1 HBP: 1						WP: 1 PB: 0 SB: 0 CS: 1 PA: 37

TOP

San Diego Padres @ Chicago Cubs

Wrigley Field, Chicago, IL

Tue Apr 25 2023, 6:40 PM - 9:31 PM CDT

Att. 27,956 - Clear - 41 F

livebaseballscorecards.com

AB	31
R	0
H	5
RBI	0
BB	5
SO	10
LOB	19

PITCHER		IP	WLS	BF	H	R	ER	SO	BB	IBB	HBP	BLK	WP	HR	S	P	ERA	WHIP
Justin Steele, L ERA: 1.19	(1, 1)	5.1	W	20	3	0	0	5	2	0	0	0	1	0	59	98	0.00	0.938
73 Adbert Alzolay, R ERA: 2.38	(6, 1)	0.2	H	2	0	0	0	2	0	0	0	0	0	0	10	12	0.00	0.000
38 Mark Leiter Jr., R ERA: 1.93	(7, 1)	1.0	H	5	1	0	0	1	0	0	1	0	0	0	15	22	0.00	1.000
71 Keegan Thompson, R ERA: 0.68	(8, 1)	1.0	H	5	0	0	0	1	2	0	0	0	0	0	8	18	0.00	2.000
59 Michael Rucker, R ERA: 2.61	(9, 1)	1.0		5	1	0	0	1	1	0	0	0	0	0	10	17	0.00	2.000

PITCHER		IP	WLS	BF	H	R	ER	SO	BB	IBB	HBP	BLK	WP	HR	S	P	ERA	WHIP

BOTTOM

San Diego Padres @ Chicago Cubs

Wrigley Field, Chicago, IL

Tue Apr 25 2023, 6:40 PM - 9:31 PM CDT

Att. 27,956 - Clear - 41 F

livebaseballscorecards.com

Batter	1	2	3	4	5	6	7	8	9	AB	R	H	RBI	BB	SO	LOB
2 Nico Hoerner, R (1, 4) OBP: 0.390, SLG: 0.480	C FF 95 B CU 81 B FF 95 B FF 95 C FF 97 X FF 96 3-2 F9 ①	B SL 91 C FF 95 S CH 87 B SL 90 X CH 88 2-2 L7 ② 1-2		B FF 95 B FF 95 F FF 95 B FF 96 C CH 87 X CU 81 3-2 P6 ③			C CH 88 B CH 89 X CH 80 1-1 F9 ① B FF 94 B FF 95 C FF 93 X FF 93 2-1 3B 1-H 2-H 3-H			5	0	1	3	0	0	2
7 Dansby Swanson, R (1, 6) OBP: 0.412, SLG: 0.325	C FF 95 B CU 82 S FF 96 B FF 95 F FF 96 B SL 91 B CU 80 4-2 8 BB BB	X SL 89 0-0 G5-3 ③			B CU 78 B SL 90 C FF 93 B FF 93 B FF 94 4-1 BB		B ST 73 B ST 76 X FF 90 2-0 F8 ② X FF 94 0-0 G5-3 ③			3	0	0	0	2	0	2
8 Ian Happ, S (1, 7) OBP: 0.411, SLG: 0.487	B FF 95 1 SAFE C FF 95 F CU 80 B FF 95 B CH 88 B FF 95 4-2 BB 1-2	C FF 93 B FF 93 C FF 94 F FF 95 B FF 95 B FF 94 F FF 94 F FF 94 C CU 80 3-3 K ①			X CU 80 0-0 L5 ①		C CH 90 B ST 75 B CH 90 X CH 81 2-1 G1-3 ③			3	0	0	0	1	1	1
27 Seiya Suzuki, R (1, 9) OBP: 0.400, SLG: 0.395	C FF 94 D CU 82 X SL 90 1-1 F9 ②	B FF 95 C CH 87 S FF 94 X CU 81 1-2 G6-3 ②			C CH 88 B SL 89 X CH 87 1-1 L9 ②			B ST 80 S ST 80 B FF 94 X ST 80 2-1 G6-3 ①		4	0	0	0	0	0	3
16 Patrick Wisdom, R (1, 5) OBP: 0.318, SLG: 0.663	C FF 95 B FF 95 B FF 94 S FF 96 S FF 96 2-3 K ③		B FF 95 B FF 94 B FF 95 C FF 93 F FF 94 F FF 96 B FF 96 4-2 BB		D CU 81 1 SAFE F FF 93 B FF 94 C CU 80 B FF 95 S CU 82 3-3 K ③			B ST 84 B ST 80 S ST 80 C ST 80 B FF 96 B ST 78 4-2 36 BB 15 1B BB		2	1	0	0	2	2	3
51 Eric Hosmer, L (1, 10) OBP: 0.286, SLG: 0.328		B FF 94 B FF 94 C FF 95 B SL 90 F FF 95 F FF 95 S CU 80 3-3 K ①	1 SAFE F SL 90 T SL 89 T FF 95 0-2 K ③			C FF 96 F SI 96 X FS 87 0-2 G3 ①		C ST 82 S FF 93 D ST 83 X ST 82 1-2 F7 ②		4	0	0	0	0	2	2
36 Trey Mancini, R (1, 3) OBP: 0.286, SLG: 0.338		B FF 95 S FF 95 B CU 81 X CH 86 2-1 15 HR 1B		C FF 94 B FF 94 F FF 95 B SL 89 F FF 94 B SL 90 B CU 78 4-2 4 G6-4-3 15 1B BB		C SI 97 X SI 98 0-1 G6-3 ②		F ST 79 1 SAFE B ST 82 D ST 81 B ST 80 C ST 79 F ST 80 B ST 81 4-2 15 1B 2 3B BB 1-2		2	2	1	0	2	0	0
15 Yan Gomes, R (1, 2) OBP: 0.316, SLG: 0.582		F FF 94 F CU 80 X CU 82 0-2 HR 1-H		D CU 83 X FF 93 1-0 4 G6-4-3 1-2 1B		S FF 97 B FF 97 C SI 97 X FF 97 1-2 4 FC6-4 1B		B FF 94 C ST 80 S ST 81 F FF 96 F FF 93 F ST 81 B ST 82 X FF 95 2-2 4 BB 2 3B 1B 1-3 2-H		4	2	4	3	0	0	0
4 Nelson Velázquez, R (1, 8) OBP: 0.667, SLG: 1.143		B FF 96 B FF 95 X FF 95 2-0 2 WP 1B		S CH 88 X CH 88 0-1 G6-4-3 ①② 1-2f 2-3		B ST 80 X SI 97 1-0 FC6-4 ③ 1-2f		B ST 82 C ST 80 B ST 82 S ST 82 B ST 81 B ST 83 4-2 2 3B BB 1-2		3	1	1	0	1	0	3
Inning Stats	R: 0 E: 0 K: 1 S: 13 H: 0 LOB: 2 BB: 2 P: 27	R: 2 E: 0 K: 1 S: 14 H: 3 LOB: 1 BB: 0 P: 23	R: 0 E: 0 K: 2 S: 15 H: 0 LOB: 1 BB: 1 P: 23	R: 0 E: 0 K: 0 S: 9 H: 1 LOB: 1 BB: 1 P: 17	R: 0 E: 0 K: 1 S: 7 H: 0 LOB: 1 BB: 1 P: 15	R: 0 E: 0 K: 0 S: 9 H: 1 LOB: 1 BB: 0 P: 11	R: 0 E: 0 K: 0 S: 5 H: 0 LOB: 0 BB: 0 P: 10	R: 4 E: 0 K: 0 S: 21 H: 2 LOB: 1 BB: 3 P: 40		1B: 5 2B: 0 3B: 1 HR: 1 SF: 0 SAC: 0 DP: 1 HBP: 0				WP: 1 PB: 0 SB: 0 CS: 0 PA: 38		

	AB	30
	R	6
	H	7
	RBI	6
	BB	8
	SO	5
	LOB	16

PITCHER		IP	WLS	BF	H	R	ER	SO	BB	IBB	HBP	BLK	WP	HR	S	P	ERA	WHIP
4 Blake Snell, L ERA: 5.48	(1, 1)	5.0	L	23	4	2	2	5	5	0	0	0	1	1	58	105	3.60	1.800
66 Luis García, R ERA: 9.31	(6, 1)	1.0		4	1	0	0	0	0	0	0	0	0	0	9	11	0.00	1.000
40 Ryan Weathers, L ERA: 2.5	(7, 1)	1.0		3	0	0	0	0	0	0	0	0	0	0	5	10	0.00	0.000
36 Steven Wilson, R ERA: 3.14	(8, 1)	0.2		6	1	4	4	0	3	0	0	0	0	0	18	35	54.00	6.000
56 Ray Kerr, L ERA:	(8, 1)	0.1		2	1	0	0	0	0	0	0	0	0	0	3	5	0.00	3.000

PITCHER	IP	WLS	BF	H	R	ER	SO	BB	IBB	HBP	BLK	WP	HR	S	P	ERA	WHIP

Batter	1	2	3	4	5	6	7	8	9	AB	R	H	RBI	BB	SO	LOB
23 Fernando Tatis Jr., R (1, 9) OBP: 0.276, SLG: 0.333	C SI 91 B SI 91 B KC 77 X KC 77 2-1 G5-3		S KC 77 S KC 77 D KC 77 B KC 78 X KC 78 2-2 G4-3 1-2		F SI 90 B KC 78 X SI 90 1-1 F9		B FF 93 D SL 84 C FF 93 X SL 84 2-1 22 G3 2-H 3-H 1B		X SL 88 0-0 3-H 1B	5	0	2	3	0	0	1
22 Juan Soto, L (1, 7) OBP: 0.339, SLG: 0.344	C SI 92 F KC 77 B SI 91 S KC 78 1-3 K			C KC 75 B FC 86 X SI 89 1-1 F8	B KC 77 C KC 76 B SI 90 B KC 77 C KC 77 S KC 77 3-3 K		B SL 83 C FF 92 1 SAFE C SI 92 B SL 84 X SL 84 2-2 G3 1-2		1 SAFE F FF 97 D SL 87 T FF 97 S FF 97 1-3 K	5	0	0	0	0	3	2
13 Manny Machado, R (1, 5) OBP: 0.250, SLG: 0.286	S KC 78 S KC 78 S KC 78 0-3 K			X KC 76 0-0 P4		B SL 88 C FF 94 F FF 94 F SI 95 B ST 82 B ST 82 X FC 89 3-2 2 G1-4-3 2B	B FF 94 C FF 94 B FF 94 F FC 89 B FF 95 X CU 81 3-2 F8			4	0	1	0	0	1	1
2 Xander Bogaerts, R (1, 6) OBP: 0.414, SLG: 0.526		C SI 90 S SI 90 B KC 78 B SI 91 B SI 91 F KC 79 X SI 91 3-2 G5-3		C SI 90 X KC 77 0-1 32 1B 9 3B 1B		B SL 86 X SI 92 1-0 G1-4-3 2-3		B FF 91 C FF 90 X FF 91 1-1 G4-3		4	1	1	0	0	0	1
32 Nelson Cruz, R (1, 10) OBP: 0.276, SLG: 0.418		C KC 77 B KC 77 F SI 90 B SI 91 F KC 78 X KC 78 2-2 P4		B KC 76 X SI 89 1-0 9 3B 1-2 1B		X SL 87 0-0 P3		C FF 92 X FF 92 0-1 G3-1		4	1	1	0	0	0	1
9 Jake Cronenworth, L (1, 3) OBP: 0.303, SLG: 0.453		B SI 90 C SI 91 C SI 91 S KC 80 1-3 K		D KC 75 C SI 91 X KC 77 1-1 1-H 2-H 3B		C FF 94 X FF 93 0-1 F7		C FF 92 C FF 92 C FF 92 0-3 K		4	0	1	2	0	2	1
7 Ha-Seong Kim, R (1, 4) OBP: 0.295, SLG: 0.342			C SI 90 B SI 90 C SI 90 F KC 78 X SI 91 1-2 F8	B SI 90 C SI 90 B SI 90 C SI 90 B SI 90 F KC 78 F SI 91 F SI 90 F SI 90 4-2 F SI 90 F SI 90 F SI 90 B KC 78 26 S BB			C FF 92 B SL 86 F FF 93 F FF 94 X ST 81 1-2 28 SH5-4 1 BB 23 1B 1B		C SL 87 B SL 88 C SL 87 X FF 98 1-2 29 F8 29 S 23 1B 1B	3	2	2	0	1	0	0
26 Austin Nola, R (1, 2) OBP: 0.258, SLG: 0.175 1 Trent Grisham, L (7, PH) OBP: 0.314, SLG: 0.414 (7, 8)			C KC 78 X SI 91 0-1 F8	C KC 76 1 SAFE F SI 90 D KC 77 X KC 76 1-2 G4-3 1-2			B SL 84 F FF 92 B SI 93 B SL 83 B FF 93 4-1 28 SH5-4 23 1B 1-2 BB		B SL 87 F FF 97 C SL 85 S SL 86 1-3 K	2 1	0 1	0 0	0 1	0 1	0 1	2 1
28 José Azocar, R (1, 8) OBP: 0.275, SLG: 0.308 29 Brett Sullivan, L (7, 2)			S SI 90 B KC 78 B SI 90 B SI 91 F SI 89 X SI 91 3-2 23 S 1B		C KC 75 B SI 89 F KC 77 F KC 76 B KC 76 X SI 89 2-2 G6-3		X FF 93 0-0 SH5-4 1-2 2-3		C SL 86 D SL 87 1 SAFE B FF 96 X SL 86 2-1 F8 1-3	2 1	0 0	1 0	0 0	0 0	0 0	0 1
Inning Stats	R: 0 E: 0 K: 2 S: 8 H: 0 LOB: 0 BB: 0 P: 11	R: 0 E: 0 K: 1 S: 11 H: 0 LOB: 0 BB: 0 P: 17	R: 0 E: 0 K: 0 S: 12 H: 1 LOB: 1 BB: 0 P: 18	R: 2 E: 0 K: 0 S: 20 H: 3 LOB: 2 BB: 1 P: 28	R: 0 E: 0 K: 1 S: 9 H: 0 LOB: 0 BB: 0 P: 15	R: 0 E: 0 K: 0 S: 8 H: 1 LOB: 1 BB: 0 P: 12	R: 2 E: 0 K: 0 S: 14 H: 2 LOB: 1 BB: 1 P: 26	R: 0 E: 0 K: 1 S: 7 H: 0 LOB: 0 BB: 0 P: 8	R: 1 E: 0 K: 2 S: 12 H: 2 LOB: 1 BB: 0 P: 17	1B: 7 2B: 1 3B: 1 HR: 0 SF: 0 SAC: 1 DP: 0 HBP: 0						

PITCHER	IP	WLS	BF	H	R	ER	SO	BB	IBB	HBP	BLK	WP	HR	S	P	ERA	WHIP
11 Drew Smyly, L (1, 1) ERA: 3.21	5.0		20	4	2	2	4	1	0	0	0	0	0	60	89	3.60	1.000
73 Adbert Alzolay, R (6, 1) ERA: 2.92	1.0	H	5	2	1	1	0	0	0	0	0	0	0	12	17	9.00	2.000
47 Brandon Hughes, L (7, 1) ERA: 3.18	0.2	L	4	1	1	1	0	1	0	0	0	0	0	7	15	13.50	3.000
59 Michael Rucker, R (7, 1) ERA: 2.53	0.1		1	0	0	0	0	0	0	0	0	0	0	3	6	0.00	0.000
25 Brad Boxberger, R (8, 1) ERA: 4.0	1.0		3	0	0	0	1	0	0	0	0	0	0	7	8	0.00	0.000

PITCHER	IP	WLS	BF	H	R	ER	SO	BB	IBB	HBP	BLK	WP	HR	S	P	ERA	WHIP
66 Julian Merryweather, R (9, 1) ERA: 8.38	1.0		5	2	1	1	2	0	0	0	0	0	0	12	17	9.00	2.000

TOP

San Diego Padres @ Chicago Cubs

Wrigley Field, Chicago, IL

Wed Apr 26 2023, 6:40 PM - 9:27 PM CDT

Att. 28,955 - Clear - 43 F

livebaseballscorecards.com

AB	35
R	5
H	9
RBI	5
BB	2
SO	7
LOB	11

Batter	1	2	3	4	5	6	7	8	9	AB	R	H	RBI	BB	SO	LOB
2 Nico Hoerner, R (1, 4) OBP: 0.382, SLG: 0.466	B FF 92 X FF 92 1-0 L9 ①		B SI 92 C FC 87 B CH 81 T CH 82 X CH 82 2-2 F6 ③		L SI 91 S CH 81 D CH 84 B FF 94 F FF 94 X SI 92 2-2 7 S 1B 3-H		B FC 89 C FC 89 F SI 92 B CU 83 F CH 82 X SI 94 2-2 G4-3 ③		X SI 96 0-0 P2 ③	5	0	1	1	0	0	3
7 Dansby Swanson, R (1, 6) OBP: 0.396, SLG: 0.310	C FF 92 B FC 86 S CH 81 X CH 81 1-2 G5-3 ②			C FC 84 B CH 80 F CH 81 F CH 81 B CH 82 B FC 88 F CH 82 F CH 82 C FF 93 3-3 K ①	C CH 82 F CH 84 F CU 77 X FF 94 0-2 F9 ③ 1-2			C CH 80 X FC 89 0-1 G4-3 ①		4	0	0	0	0	1	1
8 Ian Happ, S (1, 7) OBP: 0.404, SLG: 0.476	C CU 75 B FF 93 B FC 88 B FF 93 S CH 82 F FF 93 C FF 92 3-3 K ③			C FF 91 S FF 91 B CH 83 T CH 84 1-2 K ②		C FC 90 X FF 93 0-1 G6-3 ①		B CU 82 C FC 88 F CH 80 B CU 83 X FF 93 2-2 27 FC4-6 1B		4	0	1	0	0	2	0
27 Seiya Suzuki, R (1, 9) OBP: 0.388, SLG: 0.381		B FF 89 F SI 90 F FC 87 S CH 82 1-3 K ①		C SI 91 B FC 88 X CH 82 1-1 36 HR 1B		C SI 93 B FC 90 B CH 79 B FC 90 F SI 94 X SI 94 3-2 G3 ②		B FC 89 F FF 92 C SI 93 F SI 92 D CH 79 X SI 93 2-2 FC4-6 ② 1-2f 36 FC6-4		4	1	1	0	0	1	1
36 Trey Mancini, R (1, 3) OBP: 0.296, SLG: 0.387		F FF 91 F SI 91 F CH 82 B SI 93 B CH 82 B CH 81 X FC 88 3-2 G6-3 ②		C CU 74 B SI 91 1 SAFE F FC 86 F FF 95 X CH 81 1-2 1-H HR		B SI 94 C SI 93 X FC 90 1-1 51 1B 1B		C SI 93 D FC 90 X SI 92 1-1 FC6-4 ③ 1-2f		4	1	2	2	0	0	1
51 Eric Hosmer, L (1, 10) OBP: 0.288, SLG: 0.328 1 Nick Madrigal, R (9, PH) OBP: 0.318, SLG: 0.381		B FF 92 B CH 82 B FF 92 C FF 91 S SI 92 F FF 92 S FF 92 3-3 K ③		B FF 92 B FC 87 S FF 91 F CH 82 F FF 91 X CH 82 2-2 F8 ③		B FC 90 S FF 93 T FF 93 X FF 93 1-2 1-2 1B			C SI 95 S SI 96 B SI 97 B SI 97 S SI 97 2-3 K ①	3 1	0 0	1 0	0 0	0 0	1 1	0 0
16 Patrick Wisdom, R (1, 5) OBP: 0.315, SLG: 0.639			B FC 86 C FF 90 B SI 91 C FC 87 F FF 92 B CH 82 F CH 84 X FF 91 3-2 L9 ①		B CU 75 B FC 84 B FF 90 F FF 90 C FC 86 B CH 82 4-2 4 G4-3 15 G6-3 2 1B BB	B CU 79 D CH 80 X FC 90 2-0 F8 ③			C SI 97 B SI 97 B SI 97 B SI 97 X SI 96 3-1 G6-3 ②	3	1	0	0	1	0	2
15 Yan Gomes, R (1, 2) OBP: 0.311, SLG: 0.576			B FF 90 B FC 85 C FF 91 X CH 82 2-1 F8 ②		B SI 89 C CH 81 X SI 90 1-1 G6-3 ① 1-2		B FF 93 F SI 93 F CH 78 S CU 82 1-3 K ①		B SI 96 X SI 95 1-0 2B	4	0	1	0	0	1	1
4 Nelson Velázquez, R (1, 8) OBP: 0.615, SLG: 1.000			B SI 91 X SI 91 1-0 2B		B FC 87 S CH 82 X SI 91 1-1 G4-3 ② 2-3		B CU 82 F FC 88 S CH 79 F CH 80 F SI 94 C SI 93 1-3 K ②		T SI 96 B SI 97 F SI 96 B SI 97 B SI 96 F SI 97 F SI 97 F SI 97 B SI 96 4-2 BB	3	0	1	0	1	1	1
Inning Stats	R: 0 E: 0 K: 1 S: 8 H: 0 LOB: 0 BB: 0 P: 13	R: 0 E: 0 K: 2 S: 11 H: 0 LOB: 0 BB: 0 P: 18	R: 0 E: 0 K: 0 S: 11 H: 1 LOB: 1 BB: 0 P: 19	R: 2 E: 0 K: 2 S: 19 H: 2 LOB: 0 BB: 0 P: 27	R: 1 E: 0 K: 0 S: 14 H: 1 LOB: 1 BB: 1 P: 22	R: 0 E: 0 K: 0 S: 11 H: 2 LOB: 2 BB: 0 P: 18	R: 0 E: 0 K: 2 S: 12 H: 0 LOB: 0 BB: 0 P: 16	R: 0 E: 0 K: 0 S: 11 H: 1 LOB: 1 BB: 0 P: 16	R: 0 E: 0 K: 1 S: 12 H: 1 LOB: 2 BB: 1 P: 22	1B: 5 2B: 2 3B: 0 HR: 1	SF: 0 SAC: 0 DP: 0 HBP: 0					

PITCHER	IP	WLS	BF	H	R	ER	SO	BB	IBB	HBP	BLK	WP	HR	S	P	ERA	WHIP
52 Michael Wacha, R (1, 1) ERA: 6.75	5.0		20	4	3	3	5	1	0	0	0	0	1	63	99	5.40	1.000
21 Nick Martinez, R (6, 1) ERA: 3.58	3.0	W	12	3	0	0	2	0	0	0	0	0	0	34	50	0.00	1.000
71 Josh Hader, L (9, 1) ERA: 0.75	1.0	S	5	1	0	0	1	1	0	0	0	0	0	12	22	0.00	2.000

PITCHER	IP	WLS	BF	H	R	ER	SO	BB	IBB	HBP	BLK	WP	HR	S	P	ERA	WHIP

BOTTOM

San Diego Padres @ Chicago Cubs

Wrigley Field, Chicago, IL

Wed Apr 26 2023, 6:40 PM - 9:27 PM CDT

Att. 28,955 - Clear - 43 F

livebaseballscorecards.com

AB	35
R	3
H	8
RBI	3
BB	2
SO	8
LOB	10

1B: 5	SF: 0	WP: 0	PA: 37
2B: 2	SAC: 0	PB: 0	
3B: 0	DP: 0	SB: 1	
HR: 1	HBP: 0	CS: 0	

San Diego Padres @ Chicago Cubs

Wrigley Field, Chicago, IL

Thu Apr 27 2023, 1:20 PM - 3:50 PM CDT

Att. 26,588 - Sunny - 60 F

TOP

livebaseballscorecards.com

Batter	1	2	3	4	5	6	7	8	9	AB	R	H	RBI	BB	SO	LOB
9 Jake Cronenworth, L (1, 3) OBP: 0.298, SLG: 0.433	C FF 90 B FF 92 X ST 79 1-1 ① P4		D FC 89 C ST 80 B FF 93 X FC 87 2-1 ② L9 1-3		C FF 92 B CH 84 X CH 84 1-1 ② F9		C SI 92 B FS 86 B CU 74 B FC 89 B SI 91 4-1 1-2 BB		C FF 91 B FF 92 X CH 82 1-1 ③ F7	4	0	0	0	1	0	1
23 Fernando Tatis Jr., R (1, 9) OBP: 0.273, SLG: 0.323	F FC 86 X ST 79 0-1 22 G4-6-3 1B		S FC 87 S ST 80 S ST 82 0-3 ③ K		B SI 92 B SI 92 B FC 88 X FF 90 3-0 ③ F9		X FC 90 0-0 ③ G5-3			4	0	1	0	0	1	3
22 Juan Soto, L (1, 7) OBP: 0.345, SLG: 0.344	F FF 93 B FC 88 D CH 83 B ST 79 X FF 93 3-1 ②③ G4-6-3 1-2f			C FF 92 X ST 80 0-1 ① G3-1	C FF 95 B FC 89 B CH 91 B FC 89 S FF 95 B FC 90 4-2 14 WP BB		F FF 92 B FC 90 C FC 88 X CU 82 1-2 13 F8 14 SF8 2 WP 1B		3	1	1	0	1	0	1
2 Xander Bogaerts, R (1, 6) OBP: 0.409, SLG: 0.510		C SI 88 S SL 84 S ST 81 0-3 ① K		X FF 92 0-0 ② L9	C FC 91 F ST 83 B SI 94 S ST 84 1-3 ① K		C FC 90 F ST 82 B ST 85 B ST 83 B FF 94 F FF 94 F FF 94 F FC 88 F FC 90 4-2 D ST 84 1-2 BB		3	0	0	0	1	2	1
13 Manny Machado, R (1, 5) OBP: 0.259, SLG: 0.324		B SL 86 B FF 93 F FF 93 X ST 80 2-1 HR		C FF 93 X FF 94 0-1 1 CI 14 BB 1B	C FC 89 X FC 89 0-1 ② F7		S FF 93 B ST 82 S FC 89 X FC 90 1-2 ① F8 2-3		4	1	2	1	0	0	3
14 Matt Carpenter, L (1, 10) OBP: 0.361, SLG: 0.521		C FF 92 L FF 93 B ST 81 B CH 84 F FC 89 B FC 88 X FF 94 3-2 ② F9		B ST 80 B ST 78 B FF 94 C FF 94 B FC 88 4-1 7 FC5 1 CI 1-2 BB	C FC 89 F CH 90 B CH 89 C SI 94 1-3 ③ K 1-2		B FF 94 B FC 90 X FF 94 2-0 ② SF8 3-H		2	0	0	1	1	1	1
1 Trent Grisham, L (1, 8) OBP: 0.305, SLG: 0.400		F FC 87 B ST 81 C FF 94 B FF 95 S ST 83 2-3 ③ K	F FF 95 F FF 95 B FF 95 B ST 83 F FF 96 B CH 87 F FF 95 F FC 90 3-2 CI 1-2 2-3			C SI 90 S CU 74 B FS 87 F FS 85 B FF 91 F FS 85 B FS 86 X SI 91 3-2 ① L4	B FF 94 C FF 94 X FC 90 1-1 ③ F8		3	0	0	0	0	1	1
7 Ha-Seong Kim, R (1, 4) OBP: 0.304, SLG: 0.341			C FF 92 B FC 87 F CH 90 X FF 94 1-2 9 L9 9 S 1B	B SI 91 B SI 92 C FC 88 C FF 95 X ST 83 2-2 ③ FC5 2-3f			C CU 74 X SI 91 0-1 ② F7		C SL 85 B FF 91 B SL 85 B FF 91 B FF 91 4-1 32 G1-4-3 BB	3	0	1	0	1	0	3
29 Brett Sullivan, L (1, 2) OBP: 0.100, SLG: 0.100 32 Nelson Cruz, R (9, PH) OBP: 0.271, SLG: 0.411			C FF 94 X ST 80 0-1 ① F9		B FF 91 X FF 91 1-0 ① G5-3		B SI 92 X SI 92 1-0 9 WP 1B		C FF 91 X SL 88 0-1 ①② G1-4-3 1-2f	3 1	0 0	1 0	0 0	0 0	0 0	1 1
Inning Stats	R: 0 E: 0 K: 0 S: 6 H: 1 LOB: 0 BB: 0 P: 10	R: 1 E: 0 K: 2 S: 12 H: 1 LOB: 0 BB: 0 P: 19	R: 0 E: 0 K: 1 S: 10 H: 1 LOB: 0 BB: 0 P: 13	R: 0 E: 1 K: 0 S: 14 H: 1 LOB: 3 BB: 1 P: 23	R: 0 E: 0 K: 0 S: 4 H: 0 LOB: 0 BB: 0 P: 9	R: 0 E: 0 K: 2 S: 10 H: 0 LOB: 1 BB: 1 P: 16	R: 0 E: 0 K: 0 S: 10 H: 1 LOB: 2 BB: 1 P: 18	R: 1 E: 0 K: 0 S: 15 H: 1 LOB: 1 BB: 1 P: 24	R: 0 E: 0 K: 0 S: 5 H: 0 LOB: 0 BB: 1 P: 10	1B: 5 2B: 0 3B: 0 HR: 1 SF: 1 SAC: 0 DP: 2 HBP: 0						

	AB	30
	R	2
	H	6
	RBI	2
	BB	5
	SO	5
	LOB	16

PITCHER		IP	WLS	BF	H	R	ER	SO	BB	IBB	HBP	BLK	WP	HR	S	P	ERA	WHIP
19 Hayden Wesneski, R ERA: 5.24	(1, 1)	5.0	W	20	4	1	1	3	1	0	0	0	0	1	46	74	1.80	1.000
32 Michael Fulmer, R ERA: 7.84	(6, 1)	1.0	H	4	0	0	0	2	1	0	0	0	1	0	10	16	0.00	1.000
38 Mark Leiter Jr., R ERA: 1.8	(7, 1)	0.2	H	4	1	0	0	0	1	0	0	0	1	0	9	17	0.00	3.000
71 Keegan Thompson, R ERA: 1.23	(7, 1)	1.1	H	6	1	1	1	0	1	0	0	0	1	0	16	25	6.75	1.500
25 Brad Boxberger, R ERA: 3.6	(9, 1)	1.0	S	3	0	0	0	0	1	0	0	0	0	0	5	10	0.00	1.000

PITCHER	IP	WLS	BF	H	R	ER	SO	BB	IBB	HBP	BLK	WP	HR	S	P	ERA	WHIP

WP: 3	PA:	37	
PB: 0			
SB: 1			
CS: 0			

Batter	1	2	3	4	5	6	7	8	9	AB	R	H	RBI	BB	SO	LOB
2 Nico Hoerner, R (1, 4) OBP: 0.377, SLG: 0.458	C FF 89 X FF 93 0-1 ① G4-3	B SL 88 X FF 92 1-0 ③ P3			C CU 80 F FF 93 F FF 94 B SI 93 F CU 81 X FF 95 1-2 7 1B 8 1B 1B		C FF 88 B SI 90 X FF 88 1-1 ② G5-3			4	1	1	0	0	0	1
7 Dansby Swanson, R (1, 6) OBP: 0.400, SLG: 0.352	C FF 93 B SI 92 B SL 82 S FF 93 F SI 95 F FF 94 X CU 82 2-2 ② G5-3		B CU 76 B SL 86 F SI 92 F SI 92 F SL 82 F SI 94 S FF 95 2-3 ① K		1 SAFE B SL 87 D CU 78 X SI 93 2-0 8 1B 1-2 1B		F FF 91 X FC 90 0-1 HR			4	1	2	1	0	1	0
8 Ian Happ, S (1, 7) OBP: 0.408, SLG: 0.477	B FF 92 C FF 93 B CH 87 F CU 78 X CU 81 2-2 ③ F8		S SL 87 B SI 93 X CU 79 1-1 36 FC6-4 1B		F FF 92 B FF 93 B CU 79 F FF 94 F SI 94 X CU 76 2-2 1-3 2-H 1B		B SI 89 X SI 89 1-0 ③ F9			4	0	2	1	0	0	0
27 Seiya Suzuki, R (1, 9) OBP: 0.377, SLG: 0.391		C FF 90 F SI 90 F FF 92 X CU 76 0-2 ① G5-3	B CU 78 1 SAFE X SI 92 1-0 ② L4		D SL 80 B CU 77 F SI 91 X SI 93 2-1 ② F4			B FF 97 C SI 96 S ST 82 B ST 82 X SI 98 2-2 51 CS 2B		4	0	1	0	0	0	3
36 Trey Mancini, R (1, 10) OBP: 0.282, SLG: 0.367		B SL 86 C SI 93 F SL 81 S FF 94 1-3 ② K	B CU 77 S SL 79 F FF 93 X CU 81 1-2 ③ FC6-4 1-2f		C CU 79 B CU 79 B FF 93 B SL 79 X FF 92 3-1 ③ F7			B ST 81 S ST 83 B SI 96 X SI 96 2-1 ① L3		4	0	0	0	0	1	4
51 Eric Hosmer, L (1, 3) OBP: 0.286, SLG: 0.369		B CU 78 B CU 79 F FF 93 C FF 93 B CU 81 X FF 94 3-2 HR		B CU 74 C FF 90 F CU 78 B CU 80 B CU 79 X CH 87 3-2 ① G5-3		F FF 95 C FF 95 C SC 78 0-3 ① K		S ST 81 F FF 97 B ST 82 S SI 98 1-3 ②③ K 2-3		4	1	1	1	0	2	1
4 Nelson Velázquez, R (1, 8) OBP: 0.563, SLG: 1.077		B FF 92 X SI 92 1-0 HR		B SL 80 F FF 91 X SL 88 1-1 ② G6-3		F FF 95 B FF 96 B ST 83 X CH 88 2-1 ② F7				3	1	1	1	0	0	0
1 Nick Madrigal, R (1, 5) OBP: 0.319, SLG: 0.364		C SL 88 B CU 79 H CU 80 2-1 18 1B 18 1B HBP		C CU 78 S FF 93 B FF 95 X CU 82 1-2 ③ G6-3		C FF 96 B ST 82 C FF 96 F SC 80 F FF 96 X CH 88 1-2 ③ G1-3				2	1	0	0	0	0	0
18 Tucker Barnhart, L (1, 2) OBP: 0.258, SLG: 0.214		B CU 78 B CU 79 F FF 92 F CU 79 B CU 80 X FF 94 3-2 1-H 1B			F CU 74 B CU 79 F FF 93 S FF 93 1-3 ① K		C SI 87 B FF 90 C FF 90 F FF 87 F FF 91 B FF 87 S SI 88 2-3 ① K			3	0	1	1	0	2	0
Inning Stats	R: 0 E: 0 K: 0 S: 10 H: 0 LOB: 0 BB: 0 P: 14	R: 3 E: 0 K: 1 S: 16 H: 3 LOB: 1 BB: 0 P: 27	R: 0 E: 0 K: 1 S: 11 H: 1 LOB: 1 BB: 0 P: 16	R: 0 E: 0 K: 0 S: 8 H: 0 LOB: 0 BB: 0 P: 13	R: 1 E: 0 K: 1 S: 17 H: 3 LOB: 2 BB: 0 P: 28	R: 0 E: 0 K: 1 S: 10 H: 0 LOB: 0 BB: 0 P: 13	R: 1 E: 0 K: 1 S: 10 H: 1 LOB: 0 BB: 0 P: 14	R: 0 E: 0 K: 1 S: 8 H: 1 LOB: 0 BB: 0 P: 13		1B: 5 2B: 1 3B: 0 HR: 3 SF: 0 SAC: 0 DP: 0 HBP: 1				WP: 0 PB: 0 SB: 0 CS: 1 PA: 33		

PITCHER		IP	WLS	BF	H	R	ER	SO	BB	IBB	HBP	BLK	WP	HR	S	P	ERA	WHIP
67 Seth Lugo, R ERA: 3.58	(1, 1)	5.0	L	23	7	4	4	3	0	0	1	0	0	2	62	98	7.20	1.400
45 Brent Honeywell, R ERA: 2.45	(6, 1)	1.0		3	0	0	0	1	0	0	0	0	0	0	10	13	0.00	0.000
25 Tim Hill, L ERA: 3.75	(7, 1)	1.0		4	1	1	1	1	0	0	0	0	0	1	10	14	9.00	1.000
66 Luis García, R ERA: 8.44	(8, 1)	1.0		3	1	0	0	1	0	0	0	0	0	0	8	13	0.00	1.000

PITCHER	IP	WLS	BF	H	R	ER	SO	BB	IBB	HBP	BLK	WP	HR	S	P	ERA	WHIP

BOTTOM

San Diego Padres @ Chicago Cubs

Wrigley Field, Chicago, IL

Thu Apr 27 2023, 1:20 PM - 3:50 PM CDT

Att. 26,588 - Sunny - 60 F

livebaseballscorecards.com

AB	32
R	5
H	9
RBI	5
BB	0
SO	6
LOB	9

San Francisco Giants @ San Diego Padres

Estadio Alfredo Harp Helu, Mexico City

Sat Apr 29 2023, 6:07 PM - 9:49 PM EDT

Att. 19,611 - Cloudy - 81 F

livebaseballscorecards.com

Batter	1	2	3	4	5	6	7	8	9	AB	R	H	RBI	BB	SO	LOB
31 LaMonte Wade Jr., L (1, 3) OBP: 0.438, SLG: 0.500	C FF 95 B CH 90 B FC 92 S FC 82 B CU 84 X FF 95 3-2 ① G3		C FC 91 B FF 94 B SL 83 B FC 91 F FC 92 X FF 95 3-2 HR	B CH 87 C SL 92 C FF 94 1 SAFE F FF 94 B SC 79 B CH 87 B FF 96 4-2 39 2B 1-2 BB		C SL 83 B FF 92 C FF 92 B FF 91 B SL 85 S FF 92 3-3 ② K	S FF 96 B FF 97 B CH 86 B ST 84 C ST 83 F FF 94 B ST 81 4-2 39 1B BB		3	2	1	1	2	1	0
39 Thairo Estrada, R (1, 4) (4, 6) OBP: 0.398, SLG: 0.540	F FF 96 B SL 83 X FF 94 1-1 2B		X FC 91 0-0 ② P4	X CH 88 0-0 1-H 2-H 3-H 2B		C FC 91 C SI 90 B FF 93 X FC 88 1-2 23 2B 1B	C FF 96 X FC 92 0-1 ② 1-3 1B			5	0	4	3	0	0	0
23 Joc Pederson, L (1, 10) OBP: 0.351, SLG: 0.479	B SL 84 D CH 89 C FC 91 F FC 92 D CU 83 S CU 83 3-3 ② K		B CH 88 S SL 84 X FC 91 1-1 ③ F9	F FF 95 X FF 95 0-1 ② G6-3		B FF 91 X FF 92 1-0 1-3 2B	B ST 75 B ST 76 C ST 76 X ST 78 2-1 ③ G4-3			5	0	1	0	0	1	3
7 J.D. Davis, R (1, 5) OBP: 0.337, SLG: 0.488	C FF 95 F FC 92 S SL 84 0-3 ③ K			C CU 82 F FF 94 S SL 83 S SL 83 X FC 80 3-1 8 1B 17 HR 1B 0-3 ③ K		B FF 92 F FC 88 B FF 93 B FF 92 C FC 87 B FF 92 4-2 BB		B FC 90 S FC 91 S FF 94 S FF 95 1-3 ① K		4	1	1	0	1	3	2
8 Michael Conforto, L (1, 9) OBP: 0.322, SLG: 0.365		C FF 94 F CU 82 B FF 94 B SL 84 B CU 84 S FF 95 3-3 ① K		S CU 83 X CH 88 0-1 17 HR 1-2 1B	B FF 96 F FF 95 X ST 84 1-1 ① G4-3	B FF 90 F FF 92 C FF 92 B FF 92 B FF 92 F FF 93 S FF 92 3-3 ③ K		B CU 85 S CH 83 F CH 83 F FF 96 B FF 96 C FC 89 2-3 ② K		5	1	1	0	0	3	3
17 Mitch Haniger, R (1, 7) OBP: 0.400, SLG: 0.667		C FF 96 X FC 92 0-1 ② G6-3		X SL 83 0-0 1-H 2-H HR	B FF 95 C FF 96 F ST 83 B ST 83 F SC 81 X FF 96 2-2 ② F9		B FF 96 F FF 95 B FC 90 C ST 82 B FF 95 X ST 80 3-2 2 HR 2B	C FC 90 S FF 94 B FF 96 X FC 91 1-2 ③ G3-1		5	2	2	3	0	0	0
5 Mike Yastrzemski, L (1, 8) OBP: 0.327, SLG: 0.522		C FF 95 S SL 85 B CH 89 B FF 94 X SL 84 2-2 ③ L9		H FF 94 1-0 35 F9 2 BB 39 2B HBP	B CH 89 B FF 96 B SL 92 C FF 95 B FF 96 4-1 BB		C ST 80 F FF 95 B FF 95 S CH 85 1-3 ① K		S FF 93 B CH 81 B FF 93 C FF 93 S FC 89 2-3 ① K	3	1	0	0	1	2	1
2 Blake Sabol, L (1, 2) OBP: 0.292, SLG: 0.483			B FF 94 B FF 95 C FF 95 X FC 92 2-1 ① G4-3	B FC 88 C FC 90 B CH 87 1 SAFE B SL 81 F FC 89 B CH 87 4-2 31 BB 39 2B 1-2 BB	C CH 88 S CH 86 1 SAFE F FF 95 F ST 83 B CH 87 X CH 87 1-2 ③ G4-3		F ST 82 B ST 81 B FC 89 X ST 82 2-1 2-H HR		S CH 81 B FF 93 B CH 82 B FC 90 C FC 88 C FC 90 3-3 ② K	4	2	1	2	1	1	1
35 Brandon Crawford, L (1, 6) OBP: 0.244, SLG: 0.352 70 Brett Wisely, L (4, 4) OBP: 0.071, SLG: 0.071 32 David Villar, R (6, PH) OBP: 0.258, SLG: 0.351 (6, 4)			S SL 84 S SL 85 B FF 95 F SL 84 F CH 89 F SL 84 X CU 83 1-2 HR	C FC 90 B CH 87 C SL 83 F FC 91 B FF 93 X SL 82 2-2 ① F9 2-3		B FF 91 F FF 92 B FF 92 X FC 88 2-1 ① F9	B FF 96 B ST 81 F ST 80 S ST 80 X ST 82 2-2 HR		C FC 88 C FC 89 F FF 94 B CH 82 C FF 95 1-3 ③ K	2 0 3	1 0 1	1 0 1	1 0 1	0 0 0	0 0 1	2 0 0

TOP	
AB	39
R	11
H	13
RBI	11
BB	5
SO	12
LOB	12

Inning Stats	1	2	3	4	5	6	7	8	9
	R: 0 E: 0 K: 2 S: 11	R: 0 E: 0 K: 1 S: 8	R: 2 E: 0 K: 0 S: 14	R: 6 E: 0 K: 1 S: 20	R: 0 E: 0 K: 0 S: 12	R: 0 E: 0 K: 2 S: 15	R: 3 E: 0 K: 1 S: 18	R: 0 E: 0 K: 2 S: 10	R: 0 E: 0 K: 3 S: 10
	H: 1 LOB: 1 BB: 0 P: 18	H: 0 LOB: 0 BB: 0 P: 13	H: 2 LOB: 0 BB: 0 P: 21	H: 4 LOB: 1 BB: 2 P: 34	H: 0 LOB: 1 BB: 1 P: 20	H: 2 LOB: 3 BB: 1 P: 29	H: 4 LOB: 1 BB: 1 P: 32	H: 0 LOB: 0 BB: 0 P: 14	H: 0 LOB: 0 BB: 0 P: 16

1B: 4	SF: 0	WP: 0	PA: 45
2B: 4	SAC: 0	PB: 0	
3B: 0	DP: 0	SB: 0	
HR: 5	HBP: 1	CS: 0	

PITCHER		IP	WLS	BF	H	R	ER	SO	BB	IBB	HBP	BLK	WP	HR	S	P	ERA	WHIP
44 Joe Musgrove, R ERA: 10.8	(1, 1)	3.1		18	6	7	7	3	1	0	1	0	0	3	44	73	18.90	2.100
45 Brent Honeywell, R ERA: 2.76	(4, 1)	1.2		8	1	1	1	1	2	0	0	0	0	0	21	33	5.40	1.800
25 Tim Hill, L ERA: 3.46	(6, 1)	1.0	H	6	2	0	0	2	1	0	0	0	0	0	15	29	0.00	3.000
36 Steven Wilson, R ERA: 4.8	(7, 1)	0.2	B	6	4	3	3	1	1	0	0	0	0	2	16	28	40.50	7.500
59 Tom Cosgrove, L ERA:	(7, 1)	0.1	W	1	0	0	0	0	0	0	0	0	0	0	2	4	0.00	0.000

PITCHER		IP	WLS	BF	H	R	ER	SO	BB	IBB	HBP	BLK	WP	HR	S	P	ERA	WHIP
21 Nick Martinez, R ERA: 3.34	(8, 1)	2.0	S	6	0	0	0	5	0	0	0	0	0	0	20	30	0.00	0.000

Batter	1	2	3	4	5	6	7	8	9	AB	R	H	RBI	BB	SO	LOB
23 Fernando Tatis Jr., R (1, 9) OBP: 0.282, SLG: 0.432	B CH 86 F FF 95 F FF 95 B SL 89 B CH 87 X CH 86 3-2 ① G6-3	B FF 95 F CH 88 F FF 94 B CH 87 S SL 85 2-3 ② K	B SL 86 X SL 87 1-0 ③ G6-3		1 SAFE S SI 96 1 SAFE D SL 88 B SL 87 B SL 88 X SI 96 3-1 1-H HR		F SI 83 F SL 75 X SI 84 0-2 13 HR 2B	F SL 80 S FF 93 D SL 80 B SL 81 X SL 81 2-2 ① F8 2-3		6	2	2	2	0	1	4
13 Manny Machado, R (1, 5) OBP: 0.289, SLG: 0.406	C FF 96 B CH 88 F CH 87 B FF 97 B FF 96 X CH 87 3-2 32 E 2B	F CH 85 C FF 94 B FF 96 B FF 96 B SL 84 B FF 94 4-2 22 WP 1-2 2-3 BB		C SI 92 C SL 83 B SL 85 B SL 85 X SI 94 2-2 ① G6-3	F SI 95 X SL 87 0-1 HR		X SI 83 0-0 2-H HR	S FF 95 B FF 94 D SL 80 B SL 81 S SL 81 F FF 95 F FF 95 D SL 81 4-2 22 S 32 1B BB		4	4	3	3	2	0	0
22 Juan Soto, L (1, 7) OBP: 0.361, SLG: 0.375	B FF 94 C SL 87 F SL 88 S FF 96 1-3 ② K	F SL 86 F FF 95 B SL 88 B FF 95 B FF 95 B SL 88 4-2 1-2 2-3 3-H BB		B SI 95 B SL 84 X SI 94 2-0 HR	B ST 77 S ST 79 F ST 79 B ST 82 B SI 95 B ST 79 4-2 2 PB BB		C SI 84 B SI 84 S SL 75 S SL 75 1-3 ① K	B SL 78 1-0 32 1B 1-2 IBB		3	1	1	1	3	2	1
2 Xander Bogaerts, R (1, 6) OBP: 0.405, SLG: 0.524	B CH 87 B CH 88 B SL 86 C FF 95 C CH 85 F FF 96 B FF 96 4-2 32 1B 32 E BB	B FF 94 C FF 95 B CH 87 S FF 94 S FF 94 2-3 ③ K		X SI 94 0-0 HR	B SI 94 B ST 80 C ST 78 B ST 81 C ST 79 S ST 79 3-3 ③ K 1-2		C SI 84 X SL 74 0-1 ② G5-3	F SL 80 F SL 79 C SL 80 0-3 ② K		5	2	1	1	1	3	7
32 Nelson Cruz, R (1, 10) OBP: 0.323, SLG: 0.516	C FF 96 D CH 89 C FF 96 X SL 87 2-1 E5 1-H 2-H 1B		B FF 91 F FF 92 C FF 92 X FF 94 1-2 HR	C SL 83 C SL 85 S SL 87 0-3 ② K		C ST 80 X SI 93 0-1 26 L9 9 WP 1B	X SI 85 0-0 2B	S SL 82 B SL 79 X FF 94 1-1 9 S 1-3 2-H 3-H 1B		6	1	5	4	0	1	0
9 Jake Cronenworth, L (1, 3) OBP: 0.300, SLG: 0.438	B FF 96 F FF 95 B SL 87 F FF 94 F FF 96 X SL 88 2-2 ③ F8		C FF 93 B SL 87 F FF 92 X CH 85 1-2 26 1B 2B	B SI 95 X SL 84 1-0 ③ G3-1		C ST 80 S ST 80 B SI 94 B SI 94 X ST 80 2-2 1-2 1B	B SL 83 B SI 92 X SI 92 2-0 ③ L7	C FF 92 F FF 94 B SL 83 X SL 83 1-2 ③ G4-3 1-2		6	1	2	0	0	0	4
7 Ha-Seong Kim, R (1, 4) OBP: 0.299, SLG: 0.326		X FF 93 0-0 ① G6-3	C SL 83 B SL 84 B SL 84 F SI 94 S SL 85 2-3 ① K		C SL 83 B SL 84 C SL 84 F SL 86 B SI 95 S SL 86 2-3 ① K	C ST 80 X ST 80 0-1 ① F6		B SI 94 B CH 87 B SI 92 C SI 94 S SI 94 F SI 92 B SI 94 4-2 1 WP 26 S 1 2B BB		4	1	0	0	1	2	3
26 Austin Nola, R (1, 2) OBP: 0.282, SLG: 0.183		B FF 92 B FF 92 C FF 94 B FF 92 B FF 94 4-1 13 BB 1 1B 22 WP BB	C SI 94 F FF 95 X SL 86 0-2 2-H 1B		C SI 94 C SL 86 C SI 96 0-3 ② K	C ST 80 X SI 93 0-1 ② L9 2-3		B SI 95 C SI 95 B SI 94 B SI 95 B SI 92 4-1 1 WP 1 2B 1-2 BB		3	2	1	1	2	1	2
1 Trent Grisham, L (1, 8) OBP: 0.318, SLG: 0.415		C FF 93 X SL 87 0-1 22 WP 13 BB 1-2 1B	F SI 94 F SL 86 X SI 95 0-2 ② P4		B SL 85 S SI 96 S SL 87 B SL 86 B SI 96 F SL 86 B SL 85 4-2 23 HR BB	B ST 80 B ST 80 F SI 94 S ST 79 1 SAFE S ST 81 2-3 ③ K		D SI 94 L SI 92 B SI 93 F SI 93 F SI 93 F SI 92 X SI 93 2-2 23 F8 32 1B 1-H 2-H 2B		4	2	2	2	1	1	3
Inning Stats	R: 2 E: 1 K: 1 S: 18 H: 2 LOB: 1 BB: 1 P: 33	R: 1 E: 0 K: 2 S: 14 H: 1 LOB: 3 BB: 3 P: 30	R: 2 E: 0 K: 1 S: 16 H: 3 LOB: 1 BB: 0 P: 21	R: 2 E: 0 K: 1 S: 9 H: 2 LOB: 0 BB: 0 P: 14	R: 3 E: 0 K: 3 S: 19 H: 2 LOB: 1 BB: 2 P: 35	R: 0 E: 0 K: 1 S: 12 H: 2 LOB: 2 BB: 0 P: 16	R: 2 E: 0 K: 1 S: 11 H: 3 LOB: 1 BB: 0 P: 14	R: 4 E: 0 K: 1 S: 24 H: 2 LOB: 2 BB: 4 P: 43		1B: 6 2B: 5 3B: 0 HR: 6 SF: 0 SAC: 0 DP: 0 HBP: 0						

PITCHER		IP	WLS	BF	H	R	ER	SO	BB	IBB	HBP	BLK	WP	HR	S	P	ERA	WHIP
52 Sean Manaea, L ERA: 7.85	(1, 1)	2.0		15	5	5	4	3	4	0	0	0	1	1	38	71	18.00	4.500
34 Jakob Junis, R ERA: 6.06	(3, 1)	2.2		14	5	5	5	4	1	0	0	0	0	4	33	50	16.88	2.250
33 Taylor Rogers, L ERA: 7.0	(5, 1)	1.1		7	2	0	0	2	1	0	0	0	1	0	17	28	0.00	2.250
71 Tyler Rogers, R ERA: 1.8	(7, 1)	0.2	L	5	3	2	2	1	0	0	0	0	0	1	10	11	27.00	4.500
54 Scott Alexander, L ERA: 7.2	(7, 1)	0.1		4	1	3	3	0	2	0	0	0	1	0	10	22	81.00	9.000

PITCHER		IP	WLS	BF	H	R	ER	SO	BB	IBB	HBP	BLK	WP	HR	S	P	ERA	WHIP
59 John Brebbia, R ERA: 6.35	(8, 1)	1.0		6	1	1	1	1	1	1	0	0	0	0	15	24	9.00	2.000

BOTTOM

San Francisco Giants @ San Diego Padres

Estadio Alfredo Harp Helu, Mexico City

Sat Apr 29 2023, 6:07 PM - 9:49 PM EDT

Att. 19,611 - Cloudy - 81 F

livebaseballscorecards.com

AB	41
R	16
H	17
RBI	14
BB	10
SO	11
LOB	24

WP: 3 PA: 51
PB: 1
SB: 3
CS: 0

Batter	1	2	3	4	5	6	7	8	9	AB	R	H	RBI	BB	SO	LOB
31 LaMonte Wade Jr., L (1, 3) OBP: 0.430, SLG: 0.529 41 Wilmer Flores, R (9, PH) OBP: 0.309, SLG: 0.461	B SL 82 B SL 82 B SL 84 C SL 84 X SL 85 3-1 HR		B FC 92 C FC 91 B FC 90 X FC 90 2-1 ② L8	B FC 92 C CU 73 S CU 75 S CU 71 1-3 ③ K			B ST 81 B FF 97 F FF 97 X FF 98 2-1 E6		C SI 98 B SI 98 X SI 98 1-1 ③ G4-3	4 1	1 0	1 0	1 0	0 0	1 0	2 0
39 Thairo Estrada, R (1, 6) OBP: 0.393, SLG: 0.529	C FF 94 B FC 91 B FC 92 F FF 96 S FS 89 2-3 ① K		B FC 92 T FC 92 C FC 93 B FF 97 X FS 91 2-2 23 1B 17 CS 1B		B SL 83 X SL 83 1-0 ① G1-3		C FF 97 B FS 83 F ST 78 S ST 79 1-3 ② K			4	0	1	0	0	2	1
23 Joc Pederson, L (1, 10) OBP: 0.344, SLG: 0.462	C FC 91 T FC 92 B FS 92 X FF 96 1-2 ② G3		X FC 93 0-0 1-3 1B		B SL 83 S SL 84 F SL 88 S CU 69 1-3 ② K		F ST 81 X FF 98 0-1 ③ G6-3			4	0	1	0	0	1	1
17 Mitch Haniger, R (1, 7) OBP: 0.368, SLG: 0.750	B FF 95 S SL 86 F FF 96 S FS 91 1-3 ③ K		F FC 92 1 SAFE 0-1 ③ CS 3-H	X FF 95 0-0 HR	X ST 84 0-0 ③ F9			C FF 95 F FF 96 B ST 82 X FF 97 1-2 ① F8		4	1	1	1	0	1	0
8 Michael Conforto, L (1, 9) OBP: 0.319, SLG: 0.372		C FF 94 B CU 72 B FF 96 X SL 83 2-1 ① F7		C SL 86 C FS 89 B FS 90 B FS 88 X SI 97 2-2 7 1B 5 1B 2B		B SL 81 C ST 81 C SL 84 B CU 71 S FF 95 2-3 ① K		B FF 98 S FF 98 B FF 96 F FF 95 F ST 81 T FF 97 2-2 ② K		4	1	1	0	0	2	0
7 J.D. Davis, R (1, 5) OBP: 0.355, SLG: 0.530		B FF 96 S SL 84 X SL 85 1-1 HR		S FC 92 D FS 90 C FS 90 X SL 86 1-2 5 1B 2-3 1B		B SL 84 S ST 85 S ST 85 S FF 97 1-3 ② K		H ST 79 1-0 HBP		3	1	2	1	0	1	0
5 Mike Yastrzemski, L (1, 8) OBP: 0.333, SLG: 0.521 32 David Villar, R (8, 4) OBP: 0.258, SLG: 0.351		X FC 93 0-0 ② F8		B FC 92 S CU 74 X FS 89 1-1 1-2 3-H 1B		B ST 85 F SL 85 B SL 88 X SL 84 2-1 1B		B ST 79 B FF 96 D ST 79 C FF 96 X FF 97 3-1 ③ G4-3		4 0	0 0	2 0	1 0	0 0	0 0	1 0
21 Joey Bart, R (1, 2) OBP: 0.341, SLG: 0.324		B FF 96 X FF 96 1-0 ③ F9		C SL 87 F FF 96 D SL 86 C FF 96 1-3 ① K		C SL 84 S SL 88 B FF 96 F FF 96 F FS 91 F ST 86 S ST 87 1-3 ③ K			B SI 96 S SI 97 X SI 97 1-1 ① G3-1	4	0	0	0	0	2	3
70 Brett Wisely, L (1, 4) OBP: 0.059, SLG: 0.059 (8, 8) 13 Austin Slater, R (9, PH) OBP: 0.556, SLG: 0.625			C FC 90 S FS 88 X FS 89 0-2 ① G4-3	F SL 87 F SL 85 D SL 81 B FS 91 F FC 92 B ST 83 S SL 87 3-3 ② K			C FF 97 B ST 81 B FF 98 X FF 97 2-1 ① L9		B SI 98 C SI 97 B SI 98 X SI 98 2-1 ② G6-3	3 1	0 0	0 0	0 0	0 0	1 0	2 0
Inning Stats	R: 1 E: 0 K: 2 S: 11 H: 1 LOB: 0 BB: 0 P: 18	R: 1 E: 0 K: 0 S: 6 H: 1 LOB: 0 BB: 0 P: 10	R: 0 E: 0 K: 0 S: 10 H: 2 LOB: 1 BB: 0 P: 14	R: 2 E: 0 K: 3 S: 19 H: 4 LOB: 2 BB: 0 P: 28	R: 0 E: 0 K: 1 S: 5 H: 0 LOB: 0 BB: 0 P: 7	R: 0 E: 0 K: 3 S: 14 H: 1 LOB: 1 BB: 0 P: 20	R: 0 E: 1 K: 1 S: 9 H: 0 LOB: 1 BB: 0 P: 14	R: 0 E: 0 K: 1 S: 9 H: 0 LOB: 1 BB: 0 P: 16	R: 0 E: 0 K: 0 S: 6 H: 0 LOB: 0 BB: 0 P: 10	1B: 5 2B: 1 3B: 0 HR: 3	SF: 0 SAC: 0 DP: 0 HBP: 1					

PITCHER	IP	WLS	BF	H	R	ER	SO	BB	IBB	HBP	BLK	WP	HR	S	P	ERA	WHIP
11 Yu Darvish, R (1, 1) ERA: 3.6	6.0		26	9	4	4	9	0	0	0	0	0	3	65	97	6.00	1.500
66 Luis García, R (7, 1) ERA: 7.11	2.0	W	8	0	0	0	2	0	0	1	0	0	0	18	30	0.00	0.000
71 Josh Hader, L (9, 1) ERA: 0.69	1.0	S	3	0	0	0	0	0	0	0	0	0	0	6	10	0.00	0.000

PITCHER	IP	WLS	BF	H	R	ER	SO	BB	IBB	HBP	BLK	WP	HR	S	P	ERA	WHIP

TOP

San Francisco Giants @ San Diego Padres

Estadio Alfredo Harp Helu, Mexico City

Sun Apr 30 2023, 4:07 PM - 6:57 PM EDT

Att. 19,633 - Sunny - 80 F

livebaseballscorecards.com

AB	36
R	4
H	9
RBI	4
BB	0
SO	11
LOB	10

1B: 5	SF: 0	WP: 0	PA: 38
2B: 1	SAC: 0	PB: 0	
3B: 0	DP: 0	SB: 0	
HR: 3	HBP: 1	CS: 1	

BOTTOM

Batter	1	2	3	4	5	6	7	8	9	AB	R	H	RBI	BB	SO	LOB
23 Fernando Tatis Jr., R (1, 9) OBP: 0.302, SLG: 0.463	F SI 95 X FS 91 0-1 ① L7		S SI 94 B KC 85 F SI 95 B FS 89 X SI 95 2-2 22 G4-6-3 1-3 1B		X KC 84 0-0 22 1B 2B		B SL 86 S FF 95 T FF 94 F FF 95 S FF 96 1-3 ③ K			4	1	2	0	0	1	0
13 Manny Machado, R (1, 5) OBP: 0.280, SLG: 0.391	B SI 96 B SI 96 F SI 95 S FS 91 B FS 92 S SI 97 3-3 ② K		1 SAFE F SI 96 B FF 96 F FS 90 S KC 84 1-3 ① K		B SI 96 S KC 84 F KC 84 B SI 96 F KC 84 F KC 85 B FF 96 F KC 85 T FS 90 3-2 ② K			C SI 86 C SL 75 B SL 75 B SI 85 S SI 85 2-3 ① K		4	0	0	0	0	4	3
22 Juan Soto, L (1, 7) OBP: 0.373, SLG: 0.384	C FF 96 B FS 91 X FS 90 1-1 1B		1 SAFE B FS 90 B FF 97 X FS 91 2-0 ② ③ G4-6-3 1-2f		F FS 91 B KC 86 D FS 90 B FS 89 X FS 88 3-1 2 WP 2-H 1B			S SI 84 B SL 74 S SL 75 F SI 85 B SI 84 F SL 74 B SL 74 B SL 73 4-2 2 1B 9 1B BB		3	1	2	1	1	0	2
2 Xander Bogaerts, R (1, 6) OBP: 0.400, SLG: 0.514	C SI 96 X FS 90 0-1 ③ G5-3			B KC 83 F SI 96 S KC 84 B SI 96 S KC 84 2-3 ① K	B KC 84 B SI 96 B FS 89 F FS 90 S KC 84 3-2 ③ K 1-2			S SI 84 X SI 83 0-1 9 1B 14 2B 1-2 1B		4	1	1	0	0	2	2
9 Jake Cronenworth, L (1, 4) (9, 3) OBP: 0.298, SLG: 0.430		C SI 95 T FS 90 F FS 91 B SI 96 F SI 95 X FS 90 1-2 ① F7		B KC 84 F FS 90 B KC 84 X FS 90 2-1 ② G3		C SI 93 F SI 92 S SL 86 0-3 ① K		C SI 100 D SL 91 X SI 101 1-1 14 2B 1-3 2-H 1B		4	1	1	1	0	1	0
32 Nelson Cruz, R (1, 10) OBP: 0.319, SLG: 0.530		F SI 97 C FS 91 F FS 91 B SI 96 B FS 89 F SI 96 F SL 88 X FS 90 2-2 3B		C KC 84 X SI 96 0-1 ③ G4-3		B SL 85 X SI 94 1-0 ② G6-3		B SI 101 C SI 99 F SI 99 S FC 102 1-3 ② K		4	0	1	0	0	1	2
14 Matt Carpenter, L (1, 3) OBP: 0.369, SLG: 0.538 7 Ha-Seong Kim, R (8, PR) (9, 4) OBP: 0.299, SLG: 0.326		C KC 84 F FS 90 B SI 96 F SI 96 B KC 83 S KC 84 2-3 ② K			B KC 83 X FS 88 1-0 26 HR 1B	C SI 93 B SL 85 B SI 94 X SI 94 2-1 ③ G3		F FC 102 B FC 102 D SL 91 B FC 102 F SI 100 F FC 102 F FC 103 X FC 102 3-2 1-H 3-H 2B		4 0	1 0	2 0	2 0	0 0	1 0	1 0
26 Austin Nola, R (1, 2) OBP: 0.280, SLG: 0.234		C KC 85 F SI 95 B SI 96 B FS 90 T FF 96 2-2 ③ K			D SI 95 B SI 96 B SI 94 C SI 95 X SI 96 3-1 1-H HR		C SL 81 B FF 93 S SL 84 B FF 94 B SL 83 C SL 81 3-3 ① K	B SI 99 X SI 97 1-0 ③ L8		4	1	1	2	0	2	2
1 Trent Grisham, L (1, 8) OBP: 0.319, SLG: 0.406			B SI 95 H FF 95 2-0 23 1B 23 WP HBP		B KC 84 B KC 84 S SI 95 X FS 92 2-1 ① F8		F FF 94 B FF 95 F FF 94 B FF 94 S FF 96 2-3 ② K			2	0	0	0	0	1	0
Inning Stats	R: 0 E: 0 K: 1 S: 9 H: 1 LOB: 1 BB: 0 P: 13	R: 0 E: 0 K: 2 S: 18 H: 1 LOB: 1 BB: 0 P: 25	R: 0 E: 0 K: 1 S: 7 H: 1 LOB: 1 BB: 0 P: 14	R: 0 E: 0 K: 1 S: 7 H: 0 LOB: 0 BB: 0 P: 11	R: 3 E: 0 K: 2 S: 16 H: 4 LOB: 1 BB: 0 P: 31	R: 0 E: 0 K: 1 S: 6 H: 0 LOB: 0 BB: 0 P: 9	R: 0 E: 0 K: 3 S: 10 H: 0 LOB: 0 BB: 0 P: 16	R: 3 E: 0 K: 2 S: 20 H: 3 LOB: 1 BB: 1 P: 32		1B: 6 2B: 2 3B: 1 HR: 1	SF: 0 SAC: 0 DP: 1 HBP: 1		WP: 2 PB: 0 SB: 0 CS: 0	PA: 35	

PITCHER		IP	WLS	BF	H	R	ER	SO	BB	IBB	HBP	BLK	WP	HR	S	P	ERA	WHIP
38 Alex Cobb, R ERA: 2.43	(1, 1)	5.0		22	7	3	3	7	0	0	1	0	2	1	57	94	5.40	1.400
54 Scott Alexander, L ERA: 6.55	(6, 1)	1.0	H	3	0	0	0	1	0	0	0	0	0	0	6	9	0.00	0.000
59 John Brebbia, R ERA: 5.84	(7, 1)	1.0	H	3	0	0	0	3	0	0	0	0	0	0	10	16	0.00	0.000
71 Tyler Rogers, R ERA: 2.93	(8, 1)	0.1	L	3	1	2	2	1	1	0	0	0	0	0	9	15	54.00	6.000
75 Camilo Doval, R ERA: 3.27	(8, 1)	0.2	B	4	2	1	1	1	0	0	0	0	0	0	11	17	13.50	3.000

PITCHER	IP	WLS	BF	H	R	ER	SO	BB	IBB	HBP	BLK	WP	HR	S	P	ERA	WHIP

San Francisco Giants @ San Diego Padres

Estadio Alfredo Harp Helu, Mexico City

Sun Apr 30 2023, 4:07 PM - 6:57 PM EDT

Att. 19,633 - Sunny - 80 F

livebaseballscorecards.com

AB	33
R	6
H	10
RBI	6
BB	1
SO	13
LOB	12

Batter	1	2	3	4	5	6	7	8	9	AB	R	H	RBI	BB	SO	LOB
6 Jonathan India, R (1, 4) OBP: 0.381, SLG: 0.381	X FF 94 0-0 ① F9		B CH 88 C FF 95 F CH 87 X FF 96 1-2 ① F9	C CU 81 B CH 87 X CH 87 1-1 ③ FC5-4 1-2f			C ST 82 C ST 84 S FF 96 0-3 ② K			4	0	0	0	0	1	2
7 Spencer Steer, R (1, 3) OBP: 0.333, SLG: 0.400	C FF 95 S FF 95 C FF 95 0-3 ② K		C CH 88 B CH 88 X CH 88 1-1 17 2B 1-2 1B		C CU 80 S CH 87 B FF 95 B SL 89 F CH 87 S SL 90 2-3 ① K		S ST 85 B FF 95 B ST 84 S ST 84 C FF 96 2-3 ③ K			4	1	1	0	0	3	0
17 Stuart Fairchild, R (1, 7) OBP: 0.371, SLG: 0.408 27 Jake Fraley, L (8, PH) OBP: 0.337, SLG: 0.359 (8, 7)	C FF 96 B CH 88 X FF 96 1-1 ③ L7		B SL 91 B FF 96 X CH 88 2-0 37 G3 1-H 2-H 2B		B CU 81 B SL 90 C CH 87 B FF 95 C FF 94 F FF 95 F FF 96 S CU 82 3-3 ② K			C FF 97 B SI 98 S FF 98 S FF 98 1-3 ① K		3 1	0 0	1 0	2 0	0 0	1 1	0 0
37 Tyler Stephenson, R (1, 10) OBP: 0.348, SLG: 0.324		C FF 94 B SL 89 C CH 87 B SL 90 X FF 94 2-2 ① G4-3	D FF 96 C FF 96 D CU 82 F CU 83 X FF 96 2-2 ② G3 2-3		C FF 94 B SL 90 B SL 90 B FF 95 X FF 95 3-1 ③ G6-3			B SI 98 B FF 98 S SI 98 F SI 98 X CH 90 2-2 ② G6-3		4	0	0	0	0	0	1
31 Henry Ramos, S (1, 9) OBP: 0.433, SLG: 0.423		S FF 95 F FF 95 B CH 87 S CU 83 1-3 ② K	C FF 95 D CU 83 F CU 83 F FF 97 F CU 83 F FF 97 S FF 96 1-3 ③ K			S CH 85 B FF 94 B CH 87 S CU 81 B FF 95 X CH 86 3-2 ① G2-3		B FF 98 X CH 89 1-0 ③ F9		4	0	0	0	0	2	1
28 Kevin Newman, R (1, 5) OBP: 0.261, SLG: 0.338 (7, 6)		B FF 97 X FF 96 1-0 15 1B 1B		X FF 94 0-0 ① F9		C FF 95 B CU 82 B CH 88 X SL 89 2-1 ② L8			C FF 97 C SI 97 B SL 90 B SI 98 F CH 88 B FF 98 X FF 98 3-2 ① G4-3	4	0	1	0	0	0	0
15 Nick Senzel, R (1, 8) OBP: 0.385, SLG: 0.500 (7, 5)		D CU 82 F FF 96 X FF 94 1-1 1-2 1B		X FF 95 0-0 HR		B CU 81 C CU 82 B SL 91 C FF 96 B CU 84 X CU 82 3-2 1B			B FF 98 C SI 98 F CH 90 X CH 90 1-2 ② G6-3	4	1	3	1	0	0	0
2 Jose Barrero, R (1, 6) OBP: 0.289, SLG: 0.311 12 Curt Casali, R (7, 2) OBP: 0.310, SLG: 0.200		S CU 82 S CH 88 S CU 84 0-3 ③ K		S CU 82 B FF 95 S CH 87 S CU 83 1-3 ② K		D CU 82 S FF 95 F FF 96 X FF 95 1-2 ③ F7			C FF 100 F FF 100 B FF 99 C FF 99 1-3 ③ K	3 1	0 0	0 0	0 0	0 0	2 1	3 0
22 Luke Maile, R (1, 2) OBP: 0.375, SLG: 0.455 TJ Friedl, L (7, PH) OBP: 0.350, SLG: 0.426 (7, 8)			B FF 94 C FF 96 X FF 94 1-1 7 1B 17 2B 1B	C CU 80 B CU 84 S CU 81 X FF 96 1-2 6 FC5-4 1B			C ST 82 B FF 94 B FC 88 X ST 83 2-1 ① P4			2 1	1 0	2 0	0 0	0 0	0 0	0 0
Inning Stats	R: 0 E: 0 K: 1 S: 6 H: 0 LOB: 0 BB: 0 P: 7	R: 0 E: 0 K: 2 S: 12 H: 2 LOB: 2 BB: 0 P: 17	R: 2 E: 0 K: 1 S: 17 H: 3 LOB: 1 BB: 0 P: 25	R: 1 E: 0 K: 1 S: 10 H: 2 LOB: 1 BB: 0 P: 13	R: 0 E: 0 K: 2 S: 11 H: 0 LOB: 0 BB: 0 P: 19	R: 0 E: 0 K: 0 S: 11 H: 1 LOB: 1 BB: 0 P: 20	R: 0 E: 0 K: 2 S: 8 H: 0 LOB: 0 BB: 0 P: 12	R: 0 E: 0 K: 1 S: 7 H: 0 LOB: 0 BB: 0 P: 11	R: 0 E: 0 K: 1 S: 10 H: 0 LOB: 0 BB: 0 P: 15	1B: 6 2B: 1 3B: 0 HR: 1	SF: 0 SAC: 0 DP: 0 HBP: 0			WP: 0 PB: 0 SB: 0 CS: 0	PA: 35		

PITCHER		IP	WLS	BF	H	R	ER	SO	BB	IBB	HBP	BLK	WP	HR	S	P	ERA	WHIP
4 Blake Snell, L ERA: 5.28	(1, 1)	6.0	W	26	8	3	3	7	0	0	0	0	0	1	67	101	4.50	1.333
36 Steven Wilson, R ERA: 4.5	(7, 1)	1.0	H	3	0	0	0	2	0	0	0	0	0	0	8	12	0.00	0.000
76 Domingo Tapia, R ERA: 3.48	(8, 1)	2.0	S	6	0	0	0	2	0	0	0	0	0	0	17	26	0.00	0.000

PITCHER	IP	WLS	BF	H	R	ER	SO	BB	IBB	HBP	BLK	WP	HR	S	P	ERA	WHIP

TOP

Cincinnati Reds @ San Diego Padres

Petco Park, San Diego, CA

Mon May 01 2023, 6:41 PM - 9:22 PM PDT

Att. 37,491 - Cloudy - 60 F

livebaseballscorecards.com

AB	35
R	3
H	8
RBI	3
BB	0
SO	11
LOB	7

BOTTOM

Cincinnati Reds @ San Diego Padres

Petco Park, San Diego, CA

Mon May 01 2023, 6:41 PM - 9:22 PM PDT

Att. 37,491 - Cloudy - 60 F

livebaseballscorecards.com

Batter	1	2	3	4	5	6	7	8	9	AB	R	H	RBI	BB	SO	LOB
23 Fernando Tatis Jr., R (1, 9) OBP: 0.333, SLG: 0.478	T FF 94 S KC 86 B CH 87 X FF 95 1-2 22 PB 13 BB 22 2B 1B	X SL 88 0-0 1B		C FF 94 F CH 86 X FF 93 0-2 ① F9		F FF 96 X SL 87 0-1 ① G1-3		D CH 85 F SI 89 X CH 85 1-1 13 1B 1-2 2-3 1B		5	1	3	0	0	0	2
13 Manny Machado, R (1, 5) OBP: 0.285, SLG: 0.386	F FF 95 S KC 81 B SL 87 B FF 93 B FF 94 F FF 94 F CH 85 B FF 94 4-2 22 PB 22 2B 1-2 BB	F CH 85 B FF 95 F FF 95 C KC 84 1-3 ③ K		X SL 88 0-0 ②③ G5-4-3 1-2f		B FF 96 C FF 95 C CH 89 S SL 86 1-3 ② K		B SI 90 S CH 85 X SI 90 1-1 22 BB 1-3 2-H 3-H 1B		4	1	1	2	1	2	3
22 Juan Soto, L (1, 7) OBP: 0.382, SLG: 0.398	D KC 82 C CH 87 S CH 86 F FF 96 B FF 95 X KC 84 2-2 9 1B 1-H 2-H 2B		X FF 92 0-0 2 L8-4-3 1B		B FF 92 X CH 84 1-0 ① F8	F ST 81 B CH 89 C SL 85 B FF 95 S CH 89 2-3 ③ K		S CH 86 F SI 91 F SL 80 B SI 90 D CH 85 F SI 90 B SI 90 B SI 90 4-2 1-2 BB		4	0	2	2	1	1	0
2 Xander Bogaerts, R (1, 6) OBP: 0.392, SLG: 0.500	C FF 94 B CH 86 C SL 88 S FF 93 1-3 ① K		X KC 81 0-0 ①② L8-4-3 1-1		C FF 93 B FF 92 C FF 91 B CH 86 F KC 82 X FF 94 2-2 14 1B 7 HR 1B		X FF 93 0-0 ① G5-3	F SL 79 B SI 91 X CH 84 1-1 ① F9		5	1	1	0	0	1	5
14 Matt Carpenter, L (1, 10) OBP: 0.377, SLG: 0.527 32 Nelson Cruz, R (8, PH) OBP: 0.314, SLG: 0.522 (9, 10)	B KC 83 C KC 82 S CH 87 F FF 94 C CH 86 1-3 ② K		B CH 84 C FF 93 B CH 85 S CH 85 B KC 83 F CH 85 B CH 84 4-2 BB		1 SAFE F SI 90 D CH 86 X SI 91 1-1 7 HR 1-2 1B		C FF 94 X CH 88 0-1 ② G3	B CH 85 B SI 90 C SI 90 S CH 84 S CH 84 2-3 ② K		3 1	1 0	1 0	0 0	1 0	1 1	1 3
9 Jake Cronenworth, L (1, 3) OBP: 0.303, SLG: 0.429	X CH 86 0-0 7 FC6-4 2-3 1B		1 SAFE C FF 93 X KC 82 0-1 ③ F8		X SI 90 0-0 ② L4		C SL 85 X FF 95 0-1 1B	F SI 89 F SL 79 S CH 83 0-3 ③ K		5	0	2	0	0	1	6
7 Ha-Seong Kim, R (1, 4) OBP: 0.307, SLG: 0.378	C SL 89 F FF 94 B FF 95 X CH 86 1-2 ③ FC6-4 1-2f			B KC 82 B KC 82 B FF 92 C FF 92 C FF 92 X FF 93 3-2 1 2B 2B	B CH 85 2 SAFE C CH 85 B CH 86 F SI 91 X CH 87 2-2 1-H 2-H HR		C FF 94 C CH 87 S FF 94 0-3 ③ K			4	2	2	3	0	1	3
1 Trent Grisham, L (1, 8) OBP: 0.333, SLG: 0.440		C KC 82 B CH 86 S KC 82 X KC 82 1-2 ① G4-3		B FF 94 X CH 85 1-0 29 1B 2-H 2B	C CU 84 X SI 91 0-1 2B			B SI 90 S SL 79 B SI 89 S CH 84 X CH 84 2-2 23 1B 29 BB 13 1B 1B		4	1	3	1	0	0	0
29 Brett Sullivan, L (1, 2) OBP: 0.214, SLG: 0.154		B CH 86 S FF 93 F KC 82 B FF 94 X KC 82 2-2 ② P2		C FF 94 X KC 83 0-1 13 G5-4-3 2-3 1B	C SI 91 B SI 90 B CU 83 C CU 82 F CH 86 F SI 90 B CU 84 S CH 86 3-3 ③ K			B SL 79 B FF 91 D CH 86 F SI 90 F CH 86 B SI 91 4-2 23 1B 13 1B 1-2 BB		3	1	1	0	1	1	1

	AB	38
	R	8
	H	16
	RBI	8
	BB	4
	SO	9
	LOB	24

Inning Stats	1	2	3	4	5	6	7	8	9
	R: 2 E: 0 K: 2 S: 22 H: 3 LOB: 2 BB: 1 P: 32	R: 0 E: 0 K: 1 S: 10 H: 1 LOB: 1 BB: 0 P: 14	R: 0 E: 0 K: 0 S: 7 H: 1 LOB: 1 BB: 1 P: 11	R: 1 E: 0 K: 0 S: 10 H: 3 LOB: 1 BB: 0 P: 14	R: 3 E: 0 K: 1 S: 18 H: 4 LOB: 1 BB: 0 P: 27	R: 0 E: 0 K: 2 S: 8 H: 0 LOB: 0 BB: 0 P: 11	R: 0 E: 0 K: 1 S: 8 H: 1 LOB: 1 BB: 0 P: 8	R: 2 E: 0 K: 2 S: 21 H: 3 LOB: 3 BB: 2 P: 36	

| | | |

Batter	1	2	3	4	5	6	7	8	9	10	AB	R	H	RBI	BB	SO	LOB
6 Jonathan India, R (1, 4) OBP: 0.374, SLG: 0.373	C FF 91 B FC 86 F SI 91 B CH 81 B CH 81 X SI 90 3-2 E5 1B	D CU 76 X FC 88 1-0 ③ F7			B SI 93 B CH 82 C FC 87 X FC 88 2-1 ③ F9			C FC 89 B CU 80 B CH 80 F SI 92 B FF 93 X FC 89 3-2 ① F8		X SI 95 0-0 7 G6-4-3 1B 2-H 1B	5	0	1	1	0	0	2
TJ Friedl, L (1, 8) OBP: 0.361, SLG: 0.434 (8, 7)	B FF 91 B CH 81 C CH 82 B FF 92 C FF 90 1 SAFE F CH 82 1 SAFE X FF 92 3-2 1-3 1B		B FF 90 B CU 72 B FF 89 C FF 89 X FF 90 3-1 ① F8			C FF 91 X CH 83 0-1 ① G6-3		C FC 88 B CH 81 X FF 93 1-1 7 S 27 1B 1B		X SI 95 0-0 7 G6-4-3 1-2 1B	5	1	3	0	0	0	0
7 Spencer Steer, R (1, 3) OBP: 0.319, SLG: 0.380	X FC 88 0-0 ① P3		C SI 88 B FF 90 B CH 80 X FC 87 2-1 ② F8			C FF 92 X SI 92 0-1 ② P3		S CH 78 B SI 92 F SI 92 S CH 80 1-3 ② K 1-2		D ST 81 X SI 96 1-0 ①② G6-4-3 1-2f 2-3	5	0	0	0	0	1	5
17 Stuart Fairchild, R (1, 9) OBP: 0.369, SLG: 0.392 37 Tyler Stephenson, R (8, PH) OBP: 0.350, SLG: 0.320 (8, 2)	B FC 89 F CH 81 F SI 92 B FF 95 C FF 94 2-3 ② K		C FC 87 B CH 82 C SI 92 F CH 84 X CH 80 1-2 ③ P4			B SI 93 B CH 82 B FC 90 C FF 93 C FF 93 B FF 94 4-2 27 1B BB		B SI 93 D CH 80 F SI 93 S CH 81 B SI 94 D CH 81 4-2 27 1B BB		B SI 96 C ST 80 X ST 81 1-1 ③ G5-3	2 1	0 0	0 0	0 0	1 1	1 0	2 1
27 Jake Fraley, L (1, 7) OBP: 0.344, SLG: 0.366 (8, 9)	C CH 85 S FF 92 B FF 94 X CH 83 1-2 ③ P5			C FF 91 B FF 90 X FC 87 1-1 ① G3		S CH 83 B CH 83 X FF 94 1-1 1-3 1B		B CH 81 X CH 80 1-0 1-2 2-H 1B			4	0	2	1	0	0	2
15 Nick Senzel, R (1, 5) OBP: 0.362, SLG: 0.468 (8, 8)		B FC 86 X SI 91 1-0 ① F7		C CU 73 F CH 81 F SI 92 F SI 92 F FC 88 B FF 93 C FF 93 1-3 ② K		B FF 93 B CH 83 X FF 94 2-0 ③ F8		F SI 92 X FC 89 0-1 ③ F9			4	0	0	0	0	1	4
31 Henry Ramos, S (1, 10) OBP: 0.412, SLG: 0.379		B FF 92 S CH 82 F FF 92 B FF 94 B CH 82 B CH 82 4-2 12 HBP BB		F FF 94 L FF 93 B CH 83 B FF 93 B FF 92 S CH 84 3-3 ③ K			B CH 80 B FF 93 S FF 93 C FF 93 C FF 93 2-3 ① K		F SI 94 F SI 94 X CH 87 0-2 ① L8		3	0	0	0	1	2	0
28 Kevin Newman, R (1, 6) OBP: 0.247, SLG: 0.319		1 SAFE C FF 91 X FC 88 0-1 ② F8			C SI 90 S CU 74 F SI 92 F CH 83 B FF 91 B FC 88 X CH 83 2-2 ① G5-3		C FC 89 B FF 93 X CH 81 0-2 ② G5-3		C SI 95 B SI 96 F SL 85 F SI 96 B SL 84 X SI 96 2-2 ② F9		4	0	0	0	0	0	1
12 Curt Casali, R (1, 2) OBP: 0.313, SLG: 0.185 3 Matt Reynolds, R (8, 5) OBP: 0.200, SLG: 0.200		F FF 92 B FC 87 H FF 92 2-1 1-2 HBP			F FF 92 B CU 75 F SI 92 F SI 92 X FF 94 1-2 ② P4		X SI 92 0-0 ③ G6-3		C SI 95 F SI 96 F SI 97 B CH 88 T SI 96 1-2 ③ K	0-0 6 1B	2 1	0 1	0 1	0 0	0 1	0 0	0 0
Inning Stats	R: 0 E: 1 K: 1 S: 14 H: 1 LOB: 2 BB: 0 P: 23	R: 0 E: 0 K: 0 S: 7 H: 0 LOB: 2 BB: 1 P: 15	R: 0 E: 0 K: 0 S: 8 H: 0 LOB: 0 BB: 0 P: 14	R: 0 E: 0 K: 2 S: 11 H: 0 LOB: 0 BB: 0 P: 16	R: 0 E: 0 K: 0 S: 11 H: 0 LOB: 0 BB: 0 P: 16	R: 0 E: 0 K: 0 S: 9 H: 1 LOB: 2 BB: 1 P: 16	R: 0 E: 0 K: 1 S: 7 H: 0 LOB: 0 BB: 0 P: 9	R: 1 E: 0 K: 1 S: 13 H: 2 LOB: 2 BB: 1 P: 23	R: 0 E: 0 K: 1 S: 11 H: 0 LOB: 0 BB: 0 P: 14	R: 1 E: 0 K: 0 S: 5 H: 2 LOB: 1 BB: 0 P: 7	1B: 6 2B: 0 3B: 0 HR: 0	SF: 0 SAC: 0 DP: 1 HBP: 1					

PITCHER		IP	WLS	BF	H	R	ER	SO	BB	IBB	HBP	BLK	WP	HR	S	P	ERA	WHIP
52 Michael Wacha, R ERA: 5.46	(1, 1)	6.0		24	2	0	0	3	2	0	1	0	0	0	60	100	0.00	0.667
21 Nick Martinez, R ERA: 3.41	(7, 1)	2.0	B	9	2	1	1	2	1	0	0	0	0	0	20	32	4.50	1.500
71 Josh Hader, L ERA: 0.64	(9, 1)	1.0		3	0	0	0	1	0	0	0	0	0	0	11	14	0.00	0.000
66 Luis García, R ERA: 6.59	(10, 1)	1.0	L	4	2	1	0	0	0	0	0	0	0	0	5	7	0.00	2.000

PITCHER	IP	WLS	BF	H	R	ER	SO	BB	IBB	HBP	BLK	WP	HR	S	P	ERA	WHIP

TOP

Cincinnati Reds @ San Diego Padres

Petco Park, San Diego, CA

Tue May 02 2023, 6:43 PM - 9:29 PM PDT
Att. 43,127 - Partly Cloudy - 61 F

livebaseballscorecards.com

AB	36
R	2
H	6
RBI	2
BB	3
SO	6
LOB	17

WP: 0	PA: 40		
PB: 0			
SB: 1			
CS: 0			

Batter	1	2	3	4	5	6	7	8	9	10	AB	R	H	RBI	BB	SO	LOB
23 Fernando Tatis Jr., R (1, 9) OBP: 0.302, SLG: 0.431	F FC 98 B FC 96 F SI 96 B SL 86 B SL 88 X FC 96 3-2 ① G5-3		S SL 88 B SI 98 X FC 96 1-1 ② G6-3		B SL 87 B SI 96 C FC 94 X FC 95 2-1 ② G6-3		B SL 84 C SL 84 B FF 94 S SL 85 S SL 85 2-3 ③ K			S SL 87 F SL 88 S FF 95 0-3 ① K	5	0	0	0	0	2	2
13 Manny Machado, R (1, 5) OBP: 0.281, SLG: 0.378	C SI 97 F SL 87 X FC 98 0-2 ② F9		F SL 89 X SI 96 0-1 22 2B 1B		F FC 96 S FC 95 X SL 88 0-2 ③ P2			X FF 96 0-0 ① F9		B FF 96 B FF 95 C FF 92 S SL 87 X SL 86 2-2 ② L7	5	1	1	0	0	0	1
22 Juan Soto, L (1, 7) OBP: 0.382, SLG: 0.417	X FC 97 0-0 ③ G3-1		S FC 99 F FC 98 B SL 90 B FC 98 B FC 98 X FC 98 3-2 1-H 2B			B SL 86 C FC 95 B SL 86 X SL 86 2-1 14 G4-3 2B		C FC 93 B CH 87 B FF 96 B CH 88 F FF 93 F FF 95 X FC 93 3-2 ② G3		F FF 96 B FF 97 D SL 90 S SL 89 C SL 88 2-3 ③ K	5	0	2	1	0	1	1
32 Nelson Cruz, R (1, 10) OBP: 0.311, SLG: 0.507		C FC 97 X SL 88 0-1 9 1B 1B	B SI 98 B FC 96 B FC 96 F SI 97 C SI 98 X SI 98 3-2 ③ G6-3			B SL 85 F FC 94 B FC 95 F FC 94 X SI 96 2-2 ① G6-3		S ST 86 B FF 95 X FC 92 1-1 ③ G6-3			4	0	1	0	0	0	2
14 Matt Carpenter, L (1, 3) OBP: 0.361, SLG: 0.500 24 Rougned Odor, L (8, 4) OBP: 0.200, SLG: 0.161		B SI 97 S SL 87 F FC 98 S SL 90 1-3 ① K	B SL 88 B FC 94 B FC 95 C FC 95 X FC 95 3-1 ① F9			S FC 95 B FC 94 B SL 87 X FC 95 2-1 ② G4-3 2-3			B FF 96 B FC 93 F FC 92 X FC 94 2-1 ① P6		3 1	0 0	0 0	0 0	0 0	1 0	2 0
9 Jake Cronenworth, L (1, 4) OBP: 0.301, SLG: 0.422 (8, 3)		C SL 88 F SI 97 X SL 88 0-2 1-2 1B	C FC 96 C FC 97 B FC 97 S SL 88 1-3 ② K			B SI 95 X SI 95 1-0 ③ L8			X FC 89 0-0 ② F7		4	0	1	0	0	1	1
7 Ha-Seong Kim, R (1, 6) OBP: 0.324, SLG: 0.380	T SI 98 F SI 98 F SL 89 B FC 98 X SL 88 1-2 ② F8		B SL 88 C SL 87 C FC 96 B FC 97 B SL 89 B SL 87 4-2 26 E BB				X SI 94 0-0 26 SH3 1B		B FF 98 B FC 90 T FC 93 B FC 94 B FC 94 4-1 BB		2	0	1	0	2	0	2
26 Austin Nola, R (1, 2) OBP: 0.269, SLG: 0.224 29 Brett Sullivan, L (10, PR) OBP: 0.214, SLG: 0.154	C SL 89 X SL 89 0-1 ③ L6		1 SAFE B FC 94 B SI 94 C SL 85 B SI 95 F SI 95 X FC 96 3-2 ③ G4-3 1-2				X FF 94 0-0 ① SH3 1-2		C FF 96 1 SAFE F SI 94 B SL 87 F FF 97 B SL 86 C SL 86 2-3 ③ K	0-0	3 0	0 0	0 0	0 0	1 0	4 0	
28 José Azocar, R (1, 8) OBP: 0.262, SLG: 0.293 1 Trent Grisham, L (7, PH) OBP: 0.336, SLG: 0.436 (8, 8)			F FC 97 F SI 97 F FC 97 F SL 89 S SL 88 0-3 ① K		S SL 87 C SL 86 X FC 95 0-2 ① G3-1		B FF 95 C CU 78 S SL 83 F SL 84 S FF 95 1-3 ② K			B FF 96 B FF 95 F FF 94 B SL 86 B FF 94 4-1 BB	2 1	0 0	0 0	0 0	0 1	1 1	0 1
Inning Stats	R: 0 E: 0 K: 0 S: 7 H: 0 LOB: 0 BB: 0 P: 10	R: 0 E: 0 K: 1 S: 14 H: 2 LOB: 2 BB: 0 P: 16	R: 1 E: 0 K: 1 S: 15 H: 2 LOB: 1 BB: 0 P: 22	R: 0 E: 1 K: 1 S: 10 H: 0 LOB: 1 BB: 1 P: 21	R: 0 E: 0 K: 0 S: 8 H: 0 LOB: 0 BB: 0 P: 10	R: 0 E: 0 K: 0 S: 8 H: 1 LOB: 1 BB: 0 P: 15	R: 0 E: 0 K: 2 S: 9 H: 1 LOB: 1 BB: 0 P: 12	R: 0 E: 0 K: 0 S: 7 H: 0 LOB: 0 BB: 0 P: 11	R: 0 E: 0 K: 1 S: 8 H: 0 LOB: 1 BB: 1 P: 16	R: 0 E: 0 K: 2 S: 10 H: 0 LOB: 1 BB: 1 P: 18	1B: 4 2B: 2 3B: 0 HR: 0	SF: 0 SAC: 1 DP: 0 HBP: 0		WP: 0 PB: 0 SB: 0 CS: 0	PA: 39			

PITCHER	IP	WLS	BF	H	R	ER	SO	BB	IBB	HBP	BLK	WP	HR	S	P	ERA	WHIP
51 Graham Ashcraft, R (1, 1) ERA: 2.0	6.0		25	6	1	1	3	1	0	0	0	0	0	63	95	1.50	1.167
39 Lucas Sims, R (7, 1) ERA:	1.0		3	0	0	0	2	0	0	0	0	0	0	8	11	0.00	0.000
79 Ian Gibaut, R (8, 1) ERA: 3.27	1.0		3	0	0	0	0	0	0	0	0	0	0	7	11	0.00	0.000
47 Derek Law, R (9, 1) ERA: 3.86	1.0	W	4	0	0	0	1	1	0	0	0	0	0	8	16	0.00	1.000
43 Alexis Díaz, R (10, 1) ERA: 2.7	1.0	S	4	0	0	0	2	1	0	0	0	0	0	10	18	0.00	1.000

PITCHER	IP	WLS	BF	H	R	ER	SO	BB	IBB	HBP	BLK	WP	HR	S	P	ERA	WHIP

BOTTOM

Cincinnati Reds @ San Diego Padres

Petco Park, San Diego, CA

Tue May 02 2023, 6:43 PM - 9:29 PM PDT

Att. 43,127 - Partly Cloudy - 61 F

livebaseballscorecards.com

AB	35
R	1
H	6
RBI	1
BB	3
SO	8
LOB	16

Batter	1	2	3	4	5	6	7	8	9	AB	R	H	RBI	BB	SO	LOB
6 Jonathan India, R (1, 10) OBP: 0.378, SLG: 0.377	B FF 93 B FF 93 C SI 93 F FF 94 S CU 81 2-3 **K** ①		C SL 89 C CU 79 X FF 95 0-2 1B		D SL 82 B SI 92 C FF 92 X SI 92 2-1 **G5-4-3** ① ② 1-2f 2-3		B ST 79 F FF 94 C FF 94 F SC 79 B FF 94 X ST 81 2-2 1B			4	0	2	0	0	1	2
TJ Friedl, L (1, 8) OBP: 0.357, SLG: 0.427	B FF 94 C FF 94 X CU 80 1-1 7 F8-3 1B		B CU 75 C SI 92 C CU 80 X FF 94 1-2 **P5** ③		B SI 94 X FF 93 1-0 **F8** ③		C FF 93 S CH 86 B CH 85 F CH 84 B FF 93 B SC 77 X FF 94 3-2 **G4-3** ③			4	0	1	0	0	0	3
7 Spencer Steer, R (1, 3) OBP: 0.316, SLG: 0.404	C FF 93 X SI 94 0-1 **F8-3** ② ③ 1-1			B SL 80 X SI 91 1-0 **F8** ①		X SL 79 0-0 HR		B SI 87 X SI 87 1-0 **G6-3** ①		4	1	1	1	0	0	1
37 Tyler Stephenson, R (1, 2) OBP: 0.355, SLG: 0.321		B SI 92 B FF 92 X FF 92 2-0 **L8** ①		C SI 93 B FF 94 B SL 84 F SI 94 B SL 90 B FF 94 4-2 15 1B BB		C CU 78 F CU 78 X SI 95 0-2 1B		B SI 88 X SI 88 1-0 **G6-3** ②		3	0	1	0	1	0	0
27 Jake Fraley, L (1, 7) OBP: 0.340, SLG: 0.353		C FF 92 B CH 88 B FF 94 S CU 79 B CU 82 B FF 94 4-2 15 G5-3 BB		C CU 79 B CU 79 F SI 95 C CH 88 1-3 **K** ②		C FF 93 C FF 94 F FF 95 S CU 81 0-3 **K** ①		X FF 91 0-0 **G4-3** ③		3	0	0	0	1	2	2
15 Nick Senzel, R (1, 5) OBP: 0.356, SLG: 0.455		B SI 93 B SL 87 C SL 87 X SI 94 2-1 **G5-3** ② 1-3		F SL 89 X SI 95 0-1 1B 1-2		C SL 88 S CU 79 D CU 82 B FF 94 B SI 93 F FF 94 F SI 93 F SI 93 X CU 79 3-2 **L5** ②			F FF 93 B ST 78 B ST 78 F SI 91 F ST 79 X FF 91 2-2 **G6-3** ①	4	0	1	0	0	0	2
17 Stuart Fairchild, R (1, 9) OBP: 0.348, SLG: 0.364		D CU 80 D CU 79 X FF 92 2-0 **L1** ③		C CU 79 B FF 95 F CU 80 S FF 96 1-3 **K** ③		C CU 78 D SL 89 B FF 94 F CU 78 F FF 94 F CU 82 S FF 95 2-3 **K** ③			F SI 92 B ST 76 B ST 78 F SI 90 F ST 78 X FF 93 2-2 **L9** ②	4	0	0	0	0	2	4
28 Kevin Newman, R (1, 4) OBP: 0.247, SLG: 0.315			X FF 90 0-0 **G1-3** ①		C SL 82 F SI 93 X CU 81 0-2 6 G5-4-3 2 1B 1B		B FF 94 B FF 94 X FF 94 2-0 **G6-3** ①		C ST 78 B ST 77 F ST 77 F ST 78 F FF 93 X FF 92 1-2 **F8** ③	4	0	1	0	0	0	0
2 Jose Barrero, R (1, 6) OBP: 0.291, SLG: 0.312			C FF 91 B SL 82 X FF 93 1-1 **F8** ②		C SL 87 B CU 78 F CU 80 B FF 93 F CU 80 F CU 82 B FF 95 F FF 93 X CU 80 3-2 6 G5-4-3 1-2 1B		B FF 94 B FF 94 C CH 87 S ST 81 F SC 80 F SC 79 B FF 95 F FF 94 X CH 85 3-2 **G5-3** ②			3	0	1	0	0	0	0
Inning Stats	R: 0 E: 0 K: 1 S: 7 H: 1 LOB: 0 BB: 0 P: 10	R: 0 E: 0 K: 0 S: 6 H: 0 LOB: 1 BB: 1 P: 16	R: 0 E: 0 K: 0 S: 9 H: 1 LOB: 1 BB: 0 P: 11	R: 0 E: 0 K: 2 S: 11 H: 1 LOB: 2 BB: 1 P: 18	R: 0 E: 0 K: 0 S: 12 H: 2 LOB: 1 BB: 0 P: 18	R: 1 E: 0 K: 2 S: 19 H: 2 LOB: 1 BB: 0 P: 24	R: 0 E: 0 K: 0 S: 15 H: 1 LOB: 1 BB: 0 P: 25	R: 0 E: 0 K: 0 S: 3 H: 0 LOB: 0 BB: 0 P: 5	R: 0 E: 0 K: 0 S: 13 H: 0 LOB: 0 BB: 0 P: 18	1B: 7 2B: 1 3B: 0 HR: 1 SF: 0 SAC: 0 DP: 2 HBP: 0	WP: 0 PB: 0 SB: 0 CS: 0 PA: 35					

TOP

Cincinnati Reds @ San Diego Padres

Petco Park, San Diego, CA

Wed May 03 2023, 1:11 PM - 4:05 PM PDT

Att. 30,531 - Partly Cloudy - 63 F

livebaseballscorecards.com

AB	33
R	1
H	8
RBI	1
BB	2
SO	5
LOB	14

PITCHER		IP	WLS	BF	H	R	ER	SO	BB	IBB	HBP	BLK	WP	HR	S	P	ERA	WHIP
67 Seth Lugo, R ERA: 3.21	(1, 1)	6.0	W	25	7	1	1	5	2	0	0	0	0	1	64	97	1.50	1.500
45 Brent Honeywell, R ERA: 2.6	(7, 1)	1.0		4	1	0	0	0	0	0	0	0	0	0	15	25	0.00	1.000
25 Tim Hill, L ERA: 3.21	(8, 1)	1.0		3	0	0	0	0	0	0	0	0	0	0	3	5	0.00	0.000
59 Tom Cosgrove, L ERA:	(9, 1)	1.0		3	0	0	0	0	0	0	0	0	0	0	13	18	0.00	0.000

PITCHER	IP	WLS	BF	H	R	ER	SO	BB	IBB	HBP	BLK	WP	HR	S	P	ERA	WHIP

Cincinnati Reds @ San Diego Padres

Petco Park, San Diego, CA

Wed May 03 2023, 1:11 PM - 4:05 PM PDT

Att. 30,531 - Partly Cloudy - 63 F

livebaseballscorecards.com

Batter	1	2	3	4	5	6	7	8	9	AB	R	H	RBI	BB	SO	LOB
1 Trent Grisham, L (1, 8) OBP: 0.347, SLG: 0.443	B FF 92 C CH 87 F FF 92 X SL 81 1-2 22 BB 1B	B CH 87 C CH 87 F FF 91 B FF 92 B CH 87 X SL 81 3-2 ② F8		C CU 82 B CH 85 X CH 86 1-1 1B		C SL 79 X SI 90 0-1 23 BB 22 2B 1-2 1B	F FC 94 B FF 98 T FC 93 F FF 98 F FC 92 B SL 90 S SL 87 2-3 ③ K			5	1	3	0	0	1	4
23 Fernando Tatis Jr., R (1, 9) OBP: 0.293, SLG: 0.400	F SL 83 B SI 92 T SI 94 T CH 89 1-2 K ①	S FF 93 B FF 92 B CH 87 X SL 82 2-1 G5-3 ③		X CH 85 0-0 F8 ③		F FF 94 B FF 94 B SL 86 B SL 84 B FF 94 4-1 22 2B 1-2 2-3 BB		F FC 93 F FF 96 X ST 84 0-2 G5-3 ①		4	1	0	0	1	1	3
22 Juan Soto, L (1, 7) OBP: 0.397, SLG: 0.427	1 SAFE B SL 82 B FF 93 B CH 88 C SI 92 B CH 88 4-1 1-2 BB	B CH 86 B FF 92 B SL 81 B FF 92 4-0 2 G5-4-3 BB			C CU 80 B CH 84 B CH 84 B SI 90 C CU 82 B CU 83 4-2 2 FC9-4 BB	X SL 84 0-0 1-H 2-H 3-H 2B		F CH 86 B FC 91 C FF 95 F ST 81 B FF 96 B CH 86 F FF 96 F FF 92 X FF 95 3-2 ② F8		2	0	1	3	3	0	0
2 Xander Bogaerts, R (1, 6) OBP: 0.378, SLG: 0.479	B SL 80 F FF 93 F SI 92 X SL 82 1-2 ② F9		C CH 87 X SI 92 0-1 ①② G5-4-3 1-2f		B FF 94 B FF 94 C SL 83 B FF 94 C SL 83 F SL 83 X FF 95 3-2 ① FC9-4 1-2f	B FF 95 C FF 94 S SL 85 B SL 85 F FF 94 F FF 94 F SL 85 F FF 95 X ST 79 2-2 ③ F6		B FC 93 B FF 95 C FC 89 B ST 84 S FF 96 S FC 92 3-3 ③ K		5	0	0	0	0	1	5
14 Matt Carpenter, L (1, 10) OBP: 0.355, SLG: 0.484	C FF 93 X CH 88 0-1 ③ G4-3		F FF 91 B CH 87 F CH 86 B FF 92 B SL 82 S CH 87 3-3 ③ K		F FF 94 B FF 94 B CH 87 B CH 88 C FF 94 F CH 88 X FF 94 3-2 ② F9		C ST 81 T FF 96 F FF 96 X FF 96 0-2 24 BB 9 BB 1B			4	0	1	0	0	1	3
9 Jake Cronenworth, L (1, 3) OBP: 0.315, SLG: 0.429		C FF 92 B SL 82 B CH 86 S CH 86 B FF 93 X FF 92 3-2 7 BB 29 2B 1B		B SL 81 B CH 85 F FF 91 B CH 85 X FF 92 3-1 24 FC4-6 1B	C SL 82 S SL 84 X SL 84 0-2 ③ F9		B ST 80 B CH 88 C FF 94 B FF 94 F SL 84 B SL 84 4-2 24 BB 1-2 BB			3	1	2	0	1	0	1
7 Ha-Seong Kim, R (1, 5) OBP: 0.321, SLG: 0.368		B SI 93 B SI 93 B SL 83 C FF 92 F FF 93 1 SAFE 1 SAFE B SI 92 4-2 29 2B 1-2 BB		B SL 82 F FF 92 B SI 91 B CH 86 F SI 92 X FF 93 3-2 ① P6		C SL 81 F CH 87 B FF 92 X SL 83 1-2 ① G4-3	B SL 84 B FF 94 C SL 84 C ST 82 F ST 79 B FF 94 F ST 82 S FF 94 3-3 ① K			3	1	0	0	1	1	3
24 Rougned Odor, L (1, 4) OBP: 0.231, SLG: 0.176		B CU 82 X FF 93 1-0 ① F7		B CU 82 B CU 81 C SI 90 X SI 91 2-1 ② FC4-6 29 HR 1-2f		C SL 76 X CH 83 0-1 23 BB 1 1B 22 2B 1B	C SL 86 B FC 92 F CU 79 F SL 85 B FF 96 B SL 86 B FC 91 4-2 1-2 2-3 BB			3	2	1	0	1	0	3
29 Brett Sullivan, L (1, 2) OBP: 0.278, SLG: 0.471		F FF 93 C FF 93 D SL 82 F SL 81 X SL 82 1-2 1-H 2-H 2B		X SI 90 0-0 1-H HR		B FF 90 B CH 84 F CH 85 S FF 91 X FF 91 2-2 ② L9	B FF 96 X FC 91 1-0 ② F9			4	1	2	4	0	0	4
Inning Stats	R: 0 E: 0 K: 1 S: 12 H: 1 LOB: 2 BB: 1 P: 19	R: 2 E: 0 K: 0 S: 15 H: 2 LOB: 1 BB: 1 P: 29	R: 0 E: 0 K: 1 S: 5 H: 0 LOB: 0 BB: 1 P: 12	R: 2 E: 0 K: 0 S: 11 H: 3 LOB: 1 BB: 0 P: 20	R: 0 E: 0 K: 0 S: 13 H: 0 LOB: 1 BB: 1 P: 23	R: 3 E: 0 K: 0 S: 19 H: 3 LOB: 1 BB: 1 P: 28	R: 0 E: 0 K: 2 S: 20 H: 1 LOB: 3 BB: 2 P: 34	R: 0 E: 0 K: 1 S: 12 H: 0 LOB: 0 BB: 0 P: 18		1B: 7 2B: 2 3B: 0 HR: 1 SF: 0 SAC: 0 DP: 1 HBP: 0					WP: 0 PB: 0 SB: 0 CS: 0 PA: 40	

	AB	R	H	RBI	BB	SO	LOB
BOTTOM	33	7	10	7	7	5	26

PITCHER		IP	WLS	BF	H	R	ER	SO	BB	IBB	HBP	BLK	WP	HR	S	P	ERA	WHIP
85 Luis Cessa, R ERA: 9.36	(1, 1)	3.1	L	16	4	3	3	2	3	0	0	0	0	0	37	71	8.10	2.100
48 Alex Young, L ERA: 2.57	(4, 1)	0.2		5	2	1	1	0	1	0	0	0	0	1	8	15	13.50	4.500
46 Buck Farmer, R ERA: 3.77	(5, 1)	1.1		4	0	0	0	0	0	0	0	0	0	0	14	21	0.00	0.000
52 Reiver Sanmartin, L ERA: 5.68	(6, 1)	0.1		3	2	0	0	0	0	0	0	0	0	0	7	9	0.00	6.000
65 Casey Legumina, R ERA: 2.25	(6, 1)	0.2		6	2	3	3	1	2	0	0	0	0	0	20	33	40.50	6.000

PITCHER		IP	WLS	BF	H	R	ER	SO	BB	IBB	HBP	BLK	WP	HR	S	P	ERA	WHIP
47 Derek Law, R ERA: 3.68	(7, 1)	0.2		3	0	0	0	1	1	0	0	0	0	0	9	16	0.00	1.500
79 Ian Gibaut, R ERA: 3.0	(8, 1)	1.0		3	0	0	0	1	0	0	0	0	0	0	12	18	0.00	0.000

Batter	1	2	3	4	5	6	7	8	9	AB	R	H	RBI	BB	SO	LOB
50 Mookie Betts, R (1, 9) OBP: 0.370, SLG: 0.466	B ST 82 B ST 83 B ST 82 C ST 82 F ST 83 B ST 85 4-2 5 2B 13 G3 BB		C FC 92 C FC 93 B SI 95 C SI 96 1-3 ② K			B FC 91 X FC 90 1-0 ② L8		X CH 80 0-0 ③ F7		3	1	0	0	1	1	0
5 Freddie Freeman, L (1, 3) OBP: 0.383, SLG: 0.500	C SI 94 B SI 95 1 SAFE S FS 90 D FS 90 X SL 86 2-2 13 G3 1-3 2B		F ST 83 F SL 86 B SI 95 S CU 72 1-3 ③ K			B SI 95 B ST 83 X ST 81 2-0 ③ G6-3			B SI 95 X SI 93 1-0 ① P5	4	0	1	0	0	1	0
16 Will Smith, R (1, 2) OBP: 0.383, SLG: 0.537	F FC 92 B FF 96 X FC 91 1-1 ① P3			C FC 90 C FC 90 B SI 94 X SI 95 1-2 ① G6-3			C FC 90 B FC 92 S ST 84 X FS 90 1-2 23 2B 23 E 1B			B SI 95 F SI 95 C SL 85 B SL 86 B SI 96 B SI 97 4-2 25 DI BB	3	1	1	0	1	0	2
13 Max Muncy, L (1, 5) OBP: 0.388, SLG: 0.621 3 Chris Taylor, R (8, 5) OBP: 0.268, SLG: 0.473	B SL 86 X SL 87 1-0 ② G3 2-3 3-H			C ST 82 B SI 94 S SI 95 X CU 72 1-2 ② G4-3			C SI 95 C CU 74 B CU 71 B SI 96 F SI 97 C CU 73 2-3 ① K		F SI 95 B SI 96 B SI 95 S SL 85 S SL 85 2-3 ② K	3 1	0 0	0 0	1 0	0 0	1 1	2 1
23 Jason Heyward, L (1, 8) OBP: 0.352, SLG: 0.533 25 Trayce Thompson, R (9, PH) OBP: 0.278, SLG: 0.413	B SL 86 F SL 86 X FC 90 1-1 ③ F8			C ST 82 B FS 91 B ST 85 F ST 83 B CU 71 C SI 94 3-3 ③ K			S FC 91 D FC 93 X SL 87 1-1 E9 1-H 2B		F SI 96 B SI 96 S SL 85 B SI 97 S SL 85 2-3 ③ K 1-2	3 1	0 0	1 0	0 0	0 0	1 1	1 1
33 James Outman, L (1, 7) OBP: 0.373, SLG: 0.582		B FF 93 S SL 84 X FC 90 1-1 ① P6			S SI 94 S SI 96 S FS 91 0-3 ① K		D SL 89 C SL 87 B SI 94 F SL 88 B FF 96 S SI 96 3-3 ② K			3	0	0	0	0	2	1
17 Miguel Vargas, R (1, 4) OBP: 0.362, SLG: 0.427		B FF 94 B FF 94 C ST 82 X FF 95 2-1 6 L4-5 3B			C SI 94 C SI 95 X FF 97 0-2 ② F8		X SI 93 0-0 ③ G6-3			3	0	1	0	0	0	1
6 David Peralta, L (1, 10) OBP: 0.225, SLG: 0.289		B ST 83 C SL 86 B FF 95 F ST 83 X SL 87 2-2 ② ③ L4-5 3-3			B SI 94 C SL 85 B SI 94 T ST 82 X SI 95 2-2 ③ G4-3			B FC 89 C SI 93 T CH 81 F CH 81 B SI 94 F CH 81 X FC 90 2-2 ① G2-3		3	0	0	0	0	0	1
11 Miguel Rojas, R (1, 6) OBP: 0.244, SLG: 0.195			X ST 83 0-0 ① P4			C ST 81 S ST 85 B ST 85 F ST 85 X SI 96 1-2 ① G4-3		S FC 89 B FC 89 F SI 93 S CH 81 1-3 ② K		3	0	0	0	0	1	0
Inning Stats	R: 1 E: 0 K: 0 S: 10 H: 1 LOB: 1 BB: 1 P: 19	R: 0 E: 0 K: 0 S: 7 H: 1 LOB: 0 BB: 0 P: 12	R: 0 E: 0 K: 2 S: 7 H: 0 LOB: 0 BB: 0 P: 9	R: 0 E: 0 K: 1 S: 9 H: 0 LOB: 0 BB: 0 P: 14	R: 0 E: 0 K: 1 S: 9 H: 0 LOB: 0 BB: 0 P: 11	R: 0 E: 0 K: 0 S: 6 H: 0 LOB: 0 BB: 0 P: 10	R: 1 E: 1 K: 2 S: 13 H: 2 LOB: 1 BB: 0 P: 20	R: 0 E: 0 K: 1 S: 9 H: 0 LOB: 0 BB: 0 P: 12	R: 0 E: 0 K: 2 S: 9 H: 0 LOB: 1 BB: 1 P: 18	1B: 1 2B: 3 3B: 1 HR: 0 SF: 0 SAC: 0 DP: 1 HBP: 0						WP: 0 PB: 0 SB: 0 CS: 0 PA: 32

TOP

Los Angeles Dodgers @ San Diego Padres

Petco Park, San Diego, CA

Fri May 05 2023, 6:41 PM - 9:17 PM PDT

Att. 45,116 - Clear - 63 F

livebaseballscorecards.com

AB	30
R	2
H	4
RBI	1
BB	2
SO	9
LOB	10

PITCHER		IP	WLS	BF	H	R	ER	SO	BB	IBB	HBP	BLK	WP	HR	S	P	ERA	WHIP
11 Yu Darvish, R ERA: 3.19	(1, 1)	6.2	W	24	4	2	1	6	1	0	0	0	0	0	60	94	1.35	0.750
21 Nick Martinez, R ERA: 3.27	(7, 1)	1.1	H	4	0	0	0	1	0	0	0	0	0	0	10	13	0.00	0.000
71 Josh Hader, L ERA: 0.6	(9, 1)	1.0	S	4	0	0	0	2	1	0	0	0	0	0	9	18	0.00	1.000

PITCHER	IP	WLS	BF	H	R	ER	SO	BB	IBB	HBP	BLK	WP	HR	S	P	ERA	WHIP

BOTTOM

Los Angeles Dodgers @ San Diego Padres

Petco Park, San Diego, CA

Fri May 05 2023, 6:41 PM - 9:17 PM PDT

Att. 45,116 - Clear - 63 F

livebaseballscorecards.com

Batter	1	2	3	4	5	6	7	8	9	AB	R	H	RBI	BB	SO	LOB
23 Fernando Tatis Jr., R (1, 9) OBP: 0.302, SLG: 0.500	B FF 92 F FF 91 F FF 91 F CU 74 B FF 92 S SL 87 2-3 K ①		S SL 86 B FF 91 F SL 87 B SL 87 X FF 91 2-2 HR		D SL 88 S SL 87 S SL 88 X SL 87 1-2 1-H HR	X SL 82 0-0 G5-3 ②		F FC 89 F FC 91 F FF 93 B FC 91 X FC 93 1-2 F8 ①		5	2	2	3	0	1	1
13 Manny Machado, R (1, 5) OBP: 0.301, SLG: 0.385	B FF 92 C FF 92 S FF 92 X CU 75 1-2 2 BB 1B		C SL 87 C FF 92 B SL 88 B SL 88 B CU 74 B FF 91 4-2 BB		C FF 92 X CU 75 0-1 22 1B 7 1B	B FF 95 S FF 95 F SL 85 F FF 96 F SL 84 B FF 96 F FF 96 X SL 84 2-2 F7 ③		B FC 90 B FC 90 1 SAFE B FC 91 B FC 91 4-0 2 FC6-4 22 BB 1-2 BB		3	1	2	0	2	0	0
22 Juan Soto, L (1, 7) OBP: 0.397, SLG: 0.421	B SL 87 X FF 92 1-0 F8 ②		1 SAFE 1 SAFE F SL 89 T SL 89 C FF 92 0-3 K ①		X SL 87 0-0 7 1B 9 BB 1-3 1B		C ST 82 F FS 84 B FF 94 B ST 81 T FS 86 2-2 K ①	B FC 91 B CH 84 B FC 90 B FF 90 4-0 2 FC6-4 1-2 2-3 BB		4	0	1	0	1	2	2
2 Xander Bogaerts, R (1, 6) OBP: 0.379, SLG: 0.467	B FF 92 S FF 92 1 SAFE B FF 92 B SL 89 B SL 89 4-1 1-2 BB		F SL 88 X FF 91 0-1 P4 ②		F FF 92 F SL 88 S CU 75 0-3 K ①		B FF 93 C FF 93 B ST 82 C FS 86 B FS 86 B FF 93 4-2 7 BB 9 S BB	B FC 92 B FF 91 C FC 90 C FC 92 F FC 92 X FC 93 2-2 FC6-4 14 S 1-2f 2-3 3-H ②		3	0	0	1	2	1	5
32 Nelson Cruz, R (1, 10) OBP: 0.299, SLG: 0.486 14 Matt Carpenter, L (7, PH) OBP: 0.346, SLG: 0.469 (8, 10)	C FF 92 X FF 93 0-1 P3 ③		C FF 92 D CU 75 F SL 88 1 SAFE S SL 88 1-3 K ③		S SL 86 F SL 87 F SL 91 S CU 74 1-3 K ②		B FS 87 S FF 93 F FS 84 S ST 81 1-3 K ②	B FC 90 C FC 90 S FC 90 S CH 85 1-3 K ③ 1-2		3 2	0 0	0 0	0 0	0 0	2 2	5 3
9 Jake Cronenworth, L (1, 3) OBP: 0.328, SLG: 0.430		C FF 92 B SL 86 X FF 91 1-1 7 G1-4-3 1B		C FF 90 X SL 85 0-1 G1-3 ① D SL 88 B FF 92 B SL 86 B FF 91 4-0 7 1B 1-2 BB			B FF 93 1 SAFE B FF 93 B FS 85 3-0 7 BB 1-2 IBB			2	0	1	0	2	0	0
7 Ha-Seong Kim, R (1, 4) OBP: 0.336, SLG: 0.371		D SL 87 D SL 87 C FF 91 B FF 92 X SL 88 3-1 G1-4-3 ①② 1-2f		B FF 89 B SL 86 B FF 90 B FF 89 4-0 26 CS BB	C SL 87 S SL 88 F CU 74 B FF 92 X SL 88 1-2 1-2 2-3 3-H 1B		C ST 81 C FF 94 B FS 86 B FF 92 B FS 87 B ST 80 4-2 1-2 2-3 BB			2	0	1	1	2	0	1
26 Austin Nola, R (1, 2) OBP: 0.268, SLG: 0.225	B FF 91 C FF 92 S CU 75 B FF 91 X FF 90 2-2 1B		1 SAFE C FF 91 B CU 73 S CU 74 B FF 91 S SL 87 2-3 K ②③ 1-2		F FF 94 B FF 95 C FF 95 B SL 85 B FF 95 F FF 94 F FF 93 X FF 94 3-2 G4-3 ③		C FF 93 C ST 84 B FF 95 B FF 94 S FF 92 2-3 K ③			4	0	1	0	0	2	7
1 Trent Grisham, L (1, 8) OBP: 0.352, SLG: 0.435		C SL 86 C FF 92 S SL 89 0-3 K ③			F FF 91 B CU 74 B FF 91 B SL 86 B FF 91 4-1 23 HR BB	B SL 83 F FF 94 B SL 82 C FF 95 T SL 85 2-2 K ①		C FC 89 B CH 83 B FC 92 B CH 84 F FC 90 B FC 92 4-2 22 BB 13 BB 2 FC6-4 BB		2	2	0	0	2	2	1

Inning Stats	1	2	3	4	5	6	7	8	9
	R: 0 E: 0 K: 1 S: 11 H: 1 LOB: 2 BB: 1 P: 19	R: 0 E: 0 K: 1 S: 10 H: 2 LOB: 1 BB: 0 P: 16	R: 1 E: 0 K: 2 S: 13 H: 1 LOB: 1 BB: 1 P: 20	R: 0 E: 0 K: 1 S: 5 H: 0 LOB: 0 BB: 1 P: 11	R: 3 E: 0 K: 2 S: 22 H: 4 LOB: 3 BB: 2 P: 36	R: 0 E: 0 K: 1 S: 10 H: 0 LOB: 0 BB: 0 P: 14	R: 0 E: 0 K: 3 S: 13 H: 0 LOB: 3 BB: 3 P: 29	R: 1 E: 0 K: 1 S: 13 H: 0 LOB: 2 BB: 3 P: 29	

	AB	R	H	RBI	BB	SO	LOB
	30	5	8	5	11	12	25

1B: 6	SF: 0	WP: 0	PA: 41
2B: 0	SAC: 0	PB: 0	
3B: 0	DP: 1	SB: 2	
HR: 2	HBP: 0	CS: 1	

PITCHER		IP	WLS	BF	H	R	ER	SO	BB	IBB	HBP	BLK	WP	HR	S	P	ERA	WHIP
22 Clayton Kershaw, L ERA: 2.53	(1, 1)	4.2	L	25	8	4	4	7	5	0	0	0	0	2	56	94	7.71	2.786
52 Phil Bickford, R ERA: 3.6	(5, 1)	1.1		4	0	0	0	1	0	0	0	0	0	0	15	22	0.00	0.000
18 Shelby Miller, R ERA: 1.23	(7, 1)	1.0		6	0	0	0	3	2	1	0	0	0	0	13	29	0.00	2.000
46 Wander Suero, R ERA: 9.0	(8, 1)	1.0		6	0	1	1	1	3	0	0	0	0	0	13	29	9.00	3.000

PITCHER		IP	WLS	BF	H	R	ER	SO	BB	IBB	HBP	BLK	WP	HR	S	P	ERA	WHIP

Los Angeles Dodgers @ San Diego Padres

Petco Park, San Diego, CA

Sat May 06 2023, 5:41 PM - 8:18 PM PDT

Att. 42,402 - Clear - 63 F

livebaseballscorecards.com

Batter	1	2	3	4	5	6	7	8	9	AB	R	H	RBI	BB	SO	LOB
50 Mookie Betts, R (1, 9) OBP: 0.359, SLG: 0.451	B FF 95 X FF 94 1-0 ① F9			B CU 80 C FF 95 F FF 95 S CH 87 1-3 ① K		B CH 86 X FF 93 1-0 ① F8		1 SAFE F FF 92 F FF 94 X SC 80 0-2 ② F3		4	0	0	0	0	1	1
5 Freddie Freeman, L (1, 3) OBP: 0.379, SLG: 0.493	X FF 95 0-0 ② F7			C FF 96 B CU 83 C FF 96 F CU 83 B CU 83 B CU 82 F FF 96 X FF 96 3-2 ② F8		B FF 95 B FF 94 C SL 90 B CU 81 F FF 95 C FF 95 3-3 ② K		B CH 85 X FF 93 1-0 16 BB 1-2 1B		4	0	1	0	0	1	0
16 Will Smith, R (1, 2) OBP: 0.400, SLG: 0.529	C FF 96 B CH 87 B FF 95 F CH 88 B SL 89 X FF 96 3-2 ③ L8			C CU 81 B SL 89 B CU 83 B CH 87 B FF 96 4-1 3 HR BB		B FF 94 C FF 94 B FF 94 B CH 87 S CH 88 B FF 96 4-2 3 S BB		F ST 80 B ST 80 B FF 93 D CH 86 F FF 95 F FF 94 B FF 95 4-2 1-2 2-3 BB		1	1	0	0	3	0	0
3 Chris Taylor, R (1, 5) OBP: 0.267, SLG: 0.500		C FF 93 X CH 87 0-1 ① F7		B CU 78 X CH 87 1-0 1-H HR		B FF 94 S FF 93 B FF 94 B FF 94 C FF 96 X FF 96 3-2 ③ F9 1-2		X FF 93 0-0 ③ F8		4	1	1	2	0	0	4
13 Max Muncy, L (1, 10) OBP: 0.392, SLG: 0.608		B FF 95 B FF 95 C CU 80 S CU 81 B SL 88 C FF 96 3-3 ② K		B CU 81 B FF 96 B SL 90 B FF 97 4-0 BB			C SI 88 B SL 84 F FF 90 X FF 90 1-2 ① F4		B FF 95 H FF 92 2-0 33 BB HBP	2	0	0	0	1	1	0
17 Miguel Vargas, R (1, 4) OBP: 0.350, SLG: 0.410		B FF 95 B FF 95 S CH 88 B FF 96 F FF 95 C FF 95 3-3 ③ K		S FF 94 S FF 94 F FF 96 D CU 83 X CU 81 1-2 ③ L9			C SI 89 X SI 89 0-1 ② G6-3		F FF 93 B ST 82 X FF 94 1-1 ① P3	4	0	0	0	0	1	2
33 James Outman, L (1, 8) OBP: 0.369, SLG: 0.566 (9, 7)			C FF 94 S FF 94 B FF 95 S CU 81 1-3 ① K		B FF 94 S CU 81 X FF 94 1-1 ① P5		B FF 91 X SI 89 1-0 ③ G6-3		B FF 94 B ST 80 B FF 93 B FF 94 4-0 1-2 BB	3	0	0	0	1	1	0
25 Trayce Thompson, R (1, 7) OBP: 0.263, SLG: 0.388 23 Jason Heyward, L (9, PH) OBP: 0.347, SLG: 0.525 (9, 8)			B FF 95 X SL 89 1-0 ② G5-3		C FF 95 B SL 89 B FF 95 B CU 82 S FF 95 X FF 96 3-2 ② L8			C ST 80 B FF 92 B FF 93 S ST 81 S FF 94 2-3 ① K	C FF 95 S FF 95 S FF 95 0-3 ② K	3 1	0 0	0 0	0 0	0 0	1 1	0 2
11 Miguel Rojas, R (1, 6) OBP: 0.245, SLG: 0.200			F FF 96 B FF 95 B SL 88 X FF 97 2-1 ③ F7		C FF 96 B FF 95 S CH 88 B FF 96 F FF 95 B CH 90 S CH 87 3-3 ③ K			C FF 94 F FF 94 B ST 81 F CH 85 B FF 94 X CH 85 2-2 16 BB 5 1B 1B	S ST 83 B ST 82 F FF 95 X ST 84 1-2 ③ P3	4	0	1	0	0	1	2
Inning Stats	R: 0 E: 0 K: 0 S: 5 H: 0 LOB: 0 BB: 0 P: 9	R: 0 E: 0 K: 2 S: 8 H: 0 LOB: 0 BB: 0 P: 14	R: 0 E: 0 K: 1 S: 6 H: 0 LOB: 0 BB: 0 P: 10	R: 2 E: 0 K: 1 S: 14 H: 1 LOB: 1 BB: 2 P: 28	R: 0 E: 0 K: 1 S: 9 H: 0 LOB: 0 BB: 0 P: 16	R: 0 E: 0 K: 1 S: 9 H: 0 LOB: 1 BB: 1 P: 20	R: 0 E: 0 K: 0 S: 6 H: 0 LOB: 0 BB: 0 P: 8	R: 0 E: 0 K: 1 S: 15 H: 2 LOB: 3 BB: 1 P: 24	R: 0 E: 0 K: 1 S: 8 H: 0 LOB: 2 BB: 1 P: 16	1B: 2 2B: 0 3B: 0 HR: 1	SF: 0 SAC: 0 DP: 0 HBP: 1			WP: 0 PB: 0 SB: 1 CS: 0	PA: 36		

PITCHER		IP	WLS	BF	H	R	ER	SO	BB	IBB	HBP	BLK	WP	HR	S	P	ERA	WHIP
4 Blake Snell, L ERA: 4.89	(1, 1)	6.0	L	22	1	2	2	6	3	0	0	0	0	1	51	97	3.00	0.667
25 Tim Hill, L ERA: 3.0	(7, 1)	1.0		3	0	0	0	0	0	0	0	0	0	0	6	8	0.00	0.000
45 Brent Honeywell, R ERA: 2.45	(8, 1)	1.0		6	2	0	0	1	1	0	0	0	0	0	15	24	0.00	3.000
36 Steven Wilson, R ERA: 4.24	(9, 1)	1.0		5	0	0	0	1	1	0	1	0	0	0	8	16	0.00	1.000

PITCHER	IP	WLS	BF	H	R	ER	SO	BB	IBB	HBP	BLK	WP	HR	S	P	ERA	WHIP

AB	30
R	2
H	3
RBI	2
BB	5
SO	8
LOB	11

BOTTOM

Los Angeles Dodgers @ San Diego Padres

Petco Park, San Diego, CA

Sat May 06 2023, 5:41 PM - 8:18 PM PDT

Att. 42,402 - Clear - 63 F

livebaseballscorecards.com

Batter	1	2	3	4	5	6	7	8	9	AB	R	H	RBI	BB	SO	LOB
23 Fernando Tatis Jr., R (1, 9) OBP: 0.328, SLG: 0.531	B SI 97 C SI 97 B CU 87 B CU 87 F SI 98 X SI 99 3-2 ① F4		B SI 98 X CU 88 1-0 1B			F FC 91 X SI 94 0-1 22 FC6 1B		D SL 87 C SI 97 F SI 98 X SL 86 1-2 13 G5-3 2-H 2B		4	0	3	1	0	0	0
13 Manny Machado, R (1, 5) OBP: 0.292, SLG: 0.373	C SI 99 X CU 89 0-1 ② F7		C SI 96 B FC 91 B SI 97 X FC 93 2-1 ③ G4-3			F CU 87 F SI 98 F FF 97 S CU 87 0-3 ① K		F SI 98 F SI 99 F SI 98 D SL 89 X SL 86 1-2 ① G5-3 2-3		4	0	0	0	0	1	3
22 Juan Soto, L (1, 7) OBP: 0.387, SLG: 0.407	B SI 98 B SI 99 B SI 98 C SI 98 C FC 95 C SI 99 3-3 ③ K			F SI 95 B SI 97 C SI 96 B CH 92 X CH 91 2-2 ① G3-1		B SI 95 C SI 95 X FC 92 1-1 ② FC6 1-2f		B SL 83 X FC 95 1-0 ② G4-3		4	0	0	0	0	1	2
2 Xander Bogaerts, R (1, 6) OBP: 0.375, SLG: 0.460		B SI 96 F SI 97 F SI 97 F SI 98 B CH 92 X SI 98 2-2 14 FC3-6 1B		X SI 97 0-0 ② G6-3		B SI 95 C CU 87 B SI 94 B SI 94 F SI 96 X SI 97 3-2 ③ G6-3		C SI 100 F SI 99 B SL 88 X SI 97 1-2 ③ G1-3		4	0	1	0	0	0	2
14 Matt Carpenter, L (1, 10) OBP: 0.329, SLG: 0.441		C SI 97 B CU 87 F SI 97 X CH 90 1-2 ① FC3-6 1-2f		B CU 86 C SI 96 B CH 92 B SI 97 C SI 97 F SI 99 C FC 93 3-3 ③ K			C FC 89 B FC 87 B FF 96 B FC 87 C FF 96 X FF 96 3-2 ① G6-3		B FF 96 B FC 92 F FF 96 F FC 92 B ST 86 C FC 93 3-3 ① K	4	0	0	0	0	2	1
9 Jake Cronenworth, L (1, 3) OBP: 0.341, SLG: 0.426		B FF 97 B SI 97 F FF 98 F CH 92 X FF 99 2-2 ② F7			C SI 96 B CH 91 F SI 96 B FF 98 B FC 94 B FF 97 4-2 BB		F FF 97 B FF 96 B FC 87 S FF 95 B FF 96 F FC 86 F FF 96 B FF 95 4-2 BB		B FF 97 B FF 97 B FF 96 C FC 94 B FF 96 4-1 BB	1	0	0	0	3	0	1
7 Ha-Seong Kim, R (1, 4) OBP: 0.325, SLG: 0.356		B SI 96 B SI 96 C SI 97 B SI 98 C SI 97 C SI 99 3-3 ③ K			X SI 96 0-0 ① F9		F FF 95 C FF 95 S FC 86 0-3 ② K		C ST 86 F SI 96 B ST 85 B ST 86 F SI 96 S SI 96 2-3 ② K	4	0	0	0	0	3	4
1 Trent Grisham, L (1, 8) OBP: 0.341, SLG: 0.420			B SI 96 B FF 96 C FC 92 F FC 93 B CU 90 C FC 94 3-3 ① K		F FF 97 B FF 95 C FC 93 D CU 89 1 SAFE X FF 97 2-2 ② F7		C FC 86 C FF 96 F FF 97 X FF 95 0-2 ③ F7		B ST 84 S FC 93 B FC 92 B FC 92 F FC 93 F ST 85 S FF 96 3-3 ③ K	4	0	0	0	0	2	3
29 Brett Sullivan, L (1, 2) OBP: 0.286, SLG: 0.500			S SI 98 B SI 98 B CH 92 X SI 98 2-1 ② F9		F CU 87 B SI 96 F FC 92 B FF 97 F FC 93 F FC 92 F CU 87 S CU 88 2-3 ③ K			X FF 98 0-0 23 2B 2B		3	1	1	0	0	1	1
Inning Stats	R: 0 E: 0 K: 1 S: 8 H: 0 LOB: 0 BB: 0 P: 14	R: 0 E: 0 K: 1 S: 13 H: 1 LOB: 1 BB: 0 P: 21	R: 0 E: 0 K: 1 S: 8 H: 1 LOB: 1 BB: 0 P: 16	R: 0 E: 0 K: 1 S: 8 H: 0 LOB: 0 BB: 0 P: 13	R: 0 E: 0 K: 1 S: 12 H: 0 LOB: 1 BB: 1 P: 20	R: 0 E: 0 K: 1 S: 11 H: 1 LOB: 1 BB: 0 P: 15	R: 0 E: 0 K: 1 S: 14 H: 0 LOB: 1 BB: 1 P: 21	R: 1 E: 0 K: 0 S: 12 H: 2 LOB: 1 BB: 0 P: 16	R: 0 E: 0 K: 3 S: 12 H: 0 LOB: 1 BB: 1 P: 24	1B: 3 2B: 2 3B: 0 HR: 0 SF: 0 SAC: 0 DP: 0 HBP: 0						

	AB	32
	R	1
	H	5
	RBI	1
	BB	3
	SO	10
	LOB	17

WP: 0 PB: 0 SB: 0 CS: 0 PA: 35

PITCHER		IP	WLS	BF	H	R	ER	SO	BB	IBB	HBP	BLK	WP	HR	S	P	ERA	WHIP
85 Dustin May, R ERA: 2.68	(1, 1)	6.0	W	22	3	0	0	6	1	0	0	0	0	0	60	99	0.00	0.667
64 Caleb Ferguson, L ERA: 1.35	(7, 1)	1.0	H	4	0	0	0	1	1	0	0	0	0	0	14	21	0.00	1.000
48 Brusdar Graterol, R ERA: 3.21	(8, 1)	1.0	H	5	2	1	1	0	0	0	0	0	0	0	12	16	9.00	2.000
59 Evan Phillips, R ERA: 2.45	(9, 1)	1.0	S	4	0	0	0	3	1	0	0	0	0	0	12	24	0.00	1.000

PITCHER	IP	WLS	BF	H	R	ER	SO	BB	IBB	HBP	BLK	WP	HR	S	P	ERA	WHIP

Batter	1	2	3	4	5	6	7	8	9	10	AB	R	H	RBI	BB	SO	LOB
50 Mookie Betts, R (1, 9) OBP: 0.361, SLG: 0.468	B FF 94 B FC 91 S FC 91 C SL 84 S SL 83 2-3 K ①		B CU 82 B SI 94 B FC 91 B FF 94 4-0 1-2 BB		X FC 88 0-0 F9 ③		S ST 82 C ST 84 S ST 84 0-3 K ②		B SI 96 F SI 96 B SI 97 B SI 96 X SI 96 3-1 HR		4	1	1	1	1	2	1
5 Freddie Freeman, L (1, 3) OBP: 0.367, SLG: 0.475	T FF 95 B CU 83 F CH 89 C FF 95 1-3 K ②		S CH 87 F FC 92 X FF 94 0-2 P6 ③			F SL 81 X CH 87 0-1 E7 16 2B	C FC 91 B SI 95 F CH 82 X FF 95 1-2 L6 ③		S SI 97 B SL 87 X SL 88 1-1 F7 ③	0-0 16 G4-3 83 1B	5	2	0	0	0	1	2
16 Will Smith, R (1, 2) OBP: 0.411, SLG: 0.556	B FF 94 B FF 94 F FF 95 F FC 90 B SL 83 X FF 94 3-2 F7 ③			B CU 81 C CU 81 S FF 93 B SL 83 B CU 82 B FC 90 4-2 23 WP BB		X CU 81 0-0 17 BB 2-H 2B		X FC 90 0-0 2B		B FF 94 C CH 87 X CH 86 1-1 G4-3 ① 2-3	4	0	2	1	1	0	0
13 Max Muncy, L (1, 5) OBP: 0.385, SLG: 0.584		B FC 89 C FF 94 X CH 86 1-1 L9 ①		B CH 87 D SL 81 C CU 80 1 SAFE C CU 81 C SL 83 2-3 K ①		F FF 91 B SL 85 B FF 93 B SI 90 F SI 90 S FF 92 3-3 K ①		C FC 90 B CH 81 C FC 91 D CU 82 B SI 94 B FC 90 4-2 BB		B FF 95 S CH 86 C FF 95 F FF 94 B FF 95 C SC 80 2-3 K ②	4	0	0	0	1	3	3
23 Jason Heyward, L (1, 10) OBP: 0.338, SLG: 0.508 11 Miguel Rojas, R (6, PH) OBP: 0.240, SLG: 0.196 (6, 10) 83 Michael Busch, L (8, PH) OBP: 0.350, SLG: 0.235 (8, 10)		C FC 91 F SL 84 S CU 83 0-3 K2-3 ②		B FC 90 B FC 92 1 SAFE F FC 90 F FC 90 S SL 82 2-3 K ② 1-2		C FF 90 B FF 92 B FF 92 X FF 91 2-1 L8 ②		D CH 80 F FF 94 D CH 80 C FC 90 C FF 93 2-3 K ①		S CH 87 D CH 88 F FF 95 B FF 97 B SC 81 X FF 96 3-2 33 BLK 33 HR 3-H 1B	2 1 2	0 0 1	0 0 1	0 0 1	0 0 0	2 1 1	1 1 2
33 James Outman, L (1, 8) OBP: 0.370, SLG: 0.581		F FC 91 B FF 94 S CU 82 B FF 94 X CU 82 2-2 F8 ③		X FC 90 0-0 P5 ③		B FF 91 C FF 92 F FF 91 H FF 91 2-2 17 BB HBP		F FC 90 B FC 90 C FF 93 X FC 90 1-2 F7 ②		S CH 87 X CH 86 0-1 1-H HR	4	1	1	2	0	0	3
17 Miguel Vargas, R (1, 4) OBP: 0.344, SLG: 0.394			C FF 93 B SI 94 F FC 90 B FF 94 X SL 82 2-2 G4-3 ①		B CU 81 F SI 91 F FF 92 X CH 88 1-2 G1-3 ①	B FF 94 B FF 94 B ST 81 B FF 94 4-0 1-2 2-3 BB		B SI 94 X SI 94 1-0 L6 ③		F FF 95 B ST 83 F FF 95 B FF 95 S CH 86 2-3 K ③	4	0	0	0	1	1	2
6 David Peralta, L (1, 7) OBP: 0.229, SLG: 0.282 25 Trayce Thompson, R (9, PH) OBP: 0.259, SLG: 0.380 (9, 7)			C FC 90 B CH 89 S CH 87 B CH 87 B FF 94 B SL 84 4-2 50 BB BB		B FF 93 B FF 92 F FF 92 F FC 90 X SL 82 2-2 G4-3 ②	B ST 81 C FF 95 F FF 94 X ST 84 1-2 P4 ③			B SI 94 B SI 95 X SI 94 2-0 G6-3 ①		2 1	0 0	0 0	0 0	1 0	0 0	3 0
3 Chris Taylor, R (1, 6) OBP: 0.267, SLG: 0.488			F FF 94 X FF 94 0-1 F9 ②		C SL 82 B SI 92 S SI 92 B FF 93 X SL 82 2-2 1B		C ST 81 B FF 95 B FF 94 S ST 77 F ST 81 S FF 94 2-3 K ①		B SI 96 X SL 85 1-0 F7 ②		4	0	1	0	0	1	1
Inning Stats	R: 0 E: 0 K: 2 S: 9 H: 0 LOB: 0 BB: 0 P: 15	R: 0 E: 0 K: 1 S: 8 H: 0 LOB: 0 BB: 0 P: 11	R: 0 E: 0 K: 0 S: 10 H: 0 LOB: 2 BB: 2 P: 20	R: 0 E: 0 K: 2 S: 9 H: 0 LOB: 1 BB: 1 P: 17	R: 0 E: 0 K: 0 S: 10 H: 1 LOB: 1 BB: 0 P: 15	R: 1 E: 1 K: 1 S: 13 H: 1 LOB: 3 BB: 1 P: 25	R: 0 E: 0 K: 2 S: 10 H: 0 LOB: 0 BB: 0 P: 13	R: 0 E: 0 K: 1 S: 10 H: 1 LOB: 2 BB: 1 P: 18	R: 1 E: 0 K: 0 S: 6 H: 1 LOB: 0 BB: 0 P: 13	R: 3 E: 0 K: 2 S: 14 H: 2 LOB: 0 BB: 0 P: 22	1B: 2 2B: 2 3B: 0 HR: 2 SF: 0 SAC: 0 DP: 0 HBP: 1						

PITCHER		IP	WLS	BF	H	R	ER	SO	BB	IBB	HBP	BLK	WP	HR	S	P	ERA	WHIP
44 Joe Musgrove, R ERA: 6.75	(1, 1)	5.0		21	2	1	0	5	3	0	0	0	1	0	49	81	0.00	1.000
25 Tim Hill, L ERA: 2.87	(6, 1)	0.2	H	3	0	0	0	1	0	0	1	0	0	0	7	14	0.00	0.000
36 Steven Wilson, R ERA: 4.0	(6, 1)	1.0	H	4	0	0	0	2	1	0	0	0	0	0	10	17	0.00	1.000
21 Nick Martinez, R ERA: 3.15	(7, 1)	1.1	H	6	1	0	0	1	1	0	0	0	0	0	13	22	0.00	1.500
71 Josh Hader, L ERA: 1.13	(9, 1)	1.0	B	4	1	1	1	0	0	0	0	0	0	1	6	13	9.00	1.000

PITCHER		IP	WLS	BF	H	R	ER	SO	BB	IBB	HBP	BLK	WP	HR	S	P	ERA	WHIP
45 Brent Honeywell, R ERA: 3.26	(10, 1)	1.0	L	5	2	3	2	2	0	0	0	1	0	1	14	22	18.00	2.000

TOP

Los Angeles Dodgers @ San Diego Padres

Petco Park, San Diego, CA

Sun May 07 2023, 4:11 PM - 7:22 PM PDT

Att. 43,994 - Clear - 67 F

livebaseballscorecards.com

AB	37
R	5
H	6
RBI	5
BB	5
SO	11
LOB	19

WP: 1	PA: 43		
PB: 0			
SB: 0			
CS: 0			

Batter	1	2	3	4	5	6	7	8	9	10	AB	R	H	RBI	BB	SO	LOB
23 Fernando Tatis Jr., R (1, 9) OBP: 0.319, SLG: 0.522	B FF 94 B CH 85 X FF 95 2-0 13 2B 2B		X SV 81 0-0 ① L5		X FF 95 0-0 ② G5-3		C ST 84 F SI 96 F ST 81 B ST 84 B ST 83 S ST 82 2-3 ② K			X ST 84 0-0 ① F8 2-3	5	1	1	0	0	1	0
13 Manny Machado, R (1, 5) OBP: 0.303, SLG: 0.389	X CH 88 0-0 22 F9 2 2B 2-H 2B		C FF 91 B FF 94 X FC 88 1-1 22 G3-6-3 1B		C FF 94 X CH 88 0-1 1B		F ST 83 B ST 84 X SI 96 1-1 ③ F7			C FF 96 C SI 96 B ST 86 S ST 85 1-3 ② K	5	1	3	1	0	1	1
22 Juan Soto, L (1, 7) OBP: 0.381, SLG: 0.398	F FF 95 X FF 94 0-1 ① F9 2-3		X SV 81 0-0 ②③ G3-6-3 1-2f		C FC 88 1 SAFE F FF 95 X SV 81 0-2 ③ F8			C SI 96 X SI 96 0-1 2 FC4 1B		B FF 96 C FF 95 T SI 96 X FC 93 1-2 ③ G3-1	5	0	1	0	0	0	4
2 Xander Bogaerts, R (1, 6) OBP: 0.378, SLG: 0.465	B SV 83 X FF 94 1-0 3-H 2B			C FF 94 F FF 94 B CH 88 X FC 87 1-2 ① P3		B FF 95 B FF 95 B FF 95 C FF 95 B SV 82 4-1 7 1B BB		C SI 95 X CH 87 0-1 ① FC4 1-2f			3	0	1	1	1	0	1
32 Nelson Cruz, R (1, 10) OBP: 0.284, SLG: 0.462	B FC 89 B FC 89 S SV 80 D CH 88 F SV 80 X FC 88 3-2 ② G6-3			C FF 94 X SV 82 0-1 ② F7		B FF 95 C FF 95 C CH 88 C FF 95 1-3 ① K		S CH 87 D CH 88 F SI 97 F CH 89 B SI 96 S CH 88 2-3 ② K			4	0	0	0	0	2	3
9 Jake Cronenworth, L (1, 3) OBP: 0.338, SLG: 0.420	F FF 95 S FC 86 X FF 94 0-2 ③ F7			C FF 95 C SV 85 X FC 87 0-2 7 1B 1B		F FF 96 1 SAFE B FF 96 B SV 82 B FF 95 F FF 95 F FF 95 T FF 96 3-2 ② K		C SI 97 B SL 89 1 SAFE B SI 95 C SI 96 X SI 96 2-2 ③ L6			4	0	1	0	0	1	3
7 Ha-Seong Kim, R (1, 4) OBP: 0.331, SLG: 0.362		C FF 94 F FF 88 B CH 88 X FF 95 1-2 ① F8		C CH 86 S FF 95 F CH 87 1 SAFE F FF 96 F FC 86 X CH 88 0-2 1-2 1B		B SV 83 C FF 96 X FF 95 1-1 1-2 1B			B FF 95 X FC 86 1-0 ① P4	4	0	2	0	0	0	0
26 Austin Nola, R (1, 2) OBP: 0.262, SLG: 0.219 29 Brett Sullivan, L (6, PH) OBP: 0.261, SLG: 0.455 (7, 2)		C SV 80 F FF 94 X FF 95 0-2 ② F9		B SV 80 B FF 94 C SV 82 S FF 95 X SV 82 2-2 ③ P4		B SI 95 B SI 96 F SI 96 B CH 88 F SI 96 S ST 82 3-3 ③ K			C FC 86 S FF 95 C FF 95 0-3 ② K	2 2	0 0	0 0	0 0	0 0	0 2	2 2
5 Adam Engel, R (1, 8) 1 Trent Grisham, L (7, PH) OBP: 0.336, SLG: 0.412 (8, 8)		F FF 94 S CH 88 B CH 88 F FF 94 B FF 96 F FC 89 X CH 88 2-2 ③ G1-3			B FF 95 F FF 95 B CH 87 C SV 78 C FF 94 2-3 ① K		S ST 84 F FF 94 X CH 89 0-2 ① G4-3		C FC 86 B FF 95 B FF 95 C FF 95 S FC 89 2-3 ③ K 0-0 23 F8	2 2	0 0	0 0	0 0	0 0	1 1	0 0
Inning Stats	R: 2 H: 3 E: 0 LOB: 1 K: 0 BB: 0 S: 11 P: 17	R: 0 H: 0 E: 0 LOB: 0 K: 0 BB: 0 S: 11 P: 14	R: 0 H: 1 E: 0 LOB: 0 K: 0 BB: 0 S: 4 P: 5	R: 0 H: 2 E: 0 LOB: 2 K: 0 BB: 0 S: 17 P: 20	R: 0 H: 1 E: 0 LOB: 1 C SV 78 C FF 94 S: 9 P: 11	R: 0 H: 1 E: 0 LOB: 2 K: 3 BB: 1 S: 13 P: 25	R: 0 H: 0 E: 0 LOB: 0 K: 1 BB: 0 S: 9 P: 12	R: 0 H: 1 E: 0 LOB: 1 K: 1 BB: 0 S: 11 P: 15	R: 0 H: 0 E: 0 LOB: 0 K: 2 BB: 0 S: 7 P: 10	R: 0 H: 0 E: 0 LOB: 1 K: 1 BB: 0 S: 7 P: 9	1B: 6 2B: 3 3B: 0 HR: 0	SF: 0 SAC: 0 DP: 1 HBP: 0					

PITCHER		IP	WLS	BF	H	R	ER	SO	BB	IBB	HBP	BLK	WP	HR	S	P	ERA	WHIP
7 Julio Urías, L ERA: 3.77	(1, 1)	5.2		25	8	2	2	3	1	0	0	0	0	0	62	86	3.18	1.588
38 Yency Almonte, R ERA: 6.91	(6, 1)	1.1		4	0	0	0	2	0	0	0	0	0	0	12	18	0.00	0.000
81 Victor González, L ERA:	(8, 1)	1.0		4	1	0	0	1	0	0	0	0	0	0	11	15	0.00	1.000
64 Caleb Ferguson, L ERA: 1.26	(9, 1)	1.0	W	3	0	0	0	2	0	0	0	0	0	0	7	10	0.00	0.000
59 Evan Phillips, R ERA: 2.25	(10, 1)	1.0	S	3	0	0	0	1	0	0	0	0	0	0	7	9	0.00	0.000

PITCHER	IP	WLS	BF	H	R	ER	SO	BB	IBB	HBP	BLK	WP	HR	S	P	ERA	WHIP

BOTTOM

Los Angeles Dodgers @ San Diego Padres

Petco Park, San Diego, CA

Sun May 07 2023, 4:11 PM - 7:22 PM PDT

Att. 43,994 - Clear - 67 F

livebaseballscorecards.com

AB	38
R	2
H	9
RBI	2
BB	1
SO	9
LOB	16

1B: 6	SF: 0	WP: 0	PA: 39
2B: 3	SAC: 0	PB: 0	
3B: 0	DP: 1	SB: 0	
HR: 0	HBP: 0	CS: 0	

Batter	1	2	3	4	5	6	7	8	9	AB	R	H	RBI	BB	SO	LOB
23 Fernando Tatis Jr., R (1, 9) OBP: 0.299, SLG: 0.486	F FC 92 X ST 84 0-1 ① F6		S FF 96 F CH 85 F ST 83 S ST 83 0-3 ② K		B CH 85 B FF 95 B CH 86 F FC 90 S CH 86 X CH 86 3-2 ③ F8		X ST 88 0-0 ② FC6-4 (9 E, 9 S, 9 E) 2-3		F CH 89 S CH 88 S CH 89 0-3 ② K	5	1	0	0	0	2	2
9 Jake Cronenworth, L (1, 3) OBP: 0.340, SLG: 0.410	C FF 97 B FF 96 F FF 96 S FF 96 1-3 ② K		B FF 95 S FF 94 T FF 96 F FF 95 B CH 85 X FF 94 2-2 ③ F7			B CH 82 F FF 95 F FC 90 X ST 83 1-2 ① F8	F ST 87 1 SAFE B ST 86 B CH 90 D ST 86 B CH 90 3 SAFE 4-1 E2 1-H BB		C SL 86 B FF 94 C CH 88 B CH 91 B CH 88 B SL 86 4-2 13 HR 1-2 BB	3	1	0	0	2	1	0
13 Manny Machado, R (1, 5) OBP: 0.306, SLG: 0.412	B FF 98 C FF 97 T FF 97 F FF 98 B FF 96 F FF 97 F ST 84 S ST 86 2-3 ③ K			S FC 91 B FC 91 B FF 96 B FC 91 F FC 90 S FC 91 3-3 ① K		F ST 84 B FF 94 F FF 94 X FF 96 1-2 22 BB 1B	D FC 89 C FF 94 X FC 86 1-1 ③ P6		X SL 85 0-0 1-H 2-H HR	5	1	2	3	0	2	1
22 Juan Soto, L (1, 7) OBP: 0.400, SLG: 0.433		X FF 96 0-0 2 G5-4-3 1B		X CH 87 0-0 14 1B 2B		F FC 89 B FF 95 S FC 90 F ST 84 B CH 83 B ST 83 F FC 90 D ST 83 4-2 1-2 BB		B FF 94 C FF 95 F FF 96 B FF 97 F FS 86 X FF 97 2-2 2 F9 2B	B CH 90 C CH 88 B CH 88 X SL 88 2-1 1B	4	1	4	0	1	0	0
2 Xander Bogaerts, R (1, 6) OBP: 0.366, SLG: 0.447		C FF 95 X CH 86 0-1 ①② G5-4-3 1-2f		C FC 90 F FC 89 S CH 82 0-3 ② K		S FC 89 C FC 85 S CH 85 0-3 ② K		B FC 88 C FC 87 B FC 88 F FF 96 X FC 88 2-2 ① F9 2-3	C FF 95 X CH 89 0-1 ③ G5-3	5	0	0	0	0	2	6
14 Matt Carpenter, L (1, 10) OBP: 0.337, SLG: 0.437		B ST 84 B CH 85 C CH 87 B ST 83 D FC 89 4-1 7 1B BB		B FF 94 X CH 85 1-0 2-H 1B		D FC 91 C FC 90 F FC 89 F ST 84 X FF 94 1-2 ③ G5-3		S FF 96 B FS 86 F FC 88 F FC 87 T FS 83 1-2 ② K		3	0	1	1	1	1	3
7 Ha-Seong Kim, R (1, 4) OBP: 0.336, SLG: 0.367		F FF 95 B FF 95 C FF 96 F ST 83 X ST 85 1-2 1-2 1B		C FF 95 C FF 95 B FF 94 F FF 95 B ST 83 F FF 95 X ST 84 2-2 ③ L7			C FF 95 B FF 96 C ST 86 X ST 86 1-2 26 S, 1 BB, 26 SH1-4 1B	C FC 88 B FF 95 F FF 96 B FF 96 S FF 96 2-3 ③ K		4	1	2	0	0	1	2
1 Trent Grisham, L (1, 8) OBP: 0.333, SLG: 0.402		D FC 89 B FC 90 X CH 86 2-0 ③ G3-1			C FF 96 F FC 90 X ST 84 0-2 ① G4-3		B ST 86 1 SAFE B ST 86 B ST 86 C FF 95 B FF 96 4-1 1-2 23 FC6-4, 26 SH1-4 BB		S SL 85 C SL 87 X SL 88 0-2 ① G4-3	3	0	0	0	1	0	2
26 Austin Nola, R (1, 2) OBP: 0.264, SLG: 0.224			B FF 96 X FF 95 1-0 ① F4		X FF 96 0-0 ② P2		L FF 95 B FF 96 X SI 96 1-1 ① SH1-4 1-2 2-H		B FF 95 C SL 85 F FF 94 X SL 87 1-2 9 BB, 13 HR 1B	3	1	1	1	0	0	0
Inning Stats	R: 0 H: 0 E: 0 LOB: 0 K: 2 BB: 0 S: 11 P: 14	R: 0 H: 2 E: 0 LOB: 2 K: 0 BB: 1 S: 9 P: 16	R: 0 H: 0 E: 0 LOB: 0 K: 1 BB: 0 S: 9 P: 12	R: 1 H: 2 E: 0 LOB: 1 K: 2 BB: 0 S: 13 P: 19	R: 0 H: 0 E: 0 LOB: 0 K: 0 BB: 0 S: 7 P: 10	R: 0 H: 1 E: 0 LOB: 2 K: 1 BB: 1 S: 17 P: 24	R: 2 H: 1 E: 2 LOB: 1 K: 0 BB: 2 S: 10 P: 21	R: 0 H: 1 E: 0 LOB: 1 K: 2 BB: 0 S: 14 P: 21	R: 3 H: 3 E: 0 LOB: 1 K: 1 BB: 1 S: 16 P: 23	1B: 7 SF: 0 2B: 2 SAC: 1 3B: 0 DP: 1 HR: 1 HBP: 0						WP: 0 PA: 41 PB: 0 SB: 2 CS: 0	

PITCHER		IP	WLS	BF	H	R	ER	SO	BB	IBB	HBP	BLK	WP	HR	S	P	ERA	WHIP
37 Louie Varland, R ERA: 4.32	(1, 1)	6.0		24	5	1	1	6	2	0	0	0	0	0	66	95	1.50	1.167
22 Griffin Jax, R ERA: 4.3	(7, 1)	0.2	L	5	1	2	1	0	2	0	0	0	0	0	8	18	13.50	4.500
15 Emilio Pagán, R ERA: 4.3	(7, 1)	1.1		5	1	0	0	2	0	0	0	0	0	0	16	24	0.00	0.750
66 Jorge Alcala, R ERA: 6.23	(9, 1)	1.0		7	3	3	3	1	1	0	0	0	0	1	16	23	27.00	4.000

PITCHER	IP	WLS	BF	H	R	ER	SO	BB	IBB	HBP	BLK	WP	HR	S	P	ERA	WHIP

TOP

San Diego Padres @ Minnesota Twins

Target Field, Minneapolis, MN

Tue May 09 2023, 6:40 PM - 9:21 PM CDT

Att. 16,882 - Overcast - 66 F

livebaseballscorecards.com

AB	35
R	6
H	10
RBI	5
BB	5
SO	9
LOB	16

Batter	1	2	3	4	5	6	7	8	9	AB	R	H	RBI	BB	SO	LOB
26 Max Kepler, L (1, 9) OBP: 0.308, SLG: 0.427	X FF 91 0-0 ① F8		B CH 80 1 SAFE D CH 80 B FF 92 C FF 92 F FF 91 B FF 93 4-2 1-2 BB		C CU 75 C FF 92 X CH 83 0-2 ② G4-3		F ST 83 B FF 95 F FF 95 S ST 83 1-3 ② K		B FF 90 B FF 90 B SI 88 C SI 89 C FF 90 X FF 90 3-2 ② P6	4	0	0	0	1	1	4
4 Carlos Correa, R (1, 6) OBP: 0.261, SLG: 0.363	B FF 90 B FC 86 F SI 91 B FC 87 X FC 87 3-1 ② G5-3		C FC 86 X SI 92 0-1 ③ P3		F FF 92 B CH 81 B FC 87 F CH 82 B SI 92 S FF 92 3-3 ③ K		C FF 94 C ST 85 S FF 95 0-3 ③ K		S SI 88 S FF 88 X FF 92 0-2 ③ G4-3	5	0	0	0	0	2	6
25 Byron Buxton, R (1, 10) OBP: 0.336, SLG: 0.508	B CU 73 B CH 79 B SI 90 X SI 92 3-0 ③ F7			S CH 81 C CU 74 B CH 82 B CU 76 F FF 92 B FF 92 D CH 83 4-2 19 BB 64 2B BB		F CU 74 F SI 91 B FF 92 F CH 83 B CH 83 X CH 82 2-2 ① F7		C CU 81 F CH 82 B CH 82 S FF 92 1-3 ① K		3	1	0	0	1	1	0
19 Alex Kirilloff, L (1, 3) OBP: 0.556, SLG: 0.200		F FF 90 B FF 90 B CH 80 S CH 82 B FF 92 F FF 93 X CH 83 3-2 ① G3		B CH 80 B FF 91 B CH 81 B FF 89 4-0 64 2B 1-2 BB		C CU 74 B FF 91 B FF 91 C FF 91 X FF 92 2-2 ② L5		C FC 90 S FF 93 B CH 82 F CH 81 F FC 90 B FF 93 B FF 93 F FF 94 B CU 83 4-2 BB		2	0	0	0	2	0	0
11 Jorge Polanco, S (1, 4) OBP: 0.300, SLG: 0.426		C CH 80 B FF 90 S FF 90 S CH 81 1-3 ② K		B CU 74 C CH 82 X FF 90 1-1 ① L7		C CU 75 F FF 93 X CH 83 0-2 1B		X FC 89 0-0 ② F8		4	0	1	0	0	1	3
64 Jose Miranda, R (1, 5) OBP: 0.275, SLG: 0.318		X FF 90 0-0 ③ G6-3		B FC 87 X SI 90 1-0 1-3 2-H 2B		B FF 91 X CH 83 1-0 ③ G1-3		C FC 88 S CH 80 B CH 81 F CH 81 S FF 93 1-3 ③ K		4	0	1	1	0	1	2
13 Joey Gallo, L (1, 7) OBP: 0.326, SLG: 0.541			B CU 72 S CH 80 S CH 81 B CH 79 X FF 91 2-2 ① P5	B CH 82 C CH 82 F SI 91 S FF 92 1-3 ② K			B FF 95 X SI 95 1-0 1 1B		X FF 91 0-0 ① F8	4	0	1	0	0	1	2
8 Christian Vázquez, R (1, 2) 50 Willi Castro, S (7, PH) OBP: 0.306, SLG: 0.310 27 Ryan Jeffers, R (8, 2) OBP: 0.373, SLG: 0.455			C FF 90 F CH 82 B FF 92 S FF 92 1-3 ② K	F FF 92 F SI 91 X FF 93 0-2 ③ G6-3			C SI 96 B FF 96 F SI 96 C FF 96 1-3 ① K		B FF 90 B FF 88 B SI 89 C FF 91 B SI 89 4-1 39 2B BB	2 1 0	0 0 0	0 0 0	0 0 0	0 0 1	1 1 0	2 1 0
2 Michael Taylor, R (1, 8) OBP: 0.300, SLG: 0.409 1 Nick Gordon, L (7, PH) OBP: 0.167, SLG: 0.310 (8, 8) 39 Donovan Solano, R (9, PH) OBP: 0.325, SLG: 0.342			X FC 86 0-0 26 S 1B		L SI 89 B SI 90 X CU 74 1-1 ① G5-3		F ST 80 F FF 97 B FF 96 X FF 96 1-2 1B		B FF 91 X FF 91 1-0 1-3 2B	2 1 1	0 0 0	1 1 1	0 0 0	0 0 0	0 0 0	0 0 0
Inning Stats	R: 0 E: 0 K: 0 S: 4 H: 0 LOB: 0 BB: 0 P: 10	R: 0 E: 0 K: 1 S: 8 H: 0 LOB: 0 BB: 0 P: 12	R: 0 E: 0 K: 1 S: 11 H: 1 LOB: 2 BB: 1 P: 18	R: 1 E: 0 K: 1 S: 12 H: 1 LOB: 2 BB: 2 P: 23	R: 0 E: 0 K: 1 S: 8 H: 0 LOB: 0 BB: 0 P: 12	R: 0 E: 0 K: 0 S: 11 H: 1 LOB: 1 BB: 0 P: 16	R: 0 E: 0 K: 3 S: 13 H: 2 LOB: 2 BB: 0 P: 17	R: 0 E: 0 K: 2 S: 13 H: 0 LOB: 1 BB: 1 P: 19	R: 0 E: 0 K: 0 S: 9 H: 1 LOB: 2 BB: 1 P: 17	1B: 4 2B: 2 3B: 0 HR: 0 SF: 0 SAC: 0 DP: 0 HBP: 0						WP: 0 PB: 0 SB: 1 CS: 0 PA: 38	

BOTTOM

San Diego Padres @ Minnesota Twins

Target Field, Minneapolis, MN

Tue May 09 2023, 6:40 PM - 9:21 PM CDT

Att. 16,882 - Overcast - 66 F

livebaseballscorecards.com

AB	33
R	1
H	6
RBI	1
BB	5
SO	9
LOB	20

PITCHER		IP	WLS	BF	H	R	ER	SO	BB	IBB	HBP	BLK	WP	HR	S	P	ERA	WHIP
52 Michael Wacha, R ERA: 4.82	(1, 1)	6.0	W	24	3	1	1	4	3	0	0	0	0	0	54	91	1.50	1.000
66 Luis García, R ERA: 6.43	(7, 1)	0.1	H	3	2	0	0	1	0	0	0	0	0	0	7	10	0.00	6.000
36 Steven Wilson, R ERA: 3.86	(7, 1)	0.2	H	2	0	0	0	2	0	0	0	0	0	0	6	7	0.00	0.000
21 Nick Martinez, R ERA: 3.06	(8, 1)	1.0	H	4	0	0	0	2	1	0	0	0	0	0	13	19	0.00	1.000
25 Tim Hill, L ERA: 2.7	(9, 1)	1.0		5	1	0	0	0	1	0	0	0	0	0	9	17	0.00	2.000

PITCHER	IP	WLS	BF	H	R	ER	SO	BB	IBB	HBP	BLK	WP	HR	S	P	ERA	WHIP

Batter	1	2	3	4	5	6	7	8	9	10	11	AB	R	H	RBI	BB	SO	LOB
23 Fernando Tatis Jr., R (1, 9) OBP: 0.293, SLG: 0.468	B CH 88 S FF 96 S CH 89 B ST 87 B FF 97 T CH 89 3-2 ① K		S FF 95 B CH 89 S ST 82 S CH 88 1-3 ③ K			F CH 87 B ST 86 F FF 94 F CH 89 S FF 94 1-3 ② K		X KC 83 0-0 ③ E7 13 SF9 1-3 1B		X FS 101 0-0 ③ G6-3	0-0 13 G5-3	5	0	1	0	0	3	1
9 Jake Cronenworth, L (1, 3) OBP: 0.356, SLG: 0.407	C FF 96 B FF 95 B FF 95 F CH 89 F FF 97 B FF 96 F FF 96 B FF 96 4-2 13 F7-3 BB			B FF 94 C FF 94 B ST 83 F FF 94 F ST 84 H ST 85 3-2 22 L3 HBP		B FF 93 F FF 95 B ST 83 B FF 94 C CH 87 B CH 89 4-2 BB		B FF 97 B FF 96 F FF 98 B FF 97 B FF 97 4-1 22 S BB			B FF 95 C FF 95 C FF 96 F ST 88 X ST 86 1-2 ① P6	1	0	0	0	3	0	0
13 Manny Machado, R (1, 5) OBP: 0.296, SLG: 0.400	S FF 97 B ST 85 B FF 95 F FF 96 B FF 98 X ST 84 3-2 ②③ F7-3 1-1			B SI 95 C FF 96 X FF 96 1-1 ① F8		X ST 85 0-0 ③ G5-3		B FF 98 X SL 90 1-0 ② SF9 2-3 3-H			D ST 87 B ST 86 X ST 86 2-0 ② G5-3 2-3	4	0	0	1	0	0	3
22 Juan Soto, L (1, 7) OBP: 0.406, SLG: 0.454		B CH 88 B CH 88 C FF 96 B CH 89 B FF 96 4-1 14 CS 2 S BB		X CU 82 0-0 ②③ L3 1-1			T FF 94 S ST 84 F FF 95 B ST 84 X FF 94 1-2 HR	B FF 97 F FF 98 C FF 97 B SL 90 X KC 85 2-2 ③ G3-1 1-2			0-0 2 S IBB	3	1	1	1	2	0	3
2 Xander Bogaerts, R (1, 6) OBP: 0.367, SLG: 0.441		B SI 96 C SI 95 B ST 84 F CH 89 B SI 95 F CH 89 F SI 94 S CH 89 3-3 ① K 1-2	X SI 94 0-0 1B			C CH 88 C SI 94 F ST 84 B CH 89 B ST 84 S CH 89 2-3 ① K		X FS 100 0-0 ① G5-3		D ST 87 B FF 96 C FF 96 F FF 96 B ST 88 B ST 86 4-2 1-2 BB	4	0	1	0	1	2	1
14 Matt Carpenter, L (1, 10) OBP: 0.319, SLG: 0.408		B FF 96 X CH 88 1-0 ②③ F8 2-3	S FF 95 S CU 82 B FF 93 C ST 83 1-3 ① K			C FC 95 F FC 91 C ST 86 0-3 ② K			B FS 101 S CU 90 S CU 90 X CU 90 1-2 ② G4-3		C ST 87 S ST 86 C ST 86 0-3 ③ K	5	0	0	0	0	3	5
24 Rougned Odor, L (1, 4) OBP: 0.209, SLG: 0.158			B FF 94 X CH 87 1-0 ① L8		B FF 95 C FF 95 1 SAFE S FF 93 B FF 94 S ST 85 2-3 ② K		B ST 85 S FF 98 B FF 96 C ST 85 F ST 85 X ST 86 2-2 ③ G6-3		F FS 100 B FS 100 S CU 89 S CU 90 1-3 ③ K		0-0 1 F7 26 SH5-4	4	1	0	0	0	2	1
1 Trent Grisham, L (1, 8) OBP: 0.338, SLG: 0.400			C FF 94 B CU 82 B CH 88 B FF 94 B CH 88 4-1 BB		B CH 87 B ST 82 X CH 87 2-0 ③ G4-3			C KC 82 X CH 88 0-1 23 E 13 SF9 1B		B FF 101 2 SAFE B FF 100 B FS 97 C FS 99 F FS 98 X CU 88 3-2 ① F7 2-3		3	1	1	0	1	0	1
29 Brett Sullivan, L (1, 2) 32 Nelson Cruz, R (8, PH) 26 Austin Nola, R (8, 2) OBP: 0.240, SLG: 0.417 OBP: 0.280, SLG: 0.456 OBP: 0.264, SLG: 0.224			X FF 94 0-0 ② F7			C FF 93 B CU 83 F FF 94 F ST 84 S FF 95 1-3 ① K		S SL 88 X SL 87 0-1 ① L6		X FF 102 0-0 ② SH5-4 3-H		2 1 0	0 0 0	0 0 0	0 0 1	0 0 0	1 0 0	1 1 0
Inning Stats	R: 0 E: 0 K: 1 S: 10 H: 0 LOB: 0 BB: 1 P: 20	R: 0 E: 0 K: 1 S: 7 H: 0 LOB: 0 BB: 1 P: 15	R: 0 E: 0 K: 1 S: 6 H: 0 LOB: 1 BB: 1 P: 12	R: 0 E: 0 K: 0 S: 6 H: 0 LOB: 0 BB: 0 P: 10	R: 0 E: 0 K: 2 S: 8 H: 1 LOB: 1 BB: 0 P: 13	R: 0 E: 0 K: 2 S: 11 H: 0 LOB: 1 BB: 1 P: 17	R: 1 E: 0 K: 2 S: 15 H: 1 LOB: 0 BB: 0 P: 20	R: 1 E: 1 K: 0 S: 10 H: 2 LOB: 2 BB: 1 P: 17	R: 0 E: 0 K: 1 S: 7 H: 0 LOB: 0 BB: 0 P: 9	R: 1 E: 0 K: 0 S: 5 H: 0 LOB: 0 BB: 0 P: 8	R: 0 E: 0 K: 1 S: 10 H: 0 LOB: 3 BB: 2 P: 17	1B: 3 2B: 2 3B: 0 HR: 1	SF: 1 SAC: 1 DP: 2 HBP: 1	WP: 0 PB: 0 SB: 3 CS: 1	PA: 42			

TOP

San Diego Padres @ Minnesota Twins

Target Field, Minneapolis, MN

Wed May 10 2023, 6:42 PM - 9:32 PM CDT

Att. 18,467 - Partly Cloudy - 77 F

livebaseballscorecards.com

AB	32
R	3
H	4
RBI	3
BB	7
SO	11
LOB	17

PITCHER		IP	WLS	BF	H	R	ER	SO	BB	IBB	HBP	BLK	WP	HR	S	P	ERA	WHIP
49 Pablo López, R ERA: 3.47	(1, 1)	6.1		23	2	1	1	8	4	0	1	0	0	1	56	98	1.42	0.947
61 Brock Stewart, R ERA:	(7, 1)	0.2	H	2	0	0	0	1	0	0	0	0	0	0	7	9	0.00	0.000
48 Jorge López, R ERA: 1.69	(8, 1)	1.0	B	6	2	1	1	0	1	0	0	0	0	0	10	17	9.00	3.000
59 Jhoan Duran, R ERA: 1.84	(9, 1)	2.0		6	0	1	0	1	0	0	0	0	0	0	12	17	0.00	0.000
22 Griffin Jax, R ERA: 4.02	(11, 1)	1.0	W	5	0	0	0	1	1	1	0	0	0	0	10	17	0.00	1.000

PITCHER		IP	WLS	BF	H	R	ER	SO	BB	IBB	HBP	BLK	WP	HR	S	P	ERA	WHIP

Batter	1	2	3	4	5	6	7	8	9	10	11	AB	R	H	RBI	BB	SO	LOB
25 Byron Buxton, R (1, 10) OBP: 0.331, SLG: 0.492	C FF 91 X FF 93 0-1 F7 ①		B CU 79 B SI 93 X FF 93 2-0 L8 ②		C CU 80 B FF 92 X SI 92 1-1 G5-3 ③			B FC 87 F SI 86 X SI 87 1-1 FC5-4 ① 26 G4-6-3 1-2f		0-0 IBB		4	0	0	0	1	0	1
26 Max Kepler, L (1, 9) OBP: 0.312, SLG: 0.468	C FF 92 X CU 79 0-1 HR		B FF 93 X FF 93 1-0 4 PB 4 2B 2B			B CU 79 B FF 92 B CH 88 C FF 91 F FF 92 F FF 93 X SI 94 3-2 G2-3 ①		C FF 90 B FF 90 B SI 87 X SI 87 2-1 G4-6-3 ②③ 1-2f		F SI 94 B SI 96 S SI 95 S SI 96 1-3 K ③	0-0 19 1B	5	3	2	1	0	1	3
4 Carlos Correa, R (1, 6) OBP: 0.273, SLG: 0.370	X SL 88 0-0 L9 ②		B CU 80 B CU 80 C SL 82 X FF 94 2-1 19 1B 2-H 2B			C FF 94 B SL 88 B SI 92 F CU 80 B SL 85 B FF 94 4-2 19 FC6-4 BB			B ST 82 B ST 82 B SI 95 C SI 96 X SI 96 3-1 F6 ①		0-0 19 1B IBB	3	0	1	1	2	0	0
19 Alex Kirilloff, L (1, 3) OBP: 0.571, SLG: 0.333 (11, 7)	F FF 93 C FF 94 B CU 84 F FF 95 X CU 80 1-2 G4-3 ③		C CU 80 C CU 81 B FF 94 F CU 82 X CU 81 1-2 2-H 1B			X FF 94 0-0 FC6-4 ② 1-2f			C ST 82 B FF 98 B FF 97 F ST 81 B FS 89 B ST 80 4-2 50 FC6 BB			B FF 97 B CH 86 X FF 97 2-0 1-2 2-H 1B	4	0	2	1	1	0	1
11 Jorge Polanco, S (1, 4) OBP: 0.297, SLG: 0.431		B FF 92 F FF 92 X CH 88 1-1 2B		F CU 78 B CU 75 B CU 81 C FF 93 B FF 93 S CU 80 3-3 K ①		C CU 80 B SI 93 B CU 80 F CH 90 X FF 93 2-2 G3 ③			C ST 79 B FS 85 S SI 96 F ST 79 D FS 89 X SI 97 2-2 L6 ②			4	0	1	0	0	1	2
12 Kyle Farmer, R (1, 5) OBP: 0.289, SLG: 0.353 50 Willi Castro, S (9, PH) OBP: 0.300, SLG: 0.302 (10, 5)		F FF 92 F SI 91 D CU 83 B FF 93 F CU 80 C SI 96 2-3 K ①		S SL 83 B FF 94 B FF 94 X SL 84 2-1 F7 ②			F FF 93 B FF 94 C FF 94 X ST 81 1-2 13 G6-3 1B		S ST 80 S ST 83 D ST 84 F FF 98 X FF 98 1-2 FC6 ③ 1-2f	0-0 39 1B		3 1	0 1	1 0	0 0	0 0	1 1	1 1
13 Joey Gallo, L (1, 7) OBP: 0.315, SLG: 0.519 39 Donovan Solano, R (10, PH) OBP: 0.333, SLG: 0.351 (11, 3)		B CU 80 C CU 80 S CU 80 S CU 80 1-3 K ②		B FF 93 F CU 80 F SI 94 S FF 94 1-3 K ③			X FF 92 0-0 G6-3 ①② 1-2f			C SI 94 X SI 94 0-1 8 WP 2-H 1B		3 1	0 0	0 1	0 1	0 0	2 0	2 0
8 Christian Vázquez, R (1, 2) OBP: 0.290, SLG: 0.250		B FF 95 C SI 95 X CU 82 1-1 G4-3 ③			C SI 91 B SL 87 C SI 90 S FF 94 1-3 K ①		B ST 81 B FF 94 X FF 94 2-0 F9 ③			B SL 84 L SI 95 L SI 94 B SI 96 S SI 96 2-3 K ① 1-2		4	0	0	0	0	2	2
2 Michael Taylor, R (1, 8) OBP: 0.294, SLG: 0.400 1 Nick Gordon, L (8, PH) OBP: 0.176, SLG: 0.315 (9, 8)			S FF 92 X FF 95 0-1 F7 ①		B SL 81 X FF 93 1-0 F8 ②			F FF 89 F FF 89 B FF 88 X FF 87 1-2 25 FC5-4 1B		B SI 95 B SI 95 S SI 95 F SI 95 S SL 87 2-3 K ②		2 2	0 0	0 1	0 0	0 1	0 1	0 1
Inning Stats	R: 1 E: 0 K: 0 S: 9 H: 1 LOB: 0 BB: 0 P: 10	R: 0 E: 0 K: 2 S: 11 H: 1 LOB: 1 BB: 0 P: 16	R: 1 E: 0 K: 0 S: 10 H: 3 LOB: 2 BB: 0 P: 16	R: 0 E: 0 K: 2 S: 8 H: 0 LOB: 0 BB: 0 P: 14	R: 0 E: 0 K: 1 S: 6 H: 0 LOB: 0 BB: 0 P: 9	R: 0 E: 0 K: 0 S: 10 H: 0 LOB: 1 BB: 1 P: 19	R: 0 E: 0 K: 0 S: 5 H: 1 LOB: 0 BB: 0 P: 8	R: 0 E: 0 K: 0 S: 7 H: 1 LOB: 0 BB: 0 P: 11	R: 0 E: 0 K: 0 S: 12 H: 0 LOB: 1 BB: 1 P: 22	R: 1 E: 0 K: 3 S: 11 H: 1 LOB: 2 BB: 1 P: 16	R: 1 E: 0 K: 0 S: 1 H: 1 LOB: 2 BB: 1 P: 3	1B: 5 2B: 3 3B: 0 HR: 1 SF: 0 SAC: 0 DP: 2 HBP: 0						

PITCHER	IP	WLS	BF	H	R	ER	SO	BB	IBB	HBP	BLK	WP	HR	S	P	ERA	WHIP
67 Seth Lugo, R (1, 1) ERA: 3.18	6.0		23	5	2	2	5	1	0	0	0	0	1	54	84	3.00	1.000
45 Brent Honeywell, R (7, 1) ERA: 3.1	1.0		3	1	0	0	0	0	0	0	0	0	0	5	8	0.00	1.000
25 Tim Hill, L (8, 1) ERA: 2.55	1.0		3	1	0	0	0	0	0	0	0	0	0	7	11	0.00	1.000
66 Luis García, R (9, 1) ERA: 6.0	1.0		4	0	0	0	0	1	0	0	0	0	0	12	22	0.00	1.000
71 Josh Hader, L (10, 1) ERA: 1.06	1.0	B	5	1	1	0	3	0	1	0	0	1	0	11	16	0.00	1.000

PITCHER	IP	WLS	BF	H	R	ER	SO	BB	IBB	HBP	BLK	WP	HR	S	P	ERA	WHIP
76 Domingo Tapia, R (11, 1) ERA: 3.48	0.0	L	2	1	1	0	0	0	1	0	0	0	0	1	3	∞	∞

BOTTOM

San Diego Padres @ Minnesota Twins

Target Field, Minneapolis, MN

Wed May 10 2023, 6:42 PM - 9:32 PM CDT

Att. 18,467 - Partly Cloudy - 77 F

livebaseballscorecards.com

AB	36
R	4
H	9
RBI	4
BB	4
SO	8
LOB	14

WP: 1 PA: 40
PB: 1
SB: 0
CS: 0

Batter	1	2	3	4	5	6	7	8	9	AB	R	H	RBI	BB	SO	LOB
23 Fernando Tatis Jr., R (1, 9) OBP: 0.314, SLG: 0.512	X FF 93 0-0 HR		B CH 84 S CH 84 X SL 82 1-1 ② P4		T CH 85 X CH 84 0-1 13 WP 1B			B ST 85 C FC 94 B ST 87 B FC 95 B FC 96 4-1 2 HBP 22 BB BB		3	1	2	1	1	0	0
9 Jake Cronenworth, L (1, 3) OBP: 0.346, SLG: 0.394	F FF 94 S FF 93 C FF 92 B FF 93 F SL 85 X CH 88 1-2 ① L8		C CH 84 C FF 92 B FF 92 F CU 79 B FF 92 B CH 85 S FF 92 3-3 ③ K		F FF 92 S FF 92 F FF 92 D CU 79 X CU 78 1-2 ② F8			B FF 97 B FC 96 X FF 96 2-0 ① L8		4	0	0	0	0	1	2
13 Manny Machado, R (1, 10) OBP: 0.295, SLG: 0.403	B FF 93 F FF 93 S SL 83 B SL 83 X FF 94 2-2 ② F8			F SL 82 X FF 92 0-1 22 2B 2B	F SL 79 B SL 84 S SL 83 D SL 82 X SL 82 2-2 ③ L8 1-2			C FC 94 1 SAFE T FF 98 F ST 88 B ST 85 X ST 87 1-2 ② L8		4	1	1	0	0	0	2
22 Juan Soto, L (1, 7) OBP: 0.414, SLG: 0.474 5 Adam Engel, R (8, PR) (8, 7)	B FF 92 C CH 86 S FF 92 F SL 82 B CH 85 F CH 85 B SL 84 X CH 86 3-2 2B			F CH 84 F SL 82 X CH 84 0-2 2-H 2B		S FF 92 B FF 92 B CH 85 F FF 92 B FF 92 T CH 84 3-2 ① K		C FC 94 F FC 94 B CH 90 B ST 85 B CH 90 B FF 97 4-2 2 HBP 1-2 BB		3 0	0 0	2 0	1 0	1 0	1 0	0 0
2 Xander Bogaerts, R (1, 6) OBP: 0.364, SLG: 0.432	X FF 93 0-0 ③ F8			C CH 84 F CH 84 B CH 84 B SL 82 F CH 84 X CH 84 2-2 ① G6-3		B CH 84 F SL 83 F CH 86 X SL 84 1-2 ② G1-3		B SI 96 C SI 97 B CH 91 H SI 97 3-1 1-2 2-3 HBP		3	0	0	0	0	0	2
1 Trent Grisham, L (1, 8) OBP: 0.329, SLG: 0.387		B FF 92 F SL 81 B SL 82 F FF 92 X FF 92 2-2 ① P5		B CH 84 C SL 82 S FF 92 B FF 92 C FF 92 2-3 ② K		B FF 92 C SL 81 S FF 92 S FF 92 2-3 ③ K		C FC 94 B FF 97 S FF 98 F FF 97 S ST 86 1-3 ③ K		4	0	0	0	0	3	4
7 Ha-Seong Kim, R (1, 5) OBP: 0.328, SLG: 0.357 14 Matt Carpenter, L (9, PH) OBP: 0.315, SLG: 0.403		S SL 82 B FF 92 C FF 92 B FF 92 S FF 92 2-3 ② K		C FF 91 X SL 82 0-1 ③ F8			B FC 86 C FF 94 F FF 95 B FC 87 C FC 88 2-3 ① K		C KC 84 B KC 85 C SI 96 F CH 89 X CH 89 1-2 ① G3	3 1	0 0	0 0	0 0	0 0	2 0	1 0
24 Rougned Odor, L (1, 4) OBP: 0.213, SLG: 0.238		B CU 78 B FF 92 X FF 91 2-0 ③ L9			C SL 82 X SL 81 0-1 HR		X FF 95 0-0 ② F9		B CH 89 F KC 84 B KC 84 F CH 89 B SI 97 C KC 85 3-3 ② K	4	1	1	1	0	1	0
26 Austin Nola, R (1, 2) OBP: 0.256, SLG: 0.215 32 Nelson Cruz, R (9, PH) OBP: 0.277, SLG: 0.450			C FF 92 X FF 91 0-1 ① F7		C SL 81 B FF 92 F FF 92 S SL 84 1-3 ① K		C FC 86 B FF 95 F FF 95 F FC 88 B CU 81 X FF 95 2-2 ③ F8		B SI 97 S SL 90 C SL 89 S SL 89 1-3 ③ K	3 1	0 0	0 0	0 0	1 0	0 1	0 0
Inning Stats	R: 1 E: 0 K: 0 S: 14 H: 2 LOB: 1 BB: 0 P: 20	R: 0 E: 0 K: 1 S: 7 H: 0 LOB: 0 BB: 0 P: 13	R: 0 E: 0 K: 1 S: 8 H: 0 LOB: 0 BB: 0 P: 12	R: 1 E: 0 K: 1 S: 14 H: 2 LOB: 1 BB: 0 P: 18	R: 1 E: 0 K: 1 S: 14 H: 2 LOB: 1 BB: 0 P: 18	R: 0 E: 0 K: 2 S: 9 H: 0 LOB: 0 BB: 0 P: 15	R: 0 E: 0 K: 1 S: 8 H: 0 LOB: 0 BB: 0 P: 12	R: 0 E: 0 K: 1 S: 13 H: 0 LOB: 3 BB: 2 P: 28	R: 0 E: 0 K: 2 S: 10 H: 0 LOB: 0 BB: 0 P: 15	1B: 1 2B: 3 3B: 0 HR: 2 SF: 0 SAC: 0 DP: 0 HBP: 1						

TOP

San Diego Padres @ Minnesota Twins

Target Field, Minneapolis, MN

Thu May 11 2023, 12:11 PM - 2:44 PM CDT

Att. 23,365 - Partly Cloudy - 71 F

livebaseballscorecards.com

AB	33
R	3
H	6
RBI	3
BB	2
SO	10
LOB	11

WP: 1 PA: 36
PB: 0
SB: 0
CS: 0

PITCHER		IP	WLS	BF	H	R	ER	SO	BB	IBB	HBP	BLK	WP	HR	S	P	ERA	WHIP
17 Bailey Ober, R ERA: 1.85	(1, 1)	6.0		24	6	3	3	6	0	0	0	0	1	2	66	96	4.50	1.000
15 Emilio Pagán, R ERA: 4.02	(7, 1)	1.0	W	3	0	0	0	1	0	0	0	0	0	0	8	12	0.00	0.000
61 Brock Stewart, R ERA:	(8, 1)	1.0	H	6	0	0	0	1	2	0	1	0	0	0	13	28	0.00	2.000
48 Jorge López, R ERA: 1.59	(9, 1)	1.0	S	3	0	0	0	2	0	0	0	0	0	0	10	15	0.00	0.000

PITCHER	IP	WLS	BF	H	R	ER	SO	BB	IBB	HBP	BLK	WP	HR	S	P	ERA	WHIP

Batter	1	2	3	4	5	6	7	8	9	AB	R	H	RBI	BB	SO	LOB
25 Byron Buxton, R (1, 10) OBP: 0.329, SLG: 0.480	C ST 81 S SI 93 B FS 89 X FF 95 1-2 ① G6-3	F FC 92 C CU 73 S ST 86 0-3 ③ K			X FC 90 0-0 ① G4-3		B CH 85 B FF 94 B CH 86 C CH 86 B FF 94 4-1 26 FC6-4 1-2 2-3 BB			3	0	0	0	1	1	3
26 Max Kepler, L (1, 9) OBP: 0.301, SLG: 0.449 2 Michael Taylor, R (7, PR) OBP: 0.294, SLG: 0.400 (8, 8)	B FC 91 B ST 81 C ST 81 F FC 91 X FS 92 2-2 ② G3		X FF 94 0-0 ① P5		C FC 90 B FS 89 T FC 91 X KC 82 1-2 ② F9		B SC 82 F FF 94 B FF 95 B CH 86 X FF 95 3-1 ② FC6-4 4 2B 1-2f 2-3 3-H			4 0	0 1	0 0	1 0	0 0	0 0	2 0
4 Carlos Correa, R (1, 6) OBP: 0.272, SLG: 0.374	C SI 95 F SI 94 B FC 92 B FF 95 T FC 91 2-2 ③ K		B FC 91 X FC 90 1-0 ② G6-3		F FC 91 B SL 87 B FC 91 F SL 85 S ST 85 2-3 ③ K		B ST 83 X ST 83 1-0 1-H 3-H 2B			4	0	1	2	0	2	0
19 Alex Kirilloff, L (1, 3) OBP: 0.556, SLG: 0.333		C SL 84 B FC 90 B FC 91 F ST 82 B CU 74 X SI 95 3-2 12 HBP 11 1B 13 BB 1B	B FF 95 F ST 82 F FC 91 S KC 82 1-3 ③ K2-3			B SL 85 F SL 85 F FC 91 C FS 90 1-3 ① K	B FF 96 D ST 85 B ST 85 F FF 95 B FF 95 4-1 BB			3	1	1	0	1	2	0
11 Jorge Polanco, S (1, 4) OBP: 0.295, SLG: 0.421		X SL 86 0-0 13 BB 12 HBP 1-2 1B		C ST 80 B FS 88 S ST 82 F KC 82 C FS 90 1-3 ① K		X FC 91 0-0 ② F9	F ST 84 D ST 83 F ST 83 B FF 95 S FF 94 2-3 ③ K			4	0	1	0	0	2	2
1 Nick Gordon, L (1, 8) OBP: 0.169, SLG: 0.303 (8, 7) 39 Donovan Solano, R (8, PH) OBP: 0.329, SLG: 0.346 50 Willi Castro, S (9, 7) OBP: 0.300, SLG: 0.302		C ST 82 F FF 95 B FF 95 B FS 89 X FS 90 2-2 ① F7		S FC 89 S FF 95 B FF 97 B KC 82 X FF 95 2-2 ② G3		C FC 92 X FF 96 0-1 ③ G6-3		C ST 78 F FF 92 F ST 79 B ST 76 B FF 94 X ST 77 2-2 ① F9		3 1 0	0 0 0	0 0 0	0 0 0	0 0 0	0 0 0	2 0 0
12 Kyle Farmer, R (1, 5) OBP: 0.310, SLG: 0.432		C SI 96 H SI 95 1-1 13 BB 1-2 2-3 HBP		B ST 82 X ST 81 1-0 HR			B FF 93 X CH 85 1-0 ① L5	B ST 78 C ST 77 X ST 77 1-1 ② F8		3	1	1	1	0	0	0
13 Joey Gallo, L (1, 7) OBP: 0.333, SLG: 0.538 (8, 9)		B ST 83 B ST 83 B SL 86 F SL 86 B SL 87 4-1 1-2 2-3 3-H BB		X FF 93 0-0 2B			X CH 84 0-0 25 BB 27 HBP 26 FC6-4 1B	S ST 78 C ST 76 F ST 78 F ST 76 C ST 76 0-3 ③ K		3	1	2	1	1	1	0
27 Ryan Jeffers, R (1, 2) OBP: 0.370, SLG: 0.435		C SL 86 B CU 74 D SL 84 C ST 84 C FF 95 2-3 ② K		B SL 85 X ST 83 1-0 ③ G4-3			B ST 80 H FF 93 2-0 26 FC6-4 25 BB 4 2B 1-2 HBP			2	1	0	0	0	1	4
Inning Stats	R: 0 E: 0 K: 1 S: 9 H: 0 LOB: 0 BB: 0 P: 14	R: 1 E: 0 K: 2 S: 15 H: 2 LOB: 3 BB: 1 P: 27	R: 0 E: 0 K: 1 S: 5 H: 0 LOB: 0 BB: 0 P: 7	R: 1 E: 0 K: 1 S: 10 H: 2 LOB: 1 BB: 0 P: 15	R: 0 E: 0 K: 1 S: 7 H: 0 LOB: 0 BB: 0 P: 10	R: 0 E: 0 K: 1 S: 6 H: 0 LOB: 0 BB: 0 P: 7	R: 3 E: 0 K: 1 S: 10 H: 2 LOB: 2 BB: 2 P: 27	R: 0 E: 0 K: 1 S: 11 H: 0 LOB: 0 BB: 0 P: 14		1B: 3 2B: 2 3B: 0 HR: 1	SF: 0 SAC: 0 DP: 0 HBP: 2			WP: 0 PB: 0 SB: 0 CS: 0	PA: 35	

PITCHER		IP	WLS	BF	H	R	ER	SO	BB	IBB	HBP	BLK	WP	HR	S	P	ERA	WHIP
11 Yu Darvish, R ERA: 3.16	(1, 1)	6.0		24	4	2	2	7	1	0	1	0	0	1	52	80	3.00	0.833
45 Brent Honeywell, R ERA: 4.29	(7, 1)	0.2	L	5	1	3	3	0	1	0	1	0	0	0	5	15	40.50	3.000
36 Steven Wilson, R ERA: 3.79	(7, 1)	0.1		3	1	0	0	1	1	0	0	0	0	0	5	12	0.00	6.000
59 Tom Cosgrove, L ERA:	(8, 1)	1.0		3	0	0	0	1	0	0	0	0	0	0	11	14	0.00	0.000

PITCHER	IP	WLS	BF	H	R	ER	SO	BB	IBB	HBP	BLK	WP	HR	S	P	ERA	WHIP

BOTTOM

San Diego Padres @ Minnesota Twins

Target Field, Minneapolis, MN

Thu May 11 2023, 12:11 PM - 2:44 PM CDT

Att. 23,365 - Partly Cloudy - 71 F

livebaseballscorecards.com

AB	30
R	5
H	6
RBI	5
BB	3
SO	9
LOB	13

Batter	1	2	3	4	5	6	7	8	9	AB	R	H	RBI	BB	SO	LOB
23 Fernando Tatis Jr., R (1, 9) OBP: 0.322, SLG: 0.512	B CU 87 X SI 98 1-0 ① F9			C SI 96 F FC 95 X FC 94 0-2 ① G4-3		X CU 88 0-0 1B		B FF 97 S FC 89 D FC 88 X FC 87 2-1 13 G6-4-3 1-3 1B		4	0	2	0	0	0	0
9 Jake Cronenworth, L (1, 4) (7, 3) OBP: 0.344, SLG: 0.389	B SI 96 B FF 97 C FC 92 F FF 98 B FF 98 X FC 94 3-2 ② G3-1			B FF 97 X FF 97 1-0 13 G4-6-3 1B		B CH 90 X FF 96 1-0 ③ F7		C FF 97 F FF 96 B FF 97 T FF 97 1-2 ① K		4	0	1	0	0	1	3
13 Manny Machado, R (1, 5) OBP: 0.288, SLG: 0.392	F SI 97 B FC 93 C FC 94 C CU 89 1-3 ③ K			F FC 93 X SI 97 0-1 ②③ G4-6-3 1-2f			T CU 88 B SI 96 X SI 97 1-1 ① L7	B ST 85 F FF 96 X ST 84 1-1 ②③ G6-4-3 1-2f		4	0	0	0	0	1	3
22 Juan Soto, L (1, 7) OBP: 0.410, SLG: 0.474		F SI 94 F FC 92 B CU 86 F FF 97 B CH 91 X FC 94 2-2 ① G3-1			C CU 88 X FF 97 0-1 2 G6-3 2B		B CH 91 C CU 88 B SI 95 F FC 92 X SI 98 2-2 ② G4-3		X FC 92 0-0 ① F9	4	0	1	0	0	0	0
2 Xander Bogaerts, R (1, 10) OBP: 0.361, SLG: 0.434		C CU 86 X SI 97 0-1 ② G4-3			C SI 97 X CU 88 0-1 ① G6-3 2-3		B SI 94 B FC 90 F SI 95 X SI 96 2-1 14 S 7 2B 2B		C ST 84 S ST 85 S ST 85 0-3 ② K	4	1	1	0	0	1	1
14 Matt Carpenter, L (1, 3) 24 Rougned Odor, L (7, PR) (7, 4) OBP: 0.316, SLG: 0.392 OBP: 0.229, SLG: 0.256		C SI 96 F CH 91 B FF 98 B CU 88 B FC 94 S SI 98 3-3 ③ K			B CU 88 F CU 88 F FF 98 F CH 92 X SI 98 1-2 ② F7		F SI 94 B FC 90 B CH 88 F FF 96 B FF 97 4-2 7 2B 2-3 BB		X ST 84 0-0 1B	2 1	0 1	0 1	0 0	1 0	1 0	1 0
7 Ha-Seong Kim, R (1, 6) OBP: 0.326, SLG: 0.362			B CU 85 X SI 95 1-0 ① G5-3		B SI 98 F SI 98 B CU 89 X SI 97 2-1 ③ G6-3		B CU 86 F SI 95 B CU 86 B SI 96 F SI 95 X SI 96 3-2 1-H 3-H 2B		B ST 85 C FF 95 B ST 86 F SI 95 S ST 85 2-3 ③ K	4	0	1	2	0	1	2
1 Trent Grisham, L (1, 8) OBP: 0.322, SLG: 0.378			B FC 92 C FC 92 S FF 97 T CH 92 1-2 ② K			B CU 84 B FF 96 C FF 96 C FC 93 B FC 94 X FF 97 3-2 ① P5	T FF 95 C FF 96 C FF 97 0-3 ③ K			3	0	0	0	0	2	2
29 Brett Sullivan, L (1, 2) 32 Nelson Cruz, R (8, PH) 26 Austin Nola, R (8, 2) OBP: 0.222, SLG: 0.385 OBP: 0.286, SLG: 0.457 OBP: 0.256, SLG: 0.215			S FC 93 C CH 92 X FC 95 0-2 ③ G1-3			F FF 97 X CH 90 0-1 ② G4-3		B FF 96 C FF 95 B FC 89 S FF 95 X FF 95 2-2 23 1B 1B		2 1 0	0 0 0	0 1 0	0 0 0	0 0 0	0 0 0	0 0 0
Inning Stats	R: 0 E: 0 K: 1 S: 7 H: 0 LOB: 0 BB: 0 P: 12	R: 0 E: 0 K: 1 S: 9 H: 0 LOB: 0 BB: 0 P: 14	R: 0 E: 0 K: 1 S: 7 H: 0 LOB: 0 BB: 0 P: 9	R: 0 E: 0 K: 0 S: 6 H: 1 LOB: 0 BB: 0 P: 7	R: 0 E: 0 K: 0 S: 10 H: 1 LOB: 1 BB: 0 P: 13	R: 0 E: 0 K: 0 S: 7 H: 1 LOB: 1 BB: 0 P: 11	R: 2 E: 0 K: 1 S: 15 H: 2 LOB: 2 BB: 1 P: 27	R: 0 E: 0 K: 1 S: 10 H: 2 LOB: 1 BB: 0 P: 16	R: 0 E: 0 K: 2 S: 8 H: 1 LOB: 1 BB: 0 P: 10	1B: 5 2B: 3 3B: 0 HR: 0 SF: 0 SAC: 0 DP: 2 HBP: 0						

TOP

San Diego Padres @ Los Angeles Dodgers

Dodger Stadium, Los Angeles, CA

Fri May 12 2023, 7:11 PM - 9:37 PM PDT

Att. 49,399 - Clear - 64 F

livebaseballscorecards.com

AB	33
R	2
H	8
RBI	2
BB	1
SO	7
LOB	12

WP: 0 PA: 34
PB: 0
SB: 1
CS: 0

PITCHER		IP	WLS	BF	H	R	ER	SO	BB	IBB	HBP	BLK	WP	HR	S	P	ERA	WHIP
85 Dustin May, R ERA: 2.68	(1, 1)	6.2		25	5	2	2	3	1	0	0	0	0	0	58	90	2.70	0.900
64 Caleb Ferguson, L ERA: 1.2	(7, 1)	0.2	W	4	2	0	0	2	0	0	0	0	0	0	11	16	0.00	3.000
59 Evan Phillips, R ERA: 1.93	(8, 1)	1.2	S	5	1	0	0	2	0	0	0	0	0	0	10	13	0.00	0.600

PITCHER	IP	WLS	BF	H	R	ER	SO	BB	IBB	HBP	BLK	WP	HR	S	P	ERA	WHIP

Batter	1	2	3	4	5	6	7	8	9	AB	R	H	RBI	BB	SO	LOB
50 Mookie Betts, R (1, 9) OBP: 0.352, SLG: 0.489	C FF 94 X SL 88 0-1 ① G5-3		B SL 89 B FF 95 F CH 87 B FF 95 D CH 88 4-1 5 2B 1-2 BB		S CH 86 X SL 88 0-1 ① G6-3		B SI 88 C SI 88 B FF 89 B SI 87 X SI 88 3-1 HR			3	2	1	1	1	0	0
5 Freddie Freeman, L (1, 3) OBP: 0.369, SLG: 0.510	F FF 95 B CU 82 B CU 82 B SL 89 B FF 96 4-1 BB		D SL 90 X FF 94 1-0 16 1B 1-H 2-H 2B		X SL 90 0-0 ② L8		F SI 89 X FF 91 0-1 HR			3	1	2	3	1	0	0
16 Will Smith, R (1, 2) OBP: 0.423, SLG: 0.614	1 SAFE B FF 94 S CH 86 D CH 87 B FF 94 F CH 88 X CH 87 3-2 ② F9		B FF 94 X CH 88 1-0 3 G6-4-3 2-3 1B		B FF 95 B SL 89 B CH 86 B FF 94 4-0 28 1B BB		C ST 82 B SI 97 X ST 80 1-1 ② F7			3	0	1	0	1	0	1
28 J.D. Martinez, R (1, 10) OBP: 0.304, SLG: 0.522	C FF 95 F FF 95 D CU 83 B CU 81 F CU 82 F FF 95 X CH 87 2-2 ③ G1-3		C FF 95 C FF 95 D CH 88 C FF 95 1-3 ① K		F CH 86 X FF 95 0-1 1-3 1B		C ST 82 S SI 96 F ST 84 B FF 98 S ST 82 1-3 ③ K2-3			4	0	1	0	0	2	3
3 Chris Taylor, R (1, 7) OBP: 0.269, SLG: 0.489 33 James Outman, L (8, PH) OBP: 0.372, SLG: 0.574 (9, 8)		X FF 94 0-0 13 G3 2B	S SL 90 D SL 91 B CH 88 C CH 88 F FF 96 B FF 95 X FF 96 3-2 ② ③ G6-4-3 1-2f		F SL 90 S CH 87 X CH 86 0-2 ③ G5-3			S FF 96 C FF 97 X FF 98 0-2 ① P3		3 1	0 0	1 0	0 0	0 0	0 0	4 0
13 Max Muncy, L (1, 5) OBP: 0.357, SLG: 0.526		B FF 93 D SL 89 S SL 89 B FF 95 C FF 95 X CU 81 3-2 ① G3 2-3	X FF 93 0-0 ① L9			B CU 81 B FF 94 X SL 89 2-0 ① G3		F FF 98 B FF 98 F SI 97 B SL 89 S CH 89 2-3 ② K		4	0	0	0	0	1	1
17 Miguel Vargas, R (1, 4) OBP: 0.329, SLG: 0.415		D FF 96 B FF 95 B FF 96 C FF 95 S CH 88 F FF 96 F FF 96 S FF 96 3-3 ② K	C FF 94 F FF 95 C FF 95 0-3 ② K			C CH 87 X CH 85 0-1 ② G6-3		C SI 98 B SL 90 B SI 98 F FF 97 X FF 99 2-2 ③ F8		4	0	0	0	0	2	1
11 Miguel Rojas, R (1, 6) OBP: 0.246, SLG: 0.200		B CU 81 F FF 95 C FF 95 B CU 82 X CH 88 2-2 ③ G1-3	S CH 87 B FF 95 S CH 88 B FF 95 X FF 96 2-2 E6			B FF 95 B SL 88 S CH 87 F CH 86 X FF 96 2-2 ③ F8				3	0	0	0	0	0	1
25 Trayce Thompson, R (1, 8) OBP: 0.279, SLG: 0.339 (9, 7)			B CU 81 B SL 89 B CH 86 B FF 94 4-0 50 BB 5 2B BB	B CH 87 B FF 93 B CH 86 F FF 95 S SL 88 S FF 95 3-3 ③ K			B SI 88 X FF 90 1-0 ① G5-3			2	1	0	0	1	1	1
Inning Stats	R: 0 E: 0 K: 0 S: 11 H: 0 LOB: 1 BB: 1 P: 20	R: 0 E: 0 K: 1 S: 12 H: 1 LOB: 1 BB: 0 P: 20	R: 2 E: 0 K: 1 S: 10 H: 2 LOB: 1 BB: 2 P: 24	R: 0 E: 1 K: 2 S: 10 H: 0 LOB: 1 BB: 0 P: 15	R: 0 E: 0 K: 0 S: 8 H: 1 LOB: 2 BB: 1 P: 12	R: 0 E: 0 K: 0 S: 6 H: 0 LOB: 0 BB: 0 P: 10	R: 2 E: 0 K: 1 S: 11 H: 2 LOB: 0 BB: 0 P: 17	R: 0 E: 0 K: 1 S: 9 H: 0 LOB: 0 BB: 0 P: 13		1B: 2 2B: 2 3B: 0 HR: 2 SF: 0 SAC: 0 DP: 1 HBP: 0				WP: 0 PB: 0 SB: 0 CS: 0 PA: 34	

PITCHER		IP	WLS	BF	H	R	ER	SO	BB	IBB	HBP	BLK	WP	HR	S	P	ERA	WHIP
4 Blake Snell, L ERA: 4.61	(1, 1)	6.0		26	4	2	2	4	4	0	0	0	0	0	57	101	3.00	1.333
25 Tim Hill, L ERA: 3.5	(7, 1)	0.1	L	3	2	2	2	0	0	0	0	0	0	2	5	9	54.00	6.000
66 Luis García, R ERA: 5.74	(7, 1)	0.2		2	0	0	0	1	0	0	0	0	0	0	6	8	0.00	0.000
76 Domingo Tapia, R ERA: 3.18	(8, 1)	1.0		3	0	0	0	1	0	0	0	0	0	0	9	13	0.00	0.000

PITCHER	IP	WLS	BF	H	R	ER	SO	BB	IBB	HBP	BLK	WP	HR	S	P	ERA	WHIP

BOTTOM

San Diego Padres @ Los Angeles Dodgers

Dodger Stadium, Los Angeles, CA

Fri May 12 2023, 7:11 PM - 9:37 PM PDT

Att. 49,399 - Clear - 64 F

livebaseballscorecards.com

AB	30
R	4
H	6
RBI	4
BB	4
SO	6
LOB	12

Batter	1	2	3	4	5	6	7	8	9	AB	R	H	RBI	BB	SO	LOB
23 Fernando Tatis Jr., R (1, 9) OBP: 0.309, SLG: 0.489	C FF 92 C FF 92 X CH 85 0-2 ① G4-3		F CH 88 S FC 87 B FC 86 B FF 94 X CH 87 2-2 E6			B SV 81 C SV 79 S FC 86 S FF 94 1-3 ① K		S ST 86 B ST 87 S ST 86 X ST 85 1-2 ③ G5-3		4	0	0	0	0	1	0
13 Manny Machado, R (1, 5) OBP: 0.280, SLG: 0.382	F FF 93 X FF 93 0-1 ② F7		X FF 92 0-0 ② F9			F CH 88 X SV 81 0-1 E5 22 1B			B SI 98 B SL 86 C SI 97 X SI 98 2-1 ① G5-3	4	0	0	0	0	0	1
22 Juan Soto, L (1, 7) OBP: 0.412, SLG: 0.496	B SV 78 X FF 93 1-0 HR		B FC 86 C FC 84 X SV 79 1-1 ③ G3			X FC 86 0-0 2 G1-4-3 2-3 1B			B SL 88 C FC 95 B SI 98 F FC 95 X SI 97 2-2 ② G6-3	4	1	2	1	0	0	1
2 Xander Bogaerts, R (1, 6) OBP: 0.359, SLG: 0.429	B FF 93 B CH 84 C SV 78 S CH 86 X FF 93 2-2 ③ F8			C SV 77 X CH 87 0-1 ① G4-3		C SV 83 B FF 94 B FC 88 X CH 87 2-1 ②③ G1-4-3 1-2f			C SI 98 X SI 98 0-1 32 1B 1B	4	0	1	0	0	0	2
32 Nelson Cruz, R (1, 10) OBP: 0.284, SLG: 0.447 24 Rougned Odor, L (9, PR) OBP: 0.229, SLG: 0.256		C FF 92 X FF 92 0-1 ① L8		C SV 79 C FF 93 X FC 87 0-2 ② G4-3			S CH 88 B CH 87 C FF 94 B CH 87 F FF 95 B FF 94 X SV 83 3-2 ① G6-3		S SL 88 C SL 85 F SI 98 X SL 86 0-2 1-2 1B	4 0	0 0	1 0	0 0	0 0	0 0	0 0
9 Jake Cronenworth, L (1, 3) OBP: 0.335, SLG: 0.378		C SV 78 B FC 84 X FF 91 1-1 ② P3		B FF 93 F FC 84 B FF 93 F SV 80 F SV 82 T FC 86 2-2 ③ K			B SV 80 X FF 94 1-0 ② F7		B FC 88 C FF 95 B FC 89 C FF 96 S FC 88 2-3 ③ K	4	0	0	0	0	2	2
7 Ha-Seong Kim, R (1, 4) OBP: 0.326, SLG: 0.387		B FF 93 C SV 78 X CH 85 1-1 HR			C FF 94 B FF 93 C SV 79 F FF 94 F FC 86 X FF 94 1-2 ① F7		C SV 82 B FF 94 C FF 94 F CH 89 B FF 95 F SV 80 B FF 93 S SV 83 3-3 ③ K			3	1	1	1	0	1	0
26 Austin Nola, R (1, 2) OBP: 0.250, SLG: 0.210 1 Trent Grisham, L (8, PH) OBP: 0.320, SLG: 0.375 (8, 8)		X FF 93 0-0 ③ G6-3			B SV 80 C SV 79 X FF 94 1-1 ② G5-3			B ST 85 F FC 92 F SI 95 S ST 85 1-3 ① K		2 1	0 0	0 0	0 0	0 0	0 1	0 0
5 Adam Engel, R (1, 8) 29 Brett Sullivan, L (8, PH) OBP: 0.214, SLG: 0.370 (8, 2)			S CH 88 S FF 93 F FF 93 F CH 89 S FF 93 0-3 ① K		C SV 79 S FF 95 X CH 89 0-2 ③ G6-3			F ST 85 B FF 97 X FC 94 1-1 ② F9		2 1	0 0	0 0	0 0	0 0	1 0	0 0
Inning Stats	R: 1 H: 1 E: 0 LOB: 0 K: 0 BB: 0 S: 9 P: 12	R: 1 H: 1 E: 0 LOB: 0 K: 0 BB: 0 S: 7 P: 9	R: 0 H: 0 E: 1 LOB: 0 K: 1 BB: 0 S: 11 P: 14	R: 0 H: 0 E: 0 LOB: 0 K: 1 BB: 0 S: 9 P: 11	R: 0 H: 0 E: 0 LOB: 0 K: 0 BB: 0 S: 10 P: 12	R: 0 H: 1 E: 1 LOB: 1 K: 1 BB: 0 S: 8 P: 11	R: 0 H: 0 E: 0 LOB: 0 K: 1 BB: 0 S: 10 P: 17	R: 0 H: 0 E: 0 LOB: 0 K: 1 BB: 0 S: 8 P: 11	R: 0 H: 2 E: 0 LOB: 2 K: 1 BB: 0 S: 14 P: 20	1B: 3 SF: 0 2B: 0 SAC: 0 3B: 0 DP: 1 HR: 2 HBP: 0						

PITCHER		IP	WLS	BF	H	R	ER	SO	BB	IBB	HBP	BLK	WP	HR	S	P	ERA	WHIP
7 Julio Urías, L ERA: 3.61	(1, 1)	7.0	W	25	3	2	2	4	0	0	0	0	0	2	64	86	2.57	0.429
59 Evan Phillips, R ERA: 1.8	(8, 1)	1.0	H	3	0	0	0	1	0	0	0	0	0	0	8	11	0.00	0.000
48 Brusdar Graterol, R ERA: 2.87	(9, 1)	0.2	H	4	2	0	0	0	0	0	0	0	0	0	11	15	0.00	3.000
64 Caleb Ferguson, L ERA: 1.17	(9, 1)	0.1	S	1	0	0	0	1	0	0	0	0	0	0	3	5	0.00	0.000

PITCHER	IP	WLS	BF	H	R	ER	SO	BB	IBB	HBP	BLK	WP	HR	S	P	ERA	WHIP

TOP

San Diego Padres @ Los Angeles Dodgers

Dodger Stadium, Los Angeles, CA

Sat May 13 2023, 4:16 PM - 6:42 PM PDT

Att. 51,334 - Sunny - 72 F

livebaseballscorecards.com

AB	33
R	2
H	5
RBI	2
BB	0
SO	6
LOB	6

PA:	33
WP:	0
PB:	0
SB:	0
CS:	0

Batter	1	2	3	4	5	6	7	8	9	AB	R	H	RBI	BB	SO	LOB
50 Mookie Betts, R (1, 6) (7, 9) OBP: 0.355, SLG: 0.493	B SL 83 X FC 92 1-0 G6-3 ①	C CU 81 B FF 93 B FF 93 B CH 86 B FF 94 4-1 1-2 BB		F FC 90 D SL 84 F SL 83 X CU 80 1-2 1-3 2B		C SI 92 B FF 93 B FC 91 B FC 91 C FF 94 F FF 94 X SL 83 3-2 F8 ②				3	0	1	0	1	0	0
5 Freddie Freeman, L (1, 3) OBP: 0.378, SLG: 0.519	B SL 84 X FC 92 1-0 13 1B 28 HR 1B	C FC 91 S CH 88 B FF 94 B SL 84 2 SAFE 2-2 PO ③ 2-3	C FF 93 B SI 92 B FF 93 B FF 93 F FF 93 X FF 92 3-2 16 1B 2B	0-0 IBB		B ST 77 F FF 93 S SI 91 S ST 77 1-3 K ③				3	2	2	0	1	1	0
16 Will Smith, R (1, 2) OBP: 0.417, SLG: 0.598	C FF 94 F SI 94 S FF 94 0-3 K ②		F SI 93 F SL 82 D SL 83 X FF 93 1-2 33 BB 2-H 1B	F CH 85 X SI 93 0-1 P5 ②			C ST 79 F FF 92 B ST 78 X ST 77 1-2 P3 ①			4	0	1	1	0	1	4
13 Max Muncy, L (1, 5) OBP: 0.354, SLG: 0.517	1 SAFE B FC 92 B CU 82 C FC 92 X SL 84 2-1 28 HR 1-3 1B		C SL 83 1 SAFE B CU 81 C CU 81 S CU 82 1-3 K ①	S CU 82 D CU 82 X FC 90 1-1 F7 ③			C ST 76 B ST 77 C ST 76 X ST 76 1-2 F9 ②			4	1	1	0	0	1	4
28 J.D. Martinez, R (1, 10) OBP: 0.311, SLG: 0.547	F SL 84 S FF 94 F FF 94 X SL 84 0-2 1-H 3-H HR		F SI 93 B SI 92 F FF 92 1 SAFE C FF 93 1-3 K ②		B CU 81 X FC 90 1-0 G6-3 ①		B CH 86 B SI 91 B ST 77 B ST 77 4-0 BB			3	1	1	3	1	1	1
33 James Outman, L (1, 8) (7, 7) OBP: 0.368, SLG: 0.561	F FC 92 F CU 82 B FF 93 X CU 81 1-2 F7 ③		B FF 93 F FC 90 B CU 80 S FC 91 1 SAFE B CU 81 B FF 94 4-2 1-2 BB		B CH 88 X FC 91 1-0 F9 ②		F ST 78 B SI 91 C ST 77 B FF 92 F ST 76 F ST 77 X SI 92 2-2 G4-3 ③			3	0	0	0	1	0	1
23 Jason Heyward, L (1, 9) (7, 8) OBP: 0.333, SLG: 0.471		C FF 92 X FC 91 0-1 L6 ①	F FC 91 F CU 81 B CU 80 X FF 92 1-2 P5 ③		B CH 88 B CH 87 B FC 91 B FF 94 4-0 17 FC6-4 BB			B SI 94 C CH 82 X SI 94 1-1 L7 ①		3	0	0	0	1	0	2
17 Miguel Vargas, R (1, 4) OBP: 0.326, SLG: 0.410		X SL 83 0-0 5 PO 50 BB 1B		S FF 93 F FC 90 X FF 93 0-2 P3 ①	X FC 91 0-0 FC6-4 ③ 1-2f			B FC 92 B FC 91 B SI 95 C FF 94 S SI 94 X SI 94 3-2 P4 ②		4	0	1	0	0	0	1
6 David Peralta, L (1, 7) OBP: 0.242, SLG: 0.302 11 Miguel Rojas, R (7, 6) OBP: 0.242, SLG: 0.197		B FF 92 F CH 86 S CH 87 B FF 93 1 SAFE S FF 94 2-3 K ②		X SI 92 0-0 50 2B 1B		C SL 82 B CH 86 F CH 86 T FF 94 1-2 K ①		C CU 82 S FC 91 S CU 83 0-3 K ③		3 1	0 0	1 0	0 0	0 0	2 1	1 0
Inning Stats	R: 3 H: 3 E: 0 LOB: 0 K: 1 BB: 0 S: 14 P: 19	R: 0 H: 1 E: 0 LOB: 1 K: 1 BB: 1 S: 9 P: 17	R: 1 H: 2 E: 0 LOB: 2 K: 2 BB: 1 S: 17 P: 28	R: 0 H: 2 E: 0 LOB: 3 K: 0 BB: 1 S: 11 P: 13	R: 0 H: 0 E: 0 LOB: 1 K: 0 BB: 1 S: 3 P: 9	R: 0 H: 0 E: 0 LOB: 0 K: 0 BB: 0 S: 10 P: 15	R: 0 H: 0 E: 0 LOB: 1 K: 0 BB: 1 S: 11 P: 19	R: 0 H: 0 E: 0 LOB: 0 K: 1 BB: 0 S: 8 P: 12		1B: 5 SF: 0 2B: 2 SAC: 0 3B: 0 DP: 0 HR: 1 HBP: 0						

BOTTOM

San Diego Padres @ Los Angeles Dodgers

Dodger Stadium, Los Angeles, CA

Sat May 13 2023, 4:16 PM - 6:42 PM PDT

Att. 51,334 - Sunny - 72 F

livebaseballscorecards.com

AB	31
R	4
H	8
RBI	4
BB	5
SO	7
LOB	14

WP: 0 PA: 37
PB: 0
SB: 0
CS: 0

PITCHER		IP	WLS	BF	H	R	ER	SO	BB	IBB	HBP	BLK	WP	HR	S	P	ERA	WHIP
44 Joe Musgrove, R ERA: 6.63	(1, 1)	5.2	L	28	8	4	4	5	3	1	0	0	0	1	61	97	6.35	1.941
59 Tom Cosgrove, L ERA:	(6, 1)	1.1		5	0	0	0	1	1	0	0	0	0	0	14	23	0.00	0.750
21 Nick Martinez, R ERA: 2.97	(8, 1)	1.0		3	0	0	0	1	0	0	0	0	0	0	8	12	0.00	0.000

PITCHER	IP	WLS	BF	H	R	ER	SO	BB	IBB	HBP	BLK	WP	HR	S	P	ERA	WHIP

San Diego Padres @ Los Angeles Dodgers

Dodger Stadium, Los Angeles, CA

Sun May 14 2023, 1:10 PM - 3:24 PM PDT

Att. 46,201 - Sunny - 74 F

livebaseballscorecards.com

TOP

Batter	1	2	3	4	5	6	7	8	9	AB	R	H	RBI	BB	SO	LOB
23 Fernando Tatis Jr., R (1, 9) OBP: 0.327, SLG: 0.500	S FF 92 X SL 85 0-1 2 S 2B		B FF 92 D CU 81 B FS 84 C FF 94 B FS 83 4-1 BB			X ST 82 0-0 ① F7		B SI 96 C SI 95 B CH 88 F SI 95 B SI 96 B SI 96 4-2 13 S BB		2	0	1	0	2	0	0
13 Manny Machado, R (1, 5) OBP: 0.280, SLG: 0.374	X SL 87 0-0 ① G6-3		C FF 94 X FF 93 0-1 ② F6			C SI 96 B ST 81 B ST 82 B SI 96 B SI 96 4-1 BB		C SI 86 C SI 99 X SI 98 0-2 ③ G4-3 1-2		3	0	0	0	1	0	4
22 Juan Soto, L (1, 7) OBP: 0.403, SLG: 0.483	D CU 82 2 SAFE C CU 81 B FS 83 F FF 94 F FS 83 D CU 82 C SL 87 3-3 ② K		B CU 82 D FS 84 B CU 82 F FF 94 X FF 94 3-1 ③ F8			C CH 90 D CH 90 X ST 83 1-1 ② F9			C SI 89 S ST 79 S ST 80 0-3 ① K	4	0	0	0	0	2	4
2 Xander Bogaerts, R (1, 6) OBP: 0.356, SLG: 0.430	F FF 94 C FS 83 B FS 84 F SL 85 S FF 95 1-3 ③ K 2-3			B CU 81 B FS 84 F FF 92 F CU 82 B FS 84 F FF 94 X FS 84 3-2 ① G6-3		C SI 96 F ST 84 B ST 82 S SI 97 1-3 ③ K			X FC 89 0-0 9 G3 2B	4	0	1	0	0	2	2
9 Jake Cronenworth, L (1, 3) OBP: 0.327, SLG: 0.367		F FF 92 F FS 82 B FF 93 F FS 84 F SL 86 F FS 84 F FF 94 S CU 83 1-3 ① K		F FF 93 F FF 93 F FS 83 F SL 88 X FF 94 0-2 ② G6-3			S SI 95 B SI 96 B SI 95 X SI 96 2-1 ① G3		B SI 89 C SI 89 F ST 80 F ST 79 B SI 90 B ST 81 X SI 90 3-2 ② G3 2-3	4	0	0	0	0	1	1
32 Nelson Cruz, R (1, 10) OBP: 0.272, SLG: 0.427		S SL 86 T FF 93 B FF 94 F SL 85 B FS 84 S FF 94 2-3 ② K		X FF 94 0-0 ③ F8			B SI 95 S SL 88 C SI 96 X SL 88 1-2 ② L9		C FC 89 T FC 89 B ST 79 B FC 89 S ST 80 2-3 ③ K	4	0	0	0	0	2	1
7 Ha-Seong Kim, R (1, 4) OBP: 0.319, SLG: 0.377		F FF 94 F FS 83 B SL 86 X FS 85 1-2 ③ L4			B CU 81 C SL 86 C FF 92 B SL 87 F FS 84 F FF 94 F FF 84 F SL 86 F FF 95 3-3 ① K		C SI 97 B CH 90 B SI 95 F SI 96 F SL 88 S SI 96 2-3 ③ K			3	0	0	0	0	2	0
1 Trent Grisham, L (1, 8) OBP: 0.320, SLG: 0.382			C CU 80 F FS 82 B SL 84 X FS 84 1-2 2B		C CU 80 B FS 85 F FF 94 B CU 84 X SL 87 2-2 ② L8			C SI 95 B SI 96 C SI 96 B SL 88 X SI 95 2-2 ① G3		3	0	1	0	0	0	0
29 Brett Sullivan, L (1, 2) OBP: 0.194, SLG: 0.333			C FF 93 B FF 93 F FS 84 S SL 87 1-3 ① K		B FF 93 F FS 83 X FS 82 1-1 ③ F7			C SI 96 X SI 95 0-1 ② L9		3	0	0	0	0	1	1
Inning Stats	R: 0 H: 1 E: 0 LOB: 1 K: 2 BB: 0 S: 11 P: 15	R: 0 H: 0 E: 0 LOB: 0 K: 2 BB: 0 S: 14 P: 18	R: 0 H: 1 E: 0 LOB: 2 K: 1 BB: 1 S: 11 P: 20	R: 0 H: 0 E: 0 LOB: 0 K: 0 BB: 0 S: 10 P: 13	R: 0 H: 0 E: 0 LOB: 0 K: 1 BB: 0 S: 13 P: 19	R: 0 H: 0 E: 0 LOB: 1 K: 1 BB: 1 S: 7 P: 13	R: 0 H: 0 E: 0 LOB: 0 K: 1 BB: 0 S: 9 P: 14	R: 0 H: 0 E: 0 LOB: 1 K: 0 BB: 1 S: 10 P: 16	R: 0 H: 1 E: 0 LOB: 1 K: 2 BB: 0 S: 11 P: 16	1B: 0 SF: 0 2B: 3 SAC: 0 3B: 0 DP: 0 HR: 0 HBP: 0						

	AB	30
	R	0
	H	3
	RBI	0
	BB	3
	SO	10
	LOB	13

WP: 0 PA: 33
PB: 0
SB: 2
CS: 0

PITCHER		IP	WLS	BF	H	R	ER	SO	BB	IBB	HBP	BLK	WP	HR	S	P	ERA	WHIP
26 Tony Gonsolin, R ERA: 1.42	(1, 1)	5.0	W	18	2	0	0	6	1	0	0	0	0	0	59	85	0.00	0.600
38 Yency Almonte, R ERA: 6.06	(6, 1)	1.0	H	4	0	0	0	1	1	0	0	0	0	0	7	13	0.00	1.000
81 Victor González, L ERA:	(7, 1)	1.2		6	0	0	0	1	1	0	0	0	0	0	16	27	0.00	0.600
48 Brusdar Graterol, R ERA: 2.81	(8, 1)	0.1		1	0	0	0	0	0	0	0	0	0	0	3	3	0.00	0.000
63 Justin Bruihl, L ERA: 1.17	(9, 1)	1.0		4	1	0	0	2	0	0	0	0	0	0	11	16	0.00	1.000

PITCHER		IP	WLS	BF	H	R	ER	SO	BB	IBB	HBP	BLK	WP	HR	S	P	ERA	WHIP

Batter	1	2	3	4	5	6	7	8	9	AB	R	H	RBI	BB	SO	LOB
50 Mookie Betts, R (1, 9) OBP: 0.358, SLG: 0.510	C FF 94 C FF 93 B FF 93 B CH 86 B FF 94 F CH 88 D CH 87 4-2 28 G5-4-3 BB		B FF 94 X CH 86 1-0 2-H HR			B ST 78 B FF 94 C FF 94 B FF 94 X FF 94 3-1 ① F9		C ST 81 B FF 94 X ST 81 1-1 ① G5-3		3	1	1	2	1	0	0
5 Freddie Freeman, L (1, 3) OBP: 0.375, SLG: 0.512	X FF 94 0-0 ① F8		F FF 93 B FF 94 C FF 95 B CH 89 X ST 81 2-2 ② G3			C CH 86 F FF 94 X FF 92 0-2 13 BB 17 2B 1B		X SI 92 0-0 ② G4-3		4	1	1	0	0	0	1
28 J.D. Martinez, R (1, 10) OBP: 0.300, SLG: 0.525	C FF 95 1 SAFE X FF 94 0-1 ②③ G5-4-3 1-2f		B ST 78 B FF 95 C ST 79 X FF 95 2-1 ③ F9			S ST 76 1 SAFE X FF 94 0-1 ② F8		T ST 77 C FF 93 X ST 78 0-2 ③ F8		4	0	0	0	0	0	2
13 Max Muncy, L (1, 5) OBP: 0.353, SLG: 0.508		C ST 77 B FF 93 X ST 79 1-1 ① F9		B FF 94 F FF 94 S FF 94 X ST 80 1-2 ① P3		B FF 95 F FF 94 B FF 94 B FF 94 1 SAFE C ST 80 F FF 95 F FF 95 B CH 86 4-2 17 2B 1-2 BB				2	1	0	0	1	0	0
17 Miguel Vargas, R (1, 4) OBP: 0.333, SLG: 0.419		C FF 94 C FF 95 F FF 95 B CH 89 F FF 96 B FF 96 B CH 89 B FF 96 4-2 BB		F FF 95 B FF 96 F FF 94 B FF 96 X CH 88 2-2 ② F9		X FF 96 0-0 1-H 2-H 2B				2	0	1	2	1	0	0
3 Chris Taylor, R (1, 7) OBP: 0.262, SLG: 0.474		D CH 87 F CH 87 F FF 95 X FF 95 1-2 ② F9		S ST 78 F FF 96 C FF 96 0-3 ③ K		D ST 83 B FF 95 C FF 95 C CH 86 X FF 95 2-2 ③ G5-3				3	0	0	0	0	1	2
33 James Outman, L (1, 8) OBP: 0.361, SLG: 0.548		1 SAFE S ST 81 T FF 95 B FF 96 B FF 97 S ST 81 2-3 ③ K		C FF 93 B FF 92 C ST 79 S FF 94 1-3 ① K			B FF 95 F FF 95 B FF 95 F CH 88 C SC 80 2-3 ① K			3	0	0	0	0	3	1
11 Miguel Rojas, R (1, 6) OBP: 0.261, SLG: 0.222			C FF 93 X CH 86 0-1 50 HR 2B		B FF 95 B FF 95 C ST 79 B CH 88 B FF 94 4-1 15 G5-4-3 BB		B FF 95 C ST 83 X ST 82 1-1 ② F9			2	1	1	0	1	0	0
15 Austin Barnes, R (1, 2) OBP: 0.197, SLG: 0.105			B FF 94 C FF 94 X CH 87 1-1 ① G5-3		C FF 94 D CH 87 X CH 86 1-1 ②③ G5-4-3 1-2f		B FF 95 B FF 96 S FF 95 B FF 95 C FF 96 X FF 96 3-2 ③ F8			3	0	0	0	0	0	2
Inning Stats	R: 0 E: 0 K: 0 S: 6 H: 0 LOB: 0 BB: 1 P: 10	R: 0 E: 0 K: 1 S: 12 H: 0 LOB: 1 BB: 1 P: 20	R: 2 E: 0 K: 0 S: 10 H: 2 LOB: 2 BB: 0 P: 16	R: 0 E: 0 K: 1 S: 9 H: 0 LOB: 0 BB: 0 P: 12	R: 0 E: 0 K: 1 S: 6 H: 0 LOB: 0 BB: 1 P: 12	R: 2 E: 0 K: 0 S: 15 H: 2 LOB: 1 BB: 1 P: 24	R: 0 E: 0 K: 1 S: 8 H: 0 LOB: 0 BB: 0 P: 14	R: 0 E: 0 K: 0 S: 6 H: 0 LOB: 0 BB: 0 P: 7		1B: 1 2B: 2 3B: 0 HR: 1 SF: 0 SAC: 0 DP: 2 HBP: 0				WP: 0 PB: 0 SB: 0 CS: 0 PA: 30		

PITCHER		IP	WLS	BF	H	R	ER	SO	BB	IBB	HBP	BLK	WP	HR	S	P	ERA	WHIP
Ryan Weathers, L ERA: 3.42	(1, 1)	5.2	L	22	3	4	4	3	4	0	0	0	0	1	54	88	6.35	1.235
45 Brent Honeywell, R ERA: 3.97	(6, 1)	1.2		6	1	0	0	1	0	0	0	0	0	0	14	23	0.00	0.600
59 Tom Cosgrove, L ERA:	(8, 1)	0.2		2	0	0	0	0	0	0	0	0	0	0	4	4	0.00	0.000

PITCHER	IP	WLS	BF	H	R	ER	SO	BB	IBB	HBP	BLK	WP	HR	S	P	ERA	WHIP

BOTTOM

San Diego Padres @ Los Angeles Dodgers

Dodger Stadium, Los Angeles, CA

Sun May 14 2023, 1:10 PM - 3:24 PM PDT

Att. 46,201 - Sunny - 74 F

livebaseballscorecards.com

AB	26
R	4
H	4
RBI	4
BB	4
SO	4
LOB	8

Kansas City Royals @ San Diego Padres

Petco Park, San Diego, CA

Mon May 15 2023, 6:42 PM - 9:17 PM PDT

Att. 43,828 - Partly Cloudy - 63 F

livebaseballscorecards.com

TOP

Batter	1	2	3	4	5	6	7	8	9	AB	R	H	RBI	BB	SO	LOB
7 Bobby Witt Jr., R (1, 6) OBP: 0.270, SLG: 0.434	B FF 90 X FC 84 1-0 ① F8			B FC 86 S FC 86 B SI 92 F SI 92 X CH 81 2-2 ① F9		F CH 82 B FF 93 B FC 87 B CH 83 S FC 87 B FF 93 4-2 BB			F FF 93 S CH 80 S FF 94 0-3 ① K	3	0	0	0	1	1	0
9 Vinnie Pasquantino, L (1, 3) OBP: 0.359, SLG: 0.481	C FF 92 F CH 79 S CH 80 0-3 ② K			F CU 73 F CH 82 F CH 83 X CH 82 0-2 ② F9		1 SAFE X CH 80 0-0 ③ G3			C FC 90 X CH 81 0-1 1B	4	0	1	0	0	1	1
13 Salvador Perez, R (1, 2) OBP: 0.338, SLG: 0.537	B FC 86 B CH 82 X FC 88 2-0 ③ G6-3			S CH 82 F SI 92 B CU 76 F FF 94 F FF 94 B CH 84 F SI 94 X FF 94 2-2 ③ F9			F CU 75 F CU 76 S CU 77 0-3 ① K		X FC 89 0-0 ② L7	4	0	0	0	0	1	1
32 Nick Pratto, L (1, 7) OBP: 0.411, SLG: 0.500		C FF 90 X FF 90 0-1 ① P5			C CU 73 S CH 82 B FF 92 B CH 83 S CH 82 2-3 ① K		C CU 74 B FF 92 F FF 93 B FF 93 F CH 84 S FF 94 2-3 ② K		C FF 93 S CH 80 C FF 93 0-3 ③ K	4	0	0	0	0	3	1
14 Edward Olivares, R (1, 10) OBP: 0.305, SLG: 0.397		B FF 91 S SI 90 S CH 80 S CH 82 1-3 ② K			F FF 90 B SI 91 H SI 92 2-1 19 S HBP		C FC 88 S CH 83 F CH 84 X FF 94 0-2 ③ G5-3			2	0	0	0	0	1	0
19 Michael Massey, L (1, 4) OBP: 0.272, SLG: 0.301		B FF 90 F FF 91 S CH 80 B CH 83 F CH 82 F FF 91 S FF 92 2-3 ③ K			B CH 80 C CH 82 F FF 91 F CH 80 F CH 81 D CU 74 1 SAFE B FF 92 S FF 91 3-3 ② K 1-2			C CU 73 X CH 80 0-1 17 G3 1B	3	0	1	0	0	2	1
17 Hunter Dozier, R (1, 9) OBP: 0.261, SLG: 0.316			C SI 90 B FC 85 B FC 84 F SI 90 C SI 91 2-3 ① K		B SI 92 C CH 82 B SI 93 X FC 88 2-1 ③ G6-3			F FC 89 F FC 90 F SI 94 X CH 82 0-2 ① G3 1-2		3	0	0	0	0	1	2
Jackie Bradley Jr., L (1, 8) OBP: 0.235, SLG: 0.230			F FF 92 B CU 73 B CH 81 F FF 92 S CH 82 2-3 ② K			S CU 74 B CH 82 F FF 92 B FF 94 F CH 82 S CH 84 2-3 ① K		C CU 81 C FF 93 F CH 82 F CH 81 B FF 94 X CH 82 1-2 ② F8		3	0	0	0	0	2	1
11 Maikel Garcia, R (1, 5) OBP: 0.240, SLG: 0.267			X FF 90 0-0 ③ G1-3			C FC 87 C FC 87 B CH 82 B CH 84 F CH 82 C SI 92 2-3 ② K		X FC 90 0-0 ③ G1-3		3	0	0	0	0	1	1

	AB	29
	R	0
	H	2
	RBI	0
	BB	1
	SO	13
	LOB	8

Inning Stats																		
	R: 0 E: 0 K: 1 S: 5	H: 0 LOB: 0 BB: 0 P: 8	R: 0 E: 0 K: 2 S: 10	H: 0 LOB: 0 BB: 0 P: 13	R: 0 E: 0 K: 2 S: 7	H: 0 LOB: 0 BB: 0 P: 11	R: 0 E: 0 K: 0 S: 13	H: 0 LOB: 0 BB: 0 P: 17	R: 0 E: 0 K: 2 S: 11	H: 0 LOB: 1 BB: 0 P: 20	R: 0 E: 0 K: 2 S: 11	H: 0 LOB: 1 BB: 1 P: 19	R: 0 E: 0 K: 2 S: 11	H: 0 LOB: 0 BB: 0 P: 13	R: 0 E: 0 K: 0 S: 12	H: 1 LOB: 1 BB: 0 P: 13	R: 0 E: 0 K: 2 S: 9	H: 1 LOB: 1 BB: 0 P: 9	1B: 2 2B: 0 3B: 0 HR: 0	SF: 0 SAC: 0 DP: 0 HBP: 1	WP: 0 PB: 0 SB: 1 CS: 0	PA: 31

PITCHER		IP	WLS	BF	H	R	ER	SO	BB	IBB	HBP	BLK	WP	HR	S	P	ERA	WHIP
52 Michael Wacha, R ERA: 4.06	(1, 1)	7.0	W	24	1	0	0	11	1	0	1	0	0	0	70	103	0.00	0.286
21 Nick Martinez, R ERA: 2.82	(8, 1)	2.0		7	1	0	0	2	0	0	0	0	0	0	19	20	0.00	0.500

PITCHER	IP	WLS	BF	H	R	ER	SO	BB	IBB	HBP	BLK	WP	HR	S	P	ERA	WHIP

BOTTOM

Kansas City Royals @ San Diego Padres

Petco Park, San Diego, CA

Mon May 15 2023, 6:42 PM - 9:17 PM PDT

Att. 43,828 - Partly Cloudy - 63 F

livebaseballscorecards.com

Batter	1	2	3	4	5	6	7	8	9	AB	R	H	RBI	BB	SO	LOB
23 Fernando Tatis Jr., R (1, 9) OBP: 0.330, SLG: 0.495	B SI 94 C SL 85 B SL 86 X SL 84 2-1 22 E 13 G3 2 WP 1B	X SL 84 0-0 13 HBP 9 BB 22 BB 1-3 2-H 1B	X CU 81 0-0 ③ F9		B SL 86 F CH 88 B FF 95 B CH 87 F SL 83 X CH 87 3-2 ③ F7			B SL 86 B FF 93 F FF 93 X SL 86 2-1 ① F7		5	1	2	1	0	0	3
9 Jake Cronenworth, L (1, 3) OBP: 0.324, SLG: 0.357	C FF 91 B CU 86 C FF 93 1 SAFE S CU 85 1-3 ① K	B CH 89 B FF 93 D CH 88 B FF 91 4-0 22 BB 13 HBP 1-2 BB		B CH 88 B CU 83 B FF 92 C SL 83 F SL 82 X SL 84 3-2 ① F7		B CH 86 F FF 94 F CH 86 F SL 84 X CH 88 1-2 ① F8		B FF 93 S FF 94 C FF 93 B SL 86 C FF 93 2-3 ② K		4	0	0	0	1	2	1
13 Manny Machado, R (1, 5) OBP: 0.282, SLG: 0.372 24 Rougned Odor, L (4, PH) OBP: 0.216, SLG: 0.239 (5, 4)	X SL 83 0-0 ② G3 1-2	C SL 83 B SL 85 H ST 81 2-1 22 BB 1-2 2-3 3-H HBP		C SL 83 B CH 88 F CU 82 B FF 91 F SL 83 F SL 84 X CH 88 2-2 ② F8		S FF 95 F FF 94 B CH 87 X CH 88 1-2 ② L8		B FF 93 F FF 93 F FF 92 F SL 85 F SL 86 B SL 84 B SL 85 X FF 91 3-2 ③ P6		1 3	0 0	0 0	1 0	0 0	0 0	1 0
22 Juan Soto, L (1, 7) OBP: 0.405, SLG: 0.476	B CU 84 C CU 84 X CH 91 1-1 E1 14 WP 2 WP 2-3	D CH 89 D CU 84 C FF 92 B FF 92 B CH 89 4-1 ② 1-2 2-3 3-H BB		B FF 91 B FF 92 B CU 83 C SL 82 S SL 83 B SL 84 4-2 2 BB BB		C CH 88 F FF 95 B SL 85 B SL 85 X CH 88 2-2 ③ G5-3				2	0	0	0	2	0	1
2 Xander Bogaerts, R (1, 6) OBP: 0.365, SLG: 0.431	B SL 83 F SL 84 B SL 84 B FF 90 D SL 84 4-1 14 WP 1-2 3-H BB	B SL 83 X SL 83 1-0 ③ G4-3		B SL 82 B SL 82 B CU 82 C SL 82 B SL 83 4-1 1-2 BB			C FF 96 X CU 82 0-1 14 BB 7 1B 1B			2	1	1	0	2	0	3
14 Matt Carpenter, L (1, 10) OBP: 0.313, SLG: 0.378	C FF 93 B CU 85 L CH 90 B FF 95 B CU 85 X FF 94 3-2 ③ G3-1 1-2 2-3		B FF 90 B CU 85 B CH 89 C FF 92 C FF 92 S CH 89 3-3 ① K	F FF 93 B CH 86 C SL 83 B CH 87 S CH 87 2-3 ③ K			C CU 80 D CU 82 B FF 96 B FF 97 F FF 96 F CU 81 F SL 86 B CU 80 4-2 1 7 G5-4-3 1B 1-2 BB			3	0	0	0	1	2	4
7 Ha-Seong Kim, R (1, 4) OBP: 0.317, SLG: 0.373 (5, 5)		B SL 84 B FF 91 B SL 83 C SL 82 C SL 83 X SL 84 3-2 ① F9	B SL 83 B SL 84 X SL 83 2-0 ② F9		C FF 92 B SL 84 B FF 94 B SL 86 S FF 94 C FF 95 3-3 ① K		B SL 86 C SI 96 C SL 85 X CU 84 1-2 1 G5-4-3 1-2 2-H 1B			4	0	1	1	0	1	0
1 Trent Grisham, L (1, 8) OBP: 0.325, SLG: 0.376		B FF 92 C CH 90 B FF 93 B CU 83 D CH 88 4-1 26 BB 23 1B BB	B CU 83 B CH 89 B FF 91 B FF 92 4-0 26 1B BB		C SL 84 B CH 88 F CH 88 T FF 95 1-2 ② K		T FF 96 S FF 96 F FF 97 X CU 82 0-2 ① ② G5-4-3 1-2f 2-3			2	1	0	0	2	1	2
26 Austin Nola, R (1, 2) OBP: 0.271, SLG: 0.217		C SL 81 B SL 83 D FF 91 B SL 81 B SL 83 4-1 23 1B 13 HBP 1-2 BB	C SL 81 X SL 82 0-1 1-2 1B		C SL 86 F SL 85 B SL 85 F FF 94 B CH 87 B CH 85 B FF 95 4-2 BB		X FF 97 0-0 ③ B5-3			2	1	1	0	2	0	1
Inning Stats	R: 1 E: 1 K: 1 S: 12 H: 1 LOB: 2 BB: 1 P: 23	R: 2 E: 0 K: 0 S: 9 H: 1 LOB: 3 BB: 4 P: 31	R: 0 E: 0 K: 1 S: 7 H: 1 LOB: 2 BB: 1 P: 16	R: 0 E: 0 K: 1 S: 14 H: 0 LOB: 2 BB: 2 P: 29	R: 0 E: 0 K: 2 S: 12 H: 0 LOB: 1 BB: 1 P: 23	R: 0 E: 0 K: 0 S: 10 H: 0 LOB: 0 BB: 0 P: 14	R: 1 E: 0 K: 0 S: 14 H: 2 LOB: 1 BB: 1 P: 19	R: 0 E: 0 K: 1 S: 10 H: 0 LOB: 0 BB: 0 P: 17		1B: 5 2B: 0 3B: 0 HR: 0 SF: 0 SAC: 0 DP: 1 HBP: 1		WP: 2 PB: 0 SB: 0 CS: 0 PA: 39				

	AB	28
	R	4
	H	5
	RBI	3
	BB	10
	SO	6
	LOB	16

PITCHER		IP	WLS	BF	H	R	ER	SO	BB	IBB	HBP	BLK	WP	HR	S	P	ERA	WHIP
56 Brad Keller, R ERA: 4.36	(1, 1)	3.2	L	23	3	3	2	2	8	0	1	0	2	0	39	94	4.91	3.000
60 Max Castillo, R ERA: 2.89	(4, 1)	2.1		8	0	0	0	3	1	0	0	0	0	0	25	42	0.00	0.429
63 Josh Staumont, R ERA: 3.46	(7, 1)	1.0		5	2	1	1	0	1	0	0	0	0	0	14	19	9.00	3.000
38 Josh Taylor, L ERA: 5.93	(8, 1)	1.0		3	0	0	0	1	0	0	0	0	0	0	10	17	0.00	0.000

PITCHER	IP	WLS	BF	H	R	ER	SO	BB	IBB	HBP	BLK	WP	HR	S	P	ERA	WHIP

Kansas City Royals @ San Diego Padres

Petco Park, San Diego, CA

Tue May 16 2023, 6:41 PM - 9:11 PM PDT

Att. 36,060 - Clear - 65 F

TOP

livebaseballscorecards.com

Batter	1	2	3	4	5	6	7	8	9	AB	R	H	RBI	BB	SO	LOB
7 Bobby Witt Jr., R (1, 6) OBP: 0.274, SLG: 0.433	X FF 94 0-0 P3	F SL 89 S CU 82 1 SAFE F FF 96 X CU 81 0-2 13 2B 1-2 3-H 1B		C FF 93 X SL 84 0-1 1B		C SI 99 S ST 80 S ST 83 0-3 K			S SI 96 S SI 96 B SI 97 F SL 86 X SI 96 1-2 F9	5	1	2	1	0	1	2
13 Salvador Perez, R (1, 10) OBP: 0.333, SLG: 0.533	C SI 94 B FF 95 B FC 90 F SI 93 B CU 82 F FF 95 C CU 80 3-3 K	B SL 88 X SI 93 1-0 1-H 2-H 2B		C SI 93 C FF 93 S SL 86 0-3 K			B ST 82 X FF 96 1-0 G6-3		S SI 86 X SL 88 0-1 G1-3	5	0	1	2	0	2	1
9 Vinnie Pasquantino, L (1, 3) OBP: 0.356, SLG: 0.476	C FF 95 F SI 95 X SI 90 0-2 F9	C CU 80 X CU 80 0-1 G3			C FF 92 B SI 92 C FF 92 B CH 86 X SI 92 2-2 F8		C CH 85 B CH 86 C FF 96 B CH 88 F FF 97 F ST 82 X CH 86 2-2 11 1B 1B			4	0	1	0	0	0	1
14 Edward Olivares, R (1, 7) OBP: 0.303, SLG: 0.392 Jackie Bradley Jr., L (7, 8) OBP: 0.235, SLG: 0.230		B SI 93 C FF 94 F SL 89 B CU 83 X FF 96 2-2 1 PB 11 S 15 1B 1B	C FF 93 B SL 83 B SI 92 B FF 92 X SI 91 3-1 P2		B SL 85 X SI 92 1-0 G6-3		C ST 80 F ST 80 B FF 95 B ST 82 X ST 81 2-2 F7			4 0	1 0	1 0	0 0	0 0	0 0	1 0
11 Maikel Garcia, R (1, 5) OBP: 0.259, SLG: 0.306		C FF 92 T CU 81 C SI 96 0-3 K 1-2	B SL 86 B SI 93 X SI 92 2-0 2B		C FF 94 B SI 92 F FF 93 S FF 93 1-3 K		C FF 95 B FF 95 F ST 82 F ST 82 X FF 96 1-2 1-3 1B			4	0	2	0	0	2	1
1 MJ Melendez, L (1, 9) OBP: 0.301, SLG: 0.371		D CU 80 B CU 79 B FF 93 B FF 94 4-0 34 BB 15 1B 18 FC6-4 2-3 BB	F CH 86 C FF 93 X FF 94 0-2 F8			S ST 80 S ST 82 B ST 82 B FF 98 B ST 78 F FF 98 S FF 97 3-3 K		C FC 89 S CH 83 B CH 83 F FF 94 B CU 83 S FC 89 2-3 K		3	1	0	0	1	2	1
15 Matt Duffy, R (1, 4) OBP: 0.371, SLG: 0.439 19 Michael Massey, L (8, PH) OBP: 0.270, SLG: 0.298 (8, 4)		B FF 94 B SI 94 F CU 81 S CU 81 X CU 81 2-2 18 FC6-4 34 BB 7 1B 1-2 3-H 1B	C FF 94 2 SAFE B SL 85 F FF 94 T FF 94 1-2 K			C ST 81 F SI 99 B ST 82 C SI 98 1-3 K		C CH 81 F FF 93 B CU 82 F CU 82 B FF 94 X FC 90 2-2 F7		3 1	1 0	1 0	1 0	0 0	2 0	1 0
34 Freddy Fermin, R (1, 2) OBP: 0.394, SLG: 0.690		B FF 93 D SI 94 B FC 90 B FF 94 4-0 18 FC6-4 1-2 2-3 BB	S SL 85 C FF 94 F FF 92 F FF 93 X SL 84 0-2 F9			S FF 98 B ST 83 B ST 81 B FF 98 D SI 97 4-1 18 HBP BB		B FC 89 X SI 92 1-0 G5-3		2	0	0	0	2	0	0
18 Nate Eaton, R (1, 8) OBP: 0.104, SLG: 0.044 (7, 7)		B CU 80 X SI 93 1-0 FC6-4 7 1B 13 2B 1-2f 2-3 3-H	C FF 93 B SI 93 C FF 94 X SI 92 1-2 G6-3		H ST 76 1-0 1-2 HBP				C SI 94 F SI 95 F SL 84 S SI 96 0-3 K	3	1	0	1	0	1	2
Inning Stats	R: 0 E: 0 K: 1 S: 8 H: 0 LOB: 0 BB: 0 P: 11	R: 5 E: 0 K: 1 S: 17 H: 4 LOB: 1 BB: 2 P: 31	R: 0 E: 0 K: 1 S: 9 H: 1 LOB: 1 BB: 0 P: 15	R: 0 E: 0 K: 1 S: 13 H: 1 LOB: 1 BB: 0 P: 14	R: 0 E: 0 K: 1 S: 7 H: 0 LOB: 0 BB: 0 P: 11	R: 0 E: 0 K: 3 S: 11 H: 0 LOB: 2 BB: 1 P: 20	R: 0 E: 0 K: 0 S: 13 H: 2 LOB: 2 BB: 0 P: 19	R: 0 E: 0 K: 1 S: 9 H: 0 LOB: 0 BB: 0 P: 14	R: 0 E: 0 K: 1 S: 10 H: 0 LOB: 0 BB: 0 P: 11	1B: 6 2B: 2 3B: 0 HR: 0 SF: 0 SAC: 0 DP: 0 HBP: 1						

PITCHER		IP	WLS	BF	H	R	ER	SO	BB	IBB	HBP	BLK	WP	HR	S	P	ERA	WHIP
67 Seth Lugo, R ERA: 4.1	(1, 1)	2.0	L	12	4	5	5	2	2	0	0	0	0	0	25	42	22.50	3.000
73 Drew Carlton, R ERA:	(3, 1)	3.0		11	2	0	0	3	0	0	0	0	0	0	29	40	0.00	0.667
66 Luis García, R ERA: 5.4	(6, 1)	1.0		5	0	0	0	3	1	0	1	0	0	0	11	20	0.00	1.000
36 Steven Wilson, R ERA: 3.6	(7, 1)	1.0		4	2	0	0	0	0	0	0	0	0	0	13	19	0.00	2.000
21 Nick Martinez, R ERA: 2.75	(8, 1)	1.0		3	0	0	0	1	0	0	0	0	0	0	9	14	0.00	0.000

PITCHER		IP	WLS	BF	H	R	ER	SO	BB	IBB	HBP	BLK	WP	HR	S	P	ERA	WHIP
71 Josh Hader, L ERA: 1.0	(9, 1)	1.0		3	0	0	0	1	0	0	0	0	0	0	10	11	0.00	0.000

AB	34
R	5
H	8
RBI	5
BB	3
SO	10
LOB	10

WP: 0	PA: 38		
PB: 1			
SB: 1			
CS: 0			

Batter	1	2	3	4	5	6	7	8	9	AB	R	H	RBI	BB	SO	LOB
23 Fernando Tatis Jr., R (1, 9) OBP: 0.327, SLG: 0.485	B SI 93 B SI 93 X SI 93 2-0 9 G4-6-3 1B		C SL 94 B SL 83 X SI 94 1-1 ③ F9		F SL 84 F SI 91 B SL 85 X SI 91 1-2 E4 9 3B 2-H		F SL 86 F SL 89 S SI 101 0-3 ① K			4	1	1	0	0	1	1
9 Jake Cronenworth, L (1, 3) OBP: 0.322, SLG: 0.367	C SI 91 B CH 86 X SI 92 1-1 ① ② G4-6-3 1-2f			B SI 91 F SI 92 B SI 92 B SL 84 F SI 92 S SL 85 3-3 ① K	B SL 82 B SI 91 X SI 90 2-0 1-H 3B		F SL 89 S SL 89 1 SAFE 1 SAFE C FF 104 0-3 ② ③ K 1-2			4	0	1	1	0	2	2
22 Juan Soto, L (1, 7) OBP: 0.407, SLG: 0.483	C SI 93 B CH 89 B SI 94 B SI 93 X SI 92 3-1 1B			C SI 93 B CH 89 S SL 84 X SI 94 1-2 2B	C SL 84 C SI 92 B SL 84 B SL 86 X SI 92 2-2 ③ G4-3			B FF 95 F CH 89 C SL 89 B CH 89 B SL 90 S SL 90 3-3 ① K		4	0	2	0	0	1	1
2 Xander Bogaerts, R (1, 6) OBP: 0.368, SLG: 0.429	C SI 93 C SI 93 B SL 84 S SL 85 1-3 ③ K			X SL 84 0-0 ② P4		B SI 91 B SI 92 C SI 91 X SL 84 2-1 14 2B 1B		B SL 90 C SL 90 B ST 85 F FF 95 F SL 90 B FF 97 B SL 90 4-2 24 1B BB		3	1	1	0	1	1	2
14 Matt Carpenter, L (1, 10) OBP: 0.330, SLG: 0.393		B SI 91 B SI 91 C SL 83 B SL 84 C SI 93 F SL 84 B SI 93 4-2 7 G6-4-3 BB		B SL 84 D SL 84 B SL 85 B SI 93 4-0 BB		C SI 91 B SI 91 X SL 83 1-1 24 G4-3 7 SF8 1-H 2B		S SL 88 1 SAFE F CH 90 F FF 95 C ST 83 0-3 ② K		2	1	1	1	2	1	1
24 Rougned Odor, L (1, 4) OBP: 0.218, SLG: 0.240		B SI 92 F SL 83 F SI 93 X SL 86 1-2 ① F9		B SL 84 C SI 92 X SI 92 1-1 ③ F8		L SI 92 B SI 91 F SI 91 X SL 84 1-2 ① G4-3 2-3		X SL 88 0-0 7 CS 1-3 1B		4	0	1	0	0	0	4
7 Ha-Seong Kim, R (1, 5) OBP: 0.308, SLG: 0.364	C SI 93 B SI 92 F SL 84 B SI 93 X SI 92 2-2 ② ③ G6-4-3 1-2f				B SI 92 C SI 92 X SL 84 1-1 ① P6	S SL 85 X SL 85 0-1 ② SF8 3-H		B SL 90 B FF 95 C SL 90 1 SAFE 2-1 ③ CS 1-2	C CU 77 B CU 78 B FF 91 X SL 82 2-1 ① L8	3	0	0	1	0	0	1
1 Trent Grisham, L (1, 8) OBP: 0.317, SLG: 0.365			B SI 91 B CH 88 C SI 92 F SL 85 X SL 86 2-2 ① G6-3		S SI 92 B CH 89 L SI 92 B SL 85 B SL 86 C SI 91 3-3 ② K	B SI 93 F SL 84 B SI 92 X SL 85 2-1 ③ P4			C FF 92 B FF 92 F FF 93 F SL 83 X CU 77 1-2 ② F8	4	0	0	0	0	1	0
29 Brett Sullivan, L (1, 2) 32 Nelson Cruz, R (7, PH) OBP: 0.280, SLG: 0.427 5 Adam Engel, R (7, PR) 26 Austin Nola, R (8, 2) OBP: 0.268, SLG: 0.214			X SI 93 0-0 ② F7		C SI 92 B SI 92 B CH 88 F SL 84 X SL 85 2-2 E9 23 E 1B		C FF 100 B FF 101 F FF 99 B FS 91 B FS 88 B FF 100 4-2 9 CS BB		C SL 83 F SL 83 B CU 78 F SL 83 S CU 79 1-3 ③ K	2 0 0 1	1 0 0 0	1 0 0 0	0 1 0 0	0 0 0 1	0 0 0 0	0 0 0 0
Inning Stats	R: 0 H: 2 E: 0 LOB: 1 K: 1 BB: 0 S: 8 P: 15	R: 0 H: 0 E: 0 LOB: 0 K: 0 BB: 1 S: 9 P: 16	R: 0 H: 0 E: 0 LOB: 0 K: 0 BB: 0 S: 6 P: 9	R: 0 H: 1 E: 0 LOB: 2 K: 1 BB: 1 S: 9 P: 18	R: 2 H: 2 E: 2 LOB: 1 K: 1 BB: 0 S: 15 P: 26	R: 2 H: 2 E: 0 LOB: 0 K: 0 BB: 0 S: 11 P: 17	R: 0 H: 0 E: 0 LOB: 1 K: 2 BB: 1 S: 8 P: 12	R: 0 H: 1 E: 0 LOB: 1 K: 2 BB: 1 S: 12 P: 21	R: 0 H: 0 E: 0 LOB: 0 K: 1 BB: 0 S: 10 P: 14	1B: 5 2B: 2 3B: 1 HR: 0	SF: 1 SAC: 0 DP: 2 HBP: 0			WP: 0 PB: 0 SB: 0 CS: 2	PA: 37		

PITCHER	IP	WLS	BF	H	R	ER	SO	BB	IBB	HBP	BLK	WP	HR	S	P	ERA	WHIP
51 Brady Singer, R (1, 1) ERA: 7.09	6.0	W	26	7	4	2	3	2	0	0	0	0	0	58	101	3.00	1.500
54 Aroldis Chapman, L (7, 1) ERA: 3.45	1.0	H	3	0	0	0	2	1	0	0	0	0	0	8	12	0.00	1.000
45 Taylor Clarke, R (8, 1) ERA: 3.98	1.0	H	4	1	0	0	2	1	0	0	0	0	0	12	21	0.00	2.000
58 Scott Barlow, R (9, 1) ERA: 3.86	1.0	S	3	0	0	0	1	0	0	0	0	0	0	10	14	0.00	0.000

PITCHER	IP	WLS	BF	H	R	ER	SO	BB	IBB	HBP	BLK	WP	HR	S	P	ERA	WHIP
C Sam Hilliard, L (1, 3)	1.0	L	4	1	1	1	0	0	0	0	0	0	0	11	15	9.00	1.000
48 Robert Suarez, R (2, 1) ERA: 3.00	1.0	H	3	0	0	0	1	0	0	0	0	0	0	9	13	0.00	0.000
53 Luis Garcia, R (3, 1) ERA: 3.00	1.0	H	3	0	0	0	1	0	0	0	0	0	0	9	13	0.00	0.000
49 Yimi Garcia, R (4, 1) ERA: 3.00	1.0	H	3	0	0	0	1	0	0	0	0	0	0	9	13	0.00	0.000
56 Josh Hader, L (5, 1) ERA: 3.00	1.0	H	3	0	0	0	1	0	0	0	0	0	0	9	13	0.00	0.000
55 Carlos Rodon, L (6, 1) ERA: 3.00	1.0	H	3	0	0	0	1	0	0	0	0	0	0	9	13	0.00	0.000
52 Craig Kimbrel, R (7, 1) ERA: 3.00	1.0	H	3	0	0	0	1	0	0	0	0	0	0	9	13	0.00	0.000
47 Joe Mantiply, L (8, 1) ERA: 3.00	1.0	H	3	0	0	0	1	0	0	0	0	0	0	9	13	0.00	0.000
50 Mitch Keller, R (9, 1) ERA: 3.00	1.0	S	3	0	0	0	1	0	0	0	0	0	0	9	13	0.00	0.000

BOTTOM

Kansas City Royals @ San Diego Padres

Petco Park, San Diego, CA

Tue May 16 2023, 6:41 PM - 9:11 PM PDT

Att. 36,060 - Clear - 65 F

livebaseballscorecards.com

AB	31
R	4
H	8
RBI	3
BB	4
SO	8
LOB	12

Kansas City Royals @ San Diego Padres

Petco Park, San Diego, CA

Wed May 17 2023, 1:11 PM - 4:15 PM PDT

Att. 32,416 - Cloudy - 62 F

TOP

livebaseballscorecards.com

Batter	1	2	3	4	5	6	7	8	9	AB	R	H	RBI	BB	SO	LOB
7 Bobby Witt Jr., R (1, 6) OBP: 0.277, SLG: 0.429	C ST 82 F FF 95 X ST 85 0-2 ① G4-3			B FC 91 S ST 86 B SI 94 S ST 84 B ST 84 X SI 95 3-2 9 G6-3 1 2B 1B		B ST 82 S ST 82 B ST 83 F ST 82 B ST 85 B ST 85 4-2 9 S 9 HR BB	S ST 82 2 SAFE F ST 81 S FF 94 0-3 ② K		F ST 81 X SI 97 0-1 ③ G5-3	4	2	1	0	1	1	1
9 Vinnie Pasquantino, L (1, 10) OBP: 0.354, SLG: 0.488	C SL 85 B SI 95 C SI 95 F CH 85 X FS 92 1-2 ② G3			1 SAFE B SI 94 S SI 96 X CU 74 1-1 ① G6-3 1-2		F ST 83 B FS 90 B SI 95 B ST 83 X ST 83 3-1 1-H HR	F FF 95 C FF 94 B FF 95 S FF 95 1-3 ③ K			4	1	1	2	0	1	2
13 Salvador Perez, R (1, 2) OBP: 0.325, SLG: 0.519	B FC 92 B FC 91 X FC 92 2-0 ③ L5			S ST 86 D ST 87 F ST 83 C CU 72 1-3 ② K		X FC 89 0-0 ① L8		B ST 80 B ST 82 S ST 80 F ST 82 B FF 94 F ST 80 X FF 93 3-2 ① L8		4	0	0	0	0	1	1
1 MJ Melendez, L (1, 9) OBP: 0.305, SLG: 0.388		S SL 85 B CU 74 B FC 90 F ST 82 F FF 95 B FF 96 S ST 85 3-3 ① K		B ST 84 F SL 86 B SI 96 S SL 86 X FS 90 2-2 2-H 2B		X FC 90 0-0 11 2B 2B		B FF 95 S ST 79 X ST 80 1-1 ② F6		4	1	2	1	0	1	0
11 Maikel Garcia, R (1, 5) OBP: 0.293, SLG: 0.358		X ST 85 0-0 32 G3-6-3 1B		B FF 95 C SL 86 B FF 95 X ST 83 2-1 ③ F6		B SI 92 X FC 89 1-0 32 G3 2-H 2B		C ST 83 B FF 92 F FF 95 B ST 84 F ST 83 B FF 95 X ST 82 3-2 32 1B 1B		4	0	3	1	0	0	1
32 Nick Pratto, L (1, 3) OBP: 0.416, SLG: 0.493		X SL 88 0-0 ② ③ G3-6-3 1-2f			B SL 85 B SL 84 F SL 84 B SL 87 S SL 85 B SL 86 4-2 18 FC5 19 S BB	2 SAFE C SI 87 F FF 89 X FF 90 0-2 ② G3 2-3		B ST 75 X ST 74 1-0 1-2 1B		3	0	1	0	1	0	2
19 Michael Massey, L (1, 4) OBP: 0.264, SLG: 0.291 15 Matt Duffy, R (8, PH) OBP: 0.365, SLG: 0.431 (8, 4)			B FF 94 C ST 83 F ST 83 S FS 89 1-3 ① K2-3		S ST 84 S CU 73 1 SAFE F FF 97 B CU 70 B FS 89 F CU 71 C FF 96 2-3 ① 1-2 K	X FF 90 0-0 ③ F5		F ST 79 B SI 93 B CH 85 C ST 77 F FF 94 F FF 94 S ST 77 2-3 ③ K		3 1	0 0	0 0	0 0	0 0	2 1	2 2
18 Nate Eaton, R (1, 7) OBP: 0.115, SLG: 0.061			S ST 84 M CU 72 B ST 86 S CU 73 1-3 ② K		C ST 83 S ST 83 B FF 96 B ST 86 B CU 71 X ST 86 3-2 ② FC5 2-3		X SI 87 0-0 SH2-3 1B		B ST 80 B SI 97 B SI 96 C FF 96 X SI 97 3-1 ① G5-3	4	0	1	0	0	1	1
Jackie Bradley Jr., L (1, 8) OBP: 0.226, SLG: 0.221			C SI 95 F SI 95 B FS 91 C SI 95 1-3 ③ K		1 SAFE D SL 87 X SL 86 1-0 ③ F9		X SL 80 0-0 ① SH2-3 1-2		B ST 81 F FF 96 S ST 80 F ST 80 F FF 97 B FS 89 C ST 79 2-3 ② K	3	0	0	0	0	2	1

	AB	34
	R	4
	H	9
	RBI	4
	BB	2
	SO	10
	LOB	13

Inning Stats										
	R: 0 E: 0 K: 0 S: 8	H: 0 LOB: 0 BB: 0 P: 11	R: 0 E: 0 K: 1 S: 6	H: 1 LOB: 0 BB: 0 P: 9	R: 0 E: 0 K: 3 S: 9	H: 0 LOB: 0 BB: 0 P: 12	R: 1 E: 0 K: 1 S: 13	H: 2 LOB: 1 BB: 0 P: 22	R: 0 E: 0 K: 1 S: 11	H: 0 LOB: 1 BB: 1 P: 21
	R: 3 E: 0 K: 0 S: 11	H: 3 LOB: 1 BB: 1 P: 19	R: 0 E: 0 K: 2 S: 8	H: 1 LOB: 1 BB: 0 P: 9	R: 0 E: 0 K: 1 S: 16	H: 2 LOB: 2 BB: 0 P: 26	R: 0 E: 0 K: 1 S: 9	H: 0 LOB: 0 BB: 0 P: 14	1B: 5 2B: 3 3B: 0 HR: 1	SF: 0 SAC: 1 DP: 1 HBP: 0	WP: 0 PB: 0 SB: 2 CS: 0	PA: 37

PITCHER		IP	WLS	BF	H	R	ER	SO	BB	IBB	HBP	BLK	WP	HR	S	P	ERA	WHIP
11 Yu Darvish, R ERA: 3.56	(1, 1)	5.1	L	23	6	4	4	6	2	0	0	0	0	1	54	90	6.75	1.500
25 Tim Hill, L ERA: 3.32	(6, 1)	1.0		4	1	0	0	0	0	0	0	0	0	0	6	6	0.00	1.000
36 Steven Wilson, R ERA: 3.38	(7, 1)	1.1		5	1	0	0	2	0	0	0	0	0	0	16	24	0.00	0.750
59 Tom Cosgrove, L ERA:	(8, 1)	0.1		2	1	0	0	1	0	0	0	0	0	0	6	9	0.00	3.000
66 Luis García, R ERA: 5.09	(9, 1)	1.0		3	0	0	0	1	0	0	0	0	0	0	9	14	0.00	0.000

PITCHER	IP	WLS	BF	H	R	ER	SO	BB	IBB	HBP	BLK	WP	HR	S	P	ERA	WHIP

Batter	1	2	3	4	5	6	7	8	9	AB	R	H	RBI	BB	SO	LOB
2 Xander Bogaerts, R (1, 6) OBP: 0.374, SLG: 0.431	F FF 96 B SL 88 F FF 99 F SL 90 F SL 90 X SL 90 1-2 1B		B FF 92 C SL 84 B SL 85 C SI 92 B SL 85 B SL 84 4-2 9 BB BB		B FF 91 X SI 90 1-0 ① L9	C SI 94 F SL 84 B FF 93 X SI 93 1-2 9 BB 2-3 3-H 1B		X FF 96 0-0 ② L9		4	0	2	1	1	0	0
9 Jake Cronenworth, L (1, 3) OBP: 0.335, SLG: 0.393	C FF 100 F FF 98 S FS 89 0-3 ① K		C CH 86 D CU 77 D CH 87 S FC 90 B FF 94 B FF 94 4-2 23 G6-4-3 1-2 BB		B FF 91 B FF 91 X FF 92 2-0 HR	B FF 93 B CH 87 F SI 94 C SL 82 B FF 92 D SL 83 4-2 1-2 BB		B FF 95 C FF 96 X CH 90 1-1 1B		3	1	2	1	2	1	1
23 Fernando Tatis Jr., R (1, 9) OBP: 0.313, SLG: 0.462	B SL 88 X FF 100 1-0 ② F6		B SL 83 X SI 93 1-0 ② ③ G6-4-3 1-2f		F SL 83 X SL 84 0-1 ② G6-3	F SI 93 X SI 92 0-1 ③ P4		B ST 85 S SL 90 F SL 90 X FF 95 1-2 ③ F9		5	0	0	0	0	0	7
22 Juan Soto, L (1, 7) OBP: 0.402, SLG: 0.471	B FF 100 F FF 100 B FS 89 X KC 84 2-1 ③ G1-3			C CU 75 B CH 85 C CH 86 B FC 87 C FF 93 2-3 ① K	B FF 92 B SL 84 F FF 92 C FF 93 S SL 84 2-3 ③ K		B FF 99 B FF 97 C SL 88 C SL 88 B SL 89 B FF 99 4-2 24 BB 7 BB 29 2 BB		X FF 93 0-0 ① G4-3	4	0	0	0	1	2	1
14 Matt Carpenter, L (1, 10) OBP: 0.340, SLG: 0.395 32 Nelson Cruz, R (7, PH) OBP: 0.274, SLG: 0.418 (8, 10)		S FF 98 B FF 98 F FF 98 F FF 100 B FS 91 F SL 90 B FF 101 S FF 98 3-3 ① K	C FF 94 F CH 87 F FF 94 B FF 94 X CH 87 1-2 24 WP 7 BB 1B			B FF 93 B FF 92 C FF 92 B FF 93 B FF 94 4-1 24 1B 7 1B 1 BLK BB	F FF 98 T FF 99 C SI 101 0-3 ① K	C FF 95 S SL 83 S SL 82 0-3 ② K2-3		2 2	1 0	1 0	0 0	1 0	1 2	0 1
7 Ha-Seong Kim, R (1, 5) OBP: 0.325, SLG: 0.371		B FF 100 X FF 98 1-0 1B	C FF 91 B CU 77 D SL 84 B SI 93 B FF 93 4-1 24 WP 1-2 BB			C FF 93 B CU 79 C FF 92 F FF 93 X SL 85 1-2 1 BLK 24 1B 2 1B 1-2 1B	B FF 97 C SL 85 B FS 89 B FF 99 C SL 87 F FF 98 B SL 86	C FF 95 B CU 78 X CU 79 1-1 ③ G6-3		3	1	2	0	2	0	0
24 Rougned Odor, L (1, 4) OBP: 0.254, SLG: 0.250		B FF 97 S FS 88 F FF 99 1 SAFE S FS 89 1-3 ② K	B CU 76 B CH 85 D SL 82 B SI 91 4-0 1-2 2-3 BB			X FF 93 0-0 2 1B 1 BLK 1-2 2-3 1B	B SL 86 B FF 98 B FF 97 B FF 96 4-0 1-2 2-3 BB			2	0	1	0	2	1	1
1 Trent Grisham, L (1, 8) OBP: 0.309, SLG: 0.355		C FS 88 B KC 84 S FF 101 T FF 101 1-2 ③ K	C FF 94 F FC 89 S FF 94 0-3 ② K			F SL 85 S SL 85 S SL 86 0-3 ① K2-3 1-2 2-3 3-H	B SL 89 S FF 97 S FF 97 B FF 99 C SL 88 2-3 ② K			4	0	0	0	0	4	9
26 Austin Nola, R (1, 2) OBP: 0.263, SLG: 0.209 29 Brett Sullivan, L (6, PH) OBP: 0.200, SLG: 0.324 (7, 2)			C FF 92 B SL 84 F SI 92 B SL 84 F SL 84 F SL 82 X FF 94 2-2 ① P3	B FF 93 C SI 93 F SL 84 B SI 93 B SL 85 S FF 94 3-3 ③ K		B FF 93 T FF 92 S SL 84 B SI 93 S FF 94 2-3 ② K	B FF 98 B FF 96 2-0 ③ 2 3-H	B FF 95 C CH 88 S SL 90 F ST 84 F SL 88 B FF 95 X CH 89 2-2 ① F9		2 2	0 0	0 0	0 0	0 0	1 1	3 2

Inning Stats																												
	R: 0 E: 0 K: 1 S: 11	H: 1 LOB: 1 BB: 0 P: 15	R: 0 E: 0 K: 3 S: 12	H: 1 LOB: 1 BB: 0 P: 18	R: 0 E: 0 K: 0 S: 10	H: 0 LOB: 1 BB: 2 P: 21	R: 0 E: 0 K: 3 S: 14	H: 1 LOB: 3 BB: 2 P: 28	R: 1 E: 0 K: 1 S: 7	H: 1 LOB: 0 BB: 0 P: 12	R: 2 E: 0 K: 2 S: 19	H: 3 LOB: 3 BB: 2 P: 31	R: 0 E: 0 K: 2 S: 11	H: 0 LOB: 3 BB: 3 P: 27	R: 0 E: 0 K: 0 S: 11	H: 1 LOB: 1 BB: 0 P: 15	R: 0 E: 0 K: 1 S: 6	H: 0 LOB: 0 BB: 0 P: 7	1B: 7 2B: 0 3B: 0 HR: 1	SF: 0 SAC: 0 DP: 1 HBP: 0	WP: 1 PB: 0 SB: 0 CS: 0	PA: 42

PITCHER		IP	WLS	BF	H	R	ER	SO	BB	IBB	HBP	BLK	WP	HR	S	P	ERA	WHIP
43 Carlos Hernández, R ERA: 4.09	(1, 1)	2.0		8	2	0	0	4	0	0	0	0	0	0	23	33	0.00	1.000
21 Mike Mayers, R ERA: 3.38	(3, 1)	2.2		13	2	1	1	3	4	0	0	0	1	1	28	56	3.38	2.250
38 Josh Taylor, L ERA: 6.91	(5, 1)	0.2	W	5	2	2	2	2	1	0	0	1	0	0	12	19	27.00	4.500
74 Jose Cuas, R ERA: 4.82	(6, 1)	0.2	H	4	1	0	0	1	1	0	0	0	0	0	10	17	0.00	3.000
54 Aroldis Chapman, L ERA: 3.24	(7, 1)	1.0	H	6	0	0	0	2	3	0	0	0	0	0	11	27	0.00	3.000

PITCHER		IP	WLS	BF	H	R	ER	SO	BB	IBB	HBP	BLK	WP	HR	S	P	ERA	WHIP
45 Taylor Clarke, R ERA: 3.8	(8, 1)	1.0	H	4	1	0	0	0	0	0	0	0	0	0	11	15	0.00	1.000
58 Scott Barlow, R ERA: 3.63	(9, 1)	1.0	S	3	0	0	0	1	0	0	0	0	0	0	6	7	0.00	0.000

BOTTOM

Kansas City Royals @ San Diego Padres

Petco Park, San Diego, CA

Wed May 17 2023, 1:11 PM - 4:15 PM PDT

Att. 32,416 - Cloudy - 62 F

livebaseballscorecards.com

AB	33
R	3
H	8
RBI	2
BB	9
SO	13
LOB	25

Boston Red Sox @ San Diego Padres

Petco Park, San Diego, CA

Fri May 19 2023, 6:41 PM - 9:05 PM PDT

Att. 41,530 - Cloudy - 62 F

livebaseballscorecards.com

Batter	1	2	3	4	5	6	7	8	9	AB	R	H	RBI	BB	SO	LOB
99 Alex Verdugo, L (1, 9) OBP: 0.380, SLG: 0.491	C FF 95 B FF 94 C FF 94 S CU 81 1-3 ① K		C FF 93 B FF 95 B FF 94 B FF 94 S SL 87 D SL 87 4-2 2 BB 30 2B BB	C FF 94 X FF 94 0-1 ③ F9			C CH 84 C CH 86 F SC 78 X CH 84 0-2 30 G5-4-3 1B		C FF 92 S FF 92 B ST 75 X ST 77 1-2 ② G2-3 2-3	4	1	1	0	1	1	1
2 Justin Turner, R (1, 3) OBP: 0.370, SLG: 0.424 36 Triston Casas, L (5, PH) OBP: 0.314, SLG: 0.374 (5, 3)	C FF 94 B FF 94 S CH 88 F FF 94 B FF 96 C FF 96 2-3 ② K		F FF 93 F FF 94 D CU 80 B FF 94 D CH 88 B FF 95 4-2 30 2B 11 HR 1-2 2-3 BB		B FF 94 F FF 94 B FF 95 C CH 86 C FF 96 2-3 ① K		B FF 93 X FF 93 1-0 ① F8		B ST 75 B FF 91 X FF 92 2-0 ③ G1-3	1 3	1 0	0 0	0 0	1 0	1 1	0 2
30 Rob Refsnyder, R (1, 7) OBP: 0.390, SLG: 0.377	C FF 94 C FF 96 B FF 96 X CH 87 1-2 ③ G1-3		B CH 88 B FF 95 C FF 94 F CH 88 F FF 96 F CH 88 X CH 87 3-2 11 HR 1-3 2-H 3-H 2B		C ST 82 B CH 87 B FF 94 S FF 95 B FF 96 B FF 95 4-2 BB		C CH 85 X ST 80 0-1 ②③ G5-4-3 1-2f			3	1	1	2	1	0	1
11 Rafael Devers, L (1, 5) OBP: 0.309, SLG: 0.557		B SL 87 B SL 88 F SL 86 X CU 82 2-1 HR	B FF 97 S SL 89 D SL 89 B FF 95 X SL 87 3-1 2-H 3-H HR		D CH 87 X CH 86 1-0 ② L4			B ST 76 S FF 90 S FF 94 S FF 94 1-3 ① K		4	2	2	4	0	1	1
7 Masataka Yoshida, L (1, 10) OBP: 0.378, SLG: 0.493		C FF 95 B SL 87 S SL 85 B SL 88 B CU 81 X FF 96 3-2 1B	C FF 96 F FF 96 B SL 89 B SL 87 B SL 88 X FF 95 3-2 ① G4-3		X FF 94 0-0 ③ G6-3			C FF 93 B FF 93 X SI 92 1-1 ② G1-3		4	0	1	0	0	0	1
5 Enrique Hernández, R (1, 6) OBP: 0.294, SLG: 0.349		B FF 94 C CH 86 F CH 86 C SL 87 1-3 ① K	C CH 88 B FF 95 X CH 88 1-1 ② G3-1			C FF 92 F CH 84 C FF 95 0-3 ① K		B ST 78 B SI 92 X SI 92 2-0 1B		4	0	1	0	0	2	1
19 Pablo Reyes, R (1, 4) OBP: 0.375, SLG: 0.478		X SL 87 0-0 ② F7	B FF 94 B FF 93 S CH 86 B FF 94 X FF 95 3-1 ③ F8			B ST 81 C FF 94 C ST 80 F SC 78 X ST 81 1-2 ② G4-3		F FF 93 C ST 76 X ST 75 0-2 ③ F7		4	0	0	0	0	0	2
16 Jarren Duran, L (1, 8) OBP: 0.412, SLG: 0.574		F FF 95 B FF 94 D SL 88 B FF 95 F FF 94 F FF 96 X SL 88 3-2 ③ L8		B FF 92 C FF 93 C FF 92 B SL 86 S FF 94 2-3 ① K		B CH 86 X CH 85 1-0 E3			X SI 93 0-0 99 G2-3 12 WP 1B	4	0	1	0	0	1	1
12 Connor Wong, R (1, 2) OBP: 0.277, SLG: 0.426			X FF 93 0-0 2 BB 30 2B 2B	B FF 93 F FF 94 F CH 85 S SL 86 1-3 ② K		1 SAFE P FF 91 X FF 93 1-0 ③ L8			B SI 90 C ST 77 X ST 75 1-1 ① G6-3 1-2	4	1	1	0	0	1	2
Inning Stats	R: 0 E: 0 K: 2 S: 10 H: 0 LOB: 0 BB: 0 P: 14	R: 1 E: 0 K: 1 S: 13 H: 2 LOB: 1 BB: 0 P: 22	R: 5 E: 0 K: 0 S: 19 H: 3 LOB: 0 BB: 2 P: 40	R: 0 E: 0 K: 2 S: 8 H: 0 LOB: 0 BB: 0 P: 11	R: 0 E: 0 K: 1 S: 7 H: 0 LOB: 1 BB: 1 P: 14	R: 0 E: 1 K: 1 S: 10 H: 0 LOB: 1 BB: 0 P: 12	R: 0 E: 0 K: 0 S: 7 H: 1 LOB: 0 BB: 0 P: 8	R: 0 E: 0 K: 1 S: 9 H: 1 LOB: 1 BB: 0 P: 13	R: 0 E: 0 K: 0 S: 7 H: 1 LOB: 1 BB: 0 P: 11	1B: 4 2B: 2 3B: 0 HR: 2 SF: 0 SAC: 0 DP: 1 HBP: 0						

TOP

AB	35
R	6
H	8
RBI	6
BB	3
SO	8
LOB	12

WP: 1 PB: 0 SB: 0 CS: 0 PA: 38

PITCHER		IP	WLS	BF	H	R	ER	SO	BB	IBB	HBP	BLK	WP	HR	S	P	ERA	WHIP
4 Blake Snell, L ERA: 5.4	(1, 1)	4.0	L	19	5	6	6	5	2	0	0	0	0	2	50	87	13.50	1.750
45 Brent Honeywell, R ERA: 3.51	(5, 1)	3.0		11	1	0	0	2	1	0	0	0	0	0	24	34	0.00	0.667
59 Tom Cosgrove, L ERA:	(8, 1)	2.0		8	2	0	0	1	0	0	0	0	1	0	16	24	0.00	1.000

PITCHER	IP	WLS	BF	H	R	ER	SO	BB	IBB	HBP	BLK	WP	HR	S	P	ERA	WHIP

BOTTOM

Boston Red Sox @ San Diego Padres

Petco Park, San Diego, CA

Fri May 19 2023, 6:41 PM - 9:05 PM PDT

Att. 41,530 - Cloudy - 62 F

livebaseballscorecards.com

Batter	1	2	3	4	5	6	7	8	9	AB	R	H	RBI	BB	SO	LOB
23 Fernando Tatis Jr., R (1, 9) OBP: 0.319, SLG: 0.491	B FF 95 F FF 95 F FF 96 X KC 80 1-2 ① 1B		B KC 82 B FF 95 B KC 80 C FF 96 X FF 96 3-1 HR		F KC 80 F FF 95 B KC 83 X CH 87 1-2 ① G6-3			X SI 97 0-0 ① G1-3		4	1	2	1	0	0	0
7 Ha-Seong Kim, R (1, 5) OBP: 0.323, SLG: 0.368	B FF 97 C FF 96 C FF 95 F FF 97 F FF 97 X FC 86 1-2 ② 22 BB 1B		B FF 96 B FF 95 C FF 96 C FC 85 F FF 97 B KC 82 S FF 97 3-3 ② K		B KC 81 C KC 81 S FF 95 F FC 86 F KC 81 X FF 97 1-2 ② F8			C SI 97 B SI 97 X SL 85 1-1 ② L8		4	0	1	0	0	1	0
2 Xander Bogaerts, R (1, 6) OBP: 0.366, SLG: 0.421	F FF 95 T FF 96 X FF 96 0-2 ② F9		C FF 98 B CH 86 S CH 85 B FF 97 C FC 85 2-3 ③ K		B CH 85 C FF 96 X KC 81 1-1 ③ L9			B SI 97 C SI 97 S SI 96 X CH 94 1-2 ③ G5-3		4	0	0	0	0	1	1
22 Juan Soto, L (1, 7) OBP: 0.399, SLG: 0.462	B FF 96 B SI 96 C FF 96 B FC 87 B FF 96 4-1 1-2 BB			B FC 84 C FC 84 X FF 97 1-1 ① L7		B FC 87 B FF 96 C FF 95 C FC 85 X FC 86 2-2 ① G3-1			C SI 96 B FC 90 B FC 89 B FC 90 C SI 97 X FC 87 3-2 ① G1-3	3	0	0	0	1	0	0
32 Nelson Cruz, R (1, 10) OBP: 0.273, SLG: 0.411	F KC 81 S FF 96 F FF 97 S FF 97 0-3 ③ K			C KC 82 S CH 87 B CH 86 B FF 98 B FF 98 X FF 96 3-2 26 BB 9 1B 1B	F FF 96 B FF 97 B CH 83 S FF 96 X CH 86 2-2 ② L5				B SI 96 C SL 86 B SL 86 S SI 95 S FC 89 2-3 ② K	4	0	1	0	0	2	2
9 Jake Cronenworth, L (1, 4) OBP: 0.333, SLG: 0.390		C FF 94 C FF 95 B FC 86 B FC 86 B FF 97 S FF 96 3-3 ① K		F FC 86 C FF 97 X FF 97 0-2 26 BB 1-2 1B	B SI 95 F FF 96 X FC 85 1-1 ③ P5				B SI 97 B FC 89 B CH 92 C SI 96 F SI 96 T FC 90 3-2 ③ K	4	0	1	0	0	2	0
16 Brandon Dixon, R (1, 3) OBP: 0.133, SLG: 0.133		B KC 81 C FF 95 B FF 96 F FF 96 X FF 97 2-2 ② P3		S CH 86 F FF 98 B KC 83 S CH 87 1-3 ② K			F SI 97 S SI 98 B SL 86 X FC 89 1-2 ① F8			3	0	0	0	0	1	2
26 Austin Nola, R (1, 2) OBP: 0.275, SLG: 0.207		C FF 96 X FF 96 0-1 ③ L9		C CH 86 B FF 98 B CH 86 B FF 97 D FC 88 4-1 1-2 2-3 BB			C SL 84 B SL 85 C SI 96 B SI 97 B SI 96 B FC 89 4-2 1 G3-6-3 BB			1	0	0	0	2	0	0
5 Adam Engel, R (1, 8) 1 Trent Grisham, L (7, PH) (8, 8) OBP: 0.307, SLG: 0.352			B FF 93 B FF 94 X FF 94 2-0 ① P5	B CH 86 B FF 97 C FF 97 D CH 88 X FF 98 3-1 ③ P3				B FC 89 F FC 89 B FC 88 F SI 96 X FC 90 2-2 ②③ G3-6-3 1-2f		2 1	0 0	0 0	0 0	0 0	0 0	3 1
Inning Stats	R: 0 E: 0 K: 1 S: 16 H: 2 LOB: 2 BB: 1 P: 22	R: 0 E: 0 K: 1 S: 8 H: 0 LOB: 0 BB: 0 P: 13	R: 1 E: 0 K: 2 S: 10 H: 1 LOB: 0 BB: 0 P: 20	R: 0 E: 0 K: 1 S: 14 H: 2 LOB: 3 BB: 1 P: 26	R: 0 E: 0 K: 0 S: 10 H: 0 LOB: 0 BB: 0 P: 13	R: 0 E: 0 K: 0 S: 8 H: 0 LOB: 0 BB: 0 P: 13	R: 0 E: 0 K: 0 S: 8 H: 0 LOB: 0 BB: 1 P: 15	R: 0 E: 0 K: 0 S: 6 H: 0 LOB: 0 BB: 0 P: 8	R: 0 E: 0 K: 2 S: 9 H: 0 LOB: 0 BB: 0 P: 17	1B: 4 2B: 0 3B: 0 HR: 1	SF: 0 SAC: 0 DP: 1 HBP: 0					WP: 0 PB: 0 SB: 0 CS: 0	PA: 33

	AB	30
	R	1
	H	5
	RBI	1
	BB	3
	SO	7
	LOB	9

PITCHER	IP	WLS	BF	H	R	ER	SO	BB	IBB	HBP	BLK	WP	HR	S	P	ERA	WHIP
65 James Paxton, L (1, 1) ERA: 2.45	6.0	W	24	5	1	1	5	2	0	0	0	0	1	66	107	1.50	1.167
25 Josh Winckowski, R (7, 1) ERA: 2.15	3.0	S	9	0	0	0	2	1	0	0	0	0	0	23	40	0.00	0.333

PITCHER	IP	WLS	BF	H	R	ER	SO	BB	IBB	HBP	BLK	WP	HR	S	P	ERA	WHIP

Batter	1	2	3	4	5	6	7	8	9	AB	R	H	RBI	BB	SO	LOB
99 Alex Verdugo, L (1, 9) OBP: 0.381, SLG: 0.486	C FF 94 X FC 90 0-1 F8	B CU 80 C FF 92 B CH 86 B CH 88 F FF 92 B FF 93 4-2 7 WP BB		C FC 89 B CH 87 X FF 93 1-1 7 FC4-6 1-2 3-H 1B			B SI 88 B FF 90 C SI 88 B FF 90 C SI 89 C SI 90 3-3 K		C ST 80 B FF 94 C ST 81 X ST 82 1-2 F7	4	0	1	1	1	1	1
7 Masataka Yoshida, L (1, 10) OBP: 0.373, SLG: 0.490	B FF 95 B FC 90 B FC 91 C FF 94 F FC 91 X FF 94 3-2 36 G3 2B	C FF 91 C FC 90 F FC 90 F CU 81 S CU 82 0-3 K 1-2		F FC 88 B FC 88 B FC 88 F FF 91 F CU 82 F CU 82 X FC 89 2-2 FC4-6 36 S 1-2f 2-3			B SI 89 C FF 91 B FF 91 X SI 90 2-1 G6-3		B FF 96 X FF 95 1-0 P5	5	0	1	0	0	1	4
36 Triston Casas, L (1, 3) OBP: 0.313, SLG: 0.364	B FC 91 B CU 82 F FF 92 B CH 87 C FC 90 X FF 92 3-2 G3 2-3	C CU 81 B FC 89 S CU 81 T CU 81 1-2 K		1 SAFE B FC 90 C CU 80 C CU 82 X FF 92 1-2 L9 1-2			B FF 91 B FF 91 C SI 90 C SI 90 F FF 91 B SI 90 F FF 92 B FF 92 4-2 11 FC6 BB			3	0	0	0	1	1	5
11 Rafael Devers, L (1, 5) OBP: 0.302, SLG: 0.545	B FF 93 S FF 94 F FF 94 F CU 82 F FF 94 B CH 88 F CU 82 F CU 82 B FF 95 3-3 S FF 85 K		F CU 81 S FF 92 X CU 81 0-2 F8		C FC 88 F FF 92 B CU 81 B FF 92 B CH 88 X CH 87 3-2 F9		S FF 91 B SI 90 S FF 91 F FF 92 X SI 91 1-2 FC6 1-2f			4	0	0	0	0	1	2
16 Jarren Duran, L (1, 8) OBP: 0.398, SLG: 0.552		B CU 81 X FF 92 1-0 G4-3	B FF 92 B FF 93 C FC 88 B CH 87 X FF 92 3-1 G4-3		X CH 86 0-0 F8			B FF 91 X SI 88 1-0 G6-3		4	0	0	0	0	0	0
17 Raimel Tapia, L (1, 7) OBP: 0.313, SLG: 0.344		B FF 92 C CU 80 X CH 88 1-1 47 S 5 HBP 47 HR 1B	C FF 93 S FF 92 B FF 92 S CU 82 1-3 K		B FF 92 X FF 92 1-0 G6-3			X SI 90 0-0 G4-3		4	1	1	0	0	1	0
5 Enrique Hernández, R (1, 6) OBP: 0.299, SLG: 0.355		C FC 89 H SI 92 1-1 47 S 47 HR 1-2 HBP		B CU 80 F FC 87 X FC 88 1-1 12 1B 99 1B 2B		B SI 98 C SI 97 C SI 97 F SI 99 B ST 82 X SI 98 2-2 G5-3		B ST 80 B FF 94 B FF 94 C FF 94 F FF 95 X ST 81 3-2 F7		3	2	1	0	0	0	0
47 Enmanuel Valdez, L (1, 4) OBP: 0.349, SLG: 0.517		S CU 81 B CH 87 X SL 83 1-1 1-H 2-H HR		F FC 90 F FF 90 B CH 87 S CH 86 1-3 K2-3		C SI 98 B ST 82 B SI 99 F SI 98 B ST 81 C SI 97 3-3			F FF 94 C FF 94 B FF 95 F ST 82 X FF 95 1-2 2B	4	1	2	3	0	2	1
12 Connor Wong, R (1, 2) OBP: 0.276, SLG: 0.418		B SL 82 C SL 82 F FF 92 S SL 82 1-3 K		C CU 80 X SL 82 0-1 7 FC4-6 99 1B 2-3 1B		B ST 81 C SI 98 S ST 81 B ST 83 B FF 98 F ST 80 C SI 98 3-3			L ST 80 B ST 79 C FF 95 X ST 81 1-2 P6	4	0	1	0	0	2	1
Inning Stats	R: 0 E: 0 K: 1 S: 15 H: 1 LOB: 1 BB: 0 P: 24	R: 3 E: 0 K: 3 S: 19 H: 2 LOB: 2 BB: 1 P: 29	R: 0 E: 0 K: 1 S: 8 H: 0 LOB: 0 BB: 0 P: 12	R: 1 E: 0 K: 1 S: 17 H: 3 LOB: 2 BB: 0 P: 23	R: 0 E: 0 K: 0 S: 5 H: 0 LOB: 0 BB: 0 P: 9	R: 0 E: 0 K: 2 S: 11 H: 0 LOB: 0 BB: 0 P: 19	R: 0 E: 0 K: 1 S: 13 H: 0 LOB: 1 BB: 1 P: 23	R: 0 E: 0 K: 0 S: 5 H: 0 LOB: 0 BB: 0 P: 9	R: 0 E: 0 K: 0 S: 11 H: 1 LOB: 1 BB: 0 P: 15	1B: 3 2B: 3 3B: 0 HR: 1 SF: 0 SAC: 0 DP: 0 HBP: 1	WP: 1 PB: 0 SB: 3 CS: 0 PA: 38					

PITCHER		IP	WLS	BF	H	R	ER	SO	BB	IBB	HBP	BLK	WP	HR	S	P	ERA	WHIP
44 Joe Musgrove, R ERA: 6.75	(1, 1)	5.0	L	24	6	4	4	6	1	0	1	0	1	1	64	97	7.20	1.400
66 Luis García, R ERA: 4.82	(6, 1)	1.0		3	0	0	0	2	0	0	0	0	0	0	11	19	0.00	0.000
25 Tim Hill, L ERA: 3.05	(7, 1)	1.2		6	0	0	0	1	1	0	0	0	0	0	15	26	0.00	0.600
36 Steven Wilson, R ERA: 3.18	(8, 1)	1.1		5	1	0	0	0	0	0	0	0	0	0	14	21	0.00	0.750

PITCHER	IP	WLS	BF	H	R	ER	SO	BB	IBB	HBP	BLK	WP	HR	S	P	ERA	WHIP

TOP

Boston Red Sox @ San Diego Padres

Petco Park, San Diego, CA

Sat May 20 2023, 7:11 PM - 10:02 PM PDT

Att. 40,215 - Overcast - 63 F

livebaseballscorecards.com

AB	35
R	4
H	7
RBI	4
BB	2
SO	9
LOB	14

BOTTOM

Boston Red Sox @ San Diego Padres

Petco Park, San Diego, CA

Sat May 20 2023, 7:11 PM - 10:02 PM PDT

Att. 40,215 - Overcast - 63 F

livebaseballscorecards.com

Batter	1	2	3	4	5	6	7	8	9	AB	R	H	RBI	BB	SO	LOB
23 Fernando Tatis Jr., R (1, 9) OBP: 0.317, SLG: 0.509	B FF 96 C FF 96 B FF 95 F FF 96 F FF 97 F SL 82 X SL 81 2-2 ① F7		F SL 79 B SL 81 B FF 96 X CH 89 2-1 ③ G6-3			F SL 78 B FF 93 B FF 94 B SL 77 S FF 95 X SL 80 3-2 HR		C SI 94 C FC 92 X SL 87 0-2 ② F9		4	1	1	1	0	0	0
7 Ha-Seong Kim, R (1, 5) OBP: 0.321, SLG: 0.371 29 Brett Sullivan, L (9, 2) OBP: 0.200, SLG: 0.324	S FF 96 S FF 96 B FF 96 C FF 95 1-3 ② K			C SL 73 B FF 93 C FF 94 X SL 80 1-2 ① G6-3		F FF 97 B FF 95 X FF 96 1-1 2 L9 2B		B SI 96 C FF 96 F FC 92 F SI 94 X SL 87 1-2 ③ F8		4 0	0 0	1 0	0 0	0 0	1 0	0 0
2 Xander Bogaerts, R (1, 6) OBP: 0.359, SLG: 0.411	B FF 96 C FF 96 B CH 88 F FF 96 F FF 96 X SL 82 2-2 ③ G5-3			B SL 77 B SL 77 S FF 95 X FF 95 2-1 ② P4		F CH 89 F FF 95 B FF 97 B FF 96 F FF 96 B SL 81 X SI 97 3-2 ① L9 2-3			C FC 91 C FC 92 F FC 93 B FC 95 B SL 82 X FC 94 2-2 ① F9	4	0	0	0	0	0	1
22 Juan Soto, L (1, 7) OBP: 0.401, SLG: 0.478		X FF 92 0-0 HR		C SL 80 B SL 81 C SL 80 B FF 96 B SL 82 S FF 98 3-3 ③ K		B SL 82 B SL 80 C SL 81 F SI 97 S SL 83 2-3 ② K			B SL 81 C FC 94 C SI 95 B FC 95 B SL 82 B SI 96 4-2 9 S BB	3	1	1	1	1	2	1
32 Nelson Cruz, R (1, 10) OBP: 0.275, SLG: 0.402 14 Matt Carpenter, L (9, PH) OBP: 0.336, SLG: 0.391		C FF 95 S CH 87 B SL 81 X FF 95 1-2 ① F9			C FF 93 B FF 92 B CH 85 B SL 78 B FF 95 4-1 16 HBP BB	S SL 83 S SL 82 S SL 83 0-3 ③ K			X FC 93 0-0 ② P5	2 1	0 0	0 0	0 0	1 0	1 0	1 1
9 Jake Cronenworth, L (1, 4) OBP: 0.332, SLG: 0.382		F SI 94 F SI 94 X SL 80 0-2 ② G4-3			F SL 79 S SL 79 F SL 80 B FF 96 S SL 80 1-3 ① K		C SI 93 B FF 95 F SL 78 B SL 81 F FF 95 S SI 95 2-3 ① K		B FC 95 B SI 95 B FC 96 B FC 97 4-0 1-2 BB	3	0	0	0	1	2	1
16 Brandon Dixon, R (1, 3) OBP: 0.158, SLG: 0.111		C SL 76 S FF 95 X FF 96 0-2 ③ P3			F FF 97 C CH 87 H SL 82 1-2 1-2 HBP		B FF 96 X FF 95 1-0 ② F8		B FC 94 X FC 94 1-0 ③ P5	3	0	0	0	0	0	2
28 José Azocar, R (1, 8) OBP: 0.244, SLG: 0.273			B FF 95 B FF 94 X FF 94 2-0 ① G6-3		F FF 95 S FF 95 X FF 95 0-2 ② L9		C SL 79 B FF 97 S FF 95 F SL 81 X FF 96 1-2 ③ G6-3			3	0	0	0	0	0	2
26 Austin Nola, R (1, 2) OBP: 0.269, SLG: 0.202 24 Rougned Odor, L (8, PH) OBP: 0.250, SLG: 0.245 (9, 5)			B FF 96 C SL 78 B FF 96 C FF 95 C FF 95 2-3 ② K		F FF 96 C FF 96 B FF 96 C SL 81 1-3 ③ K			B FC 92 S FC 91 B FF 94 X FC 93 2-1 ① L3		2 1	0 0	0 0	0 0	0 0	2 0	2 0
Inning Stats	R: 0 E: 0 K: 1 S: 12 H: 0 LOB: 0 BB: 0 P: 17	R: 1 E: 0 K: 0 S: 10 H: 1 LOB: 0 BB: 0 P: 11	R: 0 E: 0 K: 1 S: 6 H: 0 LOB: 0 BB: 0 P: 12	R: 0 E: 0 K: 1 S: 8 H: 0 LOB: 0 BB: 0 P: 14	R: 0 E: 0 K: 2 S: 13 H: 0 LOB: 2 BB: 1 P: 20	R: 1 E: 0 K: 2 S: 15 H: 2 LOB: 1 BB: 0 P: 24	R: 0 E: 0 K: 1 S: 9 H: 0 LOB: 0 BB: 0 P: 13	R: 0 E: 0 K: 0 S: 9 H: 0 LOB: 0 BB: 0 P: 12	R: 0 E: 0 K: 0 S: 8 H: 0 LOB: 2 BB: 2 P: 19	1B: 0 2B: 1 3B: 0 HR: 2 SF: 0 SAC: 0 DP: 0 HBP: 1						

AB	30
R	2
H	3
RBI	2
BB	3
SO	8
LOB	11

WP: 0 PA: 34
PB: 0
SB: 1
CS: 0

PITCHER		IP	WLS	BF	H	R	ER	SO	BB	IBB	HBP	BLK	WP	HR	S	P	ERA	WHIP
41 Chris Sale, L ERA: 5.01	(1, 1)	7.0	W	26	3	2	2	8	1	0	1	0	0	2	73	111	2.57	0.571
55 Chris Martin, R ERA: 1.38	(8, 1)	1.0	H	3	0	0	0	0	0	0	0	0	0	0	9	12	0.00	0.000
74 Kenley Jansen, R ERA: 3.95	(9, 1)	1.0	S	5	0	0	0	0	2	0	0	0	0	0	8	19	0.00	2.000

PITCHER	IP	WLS	BF	H	R	ER	SO	BB	IBB	HBP	BLK	WP	HR	S	P	ERA	WHIP

Batter	1	2	3	4	5	6	7	8	9	AB	R	H	RBI	BB	SO	LOB
99 Alex Verdugo, L (1, 9) OBP: 0.373, SLG: 0.475	F FF 92 S FF 92 B FF 92 F FF 93 X CH 83 1-2 ① F8		F CH 80 C FF 91 F FF 92 B CH 81 B FC 88 X CH 83 2-2 ③ F9		B CU 75 X CH 83 1-0 ③ L9			C FC 90 B SI 93 D CH 82 F SI 94 X CH 82 2-2 ② FC4-6 7 1B 1-2f		4	0	0	0	0	0	3
7 Masataka Yoshida, L (1, 10) OBP: 0.382, SLG: 0.493	F FF 92 F FC 87 B CH 82 B FF 92 B SI 92 F FC 88 F CH 82 B FF 91 4-2 BB			C CU 74 F FF 91 B FF 93 X CH 80 1-2 11 G3-6-1 36 1B 1B		B FF 90 C FF 90 B FC 87 F CH 82 B SI 90 F FF 91 S SI 91 3-3 ① K		C FC 90 F CH 81 X SI 94 0-2 1-2 1B		3	0	2	0	1	1	0
36 Triston Casas, L (1, 3) OBP: 0.311, SLG: 0.361	C CU 74 1 SAFE S CH 82 S FF 93 0-3 ② K			S CH 81 S CH 81 X CH 80 0-2 11 G3-6-1 1-2 1B		B CU 74 B FF 93 X FF 92 2-0 ② G3		S CU 80 F CH 81 B CH 81 B FC 90 S FC 91 2-3 ③ K		4	0	1	0	0	2	3
11 Rafael Devers, L (1, 5) OBP: 0.296, SLG: 0.533	X FF 92 0-0 ③ F9			B FF 93 C FF 92 F FC 88 B FF 89 X FF 92 2-2 ①② G3-6-1 1-2f 2-3		C CH 82 F FF 93 B FF 93 F FF 93 B CU 76 T CH 83 2-2 ③ K			S SI 96 F SI 97 F SI 96 B SL 85 B SI 98 S SL 86 2-3 ① K	4	0	0	0	0	2	3
16 Jarren Duran, L (1, 8) OBP: 0.385, SLG: 0.532		C FF 89 B FF 91 C CH 80 X FF 92 1-2 ① L7		B CU 74 X CH 83 1-0 ③ F9			C ST 76 C ST 75 S ST 78 0-3 ① K		S SL 86 B SI 98 S SI 97 F SI 97 B SL 86 F SI 98 S SI 97 2-3 ② K	4	0	0	0	0	2	1
17 Raimel Tapia, L (1, 7) OBP: 0.338, SLG: 0.359		B FF 89 S CH 80 X FC 86 1-1 5 G6-4-3 1B			C FF 91 B CU 74 S CH 82 X CH 82 1-2 3 1B 1B		C SI 91 C ST 76 S ST 78 0-3 ② K		B SI 96 B SI 97 F SI 96 B SI 96 B SI 95 4-1 5 BB BB	3	0	2	0	1	1	0
5 Enrique Hernández, R (1, 6) OBP: 0.298, SLG: 0.348		C FC 85 B FC 86 S CH 80 X CH 82 1-2 ②③ G6-4-3 1-2f			T FF 90 B FC 87 B FF 92 S CH 82 S CH 82 2-3 ① K		X ST 77 0-0 ③ F8		D CH 89 B SI 96 B SL 85 C SI 96 B SI 96 4-1 1-2 BB	3	0	0	0	1	1	2
47 Enmanuel Valdez, L (1, 4) OBP: 0.338, SLG: 0.500 19 Pablo Reyes, R (7, 4) OBP: 0.346, SLG: 0.440			B FF 90 B CH 80 S CH 80 C CH 81 X FF 90 2-2 ① P6		B SI 92 C CH 82 B FF 92 C CH 80 X FF 94 2-2 ② F8			X FC 90 0-0 ① L9	B SI 97 C SI 96 B SI 97 B SI 97 F SI 96 X SI 96 3-2 ③ G4-3	2 2	0 0	0 0	0 0	0 0	0 0	1 2
3 Reese McGuire, L (1, 2) OBP: 0.333, SLG: 0.361			C CU 73 X CU 76 0-1 ② L8		X CH 82 0-0 1-2 1B			B FC 90 C FF 94 B CH 83 B FF 94 X FC 91 3-1 99 FC4-6 1B		3	0	2	0	0	0	0
Inning Stats	R: 0 H: 0 E: 0 LOB: 1 K: 1 BB: 1 S: 12 P: 17	R: 0 H: 1 E: 0 LOB: 0 K: 0 BB: 0 S: 8 P: 11	R: 0 H: 0 E: 0 LOB: 0 K: 0 BB: 0 S: 9 P: 13	R: 0 H: 2 E: 0 LOB: 1 K: 0 BB: 0 S: 10 P: 14	R: 0 H: 2 E: 0 LOB: 2 K: 1 BB: 0 S: 11 P: 17	R: 0 H: 0 E: 0 LOB: 0 K: 2 BB: 0 S: 9 P: 16	R: 0 H: 0 E: 0 LOB: 0 K: 2 BB: 0 S: 7 P: 7	R: 0 H: 2 E: 0 LOB: 2 K: 1 BB: 0 S: 12 P: 19	R: 0 H: 0 E: 0 LOB: 2 K: 2 BB: 2 S: 14 P: 29	1B: 7 SF: 0 2B: 0 SAC: 0 3B: 0 DP: 2 HR: 0 HBP: 0						

TOP

Boston Red Sox @ San Diego Padres

Petco Park, San Diego, CA

Sun May 21 2023, 1:14 PM - 3:50 PM PDT

Att. 42,825 - Partly Cloudy - 68 F

livebaseballscorecards.com

AB	32
R	0
H	7
RBI	0
BB	3
SO	9
LOB	15

PITCHER		IP	WLS	BF	H	R	ER	SO	BB	IBB	HBP	BLK	WP	HR	S	P	ERA	WHIP
52 Michael Wacha, R ERA: 3.58	(1, 1)	6.0	W	22	5	0	0	4	1	0	0	0	0	0	59	88	0.00	1.000
59 Tom Cosgrove, L ERA:	(7, 1)	1.0		3	0	0	0	2	0	0	0	0	0	0	7	7	0.00	0.000
21 Nick Martinez, R ERA: 2.68	(8, 1)	1.0		5	2	0	0	1	0	0	0	0	0	0	12	19	0.00	2.000
71 Josh Hader, L ERA: 0.95	(9, 1)	1.0		5	0	0	0	2	2	0	0	0	0	0	14	29	0.00	2.000

PITCHER	IP	WLS	BF	H	R	ER	SO	BB	IBB	HBP	BLK	WP	HR	S	P	ERA	WHIP

WP: 0	PA: 35																
PB: 0																	
SB: 0																	
CS: 0																	

BOTTOM

Boston Red Sox @ San Diego Padres

Petco Park, San Diego, CA

Sun May 21 2023, 1:14 PM - 3:50 PM PDT

Att. 42,825 - Partly Cloudy - 68 F

livebaseballscorecards.com

Batter	1	2	3	4	5	6	7	8	9	AB	R	H	RBI	BB	SO	LOB
23 Fernando Tatis Jr., R (1, 9) OBP: 0.315, SLG: 0.496	B FC 86 B FC 86 C FC 86 B SI 88 B FC 87 4-1 2 BB 9 E 14 BB BB	X CH 82 0-0 ① G5-3		B CU 79 X FF 95 1-0 ③ F9		F FF 94 F FF 94 B FF 95 S CU 80 1-3 ③ K				3	1	0	0	1	1	2
9 Jake Cronenworth, L (1, 3) OBP: 0.325, SLG: 0.373	D SI 87 S FC 86 B CU 80 X CH 82 2-1 E1 14 BB 2 BB 24 2B 1-2	C SI 89 B CU 80 X CH 83 1-1 ②③ L4-6 2-2			B CU 77 C FF 94 S SL 88 B SL 89 F FF 94 B CU 78 X SL 88 3-2 ① G6-3		C SI 90 X SL 84 0-1 ① G4-3			4	1	0	0	0	0	2
2 Xander Bogaerts, R (1, 6) OBP: 0.357, SLG: 0.404	D CU 81 B FC 86 C SI 89 B SI 89 S CH 83 B SI 89 4-2 14 BB 24 2B 1-2 2-3 BB		C CU 80 B CH 82 F CH 82 F FF 88 F CU 82 F CH 83 B FC 87 X CU 82 2-2 ① G5-3		B FF 94 B SL 90 C SL 89 S FF 95 F FF 94 F FF 95 C CU 80 2-3 ② K		B CH 85 S CH 84 F SI 90 B SL 85 S CH 85 2-3 ② K			3	1	0	0	1	2	0
22 Juan Soto, L (1, 7) 28 José Azocar, R (9, 7) OBP: 0.244, SLG: 0.273	C CU 81 B CU 82 X CH 83 1-1 ① F6		C CH 82 B FC 87 B SI 88 C FC 86 B CH 84 X FC 86 3-2 14 HR 1B		C CU 80 F CU 94 B FF 94 X CU 80 1-2 E4		B SL 82 C SI 91 C SI 91 C SI 92 1-3 ③ K			4 0	1 0	1 0	0 0	0 0	1 0	3 0
14 Matt Carpenter, L (1, 10) OBP: 0.342, SLG: 0.422	B CH 84 F FC 86 S CU 82 F FC 87 B FC 86 B CU 81 B FC 86 4-2 24 2B 1-2 2-3 3-H BB		X SI 88 0-0 1-H HR		B CU 79 C FF 94 C SL 90 B FF 95 B FF 96 X SL 90 3-2 ③ G1-3			F SI 96 F SI 97 X CH 88 0-2 ① G2-3		3	2	1	3	1	0	1
7 Ha-Seong Kim, R (1, 5) OBP: 0.319, SLG: 0.368	B CU 81 2 SAFE L FC 86 C SI 88 S CH 82 1-3 ② K		F SI 89 X FC 87 0-1 ② G5-3			B FF 93 F FF 93 B SL 87 B FF 91 X FF 95 3-1 24 2B 1B		C FC 91 C SL 85 B SI 95 F SI 95 F FC 91 B SI 96 S SI 96 2-3 ② K		4	1	1	0	0	2	3
24 Rougned Odor, L (1, 4) OBP: 0.266, SLG: 0.298	F CU 81 B FC 85 F CH 83 D CU 80 B CH 84 F CU 80 X CU 80 3-2 1-H 2-H 3-H 2B		F SL 77 X SI 88 0-1 ③ F7			X SL 87 0-0 1-H 2B		F SI 97 B SI 95 X SI 96 1-1 ③ P5		4	0	2	4	0	0	0
1 Trent Grisham, L (1, 8) OBP: 0.302, SLG: 0.345	C FC 85 F FC 84 B FF 89 X CH 84 1-2 ③ F9			C SI 89 X SL 77 0-1 ① G4-3		D CU 79 B CU 76 F FF 93 X FF 93 2-1 ① F7				3	0	0	0	0	0	2
29 Brett Sullivan, L (1, 2) OBP: 0.211, SLG: 0.351		B CH 81 B CH 81 C SI 88 B CU 79 F SI 88 X SI 88 3-2 9 L4-6 2B		X SL 76 0-0 ② F9		F CU 78 C FF 94 F FF 92 C CU 78 0-3 ② K				3	0	1	0	0	1	1
Inning Stats	R: 4 H: 1 E: 1 LOB: 1 K: 1 BB: 3 S: 20 P: 40	R: 0 H: 1 E: 0 LOB: 0 K: 0 BB: 0 S: 6 P: 10	R: 2 H: 2 E: 0 LOB: 0 K: 0 BB: 0 S: 14 P: 19	R: 0 H: 0 E: 0 LOB: 0 K: 0 BB: 0 S: 4 P: 5	R: 0 H: 0 E: 1 LOB: 1 K: 1 BB: 0 S: 15 P: 24	R: 1 H: 2 E: 0 LOB: 1 K: 2 BB: 0 S: 12 P: 18	R: 0 H: 0 E: 0 LOB: 0 K: 2 BB: 0 S: 8 P: 11	R: 0 H: 0 E: 0 LOB: 0 K: 1 BB: 0 S: 10 P: 13		1B: 2 SF: 0 2B: 4 SAC: 0 3B: 0 DP: 1 HR: 1 HBP: 0						WP: 0 PA: 34 PB: 0 SB: 0 CS: 0

	AB	31
	R	7
	H	6
	RBI	7
	BB	3
	SO	7
	LOB	14

PITCHER		IP	WLS	BF	H	R	ER	SO	BB	IBB	HBP	BLK	WP	HR	S	P	ERA	WHIP
28 Corey Kluber, R ERA: 6.26	(1, 1)	2.1	L	13	3	5	1	1	3	0	0	0	0	0	35	64	3.86	2.571
Richard Bleier, L ERA: 5.85	(3, 1)	1.1		5	1	1	1	0	0	0	0	0	0	1	8	8	6.75	0.750
37 Nick Pivetta, R ERA: 6.17	(4, 1)	2.1		10	2	1	1	3	0	0	0	0	0	0	28	44	3.86	0.857
57 Joely Rodríguez, L ERA: 4.5	(7, 1)	1.0		3	0	0	0	2	0	0	0	0	0	0	8	11	0.00	0.000
63 Justin Garza, R ERA:	(8, 1)	1.0		3	0	0	0	1	0	0	0	0	0	0	10	13	0.00	0.000

PITCHER	IP	WLS	BF	H	R	ER	SO	BB	IBB	HBP	BLK	WP	HR	S	P	ERA	WHIP

Batter	1	2	3	4	5	6	7	8	9	AB	R	H	RBI	BB	SO	LOB
23 Fernando Tatis Jr., R (1, 9) OBP: 0.310, SLG: 0.483	B FF 96 S SL 89 B FF 96 C FF 96 F FF 97 S FF 99 2-3 **K** ①	S CU 85 B CU 85 F FF 96 B FF 96 B SL 90 B SL 90 4-2 **BB**		S SL 90 B FF 95 X SL 89 1-1 **G6-4-3** ②③ 1-2f		F FF 92 F SI 93 X SI 93 0-2 **SF9** ② 1-2 3-H	F SL 84 F SL 83 B CU 83 S SL 85 1-3 **K** ③ 1-2 2-3			3	0	0	1	1	2	3
7 Ha-Seong Kim, R (1, 5) OBP: 0.315, SLG: 0.362	C FF 97 S FF 97 B FF 97 F FF 98 F FF 97 X CU 88 1-2 **G5-3** ② B FF 97 C FF 97 B FF 96 B FF 96 T FF 95 T FF 95 3-2 **K** ③				B CU 82 S SL 88 X SL 88 1-1 **F7** ①	C SI 92 X FC 90 0-1 **L8** ③		C FF 96 F FF 95 B SL 86 B FF 96 X FF 96 2-2 G6-4-3 2 22 BB **1B**		5	0	1	0	0	1	3
22 Juan Soto, L (1, 7) OBP: 0.408, SLG: 0.497	X FF 98 0-0 2 HR **1B**		B SL 88 C SL 88 S SL 89 S SL 89 1-3 **K** ①		B CU 84 C SL 88 C FF 95 B CU 85 F FF 95 B SL 89 X SL 88 3-2 2 S **1B**		C SI 92 B CU 80 X SI 92 1-1 **HR**	B CH 89 C CH 91 B CH 88 1 SAFE F FF 96 B FC 90 1 SAFE B FF 95 4-2 2 G6-4-3 1-2 **BB**		4	2	3	1	1	1	0
2 Xander Bogaerts, R (1, 6) OBP: 0.358, SLG: 0.420	C SL 89 B CU 84 B CH 88 B FF 97 F FF 97 1 SAFE F FF 96 X FF 98 3-2 1-H **HR**		C CU 87 S SL 88 S CU 86 0-3 **K** ②		S FF 95 B FF 96 B CU 84 S SL 89 F SL 90 B FF 96 F SL 89 1 SAFE C SL 89 3-3 **K** ② 1-2		B FC 90 B FC 90 S SI 92 F SI 92 X CH 85 2-2 9 **HR** **1B**	S FC 88 S FC 89 X SL 86 0-2 **G6-4-3** ①② 1-2f 2-3		5	2	2	2	0	2	3
9 Jake Cronenworth, L (1, 4) OBP: 0.337, SLG: 0.393 (6, 3)	B FF 97 B FF 96 C FF 96 S FF 96 F SL 88 B FF 96 B FF 95 4-2 32 1B **BB**		B SL 88 B FF 95 F FF 96 F FF 95 B SL 89 F SL 88 B FF 95 4-2 32 FC6-4 **BB**		B CU 85 C SL 89 C FF 96 F FF 96 B SL 90 B FF 96 B FF 95 4-2 **BB**		F FC 90 X CH 85 0-1 1-H **HR**	B FF 97 C FF 95 B FF 95 F FF 96 D FC 89 S SL 89 3-3 **K** ③		2	1	1	2	3	1	1
32 Nelson Cruz, R (1, 10) OBP: 0.279, SLG: 0.404 14 Matt Carpenter, L (5, PH) OBP: 0.333, SLG: 0.409 (5, 10)	C SL 89 C SL 90 X CU 85 0-2 16 PO 1-2 **1B**		B CU 82 X FF 94 1-0 **FC6-4** ③ 1-2f		C SI 96 B FF 98 B CH 90 S CH 90 C CH 91 2-3 **K** ③		C SI 95 B CU 80 C CU 80 F FF 94 S CU 80 1-3 **K** ①		F SL 85 B SL 74 B CH 87 S FF 94 X SL 86 2-2 **F9** ①	2 3	0 0	1 0	0 0	0 0	0 2	1 2
16 Brandon Dixon, R (1, 3) OBP: 0.190, SLG: 0.300 24 Rougned Odor, L (6, PH) OBP: 0.284, SLG: 0.305 (6, 4)	B FF 95 B FF 97 1 SAFE 2-0 PO ③ 1-2	B FF 94 X SL 87 1-0 **P5** ①		X FF 94 0-0 **HR**		F FC 89 F CH 85 B CU 80 B CU 81 X FC 89 2-2 26 FC5-6 1 BB 23 SF9 **1B**	B SI 96 B SI 95 B SI 94 B SI 93 4-0 23 WP 1 S **BB**		S FC 88 S SL 87 B SL 86 B FF 96 S SL 87 2-3 **K** ②	2 2	1 1	1 1	1 0	0 1	0 1	0 0
1 Trent Grisham, L (1, 8) OBP: 0.316, SLG: 0.358		C SL 87 C SL 89 B FF 96 X FF 96 1-2 26 G1-4-3 **2B**		B SL 88 X SL 87 1-0 26 FC5-4 **1B**		D SI 92 B FC 88 B FC 88 B FC 87 4-0 26 FC5-6 1-2 **BB**	D CU 81 C SI 95 C SI 95 B FF 94 B SL 86 B SI 95 4-2 23 WP 1-2 **BB**		B SL 87 C CH 89 F FF 94 F FF 96 F ST 81 B SL 88 F FF 96 X FF 96 2-2 **F7** ③	3	0	2	0	2	0	0
26 Austin Nola, R (1, 2) OBP: 0.259, SLG: 0.194		D CU 83 X FF 97 1-0 **G1-4-3** ② 2-3		D SL 88 B FF 93 S FF 93 X FF 93 2-1 **FC5-4** ① 23 G6-4-3 1-2f		B SI 91 L SI 90 X SI 91 1-1 **FC5-6** ① 23 SF9 1-2f 2-3	B SI 94 F SI 94 C SI 95 B SI 94 B SL 85 X SI 94 3-2 **F9** ②			4	0	0	0	0	0	6

TOP

San Diego Padres @ Washington Nationals

Nationals Park, Washington, DC

Tue May 23 2023, 7:07 PM - 10:11 PM EDT

Att. 21,438 - Partly Cloudy - 70 F

livebaseballscorecards.com

AB	35
R	7
H	12
RBI	7
BB	8
SO	10
LOB	19

Inning Stats	1	2	3	4	5	6	7	8	9					
	R: 2 E: 0 K: 1 S: 20	H: 3 LOB: 1 BB: 1 P: 32	R: 0 E: 0 K: 1 S: 10	H: 1 LOB: 2 BB: 1 P: 20	R: 0 E: 0 K: 2 S: 10	H: 0 LOB: 1 BB: 1 P: 16	R: 1 E: 0 K: 0 S: 6	H: 2 LOB: 0 BB: 0 P: 10	R: 0 E: 0 K: 2 S: 17	H: 1 LOB: 2 BB: 1 P: 30	R: 1 E: 0 K: 0 S: 10	H: 1 LOB: 1 BB: 1 P: 17	R: 3 E: 0 K: 2 S: 19	H: 3 LOB: 2 BB: 2 P: 35	R: 0 E: 0 K: 1 S: 11	H: 1 LOB: 1 BB: 1 P: 20	R: 0 E: 0 K: 1 S: 12	H: 0 LOB: 0 BB: 0 P: 18	1B: 7 2B: 1 3B: 0 HR: 4	SF: 1 SAC: 0 DP: 2 HBP: 0	WP: 1 PB: 0 SB: 2 CS: 0	PA: 45

PITCHER		IP	WLS	BF	H	R	ER	SO	BB	IBB	HBP	BLK	WP	HR	S	P	ERA	WHIP
1 MacKenzie Gore, L ERA: 3.88	(1, 1)	4.2		23	7	3	3	5	4	0	0	0	0	2	60	103	5.79	2.357
57 Andrés Machado, R ERA: 4.85	(5, 1)	0.1		1	0	0	0	1	0	0	0	0	0	0	3	5	0.00	0.000
61 Erasmo Ramírez, R ERA: 5.18	(6, 1)	1.0	L	8	4	4	4	0	1	0	0	0	0	2	17	27	36.00	5.000
71 Mason Thompson, R ERA: 4.44	(7, 1)	1.0		5	0	0	0	2	2	0	0	0	1	0	12	25	0.00	2.000
26 Chad Kuhl, R ERA: 8.63	(8, 1)	2.0		7	1	0	0	2	1	0	0	0	0	0	23	38	0.00	1.000

PITCHER	IP	WLS	BF	H	R	ER	SO	BB	IBB	HBP	BLK	WP	HR	S	P	ERA	WHIP

BOTTOM

San Diego Padres @ Washington Nationals

Nationals Park, Washington, DC

Tue May 23 2023, 7:07 PM - 10:11 PM EDT

Att. 21,438 - Partly Cloudy - 70 F

livebaseballscorecards.com

Batter	1	2	3	4	5	6	7	8	9	AB	R	H	RBI	BB	SO	LOB
28 Lane Thomas, R (1, 9) OBP: 0.347, SLG: 0.461	B SL 85 B SL 81 C SL 85 X FF 93 2-1 ① L8			B FC 90 B SI 94 C SI 94 X SI 95 2-1 9 BB 1B	C FF 94 C FC 92 F ST 87 F FS 88 X FF 95 0-2 HR			C FC 89 B SI 93 X SI 92 1-1 ① G6-3		4	1	2	1	0	0	0
2 Luis García Jr., L (1, 4) OBP: 0.306, SLG: 0.363	C ST 82 B FS 88 X CU 72 1-1 9 G4-6-3 1B			B FC 91 X SL 87 1-0 ① L7	X FC 91 0-0 ③ G3			B CU 81 B CH 82 F FC 89 S CH 82 X CU 82 2-2 45 2B 1B		4	1	2	0	0	0	1
9 Jeimer Candelario, S (1, 5) OBP: 0.321, SLG: 0.449	C ST 81 X FS 88 0-1 ② ③ G4-6-3 1-2f			B FF 96 D ST 84 C ST 84 F FF 95 1 SAFE B FF 95 B FS 89 4-2 1-2 BB		C CU 72 X CU 72 0-1 ① F6		C FC 90 C CU 80 B FF 93 D CU 83 F FC 89 S CH 81 2-3 ② K		3	0	0	0	1	1	2
45 Joey Meneses, R (1, 10) OBP: 0.323, SLG: 0.389		B ST 82 S ST 82 C FC 91 B ST 84 F FC 91 F ST 85 F FF 96 S FF 96 2-3 ① K		X FC 92 0-0 ② F9		C FC 91 F FC 92 B ST 85 F FC 93 X ST 85 1-2 ② L8		C SI 93 C FC 90 X FF 94 0-2 1-H 2B		4	0	1	1	0	1	2
23 Corey Dickerson, L (1, 7) OBP: 0.300, SLG: 0.474		F ST 84 F FF 96 S FS 89 0-3 ② K		B FC 93 X FF 96 1-0 ③ G4-3		C ST 82 B CU 71 F FC 91 X SI 91 1-2 1B		F CH 80 F FF 93 X CU 80 0-2 ③ G6-3		4	0	1	0	0	1	3
20 Keibert Ruiz, S (1, 2) OBP: 0.296, SLG: 0.353		C FF 95 B FF 96 X ST 84 1-1 ③ G3-1			F FF 93 S CU 71 B KC 81 F FS 87 S FS 88 1-3 ① K	B ST 82 F ST 83 X FC 92 1-1 ③ F8			X SI 95 0-0 ① F8	4	0	0	0	0	1	1
22 Dominic Smith, L (1, 3) OBP: 0.360, SLG: 0.309		C SL 84 F FF 94 B FS 88 F FF 96 F FF 96 B SL 87 F SL 88 X FF 95 2-2 ① F9			C FF 94 F FF 95 F FF 97 X FF 98 0-2 17 FC4-6 1B		C SI 88 B FF 90 F SI 88 F FF 91 F FF 90 S SL 83 1-3 ① K		C SI 94 X SI 95 0-1 1B	4	0	2	0	0	1	0
17 Alex Call, R (1, 8) OBP: 0.303, SLG: 0.317		B SI 96 C SL 84 X FF 96 1-1 ② F9			S ST 83 X SL 88 0-1 ② FC4-6 5 HR 1-2f		B SI 89 F SI 89 F FF 88 B FF 91 B SI 90 X SI 89 3-2 ② G4-3		B SI 95 B SI 96 C SI 95 F SI 96 T SI 97 2-2 ② K	4	1	0	0	0	1	2
5 CJ Abrams, L (1, 6) OBP: 0.282, SLG: 0.409		T ST 81 B KC 81 T SL 87 F FF 96 B FS 88 F SL 86 F ST 83 C FF 95 2-3 ③ K			F SL 88 X SL 87 0-1 1-H HR		F SI 89 B SI 89 S FF 90 X FF 91 1-2 ③ F9		F SI 96 B SL 87 F SI 97 X SI 97 1-2 ③ P6	4	1	1	2	0	1	1
Inning Stats	R: 0 E: 0 K: 0 S: 6 H: 1 LOB: 0 BB: 0 P: 9	R: 0 E: 0 K: 2 S: 11 H: 0 LOB: 0 BB: 0 P: 14	R: 0 E: 0 K: 1 S: 14 H: 0 LOB: 0 BB: 0 P: 19	R: 0 E: 0 K: 0 S: 7 H: 1 LOB: 2 BB: 1 P: 15	R: 3 E: 0 K: 1 S: 18 H: 3 LOB: 0 BB: 0 P: 19	R: 0 E: 0 K: 0 S: 11 H: 1 LOB: 1 BB: 0 P: 14	R: 0 E: 0 K: 1 S: 11 H: 0 LOB: 0 BB: 0 P: 16	R: 1 E: 0 K: 1 S: 15 H: 2 LOB: 1 BB: 0 P: 20	R: 0 E: 0 K: 1 S: 9 H: 1 LOB: 1 BB: 0 P: 12	1B: 6 2B: 1 3B: 0 HR: 2	SF: 0 SAC: 0 DP: 1 HBP: 0			WP: 0 PB: 0 SB: 0 CS: 0	PA: 36		

	AB	35
	R	4
	H	9
	RBI	4
	BB	1
	SO	7
	LOB	12

PITCHER		IP	WLS	BF	H	R	ER	SO	BB	IBB	HBP	BLK	WP	HR	S	P	ERA	WHIP
11 Yu Darvish, R ERA: 3.67	(1, 1)	6.0	W	24	6	3	3	4	1	0	0	0	0	2	67	90	4.50	1.167
25 Tim Hill, L ERA: 2.91	(7, 1)	1.0		3	0	0	0	1	0	0	0	0	0	0	11	16	0.00	0.000
21 Nick Martinez, R ERA: 2.83	(8, 1)	1.0		5	2	1	1	1	0	0	0	0	0	0	15	20	9.00	2.000
71 Josh Hader, L ERA: 0.9	(9, 1)	1.0	S	4	1	0	0	1	0	0	0	0	0	0	9	12	0.00	1.000

PITCHER	IP	WLS	BF	H	R	ER	SO	BB	IBB	HBP	BLK	WP	HR	S	P	ERA	WHIP

Batter	1	2	3	4	5	6	7	8	9	AB	R	H	RBI	BB	SO	LOB
23 Fernando Tatis Jr., R (1, 9) OBP: 0.301, SLG: 0.468	B SI 89 X FF 90 1-0 ① L6		B SL 83 B CU 77 F SI 89 X SI 89 2-1 ② G5-3		B FF 91 X SL 81 1-0 ② F8		F SL 88 X SL 88 0-1 ③ G5-3			4	0	0	0	0	0	1
9 Jake Cronenworth, L (1, 3) OBP: 0.330, SLG: 0.383	B FF 90 F FF 90 B FF 91 B FF 91 X FF 91 3-1 ② L9		B CU 77 B CH 83 C FF 89 F FF 89 T FF 92 2-2 ③ K		B FF 90 B FF 89 B SI 89 C FF 90 F FF 91 X FF 91 3-2 ③ L8			B FF 99 B FF 98 C FF 98 X FF 99 2-1 ① G3		4	0	0	0	0	1	0
22 Juan Soto, L (1, 7) OBP: 0.409, SLG: 0.491	B SI 90 C CH 86 B CH 84 B CH 85 B FF 91 4-1 BB			C FF 89 B FF 89 B CU 76 B FF 89 B FF 90 4-1 24 HR BB		B FF 88 C SI 89 S SI 87 B CH 83 X SI 88 2-2 ① G1-3		C CU 84 C FS 90 B FS 91 S FF 99 1-3 ② K		2	1	0	0	2	1	0
2 Xander Bogaerts, R (1, 6) OBP: 0.351, SLG: 0.411	S SL 83 B SL 82 1 SAFE F SI 89 C SL 81 1-3 ③ K			C SI 88 F SL 80 B SL 80 C SI 88 1-3 ① K		B SL 82 B SL 82 C SL 81 F FF 91 S SI 87 2-3 ② K		C FF 99 F SL 89 S SL 88 0-3 ③ K		4	0	0	0	0	4	2
14 Matt Carpenter, L (1, 10) OBP: 0.331, SLG: 0.396		C FF 90 F FF 89 B FF 90 B FF 90 F FF 91 X CU 78 2-2 ① F9		B CU 76 C FF 89 F FF 90 B FF 91 X FF 91 2-2 ② F8		C FF 90 C FF 89 B CH 83 B FF 89 B FF 90 F FF 90 F FF 92 B FF 91 4-2 BB			S FF 97 S FF 96 B FF 98 B FF 98 X FF 97 2-2 ① P6	3	0	0	0	1	0	1
24 Rougned Odor, L (1, 4) OBP: 0.296, SLG: 0.365		X FF 90 0-0 1/ G4 1B		B CH 84 B CH 84 F FF 89 X CU 76 2-1 1-H HR		X FF 94 0-0 ③ G6-3			B FF 97 X FF 98 1-0 ② P6	4	1	2	2	0	0	1
1 Trent Grisham, L (1, 8) OBP: 0.309, SLG: 0.349		X CH 84 0-0 ② G4 1-2		B FF 92 B CH 84 C SI 89 S FF 89 T FF 91 2-2 ③ K			B FF 95 S FF 94 F FF 94 S FF 96 1-3 ① K		C FF 98 F FF 99 C FS 91 0-3 ③ K	4	0	0	0	0	3	1
7 Ha-Seong Kim, R (1, 5) OBP: 0.316, SLG: 0.382		B FF 91 F SI 89 2 SAFE C FF 91 X FF 92 1-2 ③ G6-3			C FF 90 C SL 82 X FF 92 0-2 HR		C FF 96 F CH 92 F FF 94 F CU 81 F FF 94 F CH 92 F CU 80 F FF 94 B FF 95 2-2 ② L1			3	1	1	1	0	0	1
29 Brett Sullivan, L (1, 2) OBP: 0.220, SLG: 0.350			B FF 90 X FF 90 1-0 ① F8		B CU 78 F CH 84 X FF 89 1-1 ① F8		C CU 79 B CH 92 X CH 92 1-1 1B			3	0	1	0	0	0	0
Inning Stats	R: 0 E: 0 K: 1 S: 7 H: 0 LOB: 1 BB: 1 P: 16	R: 0 E: 0 K: 0 S: 9 H: 1 LOB: 1 BB: 0 P: 12	R: 0 E: 0 K: 1 S: 6 H: 0 LOB: 0 BB: 0 P: 11	R: 2 E: 0 K: 2 S: 12 H: 1 LOB: 0 BB: 1 P: 23	R: 1 E: 0 K: 0 S: 9 H: 1 LOB: 0 BB: 0 P: 14	R: 0 E: 0 K: 1 S: 11 H: 0 LOB: 1 BB: 1 P: 19	R: 0 E: 0 K: 1 S: 17 H: 1 LOB: 1 BB: 0 P: 21	R: 0 E: 0 K: 2 S: 8 H: 0 LOB: 0 BB: 0 P: 11	R: 0 E: 0 K: 1 S: 7 H: 0 LOB: 0 BB: 0 P: 10	1B: 2 2B: 0 3B: 0 HR: 2 SF: 0 SAC: 0 DP: 0 HBP: 0						

PITCHER		IP	WLS	BF	H	R	ER	SO	BB	IBB	HBP	BLK	WP	HR	S	P	ERA	WHIP
32 Trevor Williams, R ERA: 4.32	(1, 1)	5.2	W	23	3	3	3	5	3	0	0	0	0	2	53	94	4.76	1.059
58 Carl Edwards Jr., R ERA: 2.18	(6, 1)	1.0	H	4	1	0	0	1	0	0	0	0	0	0	16	20	0.00	1.000
73 Hunter Harvey, R ERA: 2.82	(7, 1)	1.1	H	4	0	0	0	2	0	0	0	0	0	0	10	13	0.00	0.000
67 Kyle Finnegan, R ERA: 4.74	(9, 1)	1.0	S	3	0	0	0	1	0	0	0	0	0	0	7	10	0.00	0.000

PITCHER	IP	WLS	BF	H	R	ER	SO	BB	IBB	HBP	BLK	WP	HR	S	P	ERA	WHIP

TOP

San Diego Padres @ Washington Nationals

Nationals Park, Washington, DC

Wed May 24 2023, 7:05 PM - 9:30 PM EDT

Att. 20,388 - Clear - 79 F

livebaseballscorecards.com

AB	31
R	3
H	4
RBI	3
BB	3
SO	9
LOB	7

WP: 0 PA: 34
PB: 0
SB: 0
CS: 0

Batter	1	2	3	4	5	6	7	8	9	AB	R	H	RBI	BB	SO	LOB
28 Lane Thomas, R (1, 9) OBP: 0.345, SLG: 0.462	C FF 94 C FF 94 B FF 95 B ST 80 F FF 96 S CH 87 2-3 K ①	D ST 82 F FF 97 B FF 96 X CH 88 2-1 G5-3 1-2 2-3 ①		X ST 80 0-0 3-H 2B			B ST 79 B ST 81 C SI 95 B SI 97 F ST 82 X ST 82 3-2 G5-3 1-3 ①			4	0	1	1	0	1	3
2 Luis García Jr., L (1, 4) OBP: 0.305, SLG: 0.358	C FF 96 X ST 81 0-1 L8 ②	F FF 96 X FF 97 0-1 SF7 3-H ②		C FF 96 X ST 80 0-1 G4-3 ③			D ST 83 C SI 98 B SI 99 B ST 82 F SI 99 D ST 84 4-2 45 FC5-2 45 S BB			2	0	0	1	1	0	1
45 Joey Meneses, R (1, 10) OBP: 0.327, SLG: 0.389	B FF 94 F FF 96 B CH 87 S CH 88 X FF 97 2-2 1B	B CH 88 D CH 88 D CH 87 C FF 96 X FF 97 3-1 F9 2-3 ③			C SI 95 B FF 95 F FF 94 B CH 87 B CH 89 F FF 98 B CH 88 4-2 9 FC5-4 BB		B SI 98 X SI 98 1-0 FC5-2 1-3 3-H ②			3	0	1	0	1	0	3
9 Jeimer Candelario, S (1, 5) OBP: 0.315, SLG: 0.440	F FF 96 1 SAFE B FF 95 F CH 87 S FF 96 1-3 K ③		C FF 94 F FF 94 F FF 96 F ST 80 B FF 96 F FF 96 B CH 88 F FF 96 X ST 82 2-2 F7 ①		S CH 87 1 SAFE F FF 97 X CH 90 0-2 FC5-4 36 P4 1-2f ①		B ST 77 X FF 92 1-0 P3 ③			4	0	0	0	0	1	4
36 Stone Garrett, R (1, 7) OBP: 0.319, SLG: 0.325		B FF 95 X CH 87 1-0 22 E 22 1B 20 1B 1B	S FF 94 F FF 95 C FF 96 1-3 K2-3 ②		B FF 97 C CH 88 1 SAFE B FF 96 F FF 96 B ST 81 X FF 96 3-2 P4 1-2 ② ③			C SI 90 B ST 74 S ST 75 B ST 79 B ST 75 F ST 78 C FF 91 3-3 K ①		4	1	1	0	0	2	1
22 Dominic Smith, L (1, 3) OBP: 0.363, SLG: 0.314		X FF 96 0-0 E9 20 1B 17 2B 1-3 1B	C ST 81 B FF 96 X ST 81 1-1 G3 ③			C FF 93 F FF 94 X ST 80 0-2 F7 ①		S ST 78 X ST 75 0-1 1B		4	1	2	0	0	0	0
20 Keibert Ruiz, S (1, 2) OBP: 0.295, SLG: 0.350		D ST 80 X ST 80 1-0 17 2B 2-3 3-H 1B		C CH 84 F FF 94 X ST 78 0-2 G6-3 ①		B CH 88 B FF 95 F ST 78 B CH 87 X FF 95 3-1 P3 ②		B SI 90 S ST 76 X SI 90 1-1 L4 ②		4	1	1	1	0	0	1
17 Alex Call, R (1, 8) OBP: 0.307, SLG: 0.327		X FF 95 0-0 28 G5-3 2 SF7 1-H 3-H 2B		X FF 94 0-0 E4 28 2B 1B		B FF 95 X FF 95 1-0 F8 ③		B FF 92 B FF 91 B ST 78 C SI 90 C SI 90 F ST 78 C ST 77 3-3 K ③		4	2	2	2	0	1	1
5 CJ Abrams, L (1, 6) OBP: 0.289, SLG: 0.410		C ST 78 B FF 94 S FF 96 B ST 81 B FF 97 B ST 82 4-2 45 WP 28 G5-3 BB		C FF 94 B FF 95 S FF 96 S FF 96 1-3 K ②			B FF 97 F ST 81 F FF 98 B SI 98 F ST 82 X FF 98 2-2 28 E 28 S 45 FC5-2 1B			2	0	1	0	1	1	1
Inning Stats	R: 0 E: 0 K: 2 S: 12 H: 1 LOB: 1 BB: 0 P: 17	R: 4 E: 1 K: 0 S: 12 H: 4 LOB: 1 BB: 1 P: 23	R: 0 E: 0 K: 1 S: 12 H: 0 LOB: 0 BB: 0 P: 16	R: 1 E: 1 K: 1 S: 10 H: 2 LOB: 1 BB: 0 P: 11	R: 0 E: 0 K: 0 S: 9 H: 0 LOB: 0 BB: 1 P: 16	R: 0 E: 0 K: 0 S: 6 H: 0 LOB: 0 BB: 0 P: 10	R: 0 E: 0 K: 0 S: 11 H: 1 LOB: 2 BB: 1 P: 22	R: 0 E: 0 K: 2 S: 12 H: 1 LOB: 1 BB: 0 P: 19		1B: 7 2B: 2 3B: 0 HR: 0 SF: 1 SAC: 0 DP: 0 HBP: 0		WP: 1 PB: 0 SB: 2 CS: 0 PA: 35		

PITCHER		IP	WLS	BF	H	R	ER	SO	BB	IBB	HBP	BLK	WP	HR	S	P	ERA	WHIP
40 Ryan Weathers, L ERA: 3.94	(1, 1)	6.0	L	26	7	5	4	4	2	0	0	0	1	0	61	93	6.00	1.500
66 Luis García, R ERA: 4.66	(7, 1)	0.2		4	1	0	0	0	1	0	0	0	0	0	10	20	0.00	3.000
59 Tom Cosgrove, L ERA:	(7, 1)	1.1		5	1	0	0	2	0	0	0	0	0	0	13	21	0.00	0.750

PITCHER	IP	WLS	BF	H	R	ER	SO	BB	IBB	HBP	BLK	WP	HR	S	P	ERA	WHIP

BOTTOM

San Diego Padres @ Washington Nationals

Nationals Park, Washington, DC

Wed May 24 2023, 7:05 PM - 9:30 PM EDT

Att. 20,388 - Clear - 79 F

livebaseballscorecards.com

AB	31
R	5
H	9
RBI	5
BB	3
SO	6
LOB	15

San Diego Padres @ Washington Nationals

Nationals Park, Washington, DC

Thu May 25 2023, 4:06 PM - 7:25 PM EDT

Att. 17,524 - Sunny - 70 F

livebaseballscorecards.com

TOP

Batter	1	2	3	4	5	6	7	8	9	AB	R	H	RBI	BB	SO	LOB
23 Fernando Tatis Jr., R (1, 9) OBP: 0.304, SLG: 0.461	B FF 92 S SI 93 B SI 93 X SI 92 2-1 G6-3 ①		C SI 93 B CU 80 B CU 80 B SI 93 B SI 92 4-1 22 E 9 BB BB		F SI 96 X SI 96 0-1 2 BLK 22 S 2 1B 1B	C SI 94 X CU 79 0-1 ② G1-3 1-2		C SL 89 B SL 91 C FF 97 F FF 97 B SL 91 S FF 99 2-3 K ③		4	1	1	0	1	1	2
9 Jake Cronenworth, L (1, 3) OBP: 0.332, SLG: 0.380 (2, 4)	C FF 94 F FF 96 F FF 96 B FF 94 S CU 79 1-3 K ②		B FF 90 B CH 86 B SI 90 C FF 92 B FF 92 4-1 22 E 1-2 BB		X SI 96 0-0 ① F8	C SI 95 B CU 80 S CU 81 D CU 81 X SI 95 2-2 ③ G1-3			B FF 98 B FF 98 C FF 99 S FF 99 F FF 99 F FF 100 F FF 99 X FF 99 2-2 22 1B 24 HR 1B	4	1	1	0	1	1	2
22 Juan Soto, L (1, 7) OBP: 0.423, SLG: 0.494	B SI 92 B SI 92 B SI 94 B SI 94 4-0 BB		B SI 91 B SI 91 2 SAFE B FF 94 B FF 93 4-0 14 G3-6-3 1-2 2-3 BB		C SI 98 B FF 97 B FF 98 B CH 90 S CH 90 F FF 98 B FF 98 4-2 2 1B 2 BLK 24 2B 1-2 BB		B SI 94 C FC 87 B SI 93 C FC 88 B FC 88 B FC 89 4-2 2 G5-3 BB		C FS 88 X FS 90 0-1 24 HR 1-2 1B	1	2	1	0	4	0	0
2 Xander Bogaerts, R (1, 6) OBP: 0.347, SLG: 0.405	C SI 93 B SI 95 D CU 82 1 SAFE F SI 94 C SI 92 2-3 K ③		B SI 92 B SI 90 B SI 91 C FF 90 X FF 90 3-1 F4 ①		F FF 97 B FF 97 F CH 90 B FF 99 B SL 88 X FF 98 3-2 14 S 24 2B 1-3 2-H 1B		B ST 82 C FC 87 X ST 81 1-1 G5-3 ① 1-2		C FF 99 S FF 99 F SL 88 S FF 100 0-3 K ①	5	1	1	1	0	2	7
14 Matt Carpenter, L (1, 10) OBP: 0.317, SLG: 0.376		C FF 93 C FF 93 B FF 94 F FF 94 F CU 79 S CU 80 1-3 K ①	X FF 91 0-0 ② ③ G3-6-3 1-2f		F SI 97 B SI 96 C SI 97 B FF 97 B CH 90 C CH 90 3-3 ② K 1-2		B ST 81 S SI 94 X SI 96 1-1 ② F7		C CU 84 F FF 99 B FF 100 S FS 91 1-3 ② K	5	0	0	0	0	3	8
24 Rougned Odor, L (1, 4) (2, 5)		F FF 93 F FF 95 B CU 79 X FF 95 1-2 ② L8		F FF 91 B FF 93 X CU 78 1-1 ① F8	S SI 97 X SI 97 0-1 2-H 3-H 2B		X SI 96 0-0 ③ F7		B FF 99 X FF 99 1-0 1-H 2-H HR	5	1	2	5	0	0	1
7 Ha-Seong Kim, R (1, 5) OBP: 0.316, SLG: 0.382 16 Brandon Dixon, R (2, PH) OBP: 0.269, SLG: 0.375 (2, 3)		B FF 94 F SI 94 B SI 93 X SI 93 2-1 1 HR 1B	H CU 77 1-0 HBP		C SL 88 B FF 96 X SI 97 1-1 ③ G5-3			B FS 88 C FF 97 S FS 90 F FF 96 B SL 89 F FF 97 X FF 97 2-2 2B	B FF 100 B FF 99 C FF 99 F FF 100 F FS 91 B SL 87 F FS 90 X FF 99 3-2 ③ F9	0 4	0 1	0 2	0 0	0 0	0 0	0 1
1 Trent Grisham, L (1, 8) OBP: 0.313, SLG: 0.368		C FF 93 B FF 93 X FF 92 1-1 1-H HR	B FF 89 C CU 76 B FF 92 S FF 89 B FF 92 F FF 92 1 SAFE F CU 77 X CU 75 3-2 ② P5			B SI 93 B CU 76 B SI 93 B SI 92 4-0 23 S BB		S FF 98 L FF 97 X FF 97 0-2 ① B5		3	1	1	2	1	0	2
29 Brett Sullivan, L (1, 2) OBP: 0.205, SLG: 0.326 32 Nelson Cruz, R (8, PH) OBP: 0.276, SLG: 0.400 26 Austin Nola, R (8, 2) OBP: 0.259, SLG: 0.194		B SI 92 B SI 93 B SI 92 C FF 93 F FF 92 C FF 94 3-3 ③ K	B CU 76 B FF 90 X CH 88 2-0 ③ G4-3			X SI 94 0-0 ① F8		C FF 97 S FF 97 B SL 91 B FS 91 F FF 97 S FF 98 2-3 ② K		3 1 0	0 0 0	0 0 0	0 0 0	1 1 0	2 1 0	2 1 0

Inning Stats	1	2	3	4	5	6	7	8	9
	R: 0 E: 0 K: 2 S: 9	H: 0 LOB: 1 BB: 1 P: 18	R: 2 E: 0 K: 2 S: 15	H: 2 LOB: 0 BB: 0 P: 23	R: 0 E: 1 K: 0 S: 5	H: 0 LOB: 2 BB: 3 P: 20	R: 0 E: 0 K: 0 S: 8	H: 0 LOB: 1 BB: 0 P: 15	R: 3 E: 0 K: 1 S: 16	H: 3 LOB: 1 BB: 1 P: 27	R: 0 E: 0 K: 0 S: 6	H: 0 LOB: 1 BB: 1 P: 12	R: 0 E: 0 K: 0 S: 7	H: 0 LOB: 1 BB: 1 P: 13	R: 0 E: 0 K: 2 S: 16	H: 1 LOB: 1 BB: 0 P: 22	R: 3 E: 0 K: 2 S: 21	H: 3 LOB: 0 BB: 0 P: 28

	1B: 5	SF: 0	WP: 0	PA: 43
	2B: 2	SAC: 0	PB: 0	
	3B: 0	DP: 1	SB: 3	
	HR: 2	HBP: 1	CS: 0	

	AB	35
	R	8
	H	9
	RBI	8
	BB	7
	SO	9
	LOB	26

PITCHER		IP	WLS	BF	H	R	ER	SO	BB	IBB	HBP	BLK	WP	HR	S	P	ERA	WHIP
74 Jake Irvin, R ERA: 5.32	(1, 1)	4.0		18	2	2	2	4	4	0	1	0	0	1	37	76	4.50	1.500
57 Andrés Machado, R ERA: 6.43	(5, 1)	1.0		7	3	3	3	1	1	0	0	1	0	0	16	27	27.00	4.000
71 Mason Thompson, R ERA: 4.26	(6, 1)	1.0		4	0	0	0	0	1	0	0	0	0	0	6	12	0.00	1.000
68 Thaddeus Ward, R ERA: 4.58	(7, 1)	1.0		4	0	0	0	0	1	0	0	0	0	0	7	13	0.00	1.000
67 Kyle Finnegan, R ERA: 4.5	(8, 1)	1.0	H	4	1	0	0	2	0	0	0	0	0	0	16	22	0.00	1.000

PITCHER		IP	WLS	BF	H	R	ER	SO	BB	IBB	HBP	BLK	WP	HR	S	P	ERA	WHIP
73 Hunter Harvey, R ERA: 3.86	(9, 1)	1.0	L	6	3	3	3	2	0	0	0	0	0	1	21	28	27.00	3.000

BOTTOM

San Diego Padres @ Washington Nationals

Nationals Park, Washington, DC

Thu May 25 2023, 4:06 PM - 7:25 PM EDT

Att. 17,524 - Sunny - 70 F

livebaseballscorecards.com

Batter	1	2	3	4	5	6	7	8	9	AB	R	H	RBI	BB	SO	LOB
28 Lane Thomas, R (1, 9) OBP: 0.346, SLG: 0.457	B FF 95 B FF 95 F FF 94 B SL 88 X FF 95 3-1 E5 2 WP 45 1B 1B	C FF 94 X CU 80 0-1 ① G6-3	B CU 76 C FF 94 B FF 94 S CU 79 B FF 93 B FF 95 4-2 9 HBP 2 1B BB	C ST 84 C FF 96 C CH 87 0-3 ③	B FC 89 F SI 92 D CH 81 C CH 80 X CH 80 2-2 ② F6				4	1	1	0	1	1	3
2 Luis García Jr., L (1, 4) OBP: 0.307, SLG: 0.360	F FF 95 B SL 89 F FF 96 B CU 82 S CU 81 2-3 ① K 2-3	S SL 85 B FF 95 B SL 88 F CU 80 X FF 96 2-2 ② F8	D CU 79 X SL 86 1-0 9 HBP 1-2 1B				B SI 86 C SI 87 X SL 82 9 2B 45 1B 1B D CU 82 1-0 ③ 2 3-H	F FF 94 X CH 87 0-1 ① L8		5	1	2	0	0	1	1
45 Joey Meneses, R (1, 10) OBP: 0.329, SLG: 0.389	C FF 95 X FF 95 0-1 3-H 1B	C FF 96 B CH 87 B CH 86 B SL 87 F FF 96 X FF 96 3-2 ③ L8	B FF 94 F FF 94 F FF 96 F CH 87 F FF 95 B CU 81 C CU 82 2-3 ① K				B SI 86 C FF 88 B FF 90 X FF 90 2-1 9 2B 23 1B 1-2 1B	C SI 94 B SI 93 X CH 86 1-1 ② F8		5	1	2	1	0	1	2
9 Jeimer Candelario, S (1, 5) OBP: 0.317, SLG: 0.441	X FF 95 0-0 ② F8			B FF 94 C CH 86 B FF 94 F FF 96 B CH 87 S SL 87 3-3 ① K	B SL 88 F FF 95 S CU 81 H FF 94 2-2 1-2 2-3 HBP		C SI 88 B FF 90 X SI 88 1-1 23 1B 22 1B 1-3 2-H 2B	S FF 94 B FF 93 T FF 94 X SL 85 1-2 ③ F9		4	1	1	1	0	1	1
36 Stone Garrett, R (1, 7) OBP: 0.309, SLG: 0.314 23 Corey Dickerson, L (7, PH) OBP: 0.333, SLG: 0.500 (8, 7) 14 Ildemaro Vargas, S (9, PH) OBP: 0.342, SLG: 0.486	B FF 96 X FF 94 1-0 ③ F4		C CU 80 B FF 95 F CU 81 S FF 96 1-3 ② K	F FF 95 B FF 95 S CH 87 B FF 95 S CU 82 2-3 ② K	B FC 90 S CH 81 F FF 93 F CU 83 X FC 90 1-2 17 1B 22 1B 17 E 2-3 3-H 1B				B SI 95 C SI 95 B SI 96 F SI 96 T SI 97 2-2 ① K	3 1 1	0 1 0	0 1 0	0 1 0	0 0 0	2 0 1	4 0 0
22 Dominic Smith, L (1, 3) OBP: 0.364, SLG: 0.322		F FF 94 B FF 95 F FF 95 X SL 88 1-2 ① G4-3	C CU 81 B FF 96 B SL 89 B SL 85 X SL 89 3-1 15 BB 2B	F CU 81 B FF 96 B FF 94 F FF 95 F FF 96 D CU 84 S FF 97 3-3 ③ K			S CH 80 B SI 94 B SI 93 C FC 90 B FF 94 F SI 94 X FC 90 3-2 17 E 20 1B 1-2 3-H 1B		X SI 96 0-0 ② F8	5	1	2	1	0	1	3
17 Alex Call, R (1, 8) OBP: 0.309, SLG: 0.325		B FF 96 X FF 94 1-0 ② P6	B CU 80 B FF 96 C FF 96 C CU 82 B FF 96 B FF 97 4-2 5 FC5 15 BB BB		B CH 87 C CH 87 C ST 80 B CH 87 F FF 96 F FF 95 F SC 82 X ST 82 2-2 ① G5-3	X FC 89 0-0 E1 20 1B 2 2 1-3 2-H 1B		B SL 86 C SI 95 S SI 96 B SI 98 S SI 97 2-3 ③ K	4	0	1	0	1	1	0
15 Riley Adams, R (1, 2) OBP: 0.400, SLG: 0.677 20 Keibert Ruiz, S (7, PH) OBP: 0.299, SLG: 0.354 (8, 2)		B FF 96 B FF 96 S FF 96 B FF 95 B FF 95 4-1 BB	B FF 97 B FF 96 B FF 97 B FF 96 4-0 1-2 2-3 BB		S FF 96 F FF 96 F CH 87 X FF 96 0-2 3B	B CH 81 B FC 90 S CH 81 X CH 80 2-1 2-3 3-H 1B			1 1	0 0	1 1	0 1	2 1	0 0	0 0
5 CJ Abrams, L (1, 6) OBP: 0.282, SLG: 0.400		X FF 95 0-0 ③ L8	S CU 82 F FF 97 X FF 98 0-2 ③ FC5 2-3f		C CH 88 C FF 96 B SC 80 B FF 96 D CH 86 X FF 97 3-2 ② P6	S CU 81 B CH 81 X CH 81 1-1 ① P3				4	0	0	0	0	0	7

Inning Stats																				
	R: 1 E: 1 K: 1 S: 9	H: 2 LOB: 1 BB: 0 P: 15	R: 0 E: 0 K: 0 S: 6	H: 0 LOB: 1 BB: 1 P: 12	R: 0 E: 0 K: 0 S: 8	H: 0 LOB: 0 BB: 0 P: 13	R: 0 E: 0 K: 2 S: 13	H: 1 LOB: 3 BB: 2 P: 28	R: 0 E: 0 K: 3 S: 17	H: 1 LOB: 3 BB: 1 P: 31	R: 0 E: 0 K: 1 S: 16	H: 1 LOB: 1 BB: 0 P: 21	R: 5 E: 1 K: 0 S: 23	H: 7 LOB: 2 BB: 0 P: 36	R: 0 E: 0 K: 0 S: 7	H: 0 LOB: 0 BB: 0 P: 9	R: 0 E: 0 K: 2 S: 7	H: 0 LOB: 0 BB: 0 P: 11	1B: 9 2B: 2 3B: 1 HR: 0	SF: 0 SAC: 0 DP: 0 HBP: 1

	AB	38
	R	6
	H	12
	RBI	5
	BB	4
	SO	9
	LOB	21

WP: 1 PA: 43
PB: 0
SB: 0
CS: 0

PITCHER		IP	WLS	BF	H	R	ER	SO	BB	IBB	HBP	BLK	WP	HR	S	P	ERA	WHIP
4 Blake Snell, L ERA: 5.04	(1, 1)	5.0		24	4	1	1	6	4	0	1	0	1	0	53	99	1.80	1.600
45 Brent Honeywell, R ERA: 3.38	(6, 1)	1.0		4	1	0	0	1	0	0	0	0	0	0	16	21	0.00	1.000
25 Tim Hill, L ERA: 4.15	(7, 1)	0.0		3	3	3	3	0	0	0	0	0	0	0	7	10	∞	∞
21 Nick Martinez, R ERA: 2.98	(7, 1)	1.0	B	7	4	2	1	0	0	0	0	0	0	0	16	26	9.00	4.000
73 Drew Carlton, R ERA:	(8, 1)	1.0	W	3	0	0	0	0	0	0	0	0	0	0	7	9	0.00	0.000

PITCHER		IP	WLS	BF	H	R	ER	SO	BB	IBB	HBP	BLK	WP	HR	S	P	ERA	WHIP
71 Josh Hader, L ERA: 0.86	(9, 1)	1.0	S	3	0	0	0	2	0	0	0	0	0	0	7	11	0.00	0.000

Batter	1	2	3	4	5	6	7	8	9	AB	R	H	RBI	BB	SO	LOB
23 Fernando Tatis Jr., R (1, 9) OBP: 0.301, SLG: 0.474	B SI 95 X SI 94 1-0 ① F8		B SI 95 S CU 79 C SI 95 S CU 80 1-3 ① K		C CU 80 B SI 95 X SI 94 1-1 ② G6-3	X CH 82 0-0 1-H HR			B SI 87 B SI 87 F SL 77 B SI 88 X SI 88 3-1 ① L5	5	1	1	2	0	1	0
9 Jake Cronenworth, L (1, 4) OBP: 0.338, SLG: 0.379	B FC 89 B FF 94 F FC 88 C FC 86 B FF 95 B FC 87 4-2 22 G4-1 BB		B FC 87 C FC 89 X FF 95 1-1 1B		C ST 80 B FC 89 H CU 79 2-1 22 HR HBP	C FF 94 B FF 94 F CH 83 C FF 96 1-3 ③ K			X SI 88 0-0 ② G4-3	3	1	1	0	1	1	0
22 Juan Soto, L (1, 7) OBP: 0.422, SLG: 0.514	C FC 88 C FC 86 X CU 79 0-2 ② G4-1 1-2		C FF 95 F FC 88 D CU 81 S FC 88 1-3 ② K		B FC 91 F FC 90 B FC 89 D CH 88 F SI 94 X FC 90 3-2 1-H HR		B SL 78 C SI 88 B SL 78 X CH 77 2-1 ① F8		B SI 88 B SI 88 C SL 77 B SI 88 C SI 88 X SI 89 3-2 2 1B 24 1B 2B	5	2	2	2	0	1	2
2 Xander Bogaerts, R (1, 6) OBP: 0.353, SLG: 0.407	C SI 94 B SI 94 D ST 79 B SI 96 B SI 95 4-1 BB		B ST 80 1 SAFE X SI 95 1-0 ③ F8		C SI 94 F SI 94 X ST 80 0-2 24 BB 1B		B SI 89 X SI 88 1-0 ② G3-1		C SL 78 F SI 88 D CH 76 X SL 79 1-2 14 S 24 1B 2-3 1B	4	0	2	0	1	0	1
24 Rougned Odor, L (1, 5) OBP: 0.309, SLG: 0.417	F FC 88 F FF 95 F ST 80 F CU 78 S FF 96 0-3 ③ K			B CU 78 B FC 88 X FC 89 2-0 ① L9	D ST 80 B FF 91 B SI 94 B FC 90 4-0 1-2 BB		B SL 79 S CH 78 B SL 79 X SI 89 2-1 ③ L7		C SI 88 X SL 79 0-1 1-2 14 S 3-H 1B	4	0	1	1	1	1	2
14 Matt Carpenter, L (1, 10) OBP: 0.305, SLG: 0.358		B FC 88 B FC 87 X FF 94 2-0 ① F8		C CU 80 F FC 90 C CU 80 0-3 ② K	X FF 94 0-0 ③ F8			C SL 78 B SI 87 C SL 78 B SI 88 S SI 88 2-3 ① K	C CH 77 F SI 88 B SL 79 S CH 77 1-3 ③ K 1-2 2-3	5	0	0	0	0	3	4
16 Brandon Dixon, R (1, 3) OBP: 0.367, SLG: 0.423		C SI 95 X SI 95 0-1 1B		C SI 95 H CU 79 1-1 HBP		C FF 93 H ST 80 1-1 26 BB HBP		C SI 89 X SL 78 0-1 1 S 1B		2	0	2	0	0	0	0
1 Trent Grisham, L (1, 8) OBP: 0.306, SLG: 0.358		1 SAFE S FC 88 C FC 90 B FC 89 X FF 96 1-2 ② L8		B FC 90 B FF 94 C FC 90 C FC 90 B FF 95 C FC 89 3-3 ③ K		C FF 93 D CH 84 1 SAFE B FF 92 F CH 84 X FF 94 2-2 ① F8		D SI 88 F SI 87 B SL 79 C SI 88 B SL 80 C SI 89 3-3 ② K 1-2		4	0	0	0	0	2	4
26 Austin Nola, R (1, 2) OBP: 0.259, SLG: 0.188		C SI 94 X SI 96 0-1 ③ F7			L SI 92 C CU 76 B CU 78 F SI 94 F CU 78 S CU 78 1-3 ① K	B FF 94 F CH 81 F ST 81 B CH 80 F ST 81 B FF 95 1 SAFE F FF 94 B FF 95 4-2 ② 1-2 23 HR BB		C SI 88 C SI 88 B SL 81 B SI 89 X SI 88 2-2 ③ G5-3		3	1	0	0	1	1	2
Inning Stats	R: 0 E: 0 K: 1 S: 12 H: 0 LOB: 2 BB: 2 P: 21	R: 0 E: 0 K: 0 S: 8 H: 1 LOB: 1 BB: 0 P: 11	R: 0 E: 0 K: 2 S: 9 H: 1 LOB: 1 BB: 0 P: 13	R: 0 E: 0 K: 2 S: 8 H: 0 LOB: 1 BB: 0 P: 14	R: 2 E: 0 K: 1 S: 15 H: 2 LOB: 2 BB: 1 P: 26	R: 2 E: 0 K: 1 S: 12 H: 1 LOB: 0 BB: 1 P: 20	R: 0 E: 0 K: 0 S: 5 H: 0 LOB: 0 BB: 0 P: 10	R: 0 E: 0 K: 2 S: 11 H: 1 LOB: 1 BB: 0 P: 18	R: 1 E: 0 K: 1 S: 14 H: 3 LOB: 2 BB: 0 P: 22	1B: 6 2B: 1 3B: 0 HR: 2 SF: 0 SAC: 0 DP: 0 HBP: 3						

PITCHER		IP	WLS	BF	H	R	ER	SO	BB	IBB	HBP	BLK	WP	HR	S	P	ERA	WHIP
Randy Vásquez, R ERA: 3.86	(1, 1)	4.2	L	23	4	2	2	6	3	0	2	0	0	1	51	84	3.86	1.500
97 Ron Marinaccio, R ERA: 4.26	(5, 1)	1.1		6	1	2	2	1	1	0	1	0	0	1	13	21	13.50	1.500
62 Ryan Weber, R ERA: 3.48	(7, 1)	3.0		13	4	1	1	3	0	0	0	0	0	0	30	50	3.00	1.333

PITCHER	IP	WLS	BF	H	R	ER	SO	BB	IBB	HBP	BLK	WP	HR	S	P	ERA	WHIP

TOP

San Diego Padres @ New York Yankees

Yankee Stadium, Bronx, NY

Fri May 26 2023, 7:09 PM - 9:54 PM EDT

Att. 46,724 - Clear - 72 F

livebaseballscorecards.com

AB	35
R	5
H	9
RBI	5
BB	4
SO	10
LOB	15

WP: 0 PA: 42
PB: 0
SB: 3
CS: 0

Batter	1	2	3	4	5	6	7	8	9	AB	R	H	RBI	BB	SO	LOB
25 Gleyber Torres, R (1, 4) OBP: 0.347, SLG: 0.458	F FC 90 B SL 84 C FF 95 F FF 95 B SL 84 F SI 94 B FF 95 X FC 90 3-2 G4-3 ①			B CU 82 C CU 81 T FC 91 B FF 93 F SL 83 T FF 93 2-2 K ①		C CU 80 B SL 82 F SI 94 B CU 83 X FC 91 2-2 99 2B 48 G3-1 1B		X FF 94 0-0 P5 ①		4	1	1	0	0	1	0
99 Aaron Judge, R (1, 9) OBP: 0.399, SLG: 0.627	B FC 91 B CU 82 C FC 91 F CH 88 S FF 94 2-3 K ②			F FF 93 F SI 93 B SL 84 B CH 88 S CU 82 2-3 K ②		X CH 88 0-0 48 G3-1 1-3 2B		C ST 83 C ST 83 S FF 95 0-3 K ②		4	0	1	0	0	3	0
48 Anthony Rizzo, L (1, 3) OBP: 0.378, SLG: 0.513	C FC 90 X FC 90 0-1 L3 ③			B CU 83 C FF 94 S CU 82 X FF 93 1-2 26 1B 1B		C CU 83 X FF 94 0-1 G3-1 ② 2-3 3-H		C ST 83 B FF 95 X FF 96 1-1 26 FC5-4 1B		4	0	2	1	0	0	1
26 DJ LeMahieu, R (1, 5) OBP: 0.317, SLG: 0.399		B SL 82 C FC 91 X FF 93 1-1 L9 ①		C SL 83 X SL 83 0-1 22 FC6-4 1-2 1B		X SL 84 0-0 F9 ③		X ST 80 0-0 FC5-4 ③ 1-2f		4	0	1	0	0	0	2
22 Harrison Bader, R (1, 8) OBP: 0.282, SLG: 0.488		C CU 81 C SI 94 B SL 84 S SL 83 1-3 K ②		B FC 92 S SI 94 F SI 94 X CU 81 1-2 FC6-4 ③ 1-2f			B CU 80 X CU 81 1-0 G6-3 ①		C SI 95 S SI 95 F SI 96 B SL 87 S SI 98 1-3 K ①	4	0	0	0	0	2	2
24 Willie Calhoun, L (1, 10) OBP: 0.313, SLG: 0.368		B FC 91 B FC 90 X FF 94 2-0 G3 ③			C FF 92 B FC 90 B CU 82 X FC 91 2-1 P5 ①		C CU 82 B CH 88 B FF 94 X FC 90 2-1 11 1B 1B		F SI 96 B SL 87 B SI 96 S SI 96 C SI 97 2-3 K ②	4	0	1	0	0	1	0
11 Anthony Volpe, R (1, 6) OBP: 0.284, SLG: 0.362			C CU 81 X SI 94 0-1 L9 ①		F CU 82 B CU 82 F FF 93 B FF 94 S SL 84 2-3 K ②		L FC 89 X FC 90 0-1 1-2 1B		B SI 96 F SI 95 F SL 86 F SI 97 S SL 87 1-3 K ③	4	0	1	0	0	2	0
12 Isiah Kiner-Falefa, R (1, 7) OBP: 0.260, SLG: 0.355			C CU 82 C FC 92 S FC 92 0-3 K ②		S FC 91 C FC 92 B CU 83 X FF 94 1-2 L3 ③		C FF 97 B FF 96 F FF 95 F ST 83 F FF 96 F ST 83 B ST 86 F ST 81 F FF 97 2-2 T ST 83 K ②			3	0	0	0	0	2	2
38 Ben Rortvedt, L (1, 2) OBP: 0.444, SLG: 0.429 61 Jake Bauers, L (7, PH) OBP: 0.278, SLG: 0.326 66 Kyle Higashioka, R (8, 2) OBP: 0.244, SLG: 0.347			B CU 82 C FF 94 F FF 94 B FF 93 X CU 82 2-2 G6-3 ③			C FC 90 X FF 93 0-1 P5 ①	C ST 80 B FF 96 B FF 96 X ST 82 2-1 P5 ③			2 1 0	0 0 0	0 0 0	0 0 0	0 0 0	0 0 0	0 2 0

BOTTOM

San Diego Padres @ New York Yankees

Yankee Stadium, Bronx, NY

Fri May 26 2023, 7:09 PM - 9:54 PM EDT

Att. 46,724 - Clear - 72 F

livebaseballscorecards.com

AB	34
R	1
H	7
RBI	1
BB	0
SO	11
LOB	9

Inning Stats	1	2	3	4	5	6	7	8	9
	R: 0 E: 0 K: 1 S: 10 H: 0 LOB: 0 BB: 0 P: 15	R: 0 E: 0 K: 1 S: 6 H: 0 LOB: 0 BB: 0 P: 10	R: 0 E: 0 K: 1 S: 8 H: 0 LOB: 0 BB: 0 P: 10	R: 0 E: 0 K: 2 S: 15 H: 2 LOB: 2 BB: 0 P: 21	R: 0 E: 0 K: 1 S: 8 H: 0 LOB: 0 BB: 0 P: 13	R: 1 E: 0 K: 0 S: 9 H: 2 LOB: 1 BB: 0 P: 11	R: 0 E: 0 K: 1 S: 15 H: 2 LOB: 2 BB: 0 P: 22	R: 0 E: 0 K: 1 S: 7 H: 1 LOB: 1 BB: 0 P: 8	R: 0 E: 0 K: 3 S: 11 H: 0 LOB: 0 BB: 0 P: 15

1B: 6	SF: 0
2B: 1	SAC: 0
3B: 0	DP: 0
HR: 0	HBP: 0
WP: 0	PA: 34
PB: 0	
SB: 0	
CS: 0	

PITCHER		IP	WLS	BF	H	R	ER	SO	BB	IBB	HBP	BLK	WP	HR	S	P	ERA	WHIP
44 Joe Musgrove, R ERA: 5.64	(1, 1)	6.1	W	25	6	1	1	6	0	0	0	0	0	0	61	88	1.42	0.947
36 Steven Wilson, R ERA: 2.96	(7, 1)	1.2	H	6	1	0	0	2	0	0	0	0	0	0	17	22	0.00	0.600
71 Josh Hader, L ERA: 0.82	(9, 1)	1.0		3	0	0	0	3	0	0	0	0	0	0	11	15	0.00	0.000

PITCHER	IP	WLS	BF	H	R	ER	SO	BB	IBB	HBP	BLK	WP	HR	S	P	ERA	WHIP

Batter	1	2	3	4	5	6	7	8	9	10	AB	R	H	RBI	BB	SO	LOB
24 Rougned Odor, L (1, 5) OBP: 0.291, SLG: 0.390	X FF 96 0-0 ① F6			B FF 96 B FF 98 C CH 88 X CH 89 2-1 ① G3-1		X SL 83 0-0 ① F9		B ST 79 F FF 93 B CH 86 S CH 86 X CH 87 2-2 ① G5-3		C SI 97 S SL 89 C SL 88 0-3 ② K	5	0	0	0	0	1	0
23 Fernando Tatis Jr., R (1, 9) OBP: 0.297, SLG: 0.486	B FF 97 C FF 98 S SL 86 B FF 99 C FF 99 2-3 ② K			F SL 85 X SL 86 0-1 HR		B SL 87 F CH 88 B FF 98 S FF 98 X CH 87 2-2 ② G3		B SI 95 C SI 94 F FF 95 B ST 82 F SI 94 C SI 95 2-3 ② K		S SL 87 X SI 97 0-1 ③ G5-3	5	1	1	1	0	2	0
22 Juan Soto, L (1, 7) OBP: 0.424, SLG: 0.508	C FF 98 T FF 98 C SL 85 0-3 ③ K			C FF 98 B CH 91 B CH 91 B CH 91 C SL 84 B FF 100 4-2 9 FC3-6 BB		F FF 98 X FF 99 0-1 ③ F7		B SI 95 B CH 88 B CH 88 F SI 94 D CH 88 4-1 9 1B BB			2	0	0	0	2	1	0
9 Jake Cronenworth, L (1, 4) OBP: 0.336, SLG: 0.376		C FF 96 X FF 97 0-1 ① P4		C SL 87 1 SAFE B FF 97 F FF 98 X SL 86 1-2 ② FC3-6 1-2f			X FF 96 0-0 ① F9	X CH 88 0-0 1-2 1B			4	0	1	0	0	0	1
16 Brandon Dixon, R (1, 3) OBP: 0.324, SLG: 0.367		C FC 90 F FF 98 F FF 98 X SL 86 0-2 ② G1-3		F FF 100 B FF 100 F FF 99 S FF 100 1-3 ③ K			C CH 86 X FF 98 0-1 ② F9	S CH 88 B CH 88 S CH 89 2 SAFE F CH 88 F SL 88 B CH 90 F SI 97 X CH 90 2-2 ③ G5-3			4	0	0	0	0	1	3
32 Nelson Cruz, R (1, 10) OBP: 0.278, SLG: 0.392 28 José Azocar, R (7, PR) OBP: 0.244, SLG: 0.273 (7, 10) 2 Xander Bogaerts, R (9, PH) OBP: 0.352, SLG: 0.405 (9, 10)		B FF 97 C SL 83 S SL 82 X SL 83 1-2 ③ L7			B CH 88 X CH 86 1-0 ① G1-3		B FF 98 C FF 98 F FF 98 F FF 99 B SL 85 B SL 88 B CH 84 4-2 1 E 7 1B BB		C SI 94 B CH 87 C CH 89 B CH 89 X SI 98 2-2 ① G6-3		2 0 1 0	0 1 0	0 0 0	1 0 0	0 0 0	0 0 0	0 0 0
1 Trent Grisham, L (1, 8) OBP: 0.305, SLG: 0.352			X FF 97 0-0 ① L8		F FF 96 F FF 97 B FF 98 X CH 89 1-2 ② F7		C SL 86 X CH 86 0-1 E4 7 1B 1-2		F SI 95 B SI 97 S CH 90 B SL 92 B SI 98 F SI 98 B SI 96 4-2 7 CS BB		3	0	0	0	1	0	1
7 Ha-Seong Kim, R (1, 6) OBP: 0.320, SLG: 0.381			C FF 98 B FF 98 B FO 91 F FF 99 B FF 99 T FF 99 3-2 ② K		B SL 81 B FF 97 B FF 97 B FF 96 4-0 BB		X SI 94 0-0 1-3 2-H 1B		B CH 91 C SI 96 F SI 96 1 SAFE X CH 91 1-2 ②③ G4-3 1-2	0-0	3	0	1	1	1	1	1
29 Brett Sullivan, L (1, 2) OBP: 0.191, SLG: 0.304 26 Austin Nola, R (10, PH) OBP: 0.257, SLG: 0.186 (10, 2)			C SL 82 F FF 98 B CH 90 B FF 98 S SL 81 2-3 ③ K		X CH 87 0-0 ③ F9		C ST 80 B SI 95 B ST 81 S CH 87 C SI 94 2-3 ③ K			B SI 94 L SI 93 X SI 94 1-1 ① F9	3 1	0 0	0 0	0 0	0 0	2 0	4 0
Inning Stats	R: 0 E: 0 K: 2 S: 7 H: 0 LOB: 0 BB: 0 P: 9	R: 0 E: 0 K: 0 S: 9 H: 0 LOB: 0 BB: 0 P: 10	R: 0 E: 0 K: 2 S: 7 H: 0 LOB: 0 BB: 0 P: 12	R: 1 E: 0 K: 1 S: 12 H: 1 LOB: 1 BB: 1 P: 20	R: 0 E: 0 K: 0 S: 5 H: 0 LOB: 1 BB: 1 P: 11	R: 0 E: 0 K: 0 S: 6 H: 0 LOB: 0 BB: 0 P: 8	R: 1 E: 1 K: 1 S: 12 H: 1 LOB: 3 BB: 1 P: 18	R: 0 E: 0 K: 1 S: 15 H: 1 LOB: 2 BB: 1 P: 25	R: 0 E: 0 K: 0 S: 9 H: 0 LOB: 0 BB: 1 P: 16	R: 0 E: 0 K: 1 S: 7 H: 0 LOB: 0 BB: 0 P: 8	1B: 2 2B: 0 3B: 0 HR: 1 SF: 0 SAC: 0 DP: 0 HBP: 0	WP: 0 PB: 0 SB: 0 CS: 1 PA: 38					

PITCHER		IP	WLS	BF	H	R	ER	SO	BB	IBB	HBP	BLK	WP	HR	S	P	ERA	WHIP
40 Luis Severino, R ERA: 1.59	(1, 1)	6.2		25	1	2	1	5	3	0	0	0	0	1	54	82	1.35	0.600
34 Michael King, R ERA: 1.88	(7, 1)	1.0		5	1	0	0	2	1	0	0	0	0	0	12	22	0.00	2.000
58 Wandy Peralta, L ERA: 2.45	(8, 1)	1.1		5	1	0	0	0	1	0	0	0	0	0	16	25	0.00	1.500
35 Clay Holmes, R ERA: 3.0	(10, 1)	1.0	W	3	0	0	0	1	0	0	0	0	0	0	7	8	0.00	0.000

PITCHER	IP	WLS	BF	H	R	ER	SO	BB	IBB	HBP	BLK	WP	HR	S	P	ERA	WHIP

TOP

San Diego Padres @ New York Yankees

Yankee Stadium, Bronx, NY

Sat May 27 2023, 1:09 PM - 3:40 PM EDT

Att. 46,963 - Sunny - 72 F

livebaseballscorecards.com

AB	33
R	2
H	3
RBI	2
BB	5
SO	8
LOB	10

Batter	1	2	3	4	5	6	7	8	9	10	AB	R	H	RBI	BB	SO	LOB
25 Gleyber Torres, R (1, 4) OBP: 0.345, SLG: 0.454	B FF 92 B FC 88 F FF 93 B FC 87 X SI 92 3-1 P3 ①		C CU 73 F FF 92 X SI 92 0-2 F9 ②			F SI 92 S CH 83 B CH 84 X SI 93 1-2 G3 ②			F CH 82 F FC 91 X SI 94 0-2 99 G5-4-3 1B		4	0	1	0	0	0	0
99 Aaron Judge, R (1, 10) OBP: 0.396, SLG: 0.617	B FF 92 B FC 88 S CH 82 X SI 91 2-1 48 1B 26 2B 1B		C FC 88 C SI 92 C CH 82 0-3 K ③			X SI 93 0-0 F8 ③			D CU 84 B FC 90 S CH 82 X CU 83 2-1 G5-4-3 ①② 1-2f		4	1	1	0	0	1	1
48 Anthony Rizzo, L (1, 3) OBP: 0.376, SLG: 0.507 30 Greg Allen, S (10, PR) OBP: 0.250, SLG: 0.750	C FF 93 S CH 82 X CH 83 0-2 26 2B 1-3 1B			F CH 81 X FF 91 0-1 P6 ①			C CU 74 S CH 82 B FF 93 X CU 75 1-2 G3 ①		C FC 90 S CU 84 F CU 84 B SI 95 S CU 83 1-3 K ③	0-0 22 FC5-6 12 1B	4 0	0 1	1 0	0 0	0 0	1 0	0 0
26 DJ LeMahieu, R (1, 5) OBP: 0.326, SLG: 0.427	B FC 88 C FF 93 X CU 75 1-1 1-H 3-H 2B ②			B FF 92 B CH 82 C FF 92 C SI 91 X CH 82 2-2 P2 ②			C FC 88 B CU 76 X FF 92 1-1 HR			0-0 22 FC5-6 IBB	3	1	2	2	1	0	0
22 Harrison Bader, R (1, 8) OBP: 0.281, SLG: 0.476	C FF 93 D CH 83 B CH 83 F FF 92 S CH 82 2-3 K ③			B FC 88 X FC 88 1-0 12 CS 1B			B CH 81 S CH 81 F FF 93 X FF 93 1-2 F7 ②			B SI 92 X SI 94 1-0 FC5-6 ① 12 1B 12 DI 1-2f 2-3	4	0	1	0	0	1	2
12 Isiah Kiner-Falefa, R (1, 7) OBP: 0.260, SLG: 0.351		X FF 92 0-0 G6-3 ①		F FC 86 B SI 91 S CH 80 1 SAFE F CH 82 1 SAFE B CH 82 2-2 CS ③ 1-2	C CU 73 X FC 86 0-1 G6-3 ①		C CU 74 S CU 75 B CU 76 F CH 85 F CH 81 B FF 94 F FF 94 F CH 83 X CU 76 2-2 L7 ③			D CU 83 D CU 82 X CH 82 2-0 1-3 3-H 1B	4	0	1	1	0	0	0
95 Oswaldo Cabrera, S (1, 9) OBP: 0.253, SLG: 0.302		B FF 92 C CU 74 F FF 93 F FF 94 X CH 82 1-2 F9 ②			C CH 80 S SI 91 X CH 82 0-2 G4-3 ②			C CH 84 B CH 83 S FC 90 X CH 82 1-2 11 G4-6-3 1B			3	0	1	0	0	0	0
66 Kyle Higashioka, R (1, 2) OBP: 0.235, SLG: 0.333		C FC 86 F CU 75 S CH 82 0-3 K ③			B CU 74 F CH 82 C FF 93 B CU 77 S FF 93 2-3 K ③			L FC 90 D CU 83 1 SAFE B FC 90 1 SAFE F FC 90 X CH 83 2-2 F8 ①			3	0	0	0	0	2	1
11 Anthony Volpe, R (1, 6) OBP: 0.280, SLG: 0.356			F SI 90 X SI 91 0-1 G6-3 ①			F FC 86 S CH 81 B CH 82 F CH 80 F FF 92 X CH 80 1-2 G5-3 ①		B SI 94 F FC 90 X SI 95 1-1 G4-6-3 ②③ 1-2f			3	0	0	0	0	0	1
Inning Stats	R: 1 E: 0 K: 1 S: 12 H: 3 LOB: 1 BB: 0 P: 20	R: 0 E: 0 K: 1 S: 8 H: 0 LOB: 0 BB: 0 P: 9	R: 0 E: 0 K: 1 S: 8 H: 0 LOB: 0 BB: 0 P: 8	R: 0 E: 0 K: 0 S: 9 H: 1 LOB: 0 BB: 0 P: 14	R: 0 E: 0 K: 1 S: 8 H: 0 LOB: 0 BB: 0 P: 10	R: 0 E: 0 K: 0 S: 9 H: 0 LOB: 0 BB: 0 P: 11	R: 1 E: 0 K: 0 S: 15 H: 1 LOB: 0 BB: 0 P: 20	R: 0 E: 0 K: 0 S: 8 H: 1 LOB: 0 BB: 0 P: 12	R: 0 E: 0 K: 1 S: 9 H: 1 LOB: 0 BB: 0 P: 12	R: 1 E: 0 K: 0 S: 2 H: 1 LOB: 2 BB: 1 P: 5	1B: 6 2B: 1 3B: 0 HR: 1	SF: 0 SAC: 0 DP: 2 HBP: 0	WP: 0 PB: 0 SB: 0 CS: 1	PA: 34				

PITCHER		IP	WLS	BF	H	R	ER	SO	BB	IBB	HBP	BLK	WP	HR	S	P	ERA	WHIP
52 Michael Wacha, R ERA: 3.45	(1, 1)	7.0		24	5	2	2	4	0	0	0	0	0	1	69	92	2.57	0.714
21 Nick Martinez, R ERA: 2.82	(8, 1)	2.1	L	9	3	1	0	1	0	1	0	0	0	0	19	29	0.00	1.286

PITCHER	IP	WLS	BF	H	R	ER	SO	BB	IBB	HBP	BLK	WP	HR	S	P	ERA	WHIP

BOTTOM

San Diego Padres @ New York Yankees

Yankee Stadium, Bronx, NY

Sat May 27 2023, 1:09 PM - 3:40 PM EDT

Att. 46,963 - Sunny - 72 F

livebaseballscorecards.com

AB	32
R	3
H	8
RBI	3
BB	1
SO	5
LOB	5

San Diego Padres @ New York Yankees

Yankee Stadium, Bronx, NY

Sun May 28 2023, 1:40 PM - 4:20 PM EDT

Att. 47,295 - Sunny - 76 F

TOP

livebaseballscorecards.com

Batter	1	2	3	4	5	6	7	8	9	AB	R	H	RBI	BB	SO	LOB
23 Fernando Tatis Jr., R (1, 9) OBP: 0.294, SLG: 0.472	S FF 97 B FF 96 S KC 83 B FF 97 B KC 83 T FF 98 3-2 ① **K**		S SL 89 C FF 96 X KC 84 0-2 ① **P3**			B FF 98 B CH 90 B FF 97 B FF 97 4-0 2 K2-3-2 BB	C SI 97 C SI 98 S SL 88 0-3 ③ **K**		X SI 97 0-0 ③ **G3**	4	0	0	0	1	2	2
9 Jake Cronenworth, L (1, 3) OBP: 0.339, SLG: 0.392	C FF 96 F FF 97 B KC 84 F FF 98 B KC 84 X FF 98 2-2 **HR**		C FF 96 S SL 93 C KC 84 0-3 ② **K**			F CH 90 B FF 99 B FF 99 1 SAFE C KC 84 F KC 84 B FF 98 C FF 98 3-3 ① **K**		H ST 80 1-0 14 G6-3 HBP		3	1	1	1	0	2	1
2 Xander Bogaerts, R (1, 6) OBP: 0.345, SLG: 0.397	C FF 99 X FF 97 0-1 ② **F8**		C SL 90 B SL 87 C FF 97 S SL 91 1-3 ③ **K**			F FF 98 B SL 92 D SL 89 F FF 99 S KC 83 1 SAFE 2-3 ② ③ **K2-3-2** 1-2		B FF 93 X FF 94 1-0 ① **F9**		4	0	0	0	0	2	2
14 Matt Carpenter, L (1, 10) OBP: 0.303, SLG: 0.349	C SL 90 B FF 98 B FF 98 F KC 83 B SL 89 S KC 84 3-3 ③ **K**			C FF 95 X KC 82 0-1 ① **G4-3**			B CH 88 B FF 96 C CH 89 C FF 96 B FF 98 F FF 97 B KC 83 4-2 24 HR BB	C FF 94 X FF 94 0-1 ② **G6-3** 1-2		3	1	0	0	1	1	1
24 Rougned Odor, L (1, 4) OBP: 0.289, SLG: 0.420		X SL 89 0-0 ① **F9**		B FF 96 S CH 88 S CH 89 B FF 97 X FF 97 2-2 ② **L8**			X FF 98 0-0 1-H **HR**	B CH 82 F FF 94 S CH 83 S CH 83 1-3 ③ **K**		4	1	1	2	0	1	1
7 Ha-Seong Kim, R (1, 5) OBP: 0.330, SLG: 0.382		B FF 96 B FF 97 B SL 92 C FF 96 B FF 98 4-1 1 S 28 E BB		C FF 97 B SL 91 C SL 88 F FF 97 B FF 97 F KC 82 F FF 96 B FF 96 C SL 88 3-3 ③ **K**			C FF 97 F KC 82 B SL 90 B KC 84 X KC 84 2-2 1 2B 28 FC4-5 1B		B SI 94 B SL 85 C SI 96 B SI 97 C SI 96 B SI 96 4-2 22 FC3-6 1 BB 29 SF7 BB	2	3	1	0	2	1	0
1 Trent Grisham, L (1, 8) OBP: 0.309, SLG: 0.358		D KC 84 1 SAFE B CH 90 F FF 98 X FF 98 2-1 ② **F7** 1-2			X FF 97 0-0 ① **G4-3**		X SI 96 0-0 28 FC4-5 1-3 2B		B SL 87 B SI 97 B SI 95 C SI 96 B SI 95 4-1 22 FC3-6 1-2 BB	3	0	1	0	1	0	1
28 José Azocar, R (1, 7) OBP: 0.250, SLG: 0.277 22 Juan Soto, L (9, PH) OBP: 0.422, SLG: 0.506		F SL 89 X SL 90 0-1 **E8** 2-H 1B			C FF 97 C KC 81 S FF 97 0-3 ② **K**		B SL 86 F SI 97 S SL 85 X SI 96 1-2 ① **FC4-5** 29 S 2-3 3-H		B SI 97 B SI 97 C SL 87 X SI 97 2-1 ① **FC3-6** 1-2f 2-3	3 1	1 0	1 0	2 0	0 0	1 0	1 2
26 Austin Nola, R (1, 2) OBP: 0.252, SLG: 0.182 29 Brett Sullivan, L (7, PH) OBP: 0.184, SLG: 0.298 (7, 2)		F FF 96 B SL 90 C KC 84 B FF 98 F FF 98 C SL 89 2-3 ③ **K**			B SL 88 X FF 96 1-0 ③ **P6**		C SL 85 1 SAFE B SI 96 B SL 86 F SI 96 B SL 87 C SI 96 3-3 ② 1-2		F SI 98 B SI 98 B SI 97 X SI 97 2-1 ② **SF7** 3-H	2 1	0 0	0 0	0 1	0 0	1 1	0 1
Inning Stats	R: 1 E: 0 K: 2 S: 12 H: 1 LOB: 0 BB: 0 P: 20	R: 2 E: 1 K: 1 S: 10 H: 1 LOB: 0 BB: 1 P: 18	R: 0 E: 0 K: 2 S: 9 H: 0 LOB: 0 BB: 0 P: 10	R: 0 E: 0 K: 1 S: 11 H: 0 LOB: 0 BB: 0 P: 16	R: 0 E: 0 K: 1 S: 5 H: 0 LOB: 0 BB: 0 P: 6	R: 0 E: 0 K: 2 S: 7 H: 0 LOB: 1 BB: 1 P: 16	R: 3 E: 0 K: 2 S: 18 H: 3 LOB: 1 BB: 1 P: 28	R: 0 E: 0 K: 1 S: 6 H: 0 LOB: 1 BB: 0 P: 9	R: 1 E: 0 K: 0 S: 8 H: 0 LOB: 1 BB: 2 P: 20	1B: 2 2B: 2 3B: 0 HR: 2 SF: 1 SAC: 0 DP: 1 HBP: 1						

	AB	30
	R	7
	H	5
	RBI	6
	BB	5
	SO	12
	LOB	12

WP: 0 PA: 37
PB: 0
SB: 2
CS: 0

PITCHER		IP	WLS	BF	H	R	ER	SO	BB	IBB	HBP	BLK	WP	HR	S	P	ERA	WHIP
45 Gerrit Cole, R ERA: 2.93	(1, 1)	6.0	W	24	4	6	5	9	3	0	0	0	0	2	62	100	7.50	1.167
70 Jimmy Cordero, R ERA: 3.47	(7, 1)	1.0	H	4	1	0	0	2	0	0	0	0	0	0	10	14	0.00	1.000
97 Ron Marinaccio, R ERA: 4.1	(8, 1)	1.0	H	4	0	0	0	1	0	0	1	0	0	0	6	9	0.00	0.000
35 Clay Holmes, R ERA: 3.27	(9, 1)	1.0		5	0	1	1	0	2	0	0	0	0	0	8	20	9.00	2.000

PITCHER		IP	WLS	BF	H	R	ER	SO	BB	IBB	HBP	BLK	WP	HR	S	P	ERA	WHIP

BOTTOM

San Diego Padres @ New York Yankees

Yankee Stadium, Bronx, NY

Sun May 28 2023, 1:40 PM - 4:20 PM EDT

Att. 47,295 - Sunny - 76 F

livebaseballscorecards.com

Batter	1	2	3	4	5	6	7	8	9	AB	R	H	RBI	BB	SO	LOB
25 Gleyber Torres, R (1, 4) OBP: 0.344, SLG: 0.449	C SL 83 C SL 83 B FF 94 X FS 87 1-2 ① F9		B FC 92 X FC 93 1-0 99 1B 48 1B 2-3 1B	B SL 84 X FF 93 1-0 ① G6-3			B ST 81 F FF 96 C FF 96 B CH 87 X ST 82 2-2 ① L9			4	1	1	0	0	0	0
99 Aaron Judge, R (1, 9) OBP: 0.398, SLG: 0.633	B FC 92 C SI 94 X FC 92 1-1 HR		S CU 73 X SI 96 0-1 26 F8 48 1B 22 FC6-4 1-2 3-H 1B	B FF 94 C CH 86 F SI 92 S FF 92 1-3 ② K			F FF 97 F CH 88 S FF 97 0-3 ② K			4	2	2	2	0	2	0
48 Anthony Rizzo, L (1, 3) OBP: 0.376, SLG: 0.505 30 Greg Allen, S (7, 7) OBP: 0.200, SLG: 0.600	B ST 81 S KC 79 S KC 80 B FF 95 F CU 71 C SI 94 2-3 ② K		C FC 91 F CU 73 F FS 90 F KC 82 X FS 88 0-2 22 FC6-4 1-2 2-H 1B	B FF 93 C FF 93 B CH 87 F FF 94 F SL 84 S FF 94 2-3 ③ K			C ST 81 C CH 87 B FF 97 B SC 81 T FF 97 2-2 ③ K			3 1	0 0	1 0	1 0	0 0	2 1	0 0
26 DJ LeMahieu, R (1, 5) OBP: 0.320, SLG: 0.417 (7, 3)	C FF 95 T SI 95 B FF 97 S SI 95 1-3 ③ K		X ST 84 0-0 ① F8 2-3		C FF 93 B SI 91 B SI 91 S FF 93 C FF 94 2-3 ① K			B FF 94 X CH 85 1-0 ① G4-3		4	0	0	0	0	2	2
22 Harrison Bader, R (1, 8) OBP: 0.280, SLG: 0.500		S SL 85 B FF 95 X FF 94 1-1 ① F9	C ST 84 S KC 80 F FF 94 F KC 80 1 SAFE F ST 85 B CU 70 B SL 85 X CU 71 2-2 ② FC6-4 24 S 24 2B 1-2f 3-H		X SL 84 0-0 ② G6-3			C ST 82 X FF 95 0-1 HR		4	2	1	2	0	0	1
24 Willie Calhoun, L (1, 10) OBP: 0.320, SLG: 0.385 95 Oswaldo Cabrera, S (8, PR) OBP: 0.253, SLG: 0.302 (9, 10)		B SL 84 B SL 84 C ST 82 F ST 81 B FF 95 X KC 78 3-2 ② L8	1 SAFE F ST 82 B CH 80 B CU 71 D FF 94 C FC 91 X FF 96 3-2 12 1B 1-H 2B		B FF 94 C FF 93 B CH 86 X FF 93 2-1 ③ G6-3			C FF 97 B FF 96 F CH 87 X FF 96 1-2 12 FC6-4 1B		4 0	1 0	2 0	1 0	0 0	0 0	0 0
12 Isiah Kiner-Falefa, R (1, 7) OBP: 0.259, SLG: 0.347 (7, 5)		C SI 95 B SI 94 C SI 94 B CU 74 B SI 95 F ST 85 X SI 95 3-2 ③ G6-3	C FF 93 F FF 93 X SL 82 0-2 66 2B 2-H 1B			B SI 99 B FF 99 F FF 98 X SI 98 2-1 ① L8		1 SAFE X ST 82 0-0 ② FC6-4 66 E 66 S 66 1B 1-2f		4	2	1	1	0	0	1
66 Kyle Higashioka, R (1, 2) OBP: 0.259, SLG: 0.380			R SL 84 R SL 84 X SL 84 2-0 11 1B 2B B SL 83 B FF 93 F SI 91 F SI 92 X FF 94 2-2 1-H 2B			C FF 98 F SL 90 X SL 90 0-2 ② P3		C ST 82 B FF 94 F ST 80 B FF 91 B CH 89 X CH 88 3-2 1-H 1B		4	1	3	2	0	0	0
11 Anthony Volpe, R (1, 6) OBP: 0.279, SLG: 0.354			R SI 94 R SI 95 X SI 94 1-1 25 1B 99 1B 2-H 1B R SI 92 R SI 92 R SI 92 F SI 92 X SL 83 3-2 P6			B SI 98 B FF 100 F FF 99 B SI 98 X FF 98 3-1 ③ G5-3		B FF 96 S FF 95 S ST 81 S ST 82 1-3 ③ K		4	1	1	1	0	1	2
Inning Stats	R: 1 H: 1 E: 0 LOB: 0 K: 2 BB: 0 S: 12 P: 17	R: 0 H: 0 E: 0 LOB: 0 K: 0 BB: 0 S: 9 P: 16	R: 7 H: 8 E: 0 LOB: 1 K: 0 BB: 0 S: 30 P: 44	R: 0 H: 0 E: 0 LOB: 0 K: 2 BB: 0 S: 8 P: 12	R: 0 H: 0 E: 0 LOB: 0 K: 1 BB: 0 S: 6 P: 10	R: 0 H: 0 E: 0 LOB: 0 K: 2 BB: 0 S: 7 P: 12	R: 0 H: 0 E: 0 LOB: 0 K: 2 BB: 0 S: 9 P: 13	R: 2 H: 3 E: 0 LOB: 1 K: 1 BB: 0 S: 13 P: 19		1B: 7 SF: 0 2B: 3 SAC: 0 3B: 0 DP: 0 HR: 2 HBP: 0					WP: 0 PA: 36 PB: 0 SB: 2 CS: 0	

	AB	R	H	RBI	BB	SO	LOB
AB	36						
R		10					
H			12				
RBI				10			
BB					0		
SO						8	
LOB							6

PITCHER		IP	WLS	BF	H	R	ER	SO	BB	IBB	HBP	BLK	WP	HR	S	P	ERA	WHIP
11 Yu Darvish, R ERA: 4.61	(1, 1)	2.2	L	15	7	7	7	2	0	0	0	0	0	1	42	63	23.62	2.625
73 Drew Carlton, R ERA: 1.42	(3, 1)	2.1		9	2	1	1	3	0	0	0	0	0	0	23	36	3.86	0.857
76 Domingo Tapia, R ERA: 2.92	(6, 1)	1.0		3	0	0	0	0	0	0	0	0	0	0	7	12	0.00	0.000
45 Brent Honeywell, R ERA: 3.77	(7, 1)	2.0		9	3	2	2	3	0	0	0	0	0	1	22	32	9.00	1.500

PITCHER	IP	WLS	BF	H	R	ER	SO	BB	IBB	HBP	BLK	WP	HR	S	P	ERA	WHIP

San Diego Padres @ Miami Marlins

loanDepot park, Miami, FL

Tue May 30 2023, 6:44 PM - 10:03 PM EDT

Att. 11,930 - Roof Closed - 72 F

TOP

livebaseballscorecards.com

Batter	1	2	3	4	5	6	7	8	9	AB	R	H	RBI	BB	SO	LOB
9 Jake Cronenworth, L (1, 3) OBP: 0.330, SLG: 0.380	B SI 97 B FF 97 C SI 97 C CH 91 B CH 92 X SI 98 3-2 ① G6-3		C SL 86 S CH 89 C SI 98 0-3 ① K		B FF 98 1 SAFE X CH 91 1-0 ① F8		C SI 96 X FF 97 0-1 ① L8	B FF 95 C FF 96 F FF 97 S SL 83 1-3 ③ K	S CH 88 S SL 84 C SI 96 0-3 ③ K	6	0	0	0	0	3	6
23 Fernando Tatis Jr., R (1, 9) OBP: 0.297, SLG: 0.466	C SL 89 F SI 98 S CH 90 0-3 ② K		F SI 96 X CH 90 0-1 ② G4-3		1 SAFE S FF 98 X FF 97 0-1 ② F8		S CH 92 X CH 91 0-1 22 1B 1B 1-2 2-H		F FF 98 B SI 94 B CH 87 B FF 94 F SI 94 B SI 94 4-2 22 E 22 S 2 1B BB	4	1	1	1	1	1	1
22 Juan Soto, L (1, 7) OBP: 0.430, SLG: 0.508	C SI 97 B SL 88 B SI 98 F FF 98 B CH 92 B CH 91 4-2 2 1B BB		C CH 91 B SI 97 C CH 91 X SL 91 1-2 ③ L6		B SL 89 X CH 91 1-0 1-H 1B		C FF 97 S FF 98 X SL 90 0-2 2 S 1B 1-3 2-H		C SI 93 B CH 87 B CH 87 B SI 94 3-1 2 1B 24 E IBB 1-3	3	1	2	2	2	0	0
2 Xander Bogaerts, R (1, 6) OBP: 0.346, SLG: 0.397	S SL 88 X SL 90 0-1 1-2 1B			F FF 96 F CH 89 F SI 98 X SL 90 0-2 ① G4-3	B SI 98 F SL 88 X FF 98 1-1 ③ L9		B SL 91 S SL 90 D SL 91 B FF 97 S SL 90 S FF 97 3-3 ② K 1-2		F SI 94 F FF 93 X FF 93 0-2 24 FC6 14 2B 1B 1-3 3-H	5	1	2	1	0	1	3
24 Rougned Odor, L (1, 4) OBP: 0.284, SLG: 0.400	B FF 97 B CH 90 X CH 90 2-0 ③ P6			B SL 86 B SL 87 C SI 97 B CH 92 B SI 98 4-1 14 2B BB		X FF 96 0-0 ① P2	S SL 90 B SL 90 F SL 89 B FF 98 F SL 91 B FF 98 T SL 91 3-2 ③ K		B SL 84 F SI 94 X CH 86 1-1 FC6 14 2B 1-3 3-H	4	2	0	0	1	1	5
14 Matt Carpenter, L (1, 10) 16 Brandon Dixon, R (9, PR) OBP: 0.324, SLG: 0.367 (9, 10)		C SI 96 B SL 87 X FF 97 1-1 ① F7		X CH 90 0-0 1-H 2B	X SI 96 0-0 ② F7			B SL 90 B SL 90 C FF 96 C FF 96 S SL 90 2-3 ① K	X CH 86 0-0 1 1B 7 SF8 2B 2-H 3-H	5 0	0 1	2 0	3 0	0 0	1 0	0 0
99 Gary Sánchez, R (1, 2) OBP: 0.182, SLG: 0.200 28 José Azocar, R (8, PR) OBP: 0.250, SLG: 0.277 26 Austin Nola, R (8, 2) OBP: 0.250, SLG: 0.180		B FF 97 C SI 96 S CH 90 F CH 90 B FF 97 X SI 98 2-2 G5-3		X SI 98 0-0 ② F9	C SI 96 C SL 86 F CH 90 F FF 97 B CH 91 B SI 98 S SL 89 2-3 ③ K			C SI 96 C SI 97 B SL 88 B SL 87 X SI 96 2-2 1 CS 1B	F SI 95 B SI 94 X FF 96 1-1 ① G1-3	4 0 1	0 0 0	1 0 0	0 0 0	0 0 0	1 0 0	1 0 1
1 Trent Grisham, L (1, 8) OBP: 0.322, SLG: 0.363		X SI 97 0-0 7 FC6-4 1B		B FF 97 D CH 90 X CH 90 2-0 ③ F4			B CH 89 S CH 89 B CH 90 C FF 97 B FF 98 B SI 98 4-2 7 S 23 1B BB	C SL 85 1 SAFE B SI 95 B SI 96 B SL 85 C FF 94 B SI 97 4-2 ② 7 1B 1-2 BB	C SI 94 B SL 82 X SI 95 1-1 7 S 2-3 1B	3	1	2	0	2	0	1
7 Ha-Seong Kim, R (1, 5) OBP: 0.337, SLG: 0.384		C SL 86 X SL 88 0-1 ③ FC6-4 1-2f			B SI 96 B SI 96 B SI 97 B SI 98 4-0 22 E 22 S 22 1B BB		C SL 89 C CH 91 B FF 98 B SL 90 B CH 91 B SI 98 4-2 23 1B 22 1B 1-2 BB	1 SAFE C SI 95 F SI 95 X SL 87 0-2 1-2 1B	C SL 83 D SL 85 B SI 95 C SL 84 X SL 85 2-2 ② SF8 1-2 3-H	2	2	1	1	2	0	1
Inning Stats	R: 0 E: 0 K: 1 S: 11 H: 1 LOB: 2 BB: 1 P: 20	R: 0 E: 0 K: 0 S: 9 H: 1 LOB: 1 BB: 0 P: 12	R: 0 E: 0 K: 1 S: 8 H: 0 LOB: 0 BB: 0 P: 9	R: 1 E: 0 K: 0 S: 8 H: 1 LOB: 1 BB: 1 P: 14	R: 1 E: 0 K: 0 S: 6 H: 1 LOB: 1 BB: 1 P: 13	R: 0 E: 0 K: 1 S: 7 H: 0 LOB: 0 BB: 0 P: 9	R: 2 E: 0 K: 2 S: 18 H: 2 LOB: 2 BB: 2 P: 32	R: 0 E: 0 K: 2 S: 14 H: 2 LOB: 2 BB: 1 P: 23	R: 5 E: 1 K: 1 S: 19 H: 3 LOB: 1 BB: 2 P: 31	1B: 9 2B: 2 3B: 0 HR: 0 SF: 1 SAC: 0 DP: 0 HBP: 0						

	AB	37
	R	9
	H	11
	RBI	8
	BB	8
	SO	8
	LOB	19

WP: 0 PB: 0 SB: 5 CS: 1 PA: 46

PITCHER		IP	WLS	BF	H	R	ER	SO	BB	IBB	HBP	BLK	WP	HR	S	P	ERA	WHIP
22 Sandy Alcantara, R ERA: 4.93	(1, 1)	6.1		29	5	4	4	3	5	0	0	0	0	0	57	93	5.68	1.579
66 Tanner Scott, L ERA: 3.46	(7, 1)	1.0	B	4	1	0	0	3	0	0	0	0	0	0	13	21	0.00	1.000
84 JT Chargois, R ERA: 2.7	(8, 1)	0.1		3	2	0	0	0	1	0	0	0	0	0	8	14	0.00	9.000
43 Andrew Nardi, L ERA: 2.92	(8, 1)	0.1		1	0	0	0	1	0	0	0	0	0	0	3	4	0.00	0.000
36 Dylan Floro, R ERA: 4.5	(9, 1)	0.0	L	5	2	5	3	0	1	1	0	0	0	0	9	17	∞	∞

PITCHER		IP	WLS	BF	H	R	ER	SO	BB	IBB	HBP	BLK	WP	HR	S	P	ERA	WHIP
78 Bryan Hoeing, R ERA: 3.66	(9, 1)	1.0		4	1	0	0	1	0	0	0	0	0	0	10	14	0.00	1.000

Batter	1	2	3	4	5	6	7	8	9	AB	R	H	RBI	BB	SO	LOB
14 Bryan De La Cruz, R (1, 7) OBP: 0.351, SLG: 0.468	B FF 94 B FF 94 S FF 94 S FF 95 T FF 96 2-2 ① K		C ST 79 F ST 81 X FF 96 0-2 3 1B 26 1B 1B	B FF 96 X ST 80 1-0 1-H HR		C SI 88 F FF 92 B FF 91 F SI 89 F FF 91 X SI 90 1-2 3 G6-4-3 1-2 2-3 3-H 1B		C CH 82 B FC 91 C CU 83 F CU 83 2 SAFE D CU 84 F FC 90 B SI 94 B CU 82 4-2 12 G4-6-3 BB		4	2	3	3	1	1	0
12 Jorge Soler, R (1, 9) OBP: 0.330, SLG: 0.555 4 Nick Fortes, R (9, 2) OBP: 0.283, SLG: 0.336	B FF 97 F ST 80 F ST 80 B FF 95 B FF 96 B ST 81 4-2 3 G5-4-3 BB		C FF 96 B FF 96 C FF 96 B FF 97 1 SAFE F ST 82 B FF 96 S CH 86 3-3 ② K	B ST 78 B FF 96 F CH 88 B FF 95 F ST 80 B CH 88 4-2 BB		B FF 92 F SL 84 S FF 91 B FF 91 F SL 84 F FF 92 S FF 92 2-3 ① K		X SI 94 0-0 ② ③ G4-6-3 1-2f		3 0	0 0	0 0	0 0	2 0	2 0	6 0
3 Luis Arraez, L (1, 4) OBP: 0.432, SLG: 0.462	F FF 95 B FF 95 1 SAFE F ST 80 X CH 86 1-2 ② ③ G5-4-3 1-2f		C ST 79 C ST 79 B FF 95 B ST 80 F FF 96 X CH 87 2-2 26 1B 1-2 1B	F FF 95 X FF 94 0-1 ③ F7		C SI 89 B SI 91 X FF 91 1-1 ② ③ G6-4-3 1-2f			B FF 94 X FF 94 1-0 9 DI 1B	5	0	2	0	0	0	5
26 Garrett Cooper, R (1, 10) OBP: 0.272, SLG: 0.383		B FF 95 S FF 95 S ST 80 X FF 96 1-2 ① F8	C ST 77 F FF 95 X ST 81 0-2 10 BB 1-3 2-H 1B		C SI 98 B SL 89 X FF 99 1-1 ① G4-3		B FF 94 B ST 80 C ST 79 F ST 82 X FF 95 2-2 ① G4-3		C ST 81 T FF 95 B FF 95 F CH 86 F CH 85 S ST 81 1-3 ① K	5	0	1	1	0	1	1
10 Yuli Gurriel, R (1, 3) OBP: 0.353, SLG: 0.430		B CH 86 B CH 88 C FF 92 B FF 94 S CH 86 X CH 86 3-2 ② G5-3	B FF 94 1 SAFE D CH 88 D CH 87 C FF 95 B FF 95 4-1 1-2 BB	B FF 98 C FF 98 X SI 98 1-1 ② F8			C ST 82 B FF 96 B ST 82 B ST 82 C ST 81 B FF 96 4-2 5 PB 9 S BB		C ST 81 X FF 95 0-1 ② P5	3	0	0	0	2	0	1
9 Jean Segura, R (1, 5) OBP: 0.261, SLG: 0.228		C FF 95 B FF 95 B ST 79 B FF 96 X FF 95 3-1 5 E 5 1B 1B	B FF 95 C CH 86 S FF 96 D FF 97 F FF 96 F FF 96 X CH 87 2-2 ③ F9		C SI 99 F SL 90 X SL 90 0-2 ③ G4-3		C FF 95 B FF 95 S ST 81 F ST 80 B ST 81 X FF 93 2-2 ② F9 1-2		B ST 80 C FF 94 F FF 96 S SC 79 1-3 ③ K 1-2	5	0	1	0	0	1	5
5 Jon Berti, R (1, 6) OBP: 0.326, SLG: 0.344	D CH 86 C FF 96 1 SAFE F FF 96 D CH 87 X FF 96 2-2 E4 1-3 1B			B FF 94 C FF 93 F CH 85 F FF 95 X CH 87 1-2 14 HR 1B		B SI 95 S FF 98 B SI 97 B SI 97 B FF 98 4-1 1 BB 58 BB 14 1B BB	F ST 80 B FF 95 F ST 81 X ST 83 1-2 ③ F7 2-3			3	2	2	0	1	0	1
58 Jacob Stallings, R (1, 2) OBP: 0.225, SLG: 0.213 7 Jesús Sánchez, L (8, PH) OBP: 0.372, SLG: 0.557 (9, 9)	S CH 86 S CH 86 B CH 88 B FF 95 X CH 87 2-2 ③ G4-3			C ST 78 F FF 94 S CH 90 0-3 ① K		1 SAFE B FF 98 1 SAFE F FF 98 B SI 98 C FF 99 B SL 88 B FF 100 4-2 14 1B 1 BB 1-2 BB		C CU 82 S CH 83 X CH 83 0-2 1 SH3-4 1B		2 1	0 0	0 1	0 0	1 0	1 0	3 0
1 Garrett Hampson, R (1, 8) OBP: 0.304, SLG: 0.359			B FF 95 B FF 94 C FF 95 X CH 87 2-1 ① F9	F FF 95 F FF 95 C FF 97 0-3 ② K		B FF 99 D SI 99 C FF 99 B FF 99 B FF 98 4-1 14 1B 1-2 2-3 BB		X FC 90 0-0 ① SH3-4 1-2		2	0	0	0	1	1	1
Inning Stats	R: 0 E: 0 K: 1 S: 8 H: 0 LOB: 0 BB: 1 P: 15	R: 0 E: 1 K: 0 S: 14 H: 2 LOB: 2 BB: 0 P: 25	R: 1 E: 0 K: 1 S: 22 H: 3 LOB: 3 BB: 1 P: 35	R: 2 E: 0 K: 2 S: 15 H: 2 LOB: 1 BB: 1 P: 21	R: 0 E: 0 K: 0 S: 7 H: 0 LOB: 0 BB: 0 P: 9	R: 1 E: 0 K: 1 S: 16 H: 1 LOB: 2 BB: 3 P: 32	R: 0 E: 0 K: 0 S: 12 H: 0 LOB: 1 BB: 1 P: 21	R: 0 E: 0 K: 0 S: 9 H: 1 LOB: 1 BB: 1 P: 13	R: 0 E: 0 K: 2 S: 11 H: 1 LOB: 1 BB: 0 P: 14	1B: 9 2B: 0 3B: 0 HR: 1 SF: 0 SAC: 1 DP: 3 HBP: 0						

PITCHER		IP	WLS	BF	H	R	ER	SO	BB	IBB	HBP	BLK	WP	HR	S	P	ERA	WHIP
40 Ryan Weathers, L ERA: 4.28	(1, 1)	4.0		21	7	3	3	4	3	0	0	0	0	1	59	96	6.75	2.500
76 Domingo Tapia, R ERA: 3.38	(5, 1)	1.0		6	0	1	1	0	3	0	0	0	0	0	11	25	9.00	3.000
25 Tim Hill, L ERA: 3.97	(6, 1)	1.0		3	1	0	0	1	0	0	0	0	0	0	12	16	0.00	1.000
36 Steven Wilson, R ERA: 2.84	(7, 1)	1.0		4	0	0	0	0	1	0	0	0	0	0	12	21	0.00	1.000
21 Nick Martinez, R ERA: 2.76	(8, 1)	1.0	W	4	1	0	0	0	1	0	0	0	0	0	9	13	0.00	2.000

PITCHER		IP	WLS	BF	H	R	ER	SO	BB	IBB	HBP	BLK	WP	HR	S	P	ERA	WHIP
45 Brent Honeywell, R ERA: 3.64	(9, 1)	1.0		4	1	0	0	2	0	0	0	0	0	0	11	14	0.00	1.000

BOTTOM

San Diego Padres @ Miami Marlins

loanDepot park, Miami, FL

Tue May 30 2023, 6:44 PM - 10:03 PM EDT

Att. 11,930 - Roof Closed - 72 F

livebaseballscorecards.com

AB	33
R	4
H	10
RBI	4
BB	8
SO	7
LOB	23

MIAMI

WP: 0 PA: 42
PB: 1
SB: 1
CS: 0

Batter	1	2	3	4	5	6	7	8	9	AB	R	H	RBI	BB	SO	LOB
7 Ha-Seong Kim, R (1, 5) OBP: 0.335, SLG: 0.377	B SI 91 F FC 88 C SI 91 X SL 84 1-2 G6-3		X SL 83 0-0 E5 23 PO 23 S			B CH 83 B FC 87 B SI 91 C SI 90 S FC 88 B SI 90 4-2 23 G5-4-3 BB			C SL 84 B FF 95 S FF 94 B FF 95 S SL 84 2-3 K	3	0	0	0	1	1	0
23 Fernando Tatis Jr., R (1, 9) OBP: 0.290, SLG: 0.453	S FC 88 S SL 84 S CH 85 0-3 K		B CH 82 F CU 78 S CH 84 B SL 83 2 SAFE 2-2 PO 1-3	X CU 79 0-0 G6-3		B SI 94 1 SAFE X CH 89 1-0 G5-4-3 1-2f			F SL 83 B FF 95 B FF 95 F SL 83 F SL 83 F FF 95 B FF 94 S FF 95 3-3 K	4	0	0	0	0	2	1
22 Juan Soto, L (1, 7) OBP: 0.424, SLG: 0.500	C SI 91 S CH 86 C SI 91 0-3 K			C SL 83 B SI 91 X SI 91 1-1 G6-3			B SI 97 X SI 97 1-0 F7			3	0	0	0	0	1	0
2 Xander Bogaerts, R (1, 6) OBP: 0.346, SLG: 0.396		S FC 87 X CH 85 0-1 G6-3		C SI 90 B SL 82 X CH 84 1-1 1B			C FC 86 S FC 86 B CH 90 X FF 98 1-2 L4			3	0	1	0	0	0	0
16 Brandon Dixon, R (1, 3) OBP: 0.297, SLG: 0.333		B SI 91 C CH 85 B SI 91 S FC 89 F SL 83 X CH 84 2-2 G4-3		C CH 84 1 SAFE T FC 87 D CH 83 C SI 90 1-3 K			C SI 97 S FC 90 C FC 86 0-3 K			3	0	0	0	0	2	1
9 Jake Cronenworth, L (1, 4) OBP: 0.326, SLG: 0.374		X FC 88 0-0 G3			C CU 78 F SI 89 F SL 83 F SI 91 F SI 91 B SL 84 T CH 85 1-2 K			C FC 86 B SI 97 T CH 88 F FF 97 S CH 91 1-3 K		3	0	0	0	0	2	0
32 Nelson Cruz, R (1, 10) OBP: 0.270, SLG: 0.381			C FC 87 B FC 88 S CH 85 F SL 84 C SI 91 1-3 K		F CU 79 B SI 91 F SL 83 S CH 85 1-3 K			B SI 97 B FC 88 X FC 89 2-0 G6-3		3	0	0	0	0	2	0
99 Gary Sánchez, R (1, 2) OBP: 0.214, SLG: 0.462			C FC 89 S SL 84 B SL 82 B CH 85 X FC 88 2-2 HR		B SI 91 B CU 79 C CH 85 C SI 90 X SL 82 2-2 G5-3			B CH 89 F SI 97 T CH 93 F FC 90 B FC 88 S CH 91 2-3 K		3	1	1	1	0	1	0
1 Trent Grisham, L (1, 8) OBP: 0.317, SLG: 0.357			B CU 78 C SI 91 S SL 83 B SL 83 X SI 90 2-2 L6			C SI 89 B CU 79 C FC 87 B SL 82 F SL 83 F SL 83 C SI 91 2-3 K			B SL 82 C FF 94 B SL 83 S FF 94 F FF 94 S FF 95 2-3 K	3	0	0	0	0	2	0
Inning Stats	R: 0 E: 0 K: 2 S: 9 H: 0 LOB: 0 BB: 0 P: 10	R: 0 E: 0 K: 0 S: 7 H: 0 LOB: 0 BB: 0 P: 9	R: 1 E: 1 K: 1 S: 13 H: 1 LOB: 0 BB: 0 P: 20	R: 0 E: 0 K: 1 S: 8 H: 1 LOB: 1 BB: 0 P: 11	R: 0 E: 0 K: 2 S: 12 H: 0 LOB: 0 BB: 0 P: 16	R: 0 E: 0 K: 1 S: 8 H: 0 LOB: 0 BB: 1 P: 15	R: 0 E: 0 K: 1 S: 7 H: 0 LOB: 0 BB: 0 P: 9	R: 0 E: 0 K: 2 S: 9 H: 0 LOB: 0 BB: 0 P: 14	R: 0 E: 0 K: 3 S: 12 H: 0 LOB: 0 BB: 0 P: 19	1B: 1 2B: 0 3B: 0 HR: 1	SF: 0 SAC: 0 DP: 1 HBP: 0			WP: 0 PB: 0 SB: 1 CS: 0	PA: 30	

San Diego Padres @ Miami Marlins

loanDepot park, Miami, FL

Wed May 31 2023, 6:42 PM - 9:05 PM EDT

Att. 11,773 - Roof Closed - 72 F

TOP

livebaseballscorecards.com

AB	28
R	1
H	2
RBI	1
BB	1
SO	13
LOB	2

PITCHER		IP	WLS	BF	H	R	ER	SO	BB	IBB	HBP	BLK	WP	HR	S	P	ERA	WHIP
29 Braxton Garrett, L ERA: 4.22	(1, 1)	5.1		19	2	1	1	7	1	0	0	0	0	1	56	79	1.69	0.562
31 Huascar Brazoban, R ERA: 3.6	(6, 1)	2.2		7	0	0	0	3	0	0	0	0	0	0	17	25	0.00	0.000
48 Steven Okert, L ERA: 2.08	(9, 1)	1.0	W	3	0	0	0	3	0	0	0	0	0	0	12	19	0.00	0.000

PITCHER		IP	WLS	BF	H	R	ER	SO	BB	IBB	HBP	BLK	WP	HR	S	P	ERA	WHIP

BOTTOM

San Diego Padres @ Miami Marlins

loanDepot park, Miami, FL

Wed May 31 2023, 6:42 PM - 9:05 PM EDT

Att. 11,773 - Roof Closed - 72 F

Batter	1	2	3	4	5	6	7	8	9	AB	R	H	RBI	BB	SO	LOB
14 Bryan De La Cruz, R (1, 7) OBP: 0.350, SLG: 0.460	B FF 94 F FF 94 B FF 95 B FF 95 S FF 95 F FF 96 F FF 96 C CU 82 3-3 ① K		C CH 89 B FF 96 B CH 87 B SL 88 C FF 96 F FF 96 X FF 96 3-2 ③ G6-3			B FF 95 B SL 90 S CH 86 B CH 87 C CH 87 F FF 95 B FF 96 4-2 3 WP BB		C FC 90 S FF 95 X CU 83 0-2 ① FC5 12 BB 1-2 2-3f		3	0	0	0	1	1	2
12 Jorge Soler, R (1, 10) OBP: 0.333, SLG: 0.550	B CU 82 F FF 96 B FF 96 S FF 96 S FF 97 2-3 ② K			C CU 81 B FF 95 B FF 95 B FF 95 S SL 89 B FF 96 4-2 3 1B BB		D SL 88 D SL 89 S CH 87 F FF 96 B CH 87 S CU 84 3-3 ② K		B CH 84 B FC 91 C SI 94 D CU 85 C CU 82 B CH 82 4-2 3 G6-3 BB 1-2 2-3		2	0	0	0	2	2	1
3 Luis Arraez, L (1, 4) OBP: 0.438, SLG: 0.466	B FF 96 B FF 96 F FF 95 F FF 96 F FF 96 X CU 83 2-2 1B			B SL 87 B FF 96 D SL 90 C FF 95 X FF 95 3-1 5 G4-6-3 1B 1-2		B FF 96 B SL 89 C FF 96 B SL 89 C CU 81 F FF 96 B FF 97 4-2 10 FC6-4 BB 1-2		B FC 91 B CU 83 X FC 91 2-0 ② ③ G6-3 1-2f		3	0	2	0	1	0	3
10 Yuli Gurriel, R (1, 3) OBP: 0.350, SLG: 0.419	X FF 95 0-0 ③ F9			C FF 96 B CH 88 F CH 88 X FF 96 1-2 ① L9		C FF 97 X CH 89 0-1 ③ FC6-4 1-2f			B SI 96 B SI 97 B SI 96 C SI 97 B SI 97 4-1 18 SH1-4 9 1B BB	3	1	0	0	1	0	5
5 Jon Berti, R (1, 6) OBP: 0.322, SLG: 0.340 18 Joey Wendle, L (7, PH) OBP: 0.254, SLG: 0.283 (8, 6)		C FF 96 C FF 95 F FF 95 B SL 88 B SL 88 C CU 81 2-3 ① K		D CU 83 X FF 96 1-0 ② ③ G4-6-3 1-2f			C ST 81 B FF 94 C ST 80 B FF 94 T ST 80 2-2 ① K		L SI 96 B SI 96 X SI 97 1-1 ① SH1-4 1-2	2 1	0 0	0 0	0 0	0 0	1 1	2 0
9 Jean Segura, R (1, 5) OBP: 0.267, SLG: 0.235		F FF 96 C FF 96 F FF 96 F FF 96 S FF 97 0-3 ② K			X FF 95 0-0 4 G5-4-3 1B		S ST 81 X FF 94 0-1 ② G4-3		B SI 97 F SI 97 B SI 98 F SI 97 D SL 88 F SL 87 X SI 97 3-2 4 S 4 1B 1B 2-H	4	1	2	1	0	1	0
4 Nick Fortes, R (1, 2) OBP: 0.282, SLG: 0.333		X FF 96 0-0 ③ F7			B CH 87 X CH 88 1-0 ① ② G5-4-3 1-2f		B ST 81 F ST 80 B FF 94 B ST 81 C ST 80 X ST 82 3-2 ③ F7		B SI 97 C SL 86 X SI 97 1-1 2-H 1B	4	0	1	1	0	0	1
1 Garrett Hampson, R (1, 9) OBP: 0.298, SLG: 0.352 7 Jesús Sánchez, L (8, PH) OBP: 0.380, SLG: 0.563 (9, 9)			C FF 94 F FF 95 F FF 95 B FF 95 B FF 94 B CH 87 C CU 80 3-3 ① K		X FF 95 0-0 ③ G3			C CU 82 X CH 83 0-1 14 FC5 49 SH 1B		2 1	0 0	0 1	0 0	1 0	0 0	0 0
49 Jonathan Davis, R (1, 8) OBP: 0.407, SLG: 0.542			F FF 96 B FF 95 S CH 88 X FF 96 1-2 ② P4			C FF 95 S CH 86 F FF 94 S FF 95 0-3 ① K		X SI 92 0-0 SH 12 BB 14 FC5 1-2		2	0	0	0	0	1	0
Inning Stats	R: 0 E: 0 K: 2 S: 13 H: 1 LOB: 1 BB: 0 P: 20	R: 0 E: 0 K: 2 S: 10 H: 0 LOB: 0 BB: 0 P: 12	R: 0 E: 0 K: 1 S: 11 H: 0 LOB: 0 BB: 0 P: 18	R: 0 E: 0 K: 0 S: 8 H: 1 LOB: 1 BB: 1 P: 17	R: 0 E: 0 K: 0 S: 3 H: 1 LOB: 0 BB: 0 P: 4	R: 0 E: 0 K: 2 S: 15 H: 0 LOB: 2 BB: 2 P: 26	R: 0 E: 0 K: 1 S: 8 H: 0 LOB: 0 BB: 0 P: 13	R: 0 E: 1 K: 0 S: 9 H: 1 LOB: 2 BB: 1 P: 15	R: 2 E: 0 K: 0 S: 9 H: 2 LOB: 1 BB: 1 P: 18	1B: 6 2B: 0 3B: 0 HR: 0 SF: 0 SAC: 2 DP: 3 HBP: 0						

livebaseballscorecards.com

AB	27
R	2
H	6
RBI	2
BB	5
SO	8
LOB	14

WP: 1 PB: 0 SB: 1 CS: 0 PA: 34

MIAMI

PITCHER		IP	WLS	BF	H	R	ER	SO	BB	IBB	HBP	BLK	WP	HR	S	P	ERA	WHIP
4 Blake Snell, L ERA: 4.5	(1, 1)	6.0		22	3	0	0	7	3	0	0	0	1	0	60	97	0.00	1.000
36 Steven Wilson, R ERA: 2.73	(7, 1)	1.0	H	3	0	0	0	1	0	0	0	0	0	0	8	13	0.00	0.000
21 Nick Martinez, R ERA: 2.7	(8, 1)	1.0	H	5	1	0	0	0	1	0	0	0	0	0	9	15	0.00	2.000
71 Josh Hader, L ERA: 1.61	(9, 1)	0.1	L	4	2	2	2	0	1	0	0	0	0	0	9	18	54.00	9.000

PITCHER	IP	WLS	BF	H	R	ER	SO	BB	IBB	HBP	BLK	WP	HR	S	P	ERA	WHIP

Batter	1	2	3	4	5	6	7	8	9	AB	R	H	RBI	BB	SO	LOB
7 Ha-Seong Kim, R (1, 5) (8, 6) OBP: 0.337, SLG: 0.380	C FF 98 B FF 98 B SL 87 B FF 98 C FF 97 S FF 98 3-3 K ①			C SL 83 S CH 87 X FF 97 0-2 23 S 23 2B 2B	B SI 97 C SL 84 B SL 82 X CH 86 2-1 F7 ③	B FF 94 C FF 94 B FS 88 B KC 84 D FF 92 4-1 23 2B 1-2 BB		C SL 83 B SL 84 X SI 94 1-1 L7 ③		4	2	1	0	1	1	0
23 Fernando Tatis Jr., R (1, 9) OBP: 0.305, SLG: 0.481	X FF 98 0-0 L8 ②			C FF 96 B SL 86 X FF 97 1-1 2 G4-3 16 SF8 2-H 2B		2 2B 2 S 16 1B BB 0-1 1-H 2-H 3-H 2B			B CS 43 X FA 79 1-0 1 G4-3 2B	4	2	3	4	1	0	0
22 Juan Soto, L (1, 7) OBP: 0.421, SLG: 0.492 1 Trent Grisham, L (7, 8) OBP: 0.315, SLG: 0.355	C FF 98 B SL 87 C CH 88 B CH 88 F CH 89 B FF 98 T CH 89 3-2 K ③			C SL 85 S SL 86 H FF 99 1-2 2 G4-3 HBP		1-3 K ① 1-3 K ③			B CH 54 X FA 76 1-0 G4-3 ① 2-3	3 1	0 0	0 0	0 0	0 0	3 0	2 1
2 Xander Bogaerts, R (1, 6) OBP: 0.345, SLG: 0.398 24 Rougned Odor, L (8, 5) OBP: 0.292, SLG: 0.400		B FF 97 F FF 97 C CH 88 B FF 98 B SL 86 S CH 89 3-3 K ①		2 SAFE C CH 87 X FF 96 0-1 G4-3 ① 1-2 2-3		B CH 88 B FF 96 B CH 87 C CH 87 X FF 97 3-1 16 1B 9 1B 1-3 2B	B SI 93 B SI 94 C SI 94 F SI 94 X SL 84 2-2 L8 ①		H CS 45 1-0 16 G6-4-3 HBP	4 0	1 0	1 0	0 0	0 0	1 0	2 0
16 Brandon Dixon, R (1, 3) OBP: 0.310, SLG: 0.378		C FF 98 B SL 86 B CH 88 F FF 98 S CH 88 2-3 K ②		X CH 88 0-0 SF8 ② 3-H		S KC 84 D KC 85 B FF 94 B FF 94 F KC 84 X KC 84 3-2 9 1B 99 1B 2-3 3-H 1B	B SI 95 B SI 95 X FF 94 2-0 2B		B CH 59 X FA 78 1-0 G6-4-3 ② ③ 1-2f	4	1	2	2	0	1	2
9 Jake Cronenworth, L (1, 4) OBP: 0.325, SLG: 0.371		C FF 98 B FF 98 C SL 87 B FF 98 B SL 87 F FF 98 C SL 87 3-3 K ③		S SL 85 D SL 87 F CH 87 C FF 98 1-3 K ③		F FF 93 X FS 89 0-1 99 S 99 1B 1-3 3-H 1B	B CH 88 B SI 94 C SI 94 X SI 95 2-1 F7 ②			4	1	1	1	0	2	2
99 Gary Sánchez, R (1, 10) OBP: 0.278, SLG: 0.647			X FF 96 0-0 F9 ①		B SL 86 C CH 88 C SL 86 B CH 88 B SL 88 F FF 98 X CH 90 3-2 HR	B KC 84 B FF 95 C KC 84 D FS 88 C FF 94 X FF 94 3-2 26 FC4 28 1B 23 2B 1-H 3-H 1B	B SL 85 B SI 95 B SI 95 C SI 95 C SI 95 S SI 95 3-3 K ③			4	2	2	3	0	1	1
28 José Azocar, R (1, 8) OBP: 0.250, SLG: 0.275 (7, 7)			B FF 96 F FF 96 F FF 97 X FF 98 1-2 G6-3 ②		B FF 96 F FF 96 C SL 84 B SL 84 T FF 97 2-2 K ①	C KC 83 B FF 94 X KC 83 1-1 26 FC4 1-2 1B		S SI 93 C SI 93 B SL 85 B SI 95 F SI 94 S SL 83 2-3 K ①		4	0	1	0	0	2	0
26 Austin Nola, R (1, 2) OBP: 0.242, SLG: 0.173			B FF 96 F FF 96 X CH 86 1-1 G3 ③		B SL 85 C FF 95 B CH 89 F FF 96 B SL 86 X FF 96 3-2 G4-3 ②	D FS 89 B FF 94 C FF 94 F FF 94 X KC 83 2-2 FC4 7 BB 23 2B 1-2f 2-3 ②		X SI 94 0-0 G5-3 ②		4	1	0	0	0	0	2
Inning Stats	R: 0 E: 0 K: 2 S: 8 H: 0 LOB: 0 BB: 0 P: 14	R: 0 E: 0 K: 3 S: 10 H: 0 LOB: 0 BB: 0 P: 18	R: 0 E: 0 K: 0 S: 6 H: 0 LOB: 0 BB: 0 P: 8	R: 2 E: 0 K: 1 S: 13 H: 2 LOB: 1 BB: 0 P: 16	R: 1 E: 0 K: 1 S: 12 H: 1 LOB: 0 BB: 0 P: 22	R: 7 E: 0 K: 2 S: 26 H: 6 LOB: 1 BB: 2 P: 48	R: 0 E: 0 K: 1 S: 9 H: 1 LOB: 1 BB: 0 P: 18	R: 0 E: 0 K: 1 S: 7 H: 0 LOB: 0 BB: 0 P: 10	R: 0 E: 0 K: 0 S: 3 H: 1 LOB: 1 BB: 0 P: 7	1B: 4 2B: 6 3B: 0 HR: 1 SF: 1 SAC: 0 DP: 1 HBP: 2						

TOP

San Diego Padres @ Miami Marlins

loanDepot park, Miami, FL

Thu Jun 01 2023, 1:13 PM - 3:38 PM EDT

Att. 8,405 - Roof Closed - 72 F

livebaseballscorecards.com

AB	36
R	10
H	11
RBI	10
BB	2
SO	11
LOB	12

WP: 0 PB: 0 SB: 3 CS: 0 PA: 41

PITCHER		IP	WLS	BF	H	R	ER	SO	BB	IBB	HBP	BLK	WP	HR	S	P	ERA	WHIP
44 Jesús Luzardo, L ERA: 4.05	(1, 1)	5.1	L	22	4	5	5	8	1	0	1	0	0	1	56	93	8.44	0.938
32 Matt Barnes, R ERA: 5.48	(6, 1)	0.1		6	4	2	2	0	1	0	0	0	0	0	14	27	54.00	15.000
78 Bryan Hoeing, R ERA: 3.27	(6, 1)	2.1		9	2	3	3	3	0	0	0	0	0	0	21	34	11.57	0.857
58 Jacob Stallings, R ERA: 3.0	(9, 1)	1.0		4	1	0	0	0	0	0	1	0	0	0	3	7	0.00	1.000

PITCHER	IP	WLS	BF	H	R	ER	SO	BB	IBB	HBP	BLK	WP	HR	S	P	ERA	WHIP

San Diego Padres @ Miami Marlins

loanDepot park, Miami, FL

Thu Jun 01 2023, 1:13 PM - 3:38 PM EDT

Att. 8,405 - Roof Closed - 72 F

BOTTOM

Batter	1	2	3	4	5	6	7	8	9	AB	R	H	RBI	BB	SO	LOB
3 Luis Arraez, L (1, 4) OBP: 0.437, SLG: 0.466	C FC 89 F SL 81 X FF 93 0-2 G3		X CU 80 0-0 SF7 1-2 3-H			B FF 92 F FC 87 B FF 93 F FC 91 F SL 83 X CH 87 2-2 14 1B 12 1B 7 G1-2-3 1B		C FF 93 C FF 93 F FF 94 F FF 93 F SL 84 T SI 91 0-2 K		2	0	1	1	0	0	0
1 Garrett Hampson, R (8, 4) OBP: 0.296, SLG: 0.349										1	0	0	0	0	1	1
12 Jorge Soler, R (1, 10) OBP: 0.333, SLG: 0.546	X FF 92 0-0 F9		C FF 93 B SI 93 X SL 82 1-1 G6-3			C CU 80 X SI 94 0-1 7 G1-2-3 14 1B 1-2 1B		X FF 93 0-0 G4-3 1-2f		3	0	1	0	0	0	1
58 Jacob Stallings, R (8, PH) OBP: 0.222, SLG: 0.210										1	0	0	0	0	0	1
(9, 1)																
14 Bryan De La Cruz, R (1, 7) OBP: 0.348, SLG: 0.456	B FC 91 C SL 81 B CU 80 F FC 90 X CU 80 2-2 G6-3		C SL 80 C CU 79 X FF 92 0-2 G1-3			B CU 80 X CU 80 1-0 7 G1-2-3 1-2 2-3 1B			B SI 90 C ST 75 S ST 76 F ST 78 B ST 76 S SI 91 2-3 K	4	0	1	0	0	1	1
7 Jesús Sánchez, L (1, 9) OBP: 0.361, SLG: 0.533		C SL 81 X FF 93 0-1 L8		F FC 89 S FF 92 F CU 79 F CU 80 X CH 88 0-2 F7		X CH 88 0-0 G1-2-3 1-2 2-3 3-Hf			C ST 77 C ST 75 F ST 76 X SI 91 0-2 G4-3	4	0	0	0	0	0	3
10 Yuli Gurriel, R (1, 3) OBP: 0.340, SLG: 0.406		B CU 80 X FC 90 1-0 L9		C FC 90 F FF 92 B SL 82 X FF 92 1-2 G4-3		C FF 93 F FF 94 F FF 93 B SL 82 S SL 83 1-3 K			B SI 91 F ST 75 B CH 84 C SI 92 B ST 76 X ST 76 3-2 F7	4	0	0	0	0	1	2
4 Nick Fortes, R (1, 2) OBP: 0.283, SLG: 0.327		B FF 93 C FC 89 C SL 81 B CU 80 B FF 93 B FF 92 4-2 BB		X FC 88 0-0 F7			C FF 93 X SL 84 0-1 L9			2	0	0	0	1	0	0
9 Jean Segura, R (1, 5) OBP: 0.262, SLG: 0.231		B SI 93 S FF 93 X FF 93 1-1 L5		B SL 81 F SI 90 S CU 80 S FF 92 1-3 K			C SI 92 B FF 94 S FF 92 F FF 93 B FF 93 X CH 86 2-2 G6-3			3	0	0	0	0	1	1
5 Jon Berti, R (8, 5) OBP: 0.322, SLG: 0.340										0	0	0	0	0	0	0
49 Jonathan Davis, R (1, 8) OBP: 0.400, SLG: 0.500			B CU 80 B CU 80 C SI 91 S FF 92 B SL 82 B CU 81 4-2 18 E 18 S 3 SF7 BB			B FF 94 B FF 92 C FC 88 X FF 92 2-1 G5-3	F SI 92 F SI 92 B FF 94 F FF 93 X SI 93 1-2 G5-3			2	1	0	0	1	0	0
18 Joey Wendle, L (1, 6) OBP: 0.274, SLG: 0.291			B FC 87 B CH 87 1 SAFE C FC 90 B CH 87 B FC 89 4-1 3 SF7 1-3 BB			B CH 88 C FF 93 F FC 92 B FF 92 F CU 80 S FF 94 2-3 K		F FF 91 B CH 85 X CH 85 1-1 58 G4-3 1B		2	0	1	0	1	1	0

	AB	28
	R	1
	H	4
	RBI	1
	BB	3
	SO	5
	LOB	10

livebaseballscorecards.com

MIAMI

Inning Stats	1	2	3	4	5	6	7	8	9
	R: 0 E: 0 K: 0 S: 7	H: 0 LOB: 0 BB: 0 P: 9	R: 0 E: 0 K: 0 S: 7	H: 0 LOB: 1 BB: 1 P: 13	R: 1 E: 0 K: 0 S: 9	H: 0 LOB: 1 BB: 2 P: 18	R: 0 E: 0 K: 0 S: 9	H: 0 LOB: 0 BB: 0 P: 10	R: 0 E: 0 K: 0 S: 9	H: 0 LOB: 0 BB: 0 P: 14	R: 0 E: 0 K: 1 S: 12	H: 3 LOB: 2 BB: 0 P: 16	R: 0 E: 0 K: 0 S: 10	H: 0 LOB: 0 BB: 0 P: 13	R: 0 E: 0 K: 1 S: 9	H: 1 LOB: 0 BB: 0 P: 10	R: 0 E: 0 K: 1 S: 11	H: 0 LOB: 0 BB: 0 P: 16

	1B: 4	SF: 1	WP: 0	PA: 32
	2B: 0	SAC: 0	PB: 0	
	3B: 0	DP: 2	SB: 1	
	HR: 0	HBP: 0	CS: 0	

PITCHER		IP	WLS	BF	H	R	ER	SO	BB	IBB	HBP	BLK	WP	HR	S	P	ERA	WHIP
44 Joe Musgrove, R ERA: 4.71	(1, 1)	6.0	W	23	3	1	0	3	3	0	0	0	0	0	53	80	0.00	1.000
73 Drew Carlton, R ERA: 1.08	(7, 1)	2.0		6	1	0	0	1	0	0	0	0	0	0	19	23	0.00	0.500
59 Tom Cosgrove, L ERA:	(9, 1)	1.0		3	0	0	0	1	0	0	0	0	0	0	11	16	0.00	0.000

PITCHER	IP	WLS	BF	H	R	ER	SO	BB	IBB	HBP	BLK	WP	HR	S	P	ERA	WHIP

Chicago Cubs @ San Diego Padres

Petco Park, San Diego, CA

Fri Jun 02 2023, 6:45 PM - 9:27 PM PDT

Att. 43,593 - Partly Cloudy - 66 F

livebaseballscorecards.com

TOP

Batter	1	2	3	4	5	6	7	8	9	AB	R	H	RBI	BB	SO	LOB
2 Nico Hoerner, R (1, 4) OBP: 0.339, SLG: 0.394	F FF 92 B FC 87 B SI 92 B FF 92 C FC 87 F CH 82 F CH 82 B FC 88 4-2 27 BLK BB		F FC 87 X CU 74 0-1 7 1B 8 FC4-6 1B		C CU 74 F SI 90 F CH 83 F SI 93 X CH 82 0-2 ① F8		X ST 81 0-0 ③ G6-3			3	1	1	0	1	0	0
7 Dansby Swanson, R (1, 6) OBP: 0.368, SLG: 0.433	C FC 88 F CH 82 B CU 73 S SI 93 1-3 ① K		B CU 74 B FC 87 F CH 81 B CH 81 C FC 88 X FC 87 3-2 8 FC4-6 1-3 1B		S CH 82 B SI 91 X CH 82 1-1 HR			B ST 80 C ST 80 B FF 96 F ST 79 B ST 82 F ST 80 X ST 80 3-2 1B		4	1	3	1	0	1	1
8 Ian Happ, S (1, 7) OBP: 0.388, SLG: 0.409	F FF 92 C FF 92 X CH 83 0-2 ② F8		B CU 73 C CH 83 X CH 82 1-1 ② FC4-6 1-2f 3-H		C CH 82 S SI 92 B FF 94 B FF 92 B CH 82 S CH 83 3-3 ② K			1 SAFE F ST 79 T FF 95 B FF 95 B FF 95 S ST 81 2-3 ① K		4	0	0	1	0	2	3
27 Seiya Suzuki, R (1, 9) OBP: 0.382, SLG: 0.477	D SI 92 F FF 92 B CH 82 C CH 84 S CH 83 2-3 ③ K 1-2		B FC 86 X SI 91 1-0 ③ P4		B FC 88 C FC 86 B SI 92 B FC 87 C SI 92 B SI 93 4-2 40 CS BB			C FF 95 B FF 95 B ST 81 C FF 94 C ST 83 2-3 ② K		3	0	0	0	1	2	3
40 Mike Tauchman, L (1, 8) OBP: 0.477, SLG: 0.364		B FF 91 S CH 81 B FF 92 C CH 83 B FF 93 F CH 82 B FF 91 4-2 BB		C CU 72 B CH 81 F CH 80 F FF 91 B FF 92 F FF 91 B CH 82 B CH 83 4-2 16 F9 5 BB BB	C ST 76 B ST 76 1-1 ③ CS 1-2	S ST 75 B ST 75 F FF 91 S FF 93 1-3 ① K		B FF 88 X FF 89 1-0 ③ G4-3		2	0	0	0	2	1	1
5 Christopher Morel, R (1, 10) OBP: 0.329, SLG: 0.689		S FC 87 B SI 91 S CH 82 S CH 81 1-3 ① K		F CH 82 1 SAFE B FC 87 B FF 92 B FC 87 C FF 93 F CH 83 1 SAFE B FF 92 4-2 15 FC5-4 1-2 BB		B ST 77 B ST 74 C ST 77 B ST 75 X ST 76 3-1 ② G4-3			C SI 86 C SI 87 B FF 90 F FF 90 B SI 87 F SL 82 B FF 90 X SI 87 3-2 ① G4-3	3	0	0	0	1	1	1
36 Trey Mancini, R (1, 3) OBP: 0.320, SLG: 0.338		S CU 74 B CH 81 F SI 91 T FF 93 1-2 ② K		B FC 88 F SI 91 B SI 92 C CH 82 B SI 93 2 SAFE F CH 83 F SI 92 S FC 88 3-3 ① K		B SI 92 F ST 77 B FF 90 S ST 75 F ST 77 S ST 77 2-3 ③ K			S FF 91 F SI 91 S FF 91 0-3 ② K	4	0	0	0	0	4	3
16 Patrick Wisdom, R (1, 5) OBP: 0.293, SLG: 0.512		C FF 92 D CU 76 1 SAFE C FC 87 F CH 82 1 SAFE F FF 93 T FC 88 1-2 ③ K		X FF 92 0-0 ② F9 2-3			B ST 80 B ST 78 C ST 79 F FF 94 X FF 94 2-2 ① P3		X SI 88 0-0 ③ G6-3	4	0	0	0	0	1	3
15 Yan Gomes, R (1, 2) OBP: 0.287, SLG: 0.430			S FC 85 F SI 90 S CH 81 0-3 ① K	X CH 83 0-0 ③ FC5-4 1-2f			C ST 80 S FF 95 X ST 82 0-2 ② F8			3	0	0	0	0	1	2

	AB	30
	R	2
	H	4
	RBI	2
	BB	5
	SO	13
	LOB	17

Inning Stats	1	2	3	4	5	6	7	8	9			
	R: 0 E: 0 K: 2 S: 13	H: 0 LOB: 1 BB: 1 P: 20	R: 0 E: 0 K: 3 S: 14	H: 0 LOB: 1 BB: 1 P: 21	R: 1 E: 0 K: 1 S: 11	H: 2 LOB: 1 BB: 0 P: 16	R: 0 E: 0 K: 1 S: 14	H: 0 LOB: 2 BB: 2 P: 25	R: 1 E: 0 K: 1 S: 13	H: 1 LOB: 0 BB: 1 P: 22	R: 0 E: 0 K: 2 S: 9	H: 0 LOB: 0 BB: 0 P: 15
	R: 0 E: 0 K: 0 S: 7	H: 0 LOB: 0 BB: 0 P: 9	R: 0 E: 0 K: 2 S: 11	H: 1 LOB: 1 BB: 0 P: 19	R: 0 E: 0 K: 1 S: 9	H: 0 LOB: 0 BB: 0 P: 12	1B: 3 2B: 0 3B: 0 HR: 1	SF: 0 SAC: 0 DP: 0 HBP: 0	WP: 0 PB: 0 SB: 0 CS: 1	PA: 36		

PITCHER		IP	WLS	BF	H	R	ER	SO	BB	IBB	HBP	BLK	WP	HR	S	P	ERA	WHIP
52 Michael Wacha, R ERA: 3.48	(1, 1)	4.2	L	22	3	2	2	8	5	0	0	1	0	1	64	102	3.86	1.714
59 Tom Cosgrove, L ERA:	(5, 1)	1.1		3	0	0	0	2	0	0	0	0	0	0	10	17	0.00	0.000
36 Steven Wilson, R ERA: 2.57	(7, 1)	1.2		6	1	0	0	2	0	0	0	0	0	0	17	26	0.00	0.600
25 Tim Hill, L ERA: 3.75	(8, 1)	1.1		4	0	0	0	1	0	0	0	0	0	0	10	14	0.00	0.000

PITCHER	IP	WLS	BF	H	R	ER	SO	BB	IBB	HBP	BLK	WP	HR	S	P	ERA	WHIP

Batter	1	2	3	4	5	6	7	8	9	AB	R	H	RBI	BB	SO	LOB
2 Xander Bogaerts, R (1, 6) OBP: 0.343, SLG: 0.395	B FF 93 C FF 94 X ST 80 1-1 ① P3			C FC 87 X FF 94 0-1 ① P4		F SI 94 F ST 80 X FF 95 0-2 ① 22 BB 3-H 1B		B SL 88 X SL 87 1-0 ①② G5-4-3 1-2f 2-3		4	0	1	1	0	0	2
23 Fernando Tatis Jr., R (1, 9) OBP: 0.304, SLG: 0.475	C SI 94 X SI 95 0-1 ② G5-3			X ST 81 0-0 1B		C SI 94 D ST 78 X ST 78 1-1 ② P5		F SI 95 B SI 94 S SL 89 S SI 96 1-3 ③ K		4	0	1	0	0	1	3
22 Juan Soto, L (1, 7) OBP: 0.419, SLG: 0.484	C CU 80 X FF 95 0-1 ③ P5			F FC 91 C CH 85 1 SAFE B FF 93 S FF 94 1 SAFE 1-3 ② K		S SL 82 B SL 84 B SL 82 B SL 81 B SL 82 4-1 13 FC6-4 1-2 BB			B FC 88 B FF 91 C FF 90 S FS 85 S FS 86 2-3 ① K	3	0	0	0	1	2	1
13 Manny Machado, R (1, 5) OBP: 0.276, SLG: 0.363		B FF 93 C FC 88 C ST 80 F SI 94 S ST 82 1-3 ① K		1 SAFE S FF 94 S ST 83 X FF 94 0-2 ③ L8		C FF 93 B FF 93 X SL 82 1-1 ③ FC6-4 1-2f			F SI 91 B SI 92 F FS 84 S FS 85 1-3 ② K	4	0	0	0	0	2	3
9 Jake Cronenworth, L (1, 3) OBP: 0.319, SLG: 0.364		C FF 94 X CU 82 0-1 ② L7			C CU 81 S FC 91 X FF 93 0-2 ① L8		C FF 93 C SL 84 F FF 92 F SL 84 S SL 83 0-3 ① K		C FC 89 F FS 84 B FS 84 S FS 84 1-3 ③ K	4	0	0	0	0	2	0
99 Gary Sánchez, R (1, 2) OBP: 0.238, SLG: 0.550		B FF 94 C ST 81 F ST 80 B FF 95 X ST 82 2-2 ③ F7			C SI 94 F ST 81 F FF 94 B CU 81 X ST 81 1-2 ② L7		C SL 87 S ST 84 B ST 85 F SL 87 F FF 99 S ST 84 1-3 ② K			3	0	0	0	0	1	0
14 Matt Carpenter, L (1, 10) OBP: 0.300, SLG: 0.359			C CU 80 F CU 81 B SI 94 B CU 81 F FC 87 B FF 93 X FF 94 3-2 ① F9		B SI 94 S FC 90 T CH 87 B FF 94 F CU 80 F FC 90 F CH 86 X FC 90 2-2 ③ F9		C SL 89 F SL 88 B FF 98 S CH 82 1-3 ③ K			3	0	0	0	0	1	0
24 Rougned Odor, L (1, 4) OBP: 0.303, SLG: 0.420 7 Ha-Seong Kim, R (8, PR) OBP: 0.337, SLG: 0.380 (9, 4)			B FF 94 B CH 87 C FF 94 S FC 91 B FF 94 F CU 82 X FF 94 3-2 ② G1-3			F FC 88 B FF 92 B CH 86 B FF 92 X FF 93 3-1 1 G3 2 1B 2B		T FF 96 X FF 98 0-1 E8 2 G5-4-3 1B		3 0	1 0	2 0	0 0	0 0	0 0	0 0
1 Trent Grisham, L (1, 8) OBP: 0.316, SLG: 0.351			B FF 94 F CH 88 S FF 94 S FF 94 1-3 ③ K			X CU 79 0-0 ① G3 2-3		B CH 83 B FF 97 B SL 88 B FF 98 4-0 2 G5-4-3 BB		2	0	0	0	1	1	1
Inning Stats	R: 0 E: 0 K: 0 S: 6 H: 0 LOB: 0 BB: 0 P: 7	R: 0 E: 0 K: 1 S: 9 H: 0 LOB: 0 BB: 0 P: 12	R: 0 E: 0 K: 1 S: 11 H: 0 LOB: 0 BB: 0 P: 18	R: 0 E: 0 K: 1 S: 9 H: 1 LOB: 1 BB: 0 P: 10	R: 0 E: 0 K: 0 S: 13 H: 0 LOB: 0 BB: 0 P: 16	R: 1 E: 0 K: 0 S: 11 H: 2 LOB: 2 BB: 1 P: 20	R: 0 E: 0 K: 3 S: 13 H: 0 LOB: 0 BB: 0 P: 15	R: 0 E: 1 K: 1 S: 6 H: 1 LOB: 2 BB: 1 P: 12	R: 0 E: 0 K: 3 S: 9 H: 0 LOB: 0 BB: 0 P: 13	1B: 3 2B: 1 3B: 0 HR: 0 SF: 0 SAC: 0 DP: 1 HBP: 0						

PITCHER		IP	WLS	BF	H	R	ER	SO	BB	IBB	HBP	BLK	WP	HR	S	P	ERA	WHIP
50 Jameson Taillon, R ERA: 7.05	(1, 1)	5.2	W	20	3	1	1	3	0	0	0	0	0	0	56	75	1.59	0.529
47 Brandon Hughes, L ERA: 4.5	(6, 1)	0.2	H	3	0	0	0	1	1	0	0	0	0	0	8	13	0.00	1.500
66 Julian Merryweather, R ERA: 4.3	(7, 1)	0.2	H	4	1	0	0	2	1	0	0	0	0	0	10	16	0.00	3.000
73 Adbert Alzolay, R ERA: 2.25	(8, 1)	1.0	H	2	0	0	0	1	0	0	0	0	0	0	4	6	0.00	0.000
38 Mark Leiter Jr., R ERA: 2.66	(9, 1)	1.0	S	3	0	0	0	3	0	0	0	0	0	0	9	13	0.00	0.000

PITCHER	IP	WLS	BF	H	R	ER	SO	BB	IBB	HBP	BLK	WP	HR	S	P	ERA	WHIP

BOTTOM

Chicago Cubs @ San Diego Padres

Petco Park, San Diego, CA

Fri Jun 02 2023, 6:45 PM - 9:27 PM PDT

Att. 43,593 - Partly Cloudy - 66 F

livebaseballscorecards.com

AB	30
R	1
H	4
RBI	1
BB	2
SO	10
LOB	10

Batter	1	2	3	4	5	6	7	8	9	AB	R	H	RBI	BB	SO	LOB
20 Miles Mastrobuoni, L (1, 5) OBP: 0.271, SLG: 0.196	B SI 92 B SL 83 B SL 83 C SL 83 X FF 93 3-1 ① G4-3		B SL 86 C SL 85 X ST 82 1-1 E5 1B			B SL 84 C SL 84 C ST 80 F FS 89 X SI 94 1-2 ② L6			C FF 94 X ST 81 0-1 ① G4-3	4	0	1	0	0	0	0
2 Nico Hoerner, R (1, 4) OBP: 0.338, SLG: 0.388	B SI 93 B ST 81 C SI 92 C SI 93 F ST 82 B SI 94 F SI 94 X SL 87 3-2 ② G4-3		C ST 83 F SI 95 F FF 96 F KC 81 F ST 85 B FS 89 B SI 96 X FF 96 2-2 ③ G4-3			B SI 93 F SI 94 F SI 94 X ST 84 1-2 ③ P3			B ST 81 B ST 81 B FF 95 C FF 94 C FF 96 B FF 96 4-2 BB	3	0	0	0	1	0	1
8 Ian Happ, S (1, 7) OBP: 0.381, SLG: 0.401	S FF 94 C SI 94 B FF 94 F FF 95 F SL 83 X KC 83 1-2 ③ G4-3			B SI 94 B SI 92 S SL 84 X ST 82 2-1 ① G3-1			C FF 91 B FF 94 X SL 84 1-1 ① F7		X FF 95 0-0 ② L8	4	0	0	0	0	0	1
27 Seiya Suzuki, R (1, 9) OBP: 0.374, SLG: 0.465		B ST 81 C SL 84 C SI 93 S FF 94 1-3 ① K		B ST 82 C ST 79 B ST 83 F ST 80 F SI 94 C SI 95 2-3 ② K			B SI 92 X SI 93 1-0 ② G6-3		B ST 82 F ST 81 B CH 88 S CH 87 F FF 96 T SC 82 2-2 ③ K	4	0	0	0	0	3	1
7 Dansby Swanson, R (1, 6) OBP: 0.372, SLG: 0.433		B FF 94 C SI 94 B ST 84 S SI 94 B FF 95 B SL 86 4-2 BB		B SI 95 C SI 95 B CU 71 X SI 95 2-1 ③ G4-3			B SI 93 C SI 93 B SI 94 F SL 83 F ST 84 X KC 79 2-2 1B			2	0	1	0	1	0	0
40 Mike Tauchman, L (1, 8) OBP: 0.447, SLG: 0.333		S ST 83 C FF 94 B FF 93 F CU 76 C SI 96 1-3 ② K		C SI 93 S CU 73 S FF 94 0-3 ① K			F SL 84 B FF 95 C SI 93 F FF 96 B FF 95 B CU 74 X SI 95 3-2 ③ G3			3	0	0	0	0	2	2
30 Edwin Ríos, L (1, 10) OBP: 0.235, SLG: 0.214		C CU 76 B CU 70 C ST 81 C SI 97 1-3 ③ K		S SL 86 C SL 87 B FS 92 S KC 79 1-3 ② K				S CH 80 B CH 81 S CU 80 B CU 82 S CH 81 2-3 ① K		3	0	0	0	0	3	1
22 Matt Mervis, L (1, 3) OBP: 0.257, SLG: 0.284			S FF 94 B CU 72 B FF 94 F SI 94 F FS 90 S KC 81 2-3 ① K	X SI 94 0-0 ③ F8				B FF 94 S CU 82 B FF 93 B CU 81 F FF 94 X FF 93 3-2 ② G4-3		3	0	0	0	0	1	0
18 Tucker Barnhart, L (1, 2) OBP: 0.257, SLG: 0.172			B SL 85 C SI 93 C SI 95 B FF 95 B KC 80 C SI 94 3-3 ② K			B SI 91 B SL 82 F SL 83 F SL 84 C SI 94 2-3 ① K		F CU 81 T CH 80 S CU 82 0-3 ③ K		3	0	0	0	0	3	0
Inning Stats	R: 0 H: 0 E: 0 LOB: 0 K: 0 BB: 0 S: 12 P: 19	R: 0 H: 0 E: 0 LOB: 1 K: 3 BB: 1 S: 12 P: 19	R: 0 H: 1 E: 1 LOB: 1 K: 2 BB: 0 S: 15 P: 23	R: 0 H: 0 E: 0 LOB: 0 K: 1 BB: 0 S: 8 P: 14	R: 0 H: 0 E: 0 LOB: 0 K: 2 BB: 0 S: 7 P: 8	R: 0 H: 0 E: 0 LOB: 0 K: 1 BB: 0 S: 10 P: 14	R: 0 H: 1 E: 0 LOB: 1 K: 0 BB: 0 S: 11 P: 18	R: 0 H: 0 E: 0 LOB: 0 K: 2 BB: 0 S: 9 P: 14	R: 0 H: 0 E: 0 LOB: 1 K: 1 BB: 1 S: 9 P: 15	1B: 2 SF: 0 2B: 0 SAC: 0 3B: 0 DP: 0 HR: 0 HBP: 0					WP: 0 PA: 31 PB: 0 SB: 0 CS: 0	

PITCHER	IP	WLS	BF	H	R	ER	SO	BB	IBB	HBP	BLK	WP	HR	S	P	ERA	WHIP
11 Yu Darvish, R (1, 1) ERA: 4.1	7.0	W	24	2	0	0	9	1	0	0	0	0	0	75	115	0.00	0.429
21 Nick Martinez, R (8, 1) ERA: 2.64	1.0	H	3	0	0	0	2	0	0	0	0	0	0	9	14	0.00	0.000
45 Brent Honeywell, R (9, 1) ERA: 3.52	1.0		4	0	0	0	1	1	0	0	0	0	0	9	15	0.00	1.000

PITCHER	IP	WLS	BF	H	R	ER	SO	BB	IBB	HBP	BLK	WP	HR	S	P	ERA	WHIP

TOP

Chicago Cubs @ San Diego Padres

Petco Park, San Diego, CA

Sat Jun 03 2023, 7:11 PM - 9:42 PM PDT

Att. 42,655 - Partly Cloudy - 65 F

livebaseballscorecards.com

AB	29
R	0
H	2
RBI	0
BB	2
SO	12
LOB	6

BOTTOM

Chicago Cubs @ San Diego Padres

Petco Park, San Diego, CA

Sat Jun 03 2023, 7:11 PM - 9:42 PM PDT

Att. 42,655 - Partly Cloudy - 65 F

livebaseballscorecards.com

Batter	1	2	3	4	5	6	7	8	9	AB	R	H	RBI	BB	SO	LOB
2 Xander Bogaerts, R (1, 6) OBP: 0.337, SLG: 0.388 30 Alfonso Rivas III, L (8, 3)	B SI 92 C SI 91 C SI 91 S SI 93 1-3 ① K	S SI 92 B SI 92 X SI 93 1-1 ③ F9		C SI 92 B SI 92 X SI 93 1-1 ③ P4		C SI 95 S SI 96 S SI 96 0-3 ③ K		C FF 96 B FF 96 S FF 96 F FF 95 F FF 97 B FF 96 S FF 96 2-3 ② K		4 1	0 0	0 0	0 0	0 0	2 1	4 2
23 Fernando Tatis Jr., R (1, 9) OBP: 0.307, SLG: 0.509	B KC 78 C KC 79 C KC 80 S KC 79 1-3 ② K		X KC 77 0-0 HR		B FC 88 C FC 89 X SI 92 1-1 ① L8		X ST 83 0-0 ① F9	B SL 84 F FF 97 X SL 86 1-1 1-H 2-H HR		5	2	2	4	0	1	0
22 Juan Soto, L (1, 7) OBP: 0.422, SLG: 0.487	X KC 79 0-0 2B		X KC 78 0-0 ① L8		B FC 89 B KC 79 B KC 79 C KC 79 B KC 80 4-1 13 FC6-4 BB		C FC 89 B CH 91 B FC 89 B FF 95 F FF 95 B SI 96 4-2 13 WP BB	B FF 97 X FF 95 1-0 ③ P6		3	0	1	0	2	0	0
13 Manny Machado, R (1, 5) OBP: 0.275, SLG: 0.360	C SI 91 S SI 92 D KC 80 B KC 79 F SI 91 D KC 79 X KC 80 3-2 ③ F8		B SI 92 B KC 79 X KC 79 2-0 1B		B SI 92 1 SAFE X KC 79 1-0 ② FC6-4 1-2f		S ST 83 S ST 82 B ST 84 B SI 96 S ST 84 2-3 ② K 1-2			4	0	1	0	0	1	3
99 Gary Sánchez, R (1, 2) OBP: 0.280, SLG: 0.522		C SI 93 F SI 92 X SI 92 0-2 7 SH5-3 9 1B 16 SF9 1B	B KC 78 X SI 92 1-0 ② L8		B KC 78 B KC 79 X KC 79 2-0 ③ F8		B ST 84 B SI 95 B FC 89 B SI 95 4-0 BB			3	1	1	0	1	0	2
9 Jake Cronenworth, L (1, 3) OBP: 0.318, SLG: 0.361 (8, 4)		B SI 92 B SI 92 C SI 92 B SI 92 X SI 92 3-1 16 SF9 7 SH5-3 1 E 1-2 1B	C FC 89 D FC 89 F SI 92 D KC 80 B SI 93 F FC 90 X FC 90 3-2 ③ G3			B FC 88 X FC 88 1-0 ① G3	C FC 91 F FF 94 F FF 95 D CH 89 X FF 94 1-2 ③ P5			4	1	1	0	0	0	3
7 Ha-Seong Kim, R (1, 4) OBP: 0.347, SLG: 0.393 (8, 6)		X SI 92 0-0 ① SH5-3 1-2 2-3		C SI 91 B FC 89 X SI 92 1-1 1 F8 2B		B SI 92 B KC 79 B KC 78 B SI 91 4-0 16 S BB		C FF 95 C FF 96 F FF 96 B FF 96 F FF 96 B FF 97 B FF 96 X FF 96 3-2 1 1B 23 HR 1B		2	1	2	0	1	0	0
16 Brandon Dixon, R (1, 10) OBP: 0.289, SLG: 0.359 14 Matt Carpenter, L (8, PH) OBP: 0.298, SLG: 0.356 (9, 10)		B KC 78 X KC 79 1-0 ② SF9 2-3 3-H		S SI 93 S KC 80 S KC 80 0-3 ① K		S KC 78 1 SAFE C KC 80 S KC 80 0-3 ② K 1-2		C FF 97 B FF 97 F FF 97 X FF 97 1-2 ① L8		2 1	0 0	0 0	1 0	0 0	2 0	2 1
1 Trent Grisham, L (1, 8) OBP: 0.324, SLG: 0.362		X KC 79 0-0 E8 3-H 2B		X SI 93 0-0 ② F8 2-3		C KC 80 D KC 79 B KC 79 B FC 89 B SI 93 4-1 BB		X FF 96 0-0 1-2 23 HR 1B		3	1	2	1	1	0	1
Inning Stats	R: 0 E: 0 K: 2 S: 11 H: 1 LOB: 1 BB: 0 P: 16	R: 2 E: 1 K: 0 S: 10 H: 3 LOB: 1 BB: 0 P: 15	R: 1 E: 0 K: 0 S: 8 H: 2 LOB: 1 BB: 0 P: 14	R: 0 E: 0 K: 1 S: 8 H: 1 LOB: 1 BB: 0 P: 10	R: 0 E: 0 K: 0 S: 5 H: 0 LOB: 1 BB: 1 P: 13	R: 0 E: 0 K: 2 S: 8 H: 0 LOB: 2 BB: 2 P: 17	R: 0 E: 0 K: 1 S: 10 H: 0 LOB: 2 BB: 2 P: 21	R: 3 E: 0 K: 1 S: 17 H: 3 LOB: 0 BB: 0 P: 25		1B: 5 2B: 3 3B: 0 HR: 2	SF: 1 SAC: 1 DP: 0 HBP: 0		WP: 1 PB: 0 SB: 1 CS: 0	PA: 39		

	AB	32
	R	6
	H	10
	RBI	6
	BB	5
	SO	7
	LOB	18

PITCHER		IP	WLS	BF	H	R	ER	SO	BB	IBB	HBP	BLK	WP	HR	S	P	ERA	WHIP
11 Drew Smyly, L ERA: 3.29	(1, 1)	5.2	L	27	7	3	3	4	3	0	0	0	0	1	47	82	4.76	1.765
32 Michael Fulmer, R ERA: 6.94	(6, 1)	1.1		6	0	0	0	2	2	0	0	0	1	0	13	24	0.00	1.500
56 Jeremiah Estrada, R ERA: 4.66	(8, 1)	1.0		6	3	3	3	1	0	0	0	0	0	1	17	25	27.00	3.000

PITCHER	IP	WLS	BF	H	R	ER	SO	BB	IBB	HBP	BLK	WP	HR	S	P	ERA	WHIP

Chicago Cubs @ San Diego Padres

Petco Park, San Diego, CA

Sun Jun 04 2023, 2:32 PM - 5:02 PM PDT

Att. 44,811 - Sunny - 66 F

TOP

livebaseballscorecards.com

Batter	1	2	3	4	5	6	7	8	9	AB	R	H	RBI	BB	SO	LOB
2 Nico Hoerner, R (1, 4) OBP: 0.339, SLG: 0.393	B FF 93 X FF 92 1-0 8 E 2B	B FF 96 D CH 87 C FF 96 C FF 96 X FF 96 2-2 ① G3 1-2 2-3	X SI 91 0-0 ③ 1-3 1B			S SI 96 S SI 98 X SI 98 0-2 ②③ G5-4-3 1-2f			B SI 91 B SI 92 C ST 75 S SI 90 X FF 91 2-2 ②③ G4-6-3 1-2f	5	1	2	0	0	0	4
7 Dansby Swanson, R (1, 6) OBP: 0.370, SLG: 0.434	B FF 94 D CH 86 S FF 94 S CH 86 F FF 95 S FF 95 2-3 ① K	S FF 96 B FF 95 F FF 95 X CH 86 1-2 2-H 3-H 2B		B SI 90 X SL 83 1-0 ① G5-3			C SI 95 F SI 96 S FF 98 0-3 ① K			4	0	1	2	0	2	1
8 Ian Happ, S (1, 7) OBP: 0.383, SLG: 0.400	B FF 94 T FF 94 F FF 95 B FF 94 X CH 85 2-2 E5 16 2-H 1B	2 SAFE F FF 95 D CH 88 B FF 96 S ST 81 X ST 79 2-2 ② G6-3		C FF 91 S FF 91 B FF 91 X SL 83 1-2 ② G3			B FF 98 C CH 87 S CH 88 F CH 89 B CH 88 F FF 100 B FF 99 B FF 99 4-2 27 G6-4-3 BB			3	0	1	0	1	0	1
27 Seiya Suzuki, R (1, 9) OBP: 0.366, SLG: 0.453	B FF 93 X CH 84 1-0 ② P6	C FF 92 B SI 92 X SL 83 1-1 ③ L4		C SL 83 B SI 90 F SI 92 T FF 93 1-2 ③ K			B SI 97 F SI 96 F SI 98 F FF 100 B SL 89 X SI 98 2-2 ②③ G6-4-3 1-2f			4	0	0	0	0	1	3
16 Patrick Wisdom, R (1, 5) OBP: 0.293, SLG: 0.506	B ST 77 X FF 94 1-0 ③ 2-H 1B		B FF 92 B FF 93 F SI 90 F SL 82 S FF 92 2-3 ① K		B SL 83 B SL 82 S FF 91 C FF 92 B FF 91 F FF 92 S FF 90 3-3 ① K			B FF 98 F FF 98 B FF 98 B SI 98 F FF 97 F FF 98 S FF 99 3-3 ① K		4	0	1	0	0	3	0
15 Yan Gomes, R (1, 2) OBP: 0.294, SLG: 0.458		B FF 93 X FF 92 1-0 HR	F FF 93 F CH 85 F FF 92 X SL 84 0-2 9 HR 1B		C FF 92 C SI 92 X FF 91 0-2 ② F9			B FF 99 X FF 99 1-0 ② F7		4	2	2	1	0	0	0
36 Trey Mancini, R (1, 3) OBP: 0.318, SLG: 0.354		B FF 94 B ST 76 B CH 87 X FF 94 3-0 HR	B SI 91 B FF 93 C SI 92 F SI 91 B FF 92 F SI 91 F SI 91 S FF 92 3-3 ② K		B SI 91 B FF 91 S FF 92 X SI 92 2-1 ③ F9			X SI 98 0-0 ③ P2		4	1	1	1	0	1	1
9 Miguel Amaya, R (1, 10) OBP: 0.450, SLG: 0.563		C FF 96 X CH 87 0-1 2 G3 7 2B 5 BB 1B	B SI 91 X FF 92 1-0 1-H HR			B FF 96 X SI 94 1-0 2 G5-4-3 1B			B ST 77 F SI 91 F SI 91 F FF 93 H ST 76 2-2 2 G4-6-3 HBP	3	2	3	2	0	0	0
5 Christopher Morel, R (1, 8) OBP: 0.341, SLG: 0.680 40 Mike Tauchman, L (7, 8) OBP: 0.438, SLG: 0.324		B CH 87 1 SAFE D CH 86 F CH 86 B FF 95 B CH 87 4-1 2 G3 7 2B 1-2 BB	B SL 85 F SL 83 C SL 82 F FF 93 B CH 85 B FF 93 F SI 91 F SI 91 B SL 82 4-2 2 1B BB			C SI 96 T SL 84 B FF 98 F FF 98 X FF 98 1-2 ① P3			F SI 90 B ST 75 B SI 89 F SI 91 S ST 75 2-3 ① K	1 1	1 0	0 0	0 0	2 0	0 1	1 1
Inning Stats	R: 1 E: 1 K: 1 S: 10 H: 3 LOB: 2 BB: 0 P: 17	R: 4 E: 0 K: 0 S: 16 H: 4 LOB: 1 BB: 1 P: 30	R: 2 E: 0 K: 2 S: 19 H: 3 LOB: 2 BB: 1 P: 29	R: 0 E: 0 K: 1 S: 7 H: 0 LOB: 0 BB: 0 P: 10	R: 0 E: 0 K: 1 S: 9 H: 0 LOB: 0 BB: 0 P: 14	R: 0 E: 0 K: 0 S: 8 H: 1 LOB: 0 BB: 0 P: 10	R: 0 E: 0 K: 1 S: 11 H: 0 LOB: 0 BB: 1 P: 17	R: 0 E: 0 K: 1 S: 6 H: 0 LOB: 0 BB: 0 P: 10	R: 0 E: 0 K: 1 S: 9 H: 0 LOB: 0 BB: 0 P: 15	1B: 6 2B: 2 3B: 0 HR: 3 SF: 0 SAC: 0 DP: 3 HBP: 1	WP: 0 PB: 0 SB: 0 CS: 0 PA: 37					

	AB	33
	R	7
	H	11
	RBI	6
	BB	3
	SO	8
	LOB	12

PITCHER		IP	WLS	BF	H	R	ER	SO	BB	IBB	HBP	BLK	WP	HR	S	P	ERA	WHIP
40 Ryan Weathers, L ERA: 5.09	(1, 1)	1.2	L	12	7	5	4	1	1	0	0	0	0	2	24	44	21.60	4.800
73 Drew Carlton, R ERA: 2.31	(2, 1)	3.1		13	3	2	2	4	1	0	0	0	0	1	37	56	5.40	1.200
76 Domingo Tapia, R ERA: 2.76	(6, 1)	3.0		9	1	0	0	2	1	0	0	0	0	0	25	37	0.00	0.667
59 Tom Cosgrove, L ERA:	(9, 1)	1.0		3	0	0	0	1	0	0	1	0	0	0	9	15	0.00	0.000

PITCHER	IP	WLS	BF	H	R	ER	SO	BB	IBB	HBP	BLK	WP	HR	S	P	ERA	WHIP

Batter	1	2	3	4	5	6	7	8	9	AB	R	H	RBI	BB	SO	LOB
1 Trent Grisham, L (1, 8) OBP: 0.318, SLG: 0.354	C SI 91 X FC 89 0-1 L9 ①		X SI 90 0-0 E4 23 1B 22 G3	B SV 84 F SI 92 F FC 90 S FS 86 1-3 K ②			S FF 98 S SL 88 S CH 82 0-3 K ②			4	1	0	0	0	2	2
23 Fernando Tatis Jr., R (1, 9) OBP: 0.311, SLG: 0.509	C SI 92 B SI 92 C SI 92 F FF 93 B SV 86 B SV 85 X SI 91 3-2 G6-3 ②		C SV 85 X SI 91 0-1 22 G3 1-3 1B	B SI 92 X SI 92 1-0 FC6-5 ③ 2-3f			B SL 88 B SL 88 F FF 98 F FF 98 B ST 87 X FF 98 3-2 1B			4	0	2	0	0	0	2
22 Juan Soto, L (1, 7) OBP: 0.420, SLG: 0.480	C SI 92 B FS 88 B SI 92 B SI 92 B SI 92 4-1 BB		C FC 89 B FF 93 X SI 92 1-1 G3 ① 1-2 3-H		C SV 85 F FC 89 B FF 92 B FS 85 C SI 92 2-3 K ①		B SL 88 B SL 87 C FF 98 X FF 98 2-1 G3 ③			3	0	0	1	1	1	2
13 Manny Machado, R (1, 5) OBP: 0.275, SLG: 0.353	B SI 91 F SV 86 B FF 92 F SI 91 S SI 91 2-3 K ③		B FF 93 X SV 85 1-0 L7 ②		X SI 91 0-0 G5-3 ②			B SI 94 B FF 93 B SI 94 C FF 94 B FC 90 4-1 9 G4-6-3 BB		3	0	0	0	1	1	2
9 Jake Cronenworth, L (1, 4) OBP: 0.317, SLG: 0.356		B FF 91 X SI 91 1-0 G4-3 ①	C SI 92 B FS 88 B FC 90 B SI 90 B SI 92 4-1 7 FC6-4 BB		C FF 93 F FC 89 F FS 88 F FF 93 S SL 86 0-3 K2-3 ③			B FF 94 F FF 94 F ST 81 D CH 90 F FC 89 B SI 95 X FF 95 3-2 G4-6-3 ① ② 1-2f		3	0	0	0	1	1	1
7 Ha-Seong Kim, R (1, 6) OBP: 0.340, SLG: 0.384		C SI 92 C SV 85 B SV 85 S FF 91 1-3 K ②	C SI 92 F SI 92 X SV 85 0-2 FC6-4 ③ 1-2f			F SI 91 B FF 91 B SV 85 X SI 91 2-1 G2 ①		C ST 82 C ST 82 S ST 84 0-3 K ③		4	0	0	0	0	2	2
14 Matt Carpenter, L (1, 10) OBP: 0.297, SLG: 0.352		C SI 91 B SV 84 B FC 90 L SI 91 X SL 84 2-2 30 2B 1B		X SI 92 0-0 G3 ①		B FC 90 C SI 90 F FC 90 S FS 85 1-3 K ②			F FF 93 F SL 82 B SL 83 B SL 84 F SL 84 B FF 94 X FF 95 3-2 F9 ①	4	0	1	0	0	1	0
30 Alfonso Rivas III, L (1, 3) OBP: 0.500, SLG: 0.667 16 Brandon Dixon, R (9, PH) OBP: 0.283, SLG: 0.350		X SI 91 0-0 1-3 2B	B SI 90 B SI 92 C SI 92 B FF 92 B SI 92 4-1 23 FC6-5 26 1B BB		C FF 93 X FF 92 0-1 F8 ③				S SL 83 B SL 84 C SL 82 S SL 82 1-3 K ②	2 1	0 0	1 0	0 0	1 0	0 1	0 0
26 Austin Nola, R (1, 2) OBP: 0.244, SLG: 0.178 99 Gary Sánchez, R (9, PH) OBP: 0.269, SLG: 0.500		C SV 85 X SI 92 0-1 F9 ③	B SI 91 X SI 90 1-0 1-2 1B				S FF 98 B FF 98 C SL 87 B SL 88 X SL 88 2-2 L9 ①		C SL 82 X SI 94 0-1 F8 ③	3 1	0 0	1 0	0 0	0 0	0 0	2 0
Inning Stats	R: 0 E: 0 K: 1 S: 10 H: 0 LOB: 1 BB: 1 P: 19	R: 0 E: 0 K: 1 S: 10 H: 2 LOB: 2 BB: 0 P: 14	R: 1 E: 1 K: 0 S: 10 H: 1 LOB: 2 BB: 1 P: 16	R: 0 E: 0 K: 1 S: 7 H: 1 LOB: 2 BB: 1 P: 14	R: 0 E: 0 K: 2 S: 9 H: 0 LOB: 0 BB: 0 P: 11	R: 0 E: 0 K: 1 S: 7 H: 0 LOB: 0 BB: 0 P: 10	R: 0 E: 0 K: 1 S: 11 H: 1 LOB: 1 BB: 0 P: 18	R: 0 E: 0 K: 1 S: 8 H: 0 LOB: 0 BB: 1 P: 15	R: 0 E: 0 K: 1 S: 9 H: 0 LOB: 0 BB: 0 P: 13	1B: 4 2B: 1 3B: 0 HR: 0 SF: 0 SAC: 0 DP: 1 HBP: 0						WP: 0 PB: 0 SB: 0 CS: 0 PA: 36

PITCHER	IP	WLS	BF	H	R	ER	SO	BB	IBB	HBP	BLK	WP	HR	S	P	ERA	WHIP
0 Marcus Stroman, R (1, 1) ERA: 2.39	6.0	W	26	4	1	0	6	3	0	0	0	0	0	53	84	0.00	1.167
66 Julian Merryweather, R (7, 1) ERA: 4.13	1.0		4	1	0	0	1	0	0	0	0	0	0	11	18	0.00	1.000
32 Michael Fulmer, R (8, 1) ERA: 6.66	1.0		3	0	0	0	1	1	0	0	0	0	0	8	15	0.00	1.000
47 Brandon Hughes, L (9, 1) ERA: 4.15	1.0		3	0	0	0	1	0	0	0	0	0	0	9	13	0.00	0.000

PITCHER	IP	WLS	BF	H	R	ER	SO	BB	IBB	HBP	BLK	WP	HR	S	P	ERA	WHIP

BOTTOM

Chicago Cubs @ San Diego Padres

Petco Park, San Diego, CA

Sun Jun 04 2023, 2:32 PM - 5:02 PM PDT

Att. 44,811 - Sunny - 66 F

livebaseballscorecards.com

AB	32
R	1
H	5
RBI	1
BB	4
SO	9
LOB	13

Chicago Cubs @ San Diego Padres

Petco Park, San Diego, CA

Mon Jun 05 2023, 6:14 PM - 8:41 PM PDT

Att. 43,629 - Partly Cloudy - 63 F

TOP

livebaseballscorecards.com

Batter	1	2	3	4	5	6	7	8	9	AB	R	H	RBI	BB	SO	LOB
2 Nico Hoerner, R (1, 4) OBP: 0.342, SLG: 0.393	F FF 95 B CH 88 F FF 96 F FF 97 B CU 83 B CU 82 F CH 87 B FF 97 4-2 8 1B BB		B FF 93 B FF 94 C CH 87 X FF 95 2-1 ① F9		C CU 82 X FF 96 0-1 ③ G1-3			B FC 90 X FC 90 1-0 7 FC6-4 1B		3	0	1	0	1	0	0
7 Dansby Swanson, R (1, 6) OBP: 0.364, SLG: 0.427	B FF 96 S CH 88 S FF 96 C FF 96 1-3 ① K		C FF 95 B SL 88 X FF 94 1-1 ② F9			B FF 96 S CH 87 B CU 83 F CH 88 F FF 96 S SL 89 2-3 ① K		C SI 93 B SI 93 F SI 93 X CH 82 1-2 ① FC6-4 8 G3 1-2f		4	0	0	0	0	2	2
8 Ian Happ, S (1, 7) OBP: 0.389, SLG: 0.401	B FF 94 B FF 96 S CH 88 X CH 88 2-1 1-2 1B		F FF 95 S SL 88 F SL 88 B FF 94 B SL 88 B CH 88 B CH 87 4-2 27 WP BB			B FF 96 B FF 95 S CH 88 B FF 96 F FF 96 F FF 97 B FF 97 4-2 BB		B FC 90 B CH 82 X FC 89 2-0 ② G3 1-2		2	0	1	0	2	0	1
27 Seiya Suzuki, R (1, 9) OBP: 0.358, SLG: 0.442	C FF 96 C CH 87 C FF 97 0-3 ② K		F FF 96 F FF 97 D SL 91 B CU 84 X CU 81 2-2 ③ G5-3 1-2			C CH 88 D FF 96 F CH 87 X SL 89 1-2 ② F9		B CU 82 C SI 94 F SI 93 B FF 94 F SI 94 T FC 89 2-2 ③ K		4	0	0	0	0	2	5
16 Patrick Wisdom, R (1, 5) OBP: 0.286, SLG: 0.494	F FF 97 B FF 96 2 SAFE B FF 97 B CH 88 S CH 89 F FF 98 S FF 98 3-3 ③ K			F FF 95 B SL 88 F CH 86 B FF 96 B FF 96 S CH 87 3-3 ① K		F CH 88 X CH 86 0-1 ③ G6-3			B SI 89 C FF 90 B FF 91 S FF 91 S FF 91 2-3 ① K	4	0	0	0	0	3	3
15 Yan Gomes, R (1, 10) 20 Miles Mastrobuoni, L (7, PH) (7, 10) OBP: 0.297, SLG: 0.458 OBP: 0.279, SLG: 0.208		B CU 81 S CH 87 F FF 95 X CH 88 1-2 1B		F FF 96 X FF 96 0-1 ② F9			B FF 95 C ST 78 B FF 95 C ST 78 F ST 79 F FF 93 X ST 80 2-2 ① P5		B SI 90 X SI 89 1-0 1B	2 2	0 0	1 1	0 0	0 0	0 0	0 0
36 Trey Mancini, R (1, 3) OBP: 0.311, SLG: 0.346		C FF 96 D FF 96 F FF 95 B FF 95 S SL 89 2-3 ① K		F CH 87 X CH 87 0-1 ③ G6-3			X FF 94 0-0 ② P4		F SI 88 F SI 91 F FF 92 F SI 91 S FF 92 0-3 ② K	4	0	0	0	0	2	2
9 Miguel Amaya, R (1, 2) OBP: 0.417, SLG: 0.474		D CU 83 F CH 88 B CH 88 S CH 88 B CH 88 C CU 82 3-3 ② K			C FF 95 B CU 81 C FF 96 S SL 88 1-3 ① K		F FF 96 C ST 78 B ST 82 H ST 79 2-2 HBP		X FF 91 0-0 ③ F9	3	0	0	0	0	2	2
5 Christopher Morel, R (1, 8) OBP: 0.329, SLG: 0.654		C CU 82 B CH 87 B CH 88 S CH 88 B FF 97 F FF 96 X CH 87 3-2 ③ G5-3			S CU 82 B CU 81 B CH 86 S CH 87 B FF 96 F CU 81 X CH 87 3-2 ② G5-3		B ST 78 C ST 79 F ST 79 B ST 80 S ST 79 2-3 ③ K			3	0	0	0	0	1	2
Inning Stats	R: 0 E: 0 K: 3 S: 16 H: 1 LOB: 2 BB: 1 P: 26	R: 0 E: 0 K: 2 S: 13 H: 1 LOB: 1 BB: 0 P: 22	R: 0 E: 0 K: 0 S: 10 H: 0 LOB: 1 BB: 1 P: 19	R: 0 E: 0 K: 1 S: 7 H: 0 LOB: 0 BB: 0 P: 10	R: 0 E: 0 K: 1 S: 9 H: 0 LOB: 0 BB: 0 P: 13	R: 0 E: 0 K: 1 S: 12 H: 0 LOB: 1 BB: 1 P: 19	R: 0 E: 0 K: 1 S: 11 H: 0 LOB: 1 BB: 0 P: 17	R: 0 E: 0 K: 1 S: 9 H: 1 LOB: 1 BB: 0 P: 15	R: 0 E: 0 K: 2 S: 10 H: 1 LOB: 1 BB: 0 P: 13	1B: 4 2B: 0 3B: 0 HR: 0 SF: 0 SAC: 0 DP: 0 HBP: 1						

	AB	31
	R	0
	H	4
	RBI	0
	BB	3
	SO	12
	LOB	17

WP: 1 PA: 35
PB: 0
SB: 0
CS: 0

PITCHER		IP	WLS	BF	H	R	ER	SO	BB	IBB	HBP	BLK	WP	HR	S	P	ERA	WHIP
4 Blake Snell, L ERA: 4.06	(1, 1)	6.0	W	23	2	0	0	8	3	0	0	0	1	0	67	109	0.00	0.833
36 Steven Wilson, R ERA: 2.48	(7, 1)	1.0		4	0	0	0	1	0	0	1	0	0	0	11	17	0.00	0.000
21 Nick Martinez, R ERA: 2.59	(8, 1)	1.0		4	1	0	0	1	0	0	0	0	0	0	9	15	0.00	1.000
25 Tim Hill, L ERA: 3.6	(9, 1)	1.0		4	1	0	0	2	0	0	0	0	0	0	10	13	0.00	1.000

PITCHER	IP	WLS	BF	H	R	ER	SO	BB	IBB	HBP	BLK	WP	HR	S	P	ERA	WHIP

Batter	1	2	3	4	5	6	7	8	9	AB	R	H	RBI	BB	SO	LOB
24 Rougned Odor, L (1, 4) OBP: 0.291, SLG: 0.402 30 Alfonso Rivas III, L (7, PR) (8, 3) OBP: 0.500, SLG: 0.667	X FF 87 0-0 ① G6-3	F CH 82 B FF 88 S CH 82 B SI 88 D CH 81 X CH 82 3-2 ③ F9			X SI 85 0-0 ① P3		B FC 88 X FC 91 1-0 ② FC3-6 1-2f 2-3			4	0	0	0	0	0	3
										0	0	0	0	0	0	0
23 Fernando Tatis Jr., R (1, 8) OBP: 0.304, SLG: 0.497	C SI 86 X SI 88 0-1 ② G6-3		X CH 80 0-0 ① P2		C SI 87 B SI 87 B CH 79 F CH 80 X CH 81 2-2 ② G6-3		B SI 92 C SI 92 D SL 82 X FC 90 2-1 ③ G4-3			4	0	0	0	0	0	2
22 Juan Soto, L (1, 7) OBP: 0.413, SLG: 0.470	C FF 88 C SI 87 S SI 88 0-3 ③ K		B CU 73 B CH 81 X CH 81 2-0 ② P5		B CU 74 C FF 88 F FF 87 X FF 88 1-2 ③ G4-3			F FF 93 X FC 90 0-1 ① F8		4	0	0	0	0	1	0
13 Manny Machado, R (1, 5) OBP: 0.285, SLG: 0.368		C SI 87 S SI 88 B CH 80 B CH 82 X SI 89 2-2 99 HR 1B	X SI 88 0-0 9 1B 2B			B SI 87 X SI 86 1-0 ① F9		X SI 93 0-0 99 PB 14 SF8 9 BB 1B		4	3	3	0	0	0	0
9 Jake Cronenworth, L (1, 3) (8, 4) OBP: 0.320, SLG: 0.356		F FF 88 X CH 81 0-1 ① F9	B CU 72 C SI 86 B FF 88 D CH 80 X CH 81 3-1 2-H 1B			B CU 72 F SI 86 C SI 87 F SI 87 B CH 81 X CH 81 2-2 ② G4-3		F FC 89 B FF 94 B CH 83 B FC 90 F FC 89 F CU 76 B SI 92 4-2 14 SF8 99 PB 1-2 BB		3	0	1	1	1	0	1
99 Gary Sánchez, R (1, 2) OBP: 0.300, SLG: 0.593		B SI 88 B SI 88 C SI 87 C CH 80 X CH 81 2-2 1-H HR	B CU 72 F SI 88 F SI 87 F CU 74 S CH 80 1-3 ③ K			C CU 72 X CH 80 0-1 ③ G6-3		D SL 82 C FC 90 B SI 92 S SL 82 D SL 82 F SL 81 B SI 95 4-2 7 BB 1-2 2-3 BB		3	1	1	2	1	1	1
14 Matt Carpenter, L (1, 10) OBP: 0.295, SLG: 0.360		B FF 88 S FF 87 B CH 82 X FF 88 2-1 7 E 2B	B CU 72 C CH 79 B FF 87 X FF 88 3-1 ① P5				F FF 93 B FC 89 X FF 94 1-1 ① F8	B FC 90 B FC 86 X FF 93 2-0 ② SF8 2-3 3-H		3	1	1	1	0	0	0
7 Ha-Seong Kim, R (1, 6) OBP: 0.343, SLG: 0.383		B SI 87 B SI 88 B SI 88 C SI 87 X SI 89 3-1 E5 2-H	C CU 73 F SI 88 B FF 88 B SI 87 S CH 82 2-3 ② K				X SI 93 0-0 24 FC3-6 16 1B 1B	B SI 93 D SL 81 B SI 93 D FC 89 4-0 16 FC5-4 1-2 BB		3	0	1	0	1	1	0
16 Brandon Dixon, R (1, 9) OBP: 0.280, SLG: 0.341		C SI 87 F CH 80 C SI 89 0-3 ② K	C CU 74 B CH 80 X CH 80 1-1 ③ F9				X FC 88 0-0 24 FC3-6 1-2 1B	B SL 79 C SI 92 X SL 82 1-1 ③ FC5-4 1-2f		4	0	1	0	0	1	4
Inning Stats	R: 0 E: 0 K: 1 S: 6 H: 0 LOB: 0 BB: 0 P: 6	R: 3 E: 1 K: 1 S: 18 H: 3 LOB: 1 BB: 0 P: 30	R: 1 E: 0 K: 1 S: 9 H: 2 LOB: 1 BB: 0 P: 15		R: 0 E: 0 K: 1 S: 7 H: 0 LOB: 0 BB: 0 P: 13	R: 0 E: 0 K: 0 S: 7 H: 0 LOB: 0 BB: 0 P: 10	R: 0 E: 0 K: 0 S: 7 H: 2 LOB: 2 BB: 0 P: 11	R: 1 E: 0 K: 0 S: 12 H: 1 LOB: 3 BB: 3 P: 27		1B: 5 2B: 2 3B: 0 HR: 1 SF: 1 SAC: 0 DP: 0 HBP: 0					WP: 0 PB: 1 SB: 0 CS: 0 PA: 36	

PITCHER		IP	WLS	BF	H	R	ER	SO	BB	IBB	HBP	BLK	WP	HR	S	P	ERA	WHIP
28 Kyle Hendricks, R ERA: 4.11	(1, 1)	6.0	L	24	5	4	3	4	0	0	0	0	0	1	54	84	4.50	0.833
72 Javier Assad, R ERA: 4.94	(7, 1)	2.0		12	3	1	1	0	3	0	0	0	0	0	19	38	4.50	3.000

PITCHER	IP	WLS	BF	H	R	ER	SO	BB	IBB	HBP	BLK	WP	HR	S	P	ERA	WHIP

BOTTOM

Chicago Cubs @ San Diego Padres

Petco Park, San Diego, CA

Mon Jun 05 2023, 6:14 PM - 8:41 PM PDT

Att. 43,629 - Partly Cloudy - 63 F

livebaseballscorecards.com

AB	32
R	5
H	8
RBI	4
BB	3
SO	4
LOB	11

Seattle Mariners @ San Diego Padres

Petco Park, San Diego, CA

Tue Jun 06 2023, 6:44 PM - 9:19 PM PDT

Att. 40,395 - Partly Cloudy - 65 F

livebaseballscorecards.com

Batter	1	2	3	4	5	6	7	8	9	AB	R	H	RBI	BB	SO	LOB
3 J.P. Crawford, L (1, 6) OBP: 0.349, SLG: 0.345	C FC 90 B FF 93 F FC 90 F CH 89 B SL 84 B FF 93 X FC 90 3-2 44 G1-3 1B		C SL 81 C CH 88 B FF 93 F FC 91 B CH 87 B SL 82 B FF 92 4-2 44 1B 23 1B BB		C SL 82 F FC 90 B FF 93 F SL 82 F CH 86 F FF 93 F CU 82 F FC 89 B SI 93 2-2 ② F CH 88 X CU 82 F9		B ST 75 1 SAFE B SI 92 B FF 92 C FF 92 X SI 91 3-1 ③ G4-3		C FF 99 0-1 ③ CS 1-2	3	1	1	0	1	0	1
44 Julio Rodríguez, R (1, 8) OBP: 0.304, SLG: 0.442	D CU 82 B SI 94 X SI 93 2-0 ① G1-3 1-2		S CH 87 B FF 92 C SL 82 X SL 83 1-2 23 1B 1-2 1B		S CU 82 F FF 93 B SL 82 S CH 85 1-3 ③ K			X ST 80 0-0 HR		4	1	2	1	0	1	1
23 Ty France, R (1, 3) OBP: 0.342, SLG: 0.416	C FF 93 B FF 93 X SL 82 1-1 ② F9		C SI 93 B FF 93 S FF 93 X CU 82 1-2 1-3 2-H 1B			C ST 80 F CH 87 X CH 87 0-2 ① G6-3		B FF 92 B FF 94 X ST 78 2-0 35 1B 2B		4	1	2	1	0	0	1
10 Jarred Kelenic, L (1, 7) OBP: 0.328, SLG: 0.486	C CU 81 D CU 82 B CH 88 F FF 94 X CH 88 2-2 ③ G4-3		B CU 82 C SL 83 D CU 82 S CH 87 F CU 82 D CU 82 S CH 86 3-3 ③ K			C CH 88 B ST 82 F CH 87 B SC 79 C CH 88 2-3 ② K		C ST 80 F ST 80 B FF 93 S CH 83 1-3 ① K		4	0	0	0	0	3	4
35 Teoscar Hernández, R (1, 9) OBP: 0.283, SLG: 0.422		B FF 93 X SI 92 1-0 ① L1		F FC 88 F FC 89 F FF 92 S FF 92 0-3 ① K		T FF 94 F FF 93 B SC 79 B ST 82 F CH 87 F FF 94 B FF 95 X CH 88 3-2 HR		C FF 95 X FF 94 0-1 29 G4-6-3 2-H 1B		4	1	2	2	0	1	0
29 Cal Raleigh, S (1, 2) OBP: 0.299, SLG: 0.420		B SL 82 F FC 91 F FF 93 B CU 82 B CH 88 T FF 94 3-2 ② K		S CU 82 B SI 92 B FF 93 T FC 91 S FF 92 2-3 ② K		C FF 95 S FF 94 F CH 87 B CH 86 F SC 80 X FF 94 1-2 ③ F9		B ST 79 C CH 81 X ST 79 1-1 ②③ G4-6-3 1-2f		4	0	0	0	0	2	1
28 Eugenio Suárez, R (1, 5) OBP: 0.313, SLG: 0.324		C FF 94 S SI 94 F CU 82 T FF 94 0-2 ③ K		C FF 93 S SL 83 B SL 82 B FF 93 F CU 83 F SL 82 B FF 92 X FF 92 3-2 1B			B ST 77 B ST 77 F FF 90 B ST 76 F FF 93 F FF 92 S ST 77 3-3 ① K		X SI 95 0-0 ① G5-3	4	0	1	0	0	2	0
20 Mike Ford, L (1, 10) OBP: 0.125, SLG: 0.125 8 AJ Pollock, R (7, PH) OBP: 0.231, SLG: 0.323 (7, 10)			C SL 81 S CU 81 B CU 82 S FF 92 1-3 ① K	B FC 90 C FC 90 F FF 93 C CU 82 1-3 ③ K			B ST 77 C FF 92 B FF 92 C ST 77 X ST 79 2-2 ② F5		B FF 97 B SI 97 F FF 98 S SL 86 X SL 88 2-2 ② F9	2 2	0 0	0 0	0 0	0 0	2 0	1 0
16 Kolten Wong, L (1, 4) OBP: 0.246, SLG: 0.183 76 José Caballero, R (7, PH) OBP: 0.387, SLG: 0.369 (7, 4)			B FF 92 F FF 92 C CU 81 B CU 82 F CU 82 B SL 81 X CU 81 3-2 ② G4-3		C SL 81 F FF 93 X FF 93 0-2 ① G4-3		B ST 77 C SI 93 B SI 91 B FF 92 S SI 91 B ST 78 4-2 BB		B FF 98 B FF 98 B SI 97 C FF 97 C FF 98 3-2 3 CS BB	2 0	0 0	0 0	0 2	0 0	0 0	0 0
Inning Stats	R: 0 E: 0 K: 0 S: 10 H: 1 LOB: 1 BB: 0 P: 18	R: 0 E: 0 K: 2 S: 8 H: 0 LOB: 0 BB: 0 P: 12	R: 1 E: 0 K: 2 S: 20 H: 2 LOB: 2 BB: 1 P: 33	R: 0 E: 0 K: 3 S: 15 H: 1 LOB: 1 BB: 0 P: 21	R: 0 E: 0 K: 1 S: 15 H: 0 LOB: 0 BB: 0 P: 18	R: 1 E: 0 K: 1 S: 16 H: 1 LOB: 0 BB: 0 P: 22	R: 0 E: 0 K: 1 S: 11 H: 0 LOB: 1 BB: 1 P: 23	R: 2 E: 0 K: 1 S: 9 H: 3 LOB: 0 BB: 0 P: 13	R: 0 E: 0 K: 0 S: 7 H: 0 LOB: 0 BB: 1 P: 12	1B: 5 2B: 1 3B: 0 HR: 2 SF: 0 SAC: 0 DP: 1 HBP: 0						

AB	33
R	4
H	8
RBI	4
BB	3
SO	11
LOB	9

WP: 0 PA: 37
PB: 0
SB: 0
CS: 1

PITCHER		IP	WLS	BF	H	R	ER	SO	BB	IBB	HBP	BLK	WP	HR	S	P	ERA	WHIP
44 Joe Musgrove, R ERA: 4.35	(1, 1)	5.0		20	4	1	1	8	1	0	0	0	0	0	68	102	1.80	1.000
45 Brent Honeywell, R ERA: 3.69	(6, 1)	1.0	L	4	1	1	1	1	0	0	0	0	0	1	16	22	9.00	1.000
59 Tom Cosgrove, L ERA:	(7, 1)	1.0		4	0	0	0	1	1	0	0	0	0	0	11	23	0.00	1.000
36 Steven Wilson, R ERA: 3.0	(8, 1)	1.0		5	3	2	2	1	0	0	0	0	0	1	9	13	18.00	3.000
76 Domingo Tapia, R ERA: 2.6	(9, 1)	1.0		3	0	0	0	0	1	0	0	0	0	0	7	12	0.00	1.000

PITCHER	IP	WLS	BF	H	R	ER	SO	BB	IBB	HBP	BLK	WP	HR	S	P	ERA	WHIP

Seattle Mariners @ San Diego Padres

Petco Park, San Diego, CA

Tue Jun 06 2023, 6:44 PM - 9:19 PM PDT

Att. 40,395 - Partly Cloudy - 65 F

livebaseballscorecards.com

BOTTOM

Batter	1	2	3	4	5	6	7	8	9	AB	R	H	RBI	BB	SO	LOB
7 Ha-Seong Kim, R (1, 6) OBP: 0.338, SLG: 0.376	B FF 96 B FF 96 C FF 96 T FF 96 X FF 97 2-2 ① G5-3		B KC 82 C FF 96 X SL 89 1-1 ① SH1-4 1-2 2-3			B SL 87 B SL 87 C FF 95 T FF 94 X FF 95 2-2 ① G4-3		B SL 88 B SL 87 C FF 100 C FF 100 C SL 87 2-3 ② K		3	0	0	0	0	1	0
23 Fernando Tatis Jr., R (1, 8) OBP: 0.303, SLG: 0.497	X FF 98 0-0 ② F9		X FS 86 0-0 ② G3 2-3 3-H			S FS 85 B FF 96 F FS 84 B FS 86 X KC 79 2-2 2B		B SL 89 B SL 86 S SL 87 S FF 100 B SL 88 F SL 87 F SL 88 S FF 100 3-3 ③ K		4	0	1	1	0	1	1
22 Juan Soto, L (1, 7) OBP: 0.411, SLG: 0.466	B FF 97 B KC 81 X FF 97 2-0 ③ G4-3		B SL 89 B KC 82 F FF 96 F FF 96 X FS 86 2-2 ③ G3			X FS 85 0-0 ② L8			B FF 93 C ST 84 X FF 93 1-1 99 BB 1B	4	0	1	0	0	0	2
13 Manny Machado, R (1, 5) OBP: 0.284, SLG: 0.362		S SL 89 B KC 82 F FF 97 T SL 90 1-2 ① K		F FF 96 B SL 89 B SL 89 F FS 85 T SL 89 2-2 ① K		D SL 89 B SL 88 B SL 88 C SL 88 B FF 96 4-1 BB			F FF 94 S ST 84 B ST 86 S ST 86 1-3 ① K	3	0	0	0	1	3	1
99 Gary Sánchez, R (1, 10) OBP: 0.324, SLG: 0.600 (9, 2)		C SL 90 F SL 89 B FF 97 F SL 90 X KC 80 1-2 9 G3-1 2B		B FF 96 C SL 89 C SL 88 T FF 97 1-2 ② K		C SL 88 B FF 95 S SL 89 S SL 89 1-3 ③ K			B ST 86 B ST 86 B FF 93 C FF 94 B FF 94 4-1 1-2 BB	3	0	1	0	1	2	2
9 Jake Cronenworth, L (1, 3) OBP: 0.315, SLG: 0.349		S FF 96 B FF 96 F FF 96 F FF 97 X SL 90 1-2 ② G3-1 2-3		X FF 96 0-0 ③ F8			C FF 94 B FS 86 C SL 87 F FS 85 X SL 88 1-2 ① G4-3		B ST 85 C FF 94 T FF 94 S FF 95 1-3 ② K	4	0	0	0	0	1	3
16 Brandon Dixon, R (1, 9) OBP: 0.259, SLG: 0.313		S FF 96 X SL 90 0-1 ③ F8			C FF 95 B FF 95 X FF 96 1-1 ① F9		B FF 94 C FF 95 B FF 94 F FF 94 S SL 89 2-3 ② K		B FF 95 B FF 94 S ST 84 C ST 85 B ST 85 X FF 94 3-2 ③ G4-3	4	0	0	0	0	1	3
24 Rougned Odor, L (1, 4) OBP: 0.292, SLG: 0.411			B KC 80 X FF 95 1-0 7 SH1-4 23 G3 2B		B SL 90 B FS 84 B SL 88 C FF 95 C FF 96 F FF 96 X SL 89 3-2 ② P6		B SL 87 C SL 88 S FS 86 B FS 87 S SL 88 2-3 ③ K			3	1	1	0	0	1	0
26 Austin Nola, R (1, 2) OBP: 0.248, SLG: 0.176 14 Matt Carpenter, L (8, PH) OBP: 0.293, SLG: 0.357 76 Domingo Tapia, R (9, 1)			2 SAFE B FF 95 B SL 88 B FF 95 C FF 96 B FF 96 4-1 23 G3 7 SH1-4 BB		X FF 95 0-0 ③ F9			C FF 100 S SL 87 X SL 88 0-2 ① F7		1 1 0	0 0 0	0 0 0	0 0 0	1 0 0	0 0 0	0 0 0
Inning Stats	R: 0 E: 0 K: 0 S: 5 H: 0 LOB: 0 BB: 0 P: 9	R: 0 E: 0 K: 1 S: 13 H: 1 LOB: 1 BB: 0 P: 16	R: 1 E: 0 K: 0 S: 8 H: 1 LOB: 1 BB: 1 P: 16	R: 0 E: 0 K: 2 S: 7 H: 0 LOB: 0 BB: 0 P: 10	R: 0 E: 0 K: 0 S: 7 H: 0 LOB: 0 BB: 0 P: 11	R: 0 E: 0 K: 1 S: 11 H: 1 LOB: 2 BB: 1 P: 20	R: 0 E: 0 K: 2 S: 10 H: 0 LOB: 0 BB: 0 P: 15	R: 0 E: 0 K: 2 S: 11 H: 0 LOB: 0 BB: 0 P: 16	R: 0 E: 0 K: 2 S: 12 H: 1 LOB: 2 BB: 1 P: 22	1B: 1 2B: 3 3B: 0 HR: 0 SF: 0 SAC: 1 DP: 0 HBP: 0						

	AB	30
	R	1
	H	4
	RBI	1
	BB	3
	SO	10
	LOB	12

PITCHER		IP	WLS	BF	H	R	ER	SO	BB	IBB	HBP	BLK	WP	HR	S	P	ERA	WHIP
36 Logan Gilbert, R ERA: 3.8	(1, 1)	7.0	W	26	3	1	1	6	2	0	0	0	0	0	61	97	1.29	0.714
75 Andrés Muñoz, R ERA:	(8, 1)	1.0	H	3	0	0	0	2	0	0	0	0	0	0	11	16	0.00	0.000
37 Paul Sewald, R ERA: 2.84	(9, 1)	1.0	S	5	1	0	0	2	1	0	0	0	0	0	12	22	0.00	2.000

PITCHER	IP	WLS	BF	H	R	ER	SO	BB	IBB	HBP	BLK	WP	HR	S	P	ERA	WHIP

Batter	1	2	3	4	5	6	7	8	9	AB	R	H	RBI	BB	SO	LOB
3 J.P. Crawford, L (1, 6) OBP: 0.345, SLG: 0.340	C FF 92 B FF 92 B CH 82 X FF 91 2-1 L8		B CU 74 B FF 90 C FF 90 B FC 84 S FF 89 S CH 82 3-3 K			C FF 89 S CU 73 S FF 91 0-3 K		H FF 92 1-0 23 44 G3-6-1 1B 1-2 2-3 3-H HBP		3	0	0	0	0	2	0
76 José Caballero, R (7, 6) OBP: 0.393, SLG: 0.369										0	0	0	1	0	0	0
44 Julio Rodríguez, R (1, 8) OBP: 0.303, SLG: 0.439	S FC 87 X SI 91 0-1 G5-3		S CU 74 X FC 84 0-1 F8			X CH 80 0-0 F7		X SI 91 0-0 23 G3-6-1 1-2 2-3 3-H 1B		4	0	1	1	0	0	0
23 Ty France, R (1, 3) OBP: 0.341, SLG: 0.417	B SI 91 B CU 73 F SI 92 X SI 92 2-1 2B			B FC 85 C FC 86 B SI 89 F CH 80 X CH 81 2-2 P5		B CU 73 F FC 87 S SI 91 X CH 82 1-2 F7		C SI 91 B SL 83 X SI 91 1-1 G3-6-1 1-2f 2-3 3-H		4	0	1	0	0	0	2
29 Cal Raleigh, S (1, 2) OBP: 0.293, SLG: 0.411	X CU 74 0-0 F9			C CH 80 B FF 91 X CH 80 1-1 P5			B FF 89 F FF 89 F FF 89 S SL 85 1-3 K	X CH 86 0-0 G4-3		4	0	0	0	0	1	2
35 Teoscar Hernández, R (1, 9) OBP: 0.283, SLG: 0.417		C FC 85 F SI 90 B SI 91 B FC 84 F SI 91 B CH 81 B FC 88 4-2 BB		B SI 90 B FF 92 C FC 85 S FF 91 C SI 92 2-3 K			C FF 90 X FF 91 0-1 F9		C SI 95 F SI 96 X SI 97 0-2 G4-3	3	0	0	0	1	1	0
10 Jarred Kelenic, L (1, 7) OBP: 0.330, SLG: 0.491		S CU 74 C CU 74 B FF 93 C CH 80 1-3 K			X CH 80 0-0 20 G3 2B		F FF 91 F FF 91 B SL 85 X FF 90 1-2 F8		F SI 96 B SL 84 S SI 97 X SL 85 1-2 25 BB 1B	4	0	2	0	0	1	1
28 Eugenio Suárez, R (1, 5) OBP: 0.310, SLG: 0.321		B SI 91 F CH 80 X SI 91 1-1 L8			B CU 73 B CH 80 C SI 90 F CH 81 F SI 92 S CH 81 2-3 K			C FF 92 B SL 83 B SI 90 B FF 91 C FF 91 B FF 92 4-2 16 20 BB BB 76 HBP BB	F SI 96 F SI 96 D SL 86 B SI 97 B CH 87 B SI 97 4-2 1-2 BB	2	0	0	0	0	1	2
25 Dylan Moore, R (7, 5)										0	1	0	0	2	0	0
20 Mike Ford, L (1, 10) OBP: 0.182, SLG: 0.100	B CU 73 D CH 82 C CH 81 F CU 74 F CH 81 X FF 91 2-2 F8			C CU 74 C CH 81 D CU 75 X CH 83 1-2 G3 2-3				F FF 91 C CH 85 B FF 93 D SL 82 F CH 84 F FF 93 B SL 81 B CH 84 4-2 76 16 HBP BB 44 1B 1-2 BB	S SI 97 X SI 97 0-1 F3	2	1	0	0	1	0	2
8 AJ Pollock, R (9, PH) OBP: 0.229, SLG: 0.319										1	0	0	0	0	0	2
16 Kolten Wong, L (1, 4) OBP: 0.246, SLG: 0.178			C FF 91 B FF 89 B FF 91 F CH 80 S CH 81 2-3 K		C CH 83 B FF 92 F FF 92 F CH 82 B FF 95 S FF 93 2-3 K			S FF 92 B CH 84 F FF 92 B FF 93 B SL 82 D SL 83 4-2 44 76 1B HBP 23 G3-6-1 1-2 2-3 BB	B SI 97 B SI 96 C SI 97 X SI 96 2-1 G3-1	3	1	0	0	1	2	3

Inning Stats																								
	R: 0	H: 1	R: 0	H: 0	R: 0	H: 0	R: 0	H: 0	R: 0	H: 1	R: 0	H: 0	R: 0	H: 0	R: 3	H: 1	R: 0	H: 1	1B: 2	SF: 0	WP: 0	PA: 36
	E: 0	LOB: 1	E: 0	LOB: 1	E: 0	LOB: 0	E: 0	LOB: 0	E: 0	LOB: 1	E: 0	LOB: 0	E: 0	LOB: 0	E: 0	LOB: 1	E: 0	LOB: 2	2B: 2	SAC: 0	PB: 0	
	K: 0	BB: 0	K: 1	BB: 1	K: 2	BB: 0	K: 1	BB: 0	K: 2	BB: 0	K: 1	BB: 0	K: 1	BB: 0	K: 0	BB: 3	K: 0	BB: 1	3B: 0	DP: 1	SB: 0	
	S: 7	P: 11	S: 12	P: 20	S: 8	P: 13	S: 8	P: 13	S: 12	P: 17	S: 7	P: 8	S: 8	P: 10	S: 12	P: 26	S: 12	P: 19	HR: 0	HBP: 1	CS: 0	

PITCHER		IP	WLS	BF	H	R	ER	SO	BB	IBB	HBP	BLK	WP	HR	S	P	ERA	WHIP
52 Michael Wacha, R ERA: 3.18	(1, 1)	6.0	W	21	2	0	0	7	1	0	0	0	0	0	54	82	0.00	0.500
25 Tim Hill, L ERA: 3.46	(7, 1)	1.0		3	0	0	0	1	0	0	0	0	0	0	8	10	0.00	0.000
73 Drew Carlton, R ERA: 4.26	(8, 1)	1.0		7	1	3	3	0	3	0	1	0	0	0	12	26	27.00	4.000
71 Josh Hader, L ERA: 1.54	(9, 1)	1.0		5	1	0	0	0	1	0	0	0	0	0	12	19	0.00	2.000

PITCHER	IP	WLS	BF	H	R	ER	SO	BB	IBB	HBP	BLK	WP	HR	S	P	ERA	WHIP

TOP

Seattle Mariners @ San Diego Padres

Petco Park, San Diego, CA

Wed Jun 07 2023, 1:11 PM - 3:57 PM PDT

Att. 35,490 - Partly Cloudy - 66 F

livebaseballscorecards.com

AB	30
R	3
H	4
RBI	2
BB	5
SO	8
LOB	14

BOTTOM

Batter	1	2	3	4	5	6	7	8	9	AB	R	H	RBI	BB	SO	LOB
23 Fernando Tatis Jr., R (1, 9) OBP: 0.306, SLG: 0.492	X SI 96 0-0 ① L7		X SL 86 0-0 ② G6-3	F SI 96 X SL 86 0-1 22 E 22 S 22 1B 1B	S SL 84 B CH 88 B CH 86 F CH 85 H CU 78 3-2 22 1B 1-2 HBP		B CH 81 X FC 91 1-0 ② G6-3 1-3 2-H			4	1	1	1	0	0	1
22 Juan Soto, L (1, 7) OBP: 0.422, SLG: 0.483 16 Brandon Dixon, R (7, PR) OBP: 0.259, SLG: 0.313 (8, 7)	C SL 86 F FF 97 X KC 82 0-2 13 G4-6-3 1B		C SI 97 C FS 86 B KC 83 B KC 83 B FS 86 F SI 97 X SL 86 3-2 99 HR 13 1B 1B	C KC 83 1 SAFE S FF 96 1 SAFE B SI 97 B SI 96 X SL 86 2-2 1-H 13 1B 1B	B SI 93 B SI 93 X SI 93 2-0 1-3 2-H 3-H 1B		S CH 80 F FC 88 D SL 82 X CH 81 1-2 3-H 2B		5 0	1 0	5 0	4 0	0 0	0 0	0 0
13 Manny Machado, R (1, 5) OBP: 0.287, SLG: 0.363	F FF 98 X FF 97 0-1 ② G4-6-3 ③ 1-2f		C SL 85 X FF 97 0-1 99 HR 1-2 1B	C SL 86 B SI 96 X SI 95 1-1 1-2 1B	X ST 84 0-0 ③ G5-3		B FC 88 F FF 92 B FC 89 X FC 88 2-1 ③ P4			5	1	2	0	0	0	4
99 Gary Sánchez, R (1, 2) OBP: 0.333, SLG: 0.686		B SI 98 B FF 98 C SI 96 T FF 97 F FF 98 B SL 87 F FF 97 F FF 97 X SI 97 3-2 9 SH5-3 14 1B 2B	C SL 87 X FF 98 0-1 1-H 2-H HR	C SL 90 B SL 91 B FC 92 F KC 86 S SL 90 2-3 ③ K		B ST 83 B FC 90 C FF 92 B FF 91 F FF 93 C FF 94 3-3 ① K		C FF 90 B FC 86 S FC 87 B FC 88 B FF 92 X FC 87 3-2 ① L5		5	2	2	3	0	2	2
9 Jake Cronenworth, L (1, 4) OBP: 0.322, SLG: 0.356		X FF 98 0-0 ① SH5-3 2-3	C FF 97 B FS 86 C SL 86 F FF 97 F FF 97 F FF 96 F KC 83 B SL 86 B SI 96 3-2 X FF 96 14 1B 1B		B SL 89 C FF 98 X FF 98 1-1 7 WP 14 BB 30 1B 1B		B FF 94 C ST 84 C FF 94 X FF 94 1-2 ② F9		C FF 92 X CH 82 0-1 1B	4	1	3	0	0	0	0
14 Matt Carpenter, L (1, 10) OBP: 0.303, SLG: 0.362		F FF 97 S FF 98 X SI 98 0-2 30 S 3-H 1B	C SL 84 F FF 94 1 SAFE F KC 84 X SL 84 0-2 1-3 1B		C SL 88 F KC 85 B FF 98 D SL 90 D SL 88 B FF 99 4-2 30 1B 7 WP 22 1B 1-2 BB		B ST 86 C FF 91 S ST 84 F FF 94 S FF 92 1-3 ③ K		X CH 80 0-0 ② P3	4	1	2	1	1	1	1
7 Ha-Seong Kim, R (1, 6) OBP: 0.335, SLG: 0.372		B SI 98 C FF 97 B SL 86 S FF 97 B FF 98 S FF 96 3-3 ② K	F SL 86 B SI 95 S FF 96 S FF 97 1-3 ③ K		S FF 98 S SL 91 B FF 98 B SL 91 S SL 91 2-3 ① K 1-2 2-3		X FF 92 0-0 23 WP 1 BB 23 G6-3 1B		C FF 89 X FC 84 0-1 ③ G6-3	5	1	1	0	0	3	6
30 Alfonso Rivas III, L (1, 3) OBP: 0.375, SLG: 0.429		S FF 97 S FF 97 B FF 98 F FF 98 S FF 98 1-3 ③ K 1-2		B SL 86 C SL 86 X KC 81 1-1 ① G4-3	B SI 92 B SI 92 L SI 92 X SL 83 2-1 23 HBP 22 1B 2-3 3-H 1B		C CH 79 S FC 87 X FC 88 0-2 ① F7			4	1	1	1	0	1	2
1 Trent Grisham, L (1, 8) OBP: 0.317, SLG: 0.348			B FF 97 F FF 96 S FF 96 B FF 97 F FF 97 F FF 97 X KC 83 2-2 ① F9	B FF 96 B SL 86 F FF 96 B SL 85 F FF 95 X FF 96 3-2 ② F8	C SI 92 S SI 92 S FF 91 0-3 ② K		B FF 91 S FC 88 B FC 86 F FC 89 F FF 92 B FC 89 D FC 89 4-2 23 G6-3 23 WP 22 2B 1-2 BB			3	1	0	0	1	1	2
Inning Stats	R: 0 E: 0 K: 0 S: 6 H: 1 LOB: 0 BB: 0 P: 6	R: 1 E: 0 K: 2 S: 17 H: 2 LOB: 1 BB: 0 P: 24	R: 3 E: 0 K: 1 S: 28 H: 5 LOB: 2 BB: 0 P: 37	R: 1 E: 0 K: 1 S: 15 H: 3 LOB: 2 BB: 0 P: 24	R: 3 E: 0 K: 2 S: 16 H: 3 LOB: 2 BB: 1 P: 30	R: 0 E: 0 K: 2 S: 10 H: 0 LOB: 0 BB: 0 P: 15	R: 2 E: 0 K: 0 S: 13 H: 2 LOB: 1 BB: 1 P: 21	R: 0 E: 0 K: 0 S: 8 H: 1 LOB: 1 BB: 0 P: 11		1B: 14 2B: 2 3B: 0 HR: 1 SF: 0 SAC: 1 DP: 1 HBP: 1						

PITCHER		IP	WLS	BF	H	R	ER	SO	BB	IBB	HBP	BLK	WP	HR	S	P	ERA	WHIP
68 George Kirby, R ERA: 3.5	(1, 1)	3.2	L	21	11	5	5	3	0	0	0	0	0	1	63	86	12.27	3.000
47 Matt Brash, R ERA: 4.88	(4, 1)	0.2		4	1	2	2	2	1	0	0	0	1	0	10	19	27.00	3.000
60 Tayler Saucedo, L ERA: 3.77	(5, 1)	0.1		4	2	1	1	1	0	0	1	0	0	0	8	15	27.00	6.000
67 Matt Festa, R ERA: 5.4	(5, 1)	1.1		4	0	0	0	2	0	0	0	0	0	0	11	16	0.00	0.000
77 Chris Flexen, R ERA: 7.23	(7, 1)	2.0		10	3	2	2	0	1	0	0	0	1	0	21	32	9.00	2.000

PITCHER	IP	WLS	BF	H	R	ER	SO	BB	IBB	HBP	BLK	WP	HR	S	P	ERA	WHIP

Seattle Mariners @ San Diego Padres

Petco Park, San Diego, CA

Wed Jun 07 2023, 1:11 PM - 3:57 PM PDT

Att. 35,490 - Partly Cloudy - 66 F

livebaseballscorecards.com

AB	39
R	10
H	17
RBI	10
BB	2
SO	8
LOB	18

San Diego Padres @ Colorado Rockies

Coors Field, Denver, CO

Fri Jun 09 2023, 6:41 PM - 9:31 PM MDT

Att. 32,551 - Cloudy - 70 F

livebaseballscorecards.com

Batter	1	2	3	4	5	6	7	8	9	AB	R	H	RBI	BB	SO	LOB
23 Fernando Tatis Jr., R (1, 9) OBP: 0.313, SLG: 0.514	C SL 85 X CH 80 0-1 G1-3	C CH 83 C SL 86 B KC 78 B FF 92 B CH 83 D CH 84 4-2 22 G4-3 99 HR BB		T KC 77 F SL 84 B FF 92 B CH 84 X KC 78 2-2 22 1B 2B		B SL 90 F FF 93 X ST 84 1-1 HR		B FF 86 S FF 85 F CH 80 S FF 88 1-3 K		4	2	2	1	1	1	0
22 Juan Soto, L (1, 7) OBP: 0.421, SLG: 0.481	X FF 90 0-0 13 HR 1B	X SL 84 0-0 G4-3 1-2		2 SAFE B SL 84 S KC 77 X SL 85 1-1 2-3 1B		C FF 95 B CH 87 B FF 95 S CH 86 B FF 95 S CH 88 3-3 K		C FF 87 S SI 89 B FF 90 B CH 80 F SI 90 X SI 87 3-2 G4-3		5	1	2	0	0	1	1
13 Manny Machado, R (1, 5) OBP: 0.290, SLG: 0.380	X FF 91 0-0 1-H HR	X FF 91 0-0 F9		B FF 92 F SL 86 X CH 84 1-1 P3		B SL 87 C CH 86 X FF 95 1-1 1B		F FF 86 C SI 90 X FF 87 0-2 F9		5	1	2	2	0	0	3
99 Gary Sánchez, R (1, 2) OBP: 0.318, SLG: 0.700	B FF 91 C CH 83 F SL 86 B FF 92 B FF 92 X CH 83 3-2 G5-3	B CH 83 S SL 86 X FF 90 1-1 2-H HR		X FF 92 0-0 G5-3		C FF 95 B SL 91 F SL 89 F ST 82 F CH 87 S SL 90 1-3 K			F FF 85 F CH 78 B SI 88 B CH 80 X CH 76 2-2 F8	5	1	1	2	0	1	3
2 Xander Bogaerts, R (1, 6) OBP: 0.339, SLG: 0.393	X FF 91 0-0 9 1B 2B	B KC 80 F CH 83 X SL 85 1-1 G6-3			C CH 81 X KC 77 0-1 9 1B 7 1B 1B	F SL 89 F CH 87 B FF 94 S ST 83 1-3 K			B SI 88 F CH 78 B FF 86 S SI 88 X SI 88 2-2 G4-3	5	2	2	0	0	1	1
9 Jake Cronenworth, L (1, 3) OBP: 0.327, SLG: 0.371	C SL 85 C KC 78 B SL 86 X SL 85 1-2 7 BB 2-H 1B	C FF 88 B FF 90 S CH 82 X FF 90 1-2 G5-3			C FF 90 F FF 91 F FF 90 1 SAFE B FF 91 F FF 91 F KC 78 B SL 86 F FF 92 2-2 X CH 82 16 FC5-4 7 1B 1-3 1B	B FF 92 C FF 92 X FF 94 1-1 F8		C FF 85 X SI 87 0-1 3B	5	0	3	1	0	0	0
7 Ha-Seong Kim, R (1, 4) OBP: 0.336, SLG: 0.369	B CH 83 F CH 82 B FF 91 1 SAFE F CH 82 F FF 92 B FF 92 3-2 1-2 BB	C KC 78 F SL 85 B KC 78 X CH 82 1-2 G4-3			C SL 86 B CH 83 B FF 92 X CH 83 2-1 16 FC5-4 1-2 3-H 1B	B FF 94 C FF 92 B SL 91 F FF 92 F ST 84 S SL 91 2-3 K		B FF 85 C FF 86 X CH 78 1-1 P4	4	0	1	1	1	1	1
16 Brandon Dixon, R (1, 10) OBP: 0.259, SLG: 0.365	B CH 83 F SL 86 X CH 83 1-1 G4-3	T SL 84 B CH 82 F FF 90 S KC 78 1-3 K			F SL 89 B SL 89 B FF 95 X SL 90 2-1 FC5-4 1 G3-6-3 1-2f 2-3	B FF 94 C FF 94 B CH 86 X CH 86 2-1 HR				4	1	1	1	0	1	4
1 Trent Grisham, L (1, 8) OBP: 0.315, SLG: 0.362		B SL 82 B SL 84 C FF 90 B FF 90 X FF 90 3-1 HR		B FF 88 F KC 78 X KC 78 1-1 F8	X CH 87 0-0 G3-6-3 1-2f	C FF 94 F FF 94 F FF 94 X CH 86 0-2 G3				4	1	1	1	0	0	2
Inning Stats	R: 3 E: 0 K: 0 S: 16 H: 4 LOB: 2 BB: 1 P: 24	R: 3 E: 0 K: 0 S: 10 H: 2 LOB: 0 BB: 1 P: 19	R: 0 E: 0 K: 1 S: 9 H: 0 LOB: 0 BB: 0 P: 12	R: 0 E: 0 K: 0 S: 10 H: 2 LOB: 2 BB: 0 P: 15	R: 1 E: 0 K: 0 S: 14 H: 3 LOB: 1 BB: 0 P: 20	R: 1 E: 0 K: 3 S: 15 H: 2 LOB: 1 BB: 0 P: 22	R: 1 E: 0 K: 1 S: 12 H: 1 LOB: 0 BB: 0 P: 17	R: 0 E: 0 K: 1 S: 10 H: 0 LOB: 0 BB: 0 P: 14	R: 0 E: 0 K: 0 S: 10 H: 1 LOB: 1 BB: 0 P: 15	1B: 7 2B: 2 3B: 1 HR: 5 SF: 0 SAC: 0 DP: 1 HBP: 0						

TOP

AB	41
R	9
H	15
RBI	9
BB	2
SO	6
LOB	15

WP: 0 PB: 0 SB: 0 CS: 0 PA: 43

PITCHER		IP	WLS	BF	H	R	ER	SO	BB	IBB	HBP	BLK	WP	HR	S	P	ERA	WHIP
26 Austin Gomber, L ERA: 7.57	(1, 1)	4.0	L	25	11	7	7	1	2	0	0	0	0	3	56	85	15.75	3.250
20 Peter Lambert, R ERA: 6.35	(5, 1)	3.0		11	3	2	2	4	0	0	0	0	0	2	30	44	6.00	1.000
39 Brent Suter, L ERA: 1.91	(8, 1)	2.0		7	1	0	0	1	0	0	0	0	0	0	20	29	0.00	0.500

PITCHER	IP	WLS	BF	H	R	ER	SO	BB	IBB	HBP	BLK	WP	HR	S	P	ERA	WHIP

BOTTOM

San Diego Padres @ Colorado Rockies

Coors Field, Denver, CO

Fri Jun 09 2023, 6:41 PM - 9:31 PM MDT

Att. 32,551 - Cloudy - 70 F

livebaseballscorecards.com

Batter	1	2	3	4	5	6	7	8	9	AB	R	H	RBI	BB	SO	LOB
19 Charlie Blackmon, L (1, 10) OBP: 0.349, SLG: 0.424	C KC 79 X SI 93 0-1 ① F8		F FC 91 B FS 90 F FC 92 X SL 88 1-2 ②③ G4-6-3 1-2f		B SI 95 B FC 91 F FC 91 B ST 82 B SL 86 4-1 BB		B ST 77 S ST 77 X SI 92 1-1 ② G4-3		B SI 95 X SI 94 1-0 ② F9	4	0	0	0	1	0	1
29 Jurickson Profar, S (1, 7) OBP: 0.324, SLG: 0.395	B SL 83 C KC 80 F FC 90 X SI 95 1-2 ② L7			F FC 90 S FS 87 X FF 96 0-2 11 BB 1B	S ST 85 B SL 88 X SL 86 1-1 ③ P2		X ST 78 0-0 ③ F8		C SL 84 B SI 96 F SL 83 F SI 97 B SL 85 B SI 97 B SI 96 4-2 24 1B BB	4	0	1	0	1	0	2
24 Ryan McMahon, L (1, 5) OBP: 0.337, SLG: 0.474	B SI 94 F SI 95 B SI 95 F FC 91 S SL 87 2-3 ③ K			B FC 91 X FC 91 1-0 ① L7		F SI 92 F SI 95 B FF 96 X FF 96 1-2 11 1B 15 2B 1B		B FC 90 C FC 90 C SI 93 T CU 82 1-2 ① K	X SI 96 0-0 35 FC6-4 1B 1-3	5	1	2	0	0	2	1
35 Elias Díaz, R (1, 2) OBP: 0.355, SLG: 0.459		C SI 93 B FC 92 B SI 93 B SI 94 X SI 94 3-1 ① F8		T FC 91 B FF 95 S SI 95 X FF 95 1-2 ② F9		D FC 89 C SI 95 S FF 96 D KC 83 D SL 87 S ST 86 3-3 ① K		C FF 93 B CU 82 X FC 90 1-1 11 HR 1B	C SI 97 X SL 85 0-1 ③ FC6-4 1-2f	5	1	1	0	0	1	4
11 Mike Moustakas, L (1, 3) OBP: 0.345, SLG: 0.419		B FC 92 S SL 87 S SI 95 S FF 96 1-3 ② K		B FC 91 B FC 90 B SL 86 C SL 85 B FC 90 4-1 1-2 BB		B SI 95 1 SAFE C SL 85 B SL 87 X ST 84 2-1 15 2B 44 1B 1-2 1B		B CU 80 C FC 89 X FC 89 1-1 1-H HR		3	2	2	2	1	1	0
15 Randal Grichuk, R (1, 8) OBP: 0.389, SLG: 0.475		C SI 94 B SI 97 F FC 92 X FF 97 1-2 ③ P2		C SI 94 X FC 91 0-1 ③ F9		X FC 91 0-0 44 1B 1-3 2-H 2B		C SI 93 X FC 89 0-1 13 FC6-4 1B		4	1	2	1	0	0	2
22 Nolan Jones, L (1, 9) OBP: 0.404, SLG: 0.581			B SL 83 C ST 82 B KC 79 F FC 90 B FF 97 B SI 96 4-2 30 WP 14 1B BB		B SL 84 C SL 83 F CU 70 B FF 95 B KC 79 B ST 82 4-2 30 S BB	C ST 78 C FF 91 S FF 93 0-3 ② K		C FC 88 S CU 82 C FC 92 0-3 ② K		2	1	0	0	2	2	3
30 Harold Castro, L (1, 4) OBP: 0.278, SLG: 0.320 44 Elehuris Montero, R (6, PH) OBP: 0.269, SLG: 0.359 13 Alan Trejo, R (7, 4) OBP: 0.276, SLG: 0.318			B SL 86 F SI 95 S SL 87 B FF 96 1 SAFE F SL 87 F FS 90 S KC 84 2-3 ① K 1-2		B FC 90 C SL 95 C SI 95 B SL 87 B SI 96 1 SAFE F FC 91 F FF 96 C SL 88 3-3 ① K 1-2	C ST 79 F ST 77 B ST 76 X FF 93 1-2 ③ 2-H 3-H 1B		F CU 82 B SI 92 F CH 82 X SI 92 1-2 ③ FC6-4 1-2f		2 1 1	0 0 0	0 1 0	0 2 0	0 0 0	2 0 0	2 0 1
14 Ezequiel Tovar, R (1, 6) OBP: 0.291, SLG: 0.397			B SI 96 X SI 96 1-0 19 G4-6-3 2-H 1B		F FC 92 B FF 95 F ST 85 S ST 87 1-3 ② K		S ST 79 S ST 77 F ST 77 S ST 78 0-3 ① K		C SI 93 B SI 94 F SI 94 F SI 96 F CH 87 X CH 88 1-2 ① G4-3	4	0	1	1	0	2	1

Inning Stats																				
	R: 0	H: 0	R: 0	H: 0	R: 1	H: 1	R: 0	H: 1	R: 0	H: 0	R: 3	H: 4	R: 0	H: 0	R: 2	H: 3	R: 0	H: 1	1B: 8	SF: 0	WP: 1	PA: 40
	E: 0	LOB: 0	E: 0	LOB: 0	E: 0	LOB: 0	E: 0	LOB: 2	E: 0	LOB: 2	E: 0	LOB: 2	E: 0	LOB: 0	E: 0	LOB: 1	E: 0	LOB: 2	2B: 1	SAC: 0	PB: 0	
	K: 1	BB: 0	K: 1	BB: 0	K: 1	BB: 1	K: 0	BB: 2	K: 2	BB: 0	K: 2	BB: 0	K: 1	BB: 0	K: 2	BB: 0	K: 0	BB: 1	3B: 0	DP: 1	SB: 1	
	S: 8	P: 11	S: 8	P: 13	S: 11	P: 19	S: 10	P: 16	S: 13	P: 26	S: 15	P: 22	S: 7	P: 8	S: 15	P: 19	S: 12	P: 18	HR: 1	HBP: 0	CS: 0	

PITCHER		IP	WLS	BF	H	R	ER	SO	BB	IBB	HBP	BLK	WP	HR	S	P	ERA	WHIP
11 Yu Darvish, R ERA: 4.3	(1, 1)	5.1	W	24	5	4	4	6	4	0	0	0	1	0	59	100	6.75	1.688
59 Tom Cosgrove, L ERA:	(6, 1)	1.2		5	1	0	0	2	0	0	0	0	0	0	13	15	0.00	0.600
21 Nick Martinez, R ERA: 2.9	(8, 1)	1.0		6	3	2	2	2	0	0	0	0	0	1	15	19	18.00	3.000
71 Josh Hader, L ERA: 1.48	(9, 1)	1.0	S	5	1	0	0	0	1	0	0	0	0	0	12	18	0.00	2.000

PITCHER	IP	WLS	BF	H	R	ER	SO	BB	IBB	HBP	BLK	WP	HR	S	P	ERA	WHIP

AB	35
R	6
H	10
RBI	6
BB	5
SO	10
LOB	17

San Diego Padres @ Colorado Rockies

Coors Field, Denver, CO

Sat Jun 10 2023, 1:12 PM - 4:04 PM MDT

Att. 37,234 - Partly Cloudy - 73 F

TOP

livebaseballscorecards.com

Batter	1	2	3	4	5	6	7	8	9	AB	R	H	RBI	BB	SO	LOB
23 Fernando Tatis Jr., R (1, 9) OBP: 0.315, SLG: 0.516	S KC 78 B FF 87 F CH 83 B SI 89 F KC 78 S CH 84 2-3 **K** ①	B SI 88 B CH 83 B CH 83 C SL 81 C SI 90 X SI 90 3-2 **G5-3** ③			X CH 82 0-0 13 G5-3 2B	B SI 96 C SI 95 B SI 95 X SI 95 2-1 **1B** 1-3 2-H 3-H		S CU 87 X FF 96 0-1 **G4-3** ③		5	0	2	2	0	1	2
22 Juan Soto, L (1, 7) OBP: 0.414, SLG: 0.471	C SI 88 X KC 78 0-1 **G3** ②		C SI 87 B CH 83 B SI 87 C KC 80 C SI 90 2-3 **K** ①		B SL 83 S SL 83 C SI 90 X SL 83 1-2 **G1-3** ①	1 SAFE B FF 94 X FF 92 1-0 **G3** ③			X SI 95 0-0 **G5-3** ①	5	0	0	0	0	1	3
13 Manny Machado, R (1, 5) OBP: 0.298, SLG: 0.392	C SI 89 C SI 88 F KC 79 B KC 78 X SI 90 1-2 99 1B **1B**		X CH 84 0-0 2 CS **1B**		F SL 85 B SI 90 B SL 84 F FF 90 X KC 82 2-2 **G5-3** ② 2-3		B FF 94 C SL 87 B FF 94 F SL 87 B SL 88 X SL 88 3-2 9 F8 **2B**		C SI 96 F SI 97 F ST 83 S ST 83 0-3 **K** ②	5	1	3	0	0	1	1
99 Gary Sánchez, R (1, 10) OBP: 0.306, SLG: 0.644	F SI 88 F SI 86 X SI 87 0-2 **1B** 1-H		B SI 88 B KC 80 C SL 82 F FF 90 C SI 90 2-3 **K** ②		C SL 84 F SI 91 B FF 90 F SI 91 S KC 82 1-3 **K** ③		B SI 93 C SI 93 X SL 86 1-1 **G5-3** ①		C ST 81 B ST 82 B ST 82 F SI 96 F SI 83 F SI 97 F ST 83 B SI 98 X SI 98 3-2 **G1-3** ③	5	0	1	1	0	2	3
2 Xander Bogaerts, R (1, 6) OBP: 0.345, SLG: 0.394	C KC 78 X CH 83 0-1 **G6-3** ③		B SI 89 1-0 **CS** ③ 1-2	B SL 80 B CH 81 B CH 82 B SI 87 4-0 1 2B **BB**		C SI 93 B FC 89 S SI 93 X CU 82 1-2 26 BB 7 BB 23 1B **1B**	B SI 94 B FF 93 B SL 85 C FF 94 B FF 93 4-1 **BB**			2	1	1	0	2	0	1
9 Jake Cronenworth, L (1, 3) OBP: 0.326, SLG: 0.366		C FF 86 B SI 87 B SI 88 F SL 83 B KC 80 B SL 86 4-2 26 1B **BB**		C FF 88 F SI 87 X FF 89 0-2 **F8** ①		C CU 83 B SI 94 B SI 94 C FC 91 F SI 95 S CU 82 2-3 **K** ① X FF 94 0-0 **F8** ② 2-3				3	0	0	0	1	1	4
7 Ha-Seong Kim, R (1, 4) OBP: 0.335, SLG: 0.363		C SI 89 F SL 82 X SI 89 0-2 **F7** ①		F CH 83 B CH 84 C SI 88 B KC 80 X SI 90 2-2 **F8** ②		B SI 95 B SI 94 B SI 95 B SI 95 4-0 26 BB 23 1B **BB** 1-2	B SL 85 C SL 86 B FF 94 F SL 86 S SL 86 2-3 **K** ③			3	1	0	0	1	1	4
1 Trent Grisham, L (1, 8) OBP: 0.314, SLG: 0.365		C FF 88 F SL 82 B SI 89 B SI 88 S KC 78 2-3 **K** ②		B SL 84 C CH 85 X KC 80 1-1 2B 1-3		T SI 95 S SI 95 F SI 96 F CU 83 B SI 96 C SI 95 1-3 **K** ②		F FF 97 S CU 85 B FF 96 C CU 87 2-3 **K** ①		4	0	1	0	0	3	3
26 Austin Nola, R (1, 2) OBP: 0.256, SLG: 0.180		F SI 88 C SI 88 1 SAFE X KC 80 0-2 **1B** 1-2		C SI 90 B CH 86 B SL 84 B SI 89 C SI 90 F FF 91 X SI 91 3-2 **F9** ③		B SI 94 B SI 94 B SI 95 B SI 95 4-0 23 1B **BB** 1-2 2-3		B FF 97 C CU 85 X CU 87 1-1 **L7** ②		3	0	1	0	1	0	2
Inning Stats	R: 1 H: 2 E: 0 LOB: 1 K: 1 BB: 0 S: 15 P: 18	R: 0 H: 1 E: 0 LOB: 2 K: 1 BB: 1 S: 14 P: 23	R: 0 H: 1 E: 0 LOB: 0 K: 2 BB: 0 S: 7 P: 12	R: 0 H: 1 E: 0 LOB: 2 K: 0 BB: 1 S: 12 P: 22	R: 0 H: 1 E: 0 LOB: 1 K: 1 BB: 0 S: 11 P: 15	R: 2 H: 2 E: 0 LOB: 2 K: 2 BB: 2 S: 15 P: 30	R: 0 H: 1 E: 0 LOB: 2 K: 1 BB: 1 S: 10 P: 20	R: 0 H: 0 E: 0 LOB: 0 K: 1 BB: 0 S: 7 P: 10	R: 0 H: 0 E: 0 LOB: 0 K: 1 BB: 0 S: 11 P: 14	1B: 6 SF: 0 2B: 3 SAC: 0 3B: 0 DP: 0 HR: 0 HBP: 0						

	AB	35
	R	3
	H	9
	RBI	3
	BB	5
	SO	10
	LOB	23

WP: 0 PA: 41
PB: 0
SB: 0
CS: 1

PITCHER		IP	WLS	BF	H	R	ER	SO	BB	IBB	HBP	BLK	WP	HR	S	P	ERA	WHIP
21 Kyle Freeland, L ERA: 3.91	(1, 1)	5.0		22	6	1	1	5	2	0	0	0	0	0	59	90	1.80	1.600
59 Jake Bird, R ERA: 3.43	(6, 1)	0.2	L	6	2	2	2	2	2	0	0	0	0	0	14	28	27.00	6.000
55 Brad Hand, L ERA: 3.86	(6, 1)	0.1		1	0	0	0	0	0	0	0	0	0	0	1	2	0.00	0.000
52 Daniel Bard, R ERA: 0.96	(7, 1)	1.0		5	1	0	0	1	1	0	0	0	0	0	10	20	0.00	2.000
36 Pierce Johnson, R ERA: 7.2	(8, 1)	1.0		3	0	0	0	1	0	0	0	0	0	0	7	10	0.00	0.000

PITCHER		IP	WLS	BF	H	R	ER	SO	BB	IBB	HBP	BLK	WP	HR	S	P	ERA	WHIP
61 Justin Lawrence, R ERA: 3.31	(9, 1)	1.0		3	0	0	0	1	0	0	0	0	0	0	11	14	0.00	0.000

San Diego Padres @ Colorado Rockies

Coors Field, Denver, CO

Sat Jun 10 2023, 1:12 PM - 4:04 PM MDT

Att. 37,234 - Partly Cloudy - 73 F

livebaseballscorecards.com

Batter	1	2	3	4	5	6	7	8	9	AB	R	H	RBI	BB	SO	LOB
29 Jurickson Profar, S (1, 7) OBP: 0.323, SLG: 0.389	C FF 93 F ST 78 X CH 88 0-2 ① L9		B ST 84 B CH 88 C FF 95 C FF 95 F FF 95 X ST 83 2-2 ② L8		B FF 93 1-0 ③ CS 1-2	B ST 80 B FF 93 F ST 82 C FF 93 X FF 94 2-2 ① G3-1		B FC 90 C FC 90 F FF 94 F FF 95 B CH 83 B FF 95 B FC 92 4-2 BB		3	0	0	0	1	0	0
15 Randal Grichuk, R (1, 10) OBP: 0.385, SLG: 0.467	C FF 95 B FF 93 S CH 86 B FF 94 X CH 86 2-2 ② F9		B ST 83 F FF 95 X FF 95 1-1 24 CS 1B			B FF 94 F ST 81 C FF 95 F FF 94 S ST 84 1-3 ② K		B SI 95 S SI 94 X SI 95 1-1 ③ F6		4	0	1	0	0	1	2
24 Ryan McMahon, L (1, 5) OBP: 0.336, SLG: 0.470 (9, 4)	S FF 95 B FF 95 B FF 94 B FF 95 X FF 95 3-1 1B		D ST 81 1 SAFE 1-0 ③ CS 1-2	S FF 91 S FF 91 S FF 92 0-3 ① K		B FF 94 C FF 95 C CH 84 B FF 94 B FF 96 F ST 80 S ST 81 3-3 ③ K			C SI 94 S SL 84 F SL 84 S SI 95 0-3 ① K	4	0	1	0	0	3	0
35 Elias Díaz, R (1, 2) OBP: 0.350, SLG: 0.452 16 Austin Wynns, R (8, 2) OBP: 0.250, SLG: 0.233	X CH 86 0-0 ③ G5-3			B CH 85 X SI 90 1-0 ② G6-3			B ST 82 F ST 80 B FF 94 F ST 80 F ST 84 B FF 94 X ST 82 3-2 ① P4		C SL 84 F SI 96 B SI 98 X CH 88 1-2 ② G1-3	3 1	0 0	0 0	0 0	0 0	0 0	1 0
44 Elehuris Montero, R (1, 3) OBP: 0.254, SLG: 0.338		B ST 78 B CH 86 X FF 94 2-0 ① L8		C FF 93 X FF 93 0-1 ③ L9			B ST 84 S ST 81 X ST 81 1-1 ② G5-3		S SL 85 B SL 86 B SI 97 F SI 96 S SI 98 2-3 ③ K	4	0	0	0	0	1	0
22 Nolan Jones, L (1, 9) OBP: 0.400, SLG: 0.630		B FF 94 B FF 94 X FF 96 2-0 HR	C FF 91 F FF 91 F FF 92 B CH 85 F FF 92 F FF 93 F FF 92 B SL 80 F CH 84 2-2 ① F8				B FF 89 C FF 88 T FF 90 X FF 90 1-2 ③ G5-3			3	1	1	1	0	0	0
14 Ezequiel Tovar, R (1, 6) OBP: 0.296, SLG: 0.401		S CH 88 B CH 89 X FF 95 1-1 ② G5-3	F SI 92 S SI 91 B SL 82 X SI 90 1-2 13 WP 13 FC4 1B					B SI 95 C FF 93 S CU 84 B CU 84 X FF 95 2-2 19 G4-3 19 WP 1B		3	1	2	0	0	0	0
13 Alan Trejo, R (1, 4) OBP: 0.271, SLG: 0.313 19 Charlie Blackmon, L (8, PH) OBP: 0.347, SLG: 0.422 30 Harold Castro, L (9, 8) OBP: 0.278, SLG: 0.320		B FF 95 S CH 88 F CH 88 B FF 95 S CH 88 2-3 ③ K	C SI 91 B CH 86 F SI 91 X SI 91 1-2 9 FC6-4 2-H					S CU 84 F FC 91 F FF 95 X FC 91 0-2 ① G4-3 1-3		2 1 0	0 0 0	0 0 0	1 0 0	0 0 0	1 0 0	0 1 0
9 Brenton Doyle, R (1, 8) OBP: 0.256, SLG: 0.367 11 Mike Moustakas, L (8, PH) OBP: 0.342, SLG: 0.415 (9, 5)			B FF 94 B FF 94 F FF 95 S CH 87 T CH 89 2-2 ① K	B FF 93 X SI 90 1-0 ② FC6-4 29 CS 1-2f				S CU 83 X CU 84 0-1 ② F5		2 1	0 0	0 0	0 0	0 0	1 0	1 1
Inning Stats	R: 0 E: 0 K: 0 S: 9 H: 1 LOB: 1 BB: 0 P: 14	R: 1 E: 0 K: 1 S: 7 H: 1 LOB: 0 BB: 0 P: 14	R: 0 E: 0 K: 1 S: 9 H: 1 LOB: 0 BB: 0 P: 15	R: 0 E: 0 K: 1 S: 6 H: 0 LOB: 0 BB: 0 P: 7	R: 1 E: 1 K: 0 S: 15 H: 1 LOB: 0 BB: 0 P: 21	R: 0 E: 0 K: 2 S: 11 H: 0 LOB: 0 BB: 0 P: 17	R: 0 E: 0 K: 0 S: 9 H: 0 LOB: 0 BB: 0 P: 14	R: 0 E: 0 K: 0 S: 14 H: 1 LOB: 2 BB: 1 P: 21	R: 0 E: 0 K: 2 S: 10 H: 0 LOB: 0 BB: 0 P: 13	1B: 4 2B: 0 3B: 0 HR: 1 SF: 0 SAC: 0 DP: 0 HBP: 0						

AB	31
R	2
H	5
RBI	2
BB	1
SO	7
LOB	6

WP: 2 PB: 0 SB: 0 CS: 2 PA: 34

PITCHER		IP	WLS	BF	H	R	ER	SO	BB	IBB	HBP	BLK	WP	HR	S	P	ERA	WHIP
40 Ryan Weathers, L ERA: 4.93	(1, 1)	3.0		11	3	1	1	2	0	0	0	0	0	1	25	43	3.00	1.000
73 Drew Carlton, R ERA: 4.3	(4, 1)	2.0	W	7	1	1	1	1	0	0	0	0	1	0	21	28	4.50	0.500
36 Steven Wilson, R ERA: 2.84	(6, 1)	1.2	H	5	0	0	0	2	0	0	0	0	0	0	17	27	0.00	0.000
25 Tim Hill, L ERA: 3.42	(7, 1)	0.1	H	1	0	0	0	0	0	0	0	0	0	0	3	4	0.00	0.000
21 Nick Martinez, R ERA: 2.84	(8, 1)	1.0	H	5	1	0	0	0	1	0	0	0	1	0	14	21	0.00	2.000

PITCHER		IP	WLS	BF	H	R	ER	SO	BB	IBB	HBP	BLK	WP	HR	S	P	ERA	WHIP
71 Josh Hader, L ERA: 1.42	(9, 1)	1.0	S	3	0	0	0	2	0	0	0	0	0	0	10	13	0.00	0.000

Batter	1	2	3	4	5	6	7	8	9	AB	R	H	RBI	BB	SO	LOB
23 Fernando Tatis Jr., R (1, 9) OBP: 0.327, SLG: 0.518	B SI 94 X SI 94 1-0 13 S 1B		B SI 93 B SL 85 X SI 94 2-0 22 E 22 SF7 1B	F SI 95 C SL 87 D SL 86 F SL 86 B FF 94 B SI 95 B SL 88 4-2 1-2 2-3 BB			B SI 95 X SI 95 1-0 ② F8		B ST 83 B ST 82 C ST 83 B SI 96 B ST 83 4-1 1-2 3-H BB	3	1	2	0	2	0	0
22 Juan Soto, L (1, 7) OBP: 0.406, SLG: 0.462	D SL 86 F SI 94 B FF 95 1 SAFE 1 SAFE X FF 94 2-1 F8 ①		B SL 87 1 SAFE B CH 91 S SL 85 F SI 95 X FF 96 2-2 SF7 ① 1-H	C SI 95 F SL 87 B SL 86 D SL 88 X SI 96 2-2 L6 ②③ 2-2			S FC 92 B FO 83 X FO 81 1-1 G4-3 ③		X ST 84 0-0 F8 ③	4	0	0	1	0	0	6
13 Manny Machado, R (1, 5) OBP: 0.292, SLG: 0.383	C SI 94 C SL 86 S FF 96 0-3 K ② 1-2		X SI 95 0-0 G6-3 ②		X SL 82 0-0 L7 ①			C SI 95 S FO 82 B FO 82 X FO 82 1-2 G5-3 ①		4	0	0	0	0	1	1
99 Gary Sánchez, R (1, 2) OBP: 0.283, SLG: 0.592	C SL 86 X SI 95 0-1 G6-3 ③		S FF 94 F SL 86 B SL 86 B FF 94 B SL 86 C SL 86 3-3 K ③		C FF 92 B CH 90 B SI 93 S SL 85 C SL 84 2-3 K ②			X SI 95 0-0 G4-3 ②		4	0	0	0	0	2	1
2 Xander Bogaerts, R (1, 6) OBP: 0.344, SLG: 0.396		B SL 86 B SI 95 F SI 95 X SI 95 2-1 P4 ①		C SL 84 F SI 93 X SL 85 0-2 9 HR 2B	C SL 84 F FF 93 X FF 94 0-2 G3-1 ③			C SI 96 B FO 80 B SI 96 B SI 95 F SI 95 X SI 95 3-2 L9 ③		4	1	1	0	0	0	0
9 Jake Cronenworth, L (1, 3) OBP: 0.325, SLG: 0.377		B SL 84 B SL 85 F SI 94 X FF 94 2-1 G4-3 ②		C FF 93 F SL 85 B SL 83 B FF 94 X SL 86 2-2 2-H HR		B FF 92 C FF 91 F ST 81 B ST 81 B FF 92 X FF 92 3-2 F7 ①			C SI 92 X ST 83 0-1 F7 ①	4	1	1	2	0	0	0
24 Rougned Odor, L (1, 4) OBP: 0.306, SLG: 0.417 7 Ha-Seong Kim, R (6, PH) OBP: 0.336, SLG: 0.361 (6, 4)		B SL 85 B SI 95 C FF 95 S SL 86 F FF 96 F SL 88 B SL 88 F SL 87 F SI 96 4-2 B FF 96 14 BB BB		F SL 85 B CH 90 X CH 90 1-1 23 BB 1 1B 1B		C SI 92 B FF 91 C FF 91 X ST 81 1-2 F8 ②			B SI 94 B SI 94 B SI 92 C SI 93 B SI 94 4-1 14 E 14 1B 23 WP BB	1 1	0 1	1 0	0 0	1 1	0 0	0 0
14 Matt Carpenter, L (1, 10) OBP: 0.308, SLG: 0.361 16 Brandon Dixon, R (9, PR) OBP: 0.259, SLG: 0.365 (9, 10)		C SI 96 B SL 86 B FF 95 B CH 90 F SI 95 B SI 95 4-2 1-2 BB		S SI 95 B SI 94 S SL 85 S SL 85 1-3 K ①		B ST 81 C ST 80 C ST 81 B FF 93 F FF 92 B ST 81 X ST 80 3-2 F9 ③			X SI 94 0-0 E9 1-3 1B	3 0	0 0	1 0	0 0	1 0	1 0	1 0
1 Trent Grisham, L (1, 8) OBP: 0.313, SLG: 0.362		S SL 86 F SI 96 S FF 95 0-3 K ③		B SI 94 X SI 94 1-0 22 L6 23 BB 1-2 1B			B ST 81 F FF 92 B ST 82 B ST 82 C FF 91 C ST 81 3-3 K ①		X ST 84 0-0 B2 ②	4	0	1	0	0	2	4
Inning Stats	R: 0 E: 0 K: 1 S: 8 H: 1 LOB: 1 BB: 0 P: 11	R: 0 E: 0 K: 1 S: 15 H: 0 LOB: 2 BB: 2 P: 27	R: 1 E: 1 K: 1 S: 8 H: 1 LOB: 0 BB: 0 P: 15	R: 2 E: 0 K: 1 S: 18 H: 4 LOB: 2 BB: 1 P: 29	R: 0 E: 0 K: 1 S: 7 H: 0 LOB: 0 BB: 0 P: 9	R: 0 E: 0 K: 0 S: 11 H: 0 LOB: 0 BB: 0 P: 18	R: 0 E: 0 K: 1 S: 6 H: 0 LOB: 0 BB: 0 P: 11	R: 0 E: 0 K: 0 S: 7 H: 0 LOB: 0 BB: 0 P: 11	R: 1 E: 1 K: 0 S: 7 H: 1 LOB: 2 BB: 2 P: 15	1B: 5 2B: 2 3B: 0 HR: 1 SF: 1 SAC: 0 DP: 1 HBP: 0						

PITCHER	IP	WLS	BF	H	R	ER	SO	BB	IBB	HBP	BLK	WP	HR	S	P	ERA	WHIP
32 Dinelson Lamet, R (1, 1) ERA: 10.38	5.0		23	6	3	2	5	3	0	0	0	0	1	56	91	3.60	1.800
55 Brad Hand, L (6, 1) ERA: 3.65	1.1		4	0	0	0	1	0	0	0	0	0	0	14	24	0.00	0.000
62 Matt Carasiti, R (7, 1) ERA: 4.15	1.2		5	0	0	0	0	0	0	0	0	0	0	10	16	0.00	0.000
61 Justin Lawrence, R (9, 1) ERA: 3.22	1.0	W	6	1	1	0	0	2	0	0	0	1	0	7	15	0.00	3.000

PITCHER	IP	WLS	BF	H	R	ER	SO	BB	IBB	HBP	BLK	WP	HR	S	P	ERA	WHIP

TOP

San Diego Padres @ Colorado Rockies

Coors Field, Denver, CO

Sun Jun 11 2023, 1:11 PM - 5:13 PM MDT

Att. 34,724 - Cloudy - 66 F

livebaseballscorecards.com

AB	32
R	4
H	7
RBI	3
BB	5
SO	6
LOB	13

WP: 1 PA: 38
PB: 0
SB: 1
CS: 0

BOTTOM

San Diego Padres @ Colorado Rockies

Coors Field, Denver, CO

Sun Jun 11 2023, 1:11 PM - 5:13 PM MDT

Att. 34,724 - Cloudy - 66 F

livebaseballscorecards.com

Batter	1	2	3	4	5	6	7	8	9	AB	R	H	RBI	BB	SO	LOB
29 Jurickson Profar, S (1, 10) OBP: 0.322, SLG: 0.384	B FF 95 C FF 95 S CH 86 S CU 82 1-3 ① K		T FF 97 B SL 91 X CU 83 1-1 ② G6-3			D CH 87 F CH 87 B SL 89 X CH 87 2-1 ①② L5-3 1-1		C ST 77 C FF 91 B FF 92 B FF 92 F ST 77 B FF 92 H ST 77 4-2 HBP		3	0	0	0	0	1	1
14 Ezequiel Tovar, R (1, 6) OBP: 0.295, SLG: 0.412	B FF 96 X CH 87 1-0 HR		F FF 97 B FF 97 C CU 82 B CU 81 S CU 81 2-3 ③ K			X CH 87 0-0 ③ G6-3		B SI 92 C SI 91 S ST 78 X ST 76 1-2 ②③ L7-5-4 2-2		4	1	1	1	0	1	2
24 Ryan McMahon, L (1, 5) OBP: 0.335, SLG: 0.479	B FF 97 F FF 96 C SL 90 B FF 97 S CU 82 2-3 ② K			C SL 88 B SL 87 B FF 95 B FF 96 F FF 96 S FF 96 3-3 ① K			B FF 95 B FF 95 X FF 96 2-0 ① G4-3		S ST 77 C ST 76 X ST 76 0-2 HR	4	1	1	1	0	2	0
15 Randal Grichuk, R (1, 9) OBP: 0.374, SLG: 0.452	X FF 96 0-0 ③ G6-3			C FF 95 S CH 87 B FF 96 B CU 82 C CU 81 2-3 ② K			S CH 87 B CH 87 X FF 96 1-1 ② L1-5-3		X FF 95 0-0 ① L8	4	0	0	0	0	1	0
44 Elehuris Montero, R (1, 3) OBP: 0.243, SLG: 0.324 11 Mike Moustakas, L (9, PH) OBP: 0.339, SLG: 0.411		B FF 94 S CU 80 C FF 95 S CU 81 1-3 ① K2-3		S CH 86 B FF 96 B CH 86 S CH 87 F CU 82 S CH 85 2-3 ③ K			C CH 86 C FF 96 F FF 97 B CU 81 S CU 82 1-3 ③ K2-3		B FF 96 B FF 95 F CH 88 S CH 88 S FF 96 2-3 ② K	3 1	0 0	0 0	0 0	0 0	3 1	0 0
22 Nolan Jones, L (1, 7) OBP: 0.407, SLG: 0.680		B FF 95 C FF 96 B SL 89 F FF 96 F FF 96 C CU 83 2-3 ② K			C FF 96 X FF 96 0-1 ① G4-3			F FF 98 B FF 97 X FF 97 1-1 3 HR 1B	C CH 88 B FF 95 X CH 87 1-1 HR	4	2	2	1	0	1	0
3 Coco Montes, R (1, 4) OBP: 0.667, SLG: 1.667		B FF 97 C FF 96 X FF 97 1-1 1B			C FF 97 F CH 86 S CU 82 0-3 ② K			S ST 79 X ST 79 0-1 1-H HR		3	1	2	2	0	1	0
9 Brenton Doyle, R (1, 8) OBP: 0.258, SLG: 0.366		C FF 96 X CH 87 0-1 ③ G5-3			C FF 97 B CU 83 F FF 97 B FF 97 S CU 82 2-3 ③ K2-3			X FF 98 0-0 14 L7-5-4 16 SH1-3 1B		3	0	1	0	0	1	1
16 Austin Wynns, R (1, 2) OBP: 0.260, SLG: 0.244			B FF 93 C FF 94 F CH 85 B FF 96 F FF 96 S CU 82 2-3 ① K			X FF 94 0-0 29 L5-3 1B		X FF 96 0-0 ① SH1-3 1-2		2	0	1	0	0	1	0
Inning Stats	R: 1 E: 0 K: 2 S: 8 H: 1 LOB: 0 BB: 0 P: 12	R: 0 E: 0 K: 2 S: 11 H: 1 LOB: 1 BB: 0 P: 15	R: 0 E: 0 K: 2 S: 9 H: 0 LOB: 0 BB: 0 P: 14	R: 0 E: 0 K: 3 S: 10 H: 0 LOB: 0 BB: 0 P: 17	R: 0 E: 0 K: 2 S: 8 H: 0 LOB: 0 BB: 0 P: 10	R: 0 E: 0 K: 0 S: 4 H: 1 LOB: 0 BB: 0 P: 6	R: 0 E: 0 K: 1 S: 7 H: 0 LOB: 0 BB: 0 P: 11	R: 2 E: 0 K: 0 S: 12 H: 3 LOB: 1 BB: 0 P: 18	R: 2 E: 0 K: 1 S: 9 H: 2 LOB: 0 BB: 0 P: 12	1B: 4 2B: 2 3B: 0 HR: 4 SF: 0 SAC: 1 DP: 2 HBP: 1						

	AB	31
	R	5
	H	8
	RBI	5
	BB	0
	SO	13
	LOB	4

PITCHER	IP	WLS	BF	H	R	ER	SO	BB	IBB	HBP	BLK	WP	HR	S	P	ERA	WHIP
4 Blake Snell, L (1, 1) ERA: 3.78	7.0		23	3	1	1	12	0	0	0	0	0	1	57	85	1.29	0.429
66 Luis García, R (8, 1) ERA: 5.49	0.1	B	4	3	2	2	0	0	0	0	0	0	1	6	7	54.00	9.000
59 Tom Cosgrove, L (8, 1) ERA: 0.57	0.2		3	1	1	1	0	0	0	1	0	0	1	9	14	13.50	1.500
45 Brent Honeywell, R (9, 1) ERA: 3.9	0.2	L	3	1	1	1	1	0	0	0	0	0	1	6	9	13.50	1.500

PITCHER	IP	WLS	BF	H	R	ER	SO	BB	IBB	HBP	BLK	WP	HR	S	P	ERA	WHIP

Cleveland Guardians @ San Diego Padres

Petco Park, San Diego, CA

Tue Jun 13 2023, 6:41 PM - 8:58 PM PDT

Att. 40,197 - Cloudy - 65 F

livebaseballscorecards.com

TOP

Batter	1	2	3	4	5	6	7	8	9	AB	R	H	RBI	BB	SO	LOB
38 Steven Kwan, L (1, 7) OBP: 0.341, SLG: 0.348	C FC 90 X FF 93 0-1 ① L8		B FF 94 X FF 93 1-0 ① 1 FC3-6 1B		C FC 91 X FC 90 0-1 ② G4-3 3-H		C ST 81 F FF 95 D ST 82 X FF 96 1-2 ② P5		S SI 96 B SL 86 F SI 96 B SI 97 F SL 86 F SI 96 S SI 97 2-3 ③ K 1-2	5	0	1	1	0	1	3
1 Amed Rosario, R (1, 6) OBP: 0.285, SLG: 0.326	B SI 93 B SL 83 F FC 91 F FF 93 B SL 84 B FF 93 4-2 22 1B BB		F SI 92 B SI 92 F FC 90 F FF 93 X SL 82 1-2 ② FC3-6 1-2f		S CU 82 X SL 82 0-1 ③ G5-3		T ST 81 F FF 95 C ST 84 0-3 ③ K			3	0	0	0	1	1	3
11 José Ramírez, S (1, 5) OBP: 0.350, SLG: 0.494	B FC 92 C FC 91 S FF 93 S FF 93 1-3 ② K		F FC 90 B FF 92 1 SAFE S CH 88 S CH 88 1-3 ③ K			B CU 81 C CU 81 F CH 86 B FF 92 B FF 92 X FC 89 3-2 55 FC3-6 22 1B 2 SF7 1B			X CU 83 0-0 ① G3-1		4	1	1	0	0	2	2
22 Josh Naylor, L (1, 3) OBP: 0.333, SLG: 0.461	1 SAFE D CU 83 B FF 92 T CU 81 C CU 81 X FF 93 2-2 ③ 1-2 1B			B CU 81 X FC 89 1-0 ① G3-1		B CU 81 F FF 93 F FF 93 F CH 86 X FF 93 1-2 55 FC3-6 1-2 1B		X CU 81 0-0 ② G1-3		4	0	2	0	0	0	0
55 Josh Bell, S (1, 10) OBP: 0.335, SLG: 0.392		C FF 92 F CU 81 F FF 93 X SL 82 0-2 HR		C FC 88 B CU 81 F FC 90 X FF 93 1-2 ② G3-1		X FC 91 0-0 ① FC3-6 2 SF7 1-2f 2-3		B FF 94 C SI 93 B CH 82 X CH 82 2-1 1B		4	1	2	1	0	0	2
2 Tyler Freeman, R (1, 4) OBP: 0.304, SLG: 0.372		C CU 81 C SL 83 F SL 82 B FF 92 S CU 82 1-3 ① K2-3		B SL 81 X CU 80 1-0 ③ G1-3		F SI 93 X SI 92 0-1 ② SF7 1-2 3-H		C CU 81 X CU 82 0-1 ③ G5-3		3	0	0	1	0	1	1
17 Will Brennan, L (1, 9) OBP: 0.305, SLG: 0.402 13 Gabriel Arias, R (9, PH) OBP: 0.313, SLG: 0.360		C CU 80 B CH 88 F FC 90 B CU 83 T CU 82 2-2 ② K			B CH 85 X CH 86 1-0 35 2B 38 G4-3 1B	F CU 81 F FC 90 X CU 82 0-2 ③ G4-3			S SI 95 S SL 84 S SL 84 0-3 ① K	3 1	1 0	1 0	0 0	0 0	1 1	1 0
7 Myles Straw, R (1, 8) OBP: 0.311, SLG: 0.300		B FF 94 F FF 93 X SI 93 1-1 ③ G6-3			C CU 79 X SI 93 0-1 ① P4		B FF 96 B ST 80 C ST 81 B ST 81 B FF 96 4-1 0 G5-3 BB		B SL 84 B SI 95 C SI 95 S SI 95 F SI 97 S SL 86 2-3 ② K	3	0	0	0	1	1	1
35 Cam Gallagher, R (1, 2) OBP: 0.177, SLG: 0.187 0 Andrés Giménez, L (7, PH) OBP: 0.303, SLG: 0.364 12 David Fry, R (7, 2) OBP: 0.211, SLG: 0.167			B CU 79 C CU 81 F FF 91 F FF 94 B CU 82 B FF 92 C CU 81 3-3 ① K		C CU 80 C CU 82 D CU 82 B FF 92 X CU 81 2-2 1-3 2B		S ST 80 X ST 82 0-1 ① G5-3 1-2		S SL 85 X SI 96 0-1 38 DI 1B	2 1 1	0 0 0	1 0 1	0 0 0	0 0 0	1 0 0	0 1 0
Inning Stats	R: 0 E: 0 K: 1 S: 10 H: 1 LOB: 1 BB: 1 P: 17	R: 1 E: 0 K: 2 S: 13 H: 1 LOB: 0 BB: 0 P: 17	R: 0 E: 0 K: 2 S: 12 H: 1 LOB: 1 BB: 0 P: 18	R: 0 E: 0 K: 0 S: 5 H: 0 LOB: 0 BB: 0 P: 8	R: 1 E: 0 K: 0 S: 10 H: 2 LOB: 1 BB: 0 P: 13	R: 1 E: 0 K: 0 S: 13 H: 2 LOB: 1 BB: 0 P: 17	R: 0 E: 0 K: 1 S: 9 H: 0 LOB: 1 BB: 1 P: 14	R: 0 E: 0 K: 0 S: 6 H: 1 LOB: 1 BB: 0 P: 8	R: 0 E: 0 K: 3 S: 14 H: 1 LOB: 1 BB: 0 P: 18	1B: 7 2B: 1 3B: 0 HR: 1 SF: 1 SAC: 0 DP: 0 HBP: 0						

	AB	34
	R	3
	H	9
	RBI	3
	BB	2
	SO	9
	LOB	14

PITCHER		IP	WLS	BF	H	R	ER	SO	BB	IBB	HBP	BLK	WP	HR	S	P	ERA	WHIP	PITCHER	IP	WLS	BF	H	R	ER	SO	BB	IBB	HBP	BLK	WP	HR	S	P	ERA	WHIP
44 Joe Musgrove, R ERA: 4.37	(1, 1)	6.0	W	25	7	3	3	5	1	0	0	0	0	1	63	90	4.50	1.333																	
36 Steven Wilson, R ERA: 2.76	(7, 1)	1.0	H	4	0	0	0	1	1	0	0	0	0	0	9	14	0.00	1.000																	
21 Nick Martinez, R ERA: 2.79	(8, 1)	1.0	H	4	1	0	0	0	0	0	0	0	0	0	6	8	0.00	1.000																	
71 Josh Hader, L ERA: 1.37	(9, 1)	1.0	S	4	1	0	0	3	0	0	0	0	0	0	14	18	0.00	1.000																	

Cleveland Guardians @ San Diego Padres

Petco Park, San Diego, CA

Tue Jun 13 2023, 6:41 PM - 8:58 PM PDT

Att. 40,197 - Cloudy - 65 F

livebaseballscorecards.com

BOTTOM

Batter	1	2	3	4	5	6	7	8	9	AB	R	H	RBI	BB	SO	LOB
23 Fernando Tatis Jr., R (1, 9) OBP: 0.330, SLG: 0.531	F FF 94 B FF 96 B SL 84 B CH 84 F FF 94 B FF 97 4-2 13 F9 22 BB 2 SF7 BB	C FF 96 X CU 78 0-1 HR		D SL 83 X FF 94 1-0 ② P4		B FF 92 X FF 94 1-0 ③ F8				3	2	1	1	1	0	1
22 Juan Soto, L (1, 7) OBP: 0.408, SLG: 0.461	F FF 96 B SL 86 B FF 96 C FF 96 B FF 96 B SL 84 4-2 9 1B 99 HR 1-2 BB	B CH 85 X FF 95 1-0 13 1B 1B		D SL 85 C SL 84 X FF 95 1-1 ③ F9 1-2			B FF 96 C FF 94 C CH 84 B CH 85 B FF 97 X FC 91 3-2 ① G4-3			3	1	1	0	1	0	1
13 Manny Machado, R (1, 5) OBP: 0.296, SLG: 0.386	F SL 85 X FF 96 0-1 ① F9 2-3	F FF 96 F FF 96 X FF 96 0-2 1-2 1B			F SL 81 X FF 94 0-1 2 WP 2 2B 1B		B FF 97 B FC 91 X FF 96 2-0 ② F9			4	1	2	0	0	0	2
2 Xander Bogaerts, R (1, 6) OBP: 0.342, SLG: 0.399	X SL 85 0-0 ② SF7 3-H	B FF 95 D CH 85 S FF 94 X SL 84 2-1 ③ L7			B SL 82 B SL 85 C CH 83 X FF 94 2-1 1-H 2B		C FC 90 C FF 96 B CU 81 S FC 89 1-3 ③ K			3	0	1	2	0	1	2
9 Jake Cronenworth, L (1, 3) OBP: 0.324, SLG: 0.375	C FF 95 X SL 87 0-1 99 HR 1-2 1B	C FF 93 B CH 84 B CH 84 F FF 95 X CH 84 2-2 ① P4			B SL 88 X FF 92 1-0 ① L8			C FF 93 F CH 78 B CH 82 X SL 88 1-2 ① G6-3		4	1	1	0	0	0	1
99 Gary Sánchez, R (1, 2) OBP: 0.281, SLG: 0.623	X SL 84 0-0 1-H 2-H HR	B FF 94 C SL 83 X FF 94 1-1 ② L8			C SL 87 F SL 86 C SL 87 0-3 ② K			B SL 85 X SL 86 1-0 ② P6		4	1	1	3	0	1	1
14 Matt Carpenter, L (1, 10) OBP: 0.307, SLG: 0.353	S FF 95 F CH 84 S FF 96 0-3 ③ K	B SL 83 C SL 83 C CH 85 C FF 96 1-3 ③ K			C FF 93 X SL 87 0-1 ③ P5			B FF 92 B FF 94 B FF 93 C FF 92 B FF 93 4-1 BB		3	0	0	0	1	2	1
7 Ha-Seong Kim, R (1, 4) OBP: 0.330, SLG: 0.354		C FF 94 B CU 78 C SL 85 B FF 95 C SL 82 2-3 ① K		B SL 81 F FF 92 B FF 94 F FF 94 F SL 82 B FF 95 X FF 94 3-2 ① G6-3		C SL 87 X CU 75 0-1 ① G6-3		B SL 85 B SL 86 F FF 93 S FF 94 X CH 80 2-2 ③ P3		4	0	0	0	0	1	1
1 Trent Grisham, L (1, 8) OBP: 0.313, SLG: 0.362		B SL 82 C CH 85 X FF 96 1-1 ② G4-3		C FF 95 S CH 84 B FF 95 F FF 95 X CH 84 1-2 22 S 1B		B CU 75 S FF 93 C SL 84 S SL 82 1-3 ② K				3	0	1	0	0	1	0
Inning Stats	R: 4 H: 2 E: 0 LOB: 0 K: 1 BB: 2 S: 13 P: 21	R: 1 H: 3 E: 0 LOB: 2 K: 1 BB: 0 S: 13 P: 19	R: 0 H: 0 E: 0 LOB: 0 K: 1 BB: 0 S: 8 P: 12	R: 0 H: 1 E: 0 LOB: 1 K: 0 BB: 0 S: 11 P: 17	R: 1 H: 2 E: 0 LOB: 1 K: 1 BB: 0 S: 10 P: 13	R: 0 H: 0 E: 0 LOB: 0 K: 1 BB: 0 S: 6 P: 8	R: 0 H: 0 E: 0 LOB: 0 K: 1 BB: 0 S: 7 P: 13	R: 0 H: 0 E: 0 LOB: 1 K: 0 BB: 1 S: 8 P: 16		1B: 5 SF: 1 2B: 1 SAC: 0 3B: 0 DP: 0 HR: 2 HBP: 0				WP: 1 PA: 35 PB: 0 SB: 1 CS: 0		

	AB	31
	R	6
	H	8
	RBI	6
	BB	3
	SO	6
	LOB	10

PITCHER		IP	WLS	BF	H	R	ER	SO	BB	IBB	HBP	BLK	WP	HR	S	P	ERA	WHIP
61 Tanner Bibee, R ERA: 3.91	(1, 1)	4.0	L	22	8	6	6	3	2	0	0	0	1	2	49	75	13.50	2.500
44 Xzavion Curry, R ERA: 2.36	(5, 1)	2.0		6	0	0	0	2	0	0	0	0	0	0	12	15	0.00	0.000
36 Cody Morris, R ERA:	(7, 1)	1.0		3	0	0	0	1	0	0	0	0	0	0	7	13	0.00	0.000
49 Eli Morgan, R ERA: 1.65	(8, 1)	1.0		4	0	0	0	0	1	0	0	0	0	0	8	16	0.00	1.000

PITCHER	IP	WLS	BF	H	R	ER	SO	BB	IBB	HBP	BLK	WP	HR	S	P	ERA	WHIP

Batter	1	2	3	4	5	6	7	8	9	AB	R	H	RBI	BB	SO	LOB
38 Steven Kwan, L (1, 7) OBP: 0.337, SLG: 0.343	C FF 88 B CH 79 B FF 89 X FF 91 2-1 P4			C FF 90 B FF 89 X FF 90 1-1 P4		C CU 73 F CH 81 B CH 80 X CH 80 1-2 P4		B FF 91 C SI 89 F FF 91 X FF 92 1-2 G5-3		4	0	0	0	0	0	0
1 Amed Rosario, R (1, 6) OBP: 0.285, SLG: 0.325	B FF 90 F FC 84 F SI 89 X FF 90 1-2 G6-3			C FC 84 C FF 89 B SI 90 X CH 80 1-2 P3			C CU 72 S SI 89 F CH 81 B FF 90 S CU 75 1-3 K		C SI 89 C FF 90 X FF 91 0-2 1B	4	0	1	0	0	1	0
11 José Ramírez, S (1, 5) OBP: 0.349, SLG: 0.490	B CU 72 C CH 80 X FF 90 1-1 P3			C CH 80 B FC 87 X FF 90 1-1 G3			C CU 73 B CH 81 S CH 82 X CH 81 1-2 55 1B 1B		C SI 89 B FF 91 X FF 91 1-1 F9	4	0	1	0	0	0	0
22 Josh Naylor, L (1, 3) OBP: 0.332, SLG: 0.457		C CU 71 S CH 78 B CH 81 S CH 81 1-3 K			B CH 81 S CH 79 X FF 89 1-1 1B		X CU 73 0-0 F7		F FF 92 F FF 92 F SI 90 F FF 91 B FF 91 B SL 84 F SL 83 F SI 88 X FF 91 2-2 F7	4	0	1	0	0	1	1
55 Josh Bell, S (1, 10) OBP: 0.335, SLG: 0.391		C FF 90 S CH 80 S CH 81 0-3 K			B CU 73 C CH 79 F CH 78 F CH 81 F FF 91 X FF 92 1-2 F8		B CU 74 D CH 82 X CH 81 2-0 0 BB 1-3 1B			3	0	1	0	0	1	1
0 Andrés Giménez, L (1, 4) OBP: 0.303, SLG: 0.360		F FF 90 B FF 91 X CU 73 1-1 L6			B CU 74 X CH 79 1-0 F9		C CH 82 B FF 93 B CH 83 B FF 93 B CH 84 4-1 1-2 BB			2	0	0	0	1	0	1
7 Myles Straw, R (1, 8) OBP: 0.307, SLG: 0.296			C FF 89 F SI 90 F SI 90 B CH 80 F CH 80 F SI 90 B FF 89 B FC 84 C FF 90 3-3 K		D FC 87 B FC 86 X FF 90 2-0 L9		C ST 80 B FF 96 C ST 81 B ST 85 S ST 80 2-3 K			3	0	0	0	0	2	4
17 Will Brennan, L (1, 9) 13 Gabriel Arias, R (8, PH) (8, 9) OBP: 0.307, SLG: 0.404 OBP: 0.318, SLG: 0.360			B CU 74 S CU 76 F CH 81 X FF 92 1-2 10 CS 1B			B CH 80 X CU 73 1-0 L9		C FF 90 B FF 91 B FF 91 F SI 90 F FF 91 F FF 92 B FF 91 B FF 92 4-2 10 G6-4-3 BB		2 0	0 0	1 0	0 0	0 1	0 0	0 0
10 Mike Zunino, R (1, 2) OBP: 0.271, SLG: 0.306			F FC 86 S FC 85 B CH 80 F FF 91 B FC 84 F CH 80 B FC 86 1 SAFE S FF 91 3-3 1-2 K			C CU 74 F FF 89 B CH 80 X FF 93 1-2 L8		B FF 91 X SI 90 1-0 1-2f G6-4-3		3	0	0	0	0	1	2
Inning Stats	R: 0 E: 0 K: 0 S: 7 H: 0 LOB: 0 BB: 0 P: 11	R: 0 E: 0 K: 2 S: 8 H: 0 LOB: 0 BB: 0 P: 10	R: 0 E: 0 K: 2 S: 14 H: 1 LOB: 1 BB: 0 P: 21	R: 0 E: 0 K: 0 S: 7 H: 0 LOB: 0 BB: 0 P: 10	R: 0 E: 0 K: 0 S: 9 H: 1 LOB: 1 BB: 0 P: 14	R: 0 E: 0 K: 0 S: 7 H: 0 LOB: 0 BB: 0 P: 10	R: 0 E: 0 K: 2 S: 13 H: 2 LOB: 3 BB: 1 P: 23	R: 0 E: 0 K: 0 S: 8 H: 0 LOB: 0 BB: 1 P: 14	R: 0 E: 0 K: 0 S: 12 H: 1 LOB: 0 BB: 0 P: 15	1B: 5 2B: 1 3B: 0 HR: 0	SF: 0 SAC: 0 DP: 2 HBP: 0			WP: 0 PB: 0 SB: 0 CS: 1	PA: 31	

TOP

Cleveland Guardians @ San Diego Padres

Petco Park, San Diego, CA

Wed Jun 14 2023, 6:43 PM - 9:18 PM PDT

Att. 43,660 - Cloudy - 66 F

livebaseballscorecards.com

AB	29
R	0
H	5
RBI	0
BB	2
SO	6
LOB	9

PITCHER		IP	WLS	BF	H	R	ER	SO	BB	IBB	HBP	BLK	WP	HR	S	P	ERA	WHIP
52 Michael Wacha, R ERA: 2.89	(1, 1)	6.2	W	24	4	0	0	5	1	0	0	0	0	0	62	94	0.00	0.750
36 Steven Wilson, R ERA: 2.73	(7, 1)	0.1	H	1	0	0	0	1	0	0	0	0	0	0	3	5	0.00	0.000
25 Tim Hill, L ERA: 3.18	(8, 1)	2.0		6	1	0	0	0	1	0	0	0	0	0	20	29	0.00	1.000

PITCHER	IP	WLS	BF	H	R	ER	SO	BB	IBB	HBP	BLK	WP	HR	S	P	ERA	WHIP

BOTTOM

Cleveland Guardians @ San Diego Padres

Petco Park, San Diego, CA

Wed Jun 14 2023, 6:43 PM - 9:18 PM PDT

Att. 43,660 - Cloudy - 66 F

livebaseballscorecards.com

Batter	1	2	3	4	5	6	7	8	9	AB	R	H	RBI	BB	SO	LOB
23 Fernando Tatis Jr., R (1, 9) OBP: 0.341, SLG: 0.561	B FC 89 B SI 93 B FC 90 C SI 94 X SI 94 3-1 HR	B SL 84 X FC 89 1-0 ③ FC5-4 1-2f		S SI 93 B CU 78 F SI 92 B SI 94 B CU 80 X FC 87 3-2 2B		B FF 95 X CU 80 1-0 22 S 22 WP 2B		B CU 74 B SL 86 B SL 85 B FF 92 4-0 22 S BB		4	2	3	1	1	0	1
22 Juan Soto, L (1, 7) OBP: 0.408, SLG: 0.470	C FF 94 B CU 79 B FC 90 S SI 94 S FS 88 2-3 ① K		C FC 87 B CU 78 B FC 87 C SI 93 B FC 88 F SI 94 C CU 78 3-3 ① K	B SI 92 B FC 87 C FC 88 D CU 78 C FC 87 B FC 87 4-2 BB		B FF 94 C FF 96 B SI 96 X FF 94 2-1 2-H HR		B SL 84 X SL 85 1-0 ③ L7 1-2		4	1	1	1	1	2	1
13 Manny Machado, R (1, 5) OBP: 0.295, SLG: 0.398	X SI 94 0-0 ② F9		C SL 85 B FC 88 F SI 93 X CU 78 1-2 HR	B SL 80 S SL 80 F SI 93 X SL 79 1-2 ③ G3		B SL 84 S FF 96 C FF 95 B SL 85 B FF 95 F FF 97 S FF 96 3-3 ③ K				4	1	1	1	0	1	2
2 Xander Bogaerts, R (1, 6) OBP: 0.348, SLG: 0.403	C CU 78 B SI 93 B SL 83 B FC 88 B SI 94 4-1 9 2B BB		C SI 91 B SL 84 X SI 93 1-1 9 FC1-6 1B		F FF 93 B SL 80 B SI 94 B SL 79 F FF 93 X SL 78 3-2 9 S 1B		X FF 96 0-0 ① F8			3	0	2	0	1	0	0
9 Jake Cronenworth, L (1, 3) OBP: 0.322, SLG: 0.377	C FC 88 B SI 93 X FS 87 1-1 1-3 2B		B FC 88 C SI 93 B FC 89 F SI 93 X CU 78 2-2 ② FC1-6 99 BB 1-2f		B FF 93 S SL 80 S SL 81 B SL 81 F FF 92 X SL 79 2-2 ① F9 1-2		B FF 96 C CH 87 B CH 88 C FF 96 X FF 95 2-2 ② P5			4	0	1	0	0	0	2
99 Gary Sánchez, R (1, 2) OBP: 0.279, SLG: 0.589	C SI 94 B FC 89 B SL 84 X SI 94 2-1 ③ P2		C FC 87 D SL 82 B SI 92 B FC 87 S SI 92 F SI 93 B SL 84 4-2 1-2 BB		C SL 80 B SL 79 X SI 93 1-1 ② G5-3		C SL 85 C SL 85 X FF 97 0-2 ③ G4-3			3	0	0	0	1	0	3
14 Matt Carpenter, L (1, 10) OBP: 0.303, SLG: 0.348 32 Nelson Cruz, R (5, PH) OBP: 0.274, SLG: 0.411 (6, 10)		B FC 89 C SI 93 B CU 80 S SI 94 S FC 90 2-3 ① K	C FC 88 F FC 88 B SI 93 F CU 79 D CU 79 F SI 93 F SI 93 S FC 88 2-3 ③ K		F CU 78 X FF 95 0-1 ③ G5-3			C SL 84 B FF 92 B SL 85 B FF 92 X FF 92 3-1 HR		2 2	0 1	0 1	0 1	0 0	2 1	2 1
24 Rougned Odor, L (1, 4) OBP: 0.309, SLG: 0.412 7 Ha-Seong Kim, R (6, PH) OBP: 0.328, SLG: 0.350 (7, 4)		F FF 93 B FC 89 B SI 94 B FC 89 B SI 93 4-1 23 FC5-4 BB		C SI 91 T FC 88 B CU 79 B SI 93 F FC 87 B FS 87 S FC 87 3-3 ① K		C CU 79 B CU 79 C FF 94 X CU 81 1-2 ① G4-3		F SL 86 B SL 86 B FF 92 X SL 86 2-1 ① F9		1 2	0 0	0 0	0 0	1 0	1 0	0 0
1 Trent Grisham, L (1, 8) OBP: 0.308, SLG: 0.355		F SI 93 C FC 89 C FC 89 0-3 ② K		F SI 92 B CU 77 C FC 87 S FC 88 1-3 ② K		F SI 94 F SI 96 X SI 96 0-2 ② P6		X FF 92 0-0 ② L8		4	0	0	0	0	2	1
Inning Stats	R: 1 E: 0 K: 1 S: 11 H: 2 LOB: 2 BB: 1 P: 23	R: 0 E: 0 K: 2 S: 8 H: 0 LOB: 1 BB: 1 P: 15	R: 1 E: 0 K: 2 S: 21 H: 2 LOB: 2 BB: 1 P: 34	R: 0 E: 0 K: 2 S: 15 H: 1 LOB: 2 BB: 1 P: 27	R: 0 E: 0 K: 0 S: 11 H: 1 LOB: 1 BB: 0 P: 17	R: 2 E: 0 K: 1 S: 13 H: 2 LOB: 0 BB: 0 P: 20	R: 0 E: 0 K: 0 S: 7 H: 0 LOB: 0 BB: 0 P: 9	R: 1 E: 0 K: 0 S: 6 H: 1 LOB: 1 BB: 1 P: 16		1B: 2 2B: 3 3B: 0 HR: 4 SF: 0 SAC: 0 DP: 0 HBP: 0				WP: 1 PB: 0 SB: 3 CS: 0 PA: 38	

	AB	33
	R	5
	H	9
	RBI	4
	BB	5
	SO	8
	LOB	13

PITCHER		IP	WLS	BF	H	R	ER	SO	BB	IBB	HBP	BLK	WP	HR	S	P	ERA	WHIP
43 Aaron Civale, R ERA: 2.67	(1, 1)	3.2	L	20	5	2	2	7	4	0	0	0	0	2	52	95	4.91	2.455
52 Nick Sandlin, R ERA: 3.04	(4, 1)	1.0		4	1	0	0	0	0	0	0	0	0	0	12	19	0.00	1.000
31 Sam Hentges, L ERA: 3.14	(5, 1)	1.0		5	2	2	2	0	0	0	0	0	1	1	11	15	18.00	2.000
62 Enyel De Los Santos, R ERA: 3.08	(6, 1)	1.1		4	0	0	0	1	0	0	0	0	0	0	11	16	0.00	0.000
44 Xzavion Curry, R ERA: 2.55	(8, 1)	1.0		5	1	1	1	0	1	0	0	0	0	1	6	16	9.00	2.000

PITCHER	IP	WLS	BF	H	R	ER	SO	BB	IBB	HBP	BLK	WP	HR	S	P	ERA	WHIP

Cleveland Guardians @ San Diego Padres

Petco Park, San Diego, CA

Thu Jun 15 2023, 5:41 PM - 8:50 PM PDT

Att. 41,864 - Partly Cloudy - 68 F

livebaseballscorecards.com

TOP

Batter	1	2	3	4	5	6	7	8	9	AB	R	H	RBI	BB	SO	LOB
0 Andrés Giménez, L (1, 4) OBP: 0.305, SLG: 0.361	X FF 96 0-0 11 1B 22 1B 1 1B 1B	C SI 96 F SI 97 1 SAFE F ST 83 X SI 96 0-2 ① G4-3 1-2		B FF 92 B FF 91 C FF 92 D CH 84 C FF 92 F FF 92 F FF 92 S FF 92 3-3 ② K		C FF 95 X CH 88 0-1 ③ F9		S SI 93 F CU 81 F CH 83 F CH 82 B FC 90 F FF 94 X CH 82 1-2 2-H 1B		5	1	2	1	0	1	2
1 Amed Rosario, R (1, 6) OBP: 0.291, SLG: 0.331	S FF 94 B FF 95 1 SAFE X CH 88 1-1 11 1B 22 1B 1-2 1B	T FF 97 F FF 96 D ST 82 X FF 97 1-2 ② L9		X SI 89 0-0 11 1B 2-3 1B			B ST 80 B FF 93 X CH 88 2-0 22 F9 11 BB 1B	C FC 87 X SI 90 0-1 ③ P4		5	1	3	0	0	0	2
11 José Ramírez, S (1, 5) OBP: 0.357, SLG: 0.498	C ST 79 B FF 95 F FF 96 F CH 89 X FF 96 1-2 22 1B 12 HR 1-2 2-3 1B	B CH 89 B FF 96 F CH 86 D CH 87 X FF 97 3-1 2-H 2B		B ST 76 B FF 93 X ST 75 2-0 1-2 3-H 1B			C ST 80 1 SAFE P FF 91 B CH 87 B CH 87 F CH 88 1 SAFE B SC 79 4-2 13 S 1-2 BB		B ST 82 B FF 98 F ST 80 B ST 82 F FF 97 F FF 98 X ST 81 3-2 ① F9	4	1	3	2	1	0	0
55 Josh Bell, S (1, 3) OBP: 0.329, SLG: 0.384 38 Steven Kwan, L (7, 7) OBP: 0.336, SLG: 0.342	B FF 97 F FF 96 C FF 97 S FF 96 1-3 ① K	C FF 92 B CH 84 B FF 93 S FF 91 B FF 93 S FF 91 3-3 ③ K		F FF 92 C ST 75 X FF 94 0-2 ③ F9			D CU 82 D CH 81 C FC 90 F SI 94 F CU 83 S CH 82 2-3 ① K		X FF 99 0-0 ② G6-3	4 1	0 0	0 0	0 0	0 0	3 0	8 0
22 Josh Naylor, L (1, 10) OBP: 0.333, SLG: 0.456	S ST 81 B ST 81 X FF 96 1-1 12 HR 1-2 2-H 3-H 1B		B CH 83 C FF 92 F FF 91 F SL 80 X SL 80 1-2 ① G3		C ST 74 B SI 91 C SI 91 X ST 76 1-2 ① L9		C FC 90 B CU 82 S CU 83 X CH 82 1-2 ② F9 2-3		B ST 83 X FF 98 1-0 1B	5	1	2	2	0	0	2
13 Gabriel Arias, R (1, 9) OBP: 0.307, SLG: 0.345 (7, 3)	S FF 96 B FF 96 F FF 96 C FF 96 1-3 ② K		S FF 93 F FF 93 F FF 92 B SL 83 X FF 94 1-2 ② L8		S FF 93 X SI 92 0-1 ② G1-3		B SI 93 D CU 82 D CH 81 X SI 94 3-0 ③ G2-3 1-2		B ST 80 S SI 98 B SI 98 S ST 79 X FF 98 2-2 ③ G1-3	5	0	0	0	0	1	5
12 David Fry, R (1, 2) OBP: 0.261, SLG: 0.409	S FF 98 X FF 97 0-1 1-H 2-H HR		C FF 94 F FF 94 B SL 83 X FF 94 1-2 ③ G6-3		C ST 76 B ST 75 B ST 75 F FF 91 F ST 74 X ST 75 2-2 ③ G6-3			B FC 89 B FF 92 C FC 90 X FC 90 2-1 0 1B 2B		4	2	2	3	0	0	0
17 Will Brennan, L (1, 7) OBP: 0.306, SLG: 0.406 (7, 9)	B ST 81 X FF 97 1-0 ③ G5-3			B SI 90 X SI 91 1-0 1 1B 11 1B 2B		B FF 95 F CH 89 F CH 88 B FF 95 T FF 95 2-2 ① K		C SI 93 S CH 81 S CH 80 0-3 ① K		4	1	1	0	0	2	1
7 Myles Straw, R (1, 8) OBP: 0.306, SLG: 0.295		C FF 94 F FF 95 B FF 95 B CH 90 B FF 96 X FF 96 3-2 0 G4-3 11 2B 1B		B SL 82 L SL 80 F SI 90 F FF 91 T SL 80 1-2 ① K		X ST 82 0-0 ② P5		B SI 92 B SI 93 C FC 90 X SI 93 2-1 ② L8		4	1	1	0	0	1	2
Inning Stats	R: 5 E: 0 K: 2 S: 18 H: 5 LOB: 0 BB: 0 P: 24	R: 1 E: 0 K: 1 S: 15 H: 2 LOB: 1 BB: 0 P: 25	R: 0 E: 0 K: 0 S: 11 H: 0 LOB: 0 BB: 0 P: 14	R: 1 E: 0 K: 2 S: 15 H: 3 LOB: 2 BB: 0 P: 22	R: 0 E: 0 K: 0 S: 9 H: 0 LOB: 0 BB: 0 P: 12	R: 0 E: 0 K: 1 S: 6 H: 0 LOB: 0 BB: 0 P: 8	R: 0 E: 0 K: 1 S: 12 H: 1 LOB: 2 BB: 1 P: 23	R: 1 E: 0 K: 1 S: 15 H: 2 LOB: 1 BB: 0 P: 20	R: 0 E: 0 K: 0 S: 9 H: 1 LOB: 1 BB: 0 P: 15	1B: 10 2B: 3 3B: 0 HR: 1 SF: 0 SAC: 0 DP: 0 HBP: 0						

	AB	41
	R	8
	H	14
	RBI	8
	BB	1
	SO	8
	LOB	22

WP: 0 PB: 0 SB: 1 CS: 0 PA: 42

PITCHER		IP	WLS	BF	H	R	ER	SO	BB	IBB	HBP	BLK	WP	HR	S	P	ERA	WHIP
40 Ryan Weathers, L ERA: 6.08	(1, 1)	1.2	L	12	7	6	6	2	0	0	0	0	0	1	30	43	32.40	4.200
73 Drew Carlton, R ERA: 4.32	(2, 1)	2.0		8	2	1	1	3	0	0	0	0	0	0	25	36	4.50	1.000
59 Tom Cosgrove, L ERA: 0.53	(4, 1)	1.1		5	1	0	0	0	0	0	0	0	0	0	13	18	0.00	0.750
45 Brent Honeywell, R ERA: 3.78	(6, 1)	1.0		5	1	0	0	1	1	0	0	0	0	0	10	17	0.00	2.000
21 Nick Martinez, R ERA: 2.85	(7, 1)	2.0		8	2	1	1	2	0	0	0	0	0	0	23	34	4.50	1.000

PITCHER		IP	WLS	BF	H	R	ER	SO	BB	IBB	HBP	BLK	WP	HR	S	P	ERA	WHIP
66 Luis García, R ERA: 5.23	(9, 1)	1.0		4	1	0	0	0	0	0	0	0	0	0	9	15	0.00	1.000

Batter	1	2	3	4	5	6	7	8	9	AB	R	H	RBI	BB	SO	LOB
23 Fernando Tatis Jr., R (1, 9) OBP: 0.347, SLG: 0.555	B FF 93 S FF 92 B FF 92 B FF 92 B FF 93 4-1 22 BB 13 HR BB	B CH 82 B ST 77 S CH 82 F FF 91 B CH 84 B CH 84 4-2 22 BB 2-3 BB		S SL 80 B SL 79 F SI 93 B SL 78 1 SAFE S SI 93 2-3 ① K	X SL 87 0-0 ③ F8			C FF 97 B FF 96 B FF 96 F FF 97 F FS 88 B FF 96 F SL 86 F FS 89 B FF 96 4-2 22 S BB		2	1	0	0	3	1	3
22 Juan Soto, L (1, 7) OBP: 0.414, SLG: 0.474	B FF 92 C FF 90 B ST 78 F FF 92 B FF 93 4-2 13 HR 1-2 BB	F FF 93 D ST 80 B ST 78 B FF 92 C FF 91 D CH 84 4-2 1-2 BB		B SL 80 C SL 80 B SI 94 B SI 94 B SL 81 4-1 13 1B 1-2 BB		B FF 96 B FF 96 C FF 96 S FF 96 B FF 97 X CH 84 3-2 2 CS 2B		C SL 86 F FF 97 S FS 88 0-3 ② K 1-2		2	1	1	0	3	1	1
13 Manny Machado, R (1, 5) OBP: 0.297, SLG: 0.413	C FF 92 X FC 88 0-1 1-H 2-H HR	C FF 92 S CH 84 S CH 83 0-3 ③ K		X SI 94 0-0 2 G5-4-3 1-2 2-3 1B		C FC 91 F FC 89 B FC 90 D CU 80 F FC 89 D FF 96 S FC 90 3-3 ① K		F SL 91 B SL 92 S FC 99 X FC 100 1-2 ③ G1-3		5	1	2	3	0	2	5
2 Xander Bogaerts, R (1, 6) OBP: 0.349, SLG: 0.403	B FF 92 C FF 91 B CH 83 F CH 82 F CH 82 X FF 92 2-2 ① F9		C ST 78 F FF 92 B CH 82 X ST 81 1-2 32 F9 7 1B 16 G3 1B	X SI 94 0-0 ②③ G5-4-3 1-2f		D FF 95 C FC 91 C FC 92 B CH 82 B FF 95 X FC 91 3-2 ② 2-3 1B			B FC 101 B FC 100 C FC 100 F FC 99 X FC 100 2-2 ① L6	5	1	2	0	0	0	3
7 Ha-Seong Kim, R (1, 4) OBP: 0.330, SLG: 0.358 24 Rougned Odor, L (9, PH) OBP: 0.315, SLG: 0.412	C ST 77 C FF 92 S FF 91 0-3 ② K		F FF 92 B CH 82 X FF 92 1-1 32 F9 16 G3 1-2 1B		C FF 91 B SL 88 B CH 79 C SL 86 X FF 92 2-2 32 FC6 1 2B 2B	F FF 95 1 SAFE C FC 92 C FC 91 0-3 ③ K			B FC 101 S SL 92 B SL 93 B FC 100 B FC 99 4-1 BB	4 0	2 0	2 0	0 0	0 1	2 0	1 0
32 Nelson Cruz, R (1, 10) OBP: 0.265, SLG: 0.396 14 Matt Carpenter, L (9, PH) OBP: 0.301, SLG: 0.345	B ST 79 X CH 82 1-0 ③ G5-3		B ST 79 F ST 79 B FF 92 B FF 92 T FF 92 F FF 93 X ST 82 3-2 ① F9 1-2 2-3		S SL 86 X SL 86 0-1 FC6 1 2B 26 FC1-2 2-3		B FF 95 B FF 96 F FF 96 X FF 96 2-1 ① L8		C FC 100 F FC 99 B FC 101 F FC 100 B SL 92 F FC 100 B FC 98 S FC 102 3-3 ② K	4 1	0 0	0 0	0 0	0 0	0 1	3 1
16 Brandon Dixon, R (1, 3) OBP: 0.250, SLG: 0.352 9 Jake Cronenworth, L (5, PH) OBP: 0.319, SLG: 0.372 (6, 3)		C FF 92 F CH 81 B ST 79 X CH 82 1-2 ① G5-3	F ST 81 B FF 93 S FF 92 F FF 92 X CH 84 1-2 ② G3 2-H 3-H		X FF 93 0-0 ① P5		C SL 87 B FS 89 B FS 89 X FF 95 2-1 ② G6-3		F FC 100 X FC 100 0-1 ③ G4-3	2 3	0 0	0 0	2 0	0 0	0 0	0 3
1 Trent Grisham, L (1, 8) OBP: 0.307, SLG: 0.357		B ST 75 B FF 91 S FF 91 C FF 91 F ST 79 B ST 78 X FF 93 3-2 ② F7	B FF 92 X FF 92 1-0 ③ P5		C FF 92 F CH 80 B CH 81 X FF 94 1-2 26 FC1-2 1-3 3-H 2B		B FF 96 X FF 96 1-0 ③ G3			4	0	1	1	0	0	0
26 Austin Nola, R (1, 2) OBP: 0.265, SLG: 0.195 99 Gary Sánchez, R (8, PH) OBP: 0.274, SLG: 0.579 (9, 2)		C FF 92 B ST 79 B ST 78 C FF 92 F CH 83 X FF 93 2-2 23 WP 2B		C SL 80 B SL 80 B SL 81 F SL 80 B FF 92 B SL 79 4-2 13 1B 22 BB BB	X FF 93 0-0 ② FC1-2 2-3 3-H			C SL 85 B SL 86 X SL 83 1-1 ① F9		2 1	0 0	1 0	0 0	1 0	0 0	2 0

Inning Stats	1	2	3	4	5	6	7	8	9
	R: 3 E: 0 K: 1 S: 13 H: 1 LOB: 0 BB: 2 P: 24	R: 0 E: 0 K: 1 S: 18 H: 1 LOB: 3 BB: 2 P: 32	R: 2 E: 0 K: 0 S: 14 H: 2 LOB: 0 BB: 0 P: 21	R: 0 E: 0 K: 1 S: 8 H: 1 LOB: 2 BB: 2 P: 18	R: 1 E: 0 K: 0 S: 11 H: 2 LOB: 2 BB: 0 P: 14	R: 0 E: 0 K: 2 S: 13 H: 2 LOB: 2 BB: 0 P: 22	R: 0 E: 0 K: 0 S: 5 H: 0 LOB: 0 BB: 0 P: 10	R: 0 E: 0 K: 1 S: 13 H: 0 LOB: 1 BB: 1 P: 19	R: 0 E: 0 K: 1 S: 11 H: 0 LOB: 1 BB: 1 P: 20

| | | |

Batter	1	2	3	4	5	6	7	8	9	AB	R	H	RBI	BB	SO	LOB
2 Yandy Díaz, R (1, 3) OBP: 0.396, SLG: 0.527	C SI 94 F SI 95 B ST 86 B ST 87 F SI 96 X SI 96 2-2 G5-3		B FC 91 X SI 95 1-0 G5-3		B SI 94 B SI 95 C SI 94 1 SAFE F FC 91 B FS 90 X SI 95 3-2 FC4-5 55 2B 56 HR 1-3		C ST 82 B FF 94 B FF 95 B CH 88 X FF 95 3-1 G4-3		C FF 89 C CH 81 1 SAFE B FF 88 B CH 81 S CH 81 2-3 K 1-2	5	1	0	0	0	1	2
5 Wander Franco, S (1, 6) OBP: 0.358, SLG: 0.476	X SL 87 0-0 55 S 1B		C ST 83 C FS 89 B FS 92 F SI 95 B FS 90 S FC 90 2-3 K		X FC 92 0-0 P5		B CH 88 B CH 89 C FF 96 B CH 88 X FF 95 3-1 G6-3		T CH 82 B FF 87 D CH 82 F CH 81 F CU 74 X CH 82 2-2 G4-3	5	0	1	0	0	1	2
55 Luke Raley, L (1, 9) OBP: 0.350, SLG: 0.597	C FF 96 1 SAFE B CU 74 F FF 96 S KC 81 1-3 K 1-2			B SL 84 C ST 80 S CU 73 F FF 96 X FF 96 1-2 56 1B 2B	B SL 84 X SL 85 1-0 56 HR 1-3 2B		C SC 81 B CH 88 B FF 95 F CH 88 S SC 78 2-3 K			4	2	2	0	0	2	1
56 Randy Arozarena, R (1, 7) OBP: 0.403, SLG: 0.488	B SI 96 C SI 94 B SI 97 F SI 96 F FF 97 X FC 90 2-2 F7			X ST 84 0-0 17 CS 2-H 1B	X SI 94 0-0 2-H 3-H HR			C CH 89 X ST 80 0-1 L6		4	1	2	4	0	0	1
17 Isaac Paredes, R (1, 5) OBP: 0.346, SLG: 0.486		C SL 87 X FF 95 0-1 HR		C SI 96 C CU 74 B ST 83 F CU 72 B SI 96 B SI 96 F CU 75 B CU 73 4-2 1-2 BB	B SI 94 X ST 81 1-0 G1-3			C FF 95 B ST 82 B ST 83 X FF 95 2-1 G6-3		3	1	1	1	1	0	0
15 Josh Lowe, L (1, 10) OBP: 0.329, SLG: 0.512		F ST 83 B CU 74 X FF 95 1-1 F7		C SI 95 B SI 96 C SI 95 S FS 91 1-3 K		S FF 98 S CU 83 F CU 82 F CU 83 B CU 84 B FF 98 F FF 96 S FF 97 2-3 K		F CH 89 B CH 89 B FF 96 B FF 95 F FF 96 B FF 96 4-2 14 WP 14 S BB		3	0	0	0	1	2	1
14 Christian Bethancourt, R (1, 2) OBP: 0.253, SLG: 0.422		B SL 87 B SL 87 S ST 84 F ST 86 F ST 84 S SI 94 2-3 K		S SI 95 B SI 96 1 SAFE X SI 96 1-1 G5-3		B CU 81 B CU 81 X FF 97 2-0 22 WP 1B		B ST 81 B CH 88 S ST 82 C ST 81 S ST 82 2-3 K 1-3		4	0	1	0	0	2	2
6 Taylor Walls, S (1, 4) OBP: 0.316, SLG: 0.402		C CU 74 B FF 95 B SL 85 C FF 95 F SI 96 C SI 96 2-3 K			C ST 82 B CU 73 B CU 71 C ST 82 B ST 85 X SI 95 3-2 22 1B 2B	C FF 96 F FF 96 S FS 91 0-3 K			C FF 92 B CH 82 B CH 82 B CH 82 B FF 91 4-1 22 CS BB	3	1	1	0	1	2	1
22 Jose Siri, R (1, 8) OBP: 0.279, SLG: 0.539			C SL 86 S SI 95 B ST 86 B ST 87 X SI 96 2-2 L9		F SI 95 X SI 95 0-1 2 FC4-5 2 S 2-H 1B	C CU 83 B FS 90 X FF 97 1-1 G1-3 1-2			1 SAFE P CH 84 B CU 74 B CH 82 B FF 91 4-0 2 WP 1-2 BB	3	0	1	1	1	0	1
Inning Stats	R: 0 E: 0 K: 1 S: 12 H: 1 LOB: 1 BB: 0 P: 17	R: 1 E: 0 K: 2 S: 12 H: 1 LOB: 0 BB: 0 P: 17	R: 0 E: 0 K: 1 S: 8 H: 0 LOB: 0 BB: 0 P: 13	R: 1 E: 0 K: 1 S: 14 H: 2 LOB: 1 BB: 1 P: 21	R: 4 E: 0 K: 0 S: 12 H: 4 LOB: 0 BB: 0 P: 20	R: 0 E: 0 K: 2 S: 12 H: 1 LOB: 1 BB: 0 P: 17	R: 0 E: 0 K: 1 S: 7 H: 0 LOB: 0 BB: 0 P: 15	R: 0 E: 0 K: 1 S: 9 H: 0 LOB: 1 BB: 1 P: 17	R: 0 E: 0 K: 1 S: 9 H: 0 LOB: 1 BB: 2 P: 20	1B: 4 2B: 3 3B: 0 HR: 2 SF: 0 SAC: 0 DP: 0 HBP: 0						

TOP

Tampa Bay Rays @ San Diego Padres

Petco Park, San Diego, CA

Fri Jun 16 2023, 6:42 PM - 9:26 PM PDT

Att. 42,367 - Partly Cloudy - 68 F

livebaseballscorecards.com

AB	34
R	6
H	9
RBI	6
BB	4
SO	10
LOB	11

WP: 3 PA: 38
PB: 0
SB: 3
CS: 2

PITCHER		IP	WLS	BF	H	R	ER	SO	BB	IBB	HBP	BLK	WP	HR	S	P	ERA	WHIP
11 Yu Darvish, R ERA: 4.74	(1, 1)	5.0	L	23	8	6	6	5	1	0	0	0	0	2	58	88	10.80	1.800
56 Ray Kerr, L ERA:	(6, 1)	1.0		4	1	0	0	2	0	0	0	0	1	0	12	17	0.00	1.000
45 Brent Honeywell, R ERA: 3.57	(7, 1)	2.0		7	0	0	0	2	1	0	0	0	1	0	16	32	0.00	0.500
74 Nabil Crismatt, R ERA: 9.82	(9, 1)	1.0		4	0	0	0	1	2	0	0	0	1	0	9	20	0.00	2.000

PITCHER	IP	WLS	BF	H	R	ER	SO	BB	IBB	HBP	BLK	WP	HR	S	P	ERA	WHIP

BOTTOM

Tampa Bay Rays @ San Diego Padres

Petco Park, San Diego, CA

Fri Jun 16 2023, 6:42 PM - 9:26 PM PDT

Att. 42,367 - Partly Cloudy - 68 F

livebaseballscorecards.com

Batter	1	2	3	4	5	6	7	8	9	AB	R	H	RBI	BB	SO	LOB
23 Fernando Tatis Jr., R (1, 9) OBP: 0.352, SLG: 0.559	F FF 95 F FF 96 B CH 85 B CH 84 F CU 84 B FF 97 B FF 96 4-2 13 G5-4-3 BB		X CH 87 0-0 2B		B CU 84 S CH 86 B CU 81 F FF 94 B CH 87 F FF 97 F FF 96 S FF 97 3-3 ③ K			X FF 94 0-0 13 G6-4-3 2 2B 22 BB 1B	C SL 86 X SL 87 0-1 ②③ G6-4-3 1-2f	4	1	2	0	1	1	3
22 Juan Soto, L (1, 7) OBP: 0.412, SLG: 0.468	C FF 96 F SL 90 B FF 98 D CU 83 X FF 96 2-2 ① F7		F SL 90 X FF 97 0-1 ③ G6-3			C CU 84 X FF 96 0-1 ① G1-3		F FF 94 F FS 85 B FF 95 B FF 94 B FS 84 B FF 95 4-2 13 G6-4-3 1-2 BB		3	0	0	0	1	0	2
13 Manny Machado, R (1, 5) OBP: 0.292, SLG: 0.405	X CH 85 0-0 ②③ G5-4-3 1-2f			X CU 82 0-0 ① F9		B CH 86 C CU 84 X CH 86 1-1 ② F7		C SL 90 D SL 88 X SL 88 1-1 ①② G6-4-3 1-2f 2-3		4	0	0	0	0	0	3
2 Xander Bogaerts, R (1, 6) OBP: 0.352, SLG: 0.406		B FF 95 C CH 85 X CU 83 1-1 ① G1-3		B CH 86 B FF 94 B FF 93 B FF 95 4-0 9 S BB		B FF 96 C FF 94 C CU 84 B FF 97 F SL 90 X FF 97 2-2 ③ F9		F FF 94 X SL 89 0-1 3-H 2B		3	0	1	1	1	0	0
99 Gary Sánchez, R (1, 2) OBP: 0.258, SLG: 0.541		S CH 85 B FF 96 S CH 86 S CH 88 1-3 ② K		C CH 84 C CU 85 B CH 85 1 SAFE B FF 96 S CH 85 2-3 ② K			C CU 84 B CH 86 X FF 94 1-1 ① F8	C SL 88 X SL 88 0-1 ③ L9		4	0	0	0	0	2	2
9 Jake Cronenworth, L (1, 3) OBP: 0.322, SLG: 0.372		C SL 88 X FF 97 0-1 1B		B SL 90 S SL 90 B CU 84 B SL 90 B FF 95 4-1 32 FC5-4 1-2 BB			B FF 94 C SL 89 S CU 85 B CH 87 B CH 85 S SL 89 3-3 ② K		C SI 95 B FC 92 X FC 90 1-1 ① F7	3	0	1	0	1	1	0
32 Nelson Cruz, R (1, 10) OBP: 0.273, SLG: 0.421		C FF 97 C FF 96 D CH 87 S CH 86 1-3 ③ K		B SL 90 F CH 86 X FF 96 1-1 ③ FC5-4 1-2f			B CU 83 S CH 85 B FF 95 B FF 95 F FF 94 X SL 88 3-2 HR	H SI 95 1-0 24 BB 7 1B HBP		3	1	1	1	0	1	3
7 Ha-Seong Kim, R (1, 4) OBP: 0.333, SLG: 0.361			F FF 95 B CU 84 X CH 87 1-1 ① L5		C FF 95 S CU 84 X CH 87 0-2 ① G1-3		F FF 95 B FF 95 C SL 88 X FS 85 1-2 1B	B FC 92 F FC 93 C SL 85 B FF 95 F FF 94 B FF 95 F SI 94 X SI 95 3-2 24 BB 1-2 1B		4	0	2	0	0	0	0
1 Trent Grisham, L (1, 8) OBP: 0.303, SLG: 0.352 24 Rougned Odor, L (9, PH) OBP: 0.321, SLG: 0.412			B CU 84 B SL 90 X FF 96 2-0 ② G4-3		B FF 96 C FF 96 C SL 89 X CH 86 1-2 ② P3		C FF 94 S FS 85 S FS 85 0-3 ③ K	S FC 92 S SI 95 B SL 86 F FC 91 B SL 87 B SI 95 F SI 95 B FC 92 4-2 23 G6-4-3 1-2 2-3 BB		3 0	0 0	0 0	0 0	1 1	1 0	1 0
Inning Stats	R: 0 E: 0 K: 0 S: 7 H: 0 LOB: 0 BB: 1 P: 13	R: 0 E: 0 K: 2 S: 10 H: 1 LOB: 1 BB: 0 P: 13	R: 0 E: 0 K: 0 S: 6 H: 1 LOB: 1 BB: 0 P: 9	R: 0 E: 0 K: 1 S: 7 H: 0 LOB: 2 BB: 2 P: 18	R: 0 E: 0 K: 1 S: 11 H: 0 LOB: 0 BB: 0 P: 15	R: 0 E: 0 K: 0 S: 8 H: 0 LOB: 0 BB: 0 P: 11	R: 1 E: 0 K: 2 S: 14 H: 2 LOB: 1 BB: 0 P: 22	R: 1 E: 0 K: 0 S: 9 H: 2 LOB: 1 BB: 1 P: 14	R: 0 E: 0 K: 0 S: 13 H: 1 LOB: 2 BB: 1 P: 22	1B: 4 2B: 2 3B: 0 HR: 1 SF: 0 SAC: 0 DP: 3 HBP: 1	WP: 0 PB: 0 SB: 1 CS: 0 PA: 37					

	AB	31
	R	2
	H	7
	RBI	2
	BB	5
	SO	6
	LOB	14

PITCHER		IP	WLS	BF	H	R	ER	SO	BB	IBB	HBP	BLK	WP	HR	S	P	ERA	WHIP
18 Shane McClanahan, L ERA: 2.12	(1, 1)	6.2	W	25	3	1	1	5	3	0	0	0	0	1	57	94	1.35	0.900
52 Zack Littell, R ERA: 8.22	(7, 1)	1.1		7	3	1	1	1	1	0	0	0	0	0	15	21	6.75	3.000
64 Shawn Armstrong, R ERA:	(9, 1)	0.1		4	1	0	0	0	1	0	1	0	0	0	11	20	0.00	6.000
29 Pete Fairbanks, R ERA: 1.35	(9, 1)	0.2	S	1	0	0	0	0	0	0	0	0	0	0	2	2	0.00	0.000

PITCHER		IP	WLS	BF	H	R	ER	SO	BB	IBB	HBP	BLK	WP	HR	S	P	ERA	WHIP

Batter	1	2	3	4	5	6	7	8	9	AB	R	H	RBI	BB	SO	LOB
2 Yandy Díaz, R (1, 3) OBP: 0.398, SLG: 0.529	T FF 97 B FF 96 S FF 96 S FF 97 1-3 ① K		C FF 97 F FF 96 X FF 96 0-2 2B		F SL 89 D CU 82 B SL 88 D SL 91 B CH 88 4-1 5 FC6-4 1-2 BB			C FC 90 S SI 94 C CH 83 0-3 ① K		3	0	1	0	1	2	0
5 Wander Franco, S (1, 6) OBP: 0.353, SLG: 0.469	B FF 97 B FF 97 S CH 89 B CH 90 S FF 98 F FF 97 F CH 90 F CU 83 F FF 97 3-3 C FF 98 ② K		B CH 87 S CU 80 S CH 87 X CU 82 1-2 ③ F9		C CU 82 B FF 96 X CH 86 1-1 ② FC6-4 87 S 1-2f 2-3			C FC 91 F CH 83 X CH 82 0-2 ② G4-3		4	0	0	0	0	1	3
87 Harold Ramírez, R (1, 10) OBP: 0.348, SLG: 0.500	C CU 81 F FF 97 S SL 91 0-3 ③ K			X FF 93 0-0 ① G4-3	B CU 82 F CH 86 F SL 90 D SL 88 S CH 84 2-3 ③ K 1-2			X SI 94 0-0 ③ G5-3		4	0	0	0	0	2	2
56 Randy Arozarena, R (1, 7) OBP: 0.398, SLG: 0.480		F FF 96 C SL 89 B FF 95 S FF 97 1-3 ① K		B CU 80 B CU 80 C CH 88 C CU 82 S SL 89 2-3 ② K	S CH 86 F FF 96 B SL 90 B CU 81 T SL 89 2-2 ① K				C SL 84 B SI 96 C SL 85 F SL 85 F SI 97 F SL 85 S SL 85 1-3 ① K	4	0	0	0	0	4	0
17 Isaac Paredes, R (1, 5) OBP: 0.348, SLG: 0.481		B FF 97 C CH 86 C FF 97 H SL 90 2-2 HBP		C FF 97 B CH 86 B FF 96 C CU 82 B FF 97 F CH 87 B FF 97 4-2 6 BB	B CH 87 S FF 95 C FF 96 B SL 90 S SL 89 2-3 ② K				C SI 96 B SI 96 C SL 86 X SI 97 1-2 ② L5	2	0	0	0	1	1	0
6 Taylor Walls, S (1, 4) OBP: 0.319, SLG: 0.401		C FF 97 B FF 97 F FF 96 F FF 97 S FF 98 1-3 ② K		S CH 88 B CU 83 B CU 82 S CH 87 D CU 83 B FF 98 4-2 1-2 BB	C FF 96 B FF 96 C CH 86 X FF 97 1-2 ③ P6				S SI 97 C SL 86 B SI 98 X SL 86 1-2 1B	3	0	1	0	1	1	1
13 Manuel Margot, R (1, 9) OBP: 0.326, SLG: 0.382		F FF 98 F FF 97 X CU 84 0-2 ③ G5-3		D CH 88 S CU 82 C CH 87 S CU 83 1-3 ③ K			B ST 80 B ST 80 F FF 95 F ST 80 T ST 83 2-2 ① K		C SL 87 S SL 86 F SI 98 S SL 88 0-3 ③ K	4	0	0	0	0	3	4
21 Francisco Mejía, S (1, 2) OBP: 0.282, SLG: 0.380			F FF 96 C CU 81 S CU 82 0-3 ① K		C FF 94 C FF 95 X FF 96 0-2 5 2 FC6-4 BB 1B		B ST 82 B ST 81 C ST 81 B ST 78 F ST 80 C ST 80 3-3 ② K			3	0	1	0	0	2	0
22 Jose Siri, R (1, 8) OBP: 0.274, SLG: 0.528			X FF 96 0-0 ② G5-3		B FF 96 D CH 85 S CH 87 F FF 96 S CU 81 2-3 ① K		F ST 83 X ST 83 0-1 ③ P6			3	0	0	0	0	1	1
Inning Stats	R: 0 E: 0 K: 3 S: 13 H: 0 LOB: 0 BB: 0 P: 17	R: 0 E: 0 K: 2 S: 12 H: 0 LOB: 1 BB: 0 P: 16	R: 0 E: 0 K: 1 S: 10 H: 1 LOB: 1 BB: 0 P: 11	R: 0 E: 0 K: 2 S: 12 H: 0 LOB: 2 BB: 2 P: 23	R: 0 E: 0 K: 2 S: 12 H: 1 LOB: 2 BB: 1 P: 21	R: 0 E: 0 K: 2 S: 9 H: 0 LOB: 0 BB: 0 P: 14	R: 0 E: 0 K: 2 S: 8 H: 0 LOB: 0 BB: 0 P: 13	R: 0 E: 0 K: 1 S: 7 H: 0 LOB: 0 BB: 0 P: 7	R: 0 E: 0 K: 2 S: 16 H: 1 LOB: 1 BB: 0 P: 19	1B: 2 2B: 1 3B: 0 HR: 0 SF: 0 SAC: 0 DP: 0 HBP: 1						

PITCHER		IP	WLS	BF	H	R	ER	SO	BB	IBB	HBP	BLK	WP	HR	S	P	ERA	WHIP
4 Blake Snell, L ERA: 3.48	(1, 1)	6.0	W	24	2	0	0	12	3	0	1	0	0	0	68	102	0.00	0.833
36 Steven Wilson, R ERA: 2.65	(7, 1)	1.0	H	3	0	0	0	2	0	0	0	0	0	0	8	13	0.00	0.000
21 Nick Martinez, R ERA: 2.8	(8, 1)	1.0	H	3	0	0	0	1	0	0	0	0	0	0	7	7	0.00	0.000
71 Josh Hader, L ERA: 1.32	(9, 1)	1.0	S	4	1	0	0	2	0	0	0	0	0	0	16	19	0.00	1.000

PITCHER	IP	WLS	BF	H	R	ER	SO	BB	IBB	HBP	BLK	WP	HR	S	P	ERA	WHIP

TOP

Tampa Bay Rays @ San Diego Padres

Petco Park, San Diego, CA

Sat Jun 17 2023, 4:16 PM - 6:41 PM PDT

Att. 43,180 - Sunny - 70 F

livebaseballscorecards.com

AB	30
R	0
H	3
RBI	0
BB	3
SO	17
LOB	11

Batter	1	2	3	4	5	6	7	8	9	AB	R	H	RBI	BB	SO	LOB
23 Fernando Tatis Jr., R (1, 9) OBP: 0.352, SLG: 0.560	S FC 86 B FC 87 C SI 92 F CU 80 X CU 80 1-2 2B		C SI 92 F SI 90 B SI 93 X FC 88 1-2 ① G6-3		X FC 89 0-0 ① SH2-3 1-2 2-3		F SI 96 F FC 92 S FF 95 0-3 ③ K			3	0	1	0	0	1	0
22 Juan Soto, L (1, 7) OBP: 0.410, SLG: 0.464	F SI 93 B FC 90 S CH 87 B SI 94 C FF 91 2-3 ① K		B CU 79 F CU 79 B CH 87 C SI 91 C SI 94 2-3 ② K		C CU 79 X FC 90 0-1 ② SF8 2-3 3-H			B FS 84 C SL 87 B FS 84 B SL 88 S SL 89 B SL 87 4-2 13 G4-3 BB		2	0	0	1	1	2	1
13 Manny Machado, R (1, 5) OBP: 0.291, SLG: 0.402	X SI 93 0-0 ② P4		B FC 88 B SI 92 X SI 93 2-0 E6		B FC 90 F FC 89 B SI 93 S CU 80 X SI 94 2-2 2 S 1B 3-H			X SL 88 0-0 ① G4-3 1-2		4	0	1	1	0	0	2
2 Xander Bogaerts, R (1, 6) OBP: 0.350, SLG: 0.401	C FC 88 S FC 88 B CU 81 B SI 94 D CU 80 B SI 93 4-2 BB		B FC 89 C SI 93 F FC 88 B SI 94 T CU 81 2-2 ③ K		S SI 92 B FC 89 D CU 79 F SI 94 X FF 94 2-2 ③ L8 1-2			C FF 94 S FF 94 X FF 95 0-2 ② G6-3		3	0	0	0	1	1	3
9 Jake Cronenworth, L (1, 3) OBP: 0.317, SLG: 0.366	C CU 80 B CH 88 F FC 90 C SI 94 1-3 ③ K			C CU 78 B CH 85 B CH 87 F SI 92 F FC 91 X SI 93 2-2 ① G3		F CU 78 B CU 77 F FC 90 S CU 80 1-3 ① K		F FS 85 B FS 85 F SL 86 F FF 94 X FS 84 1-2 ③ G6-3		4	0	0	0	0	2	3
99 Gary Sánchez, R (1, 2) OBP: 0.246, SLG: 0.516		C SI 92 S CU 77 X CU 78 0-2 ① P4		B SI 92 F FC 88 X CU 78 1-1 ② F9		B SI 91 C FC 87 C SI 91 X SI 93 1-2 ② G1-4-3				3	0	0	0	0	0	0
14 Matt Carpenter, L (1, 10) OBP: 0.302, SLG: 0.340		B SI 93 C SI 93 B CH 86 B FC 89 B FC 89 4-1 BB		X SI 93 0-0 ③ F7		C CU 78 B CH 85 X FC 88 1-1 ③ P6				2	0	0	0	1	0	0
7 Ha-Seong Kim, R (1, 4) OBP: 0.333, SLG: 0.361		C SI 92 F SI 92 F SI 93 B CU 80 X SI 94 1-2 ② F9			X SI 91 0-0 23 SH2-3 1 1B 22 SF8 1B		C FF 94 C FC 91 B FF 95 X SL 87 1-2 ① F6			3	1	1	0	0	0	1
1 Trent Grisham, L (1, 8) OBP: 0.304, SLG: 0.352		C FC 90 B CU 80 X CU 78 1-1 ③ F7			X CU 78 0-0 22 SF8 23 SH2-3 13 1B 1-2 1B		C SI 96 B FC 92 X FC 93 1-1 ② P5			3	1	1	0	0	0	1
Inning Stats	R: 0 E: 0 K: 2 S: 13 H: 1 LOB: 2 BB: 1 P: 21	R: 0 E: 0 K: 0 S: 10 H: 0 LOB: 1 BB: 1 P: 16	R: 0 E: 1 K: 2 S: 10 H: 0 LOB: 1 BB: 0 P: 17	R: 0 E: 0 K: 0 S: 7 H: 0 LOB: 0 BB: 0 P: 10	R: 2 E: 0 K: 0 S: 11 H: 3 LOB: 1 BB: 0 P: 15	R: 0 E: 0 K: 1 S: 8 H: 0 LOB: 0 BB: 0 P: 11	R: 0 E: 0 K: 1 S: 8 H: 0 LOB: 0 BB: 0 P: 10	R: 0 E: 0 K: 0 S: 10 H: 0 LOB: 1 BB: 1 P: 15		1B: 3 2B: 1 3B: 0 HR: 0 SF: 1 SAC: 1 DP: 0 HBP: 0						

PITCHER	IP	WLS	BF	H	R	ER	SO	BB	IBB	HBP	BLK	WP	HR	S	P	ERA	WHIP
24 Zach Eflin, R (1, 1) ERA: 3.26	6.0	L	25	4	2	2	5	2	0	0	0	0	0	59	90	3.00	1.000
64 Shawn Armstrong, R (7, 1) ERA:	1.0		3	0	0	0	1	0	0	0	0	0	0	8	10	0.00	0.000
52 Zack Littell, R (8, 1) ERA: 7.27	1.0		4	0	0	0	0	1	0	0	0	0	0	10	15	0.00	1.000

PITCHER	IP	WLS	BF	H	R	ER	SO	BB	IBB	HBP	BLK	WP	HR	S	P	ERA	WHIP

BOTTOM

Tampa Bay Rays @ San Diego Padres

Petco Park, San Diego, CA

Sat Jun 17 2023, 4:16 PM - 6:41 PM PDT

Att. 43,180 - Sunny - 70 F

livebaseballscorecards.com

AB	27
R	2
H	4
RBI	2
BB	3
SO	6
LOB	11

Batter	1	2	3	4	5	6	7	8	9	AB	R	H	RBI	BB	SO	LOB
2 Yandy Díaz, R (1, 3) OBP: 0.394, SLG: 0.522	F FF 92 C FC 89 B SL 82 X CU 80 1-2 G5-3		C FC 89 X SI 93 0-1 G6-4-3 1-2f		X SL 81 0-0 F9		C ST 81 B ST 82 B ST 80 F ST 80 F FF 94 F ST 81 X ST 82 2-2 5 PB 1B	C FC 88 X FC 90 0-1 G6-3		5	0	1	0	0	0	4
5 Wander Franco, S (1, 6) OBP: 0.351, SLG: 0.462	C FC 89 S CU 82 F FF 94 X CU 81 0-2 G3-1		C SL 81 F CH 88 X CH 88 0-2 G6-3		F CU 80 B FC 91 C CU 80 F CU 80 S FF 94 1-3 K		F ST 80 B ST 80 C ST 79 B ST 80 F ST 81 B FF 94 F ST 80 B ST 80 4-2 1-2 BB		B SI 94 S SI 95 F CH 87 F SI 96 B CH 88 S SL 85 2-3 K	4	0	0	0	1	2	0
55 Luke Raley, L (1, 10) OBP: 0.346, SLG: 0.585	B CU 81 S FC 90 B FC 91 B CH 87 X FC 92 3-1 L5			X FF 92 0-0 E1 56 1B 13 SF8 1B		X FC 90 0-0 L1	B ST 80 S ST 81 B ST 81 B ST 82 F ST 81 F ST 81 X ST 82 3-2 G1-3		X SL 85 0-0 F8	5	1	1	0	0	0	2
56 Randy Arozarena, R (1, 7) OBP: 0.405, SLG: 0.484		B SI 92 B FF 92 X FC 90 2-0 17 1B 15 1B 1B		S SL 82 S SI 93 B SL 83 B FF 94 X FC 91 2-2 17 BB 2-3 1B		H SI 92 1-0 15 F8 17 HBP HBP		B CH 82 B SI 95 C FC 90 X SI 94 2-1 15 1B 13 1B 1B	B SI 97 C SL 84 S SI 97 F SL 85 S SI 98 1-3 K	4	2	3	0	0	1	0
17 Isaac Paredes, R (1, 5) OBP: 0.355, SLG: 0.481		F FF 93 C SL 81 F CU 81 1 SAFE F CH 87 X SL 82 0-2 13 G6-4-3 15 1B 1-2 1B		B CH 85 B SI 93 1 SAFE S CH 87 B FC 91 B FF 93 4-1 1-2 BB		B SL 82 H SI 93 2-0 1-2 HBP		B SI 94 C SI 94 B CH 82 F SI 95 F CH 82 S CH 80 2-3 K		2	0	1	0	1	1	1
15 Josh Lowe, L (1, 9) OBP: 0.332, SLG: 0.512		C FC 89 S FF 92 F FF 94 X CU 80 0-2 13 G6-4-3 1-2 2-H 1B		S FC 93 S FC 91 B FF 94 B CH 87 X CH 87 2-2 F6		C FC 88 S FF 93 F FF 93 B FC 89 X CU 81 1-2 F8 2-3		X FC 90 0-0 13 1B 13 S 87 1B 1-3 1B		4	1	2	1	0	0	5
13 Manuel Margot, R (1, 8) OBP: 0.325, SLG: 0.382		L FC 89 B FC 91 F FF 93 B CU 80 B FC 91 X FF 93 3-2 G6-4-3 1-2f 2-3		T FC 92 X FC 91 0-1 SF8 3-H		C CU 82 F FF 93 X CU 82 0-2 F7		B SI 94 X SI 95 1-0 87 1B 14 1B 1-3 3-H 1B		3	0	1	2	0	0	4
6 Taylor Walls, S (1, 4) OBP: 0.315, SLG: 0.395 87 Harold Ramírez, R (8, PH) OBP: 0.351, SLG: 0.503 7 Vidal Bruján, S (8, PR) OBP: 0.229, SLG: 0.182 (8, 4)		F FC 91 C FF 94 X FF 93 0-2 P4		C CU 81 F FF 93 X CU 81 0-2 G1-3			B ST 79 X FF 93 1-0 F9	1 SAFE C CU 82 B SI 94 B CU 82 F SI 94 F CH 81 X SI 94 2-2 14 1B 1-2 3-H 1B		3 1 0	0 0 0	0 1 0	0 1 0	0 0 0	0 0 0	3 0 0
14 Christian Bethancourt, R (1, 2) OBP: 0.259, SLG: 0.424			S SL 81 X SI 92 0-1 2 G6-4-3 1B		C CU 80 F SL 81 B SL 81 B SL 81 X FF 93 2-2 G5-3		F ST 80 S ST 80 F ST 82 B FF 95 S ST 81 1-3 K	C FC 89 D CU 82 X SI 94 1-1 1-3 2-H 1B		4	0	2	0	0	1	0

Inning Stats	1	2	3	4	5	6	7	8	9
	R: 0 E: 0 K: 0 S: 9 H: 0 LOB: 0 BB: 0 P: 13	R: 1 E: 0 K: 0 S: 16 H: 3 LOB: 1 BB: 0 P: 21	R: 0 E: 0 K: 0 S: 7 H: 1 LOB: 0 BB: 0 P: 7	R: 1 E: 1 K: 0 S: 13 H: 2 LOB: 2 BB: 1 P: 21	R: 0 E: 0 K: 1 S: 8 H: 0 LOB: 0 BB: 0 P: 11	R: 0 E: 0 K: 0 S: 8 H: 0 LOB: 2 BB: 0 P: 12	R: 0 E: 0 K: 1 S: 18 H: 1 LOB: 2 BB: 1 P: 29	R: 2 E: 0 K: 1 S: 16 H: 5 LOB: 3 BB: 0 P: 24	R: 0 E: 0 K: 2 S: 9 H: 0 LOB: 0 BB: 0 P: 12

| | | |

BOTTOM

Tampa Bay Rays @ San Diego Padres

Petco Park, San Diego, CA

Sun Jun 18 2023, 1:12 PM - 4:11 PM PDT

Att. 44,404 - Partly Cloudy - 68 F

livebaseballscorecards.com

Batter	1	2	3	4	5	6	7	8	9	AB	R	H	RBI	BB	SO	LOB
23 Fernando Tatis Jr., R (1, 9) OBP: 0.355, SLG: 0.557	F SI 92 F SL 89 F SL 92 F FS 84 B SL 91 H SI 93 2-2 2 G6-3 22 S 9 PO HBP		F SL 89 X SL 89 0-1 22 FC2 22 E 2-3 1B		B SI 91 F SI 91 B SI 91 C SI 91 S FS 85 2-3 ① K 1-2		S FC 87 S FC 89 F FC 87 S FS 87 0-3 ① K			3	1	1	0	0	2	1
22 Juan Soto, L (1, 7) OBP: 0.408, SLG: 0.459	C SI 92 F SI 92 D FS 86 D FS 85 F SI 93 B SI 92 B SL 90 4-2 2 G6-3 1-2 BB		B SI 92 B FS 84 C SL 88 X FS 84 2-1 FC2 13 SF7 1-H 3-H		B FS 85 X SI 90 1-0 ② G4-3 2-3		B FC 88 X FF 98 1-0 ② G6-3			3	1	0	0	1	0	1
13 Manny Machado, R (1, 5) OBP: 0.291, SLG: 0.401	B SL 90 S SI 93 B SI 94 C SL 90 F SL 91 F SL 90 S FS 86 2-3 ① K		B SI 92 B SL 89 X SL 88 2-0 ② SF7 3-H		X SI 92 0-0 2 1B 3-H 1B		B FC 90 S FC 90 F FC 89 S FF 97 1-3 ③ K			3	0	1	2	0	2	2
2 Xander Bogaerts, R (1, 6) OBP: 0.352, SLG: 0.400	B SL 90 B SI 92 2 SAFE C SL 89 F SI 93 B SI 92 F SI 93 X SI 93 3-2 ② G6-3 1-2 2-3		C SL 90 F SI 91 F SL 92 B FS 84 S FS 85 1-3 ③ K		X SL 88 0-0 1-2 1B			B FF 97 B CH 87 B FF 96 C FF 96 B FF 97 4-1 24 S BB		3	0	1	0	1	1	2
9 Jake Cronenworth, L (1, 3) OBP: 0.316, SLG: 0.368	B SI 94 B SI 92 3 SAFE 2-0 ③ PO 3-H	B SL 88 X SI 92 1-0 ① F8		B FS 82 C SI 90 B FS 82 C SL 87 F FS 84 F SI 91 X SL 89 2-2 24 2B 2B	F SI 91 B FC 87 F FC 86 B ST 74 X ST 76 2-2 ③ L8			B FF 96 X FF 96 1-0 ① L8		4	1	1	0	0	0	3
24 Rougned Odor, L (1, 4) OBP: 0.319, SLG: 0.416 7 Ha-Seong Kim, R (9, 4) OBP: 0.333, SLG: 0.361		B SI 93 X SI 92 1-0 ② G6-3		B FS 82 B FS 81 T SI 90 X SI 89 2-1 26 L4 2-H 2B	B ST 74 F SI 91 F SI 91 X ST 76 1-2 ① P2			B ST 84 C FF 95 F FF 96 B FF 96 S ST 84 2-3 ② K 1-2		4 0	0 0	1 0	1 0	0 0	1 0	1 0
14 Matt Carpenter, L (1, 10) OBP: 0.297, SLG: 0.333 32 Nelson Cruz, R (8, PH) OBP: 0.279, SLG: 0.421 (9, 10)		B SI 92 B SI 92 X SI 92 2-0 ③ L9		F SL 88 S FS 83 X FS 84 0-2 ① F9	C SI 90 C SI 91 C ST 76 0-3 ② K			B FF 96 B FF 96 2-0 IBB		3 0	0 0	0 0	0 1	0 0	1 0	1 0
26 Austin Nola, R (1, 2) OBP: 0.267, SLG: 0.198 99 Gary Sánchez, R (8, PH) OBP: 0.243, SLG: 0.508 (9, 2)			C SI 92 B SL 89 B SL 89 X SI 92 2-1 ① G5-3	B SI 90 X SL 88 1-0 ② ③ L4 2-2	B SI 90 X SI 90 1-0 1B			F CH 87 B CH 87 B CH 87 C FF 97 B CH 89 F CH 88 C FF 97 3-3 ③ K		3 1	0 0	1 0	0 0	0 0	0 1	1 2
1 Trent Grisham, L (1, 8) OBP: 0.308, SLG: 0.358			C SI 92 F FS 85 B FS 85 B FS 85 X SI 93 2-2 23 1B 22 E 2B		C SI 90 F FS 83 B FS 84 B SL 90 B FS 83 B SI 92 4-2 22 G4-3 23 S 13 1B BB	C SI 90 B ST 75 S SI 90 B ST 76 B ST 74 F SI 89 X SI 92 3-2 ③ G4-3				2	2	1	0	1	0	1
Inning Stats	R: 0 E: 0 K: 1 S: 16 H: 0 LOB: 1 BB: 1 P: 29	R: 0 E: 0 K: 0 S: 3 H: 0 LOB: 0 BB: 0 P: 7	R: 3 E: 1 K: 1 S: 14 H: 2 LOB: 0 BB: 2 P: 23	R: 1 E: 0 K: 0 S: 11 H: 2 LOB: 0 BB: 0 P: 16	R: 1 E: 0 K: 1 S: 11 H: 2 LOB: 2 BB: 1 P: 20	R: 0 E: 0 K: 1 S: 11 H: 1 LOB: 1 BB: 0 P: 16	R: 0 E: 0 K: 2 S: 8 H: 0 LOB: 0 BB: 0 P: 10	R: 0 E: 0 K: 2 S: 9 H: 0 LOB: 2 BB: 2 P: 21		1B: 4 2B: 4 3B: 0 HR: 0 SF: 1 SAC: 0 DP: 1 HBP: 1		WP: 0 PB: 0 SB: 3 CS: 0 PA: 36		

	AB	29
	R	5
	H	7
	RBI	3
	BB	4
	SO	8
	LOB	15

PITCHER		IP	WLS	BF	H	R	ER	SO	BB	IBB	HBP	BLK	WP	HR	S	P	ERA	WHIP
72 Yonny Chirinos, R ERA: 2.72	(1, 1)	4.2	L	22	6	5	3	3	2	0	1	0	0	0	52	90	5.79	1.714
49 Kevin Kelly, R ERA: 3.34	(5, 1)	1.1		5	1	0	0	1	0	0	0	0	0	0	14	21	0.00	0.750
26 Robert Stephenson, R ERA: 4.12	(7, 1)	1.0		3	0	0	0	2	0	0	0	0	0	0	8	10	0.00	0.000
30 Jake Diekman, L ERA: 5.4	(8, 1)	1.0		5	0	0	0	2	1	1	0	0	0	0	9	21	0.00	1.000

PITCHER	IP	WLS	BF	H	R	ER	SO	BB	IBB	HBP	BLK	WP	HR	S	P	ERA	WHIP

Batter	1	2	3	4	5	6	7	8	9	10	AB	R	H	RBI	BB	SO	LOB
23 Fernando Tatis Jr., R (1, 9) OBP: 0.351, SLG: 0.553	C SL 83 X SL 83 0-1 22 CS 2B		X ST 81 0-0 E6 13 1B	F SL 85 F SL 84 F SL 87 D SL 87 B SL 86 1 SAFE S SI 94 2-3 ③ K			X FS 89 0-0 ① G6-3		F SI 94 B FS 88 F FS 87 S FS 88 1-3 ③ K	0-0 2 G3	5	0	1	0	0	2	2
22 Juan Soto, L (1, 7) OBP: 0.411, SLG: 0.484	B SI 95 C SI 95 X SL 83 1-1 ① 2-3 HR		C ST 79 C SI 94 F SI 94 F SI 95 B ST 80 F ST 80 B SI 96 X ST 81 2-2 ① F7		X FF 96 0-0 HR		C FS 89 B FS 90 B FS 89 B FS 89 X FS 89 3-1 ② G4-3			0-0 2 G3 IBB	4	2	2	2	1	0	1
13 Manny Machado, R (1, 5) OBP: 0.289, SLG: 0.396	B SI 96 X SI 95 1-0 ② G4-1		B SL 82 1 SAFE 1 SAFE F SL 84 B SI 93 S SL 83 1 SAFE F SL 85 F SL 85 2-2 X SI 84 2 G6-4-3 1-3 1B		S SI 95 X FS 90 0-1 ① F9		B FS 89 X SI 95 1-0 ③ G5-3			B SI 99 F SI 99 S FC 101 F FC 101 F SI 100 B SL 92 F FC 101 F FC 101 F SI 100 2-3 ① F FC 101 S SL 91 K	5	0	1	0	0	1	1
2 Xander Bogaerts, R (1, 6) OBP: 0.350, SLG: 0.394	B SL 84 B SL 84 C SI 95 B SI 96 B SI 96 4-1 9 FC4-6 BB		C SL 83 X SL 85 0-1 ② G6-4-3 ③ 1-2f		S FS 90 S FS 89 B FS 90 C FF 98 1-3 ② K			B FS 91 B SI 94 S FS 89 F FS 90 T SI 97 2-2 ① K		B SI 99 B SI 99 C SI 98 F SI 99 B FC 100 X SL 90 3-2 ② G3 1-2 2-3	4	0	0	0	1	2	3
9 Jake Cronenworth, L (1, 3) OBP: 0.314, SLG: 0.365	B SI 96 X SI 95 1-0 ③ FC4-6 1-2f			X SL 82 0-0 24 2B 7 1B 1B	C FF 97 X FS 91 0-1 ③ G4-3			C FS 90 B FS 90 B FS 87 S FF 96 B FF 97 X FS 90 3-2 ② F9		B FC 100 F FC 100 X SL 91 1-1 ③ L9	5	1	1	0	0	0	3
99 Gary Sánchez, R (1, 2) OBP: 0.230, SLG: 0.478		B SI 94 B SI 94 B SI 94 C SI 94 C SI 94 X SI 94 3-2 ① P1		B SL 83 B SI 93 C SL 84 C SL 84 F SI 94 S SL 86 2-3 ① K		X SI 95 0-0 ① G5-3		B FS 89 X SI 96 1-0 ③ G5-3			4	0	0	0	0	1	1
24 Rougned Odor, L (1, 10) OBP: 0.325, SLG: 0.429		B SL 83 C SL 82 X SI 94 1-1 ② F7		C SL 85 X SL 85 0-1 7 1B 1-3 2B		C FS 90 F FF 97 X FS 90 0-2 ② G6-3			F FF 94 C FF 95 B FS 89 F FF 94 B FS 88 X FS 90 2-2 1B		4	1	2	0	0	0	0
7 Ha-Seong Kim, R (1, 4) OBP: 0.340, SLG: 0.368		C SL 83 B SL 83 B SI 94 C SI 93 X SL 84 2-2 1 S 1B		C SL 85 F SI 94 F SL 88 B SL 85 X SL 86 1-2 2-H 3-H 1B		C SI 97 C SI 98 B FS 90 X FS 91 1-2 1 PB 1B			B SI 94 B FS 87 B FS 92 C SI 94 X SI 94 3-1 ① F8		4	0	3	2	0	0	1
1 Trent Grisham, L (1, 8) OBP: 0.303, SLG: 0.352		C SI 94 1 SAFE C ST 81 B ST 81 C SI 94 1-3 ③ K 1-2		B SI 94 C SL 84 X SL 85 1-1 ② F8		S FS 88 F FS 89 X FS 90 0-2 ③ G3 1-2			S FS 87 C SI 95 S FS 88 0-3 ② K		4	0	0	0	0	2	4
Inning Stats	R: 1 E: 0 K: 0 S: 7 H: 2 LOB: 1 BB: 1 P: 14	R: 0 E: 0 K: 1 S: 11 H: 1 LOB: 1 BB: 0 P: 18	R: 0 E: 1 K: 0 S: 14 H: 1 LOB: 1 BB: 0 P: 18	R: 2 E: 0 K: 2 S: 17 H: 3 LOB: 1 BB: 0 P: 23	R: 1 E: 0 K: 1 S: 8 H: 1 LOB: 0 BB: 0 P: 9	R: 0 E: 0 K: 0 S: 10 H: 1 LOB: 1 BB: 0 P: 11	R: 0 E: 0 K: 0 S: 4 H: 0 LOB: 0 BB: 0 P: 8	R: 0 E: 0 K: 1 S: 8 H: 0 LOB: 0 BB: 0 P: 14	R: 0 E: 0 K: 2 S: 12 H: 1 LOB: 1 BB: 0 P: 18	R: 0 E: 0 K: 1 S: 14 H: 0 LOB: 2 BB: 1 P: 20	1B: 6 2B: 2 3B: 0 HR: 2 SF: 0 SAC: 0 DP: 1 HBP: 0						

PITCHER		IP	WLS	BF	H	R	ER	SO	BB	IBB	HBP	BLK	WP	HR	S	P	ERA	WHIP
74 Ryan Walker, R ERA: 1.65	(1, 1)	1.2		8	3	1	1	0	1	0	0	0	0	1	15	28	5.40	2.400
33 Taylor Rogers, L ERA: 2.88	(2, 1)	0.2		3	0	0	0	1	0	0	0	0	0	0	10	13	0.00	0.000
34 Jakob Junis, R ERA: 4.39	(3, 1)	1.2		8	4	2	2	2	0	0	0	0	0	0	24	32	10.80	2.400
67 Keaton Winn, R ERA: 2.0	(5, 1)	5.0		18	3	1	1	4	0	0	0	0	0	1	42	60	1.80	0.600
75 Camilo Doval, R ERA: 1.93	(10, 1)	1.0	W	4	0	0	0	1	0	1	0	0	0	0	14	20	0.00	0.000

PITCHER	IP	WLS	BF	H	R	ER	SO	BB	IBB	HBP	BLK	WP	HR	S	P	ERA	WHIP

TOP

San Diego Padres @ San Francisco Giants

Oracle Park, San Francisco, CA

Mon Jun 19 2023, 6:46 PM - 9:49 PM PDT

Att. 35,376 - Clear - 61 F

livebaseballscorecards.com

AB	39
R	4
H	10
RBI	4
BB	2
SO	8
LOB	16

San Diego Padres @ San Francisco Giants

Oracle Park, San Francisco, CA

Mon Jun 19 2023, 6:46 PM - 9:49 PM PDT

Att. 35,376 - Clear - 61 F

livebaseballscorecards.com

BOTTOM

Batter	1	2	3	4	5	6	7	8	9	10	AB	R	H	RBI	BB	SO	LOB
31 LaMonte Wade Jr., L (1, 3) OBP: 0.415, SLG: 0.463 6 Casey Schmitt, R (8, PH) OBP: 0.289, SLG: 0.380 (9, 6)	C FF 91 C CH 80 B CH 81 X FF 91 1-2 ① F8		B CU 72 X FF 91 1-0 ① G4-3		C FF 90 B CH 81 S CH 81 B FF 91 X FF 92 2-2 1B			F SI 89 B SI 89 X SI 89 1-1 ① G6-3	D SL 81 C SI 90 D SL 82 B SI 89 D SL 84 4-1 1-2 2-3 BB		3 1	0 0	1 0	0 0	0 1	0 0	0 0
23 Joc Pederson, L (1, 10) OBP: 0.386, SLG: 0.492	C CU 71 F FF 91 B CH 80 F CU 75 B FF 92 B FF 91 D CH 81 4-2 BB		C CH 80 B FF 90 F FF 89 F FF 92 X CH 82 1-2 ② G1-3		F CU 74 B FF 92 B FF 91 C FF 92 X CH 83 2-2 ③ F9			B SI 89 F SI 87 F SL 83 C FF 92 1-3 ② K	B FF 96 F FF 96 S FF 96 D CU 84 S CU 84 2-3 ③ K	0-0 2 SH5-4 5 HR	4	1	0	0	1	2	4
39 Thairo Estrada, R (1, 4) OBP: 0.341, SLG: 0.466 (8, 6) (9, 4)	F FF 90 B FC 83 B FC 86 X FF 90 2-1 ② P3		B FC 86 X FC 85 1-0 ③ G5-3			B CU 73 B FC 84 S CH 80 F SI 90 F CH 83 B CU 75 X FF 92 3-2 ① F9		F FF 89 F FF 91 B SI 90 S SI 89 1-3 ③ K		0-0 2 SH5-4 5 HR IBB	4	1	0	0	1	1	1
8 Michael Conforto, L (1, 7) OBP: 0.335, SLG: 0.423 13 Austin Slater, R (9, PH) OBP: 0.463, SLG: 0.529 2 Blake Sabol, L (9, PH) OBP: 0.324, SLG: 0.411 (10, 7)	C FF 90 F CH 79 B FF 91 F FF 91 F FF 91 X CH 82 1-2 ③ G6-3			B CU 73 B CU 73 F FF 91 X CH 81 2-1 ① G3		F CH 80 C CH 79 B SI 90 X SI 92 1-2 ② G1-3			B ST 82 B SI 96 B SI 97 B FF 97 4-0 5 1B 29 WP BB	X FF 94 0-0 ① SH5-4 1-2 2-3	3 0 0	0 0 1	0 0 0	0 0 0	0 0 1	0 0 0	1 0 0
5 Mike Yastrzemski, L (1, 9) OBP: 0.321, SLG: 0.487		B FF 88 C CU 72 B CH 80 S CH 80 F CH 78 X CH 80 2-2 ① F9		C FF 90 B FF 89 X FF 91 1-1 ② G6-3		B CU 72 X CH 78 1-0 HR			D ST 79 X SI 97 1-0 29 F8 29 WP 14 SF7 1-3 1B	B FF 95 C FF 97 B FF 95 X FF 96 2-1 2-H 3-H HR	5	3	3	4	0	0	0
29 Luis Matos, R (1, 8) OBP: 0.381, SLG: 0.250		X FC 85 0-0 ② G6-3		B FC 86 C CH 81 B SI 90 C CH 80 B CH 81 F FF 92 X FF 91 3-2 ③ F9		B FC 86 F CH 80 X SI 90 1-1 ③ G6-3			B ST 81 B ST 82 F FF 97 B SI 96 X FF 97 3-1 ① F8 1-3 3-H		4	0	0	0	0	0	1
35 Brandon Crawford, L (1, 6) OBP: 0.310, SLG: 0.369 7 J.D. Davis, R (7, PH) OBP: 0.371, SLG: 0.486 (8, 5)		B FF 90 B CH 80 B FF 93 C FF 92 B FF 92 4-1 14 1B BB	B CH 81 X FF 90 1-0 ① G3			F FF 90 T FF 91 F FF 92 B FF 91 C FF 91 1-3 ① K			D SI 97 B ST 81 B SI 97 C SI 98 B SI 97 4-1 6 BB 32 BB BB		1 1	0 0	0 0	0 0	1 1	0 1	0 0
14 Patrick Bailey, S (1, 2) OBP: 0.333, SLG: 0.524		D CU 74 B CH 81 C CH 80 B CU 73 X CH 81 3-1 1-3 1B	B CH 80 X FF 90 1-0 ② G3			X SI 88 0-0 ② G1-3			D CH 84 F SI 90 C SI 91 F FF 92 X SI 90 1-2 ② SF7 3-H		3	0	1	1	0	0	0
32 David Villar, R (1, 5) OBP: 0.239, SLG: 0.346 (8, 4) (9, 3)		X FC 86 0-0 ③ F7	X FF 89 0-0 HR			C SI 88 X SI 90 0-1 ③ G4-3			B SL 81 B SL 81 B SL 81 S FF 91 B SL 80 4-1 6 BB 1-2 BB		3	1	1	1	1	0	2
Inning Stats	R: 0 E: 0 K: 0 S: 13 H: 0 LOB: 1 BB: 1 P: 21	R: 0 E: 0 K: 0 S: 9 H: 1 LOB: 2 BB: 1 P: 18	R: 0 E: 0 K: 0 S: 6 H: 0 LOB: 0 BB: 0 P: 9	R: 0 E: 0 K: 0 S: 8 H: 0 LOB: 0 BB: 0 P: 14	R: 1 E: 0 K: 0 S: 9 H: 2 LOB: 1 BB: 0 P: 15	R: 1 E: 0 K: 0 S: 10 H: 1 LOB: 0 BB: 0 P: 16	R: 0 E: 0 K: 1 S: 7 H: 0 LOB: 0 BB: 0 P: 8	R: 0 E: 0 K: 2 S: 8 H: 0 LOB: 0 BB: 0 P: 11	R: 2 E: 0 K: 1 S: 13 H: 1 LOB: 3 BB: 4 P: 36	R: 3 E: 0 K: 0 S: 3 H: 1 LOB: 0 BB: 1 P: 5	1B: 3 2B: 0 3B: 0 HR: 3 SF: 1 SAC: 1 DP: 0 HBP: 0	WP: 1 PB: 0 SB: 0 CS: 0 PA: 41						

PITCHER		IP	WLS	BF	H	R	ER	SO	BB	IBB	HBP	BLK	WP	HR	S	P	ERA	WHIP
52 Michael Wacha, R ERA: 2.9	(1, 1)	6.0		24	4	2	2	0	2	0	0	0	0	2	55	93	3.00	1.000
25 Tim Hill, L ERA: 2.97	(7, 1)	2.0	H	6	0	0	0	3	0	0	0	0	0	0	15	19	0.00	0.000
66 Luis García, R ERA: 6.0	(9, 1)	0.1	H	4	1	2	2	0	2	0	0	0	1	0	4	16	54.00	9.000
73 Drew Carlton, R ERA: 4.24	(9, 1)	0.1	B	3	0	0	0	0	2	0	0	0	0	0	6	15	0.00	6.000
56 Ray Kerr, L ERA: 6.0	(9, 1)	0.2	L	4	1	3	2	1	0	1	0	0	0	1	6	10	27.00	1.500

PITCHER	IP	WLS	BF	H	R	ER	SO	BB	IBB	HBP	BLK	WP	HR	S	P	ERA	WHIP

AB	32
R	7
H	6
RBI	6
BB	7
SO	4
LOB	9

Batter	1	2	3	4	5	6	7	8	9	AB	R	H	RBI	BB	SO	LOB
23 Fernando Tatis Jr., R (1, 9) OBP: 0.357, SLG: 0.568	S SL 90 B SL 91 B SI 94 X SL 90 2-1 13 G4-3 1B		F SI 94 S SL 88 X KC 83 0-2 22 2B 13 FC3 2-3 1B		F SI 91 X SI 91 0-1 HR		C SL 88 S FF 95 B ST 84 S ST 84 1-3 ① K		F SL 73 X SI 84 0-1 ② L9	5	2	3	1	0	1	0
22 Juan Soto, L (1, 7) OBP: 0.414, SLG: 0.488	C SI 94 B CH 86 F SL 89 S SL 90 1-3 ① K		F SL 90 1 SAFE X SL 88 0-1 2 FC9-6 1-3 3-H 2B		B CH 84 B SL 89 C SL 88 B FF 92 C SL 87 B SL 88 4-2 13 FC6-4 BB		X SL 90 0-0 ② F7		X SI 83 0-0 13 E 1B	4	0	2	1	1	1	1
13 Manny Machado, R (1, 5) OBP: 0.287, SLG: 0.392	X SL 90 0-0 ② G4-3 1-2		B SL 88 F FF 94 X SL 88 1-1 FC3 2 FC9-6 3-H		C SL 87 B SL 87 B SI 92 X SL 88 2-1 ① FC6-4 2 1B 1-2f		C FF 96 X SL 89 0-1 2 FC6-4 1B		S SL 74 B SL 73 S SL 72 F SL 72 F SL 72 F SI 84 F SL 73 X SL 74 1-2 E6 1-2	5	0	1	1	0	0	4
2 Xander Bogaerts, R (1, 6) OBP: 0.347, SLG: 0.390	B SL 89 C SI 94 F SL 89 B SL 90 B SI 94 C SL 90 3-3 ③ K		C SI 94 C SI 94 B SL 88 X SL 88 1-2 ② FC9-6 1-2f 2-3		F SI 92 X SL 88 0-1 1-2 1B		B SL 90 B SL 88 X FF 95 2-0 ③ FC6-4 1-2f		C SL 73 B SL 74 B SI 83 B SL 73 F SL 72 X SL 72 3-2 ③ G1-3	5	0	1	0	0	1	6
9 Jake Cronenworth, L (1, 3) OBP: 0.313, SLG: 0.360		C SL 88 B FF 93 F CH 87 F SL 90 T FF 95 1-2 ① K	S FF 94 F FF 93 F SL 88 B FF 93 1 SAFE 1 SAFE X SL 87 1-2 ③ F7		B SL 86 B FF 92 B CH 85 C FF 92 F SL 87 C SI 92 3-3 ② K			B FF 93 B FF 95 B SL 87 B FF 92 4-0 BB		3	0	0	0	1	2	4
24 Rougned Odor, L (1, 10) OBP: 0.315, SLG: 0.413		B CH 87 C SL 89 C FF 94 F CH 87 X SL 89 1-2 ② F7		B SL 88 F SL 88 F FF 93 F SL 86 C SI 94 1-3 ① K	X CH 86 0-0 ③ G4-3			B CU 78 F FF 94 B SL 88 X FF 95 2-1 ① L9		4	0	0	0	0	1	3
7 Ha-Seong Kim, R (1, 4) OBP: 0.339, SLG: 0.366		B SL 89 B SI 94 S SI 94 C SL 89 C SI 95 2-3 ③ K		C SI 93 S SL 89 B SL 88 X SI 93 1-2 1 1B 26 CS 1B		B FF 95 F SL 89 B ST 82 X FF 95 2-1 ① F9		B SL 89 B SL 89 C FF 95 B FF 94 X FF 95 3-1 ② F7		4	0	1	0	0	1	1
1 Trent Grisham, L (1, 8) OBP: 0.306, SLG: 0.354			B FF 93 S SL 88 X CH 88 1-1 23 1B 26 SH5-3 22 2B 1B	B SI 93 F CH 86 1 SAFE B SL 88 X FF 93 2-1 26 CS 1-3 1B		B SL 88 B FF 96 X FF 96 2-0 ② G4-3		1 SAFE B SL 89 B FF 95 F SL 89 F FF 95 F ST 82 S FF 96 2-3 ③ K		4	1	2	0	0	1	1
26 Austin Nola, R (1, 2) OBP: 0.263, SLG: 0.195 14 Matt Carpenter, L (9, PH) OBP: 0.295, SLG: 0.331 99 Gary Sánchez, R (9, 2) OBP: 0.230, SLG: 0.478			X SL 88 0-0 ① SH5-3 1-2	M SL 88 C SI 91 X SL 88 0-2 ②③ G1-3 1-2 3-H		B SL 89 F FF 94 C ST 84 F ST 84 X ST 81 1-2 ③ F8		B SL 73 B SI 83 B SI 82 C SI 82 F SI 81 T SL 73 3-2 ① K		2 1 0	0 0 0	0 0 0	0 0 0	0 0 0	0 1 0	2 0 0

Inning Stats																								
	R: 0	H: 1		R: 0	H: 0		R: 2	H: 3		R: 0	H: 2		R: 1	H: 2		R: 0	H: 0		R: 0	H: 1		R: 0	H: 0		R: 0	H: 1		1B: 8	SF: 0		WP: 0	PA: 40
	E: 0	LOB: 1		E: 0	LOB: 0		E: 0	LOB: 2		E: 0	LOB: 1		E: 0	LOB: 2		E: 0	LOB: 0		E: 0	LOB: 1		E: 1	LOB: 1		E: 1	LOB: 2		2B: 1	SAC: 1		PB: 0	
	K: 2	BB: 0		K: 2	BB: 0		K: 0	LOB: 2		K: 1	LOB: 1		K: 1	LOB: 2		K: 0	BB: 1		K: 1	BB: 0		K: 1	BB: 0		K: 1	BB: 0		3B: 0	DP: 0		SB: 0	
	S: 9	P: 15		S: 11	P: 15		S: 17	BB: 0		S: 12	P: 16		S: 12	P: 21		S: 7	P: 12		S: 7	P: 10		S: 8	P: 19		S: 16	P: 23		HR: 1	HBP: 0		CS: 2	
								P: 21																								

PITCHER		IP	WLS	BF	H	R	ER	SO	BB	IBB	HBP	BLK	WP	HR	S	P	ERA	WHIP
26 Anthony DeSclafani, R ERA: 4.38	(1, 1)	5.0		24	8	3	3	6	1	0	0	0	0	1	61	88	5.40	1.800
43 Tristan Beck, R ERA: 3.05	(6, 1)	3.0		11	1	0	0	2	1	0	0	0	0	0	22	41	0.00	0.667
71 Tyler Rogers, R ERA: 1.56	(9, 1)	1.0	W	5	1	0	0	1	0	0	0	0	0	0	16	23	0.00	1.000

PITCHER		IP	WLS	BF	H	R	ER	SO	BB	IBB	HBP	BLK	WP	HR	S	P	ERA	WHIP

TOP

San Diego Padres @ San Francisco Giants

Oracle Park, San Francisco, CA

Tue Jun 20 2023, 6:47 PM - 9:26 PM PDT

Att. 32,060 - Clear - 61 F

livebaseballscorecards.com

AB	37
R	3
H	10
RBI	3
BB	2
SO	9
LOB	22

Batter	1	2	3	4	5	6	7	8	9	AB	R	H	RBI	BB	SO	LOB
23 Joc Pederson, L (1, 10) OBP: 0.387, SLG: 0.508	C FF 93 B CU 79 B CU 79 T FF 95 B CU 80 C CU 80 3-3 K ①		B CU 79 X CU 79 1-0 F8 ③			B ST 83 C ST 80 B FF 94 X ST 80 2-1 F9 ①		B FC 89 B CU 81 X FC 90 2-0 HR	B SL 85 B SI 95 S SI 96 B SI 96 S SI 96 F SI 97 B SI 96 4-2 1-2 2-3 3-H BB	4	1	1	2	1	1	1
39 Thairo Estrada, R (1, 4) OBP: 0.339, SLG: 0.467	S FF 94 C SI 94 S SL 84 0-3 K ②			C SI 91 X CH 89 0-1 7 1B 8 G4-6-3 2B		X ST 80 0-0 P3 ②		C SI 92 X FF 91 0-1 G6-3 ①		4	1	1	0	0	1	0
7 J.D. Davis, R (1, 5) OBP: 0.369, SLG: 0.482	B FF 94 B SI 93 C SI 94 T SL 88 F FF 95 B CU 81 C SI 94 3-3 K ③			F SL 88 F FF 93 X CU 80 0-2 8 G4-6-3 2-3 1B		X FF 95 0-0 G3 ③		X SI 92 0-0 F4 ②		4	0	1	0	0	1	0
8 Michael Conforto, L (1, 7) OBP: 0.332, SLG: 0.419 13 Austin Slater, R (7, PH) OBP: 0.464, SLG: 0.519 (8, 7)		B CU 78 S CU 79 F FF 93 X CU 81 1-2 G6-3 ①		B CU 80 C FF 93 B CU 78 X CU 79 2-1 G4-6-3 ①② 1-2f 3-H			B SI 87 B SI 87 B FF 89 B SI 88 4-0 29 1B 5 1B 14 FC5-2 BB	B CH 81 X FC 88 1-0 G6-3 ③		2	0	0	0	0	0	1
										1	0	0	0	1	0	0
5 Mike Yastrzemski, L (1, 9) OBP: 0.324, SLG: 0.485		B FF 93 C FF 94 F SI 93 C FF 95 1-3 K ②		B CU 80 C FF 94 S CH 85 B FF 95 F SI 94 B CU 81 D CU 81 4-2 BB			C SI 87 B FF 90 B FF 90 X SI 87 2-1 14 FC5-2 29 1B 1-2 1B		C CU 80 B FC 89 F CH 80 F SI 92 B FC 89 X CH 80 2-2 F8 ①	3	0	1	0	1	1	0
29 Luis Matos, R (1, 8) OBP: 0.400, SLG: 0.263		B FF 93 F FF 94 F SL 89 T CU 83 1-2 K ③		B SL 86 C SI 92 X CU 78 1-1 G5-3 ③			B SI 86 X SI 86 1-0 14 FC5-2 35 1B 1-2 2-3 1B		B FC 88 C SI 92 B SI 92 S FC 88 B FC 88 B FC 88 4-2 6 BB 14 1B 23 BB BB	3	2	1	0	1	1	1
14 Patrick Bailey, S (1, 2) OBP: 0.330, SLG: 0.512			F FF 91 B CH 84 S CH 84 F FF 94 X CU 81 1-2 G1-3 ①		F CU 77 B CU 76 B CU 78 X FF 93 2-1 F6 ①		X SI 88 0-0 FC5-2 ①② 35 1B 1-2 2-3 3-H		S FC 88 B CH 81 X FC 88 1-1 23 BB 6 BB 1-2 1B	4	0	1	0	0	0	3
35 Brandon Crawford, L (1, 6) OBP: 0.311, SLG: 0.368 6 Casey Schmitt, R (9, PH) OBP: 0.294, SLG: 0.380			X FF 94 0-0 L8 ②		F FF 93 F FF 92 X FF 95 0-2 G4-3 ②		B FF 90 X SI 88 1-0 1-2 2-H 1B		B SI 94 B SL 84 F SI 95 S SI 96 F SI 96 B CH 87 3-2 23 BB 1-2 2-3 BB	3	0	1	1	0	0	0
										0	0	0	0	1	0	0
32 David Villar, R (1, 3) OBP: 0.240, SLG: 0.352			C SL 88 B SL 85 X SL 87 1-1 2B		X FF 94 0-0 F8 ③		X FC 89 0-0 F8 ③		C SL 86 S SL 85 S SL 85 0-3 K ②	4	0	1	0	0	1	5
Inning Stats	R: 0 E: 0 K: 3 S: 10 H: 0 LOB: 0 BB: 0 P: 16	R: 0 E: 0 K: 2 S: 9 H: 0 LOB: 0 BB: 0 P: 12	R: 0 E: 0 K: 0 S: 8 H: 1 LOB: 1 BB: 0 P: 11	R: 1 E: 0 K: 0 S: 12 H: 2 LOB: 1 BB: 1 P: 19	R: 0 E: 0 K: 0 S: 6 H: 0 LOB: 0 BB: 0 P: 8	R: 0 E: 0 K: 0 S: 4 H: 0 LOB: 0 BB: 0 P: 6	R: 1 E: 0 K: 0 S: 6 H: 3 LOB: 2 BB: 1 P: 14	R: 1 E: 0 K: 0 S: 5 H: 1 LOB: 0 BB: 0 P: 8	R: 1 E: 0 K: 1 S: 17 H: 1 LOB: 3 BB: 3 P: 31	1B: 5 2B: 3 3B: 0 HR: 1 SF: 0 SAC: 0 DP: 2 HBP: 0	WP: 0 PB: 0 SB: 0 CS: 0 PA: 37					

PITCHER		IP	WLS	BF	H	R	ER	SO	BB	IBB	HBP	BLK	WP	HR	S	P	ERA	WHIP
67 Seth Lugo, R ERA: 3.86	(1, 1)	5.0		18	3	1	1	5	1	0	0	0	0	0	45	66	1.80	0.800
36 Steven Wilson, R ERA: 2.5	(6, 1)	1.0	H	3	0	0	0	0	0	0	0	0	0	0	4	6	0.00	0.000
25 Tim Hill, L ERA: 3.19	(7, 1)	0.2	H	5	3	1	1	0	1	0	0	0	0	0	5	13	13.50	6.000
21 Nick Martinez, R ERA: 3.3	(7, 1)	1.2	L	8	2	2	2	0	1	0	0	0	0	1	14	24	10.80	1.800
71 Josh Hader, L ERA: 1.26	(9, 1)	0.1		3	0	0	0	1	2	0	0	0	0	0	9	16	0.00	6.000

PITCHER	IP	WLS	BF	H	R	ER	SO	BB	IBB	HBP	BLK	WP	HR	S	P	ERA	WHIP

BOTTOM

San Diego Padres @ San Francisco Giants

Oracle Park, San Francisco, CA

Tue Jun 20 2023, 6:47 PM - 9:26 PM PDT

Att. 32,060 - Clear - 61 F

livebaseballscorecards.com

AB	32
R	4
H	8
RBI	3
BB	5
SO	6
LOB	11

Batter	1	2	3	4	5	6	7	8	9	AB	R	H	RBI	BB	SO	LOB
23 Fernando Tatis Jr., R (1, 9) OBP: 0.353, SLG: 0.558	B SL 82 B SI 93 B SI 95 B SI 96 4-0 22 G6-3 BB		X KC 84 0-0 ① F8		B SI 94 S KC 86 F SI 93 B SI 95 B KC 86 F KC 86 S KC 86 3-3 ③ K 1-2 2-3		X SL 88 0-0 ③ G4-3		S SI 100 B SL 90 X SI 99 1-1 ③ L4 1-2	4	0	0	0	1	1	5
22 Juan Soto, L (1, 7) OBP: 0.415, SLG: 0.488	C SI 95 X SI 95 0-1 ① ② G6-3 1-2f		D KC 85 C SI 94 B SI 94 X CH 89 2-1 ② ③ G4-6-3 1-2f			C SI 93 B ST 82 C ST 78 X SI 95 1-2 13 BB 1B		B SL 73 C SL 72 B SL 72 F SL 72 F SI 84 X SL 73 2-2 2 G4-3 13 1B 9 SF8 1B		4	1	2	0	0	0	2
13 Manny Machado, R (1, 5) OBP: 0.298, SLG: 0.402	B SI 95 B SL 84 C SI 96 B SI 96 C SI 94 B SI 95 4-2 2 WP BB			C KC 83 X SI 94 0-1 9 F7-6-5 2B		B ST 79 B ST 82 C SI 94 B ST 81 B ST 81 4-1 9 G4-6-3 1-2 BB		B SL 72 B SI 81 F SI 83 B SL 72 F SL 72 X SL 72 3-2 2 G4-3 1-2 1B		2	0	2	0	2	0	0
2 Xander Bogaerts, R (1, 6) OBP: 0.342, SLG: 0.384	C SI 96 S SL 83 F SL 84 C SI 95 0-3 ③ K 1-2			C SI 94 X KC 84 0-1 ① G2-3		C SI 94 X ST 79 0-1 ① F7		C SI 82 C SL 72 F SL 73 X SI 83 0-2 ① G4-3 1-2 2-3		4	0	0	0	0	1	6
9 Jake Cronenworth, L (1, 3) OBP: 0.313, SLG: 0.360		C SI 95 X SI 95 0-1 99 G3-1 1B		F SI 94 B CH 89 X SI 94 1-1 ② ③ F7-6-5 2-3		B ST 81 B ST 81 C SI 94 C SI 93 B ST 80 X SI 94 3-2 ② ③ G4-6-3 1-2f		X SL 72 0-0 ② SF8 3-H		3	0	1	1	0	0	3
99 Gary Sánchez, R (1, 2) 24 Rougned Odor, L (8, PH) OBP: 0.312, SLG: 0.409 26 Austin Nola, R (8, 2) OBP: 0.263, SLG: 0.195		B SI 95 S KC 86 F SI 95 1 SAFE X KC 85 1-2 ① G3-1 1-2			B SI 93 B SI 92 C SI 94 C KC 84 B KC 85 B SI 94 4-2 23 WP 1 1B BB		F SL 87 B SL 88 B SL 88 S FF 95 2-2 ① K	X SL 72 0-0 ③ P4		2 1 0	0 0 0	0 0 0	0 0 0	1 0 0	1 1 0	1 1 0
32 Nelson Cruz, R (1, 10) OBP: 0.274, SLG: 0.414 14 Matt Carpenter, L (7, PH) OBP: 0.297, SLG: 0.329 (7, 10)		F KC 85 F SI 95 B KC 87 C SI 96 1-3 ② K			C KC 83 F KC 84 S KC 85 0-3 ① K		B FF 95 B FF 94 B SL 87 B FF 93 4-0 7 FC BB		F FC 100 S SL 90 F SL 89 F FC 100 B SL 90 S SL 90 1-3 ① K	2 1	0 0	0 0	0 1	0 1	2 1	2 0
7 Ha-Seong Kim, R (1, 4) OBP: 0.337, SLG: 0.364		D KC 86 C KC 84 C SI 94 B SI 96 B KC 85 F SI 95 C SI 95 3-3 ③ K			C SI 93 S KC 85 B KC 83 F SI 93 S KC 84 1-3 ② K		C SL 85 F SL 89 B FF 94 B SL 88 X SL 89 2-2 ② FC 1 S 1 1B 1-2f		S SI 98 B SL 89 X SI 98 1-1 23 DI 1B	4	1	1	0	0	2	3
1 Trent Grisham, L (1, 8) OBP: 0.313, SLG: 0.358			B SI 93 C SI 94 S SI 94 B KC 85 B KC 87 B FF 95 4-2 22 G4-6-3 BB		X SI 94 0-0 23 WP 1-2 1B		C CU 82 D SL 90 B SL 88 B FF 95 C SL 86 X SL 89 3-2 1-H 1B		B FC 99 T SL 89 F FC 100 B SL 90 C SL 89 2-3 ② K	3	0	2	1	1	1	1
Inning Stats	R: 0 E: 0 K: 1 S: 8 H: 0 LOB: 1 BB: 2 P: 16	R: 0 E: 0 K: 2 S: 12 H: 1 LOB: 1 BB: 0 P: 17	R: 0 E: 0 K: 0 S: 5 H: 0 LOB: 0 BB: 1 P: 11	R: 0 E: 0 K: 0 S: 6 H: 1 LOB: 0 BB: 0 P: 7	R: 0 E: 0 K: 3 S: 14 H: 1 LOB: 2 BB: 1 P: 22	R: 0 E: 0 K: 0 S: 9 H: 1 LOB: 1 BB: 1 P: 17	R: 1 E: 0 K: 1 S: 9 H: 1 LOB: 1 BB: 1 P: 20	R: 1 E: 0 K: 0 S: 13 H: 2 LOB: 1 BB: 0 P: 18	R: 0 E: 0 K: 2 S: 12 H: 1 LOB: 1 BB: 0 P: 17	1B: 7 2B: 2 3B: 0 HR: 0 SF: 1 SAC: 0 DP: 4 HBP: 0						

PITCHER		IP	WLS	BF	H	R	ER	SO	BB	IBB	HBP	BLK	WP	HR	S	P	ERA	WHIP
74 Ryan Walker, R ERA: 1.56	(1, 1)	1.0		4	0	0	0	1	2	0	0	0	1	0	8	16	0.00	2.000
64 Sean Hjelle, R ERA: 7.79	(2, 1)	4.0	W	15	3	0	0	5	2	0	0	0	1	0	37	57	0.00	1.250
33 Taylor Rogers, L ERA: 2.77	(6, 1)	1.0		4	1	0	0	0	1	0	0	0	0	0	9	17	0.00	2.000
77 Luke Jackson, R ERA: 2.16	(7, 1)	1.0		5	1	1	1	1	1	0	0	0	0	0	9	20	9.00	2.000
71 Tyler Rogers, R ERA: 1.77	(8, 1)	1.0	H	5	2	1	1	0	0	0	0	0	0	0	13	18	9.00	2.000

PITCHER		IP	WLS	BF	H	R	ER	SO	BB	IBB	HBP	BLK	WP	HR	S	P	ERA	WHIP
75 Camilo Doval, R ERA: 1.87	(9, 1)	1.0	S	4	1	0	0	2	0	0	0	0	0	0	12	17	0.00	1.000

TOP

San Diego Padres @ San Francisco Giants

Oracle Park, San Francisco, CA

Wed Jun 21 2023, 6:46 PM - 9:33 PM PDT

Att. 33,332 - Clear - 59 F

livebaseballscorecards.com

AB	30
R	2
H	8
RBI	2
BB	6
SO	9
LOB	24

Batter	1	2	3	4	5	6	7	8	9	AB	R	H	RBI	BB	SO	LOB
23 Joc Pederson, L (1, 10) OBP: 0.383, SLG: 0.500	B ST 81 C KC 76 F FC 90 S FF 94 1-3 ① K		C FC 89 B FS 88 F FF 94 X KC 81 1-2 ③ F8		X FC 91 0-0 5 1B; 7 1B 1-3 2-H 1B		C CH 87 B FF 95 X FF 95 1-1 ①② G6-3 1-2f			4	1	1	1	0	1	2
5 Mike Yastrzemski, L (1, 9) OBP: 0.324, SLG: 0.482 13 Austin Slater, R (5, PR) OBP: 0.474, SLG: 0.528 (6, 7)	C KC 77 F FC 91 F FF 95 B FC 92 B SI 95 S KC 80 2-3 ② K			B FF 92 S KC 77 F FF 93 B SI 94 X SI 93 2-2 ① G1-3	B FC 88 B KC 76 C FC 86 F KC 77 X SI 94 2-2 7 1B 1-2 3-H 1B		S ST 82 B ST 81 X ST 82 1-1 1B			3 1	0 0	1 1	1 0	0 0	1 0	0 0
7 J.D. Davis, R (1, 5) OBP: 0.367, SLG: 0.478	S ST 84 C SI 96 X ST 84 0-2 ③ G6-3			F FF 93 S ST 83 B FF 93 S ST 83 1-3 ② K	F SI 93 S FF 93 X ST 83 0-2 1-3 2-H 1B		1 SAFE B FF 95 S FF 95 F FF 95 B FF 96 F FF 96 B CH 88 S FF 96 3-3 ③ K			4	0	1	1	0	2	1
8 Michael Conforto, L (1, 7) OBP: 0.327, SLG: 0.412 (6, 9)		C KC 77 C FF 95 S FC 90 0-3 ① K		F KC 78 B FC 91 F KC 78 B SI 94 F SI 94 X KC 80 2-2 ③ G3	F KC 78 X KC 78 0-1 ③ G1-3			B FF 97 S FF 96 F FF 94 C SL 86 1-3 ① K		4	0	0	0	0	2	2
29 Luis Matos, R (1, 8) OBP: 0.414, SLG: 0.304		C ST 82 F SI 94 X ST 82 0-2 2 G3-6-3; 1B			X FF 92 0-0 2 1B; 2 S; 35 SF7; 1B	C ST 80 B ST 81 X SI 91 1-1 ① L8		B CU 80 C FF 96 B FF 97 X FF 97 2-1 ② F9		4	1	2	0	0	0	0
2 Blake Sabol, L (1, 2) OBP: 0.328, SLG: 0.419 14 Patrick Bailey, S (9, 2) OBP: 0.330, SLG: 0.512		C SI 94 B ST 83 B SI 94 S FC 89 1 SAFE X SI 95 2-2 ②③ G3-6-3 1-2f			B ST 79 X FC 88 1-0 32 BB; 23 1B 1-3 1B	X KC 76 0-0 2B		F FF 97 X FF 98 0-1 ③ F7		4 0	1 0	2 0	0 0	0 0	0 0	1 0
32 David Villar, R (1, 3) OBP: 0.242, SLG: 0.345			C ST 82 C SI 93 B ST 81 B SI 94 B SI 93 X ST 82 3-2 ① P4		B ST 81 B ST 81 D KC 78 B KC 80 4-0 23 1B; 5 1B 1-2 BB	C SI 93 F CU 71 X FS 87 0-2 ② G6-3				2	1	0	0	1	0	1
35 Brandon Crawford, L (1, 6) OBP: 0.305, SLG: 0.363			C SI 93 F SI 94 B SI 93 B FS 88 F SL 86 F SI 94 S FS 89 2-3 ② K		B FC 90 F SL 88 X FF 93 1-1 ① SF7 3-H	B KC 78 C ST 81 C FF 94 D FS 91 F FF 94 X FF 94 2-2 ③ G1-3				2	0	0	1	0	1	1
6 Casey Schmitt, R (1, 4) OBP: 0.302, SLG: 0.377			B KC 79 C KC 79 B SI 94 B SI 93 C SI 94 B SI 93 4-2 BB		F SI 95 B SI 92 F ST 82 B FF 94 S KC 79 2-3 ② K		S ST 82 B ST 82 F CH 87 F FF 96 F SC 80 B CH 87 B FF 95 3-2 23 G6-3; BB			1	0	0	0	2	1	2
Inning Stats	R: 0 E: 0 K: 2 S: 10 H: 0 LOB: 0 BB: 0 P: 13	R: 0 E: 0 K: 1 S: 9 H: 1 LOB: 0 BB: 0 P: 11	R: 0 E: 0 K: 1 S: 13 H: 0 LOB: 1 BB: 1 P: 23	R: 0 E: 0 K: 1 S: 10 H: 0 LOB: 0 BB: 0 P: 15	R: 4 E: 0 K: 1 S: 16 H: 5 LOB: 2 BB: 1 P: 26	R: 0 E: 0 K: 0 S: 10 H: 1 LOB: 1 BB: 0 P: 13	R: 0 E: 0 K: 1 S: 12 H: 1 LOB: 1 BB: 1 P: 20	R: 0 E: 0 K: 1 S: 7 H: 0 LOB: 0 BB: 0 P: 10		1B: 7 2B: 1 3B: 0 HR: 0 SF: 1 SAC: 0 DP: 2 HBP: 0				WP: 0 PB: 0 SB: 1 CS: 0 PA: 33		

PITCHER		IP	WLS	BF	H	R	ER	SO	BB	IBB	HBP	BLK	WP	HR	S	P	ERA	WHIP
11 Yu Darvish, R ERA: 4.84	(1, 1)	6.0	L	26	7	4	4	6	2	0	0	0	0	0	68	101	6.00	1.500
45 Brent Honeywell, R ERA: 3.47	(7, 1)	1.0		4	1	0	0	1	1	0	0	0	0	0	12	20	0.00	2.000
50 Adrian Morejon, L ERA:	(8, 1)	1.0		3	0	0	0	1	0	0	0	0	0	0	7	10	0.00	0.000

PITCHER	IP	WLS	BF	H	R	ER	SO	BB	IBB	HBP	BLK	WP	HR	S	P	ERA	WHIP

BOTTOM

San Diego Padres @ San Francisco Giants

Oracle Park, San Francisco, CA

Wed Jun 21 2023, 6:46 PM - 9:33 PM PDT

Att. 33,332 - Clear - 59 F

livebaseballscorecards.com

AB	29
R	4
H	8
RBI	4
BB	3
SO	8
LOB	10

San Diego Padres @ San Francisco Giants

Oracle Park, San Francisco, CA

Thu Jun 22 2023, 12:46 PM - 3:04 PM PDT

Att. 38,638 - Partly Cloudy - 61 F

livebaseballscorecards.com

Batter	1	2	3	4	5	6	7	8	9	AB	R	H	RBI	BB	SO	LOB
7 Ha-Seong Kim, R (1, 6) OBP: 0.342, SLG: 0.377	B SI 92 C SI 92 B CH 84 B SI 92 F SI 92 B SI 91 4-2 22 BB 99 HR BB	B SI 91 C SL 81 S SI 90 X SI 91 1-2 ③ F7		X SI 91 0-0 HR	S SL 84 B SL 86 B SI 94 C SL 83 F SL 85 X SI 94 2-2 ③ G4-3			B FF 94 B FF 93 C FF 93 F FF 94 B ST 82 B FF 95 4-2 23 G4-6-3 BB		3	2	1	1	2	0	2
23 Fernando Tatis Jr., R (1, 9) OBP: 0.350, SLG: 0.548	F CH 85 C SI 92 B CH 86 B SI 92 F SI 93 B SL 83 X CH 86 2-2 ① F7		F SL 81 B SL 82 B CH 85 F SL 81 F SI 90 B SI 91 F SI 92 B SL 81 4-2 22 1B 13 HR BB	F SL 81 B SI 93 X SL 82 1-1 ② F7		X SL 83 0-0 ① P4		X FF 94 0-0 ①② G4-6-3 1-2f		4	1	0	0	1	0	2
22 Juan Soto, L (1, 7) OBP: 0.419, SLG: 0.490 24 Rougned Odor, L (7, 4) (9, 5) OBP: 0.310, SLG: 0.405	B SI 92 B CH 84 C CH 84 B SL 83 F CH 86 B SI 94 4-2 99 HR 1-2 BB	C SL 80 X CH 83 0-1 13 HR 1-2 1B	C SI 93 B CH 86 S SL 85 B SL 85 B CH 87 S SL 84 3-3 ③ K		C SL 82 B SI 94 C CH 86 X SL 85 1-2 99 1B 1B	C FF 95 F ST 83 B FF 96 B FF 96 S ST 83 2-3 ③ K			3 1	2 0	2 0	0 0	1 0	1 1	0 0
13 Manny Machado, R (1, 5) OBP: 0.302, SLG: 0.421 14 Matt Carpenter, L (9, PH) (9, 3) OBP: 0.301, SLG: 0.329	B SI 92 B CH 86 X CH 85 2-0 ② L7	B SI 91 C SI 91 X SL 81 1-1 1-H 2-H HR	C SL 83 X SI 93 0-1 99 1B 9 1B 2B	X SI 93 0-0 ② F9		B FA 64 B FA 65 B FA 65 C FA 68 B FA 69 4-1 9 G4-6-3 BB		4 0	2 0	2 0	3 0	0 1	0 0	3 0
99 Gary Sánchez, R (1, 2) OBP: 0.256, SLG: 0.513	S SI 92 X SI 92 0-1 1-H 2-H HR	B CH 85 C CH 83 T SI 91 C CH 85 1-3 ① K	S SL 84 B SL 84 X SI 94 1-1 9 1B 32 2B 2-3 1B	X SL 84 0-0 1-2 1B		X FA 66 0-0 ① F7		5	2	3	3	0	1	1
9 Jake Cronenworth, L (1, 4) (7, 3) (9, 4) OBP: 0.311, SLG: 0.357	B SI 92 F CH 85 X SL 83 1-1 ③ F7	S CH 84 F CH 84 F SL 82 X SI 89 0-2 ② G6-3	C SL 84 D SL 85 X CH 87 1-1 32 2B 1-2 3-H 1B	C SI 94 C SL 85 X SL 85 0-2 ③ G4-3		C FA 69 X FA 70 0-1 ②③ G4-6-3 1-2f		5	1	1	1	0	0	3
32 Nelson Cruz, R (1, 10) OBP: 0.281, SLG: 0.420		C SI 90 B CH 84 X CH 85 1-1 ① F9	C CH 85 B SI 90 F SL 81 B SI 89 B CH 84 F SI 90 B SL 81 4-2 16 FC5-4 BB		S SL 84 X SL 84 0-1 1-H 2-H 2B		C SI 93 C SL 83 F SL 84 B SL 86 F SI 94 B SL 86 B SI 93 S SL 84 3-3 ① K		3	0	1	2	1	1	0
16 Brandon Dixon, R (1, 3) (7, 7) OBP: 0.234, SLG: 0.328		C SL 82 S SL 82 C SL 82 0-3 ② K	X SI 89 0-0 ③ FC5-4 1-2f		C SI 94 S SL 85 B SL 85 C SL 85 1-3 ① K		C SI 94 B SI 94 S SL 85 X SL 85 1-2 ② G5-3		4	0	0	0	0	2	2
1 Trent Grisham, L (1, 8) OBP: 0.312, SLG: 0.357		C SI 89 C SL 81 F SL 82 X SL 81 0-2 1B	B SI 89 B CH 84 C CH 83 S CH 83 F SI 90 X SL 82 2-2 ① G6-3		B SI 94 S SI 94 C SL 83 B SL 86 F SL 85 F SI 94 X SL 86 2-2 ② P3		C CH 88 S SI 94 X SL 86 0-2 ③ G3		4	0	1	0	0	0	1
Inning Stats	R: 3 E: 0 K: 0 S: 14 H: 1 LOB: 0 BB: 2 P: 27	R: 0 E: 0 K: 1 S: 12 H: 1 LOB: 1 BB: 0 P: 14	R: 3 E: 0 K: 1 S: 19 H: 2 LOB: 1 BB: 2 P: 29	R: 1 E: 0 K: 1 S: 10 H: 1 LOB: 0 BB: 0 P: 16	R: 3 E: 0 K: 1 S: 20 H: 4 LOB: 1 BB: 0 P: 27	R: 0 E: 0 K: 0 S: 9 H: 2 LOB: 2 BB: 0 P: 10	R: 0 E: 0 K: 1 S: 11 H: 0 LOB: 0 BB: 0 P: 15	R: 0 E: 0 K: 1 S: 6 H: 0 LOB: 0 BB: 1 P: 12	R: 0 E: 0 K: 0 S: 4 H: 0 LOB: 0 BB: 1 P: 8	1B: 6 2B: 2 3B: 0 HR: 3 SF: 0 SAC: 0 DP: 2 HBP: 0						

	AB	36
	R	10
	H	11
	RBI	10
	BB	6
	SO	6
	LOB	14

WP: 0 PA: 42
PB: 0
SB: 0
CS: 0

PITCHER		IP	WLS	BF	H	R	ER	SO	BB	IBB	HBP	BLK	WP	HR	S	P	ERA	WHIP
57 Alex Wood, L ERA: 5.17	(1, 1)	3.1	L	18	4	6	6	2	4	0	0	0	0	2	49	76	16.20	2.400
34 Jakob Junis, R ERA: 4.84	(4, 1)	3.2		18	7	4	4	3	0	0	0	0	0	1	46	62	9.82	1.909
52 Sean Manaea, L ERA: 5.72	(8, 1)	1.0		3	0	0	0	1	1	0	0	0	0	0	6	12	0.00	1.000
32 David Villar, R ERA:	(9, 1)	1.0		3	0	0	0	0	1	0	0	0	0	0	4	8	0.00	1.000

PITCHER		IP	WLS	BF	H	R	ER	SO	BB	IBB	HBP	BLK	WP	HR	S	P	ERA	WHIP

Batter	1	2	3	4	5	6	7	8	9	AB	R	H	RBI	BB	SO	LOB
13 Austin Slater, R (1, 7) OBP: 0.443, SLG: 0.491	B FF 94 C FF 94 B SL 88 C CH 85 B FF 96 X SL 88 3-2 G5-3 ①		S CU 82 D CU 80 S SL 90 D SL 90 B CH 87 C FF 97 3-3 K ③ 1-2			S CH 87 B FF 94 B FF 93 S CH 86 S CU 81 2-3 K ①			X FF 95 C FF 96 X FS 91 0-0 G5-3 ① 0-1 G6-3 ②	4	0	0	0	0	2	1
29 Luis Matos, R (1, 9) OBP: 0.364, SLG: 0.259	B FF 95 C FF 95 X CH 86 1-1 G6-3 ②			B CH 84 X CH 86 1-0 P3 ①		C FF 95 F SL 87 T CU 80 0-2 K ②			C FF 96 X FF 98 0-0 P3 ③	4	0	0	0	0	1	0
39 Thairo Estrada, R (1, 4) OBP: 0.335, SLG: 0.459	B FF 96 F FF 95 C FF 96 S CU 81 1-3 K ③			B CU 79 F CH 86 S FF 96 B SL 87 F CU 80 C FF 96 2-3 K ②		B CH 87 B CH 87 C CH 87 S CU 81 B SL 89 S CH 86 3-3 K ③				4	0	0	0	0	3	0
7 J.D. Davis, R (1, 5) OBP: 0.363, SLG: 0.471		B FF 94 X FF 94 1-0 F7 ①		S CH 86 B SL 89 F FF 96 B FF 97 X FF 97 2-2 F9 ③			B FF 97 X SI 97 1-0 G5-3 ①			3	0	0	0	0	0	0
8 Michael Conforto, L (1, 10) OBP: 0.323, SLG: 0.406 23 Joc Pederson, L (9, 3) OBP: 0.383, SLG: 0.500		B FF 95 B FF 95 S FF 95 S FF 95 F FF 97 S SL 90 2-3 K ②			B FF 95 B FF 94 C SL 88 S SL 86 B SL 87 C FF 96 3-3 K ①		F FF 98 S FF 97 F FS 89 B ST 82 S FF 98 1-3 K ②			3 0	0 0	0 0	0 0	0 0	3 0	0 0
6 Casey Schmitt, R (1, 6) OBP: 0.296, SLG: 0.368		C FF 96 S CH 87 S CU 81 0-3 K ③			B FF 95 C CH 87 B SL 87 X FF 95 2-1 G5-3 ②		F FF 98 S ST 83 S ST 84 0-3 K ③			3	0	0	0	0	2	0
14 Patrick Bailey, S (1, 2) OBP: 0.344, SLG: 0.523 2 Blake Sabol, L (7, 2) OBP: 0.326, SLG: 0.417			C FF 94 B CH 84 B FF 94 S CH 86 B CU 81 X FF 96 3-2 13 WP 1B		B FF 96 C FF 94 C FF 95 B SL 88 X FF 97 2-2 32 1B 1B			C FF 96 F CU 82 S CU 83 0-3 K ①		2 1	0 0	2 0	0 0	0 1	0 0	0 0
32 David Villar, R (1, 3) OBP: 0.244, SLG: 0.345 (9, 1)			D SL 89 F CH 87 S SL 88 D CU 81 C FF 96 2-3 K ①		D CH 87 C CH 87 D SL 88 B CH 85 X FF 96 3-1 1-2 1B			B CU 79 B CU 82 X FF 96 2-0 L4 ②		3	0	1	0	1	1	
58 Bryce Johnson, S (1, 8) OBP: 0.213, SLG: 0.256			C FF 96 B CH 86 X CH 85 1-1 L7 ②		S FF 96 D CU 81 S CU 78 D FF 95 B CU 80 S CH 86 3-3 K ③			B FF 98 F FF 97 C CU 82 B FS 94 B CU 84 F FF 98 X FF 99 3-2 L1-3 ③		3	0	0	0	0	1	3
Inning Stats	R: 0 E: 0 K: 1 S: 8 H: 0 LOB: 0 BB: 0 P: 13	R: 0 E: 0 K: 2 S: 8 H: 0 LOB: 0 BB: 0 P: 11	R: 0 E: 0 K: 2 S: 11 H: 1 LOB: 1 BB: 0 P: 20	R: 0 E: 0 K: 1 S: 8 H: 0 LOB: 0 BB: 0 P: 13	R: 0 E: 0 K: 2 S: 13 H: 2 LOB: 2 BB: 0 P: 26	R: 0 E: 0 K: 3 S: 9 H: 0 LOB: 0 BB: 0 P: 14	R: 0 E: 0 K: 2 S: 8 H: 0 LOB: 0 BB: 0 P: 10	R: 0 E: 0 K: 1 S: 8 H: 0 LOB: 0 BB: 0 P: 13	R: 0 E: 0 K: 0 S: 4 H: 0 LOB: 0 BB: 0 P: 4	1B: 3 2B: 0 3B: 0 HR: 0	SF: 0 SAC: 0 DP: 0 HBP: 0			WP: 1 PB: 0 SB: 0 CS: 0	PA: 30	

PITCHER		IP	WLS	BF	H	R	ER	SO	BB	IBB	HBP	BLK	WP	HR	S	P	ERA	WHIP
4 Blake Snell, L ERA: 3.22	(1, 1)	6.0	W	21	3	0	0	11	0	0	0	0	1	0	57	97	0.00	0.500
66 Luis García, R ERA: 5.73	(7, 1)	1.0		3	0	0	0	2	0	0	0	0	0	0	8	10	0.00	0.000
56 Ray Kerr, L ERA: 3.6	(8, 1)	2.0		6	0	0	0	1	0	0	0	0	0	0	12	17	0.00	0.000

PITCHER	IP	WLS	BF	H	R	ER	SO	BB	IBB	HBP	BLK	WP	HR	S	P	ERA	WHIP

BOTTOM

San Diego Padres @ San Francisco Giants

Oracle Park, San Francisco, CA

Thu Jun 22 2023, 12:46 PM - 3:04 PM PDT

Att. 38,638 - Partly Cloudy - 61 F

livebaseballscorecards.com

AB	30
R	0
H	3
RBI	0
BB	0
SO	14
LOB	5

Batter	1	2	3	4	5	6	7	8	9	AB	R	H	RBI	BB	SO	LOB
28 Lane Thomas, R (1, 9) OBP: 0.338, SLG: 0.493 14 Ildemaro Vargas, S (8, PH) OBP: 0.288, SLG: 0.446 (8, 5)	F FF 94 X FF 93 0-1 F7		B FF 94 C FF 94 S CH 87 F CH 89 F FF 95 S SI 94 1-3 K			B SL 80 C FF 91 S FF 93 S CH 87 1-3 K		X FF 95 0-0 G5-3	B FS 89 C CU 82 B CU 81 B FS 90 C FF 94 S CU 84 3-3 K	3 2	0 0	0 0	0 0	0 0	2 1	2 1
2 Luis García Jr., L (1, 4) OBP: 0.305, SLG: 0.395	C FF 93 B CH 88 X FC 91 1-1 F8		C CU 81 D CH 88 F CH 87 X CH 87 1-2 G4-3			F CH 84 X FF 93 0-1 G1-3		C FF 96 X SL 87 0-1 F8		4	0	0	0	0	0	2
9 Jeimer Candelario, S (1, 5) OBP: 0.331, SLG: 0.444 36 Stone Garrett, R (8, PH) OBP: 0.310, SLG: 0.382 (8, 9)	C CU 80 B FC 92 C CU 81 B CU 81 B CH 88 C CU 81 3-3 K			B FC 89 X FC 90 1-0 G4-3		B FF 93 B CU 80 C FF 93 X CH 86 2-1 45 1B 2B		X FF 96 0-0 2B		3 1	1 0	1 1	0 0	0 0	1 0	0 0
45 Joey Meneses, R (1, 10) OBP: 0.332, SLG: 0.379		C FC 89 F FC 90 X CU 81 0-2 G6-3		B CU 81 C CU 82 X FC 90 1-1 L8		B SL 82 X FC 91 1-0 2-H 1B		B CU 78 B CH 90 X CU 78 2-0 G3		4	0	1	1	0	0	1
23 Corey Dickerson, L (1, 7) OBP: 0.305, SLG: 0.408 6 Michael Chavis, R (9, PH) OBP: 0.311, SLG: 0.333		C FC 88 B CH 87 C FC 90 S CU 82 1-3 K		X FC 89 0-0 2B		C FC 92 F FF 93 C CU 82 0-3 K			S CU 81 B CU 82 B CU 81 F FF 96 X CU 83 2-2 HR	3 1	0 1	1 1	0 1	0 0	2 0	1 0
20 Keibert Ruiz, S (1, 2) OBP: 0.295, SLG: 0.382		B CU 81 F FC 89 X CH 87 1-1 F8		B FC 90 B CH 86 X CU 80 2-0 L6			C CU 80 B FC 90 X CH 88 1-1 G4-3		X FF 95 0-0 L7	4	0	0	0	0	0	1
22 Dominic Smith, L (1, 3) OBP: 0.331, SLG: 0.318			S FC 90 F FF 93 F FF 92 B FC 90 F CU 81 F FF 93 S CH 88 1-3 K		C CU 80 S CH 86 X FF 92 0-2 P5		X CU 81 0-0 2B		C FF 96 B CU 82 B FF 96 X CU 84 2-1 G3	4	0	1	0	0	1	0
34 Derek Hill, R (1, 8) OBP: 0.364, SLG: 0.455			S CU 81 S SL 81 X SL 82 0-2 5 2B 1B		C CU 80 B SL 82 F FF 91 S SL 82 1-3 K		X SL 82 0-0 F8		S CU 82 B FF 99 B CU 82 S CU 84 B FS 94 F FF 96 X CU 82 3-2 5 2B 2B	4	1	2	0	0	1	1
5 CJ Abrams, L (1, 6) OBP: 0.276, SLG: 0.398			F FC 89 S CH 87 B CH 87 F CU 81 1 SAFE X CU 82 1-2 1-3 2B		B CH 86 B FC 90 B FC 89 C FF 93 C FF 93 F CH 87 X SL 82 3-2 L7		X FF 93 0-0 G4-3		D CU 83 X FF 94 1-0 2-H 2B	4	0	2	1	0	0	1
Inning Stats	R: 0 E: 0 K: 1 S: 7 H: 0 LOB: 0 BB: 0 P: 11	R: 0 E: 0 K: 1 S: 8 H: 0 LOB: 0 BB: 0 P: 10	R: 0 E: 0 K: 2 S: 21 H: 2 LOB: 2 BB: 0 P: 25	R: 0 E: 0 K: 0 S: 5 H: 1 LOB: 1 BB: 0 P: 9	R: 0 E: 0 K: 1 S: 10 H: 0 LOB: 0 BB: 0 P: 14	R: 1 E: 0 K: 2 S: 11 H: 2 LOB: 1 BB: 0 P: 15	R: 0 E: 0 K: 0 S: 5 H: 1 LOB: 1 BB: 0 P: 6	R: 0 E: 0 K: 0 S: 5 H: 1 LOB: 1 BB: 0 P: 7	R: 2 E: 0 K: 1 S: 14 H: 3 LOB: 1 BB: 0 P: 25	1B: 2 2B: 7 3B: 0 HR: 1 SF: 0 SAC: 0 DP: 0 HBP: 0						

PITCHER		IP	WLS	BF	H	R	ER	SO	BB	IBB	HBP	BLK	WP	HR	S	P	ERA	WHIP
44 Joe Musgrove, R ERA: 3.88	(1, 1)	7.0	W	27	6	1	1	7	0	0	0	0	0	0	67	90	1.29	0.857
50 Adrian Morejon, L ERA:	(8, 1)	1.0		4	1	0	0	0	0	0	0	0	0	0	5	7	0.00	1.000
56 Ray Kerr, L ERA: 6.0	(9, 1)	1.0		6	3	2	2	1	0	0	0	0	0	1	14	25	18.00	3.000

PITCHER	IP	WLS	BF	H	R	ER	SO	BB	IBB	HBP	BLK	WP	HR	S	P	ERA	WHIP

Washington Nationals @ San Diego Padres

Petco Park, San Diego, CA

Fri Jun 23 2023, 6:42 PM - 9:11 PM PDT

Att. 42,510 - Clear - 66 F

TOP

livebaseballscorecards.com

AB	37
R	3
H	10
RBI	3
BB	0
SO	8
LOB	10

WP: 0	PA: 37		
PB: 0			
SB: 0			
CS: 0			

Batter	1	2	3	4	5	6	7	8	9	AB	R	H	RBI	BB	SO	LOB
7 Ha-Seong Kim, R (1, 4) OBP: 0.344, SLG: 0.390	B SI 92 C FF 91 X SI 92 1-1 HR	C FF 91 F SL 81 X SI 93 0-2 ② G6-3	B FF 91 X FF 92 1-0 22 BB 23 BB 13 FC4-6 1-H 2-H 1B	B SL 86 B SI 96 B SL 87 C SI 97 S SI 96 X SI 96 3-2 ③ F8 1-2	X ST 79 0-0 ③ L7			5	2	2	3	0	0	3
23 Fernando Tatis Jr., R (1, 9) OBP: 0.359, SLG: 0.556	F SL 78 B FF 92 F CH 82 B SI 94 B SL 81 F FF 92 X SI 93 3-2 13 F8 22 S 1B	F SL 81 X SL 83 0-1 ③ G5-3	C SI 92 C FF 92 D SL 81 D SL 81 B SL 82 B CH 79 4-2 13 FC4-6 22 BB 2 HR 1-2 BB	X SL 86 0-0 22 WP 22 2B 1B	F SI 91 S ST 79 F ST 80 X ST 81 0-2 22 HR 2B			4	3	3	0	1	0	0
22 Juan Soto, L (1, 7) OBP: 0.425, SLG: 0.508	C FF 91 B SI 93 C FF 93 D SL 82 B SI 94 1 SAFE 1 SAFE S SI 93 3-3 ① K 1-2	C SL 80 B SL 80 B SI 92 B FF 92 C SI 91 B SI 93 4-2 13 G6-4-3 BB	F SI 92 B FF 91 S SI 92 B FF 92 B SL 81 B SL 79 4-2 13 FC4-6 1-2 2-3 BB	C SI 93 B SI 94 X SL 87 1-1 9 HBP 32 1B 1-H 2B	B ST 80 B FC 86 C SI 93 B SI 92 X FC 86 3-1 2-H HR			3	2	2	3	2	1	1
13 Manny Machado, R (1, 5) OBP: 0.297, SLG: 0.414 24 Rougned Odor, L (8, 5) OBP: 0.307, SLG: 0.402	B SI 92 X SL 82 1-0 ② F8 2-3	C SI 92 F FF 92 B SI 94 X CH 83 1-2 ① G6-4-3 1-2f ② FC4-6 2 HR 1-2f 2-3 3-H	F SI 93 B FF 93 B CH 84 B SI 93 S SL 79 X SI 92 3-2 ② FC4-6 2 HR 1-2f 2-3 3-H	S SI 98 B SI 97 B SL 86 X SI 97 2-1 ① G1-3	X SI 94 0-0 ① G6-3			4 1	1 0	0 0	1 0	0 0	0 0	5 0
2 Xander Bogaerts, R (1, 6) OBP: 0.343, SLG: 0.395	X FF 92 0-0 ③ F7	C SL 76 C CH 81 B SL 82 F SL 82 S SI 93 1-3 ① K	C FF 93 B SI 93 C FF 92 B SL 85 F CH 82 X FF 94 2-2 99 FC5-4 1B	B SL 77 C CH 82 X CH 82 1-1 1-H 3-H HR	C SI 97 F SI 98 B SI 98 S SI 99 1-3 ② K	F SI 93 X SI 92 0-1 ② G6-3		5	1	2	3	0	1	2
99 Gary Sánchez, R (1, 2) OBP: 0.264, SLG: 0.494		X SI 93 0-0 ③ FC5-4 1-2f	B SL 78 B SI 92 X FF 92 2-0 ③ G5-3	B SL 89 B SI 97 B SL 87 C SI 97 B SI 96 4-1 9 HBP 32 1B BB	C ST 80 B ST 81 T ST 81 B FF 94 B ST 82 B SI 94 4-2 16 1B BB			3	1	0	0	2	1	1
9 Jake Cronenworth, L (1, 3) OBP: 0.316, SLG: 0.361 16 Brandon Dixon, R (8, PH) OBP: 0.246, SLG: 0.339 (9, 3)	X FF 93 0-0 32 G4-6-3 1B	B FF 91 X SI 91 1-0 7 PB 1 HBP 7 1B 1B	C SI 88 X SL 74 0-1 ① F9	F FF 97 H SI 98 1-1 32 1B 1 2B 1-2 2-3 HBP	B SI 93 F SI 92 B ST 80 B SI 92 X SI 92 3-1 1-2 1B			3 1	2 0	2 1	0 0	0 0	0 0	0 0
32 Nelson Cruz, R (1, 10) OBP: 0.278, SLG: 0.411	F SI 93 B CH 81 X FF 92 1-1 ②③ G4-6-3 1-2f	B SI 91 C SI 91 B FF 92 F SI 91 1 SAFE C SI 92 2-3 ① K	C SI 90 C SI 88 F SL 76 X SI 91 0-2 ② G3-1	C SL 87 B SI 97 X SI 97 1-1 1 2B 1-3 2-H 3-H 1B	S FC 87 B ST 82 B ST 81 C SI 94 S ST 81 2-3 ③ K			5	0	1	2	0	2	4
1 Trent Grisham, L (1, 8) OBP: 0.319, SLG: 0.365		B SI 89 B SL 77 F SI 91 S FF 91 B SI 93 X SI 93 3-2 ① F7	C SL 79 H SI 91 1-1 7 PB 7 1B 1-2 HBP	C SL 75 B SL 77 B SI 88 C SI 90 B SL 78 X SI 89 3-2 7 S 1B	F SI 97 X SL 89 0-1 1-3 3-H 2B			3	1	2	1	0	0	0
Inning Stats	R: 1 E: 0 K: 1 S: 11 H: 2 LOB: 1 BB: 0 P: 19	R: 0 E: 0 K: 1 S: 7 H: 1 LOB: 0 BB: 0 P: 9	R: 0 E: 0 K: 0 S: 8 H: 0 LOB: 0 BB: 0 P: 11	R: 0 E: 0 K: 0 S: 10 H: 1 LOB: 1 BB: 1 P: 17	R: 6 E: 0 K: 1 S: 16 H: 3 LOB: 0 BB: 2 P: 35	R: 0 E: 0 K: 0 S: 12 H: 1 LOB: 1 BB: 0 P: 18	R: 4 E: 0 K: 1 S: 15 H: 4 LOB: 2 BB: 1 P: 25	R: 2 E: 0 K: 1 S: 16 H: 3 LOB: 2 BB: 1 P: 28		1B: 9 2B: 3 3B: 0 HR: 3 SF: 0 SAC: 0 DP: 2 HBP: 2						

PITCHER		IP	WLS	BF	H	R	ER	SO	BB	IBB	HBP	BLK	WP	HR	S	P	ERA	WHIP
46 Patrick Corbin, L ERA: 5.22	(1, 1)	5.0	L	24	7	7	7	3	3	0	1	0	0	2	52	91	12.60	2.000
53 Joe La Sorsa, L ERA: 1.8	(6, 1)	0.2		3	1	0	0	0	0	0	0	0	0	0	9	12	0.00	1.500
26 Chad Kuhl, R ERA: 8.45	(6, 1)	1.0		9	4	4	4	1	1	0	1	0	1	0	17	30	36.00	5.000
68 Thaddeus Ward, R ERA: 6.21	(7, 1)	1.1		8	3	2	2	1	1	0	0	0	0	1	17	29	13.50	3.000

PITCHER	IP	WLS	BF	H	R	ER	SO	BB	IBB	HBP	BLK	WP	HR	S	P	ERA	WHIP

BOTTOM

Washington Nationals @ San Diego Padres

Petco Park, San Diego, CA

Fri Jun 23 2023, 6:42 PM - 9:11 PM PDT

Att. 42,510 - Clear - 66 F

livebaseballscorecards.com

AB	37
R	13
H	15
RBI	13
BB	5
SO	5
LOB	16

WP: 1 PA: 44
PB: 1
SB: 2
CS: 0

Batter	1	2	3	4	5	6	7	8	9	AB	R	H	RBI	BB	SO	LOB
28 Lane Thomas, R (1, 9) OBP: 0.343, SLG: 0.507	C FF 92 B FF 92 C FF 92 F KN 76 F FF 93 S FF 94 1-3 ① **K**		X FF 92 0-0 **HR**		C FF 93 B KN 76 X ST 80 1-1 **1B**			F FF 96 F ST 81 B FF 94 F FF 96 X FF 93 1-2 9 BB **1B**		4	1	3	1	0	1	0
2 Luis García Jr., L (1, 4) OBP: 0.304, SLG: 0.390	X FF 92 0-0 ② **G6-3**		B FF 92 B ST 81 B ST 80 S FF 91 S FF 92 F ST 81 B ST 81 4-2 **BB**		S SI 87 S SI 89 F FF 90 C SI 89 0-3 ③ **K**			F CH 85 X FF 95 0-1 ② **L5**		3	0	0	0	1	1	2
9 Jeimer Candelario, S (1, 5) OBP: 0.333, SLG: 0.454	C SI 93 B KN 82 X SI 93 1-1 **HR**		C FC 86 X ST 80 0-1 ② **P3**			F FF 89 F FF 90 X FF 90 0-2 ① **F9**		D ST 80 B ST 78 B ST 78 1 SAFE B FF 94 4-0 1-2 **BB**		3	1	1	1	1	0	1
45 Joey Meneses, R (1, 10) OBP: 0.331, SLG: 0.377	C FF 94 B ST 81 B ST 82 F FF 92 T FF 94 2-2 ③ **K**		X FC 86 0-0 ③ **F8**			B SI 89 C SI 89 B SI 89 X FF 90 2-1 ② **1B**		C ST 80 B FF 95 D ST 80 B ST 78 X ST 80 3-1 ③ **P2**		4	0	1	0	0	1	3
23 Corey Dickerson, L (1, 7) OBP: 0.306, SLG: 0.405 36 Stone Garrett, R (9, PH) OBP: 0.315, SLG: 0.382 (9, 7)		X ST 78 0-0 **1B**		F FF 90 F KN 78 F KN 80 B FF 92 X KN 79 1-2 ① **G6-3**		C SI 89 B FF 91 F SL 83 F FF 90 F SI 88 F SI 88 X SL 84 1-2 ③ **G1-3**			B CU 79 B CU 79 B FF 96 C FF 96 F FF 96 F FF 96 B CH 90 4-2 34 FC1-4 22 S **BB**	3 0	0 0	1 0	0 0	0 1	0 0	0 0
20 Keibert Ruiz, S (1, 2) OBP: 0.291, SLG: 0.376		C ST 80 X ST 80 0-1 ① **F7**		F FC 87 B KN 79 C KN 78 X KN 83 1-2 ② **G4-3**			C SI 94 B CU 82 B CH 83 C CU 82 X CU 82 2-2 ① **G3**		B CU 80 B FF 95 X FF 95 2-0 ① **F7**	4	0	0	0	0	0	2
22 Dominic Smith, L (1, 3) OBP: 0.330, SLG: 0.315		B FF 92 C FC 86 1 SAFE F FF 91 B FF 92 X ST 80 2-2 ② **F8**		C FF 92 S FF 92 X FF 93 0-2 ③ **G4-3**			F FC 90 F CH 82 B CH 82 F FF 95 X CU 82 1-2 ② **G4-3**		S FF 95 F SL 85 F SL 85 1 SAFE F SL 86 F FF 96 B FF 95 B SL 86 B SL 88 3-2 34 FC1-4 1-2 **BB**	3	0	0	0	1	0	1
34 Derek Hill, R (1, 8) OBP: 0.267, SLG: 0.333		F ST 79 F ST 81 B FF 94 X FF 94 1-2 ③ **G3**			B FC 85 B FC 86 X FF 91 2-0 ① **G6-3**		C CU 82 B CU 81 S CH 80 S CH 82 1-3 ③ **K**		D ST 81 B FF 96 F FF 98 C SI 97 D ST 83 X SI 98 3-2 ② **FC1-4** 5 S 1-2f 2-3	4	0	0	0	0	1	3
5 CJ Abrams, L (1, 6) OBP: 0.272, SLG: 0.392			C ST 78 X FF 91 0-1 ① **G4-3**		C KN 77 B KN 80 S KN 79 X KN 84 1-2 ② **F9**			F ST 79 B FF 95 B ST 79 F ST 78 X FF 94 2-2 ① **G5-3**	B ST 82 S ST 82 C ST 81 S ST 83 1-3 ③ **K** 1-2	4	0	0	0	0	1	2
Inning Stats	R: 1 H: 1 E: 0 LOB: 0 K: 2 BB: 0 S: 11 P: 15	R: 0 H: 1 E: 0 LOB: 1 K: 0 BB: 0 S: 9 P: 12	R: 1 H: 1 E: 0 LOB: 1 K: 0 BB: 1 S: 9 P: 13	R: 0 H: 0 E: 0 LOB: 0 K: 0 BB: 0 S: 10 P: 12	R: 0 H: 1 E: 0 LOB: 1 K: 1 BB: 0 S: 10 P: 14	R: 0 H: 1 E: 0 LOB: 0 K: 0 BB: 0 S: 11 P: 14	R: 0 H: 0 E: 0 LOB: 0 K: 1 BB: 0 S: 10 P: 14	R: 0 H: 1 E: 0 LOB: 2 K: 0 BB: 1 S: 11 P: 21	R: 0 H: 0 E: 0 LOB: 2 K: 1 BB: 2 S: 15 P: 28	1B: 4 SF: 0 2B: 0 SAC: 0 3B: 0 DP: 0 HR: 2 HBP: 0						

TOP

Washington Nationals @ San Diego Padres

Petco Park, San Diego, CA

Sat Jun 24 2023, 5:43 PM - 8:25 PM PDT

Att. 43,364 - Clear - 68 F

livebaseballscorecards.com

AB	32
R	2
H	6
RBI	2
BB	4
SO	5
LOB	14

| | | | | | |

Batter	1	2	3	4	5	6	7	8	9	AB	R	H	RBI	BB	SO	LOB
7 Ha-Seong Kim, R (1, 4) OBP: 0.338, SLG: 0.384	C SI 92 F SI 92 S ST 80 0-3 ① K		B SI 93 C SI 93 X SI 92 1-1 ① F8		C SL 86 B ST 82 X FC 87 1-1 ② G1-3		F SI 96 B SL 87 B CU 80 F SI 95 F SI 95 X SL 86 2-2 ③ P3			4	0	0	0	0	1	0
23 Fernando Tatis Jr., R (1, 9) OBP: 0.357, SLG: 0.551	X SI 93 0-0 ② G6-3		C SI 93 B ST 82 F SI 93 S SI 96 1-3 ② K		X ST 81 0-0 22 S 1B			S FF 97 F FF 97 B FF 98 T FF 98 1-2 ① K		4	0	1	0	0	2	0
22 Juan Soto, L (1, 7) OBP: 0.429, SLG: 0.508	C SI 93 B CU 82 B CH 90 B SL 86 B SI 94 4-1 13 1B BB		B CU 81 C FF 94 F SI 94 B FF 94 B ST 83 X FC 88 3-2 1B		B FF 92 D ST 82 B SL 86 B SL 85 4-0 1-2 BB			B FF 97 F FF 98 C FF 99 B FF 97 F FF 99 B FS 91 C FF 98 3-3 ② K		2	0	1	0	2	1	0
13 Manny Machado, R (1, 5) OBP: 0.296, SLG: 0.411	C ST 81 S SI 94 B ST 82 D SL 85 X SI 95 2-2 1-2 1B		B ST 82 D ST 82 S ST 81 F SI 94 F FF 95 F ST 81 X FF 95 2-2 ③ G6-3		X SI 94 0-0 ③ P4			B FF 99 F FF 98 B FF 98 B FF 98 X FF 98 3-1 ③ L9		4	0	1	0	0	0	3
2 Xander Bogaerts, R (1, 6) OBP: 0.342, SLG: 0.391	C SL 86 B ST 82 F SI 95 F FF 94 T ST 82 1-2 ③ K			B SI 91 X SI 91 1-0 ① G3	B ST 80 C SL 86 B ST 81 B SI 92 B SI 93 4-1 99 CS BB				B FF 98 C SL 84 X FF 97 1-1 ① F8	3	0	0	0	1	1	2
9 Jake Cronenworth, L (1, 3) OBP: 0.312, SLG: 0.355		B SI 93 X FC 87 1-0 ① P6		C CU 80 F SL 85 F SI 94 B SL 86 X ST 82 1-2 ② F8	X SL 86 0-0 ① F6				B FF 99 B FF 98 C FF 98 L FF 98 T FS 89 2-2 ② K	4	0	0	0	0	1	1
99 Gary Sánchez, R (1, 2) OBP: 0.275, SLG: 0.488		B SI 93 C SI 93 F ST 82 X ST 82 1-2 1B		B SI 93 S SL 86 F SI 94 B SL 85 F SI 95 F FF 95 B ST 81 B SL 87 4-2 BB	B SL 85 B SL 85 C SI 96 F SI 96 C SI 96 1 SAFE 2-3 ② ③ K 1-2				F FF 100 B SL 88 S CU 82 X CU 85 1-2 ③ G5-3	3	0	1	0	1	1	1
24 Rougned Odor, L (1, 10) OBP: 0.300, SLG: 0.391		S SL 87 C SL 86 D SL 84 B ST 82 D ST 82 S FC 88 3-3 ② K		B FC 87 S SL 86 C SL 86 C SL 85 1-3 ③ K			S CU 80 B CU 82 B SI 95 B SI 96 C SI 95 F SI 95 S SI 96 3-3 ① K			3	0	0	0	0	3	2
1 Trent Grisham, L (1, 8) OBP: 0.315, SLG: 0.360		B FC 87 B SI 93 S FC 87 S FC 88 B FC 88 X SL 86 3-2 ③ L3			S FF 92 B SL 85 B CU 82 B FF 93 C SL 86 F FC 87 F FC 88 T FC 88 3-2 ① K		S SL 84 B CU 80 S SI 96 F SI 95 B CU 83 B SI 94 S SI 96 3-3 ② K			3	0	0	0	0	2	1
Inning Stats	R: 0 E: 0 K: 2 S: 12 H: 1 LOB: 2 BB: 1 P: 19	R: 0 E: 0 K: 1 S: 10 H: 1 LOB: 1 BB: 0 P: 18	R: 0 E: 0 K: 1 S: 13 H: 1 LOB: 1 BB: 0 P: 20	R: 0 E: 0 K: 1 S: 12 H: 0 LOB: 1 BB: 1 P: 19	R: 0 E: 0 K: 1 S: 9 H: 1 LOB: 2 BB: 1 P: 17	R: 0 E: 0 K: 1 S: 5 H: 0 LOB: 1 BB: 1 P: 11	R: 0 E: 0 K: 2 S: 12 H: 0 LOB: 0 BB: 0 P: 20	R: 0 E: 0 K: 2 S: 9 H: 0 LOB: 0 BB: 0 P: 16	R: 0 E: 0 K: 1 S: 8 H: 0 LOB: 0 BB: 0 P: 12	1B: 4 2B: 1 3B: 0 HR: 0	SF: 0 SAC: 0 DP: 1 HBP: 0			WP: 0 PB: 0 SB: 1 CS: 1	PA: 34		

PITCHER	IP	WLS	BF	H	R	ER	SO	BB	IBB	HBP	BLK	WP	HR	S	P	ERA	WHIP
40 Josiah Gray, R (1, 1) ERA: 3.43	5.1	W	24	4	0	0	6	4	0	0	0	0	0	58	99	0.00	1.500
71 Mason Thompson, R (6, 1) ERA: 3.58	1.2	H	4	0	0	0	3	0	0	0	0	0	0	15	25	0.00	0.000
67 Kyle Finnegan, R (8, 1) ERA: 3.9	1.0	H	3	0	0	0	2	0	0	0	0	0	0	9	16	0.00	0.000
73 Hunter Harvey, R (9, 1) ERA: 3.58	1.0	S	3	0	0	0	1	0	0	0	0	0	0	8	12	0.00	0.000

PITCHER	IP	WLS	BF	H	R	ER	SO	BB	IBB	HBP	BLK	WP	HR	S	P	ERA	WHIP

BOTTOM

Washington Nationals @ San Diego Padres

Petco Park, San Diego, CA

Sat Jun 24 2023, 5:43 PM - 8:25 PM PDT

Att. 43,364 - Clear - 68 F

livebaseballscorecards.com

AB	30
R	0
H	4
RBI	0
BB	4
SO	12
LOB	10

Batter	1	2	3	4	5	6	7	8	9	AB	R	H	RBI	BB	SO	LOB
28 Lane Thomas, R (1, 9) OBP: 0.344, SLG: 0.503	F FF 93 B SI 95 C SI 94 F CH 87 F FF 96 B CU 82 X SI 96 2-2 ① G5-3		C CU 80 B CU 80 B SI 94 C SI 94 F FF 95 F SI 94 X FF 95 2-2 ② P2		F SI 92 B CH 86 S CU 81 C SI 95 1-3 ③ K 1-2		B SI 88 B SI 88 F SI 88 X SI 90 2-1 9 2B 1-3 2-H 1B	C SI 95 B CH 87 F CH 87 H FF 94 2-2 2 FC4-6 1-2 HBP		4	1	1	1	0	1	1
2 Luis García Jr., L (1, 4) OBP: 0.306, SLG: 0.391	B CU 79 B CH 87 B FF 94 C FF 94 C FF 94 F FF 94 C SI 95 3-3 ② K		S CH 86 B CU 79 T CU 81 F CU 77 X CU 82 1-2 1B			B CU 78 F CU 77 X FF 93 1-1 9 1B 45 1B 1B	C FF 91 X SI 91 0-1 E1 9 2B 45 2B	B FF 95 X CH 86 1-0 ② FC4-6 1-2f 2-3		5	2	2	0	0	1	4
9 Jeimer Candelario, S (1, 5) OBP: 0.338, SLG: 0.471	B FF 95 B CU 80 X FF 95 2-0 HR		B FF 93 B FF 94 C CU 80 F CU 79 X SI 95 2-2 ③ F7			C FF 94 B CU 79 X CU 79 1-1 45 1B 36 SF9-3-6 1-3 1B	F FF 92 B SI 91 F FF 92 X FF 92 1-2 45 2B 1-3 2-H 3-H 2B	B FF 95 B FF 95 F FF 94 F ST 82 F FF 95 F SC 78 X SC 82 2-2 ③ G3		5	3	3	3	0	0	3
45 Joey Meneses, R (1, 10) OBP: 0.332, SLG: 0.381	C SI 94 S SL 90 B CU 82 S CU 82 1-3 ③ K			B SL 87 F SL 81 B SI 90 X CU 81 2-1 ① G5-3		C SI 94 B SL 90 X SI 92 1-1 36 SF9-3-6 1-3 3-H 1B	S ST 81 X ST 81 0-1 2-H 3-H 2B		S FF 96 X SI 97 0-1 ① G6-3	5	0	2	3	0	1	0
23 Corey Dickerson, L (1, 7) OBP: 0.310, SLG: 0.420 36 Stone Garrett, R (6, PH) OBP: 0.315, SLG: 0.379 (6, 7)		S FF 92 X CU 79 0-1 2B		X CU 80 0-0 ② F9		B SI 89 X SI 89 1-0 ①② SF9-3-6 1-2 3-H	B FF 95 S ST 81 C FF 95 B SC 81 B SI 96 B FF 96 4-2 BB		C FF 98 S SI 98 B ST 84 S ST 82 1-3 ② K	2 1	0 0	1 0	0 1	0 1	0 1	0 0
20 Keibert Ruiz, S (1, 2) OBP: 0.285, SLG: 0.368		F CU 79 X CU 80 0-1 ① L8		B CU 80 X CU 79 1-0 ③ G3		B SI 90 B SI 89 F FF 91 X FF 92 2-1 ③ F9	B CH 86 D CH 87 X FF 96 2-0 ② F7		X SI 98 0-0 ③ L5	5	0	0	0	0	0	3
22 Dominic Smith, L (1, 3) OBP: 0.326, SLG: 0.310		F FF 94 X CU 81 0-1 ② F7			C CU 78 S FF 92 B SI 93 X FF 94 1-2 ① P5		X FF 90 0-0 ③ L5 S CH 88 F FF 90 B SC 80 X SC 80 1-2 ③ F9			4	0	0	0	0	0	3
34 Derek Hill, R (1, 8) OBP: 0.211, SLG: 0.263		C SI 92 B CU 82 D SI 94 X CU 80 2-1 ③ G4-3			C SI 94 B SL 90 B CU 81 X SI 92 2-1 ② G5-3		B SI 89 X SI 88 1-0 E1 5 HBP 28 1B	X FF 95 0-0 ① F9		4	1	0	0	0	0	1
5 CJ Abrams, L (1, 6) OBP: 0.279, SLG: 0.395			B CU 78 F CU 77 F FF 92 F FF 95 F CU 80 B CH 85 S CU 82 2-3 ① K		X CU 80 0-0 28 S 1B		H FF 91 1-0 28 1B 9 2B 1-2 HBP	B CH 87 C FF 95 B CH 86 C FF 94 B SC 79 F FF 97 F FF 95 X ST 82 3-2 2 FC4-6 28 HBP 1B		3	1	2	0	0	1	0
Inning Stats	R: 1 E: 0 K: 2 S: 13 H: 1 LOB: 0 BB: 0 P: 21	R: 0 E: 0 K: 0 S: 8 H: 1 LOB: 1 BB: 0 P: 10	R: 0 E: 0 K: 1 S: 17 H: 1 LOB: 1 BB: 0 P: 24	R: 0 E: 0 K: 0 S: 4 H: 0 LOB: 0 BB: 0 P: 7	R: 0 E: 0 K: 1 S: 9 H: 1 LOB: 1 BB: 0 P: 13	R: 2 E: 0 K: 0 S: 9 H: 3 LOB: 0 BB: 0 P: 15	R: 5 E: 2 K: 0 S: 17 H: 3 LOB: 2 BB: 1 P: 29	R: 0 E: 0 K: 0 S: 14 H: 1 LOB: 2 BB: 0 P: 22	R: 0 E: 0 K: 1 S: 6 H: 0 LOB: 0 BB: 0 P: 7	1B: 7 2B: 4 3B: 0 HR: 1 SF: 1 SAC: 0 DP: 1 HBP: 2						

PITCHER		IP	WLS	BF	H	R	ER	SO	BB	IBB	HBP	BLK	WP	HR	S	P	ERA	WHIP
67 Seth Lugo, R ERA: 4.01	(1, 1)	5.0	L	22	7	3	3	4	0	0	0	0	0	1	57	84	5.40	1.400
25 Tim Hill, L ERA: 2.94	(6, 1)	1.1		8	2	5	0	0	0	0	1	0	0	0	12	20	0.00	1.500
45 Brent Honeywell, R ERA: 3.32	(7, 1)	1.2		9	2	0	0	0	1	0	1	0	0	0	22	37	0.00	1.800
66 Luis García, R ERA: 5.32	(9, 1)	1.0		3	0	0	0	1	0	0	0	0	0	0	6	7	0.00	0.000

PITCHER	IP	WLS	BF	H	R	ER	SO	BB	IBB	HBP	BLK	WP	HR	S	P	ERA	WHIP

TOP

Washington Nationals @ San Diego Padres

Petco Park, San Diego, CA

Sun Jun 25 2023, 1:12 PM - 4:19 PM PDT

Att. 41,503 - Sunny - 70 F

livebaseballscorecards.com

AB	38
R	8
H	11
RBI	8
BB	1
SO	5
LOB	15

WP: 0	PA: 42		
PB: 0			
SB: 1			
CS: 0			

BOTTOM

Washington Nationals @ San Diego Padres

Petco Park, San Diego, CA

Sun Jun 25 2023, 1:12 PM - 4:19 PM PDT

Att. 41,503 - Sunny - 70 F

livebaseballscorecards.com

Batter	1	2	3	4	5	6	7	8	9	AB	R	H	RBI	BB	SO	LOB
7 Ha-Seong Kim, R (1, 4) OBP: 0.343, SLG: 0.396	C FF 95 B CU 86 S FF 94 B FF 95 S FF 95 2-3 K ①		1 SAFE X FF 94 0-0 FC6-4 ③ 1-2f		B CU 82 1 SAFE B FF 95 D SL 88 C FF 93 B FF 94 4-1 23 1B BB 1-2		B FF 97 C FF 96 F SL 87 B SL 88 X FF 97 2-2 HR		B ST 78 C CH 82 D ST 78 B FF 88 C FF 90 F FF 90 B FF 90 4-2 22 1B BB	3	1	1	1	2	1	1
23 Fernando Tatis Jr., R (1, 9) (7, 8) OBP: 0.354, SLG: 0.544	B CU 84 C CU 82 B FF 95 S FF 96 B FF 96 T FF 95 3-2 K ②			T FF 95 B CU 86 B CU 84 X FF 96 2-1 F8 ①	B FF 94 F FF 94 X FF 95 1-1 1B 1-3 2-H		F FF 97 X SL 88 0-1 L6 ①		B ST 78 S ST 79 F ST 78 F CU 72 F FF 90 B FF 89 S ST 78 2-3 K ②	5	0	1	1	0	2	2
22 Juan Soto, L (1, 7) OBP: 0.425, SLG: 0.502	B SL 89 F FF 96 F ST 85 C SL 90 1-3 K ③			B FF 96 B SL 90 F FF 96 C FF 96 C FF 96 2-3 K ②	C ST 83 B ST 84 S SL 89 B SL 90 B FF 97 S FF 96 3-3 K ③		C SL 87 B SL 86 X FF 96 1-1 G4-3 ②		B CU 71 C CH 84 B CU 72 X ST 76 2-1 1B 1-3 2-H	5	0	1	1	0	3	2
13 Manny Machado, R (1, 5) OBP: 0.298, SLG: 0.408		C CU 83 B CU 85 B FF 95 F SL 88 B FF 96 C FF 94 3-3 K ①		F FF 96 F FF 96 B FF 97 F FF 96 B SL 92 F CU 85 X SL 89 2-2 2 1B 1B		B SL 85 B SI 96 B SI 96 C SI 94 C SI 95 B SI 96 4-2 32 F9 9 BB BB B SL 87 B SL 86 X FF 97 2-0 F9 ③			C SL 85 B SL 85 X FS 88 1-1 F8 ③	4	0	1	0	1	1	2
2 Xander Bogaerts, R (1, 6) OBP: 0.341, SLG: 0.389		F FF 96 B CH 89 B CU 86 B FF 96 F FF 96 F FF 96 S FF 96 3-3 K ②		B CU 83 C SL 88 1 SAFE C CU 84 B FF 95 X FF 95 2-2 1-3 1B		B SI 96 B SI 96 C SI 95 X SI 96 2-1 P6 ①		C SL 84 X FF 96 0-1 G6-3 ①		4	0	1	0	0	1	1
9 Jake Cronenworth, L (1, 3) OBP: 0.312, SLG: 0.351		B FF 96 B SL 90 F FF 96 B FF 96 C FF 96 S CU 85 3-3 K ③		D FF 96 B FF 95 F FF 96 B FF 96 F FF 94 T FF 96 3-2 K ③		B SI 96 F SI 96 B SI 96 F SI 94 B SI 96 B SI 95 4-2 32 F9 1-2 BB		C SL 87 X CH 86 0-1 G5-3 ②		3	0	0	0	1	2	2
32 Nelson Cruz, R (1, 10) OBP: 0.285, SLG: 0.414			S FF 95 C FF 96 B FF 95 F FF 95 B CU 85 X FF 96 2-2 26 G6-4-3 1B		F FF 96 C FF 96 B CU 84 X CU 84 1-2 1 FC4-6 1B	C SI 95 X SI 97 0-1 F9 ② 1-2 2-3		B FF 97 C SL 86 C SL 87 X FF 95 1-2 G6-3 ③		4	0	2	0	0	0	2
26 Austin Nola, R (1, 2) OBP: 0.259, SLG: 0.192 14 Matt Carpenter, L (6, PH) OBP: 0.305, SLG: 0.329 16 Brandon Dixon, R (6, PR) OBP: 0.258, SLG: 0.367 (7, 9)			B FF 96 X FF 94 1-0 G6-4-3 ① 1-2f ②		C FF 95 B FF 95 B FF 96 C FF 94 F FF 95 X FF 95 2-2 L8 ①	B SL 85 B SI 95 B SL 83 B SI 95 4-0 BB			B ST 77 B FF 89 X FF 89 2-0 22 1B 2B	2 0 1	0 0 1	0 0 1	0 0 0	0 1 0	0 0 0	2 0 0
1 Trent Grisham, L (1, 8) OBP: 0.316, SLG: 0.359 99 Gary Sánchez, R (6, PH) OBP: 0.269, SLG: 0.476 (7, 2)			B SL 89 B FF 96 F FF 95 B FF 96 F FF 94 B FF 96 4-2 7 FC6-4 BB		B FF 95 F FF 95 D SL 90 X SL 88 2-1 FC4-6 7 S 23 1B ② 1-2f	B SL 74 B SI 90 C SI 90 C SL 76 B SI 90 F SI 91 S SL 76 3-3 K ③			B ST 78 F ST 76 B ST 76 S ST 76 B FF 91 C FF 90 3-3 K ①	1 2	1 0	0 0	0 0	1 0	0 2	1 4
Inning Stats	R: 0 E: 0 K: 3 S: 9 H: 0 LOB: 0 BB: 0 P: 15	R: 0 E: 0 K: 3 S: 10 H: 0 LOB: 0 BB: 0 P: 19	R: 0 E: 0 K: 0 S: 8 H: 1 LOB: 1 BB: 1 P: 15	R: 0 E: 0 K: 2 S: 16 H: 2 LOB: 2 BB: 0 P: 27	R: 1 E: 0 K: 1 S: 15 H: 2 LOB: 2 BB: 1 P: 28	R: 0 E: 0 K: 1 S: 12 H: 0 LOB: 3 BB: 0 P: 29	R: 1 E: 0 K: 0 S: 8 H: 1 LOB: 0 BB: 0 P: 13	R: 0 E: 0 K: 0 S: 7 H: 0 LOB: 0 BB: 0 P: 8	R: 1 E: 0 K: 2 S: 16 H: 2 LOB: 2 BB: 1 P: 30	1B: 6 2B: 1 3B: 0 HR: 1	SF: 0 SAC: 0 DP: 1 HBP: 0					

	AB	34
	R	3
	H	8
	RBI	3
	BB	6
	SO	12
	LOB	19

PITCHER		IP	WLS	BF	H	R	ER	SO	BB	IBB	HBP	BLK	WP	HR	S	P	ERA	WHIP
1 MacKenzie Gore, L ERA: 3.89	(1, 1)	5.0	W	21	5	1	1	9	2	0	0	0	0	0	58	104	1.80	1.400
71 Mason Thompson, R ERA: 3.52	(6, 1)	0.2	H	5	0	0	0	0	3	0	0	0	0	0	8	22	0.00	4.500
53 Joe La Sorsa, L ERA: 1.69	(6, 1)	0.1	H	1	0	0	0	1	0	0	0	0	0	0	4	7	0.00	0.000
51 Jordan Weems, R ERA: 2.19	(7, 1)	2.0		7	1	1	1	0	0	0	0	0	0	1	15	21	4.50	0.500
30 Paolo Espino, R ERA: 13.5	(9, 1)	0.2		5	2	1	1	2	1	0	0	0	0	0	14	27	13.50	4.500

PITCHER		IP	WLS	BF	H	R	ER	SO	BB	IBB	HBP	BLK	WP	HR	S	P	ERA	WHIP
73 Hunter Harvey, R ERA: 3.55	(9, 1)	0.1		1	0	0	0	0	0	0	0	0	0	0	2	3	0.00	0.000

WP: 0	PA: 40					
PB: 0						
SB: 1						
CS: 0						

Batter	1	2	3	4	5	6	7	8	9	AB	R	H	RBI	BB	SO	LOB
7 Ha-Seong Kim, R (1, 4) OBP: 0.348, SLG: 0.400	B FF 88 C FF 88 C CU 71 F FF 89 B CU 73 F CU 72 X CU 73 2-2 23 G6-4-3 1B	B FF 89 X FC 81 1-0 1-3 2-H 3-H 1B			C CU 71 B CU 71 F FF 86 T FF 89 1-2 ① K		C FF 95 C SL 84 B SL 85 X CU 77 1-2 23 G6-4-3 1B		C SL 83 B FF 95 X SL 83 1-1 ② G5-3	5	0	3	2	0	1	0
23 Fernando Tatis Jr., R (1, 9) OBP: 0.348, SLG: 0.533	X FC 84 0-0 ①② G6-4-3 1-2f	B FF 90 B CU 73 B FF 89 X FF 88 3-0 ③ F4			C CU 71 F CU 72 B FF 90 B FF 89 F FF 89 B ST 70 S FC 82 3-3 ② K		B SL 83 X SL 82 1-0 ①② G6-4-3 1-2f		F FF 95 B CU 77 B ST 83 S ST 81 B FF 94 X FF 94 3-2 ③ G6-3	5	0	0	0	0	1	4
22 Juan Soto, L (1, 7) OBP: 0.423, SLG: 0.496	C FF 90 B SI 87 F FF 89 C ST 71 1-3 ③ K	B FF 88 F FF 86 B ST 70 S ST 69 B CU 71 3-2 2 G5-4-3 BB			X CU 72 0-0 ③ G3		F FF 95 B CH 90 B SL 84 X FF 95 2-1 ③ F7			3	0	0	0	1	1	0
13 Manny Machado, R (1, 5) OBP: 0.297, SLG: 0.410		C CU 71 X FC 82 0-1 99 1B 2B	B FF 88 B FF 88 C FC 83 B CU 70 X FC 82 3-1 ① P6			B CU 70 C FF 87 B FF 88 X FC 81 2-1 ① G6-3		B SL 82 C SL 82 F FF 94 S CU 77 1-3 ① K		4	1	1	0	0	1	1
2 Xander Bogaerts, R (1, 6) OBP: 0.340, SLG: 0.391		B FF 89 C FF 89 C FF 90 C FF 90 1-3 ① K	B FF 87 1 SAFE F FC 82 X FF 88 1-1 ②③ G5-4-3 1-2f			C FF 89 X FC 83 0-1 99 G6-3 32 1B 2B		B FF 94 X FF 94 1-0 ② L9		4	1	1	0	0	1	2
99 Gary Sánchez, R (1, 2) OBP: 0.278, SLG: 0.471		B CU 73 X CU 72 1-0 1 1B 16 1B 7 1B 2-H 1B		C FF 87 F FC 83 X FF 88 0-2 ① L4		F FF 88 X CU 69 0-1 ② G6-3 2-3		S SL 82 B SL 84 S SL 83 B SL 83 B CU 78 B SL 80 4-2 32 1B BB		3	1	1	1	1	0	1
32 Nelson Cruz, R (1, 10) OBP: 0.291, SLG: 0.417		B FF 90 X CU 72 1-0 ② L8		X FF 88 0-0 ② G6-3		C FF 90 F FC 84 F FF 90 F CU 74 X FF 89 0-2 16 2B 3-H 1B		F FF 94 C SL 83 X SL 82 0-2 1-3 1B		4	0	2	1	0	0	1
16 Brandon Dixon, R (1, 3) OBP: 0.286, SLG: 0.397		C CU 72 X CU 72 0-1 1 1B 7 1B 1-2 1B		B FF 88 B FF 88 B FC 82 B FF 88 4-0 BB		C FC 83 S FF 90 B CU 72 F FF 89 B CU 71 X FC 84 2-2 1-3 2B		C SL 82 S SL 80 B SL 82 S FF 94 1-3 ③ K		3	1	2	0	1	1	2
1 Trent Grisham, L (1, 8) OBP: 0.315, SLG: 0.357		B FF 90 C FF 88 B ST 70 C SI 85 B ST 71 X ST 71 3-2 7 1B 1-2 2-3 1B		B ST 69 F FF 87 B SI 84 B ST 70 S FF 88 F CU 72 X FF 89 3-2 ③ G4-3		B ST 70 B FF 89 F FF 89 D CU 71 C CU 72 X SI 86 3-2 ③ G1-3			B CU 77 C FF 94 S SL 84 B SL 83 F CU 77 B SL 83 C SL 82 3-3 ① K	4	0	1	0	0	1	3
Inning Stats	R: 0 E: 0 K: 1 S: 9 H: 1 LOB: 0 BB: 0 P: 12	R: 3 E: 0 K: 1 S: 14 H: 5 LOB: 2 BB: 0 P: 24	R: 0 E: 0 K: 0 S: 6 H: 0 LOB: 0 BB: 1 P: 13	R: 0 E: 0 K: 0 S: 8 H: 0 LOB: 1 BB: 1 P: 15	R: 0 E: 0 K: 2 S: 8 H: 0 LOB: 0 BB: 0 P: 12	R: 1 E: 0 K: 0 S: 18 H: 3 LOB: 2 BB: 0 P: 25	R: 0 E: 0 K: 0 S: 6 H: 1 LOB: 0 BB: 0 P: 10	R: 0 E: 0 K: 2 S: 12 H: 1 LOB: 2 BB: 1 P: 19	R: 0 E: 0 K: 1 S: 9 H: 0 LOB: 0 BB: 0 P: 16	1B: 8 2B: 3 3B: 0 HR: 0 SF: 0 SAC: 0 DP: 3 HBP: 0						

PITCHER		IP	WLS	BF	H	R	ER	SO	BB	IBB	HBP	BLK	WP	HR	S	P	ERA	WHIP
44 Rich Hill, L ERA: 4.45	(1, 1)	6.0	W	27	9	4	4	4	2	0	0	0	0	0	63	101	6.00	1.833
59 Roansy Contreras, R ERA: 5.95	(7, 1)	3.0	S	11	2	0	0	3	1	0	0	0	0	0	27	45	0.00	1.000

PITCHER	IP	WLS	BF	H	R	ER	SO	BB	IBB	HBP	BLK	WP	HR	S	P	ERA	WHIP

San Diego Padres @ Pittsburgh Pirates

PNC Park, Pittsburgh, PA

Tue Jun 27 2023, 7:08 PM - 9:49 PM EDT

Att. 16,539 - Cloudy - 68 F

TOP

livebaseballscorecards.com

AB	35
R	4
H	11
RBI	4
BB	3
SO	7
LOB	14

WP: 0 PA: 38
PB: 0
SB: 0
CS: 0

BOTTOM

San Diego Padres @ Pittsburgh Pirates
PNC Park, Pittsburgh, PA
Tue Jun 27 2023, 7:08 PM - 9:49 PM EDT
Att. 16,539 - Cloudy - 68 F

livebaseballscorecards.com

Batter	1	2	3	4	5	6	7	8	9	AB	R	H	RBI	BB	SO	LOB
54 Joshua Palacios, L (1, 7) OBP: 0.284, SLG: 0.364	X FF 95 0-0 1B	F FC 88 F FC 90 X FC 90 0-2 ② L8		X CH 84 0-0 ① SH1-4 1-2	F SL 81 S FF 90 B FF 91 X CH 85 1-2 ③ G3		X SL 86 0-0 ① F8			4	0	1	0	0	0	4
22 Andrew McCutchen, R (1, 10) OBP: 0.397, SLG: 0.435	C FC 90 B SL 84 F FC 91 F CH 89 X SL 84 1-2 ① F7	B CH 89 X FC 90 1-0 1-2 3-H 1B		S FF 90 X SL 81 0-1 41 1B 32 1B 2-3 1B		X FF 95 0-0 32 WP 41 1B 1B	C FF 95 D CU 79 B CH 89 D CH 88 S FF 96 S CH 89 3-3 ② K			5	1	3	1	0	1	2
32 Henry Davis, R (1, 9) OBP: 0.364, SLG: 0.448	B FF 96 C SL 83 B SL 84 C FC 90 S FF 96 2-3 ② K	F FF 93 B SL 83 B FF 93 X FC 88 2-1 ③ P3		C SI 90 B SI 90 X SI 91 1-1 41 1B 1-2 3-H 1B		B CU 76 F FF 93 1 SAFE C CH 90 B SL 84 C CH 89 2-3 ① K 1-2	F CH 89 X FF 95 0-1 1-2 1B			5	0	2	1	0	2	4
41 Carlos Santana, S (1, 3) OBP: 0.316, SLG: 0.380	C FF 95 X FC 91 0-1 ③ L6		X FF 93 0-0 HR	B SL 83 F FF 91 B FF 91 B FF 92 X FF 91 3-1 1-2 2-3 1B		B FF 96 D CU 80 B CH 90 X FF 96 3-0 14 1B 2-H 1B	B FF 94 F CH 88 B FF 95 X CH 88 2-1 ③ G3-1			5	2	3	2	0	0	3
65 Jack Suwinski, L (1, 8) OBP: 0.337, SLG: 0.488		B FF 97 C FF 95 F FC 91 B CH 90 B FC 90 3-2 14 1B 3 SF7 BB	B FF 93 B SL 83 C FF 93 F FF 93 B SL 81 X FF 92 3-2 HR	C FF 92 B CH 86 X FF 92 1-1 ② P6		B FF 96 C SL 84 B SL 86 S SL 86 B SL 86 F FF 95 C FF 97 3-3 ② K		X FF 94 0-0 ① P5		4	2	1	1	1	1	4
14 Rodolfo Castro, S (1, 5) OBP: 0.324, SLG: 0.377		C FF 94 B CH 90 B FC 91 B FF 95 F FF 94 X FF 93 3-2 3 SF7 39 3B 1-3 1B	B FF 90 F FF 90 B CH 82 X FF 90 2-1 ① F9	F CH 86 B FF 92 S FF 91 S CH 85 1-3 ③ K		X FF 95 0-0 2-H 1B		S FF 94 B CH 86 X CH 87 1-1 ② G4-3		5	1	2	1	0	1	3
3 Ji Hwan Bae, L (1, 4) OBP: 0.300, SLG: 0.311 30 Tucupita Marcano, L (6, PH) OBP: 0.293, SLG: 0.390 (7, 6)	B FF 95 C FC 91 F FF 96 X SL 84 1-2 ① SF7 1-2 3-H	F FF 91 C FF 90 B FF 91 S FF 91 1-3 ② K			B CH 84 F FF 91 C FF 90 F FF 92 F FF 92 T FF 91 1-2 ① K	B SL 87 C FF 96 C FF 96 S FF 95 2-3 ③ K		S FF 95 F FF 95 B SC 78 B CH 87 B FF 95 F FF 96 C CH 88 3-3 ③ K		2 2	0 0	0 0	1 0	0 0	2 2	0 1
39 Nick Gonzales, R (1, 6) OBP: 0.231, SLG: 0.583 (7, 4)	B SL 82 B FC 89 S FC 89 B FC 88 F FC 88 F FF 94 X FF 94 3-2 22 1B 2-H 3B	X SI 91 0-0 ③ G5-3		C SL 82 F SL 82 X FF 91 0-2 ② F8		F FF 94 B CH 89 T FF 92 B SL 86 F FF 96 X FF 96 2-2 HR				4	2	2	2	0	0	0
18 Austin Hedges, R (1, 2) OBP: 0.229, SLG: 0.233	B SL 84 B SL 82 B FC 89 B FF 94 4-0 22 1B BB			S FF 91 0-1 CI 22 1B 54 SH1-4 32 1B	C SL 81 C SL 81 B SL 82 B SL 82 F FF 93 X FF 91 2-2 1B		C FF 95 B CU 78 F FF 95 X FF 95 1-2 32 1B 1B			2	1	2	0	1	0	0
Inning Stats	R: 0 E: 0 K: 1 S: 10 H: 1 LOB: 1 BB: 0 P: 13	R: 3 E: 0 K: 0 S: 18 H: 3 LOB: 2 BB: 2 P: 35	R: 2 E: 0 K: 1 S: 10 H: 2 LOB: 0 BB: 0 P: 16	R: 1 E: 1 K: 1 S: 13 H: 3 LOB: 3 BB: 0 P: 19	R: 0 E: 0 K: 1 S: 15 H: 1 LOB: 1 BB: 0 P: 19	R: 2 E: 0 K: 3 S: 13 H: 3 LOB: 1 BB: 0 P: 23	R: 1 E: 0 K: 1 S: 15 H: 3 LOB: 2 BB: 0 P: 23	R: 0 E: 0 K: 1 S: 7 H: 0 LOB: 0 BB: 0 P: 11		1B: 12 2B: 0 3B: 1 HR: 3 SF: 1 SAC: 1 DP: 0 HBP: 0				WP: 1 PB: 0 SB: 0 CS: 0 PA: 43		

	AB	38
	R	9
	H	16
	RBI	9
	BB	2
	SO	9
	LOB	21

PITCHER		IP	WLS	BF	H	R	ER	SO	BB	IBB	HBP	BLK	WP	HR	S	P	ERA	WHIP
33 Reiss Knehr, R ERA: 15.88	(1, 1)	2.0	L	14	6	5	5	1	2	0	0	0	0	2	32	55	22.50	4.000
73 Drew Carlton, R ERA: 3.6	(3, 1)	3.0		14	4	1	0	3	0	0	0	0	0	0	34	47	0.00	1.333
50 Adrian Morejon, L ERA: 6.75	(6, 1)	1.2		10	5	3	3	4	0	0	0	0	1	1	24	40	16.20	3.000
45 Brent Honeywell, R ERA: 3.2	(7, 1)	1.1		5	1	0	0	1	0	0	0	0	0	0	11	17	0.00	0.750

PITCHER	IP	WLS	BF	H	R	ER	SO	BB	IBB	HBP	BLK	WP	HR	S	P	ERA	WHIP

San Diego Padres @ Pittsburgh Pirates

PNC Park, Pittsburgh, PA

Wed Jun 28 2023, 7:07 PM - 9:58 PM EDT

Att. 14,604 - Overcast - 73 F

TOP

livebaseballscorecards.com

Batter	1	2	3	4	5	6	7	8	9	AB	R	H	RBI	BB	SO	LOB
7 Ha-Seong Kim, R (1, 4) OBP: 0.342, SLG: 0.392	C FF 93 B FC 85 B SI 93 C SI 93 C SI 94 2-3 ① K	C SI 95 C ST 83 B FF 97 F FF 97 X ST 84 1-2 ③ F7			X SI 92 0-0 ③ P5		C ST 84 C FF 96 S FF 97 0-3 ③ K		B CH 92 B FF 96 C FF 97 F FF 97 F ST 83 F FF 96 F ST 84 F FF 96 X FF 96 2-2 ③ G5-3	5	0	0	0	0	2	6
23 Fernando Tatis Jr., R (1, 9) OBP: 0.347, SLG: 0.528	B FF 94 C SI 93 F FC 90 F ST 83 F FC 89 S FF 96 1-3 ② K		X SI 92 0-0 ① G4-3			B FC 86 X SI 93 1-0 22 WP 2 1B 1B		B SI 95 F SI 95 B SI 96 F SI 96 X SL 88 2-2 ① G5-3		4	1	1	0	0	1	0
22 Juan Soto, L (1, 7) OBP: 0.421, SLG: 0.491	B FC 88 B SI 93 F FC 89 B CU 78 F FC 90 B ST 81 4-2 13 1B BB		F CU 76 B CH 90 X FC 88 1-1 ② G4-3			C ST 79 C FF 95 B CU 79 X FF 96 1-2 ① F7 1-2		B SL 86 C SI 96 X CH 91 1-1 ② G3		3	0	0	0	1	0	1
13 Manny Machado, R (1, 5) OBP: 0.297, SLG: 0.407	B SI 94 C SI 94 B ST 83 B SI 94 F FC 89 X SI 96 3-2 2 FC6-4 1-3 1B		B SI 92 C SI 93 C SI 93 B FF 95 X SI 94 2-2 ③ G4-3			D ST 84 C SI 94 F SI 93 C FF 96 1-3 ② K		B SI 96 C SI 96 X SI 95 1-1 ③ G4-3		4	0	1	0	0	1	1
2 Xander Bogaerts, R (1, 6) OBP: 0.342, SLG: 0.392	C SI 94 F ST 83 F FF 97 B ST 83 F FF 97 X FC 89 1-2 ③ FC6-4 1-2f			C SI 92 X FC 88 0-1 ① G4-3		C ST 82 C FF 95 F ST 84 F FF 97 F FC 90 F ST 84 B SI 95 X FF 96 1-2 2-H 1B			C CH 92 X ST 85 0-1 24 1B 24 DI 1B	4	0	2	1	0	0	2
9 Jake Cronenworth, L (1, 3) OBP: 0.308, SLG: 0.346		B FF 94 B FC 89 X FC 89 2-0 ① G4-3		C FC 87 X CU 77 0-1 ② G3-1		C FC 88 B FF 96 1 SAFE C FC 88 1 SAFE S FF 95 1-3 ③ K			C CH 92 X CH 92 0-1 ① F7	4	0	0	0	0	1	2
99 Gary Sánchez, R (1, 2) OBP: 0.267, SLG: 0.451		C SI 94 C FF 95 B ST 84 B ST 85 B FF 96 C SI 95 3-3 ② K		B SI 93 B SI 92 C SI 93 C FF 94 X FC 90 2-2 ③ G5-3			X FF 97 0-0 ① F9		B FF 96 B FF 97 C FF 96 B CH 92 F FF 97 F ST 85 S ST 85 3-3 ② K	4	0	0	0	0	2	1
14 Matt Carpenter, L (1, 10) OBP: 0.311, SLG: 0.331 24 Rougned Odor, L (7, PR) OBP: 0.305, SLG: 0.397 (7, 10)		C FF 96 B FC 93 B FC 91 F FC 90 F ST 82 B SI 94 B FF 95 4-2 1 2B BB			C CU 76 X FC 88 0-1 ① F9		C FF 96 F FC 94 X FF 97 0-2 1B		C CH 93 F FF 96 B FF 97 X ST 84 1-2 1 BB 1-3 1B	2 1	0 0	1 1	0 0	1 0	0 0	0 0
1 Trent Grisham, L (1, 8) OBP: 0.318, SLG: 0.361		B FC 90 S FF 94 C ST 83 B FF 96 F FF 96 B ST 83 X FC 91 3-2 1-3 2B			C FF 94 B ST 80 B FC 88 X FF 95 2-1 ② F7		C CH 89 B FF 96 F CH 89 B FF 97 F FF 96 C CH 91 2-3 ② K		C FF 96 D CH 94 B FF 97 B FF 97 B FF 97 4-1 1-2 BB	3	0	1	0	1	1	1
Inning Stats	R: 0 E: 0 K: 2 S: 18 H: 1 LOB: 2 BB: 1 P: 29	R: 0 E: 0 K: 1 S: 15 H: 1 LOB: 2 BB: 1 P: 28	R: 0 E: 0 K: 0 S: 6 H: 0 LOB: 0 BB: 0 P: 9	R: 0 E: 0 K: 0 S: 7 H: 0 LOB: 0 BB: 0 P: 9	R: 0 E: 0 K: 0 S: 5 H: 0 LOB: 0 BB: 0 P: 7	R: 1 E: 0 K: 2 S: 17 H: 2 LOB: 1 BB: 0 P: 22	R: 0 E: 0 K: 2 S: 11 H: 1 LOB: 1 BB: 0 P: 13	R: 0 E: 0 K: 0 S: 7 H: 0 LOB: 0 BB: 0 P: 11	R: 0 E: 0 K: 1 S: 19 H: 2 LOB: 3 BB: 1 P: 29	1B: 6 2B: 1 3B: 0 HR: 0 SF: 0 SAC: 0 DP: 0 HBP: 0						

	AB	34
	R	1
	H	7
	RBI	1
	BB	3
	SO	8
	LOB	14

WP: 1 PA: 37
PB: 0
SB: 0
CS: 0

PITCHER		IP	WLS	BF	H	R	ER	SO	BB	IBB	HBP	BLK	WP	HR	S	P	ERA	WHIP
23 Mitch Keller, R ERA: 3.34	(1, 1)	6.0	W	24	4	1	1	5	2	0	0	0	1	0	68	104	1.50	1.000
50 Carmen Mlodzinski, R ERA: 4.26	(7, 1)	1.0	H	4	1	0	0	2	0	0	0	0	0	0	11	13	0.00	1.000
57 Yerry De Los Santos, R ERA: 1.5	(8, 1)	1.0		3	0	0	0	0	0	0	0	0	0	0	7	11	0.00	0.000
67 Cody Bolton, R ERA: 11.0	(9, 1)	1.0		6	2	0	0	1	1	0	0	0	0	0	19	29	0.00	3.000

PITCHER	IP	WLS	BF	H	R	ER	SO	BB	IBB	HBP	BLK	WP	HR	S	P	ERA	WHIP

Batter	1	2	3	4	5	6	7	8	9	AB	R	H	RBI	BB	SO	LOB
2 Connor Joe, R (1, 7) (8, 9) OBP: 0.332, SLG: 0.426	X FF 95 0-0 ① P4		X FF 93 0-0 ① G6-3		B FF 97 B CH 86 B CH 88 B FF 96 4-0 BB		B FC 91 F SI 93 F CU 82 X CH 81 1-2 ② 22 1B; 32 1B; 1B 1-2 2-H 3-H	C FF 97 B FS 92 B CU 82 F CU 84 X FF 99 2-2 ② L4		4	1	1	2	1	0	1
22 Andrew McCutchen, R (1, 10) OBP: 0.394, SLG: 0.430	B FF 96 C CH 87 B FF 95 F FF 95 X CH 88 2-2 ② G4-3		C SL 91 B FF 95 B CU 81 C CH 87 B FF 97 X FF 98 3-2 ② L3		C CH 87 B SL 89 C CH 88 X CU 81 1-2 ③ G5-3		C FC 89 B CH 81 S CU 82 B CU 82 F CH 81 X SI 92 2-2 32 1B; 1B 1-2 2-3	B CU 83 C CU 83 X FF 98 1-1 ③ F9		5	0	1	0	0	0	2
32 Henry Davis, R (1, 9) OBP: 0.378, SLG: 0.455 55 Jason Delay, R (8, 2) OBP: 0.337, SLG: 0.385	F FF 97 B SL 90 B SL 88 S SL 88 F SL 89 X CU 82 2-2 41 HR; 1B		C FF 96 B FF 98 S CH 87 B SL 90 B SL 88 S CH 86 3-3 ③ K			C CU 78 B SL 86 S CH 87 B CH 86 B CU 81 C CH 87 3-3 ① K	F FF 98 D ST 84 S ST 84 F ST 83 D ST 84 X SI 99 2-2 41 S; 1B 1-3 2-H 3-H			4 0	1 0	2 0	2 0	0 0	2 0	0 0
41 Carlos Santana, S (1, 3) OBP: 0.319, SLG: 0.393	X FF 97 0-0 1-H HR			B CH 86 B CH 88 F CH 87 X FF 96 2-1 14 G1-3; 1B		C FF 96 X CH 87 0-1 ② F8	C FF 98 X FF 98 0-1 ① G4-3 1-2			4	1	2	2	0	0	2
14 Rodolfo Castro, S (1, 4) OBP: 0.318, SLG: 0.369	C FF 97 C CH 88 S CU 82 0-3 ③ K2-3			B FF 96 S CH 88 X FF 95 1-1 ① G1-3 1-2 B CH 87 S CU 82 B CH 89 S CH 87 S CH 87 2-3 ② K	C CU 81 C CU 80 B CU 80 S CU 80 1-3 ③ K	B FS 87 S FS 88 B FS 89 S FS 89 S FS 89 2-3 ② K				4	0	0	0	0	3	3
39 Nick Gonzales, R (1, 6) OBP: 0.294, SLG: 0.533		B FF 95 S CH 85 S SL 89 B CU 81 B SL 89 S CH 87 3-3 ① K					19 HBP; 65 BB; 54 1B; 1B 65 FC6; HBP			3	1	1	0	0	2	1
65 Jack Suwinski, L (1, 8) OBP: 0.340, SLG: 0.483		C FF 97 B SL 89 B SL 89 B FF 97 B FF 96 4-1 19 S; BB		C CU 80 B SL 89 F FF 97 F FF 98 B CU 82 F SL 87 B FF 97 F FF 97 S CU 81 3-3 ③ K			54 1B; 19 HBP; 2 1B; BB FC6			2	1	0	0	2	1	4
19 Jared Triolo, R (1, 5) OBP: 0.500, SLG: 0.333		C FF 97 B FF 96 F SL 89 F SL 90 S CU 81 1-3 ② K 1-2			C CU 79 F FF 95 B SL 89 S CU 81 1-3 ① K2-3		L FC 90 B SI 92 H SI 92 2-1 54 1B; 2 1B; HBP 1-2 2-3	B CU 83 X FF 98 1-0 1B		3	1	1	0	0	2	1
18 Austin Hedges, R (1, 2) OBP: 0.226, SLG: 0.230 54 Joshua Palacios, L (7, PH) (8, 7) OBP: 0.289, SLG: 0.367		S CH 87 B CH 88 S FF 97 X CH 87 1-2 ③ G6-3			C FF 96 S FF 96 F FF 96 F CU 79 B CH 87 B CH 86 F FF 97 S SL 90 2-3 ② K		C SI 93 X FC 90 0-1 22 1B; 2 1B; 32 1B; 1B 1-2 2-3 3-H	B CU 84 X CU 82 1-0 ① L5		2 2	0 1	0 1	0 1	0 0	1 0	1 1
Inning Stats	R: 2 H: 2 E: 0 LOB: 0 K: 1 BB: 0 S: 12 P: 16	R: 0 H: 0 E: 0 LOB: 1 K: 2 BB: 1 S: 11 P: 20	R: 0 H: 0 E: 0 LOB: 0 K: 1 BB: 0 S: 7 P: 13	R: 0 H: 1 E: 0 LOB: 1 K: 2 BB: 0 S: 13 P: 21	R: 0 H: 0 E: 0 LOB: 1 K: 2 BB: 1 S: 12 P: 20	R: 0 H: 0 E: 0 LOB: 0 K: 2 BB: 0 S: 8 P: 12	R: 5 H: 5 E: 0 LOB: 3 K: 1 BB: 1 S: 32 P: 53	R: 0 H: 1 E: 0 LOB: 1 K: 0 BB: 0 S: 7 P: 12		1B: 8 SF: 0 2B: 0 SAC: 0 3B: 0 DP: 0 HR: 1 HBP: 2					WP: 0 PA: 38 PB: 0 SB: 2 CS: 0	

PITCHER		IP	WLS	BF	H	R	ER	SO	BB	IBB	HBP	BLK	WP	HR	S	P	ERA	WHIP
4 Blake Snell, L ERA: 3.21	(1, 1)	6.0	L	23	3	2	2	10	2	0	0	0	0	1	63	102	3.00	0.833
21 Nick Martinez, R ERA: 4.01	(7, 1)	0.0		6	4	5	5	0	1	0	1	0	0	0	19	31	∞	∞
66 Luis García, R ERA: 5.11	(7, 1)	1.0		5	1	0	0	1	0	0	1	0	0	0	13	22	0.00	1.000
56 Ray Kerr, L ERA: 5.14	(8, 1)	1.0		4	1	0	0	0	0	0	0	0	0	0	7	12	0.00	1.000

PITCHER	IP	WLS	BF	H	R	ER	SO	BB	IBB	HBP	BLK	WP	HR	S	P	ERA	WHIP

BOTTOM

San Diego Padres @ Pittsburgh Pirates

PNC Park, Pittsburgh, PA

Wed Jun 28 2023, 7:07 PM - 9:58 PM EDT

Att. 14,604 - Overcast - 73 F

livebaseballscorecards.com

AB	33
R	7
H	9
RBI	7
BB	3
SO	11
LOB	16

San Diego Padres @ Pittsburgh Pirates

PNC Park, Pittsburgh, PA

Thu Jun 29 2023, 1:20 PM - 3:49 PM EDT

Att. 16,871 - Overcast - 78 F

TOP

livebaseballscorecards.com

Batter	1	2	3	4	5	6	7	8	9	AB	R	H	RBI	BB	SO	LOB
23 Fernando Tatis Jr., R (1, 10) OBP: 0.340, SLG: 0.518	F SI 96 X SI 96 0-1 ① L6		B SL 84 S SI 96 B SL 85 B SI 96 X SI 96 3-1 ① G5-3		B SL 85 B SI 94 F SI 96 B SL 84 F SI 96 X SI 96 3-2 ① G5-3		B SL 83 C SL 85 B FF 96 F SL 84 B SL 86 S SL 84 3-3 ① K		B CU 77 B FF 96 S FF 97 T FS 92 S FF 98 2-3 ① K	5	0	0	0	0	2	1
22 Juan Soto, L (1, 7) OBP: 0.424, SLG: 0.489	B SI 95 X SL 86 1-0 ② G1		B CH 89 X FF 96 1-0 2 BB 1B		B SL 85 B SL 85 B FF 97 C SI 96 B SI 94 4-1 9 BB 2 1B BB		B CH 85 C SL 84 B SL 86 C SL 84 B SL 86 B SL 85 4-2 BB		F CU 78 B CU 78 F FF 97 S CU 78 1-3 ② K	3	0	1	0	2	1	1
13 Manny Machado, R (1, 5) OBP: 0.291, SLG: 0.399	C SI 97 X SI 96 0-1 ③ G4-3		X SI 95 0-0 ② F8		C SL 85 S SL 86 X FF 97 0-2 ② F8		B FF 94 B SL 86 C SL 84 B SL 85 X FF 95 3-1 ② F9		X FF 98 0-0 ③ G5-3	5	0	0	0	0	0	4
2 Xander Bogaerts, R (1, 6) OBP: 0.344, SLG: 0.391		C SI 94 F SL 86 X FF 96 0-2 ① L8	B SL 86 B SL 86 B SL 85 C SI 97 B SI 97 4-1 1-2 BB		X SI 95 0-0 9 BB 1-2 1B		1 SAFE C SL 86 F SL 86 F SL 86 X FF 97 0-2 ③ G6-3			3	0	1	0	1	0	1
9 Jake Cronenworth, L (1, 3) OBP: 0.310, SLG: 0.346		C FF 95 X FF 97 0-1 24 1B 7 SF7 1B	X FF 95 0-0 ③ L7		B CH 88 B FF 94 B FF 96 B SI 94 4-0 1-2 2-3 BB			L FF 94 F SL 84 C FF 95 0-3 ① K		3	1	1	0	1	1	2
24 Rougned Odor, L (1, 9) OBP: 0.308, SLG: 0.398 16 Brandon Dixon, R (5, PH) OBP: 0.278, SLG: 0.385 (5, 9)		B CH 87 C FF 94 B FF 96 1 SAFE X CH 87 2-1 1-3 1 HR 1B		X SL 85 0-0 ① F8	X SL 88 0-0 ③ F8			C FF 95 B CH 92 S FF 95 S FF 94 1-3 ② K		2	1	1	0	0	0	0
										2	0	0	0	0	1	3
7 Ha-Seong Kim, R (1, 4) OBP: 0.344, SLG: 0.411		F SI 95 X SL 86 0-1 ② SF7 3-H	B SI 96 C SI 95 B CH 89 C SI 96 X FF 97 2-2 HR		C SI 93 B SL 86 F CH 84 B CH 84 B SL 88 X SI 93 3-2 ① G6-3			B FF 95 S FF 95 C SL 84 F FF 95 B SL 86 B FF 94 X FF 95 3-2 2B		3	1	2	2	0	0	0
1 Trent Grisham, L (1, 8) OBP: 0.317, SLG: 0.371		B FC 92 B FF 95 X FF 95 2-0 1-H HR	B FC 92 S CH 89 B FC 93 X SI 96 2-1 ② F7		C SI 82 X SI 95 0-1 ② G4-3			C CU 78 T FF 98 B FF 97 S CU 79 1-3 ③ K		4	1	1	2	0	1	1
26 Austin Nola, R (1, 2) OBP: 0.254, SLG: 0.187 99 Gary Sánchez, R (9, PH) OBP: 0.275, SLG: 0.451		C SI 97 F SI 95 F FF 98 B FF 98 X SL 85 1-2 ③ F9	X SI 96 0-0 ③ G5-3		C SI 94 F CH 85 F CH 85 B SL 89 X SI 94 1-2 ③ L3				B FF 98 B FS 93 F FF 98 B CU 78 S FF 97 B FF 98 4-2 BB	3	0	0	0	0	0	0
										0	0	0	0	1	0	0

Inning Stats	1	2	3	4	5	6	7	8	9
R	0	3	0	1	0	0	0	0	0
E	0	0	0	0	0	0	0	0	0
K	0	0	0	0	0	0	1	3	2
S	5	14	6	7	9	9	11	13	9
H	0	3	1	1	1	0	0	1	0
LOB	0	0	2	0	3	0	1	0	1
BB	0	0	1	0	2	0	1	0	1
P	6	19	14	11	20	13	21	18	16

1B	4
2B	1
3B	0
HR	2
SF	1
SAC	0
DP	0
HBP	0
WP	0
PB	0
SB	0
CS	0
PA	39

AB	33
R	4
H	7
RBI	4
BB	5
SO	6
LOB	13

PITCHER		IP	WLS	BF	H	R	ER	SO	BB	IBB	HBP	BLK	WP	HR	S	P	ERA	WHIP
48 Luis Ortiz, R ERA: 4.11	(1, 1)	4.2		23	6	4	4	0	3	0	0	0	0	2	40	69	7.71	1.929
43 Ryan Borucki, L ERA: 13.5	(5, 1)	1.1		4	0	0	0	0	0	0	0	0	0	0	10	14	0.00	0.000
36 Dauri Moreta, R ERA: 3.71	(7, 1)	1.0	W	4	0	0	0	1	1	0	0	0	0	0	11	21	0.00	1.000
68 Angel Perdomo, L ERA: 3.38	(8, 1)	0.2	H	3	1	0	0	2	0	0	0	0	0	0	10	14	0.00	1.500
51 David Bednar, R ERA: 1.44	(8, 1)	1.1	S	5	0	0	0	3	1	0	0	0	0	0	12	20	0.00	0.750

PITCHER	IP	WLS	BF	H	R	ER	SO	BB	IBB	HBP	BLK	WP	HR	S	P	ERA	WHIP

BOTTOM

Batter	1	2	3	4	5	6	7	8	9	AB	R	H	RBI	BB	SO	LOB
65 Jack Suwinski, L (1, 8) OBP: 0.342, SLG: 0.481	B FC 90 X FF 94 1-0 ① P4		D CU 83 B FC 90 B SL 81 C FC 89 B FF 93 4-1 ② 1-2 BB		X FC 90 0-0 ③ P3		C SI 90 C SL 85 B FF 91 X FF 90 1-2 E1 32 1B 1B 2-H 3-H			3	1	1	1	1	0	0
22 Andrew McCutchen, R (1, 10) OBP: 0.395, SLG: 0.435	C SL 84 B CU 83 X CU 82 1-1 32 G4-3 1B		C FF 93 F FF 93 B CH 87 S FF 93 1-3 ③ K			C FC 89 S CH 86 X CU 81 0-2 32 1B 2B	B SI 97 X SI 98 1-0 ② G6-3			4	1	2	0	0	1	2
32 Henry Davis, R (1, 9) OBP: 0.415, SLG: 0.486 54 Joshua Palacios, L (9, 7) OBP: 0.289, SLG: 0.367	D CU 83 X SI 94 1-0 ② ③ G4-3 1-2f			C CU 80 S CH 87 B CH 87 B CU 81 F SI 93 X CH 87 2-2 41 2B 39 SF8 1B		X CU 82 0-0 2-H 1B	F SI 99 X SI 99 0-1 2-H 41 CS 1B			4 0	1 0	3 0	2 0	0 0	0 0	1 0
41 Carlos Santana, S (1, 3) OBP: 0.321, SLG: 0.398		C FF 93 B FC 91 B CU 83 X FC 91 2-1 2 FC4-6 1B		F SL 82 X SL 82 0-1 1-3 2B		B CH 86 1 SAFE X FC 90 1-0 ① F7	1 SAFE 0-0 ③ CS 1-2	X FF 97 0-0 ① F7		4	0	2	0	0	0	1
2 Connor Joe, R (1, 7) OBP: 0.327, SLG: 0.419 (9, 9)		F FF 94 B CU 82 B CH 87 C SL 83 F SL 83 F CH 87 X FF 94 2-2 ① FC4-6 39 FC4-6 1-2f		C CH 87 T SL 84 F FF 93 B SL 83 S SL 83 1-3 ① K		B CU 81 C CU 81 B FF 87 X CU 82 2-1 ② L8		B ST 82 C FF 97 C ST 81 B ST 83 X ST 82 2-2 ② G4-3		4	0	0	0	0	1	4
39 Nick Gonzales, R (1, 6) OBP: 0.238, SLG: 0.444		B SI 93 X SI 93 1-0 ② FC4-6 1-2f		D SL 84 C CU 81 B FF 93 X FF 93 2-1 ② SF8 3-H		1 SAFE T CU 81 C CU 82 D CU 82 B CH 86 S CU 82 2-3 ③ K		X SI 98 0-0 ③ G5-3		3	0	0	1	0	1	2
3 Ji Hwan Bae, L (1, 4) OBP: 0.297, SLG: 0.308 14 Rodolfo Castro, S (7, PH) OBP: 0.321, SLG: 0.369 (8, 4)		F FF 93 F FF 93 1 SAFE D CU 83 D CU 83 F FF 94 B CH 87 F FF 94 F FF 94 3-2 ③ K		C FC 90 B FF 93 B FF 93 S CU 81 B FF 93 S CU 82 3-3 ③ K			B SI 88 B FF 91 B SI 89 C SI 88 B FF 88 4-1 19 1B 65 E BB			2 0	0 1	0 0	0 0	0 1	2 0	2 0
19 Jared Triolo, R (1, 5) OBP: 0.571, SLG: 0.500			F FC 89 B SL 83 F SL 83 X CU 83 1-2 65 CS 1B		C CU 80 B FC 88 X SL 81 1-1 ① F8		B FC 88 B FC 90 C SI 88 S SI 89 F FF 90 F FC 88 F SI 89 X SI 89 2-2 55 L1-3 65 E 1B 1-3			3	1	2	0	0	0	0
55 Jason Delay, R (1, 2) OBP: 0.327, SLG: 0.372			B FC 90 C SL 82 F SL 82 S SL 83 1-3 ① K		B CU 80 F FF 92 X FC 89 1-1 ② L3		X SI 90 0-0 ① L1-3 1-2			3	0	0	0	0	1	3
Inning Stats	R: 0 E: 0 K: 0 S: 4 H: 1 LOB: 0 BB: 0 P: 7	R: 0 E: 0 K: 1 S: 16 H: 1 LOB: 1 BB: 0 P: 24	R: 0 E: 0 K: 2 S: 10 H: 1 LOB: 1 BB: 1 P: 17	R: 1 E: 0 K: 2 S: 15 H: 2 LOB: 1 BB: 0 P: 23	R: 0 E: 0 K: 0 S: 5 H: 0 LOB: 0 BB: 0 P: 7	R: 1 E: 0 K: 1 S: 10 H: 2 LOB: 1 BB: 0 P: 15	R: 3 E: 1 K: 0 S: 14 H: 3 LOB: 0 BB: 1 P: 22	R: 0 E: 0 K: 0 S: 5 H: 0 LOB: 0 BB: 0 P: 7		1B: 8 2B: 2 3B: 0 HR: 0	SF: 1 SAC: 0 DP: 1 HBP: 0		WP: 0 PB: 0 SB: 0 CS: 2	PA: 34		

PITCHER		IP	WLS	BF	H	R	ER	SO	BB	IBB	HBP	BLK	WP	HR	S	P	ERA	WHIP
44 Joe Musgrove, R ERA: 3.8	(1, 1)	6.0		24	7	2	2	6	1	0	0	0	0	0	60	93	3.00	1.333
25 Tim Hill, L ERA: 3.44	(7, 1)	0.1	L	4	2	3	2	0	1	0	0	0	0	0	11	18	54.00	9.000
66 Luis García, R ERA: 4.78	(7, 1)	1.2		5	1	0	0	0	0	0	0	0	0	0	8	11	0.00	0.600

PITCHER	IP	WLS	BF	H	R	ER	SO	BB	IBB	HBP	BLK	WP	HR	S	P	ERA	WHIP

San Diego Padres @ Pittsburgh Pirates

PNC Park, Pittsburgh, PA

Thu Jun 29 2023, 1:20 PM - 3:49 PM EDT

Att. 16,871 - Overcast - 78 F

AB	30
R	5
H	10
RBI	4
BB	2
SO	6
LOB	15

livebaseballscorecards.com

Batter	1	2	3	4	5	6	7	8	9	10	11	AB	R	H	RBI	BB	SO	LOB
23 Fernando Tatis Jr., R (1, 9) OBP: 0.338, SLG: 0.512	X FC 97 0-0 ① G4-3		S SI 98 F SI 99 X SI 98 0-2 ③ G6-3			S SL 88 B SL 89 F SI 98 F SL 89 X SL 88 1-2 ① P3		B SL 86 F FF 95 C FF 94 S SL 85 1-3 ② K		S FF 96 F FF 95 X ST 87 0-2 22 2B 1B 3-H		5	1	1	1	0	1	0
22 Juan Soto, L (1, 7) OBP: 0.426, SLG: 0.495	B SI 98 S FC 97 X SL 88 1-1 ② G4-3			X SL 88 0-0 1B		B SI 97 F SL 87 B FC 96 B SL 89 C SL 86 S FC 97 3-3 ② K		C FF 95 F SL 85 X FF 93 0-2 1B		1 SAFE F FC 91 X FC 93 0-1 13 P4 2B 1-H		5	0	3	1	0	1	0
13 Manny Machado, R (1, 5) OBP: 0.286, SLG: 0.392	S SL 90 F SI 99 X SL 89 0-2 ③ F7			X SI 96 0-0 ① F8		S SL 89 B SL 90 B FC 97 F SI 98 B FC 97 S SL 88 3-3 ③ K		B FF 95 B SL 85 X SL 85 2-0 ③ L7		S ST 86 C FC 92 X FF 96 0-2 ② P4 2-3		5	0	0	0	0	1	3
2 Xander Bogaerts, R (1, 6) OBP: 0.342, SLG: 0.388		B FC 97 B SI 96 F FC 95 C SL 88 S SL 89 2-3 ① K		C SI 96 C SL 87 F SI 98 1 SAFE S SL 87 0-3 ② K			C SL 88 S SI 96 F SL 88 X FC 97 0-2 ① G5-3		S FF 93 X FF 94 0-1 99 F7 14 SF9 9 1B 1B	X FC 93 0-0 ③ G6-3	0-0 99 1B	5	2	1	0	0	2	2
9 Jake Cronenworth, L (1, 3) OBP: 0.308, SLG: 0.344		B SL 86 F FC 98 B FC 97 X FC 97 2-1 ② G4-3		F FC 95 X FC 97 0-1 ③ F8			B SI 98 C SL 87 B SI 97 X FC 96 2-1 ② G4-3		C SL 85 X SL 87 0-1 14 SF9 99 F7 1-2 1B		L FF 90 S CU 79 F CU 81 X CH 85 0-2 ① P6	5	0	1	0	0	0	1
99 Gary Sánchez, R (1, 2) OBP: 0.290, SLG: 0.453		C FC 96 X FC 97 0-1 1B		B SL 86 C SL 87 X SI 96 1-1 ① L8			C FC 96 S SL 88 B SL 89 F SL 90 B FC 95 B SL 86 B FC 96 4-2 14 BB BB		B FF 94 C SL 86 X SL 87 1-1 ① F7 1-2 2-3		C SI 91 X CH 85 0-1 32 G4-3 2-H 1B	4	0	2	1	1	0	2
14 Matt Carpenter, L (1, 10) OBP: 0.310, SLG: 0.327 32 Nelson Cruz, R (11, PH) OBP: 0.289, SLG: 0.414 (11, 10)		B SL 89 B FC 96 F FC 97 S SL 90 F SL 89 X FC 99 2-2 ③ G3		C FC 96 B FC 97 C SL 88 B SL 89 S SL 87 2-3 ② K			B FC 95 B SL 85 S FC 94 B FC 94 S SL 86 D SL 86 4-2 1-2 BB		B FF 95 B SL 87 S SL 88 X FF 94 2-1 ② SF9 2-3 3-H		B CH 84 B SI 89 X CH 85 2-0 ② G4-3 1-2	2 1	0 0	0 0	1 0	1 0	1 0	1 1
24 Rougned Odor, L (1, 4) OBP: 0.299, SLG: 0.385 7 Ha-Seong Kim, R (11, PH) OBP: 0.346, SLG: 0.411 (11, 4)			C SL 86 S SL 89 S SL 90 0-3 ① K		B FC 96 C SL 86 X FC 96 1-1 ③ G4-3		C SL 83 B FF 94 F SL 86 C FF 96 1-3 ③ K		B SL 87 X SL 88 1-0 ③ P3	0-0 1 SH5-4 23 1B	B SI 94 C SI 95 B SL 86 B SI 94 C FC 92 B SI 96 4-2 BB	4 0	1 0	0 0	0 0	2 1	3 0	0 0
1 Trent Grisham, L (1, 8) OBP: 0.316, SLG: 0.381			B FC 98 B FC 98 C SL 87 C SL 88 F FC 98 S SL 90 2-3 ② K			X FC 96 0-0 HR		B SL 81 C SL 82 C SL 84 X FF 94 1-2 ① G1-3		L FC 91 X FC 91 0-1 ① SH5-4 2-3	B FC 92 B CH 89 X FF 96 2-0 ③ L3	4	1	1	1	0	1	2
Inning Stats	R: 0 E: 0 K: 0 S: 6 H: 0 LOB: 0 BB: 0 P: 7	R: 0 E: 0 K: 1 S: 11 H: 1 LOB: 1 BB: 0 P: 17	R: 0 E: 0 K: 2 S: 10 H: 0 LOB: 0 BB: 0 P: 12	R: 0 E: 0 K: 1 S: 8 H: 1 LOB: 1 BB: 0 P: 8	R: 0 E: 0 K: 1 S: 7 H: 0 LOB: 0 BB: 0 P: 11	R: 1 E: 0 K: 2 S: 11 H: 1 LOB: 0 BB: 0 P: 18	R: 0 E: 0 K: 1 S: 15 H: 0 LOB: 2 BB: 2 P: 26	R: 0 E: 0 K: 1 S: 10 H: 1 LOB: 1 BB: 0 P: 14	R: 1 E: 0 K: 0 S: 9 H: 2 LOB: 1 BB: 0 P: 13	R: 2 E: 0 K: 0 S: 11 H: 2 LOB: 1 BB: 0 P: 11	R: 1 E: 0 K: 0 S: 10 H: 1 LOB: 2 BB: 1 P: 18	1B: 7 2B: 1 3B: 0 HR: 1 SF: 1 SAC: 1 DP: 0 HBP: 0						

PITCHER	IP	WLS	BF	H	R	ER	SO	BB	IBB	HBP	BLK	WP	HR	S	P	ERA	WHIP
51 Graham Ashcraft, R (1, 1) ERA: 6.66	6.2		25	3	1	1	7	2	0	0	0	0	1	64	94	1.35	0.750
39 Lucas Sims, R (7, 1) ERA: 3.16	1.1		5	1	0	0	2	0	0	0	0	0	0	14	19	0.00	0.750
43 Alexis Díaz, R (9, 1) ERA: 2.0	1.0	B	5	2	1	1	0	0	0	0	0	0	0	9	13	9.00	2.000
79 Ian Gibaut, R (10, 1) ERA: 3.66	1.0		5	2	2	1	0	0	0	0	0	0	0	11	11	9.00	2.000
48 Alex Young, L (11, 1) ERA: 2.76	0.2		3	1	1	0	0	0	0	0	0	0	0	7	9	0.00	1.500

PITCHER	IP	WLS	BF	H	R	ER	SO	BB	IBB	HBP	BLK	WP	HR	S	P	ERA	WHIP
77 Daniel Duarte, R (11, 1) ERA: 3.38	0.1	W	2	0	0	0	0	1	0	0	0	0	0	3	9	0.00	3.000

TOP

San Diego Padres @ Cincinnati Reds

Great American Ball Park, Cincinnati, OH

Fri Jun 30 2023, 5:12 PM - 8:33 PM EDT

Att. 31,772 - Partly Cloudy - 89 F

livebaseballscorecards.com

AB	40
R	5
H	9
RBI	5
BB	3
SO	9
LOB	15

WP: 0 PB: 0 SB: 0 CS: 0 PA: 45

San Diego Padres @ Cincinnati Reds

Great American Ball Park, Cincinnati, OH

Fri Jun 30 2023, 5:12 PM - 8:33 PM EDT

Att. 31,772 - Partly Cloudy - 89 F

livebaseballscorecards.com

Batter	1	2	3	4	5	6	7	8	9	10	11	AB	R	H	RBI	BB	SO	LOB
29 TJ Friedl, L (1, 8) OBP: 0.379, SLG: 0.486	B FF 93 C SI 94 B CH 87 X SI 95 2-1 G4-3 ①		B CU 81 S CH 87 C CH 86 B CU 82 B FF 96 F FF 95 B CH 86 F CU 82 X SI 94 3-2 1-2 F7 ③		S CU 83 B CH 88 X SI 95 1-1 G4-3 ③		1 SAFE C FC 91 C CU 81 L CH 82 0-3 K ②			B CU 80 C FF 96 X FF 94 1-1 P4 ②		5	0	0	0	0	1	4
9 Matt McLain, R (1, 6) OBP: 0.366, SLG: 0.545	S FF 95 B SI 96 B SL 90 F SI 96 F CU 83 X FF 95 2-2 P3 ②			C SL 87 B SI 92 X SI 93 1-1 F9 ①		C CU 79 S SL 89 B FF 93 B FF 94 B CH 87 C SI 95 3-3 K ①	P FF 92 1 SAFE 1-0 1-2 PO ③	X SI 93 0-0 G5-3 ①		D CU 82 B FF 95 F FF 96 X FF 97 2-1 2-H HR		5	1	1	2	0	1	0
6 Jonathan India, R (1, 4) OBP: 0.344, SLG: 0.406	B SI 95 B SI 94 B FF 95 C FF 95 F SI 96 X FF 96 3-2 F9 ③			B SL 89 C SL 89 F SI 93 B SL 85 B CU 83 X FF 95 3-2 44 1B 1B		B SL 87 C SL 90 B SI 93 F CH 88 C CU 82 2-3 K ②		B FF 94 B SI 93 F SI 93 C CH 80 X CU 81 2-2 G6-3 ②		B CU 82 C CU 83 B FS 90 X CU 83 2-1 F7 ③	0-0 44 2B	5	1	1	0	0	1	0
44 Elly De La Cruz, S (1, 10) (11, 5) OBP: 0.358, SLG: 0.523		X SI 92 0-0 L5 ①		X CU 82 0-0 1-3 1B ②		B FF 93 C CU 82 X CU 78 1-1 E8 27 1B		C FC 90 B CH 81 S CU 82 X CH 80 1-2 F9 ③			C CH 84 B FF 92 D CH 85 X CH 84 2-1 28 SH1-4 15 FC6-2 2-H 2B	5	1	2	1	0	0	0
27 Jake Fraley, L (1, 9) OBP: 0.356, SLG: 0.478 28 Kevin Newman, R (9, PH) OBP: 0.319, SLG: 0.377 (10, 5) (11, 3)		C FF 92 F FF 94 X FF 95 0-2 F7 ②		B FF 95 S CH 87 S CU 83 D CU 79 S FF 96 2-3 K ③		B FF 95 S CU 82 X FF 95 1-1 2-H 1B			B SI 95 B SI 95 C SI 95 S SL 85 C SL 86 2-3 K ①		B SL 83 X FF 90 1-0 2-3 SH1-4 ①	3 1	0 0	1 0	1 0	0 0	1 1	1 0
19 Joey Votto, L (1, 3) OBP: 0.306, SLG: 0.467 15 Nick Senzel, R (9, PH) OBP: 0.318, SLG: 0.363 (10, 9)		X FF 94 0-0 F9 ③			B FF 92 C CH 87 B CU 82 S CH 88 S FF 95 2-3 K ①	1 SAFE C CU 81 X CH 86 0-1 G3 ③			S SI 96 B CH 88 F SI 96 B SL 85 B SI 96 S SL 84 3-3 K ②		S SI 91 F SI 92 X SI 92 0-2 3-H FC6-2 7 HR ②	3 2	0 1	0 0	0 0	0 0	1 1	1 1
7 Spencer Steer, R (1, 5) OBP: 0.374, SLG: 0.497 (10, 3) (11, 7)			B FF 94 C SI 94 C SL 89 F FF 94 F CU 82 S FF 94 1-3 K ①		X SI 93 0-0 37 1B 1B		B CH 85 B FF 94 B FF 95 C FF 94 B FF 95 4-1 37 HR BB		B SL 82 B SL 82 B SI 95 S SI 95 B SI 96 4-1 BB		F SL 83 B SI 92 C FF 91 B FF 90 X SI 90 2-2 1-H HR	3	1	2	2	2	1	0
37 Tyler Stephenson, R (1, 2) OBP: 0.330, SLG: 0.371			X FF 94 0-0 E4 30 FC4-6		1 SAFE S SL 88 D SL 86 X CU 80 1-1 1-2 1B		S ST 82 B CH 88 B CH 88 S ST 80 B SC 82 1 SAFE F FF 95 1 SAFE F FF 95 3-2 F FF 95 F FF 96 X SL 84 1-2 HR ①		C SL 84 B SL 86 C SI 96 S SI 97 1-3 K ③	0-0 9 HR		4	2	2	1	0	1	1
30 Will Benson, L (1, 7) OBP: 0.380, SLG: 0.462 22 Luke Maile, R (10, PH) OBP: 0.297, SLG: 0.429 48 Alex Young, L (11, 1) 77 Daniel Duarte, R (11, 1)			B SI 94 F CU 80 C CU 81 D CU 82 F FF 96 B CH 87 X CU 82 3-2 1-2f FC4-6 29 S ②		C CU 80 F FF 94 F FF 96 F CH 87 2 SAFE C FF 96 0-3 K ②		B FF 97 B CH 88 B FF 96 X FF 95 3-0 9 PO 1B			B FF 97 F FF 96 X CU 83 1-1 G5-3 ①		3 1 0 0	0 0 0 0	1 0 0 0	0 0 0 0	1 0 0 0	3 0 0 0	3 0 0 0
Inning Stats	R: 0 E: 0 K: 0 S: 9 H: 0 LOB: 0 BB: 0 P: 16	R: 0 E: 0 K: 0 S: 5 H: 0 LOB: 0 BB: 0 P: 5	R: 0 E: 1 K: 1 S: 15 H: 0 LOB: 1 BB: 0 P: 22	R: 0 E: 0 K: 1 S: 9 H: 2 LOB: 1 BB: 0 P: 15	R: 0 E: 0 K: 2 S: 13 H: 2 LOB: 2 BB: 0 P: 17	R: 1 E: 1 K: 2 S: 12 H: 1 LOB: 1 BB: 0 P: 19	R: 1 E: 0 K: 1 S: 13 H: 2 LOB: 0 BB: 1 P: 23	R: 0 E: 0 K: 0 S: 7 H: 0 LOB: 0 BB: 0 P: 10	R: 0 E: 0 K: 3 S: 10 H: 0 LOB: 1 BB: 1 P: 20	R: 2 E: 0 K: 0 S: 8 H: 1 LOB: 0 BB: 0 P: 14	R: 3 E: 0 K: 0 S: 9 H: 2 LOB: 0 BB: 0 P: 14	1B: 6 2B: 1 3B: 0 HR: 3	SF: 0 SAC: 1 DP: 0 HBP: 0	WP: 0 PB: 0 SB: 1 CS: 0	PA: 44			

BOTTOM

AB	40
R	7
H	10
RBI	7
BB	2
SO	10
LOB	11

REDS

PITCHER		IP	WLS	BF	H	R	ER	SO	BB	IBB	HBP	BLK	WP	HR	S	P	ERA	WHIP
67 Seth Lugo, R ERA: 3.59	(1, 1)	6.0		24	5	1	0	6	0	0	0	0	0	0	63	94	0.00	0.833
45 Brent Honeywell, R ERA: 3.4	(7, 1)	0.1		3	2	1	1	0	1	0	0	0	0	1	9	19	27.00	9.000
21 Nick Martinez, R ERA: 3.9	(7, 1)	1.2		4	0	0	0	1	0	0	0	0	0	0	11	14	0.00	0.000
71 Josh Hader, L ERA: 1.21	(9, 1)	1.0		4	0	0	0	3	1	0	0	0	0	0	10	20	0.00	1.000
56 Ray Kerr, L ERA: 5.63	(10, 1)	1.0	B	4	1	2	1	0	0	0	0	0	0	1	8	14	9.00	1.000

PITCHER		IP	WLS	BF	H	R	ER	SO	BB	IBB	HBP	BLK	WP	HR	S	P	ERA	WHIP
73 Drew Carlton, R ERA: 4.35	(11, 1)	0.2	L	4	2	3	2	0	0	0	0	0	0	1	9	14	27.00	3.000

San Diego Padres @ Cincinnati Reds

Great American Ball Park, Cincinnati, OH

Sat Jul 01 2023, 1:43 PM - 4:40 PM EDT

Att. 30,895 - Overcast - 79 F

TOP

livebaseballscorecards.com

Batter	1	2	3	4	5	6	7	8	9	AB	R	H	RBI	BB	SO	LOB
7 Ha-Seong Kim, R (1, 4) OBP: 0.344, SLG: 0.407	B FF 92 C FF 90 F FC 90 T FF 94 1-2 ① **K**		C CH 84 C FC 89 D ST 82 F FF 93 F FC 89 F CU 72 B FC 88 X FF 92 2-2 ② **F7**			B FF 93 B SL 82 X FF 93 2-0 **FC6** 22 HR 1-2	B SL 78 X SI 90 1-0 **E5** 23 1B	C FF 94 X SI 92 0-1 13 FC6-4 1B 1-2 2-3		5	2	1	0	0	1	2
23 Fernando Tatis Jr., R (1, 9) OBP: 0.339, SLG: 0.515	B FC 90 C FF 93 F CH 84 B FF 94 B ST 83 X FC 90 3-2 ② **P3**		S CH 86 F FF 92 B FF 93 B CU 72 X FC 88 2-2 22 CS 2B 2-H			X SL 83 0-0 ① **L7**	F SL 77 C SI 90 B SL 78 B SL 79 X SI 91 2-2 13 HR 1B 2-H	B SL 87 B SL 86 F SI 93 S SI 94 B FF 93 F SI 94 X SL 84 3-2 ① **SF8** 2-3 3-H		4	1	2	3	0	0	2
22 Juan Soto, L (1, 7) OBP: 0.423, SLG: 0.502	B FF 94 C FC 91 T FF 94 X FF 93 1-2 ③ **L6**		B FF 92 C CU 69 F FC 88 D CH 85 B FF 92 2 SAFE 3-2 ③ **CS** 2-3	C FC 89 B ST 82 X ST 80 1-1 ① **G4-3**		B CH 87 B FF 93 X CH 88 2-0 HR 1-H 2-H	B CU 67 S FF 89 B CH 80 C CH 80 B SI 90 X SL 79 3-2 ② **P6**	B SI 94 B SI 93 X SL 86 2-0 ② **SF7** 3-H		4	1	1	4	0	0	1
13 Manny Machado, R (1, 5) OBP: 0.288, SLG: 0.414		B FF 93 F FC 89 B CH 85 T FC 90 C FF 93 2-3 ① **K**		X CH 84 0-0 ② **G4-3**		C CH 88 B FF 93 X FF 93 1-1 HR	C SI 90 D CH 79 B SL 80 S SL 79 X SL 80 2-2 HR 1-H	C FF 94 B SI 94 F SI 93 X SL 86 1-2 ③ **FC6-4** 1-2f		5	2	2	3	0	1	1
2 Xander Bogaerts, R (1, 6) OBP: 0.339, SLG: 0.383		C FF 93 F FC 92 B ST 81 X CH 86 1-2 ② **G4-3**		C FF 93 B CH 85 B FF 92 X FC 89 2-1 ③ **G5-3**		S SL 83 X SL 83 0-1 ② **P3**	B SI 89 S SL 77 B SL 78 S SI 89 B CU 67 F SI 90 F SI 90 B CH 78 4-2 32 1B BB		B SL 86 B SI 92 B FF 94 C SI 93 X FF 94 3-1 ① **F7**	4	0	0	0	1	0	0
32 Nelson Cruz, R (1, 10) OBP: 0.293, SLG: 0.413		C FF 93 B FF 93 B CH 85 F FC 90 F ST 83 B FF 94 X FC 90 3-2 1B			B CH 83 F FC 90 B CH 85 X FC 90 3-1 ① **G6-3**	X SL 82 0-0 ③ **F7**	F SI 88 X SL 79 0-1 1B 1-2		T SI 94 B SL 87 X SI 93 1-1 ② **F9**	5	0	2	0	0	0	0
16 Brandon Dixon, R (1, 3) OBP: 0.270, SLG: 0.373 9 Jake Cronenworth, L (7, PH) OBP: 0.312, SLG: 0.343 (7, 3)		C FF 92 B FC 90 C FC 90 F FF 93 X CU 73 1-2 ③ **P4**			S CU 73 F FC 89 S ST 80 0-3 ② **K**		C SI 79 F FF 92 B SI 75 B SI 90 1-2 1 WP 1 3B HBP X FF 88 0-0 ③ G4-3		C FF 94 B SL 86 B CH 86 S SL 86 B FF 94 B SI 92 4-2 BB	2 1	0 1	0 1	0 0	0 1	1 0	1 2
1 Trent Grisham, L (1, 8) OBP: 0.321, SLG: 0.388			B FF 92 B FC 89 B FC 90 B FF 93 4-0 26 S 23 2B BB		B ST 82 C FC 89 C CH 84 S FF 94 1-3 ③ **K**		B CU 69 F FF 88 B CH 79 X CH 78 2-1 26 G6-3 3B 1-H	C SL 85 H SL 86 1-1 7 1B 26 HBP 23 SF8 HBP	B FF 94 C SL 86 X SL 86 1-1 ③ **G3**	3	3	1	1	1	1	1
26 Austin Nola, R (1, 2) OBP: 0.260, SLG: 0.190			1 SAFE C FF 90 B FC 90 B FC 89 F FF 92 B FF 93 1 SAFE S FC 90 3-3 ① **K** 1-2			B CU 71 B FC 88 X FF 92 2-0 7 E 22 HR 1B	C SI 89 X SL 78 0-1 ① **G6-3** 3-H	H SI 92 1-0 23 SF8 7 1B 22 SF7 HBP 1-2		3	2	1	1	0	1	1
Inning Stats	R: 0 E: 0 K: 1 S: 9 H: 0 LOB: 0 BB: 0 P: 14	R: 0 E: 0 K: 1 S: 14 H: 1 LOB: 1 BB: 0 P: 21	R: 1 E: 0 K: 1 S: 14 H: 1 LOB: 0 BB: 1 P: 28	R: 0 E: 0 K: 0 S: 5 H: 0 LOB: 0 BB: 0 P: 8	R: 0 E: 0 K: 2 S: 8 H: 0 LOB: 0 BB: 0 P: 12	R: 4 E: 1 K: 0 S: 9 H: 3 LOB: 0 BB: 0 P: 16	R: 5 E: 1 K: 0 S: 23 H: 4 LOB: 2 BB: 1 P: 40	R: 2 E: 0 K: 0 S: 11 H: 1 LOB: 1 BB: 0 P: 19	R: 0 E: 0 K: 0 S: 8 H: 0 LOB: 1 BB: 1 P: 17	1B: 5 2B: 1 3B: 1 HR: 3 SF: 2 SAC: 0 DP: 0 HBP: 3	WP: 1 PB: 0 SB: 1 CS: 1 PA: 45					

	AB	36
	R	12
	H	10
	RBI	12
	BB	3
	SO	5
	LOB	11

PITCHER		IP	WLS	BF	H	R	ER	SO	BB	IBB	HBP	BLK	WP	HR	S	P	ERA	WHIP
55 Brandon Williamson, L ERA: 5.56	(1, 1)	5.0	L	18	3	2	2	5	1	0	0	0	0	0	51	86	3.60	0.800
46 Buck Farmer, R ERA: 3.54	(6, 1)	1.0		6	2	3	2	0	0	0	0	0	0	2	8	13	18.00	2.000
50 Alec Mills, R ERA: 18.0	(7, 1)	1.0		10	4	5	2	0	1	0	1	0	1	1	23	40	18.00	5.000
81 Eduardo Salazar, R ERA: 8.03	(8, 1)	2.0		10	1	2	2	0	1	0	2	0	0	0	19	36	9.00	1.000

PITCHER	IP	WLS	BF	H	R	ER	SO	BB	IBB	HBP	BLK	WP	HR	S	P	ERA	WHIP

Batter	1	2	3	4	5	6	7	8	9	AB	R	H	RBI	BB	SO	LOB
29 TJ Friedl, L (1, 8) OBP: 0.371, SLG: 0.474	C FF 89 S CH 79 B FF 89 S CH 80 1-3 **K** ①		B CH 80 C CH 80 B FF 90 F CH 79 X FF 91 2-2 **G4-3** ② 2-3		C FF 89 1 SAFE D CU 71 X CU 70 1-1 **F9** ①		C SI 98 S ST 83 S FS 89 0-3 **K** ②		C CH 88 S FF 95 B SC 79 F CH 88 B CH 87 X CH 88 2-2 **F7** ①	5	0	0	0	0	2	5
9 Matt McLain, R (1, 4) OBP: 0.372, SLG: 0.556	C FC 84 F SI 88 X CH 80 0-2 **2B**		F FC 86 B CH 79 B SI 90 F FC 84 X CH 79 2-2 **2B** 3-H		C CU 73 B SI 91 B FC 84 S CH 79 S FF 91 2-3 **K** ②		F SI 98 F SI 99 D ST 84 B SI 99 B ST 80 B SI 96 4-2 6 HR **BB** 1-2 2-3		B FF 95 B FF 96 C FF 96 F SC 82 B FF 97 X FF 96 3-2 **G4-6-3** ② ③ 1-2f	4	1	2	1	1	1	2
6 Jonathan India, R (1, 10) OBP: 0.346, SLG: 0.415	C FF 90 C FC 84 X SI 91 0-2 **G5-3** ②		C CU 73 B SI 91 B SI 91 B CH 80 B FC 85 4-1 44 FC6 **BB**		X SI 90 0-0 **L9** ③		B SI 98 C FF 98 X SI 99 1-1 **HR** 1-H 2-H 3-H			3	1	1	4	1	0	2
44 Elly De La Cruz, S (1, 6) OBP: 0.343, SLG: 0.500	B CU 72 C CU 72 T FF 92 F CH 80 D CH 80 T CH 82 2-2 **K** ③		B CH 81 F CU 72 X CH 80 1-1 **FC6** ③ 1-2f			C ST 76 B FF 94 F ST 75 B ST 76 X ST 75 2-2 **F8** ①	B ST 77 B ST 80 F FF 97 X FS 84 2-1 **G3** ③			4	0	0	0	0	1	3
27 Jake Fraley, L (1, 9) OBP: 0.359, SLG: 0.483		B CH 76 B FF 89 F FF 91 X FF 90 2-1 37 CS **2B**		C CU 70 B CH 78 S CH 79 X FF 91 1-2 19 S **1B**		B SI 92 B ST 76 C SI 91 X FF 92 2-1 **G4-3** ②		C FF 90 X FF 91 0-1 **G4-3** ①		4	0	2	0	0	0	0
19 Joey Votto, L (1, 3) OBP: 0.300, SLG: 0.424		B CU 71 X CU 73 1-0 **F8** ①		F FC 87 B CH 80 B CH 78 1 SAFE S FF 89 B CH 79 1 SAFE S CH 80 3-3 **K** ① 1-2		C ST 76 S SI 92 S ST 75 0-3 **K** ③			B FF 91 B FF 91 B SI 90 C FF 93 B FF 92 4-1 **BB**	3	0	0	0	1	2	2
7 Spencer Steer, R (1, 5) OBP: 0.370, SLG: 0.490		2 SAFE B FF 92 X SI 90 1-0 **F8** ②		B CU 71 F CH 80 C SI 89 F CH 80 X SI 91 1-2 **G6-3** ②			B SI 97 X SI 96 1-0 **F7** ①	C FF 90 X FF 92 0-1 **F9** ②		4	0	0	0	0	0	3
37 Tyler Stephenson, R (1, 2) OBP: 0.332, SLG: 0.369	C SI 92 0-1 **CS** ③ 2-3		B FC 83 C FF 88 B SI 88 B CH 78 B FC 84 4-1 29 G4-3 30 G4-3 9 2B **BB**	S FC 86 B SI 89 F FF 89 B CH 80 B SI 90 X FC 86 3-2 **G3** ③			B SI 98 C SI 98 B ST 84 B SI 98 B SI 97 4-1 9 BB 30 1B 6 HR **BB**	B FF 92 B FF 89 X FF 90 2-0 **F9** ③		2	2	0	0	2	0	2
30 Will Benson, L (1, 7) OBP: 0.393, SLG: 0.474			F SI 88 C CH 78 B SI 88 X CU 73 1-2 **G4-3** ① 1-2		C CU 69 B CU 69 B FC 88 F CH 78 X CH 77 2-2 **1B**		B SI 98 C SI 98 X SI 98 1-1 9 BB 6 HR **1B** 1-2		B FF 94 F CH 87 X SC 80 1-1 9 G4-6-3 **1B**	4	1	3	0	0	0	1
Inning Stats	R: 0 E: 0 K: 2 S: 13 H: 1 LOB: 1 BB: 0 P: 16	R: 0 E: 0 K: 0 S: 5 H: 1 LOB: 0 BB: 0 P: 9	R: 1 E: 0 K: 0 S: 13 H: 1 LOB: 2 BB: 2 P: 27	R: 0 E: 0 K: 1 S: 13 H: 1 LOB: 1 BB: 0 P: 21	R: 0 E: 0 K: 1 S: 9 H: 1 LOB: 1 BB: 0 P: 14	R: 0 E: 0 K: 1 S: 8 H: 0 LOB: 0 BB: 0 P: 12	R: 4 E: 0 K: 1 S: 13 H: 2 LOB: 0 BB: 2 P: 26	R: 0 E: 0 K: 0 S: 6 H: 0 LOB: 1 BB: 1 P: 12	R: 0 E: 0 K: 0 S: 9 H: 1 LOB: 0 BB: 0 P: 15	1B: 4 2B: 3 3B: 0 HR: 1 SF: 0 SAC: 0 DP: 1 HBP: 0					WP: 0 PB: 0 SB: 1 CS: 1	PA: 39

PITCHER		IP	WLS	BF	H	R	ER	SO	BB	IBB	HBP	BLK	WP	HR	S	P	ERA	WHIP
52 Michael Wacha, R ERA: 2.84	(1, 1)	5.0	W	21	5	1	1	4	2	0	0	0	0	0	53	87	1.80	1.400
59 Tom Cosgrove, L ERA: 0.5	(6, 1)	1.0		3	0	0	0	1	0	0	0	0	0	0	8	12	0.00	0.000
66 Luis García, R ERA: 5.93	(7, 1)	1.0		7	2	4	4	1	2	0	0	0	0	1	13	26	36.00	4.000
25 Tim Hill, L ERA: 3.34	(8, 1)	1.0		4	0	0	0	0	1	0	0	0	0	0	6	12	0.00	1.000
45 Brent Honeywell, R ERA: 3.32	(9, 1)	1.0		3	1	0	0	0	0	0	0	0	0	0	9	15	0.00	1.000

PITCHER	IP	WLS	BF	H	R	ER	SO	BB	IBB	HBP	BLK	WP	HR	S	P	ERA	WHIP

BOTTOM

San Diego Padres @ Cincinnati Reds

Great American Ball Park, Cincinnati, OH

Sat Jul 01 2023, 1:43 PM - 4:40 PM EDT

Att. 30,895 - Overcast - 79 F

livebaseballscorecards.com

AB	33
R	5
H	8
RBI	5
BB	5
SO	6
LOB	20

Batter	1	2	3	4	5	6	7	8	9	AB	R	H	RBI	BB	SO	LOB
7 Ha-Seong Kim, R (1, 4) OBP: 0.346, SLG: 0.418	C FF 92 B CU 82 X FF 93 1-1 ① F7		B FF 92 C FF 93 B ST 85 F FF 93 X CH 86 2-2 ② G6-3			B CU 80 B CH 86 C FF 92 T FF 93 B FF 93 B FF 93 4-2 23 FC6-4 1 BB		X FF 92 0-0 HR		3	1	1	1	1	0	0
23 Fernando Tatis Jr., R (1, 9) OBP: 0.341, SLG: 0.526	B FF 93 X FF 93 1-0 22 1B 1B		B ST 85 B CH 88 S CH 86 F FF 93 B FF 94 S FF 94 3-3 ③ K			1 SAFE X CH 87 0-0 ② FC6-4 22 1B 1-2f		F SL 85 B SL 86 X SL 86 1-1 HR		4	1	2	1	0	1	1
22 Juan Soto, L (1, 7) OBP: 0.424, SLG: 0.502	B FF 93 X FF 92 1-0 1-2 1B			B ST 83 S ST 84 B ST 83 X ST 82 2-1 ① F8		1 SAFE B FF 92 B ST 84 X ST 83 2-0 1-2 1B		B CU 79 X SL 85 1-0 ③ F8		4	0	2	0	0	0	0
13 Manny Machado, R (1, 5) OBP: 0.284, SLG: 0.408	C CU 81 B ST 83 B CH 86 F CH 87 S FF 93 2-3 ② K			C FF 93 F FF 92 S CU 81 0-3 ② K		F FF 93 S CH 87 X FF 94 0-2 ③ F9			B FF 95 B FF 94 C FF 95 X FF 94 2-1 ① G6-3	4	0	0	0	0	2	4
2 Xander Bogaerts, R (1, 6) OBP: 0.335, SLG: 0.378	B FF 93 C CU 81 B FF 93 S CH 86 S FF 93 2-3 ③ K			B CH 87 C CU 79 B ST 83 S CH 87 S FF 93 2-3 ③ K			F FF 92 X ST 84 0-1 ① F8		B FF 96 C SL 89 B SL 88 F SL 88 B FF 95 C SL 89 3-3 ② K	4	0	0	0	0	3	2
99 Gary Sánchez, R (1, 2) OBP: 0.288, SLG: 0.444		B CU 82 B CU 80 X FF 92 2-0 ① P4			C FF 92 S FF 92 S CH 87 0-3 ① K		C CU 81 S CH 87 B CU 81 S CH 87 1-3 ② K		B SL 87 S FF 95 B SL 88 F SL 87 X SL 88 2-2 9 DI 9 2B 1B	4	1	1	0	0	2	0
9 Jake Cronenworth, L (1, 3) OBP: 0.311, SLG: 0.345		C ST 85 B FF 92 F FF 93 F ST 82 B CU 82 F FF 93 X ST 83 2-2 ② P3			C FF 93 X ST 84 0-1 ② F7		B ST 83 B ST 82 S FF 91 S ST 82 C FF 93 2-3 ③ K		B FF 95 X FF 93 1-0 1-H 2B	4	0	1	1	0	1	0
32 Nelson Cruz, R (1, 10) 24 Rougned Odor, L (9, PH) OBP: 0.287, SLG: 0.404 OBP: 0.297, SLG: 0.382		B CH 88 T CU 82 B FF 93 S CU 80 S CH 87 2-3 ③ K			T CU 81 B FF 93 B CH 87 S CU 80 S CU 82 2-3 ③ K			C FF 92 B CH 87 B CU 82 F CU 81 C FF 92 2-3 ① K	B SL 89 F SL 89 B FF 94 S SL 86 B FF 94 X FF 95 3-2 ③ L4	3 1	0 0	0 0	0 0	0 0	3 0	0 1
1 Trent Grisham, L (1, 8) OBP: 0.318, SLG: 0.384			X ST 83 0-0 ① B1-3			C ST 83 X FF 93 0-1 ① F8		C ST 85 T FF 92 S ST 84 0-3 ② K		3	0	0	0	0	1	0
Inning Stats	R: 0 H: 2 E: 0 LOB: 2 K: 2 BB: 0 S: 10 P: 17	R: 0 H: 0 E: 0 LOB: 0 K: 1 BB: 0 S: 9 P: 15	R: 0 H: 0 E: 0 LOB: 0 K: 1 BB: 0 S: 7 P: 12	R: 0 H: 0 E: 0 LOB: 0 K: 2 BB: 0 S: 8 P: 12	R: 0 H: 0 E: 0 LOB: 0 K: 2 BB: 0 S: 8 P: 10	R: 0 H: 1 E: 0 LOB: 2 K: 0 BB: 1 S: 9 P: 15	R: 0 H: 0 E: 0 LOB: 0 K: 2 BB: 0 S: 8 P: 11	R: 2 H: 2 E: 0 LOB: 0 K: 2 BB: 0 S: 10 P: 14	R: 1 H: 2 E: 0 LOB: 1 K: 1 BB: 0 S: 12 P: 23	1B: 4 SF: 0 2B: 1 SAC: 0 3B: 0 DP: 0 HR: 2 HBP: 0					WP: 0 PA: 35 PB: 0 SB: 0 CS: 0	

TOP

San Diego Padres @ Cincinnati Reds

Great American Ball Park, Cincinnati, OH

Sun Jul 02 2023, 1:42 PM - 4:09 PM EDT

Att. 37,714 - Partly Cloudy - 82 F

livebaseballscorecards.com

AB	34
R	3
H	7
RBI	3
BB	1
SO	13
LOB	8

PITCHER		IP	WLS	BF	H	R	ER	SO	BB	IBB	HBP	BLK	WP	HR	S	P	ERA	WHIP
41 Andrew Abbott, L ERA: 1.21	(1, 1)	7.2		28	4	1	1	12	1	0	0	0	0	1	66	101	1.17	0.652
39 Lucas Sims, R ERA: 3.41	(8, 1)	0.1	W	2	1	1	1	0	0	0	0	0	0	1	3	5	27.00	3.000
43 Alexis Díaz, R ERA: 2.19	(9, 1)	1.0	S	5	2	1	1	1	0	0	0	0	0	0	12	23	9.00	2.000

PITCHER	IP	WLS	BF	H	R	ER	SO	BB	IBB	HBP	BLK	WP	HR	S	P	ERA	WHIP

Batter	1	2	3	4	5	6	7	8	9	AB	R	H	RBI	BB	SO	LOB
29 TJ Friedl, L (1, 8) OBP: 0.373, SLG: 0.479	X FF 93 0-0 6 FC5-4 9 BB 1B		B FF 94 B FF 93 C FF 94 F FF 94 F FF 95 B SL 86 X FF 94 3-2 9 FC6-2 2B 1-3		X FF 94 0-0 ① F7		C FF 96 B FF 96 X FF 94 1-1 ② G6-3			4	0	2	0	0	0	0
9 Matt McLain, R (1, 6) OBP: 0.375, SLG: 0.549	B FF 95 B FF 94 C FF 95 B SL 85 B FF 94 4-1 6 FC5-4 BB 1-2		B CU 79 B CH 88 F CH 89 B FF 95 C SL 85 X FF 96 3-2 ① FC6-2 6 G5-4-3 2-3		C FF 95 C CU 79 C CH 84 0-3 ② K		B CU 78 C CU 78 S CH 86 B CU 80 B FF 96 F CH 84 B CH 85 4-2 6 2-3 BB			2	0	0	0	2	1	2
6 Jonathan India, R (1, 4) OBP: 0.345, SLG: 0.411	F FF 93 D CH 88 C FF 95 X SL 86 1-2 ①② FC5-4 1-2 2-3		C CU 79 X FF 94 0-1 ②③ G5-4-3 1-2f		B FF 95 C CU 77 H CH 84 2-1 HBP		1 SAFE B FF 96 S CH 86 S FF 96 D CH 86 2-2 ③ 2-3 1-2	S SI 92 C ST 76 B ST 76 F FF 94 C ST 77 1-3 ① K		3	0	0	0	0	1	4
44 Elly De La Cruz, S (1, 5) OBP: 0.330, SLG: 0.479	C CU 80 B FF 95 F SL 86 S FF 94 1-3 ③ K			X SI 88 0-0 ① G5-3	F FF 95 S CU 78 S FF 96 0-3 ③ K			B ST 78 S ST 76 X ST 75 1-1 ② P6		4	0	0	0	0	2	2
27 Jake Fraley, L (1, 9) OBP: 0.354, SLG: 0.476 17 Stuart Fairchild, R (8, PH) OBP: 0.335, SLG: 0.404 (9, 9)		C FF 93 X SL 83 0-1 ① G4-3		B FF 91 C FF 90 X FF 90 1-1 ② L6		S CU 77 B CH 84 F CH 84 X FF 95 1-2 ① G1-3		C ST 78 C ST 78 B ST 77 B SI 93 B ST 76 F SI 93 B ST 76 4-2 37 HR BB		3 0	0 1	0 0	0 0	0 1	0 0	0 0
19 Joey Votto, L (1, 10) OBP: 0.302, SLG: 0.400 37 Tyler Stephenson, R (8, PH) OBP: 0.334, SLG: 0.382 (9, 10)		X FF 94 0-0 ② G3		F SI 88 B SL 83 H FF 91 2-1 7 HR HBP		B FF 94 F CU 78 F FF 95 B CU 79 F CU 78 T FF 97 2-2 ② K		X FC 91 0-0 1-H HR		2 1	1 1	0 1	0 2	0 0	1 0	0 0
7 Spencer Steer, R (1, 3) OBP: 0.374, SLG: 0.502		C FF 94 B FF 94 S CH 89 F FF 94 B SL 87 B CH 90 B SL 87 4-2 BB		F SI 87 B SI 88 S FF 89 F FF 90 X FF 90 1-2 1-H HR		B FF 96 C FF 95 B CH 85 C CH 84 B CU 79 F FF 96 X FF 95 3-2 1B		C SI 94 X CH 82 0-1 ③ G4-3		3	1	2	2	1	0	0
30 Will Benson, L (1, 7) OBP: 0.391, SLG: 0.465		1 SAFE S FF 93 X SL 85 0-1 ③ F8		C SI 89 C FF 91 B FF 91 F SI 90 F FF 90 B FF 91 F SI 90 F SL 82 F SI 90 4-2 B FF 91 B FF 90 BB		B SI 96 C CH 85 X FF 96 1-1 ③ G1-3				2	0	0	0	1	0	2
22 Luke Maile, R (1, 2) OBP: 0.287, SLG: 0.414			X FF 94 0-0 E6 29 2B	C SI 90 B SI 89 X SI 88 1-1 ③ G4-3			C FF 95 B FF 95 F CU 78 S CH 86 1-3 ① K			3	0	0	0	0	1	1
Inning Stats	R: 0 H: 1 E: 0 LOB: 1 K: 1 BB: 1 S: 8 P: 14	R: 0 H: 0 E: 0 LOB: 1 K: 0 BB: 1 S: 8 P: 12	R: 0 H: 1 E: 1 LOB: 1 K: 0 BB: 0 S: 10 P: 16	R: 2 H: 1 E: 0 LOB: 1 K: 0 BB: 1 S: 17 P: 26	R: 0 H: 0 E: 0 LOB: 1 K: 2 BB: 0 S: 8 P: 10	R: 0 H: 1 E: 0 LOB: 1 K: 1 BB: 0 S: 13 P: 20	R: 0 H: 0 E: 0 LOB: 1 K: 1 BB: 1 S: 10 P: 18	R: 2 H: 1 E: 0 LOB: 0 K: 1 BB: 1 S: 12 P: 18		1B: 2 SF: 0 2B: 2 SAC: 0 3B: 0 DP: 2 HR: 2 HBP: 2						

PITCHER		IP	WLS	BF	H	R	ER	SO	BB	IBB	HBP	BLK	WP	HR	S	P	ERA	WHIP
50 Adrian Morejon, L ERA: 3.86	(1, 1)	3.0		12	2	0	0	1	2	0	0	0	0	0	26	42	0.00	1.333
25 Tim Hill, L ERA: 3.75	(4, 1)	1.0		6	1	2	2	0	1	0	1	0	0	1	17	26	18.00	2.000
60 Pedro Avila, R ERA:	(5, 1)	3.0		12	1	0	0	4	1	0	1	0	0	0	31	48	0.00	0.667
59 Tom Cosgrove, L ERA: 0.96	(8, 1)	0.2	L	3	0	1	1	1	1	0	0	0	0	0	9	15	13.50	1.500
21 Nick Martinez, R ERA: 4.03	(8, 1)	0.1		2	1	1	1	0	0	0	0	0	0	1	3	3	27.00	3.000

PITCHER	IP	WLS	BF	H	R	ER	SO	BB	IBB	HBP	BLK	WP	HR	S	P	ERA	WHIP

BOTTOM

San Diego Padres @ Cincinnati Reds
Great American Ball Park, Cincinnati, OH
Sun Jul 02 2023, 1:42 PM - 4:09 PM EDT
Att. 37,714 - Partly Cloudy - 82 F

livebaseballscorecards.com

AB	27
R	4
H	5
RBI	4
BB	5
SO	6
LOB	11

Los Angeles Angels @ San Diego Padres

Petco Park, San Diego, CA

Mon Jul 03 2023, 6:41 PM - 9:56 PM PDT

Att. 45,101 - Clear - 68 F

TOP

livebaseballscorecards.com

Batter	1	2	3	4	5	6	7	8	9	AB	R	H	RBI	BB	SO	LOB
3 Taylor Ward, R (1, 7) OBP: 0.315, SLG: 0.380	X FF 96 0-0 2B		B FF 96 C FF 96 B FF 96 B SL 89 F FF 97 S CH 88 3-3 ① K		S CU 80 B SL 86 B CU 82 C CH 88 B FF 96 X CU 79 3-2 ① G2-3	B SI 98 C SI 98 C SL 87 F SI 98 X CH 88 1-2 27 1B 1-3 3-H 2B	C CU 82 D CU 82 B CH 82 X CU 82 2-1 ③ G4-3			5	0	2	1	0	1	1
27 Mike Trout, R (1, 8) OBP: 0.369, SLG: 0.493 16 Mickey Moniak, L (8, PH) OBP: 0.336, SLG: 0.658 (8, 8)	B FF 96 C FF 96 F SL 87 S SL 89 1-3 ① K		B CU 79 B FF 97 B FF 96 B FF 97 4-0 17 FC6-4 BB		S SL 87 F SL 88 X SL 87 0-2 6 BB 17 BB 1B	X ST 78 0-0 6 BB 2-3 3-H 1B		C SI 92 F CU 81 S CU 82 0-3 ① K2-3		3 1	0 0	2 0	1 0	1 0	1 0	1 1
17 Shohei Ohtani, L (1, 10) OBP: 0.390, SLG: 0.664	C FF 97 B SL 88 S FF 97 F CU 83 D CU 82 B CU 82 B SL 90 4-2 6 G5-4-3 BB		B FF 95 C FF 98 X FF 97 1-1 ② FC6-4 6 1B 1-2f		B SL 89 D SL 88 B SL 90 B FF 97 4-0 5 FC5 6 BB 1-2 BB	F FF 92 S FF 93 S ST 75 0-3 ② K		C FC 89 B CH 82 S CH 82 X CH 82 1-2 ② G4-3		3	0	0	0	2	1	3
6 Anthony Rendon, R (1, 5) OBP: 0.365, SLG: 0.322	X FF 96 0-0 ② G5-4-3 ③ 1-2f		B FF 97 X FF 96 1-0 1-2 1B		D CU 82 S CU 82 D CU 82 B CH 89 B CH 88 4-1 1-2 2-3 BB	F SI 92 B SI 93 C SI 92 B ST 76 B SI 92 B ST 76 4-2 1-2 BB		B SI 93 B SI 94 B FC 90 C FF 93 C SI 92 S CH 81 3-3 ③ K		3	0	1	0	2	1	2
12 Hunter Renfroe, R (1, 3) OBP: 0.293, SLG: 0.447 (6, 9)		B FF 95 D CU 81 B CH 88 C FF 96 X FF 95 3-1 5 1B 5 WP 1B	S CU 84 D CU 81 C FF 96 S CU 82 1-3 ③ K		B FF 97 B CH 88 C CH 88 S CU 83 C FF 98 2-3 ② K	C ST 76 B SI 92 S ST 76 B ST 76 X ST 76 2-2 ③ F7			X SI 95 0-0 5 G1-4-3 1B	5	0	2	0	0	2	8
5 Eduardo Escobar, S (1, 4) OBP: 0.295, SLG: 0.403		C SL 87 B FF 96 S CU 80 D CU 83 X FF 97 2-2 1-3 1B		C CU 79 F SL 86 B CU 82 B CU 80 F SL 87 F CH 88 F FF 97 X CU 83 2-2 22 G5-3 2 1B 1B	C FF 98 X CU 82 0-1 ③ FC5 2-3f		B SI 88 F SI 89 F FF 90 F FF 90 F SI 89 B FF 90 X FF 91 2-2 ① L9		C SI 95 F SL 84 B SI 96 F SI 96 F SL 85 F SI 98 X SI 97 1-2 ① ② G1-4-3 1-2f	5	0	2	0	0	0	4
2 Luis Rengifo, S (1, 9) OBP: 0.303, SLG: 0.327 (6, 6)		C CU 81 S SL 89 S CU 81 0-3 ① K	B CH 89 B CH 88 B CH 88 C FF 98 X FF 97 3-1 1-2 1B			F SI 95 B FF 98 B CH 87 S SI 97 X FF 98 2-2 8 1B 21 G1-3 3 2B 1B	B FF 91 S SI 89 X FF 91 1-1 HR		B SL 85 F SL 84 B SI 97 B SL 85 F SI 96 B SI 96 4-2 BB	4	2	3	1	1	1	2
35 Chad Wallach, R (1, 2) OBP: 0.283, SLG: 0.423 21 Matt Thaiss, L (6, PH) OBP: 0.364, SLG: 0.371 (6, 2)		B CU 82 B CH 88 C CU 81 S CH 89 S CU 82 2-3 ② K	B SL 89 C FF 96 B FF 96 S CH 88 D SL 88 C FF 97 3-3 ① K			C FF 98 B SI 98 X CH 89 1-1 ① G1-3 1-2	B SI 89 X SI 89 1-0 ② G5-3		B SI 96 C SI 96 C SI 96 F SI 97 S SL 87 1-3 ③ K	2 3	0 0	0 0	0 0	0 0	2 1	4 2
22 David Fletcher, R (1, 6) OBP: 0.244, SLG: 0.279 8 Mike Moustakas, L (6, PH) OBP: 0.356, SLG: 0.431 (6, 3)		B FF 96 1 SAFE X FF 97 1-0 ③ L4	B SL 90 S SL 88 S CU 82 X CU 82 1-2 ② ③ G5-3 2-3f			F SI 98 S CH 88 B FF 98 X FF 98 1-2 3 2B 27 1B 2-3 1B	B SI 90 C FF 91 F FF 90 B SL 85 X FF 91 2-2 1B			2 2	0 1	0 2	0 0	0 0	0 0	4 0

Inning Stats	1	2	3	4	5	6	7	8	9
	R: 0 E: 0 K: 1 S: 8 H: 1 LOB: 1 BB: 1 P: 13	R: 0 E: 0 K: 2 S: 12 H: 2 LOB: 2 BB: 0 P: 20	R: 0 E: 0 K: 2 S: 9 H: 1 LOB: 2 BB: 1 P: 19	R: 0 E: 0 K: 1 S: 14 H: 2 LOB: 1 BB: 0 P: 23	R: 0 E: 0 K: 1 S: 12 H: 1 LOB: 3 BB: 2 P: 25	R: 2 E: 0 K: 1 S: 21 H: 4 LOB: 3 BB: 1 P: 32	R: 1 E: 0 K: 0 S: 13 H: 2 LOB: 1 BB: 0 P: 21	R: 0 E: 0 K: 2 S: 9 H: 0 LOB: 0 BB: 0 P: 13	R: 0 E: 0 K: 1 S: 13 H: 1 LOB: 1 BB: 1 P: 19

1B: 11	SF: 0
2B: 2	SAC: 0
3B: 0	DP: 3
HR: 1	HBP: 0
WP: 1	PA: 44
PB: 0	
SB: 0	
CS: 0	

AB	38
R	3
H	14
RBI	3
BB	6
SO	11
LOB	31

PITCHER		IP	WLS	BF	H	R	ER	SO	BB	IBB	HBP	BLK	WP	HR	S	P	ERA	WHIP
4 Blake Snell, L ERA: 3.03	(1, 1)	5.0	W	24	7	0	0	7	4	0	0	0	1	0	55	100	0.00	2.200
Domingo Tapia, R ERA: 3.57	(6, 1)	0.1		4	3	2	2	0	0	0	0	0	0	0	12	17	54.00	9.000
59 Tom Cosgrove, L ERA: 0.93	(6, 1)	0.2	H	4	1	0	0	1	1	0	0	0	0	0	9	15	0.00	3.000
25 Tim Hill, L ERA: 3.93	(7, 1)	0.2		4	2	1	1	0	0	0	0	0	0	1	11	17	13.50	3.000
21 Nick Martinez, R ERA: 3.94	(7, 1)	1.1	H	4	0	0	0	2	0	0	0	0	0	0	11	17	0.00	0.000

PITCHER		IP	WLS	BF	H	R	ER	SO	BB	IBB	HBP	BLK	WP	HR	S	P	ERA	WHIP
71 Josh Hader, L ERA: 1.17	(9, 1)	1.0		4	1	0	0	1	1	0	0	0	0	0	13	19	0.00	2.000

Batter	1	2	3	4	5	6	7	8	9	AB	R	H	RBI	BB	SO	LOB
7 Ha-Seong Kim, R (1, 4) OBP: 0.343, SLG: 0.414	C FF 93 C FF 93 B SL 89 X SL 86 1-2 22 FC4-6 1B	C SL 87 B FF 92 B FF 94 S SL 86 X SL 88 2-2 ① P6	B SL 87 F SL 86 C FF 93 S SL 88 1-3 ③ K	B FF 91 C SL 84 B FF 91 C FF 91 S SL 85 2-3 ① K	B SL 87 C SL 89 F SI 97 B SI 98 F SL 88 F SL 88 C SI 97 2-3 ② K 1-2	5	0	1	0	0	3	2
22 Juan Soto, L (1, 7) OBP: 0.426, SLG: 0.500	C FF 91 B CH 86 X FF 92 1-1 ① FC4-6 13 1B 2 HR 1-2f	F SL 88 F FF 93 B CH 89 B SL 87 B FF 94 C SL 88 3-3 ② K	B SI 97 C SI 98 F SL 90 B SI 98 B SL 90 B SI 97 4-2 23 1B 13 1B BB	C ST 79 B SL 85 B SL 85 B ST 80 C FF 91 F FF 92 B SL 85 4-2 23 3B 1-2 BB	B SI 97 B SI 88 B SL 87 C SI 96 C SL 88 X SI 97 3-2 23 1B 2-3 1B	3	3	1	0	2	1	1
23 Fernando Tatis Jr., R (1, 9) OBP: 0.346, SLG: 0.535	S FF 92 B SL 88 S SL 88 X FF 92 1-2 ② L7	F SL 88 B SL 89 F SL 90 B SL 88 B SL 89 X FF 95 3-2 ③ G1-3	B SI 97 C SI 96 B SI 97 F SL 87 B SI 97 F SI 97 X SI 97 3-2 2 1B 13 1B 9 SF9 1-3 1B	X SI 96 0-0 9 1B 1-H 2-H 3B	X SI 97 0-0 1-3 3-H 1B	5	2	3	3	0	0	1
13 Manny Machado, R (1, 5) OBP: 0.286, SLG: 0.408	B SL 88 B FF 91 C SL 90 X SL 88 2-1 2 HR 1-2 1B	F FF 92 C SL 86 B FF 92 F SL 88 B SL 87 X SL 88 2-2 ① F8	X SI 94 0-0 9 SF9 2 1B 1-2 3-H 1B	F SL 88 F SI 97 B SL 89 B SL 89 F SI 98 X SI 97 2-2 ② G6-3	C SL 87 B SL 87 F SI 97 F SL 88 X SL 88 1-2 ③ G5-3	5	1	2	1	0	0	3
2 Xander Bogaerts, R (1, 6) OBP: 0.343, SLG: 0.397	C SL 88 C SL 90 X FF 94 0-2 1-H 2-H HR	B FF 93 X FF 94 1-0 9 1B 2B	B SL 87 C SI 96 F SL 88 X SI 96 1-2 1-2 2-3 1B	B SI 98 B SL 87 B SI 97 B SI 96 4-0 9 1B BB	3	2	3	3	1	0	0
9 Jake Cronenworth, L (1, 3) OBP: 0.313, SLG: 0.348	C SL 90 F CH 88 B CH 88 B SL 86 S SL 87 2-3 ③ K	F FF 92 B CH 85 B SL 89 F FF 94 X SL 87 2-2 14 CS 2-H 1B	X SL 85 0-0 ① SF9 2-3 3-H	X SI 97 0-0 1-2 3-H 1B	3	0	2	3	0	1	0
99 Gary Sánchez, R (1, 2) OBP: 0.278, SLG: 0.427	C FF 94 B SL 90 B SL 89 S SL 89 X SL 89 2-2 ① F7	C SL 88 X FF 92 0-1 ② P4	B SL 86 C FF 92 S SL 86 F SL 88 1 SAFE F SL 85 X SL 84 1-2 ② F9	D SL 88 S SL 88 X SI 98 1-1 ③ G4-3	4	0	0	0	0	0	5
14 Matt Carpenter, L (1, 10) OBP: 0.306, SLG: 0.322 32 Nelson Cruz, R (6, PH) OBP: 0.283, SLG: 0.399 (7, 10)	B FF 94 C FF 93 B SL 88 S SL 88 F SL 88 B CH 86 F SL 87 C FF 94 3-3 ② K	C SL 88 S FF 92 0-2 ③ CS 1-2	C FF 91 B SL 85 F SL 86 X SL 86 1-2 ① P4	C FF 94 S FF 93 D SL 87 D SL 87 F ST 79 D FF 94 S SL 86 3-3 ③ K	B SL 88 F SL 88 F SI 97 B SL 88 X SL 88 2-2 ① P6	2	0	0	0	0	1	0
						2	0	0	0	0	1	2
1 Trent Grisham, L (1, 8) OBP: 0.320, SLG: 0.381	B SL 90 B CH 86 F FF 95 X SL 88 2-1 ③ F8	S CH 86 F FF 94 B SL 85 B CH 88 S SL 87 2-3 ② K	C SL 83 B FF 92 B SL 85 C SL 87 B ST 81 B SL 83 4-2 22 BB 23 3B BB	B SL 87 B CH 90 S SL 87 B SI 97 B CH 90 4-1 22 1B 7 WP 23 1B BB	2	2	0	0	2	1	0
Inning Stats	R: 3 H: 3 E: 0 LOB: 0 K: 1 BB: 0 S: 16 P: 23	R: 0 H: 0 E: 0 LOB: 0 K: 1 BB: 0 S: 10 P: 17	R: 0 H: 0 E: 0 LOB: 0 K: 1 BB: 0 S: 9 P: 17	R: 1 H: 2 E: 0 LOB: 0 K: 0 BB: 0 S: 12 P: 17	R: 0 H: 0 E: 0 LOB: 0 K: 2 BB: 0 S: 9 P: 13	R: 2 H: 3 E: 0 LOB: 2 K: 1 BB: 1 S: 20 P: 32	R: 3 H: 2 E: 0 LOB: 2 K: 1 BB: 3 S: 16 P: 33	R: 1 H: 2 E: 0 LOB: 2 K: 1 BB: 1 S: 17 P: 29		1B: 9 SF: 1 2B: 1 SAC: 0 3B: 1 DP: 0 HR: 1 HBP: 0						

BOTTOM

Los Angeles Angels @ San Diego Padres

Petco Park, San Diego, CA

Mon Jul 03 2023, 6:41 PM - 9:56 PM PDT

Att. 45,101 - Clear - 68 F

livebaseballscorecards.com

AB	34
R	10
H	12
RBI	10
BB	5
SO	8
LOB	14

PITCHER		IP	WLS	BF	H	R	ER	SO	BB	IBB	HBP	BLK	WP	HR	S	P	ERA	WHIP
51 Jaime Barria, R ERA: 3.31	(1, 1)	5.0	L	19	5	4	4	5	0	0	0	0	0	1	56	87	7.20	1.000
58 Victor Mederos, R ERA: 13.5	(6, 1)	0.0		4	3	2	2	0	1	0	0	0	0	0	10	18	∞	∞
32 Tucker Davidson, L ERA: 6.82	(6, 1)	1.1		6	0	2	2	2	2	0	0	0	0	0	18	32	13.50	1.500
40 Sam Bachman, R ERA: 3.18	(7, 1)	1.2		11	4	2	2	1	2	0	0	0	1	0	25	44	10.80	3.600

PITCHER	IP	WLS	BF	H	R	ER	SO	BB	IBB	HBP	BLK	WP	HR	S	P	ERA	WHIP

Los Angeles Angels @ San Diego Padres

Petco Park, San Diego, CA

Wed Jul 05 2023, 5:42 PM - 8:13 PM PDT

Att. 43,401 - Clear - 68 F

TOP

livebaseballscorecards.com

Batter	1	2	3	4	5	6	7	8	9	AB	R	H	RBI	BB	SO	LOB
16 Mickey Moniak, L (1, 8) OBP: 0.336, SLG: 0.631	T FF 93 F CH 87 F CU 82 B FF 96 X CH 88 1-2 ① G4-3		F CU 79 B FF 93 X CU 79 1-1 17 G4-3 5 G4-3 7 2B 1B		X CH 87 0-0 ① G1-3 1-2		S CH 81 B CH 80 F CU 81 S CH 80 1-3 ② K			4	1	1	0	0	1	2
5 Eduardo Escobar, S (1, 5) OBP: 0.284, SLG: 0.389	B FF 94 F FF 95 X CU 81 1-1 ② L7		B CU 80 1 SAFE S CH 87 F CH 87 B FF 94 X CH 87 2-2 ① G4-3 1-2		C CU 79 B FF 92 B CH 87 B CU 80 F FF 93 X SI 92 3-2 ② G4-3 2-3		B CH 81 C CU 82 F CU 82 X CH 82 1-2 ③ P6			4	0	0	0	0	0	3
17 Shohei Ohtani, L (1, 10) OBP: 0.383, SLG: 0.650	B CU 82 S CH 86 B CU 79 C FF 96 B CU 83 F CU 82 X SI 96 3-2 ③ G4-3		S CU 81 C FF 94 X CU 82 0-2 ② G4-3 2-3		C FF 94 S CH 88 B FF 94 B CU 82 X CU 82 2-2 ③ G4-3			S ST 76 X ST 74 0-1 ① P5		4	0	0	0	0	0	2
7 Jo Adell, R (1, 7) OBP: 0.444, SLG: 1.125		B SI 92 S FF 94 C SI 93 B CU 82 S FF 96 2-3 ① K	C CU 81 S SL 85 B FF 94 X CU 84 1-2 3-H 2B			B SI 91 S SL 83 F SL 82 B SL 81 C FF 94 2-3 ① K		C SI 91 C ST 75 B FF 93 X ST 76 1-2 ② F7		4	0	1	1	0	2	0
8 Mike Moustakas, L (1, 3) OBP: 0.345, SLG: 0.410		S FF 96 S FF 95 B FF 96 S CU 82 1-3 ② K	B CU 82 C CH 86 B FF 93 X CH 86 2-1 ③ G4-3			C CU 78 S CH 86 F CU 80 S FF 94 0-3 ② K		B ST 75 S FF 91 X SI 92 1-1 ③ G3		4	0	0	0	0	2	1
12 Hunter Renfroe, R (1, 9) OBP: 0.295, SLG: 0.456		B FF 96 X FF 94 1-0 2 1B 2 E 2B		B CU 81 B SL 83 B SI 93 C SI 94 X SL 89 3-1 ① L8		B FF 95 X CU 81 1-0 ③ G5-3			F SL 83 B SL 86 X SI 97 1-1 ① F9	4	1	1	0	0	0	0
21 Matt Thaiss, L (1, 2) OBP: 0.368, SLG: 0.391 3 Taylor Ward, R (9, PH) OBP: 0.319, SLG: 0.379		F FF 97 B CU 80 B CU 80 D CH 88 B CU 81 4-1 2 E BB		S FF 95 S FF 96 F FF 95 S CH 87 0-3 ② K			X FF 96 0-0 HR		B SL 85 C SI 96 B SI 96 B SI 95 C SI 96 B SI 96 4-2 BB	2 0	1 0	1 0	1 0	1 1	1 0	0 0
2 Luis Rengifo, S (1, 4) OBP: 0.310, SLG: 0.327		B CU 81 X FF 96 1-0 E9 1-2 2-H 1B		C SI 94 C FF 95 B CU 79 F FF 96 B CH 87 B CU 81 C CU 80 3-3 ③ K			B CU 83 B CH 83 B CH 83 B FF 95 4-0 4 SH1-3 BB		C SI 95 X SI 96 0-1 ② F7	3	0	1	0	1	1	1
4 Andrew Velazquez, S (1, 6) OBP: 0.378, SLG: 0.290 35 Chad Wallach, R (9, PH) OBP: 0.279, SLG: 0.406		F CU 80 B FF 94 X CU 78 1-1 ③ G3-1			C FF 91 S CH 86 B CU 81 B FF 95 X CU 80 2-2 5 G4-3 16 G1-3 1B		X SI 94 0-0 ① SH1-3 1-2		C SL 86 F SI 96 B SL 85 S SL 86 1-3 ③ K	2 1	0 0	1 0	0 0	0 0	0 1	2 1
Inning Stats	R: 0 E: 0 K: 0 S: 10 H: 0 LOB: 0 BB: 0 P: 15	R: 1 E: 1 K: 2 S: 11 H: 2 LOB: 2 BB: 1 P: 21	R: 1 E: 0 K: 0 S: 13 H: 2 LOB: 1 BB: 0 P: 19	R: 0 E: 0 K: 2 S: 10 H: 0 LOB: 0 BB: 0 P: 16	R: 0 E: 0 K: 0 S: 10 H: 1 LOB: 1 BB: 0 P: 17	R: 0 E: 0 K: 2 S: 8 H: 0 LOB: 0 BB: 0 P: 11	R: 1 E: 0 K: 1 S: 8 H: 1 LOB: 1 BB: 1 P: 14	R: 0 E: 0 K: 0 S: 7 H: 0 LOB: 0 BB: 0 P: 9	R: 0 E: 0 K: 1 S: 9 H: 0 LOB: 1 BB: 1 P: 15	1B: 3 2B: 2 3B: 0 HR: 1 SF: 0 SAC: 1 DP: 0 HBP: 0						

	AB	32
	R	3
	H	6
	RBI	2
	BB	3
	SO	8
	LOB	12

PITCHER		IP	WLS	BF	H	R	ER	SO	BB	IBB	HBP	BLK	WP	HR	S	P	ERA	WHIP
67 Seth Lugo, R ERA: 3.39	(1, 1)	6.0		24	5	2	1	6	1	0	0	0	0	0	62	99	1.50	1.000
21 Nick Martinez, R ERA: 4.02	(7, 1)	1.0	W	5	1	1	1	1	1	0	0	0	0	1	8	14	9.00	2.000
59 Tom Cosgrove, L ERA: 0.89	(8, 1)	1.0	H	3	0	0	0	0	0	0	0	0	0	0	7	9	0.00	0.000
71 Josh Hader, L ERA: 1.11	(9, 1)	1.0	S	4	0	0	0	1	1	0	0	0	0	0	9	15	0.00	1.000

PITCHER	IP	WLS	BF	H	R	ER	SO	BB	IBB	HBP	BLK	WP	HR	S	P	ERA	WHIP

WP: 0 PA: 36
PB: 0
SB: 0
CS: 0

Batter	1	2	3	4	5	6	7	8	9	AB	R	H	RBI	BB	SO	LOB
7 Ha-Seong Kim, R (1, 6) OBP: 0.345, SLG: 0.407	X FF 91 0-0 ① G6-3		B CU 74 B SL 87 C SL 87 B SL 87 C FF 91 B CH 83 4-2 22 G4-3 22 S 13 1B BB		B SI 94 B ST 82 X SI 94 2-0 ② G5-3		B ST 84 C FF 95 C ST 84 F ST 84 S FF 96 1-3 ① K	C FF 94 C SL 81 B CH 83 B FF 94 B FF 95 B SL 80 4-2 22 BB 23 1B 13 BB BB		3	2	0	0	2	1	0
23 Fernando Tatis Jr., R (1, 9) OBP: 0.347, SLG: 0.532	B FF 92 C CH 80 S CH 81 X FF 92 1-2 2 BB 22 BB 9 E 1B		B SL 88 S CH 83 T FF 95 B CH 84 S CH 82 2-3 ① K		S CU 78 B CH 82 B SL 88 S CH 84 F CH 83 B SL 90 F CH 83 F FF 96 B CH 83 4-2 BB		X CH 86 0-0 13 BB 2 G1 2B	X FF 94 0-0 13 BB 22 BB 1-2 1B		4	2	3	0	1	1	1
22 Juan Soto, L (1, 7) OBP: 0.426, SLG: 0.490	D SL 87 D SL 88 B SI 93 B SI 93 4-0 2 BB 1-2 BB		B SI 93 B ST 83 X SI 95 2-0 ② G4-3 1-3		1 SAFE C SI 94 X SL 89 0-1 ③ G4-3		B CH 85 1-0 2 G1 13 BB IBB	B CH 83 F FF 94 B CH 84 B CH 84 B CH 84 4-1 13 BB 1-2 2-3 BB		2	0	0	0	3	0	2
13 Manny Machado, R (1, 5) OBP: 0.304, SLG: 0.428	B CU 76 B CH 81 C CH 82 D SL 87 X CH 81 3-1 ② F6		X SL 89 0-0 3-H 1B			S FS 96 B FS 96 S SL 88 B FS 96 X SL 87 2-2 HR	B ST 85 S FF 95 B ST 83 S FF 96 B ST 84 F ST 84 F FF 96 B FF 96 4-2 2 G1 1-2 2-3 BB	B FF 96 B FF 96 B SL 82 B FF 94 4-0 2 FC5-4 1-2 2-3 3-H BB		3	1	2	3	2	0	2
2 Xander Bogaerts, R (1, 10) OBP: 0.346, SLG: 0.405	B FF 94 C FF 93 B CH 82 B CH 82 C SL 89 B CH 84 4-2 9 FC1-6 1-2 2-3 BB		C CU 78 D CH 83 C CH 81 S CH 84 1-3 ③ K			C FS 97 B KC 86 S KC 87 S FS 97 1-3 ① K	B FF 97 B FF 96 F FF 96 C CH 87 X FF 96 2-2 ② G1 1-2 2-3 3-H	C FF 96 B CH 85 X FF 95 1-1 ③ FC5-4 1-2f		4	0	0	1	1	2	6
9 Jake Cronenworth, L (1, 4) OBP: 0.317, SLG: 0.366 (7, 3)	B SL 88 C SI 93 B SL 89 2 SAFE X SL 89 2-1 ③ FC1-6 1-2f 3-H			C CU 74 F ST 80 X ST 81 0-2 ① F7		X FF 99 0-0 ② F7	B ST 85 1-0 IBB			3	0	0	0	1	0	2
99 Gary Sánchez, R (1, 2) OBP: 0.268, SLG: 0.400		C CU 74 S SL 86 X SL 87 0-2 ① L8		B SL 86 B CH 80 B SL 86 C FF 92 C CU 75 X SL 89 3-2 ② G5-3		C KC 87 B SL 89 B FS 95 B FS 96 D SL 89 4-1 24 HBP BB	D ST 85 X FF 96 1-0 ③ F8			3	0	0	0	1	0	3
16 Brandon Dixon, R (1, 3) OBP: 0.263, SLG: 0.362 24 Rougned Odor, L (6, PH) OBP: 0.306, SLG: 0.378 (7, 4)		C SL 87 B FF 93 F SL 86 C CH 81 1-3 ② K		F CU 75 S CH 81 B CH 82 B SL 86 S CH 83 2-3 ③ K		B KC 87 C KC 87 H SL 88 2-1 1-2 HBP		F CH 82 B CH 82 B FF 93 X CH 83 2-1 ① G3		2 1	0 0	0 0	0 0	0 0	2 0	0 0
1 Trent Grisham, L (1, 8) OBP: 0.318, SLG: 0.375		C FF 91 B ST 81 S SL 87 C SL 88 1-3 ③ K			C SI 93 B SL 87 X SI 94 1-1 ① G4-3	C KC 86 S KC 86 S KC 87 0-3 ③ K		B CH 83 X FF 94 1-0 ② G3		4	0	0	0	0	2	2
Inning Stats	R: 1 E: 1 K: 0 S: 10 H: 1 LOB: 2 BB: 2 P: 24	R: 0 E: 0 K: 2 S: 9 H: 0 LOB: 0 BB: 0 P: 11	R: 1 E: 0 K: 2 S: 10 H: 1 LOB: 1 BB: 1 P: 19	R: 0 E: 0 K: 1 S: 9 H: 0 LOB: 0 BB: 0 P: 14	R: 0 E: 0 K: 0 S: 10 H: 0 LOB: 1 BB: 1 P: 17	R: 1 E: 0 K: 2 S: 12 H: 1 LOB: 2 BB: 1 P: 21	R: 1 E: 0 K: 1 S: 13 H: 1 LOB: 3 BB: 3 P: 23	R: 1 E: 0 K: 0 S: 9 H: 1 LOB: 3 BB: 3 P: 25		1B: 3 2B: 1 3B: 0 HR: 1 SF: 0 SAC: 0 DP: 0 HBP: 1						

PITCHER		IP	WLS	BF	H	R	ER	SO	BB	IBB	HBP	BLK	WP	HR	S	P	ERA	WHIP
43 Patrick Sandoval, L ERA: 4.41	(1, 1)	5.0		21	2	2	1	5	4	0	0	0	0	0	48	85	1.80	1.200
59 José Soriano, R ERA: 2.7	(6, 1)	1.0		6	1	1	1	2	1	0	1	0	0	1	12	21	9.00	2.000
71 Jacob Webb, R ERA: 2.61	(7, 1)	1.0	L	7	1	1	1	1	1	2	0	0	0	0	13	23	9.00	2.000
49 Chris Devenski, R ERA: 3.66	(8, 1)	1.0		7	1	1	1	0	3	0	0	0	0	0	9	25	9.00	4.000

PITCHER	IP	WLS	BF	H	R	ER	SO	BB	IBB	HBP	BLK	WP	HR	S	P	ERA	WHIP

BOTTOM

Los Angeles Angels @ San Diego Padres

Petco Park, San Diego, CA

Wed Jul 05 2023, 5:42 PM - 8:13 PM PDT

Att. 43,401 - Clear - 68 F

livebaseballscorecards.com

AB	29
R	5
H	5
RBI	4
BB	11
SO	8
LOB	18

WP: 0 PA: 41
PB: 0
SB: 1
CS: 0

Batter	1	2	3	4	5	6	7	8	9	10	AB	R	H	RBI	BB	SO	LOB
9 Brandon Nimmo, L (1, 8) OBP: 0.365, SLG: 0.446	B FF 93 C ST 81 B KC 78 B ST 80 B FF 94 4-1 12 G3 28 1B 32 1B BB		C FF 93 S FS 87 S FS 89 0-3 ① K	B CU 71 X ST 81 1-0 ③ F9		B FF 97 F SL 88 B FF 96 B FF 97 T FF 96 C FF 97 3-3 ② K		B SI 90 B SI 89 C SI 89 C SI 90 B SI 91 X SI 90 3-2 ③ G2-3		C FF 92 B FF 91 B ST 74 X ST 76 2-1 ② F9	5	1	0	0	1	2	4
28 Tommy Pham, R (1, 7) OBP: 0.354, SLG: 0.495	B SL 87 C SI 94 X SL 88 1-1 32 1B 12 G3 1-2 1B		C SL 86 C SI 96 B FS 91 F SI 95 B SL 89 X SI 96 2-2 ② G4-3		B SI 92 B SL 86 C SI 93 F SL 85 X SL 86 2-2 ① L8	B SI 97 B SI 98 F FF 97 B FS 87 B SI 98 4-1 BB			C CU 81 B FC 91 B FC 91 S CU 84 S CH 81 2-3 ① K2-3	C CH 88 D CH 89 B FF 95 F FF 95 H SC 82 3-2 12 WP 12 1B HBP	4	1	1	0	1	1	0
12 Francisco Lindor, S (1, 6) OBP: 0.322, SLG: 0.483	B ST 82 B KC 80 X ST 82 2-0 ① G3 1-2 2-3		C KC 79 B FF 95 F FF 95 B SI 96 X SI 96 2-2 HR		B FC 91 B KC 77 F ST 81 B ST 80 F KC 78 B SL 86 4-2 20 G4-3 20 S 32 1B BB	D ST 80 F FF 99 B FS 88 F ST 81 B ST 81 F ST 80 X ST 82 3-2 ③ P3			F CU 83 F CU 81 B CU 82 X CU 81 1-2 32 BB 20 S 6 G1-2-3 1B	B CH 88 B FF 96 S FF 96 X CH 89 2-1 1-H 2-H 20 WP 1B	5	2	3	3	1	0	4
20 Pete Alonso, R (1, 3) OBP: 0.315, SLG: 0.508	B FF 96 H FF 96 2-0 6 G5-3 32 1B HBP		B KC 80 B KC 78 B SL 88 D KC 80 4-0 32 1B BB		1 SAFE B KC 78 B FF 94 B SI 93 C KC 78 F SI 94 F KC 80 X FS 89 3-2 ② G4-3 1-3		C FF 98 F SI 98 B FS 87 F SI 99 S ST 83 1-3 ① K		C SI 93 B CU 82 B SI 92 F CH 81 B SI 93 B SI 95 4-2 32 BB 1-2 BB	C FF 96 B FF 96 F FF 96 1 SAFE B ST 84 F ST 82 S CH 87 2-3 ③ K 1-2	3	0	0	0	2	2	2
32 Daniel Vogelbach, L (1, 10) OBP: 0.335, SLG: 0.355 29 DJ Stewart, L (9, PR) (9, 10)	C KC 80 F KC 81 B KC 82 X KC 81 1-2 1-2 2-3 3-H 1B		C FF 94 B KC 79 F ST 82 D KC 83 X FF 95 2-2 1-2 1B		C SL 86 X SL 87 0-1 6 1B 3-H 1B	B FF 98 C SI 97 B FS 89 S FF 97 B ST 81 S ST 81 3-3 ② K			C CU 81 D CU 82 B CU 83 D CU 83 B FC 90 4-1 1-2 2-3 BB		4	0	3	2	1	1	0
6 Starling Marte, R (1, 9) OBP: 0.312, SLG: 0.339	F SL 88 T SI 94 X FS 90 0-2 ② ③ G5-3 2-3f		C KC 79 F SL 88 S FS 90 0-3 ③ K		B KC 78 S SI 91 X FS 87 1-1 1-2 1B		X SI 98 0-0 ③ G5-3		X FC 90 0-0 ② ③ G1-2-3 3-Hf	0-0 1 2B	5	1	1	0	0	1	8
1 Jeff McNeil, L (1, 4) OBP: 0.332, SLG: 0.332		C FF 94 B SL 87 F KC 78 B SL 87 B SI 94 X KC 81 3-2 ① L8		C FC 89 B FS 89 X FC 90 1-1 ① F7	B KC 78 T ST 80 S FC 90 F FS 89 S FS 89 1-3 ③ K			B SI 88 X SI 89 1-0 ① G4-3		X ST 74 0-0 4 1B 2-H 2B	5	1	1	1	0	1	2
4 Francisco Alvarez, R (1, 2) OBP: 0.297, SLG: 0.512		B SL 88 C SL 88 F SI 94 F FS 89 S FS 90 1-3 ② K		B SL 87 C SL 87 B SL 87 X SL 86 2-1 1B		C FF 97 X SL 88 0-1 13 SH1-3 1B		C SI 90 S FF 90 B FF 91 X FF 91 1-2 1B		B ST 76 X SI 89 1-0 12 WP 19 G2-3 12 1B 2-H 1B	5	1	4	1	0	1	0
13 Luis Guillorme, L (1, 5) OBP: 0.323, SLG: 0.348 19 Mark Canha, R (8, PH) OBP: 0.341, SLG: 0.401 (8, 5) 22 Brett Baty, L (10, 5) OBP: 0.319, SLG: 0.363		B ST 82 C ST 82 B FS 88 X ST 83 2-1 ③ P2		B FC 89 X ST 80 1-0 ② F8		X FF 98 0-0 ① SH1-3 1-2		B SI 89 B SI 89 B SI 89 C SI 90 C SI 90 S SI 90 3-3 ② K		F SI 91 B SI 92 S ST 75 X ST 75 2-2 ① G2-3 1-2	2 2 0	0 0 0	0 0 0	0 0 0	0 0 0	0 1 0	1 2 0
Inning Stats	R: 1 H: 2 E: 0 LOB: 2 K: 0 BB: 1 S: 10 P: 20	R: 0 H: 0 E: 0 LOB: 0 K: 1 BB: 0 S: 9 P: 15	R: 1 H: 2 E: 0 LOB: 2 K: 2 BB: 1 S: 16 P: 26	R: 0 H: 1 E: 0 LOB: 1 K: 0 BB: 0 S: 6 P: 11	R: 1 H: 2 E: 0 LOB: 2 K: 1 BB: 1 S: 17 P: 28	R: 0 H: 1 E: 0 LOB: 2 K: 1 BB: 1 S: 11 P: 21	R: 0 H: 0 E: 0 LOB: 0 K: 2 BB: 0 S: 8 P: 12	R: 0 H: 1 E: 0 LOB: 1 K: 1 BB: 0 S: 10 P: 18	R: 0 H: 1 E: 0 LOB: 2 K: 1 BB: 2 S: 10 P: 21	R: 4 H: 3 E: 0 LOB: 1 K: 1 BB: 0 S: 15 P: 27	1B: 11 SF: 0 2B: 1 SAC: 1 3B: 0 DP: 2 HR: 1 HBP: 2						

PITCHER	IP	WLS	BF	H	R	ER	SO	BB	IBB	HBP	BLK	WP	HR	S	P	ERA	WHIP
11 Yu Darvish, R (1, 1) ERA: 4.87	5.0		25	7	3	3	4	3	0	1	0	0	1	58	100	5.40	2.000
50 Adrian Morejon, L (6, 1) ERA: 3.52	0.2		3	1	0	0	1	0	0	0	0	0	0	6	9	0.00	1.500
66 Luis García, R (6, 1) ERA: 5.46	1.1		5	0	0	0	2	1	0	0	0	0	0	13	24	0.00	0.750
25 Tim Hill, L (8, 1) ERA: 3.82	1.0		4	1	0	0	1	0	0	0	0	0	0	10	18	0.00	1.000
21 Nick Martinez, R (9, 1) ERA: 3.96	1.0		5	1	0	0	1	2	0	0	0	0	0	10	21	0.00	3.000

PITCHER	IP	WLS	BF	H	R	ER	SO	BB	IBB	HBP	BLK	WP	HR	S	P	ERA	WHIP
59 Tom Cosgrove, L (10, 1) ERA: 1.71	0.2	L	4	2	2	1	0	0	0	0	0	0	0	7	12	13.50	3.000
45 Brent Honeywell, R (10, 1) ERA: 3.51	0.1		3	1	2	2	1	0	0	1	0	2	0	8	15	54.00	3.000

TOP

New York Mets @ San Diego Padres

Petco Park, San Diego, CA

Fri Jul 07 2023, 6:42 PM - 10:08 PM PDT

Att. 42,712 - Partly Cloudy - 67 F

livebaseballscorecards.com

AB	40
R	7
H	13
RBI	7
BB	6
SO	10
LOB	23

1B: 11	SF: 0	WP: 2	PA: 49
2B: 1	SAC: 1	PB: 0	
3B: 0	DP: 2	SB: 2	
HR: 1	HBP: 2	CS: 0	

New York Mets @ San Diego Padres

Petco Park, San Diego, CA

Fri Jul 07 2023, 6:42 PM - 10:08 PM PDT

Att. 42,712 - Partly Cloudy - 67 F

livebaseballscorecards.com

Batter	1	2	3	4	5	6	7	8	9	10	AB	R	H	RBI	BB	SO	LOB
7 Ha-Seong Kim, R (1, 4) OBP: 0.347, SLG: 0.410	B FF 94 B FF 93 B FF 93 B FF 92 4-0 13 S 13 2B BB	B CU 80 S SL 88 X CU 79 1-1 ② L5		C FF 95 B CH 85 B FF 94 C SL 86 C SL 90 2-3 ③ K			X SI 90 0-0 ② 2B		X CU 77 0-0 22 FC6 1B		3	1	1	0	1	1	1
24 Rougned Odor, L (9, 4) OBP: 0.310, SLG: 0.383											1	0	1	0	0	0	0
22 Juan Soto, L (1, 7) OBP: 0.425, SLG: 0.490	C FF 93 B SL 86 D CU 77 C FF 94 B FF 95 1 SAFE F FF 94 X FF 95 3-2 ① F8	B CU 80 X FF 95 1-0 ③ F7			B CU 77 B SL 87 B FF 93 C FF 93 B FF 94 4-1 BB		C FC 87 B SI 90 S SI 90 X ST 83 1-2 2B		C FF 97 1 SAFE X FF 98 0-1 ③ FC6 1-2f	0-0 13 HR	4	1	1	0	1	0	3
23 Fernando Tatis Jr., R (1, 9) OBP: 0.345, SLG: 0.526	C FF 94 B FF 95 1 SAFE X FF 94 1-1 ② F7		B FF 94 X FF 94 1-0 9 1B 2 WP 1B		F SL 88 F CU 78 S FF 95 0-3 ① K		B SI 93 S CH 87 B ST 80 C ST 80 B CH 89 X CH 88 3-2 ③ L8			B FC 94 X FC 93 1-0 ① F9	5	0	1	0	0	1	3
13 Manny Machado, R (1, 5) OBP: 0.305, SLG: 0.441	B SL 87 S CU 80 X FF 94 1-1 2 E 1-H 2B		F FF 94 X CU 79 0-1 ① F7		1 SAFE 1 SAFE B SL 86 B SL 86 C SL 87 B CU 78 C FF 94 X FF 95 3-2 ② P3			B ST 79 X SI 92 1-0 ① G5-3		C SL 85 X SL 87 0-1 2-H HR	5	2	2	3	0	0	2
2 Xander Bogaerts, R (1, 6) OBP: 0.344, SLG: 0.399	B CU 80 B CU 78 C SL 88 B CU 79 S SL 87 X FF 96 3-2 E5 9 FC6 2-H		B CU 78 C CH 84 B CH 86 B SL 87 B SL 86 4-1 9 1B 1-2 BB		D SL 88 C CU 77 B FF 94 C SL 86 F CH 86 D CH 86 X SL 87 3-2 ③ P3			C SI 93 B FC 86 B CH 88 X SI 92 2-1 ② G2-3		B KC 85 B FC 93 C FC 93 F FC 94 F KC 86 B KC 86 C FC 93 3-3 ② K	4	0	0	0	1	1	1
9 Jake Cronenworth, L (1, 3) OBP: 0.318, SLG: 0.365	1 SAFE F CU 78 F FF 95 B FF 95 D CH 86 X CU 78 2-2 ③ FC6 1-2f		F SL 87 X FF 95 0-1 99 G6-4-3 1-2 2-3 1B	C FF 92 F CU 78 B CU 79 B FF 94 X FF 94 2-2 ① L7				B ST 79 B CH 87 B FF 93 C FC 87 D CH 88 4-1 99 S BB		F KC 86 B FC 93 X KC 85 1-1 ③ F9	4	0	1	0	1	0	1
99 Gary Sánchez, R (1, 2) OBP: 0.268, SLG: 0.395		B FF 95 S SL 86 B SL 87 X SL 86 2-1 14 G3-1 1 2B 1B	B FF 96 X FF 96 1-0 ②③ G6-4-3 1-2f	B FF 94 X SL 86 1-0 ② L5				B FC 88 C SI 92 X ST 81 1-1 ③ F7 1-2			4	1	1	0	0	0	4
14 Matt Carpenter, L (1, 10) OBP: 0.300, SLG: 0.314		C CU 76 B FF 95 B SL 85 F FF 94 X CU 78 2-2 ① G3-1 1-2	S FF 94 X SL 87 0-1 ① P5		X SL 87 0-0 ③ F7				C CU 74 B FF 95 F FF 96 X FF 97 1-2 ① F8		4	0	0	0	0	0	1
1 Trent Grisham, L (1, 8) OBP: 0.317, SLG: 0.376		B SL 87 B CU 78 B SL 86 C SL 86 X FF 96 3-1 2-H 2B	C FF 95 X CU 78 0-1 ② F9				B SI 91 B SI 90 C FC 87 C FC 86 X ST 82 2-2 ① G3		S FF 97 S SL 86 S SL 85 0-3 ② K		4	0	1	1	0	1	0

Inning Stats																							
	R: 2	H: 1	R: 1	H: 2	R: 0	H: 2	R: 0	H: 0	R: 0	H: 0	R: 0	H: 0	R: 0	H: 2	R: 0	H: 0	R: 0	H: 1	R: 2	H: 1	1B: 4	SF: 0	WP: 1	PA: 42
	E: 1	LOB: 1	E: 0	LOB: 1	E: 0	LOB: 2	E: 0	LOB: 0	E: 0	LOB: 1	E: 0	LOB: 0	E: 0	LOB: 1	E: 0	LOB: 1	E: 0	LOB: 1	E: 0	LOB: 0	2B: 4	SAC: 0	PB: 0	
	K: 0	BB: 1	K: 0	BB: 0	K: 0	BB: 1	K: 1	BB: 0	K: 0	BB: 0	K: 0	BB: 0	K: 0	BB: 1	K: 0	BB: 1	K: 1	BB: 0	K: 1	BB: 0	3B: 0	DP: 1	SB: 2	
	S: 14	P: 28	S: 10	P: 19	S: 7	P: 13	S: 7	P: 9	S: 11	P: 21	S: 5	P: 8	S: 10	P: 16	S: 6	P: 14	S: 9	P: 10	S: 9	P: 14	HR: 1	HBP: 0	CS: 0	

PITCHER		IP	WLS	BF	H	R	ER	SO	BB	IBB	HBP	BLK	WP	HR	S	P	ERA	WHIP
35 Justin Verlander, R ERA: 3.6	(1, 1)	6.0		26	5	3	2	2	3	0	0	0	1	0	54	98	3.00	1.333
25 Brooks Raley, L ERA: 2.3	(7, 1)	0.2		3	2	0	0	0	0	0	0	0	0	0	7	10	0.00	3.000
0 Adam Ottavino, R ERA: 3.72	(7, 1)	1.1		5	0	0	0	0	1	0	0	0	0	0	9	20	0.00	0.750
40 Drew Smith, R ERA: 4.3	(9, 1)	1.0	W	4	1	0	0	1	0	0	0	0	0	0	9	10	0.00	1.000
30 David Robertson, R ERA: 2.06	(10, 1)	1.0		4	1	2	1	1	0	0	0	0	0	1	9	14	9.00	1.000

PITCHER	IP	WLS	BF	H	R	ER	SO	BB	IBB	HBP	BLK	WP	HR	S	P	ERA	WHIP

BOTTOM

AB	38
R	5
H	9
RBI	4
BB	4
SO	4
LOB	16

New York Mets @ San Diego Padres

Petco Park, San Diego, CA

Sat Jul 08 2023, 7:12 PM - 9:38 PM PDT

Att. 42,647 - Partly Cloudy - 65 F

TOP

livebaseballscorecards.com

Batter	1	2	3	4	5	6	7	8	9	AB	R	H	RBI	BB	SO	LOB
9 Brandon Nimmo, L (1, 8) OBP: 0.366, SLG: 0.445	B FF 96 B FF 97 C FF 96 S FF 96 F FF 97 S SL 88 2-3 ① K		X FF 98 0-0 1-2 28 FC5-4 1B			B FF 97 C FF 97 C SL 86 B SL 86 F FF 97 B SL 88 D FF 97 4-2 28 BB BB		S CH 79 B FC 91 S CU 83 S CU 83 1-3 ② K		3	0	1	0	1	2	0
28 Tommy Pham, R (1, 7) OBP: 0.352, SLG: 0.488	C FF 96 F CH 88 B FF 98 F CU 82 X SL 89 1-2 ② F7		S CH 89 B CH 90 B FF 98 X CH 89 2-1 ③ FC5-4 1-2f			D CU 80 B FF 97 B CH 88 C FF 96 B FF 96 4-1 1-2 BB		B CU 83 B FC 90 F SI 94 F FC 90 B CH 82 S CH 81 3-3 ③ K		3	0	0	0	1	1	2
12 Francisco Lindor, S (1, 6) OBP: 0.321, SLG: 0.481	C SL 89 F SL 88 B CU 82 S CU 83 1-3 ③ K			B FF 95 B CU 81 X CH 88 2-0 ① G6-3		D SL 88 C CH 89 S CU 82 X CU 81 1-2 ② L9			B SL 85 B SL 86 B SI 96 C SI 95 X SI 96 3-1 1B	4	0	1	0	0	1	2
20 Pete Alonso, R (1, 3) OBP: 0.311, SLG: 0.502		C FF 94 S CH 87 B CH 88 S CU 83 1-3 ① K		F FF 97 B SL 89 S CH 86 F CU 81 C FF 97 1-3 ② K		B CH 88 B FF 96 X CH 88 2-0 ③ G6-3			B SI 96 B SL 87 T SI 97 C SI 96 F SL 88 C SL 87 2-3 ① K	4	0	0	0	0	3	3
4 Francisco Alvarez, R (1, 2) OBP: 0.296, SLG: 0.522		C CU 80 B FF 96 C FF 97 B CU 82 C CU 82 2-3 ② K		C FF 97 B CH 89 B FF 98 S CH 89 B CU 83 C CU 82 3-3 ③ K			B ST 81 B SI 97 C SI 97 F SI 97 X ST 82 2-2 HR		B SL 86 F SL 85 B SL 86 S SL 85 F SL 87 S SI 98 2-3 ② K	4	1	1	1	0	3	1
1 Jeff McNeil, L (1, 4) OBP: 0.329, SLG: 0.328		B FF 98 F FF 98 F FF 98 B SL 90 B CU 82 F FF 98 S FF 99 3-3 ③ K			C FF 95 B FF 96 X FF 95 1-1 ① P5		B FF 97 X FF 96 1-0 ① L4		S SI 96 X SI 96 0-1 ③ G4-3	4	0	0	0	0	1	1
6 Starling Marte, R (1, 9) OBP: 0.309, SLG: 0.336			C FF 95 B CU 80 F FF 96 S CU 82 1-3 ① K2-3		B FF 96 S CH 87 B CU 82 B FF 96 S CH 88 T CH 88 3-2 ② K		C SI 97 B ST 81 F SI 96 X ST 82 1-2 ② G6-3			3	0	0	0	0	2	0
22 Brett Baty, L (1, 5) OBP: 0.316, SLG: 0.359			F FF 96 C FF 96 S CU 82 0-3 ② K2-3		C FF 97 F CU 81 B SL 88 B CU 83 F CU 82 X FF 98 2-2 CI 19 2-4		C FF 96 F FF 97 S ST 80 0-3 ③ K			2	0	0	0	0	2	0
19 Mark Canha, R (1, 10) OBP: 0.341, SLG: 0.397			C FF 97 B CH 90 F FF 98 B CU 84 B CU 84 B CH 87 4-2 9 1B BB		C CU 81 B FF 96 D CU 80 2-1 ③ 2-4 1-2	S SL 89 B FF 95 C CU 82 S FF 97 2-3 ① K		C SI 94 B CH 81 B SI 94 C SI 94 S CH 82 2-3 ① K		2	0	0	0	1	2	0
Inning Stats	R: 0 E: 0 K: 2 S: 11 H: 0 LOB: 0 BB: 0 P: 15	R: 0 E: 0 K: 3 S: 10 H: 0 LOB: 0 BB: 0 P: 16	R: 0 E: 0 K: 2 S: 11 H: 1 LOB: 2 BB: 1 P: 18	R: 0 E: 0 K: 2 S: 8 H: 0 LOB: 0 BB: 0 P: 14	R: 0 E: 1 K: 1 S: 10 H: 0 LOB: 1 BB: 0 P: 18	R: 0 E: 0 K: 1 S: 11 H: 0 LOB: 2 BB: 2 P: 24	R: 1 E: 0 K: 1 S: 10 H: 1 LOB: 0 BB: 0 P: 14	R: 0 E: 0 K: 3 S: 9 H: 0 LOB: 0 BB: 0 P: 15	R: 0 E: 0 K: 2 S: 12 H: 1 LOB: 1 BB: 0 P: 19	1B: 2 2B: 0 3B: 0 HR: 1	SF: 0 SAC: 0 DP: 0 HBP: 0					

	AB	29
	R	1
	H	3
	RBI	1
	BB	3
	SO	17
	LOB	9

WP: 0 PB: 0 SB: 0 CS: 0 PA: 33

PITCHER		IP	WLS	BF	H	R	ER	SO	BB	IBB	HBP	BLK	WP	HR	S	P	ERA	WHIP
4 Blake Snell, L ERA: 2.85	(1, 1)	6.0	W	23	1	0	0	11	3	0	0	0	0	0	61	105	0.00	0.667
66 Luis García, R ERA: 5.58	(7, 1)	1.0	H	4	1	1	1	1	0	0	0	0	0	1	10	14	9.00	1.000
21 Nick Martinez, R ERA: 3.9	(8, 1)	1.0	H	3	0	0	0	3	0	0	0	0	0	0	9	15	0.00	0.000
71 Josh Hader, L ERA: 1.08	(9, 1)	1.0	S	4	1	0	0	2	0	0	0	0	0	0	12	19	0.00	1.000

PITCHER	IP	WLS	BF	H	R	ER	SO	BB	IBB	HBP	BLK	WP	HR	S	P	ERA	WHIP

Batter	1	2	3	4	5	6	7	8	9	AB	R	H	RBI	BB	SO	LOB
23 Fernando Tatis Jr., R (1, 9) OBP: 0.344, SLG: 0.522	B FF 92 C SI 91 X CH 86 1-1 G5-3 ①	B FF 94 B FF 94 C CH 85 F FF 94 X SL 85 2-2 1B		X CU 80 0-0 F8 ③			X SI 95 0-0 G6-3 ②			4	0	1	0	0	0	2
22 Juan Soto, L (1, 7) OBP: 0.421, SLG: 0.484	F SI 93 X CH 86 0-1 G6-3 ②	X SI 93 0-0 G4-3 ③			C CU 79 S SL 83 C SI 93 0-3 K ①		C ST 82 B FC 93 B CH 87 X ST 82 2-1 L7 ③			4	0	0	0	0	1	1
13 Manny Machado, R (1, 5) OBP: 0.305, SLG: 0.436	C SI 92 B FF 95 S FF 94 B CH 86 B CH 87 B FF 95 4-2 BB		F CH 88 B FF 91 B CH 84 X SL 84 2-1 F8 ①		F FF 92 B CU 80 F SI 91 S SL 85 1-3 K ②			C SI 93 B FC 88 C SI 93 F FC 89 F FF 92 X SI 94 1-2 L3 ①		3	0	0	0	1	1	0
2 Xander Bogaerts, R (1, 6) OBP: 0.340, SLG: 0.394	C CU 81 S CH 87 S CU 83 0-3 K ③		B FF 91 B CH 84 C SI 91 C CU 80 B SL 86 F CU 80 X FF 92 3-2 F8 ②		C SI 91 B FF 93 B CH 83 S CU 79 B SL 84 C CU 80 3-3 K ③			B CU 79 C FC 88 C FF 93 X CU 82 1-2 E6 99 K		4	0	0	0	0	2	1
99 Gary Sánchez, R (1, 2) OBP: 0.267, SLG: 0.398		C CU 79 X SL 85 0-1 9 1B 16 FC9-6 2B	C SI 91 B FF 93 F CH 85 S SL 84 1-3 K ③			C SI 88 B CH 82 X SI 89 1-1 E6		1 SAFE C FC 89 F SI 94 B SI 95 1 SAFE F SI 95 B FC 89 S SI 95 2-3 K ②③ 1-2		4	1	1	0	0	2	1
9 Jake Cronenworth, L (1, 3) OBP: 0.319, SLG: 0.365		F FF 91 F SI 92 B FF 93 X SI 92 1-2 16 FC9-6 2-3 1B		C SI 91 C SL 84 X CU 80 0-2 G3-1 ①		F SI 89 F SI 91 X CH 84 0-2 L4 ①				3	0	1	0	0	0	1
16 Brandon Dixon, R (1, 10) OBP: 0.256, SLG: 0.352 24 Rougned Odor, L (6, PH) OBP: 0.308, SLG: 0.380 (7, 10)	X SI 92 0-0 FC9-6 17 HR ① 1-2f 3-H			C SI 91 F CH 84 B FF 92 S CU 80 1-3 K ②		B FC 93 S SL 85 F FF 96 F FF 96 B FF 96 C FF 96 2-3 K ②				2 1	1 0	0 0	1 0	0 0	1 1	1 1
17 Matthew Batten, R (1, 4) OBP: 0.667, SLG: 2.000	B SI 92 C SI 93 T FF 95 X CH 86 1-2 HR 1-H			B SI 91 F SL 85 B CH 84 B CU 80 B SI 91 4-1 1 1B BB		B FC 93 B FF 97 S FC 92 S FF 96 T FC 94 2-2 K ③				2	1	1	2	1	1	1
1 Trent Grisham, L (1, 8) OBP: 0.318, SLG: 0.376		C CU 81 B SL 87 F SI 92 C SI 94 1-3 K ②		1 SAFE B SI 90 B CU 78 1 SAFE B FF 93 C SI 90 S SI 91 X SI 93 3-2 1-3 1B			B ST 81 B ST 80 C SI 92 C FC 95 F SI 96 B SI 95 C FC 92 3-3 K ①			3	0	1	0	0	2	0
Inning Stats	R: 0 E: 0 K: 1 S: 9 H: 0 LOB: 1 BB: 1 P: 14	R: 3 E: 0 K: 1 S: 16 H: 4 LOB: 1 BB: 0 P: 21	R: 0 E: 0 K: 1 S: 9 H: 0 LOB: 0 BB: 0 P: 15	R: 0 E: 0 K: 1 S: 11 H: 1 LOB: 2 BB: 1 P: 19	R: 0 E: 0 K: 3 S: 9 H: 0 LOB: 0 BB: 0 P: 13	R: 0 E: 1 K: 2 S: 12 H: 0 LOB: 1 BB: 0 P: 17	R: 0 E: 0 K: 1 S: 7 H: 0 LOB: 0 BB: 0 P: 12	R: 0 E: 1 K: 1 S: 12 H: 0 LOB: 0 BB: 0 P: 16		1B: 3 2B: 1 3B: 0 HR: 1 SF: 0 SAC: 0 DP: 0 HBP: 0					WP: 0 PB: 0 SB: 0 CS: 0 PA: 32	

PITCHER		IP	WLS	BF	H	R	ER	SO	BB	IBB	HBP	BLK	WP	HR	S	P	ERA	WHIP
23 David Peterson, L ERA: 6.46	(1, 1)	5.1	L	24	5	3	3	7	2	0	0	0	0	1	59	88	5.06	1.312
50 Dominic Leone, R ERA: 4.94	(6, 1)	0.2		2	0	0	0	2	0	0	0	0	0	0	7	11	0.00	0.000
93 Grant Hartwig, R ERA: 0.93	(7, 1)	1.0		3	0	0	0	1	0	0	0	0	0	0	7	12	0.00	0.000
33 Trevor Gott, R ERA: 3.77	(8, 1)	1.0		3	0	0	0	1	0	0	0	0	0	0	12	16	0.00	0.000

PITCHER	IP	WLS	BF	H	R	ER	SO	BB	IBB	HBP	BLK	WP	HR	S	P	ERA	WHIP

BOTTOM

New York Mets @ San Diego Padres

Petco Park, San Diego, CA

Sat Jul 08 2023, 7:12 PM - 9:38 PM PDT

Att. 42,647 - Partly Cloudy - 65 F

livebaseballscorecards.com

AB	30
R	3
H	5
RBI	3
BB	2
SO	11
LOB	9

New York Mets @ San Diego Padres

Petco Park, San Diego, CA

Sun Jul 09 2023, 1:12 PM - 3:54 PM PDT

Att. 42,745 - Sunny - 70 F

livebaseballscorecards.com

TOP

Batter	1	2	3	4	5	6	7	8	9	AB	R	H	RBI	BB	SO	LOB
9 Brandon Nimmo, L (1, 8) OBP: 0.365, SLG: 0.442	C FC 89 S CU 81 T CU 81 0-2 ① K		C FC 89 F FC 88 B CU 82 X CU 82 1-2 ③ F7		C CU 81 F FF 93 X CU 81 0-2 ③ G4-3			B FF 97 B FF 96 C FF 95 B FF 96 B FF 95 4-1 19 2B BB		3	1	0	0	1	1	0
28 Tommy Pham, R (1, 7) OBP: 0.350, SLG: 0.485 19 Mark Canha, R (1, 7) OBP: 0.345, SLG: 0.403	C CU 81 S FC 90 X FC 91 0-2 ② L8			C SL 81 B SL 82 S SL 82 F CU 83 X FF 94 1-2 ① G4-3		C CU 81 F FF 92 H CH 86 1-2 20 G5-4-3 HBP		C CU 77 B CU 77 X FF 96 1-1 20 L6-4 1-H 2-H 2B		1 2	0 0	0 1	0 2	0 0	0 0	0 0
12 Francisco Lindor, S (1, 6) OBP: 0.320, SLG: 0.478	C FF 93 F FC 90 S CU 82 0-3 ③ K			C CU 81 B CH 89 X CH 87 1-1 1 HBP 20 HBP 1B		D CU 81 S SL 82 S SL 81 D SL 81 C SL 81 2-3 ① K		C FF 95 D CU 77 F CU 77 B CU 78 X SL 86 2-2 ① G6-3		4	0	1	0	0	2	2
20 Pete Alonso, R (1, 3) OBP: 0.310, SLG: 0.497		C SL 82 F FF 92 X SL 82 0-2 ① F4		B CU 81 H CU 80 2-0 1 HBP 1-2 HBP	C CU 81 T FF 92 X CU 82 0-2 ② ③ G5-4-3 1-2f			F FF 96 B CU 79 F FF 96 X FF 96 1-2 ② ③ L6-4 2-2		3	0	0	0	0	0	2
1 Jeff McNeil, L (1, 9) OBP: 0.331, SLG: 0.328		C FC 89 C FC 90 B CU 82 B CU 82 X FF 93 2-2 ① 29 1B 1B		B FC 89 C CU 80 F CU 82 B CH 87 F CH 86 B CU 83 H CU 84 4-2 ① 1-2 2-3 HBP			B SI 87 X SI 87 1-0 ① G6-3		C FF 93 X ST 76 0-1 ① P5	3	0	1	0	0	0	0
29 DJ Stewart, L (1, 10) OBP: 0.500, SLG: 0.333		B CU 81 C CU 81 B FF 93 B FC 90 X FF 94 3-1 ① 4 G6-4-3 1-2 1B		F CU 82 C SL 81 S SL 84 0-3 ② K			B SI 89 F SI 88 B FF 90 B SI 88 S SI 88 B SI 88 4-2 BB		B FF 93 B ST 74 C FF 92 B FF 93 X FF 93 3-1 ② F9	3	0	1	0	1	1	3
4 Francisco Alvarez, R (1, 2) OBP: 0.295, SLG: 0.514		C FC 89 X SI 91 0-1 ② ③ G6-4-3 1-2f		C FF 92 S CH 87 S CH 87 0-3 ③ K			C SI 86 C SI 90 S FF 91 0-3 ② K		C ST 76 B ST 76 F FF 94 F ST 78 H ST 77 2-2 HBP	3	0	0	0	0	2	6
22 Brett Baty, L (1, 5) OBP: 0.315, SLG: 0.354			C CU 80 F FF 92 F FF 92 B CU 82 S SL 82 1-3 ① K		B SL 79 B CU 80 F FC 87 F FC 90 F SL 82 F SL 81 B CH 87 H FF 94 4-2 13 G3-6-1 HBP		B SI 89 X SI 88 1-0 ③ G1-3		S FF 92 X SI 92 0-1 ③ G6-3	3	0	0	0	0	1	2
13 Luis Guillorme, L (1, 4) OBP: 0.324, SLG: 0.359			B FC 87 C CU 82 B CU 82 F FC 89 F SL 82 S SL 82 2-3 ② K		C CU 80 B CH 86 F FC 90 X SL 81 1-2 ① ② G3-6-1 1-2f			F FF 96 B FF 96 F FF 96 X SL 86 1-2 19 2B 2B		3	1	1	0	0	1	1
Inning Stats	R: 0 E: 0 K: 2 S: 9 H: 0 LOB: 0 BB: 0 P: 9	R: 0 E: 0 K: 0 S: 10 H: 2 LOB: 1 BB: 0 P: 15	R: 0 E: 0 K: 2 S: 11 H: 0 LOB: 0 BB: 0 P: 15	R: 0 E: 0 K: 2 S: 15 H: 1 LOB: 3 BB: 0 P: 23	R: 0 E: 0 K: 0 S: 10 H: 0 LOB: 0 BB: 0 P: 15	R: 0 E: 0 K: 1 S: 8 H: 0 LOB: 0 BB: 0 P: 11	R: 0 E: 0 K: 1 S: 7 H: 0 LOB: 1 BB: 1 P: 13	R: 2 E: 0 K: 0 S: 12 H: 2 LOB: 0 BB: 1 P: 21	R: 0 E: 0 K: 0 S: 9 H: 0 LOB: 1 BB: 0 P: 14	1B: 3 2B: 3 3B: 0 HR: 0 SF: 0 SAC: 0 DP: 4 HBP: 5						

	AB	28
	R	2
	H	5
	RBI	2
	BB	2
	SO	8
	LOB	16

WP: 0 PB: 0 SB: 0 CS: 0 PA: 35

PITCHER	IP	WLS	BF	H	R	ER	SO	BB	IBB	HBP	BLK	WP	HR	S	P	ERA	WHIP
44 Joe Musgrove, R (1, 1) ERA: 3.29	6.0	W	22	3	0	0	7	0	0	4	0	0	0	63	88	0.00	0.500
25 Tim Hill, L (7, 1) ERA: 3.72	1.0		4	0	0	0	1	1	0	0	0	0	0	7	13	0.00	1.000
50 Adrian Morejon, L (8, 1) ERA: 5.19	1.0		5	2	2	2	0	1	0	0	0	0	0	12	21	18.00	3.000
59 Tom Cosgrove, L (9, 1) ERA: 1.64	1.0		4	0	0	0	0	0	0	1	0	0	0	9	14	0.00	0.000

PITCHER	IP	WLS	BF	H	R	ER	SO	BB	IBB	HBP	BLK	WP	HR	S	P	ERA	WHIP

BOTTOM

New York Mets @ San Diego Padres

Petco Park, San Diego, CA

Sun Jul 09 2023, 1:12 PM - 3:54 PM PDT

Att. 42,745 - Sunny - 70 F

livebaseballscorecards.com

Batter	1	2	3	4	5	6	7	8	9	AB	R	H	RBI	BB	SO	LOB
7 Ha-Seong Kim, R (1, 4) OBP: 0.349, SLG: 0.411	F FF 93 B SL 84 C FF 93 X CH 85 1-2 23 2B 13 HR 1B	S SL 85 B FF 93 B SL 85 C FF 94 T FF 94 2-2 ③ K		C FF 94 C FF 94 X FF 95 0-2 ③ FC6-4 1-2f		B CH 82 X SI 88 1-0 22 BB 1-2 1B				4	1	2	0	0	1	3
22 Juan Soto, L (1, 7) OBP: 0.419, SLG: 0.479	F FF 93 X FC 89 0-1 ① F7		B FF 94 B CH 82 C FF 95 X FF 95 2-1 ① F7		C CH 82 C CU 72 B FC 87 C CH 84 1-3 ① K	B CH 81 B SI 88 B SI 88 C SI 88 B SI 88 4-1 23 G6-3 1-2 2-3 BB				3	0	0	0	1	1	1
23 Fernando Tatis Jr., R (1, 9) OBP: 0.346, SLG: 0.525	B SL 84 F FF 93 S CU 75 X FF 94 1-2 13 HR 1-3 2B		S FF 94 S SL 85 B CU 74 F CU 75 S FF 96 1-3 ② K		F CU 73 B SL 83 X FF 94 1-1 13 HR 1B	F FC 93 B ST 82 X SI 95 1-1 ②③ G6-3 1-2f				4	2	2	0	0	1	3
13 Manny Machado, R (1, 5) OBP: 0.307, SLG: 0.458	B FF 95 S CU 75 C FF 95 D SL 85 X SL 85 2-2 2-H 3-H HR		C SL 85 X FF 94 0-1 ③ P3		B FF 94 B CH 83 B FF 94 X FF 95 3-0 1-H HR		B SI 94 B SI 93 X SI 94 2-0 ① L7			4	2	2	5	0	0	0
2 Xander Bogaerts, R (1, 6) OBP: 0.339, SLG: 0.392	B FF 94 C FF 95 S CU 75 C FF 95 1-3 ② K			S SL 83 F FF 93 B CH 83 B CU 75 F CH 84 X FF 94 2-2 1 BB 24 BB 1B	F SL 81 X FF 93 0-1 ② F8		S SI 94 B CH 85 B CH 86 S FC 92 X SI 94 2-2 ② G4-3			4	0	1	0	0	1	0
9 Jake Cronenworth, L (1, 3) OBP: 0.318, SLG: 0.361	B FF 94 C FC 89 B FF 94 B FF 93 B FC 88 4-1 BB			C FF 94 F FF 92 S FC 88 1 SAFE 0-3 ① K	C CU 74 C FF 92 B CH 83 F FF 94 X FF 92 1-2 ③ F7		X FC 92 0-0 ③ G3			3	0	0	0	1	1	1
99 Gary Sánchez, R (1, 2) OBP: 0.267, SLG: 0.402	S FF 94 C CU 75 B SL 84 X SL 84 1-2 ③ L7			C SL 84 B FF 93 F CH 84 B FF 94 F CH 83 B CU 74 S FF 95 3-3 ② K		B CH 81 C SI 87 S CH 81 B ST 78 F ST 79 F SI 88 B SI 88 F CH 81 X SI 88 3-2 1 1B 2B		X FF 94 0-0 ① L8		4	1	1	0	0	1	2
24 Rougned Odor, L (1, 10) OBP: 0.307, SLG: 0.371		B FF 93 C FF 93 B FC 90 T FF 92 B FC 86 S CU 77 3-3 ① K		B CH 83 1 SAFE B FF 93 B FC 88 C FC 86 F FF 93 B CH 83 4-2 1 BB 1-2 BB		C SI 88 B CH 82 B ST 80 B SI 88 S SI 89 S SI 88 3-3 ① K		S FF 96 F SL 86 B SL 84 F SL 86 S SL 86 1-3 ② K		3	0	0	0	1	3	1
1 Trent Grisham, L (1, 8) OBP: 0.320, SLG: 0.375		X FC 88 0-0 ② F4		B CU 73 B FF 94 F FC 87 T FF 94 B FF 95 B CU 76 4-2 7 FC6-4 1-2 2-3 BB		B ST 79 F SI 88 X SI 88 1-1 22 BB 7 1B 2-H 1B		S SL 86 B SL 86 F FC 93 C FF 96 1-3 ③ K		3	0	1	1	1	1	0
Inning Stats	R: 3 H: 3 E: 0 LOB: 1 K: 1 BB: 1 S: 18 P: 28	R: 0 H: 0 E: 0 LOB: 0 K: 2 BB: 0 S: 7 P: 12	R: 0 H: 0 E: 0 LOB: 0 K: 1 BB: 0 S: 8 P: 11	R: 0 H: 1 E: 0 LOB: 3 K: 2 BB: 2 S: 18 P: 31	R: 2 H: 2 E: 0 LOB: 0 K: 1 BB: 0 S: 12 P: 18	R: 1 H: 3 E: 0 LOB: 2 K: 1 BB: 1 S: 15 P: 28	R: 0 H: 0 E: 0 LOB: 0 K: 0 BB: 0 S: 5 P: 9	R: 0 H: 0 E: 0 LOB: 0 K: 2 BB: 0 S: 8 P: 10		1B: 5 SF: 0 2B: 2 SAC: 0 3B: 0 DP: 1 HR: 2 HBP: 0						WP: 0 PA: 36 PB: 0 SB: 0 CS: 0	

	AB	32
	R	6
	H	9
	RBI	6
	BB	4
	SO	10
	LOB	11

PITCHER		IP	WLS	BF	H	R	ER	SO	BB	IBB	HBP	BLK	WP	HR	S	P	ERA	WHIP
21 Max Scherzer, R ERA: 4.31	(1, 1)	5.0	L	24	6	5	5	7	3	0	0	0	0	2	63	100	9.00	1.800
44 T.J. McFarland, L ERA: 5.4	(6, 1)	0.1		5	3	1	0	1	1	0	0	0	0	0	13	25	0.00	12.000
93 Grant Hartwig, R ERA: 0.79	(6, 1)	1.2		4	0	0	0	0	0	0	0	0	0	0	7	12	0.00	0.000
50 Dominic Leone, R ERA: 4.74	(8, 1)	1.0		3	0	0	0	2	0	0	0	0	0	0	8	10	0.00	0.000

PITCHER	IP	WLS	BF	H	R	ER	SO	BB	IBB	HBP	BLK	WP	HR	S	P	ERA	WHIP

Batter	1	2	3	4	5	6	7	8	9	AB	R	H	RBI	BB	SO	LOB
7 Ha-Seong Kim, R (1, 4) OBP: 0.347, SLG: 0.407	C SI 90 B CH 81 B SI 91 B SI 91 S SI 90 X SI 92 3-2 ① F7		C SI 90 B CH 80 B CH 81 C SL 80 1 SAFE B CH 80 C SI 90 3-3 ② K 1-2		B SL 82 F SI 92 B SI 92 B SI 92 X SI 90 3-1 ③ F8		C SL 82 C CU 75 B SL 81 X SL 80 1-2 23 G5-3 1B 2-3 3-H		X SL 89 0-0 ① L4	5	0	1	1	0	1	3
23 Fernando Tatis Jr., R (1, 9) OBP: 0.343, SLG: 0.530	C CH 82 B SI 93 S SI 91 B CH 80 X CH 80 2-2 ② G5-3		X CH 80 0-0 HR 2-H			B FF 96 B SL 88 F FF 96 S FF 97 B FS 90 F FF 98 S FS 89 3-3 ① K	B SL 80 B FF 88 X SL 80 2-0 ② G5-3 1-2		B SI 96 B SI 96 F SI 95 X SI 96 2-1 ② G6-3 2-3	5	1	1	2	0	1	3
22 Juan Soto, L (1, 7) OBP: 0.419, SLG: 0.486	B SI 91 C SI 90 B SI 92 C SI 90 F SI 92 T SI 92 2-2 ③ K		C SI 93 B SI 92 C CH 82 S SI 92 1-3 ③ K			C FF 97 B SL 88 B FS 90 X FS 90 2-1 ② G3-1	B SL 80 B SL 81 C SL 80 B SL 81 B SL 81 4-1 BB		F SI 96 B FC 92 X FC 93 1-1 HR 3-H	4	1	1	2	1	2	0
13 Manny Machado, R (1, 5) OBP: 0.309, SLG: 0.465		C SI 91 C SI 93 X SI 91 0-2 ① G4-3		C SI 93 X CH 81 0-1 ① F8		S SL 86 F FF 97 X SL 88 0-2 HR	X SL 86 0-0 ③ F8		F SI 96 C SI 96 B SI 96 B ST 85 F SI 96 F ST 85 B SL 88 D SI 96 4-2 BB	4	1	1	1	1	0	3
2 Xander Bogaerts, R (1, 6) OBP: 0.340, SLG: 0.393		B SI 92 B SL 82 C SI 90 X SI 91 2-1 9 G6-4-3 1B		C SL 81 B SI 93 B SI 91 X CH 80 2-1 ② G5-3		F FF 97 B SL 88 S SL 88 B FS 91 F SL 90 B FF 98 F FF 97 C SL 87 3-3 ③ K		B SL 88 F SI 95 B SI 95 S SI 95 B SI 96 F SI 95 F FF 96 F SL 88 F SI 96 3-2 X SL 88 99 BB 1B	B FF 94 F FF 94 S FF 95 X SL 87 1-2 ③ F7	5	0	2	0	0	1	1
9 Jake Cronenworth, L (1, 3) OBP: 0.317, SLG: 0.363		C SI 91 C SI 92 F SL 82 B SI 93 F SI 92 X SI 93 1-2 ②③ G6-4-3 1-2f		B SL 82 C SI 91 C SI 91 S CH 80 1-3 ③ K			C SL 79 B SL 80 S SL 80 X SL 80 1-2 99 G6-3 16 1B 2B	B SI 95 F FC 93 S FC 93 F FC 93 X FS 86 1-2 ① F7		4	1	1	0	0	1	2
99 Gary Sánchez, R (1, 2) OBP: 0.273, SLG: 0.424			S SL 82 S CH 82 F CH 82 X CH 81 0-2 HR		C SI 90 B CH 81 F SL 81 X CH 83 1-2 E3 16 FC1-4		B SL 80 C SL 80 F CU 75 X SL 81 1-2 ① G6-3 2-3	B SI 96 C SI 95 B SI 97 D SL 89 B SI 95 4-1 24 G6-3 1-2 BB		3	1	1	1	1	0	1
16 Brandon Dixon, R (1, 10) OBP: 0.259, SLG: 0.351 24 Rougned Odor, L (8, PH) OBP: 0.305, SLG: 0.368 (8, 10)			B SL 82 C SI 92 B CH 81 B CH 80 X SI 90 3-1 ① F9		B CH 80 X SI 90 1-0 ① FC1-4 1-2f		F SL 80 B FF 89 X SL 80 1-1 1 2B 7 1B 1B 3-H	X FS 86 0-0 ②③ G6-3 1-2f		3 1	1 0	1 0	1 0	0 0	0 0	1 2
1 Trent Grisham, L (1, 8) OBP: 0.325, SLG: 0.386			B SI 91 C SI 91 B SL 81 B SI 90 D SI 91 4-1 7 S 23 HR BB		C SI 91 F SI 91 C SI 92 0-3 ② K		S SL 80 B FF 88 B FF 88 C SL 82 X SL 80 2-2 7 1B 1-3 2B		B SI 94 B FC 93 X FC 93 2-0 23 G6-3 22 HR 2B	3	2	2	0	1	1	1
Inning Stats	R: 0 E: 0 K: 1 S: 10 H: 0 LOB: 0 BB: 0 P: 17	R: 0 E: 0 K: 0 S: 10 H: 1 LOB: 0 BB: 0 P: 13	R: 3 E: 0 K: 2 S: 14 H: 2 LOB: 0 BB: 1 P: 25	R: 0 E: 0 K: 1 S: 7 H: 0 LOB: 0 BB: 0 P: 10	R: 0 E: 1 K: 1 S: 9 H: 0 LOB: 1 BB: 0 P: 14	R: 1 E: 0 K: 2 S: 14 H: 1 LOB: 0 BB: 0 P: 22	R: 2 E: 0 K: 0 S: 17 H: 4 LOB: 3 BB: 1 P: 29	R: 0 E: 0 K: 0 S: 13 H: 1 LOB: 1 BB: 1 P: 21	R: 2 E: 0 K: 0 S: 13 H: 2 LOB: 1 BB: 1 P: 23	1B: 4 2B: 3 3B: 0 HR: 4 SF: 0 SAC: 0 DP: 2 HBP: 0	WP: 0 PB: 0 SB: 1 CS: 0 PA: 41					

PITCHER		IP	WLS	BF	H	R	ER	SO	BB	IBB	HBP	BLK	WP	HR	S	P	ERA	WHIP
61 Cristopher Sánchez, L ERA: 3.26	(1, 1)	5.0	L	19	3	3	3	5	1	0	0	0	0	2	50	79	5.40	0.800
68 Jeff Hoffman, R ERA: 2.82	(6, 1)	1.0		4	1	1	1	2	0	0	0	0	0	1	14	22	9.00	1.000
37 Andrew Vasquez, L ERA: 2.15	(7, 1)	0.2		7	4	2	2	0	1	0	0	0	0	0	16	28	27.00	7.500
54 Dylan Covey, R ERA: 6.0	(7, 1)	2.0		10	3	2	2	0	2	0	0	0	0	1	24	41	9.00	2.500
64 Andrew Bellatti, R ERA: 5.54	(9, 1)	0.1		1	0	0	0	0	0	0	0	0	0	0	3	4	0.00	0.000

PITCHER	IP	WLS	BF	H	R	ER	SO	BB	IBB	HBP	BLK	WP	HR	S	P	ERA	WHIP

TOP

San Diego Padres @ Philadelphia Phillies

Citizens Bank Park, Philadelphia, PA

Fri Jul 14 2023, 6:14 PM - 9:09 PM EDT

Att. 44,028 - Partly Cloudy - 87 F

livebaseballscorecards.com

AB	37
R	8
H	11
RBI	8
BB	4
SO	7
LOB	17

BOTTOM

Batter	1	2	3	4	5	6	7	8	9	AB	R	H	RBI	BB	SO	LOB
12 Kyle Schwarber, L (1, 7) OBP: 0.317, SLG: 0.425	B SL 85 F SL 85 X FF 94 1-1 ① P4		B FF 95 B SL 86 F FF 93 B FF 94 S KC 77 B KC 80 4-2 BB		C ST 80 X FF 94 0-1 2B		B ST 76 B SI 91 C ST 74 F ST 74 F ST 73 X ST 74 2-2 ③ P4		B ST 79 B FS 88 B SI 97 B SI 95 4-0 1-2 2-3 BB	3	0	1	0	2	0	1
7 Trea Turner, R (1, 6) OBP: 0.295, SLG: 0.383	B SL 86 B SL 85 B SL 85 C SL 86 F SL 85 F KC 79 S KC 80 3-3 ② K		X SL 85 0-0 ② F8		B FC 90 X KC 77 1-0 ② G5-3			F FF 95 C CU 83 S CU 83 0-3 ① K	C SL 82 B SI 94 F SI 95 F SL 84 S CH 87 1-3 ② K	5	0	0	0	0	3	5
8 Nick Castellanos, R (1, 9) OBP: 0.342, SLG: 0.491	S SI 94 B SL 86 X SI 94 1-1 E4 1B		X SL 87 0-0 ③ L5		X SI 94 0-0 ③ G4-3			X CU 83 0-0 ② G4-3	B SL 86 S SL 84 S SL 85 B CH 88 X SI 96 2-2 ③ F9	5	0	1	0	0	0	5
3 Bryce Harper, L (1, 10) OBP: 0.384, SLG: 0.397	F SL 86 S KC 78 D KC 80 B SL 86 S CU 73 2-3 ③ K			B KC 77 B SL 86 B SL 85 C SL 84 C SL 84 X KC 78 3-2 10 G5-4-3 1B		S ST 79 X FS 86 0-1 ① G6-3		B CU 82 X CU 81 1-0 ③ G4-3		4	0	1	0	0	1	1
10 J.T. Realmuto, R (1, 2) OBP: 0.306, SLG: 0.467		C SL 84 S SI 94 B SL 86 S SI 94 1-3 ① K		X SL 86 0-0 ①② G5-4-3 1-2f		C SI 92 C FS 87 B SI 92 F SI 93 S CU 70 1-3 ② K			X FF 96 0-0 HR	4	1	1	1	0	2	1
5 Bryson Stott, L (1, 4) OBP: 0.337, SLG: 0.423		B FF 94 C KC 78 B FF 94 B KC 78 C FF 93 S KC 80 3-3 ② K		C FF 94 X SL 84 0-1 28 2B 2B		C ST 79 B FS 87 C CU 75 B FS 88 B KC 79 X KC 77 3-2 ③ G4-3			F FF 97 X FS 88 0-1 ① G6-3	4	1	1	0	0	1	0
28 Alec Bohm, R (1, 5) OBP: 0.333, SLG: 0.432		C SI 95 B ST 81 B ST 81 B SL 85 F SL 85 F SI 94 B SI 94 4-2 BB		B SI 94 B SL 85 X SL 85 2-0 2-H 2B			C ST 76 F FF 92 B ST 75 B FF 92 S SI 90 2-3 ① K		C ST 80 B SI 97 B ST 79 X SI 97 2-1 35 E 1B	3	1	2	1	1	1	0
24 Darick Hall, L (1, 3) OBP: 0.238, SLG: 0.300 35 Drew Ellis, R (7, PH) OBP: 0.375, SLG: 0.526 (8, 3)		F FF 94 F SL 86 B ST 80 F SL 85 B FS 89 B KC 80 C KC 79 3-3 ③ K		F FF 94 F FF 95 S SL 86 0-3 ③ K			B FF 90 S SI 90 B SI 91 S SI 91 B ST 76 F ST 79 B SI 91 4-2 BB		F SI 96 S ST 80 B ST 82 B ST 83 X SI 97 2-2 E7 12 BB 1-H	2 1	0 0	0 0	0 0	0 1	2 0	2 0
16 Brandon Marsh, L (1, 8) OBP: 0.348, SLG: 0.444			C ST 79 B FF 93 C SL 84 F SL 86 S FF 94 1-3 ① K		C KC 76 B FS 88 F FS 86 B SL 86 B FS 87 S KC 78 3-3 ① K		C ST 75 B ST 74 X FF 91 1-1 ② F7		F FF 98 B FS 89 S ST 81 D ST 83 B FF 97 B ST 74 4-2 12 BB BB	3	0	0	0	1	2	1

Inning Stats																								
	R: 0	H: 1	R: 0	H: 0	R: 0	H: 0	R: 1	H: 3	R: 0	H: 1	R: 0	H: 0	R: 0	H: 0	R: 0	H: 0	R: 2	H: 2	1B: 3	SF: 0	WP: 0	PA: 39
	E: 1	LOB: 1	E: 0	LOB: 1	E: 0	LOB: 1	E: 0	LOB: 1	E: 0	LOB: 1	E: 0	LOB: 0	E: 0	LOB: 0	E: 0	LOB: 1	E: 1	LOB: 3	2B: 3	SAC: 0	PB: 0	
	K: 2	BB: 0	K: 3	BB: 1	K: 1	BB: 0	K: 1	BB: 0	K: 1	BB: 0	K: 1	BB: 0	K: 1	BB: 0	K: 1	BB: 1	K: 1	BB: 2	3B: 0	DP: 1	SB: 0	
	S: 11	P: 18	S: 13	P: 24	S: 8	P: 13	S: 10	P: 15	S: 7	P: 11	S: 9	P: 13	S: 12	P: 21	S: 5	P: 6	S: 17	P: 32	HR: 1	HBP: 0	CS: 0	

PITCHER		IP	WLS	BF	H	R	ER	SO	BB	IBB	HBP	BLK	WP	HR	S	P	ERA	WHIP
11 Yu Darvish, R ERA: 4.65	(1, 1)	6.0	W	24	5	1	1	9	2	0	0	0	0	0	58	94	1.50	1.167
59 Tom Cosgrove, L ERA: 1.57	(7, 1)	1.0		4	0	0	0	1	1	0	0	0	0	0	12	21	0.00	1.000
21 Nick Martinez, R ERA: 3.84	(8, 1)	1.0		3	0	0	0	1	0	0	0	0	0	0	5	6	0.00	0.000
66 Luis García, R ERA: 5.81	(9, 1)	0.1		6	2	2	1	0	2	0	0	0	0	1	10	22	27.00	12.000
71 Josh Hader, L ERA: 1.06	(9, 1)	0.2	S	2	0	0	0	1	0	0	0	0	0	0	7	10	0.00	0.000

PITCHER	IP	WLS	BF	H	R	ER	SO	BB	IBB	HBP	BLK	WP	HR	S	P	ERA	WHIP

San Diego Padres @ Philadelphia Phillies

Citizens Bank Park, Philadelphia, PA

Fri Jul 14 2023, 6:14 PM - 9:09 PM EDT

Att. 44,028 - Partly Cloudy - 87 F

livebaseballscorecards.com

AB	34
R	3
H	7
RBI	2
BB	5
SO	12
LOB	16

Batter	1	2	3	4	5	6	7	8	9	AB	R	H	RBI	BB	SO	LOB
7 Ha-Seong Kim, R (1, 4) OBP: 0.351, SLG: 0.411	C SI 93 C FF 94 X CU 74 0-2 23 F8-3 1B	C SI 92 X CH 81 0-1 ③ F8			B SI 94 B FF 93 C SI 92 F CU 76 1 SAFE B SI 93 X SI 93 3-2 ② 23 1B 1-2 1B		B SI 98 B SI 96 C SI 97 C SL 87 X SL 88 2-2 23 HBP 1B		C FF 95 X KC 85 0-1 ① F8	5	0	3	0	0	0	1
23 Fernando Tatis Jr., R (1, 9) OBP: 0.344, SLG: 0.526	X SI 92 0-0 ① ② F8-3 1-1		F FF 92 T FF 92 S CH 81 0-3 ① K		B FF 94 X FF 94 1-0 1-3 1B		H SI 98 1-0 1-2 HBP		F FF 94 B FF 96 F KC 87 C FF 96 1-3 ② K	4	0	1	0	0	2	2
22 Juan Soto, L (1, 7) OBP: 0.419, SLG: 0.481	B SI 94 F SI 92 B CU 75 B SI 94 F SI 94 B SI 94 4-2 BB		B SI 94 B SI 93 F FF 94 X SI 92 2-1 ② G3-1		S CH 81 C SI 94 X SI 93 0-2 ③ G1-3		S SI 93 B SL 85 B SL 84 F FF 94 S FF 95 2-3 ③ K		C KC 86 C FF 95 D KC 87 B FF 96 B KC 88 B FF 95 4-2 1-2 BB	3	0	0	0	2	1	4
13 Manny Machado, R (1, 10) OBP: 0.307, SLG: 0.470	X FF 94 0-0 ③ F8		C SI 93 B CH 83 F FF 93 C FF 94 1-3 ③ K			B FF 92 B SI 92 B SI 92 C SI 93 X FC 85 3-1 ① P6		B FF 92 S FF 93 B FF 94 F FF 93 X FF 94 2-2 HR	F KC 85 B FF 96 X FF 96 1-1 ③ F4	5	1	1	1	0	1	3
2 Xander Bogaerts, R (1, 6) OBP: 0.341, SLG: 0.397		C SI 91 S FF 92 F FF 93 B CH 80 B FF 94 F CH 82 X SI 94 2-2 ① G4-3		B CU 77 C CH 80 B SI 93 S CH 80 B FF 94 X FF 94 3-2 ① L8		C SI 92 B CU 74 X CH 81 1-1 9 FC6-4 1B		B SL 84 F FF 93 S SL 84 F FF 95 F FF 93 F SL 86 X FF 94 1-2 99 S 2B		4	0	2	0	0	0	0
9 Jake Cronenworth, L (1, 3) OBP: 0.314, SLG: 0.358		X SL 83 0-0 ② G3		C SI 94 F SI 93 X CU 76 0-2 ② G1-3		B CU 75 C SI 93 S CH 81 X SI 92 1-2 ② FC6-4 1-2f		X SL 84 0-0 ① B2		4	0	0	0	0	0	2
99 Gary Sánchez, R (1, 2) OBP: 0.273, SLG: 0.414		B SI 94 C CU 75 B FF 93 F SI 93 B CH 81 B SI 94 4-2 17 1B 1 HR BB		C CH 79 B FC 88 B CU 77 X CH 81 2-1 ③ G5-3		B FF 92 B FF 93 D CU 76 C SI 93 X FC 87 3-1 ③ F8		C SL 84 F SL 84 F SL 84 B FF 94 F FF 94 B SL 86 F FC 86 T FF 94 2-2 ② K 2-3		3	1	0	0	1	1	2
17 Matthew Batten, R (1, 5) OBP: 0.800, SLG: 1.667 24 Rougned Odor, L (7, PH) OBP: 0.301, SLG: 0.363 (7, 5)		F SI 93 B FC 87 C FF 94 X CU 76 1-2 1 HR 1B		B CU 75 B FF 93 B SI 92 C SI 92 B SI 91 4-1 7 CS BB			X SL 86 0-0 ① F8	C SI 93 D SL 85 F SI 94 S FF 94 1-3 ③ K		1 2	1 0	1 0	0 0	1 1	0 1	0 1
1 Trent Grisham, L (1, 8) OBP: 0.327, SLG: 0.396		B SI 92 C SI 92 B CU 75 X SI 93 2-1 1-H 2-H HR		C SI 92 S CH 80 F CH 81 B SI 94 S CH 81 1-3 ① K			B SI 97 B SI 96 F SI 95 B SI 97 F SI 96 F SI 97 F SL 86 F SI 97 X SI 97 3-2 ② F7		B FF 94 B FF 93 B FF 92 B FF 93 4-0 22 BB BB	3	1	1	3	1	1	1
Inning Stats	R: 0 E: 0 K: 0 S: 7 H: 1 LOB: 1 BB: 1 P: 11	R: 3 E: 0 K: 0 S: 15 H: 2 LOB: 0 BB: 1 P: 24	R: 0 E: 0 K: 2 S: 8 H: 0 LOB: 0 BB: 0 P: 11	R: 0 E: 0 K: 0 S: 8 H: 0 LOB: 0 BB: 0 P: 13	R: 0 E: 0 K: 1 S: 12 H: 2 LOB: 2 BB: 1 P: 21	R: 0 E: 0 K: 0 S: 9 H: 1 LOB: 1 BB: 0 P: 17	R: 0 E: 0 K: 1 S: 13 H: 1 LOB: 2 BB: 0 P: 21	R: 1 E: 0 K: 2 S: 19 H: 2 LOB: 1 BB: 0 P: 25	R: 0 E: 0 K: 1 S: 9 H: 0 LOB: 2 BB: 2 P: 19	1B: 6 2B: 2 3B: 0 HR: 2 SF: 0 SAC: 0 DP: 1 HBP: 1						

TOP

San Diego Padres @ Philadelphia Phillies

Citizens Bank Park, Philadelphia, PA

Sat Jul 15 2023, 1:11 PM - 4:12 PM EDT

Att. 43,712 - Sunny - 90 F

livebaseballscorecards.com

AB	34
R	4
H	9
RBI	4
BB	5
SO	7
LOB	16

WP: 0 PA: 40
PB: 0
SB: 1
CS: 1

PITCHER		IP	WLS	BF	H	R	ER	SO	BB	IBB	HBP	BLK	WP	HR	S	P	ERA	WHIP
55 Ranger Suárez, L ERA: 3.84	(1, 1)	6.0		25	6	3	3	3	3	0	0	0	0	1	59	97	4.50	1.500
43 Yunior Marte, R ERA: 5.18	(7, 1)	0.2		4	1	0	0	0	0	0	1	0	0	0	10	16	0.00	1.500
25 Matt Strahm, L ERA: 3.81	(7, 1)	1.1	W	6	2	1	1	3	0	0	0	0	0	1	22	30	6.75	1.500
31 Craig Kimbrel, R ERA: 3.32	(9, 1)	1.0	S	5	0	0	0	1	2	0	0	0	0	0	9	19	0.00	2.000

PITCHER	IP	WLS	BF	H	R	ER	SO	BB	IBB	HBP	BLK	WP	HR	S	P	ERA	WHIP

BOTTOM

San Diego Padres @ Philadelphia Phillies

Citizens Bank Park, Philadelphia, PA

Sat Jul 15 2023, 1:11 PM - 4:12 PM EDT

Att. 43,712 - Sunny - 90 F

livebaseballscorecards.com

Batter	1	2	3	4	5	6	7	8	9	AB	R	H	RBI	BB	SO	LOB
12 Kyle Schwarber, L (1, 10) OBP: 0.318, SLG: 0.434	C FF 95 B SL 87 B FF 96 F SL 86 B CU 80 S FF 96 3-3 ① K		S SL 87 X SL 85 0-1 ① P5		1 SAFE C FF 97 F CU 80 B FF 97 B FF 97 1 SAFE S FF 97 2-3 ② K 1-2		X CU 83 0-0 HR	C SI 89 C SI 89 X SI 89 0-2 7 1B 1-3 2-H 1B		5	1	2	2	0	2	2
7 Trea Turner, R (1, 6) OBP: 0.299, SLG: 0.385	X FF 95 0-0 28 S 8 S 1B		B CU 79 B CU 79 B CH 88 C FF 95 X CH 88 3-1 ② P5		C CU 80 D CU 80 B CH 88 C CU 82 B CU 80 F CU 82 D CH 89 4-2 BB		B CH 82 X CH 82 1-0 ① G6-3	C SI 89 B SI 89 X SI 88 1-1 1-2 3-H 1B		4	0	2	1	1	0	0
8 Nick Castellanos, R (1, 9) OBP: 0.338, SLG: 0.485	B FF 96 C CH 88 S SL 86 X CU 80 1-2 ② G5-3 1-2		S SL 90 F SL 86 S CU 81 0-3 ③ K		C FF 96 F CH 88 X CU 79 0-2 ③ G1-3		C CH 81 S CH 81 S CH 81 0-3 ② K	S ST 81 F ST 81 S CH 86 0-3 ② K		5	0	0	0	0	3	6
28 Alec Bohm, R (1, 5) OBP: 0.337, SLG: 0.431	C FF 95 B FF 96 2 SAFE C FF 95 F CU 80 B CH 89 B FF 96 B CH 88 4-2 2-3 BB			B CU 78 S CH 87 X FF 95 1-1 ① L7		B ST 81 C ST 80 X FF 94 1-1 5 BB 16 2B 1B	B FC 92 C CU 83 S SI 93 B CU 83 F SI 94 F SI 94 F SI 95 B CH 82 B FF 95 4-2 10 FC6-4 BB	F FF 95 X ST 81 0-1 ③ F9		3	1	1	0	2	0	2
10 J.T. Realmuto, R (1, 2) OBP: 0.302, SLG: 0.461	C SL 88 B SL 89 B FF 96 S CH 88 S SL 89 2-3 ③ K			S SL 88 S CU 81 F CU 80 S CU 80 0-3 ② K		B ST 80 C FF 94 X ST 81 1-1 ① F6	X SI 94 0-0 ③ FC6-4 1-2f			4	0	0	0	0	2	4
35 Drew Ellis, R (1, 3) OBP: 0.385, SLG: 0.524 5 Bryson Stott, L (6, PH) OBP: 0.338, SLG: 0.421 (7, 4)		B FF 93 C FF 93 X SL 86 1-1 1B		S FF 96 B CU 81 C CU 80 B CU 81 S FF 97 2-3 ③ K		B ST 77 B ST 81 B FF 92 B FF 92 4-0 16 2B 1-2 BB		C SI 89 C FF 90 B FF 90 X FF 89 1-2 E5 16 1B 3 1B		2 1	0 2	1 0	0 0	1 1	0 0	0 0
33 Edmundo Sosa, R (1, 4) OBP: 0.266, SLG: 0.407 24 Darick Hall, L (6, PH) OBP: 0.227, SLG: 0.286 (7, 3)		C FF 94 X SL 87 0-1 ① L4			X FF 93 0-0 18 FC6-4 16 BB 1B	B ST 79 F ST 79 F ST 78 S CH 84 1-3 ② K		B FF 90 F SI 88 F SI 89 F SI 89 B FF 90 S FF 90 2-3 ① K		2 2	0 0	1 0	0 0	0 0	0 2	1 3
16 Brandon Marsh, L (1, 7) OBP: 0.353, SLG: 0.451 (9, 8)		C FF 95 X SL 86 0-1 ② F9			B FF 96 B CU 78 B FF 95 C FF 96 S FF 96 F FF 97 F FF 95 B FF 96 4-2 18 FC6-4 1-2 BB	C ST 80 C ST 79 X ST 81 0-2 1-H 2-H 2B		C SI 89 C FF 90 F FF 90 F SI 89 B SI 89 X SI 88 1-2 3 1B 12 1B 1-3 1B		3	1	2	2	1	0	1
18 Johan Rojas, R (1, 8) 3 Bryce Harper, L (8, PH) OBP: 0.386, SLG: 0.400 21 Garrett Stubbs, L (9, 7) OBP: 0.308, SLG: 0.298		C FF 96 B FF 96 S CU 82 S CU 79 1-3 ③ K			B CU 79 X FF 96 1-0 ① FC6-4 12 S 1-2f 2-3	C ST 81 F ST 81 F FF 95 X ST 83 0-2 ③ G6-3		B SI 89 X SI 88 1-0 12 1B 7 1B 1-2 3-H 1B		3 1 0	0 1 0	0 1 0	0 1 0	0 0 0	1 0 0	4 0 0
Inning Stats	R: 0 H: 1 E: 0 LOB: 2 K: 2 BB: 1 S: 13 P: 23	R: 0 H: 1 E: 0 LOB: 1 K: 1 BB: 0 S: 9 P: 11	R: 0 H: 0 E: 0 LOB: 0 K: 1 BB: 0 S: 7 P: 10	R: 0 H: 0 E: 0 LOB: 0 K: 2 BB: 0 S: 9 P: 12	R: 0 H: 1 E: 0 LOB: 3 K: 1 BB: 2 S: 15 P: 26	R: 2 H: 2 E: 0 LOB: 1 K: 1 BB: 1 S: 14 P: 21	R: 1 H: 1 E: 0 LOB: 1 K: 1 BB: 1 S: 11 P: 16	R: 3 H: 4 E: 1 LOB: 2 K: 2 BB: 0 S: 23 P: 29		1B: 8 SF: 0 2B: 1 SAC: 0 3B: 0 DP: 0 HR: 1 HBP: 0						

	AB	35
	R	6
	H	10
	RBI	6
	BB	5
	SO	11
	LOB	23

WP: 0 PA: 40
PB: 0
SB: 3
CS: 0

PITCHER		IP	WLS	BF	H	R	ER	SO	BB	IBB	HBP	BLK	WP	HR	S	P	ERA	WHIP
4 Blake Snell, L ERA: 2.71	(1, 1)	5.0		21	3	0	0	7	3	0	0	0	0	0	53	82	0.00	1.200
36 Steven Wilson, R ERA: 2.84	(6, 1)	1.0	H	6	2	2	2	1	1	0	0	0	0	0	14	21	18.00	3.000
21 Nick Martinez, R ERA: 3.92	(7, 1)	1.0	B	5	1	1	1	1	1	0	0	0	0	1	11	16	9.00	2.000
25 Tim Hill, L ERA: 4.15	(8, 1)	0.1	L	6	4	3	2	1	0	0	0	0	0	0	18	24	54.00	12.000
45 Brent Honeywell, R ERA: 3.46	(8, 1)	0.2		2	0	0	0	1	0	0	0	0	0	0	5	5	0.00	0.000

PITCHER	IP	WLS	BF	H	R	ER	SO	BB	IBB	HBP	BLK	WP	HR	S	P	ERA	WHIP

San Diego Padres @ Philadelphia Phillies

Citizens Bank Park, Philadelphia, PA

Sat Jul 15 2023, 7:10 PM - 10:19 PM EDT

Att. 33,132 - Partly Cloudy - 86 F

livebaseballscorecards.com

Batter	1	2	3	4	5	6	7	8	9	AB	R	H	RBI	BB	SO	LOB
7 Ha-Seong Kim, R (1, 6) OBP: 0.351, SLG: 0.406	B FF 92 B FF 92 B SI 89 B FF 90 4-0 22 E 22 S 23 G4-3 BB		B FC 87 B SI 91 C SI 91 F SI 92 S FS 87 2-3 ① K		C FS 85 1 SAFE B FS 85 B FC 86 C FS 85 1 SAFE X FS 86 2-2 ② F8			B FF 96 S FF 95 B ST 81 C ST 81 B SI 95 B ST 82 4-2 22 2B BB	B FF 100 B FF 99 X FF 98 2-0 ③ F9 1-3 3-H	3	2	0	0	2	1	2
22 Juan Soto, L (1, 7) OBP: 0.420, SLG: 0.484	F FC 88 C FC 86 F SI 92 1 SAFE B FS 86 F FS 87 B FC 86 1 SAFE B FS 85 3-3 ① S FS 88 K 1-3		C SI 91 S FS 87 B FS 86 B FC 86 B FC 87 X FS 88 3-2 23 CS 1B		B CU 72 B FC 86 F SI 91 F FC 86 D CU 74 X CU 72 3-2 ③ G4-3			B FF 96 C FF 96 B SL 85 X SL 87 2-1 13 PB 1-H 2B		4	0	2	1	0	1	2
23 Fernando Tatis Jr., R (1, 9) OBP: 0.341, SLG: 0.521 16 Brandon Dixon, R (6, 9) OBP: 0.256, SLG: 0.347	S FC 86 X FS 88 0-1 ② G4-3 3-H		F FS 87 B SI 93 D FC 87 B SI 92 C SI 93 1 SAFE S FS 87 3-3 ②③ K 1-2			B FF 94 F FF 94 X FF 94 1-1 ① P3		F SI 95 S ST 82 B ST 79 B ST 81 B ST 81 C SI 95 3-3 ② K		3 1	0 0	0 0	1 0	0 0	1 1	1 1
13 Manny Machado, R (1, 5) OBP: 0.309, SLG: 0.467	C FC 85 F SI 92 B FS 87 B FC 87 B FS 89 B FS 89 4-2 2 1B BB			C FS 84 C SI 89 B SI 89 F FS 85 B FC 87 X FS 86 2-2 ① G6-3		C FF 95 S SL 85 B FF 95 X FF 95 1-2 ② F8		B SI 96 F ST 82 B SI 94 B SI 95 F SI 95 F ST 80 F SI 97 F ST 82 B FF 96 4-2 2-3 BB		2	0	0	0	2	0	0
2 Xander Bogaerts, R (1, 10) OBP: 0.340, SLG: 0.395	1 SAFE C FF 93 D FS 88 F SI 92 X FC 86 1-2 1-3 1B			C SI 89 B SI 90 S FS 85 B FS 85 X FS 86 2-2 ② G5-6-3		C FF 95 B SL 87 B FF 95 S SL 86 F CH 88 X FF 95 2-2 ③ L9		B ST 82 X SL 87 1-0 ③ G3		4	0	1	0	0	0	2
9 Jake Cronenworth, L (1, 3) OBP: 0.316, SLG: 0.356	B FC 86 1 SAFE B FS 85 F FC 87 F FS 87 X FC 87 2-2 ③ F9			B CU 72 X FS 85 1-0 ③ F7			B SL 80 B SL 80 B SL 79 C SL 80 B SL 81 4-1 26 G4-6-3 BB		C SI 98 B SL 89 H SI 98 2-1 26 1B 7 WP HBP	2	1	0	0	1	0	2
24 Rougned Odor, L (1, 4) OBP: 0.301, SLG: 0.358 17 Matthew Batten, R (9, PH) OBP: 0.667, SLG: 1.250		B FF 90 B FC 86 B FF 91 C FF 90 D FC 88 4-1 26 G5-4-3 BB			C CU 70 B FC 87 S FS 85 B FC 88 X FS 86 2-2 E5 1 1B		C SL 80 B SL 81 B SL 81 F SL 81 B FF 88 F SL 81 C SL 80 3-3 ① K		D SI 96 B FF 99 C FF 98 D FF 97 X FF 99 3-1 ① F9	2 1	1 0	0 0	0 0	1 0	1 0	1 1
26 Austin Nola, R (1, 2) OBP: 0.260, SLG: 0.192		B SI 91 C SI 90 B FC 88 C SI 91 X SI 91 2-2 ①② G5-4-3 1-2f			B SI 90 X FS 84 1-0 ① L6		B SL 81 C SL 80 F SL 80 X SL 80 1-2 ②③ G4-6-3 1-2f		C FF 98 X FF 100 0-1 7 WP 7 DI 1-3 1B	4	0	1	0	0	0	3
1 Trent Grisham, L (1, 8) OBP: 0.326, SLG: 0.394		C FF 91 C FC 88 B FS 85 B FC 88 X FS 87 2-2 ③ L8			C FC 87 S FS 86 B SI 91 X FS 86 1-2 2-H 1B			C FF 95 C SL 86 S SI 95 0-3 ① K	C SI 100 C SL 88 X SL 90 0-2 ② L8	4	0	1	1	0	1	2

Inning Stats																																
	R: 1	H: 1	E: 1	LOB: 2	K: 1	BB: 2	S: 15	P: 29	R: 0	H: 0	E: 0	LOB: 0	K: 0	BB: 1	S: 7	P: 15	R: 0	H: 1	E: 0	LOB: 1	K: 2	BB: 0	S: 9	P: 17	R: 0	H: 0	E: 0	LOB: 0	K: 0	BB: 0	S: 8	P: 13
	R: 1	H: 1	E: 1	LOB: 1	K: 0	BB: 0	S: 13	P: 22	R: 0	H: 0	E: 0	LOB: 0	K: 0	BB: 0	S: 9	P: 13	R: 0	H: 0	E: 0	LOB: 0	K: 1	BB: 1	S: 8	P: 16	R: 1	H: 1	E: 0	LOB: 2	K: 2	BB: 2	S: 16	P: 30
	R: 1	H: 1	E: 0	LOB: 1	K: 0	BB: 0	S: 9	P: 16	1B: 4	SF: 0	2B: 2	SAC: 0	3B: 0	DP: 3	HR: 0	HBP: 1	WP: 2	PA: 37	PB: 1		SB: 1		CS: 1										

PITCHER	IP	WLS	BF	H	R	ER	SO	BB	IBB	HBP	BLK	WP	HR	S	P	ERA	WHIP
99 Taijuan Walker, R (1, 1) ERA: 3.91	5.0	W	20	3	2	1	3	3	0	0	0	0	0	52	96	1.80	1.200
64 Andrew Bellatti, R (6, 1) ERA: 5.14	1.0	H	3	0	0	0	0	0	0	0	0	0	0	9	13	0.00	0.000
37 Andrew Vasquez, L (7, 1) ERA: 2.09	1.0		3	0	0	0	1	1	0	0	0	0	0	8	16	0.00	1.000
Luis Ortiz, R (8, 1) ERA: 3.86	1.0		6	1	1	1	2	2	0	0	0	0	0	16	30	9.00	3.000
30 Gregory Soto, L (9, 1) ERA: 4.46	1.0		5	1	1	1	0	0	0	1	0	1	0	9	16	9.00	1.000

PITCHER	IP	WLS	BF	H	R	ER	SO	BB	IBB	HBP	BLK	WP	HR	S	P	ERA	WHIP

AB	30
R	4
H	5
RBI	3
BB	6
SO	6
LOB	17

Batter	1	2	3	4	5	6	7	8	9	AB	R	H	RBI	BB	SO	LOB
12 Kyle Schwarber, L (1, 7) OBP: 0.316, SLG: 0.439	B FF 93 C FF 95 S CH 86 B FF 96 B ST 79 X FF 97 3-2 G6-3 ①		B FF 96 C FF 95 B ST 84 S CH 88 F ST 84 F FF 97 B FF 97 X CH 86 3-2 L9 ②		X CH 86 0-0 1-H 2-H HR	F FF 94 X CH 86 0-1 F6 ②	B ST 81 C ST 80 F FF 96 S ST 78 1-3 K ②			5	1	1	3	0	1	5
7 Trea Turner, R (1, 6) OBP: 0.302, SLG: 0.388	B ST 81 S CH 87 B FF 97 B FF 96 B CH 87 4-1 3 BB BB		X FF 97 0-0 2B		B ST 82 B CH 88 B FF 95 C FF 94 S CH 85 X CH 86 3-2 G6-3 ①	C CH 86 F SC 80 X SC 79 0-2 8 PO 1-3 2-H 1B	X ST 81 0-0 FC6-4 ③ 1-2f			4	0	2	1	1	0	3
8 Nick Castellanos, R (1, 9) OBP: 0.333, SLG: 0.478	F CH 86 1 SAFE B FF 96 X CH 86 1-1 F8 ②		X CH 85 0-0 G6-3 ③		B CH 88 B FF 95 S FF 96 S CH 87 B ST 83 F CH 86 C FF 96 3-3 ②	F CH 86 1 SAFE 0-1 PO ③ 1-2	B ST 82 B ST 84 X FF 95 2-0 G3 ① S FF 96 B ST 80 B ST 81 F SI 96 B SI 96 X SI 96 3-2 F9 ①			5	0	0	0	0	1	2
3 Bryce Harper, L (1, 10) OBP: 0.395, SLG: 0.422	B FF 96 C FF 97 B ST 84 1 SAFE B ST 84 B FF 97 4-1 1-2 BB			B FF 95 X ST 84 1-0 HR	B ST 85 B FF 96 B FF 95 C FF 96 X CH 85 3-1 28 S 2B		B FF 95 B CH 86 B FF 96 B FF 96 4-0 5 1B 28 BB 33 HBP BB	T SI 96 X ST 80 0-1 G1-3 ②		3	2	2	1	2	0	0
28 Alec Bohm, R (1, 3) (8, 5) OBP: 0.335, SLG: 0.425	B FF 97 X CH 87 1-0 P3 ③			S CH 87 F FF 96 X FF 96 0-2 G1-3 ①	B ST 71 B SI 86 C SI 86 B ST 74 C SI 86 C SI 87 3-3 2-3 ③		B FF 96 S ST 84 D CH 86 1 SAFE F FF 94 B ST 82 F FF 95 F ST 83 B FF 94 4-2 33 HBP 5 1B 21 BB 1-2 BB	B ST 81 X SI 97 1-0 G5-3 ③			4	1	0	0	1	1	3
5 Bryson Stott, L (1, 4) OBP: 0.340, SLG: 0.422		C FF 96 B FF 96 X CH 87 1-1 F7 ①		F FF 95 B FF 95 S FF 96 F FF 94 F FF 96 S ST 84 1-3 K ②		B FF 95 X FF 96 1-0 33 1B 18 1B 1B	X FF 95 0-0 21 BB 18 1B 33 HBP 1-2 2-3 1B			4	2	2	0	0	1	0
33 Edmundo Sosa, R (1, 5) OBP: 0.271, SLG: 0.405 35 Drew Ellis, R (7, PR) OBP: 0.385, SLG: 0.524 (8, 3)		X ST 81 0-0 F7 ②		F FF 96 F FF 96 S FF 84 B FF 96 B FF 96 F CH 88 B FF 96 F CH 86 F CH 84 3-2 X FF 97 G4-3 ③		B CU 80 S FF 94 X FF 94 1-1 18 1B 7 1B 1-3 1B	B ST 83 S ST 84 F ST 82 H FF 94 2-2 18 1B 21 BB 1-2 2-3 3-H HBP			3 0	1 0	1 0	1 0	0 0	0 0	0 0
21 Garrett Stubbs, L (1, 2) OBP: 0.321, SLG: 0.300		C FF 95 B ST 82 B ST 82 F FF 96 X FF 97 2-2 G5-3 ③			C ST 79 X ST 83 0-1 18 1B 12 HR 1B	C SL 87 B CU 78 C SL 87 B FF 96 F SL 87 D CU 80 C FF 97 3-3 ①	B CH 88 B CH 87 B FF 95 B FF 94 4-0 18 1B 1-2 2-3 3-H BB			3	1	1	1	1	1	2
18 Johan Rojas, R (1, 8) OBP: 0.429, SLG: 0.429			S ST 82 X FF 96 0-1 G5-3 ①		1 SAFE X CH 84 0-0 12 HR 1-2 1B	L CU 79 X FF 96 0-1 7 1B 1-2 3-H 1B	D ST 85 X FF 94 1-0 7 FC6-4 1-2 2-3 3-H 1B			4	1	3	2	0	0	0
Inning Stats	R: 0 E: 0 K: 0 S: 8 H: 0 LOB: 2 BB: 2 P: 21	R: 0 E: 0 K: 0 S: 6 H: 0 LOB: 0 BB: 0 P: 9	R: 0 E: 0 K: 0 S: 9 H: 1 LOB: 1 BB: 0 P: 12	R: 1 E: 0 K: 1 S: 16 H: 1 LOB: 0 BB: 0 P: 21	R: 3 E: 0 K: 2 S: 16 H: 4 LOB: 1 BB: 0 P: 28	R: 2 E: 0 K: 1 S: 15 H: 4 LOB: 1 BB: 0 P: 20	R: 3 E: 0 K: 1 S: 13 H: 2 LOB: 3 BB: 3 P: 31	R: 0 E: 0 K: 0 S: 6 H: 0 LOB: 0 BB: 0 P: 10		1B: 8 2B: 2 3B: 0 HR: 2 SF: 0 SAC: 0 DP: 0 HBP: 1	WP: 0 PB: 0 SB: 1 CS: 0 PA: 42					

PITCHER		IP	WLS	BF	H	R	ER	SO	BB	IBB	HBP	BLK	WP	HR	S	P	ERA	WHIP
Ryan Weathers, L ERA: 6.25	(1, 1)	4.2	L	22	6	4	4	2	2	0	0	0	0	2	52	85	7.71	1.714
58 Alek Jacob, R ERA:	(5, 1)	0.1		1	0	0	0	1	0	0	0	0	0	0	3	6	0.00	0.000
50 Adrian Morejon, L ERA: 7.0	(6, 1)	0.1		4	3	2	2	1	0	0	0	0	0	0	9	14	54.00	9.000
45 Brent Honeywell, R ERA: 4.01	(6, 1)	1.0		9	3	3	3	0	3	0	1	0	0	0	15	32	27.00	6.000
66 Luis García, R ERA: 5.51	(7, 1)	1.2		5	0	0	0	1	0	0	0	0	0	0	10	15	0.00	0.000

PITCHER	IP	WLS	BF	H	R	ER	SO	BB	IBB	HBP	BLK	WP	HR	S	P	ERA	WHIP

BOTTOM

San Diego Padres @ Philadelphia Phillies

Citizens Bank Park, Philadelphia, PA

Sat Jul 15 2023, 7:10 PM - 10:19 PM EDT

Att. 33,132 - Partly Cloudy - 86 F

livebaseballscorecards.com

AB	35
R	9
H	12
RBI	9
BB	5
SO	5
LOB	15

Batter	1	2	3	4	5	6	7	8	9	10	11	12	AB	R	H	RBI	BB	SO	LOB
7 Ha-Seong Kim, R (1, 4) OBP: 0.351, SLG: 0.418	F FF 95 B ST 85 B SI 98 C FF 97 X ST 86 2-2 HR		L SI 94 B FF 96 B FF 97 S ST 86 C SI 96 2-3 K ②		B ST 85 T SI 96 X SI 95 1-1 L5 ②			S SL 89 X SL 89 0-1 22 G6-3 23 1B 2B		C FF 92 B FC 89 B FF 92 F FF 92 F SL 85 F FF 93 F FF 93 C SI 94 2-3 K ①		B SL 87 C SL 88 B FF 98 C SL 87 F SL 88 X FF 98 2-2 P4 ③	6	2	2	1	0	2	3
22 Juan Soto, L (1, 7) OBP: 0.414, SLG: 0.478	B FF 97 F FF 97 B CU 83 B FF 96 X FF 97 3-1 F8 ①		C CU 82 S CU 82 C SI 96 0-3 K ③		F FF 95 F FF 96 B FC 90 X CU 82 1-2 G4-3 ③			X SI 100 0-0 G6-3 ② 2-3		C SL 84 B SI 91 X SI 93 1-1 SF8 ② 3-H			4	0	0	1	0	1	3
13 Manny Machado, R (1, 5) OBP: 0.311, SLG: 0.463	B ST 87 X FF 97 1-0 G6-3 ②			X FF 95 0-0 P3 ① C FF 96 X CU 82 0-1 HR		C FF 95 B SI 94 X FF 95 1-1 G6-3 ①		C FF 100 B FF 100 S FF 99 B FF 99 B SI 99 D SL 91 4-2 2 BB 23 1B BB		F SI 93 B FC 87 B FF 94 B SI 93 B SI 92 4-1 2 FC4 BB			3	1	0	0	2	0	0
2 Xander Bogaerts, R (1, 6) OBP: 0.341, SLG: 0.402	F FF 97 B ST 85 X SI 96 1-1 F8 ③					B SI 94 C SI 95 B SI 94 F SI 95 S FF 95 2-3 K ②		B FF 99 B FF 100 B SL 89 B FF 100 4-0 23 1B 1-2 BB		F FF 92 F SL 82 X FF 93 0-2 FC4 ③ 1-2f		0-0 23 G6-3	4	1	1	1	1	1	1
9 Jake Cronenworth, L (1, 3) OBP: 0.313, SLG: 0.353 23 Fernando Tatis Jr., R (8, PH) OBP: 0.342, SLG: 0.521 (8, 9)		F FF 96 S FF 96 F FF 96 B CU 83 B FF 96 X FC 91 2-2 E3 99 G6-4-3		B FC 92 F FF 95 X FF 96 1-1 G4-3 ②		F FF 95 X FF 95 0-1 B1 ③		C FF 101 B FF 99 X FF 100 1-1 1-3 2-H 3-H 1B			B FF 97 X FF 98 1-0 G6-3 ① 2-3		3	0	0	0	0	0	0
99 Gary Sánchez, R (1, 2) OBP: 0.264, SLG: 0.398		S SI 96 X SI 95 0-1 G6-4-3 ① ② 1-2f		C ST 85 F FF 96 B FF 95 F SI 94 S ST 86 1-3 K ③			B SI 94 B SI 94 C FF 95 B ST 84 C FF 96 X FF 96 3-2 P2 ①	C SI 97 B SI 98 S SL 88 F SL 89 F SI 99 X SI 99 1-2 G4-3 ③		C FF 98 D SL 89 S SL 88 F SL 89 X FF 100 1-2 L6 ②		2	5	0	0	0	0	1	4
14 Matt Carpenter, L (1, 10) OBP: 0.297, SLG: 0.317 17 Matthew Batten, R (12, PR) OBP: 0.667, SLG: 1.250 (12, 10)		C FF 96 B CU 82 B FC 91 X FC 91 2-1 F9 ③			B FF 95 C FF 95 X FC 91 1-1 16 G5-3 1 2B 2B		B FF 95 S FF 96 F FF 96 B FF 96 B CH 92 S FF 95 3-3 K ②		C KC 84 S KC 85 X FF 96 0-2 P6 ①		X FS 91 0-0 G5-3 ③	0-0 1 G3-1	5 0	1 0	1 0	0 0	1 0	1 0
16 Brandon Dixon, R (1, 9) OBP: 0.244, SLG: 0.329 (8, 3) 24 Rougned Odor, L (12, PH) OBP: 0.299, SLG: 0.355 (12, 3)			B FF 94 C FF 95 F ST 85 B FF 96 F SI 95 C FF 97 2-3 K ①		F ST 86 D ST 86 X SI 95 1-1 G5-3 ① 2-3		F FF 95 B FF 95 S SI 95 B FF 96 S SI 94 2-3 K ③		B KC 86 C FF 95 C FF 96 F FF 96 C FF 95 1-3 K ②			S FS 90 D FS 91 S FS 91 1-2 K ①	4 1	0 0	0 0	0 0	3 1	1 0
1 Trent Grisham, L (1, 8) OBP: 0.327, SLG: 0.401			C FF 96 X CU 83 0-1 2B		C FF 96 S FF 95 F FF 96 B ST 85 B SI 95 X FC 91 2-2 3-H 2B			C SL 88 B SI 99 S SL 87 X SL 90 1-2 G1-3 ①		X KC 88 0-0 G6-3 ③	0-0 7 PB 22 SF8	B SL 89 X FS 91 1-0 G3-1 ② 2-3	5	1	2	1	0	0	0
Inning Stats	R: 1 E: 0 K: 0 S: 8 H: 1 LOB: 0 BB: 0 P: 15	R: 0 E: 1 K: 0 S: 8 H: 0 LOB: 0 BB: 0 P: 12	R: 0 E: 0 K: 3 S: 12 H: 1 LOB: 1 BB: 0 P: 16	R: 1 E: 0 K: 1 S: 9 H: 1 LOB: 0 BB: 0 P: 11	R: 1 E: 0 K: 0 S: 13 H: 2 LOB: 1 BB: 0 P: 19	R: 0 E: 0 K: 1 S: 7 H: 0 LOB: 0 BB: 0 P: 10	R: 0 E: 0 K: 2 S: 10 H: 0 LOB: 0 BB: 0 P: 18	R: 2 E: 0 K: 0 S: 15 H: 2 LOB: 2 BB: 2 P: 26	R: 0 E: 0 K: 1 S: 8 H: 0 LOB: 0 BB: 0 P: 9	R: 1 E: 0 K: 1 S: 12 H: 0 LOB: 1 BB: 1 P: 19	R: 0 E: 0 K: 0 S: 6 H: 0 LOB: 1 BB: 0 P: 8	R: 0 E: 0 K: 1 S: 7 H: 0 LOB: 1 BB: 0 P: 11	1B: 1 2B: 4 3B: 0 HR: 2 SF: 1 SAC: 0 DP: 1 HBP: 0						

PITCHER		IP	WLS	BF	H	R	ER	SO	BB	IBB	HBP	BLK	WP	HR	S	P	ERA	WHIP
45 Zack Wheeler, R ERA: 4.04	(1, 1)	7.0		26	5	3	3	7	0	0	0	0	0	2	67	101	3.86	0.714
30 Gregory Soto, L ERA: 4.89	(8, 1)	0.2	B	6	2	2	2	0	2	0	0	0	0	0	10	20	27.00	6.000
43 Yunior Marte, R ERA: 5.11	(8, 1)	0.1		1	0	0	0	0	0	0	0	0	0	0	5	6	0.00	0.000
31 Craig Kimbrel, R ERA: 3.23	(9, 1)	1.0		3	0	0	0	1	0	0	0	0	0	0	8	9	0.00	0.000
25 Matt Strahm, L ERA: 3.75	(10, 1)	1.0		4	0	1	0	1	1	0	0	0	0	0	12	19	0.00	1.000

PITCHER		IP	WLS	BF	H	R	ER	SO	BB	IBB	HBP	BLK	WP	HR	S	P	ERA	WHIP
68 Jeff Hoffman, R ERA: 2.59	(11, 1)	2.0	W	6	0	0	0	1	0	0	0	0	0	0	13	19	0.00	0.000

TOP

San Diego Padres @ Philadelphia Phillies

Citizens Bank Park, Philadelphia, PA

Sun Jul 16 2023, 4:32 PM - 8:01 PM EDT

Att. 37,204 - Cloudy - 77 F

livebaseballscorecards.com

AB	42
R	6
H	7
RBI	6
BB	3
SO	10
LOB	13

WP: 0	PA: 46		
PB: 1			
SB: 0			
CS: 0			

Batter	1	2	3	4	5	6	7	8	9	10	11	12	AB	R	H	RBI	BB	SO	LOB
12 Kyle Schwarber, L (1, 7) OBP: 0.314, SLG: 0.444	C FF 92 F CH 88 C CH 89 0-3 ① K		C CU 80 B SL 89 X CH 87 1-1 ③ G3			B CU 76 C FF 94 B FF 96 S CU 82 X FF 96 2-2 HR	F FF 91 S FF 92 C ST 76 0-3 ① K			B SL 84 C SI 95 F SI 96 B SI 97 S SI 97 2-3 ① K		B SI 89 S SL 81 F FF 89 X SL 82 1-2 ② SF7 3-H	5	1	1	2	0	3	0
7 Trea Turner, R (1, 6) OBP: 0.301, SLG: 0.386	B SL 87 C SL 88 C FF 97 B SL 84 B FF 97 S SL 90 3-3 ② K			S CU 79 B SI 90 B SL 89 S CU 81 B FF 95 C SI 95 3-3 ① K		C SL 88 B SI 92 B CU 81 B SL 88 C SI 95 F CU 79 X CU 80 3-2 3 2B 10 2B 1B	C ST 77 X ST 76 0-1 ② F8			B SI 96 F SL 85 F SL 85 X SI 96 1-2 ② G3 2-3			5	1	1	0	0	2	0
3 Bryce Harper, L (1, 10) OBP: 0.395, SLG: 0.426	B SI 95 F SI 95 X CU 82 1-1 ③ L3			C SI 94 X CH 88 0-1 ② G3-1		1 SAFE X CU 81 0-0 1-3 10 2B 2B	B FF 92 B ST 74 T SI 91 S ST 76 B ST 74 S ST 75 3-3 ③ K			S SL 85 X SL 85 0-1 3-H 10 HBP 1B			5	1	2	1	0	1	0
10 J.T. Realmuto, R (1, 2) OBP: 0.304, SLG: 0.461		B SL 89 F SI 92 X SI 93 1-1 ① L9		C SL 88 X CU 80 0-1 ③ F8		F SI 92 F SI 92 B SL 89 F CU 82 X CU 79 1-2 5 1B 35 BB 2B 2-H 3-H		B CU 82 B CU 83 F FC 90 X SI 94 2-1 ① P4		B SL 96 B SL 85 S SL 84 D SL 87 H SL 85 4-1 1-2 HBP			4	1	1	2	0	0	0
5 Bryson Stott, L (1, 4) OBP: 0.340, SLG: 0.431		C FF 94 B SI 94 X SI 95 1-1 ② G5-3			B CU 78 B FF 94 C SI 93 B CU 79 F FF 94 X SI 94 3-2 HR	C FF 90 S ST 73 X ST 75 0-2 35 BB 16 BB 1B 2-3		C FC 91 X CU 82 0-1 ② G4-3		C CH 94 X SL 84 0-1 ③ F7	X SI 89 0-0 16 FC2-5		5	1	2	1	0	0	2
16 Brandon Marsh, L (1, 9) OBP: 0.357, SLG: 0.459		C FF 94 X CH 88 0-1 3B			B CU 78 F FF 94 B CU 79 B FF 95 F FF 94 X FF 94 3-2 24 G3-6-1 1B	B ST 74 B SI 90 B ST 74 C FF 90 B FF 91 4-1 35 BB 1-2 BB		C SI 94 B FF 94 C CU 83 X CU 83 1-2 ③ G6-3			X SI 89 0-0 ① FC2-5 28 1B 2-3		4	0	2	0	1	0	0
35 Drew Ellis, R (1, 5) OBP: 0.379, SLG: 0.478 28 Alec Bohm, R (9, PH) OBP: 0.336, SLG: 0.425 (10, 5) (12, 3)		B CU 79 B CU 81 B SL 90 C SI 93 C SI 95 C SI 96 3-3 ③ K			B CU 79 F SI 93 X SL 87 1-1 ① L7	B SI 90 B ST 78 B SI 90 B SI 91 4-0 1-2 2-3 3-H BB		X CU 82 0-0 ① F9			B SI 90 X SI 90 1-0 8 G6-4-3 1B 1-2		2	0	0	1	1	1	2
24 Darick Hall, L (1, 3) OBP: 0.208, SLG: 0.261 8 Nick Castellanos, R (11, PH) OBP: 0.332, SLG: 0.476 33 Edmundo Sosa, R (12, 5) OBP: 0.271, SLG: 0.405			B CU 78 S CU 80 F CU 80 B CU 82 B CU 81 X FF 95 3-2 ① F7		1 SAFE C FF 94 B FF 94 D CH 87 X CU 81 2-1 ②③ G3-6-1 1-2f	B FF 92 F FF 91 F ST 74 B FF 92 S ST 74 2-3 ② K		C CU 82 B FF 94 S CH 81 B CH 82 F CU 82 B CH 81 F CU 83 C CH 82 3-3 ② K			X SI 89 0-0 ②③ G6-4-3 1-2f	0-0 18 SH5-4 12 SF7	2	0	0	0	0	2	4
18 Johan Rojas, R (1, 8) OBP: 0.273, SLG: 0.273			F FF 93 B SI 94 S CU 82 X CU 82 1-2 ② G5-3			K		B FC 90 X FC 88 1-0 ③ G4-3		0-0 7 G3 3 1B		B FF 90 X FF 90 1-0 ① SH5-4 2-3	4	1	0	0	0	2	3
Inning Stats	R: 0 E: 0 K: 2 S: 8 H: 0 LOB: 0 BB: 0 P: 12	R: 0 E: 0 K: 1 S: 9 H: 1 LOB: 1 BB: 0 P: 14	R: 0 E: 0 K: 0 S: 8 H: 0 LOB: 0 BB: 0 P: 13	R: 0 E: 0 K: 1 S: 7 H: 0 LOB: 0 BB: 0 P: 10	R: 1 E: 0 K: 0 S: 10 H: 2 LOB: 0 BB: 0 P: 19	R: 4 E: 0 K: 3 S: 25 H: 5 LOB: 3 BB: 2 P: 44	R: 0 E: 0 K: 2 S: 8 H: 0 LOB: 0 BB: 0 P: 11	R: 0 E: 0 K: 0 S: 7 H: 0 LOB: 0 BB: 0 P: 10	R: 0 E: 0 K: 1 S: 7 H: 0 LOB: 0 BB: 0 P: 11	R: 1 E: 0 K: 1 S: 11 H: 1 LOB: 2 BB: 0 P: 18	R: 0 E: 0 K: 0 S: 3 H: 1 LOB: 1 BB: 0 P: 4	R: 1 E: 0 K: 0 S: 4 H: 0 LOB: 0 BB: 0 P: 6	1B: 5 2B: 2 3B: 1 HR: 2	SF: 1 SAC: 1 DP: 2 HBP: 1	WP: 0 PB: 0 SB: 0 CS: 0	PA: 46		

BOTTOM

San Diego Padres @ Philadelphia Phillies

Citizens Bank Park, Philadelphia, PA

Sun Jul 16 2023, 4:32 PM - 8:01 PM EDT

Att. 37,204 - Cloudy - 77 F

livebaseballscorecards.com

AB	41
R	7
H	10
RBI	7
BB	2
SO	11
LOB	13

PITCHER		IP	WLS	BF	H	R	ER	SO	BB	IBB	HBP	BLK	WP	HR	S	P	ERA	WHIP
67 Seth Lugo, R ERA: 3.78	(1, 1)	5.1		22	7	5	5	5	0	0	0	0	0	2	57	92	8.44	1.312
59 Tom Cosgrove, L ERA: 1.46	(6, 1)	1.2		8	1	0	0	4	2	0	0	0	0	0	18	31	0.00	1.800
21 Nick Martinez, R ERA: 3.8	(8, 1)	2.0		6	0	0	0	1	0	0	0	0	0	0	14	21	0.00	0.000
71 Josh Hader, L ERA: 1.03	(10, 1)	1.0	B	5	1	1	0	1	0	0	1	0	0	0	11	18	0.00	1.000
25 Tim Hill, L ERA: 3.98	(11, 1)	1.2	L	5	1	1	0	0	0	0	0	0	0	0	7	10	0.00	0.600

PITCHER	IP	WLS	BF	H	R	ER	SO	BB	IBB	HBP	BLK	WP	HR	S	P	ERA	WHIP

San Diego Padres @ Toronto Blue Jays

Rogers Centre, Toronto, ON

Tue Jul 18 2023, 7:11 PM - 10:11 PM EDT

Att. 42,680 - Partly Cloudy - 73 F

livebaseballscorecards.com

Batter	1	2	3	4	5	6	7	8	9	AB	R	H	RBI	BB	SO	LOB
7 Ha-Seong Kim, R (1, 4) OBP: 0.349, SLG: 0.415	F FF 92 C SI 93 F SL 81 B FF 92 B SI 93 B FF 94 F SL 82 X SL 81 3-2 **G5-3** ①	S FF 91 B FF 91 B SL 80 F SI 92 X FF 92 2-2 **F7** ③		B FF 97 C SL 86 C SL 87 F FF 98 X SL 85 1-2 **L9** ①		C SL 85 B SL 84 B FF 93 B SL 84 C FF 93 F SL 85 X FF 92 3-2 22 G4-3 23 G5-3 1B		B SL 88 C SL 86 B FF 93 S FF 92 B FF 94 S SL 88 3-3 **K** ②		5	0	1	0	0	1	3
23 Fernando Tatis Jr., R (1, 9) OBP: 0.343, SLG: 0.521	B SI 93 B SL 81 S FF 92 F SI 92 B FF 93 F SI 93 B SL 82 4-2 22 S 22 HR BB		S SL 78 X FF 91 0-1 22 2B 2B	X FF 98 0-0 **P3** ②		S SL 85 X SL 84 0-1 **G5-3** ① 1-2		S ST 85 S ST 84 F ST 86 F FF 95 B ST 85 X SL 88 1-2 **G5-3** ③		4	2	1	0	1	0	3
22 Juan Soto, L (1, 7) OBP: 0.417, SLG: 0.491	S SL 81 F SL 81 F SI 92 D SL 82 1 SAFE F FF 92 B CH 87 B SI 93 F SL 82 3-2 X FF 84 1-H HR		X CH 85 0-0 2 F8 9 SF7 2-H 2B	C CU 81 B CU 83 B FF 98 B CU 81 X FF 99 3-1 **F8** ③		B SL 84 X SL 85 1-0 **G4-3** ② 2-3			B SL 90 B CU 81 B FF 94 4-0 13 1B 9 2B BB	4	3	2	3	1	0	3
13 Manny Machado, R (1, 5) OBP: 0.315, SLG: 0.473	C SI 92 B SL 81 S SL 82 B SL 82 B SI 92 X FF 92 3-2 **P5** ②		S FF 93 B FF 93 B SI 91 B SL 81 B FF 93 4-1 **BB**		C FF 98 B SL 90 X SL 88 1-1 **HR**	C FF 94 B FF 94 B FF 94 S SL 85 X FF 94 2-2 **F8** ③			C SL 90 B ST 85 X FF 94 1-1 9 2B 99 SF9 1-2 1B	4	2	2	1	1	0	1
2 Xander Bogaerts, R (1, 6) OBP: 0.339, SLG: 0.398	B SI 91 B SI 94 B SL 81 B FF 92 4-0 **BB**		C SI 92 X CH 86 0-1 **F8** ① 2-3		X FF 98 0-0 **G6-3** ①		C FF 92 B FF 93 X SL 84 1-1 **G5-3** ①		C CU 81 F SL 88 X ST 84 0-2 **F9** ①	4	0	0	0	1	0	4
9 Jake Cronenworth, L (1, 3) OBP: 0.312, SLG: 0.355	C FF 94 D CH 88 F SL 81 B SI 92 F SL 81 F FF 93 X SI 92 2-2 **G4-3** ③		B CH 86 X FF 93 1-0 **SF7** ② 3-H		C CU 81 X FF 98 0-1 **G6-3** ②		C SL 85 B SL 84 B FF 93 F FF 94 B FF 93 T SL 84 3-2 **K** ②		B FF 95 X SL 89 1-0 1-3 2-H 2B	4	0	1	2	0	1	1
99 Gary Sánchez, R (1, 2) OBP: 0.261, SLG: 0.416		B FF 91 B SI 90 F SI 92 X SI 92 2-1 **G6-3** ① B FF 93 B SL 80 F SI 91 F SI 92 D SL 81 F SI 92 F FF 92 1 SAFE X FF 92 3-2 **P3** ③		B FF 98 B FF 100 C SL 87 X FF 97 2-1 **HR**		B SL 84 C SI 92 B SL 85 S SL 85 B SL 84 X SL 84 3-2 **F7** ③		C SL 90 X SL 90 0-1 **SF9** ② 3-H	4	1	1	2	0	0	1
14 Matt Carpenter, L (1, 10) OBP: 0.300, SLG: 0.311		C FF 92 F CH 86 B FF 92 X SL 78 1-2 **P3** ②		B SL 78 B FF 91 C FF 92 B CH 86 F FF 92 B SI 90 4-2 1 FC5 **BB**	B FF 99 C CU 82 B FF 98 B FF 99 B FF 98 4-1 **BB**			C FF 93 B CU 82 F SL 88 B FF 94 X SL 87 2-2 **F8** ① C FF 94 D CU 81 B SL 88 X FF 94 2-1 **F7** ③		3	0	0	0	2	0	1
1 Trent Grisham, L (1, 8) OBP: 0.329, SLG: 0.410		C SL 79 C CH 85 B SL 81 B SI 92 F SL 81 B CH 86 B SI 91 4-2 **BB**		B FF 92 B FF 92 B FF 92 C FF 93 X SI 91 3-1 **FC5** 1-2	D CU 82 C FF 96 F FF 96 F CU 82 B FF 98 S FF 96 2-3 **K** ③			B CU 79 C CU 79 X SL 89 1-1 **HR**		3	1	1	1	1	1	2
Inning Stats	R: 2 H: 1 E: 0 LOB: 1 K: 0 BB: 2 S: 22 P: 41	R: 0 H: 0 E: 0 LOB: 1 K: 0 BB: 1 S: 11 P: 20	R: 2 H: 2 E: 0 LOB: 1 K: 0 BB: 1 S: 12 P: 20	R: 0 H: 0 E: 0 LOB: 2 K: 0 BB: 1 S: 11 P: 22	R: 2 H: 2 E: 0 LOB: 1 K: 1 BB: 1 S: 12 P: 21	R: 0 H: 1 E: 0 LOB: 1 K: 0 BB: 0 S: 10 P: 16	R: 0 H: 0 E: 0 LOB: 0 K: 1 BB: 0 S: 8 P: 15	R: 1 H: 1 E: 0 LOB: 0 K: 1 BB: 0 S: 13 P: 20	R: 2 H: 2 E: 0 LOB: 1 K: 0 BB: 1 S: 10 P: 18	1B: 2 SF: 2 2B: 3 SAC: 0 3B: 0 DP: 0 HR: 4 HBP: 0						

TOP	
AB	35
R	9
H	9
RBI	9
BB	7
SO	3
LOB	19

WP: 0 PA: 44
PB: 0
SB: 1
CS: 0

PITCHER		IP	WLS	BF	H	R	ER	SO	BB	IBB	HBP	BLK	WP	HR	S	P	ERA	WHIP
6 Alek Manoah, R ERA: 6.18	(1, 1)	3.0	L	18	3	4	4	0	5	0	0	0	0	1	49	92	12.00	2.667
24 Nate Pearson, R ERA: 3.79	(4, 1)	2.0		9	2	2	2	1	1	0	0	0	0	2	19	32	9.00	1.500
35 Jay Jackson, R ERA: 0.82	(6, 1)	2.0		7	1	0	0	1	0	0	0	0	0	0	18	31	0.00	0.500
45 Mitch White, R ERA: 7.3	(8, 1)	2.0		10	3	3	3	1	1	0	0	0	0	1	23	38	13.50	2.000

PITCHER		IP	WLS	BF	H	R	ER	SO	BB	IBB	HBP	BLK	WP	HR	S	P	ERA	WHIP

BOTTOM

Batter	1	2	3	4	5	6	7	8	9	AB	R	H	RBI	BB	SO	LOB
4 George Springer, R (1, 9) OBP: 0.335, SLG: 0.425	C FC 90 B SL 83 C SL 82 B CU 82 X SI 94 2-2 11 1B 26 1B 1B	D CU 82 S FC 90 F FC 91 1 SAFE S CU 82 1-3 ③ K			B SI 93 C FC 89 F SI 92 B CH 87 X CU 82 2-2 ② F7		X SI 91 0-0 ② ③ G6-4-3 1-2f			4	1	1	0	0	1	3
11 Bo Bichette, R (1, 6) OBP: 0.346, SLG: 0.498	C SL 82 X SL 82 0-1 26 1B 1-2 1B		C FF 92 F SI 91 X CU 81 0-2 ① F9		B SI 92 F SI 92 B SI 92 X CH 86 2-1 1B			X SI 86 0-0 ① G5-3		4	0	2	0	0	0	0
13 Brandon Belt, L (1, 10) OBP: 0.367, SLG: 0.420	C FC 91 B FC 91 C SL 82 T SL 82 1-2 ① K		F CU 81 B FC 90 B FC 90 C FF 93 X SL 82 2-2 ② G4-3		1 SAFE B CH 86 C SL 81 F FC 90 S FF 93 1-3 ③ K			B FF 87 C ST 73 F FF 85 F ST 72 F ST 72 B FF 87 S CH 74 2-3 ② K		4	0	0	0	0	3	3
27 Vladimir Guerrero Jr., R (1, 3) OBP: 0.339, SLG: 0.444	F FC 90 F SI 94 S SL 82 0-3 ② K		X SI 92 0-0 ③ G6-3			B CU 80 F FC 90 C CH 86 B CU 83 B SI 92 X FC 91 3-2 ① G4-3		S ST 73 S ST 74 B ST 75 X ST 75 1-2 ③ G3		4	0	0	0	0	1	2
26 Matt Chapman, R (1, 5) OBP: 0.351, SLG: 0.466 8 Cavan Biggio, L (9, PH) OBP: 0.277, SLG: 0.382	C FC 91 D SL 83 F FF 92 B CU 81 B FF 94 X FF 95 3-2 1-3 2-H 1B			C FC 89 B SL 82 T FF 91 F SL 82 B FF 92 B CU 83 B FC 90 4-2 15 1B BB		C CU 82 F FC 92 B CU 81 F FF 93 B CH 88 X SL 82 2-2 ② F7			S SI 86 B CH 75 S ST 73 B ST 73 F FF 84 B ST 72 B ST 73 4-2 BB	2 0	0 0	1 0	1 0	1 1	0 0	0 0
15 Whit Merrifield, R (1, 4) OBP: 0.347, SLG: 0.403 (8, 7) 38 Nathan Lukes, L (9, PH) OBP: 0.280, SLG: 0.333	C FC 92 B FC 90 B SL 83 B FF 95 C FC 91 S CU 82 3-3 ③ K			F FC 90 B CH 87 X FC 90 1-1 9 G5-4-3 1-2 1B		F FF 94 B SI 92 B CU 81 B FC 90 X FF 93 3-1 ③ G4-3			C SI 86 F FF 87 S FF 86 0-3 ① K	3 1	0 0	1 0	0 0	0 0	1 1	2 1
25 Daulton Varsho, L (1, 7) OBP: 0.278, SLG: 0.364 (8, 8)		C CU 80 F SI 92 S CU 81 0-3 ① K		F FC 92 D CH 88 B FF 94 B CU 81 X FC 91 3-1 ① F6			B ST 75 X FF 90 1-0 5 FC6-5 9 BB 1B		C SI 85 S CH 75 C FF 87 0-3 ② K	4	0	1	0	0	2	3
9 Danny Jansen, R (1, 2) OBP: 0.285, SLG: 0.458		C CU 81 B FF 92 C CU 81 F CU 82 F FF 92 X SL 81 1-2 ② F7		B FC 91 B FC 91 S SI 92 C CU 82 X CU 82 2-2 ② ③ G5-4-3 1-2f			C ST 74 B SI 89 F ST 74 B FF 92 F FF 91 B ST 74 B ST 76 4-2 5 FC6-5 1-2 BB		F SI 85 B ST 72 F CH 74 B CH 74 B FF 87 X SI 86 3-2 ③ F8	3	0	0	0	1	0	3
39 Kevin Kiermaier, L (1, 8) OBP: 0.336, SLG: 0.425 5 Santiago Espinal, R (7, PH) OBP: 0.304, SLG: 0.306 (8, 4)		B CU 81 F CU 81 B CU 80 F CH 86 H SL 83 3-2 HBP			C SL 80 S FC 90 B SL 82 B SL 81 F SL 81 S CU 82 2-3 ① K		B ST 74 S ST 77 X ST 76 1-1 ① FC6-5 4 G6-4-3 1-2 2-3f			1 1	0 0	0 0	0 0	0 0	1 0	0 2
Inning Stats	R: 1 E: 0 K: 3 S: 17 H: 3 LOB: 2 BB: 0 P: 26	R: 0 E: 0 K: 2 S: 13 H: 0 LOB: 1 BB: 0 P: 18	R: 0 E: 0 K: 0 S: 7 H: 0 LOB: 0 BB: 0 P: 9	R: 0 E: 0 K: 0 S: 10 H: 1 LOB: 1 BB: 1 P: 20	R: 0 E: 0 K: 2 S: 12 H: 1 LOB: 1 BB: 0 P: 19	R: 0 E: 0 K: 0 S: 9 H: 0 LOB: 0 BB: 0 P: 17	R: 0 E: 0 K: 0 S: 7 H: 1 LOB: 1 BB: 1 P: 13	R: 0 E: 0 K: 1 S: 9 H: 0 LOB: 0 BB: 0 P: 12	R: 0 E: 0 K: 2 S: 12 H: 0 LOB: 1 BB: 1 P: 19	1B: 6 2B: 0 3B: 0 HR: 0		SF: 0 SAC: 0 DP: 2 HBP: 1		WP: 0 PB: 0 SB: 0 CS: 0		PA: 35

PITCHER		IP	WLS	BF	H	R	ER	SO	BB	IBB	HBP	BLK	WP	HR	S	P	ERA	WHIP
44 Joe Musgrove, R ERA: 3.16	(1, 1)	6.0	W	24	5	1	1	7	1	0	1	0	0	0	68	109	1.50	1.000
59 Tom Cosgrove, L ERA: 1.4	(7, 1)	1.0		4	1	0	0	0	1	0	0	0	0	0	7	13	0.00	2.000
58 Alek Jacob, R ERA:	(8, 1)	2.0		7	0	0	0	3	1	0	0	0	0	0	21	31	0.00	0.500

PITCHER	IP	WLS	BF	H	R	ER	SO	BB	IBB	HBP	BLK	WP	HR	S	P	ERA	WHIP

San Diego Padres @ Toronto Blue Jays

Rogers Centre, Toronto, ON

Tue Jul 18 2023, 7:11 PM - 10:11 PM EDT

Att. 42,680 - Partly Cloudy - 73 F

livebaseballscorecards.com

AB	31
R	1
H	6
RBI	1
BB	3
SO	10
LOB	19

Batter	1	2	3	4	5	6	7	8	9	AB	R	H	RBI	BB	SO	LOB
7 Ha-Seong Kim, R (1, 4) OBP: 0.352, SLG: 0.416	C SI 96 C SI 94 B SV 84 C SI 96 1-3 ① K		C SI 94 C SV 83 X SV 82 0-2 1B		C FF 95 H SI 94 1-1 22 S 13 1B 1-2 HBP		B CU 81 C SI 95 X CU 83 1-1 ① F9		C CH 82 X FF 92 0-1 23 1B 1B	4	1	2	0	0	1	0
23 Fernando Tatis Jr., R (1, 10) (9, 9) OBP: 0.344, SLG: 0.522	F SV 85 X SI 95 0-1 ② G6-3		C FF 96 F SI 95 S CH 88 0-3 ③ K		S SI 95 F SI 94 D SV 85 B CH 88 B SI 96 S SV 85 3-3 ② K		F CH 88 C FF 97 B CU 84 X CH 89 1-2 2B		1 SAFE X FF 94 0-0 1-2 1B	5	0	2	0	0	2	3
22 Juan Soto, L (1, 7) OBP: 0.419, SLG: 0.488	B SV 84 B CH 87 B FF 96 C FF 96 B CH 88 4-1 13 WP BB			F SV 84 B CH 83 B FF 95 F CH 86 B SI 96 D SV 86 4-2 2 1B BB	B CH 88 2 SAFE D CH 88 B SV 86 3-0 13 1B 1-2 2-3 IBB		F CU 82 B FF 94 D CH 90 B CU 84 C SI 95 C CH 88 3-3 ② K		B SI 94 C SI 94 B SL 86 F SI 94 C SI 96 2-3 ② K	2	0	0	0	3	2	3
13 Manny Machado, R (1, 5) OBP: 0.313, SLG: 0.469	C FF 96 D SV 84 F SI 95 B CH 86 S CH 88 2-3 ③ K 1-2			X SV 84 0-0 ① L8	B SI 96 C SI 96 X SI 94 1-1 1-3 2-H 3-H 1B		C SI 97 B CU 85 S FF 96 B CU 86 F FF 98 B FF 97 X CU 83 3-2 ③ G5-3		B SI 95 F SI 95 B SI 94 X SL 85 2-1 ③ F8	5	0	1	2	0	1	5
2 Xander Bogaerts, R (1, 6) OBP: 0.339, SLG: 0.396		C FF 94 F CH 86 B CH 83 F SI 94 B CH 85 F SI 95 B SI 95 F SI 96 X SI 96 3-2 ① F9		C SI 95 X SV 82 0-1 1-2 1B	C SV 84 F SI 94 1 SAFE F CH 87 S FF 95 0-3 ③ K			X FF 93 0-0 ① F9		4	0	1	0	0	1	2
9 Jake Cronenworth, L (1, 3) OBP: 0.308, SLG: 0.350		B FF 96 C CH 87 B CH 85 T FF 95 S SV 85 2-3 ② K		S CH 88 B CH 87 2 SAFE D CH 87 F FF 96 C SI 96 2-3 ② K		B SI 95 F SI 94 F SI 95 X SV 85 1-2 ① F9		C FF 93 B CH 82 B FF 94 F CH 83 B FF 93 F FF 93 X CH 84 3-2 ② G3		4	0	0	0	0	2	2
12 Luis Campusano, R (1, 2) OBP: 0.231, SLG: 0.400		B SV 83 T FF 95 C FF 96 X SV 84 1-2 ③ P6		F FF 97 B SI 96 X SV 83 1-1 ③ F7		C SV 84 C SI 95 F SV 79 F CH 85 X SI 95 0-2 ② G6-3		F CH 83 X FF 94 0-1 1B		4	0	1	0	0	0	2
38 Taylor Kohlwey, L (1, 9) OBP: 0.250, SLG: 0.250 71 Josh Hader, L (9, 1)			B SI 95 B SV 82 C SI 94 C SI 94 B SV 83 S FF 95 3-3 ① K		C FF 95 X CH 85 0-1 ① F7	C SV 83 X CH 85 0-1 1B		B FF 94 F FF 93 X FF 92 1-1 ③ F7		4 0	0 0	1 0	0 0	0 0	1 0	1 0
1 Trent Grisham, L (1, 8) OBP: 0.329, SLG: 0.406			B SV 83 B SV 84 X FF 95 2-0 ② G3		B CH 86 B FF 94 B FF 93 B FF 96 4-0 22 S 7 HBP 13 1B BB	1 SAFE B FF 95 B FF 96 F SI 94 C CH 80 S SI 95 2-3 ③ K			C FF 93 F FF 93 B CH 84 S CH 83 1-3 ① K2-3	3	1	0	0	1	2	1

Inning Stats	1	2	3	4	5	6	7	8	9
	R: 0 E: 0 K: 2 S: 9 H: 0 LOB: 1 BB: 1 P: 16	R: 0 E: 0 K: 1 S: 12 H: 0 LOB: 0 BB: 0 P: 18	R: 0 E: 0 K: 2 S: 10 H: 1 LOB: 1 BB: 0 P: 15	R: 0 E: 0 K: 1 S: 10 H: 1 LOB: 2 BB: 1 P: 17	R: 2 E: 0 K: 2 S: 12 H: 1 LOB: 2 BB: 2 P: 24	R: 0 E: 0 K: 1 S: 13 H: 1 LOB: 1 BB: 0 P: 16	R: 0 E: 0 K: 1 S: 12 H: 1 LOB: 1 BB: 0 P: 20	R: 0 E: 0 K: 0 S: 9 H: 1 LOB: 1 BB: 0 P: 13	R: 0 E: 0 K: 2 S: 11 H: 2 LOB: 2 BB: 0 P: 16

1B: 7 SF: 0 WP: 1 PA: 40
2B: 1 SAC: 0 PB: 0
3B: 0 DP: 0 SB: 2
HR: 0 HBP: 1 CS: 0

PITCHER	IP	WLS	BF	H	R	ER	SO	BB	IBB	HBP	BLK	WP	HR	S	P	ERA	WHIP
17 José Berríos, R (1, 1) ERA: 3.39	6.0	L	27	4	2	2	9	3	1	1	0	1	0	66	106	3.00	1.167
93 Yimi García, R (7, 1) ERA: 4.31	1.0		4	1	0	0	1	0	0	0	0	0	0	12	20	0.00	1.000
33 Trevor Richards, R (8, 1) ERA: 2.96	1.1		7	3	0	0	1	0	0	0	0	0	0	15	20	0.00	2.250
58 Tim Mayza, L (9, 1) ERA: 1.14	0.2		2	0	0	0	1	0	0	0	0	0	0	5	9	0.00	0.000

PITCHER	IP	WLS	BF	H	R	ER	SO	BB	IBB	HBP	BLK	WP	HR	S	P	ERA	WHIP

TOP

San Diego Padres @ Toronto Blue Jays

Rogers Centre, Toronto, ON

Wed Jul 19 2023, 7:09 PM - 9:55 PM EDT

Att. 42,948 - Roof Closed - 68 F

livebaseballscorecards.com

AB	35
R	2
H	8
RBI	2
BB	4
SO	12
LOB	19

BOTTOM

Batter	1	2	3	4	5	6	7	8	9	AB	R	H	RBI	BB	SO	LOB
4 George Springer, R (1, 9) OBP: 0.333, SLG: 0.422	S SL 85 S SL 86 B ST 83 F FF 95 F CU 74 X SL 88 1-2 26 BB 11 BB 1B	B SI 95 B SL 88 S SL 87 B SI 95 X SL 88 3-1 ③ F7 1-2			B CU 75 B FC 89 X SL 86 2-0 ② G4-3		F ST 80 F ST 82 B FF 95 B ST 83 F ST 78 X ST 78 2-2 ③ F7		F SI 97 C SI 97 S SI 97 0-3 ③ K	5	0	1	0	0	1	2
11 Bo Bichette, R (1, 6) OBP: 0.350, SLG: 0.499	B SI 95 B SI 95 1 SAFE F SL 88 D ST 82 B SL 86 4-1 26 BB 1-2 BB		S SL 88 B SI 94 F SI 94 X FS 89 1-2 ① F9		X ST 83 0-0 13 BB 1B			B FC 87 B FC 87 C SI 93 X SI 93 2-1 13 1B 1B		3	0	2	0	1	0	0
13 Brandon Belt, L (1, 3) OBP: 0.369, SLG: 0.418 8 Cavan Biggio, L (8, PR) OBP: 0.277, SLG: 0.382 (9, 3)	S FC 91 F FC 91 B FC 92 F ST 83 C CU 74 1-3 ① K		B FC 90 C FC 90 F FC 91 F SI 84 B FF 96 X ST 81 2-2 ② F7		F FC 90 B FF 96 1 SAFE B ST 83 F ST 83 D CU 74 B FF 95 4-2 1-2 BB			X FC 90 0-0 1-2 1B		3 0	0 0	1 0	0 0	1 0	1 0	2 0
27 Vladimir Guerrero Jr., R (1, 10) OBP: 0.338, SLG: 0.442	C FC 90 S FF 95 C FF 95 0-3 ② K		X FC 92 0-0 1B		X SI 95 0-0 ③ G1-3			F CH 82 X SI 94 0-1 ① F4		4	0	1	0	0	1	6
26 Matt Chapman, R (1, 5) OBP: 0.350, SLG: 0.462	B ST 83 T ST 82 B ST 82 B ST 81 S ST 82 B ST 84 4-2 1-2 2-3 BB		B SL 88 C ST 83 B FF 95 D ST 83 F SL 86 F FC 92 S SL 88 3-3 ③ K			X KC 77 0-0 ① F7		B FC 90 C FC 91 B SI 93 S SI 94 X SI 93 2-2 ② P3		3	0	0	0	1	1	3
15 Whit Merrifield, R (1, 4) OBP: 0.343, SLG: 0.398	C FC 90 X ST 84 0-1 ③ L4			C SL 87 F SI 94 X FC 92 0-2 ① G4-3		C SL 87 B SI 94 B SI 94 B SL 86 F SL 86 X SI 94 3-2 ② P3		D CU 82 S FC 89 F SI 93 S FC 89 1-3 ③ K		4	0	0	0	0	1	5
25 Daulton Varsho, L (1, 7) OBP: 0.276, SLG: 0.360 5 Santiago Espinal, R (9, PH) OBP: 0.302, SLG: 0.304		S KC 77 F FF 94 B ST 82 B KC 82 S FF 95 2-3 ① K		C KC 78 C CU 71 B ST 81 S FF 96 1-3 ② K		C FF 95 B CU 74 C KC 78 B FS 88 F FF 95 F KC 81 S ST 85 2-3 ③ K			C SI 95 B SL 85 X SI 95 1-1 ① F8	3 1	0 0	0 0	0 0	0 0	3 0	0 0
9 Danny Jansen, R (1, 2) OBP: 0.284, SLG: 0.451		F FF 94 C KC 78 X FF 95 0-2 ② G6-3		S FC 90 C SI 95 B ST 85 S CU 72 1-3 ③ K			X ST 81 0-0 ① F7		B SL 87 F SI 96 F SI 96 F SL 87 F SI 96 H SI 97 2-2 HBP	3	0	0	0	0	1	0
39 Kevin Kiermaier, L (1, 8) OBP: 0.336, SLG: 0.424 30 Alejandro Kirk, R (9, PH) OBP: 0.311, SLG: 0.297		S SL 87 B FF 95 X SI 95 1-1 4 S 1B	B ST 80 C ST 81 X FC 90 1-1 ① G3				C ST 80 B ST 79 B ST 81 X FF 94 2-1 ② L6		C SI 97 F SI 97 B SI 98 S SI 96 1-3 ② K	3 1	0 0	1 0	0 0	0 0	0 1	0 1
Inning Stats	R: 0 H: 1 E: 0 LOB: 3 K: 2 BB: 2 S: 17 P: 27	R: 0 H: 1 E: 0 LOB: 1 K: 1 BB: 0 S: 10 P: 16	R: 0 H: 1 E: 0 LOB: 1 K: 1 BB: 0 S: 12 P: 18	R: 0 H: 0 E: 0 LOB: 0 K: 2 BB: 0 S: 9 P: 11	R: 0 H: 1 E: 0 LOB: 2 K: 0 BB: 1 S: 7 P: 14	R: 0 H: 0 E: 0 LOB: 0 K: 1 BB: 0 S: 9 P: 14	R: 0 H: 0 E: 0 LOB: 0 K: 0 BB: 0 S: 7 P: 11	R: 0 H: 2 E: 0 LOB: 2 K: 1 BB: 0 S: 11 P: 16	R: 0 H: 0 E: 0 LOB: 1 K: 2 BB: 0 S: 12 P: 16	1B: 6 SF: 0 2B: 0 SAC: 0 3B: 0 DP: 0 HR: 0 HBP: 1						

PITCHER		IP	WLS	BF	H	R	ER	SO	BB	IBB	HBP	BLK	WP	HR	S	P	ERA	WHIP
11 Yu Darvish, R ERA: 4.36	(1, 1)	6.0	W	25	4	0	0	7	3	0	0	0	0	0	64	100	0.00	1.167
36 Steven Wilson, R ERA: 2.77	(7, 1)	1.0	H	3	0	0	0	0	0	0	0	0	0	0	7	11	0.00	0.000
21 Nick Martinez, R ERA: 3.75	(8, 1)	1.0	H	5	2	0	0	1	0	0	0	0	0	0	11	16	0.00	2.000
71 Josh Hader, L ERA: 1.0	(9, 1)	1.0	S	4	0	0	0	2	0	0	1	0	0	0	12	16	0.00	0.000

PITCHER	IP	WLS	BF	H	R	ER	SO	BB	IBB	HBP	BLK	WP	HR	S	P	ERA	WHIP

San Diego Padres @ Toronto Blue Jays

Rogers Centre, Toronto, ON

Wed Jul 19 2023, 7:09 PM - 9:55 PM EDT

Att. 42,948 - Roof Closed - 68 F

livebaseballscorecards.com

AB	33
R	0
H	6
RBI	0
BB	3
SO	10
LOB	19

WP: 0	PA: 37		
PB: 0			
SB: 1			
CS: 0			

San Diego Padres @ Toronto Blue Jays

Rogers Centre, Toronto, ON

Thu Jul 20 2023, 1:09 PM - 4:01 PM EDT

Att. 43,196 - Sunny - 75 F

livebaseballscorecards.com

Batter	1	2	3	4	5	6	7	8	9	AB	R	H	RBI	BB	SO	LOB
23 Fernando Tatis Jr., R (1, 9) OBP: 0.343, SLG: 0.519	B SI 92 B SI 92 C SI 93 F SI 92 X FF 93 2-2 ① F9		F SI 92 S SI 93 S ST 73 0-3 ② K		F CH 82 S SI 91 X SI 92 0-2 ②③ G6-4-3 1-2f			X FS 84 0-0 2 G5-3 22 BB 1B		4	0	1	0	0	1	1
22 Juan Soto, L (1, 7) OBP: 0.420, SLG: 0.485	C FF 92 X FF 92 0-1 ② F7		X SL 80 0-0 ③ G3-1			C FF 92 B ST 71 B SI 91 F SI 92 B FF 93 F SI 94 B SI 94 4-2 2 1B BB		C FF 93 B FS 86 D FS 85 B FS 86 F FF 94 B FF 96 4-2 1-2 BB		2	0	0	0	2	0	0
13 Manny Machado, R (1, 5) OBP: 0.310, SLG: 0.463	B SI 93 C CU 70 S FC 87 F FC 90 B SI 93 C SI 93 2-3 ③ K			C SI 92 X SI 93 0-1 ① G4-3		C SI 92 F SI 92 X SI 93 0-2 ① L4		C SL 88 F FS 86 C FS 86 0-3 ① K		4	0	0	0	0	2	3
2 Xander Bogaerts, R (1, 6) OBP: 0.343, SLG: 0.400		C SI 91 B SI 91 B SI 91 X SI 92 2-1 99 E 99 FC4 1B		C SI 92 B ST 74 C CH 85 F SI 95 X CU 72 1-2 99 HBP 1B		C SL 80 B SI 91 C SI 92 B ST 71 X ST 72 2-2 1-3 1B		B SL 88 S FS 85 C FS 87 F FF 95 F FF 94 F FF 95 X FS 86 1-2 ②③ G5-3 2-3f		4	0	3	0	0	0	2
9 Jake Cronenworth, L (1, 4) (7, 3) OBP: 0.305, SLG: 0.346		B SI 91 X SI 90 1-0 ① F7		B SI 93 C SI 92 C CH 83 F FC 90 1 SAFE S FF 94 1-3 ② K		F SL 80 F FF 94 F FF 95 X ST 73 0-2 ② P5			B FF 96 C FF 96 B FF 97 S SL 88 X SL 87 2-2 ① G3-1	4	0	0	0	0	1	4
99 Gary Sánchez, R (1, 2) OBP: 0.268, SLG: 0.414		B SI 92 C SI 93 X SI 92 1-1 FC4 1-3		1 SAFE H SI 94 1-0 1-2 HBP		B ST 74 C SI 94 F SI 95 B ST 71 B SI 93 X FC 90 3-2 ③ G4-3			C SL 87 X SL 87 0-1 12 G6-4-3 1B	3	0	1	0	0	0	3
14 Matt Carpenter, L (1, 10) OBP: 0.297, SLG: 0.307 12 Luis Campusano, R (7, PH) OBP: 0.214, SLG: 0.370 (7, 10)		B FF 93 C FC 88 B FC 89 X SI 93 2-1 ② P6		C CU 72 B CU 73 D CU 72 X FF 94 2-1 ③ F7			B SL 84 B SL 84 B SI 93 C SI 93 X SI 92 3-1 ① F9		B SL 86 X SL 86 1-0 ②③ G6-4-3 1-2f	2 2	0 0	0 0	0 0	0 0	0 0	4 1
1 Trent Grisham, L (1, 8) OBP: 0.331, SLG: 0.407		F FF 94 F SL 80 S FC 90 0-3 ③ K			B FC 85 C FC 86 X FC 87 1-1 23 G6-4-3 1B		C SI 94 C SI 94 B SI 95 B SL 86 B SI 93 B SI 93 4-2 7 P3-1 BB			2	0	1	0	1	1	2
30 Alfonso Rivas III, L (1, 3) OBP: 0.300, SLG: 0.333 7 Ha-Seong Kim, R (7, PH) OBP: 0.351, SLG: 0.414 (7, 4)			C SI 89 C CU 69 B FC 90 B SI 94 B SI 92 T SI 91 3-2 ① K		B FC 89 C SI 89 B CH 83 S SI 91 X FC 88 2-2 ① F8		C SI 92 C SL 85 X SL 85 0-2 ②③ P3-1 1-1f			2 1	0 0	0 0	0 0	0 0	1 0	1 1
Inning Stats	R: 0 E: 0 K: 1 S: 9 H: 0 LOB: 0 BB: 0 P: 13	R: 0 E: 1 K: 1 S: 10 H: 1 LOB: 2 BB: 0 P: 16	R: 0 E: 0 K: 2 S: 7 H: 0 LOB: 0 BB: 0 P: 10	R: 0 E: 0 K: 1 S: 12 H: 1 LOB: 2 BB: 0 P: 17	R: 0 E: 0 K: 0 S: 8 H: 1 LOB: 0 BB: 0 P: 11	R: 0 E: 0 K: 0 S: 16 H: 1 LOB: 2 BB: 1 P: 25	R: 0 E: 0 K: 0 S: 7 H: 0 LOB: 0 BB: 1 P: 14	R: 0 E: 0 K: 1 S: 12 H: 1 LOB: 1 BB: 1 P: 17	R: 0 E: 0 K: 0 S: 6 H: 1 LOB: 0 BB: 0 P: 9	1B: 6 2B: 1 3B: 0 HR: 0	SF: 0 SAC: 0 DP: 4 HBP: 1			WP: 0 PB: 0 SB: 0 CS: 0	PA: 34		

PITCHER		IP	WLS	BF	H	R	ER	SO	BB	IBB	HBP	BLK	WP	HR	S	P	ERA	WHIP
40 Chris Bassitt, R ERA: 3.92	(1, 1)	6.0	W	24	4	0	0	5	1	0	1	0	0	0	62	92	0.00	0.833
58 Tim Mayza, L ERA: 1.1	(7, 1)	1.0	H	3	0	0	0	0	1	0	0	0	0	0	7	14	0.00	1.000
50 Erik Swanson, R ERA: 3.0	(8, 1)	1.0	H	4	1	0	0	1	1	0	0	0	0	0	12	17	0.00	2.000
68 Jordan Romano, R ERA: 2.79	(9, 1)	1.0		3	1	0	0	0	0	0	0	0	0	0	6	9	0.00	1.000

PITCHER	IP	WLS	BF	H	R	ER	SO	BB	IBB	HBP	BLK	WP	HR	S	P	ERA	WHIP

BOTTOM

San Diego Padres @ Toronto Blue Jays

Rogers Centre, Toronto, ON

Thu Jul 20 2023, 1:09 PM - 4:01 PM EDT

Att. 43,196 - Sunny - 75 F

livebaseballscorecards.com

Batter	1	2	3	4	5	6	7	8	9	AB	R	H	RBI	BB	SO	LOB
4 George Springer, R (1, 10) OBP: 0.332, SLG: 0.418	F FF 94 S SL 87 B SL 88 B SL 88 B CU 80 B FF 96 4-2 11 G5-4-3 BB		S FF 95 X FF 95 0-1 ① G3	X SL 88 0-0 ③ P6		B ST 78 B ST 80 X ST 77 2-0 ③ P5		F ST 72 B SI 86 S ST 73 S ST 74 1-3 ② K		4	0	0	0	1	1	5
11 Bo Bichette, R (1, 6) OBP: 0.350, SLG: 0.495	B FF 96 X CH 87 1-0 ① ② G5-4-3 1-2f		B CU 82 B FF 95 B SL 89 B FF 97 4-0 BB		B FF 94 F CH 87 F FF 94 B CU 79 B SL 86 B CU 81 4-2 5 WP 27 BB BB		F SI 98 B ST 82 T SI 98 B ST 83 B ST 83 S SI 98 3-3 ① K	C SI 86 B SI 86 F CH 73 1 SAFE F ST 74 F SI 85 X FF 87 1-2 ③ FC6-4 1-2f		3	0	0	0	2	1	2
27 Vladimir Guerrero Jr., R (1, 3) OBP: 0.342, SLG: 0.451	B FF 96 B FF 96 B CH 87 C FF 96 B CH 88 4-1 26 PO BB		1 SAFE S CH 87 X FF 96 0-1 ② F8		D CU 79 B FF 96 D CH 88 D CH 87 4-0 5 WP 1-2 BB		C ST 82 X SI 98 0-1 HR			2	1	1	1	2	0	1
26 Matt Chapman, R (1, 5) OBP: 0.349, SLG: 0.458	C CU 79 S FF 96 1 SAFE 0-2 ③ PO 1-2	C FF 94 B CH 86 B FF 95 C CH 87 S FF 96 2-3 ① K	C FF 96 S CH 87 D CU 79 D CU 82 B FF 96 F FF 97 X SL 90 3-2 ③ G5-3		S SL 89 B FF 95 D SL 87 C CH 87 F FF 95 S FF 96 2-3 ① K		B ST 82 B SI 98 H SI 98 3-0 15 G5-4-3 HBP			3	0	0	0	0	2	3
15 Whit Merrifield, R (1, 7) OBP: 0.345, SLG: 0.399 25 Daulton Varsho, L (9, 7) OBP: 0.276, SLG: 0.360		F FF 96 X CH 88 0-1 5 CS 5 S 1B	B FF 94 F FF 95 X CU 79 1-1 7 BB 30 1B 1B	S CU 82 D SL 89 B FF 96 S CU 80 D CU 80 S FF 96 3-3 ② K		B ST 81 F ST 81 S SI 96 B ST 81 X SI 99 2-2 ② ③ G5-4-3 1-2f			4 0 2 0 0 1 3 0 0 0 0 0 0 0						
5 Santiago Espinal, R (1, 4) OBP: 0.308, SLG: 0.305		C FF 95 1 SAFE S SL 89 D CU 80 F CU 80 2 SAFE D SL 87 B CH 87 F FF 97 4-2 ② F CH 88 B SL 89 30 1B 7 1B 1-3 BB	B CU 77 B FF 94 C FF 95 X FF 95 2-1 ① L9	B CU 81 C CU 80 C FF 95 D CU 80 F CU 81 F FF 96 B FF 95 X CU 79 3-2 ③ G6-3 1-2 2-3			C ST 76 X ST 75 0-1 30 HR 1B		3	2	1	0	1	0	3
30 Alejandro Kirk, R (1, 2) OBP: 0.322, SLG: 0.321		X FF 95 0-0 7 1B 1-3 1B	B FF 95 C CH 85 C CH 85 D CU 78 X CH 88 2-2 7 BB 1-2 1B			B ST 81 B ST 79 B FF 94 C ST 78 B ST 80 4-1 39 FC3-6 BB		C SI 92 F ST 74 X ST 73 0-2 1-H HR		3	1	3	2	1	0	0
7 Jordan Luplow, R (1, 9) OBP: 0.364, SLG: 0.222		B FF 97 B CH 87 B CH 88 C FF 96 X CH 87 3-1 1-3 3-H 1B	B FF 94 S CU 80 B FF 96 B SL 87 D FF 96 4-1 1-2 2-3 BB			C FF 93 S ST 80 B ST 81 B FF 93 S ST 79 2-3 ① K		B SI 93 C ST 75 B SI 93 C ST 75 B ST 76 F ST 77 F SI 93 X SI 91 3-2 11 FC6-4 1B		3	0	2	1	1	1	1
39 Kevin Kiermaier, L (1, 8) OBP: 0.331, SLG: 0.416		S FF 98 X FF 97 0-1 ③ L7	S SL 87 S SL 87 D SL 88 S CU 81 1-3 ② K			C ST 80 X ST 79 0-1 ② FC3-6 1-2f		B ST 76 C ST 74 F ST 75 X ST 75 1-2 ① P6		4	0	0	0	0	1	7
Inning Stats	R: 0 E: 0 K: 0 S: 6 H: 0 LOB: 0 BB: 2 P: 15	R: 1 E: 0 K: 1 S: 15 H: 3 LOB: 2 BB: 1 P: 24	R: 0 E: 0 K: 0 S: 8 H: 0 LOB: 1 BB: 1 P: 15	R: 0 E: 0 K: 1 S: 12 H: 2 LOB: 3 BB: 1 P: 22	R: 0 E: 0 K: 2 S: 14 H: 0 LOB: 2 BB: 2 P: 30	R: 0 E: 0 K: 1 S: 7 H: 0 LOB: 1 BB: 1 P: 15	R: 1 E: 0 K: 1 S: 8 H: 1 LOB: 0 BB: 0 P: 16	R: 2 E: 0 K: 1 S: 21 H: 3 LOB: 1 BB: 0 P: 27		1B: 7 2B: 0 3B: 0 HR: 2 SF: 0 SAC: 0 DP: 2 HBP: 1					

	AB	29
	R	4
	H	9
	RBI	4
	BB	8
	SO	7
	LOB	25

WP: 1 PA: 39
PB: 0
SB: 1
CS: 1

PITCHER		IP	WLS	BF	H	R	ER	SO	BB	IBB	HBP	BLK	WP	HR	S	P	ERA	WHIP
4 Blake Snell, L ERA: 2.67	(1, 1)	5.0	L	24	5	1	1	4	7	0	0	0	1	0	55	106	1.80	2.400
36 Steven Wilson, R ERA: 2.7	(6, 1)	1.0		4	0	0	0	1	1	0	0	0	0	0	7	15	0.00	1.000
66 Luis García, R ERA: 5.61	(7, 1)	1.0		4	1	1	1	1	0	0	1	0	0	1	8	16	9.00	1.000
59 Tom Cosgrove, L ERA: 2.08	(8, 1)	0.1		4	3	2	2	0	0	0	0	0	0	1	13	17	54.00	9.000
58 Alek Jacob, R ERA:	(8, 1)	0.2		2	0	0	0	1	0	0	0	0	0	0	8	10	0.00	0.000

PITCHER	IP	WLS	BF	H	R	ER	SO	BB	IBB	HBP	BLK	WP	HR	S	P	ERA	WHIP

Batter	1	2	3	4	5	6	7	8	9	AB	R	H	RBI	BB	SO	LOB
7 Ha-Seong Kim, R (1, 4) OBP: 0.349, SLG: 0.414	B FF 94 X FF 94 1-0 P5 ①	B SI 93 B SL 86 C SI 94 B SI 95 X SI 94 3-1 F7 ③		C FF 94 C CH 88 B SL 84 X SL 85 1-2 P3 ③		X FS 80 0-0 1-3 2B			B FF 97 B SL 86 C FF 96 B FF 97 S CH 88 X FF 97 3-2 G6-3 ②	5	0	1	0	0	0	0
23 Fernando Tatis Jr., R (1, 9) OBP: 0.341, SLG: 0.514	B SL 87 B SI 95 B SI 94 C FF 94 S FF 95 S SL 87 3-3 K ②		C SL 84 S SL 84 B SL 86 X SI 94 1-2 22 HR 1B		F SI 93 X SL 84 0-1 L7 ①	X SL 88 0-0 L9 ③			B SI 96 C SI 96 F SI 97 X FF 97 1-2 F9 ③	5	1	1	0	0	1	2
22 Juan Soto, L (1, 7) OBP: 0.423, SLG: 0.504	B FF 94 X FF 95 1-0 HR		B SL 84 B SL 85 X FF 93 2-0 1-H HR		B SL 84 B CH 88 B CH 87 B FF 94 4-0 2 2B BB		F ST 82 C FF 95 B ST 83 B SL 88 C ST 84 2-3 K ①			3	2	2	3	1	1	0
13 Manny Machado, R (1, 5) OBP: 0.312, SLG: 0.462	C SL 86 B SL 86 S SI 95 B SI 95 B FF 95 F SL 88 F CH 89 F CH 88 B FF 96 4-2 2 1B 9 3B BB		X SI 94 0-0 1B		C SL 86 C FF 94 F FF 95 F SL 85 F SI 95 X FF 95 0-2 F8 ②		X SI 94 0-0 G3-1 ②			3	1	1	0	1	0	1
2 Xander Bogaerts, R (1, 6) OBP: 0.344, SLG: 0.404	B SI 96 S SL 85 B FF 96 X SI 95 2-1 9 3B 1-2 1B		C CH 88 S SL 85 S SL 84 0-3 K ①		B SI 95 B CH 88 C SL 85 F SL 86 X SL 83 2-2 1-3 2B		B SI 93 B SL 87 C SI 93 S SL 87 F ST 84 X ST 84 2-2 G5-3 ③			4	1	2	0	0	1	1
9 Jake Cronenworth, L (1, 3) OBP: 0.305, SLG: 0.351	B FF 95 X FF 96 1-0 1-H 2-H 3B		C CU 78 B SL 84 B FF 93 F CH 88 X CH 88 2-2 L8 ②		B FF 94 B SL 85 F CH 88 B FF 94 C SL 84 X FF 95 3-2 L7 ③			B SI 91 F SI 90 C SI 92 F SL 82 X SL 80 1-2 F8 ①		4	0	1	2	0	0	3
12 Luis Campusano, R (1, 2) OBP: 0.219, SLG: 0.355	C SI 94 B SL 86 X SL 86 1-1 G5-3 ③		X SL 84 0-0 F9 ③			B FF 90 F FF 90 C ST 81 B FS 81 B FS 80 X FF 90 3-2 7 2B 1B		F FC 88 B CH 82 X FC 88 1-1 F9 ②		4	0	1	0	0	0	2
38 Taylor Kohlwey, L (1, 10) OBP: 0.143, SLG: 0.143 99 Gary Sánchez, R (8, PH) OBP: 0.266, SLG: 0.411 (8, 10)		C SL 85 F CH 88 B FF 94 B FF 94 X SL 85 2-2 F8 ①		C FF 93 F CU 78 S CU 78 0-3 K ①		B ST 82 F FF 90 B FS 80 C ST 83 S FS 80 2-3 K ①		B CH 84 B CH 84 C FF 92 S FC 88 B FF 92 X FC 90 3-2 G5-3 ③		3 1	0 0	0 0	0 0	0 0	2 0	1 0
1 Trent Grisham, L (1, 8) OBP: 0.328, SLG: 0.401		B FF 94 C SL 86 S SL 85 S SL 85 1-3 K ②		F CU 79 L FF 93 B FF 95 B SL 84 B CH 88 C FF 94 3-3 K ②		S FF 89 B ST 84 C ST 83 X FF 90 1-2 F7 ②			F FF 96 B CH 87 X CH 90 1-1 G2-3 ①	4	0	0	0	0	2	1
Inning Stats	R: 3 E: 0 K: 1 S: 15 H: 3 LOB: 1 BB: 1 P: 28	R: 0 E: 0 K: 1 S: 8 H: 0 LOB: 0 BB: 0 P: 14	R: 2 E: 0 K: 1 S: 12 H: 3 LOB: 1 BB: 0 P: 17	R: 0 E: 0 K: 2 S: 9 H: 0 LOB: 0 BB: 0 P: 13	R: 0 E: 0 K: 0 S: 14 H: 1 LOB: 2 BB: 1 P: 23	R: 0 E: 0 K: 1 S: 11 H: 2 LOB: 2 BB: 0 P: 17	R: 0 E: 0 K: 1 S: 8 H: 0 LOB: 0 BB: 0 P: 12	R: 0 E: 0 K: 0 S: 9 H: 0 LOB: 0 BB: 0 P: 14	R: 0 E: 0 K: 0 S: 8 H: 0 LOB: 0 BB: 0 P: 13	1B: 4 2B: 2 3B: 1 HR: 2	SF: 0 SAC: 0 DP: 0 HBP: 0			WP: 0 PB: 0 SB: 0 CS: 0	PA: 38		

PITCHER		IP	WLS	BF	H	R	ER	SO	BB	IBB	HBP	BLK	WP	HR	S	P	ERA	WHIP
45 Reese Olson, R ERA: 4.53	(1, 1)	5.0	L	24	7	5	5	5	2	0	0	0	0	2	58	95	9.00	1.800
36 Chasen Shreve, L ERA: 4.33	(6, 1)	0.2		4	2	0	0	1	0	0	0	0	0	0	10	16	0.00	3.000
52 Brendan White, R ERA: 4.91	(6, 1)	1.1		4	0	0	0	1	0	0	0	0	0	0	9	13	0.00	0.000
87 Tyler Holton, L ERA: 1.74	(8, 1)	1.0		3	0	0	0	0	0	0	0	0	0	0	9	14	0.00	0.000
4 Beau Brieske, R ERA: 5.4	(9, 1)	1.0		3	0	0	0	0	0	0	0	0	0	0	8	13	0.00	0.000

PITCHER	IP	WLS	BF	H	R	ER	SO	BB	IBB	HBP	BLK	WP	HR	S	P	ERA	WHIP

TOP

San Diego Padres @ Detroit Tigers

Comerica Park, Detroit, MI

Fri Jul 21 2023, 6:40 PM - 9:13 PM EDT

Att. 28,834 - Partly Cloudy - 80 F

livebaseballscorecards.com

AB	36
R	5
H	9
RBI	5
BB	2
SO	7
LOB	11

San Diego Padres @ Detroit Tigers

Comerica Park, Detroit, MI

Fri Jul 21 2023, 6:40 PM - 9:13 PM EDT

Att. 28,834 - Partly Cloudy - 80 F

livebaseballscorecards.com

BOTTOM

Batter	1	2	3	4	5	6	7	8	9	AB	R	H	RBI	BB	SO	LOB
39 Zach McKinstry, L (1, 5) OBP: 0.321, SLG: 0.382	C FF 91 B SI 92 X FF 93 1-1 ① 1B	C CU 82 S CH 88 X FF 97 0-2 ③ G4-3			B FF 90 C SI 92 X CH 83 1-1 HR		C CU 82 B CH 81 D CU 82 X FF 95 2-1 ① L8		S SL 85 F SI 96 F SI 97 B SI 97 S SL 87 1-3 ③ K	4	1	2	1	0	0	4
24 Miguel Cabrera, R (9, PH) OBP: 0.332, SLG: 0.322										1	0	0	0	0	1	0
31 Riley Greene, L (1, 10) OBP: 0.369, SLG: 0.456	C SI 94 S CH 86 B FF 94 B CU 79 B CH 86 C SI 94 3-3 ② K	C CU 77 C CU 76 B FF 95 S CU 79 1-3 ① K			C CU 78 C CU 77 X FF 92 0-2 ① F7		S CH 80 X FC 90 0-1 1-H HR			4	1	1	2	0	2	0
20 Spencer Torkelson, R (1, 3) OBP: 0.306, SLG: 0.408	C FF 93 B SI 93 B SI 95 F FF 94 B SL 87 F SI 94 F SI 94 B SI 95 4-2 BB	B SL 88 C FF 93 X CU 79 1-1 ② F8			F CU 78 F FF 94 B CU 80 B SI 93 X SI 93 2-2 ② G6-3		S FC 89 C SI 92 S CH 81 0-3 ② K			3	0	0	0	1	1	0
30 Kerry Carpenter, L (1, 9) OBP: 0.322, SLG: 0.497	X CU 80 0-0 ③ G1-4-3	C SI 94 B CH 86 B SL 83 F FF 95 F FF 94 F CU 81 F SL 86 B CU 80 F FF 95 4-2 BB			B CH 86 S CU 78 C CU 80 X FF 94 1-2 ③ P2		B CU 82 B CU 81 B CH 81 C CH 78 X CU 81 3-1 ③ L8			3	0	0	0	1	0	1
8 Matt Vierling, R (1, 8) OBP: 0.335, SLG: 0.402		C FF 91 B SI 92 X FF 93 1-1 28 E 1B	T SL 87 S SL 85 F FF 94 X CU 80 0-2 ③ F7			F FF 91 B SI 93 X SI 94 1-1 ① G6-3		C FF 98 C SI 97 B FF 99 X FF 99 1-2 ① G3		4	0	1	0	0	0	1
28 Javier Báez, R (1, 6) OBP: 0.264, SLG: 0.341		X SL 84 0-0 1-3 E8 1B		C FF 92 T CU 78 X FF 94 0-2 ① G3		X SL 83 0-0 9 SF9 3B		B FF 98 C FF 99 X SI 96 1-1 ② G6-3		4	1	2	0	0	0	0
9 Nick Maton, L (1, 4) OBP: 0.290, SLG: 0.294		S CU 79 B CU 80 F CH 86 B FF 94 D CU 82 B FF 95 4-2 BB		C SI 92 X FF 92 0-1 1B		B CU 78 X FF 92 1-0 ② SF9 3-H		F FF 98 B CH 90 S CH 89 X FF 99 1-2 ③ G4-3		2	0	1	1	1	0	0
60 Akil Baddoo, L (1, 7) OBP: 0.323, SLG: 0.335	C CU 80 B CU 78 B CU 80 S FF 95 F FF 96 C FF 96 2-3 ① K			S CU 79 F FF 93 S CH 86 0-3 ② K		S CU 78 C CU 79 S CU 81 0-3 ③ K			C SI 94 S SI 94 F SI 96 X SI 96 0-2 ① P3	3	0	0	0	0	3	4
77 Andy Ibáñez, R (9, PH) OBP: 0.271, SLG: 0.404										1	0	0	0	0	0	0
34 Jake Rogers, R (1, 2) OBP: 0.297, SLG: 0.433	C FF 95 S CU 80 C FF 95 0-3 ② K			F SL 88 B SI 94 B SL 88 F CU 79 B FF 94 C SI 93 3-3 ③ K			B CU 82 C CU 82 F SI 92 X FF 95 1-2 31 HR 1B		S SI 96 C SL 84 X SI 95 0-2 ② F8	4	1	1	0	0	2	4

Inning Stats										
	R: 0	H: 1	R: 0	H: 2	R: 0	H: 0	R: 0	H: 1	R: 1	H: 1
	E: 0	LOB: 1	E: 1	LOB: 3	E: 0	LOB: 1	E: 0	LOB: 1	E: 0	LOB: 0
	K: 1	BB: 1	K: 2	BB: 1	K: 1	BB: 1	K: 2	BB: 0	K: 0	BB: 0
	S: 10	P: 18	S: 15	P: 22	S: 15	P: 21	S: 11	P: 14	S: 11	P: 15

Inning Stats										
	R: 1	H: 1	R: 2	H: 2	R: 0	H: 0	R: 0	H: 1	1B: 5	SF: 1
	E: 0	LOB: 0	E: 0	LOB: 0	E: 0	LOB: 0	E: 0	LOB: 0	2B: 0	SAC: 0
	K: 1	BB: 0	K: 1	BB: 0	K: 0	BB: 0	K: 1	BB: 0	3B: 1	DP: 0
	S: 7	P: 9	S: 12	P: 18	S: 8	P: 11	S: 11	P: 12	HR: 2	HBP: 0

	WP: 0	PA: 37
	PB: 0	
	SB: 0	
	CS: 0	

PITCHER		IP	WLS	BF	H	R	ER	SO	BB	IBB	HBP	BLK	WP	HR	S	P	ERA	WHIP
67 Seth Lugo, R ERA: 3.72	(1, 1)	6.0	W	26	6	2	2	7	3	0	0	0	0	1	69	99	3.00	1.500
21 Nick Martinez, R ERA: 3.95	(7, 1)	1.0	H	5	2	2	2	1	0	0	0	0	0	1	12	18	18.00	2.000
75 Robert Suarez, R ERA:	(8, 1)	1.0	H	3	0	0	0	0	0	0	0	0	0	0	8	11	0.00	0.000
71 Josh Hader, L ERA: 0.97	(9, 1)	1.0	S	3	0	0	0	1	0	0	0	0	0	0	11	12	0.00	0.000

PITCHER	IP	WLS	BF	H	R	ER	SO	BB	IBB	HBP	BLK	WP	HR	S	P	ERA	WHIP

	AB	33
	R	4
	H	8
	RBI	4
	BB	3
	SO	9
	LOB	14

Batter	1	2	3	4	5	6	7	8	9	AB	R	H	RBI	BB	SO	LOB
7 Ha-Seong Kim, R (1, 6) OBP: 0.357, SLG: 0.428	B FF 91 B FF 91 B FF 91 B FF 92 4-0 22 G4-6-3 23 BB BB		B SL 87 X FF 92 1-0 ① F4 F CH 84 B CH 84 C FF 91 X SL 86 1-2 23 2B 1-3 1B		B FF 91 C SL 87 D SL 88 B ST 83 C ST 84 3-2 23 PB 22 1B BB		C ST 83 X FF 90 0-1 HR		C FA 60 B FA 65 X FA 66 1-1 38 1B 1B	4	2	3	1	2	0	1
23 Fernando Tatis Jr., R (1, 9) OBP: 0.346, SLG: 0.517	B ST 82 1 SAFE B ST 81 B FF 91 B ST 82 4-0 22 G4-6-3 1-2 BB		S SL 87 S SL 87 X SL 86 0-2 22 2B 13 HR 1-2 1B	X SL 86 0-0 1-3 3-H 2B	B ST 83 B SI 94 S SL 88 B SL 88 3-1 22 1B 1-2 2-3 BB		C FF 92 B FS 82 S FS 81 S FF 90 1-3 ③ K		F FA 58 B EP 54 B EP 54 X FA 64 2-1 ② F9	4	1	2	1	2	1	1
22 Juan Soto, L (1, 7) OBP: 0.422, SLG: 0.506 38 Taylor Kohlwey, L (8, 7) OBP: 0.250, SLG: 0.250	C FF 92 F CU 80 F FF 95 D CU 82 B ST 82 X FF 92 2-2 ①② G4-6-3 1-2f 2-3		X SL 87 0-0 13 HR 1-3 2-H 2B	C FF 92 B FF 92 F CH 85 F FF 92 B CH 86 F SL 86 X FF 92 3-2 ③ L7	S FF 95 X ST 84 0-1 1-2 2-H 3-H 1B			C SL 84 F FC 91 F FF 96 B FF 96 B CH 88 X FC 91 2-2 ① G3-1	F FA 67 X FA 70 0-1 1-3 1B	5 1	1 0	2 1	3 0	0 0	0 0	4 0
13 Manny Machado, R (1, 5) OBP: 0.313, SLG: 0.470 17 Matthew Batten, R (8, 5) OBP: 0.571, SLG: 1.000	S ST 82 D ST 82 F ST 82 F ST 81 C FF 92 1-3 ③ K		C FF 93 B CH 86 X SL 87 1-1 2-H 3-H HR	X CH 84 X FF 90 0-1 ① L7 S ST 82 D ST 82 F ST 82 F ST 81 C FF 92 1-2 F7 ③				F SL 86 S SL 84 F FF 97 B FF 96 X FF 96 1-2 9 1B 12 HR 1B	S EP 53 B FA 66 X FA 67 1-1 ③ P3	5 1	2 0	2 0	3 0	0 0	1 0	3 2
2 Xander Bogaerts, R (1, 10) OBP: 0.343, SLG: 0.401		C ST 83 X ST 83 0-1 ① P4 S SL 86 F FF 92 B CH 85 T CH 86 1-2 ② K		X CU 80 0-0 9 3B 1B	B FF 93 B SL 87 S SL 87 S SL 87 X SL 88 2-2 ① L7			X SI 96 0-0 ② F7		5	1	1	0	0	1	1
9 Jake Cronenworth, L (1, 4) OBP: 0.306, SLG: 0.357		C FF 94 B CU 82 F FF 93 X FF 94 1-2 ② G3-1 X FF 91 0-0 ③ L7		C CH 83 B CH 84 F FF 90 B FF 89 F CU 80 F CU 81 X CH 83 2-2 1-H 12 1B 3B	B FF 94 B FF 95 C ST 84 F ST 84 F FF 94 B FF 96 F ST 84 F ST 84 X ST 83 3-2 ② F8			B CH 89 X FC 91 1-0 1-3 12 HR 1B		5	2	2	1	0	0	0
12 Luis Campusano, R (1, 2) OBP: 0.297, SLG: 0.500		C ST 81 B ST 83 F FF 92 X ST 84 1-2 1B		X FF 90 0-0 7 1B 23 2B 1B	X SL 85 0-0 30 2B 1 SF7 3-H 1B	B SI 95 C FF 94 S FF 95 F ST 84 X FF 96 1-2 ③ G6-3		B SL 85 B SI 97 B SI 97 C FF 97 F FF 97 X FF 97 3-2 1-H 3-H HR		5	3	4	4	0	0	0
30 Alfonso Rivas III, L (1, 3) OBP: 0.267, SLG: 0.357		C FF 93 C CU 80 C FF 96 0-3 ③ K		S SL 86 B CH 84 X FF 91 1-1 ① F8 C SL 84 B CH 84 B CH 82 B FF 89 X SL 84 3-1 23 PB 22 1B 1-3 2B			C FF 91 F ST 84 B ST 83 B FS 80 B FF 91 S FF 91 3-3 ① K C FF 96 S CH 89 B CH 88 F FC 92 C CH 87 1-3 ③ K		5	1	1	0	0	3	2
1 Trent Grisham, L (1, 8) OBP: 0.326, SLG: 0.397			C FF 92 C SL 87 B CH 86 B CH 86 B FF 92 F FF 92 F FF 92 F SL 88 F SL 88 4-2 B CH 86 23 1B 22 2B BB	C FF 91 B CU 82 X CH 84 1-1 ② F8 B FF 93 X ST 82 1-0 ② SF7 3-H			C ST 82 B FS 80 B FF 92 S ST 84 C ST 83 2-3 ② K		F FA 60 F FA 63 B EP 51 X FA 66 1-2 ① L9	3	1	0	1	1	1	1
Inning Stats	R: 0 E: 0 K: 1 S: 8 H: 0 LOB: 1 BB: 2 P: 19	R: 0 E: 0 K: 1 S: 11 H: 1 LOB: 1 BB: 0 P: 13	R: 4 E: 0 K: 1 S: 17 H: 3 LOB: 0 BB: 1 P: 24	R: 1 E: 0 K: 0 S: 14 H: 3 LOB: 2 BB: 0 P: 20	R: 5 E: 0 K: 0 S: 20 H: 5 LOB: 2 BB: 2 P: 33	R: 0 E: 0 K: 0 S: 13 H: 0 LOB: 0 BB: 0 P: 19	R: 1 E: 0 K: 3 S: 11 H: 1 LOB: 0 BB: 0 P: 17	R: 3 E: 0 K: 1 S: 17 H: 3 LOB: 0 BB: 0 P: 25	R: 0 E: 0 K: 0 S: 11 H: 2 LOB: 2 BB: 0 P: 16	1B: 11 2B: 3 3B: 1 HR: 3 SF: 1 SAC: 0 DP: 1 HBP: 0						

TOP

San Diego Padres @ Detroit Tigers

Comerica Park, Detroit, MI

Sat Jul 22 2023, 6:10 PM - 10:21 PM EDT

Att. 31,974 - Partly Cloudy - 80 F

livebaseballscorecards.com

AB	43
R	14
H	18
RBI	14
BB	5
SO	7
LOB	15

WP: 0 PB: 1 SB: 0 CS: 0 PA: 49

PITCHER		IP	WLS	BF	H	R	ER	SO	BB	IBB	HBP	BLK	WP	HR	S	P	ERA	WHIP
25 Matt Manning, R ERA: 3.19	(1, 1)	2.0		8	1	0	0	2	2	0	0	0	0	0	19	32	0.00	1.500
53 Mason Englert, R ERA: 5.46	(3, 1)	2.1	L	18	10	9	9	1	1	0	0	0	0	1	42	60	34.71	4.714
52 Brendan White, R ERA: 4.95	(5, 1)	1.2		8	1	1	1	0	2	0	0	0	0	0	22	36	5.40	1.800
36 Chasen Shreve, L ERA: 4.46	(7, 1)	1.0		4	1	1	1	3	0	0	0	0	0	1	11	17	9.00	1.000
67 José Cisnero, R ERA: 3.89	(8, 1)	1.0		6	3	3	3	1	0	0	0	0	0	1	17	25	27.00	3.000

PITCHER		IP	WLS	BF	H	R	ER	SO	BB	IBB	HBP	BLK	WP	HR	S	P	ERA	WHIP
59 Zack Short, R ERA: 3.0	(9, 1)	1.0		5	2	0	0	0	0	0	0	0	0	0	11	16	0.00	2.000

Batter	1	2	3	4	5	6	7	8	9	AB	R	H	RBI	BB	SO	LOB
8 Matt Vierling, R (1, 7) OBP: 0.332, SLG: 0.398	B FF 88 X FF 89 1-0 ① F8	X FF 89 0-0 1-3 1B			C FF 86 X CH 82 0-1 ① G6-3	S ST 82 F FF 95 F SC 82 F CH 88 D ST 80 X ST 81 1-2 ③ FC6-4 1-2f			F SI 98 B SI 98 F ST 82 F ST 81 C FS 88 1-3 ③ K	5	0	1	0	0	1	3
20 Spencer Torkelson, R (1, 3) OBP: 0.303, SLG: 0.403	X FF 89 0-0 ② G5-3	B FF 89 F CH 81 F FF 90 F SL 75 B CH 81 1 SAFE X CH 82 2-2 ③ F8			F FF 88 S SL 74 B SL 75 B CH 82 C SL 76 2-3 ② K		B SC 80 B FF 94 S CH 87 F CH 85 F CH 86 F ST 81 B FF 94 S ST 83 3-3 ① K			4	0	0	0	0	2	2
31 Riley Greene, L (1, 8) OBP: 0.367, SLG: 0.452	X FF 90 0-0 ③ G4-3		B FF 89 X FF 88 1-0 ① G4-3		B SL 75 C FF 88 X FF 88 1-1 1B		C FF 94 B CH 88 B CH 87 S ST 81 B SC 81 C FF 95 3-3 ② K			4	0	1	0	0	1	0
77 Andy Ibáñez, R (1, 4) OBP: 0.270, SLG: 0.401		B FF 90 C SL 76 F FF 89 B CH 84 X CH 82 2-2 ① F9	X FF 88 0-0 28 FC6-4 1B		B CH 82 S SL 76 B FF 90 X FF 88 2-1 ③ F9		C FF 93 X ST 82 0-1 ③ G5-3			4	0	1	0	0	0	1
28 Javier Báez, R (1, 6) OBP: 0.264, SLG: 0.341 9 Nick Maton, L (7, 5) OBP: 0.288, SLG: 0.292		F FF 90 B FF 90 B CH 82 X CH 82 2-1 ② G6-3	B SL 74 1 SAFE D CH 82 X CH 83 2-0 ② FC6-4 1-2f			B FF 95 S ST 82 X ST 81 1-1 24 E 1B		B FF 90 F SI 87 X SI 88 1-1 ① G3		3 1	0 0	1 0	0 0	0 0	0 0	1 0
39 Zach McKinstry, L (1, 9) OBP: 0.324, SLG: 0.381 (9, 6)		C SL 76 B SL 77 B SL 76 B FF 90 B SL 76 4-1 24 1B 34 2B BB	C SL 76 B SL 76 F SL 74 B FF 91 X FF 88 2-2 ③ G4-3			B CH 88 F CH 86 X FF 95 1-1 ① F7		B FF 91 C SI 88 F SI 89 B SL 83 F FF 90 X SI 88 2-2 13 G6-4-3 1B		3	1	1	0	1	0	2
24 Miguel Cabrera, R (1, 10) OBP: 0.332, SLG: 0.322 13 Eric Haase, R (8, PH) OBP: 0.246, SLG: 0.283 (9, 10) (9, 9)		B SL 75 D FF 90 C SL 74 X CH 84 2-1 34 2B 59 1B 1-3 1B	C FF 88 B FF 88 B FF 88 B CH 82 F FF 88 X CH 82 3-2 ① G5-3			C ST 82 B FF 81 F FF 95 B FF 94 B SC 81 X FF 96 3-2 E6 59 BB 1-3		C SI 89 B FC 88 X SI 88 1-1 ②③ G6-4-3 1-2f		3 1	1 0	1 0	0 0	0 0	0 0	1 1
34 Jake Rogers, R (1, 2) OBP: 0.296, SLG: 0.434		C FF 89 B CH 84 F FF 90 F SL 75 X FF 91 1-2 59 1B 1-3 3-H 2B	B SL 76 X SL 76 1-0 ② G1-3			S CH 89 F FF 94 B SC 81 S ST 82 1-3 ② K			X SI 97 0-0 ① G6-3	4	1	1	1	0	1	2
59 Zack Short, R (1, 5) OBP: 0.273, SLG: 0.319 (7, 6) (9, 1)		B SL 75 C FF 89 F SL 77 B SL 76 F FF 90 F SL 77 X SL 75 2-2 8 1B 2-H 3-H 1B	X FF 88 0-0 ③ F8			B FF 94 C FF 94 F CH 87 B ST 81 B ST 80 B FF 96 4-2 8 FC6-4 1-2 BB			C SI 98 S ST 81 C ST 82 0-3 ② K	3	0	1	2	1	1	0
Inning Stats	R: 0 E: 0 K: 0 S: 3 H: 0 LOB: 0 BB: 0 P: 4	R: 3 E: 0 K: 0 S: 22 H: 4 LOB: 2 BB: 1 P: 37	R: 0 E: 0 K: 0 S: 6 H: 1 LOB: 1 BB: 0 P: 11	R: 0 E: 0 K: 0 S: 5 H: 0 LOB: 0 BB: 0 P: 9	R: 0 E: 0 K: 1 S: 9 H: 1 LOB: 1 BB: 0 P: 14	R: 0 E: 1 K: 1 S: 17 H: 1 LOB: 3 BB: 1 P: 28	R: 0 E: 0 K: 2 S: 10 H: 0 LOB: 0 BB: 0 P: 16	R: 0 E: 0 K: 0 S: 8 H: 1 LOB: 0 BB: 0 P: 12	R: 0 E: 0 K: 2 S: 8 H: 0 LOB: 0 BB: 0 P: 9	1B: 7 2B: 1 3B: 0 HR: 0 SF: 0 SAC: 0 DP: 1 HBP: 0						

PITCHER		IP	WLS	BF	H	R	ER	SO	BB	IBB	HBP	BLK	WP	HR	S	P	ERA	WHIP
Jackson Wolf, L ERA: 5.4	(1, 1)	5.0	W	22	6	3	3	1	1	0	0	0	0	0	45	75	5.40	1.400
45 Brent Honeywell, R ERA: 3.83	(6, 1)	2.0		9	1	0	0	3	1	0	0	0	0	0	27	44	0.00	1.000
25 Tim Hill, L ERA: 3.89	(8, 1)	1.0		3	1	0	0	0	0	0	0	0	0	0	8	12	0.00	1.000
66 Luis García, R ERA: 5.45	(9, 1)	1.0		3	0	0	0	2	0	0	0	0	0	0	8	9	0.00	0.000

PITCHER	IP	WLS	BF	H	R	ER	SO	BB	IBB	HBP	BLK	WP	HR	S	P	ERA	WHIP

BOTTOM

San Diego Padres @ Detroit Tigers

Comerica Park, Detroit, MI

Sat Jul 22 2023, 6:10 PM - 10:21 PM EDT

Att. 31,974 - Partly Cloudy - 80 F

livebaseballscorecards.com

AB	35
R	3
H	8
RBI	3
BB	2
SO	6
LOB	13

Batter	1	2	3	4	5	6	7	8	9	AB	R	H	RBI	BB	SO	LOB
7 Ha-Seong Kim, R (1, 4) OBP: 0.359, SLG: 0.425	C FF 91 B SL 81 C FF 92 B SL 82 F SL 83 F FF 93 F FF 92 B SL 83 B FF 92 4-2 22 G4-6-3 BB		C FF 93 B FF 92 C SL 82 X SL 82 1-2 E5			C SL 81 B SL 80 B CH 86 B FF 93 B FF 92 4-1 23 G5-4-3 BB		C SI 97 S SI 99 B SI 99 F SL 91 X SI 99 1-2 ② G6-3		2	0	0	0	2	0	0
23 Fernando Tatis Jr., R (1, 9) OBP: 0.342, SLG: 0.510	F FF 92 F FF 93 D SL 84 1 SAFE S SL 82 1-3 ① K		S SL 83 F SL 82 X SL 83 0-2 ③ F8			C FF 93 1 SAFE X SL 82 0-1 ①② G5-4-3 1-2f		S SI 99 B SI 98 S SL 90 X SI 99 1-2 ③ G4-3		4	0	0	0	0	1	3
22 Juan Soto, L (1, 7) OBP: 0.419, SLG: 0.500	1 SAFE F FF 92 B FF 92 F SL 83 B CH 87 X SL 82 2-2 ②③ G4-6-3 1-2f			C SL 82 B SL 80 B FF 91 B CH 86 C FF 92 C SL 82 3-3 ① K		C FF 93 B CH 86 C FF 93 F SL 82 X FF 94 1-2 ③ F9			X SI 96 0-0 ① G6-3	4	0	0	0	0	1	1
13 Manny Machado, R (1, 5) OBP: 0.312, SLG: 0.465		X FF 91 0-0 ① P3		B FF 92 F SL 81 B CH 87 B FF 92 F SL 82 B FF 94 4-2 2 FC5-4 BB			F FF 96 B SI 96 X SI 97 1-1 ① G6-3		C SI 96 C KC 86 S KC 88 0-3 ② K	3	0	0	0	1	1	0
2 Xander Bogaerts, R (1, 6) OBP: 0.344, SLG: 0.403		B FF 92 C FF 91 B SL 82 X SL 82 2-1 ② F8		C SL 83 F CH 87 X SL 81 0-2 ② FC5-4 9 WP 1-2f			B FF 97 X SL 88 1-0 99 1B 2B		B SI 96 B SI 96 B KC 86 C SI 96 S KC 87 F KC 88 D KC 88 4-2 9 E 9 DI BB	3	1	1	0	1	0	1
9 Jake Cronenworth, L (1, 3) OBP: 0.305, SLG: 0.359		C FF 92 B FF 92 B SL 82 X CH 86 2-1 2B		C FF 93 F FF 93 F FF 92 B SL 84 X SL 83 1-2 ③ F9 1-2			F FF 97 F FF 98 B FF 97 B CH 90 F CH 89 B FF 97 X FF 97 3-2 ② F7		C KC 87 F CH 89 D KC 88 X KC 88 1-2 E6 99 WP 1-3	4	0	1	0	0	0	3
99 Gary Sánchez, R (1, 2) OBP: 0.265, SLG: 0.407		B SL 82 B FF 91 B SL 81 C FF 92 S SL 83 X SL 83 3-2 ③ G4-3			C FF 92 C FF 93 X SL 84 0-2 ① F7		B SI 97 X FF 97 1-0 2-H 1B		B KC 85 C KC 87 F KC 87 F KC 87 F KC 86 D KC 89 X KC 88 2-2 ③ F8 1-2	4	0	1	1	0	0	3
14 Matt Carpenter, L (1, 10) OBP: 0.298, SLG: 0.304			C FF 92 B FF 92 C SL 83 B CH 86 B SL 84 F FF 93 B FF 94 4-2 1 G4-6-3 BB		B FF 93 X CH 86 1-0 ② G3-1		C FF 96 C FF 96 B CH 89 B CH 87 F FF 97 S FF 98 2-3 ③ K			2	0	0	0	1	1	1
1 Trent Grisham, L (1, 8) OBP: 0.323, SLG: 0.394			C FF 92 B FF 93 C FF 92 X CH 86 1-2 ①② G4-6-3 1-2f		B FF 92 C FF 93 F FF 93 B FF 94 X SL 83 2-2 ③ F7			F SI 96 B CH 91 X SI 97 1-1 ① L8		3	0	0	0	0	0	1
Inning Stats	R: 0 E: 0 K: 1 S: 11 H: 0 LOB: 0 BB: 1 P: 18	R: 0 E: 0 K: 0 S: 8 H: 1 LOB: 1 BB: 0 P: 15	R: 0 E: 1 K: 0 S: 12 H: 0 LOB: 1 BB: 1 P: 18	R: 0 E: 0 K: 1 S: 12 H: 0 LOB: 1 BB: 1 P: 20	R: 0 E: 0 K: 0 S: 7 H: 0 LOB: 0 BB: 0 P: 10	R: 0 E: 0 K: 0 S: 7 H: 0 LOB: 0 BB: 1 P: 12	R: 1 E: 0 K: 1 S: 12 H: 2 LOB: 1 BB: 0 P: 20	R: 0 E: 0 K: 0 S: 9 H: 0 LOB: 0 BB: 0 P: 12	R: 0 E: 1 K: 1 S: 15 H: 0 LOB: 2 BB: 1 P: 22	1B: 1 2B: 2 3B: 0 HR: 0 SF: 0 SAC: 0 DP: 3 HBP: 0						WP: 2 PB: 0 SB: 0 CS: 0 PA: 34	

TOP

San Diego Padres @ Detroit Tigers

Comerica Park, Detroit, MI

Sun Jul 23 2023, 12:08 PM - 2:31 PM EDT

Att. 24,523 - Sunny - 80 F

livebaseballscorecards.com

AB	29
R	1
H	3
RBI	1
BB	5
SO	4
LOB	13

PITCHER		IP	WLS	BF	H	R	ER	SO	BB	IBB	HBP	BLK	WP	HR	S	P	ERA	WHIP
Alex Faedo, R ERA: 5.8	(1, 1)	6.0	W	21	1	0	0	2	4	0	0	0	1	0	57	93	0.00	0.833
4 Beau Brieske, R ERA: 6.23	(7, 1)	1.0	H	5	2	1	1	1	0	0	0	0	0	0	12	20	9.00	2.000
68 Jason Foley, R ERA: 2.08	(8, 1)	1.0	H	3	0	0	0	0	0	0	0	0	0	0	9	12	0.00	0.000
55 Alex Lange, R ERA: 3.98	(9, 1)	1.0	S	5	0	0	0	1	1	0	0	0	1	0	15	22	0.00	1.000

PITCHER	IP	WLS	BF	H	R	ER	SO	BB	IBB	HBP	BLK	WP	HR	S	P	ERA	WHIP

BOTTOM

Batter	1	2	3	4	5	6	7	8	9	AB	R	H	RBI	BB	SO	LOB
39 Zach McKinstry, L (1, 5) (8, 9) OBP: 0.320, SLG: 0.376	F FC 89 S CH 86 B CU 81 S CU 81 1-3 ① K		B CU 81 C CU 82 C FF 92 C CU 81 1-3 ② K		C FC 90 X CH 86 0-1 ① FC4-6 31 CS 1-2f			B FF 93 C FF 91 B ST 76 F SI 91 B ST 76 X SI 91 3-2 ① F7		4	0	0	0	0	2	1
31 Riley Greene, L (1, 10) OBP: 0.369, SLG: 0.453	B SL 81 C FC 90 F CU 81 S CU 82 1-3 ② K		X FC 88 0-0 20 BB 30 1B 1B		F FC 90 B CU 79 S CU 81 1-3 ②③ K 1-2			B ST 76 S FF 92 S SI 92 B ST 76 F ST 76 B ST 75 X SI 89 3-2 1B		4	1	2	0	0	2	1
20 Spencer Torkelson, R (1, 3) OBP: 0.307, SLG: 0.414	B CU 82 C FC 89 B SL 82 C FC 89 B CU 82 F FF 94 X SL 81 3-2 HR		B FF 91 B FC 90 F FC 90 B FF 92 F FC 90 F FF 94 B CU 82 4-2 30 1B BB 1-2			C CU 80 B FF 92 B FF 92 B CH 85 X FC 90 3-1 8 L9 30 1B 1B		X FF 92 0-0 ② P3		3	1	2	1	1	0	1
30 Kerry Carpenter, L (1, 9) OBP: 0.327, SLG: 0.500 59 Zack Short, R (8, 5) OBP: 0.272, SLG: 0.316	C FF 93 C CU 81 X CU 81 0-2 ③ L8		F CU 82 X CU 82 0-1 1-3 2-H 1B			F FC 90 B CH 87 B FC 91 X CH 86 2-1 28 G6-4-3 1-2 1B		B ST 76 C ST 76 X ST 75 1-1 ③ F7		3 1	0 0	2 0	1 0	0 0	0 0	0 1
8 Matt Vierling, R (1, 8) OBP: 0.329, SLG: 0.393		C FF 92 F SL 81 B CU 82 B SL 82 X FF 93 2-2 ① G3-1	B CU 83 D CU 82 B FC 88 C FF 93 F FC 89 F CU 82 C CU 81 3-3 ③ K			D CU 82 X FC 90 1-0 ① L9 2-3				3	0	0	0	0	1	4
28 Javier Báez, R (1, 6) OBP: 0.262, SLG: 0.338		S SL 82 B SL 82 B FF 92 X FF 93 2-1 ② G3-1		X SL 80 0-0 ① G5-3		B FC 91 B CU 83 C FC 90 F FF 92 X CU 82 2-2 ②③ G6-4-3 1-2f				3	0	0	0	0	0	2
60 Akil Baddoo, L (1, 7) OBP: 0.318, SLG: 0.329		F FC 89 X SL 81 0-1 ③ G4-3		C SL 80 B FF 92 F SL 81 X SL 81 1-2 ② F7			B ST 79 F ST 78 B ST 77 X CH 84 2-1 ① F8			3	0	0	0	0	0	0
77 Andy Ibáñez, R (1, 4) OBP: 0.271, SLG: 0.414			X FC 88 0-0 HR	B SL 82 S SL 81 S SL 81 B CU 81 F FF 93 C SL 82 2-3 ③ K			C ST 78 S FF 94 F FS 93 B ST 82 F ST 82 T ST 81 1-2 ② K			3	1	1	1	0	2	0
13 Eric Haase, R (1, 2) OBP: 0.247, SLG: 0.284			B FC 90 B FC 90 T FF 93 X FF 92 2-1 ① F9		C CU 80 S CU 81 B CU 81 X FF 91 1-2 39 FC4-6 1B		B ST 80 B FF 93 C ST 78 S ST 78 F ST 80 F ST 79 B FF 94 X ST 80 3-2 ③ F7			3	0	1	0	0	0	0
Inning Stats	R: 1 H: 1 E: 0 LOB: 0 K: 2 BB: 0 S: 13 P: 18	R: 0 H: 0 E: 0 LOB: 0 K: 0 BB: 0 S: 7 P: 11	R: 2 H: 3 E: 0 LOB: 2 K: 2 BB: 1 S: 16 P: 26	R: 0 H: 0 E: 0 LOB: 0 K: 1 BB: 0 S: 8 P: 11	R: 0 H: 1 E: 0 LOB: 0 K: 1 BB: 0 S: 8 P: 10	R: 0 H: 2 E: 0 LOB: 1 K: 0 BB: 0 S: 8 P: 16	R: 0 H: 0 E: 0 LOB: 0 K: 1 BB: 0 S: 12 P: 18	R: 0 H: 1 E: 0 LOB: 1 K: 0 BB: 0 S: 10 P: 17		1B: 6 SF: 0 2B: 0 SAC: 0 3B: 0 DP: 1 HR: 2 HBP: 0						WP: 0 PA: 31 PB: 0 SB: 0 CS: 1

PITCHER		IP	WLS	BF	H	R	ER	SO	BB	IBB	HBP	BLK	WP	HR	S	P	ERA	WHIP
44 Joe Musgrove, R ERA: 3.25	(1, 1)	6.0	L	24	7	3	3	6	1	0	0	0	0	2	60	92	4.50	1.333
36 Steven Wilson, R ERA: 2.63	(7, 1)	1.0		3	0	0	0	1	0	0	0	0	0	0	12	18	0.00	0.000
59 Tom Cosgrove, L ERA: 2.0	(8, 1)	1.0		4	1	0	0	0	0	0	0	0	0	0	10	17	0.00	1.000

PITCHER	IP	WLS	BF	H	R	ER	SO	BB	IBB	HBP	BLK	WP	HR	S	P	ERA	WHIP

San Diego Padres @ Detroit Tigers

Comerica Park, Detroit, MI

Sun Jul 23 2023, 12:08 PM - 2:31 PM EDT

Att. 24,523 - Sunny - 80 F

livebaseballscorecards.com

AB	30
R	3
H	8
RBI	3
BB	1
SO	7
LOB	10

Pittsburgh Pirates @ San Diego Padres

Petco Park, San Diego, CA

Mon Jul 24 2023, 6:41 PM - 9:33 PM PDT

Att. 43,419 - Clear - 72 F

livebaseballscorecards.com

TOP

Batter	1	2	3	4	5	6	7	8	9	AB	R	H	RBI	BB	SO	LOB
65 Jack Suwinski, L (1, 8) OBP: 0.349, SLG: 0.513	B FF 94 F FF 94 F FC 91 X FS 89 1-2 10 L4-6 2B		X FF 95 0-0 HR	X ST 81 0-0 1B		B FF 93 B CH 83 C FF 92 X FF 94 2-1 ① G6-3	F SI 95 S CH 84 B CH 84 B FF 94 F CU 78 S FF 95 2-3 ③ K			5	1	3	1	0	1	2
10 Bryan Reynolds, S (1, 7) OBP: 0.323, SLG: 0.428	X ST 83 0-0 ① ② L4-6 2-2		C FF 94 B FS 86 B FC 90 S ST 81 S ST 84 2-3 ② K	F SI 92 1 SAFE B FS 85 S SI 94 F ST 82 B FS 87 X SI 94 2-2 ③ F7		B FF 94 B FF 93 B FF 92 B FF 94 4-0 22 WP BB		C SI 93 B CH 82 S CH 83 F CH 83 B FF 95 B CH 82 S CH 81 3-3 ① K		4	0	0	0	1	2	2
22 Andrew McCutchen, R (1, 10) OBP: 0.384, SLG: 0.415	B SI 95 B SI 94 C SL 86 B KC 80 X SL 86 3-1 41 FC6-4 1B		S ST 82 B ST 82 C SI 93 B FS 89 F CU 74 B ST 82 B ST 81 4-2 41 S 41 HR BB		B SI 92 B SL 85 B ST 82 B SL 85 4-0 41 HR BB	F SI 92 F FF 93 B CU 76 D CH 83 B CH 82 F FF 93 S SI 93 3-3 ② K 1-2		B FC 90 C FC 90 B CU 83 C SI 93 S CH 82 2-3 ② K		3	2	1	0	2	2	1
41 Carlos Santana, S (1, 3) OBP: 0.322, SLG: 0.408	C SL 87 X SL 88 0-1 ③ FC6-4 1-2f		B FC 88 B SL 84 B SL 84 C SL 84 F SL 85 X SL 85 3-2 1-H HR		1 SAFE B FF 93 S ST 81 X FF 92 1-1 1-H HR	B CU 79 B FF 93 B SI 93 B FF 93 4-0 32 FC6-4 BB		F CH 82 B FC 89 X CU 81 1-1 2B		4	2	3	4	1	0	1
32 Henry Davis, R (1, 9) OBP: 0.366, SLG: 0.430		B KC 77 S KC 77 B SI 92 B SI 93 X ST 82 3-1 ① L8	B ST 81 B SI 92 X SL 84 2-0 ③ F8		B FF 93 C SI 94 B FC 89 C SI 92 B FS 88 F SI 93 C SI 94 3-3 ① K	F SI 92 X SI 94 0-1 ③ FC6-4 1-2f		C CU 80 F CH 82 D CH 80 F SI 92 S CH 80 1-3 ③ K		5	0	0	0	0	2	3
19 Jared Triolo, R (1, 5) OBP: 0.329, SLG: 0.308		X FF 95 0-0 ② G3		B FF 94 S ST 82 B ST 81 B SL 85 X SL 84 3-1 60 HR 1B	B SI 86 F SI 86 S SI 87 S FC 86 1-3 ② K		F FF 93 B SI 91 F CH 82 B CH 83 S CH 84 2-3 ① K		C SI 97 B ST 82 S ST 81 C ST 83 1-3 ① K	5	1	1	0	0	3	0
25 Endy Rodríguez, S (1, 2) OBP: 0.304, SLG: 0.400		C SI 94 B CU 74 B ST 82 B ST 83 C SL 86 B SI 94 4-2 BB		X SI 93 0-0 ① L8	F FF 89 B SI 88 T SI 87 B FC 87 F FF 88 X SI 88 2-2 30 1B 60 1B 1B		B FF 91 B SI 93 B SI 93 C FF 93 B SI 93 4-1 60 G2-3 39 1B BB		B SI 98 X SI 96 1-0 ② F7	3	1	1	0	2	0	1
30 Tucupita Marcano, L (1, 4) OBP: 0.276, SLG: 0.356 39 Nick Gonzales, R (5, 4) OBP: 0.295, SLG: 0.409		X FF 94 0-0 ③ P5		C SL 85 C KC 78 L FF 94 0-3 ② K	B SI 87 F SI 87 F SI 88 F SL 82 X FF 88 1-2 60 1B 1-3 1B		C SI 91 D CU 76 X SI 92 1-1 60 G2-3 1-2 1B		B ST 82 F SI 97 F SI 97 F ST 81 B ST 83 B ST 84 X SI 98 3-2 ③ G6-3	3 2	0 0	1 1	0 0	0 0	1 0	2 0
60 Liover Peguero, R (1, 6) OBP: 0.167, SLG: 0.389			B SL 87 F SL 86 X SI 93 1-1 ① G5-3	C SI 93 S CU 74 D SL 89 1 SAFE B CU 72 X ST 81 2-2 1-H HR	C SI 89 S SI 89 X SI 89 0-2 ③ 1-3 3-H 1B		X SI 93 0-0 ② G2-3 1-2 2-3			4	1	2	3	0	0	2
Inning Stats	R: 0 E: 0 K: 0 S: 8 H: 2 LOB: 1 BB: 0 P: 12	R: 0 E: 0 K: 0 S: 6 H: 0 LOB: 1 BB: 1 P: 13	R: 3 E: 0 K: 1 S: 13 H: 2 LOB: 1 BB: 1 P: 25	R: 2 E: 0 K: 1 S: 14 H: 3 LOB: 1 BB: 0 P: 21	R: 3 E: 0 K: 2 S: 20 H: 4 LOB: 3 BB: 1 P: 32	R: 0 E: 0 K: 1 S: 8 H: 0 LOB: 2 BB: 2 P: 21	R: 0 E: 0 K: 2 S: 11 H: 1 LOB: 2 BB: 1 P: 20	R: 0 E: 0 K: 3 S: 13 H: 1 LOB: 1 BB: 0 P: 20	R: 0 E: 0 K: 1 S: 8 H: 0 LOB: 0 BB: 0 P: 13	1B: 7 2B: 3 3B: 0 HR: 4 SF: 0 SAC: 0 DP: 1 HBP: 0						

	AB	38
	R	8
	H	13
	RBI	8
	BB	6
	SO	11
	LOB	14

WP: 1 PA: 44
PB: 0
SB: 1
CS: 0

PITCHER		IP	WLS	BF	H	R	ER	SO	BB	IBB	HBP	BLK	WP	HR	S	P	ERA	WHIP
11 Yu Darvish, R ERA: 4.8	(1, 1)	4.1	L	23	8	7	7	3	3	0	0	0	0	4	47	85	14.54	2.538
25 Tim Hill, L ERA: 4.04	(5, 1)	0.2		4	3	1	1	1	0	0	0	0	0	0	14	18	13.50	4.500
60 Pedro Avila, R ERA:	(6, 1)	2.0		10	1	0	0	3	3	0	0	0	1	0	19	41	0.00	2.000
21 Nick Martinez, R ERA: 3.89	(8, 1)	1.0		4	1	0	0	3	0	0	0	0	0	0	13	20	0.00	1.000
66 Luis García, R ERA: 5.3	(9, 1)	1.0		3	0	0	0	1	0	0	0	0	0	0	8	13	0.00	0.000

PITCHER	IP	WLS	BF	H	R	ER	SO	BB	IBB	HBP	BLK	WP	HR	S	P	ERA	WHIP

BOTTOM

Pittsburgh Pirates @ San Diego Padres

Petco Park, San Diego, CA

Mon Jul 24 2023, 6:41 PM - 9:33 PM PDT

Att. 43,419 - Clear - 72 F

livebaseballscorecards.com

Batter	1	2	3	4	5	6	7	8	9	AB	R	H	RBI	BB	SO	LOB
7 Ha-Seong Kim, R (1, 5) OBP: 0.363, SLG: 0.447	C SI 93 B SI 93 B SL 85 X FF 93 2-1 HR		C SI 91 B SL 84 B SL 85 B SI 92 C SI 93 X SI 92 3-2 ① G6-3		C SL 83 C SI 91 F CU 80 X SL 84 0-2 2-H HR		B FF 95 B FF 96 C CH 90 B CH 90 F FF 96 B ST 84 4-2 22 CS BB			3	2	2	3	1	0	0
23 Fernando Tatis Jr., R (1, 9) OBP: 0.339, SLG: 0.504	C SI 93 B SL 86 F SL 86 B CU 81 B SI 94 X SI 93 3-2 ① G6-3		B SL 85 X SI 93 1-0 ② G6-3		X SI 91 0-0 ② G6-3		B ST 84 B CH 90 X CH 89 2-0 ② F9			4	0	0	0	0	0	1
22 Juan Soto, L (1, 7) OBP: 0.417, SLG: 0.496	B FF 93 X FF 93 1-0 ② F9		B CU 81 S CH 88 B FF 93 B CH 89 B FF 94 4-1 13 FC6-4 BB		B CH 86 C SI 93 S CU 79 B CU 81 X CH 86 2-2 ③ G1-3		B FC 94 1-0 ③ CS 1-2	F FC 92 F CH 90 B FC 94 B FF 96 B CH 90 F FC 93 F FC 92 X CH 90 3-2 ① G4-3		3	0	0	0	1	0	0
13 Manny Machado, R (1, 10) OBP: 0.312, SLG: 0.463	C FF 93 F SL 86 B CU 80 X SI 93 1-2 2 FC4 1B		X SI 92 0-0 ③ FC6-4 1-2f			F CH 90 B CH 88 B SL 83 F CH 87 S SI 94 2-3 ① K		B FF 97 C ST 85 B CH 90 X FF 95 2-1 ② G6-3		4	0	1	0	0	1	1
2 Xander Bogaerts, R (1, 6) OBP: 0.346, SLG: 0.403	C SL 84 X SI 92 0-1 ③ FC4 1-2f			C SI 91 B CH 86 F CH 87 S CH 87 1-3 ① K		B CH 87 B CH 86 B SI 92 C SI 92 D SL 84 4-1 9 FC3-6 BB		C FF 96 B CH 91 F CH 90 X CH 91 1-2 1B		3	0	1	0	1	1	1
9 Jake Cronenworth, L (1, 4) OBP: 0.302, SLG: 0.355		C FF 93 B CU 81 C CU 80 B FF 94 B CU 81 X FF 92 3-2 ① P5		B FF 92 F FF 92 X FF 92 1-1 ② P5		C SL 88 S ST 84 F SL 89 F ST 83 F ST 84 B SL 88 D SL 88 B ST 82 X SL 88 3-2 ② FC3-6 12 2B 1-2f		C FC 92 C ST 85 F FF 97 F FF 95 C ST 84 0-3 ③ K		4	1	0	0	0	1	2
12 Luis Campusano, R (1, 2) OBP: 0.293, SLG: 0.500		F SI 93 F SI 95 B SL 87 X SI 94 1-2 ② L5		B SI 92 X SI 92 1-0 ③ L3		X SI 94 0-0 1-H 2B			S SI 97 X ST 83 0-1 ① P3	4	0	1	1	0	0	0
30 Alfonso Rivas III, L (1, 3) OBP: 0.294, SLG: 0.333 17 Matthew Batten, R (6, PH) OBP: 0.500, SLG: 0.833 (7, 3) 14 Matt Carpenter, L (9, PH) OBP: 0.296, SLG: 0.302		B FF 94 B SI 93 B FF 93 C FF 92 B CU 82 4-1 BB			C CU 79 C FF 92 B FF 92 B CU 81 B CU 81 F FF 92 C FF 92 3-3 ① K	C SL 88 T SL 87 C SL 88 0-3 ③ K			B FC 90 F FC 88 B SI 98 F SI 97 B ST 84 S ST 85 3-3 ② K	1 1 1	0 0 0	0 0 0	0 0 0	1 0 0	1 1 1	0 1 0
1 Trent Grisham, L (1, 8) OBP: 0.322, SLG: 0.395		B SI 92 C FF 93 T CU 80 C CU 80 1-3 ③ K			B CU 80 X FF 93 1-0 7 HR 2B		B SL 88 X SL 89 1-0 ① F9		C FC 92 B ST 84 F FC 92 B ST 85 X ST 84 2-2 ③ P4	4	1	1	0	0	1	1
Inning Stats	R: 1 H: 2 E: 0 LOB: 1 K: 0 BB: 0 S: 11 P: 18	R: 0 H: 0 E: 0 LOB: 1 K: 1 BB: 1 S: 10 P: 19	R: 0 H: 0 E: 0 LOB: 1 K: 0 BB: 1 S: 6 P: 14	R: 0 H: 0 E: 0 LOB: 0 K: 1 BB: 0 S: 6 P: 9	R: 2 H: 2 E: 0 LOB: 0 K: 1 BB: 0 S: 13 P: 19	R: 1 H: 1 E: 0 LOB: 1 K: 2 BB: 1 S: 14 P: 23	R: 0 H: 0 E: 0 LOB: 0 K: 0 BB: 1 S: 4 P: 12	R: 0 H: 1 E: 0 LOB: 1 K: 1 BB: 0 S: 15 P: 21	R: 0 H: 0 E: 0 LOB: 0 K: 1 BB: 0 S: 8 P: 13	1B: 2 SF: 0 2B: 2 SAC: 0 3B: 0 DP: 0 HR: 2 HBP: 0						

	AB	32
	R	4
	H	6
	RBI	4
	BB	4
	SO	7
	LOB	7

PITCHER		IP	WLS	BF	H	R	ER	SO	BB	IBB	HBP	BLK	WP	HR	S	P	ERA	WHIP
64 Quinn Priester, R ERA: 9.28	(1, 1)	5.1	W	23	4	4	4	4	3	0	0	0	0	2	50	89	6.75	1.312
43 Ryan Borucki, L ERA: 3.77	(6, 1)	1.0		4	1	0	0	1	0	0	0	0	0	0	11	15	0.00	1.000
50 Carmen Mlodzinski, R ERA: 2.2	(7, 1)	1.2		6	1	0	0	1	1	0	0	0	0	0	18	31	0.00	1.200
35 Colin Holderman, R ERA: 3.82	(9, 1)	1.0		3	0	0	0	1	0	0	0	0	0	0	8	13	0.00	0.000

PITCHER	IP	WLS	BF	H	R	ER	SO	BB	IBB	HBP	BLK	WP	HR	S	P	ERA	WHIP

WP: 0 PA: 37
PB: 0
SB: 0
CS: 1

Batter	1	2	3	4	5	6	7	8	9	AB	R	H	RBI	BB	SO	LOB
2 Connor Joe, R (1, 7) OBP: 0.328, SLG: 0.415	B FF 96 X FF 96 1-0 P6		S CU 80 X CU 80 0-1 G6-3		D CU 82 B CH 89 S CH 88 C FF 97 S CU 81 2-3 K		B ST 81 C FF 95 B FF 95 B ST 80 B ST 77 4-1 1-2 BB		C SI 95 D SL 86 S SL 85 S SI 97 1-3 K	4	0	0	0	1	2	4
10 Bryan Reynolds, S (1, 8) OBP: 0.319, SLG: 0.423	B FF 95 X FF 96 1-0 F9		B FF 96 C CH 87 F SL 87 B CU 81 B SL 89 F FF 96 C FF 97 3-3 K		B FF 95 S CH 89 S SL 89 D SL 89 S SL 88 2-3 K		X ST 80 0-0 F7			4	0	0	0	0	2	5
22 Andrew McCutchen, R (1, 10) OBP: 0.382, SLG: 0.411	F FF 96 B CU 82 F FF 97 S SL 90 1-3 K2-3			B FF 94 C CH 87 X FF 95 1-1 L6		C CU 78 F SL 86 B CU 77 B FF 93 B SL 86 F FF 95 B FF 96 4-2 41 FC6-4 BB	C FF 94 F ST 82 F FF 95 F ST 83 B FF 96 X ST 83 1-2 L7			3	0	0	0	1	1	2
41 Carlos Santana, S (1, 3) OBP: 0.321, SLG: 0.405		B FF 94 B FF 96 C CH 88 B CU 78 D CH 88 4-1 32 2B BB		B CU 79 B FF 95 X FF 96 2-0 G6-3		1 SAFE B CH 87 C SL 87 D SL 88 B CH 88 C SL 88 X FF 96 3-2 FC6-4 32 FC1-4 1-2f		B FF 97 B SI 98 F FF 98 X FF 99 2-1 F7		3	1	0	0	1	0	1
32 Henry Davis, R (1, 9) OBP: 0.362, SLG: 0.432		B FF 95 X CH 88 1-0 60 BLK 1-H 2B		C FF 96 B FF 97 B SL 87 B FF 97 X FF 97 3-1 G5-3		B SL 89 X SL 88 1-0 FC1-4 19 BB 1-2f		C FF 99 X CH 91 0-1 G6-3		4	0	1	1	0	0	1
19 Jared Triolo, R (1, 5) OBP: 0.326, SLG: 0.296		F FF 97 C FF 96 X SL 89 0-2 G5-3			X FF 94 0-0 F9	D SL 89 C CU 81 F FF 95 D SL 89 F CU 80 B SL 89 F CU 82 B FF 97 4-2 1-2 BB		B FF 98 X SI 97 1-0 F7		3	0	0	0	1	0	1
39 Nick Gonzales, R (1, 4) OBP: 0.293, SLG: 0.396		F FF 97 X CH 89 0-1 G5-3			C CH 86 B FF 95 S SL 86 B SL 88 B CH 88 D CH 87 4-2 18 1B 60 BB BB	C FF 95 D SL 90 T CH 89 X FF 96 1-2 G4-3			C SI 95 F SI 95 S SL 84 0-3 K	3	0	0	0	1	1	3
60 Liover Peguero, R (1, 6) OBP: 0.200, SLG: 0.368 91 Ji Man Choi, L (7, PH) OBP: 0.206, SLG: 0.467 75 Alika Williams, R (7, 6)		B FF 98 B FF 97 C FF 97 F FF 97 D CU 82 X FF 97 3-2 F9 2-3			C CH 89 B FF 96 F FF 96 B CU 80 D CU 81 1 SAFE B CU 80 4-2 18 1B 1-2 BB		C ST 81 B FF 96 B ST 81 F ST 79 B CH 83 S ST 79 3-3 K		B SI 96 B SI 96 F SI 94 S SI 96 F CH 89 F SI 96 F SL 84 B SI 97 F SI 95 4-2 F SI 96 B SI 96 BB	1 1 0	0 0 0	0 0 0	0 0 0	1 0 1	0 1 0	1 0 0
18 Austin Hedges, R (1, 2) OBP: 0.234, SLG: 0.231 25 Endy Rodríguez, S (7, PH) OBP: 0.320, SLG: 0.409 (7, 2)			B FF 94 F FF 95 B FF 95 B FF 95 X FF 96 3-1 G5-3		X CH 88 0-0 1-2 2-3 1B		B ST 80 C ST 79 X ST 79 1-1 2 BB 1B		F SI 96 B SL 85 F SI 95 F SL 85 B SI 96 C SL 85 2-3 K	2 2	0 0	1 1	0 0	0 1	0 1	0 1
Inning Stats	R: 0 E: 0 K: 1 S: 5 H: 0 LOB: 0 BB: 0 P: 8	R: 1 E: 0 K: 0 S: 10 H: 1 LOB: 1 BB: 1 P: 18	R: 0 E: 0 K: 1 S: 8 H: 0 LOB: 0 BB: 0 P: 14	R: 0 E: 0 K: 0 S: 5 H: 0 LOB: 0 BB: 0 P: 11	R: 0 E: 0 K: 2 S: 12 H: 1 LOB: 3 BB: 2 P: 24	R: 0 E: 0 K: 0 S: 14 H: 0 LOB: 2 BB: 2 P: 27	R: 0 E: 0 K: 1 S: 12 H: 1 LOB: 2 BB: 1 P: 21	R: 0 E: 0 K: 0 S: 5 H: 0 LOB: 0 BB: 0 P: 8	R: 0 E: 0 K: 3 S: 17 H: 0 LOB: 1 BB: 1 P: 24	1B: 2 2B: 1 3B: 0 HR: 0 SF: 0 SAC: 0 DP: 0 HBP: 0						

PITCHER		IP	WLS	BF	H	R	ER	SO	BB	IBB	HBP	BLK	WP	HR	S	P	ERA	WHIP
4 Blake Snell, L ERA: 2.61	(1, 1)	6.0	W	25	2	1	1	4	5	0	0	1	0	0	54	102	1.50	1.167
36 Steven Wilson, R ERA: 2.57	(7, 1)	1.0	H	5	1	0	0	1	1	0	0	0	0	0	12	21	0.00	2.000
75 Robert Suarez, R ERA:	(8, 1)	1.0	H	3	0	0	0	0	0	0	0	0	0	0	5	8	0.00	0.000
71 Josh Hader, L ERA: 0.95	(9, 1)	1.0		4	0	0	0	3	1	0	0	0	0	0	17	24	0.00	1.000

PITCHER	IP	WLS	BF	H	R	ER	SO	BB	IBB	HBP	BLK	WP	HR	S	P	ERA	WHIP

TOP

Pittsburgh Pirates @ San Diego Padres

Petco Park, San Diego, CA

Tue Jul 25 2023, 6:42 PM - 9:29 PM PDT

Att. 43,448 - Clear - 75 F

livebaseballscorecards.com

AB	30
R	1
H	3
RBI	1
BB	7
SO	8
LOB	19

Batter	1	2	3	4	5	6	7	8	9	AB	R	H	RBI	BB	SO	LOB
7 Ha-Seong Kim, R (1, 4) OBP: 0.364, SLG: 0.446	C FF 88 B CH 83 X FC 84 1-1 ① F8	B CU 73 B FF 90 F FC 84 X CH 84 2-1 ③ F7			C CU 73 C CU 73 X CU 71 0-2 13 S 23 1B 1B		C SI 93 C SI 95 F SI 95 F SI 95 X SL 86 0-2 22 CS 1B	C FF 97 C SL 86 B SL 87 B FF 96 B SL 87 X SL 85 3-2 ③ L8		5	0	2	0	0	0	2
23 Fernando Tatis Jr., R (1, 9) OBP: 0.338, SLG: 0.501	C FF 89 F FC 83 X CU 73 0-2 ② F7		B CH 81 B CU 72 C CU 72 B FF 88 X CU 73 3-1 ① F7		X FC 85 0-0 12 FC5 13 S 1-2 1B		B SI 95 F SI 95 1 SAFE X SI 96 1-1 ① F9			4	0	1	0	0	0	1
22 Juan Soto, L (1, 7) OBP: 0.416, SLG: 0.501	S FF 90 B CU 73 C CU 72 B CU 73 T SI 88 2-2 ③ K		X SI 88 0-0 ② G4-3		S ST 71 X ST 69 0-1 ① P4		B SL 84 C FF 94 B SL 83 1 SAFE B FF 93 X FF 96 3-1 ② HR 1-2			4	1	1	1	0	1	2
13 Manny Machado, R (1, 5) OBP: 0.316, SLG: 0.472		B FF 88 B CH 84 F FF 89 X FC 85 2-1 HR	B CU 75 X CH 83 1-0 ③ G6-3		B CH 85 B CU 74 C CU 74 B ST 70 C CH 85 F CU 74 B SI 88 4-2 1-2 2-3 BB		H FF 98 1-0 HBP			2	1	1	1	1	0	0
2 Xander Bogaerts, R (1, 6) OBP: 0.345, SLG: 0.401		C CU 73 X FF 90 0-1 12 S 99 1B 1B		C FC 83 C CU 72 F CU 73 S FF 89 0-3 ① K	C SI 94 F SI 95 S CH 89 0-3 ② K		X SL 84 0-0 ③ F7			4	1	1	0	0	2	4
12 Luis Campusano, R (1, 10) OBP: 0.311, SLG: 0.512		C CU 73 B CU 73 B FF 90 F CU 74 S FC 86 2-3 ① K 1-2		F CH 85 F FF 90 B CU 73 F FC 82 B CU 72 B CU 72 4-2 99 2B BB	B SI 95 B SI 95 X SI 95 2-0 ③ FC5 2-3f			T FF 95 B SL 86 B SL 85 X FF 95 2-1 99 HR 2B		3	1	1	0	1	1	4
99 Gary Sánchez, R (1, 2) OBP: 0.277, SLG: 0.443		C CU 72 F FF 89 F CU 72 X FF 90 0-2 1 17 G3-1 1B 2-H 1B		C CU 71 B FC 82 1 SAFE X FC 83 1-1 1-3 2B		C SI 94 B SL 85 B SL 85 C SI 95 X SL 87 2-2 ① P5		C SL 86 C SL 86 X SL 86 0-2 2-H HR		4	1	3	3	0	0	0
17 Matthew Batten, R (1, 3) OBP: 0.455, SLG: 0.667 9 Jake Cronenworth, L (7, 3) OBP: 0.302, SLG: 0.354		C FC 84 F CU 73 X CH 83 0-2 1 G3-1 1-2 1B		B FF 90 C CU 72 B FF 89 C CU 72 X CU 72 2-2 ② L5		C SI 95 C SI 94 B SL 86 X SI 95 1-2 ② G4-3		C SL 86 B FF 96 B SL 85 F SL 85 S SL 86 2-3 ① K		3 1	0 0	1 0	0 0	0 0	0 1	2 0
1 Trent Grisham, L (1, 8) OBP: 0.319, SLG: 0.390		L CU 73 C CU 72 X FC 85 0-2 ② G3-1 1-2 2-3		B CU 74 C CU 72 B CU 73 C CU 73 B FF 89 X CU 72 3-2 ③ G3		C SI 95 B CH 90 F CH 90 B CH 90 S CH 90 2-3 ③ K		C SL 86 C SL 86 B FF 96 B SL 87 B SL 86 C SL 85 3-3 ② K		4	0	0	0	0	2	4
Inning Stats	R: 0 E: 0 K: 1 S: 8 H: 0 LOB: 0 BB: 0 P: 11	R: 2 E: 0 K: 1 S: 19 H: 4 LOB: 2 BB: 0 P: 25	R: 0 E: 0 K: 0 S: 4 H: 0 LOB: 0 BB: 0 P: 8	R: 0 E: 0 K: 1 S: 16 H: 1 LOB: 2 BB: 1 P: 26	R: 0 E: 0 K: 1 S: 13 H: 2 LOB: 3 BB: 1 P: 19	R: 0 E: 0 K: 1 S: 9 H: 0 LOB: 0 BB: 0 P: 14	R: 1 E: 0 K: 0 S: 10 H: 2 LOB: 1 BB: 0 P: 15	R: 2 E: 0 K: 2 S: 14 H: 2 LOB: 0 BB: 0 P: 24		1B: 6 2B: 2 3B: 0 HR: 3 SF: 0 SAC: 0 DP: 0 HBP: 1						

PITCHER		IP	WLS	BF	H	R	ER	SO	BB	IBB	HBP	BLK	WP	HR	S	P	ERA	WHIP
44 Rich Hill, L ERA: 4.82	(1, 1)	4.1	L	22	7	2	2	3	2	0	0	0	0	1	56	83	4.15	2.077
57 Yerry De Los Santos, R ERA: 2.95	(5, 1)	2.0		7	1	1	1	2	0	0	0	0	0	0	20	28	4.50	0.500
68 Angel Perdomo, L ERA: 3.92	(7, 1)	0.1		2	1	0	0	0	0	0	1	0	0	1	2	6	0.00	3.000
36 Dauri Moreta, R ERA: 3.57	(7, 1)	1.1		6	2	2	2	2	0	0	0	0	0	1	15	25	13.50	1.500

PITCHER	IP	WLS	BF	H	R	ER	SO	BB	IBB	HBP	BLK	WP	HR	S	P	ERA	WHIP

BOTTOM

Pittsburgh Pirates @ San Diego Padres

Petco Park, San Diego, CA

Tue Jul 25 2023, 6:42 PM - 9:29 PM PDT

Att. 43,448 - Clear - 75 F

livebaseballscorecards.com

AB	34
R	5
H	11
RBI	5
BB	2
SO	7
LOB	19

Batter	1	2	3	4	5	6	7	8	9	AB	R	H	RBI	BB	SO	LOB
65 Jack Suwinski, L (1, 8) OBP: 0.348, SLG: 0.507	C FF 91 B FF 94 F SI 92 T FF 94 1-2 ① K		C SL 83 B CH 87 B SI 94 B CH 85 X SI 93 3-1 ③ G4-3			B CU 78 C CU 79 X CU 81 1-1 ② G4-3		H FF 96 1-0 1-2 HBP		3	0	0	0	0	1	0
10 Bryan Reynolds, S (1, 7) OBP: 0.321, SLG: 0.432	S SI 92 B FF 95 S SI 94 B FF 96 F SI 94 S SI 95 2-3 ② K			X FF 92 0-0 HR		B CU 80 S SI 94 B CU 80 X SI 94 2-1 1B		B SI 95 F CU 82 C CH 84 B CH 83 X CU 82 2-2 ③ G4-3		4	1	2	1	0	1	2
Carlos Santana, S (1, 10) OBP: 0.321, SLG: 0.412	X FF 93 0-0 ③ P6			C FF 92 F CH 86 B FF 95 B CU 81 F CU 80 B FF 95 T SI 93 3-2 ① K		X CU 79 0-0 ③ G4-3			B FF 94 X FF 95 1-0 HR	4	1	1	1	0	1	1
91 Ji Man Choi, L (1, 3) OBP: 0.209, SLG: 0.500		B FF 90 B FF 91 B FF 92 C FF 91 X SI 92 3-1 HR		C CU 79 C CU 79 S FF 95 0-3 ② K			C CU 78 S CU 77 B CU 82 X CU 78 1-2 ① F9		B FF 96 B CH 89 S FF 95 B FF 96 C FF 96 F FF 97 F FF 96 X CH 89 3-2 ① G5-3	4	1	1	1	0	1	0
32 Henry Davis, R (1, 9) OBP: 0.351, SLG: 0.417		C SI 93 B SL 89 C SI 92 B SI 94 B CU 81 C SI 93 3-3 ① K		C CU 80 X SI 92 0-1 ③ G4-3			B SL 89 B SI 94 B SI 94 C FF 93 X CU 80 3-1 ② F8		S SI 98 X SI 98 0-1 E4 25 CS	4	0	0	0	0	1	0
25 Endy Rodríguez, S (1, 2) OBP: 0.276, SLG: 0.346		B SI 93 F CU 80 F CH 87 B FF 94 S CU 82 2-3 ② K			B CU 76 C CU 78 B SI 93 X CU 77 2-1 ① F8		X CH 86 0-0 ③ G3		C CH 88 B CH 87 S SI 95 F SI 96 B FC 90 X CH 89 2-2 ②③ G6-3 2-3	4	0	0	0	0	1	1
19 Jared Triolo, R (1, 5) OBP: 0.326, SLG: 0.298		X SL 89 0-0 ③ G5-3			B FF 94 S SL 88 T CU 79 S FF 95 1-3 ② K			C FC 92 B FC 91 X CU 83 1-1 65 HBP 1B		3	0	1	0	0	1	0
39 Nick Gonzales, R (1, 4) OBP: 0.284, SLG: 0.383			X SI 91 0-0 ① F8		S ST 84 B FF 93 S CU 81 X SI 96 1-2 ③ G6-3			D CU 84 B CU 81 F SI 94 1 SAFE F FC 90 C SI 94 2-3 ① K		3	0	0	0	0	1	1
75 Alika Williams, R (1, 6)			C FF 93 B SI 93 X SI 94 1-1 ② F9			F FF 93 B CU 79 C SL 88 S CU 78 1-3 ① K		D CU 82 F CU 82 S CH 82 S CH 82 1-3 ② K		3	0	0	0	0	2	1
Inning Stats	R: 0 E: 0 K: 2 S: 8 H: 0 LOB: 0 BB: 0 P: 11	R: 1 E: 0 K: 2 S: 9 H: 1 LOB: 0 BB: 0 P: 17	R: 0 E: 0 K: 0 S: 5 H: 0 LOB: 0 BB: 0 P: 9	R: 1 E: 0 K: 2 S: 10 H: 1 LOB: 0 BB: 0 P: 13	R: 0 E: 0 K: 1 S: 8 H: 0 LOB: 0 BB: 0 P: 12	R: 0 E: 0 K: 1 S: 8 H: 1 LOB: 1 BB: 0 P: 12	R: 0 E: 0 K: 0 S: 6 H: 0 LOB: 0 BB: 0 P: 10	R: 0 E: 0 K: 2 S: 11 H: 1 LOB: 2 BB: 0 P: 18	R: 1 E: 1 K: 0 S: 12 H: 1 LOB: 0 BB: 0 P: 18	1B: 2 2B: 0 3B: 0 HR: 3 SF: 0 SAC: 0 DP: 0 HBP: 1						

TOP

Pittsburgh Pirates @ San Diego Padres

Petco Park, San Diego, CA

Wed Jul 26 2023, 1:10 PM - 3:33 PM PDT

Att. 41,394 - Sunny - 81 F

livebaseballscorecards.com

AB	32
R	3
H	5
RBI	3
BB	0
SO	10
LOB	6

PA: 33

WP: 0
PB: 0
SB: 0
CS: 1

PITCHER		IP	WLS	BF	H	R	ER	SO	BB	IBB	HBP	BLK	WP	HR	S	P	ERA	WHIP
67 Seth Lugo, R ERA: 3.62	(1, 1)	7.0	L	24	3	2	2	8	0	0	0	0	0	2	54	84	2.57	0.429
21 Nick Martinez, R ERA: 3.84	(8, 1)	1.0		5	1	0	0	2	0	0	1	0	0	0	11	18	0.00	1.000
75 Robert Suarez, R ERA: 3.0	(9, 1)	1.0		4	1	1	1	0	0	0	0	0	0	1	12	18	9.00	1.000

PITCHER	IP	WLS	BF	H	R	ER	SO	BB	IBB	HBP	BLK	WP	HR	S	P	ERA	WHIP

Pittsburgh Pirates @ San Diego Padres

Petco Park, San Diego, CA

Wed Jul 26 2023, 1:10 PM - 3:33 PM PDT

Att. 41,394 - Sunny - 81 F

livebaseballscorecards.com

BOTTOM

Batter	1	2	3	4	5	6	7	8	9	AB	R	H	RBI	BB	SO	LOB
7 Ha-Seong Kim, R (1, 4) OBP: 0.365, SLG: 0.445	B SI 94 C SI 93 X SI 94 1-1 13 G6-4-3 23 WP 1B		B FF 96 B SL 88 B SL 89 B FF 94 4-0 13 2B BB		B CU 81 B FF 94 X SL 88 2-0 ② G1-3			B SI 98 X SI 98 1-0 ② P2		3	1	1	0	1	0	0
23 Fernando Tatis Jr., R (1, 9) OBP: 0.337, SLG: 0.497	F SI 94 D SL 90 B FF 94 B SI 93 F SL 90 3-2 13 G6-4-3 1-2 BB		S SL 90 1 SAFE F SL 90 S FF 96 0-3 ② K		F SL 89 B FF 95 F CU 83 S SL 87 1-3 ③ K			B ST 84 X SI 99 1-0 ③ F8		3	0	0	0	1	2	1
13 Manny Machado, R (1, 5) OBP: 0.316, SLG: 0.472	X SI 96 0-0 ① ② G6-4-3 1-2f 2-3		B FF 96 S SL 89 1 SAFE F SI 96 X SL 89 1-2 1-H 2B			C SL 87 X SL 90 0-1 ① P5			S FF 97 B FF 96 S CU 78 F FF 97 F CU 79 S FS 92 1-3 ① K	4	0	1	1	0	1	2
2 Xander Bogaerts, R (1, 6) OBP: 0.349, SLG: 0.402	B SL 87 X SI 95 1-0 ③ L6		B SL 88 B CU 79 C SL 90 S SL 90 H FF 96 3-2 HBP			C FF 94 F CU 79 X SL 86 0-2 12 G6-4-3 1B			B FS 93 S FF 96 S FS 92 F FF 97 F CU 79 B FF 96 F FS 92 F CU 79 B FS 92 4-2 F FF 97 F FF 97 B FF 96 9 HBP 12 1B 22 BB BB	2	1	1	0	1	0	1
12 Luis Campusano, R (1, 2) OBP: 0.306, SLG: 0.489		S FF 94 B SI 94 F SL 89 F CU 78 X CU 79 1-2 ① G6-3	C SL 86 X CU 80 0-1 ③ F6			C FF 94 B FF 94 C SL 90 F CU 81 X FF 97 1-2 ② ③ G6-4-3 1-2f			B FS 90 C FF 97 D CU 78 X FF 96 2-1 22 BB 9 HBP 1-2 1B	4	0	1	0	0	0	3
9 Jake Cronenworth, L (1, 3) OBP: 0.301, SLG: 0.351		B FF 96 F SI 97 S FF 94 B CU 79 S FF 96 2-3 ② K		B CU 81 F CU 81 B FF 97 X FF 95 2-1 ① G4-3			B FC 91 F FC 91 F FF 95 X ST 82 1-2 ① F4		B FF 97 F FF 96 H CU 78 2-1 22 BB 1-2 2-3 HBP	3	0	0	0	0	1	0
99 Gary Sánchez, R (1, 10) OBP: 0.278, SLG: 0.437 22 Juan Soto, L (9, PH) OBP: 0.417, SLG: 0.501	B SI 95 S FF 95 B FF 95 B SL 90 B FF 96 4-1 BB			C FF 95 B FF 95 F CU 82 B FF 97 B FF 97 S SL 91 3-3 ② K			B ST 83 C FF 97 B ST 83 C ST 83 F FF 97 S FF 96 2-3 ② K		B CU 78 B FF 96 B FF 97 B FF 97 4-0 1-2 2-3 3-H BB	2 0	0 0	0 0	0 1	1 1	2 0	0 0
38 Taylor Kohlwey, L (1, 7) OBP: 0.167, SLG: 0.167	B FF 95 C CU 80 B SL 90 F CU 82 S FF 97 2-3 ③ K			C CU 82 B FF 96 B FF 97 C SL 89 F FF 97 B SL 88 X FF 96 3-2 G3			X CH 91 0-0 ③ G1-3		C CU 78 X FF 97 0-1 ② P5	4	0	0	0	0	1	4
1 Trent Grisham, L (1, 8) OBP: 0.316, SLG: 0.385			B FF 96 F CU 82 F SI 96 B FF 96 X SL 89 2-2 ① F7		B CU 84 X FF 96 1-0 ① G4-3			B FC 91 B SI 96 C FC 91 F ST 83 F SI 100 B ST 84 X SI 98 3-2 ① F7	F FF 98 S CU 80 B FF 98 B FF 97 F CU 80 T CU 79 2-2 ③ K	4	0	0	0	0	1	3

Inning Stats	1	2	3	4	5	6	7	8	9
R:	0	0	1	0	0	0	0	0	1
E:	0	0	0	0	0	0	0	0	0
K:	0	2	1	1	0	0	1	0	2
S:	6	11	13	9	5	9	8	6	22
H:	1	0	1	0	0	1	0	0	1
LOB:	1	1	2	0	0	0	0	3	0
BB:	1	1	1	0	0	0	0	0	2
P:	11	20	23	17	9	10	11	11	37

1B:	3	SF: 0
2B:	1	SAC: 0
3B:	0	DP: 2
HR:	0	HBP: 2

WP:	1
PB:	0
SB:	0
CS:	0
PA:	36

AB	29
R	2
H	4
RBI	2
BB	5
SO	8
LOB	14

PITCHER		IP	WLS	BF	H	R	ER	SO	BB	IBB	HBP	BLK	WP	HR	S	P	ERA	WHIP
24 Johan Oviedo, R ERA: 4.6	(1, 1)	6.0	W	23	3	1	1	5	3	0	1	0	1	0	53	90	1.50	1.000
50 Carmen Mlodzinski, R ERA: 2.08	(7, 1)	1.0	H	3	0	0	0	1	0	0	0	0	0	0	8	11	0.00	0.000
35 Colin Holderman, R ERA: 3.71	(8, 1)	1.0	H	3	0	0	0	0	0	0	0	0	0	0	6	11	0.00	0.000
51 David Bednar, R ERA: 1.35	(9, 1)	1.0	S	7	1	1	1	2	2	0	1	0	0	0	22	37	9.00	3.000

PITCHER		IP	WLS	BF	H	R	ER	SO	BB	IBB	HBP	BLK	WP	HR	S	P	ERA	WHIP

Texas Rangers @ San Diego Padres

Petco Park, San Diego, CA

Fri Jul 28 2023, 7:02 PM - 9:39 PM PDT

Att. 44,241 - Clear - 73 F

TOP

livebaseballscorecards.com

Batter	1	2	3	4	5	6	7	8	9	AB	R	H	RBI	BB	SO	LOB
2 Marcus Semien, R (1, 4) OBP: 0.344, SLG: 0.453	F FC 90 F SL 81 B CU 82 S SL 82 1-3 K		C CU 80 X SI 93 0-1 G4-3		B CU 80 C FC 91 S FC 90 B CU 82 F CH 87 B SL 81 F CH 86 F CH 87 F FF 94 3-2 X SI 93 G5-3			B FF 92 X SI 90 1-0 F7	D ST 83 B SI 98 B SI 98 B FF 97 4-0 1-2 2-3 3-H BB	4	0	0	1	1	1	0
16 Travis Jankowski, L (1, 7) OBP: 0.399, SLG: 0.401	C FC 91 B FC 91 B CU 82 B FC 91 X FF 94 3-1 G6-3		B CU 79 C FF 93 B CH 88 F FC 89 F FF 93 X SL 82 2-2 G4-3			F FC 89 B SL 80 B CH 86 X FC 90 2-1 L9		F FF 92 F ST 74 X ST 74 0-2 L9	C SI 97 C ST 81 S ST 82 0-3 K	5	0	0	0	0	1	3
30 Nathaniel Lowe, L (1, 3) OBP: 0.383, SLG: 0.455	B CU 80 C FC 91 S CU 81 S FF 93 1-3 K			B CU 79 F CU 81 S FF 92 B CH 86 F CU 81 B CU 81 B FC 90 4-2 6 2B BB		B CU 79 C FC 89 F FC 91 B FF 94 X CU 82 2-2 6 2B 1B		C FF 92 B SI 91 B SI 91 F ST 75 B ST 74 B SI 91 4-2 BB		2	0	1	0	2	1	0
53 Adolis García, R (1, 9) OBP: 0.332, SLG: 0.510		B FC 90 X SI 92 1-0 6 FC5-4 1B		B SI 94 C FC 91 B SI 94 S CH 87 F CU 82 S FF 94 2-3 K		B FC 91 C CH 86 B SI 93 X CU 81 2-1 F8		S ST 75 C SI 92 B FF 92 B ST 74 S FF 92 2-3 K		4	0	1	0	0	2	3
6 Josh Jung, R (1, 5) OBP: 0.328, SLG: 0.491		C FC 91 F SL 81 D CU 81 F SI 93 B SL 82 X CU 82 2-2 FC5-4 18 BB 1-2f		S SL 83 C SL 83 X SL 83 0-2 1-3 2B		F FC 90 F FF 93 X CU 81 0-2 1-3 2B			C SI 97 X SI 99 0-1 3 1B 4 BB 2 BB 1B	4	1	3	0	0	0	1
4 Robbie Grossman, S (1, 10) OBP: 0.298, SLG: 0.368		C CU 80 X FF 94 0-1 F9		C CU 80 D CH 88 S CH 88 F CU 82 B FF 94 B CU 81 S CH 88 3-3 K		X SL 82 0-0 F9			B FF 97 S FS 88 B FS 89 B FF 98 B SI 97 4-1 2 BB 3 1B 1-2 BB	3	0	0	0	1	1	5
18 Mitch Garver, R (1, 2) OBP: 0.339, SLG: 0.429 55 Sam Huff, R (7, 2) OBP: 0.278, SLG: 0.375		B CU 80 C FC 88 B SL 81 B FC 91 B FC 91 4-1 1-2 BB		C CU 82 C SI 94 B SL 83 F FF 95 B CH 88 B CU 82 X CU 82 3-2 F7			B SI 94 C SI 94 F FC 92 B CU 83 B SI 95 F SI 95 S SI 96 3-3 K		X SI 98 0-0 L9	2 1	0 0	0 0	0 0	1 0	1 0	2 2
20 Ezequiel Duran, R (1, 6) OBP: 0.330, SLG: 0.490		B FC 91 S SL 83 F SL 82 S SL 80 1-3 K			X SI 92 0-0 G2		B SI 94 S FC 91 F SI 95 S CH 82 1-3 K		C SI 98 D ST 81 S ST 82 C ST 81 1-3 K	4	0	0	0	0	3	4
3 Leody Taveras, S (1, 8) OBP: 0.323, SLG: 0.446			X FC 89 0-0 G4-3		C CU 79 F CH 87 F CU 80 B CU 81 F FF 92 X SI 94 1-2 G6-3		B FC 91 B CH 82 B SI 94 C FF 94 X SI 94 3-1 G5-3		X SI 98 0-0 2 BB 1-2 2-3 1B	4	0	1	0	0	0	0
Inning Stats	R: 0 E: 0 K: 2 S: 8 H: 0 LOB: 0 BB: 0 P: 13	R: 0 E: 0 K: 1 S: 11 H: 1 LOB: 2 BB: 1 P: 19	R: 0 E: 0 K: 0 S: 7 H: 0 LOB: 0 BB: 0 P: 9	R: 0 E: 0 K: 2 S: 18 H: 1 LOB: 2 BB: 1 P: 30	R: 0 E: 0 K: 0 S: 13 H: 0 LOB: 0 BB: 0 P: 17	R: 0 E: 0 K: 0 S: 11 H: 2 LOB: 2 BB: 0 P: 17	R: 0 E: 0 K: 2 S: 9 H: 0 LOB: 0 BB: 0 P: 16	R: 0 E: 0 K: 1 S: 9 H: 0 LOB: 1 BB: 1 P: 16	R: 1 E: 0 K: 2 S: 11 H: 2 LOB: 3 BB: 2 P: 20	1B: 4 2B: 2 3B: 0 HR: 0 SF: 0 SAC: 0 DP: 0 HBP: 0						

	AB	33
	R	1
	H	6
	RBI	1
	BB	5
	SO	10
	LOB	20

PITCHER	IP	WLS	BF	H	R	ER	SO	BB	IBB	HBP	BLK	WP	HR	S	P	ERA	WHIP
44 Joe Musgrove, R (1, 1) ERA: 3.05	6.0	W	24	4	0	0	5	2	0	0	0	0	0	68	105	0.00	1.000
21 Nick Martinez, R (7, 1) ERA: 3.79	1.0		3	0	0	0	2	0	0	0	0	0	0	9	16	0.00	0.000
59 Tom Cosgrove, L (8, 1) ERA: 1.93	1.0		4	0	0	0	1	1	0	0	0	0	0	9	16	0.00	1.000
66 Luis García, R (9, 1) ERA: 5.4	1.0		7	2	1	1	2	2	0	0	0	0	0	11	20	9.00	4.000

PITCHER	IP	WLS	BF	H	R	ER	SO	BB	IBB	HBP	BLK	WP	HR	S	P	ERA	WHIP

WP: 0 PB: 0 SB: 0 CS: 0 PA: 38

Batter	1	2	3	4	5	6	7	8	9	AB	R	H	RBI	BB	SO	LOB
7 Ha-Seong Kim, R (1, 4) OBP: 0.369, SLG: 0.445	X SI 91 0-0 23 S 22 1B 1B		B SI 90 C FC 89 C SI 91 D SL 84 B FF 89 F FC 90 B SI 90 4-2 22 BB 1-2 BB		C SL 80 F FC 88 X SL 81 0-2 ① P4	B SL 83 B SL 84 C FF 97 B FF 96 B FF 96 4-1 23 1B 13 1B BB		C SL 86 D SL 85 S SL 85 B FF 96 X SL 86 2-2 ① F8		2	2	1	0	2	0	0
17 Matthew Batten, R (8, 4) OBP: 0.417, SLG: 0.600										1	0	0	0	0	0	2
23 Fernando Tatis Jr., R (1, 9) OBP: 0.338, SLG: 0.504	B FC 87 B FC 89 C SI 90 F SI 91 B FC 89 F SI 92 1 SAFE S SI 92 3-3 ① K 1-2		L FC 88 F FC 88 B FF 90 S SL 83 1-3 ① K		F FC 88 S SL 82 X FC 89 0-2 HR	S SL 83 D SL 81 X FF 97 1-1 13 1B 1-2 2-3 3-H 1B		S SL 86 B SL 86 C FF 96 B SL 86 D SL 83 S FF 96 3-3 ② K		5	1	2	2	0	3	5
22 Juan Soto, L (1, 7) OBP: 0.420, SLG: 0.503	B CU 77 S SI 92 X FC 89 1-1 2-H 1B		B CU 78 B SI 91 B SI 92 C SI 91 B CH 86 4-1 1-2 2-3 BB		C SI 91 X CU 77 0-1 1B	F FF 97 B CH 85 T FF 97 S FF 98 1-3 ② K		C FF 96 S SL 85 S SL 84 0-3 ③ K		3	0	2	1	1	1	3
38 Taylor Kohlwey, L (8, PH) OBP: 0.154, SLG: 0.154										1	0	0	0	0	1	2
(9, 7)																
13 Manny Machado, R (1, 5) OBP: 0.315, SLG: 0.471	X SI 90 0-0 ② P5		B FC 89 C FC 90 B SL 84 X SI 91 2-1 ② SF8 3-H		F SL 81 S SL 82 S SL 81 0-3 ② K	C FF 97 X FF 96 0-1 ③ 1-3 2-H 3-H 1B				3	0	1	3	0	1	2
2 Xander Bogaerts, R (1, 6) OBP: 0.345, SLG: 0.397	C FC 89 C SI 91 X SL 84 0-2 ③ P4		C SL 83 B SI 92 B FC 90 C SI 91 S SL 83 2-3 ③ K		B SI 90 B FC 88 C SI 90 B CH 84 F FC 89 X SI 90 3-2 ③ G4-3		C SL 84 S SL 83 B SL 82 X FF 96 1-2 ① G4-3			4	0	0	0	0	1	4
9 Jake Cronenworth, L (1, 3) OBP: 0.303, SLG: 0.355		B SI 91 B SI 92 F SI 91 X SI 92 2-1 ① G3		C CH 84 B SI 91 X SL 82 1-1 99 G4-3 2B		C FF 95 X FF 96 0-1 12 BB 99 2B 1B	B FF 96 S CH 81 X SL 84 1-1 ② G3-1			4	1	2	0	0	0	0
12 Luis Campusano, R (1, 10) OBP: 0.302, SLG: 0.460	F SL 82 F SL 84 F SL 84 B FF 91 X SI 91 1-2 ② G5-3		F SL 82 X SL 82 0-1 ① P6		B SL 84 B SL 84 C FF 97 B FF 97 B FF 96 4-1 99 2B 23 1B 1-2 BB	C SL 84 B SL 84 X SL 84 1-1 ③ F9				3	1	0	0	1	0	1
99 Gary Sánchez, R (1, 2) OBP: 0.283, SLG: 0.442	C SI 92 B SL 83 B FC 90 F SI 92 F CH 86 B SL 83 X SL 83 3-2 ③ G5-3		C SL 80 X SL 81 0-1 ② G4-3 2-3		C FF 97 B SL 83 C SL 84 X SL 84 1-2 23 1B 13 1B 1-3 2-H 2B			B SL 83 F FF 95 C FF 96 B SL 85 B SL 86 B FF 97 4-2 1 BB BB		3	1	1	1	1	0	1
1 Trent Grisham, L (1, 8) OBP: 0.317, SLG: 0.383			B SL 81 B SI 90 B FC 89 B SI 92 4-0 22 BB 7 WP 13 SF8 BB		C SI 90 C SI 92 D SL 84 B FF 90 B SI 92 X CH 86 3-2 ③ G3	B FF 97 X FF 97 1-0 ① P6		B FF 96 B FF 95 C FF 96 S CH 83 D SL 84 B FF 95 4-2 1-2 BB		2	1	0	0	2	0	3
Inning Stats	R: 1 E: 0 K: 1 S: 11 H: 2 LOB: 1 BB: 0 P: 15	R: 0 E: 0 K: 0 S: 10 H: 0 LOB: 0 BB: 0 P: 16	R: 1 E: 0 K: 2 S: 12 H: 0 LOB: 2 BB: 3 P: 29	R: 0 E: 0 K: 0 S: 9 H: 1 LOB: 1 BB: 0 P: 13	R: 1 E: 0 K: 1 S: 14 H: 2 LOB: 1 BB: 0 P: 17	R: 4 E: 0 K: 1 S: 15 H: 4 LOB: 2 BB: 2 P: 27	R: 0 E: 0 K: 0 S: 7 H: 0 LOB: 0 BB: 0 P: 10	R: 0 E: 0 K: 2 S: 13 H: 0 LOB: 2 BB: 2 P: 26		1B: 6 2B: 2 3B: 0 HR: 1 SF: 1 SAC: 0 DP: 0 HBP: 0		WP: 1 PB: 0 SB: 1 CS: 0 PA: 39		

BOTTOM

Texas Rangers @ San Diego Padres

Petco Park, San Diego, CA

Fri Jul 28 2023, 7:02 PM - 9:39 PM PDT

Att. 44,241 - Clear - 73 F

livebaseballscorecards.com

AB	31
R	7
H	9
RBI	7
BB	7
SO	7
LOB	23

PITCHER		IP	WLS	BF	H	R	ER	SO	BB	IBB	HBP	BLK	WP	HR	S	P	ERA	WHIP
33 Dane Dunning, R ERA: 3.28	(1, 1)	5.0	L	23	5	3	3	4	3	0	0	0	1	1	56	90	5.40	1.600
57 Yerry Rodríguez, R ERA: 7.9	(6, 1)	1.0		8	4	4	4	1	2	0	0	0	0	0	15	27	36.00	6.000
36 Spencer Howard, R ERA: 10.8	(7, 1)	2.0		8	0	0	0	2	2	0	0	0	0	0	20	36	0.00	1.000

PITCHER	IP	WLS	BF	H	R	ER	SO	BB	IBB	HBP	BLK	WP	HR	S	P	ERA	WHIP

Batter	1	2	3	4	5	6	7	8	9	AB	R	H	RBI	BB	SO	LOB
2 Marcus Semien, R (1, 4) OBP: 0.344, SLG: 0.450	B SI 94 F SI 94 B FC 91 B SI 94 B SL 85 4-1 16 BB BB	F SI 94 C KC 76 C SI 94 0-3 ③ K			B SL 87 C SI 95 B CU 73 C SI 94 F ST 83 F SI 96 X FS 88 2-2 ③ G5-3		C ST 80 B ST 82 B FF 94 F ST 81 X ST 82 2-2 ③ P4			3	0	0	0	1	1	4
16 Travis Jankowski, L (1, 7) OBP: 0.396, SLG: 0.394	1 SAFE B ST 83 D SL 87 B SL 86 B SI 93 4-0 1-2 BB		B SI 92 X SI 92 1-0 ① L8			B SI 93 X SL 84 1-0 ① P5		B FF 96 C FF 96 B CH 88 X FF 98 2-1 ① G6-3		3	0	0	0	1	0	0
30 Nathaniel Lowe, L (1, 3) OBP: 0.380, SLG: 0.450	S SI 95 X KC 78 0-1 ① P3		C KC 77 B FC 91 F SI 94 X FF 94 1-2 ② G4-3			C SI 93 B CU 70 B SI 93 F SL 87 F KC 80 F FF 94 C SI 95 2-3 ② K		C FF 97 F CH 91 F CH 91 B FF 98 B FF 100 B FF 99 F FF 99 S FF 99 3-3 ② K		4	0	0	0	0	2	2
53 Adolis García, R (1, 9) OBP: 0.331, SLG: 0.508	B SI 94 C SI 94 B FS 88 F SI 94 B CU 75 F SI 95 F SI 96 C SI 95 3-3 ② K		C SI 94 B FF 94 C SI 95 B KC 80 S SI 95 2-3 ③ K			B SI 96 X SI 95 1-0 1B		B FC 90 C FF 96 B CH 91 X FF 98 2-1 ③ F9		4	0	1	0	0	2	2
6 Josh Jung, R (1, 5) OBP: 0.325, SLG: 0.486	C FF 95 B SL 86 B SI 95 F SI 94 S FF 96 2-3 ③ K			B SL 86 X SI 93 1-0 ① L8		F SL 86 S FF 95 B FF 96 D KC 80 C FF 96 2-3 ③ K			B SI 94 F SI 94 B SL 84 F SI 95 S SI 96 2-3 ① K	4	0	0	0	0	3	3
3 Leody Taveras, S (1, 8) OBP: 0.322, SLG: 0.446		X ST 79 0-0 47 1B 2B		B SI 93 B SI 93 F SL 84 F SL 85 B SI 95 X KC 78 3-2 ② P3			B ST 80 S ST 80 F ST 80 B FF 92 S ST 80 2-3 ① K		B SL 84 S SI 95 B SI 96 B SI 95 F SI 94 F SI 96 F SL 84 X SI 95 3-2 ② L8	4	0	1	0	0	1	0
18 Mitch Garver, R (1, 2) OBP: 0.336, SLG: 0.431		C SL 85 B SI 95 B SL 86 F SI 93 S KC 77 2-3 ① K		F SL 84 C FF 95 B SI 96 B SI 96 S SL 87 2-3 ③ K			B ST 80 F ST 79 F FF 94 X ST 80 1-2 2B		C SL 84 F SI 95 F SI 97 B SL 85 S SL 86 1-3 ③ K	4	0	1	0	0	3	1
55 Sam Huff, R (1, 10) OBP: 0.238, SLG: 0.316		F SL 86 2 SAFE C FF 95 C FF 96 0-3 ② K			S SL 85 B FF 94 X SI 94 1-1 ① G3		F ST 80 B FF 94 S ST 81 B ST 82 S FF 95 2-3 ② K			3	0	0	0	0	2	2
47 Josh Smith, L (1, 6) OBP: 0.347, SLG: 0.350		B SI 95 B SI 94 X FF 95 2-0 2-3 1B			B SI 94 C SL 85 X SI 94 1-1 ② G3-1		C ST 81 S ST 83 B FF 92 F ST 84 B CH 86 B ST 81 F ST 79 F ST 79 F FF 93 4-2 B ST 79 BB			2	0	1	0	1	0	0
Inning Stats	R: 0 E: 0 K: 2 S: 11 H: 0 LOB: 2 BB: 2 P: 24	R: 0 E: 0 K: 3 S: 11 H: 2 LOB: 2 BB: 0 P: 15	R: 0 E: 0 K: 1 S: 7 H: 0 LOB: 0 BB: 0 P: 11	R: 0 E: 0 K: 1 S: 7 H: 0 LOB: 0 BB: 0 P: 13	R: 0 E: 0 K: 0 S: 9 H: 0 LOB: 0 BB: 0 P: 13	R: 0 E: 0 K: 2 S: 10 H: 1 LOB: 1 BB: 0 P: 16	R: 0 E: 0 K: 2 S: 18 H: 1 LOB: 2 BB: 1 P: 29	R: 0 E: 0 K: 1 S: 9 H: 0 LOB: 0 BB: 0 P: 16	R: 0 E: 0 K: 2 S: 12 H: 0 LOB: 0 BB: 0 P: 18	1B: 2 2B: 2 3B: 0 HR: 0 SF: 0 SAC: 0 DP: 0 HBP: 0						

Texas Rangers @ San Diego Padres

Petco Park, San Diego, CA

Sat Jul 29 2023, 5:41 PM - 8:15 PM PDT

Att. 42,677 - Clear - 74 F

TOP

livebaseballscorecards.com

AB	31
R	0
H	4
RBI	0
BB	3
SO	14
LOB	14

WP: 0 PA: 34
PB: 0
SB: 0
CS: 0

PITCHER		IP	WLS	BF	H	R	ER	SO	BB	IBB	HBP	BLK	WP	HR	S	P	ERA	WHIP
11 Yu Darvish, R ERA: 4.53	(1, 1)	6.0	W	23	3	0	0	9	2	0	0	0	0	0	55	92	0.00	0.833
36 Steven Wilson, R ERA: 2.51	(7, 1)	1.0		5	1	0	0	2	1	0	0	0	0	0	18	29	0.00	2.000
75 Robert Suarez, R ERA: 2.25	(8, 1)	1.0		3	0	0	0	1	0	0	0	0	0	0	9	16	0.00	0.000
71 Josh Hader, L ERA: 0.92	(9, 1)	1.0		3	0	0	0	2	0	0	0	0	0	0	12	18	0.00	0.000

PITCHER	IP	WLS	BF	H	R	ER	SO	BB	IBB	HBP	BLK	WP	HR	S	P	ERA	WHIP

Texas Rangers @ San Diego Padres

Petco Park, San Diego, CA

Sat Jul 29 2023, 5:41 PM - 8:15 PM PDT

Att. 42,677 - Clear - 74 F

livebaseballscorecards.com

BOTTOM

Batter	1	2	3	4	5	6	7	8	9	AB	R	H	RBI	BB	SO	LOB
7 Ha-Seong Kim, R (1, 4) OBP: 0.370, SLG: 0.446	C SI 91 B FC 91 B FC 90 X SI 92 2-1 ① G4-3	B CH 84 C SI 94 X CH 86 1-1 ② 1-3 2-H 3-H 1B			C SI 90 X CU 76 0-1 22 BLK 1B	B FC 89 C FC 89 F FF 95 C SL 82 1-3 ③ K				4	0	2	2	0	1	3
23 Fernando Tatis Jr., R (1, 9) OBP: 0.334, SLG: 0.499	B FC 92 C SI 93 X CH 84 1-1 ② G6-3	F FC 91 C SI 92 B CH 86 B FC 89 B SI 93 X FC 89 3-2 ③ G6-3			B SI 90 X FC 88 1-0 ① F8		X FF 95 0-0 ① F8			4	0	0	0	0	0	2
22 Juan Soto, L (1, 7) OBP: 0.418, SLG: 0.500	C SI 93 C SI 92 F SI 91 B CH 86 B SI 93 X SI 93 2-2 ③ G6-3		B SI 90 X SI 92 1-0 2 F9 13 1B 1B		B SI 91 C SI 92 B CH 84 X SI 93 2-1 ② F7 1-2		C FF 94 B SI 95 F FC 90 F CH 89 B FF 94 F FC 89 B CH 88 C SL 84 3-3 ② K			4	0	1	0	0	1	1
13 Manny Machado, R (1, 5) OBP: 0.317, SLG: 0.470		B SI 91 B FC 89 B SI 91 B FF 92 4-0 9 1B 2 1B 12 1B BB	B SI 92 C FC 91 C FF 92 X SI 92 1-2 9 L1-3 1-2 1B		X FC 91 0-0 ③ G4-3		B FC 88 X FC 88 1-0 ③ P3			3	1	1	0	1	0	1
2 Xander Bogaerts, R (1, 6) OBP: 0.344, SLG: 0.396		C SI 93 C SI 92 F FF 93 X CH 84 0-2 12 1B 9 1B 99 BB 1-2 1B	B SI 92 D FC 90 X SI 92 2-0 ① F9 2-3		X SI 91 0-0 ① F8			C SL 86 B SL 88 C CU 84 F CU 85 F FF 96 F CU 84 X SL 88 1-2 ① G5-3		4	1	1	0	0	0	2
9 Jake Cronenworth, L (1, 3) OBP: 0.305, SLG: 0.357		C SI 93 X FC 91 0-1 99 BB 12 1B 7 1B 1-2 2-3 1B	C FF 92 X SI 92 0-1 ② ③ L1-3 1-1		B SI 92 B SI 91 X SI 92 2-0 1 S 12 1B 1B			B CU 84 F CU 83 B FF 97 F SL 86 B CU 83 F SL 87 C FF 96 3-3 ② K		4	1	2	0	0	1	2
12 Luis Campusano, R (1, 2) OBP: 0.316, SLG: 0.463		C FC 91 C SI 93 X SI 94 0-2 99 BB 7 1B 1-2 2-3 3-H 1B	C SI 90 B FF 91 B FC 89 F SI 91 B FC 90 C SI 92 3-3 ① K		C FC 90 F FC 90 B SI 93 B FC 89 1 SAFE X CH 85 2-2 1 BB 1-2 1B			S SL 88 X SL 89 0-1 ③ G6-3	4	1	2	1	0	1	0
99 Gary Sánchez, R (1, 10) OBP: 0.284, SLG: 0.436		B SI 93 B FC 91 B FC 91 C SI 92 B SI 92 4-1 7 1B 1-2 2-3 3-H BB	B CU 77 C SI 92 B FC 88 B FC 88 F SI 91 X FC 89 3-2 ② F9		B SI 93 C SI 93 F FC 90 X FC 90 1-2 ② F9					2	0	0	1	1	0	2
1 Trent Grisham, L (1, 8) OBP: 0.318, SLG: 0.380		C SI 94 C SI 93 X CH 85 0-2 ① F7	C SI 92 B SL 84 X SI 92 1-1 ③ P6		B CU 77 2 SAFE F SI 93 F SI 93 B CH 85 B SI 92 2 SAFE F FC 91 B SI 93 4-2 1-2 2-3 BB					2	0	0	0	1	0	3
Inning Stats	R: 0 E: 0 K: 0 S: 8 H: 0 LOB: 0 BB: 0 P: 13	R: 4 E: 0 K: 0 S: 18 H: 4 LOB: 1 BB: 2 P: 30	R: 0 E: 0 K: 0 S: 7 H: 2 LOB: 1 BB: 0 P: 11	R: 0 E: 0 K: 1 S: 8 H: 0 LOB: 0 BB: 0 P: 15	R: 0 E: 0 K: 0 S: 6 H: 1 LOB: 1 BB: 0 P: 9	R: 0 E: 0 K: 1 S: 14 H: 2 LOB: 3 BB: 1 P: 24	R: 0 E: 0 K: 1 S: 7 H: 0 LOB: 0 BB: 0 P: 11	R: 0 E: 0 K: 1 S: 12 H: 0 LOB: 0 BB: 0 P: 16		1B: 9 2B: 1 3B: 0 HR: 0 SF: 0 SAC: 0 DP: 1 HBP: 0			WP: 0 PB: 0 SB: 1 CS: 0 PA: 34	

	AB	31
	R	4
	H	9
	RBI	4
	BB	3
	SO	4
	LOB	16

PITCHER		IP	WLS	BF	H	R	ER	SO	BB	IBB	HBP	BLK	WP	HR	S	P	ERA	WHIP
54 Martín Pérez, L ERA: 4.98	(1, 1)	5.2	L	27	9	4	4	1	3	0	0	1	0	0	58	98	6.35	2.118
25 José Leclerc, R ERA: 2.67	(6, 1)	1.1		4	0	0	0	2	0	0	0	0	0	0	10	15	0.00	0.000
66 Josh Sborz, R ERA: 4.42	(8, 1)	1.0		3	0	0	0	1	0	0	0	0	0	0	12	16	0.00	0.000

PITCHER	IP	WLS	BF	H	R	ER	SO	BB	IBB	HBP	BLK	WP	HR	S	P	ERA	WHIP

Texas Rangers @ San Diego Padres

Petco Park, San Diego, CA

Sun Jul 30 2023, 1:11 PM - 4:19 PM PDT

Att. 42,943 - Partly Cloudy - 77 F

TOP

livebaseballscorecards.com

Batter	1	2	3	4	5	6	7	8	9	AB	R	H	RBI	BB	SO	LOB
2 Marcus Semien, R (1, 4) OBP: 0.342, SLG: 0.447	G6-3		L8	K		1B			F7	5	0	1	2	0	1	1
4 Robbie Grossman, S (1, 7) OBP: 0.307, SLG: 0.369	30 1B BB		53 1B 53 WP BB		1B	K			30 2B BB	2	0	1	0	3	1	1
30 Nathaniel Lowe, L (1, 3) OBP: 0.382, SLG: 0.453	1B		K	K	K		6 G5-4-3 BB		2B	4	0	2	0	1	2	2
8 Bubba Thompson, R (9, PR) OBP: 0.237, SLG: 0.283										0	0	0	0	0	0	0
53 Adolis García, R (1, 9) OBP: 0.332, SLG: 0.505	K		6 S 1B	P4			F8		BB	4	0	1	0	1	1	4
6 Josh Jung, R (1, 5) OBP: 0.321, SLG: 0.480	K		G3	L5			G5-4-3		F9	5	0	0	0	0	1	9
18 Mitch Garver, R (1, 10) OBP: 0.341, SLG: 0.429		BB		F8		55 G3-1 2 1B 20 1B 1B		K		3	1	1	0	1	1	0
20 Ezequiel Duran, R (1, 6) OBP: 0.332, SLG: 0.488		K		3 S 3 E BB		55 G3-1 2 1B 1B		G5-3		3	2	1	0	1	1	1
55 Sam Huff, R (1, 2) OBP: 0.200, SLG: 0.261		K		K		G3-1		G5-3		4	0	0	0	0	2	4
3 Leody Taveras, S (1, 8) OBP: 0.321, SLG: 0.444		K		E1 2 S 1B		K			K	4	0	1	0	0	3	3
Inning Stats	R: 0 E: 0 K: 2 S: 13 H: 1 LOB: 2 BB: 1 P: 20	R: 0 E: 0 K: 3 S: 11 H: 0 LOB: 1 BB: 1 P: 18	R: 0 E: 0 K: 1 S: 13 H: 1 LOB: 2 BB: 1 P: 22	R: 1 E: 1 K: 2 S: 12 H: 1 LOB: 1 BB: 1 P: 22	R: 0 E: 0 K: 1 S: 12 H: 1 LOB: 1 BB: 0 P: 19	R: 2 E: 0 K: 2 S: 11 H: 3 LOB: 1 BB: 0 P: 15	R: 0 E: 0 K: 0 S: 5 H: 0 LOB: 0 BB: 1 P: 10	R: 0 E: 0 K: 1 S: 11 H: 0 LOB: 0 BB: 0 P: 18	R: 0 E: 0 K: 1 S: 18 H: 1 LOB: 3 BB: 2 P: 31	1B: 7 2B: 1 3B: 0 HR: 0 SF: 0 SAC: 0 DP: 1 HBP: 0							

AB	34
R	3
H	8
RBI	2
BB	7
SO	13
LOB	25

WP: 1 PA: 41
PB: 0
SB: 3
CS: 0

PITCHER		IP	WLS	BF	H	R	ER	SO	BB	IBB	HBP	BLK	WP	HR	S	P	ERA	WHIP
4 Blake Snell, L ERA: 2.5	(1, 1)	5.0	W	23	4	1	0	9	4	0	0	0	1	0	61	101	0.00	1.600
21 Nick Martinez, R ERA: 3.98	(6, 1)	1.0	H	6	3	2	2	2	0	0	0	0	0	0	11	15	18.00	3.000
36 Steven Wilson, R ERA: 2.45	(7, 1)	1.0	H	3	0	0	0	0	1	0	0	0	0	0	5	10	0.00	1.000
75 Robert Suarez, R ERA: 1.8	(8, 1)	1.0	H	3	0	0	0	1	0	0	0	0	0	0	11	18	0.00	0.000
71 Josh Hader, L ERA: 0.9	(9, 1)	1.0	S	6	1	0	0	1	2	0	0	0	0	0	18	31	0.00	3.000

PITCHER	IP	WLS	BF	H	R	ER	SO	BB	IBB	HBP	BLK	WP	HR	S	P	ERA	WHIP

Batter	1	2	3	4	5	6	7	8	9	AB	R	H	RBI	BB	SO	LOB
7 Ha-Seong Kim, R (1, 4) OBP: 0.374, SLG: 0.447	B FF 91 B FF 90 B CH 82 4-2 22 S BB		C FF 89 B SL 85 L FF 90 F FC 86 F CH 82 B CH 81 X FF 91 2-2 13 1B 22 BB 2 SF8 1B	B SL 82 M SL 81 B FF 93 L FF 93 X SL 84 2-2 ① F7		C FF 95 C FF 95 B SI 91 B FF 98 X FF 96 2-2 ① F9		F FF 91 B SL 80 S SL 80 F SL 82 X FF 93 1-2 ① G1-3 1-2	1 1 1 0 1 0 0						
17 Matthew Batten, R (4, 4) OBP: 0.333, SLG: 0.462										3 0 0 0 0 0 2						
30 Alfonso Rivas III, L (9, 3) OBP: 0.294, SLG: 0.333										0 0 0 0 0 0 0						
23 Fernando Tatis Jr., R (1, 9) OBP: 0.332, SLG: 0.494	D CH 82 C CH 81 F FC 88 X CH 80 1-2 ① F7		B FC 85 B CH 81 F FF 90 X CH 80 2-1 ① L8	B FC 90 C FC 90 B SL 84 X SL 84 2-1 ② FC5-4 22 2B 1-2f		B FF 97 C FF 98 B SI 91 X FF 96 2-1 ② F9		B FF 93 X FF 92 1-0 E7 13 S 2-H 1B		5 1 1 1 0 0 3						
22 Juan Soto, L (1, 7) OBP: 0.420, SLG: 0.503	B FF 90 S FC 87 1 SAFE S CH 81 S FF 92 1-3 ② K 1-2		B FF 90 B FC 86 C FF 89 F SL 85 B CH 81 F FC 88 1 SAFE B CH 80 4-2 9 BB 13 1B 1-2 BB	X FF 95 0-0 13 1B 1-H 2B		X SL 89 0-0 1B		S SL 82 D SL 82 F SL 83 F FF 94 B FF 94 S SL 83 2-3 ② K		4 0 2 1 1 2 2						
13 Manny Machado, R (1, 5) OBP: 0.318, SLG: 0.469	C FF 90 C FF 91 B FF 91 D CH 82 F FC 87 S FF 92 2-3 ③ K		B FF 89 C CH 81 F FC 86 X FF 91 1-2 9 BB 1-2 2-3 1B	F SI 94 B FF 96 F FF 96 D SL 89 X SL 88 2-2 2-3 1B		B SL 84 F SI 92 B SI 91 X SL 84 2-1 ③ F9		C FF 94 S SL 82 X FF 94 0-2 ③ F9 2-3		5 0 2 0 0 1 3						
2 Xander Bogaerts, R (1, 6) OBP: 0.346, SLG: 0.398		X FF 89 0-0 9 1B 1B	B CH 81 C FF 90 X CH 82 1-1 ② SF8 3-H	X FF 95 0-0 ③ F9			C SI 92 B SL 85 X SL 85 1-1 1B			3 0 2 1 0 0 2						
9 Jake Cronenworth, L (1, 3) OBP: 0.309, SLG: 0.359 (9, 4)		C FC 86 X FC 87 0-1 1-2 1B	C FF 89 C FF 89 B SL 84 F FF 90 D SL 84 B FF 90 B FF 90 4-2 1-2 2-3 BB	C SL 87 F FF 96 B FF 97 X FF 96 1-2 12 G1-6-3 1B			B FF 93 X FF 93 1-0 ① B5			3 0 2 0 1 0 1						
12 Luis Campusano, R (1, 10) OBP: 0.295, SLG: 0.431		B FF 90 S CH 81 T FC 87 B FF 91 S FC 86 2-3 ① K	D FC 87 B FF 90 C FF 90 F FF 90 B SL 84 S FF 91 3-3 ③ K		X FF 95 0-0 ①② G1-6-3 1-2f		C SI 93 C SL 86 B SL 87 B SI 94 F SL 87 S FF 94 2-3 ② K		4 0 0 0 0 3 7						
99 Gary Sánchez, R (1, 2) OBP: 0.289, SLG: 0.475		C FF 90 F FC 86 B CH 81 B FF 91 F FF 91 B FF 91 S FC 86 3-3 ② K		X FF 95 0-0 HR	B FF 96 C SL 88 X CH 88 1-1 HR		C SL 87 X SL 86 0-1 ③ L4			4 2 2 2 0 1 3						
1 Trent Grisham, L (1, 8) OBP: 0.319, SLG: 0.380		D FF 89 X FF 90 1-0 ③ G3		B FF 94 F FF 94 B FC 90 H FC 90 3-1 23 FC5-4 HBP	B FF 96 F FF 95 F FF 97 C SL 89 1-3 ③ K			B SL 80 X FF 91 1-0 17 S 23 E 1B		3 1 1 0 0 1 2						
Inning Stats	R: 0 E: 0 K: 2 S: 13 H: 0 LOB: 1 BB: 1 P: 21	R: 0 E: 0 K: 2 S: 11 H: 2 LOB: 2 BB: 0 P: 17	R: 1 E: 0 K: 1 S: 21 H: 2 LOB: 3 BB: 2 P: 38	R: 2 E: 0 K: 0 S: 12 H: 3 LOB: 2 BB: 0 P: 21	R: 1 E: 0 K: 1 S: 9 H: 2 LOB: 0 BB: 0 P: 12	R: 0 E: 0 K: 0 S: 8 H: 1 LOB: 1 BB: 0 P: 14	R: 0 E: 0 K: 1 S: 9 H: 1 LOB: 1 BB: 0 P: 13	R: 1 E: 1 K: 1 S: 13 H: 2 LOB: 1 BB: 0 P: 18		1B: 10 2B: 1 3B: 0 HR: 2 SF: 1 SAC: 0 DP: 1 HBP: 1			WP: 0 PB: 0 SB: 3 CS: 0 PA: 40		

BOTTOM

Texas Rangers @ San Diego Padres

Petco Park, San Diego, CA

Sun Jul 30 2023, 1:11 PM - 4:19 PM PDT

Att. 42,943 - Partly Cloudy - 77 F

livebaseballscorecards.com

AB	35
R	5
H	13
RBI	5
BB	3
SO	8
LOB	25

PITCHER		IP	WLS	BF	H	R	ER	SO	BB	IBB	HBP	BLK	WP	HR	S	P	ERA	WHIP
61 Cody Bradford, L ERA: 4.5	(1, 1)	3.0		16	4	1	1	5	3	0	0	0	0	0	45	76	3.00	2.333
25 José Leclerc, R ERA: 3.15	(4, 1)	0.2	L	4	1	2	2	0	0	0	1	0	0	1	7	14	27.00	1.500
46 Brock Burke, L ERA: 2.72	(4, 1)	2.0		10	5	1	1	1	0	0	0	0	0	1	20	29	4.50	2.500
65 Grant Anderson, R ERA: 4.97	(6, 1)	1.1		5	1	0	0	1	0	0	0	0	0	0	11	17	0.00	0.750
51 Will Smith, L ERA: 2.84	(8, 1)	1.0		5	2	1	1	1	0	0	0	0	0	0	13	18	9.00	2.000

PITCHER	IP	WLS	BF	H	R	ER	SO	BB	IBB	HBP	BLK	WP	HR	S	P	ERA	WHIP

Batter	1	2	3	4	5	6	7	8	9	10	AB	R	H	RBI	BB	SO	LOB
7 Ha-Seong Kim, R (1, 10) OBP: 0.374, SLG: 0.448	F FF 87 B SL 82 C FF 87 X SL 83 1-2 ① G6-3		B CH 82 B FF 90 C CH 82 B FF 91 B FF 92 4-1 BB		B FF 90 F CH 81 1 SAFE X SL 84 1-1 ② F9		X FC 88 0-0 ③ G6-3		B SI 97 B SI 96 X SI 94 2-0 2B		4	0	1	0	1	0	2
23 Fernando Tatis Jr., R (1, 9) OBP: 0.328, SLG: 0.488	C SL 81 F FF 88 B KC 75 F CH 81 S CH 80 1-3 ② K		B KC 79 B FF 91 X CH 82 2-0 ③ L8		B FF 90 X KC 78 1-0 ③ FC6-4 1-2f			C SL 89 X SL 89 0-1 ① L9	C ST 86 B SI 97 S ST 85 S ST 85 1-3 ③ K	0-0 22 1B 2 FC4-2	5	0	0	0	0	2	4
22 Juan Soto, L (1, 7) OBP: 0.424, SLG: 0.505	S FF 88 C FF 89 C SL 83 0-3 ③ K			B FF 87 S SL 83 B FF 89 B FF 90 X FF 90 3-1 2 G6-4-3 13 BB 9 1B 1B		X KC 74 0-0 2 G6-4-3 1B		B SI 97 B FF 94 B SL 90 B FF 96 4-0 13 BB 2 1B BB		X FC 91 0-0 2 FC4-2 13 1B 2-3 1B	4	1	3	0	1	1	0
13 Manny Machado, R (1, 5) OBP: 0.322, SLG: 0.468		C FF 87 B SL 84 B FF 89 X CH 81 2-1 ① P5		B FF 90 F FF 91 B SL 84 B FF 91 F CH 81 B SL 85 4-2 2 G6-4-3 1-2 BB		X FF 87 0-0 ① L9		B SI 92 B SL 89 1 SAFE C SL 91 B SI 95 C FF 95 F SL 90 B FF 95 4-2 2 1B 1-2 BB		F FC 90 B FF 93 X FC 89 1-1 2 FC4-2 1-2 1B	3	0	1	0	2	0	1
2 Xander Bogaerts, R (1, 6) OBP: 0.344, SLG: 0.395		C FF 89 B SL 83 X CH 81 1-1 ② G5-3		C KC 78 X CH 82 0-1 ①② G6-4-3 1-2f 2-3		C SL 84 B FF 88 X KC 78 1-1 ②③ G6-4-3 1-2f		S ST 83 B ST 84 X SI 96 1-1 ② 1-3 2-H 1B		D FC 91 F FC 89 B FC 90 F SL 83 B FC 90 X FC 91 3-2 ① FC4-2 1-2 2-3 3-Hf	5	0	1	0	0	0	6
9 Jake Cronenworth, L (1, 4) OBP: 0.310, SLG: 0.365		C FF 88 M FF 88 F FF 89 F FF 89 S KC 77 0-3 ③ K		B FF 91 F FF 91 B FF 91 X SL 86 2-1 3-H 1B			C FF 86 B FF 87 X FF 88 1-1 17 1B 3B	X ST 84 0-0 ③ F7		F SI 92 X SI 91 0-1 ② L6	5	1	2	1	0	1	5
99 Gary Sánchez, R (1, 2) OBP: 0.281, SLG: 0.461			B SL 83 S CH 80 C FF 89 B CH 81 F CH 82 X FF 91 2-2 ① G5-3	S CH 82 B KC 78 F CH 81 F FF 91 C KC 78 1-3 ③ K			C FC 88 B CU 80 F SI 94 S FC 88 1-3 ① K		C SI 94 X ST 85 0-1 ① P4	C ST 79 B FF 92 C FF 92 X FF 92 1-2 ③ G5-3	5	0	0	0	0	2	5
17 Matthew Batten, R (1, 3) OBP: 0.421, SLG: 0.529			C FF 89 X KC 77 0-1 1 SH1-3 1B		C FF 86 B FF 87 X CH 80 1-1 23 FC6-4 1B		X SI 93 0-0 3-H 1B		B ST 84 C SI 95 X ST 84 1-1 ② P3		4	0	3	1	0	0	0
1 Trent Grisham, L (1, 8) OBP: 0.320, SLG: 0.389			X FF 90 0-0 ② SH1-3 1-2		C FF 89 F FF 90 B FF 90 C KC 78 1-3 ① K		C SI 93 X FC 90 0-1 ② F9		B SI 98 X ST 85 1-0 HR		3	1	1	1	0	1	2
Inning Stats	R: 0 E: 0 K: 2 S: 10 H: 0 LOB: 0 BB: 0 P: 12	R: 0 E: 0 K: 1 S: 9 H: 0 LOB: 0 BB: 0 P: 12	R: 0 E: 0 K: 0 S: 9 H: 1 LOB: 2 BB: 1 P: 17	R: 1 E: 0 K: 1 S: 12 H: 2 LOB: 1 BB: 1 P: 22	R: 0 E: 0 K: 1 S: 8 H: 1 LOB: 1 BB: 0 P: 12	R: 0 E: 0 K: 0 S: 4 H: 1 LOB: 0 BB: 0 P: 5	R: 1 E: 0 K: 1 S: 9 H: 2 LOB: 1 BB: 0 P: 11	R: 0 E: 0 K: 0 S: 8 H: 1 LOB: 2 BB: 2 P: 17	R: 1 E: 0 K: 1 S: 9 H: 2 LOB: 1 BB: 0 P: 14	R: 0 E: 0 K: 0 S: 11 H: 2 LOB: 3 BB: 0 P: 16	1B: 9 2B: 1 3B: 1 HR: 1 SF: 0 SAC: 1 DP: 2 HBP: 0						

PITCHER		IP	WLS	BF	H	R	ER	SO	BB	IBB	HBP	BLK	WP	HR	S	P	ERA	WHIP
26 Austin Gomber, L ERA: 5.68	(1, 1)	6.0		24	6	2	2	5	2	0	0	0	0	0	54	83	3.00	1.333
59 Jake Bird, R ERA: 4.02	(7, 1)	1.0	H	4	1	0	0	1	0	0	0	0	0	0	7	8	0.00	1.000
52 Daniel Bard, R ERA: 2.87	(8, 1)	0.1	H	3	0	0	0	0	2	0	0	0	0	0	5	13	0.00	6.000
61 Justin Lawrence, R ERA: 2.96	(8, 1)	1.2	B	7	3	1	1	1	0	0	0	0	0	1	12	18	5.40	1.800
54 Matt Koch, R ERA: 1.8	(10, 1)	0.1		3	2	0	0	0	0	0	0	0	0	0	6	10	0.00	6.000

PITCHER		IP	WLS	BF	H	R	ER	SO	BB	IBB	HBP	BLK	WP	HR	S	P	ERA	WHIP
Brad Hand, L ERA: 4.54	(10, 1)	0.2	W	2	0	0	0	0	0	0	0	0	0	0	5	6	0.00	0.000

TOP

San Diego Padres @ Colorado Rockies

Coors Field, Denver, CO

Mon Jul 31 2023, 9:01 PM - 11:51 PM MDT

Att. 25,582 - Rain - 70 F

livebaseballscorecards.com

AB	38
R	3
H	12
RBI	3
BB	4
SO	7
LOB	25

PA: 43

WP: 0
PB: 0
SB: 0
CS: 0

Batter	1	2	3	4	5	6	7	8	9	10	AB	R	H	RBI	BB	SO	LOB
29 Jurickson Profar, S (1, 7) OBP: 0.324, SLG: 0.369	C FF 92 C FF 94 C FF 96 0-3 ① K		B FF 95 S FF 94 B CH 88 B FF 94 C FF 94 S CU 81 3-3 ③ K		C FF 94 C FF 94 B FF 95 F CU 81 X FF 95 1-2 ③ G1-6-3		C FF 92 F FF 93 B CH 86 B FF 94 F CU 82 B SI 94 C FF 93 3-3 ③ K			C CH 81 D CH 81 D CU 82 D CH 80 B FF 94 4-1 14 FC1-2 1-2 BB	4	0	0	0	1	3	3
14 Ezequiel Tovar, R (1, 6) OBP: 0.288, SLG: 0.417	F FF 94 S SL 89 C FF 96 0-3 ② K			B FF 92 B SL 86 B FF 93 C FF 92 B SI 92 4-1 35 G5-4-3 BB		X CU 77 0-0 ① F8		B SI 91 F ST 77 F ST 75 T FF 93 1-2 ① K		X FF 90 0-0 ① FC1-2 1-2 2-3 3-Hf	4	0	0	0	1	2	3
24 Ryan McMahon, L (1, 5) OBP: 0.339, SLG: 0.472	B FF 94 B FF 95 S CH 87 X FF 95 2-1 2B			S CU 79 B FF 94 B CU 80 F SI 94 S FF 94 2-3 ① K		C FF 92 B CU 77 C FF 93 X FF 94 1-2 HR		C FF 94 C FF 93 X ST 78 0-2 ② G5-3		C CH 81 X CH 81 0-1 ② SF7 3-H	4	1	2	2	0	1	1
35 Elias Díaz, R (1, 2) OBP: 0.329, SLG: 0.419	F SL 89 S CU 80 T FF 96 0-2 ③ K			X CU 79 0-0 ② ③ G5-4-3 1-2f		F SI 92 X CU 80 0-1 ② F9		C ST 77 B SI 92 F SI 91 B FF 93 B ST 75 B ST 75 4-2 BB			3	0	0	0	1	1	2
7 Brendan Rodgers, R (1, 10) OBP: 0.250, SLG: 0.250		X FF 92 0-0 ① L7			X SI 91 0-0 30 FC5 4 E 1B	B CU 79 X SL 86 1-0 ③ G5-3		B ST 76 C ST 76 S ST 76 C ST 74 1-3 ③ K			4	0	1	0	0	1	1
4 Michael Toglia, S (1, 9) OBP: 0.261, SLG: 0.317		C CU 78 F FF 95 B SI 94 S CU 81 1-3 ② K			X CU 76 0-0 FC1 30 FC5 44 E 1-2		C CU 76 B CU 78 X FF 93 1-1 ① G3-1		B ST 74 C ST 76 F FF 91 S FF 93 1-3 ① K		4	1	0	0	0	2	1
30 Harold Castro, L (1, 4) OBP: 0.283, SLG: 0.335 13 Alan Trejo, R (9, PH) (10, 4) OBP: 0.280, SLG: 0.338		C SI 94 X FF 95 0-1 ③ G4-3			F CU 78 S CU 81 B SI 95 X FF 94 1-2 ① FC5 44 2B 44 E 1-2 2-3f		B CU 78 F SI 93 B CH 86 F CU 79 B CU 80 F SI 92 S FF 94 3-3 ② K		B FF 92 F SI 91 X FF 92 1-1 ② F8		3 1	1 0	0 0	0 0	1 0	2 0	2 0
44 Elehuris Montero, R (1, 3) OBP: 0.248, SLG: 0.364			B SI 91 B SL 88 S FF 93 B CU 80 F FF 93 X SI 94 3-2 9 G5-4-3 1B		S SI 92 B SL 84 S CU 80 F CU 79 X FF 95 1-2 E8 1-H 2-H 2B		F SI 92 B CU 82 B FF 91 F CU 78 F SL 90 B FF 94 B CH 86 4-2 9 BB BB		B CU 81 B CU 81 C CH 78 S CH 79 B FF 92 S CH 80 3-3 ③ K	0-0 9 E 14 FC1-2	3	0	2	1	1	1	0
9 Brenton Doyle, R (1, 8) OBP: 0.257, SLG: 0.330			B FF 94 X SI 94 1-0 ① ② G5-4-3 1-2f		S SI 92 B SL 85 C SI 93 S FF 95 1-3 ② K		B SL 87 C SI 92 B CU 80 B SI 93 F FF 92 B CU 79 4-2 1-2 BB			X FC 85 0-0 FC2 14 FC1-2 29 BB 24 SF7 2-3	3	1	0	0	1	1	2
Inning Stats	R: 0 E: 0 K: 3 S: 11 H: 1 LOB: 1 BB: 0 P: 13	R: 0 E: 0 K: 1 S: 6 H: 0 LOB: 0 BB: 0 P: 7	R: 0 E: 0 K: 1 S: 7 H: 1 LOB: 0 BB: 0 P: 14	R: 0 E: 0 K: 1 S: 5 H: 0 LOB: 0 BB: 1 P: 11	R: 2 E: 2 K: 1 S: 16 H: 2 LOB: 1 BB: 0 P: 20	R: 1 E: 0 K: 0 S: 7 H: 1 LOB: 0 BB: 0 P: 9	R: 0 E: 0 K: 2 S: 15 H: 0 LOB: 2 BB: 2 P: 30	R: 0 E: 0 K: 2 S: 11 H: 0 LOB: 1 BB: 1 P: 17	R: 0 E: 0 K: 2 S: 8 H: 0 LOB: 0 BB: 0 P: 13	R: 1 E: 1 K: 0 S: 5 H: 0 LOB: 2 BB: 1 P: 9	1B: 2 2B: 2 3B: 0 HR: 1 SF: 1 SAC: 0 DP: 2 HBP: 0	WP: 0 PB: 0 SB: 0 CS: 0	PA: 39				

PITCHER		IP	WLS	BF	H	R	ER	SO	BB	IBB	HBP	BLK	WP	HR	S	P	ERA	WHIP
67 Seth Lugo, R ERA: 3.54	(1, 1)	7.0		28	5	3	2	9	3	0	0	0	0	1	67	104	2.57	1.143
59 Tom Cosgrove, L ERA: 1.82	(8, 1)	1.2		6	0	0	0	3	1	0	0	0	0	0	16	24	0.00	0.600
21 Nick Martinez, R ERA: 3.93	(9, 1)	1.0	L	5	0	1	0	1	1	0	0	0	0	0	8	15	0.00	1.000

PITCHER	IP	WLS	BF	H	R	ER	SO	BB	IBB	HBP	BLK	WP	HR	S	P	ERA	WHIP

BOTTOM

San Diego Padres @ Colorado Rockies

Coors Field, Denver, CO

Mon Jul 31 2023, 9:01 PM - 11:51 PM MDT

Att. 25,582 - Rain - 70 F

livebaseballscorecards.com

AB	33
R	4
H	5
RBI	3
BB	5
SO	13
LOB	15

Batter	1	2	3	4	5	6	7	8	9	AB	R	H	RBI	BB	SO	LOB
7 Ha-Seong Kim, R (1, 4) OBP: 0.374, SLG: 0.447	F FF 92 B FF 93 F SL 87 F CH 85 B SL 87 C CH 86 2-3 K ①		C SL 87 X SL 84 0-1 F8 ②		C SL 89 C FF 94 X SL 85 0-2 23 FC6-4 1B 1-2 2-3 ①		B FC 91 C FF 94 X FC 90 1-1 G5-3 ③		C FC 88 B SI 95 2 SAFE B FC 88 F SI 95 B SL 87 X SI 95 3-2 23 S 1B 1-3 2-H	5	0	2	1	0	1	1
23 Fernando Tatis Jr., R (1, 9) OBP: 0.327, SLG: 0.486	C SL 86 F CU 77 F FF 93 B FF 93 F SL 85 B CH 87 X CH 86 2-2 G5-3 ②		1 SAFE F FF 93 X FC 92 0-1 1-H 2B		S FC 89 D FC 91 X FC 89 1-1 FC6-4 22 HR 1-2f 2-3 3-H ②			F FF 97 S SL 91 B SL 91 F FF 97 S SL 92 1-3 K ①	B FC 90 C CU 81 B FC 88 C CU 81 X CU 82 2-2 FC5-2 ② 1-2 3-H	5	1	1	2	0	1	5
22 Juan Soto, L (1, 7) OBP: 0.424, SLG: 0.520	X FF 91 0-0 F8 ③		D CH 86 F SL 87 B CH 84 F CH 86 F FF 95 X SL 90 2-2 G5-3 ③		1 SAFE B FF 95 X FF 94 1-0 1-H 3-H HR			B SL 91 X FF 97 1-0 HR	C CU 81 F FC 87 D CU 82 S CU 82 1-3 K ③	5	2	2	4	0	1	3
13 Manny Machado, R (1, 5) OBP: 0.318, SLG: 0.463		F CH 89 B FF 90 C FF 91 B SL 87 X SL 87 2-2 G6-3 ①		B SL 83 B SL 86 S CH 83 S FF 92 F SL 83 X FF 93 2-2 G5-3 ①	B FF 96 B FC 90 B FF 96 X FF 95 3-0 F3 ③			X SL 92 0-0 G6-3 ②		4	0	0	0	0	0	0
2 Xander Bogaerts, R (1, 6) OBP: 0.341, SLG: 0.391		X SL 87 0-0 G6-3 ②		C SL 85 F CU 76 B SL 82 X FF 94 1-2 G5-3 ②		B FF 94 X FF 94 1-0 G6-3 ①		B FF 97 B SL 90 F FF 95 X FF 96 2-1 F8 ③		4	0	0	0	0	0	0
9 Jake Cronenworth, L (1, 3) OBP: 0.312, SLG: 0.367		C FF 89 B FF 91 T FF 92 F FF 93 X SL 89 1-2 12 FC6-4 1B		C CH 89 B CH 86 C CH 84 B FF 94 X CU 78 2-2 G1-3 ③		C FC 92 X FC 92 0-1 F7 ②			C SI 94 F SI 94 B SI 94 X SI 94 1-2 12 S 1 1B 1B	4	1	2	0	0	0	0
12 Luis Campusano, R (1, 2) OBP: 0.292, SLG: 0.419		X SL 86 0-0 FC6-4 ③ 1-2f			C SL 83 X CU 74 0-1 7 1B 1 BB 23 FC6-4 1B	X FC 90 0-0 G6-3 ③			C SL 87 C SI 94 D FC 89 X CU 83 1-2 L7 ① 1-2	4	1	1	0	0	0	2
99 Gary Sánchez, R (1, 10) 17 Matthew Batten, R (9, PR) OBP: 0.280, SLG: 0.452 OBP: 0.421, SLG: 0.529 (9, 10)			S SL 85 B FF 90 B SL 84 S SL 85 X SL 87 2-2 P5 ①		B FF 92 F SL 84 B SL 85 C SL 88 D CH 86 1 SAFE C SL 87 3-3 K ①		S FC 89 S FC 90 S FC 90 0-3 K ①		D FC 89 B FC 88 B SL 86 B SI 94 4-0 1 1B 7 1B BB	3 0	0 1	0 0	0 0	1 0	2 0	1 0
1 Trent Grisham, L (1, 8) OBP: 0.324, SLG: 0.389			B FF 90 S FF 91 C FF 93 F FF 93 B FF 93 B CH 86 D CH 88 4-2 23 2B BB		F FF 90 B FF 93 B FF 95 B FF 93 B FF 93 4-1 23 FC6-4 7 1B 22 HR 1-2 BB		B FF 94 C FF 95 S FC 91 S FC 91 1-3 K ②		B SI 94 F SI 94 D SI 95 X SI 94 2-1 7 1B 23 FC5-2 1B 1-2 2-H	2	2	1	1	2	1	0
Inning Stats	R: 0 E: 0 K: 1 S: 10 H: 0 LOB: 0 BB: 0 P: 14	R: 0 E: 0 K: 0 S: 9 H: 1 LOB: 1 BB: 0 P: 12	R: 1 E: 0 K: 0 S: 14 H: 1 LOB: 1 BB: 1 P: 22	R: 0 E: 0 K: 0 S: 10 H: 0 LOB: 0 BB: 0 P: 15	R: 4 E: 0 K: 1 S: 13 H: 3 LOB: 0 BB: 1 P: 25	R: 0 E: 0 K: 0 S: 4 H: 0 LOB: 0 BB: 0 P: 5	R: 0 E: 0 K: 2 S: 8 H: 0 LOB: 0 BB: 0 P: 10	R: 1 E: 0 K: 1 S: 8 H: 1 LOB: 0 BB: 0 P: 12	R: 2 E: 0 K: 1 S: 17 H: 3 LOB: 2 BB: 1 P: 31	1B: 6 2B: 1 3B: 0 HR: 2 SF: 0 SAC: 0 DP: 0 HBP: 0						WP: 0 PB: 0 SB: 2 CS: 0 PA: 39	

PITCHER		IP	WLS	BF	H	R	ER	SO	BB	IBB	HBP	BLK	WP	HR	S	P	ERA	WHIP
20 Peter Lambert, R ERA: 5.07	(1, 1)	4.1	L	19	4	4	4	2	2	0	0	0	0	0	52	79	8.31	1.385
57 Tommy Doyle, R ERA: 2.08	(5, 1)	2.2		9	1	1	1	2	0	0	0	0	0	1	16	24	3.38	0.375
40 Tyler Kinley, R ERA: 9.0	(8, 1)	1.0		4	1	1	1	1	0	0	0	0	0	1	8	12	9.00	1.000
59 Jake Bird, R ERA: 4.24	(9, 1)	1.0		7	3	2	2	1	1	0	0	0	0	0	17	31	18.00	4.000

PITCHER	IP	WLS	BF	H	R	ER	SO	BB	IBB	HBP	BLK	WP	HR	S	P	ERA	WHIP

TOP

San Diego Padres @ Colorado Rockies

Coors Field, Denver, CO

Tue Aug 01 2023, 6:43 PM - 9:43 PM MDT

Att. 27,417 - Drizzle - 70 F

livebaseballscorecards.com

AB	36
R	8
H	9
RBI	8
BB	3
SO	6
LOB	12

Batter	1	2	3	4	5	6	7	8	9	AB	R	H	RBI	BB	SO	LOB
29 Jurickson Profar, S (1, 7) OBP: 0.327, SLG: 0.372	S FF 94 B FF 93 S CH 84 F CH 85 X CU 77 1-2 14 SH1-3 14 BLK 24 1B 1B	B FF 94 B FF 95 S CH 86 C FF 96 F FF 94 X FF 95 2-2 ② FC5-2-4-1 2-H		F FF 95 B FF 94 X FF 94 1-1 14 FC4-6 1B			C FF 93 B FF 94 C CH 88 X FF 94 1-2 14 1B 24 HR 1B	F FF 97 B CH 90 C FF 99 X CH 91 1-2 ② L8		5	2	3	0	0	0	2
14 Ezequiel Tovar, R (1, 6) OBP: 0.290, SLG: 0.416	X SI 94 0-0 ① SH1-3 1-3	S CU 77 B CU 78 S CH 85 D CU 78 B FF 94 B CU 77 4-2 BB		X FF 94 0-0 ③ FC4-6 1-2f			S ST 80 B FF 92 X FF 93 1-1 24 HR 1-2 1B	B FF 98 F FF 97 B SI 97 D CH 90 X SI 97 3-1 ③ G5-3		3	1	1	0	1	0	2
24 Ryan McMahon, L (1, 5) OBP: 0.342, SLG: 0.480	C CU 78 B CU 77 F SI 93 B FF 95 D CH 85 X CH 83 3-2 22 WP 7 1B 3-H 1B	S FF 94 C CU 79 X FF 94 0-2 ③ G4-3			C FF 95 B CH 89 C FF 95 F FF 95 B FF 95 F FF 96 X FF 96 2-2 ① G3		F ST 82 B FF 93 X ST 79 1-1 1-H 2-H HR		B FF 90 B SI 88 C SI 87 B SI 88 B FF 90 4-1 35 2B 7 G6-3 BB	4	2	2	4	1	0	2
35 Elias Díaz, R (1, 2) OBP: 0.332, SLG: 0.431	D CU 77 F FF 94 F CH 83 S FF 94 1-3 ② K		C CU 78 S FF 93 B CH 84 S CH 83 1-3 ① K		C ST 82 X FF 95 0-1 7 FC6-5 2B		C ST 82 B ST 83 X ST 82 1-1 22 F8 2B		C SI 87 B FF 88 F SI 88 B FF 90 F SI 88 X FC 88 2-2 1-3 2B	5	0	3	0	0	2	1
7 Brendan Rodgers, R (1, 4) OBP: 0.222, SLG: 0.222	F CU 77 X SI 94 0-1 22 WP 1-2 1B		C CU 78 C CU 78 S CU 77 0-3 ② K		X CH 88 0-0 ② FC6-5 2-3		B FF 95 S ST 82 F ST 82 C FF 94 1-3 ① K		B SI 89 F SI 89 F FF 90 X SI 90 1-2 ① G6-3 3-H	5	0	1	1	0	2	3
22 Nolan Jones, L (1, 9) OBP: 0.353, SLG: 0.476	C FF 94 S CU 79 B FF 96 B CU 78 F CH 84 B FF 95 B FF 96 4-2 1-2 2-3 BB		B FF 94 B FF 94 C CU 77 B CH 84 C CU 77 F FF 95 B CU 78 4-2 BB		B FF 94 C FF 95 B FF 94 F CH 88 F SC 80 B FF 96 X FF 96 3-2 ③ F8		B FF 94 S ST 83 X ST 84 1-1 ② F8 2-3		C SI 94 B SI 96 S SI 96 B SI 96 X SI 95 2-2 ② F8	3	0	0	0	2	0	3
44 Elehuris Montero, R (1, 10) OBP: 0.238, SLG: 0.350	C SI 94 D CH 84 S CH 84 B FF 95 F FF 95 S CU 79 2-3 ③ K		C FF 95 S CU 78 D CU 79 1 SAFE B CH 84 X CU 78 2-2 ③ F7			B ST 80 S ST 81 B ST 80 F FF 94 X ST 80 2-2 ① G1	B FF 95 B ST 82 S ST 81 C FF 94 B ST 84 X ST 81 3-2 ③ P6		S SL 86 C SI 98 F SI 97 B SI 97 S SL 86 1-3 ③ K	5	0	0	0	0	2	6
4 Michael Toglia, S (1, 3) OBP: 0.260, SLG: 0.313		B FF 93 B CU 78 B FF 91 C FF 93 F FF 93 C CU 77 3-3 ① K		S SI 92 B CH 83 B CH 83 C FF 94 B CU 77 S CU 78 3-3 ① K			C FF 94 S CH 88 B FF 94 S CH 89 1-3 ② K2-3	B FF 94 X FF 96 1-0 1B		4	0	1	0	0	3	0
9 Brenton Doyle, R (1, 8) OBP: 0.257, SLG: 0.333		C FF 93 X FF 95 0-1 29 WP 29 FC5-2-4-1 2B		S CU 78 C CU 78 B CH 85 S CH 84 1-3 ② K			B ST 81 X FF 94 1-0 ③ G5-3	B SI 95 F SI 96 B CH 88 X SI 96 2-1 ① L8		4	0	1	0	0	1	1
Inning Stats	R: 1 E: 0 K: 2 S: 21 H: 3 LOB: 3 BB: 1 P: 32	R: 0 E: 0 K: 1 S: 14 H: 1 LOB: 2 BB: 1 P: 23	R: 0 E: 0 K: 2 S: 12 H: 0 LOB: 1 BB: 1 P: 19	R: 0 E: 0 K: 2 S: 9 H: 1 LOB: 1 BB: 0 P: 14	R: 0 E: 0 K: 0 S: 12 H: 1 LOB: 1 BB: 0 P: 17	R: 0 E: 0 K: 1 S: 7 H: 0 LOB: 0 BB: 0 P: 11	R: 3 E: 0 K: 1 S: 17 H: 4 LOB: 1 BB: 0 P: 26	R: 0 E: 0 K: 0 S: 8 H: 1 LOB: 1 BB: 0 P: 15	R: 1 E: 0 K: 1 S: 15 H: 1 LOB: 1 BB: 1 P: 25	1B: 7 2B: 4 3B: 0 HR: 1 SF: 0 SAC: 1 DP: 0 HBP: 0						

PITCHER		IP	WLS	BF	H	R	ER	SO	BB	IBB	HBP	BLK	WP	HR	S	P	ERA	WHIP
60 Pedro Avila, R ERA: 1.0	(1, 1)	4.0		20	5	1	1	7	3	0	0	1	2	0	56	88	2.25	2.000
45 Brent Honeywell, R ERA: 4.05	(5, 1)	2.0		9	3	2	2	1	0	0	0	0	0	0	24	35	9.00	1.500
36 Steven Wilson, R ERA: 2.6	(7, 1)	1.0	H	5	2	1	1	1	0	0	0	0	0	1	12	19	9.00	2.000
75 Robert Suarez, R ERA: 1.5	(8, 1)	1.0	W	4	1	0	0	0	0	0	0	0	0	0	8	15	0.00	1.000
25 Tim Hill, L ERA: 4.22	(9, 1)	0.1		3	1	1	1	0	1	0	0	0	0	0	8	15	27.00	6.000

PITCHER		IP	WLS	BF	H	R	ER	SO	BB	IBB	HBP	BLK	WP	HR	S	P	ERA	WHIP
71 Josh Hader, L ERA: 0.89	(9, 1)	0.2	S	2	0	0	0	1	0	0	0	0	0	0	7	10	0.00	0.000

BOTTOM

San Diego Padres @ Colorado Rockies

Coors Field, Denver, CO

Tue Aug 01 2023, 6:43 PM - 9:43 PM MDT

Att. 27,417 - Drizzle - 70 F

livebaseballscorecards.com

AB	38
R	5
H	12
RBI	5
BB	4
SO	10
LOB	20

1B: 7 SF: 0 WP: 2 PA: 43
2B: 4 SAC: 1 PB: 0
3B: 0 DP: 0 SB: 0
HR: 1 HBP: 0 CS: 0

TOP

San Diego Padres @ Colorado Rockies

Coors Field, Denver, CO

Wed Aug 02 2023, 1:11 PM - 4:06 PM MDT

Att. 28,437 - Partly Cloudy - 84 F

livebaseballscorecards.com

Batter	1	2	3	4	5	6	7	8	9	AB	R	H	RBI	BB	SO	LOB
7 Ha-Seong Kim, R (1, 5) OBP: 0.380, SLG: 0.458	B SL 85 C FF 89 X FF 90 1-1 HR		B KC 82 B CH 89 B SI 92 C SI 92 B SL 85 4-1 22 HR BB		C SI 87 F SL 82 B KC 81 X SL 85 1-2 23 G5-3 1B		C FF 87 C FF 87 F CH 76 B SI 88 X CH 76 1-2 ② G4-3		C FF 94 B FF 95 B SL 85 B SL 90 C SL 88 F SL 87 B FF 93 4-2 23 HR BB	3	3	2	1	2	0	0
23 Fernando Tatis Jr., R (1, 9) OBP: 0.328, SLG: 0.492	F SL 86 F SL 87 X FF 91 0-2 ① F8		C SL 86 S CH 88 B FF 91 1 SAFE B FF 92 F SL 87 X KC 80 2-2 ② L9		C SL 84 S FF 90 1 SAFE X KC 82 0-2 ① G5-3 1-2		S FF 86 F CH 76 B CH 76 F SI 89 B CH 77 B CH 75 F FF 86 F FF 85 B SI 89 4-2 BB		B SL 87 C SL 87 X SV 79 1-1 1-H 2-H HR	4	1	1	3	1	0	2
22 Juan Soto, L (1, 7) OBP: 0.424, SLG: 0.527	F SI 91 B SI 91 X SL 85 1-1 ② L8		X SI 90 0-0 1-H HR		F FF 89 2 SAFE X SL 86 0-1 ② F8		B FF 87 B FF 88 1 SAFE C SI 88 C SL 79 X SI 90 2-2 ③ 1-3 1B		B FF 91 C SL 86 S CH 80 X CH 79 1-2 ② G6-3	5	1	2	2	0	0	1
13 Manny Machado, R (1, 10) OBP: 0.319, SLG: 0.460	F FF 92 X CH 88 0-1 ③ G5-3		B KC 82 B CH 88 X CH 88 2-0 2 2B 1B		F FF 91 B FF 91 F KC 82 F FF 91 S KC 82 1-3 ③ K			B FF 94 B FC 88 X FF 91 2-0 ① G6-3	C FF 93 B FF 91 B CH 79 F FF 94 F FF 94 B SL 86 B FF 94 4-2 2 1B 9 2B BB	4	1	1	0	1	1	1
2 Xander Bogaerts, R (1, 6) OBP: 0.344, SLG: 0.396		F FF 90 B CH 88 S SL 86 B SL 87 F SL 86 X SI 92 2-2 9 E 9 S 1B	C SL 83 X SL 84 0-1 1-3 2B			C FF 88 F CH 86 B SL 84 B FF 90 S KC 83 2-3 ① K		C FC 90 B SL 84 X FF 93 1-1 ② G5-3	S SL 86 B FF 94 S FF 92 B SL 88 X CU 79 2-2 9 2B 99 1B 1-2 1B	5	1	3	0	0	1	0
9 Jake Cronenworth, L (1, 4) OBP: 0.311, SLG: 0.367		B SI 91 B SL 86 C FF 91 F SI 91 1 SAFE B SL 87 F SL 86 F SI 91 F FF 91 3-2 ① X SL 87 F8 1-3	C KC 82 S SI 91 B FF 92 S SL 86 1-3 ③ K			C SL 86 F FF 92 X FF 91 0-2 ② F7		X FF 93 0-0 ③ L8	B SL 85 C FF 93 X SL 86 1-1 99 1B 1-3 2-H 2B	5	1	1	1	0	1	3
99 Gary Sánchez, R (1, 2) OBP: 0.289, SLG: 0.491		C SL 87 S SL 87 F FF 92 S KC 83 0-3 ② K		F SL 84 B FF 90 B KC 81 F SL 86 B SI 91 S SI 91 3-3 ① K		C FF 90 B KC 83 X SL 86 1-1 HR			HR 0-2 2-H 3-H 1B	5	2	3	4	0	2	1
17 Matthew Batten, R (1, 3) OBP: 0.333, SLG: 0.409		X SL 87 0-0 ③ P6		B SL 85 B SL 87 F SI 91 X FF 92 2-1 ② F9		C SL 87 F CH 88 X FF 92 0-2 ③ G4-3			K L8	5	0	0	0	0	1	2
1 Trent Grisham, L (1, 8) OBP: 0.323, SLG: 0.391			C FF 91 B SI 90 F SL 86 B FF 92 C KC 85 2-3 ① K	F SL 86 B FF 92 X SI 90 1-1 ③ P5			C SI 86 C SL 79 B FF 88 B SI 86 T SI 90 2-2 ① K		C SI 96 B FF 96 B FF 95 X SL 88 2-1 23 HR 2B	4	1	1	0	0	2	0

	AB	40
	R	11
	H	14
	RBI	11
	BB	4
	SO	8
	LOB	10

Inning Stats																						
	R: 1	H: 1	R: 0	H: 1	R: 2	H: 3	R: 0	H: 0	R: 0	H: 1	R: 1	H: 1	R: 0	H: 1	R: 0	H: 0	R: 7	H: 6	1B: 6	SF: 0	WP: 0	PA: 44
	E: 0	LOB: 0	E: 0	LOB: 1	E: 0	LOB: 2	E: 0	LOB: 0	E: 0	LOB: 1	E: 0	LOB: 0	E: 0	LOB: 0	E: 0	LOB: 0	E: 0	LOB: 1	2B: 3	SAC: 0	PB: 0	
	K: 0	BB: 0	K: 1	BB: 0	K: 2	BB: 1	K: 1	BB: 0	K: 1	BB: 0	K: 1	BB: 0	K: 1	BB: 1	K: 0	BB: 0	K: 1	BB: 2	3B: 0	DP: 0	SB: 1	
	S: 9	P: 11	S: 15	P: 20	S: 15	P: 26	S: 7	P: 13	S: 12	P: 14	S: 11	P: 14	S: 15	P: 24	S: 4	P: 7	S: 28	P: 46	HR: 5	HBP: 0	CS: 0	

PITCHER		IP	WLS	BF	H	R	ER	SO	BB	IBB	HBP	BLK	WP	HR	S	P	ERA	WHIP
21 Kyle Freeland, L ERA: 4.86	(1, 1)	6.0	L	26	7	4	4	6	1	0	0	0	0	3	69	98	6.00	1.333
39 Brent Suter, L ERA: 2.74	(7, 1)	1.0		4	1	0	0	1	1	0	0	0	0	0	15	24	0.00	2.000
54 Matt Koch, R ERA: 1.69	(8, 1)	1.0		3	0	0	0	0	0	0	0	0	0	0	4	7	0.00	0.000
52 Daniel Bard, R ERA: 3.79	(9, 1)	0.1		5	3	4	4	1	1	0	0	0	0	2	13	23	108.00	12.000
43 Connor Seabold, R ERA: 7.24	(9, 1)	0.2		6	3	3	3	0	1	0	0	0	0	0	15	23	40.50	6.000

PITCHER		IP	WLS	BF	H	R	ER	SO	BB	IBB	HBP	BLK	WP	HR	S	P	ERA	WHIP

Batter	1	2	3	4	5	6	7	8	9	AB	R	H	RBI	BB	SO	LOB
29 Jurickson Profar, S (1, 10) OBP: 0.325, SLG: 0.372	C FF 93 B FF 93 X FF 94 1-1 2B		F FF 94 B FC 89 B CH 81 B CH 80 X FF 93 3-1 ③ G3		C FF 94 C FF 95 B CU 82 F FF 97 B CU 82 S CU 83 2-3 ② K			F FF 92 B FF 91 B ST 76 X SI 92 2-1 ① F7	X SI 98 0-0 ③ F8	5	0	1	0	0	1	4
14 Ezequiel Tovar, R (1, 6) OBP: 0.290, SLG: 0.413	C CU 80 D CU 82 S CH 80 S CH 80 1-3 ① K			B FF 97 B FF 97 B FF 95 B FF 95 4-0 22 BB 24 BB 44 G3 BB	C CU 80 F CU 80 S FF 97 0-3 ③ K			C ST 76 B FF 92 S ST 76 B FF 93 T ST 76 2-2 ② K		3	1	0	0	1	3	2
24 Ryan McMahon, L (1, 5) OBP: 0.343, SLG: 0.479	C FF 94 D CH 79 F FF 93 C CU 82 1-3 ② K			B CU 83 B FF 96 C FF 96 B FF 96 S FF 98 F FF 97 B CU 83 4-2 44 G3 22 BB 1-2 BB		S FF 92 B CU 81 F FF 94 B FF 95 B CU 83 F FF 94 F FF 94 S FF 96 3-3 ① K		B FF 90 C FF 92 B FF 91 S FF 92 F FF 93 X FF 93 2-2 1B		3	0	1	0	1	2	1
7 Brendan Rodgers, R (1, 4) OBP: 0.154, SLG: 0.154	C CH 79 B CU 82 X SI 93 1-1 ③ L8			B FF 96 C CU 84 C CU 82 S CU 84 1-3 ① K		F SL 84 C CU 79 S SL 82 0-3 ② K		F ST 78 C FF 92 T ST 76 0-2 ③ K		4	0	0	0	0	3	4
22 Nolan Jones, L (1, 7) OBP: 0.356, SLG: 0.474		F FF 93 S FF 92 F FF 93 B CH 81 B FF 93 X FF 93 2-2 ① G4-3		D CU 84 B FF 96 F FF 97 B FF 98 C FF 98 F FF 99 3-2 44 G3 1-2 2-3 BB		B CU 80 S CU 80 X SL 84 1-1 1B			C SI 98 X SI 99 0-1 ① G5-3	3	0	1	0	1	0	0
44 Elehuris Montero, R (1, 3) OBP: 0.239, SLG: 0.341		C CU 82 F SI 92 S CH 80 0-3 ② K		S CU 84 S CU 84 B FF 98 X CU 84 1-2 ② G3 1-2 2-3 3-H		C SL 86 S CU 79 B CU 79 S FF 93 1-3 ③ K			B FF 99 B SI 99 B SI 98 C FF 98 F FF 98 F SI 99 B SI 99 4-2 9 HBP 4 1B BB	3	0	0	1	1	2	3
4 Michael Toglia, S (1, 9) OBP: 0.260, SLG: 0.310		S CU 82 S CU 83 B CU 82 B FF 93 B CU 83 X CH 82 3-2 ③ L3		S CU 83 B CU 83 S FF 97 B CU 85 S FF 98 2-3 ③ K			B CU 79 C CU 78 C CU 79 B FF 93 S CU 78 2-3 ① K		X SI 99 0-0 9 HBP 1-2 1B	4	0	1	0	0	2	2
9 Brenton Doyle, R (1, 8) OBP: 0.261, SLG: 0.338			B CU 81 B SL 85 X SI 93 2-0 ① F9		B FF 94 B CU 82 X FF 96 2-0 2B		B SL 85 F SL 83 X SL 83 1-1 ② G6-3		C SI 98 D SL 84 H SI 98 2-1 1-2 2-3 HBP	3	0	1	0	0	0	0
16 Austin Wynns, R (1, 2) OBP: 0.256, SLG: 0.282			X FF 94 0-0 ② F9		B FF 95 F FF 96 B CU 82 F FF 94 F CU 84 S CU 84 2-3 ① K		C SL 85 X FF 93 0-1 ③ L9		F SI 97 F SI 98 S SL 84 0-3 ② K	4	0	0	0	0	2	4
Inning Stats	R: 0 H: 1 E: 0 LOB: 1 K: 2 BB: 0 S: 10 P: 14	R: 0 H: 0 E: 0 LOB: 0 K: 1 BB: 0 S: 10 P: 15	R: 0 H: 0 E: 0 LOB: 0 K: 0 BB: 0 S: 4 P: 9	R: 1 H: 0 E: 0 LOB: 2 K: 2 BB: 3 S: 15 P: 30	R: 0 H: 1 E: 0 LOB: 1 K: 3 BB: 0 S: 12 P: 18	R: 0 H: 1 E: 0 LOB: 1 K: 3 BB: 0 S: 13 P: 18	R: 0 H: 0 E: 0 LOB: 0 K: 1 BB: 0 S: 7 P: 10	R: 0 H: 1 E: 0 LOB: 1 K: 2 BB: 0 S: 12 P: 18	R: 0 H: 1 E: 0 LOB: 3 K: 1 BB: 1 S: 11 P: 17	1B: 3 SF: 0 2B: 2 SAC: 0 3B: 0 DP: 0 HR: 0 HBP: 1						

PITCHER		IP	WLS	BF	H	R	ER	SO	BB	IBB	HBP	BLK	WP	HR	S	P	ERA	WHIP
21 Nick Martinez, R ERA: 3.78	(1, 1)	3.0		10	1	0	0	3	0	0	0	0	0	0	24	38	0.00	0.333
56 Ray Kerr, L ERA: 5.23	(4, 1)	2.1	W	11	1	1	1	6	3	0	0	0	0	0	32	56	3.86	1.714
58 Scott Barlow, R ERA: 5.13	(6, 1)	1.2	H	6	1	0	0	3	0	0	0	0	0	0	15	20	0.00	0.600
59 Tom Cosgrove, L ERA: 1.76	(8, 1)	1.0	H	4	1	0	0	2	0	0	0	0	0	0	12	18	0.00	1.000
66 Luis García, R ERA: 5.26	(9, 1)	1.0		6	1	0	0	1	1	0	1	0	0	0	11	17	0.00	2.000

PITCHER	IP	WLS	BF	H	R	ER	SO	BB	IBB	HBP	BLK	WP	HR	S	P	ERA	WHIP

BOTTOM

San Diego Padres @ Colorado Rockies

Coors Field, Denver, CO

Wed Aug 02 2023, 1:11 PM - 4:06 PM MDT

Att. 28,437 - Partly Cloudy - 84 F

livebaseballscorecards.com

AB	32
R	1
H	5
RBI	1
BB	4
SO	15
LOB	20

Los Angeles Dodgers @ San Diego Padres

Petco Park, San Diego, CA

Fri Aug 04 2023, 6:41 PM - 9:55 PM PDT

Att. 42,930 - Clear - 72 F

TOP

livebaseballscorecards.com

Batter	1	2	3	4	5	6	7	8	9	AB	R	H	RBI	BB	SO	LOB
50 Mookie Betts, R (1, 4) (8, 9) OBP: 0.387, SLG: 0.575	B SI 95 X SI 95 1-0 16 G4-3 1B		C FC 91 X FF 92 0-1 ② F9			C ST 82 S CU 72 B ST 86 X SI 97 1-2 ① G4-3		B SL 86 F FF 98 D CH 91 C SI 97 B SI 98 1 SAFE B SL 87 4-2 6 2B 3 BB 1-2 BB	B FF 93 B CU 79 C CU 79 X CU 80 2-1 5 S 16 2B 1B	4	2	2	0	1	0	0
5 Freddie Freeman, L (1, 3) OBP: 0.415, SLG: 0.593	C ST 81 B SI 95 1 SAFE X FF 96 1-1 ① P5		C SI 95 X CU 72 0-1 ③ G1-3			T SI 95 C CU 71 F FS 91 F FF 95 X CU 71 0-2 ② F8		C FF 97 F CH 90 X SI 99 0-2 ① L6	C SI 94 B CU 81 H SL 85 2-1 16 2B 6 SF8 1-2 HBP	4	1	0	0	0	0	3
16 Will Smith, R (1, 2) OBP: 0.383, SLG: 0.466	F FF 95 B FF 95 F FF 96 X KC 80 1-2 ② G4-3 1-2			B ST 82 B ST 81 C SI 94 S ST 83 F FF 95 B KC 80 X SI 95 3-2 23 FC3-6 1B		B FC 91 C ST 83 B ST 85 S ST 83 C ST 86 2-3 ③ K		B FF 98 C SI 99 C SI 98 F SI 98 D CH 90 D SI 98 S SI 99 3-3 ② K	S SL 86 S SL 85 B FF 93 X CU 79 1-2 6 SF8 3 1B 1-3 2-H 2B	5	1	2	1	0	2	3
6 David Peralta, L (1, 10) OBP: 0.310, SLG: 0.414	B FF 96 X ST 82 1-0 ③ F7			F SI 95 X FS 89 0-1 ① L9			C ST 81 X SI 93 0-1 23 G3 33 1B 2B	C SI 99 B CH 93 S CH 90 X SI 101 1-2 3 BB 28 BB 1-3 2-H 2B	B SI 93 X SL 82 1-0 ① SF8 2-3 3-H	4	2	2	2	0	0	2
23 Jason Heyward, L (1, 9) (8, 8) OBP: 0.341, SLG: 0.467		B FC 90 B SL 86 C ST 81 X FC 90 2-1 ① P5		B FC 91 F ST 82 F KC 78 X SL 88 1-2 ② FC3-6 3 FC6-4 1-2f			D ST 80 C ST 82 F ST 83 X KC 80 1-2 ① G3 2-3	B SL 87 B SL 87 2-0 28 BB 3 BB 31 1B IBB	C SL 84 X SL 83 0-1 ② P5	4	1	0	0	1	0	3
3 Chris Taylor, R (1, 5) OBP: 0.298, SLG: 0.434		C SL 87 F FF 96 F FF 96 S KC 80 0-3 ② K		X SL 88 0-0 ③ FC6-4 1-2f			X ST 83 0-0 ② P4	B CH 90 S FF 98 F FF 98 B SL 88 F CH 91 B FF 98 B FF 98 4-2 28 BB 31 1B 1-2 2-3 3-H BB	S FF 94 X FF 95 0-1 3-H 1B	4	1	1	2	1	1	2
33 James Outman, L (1, 8) OBP: 0.352, SLG: 0.435 28 J.D. Martinez, R (8, PH) OBP: 0.311, SLG: 0.562 11 Miguel Rojas, R (8, PR) OBP: 0.274, SLG: 0.283 (8, 6)		C SI 96 C SI 96 X FF 96 0-2 HR			B SI 94 S ST 81 C SI 95 F KC 77 B FS 90 S ST 84 2-3 ① K		X ST 82 0-0 31 S 3-H 1B	F FF 92 S ST 74 B ST 76 B ST 77 F FF 93 B ST 76 B ST 77 4-2 31 1B 1-2 2-3 3-H BB	S ST 78 X SI 97 0-1 ③ G5-3	3 0 1	1 0 0	2 0 0	2 1 0	0 1 0	1 0 0	0 0 1
31 Amed Rosario, R (1, 6) (8, 4) OBP: 0.309, SLG: 0.379		B FF 94 C SI 95 X ST 83 1-1 ③ P4			C FF 94 S ST 83 F ST 83 S ST 85 0-3 ② K		C SI 95 B ST 83 X ST 84 1-1 ③ G5-3 1-2	F FF 92 B FF 92 X SI 93 1-1 8 S 1-3 2-H 3-H 1B		4	0	1	2	0	1	1
8 Enrique Hernández, R (1, 7) OBP: 0.284, SLG: 0.329			B SI 93 X SI 93 1-0 ① P6		B SI 96 X SI 96 1-0 ③ G6-3			50 BB 6 2B 1B 0-2 F9 1-2		4	1	1	0	0	0	2

	AB	R	H	RBI	BB	SO	LOB
	37	**10**	**11**	**10**	**4**	**5**	**17**

| Inning Stats | | |

Batter	1	2	3	4	5	6	7	8	9	AB	R	H	RBI	BB	SO	LOB
7 Ha-Seong Kim, R (1, 4) OBP: 0.382, SLG: 0.458	F FF 99 B FF 100 S CU 80 X CU 82 1-2 22 S 1B		B FF 99 B CU 81 C CU 81 B FF 101 X SI 100 3-1 22 S 1B	D SL 91 B SL 89 C SI 98 X SI 99 2-1 ③ L4 1-2 3-H		C FF 95 B FF 94 C FF 95 X FF 96 1-2 ② F9		B FF 95 B FC 86 B FF 94 C FF 95 C FF 95 F FF 96 B FF 95 4-2 1-2 BB		4	0	2	0	1	0	3
23 Fernando Tatis Jr., R (1, 9) OBP: 0.324, SLG: 0.485	B FF 100 B FF 100 X FF 100 2-0 ① F8		F SI 98 B CH 88 X SL 88 1-1 ① P4		B SI 98 F SI 100 C SI 98 F SL 91 F SL 92 F SL 92 F SI 99 C SI 100 1-3 ① K	F FF 95 X FF 95 0-1 ③ P3		S ST 86 D ST 86 B ST 86 S ST 86 X FF 97 2-2 ③ F9		5	0	0	0	0	1	6
22 Juan Soto, L (1, 7) OBP: 0.424, SLG: 0.532	C CU 79 S CH 88 B CH 88 B FF 101 B SL 91 C FF 100 3-3 ② K 1-2		C CH 90 B FF 100 T FF 100 B CH 90 B SL 91 C CU 82 3-3 ② K 1-2		B KC 90 B SI 99 B KC 89 B SI 99 4-0 13 1B BB		X FC 93 0-0 ① P5		C SI 95 F FF 96 X SI 97 0-2 HR	4	1	1	1	2	2
13 Manny Machado, R (1, 5) OBP: 0.318, SLG: 0.457	B FF 101 D SI 100 D ST 86 S FF 101 X FF 100 3-1 ③ L9		B SL 91 C ST 84 C FF 100 X ST 84 1-2 ③ F8		C SI 99 X KC 89 0-1 2 G1-4-3 1-2 1B		B FC 94 F SI 97 X FC 94 1-1 ② F9		C FF 97 C ST 85 X ST 85 0-2 ① P6	5	0	1	0	0	0	2
2 Xander Bogaerts, R (1, 6) OBP: 0.345, SLG: 0.396		B SI 99 C SI 99 X ST 87 1-1 9 2B 1B		C SI 99 B CH 90 F SI 98 F CH 89 B SL 94 F SI 99 B SI 99 X SI 100 3-2 9 FC4-6 1B	B SI 99 C SI 98 X SI 99 1-1 ②③ G1-4-3 1-2f		B SI 97 S SI 96 F SI 96 S FF 97 1-3 ③ K		C ST 85 S ST 85 B ST 85 X ST 85 1-2 ② P3	5	0	2	0	0	1	2
9 Jake Cronenworth, L (1, 3) OBP: 0.312, SLG: 0.369		C FF 99 F FF 100 X CU 81 0-2 1-3 2B		F FF 99 X CH 87 0-1 ① FC4-6 91 BB 12 1B 1-2f		C FF 94 F FF 95 B FF 96 B FF 96 F FF 95 F FF 95 X FF 95 2-2 ① F7		H FF 94 1-0 24 G4-3 1 1B HBP	C FF 96 X FC 94 0-1 ③ G6-3	4	2	1	0	0	0	1
91 Ji Man Choi, L (1, 10) OBP: 0.241, SLG: 0.500 24 Garrett Cooper, R (8, PH) OBP: 0.295, SLG: 0.425 (9, 10)	C CU 80 B SI 100 C FF 100 B SI 100 B CU 82 S SI 101 3-3 ① K		B CH 87 F FF 99 B CU 81 1 SAFE C CU 79 B FF 99 D CU 81 4-2 1 FC4-6 12 1B 7 PB 1-2 BB		B FF 95 C FF 95 B SL 87 C FF 95 F FF 94 B FF 95 B FF 95 4-2 12 HBP 1 1B BB		B FC 81 C FF 95 S FF 96 B FF 96 X FF 96 2-2 ① G4-3 1-2		1 1	2 0	0 0	0 0	2 0	1 0	2 1
12 Luis Campusano, R (1, 2) OBP: 0.304, SLG: 0.415		B ST 86 C SI 99 F FF 101 B CU 82 F SL 94 X SL 87 2-2 ② P2		F SI 99 X SI 98 0-1 1 FC4-6 1-2 2-H 1B		H SL 87 1-0 1 1B 1-2 HBP		B FF 96 S FF 95 X FC 86 1-1 ② L7	3	0	1	1	0	0	3
1 Trent Grisham, L (1, 8) OBP: 0.325, SLG: 0.392		C CU 80 S FF 101 F FF 101 X FF 100 0-2 ③ F8		C CH 89 F CU 82 B FF 99 B SL 90 B FF 99 X CU 81 3-2 ② FC4-6 7 PB 1-2f 2-3		X FF 95 0-0 1-2 2-H 1B		B ST 81 F FF 95 B FF 95 C FC 85 X FF 95 2-2 7 BB 2-H 1B		4	0	2	2	0	0	4
Inning Stats	R: 0 E: 0 K: 1 S: 9 H: 1 LOB: 1 BB: 0 P: 18	R: 0 E: 0 K: 1 S: 16 H: 2 LOB: 2 BB: 0 P: 22	R: 0 E: 0 K: 1 S: 10 H: 1 LOB: 1 BB: 0 P: 18	R: 2 E: 0 K: 0 S: 16 H: 2 LOB: 1 BB: 1 P: 28	R: 0 E: 0 K: 1 S: 11 H: 1 LOB: 1 BB: 1 P: 17	R: 1 E: 0 K: 0 S: 14 H: 1 LOB: 2 BB: 1 P: 22	R: 0 E: 0 K: 1 S: 6 H: 0 LOB: 0 BB: 0 P: 8	R: 1 E: 0 K: 0 S: 14 H: 1 LOB: 2 BB: 1 P: 26	R: 1 E: 0 K: 0 S: 11 H: 1 LOB: 0 BB: 0 P: 12	1B: 8 2B: 1 3B: 0 HR: 1 SF: 0 SAC: 0 DP: 1 HBP: 2						

PITCHER		IP	WLS	BF	H	R	ER	SO	BB	IBB	HBP	BLK	WP	HR	S	P	ERA	WHIP
28 Bobby Miller, R ERA: 4.26	(1, 1)	3.2		18	6	2	1	3	1	0	0	0	0	0	49	82	2.46	1.909
17 Joe Kelly, R ERA: 4.7	(4, 1)	1.1		5	1	0	0	1	1	0	0	0	0	0	13	21	0.00	1.500
51 Alex Vesia, L ERA: 5.52	(6, 1)	1.0		6	1	1	1	0	1	0	1	0	0	0	14	22	9.00	2.000
57 Ryan Brasier, R ERA: 4.28	(7, 1)	1.0	W	3	0	0	0	1	0	0	0	0	0	0	6	8	0.00	0.000
64 Caleb Ferguson, L ERA: 2.57	(8, 1)	0.2		5	1	1	1	0	1	0	1	0	0	0	11	21	13.50	3.000
59 Evan Phillips, R ERA: 2.36	(8, 1)	1.1	S	5	1	1	1	0	0	0	0	0	0	1	14	17	6.75	0.750

BOTTOM

Los Angeles Dodgers @ San Diego Padres

Petco Park, San Diego, CA

Fri Aug 04 2023, 6:41 PM - 9:55 PM PDT

Att. 42,930 - Clear - 72 F

livebaseballscorecards.com

AB	36
R	5
H	10
RBI	4
BB	4
SO	5
LOB	26

Batter	1	2	3	4	5	6	7	8	9	AB	R	H	RBI	BB	SO	LOB
50 Mookie Betts, R (1, 9) OBP: 0.388, SLG: 0.576	C FF 96 B CH 86 B FF 94 X CH 88 2-1 L6		F CH 86 B FF 94 C CU 79 B SL 87 B CU 81 S SL 89 3-3 K		C FF 95 C FF 95 B SL 90 B SL 89 X FF 95 2-2 E7 5 1B 2B		X CU 83 0-0 5 G3-6-3 1-2 1B			4	1	2	0	0	1	0
5 Freddie Freeman, L (1, 3) OBP: 0.414, SLG: 0.589	C CU 78 B FF 95 S SL 88 F CU 79 X CU 80 1-2 L9		S SL 87 B CU 82 B FF 95 S SL 87 B SL 87 S SL 88 3-3 K		X FF 94 0-0 16 S 3-H 1B		X CH 80 0-0 G3-6-3 1-2f 2-3			4	0	1	1	0	1	2
16 Will Smith, R (1, 2) OBP: 0.384, SLG: 0.474	B FF 96 B FF 95 B FF 96 C FF 95 F CH 86 F FF 96 F FF 96 X SL 88 3-2 HR		C CU 79 C FF 95 B FF 96 F FF 96 F CU 82 B CU 81 B CH 88 B CH 87 4-2 28 S BB		1 SAFE B CU 79 X CH 87 1-0 L8 1-2		B SI 94 D CU 83 X CH 80 2-0 P4			3	1	1	1	1	0	2
28 J.D. Martinez, R (1, 10) OBP: 0.314, SLG: 0.560	F FF 96 B FF 96 X FF 96 1-1 1B		1 SAFE C CU 79 S CU 80 1 SAFE B CU 80 D CU 82 C SL 88 2-3 K 1-2		S SL 88 B CU 81 B FF 95 B CH 87 B SL 88 4-1 BB			S CH 81 S CH 82 X CH 82 0-2 F9		3	0	1	0	1	1	1
31 Amed Rosario, R (1, 4) OBP: 0.307, SLG: 0.377 6 David Peralta, L (8, PH) OBP: 0.309, SLG: 0.413 (8, 7)	F FF 95 F SL 89 D CU 79 S CU 80 1-3 K			B SL 89 B CH 87 C CH 88 X FF 96 2-1 L9	F CH 87 S SL 89 D SL 87 S CU 80 1-3 K			C CU 82 F FF 94 S CH 82 0-3 K		3 1	0 0	0 0	0 0	2 1	3 0
3 Chris Taylor, R (1, 5) OBP: 0.297, SLG: 0.428		S CH 86 B CH 88 B CU 81 B CH 87 B FF 96 4-1 8 S 33 S 8 SF7 BB		B SL 88 F CH 87 B FF 96 B SL 87 C FF 96 S FF 95 3-3 K		F ST 82 X FF 94 0-1 P3		B CU 82 B CH 81 B CH 81 C FF 94 F FF 95 X CH 83 3-2 F9		3	1	0	0	1	1	0
33 James Outman, L (1, 8) OBP: 0.354, SLG: 0.434		C FF 96 D SL 87 B FF 94 F FF 96 S CU 81 2-3 K 1-2		S CU 82 B CU 81 B FF 96 B FF 96 B FF 97 4-1 8 BLK BB		F ST 82 C FF 94 B FF 96 B ST 83 S FF 96 2-3 K			B FF 96 B FF 97 B FF 96 C FF 96 C FF 95 X FF 96 3-2 8 G6-4-3 1B	3	0	1	0	1	2	1
8 Enrique Hernández, R (1, 7) OBP: 0.280, SLG: 0.326 (8, 4)		C FF 94 F FF 95 D CU 81 F CU 81 B CH 88 F CU 81 X FF 96 2-2 SF7 2-H		D FF 95 F CH 87 B CU 81 C CH 86 T CU 81 2-2 K 1-2		C FF 96 F FF 96 B FF 95 B ST 84 X ST 85 2-2 F8			C FF 94 B CU 82 X FF 94 1-1 G6-4-3 1-2f	3	0	0	1	0	1	2
11 Miguel Rojas, R (1, 6) OBP: 0.274, SLG: 0.280		X FF 97 0-0 G4-3			C CU 79 F FF 95 B CU 76 X CU 79 1-2 G6-3		B CU 83 B CU 82 B FF 96 C FF 95 B SI 95 4-1 5 G3-6-3 50 1B BB		B FF 98 B FF 96 X FF 95 2-0 F8	3	0	0	0	1	0	0
Inning Stats	R: 1 E: 0 K: 1 S: 16 H: 2 LOB: 1 BB: 0 P: 24	R: 1 E: 0 K: 1 S: 10 H: 0 LOB: 0 BB: 1 P: 18	R: 0 E: 0 K: 3 S: 13 H: 0 LOB: 1 BB: 1 P: 25	R: 0 E: 0 K: 2 S: 9 H: 0 LOB: 1 BB: 1 P: 20	R: 1 E: 1 K: 1 S: 12 H: 2 LOB: 2 BB: 1 P: 21	R: 0 E: 0 K: 1 S: 8 H: 0 LOB: 0 BB: 0 P: 12	R: 0 E: 0 K: 0 S: 4 H: 1 LOB: 1 BB: 1 P: 10	R: 0 E: 0 K: 1 S: 9 H: 0 LOB: 0 BB: 0 P: 12	R: 0 E: 0 K: 0 S: 6 H: 1 LOB: 0 BB: 0 P: 12	1B: 4 2B: 1 3B: 0 HR: 1 SF: 1 SAC: 0 DP: 2 HBP: 0						

PITCHER		IP	WLS	BF	H	R	ER	SO	BB	IBB	HBP	BLK	WP	HR	S	P	ERA	WHIP
4 Blake Snell, L ERA: 2.61	(1, 1)	5.0		23	4	3	3	8	4	0	0	1	0	1	60	108	5.40	1.600
36 Steven Wilson, R ERA: 2.54	(6, 1)	1.0		3	0	0	0	1	0	0	0	0	0	0	8	12	0.00	0.000
21 Nick Martinez, R ERA: 3.68	(7, 1)	2.0	W	7	1	0	0	1	1	0	0	0	0	0	13	22	0.00	1.000
56 Ray Kerr, L ERA: 4.76	(9, 1)	1.0		3	1	0	0	0	0	0	0	0	0	0	6	12	0.00	1.000

PITCHER	IP	WLS	BF	H	R	ER	SO	BB	IBB	HBP	BLK	WP	HR	S	P	ERA	WHIP

TOP

Los Angeles Dodgers @ San Diego Padres

Petco Park, San Diego, CA

Sat Aug 05 2023, 5:41 PM - 8:36 PM PDT

Att. 42,567 - Clear - 74 F

livebaseballscorecards.com

AB	30
R	3
H	6
RBI	3
BB	5
SO	10
LOB	11

WP: 0 PA: 36
PB: 0
SB: 4
CS: 0

Batter	1	2	3	4	5	6	7	8	9	AB	R	H	RBI	BB	SO	LOB
7 Ha-Seong Kim, R (1, 4) OBP: 0.383, SLG: 0.456	C SL 86 B SL 87 C SL 84 S SL 86 1-3 K ①		X FF 87 0-0 1B			C FF 85 B FC 84 C FF 87 F CU 73 F FC 84 F FC 85 F CH 80 F FF 87 B CU 70 2-2 X FF 88 P3 ①		22 1B 23 BB 22 E BB 1-2 F9		4	1	1	0	1	1	2
23 Fernando Tatis Jr., R (1, 9) OBP: 0.323, SLG: 0.482	S SL 87 S SL 87 S SL 87 0-3 K ②		B FF 89 F FC 85 B CH 78 X FF 88 2-1 F8 ③			X FC 86 0-0 L7 ②		B SI 97 B SI 97 B FF 97 B SI 98 4-0 22 E 13 1B 1-2 2-3 BB		3	1	0	0	1	1	1
22 Juan Soto, L (1, 7) OBP: 0.424, SLG: 0.531	C SI 96 B KC 80 B KC 79 B SL 85 F SI 96 T KC 79 3-2 K ③			B CU 71 F CU 72 B FF 87 X FF 87 2-1 F9 ① B FF 88 B FC 86 X CH 78 2-0 HR		B CU 71 S FC 85 B FC 84 B CU 72 X FF 88 3-1 1B		D FC 90 B FF 95 X FF 96 2-0 E4 13 1B 1-3 2-H 3-H 1B		4	1	2	1	0	1	0
13 Manny Machado, R (1, 5) OBP: 0.320, SLG: 0.465		S SL 85 B SL 88 F SL 87 B KC 78 S SL 86 2-3 K ①				B SI 99 F SI 99 F SI 99 C SL 89 1-3 K ③		X FF 96 0-0 9 CS 9 1B 2-H 3-H 1B		4	2	2	3	0	2	1
2 Xander Bogaerts, R (1, 6) OBP: 0.344, SLG: 0.395		C SI 95 X SL 86 0-1 1B		C FC 85 X FF 87 0-1 F9 ②			F SI 100 X SI 99 0-1 G5-3 ①	B FF 96 1 SAFE C FF 96 B FC 87 D FC 87 X FF 96 3-1 F9 ②		4	0	1	0	0	0	1
9 Jake Cronenworth, L (1, 3) OBP: 0.313, SLG: 0.370		B FF 86 F FF 86 B FF 87 F FF 88 F FF 88 1 SAFE F CU 73 F FF 88 S CU 73 2-3 K ②		F CU 73 F FF 88 X FF 88 0-2 G5-3 ③			B FF 100 F FF 100 F FF 97 X FF 98 1-2 24 G6-4-3 1B	C FC 87 F FC 87 B FF 97 F FF 96 1 SAFE F FC 87 X FF 97 1-2 99 BB 24 1B 1 1B 1-H 1B		4	1	2	1	0	1	1
91 Ji Man Choi, L (1, 10) OBP: 0.238, SLG: 0.493 24 Garrett Cooper, R (5, PH) OBP: 0.296, SLG: 0.424 (6, 10)		S FF 87 S CU 74 B CU 73 1 SAFE 1 SAFE F CU 73 S FF 89 1-3 K ③			F FC 83 X FC 84 0-1 F8 ①		B SI 100 F SI 99 X SI 100 1-1 G6-4-3 ②③ 1-2f	F FF 97 X FF 96 0-1 99 BB 1 1B 1-2 1B		1 3	0 1	0 1	0 0	0 0	1 0	1 1
99 Gary Sánchez, R (1, 2) OBP: 0.293, SLG: 0.489			B FF 86 B FF 86 C FC 83 X FF 87 2-1 F8 ①		X FC 85 0-0 F8 ②			23 BB 7 BB 22 E 1B		3	1	1	0	1	0	0
1 Trent Grisham, L (1, 8) OBP: 0.324, SLG: 0.390			B FF 87 F FF 86 B CU 71 F FF 87 F FF 89 S CU 73 2-3 K ②		C FF 88 C FF 88 F CU 72 X CU 72 0-2 F8 ③			S ST 86 0-3 K ①		4	0	1	2	0	2	1
Inning Stats	R: 0 E: 0 K: 3 S: 9 H: 0 LOB: 0 BB: 0 P: 13	R: 0 E: 0 K: 3 S: 15 H: 1 LOB: 1 BB: 0 P: 20	R: 0 E: 0 K: 1 S: 9 H: 1 LOB: 1 BB: 0 P: 15	R: 1 E: 0 K: 0 S: 8 H: 1 LOB: 0 BB: 0 P: 12	R: 0 E: 0 K: 0 S: 7 H: 0 LOB: 0 BB: 0 P: 7	R: 0 E: 0 K: 1 S: 14 H: 1 LOB: 1 BB: 0 P: 20	R: 0 E: 0 K: 0 S: 7 H: 1 LOB: 0 BB: 0 P: 9	R: 7 E: 1 K: 1 S: 23 H: 6 LOB: 2 BB: 3 P: 43		1B: 10 2B: 0 3B: 0 HR: 1 SF: 0 SAC: 0 DP: 1 HBP: 0					

BOTTOM

Los Angeles Dodgers @ San Diego Padres

Petco Park, San Diego, CA

Sat Aug 05 2023, 5:41 PM - 8:36 PM PDT

Att. 42,567 - Clear - 74 F

livebaseballscorecards.com

AB	34
R	8
H	11
RBI	7
BB	3
SO	9
LOB	9

WP: 0 PA: 37
PB: 0
SB: 0
CS: 1

PITCHER		IP	WLS	BF	H	R	ER	SO	BB	IBB	HBP	BLK	WP	HR	S	P	ERA	WHIP
78 Michael Grove, R ERA: 6.61	(1, 1)	1.1		5	1	0	0	4	0	0	0	0	0	0	14	20	0.00	0.750
56 Ryan Yarbrough, L ERA: 4.07	(2, 1)	4.1		16	3	1	1	3	0	0	0	0	0	1	45	63	2.08	0.692
48 Brusdar Graterol, R ERA: 1.71	(6, 1)	1.1	H	4	1	0	0	1	0	0	0	0	0	0	10	13	0.00	0.750
38 Yency Almonte, R ERA: 5.36	(8, 1)	0.1	L	4	1	3	3	1	2	0	0	0	0	0	8	16	81.00	9.000
64 Caleb Ferguson, L ERA: 2.55	(8, 1)	0.1	B	7	5	4	0	0	1	0	0	0	0	0	14	25	0.00	18.000

PITCHER		IP	WLS	BF	H	R	ER	SO	BB	IBB	HBP	BLK	WP	HR	S	P	ERA	WHIP
51 Alex Vesia, L ERA: 5.46	(8, 1)	0.1		1	0	0	0	0	0	0	0	0	0	0	1	2	0.00	0.000

Batter	1	2	3	4	5	6	7	8	9	AB	R	H	RBI	BB	SO	LOB
50 Mookie Betts, R (1, 9) OBP: 0.386, SLG: 0.579	B FF 88 B FF 89 X FF 89 2-0 ① F8	C CU 73 B CH 84 F CU 74 X ST 71 1-2 ② FC5-4 5 HR 1-2f 2-3		F FF 93 S FF 93 S CH 83 0-3 ① K		C CU 77 B SI 94 B FF 94 B CU 78 C CH 84 1 SAFE F FF 96 X FF 97 3-2 ① F9		B CH 85 B SI 95 F CU 78 C CH 84 B CU 79 X FF 96 3-2 HR		5	2	1	1	0	1	4
5 Freddie Freeman, L (1, 3) OBP: 0.416, SLG: 0.595	B CU 74 B FF 89 B CU 74 C FF 90 H CU 72 4-1 31 HR HBP	F CU 73 S ST 71 B ST 67 F CU 74 B CU 74 F FF 88 F FF 86 F ST 71 1 SAFE 3-2 B ST 71 X ST 71 1-H 3-H HR		C FF 93 D CH 83 S CH 84 S CH 83 1-3 ② K		X FF 95 0-0 6 S 1-3 1B		C CU 81 F FF 95 B FF 96 X CU 84 1-2 ③ G4-3		4	2	2	3	0	1	1
28 J.D. Martinez, R (1, 10) OBP: 0.312, SLG: 0.558	C CU 72 F CU 73 B FF 89 S FF 90 0-3 ② K	B CU 72 X FF 89 1-0 ③ L7		X FF 94 0-0 1-3 2B		B CH 86 B CH 86 S CH 86 S CU 79 F CH 87 D CU 80 S CU 79 3-3 ② K			B CU 80 C CU 81 F FF 96 S CU 84 1-3 ① K	5	0	1	0	0	3	3
31 Amed Rosario, R (1, 4) OBP: 0.307, SLG: 0.383 6 David Peralta, L (6, PH) OBP: 0.310, SLG: 0.413 (6, 7)	C FF 90 F FC 86 F CU 74 X FF 91 0-2 1-H HR		C CU 72 F FC 84 X CH 81 0-2 ① G1-3	S CU 77 F FF 95 D CU 77 X CU 78 1-2 ③ G2-3		S CH 86 D CH 86 B CH 85 F CU 79 F FF 95 B CH 86 C CU 80 3-3 ③ K			F FF 95 S CU 83 X CU 83 0-2 3 S 8 2B 1B	3 2	1 1	1 1	2 0	0 0	0 1	2 2
3 Chris Taylor, R (1, 5) OBP: 0.299, SLG: 0.422	B CU 74 S CU 74 S FC 87 B FF 90 B FF 90 S CU 74 3-3 ③ K		C FC 85 B CH 83 S FC 84 H FF 88 2-2 8 S HBP		C CU 76 S CH 82 S CH 83 0-3 ① K		C CU 77 B FF 93 C FF 95 X CH 84 1-2 ① G5-3		B SI 97 S SI 98 C FS 88 B ST 85 F ST 82 B SI 99 D FS 88 4-2 8 2B 1-2 BB	3	0	0	0	1	2	0
8 Enrique Hernández, R (1, 7) OBP: 0.285, SLG: 0.336 (6, 4)		C FF 89 B FC 84 X CU 73 1-1 11 1B 15 1B 1B	B CH 82 C FC 85 B FC 84 C FC 84 B ST 71 S FC 84 3-3 ② K 1-2		B FF 92 F FF 94 F CH 83 X CU 78 1-2 33 G1-3 2B		F FF 94 B FF 95 X SI 94 1-1 ② G5-3		X SI 96 0-0 1-3 2-H 2B	5	1	3	1	0	1	1
33 James Outman, L (1, 8) OBP: 0.352, SLG: 0.429		C CU 73 B ST 71 F FF 89 S CU 72 1-3 ① K	B FF 88 S CU 73 D CU 74 B ST 69 F CU 73 B CU 73 4-2 BB		F FF 94 D CU 78 B CH 83 S CH 85 B CH 85 X CU 79 3-2 ② G1-3 2-3		B SI 94 C CU 78 C FF 93 B FF 95 B CU 79 S CH 85 3-3 ③ K		S SI 100 S ST 82 S ST 84 0-3 ② K	4	0	0	0	1	3	4
11 Miguel Rojas, R (1, 6) OBP: 0.273, SLG: 0.279		B FF 90 B CU 72 B FF 89 C FF 90 X FC 85 3-1 50 15 FC5-4 5 1B HR 1-3 1B	F FF 89 B CU 72 F CU 72 B ST 70 F FC 82 F CU 72 X FF 88 2-2 ③ P5		B CU 79 C CH 84 B FF 94 S CH 86 F CH 85 B FF 95 S CH 87 3-3 ③ K			B FF 92 B FF 94 X FF 94 2-0 ① G6-3 B ST 83 X SI 97 1-0 ③ L8	5	1	1	0	0	1	5
15 Austin Barnes, R (1, 2) OBP: 0.220, SLG: 0.153		X FF 90 0-0 1-2 3-H 50 FC5-4 1B		C FF 94 B CU 78 B CU 76 B FF 93 B FF 94 4-1 28 2B BB		B FF 94 F FF 95 X FF 92 1-1 5 1B 1B		T FF 95 B CU 78 F CH 85 B CH 85 B FF 96 X FF 94 3-2 ② G4-3		3	0	2	1	1	0	0
Inning Stats	R: 2 E: 0 K: 2 S: 13 H: 1 LOB: 0 BB: 0 P: 22	R: 4 E: 0 K: 1 S: 19 H: 4 LOB: 0 BB: 0 P: 29	R: 0 E: 0 K: 1 S: 15 H: 0 LOB: 2 BB: 1 P: 26	R: 0 E: 0 K: 2 S: 11 H: 1 LOB: 2 BB: 1 P: 17	R: 0 E: 0 K: 2 S: 13 H: 1 LOB: 1 BB: 0 P: 20	R: 0 E: 0 K: 2 S: 15 H: 2 LOB: 2 BB: 0 P: 25	R: 0 E: 0 K: 1 S: 8 H: 0 LOB: 0 BB: 0 P: 13	R: 1 E: 0 K: 0 S: 10 H: 1 LOB: 0 BB: 0 P: 19	R: 1 E: 0 K: 2 S: 14 H: 2 LOB: 2 BB: 1 P: 20	1B: 6 2B: 3 3B: 0 HR: 3 SF: 0 SAC: 0 DP: 0 HBP: 2						

TOP

Los Angeles Dodgers @ San Diego Padres

Petco Park, San Diego, CA

Sun Aug 06 2023, 4:10 PM - 7:05 PM PDT

Att. 43,306 - Sunny - 74 F

livebaseballscorecards.com

AB	39
R	8
H	12
RBI	8
BB	3
SO	13
LOB	22

PITCHER		IP	WLS	BF	H	R	ER	SO	BB	IBB	HBP	BLK	WP	HR	S	P	ERA	WHIP
41 Rich Hill, L ERA: 5.09	(1, 1)	3.0	L	17	5	6	6	4	1	0	2	0	0	2	47	77	18.00	2.000
60 Pedro Avila, R ERA: 1.32	(4, 1)	4.2		20	5	1	1	7	1	0	0	0	0	1	54	90	1.93	1.286
56 Ray Kerr, L ERA: 5.25	(8, 1)	0.2		3	1	1	1	1	0	0	0	0	0	0	9	11	13.50	1.500
66 Luis García, R ERA: 5.12	(9, 1)	0.2		4	1	0	0	1	1	0	0	0	0	0	8	13	0.00	3.000

PITCHER	IP	WLS	BF	H	R	ER	SO	BB	IBB	HBP	BLK	WP	HR	S	P	ERA	WHIP

Batter	1	2	3	4	5	6	7	8	9	AB	R	H	RBI	BB	SO	LOB
7 Ha-Seong Kim, R (1, 5) OBP: 0.384, SLG: 0.455	C FF 92 C SI 92 B CU 83 X CU 81 1-2 ① G5-3		B FF 92 C FF 93 B SI 92 F FF 92 B CU 83 B SI 94 4-2 23 G6-4-3 1-2 BB		C CU 82 C SI 93 X CU 83 0-2 1B		D SI 96 S SL 86 C SI 96 B SL 85 S SL 86 2-3 ③ K2-3			3	0	1	0	1	1	1
23 Fernando Tatis Jr., R (1, 9) OBP: 0.320, SLG: 0.477	B FF 93 X SI 92 1-0 ② L6		S CU 83 F FF 93 X FF 94 0-2 ②③ G6-4-3 1-2f		F SI 94 F FF 93 B CU 83 X FF 93 1-2 ③ F8			X SI 98 0-0 ① F8		4	0	0	0	0	0	3
22 Juan Soto, L (1, 7) OBP: 0.421, SLG: 0.526	C FF 93 B SL 84 F FF 93 B CH 86 S FC 89 2-3 ③ K			C FC 90 F FF 91 X SL 83 0-2 ① L8		B CU 78 F FC 89 B CH 85 X FC 90 2-1 ① G4-3		B FC 96 X FF 98 1-0 ② G3-1		4	0	0	0	0	1	0
13 Manny Machado, R (1, 10) OBP: 0.319, SLG: 0.462		C FF 92 C FF 92 F CU 80 B CU 81 C SI 93 1-3 ① K		B FC 91 B FF 92 F FC 90 B SI 91 B FF 92 4-1 2 1B BB		C FF 93 F SI 92 S FF 92 0-3 ② K		C SI 98 C SI 99 X SI 99 0-2 ③ G4-3		3	0	0	0	1	2	0
2 Xander Bogaerts, R (1, 6) OBP: 0.343, SLG: 0.394		C FF 93 X SI 93 0-1 ② F8		B SI 93 C FF 92 X SI 93 1-1 1-2 1B		C FF 93 C FF 93 B CU 83 C FF 93 1-3 ③ K			S SI 95 C SI 96 B ST 84 X ST 84 1-2 ① G3-1	4	0	1	0	0	1	0
9 Jake Cronenworth, L (1, 4) OBP: 0.315, SLG: 0.379		C FF 93 X FF 93 0-1 ③ F7		F FF 93 F FF 92 B FF 92 F FC 90 S CH 87 1-3 ② K			B FF 97 C FF 96 B FF 95 X FC 92 2-1 HR		B FF 97 X FF 97 1-0 99 DI 1B	4	1	2	1	0	1	2
91 Ji Man Choi, L (1, 3) OBP: 0.226, SLG: 0.468			C FF 92 F FC 89 B CH 85 B FF 91 F FC 90 B SL 84 F FF 93 F FF 92 X FC 88 3-2 ① G1-3	B FF 93 B FF 92 X FC 91 2-0 ③ G4-3			F FC 92 X FF 97 0-1 ① F7		F FF 97 X FF 96 0-1 ② F9	4	0	0	0	0	0	3
99 Gary Sánchez, R (1, 2) OBP: 0.297, SLG: 0.511			S FF 93 S FF 93 F FF 93 F CU 82 F FF 93 X CU 82 0-2 HR		B FC 88 C SI 91 S SI 92 X FF 92 1-2 ① F9		B SI 97 C SI 96 X FF 97 1-1 1 G4-3 2B		S SI 97 X SI 97 0-1 ③ G5-3 1-2	4	1	2	1	0	0	1
1 Trent Grisham, L (1, 8) OBP: 0.324, SLG: 0.390			C FF 92 B FC 90 B CH 85 B FC 90 C FC 90 X FF 92 3-2 7 BB 1B		B FC 91 B FF 91 F FC 90 F FF 92 C CH 86 2-3 ② K		X FC 93 0-0 ② G4-3 2-3			3	0	1	0	0	1	1
Inning Stats	R: 0 E: 0 K: 1 S: 7 H: 0 LOB: 0 BB: 0 P: 11	R: 0 E: 0 K: 1 S: 8 H: 0 LOB: 0 BB: 0 P: 9	R: 1 E: 0 K: 0 S: 20 H: 2 LOB: 1 BB: 1 P: 30	R: 0 E: 0 K: 1 S: 11 H: 1 LOB: 2 BB: 1 P: 19	R: 0 E: 0 K: 1 S: 12 H: 1 LOB: 1 BB: 0 P: 16	R: 0 E: 0 K: 2 S: 8 H: 0 LOB: 0 BB: 0 P: 11	R: 1 E: 0 K: 1 S: 10 H: 2 LOB: 1 BB: 0 P: 15	R: 0 E: 0 K: 0 S: 5 H: 0 LOB: 0 BB: 0 P: 6	R: 0 E: 0 K: 0 S: 8 H: 1 LOB: 1 BB: 0 P: 10	1B: 4 2B: 1 3B: 0 HR: 2 SF: 0 SAC: 0 DP: 1 HBP: 0						WP: 0 PB: 0 SB: 0 CS: 0 PA: 35

PITCHER		IP	WLS	BF	H	R	ER	SO	BB	IBB	HBP	BLK	WP	HR	S	P	ERA	WHIP
35 Lance Lynn, R ERA: 6.11	(1, 1)	6.0	W	23	4	1	1	6	2	0	0	0	0	1	66	96	1.50	1.000
57 Ryan Brasier, R ERA: 4.39	(7, 1)	1.0		5	2	1	1	1	0	0	0	0	0	1	10	15	9.00	2.000
48 Brusdar Graterol, R ERA: 1.68	(8, 1)	1.0		3	0	0	0	0	0	0	0	0	0	0	5	6	0.00	0.000
38 Yency Almonte, R ERA: 5.24	(9, 1)	1.0		4	1	0	0	0	0	0	0	0	0	0	8	10	0.00	1.000

PITCHER	IP	WLS	BF	H	R	ER	SO	BB	IBB	HBP	BLK	WP	HR	S	P	ERA	WHIP

BOTTOM

Los Angeles Dodgers @ San Diego Padres

Petco Park, San Diego, CA

Sun Aug 06 2023, 4:10 PM - 7:05 PM PDT

Att. 43,306 - Sunny - 74 F

livebaseballscorecards.com

AB	33
R	2
H	7
RBI	2
BB	2
SO	7
LOB	11

Batter	1	2	3	4	5	6	7	8	9	AB	R	H	RBI	BB	SO	LOB
50 Mookie Betts, R (1, 4) (9, 9) OBP: 0.384, SLG: 0.582	C FF 92 B SL 84 C SI 94 F FF 95 F SL 88 B FF 95 F CU 82 B FF 96 C SI 95 3-3 **K** ①		B CU 78 F SL 88 C CU 78 F SI 95 F CH 84 S ST 81 1-3 **K** ③	B SL 90 B SI 95 B FF 94 X FF 92 3-0 **HR** 1-H 2-H 3-H		X SI 95 0-0 **G3** ①	B ST 84 F SI 97 B SI 98 X SI 98 2-1 **L4** ③			5	1	1	4	0	2	3
5 Freddie Freeman, L (1, 3) OBP: 0.418, SLG: 0.595	F SI 95 B CH 88 F FF 94 F SI 97 F CU 78 X SI 95 1-2 **G3** ②			X CH 88 6 2B 13 BB 1B X ST 83 0-0 **L7** ②		0-0 16 1B 13 2B **IBB**		C SI 97 F ST 82 F FS 91 F SI 99 B FS 89 B ST 83 F FS 90 X SI 99 2-2 **1B**		4	2	2	0	1	0	0
16 Will Smith, R (1, 2) OBP: 0.385, SLG: 0.473	S FF 95 F SI 94 B SL 90 X CU 82 1-2 **1B**			C CU 79 X SI 96 0-1 **L8** ① B ST 83 S FF 96 B ST 84 B FF 95 X ST 81 3-2 **L8** ③		F SI 95 B SI 96 X CU 81 1-1 13 2B 6 SF8 1-2 2-3 3-H **1B**		B SI 99 X ST 81 1-0 **P3** ①		5	1	2	1	0	0	2
13 Max Muncy, L (1, 10) OBP: 0.333, SLG: 0.479	B CU 79 X SI 95 1-0 **F7** ③			B CU 78 B CU 77 B SI 93 C SI 92 C FF 94 B CU 79 4-2 6 2B 23 2B 1-2 **BB**	F ST 81 B CH 85 S FF 94 C FF 95 1-3 **K** ①	X SI 94 0-0 1-3 2-H 3-H **2B**		F SI 98 C ST 82 B SI 99 D FS 90 F SI 99 D ST 82 S ST 82 3-3 **K** ②		4	1	1	2	1	2	2
6 David Peralta, L (1, 7) OBP: 0.308, SLG: 0.415		C SI 91 F FF 95 B CH 87 X CH 84 1-2 **G3** ①		F CU 80 X CH 84 0-1 23 2B 1-3 2-H **2B**	C ST 81 F FF 94 B CH 86 B CH 86 X ST 84 2-2 **P5** ②	B SL 81 F CU 80 X SI 94 1-1 **SF8** ② 3-H		B ST 81 S SI 98 D ST 82 X SI 99 2-1 **F7** ③		4	1	1	2	0	0	1
23 Jason Heyward, L (1, 9) OBP: 0.340, SLG: 0.467 31 Amed Rosario, R (9, PH) (9, 4) OBP: 0.306, SLG: 0.383		B CU 79 X FF 94 1-0 **F9** ②		D CU 77 X CU 79 1-0 33 1B 11 1B 2-H 3-H **2B**	B FF 94 X CH 86 1-0 **L9** ③	C CU 80 B FF 95 S CU 79 F CU 78 C SL 82 1-3 **K** ③			C ST 75 S ST 76 X ST 76 0-2 **F4** ①	4 1	1 0	1 0	2 0	0 0	1 0	1 0
8 Enrique Hernández, R (1, 5) OBP: 0.287, SLG: 0.344		B SI 94 B SL 88 B SI 95 C FF 93 C SI 94 X SI 95 3-2 **G4-3** ③		B SI 94 S SL 87 B CU 81 B SI 95 F SI 94 B FF 94 4-2 11 1B 33 1B 50 HR **BB**		X SL 82 0-0 **HR**	F SI 97 B ST 82 B ST 82 F SI 98 B ST 82 S SI 97 3-3 **K** ①		C ST 78 X FF 93 0-1 **F9** ②	4	2	1	1	1	1	0
33 James Outman, L (1, 8) OBP: 0.360, SLG: 0.439			C SI 92 X SI 93 0-1 11 G5-4-3 **1B**	B CU 80 F CU 80 X CU 81 1-1 11 1B 50 HR 1-2 2-3 **1B**		C CU 79 C CU 80 B FF 94 B CU 79 B CU 80 F SL 81 B CU 78 4-2 11 E 16 1B **BB**	F SI 98 X ST 82 0-1 **1B**		B SI 92 F ST 76 C ST 75 B ST 76 B FF 93 X ST 74 3-2 **2B**	4	2	4	0	1	0	0
11 Miguel Rojas, R (1, 6) OBP: 0.271, SLG: 0.277			X FF 92 0-0 **G5-4-3** ① ② 1-2f	C SI 94 X CU 80 0-1 50 HR 1-2 2-3 3-H **1B**		1 SAFE C SL 82 F CU 80 B FF 94 B CU 79 F SL 82 F CU 79 X SI 92 2-2 **E4** 16 1B 13 2B 1-3	C SI 96 T SI 98 B ST 82 T SI 98 1-2 **K** ②		C SI 92 B FF 92 B ST 76 X ST 77 2-1 **L7** ③	5	2	1	1	0	1	4
Inning Stats	R: 0 E: 0 K: 1 S: 15 H: 1 LOB: 1 BB: 0 P: 21	R: 0 E: 0 K: 0 S: 7 H: 0 LOB: 0 BB: 0 P: 12	R: 0 E: 0 K: 1 S: 8 H: 1 LOB: 0 BB: 0 P: 9	R: 8 E: 0 K: 0 S: 20 H: 6 LOB: 0 BB: 2 P: 36	R: 0 E: 0 K: 1 S: 7 H: 0 LOB: 0 BB: 0 P: 11	R: 5 E: 1 K: 1 S: 19 H: 3 LOB: 1 BB: 2 P: 28	R: 0 E: 0 K: 2 S: 10 H: 1 LOB: 1 BB: 0 P: 16	R: 0 E: 0 K: 1 S: 13 H: 1 LOB: 1 BB: 0 P: 21	R: 0 E: 0 K: 0 S: 10 H: 1 LOB: 1 BB: 0 P: 15	1B: 8 2B: 4 3B: 0 HR: 2 SF: 1 SAC: 0 DP: 1 HBP: 0						

TOP

Los Angeles Dodgers @ San Diego Padres

Petco Park, San Diego, CA

Mon Aug 07 2023, 1:12 PM - 3:56 PM PDT

Att. 44,455 - Sunny - 76 F

livebaseballscorecards.com

AB	40
R	13
H	14
RBI	13
BB	4
SO	7
LOB	13

PITCHER		IP	WLS	BF	H	R	ER	SO	BB	IBB	HBP	BLK	WP	HR	S	P	ERA	WHIP
67 Seth Lugo, R ERA: 4.19	(1, 1)	3.1	L	19	8	8	8	2	2	0	0	0	0	1	46	71	21.60	3.000
36 Steven Wilson, R ERA: 2.45	(4, 1)	1.2		5	0	0	0	1	0	0	0	0	0	0	11	18	0.00	0.000
58 Scott Barlow, R ERA: 6.21	(6, 1)	1.0		9	3	5	3	1	1	1	0	0	0	1	19	28	27.00	4.000
66 Luis García, R ERA: 4.87	(7, 1)	2.0		8	2	0	0	3	0	0	0	0	0	0	23	37	0.00	1.000
59 Tom Cosgrove, L ERA: 1.69	(9, 1)	1.0		4	1	0	0	0	0	0	0	0	0	0	10	15	0.00	1.000

PITCHER	IP	WLS	BF	H	R	ER	SO	BB	IBB	HBP	BLK	WP	HR	S	P	ERA	WHIP

BOTTOM

Los Angeles Dodgers @ San Diego Padres

Petco Park, San Diego, CA

Mon Aug 07 2023, 1:12 PM - 3:56 PM PDT

Att. 44,455 - Sunny - 76 F

livebaseballscorecards.com

Batter	1	2	3	4	5	6	7	8	9	AB	R	H	RBI	BB	SO	LOB
7 Ha-Seong Kim, R (1, 5) OBP: 0.384, SLG: 0.454	B FF 91 C FF 92 B SL 88 X FF 92 2-1 ① L8		X SL 88 0-0 1-2 23 2B 1B		B FF 93 X SL 88 1-0 23 G5-4-3 1B		B SL 91 B SL 92 C FF 100 S FF 100 T FF 101 2-2 ② K		F FC 89 C FC 85 B FF 93 X FC 86 1-2 ③ P3	5	1	2	0	0	1	1
23 Fernando Tatis Jr., R (1, 9) OBP: 0.319, SLG: 0.477	S SL 89 S SL 88 B SL 88 X FF 93 1-2 E5 22 G3-6-3		X FF 93 0-0 22 G4-3 13 SF8 1-H 2-H 2B		X FS 83 0-0 ① ② G5-4-3 1-2f		B SL 93 F SL 93 F SL 92 S SL 93 1-3 ③ K			4	1	1	2	0	1	1
22 Juan Soto, L (1, 7) OBP: 0.419, SLG: 0.523	X FF 93 0-0 ② ③ G3-6-3 1-2f		B FS 84 F CU 83 B FS 83 X FS 84 2-1 ① G4-3 2-3		B FF 93 X FS 82 1-0 1B			B FF 92 C FF 92 F FC 85 F FF 95 X FC 87 1-2 ① G6-3		4	0	1	0	0	0	2
13 Manny Machado, R (1, 10) OBP: 0.316, SLG: 0.458		F SL 88 X SL 88 0-1 ① G5-3	B SL 88 S FS 84 X SL 89 1-1 ② SF8 3-H		B FF 94 S FS 84 S FS 85 F FS 85 S CU 82 1-3 ③ K			B FF 95 C FF 93 C FF 93 S FF 96 1-3 ② K		3	0	0	1	0	2	1
2 Xander Bogaerts, R (1, 6) OBP: 0.340, SLG: 0.390		C FF 92 B FS 84 B FS 83 X SL 88 2-1 ② L8	B FS 82 F FF 93 B FS 83 B FS 82 X FF 93 3-1 ③ F8			X FF 92 0-0 ① F8		B FF 94 C FF 93 C FF 94 X FC 87 1-2 ③ G6-3		4	0	0	0	0	0	0
9 Jake Cronenworth, L (1, 4) OBP: 0.314, SLG: 0.380		L FF 93 F FS 84 F FS 84 X FF 94 0-2 ③ G6-3		B FF 92 C FF 92 F FS 84 F FS 82 B FS 84 F FF 93 S SL 88 2-3 ① K		B FF 92 B FF 92 B FF 92 C FF 91 X FF 92 3-1 12 1B 2B			C FF 92 C FF 91 X FF 93 0-2 ① G6-3	4	1	1	0	0	1	0
91 Ji Man Choi, L (1, 3) OBP: 0.230, SLG: 0.457 17 Matthew Batten, R (9, PH) OBP: 0.320, SLG: 0.391			F CU 80 B FF 92 S FS 83 B FS 84 F SL 88 B FF 93 B FS 84 4-2 12 HR BB	F CU 81 X FF 93 0-1 ② P5		C FS 82 B FF 93 S FS 84 F FS 83 X SL 88 1-2 ② L9			B FF 93 C FF 94 B FF 94 S FF 92 X FF 94 2-2 ② G6-3	2 1	1 0	0 0	0 0	1 0	0 0	1 0
12 Luis Campusano, R (1, 2) OBP: 0.342, SLG: 0.536			F SL 89 X SL 89 0-1 1-H HR	X FF 93 0-0 1B		B FS 82 F SL 88 S FS 84 B FS 84 X FF 92 2-2 ③ 2-H 1B			X FF 94 0-0 HR	4	2	4	4	0	0	0
1 Trent Grisham, L (1, 8) OBP: 0.326, SLG: 0.391			X FF 92 0-0 7 1B 23 2B 1B	L FF 93 S FF 94 D FS 84 B FS 83 S FF 94 2-3 ③ K			C FF 99 C FF 100 B SL 93 S SL 93 1-3 ① K2-3		C FF 92 B FF 93 C FC 85 X FF 94 1-2 1B	4	1	2	0	0	2	1
Inning Stats	R: 0 E: 1 K: 0 S: 6 H: 0 LOB: 0 BB: 0 P: 9	R: 0 E: 0 K: 0 S: 8 H: 0 LOB: 0 BB: 0 P: 10	R: 5 E: 0 K: 0 S: 14 H: 4 LOB: 0 BB: 1 P: 24	R: 0 E: 0 K: 2 S: 11 H: 1 LOB: 1 BB: 0 P: 15	R: 0 E: 0 K: 1 S: 7 H: 2 LOB: 1 BB: 0 P: 10	R: 1 E: 0 K: 0 S: 10 H: 2 LOB: 2 BB: 0 P: 16	R: 0 E: 0 K: 3 S: 9 H: 0 LOB: 0 BB: 0 P: 13	R: 0 E: 0 K: 1 S: 10 H: 0 LOB: 0 BB: 0 P: 13	R: 1 E: 0 K: 0 S: 13 H: 2 LOB: 1 BB: 0 P: 17	1B: 7 2B: 2 3B: 0 HR: 2 SF: 1 SAC: 0 DP: 2 HBP: 0						

	AB	35
	R	7
	H	11
	RBI	7
	BB	1
	SO	7
	LOB	7

		WP: 0	PA: 37
		PB: 0	
		SB: 0	
		CS: 0	

PITCHER		IP	WLS	BF	H	R	ER	SO	BB	IBB	HBP	BLK	WP	HR	S	P	ERA	WHIP
26 Tony Gonsolin, R ERA: 4.42	(1, 1)	6.0	W	26	9	6	6	3	1	0	0	0	0	1	56	84	9.00	1.667
17 Joe Kelly, R ERA: 4.55	(7, 1)	1.0		3	0	0	0	3	0	0	0	0	0	0	9	13	0.00	0.000
93 Bryan Hudson, L ERA: 7.94	(8, 1)	2.0		8	2	1	1	1	0	0	0	0	0	1	23	30	4.50	1.000

PITCHER	IP	WLS	BF	H	R	ER	SO	BB	IBB	HBP	BLK	WP	HR	S	P	ERA	WHIP

Batter	1	2	3	4	5	6	7	8	9	AB	R	H	RBI	BB	SO	LOB
7 Ha-Seong Kim, R (1, 4) OBP: 0.383, SLG: 0.452	B FF 96 S FF 96 B FF 97 F FF 95 S SL 91 2-3 ① **K**		B FF 96 C FF 97 F FF 96 S FS 86 1-3 ③ **K**			C KC 76 F FF 95 B FF 96 B FF 96 F SL 86 F FF 95 C FS 85 2-3 ③ **K**			S FF 98 C FF 99 X SL 86 0-2 23 FC6-4 1B	4	0	1	0	0	3	0
23 Fernando Tatis Jr., R (1, 9) OBP: 0.316, SLG: 0.472	F FF 96 B FF 98 S FF 97 X FF 98 1-2 ② **P4**			S FS 88 X FF 96 0-1 ① **F8**			F KC 78 B FS 87 S FS 86 B FF 96 C FF 97 2-3 ① **K**		S SI 98 S SI 99 X SI 99 0-2 ① FC6-4 13 FC6-4 1-2f	4	0	0	0	0	1	1
22 Juan Soto, L (1, 7) OBP: 0.416, SLG: 0.518	F FF 97 B KC 80 C SL 90 S FS 89 1-3 ③ **K**			F FF 96 F KC 79 B FF 97 B FS 88 S SL 89 2-3 ② **K**			B FS 88 B SL 88 C SL 88 B FF 96 S SL 88 3-2 ② **K**		D SL 89 C SI 98 S SI 97 D SL 88 F SI 99 C SL 90 2-3 ② **K**	4	0	0	0	0	4	1
13 Manny Machado, R (1, 5) OBP: 0.313, SLG: 0.453		B KC 77 X FF 97 1-0 ① **F9**		F SL 88 B FF 96 X KC 81 1-1 ③ **G5-3**			C KC 77 F KC 77 B FS 87 B FS 87 X SL 88 2-2 ③ **G4-3**		S SL 88 B SI 99 B SI 98 B SL 88 X SI 98 3-1 ③ FC6-4 1-2f	4	0	0	0	0	0	1
2 Xander Bogaerts, R (1, 6) OBP: 0.340, SLG: 0.389		C FF 97 B KC 79 X SL 90 1-1 ① 1B			B FF 94 C SL 86 B KC 79 X SL 87 2-1 ① **F4**			B FF 98 C FF 97 C SL 87 F SL 89 B SL 90 X SL 89 2-2 ① **F7**		3	0	1	0	0	0	0
9 Jake Cronenworth, L (1, 3) OBP: 0.315, SLG: 0.382		C FF 96 F FF 96 F FS 87 F FS 85 B FF 96 F FF 96 S SL 87 1-3 ② **K**			B FF 96 F FF 95 F FF 95 X FF 97 1-2 ② **L8**			C FF 99 B FF 98 X FF 98 1-1 91 WP 2B		3	0	1	0	0	1	1
99 Gary Sánchez, R (1, 2) OBP: 0.293, SLG: 0.503		B FF 96 C SL 88 X SL 88 1-1 ③ **G5-3**			C KC 78 B KC 77 F SL 88 B FS 88 B FS 86 C FF 96 3-3 ③ **K**			C SL 91 B SL 90 B FF 99 B SL 90 C SL 88 X SL 89 3-2 ② **F8**		3	0	0	0	0	1	2
24 Garrett Cooper, R (1, 10) OBP: 0.294, SLG: 0.421 91 Ji Man Choi, L (8, PH) OBP: 0.239, SLG: 0.457 28 José Azocar, R (8, PR) OBP: 0.250, SLG: 0.275 (8, 10)			C FF 96 S FF 96 B FF 97 F FF 97 F FS 86 F FF 97 X SL 89 1-2 ① **L8**			F FF 95 S KC 76 B FF 96 B FS 88 F FS 86 S FF 96 2-3 ① **K**		B FF 99 B SL 89 B SL 89 C FF 98 B FF 98 4-1 2-3 BB	2 0 0	0 0 0	0 0 0	0 0 0	0 1 0	1 0 0	0 0 0
1 Trent Grisham, L (1, 8) OBP: 0.324, SLG: 0.388			C FF 96 B FS 88 C SL 90 F SL 89 F FS 87 S FF 97 1-3 ② **K**			F FF 96 C FS 86 S SL 87 0-3 ② **K**		F FF 99 B SL 87 C SL 89 S SL 88 1-3 ③ **K**		3	0	0	0	0	3	2
Inning Stats	R: 0 E: 0 K: 2 S: 9 H: 0 LOB: 0 BB: 0 P: 13	R: 0 E: 0 K: 1 S: 11 H: 1 LOB: 1 BB: 0 P: 15	R: 0 E: 0 K: 2 S: 14 H: 0 LOB: 0 BB: 0 P: 17	R: 0 E: 0 K: 1 S: 7 H: 0 LOB: 0 BB: 0 P: 10	R: 0 E: 0 K: 1 S: 8 H: 0 LOB: 0 BB: 0 P: 14	R: 0 E: 0 K: 3 S: 12 H: 0 LOB: 0 BB: 0 P: 16	R: 0 E: 0 K: 2 S: 8 H: 0 LOB: 0 BB: 0 P: 15	R: 0 E: 0 K: 1 S: 13 H: 1 LOB: 2 BB: 1 P: 24	R: 0 E: 0 K: 1 S: 12 H: 1 LOB: 1 BB: 0 P: 17	1B: 2 2B: 1 3B: 0 HR: 0 SF: 0 SAC: 0 DP: 0 HBP: 0						

TOP

San Diego Padres @ Seattle Mariners

T-Mobile Park, Seattle, WA

Tue Aug 08 2023, 6:42 PM - 9:06 PM PDT

Att. 40,231 - Clear - 78 F

livebaseballscorecards.com

AB	30
R	0
H	3
RBI	0
BB	1
SO	14
LOB	8

PITCHER		IP	WLS	BF	H	R	ER	SO	BB	IBB	HBP	BLK	WP	HR	S	P	ERA	WHIP
36 Logan Gilbert, R ERA: 3.66	(1, 1)	7.0	W	22	1	0	0	12	0	0	0	0	0	0	69	100	0.00	0.143
47 Matt Brash, R ERA: 3.14	(8, 1)	1.0	H	5	1	0	0	1	1	0	0	0	1	0	13	24	0.00	2.000
75 Andrés Muñoz, R ERA: 2.83	(9, 1)	1.0	S	4	1	0	0	1	0	0	0	0	0	0	12	17	0.00	1.000

PITCHER	IP	WLS	BF	H	R	ER	SO	BB	IBB	HBP	BLK	WP	HR	S	P	ERA	WHIP

WP: 1 PB: 0 SB: 0 CS: 0 PA: 31

Batter	1	2	3	4	5	6	7	8	9	AB	R	H	RBI	BB	SO	LOB
3 J.P. Crawford, L (1, 6) OBP: 0.382, SLG: 0.415	X SI 93 0-0 44 1B 2B		C SI 93 B CH 81 C CH 81 B CH 81 X SI 93 2-2 44 L1-3 1B		1 SAFE X FF 96 0-0 29 BB 44 1B 1-2 1B	C CU 80 C CU 82 X CU 83 0-2 ③ G4-3				4	0	3	0	0	0	1
44 Julio Rodríguez, R (1, 8) OBP: 0.323, SLG: 0.434	S CU 82 D CU 82 X SI 92 1-1 28 CS 2-3 1B		C CH 81 X CU 82 0-1 ① L1-3 1-2		S CU 83 X CU 83 0-1 29 BB 1-2 2-3 1B		X SI 94 0-0 ① F8			4	0	2	0	0	0	1
28 Eugenio Suárez, R (1, 5) OBP: 0.320, SLG: 0.389	B SI 93 C CH 79 F SI 93 S CH 81 1-3 ① ② K 1-2		C CU 82 B SI 92 F SI 92 B CH 80 F SI 93 F CH 81 X CH 81 2-2 ② G5-3		B FF 96 C CU 83 B FF 97 C FF 96 B FF 98 S CU 83 3-3 ② K		C FF 96 B SI 96 F SI 96 B CH 89 F CH 90 B CH 91 C SI 96 3-3 ② K			4	0	0	0	0	3	6
29 Cal Raleigh, S (1, 10) OBP: 0.309, SLG: 0.439	C CU 83 D CU 83 B FF 94 B CH 81 C CH 81 B CU 83 4-2 BB		B CU 82 D CU 82 C CH 78 F CH 79 F FF 94 F CU 82 F FF 94 X FF 94 2-2 ③ P5		C CU 82 B FF 95 B FF 96 B CU 83 3-1 1-2 2-3 3-H BB		B CH 89 X CH 90 1-0 ③ L9			2	0	0	1	2	0	1
35 Teoscar Hernández, R (1, 9) OBP: 0.289, SLG: 0.415	C FC 90 X FC 90 0-1 ③ G1			C CU 77 F SL 80 B CU 79 B FF 93 F SI 93 F SL 80 X SI 92 2-2 ① G6-3	S CU 83 D CU 84 X FS 93 1-1 ③ G3-1			F SL 84 S SI 96 B SL 84 F SI 96 F SL 86 F SI 96 B SL 85 B SL 86 X SI 96 3-2 ① G6-3		4	0	0	0	0	0	5
23 Ty France, R (1, 3) OBP: 0.325, SLG: 0.371		F SI 92 B CU 83 F SI 93 X FF 94 1-2 ① G6-3		C CU 78 F CU 78 B SL 81 X FF 92 1-2 8 G6-3 1B		B CU 82 S CU 82 X FF 97 1-1 ① P3		S SI 96 S SI 96 B SI 96 B SI 96 F SI 96 C SL 87 2-3 ② K		4	0	1	0	0	1	0
8 Dominic Canzone, L (1, 7) OBP: 0.267, SLG: 0.339 76 José Caballero, R (8, PH) OBP: 0.349, SLG: 0.318 (9, 4)		C CU 82 B CH 82 B CU 82 S CH 81 X CH 80 2-2 2 S 2B		C CU 78 X FF 91 0-1 ② ③ G6-3 1-2f		B FF 96 C FF 95 F CU 83 S CU 84 1-3 ② K		B SI 95 C SI 96 F SI 97 X SI 96 1-2 ③ L6		3 1	0 0	1 0	0 0	0 0	1 0	1 0
2 Tom Murphy, R (1, 2) OBP: 0.340, SLG: 0.553		C FC 90 X CH 80 0-1 ② G6-3 2-3			S CU 78 F CU 78 X FF 92 0-2 ① G6-3	C CU 80 B FF 96 X FF 96 1-1 25 3B 1B				3	1	1	0	0	0	1
25 Dylan Moore, R (1, 4) OBP: 0.309, SLG: 0.567 (9, 7)		C CU 82 D CU 83 C CH 79 X CH 80 1-2 ③ G6-3			B SL 81 B FF 94 B CU 78 B FF 92 4-0 44 1B 3 1B 29 BB BB	B FF 95 D CU 82 X FF 96 2-0 1-H 3B				2	1	1	1	1	0	1
Inning Stats	R: 0 E: 0 K: 1 S: 10 H: 2 LOB: 2 BB: 1 P: 16	R: 0 E: 0 K: 0 S: 11 H: 1 LOB: 1 BB: 0 P: 15	R: 0 E: 0 K: 0 S: 16 H: 1 LOB: 1 BB: 0 P: 22	R: 0 E: 0 K: 0 S: 10 H: 1 LOB: 0 BB: 0 P: 13	R: 1 E: 0 K: 1 S: 12 H: 2 LOB: 3 BB: 2 P: 23	R: 1 E: 0 K: 1 S: 11 H: 2 LOB: 1 BB: 0 P: 16	R: 0 E: 0 K: 1 S: 6 H: 0 LOB: 0 BB: 0 P: 10	R: 0 E: 0 K: 1 S: 13 H: 0 LOB: 0 BB: 0 P: 19		1B: 6 2B: 2 3B: 1 HR: 0 SF: 0 SAC: 0 DP: 1 HBP: 0				WP: 0 PB: 0 SB: 1 CS: 1 PA: 34		

PITCHER		IP	WLS	BF	H	R	ER	SO	BB	IBB	HBP	BLK	WP	HR	S	P	ERA	WHIP
21 Nick Martinez, R ERA: 3.55	(1, 1)	3.0		13	4	0	0	1	1	0	0	0	0	0	37	53	0.00	1.667
58 Scott Barlow, R ERA: 6.23	(4, 1)	1.1	L	5	1	1	1	0	1	0	0	0	0	0	13	20	6.75	1.500
56 Ray Kerr, L ERA: 5.27	(5, 1)	1.2		10	4	1	1	2	1	0	0	0	0	0	20	32	5.40	3.000
75 Robert Suarez, R ERA: 7.04	(7, 1)	1.0		3	0	0	0	1	0	0	0	0	0	0	6	10	0.00	0.000
71 Josh Hader, L ERA: 0.86	(8, 1)	1.0		3	0	0	0	1	0	0	0	0	0	0	13	19	0.00	0.000

PITCHER	IP	WLS	BF	H	R	ER	SO	BB	IBB	HBP	BLK	WP	HR	S	P	ERA	WHIP

BOTTOM

San Diego Padres @ Seattle Mariners

T-Mobile Park, Seattle, WA

Tue Aug 08 2023, 6:42 PM - 9:06 PM PDT

Att. 40,231 - Clear - 78 F

livebaseballscorecards.com

AB	31
R	2
H	9
RBI	2
BB	3
SO	5
LOB	17

Batter	1	2	3	4	5	6	7	8	9	AB	R	H	RBI	BB	SO	LOB
7 Ha-Seong Kim, R (1, 4) OBP: 0.384, SLG: 0.451	B FF 94 C FF 94 B SL 88 B FF 93 B FF 93 4-1 22 S 23 S 22 G1-3 BB		F FF 93 S FF 93 B FF 95 X FF 93 1-2 23 S 1B		C FF 92 C CH 84 B FF 92 F FF 92 S SI 92 1-3 ② K		B SL 88 F FF 94 C ST 78 B FF 94 X ST 78 2-2 ③ F8			3	1	1	0	1	1	1
23 Fernando Tatis Jr., R (1, 9) OBP: 0.313, SLG: 0.467	C FF 94 S CH 84 S FF 94 0-3 ① K 1-2		S SI 93 1 SAFE S FF 95 F CH 84 F SI 93 1 SAFE B SL 90 B SI 92 F FF 93 3-2 ② F SI 94 D CH 85 X CH 85 G6-3 1-2		X SI 93 0-0 ③ FC6-4 1-2f			C SL 85 F SL 88 S SL 88 0-3 ① K		4	0	0	0	0	2	3
22 Juan Soto, L (1, 7) OBP: 0.413, SLG: 0.513	C SL 87 F FF 93 X SL 86 0-2 ② G1-3 2-H		B FF 92 C SL 86 B CH 83 X FF 92 2-1 ③ G4-3			C CH 86 C SL 83 B FC 93 X SI 96 1-2 ① F7		F FF 99 B KC 86 C SL 90 B KC 88 X FF 99 2-2 ② G6-3		4	0	0	1	0	0	1
13 Manny Machado, R (1, 5) OBP: 0.315, SLG: 0.451	C SI 95 X SL 88 0-1 ③ F8			B SI 93 B SI 93 B FF 93 B FF 94 4-0 2 G5-3 BB		C SI 95 B FC 93 B SI 95 B SI 96 C FC 92 B SI 95 4-2 9 2 FC4-6 1B BB		B FF 100 X SL 90 1-0 ③ F4		2	0	0	0	2	0	0
2 Xander Bogaerts, R (1, 6) OBP: 0.339, SLG: 0.388		B FF 94 C SL 86 X SI 93 1-1 ① G5-3		C SI 92 B CH 86 B CH 82 F SL 87 X SI 94 2-2 ① G5-3 1-2		C SL 83 F SI 95 X SI 95 0-2 9 FC4-6 1-2 1B			C FF 95 F SL 86 B ST 83 B ST 82 X FF 95 2-2 ① F9	4	0	1	0	0	0	1
9 Jake Cronenworth, L (1, 3) OBP: 0.314, SLG: 0.379		B SL 87 F FF 94 F FF 95 F FF 95 F SL 87 X CH 85 1-2 ② P6		B FF 92 B SL 87 F SL 84 F FF 92 F FF 91 X CH 84 2-2 ② L3		F SI 95 D SL 85 S SL 84 X SI 96 1-2 ② FC4-6 1-2f 2-3			B FF 95 S SL 85 F FF 96 B SL 86 B FF 96 F SL 88 F FF 94 B FF 96 4-2 12 1B BB	3	0	0	0	1	0	3
91 Ji Man Choi, L (1, 10) OBP: 0.244, SLG: 0.451 24 Garrett Cooper, R (6, PH) OBP: 0.292, SLG: 0.419 (6, 10)		B SI 95 F CH 85 B FF 94 S FF 94 B CH 86 D CH 85 4-2 BB		C SL 85 B FF 93 B SL 85 D CH 85 S SL 87 F FF 92 X SL 86 3-2 ③ P5		T SI 96 B SI 96 B SI 95 D SL 85 X FF 95 3-1 ③ L7			S FF 94 C FF 94 B FF 95 S SL 85 1-3 ② K	1 2	0 0	0 0	0 0	1 0	0 1	1 3
12 Luis Campusano, R (1, 2) OBP: 0.351, SLG: 0.534		F SI 94 F SI 93 X SL 88 0-2 ③ F8			X SL 83 0-0 23 FC6-4 1B		X SI 95 0-0 ① G5-3		B FF 96 C SL 85 C FF 96 B ST 83 X FF 94 2-2 1-2 1B	4	0	2	0	0	0	1
1 Trent Grisham, L (1, 8) OBP: 0.321, SLG: 0.383			S SL 87 S FF 94 B FF 94 F FF 94 X CH 84 1-2 ① G1-3		B FF 90 C FF 90 C SL 86 S FF 91 1-3 ① K		B FF 94 C FF 94 B FF 94 B FF 94 X FF 94 3-1 ② F8		C FF 94 B SL 88 C SL 85 B FF 94 S SL 86 2-3 ③ K	4	0	0	0	0	2	3

Inning Stats	1	2	3	4	5	6	7	8	9
	R: 1 E: 0 K: 1 S: 9 H: 0 LOB: 0 BB: 1 P: 13	R: 0 E: 0 K: 0 S: 12 H: 0 LOB: 1 BB: 1 P: 18	R: 0 E: 0 K: 0 S: 16 H: 1 LOB: 1 BB: 0 P: 23	R: 0 E: 0 K: 0 S: 11 H: 0 LOB: 1 BB: 1 P: 22	R: 0 E: 0 K: 2 S: 9 H: 1 LOB: 1 BB: 0 P: 11	R: 0 E: 0 K: 0 S: 13 H: 1 LOB: 2 BB: 1 P: 22	R: 0 E: 0 K: 0 S: 6 H: 0 LOB: 0 BB: 0 P: 11	R: 0 E: 0 K: 1 S: 7 H: 0 LOB: 0 BB: 0 P: 10	R: 0 E: 0 K: 2 S: 16 H: 1 LOB: 2 BB: 1 P: 27

1B: 4 SF: 0 WP: 0 PA: 36
2B: 0 SAC: 0 PB: 0
3B: 0 DP: 0 SB: 3
HR: 0 HBP: 0 CS: 0

PITCHER	IP	WLS	BF	H	R	ER	SO	BB	IBB	HBP	BLK	WP	HR	S	P	ERA	WHIP
62 Emerson Hancock, R (1, 1) ERA: 1.8	5.0		20	2	1	1	3	3	0	0	0	0	0	57	87	1.80	1.000
48 Justin Topa, R (6, 1) ERA: 2.44	0.1		3	1	0	0	0	1	0	0	0	0	0	8	13	0.00	6.000
55 Gabe Speier, L (6, 1) ERA: 3.55	0.2		2	0	0	0	0	0	0	0	0	0	0	5	9	0.00	0.000
46 Trent Thornton, R (7, 1) ERA: 1.86	1.0		3	0	0	0	0	0	0	0	0	0	0	6	11	0.00	0.000
47 Matt Brash, R (8, 1) ERA: 3.08	1.0	W	3	0	0	0	1	0	0	0	0	0	0	7	10	0.00	0.000

PITCHER	IP	WLS	BF	H	R	ER	SO	BB	IBB	HBP	BLK	WP	HR	S	P	ERA	WHIP
49 Isaiah Campbell, R (9, 1) ERA: 2.61	1.0		5	1	0	0	2	1	0	0	0	0	0	16	27	0.00	2.000

TOP

San Diego Padres @ Seattle Mariners

T-Mobile Park, Seattle, WA

Wed Aug 09 2023, 6:41 PM - 9:33 PM PDT
Att. 39,546 - Partly Cloudy - 75 F

livebaseballscorecards.com

AB	31
R	1
H	4
RBI	1
BB	5
SO	6
LOB	17

BOTTOM

San Diego Padres @ Seattle Mariners

T-Mobile Park, Seattle, WA

Wed Aug 09 2023, 6:41 PM - 9:33 PM PDT

Att. 39,546 - Partly Cloudy - 75 F

livebaseballscorecards.com

Batter	1	2	3	4	5	6	7	8	9	AB	R	H	RBI	BB	SO	LOB
3 J.P. Crawford, L (1, 6) OBP: 0.379, SLG: 0.411 25 Dylan Moore, R (8, PH) OBP: 0.319, SLG: 0.574 (9, 6)	B SL 87 S SL 87 C SI 93 S FS 91 1-3 K ①		B ST 83 X ST 83 1-0 SF9 ② 3-H		C FC 91 X FC 90 0-1 P6 ②		C FF 97 X CH 90 0-1 L6 ③	B SI 92 C ST 77 C FF 91 F ST 76 F ST 76 B ST 76 F SI 92 X FF 92 2-2 1-2 2-H 1B		3 1	0 0	0 1	1 1	0 0	1 0	5 0
44 Julio Rodríguez, R (1, 8) OBP: 0.321, SLG: 0.430	X SL 89 0-0 F7 ②		X ST 84 0-0 L7 ③		S CU 73 B ST 85 B FF 96 X SI 95 2-1 FC6-4 ③ 1-2f			29 HR BB F ST 78 0-2 F ST 76 X SI 92 X ST 77 F7		4	1	0	0	1	0	4
28 Eugenio Suárez, R (1, 5) OBP: 0.321, SLG: 0.390	C FF 95 B FF 96 C SI 94 X KC 82 1-2 29 1B 1B			B FF 95 X SI 94 1-0 1B		F FF 93 B FF 93 C ST 82 F ST 84 X FS 88 1-2 P5 ①		S FF 96 T ST 84 C FF 96 0-3 K ①		4	0	2	0	0	1	1
29 Cal Raleigh, S (1, 2) OBP: 0.311, SLG: 0.448	B ST 79 B SL 87 B SL 87 C SL 87 C FF 95 F KC 81 X SL 82 3-2 1-3 1B ③			B SI 95 F ST 82 C FF 95 X FF 96 1-2 F8 ①		B SL 88 C SL 86 B FS 88 C ST 82 F CU 70 B FF 96 F KC 80 S FF 95 3-3 K ②		B CH 87 C ST 82 1 SAFE B FF 94 F ST 82 B FF 95 F ST 81 X ST 82 3-2 1-H HR		4	1	2	2	0	1	1
35 Teoscar Hernández, R (1, 9) OBP: 0.291, SLG: 0.415		B SL 88 F SL 88 B CU 73 B SI 93 X SL 87 3-1 G4-3 ①		F SI 94 S CU 74 X CU 72 0-2 L8 ②		F SL 87 B SI 95 X ST 82 1-1 1B ③		S ST 82 S ST 85 H FF 94 1-2 8 G1-3 23 2B HBP		3	1	1	0	0	0	1
20 Mike Ford, L (1, 10) OBP: 0.293, SLG: 0.504 76 José Caballero, R (7, PR) OBP: 0.349, SLG: 0.318 (8, 10) 8 Dominic Canzone, L (8, PH) OBP: 0.262, SLG: 0.333 (9, 10)		F ST 82 X FF 96 0-1 F7 ②		C ST 83 S CU 74 B FF 96 F CU 71 S FS 91 1-3 K ③			C FF 94 B CU 70 B FF 94 B SL 87 F SL 85 B ST 83 4-2 4 G3 23 S BB	B CH 86 C FF 93 F CH 84 B ST 83 B FF 94 1 SAFE X FF 94 3-2 G1-3 ② 1-2	2 0 1	0 0 0	0 0 0	0 0 0	1 0 0	1 0 1	1 0 1
23 Ty France, R (1, 3) OBP: 0.328, SLG: 0.375		C ST 83 F FF 94 S ST 86 0-3 K ③			X SI 93 0-0 18 BB 1B		1 SAFE B SL 86 B SL 87 2 SAFE C SL 86 H FF 93 3-1 4 G3 1-2 HBP	X FF 94 0-0 18 1B 2-H 2B		3	1	2	1	0	1	0
18 Cade Marlowe, L (1, 7) OBP: 0.413, SLG: 0.564			C ST 82 X SL 87 0-1 E9 4 G3 3 SF9 1B		B ST 82 D KC 78 B ST 81 C SL 86 F SL 87 B ST 84 4-2 44 FC6-4 1-2 BB		C CH 86 S FF 95 B CH 88 F CH 89 B FF 98 B FF 98 T FF 98 3-2 K ①	C SI 92 S ST 78 X ST 76 0-2 4 E 25 1B 2-H 1B		3	2	2	1	1	1	2
4 Josh Rojas, L (1, 4) OBP: 0.276, SLG: 0.277			B ST 82 L ST 82 X FC 90 1-1 G3 ① 2-3		B ST 83 X ST 84 1-0 L9 ①		B CH 88 F CH 88 B FF 96 X CH 87 2-1 G3 ② 1-2 2-3	F SI 89 T SI 90 B ST 76 X SI 92 1-2 E3 25 1B 1-2		4	0	0	0	0	0	6
Inning Stats	R: 0 E: 0 K: 1 S: 11 H: 2 LOB: 2 BB: 0 P: 16	R: 0 E: 0 K: 1 S: 7 H: 0 LOB: 0 BB: 0 P: 10	R: 1 E: 1 K: 0 S: 6 H: 1 LOB: 0 BB: 0 P: 8	R: 0 E: 0 K: 1 S: 11 H: 1 LOB: 1 BB: 0 P: 14	R: 0 E: 0 K: 0 S: 8 H: 1 LOB: 2 BB: 1 P: 15	R: 0 E: 0 K: 1 S: 11 H: 1 LOB: 1 BB: 0 P: 16	R: 0 E: 0 K: 1 S: 11 H: 0 LOB: 3 BB: 1 P: 23	R: 5 E: 1 K: 1 S: 30 H: 4 LOB: 2 BB: 1 P: 44		1B: 8 2B: 1 3B: 0 HR: 1 SF: 1 SAC: 0 DP: 0 HBP: 2					WP: 0 PB: 0 SB: 1 CS: 0 PA: 38	

PITCHER		IP	WLS	BF	H	R	ER	SO	BB	IBB	HBP	BLK	WP	HR	S	P	ERA	WHIP
11 Yu Darvish, R ERA: 4.19	(1, 1)	6.0		25	6	1	0	4	2	0	1	0	0	0	57	89	0.00	1.333
75 Robert Suarez, R ERA: 6.23	(7, 1)	1.0		3	0	0	0	1	0	0	0	0	0	0	8	13	0.00	0.000
36 Steven Wilson, R ERA: 3.17	(8, 1)	0.2	L	6	2	4	4	1	1	0	1	0	0	1	14	25	54.00	4.500
59 Tom Cosgrove, L ERA: 1.67	(8, 1)	0.1		4	2	1	0	0	0	0	0	0	0	0	16	19	0.00	6.000

PITCHER	IP	WLS	BF	H	R	ER	SO	BB	IBB	HBP	BLK	WP	HR	S	P	ERA	WHIP

San Diego Padres @ Arizona Diamondbacks

Chase Field, Phoenix, AZ

Fri Aug 11 2023, 6:42 PM - 9:46 PM MST

Att. 26,210 - Roof Closed - 78 F

livebaseballscorecards.com

TOP

Batter	1	2	3	4	5	6	7	8	9	AB	R	H	RBI	BB	SO	LOB
7 Ha-Seong Kim, R (1, 4) OBP: 0.384, SLG: 0.453	F FF 94 B FF 94 C SL 82 B FF 95 B SL 82 F FF 95 F FF 93 X SL 79 3-2 ① P2		C SL 82 B FF 95 X SL 82 1-1 ① G5-3	B FF 95 1 SAFE X FF 94 1-0 ② L9		B FC 88 C FF 95 B FC 88 X FF 95 2-1 1-H 1B			C FF 93 C FS 84 X FS 84 0-2 23 2B 2B	5	1	2	1	0	0	1
23 Fernando Tatis Jr., R (1, 9) OBP: 0.317, SLG: 0.471	F FF 95 B FF 95 X FF 96 1-1 22 G3-6-3 1B		B CU 77 B SL 82 T FF 94 S SL 82 B SL 82 F SL 82 F FF 96 F FC 87 X FF 96 3-2 22 S 22 3B 1B	B SL 84 C FF 97 S SL 85 B FF 97 1 SAFE D SL 86 S SL 83 3-3 ③ K		1 SAFE S FC 92 S FC 91 B FC 94 S FC 91 1-3 ③ K			B FF 93 S FF 94 B FF 94 S FS 86 B FS 85 X FS 84 3-2 2-H 22 1B 2B	5	2	3	1	0	2	2
22 Juan Soto, L (1, 7) OBP: 0.413, SLG: 0.516	B FF 95 X CH 82 1-0 ②③ G3-6-3 1-2f		B CU 75 B CH 83 X CH 83 2-0 13 1B 1-H 3B		B FF 96 B FF 96 C SL 83 X FF 96 2-1 ① G4-3		C FF 94 C CH 88 B FF 94 S FC 91 1-3 ① K		B FF 94 B FF 94 F FF 93 X FS 86 2-1 13 G2-3 2-H 2 1B 1B	5	2	2	2	0	1	1
13 Manny Machado, R (1, 5) OBP: 0.316, SLG: 0.449		F FF 94 B FF 95 B SL 84 B CU 75 B FF 94 4-1 2 HR BB	F CU 76 B FF 96 C FF 95 B FF 96 F CH 82 X FF 96 2-2 9 HR 3-H 1B		C FF 97 T FF 96 X FF 98 0-2 ② G4-3		X FC 90 0-0 ② G6-3		C SL 85 B FF 93 X FS 84 1-1 ① G2-3 1-2	4	2	1	1	1	0	1
2 Xander Bogaerts, R (1, 6) OBP: 0.344, SLG: 0.402		C FF 93 X FF 95 0-1 1-H HR	C FF 95 B SL 84 F SL 84 B CH 84 X FF 96 2-2 ② P4		C SL 87 X FF 98 0-1 1B		C FC 89 B SL 84 F SL 83 F FC 89 B SL 84 X FC 89 2-2 9 WP 2B		F SL 85 X FF 94 0-1 9 S 2-H 1B	5	1	4	3	0	0	1
9 Jake Cronenworth, L (1, 3) OBP: 0.315, SLG: 0.387		B CU 75 F FF 94 S CU 77 X FF 95 1-2 91 G3 1B	S FF 95 B CU 78 S CH 84 F FF 96 X SL 83 1-2 1-H HR		B CU 82 F FF 92 1 SAFE X SI 92 1-1 ③ G4-3		C SL 84 F FF 95 B FC 91 X SL 85 1-2 ③ P3 2-3		B SL 86 F FS 84 B FS 84 B FS 84 F FF 93 F FF 93 1 SAFE S FS 85 3-3 ② K 1-2	5	1	2	2	0	1	3
91 Ji Man Choi, L (1, 10) OBP: 0.239, SLG: 0.440 24 Garrett Cooper, R (6, PH) OBP: 0.293, SLG: 0.416 (6, 10)		S CH 83 S CH 83 D CH 84 F FF 95 1 SAFE B CH 83 F CH 83 F FF 95 B CU 77 3-2 ① X CH 81 G3 1-2	C CH 84 S CU 77 S CU 79 0-3 ③ K			B SI 91 X CH 82 1-0 ① G6-3		B FC 87 C FC 89 B FC 87 F FC 88 X FC 90 2-2 ① G6-3	B FF 93 B FF 91 S FS 84 B FF 92 S FF 92 B FF 92 4-2 BB	2 2	0 0	0 0	0 0	1 1	1 0	1 0
99 Gary Sánchez, R (1, 2) OBP: 0.290, SLG: 0.492		C CU 74 S CH 80 S FF 96 0-3 ② K		H SL 83 1-0 1 FC3-6 HBP		B CU 82 B CH 82 C CH 84 S CU 83 B CU 83 S CH 84 3-3 ② K		B FC 90 F KC 80 B KC 80 B FC 89 C FF 91 X FC 89 3-2 ② L7	C SL 86 F FS 84 B FF 92 C FF 93 1-3 ③ K	4	0	0	0	0	3	3
1 Trent Grisham, L (1, 8) OBP: 0.320, SLG: 0.380		B CH 84 C CU 76 X CH 83 1-1 ③ P5	C FF 95 X SL 82 0-1 ① FC3-6 1-2f		F SI 91 B CU 82 B CU 80 B SI 91 F SI 92 B FF 91 4-2 7 S 7 1B BB		B KC 81 F FC 90 B KC 81 B FF 92 S FC 88 C FC 90 3-3 ③ K			3	1	0	0	1	1	2
Inning Stats	R: 0 E: 0 K: 0 S: 8 H: 1 LOB: 0 BB: 0 P: 13	R: 2 E: 0 K: 1 S: 17 H: 2 LOB: 1 BB: 1 P: 26	R: 4 E: 0 K: 1 S: 23 H: 4 LOB: 0 BB: 0 P: 34	R: 0 E: 0 K: 1 S: 6 H: 0 LOB: 1 BB: 0 P: 11	R: 0 E: 0 K: 0 S: 9 H: 1 LOB: 1 BB: 0 P: 12	R: 1 E: 0 K: 2 S: 11 H: 1 LOB: 1 BB: 1 P: 22	R: 0 E: 0 K: 1 S: 11 H: 1 LOB: 1 BB: 0 P: 15	R: 0 E: 0 K: 1 S: 9 H: 0 LOB: 0 BB: 0 P: 17	R: 3 E: 0 K: 2 S: 21 H: 4 LOB: 2 BB: 1 P: 35	1B: 8 2B: 3 3B: 1 HR: 2 SF: 0 SAC: 0 DP: 1 HBP: 1						

	AB	40
	R	10
	H	14
	RBI	10
	BB	3
	SO	9
	LOB	15

WP: 1 PB: 0 SB: 3 CS: 0 PA: 44

PITCHER		IP	WLS	BF	H	R	ER	SO	BB	IBB	HBP	BLK	WP	HR	S	P	ERA	WHIP
19 Ryne Nelson, R ERA: 5.47	(1, 1)	3.0	L	16	7	6	6	2	1	0	0	0	0	2	48	73	18.00	2.667
43 Slade Cecconi, R ERA: 2.84	(4, 1)	1.2		7	1	0	0	1	0	0	1	0	0	0	13	20	0.00	0.600
35 Joe Mantiply, L ERA: 5.85	(5, 1)	1.0		4	0	1	1	1	1	0	0	0	0	0	8	17	9.00	1.000
65 Luis Frías, R ERA: 4.8	(6, 1)	1.1		6	2	0	0	2	0	0	0	0	1	0	16	23	0.00	1.500
49 Tyler Gilbert, L ERA: 4.8	(8, 1)	1.0		3	0	0	0	1	0	0	0	0	0	0	9	17	0.00	0.000

PITCHER		IP	WLS	BF	H	R	ER	SO	BB	IBB	HBP	BLK	WP	HR	S	P	ERA	WHIP
30 Scott McGough, R ERA: 4.63	(9, 1)	1.0		8	4	3	3	2	1	0	0	0	0	0	21	35	27.00	5.000

BOTTOM

San Diego Padres @ Arizona Diamondbacks

Chase Field, Phoenix, AZ

Fri Aug 11 2023, 6:42 PM - 9:46 PM MST

Att. 26,210 - Roof Closed - 78 F

livebaseballscorecards.com

Batter	1	2	3	4	5	6	7	8	9	AB	R	H	RBI	BB	SO	LOB
4 Ketel Marte, S (1, 4) OBP: 0.361, SLG: 0.499	C FF 94 B SL 87 S CH 86 B CU 80 B CU 81 F FF 94 B FF 95 4-2 28 FC6-5 7 BB BB		B CH 86 X FF 94 1-0 ② F9			B CH 86 F CH 88 C FF 95 F CU 79 B FF 97 B CH 84 X SL 88 3-2 HR		X FF 97 0-0 1-2 28 HR 1B	C ST 78 X SI 92 0-1 ③ FC1-4 1-2f	4	2	2	1	1	0	2
7 Corbin Carroll, L (1, 8) OBP: 0.353, SLG: 0.510	B FF 96 B FF 95 D FF 95 C FF 96 B FF 96 4-1 28 FC6-5 53 2B 1-2 BB		C SL 89 X FF 95 0-1 ③ G6-3			B FF 96 F FF 96 S CU 80 S CU 80 1-3 ① K2-3		C CU 81 D CU 82 C CU 81 S CU 83 1-3 ② K		3	1	0	0	1	2	2
28 Tommy Pham, R (1, 10) OBP: 0.339, SLG: 0.453	C FF 95 F CH 88 F FF 96 F CH 86 X CU 80 0-2 ① FC6-5 53 2B 12 FC5-2 1-2 2-3f			B FF 94 B FF 95 C FF 94 S CH 87 S SL 87 2-3 ① K		C CU 78 B FF 95 X FF 97 1-1 ② G1-3		B FF 93 C ST 81 X CH 85 1-1 1-H 2-H HR		4	1	1	3	0	1	2
53 Christian Walker, R (1, 3) OBP: 0.338, SLG: 0.507	C FF 95 2 SAFE X CH 86 0-1 12 FC5-2 15 2-1 1-3 2-H 2B			B CU 79 C CH 87 B FF 96 S SL 89 S CU 80 2-3 ② K		B CU 80 C FF 95 S CH 86 S CU 81 1-3 ③ K		C ST 82 B FF 95 S ST 81 B ST 81 F ST 83 B FF 93 B ST 81 4-2 BB		3	0	1	1	1	2	0
12 Lourdes Gurriel Jr., R (1, 7) OBP: 0.302, SLG: 0.462	F CH 86 X CH 85 0-1 ② FC5-2 15 S 2-3 3-H			C FF 96 B FF 96 B CH 87 B CU 81 D CH 88 4-1 BB			B CU 78 C CU 78 X FF 94 1-1 ① F9	C FF 93 B FF 94 F ST 83 F FF 92 B FF 93 C ST 80 2-3 ③ K		3	0	0	0	1	1	3
15 Emmanuel Rivera, R (1, 5) OBP: 0.311, SLG: 0.376 6 Jace Peterson, L (7, PH) OBP: 0.308, SLG: 0.313 (8, 5) 2 Geraldo Perdomo, S (9, PH) OBP: 0.368, SLG: 0.392	C FF 95 B SL 87 S CH 86 1-2 ③ 2-1 1-2 3-H	S CH 85 S SL 86 S CU 79 0-3 ① K	C FF 96 B CH 87 D SL 88 B CH 87 F FF 96 F FF 96 F FF 97 X CU 79 3-2 ③ G5-3				C CU 79 B CU 79 B CU 78 C SI 94 B SI 94 X CU 77 3-2 ② G1-3		C FF 93 T FF 92 F ST 78 B FF 92 B ST 75 B FF 92 F FF 92 X FF 92 3-2 ① F9	2 1 1	0 0 0	0 0 0	0 0 0	0 0 0	1 0 0	1 0 0
31 Jake McCarthy, L (1, 9) OBP: 0.333, SLG: 0.340		B FF 95 B FF 95 C FF 95 X SL 88 2-1 ② P6		C FF 93 B SL 87 B FF 95 B FF 95 B FF 95 4-1 18 G4-3 BB		C CU 78 S CU 79 F SI 93 B SL 82 B SL 84 S CU 78 2-3 ③ K		F FF 92 C FF 93 H FF 93 1-2 18 BB HBP	2	0	0	0	1	1	0
13 Nick Ahmed, R (1, 6) OBP: 0.263, SLG: 0.316		B FF 95 B CH 87 B FF 96 C FF 95 X FF 95 3-1 ③ L9		B FF 94 C FF 95 S CH 85 1 SAFE S CU 79 1-3 ① K				B FF 97 F FF 98 C CU 81 B FS 92 S CU 82 2-3 ① K	C ST 76 X ST 77 0-1 ② L4	4	0	0	0	0	2	2
18 Carson Kelly, R (1, 2) OBP: 0.270, SLG: 0.272			B FF 93 C FF 93 B FF 94 F CH 85 S CU 80 2-3 ① K	C FF 95 B CU 76 X FF 95 1-1 ②③ G4-3 1-2f				X FF 98 0-0 4 1B 28 HR 1B	B ST 77 C SI 91 B SI 91 C SI 90 B ST 75 B SI 91 4-2 4 FC1-4 1-2 BB	3	1	1	0	1	1	1

	AB	30
	R	5
	H	5
	RBI	5
	BB	6
	SO	11
	LOB	13

Inning Stats	1	2	3	4	5	6	7	8	9
	R: 1 E: 0 K: 0 S: 15	R: 0 E: 0 K: 1 S: 7	R: 0 E: 0 K: 1 S: 6	R: 0 E: 0 K: 2 S: 12	R: 0 E: 0 K: 1 S: 6	R: 1 E: 0 K: 2 S: 12	R: 0 E: 0 K: 1 S: 9	R: 3 E: 0 K: 3 S: 17	R: 0 E: 0 K: 0 S: 13
	H: 1 LOB: 2 BB: 2 P: 24	H: 0 LOB: 0 BB: 0 P: 12	H: 0 LOB: 0 BB: 0 P: 9	H: 0 LOB: 1 BB: 1 P: 23	H: 0 LOB: 0 BB: 1 P: 12	H: 1 LOB: 0 BB: 0 P: 18	H: 0 LOB: 0 BB: 0 P: 15	H: 3 LOB: 1 BB: 1 P: 27	H: 0 LOB: 2 BB: 1 P: 21

	1B: 2	SF: 0	WP: 0	PA: 37
	2B: 1	SAC: 0	PB: 0	
	3B: 0	DP: 1	SB: 1	
	HR: 2	HBP: 1	CS: 0	

PITCHER		IP	WLS	BF	H	R	ER	SO	BB	IBB	HBP	BLK	WP	HR	S	P	ERA	WHIP
4 Blake Snell, L ERA: 2.63	(1, 1)	6.0	W	23	2	2	2	7	4	0	0	0	0	1	58	98	3.00	1.000
58 Scott Barlow, R ERA: 6.09	(7, 1)	1.0		3	0	0	0	1	0	0	0	0	0	0	9	15	0.00	0.000
56 Ray Kerr, L ERA: 6.28	(8, 1)	0.2		4	2	2	2	2	0	0	0	0	0	0	8	11	27.00	3.000
36 Steven Wilson, R ERA: 3.33	(8, 1)	0.1		3	1	1	1	1	1	0	0	0	0	1	9	16	27.00	6.000
59 Tom Cosgrove, L ERA: 1.62	(9, 1)	1.0		5	0	0	0	0	1	0	1	0	0	0	13	21	0.00	1.000

PITCHER	IP	WLS	BF	H	R	ER	SO	BB	IBB	HBP	BLK	WP	HR	S	P	ERA	WHIP

Batter	1	2	3	4	5	6	7	8	9	AB	R	H	RBI	BB	SO	LOB
7 Ha-Seong Kim, R (1, 4) OBP: 0.380, SLG: 0.448	B FF 93 B FF 93 C FF 92 C FC 89 F FF 94 C FF 94 2-3 ① K		F FF 94 F KC 81 X FC 92 0-2 ② F9		X KC 81 0-0 ③ G5-3			B FF 95 B SL 85 B FF 94 C SL 86 C SL 86 F SL 87 F SL 85 F SL 87 X SL 86 3-2 ② G5-3		4	0	0	0	0	1	0
23 Fernando Tatis Jr., R (1, 10) OBP: 0.316, SLG: 0.469	C FF 95 B FF 95 B FF 94 X FF 94 2-1 ③ 13 1B 1B		C FF 93 S KC 83 B KC 80 T KC 80 1-2 ③ K			F FC 89 B CH 87 F FF 93 B FF 93 F CH 86 S KC 82 2-3 ① K		B FF 95 X SL 87 1-0 ③ F8		4	0	1	0	0	2	0
22 Juan Soto, L (1, 7) OBP: 0.411, SLG: 0.513	X FF 94 0-0 ② F7			B KC 79 C FF 92 B KC 80 X CH 85 2-1 ① G3		S KC 82 B FF 94 B CH 88 F KC 81 B FF 94 X KC 81 3-2 ② G6-3			C ST 84 C FF 92 X FF 92 0-2 2 FC6-4 1B	4	0	1	0	0	0	1
13 Manny Machado, R (1, 5) OBP: 0.320, SLG: 0.457	F FF 94 F KC 81 F KC 82 X FC 89 0-2 1-3 1B			X FF 91 0-0 9 FC5-4 2B		F KC 83 X CH 89 0-1 2B			F FF 94 F FF 93 F ST 85 C ST 84 0-3 ① K	4	0	3	0	0	1	1
2 Xander Bogaerts, R (1, 6) OBP: 0.343, SLG: 0.400	B FF 93 B FF 94 C FF 94 F CH 88 S CH 87 2-3 ③ K			B CH 88 B CH 87 C FF 94 F CH 87 B CH 88 B KC 82 4-2 9 FC5-4 BB		B FF 94 B FF 94 C CH 87 F FF 94 B KC 81 X FF 95 3-2 ③ G5-3			C ST 84 F ST 84 B ST 85 X FF 93 1-2 ② FC6-4 1-2f	3	0	0	0	1	1	4
9 Jake Cronenworth, L (1, 3) OBP: 0.312, SLG: 0.383		C FF 92 T KC 81 B KC 81 X KC 81 1-2 ① G3		C KC 81 B FF 94 C FF 95 B KC 81 X FF 95 2-2 ② FC5-4 12 FC5-4 1-2f 2-3			C SL 85 F SI 99 B SI 99 X CH 93 1-2 ① G4-3		X ST 85 0-0 ③ G3	4	0	0	0	0	0	3
12 Luis Campusano, R (1, 2) OBP: 0.338, SLG: 0.513		B FC 90 F FF 92 F FF 92 F KC 80 S KC 83 1-3 ② K		C FF 94 F CH 87 D KC 82 F CH 88 X KC 83 1-2 ③ FC5-4 1-2f			X SI 99 0-0 ② P5			3	0	0	0	0	1	2
28 José Azocar, R (1, 9) OBP: 0.236, SLG: 0.259		S FC 90 B FC 89 F FC 89 B FF 93 B FF 93 F FF 94 F FF 94 C FF 94 3-3 ③ K			X FC 89 0-0 ① P3		C SI 98 C SL 84 B SL 84 S SI 97 1-3 ③ K			3	0	0	0	0	2	0
1 Trent Grisham, L (1, 8) OBP: 0.318, SLG: 0.377			C FF 92 B CH 88 F KC 81 B CH 87 F FF 94 F FF 93 S KC 81 2-3 ① K2-3		C FF 92 C KC 82 B FF 93 T KC 81 1-2 ② K			C SL 85 B SL 86 B FF 95 X SL 85 2-1 ① F8		3	0	0	0	0	2	0
Inning Stats	R: 0 H: 2 E: 0 LOB: 2 K: 2 BB: 0 S: 14 P: 20	R: 0 H: 0 E: 0 LOB: 0 K: 2 BB: 0 S: 12 P: 17	R: 0 H: 0 E: 0 LOB: 0 K: 2 BB: 0 S: 11 P: 14	R: 0 H: 1 E: 0 LOB: 2 K: 0 BB: 1 S: 12 P: 21	R: 0 H: 0 E: 0 LOB: 0 K: 1 BB: 0 S: 5 P: 6	R: 0 H: 1 E: 0 LOB: 1 K: 1 BB: 0 S: 12 P: 20	R: 0 H: 0 E: 0 LOB: 0 K: 1 BB: 0 S: 7 P: 9	R: 0 H: 0 E: 0 LOB: 0 K: 0 BB: 0 S: 9 P: 15	R: 0 H: 1 E: 0 LOB: 1 K: 1 BB: 0 S: 11 P: 12	1B: 3 SF: 0 2B: 2 SAC: 0 3B: 0 DP: 0 HR: 0 HBP: 0						

PITCHER		IP	WLS	BF	H	R	ER	SO	BB	IBB	HBP	BLK	WP	HR	S	P	ERA	WHIP
23 Zac Gallen, R ERA: 3.24	(1, 1)	6.0	W	23	4	0	0	8	1	0	0	0	0	0	66	98	0.00	0.833
50 Miguel Castro, R ERA: 3.97	(7, 1)	1.0	H	3	0	0	0	1	0	0	0	0	0	0	7	9	0.00	0.000
37 Kevin Ginkel, R ERA: 1.96	(8, 1)	1.0	H	3	0	0	0	0	0	0	0	0	0	0	9	15	0.00	0.000
38 Paul Sewald, R ERA: 3.4	(9, 1)	1.0	S	4	1	0	0	1	0	0	0	0	0	0	11	12	0.00	1.000

PITCHER	IP	WLS	BF	H	R	ER	SO	BB	IBB	HBP	BLK	WP	HR	S	P	ERA	WHIP

TOP

San Diego Padres @ Arizona Diamondbacks

Chase Field, Phoenix, AZ

Sat Aug 12 2023, 5:14 PM - 7:36 PM MST
Att. 41,351 - Roof Closed - 78 F

livebaseballscorecards.com

AB	32
R	0
H	5
RBI	0
BB	1
SO	10
LOB	11

WP: 0 PA: 33
PB: 0
SB: 0
CS: 0

Batter	1	2	3	4	5	6	7	8	9	AB	R	H	RBI	BB	SO	LOB
4 Ketel Marte, S (1, 4) OBP: 0.358, SLG: 0.494	F FF 88 C FF 89 F CU 72 F FF 88 X CU 73 0-2 ① G6-3		C FC 84 B FC 83 B FF 88 F FC 84 X CU 71 2-2 ① L7	B CU 76 X SI 93 1-0 ② FC3-6 1-2f		B CU 78 D CU 78 X SI 94 2-0 ③ G4-3				4	0	0	0	0	0	2
7 Corbin Carroll, L (1, 8) (9, 7) OBP: 0.352, SLG: 0.510	C FF 89 C FF 89 F FF 90 B CU 73 X CU 72 1-2 28 2B 2B		B FC 83 B SI 87 C FC 84 F FC 84 F ST 70 S CU 72 2-3 ② K	F SI 92 X CH 84 0-1 ③ L9			F SI 94 B CH 85 X CH 85 1-1 ① F8			4	1	1	0	0	1	1
28 Tommy Pham, R (1, 7) OBP: 0.341, SLG: 0.462 5 Alek Thomas, L (9, 8) OBP: 0.270, SLG: 0.415	B FC 85 B FC 84 X FF 88 2-0 16 S 2-H 2B		C FF 89 C CU 72 B FF 89 F ST 71 B CS 68 X CU 72 2-2 53 HR 2B		X SI 94 0-0 ① L7		B CU 78 B CU 78 C CH 83 F CU 78 X FF 96 2-2 ② G3			4 0	1 0	2 0	1 0	0 0	0 0	0 0
53 Christian Walker, R (1, 3) OBP: 0.342, SLG: 0.517	S CU 72 F CU 72 B FF 89 F FC 85 B FF 88 B CU 73 F CU 73 X FC 86 3-2 1B		C CU 72 X FC 86 0-1 2-H HR		S FF 95 B CU 78 S CH 84 S CH 84 1-3 ② K		B CU 77 S CH 85 X SI 94 1-1 1B			4	1	3	2	0	1	0
12 Lourdes Gurriel Jr., R (1, 10) OBP: 0.304, SLG: 0.462	C FC 82 F CU 72 C FC 85 0-3 ② K		F FC 84 C FF 89 X CH 82 0-2 16 BB 1B		B SI 94 C CH 84 C CU 79 F FF 95 X CH 85 1-2 16 WP 1B		D CU 78 X FF 92 1-0 ③ F9			4	0	2	0	0	1	3
16 Buddy Kennedy, R (1, 5) 2 Geraldo Perdomo, S (9, 5) OBP: 0.368, SLG: 0.392	B FC 86 C FF 89 F FC 86 F CU 72 B CH 81 X CU 72 2-2 ③ L5 2-3		B FC 85 T FC 82 F CU 70 B FF 89 B FF 88 F FC 83 F FC 84 B CU 73 4-2 1-2 BB		B SI 94 T CH 85 F SI 94 B CU 78 D CH 84 X CH 83 3-2 ③ F9 1-2			T FF 95 X CU 78 0-1 ① F7		3 0	0 0	0 0	0 0	1 0	0 0	3 0
31 Jake McCarthy, L (1, 9) OBP: 0.329, SLG: 0.335		C FF 87 C CU 72 B FF 89 F CU 72 X ST 69 1-2 ① P5	X SI 85 0-0 ③ G3			C FF 93 X CH 84 0-1 ① G3		F SI 95 B FF 94 C CH 85 B CH 85 F CU 78 B FF 95 X CH 85 3-2 ② L8		4	0	0	0	0	0	2
13 Nick Ahmed, R (1, 6) OBP: 0.257, SLG: 0.309		B FF 89 B FC 84 X FC 86 2-0 ② L5		C FF 85 C SI 85 B ST 68 F ST 70 S FC 83 1-3 ① K		B CU 76 C CU 78 S CH 85 B CU 79 S CU 77 2-3 ② K		X CU 77 0-0 ③ G3-1		4	0	0	0	0	2	0
18 Carson Kelly, R (1, 2) OBP: 0.283, SLG: 0.298		C CU 72 C FC 86 F ST 73 B FF 86 C FF 90 1-3 ③ K		C FF 88 C SI 86 X CU 71 0-2 4 FC3-6 1B		X SI 93 0-0 2B				3	0	2	0	0	1	0
Inning Stats	R: 1 H: 3 E: 0 LOB: 2 K: 1 BB: 0 S: 23 P: 31	R: 0 H: 0 E: 0 LOB: 0 K: 1 BB: 0 S: 9 P: 13	R: 2 H: 3 E: 0 LOB: 2 K: 1 BB: 1 S: 21 P: 31	R: 0 H: 1 E: 0 LOB: 1 K: 1 BB: 0 S: 10 P: 12	R: 0 H: 1 E: 0 LOB: 1 K: 1 BB: 0 S: 11 P: 16	R: 0 H: 1 E: 0 LOB: 1 K: 1 BB: 0 S: 7 P: 11	R: 0 H: 1 E: 0 LOB: 1 K: 0 BB: 0 S: 8 P: 13	R: 0 H: 0 E: 0 LOB: 0 K: 0 BB: 0 S: 7 P: 10		1B: 5 SF: 0 2B: 4 SAC: 0 3B: 0 DP: 0 HR: 1 HBP: 0					WP: 1 PA: 35 PB: 0 SB: 1 CS: 0	

PITCHER		IP	WLS	BF	H	R	ER	SO	BB	IBB	HBP	BLK	WP	HR	S	P	ERA	WHIP
41 Rich Hill, L ERA: 5.17	(1, 1)	3.1	L	18	7	3	3	4	1	0	0	0	0	1	60	83	8.10	2.400
60 Pedro Avila, R ERA: 0.98	(4, 1)	4.2		17	3	0	0	2	0	0	0	0	1	0	36	54	0.00	0.643

PITCHER	IP	WLS	BF	H	R	ER	SO	BB	IBB	HBP	BLK	WP	HR	S	P	ERA	WHIP

BOTTOM

San Diego Padres @ Arizona Diamondbacks

Chase Field, Phoenix, AZ

Sat Aug 12 2023, 5:14 PM - 7:36 PM MST
Att. 41,351 - Roof Closed - 78 F

livebaseballscorecards.com

AB	34
R	3
H	10
RBI	3
BB	1
SO	6
LOB	11

Batter	1	2	3	4	5	6	7	8	9	AB	R	H	RBI	BB	SO	LOB
7 Ha-Seong Kim, R (1, 6) OBP: 0.381, SLG: 0.449	C FF 93 B SI 93 B FF 94 B FF 94 X FF 94 3-1 23 1B 2B	B CU 78 B ST 84 B FF 94 C FF 93 B ST 84 4-1 23 G6-3 BB		B ST 85 C SI 93 C ST 83 C FF 95 1-3 ② K		F SL 84 C SL 83 S SL 84 0-3 ③ K		X FC 92 0-0 G5-3 ②		4	1	1	0	1	2	3
23 Fernando Tatis Jr., R (1, 9) OBP: 0.317, SLG: 0.467	X SI 94 0-0 13 S 13 2B 2-H 1B	C SI 92 F ST 85 X FF 95 0-2 ② G6-3 1-2		C SI 94 X ST 83 0-1 ③ F8			S SL 86 B SL 87 X SI 94 1-1 ① G4-3	B FF 94 C FC 90 B FC 89 B FC 90 B FC 90 4-1 BB		4	1	1	1	1	0	2
22 Juan Soto, L (1, 7) OBP: 0.407, SLG: 0.507	B CU 78 B CH 88 C CH 86 F FF 94 B FF 94 C ST 84 3-3 ① K	X FF 94 0-0 ③ G4-3			C FF 94 B CH 87 B FF 93 X CH 87 2-1 ① G6-3		B FF 95 B SL 85 F SL 85 S FF 95 X FF 96 2-2 ② L6	X SL 84 0-0 ③ G4-3		5	0	0	0	0	1	3
13 Manny Machado, R (1, 5) OBP: 0.321, SLG: 0.457	2 SAFE B FF 96 S FF 95 X CH 87 1-1 9 1B 2-H 2B		C FF 92 F ST 84 B ST 84 B FF 94 S ST 84 2-3 ① K		F FF 94 B FF 93 C FF 93 S ST 83 1-3 ② K		B SL 87 B SL 86 B FF 95 F FF 95 B SI 94 4-1 2 1B 9 2B BB		C ST 84 B ST 85 F FF 92 B FF 92 X ST 85 2-2 ① F8	4	2	1	1	1	2	0
2 Xander Bogaerts, R (1, 10) OBP: 0.344, SLG: 0.400	C ST 84 F ST 85 S FF 95 0-3 ② K		X FF 93 0-0 1B		C FF 94 B ST 86 F ST 83 B ST 84 X FF 94 2-2 ③ P4		X SI 95 0-0 9 2B 1-2 1B		C ST 84 B ST 84 C ST 85 X ST 84 1-2 ② G6-3	5	0	2	0	0	1	1
9 Jake Cronenworth, L (1, 4) OBP: 0.317, SLG: 0.389	B FF 93 F FF 93 X ST 85 1-1 99 1B 2-H 1B		C FF 93 B CU 79 B FF 94 F CH 86 S CU 80 2-3 ② K			X CU 78 0-0 99 G6-4-3 1B	B FF 94 C FF 95 B SL 86 S SL 86 X FF 96 2-2 1-3 2-H 2B		B FF 92 C ST 84 F FF 92 B FF 94 F ST 84 B FF 92 B ST 84 4-2 BB	4	0	3	2	1	1	1
99 Gary Sánchez, R (1, 2) OBP: 0.293, SLG: 0.487	B FF 94 C ST 84 S FF 94 X FF 95 1-2 1-2 1B		F ST 84 1 SAFE F FF 94 X FF 94 0-2 ③ G5-3			B ST 84 C ST 83 X FF 94 1-1 ①② G6-4-3 1-2f	D SL 88 B SL 87 B SL 87 B FF 94 4-0 BB		B FF 94 B ST 85 S FF 93 B ST 85 C FF 93 S FF 94 3-3 ③ K	4	0	1	0	1	1	3
24 Garrett Cooper, R (1, 3) OBP: 0.295, SLG: 0.418	C ST 85 F FF 94 T ST 84 0-2 ③ K			X FF 92 0-0 2B		B ST 85 C ST 84 F SI 93 B FF 94 B ST 85 B ST 84 4-2 1 1B BB	C SL 86 F FF 95 D SL 88 F SL 87 B FF 96 F SL 86 S SL 88 2-3 ③ K			3	0	1	0	1	2	5
1 Trent Grisham, L (1, 8) OBP: 0.317, SLG: 0.376		C CU 79 C FF 94 B FF 96 B ST 86 F CH 86 X FF 93 2-2 ① L8		F CH 85 L CH 88 B FF 95 T FF 94 1-2 ① K		X CH 85 0-0 1-2 1B		C FC 89 B SL 83 C FC 90 S FC 90 1-3 ① K		4	0	1	0	0	2	1
Inning Stats	R: 3 E: 0 K: 3 S: 19 H: 5 LOB: 2 BB: 0 P: 28	R: 0 E: 0 K: 0 S: 9 H: 0 LOB: 1 BB: 1 P: 15	R: 0 E: 0 K: 2 S: 10 H: 1 LOB: 1 BB: 0 P: 14	R: 0 E: 0 K: 2 S: 9 H: 1 LOB: 1 BB: 0 P: 11	R: 0 E: 0 K: 1 S: 8 H: 0 LOB: 0 BB: 0 P: 13	R: 0 E: 0 K: 1 S: 9 H: 2 LOB: 2 BB: 1 P: 14	R: 1 E: 0 K: 1 S: 15 H: 2 LOB: 3 BB: 2 P: 30	R: 0 E: 0 K: 1 S: 6 H: 0 LOB: 1 BB: 1 P: 11	R: 0 E: 0 K: 1 S: 12 H: 0 LOB: 1 BB: 1 P: 22	1B: 7 2B: 4 3B: 0 HR: 0 SF: 0 SAC: 0 DP: 1 HBP: 0						

PITCHER		IP	WLS	BF	H	R	ER	SO	BB	IBB	HBP	BLK	WP	HR	S	P	ERA	WHIP
32 Brandon Pfaadt, R ERA: 6.91	(1, 1)	5.2		27	9	3	3	8	2	0	0	0	0	0	61	92	4.76	1.941
50 Miguel Castro, R ERA: 3.94	(6, 1)	0.1		1	0	0	0	1	0	0	0	0	0	0	3	3	0.00	0.000
37 Kevin Ginkel, R ERA: 2.11	(7, 1)	1.0		7	2	1	1	1	2	0	0	0	0	0	15	30	9.00	4.000
65 Luis Frías, R ERA: 4.6	(8, 1)	0.2		3	0	0	0	1	1	0	0	0	0	0	5	10	0.00	1.500
24 Kyle Nelson, L ERA: 3.21	(8, 1)	0.1	W	1	0	0	0	0	0	0	0	0	0	0	1	1	0.00	0.000

PITCHER		IP	WLS	BF	H	R	ER	SO	BB	IBB	HBP	BLK	WP	HR	S	P	ERA	WHIP
38 Paul Sewald, R ERA: 3.33	(9, 1)	1.0	S	4	0	0	0	1	1	0	0	0	0	0	12	22	0.00	1.000

TOP

San Diego Padres @ Arizona Diamondbacks

Chase Field, Phoenix, AZ

Sun Aug 13 2023, 1:12 PM - 3:58 PM MST

Att. 29,277 - Roof Closed - 78 F

livebaseballscorecards.com

AB	37
R	4
H	11
RBI	4
BB	6
SO	12
LOB	19

WP: 0	PB: 0	SB: 1	CS: 0	PA: 43		

Batter	1	2	3	4	5	6	7	8	9	AB	R	H	RBI	BB	SO	LOB
7 Corbin Carroll, L (1, 7) (8, 9) OBP: 0.351, SLG: 0.512	C FF 92 C FF 93 B FF 94 X CU 80 1-2 4 1B 3B		B FF 92 F FF 92 X CH 85 1-1 ① L9		F FF 92 F FF 92 B CH 87 F CU 80 S CU 81 1-3 ② K		1 SAFE C CH 86 X FF 96 0-1 ② F8			4	1	1	0	0	1	1
4 Ketel Marte, S (1, 4) OBP: 0.357, SLG: 0.492	D FF 94 F CH 86 X CH 86 1-1 28 G4-3 3-H 1B		B CU 79 C FF 94 B CU 79 B FF 94 X FF 93 3-1 ② G4-3		S CH 86 C CU 80 F SI 93 B CU 82 F FF 95 X CU 80 1-2 ③ G4-3		F CH 88 B FF 98 1 SAFE B CH 89 B CH 88 X CH 87 3-1 ③ F9			4	0	1	1	0	0	1
28 Tommy Pham, R (1, 10) OBP: 0.340, SLG: 0.458	X SI 93 0-0 ① ② G4-3 1-2f		C SL 87 B CU 79 B CU 80 C SI 93 B SI 95 X SI 93 3-2 1B			B FC 92 S CH 82 B CH 82 S CH 81 S CH 81 2-3 ① K		X SI 93 0-0 ① G4-3		4	0	1	0	0	1	1
53 Christian Walker, R (1, 3) OBP: 0.341, SLG: 0.514	C FF 93 S SL 84 B SL 86 X SI 94 1-2 ③ L9		S CU 79 1 SAFE X ST 82 0-1 ③ P5			B CU 83 C CU 82 S CH 81 B CU 84 B FF 94 S CH 82 S CU 84 3-3 ② K		C FF 96 B SI 95 F CH 88 F CH 91 B SL 88 F FF 97 X CH 89 2-2 14 1B 5 SF8 1B		4	1	1	0	0	1	1
31 Jake McCarthy, L (1, 9) OBP: 0.325, SLG: 0.331 14 Gabriel Moreno, R (8, 2) OBP: 0.318, SLG: 0.363		C FF 92 X CU 78 0-1 ① G1-3		C CU 77 S CU 75 B CU 80 B FF 92 F FF 94 X CU 80 2-2 ① G4-3		B CH 83 S CU 83 B CU 83 B CH 82 X CH 80 3-1 ③ G1-3		C FF 97 F SI 96 X SL 88 0-2 5 SF8 1-3 1B		3 1	0 0	0 1	0 0	0 0	0 0	0 0
6 Jace Peterson, L (1, 5) OBP: 0.313, SLG: 0.315		C FF 91 B CU 80 C SI 94 F FF 94 B SL 89 X FF 95 2-2 5 HBP 1B		F FF 93 S SI 94 F FF 93 B CU 75 B ST 82 B SI 95 X SI 93 3-2 ② L9			B CU 82 B CH 82 B CU 82 B FF 93 4-0 5 G3 12 HR BB	S CH 87 B FF 97 B FF 97 B CH 88 3-1 IBB		2	1	1	0	2	0	0
5 Alek Thomas, L (1, 8) OBP: 0.270, SLG: 0.412		B FF 94 S CU 81 D CU 80 F CU 80 F CU 82 H SI 95 3-2 1-2 HBP		C CU 79 F FF 94 B CU 82 F CU 80 S CH 85 1-3 ③ K			F CU 82 B CH 80 X CH 80 1-1 ① G3 1-2	B CH 90 X CH 89 1-0 ② SF8 2-3 3-H		2	0	0	1	0	1	1
11 Jose Herrera, S (1, 2) OBP: 0.319, SLG: 0.269 12 Lourdes Gurriel Jr., R (7, PH) (8, 7) OBP: 0.305, SLG: 0.470		C FF 93 S FF 94 B FF 93 B CU 80 T FF 94 2-2 ② K			C CU 77 B CU 74 X CU 78 1-1 2 HR 1B		B SI 94 S CH 80 C SI 94 B SI 93 B CH 82 X CH 82 3-2 2-H HR	C FF 98 F FF 96 C FF 98 0-3 ③ K		2 2	0 1	1 1	0 2	0 1	1 2	2 2
2 Geraldo Perdomo, S (1, 6) OBP: 0.371, SLG: 0.405		F FF 94 D CH 87 C CU 80 S CU 81 1-3 ③ K			L CU 79 L FF 92 D CH 84 X FF 94 1-2 ① 1-2 HR		B CU 83 B CU 81 C CH 80 B CH 81 S CH 80 F FF 94 F SI 95 X CH 81 3-2 1B			3	1	2	1	0	1	2
Inning Stats	R: 1 E: 0 K: 0 S: 9 H: 2 LOB: 0 BB: 0 P: 12	R: 0 E: 0 K: 2 S: 15 H: 1 LOB: 2 BB: 0 P: 23	R: 0 E: 0 K: 0 S: 9 H: 1 LOB: 1 BB: 0 P: 16	R: 0 E: 0 K: 1 S: 12 H: 0 LOB: 0 BB: 0 P: 18	R: 1 E: 0 K: 1 S: 14 H: 2 LOB: 0 BB: 0 P: 18	R: 0 E: 0 K: 2 S: 9 H: 0 LOB: 0 BB: 0 P: 17	R: 2 E: 0 K: 0 S: 14 H: 2 LOB: 1 BB: 1 P: 28	R: 1 E: 0 K: 1 S: 14 H: 2 LOB: 2 BB: 1 P: 20		1B: 7 2B: 0 3B: 1 HR: 2 SF: 1 SAC: 0 DP: 1 HBP: 1				WP: 0 PB: 0 SB: 0 CS: 0 PA: 35		

BOTTOM

San Diego Padres @ Arizona Diamondbacks

Chase Field, Phoenix, AZ

Sun Aug 13 2023, 1:12 PM - 3:58 PM MST

Att. 29,277 - Roof Closed - 78 F

livebaseballscorecards.com

AB	31
R	5
H	10
RBI	5
BB	2
SO	7
LOB	11

PITCHER		IP	WLS	BF	H	R	ER	SO	BB	IBB	HBP	BLK	WP	HR	S	P	ERA	WHIP
67 Seth Lugo, R ERA: 4.16	(1, 1)	5.0		20	6	2	2	4	0	0	1	0	0	1	59	87	3.60	1.200
21 Nick Martinez, R ERA: 3.71	(6, 1)	1.1	B	7	2	2	2	2	1	0	0	0	0	1	19	38	13.50	2.250
75 Robert Suarez, R ERA: 6.1	(7, 1)	1.2	L	8	2	1	1	1	0	1	0	0	0	0	18	27	5.40	1.200

PITCHER	IP	WLS	BF	H	R	ER	SO	BB	IBB	HBP	BLK	WP	HR	S	P	ERA	WHIP

Batter	1	2	3	4	5	6	7	8	9	AB	R	H	RBI	BB	SO	LOB
35 Adley Rutschman, S (1, 2) OBP: 0.365, SLG: 0.427	B SL 86 C SL 86 X FF 94 1-1 ① G4-3		C ST 86 C CU 70 F SI 95 X FS 91 0-2 ③ G4-3		B KC 78 C SI 96 B FC 91 B SL 87 B SL 86 4-1 2 2B 1-2 BB		C SI 94 F FS 88 X FF 95 0-2 ③ F7			3	1	0	0	1	0	0
2 Gunnar Henderson, L (1, 6) OBP: 0.322, SLG: 0.459	B ST 80 F ST 82 F SI 94 S FC 91 1-3 ② K			X ST 82 0-0 25 G3-6-1 1B	X CU 72 0-0 25 G4-3 1-H 2-H 3-H 2B			F SI 91 F SI 91 B ST 75 S FF 92 1-3 ① K		4	0	2	3	0	2	0
25 Anthony Santander, S (1, 9) OBP: 0.325, SLG: 0.464	C SI 95 X FC 91 0-1 ③ F9			X FC 90 0-0 ① G3-6-1 ② 1-2f	B SI 95 C FC 91 C CU 70 X CU 69 1-2 ② G4-3 2-3			B FF 90 C SI 89 F ST 75 X ST 74 1-2 ② L6		4	0	0	0	0	0	2
32 Ryan O'Hearn, L (1, 3) OBP: 0.333, SLG: 0.500		C ST 81 F ST 82 F FF 95 B KC 84 X ST 85 1-2 HR		B SI 95 F SI 94 X SI 95 1-1 6 1B 1B	F SL 88 C ST 84 X FS 86 0-2 ③ G4-3			B ST 76 B ST 75 S SI 88 B SI 89 B FF 90 4-1 BB		3	1	2	1	1	0	1
6 Ryan Mountcastle, R (1, 10) OBP: 0.317, SLG: 0.473		S FF 95 C SI 95 B ST 83 C SI 95 1-3 ① K		F SI 95 B ST 85 X SI 95 1-1 1-2 1B		F FF 95 S SL 87 S FF 94 0-3 ① K		B SI 89 C ST 75 F SI 91 X FF 90 1-2 ③ G6-3		4	0	1	0	0	2	1
31 Cedric Mullins, L (1, 8) OBP: 0.338, SLG: 0.453		C SI 95 X SI 96 0-1 ② P3		C SL 87 B SI 96 B CU 72 F SL 87 S ST 85 2-3 ③ K		L SL 85 X FC 93 0-1 ② P3			B SI 98 X SI 98 1-0 29 F8 2B	4	0	1	0	0	1	2
29 Ramón Urías, R (1, 5) OBP: 0.318, SLG: 0.386		F FF 95 F SI 96 S KC 82 0-3 ③ K			F SI 94 F SI 94 F FF 95 X CU 69 0-2 ① G3	S SL 88 F FF 95 S FF 95 0-3 ③ K			X SI 98 0-0 ① F8 2-3	4	0	0	0	0	2	1
34 Aaron Hicks, S (1, 7) OBP: 0.325, SLG: 0.379 21 Austin Hays, R (8, 7) OBP: 0.320, SLG: 0.434			C SI 93 B FC 91 C ST 81 X SI 96 1-2 ① G5-3	X SL 84 0-0 11 1B 2 2B 1B			B SI 93 C SI 93 C ST 79 X ST 83 1-2 11 G5-4-3 1B		C ST 81 B ST 82 D ST 82 B SI 98 C ST 82 T ST 82 3-2 ② K	3 1	1 0	2 0	0 0	0 1	0 1	0 1
11 Jordan Westburg, R (1, 4) OBP: 0.323, SLG: 0.431			X FF 95 0-0 ② P6	C SI 95 X SI 96 0-1 35 BB 2 2B 1-3 1B			X SI 94 0-0 ① G5-4-3 ② 1-2f		D ST 80 X SI 97 1-0 ③ G6-3	4	1	1	0	0	0	2
Inning Stats	R: 0 E: 0 K: 1 S: 7 H: 0 LOB: 0 BB: 0 P: 9	R: 1 E: 0 K: 2 S: 12 H: 1 LOB: 0 BB: 0 P: 14	R: 0 E: 0 K: 0 S: 8 H: 0 LOB: 0 BB: 0 P: 9	R: 0 E: 0 K: 1 S: 9 H: 3 LOB: 2 BB: 0 P: 13	R: 3 E: 0 K: 0 S: 15 H: 3 LOB: 1 BB: 1 P: 20	R: 0 E: 0 K: 2 S: 8 H: 0 LOB: 0 BB: 0 P: 8	R: 0 E: 0 K: 0 S: 7 H: 1 LOB: 0 BB: 0 P: 8	R: 0 E: 0 K: 1 S: 10 H: 0 LOB: 1 BB: 1 P: 17	R: 0 E: 0 K: 1 S: 6 H: 1 LOB: 1 BB: 0 P: 11	1B: 6 2B: 2 3B: 0 HR: 1 SF: 0 SAC: 0 DP: 2 HBP: 0						

PITCHER		IP	WLS	BF	H	R	ER	SO	BB	IBB	HBP	BLK	WP	HR	S	P	ERA	WHIP
11 Yu Darvish, R ERA: 4.24	(1, 1)	7.0	L	28	8	4	4	6	1	0	0	0	0	1	66	81	5.14	1.286
59 Tom Cosgrove, L ERA: 1.57	(8, 1)	1.0		4	0	0	0	1	1	0	0	0	0	0	10	17	0.00	1.000
66 Luis García, R ERA: 4.75	(9, 1)	1.0		4	1	0	0	1	0	0	0	0	0	0	6	11	0.00	1.000

PITCHER	IP	WLS	BF	H	R	ER	SO	BB	IBB	HBP	BLK	WP	HR	S	P	ERA	WHIP

Baltimore Orioles @ San Diego Padres

Petco Park, San Diego, CA

Mon Aug 14 2023, 6:40 PM - 8:56 PM PDT

Att. 38,176 - Partly Cloudy - 69 F

TOP

livebaseballscorecards.com

AB	34
R	4
H	9
RBI	4
BB	2
SO	8
LOB	10

WP: 0	PA: 36
PB: 0	
SB: 0	
CS: 0	

Batter	1	2	3	4	5	6	7	8	9	AB	R	H	RBI	BB	SO	LOB
7 Ha-Seong Kim, R (1, 4) OBP: 0.377, SLG: 0.444	C FF 99 B FF 99 F ST 82 F ST 83 X FF 101 1-2 ① G1-3		C CU 81 B ST 83 C ST 82 B FF 98 B FF 99 F FF 99 X CH 86 3-2 ③ P3			C FF 98 F CH 85 B ST 82 B FF 99 F FF 99 F ST 83 B CH 85 T FF 100 3-2 ② K			C FF 97 B FF 101 S FS 89 B FS 90 X FF 102 2-2 ① P2	4	0	0	0	0	1	0
23 Fernando Tatis Jr., R (1, 9) OBP: 0.319, SLG: 0.466	X FF 100 0-0 22 G6-3 1B			B ST 83 C ST 82 F FF 98 S CH 85 1-3 ① K		S FF 100 S ST 84 S ST 84 0-3 ③ K			C SL 86 B SL 88 B FS 84 S FF 99 B FS 89 F FF 100 B SL 86 4-2 22 S BB	3	0	1	0	1	2	0
22 Juan Soto, L (1, 7) OBP: 0.406, SLG: 0.504	C FF 98 X CH 86 0-1 ② ③ G6-3 1-2f			F CH 85 C CH 84 B CH 83 S FF 100 1-3 ② K			B CU 79 F CH 84 X CH 84 1-1 ① G4-3		B FF 100 B FF 100 C FF 100 T FF 101 D FS 90 B FF 99 4-2 13 G5-4-3 1-2 BB	3	0	0	0	1	1	1
13 Manny Machado, R (1, 5) OBP: 0.318, SLG: 0.453		S FF 98 S ST 82 B FF 100 B FF 100 B FF 100 S ST 85 3-3 ① K		C CH 86 B ST 85 X ST 85 1-1 ③ P4			B FF 98 C ST 84 S ST 84 X FF 98 1-2 ② L4		B FF 101 S FF 100 X FS 90 1-1 ② ③ G5-4-3 1-2f	4	0	0	0	0	1	2
2 Xander Bogaerts, R (1, 6) OBP: 0.346, SLG: 0.400		C ST 83 B FF 100 F FF 99 B ST 83 B CH 86 F ST 85 X FF 100 3-2 E7 9 G4-3 1B			B FF 97 B ST 82 C FF 97 X CH 86 2-1 ① L7		B ST 84 C ST 84 B FF 98 C ST 83 B ST 84 F ST 85 B CH 85 4-2 BB			2	0	1	0	1	0	0
9 Jake Cronenworth, L (1, 3) OBP: 0.315, SLG: 0.386		X FF 98 0-0 ② G4-3 2-3			C CU 80 S FF 99 B FF 100 X CH 85 1-2 ② G1-3		B CH 83 X CH 84 1-0 ③ G1-3			3	0	0	0	0	0	2
12 Luis Campusano, R (1, 2) OBP: 0.337, SLG: 0.506		F ST 83 D ST 81 S FF 99 X ST 84 1-2 ③ P6			F ST 84 B FF 99 T FF 99 X FF 99 1-2 ③ F8			C ST 84 X ST 84 0-1 24 G5-4-3 1B		3	0	1	0	0	0	1
24 Garrett Cooper, R (1, 10) OBP: 0.295, SLG: 0.427			C ST 82 C FF 98 X ST 80 0-2 ① F7			X FF 96 0-0 HR		C ST 84 B FF 95 F ST 84 X ST 84 1-2 ① ② G5-4-3 1-2f		3	1	1	1	0	0	1
1 Trent Grisham, L (1, 8) OBP: 0.315, SLG: 0.373			F FF 98 X CU 81 0-1 ② G4-3			C CU 80 S CH 84 B CH 83 B FF 98 S CH 85 2-3 ① K		F CH 84 B CH 85 F CH 84 B FF 94 X CH 86 2-2 ③ F8		3	0	0	0	0	1	0
Inning Stats	R: 0 E: 0 K: 0 S: 7 H: 1 LOB: 0 BB: 0 P: 8	R: 0 E: 1 K: 1 S: 11 H: 1 LOB: 1 BB: 0 P: 18	R: 0 E: 0 K: 0 S: 9 H: 0 LOB: 0 BB: 0 P: 12	R: 0 E: 0 K: 2 S: 8 H: 0 LOB: 0 BB: 0 P: 11	R: 0 E: 0 K: 0 S: 8 H: 0 LOB: 0 BB: 0 P: 12	R: 1 E: 0 K: 3 S: 13 H: 1 LOB: 0 BB: 0 P: 18	R: 0 E: 0 K: 0 S: 9 H: 0 LOB: 1 BB: 1 P: 16	R: 0 E: 0 K: 0 S: 8 H: 1 LOB: 0 BB: 0 P: 11	R: 0 E: 0 K: 0 S: 10 H: 0 LOB: 1 BB: 2 P: 21	1B: 3 2B: 0 3B: 0 HR: 1 SF: 0 SAC: 0 DP: 3 HBP: 0						

PITCHER		IP	WLS	BF	H	R	ER	SO	BB	IBB	HBP	BLK	WP	HR	S	P	ERA	WHIP
30 Grayson Rodriguez, R ERA: 5.44	(1, 1)	7.0	W	24	3	1	1	6	1	0	0	0	0	1	65	95	1.29	0.571
66 Jacob Webb, R ERA: 3.53	(8, 1)	1.0	H	3	1	0	0	0	0	0	0	0	0	0	8	11	0.00	1.000
74 Félix Bautista, R ERA: 1.57	(9, 1)	1.0	S	4	0	0	0	0	2	0	0	0	0	0	10	21	0.00	2.000

PITCHER	IP	WLS	BF	H	R	ER	SO	BB	IBB	HBP	BLK	WP	HR	S	P	ERA	WHIP

BOTTOM

Baltimore Orioles @ San Diego Padres

Petco Park, San Diego, CA

Mon Aug 14 2023, 6:40 PM - 8:56 PM PDT

Att. 38,176 - Partly Cloudy - 69 F

livebaseballscorecards.com

AB	28
R	1
H	4
RBI	1
BB	3
SO	6
LOB	7

Batter	1	2	3	4	5	6	7	8	9	AB	R	H	RBI	BB	SO	LOB
35 Adley Rutschman, S (1, 2) OBP: 0.361, SLG: 0.422	C FF 92 X CU 72 0-1 ① F9		B FF 92 X SI 92 1-0 ③ G6-3		C FF 92 D CH 83 F SI 92 S FF 94 1-3 ② K		C CU 80 C CU 80 S FF 96 0-3 ② K		B FS 89 B SI 96 F SI 97 F SI 98 X ST 80 2-2 ② FC3-6 (2 1B) 1-2f 2-3	5	0	0	0	0	2	3
2 Gunnar Henderson, L (1, 6) OBP: 0.320, SLG: 0.456	B FF 92 C SI 92 X FC 88 1-1 ② F9			C FF 92 S CU 74 S CH 82 0-3 ① K S CH 83 F SI 93 X CH 84 0-2 ③ G4-3			C CU 81 B SL 84 S SI 94 B SI 96 S SL 85 2-3 ③ K		F SI 98 F ST 80 F ST 82 X ST 81 0-2 11 FC6-4 (1B) 1-2 3-H	5	0	1	1	0	2	1
25 Anthony Santander, S (1, 9) OBP: 0.325, SLG: 0.463 11 Jordan Westburg, R (7, 5) OBP: 0.317, SLG: 0.424	B CU 72 B CH 81 C FC 85 F FC 85 C CH 80 2-3 ③ K			B CH 81 X FF 93 1-0 6 1B, 32 BB (1B)		B FF 93 F ST 81 F ST 94 F ST 82 X FF 94 1-2 ① L7		B CU 79 C CU 78 B SL 83 B CU 78 F FF 94 X FF 94 3-2 ① G6-3	F SI 96 C SI 98 B ST 82 F SI 98 F ST 81 D ST 81 X FF 98 2-2 ③ FC6-4 1-2f	3 2	0 0	1 0	0 0	0 0	1 0	0 2
32 Ryan O'Hearn, L (1, 3) OBP: 0.340, SLG: 0.507 (7, 9)		B CH 79 X FF 91 1-0 ① F8		B CU 72 B CH 81 B CH 81 C FF 91 B FF 92 4-1 6 1B 1-2 BB		B ST 80 B ST 80 X ST 81 2-0 31 1B (2B)		B CU 80 S FF 95 S FF 94 F FF 95 B FF 93 X FF 94 2-2 6 G6-4-3 (1B)		3	1	2	0	1	0	0
6 Ryan Mountcastle, R (1, 10) OBP: 0.316, SLG: 0.470		C FF 91 B SI 90 F CH 80 X CU 73 1-2 ② G6-3		C FC 89 S CH 81 D CH 84 D CH 84 F FF 94 X FF 94 2-2 1-2 2-3 1B		S FF 96 D ST 85 F FF 95 B ST 85 X ST 83 2-2 ② F9		X SI 94 0-0 ② ③ G6-4-3 1-2f		4	0	1	0	0	0	2
31 Cedric Mullins, L (1, 8) OBP: 0.340, SLG: 0.454		C FF 91 B CH 80 S FC 86 B CH 81 F CH 82 X CU 73 2-2 1B		C FF 83 B FC 89 C FF 93 B SI 92 S CH 83 2-3 ② K		C ST 83 B FF 94 B FF 94 X CH 86 2-1 21 2B 2-H (1B)			B FF 97 X SI 96 1-0 ① G3	4	0	2	1	0	1	3
21 Austin Hays, R (1, 7) OBP: 0.321, SLG: 0.445		B SI 93 B SI 92 B FF 91 C FF 93 X FF 91 3-1 ③ F9		B CU 74 F CH 84 S SI 95 D CH 82 C FF 94 2-3 ③ K		X ST 82 0-0 1-3 2B			B SI 98 S ST 81 X ST 82 1-1 HR	4	1	2	1	0	1	4
12 Adam Frazier, L (1, 4) OBP: 0.302, SLG: 0.413			C FF 90 B FF 91 F FC 86 B FF 93 F FF 91 X CH 82 2-2 ① G6-3		C FF 91 B FF 90 H FC 85 2-1 HBP	B FF 96 B CH 85 S ST 82 F ST 83 B FF 92 X ST 82 3-2 ③ P3			B SI 98 F SI 98 B SI 98 B SI 98 C SI 96 X SI 98 3-2 35 FC3-6, 29 1B, 2 1B (1B)	3	1	1	0	0	0	2
29 Ramón Urías, R (1, 5) OBP: 0.317, SLG: 0.384 (7, 3)			B SI 91 C FC 86 B CH 80 X SI 92 2-1 ② G6-3		C CU 73 X SI 91 0-1 ① F9		C CU 79 B SL 85 X SL 84 1-1 ① P2		D ST 79 B SI 98 S SI 99 S SI 99 B ST 82 X SI 98 3-2 35 FC3-6 1-2 (1B)	4	0	1	0	0	0	1

Inning Stats	1	2	3	4	5	6	7	8	9
	R: 0 E: 0 K: 1 S: 7 H: 0 LOB: 0 BB: 0 P: 10	R: 0 E: 0 K: 0 S: 10 H: 1 LOB: 1 BB: 0 P: 17	R: 0 E: 0 K: 0 S: 7 H: 0 LOB: 0 BB: 0 P: 12	R: 0 E: 0 K: 3 S: 15 H: 2 LOB: 3 BB: 1 P: 26	R: 0 E: 0 K: 1 S: 9 H: 0 LOB: 1 BB: 0 P: 12	R: 1 E: 0 K: 0 S: 14 H: 3 LOB: 2 BB: 0 P: 24	R: 0 E: 0 K: 2 S: 8 H: 0 LOB: 0 BB: 0 P: 11	R: 0 E: 0 K: 0 S: 8 H: 1 LOB: 0 BB: 0 P: 13	R: 2 E: 0 K: 0 S: 21 H: 4 LOB: 2 BB: 0 P: 33

1B: 8	SF: 0	WP: 0	PA: 39
2B: 2	SAC: 0	PB: 0	
3B: 0	DP: 1	SB: 0	
HR: 1	HBP: 1	CS: 0	

PITCHER		IP	WLS	BF	H	R	ER	SO	BB	IBB	HBP	BLK	WP	HR	S	P	ERA	WHIP
52 Michael Wacha, R ERA: 2.68	(1, 1)	5.0	W	20	3	0	0	5	1	0	1	0	0	0	48	77	0.00	0.800
36 Steven Wilson, R ERA: 3.44	(6, 1)	1.0		6	3	1	1	0	0	0	0	0	0	0	14	24	9.00	3.000
58 Scott Barlow, R ERA: 5.83	(7, 1)	2.0		6	1	0	0	2	0	0	0	0	0	0	16	24	0.00	0.500
66 Luis García, R ERA: 5.06	(9, 1)	1.0		7	4	2	2	0	0	0	0	0	0	1	21	33	18.00	4.000

PITCHER	IP	WLS	BF	H	R	ER	SO	BB	IBB	HBP	BLK	WP	HR	S	P	ERA	WHIP

TOP

Baltimore Orioles @ San Diego Padres

Petco Park, San Diego, CA

Tue Aug 15 2023, 6:42 PM - 9:37 PM PDT

Att. 35,604 - Partly Cloudy - 73 F

livebaseballscorecards.com

AB	37
R	3
H	11
RBI	3
BB	1
SO	7
LOB	18

Batter	1	2	3	4	5	6	7	8	9	AB	R	H	RBI	BB	SO	LOB
7 Ha-Seong Kim, R (1, 4) OBP: 0.377, SLG: 0.446	B FF 91 F FF 92 B SL 85 C SL 82 X KC 77 2-2 2 BB 9 BB 2B	C FF 92 B FF 93 B SL 83 X FF 92 2-1 ② F7		C CU 80 F FC 89 X CU 81 0-2 23 1B 1B	C FC 87 F SL 83 F FC 88 X FC 86 0-2 ③ G4-3			C EP 44 B EP 45 X EP 46 1-1 ① G5-3		5	1	2	0	0	0	1
23 Fernando Tatis Jr., R (1, 8) (8, 9) OBP: 0.322, SLG: 0.470	C SL 85 C FF 95 X SL 85 0-2 ① G6-3	S FF 94 S SL 86 B SL 85 X SL 84 1-2 13 2B 2B		C FC 89 B FC 89 X FC 89 1-1 22 G6-3 1-2 1B		S FF 100 S FC 90 S FC 91 0-3 ① K		B EP 46 C EP 48 X EP 48 1-1 28 2B 1B		5	1	3	0	0	1	1
22 Juan Soto, L (1, 7) OBP: 0.407, SLG: 0.501 28 José Azocar, R (8, 8) OBP: 0.250, SLG: 0.291	B FC 89 F FC 84 F FF 94 F KC 78 X FF 94 1-2 F7 ②	D CH 85 B CH 83 B FF 92 C SL 85 F FF 92 F SL 85 F SL 86 F FC 90 F KC 75 4-2 B KC 74 13 2B BB		B FC 90 X FC 90 1-0 ②③ G6-3 1-2f		B FF 101 S FS 95 B FS 95 S FS 94 B FS 94 B FS 94 4-2 13 G5-4-3 BB		C EP 47 B EP 39 X EP 45 1-1 1-3 2B		2 1	1 0	0 1	0 0	2 0	0 0	3 0
13 Manny Machado, R (1, 5) OBP: 0.319, SLG: 0.453	B FC 86 B FC 86 B KC 78 C FF 96 S FF 95 B FF 97 4-2 9 BB 2 BB 99 HR BB	C SL 86 D SL 84 C FF 94 F FF 95 B SL 86 F KC 78 F KC 80 D SL 86 X SL 86 3-2 1-H 2-H 2B			X FC 89 0-0 ① G5-3	B FF 100 X FC 89 1-0 ②③ G5-4-3 1-2f		D EP 53 C EP 46 X EP 46 1-1 ② G6-3		4	1	1	2	1	0	3
2 Xander Bogaerts, R (1, 6) OBP: 0.346, SLG: 0.401	B FF 96 B SL 86 D FF 95 C FF 94 B SL 85 4-1 9 BB 99 HR 1-2 2-3 BB	C FF 93 C FF 94 D KC 76 F FF 94 F FF 94 B FF 91 B CH 84 S SL 83 3-3 ③ K			B FC 89 S FC 89 X SL 83 1-1 99 1B 24 2B 2B		X FF 95 0-0 E5 9 2B	B EP 46 X EP 45 1-0 ③ G5-3		4	2	1	0	1	1	3
9 Jake Cronenworth, L (1, 3) OBP: 0.317, SLG: 0.388	B KC 79 C FF 93 B FF 94 D FC 91 C FF 96 B FF 96 4-2 99 HR 1-2 2-3 3-H BB		C FF 90 C SL 85 B FF 92 B KC 76 X SL 86 2-2 ① F9		F FC 89 X SL 84 0-1 ② F8		C KC 86 F FF 95 F FF 96 X KC 87 0-2 1-3 2B			3	1	1	1	1	0	1
99 Gary Sánchez, R (1, 2) OBP: 0.297, SLG: 0.503	B SL 85 C SL 85 X FF 94 1-1 1-H 2-H 3-H HR		F SL 86 S KC 76 S KC 75 0-3 ② K		B CU 79 C FC 88 D SL 83 B FC 89 X FC 88 3-1 24 2B 16 2B 2-3 1B		F SL 92 C FF 96 S KC 89 0-3 ① K			4	2	2	4	0	2	2
24 Garrett Cooper, R (1, 10) OBP: 0.296, SLG: 0.429 14 Matt Carpenter, L (7, PH) OBP: 0.295, SLG: 0.300 (8, 10)	X FF 95 0-0 ③ G6-3		C SL 82 F FF 93 S KC 77 0-3 ③ K		D FC 89 F FC 90 X FC 88 1-1 16 2B 1-3 3-H 2B		C SL 95 B KC 89 C KC 88 S FF 97 1-3 ② K			3 1	1 0	1 0	1 0	0 0	1 1	0 2
16 Ben Gamel, L (1, 9) OBP: 0.250, SLG: 0.500 (8, 7)		C SL 84 F KC 75 B KC 77 X SL 83 1-2 ① F7		F FC 90 F SL 83 S SL 84 0-3 ① K	C SL 83 C FC 89 D SL 84 B SL 83 X SL 83 2-2 2-H 3-H 2B		C SL 94 X KC 89 0-1 ③ F7			4	0	1	2	0	1	2
Inning Stats	R: 5 E: 0 K: 0 S: 18 H: 2 LOB: 0 BB: 3 P: 34	R: 2 E: 0 K: 1 S: 25 H: 2 LOB: 1 BB: 1 P: 39	R: 0 E: 0 K: 2 S: 9 H: 0 LOB: 0 BB: 0 P: 11	R: 0 E: 0 K: 1 S: 9 H: 2 LOB: 1 BB: 0 P: 11	R: 3 E: 0 K: 0 S: 16 H: 4 LOB: 1 BB: 0 P: 23	R: 0 E: 0 K: 1 S: 6 H: 0 LOB: 0 BB: 1 P: 11	R: 0 E: 1 K: 2 S: 13 H: 1 LOB: 2 BB: 0 P: 14	R: 0 E: 0 K: 0 S: 9 H: 2 LOB: 2 BB: 0 P: 14		1B: 4 2B: 8 3B: 0 HR: 1 SF: 0 SAC: 0 DP: 2 HBP: 0					WP: 0 PB: 0 SB: 0 CS: 0 PA: 41	

BOTTOM

Baltimore Orioles @ San Diego Padres

Petco Park, San Diego, CA

Tue Aug 15 2023, 6:42 PM - 9:37 PM PDT

Att. 35,604 - Partly Cloudy - 73 F

livebaseballscorecards.com

AB	36
R	10
H	13
RBI	10
BB	5
SO	7
LOB	18

PITCHER		IP	WLS	BF	H	R	ER	SO	BB	IBB	HBP	BLK	WP	HR	S	P	ERA	WHIP
15 Jack Flaherty, R ERA: 4.73	(1, 1)	3.0	L	17	4	7	7	3	4	0	0	0	0	1	52	84	21.00	2.667
79 Nick Vespi, L ERA: 4.26	(4, 1)	2.0		11	6	3	3	1	0	0	0	0	0	0	25	34	13.50	3.000
14 Shintaro Fujinami, R ERA: 7.86	(6, 1)	1.0		3	0	0	0	1	1	0	0	0	0	0	6	11	0.00	1.000
53 Mike Baumann, R ERA: 3.64	(7, 1)	1.0		5	1	0	0	2	0	0	0	0	0	0	13	14	0.00	1.000
27 James McCann, R ERA:	(8, 1)	1.0		5	2	0	0	0	0	0	0	0	0	0	9	14	0.00	2.000

PITCHER	IP	WLS	BF	H	R	ER	SO	BB	IBB	HBP	BLK	WP	HR	S	P	ERA	WHIP

Batter	1	2	3	4	5	6	7	8	9	AB	R	H	RBI	BB	SO	LOB
35 Adley Rutschman, S (1, 10) OBP: 0.362, SLG: 0.425	B FF 95 C FF 95 X CH 88 1-1 6 F9 6 WP 25 SF9 1B		B CU 78 B FF 96 F CH 86 X FF 97 2-1 2B			X FF 95 0-0 ① F8		S FF 97 B CH 88 F CH 90 F FF 98 B CH 89 F FF 98 F FF 98 X CH 89 2-2 ② L3		4	1	2	0	0	0	1
6 Ryan Mountcastle, R (1, 3) OBP: 0.315, SLG: 0.476	C FF 96 B CU 79 X CH 87 1-1 ① F9 1-3		C FF 97 B CU 80 S CH 86 S CU 80 1-3 ③ K			C FF 96 B FF 97 F CU 80 F CU 79 B CU 79 X CU 79 2-2 HR		B CH 87 S CH 88 F SI 96 F FF 97 F FF 97 X SI 98 1-2 ③ FC6-4 1-2f		4	1	1	1	0	1	3
25 Anthony Santander, S (1, 9) OBP: 0.323, SLG: 0.460	C FF 96 B FF 97 F FF 96 B FF 98 B FF 96 X SL 90 3-2 ② SF9 3-H			B FF 94 B FF 94 C FF 92 X CH 84 2-1 ① G4-3		X CH 89 0-0 ② G2-3			C SI 95 F SI 96 B CH 88 F SI 96 F SL 85 F SL 87 F SI 97 B CH 88 C CH 89 2-3 ① K	3	0	0	1	0	1	0
2 Gunnar Henderson, L (1, 5) (8, 6) OBP: 0.322, SLG: 0.455	C FF 97 F FF 97 S FF 97 0-3 ③ K			B FF 96 S FF 95 T FF 96 B CU 81 B CU 80 D FF 97 4-2 BB		C SL 88 B SL 88 S FF 97 F FF 97 F CU 81 B SL 88 B FF 97 T FF 97 3-2 ③ K			B SI 96 B SI 96 X SI 96 2-0 1B	3	0	1	0	1	2	0
11 Jordan Westburg, R (1, 4) (8, 5) OBP: 0.308, SLG: 0.410		X FF 95 0-0 ① F9		B CH 86 C CH 86 B FF 96 S CH 86 1 SAFE 1 SAFE C CU 79 2-3 ② K			C CU 82 B CH 82 X SI 94 1-1 ① L7		B SI 97 D SL 87 C SI 96 X SI 96 2-1 ② F9	4	0	0	0	0	1	2
21 Austin Hays, R (1, 7) OBP: 0.321, SLG: 0.442		C FF 94 B FF 96 B CH 87 B FF 96 B FF 96 4-1 31 G4-6-3 BB		C CU 78 D CU 79 C FF 96 X CH 84 1-2 ③ G4-3			C SI 95 B CU 83 C SI 94 B CU 83 X SI 95 2-2 ② G4-3		C SI 96 B SL 88 S SI 97 S SI 97 1-3 ③ K	3	0	0	0	1	1	2
31 Cedric Mullins, L (1, 8) OBP: 0.337, SLG: 0.449		X FF 94 0-0 ②③ G4-6-3 1-2f			C FF 96 F CU 78 B CU 80 B FF 96 X FF 97 2-2 ① F7		C CU 83 B FC 90 F CU 82 S CH 82 1-3 ③ K			3	0	0	0	0	1	1
27 James McCann, R (1, 2) OBP: 0.279, SLG: 0.385			B FF 94 F FF 95 B CH 83 S CH 85 B CU 80 X FF 96 3-2 ① L8		C FF 96 B FF 97 S SL 89 F CU 79 F CU 80 B CH 86 B SL 88 S CH 86 3-3 ② K			B FF 96 X FF 97 1-0 6 FC6-4 1B		3	0	1	0	0	1	0
3 Jorge Mateo, R (1, 6) OBP: 0.255, SLG: 0.336 12 Adam Frazier, L (8, PH) OBP: 0.301, SLG: 0.412 (8, 4)			C FF 96 X CU 80 0-1 ② G1-3		B FF 97 B CH 87 S CH 87 B CH 87 F FF 97 X CU 80 3-2 ③ G5-3			C FF 96 X FF 96 0-1 ① L8		2 1	0 0	0 0	0 0	0 0	0 0	0 1

Inning Stats	1	2	3	4	5	6	7	8	9
	R: 1 E: 0 K: 1 S: 10	R: 0 E: 0 K: 0 S: 3	R: 0 E: 0 K: 1 S: 10	R: 0 E: 0 K: 1 S: 10	R: 0 E: 0 K: 1 S: 11	R: 1 E: 0 K: 1 S: 11	R: 0 E: 0 K: 1 S: 8	R: 0 E: 0 K: 2 S: 14	R: 0 E: 0 K: 2 S: 13
	H: 1 LOB: 0 BB: 0 P: 15	H: 0 LOB: 0 BB: 1 P: 7	H: 1 LOB: 1 BB: 0 P: 16	H: 0 LOB: 1 BB: 1 P: 19	H: 0 LOB: 0 BB: 0 P: 19	H: 1 LOB: 0 BB: 0 P: 16	H: 0 LOB: 0 BB: 0 P: 12	H: 1 LOB: 1 BB: 0 P: 18	H: 1 LOB: 1 BB: 0 P: 20

1B: 3 SF: 1 WP: 1 PA: 33
2B: 1 SAC: 0 PB: 0
3B: 0 DP: 1 SB: 0
HR: 1 HBP: 0 CS: 0

PITCHER		IP	WLS	BF	H	R	ER	SO	BB	IBB	HBP	BLK	WP	HR	S	P	ERA	WHIP
4 Blake Snell, L ERA: 2.65	(1, 1)	6.0	W	22	3	2	2	5	2	0	0	0	1	1	55	92	3.00	0.833
21 Nick Martinez, R ERA: 3.66	(7, 1)	1.0	H	3	0	0	0	1	0	0	0	0	0	0	8	12	0.00	0.000
75 Robert Suarez, R ERA: 5.56	(8, 1)	1.0	H	4	1	0	0	0	0	0	0	0	0	0	14	18	0.00	1.000
71 Josh Hader, L ERA: 0.84	(9, 1)	1.0	S	4	1	0	0	2	0	0	0	0	0	0	13	20	0.00	1.000

PITCHER IP WLS BF H R ER SO BB IBB HBP BLK WP HR S P ERA WHIP

Baltimore Orioles @ San Diego Padres

Petco Park, San Diego, CA

Wed Aug 16 2023, 5:42 PM - 8:11 PM PDT

Att. 42,318 - Clear - 76 F

TOP

livebaseballscorecards.com

AB	30
R	2
H	5
RBI	2
BB	2
SO	8
LOB	10

Batter	1	2	3	4	5	6	7	8	9	AB	R	H	RBI	BB	SO	LOB
7 Ha-Seong Kim, R (1, 4) OBP: 0.376, SLG: 0.444	C SI 90 X SI 91 0-1 ① G5-3		B FC 89 B SI 91 C SI 91 X SI 92 2-1 23 1B 2 1B 1-3 1B	C CU 78 X FF 95 0-1 ③ G4-3			X FF 98 0-0 ② G5-3			4	1	1	0	0	0	0
23 Fernando Tatis Jr., R (1, 9) OBP: 0.325, SLG: 0.473	C FF 94 F SI 91 X FC 89 0-2 22 BB 1B		X SI 92 0-0 2 1B 9 1B 1-2 3-H 1B		C CU 77 S FF 94 S FF 94 0-3 ① K		C FC 89 B ST 83 X FC 89 1-1 22 E 22 S 22 S 1B			4	2	3	1	0	1	0
22 Juan Soto, L (1, 7) OBP: 0.408, SLG: 0.500	B FF 95 B CH 86 C CH 84 1 SAFE F FF 94 B CU 79 F CH 86 F FF 96 B FF 96 4-2 1-2 BB		C CU 78 D CH 86 B CH 85 C FF 95 B FF 96 F FF 96 X FF 95 3-2 ① P5		C CU 77 X FC 89 0-1 ② G3		1 SAFE 1 SAFE C SI 96 C SI 97 B FF 99 B SL 86 F SI 97 X SI 98 2-2 1-H 13 CS 1B			3	0	1	0	1	0	2
13 Manny Machado, R (1, 5) OBP: 0.316, SLG: 0.449	B FC 90 C SI 93 T SI 92 X CU 80 1-2 ② L7		F FC 90 T SI 94 F FF 96 S FC 91 0-3 ② K		C FF 95 B CU 80 X FF 96 1-1 ③ F9		B SI 98 B SL 82 2-0 ③ CS 1-2	B FF 95 X ST 83 1-0 ① P5		4	0	0	0	0	1	4
2 Xander Bogaerts, R (1, 6) OBP: 0.346, SLG: 0.400	C SI 93 B SI 92 B FC 89 B FC 89 X SI 93 3-1 ③ P3		S CU 79 B FC 91 B FC 91 X SI 93 2-1 9 1B 1-3 2-H 1B			C FC 89 C CH 84 F FF 96 X CU 78 0-2 ① G6-3		C ST 84 F ST 84 F FF 95 F FF 95 X CH 86 0-2 ② F7		4	0	1	1	0	0	2
9 Jake Cronenworth, L (1, 3) OBP: 0.316, SLG: 0.387		C FF 94 X CU 78 0-1 ① F8	X FF 94 0-0 1-2 3-H 1B			C CU 79 X FC 91 0-1 ② G4-3		C CH 86 F FF 95 F FF 95 X CH 85 0-2 ③ G1-3		4	0	1	1	0	0	0
99 Gary Sánchez, R (1, 2) OBP: 0.293, SLG: 0.495		C SI 92 F CH 84 X FC 87 0-2 ② F9	X FC 89 0-0 ③ P4			B CU 78 S FC 90 B FF 96 B CH 86 S FC 91 S FC 91 3-3 ③ K				3	0	0	0	0	1	2
16 Ben Gamel, L (1, 10) OBP: 0.143, SLG: 0.286		B FF 95 B FF 94 F FF 95 B FF 95 F FF 95 T FF 95 3-2 ③ K		B CU 76 T CH 85 S FF 94 F FF 94 X FC 89 1-2 ① G6-3			X FF 98 0-0 ① F8			3	0	0	0	0	1	0
1 Trent Grisham, L (1, 8) OBP: 0.317, SLG: 0.381			B FF 95 B CH 85 C CH 85 F FF 95 B FC 90 B CH 85 4-2 7 1B 23 1B BB	B FF 95 S FC 89 F FF 94 B CH 86 B CH 85 X FF 95 3-2 ② F9			B FF 99 C FF 99 B FS 92 F FS 93 F FF 100 X FS 92 2-2 HR			2	2	1	1	1	0	0
Inning Stats	R: 0 E: 0 K: 0 S: 14 H: 1 LOB: 2 BB: 1 P: 22	R: 0 E: 0 K: 1 S: 8 H: 0 LOB: 0 BB: 0 P: 11	R: 3 E: 0 K: 1 S: 17 H: 4 LOB: 2 BB: 1 P: 28	R: 0 E: 0 K: 0 S: 9 H: 0 LOB: 0 BB: 0 P: 13	R: 0 E: 0 K: 1 S: 7 H: 0 LOB: 0 BB: 0 P: 8	R: 0 E: 0 K: 1 S: 9 H: 0 LOB: 0 BB: 0 P: 12	R: 2 E: 0 K: 0 S: 12 H: 3 LOB: 0 BB: 0 P: 19	R: 0 E: 0 K: 0 S: 10 H: 0 LOB: 0 BB: 0 P: 11		1B: 7 2B: 0 3B: 0 HR: 1	SF: 0 SAC: 0 DP: 0 HBP: 0			WP: 0 PB: 0 SB: 2 CS: 1	PA: 34	

BOTTOM

Baltimore Orioles @ San Diego Padres

Petco Park, San Diego, CA

Wed Aug 16 2023, 5:42 PM - 8:11 PM PDT

Att. 42,318 - Clear - 76 F

livebaseballscorecards.com

AB	31
R	5
H	8
RBI	4
BB	2
SO	4
LOB	10

PITCHER		IP	WLS	BF	H	R	ER	SO	BB	IBB	HBP	BLK	WP	HR	S	P	ERA	WHIP
64 Dean Kremer, R ERA: 4.5	(1, 1)	6.0	L	25	5	3	3	4	2	0	0	0	0	0	64	94	4.50	1.167
14 Shintaro Fujinami, R ERA: 8.07	(7, 1)	0.2		4	2	2	2	0	0	0	0	0	0	1	8	11	27.00	3.000
58 Cionel Pérez, L ERA: 3.95	(7, 1)	0.1		1	1	0	0	0	0	0	0	0	0	0	4	8	0.00	3.000
66 Jacob Webb, R ERA: 3.44	(8, 1)	1.0		3	0	0	0	0	0	0	0	0	0	0	10	11	0.00	0.000

PITCHER	IP	WLS	BF	H	R	ER	SO	BB	IBB	HBP	BLK	WP	HR	S	P	ERA	WHIP

Arizona Diamondbacks @ San Diego Padres

Petco Park, San Diego, CA

Thu Aug 17 2023, 6:42 PM - 9:02 PM PDT

Att. 38,020 - Clear - 71 F

livebaseballscorecards.com

Batter	1	2	3	4	5	6	7	8	9	AB	R	H	RBI	BB	SO	LOB
1 Kyle Lewis, R (1, 10) OBP: 0.229, SLG: 0.289	C FF 88 S FF 88 S FF 88 0-3 ① K			C FF 88 X FC 83 0-1 ① G5-3		B FF 92 B FF 94 B FF 94 C FF 94 F SI 92 F CH 83 F CH 84 T SI 93 3-2 ① K		B SI 92 X FF 94 1-0 ② G4-3		4	0	0	0	0	2	1
7 Corbin Carroll, L (1, 9) OBP: 0.352, SLG: 0.504	F FF 90 B FF 89 B CU 71 B FF 88 X FF 88 3-1 ② L9			F FF 89 B CU 71 B FF 88 B CU 70 B FF 88 4-1 28 HR BB		B FF 93 C SI 92 F FF 94 F FF 94 B CU 77 X CH 83 2-2 ② G4-3		B SI 93 F CH 84 B SI 95 F CU 78 C FF 96 2-3 ③ K		3	1	0	0	1	1	1
28 Tommy Pham, R (1, 7) OBP: 0.341, SLG: 0.467	B FF 90 B FC 84 C FC 84 X FF 88 2-1 ③ G4-3			X FF 87 0-0 ① 1-H HR		C CU 77 S CH 84 S CU 77 0-3 ③ K			B CH 83 B CH 84 X SI 93 2-0 ① G6-3	4	1	1	2	0	1	0
53 Christian Walker, R (1, 3) OBP: 0.347, SLG: 0.540		B FF 88 B CU 72 X FF 89 2-0 ① F9		F FF 89 C CU 72 F FF 87 B CU 72 X CU 72 1-2 ② F8			C CU 76 S CH 84 S CH 84 0-3 ① K		S CU 77 X CU 77 0-1 ② G5-3	4	0	0	0	0	1	0
16 Buddy Kennedy, R (1, 5) OBP: 0.429, SLG: 0.200 6 Jace Peterson, L (9, PH) OBP: 0.313, SLG: 0.312 (9, 5)		C CU 72 B FF 89 C FF 89 X CU 73 1-2 ② G4-3		X FF 89 0-0 ③ F9			B SI 93 C SI 92 F CU 76 B FF 94 B CU 76 B CH 84 4-2 14 FC6-4 BB		H SI 95 1-0 HBP	2 0	0 0	0 0	0 0	1 0	0 0	0 0
14 Gabriel Moreno, R (1, 2) OBP: 0.311, SLG: 0.370		B FF 90 F FF 89 X CU 72 1-1 ③ L8			X FC 84 0-0 HR		B SI 92 C CU 75 S CH 83 X SI 94 1-2 ② FC6-4 1-2f		F SI 92 X CH 85 0-1 ③ G5-3	4	1	1	1	0	0	2
5 Alek Thomas, L (1, 8) OBP: 0.270, SLG: 0.407			B FF 88 C FF 87 X CU 71 1-1 ① F9		F FF 88 S ST 69 S CU 73 0-3 ① K		F SI 93 B CH 83 X CH 85 1-1 ③ G3-1			3	0	0	0	0	1	1
13 Nick Ahmed, R (1, 6) OBP: 0.265, SLG: 0.331			B FF 89 F FF 89 S FC 83 S FF 89 1-3 ② K		C FF 89 B FF 90 F FC 83 X FF 89 1-2 ② G4-3			C CU 75 X CH 83 0-1 2 SH1-4 2B		3	0	1	0	0	1	0
2 Geraldo Perdomo, S (1, 4) OBP: 0.367, SLG: 0.403			X FF 89 0-0 ③ F9		B FF 88 F FF 89 C CU 72 X FF 89 1-2 ③ G4-3			L SI 88 X SI 92 0-1 ① SH1-4 2-3		2	0	0	0	0	0	0

	AB	29
	R	3
	H	3
	RBI	3
	BB	2
	SO	7
	LOB	5

TOP

Inning Stats																								
	R: 0	H: 0	R: 0	H: 0	R: 0	H: 0	R: 2	H: 1	R: 1	H: 1	R: 0	H: 0	R: 0	H: 0	R: 0	H: 1	R: 0	H: 0	1B: 0	SF: 0	WP: 0	PA: 33
	E: 0	LOB: 0	E: 0	LOB: 0	E: 0	LOB: 0	E: 0	LOB: 0	E: 0	LOB: 0	E: 0	LOB: 0	E: 0	LOB: 1	E: 0	LOB: 1	E: 0	LOB: 1	2B: 1	SAC: 1	PB: 0	
	K: 1	BB: 0	K: 0	BB: 0	K: 1	BB: 0	K: 0	BB: 1	K: 1	BB: 0	K: 2	BB: 0	K: 1	BB: 1	K: 1	BB: 0	K: 0	BB: 0	3B: 0	DP: 0	SB: 0	
	S: 7	P: 12	S: 6	P: 10	S: 6	P: 8	S: 9	P: 14	S: 10	P: 12	S: 12	P: 17	S: 10	P: 16	S: 8	P: 11	S: 5	P: 8	HR: 2	HBP: 1	CS: 0	

PITCHER		IP	WLS	BF	H	R	ER	SO	BB	IBB	HBP	BLK	WP	HR	S	P	ERA	WHIP
41 Rich Hill, L ERA: 5.18	(1, 1)	5.0	L	18	2	3	3	3	1	0	0	0	0	2	38	56	5.40	0.600
60 Pedro Avila, R ERA: 0.81	(6, 1)	4.0		15	1	0	0	4	1	0	1	0	0	0	35	52	0.00	0.500

PITCHER	IP	WLS	BF	H	R	ER	SO	BB	IBB	HBP	BLK	WP	HR	S	P	ERA	WHIP

Batter	1	2	3	4	5	6	7	8	9	AB	R	H	RBI	BB	SO	LOB
7 Ha-Seong Kim, R (1, 5) OBP: 0.373, SLG: 0.440	F FF 92 B FF 93 X FF 93 1-1 ① L7		B FC 88 F KC 81 B KC 81 X FC 90 2-1 ③ F7		B FC 90 B FF 93 C FF 93 B FC 89 X FF 94 3-1 ③ L9			C SL 88 F FF 100 B FS 88 C FF 102 1-3 ③ K		4	0	0	0	0	1	2
23 Fernando Tatis Jr., R (1, 9) OBP: 0.327, SLG: 0.471	C FF 93 B KC 82 X FF 93 1-1 ② F8			B FC 87 B KC 80 B FF 92 C FF 92 B FF 91 4-1 BB		B FC 91 B FF 91 F FF 94 X FF 93 2-1 ① F9			B FF 101 B SI 101 B FF 101 B FF 101 4-0 22 FC4-6 BB	2	0	0	0	2	0	0
22 Juan Soto, L (1, 7) OBP: 0.404, SLG: 0.495	B KC 83 C KC 81 S CH 87 B KC 80 F CH 87 X FF 94 2-2 ③ F7			C CH 86 X FF 92 0-1 ① L8		C FF 93 B FF 92 X KC 80 1-1 ② G6-3			C FF 101 B FS 88 D FS 90 B FF 102 C FF 101 X FF 102 3-2 ① FC4-6 2 BB 1-2f	4	0	0	0	0	0	2
13 Manny Machado, R (1, 10) OBP: 0.313, SLG: 0.444		B FF 92 B KC 81 F FF 92 X FC 88 2-1 ① F9		T FF 93 B FF 94 B FF 93 D KC 81 C FF 92 F FF 94 C FF 94 3-3 ② K		B FF 92 F FF 93 F FF 94 B KC 82 F KC 82 X FF 94 2-2 ③ F8			S FF 102 S FS 88 F FS 90 C FS 90 0-3 ② K	4	0	0	0	0	2	2
2 Xander Bogaerts, R (1, 6) OBP: 0.345, SLG: 0.397		C KC 81 F FF 91 X KC 80 0-2 ② P5		B FF 93 C FF 94 B FC 89 F FF 94 F KC 82 D KC 82 X KC 82 3-2 ③ L7			B KC 80 B FF 93 X FF 94 2-0 ① L6		B SL 92 B FS 89 B FF 102 C FF 102 B FF 102 4-1 1-2 BB	3	0	0	0	1	0	1
9 Jake Cronenworth, L (1, 4) OBP: 0.316, SLG: 0.388		B KC 80 X CH 87 1-0 ③ G3			B FF 91 B CH 85 C FF 92 F FF 92 B FF 93 X FF 93 3-2 1 1B 2B			C FF 90 F FF 92 B SL 85 C SL 86 1-3 ② K	B FF 102 C FS 90 B FF 102 F FF 103 F FF 103 C FS 90 2-3 ③ K	4	1	1	0	0	2	2
12 Luis Campusano, R (1, 2) OBP: 0.326, SLG: 0.488			C FF 92 B FC 88 X FC 88 1-1 ① G6-3		F FC 90 C FF 94 D CH 88 F KC 82 D CH 87 F CH 87 F FC 89 F FF 94 X FC 90 2-2 ① L7		F SL 86 B SL 87 S FF 92 B FF 92 X SL 87 2-2 ③ L7			3	0	0	0	0	0	1
24 Garrett Cooper, R (1, 3) OBP: 0.296, SLG: 0.431			X FF 92 0-0 2B		C FF 93 F FC 90 B FF 94 B FC 90 B FC 90 C FF 95 3-3 ② K			S SL 86 B SL 86 S SL 85 S SL 85 1-3 ① K		3	0	1	0	0	2	1
1 Trent Grisham, L (1, 8) OBP: 0.317, SLG: 0.381			D CH 87 C CH 87 F CH 86 D KC 81 S KC 80 2-3 ② K		B CH 88 C FF 94 X CH 87 1-1 2-H 1B			C SL 84 C SL 85 S SL 85 0-3 ② K		3	0	1	1	0	2	1
Inning Stats	R: 0 H: 0 E: 0 LOB: 0 K: 0 BB: 0 S: 8 P: 12	R: 0 H: 0 E: 0 LOB: 0 K: 0 BB: 0 S: 6 P: 9	R: 0 H: 1 E: 0 LOB: 1 K: 1 BB: 0 S: 8 P: 13	R: 0 H: 0 E: 0 LOB: 1 K: 1 BB: 1 S: 11 P: 21	R: 1 H: 2 E: 0 LOB: 1 K: 1 BB: 0 S: 17 P: 29	R: 0 H: 0 E: 0 LOB: 0 K: 0 BB: 0 S: 8 P: 13	R: 0 H: 0 E: 0 LOB: 0 K: 1 BB: 0 S: 7 P: 12	R: 0 H: 0 E: 0 LOB: 0 K: 3 BB: 0 S: 9 P: 11	R: 0 H: 0 E: 0 LOB: 2 K: 2 BB: 2 S: 12 P: 25	1B: 1 SF: 0 2B: 2 SAC: 0 3B: 0 DP: 0 HR: 0 HBP: 0					WP: 0 PA: 33 PB: 0 SB: 0 CS: 0	

PITCHER	IP	WLS	BF	H	R	ER	SO	BB	IBB	HBP	BLK	WP	HR	S	P	ERA	WHIP
23 Zac Gallen, R (1, 1) ERA: 3.17	6.1	W	23	3	1	1	3	1	0	0	0	0	0	59	100	1.42	0.632
24 Kyle Nelson, L (7, 1) ERA: 3.0	1.1	H	4	0	0	0	3	0	0	0	0	0	0	12	16	0.00	0.000
63 Justin Martinez, R (8, 1) ERA: 13.5	1.1	S	6	0	0	0	3	2	0	0	0	0	0	15	29	0.00	1.500

PITCHER	IP	WLS	BF	H	R	ER	SO	BB	IBB	HBP	BLK	WP	HR	S	P	ERA	WHIP

BOTTOM

Arizona Diamondbacks @ San Diego Padres

Petco Park, San Diego, CA

Thu Aug 17 2023, 6:42 PM - 9:02 PM PDT

Att. 38,020 - Clear - 71 F

livebaseballscorecards.com

AB	30
R	1
H	3
RBI	1
BB	3
SO	9
LOB	12

Batter	1	2	3	4	5	6	7	8	9	AB	R	H	RBI	BB	SO	LOB
7 Corbin Carroll, L (1, 9) OBP: 0.349, SLG: 0.499	F FF 93 X CU 80 0-1 ① F7		C FF 94 B FF 94 C FF 94 F FF 95 B SI 93 X SV 81 2-2 ② G4-3		C FF 92 C FF 93 X FF 94 0-2 ① FC5-6 4 PB 4 CS 1-2f 2-3		C CU 79 1 SAFE B FF 91 X FF 93 1-1 ②③ F7-4 1-2			4	0	0	0	0	0	3
4 Ketel Marte, S (1, 4) OBP: 0.354, SLG: 0.480	B FF 94 B FF 92 B CU 81 C FF 93 B FF 95 4-1 BB		C CU 79 S CH 86 S FF 95 0-3 ③ K		B CH 84 B CU 81 1 SAFE F FF 94 B CH 85 1 SAFE B SV 80 4-1 ② 1-3 3-H BB			C FF 97 B FF 96 X CH 88 1-1 ① L9		2	0	0	0	2	1	0
28 Tommy Pham, R (1, 7) OBP: 0.340, SLG: 0.464	C SL 88 B SI 93 S ST 82 D SV 81 B SI 93 C SI 95 3-3 ② K			B SV 78 X SL 86 1-0 53 PB 1B	B SI 92 B CU 81 C SI 93 B CU 80 1 SAFE C SI 94 S FF 94 3-3 ③ K			C SI 96 B SI 96 F SI 97 S FF 98 1-3 ② K		4	0	1	0	0	3	3
53 Christian Walker, R (1, 3) OBP: 0.346, SLG: 0.536	B FF 95 S SV 81 1 SAFE X FF 93 1-1 ③ F8			C SV 77 B SL 83 S FF 92 D SV 82 B FF 93 D ST 82 4-2 1-2 BB		F SI 91 F SV 80 S FF 92 0-3 ① K		C SI 97 X SI 97 0-1 ③ G5-3		3	0	0	0	1	1	1
12 Lourdes Gurriel Jr., R (1, 10) OBP: 0.303, SLG: 0.465		S SI 92 B SV 80 F SI 95 F FF 94 F SV 80 X FF 93 1-2 ① L8		C SI 95 X CU 81 0-1 ① F9		F SI 92 X SI 93 0-1 2B			C SI 94 C SI 96 S SI 98 0-3 ① K	4	0	1	0	0	1	2
6 Jace Peterson, L (1, 5) OBP: 0.310, SLG: 0.309 16 Buddy Kennedy, R (9, PH) OBP: 0.400, SLG: 0.182		C FF 93 B CH 86 B SI 93 B CU 80 S SI 93 X SI 94 3-2 ② G3		D CU 81 C SI 94 F FF 93 C FF 95 1-3 ② K		B CU 79 C CH 84 C CU 79 C FF 94 1-3 ② K			B SI 96 C SI 96 F SI 96 B SI 97 S SL 87 2-3 ② K	3 1	0 0	0 0	0 0	0 0	2 1	3 0
5 Alek Thomas, L (1, 8) OBP: 0.271, SLG: 0.406 1 Kyle Lewis, R (9, PH) OBP: 0.224, SLG: 0.283		C FF 94 X ST 80 0-1 1B		C CH 84 B CU 82 B CH 84 S FF 94 S CU 83 2-3 ③ K		S CU 81 B SI 94 F CH 85 F FF 95 2 SAFE S CU 84 1-3 ③ K			C SI 97 S SI 98 S SI 98 0-3 ③ K	3 1	0 0	1 0	0 0	0 0	2 1	3 0
14 Gabriel Moreno, R (1, 2) OBP: 0.315, SLG: 0.374		B SL 87 F SI 93 F FF 94 B SV 82 F CU 82 B FF 93 X SI 95 3-2 ③ G6-3			X SL 83 0-0 7 FC5-6 2 1B 4 CS 1B		B CU 78 C SL 82 X SI 94 1-1 2 FC5-6 1B			3	0	2	0	0	0	1
2 Geraldo Perdomo, S (1, 6) OBP: 0.367, SLG: 0.402			B CU 77 B CU 79 C SI 92 F FF 93 S SV 80 2-3 ① K		B CU 77 L FF 92 B CU 78 1 SAFE F SI 92 X CU 80 2-2 1-2 7 FC5-6 1B		C CU 78 X FF 93 0-1 ① FC5-6 7 F7-4 1-2f			3	0	1	0	0	1	1
Inning Stats	R: 0 E: 0 K: 1 S: 8 H: 0 LOB: 1 BB: 1 P: 16	R: 0 E: 0 K: 0 S: 14 H: 1 LOB: 1 BB: 0 P: 21	R: 0 E: 0 K: 2 S: 10 H: 0 LOB: 0 BB: 0 P: 14	R: 0 E: 0 K: 2 S: 11 H: 1 LOB: 2 BB: 1 P: 19	R: 0 E: 0 K: 1 S: 11 H: 2 LOB: 2 BB: 1 P: 20	R: 0 E: 0 K: 3 S: 12 H: 1 LOB: 1 BB: 0 P: 14	R: 0 E: 0 K: 0 S: 6 H: 1 LOB: 0 BB: 0 P: 8	R: 0 E: 0 K: 1 S: 7 H: 0 LOB: 0 BB: 0 P: 9	R: 0 E: 0 K: 3 S: 9 H: 0 LOB: 0 BB: 0 P: 11	1B: 5 2B: 2 3B: 0 HR: 0	SF: 0 SAC: 0 DP: 1 HBP: 0					

PITCHER		IP	WLS	BF	H	R	ER	SO	BB	IBB	HBP	BLK	WP	HR	S	P	ERA	WHIP
67 Seth Lugo, R ERA: 3.92	(1, 1)	6.0		25	5	0	0	9	3	0	0	0	0	0	66	104	0.00	1.333
58 Scott Barlow, R ERA: 5.7	(7, 1)	1.0		3	1	0	0	0	0	0	0	0	0	0	6	8	0.00	1.000
75 Robert Suarez, R ERA: 5.11	(8, 1)	1.0	W	3	0	0	0	1	0	0	0	0	0	0	7	9	0.00	0.000
71 Josh Hader, L ERA: 0.82	(9, 1)	1.0		3	0	0	0	3	0	0	0	0	0	0	9	11	0.00	0.000

PITCHER	IP	WLS	BF	H	R	ER	SO	BB	IBB	HBP	BLK	WP	HR	S	P	ERA	WHIP

TOP

Arizona Diamondbacks @ San Diego Padres

Petco Park, San Diego, CA

Fri Aug 18 2023, 6:40 PM - 9:09 PM PDT

Att. 40,945 - Clear - 72 F

livebaseballscorecards.com

AB	31
R	0
H	6
RBI	0
BB	3
SO	13
LOB	17

WP: 0	PA: 34		
PB: 2			
SB: 0			
CS: 2			

BOTTOM

Arizona Diamondbacks @ San Diego Padres

Petco Park, San Diego, CA

Fri Aug 18 2023, 6:40 PM - 9:09 PM PDT

Att. 40,945 - Clear - 72 F

livebaseballscorecards.com

Batter	1	2	3	4	5	6	7	8	9	AB	R	H	RBI	BB	SO	LOB
7 Ha-Seong Kim, R (1, 5) OBP: 0.372, SLG: 0.438	C FF 94 B ST 85 C SI 95 F ST 84 X ST 85 1-2 E6 23 CS			C FF 93 B FF 94 C FF 93 X ST 83 1-2 ① F7		F ST 82 C FF 93 F FF 95 F ST 83 X CU 81 0-2 ③ P6		C SL 85 S SL 85 X SL 84 0-2 23 HR 2-H 3-H 1B		4	1	1	2	0	0	0
23 Fernando Tatis Jr., R (1, 9) OBP: 0.326, SLG: 0.476	S FF 94 B FF 95 F FF 94 B ST 84 F FF 95 B FF 95 S SI 94 3-3 ①② K 1-2			S FF 95 S ST 85 X FF 94 0-2 ② G6-3			F SI 92 F FF 93 X ST 82 0-2 ① P6	C SI 98 X SL 84 0-1 1-H HR		4	1	1	2	0	1	1
22 Juan Soto, L (1, 7) OBP: 0.403, SLG: 0.495	B CU 78 B CU 81 C FF 94 C ST 84 F ST 84 F FF 95 F CU 80 B ST 85 X FF 93 3-2 ③ F9			B CU 77 X FF 94 1-0 ③ F8			B FF 94 X ST 83 1-0 2B	C SI 88 B CU 82 B CU 82 F SI 90 B CU 82 X SI 91 3-2 ② G3		4	0	1	0	0	0	1
13 Manny Machado, R (1, 10) OBP: 0.317, SLG: 0.443		F FF 94 F SI 94 S FF 95 0-3 ① K			B FF 94 B ST 84 B FF 92 B FF 92 4-0 BB		C FF 94 B FF 93 F SI 93 F ST 83 F FF 95 D ST 84 F FF 94 2 SAFE B FF 94 4-2 B ST 84 BB	B SI 88 B CU 81 F SI 89 B CH 81 B SI 90 4-1 BB		1	0	0	0	3	1	0
2 Xander Bogaerts, R (1, 6) OBP: 0.342, SLG: 0.393		B FF 94 C ST 84 X ST 84 1-1 ② P4			C ST 82 B SI 92 S FF 92 F FF 92 S ST 83 1-3 ① K		C FF 93 C FF 94 D ST 84 F FF 94 B ST 86 S SI 94 2-3 ② K	S CH 79 B CH 81 X SI 90 1-1 ③ L8		4	0	0	0	0	2	4
9 Jake Cronenworth, L (1, 4) OBP: 0.314, SLG: 0.385		C FF 93 B FF 94 X FF 95 1-1 ③ F8			X FF 95 0-0 ② F7		B FF 93 B FF 94 B ST 84 C FF 92 2 SAFE X FF 93 3-1 ③ L7			3	0	0	0	0	0	3
99 Gary Sánchez, R (1, 2) OBP: 0.293, SLG: 0.490 28 José Azocar, R (8, PR) OBP: 0.250, SLG: 0.291 12 Luis Campusano, R (9, 2) OBP: 0.326, SLG: 0.488			C FF 93 C ST 85 B FF 94 B ST 86 C ST 83 2-3 ① K		B ST 84 C ST 85 F ST 83 X FF 93 1-2 ③ F9			H SI 97 1-0 1 SH5-4 16 1B 7 1B HBP		2 0 0	0 1 0	0 0 0	0 0 0	1 0 0	0 0 0	1 0 0
24 Garrett Cooper, R (1, 3) OBP: 0.297, SLG: 0.430 16 Ben Gamel, L (8, PH) OBP: 0.250, SLG: 0.375 14 Matt Carpenter, L (9, 3) OBP: 0.295, SLG: 0.300		F FF 94 F FF 94 B FF 96 X ST 85 1-2 ② F8				B FF 93 B FF 93 S ST 83 B FF 94 B ST 82 4-1 1 L4-3 BB		X SI 97 0-0 1 SH5-4 7 1B 1-2 1B		1 1 0	0 1 0	0 1 0	0 0 0	1 0 0	0 0 0	0 0 0
1 Trent Grisham, L (1, 8) OBP: 0.316, SLG: 0.379		B FF 94 C CU 78 B CH 88 X FF 94 2-1 ③ F8				B FF 94 F FF 92 C ST 83 B FF 94 B ST 82 X FF 93 3-2 ①② L4-3 1-1		X SI 97 0-0 ① SH5-4 1-2 2-3		2	0	0	0	0	0	1
Inning Stats	R: 0 E: 1 K: 1 S: 14 H: 0 LOB: 0 BB: 0 P: 21	R: 0 E: 0 K: 1 S: 7 H: 0 LOB: 0 BB: 0 P: 9	R: 0 E: 0 K: 1 S: 8 H: 0 LOB: 0 BB: 0 P: 13	R: 0 E: 0 K: 0 S: 7 H: 0 LOB: 0 BB: 0 P: 9	R: 0 E: 0 K: 1 S: 8 H: 0 LOB: 1 BB: 1 P: 14	R: 0 E: 0 K: 0 S: 9 H: 0 LOB: 0 BB: 1 P: 16	R: 0 E: 0 K: 1 S: 15 H: 1 LOB: 2 BB: 1 P: 25	R: 4 E: 0 K: 0 S: 13 H: 3 LOB: 1 BB: 1 P: 22		1B: 2 2B: 3 3B: 0 HR: 1 SF: 0 SAC: 1 DP: 2 HBP: 1						

	AB	26
	R	4
	H	4
	RBI	4
	BB	4
	SO	5
	LOB	11

WP: 0 PB: 0 SB: 0 CS: 1 PA: 32

PITCHER		IP	WLS	BF	H	R	ER	SO	BB	IBB	HBP	BLK	WP	HR	S	P	ERA	WHIP
32 Brandon Pfaadt, R ERA: 6.13	(1, 1)	7.0		24	1	0	0	5	3	0	0	0	0	0	68	107	0.00	0.571
50 Miguel Castro, R ERA: 5.19	(8, 1)	0.1	L	5	3	4	4	0	0	0	1	0	0	1	7	8	108.00	9.000
35 Joe Mantiply, L ERA: 6.65	(8, 1)	0.2		3	0	0	0	0	1	0	0	0	0	0	6	14	0.00	1.500

PITCHER	IP	WLS	BF	H	R	ER	SO	BB	IBB	HBP	BLK	WP	HR	S	P	ERA	WHIP

Batter	1	2	3	4	5	6	7	8	9	AB	R	H	RBI	BB	SO	LOB
7 Corbin Carroll, L (1, 9) OBP: 0.349, SLG: 0.500	X SI 92 0-0 12 1B 2B	1 SAFE S FC 85 C FF 90 F FF 93 F KN 76 X FC 87 0-2 ② G3-1 1-2			C FC 85 F KN 78 F FC 87 B FF 92 T FC 85 1-2 ① K	B ST 76 B ST 76 C SI 89 S FF 92 X ST 75 2-2 ③ P5			F FF 94 B ST 84 B ST 84 S ST 81 F ST 84 X FF 94 2-2 4 BB 1B	5	1	2	0	0	1	2
4 Ketel Marte, S (1, 4) OBP: 0.354, SLG: 0.476	B FC 87 B FF 92 S FC 86 C FF 91 B FC 88 F FC 87 S FF 93 3-3 ① K	C FC 85 F FF 93 B FC 89 S FC 89 1-3 ③ K			C ST 78 B KN 80 B KN 77 F FC 85 B FF 92 F FF 91 B FF 91 4-2 28 HR BB		B CU 75 C CU 78 F FF 93 B CU 77 F CU 77 B FF 94 F CU 77 S CU 77 3-3 ① K		F FF 95 F CH 85 B FF 94 D ST 84 B FF 95 1 SAFE D ST 81 4-2 1-2 BB	3	1	0	0	2	3	2
28 Tommy Pham, R (1, 10) OBP: 0.341, SLG: 0.481	C ST 80 B KN 75 X ST 81 1-1 ② G5-3	B FF 91 B SI 90 B SI 92 C FF 90 C ST 80 F SI 92 X FF 92 3-2 53 G4-3 3B			F FC 84 F SI 88 1 SAFE X FC 87 0-2 1-H HR		S CU 80 C FF 95 X CU 79 0-2 ② P4		B FF 96 C ST 82 B ST 83 C ST 83 F FF 95 F ST 84 S ST 83 2-3 ① K	5	2	2	2	0	1	3
53 Christian Walker, R (1, 3) OBP: 0.346, SLG: 0.533	F KN 80 S ST 81 B FF 93 F ST 80 D ST 78 B SI 95 B SI 94 4-2 12 1B 5 1B BB	F ST 80 X SI 93 0-1 ① G4-3 3-H			F FF 92 B ST 81 F SI 91 C KN 78 1-3 ② K		B SL 84 S CU 80 X SI 95 1-1 1B		F ST 82 2 SAFE S FF 96 D ST 83 S ST 85 1-3 ② K	4	1	1	1	1	2	2
12 Lourdes Gurriel Jr., R (1, 7) OBP: 0.302, SLG: 0.462	B ST 81 B SI 93 X FF 92 2-0 5 1B 1-2 2-H 1B	C ST 82 X KN 79 0-1 ② P3			X ST 80 0-0 ③ P4		S CU 79 D CU 79 B SL 82 X FF 95 2-1 ③ L9		B FF 95 S ST 84 S ST 84 C FC 85 1-3 ③ K	5	0	1	1	0	1	3
5 Alek Thomas, L (1, 8) OBP: 0.278, SLG: 0.412	C FF 92 F FC 87 B KN 80 F FC 86 F FC 90 F FF 93 X ST 80 1-2 1-2 2-H 1B	B FC 87 X FC 85 1-0 ③ P6				B SI 90 C SI 90 X ST 77 1-1 11 SH1-4 6 BB 2 SF8 1B		B CU 77 B CU 78 C FF 92 S CU 77 F CU 78 F FF 92 F CU 78 X CU 79 2-2 6 S 1B		4	1	3	1	0	0	0
6 Jace Peterson, L (1, 5) OBP: 0.309, SLG: 0.306	F FC 86 X FF 92 0-1 ③ F7			B FF 88 S FC 82 F FF 90 B KN 81 X FC 87 2-2 ① F8		L SI 90 L SI 90 F ST 76 B ST 77 F FF 92 1 SAFE B ST 76 B ST 76 B FF 91 4-2 11 SH1-4 1-2 BB		D FF 92 B CU 79 B FF 93 C FF 93 F SI 92 S SI 92 3-3 ① K 1-2		3	0	0	0	1	1	3
11 Jose Herrera, S (1, 2) OBP: 0.316, SLG: 0.262		C FF 91 B KN 78 S KN 76 B FC 87 X FC 87 2-2 ① L9		C FF 91 B KN 80 X KN 78 1-1 ② F8		L SI 91 X SI 90 0-1 ① SH1-4 1-2 2-3		B CU 77 F FF 93 F FF 93 S CU 78 1-3 ② K		3	0	0	0	0	1	1
2 Geraldo Perdomo, S (1, 6) OBP: 0.366, SLG: 0.399		B ST 80 C FF 91 B FC 86 B FF 90 C FF 91 B FC 87 4-2 7 G3-1 BB		C SI 91 F FC 85 B KN 83 B FF 91 T FC 87 2-2 ③ K		C ST 76 B SI 90 X SI 90 1-1 ② SF8 3-H		B CU 80 C CU 79 C FF 94 C CU 77 1-3 ③ K		2	0	0	1	1	2	1
Inning Stats	R: 2 E: 0 K: 1 S: 19 H: 3 LOB: 2 BB: 1 P: 30	R: 0 E: 0 K: 1 S: 13 H: 0 LOB: 1 BB: 1 P: 20	R: 1 E: 0 K: 0 S: 9 H: 1 LOB: 0 BB: 0 P: 13	R: 0 E: 0 K: 1 S: 8 H: 0 LOB: 0 BB: 0 P: 13	R: 2 E: 0 K: 2 S: 14 H: 1 LOB: 0 BB: 1 P: 20	R: 1 E: 0 K: 0 S: 13 H: 1 LOB: 1 BB: 1 P: 21	R: 0 E: 0 K: 1 S: 12 H: 1 LOB: 1 BB: 0 P: 18	R: 0 E: 0 K: 3 S: 15 H: 1 LOB: 1 BB: 0 P: 22	R: 0 E: 0 K: 3 S: 17 H: 1 LOB: 2 BB: 1 P: 27	1B: 6 2B: 1 3B: 1 HR: 1 SF: 1 SAC: 1 DP: 0 HBP: 0						

TOP

Arizona Diamondbacks @ San Diego Padres

Petco Park, San Diego, CA

Sat Aug 19 2023, 12:12 PM - 3:34 PM PDT

Att. 34,220 - Overcast - 71 F

livebaseballscorecards.com

AB	34
R	6
H	9
RBI	6
BB	5
SO	12
LOB	17

PITCHER		IP	WLS	BF	H	R	ER	SO	BB	IBB	HBP	BLK	WP	HR	S	P	ERA	WHIP
Matt Waldron, R ERA: 6.52	(1, 1)	5.0	L	23	5	5	5	5	3	0	0	0	0	1	63	96	9.00	1.600
59 Tom Cosgrove, L ERA: 1.78	(6, 1)	1.0		5	1	1	1	0	1	0	0	0	0	0	13	21	9.00	2.000
58 Scott Barlow, R ERA: 5.47	(7, 1)	2.0		8	2	0	0	4	0	0	0	0	0	0	27	40	0.00	1.000
36 Steven Wilson, R ERA: 3.38	(9, 1)	1.0		5	1	0	0	3	1	0	0	0	0	0	17	27	0.00	2.000

PITCHER	IP	WLS	BF	H	R	ER	SO	BB	IBB	HBP	BLK	WP	HR	S	P	ERA	WHIP

WP: 0 PB: 0 SB: 1 CS: 0 PA: 41

Batter	1	2	3	4	5	6	7	8	9	AB	R	H	RBI	BB	SO	LOB
7 Ha-Seong Kim, R (1, 5) OBP: 0.370, SLG: 0.442	B FF 91 X FF 91 1-0 HR	B FC 91 B FC 91 C SI 93 F FC 91 X SI 94 2-2 ③ FC6-4 1-2f			C CU 79 F FC 89 S FF 93 0-3 ① K		C FF 96 C FF 96 B FF 97 B FF 98 F SL 87 B FF 96 X SL 88 3-2 ② P4		C FF 94 D ST 86 B FF 94 B ST 86 F FF 94 X FF 94 3-2 ② P3	5	1	1	1	0	1	6
23 Fernando Tatis Jr., R (1, 9) OBP: 0.327, SLG: 0.472	B FC 91 B SI 92 S FF 93 S FF 92 B FF 93 S SI 94 3-3 ① K	B FF 90 B FC 90 B FF 92 C FF 92 B FF 92 4-1 22 FC6-4 BB			F FC 91 B SI 92 B CU 82 B FC 92 X FF 93 3-1 ② F8		B FF 96 B FF 97 C SI 95 F SI 96 S SL 88 2-3 ③ K		B FF 93 B FF 94 B FF 94 B ST 85 4-0 BB	3	0	0	0	2	2	1
22 Juan Soto, L (1, 7) OBP: 0.403, SLG: 0.493	C SI 93 B CH 90 C FF 92 B CU 84 B FF 95 X FC 93 3-2 13 HR 1B	C SI 92 C FF 92 B FF 91 B CH 89 1 SAFE F FF 93 X CH 89 2-2 ① FC6-4 13 G6-3 1-2f			C SI 92 B FF 92 C SI 93 B SL 87 B CH 90 F SI 93 B FF 94 4-2 BB			B FF 96 C FF 96 F FF 96 B FF 97 B SL 88 X FF 95 3-2 ① L8	B ST 84 C ST 84 S ST 84 B FF 94 X ST 85 2-2 ③ F7	4	0	1	0	1	0	4
13 Manny Machado, R (1, 10) OBP: 0.318, SLG: 0.458	F FF 94 B FC 92 1 SAFE C FF 94 B FF 94 X SL 88 2-2 ② 1-2 HR	C FF 93 F FC 91 B FF 92 B FF 94 X SL 87 2-2 ②③ G6-3 1-2f			B FC 92 T FC 91 B SI 93 B FF 93 F FC 92 X SI 94 3-2 ③ G6-3			C FF 96 B SI 96 S FF 97 B FF 96 X FF 96 2-2 HR		4	2	2	2	0	0	2
2 Xander Bogaerts, R (1, 6) OBP: 0.339, SLG: 0.390	B FC 91 F FC 91 B CH 89 F FF 93 F CH 90 X SI 94 2-2 ③ G6-3			C FC 89 F CH 88 B CH 88 X FF 92 1-2 ① F9		B FC 88 C FF 90 B CH 88 X FF 92 2-2 ① L9		S SL 87 B SL 88 C SI 95 B SL 89 B SL 88 X FF 96 3-2 ② G6-3		4	0	0	0	0	0	0
9 Jake Cronenworth, L (1, 4) OBP: 0.311, SLG: 0.382		B CU 82 B CH 87 X FF 92 2-0 ① L4		X FF 91 0-0 ② L9		C FF 90 X SL 86 0-1 ② F9		C FF 97 C FF 96 B FF 97 S SL 88 1-3 ③ K		4	0	0	0	0	1	0
12 Luis Campusano, R (1, 2) OBP: 0.333, SLG: 0.494		X SI 91 0-0 ② G6-3		C FF 92 B SL 85 C SI 92 X CH 89 1-2 14 1B 2B		C FF 92 S SL 86 B SL 85 F SL 85 B FF 92 F SL 87 X SL 85 2-2 ③ L8			B ST 84 B FF 93 C FF 94 B ST 85 S FF 94 F FF 94 F FF 94 B ST 84 4-2 1 G3 24 HBP BB	3	1	1	0	1	0	0
14 Matt Carpenter, L (1, 3) OBP: 0.301, SLG: 0.304 24 Garrett Cooper, R (7, PH) (8, 3) OBP: 0.298, SLG: 0.429 28 José Azocar, R (9, PR) OBP: 0.250, SLG: 0.291		B FF 91 B CU 80 B FF 91 C FF 92 B FF 90 4-1 1 BB BB		C CU 82 X CH 88 0-1 2-H 1B			F FF 90 C SL 85 F SL 85 F FF 92 B SL 87 S SL 86 1-3 ① K		H FF 94 1-0 1 G3 1-2 HBP	1 1 0	0 0 0	1 0 0	1 0 0	1 0 0	0 1 0	0 0 0
1 Trent Grisham, L (1, 8) OBP: 0.318, SLG: 0.379		B CH 87 B FF 91 F CH 87 B FF 93 B FF 92 4-1 7 FC6-4 1-2 BB		C FF 90 F CH 88 D CU 82 F FF 92 C SI 92 1-3 ③ K			B FF 91 C SL 85 F SL 86 B SL 85 X FF 92 2-2 1B		F FF 93 F FF 92 X FF 94 0-2 ① G3 1-2 2-3	3	0	1	0	1	1	3
Inning Stats	R: 2 E: 0 K: 1 S: 14 H: 3 LOB: 0 BB: 0 P: 25	R: 0 E: 0 K: 0 S: 7 H: 0 LOB: 2 BB: 2 P: 19	R: 0 E: 0 K: 0 S: 8 H: 0 LOB: 0 BB: 1 P: 16	R: 1 E: 0 K: 1 S: 13 H: 2 LOB: 1 BB: 0 P: 16	R: 0 E: 0 K: 1 S: 11 H: 0 LOB: 1 BB: 1 P: 21	R: 0 E: 0 K: 0 S: 10 H: 0 LOB: 0 BB: 0 P: 14	R: 0 E: 0 K: 2 S: 15 H: 1 LOB: 1 BB: 0 P: 23	R: 1 E: 0 K: 1 S: 12 H: 1 LOB: 0 BB: 0 P: 21	R: 0 E: 0 K: 0 S: 13 H: 0 LOB: 3 BB: 2 P: 27	1B: 3 2B: 1 3B: 0 HR: 3 SF: 0 SAC: 0 DP: 1 HBP: 1				WP: 0 PB: 0 SB: 0 CS: 0		PA: 39

PITCHER		IP	WLS	BF	H	R	ER	SO	BB	IBB	HBP	BLK	WP	HR	S	P	ERA	WHIP
29 Merrill Kelly, R ERA: 3.13	(1, 1)	5.1	W	23	5	3	3	3	4	0	0	0	0	2	56	102	5.06	1.688
24 Kyle Nelson, L ERA: 2.93	(6, 1)	1.0	H	4	1	0	0	1	0	0	0	0	0	0	15	20	0.00	1.000
37 Kevin Ginkel, R ERA: 2.13	(7, 1)	1.2	H	6	1	1	1	2	0	0	0	0	0	1	19	33	5.40	0.600
38 Paul Sewald, R ERA: 3.12	(9, 1)	1.0	S	6	0	0	0	0	2	0	1	0	0	0	13	27	0.00	2.000

PITCHER	IP	WLS	BF	H	R	ER	SO	BB	IBB	HBP	BLK	WP	HR	S	P	ERA	WHIP

BOTTOM

Arizona Diamondbacks @ San Diego Padres

Petco Park, San Diego, CA

Sat Aug 19 2023, 12:12 PM - 3:34 PM PDT

Att. 34,220 - Overcast - 71 F

livebaseballscorecards.com

AB	32
R	4
H	7
RBI	4
BB	6
SO	6
LOB	16

Arizona Diamondbacks @ San Diego Padres

Petco Park, San Diego, CA

Sat Aug 19 2023, 5:41 PM - 8:47 PM PDT

Att. 41,074 - Overcast - 72 F

TOP

livebaseballscorecards.com

Batter	1	2	3	4	5	6	7	8	9	AB	R	H	RBI	BB	SO	LOB
7 Corbin Carroll, L (1, 9) OBP: 0.354, SLG: 0.502	C FF 94 B FC 92 H FC 91 2-1 28 CS HBP		B SI 92 B ST 81 X FF 93 2-0 1B		X FF 94 0-0 4 G5-3 53 1B 1B	C CU 81 B SI 94 X FC 90 1-1 1-2 2-3 3-H 1B		F SI 97 X FS 89 0-1 ① G3		4	1	3	1	0	0	0
4 Ketel Marte, S (1, 4) OBP: 0.351, SLG: 0.471	B FF 96 1 SAFE X SL 88 1-0 ① F7		F KC 76 S FS 89 B FF 94 B FS 90 X FC 91 2-2 ① L4		B FS 90 F FC 91 F FF 95 D KC 84 1 SAFE F FF 96 X FS 90 2-2 ① G5-3 1-2	C FC 90 D CU 81 F FC 89 F SI 93 X FF 93 1-2 ②③ L4-6 2-2		C SI 97 X FS 88 0-1 ② G3		5	0	0	0	0	0	6
28 Tommy Pham, R (1, 7) OBP: 0.338, SLG: 0.479	F FF 95 F FF 95 B SI 95 F ST 84 D KC 82 1 SAFE F SI 95 B SL 88 S SL 88 3-3 ②③ K 1-2		S SI 95 F KC 80 1 SAFE B SI 96 F SI 95 S KC 84 1-3 ② K		B SI 95 F KC 79 F SI 94 D KC 83 S KC 82 2-3 ② K		C SI 92 B SI 91 B CH 81 S CH 80 X CH 80 2-2 E7 14 HR 2B	X SI 97 0-0 ③ G3		5	1	1	0	0	3	3
53 Christian Walker, R (1, 3) OBP: 0.351, SLG: 0.535		B FF 95 X SI 94 1-0 5 2B 14 G6-3 1B	F KC 80 B ST 84 X KC 78 1-1 ③ F7		F SI 96 B FF 94 F ST 85 B FF 94 B FF 95 X ST 84 3-2 2-H 1B		B SI 91 C CU 81 D CH 80 C CU 81 D CU 82 F CH 82 B SI 94 4-2 5 BB 14 HR BB		F SI 96 B ST 82 X SI 98 1-1 1 FC6-5 1 WP 1B	4	2	3	1	1	0	1
1 Kyle Lewis, R (1, 10) OBP: 0.204, SLG: 0.255		C FF 95 S SL 88 B FF 96 B SL 89 F SL 88 S SL 88 2-3 ① K		F SL 86 B SL 87 C SI 94 B SL 88 T SL 88 2-2 ① K	C SI 93 S SL 87 S KC 82 0-3 ③ K		C CU 82 S CH 81 D CU 82 S CH 81 1-3 ① K		C SI 96 S ST 82 F ST 81 B SI 98 X ST 80 1-2 ① FC6-5 5 G3 1-3	5	0	0	0	0	4	5
5 Alek Thomas, L (1, 8) OBP: 0.287, SLG: 0.419		C FF 94 S KC 79 X FS 88 0-2 14 E 1-3 2B		B KC 78 F ST 81 X FC 91 1-1 13 1B 1B		C SI 92 F CU 69 B KC 82 B SL 83 B SI 94 B KC 81 4-2 14 1B 7 1B BB	B CH 79 B CU 81 C CH 79 F CH 79 B CU 82 4-2 14 HR 1-2 BB		B SI 98 C FF 98 C FS 89 B ST 81 X FF 98 2-2 ② G3 1-2	3	3	2	0	2	0	1
14 Gabriel Moreno, R (1, 2) OBP: 0.317, SLG: 0.387		B ST 84 F SI 95 F SL 87 F FF 95 B SI 94 X ST 83 2-2 ② G6-3 2-H 3-H	B SI 94 B SI 94 F SI 94 C SL 88 F ST 84 B SI 95 1 SAFE F SI 95 F SL 88 3-2 ② X KC 80 F8			X SI 94 0-0 7 1B 2 BB 1-3 1B	B SI 92 C SI 92 S CH 80 B CH 80 F SI 92 F CH 80 X CH 81 2-2 1-H 2-H 3-H HR		C SI 97 D ST 81 X SI 98 1-1 ③ G1-3	5	1	2	5	0	0	2
13 Nick Ahmed, R (1, 6) OBP: 0.270, SLG: 0.335		C FF 94 B FF 95 B KC 78 F SL 86 F SL 89 X FF 95 2-2 1B		X SL 87 0-0 1-2 1B		F CU 80 F SI 93 F CH 80 T SI 93 0-2 ① K	C CU 80 F SI 91 X CH 79 0-2 ② P5			4	0	2	0	0	1	2
2 Geraldo Perdomo, S (1, 5) OBP: 0.364, SLG: 0.396		B KC 78 C KC 78 X FC 90 1-1 ③ F9		C ST 83 F FF 96 S KC 84 0-3 ③ K2-3		C CU 81 F CH 81 B SI 93 B CU 82 F SI 94 F SI 94 F FC 91 D CU 83 D CU 83 4-2 4 L4-6 7 1B 1-2 BB	B FC 88 F CH 79 C FF 92 B FF 92 B SI 92 C FF 93 3-3 ③ K			3	0	0	0	1	2	3

| Inning Stats | | |

BOTTOM

Arizona Diamondbacks @ San Diego Padres

Petco Park, San Diego, CA

Sat Aug 19 2023, 5:41 PM - 8:47 PM PDT

Att. 41,074 - Overcast - 72 F

livebaseballscorecards.com

Batter	1	2	3	4	5	6	7	8	9	AB	R	H	RBI	BB	SO	LOB
7 Ha-Seong Kim, R (1, 4) OBP: 0.369, SLG: 0.439	G5-3		G6-4-3 1-2f			G5-3		22 WP 1-2 BB		3	0	0	0	1	0	1
23 Fernando Tatis Jr., R (1, 9) OBP: 0.324, SLG: 0.468	K			L7		G5-3		K		4	0	0	0	0	2	2
22 Juan Soto, L (1, 10) OBP: 0.404, SLG: 0.491	BB			13 F8-6-4-3 BB		L8		F8 1-2 2-3		2	0	0	0	2	0	2
13 Manny Machado, R (1, 5) OBP: 0.316, SLG: 0.454	L4			F8-6-4-3 1-1			L6		G2-3	4	0	0	0	0	0	2
2 Xander Bogaerts, R (1, 6) OBP: 0.339, SLG: 0.395		G6-3			HR		F8		G6-3	4	1	1	1	0	0	0
9 Jake Cronenworth, L (1, 3) OBP: 0.313, SLG: 0.383		F8			G6-3		1B		99 DI 1B	4	0	2	0	0	0	0
99 Gary Sánchez, R (1, 2) OBP: 0.293, SLG: 0.485		G6-3			16 FC4-6 1B				K2-3 1-2	4	0	1	0	0	1	2
16 Ben Gamel, L (1, 7) OBP: 0.273, SLG: 0.364			7 G6-4-3 1B		FC4-6 1-2f			F8		3	0	1	0	0	0	1
1 Trent Grisham, L (1, 8) OBP: 0.318, SLG: 0.377			K		F7			22 WP 7 BB BB		2	0	0	0	1	1	2
Inning Stats	R: 0 H: 0 E: 0 LOB: 1 K: 1 BB: 1 S: 14 P: 22	R: 0 H: 0 E: 0 LOB: 0 K: 0 BB: 0 S: 6 P: 11	R: 0 H: 1 E: 0 LOB: 0 K: 1 BB: 0 S: 6 P: 11	R: 0 H: 0 E: 0 LOB: 0 K: 0 BB: 1 S: 7 P: 13	R: 1 H: 2 E: 0 LOB: 1 K: 0 BB: 0 S: 11 P: 19	R: 0 H: 0 E: 0 LOB: 0 K: 0 BB: 0 S: 8 P: 14	R: 0 H: 1 E: 0 LOB: 1 K: 0 BB: 0 S: 14 P: 20	R: 0 H: 0 E: 0 LOB: 2 K: 1 BB: 2 S: 11 P: 27	R: 0 H: 1 E: 0 LOB: 1 K: 1 BB: 0 S: 10 P: 13	1B: 4 SF: 0 2B: 1 SAC: 0 3B: 0 DP: 2 HR: 1 HBP: 0							WP: 1 PA: 34 PB: 0 SB: 0 CS: 0

	AB	30
	R	1
	H	5
	RBI	1
	BB	4
	SO	4
	LOB	12

PITCHER		IP	WLS	BF	H	R	ER	SO	BB	IBB	HBP	BLK	WP	HR	S	P	ERA	WHIP
30 Scott McGough, R ERA: 4.58	(1, 1)	2.1		9	1	0	0	2	1	0	0	0	0	0	24	40	0.00	0.857
40 Bryce Jarvis, R ERA: 2.7	(3, 1)	3.2	W	12	2	1	1	0	1	0	0	0	0	1	28	50	2.46	0.818
Peter Strzelecki, R ERA: 4.38	(7, 1)	1.1		7	1	0	0	0	2	0	0	0	0	0	18	34	0.00	2.250
63 Justin Martinez, R ERA: 9.95	(8, 1)	1.2		6	1	0	0	2	0	0	0	0	1	0	17	26	0.00	0.600

PITCHER	IP	WLS	BF	H	R	ER	SO	BB	IBB	HBP	BLK	WP	HR	S	P	ERA	WHIP

Miami Marlins @ San Diego Padres

Petco Park, San Diego, CA

Mon Aug 21 2023, 6:43 PM - 9:15 PM PDT

Att. 32,192 - Overcast - 72 F

TOP

livebaseballscorecards.com

Batter	1	2	3	4	5	6	7	8	9	AB	R	H	RBI	BB	SO	LOB
12 Jorge Soler, R (1, 10) OBP: 0.331, SLG: 0.505	C FF 92 F FC 86 B SI 93 F CH 81 B SI 93 C CH 82 2-3 ① K		B FC 87 C FC 89 B SI 92 S CH 82 F SI 92 B CU 75 S CH 82 3-3 ① K		C CU 74 S CH 81 B FF 94 C SI 95 1-3 ② K		C ST 82 X FF 95 0-1 ② P3			4	0	0	0	0	3	0
3 Luis Arraez, L (1, 4) OBP: 0.401, SLG: 0.460 5 Jon Berti, R (4, 4) OBP: 0.318, SLG: 0.367	C FF 91 X FF 93 0-1 9 1B 1B		C CU 74 F FC 88 X CH 82 0-2 ② G4-3		B FF 93 C FC 88 F CH 80 X SI 94 1-2 ③ L8		C ST 82 B ST 81 B FF 94 F ST 82 B ST 84 S ST 82 3-3 ③ K			2 2	0 0	1 0	0 0	0 0	0 1	0 0
9 Josh Bell, S (1, 3) OBP: 0.326, SLG: 0.427	X CU 74 0-0 1-3 1B		S CH 83 S CH 82 B CH 83 S CH 81 1-3 ③ K			C CH 79 C FC 87 B SI 92 F CH 80 F SI 92 B FF 92 F CH 81 X CH 80 2-2 HR		F FF 96 B CH 88 F CH 87 B SL 88 S FF 98 2-3 ① K		4	1	2	1	0	2	0
2 Jazz Chisholm Jr., L (1, 8) OBP: 0.297, SLG: 0.445	S CH 82 D CH 81 F FC 87 B FF 93 B FF 93 S CH 84 3-3 ② K			B CU 73 B CU 74 B FF 92 C FF 91 C CH 82 S CH 83 3-3 ① K		B CU 73 B CU 74 C FF 92 X CH 81 1-1 ① G3		C FF 97 C FF 97 X FF 98 0-2 ② G4-3		4	0	0	0	0	2	2
36 Jake Burger, R (1, 5) OBP: 0.309, SLG: 0.532	B SI 94 S CH 82 C SI 94 F CH 82 F CH 82 C SI 95 1-3 ③ K			C FC 88 X SI 92 0-1 7 BB 14 BB 1B		B SI 91 F SI 92 S CH 84 X CU 76 1-2 14 L9 7 2B 2B		B SI 98 B SI 96 F SI 98 F SI 97 B FC 90 B FF 99 4-2 BB		3	1	2	0	1	1	2
14 Bryan De La Cruz, R (1, 7) OBP: 0.305, SLG: 0.423		F FF 93 X SI 91 0-1 4 FC5-4 1B		D CU 76 B FC 88 D CH 82 C FF 92 F SI 92 F CH 82 B FC 90 4-2 7 BB 1-2 BB		S SI 93 C SI 94 F CH 84 X CH 84 0-2 ② L9 2-3		X SI 98 0-0 ③ F8		3	0	1	0	1	0	2
7 Jesús Sánchez, L (1, 9) OBP: 0.332, SLG: 0.466 10 Yuli Gurriel, R (9, PH) OBP: 0.313, SLG: 0.370		1 SAFE B CU 74 S CH 82 B CH 82 X CH 81 2-1 ① P2		B CH 83 B CH 82 B FF 93 C FF 93 B FF 92 4-1 18 G6-3 1-2 2-3 BB		X CH 84 0-0 3-H 2B			C ST 76 X FF 91 0-1 ① P3	2 1	0 0	1 0	1 0	1 0	0 0	1 0
18 Joey Wendle, L (1, 6) OBP: 0.266, SLG: 0.325 24 Avisaíl García, R (9, PH) OBP: 0.246, SLG: 0.321		C FF 91 B FC 85 F CH 82 1 SAFE X FF 92 1-2 ② L7		B FF 95 F CH 83 X CH 83 1-1 ② ③ G6-3 1-2f		C SI 94 C SI 92 F FF 94 F FF 96 F CU 78 S CU 78 0-3 ③ K			C ST 77 S ST 77 S ST 76 0-3 ② K	3 1	0 0	0 0	0 0	1 1	5 0
4 Nick Fortes, R (1, 2) OBP: 0.266, SLG: 0.303		B FC 88 S FC 86 B CU 73 X CH 80 2-1 ③ FC5-4 1-2f			C FC 86 B SI 91 X CH 80 1-1 ① G5-6-3		F FF 94 B ST 81 C ST 81 B FF 94 B ST 81 F FF 94 S ST 79 3-3 ① K		F SI 90 X ST 76 0-1 ③ P6	4	0	0	0	0	1	1

	AB	33
	R	2
	H	7
	RBI	2
	BB	3
	SO	12
	LOB	13

Inning Stats																								
	R: 0 E: 0 K: 3 S: 15	H: 2 LOB: 2 BB: 0 P: 21		R: 0 E: 0 K: 0 S: 9	H: 1 LOB: 1 BB: 0 P: 14		R: 0 E: 0 K: 2 S: 10	H: 0 LOB: 0 BB: 0 P: 14		R: 0 E: 0 K: 1 S: 11	H: 1 LOB: 2 BB: 2 P: 23		R: 0 E: 0 K: 1 S: 8	H: 0 LOB: 0 BB: 0 P: 11		R: 2 E: 0 K: 1 S: 22	H: 3 LOB: 1 BB: 0 P: 26		R: 0 E: 0 K: 2 S: 9	H: 0 LOB: 0 BB: 0 P: 15		R: 0 E: 0 K: 1 S: 9	H: 0 LOB: 1 BB: 1 P: 15		R: 0 E: 0 K: 1 S: 7	H: 0 LOB: 0 BB: 0 P: 7		1B: 4 2B: 2 3B: 0 HR: 1	SF: 0 SAC: 0 DP: 1 HBP: 0		WP: 0 PB: 0 SB: 0 CS: 0	PA: 36

PITCHER		IP	WLS	BF	H	R	ER	SO	BB	IBB	HBP	BLK	WP	HR	S	P	ERA	WHIP
52 Michael Wacha, R ERA: 2.63	(1, 1)	5.1	W	22	5	1	1	7	2	0	0	0	0	1	61	94	1.69	1.312
60 Pedro Avila, R ERA: 1.17	(6, 1)	0.2		4	2	1	1	1	0	0	0	0	0	0	14	15	13.50	3.000
36 Steven Wilson, R ERA: 3.31	(7, 1)	1.0		3	0	0	0	2	0	0	0	0	0	0	9	15	0.00	0.000
75 Robert Suarez, R ERA: 4.73	(8, 1)	1.0		4	0	0	0	1	1	0	0	0	0	0	9	15	0.00	1.000
59 Tom Cosgrove, L ERA: 1.73	(9, 1)	1.0		3	0	0	0	1	0	0	0	0	0	0	7	7	0.00	0.000

PITCHER		IP	WLS	BF	H	R	ER	SO	BB	IBB	HBP	BLK	WP	HR	S	P	ERA	WHIP

Miami Marlins @ San Diego Padres

Petco Park, San Diego, CA

Mon Aug 21 2023, 6:43 PM - 9:15 PM PDT

Att. 32,192 - Overcast - 72 F

livebaseballscorecards.com

BOTTOM

Batter	1	2	3	4	5	6	7	8	9	AB	R	H	RBI	BB	SO	LOB
7 Ha-Seong Kim, R (1, 4) OBP: 0.370, SLG: 0.449	B FF 96 B FF 96 C FF 96 X FF 96 2-1 13 S 13 SF7 2B	C FF 97 C CH 89 X FF 97 0-2 1-H 2-H 3-H HR		C SI 94 B SI 96 C SL 82 C SI 96 1-3 ② K		C SI 95 C SI 94 B SL 84 1 SAFE X SL 83 1-2 ③ G6-3				4	2	2	4	0	1	2
23 Fernando Tatis Jr., R (1, 9) OBP: 0.324, SLG: 0.465	B FF 96 C FF 96 C ST 82 B FF 97 B FF 97 B ST 81 4-2 13 S BB	C ST 82 F CH 90 B ST 83 F FF 98 S CH 88 1-3 ② K		S SI 95 B SL 84 S SL 84 B SI 95 B SI 96 C SI 95 3-3 ③ K			X FF 94 0-0 ① F9			3	0	0	0	1	2	1
22 Juan Soto, L (1, 7) OBP: 0.403, SLG: 0.489	L FF 96 B CH 87 C ST 81 B ST 83 S FF 97 2-3 ① K	B ST 83 C ST 82 B CH 88 F FF 96 X ST 82 2-2 13 CS 1B			C SI 94 B FS 87 X SI 95 1-1 ① G6-3		B SI 94 X SI 94 1-0 ② G3-1			4	0	1	0	0	1	2
13 Manny Machado, R (1, 5) OBP: 0.317, SLG: 0.462	C ST 80 B FF 97 X ST 81 1-1 ② SF7 1-2 2-H	B FF 97 C CH 86 B FF 97 C FF 97 1 SAFE 2-2 ③ CS 1-2	S FF 95 F ST 82 B CH 88 B FF 98 X CH 88 2-2 1B		B SL 83 B SI 95 C SI 96 B SI 95 X SI 95 3-1 HR		B SL 84 B FS 84 B FF 96 C SI 95 C FF 96 X FF 95 3-2 ③ F9			3	1	2	2	0	0	0
2 Xander Bogaerts, R (1, 6) OBP: 0.338, SLG: 0.394	X FF 98 0-0 ③ 2-3 1B		C FF 97 F FF 96 B ST 81 X FF 96 1-2 ① F9		F SI 94 B FF 94 X SL 83 1-1 ② L5			C SI 94 B FF 92 S SL 83 B FF 94 X SI 94 2-2 ① G3-1		4	0	1	0	0	0	1
9 Jake Cronenworth, L (1, 3) OBP: 0.312, SLG: 0.382		C FF 96 B FF 96 C ST 80 S ST 83 1-3 ① K	X ST 81 0-0 ② L9		C SL 82 B FS 86 F SI 95 X FS 85 1-2 ③ G4-3			F SI 95 F FS 86 B FF 95 X FS 84 1-2 1B		4	0	1	0	0	1	1
12 Luis Campusano, R (1, 2) OBP: 0.330, SLG: 0.477		B ST 81 B FF 98 C CH 88 B CH 90 B FF 98 4-1 1 BB 24 BB 7 HR BB	C FF 97 B CH 88 1 SAFE F FF 96 X ST 82 1-2 ③ P6			X SI 94 0-0 ① G5-3		X SI 94 0-0 ② F9		3	1	0	0	1	0	2
24 Garrett Cooper, R (1, 10) OBP: 0.301, SLG: 0.426		F FF 98 B FF 96 1 SAFE B FF 96 B CH 86 B FF 96 4-1 1 BB 7 HR 1-2 BB		B ST 78 B FF 92 B FF 94 C FF 93 F FF 94 F FF 95 B FF 96 4-2 BB		B SI 95 X FF 95 1-0 ② F9		B SL 83 X SI 94 1-0 ③ F9		2	1	0	0	2	0	1
1 Trent Grisham, L (1, 8) OBP: 0.320, SLG: 0.376		B ST 79 S FF 96 B FF 96 C ST 81 B ST 82 B FF 96 4-2 7 HR 1-2 2-3 BB		B ST 80 B FF 95 C FF 95 B ST 83 F FF 95 T FF 96 3-2 ① K		B SL 82 B SI 94 B SI 94 C FF 95 B FF 95 4-1 BB				1	1	0	0	2	1	1
Inning Stats	R: 1 E: 0 K: 1 S: 10 H: 2 LOB: 2 BB: 1 P: 19	R: 4 E: 0 K: 2 S: 19 H: 2 LOB: 0 BB: 3 P: 37	R: 0 E: 0 K: 0 S: 10 H: 1 LOB: 1 BB: 0 P: 14	R: 0 E: 0 K: 3 S: 12 H: 0 LOB: 1 BB: 1 P: 23	R: 1 E: 0 K: 0 S: 9 H: 1 LOB: 0 BB: 0 P: 15	R: 0 E: 0 K: 0 S: 6 H: 0 LOB: 1 BB: 1 P: 12	R: 0 E: 0 K: 0 S: 5 H: 0 LOB: 1 BB: 0 P: 9	R: 0 E: 0 K: 0 S: 8 H: 1 LOB: 1 BB: 0 P: 12		1B: 4 2B: 1 3B: 0 HR: 2 SF: 1 SAC: 0 DP: 0 HBP: 0						

	AB	28
	R	6
	H	7
	RBI	6
	BB	6
	SO	6
	LOB	11

PITCHER		IP	WLS	BF	H	R	ER	SO	BB	IBB	HBP	BLK	WP	HR	S	P	ERA	WHIP
60 Ryan Weathers, L ERA: 7.32	(1, 1)	3.1	L	18	5	5	5	4	5	0	0	0	0	1	45	83	13.50	3.000
78 Bryan Hoeing, R ERA: 4.15	(4, 1)	4.2		17	2	1	1	2	1	0	0	0	0	1	34	58	1.93	0.643

PITCHER	IP	WLS	BF	H	R	ER	SO	BB	IBB	HBP	BLK	WP	HR	S	P	ERA	WHIP

Batter	1	2	3	4	5	6	7	8	9	AB	R	H	RBI	BB	SO	LOB
12 Jorge Soler, R (1, 9) OBP: 0.330, SLG: 0.508 7 Jesús Sánchez, L (9, 9) OBP: 0.332, SLG: 0.466	F FF 96 B CU 82 F FF 95 B FF 96 C FF 96 2-3 ① K		C CH 88 B CH 88 B FF 97 S CH 87 B CH 88 X FF 97 3-2 HR		C CU 84 B CH 84 F FF 98 C SL 88 1-3 ① K		C CU 78 C CU 79 F CU 76 B SL 82 X FF 93 1-2 ② G6-3 1-2		C SI 97 B ST 81 B SI 97 F SI 97 X FS 86 2-2 ② G6-3	5 0	1 0	1 0	1 0	0 0	2 0	1 0
3 Luis Arraez, L (1, 4) OBP: 0.399, SLG: 0.458	S SL 87 X SL 88 0-1 ② F8		B CU 84 X FF 97 1-0 36 1B 9 1B 36 E 1B		B SL 89 F FF 98 B CU 84 B SL 86 X FF 98 3-1 ② G5-3		C SL 84 S SL 82 D SL 82 X SI 96 1-2 ③ G6-3		C FF 98 B FS 88 B ST 81 B FF 98 X SI 97 3-1 ③ G6-3	5	1	1	0	0	0	1
9 Josh Bell, S (1, 10) OBP: 0.329, SLG: 0.427	S FF 97 B FF 96 B FF 96 B CH 88 B CH 87 4-1 BB		X FF 98 0-0 36 E 24 G5-3 1-2 1B		F CU 82 B CH 87 S CH 87 B CU 83 B CU 82 B CH 88 4-2 BB			X CH 81 0-0 ① G3		2	1	1	0	2	0	0
36 Jake Burger, R (1, 5) OBP: 0.308, SLG: 0.529	S FF 97 S CH 89 S CH 86 0-3 ③ K		S CU 81 F CU 81 B CH 88 F FF 97 X CU 81 1-2 E6 24 G5-3 2 1B 1-3 2-H 1B		S CH 87 B FF 97 D CU 81 B CH 88 S CH 88 S CH 87 3-3 ③ K			B CU 82 C CH 79 C SI 93 F CH 81 X CH 81 1-2 ② G5-3		4	0	1	0	0	2	2
24 Avisaíl García, R (1, 7) OBP: 0.241, SLG: 0.315 14 Bryan De La Cruz, R (3, 7) OBP: 0.305, SLG: 0.422		B FF 96 B CH 88 S CH 88 X FF 97 2-1 ① G2-3	C CU 80 X CH 88 0-1 ② G5-3 1-2 3-H			B FF 95 X FF 96 1-0 ① F8		F CU 82 0-1 CI 10 BB 2 1B		2 1	0 0	0 0	1 0	0 0	0 0	1 0
2 Jazz Chisholm Jr., L (1, 8) OBP: 0.300, SLG: 0.446		B FF 96 S FF 96 S SL 86 B CU 81 S FF 97 2-3 ② K	D SL 86 X SL 88 1-0 ③ 2-H 1B			B FF 96 S FF 98 B FF 97 S FF 97 X FF 97 2-2 ② G6-3		B FC 89 S CU 81 X CH 80 1-1 10 BB 1-2 1B		4	0	2	0	0	1	0
10 Yuli Gurriel, R (1, 3) OBP: 0.316, SLG: 0.369		C FF 98 B CU 81 X FF 97 1-1 E9 1B	S CU 82 X CH 87 0-1 ① G6-3			C CH 88 F FF 97 B CU 82 B CU 82 B FF 97 F CU 79 C FF 97 3-3 ③ K		B CU 82 D CU 83 F CH 81 B CU 81 B CU 81 4-1 1-2 2-3 BB		3	0	1	0	1	1	0
4 Nick Fortes, R (1, 2) OBP: 0.262, SLG: 0.298		F FF 96 S CU 80 B FF 97 S CU 81 1-3 ③ K	S CU 82 B CU 81 B CH 88 X CU 80 2-1 ② G5-3				B CU 78 C SL 82 S SL 81 S SL 82 1-3 ① K	D CU 81 B SI 94 C SI 93 X CH 81 2-1 ③ G1-3		4	0	0	0	0	2	4
5 Jon Berti, R (1, 6) OBP: 0.318, SLG: 0.367 18 Joey Wendle, L (7, 6) OBP: 0.265, SLG: 0.324			F FF 95 F FF 96 F FF 97 B CU 81 S CU 82 1-3 ① K2-3	X CH 88 0-0 ③ G5-3			C FF 95 B SL 83 X SI 95 1-1 12 G6-3 1B		B SI 95 X SI 95 1-0 ① G3-1	3 1	0 0	1 0	0 0	0 0	1 0	0 0
Inning Stats	R: 0 E: 0 K: 2 S: 9 H: 0 LOB: 1 BB: 1 P: 15	R: 0 E: 1 K: 2 S: 10 H: 1 LOB: 1 BB: 0 P: 16	R: 3 E: 1 K: 1 S: 16 H: 5 LOB: 2 BB: 0 P: 23	R: 0 E: 0 K: 0 S: 5 H: 0 LOB: 0 BB: 0 P: 7	R: 0 E: 0 K: 2 S: 10 H: 0 LOB: 1 BB: 1 P: 21	R: 0 E: 0 K: 1 S: 8 H: 0 LOB: 0 BB: 0 P: 14	R: 0 E: 0 K: 1 S: 12 H: 1 LOB: 1 BB: 0 P: 16	R: 0 E: 1 K: 0 S: 11 H: 1 LOB: 3 BB: 1 P: 19	R: 0 E: 0 K: 0 S: 6 H: 0 LOB: 0 BB: 0 P: 12	1B: 7 2B: 0 3B: 0 HR: 1 SF: 0 SAC: 0 DP: 0 HBP: 0						

TOP

Miami Marlins @ San Diego Padres

Petco Park, San Diego, CA

Tue Aug 22 2023, 6:42 PM - 9:11 PM PDT

Att. 43,430 - Clear - 73 F

livebaseballscorecards.com

AB	34
R	3
H	8
RBI	2
BB	3
SO	9
LOB	9

WP: 0 PB: 0 SB: 0 CS: 0 PA: 38

PITCHER		IP	WLS	BF	H	R	ER	SO	BB	IBB	HBP	BLK	WP	HR	S	P	ERA	WHIP
4 Blake Snell, L ERA: 2.73	(1, 1)	6.0	L	25	6	3	3	8	2	0	0	0	0	1	58	96	4.50	1.333
58 Scott Barlow, R ERA: 5.36	(7, 1)	1.0		4	1	0	0	1	0	0	0	0	0	0	12	16	0.00	1.000
21 Nick Martinez, R ERA: 3.94	(8, 1)	1.0		6	1	0	0	0	1	0	0	0	0	0	11	19	0.00	2.000
66 Luis García, R ERA: 4.73	(9, 1)	1.0		3	0	0	0	0	0	0	0	0	0	0	6	12	0.00	0.000

PITCHER	IP	WLS	BF	H	R	ER	SO	BB	IBB	HBP	BLK	WP	HR	S	P	ERA	WHIP

BOTTOM

Miami Marlins @ San Diego Padres

Petco Park, San Diego, CA

Tue Aug 22 2023, 6:42 PM - 9:11 PM PDT

Att. 43,430 - Clear - 73 F

livebaseballscorecards.com

Batter	1	2	3	4	5	6	7	8	9	AB	R	H	RBI	BB	SO	LOB
7 Ha-Seong Kim, R (1, 5) OBP: 0.369, SLG: 0.447	X FF 97 0-0 ① F8		C SI 97 B SL 86 C SL 85 F CH 89 B FF 98 X SL 84 2-2 ② P4			X SL 86 0-0 23 CS 1B			C FC 92 B FC 93 C FC 92 T FC 93 1-2 ① K	4	0	1	0	0	1	0
23 Fernando Tatis Jr., R (1, 9) OBP: 0.325, SLG: 0.463	C FF 97 B CH 90 B FF 97 B FF 98 F FF 98 B FF 99 4-2 22 F9 22 WP BB		S CH 88 S SL 86 B SL 87 B SL 87 C FF 98 2-3 ③ K			B FF 96 B CH 89 C FF 97 F FF 97 1 SAFE B FF 98 F FF 98 S CH 90 3-3 ②③ K 1-2			B SL 83 C FC 94 B SL 84 B FC 93 B FC 93 4-1 13 DI BB	2	0	0	0	2	2	1
22 Juan Soto, L (1, 7) OBP: 0.400, SLG: 0.484	B SL 85 T FF 98 F CH 90 B FF 98 X CH 90 2-2 ② F9 1-3			X FF 96 0-0 ① G6-3			C SL 85 B SL 85 F FF 97 B SL 86 T FF 98 2-2 ① K		C FC 94 D KC 85 B CH 88 F FC 92 B FC 95 X FC 94 3-2 ② L8	4	0	0	0	0	1	2
13 Manny Machado, R (1, 10) OBP: 0.315, SLG: 0.458	F SI 98 D CH 90 S CH 90 B FF 98 S SL 86 2-3 ③ K			C SI 97 B FF 97 B SL 85 F CH 89 B FF 98 S CH 90 3-3 ② K			B FF 99 C FF 98 B FF 97 F SL 85 C FF 99 2-3 ② K		B KC 84 S FC 94 S FC 94 X FC 93 1-2 ③ P3 1-2	4	0	0	0	0	3	2
2 Xander Bogaerts, R (1, 6) OBP: 0.336, SLG: 0.391		S SI 96 S CH 89 B SL 86 B FF 97 F FF 97 X CH 89 2-2 ① G5-3		B SL 85 B CH 89 C FF 97 X FF 96 2-1 ③ G5-3			B SL 84 F FF 96 F FF 97 F SL 84 S SL 84 1-3 ③ K			3	0	0	0	0	1	0
9 Jake Cronenworth, L (1, 4) OBP: 0.313, SLG: 0.381		C SL 84 B SL 87 B FF 97 F CH 89 F FF 98 X SL 86 2-2 1B			B SI 95 B FF 96 F FF 96 F FF 96 S SL 86 2-3 ① K			C FF 98 F SL 92 S SL 92 0-3 ① K		3	0	1	0	0	2	0
99 Gary Sánchez, R (1, 2) OBP: 0.289, SLG: 0.478		S FF 96 B FF 96 S FF 97 C FF 97 1-3 ② K			B SL 85 B FF 96 B FF 94 C FF 97 X FF 98 3-1 ② P2			C FF 98 B FF 98 C FF 99 F FF 100 X FF 99 1-2 ② G4-3		3	0	0	0	0	1	1
24 Garrett Cooper, R (1, 3) OBP: 0.301, SLG: 0.428		1 SAFE C FF 97 X FF 98 0-1 ③ F8			B CH 88 F FF 97 F CH 89 F FF 97 B SL 85 X FF 98 2-2 ③ G5-3			C SL 92 X FF 99 0-1 2B		3	0	1	0	0	0	1
1 Trent Grisham, L (1, 8) OBP: 0.319, SLG: 0.374 12 Luis Campusano, R (8, PH) OBP: 0.326, SLG: 0.472 28 José Azocar, R (9, 8) OBP: 0.250, SLG: 0.291			C FF 96 X FF 96 0-1 ① G4-3			B FF 96 S CH 88 S CH 89 B FF 97 C SL 85 2-3 ① K		B SL 91 S SL 91 S FF 98 F FF 98 F SL 91 X SL 90 1-2 ③ L6		2 1 0	0 0 0	0 0 0	0 0 0	0 0 0	1 0 0	0 1 0
Inning Stats	R: 0 E: 0 K: 1 S: 9 H: 0 LOB: 1 BB: 1 P: 17	R: 0 E: 0 K: 1 S: 13 H: 1 LOB: 1 BB: 0 P: 18	R: 0 E: 0 K: 1 S: 9 H: 0 LOB: 0 BB: 0 P: 13	R: 0 E: 0 K: 1 S: 6 H: 0 LOB: 0 BB: 0 P: 11	R: 0 E: 0 K: 1 S: 9 H: 0 LOB: 0 BB: 0 P: 16	R: 0 E: 0 K: 2 S: 8 H: 1 LOB: 1 BB: 0 P: 13	R: 0 E: 0 K: 3 S: 10 H: 0 LOB: 0 BB: 0 P: 15	R: 0 E: 0 K: 1 S: 14 H: 1 LOB: 1 BB: 0 P: 16	R: 0 E: 0 K: 1 S: 10 H: 0 LOB: 1 BB: 1 P: 19	1B: 2 2B: 2 3B: 0 HR: 0 SF: 0 SAC: 0 DP: 1 HBP: 0						

	AB	29
	R	0
	H	3
	RBI	0
	BB	2
	SO	12
	LOB	8

PITCHER	IP	WLS	BF	H	R	ER	SO	BB	IBB	HBP	BLK	WP	HR	S	P	ERA	WHIP
44 Jesús Luzardo, L (1, 1) ERA: 3.77	6.0	W	20	2	0	0	7	1	0	0	0	1	0	54	88	0.00	0.500
43 Andrew Nardi, L (7, 1) ERA: 3.12	1.0	H	3	0	0	0	3	0	0	0	0	0	0	10	15	0.00	0.000
66 Tanner Scott, L (8, 1) ERA: 2.64	1.0	H	4	1	0	0	1	0	0	0	0	0	0	14	16	0.00	1.000
19 David Robertson, R (9, 1) ERA: 2.89	1.0	S	4	0	0	0	1	1	0	0	0	0	0	10	19	0.00	1.000

PITCHER	IP	WLS	BF	H	R	ER	SO	BB	IBB	HBP	BLK	WP	HR	S	P	ERA	WHIP

Miami Marlins @ San Diego Padres

Petco Park, San Diego, CA

Wed Aug 23 2023, 1:11 PM - 3:33 PM PDT

Att. 33,640 - Sunny - 74 F

TOP

livebaseballscorecards.com

Batter	1	2	3	4	5	6	7	8	9	AB	R	H	RBI	BB	SO	LOB
12 Jorge Soler, R (1, 10) OBP: 0.327, SLG: 0.503	C SI 92 B SV 81 B SI 93 F SL 87 S ST 82 2-3 ① K		B SI 94 S CU 79 X SI 93 1-1 ② F9		B ST 82 B SI 93 S CU 82 F CU 82 B FF 93 S CU 82 3-3 ③ K			B ST 76 C ST 76 B FF 90 F ST 76 X ST 76 2-2 ② P4		4	0	0	0	0	2	2
3 Luis Arraez, L (1, 4) OBP: 0.398, SLG: 0.456	B FF 92 C SI 93 B FF 95 F FF 94 F ST 84 B SI 96 X CU 82 3-2 ② G6-3		X CU 80 0-0 ③ G6-3			B CU 79 B FF 94 S CU 80 F SI 93 X CU 80 2-2 1B		C ST 78 F SI 90 B ST 74 B ST 76 S ST 76 2-3 ③ K		4	0	1	0	0	1	0
9 Josh Bell, S (1, 3) OBP: 0.328, SLG: 0.426	C FF 94 B CH 86 X CU 80 1-1 ③ G4-3			F CU 78 X CU 81 0-1 ① F8		C FF 92 B FF 92 C CH 85 C FF 95 1-3 ① K			F SI 95 X SI 95 0-1 14 BB 2 BB 1B	4	0	1	0	0	1	1
2 Jazz Chisholm Jr., L (1, 8) OBP: 0.303, SLG: 0.444		C SI 90 B CU 79 S CU 79 F CH 85 B FF 96 X CU 82 2-2 7 E 1B		B FF 93 B CH 85 C SI 93 B SI 94 X CU 80 3-1 ② F7		F CH 84 B FF 92 S CU 82 B FF 93 S CU 82 2-3 ② K			C SI 95 B SI 96 B SI 96 B SI 95 S SI 96 B SI 97 4-2 14 BB 1-2 BB	3	0	1	0	1	1	1
36 Jake Burger, R (1, 5) OBP: 0.305, SLG: 0.523		C SL 88 C SI 92 1 SAFE B ST 82 X SI 93 1-2 ① F4		B ST 83 C SI 94 X CU 81 1-1 ③ G6-3		B CU 79 F CU 81 S SL 88 1 SAFE B ST 84 B SI 95 X CU 79 3-2 ③ G3			B SL 86 F SI 96 B SL 86 F SI 96 S SI 98 2-3 ① K	4	0	0	0	0	1	4
14 Bryan De La Cruz, R (1, 7) OBP: 0.304, SLG: 0.419		B SL 83 C SI 94 C SV 81 X SV 81 1-2 ② F7			X CU 80 0-0 ① F8		C FF 94 C ST 82 C FC 84 0-3 ① K		B SL 87 S SL 87 F SI 97 B SI 98 B SI 97 B SI 97 4-2 1-2 2-3 BB	3	0	0	0	1	1	1
7 Jesús Sánchez, L (1, 9) OBP: 0.329, SLG: 0.461 1 Garrett Hampson, R (9, PH) OBP: 0.344, SLG: 0.381		B FF 95 B CH 84 X CU 80 2-0 E3 18 FC6 1-2			B FF 94 F FF 93 B FF 93 X CU 80 2-1 ② L6		B FF 94 B FF 93 F ST 81 S CH 83 B FF 96 X ST 78 3-2 ② P5		F SI 96 S SL 87 S SL 88 0-3 ② K	3 1	0 0	0 0	0 0	0 0	0 1	1 3
18 Joey Wendle, L (1, 6) OBP: 0.266, SLG: 0.328 10 Yuli Gurriel, R (9, PH) OBP: 0.315, SLG: 0.368		C FF 94 B CH 85 B FF 95 X SI 94 2-1 ③ FC6 1-2f			C SI 94 B FF 93 B CH 85 B SI 94 X FF 94 3-1 58 S 2B		B CH 82 X FF 94 1-0 ③ F7		B SL 88 C SI 96 B SI 96 B SL 88 C SI 96 S SI 97 3-3 ③ K	3 1	0 0	1 0	0 0	0 0	0 1	2 3
58 Jacob Stallings, R (1, 2) OBP: 0.283, SLG: 0.257 5 Jon Berti, R (8, PH) OBP: 0.317, SLG: 0.366 4 Nick Fortes, R (8, 2) OBP: 0.262, SLG: 0.298			X FF 91 0-0 ① L7		B ST 81 B SI 94 C SL 88 B CU 82 C SI 94 B SI 94 4-2 2-3 BB			C FF 90 X FF 91 0-1 ① L8		1 1 0	0 0 0	0 0 0	0 0 0	1 0 0	0 0 0	0 0 0
Inning Stats	R: 0 E: 0 K: 1 S: 9 H: 0 LOB: 0 BB: 0 P: 15	R: 0 E: 1 K: 0 S: 13 H: 1 LOB: 2 BB: 0 P: 21	R: 0 E: 0 K: 0 S: 4 H: 0 LOB: 0 BB: 0 P: 5	R: 0 E: 0 K: 0 S: 6 H: 0 LOB: 0 BB: 0 P: 10	R: 0 E: 0 K: 1 S: 10 H: 1 LOB: 2 BB: 1 P: 22	R: 0 E: 0 K: 2 S: 12 H: 1 LOB: 1 BB: 0 P: 20	R: 0 E: 0 K: 1 S: 7 H: 0 LOB: 0 BB: 0 P: 11	R: 0 E: 0 K: 1 S: 8 H: 0 LOB: 0 BB: 0 P: 12	R: 0 E: 0 K: 3 S: 15 H: 1 LOB: 3 BB: 2 P: 28	1B: 3 2B: 1 3B: 0 HR: 0 SF: 0 SAC: 0 DP: 0 HBP: 0						WP: 0 PB: 0 SB: 1 CS: 0 PA: 35	

	AB	32
	R	0
	H	4
	RBI	0
	BB	3
	SO	9
	LOB	18

PITCHER		IP	WLS	BF	H	R	ER	SO	BB	IBB	HBP	BLK	WP	HR	S	P	ERA	WHIP
67 Seth Lugo, R ERA: 3.7	(1, 1)	6.0	W	23	3	0	0	4	1	0	0	0	0	0	54	93	0.00	0.667
36 Steven Wilson, R ERA: 3.25	(7, 1)	1.0	H	3	0	0	0	1	0	0	0	0	0	0	7	11	0.00	0.000
75 Robert Suarez, R ERA: 4.73	(8, 1)	0.0		0	0	0	0	0	0	0	0	0	0	0	0	0	∞	∞
59 Tom Cosgrove, L ERA: 1.69	(8, 1)	1.0		3	0	0	0	1	0	0	0	0	0	0	8	12	0.00	0.000
71 Josh Hader, L ERA: 0.81	(9, 1)	1.0		6	1	0	0	3	2	0	0	0	0	0	15	28	0.00	3.000

PITCHER	IP	WLS	BF	H	R	ER	SO	BB	IBB	HBP	BLK	WP	HR	S	P	ERA	WHIP

Batter	1	2	3	4	5	6	7	8	9	AB	R	H	RBI	BB	SO	LOB
7 Ha-Seong Kim, R (1, 5) OBP: 0.368, SLG: 0.448	B SI 97 F SI 96 X SL 91 1-1 23 G5-3 22 1B 2B		X SI 98 0-0 ① G4-3		C SI 97 S CH 90 X FF 98 0-2 ② F9		D CH 91 C SL 89 F SI 98 F CH 92 F SL 91 B SI 98 X SI 99 2-2 ② L3			4	1	1	0	0	0	2
23 Fernando Tatis Jr., R (1, 9) OBP: 0.324, SLG: 0.461	C SI 96 F SI 98 B FF 98 B FF 98 F SL 91 X SL 90 2-2 ① G5-3 2-3		B SI 98 B FF 99 F CH 91 F SI 97 C SI 100 2-3 ② K		B SI 90 B SI 97 X SI 98 2-0 ③ F9		C SL 90 B FF 98 S CH 92 X FF 99 1-2 2-H 1B			4	0	1	1	0	1	2
22 Juan Soto, L (1, 7) OBP: 0.399, SLG: 0.482	X SI 98 0-0 13 BB 3-H 1B		C SI 99 X SI 100 0-1 ③ G5-3			B SI 95 F CH 90 C SL 89 S CH 92 1-3 ① K	1 SAFE X SI 98 0-0 ③ G5-3			4	0	1	1	0	1	1
13 Manny Machado, R (1, 10) OBP: 0.318, SLG: 0.458	B CH 90 F SI 97 B SL 90 D SL 90 B SI 97 4-1 2 G4-6-3 1-2 BB			C SL 90 B SI 97 F SI 100 X SL 92 1-2 1B		B SI 98 B CH 92 S CH 91 B FF 99 F CH 93 B CH 92 4-2 2 HR BB		F SI 98 B SI 98 C FF 97 S FF 98 1-3 ① K		2	1	1	0	2	1	0
2 Xander Bogaerts, R (1, 6) OBP: 0.335, SLG: 0.397	X SI 98 0-0 ② ③ G4-6-3 1-2f			F SI 98 X SI 97 0-1 ① F9		F CH 91 B CH 90 X SI 97 1-1 1-H HR		B ST 85 C SI 97 S FF 97 B ST 84 X FF 97 2-2 ② F9		4	1	1	2	0	0	3
9 Jake Cronenworth, L (1, 4) OBP: 0.310, SLG: 0.378		C SL 90 F FF 97 B FF 98 B FF 99 F FF 100 X CH 92 2-2 ① G4-3		1 SAFE X CH 89 0-0 ② F6		B SL 89 F FF 98 B CH 92 F CH 91 F FF 99 X SI 98 2-2 ② G6-3		X ST 84 0-0 ③ F6		4	0	0	0	0	0	1
99 Gary Sánchez, R (1, 2) OBP: 0.285, SLG: 0.471		X SI 98 0-0 ② P5		C SI 98 1 SAFE X SI 96 0-1 ③ L8		S CH 91 B SL 91 X CH 91 1-1 ③ F8				3	0	0	0	0	0	1
24 Garrett Cooper, R (1, 3) OBP: 0.304, SLG: 0.430		B SL 90 B SI 98 S SI 98 X SL 90 2-1 1B			C SI 97 B FF 97 B SI 97 F SI 97 F SI 98 F SI 100 X SI 99 2-2 ① L4		B SL 89 X SI 98 1-0 1 G4-3 23 1B 1B			3	1	2	0	0	0	0
1 Trent Grisham, L (1, 8) OBP: 0.319, SLG: 0.372		C FF 97 S CH 90 B FF 99 S FF 99 1-3 ③ K			C SL 90 B CH 92 B SI 99 B CH 92 F SI 99 B FF 99 4-2 BB		D CH 91 B CH 90 X SI 97 2-0 ① G4-3 1-2			2	0	0	0	1	1	2
Inning Stats	R: 1 H: 2 E: 0 LOB: 1 K: 0 BB: 1 S: 9 P: 16	R: 0 H: 1 E: 0 LOB: 1 K: 1 BB: 0 S: 10 P: 15	R: 0 H: 0 E: 0 LOB: 0 K: 1 BB: 0 S: 6 P: 8	R: 0 H: 1 E: 0 LOB: 1 K: 0 BB: 0 S: 8 P: 9	R: 0 H: 0 E: 0 LOB: 1 K: 0 BB: 1 S: 11 P: 19	R: 2 H: 1 E: 0 LOB: 0 K: 1 BB: 0 S: 13 P: 22	R: 1 H: 2 E: 0 LOB: 1 K: 0 BB: 1 S: 11 P: 17	R: 0 H: 0 E: 0 LOB: 0 K: 1 BB: 0 S: 7 P: 10		1B: 5 SF: 0 2B: 1 SAC: 0 3B: 0 DP: 1 HR: 1 HBP: 0						WP: 0 PA: 33 PB: 0 SB: 0 CS: 0	

BOTTOM

Miami Marlins @ San Diego Padres

Petco Park, San Diego, CA

Wed Aug 23 2023, 1:11 PM - 3:33 PM PDT

Att. 33,640 - Sunny - 74 F

livebaseballscorecards.com

AB	30
R	4
H	7
RBI	4
BB	3
SO	4
LOB	12

PITCHER		IP	WLS	BF	H	R	ER	SO	BB	IBB	HBP	BLK	WP	HR	S	P	ERA	WHIP
22 Sandy Alcantara, R ERA: 4.16	(1, 1)	6.2	L	29	7	4	4	3	3	0	0	0	0	1	67	105	5.40	1.500
35 A.J. Puk, L ERA: 4.32	(7, 1)	1.1		4	0	0	0	1	0	0	0	0	0	0	8	11	0.00	0.000

PITCHER	IP	WLS	BF	H	R	ER	SO	BB	IBB	HBP	BLK	WP	HR	S	P	ERA	WHIP

Batter	1	2	3	4	5	6	7	8	9	AB	R	H	RBI	BB	SO	LOB
7 Ha-Seong Kim, R (1, 4) OBP: 0.369, SLG: 0.445	B FF 95 X FF 95 1-0 ① G4-3		B SL 86 B SL 88 B FF 94 C FF 94 B FF 94 4-1 23 1B BB		B SL 86 C SL 87 F FF 96 F CH 87 B SI 96 B FF 97 F SL 87 B FF 96 4-2 23 E 23 S BB		C SL 90 F SI 100 S SL 91 0-3 ③ K		F SI 93 S SL 84 B FF 93 X SL 85 1-2 ③ FC5-4 1-2f	3	0	0	0	2	1	3
23 Fernando Tatis Jr., R (1, 9) OBP: 0.326, SLG: 0.463	B SI 94 B SI 94 F FF 95 S FF 96 X FF 97 2-2 2B		1 SAFE B SI 94 C SL 86 X SI 94 1-1 22 G1-6-3 1-2 1B		C FF 96 B CH 87 S CH 87 B FF 96 S FF 98 2-3 ③ K 1-3			S FF 99 S FF 100 S FF 100 0-3 ① K		4	0	2	0	0	2	1
22 Juan Soto, L (1, 7) OBP: 0.396, SLG: 0.478	S FF 95 C CH 86 C FF 96 0-3 ② K		C CH 85 B SI 96 F SI 96 D CH 88 X FF 96 2-2 ②③ G1-6-3 1-2f			C CU 82 B CH 86 B CH 85 C CH 86 B FF 97 T FF 96 3-2 ① K		B FF 100 C FF 101 X KC 87 1-1 ② G3-1		4	0	0	0	0	2	3
13 Manny Machado, R (1, 5) OBP: 0.320, SLG: 0.464	B SI 95 B SI 95 F SI 95 B FF 96 B SI 95 4-1 BB			C FF 96 X SI 96 0-1 HR		C SL 86 S CH 87 F FF 97 S FF 97 0-3 ② K		B FF 100 C FF 100 B KC 89 B FF 100 F FF 100 F FF 99 F FF 102 C FF 101 3-3 ③ K		3	1	1	1	1	2	0
2 Xander Bogaerts, R (1, 6) OBP: 0.333, SLG: 0.393	B SI 95 C SL 86 C SL 86 B FF 96 S FF 96 2-3 ③ K			C SL 86 B CH 87 C SL 88 X SL 85 1-2 ① L7		B CU 83 C CU 83 S CH 87 B FF 97 C FF 96 2-3 ③ K			C SI 92 B SL 83 B SL 84 C FF 92 B SL 84 C SI 94 3-3 ① K	4	0	0	0	0	3	2
9 Jake Cronenworth, L (1, 3) OBP: 0.312, SLG: 0.378 28 José Azocar, R (9, PR) OBP: 0.250, SLG: 0.291		C FF 95 X SI 93 0-1 ① F7		B CU 81 S CU 83 B CH 87 X CH 86 2-1 ② G3			C SI 100 B SI 101 X SI 100 1-1 24 1B 1B		B FF 93 C FF 93 H SI 93 2-1 99 HR HBP	3 0	0 1	1 0	0 0	0 0	0 0	0 0
99 Gary Sánchez, R (1, 2) OBP: 0.285, SLG: 0.481		F SI 95 F SI 94 F FF 96 B CH 88 S CH 88 1-3 ② K		F SL 86 F CH 87 B CH 87 C FF 97 1-3 ③ K			C SI 100 F SI 101 B SI 101 S SI 100 1-3 ① K		B SI 93 B FF 93 X FF 93 2-0 1-H HR	4	1	1	2	0	3	1
24 Garrett Cooper, R (1, 10) OBP: 0.306, SLG: 0.431		C SL 87 F SL 88 C SI 97 0-3 ③ K			B SL 85 F SI 95 F FF 96 S SL 86 1-3 ① K		B SL 92 B SI 100 T SI 100 F SL 90 X FF 102 2-2 1-3 1B		S SI 93 B SI 94 B SI 94 B SI 93 X SI 94 3-1 1 FC1-6 1B	4	0	2	0	0	2	0
1 Trent Grisham, L (1, 8) OBP: 0.316, SLG: 0.368			L SI 93 B FF 96 B CH 83 C CH 84 F CH 84 F FF 96 F FF 96 F SL 87 F SL 87 3-3 ① K		C CU 84 X CH 86 0-1 ② G3-1		C SL 91 D SL 91 S SL 91 C SI 99 1-3 ② K		C SL 84 B SI 92 B SI 93 F SI 93 X SI 93 2-2 ② FC1-6 7 FC5-4 1-2f	4	0	0	0	0	2	3
Inning Stats	R: 0 E: 0 K: 2 S: 11 H: 1 LOB: 2 BB: 1 P: 20	R: 0 E: 0 K: 2 S: 9 H: 0 LOB: 0 BB: 0 P: 10	R: 0 E: 0 K: 1 S: 19 H: 1 LOB: 1 BB: 1 P: 29	R: 1 E: 0 K: 1 S: 10 H: 1 LOB: 0 BB: 0 P: 14	R: 0 E: 0 K: 2 S: 12 H: 0 LOB: 1 BB: 1 P: 19	R: 0 E: 0 K: 3 S: 10 H: 0 LOB: 0 BB: 0 P: 15	R: 0 E: 0 K: 3 S: 14 H: 2 LOB: 2 BB: 0 P: 19	R: 0 E: 0 K: 2 S: 10 H: 0 LOB: 0 BB: 0 P: 14	R: 2 E: 0 K: 1 S: 13 H: 2 LOB: 1 BB: 0 P: 26	1B: 4 2B: 1 3B: 0 HR: 2 SF: 0 SAC: 0 DP: 1 HBP: 1						

PITCHER		IP	WLS	BF	H	R	ER	SO	BB	IBB	HBP	BLK	WP	HR	S	P	ERA	WHIP
53 Brandon Woodruff, R ERA: 2.65	(1, 1)	6.0	W	23	3	1	1	11	3	0	0	0	0	1	71	107	1.50	1.000
45 Abner Uribe, R ERA: 0.96	(7, 1)	1.0		5	2	0	0	3	0	0	0	0	0	0	14	19	0.00	2.000
29 Trevor Megill, R ERA: 3.91	(8, 1)	1.0		3	0	0	0	2	0	0	0	0	0	0	10	14	0.00	0.000
32 Andrew Chafin, L ERA: 5.53	(9, 1)	1.0		6	2	2	2	1	0	0	1	0	0	1	13	26	18.00	2.000

PITCHER	IP	WLS	BF	H	R	ER	SO	BB	IBB	HBP	BLK	WP	HR	S	P	ERA	WHIP

TOP

San Diego Padres @ Milwaukee Brewers

American Family Field, Milwaukee, WI

Fri Aug 25 2023, 7:11 PM - 9:56 PM CDT
Att. 33,089 - Partly Cloudy - 75 F

livebaseballscorecards.com

AB	33
R	3
H	7
RBI	3
BB	3
SO	17
LOB	13

WP: 0 PA: 37
PB: 0
SB: 1
CS: 0

Batter	1	2	3	4	5	6	7	8	9	AB	R	H	RBI	BB	SO	LOB
22 Christian Yelich, L (1, 7) OBP: 0.371, SLG: 0.451	C SL 86 B CU 73 B FC 89 B SL 86 S FF 95 F SI 95 B SL 83 4-2 24 G5-4-3 BB		X KC 78 0-0 ① G3 1-2 2-3	C FS 88 S FS 88 S FS 90 0-3 ③ K			X CU 72 0-0 ① G4-3			3	0	0	0	1	1	2
24 William Contreras, R (1, 2) OBP: 0.353, SLG: 0.448	X SI 95 0-0 ① ② G5-4-3 1-2f		C SI 96 B SI 94 C KC 77 B SL 83 X SI 96 2-2 27 1B 11 HR 2-3 3-H 1B		B CU 74 S FF 89 S FC 83 B ST 71 B FF 90 B FC 84 4-2 27 FC6-4 41 1B BB		C SI 85 B ST 72 X SI 85 1-1 ② G4-3			3	1	1	1	1	0	1
41 Carlos Santana, S (1, 3) OBP: 0.306, SLG: 0.411	C FF 96 B FF 96 B FS 91 C FS 89 S FS 89 2-3 ③ K		S KC 78 X FC 93 0-1 ② P6		X FF 89 0-0 27 FC6-4 1-2 1B		B CU 72 X FC 83 1-0 27 1B 27 E 1B			4	1	2	0	0	1	2
27 Willy Adames, R (1, 6) OBP: 0.298, SLG: 0.401		C FF 94 S FS 88 B FS 90 F ST 83 F FS 88 X FF 96 1-2 ① F9	C SL 88 F SI 95 F FS 91 X SL 89 0-2 11 HR 1-3 3-H 1B		C CU 72 X CU 72 0-1 ① FC6-4 11 G4-6-3 1-2f 2-3		B ST 69 C CU 72 S FF 90 X FF 89 1-2 E9 11 1B 1-H 1B			4	2	2	1	0	0	2
11 Rowdy Tellez, L (1, 10) OBP: 0.291, SLG: 0.395		C FF 96 B FS 90 F SI 95 C FS 90 1-3 ② K	B SI 96 C SI 96 X CU 72 1-1 1-H 3-H HR		C FF 89 B ST 71 X CU 74 1-1 ② ③ G4-6-3 1-2f		B ST 71 B SI 85 C CU 73 B ST 70 X CU 74 3-1 21 WP 2-H 1B			4	1	2	4	0	1	2
21 Mark Canha, R (1, 9) OBP: 0.342, SLG: 0.378 28 Joey Wiemer, R (8, 8) OBP: 0.289, SLG: 0.375		C SI 95 B SI 95 B FC 92 C SL 86 F FF 95 X KC 82 2-2 1B	B SI 94 X SL 87 1-0 1B		C SI 84 X SI 84 0-1 ① G6-3		B SI 94 T SI 96 F FS 87 B FS 90 D ST 81 X SI 98 3-2 ③ G6-3 1-2			4 0	0 0	2 0	0 0	0 0	0 0	1 0
14 Andruw Monasterio, R (1, 5) OBP: 0.335, SLG: 0.355		C FF 95 C SL 88 X FF 95 0-2 ③ P4	D FF 95 1 SAFE C SL 88 B CU 69 X SL 88 2-1 ③ G4-3		C FF 88 F CU 75 F FF 89 B ST 72 F ST 71 B FF 89 B FC 83 B ST 69 4-2 0 FC4-6 BB			B SI 97 X SI 98 1-0 ① F9		3	0	0	0	1	0	2
0 Brice Turang, L (1, 4) OBP: 0.297, SLG: 0.328			C FF 94 X FS 89 0-1 22 G3 15 HBP 24 1B 1B	B FF 93 C ST 80 B FF 94 F FF 93 B FF 94 F FS 88 F KC 81 F FF 94 X FS 89 3-2 ① G3-1	B CU 71 C CU 72 B ST 70 B FF 89 C FF 89 X CU 73 3-2 ② FC4-6 1-2f		B SI 97 B FS 88 B ST 97 B SI 97 4-0 15 G5-4-3 BB			3	1	1	0	1	0	1
15 Tyrone Taylor, R (1, 8) OBP: 0.255, SLG: 0.397 (8, 9)			1 SAFE P FF 93 F SI 95 H FS 90 2-1 24 1B 22 G3 27 1B 1-2 HBP	F FS 88 B KC 76 S FS 88 B FS 89 F ST 81 X FS 89 2-2 ② L6	C CU 73 X CU 74 0-1 ③ G5-3		C SI 97 F FS 89 D ST 82 X FS 88 1-2 ② ③ G5-4-3 1-2f			3	1	0	0	0	0	2
Inning Stats	R: 0 E: 0 K: 1 S: 7 H: 0 LOB: 0 BB: 1 P: 13	R: 0 E: 0 K: 1 S: 15 H: 1 LOB: 1 BB: 0 P: 19	R: 5 E: 0 K: 0 S: 19 H: 5 LOB: 1 BB: 0 P: 26	R: 0 E: 0 K: 1 S: 13 H: 0 LOB: 0 BB: 0 P: 18	R: 0 E: 0 K: 0 S: 7 H: 1 LOB: 1 BB: 1 P: 12	R: 0 E: 0 K: 0 S: 11 H: 0 LOB: 1 BB: 1 P: 18	R: 2 E: 1 K: 0 S: 12 H: 3 LOB: 1 BB: 0 P: 21	R: 0 E: 0 K: 0 S: 4 H: 0 LOB: 0 BB: 1 P: 10		1B: 9 2B: 0 3B: 0 HR: 1 SF: 0 SAC: 0 DP: 3 HBP: 1			WP: 1 PB: 0 SB: 0 CS: 0 PA: 36	

PITCHER		IP	WLS	BF	H	R	ER	SO	BB	IBB	HBP	BLK	WP	HR	S	P	ERA	WHIP
11 Yu Darvish, R ERA: 4.56	(1, 1)	4.0	L	19	6	5	5	3	1	0	1	0	0	1	54	76	11.25	1.750
41 Rich Hill, L ERA: 5.21	(5, 1)	2.2		13	4	2	2	0	2	0	0	0	0	0	27	45	6.75	2.250
66 Luis García, R ERA: 4.6	(7, 1)	1.1		4	0	0	0	0	1	0	0	0	1	0	7	16	0.00	0.750

PITCHER	IP	WLS	BF	H	R	ER	SO	BB	IBB	HBP	BLK	WP	HR	S	P	ERA	WHIP

BOTTOM

San Diego Padres @ Milwaukee Brewers

American Family Field, Milwaukee, WI

Fri Aug 25 2023, 7:11 PM - 9:56 PM CDT

Att. 33,089 - Partly Cloudy - 75 F

livebaseballscorecards.com

AB	31
R	7
H	10
RBI	6
BB	4
SO	3
LOB	15

Batter	1	2	3	4	5	6	7	8	9	AB	R	H	RBI	BB	SO	LOB
7 Ha-Seong Kim, R (1, 4) OBP: 0.368, SLG: 0.442	S FF 93 B FF 94 F FF 93 F FF 96 X SL 83 1-2 ① P5		C CH 87 C SL 84 B SL 84 F FF 95 B FF 95 X CU 79 2-2 ② G5-3			B FF 93 C FF 91 B FF 93 B FF 91 F FF 90 F FF 92 B FF 92 4-2 22 BB 13 1B BB	C SL 90 X SI 97 0-1 ③ G1-3			3	1	0	0	1	0	2
23 Fernando Tatis Jr., R (1, 9) OBP: 0.325, SLG: 0.461	B CU 78 C FF 97 C CH 88 S FF 94 1-3 ② K		B FF 96 F SL 85 S CH 89 S SL 82 1-3 ③ K			S CH 88 D CH 88 F SL 81 B FF 93 B FF 94 S FF 96 3-3 ① K		B SI 95 B SI 95 B SI 95 C SI 95 X SI 95 3-1 22 HR 1B		4	1	1	0	0	3	1
22 Juan Soto, L (1, 10) OBP: 0.399, SLG: 0.485	B FF 95 S FF 95 B CU 80 B CH 89 B FF 95 4-1 BB			X CU 78 0-0 ① F6		B CH 89 C CH 89 C CU 77 B FF 96 F FF 95 F CU 76 B CH 89 B CH 89 4-2 13 1B 1-2 BB		C CH 88 X SL 82 0-1 1-H HR		2	1	1	2	2	0	0
13 Manny Machado, R (1, 5) OBP: 0.319, SLG: 0.462	F CH 88 C FF 96 F FF 94 F FF 95 B SL 83 B SL 84 S CU 78 2-3 ③ K			C SL 82 X SL 84 0-1 ② P4		F SL 89 D SL 90 X SI 96 1-1 2 G5-4-3 1-2 2-H 1B		C SL 83 B CH 90 B CH 90 B SL 83 X SL 82 3-1 ① G6-3		4	0	1	1	0	1	1
2 Xander Bogaerts, R (1, 6) OBP: 0.332, SLG: 0.398		C FF 94 F CU 79 B FF 98 B FF 97 B CH 89 X CU 78 3-2 HR		C CU 79 B FF 94 C SL 82 S CH 88 1-3 ③ K		C SL 91 X SI 98 0-1 ②③ G5-4-3 1-2f		C SI 95 X SL 83 0-1 ② P4		4	1	1	1	0	1	2
12 Luis Campusano, R (1, 2) OBP: 0.323, SLG: 0.457		X SL 82 0-0 ① L7			C CU 76 B CH 87 S FF 95 S FF 93 1-3 ① K		B SL 90 B SL 91 C SI 96 B SL 90 B SI 98 4-1 24 F7 16 E BB	X SI 95 0-0 ③ G4-3		3	0	0	0	1	1	0
16 Ben Gamel, L (1, 7) OBP: 0.200, SLG: 0.267		C FF 93 F FF 94 B FF 93 X CH 89 1-2 ② G6-3			T CH 88 F CH 89 B CU 79 B CU 78 X CH 88 2-2 ② G4-3		B SL 89 X SL 90 1-0 FC3 1-2		C CH 82 B CH 82 F CH 84 B FF 96 X CH 83 2-2 ① G4-3	4	0	0	0	0	0	1
24 Garrett Cooper, R (1, 3) OBP: 0.305, SLG: 0.429		S CH 88 C FF 95 B FF 94 S SL 84 1-3 ③ K			X FF 96 0-0 1B		S SL 90 C SI 98 B SL 92 X SL 92 1-2 ① F7 2-3		B FF 95 S CH 84 C CH 83 S CH 85 1-3 ② K	4	0	1	0	0	2	2
1 Trent Grisham, L (1, 8) OBP: 0.314, SLG: 0.365 99 Gary Sánchez, R (9, PH) OBP: 0.283, SLG: 0.479			B FF 93 C CH 88 C FF 93 B FF 94 T CH 89 2-2 ① K		F CU 77 B FF 93 B FF 94 S CH 89 1 SAFE S CU 72 2-3 ③ K		B SI 96 B SL 90 S SL 90 F SI 97 T SL 92 2-2 ② K		B CH 84 F CH 84 C FF 96 B CH 85 S CH 85 2-3 ③ K	3 1	0 0	0 0	0 0	0 0	3 1	3 0
Inning Stats	R: 0 E: 0 K: 2 S: 13 H: 0 LOB: 1 BB: 1 P: 21	R: 1 E: 0 K: 1 S: 10 H: 1 LOB: 0 BB: 0 P: 15	R: 0 E: 0 K: 2 S: 10 H: 0 LOB: 0 BB: 0 P: 15	R: 0 E: 0 K: 1 S: 6 H: 0 LOB: 0 BB: 0 P: 7	R: 0 E: 0 K: 2 S: 10 H: 1 LOB: 1 BB: 0 P: 15	R: 1 E: 0 K: 1 S: 14 H: 1 LOB: 1 BB: 2 P: 26	R: 0 E: 1 K: 1 S: 10 H: 0 LOB: 2 BB: 1 P: 18	R: 2 E: 0 K: 0 S: 9 H: 2 LOB: 0 BB: 0 P: 15	R: 0 E: 0 K: 2 S: 9 H: 0 LOB: 0 BB: 0 P: 14	1B: 3 2B: 0 3B: 0 HR: 2 SF: 0 SAC: 0 DP: 1 HBP: 0						

PITCHER		IP	WLS	BF	H	R	ER	SO	BB	IBB	HBP	BLK	WP	HR	S	P	ERA	WHIP
51 Freddy Peralta, R ERA: 3.95	(1, 1)	5.1	W	21	2	2	2	9	3	0	0	0	0	1	59	94	3.38	0.938
59 Elvis Peguero, R ERA: 3.54	(6, 1)	1.2	H	7	1	0	0	1	1	0	0	0	0	0	14	23	0.00	1.200
31 Joel Payamps, R ERA: 2.12	(8, 1)	1.0	H	5	2	2	2	0	0	0	0	0	0	1	9	15	18.00	2.000
38 Devin Williams, R ERA: 1.46	(9, 1)	1.0	S	3	0	0	0	2	0	0	0	0	0	0	9	14	0.00	0.000

PITCHER	IP	WLS	BF	H	R	ER	SO	BB	IBB	HBP	BLK	WP	HR	S	P	ERA	WHIP

TOP

San Diego Padres @ Milwaukee Brewers

American Family Field, Milwaukee, WI

Sat Aug 26 2023, 6:12 PM - 8:42 PM CDT

Att. 39,945 - Roof Closed - 67 F

livebaseballscorecards.com

AB	32
R	4
H	5
RBI	4
BB	4
SO	12
LOB	12

WP: 0 PA: 36
PB: 0
SB: 0
CS: 0

Batter	1	2	3	4	5	6	7	8	9	AB	R	H	RBI	BB	SO	LOB
22 Christian Yelich, L (1, 7) OBP: 0.370, SLG: 0.448	B SI 94 B FF 94 F FF 92 C SI 93 S CH 83 2-3 ① **K**		C SI 95 F SI 93 X CH 85 0-2 ①② **G4-6-3** 1-2f 2-3		B SI 96 B SI 95 B SI 94 B FF 95 4-0 24 E 1-2 2-H **BB**	S SI 89 B ST 74 F FF 91 F ST 75 F ST 74 X ST 76 1-2 ③ **P6**				3	1	0	0	1	1	2
24 William Contreras, R (1, 2) OBP: 0.352, SLG: 0.449	S SI 93 C SI 94 C CH 84 0-3 ② **K**		C CU 78 S SI 95 B FF 96 F FF 97 X CH 86 1-2 ③ **G5-3**		F SI 94 B SI 94 X CH 84 1-1 **E7** 41 2B 1-H 2-H **2B**		B SI 88 B SI 91 C ST 76 X ST 76 2-1 ① **F8**			4	1	1	2	0	1	1
41 Carlos Santana, S (1, 3) OBP: 0.308, SLG: 0.413	B CH 83 F CH 84 B FF 94 B FF 94 S FF 93 B FF 95 4-2 **BB**			B FF 95 S FF 96 B FF 95 B SI 95 X FF 94 3-1 ① **G3-1**	B CU 79 B CU 79 X CU 78 2-0 10 G6-3 3-H **2B**		F SI 90 C ST 76 X ST 74 0-2 ② **G6-3**			3	0	1	1	1	0	0
10 Sal Frelick, L (1, 8) OBP: 0.373, SLG: 0.400	C SI 93 B CH 83 X CH 83 1-1 ③ **G3**			C CU 77 B SI 94 X CH 83 1-1 ② **G1-3**	C FF 94 X CU 78 0-1 ② **G6-3** 2-3		C ST 75 B ST 76 X SI 90 1-1 ③ **G3**			4	0	0	0	0	0	2
27 Willy Adames, R (1, 6) OBP: 0.297, SLG: 0.398		B SI 92 F SI 94 B CH 84 S CH 84 S CH 85 2-3 ① **K**		B SI 96 S SI 93 B FF 95 B FF 94 X SI 93 3-1 ③ **G5-3**	B SI 94 B CU 79 B CU 78 B FF 94 4-0 21 BB **BB**			C FF 95 F SI 94 B SL 87 B SL 87 F CH 87 X FF 97 2-2 ① **F9**		3	0	0	0	1	1	0
21 Mark Canha, R (1, 10) OBP: 0.344, SLG: 0.377		C FF 95 B CU 78 B CU 78 S CH 83 S FF 95 2-3 ② **K**			C SI 93 F SI 93 B CU 78 B CU 78 X SI 95 3-2 0 1B 14 1B 1B			S FF 96 C SI 96 B FF 97 C SL 87 1-3 ② **K**		3	1	1	0	1	2	0
0 Brice Turang, L (1, 4) OBP: 0.296, SLG: 0.327	C CU 78 B CH 84 X CH 83 1-1 ③ **F9**				X SI 93 0-0 15 FC6-5 14 1B 1-2 1B			C FF 97 B CH 89 B CH 89 B FF 97 S FF 98 C FF 98 3-3 ③ **K**		4	0	1	0	0	1	3
14 Andruw Monasterio, R (1, 5) OBP: 0.340, SLG: 0.360			C SI 94 B SI 94 S CU 78 B FF 96 B CH 85 X CH 85 3-2 22 G4-6-3 15 HBP 1B		X SI 95 0-0 22 S 15 FC6-5 22 E 1-2 2-H 1B	B SL 82 B SL 83 C FF 93 C CU 77 B SL 82 F CU 77 X FF 93 3-2 ① **G6-3**				3	1	2	1	0	0	0
15 Tyrone Taylor, R (1, 9) OBP: 0.257, SLG: 0.392			L SI 93 H SI 92 1-1 22 G4-6-3 1-2 HBP		F SI 94 S SI 93 D CH 83 X CH 84 1-2 ① **FC6-5** 22 S 24 E 1-2 2-3f	B SI 94 C CU 78 F SL 82 X CU 77 1-2 ② **P4**				2	1	0	0	0	0	2
Inning Stats	R: 0 E: 0 K: 2 S: 10 H: 0 LOB: 1 BB: 1 P: 17	R: 0 E: 0 K: 2 S: 8 H: 0 LOB: 0 BB: 0 P: 13	R: 0 E: 0 K: 0 S: 11 H: 1 LOB: 1 BB: 0 P: 16	R: 0 E: 0 K: 0 S: 6 H: 0 LOB: 0 BB: 0 P: 13	R: 5 E: 1 K: 0 S: 16 H: 5 LOB: 3 BB: 3 P: 36	R: 0 E: 0 K: 0 S: 12 H: 0 LOB: 0 BB: 0 P: 17	R: 0 E: 0 K: 0 S: 7 H: 0 LOB: 0 BB: 0 P: 10	R: 0 E: 0 K: 2 S: 10 H: 0 LOB: 0 BB: 0 P: 16		1B: 4 2B: 2 3B: 0 HR: 0 SF: 0 SAC: 0 DP: 1 HBP: 1					

PITCHER		IP	WLS	BF	H	R	ER	SO	BB	IBB	HBP	BLK	WP	HR	S	P	ERA	WHIP
60 Pedro Avila, R ERA: 2.63	(1, 1)	4.1	L	20	5	5	5	4	2	0	1	0	0	0	45	78	10.38	1.615
58 Scott Barlow, R ERA: 5.23	(5, 1)	1.1		7	1	0	0	0	2	0	0	0	0	0	13	28	0.00	2.250
59 Tom Cosgrove, L ERA: 1.63	(6, 1)	1.1		4	0	0	0	0	0	0	0	0	0	0	12	16	0.00	0.000
75 Robert Suarez, R ERA: 4.4	(8, 1)	1.0		3	0	0	0	2	0	0	0	0	0	0	10	16	0.00	0.000

PITCHER	IP	WLS	BF	H	R	ER	SO	BB	IBB	HBP	BLK	WP	HR	S	P	ERA	WHIP

BOTTOM

San Diego Padres @ Milwaukee Brewers

American Family Field, Milwaukee, WI

Sat Aug 26 2023, 6:12 PM - 8:42 PM CDT

Att. 39,945 - Roof Closed - 67 F

livebaseballscorecards.com

AB	29
R	5
H	6
RBI	4
BB	4
SO	6
LOB	10

WP: 0 PB: 0 SB: 2 CS: 0 PA: 34

San Diego Padres @ Milwaukee Brewers

American Family Field, Milwaukee, WI

Sun Aug 27 2023, 1:12 PM - 4:17 PM CDT

Att. 36,528 - Sunny - 71 F

TOP

livebaseballscorecards.com

Batter	1	2	3	4	5	6	7	8	9	AB	R	H	RBI	BB	SO	LOB
7 Ha-Seong Kim, R (1, 6) OBP: 0.368, SLG: 0.439	C SI 91 B CU 77 C SI 91 B FF 92 B FF 92 D SI 92 4-2 22 1B 13 FC6-4 BB	C SI 90 X SI 90 0-1 ② F8			B FC 88 B SI 93 X FC 90 2-0 ① G5-3		B SL 89 B SL 87 B SI 98 C SI 98 C SI 98 B SI 99 4-2 23 WP 1-2 2-3 BB	F FF 100 S FF 101 C KC 86 0-3 ③ K		3	1	0	0	2	1	2
23 Fernando Tatis Jr., R (1, 9) OBP: 0.324, SLG: 0.457	C SI 92 F SI 91 F FF 94 S FF 94 0-3 ① K	B SI 91 F CU 77 X CH 84 1-1 ③ G6-3			F FC 90 S FC 89 B FF 94 S FF 94 1-3 ② K		C SI 100 B SL 90 B SI 100 B SI 99 B SI 99 4-1 1-3 2-H 3-H BB		C FF 99 S FF 99 B FF 100 S FF 99 1-3 ① K	4	0	0	0	1	3	1
22 Juan Soto, L (1, 7) OBP: 0.400, SLG: 0.485	B SI 92 B CH 74 B SI 92 C SI 92 X FF 93 3-1 13 FC6-4 1-3 1B		F SI 92 B FC 88 F SI 94 B FF 94 B CU 79 F SI 94 B CU 79 4-2 2 1B BB		C CU 80 F SI 93 C FF 94 0-3 ③ K		C ST 80 B FF 89 C ST 80 X SI 89 1-2 ① F6		S FF 100 C FF 101 B FF 100 X FF 100 1-2 2 DI 1B	4	0	2	0	1	1	2
13 Manny Machado, R (1, 5) OBP: 0.318, SLG: 0.462	C SI 93 C SI 92 B FF 93 B SL 85 F FF 93 X SI 92 2-2 ② FC6-4 1-2f 3-H		F SI 92 C FC 89 F CU 80 F FF 93 C SI 92 0-3 ① K			X SI 92 0-0 24 F8 2B	B FF 89 C ST 80 B FF 89 F FF 89 X CH 81 2-2 ② P3		S KC 88 X FF 100 0-1 ② L8	5	0	1	1	0	1	5
2 Xander Bogaerts, R (1, 10) OBP: 0.331, SLG: 0.396	F SI 91 F SI 91 F FF 92 B SI 93 S SI 91 1-3 ③ K		C SI 92 F FC 88 B FF 94 X FF 94 1-2 24 G6-4-3 1-2 1B			C FC 91 B FF 92 X FF 93 0-2 ① P2	B CH 80 C ST 81 S CH 80 X FF 91 1-2 ③ G4-3		B FF 100 F FF 100 S FF 101 F FF 98 T FF 101 1-2 ③ K 1-2	5	0	1	0	0	2	5
24 Garrett Cooper, R (1, 3) OBP: 0.307, SLG: 0.430		C SI 91 F SI 92 B FF 92 B SI 93 X SL 81 2-2 99 HR 1B	C SI 93 B SI 93 X FC 89 1-1 ②③ G6-4-3 1-2f			C FC 90 B FF 92 F FC 89 B FF 92 F FC 90 X FF 93 2-2 ② F8 2-3		B FF 99 F FF 100 X FF 100 1-1 99 1B 1B		4	1	2	0	0	0	3
99 Gary Sánchez, R (1, 2) OBP: 0.287, SLG: 0.493		C SI 92 B SL 82 X SI 92 1-1 1-H HR		B FC 89 C FC 89 S FC 88 X FF 94 1-2 ① P3		B FC 90 F FC 90 B SI 93 F SI 92 X FC 91 2-2 ③ G4-3		F FF 101 S KC 90 D KC 89 X FF 100 1-2 1-2 1B		4	1	2	2	0	0	1
1 Trent Grisham, L (1, 8) OBP: 0.313, SLG: 0.363		X CU 78 0-0 ① B2-3		C SI 93 S FC 89 C SI 93 0-3 ② K			C SI 99 H SL 89 1-1 7 BB 17 WP 23 WP HBP	S FF 100 F FF 100 S KC 87 0-3 ① K		3	1	0	0	0	2	2
17 Matthew Batten, R (1, 4) OBP: 0.345, SLG: 0.500		C SL 81 C SI 91 X SL 81 0-2 HR		C SI 94 X FC 89 0-1 ③ L3			B SI 98 B SI 97 B SI 97 C SI 98 B SI 98 4-1 7 BB 1-2 23 WP BB	C FF 100 C FF 101 F FF 101 S FF 101 0-3 ② K		3	2	1	1	1	1	2
Inning Stats	R: 1 E: 0 K: 2 S: 16 H: 1 LOB: 1 BB: 1 P: 26	R: 3 E: 0 K: 0 S: 13 H: 3 LOB: 0 BB: 0 P: 17	R: 0 E: 0 K: 1 S: 13 H: 1 LOB: 1 BB: 1 P: 19	R: 0 E: 0 K: 1 S: 8 H: 0 LOB: 0 BB: 0 P: 9	R: 0 E: 0 K: 2 S: 7 H: 0 LOB: 0 BB: 0 P: 10	R: 0 E: 0 K: 0 S: 11 H: 1 LOB: 1 BB: 0 P: 15	R: 2 E: 0 K: 0 S: 14 H: 0 LOB: 2 BB: 3 P: 31	R: 0 E: 0 K: 3 S: 15 H: 2 LOB: 2 BB: 0 P: 17	R: 0 E: 0 K: 2 S: 12 H: 1 LOB: 1 BB: 0 P: 15	1B: 6 2B: 1 3B: 0 HR: 2 SF: 0 SAC: 0 DP: 1 HBP: 1						

	AB	35
	R	6
	H	9
	RBI	4
	BB	5
	SO	11
	LOB	23

WP: 3 PB: 0 SB: 0 CS: 0 PA: 41

PITCHER		IP	WLS	BF	H	R	ER	SO	BB	IBB	HBP	BLK	WP	HR	S	P	ERA	WHIP
37 Adrian Houser, R ERA: 4.58	(1, 1)	2.0		11	4	4	4	2	1	0	0	0	0	2	29	43	18.00	2.500
46 Bryse Wilson, R ERA: 2.95	(3, 1)	4.0	W	14	2	0	0	4	1	0	0	0	0	0	39	53	0.00	0.750
45 Abner Uribe, R ERA: 1.93	(7, 1)	0.0		4	0	2	2	0	3	0	1	0	2	0	5	18	∞	∞
55 Hoby Milner, L ERA: 2.22	(7, 1)	1.0	H	3	0	0	0	0	0	0	0	0	0	0	9	13	0.00	0.000
29 Trevor Megill, R ERA: 3.6	(8, 1)	2.0		9	3	0	0	5	0	0	0	0	0	0	27	32	0.00	1.500

PITCHER	IP	WLS	BF	H	R	ER	SO	BB	IBB	HBP	BLK	WP	HR	S	P	ERA	WHIP

BOTTOM

San Diego Padres @ Milwaukee Brewers

American Family Field, Milwaukee, WI

Sun Aug 27 2023, 1:12 PM - 4:17 PM CDT

Att. 36,528 - Sunny - 71 F

livebaseballscorecards.com

Batter	1	2	3	4	5	6	7	8	9	AB	R	H	RBI	BB	SO	LOB
22 Christian Yelich, L (1, 10) OBP: 0.370, SLG: 0.445	F FF 91 X CU 72 0-1 ① F7		C CH 80 B FF 91 B FC 87 B CH 82 B FF 92 4-1 41 BB, 24 BB, 10 BB BB		C CU 73 B FF 92 C FF 93 T SI 93 1-2 ① K	0-0 41 BB, 10 2B IBB	F FF 93 F FC 89 X FF 93 0-2 ② G6-3 2-3			3	2	0	0	2	1	1
24 William Contreras, R (1, 2) OBP: 0.355, SLG: 0.459	C FC 84 B CU 74 F FF 90 X SI 91 1-2 HR		B CU 74 B CH 81 C FC 87 B FC 86 B CH 82 4-1 10 BB, 41 BB 1-2 BB		X SI 94 0-0 ② G5-3	D ST 82 B ST 81 B FF 95 C FF 95 C ST 83 X FF 94 3-2 ② F9	C SI 93 X CH 80 0-1 3-H 2B			4	1	2	2	1	0	3
41 Carlos Santana, S (1, 3) OBP: 0.311, SLG: 0.415	X FF 91 0-0 10 G4-3 2B		S CH 82 B CH 82 B FC 88 B CH 82 B FF 94 4-1 10 BB 1-2 2-3 BB		B CH 83 X FC 89 1-0 E3	B ST 81 S FF 94 B FF 95 B ST 82 B FF 94 4-1 10 2B, 21 1B 1-2 2-3 3-H BB	B FC 89 F CH 80 B FC 90 B FC 89 X CH 80 3-1 ③ G3-1			3	1	1	1	2	0	1
10 Sal Frelick, L (1, 8) (7, 9) OBP: 0.374, SLG: 0.405	C CU 73 X CH 80 0-1 ② G4-3 2-3		B CU 75 B CH 82 C FF 94 F FF 93 B CH 82 B FF 94 4-2 27 G6-4-3 1-2 2-3 3-H BB		C CH 82 B FF 93 C CU 74 1 SAFE F FF 94 B SI 94 S CH 83 2-3 ③ K	X CU 81 0-0 21 1B 1-3 2-H 3-H 2B		S FF 96 B FS 89 X SI 98 1-1 ① L8		4	1	1	3	1	1	2
27 Willy Adames, R (1, 6) OBP: 0.298, SLG: 0.397	C CH 80 S CH 80 F CH 82 F CH 82 F SI 94 X CH 82 0-2 1B		B CH 83 C FF 95 X SI 94 1-1 ①② G6-4-3 1-2f			F4 4-2 21 1B BB		X SI 97 0-0 ② F9		4	0	1	0	1	0	3
21 Mark Canha, R (1, 7) OBP: 0.347, SLG: 0.381	C CH 81 B CU 76 F FF 92 F CH 82 F CH 82 B SI 93 F SI 94 C FF 93 2-3 ③ K		X FF 94 0-0 ③ P4			1-0 14 BB, 9 BB, 11 2B 1B 3-2 1-3 2-H 3-H 1B		C SI 99 B ST 81 F SI 98 B ST 84 X SI 99 2-2 1B		5	1	3	2	0	1	4
0 Brice Turang, L (1, 4) OBP: 0.295, SLG: 0.323		C CU 72 F CH 80 S FF 93 0-3 ① K		C FF 92 F FF 92 B SI 92 X CH 82 1-2 ① G4-3		4-2 14 BB, 11 2B 1-2 BB 0-3 ③ K		X SI 98 0-0 ③ G5-3		4	1	0	0	1	2	4
14 Andruw Monasterio, R (1, 5) OBP: 0.343, SLG: 0.359		C FF 92 B CU 74 S CH 82 B CH 83 B SI 93 F CH 83 X CH 81 3-2 ② P6		C FC 85 F FC 86 F FF 91 S FF 93 0-3 ② K		B ST 80 B ST 80 B ST 79 C FF 94 B FF 94 4-1 11 2B, 41 BB 1-2 2-3 BB	B FF 93 F SI 93 B CU 81 C SI 92 B CH 79 X SI 93 3-2 22 G6-3, 28 S, 24 2B 1B			3	2	1	0	1	1	0
15 Tyrone Taylor, R (1, 9) OBP: 0.253, SLG: 0.386 11 Rowdy Tellez, L (6, PH) OBP: 0.293, SLG: 0.401 28 Joey Wiemer, R (6, PR) OBP: 0.288, SLG: 0.374 (7, 8)		C FC 86 S CH 81 F CH 83 X SI 93 0-2 ③ G6-3		X FC 87 0-0 ③ G6-3		D ST 79 B FF 94 C ST 81 X CH 83 2-1 41 BB, 10 2B 1-3 2-H 3-H 2B	D CH 79 B SI 92 C CH 79 B CH 78 F CH 79 F SI 92 S CH 79 3-3 ① K 1-2			2 1 1	0 0 1	0 1 0	0 2 0	0 0 0	0 0 1	0 0 1
Inning Stats	R: 1 E: 0 K: 1 S: 20 H: 3 LOB: 2 BB: 0 P: 23	R: 0 E: 0 K: 1 S: 11 H: 0 LOB: 0 BB: 0 P: 14	R: 1 E: 0 K: 0 S: 8 H: 0 LOB: 2 BB: 4 P: 25	R: 0 E: 0 K: 1 S: 8 H: 0 LOB: 0 BB: 0 P: 9	R: 0 E: 1 K: 2 S: 9 H: 0 LOB: 1 BB: 0 P: 13	R: 7 E: 0 K: 1 S: 22 H: 4 LOB: 3 BB: 5 P: 49	R: 1 E: 0 K: 1 S: 14 H: 2 LOB: 1 BB: 0 P: 23	R: 0 E: 0 K: 0 S: 7 H: 1 LOB: 1 BB: 0 P: 10		1B: 5 2B: 5 3B: 0 HR: 1 SF: 0 SAC: 0 DP: 1 HBP: 0						

	AB	34
	R	10
	H	10
	RBI	10
	BB	9
	SO	7
	LOB	19

PITCHER	IP	WLS	BF	H	R	ER	SO	BB	IBB	HBP	BLK	WP	HR	S	P	ERA	WHIP
52 Michael Wacha, R (1, 1) ERA: 2.84	5.1		25	4	4	4	5	5	0	0	0	0	1	62	97	6.75	1.688
36 Steven Wilson, R (6, 1) ERA: 3.91	0.1	L	5	1	1	1	0	2	1	0	0	0	0	7	20	27.00	9.000
21 Nick Martinez, R (6, 1) ERA: 4.08	1.1		9	4	5	5	2	1	0	0	0	0	0	23	39	33.75	3.750
66 Luis García, R (8, 1) ERA: 4.5	1.0		4	1	0	0	0	0	0	0	0	0	0	7	10	0.00	1.000

PITCHER	IP	WLS	BF	H	R	ER	SO	BB	IBB	HBP	BLK	WP	HR	S	P	ERA	WHIP

Batter	1	2	3	4	5	6	7	8	9	AB	R	H	RBI	BB	SO	LOB
7 Ha-Seong Kim, R (1, 4) OBP: 0.367, SLG: 0.437	X FF 85 0-0 23 FC4-6 1B		B CU 70 X FC 83 1-0 ① SH5-3 1-2		B FC 82 X CU 70 1-0 ② F8	C CU 71 B FF 85 X CU 72 1-1 ③ FC5-4 1-2f		B FC 92 X FC 90 1-0 ③ G6-3		4	0	1	0	0	0	3
22 Juan Soto, L (1, 7) OBP: 0.400, SLG: 0.483	L SI 85 B CU 68 1 SAFE M FF 84 X SI 87 1-2 ① F9		B FF 85 B CU 70 C FF 86 B CU 69 C CU 69 X CU 72 3-2 ② F7		C CU 70 X CH 79 0-1 1B		F FF 96 B FF 95 X FF 95 1-1 ① G4-3		C FC 92 C FF 95 B FC 90 F FF 95 B FC 89 B FC 90 D FC 90 4-2 2 HBP 23 1B 24 1B BB	4	1	1	0	1	0	2
13 Manny Machado, R (1, 5) OBP: 0.317, SLG: 0.459	B FC 83 X FF 85 1-0 ② P3		B SI 86 F FF 86 X CU 72 1-1 ③ G1-3		X FF 84 0-0 ③ F8		C FF 97 X FF 97 0-1 2 FC5 23 BB 1B		X FF 95 0-0 ① F9	5	0	1	0	0	0	4
23 Fernando Tatis Jr., R (1, 9) OBP: 0.327, SLG: 0.458	C FF 85 C CU 72 X SI 86 0-2 ③ FC4-6 1-2f			B CU 69 B SI 86 B CU 69 C FF 84 S CU 70 X CU 71 3-2 ① F8		C CU 68 S SI 84 B FF 86 B CU 72 B CU 72 X SI 87 3-2 24 F7 2 1B 14 1B 1B	D FF 96 C SL 88 B FF 95 F FF 97 D SL 86 F SL 87 B FF 97 4-2 2 FC5 24 1B BB		S FF 95 X FF 95 0-1 2 HBP 24 1B 1B	4	3	2	0	1	0	1
2 Xander Bogaerts, R (1, 6) OBP: 0.331, SLG: 0.395		X SI 85 0-0 ① G5-3		B CU 68 X FF 86 1-0 ② P3		B SI 86 X SI 86 1-0 14 1B 1B	F FF 98 F FF 98 X SL 89 0-2 ② FC5 24 1B		B FF 95 C FC 91 T FC 90 F FF 96 F FC 91 F FF 95 H CH 88 2-2 14 G3 24 1B HBP	4	0	1	0	0	0	2
24 Garrett Cooper, R (1, 3) OBP: 0.311, SLG: 0.432		C FF 84 B FC 82 F FF 85 S CU 70 1-3 ② K		X FF 85 0-0 14 BB 1B		C CU 71 X CU 72 0-1 ① F7	C SL 89 F FF 97 X SL 88 0-2 1B		X FF 96 0-0 14 G3 1B	5	0	3	3	0	1	2
14 Matt Carpenter, L (1, 10) OBP: 0.308, SLG: 0.309		C FF 86 X FC 84 0-1 99 FC5-4 1B		C CU 69 B FF 85 F CU 71 B FF 86 B FC 83 F CU 72 B FF 85 4-2 99 FC6-4 BB		C SI 86 B SI 87 X CU 72 1-1 ② 99 2B 1B	X FF 97 0-0 ③ G5-3		C FF 94 X FC 89 0-1 ② G3	4	0	2	1	1	0	4
99 Gary Sánchez, R (1, 2) OBP: 0.285, SLG: 0.491		B FC 82 B CU 69 X FF 86 2-0 ③ FC5-4		C CU 72 X FC 82 0-1 ③ FC6-4		B CU 72 C FC 83 S CU 72 X FF 86 1-2 2B		B FC 91 X FC 91 1-0 ① G5-3	X FC 90 0-0 ③ G5-3	5	0	1	0	0	0	5
1 Trent Grisham, L (1, 8) OBP: 0.315, SLG: 0.361			B FF 84 C FC 82 B SI 87 C CU 68 B FF 85 D FF 84 4-2 7 SH5-3 BB		B FC 82 C CU 66 F CU 68 B SI 86 B CU 71 F FF 84 X FC 84 3-2 ① G4-3	B CU 70 B FF 85 B FF 84 C CU 70 C CU 71 D CU 72 4-2 7 FC5-4 BB		C FC 89 B FF 96 B FF 96 X FF 95 2-1 ② P5		2	0	0	0	2	0	0

Inning Stats																																		
	R: 0	E: 0	K: 0	S: 8	H: 1	LOB: 1	BB: 0	P: 10	R: 0	E: 0	K: 1	S: 7	H: 1	LOB: 1	BB: 0	P: 10	R: 0	E: 0	K: 0	S: 8	H: 0	LOB: 1	BB: 1	P: 17	R: 0	E: 0	K: 0	S: 10	H: 1	LOB: 2	BB: 1	P: 18
	R: 0	E: 0	K: 0	S: 8	H: 1	LOB: 1	BB: 0	P: 12	R: 1	E: 0	K: 0	S: 15	H: 4	LOB: 3	BB: 1	P: 26	R: 1	E: 0	K: 0	S: 14	H: 2	LOB: 2	BB: 1	P: 19	R: 0	E: 0	K: 0	S: 4	H: 0	LOB: 0	BB: 0	P: 8
	R: 2	E: 0	K: 0	S: 15	H: 2	LOB: 2	BB: 1	P: 21	1B: 11	2B: 1	3B: 0	HR: 0	SF: 0	SAC: 1	DP: 0	HBP: 1	WP: 0	PB: 0	SB: 0	CS: 0	PA: 44												

PITCHER	IP	WLS	BF	H	R	ER	SO	BB	IBB	HBP	BLK	WP	HR	S	P	ERA	WHIP
50 Adam Wainwright, R (1, 1) ERA: 8.1	6.0	L	28	8	1	1	1	3	0	0	0	0	0	56	93	1.50	1.833
53 Andre Pallante, R (7, 1) ERA: 5.23	1.0		6	2	1	1	0	1	0	0	0	0	0	14	19	9.00	3.000
61 Jacob Barnes, R (8, 1) ERA: 8.1	2.0		10	2	2	2	0	1	0	1	0	0	0	19	29	9.00	1.500

PITCHER	IP	WLS	BF	H	R	ER	SO	BB	IBB	HBP	BLK	WP	HR	S	P	ERA	WHIP

TOP

San Diego Padres @ St. Louis Cardinals

Busch Stadium, St. Louis, MO

Mon Aug 28 2023, 6:47 PM - 9:31 PM CDT

Att. 35,917 - Clear - 79 F

livebaseballscorecards.com

AB	37
R	4
H	12
RBI	4
BB	5
SO	1
LOB	23

BOTTOM

San Diego Padres @ St. Louis Cardinals

Busch Stadium, St. Louis, MO

Mon Aug 28 2023, 6:47 PM - 9:31 PM CDT

Att. 35,917 - Clear - 79 F

livebaseballscorecards.com

Batter	1	2	3	4	5	6	7	8	9	AB	R	H	RBI	BB	SO	LOB
19 Tommy Edman, S (1, 8) OBP: 0.297, SLG: 0.405	B FF 93 X FF 93 1-0 ① F9		C FF 94 C CH 85 B CU 79 S FF 95 1-3 ② K 1-2		X FF 93 0-0 ① L7		1 SAFE F FF 97 B FF 95 S CH 83 B FF 96 D CU 81 X FF 96 3-2 ③ G6-3			4	0	0	0	0	1	3
27 Tyler O'Neill, R (1, 7) OBP: 0.323, SLG: 0.405	B FF 94 C FF 94 B CU 80 B CH 85 B FF 96 4-1 46 S BB		C FF 95 S SL 87 S CU 80 0-3 ③ K2-3		C FF 92 C FF 94 X SL 85 0-2 ② F8			F FF 95 C SI 95 S FF 96 0-3 ① K		3	0	0	0	1	2	2
46 Paul Goldschmidt, R (1, 3) OBP: 0.366, SLG: 0.462	B FF 94 D CU 78 2 SAFE B CU 77 C FF 95 B FF 95 4-1 28 G6-4-3 1-2 BB			B FF 94 B FF 95 B CH 84 C FF 95 X CU 79 3-1 16 BB 28 WP 1B	B CU 78 C FF 95 B CU 79 B FF 95 C FF 95 S SL 87 3-3 ③ K			X FF 97 0-0 HR		3	1	2	1	1	1	1
28 Nolan Arenado, R (1, 5) OBP: 0.325, SLG: 0.495	B FF 94 X CH 89 1-0 ② ③ G6-4-3 1-2f			D SL 88 C FF 94 F CU 79 B SL 89 F FF 97 F SL 89 B FF 96 X CH 86 3-2 ① P4 1-2		B FF 93 X CH 83 1-0 ① L8		C CH 88 F SI 95 F CH 88 X SI 97 0-2 ② G4-3		4	0	0	0	0	0	3
40 Willson Contreras, R (1, 10) OBP: 0.347, SLG: 0.420		B FF 95 B FF 94 B FF 95 C FF 96 X CH 88 3-1 ① G1-3		D CU 79 D FF 95 B CH 87 B FF 94 4-0 16 BB BB		F CH 85 B FF 95 F FF 95 B CU 81 X CU 79 2-2 ② G3-1		S SI 95 B SI 95 X SL 84 1-1 ③ L7		3	0	0	0	1	0	0
16 Nolan Gorman, L (1, 4) OBP: 0.324, SLG: 0.475		X FF 95 0-0 ② F8		D SL 87 F SL 87 D CU 80 F CU 80 B FF 96 B FF 96 4-2 1-2 2-3 BB		C FF 96 F SL 87 B CU 79 B FF 96 S FF 97 2-3 ③ K			S SI 95 S SI 96 B SL 86 S SI 97 1-3 ① K	3	0	0	0	1	2	0
7 Andrew Knizner, R (1, 2) OBP: 0.298, SLG: 0.469		B FF 96 X CH 86 1-0 ③ F8		B FF 95 B CH 87 D CH 87 C FF 96 F FF 96 S FF 96 3-3 ② K			S CH 83 S CH 82 S CU 80 0-3 ① K		B SI 96 B SI 95 F SI 96 F SI 97 T SI 97 2-2 ② K	4	0	0	0	0	3	3
18 Jordan Walker, R (1, 9) OBP: 0.328, SLG: 0.412			B FF 94 X CH 88 1-0 19 WP 1B S CU 81 C SL 88 S CU 82 0-3 ③ K				B FF 96 B CH 86 B FF 96 C FF 97 S CH 86 B SL 86 4-2 BB		X SI 97 0-0 1B	3	0	2	0	1	1	3
0 Masyn Winn, R (1, 6) OBP: 0.152, SLG: 0.182			1 SAFE B FF 94 C FF 95 C CH 87 S CU 80 1-3 ① K		X CU 77 0-0 E4		C SL 86 D CU 80 F FF 97 S CU 79 1-3 ② K		B SL 87 C SI 96 C SL 85 B SI 97 F SI 98 F SI 98 B SI 98 X SI 95 3-2 ③ G6-3	4	0	0	0	0	2	3

	AB	31
	R	1
	H	4
	RBI	1
	BB	5
	SO	12
	LOB	18

Inning Stats	1	2	3	4	5	6	7	8	9	1B: 3	SF: 0	WP: 2	PA: 36
	R: 0 E: 0 K: 0 S: 4	R: 0 E: 0 K: 0 S: 4	R: 0 E: 0 K: 3 S: 10	R: 0 E: 0 K: 2 S: 15	R: 0 E: 1 K: 1 S: 8	R: 0 E: 0 K: 1 S: 7	R: 0 E: 0 K: 2 S: 11	R: 1 E: 0 K: 1 S: 10	R: 0 E: 0 K: 2 S: 12	2B: 0	SAC: 0	PB: 0	
	H: 0 LOB: 1 BB: 2 P: 14	H: 0 LOB: 0 BB: 0 P: 8	H: 1 LOB: 1 BB: 0 P: 13	H: 1 LOB: 3 BB: 2 P: 32	H: 0 LOB: 1 BB: 0 P: 11	H: 0 LOB: 0 BB: 0 P: 12	H: 0 LOB: 1 BB: 1 P: 19	H: 1 LOB: 0 BB: 0 P: 11	H: 1 LOB: 1 BB: 0 P: 18	3B: 0 HR: 1	DP: 1 HBP: 0	SB: 1 CS: 0	

PITCHER		IP	WLS	BF	H	R	ER	SO	BB	IBB	HBP	BLK	WP	HR	S	P	ERA	WHIP
4 Blake Snell, L ERA: 2.6	(1, 1)	7.0	W	28	2	0	0	9	5	0	0	0	2	0	59	109	0.00	1.000
75 Robert Suarez, R ERA: 4.7	(8, 1)	1.0	H	4	1	1	1	1	0	0	0	0	0	1	10	11	9.00	1.000
71 Josh Hader, L ERA: 0.79	(9, 1)	1.0	S	4	1	0	0	2	0	0	0	0	0	0	12	18	0.00	1.000

PITCHER	IP	WLS	BF	H	R	ER	SO	BB	IBB	HBP	BLK	WP	HR	S	P	ERA	WHIP

Batter	1	2	3	4	5	6	7	8	9	10	AB	R	H	RBI	BB	SO	LOB
7 Ha-Seong Kim, R (1, 4) OBP: 0.369, SLG: 0.438	B FF 92 X FF 94 1-0 22 E 22 1B 23 SF9 1B		C CU 74 B SL 86 X CU 74 1-1 ① G5-3	B SL 85 C FF 92 1 SAFE C FF 92 B CU 74 B FF 92 B SL 86 4-2 22 FC6-4 1-2 BB		B SI 90 C SI 90 B SI 91 C SL 82 B SL 80 F SI 90 F SI 90 X SI 90 3-2 2-3 1B		X SI 90 0-0 ② SF7 1-2 3-H		3	1	2	1	1	0	0
22 Juan Soto, L (1, 7) OBP: 0.400, SLG: 0.481	X CU 74 0-0 E2 23 SF9 1-3 1B		B CU 75 B FF 93 C FF 92 B SL 86 B SL 84 4-1 13 1B 23 FC5-2 BB	S FF 92 F FF 92 B CU 76 X FF 92 1-2 ② FC6-4 1-2f 2-3		C CH 83 F SI 90 B SI 88 B SL 83 C FF 90 2-3 ② K		C SI 93 X SI 94 0-1 ③ G4-3		4	0	1	0	1	1	5
13 Manny Machado, R (1, 10) OBP: 0.316, SLG: 0.456	B SL 86 C SL 86 S CU 76 F SL 87 B FF 96 B FF 95 X CU 77 3-2 ① P6		S FF 92 B CH 88 T FF 94 D CU 76 B FF 93 X FF 93 3-2 23 FC5-2 1-3 1B	F SL 86 F FF 92 S CU 77 0-3 ③ K		F SI 90 B SI 90 X SI 90 1-1 ③ F9			B SI 94 C CH 85 B CH 85 F SL 84 S CH 87 2-3 ① K		5	0	1	0	0	2	6
23 Fernando Tatis Jr., R (1, 9) OBP: 0.326, SLG: 0.456	C FF 95 X FF 95 0-1 ② SF9 2-3 3-H		B CU 75 S SL 84 S CU 75 B CU 77 F FF 92 X CU 75 2-2 ② FC5-2 1-2 3-H		C SI 91 B SL 81 F SI 91 B CH 83 F FF 90 X SL 80 2-2 ① P6		B SI 89 F CH 83 B SI 90 S SL 80 S CH 83 2-3 ① K		B FF 97 S CH 87 T SI 96 X FF 96 1-2 2 G6-4-3 1B		4	0	1	1	0	1	2
2 Xander Bogaerts, R (1, 6) OBP: 0.328, SLG: 0.391	C SL 86 F SL 86 D CU 77 B FF 95 F FF 94 B FF 94 X FF 94 3-2 ③ F7		F SL 85 X SL 85 0-1 ③ F7		C SI 90 X SI 91 0-1 ② G2-3		X ST 80 0-0 ② F7		X CH 87 0-0 ②③ G6-4-3 1-2f	0-0 17 1B	5	0	0	0	0	0	4
24 Garrett Cooper, R (1, 3) OBP: 0.307, SLG: 0.426		B FF 92 F FF 93 B FF 92 F SL 85 B FF 94 X FF 93 3-2 ① L8	C CU 72 B FF 91 T SL 84 S SL 85 2-3 ① K	B SI 90 C SI 90 S SI 91 B ST 80 X SI 90 2-2 ③ F8		B SI 89 F SI 90 B CH 82 X ST 79 2-1 ③ F8			S CH 86 S CH 86 S CH 87 0-3 ① K		5	0	0	0	0	2	0
12 Luis Campusano, R (1, 2) OBP: 0.327, SLG: 0.479		B FF 94 F SL 86 B CU 76 S SL 85 F FF 92 X CU 75 2-2 ② P6	B CU 75 S SL 84 B SL 85 F SL 86 B FF 93 B CU 75 4-2 17 2B 28 1B BB	S SI 90 F SI 91 B SL 83 F ST 80 B FF 90 X FF 91 2-2 HR		B SL 79 X ST 79 1-0 ① F8			B SI 96 C SI 95 C CH 87 S CH 87 1-3 ② K		4	2	1	1	1	1	0
17 Matthew Batten, R (1, 5) OBP: 0.441, SLG: 0.633		C FF 94 B FF 96 B FF 92 B FF 92 B SL 87 4-1 BB	X FF 92 0-0 28 1B 1-3 2B	C SI 91 C SL 84 X SL 81 0-2 7 1B 28 SH1-3 1B		C SI 89 B CH 83 F SI 88 X SL 82 1-2 28 1B 7 SF7 2B			C SI 95 B SI 96 C SI 95 X CH 88 1-2 2-3 1B		4	2	4	0	1	0	0
28 José Azocar, R (1, 8) OBP: 0.271, SLG: 0.310 1 Trent Grisham, L (8, 8) OBP: 0.314, SLG: 0.360		1 SAFE F SL 86 B FF 93 B FF 92 S SL 86 C CU 76 2-3 ③ K	B CU 74 X FF 92 1-0 22 FC6-4 7 BB 2-H 3-H 1B	X SI 89 0-0 ① SH1-3 1-2		D SL 83 F SI 88 X SI 89 1-1 7 SF7 2-3 1B			C SL 84 B SL 86 X SI 96 1-1 ③ P1		3 1	0 0	2 0	2 0	0 0	1 0	1 2
Inning Stats	R: 1 H: 2 E: 1 LOB: 1 K: 0 BB: 0 S: 12 P: 19	R: 0 H: 0 E: 0 LOB: 1 K: 1 BB: 1 S: 11 P: 22	R: 0 H: 1 E: 0 LOB: 2 K: 0 BB: 1 S: 12 P: 22	R: 2 H: 2 E: 0 LOB: 2 K: 2 BB: 2 S: 16 P: 28	R: 0 H: 0 E: 0 LOB: 0 K: 0 BB: 0 S: 9 P: 13	R: 1 H: 3 E: 0 LOB: 2 K: 1 BB: 0 S: 18 P: 26	R: 0 H: 0 E: 0 LOB: 0 K: 1 BB: 0 S: 6 P: 10	R: 1 H: 2 E: 0 LOB: 1 K: 0 BB: 0 S: 9 P: 12	R: 0 H: 1 E: 0 LOB: 0 K: 1 BB: 0 S: 7 P: 10	R: 0 H: 1 E: 0 LOB: 2 K: 2 BB: 0 S: 11 P: 14	1B: 9 2B: 2 3B: 0 HR: 1	SF: 2 SAC: 1 DP: 1 HBP: 0	WP: 0 PB: 0 SB: 0 CS: 0	PA: 45				

PITCHER	IP	WLS	BF	H	R	ER	SO	BB	IBB	HBP	BLK	WP	HR	S	P	ERA	WHIP
57 Zack Thompson, L (1, 1) ERA: 3.92	4.0		21	5	3	2	3	4	0	0	0	0	0	51	91	4.50	2.250
72 Casey Lawrence, R (5, 1) ERA: 4.97	3.2		16	5	2	2	2	0	0	0	0	0	1	40	59	4.91	1.364
47 John King, L (8, 1) ERA: 4.28	0.1		1	0	0	0	0	0	0	0	0	0	0	2	2	0.00	0.000
59 JoJo Romero, L (9, 1) ERA: 3.34	2.0	W	7	2	0	0	3	0	0	0	0	0	0	18	24	0.00	1.000

PITCHER	IP	WLS	BF	H	R	ER	SO	BB	IBB	HBP	BLK	WP	HR	S	P	ERA	WHIP

TOP

San Diego Padres @ St. Louis Cardinals

Busch Stadium, St. Louis, MO

Tue Aug 29 2023, 6:46 PM - 9:37 PM CDT

Att. 36,851 - Clear - 85 F

livebaseballscorecards.com

AB	38
R	5
H	12
RBI	5
BB	4
SO	8
LOB	20

Batter	1	2	3	4	5	6	7	8	9	10	AB	R	H	RBI	BB	SO	LOB
67 Richie Palacios, L (1, 8) OBP: 0.286, SLG: 0.444	C FF 91 B FF 92 X CH 84 1-1 ① G4-3		M CU 80 2 SAFE 1 SAFE X CU 79 0-1 ①② G3 1-2 2-3		C FF 90 B FF 92 C FF 93 X FF 94 1-2 ① G5-3		B FF 95 C CU 77 F CU 79 B CU 79 C FF 94 2-3 ③ K			L SI 96 S SI 96 F SI 96 X SL 86 0-2 ① SH1-3 2-3	4	0	0	0	0	1	2
46 Paul Goldschmidt, R (1, 3) OBP: 0.370, SLG: 0.463	X FF 92 0-0 1B		B SV 78 B SI 94 B CU 80 C SL 87 B CU 80 4-1 16 1B BB		C SL 86 S SI 92 S SL 88 0-3 ② K			C SI 96 C SI 96 F SI 98 B SL 87 B SL 86 B SI 99 X SI 99 3-2 28 G4-3 40 HR 1B		0-0 19 1B IBB	3	1	2	0	2	1	0
16 Nolan Gorman, L (1, 4) OBP: 0.323, SLG: 0.473 19 Tommy Edman, S (10, PH) OBP: 0.298, SLG: 0.406	B SI 91 C SI 92 F CU 79 B FF 94 B CU 80 F FF 95 S SI 94 3-3 ② K		F CU 79 X CH 85 0-1 1-3 2-H 1B		B FF 92 S FF 93 C CU 81 F SI 95 S FF 96 1-3 ③ K			B CH 89 S CH 89 F SI 98 B CH 91 S FF 100 2-3 ① K		X SI 96 0-0 1-2 3-H 1B	4 1	0 0	1 1	1 1	0 0	3 0	2 0
28 Nolan Arenado, R (1, 5) OBP: 0.322, SLG: 0.491	F ST 82 F SL 84 C SI 96 0-3 ③ K		B SI 95 F CU 81 B SI 91 X SV 81 2-1 ③ F8			B SL 81 B SL 83 C SI 92 X SI 91 2-1 ① G5-3		C SI 98 B SI 98 S FF 100 F FF 100 X SI 100 1-2 ② G4-3 1-2			4	0	0	0	0	1	4
40 Willson Contreras, R (1, 2) OBP: 0.348, SLG: 0.436		S FF 91 B SI 93 X SL 86 1-1 ① L5		B SV 79 C SI 93 T FF 91 B CU 83 X SI 93 2-2 E6 41 2B 18 SF9		X CU 80 0-0 HR		S SI 98 S FF 100 X SL 87 0-2 2-H HR			4	3	2	3	0	0	0
41 Alec Burleson, L (1, 10) OBP: 0.296, SLG: 0.401		B FF 91 C FF 93 F SI 93 B ST 84 F CU 80 B FF 95 F FF 94 T SI 95 3-2 ② K		B SI 92 X CU 79 1-0 18 SF9 1-3 2B		F FF 93 B SI 93 L FF 93 F CU 80 X FF 95 1-2 ② L9		F SI 99 S CH 92 F CH 94 F FF 99 S CH 91 0-3 ③ K			4	0	1	0	0	2	0
27 Tyler O'Neill, R (1, 7) OBP: 0.317, SLG: 0.397		C SI 94 X SL 84 0-1 ③ P3		F SI 93 F FF 93 C FF 95 0-3 ① K		X SV 78 0-0 ③ G5-3			X FC 92 0-0 ① F9		4	0	0	0	0	1	2
18 Jordan Walker, R (1, 9) OBP: 0.328, SLG: 0.411			B SI 91 C SI 90 C CU 80 B SI 93 F SI 93 X CU 80 2-2 67 G3 0 1B 1B	B ST 82 F SI 94 X CU 75 1-1 ② SF9 2-3 3-H			C SI 94 C SI 94 F CU 78 X CU 79 0-2 ① L9		S SI 94 F CU 82 X SI 94 0-2 ② G1-3		3	0	1	1	0	0	0
0 Masyn Winn, R (1, 6) OBP: 0.162, SLG: 0.189			X FF 92 0-0 67 G3 16 1B 1-2 1B	C SI 93 B FF 94 B CU 82 B SI 94 X FF 94 3-1 ③ G3			C CU 78 F SL 84 S CU 80 0-3 ② K		C SI 94 C FF 95 X FF 96 0-2 ③ G4-1	0-0 67 SH1-3 19 1B	4	2	1	0	0	1	1
Inning Stats	R: 0 H: 1 E: 0 LOB: 1 K: 2 BB: 0 S: 10 P: 14	R: 0 H: 0 E: 0 LOB: 0 K: 1 BB: 0 S: 9 P: 13	R: 1 H: 3 E: 0 LOB: 2 K: 0 BB: 1 S: 12 P: 20	R: 1 H: 1 E: 1 LOB: 1 K: 1 BB: 0 S: 11 P: 18	R: 0 H: 0 E: 0 LOB: 0 K: 2 BB: 0 S: 10 P: 12	R: 1 H: 1 E: 0 LOB: 0 K: 0 BB: 0 S: 8 P: 11	R: 0 H: 0 E: 0 LOB: 0 K: 2 BB: 0 S: 10 P: 12	R: 2 H: 2 E: 0 LOB: 0 K: 2 BB: 0 S: 19 P: 25	R: 0 H: 0 E: 0 LOB: 0 K: 0 BB: 0 S: 7 P: 7	R: 1 H: 1 E: 0 LOB: 2 K: 0 BB: 1 S: 5 P: 5	1B: 6 SF: 1 2B: 1 SAC: 1 3B: 0 DP: 0 HR: 2 HBP: 0						

PITCHER		IP	WLS	BF	H	R	ER	SO	BB	IBB	HBP	BLK	WP	HR	S	P	ERA	WHIP
67 Seth Lugo, R ERA: 3.67	(1, 1)	6.0		25	6	3	2	6	1	0	0	0	0	1	60	88	3.00	1.167
58 Scott Barlow, R ERA: 5.13	(7, 1)	1.0	H	3	0	0	0	2	0	0	0	0	0	0	10	12	0.00	0.000
75 Robert Suarez, R ERA: 5.51	(8, 1)	1.0	B	5	2	2	2	2	0	0	0	0	0	1	19	25	18.00	2.000
21 Nick Martinez, R ERA: 4.04	(9, 1)	1.0		3	0	0	0	0	0	0	0	0	0	0	7	7	0.00	0.000
71 Josh Hader, L ERA: 0.78	(10, 1)	0.1	L	3	1	1	0	0	0	1	0	0	0	0	5	5	0.00	3.000

PITCHER	IP	WLS	BF	H	R	ER	SO	BB	IBB	HBP	BLK	WP	HR	S	P	ERA	WHIP

BOTTOM

San Diego Padres @ St. Louis Cardinals

Busch Stadium, St. Louis, MO

Tue Aug 29 2023, 6:46 PM - 9:37 PM CDT

Att. 36,851 - Clear - 85 F

livebaseballscorecards.com

AB	35
R	6
H	9
RBI	6
BB	2
SO	10
LOB	11

WP: 0	PA: 39		
PB: 0			
SB: 0			
CS: 0			

Batter	1	2	3	4	5	6	7	8	9	AB	R	H	RBI	BB	SO	LOB
7 Ha-Seong Kim, R (1, 4) OBP: 0.370, SLG: 0.439	S SL 85 X SI 91 0-1 22 SH1-3 13 1B 1B	X CU 74 0-0 22 1B 1-2 2-H 1B			C CU 73 C SL 84 F FF 92 F FF 93 X CU 75 0-2 ① F7		B SI 92 B CH 84 C SI 92 X CH 84 2-1 ② G5-3			4	1	2	1	0	0	2
22 Juan Soto, L (1, 7) OBP: 0.402, SLG: 0.482	X FF 89 0-0 ① SH1-3 1-2	F CU 75 X FF 92 0-1 1-3 2-H 1B			B CH 83 C SL 89 X CU 75 1-1 ② F8		C SI 93 D SI 93 S CH 85 X SI 95 1-2 2-H 1B			3	0	2	2	0	0	0
13 Manny Machado, R (1, 5) OBP: 0.315, SLG: 0.454	C CU 75 D CU 76 F FF 92 X SI 92 1-2 2 G5-3 23 BB 2-H 1B	F SL 82 C SL 84 D CU 76 B SL 84 F FF 91 F CU 74 B SL 86 X CU 73 3-2 ③ P4			X FF 92 0-0 ③ F9		B FF 93 C FC 86 X ST 80 1-1 ③ P1			4	0	1	1	0	0	3
23 Fernando Tatis Jr., R (1, 9) OBP: 0.327, SLG: 0.455	S FF 93 D SL 86 F CU 75 B SL 85 B CU 77 B CU 75 4-2 1-2 BB		X SL 85 0-0 24 CS 1B			B CU 74 B CU 74 F SL 86 F FF 93 F SL 85 S CU 75 2-3 ① K		X FF 92 0-0 ① L9		3	0	1	0	1	1	0
2 Xander Bogaerts, R (1, 6) OBP: 0.330, SLG: 0.394	B SI 91 C SL 84 F SL 85 D CU 76 F FF 93 F SI 92 X SI 92 2-2 ②③ G5-3 2-3f		C SL 84 B SI 90 X CU 74 1-1 ① P6			B CU 72 C CH 80 B SL 84 F CH 78 X CU 74 2-2 2B		C SI 93 S ST 80 B ST 81 X FF 92 1-2 24 G5-4-3 1B		4	0	2	0	0	0	3
24 Garrett Cooper, R (1, 3) OBP: 0.304, SLG: 0.421		B FF 92 F SL 84 B SL 84 C CU 74 F SL 85 T FF 94 2-2 ① K	1 SAFE X SI 92 0-0 ②③ G6-3 1-2			F SI 92 F SL 86 F CU 77 F FF 93 X CU 76 0-2 ② G5-3		X ST 80 0-0 ②③ G5-4-3 1-2f		4	0	0	0	0	1	3
14 Matt Carpenter, L (1, 10) OBP: 0.307, SLG: 0.303	C FF 93 B CH 76 C FF 93 B CU 75 B SI 91 B FF 92 4-2 12 1B 7 1B BB		C SI 92 X CU 76 0-1 ① F8			B FF 92 C SI 92 F CU 75 X FF 95 1-2 ③ P5			B SI 95 C FF 96 B FF 97 F FF 96 X FF 97 2-2 ① G3	3	1	0	0	1	0	1
12 Luis Campusano, R (1, 2) OBP: 0.336, SLG: 0.485 16 Ben Gamel, L (7, PR) OBP: 0.200, SLG: 0.267 99 Gary Sánchez, R (7, 2) OBP: 0.288, SLG: 0.493	C SL 84 X SL 85 0-1 7 1B 22 1B 1-2 1B	B CU 75 B SL 85 C SL 84 F FF 93 X CU 75 2-2 ② G6-3					X CH 82 0-0 1 SH1-3 22 1B 1B		B SL 91 B FF 97 C FF 97 T SL 90 X FF 97 2-2 1 G6-3 1B	3 0 1	1 1 0	2 0 1	0 0 0	0 0 0	0 0 0	0 0 0
1 Trent Grisham, L (1, 8) OBP: 0.312, SLG: 0.357	C FF 92 C CU 76 B CU 77 B CU 75 B SL 84 X FF 91 3-2 ② F7	T FF 93 C SI 93 B FF 94 B CU 76 F FF 94 X CU 75 2-2 ③ P1					X SI 91 0-0 ① SH1-3 1-2		B FF 96 C FF 95 B FF 96 S FF 95 X FF 96 2-2 ②③ G6-3 1-2f	3	0	0	0	0	0	3
Inning Stats	R: 1 E: 0 K: 0 S: 13 H: 2 LOB: 1 BB: 1 P: 20	R: 2 E: 0 K: 1 S: 19 H: 3 LOB: 2 BB: 1 P: 31	R: 0 E: 0 K: 0 S: 4 H: 1 LOB: 0 BB: 0 P: 5	R: 0 E: 0 K: 0 S: 9 H: 0 LOB: 0 BB: 0 P: 13	R: 0 E: 0 K: 0 S: 8 H: 0 LOB: 0 BB: 0 P: 9	R: 0 E: 0 K: 1 S: 15 H: 1 LOB: 1 BB: 0 P: 20	R: 1 E: 0 K: 0 S: 9 H: 2 LOB: 1 BB: 0 P: 13	R: 0 E: 0 K: 0 S: 5 H: 1 LOB: 0 BB: 0 P: 6	R: 0 E: 0 K: 0 S: 9 H: 1 LOB: 0 BB: 0 P: 15	1B: 10 2B: 1 3B: 0 HR: 0 SF: 0 SAC: 2 DP: 3 HBP: 0						

PITCHER		IP	WLS	BF	H	R	ER	SO	BB	IBB	HBP	BLK	WP	HR	S	P	ERA	WHIP
39 Miles Mikolas, R ERA: 4.66	(1, 1)	6.0		25	7	3	3	2	2	0	0	0	0	0	68	98	4.50	1.500
47 John King, L ERA: 4.5	(7, 1)	0.2		4	2	1	1	0	0	0	0	0	0	0	7	10	13.50	3.000
34 Drew VerHagen, R ERA: 4.09	(7, 1)	1.1		4	1	0	0	0	0	0	0	0	0	0	7	9	0.00	0.750
53 Andre Pallante, R ERA: 5.13	(9, 1)	1.0	W	3	1	0	0	0	0	0	0	0	0	0	9	15	0.00	1.000

PITCHER	IP	WLS	BF	H	R	ER	SO	BB	IBB	HBP	BLK	WP	HR	S	P	ERA	WHIP

TOP

San Diego Padres @ St. Louis Cardinals

Busch Stadium, St. Louis, MO

Wed Aug 30 2023, 1:17 PM - 3:55 PM CDT

Att. 32,583 - Partly Cloudy - 79 F

livebaseballscorecards.com

AB	32
R	4
H	11
RBI	4
BB	2
SO	2
LOB	15

Batter	1	2	3	4	5	6	7	8	9	AB	R	H	RBI	BB	SO	LOB
19 Tommy Edman, S (1, 8) OBP: 0.300, SLG: 0.413	B FF 87 C FF 88 S FF 87 B CU 72 F FF 88 B CU 72 3-2 40 S 46 S BB		X FC 84 0-0 ② F9		B ST 79 X SI 96 1-0 ② G4-3		C SI 82 2 SAFE F SL 84 B SI 94 B FF 92 X SL 83 2-2 ② FC4-6 46 S 1-2f 2-3		C SI 96 B SL 87 X SI 97 1-1 2-H HR	4	1	1	2	1	0	3
46 Paul Goldschmidt, R (1, 3) OBP: 0.368, SLG: 0.460	C FF 89 F SL 75 D CU 75 F SL 77 1 SAFE S FF 89 1-3 ① K 1-2		C FC 82 X CU 72 0-1 ③ F8		C SI 99 C SI 99 B ST 84 F ST 82 X SI 99 1-2 ③ G4-3		B SL 82 C SI 94 C SI 92 X SI 93 1-2 ③ F8 1-2			4	0	0	0	0	1	4
40 Willson Contreras, R (1, 10) OBP: 0.348, SLG: 0.437	B SL 77 C SL 78 B SL 79 B FF 89 F SL 78 X SL 78 3-2 ② F8 2-3			S SL 74 X SL 75 0-1 28 1B 18 HR 2B		T SI 98 X SI 98 0-1 ① G5-3		C SI 92 S CU 78 S FF 94 0-3 ① K		4	1	1	0	0	1	1
28 Nolan Arenado, R (1, 5) OBP: 0.322, SLG: 0.489	B SL 80 X SL 79 1-0 ③ F7			C CU 72 2 SAFE X CU 73 0-1 18 HR 2-3 1B		B SI 98 B SI 97 F SI 98 X SI 100 2-1 ② G5-3		B SL 85 B SI 92 F SL 83 B SL 83 S SL 82 F SI 92 F SI 91 X CU 79 3-2 ② G1-3		4	1	1	0	0	0	1
18 Jordan Walker, R (1, 9) OBP: 0.335, SLG: 0.431		F FF 87 X SL 76 0-1 7 G5-4-3 1B		B FC 83 F FC 84 X SL 77 1-1 1-H 3-H HR		C SI 98 S ST 82 B ST 82 B ST 82 F SI 98 B ST 82 X SI 98 3-2 2B		X SI 92 0-0 1B		4	1	4	3	0	0	0
7 Andrew Knizner, R (1, 2) OBP: 0.292, SLG: 0.459		X SL 78 0-0 ① ② G5-4-3 1-2f	C FF 89 S CU 72 B CU 74 B ST 74 S FF 89 2-3 ① K		B ST 79 F SI 97 F SI 99 F ST 83 S ST 80 1-3 ③ K		1 SAFE S SL 83 D CU 79 S SL 82 S CU 79 1-3 ③ K		4	0	0	0	0	3	3
55 Taylor Motter, R (1, 4) OBP: 0.232, SLG: 0.211		C SL 78 F CU 72 B FF 89 F SL 78 F SL 76 B FF 90 F CU 72 X CU 71 2-2 ③ L6	X FF 88 0-0 ② P3			C FF 91 B ST 77 B ST 77 S SI 91 H ST 74 3-2 19 FC4-6 67 1B HBP		B SL 84 C SI 95 F SL 84 B SI 96 B SI 95 C SI 94 3-3 ① K	3	0	0	0	0	1	0
67 Richie Palacios, L (1, 7) OBP: 0.323, SLG: 0.467 26 Luken Baker, R (9, PH) OBP: 0.220, SLG: 0.275		B FF 87 C SL 75 B SL 77 X SL 78 2-1 0 FC 1B	X CU 74 0-0 ③ F8			B ST 74 B FF 88 B FF 91 C FF 91 X FF 90 3-1 19 FC4-6 1-2 1B		C SI 96 B SI 96 C SL 86 B SI 97 B SI 97 X SI 96 3-2 ② F8	3 1	0 0	2 0	0 0	0 0	0 0	0 0
0 Masyn Winn, R (1, 6) OBP: 0.171, SLG: 0.220			F SL 75 X CU 71 0-1 ① FC 1-2f		C ST 79 C ST 81 X SI 97 0-2 ① G4-3		L FF 90 F FF 91 S ST 75 0-3 ① K		F SI 96 S SI 97 X SL 85 0-2 19 HR 2B	4	1	1	0	0	1	3
Inning Stats	R: 0 E: 0 K: 1 S: 11 H: 0 LOB: 1 BB: 1 P: 19	R: 0 E: 0 K: 0 S: 9 H: 1 LOB: 0 BB: 0 P: 11	R: 0 E: 0 K: 0 S: 7 H: 1 LOB: 1 BB: 0 P: 9	R: 3 E: 0 K: 1 S: 11 H: 3 LOB: 0 BB: 0 P: 14	R: 0 E: 0 K: 0 S: 8 H: 0 LOB: 0 BB: 0 P: 10	R: 0 E: 0 K: 1 S: 12 H: 1 LOB: 1 BB: 0 P: 18	R: 0 E: 0 K: 1 S: 13 H: 1 LOB: 2 BB: 0 P: 22	R: 0 E: 0 K: 2 S: 12 H: 1 LOB: 1 BB: 0 P: 16	R: 2 E: 0 K: 1 S: 11 H: 2 LOB: 0 BB: 0 P: 18	1B: 5 2B: 3 3B: 0 HR: 2 SF: 0 SAC: 0 DP: 1 HBP: 1						

PITCHER		IP	WLS	BF	H	R	ER	SO	BB	IBB	HBP	BLK	WP	HR	S	P	ERA	WHIP
41 Rich Hill, L ERA: 5.26	(1, 1)	4.0		17	5	3	3	2	1	0	0	0	0	1	38	53	6.75	1.500
66 Luis García, R ERA: 4.32	(5, 1)	2.0		7	1	0	0	1	0	0	0	0	0	0	20	28	0.00	0.500
59 Tom Cosgrove, L ERA: 1.62	(7, 1)	0.1	H	3	1	0	0	1	0	0	1	0	0	0	7	13	0.00	3.000
58 Scott Barlow, R ERA: 4.97	(7, 1)	1.2	H	6	1	0	0	2	0	0	0	0	0	0	18	25	0.00	0.600
71 Josh Hader, L ERA: 1.16	(9, 1)	0.2	L	4	2	2	2	1	0	0	0	0	0	1	11	18	27.00	3.000

PITCHER	IP	WLS	BF	H	R	ER	SO	BB	IBB	HBP	BLK	WP	HR	S	P	ERA	WHIP

BOTTOM

San Diego Padres @ St. Louis Cardinals

Busch Stadium, St. Louis, MO

Wed Aug 30 2023, 1:17 PM - 3:55 PM CDT

Att. 32,583 - Partly Cloudy - 79 F

livebaseballscorecards.com

AB	35
R	5
H	10
RBI	5
BB	1
SO	7
LOB	15

San Francisco Giants @ San Diego Padres

Petco Park, San Diego, CA

Thu Aug 31 2023, 6:42 PM - 9:32 PM PDT

Att. 36,639 - Partly Cloudy - 71 F

livebaseballscorecards.com

TOP

Batter	1	2	3	4	5	6	7	8	9	AB	R	H	RBI	BB	SO	LOB
31 LaMonte Wade Jr., L (1, 3) OBP: 0.369, SLG: 0.401	G4-3		E3 F7			F8		L3		5	1	0	0	0	0	2
39 Thairo Estrada, R (1, 4) OBP: 0.322, SLG: 0.420	K		1B	K		1B			K	5	1	2	0	0	3	0
17 Mitch Haniger, R (1, 7) (9, 9) OBP: 0.278, SLG: 0.372	BB		K	K		P4			3B	4	0	1	0	1	2	3
23 Joc Pederson, L (1, 10) OBP: 0.359, SLG: 0.428 18 Paul DeJong, R (9, PH) (9, 10) OBP: 0.257, SLG: 0.355	E5 1B		1B	L9			F9		F7	4 1	1 0	2 0	1 0	0 0	0 0	0 1
5 Mike Yastrzemski, L (1, 9) OBP: 0.323, SLG: 0.450 13 Austin Slater, R (9, PH) (9, 8) OBP: 0.345, SLG: 0.401	BB		1B		HR		F7		G1-3	3 1	2 0	2 0	2 0	1 0	0 0	0 1
7 J.D. Davis, R (1, 5) OBP: 0.321, SLG: 0.401	FC6-4		E5 2B		L9		G5-3			4	1	0	0	0	0	4
53 Wade Meckler, L (1, 8) (9, 7) OBP: 0.367, SLG: 0.286		K	2B		G3			K		4	1	1	1	0	2	0
2 Blake Sabol, L (1, 2) OBP: 0.302, SLG: 0.399		K	2B		P5			1B		4	0	2	1	0	1	0
6 Casey Schmitt, R (1, 6) OBP: 0.251, SLG: 0.295		K	SF7			K		P3		3	0	0	1	0	2	1
Inning Stats	R: 0 E: 1 K: 1 S: 16 H: 1 LOB: 3 BB: 2 P: 29	R: 0 E: 0 K: 3 S: 11 H: 0 LOB: 0 BB: 0 P: 17	R: 6 E: 2 K: 1 S: 24 H: 5 LOB: 1 BB: 0 P: 31	R: 0 E: 0 K: 2 S: 13 H: 0 LOB: 0 BB: 0 P: 16	R: 1 E: 0 K: 0 S: 13 H: 1 LOB: 0 BB: 0 P: 21	R: 0 E: 0 K: 1 S: 7 H: 1 LOB: 1 BB: 0 P: 11	R: 0 E: 0 K: 0 S: 9 H: 0 LOB: 0 BB: 0 P: 13	R: 0 E: 0 K: 1 S: 10 H: 1 LOB: 1 BB: 0 P: 15	R: 0 E: 0 K: 1 S: 13 H: 1 LOB: 1 BB: 0 P: 16	1B: 7 2B: 1 3B: 1 HR: 1 SF: 1 SAC: 0 DP: 0 HBP: 0						

	AB	38
	R	7
	H	10
	RBI	6
	BB	2
	SO	10
	LOB	12

PITCHER		IP	WLS	BF	H	R	ER	SO	BB	IBB	HBP	BLK	WP	HR	S	P	ERA	WHIP
60 Pedro Avila, R ERA: 2.67	(1, 1)	3.0	L	19	6	6	1	5	2	0	0	0	0	0	51	77	3.00	2.667
61 Matt Waldron, R ERA: 4.91	(4, 1)	5.0		18	3	1	1	4	0	0	0	0	0	1	52	76	1.80	0.600
56 Ray Kerr, L ERA: 5.87	(9, 1)	1.0		4	1	0	0	1	0	0	0	0	0	0	13	16	0.00	1.000

PITCHER	IP	WLS	BF	H	R	ER	SO	BB	IBB	HBP	BLK	WP	HR	S	P	ERA	WHIP

WP: 0 PB: 0 SB: 0 CS: 0 PA: 41

Batter	1	2	3	4	5	6	7	8	9	AB	R	H	RBI	BB	SO	LOB
7 Ha-Seong Kim, R (1, 4) OBP: 0.369, SLG: 0.436	C SI 92 S SL 82 X SL 85 0-2 ① G3		C SI 93 B SI 94 C CH 88 X SL 84 1-2 ③ G1-3			C FF 92 F FF 92 X ST 79 0-2 ① F9	X FF 91 0-0 ③ F8		B SI 93 X SI 94 1-0 22 G4-6-3 2-H 1B	5	0	1	1	0	0	1
22 Juan Soto, L (1, 7) OBP: 0.403, SLG: 0.480	B SL 81 B CH 86 C SL 83 C CH 87 C SL 86 2-3 ② K			F SI 91 B SI 92 C CH 87 B SI 93 H SL 85 3-2 23 G6-4-3 HBP		B FF 93 C FF 93 B ST 79 B ST 80 B FF 93 4-1 2 BB 23 1B BB		B FF 90 B FF 91 C FF 90 B FF 91 B FF 90 4-1 23 1B 13 WP 24 2B BB	X SI 93 0-0 ②③ G4-6-3 1-2f	2	1	0	0	2	1	1
13 Manny Machado, R (1, 5) OBP: 0.313, SLG: 0.450	B SL 83 X SL 84 1-0 ③ G2-3			B SI 93 C SI 93 F CH 87 1 SAFE F SI 94 B SI 93 S SL 84 2-3 ① K		1 SAFE C FF 93 B CH 86 F FF 93 B CH 86 B CH 86 F FF 94 X ST 79 3-2 ② F7		F FF 92 F ST 78 F FF 93 B CH 86 F FF 92 F ST 77 B ST 77 F FF 92 X CH 85 2-2 ① L7 1-2		4	0	0	0	0	1	3
23 Fernando Tatis Jr., R (1, 9) OBP: 0.328, SLG: 0.456		X SL 83 0-0 ① F8		B SI 93 B SL 84 S SL 84 S SI 92 D CH 89 F SL 82 F SL 84 F SL 83 X SI 93 3-2 ②③ G6-4-3 1-2f		B CH 86 C ST 77 D CH 87 S FF 93 F ST 79 X FF 93 2-2 2 BB 1-2 1B		S SI 92 X SI 93 0-1 24 2B 2-3 1B		4	0	2	0	0	0	1
2 Xander Bogaerts, R (1, 6) OBP: 0.329, SLG: 0.391		C SI 94 X SL 84 0-1 ② G6-3			B FF 93 C FF 94 B CH 88 F FF 95 F ST 78 S CH 88 2-3 ① K	C FF 92 B FF 94 B CH 86 F FF 93 B ST 79 B FF 93 4-2 1-2 2-3 BB		B SL 83 B SI 93 C SI 94 F SL 83 F SL 83 S SI 93 2-3 ② K		3	0	0	0	1	2	2
14 Matt Carpenter, L (1, 10) OBP: 0.314, SLG: 0.303 24 Garrett Cooper, R (6, PH) OBP: 0.305, SLG: 0.425 (7, 10)		C SL 82 B SL 83 F SI 94 B SL 84 F CH 88 F SI 94 B SL 84 B SL 83 4-2 99 WP BB			C FF 95 B ST 79 B CH 87 B FF 94 C FF 94 B FF 95 4-2 17 1B BB	B ST 79 F FF 93 S ST 78 S ST 80 1-3 ③ K		B SL 83 C SI 94 X SL 84 1-1 1-3 3-H 2B		0 2	0 0	0 1	0 1	2 0	0 1	0 3
99 Gary Sánchez, R (1, 2) OBP: 0.287, SLG: 0.489		C SI 93 F SL 84 B CH 88 F CH 88 B SL 86 C SI 94 2-3 ③ K 1-2			C FF 93 B FF 94 S CH 86 X ST 79 1-2 ② F7		F FF 91 C FF 91 B ST 78 X FF 92 1-2 1 G4-6-3 17 BB 1B	C SI 95 B SI 94 B SL 84 F SI 95 S SL 85 2-3 ③ K		4	0	1	0	0	2	4
17 Matthew Batten, R (1, 3) OBP: 0.447, SLG: 0.606			C SI 91 X SL 81 0-1 ① F7		C CH 87 F CH 87 B FF 93 F ST 81 F FF 94 B CH 86 F CH 86 X FF 93 2-2 1-2 1B		F FF 91 B FF 92 B FF 91 C ST 76 B FF 92 F FF 91 D ST 78 4-2 1 G4-6-3 1-2 BB		B SI 92 X SI 92 1-0 ① P6	3	0	1	0	1	0	0
1 Trent Grisham, L (1, 8) OBP: 0.310, SLG: 0.355 28 José Azocar, R (9, PH) OBP: 0.283, SLG: 0.339			B SI 92 C SL 80 C SL 83 B CH 87 X SI 92 2-2 ② G4-3		B ST 78 B FF 92 X FF 92 2-0 ③ G3-1		B FF 91 X FF 91 1-0 ①② G4-6-3 1-2f 2-3		B SI 92 X SI 93 1-0 7 WP 7 1B 2B	3 1	0 1	0 1	0 1	0 0	0 0	4 0

Inning Stats	1	2	3	4	5	6	7	8	9
	R: 0 E: 0 K: 1 S: 7 H: 0 LOB: 0 BB: 0 P: 10	R: 0 E: 0 K: 1 S: 11 H: 0 LOB: 1 BB: 1 P: 17	R: 0 E: 0 K: 0 S: 8 H: 0 LOB: 0 BB: 0 P: 11	R: 0 E: 0 K: 1 S: 12 H: 0 LOB: 0 BB: 0 P: 20	R: 0 E: 0 K: 1 S: 16 H: 1 LOB: 2 BB: 1 P: 27	R: 0 E: 0 K: 1 S: 17 H: 1 LOB: 3 BB: 2 P: 31	R: 0 E: 0 K: 0 S: 8 H: 1 LOB: 1 BB: 1 P: 14	R: 1 E: 0 K: 2 S: 19 H: 2 LOB: 2 BB: 1 P: 30	R: 1 E: 0 K: 0 S: 4 H: 2 LOB: 0 BB: 0 P: 7

PITCHER		IP	WLS	BF	H	R	ER	SO	BB	IBB	HBP	BLK	WP	HR	S	P	ERA	WHIP
34 Jakob Junis, R ERA: 3.87	(1, 1)	4.0		13	0	0	0	3	1	0	1	0	1	0	38	58	0.00	0.250
52 Sean Manaea, L ERA: 4.96	(5, 1)	3.1	W	17	3	1	1	2	5	0	0	0	1	0	49	86	2.70	2.400
74 Ryan Walker, R ERA: 2.16	(8, 1)	0.2		4	2	0	0	2	0	0	0	0	0	0	11	16	0.00	3.000
54 Scott Alexander, L ERA: 4.57	(9, 1)	1.0		4	2	1	1	0	0	0	0	0	1	0	4	7	9.00	2.000

PITCHER	IP	WLS	BF	H	R	ER	SO	BB	IBB	HBP	BLK	WP	HR	S	P	ERA	WHIP

BOTTOM

San Francisco Giants @ San Diego Padres

Petco Park, San Diego, CA

Thu Aug 31 2023, 6:42 PM - 9:32 PM PDT

Att. 36,639 - Partly Cloudy - 71 F

livebaseballscorecards.com

AB	31
R	2
H	7
RBI	2
BB	6
SO	7
LOB	19

1B: 5	SF: 0	WP: 3	PA: 38
2B: 2	SAC: 0	PB: 0	
3B: 0	DP: 3	SB: 0	
HR: 0	HBP: 1	CS: 0	

Batter	1	2	3	4	5	6	7	8	9	AB	R	H	RBI	BB	SO	LOB
31 LaMonte Wade Jr., L (1, 3) OBP: 0.370, SLG: 0.399	C FF 91 B FF 91 F CH 81 X CH 81 1-2 ① G4-3		F CU 74 B CH 81 B CH 81 X SI 92 2-1 ② L7		C CH 82 F FC 89 B SI 93 F CH 84 F FF 95 X SI 93 1-2 ② G4-3		C FC 91 X FF 94 0-1 41 L3 1B		S SL 83 H SI 95 1-1 41 G6-4-3 HBP 1-2 2-3 3-H	4	0	1	1	0	0	1
41 Wilmer Flores, R (1, 10) OBP: 0.352, SLG: 0.533	X FF 92 0-0 HR		B CU 73 C CH 80 F SI 93 D CH 82 F CH 82 F FF 94 D CH 82 F FF 94 F SI 94 4-2 F FF 84 D CH 84 BB		B CH 82 C FC 89 C CH 82 X FF 94 1-2 ③ L7		C FF 94 X SI 94 0-1 ②③ L3 1-2		C CU 82 X SL 84 0-1 ②③ G6-4-3 1-2f	4	1	1	1	1	0	4
23 Joc Pederson, L (1, 7) OBP: 0.355, SLG: 0.422	B CH 82 C CH 82 B CH 83 B FF 92 S CH 83 3-2 ② K		C CH 84 F FF 93 B FF 95 X CH 84 1-2 ③ G4-3			S FF 92 F FF 93 F SI 93 S CH 83 0-3 ① K		F FF 92 F CH 82 C SI 93 0-3 ① K		4	0	0	0	0	3	2
5 Mike Yastrzemski, L (1, 9) OBP: 0.322, SLG: 0.450	C FC 88 B CH 82 B CH 82 X FF 92 2-1 ③ P6			B CU 74 B FC 87 C FF 92 C CH 81 F CH 81 F CH 83 S SI 92 2-3 ① K		B FF 92 F SI 92 C FF 94 X CH 83 1-2 35 1B 2B		B FF 93 F FC 90 C SI 91 B CH 82 B CH 81 S FF 93 3-3 ② K		4	0	1	0	0	2	0
14 Patrick Bailey, S (1, 2) OBP: 0.313, SLG: 0.406		C FF 91 B CU 75 B CU 73 C FF 93 S CH 82 2-3 ① K		B CU 75 X CH 82 1-0 39 2B 35 SF8 1B		C SI 95 B FF 94 B FF 94 C CH 84 D CH 84 B FF 95 4-2 35 1B BB		B CH 82 F CH 81 X FF 93 1-1 G3-1		3	1	1	0	1	1	0
39 Thairo Estrada, R (1, 4) OBP: 0.324, SLG: 0.423		B FC 87 C FC 87 X SI 92 1-1 ② L5		X CH 82 0-0 1-3 2B		B SI 94 C SI 94 S CH 84 C SI 94 1-3 ② K			B CU 79 C CU 78 X SI 94 1-1 2 HBP 35 1B 31 HBP 1B	4	1	2	0	0	1	2
35 Brandon Crawford, L (1, 6) OBP: 0.267, SLG: 0.322		F FF 92 S CH 81 C SI 92 0-3 ③ K		B CH 83 B CH 81 B FF 94 C FF 94 F SI 93 X CH 84 3-2 ② SF8 3-H		B FF 94 F FF 93 F SI 94 X SI 95 1-2 1-2 2-3 1B			C CU 79 S CU 79 D CU 79 X SI 96 1-2 31 HBP 2 HBP 1-2 1B	3	0	2	1	0	1	0
53 Wade Meckler, L (1, 8) OBP: 0.340, SLG: 0.261			B FF 91 X FF 91 1-0 ① G3	C CH 82 X CH 80 0-1 ③ F9		S CH 84 D CH 84 S CH 84 B SI 96 B FF 96 X CH 84 3-2 ③ P6			C CU 79 B CU 80 B FF 94 T FF 94 F CU 79 S SL 83 2-3 ① K	4	0	0	0	0	1	6
6 Casey Schmitt, R (1, 5) OBP: 0.252, SLG: 0.300 2 Blake Sabol, L (9, PH) OBP: 0.305, SLG: 0.399			X FC 88 0-0 2B		B CU 75 B SI 93 T FF 93 B CH 82 X SI 93 3-1 ① F8		X FC 91 0-0 ① G1-3		D CU 80 F CU 78 H FF 94 2-1 31 HBP 1-2 2-3 HBP	3 0	0 0	1 0	0 0	0 0	0 0	0 0
Inning Stats	R: 1 E: 0 K: 1 S: 8 H: 1 LOB: 0 BB: 0 P: 14	R: 0 E: 0 K: 2 S: 8 H: 0 LOB: 0 BB: 0 P: 11	R: 0 E: 0 K: 0 S: 14 H: 1 LOB: 2 BB: 1 P: 22	R: 1 E: 0 K: 1 S: 12 H: 2 LOB: 1 BB: 0 P: 18	R: 0 E: 0 K: 0 S: 10 H: 0 LOB: 0 BB: 0 P: 15	R: 0 E: 0 K: 2 S: 18 H: 2 LOB: 3 BB: 1 P: 28	R: 0 E: 0 K: 0 S: 5 H: 1 LOB: 0 BB: 0 P: 5	R: 0 E: 0 K: 2 S: 8 H: 0 LOB: 0 BB: 0 P: 12	R: 1 E: 0 K: 1 S: 13 H: 2 LOB: 2 BB: 0 P: 20	1B: 5 2B: 4 3B: 0 HR: 1 SF: 1 SAC: 0 DP: 2 HBP: 2						

PITCHER		IP	WLS	BF	H	R	ER	SO	BB	IBB	HBP	BLK	WP	HR	S	P	ERA	WHIP
52 Michael Wacha, R ERA: 2.85	(1, 1)	6.0	W	26	6	2	2	6	2	0	0	0	0	1	70	108	3.00	1.333
21 Nick Martinez, R ERA: 3.95	(7, 1)	2.0		6	1	0	0	2	0	0	0	0	0	0	13	17	0.00	0.500
58 Scott Barlow, R ERA: 5.04	(9, 1)	1.0		6	2	1	1	1	0	0	2	0	0	0	13	20	9.00	2.000

PITCHER	IP	WLS	BF	H	R	ER	SO	BB	IBB	HBP	BLK	WP	HR	S	P	ERA	WHIP

TOP

San Francisco Giants @ San Diego Padres

Petco Park, San Diego, CA

Fri Sep 01 2023, 6:43 PM - 9:32 PM PDT

Att. 40,326 - Partly Cloudy - 72 F

livebaseballscorecards.com

AB	33
R	3
H	9
RBI	3
BB	2
SO	9
LOB	15

Batter	1	2	3	4	5	6	7	8	9	AB	R	H	RBI	BB	SO	LOB
7 Ha-Seong Kim, R (1, 4) OBP: 0.367, SLG: 0.434	C FF 93 B ST 81 B SL 87 X FF 95 2-1 23 HR 1B	B SL 88 C FF 95 S ST 82 B FF 96 F ST 82 X ST 79 2-2 ② F9	C SL 83 B SI 93 B CH 87 B SI 93 C SI 92 F SL 84 F SI 94 F SI 93 F SL 83 3-2 X SI 93 ③ G4-3			B CH 85 B CH 85 B SL 82 C SI 90 C SL 81 X SI 90 3-2 ①② G4-3 1-2f		B SL 83 C SI 94 B CH 86 X SI 93 2-1 ② G5-3		5	1	1	0	0	0	5
23 Fernando Tatis Jr., R (1, 9) OBP: 0.329, SLG: 0.463	X SL 90 0-0 1-H HR	B FF 94 C ST 83 X ST 82 1-1 ③ FC5-4 1-2f		C SL 83 B CH 85 X CH 86 1-1 ① G1-3		B SI 91 F CH 86 F CH 86 X SI 91 1-2 22 PB 22 E 2B		C SI 93 B CH 87 F SI 94 F CH 87 S CH 86 1-3 ③ K		5	2	2	2	0	1	1
22 Juan Soto, L (1, 7) OBP: 0.402, SLG: 0.484	B CU 78 C FF 95 F FF 94 X ST 81 1-2 HR		X FF 93 0-0 ① F7	B CH 85 C CH 86 F SI 92 F SL 84 F CH 85 X SI 92 1-2 ② L8		C SL 82 B CH 85 C SL 82 B CH 86 F CH 86 F SL 82 X CH 87 2-2 E4 13 FC6-4 2-H				4	1	1	1	0	0	0
13 Manny Machado, R (1, 10) OBP: 0.312, SLG: 0.448	B FF 96 B SL 90 X ST 81 2-0 ① L6		B FF 95 X ST 82 1-0 2 FC4-6 1B	C CH 84 T SI 92 X CH 87 0-2 ③ G1-3		C FF 94 S SL 87 X SL 87 0-2 ③ FC6-4 1-2f				4	0	1	0	0	0	1
2 Xander Bogaerts, R (1, 6) OBP: 0.329, SLG: 0.390	C FF 95 B ST 83 F FF 84 X FF 95 2-1 ② F9		B ST 82 C ST 82 F FF 94 X ST 83 1-2 ② FC4-6 24 1B 12 1B 1-2f		C SL 81 B CH 84 B CH 85 B SI 90 C SI 92 C SL 81 3-3 ① K		S SL 87 F FF 95 X SL 87 0-2 12 G5-3 12 BLK 1B			4	1	1	0	0	1	1
24 Garrett Cooper, R (1, 3) OBP: 0.305, SLG: 0.423	B SL 90 F FF 95 X ST 80 1-1 ③ F9		X FF 95 0-0 12 1B 17 2B 1-2 1B		C SL 81 C SI 91 X SL 81 0-2 ② G4-3		C SL 88 F SL 88 D SL 88 1 SAFE F SL 88 B FF 94 S SL 88 2-3 ① K			4	1	1	0	0	1	1
12 Luis Campusano, R (1, 2) OBP: 0.351, SLG: 0.505		B ST 80 X ST 83 1-0 1 1B 2B	X SL 90 0-0 17 2B 1-2 2-H 1B		F SI 89 B SL 82 S SL 82 X SL 81 1-2 1B		B SL 87 1 SAFE 1 SAFE B SL 86 C FF 94 F SL 88 X SL 88 2-2 ② G5-3 1-3			4	1	3	1	0	0	1
17 Matthew Batten, R (1, 5) OBP: 0.429, SLG: 0.595		C FF 95 F FF 95 F FF 96 X ST 82 0-2 ① F8	F FF 94 C ST 83 X ST 84 0-2 1-3 2-H 2B		C CH 85 F CH 85 X SI 92 0-2 ③ F9		B SL 88 F SL 87 C FF 94 F SL 87 D SL 88 S SL 87 2-3 ③ K			4	0	1	1	0	1	3
1 Trent Grisham, L (1, 8) OBP: 0.314, SLG: 0.357		C CU 79 C FF 95 X CU 80 0-2 23 FC5-4 2-H 1B	B CH 86 B CH 86 F SI 94 F SI 93 F SL 84 F SI 94 B SI 94 F SI 94 B SI 95 4-2 BB			C SI 91 B SL 82 B CH 84 S CH 86 F SI 90 X CH 85 2-2 7 G4-3 1B		B SI 91 C SI 92 C SL 84 F SI 92 F SL 84 F SI 93 C SI 93 1-3 ① K		3	0	2	1	1	1	0
Inning Stats	R: 3 E: 0 K: 0 S: 11 H: 3 LOB: 0 BB: 0 P: 19	R: 1 E: 0 K: 0 S: 14 H: 2 LOB: 1 BB: 0 P: 18	R: 2 E: 0 K: 0 S: 22 H: 4 LOB: 3 BB: 1 P: 31	R: 0 E: 0 K: 0 S: 10 H: 0 LOB: 0 BB: 0 P: 12	R: 0 E: 0 K: 1 S: 12 H: 1 LOB: 1 BB: 0 P: 16	R: 1 E: 1 K: 0 S: 18 H: 2 LOB: 1 BB: 0 P: 26	R: 0 E: 0 K: 2 S: 14 H: 1 LOB: 1 BB: 0 P: 20	R: 0 E: 0 K: 2 S: 12 H: 0 LOB: 0 BB: 0 P: 16		1B: 8 2B: 3 3B: 0 HR: 2 SF: 0 SAC: 0 DP: 1 HBP: 0		WP: 0 PB: 1 SB: 0 CS: 0 PA: 38		

PITCHER		IP	WLS	BF	H	R	ER	SO	BB	IBB	HBP	BLK	WP	HR	S	P	ERA	WHIP
43 Tristan Beck, R ERA: 4.12	(1, 1)	2.2	L	17	9	6	6	0	0	0	0	0	0	2	35	49	20.25	3.375
57 Alex Wood, L ERA: 4.35	(3, 1)	3.0		13	3	1	0	1	1	0	0	0	0	0	49	70	0.00	1.333
77 Luke Jackson, R ERA: 2.19	(6, 1)	1.1		5	1	0	0	2	0	0	0	1	0	0	17	23	0.00	0.750
54 Scott Alexander, L ERA: 4.46	(8, 1)	1.0		3	0	0	0	2	0	0	0	0	0	0	12	16	0.00	0.000

PITCHER	IP	WLS	BF	H	R	ER	SO	BB	IBB	HBP	BLK	WP	HR	S	P	ERA	WHIP

BOTTOM

San Francisco Giants @ San Diego Padres

Petco Park, San Diego, CA

Fri Sep 01 2023, 6:43 PM - 9:32 PM PDT

Att. 40,326 - Partly Cloudy - 72 F

livebaseballscorecards.com

AB	37
R	7
H	13
RBI	6
BB	1
SO	5
LOB	13

Batter	1	2	3	4	5	6	7	8	9	AB	R	H	RBI	BB	SO	LOB
13 Austin Slater, R (1, 8) OBP: 0.347, SLG: 0.404	C FF 95 B CH 86 F FF 95 B CU 81 B CU 82 X FF 96 3-2 G6-3		B CH 84 C CH 85 B FF 96 C CH 86 C CH 86 2-3 K		B CU 81 B CH 83 B CH 86 C FF 97 B FF 97 4-1 1-2 BB		C SI 92 F FF 93 X ST 76 0-2 F9		X FF 96 0-0 1-3 2-H 2B	4	0	1	1	1	1	1
39 Thairo Estrada, R (1, 4) OBP: 0.325, SLG: 0.421	C FF 96 B FF 96 B CU 81 B CH 87 C CH 88 X FF 97 3-2 G4-3		B CH 86 B FF 96 B FF 95 B FF 97 4-0 1-2 BB		C FF 97 S SL 89 X CH 83 0-2 F8			B SI 96 B SI 98 B SI 97 C SI 97 X SI 97 3-1 14 FC2-5 41 E 1B	D CU 83 C CU 81 D FS 88 C CU 80 T FF 95 2-2 K	4	0	1	0	1	1	4
41 Wilmer Flores, R (1, 3) OBP: 0.350, SLG: 0.527	F FF 96 C FF 98 B CU 82 X CU 81 1-2 F9		C FF 97 B FF 96 C CH 87 X FF 97 1-2 P3			B CH 85 B CH 86 B FF 96 B FF 96 4-0 14 BB BB		C SI 97 F SI 97 1 SAFE F ST 82 F ST 82 F SI 97 B ST 82 X ST 82 1-2 FC6 14 FC2-5	X FF 94 0-0 G5-3	4	0	0	0	1	0	5
17 Mitch Haniger, R (1, 9) OBP: 0.273, SLG: 0.365 5 Mike Yastrzemski, L (8, PH) (8, 9) OBP: 0.321, SLG: 0.449		F FF 95 B SL 87 S CH 86 B CU 81 S CH 86 2-3 K		C CU 80 B CH 86 S FF 97 B CU 82 S CH 85 2-3 K		C CH 88 C CU 82 D CU 82 B SL 89 B CH 86 X FF 98 3-2 F8		C SI 98 S FS 88 B SI 98 S FS 90 1-3 K		3 1	0 0	0 0	0 0	0 0	2 1	1 2
14 Patrick Bailey, S (1, 2) OBP: 0.312, SLG: 0.401		B FF 98 C CH 88 S FF 97 X FF 97 1-2 L8		C CH 87 C CH 85 S CU 81 0-3 K		B FF 97 1 SAFE B FF 95 B CH 86 C FF 95 C CH 86 F FF 96 B CU 79 4-2 18 FC6-4 1-2 BB		C ST 81 F SI 98 F FS 89 F FS 90 D FS 90 X FS 88 1-2 FC2-5 1-2 2-3f		3	0	0	0	1	1	2
7 J.D. Davis, R (1, 10) OBP: 0.320, SLG: 0.400		S FF 98 B FF 98 B SL 89 B FF 97 S CH 87 X FF 96 3-2 1B		S FF 97 S FF 98 S CU 82 0-3 K		F FF 97 S FF 96 B FF 97 D CU 80 F FF 98 X CH 85 2-2 L9		B SI 98 X SI 99 1-0 F9		4	0	1	0	0	1	4
18 Paul DeJong, R (1, 6) OBP: 0.255, SLG: 0.351		F FF 97 B FF 96 S CH 86 S CH 86 1-3 K	C CH 86 B FF 96 S CH 85 S SL 89 1-3 K	S CH 86 B FF 98 D CH 84 X CH 86 2-1 FC6-4 1-2f				B CU 82 F FF 96 S FF 98 S FS 92 1-3 K	4	0	0	0	0	3	3
6 Casey Schmitt, R (1, 5) OBP: 0.256, SLG: 0.300			C FF 94 S CH 86 B FF 97 S CH 83 1-3 K		B CH 86 B FF 97 F FF 98 C FF 98 X FF 98 2-2 13 BB 1B		C FF 93 F FF 93 B FF 93 F ST 76 S ST 77 1-3 K		B FF 96 B FF 96 F FF 96 F FF 97 B FS 90 B FF 97 4-2 53 HBP 13 2B BB	3	1	1	0	1	2	0
53 Wade Meckler, L (1, 7) OBP: 0.351, SLG: 0.265			B FF 98 C FF 97 X FF 97 1-1 39 BB 1B		F FF 97 S SL 89 X CU 81 0-2 F8		B FF 92 B FF 92 X FF 92 2-0 F7		F FF 96 H FF 96 1-1 13 2B 1-2 HBP	3	0	1	0	0	0	1
Inning Stats	R: 0 E: 0 K: 0 S: 9 H: 0 LOB: 0 BB: 0 P: 16	R: 0 E: 0 K: 2 S: 12 H: 1 LOB: 1 BB: 0 P: 19	R: 0 E: 0 K: 2 S: 11 H: 1 LOB: 2 BB: 1 P: 20	R: 0 E: 0 K: 3 S: 9 H: 0 LOB: 0 BB: 0 P: 11	R: 0 E: 0 K: 1 S: 13 H: 1 LOB: 2 BB: 1 P: 20	R: 0 E: 0 K: 0 S: 12 H: 0 LOB: 2 BB: 2 P: 27	R: 0 E: 0 K: 1 S: 8 H: 0 LOB: 0 BB: 0 P: 11	R: 0 E: 1 K: 1 S: 17 H: 1 LOB: 2 BB: 0 P: 24	R: 1 E: 0 K: 2 S: 11 H: 1 LOB: 2 BB: 1 P: 19	1B: 4 2B: 1 3B: 0 HR: 0	SF: 0 SAC: 0 DP: 0 HBP: 1				WP: 0 PB: 0 SB: 0 CS: 0	PA: 39	

PITCHER		IP	WLS	BF	H	R	ER	SO	BB	IBB	HBP	BLK	WP	HR	S	P	ERA	WHIP
4 Blake Snell, L ERA: 2.5	(1, 1)	6.0	W	25	3	0	0	8	4	0	0	0	0	0	66	113	0.00	1.167
59 Tom Cosgrove, L ERA: 1.58	(7, 1)	1.0		3	0	0	0	1	0	0	0	0	0	0	8	11	0.00	0.000
66 Luis García, R ERA: 4.24	(8, 1)	1.0		5	1	0	0	1	0	0	0	0	0	0	17	24	0.00	1.000
56 Ray Kerr, L ERA: 6.06	(9, 1)	1.0		6	1	1	1	2	1	0	1	0	0	0	11	19	9.00	2.000

PITCHER	IP	WLS	BF	H	R	ER	SO	BB	IBB	HBP	BLK	WP	HR	S	P	ERA	WHIP

TOP

San Francisco Giants @ San Diego Padres

Petco Park, San Diego, CA

Sat Sep 02 2023, 5:43 PM - 8:08 PM PDT

Att. 41,983 - Clear - 76 F

livebaseballscorecards.com

AB	33
R	1
H	5
RBI	1
BB	5
SO	12
LOB	23

Batter	1	2	3	4	5	6	7	8	9	AB	R	H	RBI	BB	SO	LOB
7 Ha-Seong Kim, R (1, 5) OBP: 0.364, SLG: 0.430	B FF 93 C FF 92 X SV 82 1-1 ① G5-3		F FF 92 C FF 92 B FF 94 X FF 95 1-2 ① L9		C SV 82 B FF 91 1 SAFE S FF 92 1 SAFE B FF 94 S FF 93 2-3 ②③ K 1-2		X SL 87 0-0 ③ G5-3			4	0	0	0	0	1	1
23 Fernando Tatis Jr., R (1, 9) OBP: 0.328, SLG: 0.462	B SV 82 C SV 80 T FF 94 S FF 95 1-3 ② K		B FF 94 C SV 84 X FF 95 1-1 ② G5-3			C SL 86 X SV 82 0-1 22 FC4-6 1B		B SI 94 B ST 80 C SI 94 X SI 94 2-1 ① G5-3		4	0	1	0	0	1	0
22 Juan Soto, L (1, 7) OBP: 0.401, SLG: 0.489	C FF 95 B FF 95 S CH 88 X FF 96 1-2 HR		B FF 94 B SV 83 C SV 83 F FF 94 B FF 95 F FF 94 X FF 94 3-2 ③ F8			F CH 84 C FF 93 B FF 93 X CH 86 1-2 ① FC4-6 2 BB 1-2f 24 HR		B SI 95 F ST 79 B SI 94 F SI 94 X ST 80 2-2 ② G3		4	2	1	1	0	0	1
13 Manny Machado, R (1, 10) OBP: 0.310, SLG: 0.445	B FF 96 C SV 83 B SV 84 S FF 95 B FF 95 X SV 84 3-2 ③ F8			B FF 92 C FF 94 X SV 82 1-1 ① L7		B FF 92 B SL 87 X FF 93 2-0 ② L9		X ST 80 0-0 ③ P4		4	0	0	0	0	0	1
2 Xander Bogaerts, R (1, 6) OBP: 0.332, SLG: 0.399		B FF 94 B FF 95 C SV 81 X SV 82 2-1 HR		C SL 89 B FF 94 X FF 93 1-1 1B		B FF 93 C FF 93 B SL 87 B FF 93 B SV 84 4-1 24 HR 1-2 BB				2	2	2	1	1	0	0
24 Garrett Cooper, R (1, 3) OBP: 0.305, SLG: 0.430		S FF 94 B FF 94 C SV 83 F FF 95 T SV 82 1-2 ① K		S SV 82 B FF 92 C FF 94 X SV 81 1-2 ② P6		B FF 93 B FF 94 B FF 94 C FF 93 X FF 92 3-1 1-H 2-H HR				3	1	1	3	0	1	1
99 Gary Sánchez, R (1, 2) OBP: 0.288, SLG: 0.500		B SV 82 F FF 96 X CH 88 1-1 HR		C FF 93 B FF 94 X FF 92 1-1 ③ P3		X SL 85 0-0 ③ P6				3	1	1	1	0	0	1
17 Matthew Batten, R (1, 4) OBP: 0.400, SLG: 0.550		C FF 95 S FF 96 T FF 95 0-2 ② K			C FF 92 F FF 93 S FF 94 0-3 ① K		B FF 94 F SL 85 F SL 87 S SL 88 1-3 ① K			3	0	0	0	0	3	0
28 José Azocar, R (1, 8) OBP: 0.286, SLG: 0.328		X FF 93 0-0 ③ L5			B SV 82 B FF 93 B FF 92 B CH 91 4-0 7 CS BB		F SL 87 F SL 87 B FF 94 T SL 87 1-2 ② K			2	0	0	0	1	1	0
Inning Stats	R: 1 H: 1 E: 0 LOB: 0 K: 1 BB: 0 S: 11 P: 17	R: 2 H: 2 E: 0 LOB: 0 K: 2 BB: 0 S: 12 P: 16	R: 0 H: 0 E: 0 LOB: 0 K: 0 BB: 0 S: 9 P: 14	R: 0 H: 1 E: 0 LOB: 1 K: 0 BB: 0 S: 9 P: 13	R: 0 H: 0 E: 0 LOB: 0 K: 2 BB: 1 S: 6 P: 12	R: 3 H: 2 E: 0 LOB: 0 K: 0 BB: 1 S: 10 P: 20	R: 0 H: 0 E: 0 LOB: 0 K: 2 BB: 0 S: 7 P: 9	R: 0 H: 0 E: 0 LOB: 0 K: 0 BB: 0 S: 6 P: 10		1B: 2 SF: 0 2B: 0 SAC: 0 3B: 0 DP: 0 HR: 4 HBP: 0						

PITCHER		IP	WLS	BF	H	R	ER	SO	BB	IBB	HBP	BLK	WP	HR	S	P	ERA	WHIP
45 Kyle Harrison, L ERA: 4.7	(1, 1)	5.2	L	24	6	6	6	5	2	0	0	0	0	4	56	91	9.53	1.412
77 Luke Jackson, R ERA: 2.08	(6, 1)	1.1		4	0	0	0	2	0	0	0	0	0	0	8	10	0.00	0.000
33 Taylor Rogers, L ERA: 2.72	(8, 1)	1.0		3	0	0	0	0	0	0	0	0	0	0	6	10	0.00	0.000

PITCHER	IP	WLS	BF	H	R	ER	SO	BB	IBB	HBP	BLK	WP	HR	S	P	ERA	WHIP

BOTTOM

San Francisco Giants @ San Diego Padres

Petco Park, San Diego, CA

Sat Sep 02 2023, 5:43 PM - 8:08 PM PDT

Att. 41,983 - Clear - 76 F

livebaseballscorecards.com

AB	29
R	6
H	6
RBI	6
BB	2
SO	7
LOB	5

WP: 0	PA: 31		
PB: 0			
SB: 0			
CS: 1			

Batter	1	2	3	4	5	6	7	8	9	AB	R	H	RBI	BB	SO	LOB
31 LaMonte Wade Jr., L (1, 3) OBP: 0.369, SLG: 0.398	B FF 90 X FF 91 1-0 ① F8		C SI 93 F ST 86 B FF 95 B CU 81 X CH 86 2-2 1B			B CU 76 B FF 90 F SI 92 X ST 82 2-1 ① P2		C CU 78 B SL 84 X SI 95 1-1 ① P5		4	0	1	0	0	0	0
39 Thairo Estrada, R (1, 4) OBP: 0.324, SLG: 0.420	X FF 92 0-0 41 FC6-4 1B		B ST 83 C SI 94 S CU 79 F FF 95 F ST 85 B FF 95 X SI 94 2-2 ③ F9			F SL 84 C FF 93 X SV 81 0-2 ② P5		B SL 85 S SL 84 B SL 85 B SL 85 C FF 94 C SI 95 3-3 ② K		4	0	1	0	0	1	1
41 Wilmer Flores, R (1, 10) OBP: 0.352, SLG: 0.528	C SL 87 F SL 84 F FF 96 B ST 84 D CU 81 1 SAFE F SL 89 F FF 95 X SI 94 2-2 ② FC6-4 1-2f			B CU 76 F CU 78 B CH 84 B SI 92 C SI 92 F FF 92 X SI 91 3-2 ① G5-3		B ST 80 C SI 92 B CU 79 X SI 94 2-1 2B		B SI 96 B CU 80 F SI 94 S SL 83 B SL 84 F SI 94 B CU 78 4-2 BB		3	0	1	0	1	0	1
23 Joc Pederson, L (1, 7) OBP: 0.351, SLG: 0.416	S FF 91 D CH 86 X CU 80 1-1 ③ G6-3			B ST 81 C FF 91 B CH 87 C SI 91 S CU 80 2-3 ② K		B CU 79 B CU 79 S CH 85 X ST 80 2-1 ③ F7		C FF 95 B FF 93 1 SAFE F SL 85 X SL 83 1-2 ③ P3		4	0	0	0	0	1	3
14 Patrick Bailey, S (1, 2) OBP: 0.308, SLG: 0.396		B FF 89 F FF 91 B ST 79 C FF 94 B FF 95 S FF 94 3-3 ① K		B FF 93 C FF 93 X CH 84 1-1 ③ F8			C FF 94 S CH 83 F FF 95 B FF 95 B CH 82 S CH 83 2-3 ① K		C SI 93 S SL 87 B SI 96 S SL 86 1-3 ① K	4	0	0	0	0	3	0
5 Mike Yastrzemski, L (1, 9) OBP: 0.321, SLG: 0.445 13 Austin Slater, R (9, PH) OBP: 0.345, SLG: 0.401		B CU 80 C FF 93 X CH 87 1-1 ② L6			B FF 91 C FF 93 B ST 80 S CH 86 B SI 93 B SI 94 4-2 7 FC5-4 BB		C FF 94 C CU 82 B CH 83 X SI 94 1-2 ② P4		B SI 95 C SI 96 F SI 95 B CH 90 F SI 96 B SI 96 C SI 96 3-3 ② K	2 1	0 0	0 0	0 0	1 0	0 1	0 0
7 J.D. Davis, R (1, 5) OBP: 0.322, SLG: 0.399		B ST 80 B SI 93 X SI 92 2-0 ③ G6-3			X SL 83 0-0 ① FC5-4 35 FC6-4 1-2f		X SI 94 0-0 35 HBP 1B		B SI 96 B SL 85 B SI 95 C SI 94 C SI 94 B SI 96 4-2 BB	3	0	1	0	1	0	1
35 Brandon Crawford, L (1, 6) OBP: 0.268, SLG: 0.320 17 Mitch Haniger, R (9, PH) OBP: 0.272, SLG: 0.363			F FF 91 B CH 86 X FF 92 1-1 ① F7		C CU 79 X FF 92 0-1 ② FC6-4 1-2f		H FF 93 1-0 1-2 HBP		B CH 88 F SI 96 B SI 96 F SI 96 S SL 86 2-3 ③ K	2 1	0 0	0 0	0 0	0 1	0 1	1 1
53 Wade Meckler, L (1, 8) OBP: 0.333, SLG: 0.250			C FF 94 C CU 80 C ST 85 0-3 ② K		C CU 78 F FF 95 B SL 88 B CU 81 B CU 81 C SI 94 3-3 ③ K		B CH 80 C CH 80 B FF 95 C FF 94 F SI 94 X CH 81 2-2 ③ F9			3	0	0	0	0	2	3
Inning Stats	R: 0 E: 0 K: 0 S: 10 H: 1 LOB: 1 BB: 0 P: 14	R: 0 E: 0 K: 1 S: 6 H: 0 LOB: 0 BB: 0 P: 12	R: 0 E: 0 K: 1 S: 13 H: 1 LOB: 1 BB: 0 P: 18	R: 0 E: 0 K: 1 S: 9 H: 0 LOB: 0 BB: 0 P: 15	R: 0 E: 0 K: 1 S: 8 H: 0 LOB: 1 BB: 1 P: 15	R: 0 E: 0 K: 0 S: 9 H: 1 LOB: 1 BB: 0 P: 15	R: 0 E: 0 K: 1 S: 12 H: 1 LOB: 2 BB: 0 P: 18	R: 0 E: 0 K: 1 S: 11 H: 0 LOB: 1 BB: 1 P: 20	R: 0 E: 0 K: 3 S: 12 H: 0 LOB: 1 BB: 1 P: 22	1B: 3 2B: 1 3B: 0 HR: 0 SF: 0 SAC: 0 DP: 0 HBP: 1						

PITCHER	IP	WLS	BF	H	R	ER	SO	BB	IBB	HBP	BLK	WP	HR	S	P	ERA	WHIP
67 Seth Lugo, R (1, 1) ERA: 3.49	6.0	W	22	3	0	0	4	1	0	0	0	0	0	55	89	0.00	0.667
21 Nick Martinez, R (7, 1) ERA: 3.91	1.0		5	1	0	0	1	0	0	1	0	0	0	12	18	0.00	1.000
58 Scott Barlow, R (8, 1) ERA: 4.95	1.0		4	0	0	0	1	1	0	0	0	0	0	11	20	0.00	1.000
71 Josh Hader, L (9, 1) ERA: 1.13	1.0		4	0	0	0	3	1	0	0	0	0	0	12	22	0.00	1.000

PITCHER	IP	WLS	BF	H	R	ER	SO	BB	IBB	HBP	BLK	WP	HR	S	P	ERA	WHIP

TOP

San Francisco Giants @ San Diego Padres

Petco Park, San Diego, CA

Sun Sep 03 2023, 1:12 PM - 3:46 PM PDT

Att. 41,050 - Partly Cloudy - 75 F

livebaseballscorecards.com

AB	31
R	0
H	4
RBI	0
BB	3
SO	9
LOB	11

1B: 3	SF: 0	WP: 0	PA: 35
2B: 1	SAC: 0	PB: 0	
3B: 0	DP: 0	SB: 0	
HR: 0	HBP: 1	CS: 0	

Batter	1	2	3	4	5	6	7	8	9	AB	R	H	RBI	BB	SO	LOB
7 Ha-Seong Kim, R (1, 4) OBP: 0.365, SLG: 0.429	C SI 95 S FS 89 F FS 90 X SI 94 0-2 23 FC6-5 23 S 1B	B KC 83 C SI 94 B SI 94 B FS 89 C SI 94 F FS 89 F FS 89 C SI 94 3-3 ② K		B FS 90 B SI 96 C SI 96 B FS 90 B SI 95 4-1 23 S BB			F FF 94 C FS 88 X FS 89 0-2 ① F7			3	0	1	0	1	2	0
23 Fernando Tatis Jr., R (1, 9) OBP: 0.326, SLG: 0.458	B FS 91 1 SAFE S FS 89 F FS 89 B FS 90 B FS 89 F FS 89 X SI 94 3-2 ① FC6-5 22 BLK 22 HR 1-3	B SI 94 X FS 88 1-0 ③ G5-3		F FS 89 F FS 88 D FS 90 1 SAFE B FF 98 X FS 89 2-2 ③ G6-3 1-2			C SL 85 B FS 90 F FS 89 T SI 97 1-2 ② K			4	1	0	0	0	0	3
22 Juan Soto, L (1, 7) OBP: 0.400, SLG: 0.493	X FS 90 0-0 1-H HR		B SI 94 C KC 83 S FS 90 F FS 89 F KC 83 F FS 88 S FS 89 1-3 ① K		B FS 88 X SI 95 1-0 ① G6-3		F SI 97 F FS 89 B FS 90 B FF 97 X FS 90 2-2 ③ F8			4	1	1	2	0	1	0
13 Manny Machado, R (1, 10) OBP: 0.313, SLG: 0.454	C SI 96 B FS 90 F FS 90 X FS 89 1-2 2 2B 1B		F FS 89 X SI 94 0-1 HR		B FF 97 C FS 89 X FS 89 1-1 ② G5-3			X SI 95 0-0 ① G4-3		4	2	3	1	0	0	0
2 Xander Bogaerts, R (1, 6) OBP: 0.337, SLG: 0.406	B SI 94 B FS 89 B SI 94 C SI 94 F SI 94 X FS 88 3-2 12 E 1-H 2B		C FS 89 B FS 88 X FS 89 1-1 12 G6-4-3 1B		B SL 85 C SL 87 B FS 91 S FS 89 X SI 97 2-2 99 E 99 S 99 S 1B			X FS 88 0-0 99 FC5 2 1B 1B		4	0	4	1	0	0	0
12 Luis Campusano, R (1, 2) OBP: 0.345, SLG: 0.495 99 Gary Sánchez, R (4, 2) OBP: 0.286, SLG: 0.496	C KC 83 T SI 94 X FS 90 0-2 E3 17 FC6-4 2-3		B KC 82 X FS 88 1-0 ②③ G6-4-3 1-2f		C FS 87 1 SAFE S FF 96 B FF 96 B FS 88 2-2 ③ S 1-H			B SI 93 C FS 86 B SI 95 X SI 94 2-1 14 PB 99 FC5 1B 1-2		2 3	0 0	0 0	0 0	0 0	0 0	2 3
14 Matt Carpenter, L (1, 3) OBP: 0.313, SLG: 0.308	C KC 81 S SI 94 B SI 94 S FS 88 1-3 ② K			B SI 99 B FS 90 X FF 97 2-0 17 SH1-3 2B		C FS 88 B FS 89 X SI 95 1-1 ① F8		B FS 86 C SI 95 X FS 85 1-1 ② FC5 14 PB 1-2 2-3f		4	0	1	0	0	2	4
17 Matthew Batten, R (1, 5) OBP: 0.383, SLG: 0.524	C SI 94 X SI 93 0-1 ③ FC6-4 1-2f			X FS 90 0-0 ① SH1-3 2-3		C FS 89 B FF 96 C FF 96 B FS 89 F FS 90 S FS 89 2-3 ② K		B FS 85 S FS 89 S FF 96 F FF 97 F FS 89 X FS 88 1-2 ③ L8 1-2 2-3		2	0	0	0	0	0	2
1 Trent Grisham, L (1, 8) OBP: 0.312, SLG: 0.354		C KC 83 C FS 89 X FS 90 0-2 ① G3		B FS 90 X FS 90 1-0 ② G4-3		C FF 96 B FS 90 F FS 88 X FF 97 1-2 ③ P4				3	0	0	0	0	0	1
Inning Stats	R: 3 H: 4 E: 1 LOB: 2 K: 1 BB: 0 S: 23 P: 31	R: 0 H: 0 E: 0 LOB: 0 K: 1 BB: 0 S: 9 P: 13	R: 1 H: 2 E: 0 LOB: 0 K: 1 BB: 0 S: 11 P: 14	R: 0 H: 1 E: 0 LOB: 2 K: 0 BB: 1 S: 7 P: 16	R: 0 H: 1 E: 1 LOB: 1 K: 0 BB: 0 S: 8 P: 14	R: 0 H: 0 E: 0 LOB: 0 K: 1 BB: 0 S: 9 P: 13	R: 0 H: 0 E: 0 LOB: 0 K: 1 BB: 0 S: 9 P: 12	R: 0 H: 2 E: 0 LOB: 2 K: 0 BB: 0 S: 11 P: 15		1B: 6 SF: 0 2B: 2 SAC: 1 3B: 0 DP: 1 HR: 2 HBP: 0					WP: 0 PA: 35 PB: 1 SB: 3 CS: 0	

BOTTOM

San Francisco Giants @ San Diego Padres

Petco Park, San Diego, CA

Sun Sep 03 2023, 1:12 PM - 3:46 PM PDT

Att. 41,050 - Partly Cloudy - 75 F

livebaseballscorecards.com

AB	33
R	4
H	10
RBI	4
BB	1
SO	5
LOB	15

PITCHER	IP	WLS	BF	H	R	ER	SO	BB	IBB	HBP	BLK	WP	HR	S	P	ERA	WHIP
38 Alex Cobb, R (1, 1) ERA: 3.74	3.0	L	15	6	4	4	3	0	0	0	1	0	2	43	58	12.00	2.000
67 Keaton Winn, R (4, 1) ERA: 3.33	5.0		20	4	0	0	2	1	0	0	0	0	0	44	70	0.00	1.000

PITCHER	IP	WLS	BF	H	R	ER	SO	BB	IBB	HBP	BLK	WP	HR	S	P	ERA	WHIP

Batter	1	2	3	4	5	6	7	8	9	AB	R	H	RBI	BB	SO	LOB
12 Kyle Schwarber, L (1, 7) OBP: 0.342, SLG: 0.471	C FF 88 B SL 75 B FF 88 S CU 72 B ST 70 B CU 71 4-2 8 WP 7 1B 28 2B BB	B FF 88 S FF 89 B FF 89 X FF 89 2-1 7 HR 1B	B FF 92 C ST 79 B FF 92 B ST 81 B FF 92 4-1 8 FC5-4 2-3 BB		B KN 74 B FC 85 C ST 77 X FC 86 2-1 HR		X SI 89 0-0 ① G4-3		B ST 76 B FF 91 B ST 76 B SI 89 4-0 BB	3	3	2	1	3	0	0
18 Johan Rojas, R (9, PR) OBP: 0.330, SLG: 0.402										0	0	0	0	0	0	0
(9, 8)																
7 Trea Turner, R (1, 6) OBP: 0.313, SLG: 0.452	S FF 89 B FF 90 B CU 74 S FF 90 F FF 90 X SL 77 2-2 3 BB 28 2B 1-2 1B	F FF 89 B CH 82 X FF 88 1-1 1-H HR	B FF 91 1 SAFE C SI 91 S ST 81 S ST 82 1-3 ① K		F FC 87 B KN 78 S KN 76 X ST 82 1-2 ① F8		B SI 89 X SI 89 1-0 ② F9		1 SAFE B ST 75 B SI 91 F FF 92 F SI 91 F SI 92 X SI 91 2-2 ② F8	6	2	2	2	0	1	3
8 Nick Castellanos, R (1, 9) OBP: 0.309, SLG: 0.460	C CU 72 C FF 89 S CU 73 0-3 ① K 2-3	X CU 72 0-0 28 G4-3 2B	S ST 81 F SI 91 B ST 81 X ST 82 1-2 ② FC5-4 1-2f		X SI 90 0-0 ② G6-3		F SI 89 B SI 90 T FF 91 F FF 90 F SI 89 B FF 91 B SI 89 B FF 90 4-2 3 FC6-4 BB		1 SAFE C ST 75 F SI 91 F ST 75 S SI 92 0-3 ③ K	5	0	1	0	1	2	5
3 Bryce Harper, L (1, 10) OBP: 0.389, SLG: 0.482	B FF 90 S SL 74 B FF 89 B SL 77 B CU 74 4-1 28 2B 1-2 BB	C CH 84 F ST 70 S FF 88 0-3 ① K	F SI 81 S FF 91 F FF 92 X FF 91 0-2 ③ L9		F KN 79 S KN 75 B KN 82 B FF 91 B KN 76 F FC 88 S KN 75 3-3 ③ K		C SI 89 S FF 90 X FF 91 0-2 ③ FC6-4 1-2f			4	1	0	0	1	2	4
28 Alec Bohm, R (1, 3) OBP: 0.338, SLG: 0.442	X SL 78 0-0 5 1B 1-H 2-H 3-H 2B	S FF 92 S KN 76 F KN 77 B SI 91 X ST 79 1-2 ② G4-3 2-3		B FF 89 F FC 85 F SI 89 B SI 91 F KN 76 F SI 93 B KN 75 X SI 91 3-2 ① G3		B KN 74 F SI 88 F KN 76 F ST 79 X SI 90 1-2 5 2B 1B		B SI 98 F SI 97 F SI 98 F ST 82 F ST 82 B ST 83 F SI 99 X SI 98 2-2 5 G3 1B		5	0	3	3	0	0	1
10 J.T. Realmuto, R (1, 2) OBP: 0.317, SLG: 0.464	C FF 89 C FF 89 S FF 89 0-3 ② K	X FF 92 0-0 ③ F9		B ST 80 S SI 91 X SI 90 1-1 5 2B 1B		F FF 89 F FC 84 F KN 75 B ST 82 F FF 89 B SI 90 S KN 76 2-3 ① K		X SI 98 0-0 ① F9		5	0	1	0	0	2	4
5 Bryson Stott, L (1, 4) OBP: 0.337, SLG: 0.442	B FF 89 B CU 72 C FF 89 B FF 88 X FF 89 3-1 19 S 2-3 1B		B FF 90 C FF 90 F ST 79 B FF 92 X KN 76 2-2 19 3B 1B	B FF 91 C FF 92 X FF 92 1-1 1-3 2B		1 SAFE B ST 79 B FC 86 C FF 89 X ST 79 2-1 1-3 2B		B SI 98 C SI 98 X FS 89 1-1 ② G3 1-2		5	1	4	0	0	0	1
19 Cristian Pache, R (1, 8) (9, 7) OBP: 0.367, SLG: 0.582	C FC 85 B SL 78 X FF 90 1-1 ③ G5-3 1-2		C FF 91 B SI 92 X ST 78 1-1 33 2B 1-H 3B	X SI 92 0-0 ② G5-3		B SI 90 F SI 90 X SI 89 1-1 ② G6-3		X SI 99 0-0 ③ G3-1		5	1	1	1	0	0	7
33 Edmundo Sosa, R (1, 5) OBP: 0.293, SLG: 0.438		B FF 89 F FF 88 S FF 88 X FF 89 1-2 HR	F SI 93 X KN 79 0-1 12 S 3-H 2B	X SI 92 0-0 ③ G1-3		B SI 89 F SI 90 F SI 90 X SI 92 1-2 ③ G5-3			F SI 97 F ST 83 B ST 84 F SI 99 F ST 81 F SI 99 S ST 83 1-3 ① K	5	1	2	2	0	1	4
Inning Stats	R: 3 E: 0 K: 2 S: 18 H: 3 LOB: 2 BB: 2 P: 32	R: 3 E: 0 K: 1 S: 16 H: 4 LOB: 1 BB: 0 P: 21	R: 2 E: 0 K: 1 S: 18 H: 3 LOB: 2 BB: 1 P: 27	R: 0 E: 0 K: 0 S: 11 H: 2 LOB: 2 BB: 0 P: 16	R: 1 E: 0 K: 1 S: 10 H: 1 LOB: 0 BB: 0 P: 16	R: 0 E: 0 K: 1 S: 16 H: 2 LOB: 2 BB: 0 P: 23	R: 0 E: 0 K: 0 S: 9 H: 0 LOB: 1 BB: 1 P: 14	R: 0 E: 0 K: 0 S: 11 H: 1 LOB: 1 BB: 0 P: 14	R: 0 E: 0 K: 2 S: 14 H: 0 LOB: 1 BB: 1 P: 21	1B: 7 2B: 5 3B: 1 HR: 3 SF: 0 SAC: 0 DP: 0 HBP: 0						

TOP

Philadelphia Phillies @ San Diego Padres

Petco Park, San Diego, CA

Mon Sep 04 2023, 3:42 PM - 7:11 PM PDT

Att. 39,719 - Partly Cloudy - 74 F

livebaseballscorecards.com

AB	43
R	9
H	16
RBI	9
BB	5
SO	8
LOB	29

WP: 1 PB: 0 SB: 2 CS: 0 PA: 48

PITCHER		IP	WLS	BF	H	R	ER	SO	BB	IBB	HBP	BLK	WP	HR	S	P	ERA	WHIP
41 Rich Hill, L ERA: 5.6	(1, 1)	1.1	L	13	7	6	6	3	2	0	0	0	1	2	29	47	40.50	6.750
61 Matt Waldron, R ERA: 5.12	(2, 1)	4.2		23	8	3	3	3	1	0	0	0	0	1	60	88	5.79	1.929
25 Tim Hill, L ERA: 4.12	(7, 1)	1.0		4	0	0	0	0	1	0	0	0	0	0	9	14	0.00	1.000
66 Luis García, R ERA: 4.13	(8, 1)	1.1		5	1	0	0	1	0	0	0	0	0	0	17	21	0.00	0.750
59 Tom Cosgrove, L ERA: 1.55	(9, 1)	0.2		3	0	0	0	1	1	0	0	0	0	0	8	14	0.00	1.500

PITCHER	IP	WLS	BF	H	R	ER	SO	BB	IBB	HBP	BLK	WP	HR	S	P	ERA	WHIP

BOTTOM

Philadelphia Phillies @ San Diego Padres

Petco Park, San Diego, CA

Mon Sep 04 2023, 3:42 PM - 7:11 PM PDT

Att. 39,719 - Partly Cloudy - 74 F

livebaseballscorecards.com

Batter	1	2	3	4	5	6	7	8	9	AB	R	H	RBI	BB	SO	LOB
7 Ha-Seong Kim, R (1, 5) OBP: 0.365, SLG: 0.428	F8		E6	1B		1B		F9	K	6	0	2	3	0	1	2
23 Fernando Tatis Jr., R (1, 9) OBP: 0.327, SLG: 0.462	HR		G5-3	G1-3		F9		BB		4	1	1	1	1	0	4
22 Juan Soto, L (1, 7) OBP: 0.400, SLG: 0.490	G6-3		BB		F7	L7		BB		3	0	0	0	2	0	2
13 Manny Machado, R (1, 10) OBP: 0.316, SLG: 0.454	1B		FC6		FC5-4		BB	K		4	1	2	0	1	1	4
2 Xander Bogaerts, R (1, 6) OBP: 0.337, SLG: 0.406	K		BB		FC5-4		2B	G3-1		4	2	1	0	1	1	4
24 Garrett Cooper, R (1, 3) OBP: 0.303, SLG: 0.427		G6-3	F8	K			SF9		BB	3	0	0	1	1	1	2
99 Gary Sánchez, R (1, 2) OBP: 0.288, SLG: 0.496		G5-3	K		K	2B			FC6-4	4	0	1	1	1	2	1
28 José Azocar, R (9, PR) OBP: 0.286, SLG: 0.328										0	0	0	0	0	0	0
17 Matthew Batten, R (1, 4) OBP: 0.385, SLG: 0.500		F9		BB		1B	F7		FC6-4	4	2	1	0	1	0	3
1 Trent Grisham, L (1, 8) OBP: 0.314, SLG: 0.356			K	1B		1B			K	4	1	2	1	0	2	1
12 Luis Campusano, R (9, PH) OBP: 0.342, SLG: 0.491										1	0	0	0	0	1	2

AB	37
R	7
H	10
RBI	7
BB	8
SO	9
LOB	25

Inning Stats	1	2	3	4	5	6	7	8	9	1B: 7	SF: 1	WP: 0	PA: 46
	R: 1 E: 0 K: 1 S: 17 H: 2 LOB: 1 BB: 0 P: 28	R: 0 E: 0 K: 0 S: 8 H: 0 LOB: 0 BB: 0 P: 9	R: 0 E: 1 K: 1 S: 14 H: 0 LOB: 2 BB: 1 P: 27	R: 3 E: 0 K: 1 S: 13 H: 2 LOB: 1 BB: 2 P: 27	R: 0 E: 0 K: 1 S: 9 H: 1 LOB: 1 BB: 0 P: 12	R: 1 E: 0 K: 1 S: 16 H: 3 LOB: 2 BB: 0 P: 18	R: 2 E: 0 K: 1 S: 17 H: 2 LOB: 1 BB: 1 P: 23	R: 0 E: 0 K: 1 S: 15 H: 0 LOB: 2 BB: 2 P: 26	R: 0 E: 0 K: 2 S: 12 H: 0 LOB: 2 BB: 2 P: 24	2B: 2 3B: 0 HR: 1	SAC: 0 DP: 0 HBP: 0	PB: 0 SB: 4 CS: 0	

PITCHER		IP	WLS	BF	H	R	ER	SO	BB	IBB	HBP	BLK	WP	HR	S	P	ERA	WHIP
99 Taijuan Walker, R ERA: 4.15	(1, 1)	5.0	W	24	5	4	4	4	3	0	0	0	0	1	61	103	7.20	1.600
64 Andrew Bellatti, R ERA: 4.91	(6, 1)	0.2		5	3	1	1	1	0	0	0	0	0	0	15	16	13.50	4.500
30 Gregory Soto, L ERA: 5.05	(6, 1)	0.2	H	5	2	2	2	0	1	0	0	0	0	0	12	18	27.00	4.500
68 Jeff Hoffman, R ERA: 2.49	(7, 1)	0.2	H	2	0	0	0	1	0	0	0	0	0	0	6	7	0.00	0.000
31 Craig Kimbrel, R ERA: 3.51	(8, 1)	1.0	H	5	0	0	0	1	2	0	0	0	0	0	15	26	0.00	2.000

PITCHER		IP	WLS	BF	H	R	ER	SO	BB	IBB	HBP	BLK	WP	HR	S	P	ERA	WHIP
46 José Alvarado, L ERA: 1.67	(9, 1)	1.0	S	5	0	0	0	2	2	0	0	0	0	0	12	24	0.00	2.000

Batter	1	2	3	4	5	6	7	8	9	AB	R	H	RBI	BB	SO	LOB
12 Kyle Schwarber, L (1, 10) OBP: 0.343, SLG: 0.469	B FF 93 C FF 94 S FF 94 F FF 96 B CH 86 B FF 95 B FF 95 4-2 8 G6-4-3 BB		B FF 95 C SI 94 D CH 83 F FF 95 B FF 96 X FF 96 3-2 ① F8			B FF 95 B FF 94 C FF 95 B FF 95 B FF 94 4-1 8 G5-4-3 BB		C FF 95 F FF 96 S CU 84 0-3 ② K		2	0	0	0	2	1	3
8 Nick Castellanos, R (1, 9) OBP: 0.307, SLG: 0.457 18 Johan Rojas, R (8, 8) OBP: 0.330, SLG: 0.402	X SI 95 0-0 ①② G6-4-3 1-2f		2 SAFE X SI 94 0-0 ②③ G6-4-3 1-2f			B SI 95 X SI 95 1-0 ①② G5-4-3 1-2f		X FF 96 0-0 ③ F8		4 0	0 0	0 0	0 0	0 0	0 0	5 0
3 Bryce Harper, L (1, 3) OBP: 0.388, SLG: 0.478	F FF 95 B FF 93 X CU 78 1-1 ③ L8			B FF 95 F SI 94 B SI 94 B CH 84 B CH 83 4-1 28 G6-3 BB		X CH 85 0-0 ③ G3			B FF 96 F CU 82 F FF 95 B FS 90 B CU 85 S CU 83 3-3 ① K	3	0	0	0	1	1	0
28 Alec Bohm, R (1, 5) OBP: 0.336, SLG: 0.439 29 Rodolfo Castro, S (8, 5) OBP: 0.304, SLG: 0.330		C CH 83 S CU 77 B CU 77 F CH 83 B FF 95 C FF 97 2-3 ① K		B SI 94 X SI 94 1-0 ①② G6-3 1-2f			C CU 77 X CH 82 0-1 ① L7		B FF 96 X FF 96 1-0 ② G3-1	3 1	0 0	0 0	0 0	0 0	1 0	1 0
5 Bryson Stott, L (1, 4) OBP: 0.335, SLG: 0.440 37 Weston Wilson, R (9, PH) OBP: 0.667, SLG: 0.833		B FF 94 C FF 94 F CH 83 X FF 95 1-2 ② G5-3		C FF 94 L CH 84 X FF 94 0-2 ③ F8			C FF 94 B CH 83 X CH 84 1-1 ② G4-3		B FF 95 B CU 82 S FF 96 F FF 95 B FS 91 D CU 84 4-2 BB	3 0	0 0	0 0	0 1	0 0	0 0	0 0
16 Brandon Marsh, L (1, 8) OBP: 0.385, SLG: 0.469 (8, 9)		C CU 78 B CH 83 X FF 93 1-1 1B			B SI 92 B SI 94 X SI 92 2-0 ① G4-3		C CH 83 S FF 95 B FF 96 B SI 94 B FF 95 B FF 96 4-2 BB		F FF 96 C CU 82 S CU 84 0-3 ③ K	3	0	1	0	1	1	1
44 Jake Cave, L (1, 7) OBP: 0.286, SLG: 0.392		F FF 94 D CH 84 B FF 94 S FF 93 X FF 94 2-2 ③ G3			F FF 95 S CH 84 B CH 83 X CH 84 1-2 33 FC5-4 1B		C SI 91 F FF 91 S ST 77 0-3 ③ K			3	0	1	0	0	1	2
33 Edmundo Sosa, R (1, 6) OBP: 0.298, SLG: 0.439			F SI 93 S CU 77 B CU 77 B SI 94 B CH 83 F SI 94 F FF 95 F SI 95 B FF 95 4-2 21 BB BB		B SI 94 C SI 93 X SI 95 1-1 ② FC5-4 1-2f			C FF 96 F FF 97 X CU 84 0-2 1B		2	0	1	0	1	0	1
21 Garrett Stubbs, L (1, 2) OBP: 0.297, SLG: 0.286			B FF 94 C FF 93 B FF 94 1 SAFE D CH 83 B FF 94 4-1 8 G6-4-3 1-2 BB		C SI 94 X FF 94 0-1 ③ L8			C FF 97 B FF 96 D CU 84 X FF 96 2-1 ① P6		2	0	0	0	1	0	2
Inning Stats	R: 0 E: 0 K: 0 S: 6 H: 0 LOB: 0 BB: 1 P: 11	R: 0 E: 0 K: 1 S: 12 H: 1 LOB: 1 BB: 0 P: 18	R: 0 E: 0 K: 0 S: 10 H: 0 LOB: 1 BB: 2 P: 21	R: 0 E: 0 K: 0 S: 5 H: 0 LOB: 0 BB: 1 P: 10	R: 0 E: 0 K: 0 S: 8 H: 1 LOB: 1 BB: 0 P: 12	R: 0 E: 0 K: 0 S: 3 H: 0 LOB: 0 BB: 1 P: 8	R: 0 E: 0 K: 1 S: 9 H: 0 LOB: 1 BB: 1 P: 14	R: 0 E: 0 K: 1 S: 9 H: 1 LOB: 1 BB: 0 P: 11	R: 0 E: 0 K: 2 S: 9 H: 0 LOB: 1 BB: 1 P: 17	1B: 3 2B: 0 3B: 0 HR: 0	SF: 0 SAC: 0 DP: 4 HBP: 0					

TOP

Philadelphia Phillies @ San Diego Padres

Petco Park, San Diego, CA

Tue Sep 05 2023, 6:42 PM - 8:55 PM PDT

Att. 42,970 - Cloudy - 71 F

livebaseballscorecards.com

AB	26
R	0
H	3
RBI	0
BB	7
SO	5
LOB	15

PITCHER		IP	WLS	BF	H	R	ER	SO	BB	IBB	HBP	BLK	WP	HR	S	P	ERA	WHIP
60 Pedro Avila, R ERA: 2.19	(1, 1)	6.2	W	24	2	0	0	1	6	0	0	0	0	0	50	91	0.00	1.200
59 Tom Cosgrove, L ERA: 1.54	(7, 1)	0.1		1	0	0	0	1	0	0	0	0	0	0	3	3	0.00	0.000
56 Ray Kerr, L ERA: 5.4	(8, 1)	2.0		8	1	0	0	3	1	0	0	0	0	0	18	28	0.00	1.000

PITCHER	IP	WLS	BF	H	R	ER	SO	BB	IBB	HBP	BLK	WP	HR	S	P	ERA	WHIP

WP: 0 PB: 0 SB: 0 CS: 0 PA: 33

BOTTOM

Philadelphia Phillies @ San Diego Padres

Petco Park, San Diego, CA

Tue Sep 05 2023, 6:42 PM - 8:55 PM PDT

Att. 42,970 - Cloudy - 71 F

livebaseballscorecards.com

Batter	1	2	3	4	5	6	7	8	9	AB	R	H	RBI	BB	SO	LOB
7 Ha-Seong Kim, R (1, 4) OBP: 0.362, SLG: 0.424	C FF 94 C FF 95 F CH 84 B SL 88 F FF 94 X CH 85 1-2 G6-3 ①		C SL 88 C SI 96 B SI 94 X FF 96 1-2 L6 ③		F FF 95 B SL 87 B SL 88 B SI 94 X SI 94 3-1 G5-3 ③	B SL 86 X SL 86 1-0 F8 ③				4	0	0	0	0	0	3
23 Fernando Tatis Jr., R (1, 9) OBP: 0.330, SLG: 0.468	S FF 96 B SL 87 X SL 86 1-1 F9 ②			B CH 83 S SL 87 X FF 93 1-1 HR		B FF 93 B SI 94 B SI 94 F SI 94 B SI 94 4-1 22 1B 2 1B BB	B SI 97 B SL 89 F SI 97 B SI 97 B SI 96 4-1 22 G5-6-3 BB			2	2	1	1	2	0	0
22 Juan Soto, L (1, 7) OBP: 0.399, SLG: 0.488 28 José Azocar, R (9, 7) OBP: 0.286, SLG: 0.328	C FF 96 B SL 87 B SL 88 B FF 96 F FF 95 X SI 95 3-2 G2 ③			B CH 85 X CH 84 1-0 G4-3 ①		B FF 94 B FF 95 X SL 86 2-0 2 1B 13 BB 12 1B 1-3 1B	C FC 94 X SI 96 0-1 G5-6-3 ① ② 1-2f			4 0	1 0	1 0	0 0	0 0	0 0	1 0
13 Manny Machado, R (1, 10) OBP: 0.317, SLG: 0.453		B FF 95 X FF 94 1-0 F8 ①		F CH 84 B SL 89 X SL 88 1-1 2 2B 12 FC4 1B		B FF 95 C FF 94 B CH 84 B FF 95 D SL 88 4-1 2 1B 12 1B 1-2 BB	F SI 97 X SI 97 0-1 G4-3 ③			3	2	1	0	1	0	0
2 Xander Bogaerts, R (1, 6) OBP: 0.342, SLG: 0.413		C FF 95 B FF 93 B FF 93 X FF 95 2-1 12 G6-4-3 1B		B SI 94 C CH 84 D CH 84 S SL 87 F CH 84 X CH 84 2-2 12 E 1-3 2B		X SI 94 0-0 14 BB 17 FC5 12 1B 1-2 2-3 3-H 1B		B SI 95 C SI 95 C SI 95 B SL 88 X SL 88 2-2 12 1B 14 SF8 1B		4	3	4	1	0	0	0
12 Luis Campusano, R (1, 2) OBP: 0.347, SLG: 0.491		B SI 94 X SI 95 1-0 G6-4-3 ② ③ 1-2f		X SI 95 0-0 FC4 ② 2-H 3-H		X SI 95 0-0 17 FC5 14 BB 1-2 2-H 3-H 1B		F SI 96 X SI 96 0-1 17 FC4-6 1-3 1B		4	0	2	3	0	0	1
14 Matt Carpenter, L (1, 3) OBP: 0.311, SLG: 0.304			C FF 94 C SL 85 B CU 82 S SL 86 1-3 K ①	B SL 87 C SL 87 X SL 86 1-1 G3 ③		B FF 94 B SL 86 B FF 95 B FF 93 4-0 17 FC5 1-2 2-3 BB		C FC 94 F SL 87 F SL 87 F SI 95 X SL 87 0-2 SF8 ① 3-H		2	0	0	1	1	1	0
17 Matthew Batten, R (1, 5) OBP: 0.357, SLG: 0.460			F FF 95 X SI 94 0-1 G5-3 ②		B FF 94 B SI 93 X FF 93 2-0 F9 ①	C SL 86 S SL 86 X SI 93 0-2 FC5 ① 1-2 2-3f 3-H		C SI 97 X SI 96 0-1 FC4-6 ② 1-2f		4	0	0	1	0	0	3
1 Trent Grisham, L (1, 8) OBP: 0.313, SLG: 0.357			B FF 95 C FF 95 F FF 95 F CH 84 B SL 87 X CH 84 2-2 2B		C FF 96 B SL 88 B CH 83 X SL 88 2-1 F8 ②	X FF 94 0-0 L8 ②		C FC 95 C SL 88 F FS 87 F SI 96 X FS 87 0-2 G3 ③		4	0	1	0	0	0	3
Inning Stats	R: 0 E: 0 K: 0 S: 10 H: 0 LOB: 0 BB: 0 P: 15	R: 0 E: 0 K: 0 S: 4 H: 1 LOB: 0 BB: 0 P: 8	R: 0 E: 0 K: 1 S: 12 H: 1 LOB: 1 BB: 0 P: 16	R: 3 E: 1 K: 0 S: 12 H: 3 LOB: 0 BB: 0 P: 18	R: 0 E: 0 K: 0 S: 5 H: 0 LOB: 0 BB: 0 P: 12	R: 4 E: 0 K: 0 S: 10 H: 3 LOB: 2 BB: 3 P: 25	R: 0 E: 0 K: 0 S: 5 H: 0 LOB: 0 BB: 1 P: 9	R: 1 E: 0 K: 0 S: 17 H: 2 LOB: 1 BB: 0 P: 19		1B: 7 2B: 2 3B: 0 HR: 1 SF: 1 SAC: 0 DP: 2 HBP: 0				WP: 0 PB: 0 SB: 0 CS: 0 PA: 36	

	AB	31
	R	8
	H	10
	RBI	7
	BB	4
	SO	1
	LOB	11

PITCHER		IP	WLS	BF	H	R	ER	SO	BB	IBB	HBP	BLK	WP	HR	S	P	ERA	WHIP
22 Michael Lorenzen, R ERA: 3.95	(1, 1)	6.0	L	28	8	7	6	1	3	0	0	0	0	1	53	94	9.00	1.833
54 Dylan Covey, R ERA: 4.63	(7, 1)	2.0		8	2	1	1	0	1	0	0	0	0	0	22	28	4.50	1.500

PITCHER	IP	WLS	BF	H	R	ER	SO	BB	IBB	HBP	BLK	WP	HR	S	P	ERA	WHIP

Batter	1	2	3	4	5	6	7	8	9	AB	R	H	RBI	BB	SO	LOB
12 Kyle Schwarber, L (1, 10) OBP: 0.345, SLG: 0.475	B FF 92 B FF 92 C FF 92 X FF 92 2-1 HR	C FF 94 S CH 81 B FF 94 X CH 83 1-2 1B		1 SAFE C CH 80 B FC 88 B SI 92 C CU 73 B FF 93 F CH 81 B SI 93 4-2 3 2B 1-2 BB	B FF 88 B SI 88 C FF 89 F FF 89 X SI 89 2-2 ② G4-3 1-2 2-3		B SI 94 B CH 80 C CU 82 S CH 79 F SI 93 C FF 94 2-3 ③ K			4	2	2	1	1	1	2
28 Alec Bohm, R (1, 5) OBP: 0.335, SLG: 0.439	X FC 87 0-0 8 1B 2B	B SI 93 S CH 81 C SI 92 D CH 81 F CH 82 C SI 93 2-3 ③ K		C SI 92 C FF 92 F CH 82 X SI 92 0-2 ② L9	D CU 84 C SI 94 X SI 94 1-1 ③ G4-3			C CU 79 S SL 82 B SL 83 F SI 96 F SI 94 B SL 83 B CU 81 C SI 94 3-3 ① K		5	0	1	0	0	2	5
3 Bryce Harper, L (1, 3) OBP: 0.388, SLG: 0.478	B CU 73 S CH 80 B CH 82 S CH 82 F FF 93 B FF 94 F CH 81 F SI 92 B SI 93 4-2 8 1B BB		F CH 81 F FF 89 B FF 92 X CH 81 1-2 ① F7	C CU 74 X FC 86 S SI 93 X CH 83 1-2 1-H 2-H 2B		F FC 91 S CH 82 B SI 94 B CU 84 F FF 95 B SI 94 S CH 82 3-3 ① K		B SL 84 C CU 79 X FF 94 1-1 ② F7		4	0	1	2	1	1	0
8 Nick Castellanos, R (1, 9) OBP: 0.308, SLG: 0.456	X SI 93 0-0 1-2 2-3 1B		C CH 82 B CH 81 B SI 92 F CH 82 B FF 94 F SI 92 B SI 93 4-2 5 1B BB	F SI 94 X SI 93 0-1 ③ L6		B CU 84 B SI 94 S CH 81 S CH 80 S CH 81 2-3 ② K		F CU 80 X SL 82 0-1 ③ F8		4	0	1	0	1	1	1
5 Bryson Stott, L (1, 4) OBP: 0.338, SLG: 0.440	C FF 92 X CH 81 0-1 ① F9		F FC 88 B FF 92 F FC 88 X CH 81 1-2 1-2 1B		C SI 86 F FF 88 F SI 89 B FF 89 X FF 89 1-2 ① F7	X FF 95 0-0 10 S 1B			B SI 97 B SI 98 C SI 97 C ST 79 B FS 88 B SI 99 4-2 33 FC6-4 10 1B BB	4	0	2	0	1	0	3
10 J.T. Realmuto, R (1, 2) OBP: 0.320, SLG: 0.472	F SI 93 D CH 81 B CH 80 F FF 92 B CH 81 F CH 80 S FF 93 3-3 ② K		F FF 92 B CU 72 B CU 73 X SI 92 2-1 ② F7		B FF 89 B FF 86 X SI 88 2-0 HR	B SI 93 1 SAFE B CH 80 C CH 80 F SI 93 2 SAFE D CU 83 D FC 87 4-2 1-2 BB			C SI 97 C SI 98 B ST 81 X SI 97 1-2 33 FC6-4 1-2 1B	4	1	2	1	1	1	5
16 Brandon Marsh, L (1, 8) OBP: 0.383, SLG: 0.466 (9, 7)	D CH 82 C CH 81 F FC 87 S CH 82 1-3 ③ K		B FF 92 B FC 87 C CH 80 C FF 92 F CH 82 B SI 92 C CH 81 3-3 ③ K		X SI 87 0-0 33 BB 44 1B 1B	C FC 90 X CH 80 0-1 ③ G3			C ST 78 S FS 87 F FS 90 C SI 98 0-3 ① K	5	1	1	0	0	3	9
33 Edmundo Sosa, R (1, 6) OBP: 0.300, SLG: 0.436		C SI 90 F CU 73 S CH 81 0-3 ① K		B CU 74 X CH 80 1-0 12 PB 3 2B 1B	B FF 89 B SI 87 B FF 87 C SI 87 B SI 87 4-1 12 G4-3 44 1B 1-2 BB		X SI 92 0-0 ① G5-3		C SI 97 X SI 97 0-1 ② FC6-4 1-2f 2-3	4	1	1	0	1	1	2
44 Jake Cave, L (1, 7) OBP: 0.283, SLG: 0.386 18 Johan Rojas, R (9, 8) OBP: 0.330, SLG: 0.402		B FF 91 S CH 81 F CH 80 X CH 80 1-2 ② F8		F FF 90 F CH 79 F CH 79 T FF 91 0-2 ① K	F SI 87 C FF 89 X FF 89 0-2 12 G4-3 1-2 2-H 1B		C FF 93 B CH 81 S CH 81 F FF 93 S CH 80 1-3 ② K		C ST 79 S SI 98 D FS 90 B FS 90 F FF 99 B FS 86 X SI 98 3-2 ③ G4-3	5 0	0 0	1 0	1 0	0 0	2 0	3 0
Inning Stats	R: 1 E: 0 K: 2 S: 18 H: 3 LOB: 3 BB: 1 P: 28	R: 0 E: 0 K: 2 S: 13 H: 1 LOB: 1 BB: 0 P: 17	R: 0 E: 0 K: 1 S: 15 H: 1 LOB: 2 BB: 1 P: 26	R: 2 E: 0 K: 1 S: 17 H: 2 LOB: 1 BB: 1 P: 23	R: 2 E: 0 K: 0 S: 15 H: 3 LOB: 2 BB: 1 P: 25	R: 0 E: 0 K: 2 S: 12 H: 1 LOB: 2 BB: 1 P: 21	R: 0 E: 0 K: 2 S: 9 H: 0 LOB: 0 BB: 0 P: 12	R: 0 E: 0 K: 1 S: 9 H: 0 LOB: 0 BB: 0 P: 13	R: 0 E: 0 K: 1 S: 15 H: 1 LOB: 2 BB: 1 P: 23	1B: 8 2B: 2 3B: 0 HR: 2	SF: 0 SAC: 0 DP: 0 HBP: 0	WP: 0 PB: 1 SB: 1 CS: 0	PA: 45			

PITCHER		IP	WLS	BF	H	R	ER	SO	BB	IBB	HBP	BLK	WP	HR	S	P	ERA	WHIP
52 Michael Wacha, R ERA: 2.99	(1, 1)	4.0	L	22	7	3	3	6	3	0	0	0	0	1	63	94	6.75	2.500
25 Tim Hill, L ERA: 4.47	(5, 1)	0.2		6	3	2	2	0	1	0	0	0	0	1	13	22	27.00	6.000
21 Nick Martinez, R ERA: 3.82	(5, 1)	2.1		9	1	0	0	4	1	0	0	0	0	0	23	36	0.00	0.857
58 Scott Barlow, R ERA: 4.87	(8, 1)	1.0		3	0	0	0	1	0	0	0	0	0	0	9	13	0.00	0.000
66 Luis García, R ERA: 4.05	(9, 1)	1.0		5	1	0	0	1	1	0	0	0	0	0	15	23	0.00	2.000

PITCHER	IP	WLS	BF	H	R	ER	SO	BB	IBB	HBP	BLK	WP	HR	S	P	ERA	WHIP

TOP

Philadelphia Phillies @ San Diego Padres

Petco Park, San Diego, CA

Wed Sep 06 2023, 1:12 PM - 4:11 PM PDT

Att. 34,317 - Sunny - 74 F

livebaseballscorecards.com

AB	39
R	5
H	12
RBI	5
BB	6
SO	12
LOB	30

BOTTOM

Philadelphia Phillies @ San Diego Padres

Petco Park, San Diego, CA

Wed Sep 06 2023, 1:12 PM - 4:11 PM PDT

Att. 34,317 - Sunny - 74 F

livebaseballscorecards.com

Batter	1	2	3	4	5	6	7	8	9	AB	R	H	RBI	BB	SO	LOB
7 Ha-Seong Kim, R (1, 4) (9, 5) OBP: 0.361, SLG: 0.422	B FF 95 S FF 96 S CU 83 B FF 97 S FF 97 2-3 ① K			C SI 94 F SI 95 F FF 96 B FF 95 F CU 81 B FF 95 F FC 91 S FF 95 2-3 ① K		B SI 95 B SI 94 B FF 95 C FF 95 B SI 94 4-1 BB		B SL 89 B FF 98 C FF 98 S SL 88 D SL 88 S SL 87 3-3 ② K		3	0	0	0	1	3	2
23 Fernando Tatis Jr., R (1, 9) (9, 4) OBP: 0.327, SLG: 0.465	B SI 96 C FF 96 X SI 96 1-1 ② G5-3			B SI 96 B FF 96 F SI 95 S FF 97 B CU 83 X FF 96 3-2 ② F7		B SI 95 C ST 83 F SI 94 S ST 83 1-3 ② K		C SL 87 X SL 88 0-1 ③ P2		4	0	0	0	0	1	3
22 Juan Soto, L (1, 7) OBP: 0.398, SLG: 0.485	C FF 96 B CU 83 S FF 97 B FC 90 X FF 96 2-2 ③ G1-3			B FF 96 C CU 84 S CU 82 B FF 96 B FC 90 B CU 82 4-2 13 1B BB		1 SAFE C FF 95 S FF 95 B CU 81 X CU 81 1-2 ③ G4-3			F FF 94 F SL 84 C FF 94 0-3 ① K	3	0	0	0	1	1	1
13 Manny Machado, R (1, 10) OBP: 0.317, SLG: 0.452		C FF 95 S FF 95 B FF 95 B SI 94 S SI 96 2-3 ① K		S FF 96 B CU 82 X FF 96 1-1 1-3 1B			F SI 98 X SL 89 0-1 ① G5-3		F FC 89 B FF 94 C FF 93 B FF 93 F FF 95 X SL 84 2-2 ② L7	4	0	1	0	0	1	0
2 Xander Bogaerts, R (1, 6) OBP: 0.341, SLG: 0.414		C SI 96 F ST 84 F FF 96 F FF 96 B SI 95 F FF 96 F ST 83 X SI 96 1-2 ② G6-3		B FF 96 C FF 96 B ST 83 X SI 95 2-1 ③ G5-3			C SL 89 B SI 97 X SI 98 1-1 ② P6		B FF 94 C FF 93 X FC 88 1-1 24 1B 2B	4	1	1	0	0	0	2
24 Garrett Cooper, R (1, 3) OBP: 0.303, SLG: 0.425		F SI 96 B FF 96 F FF 96 F CH 90 F SI 96 S FF 96 1-3 ③ K		B FF 94 S FF 96 B FC 91 X SI 93 2-1 ① G6-3			S SL 92 S FF 98 B SI 97 B SL 88 B SL 90 X FF 96 3-2 ③ P6		B SL 83 S FF 92 X FF 92 1-1 2-H 1B	4	0	1	1	0	1	0
99 Gary Sánchez, R (1, 2) OBP: 0.288, SLG: 0.492 28 José Azocar, R (9, 9) OBP: 0.281, SLG: 0.323			C FF 93 S SI 94 B ST 82 S FF 96 1-3 ① K		B FF 96 C FF 96 C ST 83 F FF 95 X FF 95 1-2 ② F8			B FF 97 B SL 88 B FF 97 C FF 98 H FF 98 4-1 1 BB HBP	S FF 93 B FF 92 S SL 84 F FF 93 S FF 95 1-3 ③ K	2 1	0 0	0 0	0 0	0 0	1 1	0 1
17 Matthew Batten, R (1, 5) OBP: 0.345, SLG: 0.442 12 Luis Campusano, R (8, PH) (9, 2) OBP: 0.345, SLG: 0.486			B SI 95 C FF 96 T SI 95 F FF 97 B FF 96 B SI 95 X FF 96 3-2 ② F9	B SI 94 B SI 96 C SI 95 X FF 96 2-1 ③ F9				C SL 89 S SL 90 D SL 90 F SL 88 C FF 98 1-3 ① K		2 1	0 0	0 0	0 0	0 1	0 1	0 1
1 Trent Grisham, L (1, 8) OBP: 0.313, SLG: 0.355			C FF 96 F FF 96 S FF 96 0-3 ③ K			S FF 94 B FC 89 B FF 94 F FF 95 B CU 81 X FF 95 3-2 ① P6		C SL 88 B FS 90 B SL 88 F FF 96 B FS 90 F FF 99 B FF 98 4-2 1-2 BB		2	0	0	0	1	1	0
Inning Stats	R: 0 E: 0 K: 1 S: 8 H: 0 LOB: 0 BB: 0 P: 13	R: 0 E: 0 K: 2 S: 15 H: 0 LOB: 0 BB: 0 P: 19	R: 0 E: 0 K: 2 S: 10 H: 0 LOB: 0 BB: 0 P: 14	R: 0 E: 0 K: 1 S: 15 H: 1 LOB: 2 BB: 1 P: 27	R: 0 E: 0 K: 0 S: 8 H: 0 LOB: 0 BB: 0 P: 13	R: 0 E: 0 K: 1 S: 10 H: 0 LOB: 1 BB: 1 P: 19	R: 0 E: 0 K: 0 S: 7 H: 0 LOB: 0 BB: 0 P: 11	R: 0 E: 0 K: 2 S: 13 H: 0 LOB: 2 BB: 1 P: 25	R: 1 E: 0 K: 2 S: 15 H: 2 LOB: 1 BB: 0 P: 20	1B: 2 2B: 1 3B: 0 HR: 0 SF: 0 SAC: 0 DP: 0 HBP: 1	WP: 0 PB: 0 SB: 0 CS: 0 PA: 34					

	AB	30
	R	1
	H	3
	RBI	1
	BB	3
	SO	11
	LOB	10

PITCHER		IP	WLS	BF	H	R	ER	SO	BB	IBB	HBP	BLK	WP	HR	S	P	ERA	WHIP
45 Zack Wheeler, R ERA: 3.49	(1, 1)	6.0	W	21	1	0	0	7	2	0	0	0	0	0	66	105	0.00	0.500
58 Seranthony Domínguez, R ERA: 3.54	(7, 1)	1.0		3	0	0	0	0	0	0	0	0	0	0	7	11	0.00	0.000
68 Jeff Hoffman, R ERA: 2.44	(8, 1)	1.0		5	0	0	0	2	1	0	1	0	0	0	13	25	0.00	1.000
25 Matt Strahm, L ERA: 3.3	(9, 1)	1.0		5	2	1	1	2	0	0	0	0	0	0	15	20	9.00	2.000

PITCHER	IP	WLS	BF	H	R	ER	SO	BB	IBB	HBP	BLK	WP	HR	S	P	ERA	WHIP

San Diego Padres @ Houston Astros

Minute Maid Park, Houston, TX

Fri Sep 08 2023, 7:13 PM - 10:10 PM CDT

Att. 39,516 - Roof Closed - 73 F

TOP

livebaseballscorecards.com

Batter	1	2	3	4	5	6	7	8	9	AB	R	H	RBI	BB	SO	LOB
7 Ha-Seong Kim, R (1, 5) OBP: 0.364, SLG: 0.422	L7	1B			BB		1B	G3-1		4	2	2	2	1	0	0
23 Fernando Tatis Jr., R (1, 9) OBP: 0.324, SLG: 0.460	P4	K			K		K	P5		5	0	0	0	0	3	3
22 Juan Soto, L (1, 7) OBP: 0.398, SLG: 0.485	K		P6		2B		BB	F7		4	1	1	1	1	1	0
28 José Azocar, R (8, 7) OBP: 0.281, SLG: 0.323										0	0	0	0	0	0	0
13 Manny Machado, R (1, 10) OBP: 0.317, SLG: 0.453		1B	F8		K		2B		F8	5	1	2	2	0	1	1
2 Xander Bogaerts, R (1, 6) OBP: 0.340, SLG: 0.417		G5-3	HR		G6-3		F8		G6-3	5	1	1	1	0	0	3
12 Luis Campusano, R (1, 2) OBP: 0.339, SLG: 0.474		1B	G6-3			K	P4		P6	5	1	1	1	0	1	1
14 Matt Carpenter, L (1, 3) OBP: 0.315, SLG: 0.301		F9		K2-3		BB		HBP		2	1	0	0	1	1	1
17 Matthew Batten, R (1, 4) OBP: 0.355, SLG: 0.436		BB		K		P2		1B		3	2	1	0	1	1	1
1 Trent Grisham, L (1, 8) OBP: 0.315, SLG: 0.364		1B		F7		K		HR		4	2	2	4	0	1	1
Inning Stats	R: 0 E: 0 K: 1 S: 9 H: 0 LOB: 0 BB: 0 P: 11	R: 4 E: 0 K: 1 S: 22 H: 4 LOB: 1 BB: 1 P: 35	R: 1 E: 0 K: 0 S: 7 H: 1 LOB: 0 BB: 0 P: 11	R: 0 E: 0 K: 2 S: 11 H: 0 LOB: 0 BB: 0 P: 14	R: 1 E: 0 K: 2 S: 11 H: 1 LOB: 1 BB: 1 P: 20	R: 0 E: 0 K: 2 S: 13 H: 0 LOB: 1 BB: 1 P: 18	R: 2 E: 0 K: 1 S: 14 H: 2 LOB: 1 BB: 1 P: 21	R: 3 E: 0 K: 0 S: 12 H: 2 LOB: 0 BB: 0 P: 20	R: 0 E: 0 K: 0 S: 10 H: 0 LOB: 0 BB: 0 P: 14	1B: 6 2B: 2 3B: 0 HR: 2 SF: 0 SAC: 0 DP: 0 HBP: 1	WP: 0 PB: 0 SB: 5 CS: 0 PA: 42					

	AB	37
	R	11
	H	10
	RBI	11
	BB	4
	SO	9
	LOB	11

PITCHER	IP	WLS	BF	H	R	ER	SO	BB	IBB	HBP	BLK	WP	HR	S	P	ERA	WHIP
58 Hunter Brown, R (1, 1) ERA: 4.78	4.1	L	21	6	6	6	5	2	0	0	0	0	1	55	85	12.46	1.846
88 Phil Maton, R (5, 1) ERA: 3.26	0.2		2	0	0	0	1	0	0	0	0	0	0	5	6	0.00	0.000
65 José Urquidy, R (6, 1) ERA: 5.98	4.0		19	4	5	5	3	2	0	1	0	0	1	49	73	11.25	1.500

PITCHER	IP	WLS	BF	H	R	ER	SO	BB	IBB	HBP	BLK	WP	HR	S	P	ERA	WHIP

BOTTOM

San Diego Padres @ Houston Astros

Minute Maid Park, Houston, TX

Fri Sep 08 2023, 7:13 PM - 10:10 PM CDT

Att. 39,516 - Roof Closed - 73 F

livebaseballscorecards.com

Batter	1	2	3	4	5	6	7	8	9	AB	R	H	RBI	BB	SO	LOB
27 Jose Altuve, R (1, 4) OBP: 0.401, SLG: 0.551	X FF 95 0-0 ① F8		C FF 96 S CU 82 F CU 82 S SL 89 0-3 ② K		X CH 86 0-0 1B		C SL 84 B CU 80 B SI 93 B SI 94 C CU 78 X CU 80 3-2 ② G1-3			4	0	1	0	0	1	0
3 Jeremy Peña, R (1, 6) OBP: 0.324, SLG: 0.392	F FF 95 X FF 95 0-1 44 1B 2B		B CH 88 F CH 89 F FF 97 B CU 82 S CU 82 2-3 ③ K		S CU 79 B CH 86 D CU 82 1 SAFE D CU 81 X CH 88 3-1 ③ F9		C SL 82 S SL 82 B SL 82 S CU 78 1-3 ③ K			4	1	1	0	0	2	1
44 Yordan Alvarez, L (1, 7) OBP: 0.411, SLG: 0.575 6 Jake Meyers, R (8, PR) OBP: 0.299, SLG: 0.378 (9, 8)	B CU 81 S CU 80 B FF 95 X CU 81 2-1 2-H 1B			B FF 96 C FF 94 B FF 96 B FF 94 D CU 83 4-1 79 BB BB		B FF 95 B FF 94 B FF 94 B FF 94 4-0 30 F8 79 2B 2 1B BB		B FF 95 B FF 96 C FF 94 B CU 83 B FF 96 4-1 2 G4-6-3 BB		1 0	1 0	1 0	1 0	3 0	0 0	0 0
2 Alex Bregman, R (1, 5) OBP: 0.369, SLG: 0.449 16 Grae Kessinger, R (9, 5) OBP: 0.302, SLG: 0.342	C FF 96 F FF 96 B FF 96 X CU 82 1-2 ② L8			B FF 95 B CH 87 X FF 95 2-0 ① F8		C FF 95 X CH 86 0-1 79 2B 1-2 1B		S CU 83 S CU 83 X FF 95 0-2 ①② G4-6-3 1-2f		4 0	0 0	1 0	0 0	0 0	0 0	3 0
30 Kyle Tucker, L (1, 9) OBP: 0.373, SLG: 0.504 14 Mauricio Dubón, R (9, 9) OBP: 0.304, SLG: 0.404	C FF 97 B SL 89 B FF 96 B CU 83 S SL 88 S SL 90 3-3 ③ K			B SL 88 B SL 88 F FF 96 F FF 96 F CU 81 B SL 89 X SL 88 3-2 ② F8		B SL 87 D FF 92 B SL 89 F SL 88 X FF 96 3-1 ① F8 2-3		C CU 82 S CU 83 B CU 84 X FF 98 1-2 ③ G4-3		4 0	0 0	0 0	0 0	0 0	1 0	5 0
79 José Abreu, R (1, 3) OBP: 0.297, SLG: 0.367		C FF 94 X CH 87 0-1 ① G4-3		B FF 96 B CU 79 T FF 96 B FF 96 B CH 87 4-1 1-2 BB		B FF 96 B FF 95 X FF 97 2-0 1-3 3-H 2B			C FF 94 B CU 84 S CU 84 B CU 83 X CU 84 2-2 ① L5	3	0	1	1	1	0	0
20 Chas McCormick, R (1, 8) OBP: 0.367, SLG: 0.521 (9, 7)		B FF 95 C CH 87 C FF 96 B CU 82 F CU 81 B SL 89 S CU 82 3-3 ② K		X CH 89 0-0 ③ F9		B FF 96 S FF 96 S SL 88 D SL 89 S SL 89 2-3 ② K			B FF 94 S CU 82 B FF 96 X FF 97 2-1 ② G6-3	4	0	0	0	0	2	4
21 Yainer Diaz, R (1, 10) OBP: 0.305, SLG: 0.537		B FF 95 F FF 96 C FF 96 S FF 95 1-3 ③ K	F FF 94 S CU 81 S CU 81 0-3 ① K2-3		B CU 81 C CU 80 F FF 96 F CU 82 D CU 84 D SL 88 F FF 97 F CU 81 X CU 80 3-2 ③ L6				X FF 96 0-0 2B	4	0	1	0	0	2	2
15 Martín Maldonado, R (1, 2) OBP: 0.254, SLG: 0.339			C FF 95 B FF 95 B FF 94 F FF 95 S CU 82 2-3 ① K		X FF 93 0-0 ② G6-3		B CU 80 S CU 80 F SL 83 B CU 80 X CU 79 2-2 ① P3		B CU 82 C FF 95 B CU 83 X FF 95 2-1 ③ F9	4	0	0	0	0	1	1
Inning Stats	R: 1 E: 0 K: 1 S: 11 H: 2 LOB: 1 BB: 0 P: 17	R: 0 E: 0 K: 2 S: 9 H: 0 LOB: 0 BB: 0 P: 13	R: 0 E: 0 K: 3 S: 10 H: 0 LOB: 0 BB: 0 P: 14	R: 0 E: 0 K: 0 S: 8 H: 0 LOB: 2 BB: 2 P: 21	R: 0 E: 0 K: 1 S: 7 H: 1 LOB: 1 BB: 0 P: 10	R: 1 E: 0 K: 1 S: 14 H: 2 LOB: 2 BB: 1 P: 28	R: 0 E: 0 K: 1 S: 9 H: 0 LOB: 0 BB: 0 P: 15	R: 0 E: 0 K: 0 S: 7 H: 0 LOB: 1 BB: 1 P: 12	R: 0 E: 0 K: 0 S: 8 H: 1 LOB: 1 BB: 0 P: 14	1B: 3 2B: 3 3B: 0 HR: 0 SF: 0 SAC: 0 DP: 1 HBP: 0						

	AB	32
	R	2
	H	6
	RBI	2
	BB	4
	SO	9
	LOB	16

WP: 0 PA: 36
PB: 0
SB: 0
CS: 0

PITCHER		IP	WLS	BF	H	R	ER	SO	BB	IBB	HBP	BLK	WP	HR	S	P	ERA	WHIP
4 Blake Snell, L ERA: 2.52	(1, 1)	6.0	W	26	5	2	2	8	3	0	0	0	0	0	59	103	3.00	1.333
58 Scott Barlow, R ERA: 4.78	(7, 1)	1.0		3	0	0	0	1	0	0	0	0	0	0	9	15	0.00	0.000
56 Ray Kerr, L ERA: 4.87	(8, 1)	2.0		7	1	0	0	0	1	0	0	0	0	0	15	26	0.00	1.000

PITCHER	IP	WLS	BF	H	R	ER	SO	BB	IBB	HBP	BLK	WP	HR	S	P	ERA	WHIP

San Diego Padres @ Houston Astros

Minute Maid Park, Houston, TX

Sat Sep 09 2023, 6:13 PM - 9:14 PM CDT

Att. 39,452 - Roof Closed - 73 F

livebaseballscorecards.com

Batter	1	2	3	4	5	6	7	8	9	AB	R	H	RBI	BB	SO	LOB
7 Ha-Seong Kim, R (1, 4) OBP: 0.362, SLG: 0.419	F FF 91 S FF 92 B FF 92 B FF 93 S SL 80 2-3 K		B SL 78 B SL 79 F FF 93 L FF 92 F SL 81 T FF 94 2-2 K	F FF 93 F SL 79 B FF 93 F SL 80 F FF 92 F FF 92 C CH 84 1-3 K		C FF 92 B FS 81 B SI 92 X FF 93 2-1 F4			B CU 83 B CU 81 C FF 94 B SL 90 B FF 94 4-1 22 1B BB	4	0	0	0	1	3	4
23 Fernando Tatis Jr., R (1, 9) OBP: 0.321, SLG: 0.455	B FF 94 B FF 93 B FF 95 X FF 94 3-0 F8		X FF 94 0-0 L7		F FC 87 B ST 80 B ST 79 B FC 88 X CU 74 3-1 G5-3	F FF 94 B FF 94 C FF 94 X FF 94 1-2 P5			S SL 91 C CU 82 S SL 92 0-3 K	5	0	0	0	0	1	4
22 Juan Soto, L (1, 7) OBP: 0.398, SLG: 0.483	F FF 93 B KC 78 C KC 77 T CH 83 1-2 K			B KC 76 B FF 93 B CH 83 C FF 93 B FF 94 4-1 2 G4-3 12 1B BB	C CU 74 C FC 88 X CU 73 0-2 F8		C FF 95 S FF 95 B FF 95 S FF 97 1-3 K		X FF 95 0-0 1-2 1B	4	1	1	0	1	2	0
13 Manny Machado, R (1, 10) OBP: 0.315, SLG: 0.448		C SL 77 B FF 91 B FF 92 S SL 79 X SL 79 2-2 G6-3		B SL 81 1 SAFE B SL 81 S FF 93 X FF 94 2-1 F8	B CU 74 B CU 74 S FC 88 S FC 87 X FC 90 2-2 F9		B SI 96 S FF 96 B FF 96 B SI 97 X FF 96 3-1 G5-3		C SL 92 S CU 84 D SL 92 B FF 96 S CU 84 2-3 K	5	0	0	0	0	1	3
2 Xander Bogaerts, R (1, 6) OBP: 0.339, SLG: 0.417		C SL 79 B SL 76 S SL 79 X SL 79 1-2 17 S 2B		D FF 94 X FF 94 1-0 G4-3 1-2		C SI 94 X SI 94 0-1 G4-3	C FF 97 F CH 92 B CH 91 F FF 97 B SL 88 F FF 97 X SI 96 2-2 L6		C SL 92 B SL 91 S CH 91 S CU 84 1-3 K	5	0	1	0	0	1	3
12 Luis Campusano, R (1, 2) OBP: 0.352, SLG: 0.479		C FF 94 B FF 94 S FF 94 F FF 94 B SL 81 B SL 81 F FF 94 B FF 93 4-2 BB		C SL 80 X SL 81 0-1 10 HR 2-H 1B		C SI 97 X SL 88 0-1 10 1B 17 1B 1B		T FF 97 B FF 98 C SL 87 F FF 98 1-2 K		3	2	2	1	1	1	0
10 Jurickson Profar, S (1, 3) OBP: 0.320, SLG: 0.377		C FF 93 F FF 94 B FF 93 X SL 81 1-2 F6		B SL 79 X FF 93 1-0 1-H HR		C CH 90 B FF 97 B FF 97 C CH 89 B CH 89 X FF 96 3-2 1 BB 17 1B 1-3 1B		B SL 87 F SL 86 B SL 88 X SL 86 2-1 2B		4	1	3	2	0	0	2
17 Matthew Batten, R (1, 5) OBP: 0.364, SLG: 0.431		C FF 93 C SL 81 T FF 95 0-2 K 2-3		B FF 93 T FF 92 B FF 93 C SL 79 B SL 80 B FF 93 4-2 1 S 1 2B BB		1 SAFE X SI 96 0-0 1 BB 1-2 3-H 1B		B SL 88 S SL 87 X FF 98 1-1 L9		3	1	1	1	1	1	3
1 Trent Grisham, L (1, 8) OBP: 0.316, SLG: 0.366			C FF 91 C FF 91 B FF 92 B SL 79 X FF 93 2-2 L7	B FF 92 C SL 79 B SL 80 F FF 93 X FF 92 2-2 1-H 2B		B CU 84 B CH 89 B FF 97 B FF 96 4-0 1-2 2-3 BB		C SL 88 B SL 89 X SL 89 1-1 G6-3		3	0	1	1	1	0	1
Inning Stats	R: 0 E: 0 K: 2 S: 7 H: 0 LOB: 0 BB: 0 P: 13	R: 0 E: 0 K: 1 S: 16 H: 1 LOB: 2 BB: 1 P: 24	R: 0 E: 0 K: 1 S: 8 H: 0 LOB: 0 BB: 0 P: 12	R: 4 E: 0 K: 1 S: 18 H: 3 LOB: 1 BB: 2 P: 33	R: 0 E: 0 K: 0 S: 8 H: 0 LOB: 0 BB: 0 P: 13	R: 1 E: 0 K: 0 S: 13 H: 3 LOB: 3 BB: 1 P: 23	R: 0 E: 0 K: 1 S: 10 H: 0 LOB: 0 BB: 0 P: 16	R: 0 E: 0 K: 1 S: 9 H: 1 LOB: 1 BB: 0 P: 14	R: 0 E: 0 K: 3 S: 11 H: 1 LOB: 2 BB: 1 P: 18	1B: 5 2B: 3 3B: 0 HR: 1 SF: 0 SAC: 0 DP: 0 HBP: 0						

TOP	
AB	36
R	5
H	9
RBI	5
BB	5
SO	10
LOB	20

WP: 0 PB: 0 SB: 2 CS: 0 PA: 41

PITCHER		IP	WLS	BF	H	R	ER	SO	BB	IBB	HBP	BLK	WP	HR	S	P	ERA	WHIP
53 Cristian Javier, R ERA: 4.78	(1, 1)	4.0		19	4	4	4	5	3	0	0	0	0	1	49	82	9.00	1.750
88 Phil Maton, R ERA: 3.2	(5, 1)	1.0	W	3	0	0	0	0	0	0	0	0	0	0	8	13	0.00	0.000
31 Kendall Graveman, R ERA: 3.38	(6, 1)	0.1	H	5	3	1	1	0	1	0	0	0	0	0	8	15	27.00	12.000
50 Héctor Neris, R ERA: 1.84	(6, 1)	0.2	H	2	0	0	0	0	0	0	0	0	0	0	5	8	0.00	0.000
47 Rafael Montero, R ERA: 4.98	(7, 1)	1.0	H	3	0	0	0	1	0	0	0	0	0	0	10	16	0.00	0.000

PITCHER		IP	WLS	BF	H	R	ER	SO	BB	IBB	HBP	BLK	WP	HR	S	P	ERA	WHIP
52 Bryan Abreu, R ERA: 1.97	(8, 1)	1.0	H	4	1	0	0	1	0	0	0	0	0	0	9	14	0.00	1.000
55 Ryan Pressly, R ERA: 3.2	(9, 1)	1.0	S	5	1	0	0	3	1	0	0	0	0	0	11	18	0.00	2.000

BOTTOM

San Diego Padres @ Houston Astros

Minute Maid Park, Houston, TX

Sat Sep 09 2023, 6:13 PM - 9:14 PM CDT

Att. 39,452 - Roof Closed - 73 F

livebaseballscorecards.com

Batter	1	2	3	4	5	6	7	8	9	AB	R	H	RBI	BB	SO	LOB
27 Jose Altuve, R (1, 4) OBP: 0.398, SLG: 0.544	C SL 87 B SI 91 C SI 93 F CU 81 B FF 94 B SI 94 F SI 94 C SI 94 3-3 ① K	C SL 86 X ST 83 0-1 ① F8	X SL 87 0-0 3 44 2B 1B 1B B CH 79 S SI 91 C SI 92 C CH 82 X CU 82 2-2 G4-6-3 1-2f		B SI 96 C SI 99 L ST 82 F ST 81 F ST 80 X FS 92 1-2 ③ G5-3					5	1	1	0	0	1	3
3 Jeremy Peña, R (1, 6) OBP: 0.324, SLG: 0.391	F FF 94 X SI 95 0-1 ② G4-3	L SL 84 X SI 91 0-1 ② F8	F SI 90 D SL 81 X SI 93 1-1 44 2B 30 2B 1-2 1B	X SI 91 0-0 ① G5-3						4	1	1	0	0	0	0
44 Yordan Alvarez, L (1, 10) OBP: 0.414, SLG: 0.588	B FF 93 C CU 79 B CU 81 F SI 93 B CH 88 B CU 81 4-2 2 2B BB	X SI 92 0-0 HR	B CU 79 C CU 79 X CU 80 1-1 30 2B 1-3 2-H 2B	C SI 91 C ST 77 B FF 93 X FF 94 1-2 ② L7						3	2	2	2	1	0	0
2 Alex Bregman, R (1, 5) OBP: 0.368, SLG: 0.449	F SI 93 D FF 94 F SI 94 X ST 83 1-2 1-3 2B	C SI 93 X FF 92 0-1 ③ G5-3	X SI 92 0-0 ① G5-3	C ST 79 S ST 77 F SI 92 B ST 75 F FF 92 X ST 77 1-2 ③ F7						4	0	1	0	0	0	2
30 Kyle Tucker, L (1, 9) OBP: 0.372, SLG: 0.504	B SI 94 C SI 94 F SI 94 B CH 87 B CU 83 F SI 94 X SI 95 3-2 ③ L8		X CU 77 0-0 ① F8	B CU 80 B SI 93 B CU 79 T SI 92 X ST 82 3-1 79 1B 2-H 3-H 2B	X FF 91 0-0 ① F8					4	1	1	2	0	0	2
79 José Abreu, R (1, 3) OBP: 0.298, SLG: 0.367		B FF 90 C SI 91 S FF 93 B ST 84 X SI 94 2-2 ① G6-3	B SL 81 B CU 78 B SI 92 C FF 91 F SI 92 F SI 92 F SI 95 B ST 82 4-2 23 1B 14 FC6-4 BB	2 SAFE C SI 93 B CU 83 X SI 94 1-1 14 1B 23 1B 15 1B 2-H 1B	B SI 91 C ST 76 S ST 76 F ST 76 F FF 91 B SI 91 F ST 77 F ST 76 B ST 75 3-3 ② K F ST 78 S SI 91					3	2	1	1	1	1	0
23 Michael Brantley, L (1, 7) OBP: 0.333, SLG: 0.652 20 Chas McCormick, R (9, 7) OBP: 0.367, SLG: 0.521		B FF 92 C FF 93 X SI 94 1-1 ② G4-3	C SI 92 B CU 81 X FF 95 1-1 14 FC6-4 1-3 1B	F FF 94 B CH 80 C CH 81 B CH 81 F SI 94 X CH 81 2-2 15 1B 14 1B 1-2 1B	C SI 92 X ST 77 0-1 ③ G6-3					4 0	0 0	2 0	0 0	0 0	0 0	0 0
14 Mauricio Dubón, R (1, 8) OBP: 0.305, SLG: 0.403		C FF 94 F ST 83 F FF 95 B CU 81 B SV 82 B SI 95 B SI 93 4-2 BB	F SI 93 F CU 80 X SI 94 0-2 ② FC6-4 15 WP 1-2f 3-H	B CH 79 F SI 93 B CH 80 X SI 93 2-1 15 1B 1-2 2-3 1B				C SI 97 B ST 82 C SI 98 B ST 82 X SI 98 2-2 ① G5-3		3	0	1	1	1	0	1
15 Martín Maldonado, R (1, 2) OBP: 0.254, SLG: 0.337		C FF 91 B SI 92 C SI 93 B FF 94 F FF 93 B ST 82 X SI 94 3-2 ③ G5-3	B CU 80 C SI 93 F FF 92 D CU 82 1 SAFE B SV 81 S FF 94 3-3 ③ K 1-2	C CU 81 B CU 82 X SI 93 1-1 27 G4-6-3 1-2 2-3 3-H 1B				C SI 97 F ST 80 S ST 82 0-3 ② K		4	0	1	1	0	2	2
Inning Stats	R: 0 E: 0 K: 1 S: 16 H: 1 LOB: 2 BB: 1 P: 27	R: 0 E: 0 K: 0 S: 12 H: 0 LOB: 1 BB: 1 P: 22	R: 1 E: 0 K: 0 S: 7 H: 1 LOB: 0 BB: 0 P: 7	R: 1 E: 0 K: 1 S: 13 H: 1 LOB: 1 BB: 1 P: 21	R: 5 E: 0 K: 0 S: 21 H: 8 LOB: 2 BB: 0 P: 34	R: 0 E: 0 K: 0 S: 9 H: 0 LOB: 0 BB: 0 P: 11	R: 0 E: 0 K: 1 S: 11 H: 0 LOB: 0 BB: 0 P: 14	R: 0 E: 0 K: 1 S: 11 H: 0 LOB: 0 BB: 0 P: 14		1B: 7 2B: 3 3B: 0 HR: 1 SF: 0 SAC: 0 DP: 1 HBP: 0			WP: 1 PB: 0 SB: 0 CS: 0 PA: 37	

	AB	34
	R	7
	H	11
	RBI	7
	BB	3
	SO	4
	LOB	10

PITCHER		IP	WLS	BF	H	R	ER	SO	BB	IBB	HBP	BLK	WP	HR	S	P	ERA	WHIP
67 Seth Lugo, R ERA: 3.8	(1, 1)	4.1	L	23	7	6	6	2	3	0	0	0	1	1	56	90	12.46	2.308
21 Nick Martinez, R ERA: 3.88	(5, 1)	0.2		5	4	1	1	0	0	0	0	0	0	0	13	21	13.50	6.000
59 Tom Cosgrove, L ERA: 1.47	(6, 1)	2.0		6	0	0	0	1	0	0	0	0	0	0	20	25	0.00	0.000
66 Luis García, R ERA: 3.98	(8, 1)	1.0		3	0	0	0	1	0	0	0	0	0	0	11	14	0.00	0.000

PITCHER	IP	WLS	BF	H	R	ER	SO	BB	IBB	HBP	BLK	WP	HR	S	P	ERA	WHIP

Batter	1	2	3	4	5	6	7	8	9	AB	R	H	RBI	BB	SO	LOB
7 Ha-Seong Kim, R (1, 4) (7, 6) OBP: 0.361, SLG: 0.417	C FF 93 C FC 88 B FF 93 B FF 93 X FC 88 2-2 ① L9		C ST 79 B FF 92 S FC 86 B FF 93 X ST 79 2-2 10 1B 1B		C FC 87 B ST 79 X FC 87 1-1 ① L9		F FC 91 F CU 81 B CU 82 F FC 90 B CU 82 X FF 93 2-2 ② G5-3		X FF 93 0-0 1B	4	0	1	0	0	0	0
29 Brett Sullivan, L (8, 5) OBP: 0.200, SLG: 0.313										1	0	1	0	0	0	0
10 Jurickson Profar, S (1, 9) OBP: 0.325, SLG: 0.381	B CH 83 B FF 93 B FF 93 C FF 92 B CH 83 4-1 2 BB 22 BB BB		1 SAFE X FF 92 0-0 2 G4-6-3 1-3 1B		F CH 78 B CH 80 F CH 78 B CH 83 X FF 92 2-2 22 G4-6-3 1B		F CU 81 B CU 83 F FC 90 B CU 82 X FF 92 2-2 1B		F SL 87 D CH 89 B FF 94 F SL 85 X SL 85 2-2 ③ G4-3	4	0	3	0	1	0	1
22 Juan Soto, L (1, 7) OBP: 0.398, SLG: 0.481	B FF 92 D CU 75 F FF 93 B FF 92 S FF 93 F FF 93 B CU 77 4-2 2 BB 1-2 BB		B CU 74 F FF 92 C CU 75 C CH 82 1-3 ① K		B FF 92 B FC 86 X FF 92 2-0 ②③ G4-6-3 1-2f		F FC 91 F FC 89 B FF 93 S CU 82 1-3 ③ K			2	0	0	0	1	1	3
28 José Azocar, R (7, PH) (7, 7) OBP: 0.277, SLG: 0.317										1	0	0	0	0	1	1
2 Xander Bogaerts, R (1, 6) OBP: 0.339, SLG: 0.416	B FF 92 B FC 86 B FF 92 B FF 92 4-0 1-2 2-3 BB		X FF 93 0-0 ②③ G4-6-3 1-2f			C FF 91 B CH 80 X FC 87 1-1 ① F7		B SL 85 C SI 96 X SI 95 1-1 ① L8		2	0	0	0	1	0	2
17 Matthew Batten, R (7, 4) (8, 6) OBP: 0.358, SLG: 0.424										1	0	0	0	0	0	0
12 Luis Campusano, R (1, 2) OBP: 0.341, SLG: 0.463	B FC 89 X FF 94 1-0 ② P3			X FF 91 0-0 ① L5		C FC 87 B FC 87 B ST 78 B FC 86 F FF 91 X FF 92 3-2 ② F8		C SL 86 F SL 86 B FF 95 B SL 86 X SI 95 2-2 ② G6-3		4	0	0	0	0	0	3
14 Matt Carpenter, L (1, 10) OBP: 0.322, SLG: 0.319	F FF 94 B CU 76 F CU 74 D CU 78 S CH 82 2-3 ③ K			B FF 92 C FF 92 B CU 75 B FF 91 B FF 91 4-1 1 BB BB		X FF 93 0-0 HR		B FF 95 B CH 89 B FF 94 B FF 95 4-0 BB		2	1	1	1	2	1	3
24 Garrett Cooper, R (1, 3) OBP: 0.300, SLG: 0.420		C ST 81 X FC 88 0-1 ① G6-3		C FC 86 C FF 91 B FF 92 F FC 87 B FC 86 F FF 92 C FC 85 2-3 ② K		S FC 86 B FC 86 F FF 92 X FC 84 1-2 ③ G4-3		B SL 87 B SI 93 F SI 94 X SL 85 2-2 ③ G5-3		4	0	0	0	0	1	2
1 Trent Grisham, L (1, 8) OBP: 0.318, SLG: 0.364		B FF 92 C FF 92 C CU 76 S CH 83 1-3 ② K		B FC 88 B FF 92 C FC 86 B FC 86 F FF 92 F FF 93 D CU 76 4-2 1-2 BB			C FF 93 X FC 90 0-1 ① G6-3		B FF 94 S FF 94 S FF 94 B SL 86 F FF 95 F SL 84 B FF 94 F FF 92 B FF 92 4-2 5 G6-4-3 BB	2	0	0	0	2	1	0
5 Eguy Rosario, R (1, 5) (8, 4) OBP: 0.250, SLG: 1.000		X FF 94 0-0 ③ L8		C FC 85 B CU 73 S FC 85 B FC 86 F FF 92 C ST 78 2-3 ③ K			C FF 93 B FF 93 B FC 90 X FF 93 2-1 HR		X SI 95 0-0 ①② G6-4-3 1-2f	4	1	1	1	0	1	3
Inning Stats	R: 0 H: 0 E: 0 LOB: 3 K: 1 BB: 3 S: 11 P: 28	R: 0 H: 0 E: 0 LOB: 0 K: 1 BB: 0 S: 6 P: 7	R: 0 H: 2 E: 0 LOB: 1 K: 1 BB: 0 S: 8 P: 11	R: 0 H: 0 E: 0 LOB: 2 K: 2 BB: 2 S: 14 P: 26	R: 0 H: 1 E: 0 LOB: 0 K: 0 BB: 0 S: 6 P: 11	R: 1 H: 1 E: 0 LOB: 0 K: 0 BB: 0 S: 9 P: 14	R: 1 H: 2 E: 0 LOB: 1 K: 1 BB: 0 S: 14 P: 21	R: 0 H: 0 E: 0 LOB: 1 K: 0 BB: 1 S: 8 P: 17	R: 0 H: 1 E: 0 LOB: 1 K: 0 BB: 1 S: 10 P: 16	1B: 5 SF: 0 2B: 0 SAC: 0 3B: 0 DP: 3 HR: 2 HBP: 0						

TOP

San Diego Padres @ Houston Astros

Minute Maid Park, Houston, TX

Sun Sep 10 2023, 1:11 PM - 3:59 PM CDT

Att. 41,073 - Roof Closed - 73 F

livebaseballscorecards.com

AB	31
R	2
H	7
RBI	2
BB	7
SO	6
LOB	18

		WP: 0	PA: 38
		PB: 0	
		SB: 0	
		CS: 0	

PITCHER		IP	WLS	BF	H	R	ER	SO	BB	IBB	HBP	BLK	WP	HR	S	P	ERA	WHIP
68 J.P. France, R ERA: 3.61	(1, 1)	6.0	W	25	4	1	1	5	5	0	0	0	0	1	54	97	1.50	1.500
67 Parker Mushinski, L ERA: 5.02	(7, 1)	1.0		5	2	1	1	1	0	0	0	0	0	1	14	21	9.00	2.000
60 Joel Kuhnel, R ERA: 6.1	(8, 1)	2.0		8	1	0	0	0	2	0	0	0	0	0	18	33	0.00	1.500

PITCHER		IP	WLS	BF	H	R	ER	SO	BB	IBB	HBP	BLK	WP	HR	S	P	ERA	WHIP

BOTTOM

San Diego Padres @ Houston Astros

Minute Maid Park, Houston, TX

Sun Sep 10 2023, 1:11 PM - 3:59 PM CDT

Att. 41,073 - Roof Closed - 73 F

livebaseballscorecards.com

Batter	1	2	3	4	5	6	7	8	9	AB	R	H	RBI	BB	SO	LOB
27 Jose Altuve, R (1, 4) OBP: 0.398, SLG: 0.551	B FF 90 B SI 90 X SI 91 2-0 ① G5-3		B SI 90 X SI 91 1-0 1-H HR		X KN 73 0-0 ① P3	H CU 73 1-0 44 SF8 3 E 2 SF8 1-2 2-3 3-H HBP	X FF 90 0-0 ③ L7			4	2	1	3	0	0	1
3 Jeremy Peña, R (1, 6) OBP: 0.321, SLG: 0.388 16 Grae Kessinger, R (7, 6) OBP: 0.295, SLG: 0.333	B KN 74 B SI 91 C SI 91 X SI 92 2-1 ② G5-3		F ST 79 B KN 77 B KN 75 X SI 91 2-1 ① G4-3		S KN 73 X KN 69 1-1 ② L7	F FF 88 B CU 75 F SL 79 F FF 89 B FC 84 X SL 77 2-2 1-2 2-3 3-H FC 30 3B		S FF 88 B FF 89 F CU 74 F FF 88 F FF 90 S CU 73 1-3 ① K		4 1	1 0	0 0	0 0	0 0	0 1	2 0
44 Yordan Alvarez, L (1, 7) OBP: 0.415, SLG: 0.588 6 Jake Meyers, R (7, 8) OBP: 0.298, SLG: 0.377	B KN 75 C SI 91 C KN 75 X KN 77 1-2 1B		C SI 91 B KN 78 T SI 92 B ST 82 X SI 92 2-2 2 G6-4-3 1B		F KN 74 B KN 77 B KN 70 S KN 74 F KN 78 F KN 76 F KN 76 F KN 72 F FF 92 3-2 ③ G3	C SI 88 B SL 78 X SL 78 1-1 ① SF8 2-3 3-H		B FF 89 F FF 89 C CU 72 B FF 90 S CU 73 2-3 ② K		3 1	0 0	2 0	1 0	0 0	0 1	0 0
2 Alex Bregman, R (1, 5) OBP: 0.367, SLG: 0.450	X SI 91 0-0 ③ F8		C ST 80 B SI 91 B SI 89 X SI 92 2-1 ② ③ G6-4-3 1-2f			2-2 30 3B 2B 0-2 ② SF8 3-H		C CU 74 B FF 90 X FF 90 1-1 E6 14 BB		4	1	1	1	0	0	2
30 Kyle Tucker, L (1, 9) OBP: 0.375, SLG: 0.513 14 Mauricio Dubón, R (7, 9) OBP: 0.307, SLG: 0.403		C SI 90 X KN 75 0-1 ① F8		C KN 73 B SI 91 B KN 76 B SI 91 C SI 90 B FF 75 4-2 79 S 79 E BB		1-1 79 1B 3B 2-H 0-2 1-H 3B		B FF 90 S CU 73 B CU 73 B FF 90 C CU 73 F CU 74 D CU 75 4-2 1-2 BB		3 0	2 0	2 0	2 0	1 1	0 0	0 0
79 José Abreu, R (1, 3) OBP: 0.298, SLG: 0.366 28 Jon Singleton, L (6, PH) OBP: 0.278, SLG: 0.274 (7, 3)	C SI 92 B SI 91 C FF 91 B ST 82 X ST 80 2-2 ② F9		B KN 73 C SI 92 B KN 75 B SI 91 X SI 91 3-1 E5 20 FC6-4 1-H			2-1 20 1B 23 1B 21 1B 1B 3-H 0-1 P5		X SI 88 0-0 ③ G5-3		3 2	1 0	1 0	1 0	0 0	0 3	0 3
23 Michael Brantley, L (1, 10) OBP: 0.357, SLG: 0.615		B SI 92 C SI 91 B KN 77 B KN 75 X SI 92 3-1 ③ L7	B SI 90 X SI 90 1-0 ① L8			F FF 90 F SI 90 B SL 82 X SI 89 1-2 21 1B 20 1B 27 HBP 1B	C SI 88 B SI 88 B SL 79 B SI 89 B SL 79 4-1 BB			3 1	1 1	1 1	1 1	0 0	1 0	0 1
20 Chas McCormick, R (1, 8) OBP: 0.368, SLG: 0.520 (7, 7)			X FC 86 0-0 21 E 21 S 21 PB 1B	B KN 74 B SI 91 B SI 91 C SI 90 F SI 90 X SI 91 3-2 ② FC6-4 21 PB 21 S 1-2f		B FC 87 C FF 90 B FF 88 F SI 89 X FC 87 2-2 27 HBP 21 1B 3 E 1-2 2-3 1B	B SI 88 B FF 88 X FF 89 2-0 ① F9			4 2	2 2	2 0	2 0	0 0	0 0	2 2
21 Yainer Diaz, R (1, 2) OBP: 0.307, SLG: 0.535			C SI 90 B SI 91 B KN 72 B SI 92 D ST 80 4-1 27 HR 1-H BB	1 SAFE 1 SAFE C SI 89 B KN 76 B KN 72 S FF 90 F SI 92 B ST 80 F SI 92 3-3 F SI 92 C SI 92 1-3 ③ K		X SI 89 0-0 3 E 27 HBP 44 SF8 1-2 2-3 3-H 1B	S FF 88 S FF 89 C CU 74 0-3 ② K			3 2	2 1	1 1	1 1	1 2	2 2	2 2
Inning Stats	R: 0 E: 0 K: 0 S: 7 H: 1 LOB: 1 BB: 0 P: 12	R: 0 E: 0 K: 0 S: 7 H: 0 LOB: 0 BB: 0 P: 12	R: 3 E: 0 K: 0 S: 10 H: 3 LOB: 0 BB: 1 P: 21	R: 1 E: 1 K: 1 S: 14 H: 0 LOB: 1 BB: 1 P: 28	R: 0 E: 0 K: 0 S: 11 H: 0 LOB: 0 BB: 0 P: 15	R: 8 E: 1 K: 0 S: 31 H: 7 LOB: 1 BB: 0 P: 43	R: 0 E: 0 K: 1 S: 6 H: 0 LOB: 1 BB: 1 P: 12	R: 0 E: 1 K: 2 S: 14 H: 0 LOB: 2 BB: 1 P: 22		1B: 7 2B: 1 3B: 2 HR: 1 SF: 2 SAC: 0 DP: 1 HBP: 1	WP: 0 PB: 2 SB: 4 CS: 0 PA: 42					

	AB	35
	R	12
	H	11
	RBI	9
	BB	4
	SO	4
	LOB	13

PITCHER		IP	WLS	BF	H	R	ER	SO	BB	IBB	HBP	BLK	WP	HR	S	P	ERA	WHIP
61 Matt Waldron, R ERA: 5.55	(1, 1)	5.0	L	21	4	4	4	1	2	0	0	0	0	1	49	88	7.20	1.200
25 Tim Hill, L ERA: 5.48	(6, 1)	0.0		6	6	6	5	0	0	0	0	0	0	0	14	22	∞	∞
41 Rich Hill, L ERA: 5.48	(6, 1)	3.0		15	1	2	0	3	2	0	1	0	0	0	37	55	0.00	1.000

PITCHER	IP	WLS	BF	H	R	ER	SO	BB	IBB	HBP	BLK	WP	HR	S	P	ERA	WHIP

Batter	1	2	3	4	5	6	7	8	9	AB	R	H	RBI	BB	SO	LOB
7 Ha-Seong Kim, R (1, 4) OBP: 0.361, SLG: 0.416	B FF 96 B FC 91 X FC 92 2-0 23 S 22 1B 1B		S CH 88 X SI 95 0-1 ① G4-3 3-H		X SI 95 0-0 ② G4-3	F ST 80 C FF 97 S FF 96 0-3 ③ K			C ST 85 X ST 84 0-1 ① SH1-4 2-3	4	1	1	1	0	1	3
23 Fernando Tatis Jr., R (1, 9) OBP: 0.319, SLG: 0.451	C SI 96 B SI 95 1 SAFE S CH 87 B CH 85 1 SAFE B SI 94 S CH 86 3-3 ① K 1-2		F FC 91 X SI 95 0-1 ② G3 2-3		B SI 95 S CH 85 B CH 85 T CH 84 B CH 85 F SI 95 X SI 93 3-2 ③ G4-3		C SI 97 B SL 86 F SI 95 B SL 86 B SL 85 S FF 97 3-3 ① K		B ST 85 S ST 86 S ST 85 X ST 84 1-2 E1 22 HR	5	1	0	0	0	2	3
22 Juan Soto, L (1, 7) OBP: 0.400, SLG: 0.488	X SI 96 0-0 ② 2-H 1B		X CH 86 0-0 ③ G6-3			B SI 94 S FC 91 B CH 85 X FC 90 2-1 13 HR 1B	C SL 86 B SL 87 C FF 97 B FC 93 S SL 85 2-3 ② K		B SI 95 F SI 95 F FC 93 X ST 86 1-2 1-H 3-H HR	5	2	3	4	0	1	1
13 Manny Machado, R (1, 10) OBP: 0.315, SLG: 0.460	C FF 95 C FC 93 S CH 86 0-3 ③ K			F FF 93 B CH 86 B SI 94 X FC 91 2-1 HR		X FF 94 0-0 1-H HR	F FC 93 B SL 85 F SL 84 B SL 84 F FF 96 S FF 96 2-3 ③ K		S FF 96 B ST 86 B ST 85 F ST 86 X ST 86 2-2 ② G4-3	5	2	2	3	0	2	0
2 Xander Bogaerts, R (1, 6) OBP: 0.341, SLG: 0.425		C FC 91 C FF 94 B CH 86 B CH 86 B SI 95 X FC 92 3-2 ① F9		X SI 95 0-0 10 G6-3 12 G5-3 2B		C CU 80 X SI 94 0-1 ① G4-3		C FF 94 X FS 87 0-1 10 FC4-6 1B	C ST 85 X SI 95 0-1 HR	5	2	3	1	0	0	0
10 Jurickson Profar, S (1, 3) OBP: 0.324, SLG: 0.379 28 José Azocar, R (8, PR) OBP: 0.277, SLG: 0.317 24 Garrett Cooper, R (8, 3) OBP: 0.299, SLG: 0.419		B SI 95 F SI 95 X FF 94 1-1 ② F7		X CH 85 0-0 ① G6-3 2-3		X SI 95 0-0 12 1B 17 2B 1B		F FF 94 F FF 95 B FF 95 F FF 95 1 SAFE X FS 87 1-2 ① FC4-6 12 S 1-2f	B ST 85 C ST 85 S ST 85 F ST 85 S ST 83 1-3 ③ K	4 0 1	1 0 0	1 0 0	0 0 0	0 0 0	0 0 1	2 0 0
12 Luis Campusano, R (1, 2) OBP: 0.338, SLG: 0.457		X FC 92 0-0 ③ L9		X SI 95 0-0 ② G5-3 3-H		C CH 84 S CH 83 B SL 85 F CH 83 X CH 84 1-2 17 2B 1-2 1B		B FS 86 C FF 94 B FS 86 S FF 95 X FF 94 2-2 ② L7 1-2		4	0	1	1	0	0	1
17 Matthew Batten, R (1, 5) OBP: 0.366, SLG: 0.435			C SI 94 B FC 90 B SI 94 B SI 94 B FC 91 4-1 1 2B 7 G4-3 BB	X SI 95 0-0 ③ P2		C FF 95 F FF 96 F FF 95 F FC 88 B FF 96 X FF 96 1-2 1-3 2-H 2B		C FF 96 B FS 87 B FF 96 C ST 83 X FS 87 2-2 ③ P2		3	1	1	1	1	0	2
1 Trent Grisham, L (1, 8) OBP: 0.317, SLG: 0.365			C SI 95 X CH 87 0-1 23 G3 1-3 2B		X FC 92 0-0 ① B2-3	B FF 96 X FC 88 1-0 ② L3			C ST 85 B FC 94 C FF 96 B ST 85 F FF 96 X FC 94 2-2 E7 7 SH1-4 22 HR	4	1	1	0	0	0	2
Inning Stats	R: 1 E: 0 K: 2 S: 8 H: 2 LOB: 0 BB: 0 P: 13	R: 0 E: 0 K: 0 S: 6 H: 0 LOB: 0 BB: 0 P: 10	R: 1 E: 0 K: 0 S: 8 H: 1 LOB: 1 BB: 1 P: 12	R: 2 E: 0 K: 0 S: 6 H: 2 LOB: 0 BB: 0 P: 8	R: 0 E: 0 K: 0 S: 6 H: 0 LOB: 0 BB: 0 P: 9	R: 3 E: 0 K: 1 S: 19 H: 5 LOB: 2 BB: 0 P: 24	R: 0 E: 0 K: 3 S: 10 H: 0 LOB: 0 BB: 0 P: 17	R: 0 E: 0 K: 0 S: 12 H: 1 LOB: 2 BB: 0 P: 17	R: 4 E: 2 K: 1 S: 21 H: 2 LOB: 0 BB: 0 P: 28	1B: 6 2B: 3 3B: 0 HR: 4 SF: 0 SAC: 1 DP: 0 HBP: 0						

PITCHER		IP	WLS	BF	H	R	ER	SO	BB	IBB	HBP	BLK	WP	HR	S	P	ERA	WHIP
71 Gavin Stone, R ERA: 10.8	(1, 1)	5.1		25	9	7	7	2	1	0	0	0	0	2	44	65	11.81	1.875
64 Caleb Ferguson, L ERA: 2.52	(6, 1)	0.2	B	3	1	0	0	1	0	0	0	0	0	0	9	11	0.00	1.500
57 Ryan Brasier, R ERA: 3.31	(7, 1)	1.0		3	0	0	0	3	0	0	0	0	0	0	10	17	0.00	0.000
18 Shelby Miller, R ERA: 2.06	(8, 1)	1.0		4	1	0	0	0	0	0	0	0	0	0	12	17	0.00	1.000
59 Evan Phillips, R ERA: 2.14	(9, 1)	1.0	L	7	2	4	0	1	0	0	0	0	0	2	21	28	0.00	2.000

PITCHER	IP	WLS	BF	H	R	ER	SO	BB	IBB	HBP	BLK	WP	HR	S	P	ERA	WHIP

TOP

San Diego Padres @ Los Angeles Dodgers

Dodger Stadium, Los Angeles, CA

Mon Sep 11 2023, 7:10 PM - 10:17 PM PDT

Att. 40,072 - Partly Cloudy - 76 F

livebaseballscorecards.com

AB	40
R	11
H	13
RBI	11
BB	1
SO	7
LOB	14

1B: 6 SF: 0
2B: 3 SAC: 1
3B: 0 DP: 0
HR: 4 HBP: 0

WP: 0 PA: 42
PB: 0
SB: 2
CS: 0

San Diego Padres @ Los Angeles Dodgers

Dodger Stadium, Los Angeles, CA

Mon Sep 11 2023, 7:10 PM - 10:17 PM PDT

Att. 40,072 - Partly Cloudy - 76 F

livebaseballscorecards.com

BOTTOM

Batter	1	2	3	4	5	6	7	8	9	AB	R	H	RBI	BB	SO	LOB
50 Mookie Betts, R (1, 4) (8, 9) OBP: 0.411, SLG: 0.611	C FF 92 T SI 91 F SI 92 X CH 82 0-2 HR	C SI 95 C SI 93 F FF 95 B FF 94 X SI 95 1-2 ② L6	B CU 83 C CU 82 C FF 96 D FS 92 D CU 85 X CU 82 3-2 1-H 2-H 3-H 2B			H ST 79 1-0 5 G4-3 5 WP HBP			B SL 85 B SI 95 F SI 95 F SI 96 X CH 90 2-2 ① L9	4	1	2	4	0	0	3
5 Freddie Freeman, L (1, 3) OBP: 0.413, SLG: 0.570	F FF 93 B FF 92 B CH 84 X CH 84 2-1 ① F8	X FF 95 0-0 ③ G4-3	F FF 95 B FF 94 F CU 83 F FF 97 X CU 83 1-2 ③ L9			F ST 80 B FS 89 F SI 98 D ST 83 F ST 80 2 SAFE X FS 90 2-2 ② G4-3 1-3			C SI 97 S SI 97 F SI 98 F SI 97 F SI 97 B SL 88 B CH 89 X SI 96 2-2 16 WP 28 1B 1B	5	1	1	0	0	0	5
16 Will Smith, R (1, 2) OBP: 0.363, SLG: 0.439	C SI 93 F FF 93 F CU 77 F CU 75 F FF 92 C SI 93 0-3 ② K		B SI 92 B SI 94 X SI 94 2-0 ① P3	C FF 96 S CU 83 F FS 90 F CU 83 B FF 97 X FF 98 1-2 ① G3		B ST 80 F SI 99 X SI 99 1-1 ③ G6-3			B SI 96 F SI 96 F SI 96 F SI 97 B SL 87 F SI 98 F SI 97 B SI 97 F SI 96 4-2 F SI 97 F SI 97 B SI 97 8 BB 28 1B 1-2 BB	4	0	0	0	1	1	1
13 Max Muncy, L (1, 5) OBP: 0.331, SLG: 0.493	C FF 93 F FF 94 B FF 93 B FF 94 B CU 76 X FF 93 3-2 ③ F8		B FF 93 B SI 94 B FF 94 C FF 94 X FF 94 3-1 HR	B CU 83 B CU 82 C FF 96 F FF 94 B CU 84 X FF 96 3-2 ② G4-3			C FF 92 F ST 77 B ST 78 X FF 93 1-2 ① P5		B SI 96 F SI 95 S SL 87 S SI 97 1-3 ② K	5	1	1	1	0	1	2
28 J.D. Martinez, R (1, 10) OBP: 0.316, SLG: 0.556 25 Kolten Wong, L (9, PR) OBP: 0.241, SLG: 0.239		C SI 92 B FF 93 S SI 92 B CH 82 B CH 82 F CH 84 B SI 93 4-2 33 BB 3 1B 11 HBP BB	B FF 94 B CU 77 C CU 76 S CH 84 F CU 75 F CH 83 B CU 76 X SI 93 3-2 23 2B 3 1B 1B	S CU 81 F FF 96 B FS 91 S CU 82 1-3 ③ K		F ST 79 B FF 93 F ST 78 B FF 93 B FF 93 C ST 76 3-3 ② K		F SL 87 B SI 97 X SI 96 1-1 8 BB 1-2 2-H 1B	4	2	2	1	1	2	0
23 Jason Heyward, L (1, 9) OBP: 0.351, SLG: 0.486 8 Enrique Hernández, R (7, PH) OBP: 0.294, SLG: 0.354 (8, 4)	B SI 91 X FF 93 1-0 ① P6	D FF 94 F FF 92 X SI 93 1-1 3 1B 50 2B 1-3 2B			B FF 94 S FF 95 B FF 95 F FF 95 X CU 82 2-2 ① G4-3	C SI 92 B ST 79 C ST 76 X FF 93 1-2 ③ G4-3		C SI 96 D SL 87 B SI 97 B SI 96 B SI 96 4-1 1-2 2-3 BB	3 1	1 0	1 0	0 0	0 1	0 0	1 0
3 Chris Taylor, R (1, 7) OBP: 0.327, SLG: 0.441	F CU 76 S FF 92 B FF 93 X CU 78 1-2 11 HBP 33 BB 1-2 1B	X SI 94 0-0 33 WP 50 2B 2-3 3-H 1B	C FF 95 B CU 83 S CU 81 X CU 82 1-2 ② F7				F CH 88 S CH 91 B FF 100 S CH 91 1-3 ① K	S SI 96 B SI 97 B SI 96 B SI 97 S SI 96 X SI 97 3-2 ③ L6	5	1	2	1	0	1	3
33 James Outman, L (1, 8) OBP: 0.362, SLG: 0.434	D SI 94 B FF 93 C FF 94 B SI 92 B SI 93 4-1 11 HBP 1-2 2-3 BB	S CU 76 C SI 92 B SI 93 B CU 75 S CU 78 2-3 ② K 1-2	B CU 79 X FF 96 1-0 ③ L7				S CH 91 S CH 92 X CH 93 0-2 ② F7			3	0	0	0	1	1	2
11 Miguel Rojas, R (1, 6) OBP: 0.291, SLG: 0.311	D SI 94 H SI 93 2-0 1-2 2-3 3-H HBP	B CU 77 D CH 82 C FF 93 B CU 77 B SI 92 4-1 50 2B BB				C SI 97 S ST 81 B ST 81 F ST 81 B SI 98 F ST 80 F SI 98 X SI 99 2-2 ① G6-3		X FF 99 0-0 ③ G6-3		2	1	0	1	1	0	0

Inning Stats	1	2	3	4	5	6	7	8	9
	R: 1 E: 0 K: 1 S: 15 H: 1 LOB: 0 BB: 0 P: 20	R: 1 E: 0 K: 0 S: 13 H: 1 LOB: 3 BB: 2 P: 26	R: 5 E: 0 K: 1 S: 22 H: 5 LOB: 1 BB: 1 P: 41	R: 0 E: 0 K: 1 S: 11 H: 0 LOB: 0 BB: 0 P: 16	R: 0 E: 0 K: 0 S: 7 H: 0 LOB: 0 BB: 0 P: 11	R: 0 E: 0 K: 0 S: 12 H: 0 LOB: 1 BB: 0 P: 18	R: 0 E: 0 K: 1 S: 9 H: 0 LOB: 0 BB: 0 P: 14	R: 0 E: 0 K: 1 S: 7 H: 0 LOB: 0 BB: 0 P: 8	R: 1 E: 0 K: 1 S: 26 H: 2 LOB: 3 BB: 2 P: 43

1B: 5	SF: 0
2B: 2	SAC: 0
3B: 0	DP: 0
HR: 2	HBP: 2
WP: 3	PA: 43
PB: 0	
SB: 0	
CS: 0	

AB	36
R	8
H	9
RBI	8
BB	5
SO	6
LOB	17

PITCHER		IP	WLS	BF	H	R	ER	SO	BB	IBB	HBP	BLK	WP	HR	S	P	ERA	WHIP
60 Pedro Avila, R ERA: 3.63	(1, 1)	2.2		18	6	7	7	2	3	0	1	0	1	2	43	76	23.62	3.375
56 Ray Kerr, L ERA: 4.37	(3, 1)	2.1		8	1	0	0	1	0	0	0	0	0	0	25	38	0.00	0.429
66 Luis García, R ERA: 3.9	(6, 1)	1.0		4	0	0	0	0	0	0	1	0	1	0	12	18	0.00	0.000
59 Tom Cosgrove, L ERA: 1.43	(7, 1)	1.0		3	0	0	0	1	0	0	0	0	0	0	9	14	0.00	0.000
75 Robert Suarez, R ERA: 5.19	(8, 1)	1.0	W	3	0	0	0	1	0	0	0	0	0	0	7	8	0.00	0.000

PITCHER		IP	WLS	BF	H	R	ER	SO	BB	IBB	HBP	BLK	WP	HR	S	P	ERA	WHIP
71 Josh Hader, L ERA: 1.29	(9, 1)	1.0		7	2	1	1	1	2	0	0	0	1	0	26	43	9.00	4.000

San Diego Padres @ Los Angeles Dodgers

Dodger Stadium, Los Angeles, CA

Tue Sep 12 2023, 7:12 PM - 9:47 PM PDT

Att. 42,194 - Clear - 73 F

livebaseballscorecards.com

Batter	1	2	3	4	5	6	7	8	9	AB	R	H	RBI	BB	SO	LOB
10 Jurickson Profar, S (1, 3) (8, 4) OBP: 0.326, SLG: 0.379	C FF 92 S FC 89 B FF 93 B SL 83 B FC 89 B FF 91 4-2 23 1B BB		X SI 91 0-0 23 G6-4-3 1B		S FC 89 B FC 89 X FC 90 1-1 ② F8		X SI 91 0-0 ③ F7			3	0	1	0	1	0	1
23 Fernando Tatis Jr., R (1, 9) OBP: 0.320, SLG: 0.457	L FC 88 B SI 91 X SL 83 1-1 1-2 1B		F FC 89 B SI 92 B SI 92 X FC 89 2-1 ② ③ G6-4-3 1-2f		X FF 92 0-0 HR			C FF 98 B CH 87 X CH 87 1-1 ① F4		4	1	2	1	0	0	1
22 Juan Soto, L (1, 7) OBP: 0.399, SLG: 0.488	B FF 94 D SI 90 B FF 94 S FF 92 X FF 92 3-1 ① F5			C SI 90 B FF 92 B SI 91 B FF 93 C FF 92 F FC 91 X FC 90 3-2 13 1B 1 FC5 2B	B SL 82 F FC 90 B FF 92 C SI 89 S CH 85 2-3 ③ K			C CH 88 C CH 87 F FF 98 X CH 87 0-2 ② G6-3		4	1	1	0	0	1	2
13 Manny Machado, R (1, 10) OBP: 0.315, SLG: 0.458	C FF 93 F FC 88 F FF 94 B SL 83 D SL 84 X FF 94 2-2 ② F9			B SI 93 S SI 94 S CU 82 B CU 82 B SI 94 X FC 88 3-2 1 FC5 2 BB 2-3 1B		S SI 92 B CU 79 X SI 91 1-1 ① L7		B FF 96 X CH 87 1-0 ③ G5-3		4	0	1	0	0	0	2
2 Xander Bogaerts, R (1, 6) OBP: 0.341, SLG: 0.423 24 Garrett Cooper, R (8, 3) OBP: 0.299, SLG: 0.418	B SI 93 B SI 92 C FF 94 F SI 93 B FF 94 S FF 94 3-3 ③ K			B SI 94 B SI 94 B FF 93 C FF 92 D SI 93 4-1 17 L9 1 FC5 1-2 BB	C FF 92 B CU 81 T SI 92 F CH 86 B CH 85 X FF 93 2-2 ② L6				S FF 93 F FF 94 F FF 95 F FF 95 B CH 86 S CH 86 1-3 ① K	2 1	0 0	0 0	0 0	1 0	1 1	2 0
1 Trent Grisham, L (1, 8) OBP: 0.315, SLG: 0.362		C FC 90 B FC 91 X CH 84 1-1 ① L6		X SI 92 0-0 ① FC5 1-2 2-3f 3-H	C FF 92 B FC 90 X FC 90 1-1 ③ L4				C FF 95 S CH 86 F CH 88 B FF 96 S FF 96 1-3 ② K	4	0	0	1	0	1	2
17 Matthew Batten, R (1, 4) (8, 6) OBP: 0.347, SLG: 0.409		B FF 92 L FF 91 S FC 88 X FC 88 1-2 ② G4-3		B SL 83 C SI 93 X FF 94 1-1 ② L9 2-3			C FC 88 B SI 90 F SI 91 B CU 80 X SI 92 2-2 ① P4		C FF 96 B FF 96 S CH 87 T CH 87 1-2 ③ K	4	0	0	0	0	1	2
29 Brett Sullivan, L (1, 2) OBP: 0.189, SLG: 0.294		B FC 92 B FC 92 C FC 91 B FC 92 X SI 92 3-1 ③ G5-3		B FF 93 S FF 92 X FF 93 1-1 ③ F7			B SL 80 F FF 92 X CH 84 1-1 ② F9			3	0	0	0	0	0	2
5 Eguy Rosario, R (1, 5) OBP: 0.143, SLG: 0.571			C FC 91 B FF 90 B FF 90 C SL 86 F FC 88 F FC 91 C SI 92 2-3 ① K		B FF 91 C FF 92 B SI 90 X FF 91 2-1 ① P4		B CU 79 X SI 92 1-0 ② E5			3	0	0	0	0	1	0

Inning Stats	1	2	3	4	5	6	7	8	9
	R: 0 E: 0 K: 1 S: 13 H: 1 LOB: 2 BB: 1 P: 26	R: 0 E: 0 K: 0 S: 7 H: 0 LOB: 0 BB: 0 P: 12	R: 0 E: 0 K: 1 S: 8 H: 1 LOB: 0 BB: 0 P: 12	R: 1 E: 0 K: 0 S: 13 H: 2 LOB: 2 BB: 1 P: 25	R: 1 E: 0 K: 1 S: 8 H: 1 LOB: 0 BB: 0 P: 13	R: 0 E: 0 K: 0 S: 8 H: 0 LOB: 0 BB: 0 P: 12	R: 0 E: 1 K: 0 S: 7 H: 0 LOB: 1 BB: 0 P: 11	R: 0 E: 0 K: 0 S: 7 H: 0 LOB: 0 BB: 0 P: 9	R: 0 E: 0 K: 3 S: 12 H: 0 LOB: 0 BB: 0 P: 15

| | | | |

BOTTOM

San Diego Padres @ Los Angeles Dodgers

Dodger Stadium, Los Angeles, CA

Tue Sep 12 2023, 7:12 PM - 9:47 PM PDT

Att. 42,194 - Clear - 73 F

livebaseballscorecards.com

Batter	1	2	3	4	5	6	7	8	9	AB	R	H	RBI	BB	SO	LOB
50 Mookie Betts, R (1, 4) (8, 9) OBP: 0.411, SLG: 0.607	C FF 93 F FC 88 B SI 93 F CH 84 X FF 94 1-2 ① G6-3		X FF 94 0-0 ① F9	D CH 82 C FC 88 C CU 75 1 SAFE S CH 83 1-3 ② K		B SL 83 B CU 76 B SL 84 C SL 82 B SL 83 4-1 BB		B FF 89 B FF 89 B FF 89 C FF 90 B CU 74 4-1 5 2B 28 1B BB		3	1	0	0	2	1	2
5 Freddie Freeman, L (1, 3) OBP: 0.416, SLG: 0.579	B FC 88 F SI 94 B FF 93 X CH 82 2-1 16 2B 13 SF8 1B		X SI 93 0-0 1-H HR	F FC 89 B FF 93 F FF 92 D CH 83 F SI 93 X CH 82 2-2 1-2 16 HR 1B		F SL 83 F SL 83 1 SAFE C SL 82 0-3 ③ K		F SI 88 F SL 76 B SL 79 X SL 76 1-2 1-3 28 1B 2B		5	4	4	2	0	1	1
16 Will Smith, R (1, 2) OBP: 0.367, SLG: 0.450	C FC 88 X SI 92 0-1 1-3 2B		B CU 75 B FC 88 C CH 82 B SI 94 B FC 89 4-1 28 BB 13 BB 6 FC3-6 BB	C CU 75 X SI 94 0-1 1-H 2-H HR			B CH 80 B SL 84 C SL 83 S SL 82 F SL 83 H CU 74 3-2 28 BB 13 1B 3 1B HBP	F FF 89 C CU 74 B FF 91 B CU 73 X CU 74 2-2 ① F6		3	3	2	3	1	0	2
13 Max Muncy, L (1, 5) OBP: 0.332, SLG: 0.492	B CU 74 F FF 94 T CU 74 X FF 94 1-2 ② SF8 3-H		B CH 82 D CH 82 B CU 75 B FF 94 4-0 6 FC3-6 28 BB 1-2 BB	B CH 82 B FF 92 F FF 93 B FC 88 X CH 81 3-1 ③ G5-3			B SL 82 X FF 89 1-0 3 1B 28 BB 33 SF7 1B	F CU 73 C SI 88 S SI 89 0-3 ② K		3	1	1	1	1	1	2
28 J.D. Martinez, R (1, 10) OBP: 0.319, SLG: 0.555	X FC 88 0-0 ③ G4-3		S CH 83 F SI 93 B FC 89 B FF 93 F FF 94 F CH 82 B SI 93 B CH 84 4-2 6 FC3-6 1-2 2-3 BB		S SL 83 F SL 82 B SL 82 F FF 91 X SL 82 1-2 ① F9		B SL 82 B SL 83 D SL 80 B FF 88 4-0 3 1B 1-2 2-3 BB	F FF 90 X FF 90 0-1 ③ 2-H 3-H 1B		3	0	1	2	2	0	1
6 David Peralta, L (1, 7) OBP: 0.305, SLG: 0.391 31 Amed Rosario, R (7, PH) (8, 4) OBP: 0.302, SLG: 0.376		C CH 80 S CH 81 S CH 82 0-3 ① K	F FF 93 S CH 84 X CH 84 0-2 ② FC3-6 1-2f 2-3 3-H		F SL 83 B FF 92 S SL 82 F SL 83 F CH 80 F FF 92 B SL 82 B SL 82 F SL 82 3-2 ② X FF 89 F7		B CU 74 F FF 88 S CU 74 F CU 74 C FF 90 1-3 ① K			3 1	0 0	0 0	1 0	0 0	1 1	2 3
23 Jason Heyward, L (1, 9) OBP: 0.348, SLG: 0.481 3 Chris Taylor, R (7, PH) (8, 7) OBP: 0.329, SLG: 0.443		B FF 93 C CU 74 F CH 82 F FF 93 F FF 93 X CU 76 1-2 ② G4-3	C CH 84 F FC 89 X CH 84 0-2 ③ G4-3		B FF 90 F SL 83 F SL 82 S SL 83 1-3 ③ K		C FF 89 F CU 74 B CU 74 X CU 75 1-2 8 FC6-4 1-2 2-3 3-H 1B			3 1	0 0	0 1	0 1	0 0	1 0	2 0
33 James Outman, L (1, 8) OBP: 0.359, SLG: 0.431		B CU 75 F FF 93 B CU 73 F FC 87 S CH 83 2-3 ③ K		B FC 86 B CH 81 F FF 92 S CH 82 X CH 82 2-2 ① F9		B FF 90 S SL 82 S SL 83 B FF 89 B SL 83 C SL 82 3-3 ① K	B SI 88 C SI 88 X SL 76 1-1 ② SF7 3-H			3	0	0	1	0	2	0
8 Enrique Hernández, R (1, 6) OBP: 0.296, SLG: 0.355			C SI 93 B FC 88 X FC 88 1-1 5 HR 1B	S FC 88 F CU 75 B SI 93 B CH 81 F CH 83 X SI 94 2-2 5 1B 16 HR 1B		B SL 81 C FF 90 X SL 82 1-1 ② G5-3	C FF 90 X FF 90 0-1 ③ FC6-4 1-2f			4	2	2	0	0	0	2

Inning Stats																								
	R: 1	H: 2	R: 0	H: 0	R: 3	H: 2	R: 3	H: 3	R: 0	H: 0	R: 0	H: 0	R: 2	H: 2	R: 2	H: 2	1B: 7	SF: 2	WP: 0	PA: 41
	E: 0	LOB: 1	E: 0	LOB: 0	E: 0	LOB: 2	E: 0	LOB: 0	E: 0	LOB: 0	K: 2	LOB: 1	E: 0	LOB: 2	E: 0	LOB: 2	2B: 2	SAC: 0	PB: 0	
	K: 0	BB: 0	K: 2	BB: 0	K: 0	BB: 3	K: 1	BB: 0	K: 1	BB: 0	S: 9	BB: 1	K: 1	BB: 1	K: 1	BB: 1	3B: 0	DP: 0	SB: 0	
	S: 12	P: 16	S: 11	P: 14	S: 15	P: 28	S: 18	P: 28	S: 14	P: 19		P: 17	S: 15	P: 26	S: 12	P: 19	HR: 2	HBP: 1	CS: 0	

PITCHER		IP	WLS	BF	H	R	ER	SO	BB	IBB	HBP	BLK	WP	HR	S	P	ERA	WHIP
52 Michael Wacha, R ERA: 3.43	(1, 1)	4.0	L	22	7	7	7	3	3	0	0	0	0	2	56	86	15.75	2.500
48 Nick Hernandez, R ERA: 9.0	(5, 1)	2.0		10	1	2	2	3	2	0	1	0	0	0	27	48	9.00	1.500
41 Rich Hill, L ERA: 5.53	(7, 1)	2.0		9	3	2	2	2	1	0	0	0	0	0	23	33	9.00	2.000

PITCHER	IP	WLS	BF	H	R	ER	SO	BB	IBB	HBP	BLK	WP	HR	S	P	ERA	WHIP

AB	32
R	11
H	11
RBI	11
BB	6
SO	8
LOB	17

San Diego Padres @ Los Angeles Dodgers

Dodger Stadium, Los Angeles, CA

Wed Sep 13 2023, 7:12 PM - 9:37 PM PDT

Att. 41,810 - Clear - 71 F

TOP

livebaseballscorecards.com

Batter	1	2	3	4	5	6	7	8	9	AB	R	H	RBI	BB	SO	LOB
7 Ha-Seong Kim, R (1, 6) OBP: 0.358, SLG: 0.413	B FF 93 F FF 94 F SL 88 F CH 86 F FF 95 F CH 85 B SL 90 F FF 94 S SL 89 2-3 K ①		C SL 88 X SL 90 1-1 P3 ③		B CH 83 C FF 93 F FF 93 B SL 88 F FF 93 F CH 86 B FF 93 S SL 89 3-3 K ②		F SI 98 C SI 97 C SL 90 0-3 K ②			4	0	0	0	0	3	4
23 Fernando Tatis Jr., R (1, 9) OBP: 0.321, SLG: 0.459	B SL 89 S FF 94 B FF 95 S CH 86 S CH 87 2-3 K ②			X FF 92 0-0 22 1B 12 HR 2B	S CH 86 X FF 93 0-1 P3 ③		X SL 90 0-0 1-3 2-H 3-H 1B			4	1	2	2	0	1	1
22 Juan Soto, L (1, 7) OBP: 0.399, SLG: 0.494 28 José Azocar, R (9, 7) OBP: 0.277, SLG: 0.317	C FF 94 S FF 94 X FF 95 0-2 HR			B CH 84 C CH 84 X FF 94 1-1 12 HR 2-3 1B	B SL 85 B CH 85 B CH 85 C FF 93 C CH 86 X CH 86 3-2 G4-3 ①		F SL 84 C SL 84 F SL 86 F FF 95 S SL 87 0-3 K ③			4 0	2 0	2 0	1 0	0 0	1 0	2 0
12 Luis Campusano, R (1, 2) OBP: 0.343, SLG: 0.481	C FF 93 F CH 86 S CH 85 0-3 K ③			F SL 88 F CH 85 X CH 84 0-2 1-H 3-H HR	B FF 94 C FF 94 X SL 89 1-1 10 G5-6-3 1B			X FF 93 0-0 F8 ①		4	1	2	3	0	1	0
10 Jurickson Profar, S (1, 10) OBP: 0.323, SLG: 0.376		F FF 93 S CH 85 F CH 85 X SL 87 0-2 P5 ①		B CH 86 X FF 93 1-0 G6-3 ①	S CH 86 F CH 83 B FF 93 B CH 85 F FF 94 B CH 85 X FF 93 3-2 G5-6-3 ②③ 1-2f			C FF 94 C SL 84 S SL 85 0-3 K ②		4	0	0	0	0	1	1
24 Garrett Cooper, R (1, 3) OBP: 0.298, SLG: 0.415		C SL 88 S FF 92 S CH 86 0-3 K ②		S FF 94 F FF 93 B SL 89 B CH 86 X FF 93 2-2 G5-3 ②			B KC 89 B SL 91 F SI 99 S SL 91 F FF 99 B SL 90 B FF 98 4-2 5 1B 1 BB 23 1B BB	S FF 94 B FF 94 S SL 84 F FF 94 B SL 84 S FF 95 2-3 K ③		3	1	0	0	1	2	0
1 Trent Grisham, L (1, 8) OBP: 0.314, SLG: 0.360		B SL 87 X CH 86 1-0 P3 ③		C CH 86 F FF 93 F CH 85 F SL 88 B FF 94 X FF 94 1-2 F8 ③			B FF 99 C FF 99 B KC 90 B FF 99 C SI 99 F SI 99 B SI 98 4-2 5 1B 23 1B 1-2 BB		C FF 94 B FS 86 T FF 94 F FF 96 C FS 85 1-3 K ①	3	1	0	0	1	1	0
17 Matthew Batten, R (1, 4) OBP: 0.342, SLG: 0.414			B FF 93 B FF 93 X FF 93 2-0 F7 ①		S SL 86 X CH 86 0-1 2B		C SI 98 B SI 97 C SI 98 T SL 90 1-2 K ①		B FF 96 C ST 83 F FF 95 F FS 85 X FS 84 1-2 L5 ②	4	0	1	0	0	1	2
5 Eguy Rosario, R (1, 5) OBP: 0.182, SLG: 0.455			C SL 88 F FF 93 B CH 85 B CH 85 X SL 88 2-2 P6 ②		B FF 93 X FF 92 1-0 L9 ①		B SI 97 D SL 90 B SL 89 C SI 96 X SI 97 3-1 23 1B 1-2 2-3 1B		C ST 82 B FF 94 C FF 95 S FF 94 1-3 K ③	4	0	1	0	0	1	1
Inning Stats	R: 1 E: 0 K: 3 S: 16 H: 1 LOB: 0 BB: 0 P: 20	R: 0 E: 0 K: 1 S: 8 H: 0 LOB: 0 BB: 0 P: 9	R: 0 E: 0 K: 0 S: 6 H: 0 LOB: 0 BB: 0 P: 11	R: 3 E: 0 K: 0 S: 15 H: 3 LOB: 0 BB: 0 P: 20	R: 0 E: 0 K: 1 S: 10 H: 1 LOB: 1 BB: 0 P: 14	R: 0 E: 0 K: 0 S: 9 H: 1 LOB: 0 BB: 0 P: 16	R: 2 E: 0 K: 3 S: 20 H: 2 LOB: 2 BB: 2 P: 32	R: 0 E: 0 K: 2 S: 8 H: 0 LOB: 0 BB: 0 P: 10	R: 0 E: 0 K: 2 S: 11 H: 0 LOB: 0 BB: 0 P: 14	1B: 4 2B: 2 3B: 0 HR: 2 SF: 0 SAC: 0 DP: 1 HBP: 0						

	AB	34
	R	6
	H	8
	RBI	6
	BB	2
	SO	12
	LOB	11

PITCHER		IP	WLS	BF	H	R	ER	SO	BB	IBB	HBP	BLK	WP	HR	S	P	ERA	WHIP
47 Ryan Pepiot, R ERA: 2.0	(1, 1)	6.0	L	23	6	4	4	5	0	0	0	0	0	2	64	90	6.00	1.000
17 Joe Kelly, R ERA: 4.86	(7, 1)	0.2		6	2	2	2	2	2	0	0	0	0	0	15	27	27.00	6.000
51 Alex Vesia, L ERA: 4.74	(7, 1)	1.1		4	0	0	0	3	0	0	0	0	0	0	13	15	0.00	0.000
18 Shelby Miller, R ERA: 2.0	(9, 1)	1.0		3	0	0	0	2	0	0	0	0	0	0	11	14	0.00	0.000

PITCHER		IP	WLS	BF	H	R	ER	SO	BB	IBB	HBP	BLK	WP	HR	S	P	ERA	WHIP

WP: 0 PA: 36
PB: 0
SB: 0
CS: 0

Batter	1	2	3	4	5	6	7	8	9	AB	R	H	RBI	BB	SO	LOB
50 Mookie Betts, R (1, 9) OBP: 0.412, SLG: 0.607	C FF 95 F SL 88 B CU 81 B CH 86 X CH 87 2-2 5 S 1B		C CH 87 B SL 90 B SL 89 B FF 95 B FF 97 4-1 5 S BB			C FF 96 X CH 84 0-1 ② F8			B FF 91 S SI 91 C SI 91 X ST 75 1-2 HR	2	0	1	0	1	0	0
25 Kolten Wong, L (8, 4) OBP: 0.245, SLG: 0.257										1	1	1	1	0	0	0
5 Freddie Freeman, L (1, 3) OBP: 0.414, SLG: 0.576	B FF 96 S CU 80 F FF 96 X CU 81 1-2 ① L7 1-2		F SL 86 1 SAFE 1 SAFE D CU 81 C CU 80 D SL 89 X CU 81 2-2 ③ G3 1-2			B SL 88 F CU 81 B SL 89 C SL 87 S CU 83 2-3 ③ K			B FF 93 C ST 76 S ST 76 B FF 91 S ST 75 2-3 ① K	3	0	0	0	0	1	2
6 David Peralta, L (8, 9) OBP: 0.304, SLG: 0.390										1	0	0	0	0	1	0
3 Chris Taylor, R (1, 7) OBP: 0.326, SLG: 0.437	2 SAFE 2 SAFE B FF 96 B CH 86 B FF 96 C CH 87 X CH 88 3-1 ② G5-3			C CU 77 B SL 89 B CU 81 T FF 96 B SL 88 C CU 79 3-3 ① K			F FF 96 B CH 89 B CH 90 B SI 99 F FF 97 C FF 99 3-3 ① K		C ST 78 B ST 76 S SI 90 B FF 92 B SI 92 X SI 91 3-2 ② G6-3	4	0	0	0	0	2	1
28 J.D. Martinez, R (1, 10) OBP: 0.316, SLG: 0.549	C CU 79 B CH 85 B FF 97 X FF 96 2-1 ③ G5-3			F FF 96 S CH 83 S CU 82 0-3 ② K			S CH 90 C CH 90 C SI 100 0-3 ② K		B SI 92 C SI 92 F ST 78 B ST 79 F ST 78 S FF 92 2-3 ③ K	4	0	0	0	0	3	1
8 Enrique Hernández, R (1, 5) OBP: 0.294, SLG: 0.353		F FF 95 X CH 86 0-1 ① F7		F FF 96 B CU 82 B FF 96 X CH 83 2-1 ③ P2			B CH 89 F FF 97 F CH 91 F SI 98 T FF 98 1-2 ③ K			3	0	0	0	0	1	0
(8, 3)																
31 Amed Rosario, R (1, 4) OBP: 0.300, SLG: 0.374		B FF 96 B FF 95 S CH 85 F SL 88 S CU 81 2-3 ② K			F FF 95 B SL 87 S CH 82 S CU 82 1-3 ① K			C SI 93 F CH 78 B FF 94 X FF 94 1-2 ① G1-3		3	0	0	0	0	2	0
(8, 6)																
33 James Outman, L (1, 8) OBP: 0.357, SLG: 0.428		B FF 97 S FF 97 F CU 81 B FF 96 B SL 88 S SL 89 3-3 ③ K			B FF 95 X SL 87 1-0 ② L9			C CU 82 C FF 94 F CU 84 B CU 82 X CH 80 1-2 ② L8		3	0	0	0	0	1	0
11 Miguel Rojas, R (1, 6) OBP: 0.291, SLG: 0.311			C FF 95 B FF 95 B CU 81 F FF 95 B FF 96 S CU 81 3-3 ① K2-3		X FF 97 0-0 ③ G2-3			X SI 94 0-0 1B		3	0	1	0	0	1	0
(8, 5)																
15 Austin Barnes, R (1, 2) OBP: 0.232, SLG: 0.211			B FF 97 C FF 96 B CH 86 B FF 96 F FF 95 F FF 97 F FF 97 T FF 97 3-2 ② K			B FF 94 B FF 95 F FF 96 B CH 84 F FF 96 F FF 97 F FF 98 F FF 97 X FF 97 3-2 ① G6-3		C SI 93 C CU 81 X FF 93 0-2 ③ G5-3		3	0	0	0	0	1	1
Inning Stats	R: 0 E: 0 K: 0 S: 10 H: 1 LOB: 1 BB: 0 P: 18	R: 0 E: 0 K: 2 S: 8 H: 0 LOB: 0 BB: 0 P: 13	R: 0 E: 0 K: 2 S: 12 H: 0 LOB: 1 BB: 1 P: 24	R: 0 E: 0 K: 2 S: 8 H: 0 LOB: 0 BB: 0 P: 13	R: 0 E: 0 K: 1 S: 5 H: 0 LOB: 0 BB: 0 P: 7	R: 0 E: 0 K: 1 S: 11 H: 0 LOB: 0 BB: 0 P: 16	R: 0 E: 0 K: 3 S: 10 H: 0 LOB: 0 BB: 0 P: 14	R: 0 E: 0 K: 0 S: 11 H: 1 LOB: 1 BB: 0 P: 13	R: 1 E: 0 K: 2 S: 13 H: 1 LOB: 0 BB: 0 P: 21	1B: 2 2B: 0 3B: 0 HR: 1 SF: 0 SAC: 0 DP: 0 HBP: 0						

PITCHER		IP	WLS	BF	H	R	ER	SO	BB	IBB	HBP	BLK	WP	HR	S	P	ERA	WHIP
4 Blake Snell, L ERA: 2.43	(1, 1)	6.0	W	20	1	0	0	8	1	0	0	0	0	0	54	91	0.00	0.333
75 Robert Suarez, R ERA: 4.91	(7, 1)	1.0		3	0	0	0	3	0	0	0	0	0	0	10	14	0.00	0.000
21 Nick Martinez, R ERA: 3.84	(8, 1)	1.0		4	1	0	0	0	0	0	0	0	0	0	11	13	0.00	1.000
59 Tom Cosgrove, L ERA: 1.6	(9, 1)	1.0		4	1	1	1	2	0	0	0	0	0	1	13	21	9.00	1.000

PITCHER	IP	WLS	BF	H	R	ER	SO	BB	IBB	HBP	BLK	WP	HR	S	P	ERA	WHIP

BOTTOM

San Diego Padres @ Los Angeles Dodgers

Dodger Stadium, Los Angeles, CA

Wed Sep 13 2023, 7:12 PM - 9:37 PM PDT

Att. 41,810 - Clear - 71 F

livebaseballscorecards.com

AB	30
R	1
H	3
RBI	1
BB	1
SO	13
LOB	5

Batter	1	2	3	4	5	6	7	8	9	AB	R	H	RBI	BB	SO	LOB
7 Ha-Seong Kim, R (1, 4) OBP: 0.356, SLG: 0.408	C FF 92 B FF 93 B SV 81 B FF 94 X FF 92 3-1 L8	B FF 94 C SI 92 F FF 92 F CH 85 F FF 94 B SI 94 S FF 94 2-3 K		X SI 93 0-0 G5-4-3 1-2f		B SL 85 B SL 85 B SI 95 B SI 93 4-0 23 S BB		C SI 94 B CH 83 S CH 83 F SI 93 S CH 82 1-3 K	B SL 86 C SL 85 S FF 92 X CH 77 1-2 G6-3	5	0	0	0	1	2	4
23 Fernando Tatis Jr., R (1, 9) OBP: 0.325, SLG: 0.466	B CU 80 B FF 94 X FF 93 2-0 HR	X CH 85 0-0 1-3 2-H 3-H 1B		B SI 95 C CH 83 F SL 85 F SI 95 B CH 83 B CH 82 X SI 95 3-2 G3		B SI 94 F SI 94 B CH 82 B SI 94 B CH 83 4-1 1-2 BB		B SI 95 B SI 94 B CH 82 C SI 93 B SI 93 4-1 13 S 22 BB BB		3	1	2	3	2	0	0
22 Juan Soto, L (1, 7) OBP: 0.401, SLG: 0.493	C SV 82 B SV 84 C FF 94 B SV 83 B FF 95 B SI 94 4-2 2 FC3-6 13 BB 12 WP BB	F SI 93 F FF 93 X FF 92 0-2 P5			C SI 95 B CH 82 X CH 81 1-1 13 S 12 2B 1B	B SI 94 S SI 93 F SI 93 B CH 82 X SI 93 2-2 F7		B SL 82 B SL 82 D FF 92 B FF 92 4-0 13 S 1-2 BB		3	2	1	0	2	0	4
13 Manny Machado, R (1, 10) OBP: 0.314, SLG: 0.455	B CU 80 D CU 80 B FF 93 B FF 93 4-0 2 FC3-6 1-2 BB	B FF 94 1 SAFE C FF 93 S FF 93 B SV 83 B FF 93 C FF 94 3-3 K			B SL 84 B SI 93 F SI 95 F SL 84 B SI 94 S CH 82 3-3 K 1-2	D SL 86 B SI 94 B SI 94 F SI 93 S CH 82 X SI 93 3-2 F8		B SL 82 B SL 81 B FF 92 C SI 91 C FF 93 S FF 94 3-3 K 1-2 2-3		4	0	0	0	1	3	7
2 Xander Bogaerts, R (1, 6) OBP: 0.343, SLG: 0.424	C FF 94 X FF 93 0-1 FC3-6 12 S 12 WP 1-2f 2-3		C FF 92 C FC 89 B SV 80 F FF 92 X FF 92 1-2 12 G4-6-3 1B		C SL 85 B SI 94 H CH 82 2-1 12 2B HBP		B SI 94 S SL 83 S CH 83 X SI 93 1-2 17 FC6-4 1B		C FF 93 B FF 92 B CH 77 X FF 93 2-1 P6	4	0	2	0	0	0	2
12 Luis Campusano, R (1, 2) OBP: 0.338, SLG: 0.478	B CU 80 B FF 92 C FF 93 F FF 93 B FF 94 F FF 94 X FF 92 3-2 P3 1-3 3-H		C FC 91 B FC 89 1 SAFE F SI 92 F FF 92 F CU 78 X FF 91 1-2 G4-6-3 1-2f		B SI 94 C SL 84 X SL 84 1-1 1-3 2-H 2B		F SI 94 1 SAFE X SI 92 0-1 L4		X FF 93 0-0 G6-3	5	0	1	1	0	0	3
24 Garrett Cooper, R (1, 3) OBP: 0.302, SLG: 0.417		F FF 92 B CH 84 B CH 86 F FF 93 F SV 81 F FF 93 F CU 78 X CU 77 2-2 17 1B 23 1B 2B	B CU 79 B FC 91 B FF 91 C FF 92 T FF 92 D CU 76 4-2 BB		F SI 95 F SI 94 F SI 94 S CH 84 0-3 K		B SL 83 1 SAFE X SI 93 1-0 L7		C SL 85 B FF 93 F FF 93 B FF 93 F SL 87 B FF 93 B FF 93 4-2 17 1B 28 HR BB	3	2	1	0	2	1	3
17 Matthew Batten, R (1, 5) OBP: 0.345, SLG: 0.413		B FF 92 S CH 85 S FF 93 F FF 92 X SV 82 1-2 28 HBP 23 1B 2-3 1B	C SI 91 B FF 92 B FF 91 X SI 90 2-1 F9		C SI 94 X SI 94 0-1 G6-3		B SI 94 X SI 94 1-0 FC6-4 1-2f		C FF 92 X SL 85 0-1 28 HR 1-2 1B	5	2	2	0	0	0	4
28 José Azocar, R (1, 8) OBP: 0.300, SLG: 0.373		H CU 79 1-0 23 1B 1-2 HBP		X SI 94 0-0 7 G5-4-3 1B		X SI 94 0-0 G6-3		B SL 81 B SL 82 X SI 93 2-0 G5-3	B FF 90 S CH 77 X CH 77 1-1 1-H 2-H HR	4	1	2	3	0	0	0
Inning Stats	R: 2 E: 0 K: 0 S: 11 H: 1 LOB: 1 BB: 2 P: 27	R: 2 E: 0 K: 2 S: 22 H: 3 LOB: 2 BB: 0 P: 31	R: 0 E: 0 K: 0 S: 13 H: 1 LOB: 1 BB: 1 P: 21	R: 0 E: 0 K: 0 S: 6 H: 1 LOB: 0 BB: 0 P: 9	R: 1 E: 0 K: 2 S: 14 H: 2 LOB: 2 BB: 0 P: 21	R: 0 E: 0 K: 0 S: 8 H: 0 LOB: 2 BB: 2 P: 21	R: 0 E: 0 K: 0 S: 7 H: 1 LOB: 1 BB: 0 P: 10	R: 0 E: 0 K: 2 S: 9 H: 0 LOB: 2 BB: 2 P: 23	R: 3 E: 0 K: 0 S: 13 H: 2 LOB: 0 BB: 1 P: 21	1B: 7 2B: 2 3B: 0 HR: 2 SF: 0 SAC: 0 DP: 2 HBP: 2				WP: 1 PB: 0 SB: 5 CS: 0		PA: 46

PITCHER		IP	WLS	BF	H	R	ER	SO	BB	IBB	HBP	BLK	WP	HR	S	P	ERA	WHIP
16 Sean Newcomb, L ERA: 3.0	(1, 1)	3.0	L	17	5	4	4	2	3	0	1	0	1	1	46	79	12.00	2.667
55 Adrián Martínez, R ERA: 5.4	(4, 1)	4.2		21	4	1	1	3	3	0	1	0	0	0	41	74	1.93	1.500
60 Francisco Pérez, L ERA: 5.4	(8, 1)	0.1		2	0	0	0	1	1	0	0	0	0	0	3	10	0.00	3.000
17 Devin Sweet, R ERA: 7.5	(9, 1)	1.0		6	2	3	3	0	1	0	0	0	0	1	13	21	27.00	3.000

PITCHER	IP	WLS	BF	H	R	ER	SO	BB	IBB	HBP	BLK	WP	HR	S	P	ERA	WHIP

TOP

San Diego Padres @ Oakland Athletics

Oakland Coliseum, Oakland, CA

Fri Sep 15 2023, 6:41 PM - 9:31 PM PDT

Att. 17,828 - Partly Cloudy - 65 F

livebaseballscorecards.com

AB	36
R	8
H	11
RBI	7
BB	8
SO	6
LOB	27

BOTTOM

Batter	1	2	3	4	5	6	7	8	9	AB	R	H	RBI	BB	SO	LOB
49 Ryan Noda, L (1, 3) OBP: 0.377, SLG: 0.431 21 Tyler Soderstrom, L (9, 3) OBP: 0.229, SLG: 0.260	C SI 91 F FF 92 B FF 94 F CU 80 B CU 81 S SI 94 2-3 K ①		1 SAFE F FF 91 C SL 83 D CU 83 B CU 82 D SV 81 X CU 82 3-2 25 G3 1-H 2B		X CU 80 0-0 G6-3 ② ③ 1-2f			B CH 89 F FF 98 C CH 90 X CH 91 1-2 G4-3 ②		4 0	0 0	1 0	1 0	0 0	1 0	1 0
20 Zack Gelof, R (1, 4) OBP: 0.335, SLG: 0.516	S FF 94 C SI 94 B SV 82 S FF 96 1-3 K ②		F SI 93 X CU 82 0-1 25 G3 1B			C CU 79 F SI 92 B SV 79 S FF 95 1-3 K ①		B CH 90 S CH 89 B SI 97 B FF 97 F SI 98 F FF 98 B CH 90 4-2 25 S BB		3	0	1	0	1	2	0
25 Brent Rooker, R (1, 10) OBP: 0.324, SLG: 0.467	S SI 94 S ST 84 B FF 94 B SV 82 C SI 94 2-3 K ③		B SL 88 C SI 93 C SI 93 B FF 93 X SI 95 2-2 G3 ② ③ 1-2 2-3			B CU 81 C SI 92 F SI 92 X FF 94 1-2 HR		S CH 90 B CH 91 C FF 100 B CH 92 F FF 101 S FF 100 2-3 K ③ 1-2		4	1	1	1	0	2	3
15 Seth Brown, L (1, 9) OBP: 0.289, SLG: 0.413		C FF 90 B CU 77 B CH 86 C FF 92 X CU 82 2-2 G6-3 ①	C CH 86 S FF 94 X FF 95 0-2 G4-3 ③			S FF 93 B CU 82 S CH 86 B CH 87 B CU 83 X CH 89 3-2 P2 ②			B FF 98 X SI 97 1-0 G4-3 ①	4	0	0	0	0	0	2
23 Shea Langeliers, R (1, 2) OBP: 0.268, SLG: 0.407		B FF 93 S FF 92 B CU 80 X SI 94 2-1 HR		C CU 79 B FF 92 S FF 92 B SL 89 S ST 83 2-3 K2-3 ①		X CU 81 0-0 F8 ③			S ST 82 B ST 82 S ST 83 B ST 81 B SI 99 F SI 98 S ST 82 3-3 K ②	4	1	1	1	0	2	0
13 Jordan Diaz, R (1, 5) OBP: 0.283, SLG: 0.384		F FF 93 B SI 92 B SV 81 X FF 93 2-1 G6-3 ②		C CU 80 B SI 93 X SL 88 1-1 L4 ②			C CU 78 F CU 77 S SL 81 0-3 K ①		B FF 98 B FF 97 B FF 98 C SI 97 X FF 98 3-1 G4-3 ③	4	0	0	0	0	1	0
2 Lawrence Butler, L (1, 8) OBP: 0.230, SLG: 0.369		C SI 92 C CU 80 F FF 93 B CU 82 C SI 94 1-3 K ③		S CU 80 C SI 93 F SV 80 B SI 94 B FF 94 B CU 83 F SI 93 C SI 93 3-3 K ③			C SL 81 C CU 78 B CU 78 B SL 82 S SL 82 2-3 K ②		3	0	0	0	0	3	0
10 Nick Allen, R (1, 6) OBP: 0.256, SLG: 0.274 5 Tony Kemp, L (7, PH) OBP: 0.304, SLG: 0.310 4 Kevin Smith, R (8, 6) OBP: 0.233, SLG: 0.357			B FF 91 X SI 91 1-0 L9 ①		C ST 81 F SI 92 B FF 93 X SV 81 1-2 L8 ①		F FF 94 B FF 94 B SL 83 S SI 94 X CU 79 2-2 F9 ③			2 1 0	0 0 0	0 0 0	0 0 0	0 0 0	0 0 0	0 0 0
1 Esteury Ruiz, R (1, 7) OBP: 0.305, SLG: 0.340			X FF 91 0-0 49 S 49 2B 1B		B CU 79 C CU 80 F CU 80 F SV 80 B FF 95 B SV 82 B SI 93 4-2 49 G6-3 BB			F FF 96 F FF 96 S CH 90 0-3 K2-3 ①		2	1	1	0	1	1	0
Inning Stats	R: 0 E: 0 K: 3 S: 10 H: 0 LOB: 0 BB: 0 P: 15	R: 1 E: 0 K: 1 S: 11 H: 1 LOB: 0 BB: 0 P: 18	R: 1 E: 0 K: 0 S: 13 H: 3 LOB: 2 BB: 0 P: 19	R: 0 E: 0 K: 2 S: 10 H: 0 LOB: 0 BB: 0 P: 16	R: 0 E: 0 K: 0 S: 7 H: 0 LOB: 0 BB: 1 P: 12	R: 1 E: 0 K: 1 S: 10 H: 1 LOB: 0 BB: 0 P: 15	R: 0 E: 0 K: 2 S: 9 H: 0 LOB: 0 BB: 0 P: 13	R: 0 E: 0 K: 2 S: 13 H: 0 LOB: 1 BB: 1 P: 20	R: 0 E: 0 K: 1 S: 7 H: 0 LOB: 0 BB: 0 P: 14	1B: 2 2B: 1 3B: 0 HR: 2	SF: 0 SAC: 0 DP: 1 HBP: 0		WP: 0 PB: 0 SB: 2 CS: 0		PA: 33		

PITCHER	IP	WLS	BF	H	R	ER	SO	BB	IBB	HBP	BLK	WP	HR	S	P	ERA	WHIP
67 Seth Lugo, R (1, 1) ERA: 3.83	6.0	W	23	5	3	3	7	1	0	0	0	0	2	61	95	4.50	1.000
58 Scott Barlow, R (7, 1) ERA: 4.7	1.0	H	3	0	0	0	2	0	0	0	0	0	0	9	13	0.00	0.000
75 Robert Suarez, R (8, 1) ERA: 4.66	1.0	H	4	0	0	0	2	1	0	0	0	0	0	13	20	0.00	1.000
66 Luis García, R (9, 1) ERA: 3.83	1.0		3	0	0	0	1	0	0	0	0	0	0	7	14	0.00	0.000

PITCHER	IP	WLS	BF	H	R	ER	SO	BB	IBB	HBP	BLK	WP	HR	S	P	ERA	WHIP

San Diego Padres @ Oakland Athletics

Oakland Coliseum, Oakland, CA

Fri Sep 15 2023, 6:41 PM - 9:31 PM PDT

Att. 17,828 - Partly Cloudy - 65 F

livebaseballscorecards.com

AB	31
R	3
H	5
RBI	3
BB	2
SO	12
LOB	6

Batter	1	2	3	4	5	6	7	8	9	AB	R	H	RBI	BB	SO	LOB
7 Ha-Seong Kim, R (1, 4) OBP: 0.356, SLG: 0.407	T FF 96 B FF 96 F FC 93 B SL 86 F FF 99 B SL 86 B FF 99 4-2 23 2B 22 SF9 BB	B CU 80 B SL 85 B SI 95 C FF 96 X FF 97 3-1 G6-3 ②		B CU 82 C SI 95 X SI 94 1-1 22 BB 23 BB 1-3 1B	S FC 88 B CH 85 B FF 92 F FF 92 B FF 94 F FC 88 F FC 88 F FF 94 T FF 93 3-2 K ③			C SL 85 B SI 99 F SI 99 F FF 100 F FF 98 S SL 85 1-3 K ②		4	1	1	0	1	2	1
23 Fernando Tatis Jr., R (1, 9) OBP: 0.326, SLG: 0.467	X FF 98 0-0 22 SF9 2 1B 1-3 2B	B SI 97 B SL 86 S SI 97 C SI 97 S FF 99 2-3 K ③		B CU 81 1 SAFE B CU 83 D CU 82 D SI 96 4-0 22 BB 1-2 BB		C SL 80 B CH 86 B FF 91 B FF 92 F FF 94 X FF 93 3-2 F9 ①		B SI 98 C SI 99 X SI 99 1-1 E3		4	1	1	0	1	1	0
22 Juan Soto, L (1, 7) OBP: 0.401, SLG: 0.492	D FC 95 X FF 97 1-0 SF9 ① 2-3 3-H		F CH 89 B CH 90 B FF 98 X SI 96 2-1 2 FC4-6 1B	B FF 95 B FF 96 C CH 90 S FF 96 F CU 81 F CU 80 F FF 97 F CU 81 B FF 98 4-2 D SL 86 1-2 2-3 3-H BB		F FF 93 X SL 82 0-1 L8 ②		F CH 91 B CH 90 B FF 98 1 SAFE B FF 98 C SI 99 X SI 100 3-2 G5-3 ③		3	0	1	2	1	0	1
2 Xander Bogaerts, R (1, 6) OBP: 0.344, SLG: 0.425	B SL 85 S SL 85 B SL 87 F FF 99 X SL 88 2-2 1 BB 91 BB 3-H 1B		C FF 95 B SI 95 F SI 96 X FF 97 1-2 FC4-6 ① 1-2f	C SI 97 S FF 97 F SI 98 B SL 85 F CU 82 F SL 84 B FF 96 S CH 89 2-3 K ③		B CH 85 B CH 85 C SL 81 X FF 93 2-1 2B			C SL 79 S SL 82 B SL 83 S SL 82 1-3 K ①	5	0	2	1	0	2	4
12 Luis Campusano, R (1, 10) OBP: 0.333, SLG: 0.464	F FC 91 1 SAFE F FF 99 S FF 98 0-3 K ②		F FF 95 F SI 96 B FF 97 1 SAFE B CU 82 S SL 84 2-3 K ②		S SL 84 C CU 83 F CU 82 F CU 79 B FF 96 H CU 80 2-2 29 1B 1 BB 29 E HBP	C FC 87 B FF 94 F SL 81 B FF 94 X FC 90 2-2 L9 ③			B FF 94 F FF 94 B FF 93 X SL 83 2-1 G6-3 ②	4	1	0	0	0	2	3
91 Ji Man Choi, L (1, 3) OBP: 0.242, SLG: 0.430 24 Garrett Cooper, R (7, PH) OBP: 0.303, SLG: 0.416 (7, 3)	C CH 89 B FF 100 B FC 94 B FF 98 3-1 1 BB 1-2 BB		C FF 87 F FF 95 F SI 98 B CU 79 X CU 80 1-2 G3 ③		C SI 94 B CH 88 B FF 94 C CU 79 F FF 93 B CU 82 S CH 88 3-3 K ①		X FF 91 0-0 P6 ①		B SL 85 B FF 95 C SL 81 B SL 82 B SL 82 4-1 BB	2 1	0 0	0 0	0 0	1 1	1 0	2 0
1 Trent Grisham, L (1, 8) OBP: 0.315, SLG: 0.357	B FC 94 B FF 96 F FF 97 B FC 93 B FF 98 4-1 1-2 2-3 BB			B CU 79 C CU 78 S CH 90 B FF 96 F FF 97 B FF 96 S SL 85 3-3 K ①	B FF 93 C SI 92 B CU 78 B SI 92 B SI 93 4-1 29 E 29 E 1-2 BB		C FF 92 B SL 82 X FF 93 1-1 G6-3 ②		B FF 93 C FF 93 C SL 82 D SL 84 F SL 82 F FF 94 B SL 84 X SL 80 3-2 P6 ③	3	1	0	0	2	1	1
17 Matthew Batten, R (1, 5) OBP: 0.330, SLG: 0.392	C FF 98 T FF 99 F SL 87 B SL 87 B FF 99 S SL 86 2-3 K ③			B SI 96 C FF 97 B FF 97 S SL 85 B CU 82 C FF 97 3-3 K ②	F SI 96 S SI 94 B FF 94 B SL 86 C SI 95 2-3 K ②		X SI 97 0-0 F8 ③			4	0	0	0	0	3	5
29 Brett Sullivan, L (1, 2) OBP: 0.211, SLG: 0.296		S SI 94 X SI 95 0-1 L4 ①		B CH 90 F FF 96 B FF 96 B FF 96 B SI 96 4-1 7 1B 22 BB BB	B FF 92 F FF 93 F SL 80 X SL 81 1-2 E3 1-H 2-H 1B			B FF 98 B FF 99 X SI 99 2-0 F8 ①		3	1	1	0	1	0	0
Inning Stats	R: 2 E: 0 K: 2 S: 17 H: 2 LOB: 3 BB: 3 P: 33	R: 0 E: 0 K: 1 S: 7 H: 0 LOB: 0 BB: 0 P: 12	R: 0 E: 0 K: 1 S: 12 H: 1 LOB: 1 BB: 0 P: 18	R: 1 E: 0 K: 3 S: 22 H: 1 LOB: 3 BB: 3 P: 43	R: 2 E: 1 K: 3 S: 21 H: 1 LOB: 1 BB: 1 P: 36	R: 0 E: 0 K: 0 S: 10 H: 1 LOB: 1 BB: 0 P: 17	R: 0 E: 0 K: 0 S: 4 H: 0 LOB: 0 BB: 0 P: 5	R: 0 E: 1 K: 1 S: 11 H: 0 LOB: 1 BB: 0 P: 18	R: 0 E: 0 K: 1 S: 11 H: 0 LOB: 1 BB: 1 P: 21	1B: 4 2B: 2 3B: 0 HR: 0 SF: 1 SAC: 0 DP: 0 HBP: 1	WP: 0 PB: 0 SB: 0 CS: 0 PA: 43					

PITCHER		IP	WLS	BF	H	R	ER	SO	BB	IBB	HBP	BLK	WP	HR	S	P	ERA	WHIP
57 Mason Miller, R ERA: 3.42	(1, 1)	1.0	L	8	2	2	2	2	3	0	0	0	0	0	17	33	18.00	5.000
46 Luis Medina, R ERA: 5.56	(2, 1)	3.2		18	2	3	1	7	4	0	1	0	0	0	53	96	2.46	1.636
67 Easton Lucas, L ERA: 3.6	(5, 1)	2.0		8	2	0	0	1	0	0	0	0	0	0	22	34	0.00	1.000
70 Lucas Erceg, R ERA: 5.29	(7, 1)	1.1		5	0	0	0	1	0	0	0	0	0	0	12	19	0.00	0.000
56 Dany Jiménez, R ERA: 3.57	(9, 1)	1.0		4	0	0	0	1	1	0	0	0	0	0	11	21	0.00	1.000

PITCHER	IP	WLS	BF	H	R	ER	SO	BB	IBB	HBP	BLK	WP	HR	S	P	ERA	WHIP

TOP

San Diego Padres @ Oakland Athletics

Oakland Coliseum, Oakland, CA

Sat Sep 16 2023, 1:09 PM - 4:21 PM PDT

Att. 14,876 - Overcast - 68 F

livebaseballscorecards.com

AB	33
R	5
H	6
RBI	3
BB	8
SO	12
LOB	17

BOTTOM

Batter	1	2	3	4	5	6	7	8	9	AB	R	H	RBI	BB	SO	LOB
5 Tony Kemp, L (1, 7) OBP: 0.308, SLG: 0.313 23 Shea Langeliers, R (9, PH) OBP: 0.268, SLG: 0.406	B FF 88 C KN 73 F FF 91 B KN 81 F FC 87 F FF 92 F KN 77 F ST 80 X FF 92 2-2 20 G5-3 1B		B FF 89 C FF 90 S KN 78 F FF 91 X KN 79 1-2 2-3 1B		B ST 78 X FF 89 1-0 ② P5		B SL 82 S FF 92 B CU 78 B FF 92 C SI 91 B SL 81 4-2 49 E BB		C SI 97 B SI 96 F SI 96 B SI 97 S SI 97 2-3 ③ K	3 1	0 0	2 0	0 0	1 0	0 0	1 1
49 Ryan Noda, L (1, 3) OBP: 0.376, SLG: 0.429	F FC 86 F KN 77 B FF 93 B KN 72 C FF 91 2-3 ① K		X ST 79 0-0 ② SF8 3-H		T KN 76 B KN 74 1 SAFE B FF 88 C ST 78 B KN 76 S FF 90 3-3 ③ K		C FF 94 1 SAFE B FF 94 B CU 77 B SL 83 B SI 94 4-1 1-3 BB			2	0	0	1	1	2	2
20 Zack Gelof, R (1, 4) OBP: 0.333, SLG: 0.525	S ST 80 C FF 91 B ST 82 B FF 93 F FC 87 1 SAFE X KN 76 2-2 ② G5-3 1-2		B KN 77 C SI 92 S ST 80 1 SAFE C SI 92 1-3 ③ K			X ST 78 0-0 HR	B SI 95 F SI 96 B SI 96 X SI 97 2-1 ③ G1-3			4	1	1	1	0	1	4
15 Seth Brown, L (1, 9) OBP: 0.286, SLG: 0.408	C FF 91 X FC 86 0-1 ③ G4-3			C KN 74 B FC 86 C KN 74 B FF 91 F FC 87 X KN 76 2-2 ① G1		S KN 74 B KN 74 F KN 76 S FC 87 1-3 ① K		B FF 94 X CH 86 1-0 ① P4		4	0	0	0	0	1	1
12 Aledmys Díaz, R (1, 5) OBP: 0.283, SLG: 0.338		B KN 75 X ST 81 1-0 ① F7		S KN 76 B KN 76 B FF 91 T ST 79 B KN 77 C SI 92 3-3 ② K		B KN 74 B SI 90 X ST 79 2-0 2 1B 1B		B FF 96 B FF 94 X SI 96 2-0 ② G5-3		4	0	1	0	0	1	0
2 Lawrence Butler, L (1, 8) OBP: 0.253, SLG: 0.379		B FF 91 B KN 76 F FC 87 B KN 77 B ST 80 4-1 44 P4 BB		F ST 80 C KN 79 F SI 91 B KN 81 B KN 78 X FC 89 2-2 1B		C SL 82 B FF 94 T SI 93 D CU 79 F CU 79 X SI 94 2-2 44 G1-4-3 1-2 1B		S CH 86 C CH 89 C FF 98 0-3 ③ K		3	0	2	0	1	1	0
44 Carlos Pérez, R (1, 2) OBP: 0.291, SLG: 0.366		B KN 78 F FF 90 1 SAFE B KN 77 X SI 91 2-1 ②③ P4 1-2		X FC 86 0-0 ③ F8		C SL 83 B CU 78 X FF 95 1-1 ②③ G1-4-3 1-2f			B SI 94 C SI 93 X SL 86 1-1 10 FC4-6 1B	4	0	1	0	0	0	4
21 Tyler Soderstrom, L (1, 10) OBP: 0.232, SLG: 0.262 25 Brent Rooker, R (9, PH) OBP: 0.323, SLG: 0.465			C SI 89 B KN 78 X KN 75 1-1 ① P5		C KN 73 X SI 89 0-1 1B		S SI 92 C CU 77 B CU 77 B SL 81 S FF 93 2-3 ① K		B SI 97 F SI 96 X SI 96 1-1 ① F7	3 1	0 0	1 0	0 0	0 0	1 0	0 1
10 Nick Allen, R (1, 6) OBP: 0.256, SLG: 0.278			X KN 77 0-0 5 1B 49 SF8 2B		X ST 78 0-0 ① P3		C SI 82 X SI 93 0-1 ② G1-3		C SI 96 F SI 96 F SI 96 F SI 96 F SI 97 F SL 87 F SI 98 F CH 90 X SI 98 0-2 ② FC4-6 1-2f	4	1	1	0	0	0	2
Inning Stats	R: 0 E: 0 K: 1 S: 16 H: 1 LOB: 1 BB: 0 P: 22	R: 0 E: 0 K: 0 S: 4 H: 0 LOB: 0 BB: 1 P: 11	R: 1 E: 0 K: 1 S: 11 H: 2 LOB: 1 BB: 0 P: 14	R: 0 E: 0 K: 1 S: 12 H: 1 LOB: 1 BB: 0 P: 19	R: 0 E: 0 K: 1 S: 7 H: 1 LOB: 1 BB: 0 P: 11	R: 1 E: 0 K: 1 S: 11 H: 3 LOB: 1 BB: 0 P: 17	R: 0 E: 0 K: 1 S: 10 H: 0 LOB: 2 BB: 2 P: 22	R: 0 E: 0 K: 1 S: 5 H: 0 LOB: 0 BB: 0 P: 8	R: 0 E: 0 K: 1 S: 16 H: 1 LOB: 1 BB: 0 P: 20	1B: 7 2B: 1 3B: 0 HR: 1 SF: 1 SAC: 0 DP: 1 HBP: 0	WP: 0 PB: 0 SB: 1 CS: 0 PA: 37					

PITCHER		IP	WLS	BF	H	R	ER	SO	BB	IBB	HBP	BLK	WP	HR	S	P	ERA	WHIP
61 Matt Waldron, R ERA: 5.16	(1, 1)	5.1	W	23	7	2	2	5	1	0	0	0	0	1	55	85	3.38	1.500
58 Scott Barlow, R ERA: 4.6	(6, 1)	1.1	H	6	1	0	0	1	2	0	0	0	0	0	14	27	0.00	2.250
75 Robert Suarez, R ERA: 4.35	(7, 1)	1.1	H	4	0	0	0	1	0	0	0	0	0	0	7	12	0.00	0.000
71 Josh Hader, L ERA: 1.27	(9, 1)	1.0	S	4	1	0	0	1	0	0	0	0	0	0	16	20	0.00	1.000

PITCHER	IP	WLS	BF	H	R	ER	SO	BB	IBB	HBP	BLK	WP	HR	S	P	ERA	WHIP

San Diego Padres @ Oakland Athletics

Oakland Coliseum, Oakland, CA

Sat Sep 16 2023, 1:09 PM - 4:21 PM PDT

Att. 14,876 - Overcast - 68 F

livebaseballscorecards.com

AB	33
R	2
H	9
RBI	2
BB	3
SO	8
LOB	16

San Diego Padres @ Oakland Athletics

Oakland Coliseum, Oakland, CA

Sun Sep 17 2023, 1:08 PM - 3:57 PM PDT

Att. 8,680 - Partly Cloudy - 70 F

TOP

livebaseballscorecards.com

Batter	1	2	3	4	5	6	7	8	9	AB	R	H	RBI	BB	SO	LOB
10 Jurickson Profar, S (1, 3) (9, 7) OBP: 0.324, SLG: 0.373	C FF 98 B FF 97 X FF 98 1-1 P6		B CU 81 B CU 82 F FF 97 B FF 97 B FF 96 4-1 BB	S ST 80 F FF 94 B FF 94 C ST 83 1-3 K		S FF 94 F FF 94 B ST 82 B ST 81 D CH 85 F FF 94 F FF 93 X FF 92 3-2 L9		B CH 76 F CH 77 B FF 94 B FF 93 B FF 93 4-1 1-2 2-3 22 HR BB		3	1	0	0	2	1	3
23 Fernando Tatis Jr., R (1, 9) OBP: 0.325, SLG: 0.464	C FF 99 B FF 98 B SL 89 F FF 98 C SL 92 2-3 K		C SL 88 F SL 87 1 SAFE C FF 98 0-3 K		F FF 92 S CH 83 B CH 84 X FF 94 1-2 F8		S CH 82 F FF 91 B FF 92 X CH 85 1-2 22 HR 1B	F SL 88 S SL 89 B SL 88 S FF 94 1-3 K		5	1	1	0	0	3	4
22 Juan Soto, L (1, 7) OBP: 0.402, SLG: 0.505 24 Garrett Cooper, R (9, 3) OBP: 0.303, SLG: 0.416	B FF 99 F FF 98 F FF 99 B FF 98 B CU 83 X SL 88 3-2 13 FC5-4 1B		C FF 97 B FF 97 C CU 81 1 SAFE F FF 97 B FF 98 X CU 81 2-2 F7		B CU 75 B ST 81 C FF 93 S FF 95 F FF 95 B ST 83 X ST 82 3-2 G4-3		B ST 81 C ST 81 X FF 91 1-1 1-H HR	C FF 94 B FF 94 D CH 78 B CH 76 X FF 93 3-1 1-H 2-H 3-H HR		5 0	2 0	3 0	6 0	0 0	0 0	1 0
13 Manny Machado, R (1, 10) OBP: 0.315, SLG: 0.456	C CU 82 F FF 100 F FF 99 X SL 87 0-2 1-2f FC5-4			X FF 92 0-0 2 1B 12 1B 2B	F FF 95 X CH 87 0-1 F8		F ST 81 B CH 84 X CH 84 1-1 G4-3	S FF 93 F SL 87 F SL 86 B FF 93 F FF 94 F FF 94 X SL 88 1-2 1B		5	1	2	0	0	0	1
2 Xander Bogaerts, R (1, 6) OBP: 0.344, SLG: 0.425		B FF 97 C FF 98 F FF 98 B SL 88 B SL 87 C SL 87 3-3		C FF 90 B FF 93 X CH 83 1-1 17 FC5-4 12 1B 5 1B 2-3 1B		C FF 90 B FF 91 B CH 84 S CH 84 F FF 94 X FF 93 2-2 28 SH2-3 12 1B 17 1B 1B	C FF 93 S FF 92 X ST 82 0-2 F9	B FF 92 B CH 78 C CH 78 X FF 92 2-1 P3		5	2	2	0	0	1	1
12 Luis Campusano, R (1, 2) OBP: 0.335, SLG: 0.462		C CU 82 B FF 98 B FF 97 X FF 99 2-1 F9		B ST 80 S FF 93 F FF 94 1 SAFE X ST 82 1-2 17 FC5-4 3-H 1B		X ST 81 0-0 28 SH2-3 1-2 17 1B 1B	C FF 93 B FF 93 F FF 92 X FF 94 1-2 F9		C FF 91 S CH 86 F SL 80 X FF 93 0-2 P4	5	1	2	1	0	0	0
28 José Azocar, R (1, 8) OBP: 0.311, SLG: 0.362		T FF 98 T FF 99 F SL 88 F SL 86 B FF 98 F FF 96 B SL 87 B SL 89 D SL 87 4-2 17 S BB		B CU 74 T CH 85 S FF 94 S FF 95 1-3 K		X CH 81 0-0 SH2-3 1-2 2-3		B SL 86 S SL 87 H FF 94 2-1 10 BB 22 HR 17 1B HBP	B CU 75 X CH 88 1-0 P3	2	1	0	0	1	1	2
17 Matthew Batten, R (1, 4) OBP: 0.333, SLG: 0.393		1 SAFE B FF 97 X SL 87 1-0 F9 1-2		B FF 94 X CH 84 1-0 FC5-4 5 1B 1-2f 2-3		B FF 93 C CH 84 X CH 85 1-1 5 WP 2-H 3-H 1B		X FF 93 0-0 10 BB 22 HR 1-2 1B	C FF 94 C SL 82 F FF 93 B SL 82 X SL 83 1-2 G4-3	5	1	2	2	0	0	3
5 Eguy Rosario, R (1, 5) OBP: 0.200, SLG: 0.400			F FF 97 F FF 97 F FF 98 B FF 99 S SL 89 1-3 K	B CH 86 B FF 93 F FF 93 T FF 94 1 SAFE X FF 95 2-2 1-2 3-H 1B		B FF 93 F FF 94 B CH 83 F FF 94 B ST 82 F CH 83 F FF 95 X FF 93 3-2 P3 1-2		S SL 86 B SL 88 F FF 93 B FF 93 C CH 76 2-3 K		4	0	1	1	0	2	3

Inning Stats																																			
	R: 0	E: 0	K: 1	S: 12	H: 1	LOB: 1	BB: 0	P: 18	R: 0	E: 0	K: 1	S: 11	H: 0	LOB: 1	BB: 1	P: 21	R: 0	E: 0	K: 2	S: 12	H: 0	LOB: 1	BB: 1	P: 19	R: 2	E: 0	K: 2	S: 16	H: 4	LOB: 2	BB: 0	P: 23	R: 0	E: 0	K: 0	S: 9	H: 0	LOB: 0	BB: 0	P: 13
	R: 2	E: 0	K: 0	S: 18	H: 3	LOB: 1	BB: 0	P: 27	R: 2	E: 0	K: 0	S: 13	H: 2	LOB: 0	BB: 0	P: 17	R: 4	E: 0	K: 2	S: 19	H: 3	LOB: 1	BB: 1	P: 34	R: 0	E: 0	K: 0	S: 9	H: 0	LOB: 0	BB: 0	P: 11								

AB	39
R	10
H	13
RBI	10
BB	3
SO	8
LOB	18

1B: 10	2B: 1	3B: 0	HR: 2	SF: 0	SAC: 1	DP: 0	HBP: 1	WP: 1	PB: 0	SB: 1	CS: 0	PA: 44
---	---	---	---	---	---	---	---	---	---	---	---	---

PITCHER		IP	WLS	BF	H	R	ER	SO	BB	IBB	HBP	BLK	WP	HR	S	P	ERA	WHIP
35 Joe Boyle, R ERA:	(1, 1)	3.0		12	1	0	0	4	2	0	0	0	0	0	35	58	0.00	1.000
Ken Waldichuk, L ERA: 5.4	(4, 1)	4.0	L	21	9	6	6	2	0	0	0	0	1	1	56	80	13.50	2.250
17 Devin Sweet, R ERA: 11.57	(8, 1)	1.0		8	3	4	4	2	1	0	1	0	0	1	19	34	36.00	4.000
60 Francisco Pérez, L ERA: 5.02	(9, 1)	1.0		3	0	0	0	0	0	0	0	0	0	0	9	11	0.00	0.000

PITCHER	IP	WLS	BF	H	R	ER	SO	BB	IBB	HBP	BLK	WP	HR	S	P	ERA	WHIP

Batter	1	2	3	4	5	6	7	8	9	AB	R	H	RBI	BB	SO	LOB
49 Ryan Noda, L (1, 3) (9, 9) OBP: 0.372, SLG: 0.424	C FC 91 B CU 83 B FC 90 S CH 80 S SI 93 2-3 ① K		B FF 93 S CH 82 F FC 90 B SI 93 C CU 82 2-3 ③ K			B FF 92 B FF 93 B SI 93 C FF 92 C CU 76 S CH 84 3-3 ① K		F FF 97 S CU 83 C CU 82 0-3 ① K		4	0	0	0	0	4	0
20 Zack Gelof, R (1, 4) OBP: 0.336, SLG: 0.523	B FC 91 X FC 91 1-0 ② 15 WP 25 G5-3 1B			C FF 92 B CH 82 S CH 81 F CH 83 F CU 77 B FF 95 B FF 94 F FF 95 B FF 94 4-2 25 1B BB		C CU 78 S CU 76 B CU 77 S CH 83 1-3 ② K		F FF 96 F CU 82 S CU 82 0-3 ② K		3	0	1	0	1	2	0
25 Brent Rooker, R (1, 10) OBP: 0.324, SLG: 0.473	F SI 91 1 SAFE B SI 90 C CU 82 D CH 79 X SI 92 2-2 ② G5-3 1-2			C SI 94 D CH 83 B CH 84 S SI 94 X SI 92 2-2 1-2 1B		C CU 78 F SI 92 B CH 84 S CU 78 1-3 ③ K		X FF 96 0-0 HR		4	1	2	1	0	1	1
15 Seth Brown, L (1, 9) OBP: 0.287, SLG: 0.407 13 Jordan Diaz, R (8, PH) OBP: 0.282, SLG: 0.382 (9, 3)	S CU 82 B CH 78 C CH 78 S CH 80 1-3 ③ K 2-3			B FF 94 X FF 93 1-0 ① L7			B SI 91 C SI 90 B FF 92 B ST 78 X FF 90 3-1 23 FC4-6 1B	F FF 96 S FF 98 B FF 98 S CU 83 1-3 ③ K		3 1	0 0	1 0	0 0	0 0	1 1	3 0
23 Shea Langeliers, R (1, 2) OBP: 0.265, SLG: 0.402		C FF 93 F CU 82 B FF 93 B FF 93 S CU 83 2-3 ① K		C FF 93 F SI 95 D CH 84 D CH 84 C CU 76 2-3 ② K			B ST 76 X SI 91 1-0 ① FC4-6 10 1B 2 1B 1-2f		S FF 95 B FF 96 F CU 82 B CU 83 F CU 82 B CU 83 S FF 94 3-3 ① K	4	0	0	0	0	3	3
2 Lawrence Butler, L (1, 8) OBP: 0.253, SLG: 0.374		B FC 91 F FC 90 B CH 79 S CH 78 S CH 79 2-3 ② K		B FF 94 B FF 95 X FF 94 2-0 ③ F7			F SI 91 B ST 76 B ST 76 F SI 90 X ST 76 2-2 1-2 10 1B		C FF 96 F CU 82 C FF 98 0-3 ② K	4	0	1	0	0	2	2
4 Kevin Smith, R (1, 5) OBP: 0.226, SLG: 0.345		F CU 80 C SI 93 X CU 82 0-2 ③ G4-3			C FF 95 S FF 94 B CU 77 B CU 77 F CH 84 B FF 94 F FF 95 T CU 79 3-2 ① K		C FF 92 S SI 90 C ST 76 0-3 ② K		B FF 94 X FF 94 1-0 ③ F9	4	0	0	0	0	2	2
10 Nick Allen, R (1, 6) OBP: 0.257, SLG: 0.278			B FC 90 C FF 92 B CH 80 B FF 92 X SI 92 3-1 ① F8		C FF 94 F CH 83 X FF 94 0-2 ② G4-3		B ST 76 X SI 90 1-0 1-2 2-3 1 FC5-4 1B			3	0	1	0	0	0	0
1 Esteury Ruiz, R (1, 7) OBP: 0.303, SLG: 0.337			X FF 93 0-0 ② G6-3		C SI 94 F FF 94 F FF 94 B FF 95 B CU 78 B CU 77 F FF 94 X FF 94 3-2 ③ G4-3		B SI 92 X SI 90 1-0 ③ FC5-4 1-2f			3	0	0	0	0	0	3
Inning Stats	R: 0 E: 0 K: 2 S: 10 H: 1 LOB: 1 BB: 0 P: 16	R: 0 E: 0 K: 2 S: 9 H: 0 LOB: 0 BB: 0 P: 13	R: 0 E: 0 K: 1 S: 6 H: 0 LOB: 0 BB: 0 P: 11	R: 0 E: 0 K: 1 S: 13 H: 1 LOB: 2 BB: 1 P: 24	R: 0 E: 0 K: 1 S: 13 H: 0 LOB: 0 BB: 0 P: 19	R: 0 E: 0 K: 3 S: 9 H: 0 LOB: 0 BB: 0 P: 14	R: 0 E: 0 K: 1 S: 11 H: 3 LOB: 3 BB: 0 P: 19	R: 1 E: 0 K: 3 S: 10 H: 1 LOB: 0 BB: 0 P: 11	R: 0 E: 0 K: 2 S: 8 H: 0 LOB: 0 BB: 0 P: 12							

PITCHER		IP	WLS	BF	H	R	ER	SO	BB	IBB	HBP	BLK	WP	HR	S	P	ERA	WHIP
21 Nick Martinez, R ERA: 3.73	(1, 1)	3.0		10	1	0	0	5	0	0	0	0	1	0	25	40	0.00	0.333
60 Pedro Avila, R ERA: 3.38	(4, 1)	3.0	W	11	1	0	0	5	1	0	0	0	0	0	35	57	0.00	0.667
59 Tom Cosgrove, L ERA: 1.57	(7, 1)	1.0		6	3	0	0	1	0	0	0	0	0	0	11	19	0.00	3.000
56 Ray Kerr, L ERA: 4.38	(8, 1)	2.0		7	1	1	1	5	0	0	0	0	0	1	18	23	4.50	0.500

PITCHER	IP	WLS	BF	H	R	ER	SO	BB	IBB	HBP	BLK	WP	HR	S	P	ERA	WHIP

BOTTOM

San Diego Padres @ Oakland Athletics

Oakland Coliseum, Oakland, CA

Sun Sep 17 2023, 1:08 PM - 3:57 PM PDT

Att. 8,680 - Partly Cloudy - 70 F

livebaseballscorecards.com

AB	33
R	1
H	6
RBI	1
BB	1
SO	16
LOB	14

1B: 5	SF: 0	WP: 1	PA: 34
2B: 0	SAC: 0	PB: 0	
3B: 0	DP: 0	SB: 0	
HR: 1	HBP: 0	CS: 0	

Colorado Rockies @ San Diego Padres

Petco Park, San Diego, CA

Mon Sep 18 2023, 6:43 PM - 9:55 PM PDT

Att. 42,062 - Clear - 70 F

livebaseballscorecards.com

TOP

Batter	1	2	3	4	5	6	7	8	9	AB	R	H	RBI	BB	SO	LOB
19 Charlie Blackmon, L (1, 9) OBP: 0.373, SLG: 0.445	C FF 93 B CH 82 C FF 94 F CH 84 X CH 84 1-2 ① G4-3		S CH 82 C FC 88 B CH 82 X CH 82 1-2 14 2B 1B		C FF 92 B CH 81 B FF 91 C CH 81 F FF 93 F SI 92 B CH 83 S CH 83 3-3 ① K	H SL 83 1-0 1-2 2-3 3-H HBP		B SI 92 X ST 76 1-0 3-H 1B		4	1	2	2	0	1	0
14 Ezequiel Tovar, R (1, 6) OBP: 0.290, SLG: 0.418	S SI 94 F CH 83 F CH 82 X CU 77 0-2 ② G5-3		F SI 93 B SI 94 B CU 75 F CH 82 X CH 84 2-2 1-H 22 1B 2B		C CU 75 S CH 83 B FF 93 B CU 76 B FF 95 T CH 83 3-2 ② K	F SL 82 F SL 81 X SL 81 0-2 ③ G4-3		C FF 92 F FF 90 D ST 76 X ST 77 1-2 ③ F7		5	1	1	1	0	1	4
23 Kris Bryant, R (1, 3) OBP: 0.332, SLG: 0.388	C FF 95 X FC 86 0-1 ③ G6-3		B CH 83 C CU 75 S CH 83 S CH 83 1-3 ① K		B FF 94 B CH 82 S CH 82 B FF 93 X CH 83 3-1 ③ P5		B SL 82 S CU 77 C SL 81 S CU 76 1-3 ① K		B SI 94 C SI 95 F SI 97 B ST 81 B ST 81 X SI 98 3-2 ① G6-3	5	0	0	0	0	2	1
22 Nolan Jones, L (1, 7) OBP: 0.366, SLG: 0.520		C FF 93 B CH 82 X CH 83 1-1 ① G4-1	B FC 89 F CH 83 X FC 90 1-1 3-H 35 FC6-4 1B			C FF 91 B SL 85 X SL 83 1-1 HR	B CU 79 B CU 78 C FF 93 F CU 78 F CU 78 S CU 78 2-3 ② K		C SI 98 S FS 85 B FS 88 B FS 88 X SI 97 2-2 35 2B 1B	5	2	3	2	0	1	0
44 Elehuris Montero, R (1, 10) OBP: 0.293, SLG: 0.404		B FC 90 B FC 86 C FF 93 X CH 83 2-1 35 E 7 1B 1B	1 SAFE B FF 93 F SI 92 F SI 92 B SI 92 F FF 93 1 SAFE S CH 83 2-3 ② K			C SL 84 F SL 83 S SL 84 0-3 ① K	B SL 83 C CU 78 F SI 92 B CU 78 S SL 80 2-3 ③ K		C SI 98 B SI 98 F SI 98 S ST 79 1-3 ② K	5	1	1	0	0	4	2
35 Elias Díaz, R (1, 2) OBP: 0.318, SLG: 0.420		C CU 75 B CH 82 F SI 92 B SI 95 X CH 83 2-2 E6 7 1B 1-2	C CU 74 X SI 93 0-1 ③ FC6-4 1-2f			B SL 84 B SL 84 B FF 91 B FF 90 4-0 9 BB 7 1B 19 HBP BB		C ST 78 B FF 92 F SI 91 F ST 75 X ST 75 1-2 ① P5	F SI 98 X ST 79 0-1 24 1B 1-H 7 1B 2B	4	2	1	1	1	0	2
24 Ryan McMahon, L (1, 5) OBP: 0.327, SLG: 0.443		B FF 94 S CH 84 B FF 95 D CH 84 X FF 94 3-1 ② F8		B CH 81 C FF 92 B CH 82 S FF 93 F FF 94 B FF 95 X CH 84 3-2 ① F7		B SL 84 S SL 83 B CH 78 S SL 84 F SL 83 F FF 92 S SL 85 2-3 ② K		B ST 77 F FF 91 S SI 90 B ST 75 B ST 75 S ST 75 3-3 ② K	X SI 93 0-0 2-3 7 1B 1B	5	0	1	0	0	2	3
7 Brendan Rodgers, R (1, 4) OBP: 0.317, SLG: 0.315		X FC 88 0-0 1-2 2-H 1B		B FF 93 C CH 81 S SI 93 X CH 83 1-2 ② G6-3		B SL 85 S SL 83 F SL 84 B FF 91 F SL 83 F SL 82 X SL 82 2-2 19 HBP 9 BB 1-2 1B		B FF 91 C ST 75 C FF 92 F ST 76 F FF 92 B ST 76 B ST 75 B ST 77 4-2 9 3B BB	B SI 94 F SI 93 D SL 85 C SI 95 X SI 97 2-2 1-2 3-H 1B	4	1	3	2	1	0	0
9 Brenton Doyle, R (1, 8) OBP: 0.244, SLG: 0.328		C SI 94 F CH 83 S CH 82 0-3 ③ K		S CU 75 S CH 82 B CH 83 F CH 82 S FF 94 1-3 ③ K		B SL 83 D SL 84 B FF 89 B FF 89 4-0 19 HBP 1-2 2-3 BB		X FF 91 0-0 1-H 19 1B 3B	B SI 96 X SI 94 1-0 ③ F9	4	1	1	1	1	2	4
Inning Stats	R: 0 E: 0 K: 0 S: 10 H: 0 LOB: 0 BB: 0 P: 11	R: 1 E: 1 K: 1 S: 13 H: 2 LOB: 2 BB: 0 P: 21	R: 2 E: 0 K: 2 S: 17 H: 3 LOB: 1 BB: 0 P: 24	R: 0 E: 0 K: 1 S: 11 H: 0 LOB: 0 BB: 0 P: 16	R: 0 E: 0 K: 2 S: 10 H: 0 LOB: 0 BB: 0 P: 19	R: 2 E: 0 K: 2 S: 19 H: 2 LOB: 3 BB: 2 P: 33	R: 0 E: 0 K: 3 S: 10 H: 0 LOB: 0 BB: 0 P: 15	R: 2 E: 0 K: 1 S: 16 H: 2 LOB: 1 BB: 1 P: 26	R: 2 E: 0 K: 1 S: 16 H: 4 LOB: 2 BB: 0 P: 25	1B: 9 2B: 2 3B: 1 HR: 1 SF: 0 SAC: 0 DP: 0 HBP: 1	WP: 0 PB: 0 SB: 0 CS: 0 PA: 45					

PITCHER		IP	WLS	BF	H	R	ER	SO	BB	IBB	HBP	BLK	WP	HR	S	P	ERA	WHIP
52 Michael Wacha, R ERA: 3.44	(1, 1)	5.0	W	21	5	3	2	6	0	0	0	0	0	0	61	91	3.60	1.000
48 Nick Hernandez, R ERA: 12.0	(6, 1)	1.0		8	2	2	2	2	2	0	1	0	0	1	19	33	18.00	4.000
58 Scott Barlow, R ERA: 4.52	(7, 1)	1.0		3	0	0	0	3	0	0	0	0	0	0	10	15	0.00	0.000
59 Tom Cosgrove, L ERA: 1.91	(8, 1)	1.0		6	2	2	2	1	1	0	0	0	0	0	16	26	18.00	3.000
66 Luis García, R ERA: 4.11	(9, 1)	0.2		4	2	2	2	1	0	0	0	0	0	0	11	17	27.00	3.000

PITCHER		IP	WLS	BF	H	R	ER	SO	BB	IBB	HBP	BLK	WP	HR	S	P	ERA	WHIP
71 Josh Hader, L ERA: 1.26	(9, 1)	0.1	S	3	2	0	0	0	0	0	0	0	0	0	5	8	0.00	6.000

AB	41
R	9
H	13
RBI	9
BB	3
SO	13
LOB	16

Batter	1	2	3	4	5	6	7	8	9	AB	R	H	RBI	BB	SO	LOB
2 Xander Bogaerts, R (1, 6) OBP: 0.348, SLG: 0.433	B SI 88 C SI 88 F SI 89 X SI 89 1-2 ① F7		B CH 79 C SI 88 B CH 79 X SI 89 2-1 12 HR 2B	B SI 88 C CU 79 X SI 89 1-1 22 1B, 23 1B 1B	B FF 97 B FF 97 D FF 97 B FF 96 4-0 23 E, 22 S 1-2 BB		C FF 96 B FF 96 X SL 85 1-1 3B			4	3	3	0	1	0	0
23 Fernando Tatis Jr., R (1, 9) OBP: 0.327, SLG: 0.464	B SI 88 B FC 83 F SI 89 B SI 88 B SI 90 4-1 BB		C FC 82 B CH 80 C SI 89 B SI 89 B CU 80 F CH 80 F SI 90 S CU 79 3-3 ① K	B SI 88 B FC 83 B SI 88 F SI 89 F SI 88 X SI 90 3-2 22 1B 1-2 1B	2 SAFE C FF 95 F SL 86 F FF 98 B FF 98 B FF 98 B FF 98 X SL 87 3-2 E5 22 E, 22 S, 22 1B 1-3 2-H 1B		X FF 97 0-0 ③ G4-3			4	1	2	0	1	1	2
22 Juan Soto, L (1, 7) OBP: 0.404, SLG: 0.505	B SI 88 C FC 83 B SI 89 F SI 88 X FC 84 2-2 ② F8		B SI 89 B CU 79 F FC 84 B SI 90 B FC 82 4-1 12 HR BB	B SI 88 B FC 83 C FC 83 X SI 88 2-1 13 BB 1-3 2-H 1B	1 SAFE C FF 97 D CH 88 B FF 97 F FF 97 B CH 90 X FF 99 3-2 1-H 3-H 1B			B SI 95 B SI 95 C SI 95 C SI 94 B CU 81 X FC 89 3-2 ① G3		4	1	2	2	1	0	1
13 Manny Machado, R (1, 10) OBP: 0.314, SLG: 0.453	C SI 88 X SI 89 0-1 ③ F9		F CH 81 C SI 90 S SI 90 0-3 ② K	F FF 96 B CH 88 B FF 98 B FF 98 B FF 96 4-1 1-2 BB	B SI 95 S SI 95 B SL 88 C SL 88 B SL 90 F SL 90 X SI 95 3-2 ③ F8			S SL 85 X SI 95 0-1 ② L8		4	0	0	0	1	1	4
12 Luis Campusano, R (1, 2) OBP: 0.344, SLG: 0.487		C SI 87 C SI 88 B CH 79 B SI 89 B CH 80 F FC 82 F SI 89 F SI 89 F FC 83 3-2 X CH 81 24 HR 1B	B CH 80 X CH 80 1-0 1-H 2-H HR	B FF 97 B FF 97 C FF 96 F SL 84 X FF 98 2-2 ③ G3-1		F SL 87 S SI 95 X SI 96 0-2 ① G5-3		B SI 96 F SL 84 X SI 96 1-1 1B		5	2	3	3	0	0	3
24 Garrett Cooper, R (1, 3) OBP: 0.301, SLG: 0.421		C SI 88 X SI 89 0-1 1-H HR	C SI 90 F CU 80 B CU 78 X CH 81 1-2 ③ G6-3		B FF 96 C FF 96 B FF 96 B SL 85 C FF 96 X FF 97 3-2 ① G5-3	B SI 96 F SI 96 S SI 96 C SL 88 1-3 ② K		B SL 87 C SL 87 F SI 96 D CU 82 S CU 82 2-3 ③ K		5	1	1	2	0	2	1
17 Matthew Batten, R (1, 4) OBP: 0.340, SLG: 0.409		C SI 88 B CH 79 X CH 80 1-1 28 G4-6-3 1B		C SI 87 B SI 88 C SI 88 B CU 79 C SI 88 2-3 ① K	C FF 97 B CH 91 X FF 98 1-1 5 1B 2B	B SI 96 C SI 96 S SI 95 X SI 95 1-2 G6-3				4	1	2	0	0	1	0
28 José Azocar, R (1, 8) OBP: 0.295, SLG: 0.342		F SI 89 F SI 89 B SI 90 X CH 80 1-2 ① ② G4-6-3 1-2f		S SI 87 C SI 88 B CU 79 F SI 89 X FC 83 1-2 ② L8	C SL 84 C FF 98 B FF 99 S FF 99 1-3 ② K		F FF 95 F FF 96 X SL 84 0-2 ① L6			4	0	0	0	0	1	2
5 Eguy Rosario, R (1, 5) OBP: 0.263, SLG: 0.579		F SI 90 X SI 90 0-1 ③ G5-3		X SI 89 0-0 HR	C SL 87 B FF 98 F FF 98 F SL 88 F CH 89 X FF 99 1-2 23 1B, 2 BB, 23 E 2-H 1B		S SL 86 S SL 85 B SL 85 B SL 85 F FF 96 X CU 82 2-2 ② G5-3			4	2	2	2	0	0	0
Inning Stats	R: 0 E: 0 K: 0 S: 9 H: 0 LOB: 1 BB: 1 P: 16	R: 2 E: 0 K: 0 S: 16 H: 3 LOB: 0 BB: 0 P: 21	R: 3 E: 0 K: 2 S: 15 H: 2 LOB: 0 BB: 1 P: 26	R: 2 E: 0 K: 1 S: 19 H: 4 LOB: 3 BB: 1 P: 34	R: 4 E: 1 K: 1 S: 24 H: 4 LOB: 1 BB: 1 P: 43	R: 0 E: 0 K: 1 S: 9 H: 0 LOB: 0 BB: 0 P: 11	R: 0 E: 0 K: 0 S: 10 H: 1 LOB: 1 BB: 0 P: 13	R: 0 E: 0 K: 1 S: 10 H: 1 LOB: 1 BB: 0 P: 16		1B: 9 2B: 2 3B: 1 HR: 3 SF: 0 SAC: 0 DP: 1 HBP: 0						

PITCHER		IP	WLS	BF	H	R	ER	SO	BB	IBB	HBP	BLK	WP	HR	S	P	ERA	WHIP
50 Ty Blach, L ERA: 5.32	(1, 1)	3.2	L	21	9	7	7	3	2	0	0	0	0	3	55	87	17.18	3.000
60 Victor Vodnik, R ERA: 17.18	(4, 1)	1.0		9	4	4	3	1	2	0	0	0	0	0	24	46	27.00	6.000
52 Daniel Bard, R ERA: 4.56	(5, 1)	1.1		4	0	0	0	1	0	0	0	0	0	0	13	18	0.00	0.000
46 Nick Mears, R ERA: 2.3	(7, 1)	1.0		4	1	0	0	0	0	0	0	0	0	0	10	13	0.00	1.000
59 Jake Bird, R ERA: 4.34	(8, 1)	1.0		4	1	0	0	1	0	0	0	0	0	0	10	16	0.00	1.000

PITCHER	IP	WLS	BF	H	R	ER	SO	BB	IBB	HBP	BLK	WP	HR	S	P	ERA	WHIP

BOTTOM

Colorado Rockies @ San Diego Padres

Petco Park, San Diego, CA

Mon Sep 18 2023, 6:43 PM - 9:55 PM PDT

Att. 42,062 - Clear - 70 F

livebaseballscorecards.com

AB	38
R	11
H	15
RBI	9
BB	4
SO	6
LOB	13

Batter	1	2	3	4	5	6	7	8	9	AB	R	H	RBI	BB	SO	LOB
14 Ezequiel Tovar, R (1, 6) OBP: 0.288, SLG: 0.415	S FF 97 S CU 83 B CU 82 S CU 83 1-3 ① K		B CU 79 B CU 82 X CH 86 2-0 ② G5-3			C FF 97 B CU 82 X CH 84 1-1 ① G4-3		B CH 89 B CH 90 S FF 98 B FF 99 F SI 99 F SI 100 F FF 100 F SI 99 S FF 99 3-3 ③ K		4	0	0	0	0	2	0
7 Brendan Rodgers, R (1, 4) OBP: 0.315, SLG: 0.313	C FF 97 B FF 97 C FF 96 B CU 82 S CU 83 2-3 ② K		X FF 97 0-0 ③ G4-3			C FF 97 F FF 97 B CU 85 B CH 82 B CU 85 F CH 85 X FF 98 3-2 ② L8			B SL 86 B SI 95 X SI 95 2-0 22 1B 1B	4	0	1	0	0	1	0
23 Kris Bryant, R (1, 10) OBP: 0.328, SLG: 0.383	C FF 98 C FF 97 S FF 98 0-3 ③ K			C CU 80 B CU 82 B CH 82 X CH 86 2-1 ① G5-3		F FF 97 B CU 82 X CH 88 1-1 ③ F9			F SI 96 B SL 88 X SI 95 1-1 ① F9	4	0	0	0	0	1	1
22 Nolan Jones, L (1, 7) OBP: 0.370, SLG: 0.520		C FF 97 B FF 97 C FF 96 B CU 83 B FF 97 B FF 97 4-2 13 S 35 S BB		B FF 97 C FF 96 B SL 87 B FF 97 X FF 97 3-1 ② F7			S FF 97 B FF 97 B FF 96 B FF 97 C FF 96 B CU 82 4-2 44 S BB		C SI 96 F SI 96 B SL 88 B SI 98 X SI 96 2-2 35 G6-4-3 1-2 1B	2	0	1	0	2	0	0
35 Elias Díaz, R (1, 2) OBP: 0.317, SLG: 0.417		B FF 97 B CH 86 S FF 96 B FF 97 S CH 88 B FF 98 4-2 1-2 BB		C FF 97 F CH 86 X CU 83 0-2 ③ L5			1 SAFE X CH 82 0-0 ① L8		F SI 96 X SI 88 0-1 ②③ G6-4-3 1-2f	3	0	0	0	1	0	3
44 Elehuris Montero, R (1, 3) OBP: 0.290, SLG: 0.399		C FF 97 S CH 84 S CU 82 0-3 ① K			S CH 84 S CH 81 B CU 82 B CU 83 S CU 80 2-3 ① K		S FF 97 1 SAFE S CU 80 D CU 83 S CU 82 1-3 ② K 1-2			3	0	0	0	0	3	3
15 Hunter Goodman, R (1, 9) OBP: 0.277, SLG: 0.458		2 SAFE B FF 98 C FF 97 S CH 82 S CU 82 1-3 ② K			C FF 97 F CH 83 F CU 83 B CU 83 S CU 82 1-3 ② K2-3		C FF 97 S CH 83 D CU 85 S CU 81 1-3 ③ K			3	0	0	0	0	3	3
13 Alan Trejo, R (1, 5) OBP: 0.267, SLG: 0.320 19 Charlie Blackmon, L (8, PH) OBP: 0.372, SLG: 0.444 24 Ryan McMahon, L (8, 5) OBP: 0.327, SLG: 0.443		F FF 98 B CU 81 B CH 82 C CU 82 B FF 97 X CU 82 3-2 ③ G5-3 2-3		B FF 96 B CH 87 F CH 86 B FF 98 D CH 87 4-1 9 WP BB				S FF 98 C FF 98 F FF 99 F FF 100 F CH 92 B FF 99 F FF 100 B CH 92 S CH 91 2-3 ① K		1 1 0	0 0 0	0 0 0	0 0 0	1 0 0	0 1 0	2 0 0
9 Brenton Doyle, R (1, 8) OBP: 0.242, SLG: 0.325			C FF 94 F FF 96 S CU 80 0-3 ① K		1 SAFE C CU 82 S CU 82 B CU 84 D CU 83 X CU 82 2-2 ③ G6-3 1-2			S CH 90 B CH 91 X SI 98 1-1 ② G5-3		3	0	0	0	0	1	1
Inning Stats	R: 0 E: 0 K: 3 S: 9 H: 0 LOB: 0 BB: 0 P: 12	R: 0 E: 0 K: 2 S: 13 H: 0 LOB: 2 BB: 2 P: 25	R: 0 E: 0 K: 1 S: 5 H: 0 LOB: 0 BB: 0 P: 7	R: 0 E: 0 K: 0 S: 7 H: 0 LOB: 0 BB: 0 P: 12	R: 0 E: 0 K: 2 S: 11 H: 0 LOB: 1 BB: 1 P: 20	R: 0 E: 0 K: 0 S: 8 H: 0 LOB: 0 BB: 0 P: 13	R: 0 E: 0 K: 2 S: 9 H: 0 LOB: 1 BB: 1 P: 15	R: 0 E: 0 K: 2 S: 15 H: 0 LOB: 0 BB: 0 P: 21	R: 0 E: 0 K: 0 S: 8 H: 2 LOB: 1 BB: 0 P: 13	1B: 2 2B: 0 3B: 0 HR: 0	SF: 0 SAC: 0 DP: 1 HBP: 0					

PITCHER		IP	WLS	BF	H	R	ER	SO	BB	IBB	HBP	BLK	WP	HR	S	P	ERA	WHIP
4 Blake Snell, L ERA: 2.33	(1, 1)	7.0		25	0	0	0	10	4	0	0	0	1	0	62	104	0.00	0.571
75 Robert Suarez, R ERA: 4.15	(8, 1)	1.0		3	0	0	0	2	0	0	0	0	0	0	15	21	0.00	0.000
71 Josh Hader, L ERA: 1.24	(9, 1)	1.0	W	4	2	0	0	0	0	0	0	0	0	0	8	13	0.00	2.000

PITCHER	IP	WLS	BF	H	R	ER	SO	BB	IBB	HBP	BLK	WP	HR	S	P	ERA	WHIP

TOP

Colorado Rockies @ San Diego Padres

Petco Park, San Diego, CA

Tue Sep 19 2023, 6:41 PM - 9:23 PM PDT

Att. 39,809 - Partly Cloudy - 69 F

livebaseballscorecards.com

AB	28
R	0
H	2
RBI	0
BB	4
SO	12
LOB	13

WP: 1	PA: 32		
PB: 0			
SB: 3			
CS: 0			

Batter	1	2	3	4	5	6	7	8	9	AB	R	H	RBI	BB	SO	LOB
2 Xander Bogaerts, R (1, 6) OBP: 0.348, SLG: 0.438	C FF 96 B FF 97 B SL 90 F FF 97 F CU 82 F SI 99 B SL 91 F FF 98 X SI 96 3-2 G5-3		B SL 88 B FF 96 X FF 96 2-0 1B		B FF 95 C SL 88 X SI 96 1-1 G5-3		B SL 83 B SL 82 C FF 95 X FF 94 2-1 P4		B SL 91 B SL 92 B SL 90 C SL 91 C SL 91 1 SAFE X SL 92 3-2 1-H HR	5	1	2	2	0	0	1
23 Fernando Tatis Jr., R (1, 9) OBP: 0.327, SLG: 0.465	S SL 91 B CU 81 S FF 98 S FF 98 1-3 K		C SL 89 F CU 80 S FF 97 0-3 K		S FF 97 F FF 97 B CU 83 F SI 96 F SL 88 B CU 82 X SI 96 2-2 P1			F ST 83 X SI 96 0-1 22 S 12 FC5-2 2B		4	0	1	0	0	2	1
22 Juan Soto, L (1, 10) OBP: 0.405, SLG: 0.506	F SL 90 B SL 92 B CH 88 B FF 97 C FF 97 X FF 98 3-2 G4-3		C FF 96 X CU 81 0-1 F8			X SI 94 0-0 91 S 10 L8 2B		B ST 84 B ST 83 2-0 91 BB 12 FC5-2 10 G1-2-3 2-3 IBB		3	0	1	0	1	0	1
12 Luis Campusano, R (1, 2) OBP: 0.348, SLG: 0.484		F SI 94 X CU 82 0-1 17 BB 1B		F FF 93 X SI 95 0-1 G6-3		B SL 82 H SI 94 2-0 HBP		D SI 96 C ST 84 B SI 96 F ST 85 X ST 84 2-2 FC5-2 91 BB 1-2 3-H		3	0	1	0	0	0	2
91 Ji Man Choi, L (1, 3) OBP: 0.253, SLG: 0.420		F SL 88 B SL 89 C FF 94 B CH 86 X SL 88 2-2 P3		B FF 94 B SL 90 C SL 89 H FF 96 3-1 17 BB HBP		B SI 94 C FC 86 C SL 89 S FF 94 1-3 K 2-3		S ST 84 S ST 85 B ST 84 B ST 85 B SI 98 B ST 85 4-2 1-2 2-3 BB		2	0	0	0	1	1	3
10 Jurickson Profar, S (1, 7) OBP: 0.321, SLG: 0.370 28 José Azocar, R (9, 7) OBP: 0.295, SLG: 0.342		F FF 96 T CH 85 B CH 86 B FF 96 X CU 81 2-2 P5		C SL 89 B FF 95 B SL 90 F FF 94 F CU 80 X SL 88 2-2 P6		D SL 53 B FF 93 X SI 94 2-0 L8 3-H		X ST 85 0-0 G1-2-3 3-Hf		4 0	0 0	0 0	0 0	0 0	0 0	7 0
17 Matthew Batten, R (1, 4) OBP: 0.347, SLG: 0.400		B SI 95 B SL 89 C SI 95 B SL 90 B SI 95 4-1 1-2 BB		B SL 90 B SI 96 B SL 89 C FF 94 B FF 95 4-1 1-2 BB			B SL 82 B SI 92 C FF 92 F SI 93 F SL 94 B SI 93 S FF 94 3-3 K 1 FC2-6		B SL 91 C SI 97 S FF 96 S SL 92 1-3 K	2	0	0	0	2	2	0
1 Trent Grisham, L (1, 8) OBP: 0.314, SLG: 0.355		C SL 89 B CU 80 T SL 90 X SL 91 1-2 F9		C FF 96 C SL 90 S FF 97 0-3 K			L SI 94 X SI 95 0-1 FC2-6 1-2f		B SL 91 B FF 97 B SI 96 B FF 96 4-0 2 HR BB	3	1	0	0	1	1	5
5 Eguy Rosario, R (1, 5) OBP: 0.217, SLG: 0.478			B FF 95 C FF 94 C SI 95 F CU 82 S CU 81 1-3 K		C SL 86 F CU 81 C CU 80 0-3 K		S SI 93 S SI 94 B SL 83 F SI 94 B SI 95 C SL 83 2-3 K		C FF 96 F SL 89 T SL 92 0-2 K	4	0	0	0	0	4	2
Inning Stats	R: 0 E: 0 K: 1 S: 12 H: 0 LOB: 0 BB: 0 P: 19	R: 0 E: 0 K: 0 S: 12 H: 1 LOB: 2 BB: 1 P: 21	R: 0 E: 0 K: 2 S: 10 H: 1 LOB: 1 BB: 0 P: 13	R: 0 E: 0 K: 1 S: 11 H: 0 LOB: 2 BB: 1 P: 20	R: 0 E: 0 K: 1 S: 10 H: 0 LOB: 0 BB: 0 P: 13	R: 0 E: 0 K: 1 S: 5 H: 1 LOB: 2 BB: 0 P: 10	R: 0 E: 0 K: 2 S: 12 H: 0 LOB: 1 BB: 0 P: 19	R: 0 E: 0 K: 0 S: 8 H: 1 LOB: 2 BB: 2 P: 16	R: 2 E: 0 K: 2 S: 9 H: 1 LOB: 0 BB: 1 P: 17	1B: 2 2B: 2 3B: 0 HR: 1	SF: 0 SAC: 0 DP: 1 HBP: 2		WP: 0 PB: 1 SB: 2 CS: 0	PA: 37		

PITCHER		IP	WLS	BF	H	R	ER	SO	BB	IBB	HBP	BLK	WP	HR	S	P	ERA	WHIP
18 Ryan Feltner, R ERA: 5.13	(1, 1)	5.0		20	2	0	0	5	2	0	1	0	0	0	55	86	0.00	0.800
64 Gavin Hollowell, R ERA: 5.02	(6, 1)	2.0		8	1	0	0	3	0	0	1	0	0	0	17	29	0.00	0.500
61 Justin Lawrence, R ERA: 3.89	(8, 1)	1.0		5	1	0	0	0	1	1	0	0	0	0	8	16	0.00	2.000
40 Tyler Kinley, R ERA: 6.75	(9, 1)	0.2	L	4	1	2	2	2	1	0	0	0	0	1	9	17	27.00	3.000

PITCHER	IP	WLS	BF	H	R	ER	SO	BB	IBB	HBP	BLK	WP	HR	S	P	ERA	WHIP

BOTTOM

Colorado Rockies @ San Diego Padres

Petco Park, San Diego, CA

Tue Sep 19 2023, 6:41 PM - 9:23 PM PDT

Att. 39,809 - Partly Cloudy - 69 F

livebaseballscorecards.com

AB	30
R	2
H	5
RBI	2
BB	5
SO	10
LOB	22

Batter	1	2	3	4	5	6	7	8	9	AB	R	H	RBI	BB	SO	LOB
19 Charlie Blackmon, L (1, 10) OBP: 0.372, SLG: 0.444	B FF 92 B FF 92 C FF 94 F FF 93 X CH 90 2-2 ① G4-3	B FF 93 B CU 77 S CH 86 X SV 79 2-1 ③ F8			F CU 78 B CU 82 B FF 92 F CH 86 B FF 94 F SV 79 B FF 93 4-2 22 2B BB		C SI 98 B FS 87 B SI 97 X SI 96 2-1 15 S 2B		X SI 97 0-0 ② G1-3 2-3	4	0	1	0	1	0	1
7 Brendan Rodgers, R (1, 4) OBP: 0.311, SLG: 0.331	B FF 93 X FF 94 1-0 HR		B SL 87 C SI 93 C SV 80 F FF 95 B SV 82 B SI 95 X SV 82 3-2 ① P4		C SV 81 X SI 94 0-1 ② L6		D SL 83 B SI 97 T SI 97 D SL 83 F SI 96 S SI 98 3-3 ② K		D SL 89 B SL 89 C SI 97 X SI 98 2-1 ③ F9	5	1	1	1	0	1	3
22 Nolan Jones, L (1, 7) (8, 9) OBP: 0.374, SLG: 0.524	B FF 94 C CU 80 F FF 95 X SI 94 1-2 24 1B 14 1B 1B		C SV 80 C FF 93 B FF 95 S FF 95 1-3 ② K		C FF 93 X CH 86 0-1 1-3 2B		0-0 15 S IBB			3	1	2	0	1	1	0
23 Kris Bryant, R (1, 3) OBP: 0.325, SLG: 0.379 15 Hunter Goodman, R (5, 3) OBP: 0.273, SLG: 0.450	X SI 94 0-0 ② F9		B SL 90 B SI 93 C SL 89 S SV 82 S SV 82 2-3 ③ K		F SV 80 B SI 92 F SV 79 F FF 94 C SV 82 1-3 ③ K		D SL 84 B SI 98 F SI 98 X SI 99 2-1 ③ G6-3 1-2 2-3			3 1	0 0	0 0	0 0	0 0	2 0	3 2
24 Ryan McMahon, L (1, 5) OBP: 0.329, SLG: 0.444	1 SAFE C FF 93 B CH 85 B FF 94 X CU 82 2-1 14 1B 1-3 1B			F ST 82 F FF 93 B CU 81 B FF 94 F CU 80 B CU 79 B FF 94 4-2 BB		B SL 82 C FF 92 C CU 76 X FF 94 1-2 14 1B 1B		B FF 93 C SL 82 X SL 82 1-1 ① L9		3	0	2	0	1	0	0
14 Ezequiel Tovar, R (1, 6) OBP: 0.290, SLG: 0.416	X SL 84 0-0 1-2 1B 3-H			F SL 89 F SV 79 C SI 94 0-3 ① K		F SL 83 1 SAFE X SI 91 0-1 1-2 9 G6-4-3 1B		F SL 82 S CU 81 X CU 78 0-2 ② G6-3		4	0	2	1	0	1	1
12 Sean Bouchard, R (1, 9) OBP: 0.261, SLG: 0.158 30 Harold Castro, L (8, PH) OBP: 0.278, SLG: 0.318 (8, 7)	S FF 94 C FF 95 S SV 81 0-3 ③ K			1 SAFE C SI 92 S SI 92 C FF 93 0-3 ② K		X FF 92 0-0 ① L8		S CU 78 B CU 79 F CU 78 F CU 79 B FF 93 C CU 79 2-3 ③ K		3 1	0 0	0 0	0 0	0 0	2 1	5 0
9 Brenton Doyle, R (1, 8) OBP: 0.242, SLG: 0.324		C SI 91 X SL 85 0-1 ① G6-3		X SV 81 0-0 ③ F9		B SI 93 B SI 93 C SV 80 B SI 92 2 SAFE F SV 81 F SI 93 X SI 93 3-2 ②③ G6-4-3 1-2f			F SI 96 B SL 85 B SL 87 X SI 96 2-1 19 G1-3 35 G5-3 1B	4	0	1	0	0	0	3
16 Austin Wynns, R (1, 2) OBP: 0.283, SLG: 0.287 35 Elias Díaz, R (9, PH) OBP: 0.317, SLG: 0.416		C FF 93 C SL 87 F FF 95 F CU 81 B SV 81 F SI 94 B FF 95 F SV 82 F SI 94 2-2 ② G6-3 X SL 89			C SI 92 S SL 87 S FF 93 0-3 ① K		X SI 97 0-0 ① G6-3		1 SAFE F SL 88 S SL 88 B SI 97 X SL 87 1-2 ① G5-3 1-2	3 1	0 0	0 0	0 0	0 0	1 0	0 1
Inning Stats	R: 2 E: 0 K: 1 S: 14 H: 4 LOB: 2 BB: 0 P: 20	R: 0 E: 0 K: 0 S: 12 H: 0 LOB: 0 BB: 0 P: 16	R: 0 E: 0 K: 2 S: 10 H: 0 LOB: 0 BB: 0 P: 16	R: 0 E: 0 K: 2 S: 10 H: 0 LOB: 1 BB: 1 P: 14	R: 0 E: 0 K: 2 S: 14 H: 1 LOB: 2 BB: 1 P: 19	R: 0 E: 0 K: 0 S: 10 H: 2 LOB: 1 BB: 0 P: 14	R: 0 E: 0 K: 1 S: 8 H: 1 LOB: 2 BB: 1 P: 15	R: 0 E: 0 K: 1 S: 9 H: 0 LOB: 0 BB: 0 P: 12	R: 0 E: 0 K: 0 S: 8 H: 1 LOB: 1 BB: 0 P: 13	1B: 6 2B: 2 3B: 0 HR: 1	SF: 0 SAC: 0 DP: 1 HBP: 0					

TOP

Colorado Rockies @ San Diego Padres

Petco Park, San Diego, CA

Wed Sep 20 2023, 1:12 PM - 3:37 PM PDT

Att. 35,479 - Partly Cloudy - 72 F

livebaseballscorecards.com

AB	35
R	2
H	9
RBI	2
BB	3
SO	9
LOB	19

PITCHER		IP	WLS	BF	H	R	ER	SO	BB	IBB	HBP	BLK	WP	HR	S	P	ERA	WHIP
67 Seth Lugo, R ERA: 3.79	(1, 1)	6.0		26	7	2	2	7	2	0	0	0	0	1	70	99	3.00	1.500
66 Luis García, R ERA: 4.03	(7, 1)	1.0	W	5	1	0	0	1	0	1	0	0	0	0	8	15	0.00	1.000
58 Scott Barlow, R ERA: 4.45	(8, 1)	1.0	H	3	0	0	0	1	0	0	0	0	0	0	9	12	0.00	0.000
71 Josh Hader, L ERA: 1.21	(9, 1)	1.0	S	4	1	0	0	0	0	0	0	0	0	0	8	13	0.00	1.000

PITCHER	IP	WLS	BF	H	R	ER	SO	BB	IBB	HBP	BLK	WP	HR	S	P	ERA	WHIP

WP: 0	PB: 0	SB: 2	CS: 0
PA: 38			

BOTTOM

Batter	1	2	3	4	5	6	7	8	9	AB	R	H	RBI	BB	SO	LOB
2 Xander Bogaerts, R (1, 6) OBP: 0.351, SLG: 0.442	C FF 92 B SI 92 X FF 93 1-1 23 E 23 S 22 G4-3 1B	B ST 80 C CH 84 C CH 85 X FF 93 1-2 2B	C SI 93 F FF 93 B FC 89 B SI 93 X FF 94 2-2 ① FC5-4 23 G5-4-3 1-2f	F FF 96 B CU 82 C FF 97 B CU 82 B SL 86 X FF 97 3-2 1B		4	1	3	0	0	0	1
23 Fernando Tatis Jr., R (1, 9) OBP: 0.324, SLG: 0.461	F SI 94 B FF 94 1 SAFE S FC 90 F CH 85 X FF 95 1-2 ① P3 1-3	T FC 90 B CH 84 F CH 85 B FF 94 S ST 82 2-3 ③ K	X FC 89 0-0 ② ③ G5-4-3 1-2f	F FF 96 F FF 96 C CU 81 0-3 ① K		4	0	0	0	0	2	4
22 Juan Soto, L (1, 7) OBP: 0.405, SLG: 0.504	B FF 95 F CH 85 B FC 92 B FF 95 C CH 84 X CH 86 3-2 ② G4-3 3-H	B CU 76 B FF 93 B FC 91 C FF 93 B CH 84 4-1 13 G6-4-3 BB	C CH 82 B CH 83 B FF 93 C CH 83 B FC 90 B FF 93 4-2 17 1B 24 1B 12 1B BB	C CU 81 S SL 85 X FF 96 0-2 ② P5		2	1	0	1	2	0	1
13 Manny Machado, R (1, 10) OBP: 0.311, SLG: 0.449	B FC 91 B SI 94 X FC 90 2-0 ③ F9	B FC 89 F SI 93 X CH 85 1-1 ① ② G6-4-3 1-2f	X FC 89 0-0 ① F8	S FF 96 X FF 95 0-1 ③ F9		4	0	0	0	0	0	3
24 Garrett Cooper, R (1, 3) OBP: 0.304, SLG: 0.423 1 Trent Grisham, L (7, PR) OBP: 0.314, SLG: 0.355 (8, 8)	C FC 88 S CH 84 B CH 84 B FC 89 B SI 93 X FC 90 3-2 17 FC6 1B	F SI 93 B FC 89 C ST 80 S CH 84 1-3 ③ K	B FC 90 X SI 93 1-0 12 1B 17 1B 91 SF8 1-2 1B			3 0	0 1	2 0	0 0	0 0	1 0	0 0
17 Matthew Batten, R (1, 4) OBP: 0.346, SLG: 0.398	S SI 94 C SI 93 B ST 80 B FC 90 X SI 94 2-2 ① FC6 29 CS 1-2f	B FF 92 C FC 87 C ST 79 B ST 80 S FF 93 2-3 ① K	X SI 94 0-0 12 1B 1-2 2-3 1B			3	0	1	0	0	1	1
29 Brett Sullivan, L (1, 2) OBP: 0.203, SLG: 0.286 12 Luis Campusano, R (7, PH) OBP: 0.352, SLG: 0.487 (8, 2)	F FF 94 B FC 91 B CU 79 C CH 84 F FF 95 X CH 85 2-2 ② ③ F9 1-2	B ST 79 F CH 84 B FC 89 X FF 94 2-1 ② F8	X SI 95 0-0 1-2 2-3 3-H 1B			2 1	0 0	0 1	0 1	0 0	0 0	1 0
28 José Azocar, R (1, 8) OBP: 0.288, SLG: 0.333 91 Ji Man Choi, L (7, PH) OBP: 0.250, SLG: 0.420 (8, 3)	B FF 92 B FC 87 X SI 93 2-0 ① G5-3	F FC 88 F FF 92 X ST 80 0-2 ③ G5-3	B SI 95 X SI 95 1-0 ② SF8 3-H			2 0	0 0	0 0	0 1	0 0	0 0	0 0
5 Eguy Rosario, R (1, 5) OBP: 0.231, SLG: 0.462	C FC 88 X CH 85 0-1 ② F8	C FC 86 X ST 78 0-1 2 FC5-4 1B	B ST 84 F SI 96 2 SAFE B ST 84 B SI 96 S SI 96 C ST 84 3-3 ③ K			3	0	1	0	0	1	2
Inning Stats	R: 1 E: 0 K: 0 S: 10 H: 1 LOB: 0 BB: 0 P: 17	R: 0 E: 0 K: 0 S: 10 H: 1 LOB: 0 BB: 0 P: 17	R: 0 E: 0 K: 1 S: 9 H: 1 LOB: 1 BB: 0 P: 14	R: 0 E: 0 K: 1 S: 6 H: 0 LOB: 0 BB: 1 P: 12	R: 0 E: 0 K: 1 S: 8 H: 0 LOB: 0 BB: 0 P: 12	R: 0 E: 0 K: 0 S: 6 H: 1 LOB: 0 BB: 0 P: 8	R: 2 E: 0 K: 1 S: 10 H: 3 LOB: 2 BB: 1 P: 19	R: 0 E: 0 K: 1 S: 11 H: 1 LOB: 1 BB: 0 P: 14		1B: 7 2B: 1 3B: 0 HR: 0 SF: 1 SAC: 0 DP: 2 HBP: 0				WP: 0 PB: 0 SB: 1 CS: 1 PA: 31

PITCHER		IP	WLS	BF	H	R	ER	SO	BB	IBB	HBP	BLK	WP	HR	S	P	ERA	WHIP
45 Chase Anderson, R ERA: 5.75	(1, 1)	6.1	L	23	5	3	2	3	2	0	0	0	0	0	53	89	2.84	1.105
61 Justin Lawrence, R ERA: 3.86	(7, 1)	0.2	B	4	2	0	0	1	0	0	0	0	0	0	6	10	0.00	3.000
46 Nick Mears, R ERA: 2.16	(8, 1)	1.0		4	1	0	0	1	0	0	0	0	0	0	11	14	0.00	1.000

PITCHER	IP	WLS	BF	H	R	ER	SO	BB	IBB	HBP	BLK	WP	HR	S	P	ERA	WHIP

Colorado Rockies @ San Diego Padres

Petco Park, San Diego, CA

Wed Sep 20 2023, 1:12 PM - 3:37 PM PDT

Att. 35,479 - Partly Cloudy - 72 F

livebaseballscorecards.com

AB	28
R	3
H	8
RBI	3
BB	2
SO	5
LOB	13

TOP

St. Louis Cardinals @ San Diego Padres

Petco Park, San Diego, CA

Fri Sep 22 2023, 6:44 PM - 9:25 PM PDT

Att. 42,983 - Cloudy - 67 F

livebaseballscorecards.com

Batter	1	2	3	4	5	6	7	8	9	AB	R	H	RBI	BB	SO	LOB
21 Lars Nootbaar, L (1, 8) OBP: 0.369, SLG: 0.424	X SI 91 0-0 ① G4-3		C KN 77 X FC 89 0-1 ① 2B			B ST 79 B SI 91 C SI 90 C KN 75 C ST 81 2-3 ① K	C ST 75 B ST 77 B FF 91 F ST 77 S ST 76 2-3 ② K		C FF 98 B SI 100 B CH 90 B CH 91 C FF 99 F FF 100 X FF 99 3-2 ② F7	5	0	1	0	0	2	2
19 Tommy Edman, S (1, 4) OBP: 0.299, SLG: 0.390	B SI 92 S KN 74 X KN 76 1-1 ② G3		C ST 79 C SI 91 C SI 93 0-3 ③ K			B KN 77 B KN 78 X SI 91 2-0 67 1B 46 S 1B	C ST 77 B SI 92 X ST 75 1-1 ③ FC5 2-3f		X SI 98 0-0 1B	5	0	2	0	0	1	3
46 Paul Goldschmidt, R (1, 3) OBP: 0.363, SLG: 0.450	B FF 92 C ST 80 F KN 75 F SI 94 B FC 89 B FF 94 C SI 93 3-3 ③ K			B KN 73 B SI 90 F FC 87 S SI 92 B KN 78 X ST 81 3-2 ① G6-3		1 SAFE B FC 86 S ST 78 1 SAFE C SI 90 B FF 91 B SI 90 S SI 91 3-3 ② K 1-2		F SI 98 F SI 98 B FS 90 B ST 82 X SI 99 2-2 18 3B 1B	X CH 92 0-0 ③ F7	5	1	1	0	0	2	2
18 Jordan Walker, R (1, 9) OBP: 0.344, SLG: 0.451		B SI 93 C SI 93 S KN 76 B KN 79 F FF 94 F ST 80 F KN 78 B SI 95 S SI 93 3-3 ① K		C SI 92 F KN 75 C KN 81 0-3 ② K		B KN 73 B FC 87 S ST 80 B FC 87 B FC 86 4-1 67 1B BB		B ST 79 1 SAFE X SI 97 1-0 1-H 3B		3	0	1	1	1	2	0
67 Richie Palacios, L (1, 7) OBP: 0.319, SLG: 0.531		B KN 77 B SI 93 B SI 93 B FF 92 4-0 48 S BB		C ST 79 B KN 81 X ST 79 1-1 ③ G1-3		B SL 85 D CU 80 B SI 94 C FF 94 X SI 93 3-1 1-2 2-3 1B		B ST 79 B SI 99 C SI 98 D FS 91 F SI 98 S ST 80 3-3 ① K		3	0	1	0	1	1	1
48 Iván Herrera, R (1, 2) OBP: 0.419, SLG: 0.346		F FC 87 B SI 90 B SI 92 B KN 74 C SI 92 1 SAFE S FC 87 3-3 ② K 1-2	X SI 91 0-0 ① G6-3			B CU 78 X SL 84 1-0 ③ L9		F SI 100 B ST 82 B SI 99 F SI 98 F ST 83 B ST 84 B ST 81 4-2 BB		3	0	0	0	1	1	4
26 Luken Baker, R (1, 10) OBP: 0.254, SLG: 0.270 63 Michael Siani, L (7, PR) (7, 10)		D KN 74 B SI 92 S ST 80 B ST 81 F FF 92 S FC 88 3-3 ③ K			B FF 92 B KN 74 X FC 89 2-0 ② F9		B FF 94 B CU 79 X FF 94 2-0 19 FC5 15 BB 1B	B FF 99 C FF 97 C CH 91 C SI 100 1-3 ② K		3 1	0 0	1 0	0 0	0 0	1 1	1 2
15 José Fermín, R (1, 5) OBP: 0.286, SLG: 0.211			B KN 74 F SI 92 C KN 75 F KN 79 F FC 89 B ST 81 F SI 93 F KN 76 S FF 94 2-3 ① K		B KN 76 X SI 92 1-0 ③ G6-3		B SL 84 S SL 83 B CU 79 B SL 83 B SI 93 4-1 1-2 BB	B SI 98 X FF 98 1-0 ③ F9		3	0	0	0	1	1	2
0 Masyn Winn, R (1, 6) OBP: 0.219, SLG: 0.255			C ST 80 B KN 77 C SI 93 X KN 77 1-2 ② P4			C SI 90 B KN 74 S KN 76 F FF 92 X KN 78 1-2 HR	D SI 93 C CU 79 X SI 92 1-1 ① B2		X SI 97 0-0 ① G6-3	4	1	1	1	0	0	2
Inning Stats	R: 0 E: 0 K: 1 S: 7 H: 0 LOB: 0 BB: 0 P: 11	R: 0 E: 0 K: 3 S: 12 H: 0 LOB: 1 BB: 1 P: 25	R: 0 E: 0 K: 2 S: 15 H: 1 LOB: 1 BB: 0 P: 18	R: 0 E: 0 K: 1 S: 8 H: 0 LOB: 0 BB: 0 P: 12	R: 0 E: 0 K: 0 S: 3 H: 0 LOB: 0 BB: 0 P: 6	R: 1 E: 0 K: 2 S: 15 H: 3 LOB: 3 BB: 1 P: 31	R: 0 E: 0 K: 1 S: 9 H: 1 LOB: 2 BB: 1 P: 19	R: 1 E: 0 K: 2 S: 14 H: 2 LOB: 2 BB: 1 P: 26	R: 0 E: 0 K: 0 S: 7 H: 1 LOB: 1 BB: 0 P: 10	1B: 5 2B: 1 3B: 1 HR: 1 SF: 0 SAC: 0 DP: 0 HBP: 0						

	AB	35
	R	2
	H	8
	RBI	2
	BB	4
	SO	12
	LOB	19

	WP: 0	PA: 39
	PB: 0	
	SB: 2	
	CS: 0	

PITCHER		IP	WLS	BF	H	R	ER	SO	BB	IBB	HBP	BLK	WP	HR	S	P	ERA	WHIP
61 Matt Waldron, R ERA: 4.58	(1, 1)	5.2		22	3	1	1	9	2	0	0	0	0	1	57	96	1.59	0.882
58 Scott Barlow, R ERA: 4.41	(6, 1)	0.2		5	2	0	0	0	1	0	0	0	0	0	7	18	0.00	4.500
59 Tom Cosgrove, L ERA: 1.89	(7, 1)	0.2	H	2	0	0	0	1	0	0	0	0	0	0	5	8	0.00	0.000
66 Luis García, R ERA: 4.17	(8, 1)	0.1	B	4	2	1	1	1	1	0	0	0	0	0	10	20	27.00	9.000
75 Robert Suarez, R ERA: 3.86	(8, 1)	1.2	W	6	1	0	0	1	0	0	0	0	0	0	11	16	0.00	0.600

PITCHER	IP	WLS	BF	H	R	ER	SO	BB	IBB	HBP	BLK	WP	HR	S	P	ERA	WHIP

BOTTOM

St. Louis Cardinals @ San Diego Padres

Petco Park, San Diego, CA

Fri Sep 22 2023, 6:44 PM - 9:25 PM PDT

Att. 42,983 - Cloudy - 67 F

livebaseballscorecards.com

Batter	1	2	3	4	5	6	7	8	9	AB	R	H	RBI	BB	SO	LOB
2 Xander Bogaerts, R (1, 6) OBP: 0.349, SLG: 0.439	C SI 92 B SL 86 F SI 93 B SL 87 S SL 88 2-3 ① K	S SL 87 S SL 87 B SL 87 C SL 88 1-3 ③ K 1-2			B FF 90 C SI 91 B SI 92 X SI 91 2-1 ① FC5-4 23 1B 23 WP 1-2f		S ST 81 B ST 81 F SI 92 B CH 88 X ST 82 2-2 ③ G1-3			4	0	0	0	0	2	2
23 Fernando Tatis Jr., R (1, 9) OBP: 0.324, SLG: 0.460	S SL 87 X SL 86 0-1 ② G6-3		X FF 92 0-0 ① G6-3		S SL 86 B SL 86 S SL 86 X SL 86 1-2 22 G5-6-3 1B 1-3			X ST 79 0-0 ① P2		4	0	1	0	0	0	0
22 Juan Soto, L (1, 7) OBP: 0.407, SLG: 0.507	C SI 93 X FF 92 0-1 13 1B 1B		B CU 82 B CH 85 C SI 92 X SL 86 2-1 13 1B 1B		B CU 81 X SI 92 1-0 ②③ G5-6-3 1-2f			B FF 94 C FF 94 X SL 87 1-1 13 HR 2B		4	1	3	0	0	0	2
13 Manny Machado, R (1, 10) OBP: 0.316, SLG: 0.465	B SI 92 F SI 93 B SL 87 X SI 93 2-1 1-2 1B		F FF 90 X SI 92 0-1 91 G4-6-3 1-2 1B			B SL 84 B SL 84 X SI 90 2-0 HR		B FF 95 B CH 88 C CH 89 C FF 96 X CU 80 2-2 2-H HR		4	2	4	3	0	0	0
91 Ji Man Choi, L (1, 3) OBP: 0.243, SLG: 0.407 24 Garrett Cooper, R (8, PH) OBP: 0.303, SLG: 0.421 (9, 3)	B FF 93 X SI 93 1-0 ③ G4-3		B FF 92 C SI 93 S SL 88 D SL 84 B FF 91 F SL 87 X SL 87 3-2 ②③ G4-6-3 1-2f			C SI 90 X FF 90 0-1 ① G3		B CU 80 X FF 95 1-0 ② L9		3 1	0 0	0 0	0 0	0 0	0 0	4 0
7 Ha-Seong Kim, R (1, 4) OBP: 0.356, SLG: 0.408		C SI 92 B SL 86 X FF 92 1-1 ① G5-3		X SI 91 0-0 1 L8-6-5 2B		B FF 89 C FF 91 B SL 84 C SL 85 B SL 86 F FF 91 X SI 90 3-2 ② G6-3		B FF 96 C FF 94 S CU 79 F SI 97 S CU 79 1-3 ③ K		4	0	1	0	0	1	0
1 Trent Grisham, L (1, 8) OBP: 0.315, SLG: 0.353		B CU 82 C FF 92 B SL 86 B FF 92 S SI 92 B SL 87 4-2 17 G2-3 29 1B BB	S SI 91 X SI 92 0-1 ①② L8-6-5 2-3			B CU 81 C SI 90 F CH 84 F SL 86 B CU 82 X FF 91 2-2 ③ F9				2	1	0	0	1	0	1
17 Matthew Batten, R (1, 5) OBP: 0.336, SLG: 0.385		B SL 86 X SI 92 1-0 ② G2-3 1-2	S SL 86 B SL 87 X SI 93 1-1 ③ G4-3				C SI 91 B ST 81 C ST 80 S ST 80 1-3 ① K			3	0	0	0	0	1	1
29 Brett Sullivan, L (1, 2) OBP: 0.226, SLG: 0.305		B FF 92 B SI 93 X FF 91 2-0 2 WP 2-H 1B			B CU 80 S FF 91 X FF 90 1-1 2 FC5-4 1B		B SI 91 X CH 88 1-0 ② G4-3			3	0	2	1	0	0	0
Inning Stats	R: 0 E: 0 K: 1 S: 10 H: 2 LOB: 2 BB: 0 P: 15	R: 1 E: 0 K: 1 S: 9 H: 1 LOB: 1 BB: 1 P: 18	R: 0 E: 0 K: 0 S: 9 H: 2 LOB: 1 BB: 0 P: 14	R: 0 E: 0 K: 0 S: 5 H: 1 LOB: 0 BB: 0 P: 6	R: 0 E: 0 K: 0 S: 8 H: 2 LOB: 1 BB: 0 P: 13	R: 1 E: 0 K: 0 S: 11 H: 1 LOB: 0 BB: 0 P: 18	R: 0 E: 0 K: 1 S: 7 H: 0 LOB: 0 BB: 0 P: 11	R: 2 E: 0 K: 1 S: 11 H: 2 LOB: 0 BB: 0 P: 16		1B: 7 2B: 3 3B: 0 HR: 2	SF: 0 SAC: 0 DP: 3 HBP: 0			WP: 2 PB: 0 SB: 0 CS: 0	PA: 33	

	AB	32
	R	4
	H	11
	RBI	4
	BB	1
	SO	4
	LOB	10

PITCHER		IP	WLS	BF	H	R	ER	SO	BB	IBB	HBP	BLK	WP	HR	S	P	ERA	WHIP
43 Dakota Hudson, R ERA: 4.95	(1, 1)	6.0		25	9	2	2	2	1	0	0	0	2	1	52	84	3.00	1.667
34 Drew VerHagen, R ERA: 4.01	(7, 1)	1.1		4	0	0	0	1	0	0	0	0	0	0	8	12	0.00	0.000
52 Matthew Liberatore, L ERA: 5.52	(8, 1)	0.2	L	4	2	2	2	1	0	0	0	0	0	1	10	15	27.00	3.000

PITCHER	IP	WLS	BF	H	R	ER	SO	BB	IBB	HBP	BLK	WP	HR	S	P	ERA	WHIP

Batter	1	2	3	4	5	6	7	8	9	10	11	AB	R	H	RBI	BB	SO	LOB
21 Lars Nootbaar, L (1, 8) OBP: 0.367, SLG: 0.420	G4-3		G4-3		G4-6-3 1-2f		BB			F9 2-3		4	0	0	0	1	0	1
19 Tommy Edman, S (1, 4) OBP: 0.300, SLG: 0.392	2B		46 BB 1B			F FF 94 F CH 83 B CH 84 B CH 86 B CU 77 X CH 84 3-2 G3-1	F ST 78 D SI 91 X SI 91 1-1 G4-3			B CU 80 F CU 78 F CU 79 F CU 79 F CU 79 C SL 84 1-3 K	7 S	5	1	2	0	0	1	3
46 Paul Goldschmidt, R (1, 3) OBP: 0.365, SLG: 0.448	BB		1-2 BB			S CH 83 B CH 84 B SI 94 X SI 94 2-1 G4-3		B CH 87 C SI 98 X SI 98 1-1 G6-3			67 SF9 18 1B 26 1B IBB	2	1	0	0	3	0	0
18 Jordan Walker, R (1, 9) OBP: 0.343, SLG: 0.448	K		P4			S CU 77 B CH 84 S CH 84 S CH 83 1-3 K		B CH 89 C CH 90 X CH 90 1-1 G5-3			7 S 26 1B 7 SF7 1-2 2-3 1B	5	1	1	0	0	2	4
67 Richie Palacios, L (1, 7) OBP: 0.297, SLG: 0.500	G4-3			G3			C FF 93 X CH 83 0-1 F8	T FF 98 C SI 99 B CH 92 F FF 99 B CH 89 B CH 90 X FF 100 3-2 G5-3			SF9 2-3 3-H	4	0	0	1	0	0	2
26 Luken Baker, R (1, 10) OBP: 0.278, SLG: 0.273 63 Michael Siani, L (11, PR) (11, 10)		P6		7 G5-4-3 BB			B CH 83 C CH 83 B CU 78 B SI 93 B SI 93 4-1 7 2B 0 1B BB		S SI 95 B SI 95 X SL 85 1-1 G5-3		7 S 1-2 3-H 1B	3	1	1	1	2	0	0
7 Andrew Knizner, R (1, 2) OBP: 0.281, SLG: 0.431	K			S CH 79 X CU 80 0-1 G5-4-3 1-2f			D CH 84 C CU 78 X SI 94 1-1 0 1B 1-3 2B		B SI 96 F SI 96 F SL 86 B SI 98 B CH 89 F SI 96 F SL 86 S SI 98 3-3 K		C SL 83 C SL 82 X CU 79 0-2 SF7 1-2 2-H	4	1	1	1	0	2	1
55 Irving Lopez, L (1, 5) 13 Juan Yepez, R (9, PH) OBP: 0.255, SLG: 0.340 62 Juniel Querecuto, S (9, 5)	K				B FF 93 F FF 93 X CU 78 1-2 G2-3		D SI 95 F SI 93 D SI 96 F CH 86 F SI 96 F CU 79 S CU 79 2-3 K		B SL 87 S SI 97 S SI 97 S SI 97 1-3 K	0-0 21 F9	B FF 96 C FF 93 X CU 81 1-1 G6-3	3	0	0	0	0	2	2
												1	0	0	0	0	1	0
												1	0	0	0	0	0	2
0 Masyn Winn, R (1, 6) OBP: 0.229, SLG: 0.257			B CH 80 B CH 80 X FF 93 2-0 G6-3		B SI 94 C SI 94 C CU 77 B CU 78 F CH 84 B CU 77 B CU 78 4-2 21 G4-6-3 BB		B CU 78 S CH 84 X SI 95 1-1 1B 2-H 3-H			B SL 82 B SL 84 C CU 79 S CU 78 2 SAFE B SL 84 S CU 77 3-3 K		3	0	1	2	1	1	0
Inning Stats	R: 0 E: 0 K: 1 S: 14 H: 1 LOB: 2 BB: 1 P: 19	R: 0 E: 0 K: 2 S: 8 H: 0 LOB: 0 BB: 0 P: 13	R: 0 E: 0 K: 0 S: 8 H: 1 LOB: 2 BB: 1 P: 17	R: 0 E: 0 K: 0 S: 7 H: 0 LOB: 0 BB: 1 P: 13	R: 0 E: 0 K: 0 S: 7 H: 0 LOB: 0 BB: 1 P: 13	R: 0 E: 0 K: 1 S: 8 H: 0 LOB: 0 BB: 0 P: 14	R: 2 E: 0 K: 1 S: 17 H: 2 LOB: 2 BB: 2 P: 30	R: 0 E: 0 K: 0 S: 8 H: 0 LOB: 0 BB: 0 P: 13	R: 0 E: 0 K: 2 S: 10 H: 0 LOB: 0 BB: 0 P: 15	R: 0 E: 0 K: 2 S: 13 H: 0 LOB: 1 BB: 0 P: 19	R: 3 E: 0 K: 0 S: 12 H: 2 LOB: 2 BB: 1 P: 18	1B: 4 2B: 2 3B: 0 HR: 0 SF: 2 SAC: 0 DP: 2 HBP: 0						

PITCHER		IP	WLS	BF	H	R	ER	SO	BB	IBB	HBP	BLK	WP	HR	S	P	ERA	WHIP
21 Nick Martinez, R ERA: 3.59	(1, 1)	4.0		16	2	0	0	3	3	0	0	0	0	0	37	62	0.00	1.250
60 Pedro Avila, R ERA: 3.57	(5, 1)	2.2		11	2	2	2	2	2	0	0	0	0	0	27	47	6.75	1.500
59 Tom Cosgrove, L ERA: 1.88	(7, 1)	0.1		2	0	0	0	0	1	0	0	0	0	0	5	10	0.00	3.000
75 Robert Suarez, R ERA: 3.7	(8, 1)	1.0		3	0	0	0	0	0	0	0	0	0	0	8	13	0.00	0.000
71 Josh Hader, L ERA: 1.19	(9, 1)	1.0		3	0	0	0	2	0	0	0	0	0	0	10	15	0.00	0.000

PITCHER		IP	WLS	BF	H	R	ER	SO	BB	IBB	HBP	BLK	WP	HR	S	P	ERA	WHIP
58 Scott Barlow, R ERA: 4.57	(10, 1)	1.2	L	8	2	3	2	2	0	1	0	0	0	0	23	34	10.80	1.200
56 Ray Kerr, L ERA: 4.32	(11, 1)	0.1		1	0	0	0	0	0	0	0	0	0	0	2	3	0.00	0.000

TOP

St. Louis Cardinals @ San Diego Padres

Petco Park, San Diego, CA

Sat Sep 23 2023, 5:41 PM - 9:24 PM PDT

Att. 42,525 - Clear - 70 F

livebaseballscorecards.com

AB	35
R	5
H	6
RBI	5
BB	7
SO	9
LOB	15

WP: 0	PB: 0	SB: 2	CS: 0
PA: 44			

Batter	1	2	3	4	5	6	7	8	9	10	11	AB	R	H	RBI	BB	SO	LOB
2 Xander Bogaerts, R (1, 6) OBP: 0.349, SLG: 0.437	C SI 93 B SI 94 B FC 91 B FC 92 B SI 93 4-1 23 WP 13 1B BB		B FC 89 C FC 88 S ST 83 C SI 94 1-3 K ①		X FF 95 0-0 G6-3 ①		B CH 82 C SI 94 C SI 93 B CH 86 X SL 86 2-2 23 BB 1B		C SL 89 X SL 91 0-1 FC5-4 ① 23 DI 1-2f 2-3 3-H		X SI 88 0-0 G5-3 ③	5	1	1	1	1	1	2
23 Fernando Tatis Jr., R (1, 9) OBP: 0.326, SLG: 0.459 (10, 8)	F SI 93 F ST 83 B ST 83 X ST 82 1-2 F8 ① 1-2		B FC 90 F SI 93 X FC 89 1-1 22 1B 1B		B FF 97 B SL 89 F FF 97 B FF 97 B FF 96 4-1 22 S BB		B CH 85 B CH 83 B SI 95 B SI 94 4-0 22 G1-6-3 1-2 BB		B SL 91 F SL 90 F FF 101 B SL 87 F SL 91 S SL 87 2-3 K ② 1-2			3	0	1	0	2	1	3
22 Juan Soto, L (1, 7) OBP: 0.407, SLG: 0.506	C SI 94 B FC 92 D CH 89 C SI 94 X ST 82 2-2 F7 ②		X FC 90 0-0 12 FC6-4 1-2 1B		B FF 97 F FF 97 B FF 96 B FF 97 S FF 97 D SL 90 4-2 13 G6-4-3 1-2 BB		X SI 95 0-0 G1-6-3 ②③ 1-2f		B FF 102 C FF 102 S SL 91 F FF 103 S SL 91 1-3 K ③	0-0 12 G5-4-3		4	0	1	0	1	1	6
13 Manny Machado, R (1, 10) OBP: 0.317, SLG: 0.463	X ST 84 0-0 2-H 1B		B SI 94 X SI 93 1-0 L7 ②		X FF 97 0-0 G6-4-3 ②③ 1-2f			F FF 91 S ST 81 B ST 82 S ST 81 1-3 K ①		0-0 12 G5-4-3 IBB		4	0	1	1	1	1	4
12 Luis Campusano, R (1, 2) OBP: 0.347, SLG: 0.478	B SI 93 B SI 93 F ST 83 F FC 88 D ST 83 X SI 94 3-2 G6-3 ③		B FC 89 B FC 90 C SI 94 F SI 93 X ST 83 2-2 FC6-4 ③ 1-2f			C FF 96 X FF 96 0-1 1B ①		X SI 89 0-0 G5-3 ②		B SI 90 X SI 88 1-0 G5-4-3 ①② 1-2f 2-3		5	0	1	0	0	0	4
7 Ha-Seong Kim, R (1, 4) OBP: 0.358, SLG: 0.406		B ST 82 B SI 94 B SI 92 C SI 94 C FC 90 X SI 94 3-2 L7 ①		C SI 90 B FC 88 F FC 88 X ST 82 1-2 P6 ①		C FF 95 F FC 88 B FF 96 B FF 95 F FF 95 B FF 95 B FC 87 4-2 24 G5-3 BB		B FF 93 B FF 90 B FF 89 D FF 90 4-0 24 CS BB		0-0 5 DI IBB		2	0	0	0	3	0	0
91 Ji Man Choi, L (1, 3) OBP: 0.238, SLG: 0.398 24 Garrett Cooper, R (6, PH) OBP: 0.304, SLG: 0.420 (7, 3) 5 Eguy Rosario, R (9, PR) OBP: 0.222, SLG: 0.444 (10, 5)	B SI 94 F FC 92 B ST 84 S ST 82 F ST 83 F FC 90 X ST 83 2-2 G3-1 ②		B SI 93 S FC 89 B SI 90 F ST 82 X FC 89 2-2 G1 ②		C FC 88 S FC 88 B FC 88 B FF 96 B FC 89 X FC 88 3-2 G5-3 ② 1-3		C SL 86 1 SAFE 0-1 CS ③ 1-2		B SL 88 B FF 98 S SL 87 B FF 100 C FF 100 B SL 88 4-2 10 WP 17 BB 2 FC5-4 BB	B SI 89 F SI 90 F ST 81 F ST 79 B CH 83 B SI 88 F SI 88 F SI 89 3-2 K ③ 1-2	0-0	2 1 1	0 0 1	0 0 1	0 0 0	0 1 1	0 1 2
17 Matthew Batten, R (1, 5) OBP: 0.348, SLG: 0.384 (10, 3)	C SI 93 B ST 84 B SI 93 C FC 91 B SI 94 F SI 94 F SI 93 B FC 91 4-2 BB		B SI 81 B SI 91 B SI 92 C SI 91 C SI 92 X SI 92 3-2 1 G4-3 1B		B FF 96 B FC 87 C FC 88 B FC 89 S FC 88 X FC 88 3-2 G6-3 ③				D FF 98 B FF 98 B FF 97 B FF 97 4-0 2 FC5-4 10 WP 1-2 BB		B SI 89 B SI 88 C SI 88 C SI 89 X ST 80 2-2 G5-3 ①	3	0	1	0	2	0	1
1 Trent Grisham, L (1, 8) OBP: 0.313, SLG: 0.352 28 José Azocar, R (7, PH) OBP: 0.284, SLG: 0.329 (8, 8) 10 Jurickson Profar, S (9, PH) OBP: 0.322, SLG: 0.369 (10, 9)	1 SAFE C SI 94 C SI 94 B ST 84 F SI 93 1 SAFE B FC 90 X ST 82 2-2 G3-4-3 ③		1 SAFE C FF 95 1 SAFE 1 SAFE B FF 96 X FF 96 1-1 G4-3 ③ 1-2				X SI 92 0-0 F9 ①		C SL 88 B SL 89 B FF 98 B SL 89 F FF 101 B SL 89 4-2 2 FC5-4 1-2 2-3 BB		B CH 83 C SI 89 C CH 89 B SI 89 X SI 89 2-2 P5 ②	2 1 1	0 0 0	0 0 0	0 0 1	0 0 0	0 0 0	2 0 0
Inning Stats	R: 1 E: 0 K: 0 S: 11 H: 1 LOB: 1 BB: 1 P: 21	R: 0 E: 0 K: 0 S: 16 H: 0 LOB: 1 BB: 1 P: 27	R: 0 E: 0 K: 1 S: 10 H: 2 LOB: 2 BB: 0 P: 15	R: 0 E: 0 K: 0 S: 11 H: 1 LOB: 1 BB: 0 P: 18	R: 0 E: 0 K: 0 S: 5 H: 0 LOB: 1 BB: 2 P: 13	R: 0 E: 0 K: 0 S: 11 H: 1 LOB: 1 BB: 1 P: 21	R: 0 E: 0 K: 0 S: 5 H: 1 LOB: 1 BB: 1 P: 11	R: 0 E: 0 K: 1 S: 5 H: 0 LOB: 0 BB: 1 P: 10	R: 1 E: 0 K: 2 S: 14 H: 0 LOB: 3 BB: 3 P: 29	R: 0 E: 0 K: 1 S: 6 H: 0 LOB: 2 BB: 2 P: 10	R: 0 E: 0 K: 0 S: 7 H: 0 LOB: 0 BB: 0 P: 11	1B: 6 2B: 0 3B: 0 HR: 0	SF: 0 SAC: 0 DP: 3 HBP: 0						

PITCHER	IP	WLS	BF	H	R	ER	SO	BB	IBB	HBP	BLK	WP	HR	S	P	ERA	WHIP
44 Jake Woodford, R (1, 1) ERA: 5.09	3.2		17	4	1	1	1	2	0	0	0	1	0	46	78	2.46	1.636
53 Andre Pallante, R (4, 1) ERA: 4.82	1.1		5	0	0	0	0	2	0	0	0	0	0	7	16	0.00	1.500
61 Jacob Barnes, R (6, 1) ERA: 6.75	1.0		4	1	0	0	0	1	0	0	0	0	0	11	21	0.00	2.000
47 John King, L (7, 1) ERA: 3.82	1.0	H	4	1	0	0	0	1	0	0	0	0	0	5	11	0.00	2.000
34 Drew VerHagen, R (8, 1) ERA: 3.97	0.2	H	3	0	0	0	1	1	0	0	0	0	0	4	9	0.00	1.500

PITCHER	IP	WLS	BF	H	R	ER	SO	BB	IBB	HBP	BLK	WP	HR	S	P	ERA	WHIP
56 Ryan Helsley, R (8, 1) ERA: 2.6	1.1	B	6	0	1	1	2	3	0	0	0	1	0	15	30	6.75	2.250
72 Casey Lawrence, R (10, 1) ERA: 5.64	2.0	W	7	0	0	0	1	0	2	0	0	0	0	13	21	0.00	0.000

BOTTOM

St. Louis Cardinals @ San Diego Padres

Petco Park, San Diego, CA

Sat Sep 23 2023, 5:41 PM - 9:24 PM PDT

Att. 42,525 - Clear - 70 F

livebaseballscorecards.com

AB	34
R	2
H	6
RBI	2
BB	12
SO	5
LOB	25

WP: 2 PA: 47
PB: 0
SB: 1
CS: 1

St. Louis Cardinals @ San Diego Padres

Petco Park, San Diego, CA

Sun Sep 24 2023, 1:13 PM - 3:50 PM PDT

Att. 42,505 - Sunny - 72 F

TOP

livebaseballscorecards.com

Batter	1	2	3	4	5	6	7	8	9	AB	R	H	RBI	BB	SO	LOB
21 Lars Nootbaar, L (1, 8) OBP: 0.367, SLG: 0.420	C FF 93 F CH 80 X CH 80 0-2 19 FC5-4 1B		B SI 93 C CH 80 C SI 92 X CH 82 1-2 ② F9			B FF 92 F FF 91 B FF 92 X FF 92 2-1 ① F9		C SI 90 B FF 89 B CU 74 X SI 89 2-1 ① G1-3		2	0	1	0	0	0	0
63 Michael Siani, L (5, 8)										2	0	0	0	0	0	1
19 Tommy Edman, S (1, 4) OBP: 0.299, SLG: 0.390	C FF 94 X CH 82 0-1 ① FC5-4 46 G5-3 1-2f		B FC 88 S CH 81 B CH 81 F CH 83 X FF 94 2-2 ③ G4-3			B CU 74 1 SAFE B SI 92 X SI 92 2-0 1-2 1B		C FF 91 C CU 75 C FF 91 0-3 ② K		2	0	0	0	0	0	1
15 José Fermín, R (5, 4) OBP: 0.295, SLG: 0.225										2	0	1	0	0	1	0
46 Paul Goldschmidt, R (1, 10) OBP: 0.364, SLG: 0.447	S FC 88 B FF 93 C SI 92 B CH 82 B SI 94 X CH 83 3-2 ② G5-3 1-2			B CU 74 S CH 81 C CU 75 B SI 94 S SI 95 2-3 ① K		C CH 80 C SI 92 S FF 92 0-3 ② K		B CU 76 X FF 91 1-0 ③ L8		2	0	0	0	0	1	1
13 Juan Yepez, R (6, PH) OBP: 0.245, SLG: 0.327										2	0	0	0	0	1	2
(6, 10)																
18 Jordan Walker, R (1, 9) OBP: 0.344, SLG: 0.447	X CH 82 0-0 ③ L7			B CU 76 X SI 93 1-0 67 G4-6-3 1B		S CU 75 C CH 81 F FF 93 D CU 76 S CH 81 1-3 ③ K			B FF 94 B FF 93 B FS 89 B FF 92 4-0 48 G4-3 26 BB BB	3	0	1	0	1	1	3
67 Richie Palacios, L (1, 7) OBP: 0.308, SLG: 0.528		S FF 92 X FC 88 0-1 2B		C CH 80 B SI 91 S FF 92 F CH 81 X CU 75 1-2 ②③ G4-6-3 1-2f			B CH 79 S CH 80 F CH 81 B FF 93 B CH 82 F FF 92 F FF 93 F FF 93 F CH 82 3-2 X CH 82 26 HR 2B		B FS 90 C FF 93 B FS 88 C FF 92 S SL 85 2-3 ① K	4	1	2	0	0	1	2
26 Luken Baker, R (1, 3) OBP: 0.289, SLG: 0.319		B FF 93 X CH 81 1-0 ① F8			B FF 91 B CU 73 X FF 93 2-0 ① G6-3		B FF 93 C FC 88 X CH 80 1-1 2-H HR		B FF 93 S SL 83 S SL 82 F FF 93 B SL 83 B SL 83 F FF 93 B FS 88 4-2 48 G4-3 1-2 BB	3	1	1	2	1	0	1
48 Iván Herrera, R (1, 2) OBP: 0.371, SLG: 0.300		C FF 92 S SI 92 D CH 82 F SI 93 X CH 83 1-2 ② P2			C CU 73 B CH 80 B CH 79 X SI 91 2-1 ② L7		B CU 73 X FF 93 1-0 ① F7		B FF 94 B SL 84 X FF 93 2-0 ② G4-3 1-2 2-3	4	0	0	0	0	0	3
55 Irving Lopez, L (1, 5)		S CH 82 C FF 94 S CH 82 0-3 ③ K			X FF 92 0-0 ③ F7		B CU 74 F FF 94 C FF 93 B CH 82 S CH 82 2-3 ② K		B FS 87 S FF 92 B FF 92 S SL 83 S SL 83 2-3 ③ K2-3	4	0	0	0	0	3	3
0 Masyn Winn, R (1, 6) OBP: 0.232, SLG: 0.252			C FF 92 B CH 81 F CH 80 X CH 80 1-2 ① F4			C FF 91 B CU 74 B CH 82 F SI 93 B CH 81 F FF 93 B CH 82 4-2 15 1B BB	C FC 86 B SI 93 C FC 87 B FF 94 S CH 82 2-3 ③ K			2	0	0	0	1	1	0

	AB	32
	R	2
	H	6
	RBI	2
	BB	3
	SO	9
	LOB	17

Inning Stats	1	2	3	4	5	6	7	8	9
	R: 0 E: 0 K: 0 S: 9 H: 1 LOB: 1 BB: 0 P: 12	R: 0 E: 0 K: 1 S: 10 H: 1 LOB: 1 BB: 0 P: 12	R: 0 E: 0 K: 0 S: 9 H: 0 LOB: 0 BB: 0 P: 13	R: 0 E: 0 K: 1 S: 8 H: 1 LOB: 0 BB: 0 P: 12	R: 0 E: 0 K: 0 S: 4 H: 0 LOB: 0 BB: 0 P: 8	R: 0 E: 0 K: 2 S: 13 H: 1 LOB: 2 BB: 1 P: 22	R: 2 E: 0 K: 2 S: 16 H: 2 LOB: 0 BB: 0 P: 25	R: 0 E: 0 K: 1 S: 6 H: 0 LOB: 0 BB: 0 P: 9	R: 0 E: 0 K: 2 S: 11 H: 0 LOB: 2 BB: 2 P: 25

	1B: 3	SF: 0	WP: 0	PA: 35
	2B: 2	SAC: 0	PB: 0	
	3B: 0	DP: 1	SB: 0	
	HR: 1	HBP: 0	CS: 0	

PITCHER		IP	WLS	BF	H	R	ER	SO	BB	IBB	HBP	BLK	WP	HR	S	P	ERA	WHIP
52 Michael Wacha, R ERA: 3.39	(1, 1)	7.0	W	27	6	2	2	6	1	0	0	0	0	1	69	104	2.57	1.000
41 Rich Hill, L ERA: 5.49	(8, 1)	1.0		3	0	0	0	1	0	0	0	0	0	0	6	9	0.00	0.000
40 Jose Espada, R ERA:	(9, 1)	1.0		5	0	0	0	2	2	0	0	0	0	0	11	25	0.00	2.000

PITCHER	IP	WLS	BF	H	R	ER	SO	BB	IBB	HBP	BLK	WP	HR	S	P	ERA	WHIP

Batter	1	2	3	4	5	6	7	8	9	AB	R	H	RBI	BB	SO	LOB
2 Xander Bogaerts, R (1, 10) OBP: 0.349, SLG: 0.442	C SI 87 S FF 88 B FF 90 X FS 85 1-2 7 E 22 HR 2B	C FF 91 C FF 92 F FF 92 F FF 92 F ST 79 B FF 91 F FF 92 X ST 82 1-2 7 E 3-H 3B		C SI 89 C FF 91 S FS 87 0-3 ① K	C SI 88 B SL 80 X SI 88 1-1 ② F9	S SL 88 S FF 93 X FF 93 0-2 ③ F8				5	2	2	1	0	1	2
7 Ha-Seong Kim, R (1, 6) OBP: 0.358, SLG: 0.408	M SI 87 B FF 89 B ST 80 C ST 80 X FF 90 2-2 E9 22 HR 2-3	B ST 80 B ST 80 C SI 88 F FF 90 F FF 92 X SI 88 2-2 E5 3-H		B ST 81 C ST 80 B FS 88 X SI 90 2-1 22 2B 2B	C SI 89 B SL 81 F SI 89 B FF 89 X SL 80 2-2 ③ L6		C SL 86 F CH 83 B FF 92 B FF 92 X SL 86 2-2 1B			5	2	2	0	0	0	1
22 Juan Soto, L (1, 7) OBP: 0.408, SLG: 0.514 1 Trent Grisham, L (8, 8) OBP: 0.313, SLG: 0.352	F ST 79 B SI 87 B ST 79 B SI 87 X ST 80 3-1 2-H 3-H HR	X ST 81 0-0 ③ F8		F SI 88 C FF 92 X FF 91 0-2 23 1B 2-H 2B		C FF 93 B SL 86 B SL 85 X SL 84 2-1 23 FC5-4 1B	C FF 93 X FF 92 0-1 ① F8			5 0	2 0	3 0	4 0	0 0	0 0	2 0
23 Fernando Tatis Jr., R (1, 9) OBP: 0.327, SLG: 0.459 10 Jurickson Profar, S (7, PH) OBP: 0.321, SLG: 0.368 (8, 7)	X SI 88 0-0 ① G5-3		B SI 89 C SI 88 X FS 87 1-1 12 2B 17 1B 1B	B ST 80 X FS 86 1-0 12 1B 17 1B 2-H 1B		B FF 94 S CH 83 F CH 84 F FF 94 B FF 94 D SL 86 F FF 94 X FF 94 3-2 ① FC5-4 12 1B 24 1B 1-2f	F SL 87 X CH 85 0-1 ② F7			4 1	2 0	2 0	1 0	0 0	0 0	1 1
12 Luis Campusano, R (1, 2) OBP: 0.356, SLG: 0.491 29 Brett Sullivan, L (7, 2) OBP: 0.222, SLG: 0.300	B FF 91 X SI 88 1-0 ② F9		F FF 91 B FF 90 X FF 90 1-1 17 1B 1-3 2B	X FF 89 0-0 17 1B 1-2 1B		B SL 86 F CH 84 X FF 93 1-1 24 1B 5 2B 1-2 1B	S SL 84 C SL 85 C SL 84 0-3 ③ K			4 1	1 0	3 0	0 0	0 0	0 1	0 1
24 Garrett Cooper, R (1, 3) OBP: 0.305, SLG: 0.419	C ST 79 C FF 91 B FF 91 S FF 92 1-3 ③ K		D ST 80 B ST 80 B SI 89 C FF 90 B ST 81 4-1 17 1B BB	S SL 81 X SI 87 0-1 ② F8		C CU 75 X FF 93 0-1 17 BB 5 2B 1-3 2-H 1B		X FF 91 0-0 ① L6		4	1	1	1	1	1	2
17 Matthew Batten, R (1, 4) OBP: 0.359, SLG: 0.388		C SI 87 C ST 78 F ST 80 B ST 80 F FF 91 C FF 91 1-3 ① K	F SI 89 C ST 79 X ST 80 0-2 28 G1-4-3 1-2 2-3 3-H 1B	B ST 78 S ST 80 X SI 88 2-1 ③ 1-2 2-H 1B		C FF 93 F CH 84 D CH 85 B FF 93 B FF 94 F SL 86 B CH 84 4-2 5 2B 1-2 BB		C FF 91 B CH 83 C FF 91 X FF 91 1-2 ② L9		4	0	2	1	1	1	0
5 Eguy Rosario, R (1, 5) OBP: 0.250, SLG: 0.531		B ST 80 X SI 88 1-0 2 3B 3B	B ST 78 B ST 78 C FF 90 X ST 80 2-1 ① F6		S SL 79 B SI 88 B CH 82 S SL 80 X SL 79 2-2 ① G5-3	C SL 86 S CH 85 B FF 94 X FF 93 1-2 1-3 2-H 3-H 2B		C SL 84 S FF 92 X FF 91 0-2 ③ G4-3		5	1	2	2	0	0	3
28 José Azocar, R (1, 8) OBP: 0.282, SLG: 0.363 (8, 9)		B ST 80 C ST 79 C ST 80 S FF 91 1-3 ② K	X ST 80 0-0 ②③ G1-4-3 1-2f		C SI 88 X CH 82 0-1 HR	B FF 94 F FF 94 F FF 94 X SL 86 1-2 ② P3				4	1	1	1	0	1	6
Inning Stats	R: 3 E: 1 K: 1 S: 13 H: 2 LOB: 0 BB: 0 P: 21	R: 2 E: 1 K: 2 S: 21 H: 2 LOB: 1 BB: 0 P: 27	R: 1 E: 0 K: 0 S: 11 H: 3 LOB: 2 BB: 1 P: 19	R: 2 E: 0 K: 1 S: 14 H: 5 LOB: 2 BB: 0 P: 19	R: 1 E: 0 K: 0 S: 10 H: 1 LOB: 0 BB: 0 P: 15	R: 3 E: 0 K: 0 S: 23 H: 4 LOB: 2 BB: 1 P: 35	R: 0 E: 0 K: 1 S: 10 H: 1 LOB: 1 BB: 0 P: 12	R: 0 E: 0 K: 0 S: 7 H: 0 LOB: 0 BB: 0 P: 8		1B: 9 2B: 5 3B: 2 HR: 2 SF: 0 SAC: 0 DP: 1 HBP: 0					

PITCHER		IP	WLS	BF	H	R	ER	SO	BB	IBB	HBP	BLK	WP	HR	S	P	ERA	WHIP
38 Drew Rom, L ERA: 7.98	(1, 1)	3.1	L	23	11	8	6	4	1	0	0	0	0	1	55	80	16.20	3.600
72 Casey Lawrence, R ERA: 5.63	(4, 1)	1.2		6	2	1	1	0	0	0	0	0	0	1	14	21	5.40	1.200
31 Andrew Suárez, L ERA: 7.5	(6, 1)	3.0		15	5	3	3	1	1	0	0	0	0	0	40	55	9.00	2.000

PITCHER	IP	WLS	BF	H	R	ER	SO	BB	IBB	HBP	BLK	WP	HR	S	P	ERA	WHIP

BOTTOM

St. Louis Cardinals @ San Diego Padres

Petco Park, San Diego, CA

Sun Sep 24 2023, 1:13 PM - 3:50 PM PDT

Att. 42,505 - Sunny - 72 F

livebaseballscorecards.com

AB	42
R	12
H	18
RBI	11
BB	2
SO	5
LOB	19

WP: 0 PA: 44
PB: 0
SB: 0
CS: 0

Batter	1	2	3	4	5	6	7	8	9	AB	R	H	RBI	BB	SO	LOB
2 Xander Bogaerts, R (1, 6) OBP: 0.350, SLG: 0.442	C SI 92 B CH 85 X CH 86 1-1 23 2B 13 1B 1B		C CH 87 X SI 92 0-1 ① G6-3		C CH 85 F CH 87 S CH 88 0-3 ③ K			C ST 82 X CH 87 0-1 23 G4-6-3 1-2 1B		4	1	2	0	0	1	1
23 Fernando Tatis Jr., R (1, 9) OBP: 0.328, SLG: 0.461	C SI 90 D SI 92 F CH 87 F ST 86 B CH 88 F CH 89 1 SAFE X CH 88 2-2 7 L7-4 1-3 2B		X ST 84 0-0 ② G6-3			X CH 85 0-0 22 FC1-6 1B		F CH 87 B SI 91 T ST 85 B ST 84 B CH 89 X CH 87 3-2 ②③ G4-6-3 1-2f		4	0	2	0	0	0	2
22 Juan Soto, L (1, 7) OBP: 0.408, SLG: 0.512	B ST 85 X CH 89 1-0 ① G4-3		F ST 84 B CH 88 S CH 87 1-2 ③ K			C CH 86 X CH 86 0-1 ① FC1-6 13 G4-6-3 1-2f			B CH 86 B CH 87 S CH 85 C ST 83 X CH 87 2-2 7 G5-3 13 1B 91 FC3-2 1B	4	0	1	0	0	1	3
13 Manny Machado, R (1, 10) OBP: 0.318, SLG: 0.463	S CH 88 X CH 88 0-1 3-H 1B			C CH 90 S ST 85 B ST 84 X SI 92 1-2 ① G6-3		X SI 91 0-0 ② G4-6-3 1-2f			B CH 87 F ST 82 F CH 86 X CH 90 1-2 91 FC3-2 7 G5-3 1-2 1B	4	0	2	1	0	0	1
7 Ha-Seong Kim, R (1, 5) OBP: 0.356, SLG: 0.405	X SI 93 0-0 ②③ L7-4 2-3			C CH 86 B CH 87 C ST 84 S CH 86 1-3 ② K			B SI 91 C CH 85 C ST 83 F ST 84 F CH 88 S CH 86 1-3 ① K		B SI 93 X CH 88 1-0 ① G5-3 1-2 2-3	4	0	0	0	0	2	4
91 Ji Man Choi, L (1, 3) OBP: 0.229, SLG: 0.381 28 José Azocar, R (9, PR) OBP: 0.282, SLG: 0.363		C SI 92 F CH 88 B FF 92 B FF 91 F CH 89 B CH 86 X CH 86 3-2 ① G5-3		B CH 86 B CH 88 B SI 91 C SI 90 X CH 87 3-1 ③ G3-1			B ST 82 F CH 86 B FF 91 X CH 86 2-1 ② F7		C CH 88 C FF 92 B FF 91 X CH 89 1-2 ② FC3-2 2-3 3-H	4 0	0 0	0 0	0 0	0 0	0 0	2 0
17 Matthew Batten, R (1, 4) OBP: 0.358, SLG: 0.381 10 Jurickson Profar, S (9, PH) OBP: 0.321, SLG: 0.367		B SI 91 H SI 92 2-0 29 FC6 HBP			B ST 82 C CH 85 X CH 85 1-1 ① G5-3		B ST 83 C CH 86 C ST 82 S ST 84 1-3 ③ K		C CH 88 X CH 89 0-1 ③ G4-3	2 1	0 0	0 0	0 0	0 0	1 0	0 2
1 Trent Grisham, L (1, 8) OBP: 0.312, SLG: 0.349		B ST 84 C CH 87 T CH 88 B CH 88 F CH 88 C SI 92 2-3 ② K			B SI 90 X CH 86 1-0 ② G4-3			C ST 81 F SI 91 B CH 87 C CH 86 1-3 ① K		3	0	0	0	0	2	1
29 Brett Sullivan, L (1, 2) OBP: 0.242, SLG: 0.317		X CH 87 0-0 ③ FC6 1-2f			B ST 83 C ST 83 B CH 87 X ST 83 2-1 1B			X CH 86 0-0 2 1B 1B		3	0	2	0	0	0	1
Inning Stats	R: 1 E: 0 K: 0 S: 11 H: 3 LOB: 1 BB: 0 P: 15	R: 0 E: 0 K: 1 S: 9 H: 0 LOB: 1 BB: 0 P: 16	R: 0 E: 0 K: 1 S: 5 H: 0 LOB: 0 BB: 0 P: 6	R: 0 E: 0 K: 1 S: 8 H: 0 LOB: 0 BB: 0 P: 13	R: 0 E: 0 K: 1 S: 8 H: 1 LOB: 1 BB: 0 P: 12	R: 0 E: 0 K: 0 S: 4 H: 1 LOB: 0 BB: 0 P: 4	R: 0 E: 0 K: 2 S: 10 H: 0 LOB: 0 BB: 0 P: 14	R: 0 E: 0 K: 1 S: 9 H: 2 LOB: 1 BB: 0 P: 13	R: 0 E: 0 K: 0 S: 12 H: 2 LOB: 2 BB: 0 P: 17	1B: 8 2B: 2 3B: 0 HR: 0	SF: 0 SAC: 0 DP: 3 HBP: 1					

PITCHER	IP	WLS	BF	H	R	ER	SO	BB	IBB	HBP	BLK	WP	HR	S	P	ERA	WHIP
62 Logan Webb, R (1, 1) ERA: 3.25	9.0	W	34	9	1	1	7	0	0	1	0	0	0	76	110	1.00	1.000

PITCHER	IP	WLS	BF	H	R	ER	SO	BB	IBB	HBP	BLK	WP	HR	S	P	ERA	WHIP

TOP

San Diego Padres @ San Francisco Giants

Oracle Park, San Francisco, CA

Mon Sep 25 2023, 6:46 PM - 9:10 PM PDT

Att. 28,557 - Clear - 68 F

livebaseballscorecards.com

AB	33
R	1
H	9
RBI	1
BB	0
SO	7
LOB	17

WP: 0 PA: 34
PB: 0
SB: 0
CS: 0

Batter	1	2	3	4	5	6	7	8	9	AB	R	H	RBI	BB	SO	LOB
13 Austin Slater, R (1, 8) OBP: 0.347, SLG: 0.398	B FF 96 C CH 88 B FF 96 S FF 96 B CU 84 X FF 97 3-2 39 G5-3 1B		C CH 88 C CU 81 B CU 83 B SL 88 X CU 84 2-2 2B		S FF 97 B SL 89 F CH 82 F FF 97 H FF 97 2-2 39 FC6-4 HBP		B FF 92 B ST 77 X SI 91 2-0 1B			3	0	3	0	0	0	0
39 Thairo Estrada, R (1, 4) OBP: 0.316, SLG: 0.417	C CU 80 1 SAFE X CH 84 0-1 ① G5-3 1-2		F CU 81 B FF 96 S FF 97 S CU 83 1-3 ② K		F SL 89 C FF 97 B CU 81 F FF 97 X FF 96 1-2 ③ FC6-4 1-2f		B FF 97 B SI 96 S CH 90 S CH 90 F FF 99 1 SAFE F CH 90 X SI 99 2-2 ③ G3			4	0	0	0	0	1	4
29 Luis Matos, R (1, 7) OBP: 0.317, SLG: 0.347 5 Mike Yastrzemski, L (8, PH) OBP: 0.333, SLG: 0.462 (9, 9)	X FF 96 0-0 ② G1-3		C CH 84 X CH 82 0-1 ③ F7			C CU 80 T CU 82 X CH 80 0-2 ① G6-3		C FF 97 C FF 96 B CH 91 B CH 92 F FF 99 F FF 99 B SI 99 X FF 100 3-2 ① F9		3 1	0 0	0 0	0 0	0 0	0 0	2 0
7 J.D. Davis, R (1, 3) OBP: 0.324, SLG: 0.409 31 LaMonte Wade Jr., L (8, PH) OBP: 0.377, SLG: 0.428 (9, 3)	S FF 97 B FF 97 T FF 96 D CU 82 C CU 82 2-3 ③ K			S CH 87 B FF 97 B FF 97 B FF 96 X FF 97 3-1 1B		F FF 96 B FF 96 B FF 97 X CH 86 2-1 ② G5-3		S FF 99 B CH 91 B CH 92 F FF 101 B FF 100 B CH 91 4-2 37 2B 14 FC3-2 BB		3 0	0 0	1 0	0 0	0 1	1 0	1 0
37 Marco Luciano, R (1, 6) OBP: 0.419, SLG: 0.444		C FF 96 B CH 83 B CH 84 B CU 81 C FF 98 B CU 82 4-2 14 G5-3 BB	C CH 87 S SL 90 X CH 85 0-2 ① F8		B FF 96 B FF 96 S CH 86 F CH 86 B FF 98 B CU 84 4-2 17 1B BB		B FF 99 B CH 92 C SI 98 1 SAFE T SI 98 X FF 99 2-2 14 FC3-2 8 1B 1-3 2B			2	1	1	0	2	0	1
17 Mitch Haniger, R (1, 10) OBP: 0.266, SLG: 0.365 23 Joc Pederson, L (8, PH) OBP: 0.355, SLG: 0.432 (9, 10)		C FF 97 C CU 81 C FF 96 0-3 ① K	F FF 98 D SL 90 X CH 86 1-1 ② F9		B CU 81 X CH 87 1-0 1-2 1B			0-0 14 FC3-2 8 1B IBB		3 0	0 1	1 0	0 0	0 1	1 0	2 0
14 Patrick Bailey, S (1, 2) OBP: 0.291, SLG: 0.367		C FF 97 B FF 97 F FF 97 B FF 97 X CU 82 2-2 ② G5-3 1-2	B FF 98 C FF 96 D SL 89 B CU 80 F CH 88 S FF 97 3-3 ③ K		S FF 97 S FF 97 S CU 83 0-3 ③ K2-3			F CH 88 S CH 92 X CH 93 0-2 ② FC3-2 8 1B 1-2 2-3 3-Hf		4	0	0	0	0	2	7
12 Heliot Ramos, R (1, 9) OBP: 0.250, SLG: 0.327 8 Michael Conforto, L (8, PH) OBP: 0.341, SLG: 0.393 (9, 7)		B FF 96 S CH 85 S CU 82 X FF 97 1-2 ③ P3			S CH 84 S CH 87 S CU 83 0-3 ① K		F FF 93 F ST 76 B FF 93 X ST 75 1-2 ① F7	B FF 99 S CH 91 X FF 100 1-1 1-3 2-H 3-H 1B		3 1	0 0	0 1	0 2	0 0	1 0	1 0
49 Tyler Fitzgerald, R (1, 5) OBP: 0.294, SLG: 0.500			F FF 96 B CU 80 C CH 81 X CU 81 1-2 ① F9		S CU 82 C CH 85 B CU 82 B CU 81 T CH 81 2-2 ② K		S FF 94 B FF 93 C ST 78 B ST 77 X FF 93 2-2 ② G5-3	C FF 99 F CH 91 X SI 98 0-2 ③ G4-3		4	0	0	0	0	1	2
Inning Stats	R: 0 E: 0 K: 1 S: 9 H: 1 LOB: 1 BB: 0 P: 14	R: 0 E: 0 K: 1 S: 11 H: 0 LOB: 1 BB: 1 P: 18	R: 0 E: 0 K: 1 S: 11 H: 1 LOB: 1 BB: 1 P: 15	R: 0 E: 0 K: 1 S: 10 H: 1 LOB: 1 BB: 0 P: 17	R: 0 E: 0 K: 2 S: 13 H: 0 LOB: 1 BB: 0 P: 18	R: 0 E: 0 K: 1 S: 11 H: 1 LOB: 2 BB: 1 P: 18	R: 0 E: 0 K: 0 S: 12 H: 1 LOB: 1 BB: 0 P: 19	R: 2 E: 0 K: 0 S: 18 H: 2 LOB: 2 BB: 2 P: 28		1B: 5 2B: 2 3B: 0 HR: 0 SF: 0 SAC: 0 DP: 0 HBP: 1						

PITCHER		IP	WLS	BF	H	R	ER	SO	BB	IBB	HBP	BLK	WP	HR	S	P	ERA	WHIP
4 Blake Snell, L ERA: 2.25	(1, 1)	6.0		25	4	0	0	7	2	0	1	0	0	0	65	100	0.00	1.000
59 Tom Cosgrove, L ERA: 1.85	(7, 1)	0.2	H	3	1	0	0	0	0	0	0	0	0	0	7	12	0.00	1.500
75 Robert Suarez, R ERA: 4.21	(7, 1)	1.1	L	8	2	2	2	0	1	1	0	0	0	0	23	35	13.50	2.250

PITCHER	IP	WLS	BF	H	R	ER	SO	BB	IBB	HBP	BLK	WP	HR	S	P	ERA	WHIP

BOTTOM

San Diego Padres @ San Francisco Giants

Oracle Park, San Francisco, CA

Mon Sep 25 2023, 6:46 PM - 9:10 PM PDT

Att. 28,557 - Clear - 68 F

livebaseballscorecards.com

AB	31
R	2
H	7
RBI	2
BB	4
SO	7
LOB	20

Batter	1	2	3	4	5	6	7	8	9	AB	R	H	RBI	BB	SO	LOB
2 Xander Bogaerts, R (1, 6) OBP: 0.350, SLG: 0.441	C FF 92 F SL 86 F SL 85 B SL 85 X FF 96 1-2 ① F9		B SL 81 X CH 86 1-0 E4 22 S 7 G6-3 1-3 1B		C SL 83 B CH 85 X CH 86 1-1 ① F7		B SL 84 B SI 96 B SI 95 B SI 95 4-0 22 HR BB		C SI 95 X SI 95 0-1 ① F9	4	1	1	0	1	0	1
7 Ha-Seong Kim, R (1, 4) OBP: 0.353, SLG: 0.401	B SL 84 B SL 84 C SL 84 S FF 96 B FF 97 S SL 83 3-3 ② K		X CH 87 0-0 ② G6-3 1-2 3-H		C SI 92 F CH 85 C SI 92 0-3 ② K		S SI 95 C SI 95 1 SAFE F SL 85 S SL 83 0-3 ② K		C SI 96 B KC 87 B KC 85 X SI 96 2-1 ② G5-3	5	0	0	1	0	3	3
22 Juan Soto, L (1, 10) OBP: 0.410, SLG: 0.524	X SL 84 0-0 HR		C SL 83 C CH 87 B SL 83 B SL 84 B CH 87 B SI 95 4-2 2-3 BB		F CH 86 C SL 82 X SL 82 0-2 1-3 1B		X SI 95 0-0 1-H HR		C SI 96 S CH 91 B KC 86 B CH 91 B SI 97 X SI 98 3-2 ③ G4-3	4	2	3	3	1	0	0
23 Fernando Tatis Jr., R (1, 9) OBP: 0.326, SLG: 0.458	C FF 95 B FF 96 S SL 84 B SL 84 F SL 81 S FF 95 2-3 ③ K		B SI 95 F CH 87 F CH 86 S SI 94 1-3 ③ K		X CH 86 0-0 ③ F9		B SI 96 C SL 83 B SI 95 F SL 82 C SI 96 2-3 ③ K			4	0	0	0	0	3	4
24 Garrett Cooper, R (1, 3) OBP: 0.305, SLG: 0.416		F FF 93 C SL 84 B SL 83 B FF 96 X FF 95 2-2 ① G1-3		B SI 93 C SL 81 B SI 92 F SL 82 F SI 93 T SI 92 2-2 ① K		B CH 86 B SL 80 C SL 81 F SI 92 F SL 81 X SI 92 2-2 ① P3		B SI 95 F SI 95 B KC 85 B SI 95 B SI 95 4-1 10 1B BB		3	0	0	0	1	1	0
10 Jurickson Profar, S (1, 7) OBP: 0.320, SLG: 0.366 1 Trent Grisham, L (8, 8) OBP: 0.312, SLG: 0.349		C SI 92 C SL 81 S SI 92 0-3 ② K		C SI 92 F SL 83 F SI 93 X CH 88 0-2 ② G1-3		C SL 82 X CH 86 0-1 ② L5		B SI 94 B SI 96 B SI 96 C SI 95 C SI 96 X SI 96 3-2 1-2 1B		4 0	0 0	1 0	0 0	0 0	1 0	0 0
17 Matthew Batten, R (1, 5) OBP: 0.363, SLG: 0.380		B SI 92 C SL 82 S SI 92 F SI 92 B SL 82 F SL 83 B SI 93 F SI 94 X SI 94 3-2 ③ L8		B SL 81 S CH 86 B SL 83 C SI 91 X SI 93 2-2 1B		B SI 91 C CH 85 C SL 81 F SL 82 B SI 92 B SL 79 B SI 92 4-2 BB		C SI 96 C SI 96 F KC 85 X KC 85 0-2 ① F8		3	0	1	0	1	0	2
28 José Azocar, R (1, 8) OBP: 0.270, SLG: 0.345 (8, 7)			X CH 86 0-0 ① G5-3	B CH 86 B SL 82 C CH 86 B SI 92 F SI 92 C CH 86 3-3 ③ K		F CH 85 X SI 92 0-1 ③ F9		B KC 85 C SI 95 F SI 96 B KC 88 S SI 96 2-3 ② K		4	0	0	0	0	2	4
29 Brett Sullivan, L (1, 2) OBP: 0.257, SLG: 0.318			B SI 93 B CH 85 C SI 93 X CH 87 2-1 2 E 2 1B 7 G6-3 1B		B SI 93 B SI 92 S SI 92 B SI 92 B SI 92 4-1 22 1B BB		T SI 94 B SL 82 F SL 82 C SI 95 1-3 ① K		B SI 96 X SI 96 1-0 ③ G1-3	3	1	1	0	1	1	2
Inning Stats	R: 1 E: 0 K: 2 S: 12 H: 1 LOB: 0 BB: 0 P: 18	R: 0 E: 0 K: 1 S: 12 H: 0 LOB: 0 BB: 0 P: 17	R: 1 E: 1 K: 1 S: 10 H: 2 LOB: 2 BB: 1 P: 18	R: 0 E: 0 K: 2 S: 14 H: 1 LOB: 1 BB: 0 P: 21	R: 0 E: 0 K: 1 S: 10 H: 1 LOB: 2 BB: 1 P: 15	R: 0 E: 0 K: 0 S: 11 H: 0 LOB: 1 BB: 1 P: 17	R: 2 E: 0 K: 3 S: 11 H: 1 LOB: 0 BB: 1 P: 18	R: 0 E: 0 K: 1 S: 12 H: 1 LOB: 2 BB: 1 P: 22	R: 0 E: 0 K: 0 S: 7 H: 0 LOB: 0 BB: 0 P: 12	1B: 5 2B: 0 3B: 0 HR: 2	SF: 0 SAC: 0 DP: 0 HBP: 0						

PITCHER		IP	WLS	BF	H	R	ER	SO	BB	IBB	HBP	BLK	WP	HR	S	P	ERA	WHIP
59 John Brebbia, R ERA: 3.65	(1, 1)	1.1	L	5	1	1	1	2	0	0	0	0	0	1	15	23	6.75	0.750
57 Alex Wood, L ERA: 4.33	(2, 1)	4.2		21	4	1	0	5	3	0	0	0	0	0	54	83	0.00	1.500
74 Ryan Walker, R ERA: 3.39	(7, 1)	1.0		5	1	2	2	3	1	0	0	0	0	1	11	18	18.00	2.000
64 Sean Hjelle, R ERA: 7.46	(8, 1)	2.0		8	1	0	0	1	1	0	0	0	0	0	19	34	0.00	1.000

PITCHER	IP	WLS	BF	H	R	ER	SO	BB	IBB	HBP	BLK	WP	HR	S	P	ERA	WHIP

TOP

San Diego Padres @ San Francisco Giants

Oracle Park, San Francisco, CA

Tue Sep 26 2023, 6:49 PM - 9:06 PM PDT

Att. 28,183 - Clear - 64 F

livebaseballscorecards.com

AB	34
R	4
H	7
RBI	4
BB	5
SO	11
LOB	16

WP: 0 PB: 0 SB: 1 CS: 0 PA: 39

Batter	1	2	3	4	5	6	7	8	9	AB	R	H	RBI	BB	SO	LOB
31 LaMonte Wade Jr., L (1, 3) OBP: 0.374, SLG: 0.424	C FF 92 X FF 92 0-1 F7 ①		B CU 80 C FF 95 X SV 81 1-1 L3 ③		X CU 79 0-0 G3 ③			B CH 87 X FF 93 1-0 G6-3 ③		4	0	0	0	0	0	2
5 Mike Yastrzemski, L (1, 9) (3, 8) OBP: 0.332, SLG: 0.458	F FF 91 B FF 94 B CH 85 F CU 81 B SV 81 T FF 94 3-2 K ②			F CU 79 B CH 86 B ST 84 S FF 93 B SV 82 B SI 93 4-2 39 FC5-4 23 BB BB		C FF 89 B CH 87 C FF 94 B SI 93 C FF 94 2-3 K ①			F FF 93 B FF 92 B CH 85 B FF 93 F SI 93 F FF 93 X SL 88 3-2 L4 ①	3	0	0	0	1	2	0
7 J.D. Davis, R (1, 5) OBP: 0.325, SLG: 0.413 29 Luis Matos, R (3, 9) OBP: 0.317, SLG: 0.344	B SI 92 B SI 93 F SL 88 S SV 81 F SI 95 X FF 94 2-2 2B ③			X SL 87 0-0 F9 ①		B SL 85 B CU 80 X SI 92 2-0 F9 ②			B SI 92 B SL 88 F FF 92 B SI 92 F FF 92 B SI 93 4-2 23 FC4-6 BB	1 2	0 0	1 0	0 0	0 1	0 0	0 1
23 Joc Pederson, L (1, 10) OBP: 0.354, SLG: 0.428		C FF 92 F SV 79 B FF 94 S CU 81 1-3 K ①		S CU 83 B CH 87 C SV 82 F FF 93 B CU 80 B CH 87 F FF 95 B ST 83 4-2 39 FC5-4 1-2 BB		X ST 81 0-0 G3 ③			C CU 80 X SV 81 0-1 FC4-6 ② 39 1B 1-2f	3	0	0	0	1	1	1
39 Thairo Estrada, R (1, 4) OBP: 0.315, SLG: 0.416		B SI 94 C ST 82 F SI 94 X SV 81 1-2 P5 ②		B SL 88 C ST 82 X SI 94 1-1 FC5-4 ② 1-2f 2-3			C FF 91 B SV 79 X SL 87 1-1 L4 ①		S SV 80 X FF 93 0-1 1-2 1B	4	0	1	0	0	0	2
8 Michael Conforto, L (1, 7) OBP: 0.338, SLG: 0.390 41 Wilmer Flores, R (9, PH) OBP: 0.355, SLG: 0.508		B FF 93 S CH 88 C ST 82 F FF 94 B SV 81 F FF 95 X CH 87 2-2 G6-3 ③		X FF 94 0-0 F7 ③			C CU 79 X CU 80 0-1 F8 ②		C SI 95 B SI 97 F SI 97 B SI 97 F SI 97 S SL 88 2-3 K ③	3 1	0 0	0 0	0 0	0 0	0 1	2 2
37 Marco Luciano, R (1, 6) OBP: 0.382, SLG: 0.400			F FF 91 C SL 87 C SI 93 0-3 K ①		X SV 78 0-0 L7 ①		C SI 92 C CU 80 B FF 92 F CU 80 X SI 93 1-2 G6-3 ③			3	0	0	0	0	1	0
2 Blake Sabol, L (1, 2) OBP: 0.304, SLG: 0.398			B FF 92 F FF 94 X CH 86 1-1 E2		B FF 93 F ST 82 B FF 93 C CU 79 B FF 94 F FF 94 C FF 94 3-3 K ②			B CU 79 B CU 80 F FF 92 F FF 92 B CU 81 F FF 93 X FF 93 3-2 L8 ①		3	0	0	0	0	1	0
49 Tyler Fitzgerald, R (1, 8) (3, 5) OBP: 0.300, SLG: 0.526			C SV 80 F FF 93 C FF 95 0-3 K ②		F SL 88 X SI 93 0-1 2B			B CU 82 B FF 93 C FF 93 B SV 81 F FF 92 F FF 92 S FF 93 3-3 K ②		3	0	1	0	0	2	1
Inning Stats	R: 0 E: 0 K: 1 S: 9 H: 1 LOB: 1 BB: 0 P: 14	R: 0 E: 0 K: 1 S: 11 H: 0 LOB: 0 BB: 0 P: 15	R: 0 E: 1 K: 2 S: 10 H: 0 LOB: 1 BB: 0 P: 12	R: 0 E: 0 K: 0 S: 10 H: 0 LOB: 2 BB: 2 P: 19	R: 0 E: 0 K: 1 S: 8 H: 1 LOB: 1 BB: 0 P: 11	R: 0 E: 0 K: 1 S: 5 H: 0 LOB: 0 BB: 0 P: 9	R: 0 E: 0 K: 0 S: 8 H: 0 LOB: 0 BB: 0 P: 10	R: 0 E: 0 K: 1 S: 9 H: 0 LOB: 0 BB: 0 P: 16	R: 0 E: 0 K: 1 S: 14 H: 1 LOB: 2 BB: 1 P: 23	1B: 1 2B: 2 3B: 0 HR: 0 SF: 0 SAC: 0 DP: 0 HBP: 0						

PITCHER	IP	WLS	BF	H	R	ER	SO	BB	IBB	HBP	BLK	WP	HR	S	P	ERA	WHIP
67 Seth Lugo, R (1, 1) ERA: 3.57	8.2	W	32	3	0	0	7	3	0	0	0	0	0	80	123	0.00	0.692
71 Josh Hader, L (9, 1) ERA: 1.18	0.1	S	1	0	0	0	1	0	0	0	0	0	0	4	6	0.00	0.000

PITCHER	IP	WLS	BF	H	R	ER	SO	BB	IBB	HBP	BLK	WP	HR	S	P	ERA	WHIP

BOTTOM

San Diego Padres @ San Francisco Giants

Oracle Park, San Francisco, CA

Tue Sep 26 2023, 6:49 PM - 9:06 PM PDT

Att. 28,183 - Clear - 64 F

livebaseballscorecards.com

AB	30
R	0
H	3
RBI	0
BB	3
SO	8
LOB	11

WP: 0	PA: 33		
PB: 0			
SB: 0			
CS: 0			

Batter	1	2	3	4	5	6	7	8	9	10	AB	R	H	RBI	BB	SO	LOB
2 Xander Bogaerts, R (1, 6) OBP: 0.349, SLG: 0.440	B FF 94 F FF 94 B CH 88 S FF 94 S FF 95 2-3 K ①		C CH 89 X CH 88 0-1 E5 23 1B 1B		B CH 87 F CH 87 B FF 92 C CH 87 F FF 93 X CH 89 2-2 SF8 ① 3-H		B SI 94 B SL 81 C SI 94 F SI 95 X SL 84 2-2 FC5-4 ③ 1-2f			B FF 94 D SL 81 X SL 83 2-0 SF9 ② 3-H	3	0	1	2	0	1	1
23 Fernando Tatis Jr., R (1, 9) OBP: 0.325, SLG: 0.456	B CH 87 F CH 88 B FF 95 B FF 94 C CH 87 S CH 88 3-3 K ②		D SL 85 S FF 94 X CH 90 1-1 2-3 1B		B CH 87 S FF 93 X FF 93 1-1 G4-6-3 ②③ 1-2f			F SI 82 B SI 81 X SI 82 1-1 G6-3 ①		B FF 95 S FF 95 F SL 85 F FF 96 F SL 84 X FF 94 1-2 E6 13 E 13 1B	5	1	1	0	0	1	1
22 Juan Soto, L (1, 7) OBP: 0.409, SLG: 0.520	B FF 95 B SL 84 X FF 94 2-0 G4-3 ③		B SL 85 C SL 86 B CH 89 T FF 93 S SL 87 2-3 K ③			B CH 84 B FC 90 S FF 92 B SL 84 X CH 86 3-1 G5-3 ①		B SL 72 C SI 83 F SL 73 B SL 72 S SL 73 2-3 K ②		0-0 13 E 13 1B IBB	4	1	0	0	1	2	2
13 Manny Machado, R (1, 10) OBP: 0.320, SLG: 0.465		C SL 83 S FF 94 B FF 94 B SL 84 X CH 88 2-2 1B		S FF 91 B FF 92 B SL 86 B FF 93 S FF 93 X FF 94 3-2 1B		F CH 87 S SL 84 S FF 93 0-3 K ②		B SL 72 B SL 73 F SI 83 X SL 73 2-1 G5-3 ③		C FF 94 F SL 81 F FF 96 B FF 96 D SL 84 2 SAFE B FF 95 F SL 81 F FF 95 3-2 X FF 85 1-H 2-H 1B	5	0	3	2	0	1	0
7 Ha-Seong Kim, R (1, 4) OBP: 0.350, SLG: 0.397		S CH 86 C FF 93 F FF 94 F SL 85 F FF 94 C CH 89 0-3 K ①		B FF 93 C CH 87 S CH 88 F SL 85 F FF 93 X CH 88 1-2 F8 ①		F SL 84 B CH 87 B CH 87 X FF 93 2-1 F8 ③			C SI 97 X SI 98 0-1 F9 ①	B SL 82 C FF 95 C FF 95 B SL 84 X FF 96 2-2 P4 ③	5	0	0	0	0	1	3
24 Garrett Cooper, R (1, 3) OBP: 0.306, SLG: 0.426 5 Eguy Rosario, R (9, PR) OBP: 0.250, SLG: 0.531 (9, 5)		F CH 89 B FF 94 S FF 94 B FF 95 S SL 84 2-3 K ②		C FF 93 F CH 88 S FF 94 0-3 K ②			B CH 86 B CH 86 C CH 84 X FF 92 2-1 HR		C FC 100 B SL 87 S SL 86 B FC 100 X SL 86 2-2 2B		4 0	1 0	2 0	1 0	0 0	2 0	2 0
17 Matthew Batten, R (1, 5) OBP: 0.354, SLG: 0.369 10 Jurickson Profar, S (9, PH) OBP: 0.320, SLG: 0.365 (9, 3) 91 Ji Man Choi, L (10, 3) OBP: 0.229, SLG: 0.381		C FF 94 B FF 93 C CH 89 S FF 94 1-3 K ③		B CH 88 X FF 93 1-0 P3 ③			C SI 95 S SL 83 C SL 82 0-3 K ①		C SI 98 C FC 100 B SL 89 F FC 100 S SL 89 1-3 K ②		3 1 0	0 0 0	0 0 0	0 0 0	0 0 0	2 1 0	2 1 0
28 José Azocar, R (1, 8) OBP: 0.272, SLG: 0.356 1 Trent Grisham, L (9, PH) OBP: 0.311, SLG: 0.349 (9, 8)			B CH 86 F FF 92 F CH 89 B FF 94 F FF 93 F CH 88 F FF 94 F CH 88 B SL 87 3-2 F FF 95 X CH 90 G5-3 ① X SL 83 0-0 29 1B 2 SF8 2B			S SL 82 F SI 95 X SL 82 0-2 G4-3 ②		X SI 99 0-0 G4-3 ③	0-0 29 G6-3 2 SF9	3 1	1 1	1 0	0 0	0 0	0 1	0 1
29 Brett Sullivan, L (1, 2) OBP: 0.270, SLG: 0.329			X FF 94 0-0 G4-3 ② X CH 90 0-0 23 G4-6-3 2-3 1B				C SL 81 B SI 94 X SL 83 1-1 2 FC5-4 1B			X SL 83 0-0 G6-3 ① 2-3	4	0	2	0	0	0	0
Inning Stats	R: 0 E: 0 K: 2 S: 7 H: 0 LOB: 0 BB: 0 P: 14	R: 0 E: 0 K: 3 S: 15 H: 1 LOB: 1 BB: 0 P: 20	R: 0 E: 1 K: 1 S: 16 H: 2 LOB: 2 BB: 0 P: 22	R: 0 E: 0 K: 1 S: 12 H: 1 LOB: 1 BB: 0 P: 17	R: 1 E: 0 K: 0 S: 8 H: 2 LOB: 0 BB: 0 P: 11	R: 0 E: 0 K: 1 S: 7 H: 0 LOB: 0 BB: 0 P: 12	R: 1 E: 0 K: 1 S: 13 H: 2 LOB: 1 BB: 0 P: 18	R: 0 E: 0 K: 1 S: 7 H: 0 LOB: 0 BB: 0 P: 12	R: 0 E: 0 K: 1 S: 10 H: 1 LOB: 1 BB: 0 P: 13	R: 3 E: 2 K: 0 S: 16 H: 1 LOB: 1 BB: 1 P: 24	1B: 7 2B: 2 3B: 0 HR: 1	SF: 2 SAC: 0 DP: 1 HBP: 0	WP: 0 PB: 0 SB: 0 CS: 0	PA: 41				

PITCHER		IP	WLS	BF	H	R	ER	SO	BB	IBB	HBP	BLK	WP	HR	S	P	ERA	WHIP
52 Sean Manaea, L ERA: 4.44	(1, 1)	6.0		24	7	2	2	8	0	0	0	0	0	1	67	100	3.00	1.167
74 Ryan Walker, R ERA: 3.34	(7, 1)	1.0		4	1	0	0	1	0	0	0	0	0	0	11	14	0.00	1.000
71 Tyler Rogers, R ERA: 3.08	(8, 1)	1.0		3	0	0	0	1	0	0	0	0	0	0	7	12	0.00	0.000
75 Camilo Doval, R ERA: 2.97	(9, 1)	1.0		4	1	0	0	1	0	0	0	0	0	0	10	13	0.00	1.000
59 John Brebbia, R ERA: 3.55	(10, 1)	1.0	L	6	1	3	0	0	0	1	0	0	0	0	16	24	0.00	1.000

PITCHER	IP	WLS	BF	H	R	ER	SO	BB	IBB	HBP	BLK	WP	HR	S	P	ERA	WHIP

TOP

San Diego Padres @ San Francisco Giants

Oracle Park, San Francisco, CA

Wed Sep 27 2023, 6:45 PM - 9:35 PM PDT

Att. 32,151 - Partly Cloudy - 62 F

livebaseballscorecards.com

AB	38
R	5
H	10
RBI	5
BB	1
SO	11
LOB	13

Batter	1	2	3	4	5	6	7	8	9	10	AB	R	H	RBI	BB	SO	LOB
31 LaMonte Wade Jr., L (1, 3) OBP: 0.377, SLG: 0.424	B SI 90 C SI 91 X KN 77 1-1 5 G4-6-3 1B	C KN 83 B FC 89 F FF 93 F ST 83 X FF 94 1-2 ③ F7	1 SAFE B SI 91 B ST 80 B KN 79 C FF 92 B FC 87 4-1 1-2 BB	1 SAFE B FF 95 S SL 84 B FF 94 B SI 92 H CU 80 4-1 1-2 HBP	X SL 85 0-0 ③ FC6-4 1-2f	0-0	2	0	1	0	1	0	0
13 Austin Slater, R (9, PH) OBP: 0.345, SLG: 0.396 (10, 8)											1	0	0	0	0	0	1
5 Mike Yastrzemski, L (1, 9) OBP: 0.329, SLG: 0.452	B SI 90 C ST 78 B FF 90 1 SAFE S FC 86 X SI 92 2-2 ① ② G4-6-3 1-2f	C ST 79 X KN 77 0-1 ① G1-3	B KN 79 X FC 87 1-0 ③ F9	C SL 83 S SL 83 F FF 94 F SL 83 B SI 93 B SL 82 X SI 94 2-2 ③ F7		C ST 76 S FF 92 F ST 76 F FF 93 X SI 92 0-2 ① G6-3	4	0	0	0	0	0	5
29 Luis Matos, R (10, PH) OBP: 0.316, SLG: 0.342											1	0	0	0	0	0	0
41 Wilmer Flores, R (1, 5) OBP: 0.351, SLG: 0.501	B SI 94 C KN 76 X SI 92 1-1 ③ G4-3	C KN 76 S SI 91 F SI 91 S ST 81 0-3 ② K	B ST 79 F SI 90 C FC 87 X KN 80 1-2 ① G4-3	B SI 96 C CH 87 X SI 96 1-1 ① G5-3		F FF 93 B ST 77 B ST 77 B SI 90 X SI 92 3-1 ② G5-3	5	0	0	0	0	1	0
23 Joc Pederson, L (1, 10) OBP: 0.353, SLG: 0.425	B ST 78 X KN 75 1-0 ① P5	B FC 86 B FF 91 B KN 79 C SI 92 S FC 88 B FC 88 4-2 BB	C SI 92 B KN 80 X FC 86 1-1 ② F7	S CH 89 B CH 91 S CH 90 F FF 98 B CH 90 F FF 100 B CH 90 X FF 99 3-2 ② F4		C SI 92 B ST 77 X SI 91 1-1 ③ G6-3	3	0	0	0	1	0	0
12 Heliot Ramos, R (10, PH) OBP: 0.246, SLG: 0.321											1	0	0	0	0	0	0
39 Thairo Estrada, R (1, 4) OBP: 0.319, SLG: 0.424	C KN 74 B SI 93 B FC 88 X KN 75 2-1 HR	C FC 87 X SI 93 0-1 ③ G4-3	X SI 94 0-0 1B	B CH 89 B FF 99 C SI 98 F SI 99 F CH 89 B SI 99 F CH 91 B FF 98 4-2 8 S BB			3	1	2	1	1	0	1
8 Michael Conforto, L (1, 7) OBP: 0.338, SLG: 0.391	C FC 88 B FF 92 F KN 79 X FC 88 1-2 ② F9	B KN 75 X FF 90 1-0 37 G4-3 49 1B 2B	X KN 74 0-0 ③ G1-3	C CH 87 B CH 89 B CH 90 S CH 90 X CH 91 2-2 ③ G2-3 1-2			4	1	1	0	0	0	2
37 Marco Luciano, R (1, 6) OBP: 0.368, SLG: 0.364	S KN 79 B FF 94 B ST 80 B SI 92 F SI 92 X FC 88 3-2 ③ F9	F ST 80 X SI 93 0-1 ① G4-3 2-3	C SL 83 S CU 79 B CU 77 B SL 83 C FF 94 2-3 ① K	B SI 93 B SI 94 B SI 95 B SI 94 4-0 13 FC6-4 BB			3	0	0	0	1	1	1
14 Patrick Bailey, S (1, 2) OBP: 0.287, SLG: 0.362	B KN 77 B FF 90 F SI 90 B ST 78 T FF 91 F FF 92 F FC 86 X FF 93 3-2 ① G6-3	C ST 80 F FC 88 B FF 93 S FF 93 1-3 ② K	B FF 94 X SI 94 1-0 ② G4-3	C SI 95 B SL 86 S SI 95 F SI 97 F SI 96 S SL 87 1-3 ① K			4	0	0	0	0	2	2
49 Tyler Fitzgerald, R (1, 8) OBP: 0.333, SLG: 0.500 (10, 5)	C KN 80 F KN 82 X SI 93 0-2 ② G6-3	X FC 88 0-0 31 S 3-H 1B	B FF 94 C SL 84 B SL 83 C CU 78 F SI 92 B CU 78 B SI 91 4-2 31 S BB	F SI 97 B SI 97 C SL 86 B SI 96 F SI 96 S SL 87 2-3 ② K			3	0	1	1	1	1	1
Inning Stats	R: 0 E: 0 K: 0 S: 7 H: 1 LOB: 0 BB: 0 P: 11	R: 1 E: 0 K: 0 S: 9 H: 1 LOB: 0 BB: 0 P: 16	R: 0 E: 0 K: 0 S: 12 H: 0 LOB: 0 BB: 0 P: 16	R: 0 E: 0 K: 1 S: 10 H: 0 LOB: 1 BB: 1 P: 14	R: 1 E: 0 K: 1 S: 9 H: 2 LOB: 2 BB: 1 P: 16	R: 0 E: 0 K: 0 S: 7 H: 1 LOB: 1 BB: 0 P: 9	R: 0 E: 0 K: 1 S: 13 H: 0 LOB: 2 BB: 1 P: 26	R: 0 E: 0 K: 0 S: 14 H: 0 LOB: 1 BB: 1 P: 24	R: 0 E: 0 K: 2 S: 10 H: 0 LOB: 1 BB: 1 P: 17	R: 0 E: 0 K: 0 S: 9 H: 0 LOB: 0 BB: 0 P: 13	1B: 3 2B: 1 3B: 0 HR: 1 SF: 0 SAC: 0 DP: 1 HBP: 1	WP: 0 PB: 0 SB: 3 CS: 0 PA: 40					

PITCHER		IP	WLS	BF	H	R	ER	SO	BB	IBB	HBP	BLK	WP	HR	S	P	ERA	WHIP
61 Matt Waldron, R ERA: 4.35	(1, 1)	6.0		24	5	2	2	2	2	0	0	0	0	1	54	82	3.00	1.167
58 Scott Barlow, R ERA: 4.5	(7, 1)	1.0		5	0	0	0	1	1	0	1	0	0	0	13	26	0.00	1.000
75 Robert Suarez, R ERA: 4.05	(8, 1)	1.0		4	0	0	0	0	1	0	0	0	0	0	14	24	0.00	1.000
71 Josh Hader, L ERA: 1.16	(9, 1)	1.0	W	4	0	0	0	2	1	0	0	0	0	0	10	17	0.00	1.000
59 Tom Cosgrove, L ERA: 1.81	(10, 1)	1.0	S	3	0	0	0	0	0	0	0	0	0	0	9	13	0.00	0.000

PITCHER	IP	WLS	BF	H	R	ER	SO	BB	IBB	HBP	BLK	WP	HR	S	P	ERA	WHIP

BOTTOM

San Diego Padres @ San Francisco Giants

Oracle Park, San Francisco, CA

Wed Sep 27 2023, 6:45 PM - 9:35 PM PDT

Att. 32,151 - Partly Cloudy - 62 F

livebaseballscorecards.com

AB	34
R	2
H	5
RBI	2
BB	5
SO	5
LOB	13

San Diego Padres @ Chicago White Sox

Guaranteed Rate Field, Chicago, IL

Fri Sep 29 2023, 6:42 PM - 9:45 PM CDT

Att. 20,491 - Clear - 68 F

TOP

livebaseballscorecards.com

Batter	1	2	3	4	5	6	7	8	9	AB	R	H	RBI	BB	SO	LOB
2 Xander Bogaerts, R (1, 6) OBP: 0.351, SLG: 0.441	F FF 93 C FF 94 B SL 85 F SL 85 F FF 95 T KC 80 1-2 **K** ①		B SL 86 C FF 96 B FF 96 B FF 95 X FF 95 3-1 22 1B 1B ②		C FF 95 F FF 95 D SL 86 F FF 97 X FF 96 1-2 SF9 ① 3-H	C SI 95 B ST 83 F SI 96 H SI 94 2-2 HBP		B SL 85 B SL 86 C FF 94 X FF 94 2-1 1-2 1B		3	0	2	1	0	1	0
23 Fernando Tatis Jr., R (1, 9) OBP: 0.323, SLG: 0.452	S FF 95 B SL 86 B SL 85 F FF 94 B SL 86 F FF 96 F SL 85 F KC 80 S SL 86 3-3 **K** ②		D SL 86 B FF 95 B FF 96 X FF 94 3-0 P4 ②		1 SAFE S FF 96 B FF 96 B SL 88 F FF 96 X SL 88 2-2 G5-3 ② 1-2	X CU 77 0-0 FC5 ③ 2-3f		C FF 95 F SL 87 S FF 96 0-3 **K** ③		5	0	0	0	0	2	6
22 Juan Soto, L (1, 7) OBP: 0.409, SLG: 0.519	B KC 79 B FF 96 B FF 94 C FF 95 C FF 94 X FF 96 3-2 L3 ③		D KC 82 X FF 95 1-0 1B ① 1-3		F KC 81 D SL 86 B FF 96 B FF 96 3-1 IBB		C CU 78 B CH 86 F CU 78 B FF 96 F FF 96 B CU 78 X CH 86 3-2 G4-3 ①		B CU 82 C FC 95 X SI 95 1-1 F7 ①	4	0	1	0	1	0	0
13 Manny Machado, R (1, 10) OBP: 0.319, SLG: 0.462		F KC 78 S SL 84 X SL 84 0-2 29 FC4-6 24 1B 1B	C FF 96 C SL 88 F FF 95 S FF 97 0-3 **K** ③		B FF 96 S FF 96 B SL 87 F SL 87 S SL 87 2-3 **K** ③		F FF 96 F ST 81 F FF 97 B FF 97 B FF 97 S ST 81 2-3 **K** ②		B CU 83 X SL 84 1-0 G3 ②	5	0	1	0	0	3	4
7 Ha-Seong Kim, R (1, 4) OBP: 0.350, SLG: 0.395		B FF 94 B SL 84 B SL 83 C FF 93 F FF 93 X SL 84 3-2 F7 ①		S SL 83 C FF 95 F FF 96 B SL 87 C SL 86 1-3 **K** ①		B SI 95 C SI 95 B ST 83 X SI 96 2-1 G5-3 ①	B FF 95 B CU 78 F FF 95 B ST 81 B FF 95 4-1 BB		S FC 95 B SI 94 B SL 85 C SL 84 B FC 96 B SL 84 4-2 BB	3	0	0	0	2	1	1
24 Garrett Cooper, R (1, 3) OBP: 0.305, SLG: 0.423		F FF 95 B FF 95 X KC 76 1-1 29 FC4-6 1-2 1B		S SL 86 S SL 86 B SL 86 X SL 85 1-2 G5-3 ②		B ST 83 C SI 96 B ST 83 C SI 96 S ST 84 2-3 **K** ②	1 SAFE C FF 96 X FF 94 0-1 G6-3 ③		B FC 93 B SI 94 S FC 95 X SL 84 2-1 P4 ③	5	0	1	0	0	1	2
29 Brett Sullivan, L (1, 2) OBP: 0.269, SLG: 0.315		B FF 94 B FF 94 D SL 84 C FF 93 X FF 93 3-1 FC4-6 ② 1-2f 2-3		F FF 94 C KC 81 F SL 85 B CH 68 X SL 86 1-2 G4-3 ③		B SI 96 B SI 96 B SI 95 B SI 95 4-0 17 BB 1 2B BB		B ST 74 C ST 74 F CH 79 B ST 75 C FF 89 2-3 **K** ①		3	1	0	0	1	1	2
17 Matthew Batten, R (1, 5) OBP: 0.351, SLG: 0.360		C SL 85 S FF 95 D SL 86 T FF 96 1-2 **K** ③			C KC 78 S SL 85 S SL 86 0-3 K 1 WP 2 SF9	C SI 96 B ST 83 C SI 96 B ST 84 B SI 95 B SI 95 4-2 1 2B BB 1-2		C CH 82 F CH 82 B FF 89 S ST 78 1-3 **K** ②		3	2	0	0	1	3	2
1 Trent Grisham, L (1, 8) OBP: 0.312, SLG: 0.351			C SL 83 F FF 95 F SL 84 B SL 84 B FF 95 B FF 96 X SL 86 3-2 G4-3 ①		B KC 80 B SL 84 B FF 95 B FF 94 4-0 23 WP BB 2-3	D ST 83 C ST 82 C SI 95 B ST 82 B SI 96 X SI 95 3-2 23 FC5 2B 1-H 2-H		C FF 90 F FF 89 F ST 77 B CH 84 X ST 77 1-2 E4 2 1B		3	0	1	2	1	0	0
Inning Stats	R: 0 E: 0 K: 2 S: 14 H: 0 LOB: 0 BB: 0 P: 21	R: 0 E: 0 K: 1 S: 13 H: 2 LOB: 2 BB: 0 P: 21	R: 0 E: 0 K: 1 S: 12 H: 2 LOB: 2 BB: 0 P: 22	R: 0 E: 0 K: 1 S: 11 H: 0 LOB: 0 BB: 0 P: 14	R: 1 E: 0 K: 2 S: 14 H: 0 LOB: 2 BB: 2 P: 26	R: 2 E: 0 K: 1 S: 13 H: 1 LOB: 2 BB: 2 P: 30	R: 0 E: 0 K: 1 S: 11 H: 0 LOB: 1 BB: 1 P: 20	R: 0 E: 1 K: 3 S: 15 H: 1 LOB: 2 BB: 0 P: 21	R: 0 E: 0 K: 0 S: 7 H: 0 LOB: 1 BB: 1 P: 15	1B: 5 2B: 1 3B: 0 HR: 0 SF: 1 SAC: 0 DP: 0 HBP: 1						

	AB	34
	R	3
	H	6
	RBI	3
	BB	6
	SO	12
	LOB	17

WP: 4 PA: 42
PB: 0
SB: 0
CS: 0

PITCHER		IP	WLS	BF	H	R	ER	SO	BB	IBB	HBP	BLK	WP	HR	S	P	ERA	WHIP
84 Dylan Cease, R ERA: 4.58	(1, 1)	5.0	L	22	4	1	1	7	1	1	0	0	3	0	64	104	1.80	1.000
48 Yohan Ramírez, R ERA: 4.34	(6, 1)	0.2		6	1	2	2	1	2	0	1	0	0	0	12	29	27.00	4.500
64 Deivi García, R ERA: 2.57	(6, 1)	1.1		5	0	0	0	1	1	0	0	0	0	0	12	21	0.00	0.750
67 Sammy Peralta, L ERA: 4.42	(8, 1)	0.2		3	0	0	0	2	0	0	0	0	0	0	10	14	0.00	0.000
68 Lane Ramsey, R ERA: 5.85	(8, 1)	0.1		2	1	0	0	1	0	0	0	0	0	0	5	7	0.00	3.000

PITCHER		IP	WLS	BF	H	R	ER	SO	BB	IBB	HBP	BLK	WP	HR	S	P	ERA	WHIP
41 Bryan Shaw, R ERA: 4.33	(9, 1)	1.0		4	0	0	0	0	1	0	0	0	0	0	7	15	0.00	1.000

Batter	1	2	3	4	5	6	7	8	9	AB	R	H	RBI	BB	SO	LOB
7 Tim Anderson, R (1, 6) OBP: 0.287, SLG: 0.297	C SI 93 B CH 81 B SI 92 X FC 90 2-1 74 BB 1B		X SI 92 0-0 ② G6-3		B CH 78 F SI 92 X CU 79 1-1 ③ G5-3		B ST 78 F SI 91 F FF 91 X ST 79 1-2 ② F9		C SI 97 F SI 96 X SI 96 0-2 ① L9	5	0	1	0	0	0	5
23 Andrew Benintendi, L (1, 7) OBP: 0.326, SLG: 0.356	B FC 89 S CH 79 C FC 89 X FF 92 1-2 ① L8		B FC 90 F CU 79 S CH 79 B CH 80 F SI 92 S CH 79 2-3 ③ K			C CU 77 X FF 93 0-1 ① L9	F SI 92 B ST 77 B ST 75 D SI 92 F FF 89 X SI 91 3-2 ③ G3		B SI 95 B SI 96 B SI 95 C SI 96 B SI 95 4-1 74 HBP BB	4	0	0	0	1	1	4
74 Eloy Jiménez, R (1, 10) OBP: 0.320, SLG: 0.445 28 Zach Remillard, R (9, PR) OBP: 0.287, SLG: 0.312	B CH 79 C SI 93 B CH 79 B CH 78 B FC 91 4-1 1-2 BB			F CH 79 C FF 92 X CH 80 0-2 ① F7		S FF 94 X SL 80 0-1 ② G4-3		B CH 88 F SI 95 B CH 89 B SI 95 X SI 96 3-1 ① L6	F SL 86 H SL 85 1-1 10 G6-4-3 1-2 HBP	3 0	0 0	0 0	0 0	1 0	0 0	0 0
10 Yoán Moncada, S (1, 5) OBP: 0.303, SLG: 0.426	F FF 92 C FF 93 D CH 80 S CU 81 1-3 ② K			B FC 88 S CU 78 B CH 79 X SI 92 2-1 ② G3		B SL 82 B SL 80 X FF 92 2-0 2B		S FF 96 C SI 98 B CH 90 B FF 98 X CH 89 2-2 HR	B SI 97 B SI 96 B SI 96 C SI 96 C SI 96 X SI 97 3-2 ②③ G6-4-3 1-2f	5	1	2	1	0	1	4
25 Andrew Vaughn, R (1, 3) OBP: 0.315, SLG: 0.433	F CH 79 C CH 80 F SI 92 B CU 81 X SI 93 1-2 ③ F9			C CU 80 B SI 91 B CU 81 F SI 92 F CH 80 B CU 81 S CU 80 3-3 ③ K		B CU 78 S SL 82 C CU 77 S SL 80 1-3 ③ K		B FF 97 B CH 88 C CH 88 B SI 97 B SI 97 4-1 1 1B BB		3	0	0	0	1	2	3
32 Gavin Sheets, L (1, 9) OBP: 0.269, SLG: 0.334		B FF 93 C FF 92 S CU 82 S CH 81 1-3 ① K			B CU 80 B CH 80 F FF 92 B FF 93 B FF 92 4-1 26 1B BB		F FF 96 X FS 86 0-1 43 FC6-4 2B	F FF 96 X FF 96 0-1 ② P5		3	0	1	0	1	1	1
1 Elvis Andrus, R (1, 4) OBP: 0.308, SLG: 0.363		C FC 90 C CH 80 C SI 93 0-3 ② K			C SI 91 F SI 91 F CU 80 D CU 80 S CH 80 1-3 ① K		B SI 98 X SI 97 1-0 43 FC6-4 1B	B SI 96 B SI 96 X FF 96 2-0 1-2 1B		4	0	2	0	0	2	1
43 Trayce Thompson, R (1, 8) OBP: 0.288, SLG: 0.308		B FF 93 B FF 92 C SI 91 F FF 91 B CH 80 T FF 93 3-2 ③ K			C CU 78 X FF 93 0-1 ② F9		B ST 80 S SI 97 F SI 98 B ST 79 B FF 97 X SI 97 3-2 ① FC6-4 36 BB 1-2f 2-3	C SI 97 S CH 91 S CH 91 0-3 ③ K		4	0	0	0	0	2	5
26 Korey Lee, R (1, 2) OBP: 0.143, SLG: 0.138 46 Tyler Naquin, L (7, PH) 36 Carlos Pérez, R (7, PH) OBP: 0.298, SLG: 0.395 (8, 2)			C SI 92 S CH 80 S CH 80 0-3 ① K		D SI 88 X SI 90 1-0 1-3 1B		B ST 79 B SI 91 B ST 78 C FF 90 B SI 90 4-1 1-2 BB		B SL 84 F SI 94 B SI 95 X SI 94 2-1 HR	2 0 1	0 0 1	1 0 1	0 0 1	0 0 1	1 0 0	0 0 0
Inning Stats	R: 0 E: 0 K: 1 S: 13 H: 1 LOB: 2 BB: 1 P: 22	R: 0 E: 0 K: 3 S: 9 H: 0 LOB: 0 BB: 0 P: 13	R: 0 E: 0 K: 2 S: 8 H: 0 LOB: 0 BB: 0 P: 10	R: 0 E: 0 K: 1 S: 9 H: 0 LOB: 0 BB: 0 P: 14	R: 0 E: 0 K: 1 S: 10 H: 1 LOB: 2 BB: 1 P: 17	R: 0 E: 0 K: 1 S: 8 H: 1 LOB: 1 BB: 0 P: 11	R: 0 E: 0 K: 0 S: 13 H: 2 LOB: 3 BB: 1 P: 25	R: 1 E: 0 K: 1 S: 12 H: 2 LOB: 2 BB: 1 P: 23	R: 1 E: 0 K: 0 S: 10 H: 1 LOB: 2 BB: 1 P: 20	1B: 4 2B: 2 3B: 0 HR: 2 SF: 0 SAC: 0 DP: 1 HBP: 1						

PITCHER		IP	WLS	BF	H	R	ER	SO	BB	IBB	HBP	BLK	WP	HR	S	P	ERA	WHIP
21 Nick Martinez, R ERA: 3.43	(1, 1)	5.0	W	19	2	0	0	8	2	0	0	0	0	0	49	76	0.00	0.800
58 Scott Barlow, R ERA: 4.43	(6, 1)	1.0	H	4	1	0	0	1	0	0	0	0	0	0	8	11	0.00	1.000
66 Luis García, R ERA: 4.14	(7, 1)	0.1	H	3	2	0	0	0	0	0	0	0	0	0	6	10	0.00	6.000
59 Tom Cosgrove, L ERA: 1.79	(7, 1)	0.2	H	3	0	0	0	0	1	0	0	0	0	0	7	15	0.00	1.500
75 Robert Suarez, R ERA: 4.23	(8, 1)	1.0	H	6	2	1	1	1	1	0	0	0	0	1	12	23	9.00	3.000

PITCHER		IP	WLS	BF	H	R	ER	SO	BB	IBB	HBP	BLK	WP	HR	S	P	ERA	WHIP
71 Josh Hader, L ERA: 1.3	(9, 1)	1.0	S	5	1	1	1	0	1	0	1	0	0	1	10	20	9.00	2.000

BOTTOM

San Diego Padres @ Chicago White Sox

Guaranteed Rate Field, Chicago, IL

Fri Sep 29 2023, 6:42 PM - 9:45 PM CDT

Att. 20,491 - Clear - 68 F

livebaseballscorecards.com

AB	34
R	2
H	8
RBI	2
BB	5
SO	10
LOB	23

Batter	1	2	3	4	5	6	7	8	9	AB	R	H	RBI	BB	SO	LOB
2 Xander Bogaerts, R (1, 6) OBP: 0.350, SLG: 0.439	B FF 95 C FF 95 C FF 96 F FC 86 X CH 86 1-2 G3-1	C SL 78 F FF 95 X FF 93 0-2 7 1B 22 2B 1B	F FF 95 B FF 94 B CH 88 X CH 87 2-1 G4-3			S CH 79 X CH 82 0-1 L7		C SI 95 X SL 86 0-1 G1-3		5	1	1	0	0	0	1
7 Ha-Seong Kim, R (1, 4) OBP: 0.354, SLG: 0.401	C FF 95 X FC 83 0-1 23 S 22 BB 10 2B 1B	B FC 84 1 SAFE F FF 92 C FF 92 X SL 77 1-2 22 2B 23 FC6-2 1B		B FF 93 B CH 87 X SL 87 2-0 1B		B CH 81 C FF 88 B CH 83 F FF 90 F FF 90 F ST 79 X FF 90 2-2 22 S 2B		C FF 96 B SI 95 F SL 85 B SL 88 F SI 95 F SL 87 F CH 85 X SL 88 2-2 G3		5	1	4	0	0	0	0
22 Juan Soto, L (1, 10) OBP: 0.409, SLG: 0.519 45 Chandler Seagle, R (9, PH) (9, 10)	B FF 93 B FF 95 B CH 84 C FF 93 B CH 85 4-1 23 S 10 2B 1-2 BB	F FF 92 C CH 83 B FC 82 X FF 94 1-2 10 1B 1-3 2-H 2B		C FF 94 B SI 92 C SL 90 F SL 85 B CU 85 B SL 89 F FF 95 C FF 95 3-3 K		F ST 76 B FF 91 B CH 82 S FF 91 S ST 79 2-3 K 2-3			X FC 93 0-0 G6-3	3 1	2 0	1 0	1 0	1 0	2 0	2 0
23 Fernando Tatis Jr., R (1, 9) OBP: 0.322, SLG: 0.449 28 José Azocar, R (8, 9) OBP: 0.269, SLG: 0.352	B FF 94 2 SAFE C FF 96 B SL 77 B SL 76 B FF 96 4-1 10 2B 1-2 2-3 BB	B SI 92 X SI 93 1-0 FC6-2 10 1B 3-H		F CH 88 D CH 88 B FF 95 C FF 95 S SL 88 2-3 K		X SL 87 0-0 G6-3			C FC 95 B SI 95 B SI 96 X FC 95 2-1 G1-3	3 1	1 0	0 0	0 0	1 0	1 0	4 0
10 Jurickson Profar, S (1, 7) OBP: 0.320, SLG: 0.368	B CH 86 X FF 93 1-0 91 WP 91 2B 1-H 2-H 3-H 2B	X SL 77 0-0 1-3 2-H 1B		C SI 92 B SL 88 X SL 87 1-1 F8			B SI 94 B SI 95 X FF 94 2-0 F8		C CU 83 C CH 84 B FC 97 F SL 85 F FC 95 B CU 86 X SI 96 2-2 P6	5	1	2	4	0	0	1
91 Ji Man Choi, L (1, 3) OBP: 0.239, SLG: 0.396	T FF 94 F FF 94 B CH 84 B CH 87 F FF 94 F SL 77 B SL 77 X FF 93 3-2 2-H 2B	S FF 92 B SL 86 1 SAFE F SI 92 C CU 82 1-3 K			C ST 74 B FF 89 C CH 79 B CH 83 T FF 89 2-2 K		B FF 95 B SI 94 X SI 94 2-0 17 FC6-4 1B			4	0	2	1	0	2	2
17 Matthew Batten, R (1, 5) OBP: 0.348, SLG: 0.356	C FF 93 S SL 77 C FF 95 0-3 K		C FF 92 B CH 87 B CH 88 X SL 87 2-1 29 G6-4-3 1 BB 1B		C CH 79 F CH 83 B FF 89 F CH 82 F FF 89 B FF 89 F CH 80 S ST 78 2-3 K		D SL 86 X SI 94 1-0 FC6-4 1-2f			4	0	1	0	0	2	2
1 Trent Grisham, L (1, 8) OBP: 0.314, SLG: 0.353	C SL 78 X CH 86 0-1 G4-3		B SL 88 F SL 86 C SI 92 B SL 84 B CU 83 B FF 95 4-2 29 G6-4-3 1-2 BB		C FF 90 C ST 75 B CH 83 X FF 90 1-2 2B		C CU 79 S CH 84 B CH 87 X CH 85 1-2 P6			3	0	1	0	1	0	2
29 Brett Sullivan, L (1, 2) OBP: 0.256, SLG: 0.299		F FF 93 F FF 93 C FF 94 0-3 K	C FF 95 X SL 89 0-1 G6-4-3 1-2f 2-3		C CH 80 F ST 77 S ST 78 0-3 K			X SI 94 0-0 G3		4	0	0	0	0	2	3
Inning Stats	R: 4 E: 0 K: 1 S: 19 H: 3 LOB: 1 BB: 2 P: 32	R: 2 E: 0 K: 2 S: 17 H: 4 LOB: 2 BB: 0 P: 21	R: 0 E: 0 K: 0 S: 8 H: 1 LOB: 1 BB: 1 P: 16	R: 0 E: 0 K: 2 S: 11 H: 1 LOB: 1 BB: 0 P: 19	R: 0 E: 0 K: 3 S: 15 H: 1 LOB: 1 BB: 0 P: 20	R: 0 E: 0 K: 1 S: 11 H: 1 LOB: 1 BB: 0 P: 15	R: 0 E: 0 K: 0 S: 6 H: 1 LOB: 1 BB: 0 P: 12	R: 0 E: 0 K: 0 S: 9 H: 0 LOB: 0 BB: 0 P: 11	R: 0 E: 0 K: 0 S: 8 H: 0 LOB: 0 BB: 0 P: 12	1B: 7 2B: 5 3B: 0 HR: 0 SF: 0 SAC: 0 DP: 1 HBP: 0						

TOP

San Diego Padres @ Chicago White Sox

Guaranteed Rate Field, Chicago, IL

Sat Sep 30 2023, 6:12 PM - 8:37 PM CDT

Att. 30,118 - Clear - 76 F

livebaseballscorecards.com

AB	38
R	6
H	12
RBI	6
BB	3
SO	9
LOB	17

PITCHER		IP	WLS	BF	H	R	ER	SO	BB	IBB	HBP	BLK	WP	HR	S	P	ERA	WHIP
52 Mike Clevinger, R ERA: 3.77	(1, 1)	1.2	L	14	7	6	6	2	2	0	0	0	1	0	33	49	32.40	5.400
57 Tanner Banks, L ERA: 4.43	(2, 1)	2.1		9	2	0	0	3	1	0	0	0	0	0	22	39	0.00	1.286
67 Sammy Peralta, L ERA: 4.05	(5, 1)	1.2		7	2	0	0	4	0	0	0	0	0	0	25	34	0.00	1.200
77 Luis Patiño, R ERA: 4.57	(6, 1)	2.1		8	1	0	0	0	0	0	0	0	0	0	16	24	0.00	0.429
41 Bryan Shaw, R ERA: 4.23	(9, 1)	1.0		3	0	0	0	0	0	0	0	0	0	0	8	12	0.00	0.000

PITCHER	IP	WLS	BF	H	R	ER	SO	BB	IBB	HBP	BLK	WP	HR	S	P	ERA	WHIP

WP: 1	PA: 41
PB: 0	
SB: 3	
CS: 0	

San Diego Padres @ Chicago White Sox

Guaranteed Rate Field, Chicago, IL

Sat Sep 30 2023, 6:12 PM - 8:37 PM CDT

Att. 30,118 - Clear - 76 F

livebaseballscorecards.com

BOTTOM

Batter	1	2	3	4	5	6	7	8	9	AB	R	H	RBI	BB	SO	LOB
7 Tim Anderson, R (1, 6) OBP: 0.286, SLG: 0.296	T FF 92 C FC 87 B CH 82 F CH 81 X SI 93 1-2 ① G6-3		B CU 75 X CU 75 1-0 ③ L7			X FC 88 0-0 1-2 1B		F FF 97 B CU 83 X CU 82 1-1 ② L8		4	0	1	0	0	0	0
10 Yoán Moncada, S (1, 5) OBP: 0.305, SLG: 0.425	C FF 92 B FF 93 X CH 81 1-1 1B			B CH 82 B FF 93 B CH 81 B FF 91 4-0 BB		F CH 82 X CH 83 0-1 ① F9 2-3		F FF 96 C FF 97 C FF 98 0-3 ③ K		3	0	1	0	1	1	2
74 Eloy Jiménez, R (1, 10) OBP: 0.317, SLG: 0.441	C CU 75 S CH 81 B FF 94 C FF 94 1-3 ② K			B FF 93 F CH 81 C CH 81 F CU 76 X CH 80 1-2 ① F8		T CH 82 B CH 83 S CH 83 X CH 83 1-2 ② P6			C ST 81 B FS 88 X SI 98 1-1 ① G6-3	4	0	0	0	0	1	4
25 Andrew Vaughn, R (1, 3) OBP: 0.315, SLG: 0.431	F FF 93 F CU 74 F CH 84 T CH 83 0-2 ③ K			B CU 76 B CH 81 X CH 82 2-0 ② P3		B CU 76 B CU 74 X CH 81 2-0 ③ F7			X SI 98 0-0 32 1B 1B	4	0	1	0	0	1	4
32 Gavin Sheets, L (1, 9) OBP: 0.268, SLG: 0.333		C FF 92 F CH 82 B CH 81 F CH 83 X SI 94 1-2 ① F7		B CU 75 B CH 82 X FF 93 2-0 ③ P4			C FF 92 B CH 82 X FF 93 1-1 ① F8		C ST 82 D FS 89 B SI 98 X SI 98 2-1 1-2 1B	4	0	1	0	0	0	1
24 Yasmani Grandal, S (1, 2) OBP: 0.310, SLG: 0.341 36 Carlos Pérez, R (6, 2) OBP: 0.286, SLG: 0.378		S FF 94 X FC 89 0-1 ② G4-3			C CU 74 X CH 82 0-1 ① F8		B CH 82 T CH 82 F CH 82 B CU 76 S CH 83 2-3 ② K2-3		X ST 82 0-0 ② F7	2 2	0 0	0 0	0 0	0 0	0 1	0 2
43 Trayce Thompson, R (1, 8) OBP: 0.282, SLG: 0.300		C FC 88 F FF 93 S CH 81 0-3 ③ K			B FC 89 C CH 82 X FF 93 1-1 ② F7		C CU 74 C CU 76 B CH 83 S CU 76 1-3 ③ K		X SI 99 0-0 ③ G5-3	4	0	0	0	0	2	2
46 Tyler Naquin, L (1, 7) 28 Zach Remillard, R (8, PH) OBP: 0.285, SLG: 0.310 (9, 7)			S CH 82 S CH 84 B CH 84 F CH 83 B FF 94 F FF 94 F CU 76 S CH 83 2-3 ① K2-3		B FC 88 C CU 74 S CH 82 B SI 94 S FF 95 2-3 ③ K			S FF 96 F FF 95 S CU 83 0-3 ① K		2 1	0 0	0 0	0 0	0 0	2 1	0 0
50 Lenyn Sosa, R (1, 4) OBP: 0.212, SLG: 0.348			F FF 93 B CU 74 X FF 94 1-1 ② L3			X FC 88 0-0 10 7 F9 1B 1B		B CU 82 X FF 96 1-0 HR		3	1	2	1	0	0	0
Inning Stats	R: 0 E: 0 K: 2 S: 13 H: 1 LOB: 1 BB: 0 P: 16	R: 0 E: 0 K: 1 S: 9 H: 0 LOB: 0 BB: 0 P: 10	R: 0 E: 0 K: 1 S: 9 H: 0 LOB: 0 BB: 0 P: 13	R: 0 E: 0 K: 0 S: 6 H: 0 LOB: 1 BB: 1 P: 15	R: 0 E: 0 K: 1 S: 7 H: 0 LOB: 0 BB: 0 P: 10	R: 0 E: 0 K: 0 S: 8 H: 2 LOB: 2 BB: 0 P: 11	R: 0 E: 0 K: 2 S: 8 H: 0 LOB: 0 BB: 0 P: 12	R: 1 E: 0 K: 2 S: 9 H: 1 LOB: 0 BB: 0 P: 11	R: 0 E: 0 K: 0 S: 7 H: 2 LOB: 2 BB: 0 P: 10	1B: 5 2B: 0 3B: 0 HR: 1 SF: 0 SAC: 0 DP: 0 HBP: 0						

	AB	33
	R	1
	H	6
	RBI	1
	BB	1
	SO	9
	LOB	15

PITCHER		IP	WLS	BF	H	R	ER	SO	BB	IBB	HBP	BLK	WP	HR	S	P	ERA	WHIP
52 Michael Wacha, R ERA: 3.22	(1, 1)	7.0	W	25	3	0	0	7	1	0	0	0	0	0	60	87	0.00	0.571
56 Ray Kerr, L ERA: 4.5	(8, 1)	1.0		4	1	1	1	2	0	0	0	0	0	1	9	11	9.00	1.000
66 Luis García, R ERA: 4.07	(9, 1)	1.0		5	2	0	0	0	0	0	0	0	0	0	7	10	0.00	2.000

PITCHER	IP	WLS	BF	H	R	ER	SO	BB	IBB	HBP	BLK	WP	HR	S	P	ERA	WHIP

Batter	1	2	3	4	5	6	7	8	9	10	11	AB	R	H	RBI	BB	SO	LOB
2 Xander Bogaerts, R (1, 6) OBP: 0.350, SLG: 0.440	S SI 96 X SI 96 0-1 7 CS 1B		C FF 97 C SL 86 S SL 90 0-3 ③ K			B SI 94 C FF 95 B SL 87 S SL 88 X SI 96 2-2 28 S 1B	B ST 82 C SI 95 B ST 81 C SI 95 B SI 95 C SI 95 3-3 ③ K			B CU 76 C FF 96 B CU 78 B FF 96 B FF 96 4-1 28 PB 91 BB BB		2	0	1	0	0	1	0
17 Matthew Batten, R (5, 4) OBP: 0.355, SLG: 0.358												2	0	1	0	1	1	2
7 Ha-Seong Kim, R (1, 4) OBP: 0.351, SLG: 0.398 (5, 6)	C SI 95 B SI 94 S SL 87 X SL 88 1-2 ①② F8 1-2			B SI 94 F SI 94 F SI 96 B CH 88 X SL 87 2-2 ① G6-3		C SL 86 S SL 88 X SI 96 0-2 ① L7		B FF 95 C FF 97 B FF 96 X FF 97 2-1 ① P3		D CU 78 X FF 96 1-0 ② SF9 3-H		4	0	0	1	0	0	2
22 Juan Soto, L (1, 10) OBP: 0.410, SLG: 0.519	B CH 89 B SI 95 T SI 96 C CH 89 B CH 87 B SL 87 4-2 BB			B CH 86 F SI 95 B CH 90 C SI 96 X CH 86 2-2 ② G3-1		B CH 90 B CH 88 F SI 95 B SI 95 X SI 94 3-1 ② F7		B FF 97 C FF 97 B FF 96 S FF 97 C SL 87 2-3 ② K		B CH 86 S FF 96 B FF 95 B CH 86 F CH 86 B FF 96 4-2 28 PB 1-2 BB		0	0	0	0	1	0	0
91 Ji Man Choi, L (4, PH) OBP: 0.239, SLG: 0.385 (4, 10)												3	0	0	0	1	1	1
23 Fernando Tatis Jr., R (1, 9) OBP: 0.322, SLG: 0.449 28 José Azocar, R (2, 9) OBP: 0.278, SLG: 0.363	B SI 96 S SL 87 C SL 88 X SL 86 1-2 ③ G6-3			S SI 97 F SI 97 B SL 86 B SL 86 X SL 88 2-2 2B		B SL 89 1 SAFE B SI 96 B SL 88 B SI 95 4-0 1-2 BB		S FF 97 B FF 94 B FF 96 S FF 94 F FF 97 F SL 86 S FF 97 2-3 ③ K		C FF 96 C CU 80 B ST 82 C FF 97 1-3 ③ K 1-2 2-3	0-0 10 1B	1	0	0	0	0	0	1
												3	1	1	0	1	2	2
10 Jurickson Profar, S (1, 7) OBP: 0.321, SLG: 0.368		C CH 84 C CH 87 B CH 87 X SI 96 1-2 24 G5-4-3 1B		F CH 88 B CH 88 C SI 96 B CH 88 B SL 87 X SI 96 3-2 ③ G5-3		X CH 90 0-0 ③ G4-3		C CU 81 B SI 94 F CH 84 B FC 93 F FC 95 X SL 85 2-2 ① F7			X SI 93 0-0 2-H 24 G1-4-3 1B	5	0	2	1	0	0	3
24 Garrett Cooper, R (1, 3) OBP: 0.304, SLG: 0.419		B SI 95 F SL 87 X SL 89 1-1 ①② G5-4-3 1-2f			C SI 94 S SI 94 X SI 96 0-2 ① G5-3		B SI 94 C SI 94 C SI 94 C SI 94 X SI 94 2-2 ① G5-3		B FC 94 S SL 82 B FC 93 C FC 93 F FC 94 B FC 93 4-2 BB		F SL 88 S SL 87 B SL 90 F SI 96 F SL 87 F SL 90 1 SAFE B SI 96 X SI 96 2-2 ①② G1-4-3 1-2f	4	0	0	0	1	0	2
1 Trent Grisham, L (1, 8) OBP: 0.315, SLG: 0.352		B FF 98 C SI 98 B CH 90 B SI 96 X SI 96 3-1 ③ G4-3		C SI 95 F CH 88 B CH 86 S CH 89 1-3 ② K		B SI 96 B SI 94 B SI 93 B SI 95 4-0 5 1B BB		C FC 94 X CH 84 0-1 ② L9		C SL 88 B SI 97 X SL 89 1-1 5 S 1B	4	0	1	0	1	1	1
5 Eguy Rosario, R (1, 5) OBP: 0.270, SLG: 0.500			T SL 84 S SL 85 B SL 87 S SI 96 1-3 ① K		C SL 86 S SI 95 B SI 95 F SL 88 B SL 88 B SI 95 F SI 96 B SL 88 4-2 BB	B SI 95 C ST 81 B ST 81 S SI 96 X ST 80 2-2 1-2 1B		B FC 92 B FC 92 X FC 92 2-0 ③ P4		0-0 29 G3 7 SF9	B SL 86 1 SAFE S SL 87 C SL 87 B SI 93 X SL 89 2-2 ③ L9 1-2	4	1	1	0	1	1	2
29 Brett Sullivan, L (1, 2) OBP: 0.244, SLG: 0.284			B SI 96 B CH 88 C SI 94 B CH 89 S SI 96 F SI 95 X SI 96 3-2 ② G4-3		B CH 90 1 SAFE F SI 95 X SI 94 1-1 ③ G4-3	C SI 96 B SI 96 F SI 96 C SI 95 1-3 ② K			S FF 95 F FF 96 B FF 96 F FF 96 B CH 87 X CH 86 2-2 ① G3 2-3		4	0	0	0	0	1	3
Inning Stats	R: 0 H: 1 E: 0 LOB: 1 K: 0 BB: 1 S: 10 P: 16	R: 0 H: 1 E: 0 LOB: 0 K: 0 BB: 0 S: 7 P: 12	R: 0 H: 0 E: 0 LOB: 0 K: 2 BB: 0 S: 10 P: 14	R: 0 H: 1 E: 0 LOB: 0 K: 0 BB: 0 S: 12 P: 21	R: 0 H: 0 E: 0 LOB: 1 K: 1 BB: 1 S: 12 P: 18	R: 0 H: 1 E: 0 LOB: 2 K: 0 BB: 1 S: 9 P: 18	R: 0 H: 1 E: 0 LOB: 2 K: 2 BB: 1 S: 12 P: 24	R: 0 H: 0 E: 0 LOB: 0 K: 2 BB: 0 S: 10 P: 16	R: 0 H: 0 E: 0 LOB: 1 K: 0 BB: 1 S: 9 P: 17	R: 1 H: 0 E: 0 LOB: 2 K: 1 BB: 2 S: 11 P: 23	R: 1 H: 2 E: 0 LOB: 1 K: 0 BB: 0 S: 12 P: 17	1B: 6 SF: 1 2B: 1 SAC: 0 3B: 0 DP: 2 HR: 0 HBP: 0						

PITCHER		IP	WLS	BF	H	R	ER	SO	BB	IBB	HBP	BLK	WP	HR	S	P	ERA	WHIP
54 José Ureña, R ERA: 6.45	(1, 1)	6.0		23	4	0	0	3	3	0	0	0	0	0	60	99	0.00	1.167
48 Yohan Ramírez, R ERA: 4.23	(7, 1)	1.0		5	1	0	0	2	1	0	0	0	0	0	12	24	0.00	2.000
45 Garrett Crochet, L ERA: 3.55	(8, 1)	1.0		3	0	0	0	2	0	0	0	0	0	0	10	16	0.00	0.000
41 Bryan Shaw, R ERA: 4.14	(9, 1)	1.0		4	0	0	0	0	1	0	0	0	0	0	9	17	0.00	1.000
64 Deivi García, R ERA: 2.4	(10, 1)	1.0		5	0	1	0	1	2	0	0	0	0	0	11	23	0.00	2.000

PITCHER		IP	WLS	BF	H	R	ER	SO	BB	IBB	HBP	BLK	WP	HR	S	P	ERA	WHIP
59 Declan Cronin, R ERA: 9.0	(11, 1)	1.0	L	4	2	1	0	0	0	0	0	0	0	0	12	17	0.00	2.000

TOP

San Diego Padres @ Chicago White Sox

Guaranteed Rate Field, Chicago, IL

Sun Oct 01 2023, 2:11 PM - 5:17 PM CDT

Att. 20,588 - Sunny - 80 F

livebaseballscorecards.com

AB	36
R	2
H	7
RBI	2
BB	7
SO	8
LOB	19
PA	44
WP	0
PB	1
SB	2
CS	1

Batter	1	2	3	4	5	6	7	8	9	10	11	AB	R	H	RBI	BB	SO	LOB
1 Elvis Andrus, R (1, 6) OBP: 0.304, SLG: 0.358	B FF 92 B FF 92 X SI 93 2-0 G6-3 ①		B CU 76 B SI 92 F SI 92 X CH 84 2-1 G5-3 ①		C FF 94 B CU 76 F CH 83 B ST 80 S CH 83 2-3 K ②		C SL 83 B SL 82 C SI 94 S CU 79 1-3 K ② 2-3		B SL 87 B SI 96 B SI 96 F SI 96 X SI 96 3-1 P5 ③	0-0 28 1B		5	1	0	0	0	2	1
28 Zach Remillard, R (1, 4) OBP: 0.295, SLG: 0.320	F SI 93 X SI 93 0-1 32 E 1B		S CH 83 X CU 76 0-1 25 G4-3 1B		B CU 77 B CH 82 B FF 92 C SI 92 T ST 80 S CH 83 3-3 K ③		D SL 83 F SL 83 D CU 78 B SL 83 X SL 82 3-1 G6-3 ③			2 SAFE C FF 89 X CU 74 0-1 32 1B 2-H 1B		5	0	3	1	0	1	1
25 Andrew Vaughn, R (1, 3) OBP: 0.314, SLG: 0.429	B SI 93 F CU 76 F CU 76 B ST 81 S CH 84 2-3 K ②		C SI 92 F CU 76 F CH 83 X ST 80 0-2 G4-3 ② 1-2			C CU 80 B CU 81 C CU 81 B FS 88 S FF 95 2-3 K2-3 ①		X SI 92 0-0 24 G5-3 1B		F FF 90 F FF 90 B CU 73 F CU 74 T FF 91 1-2 K ①		5	0	1	0	0	3	3
32 Gavin Sheets, L (1, 9) OBP: 0.267, SLG: 0.331	X SI 94 0-0 E1 1-2		B FF 96 D CU 76 B CH 85 F SI 94 C FF 96 X FF 94 3-2 G3 ③			B FF 94 C CU 82 S FF 96 B CU 83 C CU 82 2-3 K ②		C ST 79 1 SAFE X SI 91 0-1 F7 ①		B CU 74 C FF 91 B CU 74 B CU 75 C SI 89 X FF 90 3-2 24 G6-4-3 1-2 1B		5	0	1	0	0	1	3
24 Yasmani Grandal, S (1, 10) OBP: 0.309, SLG: 0.339 26 Korey Lee, R (11, PR) OBP: 0.143, SLG: 0.138	B SI 92 F CH 82 B CH 82 F SI 94 D CH 83 C CH 84 3-3 K ③			C CU 76 S CU 77 B FF 93 B FF 93 B CH 83 X CH 84 3-2 P5 ①		X FF 95 0-0 50 BB 1B		B ST 78 C ST 78 S SI 92 X ST 78 1-2 G5-3 ② 1-2		S SL 79 B CU 75 X SL 79 1-1 G6-4-3 ②③ 1-2f	0-0 46 G4-3	5 0	0 0	1 0	0 0	1 0	5 0
50 Lenyn Sosa, R (1, 5) OBP: 0.224, SLG: 0.348		B CU 76 F SI 93 B CH 83 S CH 84 C SI 94 2-3 K ①		B SI 91 X SI 92 1-0 1B		B CU 80 B CU 80 B CU 81 C FF 95 F FF 96 B CU 82 4-2 BB 1-2		B SI 90 B SI 91 B ST 77 3-0 IBB		F FC 86 S FF 90 T FF 90 0-2 K ①		3	0	1	0	2	2	0
46 Tyler Naquin, L (1, 7)		S CH 84 F SI 93 B FF 93 S FF 93 1-3 K ②		C SI 94 F CU 78 B CH 83 S CH 84 1-3 K ②		B FF 96 C CU 81 S CU 80 F FF 97 D CU 85 S CU 83 2-3 K ③		B ST 79 S SI 91 F ST 77 C FF 92 1-3 K ③		B CU 75 B SI 88 C CU 75 X CU 74 2-1 G4-3 ② 2-3		5	0	0	0	0	4	5
43 Trayce Thompson, R (1, 8) OBP: 0.285, SLG: 0.294		C FF 93 F CU 78 B ST 81 B ST 82 F CH 84 F FF 94 H CU 76 3-2 HBP		B FF 95 X CH 83 1-0 G5-3 ③			C FF 94 B CU 78 B CU 77 C SL 82 B FF 93 F SL 82 B CU 78 4-2 1 S 36 G5-3 BB		B SI 96 C SI 95 C SI 97 S SI 98 1-3 K ①		B FF 91 T FF 91 F CU 75 S FF 91 1-3 K ③	3	0	0	0	1	2	2
36 Carlos Pérez, R (1, 2) OBP: 0.264, SLG: 0.347		C SI 93 S CH 82 D CH 84 B CH 83 B CU 77 X SI 93 3-2 G6-3 ③			X FF 95 0-0 F9 ①		X SI 93 0-0 G5-3 ① 1-2		B SL 86 C SI 96 F SI 98 F SI 98 B SI 98 B CH 91 X SI 97 3-2 P3 ②			4	0	0	0	0	0	2
Inning Stats	R: 0 H: 1 E: 1 LOB: 2 K: 2 BB: 0 S: 10 P: 17	R: 0 H: 0 E: 0 LOB: 1 K: 2 BB: 0 S: 13 P: 22	R: 0 H: 1 E: 0 LOB: 1 K: 0 BB: 0 S: 11 P: 16	R: 0 H: 1 E: 0 LOB: 1 K: 1 BB: 0 S: 8 P: 14	R: 0 H: 0 E: 0 LOB: 0 K: 2 BB: 0 S: 7 P: 12	R: 0 H: 1 E: 0 LOB: 2 K: 3 BB: 1 S: 13 P: 23	R: 0 H: 0 E: 0 LOB: 1 K: 1 BB: 1 S: 9 P: 17	R: 0 H: 1 E: 0 LOB: 2 K: 1 BB: 1 S: 9 P: 14	R: 0 H: 0 E: 0 LOB: 0 K: 1 BB: 0 S: 9 P: 16	R: 1 H: 2 E: 0 LOB: 1 K: 1 BB: 0 S: 11 P: 16	R: 0 H: 0 E: 0 LOB: 1 K: 2 BB: 0 S: 8 P: 11							

PITCHER		IP	WLS	BF	H	R	ER	SO	BB	IBB	HBP	BLK	WP	HR	S	P	ERA	WHIP
60 Pedro Avila, R ERA: 3.22	(1, 1)	5.0		20	3	0	0	7	0	0	1	0	0	0	49	81	0.00	0.600
56 Ray Kerr, L ERA: 4.33	(6, 1)	1.0		5	1	0	0	3	1	0	0	0	0	0	13	23	0.00	2.000
58 Scott Barlow, R ERA: 4.37	(7, 1)	1.0		4	0	0	0	1	1	0	0	0	0	0	9	17	0.00	1.000
59 Tom Cosgrove, L ERA: 1.75	(8, 1)	1.0		5	1	0	0	1	0	1	0	0	0	0	9	14	0.00	1.000
71 Josh Hader, L ERA: 1.28	(9, 1)	1.0		3	0	0	0	1	0	0	0	0	0	0	9	16	0.00	0.000

PITCHER		IP	WLS	BF	H	R	ER	SO	BB	IBB	HBP	BLK	WP	HR	S	P	ERA	WHIP
41 Rich Hill, L ERA: 5.41	(10, 1)	2.0	W	7	2	1	0	3	0	0	0	0	0	0	19	27	0.00	1.000

BOTTOM

San Diego Padres @ Chicago White Sox

Guaranteed Rate Field, Chicago, IL

Sun Oct 01 2023, 2:11 PM - 5:17 PM CDT

Att. 20,588 - Sunny - 80 F

livebaseballscorecards.com

AB	40
R	1
H	7
RBI	1
BB	3
SO	16
LOB	22

1B: 7	SF: 0	WP: 0	PA: 44
2B: 0	SAC: 0	PB: 0	
3B: 0	DP: 1	SB: 1	
HR: 0	HBP: 1	CS: 0	