

# San Diego Padres - 2023

Batter	1	2	3	4	5	6	7	8	9	AB	R	H	RBI	BB	SO	LOB	TOP				
16 Koltan Wong, L (1,4) 82 Kaden Polcovich, S (5,4)										3	0	0	0	0	2	1	<b>Seattle Mariners @ San Diego Padres</b> Peoria Stadium, Peoria, AZ Fri Feb 24 2023, 3:13 PM - 5:40 PM EST Att: 9,887 - Sunny - 62 F				
44 Julio Rodríguez, R (1,8) 17 Leonys Martin, L (5,FR) (5,8)										2	0	1	0	1	1	0					
23 Ty France, R (1,3) 72 Jake Scheiner, R (7,PH) (7,3)										3	0	0	0	0	1	2					
35 Teoscar Hernández, R (1,9) 73 Zach DeLoach, L (5,9)										2	1	1	0	0	0	1					
28 Eugenio Suárez, R (1,5) 31 Drew Ellis, R (6,5)										3	1	1	0	0	0	2					
10 Jarred Kelenic, L (1,7) 74 Jack Larsen, L (5,7)										2	0	0	0	0	1	2					
2 Tom Murphy, R (1,2) 64 Brian O'Keefe, R (5,2)										2	0	0	0	0	2	2					
3 J.P. Crawford, L (1,6) 76 José Caballero, R (5,6)										2	1	1	0	0	0	1					
94 Mike Ford, L (1,10) 18 Cade Marlowe, L (6,PH) (6,10)										2	0	2	2	0	0	0					
										2	0	0	0	0	0	3					
<b>Inning Stats</b>	R: 0 E: 0 K: 2 S: 8	H: 1 LOB: 2 BB: 0 P: 9	R: 0 E: 0 K: 2 S: 8	H: 2 LOB: 2 BB: 0 P: 8	R: 0 E: 0 K: 1 S: 5	H: 0 LOB: 0 BB: 0 P: 5	R: 3 E: 1 K: 2 S: 11	H: 3 LOB: 1 BB: 0 P: 11	R: 0 E: 0 K: 0 S: 2	H: 1 LOB: 1 BB: 1 P: 8	R: 0 E: 0 K: 2 S: 8	H: 1 LOB: 1 BB: 0 P: 8	R: 0 E: 0 K: 0 S: 3	H: 0 LOB: 0 BB: 0 P: 3	R: 0 E: 0 K: 0 S: 4	H: 0 LOB: 1 BB: 1 P: 8	1B: 5 2B: 3 3B: 0 HR: 0	SF: 0 SAC: 0 DP: 1 HBP: 1	WP: 0 PB: 0 SB: 1 CS: 0	PA: 38	
<b>PITCHER</b>	IP WLS BF H R ER SO	IP WLS BF H R ER SO	IP WLS BF H R ER SO	IP WLS BF H R ER SO	IP WLS BF H R ER SO	IP WLS BF H R ER SO	IP WLS BF H R ER SO	IP WLS BF H R ER SO	IP WLS BF H R ER SO	IP WLS BF H R ER SO	IP WLS BF H R ER SO	IP WLS BF H R ER SO	IP WLS BF H R ER SO	IP WLS BF H R ER SO	IP WLS BF H R ER SO	IP WLS BF H R ER SO	ERA WHIP	ERA WHIP	ERA WHIP		
21 Nick Martinez, R (1,1) 40 Ryan Weathers, L (3,1) 78 Angel Sánchez, R (5,1) 55 Jay Grooms, L (6,1) 61 Efrain Contreras, R (7,1)	2.0 L 10 3 0 0 4	2.0 L 10 3 0 0 4	1.0 3 0 0 0 0	1.2 8 2 0 0 2	1.1 4 0 0 0 0	1.0 S 4	1.0 S 4	1.0 S 4	1.0 S 4	1.0 S 4	1.0 S 4	1.0 S 4	1.0 S 4	1.0 S 4	1.0 S 4	1.0 S 4	0.00 1.500	0.00 1.500	0.00 1.000	0.00 1.800	0.00 0.000
59 Tom Cosgrove, L (9,1)	1.0 S 4	1.0 S 4	1.0 S 4	1.0 S 4	1.0 S 4	1.0 S 4	1.0 S 4	1.0 S 4	1.0 S 4	1.0 S 4	1.0 S 4	1.0 S 4	1.0 S 4	1.0 S 4	1.0 S 4	1.0 S 4	0.00 1.000	0.00 1.000	0.00 1.000	0.00 1.000	
2 Xander Bogaerts, R (1,6) 77 Jackson Merrill, L (5,6)										2	0	0	0	0	1	0	<b>Seattle Mariners @ San Diego Padres</b> Peoria Stadium, Peoria, AZ Fri Feb 24 2023, 3:13 PM - 5:40 PM EST Att: 9,887 - Sunny - 62 F				
13 Manny Machado, R (1,5) 17 Matthew Batten, R (5,5)										2	0	2	0	0	0	0					
22 Juan Soto, L (1,7) 27 David Dahl, L (5,9)										1	0	1	0	1	0	0					
32 Nelson Cruz, R (1,10) 30 Preston Tucker, L (8,PH) (9,10)										2	0	0	0	1	1	2					
7 Ha-Seong Kim, R (1,4) 38 Tim Lopes, R (5,4)										2	0	0	0	0	0	3					
16 Brandon Dixon, R (1,9) 79 Tirso Ornelas, L (5,7)										2	0	0	0	0	0	0					
12 Luis Campusano, R (1,2) 24 Brett Sullivan, L (6,2)										2	0	0	0	0	0	0					
37 Alfonso Rivas III, L (1,3) 90 Rangel Ravelo, R (6,3) 88 Taylor Kohlwey, L (9,FR)										2	0	0	0	0	1	0					
28 José Azocar, R (1,8) 41 Luis Liberato, L (6,8)										2	0	0	0	0	2	1					
<b>Inning Stats</b>	R: 0 E: 0 K: 0 S: 4	H: 2 LOB: 1 BB: 1 P: 8	R: 0 E: 0 K: 1 S: 5	H: 0 LOB: 0 BB: 0 P: 5	R: 0 E: 0 K: 3 S: 10	H: 1 LOB: 2 BB: 1 P: 14	R: 0 E: 0 K: 0 S: 3	H: 0 LOB: 0 BB: 0 P: 3	R: 0 E: 0 K: 0 S: 3	H: 1 LOB: 1 BB: 0 P: 6	R: 0 E: 0 K: 0 S: 3	H: 0 LOB: 0 BB: 0 P: 3	R: 2 E: 0 K: 1 S: 8	H: 3 LOB: 2 BB: 1 P: 12	R: 0 E: 0 K: 1 S: 6	H: 1 LOB: 3 BB: 1 P: 11		1B: 7 2B: 1 3B: 0 HR: 0	SF: 0 SAC: 0 DP: 1 HBP: 1	WP: 0 PB: 0 SB: 0 CS: 0	PA: 39
<b>PITCHER</b>	IP WLS BF H R ER SO	IP WLS BF H R ER SO	IP WLS BF H R ER SO	IP WLS BF H R ER SO	IP WLS BF H R ER SO	IP WLS BF H R ER SO	IP WLS BF H R ER SO	IP WLS BF H R ER SO	IP WLS BF H R ER SO	IP WLS BF H R ER SO	IP WLS BF H R ER SO	IP WLS BF H R ER SO	IP WLS BF H R ER SO	IP WLS BF H R ER SO	IP WLS BF H R ER SO	IP WLS BF H R ER SO	ERA WHIP	ERA WHIP	ERA WHIP		
38 Robbie Ray, L (1,1) 84 Prelander Berroa, R (3,1) 63 Diego Castillo, R (5,1) 30 Trevor Gott, R (6,1) 56 Penn Murfee, R (7,1)	2.0 W 8 1 0 0 3	2.0 W 8 1 0 0 3	1.0 H 4 1 0 0 1	1.0 H 3 0 0 0 0	1.0 H 3 0 0 0 0	1.0 H 3 0 0 0 0	1.0 S 6	1.0 S 6	1.0 S 6	1.0 S 6	1.0 S 6	1.0 S 6	1.0 S 6	1.0 S 6	1.0 S 6	1.0 S 6	0.00 1.000	0.00 1.000	0.00 0.000	0.00 0.000	0.00 0.000
92 Blake Weiman, L (8,1) 61 Riley O'Brien, R (9,1)	1.0 S 6	1.0 S 6	1.0 S 6	1.0 S 6	1.0 S 6	1.0 S 6	1.0 S 6	1.0 S 6	1.0 S 6	1.0 S 6	1.0 S 6	1.0 S 6	1.0 S 6	1.0 S 6	1.0 S 6	1.0 S 6	0.00 2.000	0.00 2.000	0.00 2.000	0.00 2.000	







Batter	1	2	3	4	5	6	7	8	9	AB	R	H	RBI	BB	SO	LOB	TOP			
7 Corbin Carroll, L (1, 7) 64 Diego Castillo, R (6, 4)	G3			26 HR 1B	G4-3		K			3	1	1	0	0	0	2	<b>Arizona Diamondbacks @ San Diego Padres</b> Peoria Stadium, Peoria, AZ Sun Feb 26 2023, 3:13 PM - 6:15 PM EST Att: 6,381 - Partly Cloudy - 55 F <a href="http://livebaseballscorecards.com">livebaseballscorecards.com</a>			
26 Pavin Smith, L (1, 3) 41 Ali Sánchez, R (6, 2)	L1			1-H HR		86 G3-1 5 2B 31 BB 1B	F9			3	2	2	2	0	0	0				
31 Jake McCarthy, L (1, 9) 43 Ivan Melendez, R (6, 3)	L7			F7		86 G3-1 5 2B BB	F7			2	1	0	0	1	0	0				
94 Deyvison De Los Santos, R (6, 5) 86 Phillip Evans, R (4, 5)		G4-3		F8		G3-1				2	0	0	0	0	0	0				
5 Alek Thomas, L (1, 8) 33 A.J. Vukovich, R (6, 7)	K			K		16 3B 2B	K			3	1	1	2	0	2	0				
16 Buddy Kennedy, R (1, 4) 7 Tim Tawa, R (6, 8)	G5-3				62 FC4-6 BB	62 G4-3 3B				2	1	1	1	1	0	0				
62 Blaze Alexander, R (1, 10) 3 Camden Duzenack, R (6, PH)				K	FC4-6 2 WP 1-2	G4-3				3	0	0	1	0	1	1				
2 Geraldo Perdomo, S (1, 6) 22 Tristin English, R (6, 9)				P2		K				2	0	0	0	1	1	0				
11 Jose Herrera, S (1, 2) 92 Jordan Lawlar, R (6, 6)				L8		K				2	0	0	0	0	1	2				
										2	0	0	0	0	1	0				
<b>Inning Stats</b>	R: 0 E: 0 K: 0 S: 3	H: 0 LOB: 0 BB: 0 P: 3	R: 0 E: 0 K: 1 S: 5	H: 0 LOB: 0 BB: 0 P: 5	R: 0 E: 0 K: 1 S: 5	H: 0 LOB: 0 BB: 0 P: 5	R: 2 E: 0 K: 1 S: 9	H: 2 LOB: 0 BB: 0 P: 10	R: 0 E: 0 K: 1 S: 5	H: 0 LOB: 0 BB: 2 P: 12	R: 4 E: 0 K: 1 S: 8	H: 3 LOB: 0 BB: 1 P: 12	R: 0 E: 0 K: 1 S: 5	H: 0 LOB: 1 BB: 0 P: 9	R: 0 E: 0 K: 2 S: 7	H: 0 LOB: 0 BB: 0 P: 7	1B: 2 2B: 1 3B: 1 HR: 1	SF: 0 SAC: 0 DP: 0 HBP: 0	WP: 1 PB: 0 SB: 0 CS: 0	PA: 36
<b>PITCHER</b>	IP WLS BF H R ER SO	IP WLS BF H R ER SO	IP WLS BF H R ER SO	IP WLS BF H R ER SO	IP WLS BF H R ER SO	IP WLS BF H R ER SO	IP WLS BF H R ER SO	IP WLS BF H R ER SO	IP WLS BF H R ER SO	IP WLS BF H R ER SO	IP WLS BF H R ER SO	IP WLS BF H R ER SO	IP WLS BF H R ER SO	IP WLS BF H R ER SO	IP WLS BF H R ER SO	IP WLS BF H R ER SO	ERA WHIP	ERA WHIP		
48 Julio Teheran, R (1, 1) 45 Brent Honeywell, R (3, 1) 34 Craig Stammen, R (5, 1) 0 Anderson Espinoza, R (6, 1) 63 Sean Poppen, R (7, 1)	2.0 W 6 0 0 0 1	2.0 W 8 2 2 2 2	1.0 W 5 0 0 0 1	1.0 W 7 3 4 4 1	1.0 W 3 0 0 0 1	1.0 W 3 0 0 0 1	1.0 W 4 0 0 0 1	1.0 W 3 0 0 0 2	1.0 W 4 0 0 0 1	1.0 W 3 0 0 0 2	1.0 W 3 0 0 0 2	1.0 W 3 0 0 0 2	1.0 W 3 0 0 0 2	1.0 W 3 0 0 0 2	1.0 W 3 0 0 0 2	1.0 W 3 0 0 0 2	0.00 0.000	0.00 0.000		
91 Aaron Leasher, L (8, 1) 87 Moises Lugo, R (9, 1)	1.0 W 4 0 0 0 1	1.0 W 3 0 0 0 2	1.0 W 3 0 0 0 2	1.0 W 3 0 0 0 2	1.0 W 3 0 0 0 2	1.0 W 3 0 0 0 2	1.0 W 3 0 0 0 2	1.0 W 3 0 0 0 2	1.0 W 3 0 0 0 2	1.0 W 3 0 0 0 2	1.0 W 3 0 0 0 2	1.0 W 3 0 0 0 2	1.0 W 3 0 0 0 2	1.0 W 3 0 0 0 2	1.0 W 3 0 0 0 2	1.0 W 3 0 0 0 2	0.00 0.000	0.00 0.000		

Batter	1	2	3	4	5	6	7	8	9	AB	R	H	RBI	BB	SO	LOB	BOTTOM			
2 Xander Bogaerts, R (1, 6) 77 Jackson Merrill, L (5, 6)	G5-3	FC5 2B		16 HR 1B	L9	F6				4	2	1	1	0	0	4	<b>Arizona Diamondbacks @ San Diego Padres</b> Peoria Stadium, Peoria, AZ Sun Feb 26 2023, 3:13 PM - 6:15 PM EST Att: 6,381 - Partly Cloudy - 55 F <a href="http://livebaseballscorecards.com">livebaseballscorecards.com</a>			
13 Manny Machado, R (1, 5) 16 Brandon Dixon, R (4, 5)	K	22 2B 2B	32 2B 1B	22 HR BB	1-2 BB		K			3	1	2	1	0	1	0				
22 Juan Soto, L (1, 7) 79 Tirso Ornelas, L (5, 7)	2B	9 2B 2B	K	1-H HR	G3		F7			4	2	3	5	0	1	1				
32 Nelson Cruz, R (1, 10) 30 Preston Tucker, L (6, PH) (7, 10)	K	9 2B 7 1B HBP	1-3 2B	G5-3		38 1B 37 WP 1B	K			3	1	1	0	0	1	1				
9 Jake Cronenworth, L (1, 3) 38 Tim Lopes, R (5, 4)		26 HR BB	K	F7		37 1B 88 1B 1B	K			3	2	1	1	1	1	2				
7 Ha-Seong Kim, R (1, 4) 37 Alfonso Rivas III, L (5, 3)		26 HR BB	K	K		37 1B 88 1B 1B	HR			3	1	2	2	1	1	0				
26 Austin Nola, R (1, 2) 82 Chandler Seagle, R (6, 2)	G3		FC6-4		16 1B 1B	K				4	0	2	0	0	0	5				
1 Trent Grisham, L (1, 8) 88 Taylor Kohlwey, L (6, 9)				28 3B BB	16 E BB					2	2	1	3	2	0	2				
2B José Azocar, R (1, 9) 41 Luis Liberato, L (6, 8)				2 1B 3B	K					2	0	2	2	0	0	0				
										2	2	1	1	1	1	2				
<b>Inning Stats</b>	R: 0 E: 0 K: 2 S: 8	H: 1 LOB: 1 BB: 0 P: 8	R: 9 E: 1 K: 0 S: 12	H: 7 LOB: 3 BB: 2 P: 22	R: 0 E: 0 K: 2 S: 9	H: 2 LOB: 3 BB: 1 P: 13	R: 5 E: 0 K: 1 S: 10	H: 3 LOB: 0 BB: 2 P: 19	R: 0 E: 1 K: 1 S: 6	H: 1 LOB: 3 BB: 2 P: 14	R: 3 E: 0 K: 1 S: 9	H: 4 LOB: 1 BB: 0 P: 10	R: 0 E: 0 K: 2 S: 7	H: 0 LOB: 0 BB: 0 P: 7	R: 1 E: 0 K: 3 S: 13	H: 2 LOB: 1 BB: 0 P: 15	1B: 11 2B: 5 3B: 1 HR: 3	SF: 0 SAC: 0 DP: 0 HBP: 2	WP: 1 PB: 0 SB: 0 CS: 0	PA: 54
<b>PITCHER</b>	IP WLS BF H R ER SO	IP WLS BF H R ER SO	IP WLS BF H R ER SO	IP WLS BF H R ER SO	IP WLS BF H R ER SO	IP WLS BF H R ER SO	IP WLS BF H R ER SO	IP WLS BF H R ER SO	IP WLS BF H R ER SO	IP WLS BF H R ER SO	IP WLS BF H R ER SO	IP WLS BF H R ER SO	IP WLS BF H R ER SO	IP WLS BF H R ER SO	IP WLS BF H R ER SO	IP WLS BF H R ER SO	ERA WHIP	ERA WHIP		
47 Tommy Henry, L (1, 1) 23 Blake Workman, R (2, 1) 21 Josh Green, R (2, 1) 22 Zach McAllister, R (3, 1) 70 Austin Brice, R (4, 1)	0.1 L 8 5 4 3 0	0.1 L 8 5 4 3 0	0.1 L 8 5 4 3 0	0.1 L 8 5 4 3 0	0.1 L 8 5 4 3 0	0.1 L 8 5 4 3 0	0.1 L 8 5 4 3 0	0.1 L 8 5 4 3 0	0.1 L 8 5 4 3 0	0.1 L 8 5 4 3 0	0.1 L 8 5 4 3 0	0.1 L 8 5 4 3 0	0.1 L 8 5 4 3 0	0.1 L 8 5 4 3 0	0.1 L 8 5 4 3 0	0.1 L 8 5 4 3 0	0.00 0.000	0.00 0.000		
54 Cole Sulser, R (5, 1) 88 Slade Ceconci, R (6, 1) 30 Jackson Goddard, R (6, 1) 88 Slade Ceconci, R (7, 1) 65 Luis Frias, R (8, 1)	1.0 W 6 1 0 0 1	1.1 W 8 4 3 3 3	0.2 W 2 0 0 0 0	1.1 W 8 4 3 3 3	1.1 W 8 4 3 3 3	1.0 W 5 2 1 1 3	1.0 W 5 2 1 1 3	1.0 W 5 2 1 1 3	1.0 W 5 2 1 1 3	1.0 W 5 2 1 1 3	1.0 W 5 2 1 1 3	1.0 W 5 2 1 1 3	1.0 W 5 2 1 1 3	1.0 W 5 2 1 1 3	1.0 W 5 2 1 1 3	1.0 W 5 2 1 1 3	9.00 3.000	9.00 3.000		







Batter	1	2	3	4	5	6	7	8	9	AB	R	H	RBI	BB	SO	LOB	TOP								
1 Trent Grisham, L (1, 8) OBP: 0.500, SLG: 0.750 41 Luis Liberato, L (7, PH) OBP: 0.200, SLG: 0.200	G3	G4-3			K		K		G4-3	3	0	0	0	0	1	1	<b>San Diego Padres @ San Francisco Giants</b> Scottsdale Stadium, Scottsdale, AZ Tue Feb 28 2023, 3:06 PM - 5:30 PM EST Att: 6,317 - Partly Cloudy - 64 F								
Fernando Tatis Jr., R (1, 10) 12 Luis Campusano, R (8, PH) OBP: 0.429, SLG: 0.200	BB		G1-3		K			1B		2	1	0	0	1	1	1									
9 Jake Cronenworth, L (1, 4) 54 Nerwilan Cedeño, S (6, PH)	3B		2B		PO		K	FC6-4		2	1	2	1	0	0	0									
14 Matt Carpenter, L (1, 3) 37 Alfonso Rivas III, L (6, 3)	BB		2B		F8		F9	K		2	1	0	0	1	0	1									
27 David Dahl, L (1, 9) 88 Taylor Kohlwey, L (6, 9) OBP: 0.375, SLG: 0.375	HR		K		F8		F8	G6-3		3	1	1	3	0	1	1									
28 José Azocar, R (1, 7) 91 Evan Mendoza, R (7, 6)	K				K			G1-2-3		3	1	1	0	0	2	0									
77 Jackson Merrill, L (1, 6) 30 Preston Tucker, L (7, 7)	G6-3				K			2B		3	1	1	1	0	1	0									
24 Brett Sullivan, L (1, 2) 29 Pedro Severino, R (7, PH)		F8			G4-3			K		2	0	0	0	0	0	0									
38 Tim Lopes, R (1, 5) 81 Jantzen Witte, R (7, 5)	K						SF9	2B		2	0	1	1	0	1	0									
<b>Inning Stats</b>	R: 4 E: 0 K: 1 S: 8	H: 2 LOB: 0 BB: 2 P: 19	R: 0 E: 0 K: 1 S: 5	H: 0 LOB: 0 BB: 0 P: 5	R: 0 E: 0 K: 1 S: 6	H: 1 LOB: 1 BB: 0 P: 6	R: 0 E: 0 K: 2 S: 7	H: 0 LOB: 0 BB: 0 P: 7	R: 0 E: 0 K: 1 S: 7	H: 1 LOB: 0 BB: 0 P: 9	R: 0 E: 0 K: 1 S: 5	H: 0 LOB: 0 BB: 0 P: 5	R: 2 E: 0 K: 1 S: 7	H: 2 LOB: 0 BB: 0 P: 7	R: 0 E: 0 K: 1 S: 6	H: 1 LOB: 1 BB: 0 P: 7		R: 1 E: 0 K: 1 S: 6	H: 1 LOB: 1 BB: 0 P: 7	1B: 2 2B: 4 3B: 1 HR: 1	SF: 1 SAC: 0 DP: 0 HBP: 1	WP: 1 PB: 0 SB: 2 CS: 0	PA: 38		
<b>PITCHER</b>	IP	WLS	BF	H	R	ER	SO	BB	IBB	HBP	BLK	WP	HR	S	P	ERA	WHIP								
38 Alex Cobb, R (1, 1) ERA: 18.0	2.0		10	2	4	4	2	2	0	0	0	0	1	13	24	18.00	2.000								
48 Ross Stripling, R (3, 1) ERA:	2.0		7	1	0	0	3	0	0	0	0	0	0	13	13	0.00	0.500								
33 Taylor Rogers, L (5, 1) ERA:	1.0		3	1	0	0	2	0	0	0	0	0	0	7	9	0.00	1.000								
53 Nick Duron, R (6, 1) ERA:	1.0		3	0	0	0	1	0	0	0	0	0	0	5	5	0.00	0.000								
84 Erik Miller, L (7, 1) ERA: 9.0	1.0	L	5	2	2	2	1	0	0	0	0	0	0	7	7	18.00	2.000								
87 Daniel Tillo, L (8, 1) ERA:	1.0		4	1	0	0	1	0	0	0	0	0	1	6	7	0.00	1.000								
48 Trevor Hildenberger, R (8, 1) ERA: 9.0	1.0		5	1	1	1	1	0	0	1	0	0	0	6	7	9.00	1.000								

Batter	1	2	3	4	5	6	7	8	9	AB	R	H	RBI	BB	SO	LOB	BOTTOM								
8 Michael Conforto, L (1, 10) 99 Andy Thomas, L (8, 10)	K		G4-3		K		G4-3			3	0	0	1	0	2	1	<b>San Diego Padres @ San Francisco Giants</b> Scottsdale Stadium, Scottsdale, AZ Tue Feb 28 2023, 3:06 PM - 5:30 PM EST Att: 6,317 - Partly Cloudy - 64 F								
17 Mitch Haniger, R (1, 9) 80 Clint Coulter, R (5, 9) OBP: 0.143, SLG: 0.143	L8		1B		K			G5-3		2	0	1	0	0	0	0									
10 Isan Diaz, L (1, 4) 98 Tyler Fitzgerald, R (5, 4) OBP: 0.250, SLG: 0.375	BB		G3		1B			K		1	0	0	0	1	0	1									
7 J.D. Davis, R (1, 3) 82 Carter Aldrete, R (5, 3) OBP: 0.400, SLG: 0.250	G4-3				F9			1B		2	0	0	0	0	0	1									
70 Brett Wisely, L (1, 6) 92 Will Wilson, R (7, 6) OBP: 0.750, SLG: 0.750	K				HR			K		3	1	1	1	0	2	0									
32 David Villar, R (1, 5) 81 Armando Alvarez, R (7, 5) OBP: 0.333, SLG: 0.400	F8				K			F8		3	0	0	0	0	1	0									
58 Bryce Johnson, S (1, 8) 86 Grant McCray, L (5, 8) OBP: 0.600, SLG: 1.000	G6-3				K			F7		2	0	0	0	0	1	0									
21 Joey Bart, R (1, 2) 93 Patrick Bailey, S (6, 2) OBP: 0.250, SLG: 0.250			2B		HR			P3		2	2	2	1	0	0	0									
29 Luis Matos, R (1, 7) 88 Wade Meckler, L (6, 7) OBP: 0.200, SLG: 0.200	G4-3				1B			G4-3		2	1	1	0	0	0	1									
<b>Inning Stats</b>	R: 0 E: 0 K: 1 S: 5	H: 0 LOB: 1 BB: 1 P: 9	R: 0 E: 0 K: 1 S: 5	H: 0 LOB: 0 BB: 0 P: 5	R: 1 E: 0 K: 0 S: 5	H: 2 LOB: 1 BB: 0 P: 5	R: 1 E: 0 K: 2 S: 8	H: 1 LOB: 0 BB: 0 P: 9	R: 2 E: 0 K: 2 S: 12	H: 3 LOB: 1 BB: 0 P: 15	R: 0 E: 0 K: 1 S: 5	H: 0 LOB: 0 BB: 0 P: 5	R: 0 E: 0 K: 0 S: 3	H: 0 LOB: 0 BB: 0 P: 3	R: 1 E: 0 K: 1 S: 7	H: 2 LOB: 1 BB: 0 P: 9		R: 0 E: 0 K: 1 S: 5	H: 1 LOB: 0 BB: 0 P: 5	1B: 6 2B: 1 3B: 0 HR: 2	SF: 0 SAC: 0 DP: 1 HBP: 0	WP: 2 PB: 0 SB: 2 CS: 0	PA: 36		
<b>PITCHER</b>	IP	WLS	BF	H	R	ER	SO	BB	IBB	HBP	BLK	WP	HR	S	P	ERA	WHIP								
55 Jay Grome, L (1, 1) ERA: 4.5	2.0		7	0	0	0	2	1	0	0	0	0	0	5	5	0.00	0.500								
73 Drew Carlton, R (3, 1) ERA: 4.5	1.0		5	2	1	1	0	0	0	0	0	0	0	5	5	9.00	2.000								
76 Domingo Tapia, R (4, 1) ERA: 4.5	1.0	H	4	1	1	1	2	0	0	0	0	0	1	8	9	9.00	1.000								
62 Aaron Brooks, R (5, 1) ERA: 9.0	1.0	B	6	3	2	2	2	0	0	0	0	0	1	12	15	18.00	3.000								
61 Efran Contreras, R (6, 1) ERA:	1.0	W	3	0	0	0	1	0	0	0	0	0	0	5	5	0.00	0.000								
87 Moises Lugo, R (7, 1) ERA:	1.0		3	0	0	0	0	0	0	0	0	0	0	7	9	9.00	2.000								
70 Eric Hanhold, R (8, 1) ERA: 4.5	1.0	H	5	2	1	1	1	0	0	0	0	0	0	7	9	9.00	2.000								
78 Angel Sánchez, R (9, 1) ERA:	1.0	S	3	1	0	0	1	0	0	0	0	0	0	5	5	0.00	1.000								

AB	33
R	7
H	8
RBI	7
BB	2
SO	11
LOB	10

AB	35
R	5
H	9
RBI	5
BB	1
SO	9
LOB	9



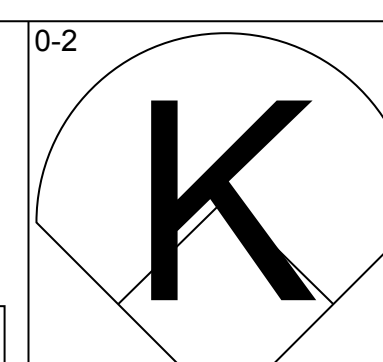
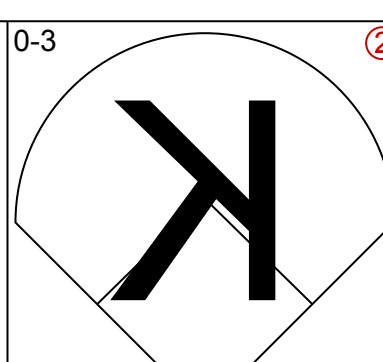
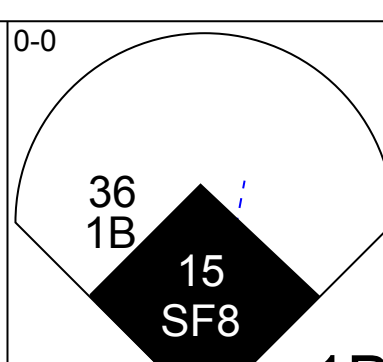
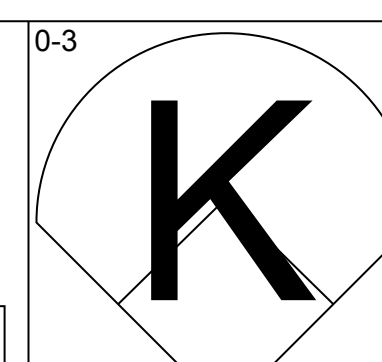
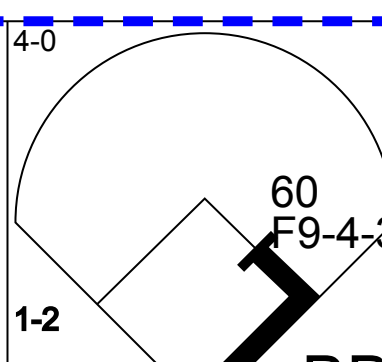
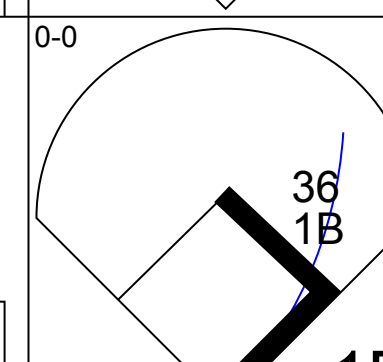
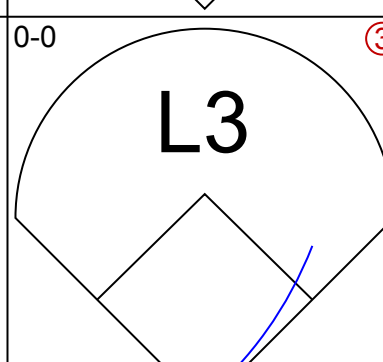
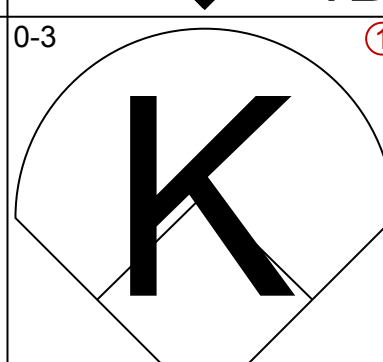
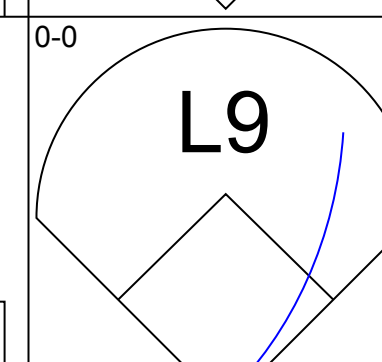
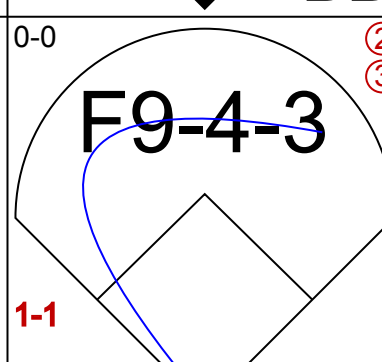
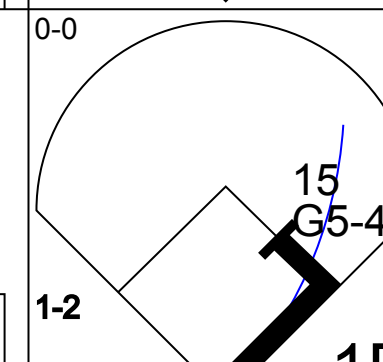
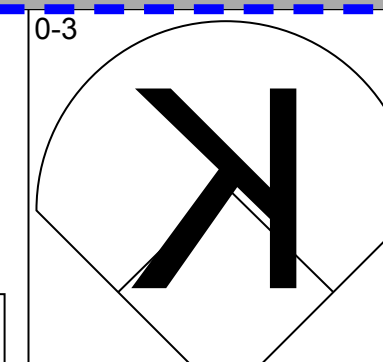
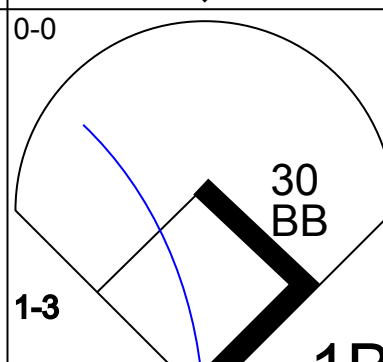
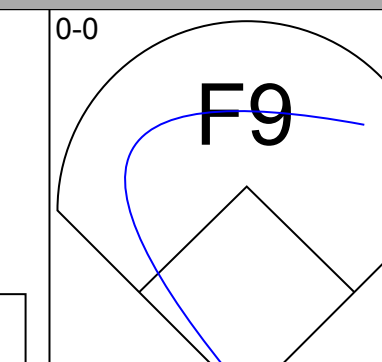
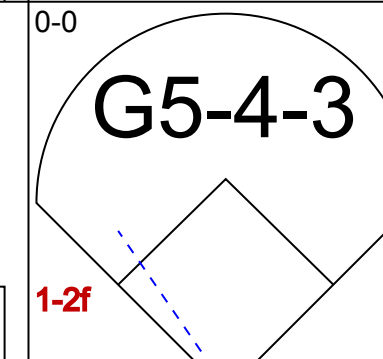
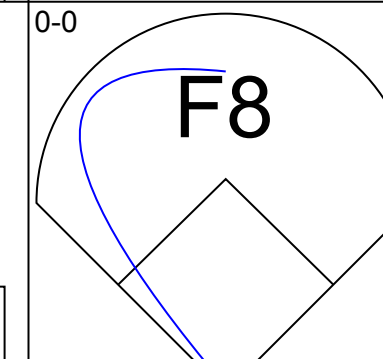
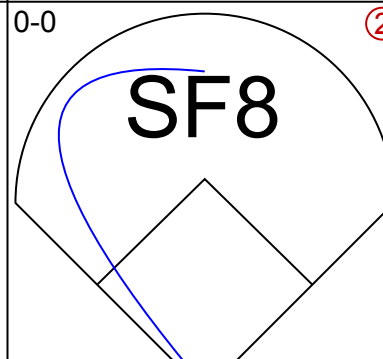
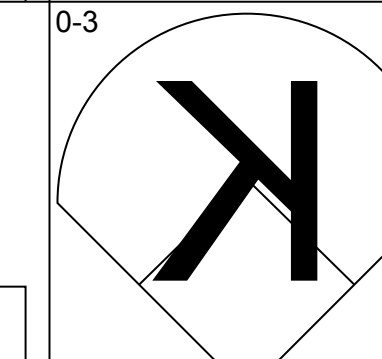
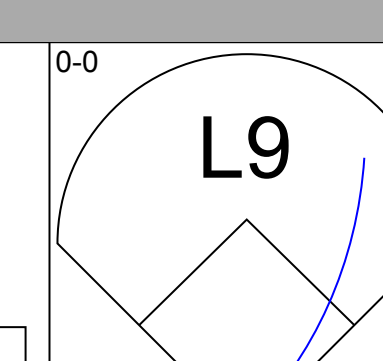
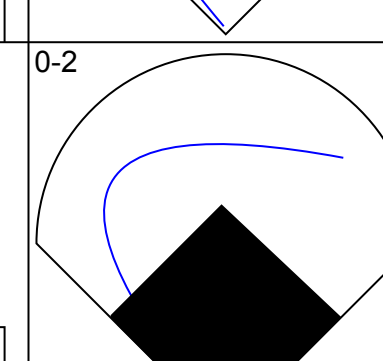
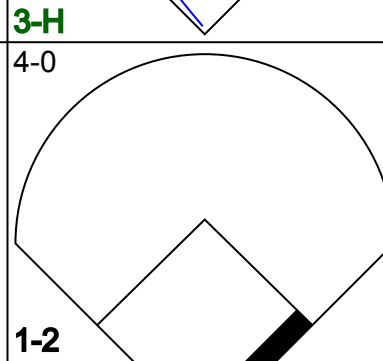
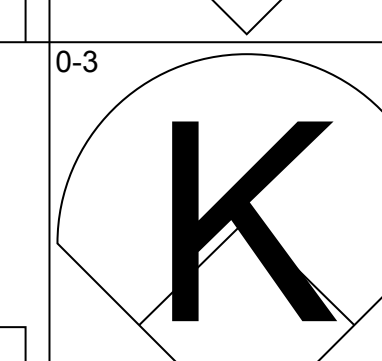
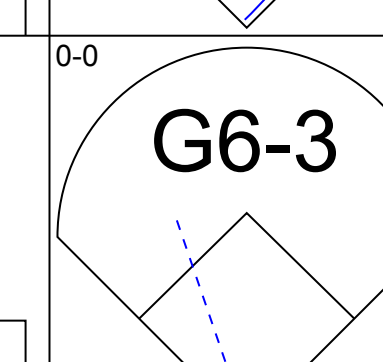
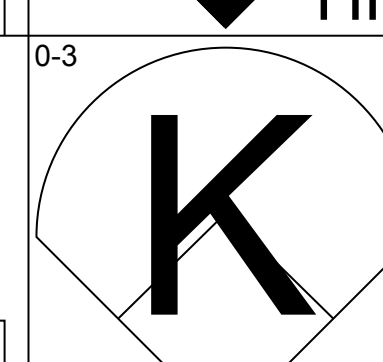
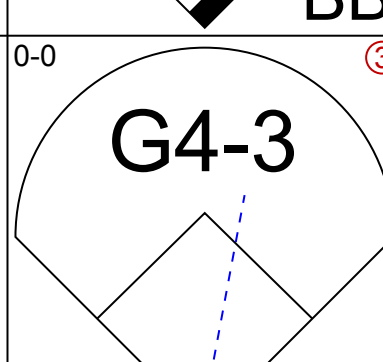
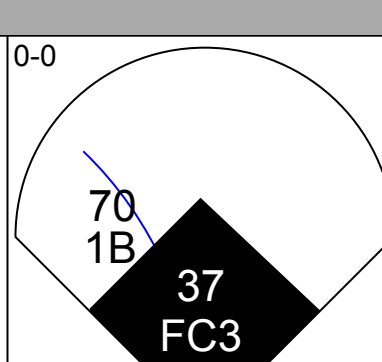
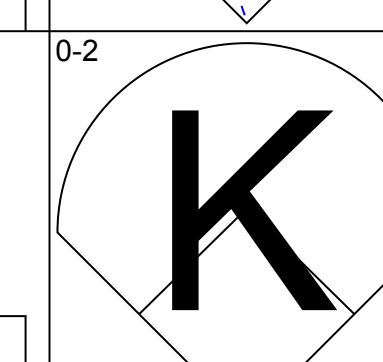
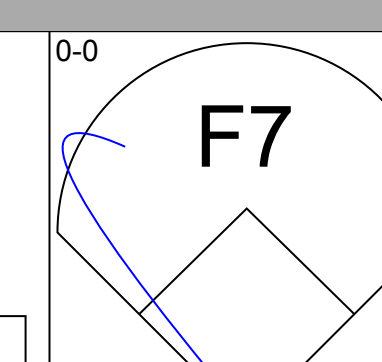
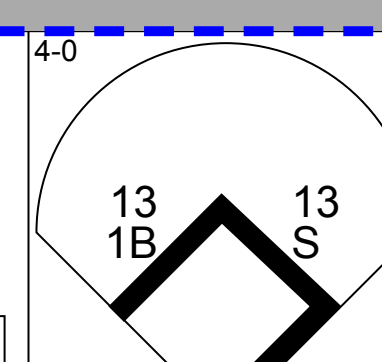
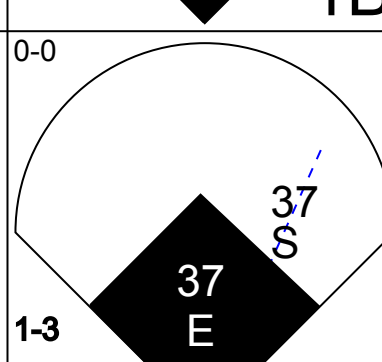
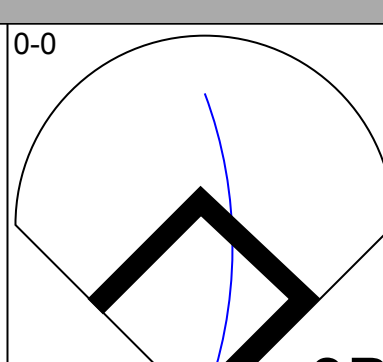
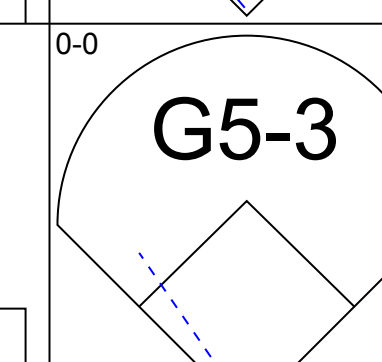
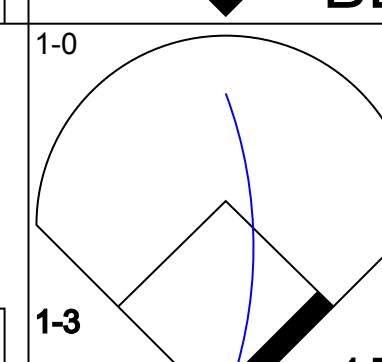
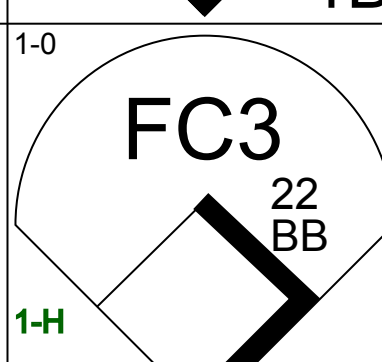
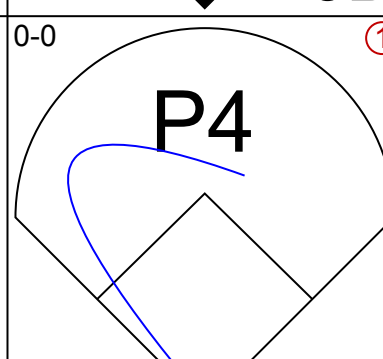
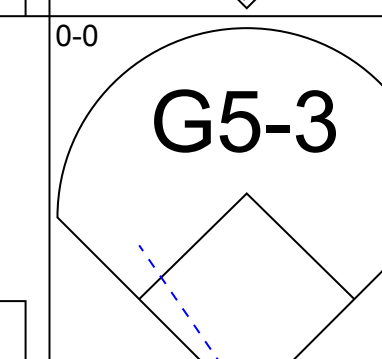
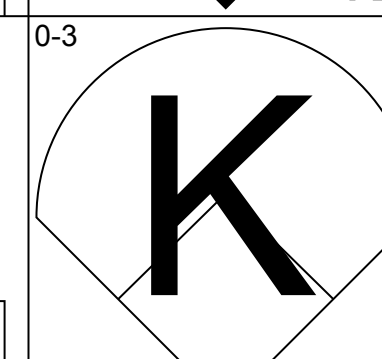
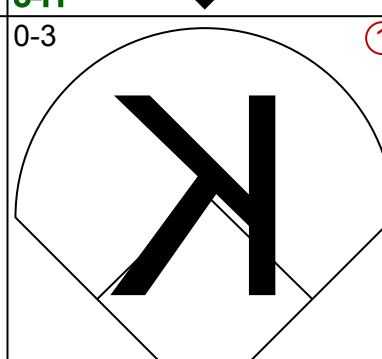


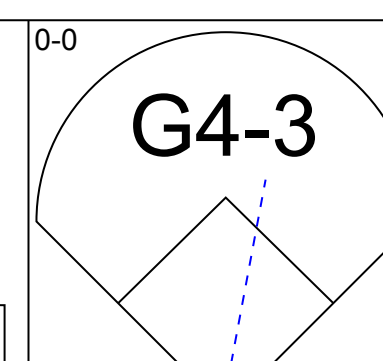
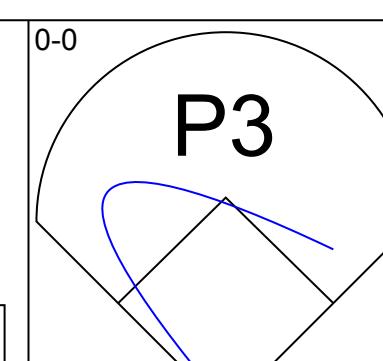
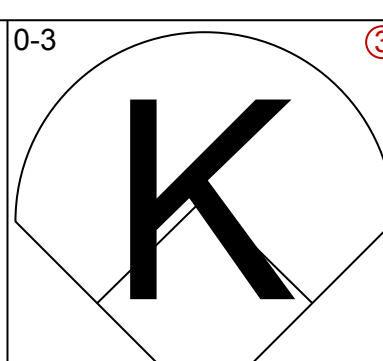
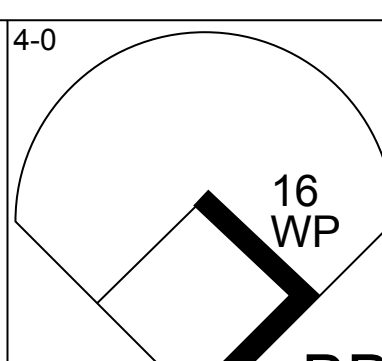
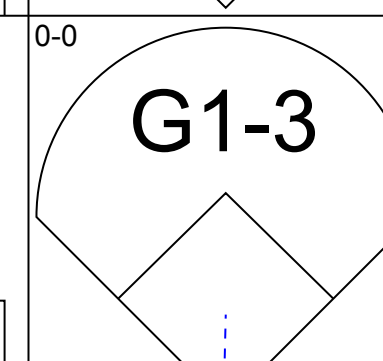
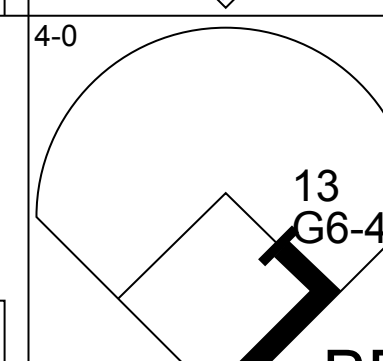
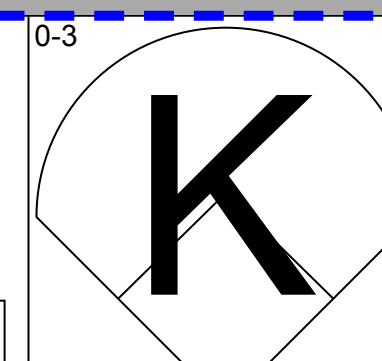
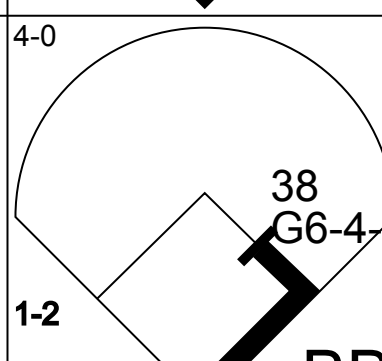
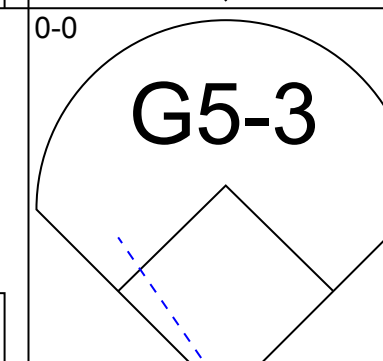
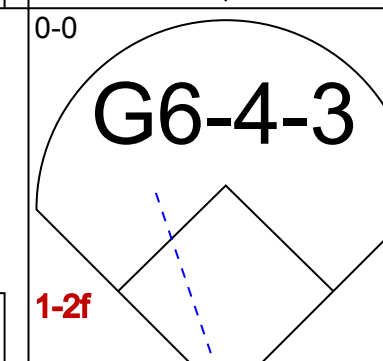
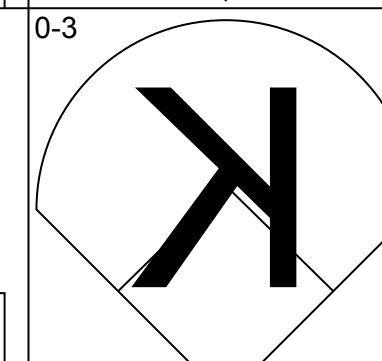
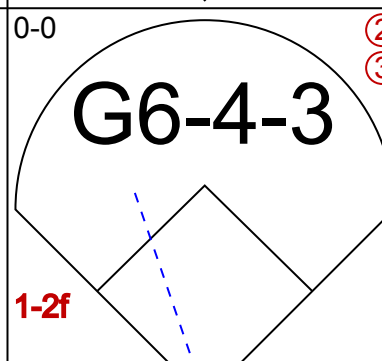
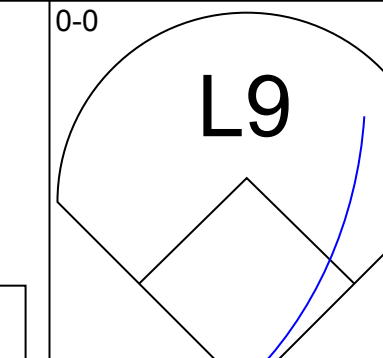
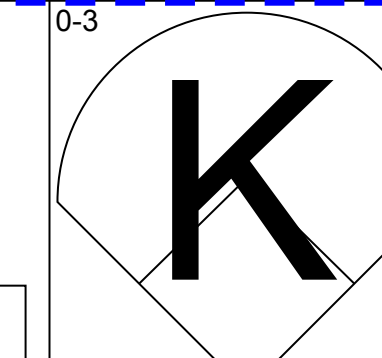
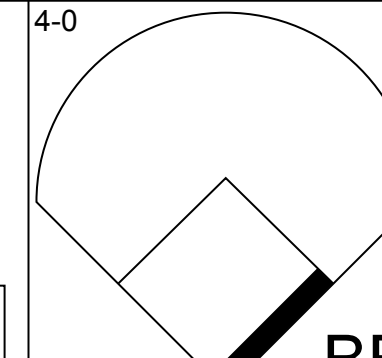
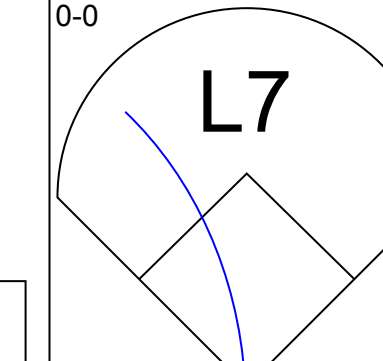
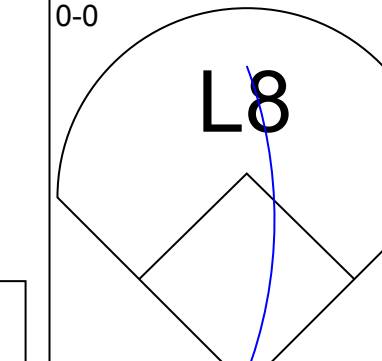
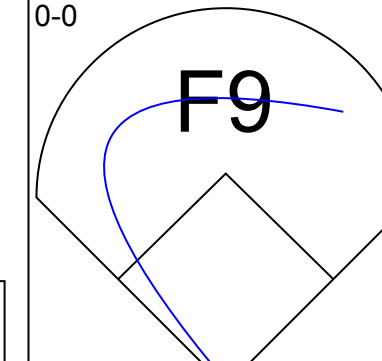
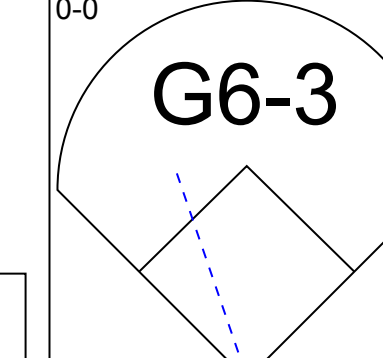
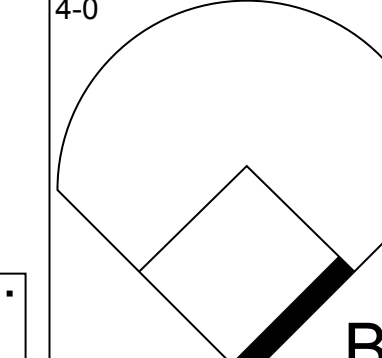
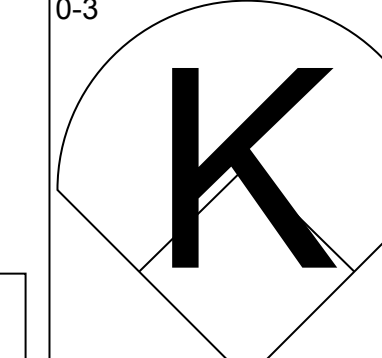
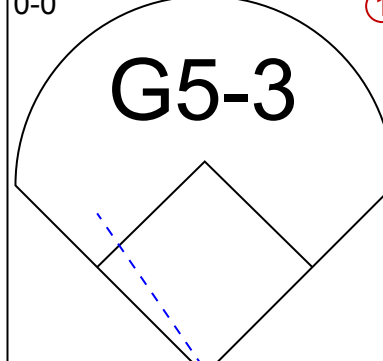
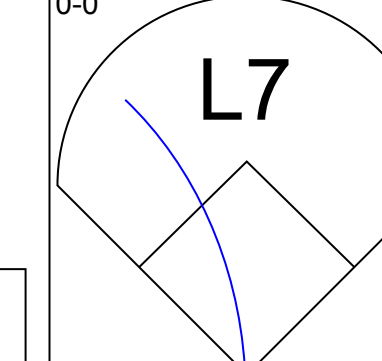
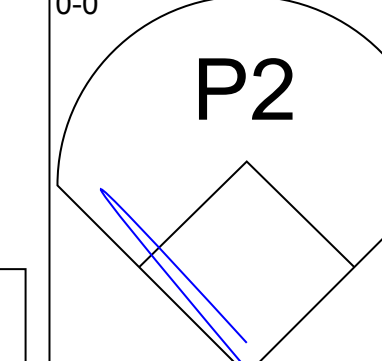
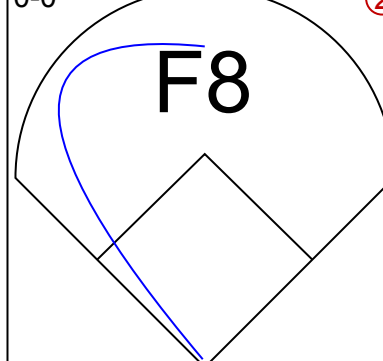
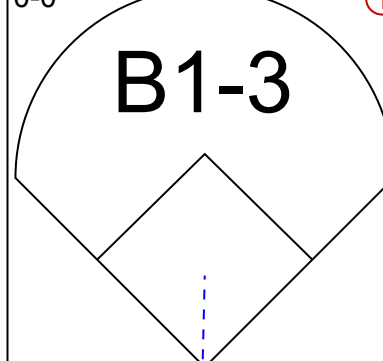
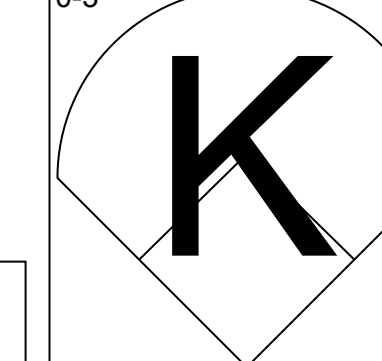
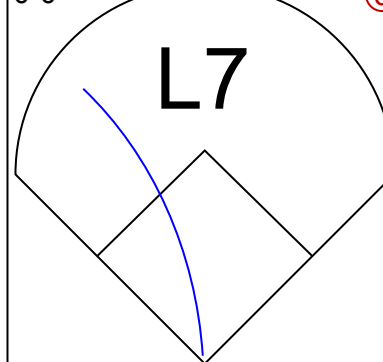
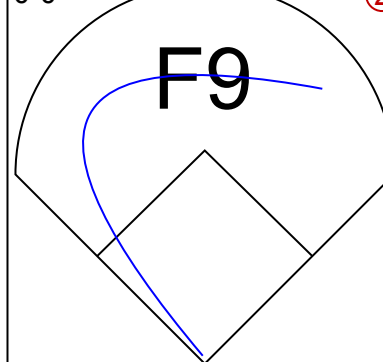









Batter	1	2	3	4	5	6	7	8	9	AB R H RBI BB SO LOB	TOP											
1 Nick Madrigal, R (1,4) 22 Luis Torrens, R (6,2)										3 1 1 0 0 2 1 1 0 0 0 1 1 2	<b>Chicago Cubs @ San Diego Padres</b> Peoria Stadium, Peoria, AZ Fri Mar 03 2023, 8:43 PM - 10:55 PM EST Att. 7,300 - Clear - 60 F											
7 Danby Swanson, R (1,6) 60 Sergio Alcántara, S (6,6)										3 0 1 0 0 1 2 2 0 0 0 0 0 4												
36 Trey Mancini, R (1,9) 87 Yonathan Perlaiza, S (6,9)										3 0 2 0 0 1 0 1 0 0 0 0 0 0												
15 Yan Gomes, R (1,2) 83 Andy Weber, L (6,4)										2 0 0 1 0 0 2 1 0 0 0 0 1 0												
30 Edwin Rios, L (1,5) 98 Chase Strumpf, R (6,5)										2 1 1 1 1 0 0 1 0 0 0 0 1 0												
79 Matt Mervis, L (1,3) 74 Jared Young, L (6,3)										3 0 0 0 0 1 2 1 1 1 0 0 0 0												
5 Christopher Morel, R (1,8) 70 Pete Crow-Armstrong, L (7,8)										2 0 0 0 1 1 0 1 1 1 0 0 0 0												
13 David Bote, R (1,10) 37 Dom Nunez, L (9,PH)										3 0 2 0 0 0 0 1 0 0 1 0 0 0												
94 Brennan Davis, R (1,7) 4 Nelson Velázquez, R (7,7)										3 0 0 0 0 1 3 1 0 0 0 0 1 1												
<b>Inning Stats</b>	R: 0 E: 0 K: 1 S: 6	H: 2 LOB: 1 BB: 0 P: 6	R: 0 E: 0 K: 1 S: 5	H: 0 LOB: 0 BB: 0 P: 5	R: 0 E: 0 K: 1 S: 6	H: 1 LOB: 1 BB: 0 P: 6	R: 1 E: 0 K: 2 S: 10	H: 1 LOB: 0 BB: 0 P: 10	R: 0 E: 0 K: 1 S: 3	H: 0 LOB: 0 BB: 0 P: 3		R: 1 E: 0 K: 1 S: 7	H: 2 LOB: 2 BB: 1 P: 11	R: 0 E: 0 K: 2 S: 8	H: 1 LOB: 2 BB: 1 P: 13	R: 0 E: 0 K: 2 S: 7	H: 0 LOB: 0 BB: 0 P: 7	R: 2 E: 1 K: 1 S: 7	H: 2 LOB: 1 BB: 1 P: 12	1B: 7 2B: 1 3B: 1 HR: 1	SF: 1 SAC: 0 DP: 2 HBP: 0	WP: 0 PB: 0 SB: 2 CS: 0
<b>PITCHER</b>	IP WLS BF H R ER SO BB IBB HBP BLK WP HR S P ERA WHIP											IP WLS BF H R ER SO BB IBB HBP BLK WP HR S P ERA WHIP										
48 Julio Teheran, R (1,1) ERA: 3.6	3.0	11	3	0	0	3	0	0	0	0	0	0	17	17	0.00	1.000						
74 Nabil Crismatt, R (7,1) ERA: 3.6	3.0	L	13	3	2	2	3	1	0	0	0	0	1	20	24	6.00	1.333					
45 Brent Honeywell, R (7,1) ERA: 6.23	2.1		12	3	2	1	5	1	0	0	0	0	0	21	27	3.86	1.714					
65 José Castillo, L (9,1) ERA:	0.2		2	0	0	0	0	1	0	0	0	0	0	1	5	0.00	1.500					

Batter	1	2	3	4	5	6	7	8	9	AB R H RBI BB SO LOB	BOTTOM										
1 Trent Grisham, L (1,8) 37 Alfonso Rivas III, L (6,3)										2 0 0 0 0 0 0 1 0 0 0 1 1 0	<b>Chicago Cubs @ San Diego Padres</b> Peoria Stadium, Peoria, AZ Fri Mar 03 2023, 8:43 PM - 10:55 PM EST Att. 7,300 - Clear - 60 F										
9 Jake Cronenworth, L (1,4) 16 Brandon Dixon, R (6,5)										1 0 0 0 0 1 0 0 1 0 0 0 0 1 1 0											
13 Manny Machado, R (1,5) 38 Tim Lopes, R (6,4)										2 0 0 0 0 0 1 2 0 0 0 0 1 2											
32 Nelson Cruz, R (1,10) 90 Rangel Ravelo, R (7,PH)										2 0 0 0 0 1 0 0 0 0 0 1 0 0											
14 Matt Carpenter, L (1,3) 41 Luis Liberato, L (6,8)										2 0 0 0 0 0 0 1 0 0 0 0 0 1											
26 Austin Nola, R (1,2) 29 Pedro Severino, R (7,2)										1 0 0 0 1 0 0 1 0 0 0 0 1 0											
88 Taylor Kohlwey, L (1,7) 30 Preston Tucker, L (8,7)										2 0 0 0 0 0 1 1 0 0 0 0 0 0											
28 José Azocar, R (1,9) 79 Tirso Ornelas, L (8,9)										2 0 0 0 0 0 0 1 0 0 0 0 1 0											
77 Jackson Merrill, L (1,6) 86 Wyatt Hoffman, R (8,4)										2 0 0 0 0 0 0 1 0 0 0 0 1 0											
<b>Inning Stats</b>	R: 0 E: 0 K: 0 S: 3	H: 0 LOB: 0 BB: 0 P: 3	R: 0 E: 0 K: 0 S: 3	H: 0 LOB: 0 BB: 0 P: 3	R: 0 E: 0 K: 0 S: 2	H: 0 LOB: 0 BB: 1 P: 6	R: 0 E: 0 K: 1 S: 5	H: 0 LOB: 0 BB: 0 P: 5	R: 0 E: 0 K: 2 S: 7	H: 0 LOB: 0 BB: 0 P: 7		R: 0 E: 0 K: 1 S: 4	H: 0 LOB: 1 BB: 2 P: 12	1B: 0 2B: 0 3B: 0 HR: 0	SF: 0 SAC: 0 DP: 2 HBP: 0	WP: 1 PB: 0 SB: 0 CS: 0	PA: 30				
<b>PITCHER</b>	IP WLS BF H R ER SO BB IBB HBP BLK WP HR S P ERA WHIP											IP WLS BF H R ER SO BB IBB HBP BLK WP HR S P ERA WHIP									
Justin Steele, L (1,1) ERA:	2.0		6	0	0	0	0	1	0	0	0	0	5	9	0.00	0.500					
72 Javier Assad, R (3,1) ERA:	2.0	W	6	0	0	0	0	1	0	0	0	0	5	9	0.00	1.000					
25 Brad Boxberger, R (5,1) ERA:	1.0	H	4	0	0	0	1	1	0	0	0	0	5	9	0.00	1.000					
73 Adbert Alzola, R (6,1) ERA: 9.0	1.0	H	3	0	0	0	1	0	0	0	0	0	5	5	0.00	0.000					
56 Jeremiah Estrada, R (7,1) ERA:	1.0	H	4	0	0	0	2	1	0	0	0	0	7	11	0.00	1.000					

AB	34
R	4
H	9
RBI	3
BB	3
SO	11
LOB	17



AB	25
R	0
H	0
RBI	0
BB	5
SO	7
LOB	5





Batter	1	2	3	4	5	6	7	8	9	AB	R	H	RBI	BB	SO	LOB	TOP						
38 Tim Lopes, R OBP: 0.368, SLG: 0.471 91 Evan Mendoza, R OBP: 0.500, SLG: 0.667										3	0	1	1	1	1	2	<b>San Diego Padres @ Arizona Diamondbacks</b> Salt River Fields at Talking Stick, Scottsdale, AZ Sat Mar 04 2023, 3:10 PM - 5:55 PM EST Att: 12,023 - Sunny - 65 F <a href="http://livebaseballscorecards.com">livebaseballscorecards.com</a>						
Fernando Tatis Jr., R 41 Luis Liberato, L OBP: 0.231, SLG: 0.231										3	0	0	0	0	2	4							
8 Rougned Odor, L 81 Jantzen Witte, R OBP: 0.143, SLG: 0.286										2	0	0	1	0	0	0							
12 Luis Campusano, R 82 Chandler Seagle, R										4	1	1	2	0	3	3							
27 David Dahl, L 84 Daniel Johnson, L										4	1	1	0	0	0	0							
16 Brandon Dixon, R 54 Nerwilan Cedeño, S										2	1	0	0	1	1	0							
37 Alfonso Rivas III, L 79 Tirso Ornelas, L OBP: 0.250, SLG: 0.143										3	1	1	1	0	0	0							
90 Rangel Ravelo, R 30 Preston Tucker, L OBP: 0.500, SLG: 0.286										2	0	1	0	1	0	2							
88 Taylor Kohlwey, L 98 Nathan Martorella, L OBP: 1.000, SLG: 1.000										2	0	1	0	1	0	1							
<b>Inning Stats</b>	R: 0 E: 0 K: 1 S: 7	H: 1 LOB: 0 BB: 0 P: 12	R: 0 E: 0 K: 2 S: 10	H: 0 LOB: 0 BB: 0 P: 14	R: 0 E: 0 K: 1 S: 8	H: 0 LOB: 1 BB: 1 P: 13	R: 0 E: 0 K: 1 S: 9	H: 0 LOB: 0 BB: 0 P: 14	R: 3 E: 0 K: 2 S: 17	H: 2 LOB: 3 BB: 3 P: 34	R: 0 E: 0 K: 0 S: 8	H: 0 LOB: 0 BB: 0 P: 13	R: 0 E: 0 K: 0 S: 6	H: 2 LOB: 0 BB: 0 P: 10	R: 2 E: 0 K: 1 S: 17	H: 2 LOB: 0 BB: 0 P: 22		R: 0 E: 0 K: 0 S: 10	H: 2 LOB: 2 BB: 1 P: 20	1B: 7 2B: 2 3B: 0 HR: 1	SF: 0 SAC: 0 DP: 3 HBP: 1	WP: 0 PB: 0 SB: 3 CS: 0	PA: 38
<b>PITCHER</b>	IP WLS BF H R ER SO BB IBB HBP BLK WP HR S P ERA WHIP	3.0 0 10 1 0 0 4 1 0 0 0 0 0 25 39 0.00 0.667	4.1 1 3 0 0 0 1 3 0 0 0 0 0 11 24 0.00 0.000	5.1 0.2 8 2 3 3 1 3 0 0 0 0 0 6 7 0.00 0.000	6.1 1.0 3 0 0 0 0 0 0 0 0 0 0 8 13 0.00 0.000	7.1 1.0 3 2 0 0 0 0 0 0 0 0 9 14 0.00 0.000	8.1 1.0 5 2 2 2 1 0 0 0 0 0 0 10 20 0.00 0.000	9.1 1.0 5 2 0 0 0 1 0 0 0 0 0 0 10 20 0.00 0.000	10.0 0.583 8 3 0 0 0 1 0 0 0 0 0 0 6 7 0.00 0.000	11.0 0.583 8 3 0 0 0 1 0 0 0 0 0 0 6 7 0.00 0.000	12.0 0.583 8 3 0 0 0 1 0 0 0 0 0 0 6 7 0.00 0.000	13.0 0.583 8 3 0 0 0 1 0 0 0 0 0 0 6 7 0.00 0.000	14.0 0.583 8 3 0 0 0 1 0 0 0 0 0 0 6 7 0.00 0.000	15.0 0.583 8 3 0 0 0 1 0 0 0 0 0 0 6 7 0.00 0.000	16.0 0.583 8 3 0 0 0 1 0 0 0 0 0 0 6 7 0.00 0.000	17.0 0.583 8 3 0 0 0 1 0 0 0 0 0 0 6 7 0.00 0.000	18.0 0.583 8 3 0 0 0 1 0 0 0 0 0 0 6 7 0.00 0.000	19.0 0.583 8 3 0 0 0 1 0 0 0 0 0 0 6 7 0.00 0.000	20.0 0.583 8 3 0 0 0 1 0 0 0 0 0 0 6 7 0.00 0.000	21.0 0.583 8 3 0 0 0 1 0 0 0 0 0 0 6 7 0.00 0.000	22.0 0.583 8 3 0 0 0 1 0 0 0 0 0 0 6 7 0.00 0.000	23.0 0.583 8 3 0 0 0 1 0 0 0 0 0 0 6 7 0.00 0.000	24.0 0.583 8 3 0 0 0 1 0 0 0 0 0 0 6 7 0.00 0.000


Batter	1	2	3	4	5	6	7	8	9	AB	R	H	RBI	BB	SO	LOB	BOTTOM							
4 Ketel Marte, S OBP: 0.294, SLG: 0.231 16 Buddy Kennedy, R OBP: 0.583, SLG: 0.909										1	0	0	1	2	0	0	<b>San Diego Padres @ Arizona Diamondbacks</b> Salt River Fields at Talking Stick, Scottsdale, AZ Sat Mar 04 2023, 3:10 PM - 5:55 PM EST Att: 12,023 - Sunny - 65 F <a href="http://livebaseballscorecards.com">livebaseballscorecards.com</a>							
10 Josh Rojas, L OBP: 0.500, SLG: 0.455 86 Philip Evans, R OBP: 0.250, SLG: 0.100										3	1	1	0	0	0	1								
12 Lourdes Gurriel Jr., R OBP: 0.430, SLG: 0.615 3 Camden Duzenack, R OBP: 0.333, SLG: 0.333										4	0	0	0	0	1	6								
53 Christian Walker, R OBP: 0.400, SLG: 0.467 41 Aki Sánchez, R OBP: 0.167, SLG: 0.167										3	0	2	0	0	0	0								
3 Evan Longoria, R 10 Adrian Del Castillo, L OBP: 0.400, SLG: 0.700										2	0	0	0	0	1	3								
26 Pavin Smith, L OBP: 0.429, SLG: 0.643 7 Tim Lincecum, R OBP: 0.500, SLG: 0.200										1	1	1	0	0	0	0								
18 Carson Kelly, R OBP: 0.400, SLG: 0.700 22 Tristin English, R										2	0	0	0	1	1	2								
5 Alek Thomas, L OBP: 0.333, SLG: 0.412 14 Alvin Guzman, R										4	0	0	0	0	0	7								
2 Geraldo Perdomo, S OBP: 0.357, SLG: 0.500 92 Jordan Lawlar, R OBP: 0.231, SLG: 0.167										2	1	1	0	1	1	0								
<b>Inning Stats</b>	R: 0 E: 0 K: 2 S: 13	H: 1 LOB: 2 BB: 1 P: 23	R: 1 E: 0 K: 0 S: 15	H: 1 LOB: 3 BB: 2 P: 29	R: 0 E: 0 K: 1 S: 11	H: 1 LOB: 2 BB: 1 P: 18	R: 0 E: 0 K: 1 S: 8	H: 0 LOB: 0 BB: 0 P: 15	R: 0 E: 0 K: 0 S: 5	H: 0 LOB: 0 BB: 0 P: 8	R: 0 E: 0 K: 0 S: 5	H: 0 LOB: 0 BB: 0 P: 9	R: 3 E: 0 K: 0 S: 18	H: 3 LOB: 3 BB: 3 P: 35	R: 0 E: 0 K: 0 S: 5	H: 0 LOB: 0 BB: 0 P: 10		R: 0 E: 0 K: 0 S: 6	H: 0 LOB: 0 BB: 0 P: 10	1B: 6 2B: 0 3B: 0 HR: 0	SF: 2 SAC: 0 DP: 0 HBP: 1	WP: 3 PB: 0 SB: 0 CS: 0	PA: 41	
<b>PITCHER</b>	IP WLS BF H R ER SO BB IBB HBP BLK WP HR S P ERA WHIP	2.0 0 5 1 0 0 1 1 0 0 0 0 0 11 18 0.00 2.000	3.1 1 7 0 0 0 1 1 0 0 0 0 0 11 18 0.00 2.000	4.1 0 9 0 0 0 1 3 0 0 0 0 0 11 24 0.00 0.000	5.1 0.2 8 2 3 3 1 3 0 0 0 0 0 6 7 0.00 0.000	6.1 1.0 3 0 0 0 0 0 0 0 0 0 0 8 13 0.00 0.000	7.1 1.0 3 2 0 0 0 0 0 0 0 0 0 9 14 0.00 0.000	8.1 1.0 5 2 2 2 1 0 0 0 0 0 0 0 10 20 0.00 0.000	9.1 1.0 5 2 0 0 0 1 0 0 0 0 0 0 10 20 0.00 0.000	10.0 0.583 8 3 0 0 0 1 0 0 0 0 0 0 6 7 0.00 0.000	11.0 0.583 8 3 0 0 0 1 0 0 0 0 0 0 6 7 0.00 0.000	12.0 0.583 8 3 0 0 0 1 0 0 0 0 0 0 6 7 0.00 0.000	13.0 0.583 8 3 0 0 0 1 0 0 0 0 0 0 6 7 0.00 0.000	14.0 0.583 8 3 0 0 0 1 0 0 0 0 0 0 6 7 0.00 0.000	15.0 0.583 8 3 0 0 0 1 0 0 0 0 0 0 6 7 0.00 0.000	16.0 0.583 8 3 0 0 0 1 0 0 0 0 0 0 6 7 0.00 0.000	17.0 0.583 8 3 0 0 0 1 0 0 0 0 0 0 6 7 0.00 0.000	18.0 0.583 8 3 0 0 0 1 0 0 0 0 0 0 6 7 0.00 0.000	19.0 0.583 8 3 0 0 0 1 0 0 0 0 0 0 6 7 0.00 0.000	20.0 0.583 8 3 0 0 0 1 0 0 0 0 0 0 6 7 0.00 0.000	21.0 0.583 8 3 0 0 0 1 0 0 0 0 0 0 6 7 0.00 0.000	22.0 0.583 8 3 0 0 0 1 0 0 0 0 0 0 6 7 0.00 0.000	23.0 0.583 8 3 0 0 0 1 0 0 0 0 0 0 6 7 0.00 0.000	24.0 0.583 8 3 0 0 0 1 0 0 0 0 0 0 6 7 0.00 0.000



Batter	1	2	3	4	5	6	7	8	9	AB	R	H	RBI	BB	SO	LOB	TOP																	
1 Esteyru Ruiz, R (1.8) OBP: 0.294, SLG: 0.333 37 Cal Stevenson, L (6.7) OBP: 0.300, SLG: 0.222	F9		F8			F7			F7	3	0	0	1	1	0	3	<p>Oakland Athletics @ San Diego Padres</p> <p>Peoria Stadium, Peoria, AZ</p> <p>Sun Mar 05 2023, 3:10 PM - 5:53 PM EST</p> <p>Att: 5,793 - Partly Cloudy - 67 F</p>																	
4 Kevin Smith, R (1.6) OBP: 0.389, SLG: 0.529 95 Max Schuemann, R (6.5)	HR								K	3	1	2	1	0	1	3																		
22 Ramón Laureano, R (1.9) OBP: 0.214, SLG: 0.083 8 Tyler Wade, L (6.6) OBP: 0.538, SLG: 0.556	K		F9			P4			F8	3	0	0	0	0	1	2																		
25 Brent Rooker, R (1.10) OBP: 0.600, SLG: 0.615 70 Darell Hernaiz, R (9, PH)	FC5-4		K2-3			K			G5-3	2	0	0	0	2	2	2																		
40 Dérnis García, R (1.3) OBP: 0.250, SLG: 0.214 73 Ryan Noda, L (6.3) OBP: 0.421, SLG: 0.600	FC5-4					G6-3			K	3	0	0	0	0	1	1																		
85 Yohel Pozo, R (1.2) OBP: 0.167, SLG: 0.333 85 Cooper Bowman, R (6.4)	L7					F9			K	3	1	1	0	0	0	0																		
17 Pablo Reyes, R (1.4) OBP: 0.167, SLG: 0.250 53 Kyle McCann, L (6.2)	L3					G6-3			F8	3	0	1	0	0	0	1																		
49 Logan Davidson, S (1.5) 76 Trenton Brooks, L (6.9) OBP: 0.143, SLG: 0.143	K					G1-3			G5-3	2	0	0	0	1	1	1																		
75 Denzel Clarke, R (1.7) OBP: 0.786, SLG: 1.000 (6.8)			K							1	1	0	0	2	1	0																		
<b>Inning Stats</b>	R: 1 E: 0 K: 1 S: 7	H: 1 LOB: 1 BB: 1 P: 11	R: 0 E: 0 K: 1 S: 5	H: 0 LOB: 0 BB: 0 P: 5	R: 0 E: 0 K: 2 S: 9	H: 1 LOB: 2 BB: 0 P: 10	R: 1 E: 0 K: 2 S: 8	H: 1 LOB: 3 BB: 2 P: 17	R: 0 E: 0 K: 1 S: 5	H: 0 LOB: 0 BB: 0 P: 5	R: 0 E: 0 K: 0 S: 4	H: 1 LOB: 2 BB: 1 P: 8	R: 0 E: 0 K: 2 S: 7	H: 0 LOB: 1 BB: 1 P: 11	R: 0 E: 0 K: 1 S: 5	H: 0 LOB: 0 BB: 0 P: 5	R: 1 E: 0 K: 1 S: 6	H: 1 LOB: 1 BB: 1 P: 11	1B: 3 2B: 1 3B: 0 HR: 1	SF: 0 SAC: 0 DP: 0 HBP: 1	WP: 2 PB: 0 SB: 1 CS: 0	PA: 40												
<b>PITCHER</b>	IP WLS BF H R ER SO BB IBB HBP BLK WP HR S P ERA WHIP																																	
4 Blake Snell, L (1.1) ERA: 3.0	3.0	W 7	13	2	1	1	4	1	0	0	0	0	1	1	21	26	3.00	1.000																
66 Luis García, R (4.1) ERA: 3.0	1.0	W 7	7	1	1	1	2	2	0	1	0	0	0	0	8	17	9.00	3.000																
25 Tim Hill, L (5.1) ERA:	1.0	H 3	0	0	0	0	1	0	0	0	0	0	0	0	5	5	0.00	0.000																
55 Jay Groome, L (6.1) ERA:	3.0	H 12	1	0	0	3	2	0	0	0	0	0	0	16	24	0.00	1.000																	
68 José López, L (9.1) ERA: 9.0	1.0	5	1	1	1	1	1	1	0	0	0	1	0	6	11	9.00	2.000																	

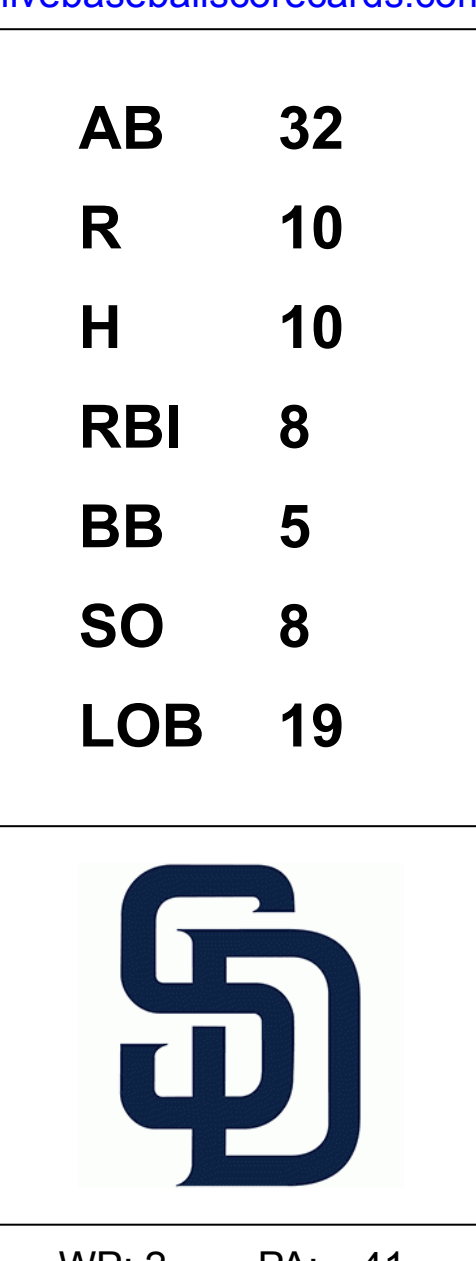
Batter	1	2	3	4	5	6	7	8	9	AB	R	H	RBI	BB	SO	LOB	BOTTOM																	
1 Trent Grisham, L (1.8) OBP: 0.444, SLG: 0.643 41 Luis Liberato, L (5, PH) OBP: 0.333, SLG: 0.500	FC9-6			SF9						1	1	1	1	1	0	0	<p>Oakland Athletics @ San Diego Padres</p> <p>Peoria Stadium, Peoria, AZ</p> <p>Sun Mar 05 2023, 3:10 PM - 5:53 PM EST</p> <p>Att: 5,793 - Partly Cloudy - 67 F</p>																	
13 Manny Machado, R (1.5) OBP: 0.316, SLG: 0.368 81 Jantzen Witte, R (5, PH) OBP: 0.111, SLG: 0.222	P4		G3			K			K	3	0	0	0	0	1	2																		
9 Jake Cronenworth, L (1.4) OBP: 0.539, SLG: 0.697 54 Nerwilián Cedeño, S (6.4)	FC9-6			F7		G4-3			K	2	0	0	0	1	0	0																		
32 Nelson Cruz, R (1.10) OBP: 0.333, SLG: 0.474 30 Preston Tucker, L (6, PR) OBP: 0.500, SLG: 0.222	FC9-6								F8	3	0	2	0	0	0	2																		
26 Austin Nola, R (1.2) OBP: 0.500, SLG: 0.364 29 Pedro Severino, R (6.2) OBP: 0.125, SLG: 0.125 12 Luis Campusano, R (8, PH) OBP: 0.267, SLG: 0.385 82 Chandler Seagle, R (9.2)	FC9-6								F8	2	1	1	0	0	0	0																		
16 Brandon Dixon, R (1.7) OBP: 0.333, SLG: 0.222 27 David Dahl, L (6.9) OBP: 0.300, SLG: 0.600	K								F7	2	1	1	1	1	1	1																		
90 Rangel Ravelo, R (1.3) ERA: 16.88 37 Alfonso Rivas III, L (6.3) OBP: 0.278, SLG: 0.400										2	1	0	0	1	1	3																		
77 Jackson Merrill, L (1.6) OBP: 0.300, SLG: 0.316 91 Evan Mendoza, R (6.6) OBP: 0.600, SLG: 1.000	G3-1									3	2	1	1	0	0	2																		
2B José Azocar, R (1.9) OBP: 0.313, SLG: 0.583 79 Tirso Omelas, L (6.7) OBP: 0.222, SLG: 0.125	SF8									0	1	0	2	0	0	0																		
<b>Inning Stats</b>	R: 1 E: 0 K: 1 S: 6	H: 2 LOB: 1 BB: 0 P: 5	R: 0 E: 0 K: 0 S: 5	H: 1 LOB: 1 BB: 0 P: 6	R: 3 E: 2 K: 1 S: 8	H: 1 LOB: 0 BB: 0 P: 9	R: 5 E: 0 K: 2 S: 12	H: 3 LOB: 1 BB: 2 P: 22	R: 0 E: 0 K: 3 S: 10	H: 1 LOB: 1 BB: 0 P: 10	R: 0 E: 0 K: 0 S: 4	H: 1 LOB: 2 BB: 1 P: 8	R: 0 E: 0 K: 0 S: 3	H: 0 LOB: 0 BB: 0 P: 3	R: 0 E: 0 K: 0 S: 3	H: 0 LOB: 0 BB: 0 P: 3	1B: 7 2B: 2 3B: 0 HR: 1	SF: 3 SAC: 1 DP: 0 HBP: 0	WP: 2 PB: 0 SB: 0 CS: 0	PA: 41														
<b>PITCHER</b>	IP WLS BF H R ER SO BB IBB HBP BLK WP HR S P ERA WHIP																																	
Ken Waldichuk, L (1.1) ERA: 16.88	1.2	0	2	2	1	0	0	0	0	0	0	0	0	10	18	10.80	3.000																	
85 Bryce Conley, R (2.1) ERA:	0.1	0	0	0	0	0	0	0	0	0	0	0	0	1	1	0.00	0.000																	
55 Adrián Martínez, R (3.1) ERA:	2.0	L 10	2	3	0	2	0	0	0	0	0	1	0	14	15	0.00	1.000																	
70 Jorge Juan, R (5.1) ERA: 48.6	0.2	7	3	5	5	1	2	0	0	0	0	0	1	9	19	67.50	7.500																	
79 Michael Danielak, R (5.1) ERA:	0.1	0	0	0	0	1	0	0	0	0	0	0	0	3	3	0.00	0.000																	
60 Sam Moll, L (6.1) ERA: 6.0	1.0	0	0	0	0	0	0	0	0	0	0	0	0	0	0	0	0.00	1.000																
61 Zach Jackson, R (7.1) ERA:	1.0	5	1	0	0	0	1	0	0	0	0	1	0	4	8	0.00	2.000																	
91 Blake Beers, R (8.1) ERA:	1.0	3	0	0	0	0	0	0	0	0	0	0	0	3	3	0.00	0.000																	

AB	33
R	3
H	5
RBI	3
BB	6
SO	11
LOB	17



WP	2	PA	40
PB	0		
SB	1		
CS	0		

AB	32
R	10
H	10
RBI	8
BB	5
SO	8
LOB	19



WP	2	PA	41
PB	0		
SB	0		
CS	0		



Batter	1	2	3	4	5	6	7	8	9	AB	R	H	RBI	BB	SO	LOB	TOP																			
1 Trent Grisham, L (1, 8) OBP: 0.381, SLG: 0.529 28 José Azocar, R (6, 8) OBP: 0.294, SLG: 0.538										3	0	0	0	0	3	2	<b>San Diego Padres @ Los Angeles Dodgers</b> Camelback Ranch, Glendale, AZ Mon Mar 06 2023, 3:06 PM - 5:29 PM EST Att: 7,645 - Cloudy - 68 F																			
Fernando Tatis Jr., R (1, 9) 41 Luis Liberato, L (6, 9) OBP: 0.313, SLG: 0.467										3	0	0	0	0	2	1																				
14 Matt Carpenter, L (1, 3) 90 Rangel Ravelo, R (6, 3) OBP: 0.625, SLG: 0.750										3	0	0	0	1	3	0																				
12 Luis Campusano, R (1, 2) 88 Taylor Kohlwey, L (7, 7) OBP: 0.400, SLG: 0.398										3	0	0	0	0	0	0																				
27 David Dahl, L (1, 7) 29 Pedro Severino, R (7, 2) OBP: 0.111, SLG: 0.111										3	0	0	0	1	1	0																				
26 Austin Nola, R (1, 10) 30 Preston Tucker, L (7, PH) OBP: 0.571, SLG: 0.333										2	0	0	0	0	0	0																				
8 Rougned Odor, L (1, 4) 80 Max Schrock, L (6, 4) OBP: 0.667, SLG: 2.000										2	0	0	0	0	0	0																				
77 Jackson Merrill, L (1, 6) 91 Evan Mendoza, R (7, 6) OBP: 0.667, SLG: 1.200										3	0	1	0	0	0	2																				
81 Jantzen Witte, R (1, 5) OBP: 0.154, SLG: 0.167										3	0	0	0	1	2	1																				
<b>Inning Stats</b>	R: 0 E: 0 K: 1 S: 5	H: 0 LOB: 0 BB: 0 P: 5	R: 0 E: 0 K: 0 S: 3	H: 0 LOB: 0 BB: 0 P: 3	R: 0 E: 0 K: 1 S: 4	H: 0 LOB: 0 BB: 0 P: 4	R: 0 E: 0 K: 0 S: 3	H: 0 LOB: 0 BB: 0 P: 3	R: 0 E: 1 K: 2 S: 9	H: 1 LOB: 3 BB: 1 P: 13	R: 0 E: 0 K: 1 S: 6	H: 1 LOB: 2 BB: 1 P: 10	R: 0 E: 0 K: 2 S: 7	H: 0 LOB: 0 BB: 0 P: 7	R: 3 E: 0 K: 1 S: 6	H: 1 LOB: 1 BB: 2 P: 15		1B: 1 2B: 2 3B: 0 HR: 0	SF: 1 SAC: 0 DP: 0 HBP: 1	WP: 0 PB: 0 SB: 0 CS: 0	PA: 36															
<b>PITCHER</b>	IP	WLS	BF	H	R	ER	SO	BB	IBB	HBP	BLK	WP	HR	S	P	ERA	WHIP	<b>PITCHER</b>		IP	WLS	BF	H	R	ER	SO	BB	IBB	HBP	BLK	WP	HR	S	P	ERA	WHIP
43 Noah Syndergaard, R (1, 1) ERA: 1.93	3.0	W	9	0	0	0	2	0	0	0	0	0	0	12	21	0.00	0.000	44 Jake Reed, R (9, 1) ERA: 3.38		1.0		5	1	1	1	1	1	0	0	0	0	0	6	10	9.00	2.000
85 Dustin May, R (4, 1) ERA: 1.93	3.0	H	12	1	0	0	3	1	0	0	0	0	0	17	21	0.00	0.667																			
61 Taylor Scott, R (7, 1) ERA: 1.93	1.0		5	1	0	0	1	1	0	0	0	0	0	6	10	0.00	2.000																			
71 Gavin Stone, R (8, 1) ERA: 1.93	1.0		3	0	0	0	2	0	0	0	0	0	0	7	7	0.00	0.000																			
63 Justin Bruhl, L (9, 1) ERA: 12.6	0.0		2	0	2	2	0	1	0	1	0	0	0	0	5	=	=																			

Batter	1	2	3	4	5	6	7	8	9	AB	R	H	RBI	BB	SO	LOB	BOTTOM																			
50 Mookie Betts, R (1, 9) OBP: 0.397, SLG: 0.727 25 Trayce Thompson, R (4, 9) OBP: 0.250, SLG: 0.154										2	0	0	0	0	0	1	<b>San Diego Padres @ Los Angeles Dodgers</b> Camelback Ranch, Glendale, AZ Mon Mar 06 2023, 3:06 PM - 5:29 PM EST Att: 7,645 - Cloudy - 68 F																			
90 Drew Avans, L (9, 8) OBP: 0.333, SLG: 0.375										3	1	1	1	0	0	0																				
5 Freddie Freeman, L (1, 3) OBP: 0.421, SLG: 1.000 68 Ryan Ward, L (5, 3) OBP: 0.455, SLG: 0.333										3	1	2	1	0	0	0																				
16 Will Smith, R (1, 2) OBP: 0.400, SLG: 0.429 84 Andy Pages, R (7, 9) OBP: 0.500, SLG: 0.500										2	0	1	1	1	0	2																				
13 Max Muncy, L (1, 5) OBP: 0.375, SLG: 0.429 60 Yonny Hernández, S (6, 5) OBP: 0.533, SLG: 0.590										2	0	1	1	1	0	0																				
28 J.D. Martinez, R (1, 10) OBP: 0.200, SLG: 0.111 89 Jonny DeLuca, R (5, PR) OBP: 0.600, SLG: 0.429										2	1	0	0	1	0	0																				
23 Jason Heyward, L (1, 8) OBP: 0.426, SLG: 0.833 8 Steven Dugger, L (7, 7)										2	1	0	0	1	0	2																				
3 Chris Taylor, R (1, 7) OBP: 0.276, SLG: 0.188 31 David Freitas, R (7, 2)										3	1	0	0	0	0	1																				
11 Miguel Rojas, R (1, 6) OBP: 0.462, SLG: 0.846 80 Eddys Leonard, R (7, 6) OBP: 0.333, SLG: 0.417										3	2	2	3	0	0	0																				
17 Miguel Vargas, R (1, 4) 83 Michael Busch, L (6, 4) OBP: 0.357, SLG: 0.182										2	0	0	0	0	2	1																				
<b>Inning Stats</b>	R: 0 E: 0 K: 0 S: 5	H: 2 LOB: 2 BB: 0 P: 5	R: 6 E: 1 K: 1 S: 11	H: 5 LOB: 1 BB: 1 P: 15	R: 0 E: 0 K: 1 S: 5	H: 0 LOB: 0 BB: 0 P: 5	R: 0 E: 0 K: 1 S: 5	H: 0 LOB: 0 BB: 0 P: 5	R: 0 E: 0 K: 0 S: 2	H: 0 LOB: 1 BB: 1 P: 6	R: 1 E: 0 K: 0 S: 5	H: 1 LOB: 0 BB: 0 P: 6	R: 1 E: 1 K: 2 S: 9	H: 2 LOB: 2 BB: 1 P: 13	R: 0 E: 0 K: 2 S: 8	H: 1 LOB: 1 BB: 0 P: 8	1B: 6 2B: 5 3B: 0 HR: 1	SF: 0 SAC: 0 DP: 1 HBP: 0	WP: 0 PB: 0 SB: 0 CS: 0	PA: 38																
<b>PITCHER</b>	IP	WLS	BF	H	R	ER	SO	BB	IBB	HBP	BLK	WP	HR	S	P	ERA	WHIP	<b>PITCHER</b>		IP	WLS	BF	H	R	ER	SO	BB	IBB	HBP	BLK	WP	HR	S	P	ERA	WHIP
21 Nick Martinez, R (1, 1) ERA: 0.96	0.2	L	6	4	3	2	0	0	0	0	0	0	0	6	6	27.00	6.000	44 Jake Reed, R (9, 1) ERA: 3.38		1.0		5	1	1	1	1	0	0	0	0	6	10	9.00	2.000		
91 Edwin Encarnación, R (2, 1) ERA: 40.5	3.1	L	15	3	3	2	3	1	0	0	0	0	0	20	24	5.40	1.200																			
21 Nick Martinez, R (3, 1) ERA: 0.96	1.0		3	0	0	0	0	1	0	0	0	0	0	2	6	0.00	1.000																			
36 Steven Wilson, R (5, 1) ERA: 3.68	3.0		14	4	2	2	4	1	0	0	0	0	1	22	27	6.00	1.667																			









Batter	1	2	3	4	5	6	7	8	9	AB	R	H	RBI	BB	SO	LOB	TOP										
6 Jonathan India, R OBP: 0.480, SLG: 0.412 35 Alejo Lopez, S OBP: 0.444, SLG: 0.286	F9		F7		F7		F7	G6-4-3		3	1	1	1	0	0	0	<b>Cincinnati Reds @ San Diego Padres</b> Peoria Stadium, Peoria, AZ Wed Mar 08, 2023, 3:10 PM - 5:52 PM EST Att: 3,568 - Partly Cloudy - 72 F										
37 Tyler Stephenson, R OBP: 0.231, SLG: 0.240 7 Jose Torres, R OBP: 0.273, SLG: 0.455	G6-3		E5		K		K	G6-4-3		4	1	1	0	0	1	1											
4 Will Myers, R OBP: 0.368, SLG: 0.389 16 Nick Solak, R OBP: 0.250, SLG: 0.294	1B		FC6-4		G5-3		K	G6-3		3	0	2	1	0	0	0											
27 Jake Freley, L OBP: 0.500, SLG: 0.556 57 Stuart Fairchild, R OBP: 0.438, SLG: 0.182	K		FC6-4		7 PB 7 2B			44 E 68 SF8 44 FC5		3	1	1	1	0	1	2											
12 Curt Casali, R OBP: 0.294, SLG: 0.500 44 Ely De La Cruz, S OBP: 0.316, SLG: 0.529	G4-3		L9		7 PB 7 2B			FC5		3	1	1	0	0	0	1											
7 Spencer Steer, R OBP: 0.429, SLG: 0.684 68 Noelvi Marte, R OBP: 0.200, SLG: 0.211	K				G5-3			SF8		3	1	1	2	0	1	0											
2 Jose Barrero, R OBP: 0.316, SLG: 0.444 78 Matt McLain, R OBP: 0.706, SLG: 1.000	L7				K			29 HR		3	0	0	0	0	1	1											
30 Will Benson, L OBP: 0.500, SLG: 0.500 29 Austin Hendrick, L OBP: 0.250, SLG: 1.000			G1-3		G2-3			HR		3	0	1	1	0	0	0											
33 Christian Encarnacion-Straw OBP: 0.571, SLG: 1.200 22 Michel Triana, L					F8			35 1B		3	1	1	0	0	0	1											
<b>Inning Stats</b>	R: 0 E: 0 K: 1 S: 6	H: 1 LOB: 1 BB: 0 P: 6	R: 0 E: 0 K: 1 S: 5	H: 0 LOB: 0 BB: 0 P: 5	R: 3 E: 1 K: 0 S: 7	H: 3 LOB: 1 BB: 0 P: 8	R: 0 E: 0 K: 1 S: 5	H: 0 LOB: 0 BB: 0 P: 5	R: 0 E: 0 K: 1 S: 5	H: 0 LOB: 0 BB: 0 P: 5	R: 3 E: 0 K: 0 S: 8	H: 4 LOB: 1 BB: 0 P: 8	R: 0 E: 0 K: 1 S: 5	H: 2 LOB: 1 BB: 0 P: 6	R: 4 E: 1 K: 0 S: 6	H: 3 LOB: 1 BB: 0 P: 8		R: 0 E: 0 K: 1 S: 5	H: 0 LOB: 1 BB: 1 P: 9	1B: 8 2B: 3 3B: 1 HR: 1	SF: 1 SAC: 0 DP: 1 HBP: 2	WP: 0 PB: 1 SB: 1 CS: 1	PA: 42				
<b>PITCHER</b>	IP	WLS	BF	H	R	ER	SO	BB	IBB	HBP	BLK	WP	HR	S	P	ERA	WHIP										
45 Brent Honeywell, R ERA: 6.14	3.0		14	4	3	2	2	0	0	0	0	0	0	18	24	6.00	1.333										
48 Julio Teheran, R ERA: 3.0	4.0		16	6	3	3	3	0	0	0	0	0	0	23	24	6.75	1.500										
68 José Lopez, L ERA: 16.2	0.1	L	6	2	4	3	0	0	0	2	0	0	1	4	6	81.00	6.000										
34 Craig Stammen, R ERA:	0.2		2	1	0	0	0	0	0	0	0	0	0	2	2	0.00	1.500										
25 Tim Hill, L ERA:	1.0		4	0	0	0	1	1	0	0	0	0	0	5	9	0.00	1.000										

Batter	1	2	3	4	5	6	7	8	9	AB	R	H	RBI	BB	SO	LOB	BOTTOM										
1 Trent Grisham, L OBP: 0.333, SLG: 0.450 88 Taylor Kohlwey, L OBP: 0.400, SLG: 0.389	P6		F8		G3		G6-3	2B		3	0	0	0	0	0	1	<b>Cincinnati Reds @ San Diego Padres</b> Peoria Stadium, Peoria, AZ Wed Mar 08, 2023, 3:10 PM - 5:52 PM EST Att: 3,568 - Partly Cloudy - 72 F										
Fernando Tatis Jr., R OBP: 0.687, SLG: 0.500	P6		F7		F7		81 S 27 1B	BB		3	0	0	0	0	0	1											
9 Jake Cronenworth, L OBP: 0.522, SLG: 0.697 81 Jantzen Witte, R OBP: 0.118, SLG: 0.125	P6		L7				90 BB 28 2B	K		3	1	1	0	0	0	0											
27 David Dahl, L OBP: 0.296, SLG: 0.500 79 Tirso Ornelas, L OBP: 0.182, SLG: 0.100	F8				16 CS BB		K	G4-3		3	0	1	1	1	1	1											
16 Brandon Dixon, R OBP: 0.367, SLG: 0.227 80 Max Schrock, L OBP: 0.429, SLG: 0.800	37 HR 1B				P5		F7	P2		3	1	1	0	0	0	2											
37 Alfonso Rivas III, L OBP: 0.273, SLG: 0.526 90 Rangel Ravelo, R OBP: 0.650, SLG: 0.786					G4-3			P3		2	1	1	2	0	0	0											
41 Luis Liberato, L OBP: 0.318, SLG: 0.556	HR						28 2B BB			0	0	0	0	0	0	0											
30 Preston Tucker, L ERA: 11.32 28 José Azocar, R OBP: 0.292, SLG: 0.500	E3 2B				29 1B 77 SF7 BB			F9		1	1	1	0	1	0	0											
29 Pedro Severino, R OBP: 0.250, SLG: 0.200 82 Chandler Seagle, R	K				1 G3 1B					4	1	2	0	0	2	2											
77 Jackson Merrill, L OBP: 0.280, SLG: 0.304 38 Tim Lopes, R OBP: 0.417, SLG: 0.619	K				SF7			88 2B 1B		1	0	0	1	0	1	1											
<b>Inning Stats</b>	R: 0 E: 0 K: 0 S: 3	H: 0 LOB: 0 BB: 0 P: 3	R: 2 E: 1 K: 2 S: 10	H: 3 LOB: 1 BB: 0 P: 10	R: 0 E: 0 K: 0 S: 3	H: 0 LOB: 0 BB: 0 P: 3	R: 0 E: 0 K: 0 S: 3	H: 0 LOB: 0 BB: 1 P: 7	R: 1 E: 0 K: 0 S: 5	H: 1 LOB: 1 BB: 1 P: 9	R: 2 E: 0 K: 2 S: 9	H: 2 LOB: 1 BB: 1 P: 13	R: 2 E: 0 K: 1 S: 8	H: 3 LOB: 3 BB: 0 P: 8	R: 2 E: 0 K: 1 S: 7	H: 2 LOB: 2 BB: 2 P: 15	R: 0 E: 0 K: 1 S: 5	H: 0 LOB: 1 BB: 1 P: 9	1B: 6 2B: 3 3B: 0 HR: 2	SF: 1 SAC: 0 DP: 0 HBP: 0	WP: 0 PB: 0 SB: 1 CS: 1	PA: 43					
<b>PITCHER</b>	IP	WLS	BF	H	R	ER	SO	BB	IBB	HBP	BLK	WP	HR	S	P	ERA	WHIP										
34 Luke Weaver, R ERA: 11.32	3.0		13	3	2	2	2	1	0	0	0	0	0	16	20	6.00	1.333										
47 Brooks Crawford, R ERA:	1.0	H	2	0	0	0	0	0	0	0	0	0	0	3	3	0.00	0.000										
55 Brandon Williamson, L ERA: 7.73	1.2	B	9	2	3	2	1	2	0	0	0	0	0	10	18	10.80	2.400										
33 Bennett Sousa, L ERA:	0.1	H	2	1	0	0	1	0	0	0	0	0	0	4	4	0.00	3.000										
41 Hunter Strickland, R ERA: 12.0	1.0	W	6	3	2	2	1	0	0	0	0	0	1	8	8	18.00	3.000										
<b>PITCHER</b>	IP	WLS	BF	H	R	ER	SO	BB	IBB	HBP	BLK	WP	HR	S	P	ERA	WHIP										
46 Buck Farmer, R ERA: 11.25	1.0	H	7	2	2	2	1	2	0	0	0	0	0	5	9	0.00	1.000										
31 Daniel Norris, L ERA: 6.75	1.0	S	4	0	0	0	1	1	0	0	0	0	0	5	9	0.00	1.000										





Batter	1	2	3	4	5	6	7	8	9	AB	R	H	RBI	BB	SO	LOB	TOP	
Fernando Tatis Jr., R (1, 10) 30 Preston Tucker, L (7, PH) OBP: 0.556, SLG: 0.417	F8	K				F9	K			3	0	0	0	1	1	0	<b>San Diego Padres @ Cleveland Guardians</b> Goodyear Ballpark, Goodyear, AZ Thu Mar 09 2023, 3:06 PM - 5:47 PM EST Att: 4,647 - Overcast - 68 F	
8 Rougned Odor, L (1, 4) 80 Max Schrock, L (6, 4) OBP: 0.375, SLG: 0.667	G3-1		P5	K		G3	G3			4	0	0	0	0	1	2		
26 Austin Nola, R (1, 2) 94 Michael Cantu, R (6, 2)	14 2B		27 1B			F8			G5-3	4	1	2	0	1	0	0		
14 Matt Carpenter, L (1, 3) 37 Alfonso Rivas III, L (5, 3) OBP: 0.494, SLG: 0.353	27 1B		F8			27 S	G4-3		K	2	2	1	1	1	0	1		
27 David Dahl, L (1, 9) 16 Brandon Dixon, R (7, PH) OBP: 0.344, SLG: 0.208	28 1B					K			G6-3	3	0	2	1	0	1	1		
28 José Azocar, R (1, 8) 84 Jakob Marsee, L (9, PH) OBP: 0.500, SLG: 0.333	1-2		K						L9	4	2	3	2	0	1	2		
38 Tim Lopes, R (1, 6) 54 Nerwylan Cedeño, S (7, 6)	F8					2-H	HR		38 2B	1	4	1	3	0	0	2		
88 Taylor Kohlwey, L (1, 7) 41 Luis Liberato, L (7, PR) OBP: 0.350, SLG: 0.556		L9				88 1B			G4-3	4	0	2	1	0	0	1		
81 Jantzen Witte, R (1, 5) 83 Connor Hollis, R (7, PH) OBP: 0.500, SLG: 0.500		K				83 1B			L6	2	0	1	1	0	0	1		
										1B: 11	SF: 0	WP: 0	PA: 45					
										2B: 2	SAC: 0	FB: 0						
										3B: 0	DP: 0	CS: 1						
										HR: 1	HBP: 0	SB: 0						
										ER: 0.00	WHIP: 1.000							

Batter	1	2	3	4	5	6	7	8	9	AB	R	H	RBI	BB	SO	LOB	BOTTOM
63 Will Brennan, L (1, 9) 22 Connor Kokx, R (6, 9) OBP: 0.444, SLG: 0.429	K		L9			G3-1			L8	3	0	0	0	0	1	0	<b>San Diego Padres @ Cleveland Guardians</b> Goodyear Ballpark, Goodyear, AZ Thu Mar 09 2023, 3:06 PM - 5:47 PM EST Att: 4,647 - Overcast - 68 F
1 Amed Rosario, R (1, 6) 75 José Tena, L (6, 6) OBP: 0.313, SLG: 0.267	F8		G1-3			1B			79 1B	3	0	1	0	0	0	0	
11 José Ramírez, S (1, 5) 79 Angel Martínez, S (6, 5) OBP: 0.368, SLG: 0.438	1B		F8			F8			L8	3	0	1	0	0	0	1	
55 Josh Bell, S (1, 10) 74 Juan Brito, S (6, PH) OBP: 0.576, SLG: 0.300	K					G5-3			G6-3	3	0	0	0	0	1	1	
22 Josh Naylor, L (1, 3) 81 Micah Pries, L (6, PR) OBP: 0.389, SLG: 0.938		E1 8 1B				32 1B			L7	2	1	1	0	1	0	0	
8 Gabriel Arias, R (1, 7) 27 Chris Roller, R (7, 7) OBP: 0.286, SLG: 0.167		32 1B				7 2-1			L4	3	1	1	0	0	1	2	
32 Zack Collins, L (1, 2) 80 David Fry, R (6, 2) OBP: 0.500, SLG: 0.727		2 G5-4-3				2 WP			K	2	0	2	1	0	0	0	
2 Tyler Freeman, R (1, 4) 66 Brayton Rocchio, S (6, 4) OBP: 0.233, SLG: 0.235		G5-4-3				1B			75 1B	1	0	0	0	1	0	1	
7 Myles Straw, R (1, 8) 4 Roman Quinn, S (6, 8) OBP: 0.235, SLG: 0.750		G4-1				2-1			79 1B	2	0	0	0	0	0	0	
										1B: 9	SF: 0	WP: 2	PA: 40				
										2B: 0	SAC: 0	FB: 0					
										3B: 0	DP: 1	CS: 0					
										HR: 0	HBP: 0	SB: 0					
										ER: 0.00	WHIP: 3.000						







Batter	1	2	3	4	5	6	7	8	9	AB	R	H	RBI	BB	SO	LOB	TOP										
28 Leury Garcia, S OBP: 0.182, SLG: 0.286	F9		G5-3		G5-3		K		G6-3	4	0	0	0	0	1	1	Chicago White Sox @ San Diego Padres Peoria Stadium, Peoria, AZ Sat Mar 11 2023, 3:10 PM - 5:54 PM EST Att: 9,590 - Partly Cloudy - 75 F										
50 Lenyn Sosa, R OBP: 0.133, SLG: 0.133										1	0	0	0	0	0												
25 Andrew Vaughn, R OBP: 0.387, SLG: 0.552	G6-3			G5-3		K				4	1	1	0	0	1												
54 Frank German, R OBP: 0.389, SLG: 0.429										0	0	0	0	0	0												
91 Lane Ramsey, R OBP: 0.429, SLG: 0.556										0	0	0	0	0	0												
22 Oscar Colás, L OBP: 0.304, SLG: 0.409										1	1	1	1	0	0												
23 Andrew Benintendi, L OBP: 0.250, SLG: 0.222				F7						2	0	1	0	1	0												
32 Gavin Sheets, L OBP: 0.304, SLG: 0.409										1	0	0	0	1	0												
24 Yasmani Grandal, S OBP: 0.417, SLG: 0.667	P3									3	1	1	0	0	0												
81 Zach Remillard, R OBP: 0.389, SLG: 0.429										1	0	0	0	1	1												
95 Duke Ellis, L OBP: 0.353, SLG: 0.200										0	0	0	0	0	0												
30 Jake Burger, R OBP: 0.300, SLG: 0.690		P3								4	2	2	3	1	1												
82 Bryan Ramos, R OBP: 0.426, SLG: 0.526										2	0	0	0	1	1												
44 Seby Zavala, R OBP: 0.471, SLG: 0.769	L7									1	0	0	0	0	0												
41 Jake Marisnick, R OBP: 0.294, SLG: 0.286										3	0	0	0	0	2												
22 Victor Reyes, S OBP: 0.294, SLG: 0.286										1	0	0	0	1	0												
15 Erik González, R OBP: 0.353, SLG: 0.400										3	0	1	0	0	1												
83 Moisés Castillo, R OBP: 0.353, SLG: 0.200										0	0	0	0	1	0												
0 Billy Hamilton, S OBP: 0.200, SLG: 0.154										2	0	0	0	0	1												
51 Adam Haseley, L OBP: 0.333, SLG: 0.429										2	0	0	0	0	1												
<b>Inning Stats</b>	R: 0 E: 0 K: 0 S: 3	H: 0 LOB: 1 BB: 1 P: 7	R: 0 E: 0 K: 1 S: 5	H: 0 LOB: 0 BB: 0 P: 5	R: 0 E: 0 K: 0 S: 3	H: 0 LOB: 0 BB: 0 P: 3	R: 2 E: 0 K: 1 S: 8	H: 2 LOB: 1 BB: 0 P: 8	R: 0 E: 0 K: 2 S: 8	H: 1 LOB: 1 BB: 2 P: 8	R: 0 E: 0 K: 2 S: 8	H: 1 LOB: 3 BB: 2 P: 16	R: 1 E: 0 K: 3 S: 10	H: 1 LOB: 1 BB: 1 P: 14	R: 1 E: 0 K: 1 S: 7	H: 1 LOB: 1 BB: 1 P: 11	R: 1 E: 0 K: 1 S: 7	H: 1 LOB: 1 BB: 1 P: 12	1B: 3 2B: 0 3B: 1 HR: 3	SF: 0 SAC: 0 DP: 0 HBP: 0	WP: 3 PB: 0 CS: 0	PA: 41					
<b>PITCHER</b>	IP	WLS	BF	H	R	ER	SO	BB	IBB	HBP	BLK	WP	HR	S	P	ERA	WHIP										
4 Blake Snell, L ERA: 3.86	4.0		16	2	2	2	2	1	0	0	0	1	1	19	23	4.50	0.750										
25 Tim Hill, L ERA: 4.5	1.0	W	4	1	0	0	2	0	0	0	0	0	0	8	8	0.00	1.000										
40 Ryan Weathers, L ERA: 4.5	2.2	H	14	3	2	2	6	3	0	0	0	2	1	24	36	6.75	2.250										
68 José Lopez, L ERA: 13.5	0.2	H	3	0	0	0	0	1	0	0	0	0	0	2	6	0.00	1.500										
73 Drew Carlton, R ERA: 4.91	0.2	S	4	1	1	1	1	1	0	0	0	0	1	6	11	13.50	3.000										

Batter	1	2	3	4	5	6	7	8	9	AB	R	H	RBI	BB	SO	LOB	BOTTOM											
1 Trent Grisham, L OBP: 0.267, SLG: 0.346	K									3	0	0	0	0	2	3	Chicago White Sox @ San Diego Padres Peoria Stadium, Peoria, AZ Sat Mar 11 2023, 3:10 PM - 5:54 PM EST Att: 9,590 - Partly Cloudy - 75 F											
84 Jakob Marsee, L OBP: 0.333, SLG: 0.200										1	0	0	0	0	0													
Fernando Tatis Jr., R OBP: 0.227, SLG: 0.158										3	1	2	2	0	0													
85 Samuel Zavala, L										1	0	0	0	0	1													
9 Jake Cronenworth, L OBP: 0.463, SLG: 0.593										3	0	1	0	0	1													
94 Kory Howell, R OBP: 1.000, SLG: 2.000										1	1	1	0	0	0													
14 Matt Carpenter, L OBP: 0.350, SLG: 0.286										3	0	1	1	0	0													
98 Nathan Mantorella, L OBP: 0.500, SLG: 0.500										1	0	0	0	0	1													
16 Brandon Dixon, R OBP: 0.289, SLG: 0.167										3	0	0	0	0	2													
54 Nerwilan Cedeño, S OBP: 0.200, SLG: 0.300										1	0	1	1	0	0													
27 David Dahl, L OBP: 0.344, SLG: 0.516										2	0	1	0	0	1													
64 Rosman Verdugo, R OBP: 0.241, SLG: 0.259										2	0	0	0	0	1													
26 Austin Nola, R OBP: 0.478, SLG: 0.526										2	1	1	1	0	0													
77 Jackson Merrill, L OBP: 0.241, SLG: 0.259										1	0	0	0	0	1													
5 Adam Engel, R										1	1	0	0	1	0													
85 Ethan Salas, L										1	0	0	0	0	0													
38 Tim Lopes, R OBP: 0.469, SLG: 0.655										2	2	2	0	0	0													
94 Marcos Castañon, R										1	0	0	0	0	0													
<b>Inning Stats</b>	R: 0 E: 0 K: 1 S: 6	H: 1 LOB: 1 BB: 0 P: 7	R: 1 E: 0 K: 2 S: 8	H: 1 LOB: 0 BB: 0 P: 9	R: 1 E: 0 K: 1 S: 7	H: 2 LOB: 1 BB: 0 P: 9	R: 0 E: 0 K: 1 S: 5	H: 1 LOB: 0 BB: 0 P: 5	R: 3 E: 0 K: 1 S: 8	H: 3 LOB: 1 BB: 1 P: 13	R: 0 E: 0 K: 1 S: 5	H: 0 LOB: 0 BB: 0 P: 5	R: 0 E: 0 K: 0 S: 4	H: 2 LOB: 0 BB: 0 P: 4	R: 1 E: 0 K: 0 S: 4	H: 2 LOB: 0 BB: 0 P: 4	1B: 6 2B: 3 3B: 0 HR: 1	SF: 0 SAC: 0 DP: 2 HBP: 0	WP: 1 PB: 0 SB: 4 CS: 0	PA: 33								
<b>PITCHER</b>	IP	WLS	BF	H	R	ER	SO	BB	IBB	HBP	BLK	WP	HR	S	P	ERA	WHIP											
52 Mike Clevinger, R ERA: 6.75	12		42	4	2	2	4	0	0	0	0	0	0	1	20	24	6.75	1.500										
91 J.B. Olson, R ERA: 3.0	0.1		1	0	0	0	0	0	0	0	0	0	0	1	1	0.00	0.000											
17 Joe Kelly, R ERA: 3.0	1.0		3	1	0	0	1	0	0	0	0	0	0	5	5	0.00	1.000											
55 Jake Diekman, L ERA: 7.36	0.2	L	6	3	3	3	1	1	0	0	0	0	0	7	12	40.50	6.000											
90 John Parke, L ERA: 2.25	0.1		1	0	0	0	0	0	0	0	0	0	0	1	1	0.00	0.000											
<b>PITCHER</b>	IP	WLS	BF	H	R	ER	SO	BB	IBB	HBP	BLK	WP	HR	S	P	ERA	WHIP											
54 Frank German, R ERA: 6.75	6.1		20	6	0	0	2	0	0	0	0	0	0	10	10	0.00	0.000											
54 Frank German, R ERA: 6.75	7.1		20	6	0	0	2	0	0	0	0	0	0	10	10	0.00	0.000											
91 Lane Ramsey, R ERA: 2.25	8.1		4	2	1	1	0	0	0	0	0	0	0	4	4	9.00	2.000											













Batter	1	2	3	4	5	6	7	8	9	AB R H RBI BB SO LOB	TOP																								
											<p><b>Cleveland Guardians @ San Diego Padres</b>            Peoria Stadium, Peoria, AZ            Wed Mar 15 2023, 9:40 PM EDT</p> <p><a href="http://livebaseballscorecards.com">livebaseballscorecards.com</a></p> <p>AB 0 R 0 H 0 RBI 0 BB 0 SO 0 LOB 0</p> 																								
Inning Stats										1B: 0 SF: 0 2B: 0 SAC: 0 3B: 0 DP: 0 HR: 0 HBP: 0	WP: 0 PA: 0 FB: 0 SB: 0 CS: 0																								
PITCHER	IP	WLS	BF	H	R	ER	SO	BB	IBB	HBP	BLK	WP	HR	S	P	ERA	WHIP	PITCHER	IP	WLS	BF	H	R	ER	SO	BB	IBB	HBP	BLK	WP	HR	S	P	ERA	WHIP

Batter	1	2	3	4	5	6	7	8	9	AB R H RBI BB SO LOB	BOTTOM																								
											<p><b>Cleveland Guardians @ San Diego Padres</b>            Peoria Stadium, Peoria, AZ            Wed Mar 15 2023, 9:40 PM EDT</p> <p><a href="http://livebaseballscorecards.com">livebaseballscorecards.com</a></p> <p>AB 0 R 0 H 0 RBI 0 BB 0 SO 0 LOB 0</p> 																								
Inning Stats										1B: 0 SF: 0 2B: 0 SAC: 0 3B: 0 DP: 0 HR: 0 HBP: 0	WP: 0 PA: 0 FB: 0 SB: 0 CS: 0																								
PITCHER	IP	WLS	BF	H	R	ER	SO	BB	IBB	HBP	BLK	WP	HR	S	P	ERA	WHIP	PITCHER	IP	WLS	BF	H	R	ER	SO	BB	IBB	HBP	BLK	WP	HR	S	P	ERA	WHIP











Batter	1	2	3	4	5	6	7	8	9	AB	R	H	RBI	BB	SO	LOB	TOP						
25 Tyler Naquin, L (1.9) OBP: 0.286, SLG: 0.261										3	1	1	2	1	1	1	Milwaukee Brewers @ San Diego Padres Peoria Stadium, Peoria, AZ Sat Mar 18 2023, 4:11 PM - 7:04 PM EDT Att: 9,828 - Cloudy - 73 F						
94 Cam Devanney, R (6.5) OBP: 0.286, SLG: 0.800										1	0	0	0	0	1	1							
27 Willy Adams, R (1.6) OBP: 0.182, SLG: 0.318										4	0	0	0	0	2	3	livebaseballscores.com						
82 Isaac Collins, S (6.4)										1	0	0	0	0	1	1							
33 Jesse Winker, L (1.10) OBP: 0.307, SLG: 0.357										4	0	3	1	0	0	1	livebaseballscores.com						
91 Hendry Mendez, L (9, PH) OBP: 0.400, SLG: 0.375										1	0	0	0	0	1	0							
45 Luke Voit, R (1.3) OBP: 0.364, SLG: 0.594										4	0	1	1	0	1	3	livebaseballscores.com						
92 Eduarqui Fernandez, R (6, R) OBP: 1.000, SLG: 1.000										1	0	1	0	0	0	0							
24 William Contreras, R (1.2) OBP: 0.343, SLG: 0.233										1	1	0	0	2	1	1	livebaseballscores.com						
75 Brian Navarrete, R (7, PH) OBP: 0.214, SLG: 0.357										2	0	1	0	0	0	0							
10 Mike Brosseau, R (1.5) OBP: 0.577, SLG: 1.143										2	2	1	0	1	1	3	livebaseballscores.com						
67 Blake Perkins, S (6.8)										2	0	0	0	0	2	2							
6 Owen Miller, R (1.8) OBP: 0.394, SLG: 0.464										2	0	0	0	1	0	3	livebaseballscores.com						
28 Jon Singleton, L (6.3) OBP: 0.393, SLG: 0.375										2	0	0	0	0	1	2							
2 Brice Turang, L (1.4) OBP: 0.394, SLG: 0.467										3	1	1	1	0	2	1	livebaseballscores.com						
29 Skye Bolt, S (6.7) OBP: 0.305, SLG: 0.391										1	0	0	0	0	1	0							
88 Joey Wiemer, R (1.7) OBP: 0.303, SLG: 0.448										3	1	1	0	0	1	1	livebaseballscores.com						
78 Andruw Monasterio, R (6.6) OBP: 0.259, SLG: 0.273										0	0	0	0	1	0	0							
<b>Inning Stats</b>	R: 0 E: 0 K: 1 S: 5	H: 0 LOB: 1 BB: 1 P: 9	R: 5 E: 0 K: 1 S: 10	H: 5 LOB: 3 BB: 3 P: 22	R: 0 E: 0 K: 2 S: 7	H: 0 LOB: 1 BB: 1 P: 11	R: 0 E: 0 K: 2 S: 8	H: 1 LOB: 1 BB: 0 P: 8	R: 1 E: 0 K: 2 S: 8	H: 1 LOB: 0 BB: 0 P: 10	R: 0 E: 0 K: 1 S: 6	H: 1 LOB: 1 BB: 0 P: 6	R: 0 E: 0 K: 0 S: 3	H: 0 LOB: 0 BB: 0 P: 3	R: 0 E: 0 K: 3 S: 9	H: 0 LOB: 1 BB: 1 P: 14	R: 0 E: 0 K: 2 S: 9	H: 2 LOB: 2 BB: 0 P: 9	1B: 9 2B: 1 3B: 0 HR: 0	SF: 0 SAC: 0 DP: 0 HBP: 0	WP: 2 PB: 0 SB: 2 CS: 0	PA: 43	
<b>PITCHER</b>	IP WLS BF H R ER SO BB IBB HBP BLK WP HR S P ERA WHIP	3.2 20 5 5 5 5 4 0 0 0 0 0 26 42 12.27 2.455	0.1 3 1 0 0 1 1 0 0 0 0 0 4 8 0.00 6.000	3.2 20 5 5 5 5 4 0 0 0 0 0 26 42 12.27 2.455	1.0 W 4 1 1 1 2 0 0 0 0 1 0 8 10 9.00 1.000	1.0 H 4 1 0 0 1 0 0 0 0 0 0 6 6 0.00 1.000	1.0 H 3 0 0 0 0 0 0 0 0 0 0 4 8 0.00 6.000	1.0 H 4 0 0 0 3 1 0 0 0 0 1 0 9 14 0.00 1.000	1.0 5 2 0 0 2 0 0 0 0 0 0 9 9 0.00 2.000														

Batter	1	2	3	4	5	6	7	8	9	AB	R	H	RBI	BB	SO	LOB	BOTTOM					
Fernando Tatis Jr., R (1.9) OBP: 0.324, SLG: 0.357										3	1	2	1	0	0	0	livebaseballscores.com					
27 David Dahl, L (6.9) OBP: 0.319, SLG: 0.465										2	1	2	2	0	0	0						
22 Juan Soto, L (1.7) OBP: 0.600, SLG: 1.000										3	0	0	0	0	2	2	livebaseballscores.com					
38 Tim Lopes, R (6.7) OBP: 0.462, SLG: 0.618										1	0	0	1	0	0	1						
13 Manny Machado, R (1.5) OBP: 0.325, SLG: 0.591										3	1	2	2	0	0	0	livebaseballscores.com					
16 Brandon Dixon, R (6, PR) OBP: 0.311, SLG: 0.200										1	1	0	0	1	1	0						
2 Xander Bogaerts, R (1.6) OBP: 0.235, SLG: 0.188										3	1	1	0	0	1	1	livebaseballscores.com					
77 Jackson Merrill, L (6.6) OBP: 0.276, SLG: 0.273										2	0	0	0	0	2	1						
9 Jake Cronenworth, L (1.3) OBP: 0.487, SLG: 0.735										3	1	1	2	0	0	1	livebaseballscores.com					
29 Pedro Severino, R (6.2) OBP: 0.256, SLG: 0.350										1	0	0	0	0	0	1						
32 Nelson Cruz, R (1.10) OBP: 0.292, SLG: 0.409										3	0	0	0	0	2	2	livebaseballscores.com					
90 Rangel Ravelo, R (7, PH) OBP: 0.500, SLG: 0.591										0	0	0	0	1	0	0						
1 Trent Grisham, L (1.8) OBP: 0.325, SLG: 0.471										3	0	1	1	0	0	0	livebaseballscores.com					
28 José Azocar, R (7.8) OBP: 0.342, SLG: 0.606										1	0	0	0	0	1	2						
7 Ha-Seong Kim, R (1.4) OBP: 0.467, SLG: 0.571										3	1	0	0	0	0	1	livebaseballscores.com					
17 Matthew Batten, R (7.4) OBP: 0.500, SLG: 0.571										0	1	0	0	1	0	0						
12 Luis Campusano, R (1.2) OBP: 0.300, SLG: 0.611										2	2	2	1	0	0	0	livebaseballscores.com					
37 Alfonso Rivas III, L (6.3) OBP: 0.256, SLG: 0.400										1	1	0	0	0	1	1						
88 Taylor Kohlwiy, L (9.3) OBP: 0.452, SLG: 0.429										0	0	0	0	0	0	0	livebaseballscores.com					
<b>Inning Stats</b>	R: 0 E: 0 K: 1 S: 5	H: 0 LOB: 0 BB: 0 P: 5	R: 0 E: 0 K: 1 S: 5	H: 0 LOB: 0 BB: 0 P: 5	R: 1 E: 0 K: 1 S: 8	H: 2 LOB: 1 BB: 0 P: 9	R: 2 E: 0 K: 1 S: 8	H: 3 LOB: 1 BB: 0 P: 8	R: 4 E: 0 K: 1 S: 10	H: 4 LOB: 1 BB: 0 P: 11	R: 1 E: 2 K: 1 S: 7	H: 1 LOB: 1 BB: 0 P: 7	R: 0 E: 0 K: 2 S: 7	H: 0 LOB: 2 BB: 2 P: 15	R: 3 E: 0 K: 2 S: 8	H: 1 LOB: 0 BB: 1 P: 14	R: 0 E: 0 K: 2 S: 8	H: 0 LOB: 0 BB: 0 P: 9	1B: 4 2B: 4 3B: 0 HR: 3	SF: 1 SAC: 0 DP: 0 HBP: 1	WP: 1 PB: 0 SB: 1 CS: 0	PA: 41
<b>PITCHER</b>	IP WLS BF H R ER SO BB IBB HBP BLK WP HR S P ERA WHIP	4.0 19 5 2 2 2 1 0 0 0 0 0 1 8 9 18.00 2.000	1.0 L 5 2 2 2 1 0 0 0 0 0 0 7 7 0.00 1.000	1.0 5 0 0 0 2 2 0 0 0 0 0 7 15 0.00 2.000	0.1 4 1 3 3 0 1 0 0 1 1 0 2 7 81.0																	











Batter	1	2	3	4	5	6	7	8	9	AB	R	H	RBI	BB	SO	LOB	TOP								
5 Adam Engel, R (1, 8) OBP: 0.428, SLG: 0.222 41 Luis Liberato, L (6, 8) OBP: 0.243, SLG: 0.343										3	0	0	0	0	2	0									
38 Tim Lopes, R (1, 6) OBP: 0.444, SLG: 0.564 91 Evan Mendoza, R (7, 6) OBP: 0.500, SLG: 0.778										3	0	0	0	0	2	0									
8 Rouned Odor, L (1, 4) OBP: 0.367, SLG: 0.460 54 Nerwilan Cedeño, S (7, 4) OBP: 0.313, SLG: 0.375										3	0	0	0	0	1	0									
32 Nelson Cruz, R (1, 10) OBP: 0.258, SLG: 0.345										3	0	0	0	0	0	0									
27 David Dahl, L (1, 7) OBP: 0.308, SLG: 0.451 84 Jakob Marsee, L (8, PR) OBP: 0.250, SLG: 0.143										3	0	1	0	0	1	0									
28 José Azocar, R (1, 9) OBP: 0.298, SLG: 0.500 94 Korry Howell, R (8, 7) OBP: 0.500, SLG: 0.667										3	0	1	0	0	1	1									
24 Brett Sullivan, L (1, 2) OBP: 0.333, SLG: 0.429										3	0	1	1	0	1	1									
17 Matthew Batten, R (1, 5) OBP: 0.389, SLG: 0.357										3	0	0	0	0	1	2									
88 Taylor Kohlwey, L (1, 3) OBP: 0.395, SLG: 0.400										3	0	0	0	0	3	0									
<b>Inning Stats</b>	R: 0 E: 0 K: 3 S: 9	H: 0 LOB: 0 BB: 0 P: 9	R: 0 E: 0 K: 2 S: 8	H: 1 LOB: 1 BB: 0 P: 8	R: 0 E: 0 K: 2 S: 7	H: 0 LOB: 0 BB: 0 P: 7	R: 0 E: 0 K: 1 S: 5	H: 0 LOB: 0 BB: 0 P: 5	R: 0 E: 0 K: 0 S: 3	H: 0 LOB: 0 BB: 0 P: 3	R: 0 E: 0 K: 2 S: 7	H: 0 LOB: 0 BB: 0 P: 7	R: 0 E: 0 K: 0 S: 3	H: 0 LOB: 0 BB: 0 P: 3	R: 1 E: 0 K: 1 S: 6	H: 2 LOB: 1 BB: 0 P: 6	R: 0 E: 0 K: 3 S: 9	H: 0 LOB: 0 BB: 0 P: 9	1B: 2 2B: 1 3B: 0 HR: 0	SF: 0 SAC: 0 DP: 1 HBP: 0	WP: 0 PB: 0 SB: 0 CS: 0	PA: 29			
<b>PITCHER</b>	IP	WLS	BF	H	R	ER	SO	BB	IBB	HBP	BLK	WP	HR	S	P	ERA	WHIP								
51 Graham Ashcraft, R (1, 1) ERA: 2.6	6.0	W	19	1	0	0	10	0	0	0	0	0	0	39	39	0.00	0.167								
41 Hunter Strickland, R (7, 1) ERA: 6.75	1.0		3	0	0	0	0	0	0	0	0	0	0	3	3	0.00	0.000								
52 Reiver Sanmartin, L (8, 1) ERA: 3.0	1.0		4	2	1	1	1	0	0	0	1	0	0	6	6	9.00	2.000								
46 Buck Farmer, R (9, 1) ERA: 7.88	1.0	S	3	0	0	0	3	0	0	0	0	0	0	9	9	0.00	0.000								

San Diego Padres @ Cincinnati Reds  
Goodyear Ballpark, Goodyear, AZ  
Wed Mar 22 2023, 9:06 PM - 10:57 PM EDT  
Att. 4,025 - Partly Cloudy - 64 F

AB 29  
R 1  
H 3  
RBI 1  
BB 0  
SO 14  
LOB 4



Batter	1	2	3	4	5	6	7	8	9	AB	R	H	RBI	BB	SO	LOB	BOTTOM								
6 Jonathan India, R (1, 4) OBP: 0.415, SLG: 0.452										4	0	1	0	0	0	1									
19 Joey Votto, L (1, 3) OBP: 0.283, SLG: 0.235 32 Jason Vosler, L (8, 3) OBP: 0.294, SLG: 0.517										4	1	1	0	0	0	1									
4 Wil Myers, R (1, 9) OBP: 0.302, SLG: 0.390										4	0	1	0	0	3	1									
37 Tyler Stephenson, R (1, 10) OBP: 0.288, SLG: 0.327 9 Chad Pinder, R (8, PH) OBP: 0.187, SLG: 0.154										3	0	1	1	0	1	1									
TJ Friedl, L (1, 8) OBP: 0.350, SLG: 0.459 15 Nick Senzel, R (7, 8)										3	1	2	0	0	1	1									
28 Kevin Newman, R (1, 6) OBP: 0.325, SLG: 0.324 46 Buck Farmer, L (9, 1)										3	0	1	0	1	0	1									
7 Spencer Steer, R (1, 5) OBP: 0.400, SLG: 0.513										3	1	0	0	1	2	4									
12 Curt Casali, R (1, 2) OBP: 0.393, SLG: 0.542 22 Luke Maile, R (7, 2) OBP: 0.310, SLG: 0.360										2	0	1	1	0	0	1									
30 Will Benson, L (1, 7) OBP: 0.341, SLG: 0.439										3	1	1	0	0	1	3									
<b>Inning Stats</b>	R: 1 E: 0 K: 2 S: 9	H: 2 LOB: 1 BB: 0 P: 9	R: 1 E: 0 K: 0 S: 4	H: 1 LOB: 1 BB: 1 P: 9	R: 0 E: 0 K: 2 S: 6	H: 0 LOB: 0 BB: 0 P: 6	R: 0 E: 0 K: 1 S: 6	H: 2 LOB: 1 BB: 0 P: 7	R: 1 E: 0 K: 0 S: 5	H: 3 LOB: 1 BB: 0 P: 5	R: 1 E: 0 K: 2 S: 8	H: 1 LOB: 1 BB: 1 P: 12	R: 0 E: 0 K: 1 S: 5	H: 0 LOB: 0 BB: 0 P: 5	R: 0 E: 1 K: 1 S: 6	H: 0 LOB: 1 BB: 0 P: 6	R: 0 E: 0 K: 1 S: 6	H: 0 LOB: 0 BB: 0 P: 6	1B: 5 2B: 4 3B: 0 HR: 0	SF: 1 SAC: 0 DP: 1 HBP: 0	WP: 0 PB: 0 SB: 4 CS: 1	PA: 34			
<b>PITCHER</b>	IP	WLS	BF	H	R	ER	SO	BB	IBB	HBP	BLK	WP	HR	S	P	ERA	WHIP								
67 Seth Lugo, R (1, 1) ERA: 2.6	5.0	L	22	8	3	3	5	1	0	0	0	0	0	8	12	9.00	2.000								
71 Josh Hader, L (6, 1) ERA: 1.5	1.0		5	1	1	1	2	1	0	0	0	0	0	8	12	9.00	2.000								
73 Drew Carlton, R (7, 1) ERA: 2.35	2.0		7	0	0	0	2	0	0	0	0	0	0	11	11	0.00	0.000								

San Diego Padres @ Cincinnati Reds  
Goodyear Ballpark, Goodyear, AZ  
Wed Mar 22 2023, 9:06 PM - 10:57 PM EDT  
Att. 4,025 - Partly Cloudy - 64 F

AB 31  
R 4  
H 9  
RBI 2  
BB 2  
SO 9  
LOB 14













Batter	1	2	3	4	5	6	7	8	9	AB	R	H	RBI	BB	SO	LOB	TOP				
7 Ha-Seong Kim, R OBP: 0.320, SLG: 0.375 80 Chase Valentine, R (7, 6)										4	0	0	0	0	2	0					
9 Jake Cronenworth, L OBP: 0.479, SLG: 0.721 98 Nathan Martorella, L (7, PH) (7, 3)										3	1	1	1	0	0	0					
Fernando Tatis Jr., R OBP: 0.359, SLG: 0.514 94 Jorge Oña, R (5, 9)										3	2	2	1	0	0	0					
14 Matt Carpenter, L OBP: 0.364, SLG: 0.316 89 Justin Farmer, R (8, PH) (8, 10)										3	0	2	1	0	0	0					
12 Luis Campusano, R OBP: 0.355, SLG: 0.654 24 Brett Sullivan, L (7, 2)										2	0	0	0	0	1	3					
8 Rougned Odor, L OBP: 0.405, SLG: 0.484 88 Taylor Kohlwey, L (6, PR) (6, 7)										2	0	0	0	1	1	2					
38 Tim Lopes, R OBP: 0.404, SLG: 0.500 86 Wyatt Hoffman, R (6, PR) (6, 4)										3	0	1	0	0	0	3					
28 José Azocar, R OBP: 0.302, SLG: 0.479 84 Daniel Johnson, L (6, 8)										3	0	1	0	0	1	2					
17 Matthew Batten, R OBP: 0.304, SLG: 0.263 16 Brandon Dixon, R OBP: 0.352, SLG: 0.256 (1, 5) (6, 5)										3	0	0	0	0	0	3					
<b>Inning Stats</b>	R: 1 E: 0 K: 2 S: 10	H: 3 LOB: 3 BB: 1 P: 16	R: 0 E: 0 K: 1 S: 5	H: 0 LOB: 0 BB: 0 P: 5	R: 1 E: 1 K: 1 S: 7	H: 1 LOB: 1 BB: 0 P: 7	R: 0 E: 0 K: 0 S: 3	H: 1 LOB: 0 BB: 0 P: 5	R: 1 E: 0 K: 1 S: 6	H: 1 LOB: 0 BB: 0 P: 7	R: 0 E: 0 K: 1 S: 5	H: 0 LOB: 0 BB: 0 P: 5	R: 0 E: 0 K: 2 S: 8	H: 1 LOB: 2 BB: 0 P: 12	R: 0 E: 0 K: 0 S: 3	H: 1 LOB: 0 BB: 0 P: 3	1B: 8 2B: 0 3B: 0 HR: 1	SF: 0 SAC: 0 DP: 1 HBP: 1	WP: 1 PB: 0 SB: 0 CS: 1	PA: 39	
<b>PITCHER</b>	IP WLS BF H R ER SO BB IBB HBP BLK WP HR S P ERA WHIP	IP WLS BF H R ER SO BB IBB HBP BLK WP HR S P ERA WHIP	IP WLS BF H R ER SO BB IBB HBP BLK WP HR S P ERA WHIP	IP WLS BF H R ER SO BB IBB HBP BLK WP HR S P ERA WHIP	IP WLS BF H R ER SO BB IBB HBP BLK WP HR S P ERA WHIP	IP WLS BF H R ER SO BB IBB HBP BLK WP HR S P ERA WHIP	IP WLS BF H R ER SO BB IBB HBP BLK WP HR S P ERA WHIP	IP WLS BF H R ER SO BB IBB HBP BLK WP HR S P ERA WHIP	IP WLS BF H R ER SO BB IBB HBP BLK WP HR S P ERA WHIP	IP WLS BF H R ER SO BB IBB HBP BLK WP HR S P ERA WHIP	IP WLS BF H R ER SO BB IBB HBP BLK WP HR S P ERA WHIP	IP WLS BF H R ER SO BB IBB HBP BLK WP HR S P ERA WHIP	IP WLS BF H R ER SO BB IBB HBP BLK WP HR S P ERA WHIP	IP WLS BF H R ER SO BB IBB HBP BLK WP HR S P ERA WHIP	IP WLS BF H R ER SO BB IBB HBP BLK WP HR S P ERA WHIP	IP WLS BF H R ER SO BB IBB HBP BLK WP HR S P ERA WHIP	IP WLS BF H R ER SO BB IBB HBP BLK WP HR S P ERA WHIP	IP WLS BF H R ER SO BB IBB HBP BLK WP HR S P ERA WHIP	IP WLS BF H R ER SO BB IBB HBP BLK WP HR S P ERA WHIP	IP WLS BF H R ER SO BB IBB HBP BLK WP HR S P ERA WHIP	IP WLS BF H R ER SO BB IBB HBP BLK WP HR S P ERA WHIP

**San Diego Padres @ Los Angeles Angels**  
 Tempe Diablo Stadium, Tempe, AZ  
 Fri Mar 24 2023, 4:09 PM - 6:23 PM EDT  
 Att: 9,620 - Sunny - 66 F

AB	35
R	3
H	9
RBI	2
BB	2
SO	8
LOB	19

Batter	1	2	3	4	5	6	7	8	9	AB	R	H	RBI	BB	SO	LOB	BOTTOM					
3 Taylor Ward, R OBP: 0.405, SLG: 0.590 61 David Calabrese, L OBP: 0.667, SLG: 1.000 (1, 7) (4, 7)										2	0	1	0	0	0	0						
2 Luis Rengifo, S OBP: 0.387, SLG: 0.793 8 Brett Phillips, L OBP: 0.233, SLG: 0.333 (1, 8) (7, 8)										3	0	1	0	0	1	1						
23 Brandon Drury, R OBP: 0.333, SLG: 0.590 75 Trey Cabbage, L OBP: 0.353, SLG: 0.448 (1, 3) (7, 3)										3	0	0	0	0	1	2						
6 Anthony Rendon, R OBP: 0.514, SLG: 0.774 40 Osmy Gregorio, R OBP: 0.200, SLG: 0.490 (1, 5) (3, 5)										1	0	0	0	0	0	1						
12 Hunter Renfroe, R OBP: 0.381, SLG: 0.595 93 Jordyn Adams, R OBP: 0.487, SLG: 0.516 (1, 9) (5, 9)										2	0	1	0	0	1	0						
10 Gio Urshela, R OBP: 0.424, SLG: 0.484 40 Adrian Placencia, S OBP: 0.143, SLG: 0.143 (1, 6) (4, PR) (5, 4) (9, 6)										1	0	0	0	1	0	1						
25 Taylor Jones, R OBP: 0.326, SLG: 0.237 18 Jake Lamb, L OBP: 0.415, SLG: 0.611 (1, 10) (7, PH) (8, 10)										2	0	0	0	0	2							
35 Chad Wallach, R OBP: 0.217, SLG: 0.143 41 Gustavo Campero, S (1, 2) (8, 2)										2	0	0	0	0	0	1						
42 David Fletcher, R OBP: 0.261, SLG: 0.273 70 Jose Gomez, R OBP: 0.167, SLG: 0.333 (1, 4) (5, 6) (9, 4)										3	0	0	0	0	1	0						
<b>Inning Stats</b>	R: 0 E: 0 K: 2 S: 8	H: 1 LOB: 1 BB: 0 P: 8	R: 0 E: 0 K: 0 S: 4	H: 1 LOB: 1 BB: 0 P: 5	R: 0 E: 0 K: 0 S: 4	H: 1 LOB: 1 BB: 0 P: 4	R: 0 E: 0 K: 2 S: 7	H: 0 LOB: 1 BB: 1 P: 11	R: 0 E: 0 K: 1 S: 5	H: 0 LOB: 0 BB: 0 P: 5	R: 0 E: 0 K: 1 S: 5	H: 0 LOB: 0 BB: 0 P: 5	R: 0 E: 0 K: 2 S: 7	H: 0 LOB: 0 BB: 0 P: 7	R: 0 E: 0 K: 0 S: 4	H: 1 LOB: 1 BB: 0 P: 4	R: 0 E: 0 K: 1 S: 6	H: 1 LOB: 1 BB: 0 P: 6	1B: 4 2B: 1 3B: 0 HR: 0	SF: 0 SAC: 0 DP: 0 HBP: 0	WP: 1 PB: 0 SB: 0 CS: 0	PA: 33
<b>PITCHER</b>	IP WLS BF H R ER SO BB IBB HBP BLK WP HR S P ERA WHIP	IP WLS BF H R ER SO BB IBB HBP BLK WP HR S P ERA WHIP	IP WLS BF H R ER SO BB IBB HBP BLK WP HR S P ERA WHIP	IP WLS BF H R ER SO BB IBB HBP BLK WP HR S P ERA WHIP	IP WLS BF H R ER SO BB IBB HBP BLK WP HR S P ERA WHIP	IP WLS BF H R ER SO BB IBB HBP BLK WP HR S P ERA WHIP	IP WLS BF H R ER SO BB IBB HBP BLK WP HR S P ERA WHIP	IP WLS BF H R ER SO BB IBB HBP BLK WP HR S P ERA WHIP	IP WLS BF H R ER SO BB IBB HBP BLK WP HR S P ERA WHIP	IP WLS BF H R ER SO BB IBB HBP BLK WP HR S P ERA WHIP	IP WLS BF H R ER SO BB IBB HBP BLK WP HR S P ERA WHIP	IP WLS BF H R ER SO BB IBB HBP BLK WP HR S P ERA WHIP	IP WLS BF H R ER SO BB IBB HBP BLK WP HR S P ERA WHIP	IP WLS BF H R ER SO BB IBB HBP BLK WP HR S P ERA WHIP	IP WLS BF H R ER SO BB IBB HBP BLK WP HR S P ERA WHIP	IP WLS BF H R ER SO BB IBB HBP BLK WP HR S P ERA WHIP	IP WLS BF H R ER SO BB IBB HBP BLK WP HR S P ERA WHIP	IP WLS BF H R ER SO BB IBB HBP BLK WP HR S P ERA WHIP	IP WLS BF H R ER SO BB IBB HBP BLK WP HR S P ERA WHIP	IP WLS BF H R ER SO BB IBB HBP BLK WP HR S P ERA WHIP	IP WLS BF H R ER SO BB IBB HBP BLK WP HR S P ERA WHIP	IP WLS BF H R ER SO BB IBB HBP BLK WP HR S P ERA WHIP

**San Diego Padres @ Los Angeles Angels**  
 Tempe Diablo Stadium, Tempe, AZ  
 Fri Mar 24 2023, 4:09 PM - 6:23 PM EDT  
 Att: 9,620 - Sunny - 66 F

AB	32
R	0
H	5
RBI	0
BB	1
SO	9
LOB	10







Batter	1	2	3	4	5	6	7	8	9	AB	R	H	RBI	BB	SO	LOB	TOP										
44 Julio Rodríguez, R (1, 8) 80 Delino DeShields, R (5, 8)										3	1	2	0	0	0	0	0	<b>Seattle Mariners @ San Diego Padres</b> Peoria Stadium, Peoria, AZ Sun Mar 26 2023, 4:11 PM - 6:45 PM EDT Att: 11,909 - Sunny - 66 F									
16 Kolten Wong, L (1, 4) 81 Leo Rivas, S (5, 4)										3	0	1	0	0	0	1											
23 Ty France, R (1, 3) 21 Cooper Hummel, S (5, 3)										2	0	1	0	1	0	1											
35 Teoscar Hernández, R (1, 9) 46 Alberto Rodríguez, L (5, 9)										2	0	1	2	0	0	1											
29 Cal Raleigh, S (1, 2) 64 Brian O'Keefe, R (7, 2)										2	0	1	1	0	0	0											
28 Eugenio Suárez, R (1, 10) 89 Gabriel González, R (5, 10)										2	0	1	1	1	0	2											
10 Jarrod Kelenic, L (1, 7) 86 Walking Cabrera, R (5, 7)										3	0	0	0	0	1	2											
4 Tommy La Stella, L (1, 5) 85 Ben Ramírez, L (6, 5)										3	0	2	0	0	0	0											
71 Mason McCoy, R (1, 6) 80 Axel Sánchez, R (6, 6)										3	0	0	0	0	1	3											
<b>Inning Stats</b>	R: 1 E: 0 K: 0 S: 6	H: 3 LOB: 2 BB: 0 P: 6	R: 0 E: 0 K: 0 S: 3	H: 0 LOB: 0 BB: 0 P: 3	R: 0 E: 0 K: 0 S: 4	H: 1 LOB: 1 BB: 0 P: 4	R: 0 E: 0 K: 0 S: 4	H: 1 LOB: 2 BB: 1 P: 8	R: 3 E: 0 K: 1 S: 8	H: 3 LOB: 1 BB: 1 P: 12	R: 0 E: 0 K: 1 S: 5	H: 1 LOB: 2 BB: 1 P: 9	R: 1 E: 0 K: 0 S: 6	H: 1 LOB: 1 BB: 1 P: 11	R: 0 E: 0 K: 3 S: 9	H: 0 LOB: 0 BB: 0 P: 9	R: 0 E: 0 K: 1 S: 4		H: 0 LOB: 1 BB: 1 P: 9	1B: 9 2B: 1 3B: 0 HR: 0	SF: 2 SAC: 0 DP: 1 HBP: 1	WP: 0 PB: 0 SB: 2 CS: 0	PA: 41				
<b>PITCHER</b>	IP	WLS	BF	H	R	ER	SO	BB	IBB	HBP	BLK	WP	HR	S	P	ERA	WHIP										
52 Michael Wacha, R (1, 1) 36 Steven Wilson, R (6, 1) 80 Jose Quezada, R (7, 1) 25 Tim Hill, L (8, 1) 94 Jake Sanchez, R (9, 1)	5.0		25	8	4	4	1	2	0	0	0	0	0	25	33	7.20	2.000										

Batter	1	2	3	4	5	6	7	8	9	AB	R	H	RBI	BB	SO	LOB	BOTTOM										
Fernando Tatis Jr., R (1, 9) 8 Rougned Odor, L (6, 9)										3	0	0	0	0	1	1	<b>Seattle Mariners @ San Diego Padres</b> Peoria Stadium, Peoria, AZ Sun Mar 26 2023, 4:11 PM - 6:45 PM EDT Att: 11,909 - Sunny - 66 F										
9 Jake Cronenworth, L (1, 4) 91 Evan Mendoza, R (5, 4)										3	0	0	0	0	1	1											
13 Manny Machado, R (1, 5) 16 Brandon Dixon, R (6, 5)										3	0	0	0	0	1	2											
2 Xander Bogaerts, R (1, 6) 27 David Dahl, L (7, 8)										3	0	0	0	0	0	0											
14 Matt Carpenter, L (1, 3) 88 Taylor Kohlwey, L (6, 3)										2	0	0	0	1	1	0											
32 Nelson Cruz, R (1, 10) 30 Preston Tucker, L (6, 10)										3	0	1	0	0	0	0											
12 Luis Campusano, R (1, 2) 38 Tim Lopes, R (7, 7)										3	2	2	0	0	0	2											
1 Trent Grisham, L (1, 8) 24 Brett Sullivan, L (7, 2)										3	2	3	5	0	0	0											
2B José Azocar, R (1, 7) 7 Ha-Seong Kim, R (7, 6)										2	0	1	0	0	0	0											
<b>Inning Stats</b>	R: 0 E: 0 K: 2 S: 7	H: 0 LOB: 0 BB: 0 P: 7	R: 0 E: 0 K: 0 S: 3	H: 0 LOB: 0 BB: 0 P: 3	R: 2 E: 0 K: 0 S: 7	H: 2 LOB: 0 BB: 0 P: 9	R: 0 E: 0 K: 1 S: 5	H: 0 LOB: 0 BB: 0 P: 5	R: 2 E: 1 K: 1 S: 10	H: 3 LOB: 2 BB: 0 P: 13	R: 1 E: 0 K: 0 S: 4	H: 2 LOB: 1 BB: 1 P: 8	R: 0 E: 0 K: 1 S: 6	H: 1 LOB: 1 BB: 0 P: 6	R: 0 E: 0 K: 1 S: 5	H: 0 LOB: 0 BB: 0 P: 5		1B: 7 2B: 0 3B: 0 HR: 2	SF: 0 SAC: 0 DP: 0 HBP: 0	WP: 0 PB: 0 SB: 0 CS: 0	PA: 37						
<b>PITCHER</b>	IP	WLS	BF	H	R	ER	SO	BB	IBB	HBP	BLK	WP	HR	S	P	ERA	WHIP										
36 Logan Gilbert, R (1, 1) Andrés Muñoz, R (5, 1) 47 Matt Brash, R (6, 1) 56 Penn Murfee, R (7, 1) 48 Justin Topa, R (8, 1)	1.0	B	7	3	2	2	1	0	0	0	0	0	1	10	13	18.00	3.000										
84 Jimmy Kingsbury, R (9, 1)	1.0		3	0	0	0	1	0	0	0	0	0	0	5	5	0.00	0.000										







Batter	1	2	3	4	5	6	7	8	9	AB	R	H	RBI	BB	SO	LOB	TOP								
2 Yonathan Daza, R OBP: 0.200, SLG: 0.200										5	1	1	0	0	4	3	<b>Colorado Rockies @ San Diego Padres</b> Petco Park, San Diego, CA Thu Mar 30 2023, 6:42 PM - 9:39 PM PDT Att: 45,103 - Partly Cloudy - 56 F								
23 Kris Bryant, R OBP: 0.600, SLG: 0.800										5	1	3	1	0	0	1									
19 Charlie Blackmon, L OBP: 0.600, SLG: 0.800										5	1	3	0	0	1	3									
25 C.J. Cron, R OBP: 0.200, SLG: 2.200										5	2	4	5	0	1	2									
44 Elehuris Montero, R OBP: 0.400, SLG: 1.000 13 Alan Trejo, R										5	1	2	1	0	3	4									
24 Ryan McMahon, L OBP: 0.200, SLG: 0.400										5	0	1	0	0	2	5									
35 Elias Diaz, R OBP: 0.400, SLG: 0.250										4	0	1	0	1	2	2									
30 Harold Castro, L OBP: 0.200, SLG: 0.200										5	1	1	0	0	2	3									
14 Ezequiel Tovar, R OBP: 0.200, SLG: 0.200										5	0	1	0	0	2	4									
<b>Inning Stats</b>	R: 1 H: 3 E: 0 K: 2 S: 15	H: 3 LOB: 2 BB: 0 P: 24	R: 0 H: 0 E: 0 K: 2 S: 11	H: 0 LOB: 1 BB: 1 P: 21	R: 0 H: 1 E: 1 K: 3 S: 14	H: 2 LOB: 0 BB: 0 P: 25	R: 0 H: 0 E: 0 K: 2 S: 9	H: 0 LOB: 0 BB: 0 P: 12	R: 3 H: 3 E: 0 K: 1 S: 14	H: 3 LOB: 0 BB: 0 P: 22	R: 1 H: 3 E: 0 K: 1 S: 15	H: 3 LOB: 2 BB: 0 P: 21	R: 2 H: 3 E: 0 K: 2 S: 16	H: 3 LOB: 1 BB: 0 P: 22	R: 0 H: 2 E: 0 K: 2 S: 14	H: 2 LOB: 2 BB: 0 P: 20		R: 0 H: 2 E: 0 K: 2 S: 15	H: 2 LOB: 2 BB: 0 P: 20	1B: 10 2B: 4 3B: 0 HR: 3	SF: 0 SAC: 0 DP: 0 HBP: 0	WP: 2 PB: 0 SB: 1 CS: 0	PA: 45		
<b>PITCHER</b>	IP WLS BF H R ER SO BB IBB HBP BLK WP HR S P ERA WHIP	IP WLS BF H R ER SO BB IBB HBP BLK WP HR S P ERA WHIP	IP WLS BF H R ER SO BB IBB HBP BLK WP HR S P ERA WHIP	IP WLS BF H R ER SO BB IBB HBP BLK WP HR S P ERA WHIP	IP WLS BF H R ER SO BB IBB HBP BLK WP HR S P ERA WHIP	IP WLS BF H R ER SO BB IBB HBP BLK WP HR S P ERA WHIP	IP WLS BF H R ER SO BB IBB HBP BLK WP HR S P ERA WHIP	IP WLS BF H R ER SO BB IBB HBP BLK WP HR S P ERA WHIP	IP WLS BF H R ER SO BB IBB HBP BLK WP HR S P ERA WHIP	IP WLS BF H R ER SO BB IBB HBP BLK WP HR S P ERA WHIP	IP WLS BF H R ER SO BB IBB HBP BLK WP HR S P ERA WHIP	IP WLS BF H R ER SO BB IBB HBP BLK WP HR S P ERA WHIP	IP WLS BF H R ER SO BB IBB HBP BLK WP HR S P ERA WHIP	IP WLS BF H R ER SO BB IBB HBP BLK WP HR S P ERA WHIP	IP WLS BF H R ER SO BB IBB HBP BLK WP HR S P ERA WHIP	IP WLS BF H R ER SO BB IBB HBP BLK WP HR S P ERA WHIP	IP WLS BF H R ER SO BB IBB HBP BLK WP HR S P ERA WHIP	IP WLS BF H R ER SO BB IBB HBP BLK WP HR S P ERA WHIP	IP WLS BF H R ER SO BB IBB HBP BLK WP HR S P ERA WHIP	IP WLS BF H R ER SO BB IBB HBP BLK WP HR S P ERA WHIP	IP WLS BF H R ER SO BB IBB HBP BLK WP HR S P ERA WHIP	IP WLS BF H R ER SO BB IBB HBP BLK WP HR S P ERA WHIP	IP WLS BF H R ER SO BB IBB HBP BLK WP HR S P ERA WHIP	IP WLS BF H R ER SO BB IBB HBP BLK WP HR S P ERA WHIP	IP WLS BF H R ER SO BB IBB HBP BLK WP HR S P ERA WHIP
4 Blake Snell, L ERA: 6.23	4.1	21	6	3	3	9	1	0	0	0	0	1	1	22	32	6.23	1.615								
74 Nabil Crismatt, R ERA: 10.8	1.2	9	4	2	2	2	0	0	0	0	1	1	22	32	10.80	2.400									
76 Domingo Tapia, R ERA: 9.0	2.0	10	5	2	2	4	0	0	0	0	0	2	30	42	9.00	2.500									
36 Steven Wilson, R ERA:	1.0	5	2	0	0	2	0	0	0	0	0	0	15	20	0.00	2.000									

AB	44
R	7
H	17
RBI	7
BB	1
SO	17
LOB	27



Batter	1	2	3	4	5	6	7	8	9	AB	R	H	RBI	BB	SO	LOB	BOTTOM								
1 Trent Grisham, L OBP: 0.250, SLG: 0.500										4	1	1	0	0	1	2	<b>Colorado Rockies @ San Diego Padres</b> Petco Park, San Diego, CA Thu Mar 30 2023, 6:42 PM - 9:39 PM PDT Att: 45,103 - Partly Cloudy - 56 F								
22 Juan Soto, L										4	0	0	0	0	1	3									
13 Manny Machado, R OBP: 0.250, SLG: 0.333										3	0	1	1	0	2	0									
2 Xander Bogaerts, R OBP: 0.750, SLG: 1.250										4	1	3	0	0	1	0									
9 Jake Cronenworth, L										3	0	0	0	0	2	3									
14 Matt Carpenter, L										3	0	0	1	0	0	3									
26 Austin Nola, R OBP: 0.500, SLG: 0.333										3	0	1	0	1	1	3									
7 Ha-Seong Kim, R OBP: 0.250, SLG: 0.250										4	0	1	0	0	0	2									
27 David Dahl, L										4	0	0	0	0	2	3									
<b>Inning Stats</b>	R: 1 H: 2 E: 0 K: 1 S: 11	H: 0 LOB: 0 BB: 0 P: 17	R: 0 H: 0 E: 1 K: 1 S: 8	H: 0 LOB: 0 BB: 0 P: 12	R: 0 H: 0 E: 0 K: 2 S: 8	H: 0 LOB: 0 BB: 0 P: 12	R: 1 H: 2 E: 1 K: 0 S: 11	H: 2 LOB: 1 BB: 0 P: 17	R: 0 H: 0 E: 0 K: 0 S: 7	H: 0 LOB: 0 BB: 0 P: 9	R: 0 H: 1 E: 0 K: 1 S: 12	H: 1 LOB: 2 BB: 0 P: 20	R: 0 H: 2 E: 0 K: 2 S: 14	H: 2 LOB: 2 BB: 0 P: 20	R: 0 H: 0 E: 0 K: 3 S: 11	H: 0 LOB: 0 BB: 0 P: 14		R: 0 H: 0 E: 0 K: 0 S: 6	H: 0 LOB: 1 BB: 1 P: 12	1B: 4 2B: 3 3B: 0 HR: 0	SF: 1 SAC: 0 DP: 2 HBP: 0	WP: 0 PB: 0 SB: 0 CS: 0	PA: 36		
<b>PITCHER</b>	IP WLS BF H R ER SO BB IBB HBP BLK WP HR S P ERA WHIP	IP WLS BF H R ER SO BB IBB HBP BLK WP HR S P ERA WHIP	IP WLS BF H R ER SO BB IBB HBP BLK WP HR S P ERA WHIP	IP WLS BF H R ER SO BB IBB HBP BLK WP HR S P ERA WHIP	IP WLS BF H R ER SO BB IBB HBP BLK WP HR S P ERA WHIP	IP WLS BF H R ER SO BB IBB HBP BLK WP HR S P ERA WHIP	IP WLS BF H R ER SO BB IBB HBP BLK WP HR S P ERA WHIP	IP WLS BF H R ER SO BB IBB HBP BLK WP HR S P ERA WHIP	IP WLS BF H R ER SO BB IBB HBP BLK WP HR S P ERA WHIP	IP WLS BF H R ER SO BB IBB HBP BLK WP HR S P ERA WHIP	IP WLS BF H R ER SO BB IBB HBP BLK WP HR S P ERA WHIP	IP WLS BF H R ER SO BB IBB HBP BLK WP HR S P ERA WHIP	IP WLS BF H R ER SO BB IBB HBP BLK WP HR S P ERA WHIP	IP WLS BF H R ER SO BB IBB HBP BLK WP HR S P ERA WHIP	IP WLS BF H R ER SO BB IBB HBP BLK WP HR S P ERA WHIP	IP WLS BF H R ER SO BB IBB HBP BLK WP HR S P ERA WHIP	IP WLS BF H R ER SO BB IBB HBP BLK WP HR S P ERA WHIP	IP WLS BF H R ER SO BB IBB HBP BLK WP HR S P ERA WHIP	IP WLS BF H R ER SO BB IBB HBP BLK WP HR S P ERA WHIP	IP WLS BF H R ER SO BB IBB HBP BLK WP HR S P ERA WHIP	IP WLS BF H R ER SO BB IBB HBP BLK WP HR S P ERA WHIP	IP WLS BF H R ER SO BB IBB HBP BLK WP HR S P ERA WHIP	IP WLS BF H R ER SO BB IBB HBP BLK WP HR S P ERA WHIP	IP WLS BF H R ER SO BB IBB HBP BLK WP HR S P ERA WHIP	IP WLS BF H R ER SO BB IBB HBP BLK WP HR S P ERA WHIP
48 Germán Márquez, R ERA: 3.0	6.0	24	5	2	0	2	0	0	0	0	0	0	14	20	0.00	2.000									
32 Dinelson Lamet, R ERA:	1.0	5	2	0	0	2	0	0	0	0	0	0	11	14	0.00	0.000									
61 Justin Lawrence, R ERA:	1.0	3	0	0	0	3	0	0	0	0	0	0	6	12	0.00	1.000									
59 Jake Bird, R ERA:	1.0	4	0	0	0	0	1	0	0	0	0	0	6	12	0.00	1.000									










Batter	1	2	3	4	5	6	7	8	9	AB	R	H	RBI	BB	SO	LOB	TOP								
2 Yonathan Daza, R OBP: 0.214, SLG: 0.214	F9		G4-3		F9		K			4	0	0	0	0	1	1									
23 Kris Bryant, R OBP: 0.500, SLG: 0.500	F9-3		G6-3			19 2B	P3			3	1	1	0	1	0	0									
19 Charlie Blackmon, L OBP: 0.571, SLG: 0.917	F9-3			G4-3		25 HR		24 G6-4-3 HBP		3	1	1	1	0	0	1									
25 C.J. Cron, R OBP: 0.692, SLG: 1.636		2-2		F8				F7		4	1	2	2	0	0	1									
24 Ryan McMahon, L OBP: 0.154, SLG: 0.308		2-3		K		F9		G6-4-3		4	0	1	0	0	1	2									
44 Elehuris Montero, R OBP: 0.398, SLG: 0.938		1-2		F8		F8		K		4	0	0	0	0	2	2									
11 Mike Moustakas, L (1, 10)		4-0				35 2B 14 G4-3	P5			2	1	0	0	2	1	1									
35 Elias Diaz, R OBP: 0.231, SLG: 0.250		0-2		F9		14 G4-3	P5			4	0	1	0	0	0	3									
14 Ezequiel Tovar, R OBP: 0.167, SLG: 0.167				G6-3		G4-3		K		3	0	0	1	0	1	1									
<b>Inning Stats</b>	R: 0 E: 0 K: 0 S: 7	H: 1 LOB: 0 BB: 0 P: 9	R: 0 E: 0 K: 1 S: 14	H: 1 LOB: 1 BB: 0 P: 23	R: 0 E: 0 K: 0 S: 4	H: 0 LOB: 0 BB: 0 P: 8	R: 0 E: 0 K: 0 S: 7	H: 0 LOB: 0 BB: 0 P: 8	R: 1 E: 0 K: 0 S: 5	H: 1 LOB: 1 BB: 1 P: 11	R: 3 E: 0 K: 1 S: 16	H: 3 LOB: 1 BB: 1 P: 24	R: 0 E: 0 K: 2 S: 8	H: 0 LOB: 0 BB: 0 P: 13	R: 0 E: 0 K: 0 S: 3	H: 0 LOB: 0 BB: 0 P: 5	R: 0 E: 0 K: 2 S: 12	H: 0 LOB: 0 BB: 0 P: 16	1B: 1 2B: 5 3B: 0 HR: 1	SF: 0 SAC: 0 DP: 2 HBP: 1	WP: 0 PB: 0 SB: 0 CS: 0	PA: 35			
<b>PITCHER</b>	IP	WLS	BF	H	R	ER	SO	BB	IBB	HBP	BLK	WP	HR	S	P	ERA	WHIP								
52 Michael Wacha, R ERA: 6.0	6.0	W	26	6	4	4	2	3	0	0	0	0	1	53	83	6.00	1.500								
36 Steven Wilson, R ERA:	7.1	H	3	0	0	0	2	0	0	0	0	0	0	8	13	0.00	0.000								
25 Tim Hill, L ERA:	8.1	H	3	0	0	0	2	0	0	1	0	0	0	3	5	0.00	0.000								
71 Josh Hader, L ERA:	9.1		3	0	0	0	2	0	0	0	0	0	0	12	16	0.00	0.000								

Colorado Rockies @ San Diego Padres  
Petco Park, San Diego, CA  
Sat Apr 01 2023, 5:41 PM - 8:20 PM PDT  
Att: 42,663 - Clear - 60 F

livebaseballscorecards.com

AB 31  
R 4  
H 6  
RBI 4  
BB 3  
SO 6  
LOB 12




Batter	1	2	3	4	5	6	7	8	9	AB	R	H	RBI	BB	SO	LOB	BOTTOM								
1 Trent Grisham, L OBP: 0.250, SLG: 0.364	G3		G4-3		G4-3			K		5	0	1	0	0	1	3									
13 Manny Machado, R OBP: 0.385, SLG: 0.364	FC1-6		F7			22 FC3-6		K		4	0	2	1	1	1	3									
22 Juan Soto, L OBP: 0.231, SLG: 0.091	FC1-6			G4-3		FC3-6		2 BB		4	2	1	2	1	0	3									
2 Xander Bogaerts, R OBP: 0.538, SLG: 1.000	HR		F9			G4-3				3	1	1	2	2	0	2									
9 Jake Cronenworth, L OBP: 0.167, SLG: 0.091	BB			FC3-6				K		4	2	1	0	1	1	3									
14 Matt Carpenter, L OBP: 0.375, SLG: 0.429				BB		F9				3	0	2	2	1	0	0									
12 Luis Campusano, R OBP: 0.250, SLG: 0.333	F8				SF8			K		3	0	1	1	0	1	2									
24 Rougned Odor, L		G3	L4-3		L7			1 WP 22 BB		3	1	0	0	1	0	3									
27 David Dahl, L										1	0	0	0	0	0	0									
28 José Azocar, R OBP: 0.400, SLG: 0.500	G4-3			G4-3		G4-3		1 WP 22 BB		2	2	1	0	1	0	0									
<b>Inning Stats</b>	R: 2 E: 0 K: 0 S: 19	H: 1 LOB: 2 BB: 3 P: 36	R: 0 E: 0 K: 0 S: 10	H: 1 LOB: 0 BB: 0 P: 16	R: 2 E: 0 K: 0 S: 12	H: 3 LOB: 1 BB: 1 P: 20	R: 0 E: 0 K: 0 S: 9	H: 1 LOB: 1 BB: 0 P: 15	R: 1 E: 0 K: 0 S: 11	H: 1 LOB: 1 BB: 1 P: 17	R: 1 E: 0 K: 0 S: 9	H: 2 LOB: 1 BB: 0 P: 12	R: 0 E: 0 K: 2 S: 8	H: 0 LOB: 0 BB: 0 P: 12	R: 2 E: 0 K: 2 S: 14	H: 1 LOB: 2 BB: 3 P: 30	1B: 6 2B: 4 3B: 0 HR: 1	SF: 1 SAC: 0 DP: 1 HBP: 0	WP: 1 PB: 0 SB: 0 CS: 0	PA: 41					
<b>PITCHER</b>	IP	WLS	BF	H	R	ER	SO	BB	IBB	HBP	BLK	WP	HR	S	P	ERA	WHIP								
51 José Ureña, R ERA: 15.43	2.1	L	16	5	4	4	0	4	0	0	0	0	0	40	71	15.43	3.857								
50 Ty Blach, L ERA: 6.0	3.0		12	3	2	2	0	1	0	0	0	0	0	23	35	6.00	1.333								
59 Jake Bird, R ERA:	6.1		6	1	0	0	2	0	0	0	0	0	0	15	22	0.00	0.600								
32 Dinelson Lamet, R ERA: 9.0	8.1		7	1	2	2	2	3	0	0	0	1	0	14	30	18.00	4.000								

Colorado Rockies @ San Diego Padres  
Petco Park, San Diego, CA  
Sat Apr 01 2023, 5:41 PM - 8:20 PM PDT  
Att: 42,663 - Clear - 60 F

livebaseballscorecards.com

AB 32  
R 8  
H 10  
RBI 8  
BB 8  
SO 4  
LOB 19





Batter	1	2	3	4	5	6	7	8	9	AB	R	H	RBI	BB	SO	LOB	TOP			
29 Jurickson Profar, S (1,7)										3	0	0	0	1	1	1				
23 Kris Bryant, R (1,10)										4	0	1	0	0	2	2				
19 Charlie Blackmon, L (1,9)										4	0	1	0	0	1	1				
25 C.J. Cron, R (1,3)											4	0	0	0	0	2				
24 Ryan McMahon, L (1,4)											4	1	1	1	0	1	2			
44 Elehuris Montero, R (1,5)											3	0	0	0	0	1	0			
2 Yonathan Daza, R (1,8)											3	0	0	0	0	1	0			
14 Ezequiel Tovar, R (1,6)											3	0	0	0	0	2	0			
6 Brian Serven, R (1,2)										2	0	1	0	0	1	0				
11 Mike Moustakas, L (8,PH)										1	0	0	0	0	0	0				
35 Elias Diaz, R (8,2)										0	0	0	0	0	0	0				
<b>Inning Stats</b>	R: 0 E: 0 K: 0 S: 11	H: 2 LOB: 2 BB: 0 P: 18	R: 0 E: 0 K: 2 S: 7	H: 0 LOB: 0 BB: 0 P: 9	R: 0 E: 0 K: 2 S: 9	H: 0 LOB: 0 BB: 0 P: 11	R: 0 E: 0 K: 0 S: 8	H: 0 LOB: 0 BB: 0 P: 11	R: 0 E: 0 K: 2 S: 12	H: 1 LOB: 1 BB: 0 P: 14	R: 1 E: 0 K: 1 S: 14	H: 1 LOB: 0 BB: 0 P: 17	R: 0 E: 0 K: 2 S: 12	H: 0 LOB: 1 BB: 1 P: 20	R: 0 E: 0 K: 1 S: 9	H: 0 LOB: 0 BB: 0 P: 14	1B: 3 2B: 0 3B: 0 HR: 1	SF: 0 SAC: 0 DP: 0 HBP: 0	WP: 0 PB: 0 SB: 0 CS: 0	PA: 32
<b>PITCHER</b>	IP WLS BF H R ER SO BB IBB HBP BLK WP HR S P ERA WHIP																			
67 Seth Lugo, R (1,1)	7.0 W 25 4 1 1 7 0 0 0 0 0 1 69 93 1.29 0.571																			
66 Luis Garcia, R (8,1)	1.0 H 4 0 0 0 2 1 0 0 0 0 0 12 20 0.00 1.000																			
71 Josh Hader, L (9,1)	1.0 S 3 0 0 0 1 0 0 0 0 0 0 9 14 0.00 0.000																			

Colorado Rockies @ San Diego Padres  
 Petco Park, San Diego, CA  
 Sun Apr 02 2023, 1:12 PM - 3:14 PM PDT  
 Att: 43,972 - Sunny - 62 F

AB 31  
 R 1  
 H 4  
 RBI 1  
 BB 1  
 SO 10  
 LOB 8



Batter	1	2	3	4	5	6	7	8	9	AB	R	H	RBI	BB	SO	LOB	BOTTOM			
2 Xander Bogaerts, R (1,6)										4	1	1	2	0	0	0				
13 Manny Machado, R (1,5)										4	0	0	0	0	1	0				
22 Juan Soto, L (1,7)										3	0	0	0	0	1	0				
32 Nelson Cruz, R (1,10)										3	0	0	0	0	2	0				
9 Jake Cronenworth, L (1,3)										3	0	0	0	0	0	0				
7 Ha-Seong Kim, R (1,4)										2	0	0	0	1	1	0				
26 Austin Nola, R (1,2)										3	0	1	0	0	0	0				
1 Trent Grisham, L (1,8)										2	1	1	1	1	0	2				
2B José Azocar, R (1,9)										3	1	1	0	0	0	0				
<b>Inning Stats</b>	R: 0 E: 0 K: 1 S: 8	H: 0 LOB: 0 BB: 0 P: 13	R: 0 E: 0 K: 2 S: 9	H: 0 LOB: 0 BB: 0 P: 13	R: 3 E: 0 K: 0 S: 11	H: 3 LOB: 0 BB: 0 P: 18	R: 0 E: 0 K: 1 S: 9	H: 1 LOB: 2 BB: 1 P: 16	R: 0 E: 0 K: 0 S: 5	H: 0 LOB: 0 BB: 0 P: 7	R: 0 E: 0 K: 0 S: 9	H: 0 LOB: 0 BB: 0 P: 12	R: 0 E: 0 K: 0 S: 10	H: 0 LOB: 1 BB: 1 P: 14	R: 0 E: 0 K: 1 S: 12	H: 0 LOB: 0 BB: 0 P: 16	1B: 2 2B: 0 3B: 0 HR: 2	SF: 0 SAC: 0 DP: 0 HBP: 0	WP: 1 PB: 0 SB: 1 CS: 1	PA: 30
<b>PITCHER</b>	IP WLS BF H R ER SO BB IBB HBP BLK WP HR S P ERA WHIP																			
26 Austin Gomber, L (1,1)	6.0 L 23 4 3 3 4 1 0 0 0 0 0 51 79 4.50 0.833																			
39 Brent Suter, L (7,1)	2.0 6 0 0 0 1 1 0 0 0 0 0 22 30 0.00 0.500																			

Colorado Rockies @ San Diego Padres  
 Petco Park, San Diego, CA  
 Sun Apr 02 2023, 1:12 PM - 3:14 PM PDT  
 Att: 43,972 - Sunny - 62 F

AB 27  
 R 3  
 H 4  
 RBI 3  
 BB 2  
 SO 5  
 LOB 2





Batter	1	2	3	4	5	6	7	8	9	AB	R	H	RBI	BB	SO	LOB	TOP					
4 Ketel Marte, S OBP: 0.200, SLG: 0.263	F9		G6-3		G6-3			P4		4	0	1	0	0	0	0	Arizona Diamondbacks @ San Diego Padres Petco Park, San Diego, CA Mon Apr 03 2023, 6:42 PM - 9:11 PM PDT Att: 37,602 - Partly Cloudy - 56 F					
Kyle Lewis, R OBP: 0.154, SLG: 0.462	G6-3		L5		P6			K		4	0	0	0	0	1							
12 Lourdes Gurriel Jr., R OBP: 0.250, SLG: 0.250 5 Alek Thomas, L			G6-3					K		4	0	1	0	0	2	1						
53 Christian Walker, R OBP: 0.389, SLG: 0.529								K		3	0	0	0	1	1	1						
3 Evan Longoria, R OBP: 0.273, SLG: 0.636								K		4	2	2	1	0	1	2						
7 Corbin Carroll, L OBP: 0.333, SLG: 0.556										4	2	3	1	0	1	0						
13 Nick Ahmed, R OBP: 0.333, SLG: 0.417										4	0	2	1	0	0	0						
14 Gabriel Moreno, R OBP: 0.143, SLG: 0.231										4	0	0	0	0	1	3						
31 Jake McCarthy, L OBP: 0.143, SLG: 0.077										3	0	0	0	0	1	0						
<b>Inning Stats</b>	R: 0 H: 1 E: 0 K: 0 S: 11	H: 3 LOB: 1 BB: 0 P: 19	R: 2 H: 3 E: 0 K: 0 S: 14	H: 3 LOB: 2 BB: 1 P: 21	R: 0 H: 1 E: 0 K: 1 S: 14	H: 1 LOB: 2 BB: 1 P: 26	R: 0 H: 0 E: 0 K: 1 S: 8	H: 0 LOB: 0 BB: 0 P: 12	R: 0 H: 0 E: 0 K: 1 S: 7	H: 0 LOB: 0 BB: 0 P: 10	R: 1 H: 1 E: 0 K: 2 S: 11	H: 1 LOB: 0 BB: 0 P: 16	R: 0 H: 0 E: 0 K: 2 S: 9	H: 0 LOB: 0 BB: 0 P: 13	R: 1 H: 3 E: 0 K: 1 S: 7	H: 3 LOB: 1 BB: 0 P: 9	1B: 6 2B: 1 3B: 0 HR: 2	SF: 0 SAC: 0 DP: 2 HBP: 0	WP: 0 PB: 0 CS: 0	PA: 35		
<b>PITCHER</b>	IP WLS BF H R ER SO BB IBB HBP BLK WP HR S P ERA WHIP	IP WLS BF H R ER SO BB IBB HBP BLK WP HR S P ERA WHIP	IP WLS BF H R ER SO BB IBB HBP BLK WP HR S P ERA WHIP	IP WLS BF H R ER SO BB IBB HBP BLK WP HR S P ERA WHIP	IP WLS BF H R ER SO BB IBB HBP BLK WP HR S P ERA WHIP	IP WLS BF H R ER SO BB IBB HBP BLK WP HR S P ERA WHIP	IP WLS BF H R ER SO BB IBB HBP BLK WP HR S P ERA WHIP	IP WLS BF H R ER SO BB IBB HBP BLK WP HR S P ERA WHIP	IP WLS BF H R ER SO BB IBB HBP BLK WP HR S P ERA WHIP	IP WLS BF H R ER SO BB IBB HBP BLK WP HR S P ERA WHIP	IP WLS BF H R ER SO BB IBB HBP BLK WP HR S P ERA WHIP	IP WLS BF H R ER SO BB IBB HBP BLK WP HR S P ERA WHIP	IP WLS BF H R ER SO BB IBB HBP BLK WP HR S P ERA WHIP	IP WLS BF H R ER SO BB IBB HBP BLK WP HR S P ERA WHIP	IP WLS BF H R ER SO BB IBB HBP BLK WP HR S P ERA WHIP	IP WLS BF H R ER SO BB IBB HBP BLK WP HR S P ERA WHIP	IP WLS BF H R ER SO BB IBB HBP BLK WP HR S P ERA WHIP	IP WLS BF H R ER SO BB IBB HBP BLK WP HR S P ERA WHIP				
40 Ryan Weathers, L ERA: 3.6	5.0	20	5	2	2	2	1	0	0	0	0	0	0	0	0	0						
45 Brent Honeywell, R ERA: 4.5	2.0	7	1	1	1	3	0	0	0	0	0	0	0	1	18	26	4.50	0.500				
36 Steven Wilson, R ERA: 2.7	1.1	5	1	1	1	3	0	0	0	0	0	0	0	1	13	18	6.75	0.750				
25 Tim Hill, L ERA:	0.2	W	3	2	0	0	0	0	0	0	0	0	0	0	3	4	0.00	3.000				
<b>Batter</b>	<b>1</b>	<b>2</b>	<b>3</b>	<b>4</b>	<b>5</b>	<b>6</b>	<b>7</b>	<b>8</b>	<b>9</b>	<b>AB</b>	<b>R</b>	<b>H</b>	<b>RBI</b>	<b>BB</b>	<b>SO</b>	<b>LOB</b>	<b>BOTTOM</b>					
1 Trent Grisham, L OBP: 0.368, SLG: 0.563	HR		K		K					3	1	1	0	1	2	1	Arizona Diamondbacks @ San Diego Padres Petco Park, San Diego, CA Mon Apr 03 2023, 6:42 PM - 9:11 PM PDT Att: 37,602 - Partly Cloudy - 56 F					
22 Juan Soto, L OBP: 0.300, SLG: 0.313										2	1	1	2	2	0	0						
13 Manny Machado, R OBP: 0.286, SLG: 0.263										4	0	1	1	0	0	2						
2 Xander Bogaerts, R OBP: 0.429, SLG: 0.889										4	0	1	0	0	2	4						
9 Jake Cronenworth, L OBP: 0.158, SLG: 0.059										3	0	0	0	1	0	1						
14 Matt Carpenter, L OBP: 0.417, SLG: 0.400										3	0	1	0	1	1	0						
12 Luis Campusano, R OBP: 0.125, SLG: 0.143										4	0	0	0	0	1	3						
24 Rougned Odor, L OBP: 0.286, SLG: 0.333										3	1	1	0	0	0	0						
26 Jose Azocar, R OBP: 0.075, SLG: 0.429										0	0	0	0	0	0	0						
27 David Dahl, L OBP: 0.167, SLG: 0.667										1	1	1	1	0	0	0						
7 Ha-Seong Kim, R OBP: 0.429, SLG: 0.769										4	1	1	1	0	0	1						
<b>Inning Stats</b>	R: 2 H: 2 E: 0 K: 0 S: 18	H: 2 LOB: 2 BB: 1 P: 32	R: 1 H: 2 E: 0 K: 2 S: 16	H: 2 LOB: 1 BB: 1 P: 26	R: 0 H: 1 E: 0 K: 0 S: 7	H: 1 LOB: 0 BB: 0 P: 9	R: 0 H: 0 E: 0 K: 1 S: 8	H: 0 LOB: 0 BB: 0 P: 14	R: 0 H: 1 E: 0 K: 0 S: 10	H: 1 LOB: 1 BB: 0 P: 16	R: 0 H: 0 E: 0 K: 2 S: 7	H: 0 LOB: 0 BB: 0 P: 11	R: 0 H: 0 E: 0 K: 1 S: 9	H: 0 LOB: 2 BB: 2 P: 19	R: 0 H: 0 E: 0 K: 0 S: 6	H: 0 LOB: 0 BB: 0 P: 10	R: 2 H: 2 E: 0 K: 0 S: 4	H: 2 LOB: 2 BB: 0 P: 7	1B: 3 2B: 2 3B: 0 HR: 3	SF: 0 SAC: 0 DP: 1 HBP: 0	WP: 0 PB: 0 CS: 0	PA: 36
<b>PITCHER</b>	IP WLS BF H R ER SO BB IBB HBP BLK WP HR S P ERA WHIP	IP WLS BF H R ER SO BB IBB HBP BLK WP HR S P ERA WHIP	IP WLS BF H R ER SO BB IBB HBP BLK WP HR S P ERA WHIP	IP WLS BF H R ER SO BB IBB HBP BLK WP HR S P ERA WHIP	IP WLS BF H R ER SO BB IBB HBP BLK WP HR S P ERA WHIP	IP WLS BF H R ER SO BB IBB HBP BLK WP HR S P ERA WHIP	IP WLS BF H R ER SO BB IBB HBP BLK WP HR S P ERA WHIP	IP WLS BF H R ER SO BB IBB HBP BLK WP HR S P ERA WHIP	IP WLS BF H R ER SO BB IBB HBP BLK WP HR S P ERA WHIP	IP WLS BF H R ER SO BB IBB HBP BLK WP HR S P ERA WHIP	IP WLS BF H R ER SO BB IBB HBP BLK WP HR S P ERA WHIP	IP WLS BF H R ER SO BB IBB HBP BLK WP HR S P ERA WHIP	IP WLS BF H R ER SO BB IBB HBP BLK WP HR S P ERA WHIP	IP WLS BF H R ER SO BB IBB HBP BLK WP HR S P ERA WHIP	IP WLS BF H R ER SO BB IBB HBP BLK WP HR S P ERA WHIP	IP WLS BF H R ER SO BB IBB HBP BLK WP HR S P ERA WHIP	IP WLS BF H R ER SO BB IBB HBP BLK WP HR S P ERA WHIP	IP WLS BF H R ER SO BB IBB HBP BLK WP HR S P ERA WHIP				
19 Ryne Nelson, R ERA: 5.4	5.0	23	6	3	3	3	3	0	0	0	0	0	0	0	0	0						
54 Cole Sulser, R ERA: 6.23	1.1	6	0	0	0	2	2	0	0	0	0	0	0	11	25	0.00	1.500					
50 Miguel Castro, R ERA:	0.2	2	0	0	0	1	0	0	0	0	0	0	0	5	5	0.00	0.000					
57 Andrew Chafin, L ERA:	1.0	3	0	0	0	0	0	0	0	0	0	0	0	6	10	0.00	0.000					
30 Scott McGough, R ERA: 18.0	0.0	L	2	2	2	2	0	0	0	0	2	4	7	∞	∞							



Batter	1	2	3	4	5	6	7	8	9	AB	R	H	RBI	BB	SO	LOB	TOP			
10 Josh Rojas, L (1,5) OBP: 0.333, SLG: 0.400										3	1	3	2	1	0	0				
4 Ketel Marte, S (1,4) OBP: 0.200, SLG: 0.250										5	0	1	0	0	1	5				
12 Lourdes Gurriel Jr., R (1,10) OBP: 0.200, SLG: 0.286										4	0	0	1	0	0	2				
53 Christian Walker, R (1,3) OBP: 0.348, SLG: 0.429										4	0	0	0	1	0	2				
7 Corbin Carroll, L (1,7) OBP: 0.261, SLG: 0.435										5	0	0	0	0	3	1				
31 Jake McCarthy, L (1,9) OBP: 0.316, SLG: 0.188										3	2	0	1	0	0					
5 Alek Thomas, L (1,8) OBP: 0.316, SLG: 0.188										3	1	0	0	2	0	3				
2 Geraldo Perdomo, S (1,6) OBP: 0.667, SLG: 0.833										1	3	1	3	1	0	0				
11 Jose Herrera, S (1,2) OBP: 0.375, SLG: 0.286										3	1	2	1	1	1	2				
<b>Inning Stats</b>	R: 0 E: 0 K: 0 S: 10	H: 1 LOB: 1 BB: 0 P: 15	R: 0 E: 0 K: 1 S: 13	H: 0 LOB: 2 BB: 3 P: 30	R: 0 E: 0 K: 1 S: 4	H: 0 LOB: 1 BB: 1 P: 7	R: 1 E: 0 K: 1 S: 16	H: 1 LOB: 1 BB: 0 P: 25	R: 3 E: 0 K: 1 S: 16	H: 3 LOB: 2 BB: 0 P: 28	R: 0 E: 0 K: 0 S: 7	H: 0 LOB: 0 BB: 0 P: 12	R: 4 E: 1 K: 0 S: 20	H: 3 LOB: 1 BB: 1 P: 38	R: 0 E: 0 K: 1 S: 6	H: 0 LOB: 0 BB: 0 P: 9	1B: 7 2B: 2 3B: 0 HR: 0	SF: 2 SAC: 1 DP: 2 HBP: 2	WP: 0 PB: 0 SB: 5 CS: 1	PA: 43
<b>PITCHER</b>	IP WLS BF H R ER SO BB IBB HBP BLK WP HR S P ERA WHIP																			
11 Yu Darvish, R (1,1) ERA: 1.8	5.0		21	3	1	1	3	4	0	2	0	0	0	0	0	51	91	1.80	1.400	
74 Nabil Crismatt, R (6,1) ERA: 16.88	1.0		8	3	3	3	1	2	0	0	0	0	0	0	0	16	28	27.00	5.000	
76 Domingo Tapia, R (7,1) ERA: 6.0	1.0	H	3	0	0	0	0	0	0	0	0	0	0	0	7	12	0.00	0.000		
66 Luis Garcia, R (8,1) ERA: 15.43	0.1	L	5	2	4	4	0	1	0	0	0	0	0	0	9	21	108.00	9.000		
45 Brent Honeywell, R (8,1) ERA: 2.45	1.2		6	1	0	0	1	0	0	0	0	0	0	0	17	26	0.00	0.600		

Arizona Diamondbacks @ San Diego Padres  
 Petco Park, San Diego, CA  
 Tue Apr 04 2023, 1:13 PM - 4:06 PM PDT  
 Att: 34,542 - Sunny - 57 F

livebaseballscorecards.com

AB 31  
 R 8  
 H 9  
 RBI 7  
 BB 7  
 SO 5  
 LOB 15

Batter	1	2	3	4	5	6	7	8	9	AB	R	H	RBI	BB	SO	LOB	BOTTOM					
1 Trent Grisham, L (1,8) OBP: 0.333, SLG: 0.619										5	1	1	1	0	1	0						
22 Juan Soto, L (1,7) OBP: 0.320, SLG: 0.381										5	1	2	0	0	0	0						
13 Manny Machado, R (1,10) OBP: 0.375, SLG: 0.250										1	0	0	0	0	1	0						
32 Nelson Cruz, R (4,PH) OBP: 0.091, SLG: 0.364										4	1	1	1	0	1	2						
2 Xander Bogaerts, R (1,6) OBP: 0.440, SLG: 0.955										4	2	2	2	0	0	0						
9 Jake Cronenworth, L (1,4) OBP: 0.261, SLG: 0.286										4	1	3	0	0	0	0						
14 Matt Carpenter, L (1,3) OBP: 0.375, SLG: 0.308										3	0	0	0	1	0	3						
26 Austin Nola, R (1,2) OBP: 0.357, SLG: 0.250										3	0	1	1	1	0	2						
27 David Dahl, L (1,9) OBP: 0.111, SLG: 0.444										3	0	0	0	0	0	3						
28 José Azocar, R (8,9) OBP: 0.375, SLG: 0.429										0	0	0	0	0	0	0						
24 Rougned Odor, L (9,PH) OBP: 0.250, SLG: 0.286										1	0	0	0	0	0	0						
7 Ha-Seong Kim, R (1,5) OBP: 0.333, SLG: 0.588										4	0	0	0	0	3	2						
<b>Inning Stats</b>	R: 0 E: 0 K: 2 S: 6	H: 0 LOB: 0 BB: 0 P: 12	R: 1 E: 0 K: 0 S: 14	H: 2 LOB: 1 BB: 0 P: 19	R: 0 E: 0 K: 1 S: 9	H: 0 LOB: 0 BB: 0 P: 12	R: 2 E: 1 K: 0 S: 10	H: 3 LOB: 2 BB: 1 P: 17	R: 2 E: 0 K: 0 S: 12	H: 2 LOB: 0 BB: 0 P: 16	R: 0 E: 0 K: 0 S: 7	H: 0 LOB: 0 BB: 0 P: 10	R: 0 E: 0 K: 1 S: 5	H: 0 LOB: 0 BB: 0 P: 11	R: 0 E: 0 K: 0 S: 7	H: 1 LOB: 2 BB: 1 P: 17	R: 1 E: 0 K: 2 S: 14	H: 2 LOB: 1 BB: 0 P: 21	1B: 4 2B: 3 3B: 0 HR: 3	SF: 0 SAC: 0 DP: 0 HBP: 0	WP: 0 PB: 0 SB: 0 CS: 0	PA: 39
<b>PITCHER</b>	IP WLS BF H R ER SO BB IBB HBP BLK WP HR S P ERA WHIP																					
23 Zac Gallen, R (1,1) ERA: 7.59	6.0		26	7	5	4	3	1	0	0	0	0	0	0	0	58	86	6.00	1.333			
37 Kevin Cinkiel, R (7,1) ERA: 10.13	1.0	W	3	0	0	0	1	0	0	0	0	0	0	0	5	11	0.00	0.000				
99 Drey Jameson, R (8,1) ERA: 3.0	2.0	S	10	3	1	1	2	1	0	0	0	0	0	0	1	21	38	4.50	2.000			

Arizona Diamondbacks @ San Diego Padres  
 Petco Park, San Diego, CA  
 Tue Apr 04 2023, 1:13 PM - 4:06 PM PDT  
 Att: 34,542 - Sunny - 57 F

livebaseballscorecards.com

AB 37  
 R 6  
 H 10  
 RBI 5  
 BB 2  
 SO 6  
 LOB 12











Batter	1	2	3	4	5	6	7	8	9	AB	R	H	RBI	BB	SO	LOB	TOP								
1 Trent Grisham, L (1, 8) OBP: 0.342, SLG: 0.485										5	0	2	0	0	1	1									
13 Manny Machado, R (1, 5) OBP: 0.297, SLG: 0.324										5	0	0	0	0	2	4									
22 Juan Soto, L (1, 7) OBP: 0.325, SLG: 0.394										4	1	2	1	1	1	0									
2 Xander Bogaerts, R (1, 10) OBP: 0.425, SLG: 0.697										3	0	1	0	2	0	0									
14 Matt Carpenter, L (1, 3) OBP: 0.391, SLG: 0.444										2	0	0	0	0	1	4									
28 José Azocar, R (8, PH) OBP: 0.333, SLG: 0.357										2	0	0	0	0	0	3									
9 Jake Cronworth, L (1, 4) OBP: 0.343, SLG: 0.393										3	1	1	0	1	2	0									
12 Luis Campusano, R (1, 2) OBP: 0.083, SLG: 0.091										4	0	0	0	0	3	3									
24 Rougned Odor, L (1, 9) OBP: 0.286, SLG: 0.333										3	1	1	1	1	1	0									
7 Ha-Seong Kim, R (1, 6) OBP: 0.300, SLG: 0.464										4	1	1	0	0	0	2									
<b>Inning Stats</b>	R: 0 E: 0 K: 1 S: 12	H: 2 LOB: 2 BB: 1 P: 23	R: 0 E: 0 K: 2 S: 13	H: 0 LOB: 1 BB: 1 P: 19	R: 1 E: 0 K: 1 S: 16	H: 2 LOB: 1 BB: 0 P: 25	R: 2 E: 1 K: 1 S: 12	H: 2 LOB: 1 BB: 0 P: 19	R: 0 E: 0 K: 1 S: 10	H: 0 LOB: 2 BB: 1 P: 18	R: 0 E: 0 K: 2 S: 11	H: 0 LOB: 0 BB: 0 P: 16	R: 0 E: 0 K: 0 S: 6	H: 0 LOB: 0 BB: 0 P: 10	R: 0 E: 0 K: 2 S: 11	H: 0 LOB: 0 BB: 0 P: 11	R: 1 E: 0 K: 1 S: 18	H: 2 LOB: 3 BB: 2 P: 31	1B: 5 2B: 2 HR: 1	SF: 0 SAC: 0 DP: 1 HBP: 1	WP: 2 PB: 0 SB: 1 CS: 0	PA: 41			
<b>PITCHER</b>	IP	WLS	BF	H	R	ER	SO	BB	IBB	HBP	BLK	WP	HR	S	P	ERA	WHIP								
50 Charlie Morton, R (1, 1) ERA: 4.35	5.0	L	25	6	3	2	6	3	0	1	0	0	1	63	104	3.60	1.800								
52 Dylan Lee, L (6, 1) ERA:	2.0		6	0	0	0	2	0	0	0	0	0	0	17	26	0.00	0.000								
65 Danny Young, L (8, 1) ERA: 6.75	1.1		6	2	1	2	0	0	0	0	0	0	0	20	25	6.75	1.500								
22 Kirby Yates, R (9, 1) ERA: 7.36	0.2		4	0	0	0	1	1	1	0	0	2	0	9	17	0.00	1.500								
<b>Batter</b>	<b>1</b>	<b>2</b>	<b>3</b>	<b>4</b>	<b>5</b>	<b>6</b>	<b>7</b>	<b>8</b>	<b>9</b>	<b>AB</b>	<b>R</b>	<b>H</b>	<b>RBI</b>	<b>BB</b>	<b>SO</b>	<b>LOB</b>	<b>BOTTOM</b>								
13 Ronald Acuña Jr., R (1, 9) OBP: 0.364, SLG: 0.487										4	0	0	0	0	1	1									
28 Matt Olson, L (1, 3) OBP: 0.227, SLG: 0.750										4	0	3	1	0	1	0									
27 Austin Riley, R (1, 5) OBP: 0.425, SLG: 0.531										4	0	0	0	0	2	3									
16 Travis d'Arnaud, R (1, 2) OBP: 0.333, SLG: 0.424										2	0	0	0	0	0	1									
12 Sean Murphy, R (6, 2) OBP: 0.417, SLG: 0.235										1	0	0	0	1	0	0									
1 Ozzie Albies, S (1, 4) OBP: 0.256, SLG: 0.306										3	0	1	0	1	0	0									
8 Eddie Rosario, L (1, 7) OBP: 0.227, SLG: 0.238										3	0	0	0	0	1	1									
17 Kevin Pillar, R (8, PH) OBP: 0.429, SLG: 0.333										1	0	0	0	0	1	2									
20 Marcell Ozuna, R (1, 10) OBP: 0.214, SLG: 0.333										3	0	0	0	1	3	3									
11 Orlando Arcia, R (1, 6) OBP: 0.324, SLG: 0.514										4	0	0	0	0	4	3									
14 Sam Hilliard, L (1, 8) OBP: 0.417, SLG: 0.455										3	1	1	0	0	2	0									
<b>Inning Stats</b>	R: 0 E: 0 K: 2 S: 10	H: 0 LOB: 0 BB: 0 P: 14	R: 0 E: 0 K: 0 S: 7	H: 0 LOB: 0 BB: 0 P: 11	R: 0 E: 0 K: 3 S: 13	H: 0 LOB: 0 BB: 0 P: 19	R: 0 E: 0 K: 2 S: 9	H: 1 LOB: 1 BB: 0 P: 13	R: 0 E: 0 K: 2 S: 13	H: 0 LOB: 1 BB: 1 P: 22	R: 0 E: 0 K: 1 S: 9	H: 1 LOB: 0 BB: 0 P: 16	R: 0 E: 0 K: 1 S: 11	H: 0 LOB: 1 BB: 1 P: 22	R: 1 E: 0 K: 1 S: 11	H: 2 LOB: 1 BB: 0 P: 16	R: 0 E: 0 K: 3 S: 17	H: 1 LOB: 2 BB: 1 P: 29	1B: 3 2B: 2 HR: 0	SF: 0 SAC: 0 DP: 0 HBP: 0	WP: 1 PB: 0 SB: 0 CS: 0	PA: 35			
<b>PITCHER</b>	IP	WLS	BF	H	R	ER	SO	BB	IBB	HBP	BLK	WP	HR	S	P	ERA	WHIP								
52 Michael Wacha, R (1, 1) ERA: 3.0	6.0	W	21	2	0	0	10	1	0	0	0	0	0	61	95	0.00	0.500								
36 Steven Wilson, R (7, 1) ERA: 1.42	1.0	H	4	0	0	0	1	1	0	0	0	0	0	11	22	0.00	1.000								
66 Luis García, R (8, 1) ERA: 9.64	1.0	H	5	2	1	1	1	0	0	0	0	0	0	11	16	9.00	2.000								
71 Josh Hader, L (9, 1) ERA:	1.0	S	5	1	0	0	3	1	0	0	0	1	0	17	29	0.00	2.000								

San Diego Padres @ Atlanta Braves  
Truist Park, Atlanta, GA  
Sat Apr 08 2023, 7:22 PM - 10:16 PM EDT  
Att: 40,154 - Cloudy - 44 F

AB 35  
R 4  
H 8  
RBI 2  
BB 5  
SO 11  
LOB 17



San Diego Padres @ Atlanta Braves  
Truist Park, Atlanta, GA  
Sat Apr 08 2023, 7:22 PM - 10:16 PM EDT  
Att: 40,154 - Cloudy - 44 F

AB 32  
R 1  
H 5  
RBI 1  
BB 3  
SO 15  
LOB 14





Batter	1	2	3	4	5	6	7	8	9	AB	R	H	RBI	BB	SO	LOB	TOP			
2 Xander Bogaerts, R OBP: 0.422, SLG: 0.649	G4-3		13 1B 32 HR	G6-3		22 BB 32 1B BB		G5-3		4	2	1	0	1	0	0	<b>San Diego Padres @ Atlanta Braves</b> Truist Park, Atlanta, GA Sun Apr 09 2023, 7:11 PM - 10:00 PM EDT Att. 40,138 - Clear - 63 F			
13 Manny Machado, R OBP: 0.333, SLG: 0.359	L9		32 HR			22 BB 32 1B		K		5	2	3	0	0	1	0				
22 Juan Soto, L OBP: 0.356, SLG: 0.432			P6			32 1B		K		4	1	2	0	1	1	2				
32 Nelson Cruz, R OBP: 0.381, SLG: 0.750	FC4		HR			9 WP 7 HR				4	2	3	6	0	0	1				
9 Jake Cronenworth, L OBP: 0.325, SLG: 0.394			K			F6		G4-6-3		5	1	1	0	0	2	4				
7 Ha-Seong Kim, R OBP: 0.343, SLG: 0.594						F8				4	1	2	3	1	1	2				
26 Austin Nola, R OBP: 0.231, SLG: 0.130	F7		P4							4	0	0	0	0	1	2				
1 Trent Grisham, L OBP: 0.333, SLG: 0.541	F9					F7				4	1	1	1	0	0	1				
28 José Azocar, R OBP: 0.263, SLG: 0.278	F9					G6-3		K		4	0	0	0	0	2	1				
<b>Inning Stats</b>	R: 0 E: 0 K: 0 S: 12	H: 1 LOB: 1 BB: 0 P: 14	R: 1 E: 0 K: 0 S: 11	H: 2 LOB: 1 BB: 0 P: 18	R: 3 E: 0 K: 1 S: 15	H: 3 LOB: 1 BB: 1 P: 25	R: 1 E: 0 K: 1 S: 7	H: 2 LOB: 1 BB: 0 P: 9	R: 3 E: 0 K: 2 S: 23	H: 3 LOB: 0 BB: 0 P: 32	R: 2 E: 0 K: 0 S: 14	H: 2 LOB: 2 BB: 2 P: 28	R: 0 E: 0 K: 1 S: 10	H: 0 LOB: 0 BB: 0 P: 16	R: 0 E: 0 K: 1 S: 6	H: 0 LOB: 0 BB: 0 P: 9	1B: 6 2B: 4 3B: 0 HR: 3	SF: 0 SAC: 0 DP: 1 HBP: 1	WP: 1 PB: 0 SB: 0 CS: 0	PA: 42
<b>PITCHER</b>	IP WLS BF H R ER SO	IP WLS BF H R ER SO	IP WLS BF H R ER SO	IP WLS BF H R ER SO	IP WLS BF H R ER SO	IP WLS BF H R ER SO	IP WLS BF H R ER SO	IP WLS BF H R ER SO	IP WLS BF H R ER SO	IP WLS BF H R ER SO	IP WLS BF H R ER SO	IP WLS BF H R ER SO	IP WLS BF H R ER SO	IP WLS BF H R ER SO	IP WLS BF H R ER SO	IP WLS BF H R ER SO	ERA WHIP	ERA WHIP		
46 Dylan Dodd, L ERA: 7.71	4.1 L 23 10 7 7 3																14.54 2.538			
63 Lucas Luetge, L ERA: 9.54	1.2 3 3 3 1 2																16.20 3.000			
77 Joe Jiménez, R ERA:	1.0 3 0 0 0 1																0.00 0.000			
33 A.J. Minter, L ERA:	1.0 3 0 0 0 2																0.00 0.000			
65 Danny Young, L ERA: 3.86	1.0 3 0 0 0 1																0.00 0.000			

AB	38
R	10
H	13
RBI	10
BB	3
SO	8
LOB	13



Batter	1	2	3	4	5	6	7	8	9	AB	R	H	RBI	BB	SO	LOB	BOTTOM					
13 Ronald Acuña Jr., R OBP: 0.396, SLG: 0.500	FC3-6		27 BB 28 BB			FC4-5				3	0	2	1	1	0	1	<b>San Diego Padres @ Atlanta Braves</b> Truist Park, Atlanta, GA Sun Apr 09 2023, 7:11 PM - 10:00 PM EDT Att. 40,138 - Clear - 63 F					
38 Eli White, R	BB									1	0	0	0	0	1	0						
28 Matt Olson, L OBP: 0.447, SLG: 0.700	FC3-6		27 BB 27 BB			G2-3		G1-4-3		4	0	1	1	1	0	2						
27 Austin Riley, R OBP: 0.432, SLG: 0.514			G6-4-3							3	0	1	0	0	1	3						
9hire Adrianza, S						K		F7		1	0	0	0	0	0	0						
1 Ozzie Albies, S OBP: 0.256, SLG: 0.300	K		F8							4	0	1	0	0	2	6						
12 Sean Murphy, R OBP: 0.393, SLG: 0.200	FC6-4									3	0	0	0	1	0	5						
8 Eddie Rosario, L OBP: 0.192, SLG: 0.200	K									4	0	0	0	0	1	2						
20 Marcell Ozuna, R OBP: 0.219, SLG: 0.296										3	0	0	0	1	1	2						
11 Orlando Arcia, R OBP: 0.366, SLG: 0.526	FC5-4									3	2	2	0	1	0	1						
14 Sam Hilliard, L OBP: 0.375, SLG: 0.400										4	0	1	0	0	3	3						
<b>Inning Stats</b>	R: 0 E: 0 K: 1 S: 14	H: 1 LOB: 2 BB: 1 P: 23	R: 0 E: 0 K: 2 S: 10	H: 0 LOB: 1 BB: 1 P: 18	R: 0 E: 0 K: 0 S: 8	H: 1 LOB: 1 BB: 1 P: 17	R: 0 E: 0 K: 1 S: 9	H: 0 LOB: 0 BB: 0 P: 14	R: 1 E: 0 K: 1 S: 14	H: 2 LOB: 1 BB: 0 P: 18	R: 0 E: 0 K: 0 S: 10	H: 1 LOB: 1 BB: 1 P: 19	R: 1 E: 0 K: 2 S: 18	H: 2 LOB: 3 BB: 1 P: 30	R: 0 E: 0 K: 1 S: 10	H: 1 LOB: 1 BB: 0 P: 15	R: 0 E: 0 K: 1 S: 8	H: 0 LOB: 0 BB: 0 P: 12	1B: 8 2B: 0 3B: 0 HR: 0	SF: 0 SAC: 0 DP: 2 HBP: 1	WP: 1 PB: 0 SB: 1 CS: 0	PA: 39
<b>PITCHER</b>	IP WLS BF H R ER SO	IP WLS BF H R ER SO	IP WLS BF H R ER SO	IP WLS BF H R ER SO	IP WLS BF H R ER SO	IP WLS BF H R ER SO	IP WLS BF H R ER SO	IP WLS BF H R ER SO	IP WLS BF H R ER SO	IP WLS BF H R ER SO	IP WLS BF H R ER SO	IP WLS BF H R ER SO	IP WLS BF H R ER SO	IP WLS BF H R ER SO	IP WLS BF H R ER SO	IP WLS BF H R ER SO	ERA WHIP	ERA WHIP				
67 Seth Lugo, R ERA: 1.38	6.0 W 25 4 1 1 1																1.50 1.500					
76 Domingo Tapia, R ERA: 5.06	1.0 7 2 1 1 2																9.00 3.000					
74 Nabil Crismatt, R ERA: 10.13	2.0 7 1 0 0 2																0.00 0.500					

AB	33
R	2
H	8
RBI	2
BB	5
SO	9
LOB	25






Batter	1	2	3	4	5	6	7	8	9	AB	R	H	RBI	BB	SO	LOB	TOP					
1 Trent Grisham, L (1, 8) OBP: 0.326, SLG: 0.500										3	0	0	0	1	2	1						
13 Manny Machado, R (1, 5) OBP: 0.304, SLG: 0.325										4	0	0	0	0	1	2						
22 Juan Soto, L (1, 7) OBP: 0.367, SLG: 0.410										2	0	0	0	2	1	0						
2 Xander Bogaerts, R (1, 6) OBP: 0.429, SLG: 0.625										3	0	1	0	1	0	2						
14 Matt Carpenter, L (1, 10) OBP: 0.333, SLG: 0.364										4	0	0	0	0	4	3						
9 Jake Cronenworth, L (1, 3) OBP: 0.299, SLG: 0.351										4	0	0	0	0	2	1						
7 Ha-Seong Kim, R (1, 4) OBP: 0.359, SLG: 0.571										3	0	1	0	1	2	1						
24 Rougned Odor, L (1, 9) OBP: 0.294, SLG: 0.286										2	0	0	0	1	1	2						
26 Austin Nola, R (1, 2) OBP: 0.207, SLG: 0.115										3	0	0	0	0	1	3						
<b>Inning Stats</b>	R: 0 H: 0 E: 0 K: 1 S: 13	H: 0 LOB: 1 BB: 2 P: 23	R: 0 H: 0 E: 0 K: 2 S: 11	H: 0 LOB: 0 BB: 0 P: 17	R: 0 H: 0 E: 0 K: 1 S: 13	H: 0 LOB: 1 BB: 1 P: 24	R: 0 H: 0 E: 0 K: 1 S: 10	H: 0 LOB: 0 BB: 0 P: 15	R: 0 H: 1 E: 0 K: 1 S: 14	H: 1 LOB: 1 BB: 0 P: 18	R: 0 H: 0 E: 0 K: 1 S: 11	H: 0 LOB: 2 BB: 2 P: 24	R: 0 H: 0 E: 0 K: 2 S: 10	H: 0 LOB: 1 BB: 1 P: 15	R: 0 H: 0 E: 0 K: 3 S: 8	H: 0 LOB: 0 BB: 0 P: 12	R: 0 H: 1 E: 0 K: 3 S: 13	H: 1 LOB: 1 BB: 0 P: 18	1B: 2 2B: 0 3B: 0 HR: 0	SF: 0 SAC: 0 DP: 1 HBP: 0	WP: 0 PB: 0 SB: 1 CS: 0	PA: 34
<b>PITCHER</b>	IP WLS BF H R ER SO BB IBB HBP BLK WP HR S P ERA WHIP																					
21 Max Scherzer, R (1, 1) ERA: 4.41	5.0 W 18 1 0 0 6 3 0 0 0 0 0 0 61 97 0.00 0.800																					
46 John Curtiss, R (6, 1) ERA: 1.42	1.0 H 5 0 0 0 1 2 0 0 0 0 0 0 11 24 0.00 2.000																					
40 Drew Smith, R (7, 1) ERA: 4.5	1.0 H 4 0 0 0 2 1 0 0 0 0 0 0 10 15 0.00 1.000																					
30 David Robertson, R (8, 1) ERA: 2.25	1.0 3 0 0 0 2 0 0 0 0 0 0 0 8 12 0.00 0.000																					
0 Adam Ottavino, R (9, 1)	1.0 4 1 0 0 3 0 0 0 0 0 0 0 13 18 0.00 1.000																					
<b>Batter</b>	<b>1</b>	<b>2</b>	<b>3</b>	<b>4</b>	<b>5</b>	<b>6</b>	<b>7</b>	<b>8</b>	<b>9</b>	<b>AB</b>	<b>R</b>	<b>H</b>	<b>RBI</b>	<b>BB</b>	<b>SO</b>	<b>LOB</b>	<b>BOTTOM</b>					
9 Brandon Nimmo, L (1, 8) OBP: 0.405, SLG: 0.233										4	2	1	0	0	0	2						
12 Francisco Lindor, S (1, 6) OBP: 0.362, SLG: 0.495										3	1	1	2	0	2	0						
1 Jeff McNeil, L (1, 9) OBP: 0.348, SLG: 0.350										4	0	1	2	0	1	1						
20 Pete Alonso, R (1, 3) OBP: 0.298, SLG: 0.595										4	0	0	0	0	1	1						
32 Daniel Vogelbach, L (1, 10) OBP: 0.429, SLG: 0.313										3	0	1	0	1	0	0						
19 Mark Canha, R (1, 7) OBP: 0.348, SLG: 0.410										4	1	1	0	0	1	2						
13 Luis Guillorme, L (1, 4) OBP: 0.250, SLG: 0.211										3	1	1	0	0	1	2						
10 Eduardo Escobar, S (1, 5) OBP: 0.139, SLG: 0.235										2	0	0	1	0	0	1						
3 Tomás Nido, R (1, 2) OBP: 0.150, SLG: 0.158										3	0	1	0	0	0	0						
<b>Inning Stats</b>	R: 0 H: 0 E: 0 K: 1 S: 8	H: 0 LOB: 0 BB: 0 P: 14	R: 0 H: 1 E: 0 K: 1 S: 10	H: 1 LOB: 1 BB: 0 P: 12	R: 2 H: 2 E: 0 K: 0 S: 12	H: 2 LOB: 1 BB: 0 P: 17	R: 0 H: 0 E: 0 K: 1 S: 11	H: 0 LOB: 1 BB: 1 P: 20	R: 0 H: 0 E: 0 K: 1 S: 10	H: 0 LOB: 0 BB: 0 P: 16	R: 0 H: 0 E: 0 K: 1 S: 7	H: 0 LOB: 0 BB: 0 P: 13	R: 3 H: 4 E: 0 K: 0 S: 14	H: 4 LOB: 1 BB: 0 P: 21	R: 0 H: 0 E: 0 K: 1 S: 6	H: 0 LOB: 0 BB: 0 P: 12	R: 0 H: 1 E: 0 K: 3 S: 13	H: 1 LOB: 1 BB: 0 P: 18	1B: 4 2B: 3 3B: 0 HR: 0	SF: 1 SAC: 0 DP: 0 HBP: 1	WP: 0 PB: 0 SB: 1 CS: 0	PA: 33
<b>PITCHER</b>	IP WLS BF H R ER SO BB IBB HBP BLK WP HR S P ERA WHIP																					
11 Yu Darvish, R (1, 1) ERA: 4.76	6.1 L 27 6 5 5 5 1 0 0 0 0 0 0 67 104 7.11 1.105																					
25 Tim Hill, L (7, 1) ERA: 4.15	0.2 3 1 0 0 0 0 0 0 0 0 0 0 5 9 0.00 1.500																					
76 Domingo Tapia, R (8, 1) ERA: 4.26	1.0 3 0 0 0 1 0 0 0 0 0 0 0 6 12 0.00 0.000																					

San Diego Padres @ New York Mets  
Citi Field, Flushing, NY  
Mon Apr 10 2023, 7:12 PM - 9:48 PM EDT  
Att: 30,244 - Clear - 55 F

livebaseballscorecards.com


AB 28  
R 0  
H 2  
RBI 0  
BB 6  
SO 14  
LOB 15



San Diego Padres @ New York Mets  
Citi Field, Flushing, NY  
Mon Apr 10 2023, 7:12 PM - 9:48 PM EDT  
Att: 30,244 - Clear - 55 F

livebaseballscorecards.com

AB 30  
R 5  
H 7  
RBI 5  
BB 1  
SO 6  
LOB 9





Batter	1	2	3	4	5	6	7	8	9	AB	R	H	RBI	BB	SO	LOB	TOP		
2 Xander Bogaerts, R OBP: 0.426, SLG: 0.667	G6-3		G5-3		G3		1B		HR	5	1	2	2	0	0	2	<b>San Diego Padres @ New York Mets</b> Citi Field, Flushing, NY Tue Apr 11 2023, 7:10 PM - 10:01 PM EDT Att: 30,769 - Partly Cloudy - 69 F		
13 Manny Machado, R OBP: 0.294, SLG: 0.333	L9		G3-1		2B		G4-3		G6-3	5	0	1	2	0	0	1			
22 Juan Soto, L OBP: 0.358, SLG: 0.381	BB				K				G4-3	3	0	0	0	1	2	1			
32 Nelson Cruz, R OBP: 0.320, SLG: 0.625	K				K		F8		F9	4	0	0	0	0	2	1			
9 Jake Cronenworth, L OBP: 0.333, SLG: 0.359	1B				BB		P4		HBP	2	0	1	0	1	0	0			
7 Ha-Seong Kim, R OBP: 0.357, SLG: 0.553	SH1				K		1B		G4-3	3	0	1	0	0	1	2			
12 Luis Campusano, R OBP: 0.250, SLG: 0.333	G4-6-3				G4-3		G4-3		2B	4	2	3	0	0	0	1			
1 Trent Grisham, L OBP: 0.300, SLG: 0.455	G4-6-3				P1		K		P5	4	0	0	0	0	1	4			
16 Brandon Dixon, R OBP: 0.333, SLG: 0.333					K		K		K	3	1	1	0	0	2	0			
28 José Azocar, R OBP: 0.250, SLG: 0.263					K		K		K	1	0	0	0	0	1	1			
<b>Inning Stats</b>	R: 0 H: 0 E: 0 K: 1 S: 13	H: 0 LOB: 1 BB: 1 P: 20	R: 0 H: 2 E: 0 K: 0 S: 6	LOB: 1 BB: 0 P: 9	R: 0 H: 0 E: 0 K: 1 S: 6	LOB: 0 BB: 0 P: 6	R: 0 H: 0 E: 0 K: 3 S: 11	H: 0 LOB: 1 BB: 1 P: 18	R: 2 H: 3 E: 0 K: 1 S: 20	H: 1 LOB: 1 BB: 0 P: 28	R: 0 H: 1 E: 0 K: 0 S: 9	H: 1 LOB: 1 BB: 0 P: 11	R: 0 H: 0 E: 0 K: 2 S: 14	H: 0 LOB: 1 BB: 0 P: 15	R: 2 H: 2 E: 0 K: 1 S: 14	H: 2 LOB: 0 BB: 0 P: 21	1B: 6 2B: 2 HR: 1	SF: 0 SAC: 1 DP: 1 HBP: 1	WP: 0 PA: 38 PB: 0 SB: 1 CS: 0
<b>PITCHER</b>	IP WLS BF H R ER SO BB IBB HBP BLK WP HR S P ERA WHIP	IP WLS BF H R ER SO BB IBB HBP BLK WP HR S P ERA WHIP																	
23 David Peterson, L ERA: 4.91	5.2	L	24	6	2	2	6	2	0	0	0	0	0	0	0	63	89	3.18	1.412
72 Deryl Reyes, R ERA: 9.0	1.1		5	1	0	0	2	0	0	0	0	0	0	0	16	21	0.00	0.750	
25 Brooks Raley, L ERA: 9.0	1.0		4	0	0	0	2	0	0	1	0	0	0	0	9	15	0.00	0.000	
Dennis Santana, R ERA: 8.44	1.0		5	2	2	2	1	0	0	0	0	0	0	1	14	21	18.00	2.000	
<b>Batter</b>	<b>1</b>	<b>2</b>	<b>3</b>	<b>4</b>	<b>5</b>	<b>6</b>	<b>7</b>	<b>8</b>	<b>9</b>	<b>AB</b>	<b>R</b>	<b>H</b>	<b>RBI</b>	<b>BB</b>	<b>SO</b>	<b>LOB</b>	<b>BOTTOM</b>		
9 Brandon Nimmo, L OBP: 0.413, SLG: 0.219	BB		K		G4-3		FC5		BB	2	0	0	0	2	1	0	<b>San Diego Padres @ New York Mets</b> Citi Field, Flushing, NY Tue Apr 11 2023, 7:10 PM - 10:01 PM EDT Att: 30,769 - Partly Cloudy - 69 F		
6 Starling Marte, R OBP: 0.366, SLG: 0.459	BB		L4		F8		FC5		BB	4	0	1	0	0	0	2			
12 Francisco Lindor, S OBP: 0.373, SLG: 0.490	BB		G4-3		K		K		K	3	1	1	0	1	2	2			
20 Pete Alonso, R OBP: 0.314, SLG: 0.578	K				1B		L8		BB	3	1	1	0	1	1	3			
19 Mark Canha, R OBP: 0.320, SLG: 0.381	G4-3				1B		F7		K	3	0	0	1	0	1	4			
1 Jeff McNeil, L OBP: 0.360, SLG: 0.349	G6-3				G4-3		1B		BB	3	0	1	0	1	0	0			
28 Tommy Pham, R OBP: 0.286, SLG: 0.385	G6-3				G5-3		G6-3		BB	4	0	1	1	0	0	1			
10 Eduardo Escobar, S OBP: 0.154, SLG: 0.222	F7				G5-3		G1-3		1B	2	0	0	0	1	0	0			
26 Tim Lincecum, R ERA: 1.35					G5-3		FC5		BB	0	0	0	0	0	0	0			
13 Luis Guillorme, L OBP: 0.250, SLG: 0.211					K		K		K	0	0	0	0	0	0	0			
3 Tomás Nido, R OBP: 0.143, SLG: 0.150							BB		BB	1	0	0	0	0	0	2			
4 Francisco Alvarez, R OBP: 0.125, SLG: 0.125	G5-3				K		K		K	4	0	0	0	0	3	3			
<b>Inning Stats</b>	R: 0 H: 1 E: 0 K: 1 S: 14	H: 0 LOB: 2 BB: 2 P: 26	R: 0 H: 0 E: 0 K: 0 S: 8	LOB: 0 BB: 0 P: 12	R: 0 H: 0 E: 0 K: 1 S: 13	LOB: 0 BB: 0 P: 21	R: 1 H: 2 E: 0 K: 0 S: 12	H: 2 LOB: 0 BB: 0 P: 16	R: 0 H: 0 E: 0 K: 1 S: 8	H: 0 LOB: 0 BB: 0 P: 14	R: 0 H: 0 E: 0 K: 1 S: 6	H: 0 LOB: 1 BB: 0 P: 12	R: 0 H: 1 E: 0 K: 2 S: 8	H: 0 LOB: 2 BB: 2 P: 21	R: 1 H: 1 E: 0 K: 2 S: 16	H: 1 LOB: 2 BB: 2 P: 31	1B: 5 2B: 0 3B: 0 HR: 0	SF: 1 SAC: 0 DP: 1 HBP: 0	WP: 0 PA: 36 PB: 0 SB: 1 CS: 0
<b>PITCHER</b>	IP WLS BF H R ER SO BB IBB HBP BLK WP HR S P ERA WHIP	IP WLS BF H R ER SO BB IBB HBP BLK WP HR S P ERA WHIP																	
40 Ryan Weathers, L ERA: 2.7	5.0	W	18	3	1	1	3	2	0	0	0	0	0	0	0	55	89	1.80	1.000
45 Brent Honeywell, R ERA: 1.35	1.0	H	3	0	0	0	1	0	0	0	0	0	0	0	6	12	0.00	0.000	
66 Luis García, R ERA: 7.94	1.0	H	4	1	0	0	0	0	0	0	0	0	0	0	8	12	0.00	1.000	
36 Steven Wilson, R ERA: 1.23	1.0	H	5	0	0	0	2	2	0	0	0	0	0	0	12	21	0.00	2.000	
71 Josh Hader, L ERA: 1.5	1.0	S	6	1	1	1	2	2	0	0	0	0	0	0	16	31	9.00	3.000	



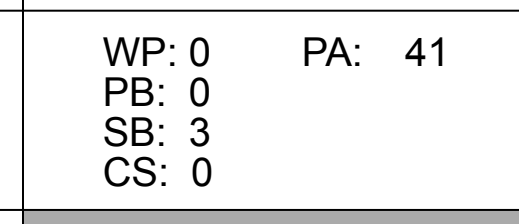




Batter	1	2	3	4	5	6	7	8	9	10	AB	R	H	RBI	BB	SO	LOB	TOP									
22 Christian Yelich, L OBP: 0.328, SLG: 0.302	4-2 B FF 92 B CU 81 B FC 90 B FC 92 B FC 93		1-0 B CU 79 X CH 89		1-2 C FC 88 F CH 82 B FF 92 B CU 80		0-0 X ST 82		2-1 S SI 96 B SL 97 X SI 97	0-0 11 S 11 SF9	4	2	0	0	1	0	0										
27 Willy Adames, R OBP: 0.368, SLG: 0.468	0-1 C SI 92 X SI 92		4-1 B FC 84 B CH 80 B SI 91 B CH 80		2-0 B CH 79 B SI 91 X FC 86		3-1 B FF 93 B ST 81 B ST 80 X FF 94		4-2 B ST 80 F ST 81 S ST 81 B SI 97 D ST 82 B ST 83	3	0	0	0	2	0	1											
11 Rowdy Tellez, L OBP: 0.289, SLG: 0.459	0-1 C FF 92 X CU 81		4-2 C CU 80 B FF 82 C FC 88 B CH 79 B CH 80 B CH 80		2-1 B CH 82 B CH 81 X CH 82		1-2 C FF 89 C FF 88 B FF 88 X FF 91		2-1 Z SAFE B FS 88 F ST 81 X ST 80	1	3	1	2	3	1	0	0										
24 William Contreras, R OBP: 0.415, SLG: 0.495	0-2 S FC 86 C FC 87 X FC 86		3-2 S CU 81 2 SAFE 1 SI 91 C CH 80 D CU 82 D CH 80 X SI 92		0-1 C FC 87 X SI 90		4-2 B FC 87 B FF 90 C SI 97 C SI 97 F FF 91 B SI 88 B SI 88 B SI 88 B SI 88		0-3 C ST 81 F SI 96 S ST 82	2	4	0	1	0	1	1	3										
5 Garrett Mitchell, L OBP: 0.326, SLG: 0.558	1-3 F FC 88 S CU 81 S FF 92 S CH 82		0-1 S CH 80 X CH 80		0-0 X CH 80		3-3 B FF 90 C SI 87 C SI 87 B FF 89 B SI 89 B SI 89 C FF 90		1-0 D SI 97 X SI 97	3	5	0	0	0	0	2	6										
9 Brian Anderson, R OBP: 0.341, SLG: 0.538	3-2 F FC 86 B CH 81 C SI 92 B CH 82 X CH 80		2-1 B FC 89 C SI 92 C SI 91 X FC 90		3-2 B CH 80 B CH 80 B FC 88 C SI 92 X SI 92		1-2 S FF 89 S FF 90 X SL 86		1-2 F SI 88 C FF 90 B FF 92 B FF 91 X SI 88		4	0	1	0	0	0	0										
45 Luke Voit, R OBP: 0.208, SLG: 0.208	0-1 C CH 81 X FC 90		2-2 C CU 80 C CH 81 B CH 80 B FF 92 X CH 81		1-0 B CU 80 X CU 80		1-2 F SI 88 C FF 90 B FF 92 B FF 91 X SI 88				4	0	1	0	0	0	2										
2 Bryce Turang, L OBP: 0.341, SLG: 0.378	1-3 B FF 92 S CH 80 S CH 80		1-3 B SI 90 C FC 86 X SI 91		0-0 X CH 80		0-1 C FC 87 X CH 81		1-0 B SI 96 X SI 95		3	0	0	0	0	1	1										
6 Owen Miller, R OBP: 0.300, SLG: 0.222											1	0	0	0	0	0	0										
10 Mike Brosseau, R OBP: 0.364, SLG: 0.650											3	1	1	1	0	0	1										
28 Joey Wiener, R OBP: 0.326, SLG: 0.351											1	0	0	0	0	1	0										
<b>Inning Stats</b>	R: 2 E: 0 K: 1 S: 12	H: 1 LOB: 0 BB: 1 P: 17	R: 0 E: 0 K: 1 S: 10	H: 1 LOB: 1 BB: 0 P: 16	R: 0 E: 0 K: 0 S: 11	H: 0 LOB: 2 BB: 2 P: 23	R: 0 E: 0 K: 0 S: 6	H: 0 LOB: 0 BB: 0 P: 10	R: 1 E: 0 K: 0 S: 11	H: 3 LOB: 2 BB: 0 P: 16	R: 0 E: 0 K: 0 S: 6	H: 0 LOB: 0 BB: 0 P: 10	R: 0 E: 0 K: 0 S: 5	H: 0 LOB: 0 BB: 0 P: 9	R: 0 E: 0 K: 1 S: 7	H: 0 LOB: 0 BB: 0 P: 13	R: 1 E: 0 K: 1 S: 9	H: 0 LOB: 1 BB: 1 P: 16	1B: 4 2B: 0 3B: 0 HR: 2	SF: 1 SAC: 0 DP: 0 HBP: 0	WP: 0 PB: 0 SB: 3 CS: 0	PA: 41					
<b>PITCHER</b>	IP WLS BF H R ER SO BB IBB HBP BLK WP HR S P ERA WHIP	21 Nick Martinez, R ERA: 5.6	36 Steven Wilson, R ERA: 1.08	25 Tim Hill, L ERA: 2.7	71 Josh Hader, L ERA: 1.5	66 Luis Garcia, R ERA: 6.75	<b>PITCHER</b>	IP WLS BF H R ER SO BB IBB HBP BLK WP HR S P ERA WHIP	21 Nick Martinez, R ERA: 5.6	36 Steven Wilson, R ERA: 1.08	25 Tim Hill, L ERA: 2.7	71 Josh Hader, L ERA: 1.5	66 Luis Garcia, R ERA: 6.75	<b>PITCHER</b>	IP WLS BF H R ER SO BB IBB HBP BLK WP HR S P ERA WHIP	21 Nick Martinez, R ERA: 5.6	36 Steven Wilson, R ERA: 1.08	25 Tim Hill, L ERA: 2.7	71 Josh Hader, L ERA: 1.5	66 Luis Garcia, R ERA: 6.75	<b>PITCHER</b>	IP WLS BF H R ER SO BB IBB HBP BLK WP HR S P ERA WHIP	21 Nick Martinez, R ERA: 5.6	36 Steven Wilson, R ERA: 1.08	25 Tim Hill, L ERA: 2.7	71 Josh Hader, L ERA: 1.5	66 Luis Garcia, R ERA: 6.75
1 Trent Grisham, L OBP: 0.322, SLG: 0.480	1-0 B FF 94 X FC 88		2-2 B SI 91 F FF 93 C FC 88 B FS 86 X SI 92		2-2 B FF 92 C SI 90 B FS 86 X FF 91		1-1 C CU 75 C SI 92 X CU 76		1-1 B SI 96 B SI 96 B SI 96 B SI 96		4	1	1	2	0	0	1										
13 Manny Machado, R OBP: 0.283, SLG: 0.357	3-2 B SI 93 C SI 94 B ST 85 F ST 84 F SI 95 B ST 84 X FF 94		2-0 B ST 83 1 SAFE F FF 93 X FC 87		1-3 C FF 90 F SI 90 B SI 81 X SI 81		1-3 S CU 76 F SI 95 B CU 77 S CU 77		1-3 S CU 76 F SI 95 B CU 77 S CU 77		4	1	1	1	0	2	1										
22 Juan Soto, L OBP: 0.344, SLG: 0.440	1-1 F FC 87 B FC 80 X SI 94		0-3 C FC 86 C FS 86 X SI 92		2-2 B SL 79 C SI 90 C CH 83 X SI 92		3-3 B CH 85 B CH 84 B CH 85 B CH 85 C FF 95		3-3 B CH 85 B CH 84 B CH 85 B CH 85 C FF 95		4	0	0	0	0	2	0										
2 Xander Bogaerts, R OBP: 0.419, SLG: 0.623	2-2 C FC 88 B ST 84 F ST 84 F SI 93 X FF 93		2-1 B FF 93 C FC 86 X SI 91		0-1 C CH 84 X SL 91		0-1 B CH 85 B CH 84 B CH 84 T FF 94		2-2 B CH 85 B CH 84 B CH 84 T FF 94		4	0	2	0	0	1	0										
32 Nelson Cruz, R OBP: 0.333, SLG: 0.586	0-0 X ST 82		0-0 X SI 92		0-0 X SI 92		1-1 B FF 91 S SL 80 X SI 90		2-3 B FF 94 B FF 93 F CH 84 S CH 85		4	0	1	0	0	1	1										
16 Brandon Dixon, R (10, PR) OBP: 0.167, SLG: 0.167							1-1 B FF 91 S SL 80 X SI 90		2-3 B FF 94 B FF 93 F CH 84 S CH 85		0	0	0	0	0	0	0										
9 Jake Cronenworth, L OBP: 0.321, SLG: 0.326	3-3 B FC 87 F SI 93 B SI 93 B FS 86 S FC 86		2-3 C SI 91 B FS 85 F FF 91 B FF 92 S FC 86		1-2 C SL 79 B FF 91 F FF 91 F CH 83 X SI 92		1-2 C SL 79 B FF 91 F FF 91 F CH 83 X SI 92		0-2 F CH 86 X FF 93		4	0	0	0	0	2	2										
7 Ha-Seong Kim, R OBP: 0.326, SLG: 0.500	2-3 C ST 83 B SI 93 B FF 93 X SI 93		2-3 C ST 83 B SI 93 B FF 93 X SI 93		3-2 C FC 86 C SI 92 B ST 83 B FF 93 X FF 93		1-2 B FF 94 C CU 77 C CU 76 F FF 94 F FF 94 B FF 94 X CU 77		2-2 D SI 94 C SI 83 D SI 82 X SI 83		4	0	0	0	0	1	1										
24 Rougned Odor, L OBP: 0.250, SLG: 0.200	1-0 B FF 94 X FC 88		1-0 B FF 94 X FC 88		2-3 B FC 88 T FF 92 F FC 86 F FS 86 S ST 82		3-3 B FF 93 F FF 94 B FF 93 B CU 78 S CU 76		2-1 C SL 82 D SI 83 X SI 81		3	0	0	0	0	2	0										
28 José Azocar, R OBP: 0.286, SLG: 0.300							1-2 B FF 93 B FF 93 F CH 84 S CH 85		1-2 C SL 83 F SI 94 S SL 82		1	0	1	0	1	0	0										
26 Austin Nola, R OBP: 0.206, SLG: 0.100							4-2 C SI 92 B FF 90 C FC 86 B SI 93 B SI 92		0-3 C SL 83 F SI 94 S SL 82		1	0	0	0	1	1	0										
14 Matt Carpenter, L OBP: 0.375, SLG: 0.560							2-3 B FC 86 B FF 90 F FF 93		3-3 B FF 93 C CU 78 B FF 94 B FF 94		0	1	0	0	1	0	0										
12 Luis Campusano, R (9, 2) OBP: 0.222, SLG: 0.294							1-2 B FF 93 B FF 93 F CH 84 S CH 85		4-2 B FF 93 C CU 78 B FF 94 B FF 94		1	0	0	0	0	1	2										
<b>Inning Stats</b>	R: 1 E: 0 K: 0 S: 13	H: 2 LOB: 1 BB: 0 P: 20	R: 0 E: 0 K: 2 S: 7	H: 0 LOB: 0 BB: 0 P: 13	R: 0 E: 0 K: 0 S: 6	H: 0 LOB: 0 BB: 1 P: 14	R: 0 E: 0 K: 1 S: 6	H: 0 LOB: 0 BB: 0 P: 8	R: 0 E: 0 K: 2 S: 11	H: 0 LOB: 0 BB: 0 P: 18	R: 0 E: 0 K: 0 S: 10	H: 0 LOB: 0 BB: 0 P: 15	R: 0 E: 0 K: 0 S: 13	H: 2 LOB: 1 BB: 0 P: 17	R: 2 E: 0 K: 2 S: 17	H: 1 LOB: 0 BB: 1 P: 27	R: 0 E: 0 K: 3 S: 9	H: 0 LOB: 0 BB: 0 P: 16	R: 0 E: 0 K: 1 S: 11	H: 1 LOB: 2 BB: 0 P: 15	1B: 4 2B: 0 3B: 0 HR: 2	SF: 0 SAC: 0 DP: 2 HBP: 0	WP: 0 PB: 0 SB: 0 CS: 0	PA: 36			
<b>PITCHER</b>	IP WLS BF H R ER SO BB IBB HBP BLK WP HR S P ERA WHIP	48 Colin Rea, R ERA: 1.59	32 Peter Strzelecki, R ERA:	21 Matt Bush, R ERA: 3.86	38 Devin Williams, R ERA:	31 Joel Payamps, R ERA: 3.38	<b>PITCHER</b>	IP WLS BF H R ER SO BB IBB HBP BLK WP HR S P ERA WHIP	48 Colin Rea, R ERA: 1.59	32 Peter Strzelecki, R ERA:	21 Matt Bush, R ERA: 3.86	38 Devin Williams, R ERA:	31 Joel Payamps, R ERA: 3.38	<b>PITCHER</b>	IP WLS BF H R ER SO BB IBB HBP BLK WP HR S P ERA WHIP	48 Colin Rea, R ERA: 1.59	32 Peter Strzelecki, R ERA:	21 Matt Bush, R ERA: 3.86	38 Devin Williams, R ERA:	31 Joel Payamps, R ERA: 3.38	<b>PITCHER</b>	IP WLS BF H R ER SO BB IBB HBP BLK WP HR S P ERA WHIP	48 Colin Rea, R ERA: 1.59	32 Peter Strzelecki, R ERA:	21 Matt Bush, R ERA: 3.86	38 Devin Williams, R ERA:	31 Joel Payamps, R ERA: 3.38

Milwaukee Brewers @ San Diego Padres  
Petco Park, San Diego, CA  
Thu Apr 13 2023, 6:43 PM - 9:33 PM PDT  
Att. 43,296 - Cloudy - 55 F

AB 35  
R 4  
H 6  
RBI 4  
BB 5  
SO 5  
LOB 14



Milwaukee Brewers @ San Diego Padres  
Petco Park, San Diego, CA  
Thu Apr 13 2023, 6:43 PM - 9:33 PM PDT  
Att. 43,296 - Cloudy - 55 F

AB 34  
R 3  
H 6  
RBI 3  
BB 2  
SO 13  
LOB 8





Batter	1	2	3	4	5	6	7	8	9	AB	R	H	RBI	BB	SO	LOB	TOP						
22 Christian Yelich, L OBP: 0.333, SLG: 0.379										5	2	2	1	0	0	4							
27 Willy Adames, R OBP: 0.403, SLG: 0.500										3	3	2	1	2	0	1							
24 William Contreras, R OBP: 0.435, SLG: 0.490										3	1	1	0	2	0	1							
11 Rowdy Tellez, L OBP: 0.300, SLG: 0.595										5	2	2	4	0	1	4							
9 Brian Anderson, R OBP: 0.303, SLG: 0.568										5	2	2	2	0	1	1							
45 Luke Voit, R OBP: 0.276, SLG: 0.276										5	1	3	2	0	1	1							
10 Mike Brosseau, R OBP: 0.333, SLG: 0.600										5	0	1	1	0	0	2							
6 Owen Miller, R OBP: 0.333, SLG: 0.357										5	0	2	0	0	1	1							
28 Joey Wiemer, R OBP: 0.313, SLG: 0.317										4	0	0	0	1	0	1							
<b>Inning Stats</b>	R: 4 H: 5 E: 0 K: 1 S: 25	H: 5 LOB: 1 BB: 0 P: 35	R: 1 H: 2 E: 0 K: 1 S: 10	H: 2 LOB: 1 BB: 1 P: 21	R: 0 H: 1 E: 0 K: 1 S: 9	H: 1 LOB: 0 BB: 0 P: 13	R: 0 H: 1 E: 0 K: 0 S: 7	H: 1 LOB: 1 BB: 0 P: 13	R: 2 H: 4 E: 1 K: 1 S: 19	H: 4 LOB: 3 BB: 1 P: 34	R: 3 H: 2 E: 0 K: 1 S: 13	H: 2 LOB: 0 BB: 0 P: 20	R: 0 H: 0 E: 0 K: 0 S: 10	H: 0 LOB: 0 BB: 0 P: 17	R: 1 H: 0 E: 0 K: 0 S: 12	H: 0 LOB: 1 BB: 2 P: 26	R: 0 H: 0 E: 0 K: 0 S: 4	H: 0 LOB: 0 BB: 0 P: 7	1B: 6 2B: 6 3B: 0 HR: 3	SF: 0 SAC: 0 DP: 1 HBP: 0	WP: 1 PB: 0 CS: 1	PA: 45	
<b>PITCHER</b>	IP WLS BF H R ER SO BB IBB HBP BLK WP HR S P ERA WHIP	IP WLS BF H R ER SO BB IBB HBP BLK WP HR S P ERA WHIP	IP WLS BF H R ER SO BB IBB HBP BLK WP HR S P ERA WHIP	IP WLS BF H R ER SO BB IBB HBP BLK WP HR S P ERA WHIP	IP WLS BF H R ER SO BB IBB HBP BLK WP HR S P ERA WHIP	IP WLS BF H R ER SO BB IBB HBP BLK WP HR S P ERA WHIP	IP WLS BF H R ER SO BB IBB HBP BLK WP HR S P ERA WHIP	IP WLS BF H R ER SO BB IBB HBP BLK WP HR S P ERA WHIP	IP WLS BF H R ER SO BB IBB HBP BLK WP HR S P ERA WHIP	IP WLS BF H R ER SO BB IBB HBP BLK WP HR S P ERA WHIP	IP WLS BF H R ER SO BB IBB HBP BLK WP HR S P ERA WHIP	IP WLS BF H R ER SO BB IBB HBP BLK WP HR S P ERA WHIP	IP WLS BF H R ER SO BB IBB HBP BLK WP HR S P ERA WHIP	IP WLS BF H R ER SO BB IBB HBP BLK WP HR S P ERA WHIP	IP WLS BF H R ER SO BB IBB HBP BLK WP HR S P ERA WHIP	IP WLS BF H R ER SO BB IBB HBP BLK WP HR S P ERA WHIP	IP WLS BF H R ER SO BB IBB HBP BLK WP HR S P ERA WHIP	IP WLS BF H R ER SO BB IBB HBP BLK WP HR S P ERA WHIP	1B: 6 2B: 6 3B: 0 HR: 3	SF: 0 SAC: 0 DP: 1 HBP: 0	WP: 1 PB: 0 CS: 1	PA: 45	
52 Michael Wacha, R ERA: 6.06	4.1 L 23 11 7 7 3	2.2 4 3 3 1 2 0 0 0 0 1 36 60 10.12 2.250	1.0 5 0 1 1 0 2 0 0 0 0 12 26 9.00 2.000	1.0 3 0 0 0 0 0 0 0 0 0 4 7 0.00 0.000																			
74 Nabil Crismatt, R ERA: 10.13																							
76 Domingo Tapia, R ERA: 4.91																							
16 Brandon Dixon, R ERA:																							
<b>Batter</b>	<b>1</b>	<b>2</b>	<b>3</b>	<b>4</b>	<b>5</b>	<b>6</b>	<b>7</b>	<b>8</b>	<b>9</b>	<b>AB</b>	<b>R</b>	<b>H</b>	<b>RBI</b>	<b>BB</b>	<b>SO</b>	<b>LOB</b>	<b>BOTTOM</b>						
2 Xander Bogaerts, R OBP: 0.409, SLG: 0.596										4	0	1	0	0	1	2							
13 Manny Machado, R OBP: 0.302, SLG: 0.362										2	0	1	0	1	0	0							
24 Rougned Odor, L OBP: 0.280, SLG: 0.238										3	0	0	0	1	0	3							
22 Juan Soto, L OBP: 0.338, SLG: 0.415										3	0	0	0	1	0	3							
32 Nelson Cruz, R OBP: 0.324, SLG: 0.576										4	0	1	0	0	1	4							
7 Ha-Seong Kim, R OBP: 0.300, SLG: 0.457										4	0	0	0	0	1	5							
12 Luis Campusano, R OBP: 0.227, SLG: 0.429										4	1	1	1	0	0	0							
16 Brandon Dixon, R OBP: 0.100, SLG: 0.100										4	0	0	0	0	4	0							
1 Trent Grisham, L OBP: 0.333, SLG: 0.500										4	0	2	0	0	0	0							
2B José Azocar, R OBP: 0.320, SLG: 0.375										4	1	2	0	0	0	2							
<b>Inning Stats</b>	R: 0 H: 0 E: 0 K: 0 S: 10	H: 0 LOB: 0 BB: 0 P: 15	R: 0 H: 0 E: 0 K: 0 S: 7	H: 0 LOB: 0 BB: 0 P: 10	R: 0 H: 1 E: 0 K: 2 S: 9	H: 1 LOB: 1 BB: 0 P: 13	R: 0 H: 0 E: 0 K: 1 S: 8	H: 0 LOB: 1 BB: 2 P: 19	R: 1 H: 2 E: 0 K: 1 S: 13	H: 2 LOB: 1 BB: 0 P: 21	R: 0 H: 2 E: 0 K: 1 S: 12	H: 2 LOB: 1 BB: 0 P: 16	R: 0 H: 0 E: 0 K: 1 S: 9	H: 0 LOB: 0 BB: 0 P: 13	R: 1 H: 3 E: 0 K: 0 S: 14	H: 3 LOB: 2 BB: 0 P: 23	R: 0 H: 1 E: 0 K: 1 S: 11	H: 1 LOB: 1 BB: 0 P: 14	1B: 5 2B: 4 3B: 0 HR: 1	SF: 0 SAC: 0 DP: 2 HBP: 0	WP: 0 PB: 0 CS: 0	PA: 36	
<b>PITCHER</b>	IP WLS BF H R ER SO BB IBB HBP BLK WP HR S P ERA WHIP	IP WLS BF H R ER SO BB IBB HBP BLK WP HR S P ERA WHIP	IP WLS BF H R ER SO BB IBB HBP BLK WP HR S P ERA WHIP	IP WLS BF H R ER SO BB IBB HBP BLK WP HR S P ERA WHIP	IP WLS BF H R ER SO BB IBB HBP BLK WP HR S P ERA WHIP	IP WLS BF H R ER SO BB IBB HBP BLK WP HR S P ERA WHIP	IP WLS BF H R ER SO BB IBB HBP BLK WP HR S P ERA WHIP	IP WLS BF H R ER SO BB IBB HBP BLK WP HR S P ERA WHIP	IP WLS BF H R ER SO BB IBB HBP BLK WP HR S P ERA WHIP	IP WLS BF H R ER SO BB IBB HBP BLK WP HR S P ERA WHIP	IP WLS BF H R ER SO BB IBB HBP BLK WP HR S P ERA WHIP	IP WLS BF H R ER SO BB IBB HBP BLK WP HR S P ERA WHIP	IP WLS BF H R ER SO BB IBB HBP BLK WP HR S P ERA WHIP	IP WLS BF H R ER SO BB IBB HBP BLK WP HR S P ERA WHIP	IP WLS BF H R ER SO BB IBB HBP BLK WP HR S P ERA WHIP	IP WLS BF H R ER SO BB IBB HBP BLK WP HR S P ERA WHIP	IP WLS BF H R ER SO BB IBB HBP BLK WP HR S P ERA WHIP	IP WLS BF H R ER SO BB IBB HBP BLK WP HR S P ERA WHIP	1B: 5 2B: 4 3B: 0 HR: 1	SF: 0 SAC: 0 DP: 2 HBP: 0	WP: 0 PB: 0 CS: 0	PA: 36	
52 Eric Lauer, L ERA: 5.28	6.0 W 23 4 1 1 2	3.0 S 13 4 1 1 2																					
46 Bryse Wilson, R ERA: 1.0																							

Milwaukee Brewers @ San Diego Padres  
Petco Park, San Diego, CA  
Fri Apr 14 2023, 6:44 PM - 9:24 PM PDT  
Att: 43,822 - Partly Cloudy - 59 F

AB 40  
R 11  
H 15  
RBI 11  
BB 5  
SO 4  
LOB 16



Milwaukee Brewers @ San Diego Padres  
Petco Park, San Diego, CA  
Fri Apr 14 2023, 6:44 PM - 9:24 PM PDT  
Att: 43,822 - Partly Cloudy - 59 F

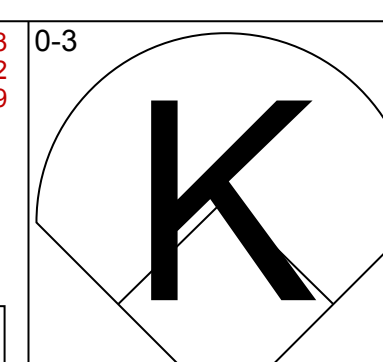
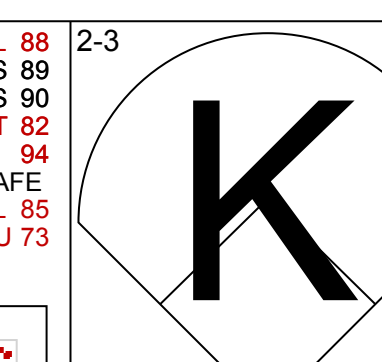
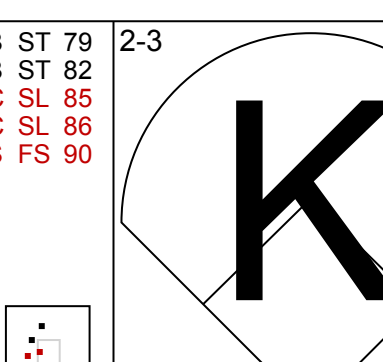
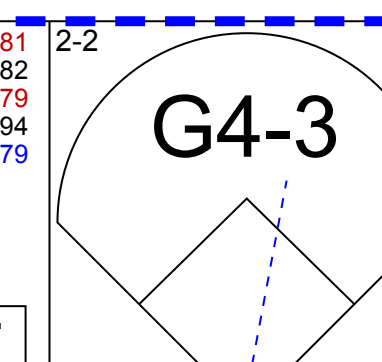
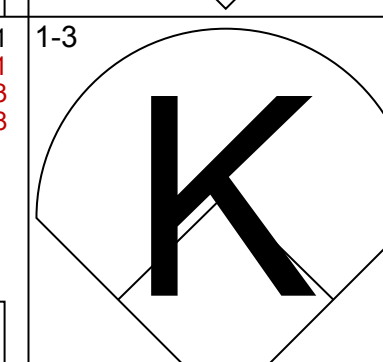
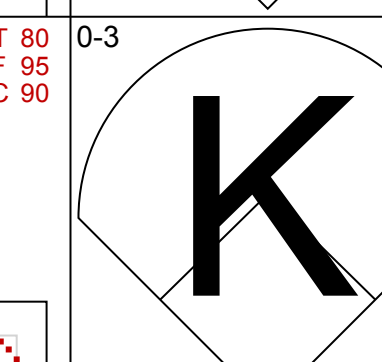

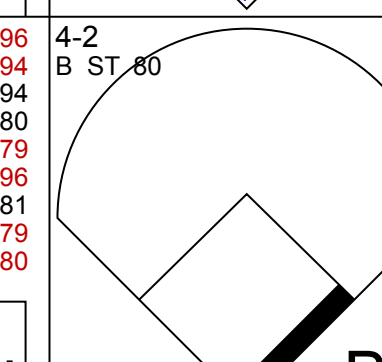
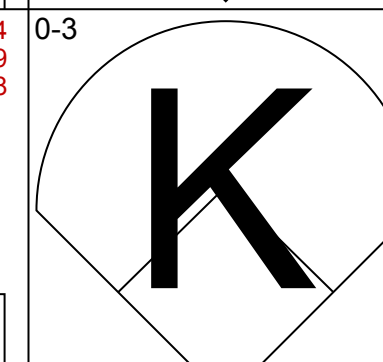
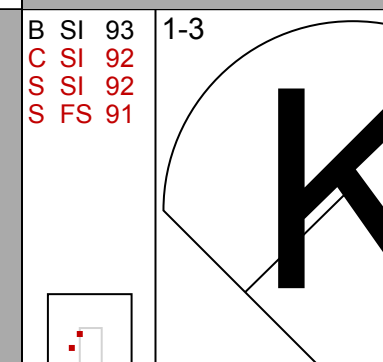
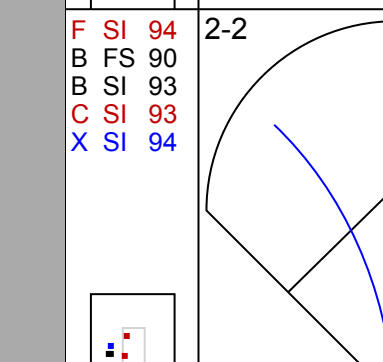
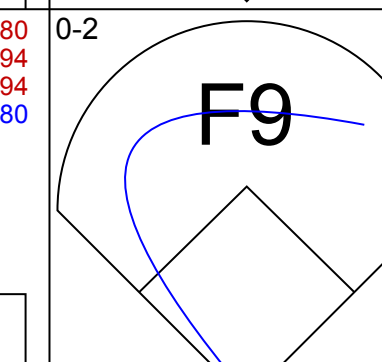
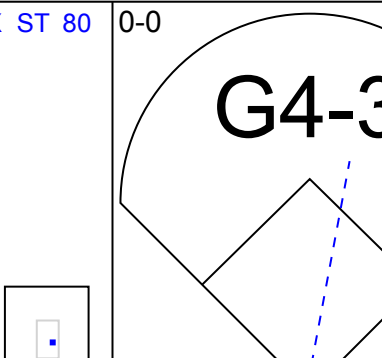
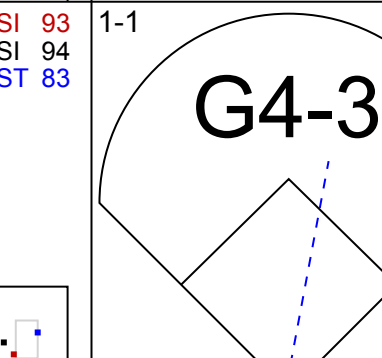
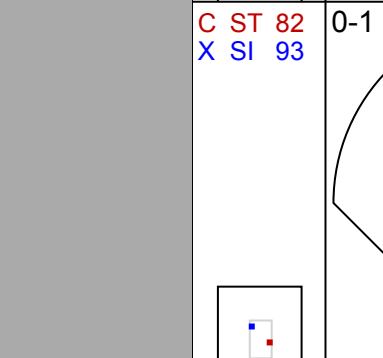
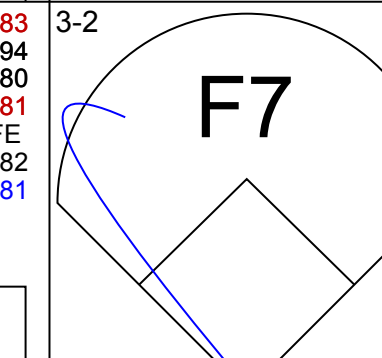
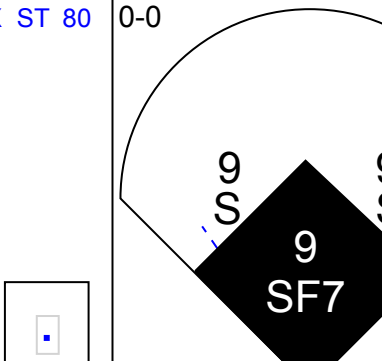
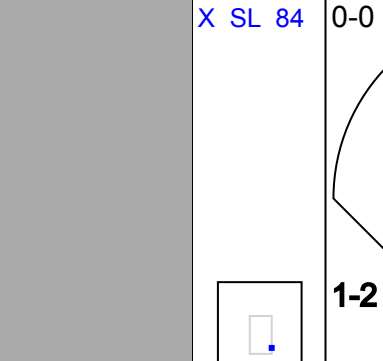

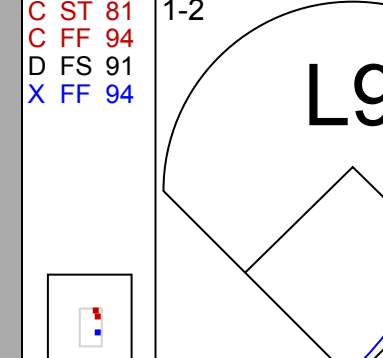
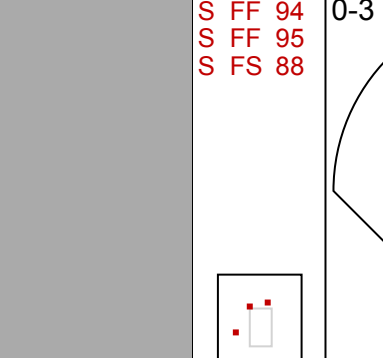


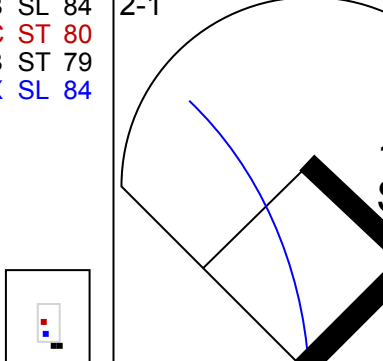

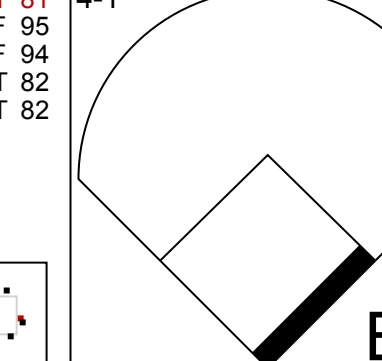
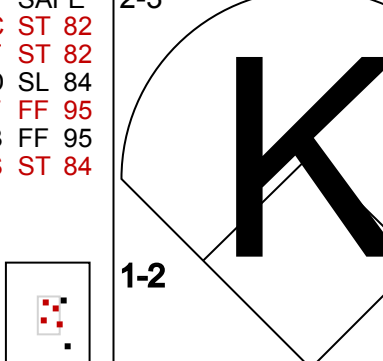


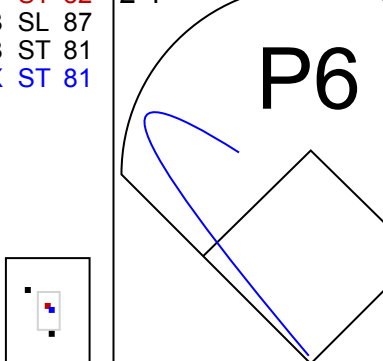

AB 34  
R 2  
H 9  
RBI 2  
BB 2  
SO 7  
LOB 16

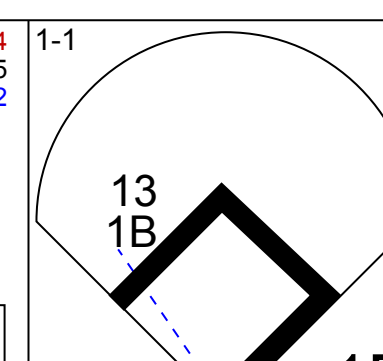
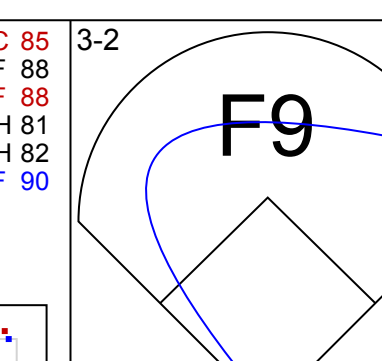
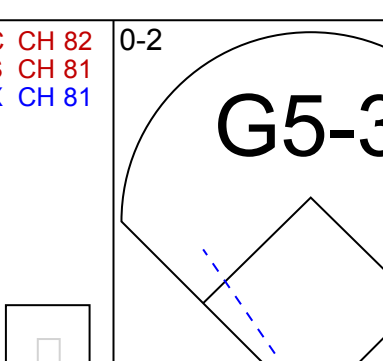
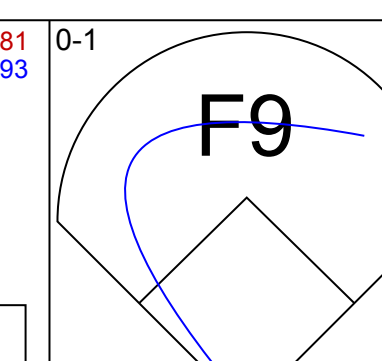
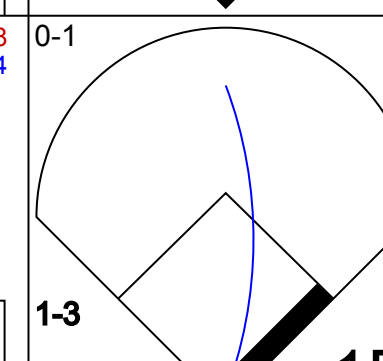
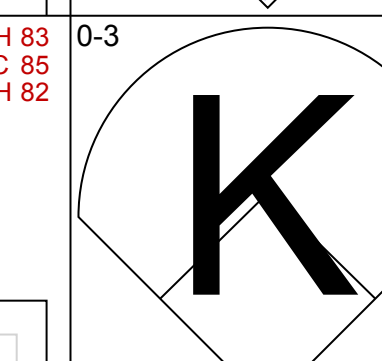

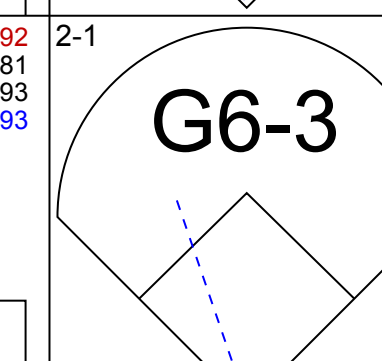
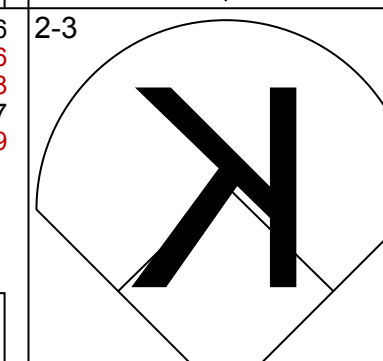
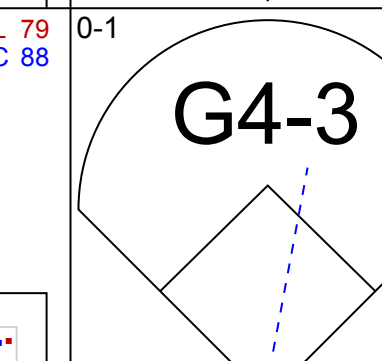


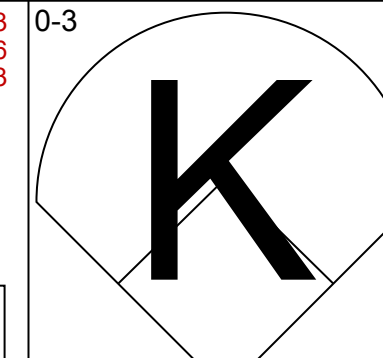
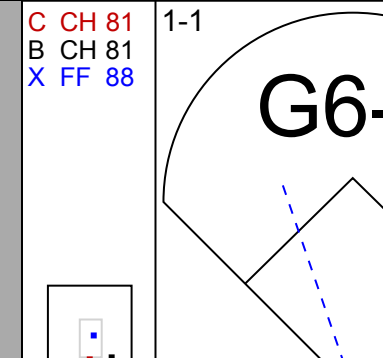
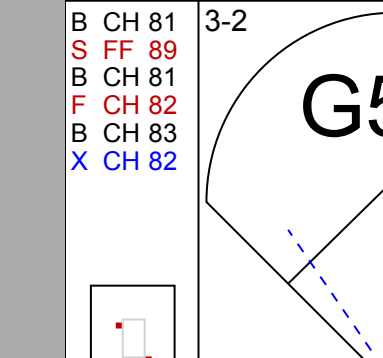

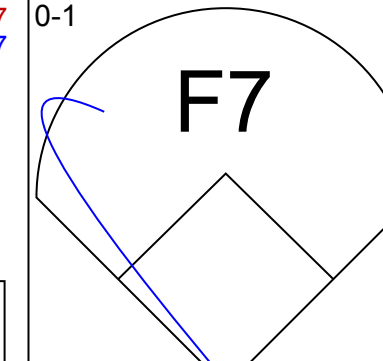
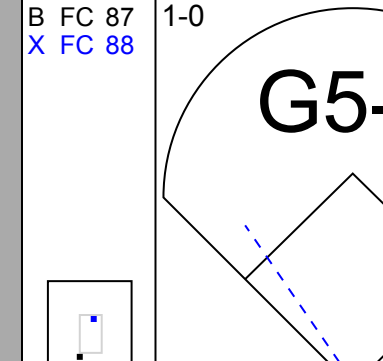



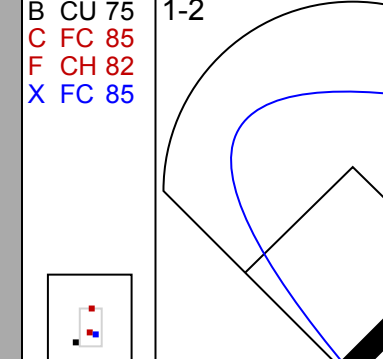



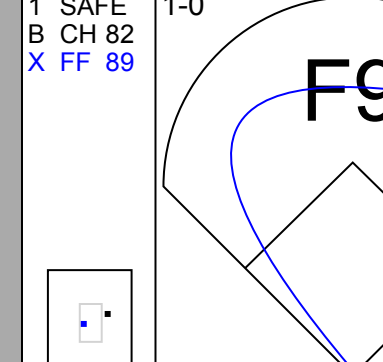




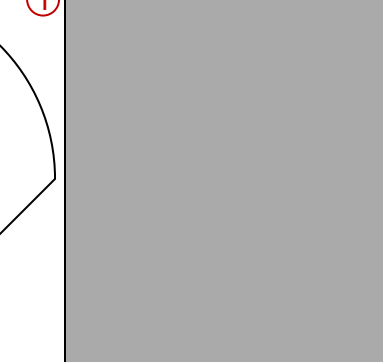

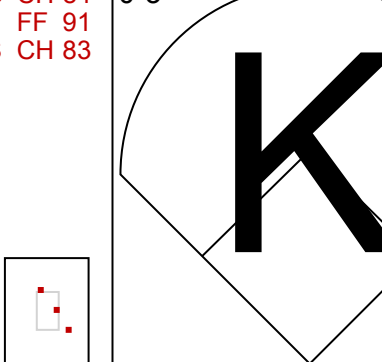
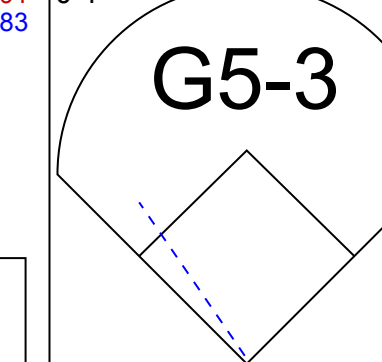






Batter	1	2	3	4	5	6	7	8	9	AB	R	H	RBI	BB	SO	LOB	TOP		
22 Christian Yelich, L OBP: 0.338, SLG: 0.371										4	1	1	0	1	2	6	<b>Milwaukee Brewers @ San Diego Padres</b> Petco Park, San Diego, CA Sat Apr 15 2023, 1:07 PM - 4:17 PM PDT Att: 42,284 - Sunny - 64 F		
33 Jesse Winker, L OBP: 0.399, SLG: 0.400										4	1	1	2	0	1	2			
27 Willy Adames, R OBP: 0.388, SLG: 0.473										5	0	1	0	0	0	4			
11 Rowdy Tellez, L OBP: 0.327, SLG: 0.587										4	0	2	0	1	1	1			
9 Brian Anderson, R OBP: 0.379, SLG: 0.531										5	0	1	1	0	0	4			
5 Garrett Mitchell, L OBP: 0.309, SLG: 0.522										3	0	0	0	0	3	1			
10 Mike Brosseau, R OBP: 0.357, SLG: 0.600										0	0	0	0	1	0	0			
7 Victor Caratini, S OBP: 0.550, SLG: 0.438										4	1	4	0	0	0	0			
2 Brice Turang, L OBP: 0.341, SLG: 0.375										3	0	1	0	0	1	2			
6 Owen Miller, R OBP: 0.313, SLG: 0.333										1	0	0	0	0	1	2			
2B Joey Wiemer, R OBP: 0.308, SLG: 0.311										4	0	1	0	0	1	4			
<b>Inning Stats</b>	R: 2 H: 2 E: 0 K: 1 S: 17	H: 2 LOB: 1 BB: 1 P: 27	R: 0 H: 1 E: 0 K: 1 S: 13	H: 1 LOB: 1 BB: 0 P: 21	R: 0 H: 2 E: 0 K: 1 S: 9	H: 2 LOB: 1 BB: 0 P: 14	R: 1 H: 3 E: 0 K: 2 S: 24	H: 3 LOB: 3 BB: 0 P: 33	R: 0 H: 2 E: 0 K: 2 S: 13	H: 2 LOB: 2 BB: 0 P: 20	R: 0 H: 0 E: 0 K: 1 S: 6	H: 0 LOB: 0 BB: 0 P: 9	R: 0 H: 1 E: 0 K: 1 S: 14	H: 1 LOB: 2 BB: 1 P: 22	R: 0 H: 0 E: 0 K: 0 S: 8	H: 0 LOB: 1 BB: 1 P: 16	1B: 11 2B: 1 3B: 0 HR: 0	SF: 0 SAC: 0 DP: 2 HBP: 1	WP: 0 PA: 41 PB: 0 SB: 1 CS: 0
<b>PITCHER</b>	IP: 3.2 WLS: 1 BF: 20 ERA: 2.7	W: 4 H: 1 R: 0 ER: 0 SO: 5	H: 8 R: 3 ER: 3 SO: 5	R: 3 ER: 3 SO: 5	BB: 1 IBB: 0 HBP: 1 BLK: 0	IBB: 0 HBP: 1 BLK: 0	WP: 0 HR: 0 S: 61 P: 93	HR: 0 S: 10 P: 18	ERA: 7.36 WHIP: 2.455	<b>PITCHER</b>	IP: 1.0 WLS: 4 BF: 4	H: 0 R: 0 ER: 0 SO: 0	H: 0 R: 0 ER: 0 SO: 0	BB: 1 IBB: 0 HBP: 0 BLK: 0	WP: 0 HR: 0 S: 8 P: 16	ERA: 0.00 WHIP: 1.000			
67 Seth Lugo, R ERA: 2.7	1.1	1.0	1.0	1.0	1.0	1.0	1.0	1.0	1.0	0.00	0.750	0.00	2.000	0.00	2.000	0.00	2.000		
36 Steven Wilson, R ERA: 0.93	4.1	1.0	1.0	1.0	1.0	1.0	1.0	1.0	1.0	0.00	0.750	0.00	2.000	0.00	2.000	0.00	2.000		
45 Brent Honeywell, R ERA: 1.93	6.1	1.0	1.0	1.0	1.0	1.0	1.0	1.0	1.0	0.00	0.750	0.00	2.000	0.00	2.000	0.00	2.000		
66 Luis Garcia, R ERA: 5.87	7.1	1.0	1.0	1.0	1.0	1.0	1.0	1.0	1.0	0.00	0.750	0.00	2.000	0.00	2.000	0.00	2.000		
25 Tim Hill, L ERA: 2.55	8.1	1.0	1.0	1.0	1.0	1.0	1.0	1.0	1.0	0.00	0.750	0.00	2.000	0.00	2.000	0.00	2.000		
<b>Batter</b>	<b>1</b>	<b>2</b>	<b>3</b>	<b>4</b>	<b>5</b>	<b>6</b>	<b>7</b>	<b>8</b>	<b>9</b>	<b>AB</b>	<b>R</b>	<b>H</b>	<b>RBI</b>	<b>BB</b>	<b>SO</b>	<b>LOB</b>	<b>BOTTOM</b>		
1 Trent Grisham, L OBP: 0.338, SLG: 0.508										5	1	2	0	0	1	2			
13 Manny Machado, R OBP: 0.294, SLG: 0.349										5	0	1	1	0	1	4			
22 Juan Soto, L OBP: 0.357, SLG: 0.400										2	3	0	0	3	1	1			
2 Xander Bogaerts, R OBP: 0.437, SLG: 0.607										4	2	3	0	0	0	0			
32 Nelson Cruz, R OBP: 0.359, SLG: 0.583										3	1	2	3	1	0	1			
9 Jake Cronenworth, L OBP: 0.381, SLG: 0.450										4	2	3	6	1	0	1			
14 Matt Carpenter, L OBP: 0.353, SLG: 0.310										4	0	0	0	0	1	3			
7 Ha-Seong Kim, R OBP: 0.294, SLG: 0.447										1	0	0	0	0	0	3			
26 Austin Nola, R OBP: 0.276, SLG: 0.121										3	0	1	0	1	1	0			
2B José Azocar, R OBP: 0.276, SLG: 0.321										4	1	0	0	0	0	2			
<b>Inning Stats</b>	R: 2 H: 3 E: 0 K: 1 S: 20	H: 3 LOB: 2 BB: 1 P: 33	R: 1 H: 2 E: 0 K: 2 S: 11	H: 2 LOB: 1 BB: 0 P: 17	R: 0 H: 1 E: 0 K: 0 S: 10	H: 1 LOB: 1 BB: 0 P: 15	R: 0 H: 1 E: 0 K: 2 S: 9	H: 1 LOB: 1 BB: 0 P: 15	R: 2 H: 2 E: 0 K: 0 S: 9	H: 2 LOB: 0 BB: 0 P: 18	R: 0 H: 1 E: 0 K: 0 S: 8	H: 1 LOB: 1 BB: 1 P: 12	R: 3 H: 2 E: 0 K: 0 S: 16	H: 2 LOB: 1 BB: 1 P: 27	R: 2 H: 0 E: 1 K: 0 S: 17	H: 0 LOB: 3 BB: 3 P: 34	1B: 9 2B: 1 3B: 0 HR: 2	SF: 1 SAC: 0 DP: 1 HBP: 1	WP: 1 PA: 43 PB: 0 SB: 1 CS: 0
<b>PITCHER</b>	IP: 5.0 WLS: 2 BF: 25 ERA: 3.18	L: 2 H: 5 R: 0 ER: 5 SO: 5	H: 9 R: 5 ER: 5 SO: 5	R: 5 ER: 5 SO: 5	BB: 1 IBB: 0 HBP: 0 BLK: 0	IBB: 0 HBP: 0 BLK: 0	WP: 1 HR: 1 S: 59 P: 98	HR: 1 S: 12 P: 12	ERA: 9.00 WHIP: 2.000	<b>PITCHER</b>	IP: 1.0 WLS: 4 BF: 4	H: 0 R: 0 ER: 0 SO: 0	H: 0 R: 0 ER: 0 SO: 0	BB: 1 IBB: 0 HBP: 0 BLK: 0	WP: 0 HR: 0 S: 8 P: 16	ERA: 0.00 WHIP: 1.000			
51 Freddy Peralta, R ERA: 3.18	1.0	1.0	1.0	1.0	1.0	1.0	1.0	1.0	1.0	0.00	0.750	0.00	2.000	0.00	2.000	0.00	2.000		
31 Joel Payamps, R ERA: 2.84	6.1	1.0	1.0	1.0	1.0	1.0	1.0	1.0	1.0	0.00	0.750	0.00	2.000	0.00	2.000	0.00	2.000		
55 Hoby Milner, L ERA: 4.5	7.1	1.0	1.0	1.0	1.0	1.0	1.0	1.0	1.0	0.00	0.750	0.00	2.000	0.00	2.000	0.00	2.000		
47 Gus Varland, R ERA: 2.7	8.1	0.2	0.2	0.2	0.2	0.2	0.2	0.2	0.2	0.00	0.750	0.00	2.000	0.00	2.000	0.00	2.000		
12 Javy Guerra, R ERA: 4.05	8.1	0.1	0.1	0.1	0.1	0.1	0.1	0.1	0.1	0.00	0.750	0.00	2.000	0.00	2.000	0.00	2.000		



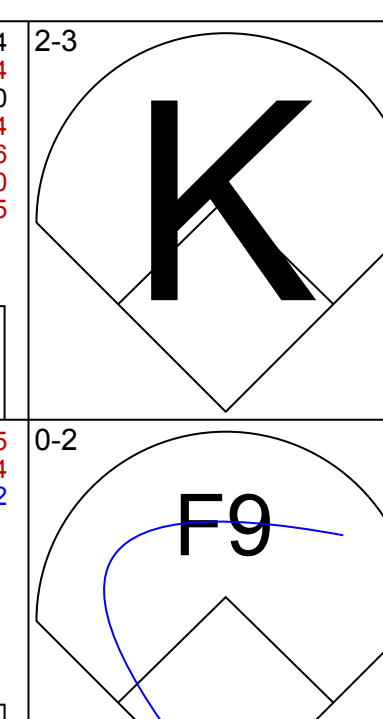
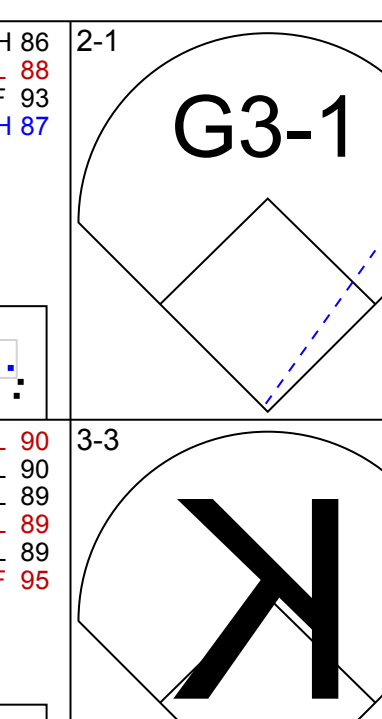
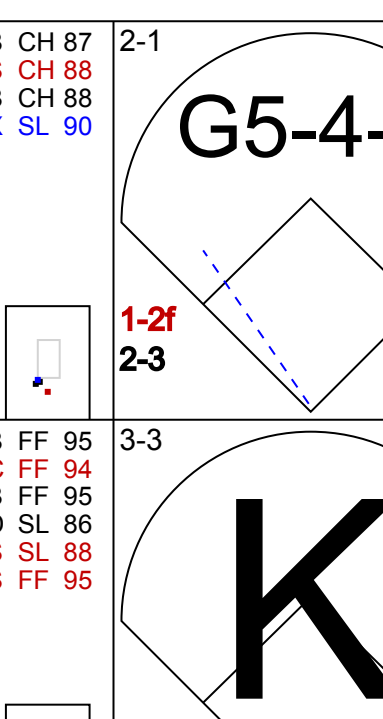
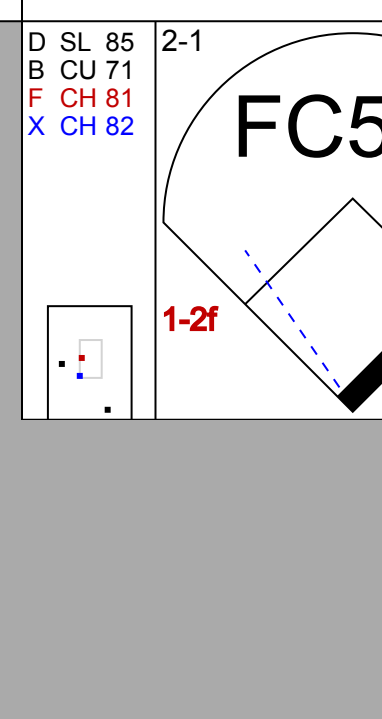
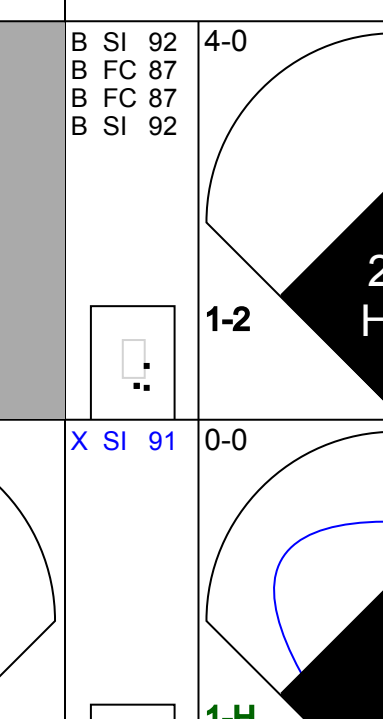

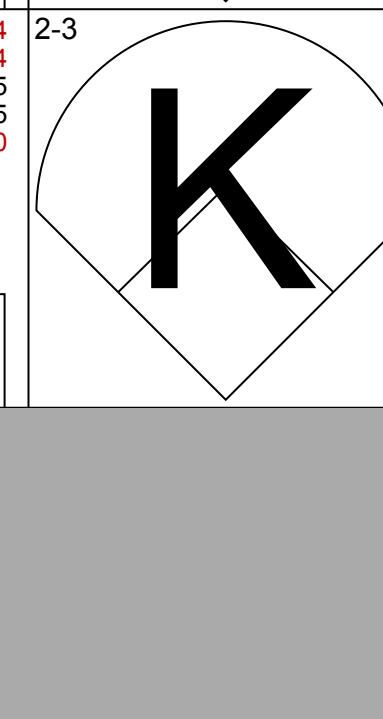
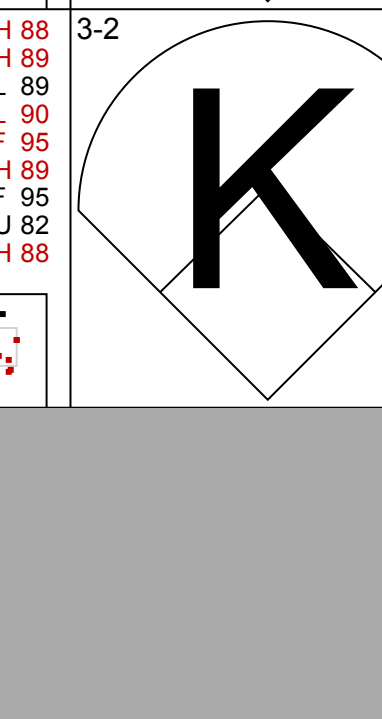


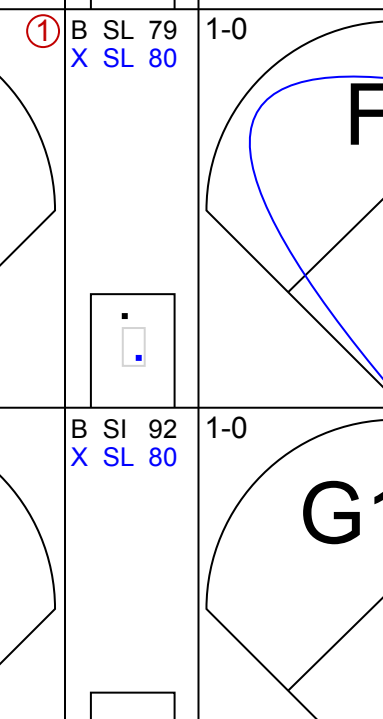



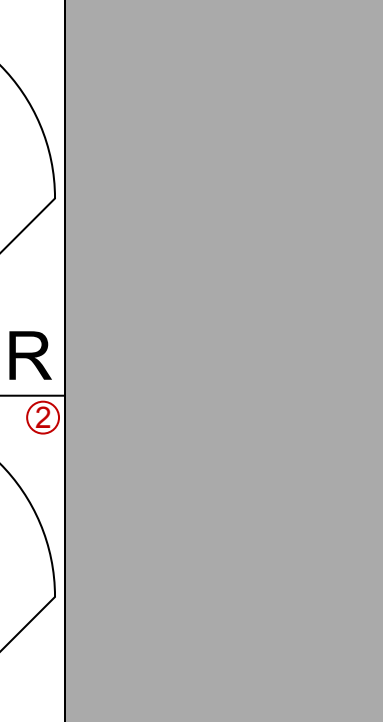
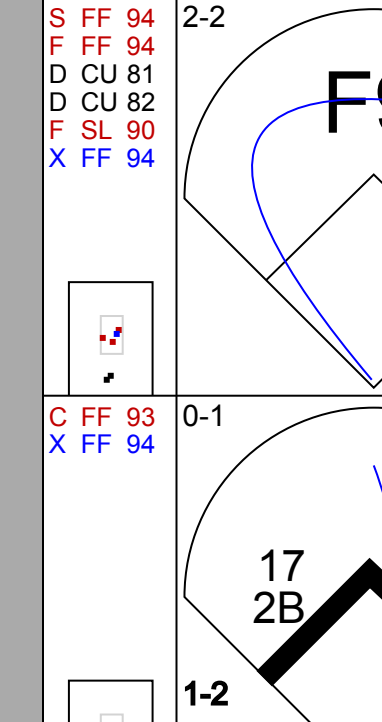
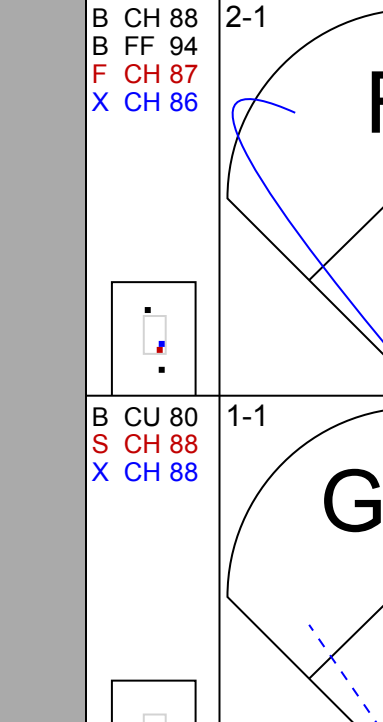
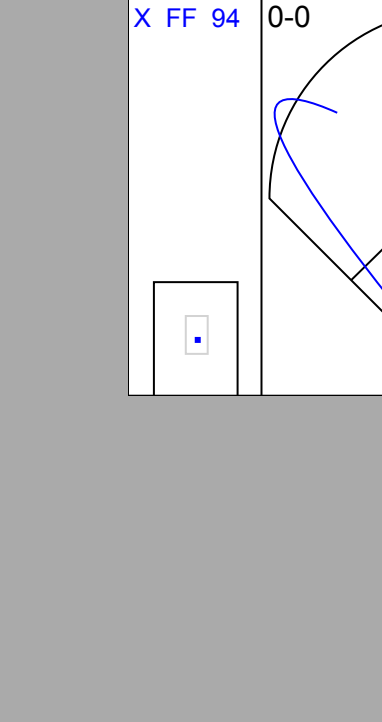
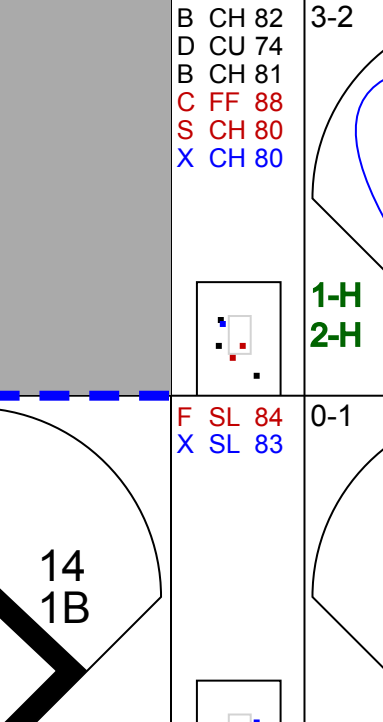

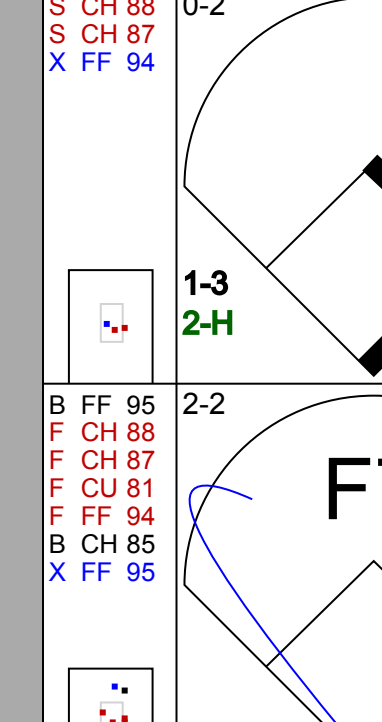
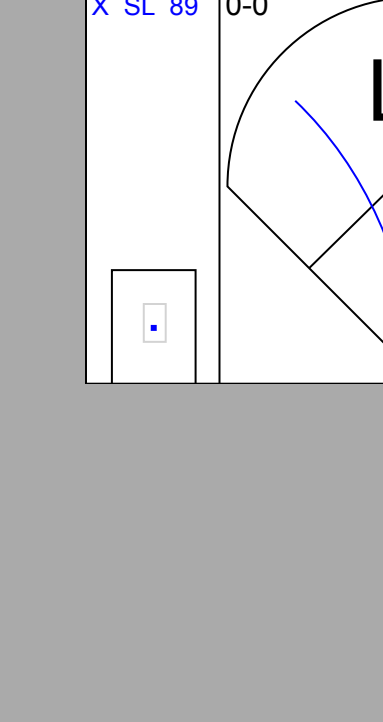

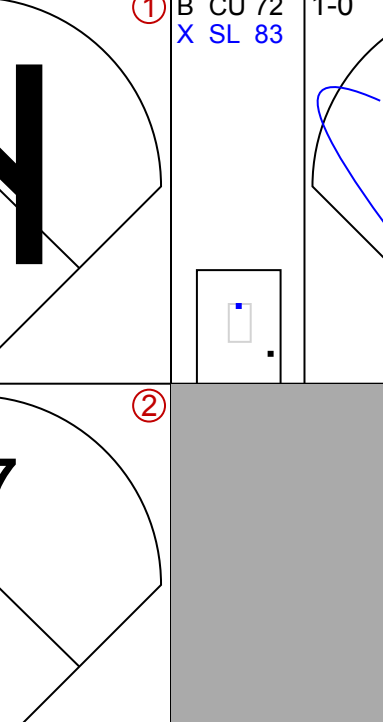
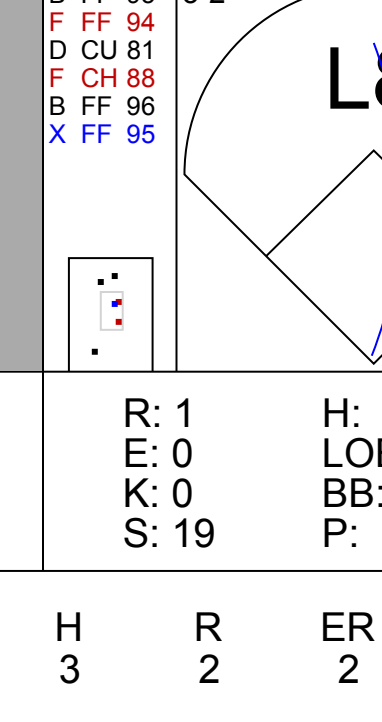

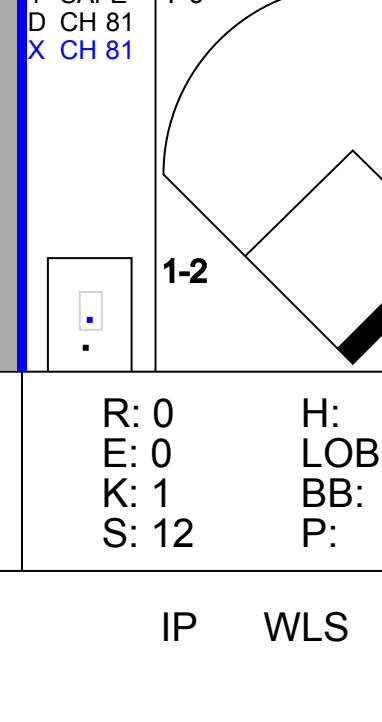
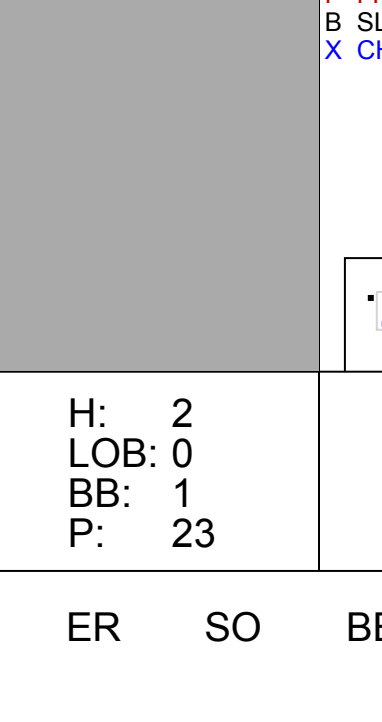
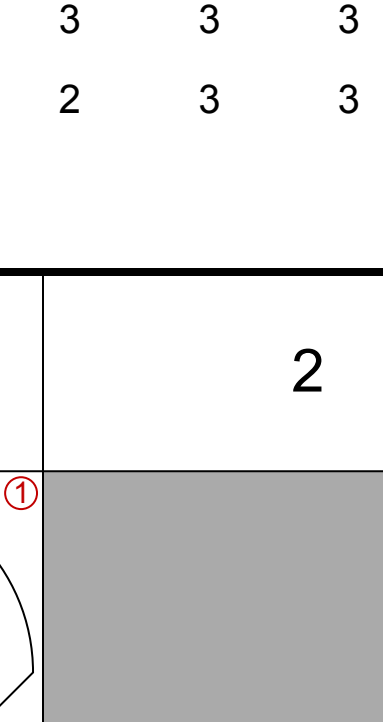
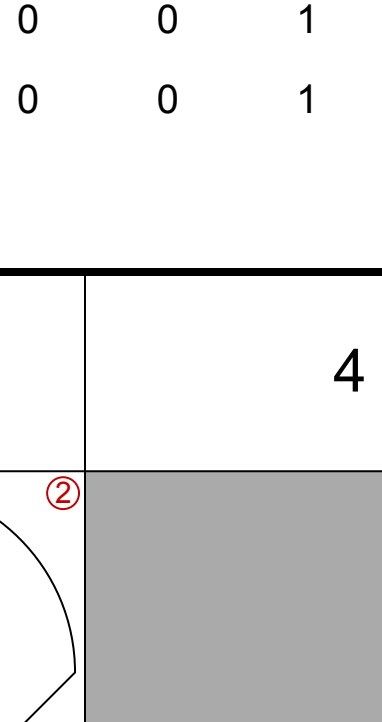
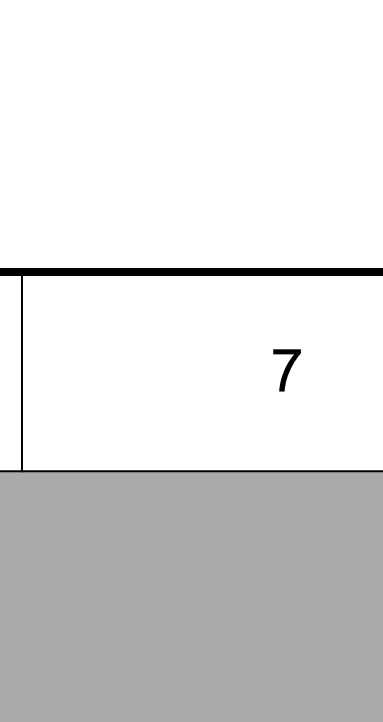
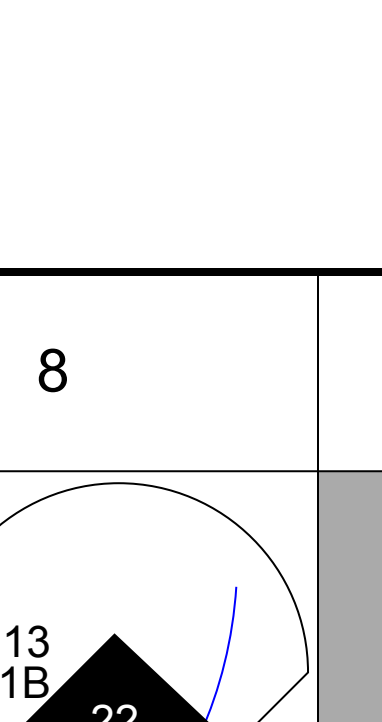



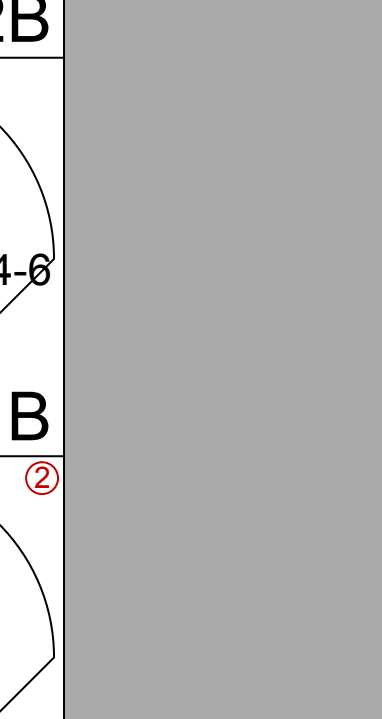
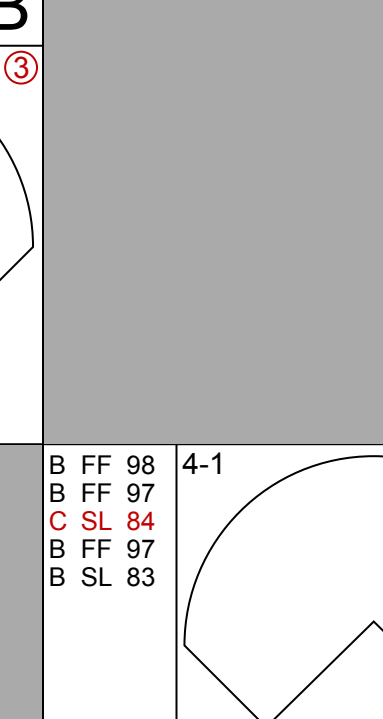

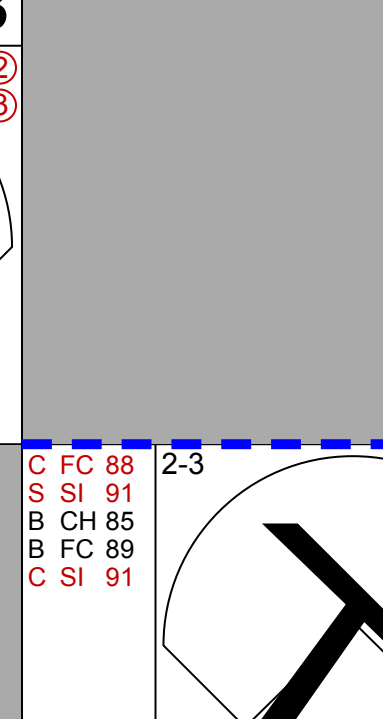
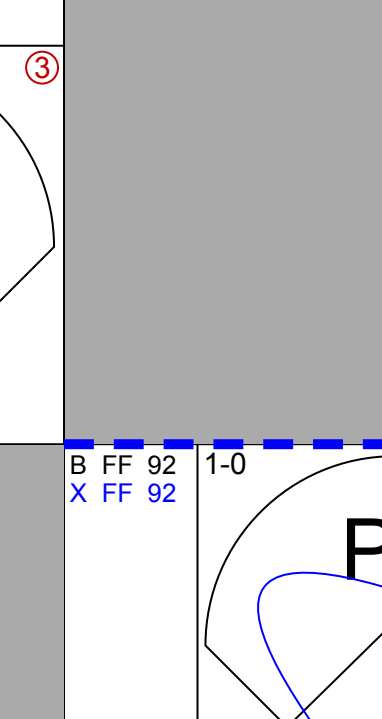
Batter	1	2	3	4	5	6	7	8	9	AB	R	H	RBI	BB	SO	LOB	TOP					
22 Christian Yelich, L OBP: 0.320, SLG: 0.348										4	0	0	0	0	3	2	<b>Milwaukee Brewers @ San Diego Padres</b> Petco Park, San Diego, CA Sun Apr 16 2023, 1:11 PM - 3:33 PM PDT Att: 43,875 - Overcast - 62 F					
27 Willy Adames, R OBP: 0.380, SLG: 0.448										3	0	0	0	1	3	1						
11 Rowdy Tellez, L OBP: 0.322, SLG: 0.560										4	0	1	0	0	2	1						
24 William Contreras, R OBP: 0.400, SLG: 0.364										4	0	0	0	0	0	2						
5 Garrett Mitchell, L OBP: 0.340, SLG: 0.531										3	1	2	0	1	1	0						
9 Brian Anderson, R OBP: 0.355, SLG: 0.500											3	0	0	1	0	1		3				
2 Brice Turang, L OBP: 0.333, SLG: 0.364										4	0	1	0	0	3	0						
10 Mike Brosseau, R OBP: 0.355, SLG: 0.556										2	0	0	0	1	1	1						
2B Joey Wiemer, R OBP: 0.291, SLG: 0.292										3	0	0	0	0	0	2						
<b>Inning Stats</b>	R: 0 E: 0 K: 3 S: 9	H: 0 LOB: 0 BB: 0 P: 10	R: 1 E: 0 K: 1 S: 9	H: 1 LOB: 0 BB: 0 P: 13	R: 0 E: 0 K: 2 S: 11	H: 0 LOB: 1 BB: 1 P: 18	R: 0 E: 0 K: 1 S: 9	H: 0 LOB: 1 BB: 1 P: 16	R: 0 E: 0 K: 2 S: 12	H: 2 LOB: 2 BB: 0 P: 15	R: 0 E: 0 K: 1 S: 7	H: 0 LOB: 0 BB: 0 P: 9	R: 0 E: 0 K: 0 S: 16	H: 0 LOB: 0 BB: 0 P: 25	R: 0 E: 0 K: 2 S: 9	H: 0 LOB: 0 BB: 0 P: 13		1B: 4 2B: 0 3B: 0 HR: 0	SF: 1 2B: 0 3B: 0 DP: 0 HBP: 0	WP: 0 PB: 0 SB: 2 CS: 0	PA: 34	
<b>PITCHER</b>	IP WLS BF H R ER SO BB IBB HBP BLK WP HR S P ERA WHIP	IP WLS BF H R ER SO BB IBB HBP BLK WP HR S P ERA WHIP	IP WLS BF H R ER SO BB IBB HBP BLK WP HR S P ERA WHIP	IP WLS BF H R ER SO BB IBB HBP BLK WP HR S P ERA WHIP	IP WLS BF H R ER SO BB IBB HBP BLK WP HR S P ERA WHIP	IP WLS BF H R ER SO BB IBB HBP BLK WP HR S P ERA WHIP	IP WLS BF H R ER SO BB IBB HBP BLK WP HR S P ERA WHIP	IP WLS BF H R ER SO BB IBB HBP BLK WP HR S P ERA WHIP	IP WLS BF H R ER SO BB IBB HBP BLK WP HR S P ERA WHIP	IP WLS BF H R ER SO BB IBB HBP BLK WP HR S P ERA WHIP	IP WLS BF H R ER SO BB IBB HBP BLK WP HR S P ERA WHIP	IP WLS BF H R ER SO BB IBB HBP BLK WP HR S P ERA WHIP	IP WLS BF H R ER SO BB IBB HBP BLK WP HR S P ERA WHIP	IP WLS BF H R ER SO BB IBB HBP BLK WP HR S P ERA WHIP	IP WLS BF H R ER SO BB IBB HBP BLK WP HR S P ERA WHIP	IP WLS BF H R ER SO BB IBB HBP BLK WP HR S P ERA WHIP	IP WLS BF H R ER SO BB IBB HBP BLK WP HR S P ERA WHIP					
11 Yu Darvish, R ERA: 3.44	7.0	L	27	4	1	1	12	2	0	0	0	0	0	0	0	0	0	0	68	100	1.29	0.857
36 Steven Wilson, R ERA: 0.94	1.0		4	0	0	0	0	1	0	0	0	0	0	0	0	0	0	0	16	25	0.00	1.000
71 Josh Hader, L ERA: 1.29	1.0		3	0	0	0	2	0	0	0	0	0	0	0	0	0	0	0	9	13	0.00	0.000

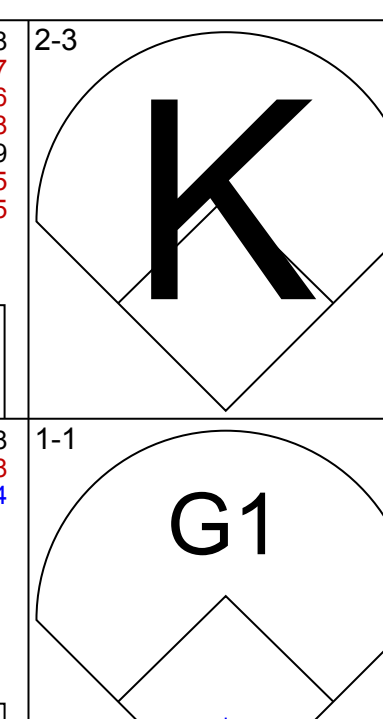
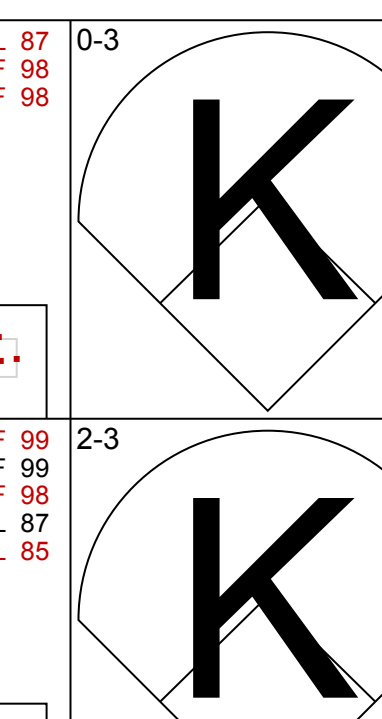
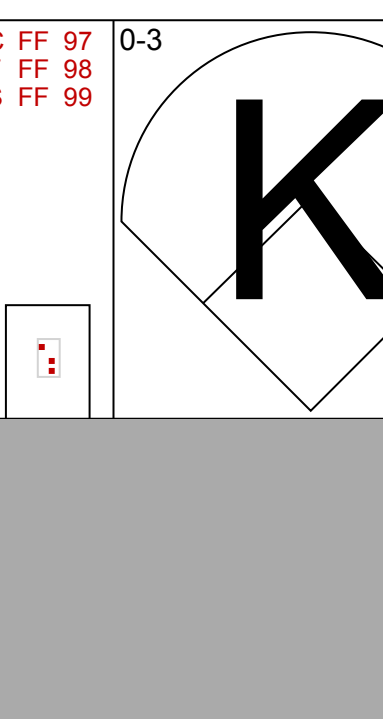
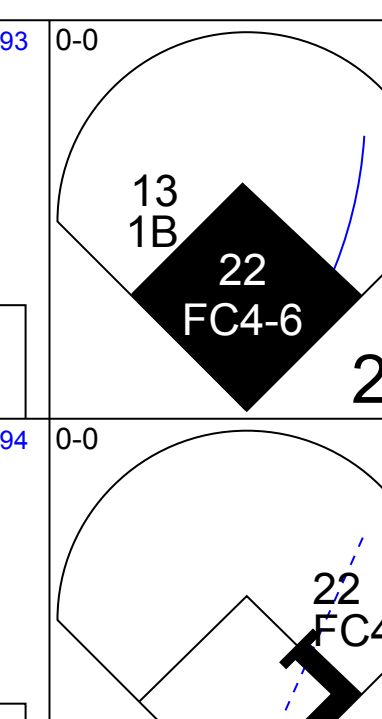

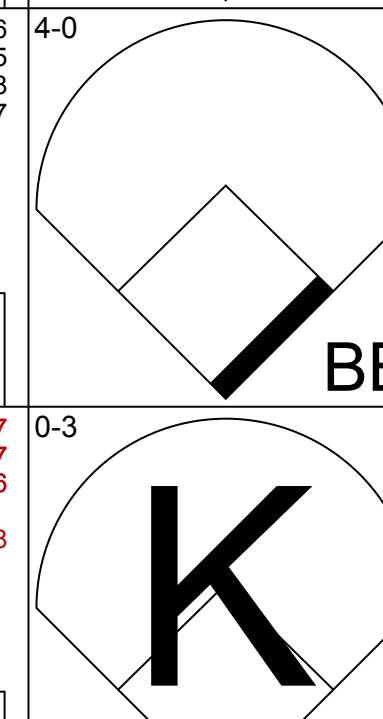


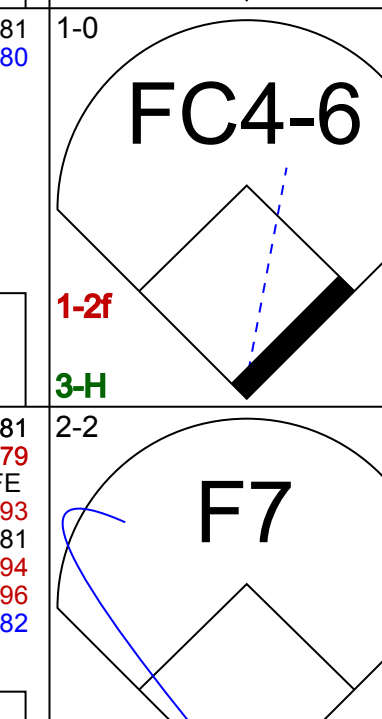

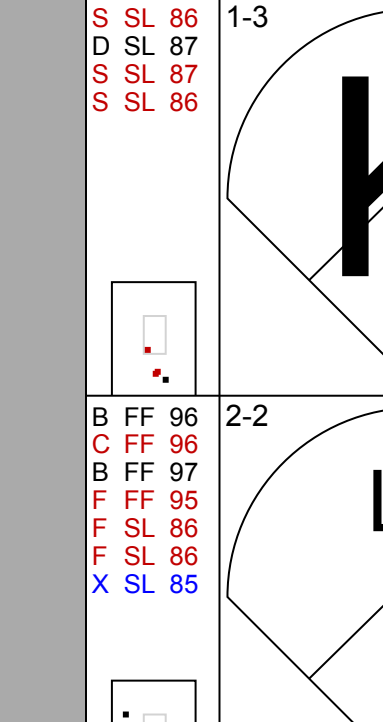



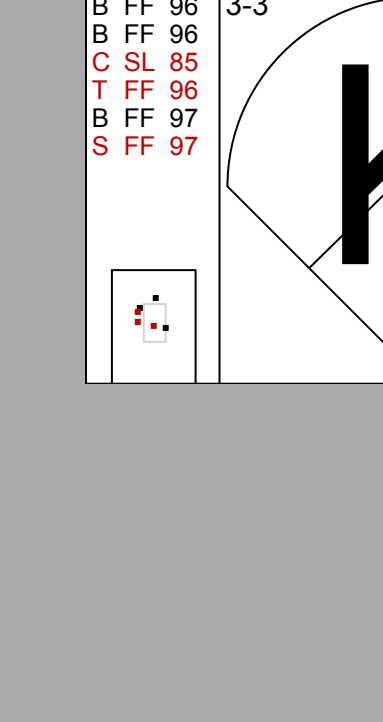
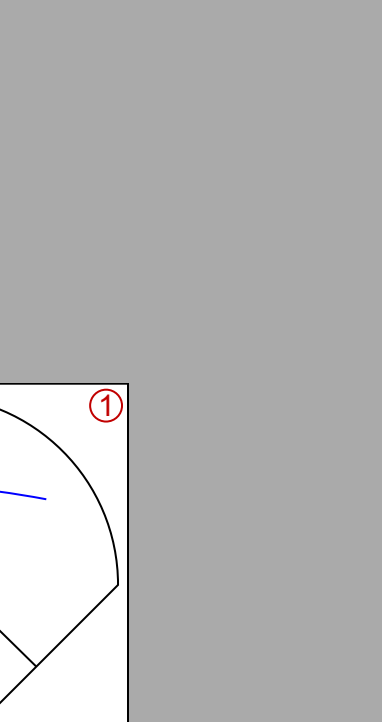

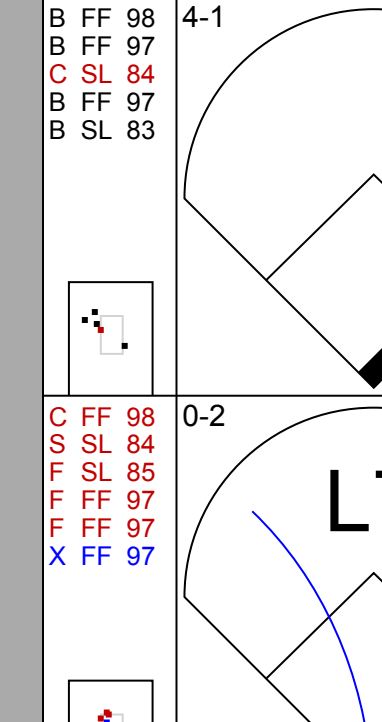
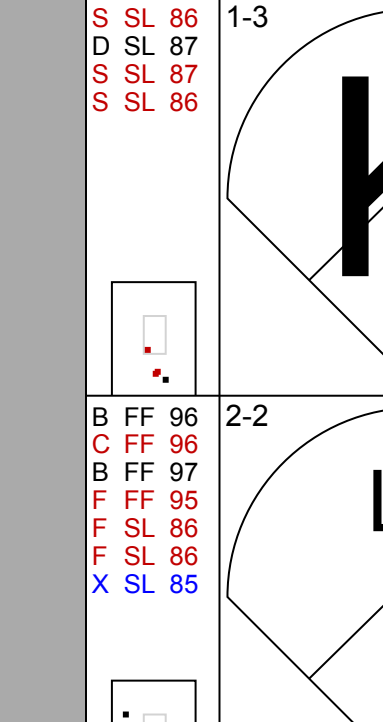
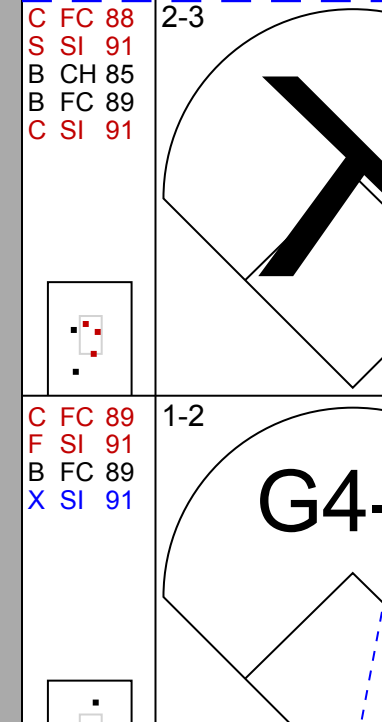
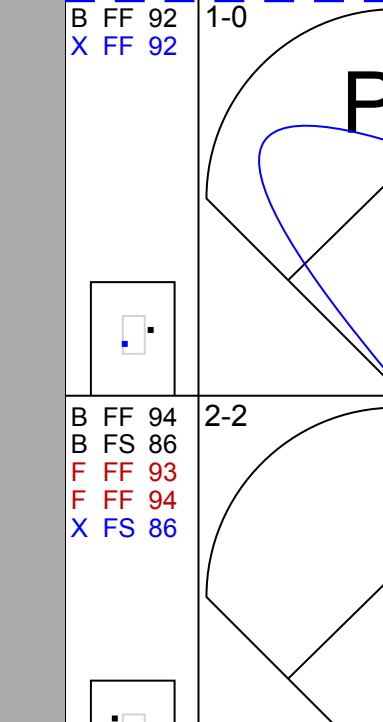
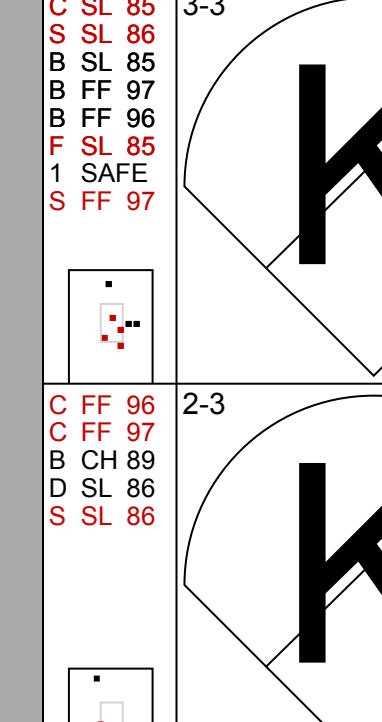
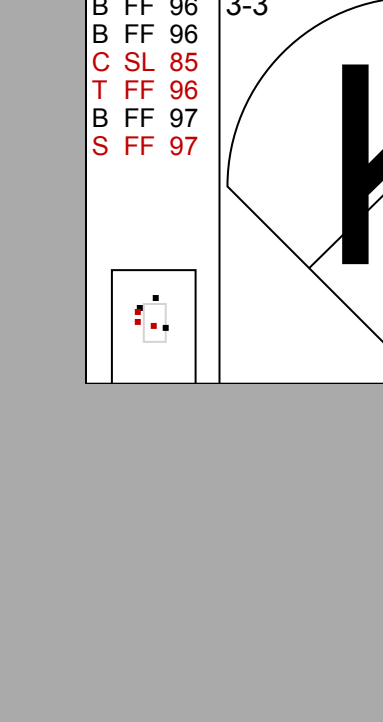
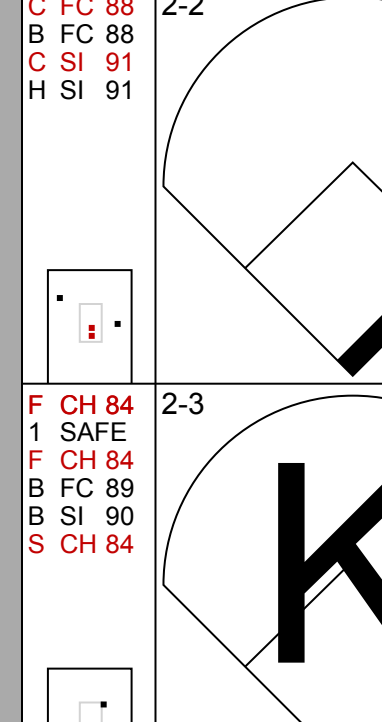
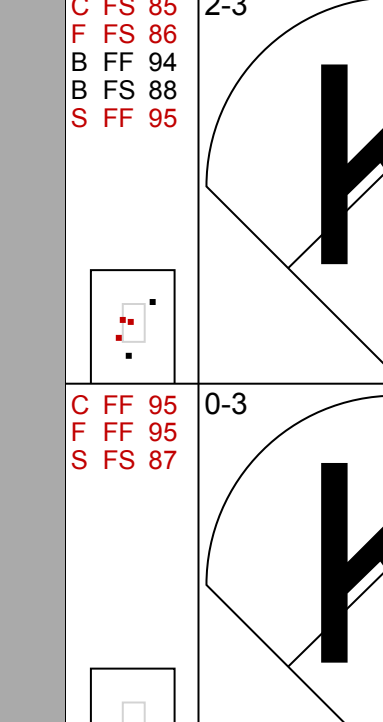

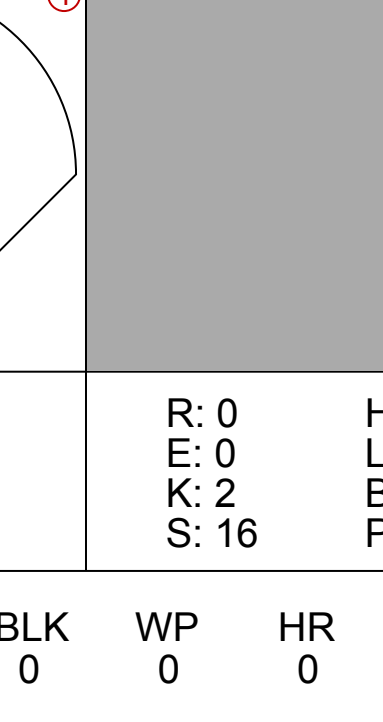

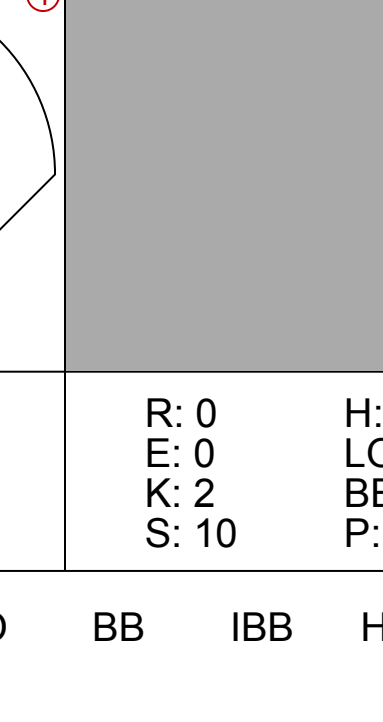







Batter	1	2	3	4	5	6	7	8	9	AB	R	H	RBI	BB	SO	LOB	BOTTOM					
2 Xander Bogaerts, R OBP: 0.427, SLG: 0.585										4	0	1	0	0	0	0	<b>Milwaukee Brewers @ San Diego Padres</b> Petco Park, San Diego, CA Sun Apr 16 2023, 1:11 PM - 3:33 PM PDT Att: 43,875 - Overcast - 62 F					
13 Manny Machado, R OBP: 0.302, SLG: 0.343										4	0	1	0	0	2	0						
22 Juan Soto, L OBP: 0.351, SLG: 0.379										3	0	0	0	1	2	2						
32 Nelson Cruz, R OBP: 0.326, SLG: 0.525											4	0	0	0	0	2		3				
9 Jake Cronenworth, L OBP: 0.338, SLG: 0.444											4	0	0	0	0	1		3				
7 Ha-Seong Kim, R OBP: 0.305, SLG: 0.451											4	0	2	0	0	0		0				
26 Austin Nola, R OBP: 0.262, SLG: 0.167											3	0	1	0	1	0		1				
1 Trent Grisham, L OBP: 0.319, SLG: 0.476											4	0	0	0	0	3		5				
2B José Azocar, R OBP: 0.258, SLG: 0.300										2	0	0	0	0	1	1						
14 Matt Carpenter, L OBP: 0.324, SLG: 0.300										1	0	0	0	0	0	0						
24 Rougned Odor, L OBP: 0.280, SLG: 0.238										0	0	0	0	0	0	0						
<b>Inning Stats</b>	R: 0 E: 0 K: 2 S: 12	H: 2 LOB: 2 BB: 0 P: 15	R: 0 E: 0 K: 2 S: 9	H: 1 LOB: 1 BB: 0 P: 13	R: 0 E: 0 K: 1 S: 8	H: 0 LOB: 0 BB: 0 P: 11	R: 0 E: 0 K: 0 S: 7	H: 1 LOB: 0 BB: 0 P: 11	R: 0 E: 0 K: 1 S: 8	H: 0 LOB: 0 BB: 0 P: 11	R: 0 E: 0 K: 2 S: 9	H: 0 LOB: 0 BB: 0 P: 17	R: 0 E: 0 K: 0 S: 6	H: 0 LOB: 1 BB: 0 P: 11	R: 0 E: 0 K: 3 S: 16	H: 1 LOB: 3 BB: 2 P: 33	1B: 4 2B: 1 3B: 0 HR: 0	SF: 0 2B: 1 SAC: 0 DP: 0 HBP: 0	WP: 1 PB: 0 SB: 0 CS: 0	PA: 35		
<b>PITCHER</b>	IP WLS BF H R ER SO BB IBB HBP BLK WP HR S P ERA WHIP	IP WLS BF H R ER SO BB IBB HBP BLK WP HR S P ERA WHIP	IP WLS BF H R ER SO BB IBB HBP BLK WP HR S P ERA WHIP	IP WLS BF H R ER SO BB IBB HBP BLK WP HR S P ERA WHIP	IP WLS BF H R ER SO BB IBB HBP BLK WP HR S P ERA WHIP	IP WLS BF H R ER SO BB IBB HBP BLK WP HR S P ERA WHIP	IP WLS BF H R ER SO BB IBB HBP BLK WP HR S P ERA WHIP	IP WLS BF H R ER SO BB IBB HBP BLK WP HR S P ERA WHIP	IP WLS BF H R ER SO BB IBB HBP BLK WP HR S P ERA WHIP	IP WLS BF H R ER SO BB IBB HBP BLK WP HR S P ERA WHIP	IP WLS BF H R ER SO BB IBB HBP BLK WP HR S P ERA WHIP	IP WLS BF H R ER SO BB IBB HBP BLK WP HR S P ERA WHIP	IP WLS BF H R ER SO BB IBB HBP BLK WP HR S P ERA WHIP	IP WLS BF H R ER SO BB IBB HBP BLK WP HR S P ERA WHIP	IP WLS BF H R ER SO BB IBB HBP BLK WP HR S P ERA WHIP	IP WLS BF H R ER SO BB IBB HBP BLK WP HR S P ERA WHIP						
20 Wade Miley, L ERA: 1.5	7.0	W	26	4	0	0	0	0	0	0	0	0	0	0	0	0	0	0	59	89	0.00	0.571
32 Peter Strzelecki, R ERA:	1.0	H	3	0	0	0	0	0	0	0	0	0	0	0	0	0	0	0	6	8	0.00	0.000
38 Devin Williams, R ERA:	1.0	S	6	1	0	0	3	2	0	0	0	0	0	0	0	0	0	0	16	33	0.00	3.000







Batter	1	2	3	4	5	6	7	8	9	AB R H RBI BB SO LOB	TOP											
13 Ronald Acuña Jr. R OBP: 0.449, SLG: 0.553										4 1 0 0 1 1 4	<p><b>Atlanta Braves @ San Diego Padres</b> Petco Park, San Diego, CA Tue Apr 18 2023, 6:41 PM - 9:12 PM PDT Att: 42,693 - Partly Cloudy - 60 F</p> <p>livebaseballscorecards.com</p> <p>AB 34 R 8 H 8 RBI 8 BB 5 SO 7 LOB 13</p> 											
28 Matt Olson L OBP: 0.405, SLG: 0.648									4 2 1 3 1 2 1													
27 Austin Riley R OBP: 0.383, SLG: 0.500									5 0 0 0 0 3 1													
12 Sean Murphy R OBP: 0.431, SLG: 0.647										4 3 2 1 1 0 0												
1 Ozzie Albies S OBP: 0.276, SLG: 0.431										4 1 1 3 0 0 1												
18 Vaughn Grissom R OBP: 0.381, SLG: 0.368										3 0 1 0 0 0 0												
17 Kevin Pillar R OBP: 0.259, SLG: 0.269										4 0 1 1 0 1 1												
20 Marcell Ozuna R OBP: 0.204, SLG: 0.234										3 0 0 0 1 0 3												
38 Eli White R OBP: 0.286, SLG: 0.091										1 0 0 0 1 0 2 2 1 2 0 0 0 0												
14 Sam Hilliard L OBP: 0.457, SLG: 0.552																						
<b>Inning Stats</b>	R: 0 H: 0 E: 0 K: 2 S: 11	H: 0 LOB: 0 BB: 0 P: 15	R: 1 H: 2 E: 0 K: 0 S: 19	H: 2 LOB: 2 BB: 1 P: 30	R: 0 H: 0 E: 0 K: 2 S: 11	H: 0 LOB: 0 BB: 0 P: 19	R: 1 H: 1 E: 0 K: 0 S: 7	H: 1 LOB: 0 BB: 0 P: 12	R: 0 H: 0 E: 0 K: 1 S: 6	H: 0 LOB: 1 BB: 2 P: 19	R: 0 H: 0 E: 0 K: 0 S: 8	H: 0 LOB: 0 BB: 0 P: 11	R: 0 H: 1 E: 0 K: 1 S: 12	H: 2 LOB: 2 BB: 0 P: 21	R: 3 H: 2 E: 0 K: 1 S: 12	H: 2 LOB: 0 BB: 1 P: 23	R: 3 H: 2 E: 0 K: 0 S: 8	H: 2 LOB: 0 BB: 1 P: 17	1B: 4 2B: 1 3B: 0 HR: 3	SF: 0 SAC: 0 DP: 1 HBP: 1	WP: 0 PB: 0 SB: 0 CS: 0	PA: 40
<b>PITCHER</b>	IP WLS BF H R ER SO BB IBB HBP BLK WP HR S P ERA WHIP											IP WLS BF H R ER SO BB IBB HBP BLK WP HR S P ERA WHIP										
4 Blake Snell L ERA: 6.0	5.0 L 20 3 2 2 5 3 0 0 0 0 0 1 54 95 3.60 1.200																					
36 Steven Wilson R ERA: 0.77	1.0 3 0 0 0 0 0 0 0 0 0 0 1 8 11 0.00 0.000																					
74 Nabil Crismatt R ERA: 10.8	2.0 11 3 3 3 2 1 0 1 0 0 0 1 24 44 13.50 2.000																					
33 Reiss Knehr R ERA: 9.0	1.0 6 2 3 3 0 1 0 0 0 0 0 1 8 17 27.00 3.000																					

Batter	1	2	3	4	5	6	7	8	9	AB R H RBI BB SO LOB	BOTTOM									
1 Trent Grisham L OBP: 0.316, SLG: 0.478										4 1 1 0 0 3 0	<p><b>Atlanta Braves @ San Diego Padres</b> Petco Park, San Diego, CA Tue Apr 18 2023, 6:41 PM - 9:12 PM PDT Att: 42,693 - Partly Cloudy - 60 F</p> <p>livebaseballscorecards.com</p> <p>AB 30 R 1 H 4 RBI 1 BB 3 SO 13 LOB 16</p> 									
13 Manny Machado R OBP: 0.275, SLG: 0.320										4 0 1 0 0 1 0										
22 Juan Soto L OBP: 0.366, SLG: 0.365										2 0 1 1 2 0 1										
2 Xander Bogaerts R OBP: 0.422, SLG: 0.556										3 0 0 0 0 1 3										
14 Matt Carpenter L OBP: 0.317, SLG: 0.273										3 0 0 0 1 2 2										
9 Jake Cronenworth L OBP: 0.315, SLG: 0.419										4 0 1 0 0 0 3										
7 Ha-Seong Kim R OBP: 0.286, SLG: 0.397										3 0 0 0 0 3 4										
24 Rougned Odor L OBP: 0.233, SLG: 0.192										4 0 0 0 0 3 3										
29 Brett Sullivan L OBP: 0.233, SLG: 0.192										3 0 0 0 0 0 0										
<b>Inning Stats</b>	R: 0 H: 0 E: 0 K: 2 S: 11	H: 0 LOB: 1 BB: 1 P: 18	R: 0 H: 0 E: 0 K: 2 S: 14	H: 0 LOB: 1 BB: 1 P: 23	R: 0 H: 0 E: 0 K: 2 S: 8	H: 0 LOB: 0 BB: 0 P: 12	R: 0 H: 0 E: 0 K: 1 S: 6	H: 0 LOB: 0 BB: 0 P: 6	R: 0 H: 1 E: 0 K: 0 S: 8	H: 0 LOB: 0 BB: 0 P: 11		R: 0 H: 0 E: 0 K: 2 S: 11	H: 0 LOB: 1 BB: 0 P: 18	R: 1 H: 2 E: 0 K: 0 S: 11	H: 2 LOB: 1 BB: 0 P: 16	R: 0 H: 1 E: 0 K: 2 S: 10	H: 1 LOB: 0 BB: 0 P: 15	1B: 2 2B: 2 3B: 0 HR: 0	SF: 0 SAC: 0 DP: 1 HBP: 2	WP: 0 PB: 0 SB: 0 CS: 0
<b>PITCHER</b>	IP WLS BF H R ER SO BB IBB HBP BLK WP HR S P ERA WHIP											IP WLS BF H R ER SO BB IBB HBP BLK WP HR S P ERA WHIP								
99 Spencer Strider R ERA: 2.45	6.0 W 22 4 0 0 0 2 0 0 1 0 0 0 63 98 0.00 0.667																			
60 Jesse Chavez R ERA: 3.12	1.0 H 4 0 0 0 2 0 0 1 0 0 0 11 18 0.00 0.000																			
61 Nick Anderson R ERA: 3.12	1.0 5 2 1 1 0 0 0 0 0 0 0 0 11 16 9.00 2.000																			
22 Kirby Yates R ERA: 4.05	1.0 4 1 0 0 2 0 0 0 0 0 0 0 10 15 0.00 1.000																			



Batter	1	2	3	4	5	6	7	8	9	AB	R	H	RBI	BB	SO	LOB	TOP										
13 Ronald Acuña Jr., R OBP: 0.451, SLG: 0.544	1-2 FC5-4-5 1B		4-1 BB		0-0 G5-3			3-3 K		3	0	1	0	1	1	1	<b>Atlanta Braves @ San Diego Padres</b> Petco Park, San Diego, CA Wed Apr 19 2023, 1:12 PM - 3:24 PM PDT Att: 29,581 - Partly Cloudy - 64 F										
28 Matt Olson, L OBP: 0.386, SLG: 0.613	3-3 FC9-1 K		0-0 P5			2-2 K		1-0 G3		4	0	0	0	0	2	5											
27 Austin Riley, R OBP: 0.376, SLG: 0.479	2-2 FC5-4-5-3		1-2 K			2-3 K			4-2 BB	3	0	0	0	1	2	4											
12 Sean Murphy, R OBP: 0.420, SLG: 0.611		1-0 F8			4-0 BB				1-1 L8	3	0	0	0	1	0	1											
8 Eddie Rosario, L OBP: 0.220, SLG: 0.313		1-1 L9			0-3 K				2-3 K	3	0	0	0	0	1	1											
20 Marcell Ozuna, R OBP: 0.200, SLG: 0.229									2-1 F8	1	0	0	0	0	1	1											
1 Ozzie Albies, S OBP: 0.283, SLG: 0.408									2-1 F8	4	0	0	0	0	0	2											
18 Vaughn Grissom, R OBP: 0.333, SLG: 0.318			3-2 F8		0-1 G4-3				2-2 G5-3	3	0	0	0	0	0	1											
14 Sam Hilliard, L OBP: 0.474, SLG: 0.563									0-0 K	3	0	2	0	0	1	0											
17 Kevin Pillar, R OBP: 0.267, SLG: 0.276									2-3 K	3	0	1	0	0	1	1											
<b>Inning Stats</b>	R: 0 E: 0 K: 1 S: 12	H: 1 LOB: 0 BB: 0 P: 18	R: 0 E: 0 K: 0 S: 4	H: 0 LOB: 0 BB: 0 P: 6	R: 0 E: 0 K: 1 S: 13	H: 2 LOB: 3 BB: 1 P: 22	R: 0 E: 0 K: 1 S: 7	H: 0 LOB: 1 BB: 1 P: 12	R: 0 E: 0 K: 1 S: 10	H: 0 LOB: 0 BB: 0 P: 14	R: 0 E: 0 K: 2 S: 8	H: 0 LOB: 0 BB: 0 P: 13	R: 0 E: 0 K: 0 S: 7	H: 0 LOB: 0 BB: 0 P: 12	R: 0 E: 0 K: 2 S: 10	H: 1 LOB: 1 BB: 0 P: 16	R: 0 E: 0 K: 1 S: 13	H: 0 LOB: 1 BB: 1 P: 22	1B: 4 2B: 1 3B: 0 HR: 0	SF: 0 SAC: 0 DP: 1 HBP: 0	WP: 0 PB: 0 SB: 2 CS: 0	PA: 33					
<b>PITCHER</b>	IP	WLS	BF	H	R	ER	SO	BB	IBB	HBP	BLK	WP	HR	S	P	ERA	WHIP										
21 Nick Martinez, R ERA: 4.01	7.0	W	25	3	0	0	6	2	0	0	0	0	0	61	97	0.00	0.714										
66 Luis García, R ERA: 5.4	0.2	H	3	1	0	0	2	0	0	0	0	0	0	9	14	0.00	1.500										
25 Tim Hill, L ERA: 2.25	0.1	H	1	0	0	0	0	0	0	0	0	0	0	1	2	0.00	0.000										
71 Josh Hader, L ERA: 1.13	1.0	S	4	0	0	0	1	1	0	0	0	0	0	13	22	0.00	1.000										

Batter	1	2	3	4	5	6	7	8	9	AB	R	H	RBI	BB	SO	LOB	BOTTOM										
1 Trent Grisham, L OBP: 0.313, SLG: 0.457	1-1 G4-3		1-0 P5		4-2 BB			2-3 K		3	0	0	0	1	1	1	<b>Atlanta Braves @ San Diego Padres</b> Petco Park, San Diego, CA Wed Apr 19 2023, 1:12 PM - 3:24 PM PDT Att: 29,581 - Partly Cloudy - 64 F										
13 Manny Machado, R OBP: 0.274, SLG: 0.316	2-1 1B		0-0 F9		1-0 F8			0-2 G4-3		4	0	1	0	0	0	2											
22 Juan Soto, L OBP: 0.372, SLG: 0.418	2-2 F8			1-1 HR		2-3 K		0-0 1B		4	1	2	1	0	1	2											
2 Xander Bogaerts, R OBP: 0.414, SLG: 0.539	0-0 G1-3			1-2 1B		1-2 G5-3		0-2 G4-3		4	0	1	0	0	0	2											
14 Matt Carpenter, L OBP: 0.318, SLG: 0.257		2-3 K		0-2 F7		4-0 BB			1-1 G6-3	2	0	0	0	1	1	1											
9 Jake Cronenworth, L OBP: 0.318, SLG: 0.431		1-3 K			0-0 2B			0-1 G1-6-3		3	0	1	0	0	1	1											
7 Ha-Seong Kim, R OBP: 0.288, SLG: 0.383		4-1 BB		2-3 K		0-0 K		1-1 G6-3		2	0	0	0	1	1	2											
26 Austin Nola, R OBP: 0.250, SLG: 0.190		0-2 CS		1-3 K		1-0 F8		1-3 K		3	0	0	0	0	2	2											
2B José Azocar, R OBP: 0.270, SLG: 0.306				0-2 1B		0-2 P3		0-3 K		3	0	1	0	0	1	0											
<b>Inning Stats</b>	R: 0 E: 0 K: 0 S: 9	H: 1 LOB: 1 BB: 0 P: 14	R: 0 E: 0 K: 2 S: 9	H: 0 LOB: 0 BB: 1 P: 16	R: 0 E: 0 K: 1 S: 8	H: 1 LOB: 0 BB: 0 P: 10	R: 1 E: 0 K: 1 S: 14	H: 3 LOB: 2 BB: 0 P: 19	R: 0 E: 0 K: 1 S: 9	H: 0 LOB: 1 BB: 1 P: 16	R: 0 E: 0 K: 0 S: 5	H: 0 LOB: 0 BB: 1 P: 10	R: 0 E: 0 K: 2 S: 10	H: 0 LOB: 0 BB: 0 P: 12	R: 0 E: 0 K: 1 S: 14	H: 1 LOB: 1 BB: 0 P: 16		1B: 4 2B: 1 3B: 0 HR: 1	SF: 0 SAC: 0 DP: 1 HBP: 0	WP: 0 PB: 0 SB: 0 CS: 1	PA: 32						
<b>PITCHER</b>	IP	WLS	BF	H	R	ER	SO	BB	IBB	HBP	BLK	WP	HR	S	P	ERA	WHIP										
50 Charlie Morton, R ERA: 3.22	6.0	L	24	5	1	1	5	3	0	0	0	0	0	54	85	1.50	1.333										
77 Joe Jiménez, R ERA: 3.0	1.0		3	0	0	0	2	0	0	0	0	0	0	10	12	0.00	0.000										
52 Dylan Lee, L ERA:	1.0		4	1	0	0	1	0	0	0	0	0	0	14	16	0.00	1.000										

AB 30  
R 0  
H 4  
RBI 0  
BB 3  
SO 9  
LOB 17



AB 28  
R 1  
H 6  
RBI 1  
BB 3  
SO 8  
LOB 13



livebaseballscorecards.com



















Batter	1	2	3	4	5	6	7	8	9	AB	R	H	RBI	BB	SO	LOB	TOP										
23 Fernando Tatis Jr., R OBP: 0.250, SLG: 0.318										4	0	1	0	1	2	3											
22 Juan Soto, L OBP: 0.355, SLG: 0.365										4	0	0	0	0	2	3											
13 Manny Machado, R OBP: 0.250, SLG: 0.277										3	0	0	0	1	1	2											
2 Xander Bogaerts, R OBP: 0.421, SLG: 0.538										3	0	1	0	1	1	0											
9 Jake Cronenworth, L OBP: 0.305, SLG: 0.439										4	0	0	0	0	1	3											
7 Ha-Seong Kim, R OBP: 0.274, SLG: 0.329										4	0	1	0	0	0	1											
14 Matt Carpenter, L OBP: 0.366, SLG: 0.543										4	0	1	0	0	2	2											
26 Austin Nola, R OBP: 0.266, SLG: 0.182										2	0	1	0	1	0	0											
1 Trent Grisham, L OBP: 0.310, SLG: 0.419										3	0	0	0	1	1	5											
<b>Inning Stats</b>	R: 0 E: 0 K: 1 S: 6	H: 1 LOB: 0 BB: 0 P: 11	R: 0 E: 0 K: 1 S: 17	H: 1 LOB: 1 BB: 0 P: 26	R: 0 E: 0 K: 1 S: 11	H: 0 LOB: 2 BB: 2 P: 21	R: 0 E: 0 K: 0 S: 7	H: 0 LOB: 0 BB: 0 P: 12	R: 0 E: 0 K: 2 S: 15	H: 1 LOB: 0 BB: 0 P: 23	R: 0 E: 0 K: 2 S: 13	H: 0 LOB: 0 BB: 0 P: 17	R: 0 E: 0 K: 1 S: 15	H: 1 LOB: 2 BB: 0 P: 22	R: 0 E: 0 K: 1 S: 8	H: 0 LOB: 2 BB: 2 P: 18	R: 0 E: 0 K: 1 S: 10	H: 1 LOB: 2 BB: 1 P: 17	1B: 4 2B: 2 3B: 0 HR: 0	SF: 0 SAC: 0 DP: 1 HBP: 1	WP: 1 PB: 0 SB: 0 CS: 1	PA: 37					
<b>PITCHER</b>	IP	WLS	BF	H	R	ER	SO	BB	IBB	HBP	BLK	WP	HR	S	P	ERA	WHIP										
Justin Steele, L ERA: 1.19	5.1	W	20	3	0	0	5	2	0	0	0	1	0	59	98	0.00	0.938										
73 Adbert Alzolay, R ERA: 2.39	0.2	H	2	0	0	0	2	0	0	0	0	0	0	10	12	0.00	0.000										
38 Mark Leiter Jr., R ERA: 1.93	1.0	H	5	1	0	0	1	0	0	1	0	0	0	15	22	0.00	1.000										
71 Keegan Thompson, R ERA: 0.88	1.0	H	5	0	0	0	1	2	0	0	0	0	0	8	18	0.00	2.000										
59 Michael Rucker, R ERA: 2.61	1.0		5	1	0	0	1	1	0	0	0	0	0	10	17	0.00	2.000										
<b>Batter</b>	<b>1</b>	<b>2</b>	<b>3</b>	<b>4</b>	<b>5</b>	<b>6</b>	<b>7</b>	<b>8</b>	<b>9</b>	<b>AB</b>	<b>R</b>	<b>H</b>	<b>RBI</b>	<b>BB</b>	<b>SO</b>	<b>LOB</b>	<b>BOTTOM</b>										
2 Nico Hoerner, R OBP: 0.390, SLG: 0.480										5	0	1	3	0	0	2											
7 Dansby Swanson, R OBP: 0.412, SLG: 0.325										3	0	0	0	2	0	2											
8 Ian Happ, S OBP: 0.411, SLG: 0.487										3	0	0	0	1	1	1											
27 Seiya Suzuki, R OBP: 0.400, SLG: 0.395										4	0	0	0	0	0	3											
16 Patrick Wisdom, R OBP: 0.318, SLG: 0.663										2	1	0	0	2	2	3											
51 Eric Hosmer, L OBP: 0.286, SLG: 0.328										4	0	0	0	0	2	2											
36 Trey Mancini, R OBP: 0.286, SLG: 0.338										2	2	1	0	2	0	0											
15 Yan Gomes, R OBP: 0.316, SLG: 0.582										4	2	4	3	0	0	0											
4 Nelson Velázquez, R OBP: 0.667, SLG: 1.143										3	1	1	0	1	0	3											
<b>Inning Stats</b>	R: 0 E: 0 K: 1 S: 13	H: 0 LOB: 2 BB: 0 P: 27	R: 2 E: 0 K: 1 S: 14	H: 3 LOB: 1 BB: 0 P: 23	R: 0 E: 0 K: 2 S: 15	H: 0 LOB: 1 BB: 1 P: 23	R: 0 E: 0 K: 0 S: 9	H: 1 LOB: 1 BB: 1 P: 17	R: 0 E: 0 K: 1 S: 7	H: 0 LOB: 1 BB: 1 P: 15	R: 0 E: 0 K: 0 S: 9	H: 1 LOB: 0 BB: 0 P: 11	R: 0 E: 0 K: 0 S: 5	H: 0 LOB: 0 BB: 0 P: 10	R: 4 E: 0 K: 0 S: 21	H: 2 LOB: 1 BB: 3 P: 40	1B: 5 2B: 0 3B: 1 HR: 1	SF: 0 SAC: 0 DP: 1 HBP: 0	WP: 1 PB: 0 SB: 0 CS: 0	PA: 38							
<b>PITCHER</b>	IP	WLS	BF	H	R	ER	SO	BB	IBB	HBP	BLK	WP	HR	S	P	ERA	WHIP										
4 Blake Snell, L ERA: 5.48	5.0	L	23	4	2	2	5	5	0	0	0	1	1	58	105	3.60	1.800										
66 Luis García, R ERA: 9.31	1.0		4	1	0	0	0	0	0	0	0	0	0	9	11	0.00	1.000										
40 Ryan Weathers, L ERA: 2.5	1.0		3	0	0	0	0	0	0	0	0	0	0	5	10	0.00	0.000										
36 Steven Wilson, R ERA: 3.14	0.2		6	1	4	4	0	3	0	0	0	0	0	18	35	54.00	6.000										
56 Ray Kerr, L ERA:	0.1		2	1	0	0	0	0	0	0	0	0	0	3	5	0.00	3.000										

San Diego Padres @ Chicago Cubs  
Wrigley Field, Chicago, IL  
Tue Apr 25 2023, 6:40 PM - 9:31 PM CDT  
Att: 27,956 - Clear - 41 F

AB 31  
R 0  
H 5  
RBI 0  
BB 5  
SO 10  
LOB 19



San Diego Padres @ Chicago Cubs  
Wrigley Field, Chicago, IL  
Tue Apr 25 2023, 6:40 PM - 9:31 PM CDT  
Att: 27,956 - Clear - 41 F

AB 30  
R 6  
H 7  
RBI 6  
BB 8  
SO 5  
LOB 16









Batter	1	2	3	4	5	6	7	8	9	AB	R	H	RBI	BB	SO	LOB	TOP										
9 Jake Cronenworth, L (1,3) OBP: 0.299, SLG: 0.433										4	0	0	0	1	0	1	<b>San Diego Padres @ Chicago Cubs</b> Wrigley Field, Chicago, IL Thu Apr 27 2023, 1:20 PM - 3:50 PM CDT Att: 26,588 - Sunny - 60 F										
23 Fernando Tatis Jr., R (1,9) OBP: 0.273, SLG: 0.353										4	0	1	0	0	1	3											
22 Juan Soto, L (1,7) OBP: 0.345, SLG: 0.344										3	1	1	0	1	0	1											
2 Xander Bogaerts, R (1,6) OBP: 0.409, SLG: 0.510										3	0	0	0	1	2	1											
13 Manny Machado, R (1,5) OBP: 0.259, SLG: 0.324										4	1	2	1	0	0	3											
14 Matt Carpenter, L (1,10) OBP: 0.361, SLG: 0.521										2	0	0	1	1	1	1											
1 Trent Grisham, L (1,8) OBP: 0.305, SLG: 0.400										3	0	0	0	0	1	1											
7 Ha-Seong Kim, R (1,4) OBP: 0.304, SLG: 0.341										3	0	1	0	1	0	3											
29 Brett Sullivan, L (1,2) OBP: 0.100, SLG: 0.100										3	0	1	0	0	0	1											
32 Nelson Cruz, R (9,PH) OBP: 0.271, SLG: 0.411										1	0	0	0	0	0	1											
<b>Inning Stats</b>	R: 0 E: 0 K: 0 S: 6	H: 1 LOB: 0 BB: 0 P: 10	R: 1 E: 0 K: 2 S: 12	H: 1 LOB: 0 BB: 0 P: 19	R: 0 E: 0 K: 1 S: 10	H: 1 LOB: 1 BB: 0 P: 13	R: 0 E: 1 K: 0 S: 14	H: 1 LOB: 3 BB: 1 P: 23	R: 0 E: 0 K: 2 S: 10	H: 0 LOB: 0 BB: 0 P: 9	R: 0 E: 0 K: 2 S: 10	H: 0 LOB: 1 BB: 1 P: 16	R: 0 E: 0 K: 0 S: 10	H: 1 LOB: 2 BB: 1 P: 18	R: 1 E: 0 K: 0 S: 15	H: 1 LOB: 1 BB: 1 P: 24	R: 0 E: 0 K: 0 S: 5	H: 0 LOB: 0 BB: 1 P: 10	1B: 5 2B: 0 3B: 0 HR: 1	SF: 1 SAC: 0 DP: 2 HBP: 0	WP: 3 PB: 0 SB: 1 CS: 0	PA: 37					
<b>PITCHER</b>	IP	WLS	BF	H	R	ER	SO	BB	IBB	HBP	BLK	WP	HR	S	P	ERA	WHIP										
19 Hayden Wesneski, R (1,1) ERA: 5.24	5.0	W	20	4	1	1	3	1	0	0	0	0	1	46	74	1.80	1.000										
32 Michael Fulmer, R (6,1) ERA: 7.94	1.0	H	4	0	0	0	2	1	0	0	0	1	0	10	16	0.00	1.000										
38 Mark Leiter Jr., R (7,1) ERA: 1.8	0.2	H	4	1	0	0	0	1	0	0	0	1	0	9	17	0.00	3.000										
71 Keegan Thompson, R (1,1) ERA: 1.23	1.1	H	6	1	1	1	0	1	0	0	0	1	0	16	25	6.75	1.500										
25 Brad Boxberger, R (9,1) ERA: 3.6	1.0	S	3	0	0	0	0	1	0	0	0	0	0	5	10	0.00	1.000										

Batter	1	2	3	4	5	6	7	8	9	AB	R	H	RBI	BB	SO	LOB	BOTTOM										
2 Nico Hoerner, R (1,4) OBP: 0.377, SLG: 0.458										4	1	1	0	0	0	1	<b>San Diego Padres @ Chicago Cubs</b> Wrigley Field, Chicago, IL Thu Apr 27 2023, 1:20 PM - 3:50 PM CDT Att: 26,588 - Sunny - 60 F										
7 Dansby Swanson, R (1,6) OBP: 0.400, SLG: 0.352										4	1	2	1	0	1	0											
8 Ian Happ, S (1,7) OBP: 0.408, SLG: 0.477										4	0	2	1	0	0	0											
27 Seiya Suzuki, R (1,9) OBP: 0.377, SLG: 0.391										4	0	1	0	0	0	3											
36 Trey Mancini, R (1,10) OBP: 0.282, SLG: 0.367										4	0	0	0	0	1	4											
51 Eric Hosmer, L (1,3) OBP: 0.286, SLG: 0.369										4	1	1	1	0	2	1											
4 Nelson Velázquez, R (1,8) OBP: 0.563, SLG: 1.077										3	1	1	1	0	0	0											
1 Nick Madrigal, R (1,5) OBP: 0.319, SLG: 0.364										2	1	0	0	0	0	0											
18 Tucker Barnhart, L (1,2) OBP: 0.258, SLG: 0.214										3	0	1	1	0	2	0											
<b>Inning Stats</b>	R: 0 E: 0 K: 0 S: 10	H: 0 LOB: 0 BB: 0 P: 14	R: 3 E: 0 K: 1 S: 16	H: 3 LOB: 1 BB: 0 P: 27	R: 0 E: 0 K: 1 S: 11	H: 1 LOB: 1 BB: 0 P: 16	R: 0 E: 0 K: 0 S: 8	H: 0 LOB: 0 BB: 0 P: 13	R: 1 E: 0 K: 1 S: 17	H: 3 LOB: 2 BB: 0 P: 28	R: 0 E: 0 K: 1 S: 10	H: 0 LOB: 0 BB: 0 P: 13	R: 1 E: 0 K: 1 S: 10	H: 1 LOB: 0 BB: 0 P: 14	R: 0 E: 0 K: 1 S: 8	H: 1 LOB: 0 BB: 0 P: 13	1B: 5 2B: 1 3B: 0 HR: 3	SF: 0 SAC: 0 DP: 0 HBP: 1	WP: 0 PB: 0 SB: 0 CS: 1	PA: 33							
<b>PITCHER</b>	IP	WLS	BF	H	R	ER	SO	BB	IBB	HBP	BLK	WP	HR	S	P	ERA	WHIP										
67 Seth Lugo, R (1,1) ERA: 3.58	5.0	L	23	7	4	4	3	0	0	0	0	0	2	62	98	7.20	1.400										
45 Brent Honeywell, R (6,1) ERA: 2.45	1.0		3	0	0	0	1	0	0	0	0	0	0	10	13	0.00	0.000										
25 Tim Hill, L (7,1) ERA: 3.75	1.0		4	1	1	1	1	0	0	0	0	0	1	10	14	9.00	1.000										
66 Luis Garcia, R (8,1) ERA: 8.44	1.0		3	1	0	0	1	0	0	0	0	0	0	8	13	0.00	1.000										

**AB 30**  
**R 2**  
**H 6**  
**RBI 2**  
**BB 5**  
**SO 5**  
**LOB 16**

**AB 32**  
**R 5**  
**H 9**  
**RBI 5**  
**BB 0**  
**SO 6**  
**LOB 9**







Batter	1	2	3	4	5	6	7	8	9	AB	R	H	RBI	BB	SO	LOB	TOP	
31 LaMonte Wade Jr., L (1, 3) OBP: 0.430, SLG: 0.529 41 Wilmer Flores, R (9, PH) OBP: 0.309, SLG: 0.461										4	1	1	1	0	1	2		
39 Thairo Estrada, R (1, 6) OBP: 0.393, SLG: 0.529										4	0	1	0	0	2	1		
23 Joc Pederson, L (1, 10) OBP: 0.344, SLG: 0.462										4	0	1	0	0	1	1		
17 Mitch Haniger, R (1, 7) OBP: 0.368, SLG: 0.750										4	1	1	1	0	1	0		
8 Michael Conforto, L (1, 9) OBP: 0.319, SLG: 0.372										4	1	1	0	0	2	0		
7 J.D. Davis, R (1, 5) OBP: 0.355, SLG: 0.530										3	1	2	1	0	1	0		
5 Mike Yastrzemski, L (1, 8) OBP: 0.333, SLG: 0.521 32 David Villar, R (8, 4) OBP: 0.298, SLG: 0.351										4	0	2	1	0	0	1		
21 Joey Bart, R (1, 2) OBP: 0.341, SLG: 0.324										4	0	0	0	0	2	3		
70 Brett Wisely, L (1, 4) OBP: 0.059, SLG: 0.059 13 Austin Slater, R (9, PH) OBP: 0.556, SLG: 0.625										3	0	0	0	0	1	2		
<b>Inning Stats</b>	R: 1 H: 1 E: 0 K: 2 S: 11	H: 1 LOB: 0 BB: 0 P: 18	R: 0 H: 2 E: 0 K: 0 S: 10	H: 2 LOB: 1 BB: 0 P: 14	R: 2 H: 4 E: 0 K: 3 S: 19	H: 4 LOB: 2 BB: 0 P: 28	R: 0 H: 1 E: 0 K: 3 S: 14	H: 1 LOB: 1 BB: 0 P: 20	R: 0 H: 0 E: 1 K: 1 S: 9	H: 0 LOB: 1 BB: 0 P: 14	R: 0 H: 0 E: 0 K: 1 S: 9	H: 0 LOB: 0 BB: 0 P: 16	R: 0 H: 0 E: 0 K: 0 S: 6	H: 0 LOB: 0 BB: 0 P: 10	1B: 5 2B: 1 3B: 0 HR: 3	SF: 0 SAC: 0 DP: 0 HBP: 1	WP: 0 PB: 0 SB: 0 CS: 1	PA: 38
<b>PITCHER</b>	IP WLS BF H R ER SO BB IBB HBP BLK WP HR S P ERA WHIP	IP WLS BF H R ER SO BB IBB HBP BLK WP HR S P ERA WHIP	IP WLS BF H R ER SO BB IBB HBP BLK WP HR S P ERA WHIP	IP WLS BF H R ER SO BB IBB HBP BLK WP HR S P ERA WHIP	IP WLS BF H R ER SO BB IBB HBP BLK WP HR S P ERA WHIP	IP WLS BF H R ER SO BB IBB HBP BLK WP HR S P ERA WHIP	IP WLS BF H R ER SO BB IBB HBP BLK WP HR S P ERA WHIP	IP WLS BF H R ER SO BB IBB HBP BLK WP HR S P ERA WHIP	IP WLS BF H R ER SO BB IBB HBP BLK WP HR S P ERA WHIP	IP WLS BF H R ER SO BB IBB HBP BLK WP HR S P ERA WHIP	IP WLS BF H R ER SO BB IBB HBP BLK WP HR S P ERA WHIP	IP WLS BF H R ER SO BB IBB HBP BLK WP HR S P ERA WHIP	IP WLS BF H R ER SO BB IBB HBP BLK WP HR S P ERA WHIP	IP WLS BF H R ER SO BB IBB HBP BLK WP HR S P ERA WHIP	IP WLS BF H R ER SO BB IBB HBP BLK WP HR S P ERA WHIP	IP WLS BF H R ER SO BB IBB HBP BLK WP HR S P ERA WHIP	IP WLS BF H R ER SO BB IBB HBP BLK WP HR S P ERA WHIP	IP WLS BF H R ER SO BB IBB HBP BLK WP HR S P ERA WHIP

San Francisco Giants @ San Diego Padres  
Estadio Alfredo Harp Helu, Mexico City  
Sun Apr 30 2023, 4:07 PM - 6:57 PM EDT  
Att. 19,633 - Sunny - 80 F

AB 36  
R 4  
H 9  
RBI 4  
BB 0  
SO 11  
LOB 10



Batter	1	2	3	4	5	6	7	8	9	AB	R	H	RBI	BB	SO	LOB	BOTTOM			
23 Fernando Tatis Jr., R (1, 9) OBP: 0.302, SLG: 0.463										4	1	2	0	0	1	0				
13 Manny Machado, R (1, 5) OBP: 0.280, SLG: 0.391										4	0	0	0	0	4	3				
22 Juan Soto, L (1, 7) OBP: 0.373, SLG: 0.384										3	1	2	1	1	0	2				
2 Xander Bogaerts, R (1, 6) OBP: 0.400, SLG: 0.514										4	1	1	0	0	2	2				
9 Jake Cronenworth, L (1, 4) OBP: 0.298, SLG: 0.430										4	1	1	1	0	1	0				
32 Nelson Cruz, R (1, 10) OBP: 0.318, SLG: 0.530										4	0	1	0	0	1	2				
14 Matt Carpenter, L (1, 3) OBP: 0.369, SLG: 0.538 7 Ha-Seong Kim, R (8, PR) OBP: 0.299, SLG: 0.326										4	1	2	2	0	1	1				
26 Austin Nola, R (1, 2) OBP: 0.280, SLG: 0.234										4	1	1	2	0	2	2				
1 Trent Grisham, L (1, 8) OBP: 0.319, SLG: 0.406										2	0	0	0	0	1	0				
<b>Inning Stats</b>	R: 0 H: 1 E: 0 K: 1 S: 9	H: 1 LOB: 1 BB: 0 P: 13	R: 0 H: 1 E: 0 K: 2 S: 18	H: 1 LOB: 1 BB: 0 P: 25	R: 0 H: 1 E: 0 K: 1 S: 7	H: 1 LOB: 1 BB: 0 P: 14	R: 0 H: 0 E: 0 K: 1 S: 7	H: 0 LOB: 0 BB: 0 P: 11	R: 3 H: 4 E: 0 K: 2 S: 16	H: 4 LOB: 1 BB: 0 P: 31	R: 0 H: 0 E: 0 K: 1 S: 6	H: 0 LOB: 0 BB: 0 P: 9	R: 0 H: 0 E: 0 K: 3 S: 10	H: 0 LOB: 0 BB: 0 P: 16	R: 3 H: 3 E: 0 K: 2 S: 20	H: 3 LOB: 1 BB: 1 P: 32	1B: 6 2B: 2 3B: 1 HR: 1	SF: 0 SAC: 0 DP: 1 HBP: 1	WP: 2 PB: 0 SB: 0 CS: 0	PA: 35
<b>PITCHER</b>	IP WLS BF H R ER SO BB IBB HBP BLK WP HR S P ERA WHIP	IP WLS BF H R ER SO BB IBB HBP BLK WP HR S P ERA WHIP	IP WLS BF H R ER SO BB IBB HBP BLK WP HR S P ERA WHIP	IP WLS BF H R ER SO BB IBB HBP BLK WP HR S P ERA WHIP	IP WLS BF H R ER SO BB IBB HBP BLK WP HR S P ERA WHIP	IP WLS BF H R ER SO BB IBB HBP BLK WP HR S P ERA WHIP	IP WLS BF H R ER SO BB IBB HBP BLK WP HR S P ERA WHIP	IP WLS BF H R ER SO BB IBB HBP BLK WP HR S P ERA WHIP	IP WLS BF H R ER SO BB IBB HBP BLK WP HR S P ERA WHIP	IP WLS BF H R ER SO BB IBB HBP BLK WP HR S P ERA WHIP	IP WLS BF H R ER SO BB IBB HBP BLK WP HR S P ERA WHIP	IP WLS BF H R ER SO BB IBB HBP BLK WP HR S P ERA WHIP	IP WLS BF H R ER SO BB IBB HBP BLK WP HR S P ERA WHIP	IP WLS BF H R ER SO BB IBB HBP BLK WP HR S P ERA WHIP	IP WLS BF H R ER SO BB IBB HBP BLK WP HR S P ERA WHIP	IP WLS BF H R ER SO BB IBB HBP BLK WP HR S P ERA WHIP	IP WLS BF H R ER SO BB IBB HBP BLK WP HR S P ERA WHIP	IP WLS BF H R ER SO BB IBB HBP BLK WP HR S P ERA WHIP		

San Francisco Giants @ San Diego Padres  
Estadio Alfredo Harp Helu, Mexico City  
Sun Apr 30 2023, 4:07 PM - 6:57 PM EDT  
Att. 19,633 - Sunny - 80 F

AB 33  
R 6  
H 10  
RBI 6  
BB 1  
SO 13  
LOB 12





Batter	1	2	3	4	5	6	7	8	9	AB	R	H	RBI	BB	SO	LOB	TOP										
6 Jonathan India, R OBP: 0.381, SLG: 0.381	F9		F9	FC5-4			K			4	0	0	0	0	1	2											
7 Spencer Steer, R OBP: 0.333, SLG: 0.400	K		17 2B	1B		K	K			4	1	1	0	0	3	0											
17 Stuart Fairchild, R OBP: 0.371, SLG: 0.408 27 Jake Fraley, L OBP: 0.337, SLG: 0.359	L7		37 G3	2B		K		K		3	0	1	2	0	1	0											
37 Tyler Stephenson, R OBP: 0.348, SLG: 0.324		G4-3	G3		G6-3			G6-3		4	0	0	0	0	0	1											
31 Henry Ramos, S OBP: 0.433, SLG: 0.423	K		K			G2-3		F9		4	0	0	0	0	2	1											
28 Kevin Newman, R OBP: 0.261, SLG: 0.338		15 1B			F9	L8		G4-3		4	0	1	0	0	0	0											
15 Nick Senzel, R OBP: 0.385, SLG: 0.500		1B						G6-3		4	1	3	1	0	0	0											
2 Jose Barrero, R OBP: 0.289, SLG: 0.311 12 Curt Casali, R OBP: 0.310, SLG: 0.200										3	0	0	0	0	2	3											
22 Luke Maile, R OBP: 0.375, SLG: 0.455 TJ Friedl, L OBP: 0.350, SLG: 0.426										1	0	0	0	0	1	0											
			7 1B	1B				P4		2	1	2	0	0	0	0											
										1	0	0	0	0	0	0											
<b>Inning Stats</b>	R: 0 E: 0 K: 1 S: 6	H: 0 LOB: 0 BB: 7	R: 0 E: 0 K: 2 S: 12	H: 2 LOB: 2 BB: 17	R: 2 E: 0 K: 1 S: 17	H: 3 LOB: 1 BB: 25	R: 1 E: 0 K: 1 S: 10	H: 2 LOB: 0 BB: 13	R: 0 E: 0 K: 2 S: 11	H: 1 LOB: 1 BB: 20	R: 0 E: 0 K: 1 S: 7	H: 0 LOB: 0 BB: 11	R: 0 E: 0 K: 1 S: 10	H: 0 LOB: 0 BB: 15	R: 0 E: 0 K: 1 S: 10	H: 0 LOB: 0 BB: 15	1B: 6 2B: 1 3B: 0 HR: 1	SF: 0 SAC: 0 DP: 0 HBP: 0	WP: 0 PB: 0 SB: 0 CS: 0	PA: 35							
<b>PITCHER</b>	IP	WLS	BF	H	R	ER	SO	BB	IBB	HBP	BLK	WP	HR	S	P	ERA	WHIP										
4 Blake Snell, L ERA: 5.28	6.0	W	26	8	3	3	7	0	0	0	0	0	1	67	101	4.50	1.333										
36 Steven Wilson, R ERA: 4.5	1.0	H	3	0	0	0	2	0	0	0	0	0	0	8	12	0.00	0.000										
76 Domingo Tapia, R ERA: 3.48	2.0	S	6	0	0	0	2	0	0	0	0	0	0	17	26	0.00	0.000										

Cincinnati Reds @ San Diego Padres  
Petco Park, San Diego, CA  
Mon May 01 2023, 6:41 PM - 9:22 PM PDT  
Att: 37,491 - Cloudy - 60 F

AB 35  
R 3  
H 8  
RBI 3  
BB 0  
SO 11  
LOB 7



Batter	1	2	3	4	5	6	7	8	9	AB	R	H	RBI	BB	SO	LOB	BOTTOM										
23 Fernando Tatis Jr., R OBP: 0.333, SLG: 0.478	22 PB 22 2B	1B		F9		G1-3		13 1B		5	1	3	0	0	0	2											
13 Manny Machado, R OBP: 0.385, SLG: 0.385	22 PB 22 BB			G5-4-3		K		22 BB		4	1	1	2	1	2	3											
22 Juan Soto, L OBP: 0.382, SLG: 0.398	9 1B	2B		2 1B		F8				4	0	2	2	1	1	0											
2 Xander Bogaerts, R OBP: 0.392, SLG: 0.500	K			L8-4-3		14 1B		F9		5	1	1	0	0	1	5											
14 Matt Carpenter, L OBP: 0.377, SLG: 0.527 32 Nelson Cruz, R OBP: 0.314, SLG: 0.522						7 HR				3	1	1	0	1	1	1											
9 Jake Cronenworth, L OBP: 0.303, SLG: 0.429						7 HR				1	0	0	0	0	1	3											
7 Ha-Seong Kim, R OBP: 0.307, SLG: 0.378						L4				5	0	2	0	0	1	6											
1 Trent Grisham, L OBP: 0.333, SLG: 0.440										4	2	2	3	0	1	3											
29 Brett Sullivan, L OBP: 0.214, SLG: 0.154										4	2	2	3	0	1	3											
										4	1	3	1	0	0	0											
										3	1	1	0	1	1	1											
<b>Inning Stats</b>	R: 2 E: 0 K: 2 S: 22	H: 3 LOB: 2 BB: 1	R: 0 E: 0 K: 1 S: 10	H: 1 LOB: 1 BB: 0	R: 0 E: 0 K: 0 S: 7	H: 1 LOB: 1 BB: 1	R: 1 E: 0 K: 0 S: 10	H: 3 LOB: 1 BB: 0	R: 3 E: 0 K: 1 S: 18	H: 4 LOB: 1 BB: 0	R: 0 E: 0 K: 2 S: 8	H: 0 LOB: 0 BB: 11	R: 0 E: 0 K: 1 S: 8	H: 1 LOB: 1 BB: 8	R: 2 E: 0 K: 2 S: 21	H: 3 LOB: 3 BB: 2	1B: 11 2B: 5 3B: 0 HR: 1	SF: 0 SAC: 0 DP: 2 HBP: 0	WP: 0 PB: 1 SB: 0 CS: 0	PA: 42							
<b>PITCHER</b>	IP	WLS	BF	H	R	ER	SO	BB	IBB	HBP	BLK	WP	HR	S	P	ERA	WHIP										
34 Luke Weaver, R ERA: 7.88	4.1	L	22	9	4	4	3	2	0	0	0	0	0	54	79	8.31	2.538										
48 Alex Young, L ERA: 2.03	0.2		5	3	2	2	1	0	0	0	0	0	1	13	19	27.00	4.500										
65 Casey Legumina, R ERA: 1.23	2.0		7	1	0	0	3	0	0	0	0	0	0	16	19	0.00	0.500										
52 Reiver Sanmartin, L ERA: 4.38	1.0		8	3	2	2	2	2	0	0	0	0	0	21	36	18.00	5.000										

Cincinnati Reds @ San Diego Padres  
Petco Park, San Diego, CA  
Mon May 01 2023, 6:41 PM - 9:22 PM PDT  
Att: 37,491 - Cloudy - 60 F

AB 38  
R 8  
H 16  
RBI 8  
BB 4  
SO 9  
LOB 24





Batter	1	2	3	4	5	6	7	8	9	10	AB	R	H	RBI	BB	SO	LOB	TOP				
6 Jonathan India, R OBP: 0.374, SLG: 0.373	(1,4) C FC 91 3-2 B FC 96 F CH 91 B CH 81 X SI 90 <b>E5</b>	O CU 76 1-0 X FC 98 <b>F7</b>			B SI 93 2-1 B CH 82 C FC 87 X FC 88 <b>F9</b>			C FC 89 3-2 B CU 80 B CH 80 F SI 92 B FC 93 X FC 89 <b>F8</b>		X SI 95 0-0 <b>G6-4-3</b> 1B	5	0	1	1	0	0	2					
TJ Friedl, L OBP: 0.361, SLG: 0.434	(1,8) B FF 91 3-2 B CH 81 C CH 82 C FF 92 C FC 90 1 SAFE F CH 82 F SAFE X FC 92 <b>1B</b>		B FF 90 3-1 B CU 72 B FF 89 C FF 90 X FC 90 <b>F8</b>		C FF 91 0-1 X CH 83 <b>G6-3</b>		C FC 88 1-1 B CH 81 X FC 81 <b>1B</b>		X SI 95 0-0 <b>G6-4-3</b> 1B	5	1	3	0	0	0	0	0					
7 Spencer Steer, R OBP: 0.319, SLG: 0.380	(1,3) X FC 88 0-0 <b>P3</b>		C SI 88 2-1 B FF 90 B CH 80 X FC 87 <b>F8</b>		C FF 92 0-1 <b>P3</b>		C CH 76 1-3 B SI 93 F SI 93 S CH 80 <b>K</b>		D ST 81 1-0 X SI 86 <b>G6-4-3</b> 1B	5	0	0	0	0	0	1	5					
17 Stuart Fairchild, R OBP: 0.269, SLG: 0.352	(1,9) B FC 89 2-3 F CH 81 F SI 92 B FF 95 C FC 94 <b>K</b>		C FC 87 1-2 B SI 88 F CH 84 X CH 80 <b>P4</b>		C SI 93 4-2 B CH 82 B FC 90 C FC 93 B FC 93 F SI 94 <b>27 1B</b> BB		B SI 93 4-2 B CH 80 F SI 93 B CH 81 B CH 81 S CH 94 <b>27 1B</b> BB		B SI 96 1-1 C ST 80 X SI 81 <b>G5-3</b>	2	0	0	0	1	1	2						
37 Tyler Stephenson, R OBP: 0.350, SLG: 0.320	(8,2) B FC 89 1-2 S FF 92 B FC 82 X CH 83 <b>P5</b>			F FF 91 1-1 B FF 90 X FC 87 <b>G3</b>		C CH 83 1-1 B CH 83 X FC 94 <b>1B</b>		B CH 81 1-0 X CH 80 <b>1B</b>			4	0	2	1	0	0	2					
15 Nick Senzel, R OBP: 0.362, SLG: 0.468	(1,5) B FC 86 1-0 X SI 91 <b>F7</b>			C CU 73 1-3 F CH 81 F SI 92 B FC 83 B FF 93 F FC 93 X FC 94 <b>K</b>		B FF 93 2-0 B CH 83 X FC 94 <b>F8</b>		F SI 92 0-1 X FC 89 <b>F9</b>			4	0	0	0	0	1	4					
31 Henry Ramos, S OBP: 0.412, SLG: 0.379	(1,10) B FF 92 4-2 S CH 82 B FC 94 B CH 82 B CH 82 <b>12 HBP</b> BB			F FF 94 3-3 F FC 93 B FC 88 S CH 84 <b>K</b>			B CH 80 2-3 B FC 93 S FC 93 B FC 93 S CH 84 <b>K</b>		F SI 94 0-2 F SI 94 X CH 87 <b>L8</b>	3	0	0	0	1	2	0						
28 Kevin Newman, R OBP: 0.247, SLG: 0.319	(1,6) 1 SAFE C FC 91 X FC 88 <b>F8</b>			C SI 90 2-2 F SI 92 F CH 83 B FC 88 X CH 83 <b>G5-3</b>			C FC 89 0-2 X CH 81 <b>G5-3</b>		C SI 94 2-2 B SI 96 F SI 96 B FC 85 B FC 88 X SI 96 <b>F9</b>	4	0	0	0	0	0	1						
12 Curt Casali, R OBP: 0.313, SLG: 0.185	(1,2) F FC 92 2-1 B FC 87 H FC 92 <b>HBP</b>			F FF 92 1-2 F SI 92 F SI 92 X FC 94 <b>P4</b>			X SI 92 0-0 <b>G6-3</b>		C SI 96 1-2 B SI 96 F FC 97 B CH 88 <b>K</b>	2	0	0	0	0	0	0						
3 Matt Reynolds, R OBP: 0.200, SLG: 0.200	(8,5) 1-2 <b>HBP</b>									6 1B	1	1	0	0	0	1	0					
<b>Inning Stats</b>	R: 0 E: 1 K: 1 S: 14	H: 1 LOB: 2 BB: 0 P: 23	R: 0 E: 0 K: 0 S: 7	H: 0 LOB: 2 BB: 1 P: 15	R: 0 E: 0 K: 0 S: 8	H: 0 LOB: 0 BB: 0 P: 14	R: 0 E: 0 K: 2 S: 11	H: 0 LOB: 0 BB: 0 P: 16	R: 0 E: 0 K: 0 S: 9	H: 1 LOB: 2 BB: 1 P: 16	R: 0 E: 0 K: 1 S: 7	H: 0 LOB: 0 BB: 0 P: 9	R: 1 E: 0 K: 1 S: 13	H: 2 LOB: 2 BB: 1 P: 23	R: 0 E: 0 K: 1 S: 11	H: 0 LOB: 0 BB: 0 P: 14	R: 1 E: 0 K: 0 S: 5	H: 2 LOB: 1 BB: 0 P: 7	1B: 6 2B: 0 3B: 0 HR: 0	SF: 0 SAC: 0 DP: 1 HBP: 1	WP: 0 PB: 0 SB: 1 CS: 0	PA: 40
<b>PITCHER</b>	IP WLS BF H R ER SO	IP WLS BF H R ER SO	IP WLS BF H R ER SO	IP WLS BF H R ER SO	IP WLS BF H R ER SO	IP WLS BF H R ER SO	IP WLS BF H R ER SO	IP WLS BF H R ER SO	IP WLS BF H R ER SO	IP WLS BF H R ER SO	IP WLS BF H R ER SO	IP WLS BF H R ER SO	IP WLS BF H R ER SO	IP WLS BF H R ER SO	IP WLS BF H R ER SO	IP WLS BF H R ER SO	IP WLS BF H R ER SO	IP WLS BF H R ER SO	ERA WHIP	ERA WHIP		
52 Michael Wacha, R ERA: 5.48	(1,1) 6.0 2.0 9 2 0 0 3																					
21 Nick Martinez, R ERA: 3.41	(7,1) 2.0 B 9 2 1 1 2																					
71 Josh Hader, L ERA: 0.64	(9,1) 1.0 3 0 0 0 1																					
66 Luis Garcia, R ERA: 6.59	(10,1) 1.0 L 4 2 1 0 0																					

Cincinnati Reds @ San Diego Padres  
Petco Park, San Diego, CA  
Tue May 02 2023, 6:43 PM - 9:29 PM PDT  
Att. 43,127 - Partly Cloudy - 61 F

AB	36
R	2
H	6
RBI	2
BB	3
SO	6
LOB	17



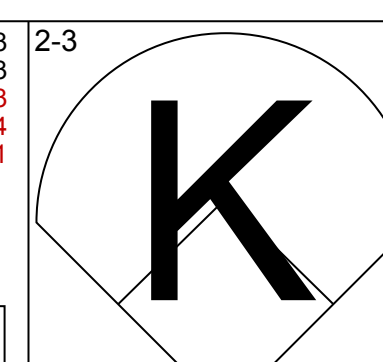
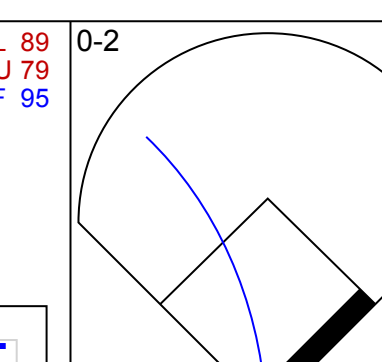
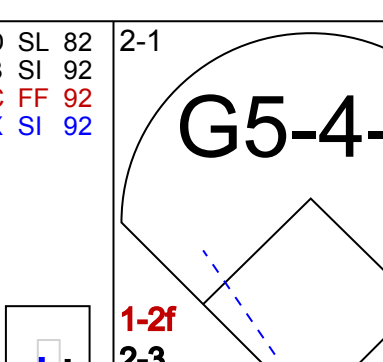
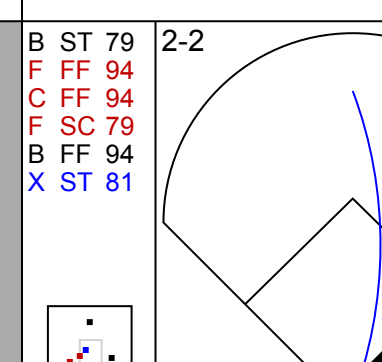
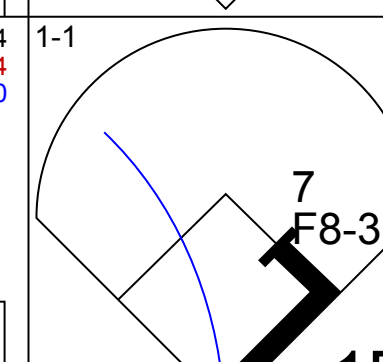
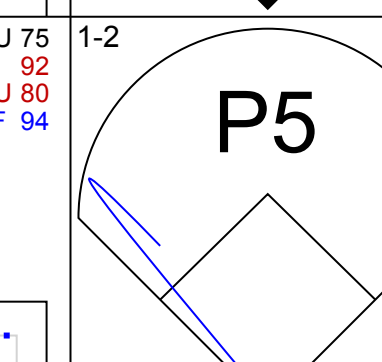
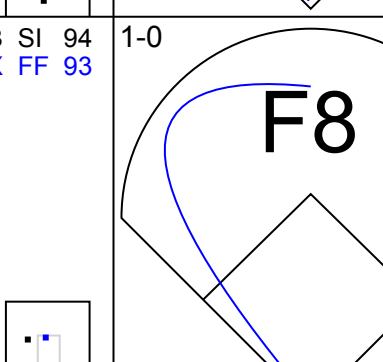
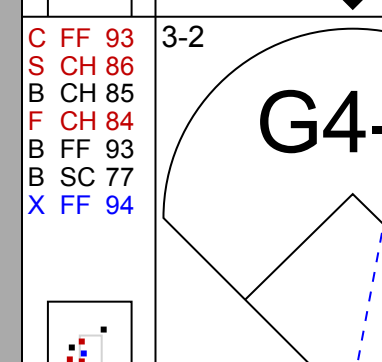
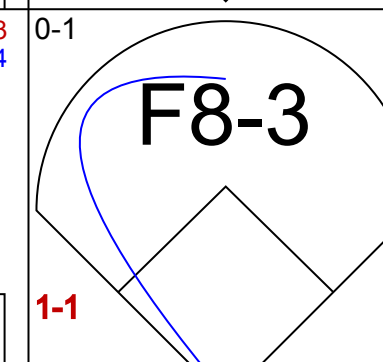
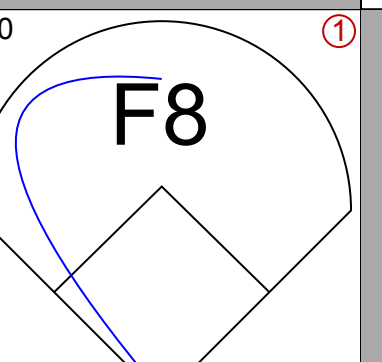
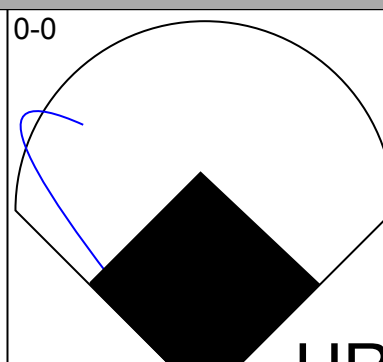
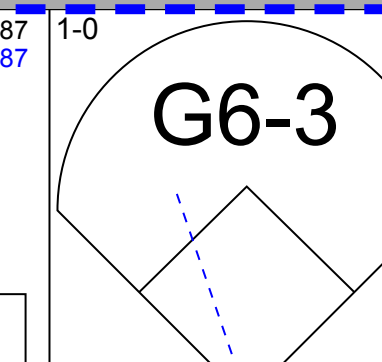
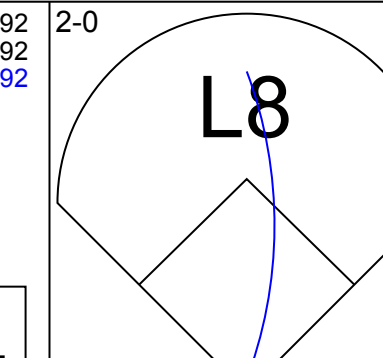
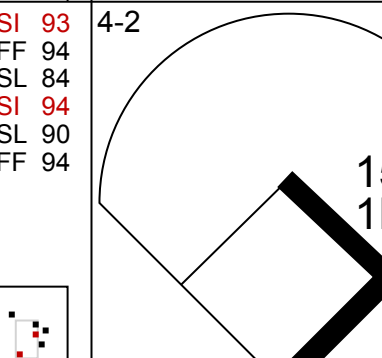
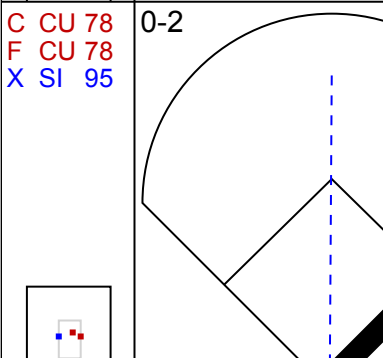
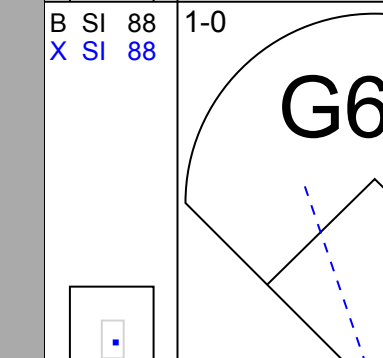
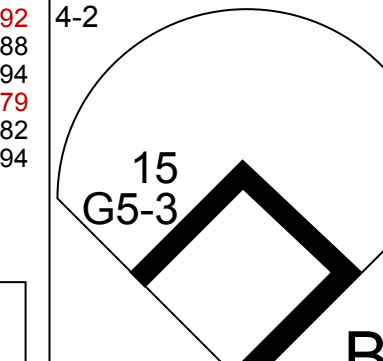
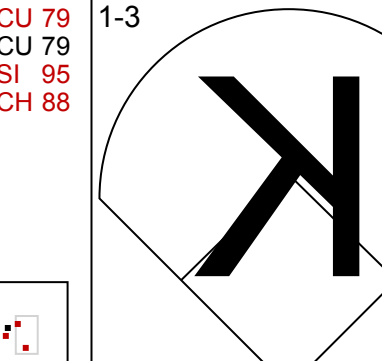
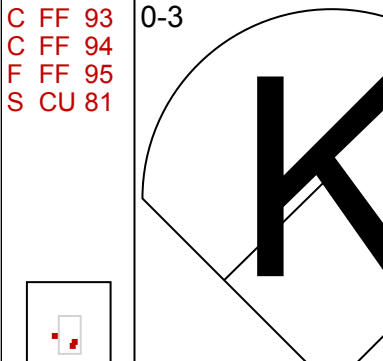
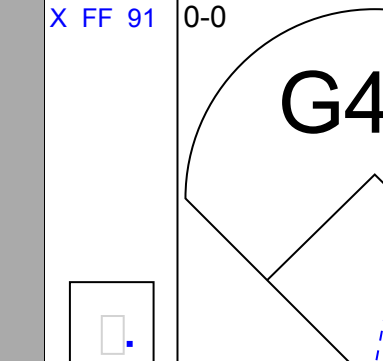
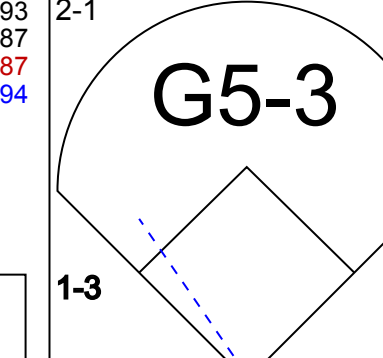
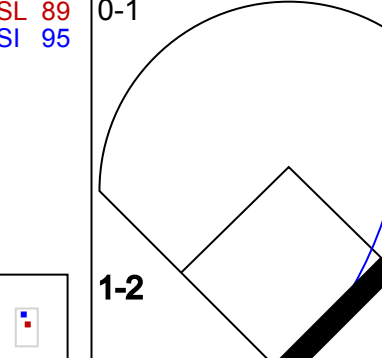
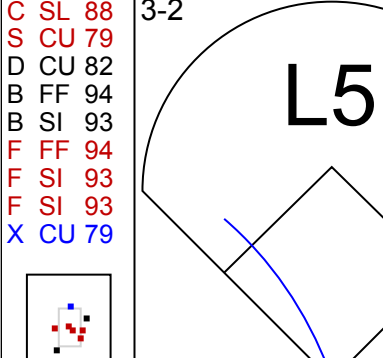

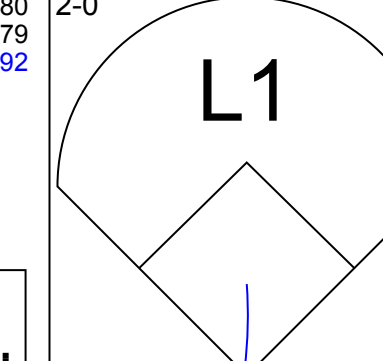
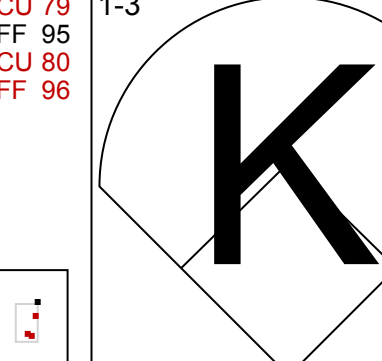
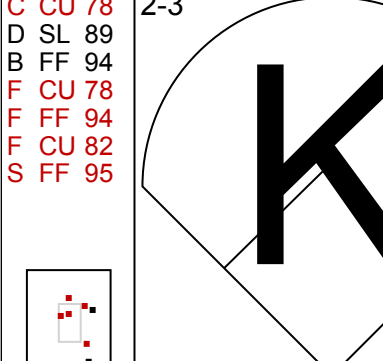

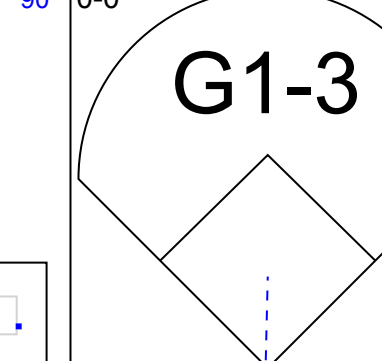
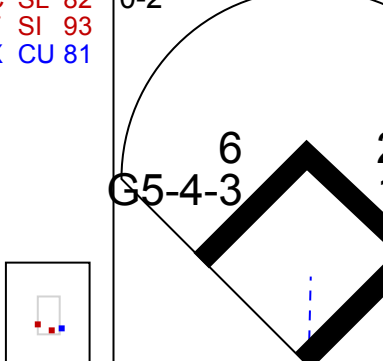
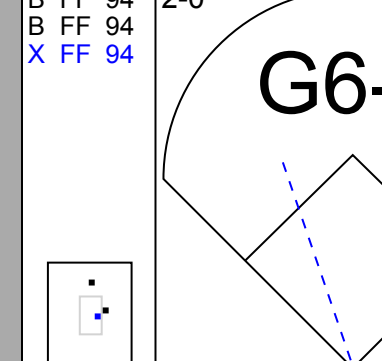
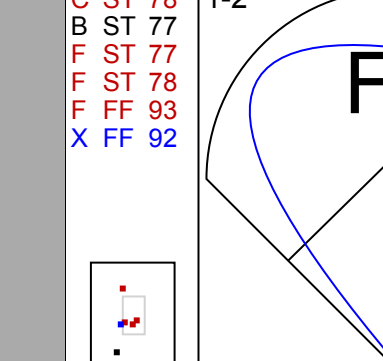
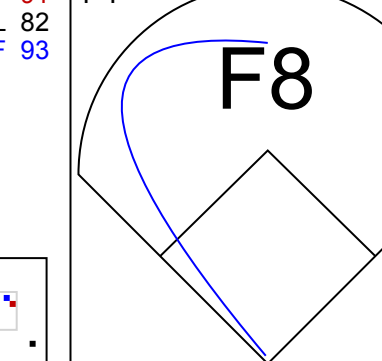
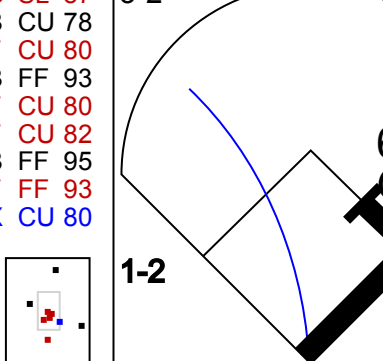
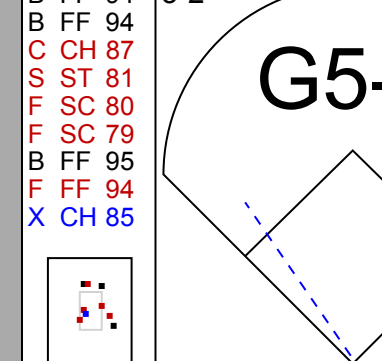
Batter	1	2	3	4	5	6	7	8	9	10	AB	R	H	RBI	BB	SO	LOB	BOTTOM				
23 Fernando Tatis Jr., R OBP: 0.302, SLG: 0.431	(1,9) F FC 98 3-2 B FC 96 F SI 98 B SL 88 B SL 88 X FC 96 <b>G5-3</b>		S SL 88 1-1 X FC 96 <b>G6-3</b>		B SL 87 2-1 B SI 96 C FC 94 X FC 95 <b>G6-3</b>		B SL 84 2-3 B FC 94 S SL 85 <b>K</b>				S SL 87 0-3 S SL 88 S FF 95 <b>K</b>	5	0	0	0	0	2	2				
13 Manny Machado, R OBP: 0.281, SLG: 0.378	(1,5) C SI 97 0-2 X FC 98 <b>F9</b>		F SI 89 0-1 X SI 96 <b>22 2B</b> 1B		F FC 96 0-2 S SL 88 <b>P2</b>		X FC 96 0-0 <b>F9</b>			B FF 96 2-2 B FC 95 C FC 87 X SL 86 <b>L7</b>	5	1	1	0	0	0	1					
22 Juan Soto, L OBP: 0.362, SLG: 0.417	(1,7) X FC 97 0-0 <b>G3-1</b>		S FC 98 3-2 B FC 98 B FC 98 X FC 98 <b>14 H</b> 2B		B SI 86 2-1 B SL 86 B SL 86 <b>14 G4-3</b> 2B		C FC 83 3-2 B CH 87 B FC 96 B CH 88 F FC 93 S FC 93 X FC 93 <b>G3</b>			F FF 96 2-3 B SL 90 C SL 88 <b>K</b>	5	0	2	1	0	1	1					
32 Nelson Cruz, R OBP: 0.311, SLG: 0.507	(1,10) C FC 97 0-1 X SL 88 <b>9 1B</b> 1B		F FC 98 3-2 B FC 98 B FC 98 X FC 98 <b>G6-3</b>		B SI 85 2-2 F FC 94 B FC 94 X FC 94 <b>G6-3</b>		S ST 86 1-1 B FF 95 X FC 92 <b>G6-3</b>				4	0	1	0	0	0	2					
14 Matt Carpenter, L OBP: 0.361, SLG: 0.500	(1,3) B SI 97 1-3 S SL 87 S SL 90 <b>K</b>			S SL 86 3-1 B FC 94 C FC 95 X FC 95 <b>F9</b>		F FC 94 2-1 B FC 94 C FC 95 X FC 95 <b>G4-3</b>				B FF 96 2-1 B FC 90 T FC 93 X FC 94 <b>P6</b>	3	0	0	0	0	1	2					
24 Rougned Odor, L OBP: 0.200, SLG: 0.161	(8,4) 2-3 <b>K</b>										1	0	0	0	0	0	0					
9 Jake Cronenworth, L OBP: 0.301, SLG: 0.422	(1,4) C SL 88 0-2 F SI 97 X SL 88 <b>1-2</b> 1B			C FC 96 1-3 C FC 97 S SL 88 <b>K</b>		B SI 95 1-0 <b>L8</b>				X FC 89 0-0 <b>F7</b>	4	0	1	0	0	1	1					
7 Ha-Seong Kim, R OBP: 0.324, SLG: 0.380	(1,6) F SI 98 1-2 B SI 98 B FC 98 X SL 88 <b>F8</b>			B SI 88 4-2 C SL 87 B FC 97 B SI 89 B SL 87 <b>26 SH3</b> BB		X SI 94 0-0 <b>SH3</b> 1B				B FF 96 4-1 B FC 90 T FC 93 B FC 94 B FC 94 <b>BB</b>	2	0	1	0	2	0	2					
26 Austin Nola, R OBP: 0.269, SLG: 0.224	(1,2) C SL 89 0-1 X SL 89 <b>L6</b>			1 SAFE B SI 84 3-2 C SL 85 F SI 95 X FC 96 <b>G4-3</b>		X FC 94 0-0 <b>SH3</b> 1B				C FC 96 2-3 1 SAFE F SI 87 B SI 86 B SL 86 C SL 86 <b>K</b>	3	0	0	0	0	1	4					
29 Brett Sullivan, L OBP: 0.214, SLG: 0.154	(10, PR) 1-2 <b>L6</b>			F FC 97 0-3 F FC 97 F FC 97 S SL 88 <b>K</b>						B FF 96 4-1 B FC 97 F FC 94 B FC 94 <b>BB</b>	2	0	0	0	0	1	0					
28 José Azocar, R OBP: 0.262, SLG: 0.293	(1,8) F FC 97 0-3 F FC 97 F FC 97 S SL 88 <b>K</b>										1	0	0	0	1	1	1					
1 Trent Grisham, L OBP: 0.336, SLG: 0.436	(7, PH) 1-2 <b>G3-1</b>																					
<b>Inning Stats</b>	R: 0 E: 0 K: 0 S: 7	H: 0 LOB: 0 BB: 0 P: 10	R: 0 E: 0 K: 1 S: 14	H: 2 LOB: 2 BB: 0 P: 16	R: 1 E: 0 K: 1 S: 15	H: 2 LOB: 1 BB: 0 P: 22	R: 0 E: 1 K: 1 S: 10	H: 0 LOB: 1 BB: 0 P: 21	R: 0 E: 0 K: 0 S: 8	H: 1 LOB: 1 BB: 0 P: 15	R: 0 E: 0 K: 2 S: 9	H: 1 LOB: 1 BB: 0 P: 12	R: 0 E: 0 K: 0 S: 7	H: 0 LOB: 0 BB: 0 P: 11	R: 0 E: 0 K: 1 S: 8	H: 0 LOB: 1 BB: 0 P: 16	R: 0 E: 0 K: 2 S: 10	H: 0 LOB: 1 BB: 0 P: 18	1B: 4 2B: 2 3B: 0 HR: 0	SF: 0 SAC: 1 DP: 0 HBP: 0	WP: 0 PB: 0 SB: 0 CS: 0	PA: 39
<b>PITCHER</b>	IP WLS BF H R ER SO	IP WLS BF H R ER SO	IP WLS BF H R ER SO	IP WLS BF H R ER SO	IP WLS BF H R ER SO	IP WLS BF H R ER SO	IP WLS BF H R ER SO	IP WLS BF H R ER SO	IP WLS BF H R ER SO	IP WLS BF H R ER SO	IP WLS BF H R ER SO	IP WLS BF H R ER SO	IP WLS BF H R ER SO	IP WLS BF H R ER SO	IP WLS BF H R ER SO	IP WLS BF H R ER SO	IP WLS BF H R ER SO	IP WLS BF H R ER SO	ERA WHIP	ERA WHIP		
51 Graham Ashcraft, R ERA: 2.0	(1,1) 6.0 1.0 3 0 0 0 3																					
39 Lucas Sims, R ERA: 3.27	(7,1) 1.0 3 0 0 0 0 2																					
79 Ian Gibaut, R ERA: 3.27	(8,1) 1.0 3 0 0 0 0 0																					
47 Derek Law, R ERA: 3.86	(9,1) 1.0 W 4 0 0 0 1																					
43 Alexis Diaz, R ERA: 2.7	(10,1) 1.0 S 4 0 0 0 2																					

Cincinnati Reds @ San Diego Padres  
Petco Park, San Diego, CA  
Tue May 02 2023, 6:43 PM - 9:29 PM PDT  
Att. 43,127 - Partly Cloudy - 61 F

AB	35
R	1
H	6
RBI	1
BB	3
SO	8
LOB	16




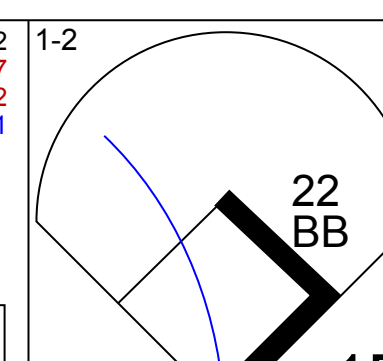
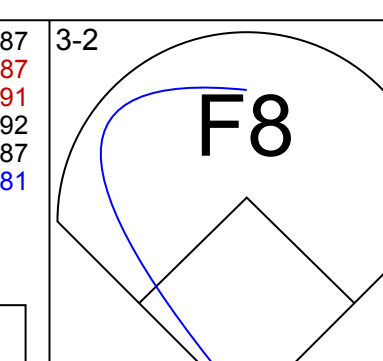
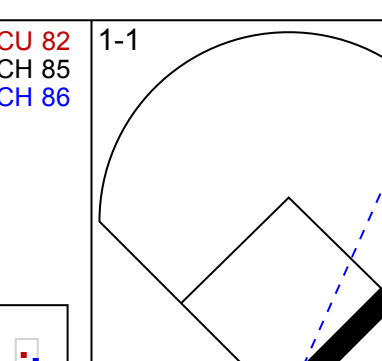
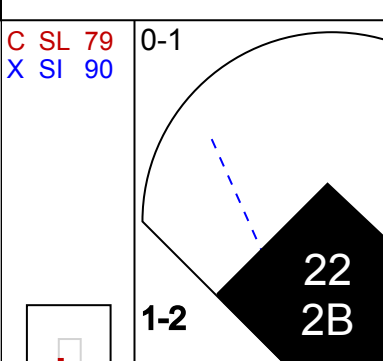
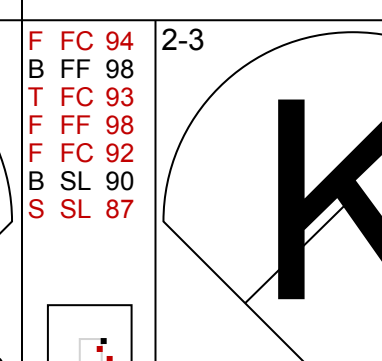
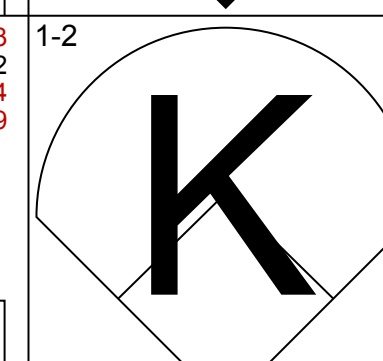
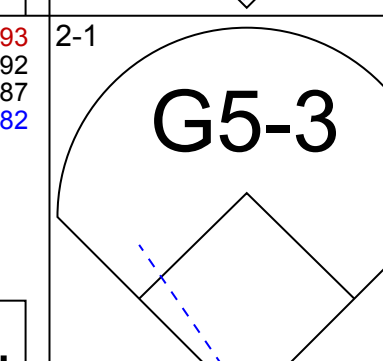
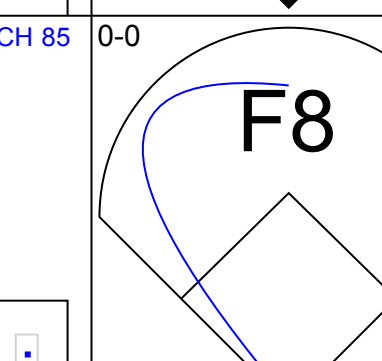
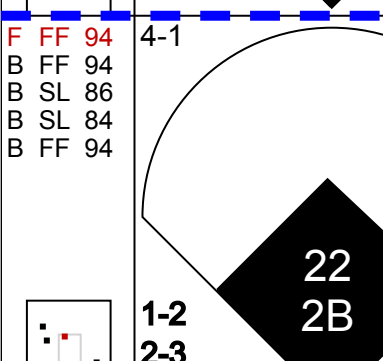
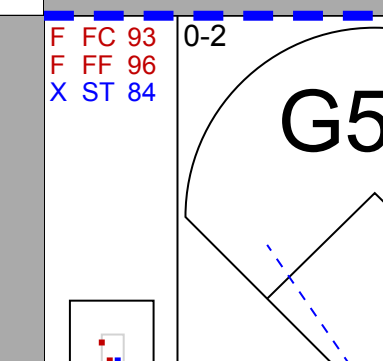
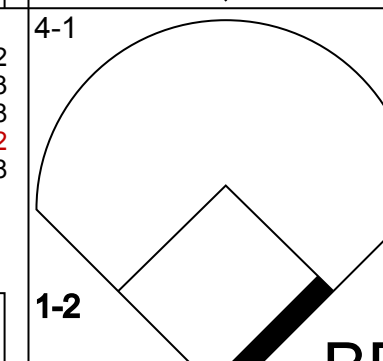
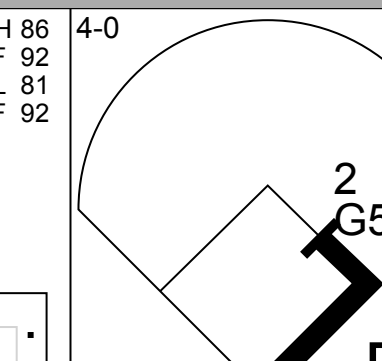
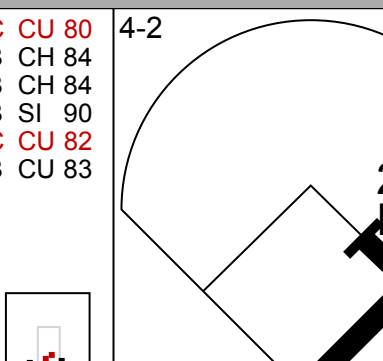
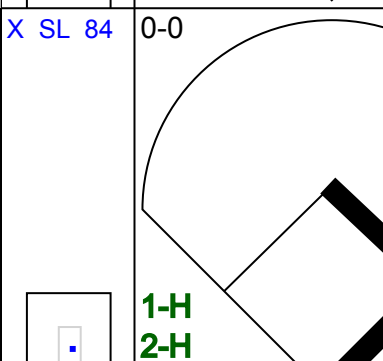
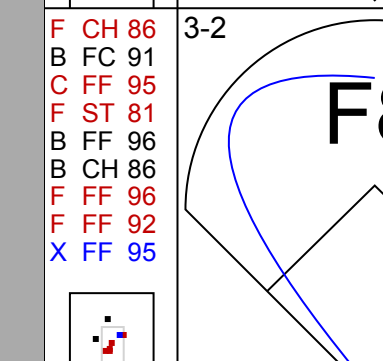
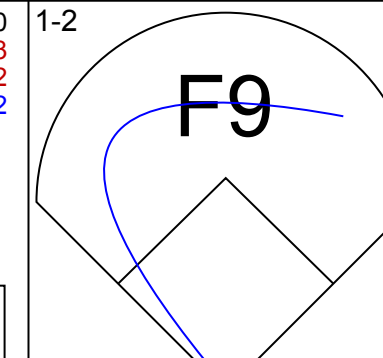
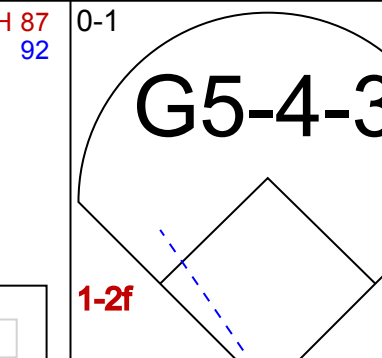
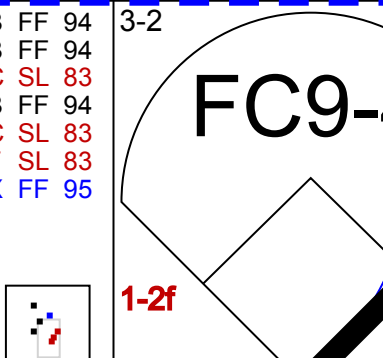
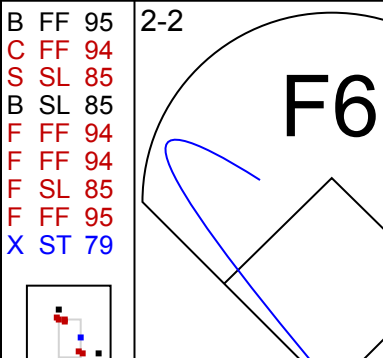
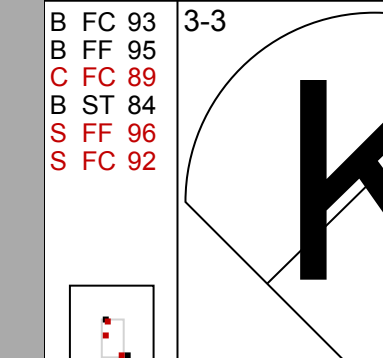
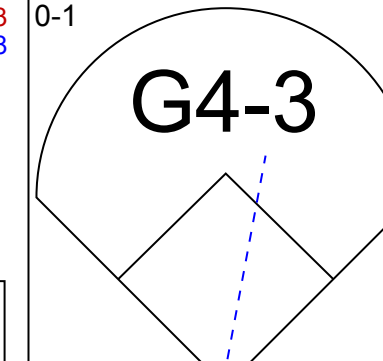
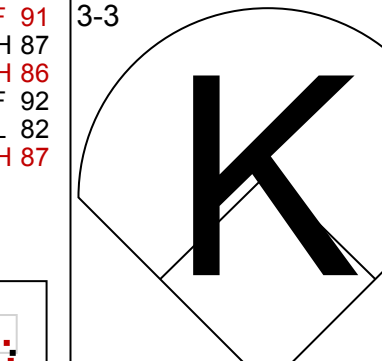
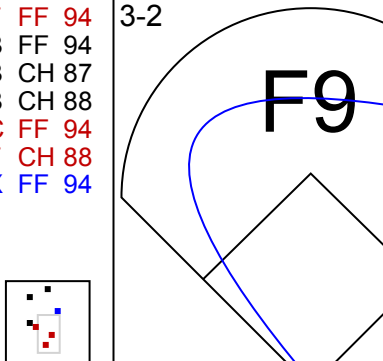
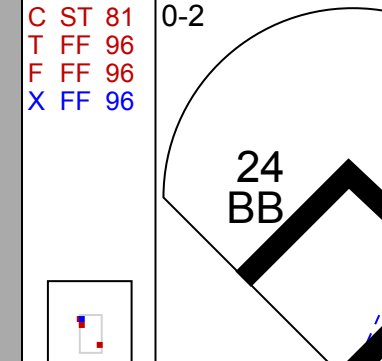

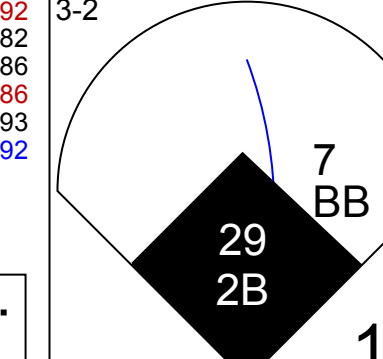
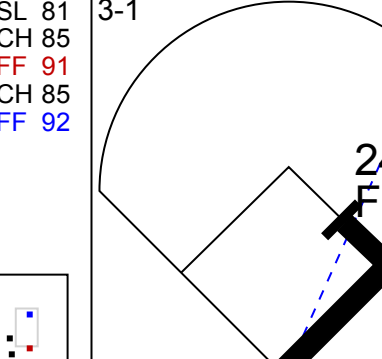
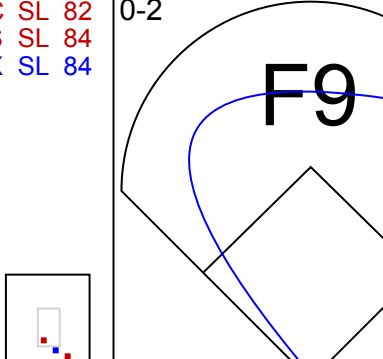
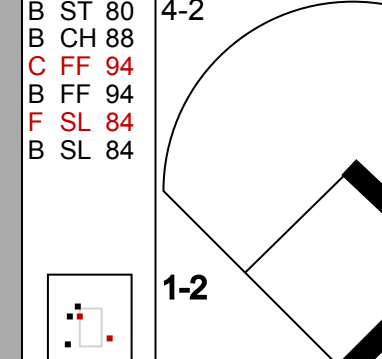
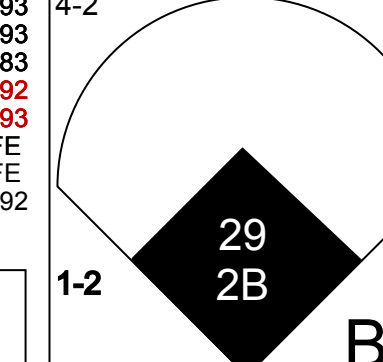
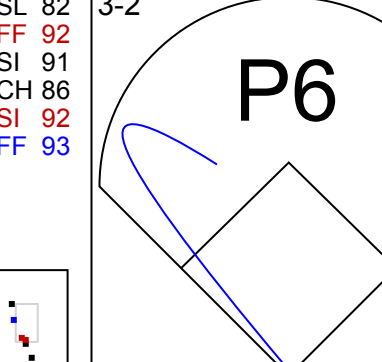

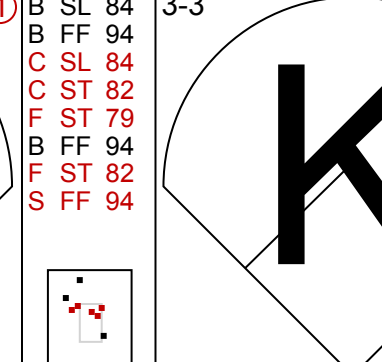
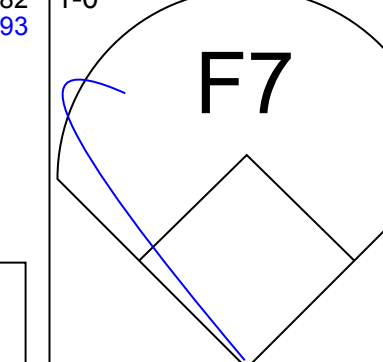
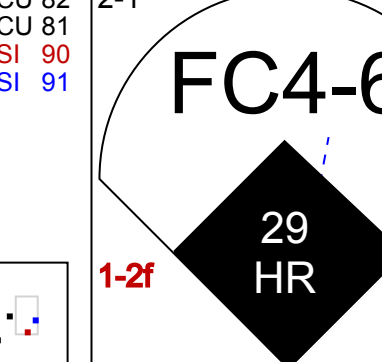
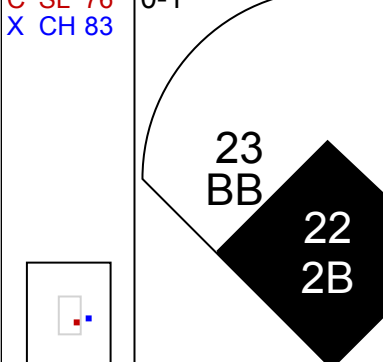
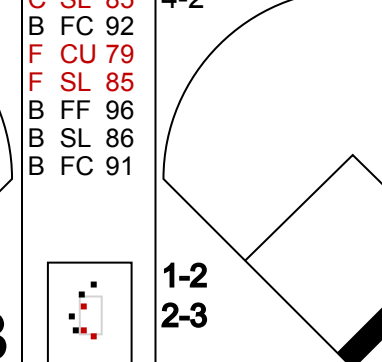

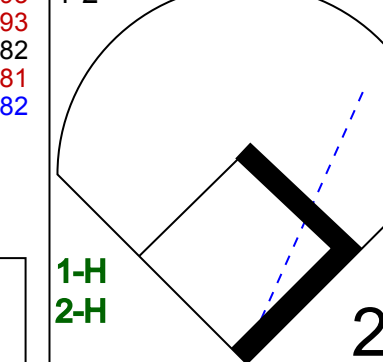
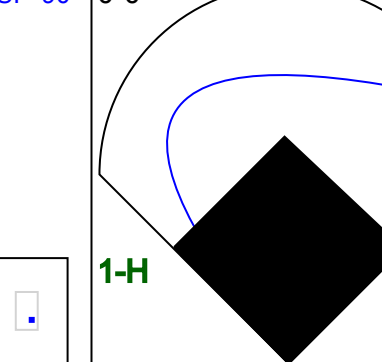

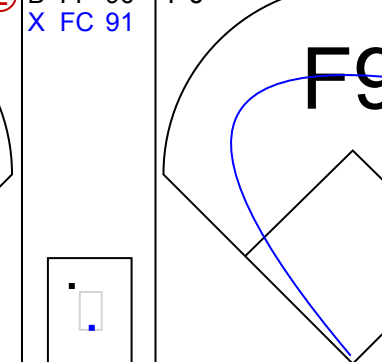


Batter	1	2	3	4	5	6	7	8	9	AB	R	H	RBI	BB	SO	LOB	TOP										
6 Jonathan India, R OBP: 0.378, SLG: 0.377										4	0	2	0	0	1	2											
TJ Friedl, L OBP: 0.357, SLG: 0.427										4	0	1	0	0	0	3											
7 Spencer Steer, R OBP: 0.316, SLG: 0.404										4	1	1	1	0	0	1											
37 Tyler Stephenson, R OBP: 0.355, SLG: 0.321									3	0	1	0	1	0	0	0											
27 Jake Fraley, L OBP: 0.340, SLG: 0.353									3	0	0	0	1	2	2												
15 Nick Senzel, R OBP: 0.345, SLG: 0.455										4	0	1	0	0	0	2											
17 Stuart Fairchild, R OBP: 0.349, SLG: 0.364										4	0	0	0	0	2	4											
28 Kevin Newman, R OBP: 0.247, SLG: 0.315										4	0	1	0	0	0	0											
2 Jose Barrero, R OBP: 0.291, SLG: 0.312										3	0	1	0	0	0	0											
<b>Inning Stats</b>	R: 0 E: 0 K: 1 S: 7	H: 1 LOB: 0 BB: 0 P: 10	R: 0 E: 0 K: 0 S: 6	H: 0 LOB: 1 BB: 1 P: 16	R: 0 E: 0 K: 0 S: 9	H: 1 LOB: 1 BB: 0 P: 11	R: 0 E: 0 K: 2 S: 11	H: 2 LOB: 1 BB: 0 P: 18	R: 0 E: 0 K: 0 S: 12	H: 2 LOB: 1 BB: 0 P: 18	R: 1 E: 0 K: 2 S: 19	H: 2 LOB: 1 BB: 0 P: 24	R: 0 E: 0 K: 0 S: 15	H: 1 LOB: 1 BB: 0 P: 25	R: 0 E: 0 K: 0 S: 13	H: 0 LOB: 0 BB: 0 P: 18	R: 0 E: 0 K: 0 S: 13	H: 0 LOB: 0 BB: 0 P: 18	1B: 7 2B: 1 3B: 0 HR: 1	SF: 0 SAC: 0 DP: 2 HBP: 0	WP: 0 PB: 0 SB: 0 CS: 0	PA: 35					
<b>PITCHER</b>	IP	WLS	BF	H	R	ER	SO	BB	IBB	HBP	BLK	WP	HR	S	P	ERA	WHIP										
67 Seth Lugo, R ERA: 3.21	6.0	W	25	7	1	1	5	2	0	0	0	0	1	64	97	1.50	1.500										
45 Brent Honeywell, R ERA: 2.5	1.0		4	1	0	0	0	0	0	0	0	0	0	15	25	0.00	1.000										
25 Tim Hill, L ERA: 3.21	1.0		3	0	0	0	0	0	0	0	0	0	0	3	5	0.00	0.000										
59 Tom Cosgrove, L ERA:	1.0		3	0	0	0	0	0	0	0	0	0	0	13	18	0.00	0.000										

Cincinnati Reds @ San Diego Padres  
Petco Park, San Diego, CA  
Wed May 03 2023, 1:11 PM - 4:05 PM PDT  
Att: 30,531 - Partly Cloudy - 63 F


AB 33  
R 1  
H 8  
RBI 1  
BB 2  
SO 5  
LOB 14



Batter	1	2	3	4	5	6	7	8	9	AB	R	H	RBI	BB	SO	LOB	BOTTOM										
1 Trent Grisham, L OBP: 0.347, SLG: 0.443										5	1	3	0	0	1	4											
23 Fernando Tatis Jr., R OBP: 0.293, SLG: 0.400										4	1	0	0	1	1	3											
22 Juan Soto, L OBP: 0.397, SLG: 0.427										2	0	1	3	3	0	0											
2 Xander Bogaerts, R OBP: 0.378, SLG: 0.479										5	0	0	0	0	1	5											
14 Matt Carpenter, L OBP: 0.355, SLG: 0.484										4	0	1	0	0	1	3											
9 Jake Cronenworth, L OBP: 0.315, SLG: 0.429										3	1	2	0	1	0	1											
7 Ha-Seong Kim, R OBP: 0.321, SLG: 0.368										3	1	0	0	1	1	3											
24 Rougned Odor, L OBP: 0.231, SLG: 0.176										3	2	1	0	1	0	3											
29 Brett Sullivan, L OBP: 0.278, SLG: 0.471										4	1	2	4	0	0	4											
<b>Inning Stats</b>	R: 0 E: 0 K: 1 S: 12	H: 1 LOB: 2 BB: 1 P: 19	R: 2 E: 0 K: 0 S: 15	H: 2 LOB: 1 BB: 1 P: 29	R: 0 E: 0 K: 1 S: 5	H: 0 LOB: 0 BB: 1 P: 12	R: 2 E: 0 K: 0 S: 11	H: 3 LOB: 1 BB: 0 P: 20	R: 0 E: 0 K: 0 S: 13	H: 0 LOB: 1 BB: 1 P: 23	R: 3 E: 0 K: 0 S: 19	H: 3 LOB: 1 BB: 1 P: 28	R: 0 E: 0 K: 2 S: 20	H: 1 LOB: 3 BB: 2 P: 34	R: 0 E: 0 K: 1 S: 12	H: 0 LOB: 0 BB: 0 P: 18	1B: 7 2B: 2 3B: 0 HR: 1	SF: 0 SAC: 0 DP: 1 HBP: 0	WP: 0 PB: 0 SB: 0 CS: 0	PA: 40							
<b>PITCHER</b>	IP	WLS	BF	H	R	ER	SO	BB	IBB	HBP	BLK	WP	HR	S	P	ERA	WHIP										
85 Luis Cessa, R ERA: 9.38	3.1	L	16	4	3	3	2	3	0	0	0	0	0	37	71	8.10	2.100										
48 Alex Young, L ERA: 2.57	0.2		5	2	1	1	0	1	0	0	0	0	1	8	15	13.50	4.500										
46 Buck Farmer, R ERA: 3.77	1.1		4	0	0	0	0	0	0	0	0	0	0	14	21	0.00	0.000										
52 Reiver Sanmartin, L ERA: 5.68	0.1		3	2	0	0	0	0	0	0	0	0	0	7	9	0.00	6.000										
65 Casey Legumina, R ERA: 2.25	0.2		6	2	3	3	1	2	0	0	0	0	0	20	33	40.50	6.000										
<b>PITCHER</b>	IP	WLS	BF	H	R	ER	SO	BB	IBB	HBP	BLK	WP	HR	S	P	ERA	WHIP										
47 Derek Law, R ERA: 3.88	0.2		3	0	0	0	1	1	0	0	0	0	0	9	16	0.00	1.500										
79 Ian Gibaut, R ERA: 3.0	1.0		3	0	0	0	1	0	0	0	0	0	0	12	18	0.00	0.000										

Cincinnati Reds @ San Diego Padres  
Petco Park, San Diego, CA  
Wed May 03 2023, 1:11 PM - 4:05 PM PDT  
Att: 30,531 - Partly Cloudy - 63 F

AB 33  
R 7  
H 10  
RBI 7  
BB 7  
SO 5  
LOB 26













Batter	1	2	3	4	5	6	7	8	9	10	AB	R	H	RBI	BB	SO	LOB	TOP																		
50 Mookie Betts, R OBP: 0.361, SLG: 0.468	(1, 9) K																	4 1 1 1 1 2 1																		
5 Freddie Freeman, L OBP: 0.367, SLG: 0.475	(1, 3) K																	5 2 0 0 0 1 2																		
16 Will Smith, R OBP: 0.411, SLG: 0.556	(1, 2) F7																	4 0 2 1 1 0 0																		
13 Max Muncy, L OBP: 0.338, SLG: 0.584	(1, 5) L9																	4 0 0 0 1 3 3																		
23 Jason Heyward, L OBP: 0.229, SLG: 0.308	(1, 10) K2-3																	2 0 0 0 0 2 1																		
11 Miguel Rojas, R OBP: 0.240, SLG: 0.196	(6, PH) K																	1 0 0 0 0 0 1																		
83 Michael Busch, L OBP: 0.350, SLG: 0.235	(8, PH) K																	2 1 1 1 0 1 2																		
33 James Outman, L OBP: 0.370, SLG: 0.581	(1, 8) F8																	4 1 1 2 0 0 3																		
17 Miguel Vargas, R OBP: 0.344, SLG: 0.394	(1, 4) G4-3																	4 0 0 0 1 1 2																		
6 David Peralta, L OBP: 0.229, SLG: 0.282	(1, 7) G4-3																	2 0 0 0 1 0 3																		
25 Trayce Thompson, R OBP: 0.259, SLG: 0.380	(9, 7) BB																	1 0 0 0 0 0 0																		
3 Chris Taylor, R OBP: 0.267, SLG: 0.488	(1, 6) F9																	4 0 1 0 0 1 1																		
<b>Inning Stats</b>	R: 0 E: 0 K: 2 S: 9	H: 0 LOB: 0 BB: 0 P: 15	R: 0 E: 0 K: 1 S: 8	H: 0 LOB: 0 BB: 0 P: 11	R: 0 E: 0 K: 0 S: 10	H: 0 LOB: 2 BB: 1 P: 20	R: 0 E: 0 K: 2 S: 9	H: 1 LOB: 1 BB: 1 P: 17	R: 0 E: 0 K: 2 S: 10	H: 1 LOB: 3 BB: 1 P: 25	R: 0 E: 0 K: 1 S: 10	H: 1 LOB: 2 BB: 1 P: 18	R: 1 E: 0 K: 0 S: 6	H: 1 LOB: 0 BB: 0 P: 13	R: 3 E: 0 K: 2 S: 14	H: 2 LOB: 0 BB: 0 P: 22	1B: 2 2B: 2 3B: 0 HR: 2	SF: 0 SAC: 0 DP: 0 HBP: 1	WP: 1 PB: 0 SB: 0 CS: 0	PA: 43																
<b>PITCHER</b>	IP 5.0	WLS 21	BF 2	H 1	R 1	ER 0	SO 5	BB 3	IBB 0	HBP 0	BLK 0	WP 1	HR 0	S 49	P 81	ERA 0.00	WHIP 1.000	<b>PITCHER</b>	IP 10.1	WLS 5	BF 2	H 3	R 2	ER 2	SO 2	BB 0	IBB 0	HBP 0	BLK 1	WP 0	HR 1	S 14	P 22	ERA 18.00	WHIP 2.000	
44 Joe Musgrove, R ERA: 6.75	(1, 1)																	45 Brent Honeywell, R (10, 1) ERA: 3.28	(10, 1)																	
25 Tim Hill, L ERA: 2.87	(6, 1)																																			
36 Steven Wilson, R ERA: 4.0	(6, 1)																																			
21 Nick Martinez, R ERA: 3.15	(7, 1)																																			
71 Josh Hader, L ERA: 1.13	(9, 1)																																			

Los Angeles Dodgers @ San Diego Padres  
Petco Park, San Diego, CA  
Sun May 07 2023, 4:11 PM - 7:22 PM PDT  
Att: 43,994 - Clear - 67 F

AB	37
R	5
H	6
RBI	5
BB	5
SO	11
LOB	19



Batter	1	2	3	4	5	6	7	8	9	10	AB	R	H	RBI	BB	SO	LOB	BOTTOM																		
23 Fernando Tatis Jr., R OBP: 0.319, SLG: 0.522	(1, 9) 13 2B																	5 1 1 0 0 1 0																		
13 Manny Machado, R OBP: 0.303, SLG: 0.389	(1, 5) 22 F9																	5 1 3 1 0 1 1																		
22 Juan Soto, L OBP: 0.361, SLG: 0.398	(1, 7) F9																	5 0 1 0 0 0 4																		
2 Xander Boqarts, R OBP: 0.378, SLG: 0.465	(1, 6) P3																	3 0 1 1 1 0 1																		
32 Nelson Cruz, R OBP: 0.294, SLG: 0.462	(1, 10) G6-3																	4 0 0 0 0 2 3																		
9 Jake Cronenworth, L OBP: 0.336, SLG: 0.426	(1, 3) F7																	4 0 1 0 0 1 3																		
7 Ha-Seong Kim, R OBP: 0.331, SLG: 0.362	(1, 4) F8																	4 0 2 0 0 0 0																		
26 Austin Nola, R OBP: 0.262, SLG: 0.219	(1, 2) F9																	2 0 0 0 0 0 2																		
29 Brett Sullivan, L OBP: 0.261, SLG: 0.455	(6, PH) P4																	2 0 0 0 0 2 2																		
5 Adam Engel, R OBP: 0.336, SLG: 0.412	(1, 8) G1-3																	2 0 0 0 0 1 0																		
1 Trent Grisham, L OBP: 0.336, SLG: 0.412	(7, PH) G4-3																	2 0 0 0 0 1 0																		
<b>Inning Stats</b>	R: 2 E: 0 K: 0 S: 11	H: 3 LOB: 1 BB: 0 P: 17	R: 0 E: 0 K: 0 S: 11	H: 0 LOB: 0 BB: 0 P: 14	R: 0 E: 0 K: 0 S: 4	H: 1 LOB: 1 BB: 0 P: 5	R: 0 E: 0 K: 0 S: 17	H: 2 LOB: 2 BB: 0 P: 20	R: 0 E: 0 K: 1 S: 9	H: 1 LOB: 1 BB: 0 P: 11	R: 0 E: 0 K: 3 S: 13	H: 1 LOB: 2 BB: 1 P: 25	R: 0 E: 0 K: 1 S: 9	H: 0 LOB: 0 BB: 0 P: 12	R: 0 E: 0 K: 2 S: 7	H: 0 LOB: 0 BB: 0 P: 10	R: 0 E: 0 K: 1 S: 7	H: 0 LOB: 1 BB: 0 P: 9	1B: 6 2B: 3 3B: 0 HR: 0	SF: 0 SAC: 0 DP: 1 HBP: 0	WP: 0 PB: 0 SB: 0 CS: 0	PA: 39														
<b>PITCHER</b>	IP 5.2	WLS 25	BF 8	H 2	R 2	ER 2	SO 3	BB 1	IBB 0	HBP 0	BLK 0	WP 0	HR 0	S 62	P 86	ERA 3.18	WHIP 1.588	<b>PITCHER</b>	IP 10.1	WLS 5	BF 2	H 3	R 2	ER 2	SO 2	BB 0	IBB 0	HBP 0	BLK 1	WP 0	HR 1	S 14	P 22	ERA 18.00	WHIP 2.000	
7 Julio Urias, L ERA: 3.77	(1, 1)																																			
38 Yency Almonte, R ERA: 6.91	(6, 1)																																			
81 Victor González, L ERA: 6.91	(8, 1)																																			
64 Caleb Ferguson, L ERA: 1.26	(9, 1)																																			
59 Evan Phillips, R ERA: 2.25	(10, 1)																																			

Los Angeles Dodgers @ San Diego Padres  
Petco Park, San Diego, CA  
Sun May 07 2023, 4:11 PM - 7:22 PM PDT  
Att: 43,994 - Clear - 67 F

AB	38
R	2
H	9
RBI	2
BB	1
SO	9
LOB	16





Batter	1	2	3	4	5	6	7	8	9	AB	R	H	RBI	BB	SO	LOB	TOP										
23 Fernando Tatis Jr., R OBP: 0.299, SLG: 0.486	F6		K		F8		FC6-4		K	5	1	0	0	0	2	2	<b>San Diego Padres @ Minnesota Twins</b> Target Field, Minneapolis, MN Tue May 09 2023, 6:40 PM - 9:21 PM CDT Att: 16,882 - Overcast - 66 F										
9 Jake Cronenworth, L OBP: 0.340, SLG: 0.410	K		F7		F8		E2		13 HR	3	1	0	0	2	1												
13 Manny Machado, R OBP: 0.306, SLG: 0.412	K		K		2B		P6		HR	5	1	2	3	0	2	1											
22 Juan Soto, L OBP: 0.400, SLG: 0.433		1B			14 1B				2 HR	4	1	4	0	1	0	0											
2 Xander Bogaerts, R OBP: 0.366, SLG: 0.447	G5-4-3		K		K		K		F9	5	0	0	0	0	2	6											
14 Matt Carpenter, L OBP: 0.337, SLG: 0.437	7 1B				2H		G5-3		K	3	0	1	1	1	1	3											
7 Ha-Seong Kim, R OBP: 0.336, SLG: 0.367	1B		L7						K	4	1	2	0	0	1	2											
1 Trent Grisham, L OBP: 0.333, SLG: 0.402	G3-1				G4-3		FC6-4		G4-3	3	0	0	0	1	0	2											
26 Austin Nola, R OBP: 0.264, SLG: 0.224	F4				P2		SH1-4		9 BB	3	1	1	1	0	0	0											
<b>Inning Stats</b>	R: 0 E: 0 K: 2 S: 11	H: 0 LOB: 0 BB: 0 P: 14	R: 0 E: 0 K: 0 S: 9	H: 2 LOB: 2 BB: 1 P: 16	R: 0 E: 0 K: 1 S: 9	H: 0 LOB: 0 BB: 0 P: 12	R: 1 E: 0 K: 2 S: 13	H: 2 LOB: 1 BB: 0 P: 19	R: 0 E: 0 K: 0 S: 7	H: 1 LOB: 2 BB: 1 P: 10	R: 0 E: 0 K: 1 S: 17	H: 1 LOB: 2 BB: 1 P: 24	R: 2 E: 2 K: 0 S: 10	H: 1 LOB: 2 BB: 2 P: 21	R: 0 E: 0 K: 2 S: 14	H: 1 LOB: 1 BB: 0 P: 20		R: 3 E: 0 K: 1 S: 16	H: 3 LOB: 1 BB: 1 P: 23	1B: 7 2B: 2 3B: 0 HR: 1	SF: 0 SAC: 1 DP: 1 HBP: 0	WP: 0 PB: 0 SB: 2 CS: 0	PA: 41				
<b>PITCHER</b>	IP	WLS	BF	H	R	ER	SO	BB	IBB	HBP	BLK	WP	HR	S	P	ERA	WHIP										
37 Louie Varland, R ERA: 4.32	6.0		24	5	1	1	6	2	0	0	0	0	0	66	95	1.50	1.167										
22 Griffin Jax, R ERA: 4.3	0.2	L	5	1	2	1	0	2	0	0	0	0	0	8	18	13.50	4.500										
15 Emilio Pagán, R ERA: 4.3	1.1		5	1	0	0	2	0	0	0	0	0	0	16	24	0.00	0.750										
66 Jorge Alcalá, R ERA: 6.23	1.0		7	3	3	3	1	1	0	0	0	0	1	16	23	27.00	4.000										

Batter	1	2	3	4	5	6	7	8	9	AB	R	H	RBI	BB	SO	LOB	BOTTOM										
26 Max Kepler, L OBP: 0.308, SLG: 0.427	F8		BB		G4-3		K		P6	4	0	0	0	1	1	4	<b>San Diego Padres @ Minnesota Twins</b> Target Field, Minneapolis, MN Tue May 09 2023, 6:40 PM - 9:21 PM CDT Att: 16,882 - Overcast - 66 F										
4 Carlos Correa, R OBP: 0.291, SLG: 0.363	G5-3		P3		K		K		G4-3	5	0	0	0	0	2	6											
25 Byron Buxton, R OBP: 0.336, SLG: 0.508	F7				19 BB		F7		K	3	1	0	0	1	1	0											
19 Alex Kirilloff, L OBP: 0.556, SLG: 0.200	G3				64 2B		L5		BB	2	0	0	0	2	0	0											
11 Jorge Polanco, S OBP: 0.300, SLG: 0.426	K				L7		1B		F8	4	0	1	0	0	1	3											
64 Jose Miranda, R OBP: 0.275, SLG: 0.318	G6-3				1-3 2H		G1-3		K	4	0	1	1	0	1	2											
13 Joey Gallo, L OBP: 0.326, SLG: 0.541			P5		K				F8	4	0	1	0	0	1	2											
8 Christian Vázquez, R OBP: 0.363, SLG: 0.263	K				G6-3				39 2B	2	0	0	0	0	1	2											
50 Willi Castro, S OBP: 0.306, SLG: 0.310									BB	1	0	0	0	0	1	1											
27 Ryan Jeffers, R OBP: 0.373, SLG: 0.455									BB	0	0	0	0	1	0	0											
2 Michael Taylor, R OBP: 0.300, SLG: 0.409									BB	2	0	1	0	0	0	0											
1 Nick Gordon, L OBP: 0.167, SLG: 0.310										1	0	1	0	0	0	0											
39 Donovan Solano, R OBP: 0.325, SLG: 0.342									2B	1	0	1	0	0	0	0											
<b>Inning Stats</b>	R: 0 E: 0 K: 0 S: 4	H: 0 LOB: 0 BB: 0 P: 10	R: 0 E: 0 K: 1 S: 8	H: 0 LOB: 0 BB: 0 P: 12	R: 0 E: 0 K: 1 S: 11	H: 1 LOB: 2 BB: 1 P: 18	R: 1 E: 0 K: 1 S: 12	H: 1 LOB: 2 BB: 2 P: 23	R: 0 E: 0 K: 1 S: 8	H: 0 LOB: 0 BB: 0 P: 12	R: 0 E: 0 K: 0 S: 11	H: 1 LOB: 1 BB: 0 P: 16	R: 0 E: 0 K: 3 S: 13	H: 2 LOB: 2 BB: 0 P: 17	R: 0 E: 0 K: 2 S: 13	H: 0 LOB: 1 BB: 1 P: 19	R: 0 E: 0 K: 0 S: 9	H: 1 LOB: 2 BB: 1 P: 17	1B: 4 2B: 2 3B: 0 HR: 0	SF: 0 SAC: 0 DP: 0 HBP: 0	WP: 0 PB: 0 SB: 1 CS: 0	PA: 38					
<b>PITCHER</b>	IP	WLS	BF	H	R	ER	SO	BB	IBB	HBP	BLK	WP	HR	S	P	ERA	WHIP										
52 Michael Wacha, R ERA: 4.82	6.0	W	24	3	1	1	4	0	0	0	0	0	0	7	10	0.00	6.000										
66 Luis García, R ERA: 6.43	0.1	H	3	2	0	0	1	0	0	0	0	0	0	7	10	0.00	6.000										
36 Steven Wilson, R ERA: 3.86	0.2	H	2	0	0	0	2	0	0	0	0	0	0	6	7	0.00	0.000										
21 Nick Martinez, R ERA: 3.06	1.0	H	4	0	0	0	2	1	0	0	0	0	0	13	19	0.00	1.000										
25 Tim Hill, L ERA: 2.7	1.0		5	1	0	0	0	1	0	0	0	0	0	9	17	0.00	2.000										

AB 35  
R 6  
H 10  
RBI 5  
BB 5  
SO 9  
LOB 16



AB 33  
R 1  
H 6  
RBI 1  
BB 5  
SO 9  
LOB 20





Batter	1	2	3	4	5	6	7	8	9	10	11	AB	R	H	RBI	BB	SO	LOB	TOP							
23 Fernando Tatis Jr., R OBP: 0.293, SLG: 0.488												5	0	1	0	0	3	1								
9 Jake Cronenworth, L OBP: 0.266, SLG: 0.407												1	0	0	0	3	0	0								
13 Manny Machado, R OBP: 0.296, SLG: 0.400												4	0	0	1	0	0	3								
22 Juan Soto, L OBP: 0.406, SLG: 0.454												3	1	1	1	2	0	3								
2 Xander Bogaerts, R OBP: 0.367, SLG: 0.441												4	0	1	0	1	2	1								
14 Matt Carpenter, L OBP: 0.319, SLG: 0.408												5	0	0	0	0	3	5								
24 Rougned Odor, L OBP: 0.209, SLG: 0.158												4	1	0	0	0	2	1								
1 Trent Grisham, L OBP: 0.338, SLG: 0.400												3	1	1	0	1	0	1								
29 Brett Sullivan, L OBP: 0.240, SLG: 0.417												2	0	0	0	0	1	1								
32 Nelson Cruz, R OBP: 0.280, SLG: 0.456												1	0	0	0	0	0	1								
26 Austin Nola, R OBP: 0.254, SLG: 0.224												0	0	0	1	0	0	0								
<b>Inning Stats</b>	R: 0 E: 0 K: 1 S: 10	H: 0 LOB: 0 BB: 1 P: 20	R: 0 E: 0 K: 1 S: 7	H: 0 LOB: 0 BB: 1 P: 15	R: 0 E: 0 K: 1 S: 6	H: 0 LOB: 0 BB: 1 P: 12	R: 0 E: 0 K: 0 S: 6	H: 0 LOB: 0 BB: 0 P: 10	R: 0 E: 0 K: 2 S: 8	H: 1 LOB: 1 BB: 0 P: 13	R: 0 E: 0 K: 2 S: 11	H: 0 LOB: 1 BB: 1 P: 17	R: 1 E: 0 K: 0 S: 15	H: 1 LOB: 0 BB: 0 P: 20	R: 1 E: 1 K: 0 S: 10	H: 2 LOB: 2 BB: 1 P: 17	R: 0 E: 0 K: 1 S: 7	H: 0 LOB: 0 BB: 0 P: 9	R: 1 E: 0 K: 0 S: 5	H: 0 LOB: 0 BB: 0 P: 8	R: 0 E: 0 K: 1 S: 10	H: 0 LOB: 3 BB: 2 P: 17	1B: 3 2B: 2 3B: 0 HR: 1	SF: 1 SAC: 1 DP: 2 HBP: 1	WP: 0 PB: 0 SB: 3 CS: 1	PA: 42
<b>PITCHER</b>	IP WLS BF H R ER SO BB IBB HBP BLK WP HR S P ERA WHIP	49 Pablo López, R ERA: 3.47	61 Brock Stewart, R ERA:	46 Jorge López, R ERA: 1.69	59 Jhoan Duran, R ERA: 1.84	22 Griffin Jax, R ERA: 4.02	<b>PITCHER</b>	IP WLS BF H R ER SO BB IBB HBP BLK WP HR S P ERA WHIP	49 Pablo López, R ERA: 3.47	61 Brock Stewart, R ERA:	46 Jorge López, R ERA: 1.69	59 Jhoan Duran, R ERA: 1.84	22 Griffin Jax, R ERA: 4.02	<b>PITCHER</b>	IP WLS BF H R ER SO BB IBB HBP BLK WP HR S P ERA WHIP											

San Diego Padres @ Minnesota Twins  
Target Field, Minneapolis, MN  
Wed May 10 2023, 6:42 PM - 9:32 PM CDT  
Att: 18,467 - Party Cloudy - 77 F

livebaseballscorecards.com

AB 32  
R 3  
H 4  
RBI 3  
BB 7  
SO 11  
LOB 17



Batter	1	2	3	4	5	6	7	8	9	10	11	AB	R	H	RBI	BB	SO	LOB	BOTTOM							
25 Byron Buxton, R OBP: 0.331, SLG: 0.492												4	0	0	0	1	0	1								
26 Max Kepler, L OBP: 0.312, SLG: 0.468												5	3	2	1	0	1	3								
4 Carlos Correa, R OBP: 0.273, SLG: 0.370												3	0	1	1	2	0	0								
19 Alex Kiriloff, L OBP: 0.571, SLG: 0.333												4	0	2	1	1	0	1								
11 Jorge Polanco, S OBP: 0.297, SLG: 0.431												4	0	1	0	0	1	2								
12 Kyle Farmer, R OBP: 0.289, SLG: 0.353												3	0	1	0	0	1	1								
50 Willi Castro, S OBP: 0.300, SLG: 0.302												1	1	0	0	0	0	1								
13 Joey Gallo, L OBP: 0.315, SLG: 0.519												3	0	0	0	0	2	2								
39 Donovan Solano, R OBP: 0.333, SLG: 0.351												1	0	1	1	0	0	0								
8 Christian Vázquez, R OBP: 0.290, SLG: 0.250												4	0	0	0	0	2	2								
2 Michael Taylor, R OBP: 0.229, SLG: 0.400												2	0	0	0	0	0	0								
1 Nick Gordon, L OBP: 0.176, SLG: 0.315												2	0	1	0	0	1	1								
<b>Inning Stats</b>	R: 1 E: 0 K: 0 S: 9	H: 1 LOB: 0 BB: 0 P: 10	R: 0 E: 0 K: 2 S: 11	H: 1 LOB: 1 BB: 0 P: 16	R: 1 E: 0 K: 0 S: 10	H: 3 LOB: 2 BB: 0 P: 16	R: 0 E: 0 K: 2 S: 8	H: 0 LOB: 0 BB: 0 P: 14	R: 0 E: 0 K: 1 S: 6	H: 0 LOB: 0 BB: 0 P: 9	R: 0 E: 0 K: 0 S: 10	H: 1 LOB: 1 BB: 1 P: 19	R: 0 E: 0 K: 0 S: 5	H: 1 LOB: 0 BB: 0 P: 8	R: 0 E: 0 K: 0 S: 7	H: 1 LOB: 0 BB: 0 P: 11	R: 0 E: 0 K: 0 S: 12	H: 0 LOB: 1 BB: 1 P: 22	R: 1 E: 0 K: 3 S: 11	H: 1 LOB: 2 BB: 1 P: 16	R: 1 E: 0 K: 0 S: 1	H: 1 LOB: 2 BB: 1 P: 3	1B: 5 2B: 3 3B: 0 HR: 1	SF: 0 SAC: 0 DP: 2 HBP: 0	WP: 1 PB: 1 SB: 0 CS: 0	PA: 40
<b>PITCHER</b>	IP WLS BF H R ER SO BB IBB HBP BLK WP HR S P ERA WHIP	67 Seth Lugo, R ERA: 3.16	45 Brent Honeywell, R ERA: 3.1	25 Tim Hill, L ERA: 2.55	66 Luis Garcia, R ERA: 6.0	71 Josh Hader, L ERA: 1.06	<b>PITCHER</b>	IP WLS BF H R ER SO BB IBB HBP BLK WP HR S P ERA WHIP	67 Seth Lugo, R ERA: 3.16	45 Brent Honeywell, R ERA: 3.1	25 Tim Hill, L ERA: 2.55	66 Luis Garcia, R ERA: 6.0	71 Josh Hader, L ERA: 1.06	<b>PITCHER</b>	IP WLS BF H R ER SO BB IBB HBP BLK WP HR S P ERA WHIP											

San Diego Padres @ Minnesota Twins  
Target Field, Minneapolis, MN  
Wed May 10 2023, 6:42 PM - 9:32 PM CDT  
Att: 18,467 - Party Cloudy - 77 F

livebaseballscorecards.com

AB 36  
R 4  
H 9  
RBI 4  
BB 4  
SO 8  
LOB 14





Batter	1	2	3	4	5	6	7	8	9	AB	R	H	RBI	BB	SO	LOB	TOP			
23 Fernando Tatis Jr., R OBP: 0.314, SLG: 0.512										3	1	2	1	1	0	0	<b>San Diego Padres @ Minnesota Twins</b> Target Field, Minneapolis, MN Thu May 11 2023, 12:11 PM - 2:44 PM CDT Att: 23,365 - Partly Cloudy - 71 F			
9 Jake Cronenworth, L OBP: 0.346, SLG: 0.394										4	0	0	0	0	1	2				
13 Manny Machado, R (1, 10) OBP: 0.295, SLG: 0.493										4	1	1	0	0	0	2				
22 Juan Soto, L OBP: 0.414, SLG: 0.474										3	0	2	1	1	1	0				
5 Adam Engel, R (8, PR)										0	0	0	0	0	0	0				
2 Xander Bogaerts, R OBP: 0.364, SLG: 0.432										3	0	0	0	0	0	2				
1 Trent Grisham, L OBP: 0.328, SLG: 0.387										4	0	0	0	0	3	4				
7 Ha-Seong Kim, R OBP: 0.328, SLG: 0.357										3	0	0	0	0	2	1	<b>AB 33</b> <b>R 3</b> <b>H 6</b> <b>RBI 3</b> <b>BB 2</b> <b>SO 10</b> <b>LOB 11</b>			
14 Matt Carpenter, L (9, PH) OBP: 0.315, SLG: 0.403										1	0	0	0	0	0	0				
24 Rougned Odor, L OBP: 0.213, SLG: 0.238										4	1	1	1	0	1	0				
26 Austin Nola, R OBP: 0.256, SLG: 0.215										3	0	0	0	0	1	0				
32 Nelson Cruz, R (9, PH) OBP: 0.277, SLG: 0.450										1	0	0	0	0	1	0				
										1	0	0	0	0	1	0				
										1	0	0	0	0	1	0				
<b>Inning Stats</b>	R: 1 H: 2 E: 0 K: 0 S: 14	H: 2 LOB: 1 BB: 0 P: 20	R: 0 H: 0 E: 0 K: 1 S: 7	H: 0 LOB: 0 BB: 0 P: 13	R: 0 H: 0 E: 0 K: 1 S: 8	H: 0 LOB: 0 BB: 0 P: 12	R: 1 H: 2 E: 0 K: 1 S: 14	H: 2 LOB: 1 BB: 0 P: 18	R: 1 H: 2 E: 0 K: 1 S: 14	H: 2 LOB: 0 BB: 0 P: 15	R: 0 H: 0 E: 0 K: 1 S: 8	H: 0 LOB: 0 BB: 0 P: 12	R: 0 H: 0 E: 0 K: 1 S: 13	H: 0 LOB: 3 BB: 2 P: 28	R: 0 H: 0 E: 0 K: 2 S: 10	H: 0 LOB: 0 BB: 0 P: 15	1B: 1 2B: 3 3B: 0 HR: 2	SF: 0 SAC: 0 DP: 0 HBP: 1	WP: 1 PB: 0 SB: 0 CS: 0	PA: 36
<b>PITCHER</b>	IP WLS BF H R ER SO BB IBB HBP BLK WP HR S P ERA WHIP																			
17 Bailey Ober, R (1, 1) ERA: 1.85	6.0	24	6	3	3	6	0	0	0	0	0	1	2	66	96	4.50	1.000			
15 Emilio Pagan, R (7, 1) ERA: 4.02	1.0	3	0	0	0	1	0	0	0	0	0	0	8	12	0.00	0.000				
61 Brock Stewart, R (8, 1) ERA:	1.0	6	0	0	0	1	2	0	1	0	0	0	13	28	0.00	2.000				
48 Jorge López, R (9, 1) ERA: 1.59	1.0	3	0	0	0	2	0	0	0	0	0	0	10	15	0.00	0.000				
<b>Batter</b>	<b>1</b>	<b>2</b>	<b>3</b>	<b>4</b>	<b>5</b>	<b>6</b>	<b>7</b>	<b>8</b>	<b>9</b>	<b>AB</b>	<b>R</b>	<b>H</b>	<b>RBI</b>	<b>BB</b>	<b>SO</b>	<b>LOB</b>	<b>BOTTOM</b>			
25 Byron Buxton, R (1, 10) OBP: 0.329, SLG: 0.480										3	0	0	0	1	1	3	<b>San Diego Padres @ Minnesota Twins</b> Target Field, Minneapolis, MN Thu May 11 2023, 12:11 PM - 2:44 PM CDT Att: 23,365 - Partly Cloudy - 71 F			
26 Max Kepler, L (1, 9) OBP: 0.301, SLG: 0.449										4	0	0	1	0	0	2				
2 Michael Taylor, R (7, PR) OBP: 0.294, SLG: 0.400										0	1	0	0	0	0	0				
4 Carlos Correa, R (1, 6) OBP: 0.272, SLG: 0.374										4	0	1	2	0	2	0				
19 Alex Kirilloff, L (1, 3) OBP: 0.556, SLG: 0.333										3	1	1	0	1	2	0				
11 Jorge Polanco, S (1, 4) OBP: 0.295, SLG: 0.421										4	0	1	0	0	2	2				
1 Nick Gordon, L (1, 8) OBP: 0.169, SLG: 0.303										3	0	0	0	0	2					
39 Donovan Solano, R (8, PH) OBP: 0.329, SLG: 0.346										1	0	0	0	0	0	0				
50 Willi Castro, S (9, 7) OBP: 0.300, SLG: 0.302										0	0	0	0	0	0	0				
12 Kyle Farmer, R (1, 5) OBP: 0.310, SLG: 0.432										3	1	1	1	0	0	0	<b>AB 30</b> <b>R 5</b> <b>H 6</b> <b>RBI 5</b> <b>BB 3</b> <b>SO 9</b> <b>LOB 13</b>			
13 Joey Gallo, L (1, 7) OBP: 0.333, SLG: 0.538										3	1	2	1	1	1	0				
27 Ryan Jeffers, R (1, 2) OBP: 0.370, SLG: 0.435										2	1	0	0	0	1	4				
										1	0	0	0	0	0	0				
										1	0	0	0	0	0	0				
										1	0	0	0	0	0	0				
										1	0	0	0	0	0	0				
<b>Inning Stats</b>	R: 0 H: 0 E: 0 K: 1 S: 9	H: 2 LOB: 3 BB: 1 P: 27	R: 1 H: 2 E: 0 K: 2 S: 15	H: 0 LOB: 0 BB: 0 P: 7	R: 0 H: 0 E: 0 K: 1 S: 5	H: 0 LOB: 0 BB: 0 P: 7	R: 1 H: 2 E: 0 K: 1 S: 10	H: 2 LOB: 1 BB: 0 P: 15	R: 0 H: 0 E: 0 K: 1 S: 7	H: 0 LOB: 0 BB: 0 P: 10	R: 0 H: 0 E: 0 K: 1 S: 6	H: 0 LOB: 0 BB: 0 P: 7	R: 3 H: 2 E: 0 K: 1 S: 10	H: 2 LOB: 2 BB: 2 P: 27	R: 0 H: 0 E: 0 K: 1 S: 11	H: 0 LOB: 0 BB: 0 P: 14	1B: 3 2B: 2 3B: 0 HR: 1	SF: 0 SAC: 0 DP: 0 HBP: 2	WP: 0 PB: 0 SB: 0 CS: 0	PA: 35
<b>PITCHER</b>	IP WLS BF H R ER SO BB IBB HBP BLK WP HR S P ERA WHIP																			
11 Yu Darvish, R (1, 1) ERA: 3.16	6.0	24	4	2	2	7	1	0	1	0	0	0	5	15	40.50	3.000				
45 Brent Honeywell, R (7, 1) ERA: 4.29	0.2	5	1	3	3	0	1	0	1	0	0	0	5	12	0.00	6.000				
36 Steven Wilson, R (7, 1) ERA: 3.79	0.1	3	1	0	0	1	1	0	0	0	0	0	5	12	0.00	6.000				
59 Tom Cosgrove, L (8, 1) ERA:	1.0	3	0	0	0	1	0	0	0	0	0	0	11	14	0.00	0.000				



Batter	1	2	3	4	5	6	7	8	9	AB	R	H	RBI	BB	SO	LOB	TOP										
23 Fernando Tatis Jr., R OBP: 0.322, SLG: 0.512	F9			G4-3													4 0 2 0 0 0 0										
9 Jake Cronenworth, L OBP: 0.344, SLG: 0.389	G3-1			G4-6-3													4 0 1 0 0 0 1 3										
13 Manny Machado, R OBP: 0.288, SLG: 0.392	K			G4-6-3													4 0 0 0 0 0 1 3										
22 Juan Soto, L OBP: 0.410, SLG: 0.474	G3-1																4 0 1 0 0 0 0 0										
2 Xander Bogaerts, R OBP: 0.361, SLG: 0.434	G4-3			G6-3													4 1 1 0 0 0 1 1										
14 Matt Carpenter, L OBP: 0.316, SLG: 0.392	K			F7													2 0 0 0 0 1 1 1										
24 Rougned Odor, L OBP: 0.229, SLG: 0.256	K			F7													1 1 1 0 0 0 0 0										
7 Ha-Seong Kim, R OBP: 0.326, SLG: 0.362				G6-3													4 0 1 2 0 1 2										
1 Trent Grisham, L OBP: 0.322, SLG: 0.378				K													3 0 0 0 0 0 2 2										
29 Brett Sullivan, L OBP: 0.222, SLG: 0.385				G1-3													2 0 0 0 0 0 0 0										
32 Nelson Cruz, R OBP: 0.296, SLG: 0.457																	1 0 1 0 0 0 0 0										
26 Austin Nola, R OBP: 0.256, SLG: 0.215																	0 0 0 0 0 0 0 0										
<b>Inning Stats</b>	R: 0 E: 0 K: 1 S: 7	H: 0 LOB: 0 BB: 0 P: 12	R: 0 E: 0 K: 1 S: 9	H: 0 LOB: 0 BB: 0 P: 14	R: 0 E: 0 K: 1 S: 7	H: 0 LOB: 0 BB: 0 P: 9	R: 0 E: 0 K: 0 S: 6	H: 1 LOB: 0 BB: 0 P: 7	R: 0 E: 0 K: 0 S: 10	H: 1 LOB: 1 BB: 0 P: 13	R: 0 E: 0 K: 0 S: 7	H: 1 LOB: 1 BB: 0 P: 11	R: 2 E: 0 K: 1 S: 15	H: 2 LOB: 2 BB: 1 P: 27	R: 0 E: 0 K: 1 S: 10	H: 2 LOB: 1 BB: 0 P: 16	R: 0 E: 0 K: 2 S: 8	H: 1 LOB: 1 BB: 0 P: 10	1B: 5 2B: 3 3B: 0 HR: 0	SF: 0 SAC: 0 DP: 2 HBP: 0	WP: 0 PB: 0 SB: 1 CS: 0	PA: 34					
<b>PITCHER</b>	IP	WLS	BF	H	R	ER	SO	BB	IBB	HBP	BLK	WP	HR	S	P	ERA	WHIP										
85 Dustin May, R ERA: 2.88	6.2		25	5	2	2	3	1	0	0	0	0	0	58	90	2.70	0.900										
64 Caleb Ferguson, L ERA: 1.2	0.2	W	4	2	0	0	2	0	0	0	0	0	0	11	16	0.00	3.000										
59 Evan Phillips, R ERA: 1.93	1.2	S	5	1	0	0	2	0	0	0	0	0	0	10	13	0.00	0.600										

San Diego Padres @ Los Angeles Dodgers  
Dodger Stadium, Los Angeles, CA  
Fri May 12 2023, 7:11 PM - 9:37 PM PDT  
Att. 49,399 - Clear - 64 F

AB	33
R	2
H	8
RBI	2
BB	1
SO	7
LOB	12



Batter	1	2	3	4	5	6	7	8	9	AB	R	H	RBI	BB	SO	LOB	BOTTOM										
50 Mookie Betts, R OBP: 0.352, SLG: 0.489	G5-3			5 2B													3 2 1 1 1 0 0 0										
5 Freddie Freeman, L OBP: 0.365, SLG: 0.510				16 1B													3 1 2 3 1 0 0 0										
16 Will Smith, R OBP: 0.423, SLG: 0.614	F9			G6-4-3													3 0 1 0 1 0 1 0 1										
28 J.D. Martinez, R OBP: 0.304, SLG: 0.522	G1-3			K													4 0 1 0 0 0 2 3										
3 Chris Taylor, R OBP: 0.289, SLG: 0.489				G6-4-3													3 0 1 0 0 0 0 4										
33 James Outman, L OBP: 0.372, SLG: 0.574				G5-3													1 0 0 0 0 0 0 0										
13 Max Muncy, L OBP: 0.357, SLG: 0.526	G3			L9													4 0 0 0 0 0 1 1										
17 Miguel Vargas, R OBP: 0.329, SLG: 0.415	K			K													4 0 0 0 0 0 2 1										
11 Miguel Rojas, R OBP: 0.246, SLG: 0.200	G1-3			E6													3 0 0 0 0 0 0 1										
25 Trayce Thompson, R OBP: 0.279, SLG: 0.339				K													2 1 0 0 0 1 1 1										
<b>Inning Stats</b>	R: 0 E: 0 K: 0 S: 11	H: 0 LOB: 1 BB: 1 P: 20	R: 0 E: 0 K: 1 S: 12	H: 1 LOB: 0 BB: 0 P: 20	R: 2 E: 0 K: 1 S: 10	H: 2 LOB: 1 BB: 2 P: 24	R: 0 E: 1 K: 2 S: 10	H: 0 LOB: 1 BB: 0 P: 15	R: 0 E: 0 K: 0 S: 8	H: 1 LOB: 2 BB: 1 P: 12	R: 0 E: 0 K: 0 S: 6	H: 0 LOB: 0 BB: 0 P: 10	R: 2 E: 0 K: 1 S: 11	H: 2 LOB: 0 BB: 0 P: 17	R: 0 E: 0 K: 1 S: 9	H: 0 LOB: 0 BB: 0 P: 13	1B: 2 2B: 2 3B: 0 HR: 2	SF: 0 SAC: 0 DP: 1 HBP: 0	WP: 0 PB: 0 SB: 0 CS: 0	PA: 34							
<b>PITCHER</b>	IP	WLS	BF	H	R	ER	SO	BB	IBB	HBP	BLK	WP	HR	S	P	ERA	WHIP										
4 Blake Snell, L ERA: 4.61	6.0		26	4	2	2	4	4	0	0	0	0	2	5	9	54.00	6.000										
25 Tim Hill, L ERA: 3.5	0.1	L	3	2	2	2	0	0	0	0	0	0	0	6	8	0.00	0.000										
66 Luis Garcia, R ERA: 5.74	0.2		2	0	0	0	1	0	0	0	0	0	0	6	8	0.00	0.000										
76 Domingo Tapia, R ERA: 3.18	1.0		3	0	0	0	1	0	0	0	0	0	0	9	13	0.00	0.000										

San Diego Padres @ Los Angeles Dodgers  
Dodger Stadium, Los Angeles, CA  
Fri May 12 2023, 7:11 PM - 9:37 PM PDT  
Att. 49,399 - Clear - 64 F

AB	30
R	4
H	6
RBI	4
BB	4
SO	6
LOB	12










Batter	1	2	3	4	5	6	7	8	9	AB	R	H	RBI	BB	SO	LOB	TOP										
23 Fernando Tatis Jr., R OBP: 0.327, SLG: 0.500										2	0	1	0	2	0	0											
13 Manny Machado, R OBP: 0.280, SLG: 0.374										3	0	0	0	1	0	4											
22 Juan Soto, L OBP: 0.403, SLG: 0.483										4	0	0	0	0	2	4											
2 Xander Bogaerts, R OBP: 0.356, SLG: 0.430											4	0	1	0	0	2	2										
9 Jake Cronenworth, L OBP: 0.327, SLG: 0.367										4	0	0	0	0	1	1											
32 Nelson Cruz, R OBP: 0.272, SLG: 0.427										4	0	0	0	0	2	1											
7 Ha-Seong Kim, R OBP: 0.319, SLG: 0.377										3	0	0	0	0	2	0											
1 Trent Grisham, L OBP: 0.320, SLG: 0.382										3	0	1	0	0	0	0											
29 Brett Sullivan, L OBP: 0.194, SLG: 0.333										3	0	0	0	0	1	1											
<b>Inning Stats</b>	R: 0 H: 1 E: 0 K: 2 S: 11	H: 1 LOB: 1 BB: 0 P: 15	R: 0 H: 0 E: 0 K: 2 S: 14	H: 0 LOB: 0 BB: 0 P: 18	R: 0 H: 1 E: 0 K: 1 S: 11	H: 1 LOB: 2 BB: 1 P: 20	R: 0 H: 0 E: 0 K: 0 S: 10	H: 0 LOB: 0 BB: 0 P: 13	R: 0 H: 0 E: 0 K: 1 S: 7	H: 0 LOB: 1 BB: 1 P: 13	R: 0 H: 0 E: 0 K: 1 S: 9	H: 0 LOB: 0 BB: 0 P: 14	R: 0 H: 0 E: 0 K: 0 S: 10	H: 0 LOB: 1 BB: 1 P: 16	R: 0 H: 1 E: 0 K: 2 S: 11	H: 1 LOB: 0 BB: 0 P: 16	1B: 0 2B: 3 3B: 0 HR: 0	SF: 0 SAC: 0 DP: 0 HBP: 0	WP: 0 PB: 0 CS: 2 SB: 0	PA: 33							
<b>PITCHER</b>	IP	WLS	BF	H	R	ER	SO	BB	IBB	HBP	BLK	WP	HR	S	P	ERA	WHIP										
26 Tony Gonsolin, R ERA: 1.42	5.0	W	18	2	0	0	6	1	0	0	0	0	0	59	85	0.00	0.600										
38 Yency Almonte, R ERA: 6.06	1.0	H	4	0	0	0	1	1	0	0	0	0	0	7	13	0.00	1.000										
81 Victor González, L ERA:	1.2		6	0	0	0	1	1	0	0	0	0	0	16	27	0.00	0.600										
48 Brusdar Graterol, R ERA: 2.81	0.1		1	0	0	0	0	0	0	0	0	0	0	3	3	0.00	0.000										
63 Justin Bruhl, L ERA: 1.17	1.0		4	1	0	0	2	0	0	0	0	0	0	11	16	0.00	1.000										

San Diego Padres @ Los Angeles Dodgers  
Dodger Stadium, Los Angeles, CA  
Sun May 14 2023, 1:10 PM - 3:24 PM PDT  
Att: 46,201 - Sunny - 74 F


AB 30  
R 0  
H 3  
RBI 0  
BB 3  
SO 10  
LOB 13



Batter	1	2	3	4	5	6	7	8	9	AB	R	H	RBI	BB	SO	LOB	BOTTOM										
50 Mookie Betts, R OBP: 0.358, SLG: 0.510										3	1	1	2	1	0	0											
5 Freddie Freeman, L OBP: 0.375, SLG: 0.512										4	1	1	0	0	0	1											
28 J.D. Martinez, R OBP: 0.300, SLG: 0.525										4	0	0	0	0	0	2											
13 Max Muncy, L OBP: 0.353, SLG: 0.508										2	1	0	0	1	0	0											
17 Miguel Vargas, R OBP: 0.333, SLG: 0.419										2	0	1	2	1	0	0											
3 Chris Taylor, R OBP: 0.282, SLG: 0.474										3	0	0	0	0	1	2											
33 James Outman, L OBP: 0.361, SLG: 0.548										3	0	0	0	0	3	1											
11 Miguel Rojas, R OBP: 0.261, SLG: 0.222										2	1	1	0	1	0	0											
15 Austin Barnes, R OBP: 0.197, SLG: 0.105										3	0	0	0	0	0	2											
<b>Inning Stats</b>	R: 0 H: 0 E: 0 K: 0 S: 6	H: 0 LOB: 0 BB: 1 P: 10	R: 0 H: 0 E: 0 K: 1 S: 12	H: 0 LOB: 1 BB: 1 P: 20	R: 2 H: 2 E: 0 K: 0 S: 10	H: 2 LOB: 0 BB: 0 P: 16	R: 0 H: 0 E: 0 K: 1 S: 9	H: 0 LOB: 0 BB: 0 P: 12	R: 0 H: 0 E: 0 K: 1 S: 6	H: 0 LOB: 1 BB: 1 P: 12	R: 2 H: 2 E: 0 K: 0 S: 15	H: 2 LOB: 1 BB: 1 P: 24	R: 0 H: 0 E: 0 K: 1 S: 8	H: 0 LOB: 0 BB: 0 P: 14	R: 0 H: 0 E: 0 K: 0 S: 6	H: 0 LOB: 0 BB: 0 P: 7	1B: 1 2B: 2 3B: 0 HR: 1	SF: 0 SAC: 0 DP: 2 HBP: 0	WP: 0 PB: 0 CS: 0	PA: 30							
<b>PITCHER</b>	IP	WLS	BF	H	R	ER	SO	BB	IBB	HBP	BLK	WP	HR	S	P	ERA	WHIP										
Ryan Weathers, L ERA: 3.42	5.2	L	22	3	4	4	3	4	0	0	0	0	0	14	23	0.00	0.600										
45 Brent Honeywell, R ERA: 3.97	1.2		6	1	0	0	1	0	0	0	0	0	0	4	4	0.00	0.000										
59 Tom Cosgrove, L ERA:	0.2		2	0	0	0	0	0	0	0	0	0	0	4	4	0.00	0.000										

San Diego Padres @ Los Angeles Dodgers  
Dodger Stadium, Los Angeles, CA  
Sun May 14 2023, 1:10 PM - 3:24 PM PDT  
Att: 46,201 - Sunny - 74 F

AB 26  
R 4  
H 4  
RBI 4  
BB 4  
SO 4  
LOB 8





Batter	1	2	3	4	5	6	7	8	9	AB	R	H	RBI	BB	SO	LOB	TOP			
7 Bobby Witt Jr., R OBP: 0.270, SLG: 0.434	F8			F9		BB			K	3	0	0	0	1	1	0	<b>Kansas City Royals @ San Diego Padres</b> Petco Park, San Diego, CA Mon May 15 2023, 6:42 PM - 9:17 PM PDT Att: 43,828 - Partly Cloudy - 63 F			
9 Vinnie Pasquantino, L OBP: 0.359, SLG: 0.481	K			F9		G3				4	0	1	0	0	1					
13 Salvador Perez, R OBP: 0.338, SLG: 0.537	G6-3			F9					L7	4	0	0	0	0	1					
32 Nick Pratto, L OBP: 0.411, SLG: 0.500		P5				K			K	4	0	0	0	0	3	1				
14 Edward Olivares, R (1, 10) OBP: 0.305, SLG: 0.397		K				HBP			G5-3	2	0	0	0	0	1	0				
19 Michael Massey, L OBP: 0.272, SLG: 0.301						K				3	0	1	0	0	2	1				
17 Hunter Dozier, R OBP: 0.261, SLG: 0.316						G6-3				3	0	0	0	0	1	2				
Jackie Bradley Jr., L OBP: 0.230, SLG: 0.230						K				3	0	0	0	0	2	1				
11 Maikel Garcia, R OBP: 0.240, SLG: 0.267						G1-3				3	0	0	0	0	1	1				
<b>Inning Stats</b>	R: 0 E: 0 K: 1 S: 5	H: 0 LOB: 0 BB: 0 P: 8	R: 0 E: 0 K: 2 S: 10	H: 0 LOB: 0 BB: 0 P: 13	R: 0 E: 0 K: 2 S: 7	H: 0 LOB: 0 BB: 0 P: 11	R: 0 E: 0 K: 0 S: 13	H: 0 LOB: 0 BB: 0 P: 17	R: 0 E: 0 K: 2 S: 11	H: 0 LOB: 1 BB: 0 P: 20	R: 0 E: 0 K: 2 S: 11	H: 0 LOB: 0 BB: 0 P: 13	R: 0 E: 0 K: 0 S: 12	H: 1 LOB: 1 BB: 0 P: 13	R: 0 E: 0 K: 2 S: 9	H: 1 LOB: 1 BB: 0 P: 9	1B: 2 2B: 0 3B: 0 HR: 0	SF: 0 SAC: 0 DP: 0 HBP: 1	WP: 0 PB: 0 SB: 1 CS: 0	PA: 31
<b>PITCHER</b>	IP	WLS	BF	H	R	ER	SO	BB	IBB	HBP	BLK	WP	HR	S	P	ERA	WHIP			
52 Michael Wacha, R ERA: 4.06	7.0	W	24	1	0	0	11	1	0	1	0	0	0	70	103	0.00	0.286			
21 Nick Martinez, R ERA: 2.82	2.0		7	1	0	0	2	0	0	0	0	0	0	19	20	0.00	0.500			

AB	29
R	0
H	2
RBI	0
BB	1
SO	13
LOB	8



Batter	1	2	3	4	5	6	7	8	9	AB	R	H	RBI	BB	SO	LOB	BOTTOM			
23 Fernando Tatis Jr., R OBP: 0.330, SLG: 0.495	13 G3 2 WP	13 HBP 22 BB	F9		F7			F7		5	1	2	1	0	0	3	<b>Kansas City Royals @ San Diego Padres</b> Petco Park, San Diego, CA Mon May 15 2023, 6:42 PM - 9:17 PM PDT Att: 43,828 - Partly Cloudy - 63 F			
9 Jake Cronenworth, L OBP: 0.354, SLG: 0.397	K	22 BB 13 HBP		F7	F8	F8		K		4	0	0	0	1	2	1				
13 Manny Machado, R OBP: 0.282, SLG: 0.372	G3			F8	L8			P6		1	0	0	1	0	0	1				
24 Rougned Odor, L OBP: 0.216, SLG: 0.239		22 BB HBP		F8						3	0	0	0	0	0	0				
22 Juan Soto, L OBP: 0.405, SLG: 0.476	14 WP 2 WP				2 BB			G5-3		2	0	0	0	2	0	1				
2 Xander Bogaerts, R OBP: 0.365, SLG: 0.431	14 WP BB	G4-3			2 BB					2	1	1	0	2	0	3				
14 Matt Carpenter, L OBP: 0.313, SLG: 0.378	G3-1				2 BB					3	0	0	0	1	2	4				
7 Ha-Seong Kim, R OBP: 0.317, SLG: 0.373	F9		F9		K					4	0	1	1	0	1	0				
1 Trent Grisham, L OBP: 0.325, SLG: 0.376		26 BB 23 1B			26 1B					2	1	0	0	2	1	2				
26 Austin Nola, R OBP: 0.271, SLG: 0.217		23 1B 13 HBP								2	1	1	0	2	0	1				
<b>Inning Stats</b>	R: 1 E: 1 K: 1 S: 12	H: 1 LOB: 2 BB: 1 P: 23	R: 2 E: 0 K: 0 S: 9	H: 1 LOB: 3 BB: 4 P: 31	R: 0 E: 0 K: 1 S: 7	H: 1 LOB: 2 BB: 1 P: 16	R: 0 E: 0 K: 1 S: 14	H: 0 LOB: 2 BB: 2 P: 29	R: 0 E: 0 K: 2 S: 12	H: 0 LOB: 1 BB: 1 P: 23	R: 0 E: 0 K: 0 S: 10	H: 0 LOB: 0 BB: 0 P: 14	R: 1 E: 0 K: 0 S: 14	H: 2 LOB: 1 BB: 1 P: 19	R: 0 E: 0 K: 1 S: 10	H: 0 LOB: 0 BB: 0 P: 17	1B: 5 2B: 0 3B: 0 HR: 0	SF: 0 SAC: 0 DP: 1 HBP: 1	WP: 2 PB: 0 SB: 0 CS: 0	PA: 39
<b>PITCHER</b>	IP	WLS	BF	H	R	ER	SO	BB	IBB	HBP	BLK	WP	HR	S	P	ERA	WHIP			
56 Brad Keller, R ERA: 4.36	3.2	L	23	3	3	2	2	8	0	1	0	0	0	39	94	4.91	3.000			
60 Max Castillo, R ERA: 2.89	2.1		8	0	0	0	3	1	0	0	0	0	0	25	42	0.00	0.429			
63 Josh Staumont, R ERA: 3.46	1.0		5	2	1	1	0	1	0	0	0	0	0	14	19	9.00	3.000			
38 Josh Taylor, L ERA: 5.93	1.0		3	0	0	0	1	0	0	0	0	0	0	10	17	0.00	0.000			

AB	28
R	4
H	5
RBI	3
BB	10
SO	6
LOB	16





Batter	1	2	3	4	5	6	7	8	9	AB	R	H	RBI	BB	SO	LOB	TOP				
7 Bobby Witt Jr. R OBP: 0.274, SLG: 0.433										5	1	2	1	0	1	2					
13 Salvador Perez R OBP: 0.333, SLG: 0.533										5	0	1	2	0	2	1					
9 Vinnie Pasquantino L OBP: 0.356, SLG: 0.476										4	0	1	0	0	0	1					
14 Edward Olivares R OBP: 0.371, SLG: 0.392 Jackie Bradley Jr. L OBP: 0.235, SLG: 0.230										4	1	1	0	0	0	1					
11 Maikel Garcia R OBP: 0.259, SLG: 0.306										4	0	2	0	0	2	1					
1 MJ Melendez L OBP: 0.301, SLG: 0.371										3	1	0	0	1	2	1					
15 Matt Duffy R OBP: 0.371, SLG: 0.439 19 Michael Massey L OBP: 0.270, SLG: 0.298										3	1	1	1	0	2	1					
34 Freddy Fermin R OBP: 0.394, SLG: 0.690										2	0	0	0	2	0	0					
18 Nate Eaton R OBP: 0.104, SLG: 0.044										3	1	0	1	0	1	2					
<b>Inning Stats</b>	R: 0 E: 0 K: 1 S: 8	H: 0 LOB: 0 BB: 0 P: 11	R: 5 E: 0 K: 1 S: 17	H: 4 LOB: 1 BB: 2 P: 31	R: 0 E: 0 K: 1 S: 9	H: 1 LOB: 1 BB: 0 P: 15	R: 0 E: 0 K: 1 S: 13	H: 1 LOB: 1 BB: 0 P: 14	R: 0 E: 0 K: 3 S: 11	H: 0 LOB: 2 BB: 1 P: 20	R: 0 E: 0 K: 0 S: 13	H: 2 LOB: 2 BB: 0 P: 19	R: 0 E: 0 K: 1 S: 9	H: 0 LOB: 0 BB: 0 P: 14	R: 0 E: 0 K: 1 S: 10	H: 0 LOB: 0 BB: 0 P: 11	1B: 6 2B: 2 3B: 0 HR: 0	SF: 0 SAC: 0 DP: 0 HBP: 1	WP: 0 PB: 1 SB: 1 CS: 0	PA: 38	
<b>PITCHER</b>	IP WLS BF H R ER SO BB IBB HBP BLK WP HR S P ERA WHIP	IP WLS BF H R ER SO BB IBB HBP BLK WP HR S P ERA WHIP	IP WLS BF H R ER SO BB IBB HBP BLK WP HR S P ERA WHIP	IP WLS BF H R ER SO BB IBB HBP BLK WP HR S P ERA WHIP	IP WLS BF H R ER SO BB IBB HBP BLK WP HR S P ERA WHIP	IP WLS BF H R ER SO BB IBB HBP BLK WP HR S P ERA WHIP	IP WLS BF H R ER SO BB IBB HBP BLK WP HR S P ERA WHIP	IP WLS BF H R ER SO BB IBB HBP BLK WP HR S P ERA WHIP	IP WLS BF H R ER SO BB IBB HBP BLK WP HR S P ERA WHIP	IP WLS BF H R ER SO BB IBB HBP BLK WP HR S P ERA WHIP	IP WLS BF H R ER SO BB IBB HBP BLK WP HR S P ERA WHIP	IP WLS BF H R ER SO BB IBB HBP BLK WP HR S P ERA WHIP	IP WLS BF H R ER SO BB IBB HBP BLK WP HR S P ERA WHIP	IP WLS BF H R ER SO BB IBB HBP BLK WP HR S P ERA WHIP	IP WLS BF H R ER SO BB IBB HBP BLK WP HR S P ERA WHIP	IP WLS BF H R ER SO BB IBB HBP BLK WP HR S P ERA WHIP	IP WLS BF H R ER SO BB IBB HBP BLK WP HR S P ERA WHIP	IP WLS BF H R ER SO BB IBB HBP BLK WP HR S P ERA WHIP	IP WLS BF H R ER SO BB IBB HBP BLK WP HR S P ERA WHIP	IP WLS BF H R ER SO BB IBB HBP BLK WP HR S P ERA WHIP	IP WLS BF H R ER SO BB IBB HBP BLK WP HR S P ERA WHIP

**Kansas City Royals @ San Diego Padres**  
 Petco Park, San Diego, CA  
 Tue May 16 2023, 6:41 PM - 9:11 PM PDT  
 Att: 36,060 - Clear - 65 F

livebaseballscorecards.com

AB 34  
 R 5  
 H 8  
 RBI 5  
 BB 3  
 SO 10  
 LOB 10

Batter	1	2	3	4	5	6	7	8	9	AB	R	H	RBI	BB	SO	LOB	BOTTOM					
23 Fernando Tatis Jr. R OBP: 0.327, SLG: 0.485										4	1	1	0	0	1	1						
9 Jake Cronenworth L OBP: 0.322, SLG: 0.367										4	0	1	1	0	2	2						
22 Juan Soto L OBP: 0.407, SLG: 0.483										4	0	2	0	0	1	1						
2 Xander Bogaerts R OBP: 0.368, SLG: 0.429										3	1	1	0	1	1	2						
14 Matt Carpenter L OBP: 0.330, SLG: 0.393										2	1	1	1	2	1	1						
24 Rowned Odor L OBP: 0.218, SLG: 0.240										4	0	1	0	0	0	4						
7 Ha-Seong Kim R OBP: 0.308, SLG: 0.364										3	0	0	1	0	0	1						
1 Trent Grisham L OBP: 0.317, SLG: 0.365										4	0	0	0	0	1	0						
29 Brett Sullivan L OBP: 0.212, SLG: 0.344 32 Nelson Cruz R OBP: 0.280, SLG: 0.427 5 Adam Engel R (7, PR) 26 Austin Nola R OBP: 0.288, SLG: 0.214										2	1	1	0	0	0	0						
<b>Inning Stats</b>	R: 0 E: 0 K: 1 S: 8	H: 2 LOB: 1 BB: 0 P: 15	R: 0 E: 0 K: 0 S: 9	H: 0 LOB: 0 BB: 1 P: 16	R: 0 E: 0 K: 0 S: 6	H: 0 LOB: 0 BB: 0 P: 9	R: 0 E: 0 K: 1 S: 9	H: 1 LOB: 2 BB: 1 P: 18	R: 2 E: 2 K: 1 S: 15	H: 2 LOB: 1 BB: 0 P: 26	R: 2 E: 0 K: 0 S: 11	H: 2 LOB: 0 BB: 0 P: 17	R: 0 E: 0 K: 2 S: 8	H: 0 LOB: 1 BB: 1 P: 12	R: 0 E: 0 K: 2 S: 12	H: 1 LOB: 1 BB: 1 P: 21	R: 0 E: 0 K: 1 S: 10	H: 0 LOB: 0 BB: 0 P: 14	1B: 5 2B: 2 3B: 1 HR: 0	SF: 1 SAC: 0 DP: 2 HBP: 0	WP: 0 PB: 0 SB: 0 CS: 2	PA: 37
<b>PITCHER</b>	IP WLS BF H R ER SO BB IBB HBP BLK WP HR S P ERA WHIP	IP WLS BF H R ER SO BB IBB HBP BLK WP HR S P ERA WHIP	IP WLS BF H R ER SO BB IBB HBP BLK WP HR S P ERA WHIP	IP WLS BF H R ER SO BB IBB HBP BLK WP HR S P ERA WHIP	IP WLS BF H R ER SO BB IBB HBP BLK WP HR S P ERA WHIP	IP WLS BF H R ER SO BB IBB HBP BLK WP HR S P ERA WHIP	IP WLS BF H R ER SO BB IBB HBP BLK WP HR S P ERA WHIP	IP WLS BF H R ER SO BB IBB HBP BLK WP HR S P ERA WHIP	IP WLS BF H R ER SO BB IBB HBP BLK WP HR S P ERA WHIP	IP WLS BF H R ER SO BB IBB HBP BLK WP HR S P ERA WHIP	IP WLS BF H R ER SO BB IBB HBP BLK WP HR S P ERA WHIP	IP WLS BF H R ER SO BB IBB HBP BLK WP HR S P ERA WHIP	IP WLS BF H R ER SO BB IBB HBP BLK WP HR S P ERA WHIP	IP WLS BF H R ER SO BB IBB HBP BLK WP HR S P ERA WHIP	IP WLS BF H R ER SO BB IBB HBP BLK WP HR S P ERA WHIP	IP WLS BF H R ER SO BB IBB HBP BLK WP HR S P ERA WHIP	IP WLS BF H R ER SO BB IBB HBP BLK WP HR S P ERA WHIP	IP WLS BF H R ER SO BB IBB HBP BLK WP HR S P ERA WHIP	IP WLS BF H R ER SO BB IBB HBP BLK WP HR S P ERA WHIP	IP WLS BF H R ER SO BB IBB HBP BLK WP HR S P ERA WHIP	IP WLS BF H R ER SO BB IBB HBP BLK WP HR S P ERA WHIP	

**Kansas City Royals @ San Diego Padres**  
 Petco Park, San Diego, CA  
 Tue May 16 2023, 6:41 PM - 9:11 PM PDT  
 Att: 36,060 - Clear - 65 F

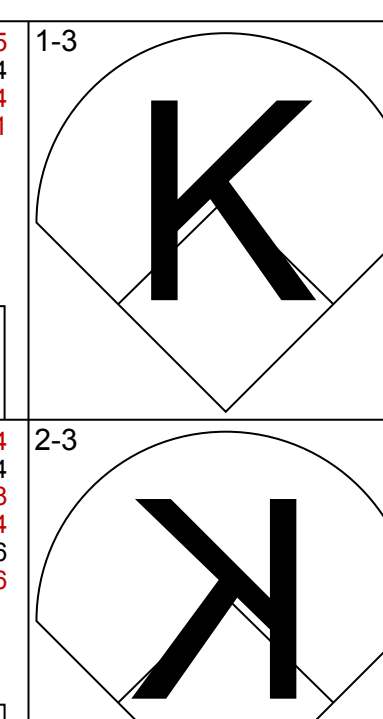
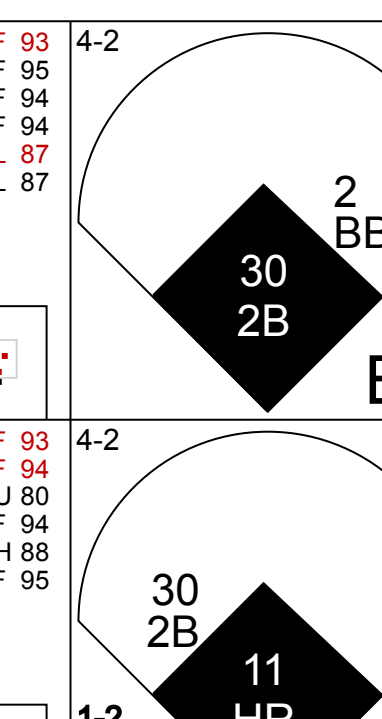
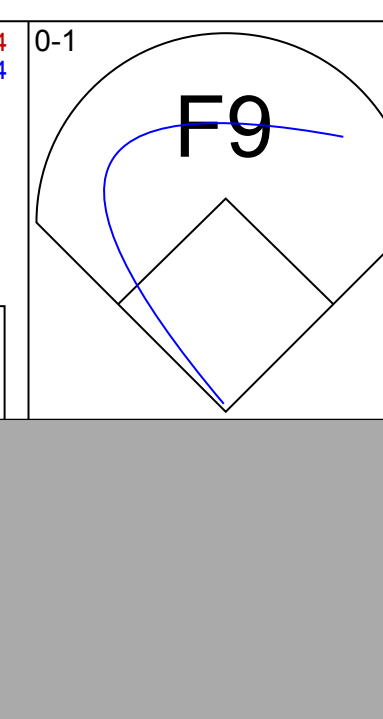
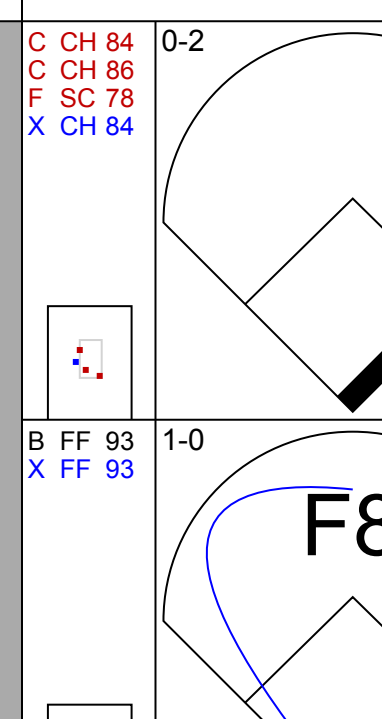
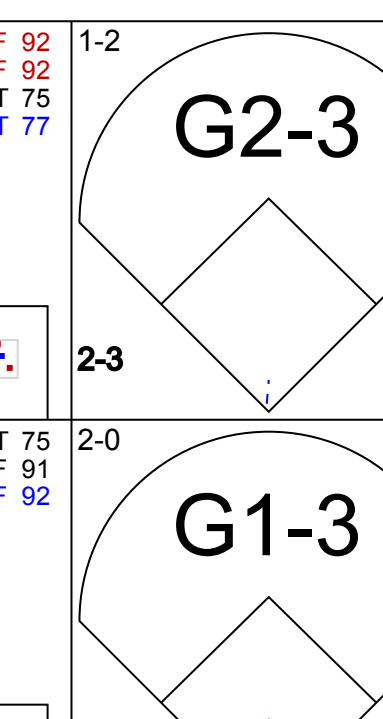

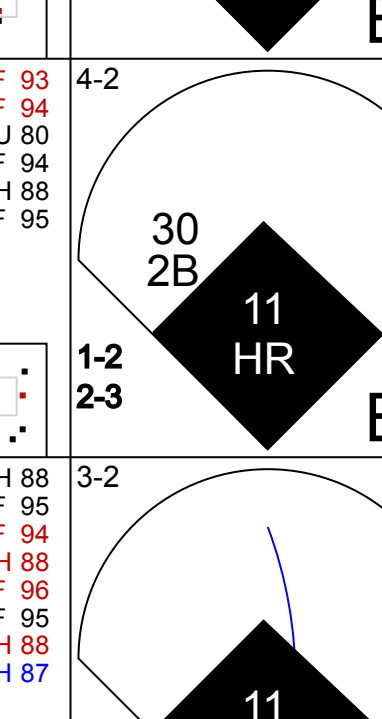
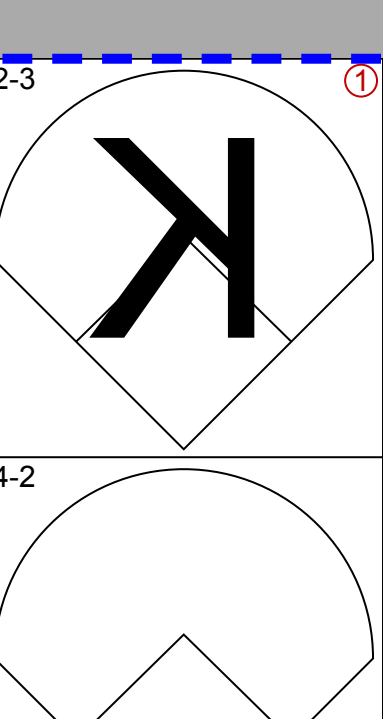
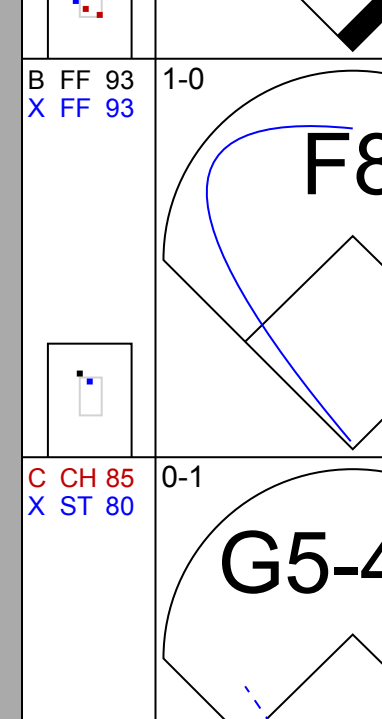
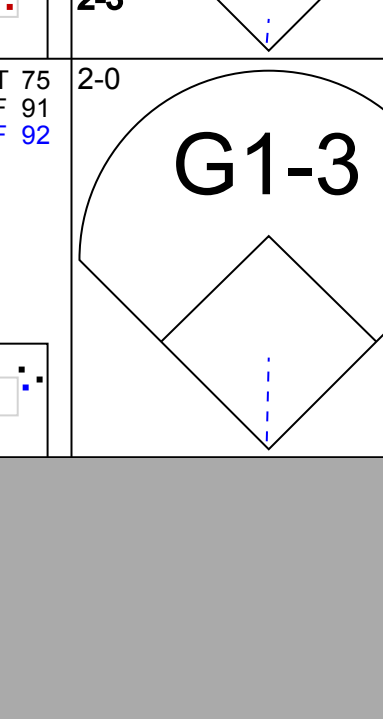
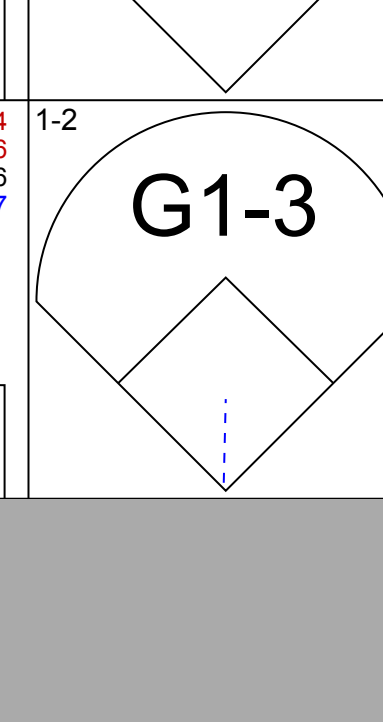
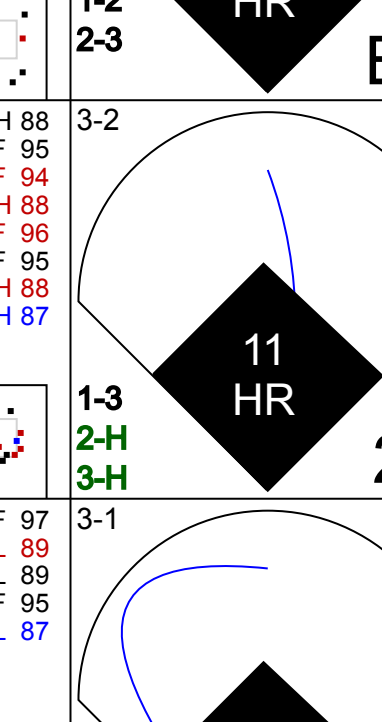
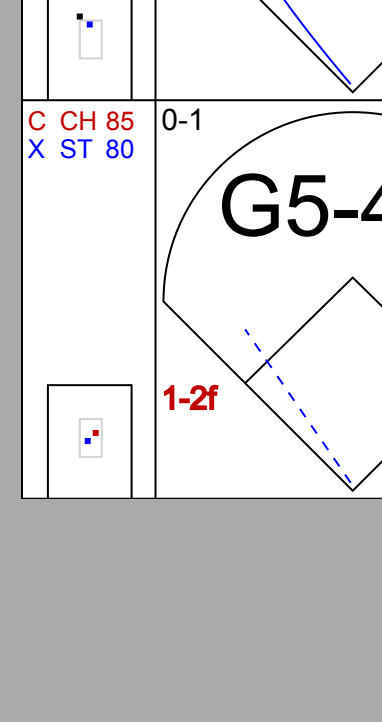


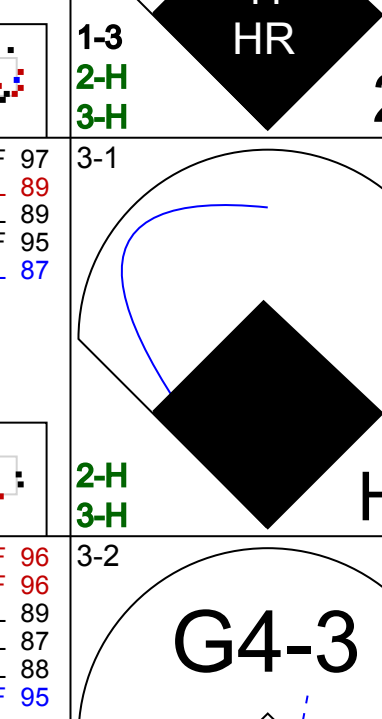

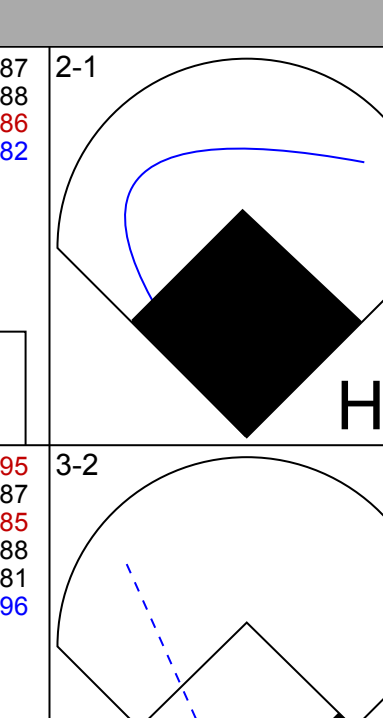
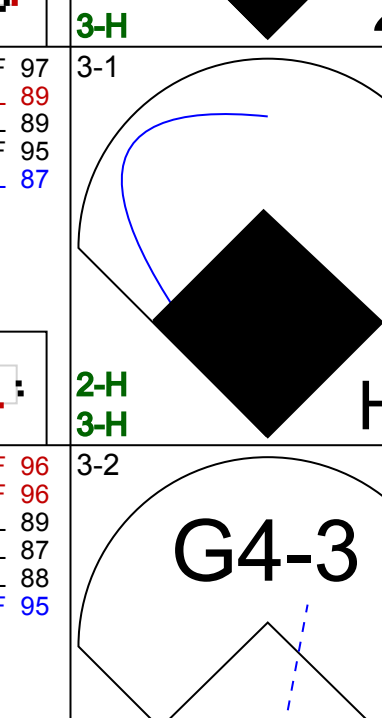
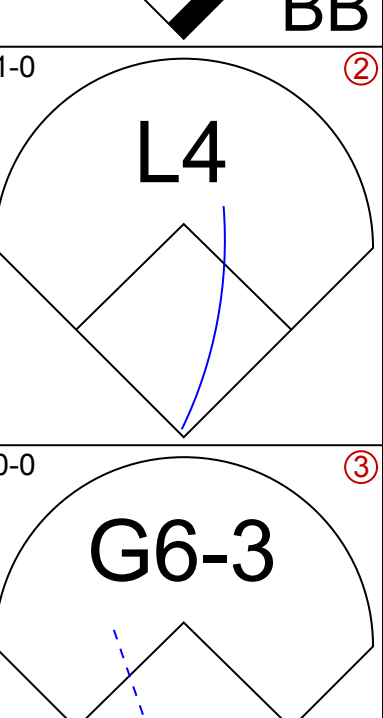
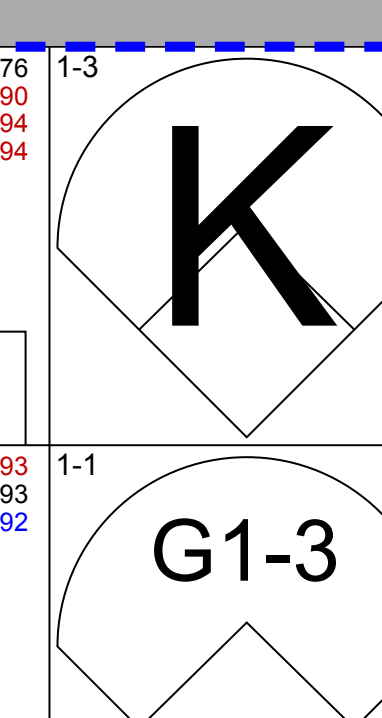

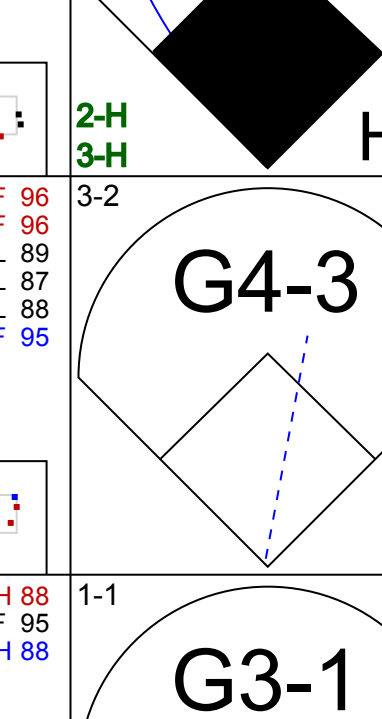
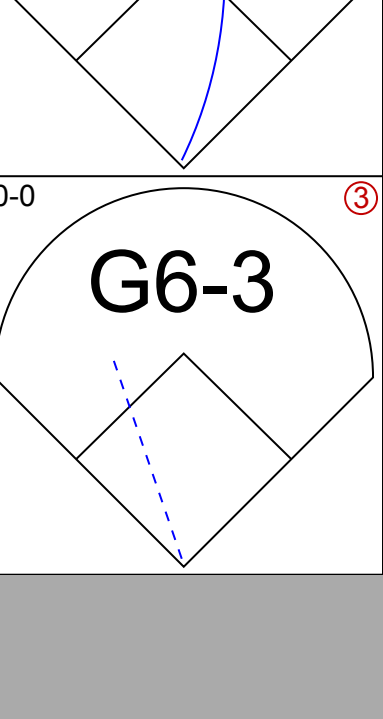
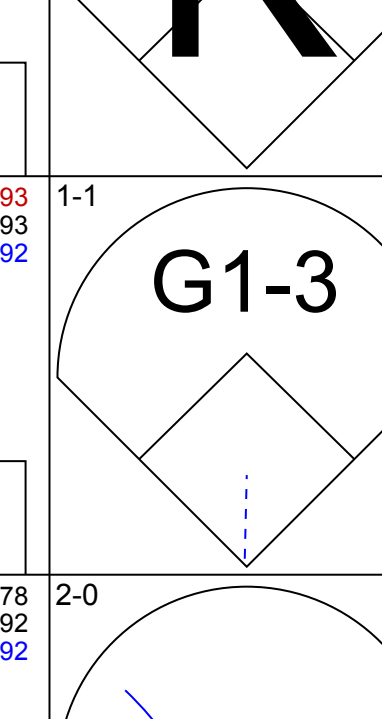

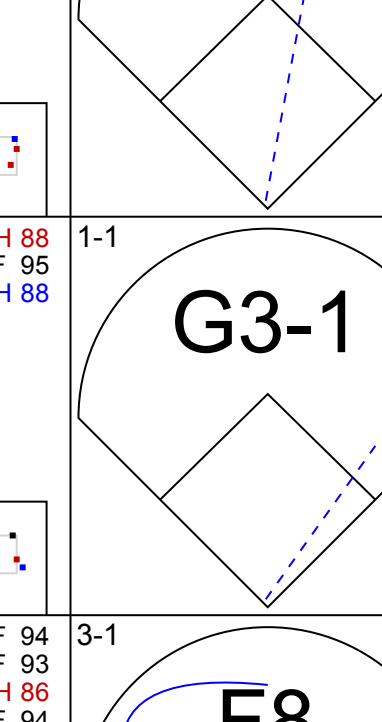
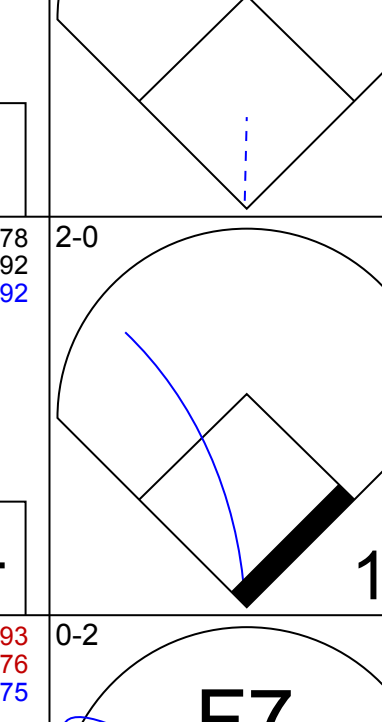

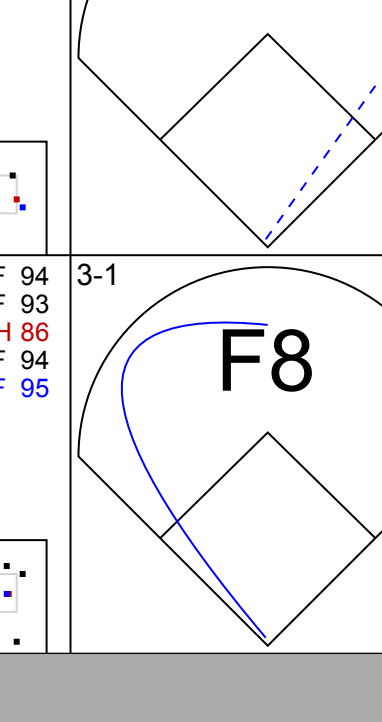
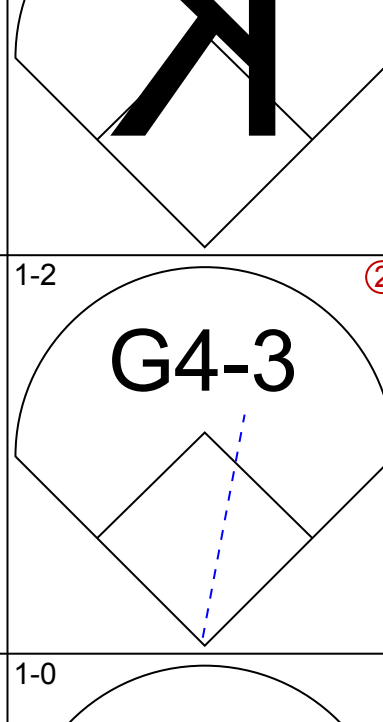
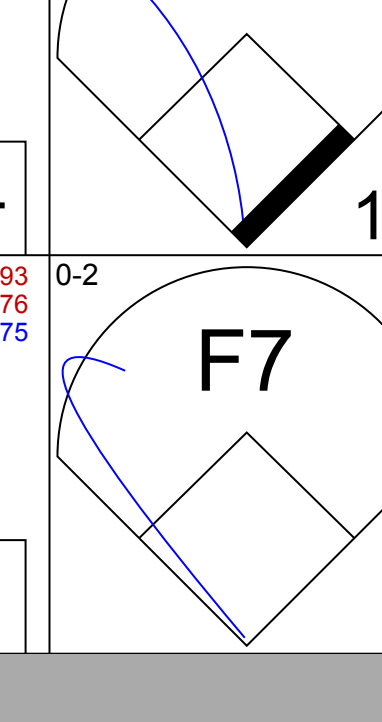

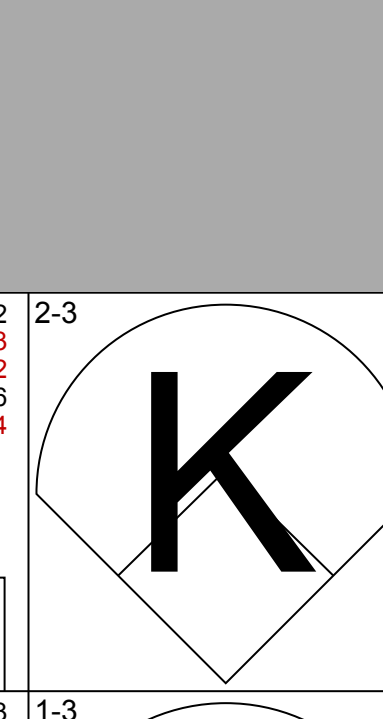
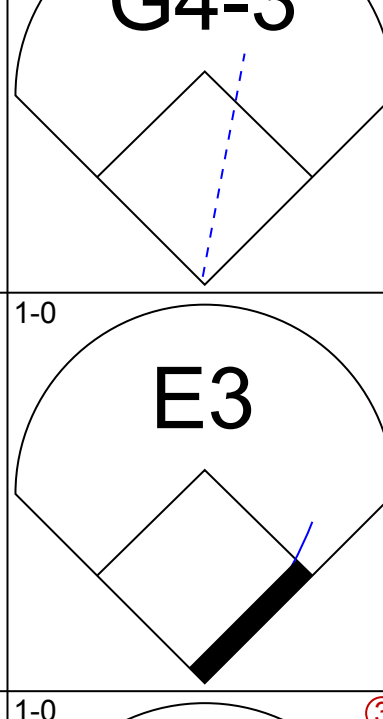
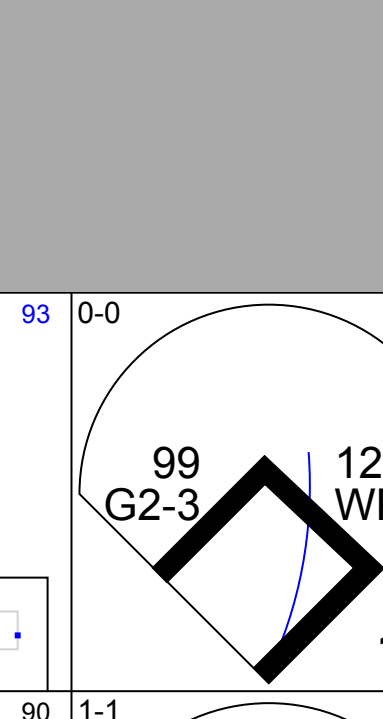
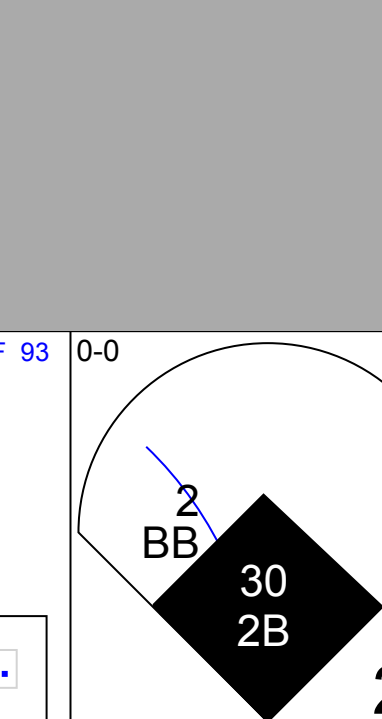
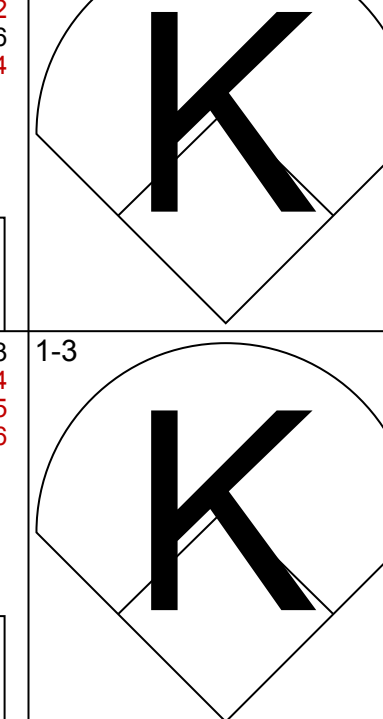
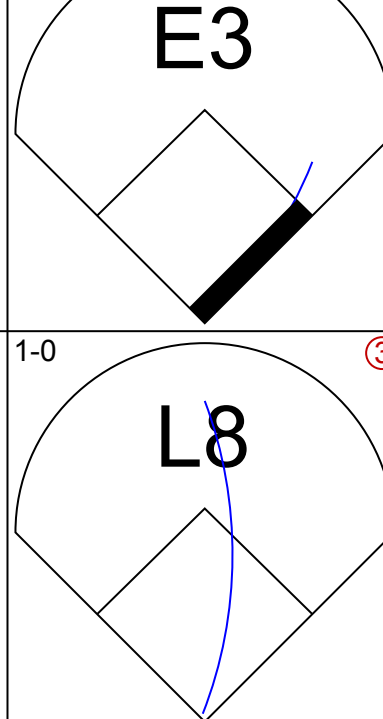
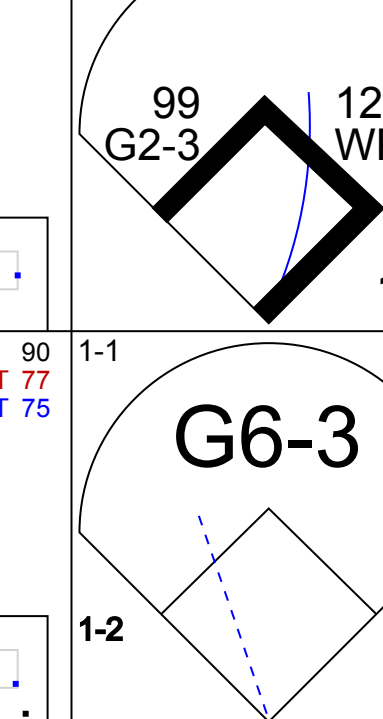
livebaseballscorecards.com

AB 31  
 R 4  
 H 8  
 RBI 3  
 BB 4  
 SO 8  
 LOB 12



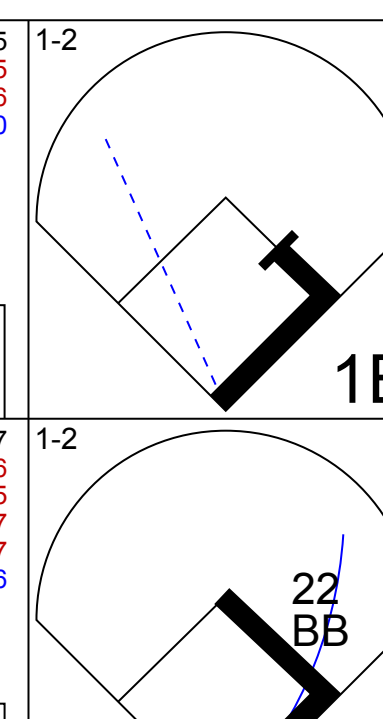
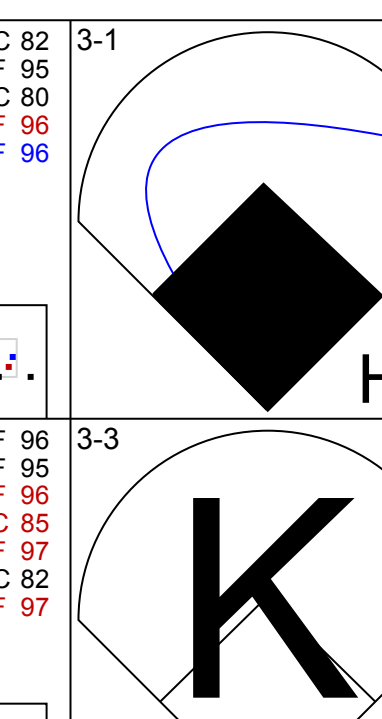
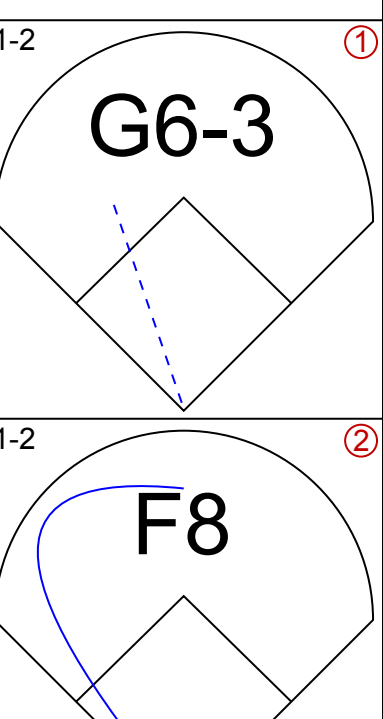
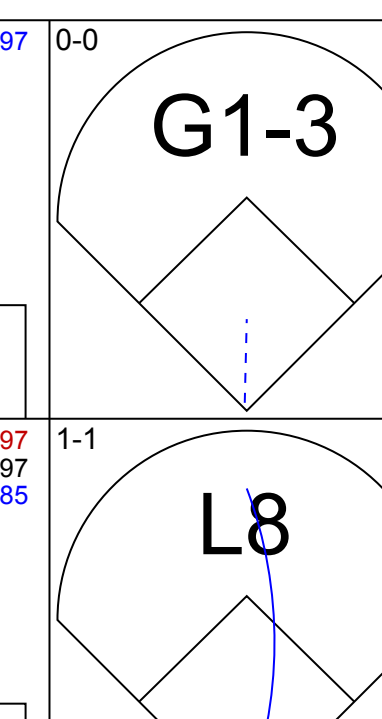
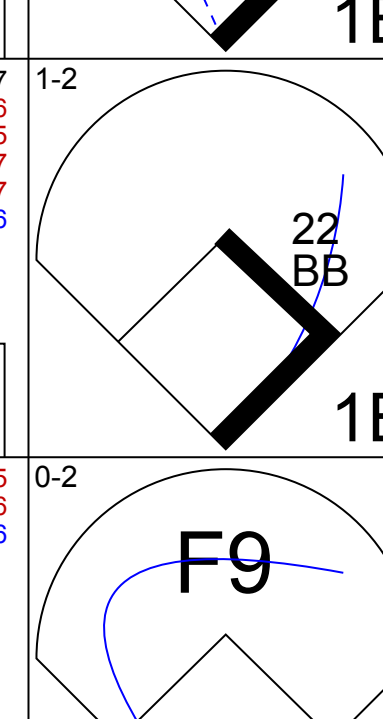
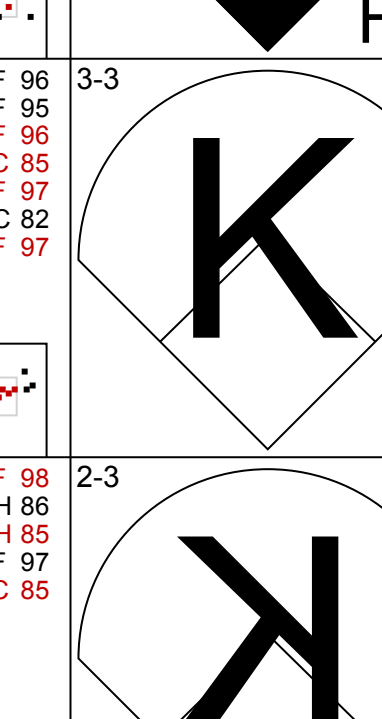
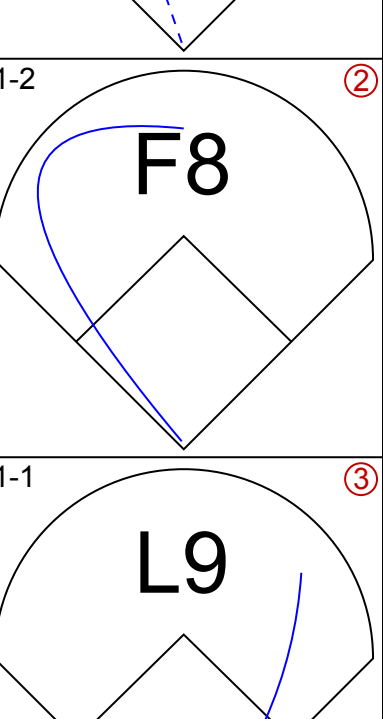
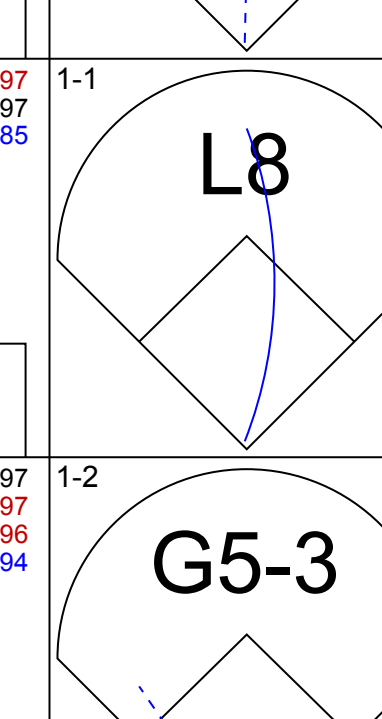
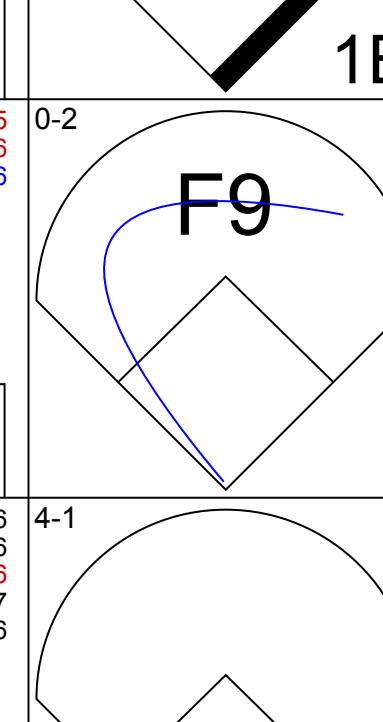
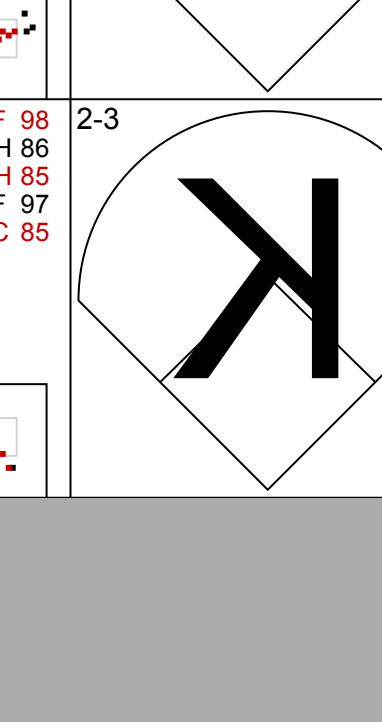
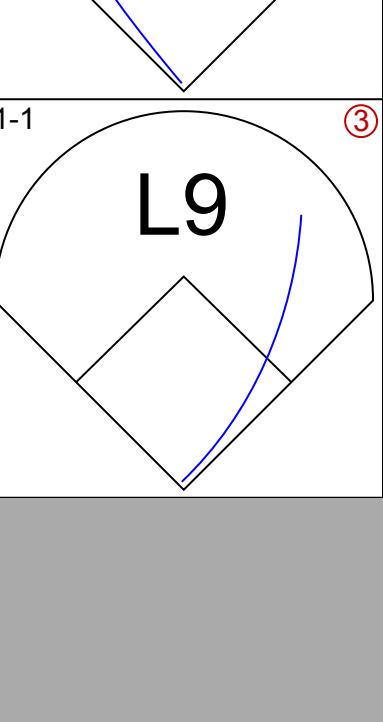
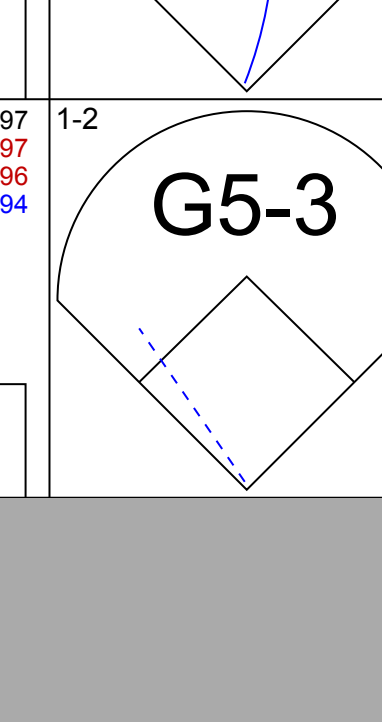
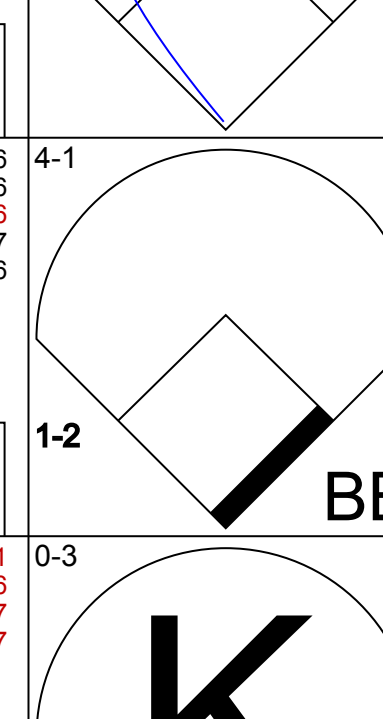
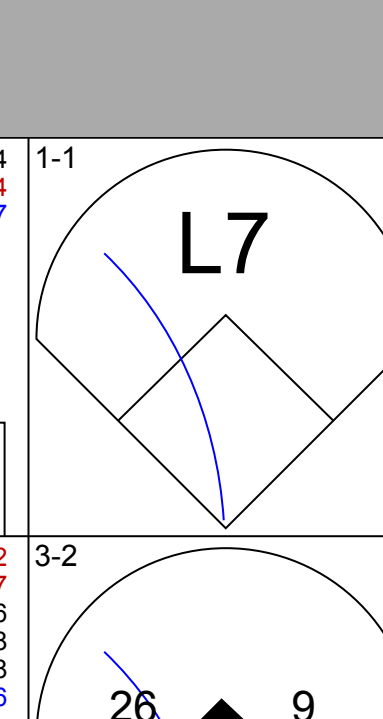
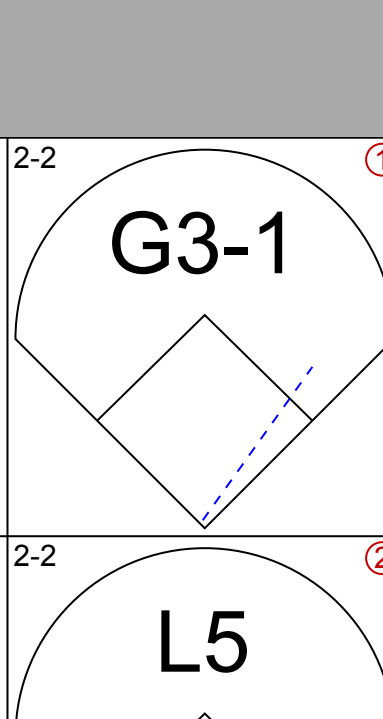
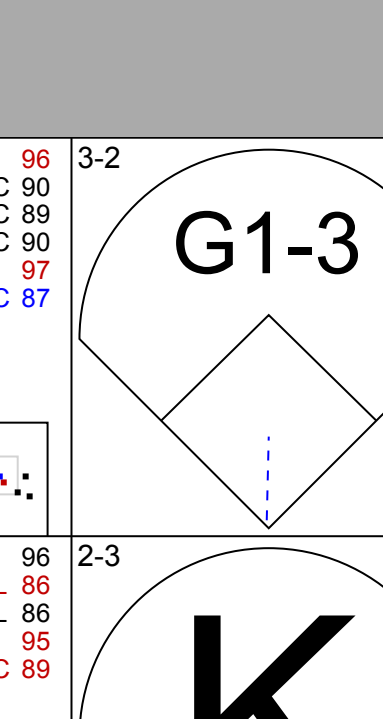
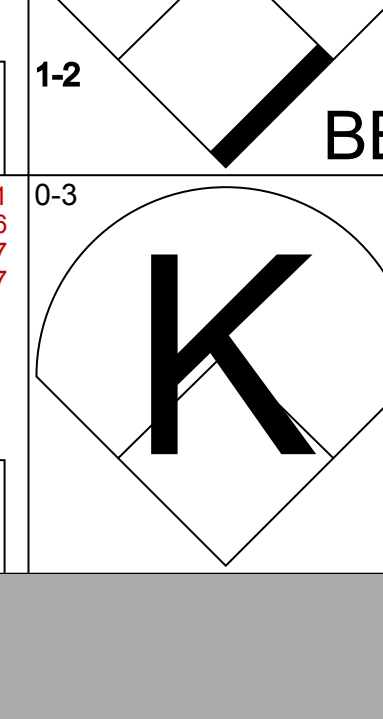
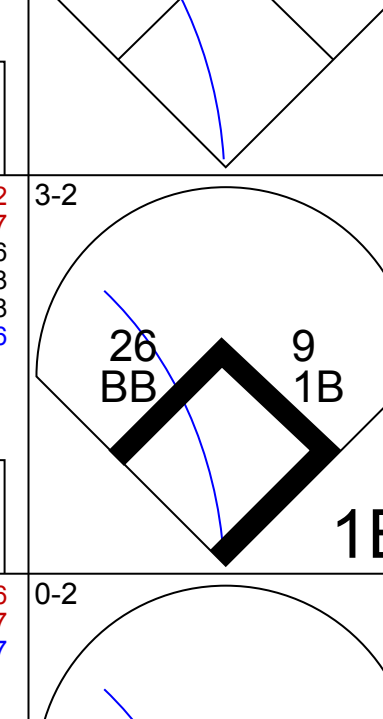

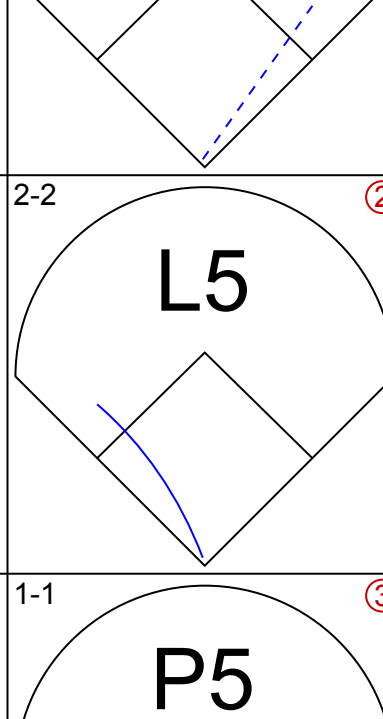
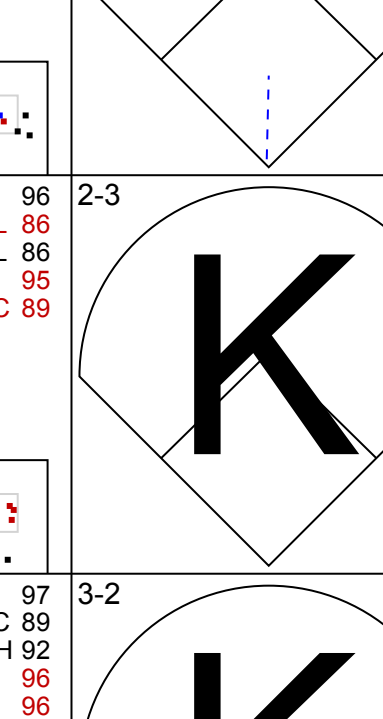
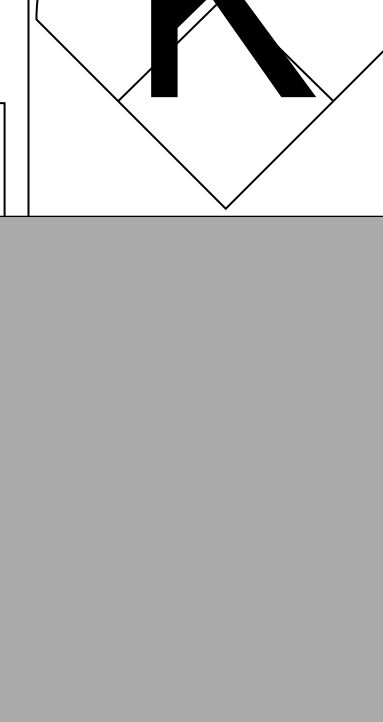
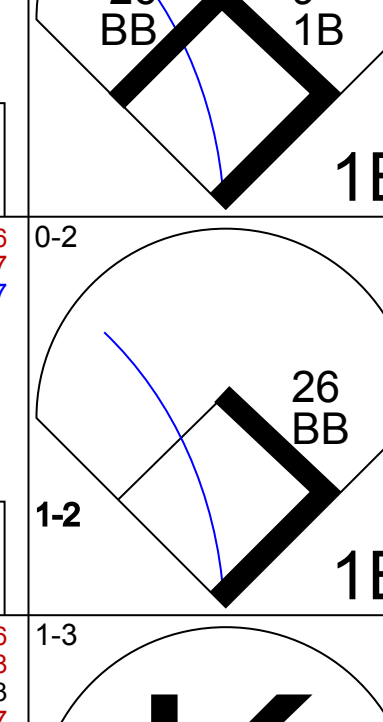
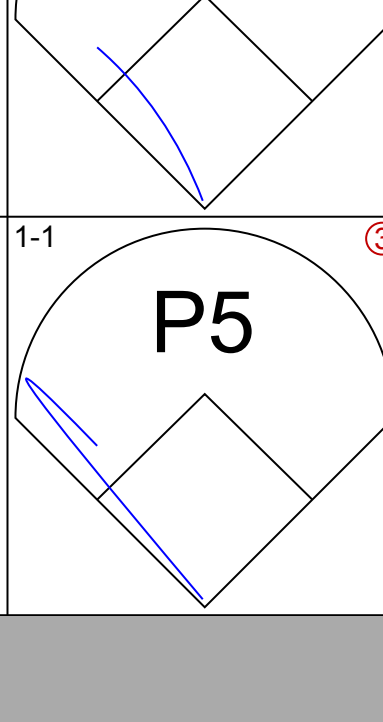
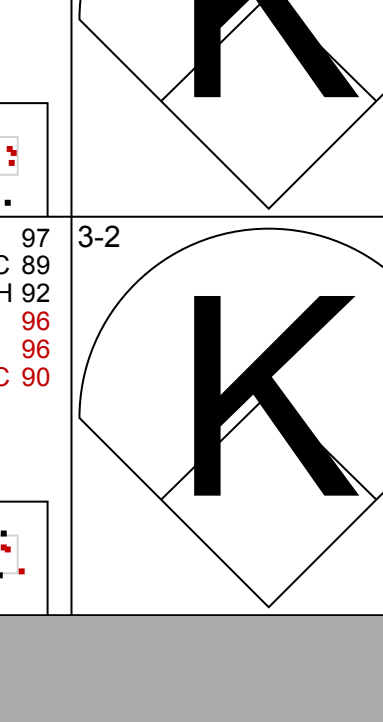

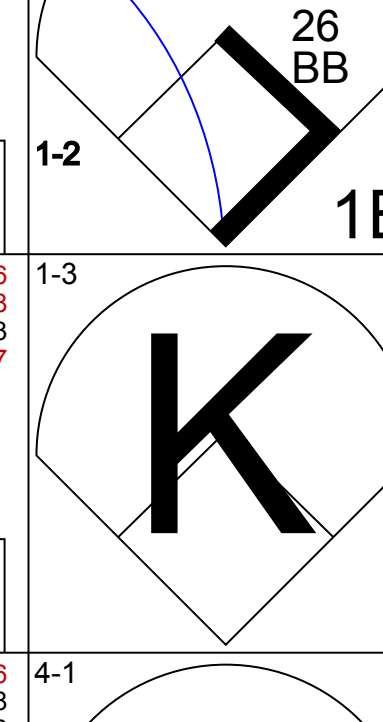
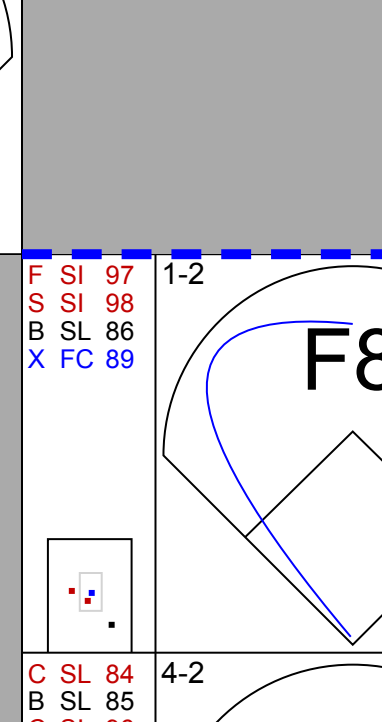

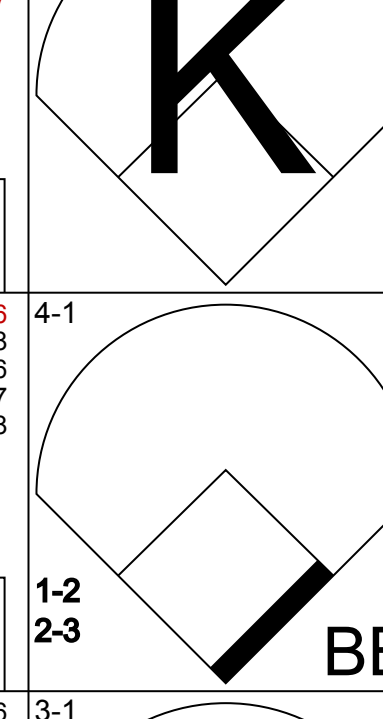
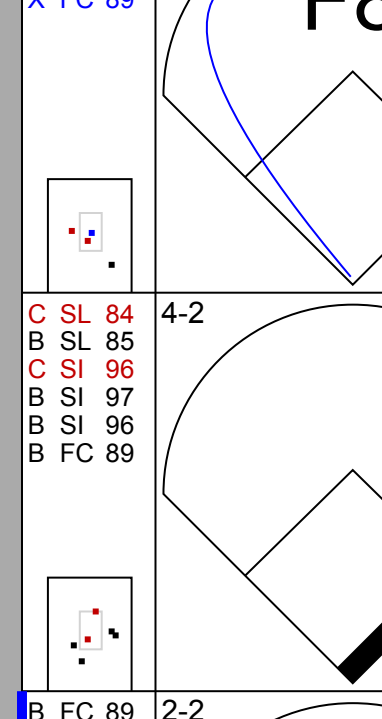
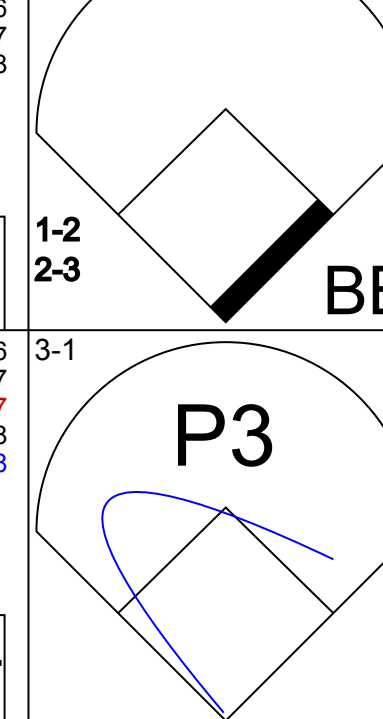
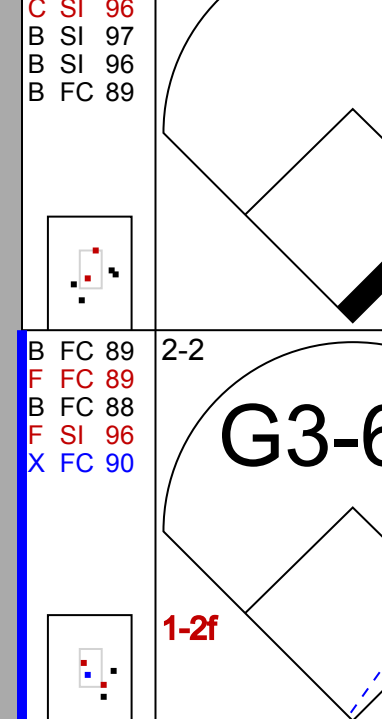
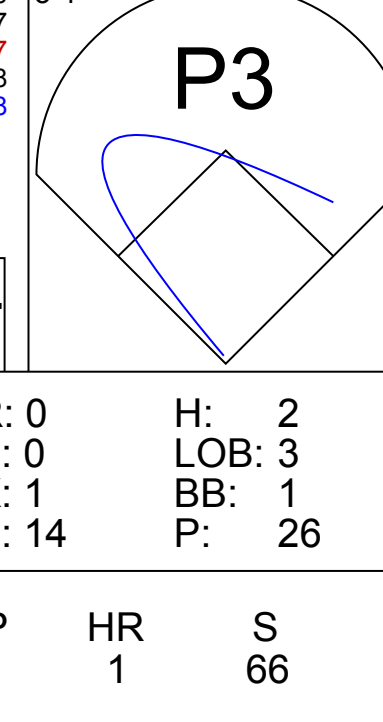
Batter	1	2	3	4	5	6	7	8	9	AB	R	H	RBI	BB	SO	LOB	TOP										
7 Bobby Witt Jr. R OBP: 0.277, SLG: 0.429	G4-3			9 2B		9 HR	K		G5-3	4	2	1	0	1	1	1	<b>Kansas City Royals @ San Diego Padres</b> Petco Park, San Diego, CA Wed May 17 2023, 1:11 PM - 4:15 PM PDT Att: 32,416 - Cloudy - 62 F										
9 Vinnie Pasquantino, L OBP: 0.354, SLG: 0.489	G3			G6-3		HR	K			4	1	1	2	0	1	2											
13 Salvador Perez, R OBP: 0.325, SLG: 0.519	L5			K		L8			L8	4	0	0	0	0	1	1											
1 MJ Melendez, L OBP: 0.305, SLG: 0.388				K		L8			F6	4	1	2	1	0	1	0											
11 Maikel Garcia, R OBP: 0.293, SLG: 0.358				F6		2B			32 1B	4	0	3	1	0	0	1											
32 Nick Pratto, L OBP: 0.416, SLG: 0.493	G3-6-3			18 FC5		G3			32 1B	3	0	1	0	1	0	2											
19 Michael Massey, L OBP: 0.264, SLG: 0.291				K2-3		F5			K	3	0	0	0	0	2	2											
15 Matt Duffy, R OBP: 0.365, SLG: 0.431				K		FC5			G5-3	1	0	0	0	0	1	2											
18 Nate Eaton, R OBP: 0.115, SLG: 0.061				K		SH2-3 1B			K	4	0	1	0	0	1	1											
Jackie Bradley Jr., L OBP: 0.226, SLG: 0.221				K		F9			K	3	0	0	0	0	2	1											
<b>Inning Stats</b>	R: 0 E: 0 K: 0 S: 8	H: 0 LOB: 0 BB: 0 P: 11	R: 0 E: 0 K: 1 S: 6	H: 1 LOB: 0 BB: 0 P: 9	R: 0 E: 0 K: 3 S: 9	H: 0 LOB: 0 BB: 0 P: 12	R: 1 E: 0 K: 1 S: 13	H: 2 LOB: 1 BB: 0 P: 22	R: 0 E: 0 K: 1 S: 11	H: 0 LOB: 1 BB: 1 P: 21	R: 3 E: 0 K: 0 S: 11	H: 3 LOB: 1 BB: 1 P: 19	R: 0 E: 0 K: 2 S: 8	H: 1 LOB: 1 BB: 0 P: 9	R: 0 E: 0 K: 1 S: 16	H: 2 LOB: 2 BB: 0 P: 26	R: 0 E: 0 K: 1 S: 9	H: 0 LOB: 0 BB: 0 P: 14	1B: 5 2B: 3 HR: 1	SF: 0 SAC: 1 HBP: 0	WP: 0 PB: 0 SB: 2 CS: 0	PA: 37					
<b>PITCHER</b>	IP	WLS	BF	H	R	ER	SO	BB	IBB	HBP	BLK	WP	HR	S	P	ERA	WHIP										
11 Yu Darvish, R ERA: 3.56	5.1	L	23	6	4	4	6	2	0	0	0	0	0	6	6	6.75	1.500										
25 Tim Hill, L ERA: 3.32	1.0		4	1	0	0	0	0	0	0	0	0	0	6	6	0.00	1.000										
36 Steven Wilson, R ERA: 3.38	1.1		5	1	0	0	2	0	0	0	0	0	0	16	24	0.00	0.750										
59 Tom Cosgrove, L ERA: 5.09	0.1		2	1	0	0	1	0	0	0	0	0	0	6	9	0.00	3.000										
66 Luis Garcia, R ERA: 5.09	1.0		3	0	0	0	1	0	0	0	0	0	0	9	14	0.00	0.000										
Batter	1	2	3	4	5	6	7	8	9	AB	R	H	RBI	BB	SO	LOB	BOTTOM										
2 Xander Bogaerts, R OBP: 0.374, SLG: 0.431	1B			9 BB		9 BB			L9	4	0	2	1	1	0	0	<b>Kansas City Royals @ San Diego Padres</b> Petco Park, San Diego, CA Wed May 17 2023, 1:11 PM - 4:15 PM PDT Att: 32,416 - Cloudy - 62 F										
9 Jake Cronenworth, L OBP: 0.336, SLG: 0.393	K			23 BB		HR			1B	3	1	2	1	2	1	1											
23 Fernando Tatis Jr., R OBP: 0.313, SLG: 0.462	F6			G6-4-3		G6-3			P4	5	0	0	0	0	7												
22 Juan Soto, L OBP: 0.402, SLG: 0.471	G1-3			K		K			G4-3	4	0	0	0	1	2	1											
14 Matt Carpenter, L OBP: 0.340, SLG: 0.395				24 WP		7 BB			24 BB	2	1	1	0	1	1	0											
32 Nelson Cruz, R OBP: 0.274, SLG: 0.418				24 WP		1 BLK			K2-3	2	0	0	0	0	2	1											
7 Ha-Seong Kim, R OBP: 0.325, SLG: 0.371	1B			24 WP		24 BB			G6-3	3	1	2	0	2	0	0											
24 Rougned Odor, L OBP: 0.254, SLG: 0.250	K			2 1B		1 BLK			2 BB	2	0	1	0	2	1	1											
1 Trent Grisham, L OBP: 0.309, SLG: 0.355	K			2 BB		2 BB			K2-3	4	0	0	0	0	4	9											
26 Austin Nola, R OBP: 0.263, SLG: 0.209				P3		K			2	2	0	0	0	0	1	3											
29 Brett Sullivan, L OBP: 0.200, SLG: 0.324				K		K			F9	2	0	0	0	0	1	2											
<b>Inning Stats</b>	R: 0 E: 0 K: 1 S: 11	H: 1 LOB: 1 BB: 0 P: 15	R: 0 E: 0 K: 3 S: 12	H: 1 LOB: 0 BB: 0 P: 18	R: 0 E: 0 K: 0 S: 10	H: 0 LOB: 2 BB: 2 P: 21	R: 0 E: 0 K: 3 S: 14	H: 1 LOB: 3 BB: 2 P: 28	R: 1 E: 0 K: 1 S: 7	H: 1 LOB: 0 BB: 0 P: 12	R: 2 E: 0 K: 2 S: 19	H: 3 LOB: 3 BB: 2 P: 31	R: 0 E: 0 K: 2 S: 11	H: 0 LOB: 3 BB: 3 P: 27	R: 0 E: 0 K: 0 S: 11	H: 1 LOB: 1 BB: 0 P: 15	R: 0 E: 0 K: 1 S: 6	H: 0 LOB: 0 BB: 0 P: 7	1B: 7 2B: 0 3B: 0 HR: 1	SF: 0 SAC: 0 DP: 1 HBP: 0	WP: 1 PB: 0 SB: 0 CS: 0	PA: 42					
<b>PITCHER</b>	IP	WLS	BF	H	R	ER	SO	BB	IBB	HBP	BLK	WP	HR	S	P	ERA	WHIP										
43 Carlos Hernández, R ERA: 4.05	2.0		8	2	0	0	4	0	0	0	0	0	0	23	33	0.00	1.000										
21 Mike Mayers, R ERA: 3.38	2.2		13	2	1	1	3	4	0	0	0	1	1	28	56	3.38	2.250										
38 Josh Taylor, L ERA: 4.82	0.2	W	5	2	2	2	2	1	0	0	1	0	0	12	19	27.00	4.500										
74 Jose Cuas, R ERA: 4.82	0.2	H	4	1	0	0	1	1	0	0	0	0	0	10	17	0.00	3.000										
54 Aroldis Chapman, L ERA: 3.24	1.0	H	6	0	0	0	2	3	0	0	0	0	0	11	27	0.00	3.000										
<b>PITCHER</b>	IP	WLS	BF	H	R	ER	SO	BB	IBB	HBP	BLK	WP	HR	S	P	ERA	WHIP										
45 Taylor Clarke, R ERA: 3.8	1.0		4	1	0	0	0	0	0	0	0	0	0	6	7	0.00	1.000										
58 Scott Barlow, R ERA: 3.63	1.0	S	3	0	0	0	1	0	0	0	0	0	0	6	7	0.00	0.000										



Batter	1	2	3	4	5	6	7	8	9	AB	R	H	RBI	BB	SO	LOB	TOP						
99 Alex Verdugo, L (1,9) OBP: 0.390, SLG: 0.491										4	1	1	0	1	1	1	<b>Boston Red Sox @ San Diego Padres</b> Petco Park, San Diego, CA Fri May 19 2023, 6:41 PM - 9:05 PM PDT Att: 41,530 - Cloudy - 62 F						
2 Justin Turner, R (1,3) OBP: 0.370, SLG: 0.424										1	1	0	0	1	1	0							
36 Triston Casas, L (5,PH) OBP: 0.314, SLG: 0.374										3	0	0	0	0	1	2							
30 Rob Refsnyder, R (1,7) OBP: 0.390, SLG: 0.377										3	1	1	2	1	0	1							
11 Rafael Devers, L (1,5) OBP: 0.309, SLG: 0.557										4	2	2	4	0	1	1							
7 Masataka Yoshida, L (1,10) OBP: 0.378, SLG: 0.493										4	0	1	0	0	0	1							
5 Enrique Hernandez, R (1,6) OBP: 0.294, SLG: 0.399										4	0	1	0	0	2	1							
19 Pablo Reyes, R (1,4) OBP: 0.375, SLG: 0.478										4	0	0	0	0	0	2							
16 Jarren Duran, L (1,8) OBP: 0.412, SLG: 0.574										4	0	1	0	0	1	1							
12 Connor Wong, R (1,2) OBP: 0.277, SLG: 0.426										4	1	1	0	0	1	2							
<b>Inning Stats</b>	R: 0 H: 0 E: 0 K: 2 S: 10	H: 0 LOB: 0 BB: 0 P: 14	R: 1 H: 2 E: 0 K: 1 S: 13	H: 2 LOB: 1 BB: 0 P: 22	R: 5 H: 3 E: 0 K: 0 S: 19	H: 3 LOB: 2 BB: 2 P: 40	R: 0 H: 0 E: 0 K: 2 S: 8	H: 0 LOB: 0 BB: 0 P: 11	R: 0 H: 0 E: 0 K: 1 S: 7	H: 0 LOB: 1 BB: 0 P: 14	R: 0 H: 0 E: 0 K: 1 S: 10	H: 0 LOB: 1 BB: 0 P: 12	R: 0 H: 1 E: 0 K: 0 S: 7	H: 1 LOB: 0 BB: 0 P: 8	R: 0 H: 1 E: 0 K: 1 S: 9	H: 1 LOB: 1 BB: 0 P: 13	R: 0 H: 1 E: 0 K: 0 S: 7	H: 1 LOB: 1 BB: 0 P: 11	1B: 4 2B: 2 HR: 2	SF: 0 SAC: 0 HBP: 0	WP: 1 PB: 0 SB: 0 CS: 0	PA: 38	
<b>PITCHER</b>	IP WLS BF H R ER SO BB IBB HBP BLK WP HR S P ERA WHIP	IP WLS BF H R ER SO BB IBB HBP BLK WP HR S P ERA WHIP	IP WLS BF H R ER SO BB IBB HBP BLK WP HR S P ERA WHIP	IP WLS BF H R ER SO BB IBB HBP BLK WP HR S P ERA WHIP	IP WLS BF H R ER SO BB IBB HBP BLK WP HR S P ERA WHIP	IP WLS BF H R ER SO BB IBB HBP BLK WP HR S P ERA WHIP	IP WLS BF H R ER SO BB IBB HBP BLK WP HR S P ERA WHIP	IP WLS BF H R ER SO BB IBB HBP BLK WP HR S P ERA WHIP	IP WLS BF H R ER SO BB IBB HBP BLK WP HR S P ERA WHIP	IP WLS BF H R ER SO BB IBB HBP BLK WP HR S P ERA WHIP	IP WLS BF H R ER SO BB IBB HBP BLK WP HR S P ERA WHIP	IP WLS BF H R ER SO BB IBB HBP BLK WP HR S P ERA WHIP	IP WLS BF H R ER SO BB IBB HBP BLK WP HR S P ERA WHIP	IP WLS BF H R ER SO BB IBB HBP BLK WP HR S P ERA WHIP	IP WLS BF H R ER SO BB IBB HBP BLK WP HR S P ERA WHIP	IP WLS BF H R ER SO BB IBB HBP BLK WP HR S P ERA WHIP	IP WLS BF H R ER SO BB IBB HBP BLK WP HR S P ERA WHIP	IP WLS BF H R ER SO BB IBB HBP BLK WP HR S P ERA WHIP	IP WLS BF H R ER SO BB IBB HBP BLK WP HR S P ERA WHIP	IP WLS BF H R ER SO BB IBB HBP BLK WP HR S P ERA WHIP	IP WLS BF H R ER SO BB IBB HBP BLK WP HR S P ERA WHIP	IP WLS BF H R ER SO BB IBB HBP BLK WP HR S P ERA WHIP	IP WLS BF H R ER SO BB IBB HBP BLK WP HR S P ERA WHIP

AB 35  
R 6  
H 8  
RBI 6  
BB 3  
SO 8  
LOB 12



Batter	1	2	3	4	5	6	7	8	9	AB	R	H	RBI	BB	SO	LOB	BOTTOM						
23 Fernando Tatis Jr., R (1,9) OBP: 0.319, SLG: 0.491										4	1	2	1	0	0	0	<b>Boston Red Sox @ San Diego Padres</b> Petco Park, San Diego, CA Fri May 19 2023, 6:41 PM - 9:05 PM PDT Att: 41,530 - Cloudy - 62 F						
7 Ha-Seong Kim, R (1,5) OBP: 0.323, SLG: 0.368										4	0	1	0	0	1	0							
2 Xander Bogaerts, R (1,6) OBP: 0.366, SLG: 0.421										4	0	0	0	0	1	1							
22 Juan Soto, L (1,7) OBP: 0.399, SLG: 0.462										3	0	0	0	1	0	0							
32 Nelson Cruz, R (1,10) OBP: 0.273, SLG: 0.411										4	0	1	0	0	2	2							
9 Jake Cronenworth, L (1,4) OBP: 0.333, SLG: 0.390										4	0	1	0	0	2	0							
16 Brandon Dixon, R (1,3) OBP: 0.133, SLG: 0.133										3	0	0	0	0	1	2							
26 Austin Nola, R (1,2) OBP: 0.275, SLG: 0.207										1	0	0	0	2	0	0							
5 Adam Engel, R (1,8)										2	0	0	0	0	0	3							
1 Trent Grisham, L (7,PH) OBP: 0.307, SLG: 0.352										1	0	0	0	0	0	1							
<b>Inning Stats</b>	R: 0 H: 2 E: 0 K: 1 S: 16	H: 0 LOB: 2 BB: 1 P: 22	R: 0 H: 0 E: 0 K: 1 S: 8	H: 0 LOB: 0 BB: 0 P: 13	R: 1 H: 1 E: 0 K: 2 S: 10	H: 1 LOB: 0 BB: 0 P: 20	R: 0 H: 2 E: 0 K: 1 S: 14	H: 2 LOB: 3 BB: 1 P: 26	R: 0 H: 0 E: 0 K: 0 S: 10	H: 0 LOB: 0 BB: 0 P: 13	R: 0 H: 0 E: 0 K: 0 S: 8	H: 0 LOB: 0 BB: 1 P: 15	R: 0 H: 0 E: 0 K: 0 S: 6	H: 0 LOB: 0 BB: 0 P: 8	R: 0 H: 0 E: 0 K: 2 S: 9	H: 0 LOB: 0 BB: 0 P: 17	R: 0 H: 0 E: 0 K: 0 S: 7	H: 0 LOB: 0 BB: 0 P: 11	1B: 4 2B: 0 3B: 0 HR: 1	SF: 0 SAC: 0 HBP: 0	WP: 0 PB: 0 SB: 0 CS: 0	PA: 33	
<b>PITCHER</b>	IP WLS BF H R ER SO BB IBB HBP BLK WP HR S P ERA WHIP	IP WLS BF H R ER SO BB IBB HBP BLK WP HR S P ERA WHIP	IP WLS BF H R ER SO BB IBB HBP BLK WP HR S P ERA WHIP	IP WLS BF H R ER SO BB IBB HBP BLK WP HR S P ERA WHIP	IP WLS BF H R ER SO BB IBB HBP BLK WP HR S P ERA WHIP	IP WLS BF H R ER SO BB IBB HBP BLK WP HR S P ERA WHIP	IP WLS BF H R ER SO BB IBB HBP BLK WP HR S P ERA WHIP	IP WLS BF H R ER SO BB IBB HBP BLK WP HR S P ERA WHIP	IP WLS BF H R ER SO BB IBB HBP BLK WP HR S P ERA WHIP	IP WLS BF H R ER SO BB IBB HBP BLK WP HR S P ERA WHIP	IP WLS BF H R ER SO BB IBB HBP BLK WP HR S P ERA WHIP	IP WLS BF H R ER SO BB IBB HBP BLK WP HR S P ERA WHIP	IP WLS BF H R ER SO BB IBB HBP BLK WP HR S P ERA WHIP	IP WLS BF H R ER SO BB IBB HBP BLK WP HR S P ERA WHIP	IP WLS BF H R ER SO BB IBB HBP BLK WP HR S P ERA WHIP	IP WLS BF H R ER SO BB IBB HBP BLK WP HR S P ERA WHIP	IP WLS BF H R ER SO BB IBB HBP BLK WP HR S P ERA WHIP	IP WLS BF H R ER SO BB IBB HBP BLK WP HR S P ERA WHIP	IP WLS BF H R ER SO BB IBB HBP BLK WP HR S P ERA WHIP	IP WLS BF H R ER SO BB IBB HBP BLK WP HR S P ERA WHIP	IP WLS BF H R ER SO BB IBB HBP BLK WP HR S P ERA WHIP	IP WLS BF H R ER SO BB IBB HBP BLK WP HR S P ERA WHIP	IP WLS BF H R ER SO BB IBB HBP BLK WP HR S P ERA WHIP

AB 30  
R 1  
H 5  
RBI 1  
BB 3  
SO 7  
LOB 9





Batter	1	2	3	4	5	6	7	8	9	AB R H RBI BB SO LOB	TOP					
99 Alex Verdugo, L (1,9) OBP: 0.391, SLG: 0.486										4 0 1 1 1 1 1	<b>Boston Red Sox @ San Diego Padres</b> Petco Park, San Diego, CA Sat May 20 2023, 7:11 PM - 10:02 PM PDT Att: 40,215 - Overcast - 63 F <a href="http://livebaseballscorecards.com">livebaseballscorecards.com</a>					
7 Masataka Yoshida, L (1,10) OBP: 0.373, SLG: 0.460										5 0 1 0 0 1 4						
36 Triston Casas, L (1,3) OBP: 0.313, SLG: 0.364										3 0 0 0 1 1 5						
11 Rafael Devers, L (1,5) OBP: 0.302, SLG: 0.545										4 0 0 0 0 1 2						
16 Jarren Duran, L (1,8) OBP: 0.398, SLG: 0.552										4 0 0 0 0 0 0						
17 Raimel Tapia, L (1,7) OBP: 0.313, SLG: 0.344										4 1 1 0 0 1 0						
5 Enrique Hernández, R (1,6) OBP: 0.299, SLG: 0.355										3 2 1 0 0 0 0						
47 Emmanuel Valdez, L (1,4) OBP: 0.349, SLG: 0.517										4 1 2 3 0 2 1						
12 Connor Wong, R (1,2) OBP: 0.276, SLG: 0.418										4 0 1 0 0 2 1						
<b>Inning Stats</b>	R: 0 H: 1 E: 0 K: 1 S: 15	H: 2 R: 4 ER: 4 LOB: 2 P: 24	R: 0 H: 0 E: 0 K: 1 S: 8	H: 0 R: 0 ER: 0 LOB: 0 P: 12	R: 1 H: 3 E: 0 K: 1 S: 17	H: 0 R: 0 ER: 0 LOB: 0 P: 9	R: 0 H: 0 E: 0 K: 2 S: 11	H: 0 R: 0 ER: 0 LOB: 1 P: 19	R: 0 H: 1 E: 0 K: 0 S: 11	H: 0 R: 0 ER: 0 LOB: 0 P: 9		H: 1 R: 1 ER: 1 LOB: 1 P: 15	1B: 3 2B: 3 3B: 0 HR: 1	SF: 0 SAC: 0 DP: 0 HBP: 1	WP: 1 PB: 0 SB: 3 CS: 3	PA: 38
<b>PITCHER</b>	IP WLS BF H R ER SO BB IBB HBP BLK WP HR S P ERA WHIP	IP WLS BF H R ER SO BB IBB HBP BLK WP HR S P ERA WHIP														
44 Joe Muro, R (1,1) ERA: 6.75	5.0 L 24 6 4 4 6 1 0 1 0 0 1 1 64 97 7.20 1.400															
66 Luis García, R (6,1) ERA: 4.32	1.0 3 0 0 0 2 0 0 0 0 0 0 0 11 19 0.00 0.000															
25 Tim Hill, L (7,1) ERA: 3.05	1.2 6 0 0 0 1 1 0 0 0 0 0 0 15 26 0.00 0.600															
36 Steven Wilson, R (8,1) ERA: 3.18	1.1 5 1 0 0 0 0 0 0 0 0 0 0 14 21 0.00 0.750															

Batter	1	2	3	4	5	6	7	8	9	AB R H RBI BB SO LOB	BOTTOM					
23 Fernando Tatis Jr., R (1,9) OBP: 0.317, SLG: 0.509										4 1 1 1 0 0 0	<b>Boston Red Sox @ San Diego Padres</b> Petco Park, San Diego, CA Sat May 20 2023, 7:11 PM - 10:02 PM PDT Att: 40,215 - Overcast - 63 F <a href="http://livebaseballscorecards.com">livebaseballscorecards.com</a>					
7 Ha-Seong Kim, R (1,5) OBP: 0.321, SLG: 0.371										4 0 1 0 0 1 0						
29 Brett Sullivan, L (9,2) OBP: 0.200, SLG: 0.324										4 0 0 0 0 0 1						
2 Xander Bogaerts, R (1,6) OBP: 0.359, SLG: 0.411										3 1 1 1 1 2 1						
22 Juan Soto, L (1,7) OBP: 0.401, SLG: 0.478										2 0 0 0 1 1 1						
32 Nelson Cruz, R (1,10) OBP: 0.275, SLG: 0.402										1 0 0 0 0 0 1						
14 Matt Carpenter, L (9,PH) OBP: 0.336, SLG: 0.391										3 0 0 0 0 0 2						
9 Jake Cronin, L (1,4) OBP: 0.332, SLG: 0.382										3 0 0 0 1 2 1						
16 Brandon Dixon, R (1,3) OBP: 0.158, SLG: 0.111										3 0 0 0 0 0 2						
28 José Azocar, R (1,8) OBP: 0.244, SLG: 0.273										3 0 0 0 0 0 2						
26 Austin Nola, R (1,2) OBP: 0.269, SLG: 0.202										2 0 0 0 0 2 2						
24 Rougned Odor, L (8,PH) OBP: 0.250, SLG: 0.245										1 0 0 0 0 0 0						
<b>Inning Stats</b>	R: 0 H: 0 E: 0 K: 1 S: 12	H: 0 R: 2 ER: 0 LOB: 0 P: 17	R: 1 H: 1 E: 0 K: 0 S: 10	H: 1 R: 2 ER: 2 LOB: 0 P: 11	R: 0 H: 0 E: 0 K: 1 S: 6	H: 0 R: 0 ER: 0 LOB: 0 P: 12	R: 0 H: 0 E: 0 K: 2 S: 13	H: 0 R: 1 ER: 0 LOB: 1 P: 20	R: 1 H: 2 E: 0 K: 2 S: 15	H: 0 R: 0 ER: 0 LOB: 0 P: 13	H: 0 R: 0 ER: 0 LOB: 0 P: 12	H: 0 R: 0 ER: 0 LOB: 2 P: 19	1B: 0 2B: 1 3B: 0 HR: 2	SF: 0 SAC: 0 DP: 0 HBP: 1	WP: 0 PB: 0 SB: 1 CS: 0	PA: 34
<b>PITCHER</b>	IP WLS BF H R ER SO BB IBB HBP BLK WP HR S P ERA WHIP	IP WLS BF H R ER SO BB IBB HBP BLK WP HR S P ERA WHIP														
41 Chris Sale, L (1,1) ERA: 5.01	7.0 W 26 3 2 2 2 1 0 1 0 0 0 0 9 12 0.00 0.000															
55 Chris Martin, R (8,1) ERA: 1.39	1.0 H 3 0 0 0 0 0 0 0 0 0 0 0 9 12 0.00 0.000															
74 Kenley Jansen, R (9,1) ERA: 3.95	1.0 S 5 0 0 0 0 0 0 0 0 0 0 0 8 19 0.00 2.000															



Batter	1	2	3	4	5	6	7	8	9	AB	R	H	RBI	BB	SO	LOB	TOP											
99 Alex Verdugo, L OBP: 0.373, SLG: 0.475										4	0	0	0	0	0	3	<b>Boston Red Sox @ San Diego Padres</b> Petco Park, San Diego, CA Sun May 21 2023, 1:14 PM - 3:50 PM PDT Att: 42,825 - Partly Cloudy - 68 F											
7 Masataka Yoshida, L OBP: 0.362, SLG: 0.465										3	0	2	0	1	1	0												
36 Triston Casas, L OBP: 0.311, SLG: 0.361										4	0	1	0	0	2	3												
11 Rafael Devers, L OBP: 0.296, SLG: 0.533										4	0	0	0	0	2	3												
16 Jarren Duran, L OBP: 0.385, SLG: 0.532										4	0	0	0	0	2	1												
17 Raimel Tapia, L OBP: 0.338, SLG: 0.359										3	0	2	0	1	1	0												
5 Enrique Hernández, R OBP: 0.299, SLG: 0.348										3	0	0	0	1	1	2												
47 Enmanuel Valdez, L OBP: 0.338, SLG: 0.500										2	0	0	0	0	0	1												
19 Pablo Reyes, R OBP: 0.346, SLG: 0.440										2	0	0	0	0	0	2												
3 Reese McGuire, L OBP: 0.333, SLG: 0.361										3	0	2	0	0	0	0												
<b>Inning Stats</b>	R: 0 E: 0 K: 1 S: 12	H: 0 LOB: 1 BB: 1 P: 17	R: 0 E: 0 K: 0 S: 8	H: 1 LOB: 0 BB: 0 P: 11	R: 0 E: 0 K: 0 S: 9	H: 0 LOB: 0 BB: 0 P: 13	R: 0 E: 0 K: 0 S: 10	H: 2 LOB: 1 BB: 0 P: 14	R: 0 E: 0 K: 2 S: 9	H: 0 LOB: 0 BB: 0 P: 16	R: 0 E: 0 K: 2 S: 7	H: 0 LOB: 0 BB: 0 P: 7	R: 0 E: 0 K: 1 S: 12	H: 2 LOB: 2 BB: 0 P: 19	R: 0 E: 0 K: 2 S: 14	H: 0 LOB: 2 BB: 2 P: 29	1B: 7 2B: 0 3B: 0 HR: 0	SF: 0 SAC: 0 DP: 2 HBP: 0	WP: 0 PB: 0 SB: 0 CS: 0	PA: 35								
<b>PITCHER</b>	IP	WLS	BF	H	R	ER	SO	BB	IBB	HBP	BLK	WP	HR	S	P	ERA	WHIP											
52 Michael Wacha, R ERA: 3.58	(1, 1)	6.0	W	22	5	0	0	4	1	0	0	0	0	0	59	88	0.00	1.000										
59 Tom Cosgrove, L ERA:	(7, 1)	1.0		3	0	0	0	2	0	0	0	0	0	7	7	0.00	0.000											
21 Nick Martinez, R ERA: 2.68	(8, 1)	1.0		5	2	0	0	1	0	0	0	0	0	12	19	0.00	2.000											
71 Josh Hader, L ERA: 0.95	(9, 1)	1.0		5	0	0	0	2	2	0	0	0	0	14	29	0.00	2.000											

Batter	1	2	3	4	5	6	7	8	9	AB	R	H	RBI	BB	SO	LOB	BOTTOM											
23 Fernando Tatis Jr., R OBP: 0.315, SLG: 0.496										3	1	0	0	1	1	2	<b>Boston Red Sox @ San Diego Padres</b> Petco Park, San Diego, CA Sun May 21 2023, 1:14 PM - 3:50 PM PDT Att: 42,825 - Partly Cloudy - 68 F											
9 Jake Cronenworth, L OBP: 0.329, SLG: 0.373										4	1	0	0	0	0	2												
2 Xander Bogaerts, R OBP: 0.357, SLG: 0.404										3	1	0	0	1	2	0												
22 Juan Soto, L OBP: 0.398, SLG: 0.473										4	1	1	0	0	1	3												
28 José Azocar, R OBP: 0.244, SLG: 0.273										0	0	0	0	0	0	0												
14 Matt Carpenter, L OBP: 0.342, SLG: 0.422										3	2	1	3	1	0	1												
7 Ha-Seong Kim, R OBP: 0.319, SLG: 0.368										4	1	1	0	0	2	3												
24 Rougned Odor, L OBP: 0.266, SLG: 0.298										4	0	2	4	0	0	0												
1 Trent Grisham, L OBP: 0.302, SLG: 0.345										3	0	0	0	0	0	2												
29 Brett Sullivan, L OBP: 0.211, SLG: 0.351										3	0	1	0	0	1	1												
<b>Inning Stats</b>	R: 4 E: 1 K: 1 S: 20	H: 1 LOB: 3 BB: 3 P: 40	R: 0 E: 0 K: 0 S: 6	H: 1 LOB: 0 BB: 0 P: 10	R: 2 E: 0 K: 0 S: 14	H: 2 LOB: 0 BB: 0 P: 19	R: 0 E: 0 K: 0 S: 4	H: 0 LOB: 0 BB: 0 P: 5	R: 0 E: 0 K: 0 S: 15	H: 0 LOB: 1 BB: 0 P: 24	R: 1 E: 0 K: 2 S: 12	H: 2 LOB: 1 BB: 0 P: 18	R: 0 E: 0 K: 2 S: 8	H: 0 LOB: 0 BB: 0 P: 11	R: 0 E: 0 K: 1 S: 10	H: 0 LOB: 0 BB: 0 P: 13	1B: 2 2B: 4 3B: 0 HR: 1	SF: 0 SAC: 0 DP: 1 HBP: 0	WP: 0 PB: 0 SB: 0 CS: 0	PA: 34								
<b>PITCHER</b>	IP	WLS	BF	H	R	ER	SO	BB	IBB	HBP	BLK	WP	HR	S	P	ERA	WHIP											
28 Corey Kluber, R ERA: 6.26	(1, 1)	2.1	L	13	3	5	1	3	3	0	0	0	0	1	8	8	6.75	0.750										
Richard Bleier, L ERA:	(3, 1)	1.1		5	1	1	1	0	0	0	0	0	0	8	8	6.75	0.750											
37 Nick Pivetta, R ERA: 6.17	(4, 1)	2.1		10	2	1	1	3	0	0	0	0	0	28	44	3.86	0.857											
57 Joely Rodríguez, L ERA: 4.5	(7, 1)	1.0		3	0	0	0	2	0	0	0	0	0	8	11	0.00	0.000											
63 Justin Garza, R ERA:	(8, 1)	1.0		3	0	0	0	1	0	0	0	0	0	10	13	0.00	0.000											

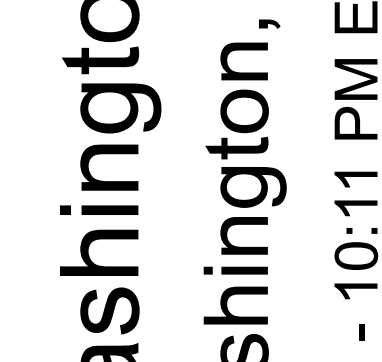


Batter	1	2	3	4	5	6	7	8	9	AB	R	H	RBI	BB	SO	LOB	TOP						
23 Fernando Tatis Jr., R OBP: 0.310, SLG: 0.483										3	0	0	1	1	2	3	<b>San Diego Padres @ Washington Nationals</b> Nationals Park, Washington, DC Tue May 23 2023, 7:07 PM - 10:11 PM EDT Att: 21,438 - Partly Cloudy - 70 F						
7 Ha-Seong Kim, R OBP: 0.316, SLG: 0.362										5	0	1	0	0	1	3							
22 Juan Soto, L OBP: 0.408, SLG: 0.497										4	2	3	1	1	1	0							
2 Xander Bogaerts, R OBP: 0.358, SLG: 0.420										5	2	2	2	0	2	3							
9 Jake Cronenworth, L OBP: 0.337, SLG: 0.393										2	1	1	2	3	1	1							
32 Nelson Cruz, R OBP: 0.279, SLG: 0.404										2	0	1	0	0	0	1							
14 Matt Carpenter, L OBP: 0.333, SLG: 0.409										3	0	0	0	0	2	2							
16 Brandon Dixon, R OBP: 0.190, SLG: 0.300										2	1	1	1	0	0	0							
24 Rougned Odor, L OBP: 0.284, SLG: 0.305										2	1	1	0	1	1	0							
1 Trent Grisham, L OBP: 0.316, SLG: 0.358										3	0	2	0	2	0	0							
26 Austin Nola, R OBP: 0.259, SLG: 0.194										4	0	0	0	0	0	6							
<b>Inning Stats</b>	R: 2 H: 3 E: 0 K: 1 S: 20	H: 3 LOB: 1 BB: 1 P: 32	R: 0 H: 1 E: 0 K: 1 S: 10	H: 1 LOB: 2 BB: 1 P: 20	R: 0 H: 0 E: 0 K: 2 S: 10	H: 0 LOB: 1 BB: 1 P: 16	R: 1 H: 2 E: 0 K: 0 S: 6	H: 2 LOB: 0 BB: 0 P: 10	R: 0 H: 1 E: 0 K: 2 S: 17	H: 1 LOB: 2 BB: 1 P: 30	R: 1 H: 1 E: 0 K: 0 S: 10	H: 1 LOB: 1 BB: 1 P: 17	R: 3 H: 3 E: 0 K: 2 S: 19	H: 3 LOB: 2 BB: 2 P: 35	R: 0 H: 1 E: 0 K: 1 S: 11	H: 1 LOB: 1 BB: 1 P: 20	R: 0 H: 0 E: 0 K: 1 S: 12	H: 0 LOB: 0 BB: 0 P: 18	1B: 7 2B: 1 3B: 0 HR: 4	SF: 1 SAC: 0 DP: 2 HBP: 0	WP: 1 PB: 0 CS: 2 SB: 0	PA: 45	
<b>PITCHER</b>	IP WLS BF H R ER SO BB IBB HBP BLK WP HR S P ERA WHIP	IP WLS BF H R ER SO BB IBB HBP BLK WP HR S P ERA WHIP	IP WLS BF H R ER SO BB IBB HBP BLK WP HR S P ERA WHIP	IP WLS BF H R ER SO BB IBB HBP BLK WP HR S P ERA WHIP	IP WLS BF H R ER SO BB IBB HBP BLK WP HR S P ERA WHIP	IP WLS BF H R ER SO BB IBB HBP BLK WP HR S P ERA WHIP	IP WLS BF H R ER SO BB IBB HBP BLK WP HR S P ERA WHIP	IP WLS BF H R ER SO BB IBB HBP BLK WP HR S P ERA WHIP	IP WLS BF H R ER SO BB IBB HBP BLK WP HR S P ERA WHIP	IP WLS BF H R ER SO BB IBB HBP BLK WP HR S P ERA WHIP	IP WLS BF H R ER SO BB IBB HBP BLK WP HR S P ERA WHIP	IP WLS BF H R ER SO BB IBB HBP BLK WP HR S P ERA WHIP	IP WLS BF H R ER SO BB IBB HBP BLK WP HR S P ERA WHIP	IP WLS BF H R ER SO BB IBB HBP BLK WP HR S P ERA WHIP	IP WLS BF H R ER SO BB IBB HBP BLK WP HR S P ERA WHIP	IP WLS BF H R ER SO BB IBB HBP BLK WP HR S P ERA WHIP	IP WLS BF H R ER SO BB IBB HBP BLK WP HR S P ERA WHIP	IP WLS BF H R ER SO BB IBB HBP BLK WP HR S P ERA WHIP	IP WLS BF H R ER SO BB IBB HBP BLK WP HR S P ERA WHIP	IP WLS BF H R ER SO BB IBB HBP BLK WP HR S P ERA WHIP	IP WLS BF H R ER SO BB IBB HBP BLK WP HR S P ERA WHIP	IP WLS BF H R ER SO BB IBB HBP BLK WP HR S P ERA WHIP	IP WLS BF H R ER SO BB IBB HBP BLK WP HR S P ERA WHIP
1 MacKenzie Gore, L ERA: 3.88	4.2	23	7	3	3	5	4	0	0	0	0	0	0	0	0	103	5.79	2.357					
57 Andrés Machado, R ERA: 4.85	0.1	1	0	0	0	1	0	0	0	0	0	0	0	0	0	3	5	0.00	0.000				
61 Erasmo Ramírez, R ERA: 5.18	1.0	L	8	4	4	0	1	0	0	0	0	0	0	0	2	17	36.00	5.000					
71 Mason Thompson, R ERA: 4.44	1.0		5	0	0	0	2	2	0	0	0	1	0	12	25	0.00	2.000						
26 Chad Kuhl, R ERA: 6.63	2.0		7	1	0	0	2	1	0	0	0	0	0	0	23	38	0.00	1.000					
<b>Batter</b>	<b>1</b>	<b>2</b>	<b>3</b>	<b>4</b>	<b>5</b>	<b>6</b>	<b>7</b>	<b>8</b>	<b>9</b>	<b>AB</b>	<b>R</b>	<b>H</b>	<b>RBI</b>	<b>BB</b>	<b>SO</b>	<b>LOB</b>	<b>BOTTOM</b>						
28 Lane Thomas, R OBP: 0.347, SLG: 0.461										4	1	2	1	0	0	0	<b>San Diego Padres @ Washington Nationals</b> Nationals Park, Washington, DC Tue May 23 2023, 7:07 PM - 10:11 PM EDT Att: 21,438 - Partly Cloudy - 70 F						
2 Luis García Jr., L OBP: 0.306, SLG: 0.363										4	1	2	0	0	0	1							
9 Jeimer Candelario, S OBP: 0.321, SLG: 0.449										3	0	0	0	1	1	2							
45 Joey Meneses, R OBP: 0.323, SLG: 0.389										4	0	1	1	0	1	2							
23 Corey Dickerson, L OBP: 0.300, SLG: 0.474										4	0	1	0	0	1	3							
20 Keibert Ruiz, S OBP: 0.296, SLG: 0.353										4	0	0	0	0	1	1							
22 Dominic Smith, L OBP: 0.360, SLG: 0.309										4	0	2	0	0	1	0							
17 Alex Call, R OBP: 0.303, SLG: 0.317										4	1	0	0	0	1	2							
5 CJ Abrams, L OBP: 0.282, SLG: 0.409										4	1	1	2	0	1	1							
<b>Inning Stats</b>	R: 0 H: 1 E: 0 K: 0 S: 6	H: 1 LOB: 0 BB: 0 P: 9	R: 0 H: 0 E: 0 K: 2 S: 11	H: 0 LOB: 0 BB: 0 P: 14	R: 0 H: 0 E: 0 K: 1 S: 14	H: 0 LOB: 0 BB: 0 P: 19	R: 0 H: 1 E: 0 K: 0 S: 7	H: 1 LOB: 2 BB: 1 P: 15	R: 3 H: 3 E: 0 K: 1 S: 18	H: 3 LOB: 0 BB: 0 P: 19	R: 0 H: 1 E: 0 K: 0 S: 11	H: 1 LOB: 1 BB: 0 P: 14	R: 0 H: 0 E: 0 K: 1 S: 11	H: 0 LOB: 0 BB: 0 P: 16	R: 1 H: 2 E: 0 K: 1 S: 15	H: 2 LOB: 1 BB: 0 P: 20		R: 0 H: 1 E: 0 K: 1 S: 9	H: 1 LOB: 1 BB: 0 P: 12	1B: 6 2B: 1 3B: 0 HR: 2	SF: 0 SAC: 0 DP: 1 HBP: 0	WP: 0 PB: 0 CS: 0 SB: 0	PA: 36
<b>PITCHER</b>	IP WLS BF H R ER SO BB IBB HBP BLK WP HR S P ERA WHIP	IP WLS BF H R ER SO BB IBB HBP BLK WP HR S P ERA WHIP	IP WLS BF H R ER SO BB IBB HBP BLK WP HR S P ERA WHIP	IP WLS BF H R ER SO BB IBB HBP BLK WP HR S P ERA WHIP	IP WLS BF H R ER SO BB IBB HBP BLK WP HR S P ERA WHIP	IP WLS BF H R ER SO BB IBB HBP BLK WP HR S P ERA WHIP	IP WLS BF H R ER SO BB IBB HBP BLK WP HR S P ERA WHIP	IP WLS BF H R ER SO BB IBB HBP BLK WP HR S P ERA WHIP	IP WLS BF H R ER SO BB IBB HBP BLK WP HR S P ERA WHIP	IP WLS BF H R ER SO BB IBB HBP BLK WP HR S P ERA WHIP	IP WLS BF H R ER SO BB IBB HBP BLK WP HR S P ERA WHIP	IP WLS BF H R ER SO BB IBB HBP BLK WP HR S P ERA WHIP	IP WLS BF H R ER SO BB IBB HBP BLK WP HR S P ERA WHIP	IP WLS BF H R ER SO BB IBB HBP BLK WP HR S P ERA WHIP	IP WLS BF H R ER SO BB IBB HBP BLK WP HR S P ERA WHIP	IP WLS BF H R ER SO BB IBB HBP BLK WP HR S P ERA WHIP	IP WLS BF H R ER SO BB IBB HBP BLK WP HR S P ERA WHIP	IP WLS BF H R ER SO BB IBB HBP BLK WP HR S P ERA WHIP	IP WLS BF H R ER SO BB IBB HBP BLK WP HR S P ERA WHIP	IP WLS BF H R ER SO BB IBB HBP BLK WP HR S P ERA WHIP	IP WLS BF H R ER SO BB IBB HBP BLK WP HR S P ERA WHIP	IP WLS BF H R ER SO BB IBB HBP BLK WP HR S P ERA WHIP	IP WLS BF H R ER SO BB IBB HBP BLK WP HR S P ERA WHIP
11 Yu Darvish, R ERA: 3.67	6.0	W	24	6	3	3	4	1	0	0	0	0	0	0	0	11	16	0.00	0.000				
25 Tim Hill, L ERA: 2.91	1.0		3	0	0	0	1	0	0	0	0	0	0	0	0	15	20	9.00	2.000				
21 Nick Martinez, R ERA: 2.83	1.0		5	2	1	1	1	0	0	0	0	0	0	0	9	12	0.00	1.000					
71 Josh Hader, L ERA: 0.9	1.0	S	4	1	0	0	1	0	0	0	0	0	0	0	9	12	0.00	1.000					

AB 35  
R 7  
H 12  
RBI 7  
BB 8  
SO 10  
LOB 19



AB 35  
R 4  
H 9  
RBI 4  
BB 1  
SO 7  
LOB 12





Batter	1	2	3	4	5	6	7	8	9	AB	R	H	RBI	BB	SO	LOB	TOP										
23 Fernando Tatis Jr., R OBP: 0.301, SLG: 0.468	L6		G5-3		F8		G5-3			4	0	0	0	0	0	1	<b>San Diego Padres @ Washington Nationals</b> Nationals Park, Washington, DC Wed May 24 2023, 7:05 PM - 9:30 PM EDT Att: 20,388 - Clear - 79 F										
9 Jake Cronenworth, L OBP: 0.330, SLG: 0.363	L9		K		L8			G3		4	0	0	0	0	1	0											
22 Juan Soto, L OBP: 0.409, SLG: 0.491				24 HR		G1-3		K		2	1	0	0	2	1	0											
2 Xander Bogaerts, R OBP: 0.351, SLG: 0.411								K		4	0	0	0	0	4	2											
14 Matt Carpenter, L OBP: 0.331, SLG: 0.396		F9			F8				P6	3	0	0	0	1	0	1											
24 Rowned Odor, L OBP: 0.296, SLG: 0.365									P6	4	1	2	2	0	0	1											
1 Trent Grisham, L OBP: 0.309, SLG: 0.349										4	0	0	0	0	3	1											
7 Ha-Seong Kim, R OBP: 0.316, SLG: 0.382										3	1	1	1	0	0	1											
29 Brett Sullivan, L OBP: 0.220, SLG: 0.350										3	0	1	0	0	0	0											
<b>Inning Stats</b>	R: 0 H: 0 E: 0 K: 1 S: 7	H: 0 LOB: 1 BB: 1 P: 16	R: 0 H: 1 E: 0 K: 0 S: 9	LOB: 1 BB: 0 P: 12	R: 0 H: 0 E: 0 K: 1 S: 6	LOB: 0 BB: 0 P: 11	R: 2 H: 1 E: 0 K: 2 S: 12	LOB: 0 BB: 1 P: 23	R: 1 H: 1 E: 0 K: 0 S: 9	LOB: 0 BB: 0 P: 14	R: 0 H: 0 E: 0 K: 1 S: 11	LOB: 1 BB: 1 P: 19	R: 0 H: 1 E: 0 K: 1 S: 17	LOB: 1 BB: 0 P: 21	R: 0 H: 0 E: 0 K: 2 S: 8	LOB: 0 BB: 0 P: 11		R: 0 H: 0 E: 0 K: 1 S: 7	LOB: 0 BB: 0 P: 10	1B: 2 2B: 0 3B: 0 HR: 2	SF: 0 SAC: 0 DP: 0 HBP: 0	WP: 0 PB: 0 SB: 0 CS: 0	PA: 34				
<b>PITCHER</b>	IP	WLS	BF	H	R	ER	SO	BB	IBB	HBP	BLK	WP	HR	S	P	ERA	WHIP										
32 Trevor Williams, R ERA: 4.32	5.2	W	23	3	3	3	5	3	0	0	0	0	2	53	94	4.76	1.059										
58 Carl Edwards Jr., R ERA: 2.18	1.0	H	4	1	0	0	1	0	0	0	0	0	0	16	20	0.00	1.000										
73 Hunter Harvey, R ERA: 2.82	1.1	H	4	0	0	0	2	0	0	0	0	0	0	10	13	0.00	0.000										
67 Kyle Finnegan, R ERA: 4.74	1.0	S	3	0	0	0	1	0	0	0	0	0	0	7	10	0.00	0.000										

Batter	1	2	3	4	5	6	7	8	9	AB	R	H	RBI	BB	SO	LOB	BOTTOM										
28 Lane Thomas, R OBP: 0.345, SLG: 0.462	K	G5-3					G5-3			4	0	1	1	0	1	3	<b>San Diego Padres @ Washington Nationals</b> Nationals Park, Washington, DC Wed May 24 2023, 7:05 PM - 9:30 PM EDT Att: 20,388 - Clear - 79 F										
2 Luis Garcia Jr., L OBP: 0.305, SLG: 0.358	L8	SF7			G4-3					2	0	0	1	1	0	1											
45 Joey Meneses, R OBP: 0.327, SLG: 0.389										3	0	1	0	1	0	3											
9 Jaimer Candelario, S OBP: 0.315, SLG: 0.440	K				F7		FC5-4			4	0	0	0	0	1	4											
36 Stone Garrett, R OBP: 0.319, SLG: 0.325										4	1	1	0	0	2	1											
22 Dominic Smith, L OBP: 0.363, SLG: 0.314										4	1	2	0	0	0	0											
20 Keibert Ruiz, S OBP: 0.295, SLG: 0.350										4	1	1	1	0	0	1											
17 Alex Call, R OBP: 0.307, SLG: 0.327										4	2	2	2	0	1	1											
5 CJ Abrams, L OBP: 0.289, SLG: 0.410										2	0	1	0	1	1	1											
<b>Inning Stats</b>	R: 0 H: 1 E: 0 K: 2 S: 12	H: 4 LOB: 1 BB: 1 P: 17	R: 4 H: 4 E: 1 K: 0 S: 12	LOB: 1 BB: 1 P: 23	R: 0 H: 0 E: 0 K: 1 S: 12	LOB: 0 BB: 0 P: 16	R: 1 H: 2 E: 1 K: 1 S: 10	LOB: 1 BB: 0 P: 11	R: 0 H: 0 E: 0 K: 0 S: 9	LOB: 0 BB: 1 P: 16	R: 0 H: 0 E: 0 K: 0 S: 6	LOB: 0 BB: 0 P: 10	R: 0 H: 1 E: 0 K: 0 S: 11	LOB: 2 BB: 1 P: 22	R: 0 H: 1 E: 0 K: 2 S: 12	LOB: 1 BB: 0 P: 19		1B: 7 2B: 2 3B: 0 HR: 0	SF: 1 SAC: 0 DP: 0 HBP: 0	WP: 1 PB: 0 SB: 2 CS: 0	PA: 35						
<b>PITCHER</b>	IP	WLS	BF	H	R	ER	SO	BB	IBB	HBP	BLK	WP	HR	S	P	ERA	WHIP										
40 Ryan Weathers, L ERA: 3.94	6.0	L	26	7	5	4	4	2	0	0	0	1	0	61	93	6.00	1.500										
66 Luis Garcia, R ERA: 4.66	0.2		4	1	0	0	0	1	0	0	0	0	0	10	20	0.00	3.000										
59 Tom Cosgrove, L ERA:	1.1		5	1	0	0	2	0	0	0	0	0	0	13	21	0.00	0.750										

AB 31  
R 3  
H 4  
RBI 3  
BB 3  
SO 9  
LOB 7



AB 31  
R 5  
H 9  
RBI 5  
BB 3  
SO 6  
LOB 15





Batter	1	2	3	4	5	6	7	8	9	AB R H RBI BB SO LOB	TOP											
23 Fernando Tatis Jr., R OBP: 0.304, SLG: 0.461	G6-3					G1-3		K		4 1 1 0 1 1 2	<b>San Diego Padres @ Washington Nationals</b> Nationals Park, Washington, DC Thu May 25 2023, 4:06 PM - 7:25 PM EDT Att: 17,524 - Sunny - 70 F <a href="http://livebaseballscorecards.com">livebaseballscorecards.com</a>											
9 Jake Cronenworth, L OBP: 0.332, SLG: 0.380	K				F8	G1-3			24 HR	4 1 1 0 1 1 2												
22 Juan Soto, L OBP: 0.423, SLG: 0.494										1 2 1 0 4 0 0												
2 Xander Bogaerts, R OBP: 0.347, SLG: 0.405	K				F4		G5-3			5 1 1 1 0 2 7												
14 Matt Carpenter, L OBP: 0.317, SLG: 0.376	K		G3-6-3				F7			5 0 0 0 0 3 8												
24 Rowned Odor, L OBP: 0.303, SLG: 0.426	L8			F8			F7			5 1 2 5 0 0 1												
7 Ha-Seong Kim, R 16 Brandon Dixon, R OBP: 0.269, SLG: 0.375						G5-3				0 0 0 0 0 0 0												
1 Trent Grisham, L OBP: 0.313, SLG: 0.368										3 1 1 2 1 0 2												
29 Brett Sullivan, L 32 Nelson Cruz, R 26 Austin Nola, R OBP: 0.259, SLG: 0.194										3 0 0 0 0 1 2												
										1 0 0 0 0 1 1												
										0 0 0 0 0 0 0												
<b>Inning Stats</b>	R: 0 E: 0 K: 2 S: 9	H: 0 LOB: 1 BB: 1 P: 18	R: 2 E: 0 K: 2 S: 15	H: 2 LOB: 0 BB: 23 P: 23	R: 0 E: 1 K: 0 S: 5	H: 0 LOB: 2 BB: 3 P: 20	R: 0 E: 0 K: 0 S: 8	H: 0 LOB: 1 BB: 3 P: 15	R: 3 E: 0 K: 1 S: 16	H: 3 LOB: 1 BB: 1 P: 27	R: 0 E: 0 K: 0 S: 6	H: 0 LOB: 1 BB: 1 P: 12	R: 0 E: 0 K: 0 S: 7	H: 0 LOB: 1 BB: 1 P: 13	R: 0 E: 0 K: 2 S: 16	H: 1 LOB: 0 BB: 2 P: 20	R: 3 E: 0 K: 2 S: 21	H: 3 LOB: 0 BB: 0 P: 28	1B: 5 2B: 2 3B: 0 HR: 2	SF: 0 SAC: 0 DP: 1 HBP: 1	WP: 0 PB: 0 CS: 3	PA: 43
<b>PITCHER</b>	IP WLS BF H R ER SO BB IBB HBP BLK WP HR S P ERA WHIP											IP WLS BF H R ER SO BB IBB HBP BLK WP HR S P ERA WHIP										
74 Jake Irvin, R ERA: 5.32	4.0 18 2 2 2 4 4 0 1 0 0 1 37 76 4.50 1.500											73 Hunter Harvey, R ERA: 3.86	1.0 6 3 3 3 2 0 0 0 0 0 1 21 28 27.00 3.000									
57 Andrés Machado, R ERA: 5.43	1.0 7 3 3 3 1 1 0 0 1 0 0 16 27 27.00 4.000																					
71 Mason Thompson, R ERA: 4.26	1.0 4 0 0 0 0 1 0 0 0 0 0 6 12 0.00 1.000																					
68 Thaddeus Ward, R ERA: 4.58	1.0 4 0 0 0 0 1 0 0 0 0 0 7 13 0.00 1.000																					
67 Kyle Finnegan, R ERA: 4.5	1.0 H 4 1 0 0 2 0 0 0 0 0 0 16 22 0.00 1.000																					

Batter	1	2	3	4	5	6	7	8	9	AB R H RBI BB SO LOB	BOTTOM											
28 Lane Thomas, R OBP: 0.346, SLG: 0.457	E5 45 1B		G6-3							4 1 1 0 1 1 3	<b>San Diego Padres @ Washington Nationals</b> Nationals Park, Washington, DC Thu May 25 2023, 4:06 PM - 7:25 PM EDT Att: 17,524 - Sunny - 70 F <a href="http://livebaseballscorecards.com">livebaseballscorecards.com</a>											
2 Luis García Jr., L OBP: 0.307, SLG: 0.360	K		F8					L8		5 1 2 0 0 1 1												
45 Joey Meneses, R OBP: 0.329, SLG: 0.389			L8					F8		5 1 2 1 0 1 2												
9 Jeimer Candelario, S OBP: 0.317, SLG: 0.441	F8							F9		4 1 1 1 0 1 1												
36 Stone Garrett, R 23 Corey Dickerson, L 14 Ildemaro Vargas, S OBP: 0.342, SLG: 0.486	F4									3 0 0 0 0 2 4												
23 Corey Dickerson, L OBP: 0.333, SLG: 0.500										1 1 1 1 0 0 0												
14 Ildemaro Vargas, S OBP: 0.342, SLG: 0.486										1 0 0 0 0 1 0												
22 Dominic Smith, L OBP: 0.364, SLG: 0.322	G4-3							F8		5 1 2 1 0 1 3												
17 Alex Call, R OBP: 0.309, SLG: 0.325	P6									4 0 1 0 1 1 0												
15 Riley Adams, R 20 Keibert Ruiz, S OBP: 0.299, SLG: 0.354										1 0 1 0 2 0 0												
5 CJ Abrams, L OBP: 0.282, SLG: 0.400	L8									1 0 1 1 0 0 0												
										4 0 0 0 0 0 7												
<b>Inning Stats</b>	R: 1 E: 1 K: 1 S: 9	H: 2 LOB: 1 BB: 0 P: 15	R: 0 E: 0 K: 0 S: 6	H: 0 LOB: 1 BB: 1 P: 12	R: 0 E: 0 K: 0 S: 8	H: 0 LOB: 0 BB: 0 P: 13	R: 0 E: 0 K: 2 S: 13	H: 1 LOB: 2 BB: 2 P: 28	R: 0 E: 0 K: 3 S: 17	H: 1 LOB: 3 BB: 1 P: 31	R: 0 E: 0 K: 1 S: 16	H: 1 LOB: 1 BB: 0 P: 21	R: 5 E: 1 K: 0 S: 23	H: 7 LOB: 2 BB: 0 P: 36	R: 0 E: 0 K: 0 S: 7	H: 0 LOB: 0 BB: 0 P: 9	R: 0 E: 0 K: 2 S: 7	H: 0 LOB: 0 BB: 0 P: 11	1B: 9 2B: 2 3B: 1 HR: 0	SF: 0 SAC: 0 DP: 0 HBP: 1	WP: 1 PB: 0 CS: 0	PA: 43
<b>PITCHER</b>	IP WLS BF H R ER SO BB IBB HBP BLK WP HR S P ERA WHIP											IP WLS BF H R ER SO BB IBB HBP BLK WP HR S P ERA WHIP										
4 Blake Snell, L ERA: 5.04	5.0 24 4 1 0 0 1 0 0 0 0 0 16 21 0.00 1.000											71 Josh Hader, L ERA: 0.86	1.0 3 0 0 0 2 0 0 0 0 0 7 11 0.00 0.000									
45 Brent Honeywell, R ERA: 3.59	1.0 4 1 0 0 1 0 0 0 0 0 0 16 21 0.00 1.000																					
25 Tim Hill, L ERA: 4.15	0.0 3 3 3 3 0 0 0 0 0 0 0 7 10 ∞ ∞																					
21 Nick Martinez, R ERA: 2.98	1.0 B 7 4 2 1 0 0 0 0 0 0 0 16 26 9.00 4.000																					
73 Drew Carlton, R ERA:	1.0 W 3 0 0 0 0 0 0 0 0 0 0 7 9 0.00 0.000																					





Batter	1	2	3	4	5	6	7	8	9	AB R H RBI BB SO LOB	TOP											
23 Fernando Tatis Jr., R OBP: 0.301, SLG: 0.474										5 1 1 2 0 1 0	<b>San Diego Padres @ New York Yankees</b> Yankee Stadium, Bronx, NY Fri May 26 2023, 7:09 PM - 9:54 PM EDT Att. 46,724 - Clear - 72 F											
9 Jake Cronenworth, L OBP: 0.336, SLG: 0.379									3 1 1 0 1 1 0													
22 Juan Soto, L OBP: 0.422, SLG: 0.514									5 2 2 2 0 1 2													
2 Xander Bogaerts, R OBP: 0.353, SLG: 0.407									4 0 2 0 1 0 1													
24 Rougned Odor, L OBP: 0.309, SLG: 0.417									4 0 1 1 1 1 2													
14 Matt Carpenter, L OBP: 0.305, SLG: 0.358									5 0 0 0 0 3 4													
16 Brandon Dixon, R OBP: 0.367, SLG: 0.423									2 0 2 0 0 0 0													
1 Trent Grisham, L OBP: 0.306, SLG: 0.358									4 0 0 0 0 2 4													
26 Austin Nola, R OBP: 0.259, SLG: 0.188									3 1 0 0 1 1 2													
<b>Inning Stats</b>	R: 0 H: 0 E: 0 K: 1 S: 12	H: 0 LOB: 2 BB: 2 P: 21	R: 0 H: 1 E: 0 K: 0 S: 8	H: 1 LOB: 1 BB: 0 P: 11	R: 0 H: 1 E: 0 K: 2 S: 9	H: 1 LOB: 1 BB: 0 P: 13	R: 0 H: 0 E: 0 K: 2 S: 8	H: 0 LOB: 2 BB: 1 P: 14	R: 2 H: 2 E: 0 K: 1 S: 15	H: 2 LOB: 2 BB: 1 P: 26	R: 2 H: 1 E: 0 K: 1 S: 12	H: 1 LOB: 0 BB: 1 P: 20	R: 0 H: 0 E: 0 K: 0 S: 5	H: 0 LOB: 0 BB: 0 P: 10	R: 0 H: 1 E: 0 K: 2 S: 11	H: 1 LOB: 1 BB: 0 P: 18	R: 1 H: 3 E: 0 K: 1 S: 14	H: 3 LOB: 2 BB: 0 P: 22	1B: 6 2B: 1 3B: 0 HR: 2	SF: 0 SAC: 0 DP: 0 HBP: 3	WP: 0 PB: 0 SB: 3 CS: 0	PA: 42
<b>PITCHER</b>	IP WLS BF H R ER SO BB IBB HBP BLK WP HR S P ERA WHIP											IP WLS BF H R ER SO BB IBB HBP BLK WP HR S P ERA WHIP										
Randy Vásquez, R ERA: 3.86	4.2 L 23 4 2 2 6 3 0 2 0 0 1 51 84 3.86 1.500																					
97 Ron Marinaccio, R ERA: 4.25	1.1 6 1 2 2 1 1 0 1 0 0 1 13 21 13.50 1.500																					
62 Ryan Weber, R ERA: 3.48	3.0 13 4 1 1 3 0 0 0 0 0 0 30 50 3.00 1.333																					

Batter	1	2	3	4	5	6	7	8	9	AB R H RBI BB SO LOB	BOTTOM											
25 Gleyber Torres, R OBP: 0.347, SLG: 0.458										4 1 1 0 0 1 0	<b>San Diego Padres @ New York Yankees</b> Yankee Stadium, Bronx, NY Fri May 26 2023, 7:09 PM - 9:54 PM EDT Att. 46,724 - Clear - 72 F											
99 Aaron Judge, R OBP: 0.399, SLG: 0.627										4 0 1 0 0 3 0												
48 Anthony Rizzo, L OBP: 0.378, SLG: 0.513										4 0 2 1 0 0 1												
26 DJ LeMahieu, R OBP: 0.317, SLG: 0.399										4 0 1 0 0 0 2												
22 Harrison Bader, R OBP: 0.282, SLG: 0.488									4 0 0 0 0 2 2													
24 Willie Calhoun, L OBP: 0.313, SLG: 0.368										4 0 1 0 0 1 0												
11 Anthony Volpe, R OBP: 0.284, SLG: 0.362										4 0 1 0 0 2 0												
12 Isiah Kiner-Falefa, R OBP: 0.260, SLG: 0.355										3 0 0 0 0 2 2												
38 Ben Rortvedt, L OBP: 0.444, SLG: 0.429										2 0 0 0 0 0 0												
61 Jake Bauers, L OBP: 0.278, SLG: 0.326										1 0 0 0 0 0 2												
66 Kyle Higashioka, R OBP: 0.244, SLG: 0.347										0 0 0 0 0 0 0												
<b>Inning Stats</b>	R: 0 H: 0 E: 0 K: 1 S: 10	H: 0 LOB: 0 BB: 0 P: 15	R: 0 H: 0 E: 0 K: 1 S: 6	H: 0 LOB: 0 BB: 0 P: 10	R: 0 H: 0 E: 0 K: 1 S: 8	H: 0 LOB: 0 BB: 0 P: 10	R: 0 H: 2 E: 0 K: 2 S: 15	H: 2 LOB: 2 BB: 0 P: 21	R: 0 H: 0 E: 0 K: 1 S: 8	H: 0 LOB: 0 BB: 0 P: 13	R: 1 H: 2 E: 0 K: 0 S: 9	H: 2 LOB: 1 BB: 0 P: 11	R: 0 H: 2 E: 0 K: 1 S: 15	H: 2 LOB: 2 BB: 0 P: 22	R: 0 H: 1 E: 0 K: 1 S: 7	H: 1 LOB: 1 BB: 0 P: 8	R: 0 H: 0 E: 0 K: 3 S: 11	H: 0 LOB: 0 BB: 0 P: 15	1B: 6 2B: 1 3B: 0 HR: 0	SF: 0 SAC: 0 DP: 0 HBP: 0	WP: 0 PB: 0 SB: 0 CS: 0	PA: 34
<b>PITCHER</b>	IP WLS BF H R ER SO BB IBB HBP BLK WP HR S P ERA WHIP											IP WLS BF H R ER SO BB IBB HBP BLK WP HR S P ERA WHIP										
44 Joe Musgrove, R ERA: 5.64	6.1 W 25 6 1 1 6 0 0 0 0 0 0 61 88 1.42 0.947																					
36 Steven Wilson, R ERA: 2.96	1.2 H 6 1 0 0 2 0 0 0 0 0 0 17 22 0.00 0.600																					
71 Josh Hader, L ERA: 0.82	1.0 3 0 0 0 3 0 0 0 0 0 0 11 15 0.00 0.000																					




Batter	1	2	3	4	5	6	7	8	9	10	AB	R	H	RBI	BB	SO	LOB	TOP						
24 Rouned Odor, L OBP: 0.291, SLG: 0.390 (1, 5)	F6			G3-1		F9		G5-3		K	5	0	0	0	0	1	0							
23 Fernando Tatis Jr., R OBP: 0.297, SLG: 0.486 (1, 9)	K			HR		G3		K		G5-3	5	1	1	1	0	2	0							
22 Juan Soto, L OBP: 0.424, SLG: 0.508 (1, 7)	K			FC3-6		F7		BB			2	0	0	0	2	1	0							
9 Jake Cronenworth, L OBP: 0.336, SLG: 0.376 (1, 4)	P4			FC3-6		F9		BB			4	0	1	0	0	0	1							
16 Brandon Dixon, R OBP: 0.324, SLG: 0.367 (1, 3)	G1-3			K		F9		G5-3			4	0	0	0	0	1	3							
32 Nelson Cruz, R OBP: 0.278, SLG: 0.392 (1, 10)	L7			G1-3		G1-3		G6-3			2	0	0	0	1	0	0							
28 José Azocar, R OBP: 0.244, SLG: 0.273 (7, PR)						BB		BB			0	1	0	0	0	0	0							
2 Xander Bogaerts, R OBP: 0.352, SLG: 0.405 (9, PH)						F7		E4			1	0	0	0	0	0	0							
1 Trent Grisham, L OBP: 0.305, SLG: 0.352 (1, 8)	L8			F7		BB		BB			3	0	0	0	1	0	1							
7 Ha-Seong Kim, R OBP: 0.320, SLG: 0.381 (1, 6)	K			BB		F7		G4-3			3	0	1	1	1	1	1							
29 Brett Sullivan, L OBP: 0.191, SLG: 0.304 (10, PH)	K			F9							3	0	0	0	0	2	4							
26 Austin Nola, R OBP: 0.257, SLG: 0.186 (10, 2)											1	0	0	0	0	0	0							
<b>Inning Stats</b>	R: 0 E: 0 K: 2 S: 7	H: 0 LOB: 0 BB: 0 P: 9	R: 0 E: 0 K: 0 S: 9	H: 0 LOB: 0 BB: 0 P: 10	R: 0 E: 0 K: 2 S: 7	H: 0 LOB: 0 BB: 0 P: 12	R: 1 E: 0 K: 1 S: 12	H: 1 LOB: 1 BB: 1 P: 20	R: 0 E: 0 K: 0 S: 5	H: 0 LOB: 1 BB: 1 P: 11	R: 0 E: 0 K: 0 S: 6	H: 0 LOB: 0 BB: 0 P: 8	R: 1 E: 1 K: 1 S: 12	H: 1 LOB: 3 BB: 1 P: 18	R: 0 E: 0 K: 1 S: 15	H: 1 LOB: 2 BB: 1 P: 25	R: 0 E: 0 K: 0 S: 9	H: 0 LOB: 0 BB: 0 P: 16	R: 0 E: 0 K: 1 S: 7	H: 0 LOB: 0 BB: 0 P: 8	1B: 2 2B: 0 3B: 0 HR: 1	SF: 0 SAC: 0 DP: 0 HBP: 0	WP: 0 PB: 0 SB: 0 CS: 1	PA: 38
<b>PITCHER</b>	IP WLS BF H R ER SO	IP WLS BF H R ER SO	IP WLS BF H R ER SO	IP WLS BF H R ER SO	IP WLS BF H R ER SO	IP WLS BF H R ER SO	IP WLS BF H R ER SO	IP WLS BF H R ER SO	IP WLS BF H R ER SO	IP WLS BF H R ER SO	IP WLS BF H R ER SO	IP WLS BF H R ER SO	IP WLS BF H R ER SO	IP WLS BF H R ER SO	IP WLS BF H R ER SO	IP WLS BF H R ER SO	IP WLS BF H R ER SO	IP WLS BF H R ER SO	IP WLS BF H R ER SO	IP WLS BF H R ER SO	ERA WHIP	ERA WHIP		
40 Luis Severino, R ERA: 1.59 (1, 1)	6.2	25	1	2	1	5	3	0	0	0	0	0	0	0	0	0	0	0	0	0	0	1.35	0.600	
34 Michael King, R ERA: 1.89 (7, 1)	1.0	5	1	0	0	2	1	0	0	0	0	0	0	0	0	0	0	0	0	0	0	0.00	2.000	
59 Wandy Peralta, L ERA: 2.45 (8, 1)	1.1	5	1	0	0	0	1	0	0	0	0	0	0	0	0	0	0	0	0	0	0	0.00	1.500	
35 Clay Holmes, R ERA: 3.0 (10, 1)	1.0	W	3	0	0	0	0	0	0	0	0	0	0	0	0	0	0	0	0	0	0	0.00	0.000	

**San Diego Padres @ New York Yankees**  
 Yankee Stadium, Bronx, NY  
 Sat May 27 2023, 1:09 PM - 3:40 PM EDT  
 Att. 46,963 - Sunny - 72 F

livebaseballscores.com

AB 33  
 R 2  
 H 3  
 RBI 2  
 BB 5  
 SO 8  
 LOB 10




Batter	1	2	3	4	5	6	7	8	9	10	AB	R	H	RBI	BB	SO	LOB	BOTTOM						
25 Gleyber Torres, R OBP: 0.345, SLG: 0.454 (1, 4)	P3			F9		G3					4	0	1	0	0	0	0							
99 Aaron Judge, R OBP: 0.396, SLG: 0.617 (1, 10)	1B			K		F8					4	1	1	0	0	1	1							
48 Anthony Rizzo, L OBP: 0.376, SLG: 0.507 (1, 3)	1B			P6		G3					4	0	1	0	0	1	0							
30 Greg Allen, S OBP: 0.250, SLG: 0.750 (10, PR)	1B			P2		HR					0	1	0	0	0	0	0							
26 DJ LeMahieu, R OBP: 0.328, SLG: 0.427 (1, 5)	2B			F7							3	1	2	2	1	0	0							
22 Harrison Bader, R OBP: 0.281, SLG: 0.476 (1, 8)	K			1B		F7					4	0	1	0	0	1	2							
12 Isiah Kiner-Falefa, R OBP: 0.260, SLG: 0.351 (1, 7)	G6-3			CS		L7					4	0	1	1	0	0	0							
95 Oswaldo Cabrera, S OBP: 0.253, SLG: 0.302 (1, 9)	F9			G4-3		G4-3					3	0	1	0	0	0	0							
66 Kyle Higashioka, R OBP: 0.235, SLG: 0.333 (1, 2)	K			K		F8					3	0	0	0	0	2	1							
11 Anthony Volpe, R OBP: 0.280, SLG: 0.356 (1, 6)	G6-3			G5-3		G4-6-3					3	0	0	0	0	0	1							
<b>Inning Stats</b>	R: 1 E: 0 K: 1 S: 12	H: 3 LOB: 1 BB: 0 P: 20	R: 0 E: 0 K: 1 S: 8	H: 0 LOB: 0 BB: 0 P: 9	R: 0 E: 0 K: 1 S: 8	H: 0 LOB: 0 BB: 0 P: 8	R: 0 E: 0 K: 0 S: 9	H: 1 LOB: 0 BB: 0 P: 14	R: 0 E: 0 K: 0 S: 8	H: 0 LOB: 0 BB: 0 P: 10	R: 0 E: 0 K: 0 S: 9	H: 0 LOB: 0 BB: 0 P: 11	R: 1 E: 0 K: 0 S: 15	H: 1 LOB: 0 BB: 0 P: 20	R: 0 E: 0 K: 0 S: 8	H: 1 LOB: 0 BB: 0 P: 12	R: 0 E: 0 K: 1 S: 9	H: 1 LOB: 0 BB: 0 P: 12	R: 1 E: 0 K: 0 S: 2	H: 1 LOB: 2 BB: 1 P: 5	1B: 6 2B: 1 3B: 0 HR: 1	SF: 0 SAC: 0 DP: 2 HBP: 0	WP: 0 PB: 0 SB: 0 CS: 1	PA: 34
<b>PITCHER</b>	IP WLS BF H R ER SO	IP WLS BF H R ER SO	IP WLS BF H R ER SO	IP WLS BF H R ER SO	IP WLS BF H R ER SO	IP WLS BF H R ER SO	IP WLS BF H R ER SO	IP WLS BF H R ER SO	IP WLS BF H R ER SO	IP WLS BF H R ER SO	IP WLS BF H R ER SO	IP WLS BF H R ER SO	IP WLS BF H R ER SO	IP WLS BF H R ER SO	IP WLS BF H R ER SO	IP WLS BF H R ER SO	IP WLS BF H R ER SO	IP WLS BF H R ER SO	IP WLS BF H R ER SO	IP WLS BF H R ER SO	ERA WHIP	ERA WHIP		
52 Michael Wacha, R ERA: 3.45 (8, 1)	7.0	24	5	2	2	4	0	0	0	0	0	0	0	0	0	0	0	0	0	0	2.57	0.714		
21 Nick Martinez, R ERA: 2.82 (8, 1)	2.1	L	9	3	1	0	0	1	0	0	0	0	0	0	0	0	0	0	0	0	0.00	1.286		

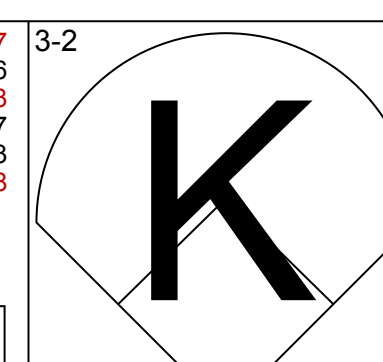
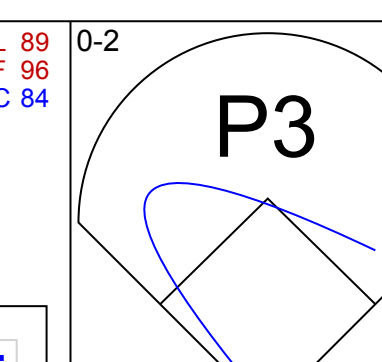
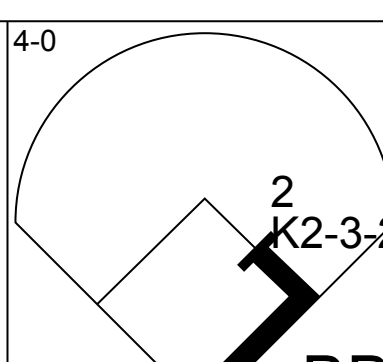
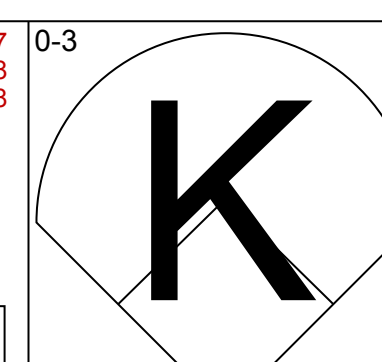
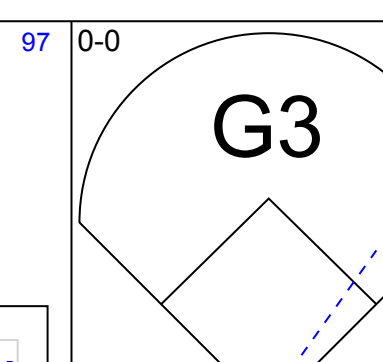
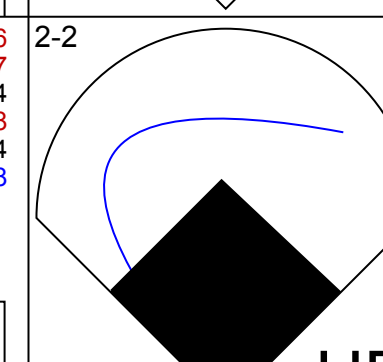
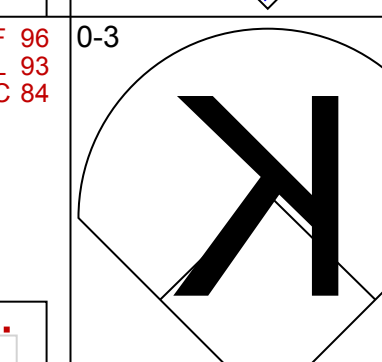
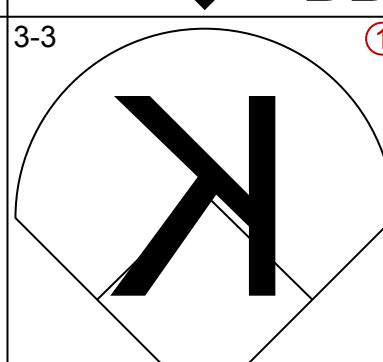
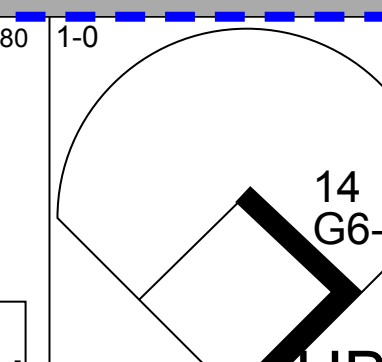
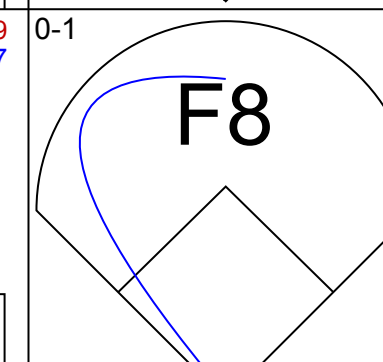
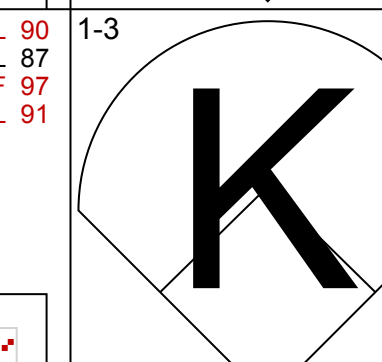
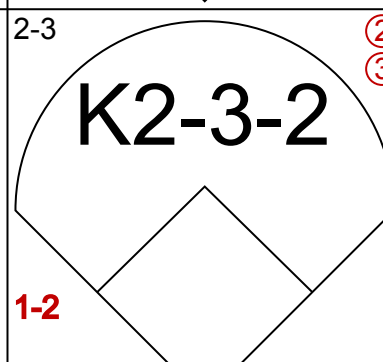
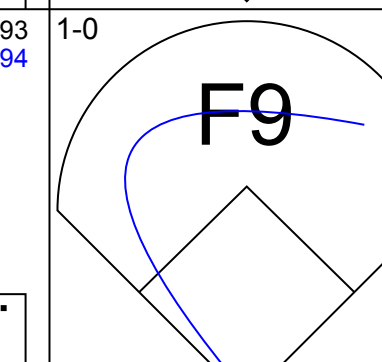
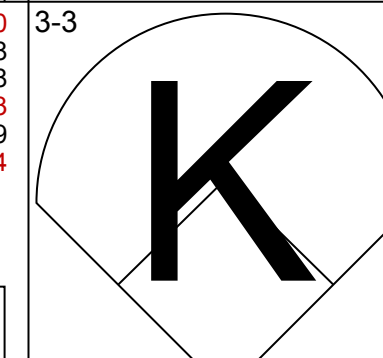
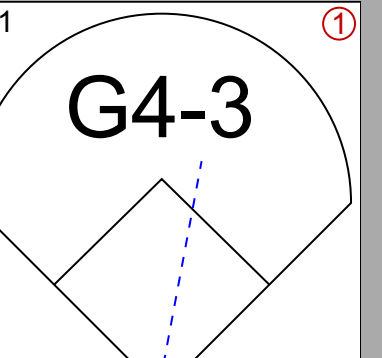
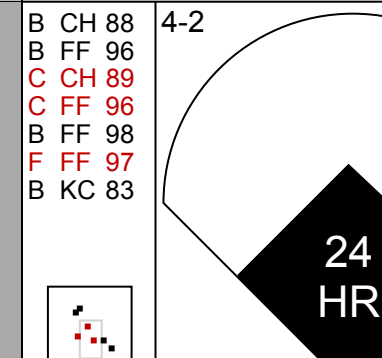
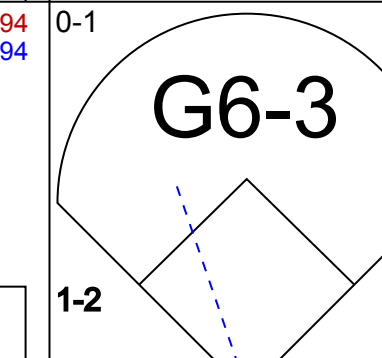
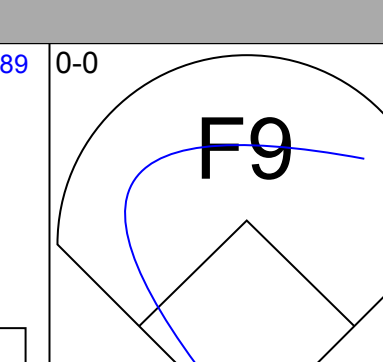
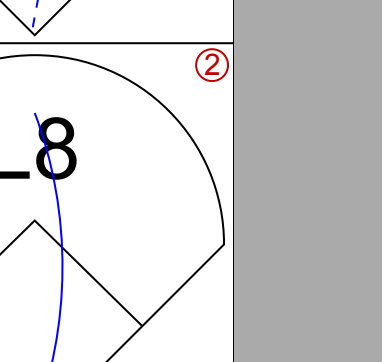
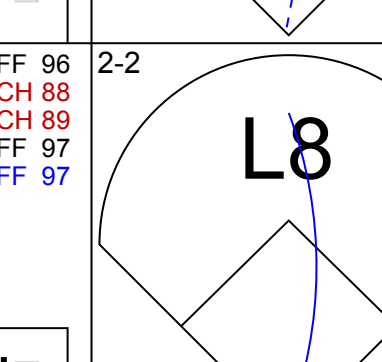

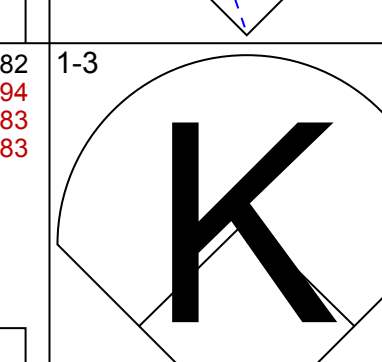
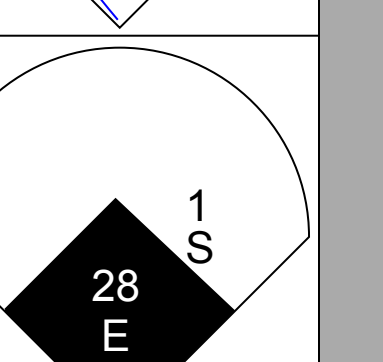
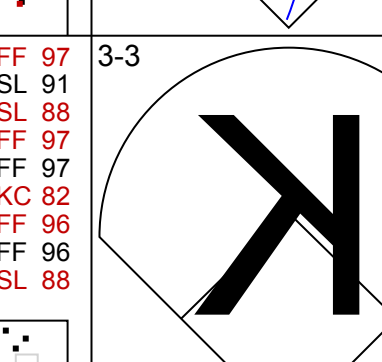
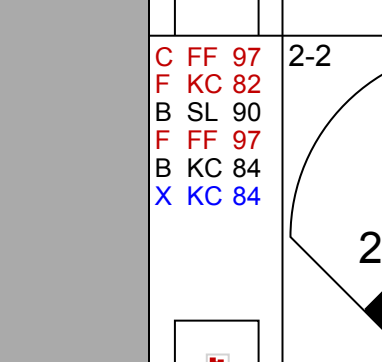
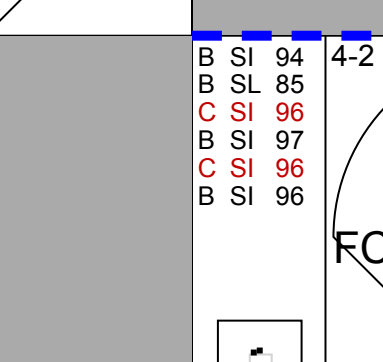
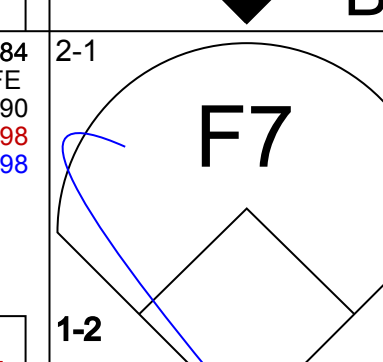
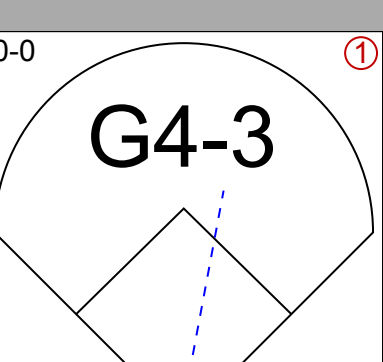
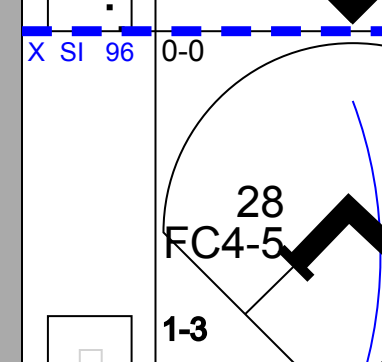
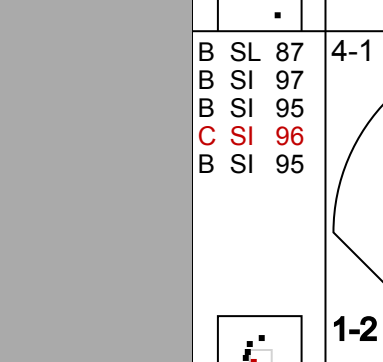
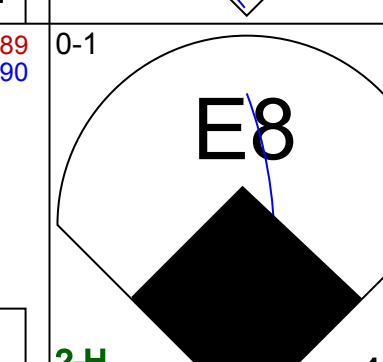
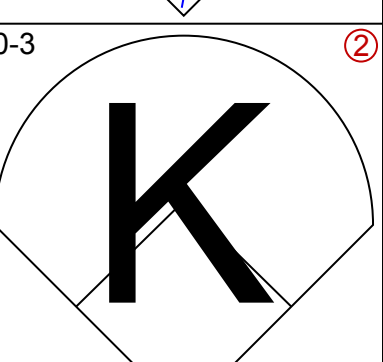
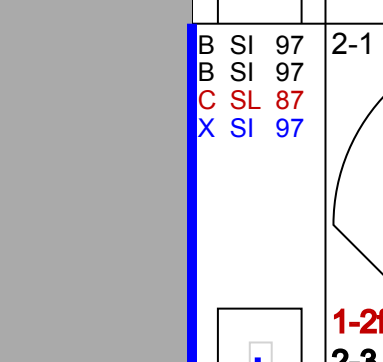
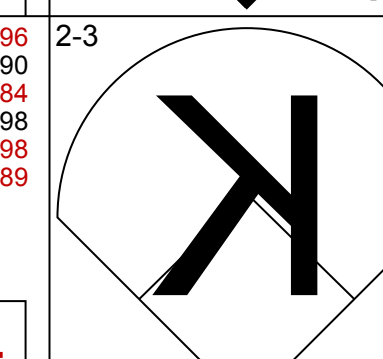
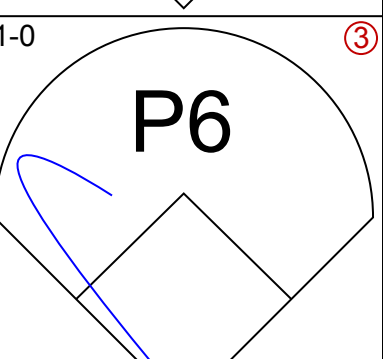
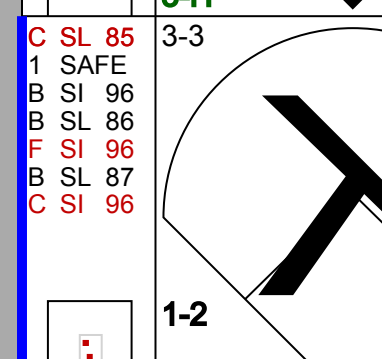
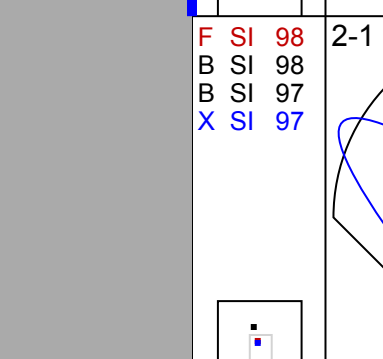
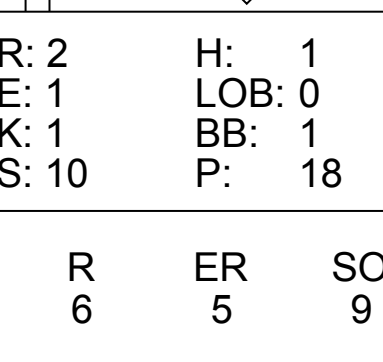
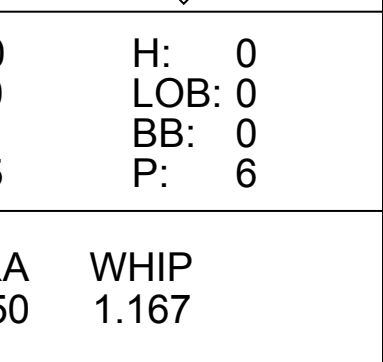
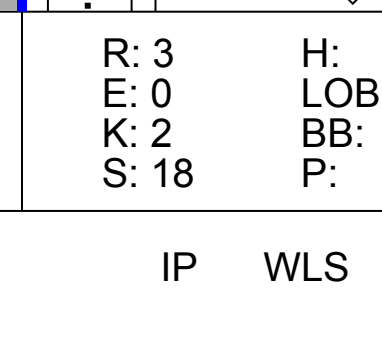
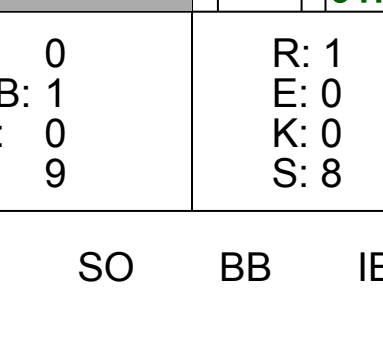
**San Diego Padres @ New York Yankees**  
 Yankee Stadium, Bronx, NY  
 Sat May 27 2023, 1:09 PM - 3:40 PM EDT  
 Att. 46,963 - Sunny - 72 F

livebaseballscores.com

AB 32  
 R 3  
 H 8  
 RBI 3  
 BB 1  
 SO 5  
 LOB 5

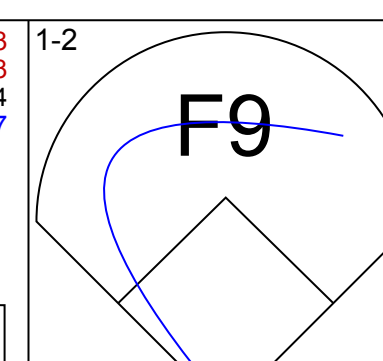
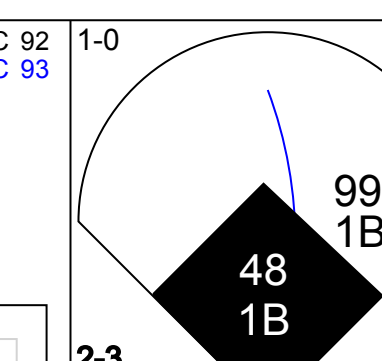
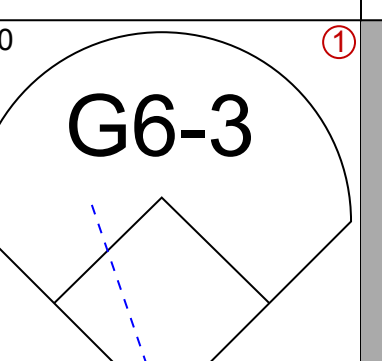
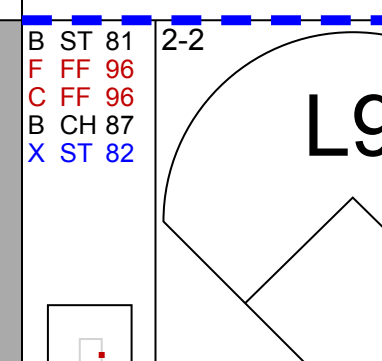
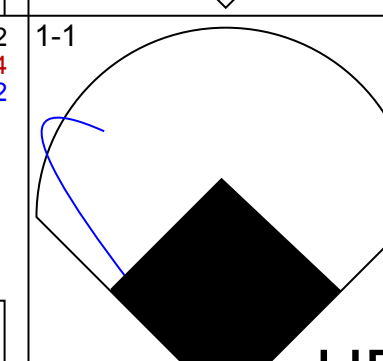
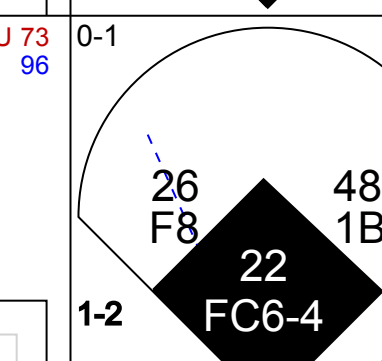
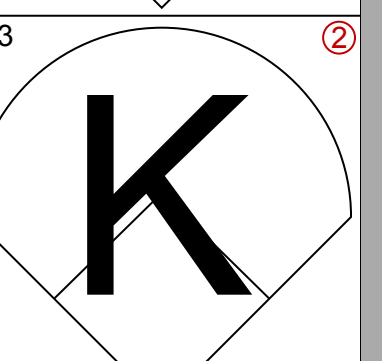
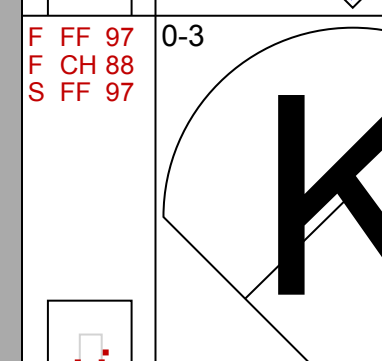
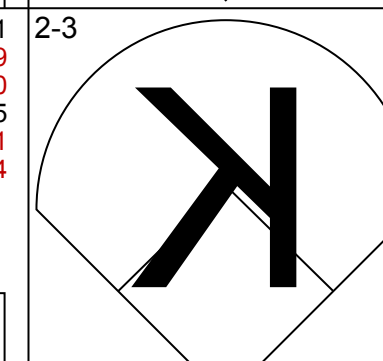
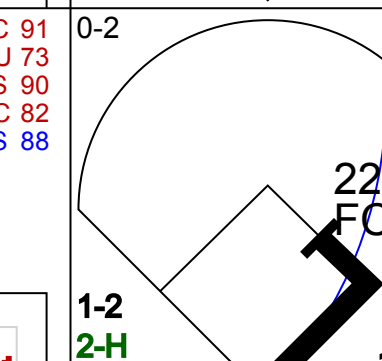
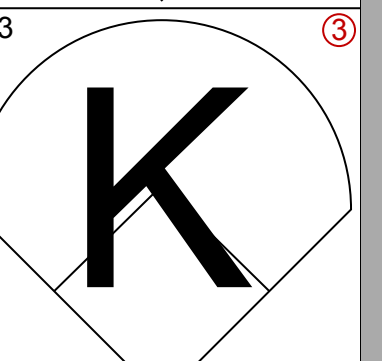
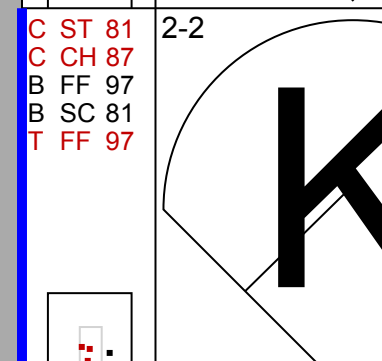
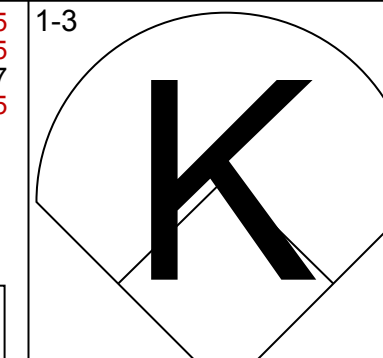
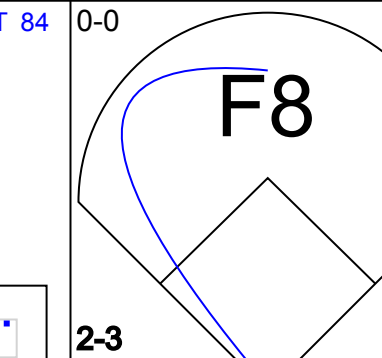



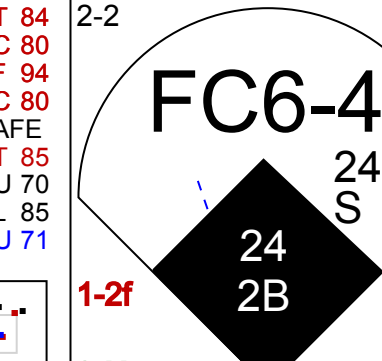
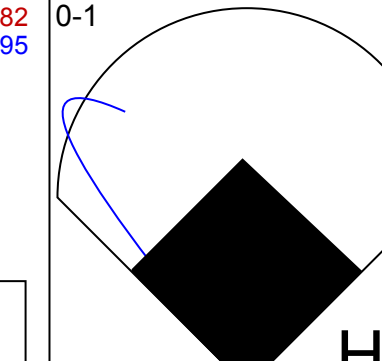
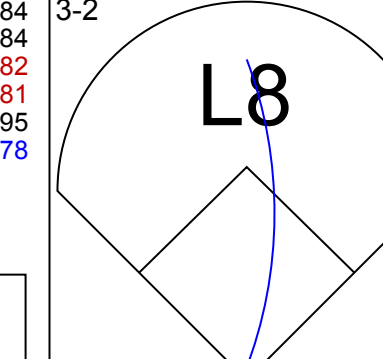
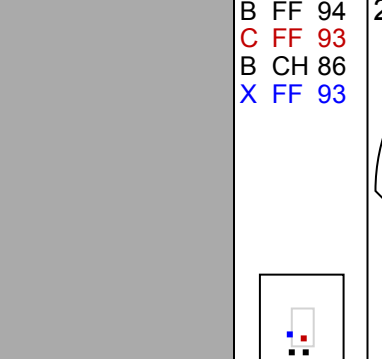
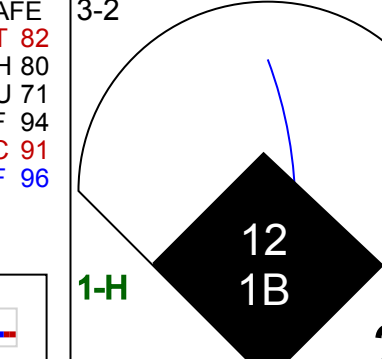
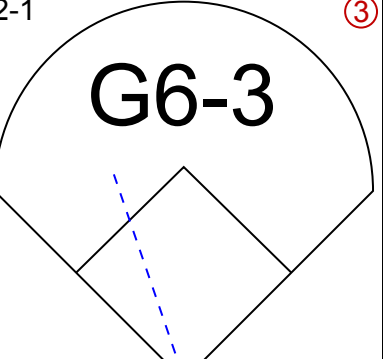
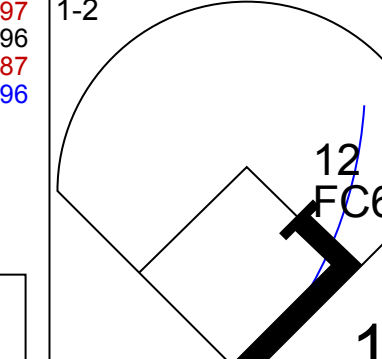
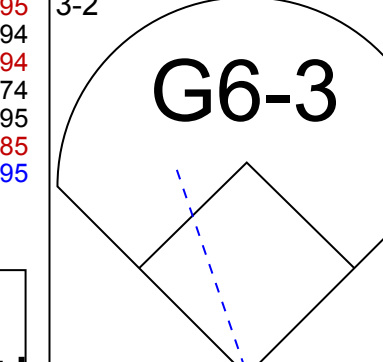
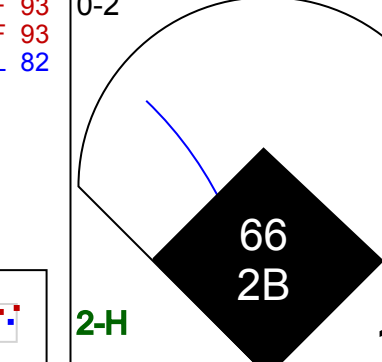

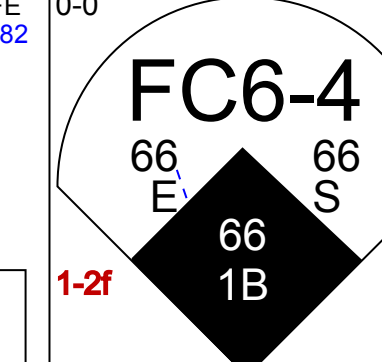

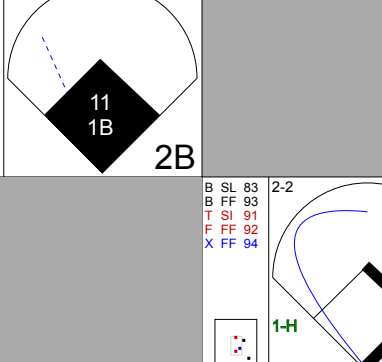

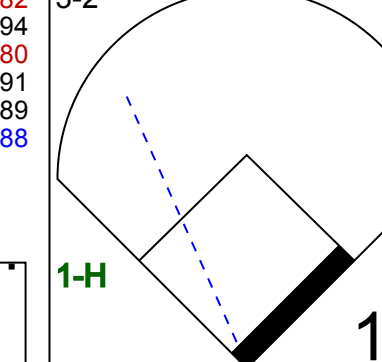

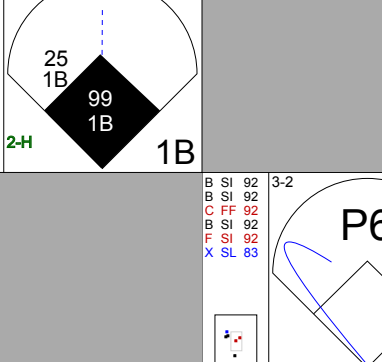

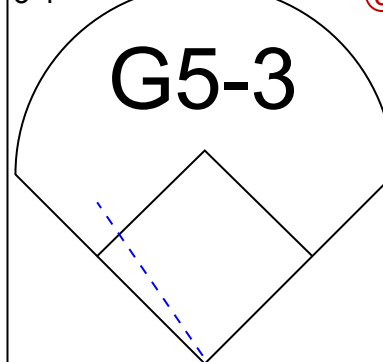
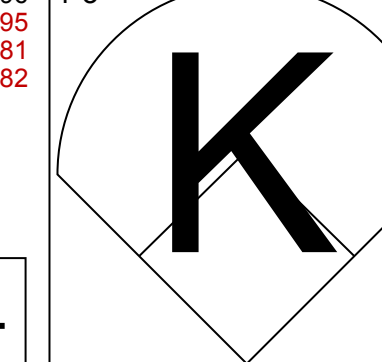
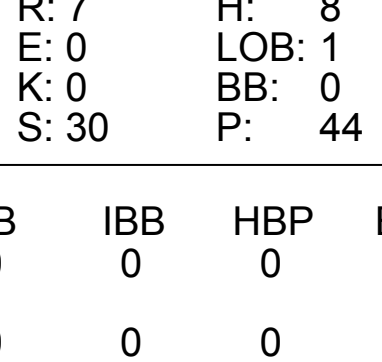
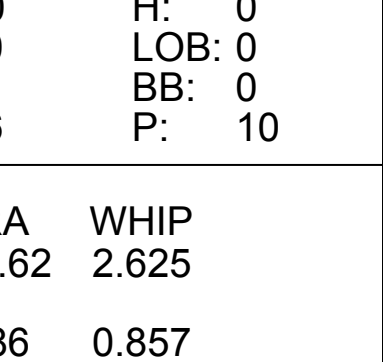
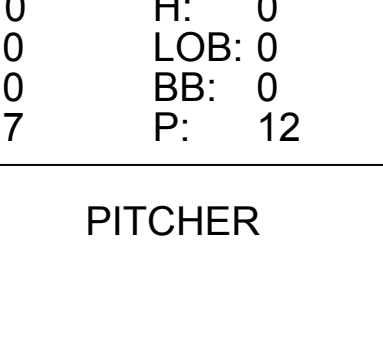
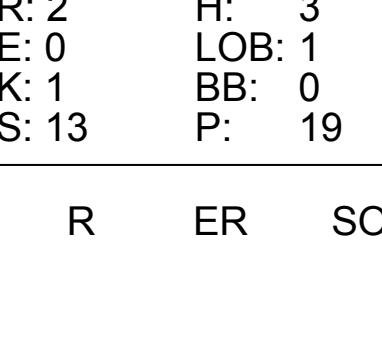

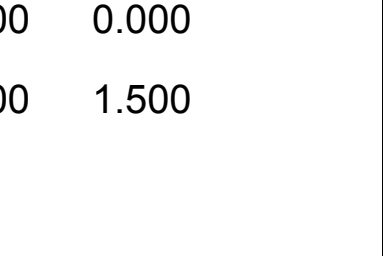






Batter	1	2	3	4	5	6	7	8	9	AB	R	H	RBI	BB	SO	LOB	TOP							
23 Fernando Tatis Jr., R OBP: 0.294, SLG: 0.472										4	0	0	0	1	2	2	<b>San Diego Padres @ New York Yankees</b> Yankee Stadium, Bronx, NY Sun May 28 2023, 1:40 PM - 4:20 PM EDT Att: 47,295 - Sunny - 76 F							
9 Jake Cronenworth, L OBP: 0.339, SLG: 0.392										3	1	1	1	0	2	1								
2 Xander Bogaerts, R OBP: 0.345, SLG: 0.397										4	0	0	0	0	2	2								
14 Matt Carpenter, L OBP: 0.303, SLG: 0.349										3	1	0	0	1	1	1								
24 Rougned Odor, L OBP: 0.289, SLG: 0.420										4	1	1	2	0	1	1								
7 Ha-Seong Kim, R OBP: 0.330, SLG: 0.382										2	3	1	0	2	1	0								
1 Trent Grisham, L OBP: 0.309, SLG: 0.358										3	0	1	0	1	0	1								
28 José Azocar, R OBP: 0.250, SLG: 0.277										3	1	1	2	0	1	1								
22 Juan Soto, L OBP: 0.422, SLG: 0.566										1	0	0	0	0	0	2								
26 Austin Nola, R OBP: 0.252, SLG: 0.182										2	0	0	0	0	1	0								
29 Brett Sullivan, L OBP: 0.184, SLG: 0.298										1	0	0	1	0	1	1								
<b>Inning Stats</b>	R: 1 H: 1 E: 0 K: 2 S: 12	H: 1 LOB: 0 BB: 0 P: 20	R: 2 H: 1 E: 1 K: 1 S: 10	H: 1 LOB: 0 BB: 1 P: 18	R: 0 H: 0 E: 0 K: 2 S: 9	H: 0 LOB: 0 BB: 0 P: 10	R: 0 H: 0 E: 0 K: 1 S: 11	H: 0 LOB: 0 BB: 0 P: 16	R: 0 H: 0 E: 0 K: 1 S: 5	H: 0 LOB: 0 BB: 0 P: 6	R: 0 H: 0 E: 0 K: 2 S: 7	H: 0 LOB: 1 BB: 1 P: 16	R: 3 H: 3 E: 0 K: 2 S: 18	H: 3 LOB: 1 BB: 1 P: 28	R: 0 H: 0 E: 0 K: 1 S: 6	H: 0 LOB: 1 BB: 0 P: 9	R: 1 H: 0 E: 0 K: 0 S: 8	H: 0 LOB: 1 BB: 2 P: 20	1B: 2 2B: 2 3B: 0 HR: 2	SF: 1 SAC: 0 DP: 1 HBP: 1	WP: 0 PB: 0 CS: 0	PA: 37		
<b>PITCHER</b>	IP WLS BF H R ER SO BB IBB HBP BLK WP HR S P ERA WHIP	IP WLS BF H R ER SO BB IBB HBP BLK WP HR S P ERA WHIP	IP WLS BF H R ER SO BB IBB HBP BLK WP HR S P ERA WHIP	IP WLS BF H R ER SO BB IBB HBP BLK WP HR S P ERA WHIP	IP WLS BF H R ER SO BB IBB HBP BLK WP HR S P ERA WHIP	IP WLS BF H R ER SO BB IBB HBP BLK WP HR S P ERA WHIP	IP WLS BF H R ER SO BB IBB HBP BLK WP HR S P ERA WHIP	IP WLS BF H R ER SO BB IBB HBP BLK WP HR S P ERA WHIP	IP WLS BF H R ER SO BB IBB HBP BLK WP HR S P ERA WHIP	IP WLS BF H R ER SO BB IBB HBP BLK WP HR S P ERA WHIP	IP WLS BF H R ER SO BB IBB HBP BLK WP HR S P ERA WHIP	IP WLS BF H R ER SO BB IBB HBP BLK WP HR S P ERA WHIP	IP WLS BF H R ER SO BB IBB HBP BLK WP HR S P ERA WHIP	IP WLS BF H R ER SO BB IBB HBP BLK WP HR S P ERA WHIP	IP WLS BF H R ER SO BB IBB HBP BLK WP HR S P ERA WHIP	IP WLS BF H R ER SO BB IBB HBP BLK WP HR S P ERA WHIP	IP WLS BF H R ER SO BB IBB HBP BLK WP HR S P ERA WHIP	IP WLS BF H R ER SO BB IBB HBP BLK WP HR S P ERA WHIP	IP WLS BF H R ER SO BB IBB HBP BLK WP HR S P ERA WHIP	IP WLS BF H R ER SO BB IBB HBP BLK WP HR S P ERA WHIP	IP WLS BF H R ER SO BB IBB HBP BLK WP HR S P ERA WHIP	IP WLS BF H R ER SO BB IBB HBP BLK WP HR S P ERA WHIP	IP WLS BF H R ER SO BB IBB HBP BLK WP HR S P ERA WHIP	IP WLS BF H R ER SO BB IBB HBP BLK WP HR S P ERA WHIP

AB	30
R	7
H	5
RBI	6
BB	5
SO	12
LOB	12



Batter	1	2	3	4	5	6	7	8	9	AB	R	H	RBI	BB	SO	LOB	BOTTOM						
25 Gleyber Torres, R OBP: 0.344, SLG: 0.449										4	1	1	0	0	0	0	<b>San Diego Padres @ New York Yankees</b> Yankee Stadium, Bronx, NY Sun May 28 2023, 1:40 PM - 4:20 PM EDT Att: 47,295 - Sunny - 76 F						
99 Aaron Judge, R OBP: 0.398, SLG: 0.633										4	2	2	2	0	2	0							
48 Anthony Rizzo, L OBP: 0.376, SLG: 0.505										3	0	1	1	0	2	0							
30 Greg Allen, S OBP: 0.200, SLG: 0.600										1	0	0	0	0	1	0							
26 DJ LeMahieu, R OBP: 0.320, SLG: 0.417										4	0	0	0	0	2	2							
22 Harrison Bader, R OBP: 0.280, SLG: 0.500										4	2	1	2	0	0	1							
24 Willie Calhoun, L OBP: 0.320, SLG: 0.385										4	1	2	1	0	0	0							
95 Oswaldo Cabrera, S OBP: 0.253, SLG: 0.302										0	0	0	0	0	0	0							
12 Isiah Kiner-Falefa, R OBP: 0.299, SLG: 0.347										4	2	1	1	0	0	1							
66 Kyle Higashioka, R OBP: 0.299, SLG: 0.380										4	1	3	2	0	0	0							
11 Anthony Volpe, R OBP: 0.279, SLG: 0.354										4	1	1	1	0	1	2							
<b>Inning Stats</b>	R: 1 H: 1 E: 0 K: 2 S: 12	H: 1 LOB: 0 BB: 0 P: 17	R: 0 H: 0 E: 0 K: 0 S: 9	H: 0 LOB: 0 BB: 0 P: 16	R: 7 H: 8 E: 0 K: 0 S: 30	H: 8 LOB: 1 BB: 0 P: 44	R: 0 H: 0 E: 0 K: 2 S: 8	H: 0 LOB: 0 BB: 0 P: 12	R: 0 H: 0 E: 0 K: 1 S: 6	H: 0 LOB: 0 BB: 0 P: 10	R: 0 H: 0 E: 0 K: 0 S: 7	H: 0 LOB: 0 BB: 0 P: 12	R: 0 H: 0 E: 0 K: 2 S: 9	H: 0 LOB: 0 BB: 0 P: 13	R: 2 H: 3 E: 0 K: 1 S: 13	H: 3 LOB: 1 BB: 0 P: 19	1B: 7 2B: 3 3B: 0 HR: 2	SF: 0 SAC: 0 DP: 0 HBP: 0	WP: 0 PB: 0 CS: 0	PA: 36			
<b>PITCHER</b>	IP WLS BF H R ER SO BB IBB HBP BLK WP HR S P ERA WHIP	IP WLS BF H R ER SO BB IBB HBP BLK WP HR S P ERA WHIP	IP WLS BF H R ER SO BB IBB HBP BLK WP HR S P ERA WHIP	IP WLS BF H R ER SO BB IBB HBP BLK WP HR S P ERA WHIP	IP WLS BF H R ER SO BB IBB HBP BLK WP HR S P ERA WHIP	IP WLS BF H R ER SO BB IBB HBP BLK WP HR S P ERA WHIP	IP WLS BF H R ER SO BB IBB HBP BLK WP HR S P ERA WHIP	IP WLS BF H R ER SO BB IBB HBP BLK WP HR S P ERA WHIP	IP WLS BF H R ER SO BB IBB HBP BLK WP HR S P ERA WHIP	IP WLS BF H R ER SO BB IBB HBP BLK WP HR S P ERA WHIP	IP WLS BF H R ER SO BB IBB HBP BLK WP HR S P ERA WHIP	IP WLS BF H R ER SO BB IBB HBP BLK WP HR S P ERA WHIP	IP WLS BF H R ER SO BB IBB HBP BLK WP HR S P ERA WHIP	IP WLS BF H R ER SO BB IBB HBP BLK WP HR S P ERA WHIP	IP WLS BF H R ER SO BB IBB HBP BLK WP HR S P ERA WHIP	IP WLS BF H R ER SO BB IBB HBP BLK WP HR S P ERA WHIP	IP WLS BF H R ER SO BB IBB HBP BLK WP HR S P ERA WHIP	IP WLS BF H R ER SO BB IBB HBP BLK WP HR S P ERA WHIP	IP WLS BF H R ER SO BB IBB HBP BLK WP HR S P ERA WHIP	IP WLS BF H R ER SO BB IBB HBP BLK WP HR S P ERA WHIP	IP WLS BF H R ER SO BB IBB HBP BLK WP HR S P ERA WHIP	IP WLS BF H R ER SO BB IBB HBP BLK WP HR S P ERA WHIP	IP WLS BF H R ER SO BB IBB HBP BLK WP HR S P ERA WHIP

AB	36
R	10
H	12
RBI	10
BB	0
SO	8
LOB	6









Batter	1	2	3	4	5	6	7	8	9	AB R H RBI BB SO LOB	TOP												
7 Ha-Seong Kim, R (1.5) OBP: 0.335, SLG: 0.377	G6-3		E5			G5-4-3			K	3 0 0 0 1 1 0	<b>San Diego Padres @ Miami Marlins</b> loanDepot park, Miami, FL Wed May 31 2023, 6:42 PM - 9:05 PM EDT Att. 11,773 - Roof Closed - 72 F												
23 Fernando Tatis Jr., R (1.9) OBP: 0.250, SLG: 0.453	K		PO	G6-3		G5-4-3			K	4 0 0 0 0 2 1													
22 Juan Soto, L (1.7) OBP: 0.424, SLG: 0.500	K			G6-3			F7			3 0 0 0 0 1 0													
2 Xander Bogaerts, R (1.6) OBP: 0.346, SLG: 0.396		G6-3					L4			3 0 1 0 0 0 0													
16 Brandon Dixon, R (1.3) OBP: 0.297, SLG: 0.333		G4-3			1B					3 0 0 0 0 2 1													
9 Jake Cronenworth, L (1.4) OBP: 0.326, SLG: 0.374										3 0 0 0 0 2 0													
32 Nelson Cruz, R (1.10) OBP: 0.270, SLG: 0.381										3 0 0 0 0 2 0													
99 Gary Sánchez, R (1.2) OBP: 0.214, SLG: 0.462										3 1 1 1 0 1 0													
1 Trent Grisham, L (1.8) OBP: 0.317, SLG: 0.357										3 0 0 0 0 2 0													
HR																							
<b>Inning Stats</b>	R: 0 H: 0 E: 0 K: 2 S: 9	H: 0 LOB: 0 BB: 0 P: 10	R: 0 H: 0 E: 0 K: 0 S: 7	H: 0 LOB: 0 BB: 0 P: 9	R: 1 H: 1 E: 1 K: 1 S: 13	H: 1 LOB: 0 BB: 0 P: 20	R: 0 H: 1 E: 0 K: 1 S: 8	H: 1 LOB: 1 BB: 0 P: 11	R: 0 H: 0 E: 0 K: 1 S: 12	H: 0 LOB: 0 BB: 0 P: 16	R: 0 H: 0 E: 0 K: 1 S: 8	H: 0 LOB: 0 BB: 1 P: 15	R: 0 H: 0 E: 0 K: 1 S: 7	H: 0 LOB: 0 BB: 0 P: 9	R: 0 H: 0 E: 0 K: 2 S: 9	H: 0 LOB: 0 BB: 0 P: 14	R: 0 H: 0 E: 0 K: 3 S: 12	H: 0 LOB: 0 BB: 0 P: 19	1B: 1 2B: 0 3B: 0 HR: 1	SF: 0 SAC: 0 DP: 1 HBP: 0	WP: 0 PB: 0 SB: 1 CS: 0	PA: 30	
<b>PITCHER</b>	IP WLS BF H R ER SO BB IBB HBP BLK WP HR S P ERA WHIP											IP WLS BF H R ER SO BB IBB HBP BLK WP HR S P ERA WHIP											
29 Braxton Garrett, L (1.1) ERA: 4.22	5.1 19 2 1 1 7 1 0 0 0 0 1 56 79 1.69 0.562											31 Hussar Brazoban, R (6.1) ERA: 3.6	2.2 7 0 0 0 3 0 0 0 0 0 0 17 25 0.00 0.000										
48 Steven Okert, L (9.1) ERA: 2.08	1.0 W 3 0 0 0 3 0 0 0 0 0 0 0 12 19 0.00 0.000																						

AB	28
R	1
H	2
RBI	1
BB	1
SO	13
LOB	2



Batter	1	2	3	4	5	6	7	8	9	AB R H RBI BB SO LOB	BOTTOM												
14 Bryan De La Cruz, R (1.7) OBP: 0.350, SLG: 0.460	K		G6-3			WP		FC5		3 0 0 0 1 1 2	<b>San Diego Padres @ Miami Marlins</b> loanDepot park, Miami, FL Wed May 31 2023, 6:42 PM - 9:05 PM EDT Att. 11,773 - Roof Closed - 72 F												
12 Jorge Soler, R (1.10) OBP: 0.333, SLG: 0.550	K									2 0 0 0 2 2 1													
3 Luis Arraez, L (1.4) OBP: 0.438, SLG: 0.466										3 0 2 0 1 0 3													
10 Yuli Gurriel, R (1.3) OBP: 0.350, SLG: 0.419										3 1 0 0 1 0 5													
5 Jon Berti, R (1.6) OBP: 0.322, SLG: 0.340										2 0 0 0 0 1 2													
18 Joey Wendle, L (7, PH) OBP: 0.254, SLG: 0.283										1 0 0 0 0 1 0													
9 Jean Segura, R (1.5) OBP: 0.287, SLG: 0.235										4 1 2 1 0 1 0													
4 Nick Fortes, R (1.2) OBP: 0.282, SLG: 0.333										4 0 1 1 0 0 1													
1 Garrett Hampson, R (1.9) OBP: 0.298, SLG: 0.352										2 0 0 0 0 1 0													
7 Jesús Sánchez, L (8, PH) OBP: 0.330, SLG: 0.553										1 0 1 0 0 0 0													
49 Jonathan Davis, R (1.8) OBP: 0.407, SLG: 0.542										2 0 0 0 0 1 0													
<b>Inning Stats</b>	R: 0 H: 1 E: 0 K: 2 S: 13	H: 0 LOB: 0 BB: 0 P: 20	R: 0 H: 0 E: 0 K: 2 S: 10	H: 0 LOB: 0 BB: 0 P: 12	R: 0 H: 0 E: 0 K: 1 S: 11	H: 0 LOB: 0 BB: 0 P: 18	R: 0 H: 1 E: 0 K: 0 S: 8	H: 1 LOB: 1 BB: 0 P: 17	R: 0 H: 0 E: 0 K: 0 S: 3	H: 0 LOB: 0 BB: 0 P: 4	R: 0 H: 0 E: 0 K: 2 S: 15	H: 0 LOB: 2 BB: 2 P: 26	R: 0 H: 0 E: 0 K: 1 S: 8	H: 0 LOB: 0 BB: 0 P: 13	R: 0 H: 1 E: 1 K: 0 S: 9	H: 1 LOB: 2 BB: 1 P: 15	R: 2 H: 2 E: 0 K: 0 S: 9	H: 2 LOB: 1 BB: 1 P: 18	1B: 6 2B: 0 3B: 0 HR: 0	SF: 0 SAC: 2 DP: 3 HBP: 0	WP: 1 PB: 0 SB: 1 CS: 0	PA: 34	
<b>PITCHER</b>	IP WLS BF H R ER SO BB IBB HBP BLK WP HR S P ERA WHIP											IP WLS BF H R ER SO BB IBB HBP BLK WP HR S P ERA WHIP											
4 Blake Snell, L (1.1) ERA: 4.5	6.0 3 0 0 0 1 0 0 0 0 0 0 0 8 13 0.00 0.000											36 Steven Wilson, R (7.1) ERA: 2.73	1.0 H 3 0 0 0 1 0 0 0 0 0 0 0 9 15 0.00 2.000										
21 Nick Martinez, R (8.1) ERA: 2.7	1.0 H 5 1 0 0 0 1 0 0 0 0 0 0 9 15 0.00 2.000											71 Josh Hader, L (9.1) ERA: 1.61	0.1 L 4 2 2 2 0 1 0 0 0 0 0 0 9 18 54.00 9.000										

AB	27
R	2
H	6
RBI	2
BB	5
SO	8
LOB	14





Batter	1	2	3	4	5	6	7	8	9	AB	R	H	RBI	BB	SO	LOB	TOP						
7 Ha-Seong Kim, R (1, 5) OBP: 0.337, SLG: 0.380										4	2	1	0	1	1	0	<b>San Diego Padres @ Miami Marlins</b> loanDepot park, Miami, FL Thu Jun 01 2023, 1:13 PM - 3:38 PM EDT Att: 8,405 - Roof Closed - 72 F						
23 Fernando Tatis Jr., R (1, 9) OBP: 0.365, SLG: 0.451										4	2	3	4	1	0	0							
22 Juan Soto, L (1, 7) OBP: 0.421, SLG: 0.492 1 Trent Grisham, L (7, 8) OBP: 0.315, SLG: 0.355										3	0	0	0	0	3	2							
2 Xander Bogaerts, R (1, 6) OBP: 0.345, SLG: 0.398 24 Rougned Odor, L (8, 5) OBP: 0.292, SLG: 0.400										4	1	1	0	0	1	2							
16 Brandon Dixon, R (1, 3) OBP: 0.310, SLG: 0.378										4	1	2	2	0	1	2							
9 Jake Cronenworth, L (1, 4) OBP: 0.355, SLG: 0.371										4	1	1	1	0	2	2							
99 Gary Sánchez, R (1, 10) OBP: 0.278, SLG: 0.647										4	2	2	3	0	1	1							
28 José Azocar, R (1, 8) (7, 7) OBP: 0.250, SLG: 0.275										4	0	1	0	0	2	0							
26 Austin Nola, R (1, 2) OBP: 0.242, SLG: 0.173										4	1	0	0	0	0	2							
<b>Inning Stats</b>	R: 0 K: 2 S: 8	H: 0 LOB: 0 BB: 14	R: 0 K: 3 S: 10	H: 0 LOB: 0 BB: 18	R: 0 K: 0 S: 6	H: 0 LOB: 0 BB: 8	R: 2 K: 1 S: 13	H: 2 LOB: 1 BB: 16	R: 1 K: 1 S: 12	H: 1 LOB: 0 BB: 22	R: 7 K: 2 S: 26	H: 6 LOB: 1 BB: 48	R: 0 K: 1 S: 9	H: 1 LOB: 1 BB: 18	R: 0 K: 1 S: 7	H: 0 LOB: 0 BB: 10		R: 0 K: 0 S: 3	H: 1 LOB: 1 BB: 7	1B: 4 2B: 6 3B: 0 HR: 1	SF: 1 SAC: 0 DP: 1 HBP: 2	WP: 0 PB: 0 SB: 3 CS: 0	PA: 41
<b>PITCHER</b>	IP: 5.1 WLS: L BF: 22 ERA: 4.05	H: 4 R: 5 ER: 2 SO: 8	H: 4 R: 2 ER: 3 SO: 3	H: 5 R: 3 ER: 0 SO: 0	H: 0 R: 0 ER: 0 SO: 0	H: 0 R: 0 ER: 0 SO: 0	BB: 1 IBB: 0 HBP: 1 BLK: 0	BB: 0 IBB: 0 HBP: 0 BLK: 0	BB: 0 IBB: 0 HBP: 0 BLK: 0	BB: 0 IBB: 0 HBP: 0 BLK: 0	BB: 0 IBB: 0 HBP: 0 BLK: 0	BB: 0 IBB: 0 HBP: 0 BLK: 0	BB: 0 IBB: 0 HBP: 0 BLK: 0	BB: 0 IBB: 0 HBP: 0 BLK: 0	BB: 0 IBB: 0 HBP: 0 BLK: 0	BB: 0 IBB: 0 HBP: 0 BLK: 0	BB: 0 IBB: 0 HBP: 0 BLK: 0	BB: 0 IBB: 0 HBP: 0 BLK: 0	BB: 0 IBB: 0 HBP: 0 BLK: 0	WP: 0 HR: 0 S: 14 P: 27	ERA: 8.44 WHIP: 15.000	ERA: 11.57 WHIP: 0.857	ERA: 0.00 WHIP: 1.000

Batter	1	2	3	4	5	6	7	8	9	AB	R	H	RBI	BB	SO	LOB	BOTTOM						
3 Luis Arraez, L (1, 4) OBP: 0.437, SLG: 0.466 1 Garrett Hampson, R (8, 4) OBP: 0.296, SLG: 0.349										2	0	1	1	0	0	0	<b>San Diego Padres @ Miami Marlins</b> loanDepot park, Miami, FL Thu Jun 01 2023, 1:13 PM - 3:38 PM EDT Att: 8,405 - Roof Closed - 72 F						
12 Jorge Soler, R (1, 10) OBP: 0.333, SLG: 0.546 58 Jacob Stallings, R (8, PH) OBP: 0.222, SLG: 0.210										3	0	1	0	0	0	1							
14 Bryan De La Cruz, R (1, 7) OBP: 0.349, SLG: 0.456										4	0	1	0	0	1	1							
7 Jesús Sánchez, L (1, 9) OBP: 0.361, SLG: 0.533										4	0	0	0	0	0	3							
10 Yuli Gurriel, R (1, 3) OBP: 0.340, SLG: 0.406										4	0	0	0	0	1	2							
4 Nick Fortes, R (1, 2) OBP: 0.283, SLG: 0.327										2	0	0	0	1	0	0							
9 Jean Segura, R (1, 5) OBP: 0.262, SLG: 0.231 5 Jon Berti, R (8, 5) OBP: 0.322, SLG: 0.340										3	0	0	0	0	1	1							
49 Jonathan Davis, R (1, 8) OBP: 0.400, SLG: 0.500										2	1	0	0	1	0	0							
18 Joey Wendle, L (1, 6) OBP: 0.274, SLG: 0.291										2	0	1	0	1	1	0							
<b>Inning Stats</b>	R: 0 K: 0 S: 7	H: 0 LOB: 0 BB: 9	R: 0 K: 0 S: 7	H: 0 LOB: 1 BB: 13	R: 1 K: 0 S: 9	H: 0 LOB: 2 BB: 18	R: 0 K: 0 S: 9	H: 0 LOB: 0 BB: 10	R: 0 K: 2 S: 9	H: 3 LOB: 0 BB: 14	R: 0 K: 1 S: 12	H: 0 LOB: 2 BB: 16	R: 0 K: 0 S: 10	H: 0 LOB: 0 BB: 13	R: 0 K: 1 S: 9	H: 1 LOB: 0 BB: 10		R: 0 K: 1 S: 11	H: 0 LOB: 0 BB: 16	1B: 4 2B: 0 3B: 0 HR: 0	SF: 1 SAC: 0 DP: 2 HBP: 0	WP: 0 PB: 0 SB: 1 CS: 0	PA: 32
<b>PITCHER</b>	IP: 6.0 WLS: W BF: 23 ERA: 4.71	H: 3 R: 1 ER: 0 SO: 3	H: 1 R: 0 ER: 0 SO: 1	H: 0 R: 0 ER: 0 SO: 1	H: 0 R: 0 ER: 0 SO: 1	H: 0 R: 0 ER: 0 SO: 0	BB: 3 IBB: 0 HBP: 0 BLK: 0	BB: 0 IBB: 0 HBP: 0 BLK: 0	BB: 0 IBB: 0 HBP: 0 BLK: 0	BB: 0 IBB: 0 HBP: 0 BLK: 0	BB: 0 IBB: 0 HBP: 0 BLK: 0	BB: 0 IBB: 0 HBP: 0 BLK: 0	BB: 0 IBB: 0 HBP: 0 BLK: 0	BB: 0 IBB: 0 HBP: 0 BLK: 0	BB: 0 IBB: 0 HBP: 0 BLK: 0	BB: 0 IBB: 0 HBP: 0 BLK: 0	BB: 0 IBB: 0 HBP: 0 BLK: 0	BB: 0 IBB: 0 HBP: 0 BLK: 0	BB: 0 IBB: 0 HBP: 0 BLK: 0	WP: 0 HR: 0 S: 19 P: 23	ERA: 0.00 WHIP: 0.500	WP: 0 HR: 0 S: 11 P: 16	ERA: 0.00 WHIP: 0.000

livebaseballscorecards.com

AB 36  
R 10  
H 11  
RBI 10  
BB 2  
SO 11  
LOB 12

livebaseballscorecards.com

AB 28  
R 1  
H 4  
RBI 1  
BB 3  
SO 5  
LOB 10



Batter	1	2	3	4	5	6	7	8	9	AB	R	H	RBI	BB	SO	LOB	TOP								
2 Nico Hoerner, R OBP: 0.339, SLG: 0.394										3	1	1	0	1	0	0	<b>Chicago Cubs @ San Diego Padres</b> Petco Park, San Diego, CA Fri Jun 02 2023, 6:45 PM - 9:27 PM PDT Att: 43,593 - Partly Cloudy - 66 F								
7 Dansby Swanson, R OBP: 0.368, SLG: 0.433										4	1	3	1	0	1	1									
8 Ian Happ, S OBP: 0.388, SLG: 0.409										4	0	0	1	0	2	3									
27 Seiya Suzuki, R OBP: 0.382, SLG: 0.477										3	0	0	0	1	2	3									
40 Mike Tauchman, L OBP: 0.477, SLG: 0.364										2	0	0	0	2	1	1									
5 Christopher Mearl, R OBP: 0.329, SLG: 0.689										3	0	0	0	1	1	1									
36 Trey Mancini, R OBP: 0.320, SLG: 0.338										4	0	0	0	0	4	3									
16 Patrick Wisdom, R OBP: 0.293, SLG: 0.512										4	0	0	0	0	1	3									
15 Yan Gomes, R OBP: 0.287, SLG: 0.430										3	0	0	0	0	1	2									
<b>Inning Stats</b>	R: 0 E: 0 K: 2 S: 13	H: 0 LOB: 1 BB: 1 P: 20	R: 0 E: 0 K: 3 S: 14	H: 0 LOB: 1 BB: 1 P: 21	R: 1 E: 0 K: 1 S: 11	H: 2 LOB: 1 BB: 0 P: 16	R: 0 E: 0 K: 1 S: 14	H: 0 LOB: 2 BB: 2 P: 25	R: 1 E: 0 K: 1 S: 13	H: 1 LOB: 0 BB: 1 P: 22	R: 0 E: 0 K: 2 S: 9	H: 0 LOB: 0 BB: 0 P: 15	R: 0 E: 0 K: 0 S: 7	H: 0 LOB: 0 BB: 0 P: 9	R: 0 E: 0 K: 2 S: 11	H: 1 LOB: 1 BB: 0 P: 19	R: 0 E: 0 K: 1 S: 9	H: 0 LOB: 0 BB: 0 P: 12	1B: 3 2B: 0 3B: 0 HR: 1	SF: 0 SAC: 0 DP: 0 HBP: 0	WP: 0 PB: 0 SB: 0 CS: 1	PA: 36			
<b>PITCHER</b>	IP WLS BF H R ER SO BB IBB HBP BLK WP HR S P ERA WHIP	IP WLS BF H R ER SO BB IBB HBP BLK WP HR S P ERA WHIP	IP WLS BF H R ER SO BB IBB HBP BLK WP HR S P ERA WHIP	IP WLS BF H R ER SO BB IBB HBP BLK WP HR S P ERA WHIP	IP WLS BF H R ER SO BB IBB HBP BLK WP HR S P ERA WHIP	IP WLS BF H R ER SO BB IBB HBP BLK WP HR S P ERA WHIP	IP WLS BF H R ER SO BB IBB HBP BLK WP HR S P ERA WHIP	IP WLS BF H R ER SO BB IBB HBP BLK WP HR S P ERA WHIP	IP WLS BF H R ER SO BB IBB HBP BLK WP HR S P ERA WHIP	IP WLS BF H R ER SO BB IBB HBP BLK WP HR S P ERA WHIP	IP WLS BF H R ER SO BB IBB HBP BLK WP HR S P ERA WHIP	IP WLS BF H R ER SO BB IBB HBP BLK WP HR S P ERA WHIP	IP WLS BF H R ER SO BB IBB HBP BLK WP HR S P ERA WHIP	IP WLS BF H R ER SO BB IBB HBP BLK WP HR S P ERA WHIP	IP WLS BF H R ER SO BB IBB HBP BLK WP HR S P ERA WHIP	IP WLS BF H R ER SO BB IBB HBP BLK WP HR S P ERA WHIP	IP WLS BF H R ER SO BB IBB HBP BLK WP HR S P ERA WHIP	IP WLS BF H R ER SO BB IBB HBP BLK WP HR S P ERA WHIP	IP WLS BF H R ER SO BB IBB HBP BLK WP HR S P ERA WHIP	IP WLS BF H R ER SO BB IBB HBP BLK WP HR S P ERA WHIP	IP WLS BF H R ER SO BB IBB HBP BLK WP HR S P ERA WHIP	IP WLS BF H R ER SO BB IBB HBP BLK WP HR S P ERA WHIP	IP WLS BF H R ER SO BB IBB HBP BLK WP HR S P ERA WHIP	IP WLS BF H R ER SO BB IBB HBP BLK WP HR S P ERA WHIP	IP WLS BF H R ER SO BB IBB HBP BLK WP HR S P ERA WHIP

AB	30
R	2
H	4
RBI	2
BB	5
SO	13
LOB	17



Batter	1	2	3	4	5	6	7	8	9	AB	R	H	RBI	BB	SO	LOB	BOTTOM								
2 Xander Bogaerts, R OBP: 0.343, SLG: 0.395										4	0	1	1	0	0	2	<b>Chicago Cubs @ San Diego Padres</b> Petco Park, San Diego, CA Fri Jun 02 2023, 6:45 PM - 9:27 PM PDT Att: 43,593 - Partly Cloudy - 66 F								
23 Fernando Tatis Jr., R OBP: 0.394, SLG: 0.475											4	0	1	0	0	1		3							
22 Juan Soto, L OBP: 0.419, SLG: 0.484											3	0	0	0	1	2		1							
13 Manny Machado, R OBP: 0.276, SLG: 0.363											4	0	0	0	0	2		3							
9 Jake Cronenworth, L OBP: 0.319, SLG: 0.364											4	0	0	0	0	2		0							
99 Gary Sánchez, R OBP: 0.238, SLG: 0.550											3	0	0	0	0	1		0							
14 Matt Carpenter, L OBP: 0.300, SLG: 0.359											3	0	0	0	0	1		0							
24 Rougned Odor, L OBP: 0.303, SLG: 0.420											3	1	2	0	0	0		0							
7 Ha-Seong Kim, R OBP: 0.337, SLG: 0.380											2	0	0	0	1	1	1								
1 Trent Grisham, L OBP: 0.316, SLG: 0.351																									
<b>Inning Stats</b>	R: 0 E: 0 K: 0 S: 6	H: 0 LOB: 0 BB: 0 P: 7	R: 0 E: 0 K: 1 S: 9	H: 0 LOB: 0 BB: 0 P: 12	R: 0 E: 0 K: 1 S: 11	H: 0 LOB: 0 BB: 0 P: 18	R: 0 E: 0 K: 1 S: 9	H: 1 LOB: 1 BB: 0 P: 10	R: 0 E: 0 K: 0 S: 13	H: 0 LOB: 0 BB: 1 P: 16	R: 1 E: 0 K: 0 S: 11	H: 2 LOB: 2 BB: 1 P: 20	R: 0 E: 0 K: 3 S: 13	H: 0 LOB: 0 BB: 0 P: 15	R: 0 E: 1 K: 1 S: 6	H: 1 LOB: 2 BB: 1 P: 12	R: 0 E: 0 K: 3 S: 9	H: 0 LOB: 0 BB: 0 P: 13	1B: 3 2B: 1 3B: 0 HR: 0	SF: 0 SAC: 0 DP: 1 HBP: 0	WP: 0 PB: 0 SB: 0 CS: 0	PA: 32			
<b>PITCHER</b>	IP WLS BF H R ER SO BB IBB HBP BLK WP HR S P ERA WHIP	IP WLS BF H R ER SO BB IBB HBP BLK WP HR S P ERA WHIP	IP WLS BF H R ER SO BB IBB HBP BLK WP HR S P ERA WHIP	IP WLS BF H R ER SO BB IBB HBP BLK WP HR S P ERA WHIP	IP WLS BF H R ER SO BB IBB HBP BLK WP HR S P ERA WHIP	IP WLS BF H R ER SO BB IBB HBP BLK WP HR S P ERA WHIP	IP WLS BF H R ER SO BB IBB HBP BLK WP HR S P ERA WHIP	IP WLS BF H R ER SO BB IBB HBP BLK WP HR S P ERA WHIP	IP WLS BF H R ER SO BB IBB HBP BLK WP HR S P ERA WHIP	IP WLS BF H R ER SO BB IBB HBP BLK WP HR S P ERA WHIP	IP WLS BF H R ER SO BB IBB HBP BLK WP HR S P ERA WHIP	IP WLS BF H R ER SO BB IBB HBP BLK WP HR S P ERA WHIP	IP WLS BF H R ER SO BB IBB HBP BLK WP HR S P ERA WHIP	IP WLS BF H R ER SO BB IBB HBP BLK WP HR S P ERA WHIP	IP WLS BF H R ER SO BB IBB HBP BLK WP HR S P ERA WHIP	IP WLS BF H R ER SO BB IBB HBP BLK WP HR S P ERA WHIP	IP WLS BF H R ER SO BB IBB HBP BLK WP HR S P ERA WHIP	IP WLS BF H R ER SO BB IBB HBP BLK WP HR S P ERA WHIP	IP WLS BF H R ER SO BB IBB HBP BLK WP HR S P ERA WHIP	IP WLS BF H R ER SO BB IBB HBP BLK WP HR S P ERA WHIP	IP WLS BF H R ER SO BB IBB HBP BLK WP HR S P ERA WHIP	IP WLS BF H R ER SO BB IBB HBP BLK WP HR S P ERA WHIP	IP WLS BF H R ER SO BB IBB HBP BLK WP HR S P ERA WHIP	IP WLS BF H R ER SO BB IBB HBP BLK WP HR S P ERA WHIP	IP WLS BF H R ER SO BB IBB HBP BLK WP HR S P ERA WHIP

AB	30
R	1
H	4
RBI	1
BB	2
SO	10
LOB	10









Batter	1	2	3	4	5	6	7	8	9	AB	R	H	RBI	BB	SO	LOB	TOP					
2 Nico Hoerner, R OBP: 0.339, SLG: 0.393										5	1	2	0	0	0	4						
7 Dansby Swanson, R OBP: 0.370, SLG: 0.434										4	0	1	2	0	2	1						
8 Ian Happ, S OBP: 0.383, SLG: 0.400										3	0	1	0	1	0	1						
27 Seiya Suzuki, R OBP: 0.366, SLG: 0.453										4	0	0	0	0	1	3						
16 Patrick Wisdom, R OBP: 0.293, SLG: 0.506										4	0	1	0	0	3	0						
15 Yan Gomes, R OBP: 0.294, SLG: 0.458										4	2	2	1	0	0	0						
36 Trey Mancini, R OBP: 0.318, SLG: 0.354										4	1	1	1	0	1	1						
9 Miguel Amaya, R OBP: 0.450, SLG: 0.563										3	2	3	2	0	0	0						
5 Christopher Morel, R OBP: 0.341, SLG: 0.680										1	1	0	0	2	0	1						
40 Mike Tauchman, L OBP: 0.438, SLG: 0.354										1	0	0	0	0	1	1						
<b>Inning Stats</b>	R: 1 E: 1 K: 1 S: 10	H: 3 LOB: 2 BB: 0 P: 17	R: 4 E: 0 K: 0 S: 16	H: 4 LOB: 1 BB: 1 P: 30	R: 2 E: 0 K: 2 S: 19	H: 3 LOB: 2 BB: 1 P: 29	R: 0 E: 0 K: 1 S: 7	H: 0 LOB: 0 BB: 0 P: 10	R: 0 E: 0 K: 1 S: 9	H: 0 LOB: 0 BB: 0 P: 14	R: 0 E: 0 K: 0 S: 8	H: 1 LOB: 0 BB: 0 P: 10	R: 0 E: 0 K: 1 S: 11	H: 0 LOB: 0 BB: 1 P: 17	R: 0 E: 0 K: 1 S: 6	H: 0 LOB: 0 BB: 0 P: 10	R: 0 E: 0 K: 1 S: 9	H: 0 LOB: 0 BB: 0 P: 15	1B: 6 2B: 2 3B: 0 HR: 3	SF: 0 SAC: 0 DP: 3 HBP: 1	WP: 0 PB: 0 SB: 0 CS: 0	PA: 37
<b>PITCHER</b>	IP WLS BF H R ER SO BB IBB HBP BLK WP HR S P ERA WHIP																					
40 Ryan Weathers, L ERA: 5.09	1.2 L 12 7 5 4 1 1 0 0 0 0 2 24 44 21.60 4.800																					
73 Drew Carlton, R ERA: 2.31	3.1 13 3 2 2 4 1 0 0 0 0 1 37 56 5.40 1.200																					
76 Domingo Tapia, R ERA: 2.76	3.0 9 1 0 0 2 1 0 0 0 0 0 25 37 0.00 0.667																					
59 Tom Cosgrove, L ERA:	1.0 3 0 0 0 1 0 0 1 0 0 0 9 15 0.00 0.000																					

Chicago Cubs @ San Diego Padres  
Petco Park, San Diego, CA  
Sun Jun 04 2023, 2:32 PM - 5:02 PM PDT  
Att: 44,811 - Sunny - 66 F

AB 33  
R 7  
H 11  
RBI 6  
BB 3  
SO 8  
LOB 12



Batter	1	2	3	4	5	6	7	8	9	AB	R	H	RBI	BB	SO	LOB	BOTTOM					
1 Trent Grisham, L OBP: 0.318, SLG: 0.354										4	1	0	0	0	2	2						
23 Fernando Tatis Jr., R OBP: 0.311, SLG: 0.509										4	0	2	0	0	0	2						
22 Juan Soto, L OBP: 0.420, SLG: 0.480										3	0	0	1	1	1	2						
13 Manny Machado, R OBP: 0.275, SLG: 0.353										3	0	0	0	1	1	2						
9 Jake Cronenworth, L OBP: 0.317, SLG: 0.356										3	0	0	0	1	1	1						
7 Ha-Seong Kim, R OBP: 0.340, SLG: 0.384										4	0	0	0	0	2	2						
14 Matt Carpenter, L OBP: 0.297, SLG: 0.352										4	0	1	0	0	1	0						
30 Alfonso Rivas III, L ERA: 2.39										2	0	1	0	1	0	0						
16 Brandon Dixon, R OBP: 0.283, SLG: 0.350										1	0	0	0	0	1	0						
26 Austin Nola, R OBP: 0.244, SLG: 0.178										3	0	1	0	0	0	2						
99 Gary Sánchez, R OBP: 0.269, SLG: 0.500										1	0	0	0	0	0	0						
<b>Inning Stats</b>	R: 0 E: 0 K: 1 S: 10	H: 0 LOB: 1 BB: 1 P: 19	R: 0 E: 0 K: 1 S: 10	H: 2 LOB: 2 BB: 0 P: 14	R: 1 E: 0 K: 0 S: 10	H: 1 LOB: 2 BB: 1 P: 16	R: 0 E: 0 K: 1 S: 7	H: 1 LOB: 0 BB: 1 P: 14	R: 0 E: 0 K: 2 S: 9	H: 0 LOB: 0 BB: 0 P: 11	R: 0 E: 0 K: 1 S: 7	H: 0 LOB: 0 BB: 0 P: 10	R: 0 E: 0 K: 1 S: 11	H: 1 LOB: 1 BB: 0 P: 18	R: 0 E: 0 K: 1 S: 8	H: 0 LOB: 0 BB: 1 P: 15	R: 0 E: 0 K: 1 S: 9	H: 0 LOB: 0 BB: 0 P: 13	1B: 4 2B: 1 3B: 0 HR: 0	SF: 0 SAC: 0 DP: 1 HBP: 0	WP: 0 PB: 0 SB: 0 CS: 0	PA: 36
<b>PITCHER</b>	IP WLS BF H R ER SO BB IBB HBP BLK WP HR S P ERA WHIP																					
0 Marcus Stroman, R ERA: 2.39	6.0 W 26 4 1 0 6 3 0 0 0 0 0 0 11 18 0.00 1.000																					
66 Julian Merryweather, R ERA: 4.13	1.0 4 1 0 0 1 0 0 0 0 0 0 0 11 18 0.00 1.000																					
32 Michael Fulmer, R ERA: 0.66	1.0 3 0 0 0 1 1 0 0 0 0 0 0 8 15 0.00 1.000																					
47 Brandon Hughes, L ERA: 4.15	1.0 3 0 0 0 1 0 0 0 0 0 0 0 9 13 0.00 0.000																					

Chicago Cubs @ San Diego Padres  
Petco Park, San Diego, CA  
Sun Jun 04 2023, 2:32 PM - 5:02 PM PDT  
Att: 44,811 - Sunny - 66 F

AB 32  
R 1  
H 5  
RBI 1  
BB 4  
SO 9  
LOB 13









Batter	1	2	3	4	5	6	7	8	9	AB	R	H	RBI	BB	SO	LOB	TOP										
3 J.P. Crawford, L (1,6) OBP: 0.349, SLG: 0.345										3	1	1	0	1	0	1											
44 Julio Rodríguez, R (1,8) OBP: 0.304, SLG: 0.442										4	1	2	1	0	1	1											
23 Ty France, R (1,3) OBP: 0.328, SLG: 0.416										4	1	2	1	0	0	1											
10 Jarrod Kelenic, L (1,7) OBP: 0.328, SLG: 0.486										4	0	0	0	0	3	4											
35 Teoscar Hernández, R (1,9) OBP: 0.283, SLG: 0.422										4	1	2	2	0	1	0											
29 Cal Raleigh, S (1,2) OBP: 0.299, SLG: 0.420										4	0	0	0	0	2	1											
28 Eugenio Suárez, R (1,5) OBP: 0.313, SLG: 0.324										4	0	1	0	0	2	0											
20 Mike Ford, L (1,10) OBP: 0.125, SLG: 0.125										2	0	0	0	0	2	1											
8 AJ Pollock, R (7,PH) OBP: 0.231, SLG: 0.323										2	0	0	0	0	0	0											
16 Koltan Wong, L (1,4) OBP: 0.246, SLG: 0.183										2	0	0	0	0	0	0											
76 José Caballero, R (7,PH) OBP: 0.387, SLG: 0.369										0	0	0	0	2	0	0											
<b>Inning Stats</b>	R: 0 E: 0 K: 0 S: 10	H: 1 LOB: 1 BB: 0 P: 18	R: 0 E: 0 K: 2 S: 8	H: 0 LOB: 0 BB: 0 P: 12	R: 1 E: 0 K: 2 S: 20	H: 2 LOB: 2 BB: 1 P: 33	R: 0 E: 0 K: 3 S: 15	H: 1 LOB: 1 BB: 0 P: 21	R: 0 E: 0 K: 1 S: 15	H: 0 LOB: 0 BB: 0 P: 18	R: 1 E: 0 K: 1 S: 16	H: 1 LOB: 0 BB: 0 P: 22	R: 0 E: 0 K: 1 S: 11	H: 0 LOB: 1 BB: 1 P: 23	R: 2 E: 0 K: 1 S: 9	H: 3 LOB: 0 BB: 0 P: 13	R: 0 E: 0 K: 0 S: 7	H: 0 LOB: 0 BB: 1 P: 12	1B: 5 2B: 1 3B: 0 HR: 2	SF: 0 SAC: 0 DP: 1 HBP: 0	WP: 0 PB: 0 SB: 0 CS: 1	PA: 37					
<b>PITCHER</b>	IP	WLS	BF	H	R	ER	SO	BB	IBB	HBP	BLK	WP	HR	S	P	ERA	WHIP										
44 Joe Musgrove, R (1,1) ERA: 4.35	5.0		20	4	1	1	8	1	0	0	0	0	0	68	102	1.80	1.000										
45 Brent Honeywell, L (6,1) ERA: 3.69	1.0	L	4	1	1	1	1	0	0	0	0	0	1	16	22	9.00	1.000										
59 Tom Cosgrove, L (7,1) ERA: 3.0	1.0		4	0	0	0	1	1	0	0	0	0	0	11	23	0.00	1.000										
36 Steven Wilson, R (8,1) ERA: 2.6	1.0		5	3	2	2	1	0	0	0	0	0	1	9	13	18.00	3.000										
76 Domingo Tapia, R (9,1) ERA: 2.6	1.0		3	0	0	0	0	1	0	0	0	0	0	7	12	0.00	1.000										

Seattle Mariners @ San Diego Padres  
Petco Park, San Diego, CA  
Tue Jun 06 2023, 6:44 PM - 9:19 PM PDT  
Att: 40,395 - Partly Cloudy - 65 F

AB	33
R	4
H	8
RBI	4
BB	3
SO	11
LOB	9



Batter	1	2	3	4	5	6	7	8	9	AB	R	H	RBI	BB	SO	LOB	BOTTOM										
7 Ha-Seong Kim, R (1,6) OBP: 0.338, SLG: 0.376										3	0	0	0	0	1	0											
23 Fernando Tatis Jr., R (1,8) OBP: 0.303, SLG: 0.497										4	0	1	1	0	1	1											
22 Juan Soto, L (1,7) OBP: 0.411, SLG: 0.466										4	0	1	0	0	0	2											
13 Manny Machado, R (1,5) OBP: 0.284, SLG: 0.362										3	0	0	0	1	3	1											
99 Gary Sánchez, R (1,10) OBP: 0.324, SLG: 0.600										3	0	1	0	1	2	2											
9 Jake Cronenworth, L (1,3) OBP: 0.315, SLG: 0.349										4	0	0	0	0	1	3											
16 Brandon Dixon, R (1,9) OBP: 0.259, SLG: 0.313										4	0	0	0	0	1	3											
24 Rougned Odor, L (1,4) OBP: 0.292, SLG: 0.411										3	1	1	0	0	1	0											
26 Austin Nola, R (1,2) OBP: 0.248, SLG: 0.176										1	0	0	0	1	0	0											
14 Matt Carpenter, L (8,PH) OBP: 0.293, SLG: 0.357										1	0	0	0	0	0	0											
76 Domingo Tapia, R (9,1) ERA: 2.84										0	0	0	0	0	0	0											
<b>Inning Stats</b>	R: 0 E: 0 K: 0 S: 5	H: 0 LOB: 0 BB: 0 P: 9	R: 0 E: 0 K: 1 S: 13	H: 1 LOB: 1 BB: 0 P: 16	R: 1 E: 0 K: 0 S: 8	H: 1 LOB: 1 BB: 1 P: 16	R: 0 E: 0 K: 2 S: 7	H: 0 LOB: 0 BB: 0 P: 10	R: 0 E: 0 K: 0 S: 7	H: 0 LOB: 0 BB: 0 P: 11	R: 0 E: 0 K: 1 S: 11	H: 1 LOB: 2 BB: 1 P: 20	R: 0 E: 0 K: 2 S: 10	H: 0 LOB: 0 BB: 0 P: 15	R: 0 E: 0 K: 2 S: 11	H: 0 LOB: 0 BB: 0 P: 16	R: 0 E: 0 K: 2 S: 12	H: 1 LOB: 2 BB: 1 P: 22	1B: 1 2B: 3 3B: 0 HR: 0	SF: 0 SAC: 1 DP: 0 HBP: 0	WP: 0 PB: 0 SB: 0 CS: 0	PA: 34					
<b>PITCHER</b>	IP	WLS	BF	H	R	ER	SO	BB	IBB	HBP	BLK	WP	HR	S	P	ERA	WHIP										
36 Logan Gilbert, R (1,1) ERA: 3.8	7.0		26	3	1	1	6	2	0	0	0	0	0	61	97	1.29	0.714										
75 Andrés Muñoz, R (8,1) ERA: 2.84	1.0	H	3	0	0	0	2	0	0	0	0	0	0	11	16	0.00	0.000										
37 Paul Sewald, R (9,1) ERA: 2.84	1.0	S	5	1	0	0	2	1	0	0	0	0	0	12	22	0.00	2.000										

Seattle Mariners @ San Diego Padres  
Petco Park, San Diego, CA  
Tue Jun 06 2023, 6:44 PM - 9:19 PM PDT  
Att: 40,395 - Partly Cloudy - 65 F

AB	30
R	1
H	4
RBI	1
BB	3
SO	10
LOB	12





Batter	1	2	3	4	5	6	7	8	9	AB	R	H	RBI	BB	SO	LOB	TOP		
3 J.P. Crawford, L (1,6) OBP: 0.345, SLG: 0.340 76 José Caballero, R (7,6) OBP: 0.393, SLG: 0.369	L8		K			K		G3-6-1 44 1B HBP		3	0	0	0	0	2	0	<b>Seattle Mariners @ San Diego Padres</b> Petco Park, San Diego, CA Wed Jun 07 2023, 1:11 PM - 3:57 PM PDT Att: 35,490 - Partly Cloudy - 66 F		
44 Julio Rodríguez, R (1,8) OBP: 0.303, SLG: 0.439	G5-3		F8			F7		23 G3-6-1 1B		4	0	1	1	0	0	0			
23 Ty France, R (1,3) OBP: 0.341, SLG: 0.417	2B				P5	F7		G3-6-1		4	0	1	0	0	0	2			
29 Cal Raleigh, S (1,2)	F9				P5			G4-3		4	0	0	0	0	1	2			
35 Teoscar Hernández, R (1,9) OBP: 0.283, SLG: 0.417		BB			K			G4-3		3	0	0	0	1	1	0			
10 Jared Kelenic, L (1,7) OBP: 0.330, SLG: 0.491		K				20 G3 2B				4	0	2	0	0	1	1			
28 Eugenio Suárez, R (1,5) 25 Dylan Moore, R (7,5)	L8		K					16 BB 20 BB 76 HBP BB		2	0	0	0	0	1	2			
20 Mike Ford, L (1,10) 8 AJ Pollock, R (9,PH) OBP: 0.220, SLG: 0.319	F8				G3			76 HBP 44 1B BB		2	1	0	0	1	0	2			
16 Koltan Wong, L (1,4) OBP: 0.246, SLG: 0.178			K					44 1B 23 G3-6-1 BB		3	1	0	0	1	2	3			
																		WP: 0 PA: 36 FB: 0 SB: 0 CS: 0	
<b>Inning Stats</b>	R: 0 E: 0 K: 0 S: 7	H: 1 LOB: 1 BB: 0 P: 11	R: 0 E: 0 K: 1 S: 12	H: 0 LOB: 1 BB: 1 P: 20	R: 0 E: 0 K: 2 S: 8	H: 0 LOB: 0 BB: 0 P: 13	R: 0 E: 0 K: 1 S: 8	H: 0 LOB: 0 BB: 0 P: 13	R: 0 E: 0 K: 1 S: 7	H: 0 LOB: 0 BB: 0 P: 8	R: 0 E: 0 K: 1 S: 8	H: 0 LOB: 0 BB: 0 P: 10	R: 3 E: 0 K: 0 S: 12	H: 1 LOB: 1 BB: 3 P: 26	R: 0 E: 0 K: 0 S: 12	H: 1 LOB: 2 BB: 1 P: 19	1B: 2 SF: 0 2B: 2 SAC: 0 3B: 0 DP: 1 HR: 0 HBP: 1		
<b>PITCHER</b>	IP WLS BF H R ER SO BB IBB HBP BLK WP HR S P ERA WHIP	6.0 W 21 2 0 0 7 1 0 0 0 0 0 54 82 0.00 0.500	1.0 3 0 0 1 0 0 0 0 0 0 8 10 0.00 0.000	1.0 7 1 3 3 0 3 0 1 0 0 0 12 26 27.00 4.000	1.0 5 1 0 0 0 1 0 0 0 0 0 12 19 0.00 2.000	<b>PITCHER</b>													ERA WHIP

Batter	1	2	3	4	5	6	7	8	9	AB	R	H	RBI	BB	SO	LOB	BOTTOM			
23 Fernando Tatis Jr., R (1,9) OBP: 0.306, SLG: 0.492	L7		G6-3		22 E 22 S 1B		G6-3			4	1	1	1	0	0	1	<b>Seattle Mariners @ San Diego Padres</b> Petco Park, San Diego, CA Wed Jun 07 2023, 1:11 PM - 3:57 PM PDT Att: 35,490 - Partly Cloudy - 66 F			
22 Juan Soto, L (1,7) OBP: 0.422, SLG: 0.483 16 Brandon Dixon, R (7,FR) OBP: 0.259, SLG: 0.313	G4-6-3 13 1B		99 HR 1B		13 1B		1B			5	1	5	4	0	0	0				
13 Manny Machado, R (1,5) OBP: 0.287, SLG: 0.363	G4-6-3 1-2		99 HR 1B		1B		G5-3			5	1	2	0	0	0	4				
99 Gary Sánchez, R (1,2) OBP: 0.333, SLG: 0.686		SH5-3 14 1B 2B		K			K			5	2	2	3	0	2	2				
9 Jake Cronenworth, L (1,4) OBP: 0.322, SLG: 0.356	SH5-3		14 1B		7 WP 14 BB 30 1B		F9			4	1	3	0	0	0	0				
14 Matt Carpenter, L (1,10) OBP: 0.303, SLG: 0.362	30 S 1B		1B		30 1B 22 1B BB		K			4	1	2	1	1	1	1				
7 Ha-Seong Kim, R (1,6) OBP: 0.335, SLG: 0.372	K		K		K					5	1	1	0	0	3	6				
30 Alfonso Rivas III, L (1,3) OBP: 0.375, SLG: 0.429	K				G4-3					4	1	1	1	0	1	2				
1 Trent Grisham, L (1,8) OBP: 0.317, SLG: 0.348			F9		F8					3	1	0	0	1	1	2				
																		WP: 2 PA: 43 FB: 0 SB: 0 CS: 0		
<b>Inning Stats</b>	R: 0 E: 0 K: 0 S: 6	H: 1 LOB: 0 BB: 0 P: 6	R: 1 E: 0 K: 2 S: 17	H: 2 LOB: 1 BB: 0 P: 24	R: 3 E: 0 K: 1 S: 28	H: 5 LOB: 2 BB: 0 P: 37	R: 1 E: 0 K: 1 S: 15	H: 3 LOB: 2 BB: 0 P: 24	R: 3 E: 0 K: 2 S: 16	H: 3 LOB: 2 BB: 1 P: 30	R: 0 E: 0 K: 2 S: 10	H: 0 LOB: 0 BB: 0 P: 15	R: 2 E: 0 K: 0 S: 13	H: 2 LOB: 1 BB: 1 P: 21	R: 0 E: 0 K: 0 S: 8	H: 1 LOB: 1 BB: 0 P: 11	1B: 14 SF: 0 2B: 2 SAC: 1 3B: 0 DP: 1 HR: 1 HBP: 1			
<b>PITCHER</b>	IP WLS BF H R ER SO BB IBB HBP BLK WP HR S P ERA WHIP	3.2 L 21 11 1 2 2 2 1 0 0 0 1 0 10 19 27.00 3.000	0.2 4 1 2 2 2 1 0 0 0 0 1 0 10 19 27.00 3.000	0.1 4 2 1 1 1 0 0 1 0 0 0 0 8 15 27.00 6.000	1.1 4 0 0 0 2 0 0 0 0 0 0 0 11 16 0.00 0.000	5.4 10 3 2 2 0 1 0 0 0 1 0 21 32 9.00 2.000	<b>PITCHER</b>													ERA WHIP











Batter	1	2	3	4	5	6	7	8	9	AB R H RBI BB SO LOB	TOP									
23 Fernando Tatis Jr., R OBP: 0.327, SLG: 0.518										3 1 2 0 2 0 0	<b>San Diego Padres @ Colorado Rockies</b> Coors Field, Denver, CO Sun Jun 11 2023, 1:11 PM - 5:13 PM MDT Att: 34,724 - Cloudy - 66 F									
22 Juan Soto, L OBP: 0.405, SLG: 0.462										4 0 0 1 0 0 6										
13 Manny Machado, R OBP: 0.292, SLG: 0.383										4 0 0 0 0 1 1										
99 Gary Sánchez, R OBP: 0.283, SLG: 0.592										4 0 0 0 0 2 1										
2 Xander Bogaerts, R OBP: 0.344, SLG: 0.396										4 1 1 0 0 0 0										
9 Jake Cronenworth, L OBP: 0.355, SLG: 0.377										4 1 1 2 0 0 0										
24 Rougned Odor, L OBP: 0.306, SLG: 0.417										1 0 1 0 1 0 0 1 1 0 0 1 0 0										
7 Ha-Seong Kim, R OBP: 0.336, SLG: 0.361										3 0 1 0 1 1 1 0 0 0 0 0 0 0										
14 Matt Carpenter, L OBP: 0.308, SLG: 0.361										4 0 1 0 0 2 4										
16 Brandon Dixon, R OBP: 0.250, SLG: 0.365																				
1 Trent Grisham, L OBP: 0.313, SLG: 0.362																				
<b>Inning Stats</b>	R: 0 E: 0 K: 1 S: 8	H: 1 LOB: 1 BB: 0 P: 11	R: 0 E: 0 K: 1 S: 15	H: 0 LOB: 2 BB: 2 P: 27	R: 1 E: 1 K: 1 S: 8	H: 1 LOB: 0 BB: 0 P: 15	R: 2 E: 0 K: 1 S: 18	H: 4 LOB: 2 BB: 1 P: 29	R: 0 E: 0 K: 0 S: 11	H: 0 LOB: 0 BB: 0 P: 18	R: 0 E: 0 K: 1 S: 6	H: 0 LOB: 0 BB: 0 P: 11	R: 0 E: 0 K: 0 S: 7	H: 0 LOB: 0 BB: 0 P: 11	R: 1 E: 1 K: 0 S: 7	H: 1 LOB: 2 BB: 2 P: 15	1B: 5 HR: 1	SF: 1 2B: 2 3B: 0 HR: 1	WP: 1 PB: 0 SB: 1 CS: 0	PA: 38
<b>PITCHER</b>	IP WLS BF H R ER SO BB IBB HBP BLK WP HR S P ERA WHIP											IP WLS BF H R ER SO BB IBB HBP BLK WP HR S P ERA WHIP								
32 Dineson Lamet, R ERA: 10.38	(1, 1) 5.0 23 6 3 2 5 3 0 0 0 0 0 1 56 91 3.60 1.800																			
55 Brad Hand, L ERA: 3.65	(6, 1) 1.1 4 0 0 0 1 0 0 0 0 0 0 14 24 0.00 0.000																			
62 Matt Carastii, R ERA: 4.15	(7, 1) 1.2 5 0 0 0 0 0 0 0 0 0 0 10 16 0.00 0.000																			
61 Justin Lawrence, R ERA: 3.22	(9, 1) 1.0 W 6 1 1 0 0 2 0 0 0 1 0 7 15 0.00 3.000																			

Batter	1	2	3	4	5	6	7	8	9	AB R H RBI BB SO LOB	BOTTOM									
29 Jurickson Profar, S OBP: 0.322, SLG: 0.384										3 0 0 0 0 1 1	<b>San Diego Padres @ Colorado Rockies</b> Coors Field, Denver, CO Sun Jun 11 2023, 1:11 PM - 5:13 PM MDT Att: 34,724 - Cloudy - 66 F									
14 Ezequiel Tovar, R OBP: 0.295, SLG: 0.412										4 1 1 1 0 1 2										
24 Ryan McMahon, L OBP: 0.335, SLG: 0.479										4 1 1 1 0 2 0										
15 Randal Grichuk, R OBP: 0.374, SLG: 0.452										4 0 0 0 0 1 0										
44 Elehuris Montero, R OBP: 0.243, SLG: 0.324										3 0 0 0 0 3 0 1 0 0 0 0 1 0										
11 Mike Moustakas, L OBP: 0.330, SLG: 0.411																				
22 Nolan Jones, L OBP: 0.407, SLG: 0.680										4 2 2 1 0 1 0										
3 Coco Montes, R OBP: 0.667, SLG: 1.667										3 1 2 2 0 1 0										
9 Brenton Doyle, R OBP: 0.258, SLG: 0.366										3 0 1 0 0 1 1										
16 Austin Wynns, R OBP: 0.260, SLG: 0.244										2 0 1 0 0 1 0										
<b>Inning Stats</b>	R: 1 E: 0 K: 2 S: 8	H: 1 LOB: 0 BB: 0 P: 12	R: 0 E: 0 K: 2 S: 11	H: 1 LOB: 1 BB: 0 P: 15	R: 0 E: 0 K: 2 S: 9	H: 0 LOB: 0 BB: 0 P: 14	R: 0 E: 0 K: 3 S: 10	H: 0 LOB: 0 BB: 0 P: 17	R: 0 E: 0 K: 0 S: 4	H: 1 LOB: 0 BB: 0 P: 6	R: 0 E: 0 K: 1 S: 7	H: 0 LOB: 0 BB: 0 P: 11	R: 2 E: 0 K: 0 S: 12	H: 3 LOB: 1 BB: 0 P: 18	R: 2 E: 0 K: 1 S: 9	H: 2 LOB: 0 BB: 0 P: 12	1B: 4 HR: 4	SF: 0 2B: 2 3B: 0 HR: 4	WP: 0 PB: 0 SB: 0 CS: 0	PA: 33
<b>PITCHER</b>	IP WLS BF H R ER SO BB IBB HBP BLK WP HR S P ERA WHIP											IP WLS BF H R ER SO BB IBB HBP BLK WP HR S P ERA WHIP								
4 Blake Snell, L ERA: 3.78	(1, 1) 7.0 23 3 1 1 12 0 0 0 0 0 0 1 57 85 1.29 0.429																			
66 Luis García, R ERA: 5.49	(8, 1) 0.1 B 4 3 2 2 0 0 0 0 0 0 0 1 6 7 54.00 9.000																			
59 Tom Cosgrove, L ERA: 0.57	(8, 1) 0.2 3 1 1 1 0 0 0 0 1 0 0 1 9 14 13.50 1.500																			
45 Brent Honeywell, R ERA: 3.9	(9, 1) 0.2 L 3 1 1 1 1 0 0 0 0 0 0 1 6 9 13.50 1.500																			

AB	32
R	4
H	7
RBI	3
BB	5
SO	6
LOB	13



AB	31
R	5
H	8
RBI	5
BB	0
SO	13
LOB	4





Batter	1	2	3	4	5	6	7	8	9	AB	R	H	RBI	BB	SO	LOB	TOP										
38 Steven Kwan, L OBP: 0.341, SLG: 0.348	L8		FC3-6 1B		G4-3		P5		K	5	0	1	1	0	1	3	<b>Cleveland Guardians @ San Diego Padres</b> Petco Park, San Diego, CA Tue Jun 13 2023, 6:41 PM - 8:58 PM PDT Att: 40,197 - Cloudy - 65 F										
1 Amed Rosario, R OBP: 0.295, SLG: 0.326	2B BB		FC3-6 1-2		G5-3		K			3	0	0	0	1	1	3											
11 José Ramírez, S OBP: 0.350, SLG: 0.494	K		K							4	1	1	0	0	2	2											
22 Josh Naylor, L OBP: 0.333, SLG: 0.461	1B				G3-1					4	0	2	0	0	0	0											
55 Josh Bell, S OBP: 0.335, SLG: 0.392		HR			G3-1					4	1	2	1	0	0	2											
2 Tyler Freeman, R OBP: 0.304, SLG: 0.372	K2-3				G1-3		SF7			3	0	0	1	0	1	1											
17 Will Brennan, L OBP: 0.305, SLG: 0.492										3	1	1	0	0	1	1											
13 Gabriel Arias, R OBP: 0.313, SLG: 0.360	K									1	0	0	0	0	1	0											
7 Myles Straw, R OBP: 0.311, SLG: 0.300	G6-3									3	0	0	0	1	1	1											
35 Cam Gallagher, R OBP: 0.177, SLG: 0.187										2	0	1	0	0	1	0											
0 Andrés Giménez, L OBP: 0.303, SLG: 0.364										1	0	0	0	0	0	1											
12 David Fry, R OBP: 0.211, SLG: 0.167										1	0	1	0	0	0	0											
<b>Inning Stats</b>	R: 0 E: 0 K: 1 S: 10	H: 1 LOB: 1 BB: 1 P: 17	R: 1 E: 0 K: 2 S: 13	H: 1 LOB: 0 BB: 0 P: 17	R: 0 E: 0 K: 2 S: 12	H: 1 LOB: 1 BB: 0 P: 18	R: 0 E: 0 K: 0 S: 5	H: 0 LOB: 0 BB: 0 P: 8	R: 1 E: 0 K: 0 S: 10	H: 2 LOB: 1 BB: 0 P: 13	R: 1 E: 0 K: 0 S: 13	H: 2 LOB: 1 BB: 0 P: 17	R: 0 E: 0 K: 1 S: 9	H: 0 LOB: 1 BB: 1 P: 14	R: 0 E: 0 K: 0 S: 6	H: 1 LOB: 1 BB: 0 P: 8	R: 0 E: 0 K: 3 S: 14	H: 1 LOB: 1 BB: 0 P: 18	1B: 7 2B: 1 3B: 0 HR: 1	SF: 1 SAC: 0 DP: 0 HBP: 0	WP: 0 PB: 0 SB: 0 CS: 0	PA: 37					
<b>PITCHER</b>	IP	WLS	BF	H	R	ER	SO	BB	IBB	HBP	BLK	WP	HR	S	P	ERA	WHIP	<b>PITCHER</b>									
44 Joe Musgrove, R ERA: 4.37	6.0	W	25	7	3	3	5	1	0	0	0	0	1	63	90	4.50	1.333										
36 Steven Wilson, R ERA: 2.78	1.0	H	4	0	0	0	1	0	0	0	0	0	0	9	14	0.00	1.000										
21 Nick Martinez, R ERA: 2.79	1.0	H	4	1	0	0	0	0	0	0	0	0	0	6	8	0.00	1.000										
71 Josh Hader, L ERA: 1.37	1.0	S	4	1	0	0	3	0	0	0	0	0	0	14	18	0.00	1.000										
<b>Batter</b>	<b>1</b>	<b>2</b>	<b>3</b>	<b>4</b>	<b>5</b>	<b>6</b>	<b>7</b>	<b>8</b>	<b>9</b>	<b>AB</b>	<b>R</b>	<b>H</b>	<b>RBI</b>	<b>BB</b>	<b>SO</b>	<b>LOB</b>	<b>BOTTOM</b>										
23 Fernando Tatis Jr., R OBP: 0.330, SLG: 0.531	13 F9 2 SF7 22 BB BB				P4					3	2	1	1	1	0	1	<b>Cleveland Guardians @ San Diego Padres</b> Petco Park, San Diego, CA Tue Jun 13 2023, 6:41 PM - 8:58 PM PDT Att: 40,197 - Cloudy - 65 F										
22 Juan Soto, L OBP: 0.408, SLG: 0.461	9 1B 99 HR BB				F9					3	1	1	0	1	0	1											
13 Manny Machado, R OBP: 0.296, SLG: 0.386	F9									4	1	2	0	0	0	2											
2 Xander Bogaerts, R OBP: 0.342, SLG: 0.399	SF7									3	0	1	2	0	1	2											
9 Jake Cronenworth, L OBP: 0.324, SLG: 0.375	99 HR 1B									4	1	1	0	0	0	1											
99 Gary Sánchez, R OBP: 0.281, SLG: 0.623	HR									4	1	1	3	0	1	1											
14 Matt Carpenter, L OBP: 0.307, SLG: 0.353	K									3	0	0	0	1	2	1											
7 Ha-Seong Kim, R OBP: 0.330, SLG: 0.354										4	0	0	0	0	1	1											
1 Trent Grisham, L OBP: 0.313, SLG: 0.362	G4-3									3	0	1	0	0	1	0											
<b>Inning Stats</b>	R: 4 E: 0 K: 1 S: 13	H: 2 LOB: 2 BB: 2 P: 21	R: 1 E: 0 K: 1 S: 13	H: 3 LOB: 2 BB: 0 P: 19	R: 0 E: 0 K: 1 S: 8	H: 0 LOB: 0 BB: 0 P: 12	R: 0 E: 0 K: 0 S: 11	H: 1 LOB: 1 BB: 0 P: 17	R: 1 E: 0 K: 1 S: 10	H: 2 LOB: 1 BB: 0 P: 13	R: 0 E: 0 K: 1 S: 6	H: 0 LOB: 0 BB: 0 P: 8	R: 0 E: 0 K: 1 S: 7	H: 0 LOB: 0 BB: 0 P: 13	R: 0 E: 0 K: 0 S: 8	H: 0 LOB: 1 BB: 1 P: 16		1B: 5 2B: 1 3B: 0 HR: 2	SF: 1 SAC: 0 DP: 0 HBP: 0	WP: 1 PB: 0 SB: 1 CS: 0	PA: 35						
<b>PITCHER</b>	IP	WLS	BF	H	R	ER	SO	BB	IBB	HBP	BLK	WP	HR	S	P	ERA	WHIP	<b>PITCHER</b>									
61 Tanner Bibee, R ERA: 3.91	4.0	L	22	8	6	6	3	2	0	0	0	0	0	49	75	13.50	2.500										
44 Xzavion Curry, R ERA: 2.36	2.0		6	0	0	0	2	0	0	0	0	0	0	12	15	0.00	0.000										
36 Cody Morris, R ERA:	1.0		3	0	0	0	1	0	0	0	0	0	0	7	13	0.00	0.000										
49 Eil Morgan, R ERA: 1.65	1.0		4	0	0	0	0	1	0	0	0	0	0	8	16	0.00	1.000										



Batter	1	2	3	4	5	6	7	8	9	AB	R	H	RBI	BB	SO	LOB	TOP
38 Steven Kwan, L (1,7) OBP: 0.337, SLG: 0.343										4	0	0	0	0	0	0	<b>Cleveland Guardians @ San Diego Padres</b> Petco Park, San Diego, CA Wed Jun 14 2023, 6:43 PM - 9:18 PM PDT Att: 43,660 - Cloudy - 66 F
1 Amed Rosario, R (1,6) OBP: 0.295, SLG: 0.325										4	0	1	0	0	1	0	
11 José Ramírez, S (1,5) OBP: 0.349, SLG: 0.490										4	0	1	0	0	0	0	
22 Josh Naylor, L (1,3) OBP: 0.332, SLG: 0.457										4	0	1	0	0	1	1	
55 Josh Bell, S (1,10) OBP: 0.335, SLG: 0.391										3	0	1	0	0	1	1	
0 Andrés Giménez, L (1,4) OBP: 0.303, SLG: 0.360										2	0	0	0	1	0	1	
7 Myles Straw, R (1,8) OBP: 0.307, SLG: 0.296										3	0	0	0	0	2	4	
17 Will Brennan, L (1,9) OBP: 0.307, SLG: 0.404										2	0	1	0	0	0	0	
13 Gabriel Arias, R (8,PH) OBP: 0.316, SLG: 0.360										0	0	0	0	1	0	0	
10 Mike Zunino, R (1,2) OBP: 0.271, SLG: 0.306										3	0	0	0	0	1	2	
<b>Inning Stats</b>	R: 0 H: 0 E: 0 K: 0 S: 7	H: 0 LOB: 0 BB: 0 P: 11	R: 0 H: 0 E: 0 K: 2 S: 8	H: 0 LOB: 0 BB: 0 P: 10	R: 0 H: 1 E: 0 K: 2 S: 14	H: 1 LOB: 1 BB: 0 P: 21	R: 0 H: 0 E: 0 K: 0 S: 7	H: 0 LOB: 0 BB: 0 P: 10	R: 0 H: 2 E: 0 K: 2 S: 13	H: 3 LOB: 3 BB: 1 P: 23	R: 0 H: 0 E: 0 K: 0 S: 8	H: 0 LOB: 0 BB: 0 P: 14	R: 0 H: 1 E: 0 K: 0 S: 12	H: 1 LOB: 0 BB: 0 P: 15	1B: 5 2B: 1 3B: 0 HR: 0	SF: 0 SAC: 0 DP: 2 HBP: 0	WP: 0 PA: 31 PB: 0 SB: 0 CS: 1
<b>PITCHER</b>	IP: 6.2 WLS: W BF: 24 ERA: 2.89	WLS: H BF: 1 ERA: 2.73	WLS: 1 BF: 0 ERA: 3.18	WLS: 0 BF: 0 ERA: 2.73	WLS: 0 BF: 0 ERA: 2.73	WLS: 0 BF: 0 ERA: 2.73	IP: 0.1 WLS: H BF: 1 ERA: 2.73	IP: 2.0 WLS: 6 BF: 1 ERA: 3.18	IP: 0.1 WLS: H BF: 1 ERA: 2.73	IP: 2.0 WLS: 6 BF: 1 ERA: 3.18	IP: 0.1 WLS: H BF: 1 ERA: 2.73	IP: 2.0 WLS: 6 BF: 1 ERA: 3.18	IP: 0.1 WLS: H BF: 1 ERA: 2.73	IP: 2.0 WLS: 6 BF: 1 ERA: 3.18	IP: 0.1 WLS: H BF: 1 ERA: 2.73	IP: 2.0 WLS: 6 BF: 1 ERA: 3.18	IP: 0.1 WLS: H BF: 1 ERA: 2.73

AB	29
R	0
H	5
RBI	0
BB	2
SO	6
LOB	9



Batter	1	2	3	4	5	6	7	8	9	AB	R	H	RBI	BB	SO	LOB	BOTTOM		
23 Fernando Tatis Jr., R (1,9) OBP: 0.341, SLG: 0.561										4	2	3	1	1	0	1	<b>Cleveland Guardians @ San Diego Padres</b> Petco Park, San Diego, CA Wed Jun 14 2023, 6:43 PM - 9:18 PM PDT Att: 43,660 - Cloudy - 66 F		
22 Juan Soto, L (1,7) OBP: 0.408, SLG: 0.470										4	1	1	1	1	2	1			
13 Manny Machado, R (1,5) OBP: 0.295, SLG: 0.398										4	1	1	1	0	1	2			
2 Xander Bogaerts, R (1,6) OBP: 0.348, SLG: 0.403										3	0	2	0	1	0	0			
9 Jake Cronenworth, L (1,3) OBP: 0.322, SLG: 0.377										4	0	1	0	0	0	2			
99 Gary Sánchez, R (1,2) OBP: 0.279, SLG: 0.589										3	0	0	0	1	0	3			
14 Matt Carpenter, L (1,10) ERA: 2.87										2	0	0	0	0	2	2			
32 Nelson Cruz, R (6,PH) OBP: 0.274, SLG: 0.411										2	1	1	1	0	0	1			
24 Rougned Odor, L (1,4) OBP: 0.309, SLG: 0.412										1	0	0	0	1	1	0			
7 Ha-Seong Kim, R (6,PH) OBP: 0.326, SLG: 0.350										2	0	0	0	0	0	0			
1 Trent Grisham, L (1,8) OBP: 0.308, SLG: 0.355										4	0	0	0	0	2	1			
<b>Inning Stats</b>	R: 1 H: 2 E: 0 K: 1 S: 11	H: 2 LOB: 2 BB: 1 P: 23	R: 0 H: 0 E: 0 K: 2 S: 8	H: 0 LOB: 1 BB: 1 P: 15	R: 1 H: 2 E: 0 K: 2 S: 21	H: 2 LOB: 2 BB: 1 P: 34	R: 0 H: 1 E: 0 K: 2 S: 15	H: 1 LOB: 2 BB: 1 P: 27	R: 0 H: 1 E: 0 K: 0 S: 11	H: 1 LOB: 1 BB: 0 P: 17	R: 2 H: 2 E: 0 K: 1 S: 13	H: 2 LOB: 0 BB: 0 P: 20	R: 0 H: 0 E: 0 K: 0 S: 7	H: 0 LOB: 0 BB: 0 P: 9	R: 1 H: 1 E: 0 K: 0 S: 6	H: 1 LOB: 1 BB: 1 P: 16	1B: 2 2B: 3 3B: 0 HR: 4	SF: 0 SAC: 0 DP: 0 HBP: 0	WP: 1 PA: 38 PB: 0 SB: 3 CS: 0
<b>PITCHER</b>	IP: 3.2 WLS: L BF: 20 ERA: 2.87	IP: 1.0 WLS: 4 BF: 1 ERA: 3.04	IP: 1.0 WLS: 5 BF: 2 ERA: 3.14	IP: 1.1 WLS: 4 BF: 0 ERA: 3.08	IP: 1.0 WLS: 5 BF: 1 ERA: 2.56	IP: 1.0 WLS: 5 BF: 1 ERA: 2.56	IP: 1.0 WLS: 5 BF: 1 ERA: 2.56	IP: 1.0 WLS: 5 BF: 1 ERA: 2.56	IP: 1.0 WLS: 5 BF: 1 ERA: 2.56	IP: 1.0 WLS: 5 BF: 1 ERA: 2.56	IP: 1.0 WLS: 5 BF: 1 ERA: 2.56	IP: 1.0 WLS: 5 BF: 1 ERA: 2.56	IP: 1.0 WLS: 5 BF: 1 ERA: 2.56	IP: 1.0 WLS: 5 BF: 1 ERA: 2.56	IP: 1.0 WLS: 5 BF: 1 ERA: 2.56	IP: 1.0 WLS: 5 BF: 1 ERA: 2.56	IP: 1.0 WLS: 5 BF: 1 ERA: 2.56		

AB	33
R	5
H	9
RBI	4
BB	5
SO	8
LOB	13





Batter	1	2	3	4	5	6	7	8	9	AB	R	H	RBI	BB	SO	LOB	TOP					
0 Andrés Giménez, L (1,4) OBP: 0.305, SLG: 0.361										5	1	2	1	0	1	2						
1 Amed Rosario, R (1,6) OBP: 0.291, SLG: 0.331										5	1	3	0	0	0	2						
11 José Ramírez, S (1,5) OBP: 0.357, SLG: 0.498										4	1	3	2	1	0	0						
55 Josh Bell, S (1,3) OBP: 0.329, SLG: 0.384										4	0	0	0	0	3	8						
38 Steven Kwan, L (7,7) OBP: 0.336, SLG: 0.342										1	0	0	0	0	0	0						
22 Josh Naylor, L (1,10) OBP: 0.333, SLG: 0.456										5	1	2	2	0	0	2						
13 Gabriel Arias, R (1,9) OBP: 0.307, SLG: 0.345										5	0	0	0	0	1	5						
12 David Fry, R (1,2) OBP: 0.261, SLG: 0.409										4	2	2	3	0	0	0						
17 Will Brennan, L (1,7) OBP: 0.306, SLG: 0.406										4	1	1	0	0	2	1						
7 Myles Straw, R (1,8) OBP: 0.306, SLG: 0.295										4	1	1	0	0	1	2						
<b>Inning Stats</b>	R: 5 E: 0 K: 2 S: 18	H: 5 LOB: 0 BB: 0 P: 24	R: 1 E: 0 K: 1 S: 15	H: 2 LOB: 1 BB: 0 P: 25	R: 0 E: 0 K: 0 S: 11	H: 0 LOB: 0 BB: 0 P: 14	R: 1 E: 0 K: 2 S: 15	H: 3 LOB: 2 BB: 0 P: 22	R: 0 E: 0 K: 1 S: 6	H: 0 LOB: 0 BB: 0 P: 8	R: 0 E: 0 K: 1 S: 12	H: 1 LOB: 2 BB: 1 P: 23	R: 1 E: 0 K: 1 S: 15	H: 2 LOB: 1 BB: 0 P: 20	R: 0 E: 0 K: 0 S: 9	H: 1 LOB: 1 BB: 0 P: 15	1B: 10 2B: 3 HR: 1	SF: 0 SAC: 0 HBP: 0	WP: 0 PB: 0 SB: 1 CS: 0	PA: 42		
<b>PITCHER</b>	IP: 1.2 WLS: L BF: 12	H: 7 R: 6 ER: 6 SO: 2	BB: 0 IBB: 0 HBP: 0 BLK: 0	WP: 0 HR: 1 S: 30 P: 43	ERA: 32.40 WHIP: 4.200		<b>PITCHER</b>	IP: 1.0 WLS: S BF: 4	H: 1 R: 0 ER: 0 SO: 0	BB: 0 IBB: 0 HBP: 0 BLK: 0	WP: 0 HR: 0 S: 9 P: 15	ERA: 0.00 WHIP: 1.000										
40 Ryan Weathers, L (1,1) ERA: 6.08																						
73 Drew Carlton, R (2,1) ERA: 4.32																						
59 Tom Cosgrove, L (4,1) ERA: 0.53																						
45 Brent Honeywell, R (6,1) ERA: 3.78																						
21 Nick Martinez, R (7,1) ERA: 2.65																						
<b>Batter</b>	<b>1</b>	<b>2</b>	<b>3</b>	<b>4</b>	<b>5</b>	<b>6</b>	<b>7</b>	<b>8</b>	<b>9</b>	<b>AB</b>	<b>R</b>	<b>H</b>	<b>RBI</b>	<b>BB</b>	<b>SO</b>	<b>LOB</b>	<b>BOTTOM</b>					
23 Fernando Tatis Jr., R (1,9) OBP: 0.347, SLG: 0.555										2	1	0	0	3	1	3						
22 Juan Soto, L (1,7) OBP: 0.414, SLG: 0.474										2	1	1	0	3	1	1						
13 Manny Machado, R (1,5) OBP: 0.297, SLG: 0.413										5	1	2	3	0	2	5						
2 Xander Bogaerts, R (1,6) OBP: 0.349, SLG: 0.403										5	1	2	0	0	0	3						
7 Ha-Seong Kim, R (1,4) OBP: 0.330, SLG: 0.358										4	2	2	0	0	2	1						
24 Rougned Odor, L (9,PH) OBP: 0.315, SLG: 0.412										0	0	0	0	1	0	0						
32 Nelson Cruz, R (1,10) OBP: 0.285, SLG: 0.396										4	0	0	0	0	0	3						
14 Matt Carpenter, L (9,PH) OBP: 0.301, SLG: 0.345										1	0	0	0	0	1	1						
16 Brandon Dixon, R (1,3) OBP: 0.290, SLG: 0.362										2	0	0	2	0	0	0						
9 Jake Cronenworth, L (5,PH) OBP: 0.319, SLG: 0.372										3	0	0	0	0	0	3						
1 Trent Grisham, L (1,8) OBP: 0.307, SLG: 0.357										4	0	1	1	0	0	0						
26 Austin Nola, R (1,2) OBP: 0.265, SLG: 0.195										2	0	1	0	1	0	2						
99 Gary Sánchez, R (8,PH) OBP: 0.274, SLG: 0.579										1	0	0	0	0	0	0						
<b>Inning Stats</b>	R: 3 E: 0 K: 1 S: 13	H: 1 LOB: 0 BB: 2 P: 24	R: 0 E: 0 K: 1 S: 18	H: 1 LOB: 3 BB: 2 P: 32	R: 2 E: 0 K: 0 S: 14	H: 2 LOB: 0 BB: 0 P: 21	R: 0 E: 0 K: 1 S: 8	H: 1 LOB: 2 BB: 2 P: 18	R: 1 E: 0 K: 0 S: 11	H: 2 LOB: 1 BB: 0 P: 14	R: 0 E: 0 K: 2 S: 13	H: 2 LOB: 1 BB: 0 P: 22	R: 0 E: 0 K: 0 S: 5	H: 0 LOB: 0 BB: 0 P: 10	R: 0 E: 0 K: 1 S: 13	H: 0 LOB: 1 BB: 1 P: 19	R: 0 E: 0 K: 1 S: 11	H: 0 LOB: 1 BB: 1 P: 20	1B: 4 2B: 4 3B: 0 HR: 1	SF: 0 SAC: 0 DP: 1 HBP: 0	WP: 1 PB: 0 SB: 1 CS: 1	PA: 43
<b>PITCHER</b>	IP: 3.0 WLS: L BF: 17	H: 4 R: 5 ER: 5 SO: 2	BB: 4 IBB: 0 HBP: 0 BLK: 0	WP: 1 HR: 1 S: 45 P: 77	ERA: 15.00 WHIP: 2.667		<b>PITCHER</b>	IP: 1.1 WLS: S BF: 5	H: 0 R: 0 ER: 0 SO: 1	BB: 1 IBB: 0 HBP: 0 BLK: 0	WP: 0 HR: 0 S: 14 P: 24	ERA: 0.00 WHIP: 0.750										
41 Logan Allen, L (1,1) ERA: 3.95																						
52 Nick Sandlin, R (4,1) ERA: 2.92																						
49 Eli Morgan, R (5,1) ERA: 1.91																						
36 Cody Morris, R (6,1) ERA: 2.92																						
37 Trevor Stephan, R (7,1) ERA: 2.4																						

Cleveland Guardians @ San Diego Padres  
 Petco Park, San Diego, CA  
 Thu Jun 15 2023, 5:41 PM - 8:50 PM PDT  
 Att: 41,864 - Partly Cloudy - 68 F

AB	41
R	8
H	14
RBI	8
BB	1
SO	8
LOB	22



Cleveland Guardians @ San Diego Padres  
 Petco Park, San Diego, CA  
 Thu Jun 15 2023, 5:41 PM - 8:50 PM PDT  
 Att: 41,864 - Partly Cloudy - 68 F

AB	35
R	6
H	9
RBI	6
BB	8
SO	7
LOB	22





Batter	1	2	3	4	5	6	7	8	9	AB	R	H	RBI	BB	SO	LOB	TOP				
2 Yandy Diaz, R OBP: 0.396, SLG: 0.527	G5-3		G5-3		FC4-5 55 2B 56 HR		G4-3		K	5	1	0	0	0	1	2	<b>Tampa Bay Rays @ San Diego Padres</b> Petco Park, San Diego, CA Fri Jun 16 2023, 6:42 PM - 9:26 PM PDT Att: 42,367 - Partly Cloudy - 68 F				
5 Wander Franco, S OBP: 0.358, SLG: 0.476	1B		K		P5		G6-3		G4-3	5	0	1	0	0	1	2					
55 Luke Raley, L OBP: 0.350, SLG: 0.597	K				56 1B 2B		K			4	2	2	0	0	2	1					
56 Randy Arozarena, R OBP: 0.403, SLG: 0.488	F7				17 CS 2B		HR		L6	4	1	2	4	0	0	1					
17 Isaac Paredes, R OBP: 0.346, SLG: 0.486	HR				G1-3		G6-3			3	1	1	1	1	0	0					
15 Josh Lowe, L OBP: 0.329, SLG: 0.512	F7				K		K		14 WP 14 S BB	3	0	0	0	1	2	1					
14 Christian Bethancourt, R OBP: 0.253, SLG: 0.422	K				G5-3		22 WP 1B		K	4	0	1	0	0	2	2					
6 Taylor Walls, S OBP: 0.316, SLG: 0.402	K				22 1B 2B		K		22 CS BB	3	1	1	0	1	2	1					
22 Jose Siri, R OBP: 0.279, SLG: 0.539	L9				2 WP 1B		G1-3		2 WP BB	3	0	1	1	1	0	1					
<b>Inning Stats</b>	R: 0 H: 1 E: 0 K: 1 S: 12	H: 1 LOB: 1 BB: 0 P: 17	R: 1 H: 1 E: 0 K: 2 S: 12	H: 1 LOB: 0 BB: 0 P: 17	R: 0 H: 0 E: 0 K: 1 S: 8	H: 0 LOB: 0 BB: 0 P: 13	R: 1 H: 2 E: 0 K: 1 S: 14	H: 2 LOB: 1 BB: 1 P: 21	R: 4 H: 4 E: 0 K: 0 S: 12	H: 4 LOB: 0 BB: 0 P: 20	R: 0 H: 1 E: 0 K: 2 S: 12	H: 1 LOB: 1 BB: 0 P: 17	R: 0 H: 0 E: 0 K: 1 S: 9	H: 0 LOB: 1 BB: 1 P: 17	R: 0 H: 0 E: 0 K: 1 S: 9	H: 0 LOB: 1 BB: 2 P: 20	1B: 4 2B: 3 3B: 0 HR: 2	SF: 0 SAC: 0 DP: 0 HBP: 0	WP: 3 PB: 0 SB: 3 CS: 2	PA: 38	
<b>PITCHER</b>	IP WLS BF H R ER SO BB IBB HBP BLK WP HR S P ERA WHIP	IP WLS BF H R ER SO BB IBB HBP BLK WP HR S P ERA WHIP	IP WLS BF H R ER SO BB IBB HBP BLK WP HR S P ERA WHIP	IP WLS BF H R ER SO BB IBB HBP BLK WP HR S P ERA WHIP	IP WLS BF H R ER SO BB IBB HBP BLK WP HR S P ERA WHIP	IP WLS BF H R ER SO BB IBB HBP BLK WP HR S P ERA WHIP	IP WLS BF H R ER SO BB IBB HBP BLK WP HR S P ERA WHIP	IP WLS BF H R ER SO BB IBB HBP BLK WP HR S P ERA WHIP	IP WLS BF H R ER SO BB IBB HBP BLK WP HR S P ERA WHIP	IP WLS BF H R ER SO BB IBB HBP BLK WP HR S P ERA WHIP	IP WLS BF H R ER SO BB IBB HBP BLK WP HR S P ERA WHIP	IP WLS BF H R ER SO BB IBB HBP BLK WP HR S P ERA WHIP	IP WLS BF H R ER SO BB IBB HBP BLK WP HR S P ERA WHIP	IP WLS BF H R ER SO BB IBB HBP BLK WP HR S P ERA WHIP	IP WLS BF H R ER SO BB IBB HBP BLK WP HR S P ERA WHIP	IP WLS BF H R ER SO BB IBB HBP BLK WP HR S P ERA WHIP	IP WLS BF H R ER SO BB IBB HBP BLK WP HR S P ERA WHIP	IP WLS BF H R ER SO BB IBB HBP BLK WP HR S P ERA WHIP	IP WLS BF H R ER SO BB IBB HBP BLK WP HR S P ERA WHIP	IP WLS BF H R ER SO BB IBB HBP BLK WP HR S P ERA WHIP	IP WLS BF H R ER SO BB IBB HBP BLK WP HR S P ERA WHIP
11 Yu Darvish, R ERA: 4.74	5.0	L	23	8	6	6	5	1	0	0	0	0	0	0	1	0	12	17	0.00	1.000	
56 Ray Kerr, L ERA: 3.57	1.0		4	1	0	0	2	0	0	0	0	0	0	1	0	16	32	0.00	0.500		
45 Brent Honeywell, R ERA: 3.57	2.0		7	0	0	0	2	1	0	0	0	0	0	1	0	9	20	0.00	2.000		
74 Nabil Crismatt, R ERA: 9.82	1.0		4	0	0	0	1	2	0	0	0	0	0	1	0	9	20	0.00	2.000		

Batter	1	2	3	4	5	6	7	8	9	AB	R	H	RBI	BB	SO	LOB	BOTTOM					
23 Fernando Tatis Jr., R OBP: 0.352, SLG: 0.559	G5-4-3 BB		2B		K			G6-4-3 13 2B 1B	G6-4-3	4	1	2	0	1	1	3	<b>Tampa Bay Rays @ San Diego Padres</b> Petco Park, San Diego, CA Fri Jun 16 2023, 6:42 PM - 9:26 PM PDT Att: 42,367 - Partly Cloudy - 68 F					
22 Juan Soto, L OBP: 0.412, SLG: 0.468	F7		G6-3		G1-3			13 G6-4-3 BB		3	0	0	0	1	0	2						
13 Manny Machado, R OBP: 0.292, SLG: 0.405	G5-4-3				F9		F7	G6-4-3		4	0	0	0	0	0	3						
2 Xander Bogaerts, R OBP: 0.352, SLG: 0.406		G1-3			9 S BB		F9		3-H 2B	3	0	1	1	1	0	0						
99 Gary Sánchez, R OBP: 0.258, SLG: 0.541		K			K		F8	L9		4	0	0	0	0	2	2						
9 Jake Cronenworth, L OBP: 0.322, SLG: 0.372					32 FC5-4 BB		K		F7	3	0	1	0	1	1	0						
32 Nelson Cruz, R OBP: 0.273, SLG: 0.421		K			FC5-4		HR		24 BB 7 1B HBP	3	1	1	1	0	1	3						
7 Ha-Seong Kim, R OBP: 0.333, SLG: 0.361			L5		G1-3				24 BB 1B	4	0	2	0	0	0	0						
1 Trent Grisham, L OBP: 0.303, SLG: 0.352			G4-3		P3		K		23 G6-4-3 BB	0	0	0	0	0	1	0						
24 Rougned Odor, L OBP: 0.321, SLG: 0.412										0	0	0	0	0	1	0						
<b>Inning Stats</b>	R: 0 H: 0 E: 0 K: 0 S: 7	H: 0 LOB: 0 BB: 1 P: 13	R: 0 H: 1 E: 0 K: 2 S: 10	H: 1 LOB: 1 BB: 0 P: 13	R: 0 H: 1 E: 0 K: 0 S: 6	H: 1 LOB: 1 BB: 0 P: 9	R: 0 H: 0 E: 0 K: 1 S: 7	H: 0 LOB: 2 BB: 2 P: 18	R: 0 H: 0 E: 0 K: 1 S: 11	H: 0 LOB: 0 BB: 0 P: 15	R: 0 H: 0 E: 0 K: 0 S: 8	H: 0 LOB: 0 BB: 0 P: 11	R: 1 H: 2 E: 0 K: 2 S: 14	H: 2 LOB: 1 BB: 0 P: 22	R: 1 H: 2 E: 0 K: 0 S: 9	H: 2 LOB: 1 BB: 1 P: 14	R: 0 H: 1 E: 0 K: 0 S: 13	H: 1 LOB: 2 BB: 1 P: 22	1B: 4 2B: 2 3B: 0 HR: 1	SF: 0 SAC: 0 DP: 3 HBP: 1	WP: 0 PB: 0 SB: 1 CS: 0	PA: 37
<b>PITCHER</b>	IP WLS BF H R ER SO BB IBB HBP BLK WP HR S P ERA WHIP	IP WLS BF H R ER SO BB IBB HBP BLK WP HR S P ERA WHIP	IP WLS BF H R ER SO BB IBB HBP BLK WP HR S P ERA WHIP	IP WLS BF H R ER SO BB IBB HBP BLK WP HR S P ERA WHIP	IP WLS BF H R ER SO BB IBB HBP BLK WP HR S P ERA WHIP	IP WLS BF H R ER SO BB IBB HBP BLK WP HR S P ERA WHIP	IP WLS BF H R ER SO BB IBB HBP BLK WP HR S P ERA WHIP	IP WLS BF H R ER SO BB IBB HBP BLK WP HR S P ERA WHIP	IP WLS BF H R ER SO BB IBB HBP BLK WP HR S P ERA WHIP	IP WLS BF H R ER SO BB IBB HBP BLK WP HR S P ERA WHIP	IP WLS BF H R ER SO BB IBB HBP BLK WP HR S P ERA WHIP	IP WLS BF H R ER SO BB IBB HBP BLK WP HR S P ERA WHIP	IP WLS BF H R ER SO BB IBB HBP BLK WP HR S P ERA WHIP	IP WLS BF H R ER SO BB IBB HBP BLK WP HR S P ERA WHIP	IP WLS BF H R ER SO BB IBB HBP BLK WP HR S P ERA WHIP	IP WLS BF H R ER SO BB IBB HBP BLK WP HR S P ERA WHIP	IP WLS BF H R ER SO BB IBB HBP BLK WP HR S P ERA WHIP	IP WLS BF H R ER SO BB IBB HBP BLK WP HR S P ERA WHIP	IP WLS BF H R ER SO BB IBB HBP BLK WP HR S P ERA WHIP	IP WLS BF H R ER SO BB IBB HBP BLK WP HR S P ERA WHIP	IP WLS BF H R ER SO BB IBB HBP BLK WP HR S P ERA WHIP	
18 Shane Bieber, L ERA: 2.12	6.2	W	25	3	1	1	1	1	0	0	0	0	0	0	0	0	15	21	6.75	3.000		
52 Zack Littell, R ERA: 8.22	1.1		7	3	1	1	1	1	0	0	0	0	0	1	0	11	20	0.00	6.000			
64 Shawn Armstrong, R ERA: 1.35	0.2	S	1	0	0	0	0	0	0	0	0	0	0	0	0	2	2	0.00	0.000			



Batter	1	2	3	4	5	6	7	8	9	AB	R	H	RBI	BB	SO	LOB	TOP				
2 Yandy Diaz, R OBP: 0.398, SLG: 0.529										3	0	1	0	1	2	0	<b>Tampa Bay Rays @ San Diego Padres</b> Petco Park, San Diego, CA Sat Jun 17 2023, 4:16 PM - 6:41 PM PDT Att: 43,180 - Sunny - 70 F				
5 Wander Franco, S OBP: 0.353, SLG: 0.469										4	0	0	0	0	1	3					
87 Harold Ramirez, R OBP: 0.348, SLG: 0.500										4	0	0	0	0	2	2					
56 Randy Arozarena, R OBP: 0.398, SLG: 0.480										4	0	0	0	0	4	0					
17 Isaac Paredes, R OBP: 0.348, SLG: 0.481										2	0	0	0	1	1	0					
6 Taylor Walls, S OBP: 0.319, SLG: 0.401										3	0	1	0	1	1	1					
13 Manuel Margot, R OBP: 0.326, SLG: 0.382										4	0	0	0	0	3	4					
21 Francisco Mejia, S OBP: 0.282, SLG: 0.380										3	0	1	0	0	2	0					
22 Jose Siri, R OBP: 0.274, SLG: 0.528										3	0	0	0	0	1	1					
<b>Inning Stats</b>	R: 0 E: 0 K: 3 S: 13	H: 0 LOB: 0 BB: 0 P: 17	R: 0 E: 0 K: 2 S: 12	H: 0 LOB: 1 BB: 0 P: 16	R: 0 E: 0 K: 1 S: 10	H: 1 LOB: 1 BB: 0 P: 11	R: 0 E: 0 K: 2 S: 12	H: 0 LOB: 2 BB: 2 P: 23	R: 0 E: 0 K: 2 S: 9	H: 0 LOB: 0 BB: 0 P: 14	R: 0 E: 0 K: 2 S: 8	H: 0 LOB: 0 BB: 0 P: 13	R: 0 E: 0 K: 1 S: 7	H: 0 LOB: 1 BB: 0 P: 7	R: 0 E: 0 K: 2 S: 16	H: 1 LOB: 1 BB: 0 P: 19		1B: 2 2B: 1 3B: 0 HR: 0	SF: 0 SAC: 0 DP: 0 HBP: 1	WP: 0 PB: 0 SB: 1 CS: 0	PA: 34
<b>PITCHER</b>	IP WLS BF H R ER SO BB IBB HBP BLK WP HR S P ERA WHIP	IP WLS BF H R ER SO BB IBB HBP BLK WP HR S P ERA WHIP	IP WLS BF H R ER SO BB IBB HBP BLK WP HR S P ERA WHIP	IP WLS BF H R ER SO BB IBB HBP BLK WP HR S P ERA WHIP	IP WLS BF H R ER SO BB IBB HBP BLK WP HR S P ERA WHIP	IP WLS BF H R ER SO BB IBB HBP BLK WP HR S P ERA WHIP	IP WLS BF H R ER SO BB IBB HBP BLK WP HR S P ERA WHIP	IP WLS BF H R ER SO BB IBB HBP BLK WP HR S P ERA WHIP	IP WLS BF H R ER SO BB IBB HBP BLK WP HR S P ERA WHIP	IP WLS BF H R ER SO BB IBB HBP BLK WP HR S P ERA WHIP	IP WLS BF H R ER SO BB IBB HBP BLK WP HR S P ERA WHIP	IP WLS BF H R ER SO BB IBB HBP BLK WP HR S P ERA WHIP	IP WLS BF H R ER SO BB IBB HBP BLK WP HR S P ERA WHIP	IP WLS BF H R ER SO BB IBB HBP BLK WP HR S P ERA WHIP	IP WLS BF H R ER SO BB IBB HBP BLK WP HR S P ERA WHIP	IP WLS BF H R ER SO BB IBB HBP BLK WP HR S P ERA WHIP	IP WLS BF H R ER SO BB IBB HBP BLK WP HR S P ERA WHIP	IP WLS BF H R ER SO BB IBB HBP BLK WP HR S P ERA WHIP	IP WLS BF H R ER SO BB IBB HBP BLK WP HR S P ERA WHIP	IP WLS BF H R ER SO BB IBB HBP BLK WP HR S P ERA WHIP	IP WLS BF H R ER SO BB IBB HBP BLK WP HR S P ERA WHIP
4 Blake Snell, L ERA: 3.48	6.0	W	24	2	0	0	12	3	0	0	1	0	0	0	0	0	0.00	0.833			
36 Steven Wilson, R ERA: 2.55	1.0	H	3	0	0	0	2	0	0	0	0	0	0	0	0	0	0.00	0.000			
21 Nick Martinez, R ERA: 2.8	1.0	H	3	0	0	0	1	0	0	0	0	0	0	0	0	0	0.00	0.000			
71 Josh Hader, L ERA: 1.32	1.0	S	4	1	0	0	2	0	0	0	0	0	0	0	0	0	0.00	1.000			
<b>Batter</b>	<b>1</b>	<b>2</b>	<b>3</b>	<b>4</b>	<b>5</b>	<b>6</b>	<b>7</b>	<b>8</b>	<b>9</b>	<b>AB</b>	<b>R</b>	<b>H</b>	<b>RBI</b>	<b>BB</b>	<b>SO</b>	<b>LOB</b>	<b>BOTTOM</b>				
23 Fernando Tatis Jr., R OBP: 0.352, SLG: 0.560										3	0	1	0	0	1	0	<b>Tampa Bay Rays @ San Diego Padres</b> Petco Park, San Diego, CA Sat Jun 17 2023, 4:16 PM - 6:41 PM PDT Att: 43,180 - Sunny - 70 F				
22 Juan Soto, L OBP: 0.410, SLG: 0.464										2	0	0	1	1	2	1					
13 Manny Machado, R OBP: 0.291, SLG: 0.402										4	0	1	1	0	0	2					
2 Xander Bogaerts, R OBP: 0.350, SLG: 0.401										3	0	0	0	1	1	3					
9 Jake Cronenworth, L OBP: 0.317, SLG: 0.366										4	0	0	0	0	2	3					
99 Gary Sanchez, R OBP: 0.246, SLG: 0.516										3	0	0	0	0	0	0					
14 Matt Carpenter, L OBP: 0.302, SLG: 0.340										2	0	0	0	1	0	0					
7 Ha-Seong Kim, R OBP: 0.333, SLG: 0.361										3	1	1	0	0	0	1					
1 Trent Grisham, L OBP: 0.304, SLG: 0.352										3	1	1	0	0	0	1					
<b>Inning Stats</b>	R: 0 E: 0 K: 2 S: 13	H: 1 LOB: 2 BB: 1 P: 21	R: 0 E: 0 K: 0 S: 10	H: 0 LOB: 1 BB: 1 P: 16	R: 0 E: 1 K: 2 S: 10	H: 0 LOB: 1 BB: 0 P: 17	R: 0 E: 0 K: 0 S: 7	H: 0 LOB: 0 BB: 0 P: 10	R: 2 E: 0 K: 0 S: 11	H: 3 LOB: 1 BB: 0 P: 15	R: 0 E: 0 K: 1 S: 8	H: 0 LOB: 0 BB: 0 P: 11	R: 0 E: 0 K: 1 S: 8	H: 0 LOB: 0 BB: 0 P: 10	R: 0 E: 0 K: 0 S: 10	H: 0 LOB: 1 BB: 1 P: 15	1B: 3 2B: 1 3B: 0 HR: 0	SF: 1 SAC: 1 DP: 0 HBP: 0	WP: 0 PB: 0 SB: 1 CS: 0	PA: 32	
<b>PITCHER</b>	IP WLS BF H R ER SO BB IBB HBP BLK WP HR S P ERA WHIP	IP WLS BF H R ER SO BB IBB HBP BLK WP HR S P ERA WHIP	IP WLS BF H R ER SO BB IBB HBP BLK WP HR S P ERA WHIP	IP WLS BF H R ER SO BB IBB HBP BLK WP HR S P ERA WHIP	IP WLS BF H R ER SO BB IBB HBP BLK WP HR S P ERA WHIP	IP WLS BF H R ER SO BB IBB HBP BLK WP HR S P ERA WHIP	IP WLS BF H R ER SO BB IBB HBP BLK WP HR S P ERA WHIP	IP WLS BF H R ER SO BB IBB HBP BLK WP HR S P ERA WHIP	IP WLS BF H R ER SO BB IBB HBP BLK WP HR S P ERA WHIP	IP WLS BF H R ER SO BB IBB HBP BLK WP HR S P ERA WHIP	IP WLS BF H R ER SO BB IBB HBP BLK WP HR S P ERA WHIP	IP WLS BF H R ER SO BB IBB HBP BLK WP HR S P ERA WHIP	IP WLS BF H R ER SO BB IBB HBP BLK WP HR S P ERA WHIP	IP WLS BF H R ER SO BB IBB HBP BLK WP HR S P ERA WHIP	IP WLS BF H R ER SO BB IBB HBP BLK WP HR S P ERA WHIP	IP WLS BF H R ER SO BB IBB HBP BLK WP HR S P ERA WHIP	IP WLS BF H R ER SO BB IBB HBP BLK WP HR S P ERA WHIP	IP WLS BF H R ER SO BB IBB HBP BLK WP HR S P ERA WHIP	IP WLS BF H R ER SO BB IBB HBP BLK WP HR S P ERA WHIP	IP WLS BF H R ER SO BB IBB HBP BLK WP HR S P ERA WHIP	IP WLS BF H R ER SO BB IBB HBP BLK WP HR S P ERA WHIP
24 Zach Efflin, R ERA: 3.26	6.0	L	25	4	2	2	5	2	0	0	0	0	0	0	0	0	3.00	1.000			
64 Shawn Armstrong, R ERA: 7.27	1.0		3	0	0	0	1	0	0	0	0	0	0	0	0	0	0.00	0.000			
52 Zack Littell, R ERA: 7.27	1.0		4	0	0	0	0	1	0	0	0	0	0	0	0	0	0.00	1.000			





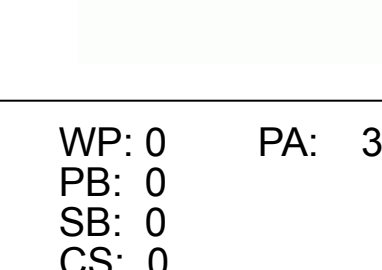






Batter	1	2	3	4	5	6	7	8	9	AB	R	H	RBI	BB	SO	LOB	TOP							
23 Fernando Tatis Jr., R OBP: 0.414, SLG: 0.568										5	2	3	1	0	1	0	<b>San Diego Padres @ San Francisco Giants</b> Oracle Park, San Francisco, CA Tue Jun 20 2023, 6:47 PM - 9:26 PM PDT Att: 32,060 - Clear - 61 F <a href="http://livebaseballscorecards.com">livebaseballscorecards.com</a>							
22 Juan Soto, L OBP: 0.414, SLG: 0.488										4	0	2	1	1	1	1								
13 Manny Machado, R OBP: 0.287, SLG: 0.392										5	0	1	1	0	0	4								
2 Xander Bogaerts, R OBP: 0.347, SLG: 0.390										5	0	1	0	0	1	6								
9 Jake Cronenworth, L OBP: 0.313, SLG: 0.360										3	0	0	0	1	2	4								
24 Rameen Odor, L OBP: 0.315, SLG: 0.413										4	0	0	0	0	1	3								
7 Ha-Seong Kim, R OBP: 0.339, SLG: 0.366										4	0	1	0	0	1	1								
1 Trent Grisham, L OBP: 0.306, SLG: 0.354										4	1	2	0	0	1	1								
26 Austin Nola, R OBP: 0.263, SLG: 0.195										2	0	0	0	0	0	2								
14 Matt Carpenter, L OBP: 0.295, SLG: 0.331										1	0	0	0	0	1	0								
99 Gary Sánchez, R OBP: 0.230, SLG: 0.478										0	0	0	0	0	0	0								
<b>Inning Stats</b>	R: 0 E: 0 K: 2 S: 9	H: 1 LOB: 1 BB: 0 P: 15	R: 0 E: 0 K: 2 S: 11	H: 0 LOB: 0 BB: 0 P: 15	R: 2 E: 0 K: 0 S: 17	H: 3 LOB: 2 BB: 0 P: 21	R: 0 E: 0 K: 1 S: 12	H: 2 LOB: 1 BB: 0 P: 16	R: 1 E: 0 K: 1 S: 12	H: 2 LOB: 2 BB: 1 P: 21	R: 0 E: 0 K: 0 S: 7	H: 0 LOB: 0 BB: 0 P: 12	R: 0 E: 0 K: 1 S: 7	H: 1 LOB: 1 BB: 0 P: 10	R: 0 E: 0 K: 1 S: 8	H: 0 LOB: 1 BB: 1 P: 19	R: 0 E: 0 K: 1 S: 16	H: 1 LOB: 2 BB: 0 P: 23	1B: 8 2B: 1 3B: 0 HR: 1	SF: 0 SAC: 1 DP: 0 HBP: 0	WP: 0 PB: 0 CS: 2	PA: 40		
<b>PITCHER</b>	IP WLS BF H R ER SO BB IBB HBP BLK WP HR S P ERA WHIP	IP WLS BF H R ER SO BB IBB HBP BLK WP HR S P ERA WHIP	IP WLS BF H R ER SO BB IBB HBP BLK WP HR S P ERA WHIP	IP WLS BF H R ER SO BB IBB HBP BLK WP HR S P ERA WHIP	IP WLS BF H R ER SO BB IBB HBP BLK WP HR S P ERA WHIP	IP WLS BF H R ER SO BB IBB HBP BLK WP HR S P ERA WHIP	IP WLS BF H R ER SO BB IBB HBP BLK WP HR S P ERA WHIP	IP WLS BF H R ER SO BB IBB HBP BLK WP HR S P ERA WHIP	IP WLS BF H R ER SO BB IBB HBP BLK WP HR S P ERA WHIP	IP WLS BF H R ER SO BB IBB HBP BLK WP HR S P ERA WHIP	IP WLS BF H R ER SO BB IBB HBP BLK WP HR S P ERA WHIP	IP WLS BF H R ER SO BB IBB HBP BLK WP HR S P ERA WHIP	IP WLS BF H R ER SO BB IBB HBP BLK WP HR S P ERA WHIP	IP WLS BF H R ER SO BB IBB HBP BLK WP HR S P ERA WHIP	IP WLS BF H R ER SO BB IBB HBP BLK WP HR S P ERA WHIP	IP WLS BF H R ER SO BB IBB HBP BLK WP HR S P ERA WHIP	IP WLS BF H R ER SO BB IBB HBP BLK WP HR S P ERA WHIP	IP WLS BF H R ER SO BB IBB HBP BLK WP HR S P ERA WHIP	IP WLS BF H R ER SO BB IBB HBP BLK WP HR S P ERA WHIP	IP WLS BF H R ER SO BB IBB HBP BLK WP HR S P ERA WHIP	IP WLS BF H R ER SO BB IBB HBP BLK WP HR S P ERA WHIP	IP WLS BF H R ER SO BB IBB HBP BLK WP HR S P ERA WHIP	IP WLS BF H R ER SO BB IBB HBP BLK WP HR S P ERA WHIP	IP WLS BF H R ER SO BB IBB HBP BLK WP HR S P ERA WHIP

Batter	1	2	3	4	5	6	7	8	9	AB	R	H	RBI	BB	SO	LOB	BOTTOM							
23 Joc Pederson, L OBP: 0.387, SLG: 0.508										4	1	1	2	1	1	1	<b>San Diego Padres @ San Francisco Giants</b> Oracle Park, San Francisco, CA Tue Jun 20 2023, 6:47 PM - 9:26 PM PDT Att: 32,060 - Clear - 61 F <a href="http://livebaseballscorecards.com">livebaseballscorecards.com</a>							
39 Thairo Estrada, R OBP: 0.339, SLG: 0.467										4	1	1	0	0	1	0								
7 J.D. Davis, R OBP: 0.369, SLG: 0.482										4	0	1	0	0	1	0								
8 Michael Conforto, L OBP: 0.332, SLG: 0.419										2	0	0	0	0	0	1								
13 Austin Slater, R OBP: 0.464, SLG: 0.519										1	0	0	0	1	0	0								
5 Mike Yastrzemski, L OBP: 0.324, SLG: 0.485										3	0	1	0	1	1	0								
29 Luis Matos, R OBP: 0.400, SLG: 0.263										3	2	1	0	1	1	1								
14 Patrick Bailey, S OBP: 0.330, SLG: 0.512										4	0	1	0	0	0	3								
35 Brandon Crawford, L OBP: 0.311, SLG: 0.368										3	0	1	1	0	0	0								
6 Casey Schmitt, R OBP: 0.294, SLG: 0.380										0	0	0	0	1	0	0								
32 David Villar, R OBP: 0.240, SLG: 0.352										4	0	1	0	0	1	5								
<b>Inning Stats</b>	R: 0 E: 0 K: 3 S: 10	H: 0 LOB: 0 BB: 0 P: 16	R: 0 E: 0 K: 2 S: 9	H: 0 LOB: 0 BB: 0 P: 12	R: 0 E: 0 K: 0 S: 8	H: 1 LOB: 1 BB: 0 P: 11	R: 1 E: 0 K: 0 S: 12	H: 2 LOB: 1 BB: 1 P: 19	R: 0 E: 0 K: 0 S: 4	H: 0 LOB: 0 BB: 0 P: 6	R: 1 E: 0 K: 0 S: 6	H: 3 LOB: 2 BB: 1 P: 14	R: 1 E: 0 K: 0 S: 5	H: 1 LOB: 0 BB: 0 P: 8	R: 1 E: 0 K: 1 S: 17	H: 1 LOB: 3 BB: 3 P: 31	1B: 5 2B: 3 3B: 0 HR: 1	SF: 0 SAC: 0 DP: 2 HBP: 0	WP: 0 PB: 0 CS: 0	PA: 37				
<b>PITCHER</b>	IP WLS BF H R ER SO BB IBB HBP BLK WP HR S P ERA WHIP	IP WLS BF H R ER SO BB IBB HBP BLK WP HR S P ERA WHIP	IP WLS BF H R ER SO BB IBB HBP BLK WP HR S P ERA WHIP	IP WLS BF H R ER SO BB IBB HBP BLK WP HR S P ERA WHIP	IP WLS BF H R ER SO BB IBB HBP BLK WP HR S P ERA WHIP	IP WLS BF H R ER SO BB IBB HBP BLK WP HR S P ERA WHIP	IP WLS BF H R ER SO BB IBB HBP BLK WP HR S P ERA WHIP	IP WLS BF H R ER SO BB IBB HBP BLK WP HR S P ERA WHIP	IP WLS BF H R ER SO BB IBB HBP BLK WP HR S P ERA WHIP	IP WLS BF H R ER SO BB IBB HBP BLK WP HR S P ERA WHIP	IP WLS BF H R ER SO BB IBB HBP BLK WP HR S P ERA WHIP	IP WLS BF H R ER SO BB IBB HBP BLK WP HR S P ERA WHIP	IP WLS BF H R ER SO BB IBB HBP BLK WP HR S P ERA WHIP	IP WLS BF H R ER SO BB IBB HBP BLK WP HR S P ERA WHIP	IP WLS BF H R ER SO BB IBB HBP BLK WP HR S P ERA WHIP	IP WLS BF H R ER SO BB IBB HBP BLK WP HR S P ERA WHIP	IP WLS BF H R ER SO BB IBB HBP BLK WP HR S P ERA WHIP	IP WLS BF H R ER SO BB IBB HBP BLK WP HR S P ERA WHIP	IP WLS BF H R ER SO BB IBB HBP BLK WP HR S P ERA WHIP	IP WLS BF H R ER SO BB IBB HBP BLK WP HR S P ERA WHIP	IP WLS BF H R ER SO BB IBB HBP BLK WP HR S P ERA WHIP	IP WLS BF H R ER SO BB IBB HBP BLK WP HR S P ERA WHIP	IP WLS BF H R ER SO BB IBB HBP BLK WP HR S P ERA WHIP	IP WLS BF H R ER SO BB IBB HBP BLK WP HR S P ERA WHIP





Batter	1	2	3	4	5	6	7	8	9	AB	R	H	RBI	BB	SO	LOB	TOP					
23 Fernando Tatis Jr., R OBP: 0.415, SLG: 0.558										4	0	0	0	1	1	5	San Diego Padres @ San Francisco Giants Oracle Park, San Francisco, CA Wed Jun 21 2023, 6:46 PM - 9:33 PM PDT Att: 33,332 - Clear - 59 F					
22 Juan Soto, L OBP: 0.415, SLG: 0.488										4	1	2	0	0	0	2						
13 Manny Machado, R OBP: 0.298, SLG: 0.402										2	0	2	0	2	0	0						
2 Xander Bogaerts, R OBP: 0.342, SLG: 0.384										4	0	0	0	0	1	6						
9 Jake Cronenworth, L OBP: 0.313, SLG: 0.360										3	0	1	1	0	0	3						
99 Gary Sánchez, R OBP: 0.234, SLG: 0.465										2	0	0	0	1	1	1						
24 Rougned Odor, L (8, PH) OBP: 0.312, SLG: 0.409										1	0	0	0	0	0	1						
26 Austin Nola, R OBP: 0.263, SLG: 0.195										0	0	0	0	0	0	0						
32 Nelson Cruz, R OBP: 0.274, SLG: 0.414										2	0	0	0	0	2	2						
14 Matt Carpenter, L OBP: 0.297, SLG: 0.329										1	0	0	0	1	1	0						
7 Ha-Seong Kim, R OBP: 0.337, SLG: 0.364										4	1	1	0	0	2	3						
1 Trent Grisham, L OBP: 0.313, SLG: 0.358										3	0	2	1	1	1	1						
<b>Inning Stats</b>	R: 0 H: 0 E: 0 K: 1 S: 8	H: 0 LOB: 1 BB: 2 P: 16	R: 0 H: 1 E: 0 K: 2 S: 12	H: 1 LOB: 1 BB: 0 P: 17	R: 0 H: 0 E: 0 K: 0 S: 5	H: 0 LOB: 0 BB: 1 P: 11	R: 0 H: 1 E: 0 K: 0 S: 6	H: 1 LOB: 2 BB: 1 P: 22	R: 0 H: 1 E: 0 K: 0 S: 9	H: 1 LOB: 1 BB: 1 P: 17	R: 1 H: 1 E: 0 K: 1 S: 9	H: 1 LOB: 1 BB: 1 P: 20	R: 1 H: 2 E: 0 K: 0 S: 13	H: 2 LOB: 1 BB: 0 P: 18	R: 0 H: 1 E: 0 K: 2 S: 12	H: 1 LOB: 1 BB: 0 P: 17	1B: 7 2B: 2 3B: 0 HR: 0	SF: 1 SAC: 0 DP: 4 HBP: 0	WP: 2 PA: 37 PB: 0 SB: 1 CS: 0			
<b>PITCHER</b>	IP WLS BF H R ER SO BB IBB HBP BLK WP HR S P ERA WHIP	IP WLS BF H R ER SO BB IBB HBP BLK WP HR S P ERA WHIP	IP WLS BF H R ER SO BB IBB HBP BLK WP HR S P ERA WHIP	IP WLS BF H R ER SO BB IBB HBP BLK WP HR S P ERA WHIP	IP WLS BF H R ER SO BB IBB HBP BLK WP HR S P ERA WHIP	IP WLS BF H R ER SO BB IBB HBP BLK WP HR S P ERA WHIP	IP WLS BF H R ER SO BB IBB HBP BLK WP HR S P ERA WHIP	IP WLS BF H R ER SO BB IBB HBP BLK WP HR S P ERA WHIP	IP WLS BF H R ER SO BB IBB HBP BLK WP HR S P ERA WHIP	74 Ryan Walker, R ERA: 1.56	64 Sean Hjelle, R ERA: 7.79	33 Taylor Rogers, L ERA: 2.77	77 Luke Jackson, R ERA: 2.16	71 Tyler Rogers, R ERA: 1.77	75 Camilo Doval, R ERA: 1.87	75 Camilo Doval, R ERA: 1.87	75 Camilo Doval, R ERA: 1.87	75 Camilo Doval, R ERA: 1.87	75 Camilo Doval, R ERA: 1.87	75 Camilo Doval, R ERA: 1.87	75 Camilo Doval, R ERA: 1.87	75 Camilo Doval, R ERA: 1.87
Batter	1	2	3	4	5	6	7	8	9	AB	R	H	RBI	BB	SO	LOB	BOTTOM					
23 Joc Pederson, L OBP: 0.383, SLG: 0.500										4	1	1	1	0	1	2	San Diego Padres @ San Francisco Giants Oracle Park, San Francisco, CA Wed Jun 21 2023, 6:46 PM - 9:33 PM PDT Att: 33,332 - Clear - 59 F					
5 Mike Yastrzemski, L OBP: 0.324, SLG: 0.482										3	0	1	1	0	1	0						
13 Austin Slater, R OBP: 0.474, SLG: 0.528										1	0	1	0	0	0	0						
7 J.D. Davis, R OBP: 0.367, SLG: 0.478										4	0	1	1	0	2	1						
8 Michael Conforto, L OBP: 0.327, SLG: 0.412										4	0	0	0	0	2	2						
29 Luis Matos, R OBP: 0.414, SLG: 0.304										4	1	2	0	0	0	0						
2 Blake Sabol, L OBP: 0.328, SLG: 0.419										4	1	2	0	0	0	0						
14 Patrick Bailey, S OBP: 0.330, SLG: 0.512										4	1	2	0	0	0	1						
32 David Villar, R OBP: 0.242, SLG: 0.345										2	1	0	0	1	0	1						
35 Brandon Crawford, L OBP: 0.305, SLG: 0.363										2	0	0	1	0	1	1						
6 Casey Schmitt, R OBP: 0.302, SLG: 0.377										1	0	0	0	2	1	2						
<b>Inning Stats</b>	R: 0 H: 0 E: 0 K: 2 S: 10	H: 0 LOB: 0 BB: 0 P: 13	R: 0 H: 1 E: 0 K: 1 S: 9	H: 1 LOB: 0 BB: 0 P: 11	R: 0 H: 0 E: 0 K: 1 S: 13	H: 0 LOB: 1 BB: 1 P: 23	R: 0 H: 0 E: 0 K: 1 S: 10	H: 0 LOB: 0 BB: 0 P: 15	R: 4 H: 5 E: 0 K: 1 S: 16	H: 5 LOB: 2 BB: 1 P: 26	R: 0 H: 1 E: 0 K: 0 S: 10	H: 1 LOB: 1 BB: 0 P: 13	R: 0 H: 1 E: 0 K: 1 S: 12	H: 0 LOB: 0 BB: 1 P: 20	R: 0 H: 0 E: 0 K: 1 S: 7	H: 0 LOB: 0 BB: 0 P: 10	1B: 7 2B: 1 3B: 0 HR: 0	SF: 1 SAC: 0 DP: 2 HBP: 0	WP: 0 PA: 33 PB: 0 SB: 1 CS: 0			
<b>PITCHER</b>	IP WLS BF H R ER SO BB IBB HBP BLK WP HR S P ERA WHIP	IP WLS BF H R ER SO BB IBB HBP BLK WP HR S P ERA WHIP	IP WLS BF H R ER SO BB IBB HBP BLK WP HR S P ERA WHIP	IP WLS BF H R ER SO BB IBB HBP BLK WP HR S P ERA WHIP	IP WLS BF H R ER SO BB IBB HBP BLK WP HR S P ERA WHIP	IP WLS BF H R ER SO BB IBB HBP BLK WP HR S P ERA WHIP	IP WLS BF H R ER SO BB IBB HBP BLK WP HR S P ERA WHIP	IP WLS BF H R ER SO BB IBB HBP BLK WP HR S P ERA WHIP	IP WLS BF H R ER SO BB IBB HBP BLK WP HR S P ERA WHIP	11 Yu Darvish, R ERA: 4.84	45 Brent Honeywell, R ERA: 3.47	50 Adrian Morejon, L ERA:	11 Yu Darvish, R ERA: 4.84	45 Brent Honeywell, R ERA: 3.47	50 Adrian Morejon, L ERA:	11 Yu Darvish, R ERA: 4.84	45 Brent Honeywell, R ERA: 3.47	50 Adrian Morejon, L ERA:	11 Yu Darvish, R ERA: 4.84	45 Brent Honeywell, R ERA: 3.47	50 Adrian Morejon, L ERA:	

AB 30  
R 2  
H 8  
RBI 2  
BB 6  
SO 9  
LOB 24



AB 29  
R 4  
H 8  
RBI 4  
BB 3  
SO 8  
LOB 10









Batter	1	2	3	4	5	6	7	8	9	AB	R	H	RBI	BB	SO	LOB	TOP								
28 Lane Thomas, R OBP: 0.338, SLG: 0.493 14 Ildemaro Vargas, S OBP: 0.288, SLG: 0.446	F FF 94 X FF 93 0-1 F7		B FF 94 S CH 87 S FF 93 F CH 89 F FF 93 S SI 94 1-3 K			B SL 80 B CU 81 S FF 93 S CH 87 1-3 K		X FF 95 0-0 G5-3	B FS 89 B CU 81 B FS 90 C FF 94 S CU 84 3-3 K	3	0	0	0	0	2	2									
2 Luis Garcia Jr., L OBP: 0.305, SLG: 0.395	C FF 93 B CH 88 X FC 91 1-1 F8		C CU 81 D CH 87 X CH 87 1-2 G4-3			F CH 84 X FF 93 0-1 G1-3		C FF 96 X SL 87 0-1 F8		4	0	0	0	0	0	2									
9 Jeimer Candelario, S OBP: 0.331, SLG: 0.444 36 Stone Garrett, R OBP: 0.310, SLG: 0.382	C CU 90 B FC 92 B CU 81 B CH 88 C FF 93 C CU 81 3-3 K		B FC 89 X FC 90 1-0 G4-3			B FF 93 B FC 90 C FF 93 X CH 86 2-1 45 1B		X FF 96 0-0 2B		3	1	1	0	0	1	0									
45 Joey Meneses, R OBP: 0.332, SLG: 0.379		C FC 89 X FC 90 0-2 G6-3		B CU 81 X FC 90 1-1 L8		B SL 82 X FC 91 1-0 2B		B CU 78 B CH 90 X CU 76 2-0 G3		4	0	1	1	0	0	1									
23 Corey Dickerson, L OBP: 0.305, SLG: 0.408 6 Michael Chavis, R OBP: 0.311, SLG: 0.333		C FC 88 B CH 87 S CU 82 1-3 K		X FC 90 0-0 2B		C FC 92 B FF 93 C CU 82 3-2 K			S CU 81 B FF 93 B FF 96 X CU 83 2-2 HR	3	0	1	0	0	2	1									
20 Keibert Ruiz, S OBP: 0.295, SLG: 0.382	B CU 81 F FC 89 X CH 87 1-1 F8		B FC 90 B CH 86 X CU 80 2-0 L6			C CU 80 B FC 90 X CH 86 1-1 G4-3			X FF 96 0-0 L7	4	0	0	0	0	0	1									
22 Dominic Smith, L OBP: 0.331, SLG: 0.318			S FC 90 F FF 93 F FC 90 F FF 93 F CH 88 1-3 K			C CU 80 X CH 86 0-2 P5			C FF 96 B CU 82 B FF 96 X CU 84 2-1 G3	4	0	1	0	0	1	0									
34 Derek Hill, R OBP: 0.364, SLG: 0.455			S CU 81 X SL 82 0-2 2B			C CU 80 F FF 93 F FF 93 S SL 82 1-3 K			S CU 82 B CU 82 S CU 84 B FS 94 X CU 82 3-2 5 2B	4	1	2	0	0	1	1									
5 CJ Abrams, L OBP: 0.276, SLG: 0.398			F FC 89 S CH 87 F CU 81 X CU 82 1-2 2B			B CH 86 B FC 90 C FF 93 C FF 93 F CH 87 X SL 82 3-2 L7			D CU 83 X FF 94 1-0 2B	4	0	2	1	0	0	1									
<b>Inning Stats</b>	R: 0 E: 0 K: 1 S: 7	H: 0 LOB: 0 BB: 0 P: 11	R: 0 E: 0 K: 1 S: 8	H: 0 LOB: 0 BB: 0 P: 10	R: 0 E: 0 K: 2 S: 21	H: 2 LOB: 2 BB: 0 P: 25	R: 0 E: 0 K: 0 S: 5	H: 1 LOB: 1 BB: 0 P: 9	R: 0 E: 0 K: 1 S: 10	H: 0 LOB: 0 BB: 0 P: 14	R: 1 E: 0 K: 2 S: 11	H: 2 LOB: 1 BB: 0 P: 15	R: 0 E: 0 K: 0 S: 5	H: 1 LOB: 1 BB: 0 P: 6	R: 0 E: 0 K: 0 S: 5	H: 1 LOB: 1 BB: 0 P: 7	R: 2 E: 0 K: 1 S: 14	H: 3 LOB: 1 BB: 0 P: 25	1B: 2 2B: 7 3B: 0 HR: 1	SF: 0 SAC: 0 DP: 0 HBP: 0	WP: 0 PB: 0 SB: 0 CS: 0	PA: 37			
<b>PITCHER</b>	IP WLS BF H R ER SO BB IBB HBP BLK WP HR S P ERA WHIP	IP WLS BF H R ER SO BB IBB HBP BLK WP HR S P ERA WHIP	IP WLS BF H R ER SO BB IBB HBP BLK WP HR S P ERA WHIP	IP WLS BF H R ER SO BB IBB HBP BLK WP HR S P ERA WHIP	IP WLS BF H R ER SO BB IBB HBP BLK WP HR S P ERA WHIP	IP WLS BF H R ER SO BB IBB HBP BLK WP HR S P ERA WHIP	IP WLS BF H R ER SO BB IBB HBP BLK WP HR S P ERA WHIP	IP WLS BF H R ER SO BB IBB HBP BLK WP HR S P ERA WHIP	IP WLS BF H R ER SO BB IBB HBP BLK WP HR S P ERA WHIP	IP WLS BF H R ER SO BB IBB HBP BLK WP HR S P ERA WHIP	IP WLS BF H R ER SO BB IBB HBP BLK WP HR S P ERA WHIP	IP WLS BF H R ER SO BB IBB HBP BLK WP HR S P ERA WHIP	IP WLS BF H R ER SO BB IBB HBP BLK WP HR S P ERA WHIP	IP WLS BF H R ER SO BB IBB HBP BLK WP HR S P ERA WHIP	IP WLS BF H R ER SO BB IBB HBP BLK WP HR S P ERA WHIP	IP WLS BF H R ER SO BB IBB HBP BLK WP HR S P ERA WHIP	IP WLS BF H R ER SO BB IBB HBP BLK WP HR S P ERA WHIP	IP WLS BF H R ER SO BB IBB HBP BLK WP HR S P ERA WHIP	IP WLS BF H R ER SO BB IBB HBP BLK WP HR S P ERA WHIP	IP WLS BF H R ER SO BB IBB HBP BLK WP HR S P ERA WHIP	IP WLS BF H R ER SO BB IBB HBP BLK WP HR S P ERA WHIP	IP WLS BF H R ER SO BB IBB HBP BLK WP HR S P ERA WHIP	IP WLS BF H R ER SO BB IBB HBP BLK WP HR S P ERA WHIP	IP WLS BF H R ER SO BB IBB HBP BLK WP HR S P ERA WHIP	IP WLS BF H R ER SO BB IBB HBP BLK WP HR S P ERA WHIP

**Washington Nationals @ San Diego Padres**  
Petco Park, San Diego, CA  
Fri Jun 23 2023, 6:42 PM - 9:11 PM PDT  
Att. 42,510 - Clear - 66 F

AB 37  
R 3  
H 10  
RBI 3  
BB 0  
SO 8  
LOB 10



Batter	1	2	3	4	5	6	7	8	9	AB	R	H	RBI	BB	SO	LOB	BOTTOM							
7 Ha-Seong Kim, R OBP: 0.344, SLG: 0.390	B SI 92 C FF 91 X SL 92 1-1 HR		C FF 91 X SL 93 0-2 G6-3			B FF 91 X FF 92 1-0 22 BB 13 FC4-6 23 BB 1B		B SL 86 B SI 94 X SL 96 3-2 F8	X ST 79 0-0 L7	5	2	3	0	0	3									
23 Fernando Tatis Jr., R OBP: 0.369, SLG: 0.556	F SL 76 B CH 82 B SI 94 B SI 81 F FF 92 X SI 93 3-2 13 F8 22 S 1B		F SL 81 X SL 83 0-1 G5-3			C SI 92 B SI 92 D CH 81 B SI 91 B CH 79 4-2 13 FC4-6 22 BB 2 HR BB		X SL 86 0-0 22 WP 2B	F SI 91 S ST 79 B SI 81 X ST 81 0-2 22 HR 2B	4	3	3	0	1	0	0								
22 Juan Soto, L OBP: 0.425, SLG: 0.508	C FF 91 B SI 93 C FF 93 D SL 92 B SI 94 B SI 81 1 SAFE S SI 93 3-3 K					C SL 80 B SL 80 B SI 91 B SI 91 B SI 91 B SI 91 4-2 13 G6-4-3 BB		C SI 93 B SI 94 X SL 87 1-1 9 HBP 32 1B 2B	B ST 80 B FC 86 B SI 93 X FC 86 3-1 2H HR	3	2	2	3	2	1	1								
13 Manny Machado, R OBP: 0.297, SLG: 0.414 24 Rougned Odor, L OBP: 0.307, SLG: 0.402	B SI 82 X SL 82 1-0 F8					C SI 93 B SI 93 B CH 84 S SL 79 X SI 92 1-2 G6-4-3		S SI 98 X SI 97 2-1 G1-3	X SI 94 0-0 G6-3	4	1	0	1	0	0	5								
2 Xander Bogaerts, R OBP: 0.343, SLG: 0.395	X FF 92 0-0 F7					C FF 93 B SI 92 B SI 85 X FF 94 2-2 99 FC5-4 1B		C SI 97 F SI 88 B SI 98 S SI 99 1-3 K	F SI 93 X SI 92 0-1 G6-3	5	1	2	3	0	1	2								
99 Gary Sánchez, R OBP: 0.284, SLG: 0.494		C SL 76 C CH 81 B SL 82 S SI 93 1-3 K		X SI 93 0-0 FC5-4		B SL 76 B SI 92 X FF 92 2-0 G5-3		B SL 89 B SI 97 B SI 86 B SI 97 B SI 94 B SI 96 4-1 32 1B BB	C ST 80 B ST 81 B FF 94 C SI 97 B SI 94 3-1 16 1B BB	3	1	0	0	2	1	1								
9 Jake Cronenworth, L OBP: 0.316, SLG: 0.361 16 Brandon Dixon, R OBP: 0.246, SLG: 0.339	X FF 93 0-0 G4-6-3 1B					B FF 91 X SI 91 1-0 7 PB 7 1B 1 HBP 1B		C SI 97 H SI 98 0-1 F9	F SI 97 H SI 98 1-1 32 1B 1 2B HBP	3	2	2	0	0	0	0								
32 Nelson Cruz, R OBP: 0.278, SLG: 0.411	F SI 83 B CH 81 X FF 92 1-1 G4-6-3					B SI 91 B FF 92 F SI 91 1 SAFE C SI 92 2-3 K		C SI 97 X SI 97 1-1 G3-1	S FC 87 B ST 81 B SI 94 S ST 81 2-3 K	5	0	1	2	0	2	4								
1 Trent Grisham, L OBP: 0.319, SLG: 0.365			B SI 89 F SI 91 F SI 91 X SI 93 3-2 F7			C SL 75 B SI 88 B SI 88 X SI 88 1-1 7 PB 7 1B HBP		F SI 97 X SL 89 3-1 2B		3	1	2	1	0	0	0								
<b>Inning Stats</b>	R: 1 E: 0 K: 1 S: 11	H: 2 LOB: 1 BB: 0 P: 19	R: 0 E: 0 K: 1 S: 7	H: 1 LOB: 0 BB: 0 P: 9	R: 0 E: 0 K: 0 S: 8	H: 0 LOB: 0 BB: 0 P: 11	R: 0 E: 0 K: 0 S: 10	H: 1 LOB: 1 BB: 1 P: 17	R: 6 E: 0 K: 1 S: 16	H: 3 LOB: 0 BB: 2 P: 35	R: 0 E: 0 K: 0 S: 12	H: 1 LOB: 1 BB: 0 P: 18	R: 4 E: 0 K: 1 S: 15	H: 4 LOB: 2 BB: 1 P: 25	R: 2 E: 0 K: 1 S: 16	H: 3 LOB: 2 BB: 1 P: 28	1B: 9 2B: 3 3B: 0 HR: 3	SF: 0 SAC: 0 DP: 2 HBP: 2	WP: 1 PB: 1 SB: 2 CS: 0	PA: 44				
<b>PITCHER</b>	IP WLS BF H R ER SO BB IBB HBP BLK WP HR S P ERA WHIP	IP WLS BF H R ER SO BB IBB HBP BLK WP HR S P ERA WHIP	IP WLS BF H R ER SO BB IBB HBP BLK WP HR S P ERA WHIP	IP WLS BF H R ER SO BB IBB HBP BLK WP HR S P ERA WHIP	IP WLS BF H R ER SO BB IBB HBP BLK WP HR S P ERA WHIP	IP WLS BF H R ER SO BB IBB HBP BLK WP HR S P ERA WHIP	IP WLS BF H R ER SO BB IBB HBP BLK WP HR S P ERA WHIP	IP WLS BF H R ER SO BB IBB HBP BLK WP HR S P ERA WHIP	IP WLS BF H R ER SO BB IBB HBP BLK WP HR S P ERA WHIP	IP WLS BF H R ER SO BB IBB HBP BLK WP HR S P ERA WHIP	IP WLS BF H R ER SO BB IBB HBP BLK WP HR S P ERA WHIP	IP WLS BF H R ER SO BB IBB HBP BLK WP HR S P ERA WHIP	IP WLS BF H R ER SO BB IBB HBP BLK WP HR S P ERA WHIP	IP WLS BF H R ER SO BB IBB HBP BLK WP HR S P ERA WHIP	IP WLS BF H R ER SO BB IBB HBP BLK WP HR S P ERA WHIP	IP WLS BF H R ER SO BB IBB HBP BLK WP HR S P ERA WHIP	IP WLS BF H R ER SO BB IBB HBP BLK WP HR S P ERA WHIP	IP WLS BF H R ER SO BB IBB HBP BLK WP HR S P ERA WHIP	IP WLS BF H R ER SO BB IBB HBP BLK WP HR S P ERA WHIP	IP WLS BF H R ER SO BB IBB HBP BLK WP HR S P ERA WHIP	IP WLS BF H R ER SO BB IBB HBP BLK WP HR S P ERA WHIP	IP WLS BF H R ER SO BB IBB HBP BLK WP HR S P ERA WHIP	IP WLS BF H R ER SO BB IBB HBP BLK WP HR S P ERA WHIP	IP WLS BF H R ER SO BB IBB HBP BLK WP HR S P ERA WHIP

**Washington Nationals @ San Diego Padres**  
Petco Park, San Diego, CA  
Fri Jun 23 2023, 6:42 PM - 9:11 PM PDT  
Att. 42,510 - Clear - 66 F

AB 37  
R 13  
H 15  
RBI 13  
BB 5  
SO 5  
LOB 16













Batter	1	2	3	4	5	6	7	8	9	AB	R	H	RBI	BB	SO	LOB	TOP										
7 Ha-Seong Kim, R OBP: 0.348, SLG: 0.400										5	0	3	2	0	1	0	<b>San Diego Padres @ Pittsburgh Pirates</b> PNC Park, Pittsburgh, PA Tue Jun 27 2023, 7:08 PM - 9:49 PM EDT Att: 16,539 - Cloudy - 68 F										
23 Fernando Tatis Jr., R OBP: 0.348, SLG: 0.553										5	0	0	0	0	1	4											
22 Juan Soto, L OBP: 0.423, SLG: 0.496										3	0	0	0	1	1	0											
13 Manny Machado, R OBP: 0.297, SLG: 0.410										4	1	1	0	0	1	1											
2 Xander Bogaerts, R OBP: 0.340, SLG: 0.391										4	1	1	0	0	1	2											
99 Gary Sánchez, R OBP: 0.278, SLG: 0.471										3	1	1	1	1	0	1											
32 Nelson Cruz, R OBP: 0.291, SLG: 0.417										4	0	2	1	0	0	1											
16 Brandon Dixon, R OBP: 0.286, SLG: 0.397										3	1	2	0	1	1	2											
1 Trent Grisham, L OBP: 0.315, SLG: 0.357										4	0	1	0	0	1	3											
<b>Inning Stats</b>	R: 0 E: 0 K: 1 S: 9	H: 1 LOB: 0 BB: 0 P: 12	R: 3 E: 0 K: 1 S: 14	H: 5 LOB: 2 BB: 0 P: 24	R: 0 E: 0 K: 0 S: 6	H: 0 LOB: 0 BB: 1 P: 13	R: 0 E: 0 K: 0 S: 8	H: 0 LOB: 1 BB: 0 P: 15	R: 0 E: 0 K: 2 S: 8	H: 0 LOB: 0 BB: 0 P: 12	R: 1 E: 0 K: 0 S: 18	H: 3 LOB: 2 BB: 0 P: 25	R: 0 E: 0 K: 0 S: 6	H: 1 LOB: 2 BB: 1 P: 10	R: 0 E: 0 K: 2 S: 12	H: 0 LOB: 0 BB: 0 P: 19	R: 0 E: 0 K: 1 S: 9	H: 0 LOB: 0 BB: 0 P: 16	1B: 8 2B: 3 3B: 0 HR: 0	SF: 0 SAC: 0 DP: 3 HBP: 0	WP: 0 PB: 0 SB: 0 CS: 0	PA: 38					
<b>PITCHER</b>	IP	WLS	BF	H	R	ER	SO	BB	IBB	HBP	BLK	WP	HR	S	P	ERA	WHIP										
44 Rich Hill, L ERA: 4.45	6.0	W	27	9	4	4	4	2	0	0	0	0	0	63	101	6.00	1.833										
59 Ransy Contreras, R ERA: 5.95	3.0	S	11	2	0	0	3	1	0	0	0	0	0	27	45	0.00	1.000										

Batter	1	2	3	4	5	6	7	8	9	AB	R	H	RBI	BB	SO	LOB	BOTTOM										
54 Joshua Palacios, L OBP: 0.284, SLG: 0.364										4	0	1	0	0	0	4	<b>San Diego Padres @ Pittsburgh Pirates</b> PNC Park, Pittsburgh, PA Tue Jun 27 2023, 7:08 PM - 9:49 PM EDT Att: 16,539 - Cloudy - 68 F										
22 Andrew McCutchen, R OBP: 0.397, SLG: 0.435										5	1	3	1	0	1	2											
32 Henry Davis, R OBP: 0.364, SLG: 0.448										5	0	2	1	0	2	4											
41 Carlos Santana, S OBP: 0.316, SLG: 0.380										5	2	3	2	0	0	3											
65 Jack Suwinski, L OBP: 0.337, SLG: 0.488										4	2	1	1	1	1	4											
14 Rodolfo Castro, S OBP: 0.324, SLG: 0.377										5	1	2	1	0	1	3											
3 Ji Hwan Bae, L OBP: 0.303, SLG: 0.311										2	0	0	1	0	2	0											
30 Tucupita Marcano, L OBP: 0.293, SLG: 0.390										2	0	0	0	0	2	1											
39 Nick Gonzales, R OBP: 0.231, SLG: 0.583										4	2	2	2	0	0	0											
18 Austin Hedges, R OBP: 0.229, SLG: 0.233										2	1	2	0	1	0	0											
<b>Inning Stats</b>	R: 0 E: 0 K: 1 S: 10	H: 1 LOB: 1 BB: 0 P: 13	R: 3 E: 0 K: 0 S: 18	H: 3 LOB: 2 BB: 0 P: 35	R: 2 E: 0 K: 1 S: 10	H: 2 LOB: 0 BB: 0 P: 16	R: 1 E: 1 K: 1 S: 13	H: 3 LOB: 3 BB: 0 P: 19	R: 0 E: 0 K: 3 S: 13	H: 1 LOB: 1 BB: 0 P: 23	R: 2 E: 0 K: 1 S: 15	H: 3 LOB: 2 BB: 0 P: 23	R: 0 E: 0 K: 1 S: 7	H: 0 LOB: 0 BB: 0 P: 11	1B: 12 2B: 0 3B: 1 HR: 3	SF: 1 SAC: 1 DP: 0 HBP: 0	WP: 1 PB: 0 SB: 0 CS: 0	PA: 43									
<b>PITCHER</b>	IP	WLS	BF	H	R	ER	SO	BB	IBB	HBP	BLK	WP	HR	S	P	ERA	WHIP										
33 Reiss Knehr, R ERA: 15.88	2.0	L	14	6	5	5	1	2	0	0	0	0	0	34	47	0.00	1.333										
73 Drew Carlton, R ERA: 3.6	3.0		14	4	1	0	3	0	0	0	0	0	0	24	40	16.20	3.000										
50 Adrian Morejon, L ERA: 6.75	1.2		10	5	3	3	4	0	0	0	0	1	1	24	40	16.20	3.000										
45 Brent Honeywell, R ERA: 3.2	1.1		5	1	0	0	1	0	0	0	0	0	0	11	17	0.00	0.750										

AB 35  
R 4  
H 11  
RBI 4  
BB 3  
SO 7  
LOB 14



AB 38  
R 9  
H 16  
RBI 9  
BB 2  
SO 9  
LOB 21





Batter	1	2	3	4	5	6	7	8	9	AB	R	H	RBI	BB	SO	LOB	TOP			
7 Ha-Seong Kim, R OBP: 0.342, SLG: 0.392										5	0	0	0	0	2	6	<b>San Diego Padres @ Pittsburgh Pirates</b> PNC Park, Pittsburgh, PA Wed Jun 28 2023, 7:07 PM - 9:58 PM EDT Att: 14,604 - Overcast - 73 F			
23 Fernando Tatis Jr., R OBP: 0.347, SLG: 0.559										4	1	1	0	0	1	0				
22 Juan Soto, L OBP: 0.421, SLG: 0.491										3	0	0	0	1	0	1				
13 Manny Machado, R OBP: 0.297, SLG: 0.407										4	0	1	0	0	1	1				
2 Xander Bogaerts, R OBP: 0.342, SLG: 0.392										4	0	2	1	0	0	2				
9 Jake Cronenworth, L OBP: 0.308, SLG: 0.346										4	0	0	0	0	1	2				
99 Gary Sánchez, R OBP: 0.267, SLG: 0.451										4	0	0	0	0	2	1				
14 Matt Carpenter, L OBP: 0.311, SLG: 0.331										2	0	1	0	1	0	0				
24 Rougned Odor, L OBP: 0.305, SLG: 0.397										1	0	1	0	0	0	0				
1 Trent Grisham, L OBP: 0.318, SLG: 0.361										3	0	1	0	1	1	1				
<b>Inning Stats</b>	R: 0 E: 0 K: 2 S: 18	H: 1 LOB: 2 BB: 1 P: 29	R: 0 E: 0 K: 1 S: 15	H: 1 LOB: 2 BB: 1 P: 28	R: 0 E: 0 K: 0 S: 6	H: 0 LOB: 0 BB: 0 P: 9	R: 0 E: 0 K: 0 S: 7	H: 0 LOB: 0 BB: 0 P: 9	R: 0 E: 0 K: 2 S: 17	H: 1 LOB: 1 BB: 0 P: 13	R: 0 E: 0 K: 0 S: 7	H: 0 LOB: 0 BB: 0 P: 11	R: 0 E: 0 K: 1 S: 19	H: 2 LOB: 3 BB: 1 P: 29	1B: 6 2B: 1 3B: 0 HR: 0	SF: 0 SAC: 0 DP: 0 HBP: 0	WP: 1 PB: 0 SB: 0 CS: 0	PA: 37		
<b>PITCHER</b>	IP WLS BF H R ER SO BB IBB HBP BLK WP HR S P ERA WHIP	IP WLS BF H R ER SO BB IBB HBP BLK WP HR S P ERA WHIP	IP WLS BF H R ER SO BB IBB HBP BLK WP HR S P ERA WHIP	IP WLS BF H R ER SO BB IBB HBP BLK WP HR S P ERA WHIP	IP WLS BF H R ER SO BB IBB HBP BLK WP HR S P ERA WHIP	IP WLS BF H R ER SO BB IBB HBP BLK WP HR S P ERA WHIP	IP WLS BF H R ER SO BB IBB HBP BLK WP HR S P ERA WHIP	IP WLS BF H R ER SO BB IBB HBP BLK WP HR S P ERA WHIP	IP WLS BF H R ER SO BB IBB HBP BLK WP HR S P ERA WHIP	IP WLS BF H R ER SO BB IBB HBP BLK WP HR S P ERA WHIP	IP WLS BF H R ER SO BB IBB HBP BLK WP HR S P ERA WHIP	IP WLS BF H R ER SO BB IBB HBP BLK WP HR S P ERA WHIP	IP WLS BF H R ER SO BB IBB HBP BLK WP HR S P ERA WHIP	IP WLS BF H R ER SO BB IBB HBP BLK WP HR S P ERA WHIP	IP WLS BF H R ER SO BB IBB HBP BLK WP HR S P ERA WHIP	IP WLS BF H R ER SO BB IBB HBP BLK WP HR S P ERA WHIP	IP WLS BF H R ER SO BB IBB HBP BLK WP HR S P ERA WHIP			
23 Mitch Keller, R ERA: 3.34	6.0	W	24	4	1	1	5	2	0	0	0	0	1	0	68	104	1.50	1.000		
50 Carmen Mlodzinski, R ERA: 4.26	1.0	H	4	1	0	0	2	0	0	0	0	0	0	0	11	13	0.00	1.000		
57 Yerry De Los Santos, R ERA: 1.5	1.0		3	0	0	0	0	0	0	0	0	0	0	7	11	0.00	0.000			
67 Cody Bolton, R ERA: 11.0	1.0		6	2	0	0	1	1	0	0	0	0	0	0	19	29	0.00	3.000		
<b>Batter</b>	1	2	3	4	5	6	7	8	9	AB	R	H	RBI	BB	SO	LOB	BOTTOM			
2 Connor Joe, R OBP: 0.332, SLG: 0.426										4	1	1	2	1	0	1	<b>San Diego Padres @ Pittsburgh Pirates</b> PNC Park, Pittsburgh, PA Wed Jun 28 2023, 7:07 PM - 9:58 PM EDT Att: 14,604 - Overcast - 73 F			
22 Andrew McCutchen, R OBP: 0.394, SLG: 0.450										5	0	1	0	0	0	2				
32 Henry Davis, R OBP: 0.378, SLG: 0.455										4	1	2	2	0	2	0				
55 Jason Delay, R OBP: 0.337, SLG: 0.385										4	1	2	2	0	0	2				
41 Carlos Santana, S OBP: 0.319, SLG: 0.393										4	0	0	0	0	3	3				
14 Rodolfo Castro, S OBP: 0.318, SLG: 0.369										3	1	1	0	0	2	1				
39 Nick Gonzales, R OBP: 0.294, SLG: 0.533										2	1	0	0	2	1	4				
65 Jack Suwinski, L OBP: 0.340, SLG: 0.483										2	1	0	0	2	1	4				
19 Jared Triolo, R OBP: 0.500, SLG: 0.333										3	1	1	0	0	2	1				
18 Austin Hedges, R OBP: 0.226, SLG: 0.230										2	0	0	0	0	1	1				
54 Joshua Palacios, L OBP: 0.289, SLG: 0.367										2	1	1	1	0	0	1				
<b>Inning Stats</b>	R: 2 E: 0 K: 1 S: 12	H: 2 LOB: 0 BB: 0 P: 16	R: 0 E: 0 K: 2 S: 11	H: 0 LOB: 1 BB: 1 P: 20	R: 0 E: 0 K: 1 S: 7	H: 0 LOB: 0 BB: 0 P: 13	R: 0 E: 0 K: 2 S: 13	H: 1 LOB: 0 BB: 0 P: 21	R: 0 E: 0 K: 2 S: 12	H: 0 LOB: 1 BB: 1 P: 20	R: 0 E: 0 K: 2 S: 8	H: 0 LOB: 0 BB: 0 P: 12	R: 5 E: 0 K: 1 S: 32	H: 5 LOB: 3 BB: 1 P: 53	R: 0 E: 0 K: 0 S: 7	H: 1 LOB: 1 BB: 0 P: 12	1B: 8 2B: 0 3B: 0 HR: 1	SF: 0 SAC: 0 DP: 0 HBP: 2	WP: 0 PB: 0 SB: 2 CS: 0	PA: 38
<b>PITCHER</b>	IP WLS BF H R ER SO BB IBB HBP BLK WP HR S P ERA WHIP	IP WLS BF H R ER SO BB IBB HBP BLK WP HR S P ERA WHIP	IP WLS BF H R ER SO BB IBB HBP BLK WP HR S P ERA WHIP	IP WLS BF H R ER SO BB IBB HBP BLK WP HR S P ERA WHIP	IP WLS BF H R ER SO BB IBB HBP BLK WP HR S P ERA WHIP	IP WLS BF H R ER SO BB IBB HBP BLK WP HR S P ERA WHIP	IP WLS BF H R ER SO BB IBB HBP BLK WP HR S P ERA WHIP	IP WLS BF H R ER SO BB IBB HBP BLK WP HR S P ERA WHIP	IP WLS BF H R ER SO BB IBB HBP BLK WP HR S P ERA WHIP	IP WLS BF H R ER SO BB IBB HBP BLK WP HR S P ERA WHIP	IP WLS BF H R ER SO BB IBB HBP BLK WP HR S P ERA WHIP	IP WLS BF H R ER SO BB IBB HBP BLK WP HR S P ERA WHIP	IP WLS BF H R ER SO BB IBB HBP BLK WP HR S P ERA WHIP	IP WLS BF H R ER SO BB IBB HBP BLK WP HR S P ERA WHIP	IP WLS BF H R ER SO BB IBB HBP BLK WP HR S P ERA WHIP	IP WLS BF H R ER SO BB IBB HBP BLK WP HR S P ERA WHIP	IP WLS BF H R ER SO BB IBB HBP BLK WP HR S P ERA WHIP			
4 Blake Snell, L ERA: 3.21	6.0	L	23	3	2	2	10	2	0	0	0	0	0	0	19	31	3.00	0.833		
21 Nick Martinez, R ERA: 4.01	0.0		6	4	5	5	0	1	0	1	0	0	0	0	19	31	∞	∞		
66 Luis García, R ERA: 5.11	1.0		5	1	0	0	1	0	0	0	0	0	0	13	22	0.00	1.000			
56 Ray Kerr, L ERA: 5.14	1.0		4	1	0	0	0	0	0	0	0	0	0	7	12	0.00	1.000			















Batter	1	2	3	4	5	6	7	8	9	AB	R	H	RBI	BB	SO	LOB	TOP										
7 Ha-Seong Kim, R OBP: 0.346, SLG: 0.418										3	1	1	1	1	0	0	<b>San Diego Padres @ Cincinnati Reds</b> Great American Ball Park, Cincinnati, OH Sun Jul 02 2023, 1:42 PM - 4:09 PM EDT Att: 37,714 - Partly Cloudy - 82 F										
23 Fernando Tatis Jr., R OBP: 0.341, SLG: 0.535										4	1	2	1	0	1	1											
22 Juan Soto, L OBP: 0.424, SLG: 0.502										4	0	2	0	0	0	0											
13 Manny Machado, R OBP: 0.284, SLG: 0.408										4	0	0	0	0	2	4											
2 Xander Bogaerts, R OBP: 0.335, SLG: 0.378										4	0	0	0	0	3	2											
99 Gary Sánchez, R OBP: 0.288, SLG: 0.444										4	1	1	0	0	2	0											
9 Jake Cronenworth, L OBP: 0.311, SLG: 0.345										4	0	1	1	0	1	0											
32 Nelson Cruz, R OBP: 0.287, SLG: 0.404										3	0	0	0	0	3	0											
24 Rongned Odor, L OBP: 0.207, SLG: 0.352										1	0	0	0	0	0	1											
1 Trent Grisham, L OBP: 0.318, SLG: 0.384										3	0	0	0	0	1	0											
<b>Inning Stats</b>	R: 0 E: 0 K: 2 S: 10	H: 2 LOB: 2 BB: 0 P: 17	R: 0 E: 0 K: 1 S: 9	H: 0 LOB: 0 BB: 0 P: 15	R: 0 E: 0 K: 1 S: 7	H: 0 LOB: 0 BB: 0 P: 12	R: 0 E: 0 K: 2 S: 8	H: 0 LOB: 0 BB: 0 P: 12	R: 0 E: 0 K: 0 S: 9	H: 1 LOB: 2 BB: 1 P: 15	R: 0 E: 0 K: 2 S: 8	H: 0 LOB: 0 BB: 0 P: 11	R: 2 E: 0 K: 2 S: 10	H: 2 LOB: 0 BB: 0 P: 14	R: 1 E: 0 K: 1 S: 12	H: 2 LOB: 1 BB: 0 P: 23	1B: 4 2B: 1 3B: 0 HR: 2	SF: 0 SAC: 0 DP: 0 HBP: 0	WP: 0 PB: 0 SB: 0 CS: 0	PA: 35							
<b>PITCHER</b>	IP	WLS	BF	H	R	ER	SO	BB	IBB	HBP	BLK	WP	HR	S	P	ERA	WHIP										
41 Andrew Abbott, L ERA: 1.21	7.2		28	4	1	1	12	1	0	0	0	0	1	66	101	1.17	0.652										
39 Lucas Sims, R ERA: 3.41	0.1	W	2	1	1	1	0	0	0	0	0	0	1	3	5	27.00	3.000										
43 Alexis Diaz, R ERA: 2.19	1.0	S	5	2	1	1	1	0	0	0	0	0	0	12	23	9.00	2.000										

Batter	1	2	3	4	5	6	7	8	9	AB	R	H	RBI	BB	SO	LOB	BOTTOM										
29 T.J. Friedl, L OBP: 0.373, SLG: 0.479										4	0	2	0	0	0	0	<b>San Diego Padres @ Cincinnati Reds</b> Great American Ball Park, Cincinnati, OH Sun Jul 02 2023, 1:42 PM - 4:09 PM EDT Att: 37,714 - Partly Cloudy - 82 F										
9 Matt McLain, R OBP: 0.375, SLG: 0.549										2	0	0	0	2	1	2											
6 Jonathan India, R OBP: 0.345, SLG: 0.411										3	0	0	0	0	1	4											
44 Ely De La Cruz, S OBP: 0.330, SLG: 0.479										4	0	0	0	0	2	2											
27 Jake Freley, L OBP: 0.354, SLG: 0.476										3	0	0	0	0	0	0											
17 Stuart Fairchild, R OBP: 0.335, SLG: 0.454										0	1	0	0	1	0	0											
19 Joey Votto, L OBP: 0.302, SLG: 0.400										2	1	0	0	0	1	0											
37 Tyler Stephenson, R OBP: 0.334, SLG: 0.352										1	1	1	2	0	0	0											
7 Spencer Steer, R OBP: 0.374, SLG: 0.502										3	1	2	2	1	0	0											
30 Will Benson, L OBP: 0.391, SLG: 0.465										2	0	0	0	1	0	2											
22 Luke Maile, R OBP: 0.287, SLG: 0.414										3	0	0	0	0	1	1											
<b>Inning Stats</b>	R: 0 E: 0 K: 1 S: 8	H: 1 LOB: 1 BB: 1 P: 14	R: 0 E: 0 K: 0 S: 8	H: 0 LOB: 1 BB: 1 P: 12	R: 0 E: 1 K: 0 S: 10	H: 1 LOB: 1 BB: 0 P: 16	R: 2 E: 0 K: 0 S: 17	H: 1 LOB: 1 BB: 1 P: 26	R: 0 E: 0 K: 2 S: 8	H: 0 LOB: 1 BB: 0 P: 10	R: 0 E: 0 K: 1 S: 13	H: 1 LOB: 1 BB: 0 P: 20	R: 0 E: 0 K: 1 S: 10	H: 0 LOB: 1 BB: 1 P: 18	R: 2 E: 0 K: 1 S: 12	H: 1 LOB: 0 BB: 1 P: 18	1B: 2 2B: 2 3B: 0 HR: 2	SF: 0 SAC: 0 DP: 2 HBP: 2	WP: 0 PB: 0 SB: 0 CS: 0	PA: 34							
<b>PITCHER</b>	IP	WLS	BF	H	R	ER	SO	BB	IBB	HBP	BLK	WP	HR	S	P	ERA	WHIP										
50 Adrian Morejon, L ERA: 3.86	3.0		12	2	0	0	0	2	0	0	0	0	1	26	42	0.00	1.333										
25 Tim Hill, L ERA: 3.75	1.0		6	1	2	2	0	1	0	1	0	0	1	17	26	18.00	2.000										
60 Pedro Avila, R ERA:	3.0		12	1	0	0	4	1	0	1	0	0	0	31	48	0.00	0.667										
59 Tom Cosgrove, L ERA: 0.96	0.2	L	3	0	1	1	1	1	0	0	0	0	0	9	15	13.50	1.500										
21 Nick Martinez, R ERA: 4.03	0.1		2	1	1	1	0	0	0	0	0	0	1	3	3	27.00	3.000										

**San Diego Padres**  
  
**Cincinnati Reds**



Batter	1	2	3	4	5	6	7	8	9	AB	R	H	RBI	BB	SO	LOB	TOP						
3 Taylor Ward, R OBP: 0.315, SLG: 0.380										5	0	2	1	0	1	1							
27 Mike Trout, R OBP: 0.389, SLG: 0.493										3	0	2	1	1	1	1							
16 Mickey Moniak, L OBP: 0.336, SLG: 0.658										3	0	0	0	2	1	3							
17 Shohel Ohtani, L OBP: 0.390, SLG: 0.664										3	0	1	0	2	1	2							
6 Anthony Rendon, R OBP: 0.365, SLG: 0.322										5	0	2	0	0	2	8							
12 Hunter Renfroe, R OBP: 0.293, SLG: 0.447										5	0	2	0	0	0	4							
5 Eduardo Escobar, S OBP: 0.295, SLG: 0.403										4	2	3	1	1	1	2							
2 Luis Rengifo, S OBP: 0.303, SLG: 0.327										2	0	0	0	0	2	4							
35 Chad Wallach, R OBP: 0.283, SLG: 0.423										3	0	0	0	0	1	2							
21 Matt Thaiss, L OBP: 0.354, SLG: 0.371										2	0	0	0	0	2	4							
22 David Fletcher, R OBP: 0.244, SLG: 0.279										2	1	2	0	0	0	0							
8 Mike Moustakas, L OBP: 0.356, SLG: 0.431										2	1	2	0	0	0	0							
<b>Inning Stats</b>	R: 0 E: 0 K: 1 S: 8	H: 1 LOB: 1 BB: 1 P: 13	R: 0 E: 0 K: 2 S: 12	H: 2 LOB: 2 BB: 0 P: 20	R: 0 E: 0 K: 2 S: 9	H: 1 LOB: 1 BB: 1 P: 19	R: 0 E: 0 K: 1 S: 14	H: 2 LOB: 1 BB: 0 P: 23	R: 0 E: 0 K: 1 S: 12	H: 1 LOB: 3 BB: 2 P: 25	R: 2 E: 0 K: 1 S: 21	H: 4 LOB: 3 BB: 1 P: 32	R: 1 E: 0 K: 0 S: 13	H: 2 LOB: 1 BB: 0 P: 21	R: 0 E: 0 K: 2 S: 9	H: 0 LOB: 0 BB: 0 P: 13	R: 0 E: 0 K: 1 S: 13	H: 1 LOB: 1 BB: 1 P: 19	1B: 11 2B: 2 3B: 0 HR: 1	SF: 0 SAC: 0 DP: 3 HBP: 0	WP: 1 PB: 0 SB: 0 CS: 0	PA: 44	
<b>PITCHER</b>	IP WLS BF H R ER SO BB IBB HBP BLK WP HR S P ERA WHIP	5.0 W 24 7 0 0 7 4 0 0 0 0 0 0 12 17 0.00 2.200	6.1 0.1 4 3 2 2 0 0 0 0 0 0 0 9 15 0.00 3.000	6.1 0.2 H 4 1 0 0 1 1 0 0 0 0 0 1 11 17 13.50 3.000	7.1 0.2 4 2 1 1 0 0 0 0 0 0 0 11 17 0.00 0.000	7.1 1.1 H 4 0 0 0 2 0 0 0 0 0 0 0 11 17 0.00 0.000	9.1 1.0 4 1 0 0 1 1 0 0 0 0 0 13 19 0.00 2.000	1.0 1.0 4 1 0 0 1 1 0 0 0 0 0 13 19 0.00 2.000															

Los Angeles Angels @ San Diego Padres  
Petco Park, San Diego, CA  
Mon Jul 03 2023, 6:41 PM - 9:56 PM PDT  
Att: 45,101 - Clear - 68 F

AB 38  
R 3  
H 14  
RBI 3  
BB 6  
SO 11  
LOB 31



Batter	1	2	3	4	5	6	7	8	9	AB	R	H	RBI	BB	SO	LOB	BOTTOM			
7 Ha-Seong Kim, R OBP: 0.343, SLG: 0.414										5	0	1	0	0	3	2				
22 Juan Soto, L OBP: 0.426, SLG: 0.500										3	3	1	0	2	1	1				
23 Fernando Tatis Jr., R OBP: 0.346, SLG: 0.535										5	2	3	3	0	0	1				
13 Manny Machado, R OBP: 0.286, SLG: 0.408										5	1	2	1	0	0	3				
2 Xander Bogaerts, R OBP: 0.343, SLG: 0.397										3	2	3	3	1	0	0				
9 Jake Croninworth, L OBP: 0.313, SLG: 0.348										3	0	2	3	0	1	0				
99 Gary Sánchez, R OBP: 0.278, SLG: 0.427										4	0	0	0	0	0	5				
14 Matt Carpenter, L OBP: 0.306, SLG: 0.322										2	0	0	0	0	1	0				
32 Nelson Cruz, R OBP: 0.283, SLG: 0.399										2	0	0	0	0	1	2				
1 Trent Grisham, L OBP: 0.320, SLG: 0.381										2	2	0	0	2	1	0				
<b>Inning Stats</b>	R: 3 E: 0 K: 1 S: 16	H: 3 LOB: 0 BB: 0 P: 23	R: 0 E: 0 K: 1 S: 10	H: 0 LOB: 0 BB: 0 P: 17	R: 0 E: 0 K: 1 S: 9	H: 0 LOB: 0 BB: 0 P: 17	R: 1 E: 0 K: 0 S: 12	H: 2 LOB: 0 BB: 0 P: 17	R: 0 E: 0 K: 2 S: 9	H: 0 LOB: 0 BB: 0 P: 13	R: 2 E: 0 K: 1 S: 20	H: 3 LOB: 2 BB: 1 P: 32	R: 3 E: 0 K: 1 S: 16	H: 2 LOB: 2 BB: 3 P: 33	R: 1 E: 0 K: 1 S: 17	H: 2 LOB: 2 BB: 1 P: 29	1B: 9 2B: 1 3B: 1 HR: 1	SF: 1 SAC: 0 DP: 0 HBP: 0	WP: 1 PB: 0 SB: 0 CS: 1	PA: 41
<b>PITCHER</b>	IP WLS BF H R ER SO BB IBB HBP BLK WP HR S P ERA WHIP	5.0 L 19 4 3 2 2 0 1 0 0 0 0 0 10 18 7.20 1.000	6.1 0.0 4 3 2 2 0 1 0 0 0 0 0 10 18 0.00 0.000	6.1 1.1 6 0 2 2 2 2 0 0 0 0 0 18 32 13.50 1.500	7.1 1.2 11 4 2 2 1 2 0 0 0 0 1 0 25 44 10.80 3.600	1.1 3.31 4 3 2 2 0 1 0 0 0 0 0 10 18 7.20 1.000	6.1 0.0 4 3 2 2 0 1 0 0 0 0 0 10 18 0.00 0.000	6.1 1.1 6 0 2 2 2 2 0 0 0 0 0 18 32 13.50 1.500	7.1 1.2 11 4 2 2 1 2 0 0 0 0 1 0 25 44 10.80 3.600											

Los Angeles Angels @ San Diego Padres  
Petco Park, San Diego, CA  
Mon Jul 03 2023, 6:41 PM - 9:56 PM PDT  
Att: 45,101 - Clear - 68 F

AB 34  
R 10  
H 12  
RBI 10  
BB 5  
SO 8  
LOB 14





Batter	1	2	3	4	5	6	7	8	9	AB	R	H	RBI	BB	SO	LOB	TOP										
16 Mickey Moniak, L OBP: 0.336, SLG: 0.631	G4-3		G4-3		G1-3		K			4	1	1	0	0	1	2	<b>Los Angeles Angels @ San Diego Padres</b> Petco Park, San Diego, CA Wed Jul 05 2023, 5:42 PM - 8:13 PM PDT Att: 43,401 - Clear - 68 F										
5 Eduardo Escobar, S OBP: 0.284, SLG: 0.389	L7		G4-3		G4-3		P6			4	0	0	0	0	0	3											
17 Shohel Ohtani, L OBP: 0.383, SLG: 0.650	G4-3		G4-3		G4-3			P5		4	0	0	0	0	0	2											
7 Jo Adell, R OBP: 0.444, SLG: 1.125		K				K		F7		4	0	1	1	0	2	0											
8 Mike Moustakas, L OBP: 0.345, SLG: 0.410		K				K		G3		4	0	0	0	0	2	1											
12 Hunter Renfroe, R OBP: 0.285, SLG: 0.456					L8				F9	4	1	1	0	0	0	0											
21 Matt Thaiss, L OBP: 0.368, SLG: 0.391										2	1	1	1	1	1	0											
3 Taylor Ward, R OBP: 0.319, SLG: 0.379										0	0	0	0	1	0	0											
2 Luis Rengifo, S OBP: 0.310, SLG: 0.327										3	0	1	0	1	1	1											
4 Andrew Velazquez, S OBP: 0.378, SLG: 0.290										2	0	1	0	0	0	2											
35 Chad Wallach, R OBP: 0.279, SLG: 0.406										1	0	0	0	0	1	1											
<b>Inning Stats</b>	R: 0 E: 0 K: 0 S: 10	H: 0 LOB: 0 BB: 0 P: 15	R: 1 E: 1 K: 2 S: 11	H: 2 LOB: 2 BB: 1 P: 21	R: 1 E: 0 K: 0 S: 13	H: 2 LOB: 1 BB: 0 P: 19	R: 0 E: 0 K: 2 S: 10	H: 0 LOB: 0 BB: 0 P: 16	R: 0 E: 0 K: 0 S: 10	H: 1 LOB: 1 BB: 0 P: 17	R: 0 E: 0 K: 2 S: 8	H: 0 LOB: 0 BB: 0 P: 11	R: 1 E: 0 K: 1 S: 8	H: 1 LOB: 1 BB: 1 P: 14	R: 0 E: 0 K: 0 S: 7	H: 0 LOB: 1 BB: 1 P: 9	R: 0 E: 0 K: 1 S: 9	H: 0 LOB: 1 BB: 1 P: 15	1B: 3 2B: 2 3B: 0 HR: 1	SF: 0 SAC: 1 DP: 0 HBP: 0	WP: 0 PB: 0 SB: 1 CS: 0	PA: 36					
<b>PITCHER</b>	IP	WLS	BF	H	R	ER	SO	BB	IBB	HBP	BLK	WP	HR	S	P	ERA	WHIP										
67 Seth Lugo, R ERA: 3.39	6.0		24	5	2	1	6	1	0	0	0	0	0	62	99	1.50	1.000										
21 Nick Martinez, R ERA: 4.02	1.0	W	5	1	1	1	1	1	0	0	0	0	1	8	14	9.00	2.000										
59 Tom Cosgrove, L ERA: 0.89	1.0	H	3	0	0	0	0	0	0	0	0	0	0	7	9	0.00	0.000										
71 Josh Hader, L ERA: 1.11	1.0	S	4	0	0	0	1	1	0	0	0	0	0	9	15	0.00	1.000										

Batter	1	2	3	4	5	6	7	8	9	AB	R	H	RBI	BB	SO	LOB	BOTTOM										
7 Ha-Seong Kim, R OBP: 0.345, SLG: 0.407	G6-3		G4-3		G5-3		K			3	2	0	0	2	1	0	<b>Los Angeles Angels @ San Diego Padres</b> Petco Park, San Diego, CA Wed Jul 05 2023, 5:42 PM - 8:13 PM PDT Att: 43,401 - Clear - 68 F										
23 Fernando Tatis Jr., R OBP: 0.367, SLG: 0.532	BB		K							4	2	3	0	1	1	1											
22 Juan Soto, L OBP: 0.426, SLG: 0.490	BB		G4-3		G4-3					2	0	0	0	3	0	2											
13 Manny Machado, R OBP: 0.304, SLG: 0.428	F6									3	1	2	3	2	0	2											
2 Xander Bogaerts, R OBP: 0.346, SLG: 0.405										4	0	0	1	1	2	6											
9 Jake Cronenworth, L OBP: 0.317, SLG: 0.366	FC1-6									3	0	0	0	1	0	2											
99 Gary Sánchez, R OBP: 0.268, SLG: 0.400										3	0	0	0	1	0	3											
16 Brandon Dixon, R OBP: 0.263, SLG: 0.362										2	0	0	0	0	2	0											
24 Rounneg Odor, L OBP: 0.306, SLG: 0.378										1	0	0	0	0	0	0											
1 Trent Grisham, L OBP: 0.318, SLG: 0.375										4	0	0	0	0	2	2											
<b>Inning Stats</b>	R: 1 E: 1 K: 0 S: 10	H: 1 LOB: 2 BB: 2 P: 24	R: 0 E: 0 K: 2 S: 9	H: 0 LOB: 0 BB: 0 P: 11	R: 1 E: 0 K: 2 S: 10	H: 1 LOB: 1 BB: 1 P: 19	R: 0 E: 0 K: 1 S: 9	H: 0 LOB: 0 BB: 0 P: 14	R: 0 E: 0 K: 0 S: 10	H: 0 LOB: 1 BB: 1 P: 17	R: 1 E: 0 K: 2 S: 12	H: 1 LOB: 2 BB: 1 P: 21	R: 1 E: 0 K: 1 S: 13	H: 1 LOB: 3 BB: 3 P: 23	R: 1 E: 0 K: 0 S: 9	H: 1 LOB: 3 BB: 3 P: 25	1B: 3 2B: 1 3B: 0 HR: 1	SF: 0 SAC: 0 DP: 0 HBP: 1	WP: 0 PB: 0 SB: 1 CS: 0	PA: 41							
<b>PITCHER</b>	IP	WLS	BF	H	R	ER	SO	BB	IBB	HBP	BLK	WP	HR	S	P	ERA	WHIP										
43 Patrick Sandoval, L ERA: 4.41	5.0		21	2	2	1	5	4	0	0	0	0	0	48	85	1.80	1.200										
59 José Soriano, R ERA: 2.7	1.0		6	1	1	1	2	1	0	1	0	0	1	12	21	9.00	2.000										
71 Jacob Webb, R ERA: 2.61	1.0	L	7	1	1	1	1	1	2	0	0	0	0	13	23	9.00	2.000										
49 Chris Devenski, R ERA: 3.66	1.0		7	1	1	1	0	3	0	0	0	0	0	9	25	9.00	4.000										

AB	32
R	3
H	6
RBI	2
BB	3
SO	8
LOB	12



AB	29
R	5
H	5
RBI	4
BB	11
SO	8
LOB	18













Batter	1	2	3	4	5	6	7	8	9	AB	R	H	RBI	BB	SO	LOB	TOP					
9 Brandon Nimmo, L (1, 8) OBP: 0.365, SLG: 0.442										3	1	0	0	1	1	0	<b>New York Mets @ San Diego Padres</b> Petco Park, San Diego, CA Sun Jul 09 2023, 1:12 PM - 3:54 PM PDT Att: 42,745 - Sunny - 70 F					
28 Tommy Pham, R (1, 7) OBP: 0.350, SLG: 0.485 19 Mark Canha, R (1, 7) OBP: 0.345, SLG: 0.403										1	0	0	0	0	0	0						
12 Francisco Lindor, S (1, 6) OBP: 0.320, SLG: 0.476										4	0	1	0	0	2	2						
20 Pete Alonso, R (1, 3) OBP: 0.310, SLG: 0.497											3	0	0	0	0	2						
1 Jeff McNeil, L (1, 9) OBP: 0.331, SLG: 0.328											3	0	1	0	0	0						
29 DJ Stewart, L (1, 10) OBP: 0.300, SLG: 0.333											3	0	1	0	1	1						
4 Francisco Alvarez, R (1, 2) OBP: 0.295, SLG: 0.514											3	0	0	0	0	2						
22 Brett Baty, L (1, 5) OBP: 0.315, SLG: 0.354										3	0	0	0	0	1	2						
13 Luis Guillorme, L (1, 4) OBP: 0.324, SLG: 0.359										3	1	1	0	0	1	1						
<b>Inning Stats</b>	R: 0 E: 0 K: 2 S: 9	H: 0 LOB: 0 BB: 0 P: 9	R: 0 E: 0 K: 0 S: 10	H: 2 LOB: 1 BB: 0 P: 15	R: 0 E: 0 K: 2 S: 11	H: 0 LOB: 0 BB: 0 P: 15	R: 0 E: 0 K: 2 S: 15	H: 1 LOB: 3 BB: 0 P: 23	R: 0 E: 0 K: 1 S: 10	H: 0 LOB: 0 BB: 0 P: 15	R: 0 E: 0 K: 1 S: 8	H: 0 LOB: 1 BB: 1 P: 11	R: 0 E: 0 K: 1 S: 7	H: 0 LOB: 1 BB: 1 P: 13	R: 2 E: 0 K: 0 S: 12	H: 2 LOB: 0 BB: 1 P: 21	R: 0 E: 0 K: 0 S: 9	H: 0 LOB: 1 BB: 0 P: 14	1B: 3 2B: 3 3B: 0 HR: 0	SF: 0 SAC: 0 DP: 4 HBP: 5	WP: 0 PB: 0 SB: 0 CS: 0	PA: 35
<b>PITCHER</b>	IP WLS BF H R ER SO BB IBB HBP BLK WP HR S P ERA WHIP																					
44 Joe Musgrove, R (1, 1) ERA: 3.29	6.0 W 22 3 0 0 7 0 0 4 0 0 0 0 63 88 0.00 0.500																					
25 Tim Hill, L (7, 1) ERA: 3.72	1.0 4 0 0 0 1 1 0 0 0 0 0 0 7 13 0.00 1.000																					
50 Adrian Morejon, L (8, 1) ERA: 5.19	1.0 5 2 2 2 0 1 0 0 0 0 0 0 12 21 18.00 3.000																					
59 Tom Cosgrove, L (9, 1) ERA: 1.64	1.0 4 0 0 0 0 0 0 1 0 0 0 0 9 14 0.00 0.000																					

Batter	1	2	3	4	5	6	7	8	9	AB	R	H	RBI	BB	SO	LOB	BOTTOM			
7 Ha-Seong Kim, R (1, 4) OBP: 0.345, SLG: 0.411										4	1	2	0	0	1	3	<b>New York Mets @ San Diego Padres</b> Petco Park, San Diego, CA Sun Jul 09 2023, 1:12 PM - 3:54 PM PDT Att: 42,745 - Sunny - 70 F			
22 Juan Soto, L (1, 7) OBP: 0.419, SLG: 0.479										3	0	0	0	1	1	1				
23 Fernando Tatis Jr., R (1, 9) OBP: 0.346, SLG: 0.525										4	2	2	0	0	1	3				
13 Manny Machado, R (1, 5) OBP: 0.307, SLG: 0.458										4	2	2	5	0	0	0				
2 Xander Bogaerts, R (1, 6) OBP: 0.339, SLG: 0.392										4	0	1	0	0	1	0				
9 Jake Cronenworth, L (1, 3) OBP: 0.318, SLG: 0.351										3	0	0	0	1	1	1				
99 Gary Sánchez, R (1, 2) OBP: 0.267, SLG: 0.402										4	1	1	0	0	1	2				
24 Rougned Odor, L (1, 10) OBP: 0.307, SLG: 0.371										3	0	0	0	1	3	1				
1 Trent Grisham, L (1, 8) OBP: 0.320, SLG: 0.375										3	0	1	1	1	1	0				
<b>Inning Stats</b>	R: 3 E: 0 K: 1 S: 18	H: 3 LOB: 1 BB: 1 P: 28	R: 0 E: 0 K: 2 S: 7	H: 0 LOB: 0 BB: 0 P: 12	R: 0 E: 0 K: 1 S: 8	H: 0 LOB: 0 BB: 0 P: 11	R: 0 E: 0 K: 2 S: 18	H: 1 LOB: 3 BB: 2 P: 31	R: 2 E: 0 K: 1 S: 12	H: 2 LOB: 0 BB: 0 P: 18	R: 1 E: 0 K: 1 S: 15	H: 3 LOB: 2 BB: 1 P: 28	R: 0 E: 0 K: 0 S: 5	H: 0 LOB: 0 BB: 0 P: 9	R: 0 E: 0 K: 2 S: 8	H: 0 LOB: 0 BB: 0 P: 10	1B: 5 2B: 2 3B: 0 HR: 2	SF: 0 SAC: 0 DP: 1 HBP: 0	WP: 0 PB: 0 SB: 0 CS: 0	PA: 36
<b>PITCHER</b>	IP WLS BF H R ER SO BB IBB HBP BLK WP HR S P ERA WHIP																			
21 Max Scherzer, R (1, 1) ERA: 4.31	5.0 L 24 6 5 5 7 3 0 0 0 0 0 0 0 2 63 100 9.00 1.800																			
44 T.J. McFarland, L (6, 1) ERA: 5.4	0.1 5 3 1 0 1 1 0 0 0 0 0 0 0 13 25 0.00 12.000																			
93 Grant Hartwig, R (6, 1) ERA: 0.79	1.2 4 0 0 0 0 0 0 0 0 0 0 0 0 7 12 0.00 0.000																			
50 Dominic Leone, R (8, 1) ERA: 4.74	1.0 3 0 0 0 2 0 0 0 0 0 0 0 0 8 10 0.00 0.000																			

AB 28  
R 2  
H 5  
RBI 2  
BB 2  
SO 8  
LOB 16



AB 32  
R 6  
H 9  
RBI 6  
BB 4  
SO 10  
LOB 11



WP: 0  
PB: 0  
SB: 0  
CS: 0



Batter	1	2	3	4	5	6	7	8	9	AB	R	H	RBI	BB	SO	LOB	TOP				
7 Ha-Seong Kim, R OBP: 0.347, SLG: 0.407	F7		K		F8		G5-3 1B		L4	5	0	1	1	0	1	3					
23 Fernando Tatis Jr., R OBP: 0.343, SLG: 0.550	G5-3		HR			K	G5-3		G6-3	5	1	1	2	0	1	3					
22 Juan Soto, L OBP: 0.419, SLG: 0.486	K		K			G3-1			HR	4	1	1	2	1	2	0					
13 Manny Machado, R OBP: 0.309, SLG: 0.465		G4-3			F8		HR		F8	4	1	1	1	1	0	3					
2 Xander Bogaerts, R OBP: 0.340, SLG: 0.393		G6-4-3 1B			G5-3		HR		F7	5	0	2	0	0	1	1					
9 Jaks Cronenworth, L OBP: 0.317, SLG: 0.363		G6-4-3			K				F7	4	1	1	0	0	1	2					
99 Gary Sánchez, R OBP: 0.273, SLG: 0.424			HR		E3 FC1-4				G6-3	3	1	1	1	1	0	1					
16 Brandon Dixon, R OBP: 0.259, SLG: 0.351			F9		FC1-4				G6-3	3	1	1	1	0	0	1					
24 Rougned Odor, L OBP: 0.305, SLG: 0.366					FC1-4				G6-3	1	0	0	0	0	0	2					
1 Trent Grisham, L OBP: 0.325, SLG: 0.386			7 HR		K				G6-3	3	2	2	0	1	1	1					
<b>Inning Stats</b>	R: 0 H: 0 E: 0 K: 1 S: 10	H: 0 LOB: 0 BB: 0 P: 17	R: 0 H: 1 E: 0 K: 0 S: 10	H: 1 LOB: 0 BB: 0 P: 13	R: 3 H: 2 E: 0 K: 2 S: 14	H: 2 LOB: 0 BB: 1 P: 25	R: 0 H: 0 E: 0 K: 1 S: 7	H: 0 LOB: 0 BB: 0 P: 10	R: 0 H: 0 E: 1 K: 1 S: 9	H: 0 LOB: 1 BB: 0 P: 14	R: 1 H: 1 E: 0 K: 2 S: 14	H: 1 LOB: 0 BB: 0 P: 22	R: 2 H: 4 E: 0 K: 0 S: 17	H: 4 LOB: 3 BB: 1 P: 29	R: 0 H: 1 E: 0 K: 0 S: 13	H: 1 LOB: 1 BB: 1 P: 21	R: 2 H: 2 E: 0 K: 0 S: 13	H: 2 LOB: 1 BB: 1 P: 23	1B: 4 2B: 3 3B: 0 HR: 4	SF: 0 SAC: 0 DP: 2 HBP: 0	WP: 0 PA: 41 PB: 0 SB: 1 CS: 0
<b>PITCHER</b>	IP	WLS	BF	H	R	ER	SO	BB	IBB	HBP	BLK	WP	HR	S	P	ERA	WHIP				
61 Christopher Sánchez, L ERA: 3.26	5.0	L	19	3	3	3	5	1	0	0	0	0	2	50	79	5.40	0.800				
68 Jeff Hoffman, R ERA: 2.82	1.0		4	1	1	1	2	0	0	0	0	0	1	14	22	9.00	1.000				
37 Andrew Vasquez, L ERA: 2.15	0.2		7	4	2	2	0	1	0	0	0	0	0	16	28	27.00	7.500				
54 Dylan Covey, R ERA: 6.0	2.0		10	3	2	2	0	2	0	0	0	0	1	24	41	9.00	2.500				
64 Andrew Bellatti, R ERA: 5.54	0.1		1	0	0	0	0	0	0	0	0	0	0	3	4	0.00	0.000				

San Diego Padres @ Philadelphia Phillies  
Citizens Bank Park, Philadelphia, PA

AB 37  
R 8  
H 11  
RBI 8  
BB 4  
SO 7  
LOB 17



WP: 0 PA: 41  
PB: 0  
SB: 1  
CS: 0

livebaseballscorecards.com

Batter	1	2	3	4	5	6	7	8	9	AB	R	H	RBI	BB	SO	LOB	BOTTOM				
12 Kyle Schwarber, L OBP: 0.317, SLG: 0.425	P4		BB		2B		P4		BB	3	0	1	0	2	0	1					
7 Trea Turner, R OBP: 0.295, SLG: 0.383	K		F8		G5-3				K	5	0	0	0	0	3	5					
8 Nick Castellanos, R OBP: 0.342, SLG: 0.491	E4 1B		L5		G4-3				F9	5	0	1	0	0	0	5					
3 Bryce Harper, L OBP: 0.384, SLG: 0.397	K				G5-4-3 1B		G6-3		G4-3	4	0	1	0	0	1	1					
10 J.T. Realmuto, R OBP: 0.306, SLG: 0.467			K		G5-4-3		K		HR	4	1	1	1	0	2	1					
5 Bryson Stott, L OBP: 0.337, SLG: 0.423			K		G4-3		G4-3		G6-3	4	1	1	0	0	1	0					
28 Alec Bohm, R OBP: 0.333, SLG: 0.432			BB		2B		K		BB	3	1	2	1	1	1	0					
24 Darick Hall, L OBP: 0.238, SLG: 0.300			BB		2B				E7 12 BB	2	0	0	0	0	2	2					
35 Drew Ellis, R OBP: 0.375, SLG: 0.526			K		K				E7	1	0	0	0	1	0	0					
16 Brandon Marsh, L OBP: 0.348, SLG: 0.444			K		K		F7		BB	3	0	0	0	1	2	1					
<b>Inning Stats</b>	R: 0 H: 1 E: 1 K: 2 S: 11	H: 0 LOB: 1 BB: 0 P: 18	R: 0 H: 0 E: 0 K: 3 S: 13	H: 0 LOB: 1 BB: 1 P: 24	R: 0 H: 0 E: 0 K: 1 S: 8	H: 0 LOB: 1 BB: 1 P: 13	R: 1 H: 3 E: 0 K: 1 S: 10	H: 3 LOB: 1 BB: 0 P: 15	R: 0 H: 1 E: 0 K: 1 S: 7	H: 1 LOB: 0 BB: 0 P: 11	R: 0 H: 0 E: 0 K: 1 S: 9	H: 0 LOB: 0 BB: 0 P: 13	R: 0 H: 0 E: 0 K: 1 S: 12	H: 0 LOB: 1 BB: 1 P: 21	R: 0 H: 0 E: 0 K: 1 S: 5	H: 0 LOB: 0 BB: 0 P: 6	R: 2 H: 2 E: 1 K: 1 S: 17	H: 2 LOB: 3 BB: 2 P: 32	1B: 3 2B: 3 3B: 0 HR: 1	SF: 0 SAC: 0 DP: 1 HBP: 0	WP: 0 PA: 39 PB: 0 SB: 0 CS: 0
<b>PITCHER</b>	IP	WLS	BF	H	R	ER	SO	BB	IBB	HBP	BLK	WP	HR	S	P	ERA	WHIP				
11 Yu Darvish, R ERA: 4.65	6.0	W	24	5	1	1	9	2	0	0	0	0	0	58	94	1.50	1.167				
59 Tom Cosgrove, L ERA: 1.57	1.0		4	0	0	0	1	1	0	0	0	0	0	12	21	0.00	1.000				
21 Nick Martinez, R ERA: 3.84	1.0		3	0	0	0	1	0	0	0	0	0	0	5	6	0.00	0.000				
66 Luis Garcia, R ERA: 5.81	0.1		6	2	2	1	0	2	0	0	0	0	1	10	22	27.00	12.000				
71 Josh Hader, L ERA: 1.09	0.2	S	2	0	0	0	1	0	0	0	0	0	0	7	10	0.00	0.000				

San Diego Padres @ Philadelphia Phillies  
Citizens Bank Park, Philadelphia, PA

AB 34  
R 3  
H 7  
RBI 2  
BB 5  
SO 12  
LOB 16



WP: 0 PA: 39  
PB: 0  
SB: 0  
CS: 0

livebaseballscorecards.com

Fri Jul 14 2023, 6:14 PM - 9:09 PM EDT  
Att: 44,028 - Partly Cloudy - 87 F











Batter	1	2	3	4	5	6	7	8	9	10	11	12	AB	R	H	RBI	BB	SO	LOB	TOP				
7 Ha-Seong Kim, R OBP: 0.391, SLG: 0.418														6	2	2	1	0	2	3				
22 Juan Soto, L OBP: 0.414, SLG: 0.478														4	0	0	1	0	1	3				
13 Manny Machado, R OBP: 0.311, SLG: 0.463														3	1	0	0	2	0	0				
2 Xander Bogaerts, R OBP: 0.341, SLG: 0.402														4	1	1	1	1	1	1				
9 Jake Cronenworth, L OBP: 0.313, SLG: 0.353														3	0	0	0	0	0	0				
23 Fernando Tatis Jr., R OBP: 0.342, SLG: 0.521														2	0	1	2	0	0	0				
99 Gary Sánchez, R OBP: 0.284, SLG: 0.398														5	0	0	0	0	1	4				
14 Matt Carpenter, L OBP: 0.297, SLG: 0.317														5	1	1	0	0	1	1				
17 Matthew Batten, R OBP: 0.667, SLG: 1.250														0	0	0	0	0	0	0				
16 Brandon Dixon, R OBP: 0.244, SLG: 0.329														4	0	0	0	0	3	1				
24 Rowned Odor, L OBP: 0.299, SLG: 0.355														1	0	0	0	0	1	0				
1 Trent Grisham, L OBP: 0.327, SLG: 0.401														5	1	2	1	0	0	0				
<b>Inning Stats</b>	R: 1 E: 0 K: 0 S: 8	H: 1 LOB: 0 BB: 15	R: 0 E: 1 K: 0 S: 8	H: 0 LOB: 0 BB: 12	R: 0 E: 0 K: 3 S: 12	H: 1 LOB: 1 BB: 16	R: 1 E: 0 K: 1 S: 9	H: 0 LOB: 0 BB: 11	R: 0 E: 0 K: 0 S: 7	H: 0 LOB: 0 BB: 10	R: 0 E: 0 K: 2 S: 10	H: 0 LOB: 0 BB: 18	R: 0 E: 0 K: 1 S: 8	H: 0 LOB: 0 BB: 9	R: 1 E: 0 K: 1 S: 12	H: 0 LOB: 1 BB: 8	R: 0 E: 0 K: 0 S: 6	H: 0 LOB: 1 BB: 6	R: 0 E: 0 K: 1 S: 7	H: 0 LOB: 1 BB: 11	1B: 1 2B: 4 3B: 0 HR: 2	SF: 1 SAC: 0 DP: 1 HBP: 0	WP: 0 PB: 1 SB: 0 CS: 0	PA: 46
<b>PITCHER</b>	IP WLS BF H R ER SO BB IBB HBP BLK WP HR S P ERA WHIP	45 Zack Wheeler, R ERA: 4.04	30 Gregory Soto, L ERA: 4.88	43 Yunior Marte, R ERA: 5.11	31 Craig Kimbrel, R ERA: 3.23	25 Matt Strahm, L ERA: 3.75	68 Jeff Hoffman, R ERA: 2.59	IP WLS BF H R ER SO BB IBB HBP BLK WP HR S P ERA WHIP	2.0 0 6 0 0 0 1 0 0 0 0 0 10 20 27.00 6.000															

**San Diego Padres @ Philadelphia Phillies**  
Citizens Bank Park, Philadelphia, PA  
Sun Jul 16 2023, 4:32 PM - 8:01 PM EDT  
Alt. 37,204 - Cloudy - 77 F

livebaseballscorecards.com

AB 42  
R 6  
H 7  
RBI 6  
BB 3  
SO 10  
LOB 13

Batter	1	2	3	4	5	6	7	8	9	10	11	12	AB	R	H	RBI	BB	SO	LOB	BOTTOM						
12 Kyle Schwarber, L OBP: 0.314, SLG: 0.444														5	1	1	2	0	3	0						
7 Trea Turner, R OBP: 0.301, SLG: 0.386														5	1	1	0	0	2	0						
3 Bryce Harper, L OBP: 0.395, SLG: 0.426														5	1	2	1	0	1	0						
10 J.T. Realmuto, R OBP: 0.304, SLG: 0.461														4	1	1	2	0	0	0						
5 Bryson Stott, L OBP: 0.340, SLG: 0.431														5	1	2	1	0	0	2						
16 Brandon Marsh, L OBP: 0.357, SLG: 0.459														4	0	2	0	1	0	0						
35 Drew Ellis, R OBP: 0.208, SLG: 0.261														2	0	0	1	1	1	2						
28 Alec Bohm, R OBP: 0.336, SLG: 0.425														2	0	1	0	0	0	0						
24 Darick Hall, L OBP: 0.208, SLG: 0.261														4	0	0	0	0	2	4						
8 Nick Castellanos, R OBP: 0.332, SLG: 0.476														1	0	0	0	0	0	2						
33 Edmundo Sosa, R OBP: 0.271, SLG: 0.405														0	1	0	0	0	0	0						
18 Johan Rojas, R OBP: 0.273, SLG: 0.273														4	1	0	0	0	2	3						
<b>Inning Stats</b>	R: 0 E: 0 K: 2 S: 8	H: 0 LOB: 0 BB: 0 P: 12	R: 0 E: 0 K: 1 S: 9	H: 1 LOB: 1 BB: 0 P: 14	R: 0 E: 0 K: 0 S: 9	H: 0 LOB: 0 BB: 0 P: 13	R: 0 E: 0 K: 1 S: 7	H: 0 LOB: 0 BB: 0 P: 10	R: 1 E: 0 K: 0 S: 10	H: 2 LOB: 0 BB: 0 P: 19	R: 4 E: 0 K: 3 S: 25	H: 5 LOB: 3 BB: 2 P: 44	R: 0 E: 0 K: 0 S: 8	H: 0 LOB: 0 BB: 0 P: 11	R: 0 E: 0 K: 0 S: 7	H: 0 LOB: 0 BB: 0 P: 10	R: 0 E: 0 K: 1 S: 11	H: 1 LOB: 2 BB: 0 P: 18	R: 0 E: 0 K: 0 S: 3	H: 1 LOB: 1 BB: 0 P: 4	R: 1 E: 0 K: 0 S: 4	H: 0 LOB: 0 BB: 0 P: 6	1B: 5 2B: 2 3B: 1 HR: 2	SF: 1 SAC: 1 DP: 2 HBP: 1	WP: 0 PB: 0 SB: 0 CS: 0	PA: 46
<b>PITCHER</b>	IP WLS BF H R ER SO BB IBB HBP BLK WP HR S P ERA WHIP	67 Seth Lugo, R ERA: 3.78	59 Tom Cosgrove, L ERA: 1.46	21 Nick Martinez, R ERA: 3.8	71 Josh Hader, L ERA: 1.03	25 Tim Hill, L ERA: 3.98	IP WLS BF H R ER SO BB IBB HBP BLK WP HR S P ERA WHIP	5.1 2 22 7 5 5 5 0 0 0 0 0 2 57 92 8.44 1.312																		

**San Diego Padres @ Philadelphia Phillies**  
Citizens Bank Park, Philadelphia, PA  
Sun Jul 16 2023, 4:32 PM - 8:01 PM EDT  
Alt. 37,204 - Cloudy - 77 F

livebaseballscorecards.com

AB 41  
R 7  
H 10  
RBI 7  
BB 2  
SO 11  
LOB 13







Batter	1	2	3	4	5	6	7	8	9	AB	R	H	RBI	BB	SO	LOB	TOP								
7 Ha-Seong Kim, R (1,4) OBP: 0.352, SLG: 0.416										4	1	2	0	0	1	0	<b>San Diego Padres @ Toronto Blue Jays</b> Rogers Centre, Toronto, ON Wed Jul 19 2023, 7:09 PM - 9:55 PM EDT Att. 42,948 - Roof Closed - 68 F								
23 Fernando Tatis Jr., R (1,10) (9,9)										5	0	2	0	0	2	3									
22 Juan Soto, L (1,7) OBP: 0.419, SLG: 0.488										2	0	0	0	3	2	3									
13 Manny Machado, R (1,5) OBP: 0.313, SLG: 0.469										5	0	1	2	0	1	5									
2 Xander Bogaerts, R (1,6) OBP: 0.339, SLG: 0.396										4	0	1	0	0	1	2									
9 Jake Cronenworth, L (1,3) OBP: 0.368, SLG: 0.350										4	0	0	0	0	2	2									
12 Luis Campusano, R (1,2) OBP: 0.231, SLG: 0.400										4	0	1	0	0	0	2									
38 Taylor Kohlwey, L (1,9)										4	0	1	0	0	1	1									
71 Josh Hader, L (9,1)										0	0	0	0	0	0	0									
1 Trent Grisham, L (1,8) OBP: 0.329, SLG: 0.406										3	1	0	0	1	2	1									
<b>Inning Stats</b>	R: 0 H: 0 E: 0 K: 2 S: 9	H: 0 LOB: 1 BB: 1 P: 16	R: 0 H: 0 E: 0 K: 1 S: 12	H: 0 LOB: 0 BB: 0 P: 18	R: 0 H: 1 E: 0 K: 2 S: 10	H: 1 LOB: 1 BB: 0 P: 15	R: 0 H: 1 E: 0 K: 1 S: 10	H: 1 LOB: 2 BB: 1 P: 17	R: 2 H: 1 E: 0 K: 2 S: 12	H: 1 LOB: 2 BB: 0 P: 24	R: 0 H: 1 E: 0 K: 1 S: 13	H: 1 LOB: 1 BB: 0 P: 16	R: 0 H: 1 E: 0 K: 0 S: 12	H: 1 LOB: 1 BB: 0 P: 20	R: 0 H: 1 E: 0 K: 0 S: 9	H: 1 LOB: 2 BB: 0 P: 13	R: 0 H: 2 E: 0 K: 2 S: 11	H: 2 LOB: 2 BB: 0 P: 16	1B: 7 2B: 1 3B: 0 HR: 0	SF: 0 SAC: 0 DP: 0 HBP: 1	WP: 1 PB: 0 SB: 2 CS: 0	PA: 40			
<b>PITCHER</b>	IP WLS BF H R ER SO BB IBB HBP BLK WP HR S P ERA WHIP	IP WLS BF H R ER SO BB IBB HBP BLK WP HR S P ERA WHIP	IP WLS BF H R ER SO BB IBB HBP BLK WP HR S P ERA WHIP	IP WLS BF H R ER SO BB IBB HBP BLK WP HR S P ERA WHIP	IP WLS BF H R ER SO BB IBB HBP BLK WP HR S P ERA WHIP	IP WLS BF H R ER SO BB IBB HBP BLK WP HR S P ERA WHIP	IP WLS BF H R ER SO BB IBB HBP BLK WP HR S P ERA WHIP	IP WLS BF H R ER SO BB IBB HBP BLK WP HR S P ERA WHIP	IP WLS BF H R ER SO BB IBB HBP BLK WP HR S P ERA WHIP	IP WLS BF H R ER SO BB IBB HBP BLK WP HR S P ERA WHIP	IP WLS BF H R ER SO BB IBB HBP BLK WP HR S P ERA WHIP	IP WLS BF H R ER SO BB IBB HBP BLK WP HR S P ERA WHIP	IP WLS BF H R ER SO BB IBB HBP BLK WP HR S P ERA WHIP	IP WLS BF H R ER SO BB IBB HBP BLK WP HR S P ERA WHIP	IP WLS BF H R ER SO BB IBB HBP BLK WP HR S P ERA WHIP	IP WLS BF H R ER SO BB IBB HBP BLK WP HR S P ERA WHIP	IP WLS BF H R ER SO BB IBB HBP BLK WP HR S P ERA WHIP	IP WLS BF H R ER SO BB IBB HBP BLK WP HR S P ERA WHIP	IP WLS BF H R ER SO BB IBB HBP BLK WP HR S P ERA WHIP	IP WLS BF H R ER SO BB IBB HBP BLK WP HR S P ERA WHIP	IP WLS BF H R ER SO BB IBB HBP BLK WP HR S P ERA WHIP	IP WLS BF H R ER SO BB IBB HBP BLK WP HR S P ERA WHIP	IP WLS BF H R ER SO BB IBB HBP BLK WP HR S P ERA WHIP	IP WLS BF H R ER SO BB IBB HBP BLK WP HR S P ERA WHIP	IP WLS BF H R ER SO BB IBB HBP BLK WP HR S P ERA WHIP
17 José Berrios, R (1,1) ERA: 3.39	6.0 L	27	4	2	2	9	3	1	1	0	0	0	0	0	0	0	12	20	0.00	1.000					
93 Yimi García, R (7,1) ERA: 4.31	1.0	4	1	0	0	1	0	0	0	0	0	0	0	0	0	0	15	20	0.00	2.250					
33 Trevor Richards, R (8,1) ERA: 2.96	1.1	7	3	0	0	1	0	0	0	0	0	0	0	0	0	0	5	9	0.00	0.000					
58 Tim Mayza, L (9,1) ERA: 1.14	0.2	2	0	0	0	1	0	0	0	0	0	0	0	0	0	0	0	0	0.00	0.000					

Batter	1	2	3	4	5	6	7	8	9	AB	R	H	RBI	BB	SO	LOB	BOTTOM								
4 George Springer, R (1,9) OBP: 0.333, SLG: 0.422										5	0	1	0	0	1	2	<b>San Diego Padres @ Toronto Blue Jays</b> Rogers Centre, Toronto, ON Wed Jul 19 2023, 7:09 PM - 9:55 PM EDT Att. 42,948 - Roof Closed - 68 F								
11 Bo Bichette, R (1,6) OBP: 0.350, SLG: 0.499										3	0	2	0	1	0	0									
13 Brandon Belt, L (1,3) OBP: 0.369, SLG: 0.418										3	0	1	0	1	1	2									
8 Cavan Biggio, L (6,PR) (9,3)										0	0	0	0	0	0	0									
27 Vladimir Guerrero Jr., R (1,10) OBP: 0.338, SLG: 0.442										4	0	1	0	0	1	6									
26 Matt Chapman, R (1,5) OBP: 0.350, SLG: 0.462										3	0	0	0	1	1	3									
15 Whit Merrifield, R (1,4) OBP: 0.343, SLG: 0.398										4	0	0	0	0	1	5									
25 Daulton Varsho, L (1,7) OBP: 0.276, SLG: 0.360										3	0	0	0	0	3	0									
5 Santiago Espinal, R (9,PH) OBP: 0.302, SLG: 0.304										1	0	0	0	0	0	0									
9 Danny Jansen, R (1,2) OBP: 0.284, SLG: 0.451										3	0	0	0	0	1	0									
39 Kevin Kiermaier, L (1,8) OBP: 0.336, SLG: 0.424										3	0	1	0	0	0	0									
30 Alejandro Kirk, R (9,PH) OBP: 0.311, SLG: 0.297										1	0	0	0	0	1	1									
<b>Inning Stats</b>	R: 0 H: 1 E: 0 K: 2 S: 17	H: 1 LOB: 3 BB: 2 P: 27	R: 0 H: 1 E: 0 K: 1 S: 10	H: 1 LOB: 0 BB: 0 P: 16	R: 0 H: 1 E: 0 K: 1 S: 12	H: 1 LOB: 1 BB: 0 P: 18	R: 0 H: 0 E: 0 K: 2 S: 9	H: 0 LOB: 0 BB: 0 P: 11	R: 0 H: 1 E: 0 K: 0 S: 7	H: 1 LOB: 2 BB: 1 P: 14	R: 0 H: 0 E: 0 K: 1 S: 9	H: 0 LOB: 0 BB: 0 P: 14	R: 0 H: 0 E: 0 K: 0 S: 7	H: 0 LOB: 0 BB: 0 P: 11	R: 0 H: 2 E: 0 K: 1 S: 11	H: 2 LOB: 2 BB: 0 P: 16	R: 0 H: 0 E: 0 K: 2 S: 12	H: 0 LOB: 1 BB: 0 P: 16	1B: 6 2B: 0 3B: 0 HR: 0	SF: 0 SAC: 0 DP: 0 HBP: 1	WP: 0 PB: 0 SB: 1 CS: 0	PA: 37			
<b>PITCHER</b>	IP WLS BF H R ER SO BB IBB HBP BLK WP HR S P ERA WHIP	IP WLS BF H R ER SO BB IBB HBP BLK WP HR S P ERA WHIP	IP WLS BF H R ER SO BB IBB HBP BLK WP HR S P ERA WHIP	IP WLS BF H R ER SO BB IBB HBP BLK WP HR S P ERA WHIP	IP WLS BF H R ER SO BB IBB HBP BLK WP HR S P ERA WHIP	IP WLS BF H R ER SO BB IBB HBP BLK WP HR S P ERA WHIP	IP WLS BF H R ER SO BB IBB HBP BLK WP HR S P ERA WHIP	IP WLS BF H R ER SO BB IBB HBP BLK WP HR S P ERA WHIP	IP WLS BF H R ER SO BB IBB HBP BLK WP HR S P ERA WHIP	IP WLS BF H R ER SO BB IBB HBP BLK WP HR S P ERA WHIP	IP WLS BF H R ER SO BB IBB HBP BLK WP HR S P ERA WHIP	IP WLS BF H R ER SO BB IBB HBP BLK WP HR S P ERA WHIP	IP WLS BF H R ER SO BB IBB HBP BLK WP HR S P ERA WHIP	IP WLS BF H R ER SO BB IBB HBP BLK WP HR S P ERA WHIP	IP WLS BF H R ER SO BB IBB HBP BLK WP HR S P ERA WHIP	IP WLS BF H R ER SO BB IBB HBP BLK WP HR S P ERA WHIP	IP WLS BF H R ER SO BB IBB HBP BLK WP HR S P ERA WHIP	IP WLS BF H R ER SO BB IBB HBP BLK WP HR S P ERA WHIP	IP WLS BF H R ER SO BB IBB HBP BLK WP HR S P ERA WHIP	IP WLS BF H R ER SO BB IBB HBP BLK WP HR S P ERA WHIP	IP WLS BF H R ER SO BB IBB HBP BLK WP HR S P ERA WHIP	IP WLS BF H R ER SO BB IBB HBP BLK WP HR S P ERA WHIP	IP WLS BF H R ER SO BB IBB HBP BLK WP HR S P ERA WHIP	IP WLS BF H R ER SO BB IBB HBP BLK WP HR S P ERA WHIP	IP WLS BF H R ER SO BB IBB HBP BLK WP HR S P ERA WHIP
11 Yu Darvish, R (1,1) ERA: 4.36	6.0 W	25	4	0	0	0	3	0	0	0	0	0	0	0	0	0	7	11	0.00	0.000					
36 Steven Wilson, R (7,1) ERA: 2.77	1.0	H	3	0	0	0	0	0	0	0	0	0	0	0	0	0	11	16	0.00	2.000					
21 Nick Martinez, R (8,1) ERA: 3.75	1.0	H	5	2	0	0	0	0	0	0	0	0	0	0	0	0	12	16	0.00	0.000					
71 Josh Hader, L (9,1) ERA: 1.0	1.0	S	4	0	0	0	0	0	0	0	0	0	0	0	0	0	12	16	0.00	0.000					





Batter	1	2	3	4	5	6	7	8	9	AB	R	H	RBI	BB	SO	LOB	TOP				
23 Fernando Tatis Jr., R (1.9) OBP: 0.310, SLG: 0.519	F9		K		G6-4-3			G5-3		4	0	1	0	0	1	1	<b>San Diego Padres @ Toronto Blue Jays</b> Rogers Centre, Toronto, ON Thu Jul 20 2023, 1:09 PM - 4:01 PM EDT Att: 43,196 - Sunny - 75 F				
22 Juan Soto, L (1.7) OBP: 0.420, SLG: 0.485	F7		G3-1			BB		BB		2	0	0	0	2	0	0					
13 Manny Machado, R (1.5) OBP: 0.310, SLG: 0.463	K				G4-3		L4	K		4	0	0	0	0	2	3					
2 Xander Bogaerts, R (1.6) OBP: 0.343, SLG: 0.400		99 E FC4			99 HBP			G5-3		4	0	3	0	0	0	2					
9 Jake Cronenworth, L (1.4) OBP: 0.305, SLG: 0.346	F7									4	0	0	0	0	1	4					
99 Gary Sánchez, R (1.2) OBP: 0.288, SLG: 0.414	FC4						G4-3			3	0	1	0	0	0	3					
14 Matt Carpenter, L (1.10) OBP: 0.297, SLG: 0.307	P6									2	0	0	0	0	0	4					
12 Luis Campusano, R (7.7) OBP: 0.214, SLG: 0.370					F7					2	0	0	0	0	0	1					
1 Trent Grisham, L (1.8) OBP: 0.331, SLG: 0.407	K									2	0	1	0	1	1	2					
30 Alfonso Rivas III, L (1.3) OBP: 0.300, SLG: 0.333										2	0	0	0	0	0	4					
7 Ha-Seong Kim, R (7.4) OBP: 0.351, SLG: 0.414			K							1	0	0	0	0	0	1					
<b>Inning Stats</b>	R: 0 E: 0 K: 1 S: 9	H: 0 LOB: 0 BB: 13	R: 0 E: 1 K: 1 S: 10	H: 1 LOB: 2 BB: 6	R: 0 E: 0 K: 2 S: 7	H: 0 LOB: 0 BB: 10	R: 0 E: 0 K: 1 S: 12	H: 1 LOB: 2 BB: 17	R: 0 E: 0 K: 0 S: 16	H: 1 LOB: 0 BB: 25	R: 0 E: 0 K: 0 S: 7	H: 0 LOB: 1 BB: 14	R: 0 E: 0 K: 1 S: 12	H: 1 LOB: 0 BB: 17	R: 0 E: 0 K: 0 S: 6	H: 1 LOB: 0 BB: 9	1B: 6 2B: 1 3B: 0 HR: 0	SF: 0 SAC: 0 DP: 4 HBP: 1	WP: 0 PB: 0 SB: 0 CS: 0	PA: 34	
<b>PITCHER</b>	IP WLS BF H R ER SO BB IBB HBP BLK WP HR S P ERA WHIP	IP WLS BF H R ER SO BB IBB HBP BLK WP HR S P ERA WHIP	IP WLS BF H R ER SO BB IBB HBP BLK WP HR S P ERA WHIP	IP WLS BF H R ER SO BB IBB HBP BLK WP HR S P ERA WHIP	IP WLS BF H R ER SO BB IBB HBP BLK WP HR S P ERA WHIP	IP WLS BF H R ER SO BB IBB HBP BLK WP HR S P ERA WHIP	IP WLS BF H R ER SO BB IBB HBP BLK WP HR S P ERA WHIP	IP WLS BF H R ER SO BB IBB HBP BLK WP HR S P ERA WHIP	IP WLS BF H R ER SO BB IBB HBP BLK WP HR S P ERA WHIP	IP WLS BF H R ER SO BB IBB HBP BLK WP HR S P ERA WHIP	IP WLS BF H R ER SO BB IBB HBP BLK WP HR S P ERA WHIP	IP WLS BF H R ER SO BB IBB HBP BLK WP HR S P ERA WHIP	IP WLS BF H R ER SO BB IBB HBP BLK WP HR S P ERA WHIP	IP WLS BF H R ER SO BB IBB HBP BLK WP HR S P ERA WHIP	IP WLS BF H R ER SO BB IBB HBP BLK WP HR S P ERA WHIP	IP WLS BF H R ER SO BB IBB HBP BLK WP HR S P ERA WHIP	IP WLS BF H R ER SO BB IBB HBP BLK WP HR S P ERA WHIP	IP WLS BF H R ER SO BB IBB HBP BLK WP HR S P ERA WHIP	IP WLS BF H R ER SO BB IBB HBP BLK WP HR S P ERA WHIP	IP WLS BF H R ER SO BB IBB HBP BLK WP HR S P ERA WHIP	IP WLS BF H R ER SO BB IBB HBP BLK WP HR S P ERA WHIP
40 Chris Bassitt, R (1.1) ERA: 3.92	6.0	W	24	4	0	0	5	1	0	1	0	0	0	0	0	0	0.00	0.833			
58 Tim Lincecum, L (7.1) ERA: 1.1	1.0	H	3	0	0	0	0	1	0	0	0	0	0	0	0	0	0.00	1.000			
50 Erik Swanson, R (8.1) ERA: 3.0	1.0	H	4	1	0	0	1	1	0	0	0	0	0	0	0	0	0.00	2.000			
68 Jordan Romano, R (9.1) ERA: 2.79	1.0		3	1	0	0	0	0	0	0	0	0	0	0	0	0	0.00	1.000			
<b>Batter</b>	<b>1</b>	<b>2</b>	<b>3</b>	<b>4</b>	<b>5</b>	<b>6</b>	<b>7</b>	<b>8</b>	<b>9</b>	<b>AB</b>	<b>R</b>	<b>H</b>	<b>RBI</b>	<b>BB</b>	<b>SO</b>	<b>LOB</b>	<b>BOTTOM</b>				
4 George Springer, R (1.10) OBP: 0.332, SLG: 0.418	G5-4-3		G3	P6		P5		K		4	0	0	0	1	1	5	<b>San Diego Padres @ Toronto Blue Jays</b> Rogers Centre, Toronto, ON Thu Jul 20 2023, 1:09 PM - 4:01 PM EDT Att: 43,196 - Sunny - 75 F				
11 Bo Bichette, R (1.6) OBP: 0.350, SLG: 0.495	G5-4-3							FC6-4		3	0	0	0	2	1	2					
27 Vladimir Guerrero Jr., R (1.3) OBP: 0.342, SLG: 0.451										2	1	1	1	2	0	1					
26 Matt Chapman, R (1.5) OBP: 0.349, SLG: 0.458	PO	K	G5-3							3	0	0	0	0	2	3					
15 Whit Merrifield, R (1.7) OBP: 0.345, SLG: 0.399										4	0	2	0	0	1	3					
25 Daulton Varsho, L (9.7) OBP: 0.276, SLG: 0.360										0	0	0	0	0	0	0					
5 Santiago Espinal, R (1.4) OBP: 0.266, SLG: 0.305										3	2	1	0	1	0	3					
30 Alejandro Kirk, R (1.2) OBP: 0.322, SLG: 0.321										3	1	3	2	1	0	0					
7 Jordan Luplow, R (1.9) OBP: 0.364, SLG: 0.222										3	0	2	1	1	1	1					
39 Kevin Kiermaier, L (1.8) OBP: 0.331, SLG: 0.416										4	0	0	0	0	1	7					
<b>Inning Stats</b>	R: 0 E: 0 K: 0 S: 6	H: 0 LOB: 0 BB: 2 P: 15	R: 1 E: 0 K: 1 S: 15	H: 3 LOB: 1 BB: 1 P: 24	R: 0 E: 0 K: 0 S: 8	H: 0 LOB: 1 BB: 1 P: 15	R: 0 E: 0 K: 1 S: 12	H: 2 LOB: 3 BB: 1 P: 22	R: 0 E: 0 K: 2 S: 14	H: 0 LOB: 2 BB: 30	R: 0 E: 0 K: 1 S: 7	H: 0 LOB: 1 BB: 15	R: 1 E: 0 K: 1 S: 8	H: 1 LOB: 0 BB: 16	R: 2 E: 0 K: 1 S: 21	H: 3 LOB: 1 BB: 0 P: 27	1B: 7 2B: 0 3B: 0 HR: 2	SF: 0 SAC: 0 DP: 2 HBP: 1	WP: 1 PB: 0 SB: 1 CS: 1	PA: 39	
<b>PITCHER</b>	IP WLS BF H R ER SO BB IBB HBP BLK WP HR S P ERA WHIP	IP WLS BF H R ER SO BB IBB HBP BLK WP HR S P ERA WHIP	IP WLS BF H R ER SO BB IBB HBP BLK WP HR S P ERA WHIP	IP WLS BF H R ER SO BB IBB HBP BLK WP HR S P ERA WHIP	IP WLS BF H R ER SO BB IBB HBP BLK WP HR S P ERA WHIP	IP WLS BF H R ER SO BB IBB HBP BLK WP HR S P ERA WHIP	IP WLS BF H R ER SO BB IBB HBP BLK WP HR S P ERA WHIP	IP WLS BF H R ER SO BB IBB HBP BLK WP HR S P ERA WHIP	IP WLS BF H R ER SO BB IBB HBP BLK WP HR S P ERA WHIP	IP WLS BF H R ER SO BB IBB HBP BLK WP HR S P ERA WHIP	IP WLS BF H R ER SO BB IBB HBP BLK WP HR S P ERA WHIP	IP WLS BF H R ER SO BB IBB HBP BLK WP HR S P ERA WHIP	IP WLS BF H R ER SO BB IBB HBP BLK WP HR S P ERA WHIP	IP WLS BF H R ER SO BB IBB HBP BLK WP HR S P ERA WHIP	IP WLS BF H R ER SO BB IBB HBP BLK WP HR S P ERA WHIP	IP WLS BF H R ER SO BB IBB HBP BLK WP HR S P ERA WHIP	IP WLS BF H R ER SO BB IBB HBP BLK WP HR S P ERA WHIP	IP WLS BF H R ER SO BB IBB HBP BLK WP HR S P ERA WHIP	IP WLS BF H R ER SO BB IBB HBP BLK WP HR S P ERA WHIP	IP WLS BF H R ER SO BB IBB HBP BLK WP HR S P ERA WHIP	IP WLS BF H R ER SO BB IBB HBP BLK WP HR S P ERA WHIP
4 Blake Snell, L (1.1) ERA: 2.67	5.0	L	24	5	1	1	4	1	0	0	0	0	0	0	0	0	1.80	2.400			
36 Steven Wilson, R (6.1) ERA: 2.7	1.0		4	0	0	0	1	1	0	0	0	0	0	0	0	0	0.00	1.000			
66 Luis García, R (7.1) ERA: 5.61	1.0		4	1	1	1	1	0	0	1	0	0	0	0	0	0	9.00	1.000			
59 Tom Cosgrove, L (8.1) ERA: 2.08	0.1		4	3	2	2	0	0	0	0	0	0	0	0	0	0	54.00	9.000			
58 Alek Jacob, R (8.1) ERA:	0.2		2	0	0	0	1	0	0	0	0	0	0	0	0	0	0.00	0.000			



Batter	1	2	3	4	5	6	7	8	9	AB	R	H	RBI	BB	SO	LOB	TOP					
7 Ha-Seong Kim, R OBP: 0.346, SLG: 0.414	P5	F7		P3					G6-3	5	0	1	0	0	0	0						
23 Fernando Tatis Jr., R OBP: 0.341, SLG: 0.514	K		22 HR		L7	L9			F9	5	1	1	0	0	1	2						
22 Juan Soto, L OBP: 0.423, SLG: 0.504	HR		HR		2B					3	2	2	3	1	1	0						
13 Manny Machado, R OBP: 0.312, SLG: 0.462	2B				F8				G3-1	3	1	1	0	1	0	1						
2 Xander Bogaerts, R OBP: 0.344, SLG: 0.404	HR				K				G5-3	4	1	2	0	0	1	1						
9 Jake Cronenworth, L OBP: 0.266, SLG: 0.351	HR				L8				F8	4	0	1	2	0	0	3						
12 Luis Campusano, R OBP: 0.219, SLG: 0.355	G5-3				F9				F9	4	0	1	0	0	0	2						
38 Taylor Kohlwey, L OBP: 0.143, SLG: 0.143		F8			K				G5-3	3	0	0	0	0	2	1						
99 Gary Sánchez, R OBP: 0.266, SLG: 0.411					K					1	0	0	0	0	0	0						
1 Trent Grisham, L OBP: 0.328, SLG: 0.401	K				K				G2-3	4	0	0	0	0	2	1						
<b>Inning Stats</b>	R: 3 H: 3 E: 0 K: 1 S: 15	H: 3 LOB: 1 BB: 1 P: 28	R: 0 H: 0 E: 0 K: 1 S: 8	H: 0 LOB: 0 BB: 0 P: 14	R: 2 H: 3 E: 0 K: 1 S: 12	H: 3 LOB: 1 BB: 0 P: 17	R: 0 H: 0 E: 0 K: 2 S: 9	H: 0 LOB: 0 BB: 0 P: 13	R: 0 H: 1 E: 0 K: 0 S: 14	H: 2 LOB: 2 BB: 1 P: 23	R: 0 H: 0 E: 0 K: 1 S: 11	H: 0 LOB: 0 BB: 0 P: 12	R: 0 H: 0 E: 0 K: 0 S: 9	H: 0 LOB: 0 BB: 0 P: 14	R: 0 H: 0 E: 0 K: 0 S: 8	H: 0 LOB: 0 BB: 0 P: 13	1B: 4 2B: 2 3B: 1 HR: 2	SF: 0 SAC: 0 DP: 0 HBP: 0	WP: 0 PB: 0 SB: 0 CS: 0	PA: 38		
<b>PITCHER</b>	IP WLS BF H R ER SO BB IBB HBP BLK WP HR S P ERA WHIP	IP WLS BF H R ER SO BB IBB HBP BLK WP HR S P ERA WHIP	IP WLS BF H R ER SO BB IBB HBP BLK WP HR S P ERA WHIP	IP WLS BF H R ER SO BB IBB HBP BLK WP HR S P ERA WHIP	IP WLS BF H R ER SO BB IBB HBP BLK WP HR S P ERA WHIP	IP WLS BF H R ER SO BB IBB HBP BLK WP HR S P ERA WHIP	IP WLS BF H R ER SO BB IBB HBP BLK WP HR S P ERA WHIP	IP WLS BF H R ER SO BB IBB HBP BLK WP HR S P ERA WHIP	IP WLS BF H R ER SO BB IBB HBP BLK WP HR S P ERA WHIP	IP WLS BF H R ER SO BB IBB HBP BLK WP HR S P ERA WHIP	IP WLS BF H R ER SO BB IBB HBP BLK WP HR S P ERA WHIP	IP WLS BF H R ER SO BB IBB HBP BLK WP HR S P ERA WHIP	IP WLS BF H R ER SO BB IBB HBP BLK WP HR S P ERA WHIP	IP WLS BF H R ER SO BB IBB HBP BLK WP HR S P ERA WHIP	IP WLS BF H R ER SO BB IBB HBP BLK WP HR S P ERA WHIP	IP WLS BF H R ER SO BB IBB HBP BLK WP HR S P ERA WHIP	IP WLS BF H R ER SO BB IBB HBP BLK WP HR S P ERA WHIP	IP WLS BF H R ER SO BB IBB HBP BLK WP HR S P ERA WHIP				
45 Reese Olson, R ERA: 4.53	5.0	L	24	7	5	5	5	2	0	0	0	0	0	0	0	0	0	2	58	95	9.00	1.800
36 Chasen Shreve, L ERA: 4.33	0.2		4	2	0	0	1	0	0	0	0	0	0	0	0	10	16	0	0	0	0.00	3.000
52 Brendan White, R ERA: 4.91	1.1		4	0	0	0	1	0	0	0	0	0	0	0	9	13	0.00	0.000				
87 Tyler Holton, L ERA: 1.74	1.0		3	0	0	0	0	0	0	0	0	0	0	9	14	0.00	0.000					
4 Beau Brieske, R ERA: 5.4	1.0		3	0	0	0	0	0	0	0	0	0	0	8	13	0.00	0.000					

San Diego Padres @ Detroit Tigers  
Comerica Park, Detroit, MI  
Fri Jul 21 2023, 6:40 PM - 9:13 PM EDT  
Att: 28,834 - Partly Cloudy - 80 F

AB 36  
R 5  
H 9  
RBI 5  
BB 2  
SO 7  
LOB 11



Batter	1	2	3	4	5	6	7	8	9	AB	R	H	RBI	BB	SO	LOB	BOTTOM						
39 Zach McKinstry, L OBP: 0.321, SLG: 0.382	G4-3				HR					4	1	2	1	0	0	4							
24 Miguel Cabrera, R OBP: 0.332, SLG: 0.322	1B								K	1	0	0	0	0	1	0							
31 Riley Greene, L OBP: 0.369, SLG: 0.456	K				F7					4	1	1	2	0	2	0							
20 Spencer Torkelson, R OBP: 0.366, SLG: 0.498	HR				F8				G6-3	3	0	0	0	1	1	0							
30 Kerry Carpenter, L OBP: 0.322, SLG: 0.497	BB				G6-3				K	3	0	0	0	1	0	1							
8 Matt Vierling, R OBP: 0.335, SLG: 0.402	G1-4-3				P2				L8	3	0	0	0	1	0	1							
8 Matt Vierling, R OBP: 0.335, SLG: 0.402		F7							G6-3	4	0	1	0	0	0	1							
28 Javier Baez, R OBP: 0.284, SLG: 0.341	E8				G3				G6-3	4	1	2	0	0	0	0							
9 Nick Maton, L OBP: 0.290, SLG: 0.294	1B									2	0	1	1	1	0	0							
60 Akil Baddoo, L OBP: 0.323, SLG: 0.335	BB				1B				G4-3														
77 Andy Ibañez, R OBP: 0.271, SLG: 0.404					K				P3	3	0	0	0	0	3	4							
34 Jake Rogers, R OBP: 0.297, SLG: 0.433					K				F8	1	0	0	0	0	0	0							
										4	1	1	0	0	2	4							
<b>Inning Stats</b>	R: 0 H: 1 E: 0 K: 1 S: 10	H: 2 LOB: 3 BB: 1 P: 22	R: 0 H: 0 E: 1 K: 2 S: 15	H: 2 LOB: 3 BB: 1 P: 22	R: 0 H: 0 E: 0 K: 1 S: 15	H: 0 LOB: 1 BB: 1 P: 21	R: 0 H: 1 E: 0 K: 2 S: 11	H: 1 LOB: 0 BB: 0 P: 14	R: 1 H: 1 E: 0 K: 0 S: 11	H: 1 LOB: 0 BB: 0 P: 15	R: 1 H: 1 E: 0 K: 1 S: 7	H: 1 LOB: 0 BB: 0 P: 9	R: 2 H: 2 E: 0 K: 1 S: 12	H: 2 LOB: 0 BB: 0 P: 18	R: 0 H: 0 E: 0 K: 0 S: 8	H: 0 LOB: 0 BB: 0 P: 11	R: 0 H: 0 E: 0 K: 1 S: 11	H: 0 LOB: 0 BB: 0 P: 12	1B: 5 2B: 0 3B: 1 HR: 2	SF: 1 SAC: 0 DP: 0 HBP: 0	WP: 0 PB: 0 SB: 0 CS: 0	PA: 37	
<b>PITCHER</b>	IP WLS BF H R ER SO BB IBB HBP BLK WP HR S P ERA WHIP	IP WLS BF H R ER SO BB IBB HBP BLK WP HR S P ERA WHIP	IP WLS BF H R ER SO BB IBB HBP BLK WP HR S P ERA WHIP	IP WLS BF H R ER SO BB IBB HBP BLK WP HR S P ERA WHIP	IP WLS BF H R ER SO BB IBB HBP BLK WP HR S P ERA WHIP	IP WLS BF H R ER SO BB IBB HBP BLK WP HR S P ERA WHIP	IP WLS BF H R ER SO BB IBB HBP BLK WP HR S P ERA WHIP	IP WLS BF H R ER SO BB IBB HBP BLK WP HR S P ERA WHIP	IP WLS BF H R ER SO BB IBB HBP BLK WP HR S P ERA WHIP	IP WLS BF H R ER SO BB IBB HBP BLK WP HR S P ERA WHIP	IP WLS BF H R ER SO BB IBB HBP BLK WP HR S P ERA WHIP	IP WLS BF H R ER SO BB IBB HBP BLK WP HR S P ERA WHIP	IP WLS BF H R ER SO BB IBB HBP BLK WP HR S P ERA WHIP	IP WLS BF H R ER SO BB IBB HBP BLK WP HR S P ERA WHIP	IP WLS BF H R ER SO BB IBB HBP BLK WP HR S P ERA WHIP	IP WLS BF H R ER SO BB IBB HBP BLK WP HR S P ERA WHIP	IP WLS BF H R ER SO BB IBB HBP BLK WP HR S P ERA WHIP	IP WLS BF H R ER SO BB IBB HBP BLK WP HR S P ERA WHIP					
67 Seth Lugo, R ERA: 3.72	6.0	W	26	6	2	2	2	3	0	0	0	0	0	0	0	0	0	1	12	18	3.00	1.500	
21 Nick Martinez, R ERA: 3.95	1.0	H	5	2	2	2	1	0	0	0	0	0	0	0	0	0	0	0	1	12	18	18.00	2.000
75 Robert Suarez, R ERA:	1.0	H	3	0	0	0	0	0	0	0	0	0	0	0	0	0	0	0	8	11	0.00	0.000	
71 Josh Hader, L ERA: 0.97	1.0	S	3	0	0	0	1	0	0	0	0	0	0	0	0	0	0	0	11	12	0.00	0.000	

San Diego Padres @ Detroit Tigers  
Comerica Park, Detroit, MI  
Fri Jul 21 2023, 6:40 PM - 9:13 PM EDT  
Att: 28,834 - Partly Cloudy - 80 F

AB 33  
R 4  
H 8  
RBI 4  
BB 3  
SO 9  
LOB 14









Batter	1	2	3	4	5	6	7	8	9	AB	R	H	RBI	BB	SO	LOB	TOP										
7 Ha-Seong Kim, R OBP: 0.359, SLG: 0.425										2	0	0	0	2	0	0	San Diego Padres @ Detroit Tigers Comerica Park, Detroit, MI Sun Jul 23 2023, 12:08 PM - 2:31 PM EDT Att: 24,523 - Sunny - 80 F										
23 Fernando Tatis Jr., R OBP: 0.342, SLG: 0.510										4	0	0	0	0	1	3											
22 Juan Soto, L OBP: 0.419, SLG: 0.500										4	0	0	0	0	1	1											
13 Manny Machado, R OBP: 0.312, SLG: 0.465										3	0	0	0	1	1	0											
2 Xander Bogaerts, R OBP: 0.344, SLG: 0.403										3	1	1	0	1	0	1											
9 Jake Croninworth, L OBP: 0.365, SLG: 0.359										4	0	1	0	0	0	3											
99 Gary Sánchez, R OBP: 0.265, SLG: 0.407										4	0	1	1	0	0	3											
14 Matt Carpenter, L OBP: 0.296, SLG: 0.304										2	0	0	0	1	1												
1 Trent Grisham, L OBP: 0.323, SLG: 0.394										3	0	0	0	0	0	1											
<b>Inning Stats</b>	R: 0 E: 0 K: 1 S: 11	H: 0 LOB: 0 BB: 1 P: 18	R: 0 E: 0 K: 0 S: 8	H: 1 LOB: 1 BB: 0 P: 15	R: 0 E: 1 K: 0 S: 12	H: 0 LOB: 1 BB: 1 P: 18	R: 0 E: 0 K: 1 S: 12	H: 0 LOB: 0 BB: 1 P: 20	R: 0 E: 0 K: 0 S: 7	H: 0 LOB: 0 BB: 0 P: 10	R: 0 E: 0 K: 0 S: 7	H: 0 LOB: 0 BB: 1 P: 12	R: 1 E: 0 K: 1 S: 12	H: 2 LOB: 1 BB: 0 P: 20	R: 0 E: 0 K: 0 S: 9	H: 0 LOB: 0 BB: 0 P: 12	R: 0 E: 1 K: 1 S: 15	H: 0 LOB: 2 BB: 1 P: 22	1B: 1 2B: 2 HR: 0	SF: 0 SAC: 0 HBP: 0	WP: 2 PB: 0 SB: 0 CS: 0	PA: 34					
<b>PITCHER</b>	IP	WLS	BF	H	R	ER	SO	BB	IBB	HBP	BLK	WP	HR	S	P	ERA	WHIP										
Alex Faedo, R ERA: 5.8	6.0	W	21	1	0	0	2	4	0	0	0	1	0	57	93	0.00	0.833										
4 Beau Brieske, R ERA: 6.23	1.0	H	5	2	1	1	1	0	0	0	0	0	0	12	20	9.00	2.000										
6B Jason Foley, R ERA: 2.08	1.0	H	3	0	0	0	0	0	0	0	0	0	0	9	12	0.00	0.000										
55 Alex Lange, R ERA: 3.98	1.0	S	5	0	0	0	1	1	0	0	0	1	0	15	22	0.00	1.000										

AB 29  
R 1  
H 3  
RBI 1  
BB 5  
SO 4  
LOB 13



Batter	1	2	3	4	5	6	7	8	9	AB	R	H	RBI	BB	SO	LOB	BOTTOM										
39 Zach McKinstry, L OBP: 0.320, SLG: 0.376										4	0	0	0	0	2	1	San Diego Padres @ Detroit Tigers Comerica Park, Detroit, MI Sun Jul 23 2023, 12:08 PM - 2:31 PM EDT Att: 24,523 - Sunny - 80 F										
31 Riley Greene, L OBP: 0.365, SLG: 0.453										4	1	2	0	0	2	1											
20 Spencer Torkelson, R OBP: 0.307, SLG: 0.414										3	1	2	1	1	0	1											
30 Kerry Carpenter, L OBP: 0.327, SLG: 0.500										3	0	2	1	0	0	0											
59 Zack Short, R OBP: 0.272, SLG: 0.316										1	0	0	0	0	0	1											
8 Matt Vierling, R OBP: 0.329, SLG: 0.393										3	0	0	0	0	1	4											
28 Javier Báez, R OBP: 0.282, SLG: 0.338										3	0	0	0	0	0	2											
60 Aki Baddoo, L OBP: 0.318, SLG: 0.329										3	0	0	0	0	0	0											
77 Andy Ibáñez, R OBP: 0.271, SLG: 0.414										3	1	1	1	0	2	0											
13 Eric Haase, R OBP: 0.247, SLG: 0.284										3	0	1	0	0	0	0											
<b>Inning Stats</b>	R: 1 E: 0 K: 2 S: 13	H: 1 LOB: 0 BB: 0 P: 18	R: 0 E: 0 K: 0 S: 7	H: 0 LOB: 0 BB: 0 P: 11	R: 2 E: 0 K: 2 S: 16	H: 3 LOB: 2 BB: 1 P: 26	R: 0 E: 0 K: 1 S: 8	H: 0 LOB: 0 BB: 0 P: 11	R: 0 E: 0 K: 1 S: 8	H: 1 LOB: 0 BB: 0 P: 10	R: 0 E: 0 K: 0 S: 8	H: 2 LOB: 1 BB: 0 P: 16	R: 0 E: 0 K: 1 S: 12	H: 0 LOB: 0 BB: 0 P: 18	R: 0 E: 0 K: 0 S: 10	H: 1 LOB: 1 BB: 0 P: 17	1B: 6 2B: 0 3B: 0 HR: 2	SF: 0 SAC: 0 DP: 1 HBP: 0	WP: 0 PB: 0 SB: 0 CS: 1	PA: 31							
<b>PITCHER</b>	IP	WLS	BF	H	R	ER	SO	BB	IBB	HBP	BLK	WP	HR	S	P	ERA	WHIP										
44 Joe Musgrove, R ERA: 3.25	6.0	L	24	7	3	3	6	1	0	0	0	0	2	60	92	4.50	1.333										
36 Steven Wilson, R ERA: 2.63	1.0		3	0	0	0	1	0	0	0	0	0	0	12	18	0.00	0.000										
59 Tom Cosgrove, L ERA: 2.0	1.0		4	1	0	0	0	0	0	0	0	0	0	10	17	0.00	1.000										

AB 30  
R 3  
H 8  
RBI 3  
BB 1  
SO 7  
LOB 10









Batter	1	2	3	4	5	6	7	8	9	AB	R	H	RBI	BB	SO	LOB	TOP										
2 Connor Joe, R OBP: 0.328, SLG: 0.415										4	0	0	0	1	2	4	<b>Pittsburgh Pirates @ San Diego Padres</b> Petco Park, San Diego, CA Tue Jul 25 2023, 6:42 PM - 9:29 PM PDT Att. 43,448 - Clear - 75 F										
10 Bryan Reynolds, S OBP: 0.319, SLG: 0.423										4	0	0	0	0	2	5											
22 Andrew McCutchen, R OBP: 0.362, SLG: 0.411										3	0	0	0	1	1	2											
41 Carlos Santana, S OBP: 0.321, SLG: 0.405										3	1	0	0	1	0	1											
32 Henry Davis, R OBP: 0.362, SLG: 0.432										4	0	1	1	0	0	1											
19 Jared Triolo, R OBP: 0.296, SLG: 0.296										3	0	0	0	1	0	1											
39 Nick Gonzales, R OBP: 0.293, SLG: 0.396										3	0	0	0	1	1	3											
60 Liover Peguero, R OBP: 0.200, SLG: 0.368										1	0	0	0	1	0	1											
91 Ji Man Choi, L OBP: 0.206, SLG: 0.467									1	0	0	0	0	1	0	0											
75 Ailika Williams, R OBP: 0.296, SLG: 0.296									0	0	0	0	1	0	0	0											
18 Austin Hedges, R OBP: 0.234, SLG: 0.231									2	0	1	0	0	0	0	0											
25 Endy Rodríguez, S OBP: 0.320, SLG: 0.409										2	0	1	0	0	1	1											
<b>Inning Stats</b>	R: 0 E: 0 K: 1 S: 5	H: 0 LOB: 0 BB: 0 P: 8	R: 1 E: 0 K: 0 S: 10	H: 1 LOB: 1 BB: 1 P: 18	R: 0 E: 0 K: 1 S: 8	H: 0 LOB: 0 BB: 0 P: 14	R: 0 E: 0 K: 0 S: 5	H: 0 LOB: 0 BB: 0 P: 11	R: 0 E: 0 K: 2 S: 12	H: 1 LOB: 3 BB: 2 P: 24	R: 0 E: 0 K: 0 S: 14	H: 0 LOB: 2 BB: 2 P: 27	R: 0 E: 0 K: 1 S: 12	H: 1 LOB: 2 BB: 1 P: 21	R: 0 E: 0 K: 0 S: 5	H: 0 LOB: 0 BB: 0 P: 8	R: 0 E: 0 K: 3 S: 17	H: 0 LOB: 1 BB: 1 P: 24	1B: 2 2B: 1 3B: 0 HR: 0	SF: 0 SAC: 0 DP: 0 HBP: 0	WP: 0 PB: 0 SB: 0 CS: 0	PA: 37					
<b>PITCHER</b>	IP	WLS	BF	H	R	ER	SO	BB	IBB	HBP	BLK	WP	HR	S	P	ERA	WHIP										
4 Blake Snell, L ERA: 2.61	6.0	W	25	2	1	1	4	5	0	0	1	0	0	54	102	1.50	1.167										
36 Steven Wilson, R ERA: 2.57	1.0	H	5	1	0	0	1	1	0	0	0	0	0	12	21	0.00	2.000										
75 Robert Suarez, R ERA: 2.57	1.0	H	3	0	0	0	0	0	0	0	0	0	0	5	8	0.00	0.000										
71 Josh Hader, L ERA: 0.95	1.0		4	0	0	0	3	1	0	0	0	0	0	17	24	0.00	1.000										

Batter	1	2	3	4	5	6	7	8	9	AB	R	H	RBI	BB	SO	LOB	BOTTOM											
7 Ha-Seong Kim, R OBP: 0.364, SLG: 0.446										5	0	2	0	0	0	2	<b>Pittsburgh Pirates @ San Diego Padres</b> Petco Park, San Diego, CA Tue Jul 25 2023, 6:42 PM - 9:29 PM PDT Att. 43,448 - Clear - 75 F											
23 Fernando Tatis Jr., R OBP: 0.398, SLG: 0.501										4	0	1	0	0	0	1												
22 Juan Soto, L OBP: 0.416, SLG: 0.501										4	1	1	1	0	1	2												
13 Manny Machado, R OBP: 0.316, SLG: 0.472										2	1	1	1	1	0	0												
2 Xander Bogaerts, R OBP: 0.345, SLG: 0.401										4	1	1	0	0	2	4												
12 Luis Campusano, R OBP: 0.311, SLG: 0.512										3	1	1	0	1	1	4												
99 Gary Sánchez, R OBP: 0.277, SLG: 0.443										4	1	3	3	0	0	0												
17 Matthew Batten, R OBP: 0.450, SLG: 0.667										3	0	1	0	0	0	2												
9 Jake Cronin, L OBP: 0.302, SLG: 0.354										1	0	0	0	0	1	0												
1 Trent Grisham, L OBP: 0.319, SLG: 0.390										4	0	0	0	0	2	4												
<b>Inning Stats</b>	R: 0 E: 0 K: 1 S: 8	H: 4 LOB: 2 BB: 0 P: 11	R: 2 E: 0 K: 1 S: 19	H: 4 LOB: 2 BB: 0 P: 25	R: 0 E: 0 K: 0 S: 4	H: 0 LOB: 0 BB: 0 P: 8	R: 0 E: 0 K: 1 S: 16	H: 1 LOB: 2 BB: 1 P: 26	R: 0 E: 0 K: 1 S: 13	H: 2 LOB: 3 BB: 1 P: 19	R: 0 E: 0 K: 1 S: 9	H: 0 LOB: 0 BB: 0 P: 14	R: 1 E: 0 K: 0 S: 10	H: 2 LOB: 1 BB: 0 P: 15	R: 2 E: 0 K: 2 S: 14	H: 2 LOB: 0 BB: 0 P: 24	1B: 6 2B: 2 3B: 0 HR: 3	SF: 0 SAC: 0 DP: 0 HBP: 1	WP: 0 PB: 0 SB: 3 CS: 1	PA: 37								
<b>PITCHER</b>	IP	WLS	BF	H	R	ER	SO	BB	IBB	HBP	BLK	WP	HR	S	P	ERA	WHIP											
44 Rich Hill, L ERA: 4.82	4.1	L	22	7	2	2	3	2	0	0	0	0	0	20	28	4.50	0.500											
57 Yerry De Los Santos, R ERA: 2.95	2.0		7	1	1	1	2	0	0	0	0	0	0	1	2	6	0.00	3.000										
68 Angel Perdomo, L ERA: 3.95	0.1		2	1	0	0	0	0	0	0	1	0	0	1	15	25	13.50	1.500										
36 Dauri Moreta, R ERA: 3.57	1.1		6	2	2	2	2	0	0	0	0	0	0	1	15	25	13.50	1.500										

AB	30
R	1
H	3
RBI	1
BB	7
SO	8
LOB	19



AB	34
R	5
H	11
RBI	5
BB	2
SO	7
LOB	19





Batter	1	2	3	4	5	6	7	8	9	AB R H RBI BB SO LOB	TOP									
65 Jack Suwinski, L (1, 8) OBP: 0.348, SLG: 0.507										3 0 0 0 0 1 0	<b>Pittsburgh Pirates @ San Diego Padres</b> Petco Park, San Diego, CA Wed Jul 26 2023, 1:10 PM - 3:33 PM PDT Att: 41,394 - Sunny - 81°F									
10 Bryan Reynolds, S (1, 7) OBP: 0.321, SLG: 0.432										4 1 2 1 0 1 2										
Carlos Santana, S (1, 10) OBP: 0.321, SLG: 0.412										4 1 1 1 0 1 1										
91 Ji Man Choi, L (1, 3) OBP: 0.209, SLG: 0.500										4 1 1 1 0 1 0										
32 Henry Davis, R (1, 9) OBP: 0.351, SLG: 0.417										4 0 0 0 0 1 0										
25 Endy Rodríguez, S (1, 2) OBP: 0.276, SLG: 0.346										4 0 0 0 0 1 1										
19 Jared Triolo, R (1, 5) OBP: 0.326, SLG: 0.298										3 0 1 0 0 1 0										
39 Nick Gonzales, R (1, 4) OBP: 0.284, SLG: 0.383										3 0 0 0 0 1 1										
75 Arika Williams, R (1, 6)										3 0 0 0 0 2 1										
<b>Inning Stats</b>	R: 0 E: 0 K: 2 S: 8	H: 0 LOB: 0 BB: 0 P: 11	R: 1 E: 0 K: 2 S: 9	H: 1 LOB: 0 BB: 0 P: 17	R: 0 E: 0 K: 0 S: 5	H: 0 LOB: 0 BB: 0 P: 9	R: 1 E: 0 K: 2 S: 10	H: 1 LOB: 0 BB: 0 P: 13	R: 0 E: 0 K: 1 S: 8	H: 0 LOB: 0 BB: 0 P: 12		R: 0 E: 0 K: 0 S: 6	H: 0 LOB: 0 BB: 0 P: 10	R: 0 E: 0 K: 2 S: 11	H: 1 LOB: 2 BB: 0 P: 18	R: 1 E: 1 K: 0 S: 12	H: 1 LOB: 0 BB: 0 P: 18	1B: 2 2B: 0 3B: 0 HR: 3	SF: 0 SAC: 0 DP: 0 HBP: 1	WP: 0 PB: 0 SB: 0 CS: 1
<b>PITCHER</b>	IP WLS BF H R ER SO BB IBB HBP BLK WP HR S P ERA WHIP											IP WLS BF H R ER SO BB IBB HBP BLK WP HR S P ERA WHIP								
67 Seth Lugo, R (1, 1) ERA: 3.62	7.0 L 24 3 2 2 8 0 0 0 0 0 2 54 84 2.57 0.429																			
21 Nick Martínez, R (8, 1) ERA: 3.94	1.0 5 1 0 0 2 0 0 0 1 0 0 0 11 18 0.00 1.000																			
75 Robert Suarez, R (9, 1) ERA: 3.0	1.0 4 1 1 1 0 0 0 0 0 0 0 1 12 18 9.00 1.000																			

AB 32  
R 3  
H 5  
RBI 3  
BB 0  
SO 10  
LOB 6



Batter	1	2	3	4	5	6	7	8	9	AB R H RBI BB SO LOB	BOTTOM											
7 Ha-Seong Kim, R (1, 4) OBP: 0.365, SLG: 0.445										3 1 1 0 1 0 0	<b>Pittsburgh Pirates @ San Diego Padres</b> Petco Park, San Diego, CA Wed Jul 26 2023, 1:10 PM - 3:33 PM PDT Att: 41,394 - Sunny - 81°F											
23 Fernando Tatis Jr., R (1, 9) OBP: 0.337, SLG: 0.457										3 0 0 0 1 2 1												
13 Manny Machado, R (1, 5) OBP: 0.316, SLG: 0.472										4 0 1 1 0 1 2												
2 Xander Bogaerts, R (1, 6) OBP: 0.349, SLG: 0.402										2 1 1 0 1 0 1												
12 Luis Campusano, R (1, 2) OBP: 0.306, SLG: 0.489										4 0 1 0 0 0 3												
9 Jake Cronenworth, L (1, 3) OBP: 0.301, SLG: 0.351										3 0 0 0 0 1 0												
99 Gary Sánchez, R (1, 10) ERA: 4.6										2 0 0 0 1 2 0												
22 Juan Soto, L (9, PH) OBP: 0.417, SLG: 0.501										0 0 0 1 1 0 0												
38 Taylor Kohlwey, L (1, 7) OBP: 0.167, SLG: 0.167										4 0 0 0 0 1 4												
1 Trent Grisham, L (1, 8) OBP: 0.316, SLG: 0.385										4 0 0 0 0 1 3												
<b>Inning Stats</b>	R: 0 E: 0 K: 0 S: 6	H: 1 LOB: 1 BB: 1 P: 11	R: 0 E: 0 K: 2 S: 11	H: 0 LOB: 1 BB: 1 P: 20	R: 1 E: 0 K: 1 S: 13	H: 1 LOB: 2 BB: 1 P: 23	R: 0 E: 0 K: 1 S: 9	H: 0 LOB: 0 BB: 0 P: 17	R: 0 E: 0 K: 0 S: 5	H: 0 LOB: 0 BB: 0 P: 9	R: 0 E: 0 K: 0 S: 9	H: 1 LOB: 0 BB: 0 P: 10	R: 0 E: 0 K: 1 S: 8	H: 0 LOB: 0 BB: 0 P: 11	R: 0 E: 0 K: 0 S: 6	H: 0 LOB: 0 BB: 0 P: 11	R: 1 E: 0 K: 2 S: 22	H: 1 LOB: 3 BB: 2 P: 37	1B: 3 2B: 1 3B: 0 HR: 0	SF: 0 SAC: 0 DP: 2 HBP: 2	WP: 1 PB: 0 SB: 0 CS: 0	PA: 36
<b>PITCHER</b>	IP WLS BF H R ER SO BB IBB HBP BLK WP HR S P ERA WHIP											IP WLS BF H R ER SO BB IBB HBP BLK WP HR S P ERA WHIP										
24 Johan Oviedo, R (1, 1) ERA: 4.6	6.0 W 23 3 1 1 5 3 0 1 0 0 0 0 8 11 1.50 1.000																					
50 Carmen Mlodzinski, R (7, 1) ERA: 2.08	1.0 H 3 0 0 0 1 0 0 0 0 0 0 0 8 11 0.00 0.000																					
35 Colin Holderman, R (8, 1) ERA: 3.71	1.0 H 3 0 0 0 0 0 0 0 0 0 0 6 11 0.00 0.000																					
51 David Bednar, R (9, 1) ERA: 1.35	1.0 S 7 1 1 1 2 2 0 1 0 0 0 0 22 37 9.00 3.000																					

AB 29  
R 2  
H 4  
RBI 2  
BB 5  
SO 8  
LOB 14










Batter	1	2	3	4	5	6	7	8	9	AB	R	H	RBI	BB	SO	LOB	TOP				
2 Marcus Semien, R (1,4) OBP: 0.344, SLG: 0.450										3	0	0	0	1	1	4					
16 Travis Jankowski, L (1,7) OBP: 0.396, SLG: 0.394										3	0	0	0	1	0	0					
30 Nathaniel Lowe, L (1,3) OBP: 0.380, SLG: 0.450										4	0	0	0	0	2	2					
53 Adolis Garcia, R (1,9) OBP: 0.331, SLG: 0.508										4	0	1	0	0	2	2					
6 Josh Jung, R (1,5) OBP: 0.325, SLG: 0.486										4	0	0	0	0	3	3					
3 Leody Taveras, S (1,8) OBP: 0.322, SLG: 0.446										4	0	1	0	0	1	0					
18 Mitch Garver, R (1,2) OBP: 0.336, SLG: 0.431										4	0	1	0	0	3	1					
55 Sam Huff, R (1,10) OBP: 0.238, SLG: 0.316										3	0	0	0	0	2	2					
47 Josh Smith, L (1,6) OBP: 0.347, SLG: 0.350										2	0	1	0	1	0	0					
<b>Inning Stats</b>	R: 0 E: 0 K: 2 S: 11	H: 0 LOB: 2 BB: 2 P: 24	R: 0 E: 0 K: 3 S: 11	H: 2 LOB: 0 BB: 0 P: 15	R: 0 E: 0 K: 1 S: 7	H: 0 LOB: 0 BB: 0 P: 11	R: 0 E: 0 K: 1 S: 7	H: 0 LOB: 0 BB: 0 P: 13	R: 0 E: 0 K: 0 S: 9	H: 1 LOB: 1 BB: 0 P: 16	R: 0 E: 0 K: 2 S: 18	H: 1 LOB: 2 BB: 1 P: 29	R: 0 E: 0 K: 1 S: 9	H: 0 LOB: 0 BB: 0 P: 16	R: 0 E: 0 K: 2 S: 12	H: 0 LOB: 0 BB: 0 P: 18	1B: 2 2B: 2 HR: 0	SF: 0 SAC: 0 DP: 0 HBP: 0	WP: 0 PB: 0 SB: 0 CS: 0	PA: 34	
<b>PITCHER</b>	IP WLS BF H R ER SO BB IBB HBP BLK WP HR S P ERA WHIP	IP WLS BF H R ER SO BB IBB HBP BLK WP HR S P ERA WHIP	IP WLS BF H R ER SO BB IBB HBP BLK WP HR S P ERA WHIP	IP WLS BF H R ER SO BB IBB HBP BLK WP HR S P ERA WHIP	IP WLS BF H R ER SO BB IBB HBP BLK WP HR S P ERA WHIP	IP WLS BF H R ER SO BB IBB HBP BLK WP HR S P ERA WHIP	IP WLS BF H R ER SO BB IBB HBP BLK WP HR S P ERA WHIP	IP WLS BF H R ER SO BB IBB HBP BLK WP HR S P ERA WHIP	IP WLS BF H R ER SO BB IBB HBP BLK WP HR S P ERA WHIP	IP WLS BF H R ER SO BB IBB HBP BLK WP HR S P ERA WHIP	IP WLS BF H R ER SO BB IBB HBP BLK WP HR S P ERA WHIP	IP WLS BF H R ER SO BB IBB HBP BLK WP HR S P ERA WHIP	IP WLS BF H R ER SO BB IBB HBP BLK WP HR S P ERA WHIP	IP WLS BF H R ER SO BB IBB HBP BLK WP HR S P ERA WHIP	IP WLS BF H R ER SO BB IBB HBP BLK WP HR S P ERA WHIP	IP WLS BF H R ER SO BB IBB HBP BLK WP HR S P ERA WHIP	IP WLS BF H R ER SO BB IBB HBP BLK WP HR S P ERA WHIP	IP WLS BF H R ER SO BB IBB HBP BLK WP HR S P ERA WHIP	IP WLS BF H R ER SO BB IBB HBP BLK WP HR S P ERA WHIP	IP WLS BF H R ER SO BB IBB HBP BLK WP HR S P ERA WHIP	IP WLS BF H R ER SO BB IBB HBP BLK WP HR S P ERA WHIP
11 Yu Darvish, R (1,1) ERA: 4.53	6.0	W	23	3	0	0	9	2	0	0	0	0	0	0	55	92	0.00	0.833			
36 Steven Wilson, R (7,1) ERA: 2.51	1.0		5	1	0	0	2	1	0	0	0	0	0	0	18	29	0.00	2.000			
75 Robert Suarez, R (8,1) ERA: 2.25	1.0		3	0	0	0	1	0	0	0	0	0	0	0	9	16	0.00	0.000			
71 Josh Hader, L (9,1) ERA: 0.92	1.0		3	0	0	0	2	0	0	0	0	0	0	0	12	18	0.00	0.000			

Texas Rangers @ San Diego Padres  
Petco Park, San Diego, CA  
Sat Jul 29 2023, 5:41 PM - 8:15 PM PDT  
Att. 42,677 - Clear - 74 F

AB 31  
R 0  
H 4  
RBI 0  
BB 3  
SO 14  
LOB 14



Batter	1	2	3	4	5	6	7	8	9	AB	R	H	RBI	BB	SO	LOB	BOTTOM				
7 Ha-Seong Kim, R (1,4) OBP: 0.370, SLG: 0.446										4	0	2	2	0	1	3					
23 Fernando Tatis Jr., R (1,9) OBP: 0.334, SLG: 0.499										4	0	0	0	0	0	2					
22 Juan Soto, L (1,7) OBP: 0.418, SLG: 0.500										4	0	1	0	0	1	1					
13 Manny Machado, R (1,5) OBP: 0.317, SLG: 0.470										3	1	1	0	1	0	1					
2 Xander Bogaerts, R (1,6) OBP: 0.344, SLG: 0.396										4	1	1	0	0	0	2					
9 Jake Cronenworth, L (1,3) OBP: 0.305, SLG: 0.357										4	1	2	0	0	1	2					
12 Luis Campusano, R (1,2) OBP: 0.316, SLG: 0.463										4	1	2	1	0	1	0					
99 Gary Sánchez, R (1,10) OBP: 0.284, SLG: 0.436										2	0	0	1	1	0	2					
1 Trent Grisham, L (1,8) OBP: 0.318, SLG: 0.380										2	0	0	0	1	0	3					
<b>Inning Stats</b>	R: 0 E: 0 K: 0 S: 8	H: 0 LOB: 0 BB: 0 P: 13	R: 4 E: 0 K: 0 S: 18	H: 4 LOB: 1 BB: 2 P: 30	R: 0 E: 0 K: 0 S: 7	H: 2 LOB: 1 BB: 0 P: 11	R: 0 E: 0 K: 1 S: 8	H: 0 LOB: 0 BB: 0 P: 15	R: 0 E: 0 K: 0 S: 6	H: 1 LOB: 1 BB: 0 P: 9	R: 0 E: 0 K: 1 S: 14	H: 2 LOB: 3 BB: 1 P: 24	R: 0 E: 0 K: 1 S: 7	H: 0 LOB: 0 BB: 0 P: 11	R: 0 E: 0 K: 1 S: 12	H: 0 LOB: 0 BB: 0 P: 16	1B: 9 2B: 1 3B: 0 HR: 0	SF: 0 SAC: 0 DP: 1 HBP: 0	WP: 0 PB: 0 SB: 1 CS: 0	PA: 34	
<b>PITCHER</b>	IP WLS BF H R ER SO BB IBB HBP BLK WP HR S P ERA WHIP	IP WLS BF H R ER SO BB IBB HBP BLK WP HR S P ERA WHIP	IP WLS BF H R ER SO BB IBB HBP BLK WP HR S P ERA WHIP	IP WLS BF H R ER SO BB IBB HBP BLK WP HR S P ERA WHIP	IP WLS BF H R ER SO BB IBB HBP BLK WP HR S P ERA WHIP	IP WLS BF H R ER SO BB IBB HBP BLK WP HR S P ERA WHIP	IP WLS BF H R ER SO BB IBB HBP BLK WP HR S P ERA WHIP	IP WLS BF H R ER SO BB IBB HBP BLK WP HR S P ERA WHIP	IP WLS BF H R ER SO BB IBB HBP BLK WP HR S P ERA WHIP	IP WLS BF H R ER SO BB IBB HBP BLK WP HR S P ERA WHIP	IP WLS BF H R ER SO BB IBB HBP BLK WP HR S P ERA WHIP	IP WLS BF H R ER SO BB IBB HBP BLK WP HR S P ERA WHIP	IP WLS BF H R ER SO BB IBB HBP BLK WP HR S P ERA WHIP	IP WLS BF H R ER SO BB IBB HBP BLK WP HR S P ERA WHIP	IP WLS BF H R ER SO BB IBB HBP BLK WP HR S P ERA WHIP	IP WLS BF H R ER SO BB IBB HBP BLK WP HR S P ERA WHIP	IP WLS BF H R ER SO BB IBB HBP BLK WP HR S P ERA WHIP	IP WLS BF H R ER SO BB IBB HBP BLK WP HR S P ERA WHIP	IP WLS BF H R ER SO BB IBB HBP BLK WP HR S P ERA WHIP	IP WLS BF H R ER SO BB IBB HBP BLK WP HR S P ERA WHIP	IP WLS BF H R ER SO BB IBB HBP BLK WP HR S P ERA WHIP
54 Martín Pérez, L (1,1) ERA: 4.98	5.2	L	27	9	4	4	1	3	0	0	0	0	0	0	58	98	6.35	2.118			
25 José Leclerc, R (6,1) ERA: 2.07	1.1		4	0	0	0	2	0	0	0	0	0	0	10	15	0.00	0.000				
66 Josh Sborz, R (8,1) ERA: 4.42	1.0		3	0	0	0	1	0	0	0	0	0	0	12	16	0.00	0.000				

Texas Rangers @ San Diego Padres  
Petco Park, San Diego, CA  
Sat Jul 29 2023, 5:41 PM - 8:15 PM PDT  
Att. 42,677 - Clear - 74 F

AB 31  
R 4  
H 9  
RBI 4  
BB 3  
SO 4  
LOB 16





Batter	1	2	3	4	5	6	7	8	9	AB	R	H	RBI	BB	SO	LOB	TOP			
2 Marcus Semien, R (1,4) OBP: 0.342, SLG: 0.447	G6-3		L8	K					F7	5	0	1	2	0	1	1	<b>Texas Rangers @ San Diego Padres</b> Petco Park, San Diego, CA Sun Jul 30 2023, 1:11 PM - 4:19 PM PDT Att: 42,943 - Partly Cloudy - 77 F			
4 Robbie Grossman, S (1,7) OBP: 0.307, SLG: 0.359	30 BB		53 BB						30 BB	2	0	1	0	3	1	1				
30 Nathaniel Lowe, L (1,3) OBP: 0.382, SLG: 0.453				K						4	0	2	0	1	2	2				
8 Bubba Thompson, R (9, PR) OBP: 0.237, SLG: 0.283			K							0	0	0	0	0	0	0				
53 Adolis Garcia, R (1,9) OBP: 0.321, SLG: 0.505										4	0	1	0	1	1	4				
6 Josh Jung, R (1,5) OBP: 0.231, SLG: 0.480	K		G3							5	0	0	0	0	1	9				
18 Mitch Garver, R (1,10) OBP: 0.341, SLG: 0.429										3	1	1	0	1	1	0				
20 Ezequiel Duran, R (1,6) OBP: 0.332, SLG: 0.488			K							3	2	1	0	1	1	1				
55 Sam Huff, R (1,2) OBP: 0.200, SLG: 0.261			K							4	0	0	0	0	2	4				
3 Leody Taveras, S (1,8) OBP: 0.321, SLG: 0.444			K							4	0	1	0	0	3	3				
<b>Inning Stats</b>	R: 0 H: 1 E: 0 K: 2 S: 13	H: 1 LOB: 2 BB: 1 P: 20	R: 0 H: 0 E: 0 K: 3 S: 11	H: 0 LOB: 1 BB: 1 P: 18	R: 0 H: 1 E: 0 K: 1 S: 13	H: 1 LOB: 2 BB: 1 P: 22	R: 1 H: 1 E: 0 K: 2 S: 12	H: 1 LOB: 1 BB: 0 P: 19	R: 2 H: 3 E: 0 K: 2 S: 11	H: 3 LOB: 1 BB: 0 P: 15	R: 0 H: 0 E: 0 K: 0 S: 5	H: 0 LOB: 0 BB: 1 P: 10	R: 0 H: 0 E: 0 K: 1 S: 11	H: 0 LOB: 3 BB: 2 P: 18	R: 0 H: 1 E: 0 K: 1 S: 18	H: 1 LOB: 3 BB: 2 P: 31	1B: 7 2B: 1 3B: 0 HR: 0	SF: 0 SAC: 0 DP: 1 HBP: 0	WP: 1 PB: 0 SB: 3 CS: 0	PA: 41
<b>PITCHER</b>	IP WLS BF H R ER SO	IP WLS BF H R ER SO	IP WLS BF H R ER SO	IP WLS BF H R ER SO	IP WLS BF H R ER SO	IP WLS BF H R ER SO	IP WLS BF H R ER SO	IP WLS BF H R ER SO	IP WLS BF H R ER SO	IP WLS BF H R ER SO	IP WLS BF H R ER SO	IP WLS BF H R ER SO	IP WLS BF H R ER SO	IP WLS BF H R ER SO	IP WLS BF H R ER SO	IP WLS BF H R ER SO	ERA WHIP	ERA WHIP		
4 Blake Snell, L (1,1) ERA: 2.5	5.0 W 23	4 1 0 9	4 1 0 9	4 1 0 9	4 1 0 9	4 1 0 9	4 1 0 9	4 1 0 9	4 1 0 9	4 1 0 9	4 1 0 9	4 1 0 9	4 1 0 9	4 1 0 9	4 1 0 9	4 1 0 9	0.00 1.600	0.00 1.600		
21 Nick Martinez, R (6,1) ERA: 3.98	1.0 H 6	3 2 2 2	0 0 0 0	0 0 0 0	0 0 0 0	0 0 0 0	0 0 0 0	0 0 0 0	0 0 0 0	11 15	18.00	3.000								
36 Steven Wilson, R (7,1) ERA: 2.45	1.0 H 3	0 0 0 0	0 0 0 0	0 0 0 0	0 0 0 0	0 0 0 0	0 0 0 0	0 0 0 0	0 0 0 0	5 10	0.00	1.000								
75 Robert Suarez, R (8,1) ERA: 1.8	1.0 H 3	0 0 0 0	0 0 0 0	0 0 0 0	0 0 0 0	0 0 0 0	0 0 0 0	0 0 0 0	0 0 0 0	11 18	0.00	0.000								
71 Josh Hader, L (9,1) ERA: 0.9	1.0 S 6	1 0 0 1	2 0 0 0	2 0 0 0	2 0 0 0	2 0 0 0	2 0 0 0	2 0 0 0	2 0 0 0	18 31	0.00	3.000								
<b>Batter</b>	1	2	3	4	5	6	7	8	9	AB	R	H	RBI	BB	SO	LOB	<b>BOTTOM</b>			
7 Ha-Seong Kim, R (1,4) OBP: 0.374, SLG: 0.447	22 BB		13 BB	F7					G1-3	1	1	1	0	1	0	0	<b>Texas Rangers @ San Diego Padres</b> Petco Park, San Diego, CA Sun Jul 30 2023, 1:11 PM - 4:19 PM PDT Att: 42,943 - Partly Cloudy - 77 F			
17 Matthew Batten, R (4,4) OBP: 0.333, SLG: 0.462			2 SF8							3	0	0	0	0	0	2				
30 Alfonso Rivas III, L (9,3) OBP: 0.294, SLG: 0.333										0	0	0	0	0	0	0				
23 Fernando Tatis Jr., R (1,9) OBP: 0.332, SLG: 0.454	F7		L8	FC5-4					E7	5	1	1	1	0	0	3				
22 Juan Soto, L (1,7) OBP: 0.420, SLG: 0.503										4	0	2	1	1	2	2				
13 Manny Machado, R (1,5) OBP: 0.318, SLG: 0.469										5	0	2	0	0	1	3				
2 Xander Bogaerts, R (1,6) OBP: 0.346, SLG: 0.398										3	0	2	1	0	0	2				
9 Jake Cronenworth, L (1,3) OBP: 0.309, SLG: 0.359										3	0	2	0	1	0	1				
12 Luis Campusano, R (1,10) OBP: 0.295, SLG: 0.431										4	0	0	0	0	3	7				
99 Gary Sánchez, R (1,2) OBP: 0.289, SLG: 0.475										4	2	2	2	0	1	3				
1 Trent Grisham, L (1,8) OBP: 0.319, SLG: 0.380										3	1	1	0	0	1	2				
<b>Inning Stats</b>	R: 0 H: 0 E: 0 K: 2 S: 13	H: 2 LOB: 2 BB: 0 P: 17	R: 1 H: 2 E: 0 K: 1 S: 21	H: 2 LOB: 2 BB: 2 P: 38	R: 2 H: 3 E: 0 K: 0 S: 12	H: 3 LOB: 0 BB: 0 P: 21	R: 1 H: 2 E: 0 K: 1 S: 9	H: 2 LOB: 0 BB: 0 P: 12	R: 0 H: 1 E: 0 K: 0 S: 8	H: 1 LOB: 1 BB: 0 P: 14	R: 0 H: 1 E: 0 K: 1 S: 9	H: 1 LOB: 0 BB: 0 P: 13	R: 1 H: 2 E: 1 K: 1 S: 13	H: 2 LOB: 1 BB: 0 P: 18	R: 1 H: 2 E: 1 K: 1 S: 13	H: 2 LOB: 1 BB: 0 P: 18	1B: 10 2B: 1 3B: 0 HR: 2	SF: 1 SAC: 0 DP: 1 HBP: 1	WP: 0 PB: 0 SB: 3 CS: 0	PA: 40
<b>PITCHER</b>	IP WLS BF H R ER SO	IP WLS BF H R ER SO	IP WLS BF H R ER SO	IP WLS BF H R ER SO	IP WLS BF H R ER SO	IP WLS BF H R ER SO	IP WLS BF H R ER SO	IP WLS BF H R ER SO	IP WLS BF H R ER SO	IP WLS BF H R ER SO	IP WLS BF H R ER SO	IP WLS BF H R ER SO	IP WLS BF H R ER SO	IP WLS BF H R ER SO	IP WLS BF H R ER SO	IP WLS BF H R ER SO	ERA WHIP	ERA WHIP		
61 Cody Bradford, L (1,1) ERA: 4.5	3.0 L 4	1 2 2 0	0 0 0 0	0 0 0 0	0 0 0 0	0 0 0 0	0 0 0 0	0 0 0 0	0 0 0 0	7 14	27.00	1.500								
25 José Leclerc, R (4,1) ERA: 3.15	2.0 10 5	1 1 1 1	0 0 0 0	0 0 0 0	0 0 0 0	0 0 0 0	0 0 0 0	0 0 0 0	0 0 0 0	11 17	0.00	0.750								
46 Brock Burke, L (4,1) ERA: 2.72	1.1 5 1	0 0 0 1	0 0 0 0	0 0 0 0	0 0 0 0	0 0 0 0	0 0 0 0	0 0 0 0	0 0 0 0	11 17	0.00	0.750								
65 Grant Anderson, R (6,1) ERA: 4.57	1.0 5 2	1 1 1 1	0 0 0 0	0 0 0 0	0 0 0 0	0 0 0 0	0 0 0 0	0 0 0 0	0 0 0 0	13 18	9.00	2.000								
51 Will Smith, L (8,1) ERA: 2.84	1.0 5 2	1 1 1 1	0 0 0 0	0 0 0 0	0 0 0 0	0 0 0 0	0 0 0 0	0 0 0 0	0 0 0 0	13 18	9.00	2.000								



Batter	1	2	3	4	5	6	7	8	9	10	AB	R	H	RBI	BB	SO	LOB	TOP						
7 Ha-Seong Kim, R OBP: 0.374, SLG: 0.448	G6-3		BB		F9		G6-3		2B		4	0	1	0	1	0	2							
23 Fernando Tatis Jr., R OBP: 0.328, SLG: 0.488	K		L8		FC6-4			L9	K	22 1B 2 FC4-2	5	0	0	0	0	2	4							
22 Juan Soto, L OBP: 0.424, SLG: 0.505	K			G6-4-3 13 BB 9 1B						FC4-2 2 13 BB	4	1	3	0	1	1	0							
13 Manny Machado, R OBP: 0.322, SLG: 0.468	P5				L9					FC4-2 2 13 BB	3	0	1	0	2	0	1							
2 Xander Bogaerts, R OBP: 0.344, SLG: 0.395	G5-3			G6-4-3		G6-4-3				FC4-2	5	0	1	0	0	0	6							
9 Jake Cronenworth, L OBP: 0.310, SLG: 0.365	K										5	1	2	1	0	1	5							
99 Gary Sánchez, R OBP: 0.281, SLG: 0.461		G5-3									5	0	0	0	0	2	5							
17 Matthew Batten, R OBP: 0.421, SLG: 0.529											4	0	3	1	0	0	0							
1 Trent Grisham, L OBP: 0.320, SLG: 0.389			SH1-3								3	1	1	1	0	1	2							
Inning Stats	R: 0 E: 0 K: 2 S: 10	H: 0 LOB: 0 BB: 0 P: 12	R: 0 E: 0 K: 1 S: 9	H: 0 LOB: 0 BB: 0 P: 12	R: 0 E: 0 K: 0 S: 9	H: 1 LOB: 2 BB: 1 P: 17	R: 1 E: 0 K: 1 S: 12	H: 2 LOB: 1 BB: 1 P: 22	R: 0 E: 0 K: 1 S: 8	H: 1 LOB: 1 BB: 0 P: 12	R: 0 E: 0 K: 0 S: 4	H: 1 LOB: 0 BB: 0 P: 5	R: 1 E: 0 K: 1 S: 9	H: 2 LOB: 1 BB: 0 P: 11	R: 0 E: 0 K: 0 S: 8	H: 1 LOB: 2 BB: 2 P: 17	R: 1 E: 0 K: 1 S: 9	H: 2 LOB: 1 BB: 14 P: 14	R: 0 E: 0 K: 0 S: 11	H: 2 LOB: 3 BB: 0 P: 16	1B: 9 2B: 1 3B: 1 HR: 1	SF: 0 SAC: 1 DP: 2 HBP: 0	WP: 0 PB: 0 SB: 0 CS: 0	PA: 43
PITCHER	IP	WLS	BF	H	R	ER	SO	BB	IBB	HBP	BLK	WP	HR	S	P	ERA	WHIP							
26 Austin Gombler, L ERA: 5.68	6.0		24	6	2	2	5	2	0	0	0	0	0	54	83	3.00	1.333							
59 Jake Bird, R ERA: 4.02	7.1	1.0	4	1	0	0	1	0	0	0	0	0	0	7	8	0.00	1.000							
52 Daniel Bard, R ERA: 2.87	8.1	0.1	3	0	0	0	0	2	0	0	0	0	0	5	13	0.00	6.000							
61 Justin Lawrence, R ERA: 2.96	8.1	1.2	7	3	1	1	1	0	0	0	0	0	1	12	18	5.40	1.800							
54 Matt Koch, R ERA: 1.8	10.1	0.1	3	2	0	0	0	0	0	0	0	0	0	6	10	0.00	6.000							
29 Jurickson Profar, S OBP: 0.324, SLG: 0.369	K				G1-6-3						4	0	0	0	1	3	3							
14 Ezequiel Tovar, R OBP: 0.288, SLG: 0.417	K										4	0	0	0	1	2	3							
24 Ryan McMahon, L OBP: 0.339, SLG: 0.472	2B										4	1	2	2	0	1	1							
35 Elias Díaz, R OBP: 0.329, SLG: 0.419	K										3	0	0	0	1	1	2							
7 Brendan Rodgers, R OBP: 0.250, SLG: 0.250		L7									4	0	1	0	0	1	1							
4 Michael Topola, S OBP: 0.261, SLG: 0.317											4	1	0	0	0	2	1							
30 Harold Castro, L OBP: 0.283, SLG: 0.335											3	1	0	0	0	1	2							
13 Alan Trejo, R OBP: 0.280, SLG: 0.338											1	0	0	0	0	0	0							
44 Elehuris Montero, R OBP: 0.248, SLG: 0.364											3	0	2	1	1	1	0							
9 Brenton Doyle, R OBP: 0.257, SLG: 0.330											3	1	0	0	1	1	2							
Inning Stats	R: 0 E: 0 K: 3 S: 11	H: 1 LOB: 1 BB: 0 P: 13	R: 0 E: 0 K: 1 S: 6	H: 0 LOB: 0 BB: 0 P: 7	R: 0 E: 0 K: 1 S: 7	H: 1 LOB: 0 BB: 1 P: 14	R: 0 E: 0 K: 1 S: 5	H: 0 LOB: 0 BB: 1 P: 11	R: 2 E: 2 K: 1 S: 16	H: 2 LOB: 1 BB: 0 P: 20	R: 1 E: 0 K: 0 S: 7	H: 1 LOB: 0 BB: 0 P: 9	R: 0 E: 0 K: 2 S: 15	H: 0 LOB: 2 BB: 2 P: 30	R: 0 E: 0 K: 2 S: 11	H: 0 LOB: 1 BB: 1 P: 17	R: 0 E: 0 K: 2 S: 8	H: 0 LOB: 0 BB: 13 P: 13	R: 1 E: 1 K: 0 S: 5	H: 0 LOB: 2 BB: 1 P: 9	1B: 2 2B: 2 3B: 0 HR: 1	SF: 1 SAC: 0 DP: 2 HBP: 0	WP: 0 PB: 0 SB: 0 CS: 0	PA: 39
PITCHER	IP	WLS	BF	H	R	ER	SO	BB	IBB	HBP	BLK	WP	HR	S	P	ERA	WHIP							
67 Seth Lugo, R ERA: 3.54	7.0		28	5	3	2	9	3	0	0	0	0	1	67	104	2.57	1.143							
59 Tom Cosgrove, L ERA: 1.82	8.1	1.2	6	0	0	0	3	1	0	0	0	0	0	16	24	0.00	0.600							
21 Nick Martinez, R ERA: 3.93	9.1	1.0	5	0	1	0	1	1	0	0	0	0	0	8	15	0.00	1.000							

San Diego Padres @ Colorado Rockies  
Coors Field, Denver, CO  
Mon Jul 31 2023, 9:01 PM - 11:51 PM MDT  
Att: 25,562 - Rain - 70 F


AB 38  
R 3  
H 12  
RBI 3  
BB 4  
SO 7  
LOB 25



livebaseballscorecards.com

San Diego Padres @ Colorado Rockies  
Coors Field, Denver, CO  
Mon Jul 31 2023, 9:01 PM - 11:51 PM MDT  
Att: 25,562 - Rain - 70 F

AB 33  
R 4  
H 5  
RBI 3  
BB 5  
SO 13  
LOB 15



livebaseballscorecards.com



Batter	1	2	3	4	5	6	7	8	9	AB	R	H	RBI	BB	SO	LOB	TOP							
7 Ha-Seong Kim, R OBP: 0.374, SLG: 0.447										5	0	2	1	0	1	1								
23 Fernando Tatis Jr., R OBP: 0.327, SLG: 0.486										5	1	1	2	0	1	5								
22 Juan Soto, L OBP: 0.424, SLG: 0.520										5	2	2	4	0	1	3								
13 Manny Machado, R OBP: 0.318, SLG: 0.463										4	0	0	0	0	0	0								
2 Xander Bogaerts, R OBP: 0.341, SLG: 0.391										4	0	0	0	0	0	0								
9 Jake Cronenworth, L OBP: 0.317, SLG: 0.367									4	1	2	0	0	0	0	0								
12 Luis Campusano, R OBP: 0.292, SLG: 0.419									4	1	1	0	0	0	2									
99 Gary Sánchez, R OBP: 0.280, SLG: 0.452										3	0	0	0	1	2	1								
17 Matthew Batten, R OBP: 0.211, SLG: 0.529										2	2	1	1	2	1	0								
1 Trent Grisham, L OBP: 0.324, SLG: 0.389										2	2	1	1	2	1	0								
<b>Inning Stats</b>	R: 0 E: 0 K: 1 S: 10	H: 0 LOB: 0 BB: 0 P: 14	R: 0 E: 0 K: 0 S: 9	H: 1 LOB: 1 BB: 0 P: 12	R: 1 E: 0 K: 0 S: 14	H: 1 LOB: 1 BB: 1 P: 22	R: 0 E: 0 K: 0 S: 10	H: 0 LOB: 0 BB: 0 P: 15	R: 4 E: 0 K: 1 S: 13	H: 3 LOB: 0 BB: 1 P: 25	R: 0 E: 0 K: 0 S: 4	H: 0 LOB: 0 BB: 0 P: 5	R: 0 E: 0 K: 2 S: 8	H: 0 LOB: 0 BB: 0 P: 10	R: 1 E: 0 K: 1 S: 8	H: 1 LOB: 0 BB: 0 P: 12	R: 2 E: 0 K: 1 S: 17	H: 3 LOB: 2 BB: 1 P: 31	1B: 6 2B: 1 3B: 0 HR: 2	SF: 0 SAC: 0 DP: 0 HBP: 0	WP: 0 PB: 0 SB: 2 CS: 0	PA: 39		
<b>PITCHER</b>	IP WLS BF H R ER SO BB IBB HBP BLK WP HR S P ERA WHIP	4.1 L 19 4 4 4 2 2 0 0 0 0 0 52 79 8.31 1.385	2.2 9 1 1 1 2 0 0 0 0 0 1 16 24 3.38 0.375	1.0 4 1 1 1 1 0 0 0 0 0 1 8 12 9.00 1.000	1.0 7 3 2 2 1 1 0 0 0 0 0 17 31 18.00 4.000																			

San Diego Padres @ Colorado Rockies  
Coors Field, Denver, CO  
Tue Aug 01 2023, 6:43 PM - 9:43 PM MDT  
Att: 27,417 - Drizzzie - 70 F

AB 36  
R 8  
H 9  
RBI 8  
BB 3  
SO 6  
LOB 12



Batter	1	2	3	4	5	6	7	8	9	AB	R	H	RBI	BB	SO	LOB	BOTTOM						
29 Jurickson Profar, S OBP: 0.327, SLG: 0.372									5	2	3	0	0	0	2								
14 Ezequiel Tovar, R OBP: 0.290, SLG: 0.416									3	1	1	0	1	0	2								
24 Ryan McMahon, L OBP: 0.342, SLG: 0.480										4	2	2	4	1	0	2							
35 Elias Diaz, R OBP: 0.332, SLG: 0.431										5	0	3	0	0	2	1							
7 Brendan Rodgers, R OBP: 0.222, SLG: 0.222										5	0	1	1	0	2	3							
22 Nolan Jones, L OBP: 0.353, SLG: 0.476										3	0	0	0	2	0	3							
44 Elehuris Montero, R OBP: 0.239, SLG: 0.350										5	0	0	0	0	2	6							
4 Michael Toglia, S OBP: 0.260, SLG: 0.313									4	0	1	0	0	3	0								
9 Brenton Doyle, R OBP: 0.257, SLG: 0.333									4	0	1	0	0	1	1								
<b>Inning Stats</b>	R: 1 E: 0 K: 2 S: 21	H: 3 LOB: 3 BB: 1 P: 32	R: 0 E: 0 K: 1 S: 14	H: 1 LOB: 2 BB: 1 P: 23	R: 0 E: 0 K: 2 S: 12	H: 0 LOB: 1 BB: 1 P: 19	R: 0 E: 0 K: 2 S: 9	H: 1 LOB: 0 BB: 0 P: 14	R: 0 E: 0 K: 0 S: 12	H: 1 LOB: 1 BB: 0 P: 17	R: 0 E: 0 K: 1 S: 7	H: 0 LOB: 0 BB: 0 P: 11	R: 3 E: 0 K: 1 S: 17	H: 4 LOB: 1 BB: 0 P: 26	R: 0 E: 0 K: 0 S: 8	H: 1 LOB: 0 BB: 0 P: 15	R: 1 E: 0 K: 1 S: 15	H: 1 LOB: 1 BB: 1 P: 25	1B: 7 2B: 4 3B: 0 HR: 1	SF: 0 SAC: 1 DP: 0 HBP: 0	WP: 2 PB: 0 SB: 0 CS: 0	PA: 43	
<b>PITCHER</b>	IP WLS BF H R ER SO BB IBB HBP BLK WP HR S P ERA WHIP	4.0 20 3 2 2 1 0 0 0 0 0 0 24 35 9.00 1.500	1.0 H 5 2 1 1 1 0 0 0 0 0 1 12 19 9.00 2.000	1.0 W 4 1 0 0 0 0 0 0 0 0 0 8 15 0.00 1.000	0.1 3 1 1 1 0 1 0 0 0 0 0 8 15 27.00 6.000																		

San Diego Padres @ Colorado Rockies  
Coors Field, Denver, CO  
Tue Aug 01 2023, 6:43 PM - 9:43 PM MDT  
Att: 27,417 - Drizzzie - 70 F

AB 38  
R 5  
H 12  
RBI 5  
BB 4  
SO 10  
LOB 20





Batter	1	2	3	4	5	6	7	8	9	AB R H RBI BB SO LOB	TOP									
7 Ha-Seong Kim, R OBP: 0.380, SLG: 0.458	1-1 HR		4-1 22 HR BB		1-2 23 G5-3 1B		1-2 G4-3		4-2 23 HR BB	3 3 2 1 2 0 0	<b>San Diego Padres @ Colorado Rockies</b> Coors Field, Denver, CO Wed Aug 02 2023, 1:11 PM - 4:06 PM MDT Att: 28,437 - Partly Cloudy - 84 F									
23 Fernando Tatis Jr., R OBP: 0.329, SLG: 0.492	0-2 F8		2-2 L9		0-2 G5-3		4-2 BB		1-1 HR	4 1 1 3 1 0 2										
22 Juan Soto, L OBP: 0.424, SLG: 0.527	1-1 L8		0-0 HR		0-1 F8		2-2 BB		1-2 G6-3	5 1 2 2 0 0 1										
13 Manny Machado, R (1, 10)	0-1 G5-3		2-0 1B		1-3 K		2-0 G6-3		4-2 2 1B 9 2B BB	4 1 1 0 1 1 1										
2 Xander Bogaerts, R OBP: 0.344, SLG: 0.396	2-2 1B		0-1 2B		2-3 K		1-1 G5-3		2-2 9 2B 1B	5 1 3 0 0 1 0										
9 Jaka Cronenworth, L OBP: 0.319, SLG: 0.367	3-2 F8		1-3 K		0-2 F7		0-0 L8		1-1 9 1B 2B	5 1 1 1 0 1 3										
99 Gary Sánchez, R OBP: 0.289, SLG: 0.491	0-3 K		3-3 K		1-1 HR					5 2 3 4 0 2 1										
17 Matthew Batten, R OBP: 0.333, SLG: 0.409	0-0 P6		2-1 F9		0-2 G4-3					5 0 0 0 0 1 2										
1 Trent Grisham, L OBP: 0.323, SLG: 0.391			2-3 K		1-1 P5		2-2 K		2-1 23 HR 2B	4 1 1 0 0 2 0										
<b>Inning Stats</b>	R: 1 E: 0 K: 0 S: 9	H: 1 LOB: 0 BB: 0 P: 11	R: 0 E: 0 K: 1 S: 15	H: 1 LOB: 1 BB: 0 P: 20	R: 2 E: 0 K: 2 S: 15	H: 3 LOB: 2 BB: 1 P: 26	R: 0 E: 0 K: 1 S: 7	H: 0 LOB: 0 BB: 0 P: 13	R: 0 E: 0 K: 1 S: 12	H: 1 LOB: 1 BB: 0 P: 14		R: 0 E: 0 K: 1 S: 15	H: 1 LOB: 2 BB: 1 P: 24	R: 0 E: 0 K: 0 S: 4	H: 0 LOB: 0 BB: 0 P: 7	R: 7 E: 0 K: 1 S: 28	H: 6 LOB: 1 BB: 2 P: 46	1B: 6 2B: 3 3B: 0 HR: 5	SF: 0 SAC: 0 DP: 0 HBP: 0	WP: 0 PB: 0 SB: 1 CS: 0
<b>PITCHER</b>	IP WLS BF H R ER SO BB IBB HBP BLK WP HR S P ERA WHIP											IP WLS BF H R ER SO BB IBB HBP BLK WP HR S P ERA WHIP								
21 Kyle Freeland, L ERA: 4.86	6.0 L 26 7 4 4 6 1 0 0 0 0 3 69 98 6.00 1.333																			
39 Brent Suter, L ERA: 2.74	1.0 4 1 0 0 1 1 0 0 0 0 0 15 24 0.00 2.000																			
54 Matt Koch, R ERA: 1.69	1.0 3 0 0 0 0 0 0 0 0 0 0 4 7 0.00 0.000																			
52 Daniel Bard, R ERA: 3.79	0.1 5 3 4 4 1 1 0 0 0 0 2 13 23 108.00 12.000																			
43 Connor Seabold, R ERA: 7.24	0.2 6 3 3 3 0 1 0 0 0 0 0 15 23 40.50 6.000																			

AB 40  
R 11  
H 14  
RBI 11  
BB 4  
SO 8  
LOB 10



Batter	1	2	3	4	5	6	7	8	9	AB R H RBI BB SO LOB	BOTTOM									
29 Jurickson Profar, S OBP: 0.325, SLG: 0.372	1-1 2B		3-1 G3		2-3 K			2-1 F7	0-0 F8	5 0 1 0 0 1 4	<b>San Diego Padres @ Colorado Rockies</b> Coors Field, Denver, CO Wed Aug 02 2023, 1:11 PM - 4:06 PM MDT Att: 28,437 - Partly Cloudy - 84 F									
14 Ezequiel Tovar, R OBP: 0.290, SLG: 0.413	1-3 K		4-0 22 BB 24 BB 44 G3 BB		0-3 K		2-2 K			3 1 0 0 1 3 2										
24 Ryan McMahon, L OBP: 0.343, SLG: 0.479	1-3 K		4-2 44 G3 22 BB BB		3-3 K		2-2 1B			3 0 1 0 1 2 1										
7 Brendan Rodgers, R OBP: 0.154, SLG: 0.154	1-1 L8		1-3 K		0-3 K		0-2 K			4 0 0 0 0 3 4										
22 Nolan Jones, L OBP: 0.356, SLG: 0.474		2-2 G4-3		3-2 44 G3 BB		1-1 1B		0-1 G5-3		3 0 1 0 1 0 0										
44 Elehuris Montero, R OBP: 0.239, SLG: 0.341		0-3 K		1-2 G3		1-3 K		4-2 9 HBP 4 1B BB		3 0 0 1 1 2 3										
4 Michael Toglia, S OBP: 0.260, SLG: 0.310		3-2 L3		3-3 K		2-3 K		0-0 9 HBP 1B		4 0 1 0 0 2 2										
9 Brenton Doyle, R OBP: 0.261, SLG: 0.338			2-0 F9		2-0 2B		1-1 G6-3		2-1 1B	3 0 1 0 0 0 0										
16 Austin Wynns, R OBP: 0.256, SLG: 0.282			0-0 F9		2-3 K		0-1 L9		0-3 K	4 0 0 0 0 2 4										
<b>Inning Stats</b>	R: 0 E: 0 K: 2 S: 10	H: 1 LOB: 1 BB: 0 P: 14	R: 0 E: 0 K: 1 S: 10	H: 0 LOB: 0 BB: 0 P: 15	R: 0 E: 0 K: 0 S: 4	H: 0 LOB: 0 BB: 0 P: 9	R: 1 E: 0 K: 2 S: 15	H: 0 LOB: 3 BB: 3 P: 30	R: 0 E: 0 K: 3 S: 12	H: 1 LOB: 1 BB: 0 P: 18		R: 0 E: 0 K: 1 S: 7	H: 0 LOB: 0 BB: 0 P: 10	R: 0 E: 0 K: 2 S: 12	H: 1 LOB: 0 BB: 0 P: 18	R: 0 E: 0 K: 1 S: 11	H: 1 LOB: 3 BB: 1 P: 17	1B: 3 2B: 2 3B: 0 HR: 0	SF: 0 SAC: 0 DP: 0 HBP: 1	WP: 0 PB: 0 SB: 0 CS: 0
<b>PITCHER</b>	IP WLS BF H R ER SO BB IBB HBP BLK WP HR S P ERA WHIP											IP WLS BF H R ER SO BB IBB HBP BLK WP HR S P ERA WHIP								
21 Nick Martinez, R ERA: 3.78	3.0 10 1 1 1 6 3 0 0 0 0 0 32 56 3.86 1.714																			
56 Ray Kerr, L ERA: 5.23	2.1 W 11 1 1 1 6 3 0 0 0 0 0 32 56 3.86 1.714																			
58 Scott Barlow, R ERA: 5.13	1.2 H 6 1 0 0 3 0 0 0 0 0 0 15 20 0.00 0.600																			
59 Tom Cosgrove, L ERA: 1.76	1.0 H 4 1 0 0 2 0 0 0 0 0 0 12 18 0.00 1.000																			
66 Luis García, R ERA: 5.29	1.0 6 1 0 0 1 1 0 1 0 0 0 11 17 0.00 2.000																			

AB 32  
R 1  
H 5  
RBI 1  
BB 4  
SO 15  
LOB 20





Batter	1	2	3	4	5	6	7	8	9	AB	R	H	RBI	BB	SO	LOB	TOP								
50 Mookie Betts, R OBP: 0.387, SLG: 0.575 (1, 4)										4	2	2	0	1	0	0									
5 Freddie Freeman, L OBP: 0.415, SLG: 0.593 (1, 3)										4	1	0	0	0	0	3									
16 Will Smith, R OBP: 0.383, SLG: 0.466 (1, 2)										5	1	2	1	0	2	3									
6 David Peralta, L OBP: 0.310, SLG: 0.414 (1, 10)										4	2	2	2	0	2										
23 Jason Heyward, L OBP: 0.341, SLG: 0.467 (8, 8)										4	1	0	0	1	0	3									
3 Chris Taylor, R OBP: 0.286, SLG: 0.434 (1, 5)										4	1	1	2	1	1	2									
33 James Outman, L OBP: 0.311, SLG: 0.562 (8, PH)										3	1	2	2	0	1	0									
28 J.D. Martinez, R OBP: 0.311, SLG: 0.562 (8, FR)										0	0	0	1	1	0	0									
11 Miguel Rojas, R OBP: 0.274, SLG: 0.283 (8, 6)										4	0	1	2	0	1	1									
31 Amed Rosario, R OBP: 0.309, SLG: 0.379 (8, 4)																									
8 Enrique Hernández, R OBP: 0.284, SLG: 0.329 (1, 7)										4	1	1	0	0	0	2									
<b>Inning Stats</b>	R: 0 E: 0 K: 0 S: 7	H: 1 LOB: 1 BB: 0 P: 11	R: 1 E: 0 K: 1 S: 11	H: 1 LOB: 0 BB: 0 P: 14	R: 0 E: 0 K: 0 S: 5	H: 0 LOB: 0 BB: 0 P: 6	R: 0 E: 0 K: 0 S: 10	H: 1 LOB: 1 BB: 0 P: 14	R: 0 E: 0 K: 2 S: 9	H: 0 LOB: 0 BB: 0 P: 12	R: 0 E: 0 K: 1 S: 11	H: 0 LOB: 0 BB: 0 P: 14	R: 1 E: 0 K: 0 S: 9	H: 2 LOB: 1 BB: 0 P: 11	R: 5 E: 0 K: 1 S: 25	H: 3 LOB: 3 BB: 4 P: 48	R: 3 E: 0 K: 0 S: 13	H: 3 LOB: 1 BB: 0 P: 19	1B: 7 2B: 3 3B: 0 HR: 1	SF: 1 SAC: 0 DP: 0 HBP: 1	WP: 0 PB: 0 SB: 3 CS: 0	PA: 43			
<b>PITCHER</b>	IP	WLS	BF	H	R	ER	SO	BB	IBB	HBP	BLK	WP	HR	S	P	ERA	WHIP								
11 Yu Darvish, R ERA: 4.41 (1, 1)	7.0		26	5	2	2	4	0	0	0	0	0	1	62	82	2.57	0.714								
75 Robert Suarez, R ERA: 8.1 (8, 1)	0.2	L	7	2	5	5	1	2	1	0	0	0	0	17	33	67.50	6.000								
59 Tom Cosgrove, L ERA: 1.74 (8, 1)	0.1		3	1	0	0	0	1	0	0	0	0	0	8	15	0.00	6.000								
58 Scott Barlow, R ERA: 5.71 (9, 1)	0.2		6	3	3	3	0	0	0	1	0	0	0	11	17	40.50	4.500								
66 Luis García, R ERA: 5.21 (9, 1)	0.1		1	0	0	0	0	0	0	0	0	0	0	2	2	0.00	0.000								

Los Angeles Dodgers @ San Diego Padres  
Petco Park, San Diego, CA  
Fri Aug 04 2023, 6:41 PM - 9:55 PM PDT  
Att: 42,930 - Clear - 72 F

livebaseballscores.com

AB 37  
R 10  
H 11  
RBI 10  
BB 4  
SO 5  
LOB 17

Batter	1	2	3	4	5	6	7	8	9	AB	R	H	RBI	BB	SO	LOB	BOTTOM								
7 Ha-Seong Kim, R OBP: 0.382, SLG: 0.458 (1, 4)										4	0	2	0	1	0	3									
23 Fernando Tatis Jr., R OBP: 0.324, SLG: 0.485 (1, 9)										5	0	0	0	0	1	6									
22 Juan Soto, L OBP: 0.424, SLG: 0.532 (1, 7)										4	1	1	1	1	2	2									
13 Manny Machado, R OBP: 0.318, SLG: 0.457 (1, 5)										5	0	1	0	0	0	2									
2 Xander Bogaerts, R OBP: 0.345, SLG: 0.396 (1, 6)										5	0	2	0	0	1	2									
9 Jake Cronenworth, L OBP: 0.312, SLG: 0.389 (1, 3)										4	2	1	0	0	0	1									
91 Ji Man Choi, L OBP: 0.241, SLG: 0.500 (1, 10)										1	2	0	0	2	1	2									
24 Garrett Cooper, R OBP: 0.295, SLG: 0.425 (9, 10)										1	0	0	0	0	0	1									
12 Luis Campusano, R OBP: 0.304, SLG: 0.415 (1, 2)										3	0	1	1	0	0	3									
1 Trent Grisham, L OBP: 0.325, SLG: 0.392 (1, 8)										4	0	2	2	0	0	4									
<b>Inning Stats</b>	R: 0 E: 0 K: 1 S: 9	H: 1 LOB: 1 BB: 0 P: 18	R: 0 E: 0 K: 1 S: 16	H: 2 LOB: 2 BB: 0 P: 22	R: 0 E: 0 K: 1 S: 10	H: 1 LOB: 1 BB: 0 P: 18	R: 2 E: 0 K: 0 S: 16	H: 2 LOB: 1 BB: 1 P: 28	R: 0 E: 0 K: 1 S: 11	H: 1 LOB: 1 BB: 1 P: 17	R: 1 E: 0 K: 0 S: 14	H: 1 LOB: 2 BB: 1 P: 22	R: 0 E: 0 K: 1 S: 6	H: 0 LOB: 0 BB: 0 P: 8	R: 1 E: 0 K: 0 S: 14	H: 1 LOB: 2 BB: 1 P: 26	R: 1 E: 0 K: 0 S: 11	H: 1 LOB: 0 BB: 0 P: 12	1B: 8 2B: 1 3B: 0 HR: 1	SF: 0 SAC: 0 DP: 1 HBP: 2	WP: 0 PB: 1 SB: 2 CS: 0	PA: 42			
<b>PITCHER</b>	IP	WLS	BF	H	R	ER	SO	BB	IBB	HBP	BLK	WP	HR	S	P	ERA	WHIP								
28 Bobby Miller, R ERA: 4.26 (1, 1)	3.2		18	6	2	1	3	1	0	0	0	0	0	13	21	0.00	1.500								
17 Joe Kelly, R ERA: 4.7 (4, 1)	1.1		5	1	0	0	1	1	0	0	0	0	0	3	21	0.00	1.500								
51 Alex Vesia, L ERA: 5.52 (6, 1)	1.0		6	1	1	1	0	1	0	1	0	0	0	14	22	9.00	2.000								
57 Ryan Brasier, R ERA: 4.28 (8, 1)	1.0	W	3	0	0	0	1	0	0	0	0	0	0	6	8	0.00	0.000								
64 Caleb Ferguson, L ERA: 2.57 (8, 1)	0.2		5	1	1	1	0	1	0	1	0	0	0	11	21	13.50	3.000								

Los Angeles Dodgers @ San Diego Padres  
Petco Park, San Diego, CA  
Fri Aug 04 2023, 6:41 PM - 9:55 PM PDT  
Att: 42,930 - Clear - 72 F

livebaseballscores.com

AB 36  
R 5  
H 10  
RBI 4  
BB 4  
SO 5  
LOB 26







Batter	1	2	3	4	5	6	7	8	9	AB	R	H	RBI	BB	SO	LOB	TOP				
50 Mookie Betts, R OBP: 0.386, SLG: 0.579	F8	FC5-4 5 HR		K		F9		HR		5	2	1	1	0	1	4	<b>Los Angeles Dodgers @ San Diego Padres</b> Petco Park, San Diego, CA Sun Aug 06 2023, 4:10 PM - 7:05 PM PDT Att: 43,306 - Sunny - 74 F				
5 Freddie Freeman, L OBP: 0.416, SLG: 0.595		HBP		K				G4-3		4	2	2	3	0	1	1					
28 J.D. Martinez, R OBP: 0.312, SLG: 0.558	K	L7							K	5	0	1	0	0	3	3					
31 Amed Rosario, R OBP: 0.307, SLG: 0.383										3	1	1	2	0	0	2					
6 David Peraltá, L OBP: 0.216, SLG: 0.413	HR		G1-3	G2-3						2	1	1	0	0	1	2					
3 Chris Taylor, R OBP: 0.299, SLG: 0.422	K									3	0	0	0	1	2	0					
8 Enrique Hernández, R OBP: 0.285, SLG: 0.336										5	1	3	1	0	1	1					
33 James Outman, L OBP: 0.352, SLG: 0.429										4	0	0	0	1	3	4					
11 Miguel Rojas, R OBP: 0.273, SLG: 0.279										5	1	1	0	0	1	5					
15 Austin Barnes, R OBP: 0.220, SLG: 0.153										3	0	2	1	1	0	0					
Inning Stats	R: 2 E: 0 K: 2 S: 13	H: 1 LOB: 0 BB: 0 P: 22	R: 4 E: 0 K: 1 S: 19	H: 4 LOB: 0 BB: 0 P: 29	R: 0 E: 0 K: 1 S: 15	H: 0 LOB: 2 BB: 1 P: 26	R: 0 E: 0 K: 2 S: 11	H: 1 LOB: 2 BB: 1 P: 17	R: 0 E: 0 K: 2 S: 13	H: 2 LOB: 2 BB: 0 P: 20	R: 0 E: 0 K: 1 S: 8	H: 0 LOB: 0 BB: 0 P: 13	R: 1 E: 0 K: 0 S: 10	H: 1 LOB: 2 BB: 0 P: 19	R: 1 E: 0 K: 2 S: 14	H: 2 LOB: 2 BB: 1 P: 20		1B: 6 2B: 3 3B: 0 HR: 3	SF: 0 SAC: 0 DP: 0 HBP: 2	WP: 0 PB: 0 SB: 3 CS: 0	PA: 44
PITCHER	IP WLS BF H R ER SO	IP WLS BF H R ER SO	IP WLS BF H R ER SO	IP WLS BF H R ER SO	IP WLS BF H R ER SO	IP WLS BF H R ER SO	IP WLS BF H R ER SO	IP WLS BF H R ER SO	IP WLS BF H R ER SO	IP WLS BF H R ER SO	IP WLS BF H R ER SO	IP WLS BF H R ER SO	IP WLS BF H R ER SO	IP WLS BF H R ER SO	IP WLS BF H R ER SO	IP WLS BF H R ER SO		ERA WHIP	ERA WHIP		
41 Rich Hill, L ERA: 5.09	3.0	2	17	5	6	6	4	1	0	2	0	0	0	0	0	0		18.00	2.000		
60 Pedro Avila, R ERA: 1.32	4.2	20	5	1	1	1	7	1	0	0	0	0	0	1	54	90		1.93	1.286		
56 Ray Kerr, L ERA: 5.25	0.2	3	1	1	1	1	0	0	0	0	0	0	0	9	11	13.50		1.500			
66 Luis García, R ERA: 5.12	0.2	4	1	0	0	0	1	1	0	0	0	0	0	8	13	0.00		3.000			

Batter	1	2	3	4	5	6	7	8	9	AB	R	H	RBI	BB	SO	LOB	BOTTOM				
7 Ha-Seong Kim, R OBP: 0.384, SLG: 0.455	G5-3									3	0	1	0	1	1	1	<b>Los Angeles Dodgers @ San Diego Padres</b> Petco Park, San Diego, CA Sun Aug 06 2023, 4:10 PM - 7:05 PM PDT Att: 43,306 - Sunny - 74 F				
23 Fernando Tatis Jr., R OBP: 0.320, SLG: 0.477	L6									4	0	0	0	0	0	3					
22 Juan Soto, L OBP: 0.421, SLG: 0.526	K									4	0	0	0	0	1	0					
13 Manny Machado, R OBP: 0.319, SLG: 0.462										3	0	0	0	1	2	0					
2 Xander Bogaerts, R OBP: 0.343, SLG: 0.394	F8									4	0	1	0	0	1	0					
9 Jake Cronenworth, L OBP: 0.315, SLG: 0.379	F7									4	1	2	1	0	1	2					
91 Ji Man Choi, L OBP: 0.226, SLG: 0.468										4	0	0	0	0	0	3					
99 Gary Sánchez, R OBP: 0.297, SLG: 0.511										4	1	2	1	0	0	1					
1 Trent Grisham, L OBP: 0.324, SLG: 0.390										3	0	1	0	0	1	1					
Inning Stats	R: 0 E: 0 K: 1 S: 7	H: 0 LOB: 0 BB: 0 P: 11	R: 0 E: 0 K: 1 S: 8	H: 0 LOB: 0 BB: 0 P: 9	R: 1 E: 0 K: 0 S: 20	H: 2 LOB: 1 BB: 1 P: 30	R: 0 E: 0 K: 1 S: 11	H: 1 LOB: 2 BB: 1 P: 19	R: 0 E: 0 K: 2 S: 8	H: 0 LOB: 0 BB: 0 P: 11	R: 1 E: 0 K: 1 S: 10	H: 2 LOB: 1 BB: 0 P: 15	R: 0 E: 0 K: 0 S: 5	H: 0 LOB: 0 BB: 0 P: 6	R: 0 E: 0 K: 0 S: 8	H: 1 LOB: 1 BB: 0 P: 10		1B: 4 2B: 1 3B: 0 HR: 2	SF: 0 SAC: 0 DP: 1 HBP: 0	WP: 0 PB: 0 SB: 0 CS: 0	PA: 35
PITCHER	IP WLS BF H R ER SO	IP WLS BF H R ER SO	IP WLS BF H R ER SO	IP WLS BF H R ER SO	IP WLS BF H R ER SO	IP WLS BF H R ER SO	IP WLS BF H R ER SO	IP WLS BF H R ER SO	IP WLS BF H R ER SO	IP WLS BF H R ER SO	IP WLS BF H R ER SO	IP WLS BF H R ER SO	IP WLS BF H R ER SO	IP WLS BF H R ER SO	IP WLS BF H R ER SO	IP WLS BF H R ER SO		ERA WHIP	ERA WHIP		
35 Lance Lynn, R ERA: 6.11	6.0	23	4	1	1	1	1	0	0	0	0	0	0	0	0	0		1.50	1.000		
57 Ryan Brasier, R ERA: 4.39	1.0	5	2	1	1	1	1	0	0	0	0	0	0	0	0	0		9.00	2.000		
48 Brusdar Graterol, R ERA: 1.68	1.0	3	0	0	0	0	0	0	0	0	0	0	0	5	6	0.00		0.000			
38 Yency Almonte, R ERA: 5.24	1.0	4	1	0	0	0	0	0	0	0	0	0	0	8	10	0.00		1.000			





Batter	1	2	3	4	5	6	7	8	9	AB R H RBI BB SO LOB	TOP											
50 Mookie Betts, R OBP: 0.384, SLG: 0.582										5 1 1 4 0 2 3	<b>Los Angeles Dodgers @ San Diego Padres</b> Petco Park, San Diego, CA Mon Aug 07 2023, 1:12 PM - 3:56 PM PDT Att: 44,455 - Sunny - 76 F											
5 Freddie Freeman, L OBP: 0.418, SLG: 0.595										4 2 2 0 1 0 0												
16 Will Smith, R OBP: 0.385, SLG: 0.473										5 1 2 1 0 0 2												
13 Max Muncy, L OBP: 0.333, SLG: 0.479										4 1 1 2 1 2 2												
6 David Peralta, L OBP: 0.308, SLG: 0.415										4 1 1 2 0 0 1												
23 Jason Heyward, L OBP: 0.340, SLG: 0.467										4 1 1 2 0 1 1												
31 Amed Rosario, R OBP: 0.306, SLG: 0.383										1 0 0 0 0 0 0												
8 Enrique Hernández, R OBP: 0.287, SLG: 0.344										4 2 1 1 1 1 0												
33 James Outman, L OBP: 0.360, SLG: 0.439										4 2 4 0 1 0 0												
11 Miguel Rojas, R OBP: 0.271, SLG: 0.277										5 2 1 1 0 1 4												
<b>Inning Stats</b>	R: 0 H: 1 E: 0 K: 1 S: 15	H: 1 LOB: 1 BB: 0 P: 21	R: 0 H: 0 E: 0 K: 0 S: 7	H: 0 LOB: 0 BB: 0 P: 12	R: 0 H: 1 E: 0 K: 1 S: 8	H: 1 LOB: 0 BB: 0 P: 9	R: 8 H: 6 E: 0 K: 0 S: 20	H: 6 LOB: 0 BB: 2 P: 36	R: 0 H: 0 E: 0 K: 1 S: 7	H: 0 LOB: 0 BB: 0 P: 11	R: 5 H: 3 E: 1 K: 1 S: 19	H: 3 LOB: 1 BB: 2 P: 28	R: 0 H: 1 E: 0 K: 2 S: 10	H: 1 LOB: 1 BB: 0 P: 16	R: 0 H: 1 E: 0 K: 1 S: 13	H: 1 LOB: 1 BB: 0 P: 20	R: 0 H: 1 E: 0 K: 0 S: 10	H: 1 LOB: 1 BB: 0 P: 15	1B: 8 2B: 4 3B: 0 HR: 2	SF: 1 SAC: 0 DP: 1 HBP: 0	WP: 0 PB: 0 SB: 0 CS: 0	PA: 45
<b>PITCHER</b>	IP WLS BF H R ER SO BB IBB HBP BLK WP HR S P ERA WHIP											IP WLS BF H R ER SO BB IBB HBP BLK WP HR S P ERA WHIP										
67 Seth Lugo, R ERA: 4.19	3.1 L 19 8 8 8 2 2 0 0 0 0 1 46 71 21.60 3.000																					
36 Steven Wilson, R ERA: 2.45	1.2 5 0 0 0 1 0 0 0 0 0 0 11 18 0.00 0.000																					
58 Scott Barlow, R ERA: 6.21	1.0 9 3 5 3 1 1 1 0 0 0 1 19 28 27.00 4.000																					
66 Luis Garcia, R ERA: 4.87	2.0 8 2 0 0 3 0 0 0 0 0 0 23 37 0.00 1.000																					
59 Tom Cosgrove, L ERA: 1.69	1.0 4 1 0 0 0 0 0 0 0 0 0 10 15 0.00 1.000																					

Batter	1	2	3	4	5	6	7	8	9	AB R H RBI BB SO LOB	BOTTOM											
7 Ha-Seong Kim, R OBP: 0.384, SLG: 0.454										5 1 2 0 0 1 1	<b>Los Angeles Dodgers @ San Diego Padres</b> Petco Park, San Diego, CA Mon Aug 07 2023, 1:12 PM - 3:56 PM PDT Att: 44,455 - Sunny - 76 F											
23 Fernando Tatis Jr., R OBP: 0.319, SLG: 0.477										4 1 1 2 0 1 1												
22 Juan Soto, L OBP: 0.419, SLG: 0.523										4 0 1 0 0 0 2												
13 Manny Machado, R OBP: 0.316, SLG: 0.458										3 0 0 1 0 2 1												
2 Xander Bogaerts, R OBP: 0.340, SLG: 0.390										4 0 0 0 0 0 0												
9 Jake Cronenworth, L OBP: 0.314, SLG: 0.380										4 1 1 0 0 1 0												
91 Ji Man Choi, L OBP: 0.230, SLG: 0.457										2 1 0 0 1 0 1												
17 Matthew Balten, R OBP: 0.320, SLG: 0.391										1 0 0 0 0 0 0												
12 Luis Campusano, R OBP: 0.342, SLG: 0.536										4 2 4 4 0 0 0												
1 Trent Grisham, L OBP: 0.326, SLG: 0.391										4 1 2 0 0 2 1												
<b>Inning Stats</b>	R: 0 H: 0 E: 1 K: 0 S: 6	H: 0 LOB: 0 BB: 0 P: 9	R: 0 H: 0 E: 0 K: 0 S: 8	H: 0 LOB: 0 BB: 0 P: 10	R: 5 H: 4 E: 0 K: 0 S: 14	H: 4 LOB: 0 BB: 1 P: 24	R: 0 H: 1 E: 0 K: 2 S: 11	H: 1 LOB: 1 BB: 0 P: 15	R: 0 H: 2 E: 0 K: 1 S: 7	H: 2 LOB: 1 BB: 0 P: 10	R: 1 H: 2 E: 0 K: 0 S: 10	H: 2 LOB: 2 BB: 0 P: 16	R: 0 H: 0 E: 0 K: 3 S: 9	H: 0 LOB: 0 BB: 0 P: 13	R: 0 H: 0 E: 0 K: 1 S: 10	H: 0 LOB: 0 BB: 0 P: 13	R: 1 H: 2 E: 0 K: 0 S: 13	H: 2 LOB: 1 BB: 0 P: 17	1B: 7 2B: 2 3B: 0 HR: 2	SF: 1 SAC: 0 DP: 2 HBP: 0	WP: 0 PB: 0 SB: 0 CS: 0	PA: 37
<b>PITCHER</b>	IP WLS BF H R ER SO BB IBB HBP BLK WP HR S P ERA WHIP											IP WLS BF H R ER SO BB IBB HBP BLK WP HR S P ERA WHIP										
26 Tony Gonsolin, R ERA: 4.42	6.0 W 26 9 6 6 3 1 0 0 0 0 0 1 56 84 9.00 1.667																					
17 Joe Kelly, R ERA: 4.55	1.0 3 0 0 0 3 0 0 0 0 0 0 9 13 0.00 0.000																					
93 Bryan Hudson, L ERA: 7.94	2.0 8 2 1 1 1 0 0 0 0 0 1 23 30 4.50 1.000																					





Batter	1	2	3	4	5	6	7	8	9	AB	R	H	RBI	BB	SO	LOB	TOP										
7 Ha-Seong Kim, R (1,4) OBP: 0.383, SLG: 0.452										4	0	1	0	0	3	0	<b>San Diego Padres @ Seattle Mariners</b> T-Mobile Park, Seattle, WA Tue Aug 08 2023, 6:42 PM - 9:06 PM PDT Att. 40,231 - Clear - 78 F										
23 Fernando Tatis Jr., R (1,9) OBP: 0.316, SLG: 0.472										4	0	0	0	0	1	1											
22 Juan Soto, L (1,7) OBP: 0.416, SLG: 0.518										4	0	0	0	0	4	1											
13 Manny Machado, R (1,5) OBP: 0.313, SLG: 0.453										4	0	0	0	0	0	1											
2 Xander Bogaerts, R (1,6) OBP: 0.340, SLG: 0.389										3	0	1	0	0	0	0											
9 Jaks Cronenworth, L (1,3) OBP: 0.315, SLG: 0.352										3	0	1	0	0	1	1											
99 Gary Sánchez, R (1,2) OBP: 0.293, SLG: 0.503										3	0	0	0	0	1	2											
24 Garrett Cooper, R (1,10) OBP: 0.294, SLG: 0.421										2	0	0	0	0	1	0											
91 Ji Man Choi, L (8, PH) OBP: 0.239, SLG: 0.457										0	0	0	0	1	0	0											
28 José Azocar, R (8, PH) OBP: 0.250, SLG: 0.275										0	0	0	0	0	0	0											
1 Trent Grisham, L (1,8) OBP: 0.324, SLG: 0.388										3	0	0	0	0	3	2											
<b>Inning Stats</b>	R: 0 E: 0 K: 2 S: 9	H: 0 LOB: 0 BB: 0 P: 13	R: 0 E: 0 K: 1 S: 11	H: 1 LOB: 1 BB: 0 P: 15	R: 0 E: 0 K: 2 S: 14	H: 0 LOB: 0 BB: 0 P: 17	R: 0 E: 0 K: 1 S: 7	H: 0 LOB: 0 BB: 0 P: 10	R: 0 E: 0 K: 1 S: 8	H: 0 LOB: 0 BB: 0 P: 14	R: 0 E: 0 K: 3 S: 12	H: 0 LOB: 0 BB: 0 P: 16	R: 0 E: 0 K: 2 S: 8	H: 0 LOB: 0 BB: 0 P: 15	R: 0 E: 0 K: 1 S: 13	H: 1 LOB: 2 BB: 1 P: 24	R: 0 E: 0 K: 1 S: 12	H: 1 LOB: 1 BB: 0 P: 17	1B: 2 2B: 1 3B: 0 HR: 0	SF: 0 SAC: 0 DP: 0 HBP: 0	WP: 1 PB: 0 SB: 0 CS: 0	PA: 31					
<b>PITCHER</b>	IP	WLS	BF	H	R	ER	SO	BB	IBB	HBP	BLK	WP	HR	S	P	ERA	WHIP										
36 Logan Gilbert, R (1,1) ERA: 3.66	7.0	W	22	1	0	0	12	0	0	0	0	0	0	69	100	0.00	0.143										
47 Matt Brash, R (8,1) ERA: 3.14	1.0	H	5	1	0	0	1	1	0	0	0	1	0	13	24	0.00	2.000										
75 Andrés Muñoz, R (9,1) ERA: 2.83	1.0	S	4	1	0	0	1	0	0	0	0	0	0	12	17	0.00	1.000										

AB	30
R	0
H	3
RBI	0
BB	1
SO	14
LOB	8



Batter	1	2	3	4	5	6	7	8	9	AB	R	H	RBI	BB	SO	LOB	BOTTOM										
3 J.P. Crawford, L (1,6) OBP: 0.382, SLG: 0.415										4	0	3	0	0	0	1	<b>San Diego Padres @ Seattle Mariners</b> T-Mobile Park, Seattle, WA Tue Aug 08 2023, 6:42 PM - 9:06 PM PDT Att. 40,231 - Clear - 78 F										
44 Julio Rodríguez, R (1,8) OBP: 0.323, SLG: 0.434										4	0	2	0	0	0	1											
28 Eugenio Suárez, R (1,5) OBP: 0.320, SLG: 0.389										4	0	0	0	0	3	6											
29 Cal Raleigh, S (1,10) OBP: 0.309, SLG: 0.439										2	0	0	1	2	0	1											
35 Teoscar Hernández, R (1,9) OBP: 0.289, SLG: 0.415										4	0	0	0	0	0	5											
23 Ty France, R (1,3) OBP: 0.325, SLG: 0.371										4	0	1	0	0	1	0											
8 Dominic Canzone, L (1,7) ERA: 6.23										3	0	1	0	0	1	1											
76 José Caballero, R (8, PH) OBP: 0.349, SLG: 0.318										1	0	0	0	0	0	0											
2 Tom Murphy, R (1,2) OBP: 0.340, SLG: 0.553										3	1	1	0	0	0	1											
25 Dylan Moore, R (9,7) OBP: 0.309, SLG: 0.567										2	1	1	1	1	0	1											
<b>Inning Stats</b>	R: 0 E: 0 K: 1 S: 10	H: 2 LOB: 2 BB: 1 P: 16	R: 0 E: 0 K: 0 S: 11	H: 1 LOB: 1 BB: 0 P: 15	R: 0 E: 0 K: 0 S: 16	H: 1 LOB: 1 BB: 0 P: 22	R: 0 E: 0 K: 0 S: 10	H: 1 LOB: 0 BB: 0 P: 13	R: 1 E: 0 K: 1 S: 12	H: 2 LOB: 3 BB: 2 P: 23	R: 1 E: 0 K: 1 S: 11	H: 2 LOB: 1 BB: 0 P: 16	R: 0 E: 0 K: 1 S: 6	H: 0 LOB: 0 BB: 0 P: 10	R: 0 E: 0 K: 1 S: 13	H: 0 LOB: 0 BB: 0 P: 19	1B: 6 2B: 2 3B: 1 HR: 0	SF: 0 SAC: 0 DP: 1 HBP: 0	WP: 0 PB: 0 SB: 1 CS: 1	PA: 34							
<b>PITCHER</b>	IP	WLS	BF	H	R	ER	SO	BB	IBB	HBP	BLK	WP	HR	S	P	ERA	WHIP										
21 Nick Martínez, R (1,1) ERA: 3.55	3.0	L	13	4	1	1	0	1	0	0	0	0	0	37	53	0.00	1.667										
58 Scott Barlow, R (4,1) ERA: 5.23	1.1	L	5	1	1	1	0	1	0	0	0	0	0	13	20	6.75	1.500										
56 Ray Kerr, L (5,1) ERA: 5.27	1.2		10	4	1	1	2	1	0	0	0	0	0	20	32	5.40	3.000										
75 Robert Suarez, R (7,1) ERA: 7.04	1.0		3	0	0	0	1	0	0	0	0	0	0	6	10	0.00	0.000										
71 Josh Hader, L (8,1) ERA: 0.89	1.0		3	0	0	0	1	0	0	0	0	0	0	13	19	0.00	0.000										

AB	31
R	2
H	9
RBI	2
BB	3
SO	5
LOB	17









Batter	1	2	3	4	5	6	7	8	9	AB	R	H	RBI	BB	SO	LOB	TOP								
7 Ha-Seong Kim, R OBP: 0.384, SLG: 0.453										5	1	2	1	0	0	1	<b>San Diego Padres @ Arizona Diamondbacks</b> Chase Field, Phoenix, AZ Fri Aug 11 2023, 6:42 PM - 9:46 PM MST Att: 26,210 - Roof Closed - 78 F								
23 Fernando Tatis Jr., R OBP: 0.317, SLG: 0.471										5	2	3	1	0	2	2									
22 Juan Soto, L OBP: 0.413, SLG: 0.516										5	2	2	2	0	1	1									
13 Manny Machado, R OBP: 0.316, SLG: 0.449										4	2	1	1	1	0	1									
2 Xander Bogaerts, R OBP: 0.344, SLG: 0.402										5	1	4	3	0	0	1									
9 Jaka Cronworth, L OBP: 0.315, SLG: 0.387										5	1	2	2	0	1	3									
91 Ji Man Choi, L ERA: 0.239, SLG: 0.440										2	0	0	0	0	1	1									
24 Garrett Cooper, R OBP: 0.293, SLG: 0.416										2	0	0	0	1	0	0									
99 Gary Sánchez, R OBP: 0.290, SLG: 0.492										4	0	0	0	0	3	3									
1 Trent Grisham, L OBP: 0.320, SLG: 0.380										3	1	0	0	1	1	2									
<b>Inning Stats</b>	R: 0 E: 0 K: 0 S: 8	H: 1 LOB: 0 BB: 0 P: 13	R: 2 E: 0 K: 1 S: 17	H: 2 LOB: 1 BB: 1 P: 26	R: 4 E: 0 K: 1 S: 23	H: 4 LOB: 0 BB: 0 P: 34	R: 0 E: 0 K: 1 S: 6	H: 0 LOB: 1 BB: 0 P: 11	R: 0 E: 0 K: 0 S: 9	H: 1 LOB: 1 BB: 0 P: 12	R: 1 E: 0 K: 2 S: 11	H: 1 LOB: 1 BB: 1 P: 22	R: 0 E: 0 K: 1 S: 11	H: 1 LOB: 1 BB: 0 P: 15	R: 0 E: 0 K: 1 S: 9	H: 0 LOB: 0 BB: 0 P: 17	R: 3 E: 0 K: 2 S: 21	H: 4 LOB: 2 BB: 1 P: 35	1B: 8 2B: 3 3B: 1 HR: 2	SF: 0 SAC: 0 DP: 1 HBP: 1	WP: 1 PB: 0 CS: 3 PA: 44				
<b>PITCHER</b>	IP WLS BF	H R ER SO	BB IBB HBP BLK	WP HR S P	ERA WHIP	<b>PITCHER</b>	IP WLS BF	H R ER SO	BB IBB HBP BLK	WP HR S P	ERA WHIP	<b>PITCHER</b>	IP WLS BF	H R ER SO	BB IBB HBP BLK	WP HR S P	ERA WHIP								
19 Ryne Nelson, R ERA: 5.47	3.0 L 16	7 6 6 2	1 0 0 0	0 2 48 73	18.00 2.667	30 Scott McGough, R ERA: 4.63	1.0 8 4	3 3 3 2	1 0 0 0	0 0 8 17	27.00 5.000	65 Luis Frias, R ERA: 4.8	1.1 6 2	0 0 0 2	0 0 0 0	1 0 16 23	0.00 1.500	49 Tyler Gilbert, L ERA: 4.6	1.0 3 0	0 0 0 1	0 0 0 0	0 0 9 17	0.00 0.000		
43 Slade Cecconi, R ERA: 2.54	4.1 1.2 7	1 0 0 1	0 0 1 0	0 0 13 20	0.00 0.600	35 Joe Mantiply, L ERA: 5.85	5.1 1.0 4	0 1 1 1	0 0 0 0	0 0 8 17	9.00 1.000	6	1.1 6	2 0	0 2	0 0	1 16	0.00 1.500	4	1.0 3	0 0	0 1	0 0	0 9	0.00 0.000
4 Ketel Marte, S OBP: 0.361, SLG: 0.499										4	2	2	1	1	0	2	<b>San Diego Padres @ Arizona Diamondbacks</b> Chase Field, Phoenix, AZ Fri Aug 11 2023, 6:42 PM - 9:46 PM MST Att: 26,210 - Roof Closed - 78 F								
7 Corbin Carroll, L OBP: 0.333, SLG: 0.510										3	1	0	0	1	2	2									
28 Tommy Pham, R OBP: 0.339, SLG: 0.453										4	1	1	3	0	1	2									
53 Christian Walker, R OBP: 0.383, SLG: 0.507										3	0	1	1	1	2	0									
12 Lourdes Gurriel Jr., R OBP: 0.302, SLG: 0.462										3	0	0	0	1	1	3									
15 Emmanuel Rivera, R OBP: 0.311, SLG: 0.376										2	0	0	0	0	1	1									
6 Jace Peterson, L OBP: 0.308, SLG: 0.313										1	0	0	0	0	0	0									
2 Geraldo Perdomo, S OBP: 0.368, SLG: 0.392										1	0	0	0	0	0	0									
31 Jake McCarthy, L OBP: 0.333, SLG: 0.340										2	0	0	0	1	1	0									
13 Nick Ahmed, R OBP: 0.263, SLG: 0.316										4	0	0	0	0	2	2									
18 Carson Kelly, R OBP: 0.270, SLG: 0.272										3	1	1	0	1	1	1									
<b>Inning Stats</b>	R: 1 E: 0 K: 0 S: 15	H: 1 LOB: 2 BB: 2 P: 24	R: 0 E: 0 K: 1 S: 7	H: 0 LOB: 0 BB: 0 P: 12	R: 0 E: 0 K: 1 S: 6	H: 0 LOB: 0 BB: 0 P: 9	R: 0 E: 0 K: 2 S: 12	H: 0 LOB: 1 BB: 1 P: 23	R: 0 E: 0 K: 1 S: 6	H: 0 LOB: 0 BB: 1 P: 12	R: 1 E: 0 K: 2 S: 12	H: 1 LOB: 0 BB: 0 P: 18	R: 0 E: 0 K: 1 S: 9	H: 0 LOB: 0 BB: 0 P: 15	R: 3 E: 0 K: 3 S: 17	H: 3 LOB: 1 BB: 1 P: 27	R: 0 E: 0 K: 0 S: 13	H: 0 LOB: 2 BB: 1 P: 21	1B: 2 2B: 1 3B: 0 HR: 2	SF: 0 SAC: 0 DP: 1 HBP: 1	WP: 0 PB: 1 CS: 0 PA: 37				
<b>PITCHER</b>	IP WLS BF	H R ER SO	BB IBB HBP BLK	WP HR S P	ERA WHIP	<b>PITCHER</b>	IP WLS BF	H R ER SO	BB IBB HBP BLK	WP HR S P	ERA WHIP	<b>PITCHER</b>	IP WLS BF	H R ER SO	BB IBB HBP BLK	WP HR S P	ERA WHIP								
4 Blake Snell, L ERA: 2.63	6.0 W 23	2 2 2 7	4 0 0 0	0 0 9 15	3.00 1.000	56 Ray Kerr, L ERA: 6.28	0.2 4 2	2 2 2 2	0 0 0 0	0 0 8 11	27.00 3.000	36 Steven Wilson, R ERA: 3.33	0.1 3 1	1 1 1 1	1 1 0 0	0 1 9 16	27.00 6.000	59 Tom Cosgrove, L ERA: 1.62	1.0 5 0	0 0 0 0	1 0 1 0	0 0 13 21	0.00 1.000		

AB 40  
R 10  
H 14  
RBI 10  
BB 3  
SO 9  
LOB 15



AB 30  
R 5  
H 5  
RBI 5  
BB 6  
SO 11  
LOB 13



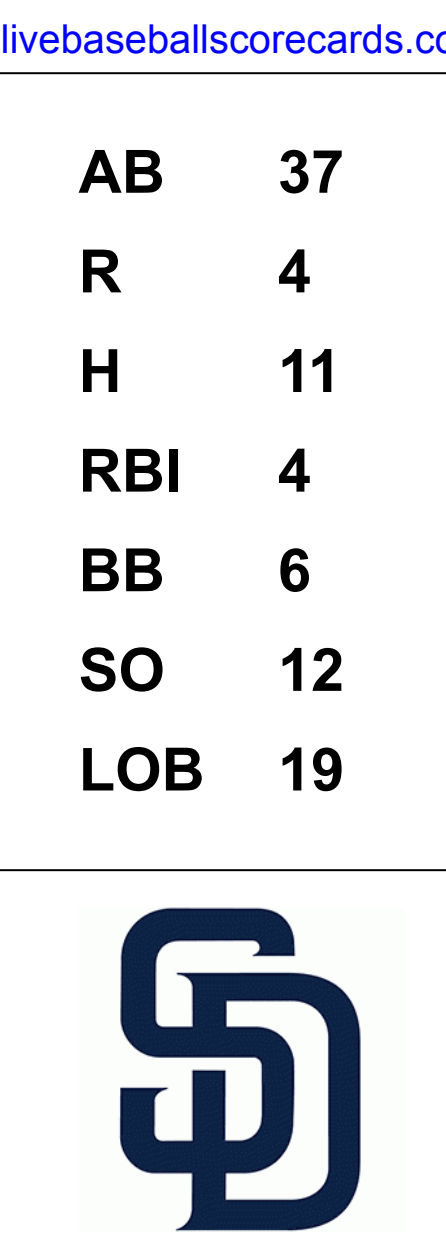


Batter	1	2	3	4	5	6	7	8	9	AB	R	H	RBI	BB	SO	LOB	TOP	
7 Ha-Seong Kim, R OBP: 0.380, SLG: 0.448										4	0	0	0	0	1	0	<b>San Diego Padres @ Arizona Diamondbacks</b> Chase Field, Phoenix, AZ Sat Aug 12 2023, 5:14 PM - 7:36 PM MST Att.: 41,351 - Roof Closed - 78 F <a href="http://livebaseballscorecards.com">livebaseballscorecards.com</a>	
23 Fernando Tatis Jr., R OBP: 0.316, SLG: 0.459										4	0	1	0	0	2	0		
22 Juan Soto, L OBP: 0.411, SLG: 0.513										4	0	1	0	0	0	1		
13 Manny Machado, R OBP: 0.320, SLG: 0.457										4	0	3	0	0	1	1		
2 Xander Bogaerts, R OBP: 0.343, SLG: 0.400										3	0	0	0	1	1	4		
9 Jake Cronenworth, L OBP: 0.312, SLG: 0.383										4	0	0	0	0	0	3		
12 Luis Campusano, R OBP: 0.338, SLG: 0.513										3	0	0	0	0	1	2		
28 José Azocar, R OBP: 0.236, SLG: 0.259										3	0	0	0	0	2	0		
1 Trent Grisham, L OBP: 0.318, SLG: 0.377										3	0	0	0	0	2	0		
<b>Inning Stats</b>	R: 0 H: 2 E: 0 K: 2 S: 14	H: 0 LOB: 2 BB: 0 P: 20	R: 0 H: 0 E: 0 K: 2 S: 12	H: 0 LOB: 0 BB: 0 P: 17	R: 0 H: 0 E: 0 K: 2 S: 11	H: 0 LOB: 0 BB: 0 P: 14	R: 0 H: 1 E: 0 K: 1 S: 5	H: 0 LOB: 1 BB: 0 P: 20	R: 0 H: 0 E: 0 K: 1 S: 7	H: 0 LOB: 0 BB: 0 P: 9	R: 0 H: 0 E: 0 K: 0 S: 9	H: 0 LOB: 0 BB: 0 P: 15	R: 0 H: 1 E: 0 K: 1 S: 11	H: 1 LOB: 1 BB: 0 P: 12	1B: 3 2B: 2 3B: 0 HR: 0	SF: 0 SAC: 0 DP: 0 HBP: 0	WP: 0 PB: 0 SB: 0 CS: 0	PA: 33
<b>PITCHER</b>	IP WLS BF H R ER SO BB IBB HBP BLK WP HR S P ERA WHIP																	
23 Zac Gallen, R ERA: 3.24	6.0 W 23 4 0 0 8 1 0 0 0 0 0 0 66 98 0.00 0.833																	
50 Miguel Castro, R ERA: 3.97	1.0 H 3 0 0 0 1 0 0 0 0 0 0 0 7 9 0.00 0.000																	
37 Kevin Ginkel, R ERA: 1.96	1.0 H 3 0 0 0 0 0 0 0 0 0 0 0 9 15 0.00 0.000																	
38 Paul Sewald, R ERA: 3.4	1.0 S 4 1 0 0 1 0 0 0 0 0 0 0 11 12 0.00 1.000																	

Batter	1	2	3	4	5	6	7	8	9	AB	R	H	RBI	BB	SO	LOB	BOTTOM			
4 Ketel Marte, S OBP: 0.358, SLG: 0.494										4	0	0	0	0	0	2	<b>San Diego Padres @ Arizona Diamondbacks</b> Chase Field, Phoenix, AZ Sat Aug 12 2023, 5:14 PM - 7:36 PM MST Att.: 41,351 - Roof Closed - 78 F <a href="http://livebaseballscorecards.com">livebaseballscorecards.com</a>			
7 Corbin Carroll, L OBP: 0.352, SLG: 0.510										4	1	1	0	0	1	1				
28 Tommy Pham, R OBP: 0.341, SLG: 0.462										4	1	2	1	0	0	0				
5 Alek Thomas, L OBP: 0.270, SLG: 0.415										0	0	0	0	0	0	0				
53 Christian Walker, R OBP: 0.342, SLG: 0.517										4	1	3	2	0	1	0				
12 Lourdes Gurriel Jr., R OBP: 0.304, SLG: 0.462										4	0	2	0	0	1	3				
16 Buddy Kennedy, R OBP: 0.368, SLG: 0.392										3	0	0	0	1	0	3				
2 Gerardo Perdomo, S OBP: 0.368, SLG: 0.392										0	0	0	0	0	0	0				
31 Jake McCarthy, L OBP: 0.329, SLG: 0.335										4	0	0	0	0	0	2				
13 Nick Ahmed, R OBP: 0.257, SLG: 0.309										4	0	0	0	0	2	0				
18 Carson Kelly, R OBP: 0.283, SLG: 0.298										3	0	2	0	0	1	0				
<b>Inning Stats</b>	R: 1 H: 3 E: 0 K: 1 S: 23	H: 0 LOB: 0 BB: 0 P: 31	R: 0 H: 0 E: 0 K: 1 S: 9	H: 0 LOB: 0 BB: 0 P: 13	R: 2 H: 3 E: 0 K: 1 S: 21	H: 3 LOB: 2 BB: 1 P: 31	R: 0 H: 1 E: 0 K: 1 S: 10	H: 1 LOB: 1 BB: 0 P: 12	R: 0 H: 1 E: 0 K: 1 S: 11	H: 1 LOB: 1 BB: 0 P: 16	R: 0 H: 1 E: 0 K: 1 S: 7	H: 1 LOB: 1 BB: 0 P: 11	R: 0 H: 1 E: 0 K: 0 S: 8	H: 1 LOB: 1 BB: 0 P: 13	R: 0 H: 0 E: 0 K: 0 S: 7	H: 0 LOB: 0 BB: 0 P: 10	1B: 5 2B: 4 3B: 0 HR: 1	SF: 0 SAC: 0 DP: 0 HBP: 0	WP: 1 PB: 0 SB: 1 CS: 0	PA: 35
<b>PITCHER</b>	IP WLS BF H R ER SO BB IBB HBP BLK WP HR S P ERA WHIP																			
41 Rich Hill, L ERA: 5.17	3.1 L 18 7 3 0 2 1 0 0 0 0 1 0 60 83 8.10 2.400																			
60 Pedro Avila, R ERA: 0.99	4.2 17 3 0 0 2 0 0 0 0 0 1 0 36 54 0.00 0.643																			



Batter	1	2	3	4	5	6	7	8	9	AB	R	H	RBI	BB	SO	LOB	TOP			
7 Ha-Seong Kim, R OBP: 0.381, SLG: 0.449										4	1	1	0	1	2	3	<b>San Diego Padres @ Arizona Diamondbacks</b> Chase Field, Phoenix, AZ Sun Aug 13 2023, 1:12 PM - 3:58 PM MST Att: 29,277 - Roof Closed - 78 F			
23 Fernando Tatis Jr., R OBP: 0.317, SLG: 0.467										4	1	1	1	1	0	2				
22 Juan Soto, L OBP: 0.407, SLG: 0.507										5	0	0	0	0	1	3				
13 Manny Machado, R OBP: 0.293, SLG: 0.457										4	2	1	1	1	2	0				
2 Xander Bogaerts, R OBP: 0.344, SLG: 0.400										5	0	2	0	0	1	1				
9 Jake Cronenworth, L OBP: 0.317, SLG: 0.389										4	0	3	2	1	1	1				
99 Gary Sánchez, R OBP: 0.293, SLG: 0.487										4	0	1	0	1	1	3				
24 Garrett Cooper, R OBP: 0.295, SLG: 0.418										3	0	1	0	1	2	5				
1 Trent Grisham, L OBP: 0.317, SLG: 0.376										4	0	1	0	0	2	1				
<b>Inning Stats</b>	R: 3 E: 0 K: 3 S: 19	H: 5 LOB: 2 BB: 0 P: 28	R: 0 E: 0 K: 0 S: 9	H: 0 LOB: 1 BB: 1 P: 15	R: 0 E: 0 K: 2 S: 10	H: 1 LOB: 1 BB: 0 P: 14	R: 0 E: 0 K: 2 S: 9	H: 1 LOB: 1 BB: 0 P: 11	R: 0 E: 0 K: 1 S: 9	H: 2 LOB: 2 BB: 1 P: 14	R: 1 E: 0 K: 1 S: 15	H: 2 LOB: 3 BB: 2 P: 30	R: 0 E: 0 K: 1 S: 6	H: 0 LOB: 1 BB: 1 P: 11	R: 0 E: 0 K: 1 S: 12	H: 0 LOB: 1 BB: 1 P: 22		1B: 7 2B: 4 3B: 0 HR: 0	SF: 0 SAC: 0 DP: 1 HBP: 0	WP: 0 PB: 0 SB: 1 CS: 0
<b>PITCHER</b>	IP WLS BF H R ER SO BB IBB HBP BLK WP HR S P ERA WHIP	5.2 1 27 9 3 3 8 2 0 0 0 0 0 61 92 4.76 1.941	6.1 0 1 0 0 0 1 0 0 0 0 0 0 3 3 0.00 0.000	7.1 1 7 2 1 1 1 2 0 0 0 0 0 15 30 9.00 4.000	8.1 0 3 0 0 0 1 1 0 0 0 0 0 5 10 0.00 1.500	8.1 W 1 0 0 0 0 0 0 0 0 0 0 1 1 0.00 0.000	1.0 S 4 0 0 0 1 1 0 0 0 0 0 12 22 0.00 1.000	32 Brandon Pfaadt, R ERA: 6.91	50 Miguel Castro, R ERA: 3.94	37 Kevin Ginkel, R ERA: 2.11	65 Luis Frias, R ERA: 4.6	24 Kyle Nelson, L ERA: 3.21	38 Paul Sewald, R ERA: 3.33							
<b>Batter</b>	<b>1</b>	<b>2</b>	<b>3</b>	<b>4</b>	<b>5</b>	<b>6</b>	<b>7</b>	<b>8</b>	<b>9</b>	<b>AB</b>	<b>R</b>	<b>H</b>	<b>RBI</b>	<b>BB</b>	<b>SO</b>	<b>LOB</b>	<b>BOTTOM</b>			
7 Corbin Carroll, L OBP: 0.351, SLG: 0.512										4	1	1	0	0	1	1	<b>San Diego Padres @ Arizona Diamondbacks</b> Chase Field, Phoenix, AZ Sun Aug 13 2023, 1:12 PM - 3:58 PM MST Att: 29,277 - Roof Closed - 78 F			
4 Ketel Marte, S OBP: 0.357, SLG: 0.492										4	0	1	1	0	0	1				
28 Tommy Pham, R OBP: 0.340, SLG: 0.458										4	0	1	0	0	1	1				
53 Christian Walker, R OBP: 0.341, SLG: 0.514										4	1	1	0	0	1	1				
31 Jake McCarthy, L OBP: 0.325, SLG: 0.331										3	0	0	0	0	0	0				
14 Gabriel Moreno, R OBP: 0.318, SLG: 0.363										1	0	1	0	0	0	0				
6 Jace Peterson, L OBP: 0.313, SLG: 0.315										2	1	1	0	2	0	0				
5 Alek Thomas, L OBP: 0.270, SLG: 0.412										2	0	0	1	0	1	1				
11 Jose Herrera, S OBP: 0.319, SLG: 0.269										2	0	1	0	0	1	2				
12 Lourdes Gurriel Jr., R OBP: 0.305, SLG: 0.470										2	1	1	2	0	1	2				
2 Geraldo Perdomo, S OBP: 0.371, SLG: 0.405										3	1	2	1	0	1	2				
<b>Inning Stats</b>	R: 1 E: 0 K: 0 S: 9	H: 2 LOB: 0 BB: 0 P: 12	R: 0 E: 0 K: 2 S: 15	H: 1 LOB: 2 BB: 0 P: 23	R: 0 E: 0 K: 0 S: 9	H: 1 LOB: 1 BB: 0 P: 16	R: 0 E: 0 K: 1 S: 12	H: 0 LOB: 0 BB: 0 P: 18	R: 1 E: 0 K: 1 S: 14	H: 2 LOB: 0 BB: 0 P: 18	R: 0 E: 0 K: 2 S: 9	H: 0 LOB: 0 BB: 0 P: 17	R: 2 E: 0 K: 0 S: 14	H: 2 LOB: 1 BB: 1 P: 28	R: 1 E: 0 K: 1 S: 14	H: 2 LOB: 2 BB: 1 P: 20	1B: 7 2B: 0 3B: 1 HR: 2	SF: 1 SAC: 0 DP: 1 HBP: 1	WP: 0 PB: 0 SB: 0 CS: 0	PA: 35
<b>PITCHER</b>	IP WLS BF H R ER SO BB IBB HBP BLK WP HR S P ERA WHIP	5.0 B 7 2 2 2 2 1 0 0 0 0 1 19 38 13.50 2.250	6.1 L 8 2 1 1 1 0 1 0 0 0 0 0 18 27 5.40 1.200	6.1 L 8 2 1 1 1 0 1 0 0 0 0 0 18 27 5.40 1.200																









Batter	1	2	3	4	5	6	7	8	9	AB	R	H	RBI	BB	SO	LOB	TOP								
35 <b>Adley Rutschman, S</b> OBP: 0.361, SLG: 0.422										5	0	0	0	0	2	3	<b>Baltimore Orioles @ San Diego Padres</b> Petco Park, San Diego, CA Tue Aug 15 2023, 6:42 PM - 9:37 PM PDT Att: 35,604 - Partly Cloudy - 73 F								
2 <b>Gunnar Henderson, L</b> OBP: 0.350, SLG: 0.456										5	0	1	1	0	2	1									
25 <b>Anthony Santander, S</b> OBP: 0.353, SLG: 0.463 11 <b>Jordan Westburg, R</b> OBP: 0.317, SLG: 0.424										3	0	1	0	0	1	0									
32 <b>Ryan O'Hearn, L</b> OBP: 0.340, SLG: 0.507										3	1	2	0	1	0	0									
6 <b>Ryan Mountcastle, R</b> OBP: 0.316, SLG: 0.470										4	0	1	0	0	0	2									
31 <b>Cedric Mullins, L</b> OBP: 0.340, SLG: 0.454										4	0	2	1	0	1	3									
21 <b>Austin Hays, R</b> OBP: 0.321, SLG: 0.445										4	1	2	1	0	1	4									
12 <b>Adam Frazier, L</b> OBP: 0.302, SLG: 0.413										3	1	1	0	0	0	2									
29 <b>Ramón Uriás, R</b> OBP: 0.317, SLG: 0.384										4	0	1	0	0	0	1									
<b>Inning Stats</b>	R: 0 E: 0 K: 1 S: 7	H: 0 LOB: 0 BB: 0 P: 10	R: 0 E: 0 K: 0 S: 10	H: 1 LOB: 1 BB: 0 P: 17	R: 0 E: 0 K: 0 S: 7	H: 0 LOB: 0 BB: 0 P: 12	R: 0 E: 0 K: 3 S: 15	H: 2 LOB: 3 BB: 1 P: 26	R: 0 E: 0 K: 1 S: 9	H: 0 LOB: 1 BB: 0 P: 12	R: 1 E: 0 K: 0 S: 14	H: 3 LOB: 2 BB: 0 P: 24	R: 0 E: 0 K: 2 S: 8	H: 0 LOB: 0 BB: 0 P: 11	R: 0 E: 0 K: 0 S: 8	H: 1 LOB: 0 BB: 0 P: 13	R: 2 E: 0 K: 0 S: 21	H: 4 LOB: 2 BB: 0 P: 33	1B: 8 2B: 2 3B: 0 HR: 1	SF: 0 SAC: 0 DP: 1 HBP: 1	WP: 0 PB: 0 SB: 0 CS: 0	PA: 39			
<b>PITCHER</b>	IP	WLS	BF	H	R	ER	SO	BB	IBB	HBP	BLK	WP	HR	S	P	ERA	WHIP								
52 <b>Michael Wacha, R</b> ERA: 2.88	(1, 1)	5.0	W	20	3	0	5	1	0	1	0	0	0	48	77	0.00	0.800								
36 <b>Steven Wilson, R</b> ERA: 3.44	(6, 1)	1.0		6	3	1	1	0	0	0	0	0	0	14	24	9.00	3.000								
58 <b>Scott Barlow, R</b> ERA: 5.83	(7, 1)	2.0		6	1	0	2	0	0	0	0	0	0	16	24	0.00	0.500								
66 <b>Luis García, R</b> ERA: 5.06	(9, 1)	1.0		7	4	2	2	0	0	0	0	0	1	21	33	18.00	4.000								

Batter	1	2	3	4	5	6	7	8	9	AB	R	H	RBI	BB	SO	LOB	BOTTOM								
7 <b>Ha-Seong Kim, R</b> OBP: 0.377, SLG: 0.446										5	1	2	0	0	0	1	<b>Baltimore Orioles @ San Diego Padres</b> Petco Park, San Diego, CA Tue Aug 15 2023, 6:42 PM - 9:37 PM PDT Att: 35,604 - Partly Cloudy - 73 F								
23 <b>Fernando Tatis Jr., R</b> OBP: 0.322, SLG: 0.470										5	1	3	0	0	1	1									
22 <b>Juan Soto, L</b> OBP: 0.407, SLG: 0.501 28 <b>José Azocar, R</b> OBP: 0.250, SLG: 0.291										2	1	0	0	2	0	3									
13 <b>Manny Machado, R</b> OBP: 0.319, SLG: 0.453										4	1	1	2	1	0	3									
2 <b>Xander Bogaerts, R</b> OBP: 0.346, SLG: 0.401										4	2	1	0	1	1	3									
9 <b>Jake Cronenworth, L</b> OBP: 0.317, SLG: 0.388										3	1	1	1	1	0	1									
99 <b>Gary Sánchez, R</b> OBP: 0.297, SLG: 0.503										4	2	2	4	0	2	2									
24 <b>Garrett Cooper, R</b> OBP: 0.296, SLG: 0.429 14 <b>Matt Carpenter, L</b> OBP: 0.295, SLG: 0.390										3	1	1	1	0	1	0									
16 <b>Ben Gamel, L</b> OBP: 0.250, SLG: 0.500										4	0	1	2	0	1	2									
<b>Inning Stats</b>	R: 5 E: 0 K: 0 S: 18	H: 2 LOB: 3 BB: 0 P: 34	R: 2 E: 0 K: 1 S: 25	H: 2 LOB: 1 BB: 1 P: 39	R: 0 E: 0 K: 2 S: 9	H: 0 LOB: 0 BB: 0 P: 11	R: 0 E: 0 K: 1 S: 9	H: 2 LOB: 1 BB: 0 P: 11	R: 3 E: 0 K: 0 S: 16	H: 4 LOB: 1 BB: 0 P: 23	R: 0 E: 0 K: 1 S: 6	H: 0 LOB: 0 BB: 1 P: 11	R: 0 E: 1 K: 2 S: 13	H: 1 LOB: 2 BB: 0 P: 14	R: 0 E: 0 K: 0 S: 9	H: 2 LOB: 2 BB: 0 P: 14	1B: 4 2B: 8 3B: 0 HR: 1	SF: 0 SAC: 0 DP: 2 HBP: 0	WP: 0 PB: 0 SB: 0 CS: 0	PA: 41					
<b>PITCHER</b>	IP	WLS	BF	H	R	ER	SO	BB	IBB	HBP	BLK	WP	HR	S	P	ERA	WHIP								
15 <b>Jack Flaherty, R</b> ERA: 4.73	(1, 1)	3.0	L	17	4	7	7	3	4	0	0	0	0	25	34	21.00	2.667								
79 <b>Nick Vespi, L</b> ERA: 4.26	(4, 1)	2.0		11	6	3	3	1	0	0	0	0	0	6	11	0.00	1.000								
14 <b>Shintaro Fujinami, R</b> ERA: 7.86	(6, 1)	1.0		3	0	0	0	1	1	0	0	0	0	6	11	0.00	1.000								
53 <b>Mike Baumann, R</b> ERA: 3.64	(7, 1)	1.0		5	1	0	2	0	0	0	0	0	0	13	14	0.00	1.000								
27 <b>James McCann, R</b> ERA:	(8, 1)	1.0		5	2	0	0	0	0	0	0	0	0	9	14	0.00	2.000								



Batter	1	2	3	4	5	6	7	8	9	AB	R	H	RBI	BB	SO	LOB	TOP								
35 <b>Adley Rutschman, S</b> (1, 10) OBP: 0.362, SLG: 0.425										4	1	2	0	0	0	1									
6 <b>Ryan Mountcastle, R</b> (1, 3) OBP: 0.315, SLG: 0.476										4	1	1	1	0	1	3									
25 <b>Anthony Santander, S</b> (1, 9) OBP: 0.323, SLG: 0.460										3	0	0	1	0	1	0									
2 <b>Gunnar Henderson, L</b> (1, 5) OBP: 0.322, SLG: 0.455										3	0	1	0	1	2	0									
11 <b>Jordan Westburg, R</b> (1, 4) OBP: 0.308, SLG: 0.410										4	0	0	0	0	1	2									
21 <b>Austin Hays, R</b> (1, 7) OBP: 0.321, SLG: 0.442										3	0	0	0	1	1	2									
31 <b>Cedric Mullins, L</b> (1, 8) OBP: 0.337, SLG: 0.449										3	0	0	0	0	1	1									
27 <b>James McCann, R</b> (1, 2) OBP: 0.279, SLG: 0.385										3	0	1	0	0	1	0									
3 <b>Jorge Mateo, R</b> (1, 6) OBP: 0.255, SLG: 0.336										2	0	0	0	0	0	0									
12 <b>Adam Frazier, L</b> (8, PH) OBP: 0.301, SLG: 0.412										1	0	0	0	0	0	1									
<b>Inning Stats</b>	R: 1 E: 0 K: 1 S: 10	H: 1 LOB: 0 BB: 0 P: 15	R: 0 E: 0 K: 0 S: 3	H: 0 LOB: 0 BB: 1 P: 7	R: 0 E: 0 K: 1 S: 10	H: 1 LOB: 1 BB: 0 P: 16	R: 0 E: 0 K: 1 S: 10	H: 0 LOB: 1 BB: 0 P: 19	R: 0 E: 0 K: 1 S: 11	H: 0 LOB: 0 BB: 0 P: 19	R: 1 E: 0 K: 1 S: 11	H: 1 LOB: 0 BB: 0 P: 16	R: 0 E: 0 K: 1 S: 8	H: 0 LOB: 0 BB: 0 P: 12	R: 0 E: 0 K: 0 S: 14	H: 1 LOB: 1 BB: 0 P: 18	R: 0 E: 0 K: 2 S: 13	H: 1 LOB: 1 BB: 0 P: 20	1B: 3 2B: 1 3B: 0 HR: 1	SF: 1 SAC: 0 DP: 1 HBP: 0	WP: 1 PB: 0 SB: 0 CS: 0	PA: 33			
<b>PITCHER</b>	IP	WLS	BF	H	R	ER	SO	BB	IBB	HBP	BLK	WP	HR	S	P	ERA	WHIP								
4 <b>Blake Snell, L</b> (1, 1) ERA: 2.65	6.0	W	22	3	2	2	5	2	0	0	0	1	1	55	92	3.00	0.833								
21 <b>Nick Martinez, R</b> (7, 1) ERA: 3.56	1.0	H	3	0	0	0	1	0	0	0	0	0	0	8	12	0.00	0.000								
75 <b>Robert Suarez, R</b> (8, 1) ERA: 5.56	1.0	H	4	1	0	0	0	0	0	0	0	0	0	14	18	0.00	1.000								
71 <b>Josh Hader, L</b> (9, 1) ERA: 0.84	1.0	S	4	1	0	0	2	0	0	0	0	0	0	13	20	0.00	1.000								

**Baltimore Orioles @ San Diego Padres**  
 Petco Park, San Diego, CA  
 Wed Aug 16 2023, 5:42 PM - 8:11 PM PDT  
 Att: 42,318 - Clear - 76 F

AB 30  
 R 2  
 H 5  
 RBI 2  
 BB 2  
 SO 8  
 LOB 10



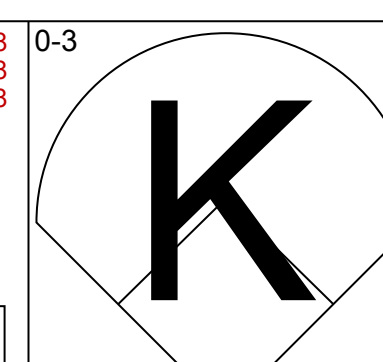
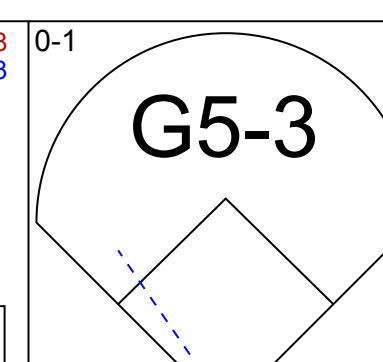
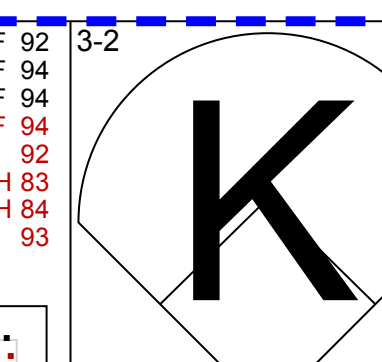
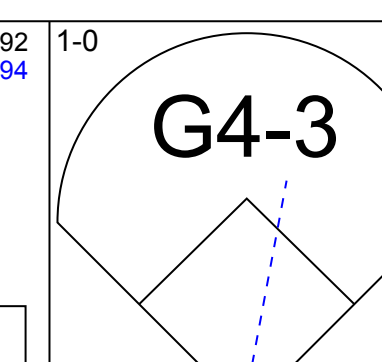
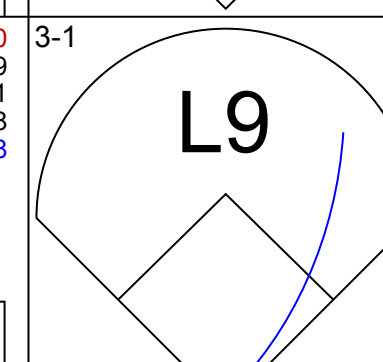
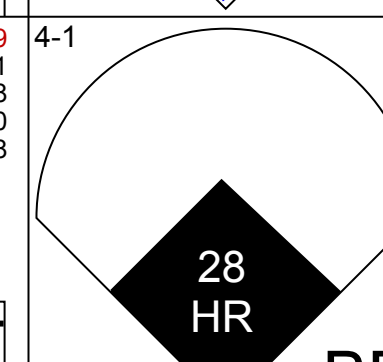
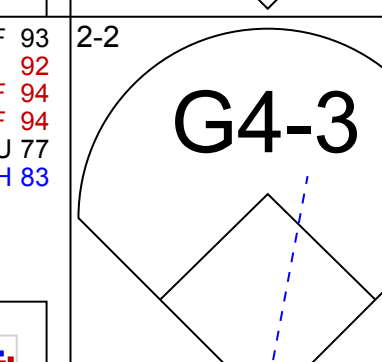
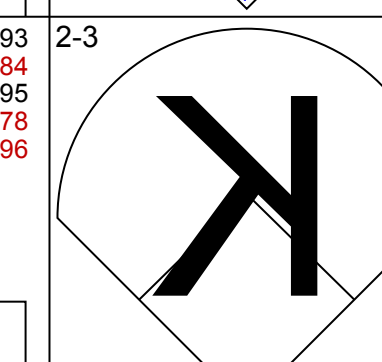
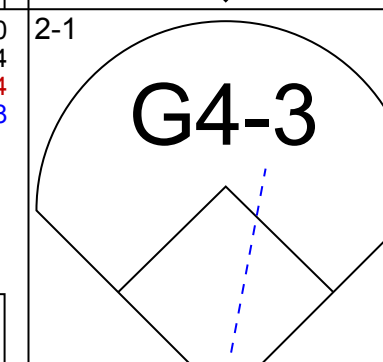
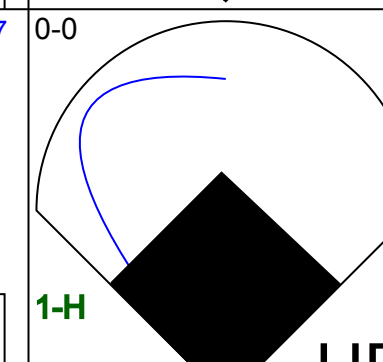
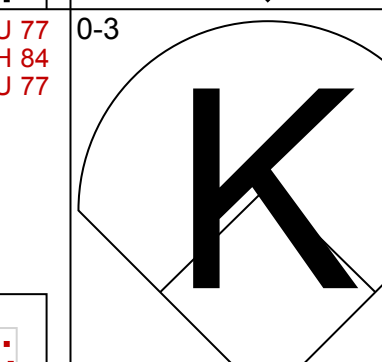

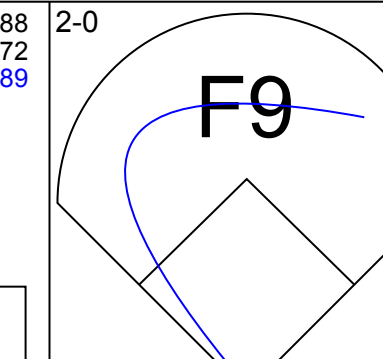
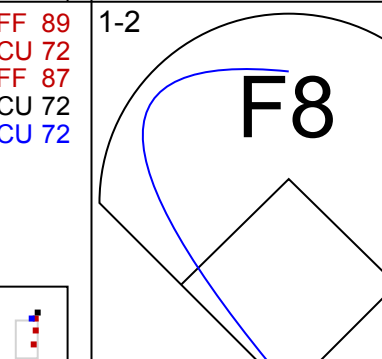


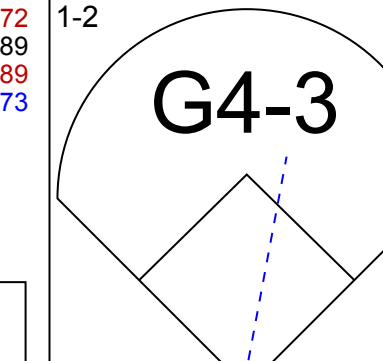
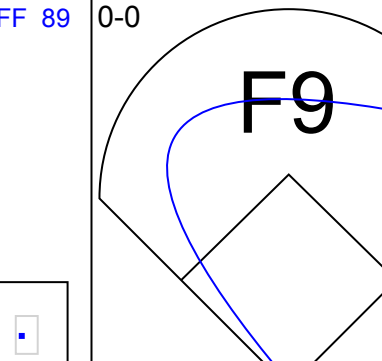


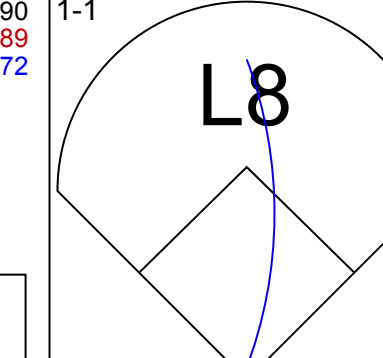



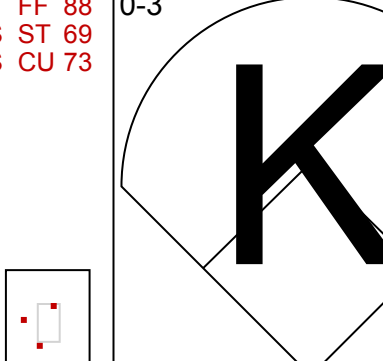
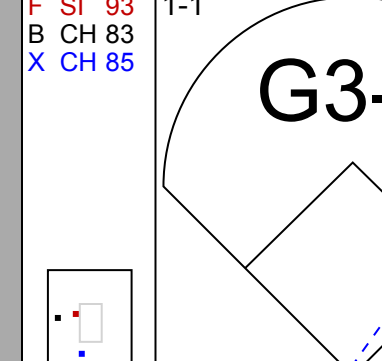

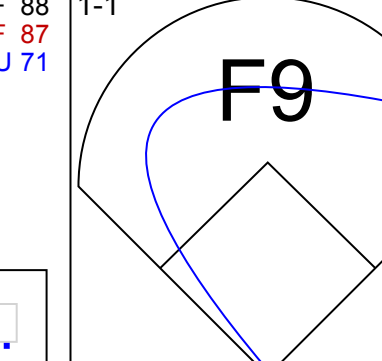
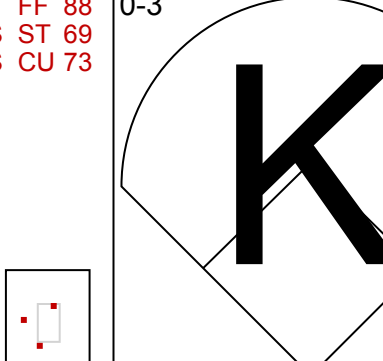
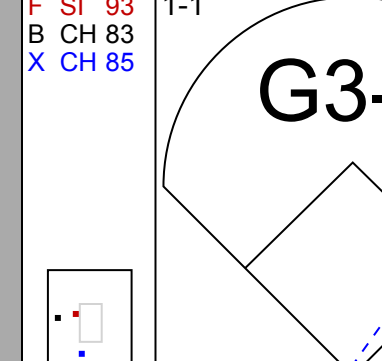
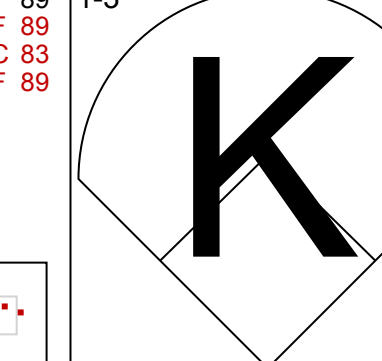
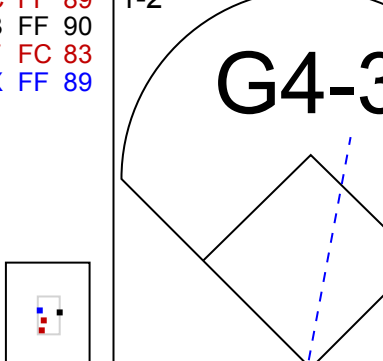
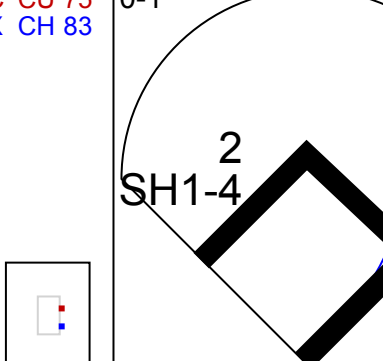
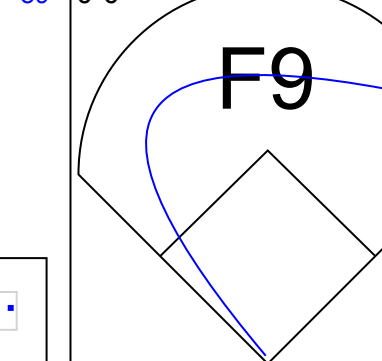
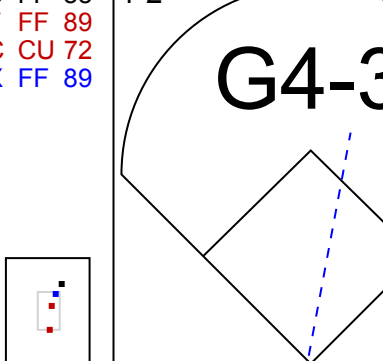
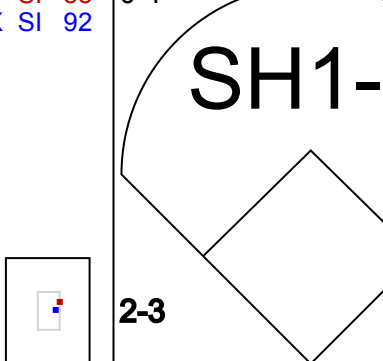
Batter	1	2	3	4	5	6	7	8	9	AB	R	H	RBI	BB	SO	LOB	BOTTOM								
7 <b>Ha-Seong Kim, R</b> (1, 4) OBP: 0.376, SLG: 0.444										4	1	1	0	0	0	0									
23 <b>Fernando Tatis Jr., R</b> (1, 9) OBP: 0.329, SLG: 0.473										4	2	3	1	0	1	0									
22 <b>Juan Soto, L</b> (1, 7) OBP: 0.408, SLG: 0.500										3	0	1	0	1	0	2									
13 <b>Manny Machado, R</b> (1, 5) OBP: 0.316, SLG: 0.449										4	0	0	0	0	1	4									
2 <b>Xander Bogaerts, R</b> (1, 6) OBP: 0.346, SLG: 0.400										4	0	1	1	0	0	2									
9 <b>Jake Cronenworth, L</b> (1, 3) OBP: 0.316, SLG: 0.387										4	0	1	1	0	0	0									
99 <b>Gary Sánchez, R</b> (1, 2) OBP: 0.293, SLG: 0.495										3	0	0	0	0	1	2									
16 <b>Ben Gamel, L</b> (1, 10) OBP: 0.143, SLG: 0.286										3	0	0	0	0	1	0									
1 <b>Trent Grisham, L</b> (1, 8) OBP: 0.317, SLG: 0.381										2	2	1	1	1	0	0									
<b>Inning Stats</b>	R: 0 E: 0 K: 0 S: 14	H: 1 LOB: 2 BB: 1 P: 22	R: 0 E: 0 K: 1 S: 8	H: 0 LOB: 0 BB: 0 P: 11	R: 3 E: 0 K: 1 S: 17	H: 4 LOB: 2 BB: 1 P: 28	R: 0 E: 0 K: 0 S: 9	H: 0 LOB: 0 BB: 0 P: 13	R: 0 E: 0 K: 1 S: 7	H: 0 LOB: 0 BB: 0 P: 8	R: 0 E: 0 K: 1 S: 9	H: 0 LOB: 0 BB: 0 P: 12	R: 2 E: 0 K: 0 S: 12	H: 3 LOB: 3 BB: 0 P: 19	R: 0 E: 0 K: 0 S: 10	H: 0 LOB: 0 BB: 0 P: 11	1B: 7 2B: 0 3B: 0 HR: 1	SF: 0 SAC: 0 DP: 0 HBP: 0	WP: 0 PB: 0 SB: 2 CS: 1	PA: 34					
<b>PITCHER</b>	IP	WLS	BF	H	R	ER	SO	BB	IBB	HBP	BLK	WP	HR	S	P	ERA	WHIP								
64 <b>Dean Kremer, R</b> (1, 1) ERA: 4.5	6.0	L	25	5	3	3	4	2	0	0	0	0	0	64	94	4.50	1.167								
14 <b>Shintaro Fujinami, R</b> (7, 1) ERA: 8.07	0.2		4	2	2	2	0	0	0	0	0	0	1	8	11	27.00	3.000								
58 <b>Clonel Pérez, L</b> (7, 1) ERA: 3.95	0.1		1	1	0	0	0	0	0	0	0	0	0	4	8	0.00	3.000								
66 <b>Jacob Webb, R</b> (8, 1) ERA: 3.44	1.0		3	0	0	0	0	0	0	0	0	0	0	10	11	0.00	0.000								

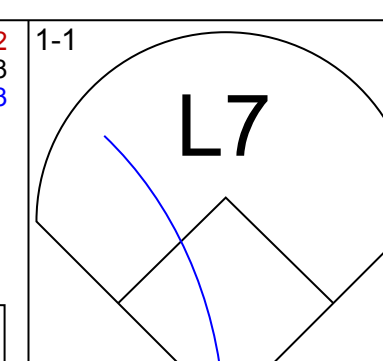
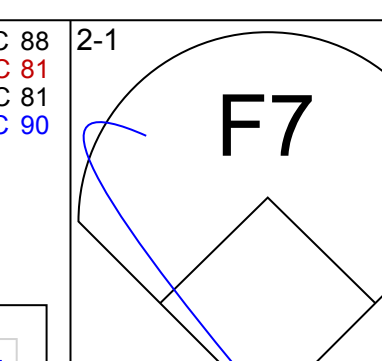
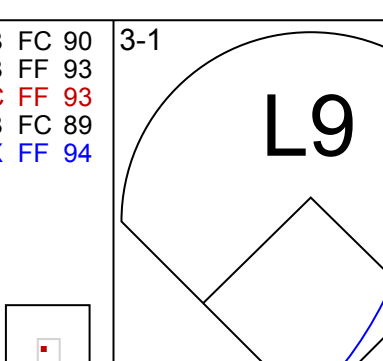
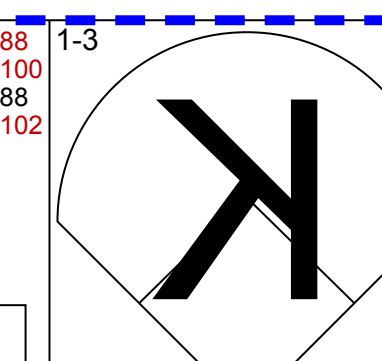
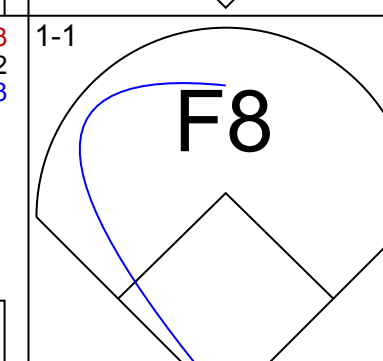
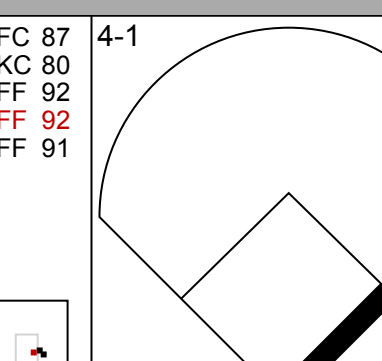
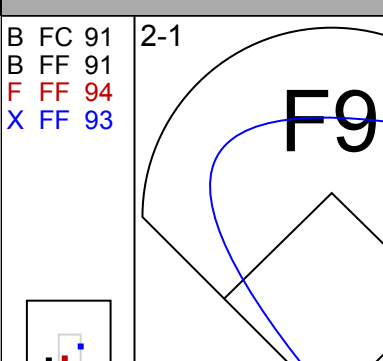

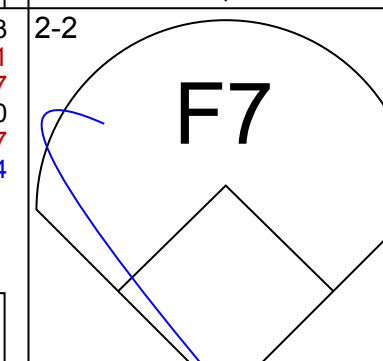
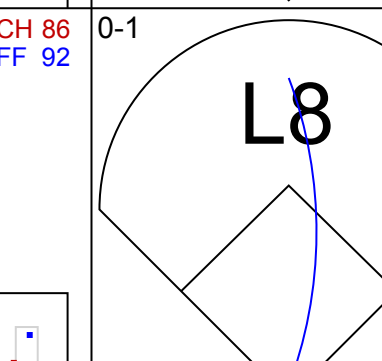
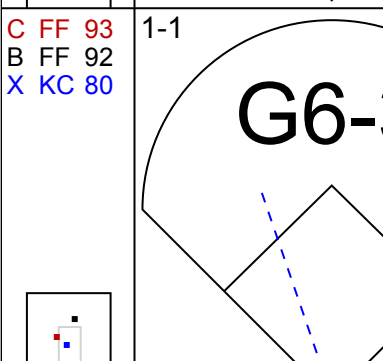

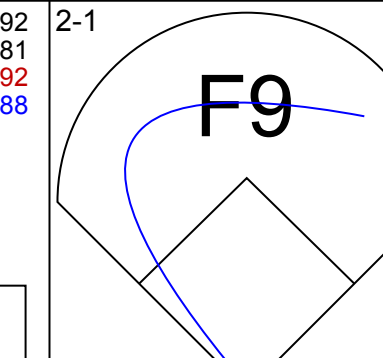
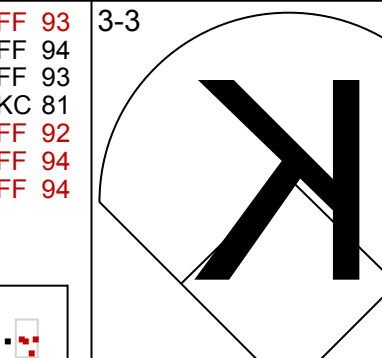
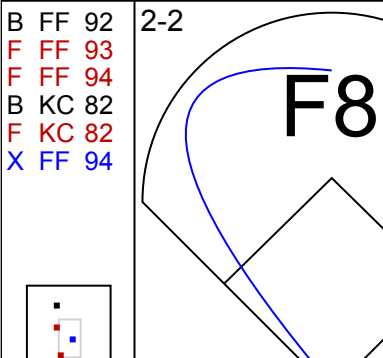

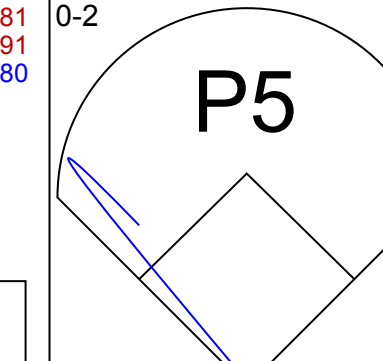
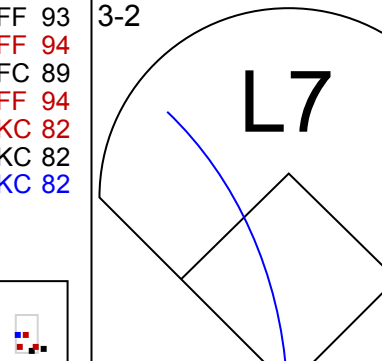


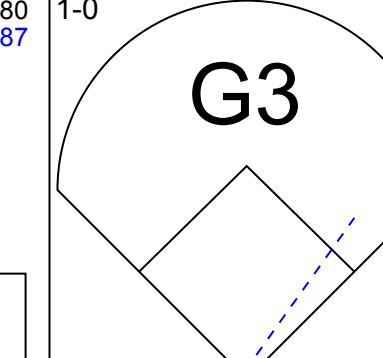
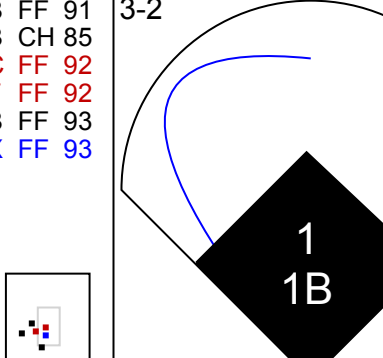
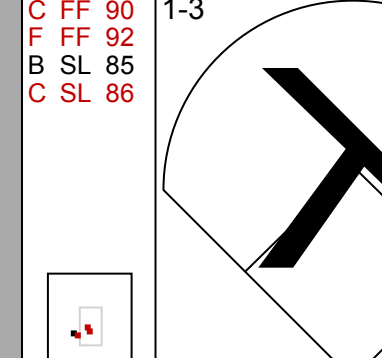

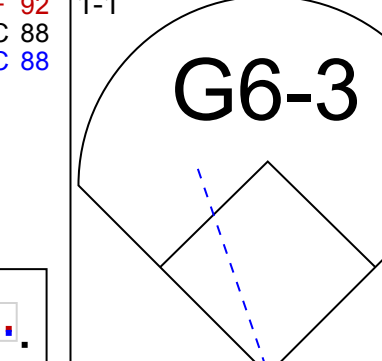
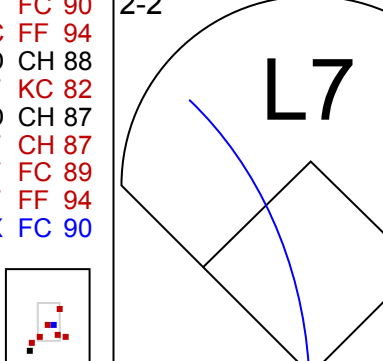
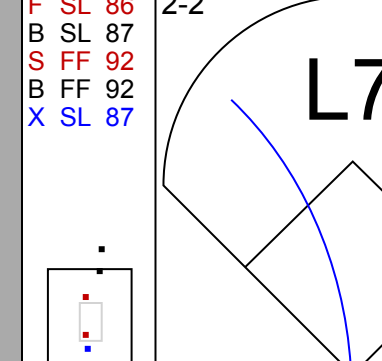
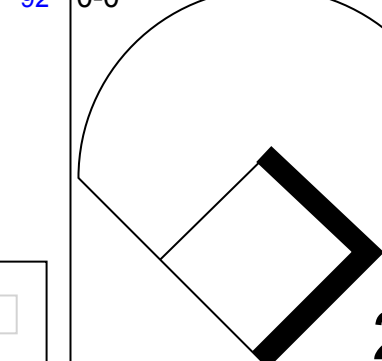
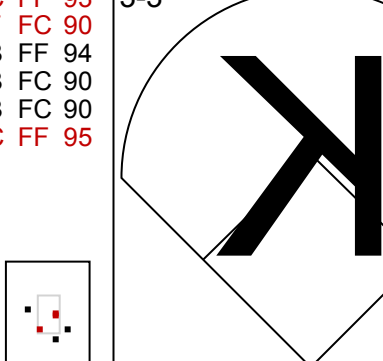
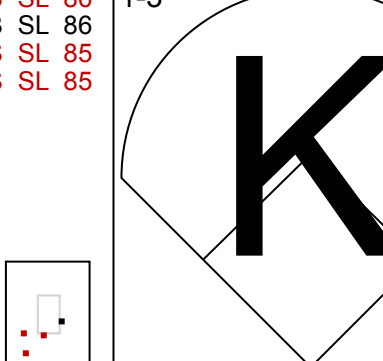
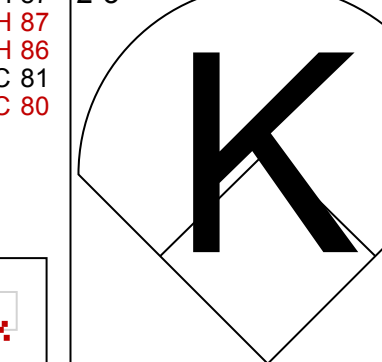
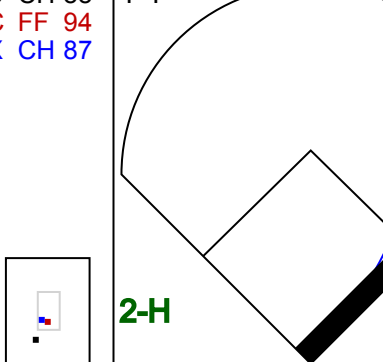
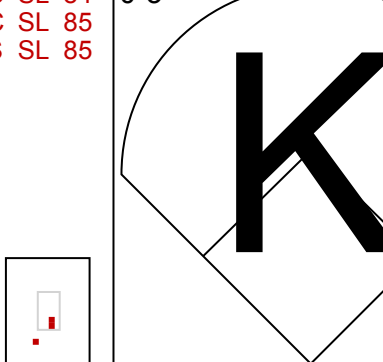
**Baltimore Orioles @ San Diego Padres**  
 Petco Park, San Diego, CA  
 Wed Aug 16 2023, 5:42 PM - 8:11 PM PDT  
 Att: 42,318 - Clear - 76 F

AB 31  
 R 5  
 H 8  
 RBI 4  
 BB 2  
 SO 4  
 LOB 10





Batter	1	2	3	4	5	6	7	8	9	AB R H RBI BB SO LOB	TOP											
1 Kyle Lewis, R OBP: 0.229, SLG: 0.289										4 0 0 0 0 2 1	<b>Arizona Diamondbacks @ San Diego Padres</b> Petco Park, San Diego, CA Thu Aug 17 2023, 6:42 PM - 9:02 PM PDT Att: 38,020 - Clear - 71 F											
7 Corbin Carroll, L OBP: 0.352, SLG: 0.504										3 1 0 0 0 1 1												
28 Tommy Pham, R OBP: 0.341, SLG: 0.467										4 1 1 2 0 1 0												
53 Christian Walker, R OBP: 0.347, SLG: 0.540										4 0 0 0 0 1 0												
16 Buddy Kennedy, R OBP: 0.429, SLG: 0.200										2 0 0 0 1 0 0												
6 Jace Peterson, L OBP: 0.313, SLG: 0.312										0 0 0 0 0 0 0												
14 Gabriel Moreno, R OBP: 0.311, SLG: 0.370										4 1 1 1 0 0 2												
5 Alek Thomas, L OBP: 0.270, SLG: 0.407										3 0 0 0 0 1 1												
13 Nick Ahmed, R OBP: 0.265, SLG: 0.331										3 0 1 0 0 1 0												
2 Geraldo Perdomo, S OBP: 0.367, SLG: 0.403										2 0 0 0 0 0 0												
<b>Inning Stats</b>	R: 0 E: 0 K: 1 S: 7	H: 0 LOB: 0 BB: 0 P: 12	R: 0 E: 0 K: 0 S: 6	H: 0 LOB: 0 BB: 0 P: 10	R: 0 E: 0 K: 1 S: 6	H: 1 LOB: 0 BB: 1 P: 8	R: 2 E: 0 K: 0 S: 9	H: 1 LOB: 0 BB: 1 P: 14	R: 1 E: 0 K: 1 S: 10	H: 1 LOB: 0 BB: 0 P: 12	R: 0 E: 0 K: 2 S: 12	H: 0 LOB: 1 BB: 1 P: 17	R: 0 E: 0 K: 1 S: 10	H: 0 LOB: 1 BB: 1 P: 16	R: 0 E: 0 K: 1 S: 8	H: 1 LOB: 1 BB: 0 P: 11	R: 0 E: 0 K: 0 S: 5	H: 0 LOB: 1 BB: 0 P: 8	1B: 0 2B: 1 3B: 0 HR: 2	SF: 0 SAC: 1 DP: 0 HBP: 1	WP: 0 PB: 0 SB: 0 CS: 0	PA: 33
<b>PITCHER</b>	IP WLS BF H R ER SO BB IBB HBP BLK WP HR S P ERA WHIP											IP WLS BF H R ER SO BB IBB HBP BLK WP HR S P ERA WHIP										
41 Rich Hill, L ERA: 5.18	(1, 1) 5.0 L 18 2 3 3 3 1 0 0 0 0 2 38 56 5.40 0.600																					
60 Pedro Avila, R ERA: 0.81	(6, 1) 4.0 15 1 0 0 4 1 0 1 0 0 0 35 52 0.00 0.500																					

Batter	1	2	3	4	5	6	7	8	9	AB R H RBI BB SO LOB	BOTTOM											
7 Ha-Seong Kim, R OBP: 0.375, SLG: 0.440										4 0 0 0 0 1 2	<b>Arizona Diamondbacks @ San Diego Padres</b> Petco Park, San Diego, CA Thu Aug 17 2023, 6:42 PM - 9:02 PM PDT Att: 38,020 - Clear - 71 F											
23 Fernando Tatis Jr., R OBP: 0.327, SLG: 0.471										2 0 0 0 2 0 0												
22 Juan Soto, L OBP: 0.404, SLG: 0.495										4 0 0 0 0 0 2												
13 Manny Machado, R OBP: 0.313, SLG: 0.444										4 0 0 0 0 2 2												
2 Xander Bogaerts, R OBP: 0.345, SLG: 0.397										3 0 0 0 1 0 1												
9 Jake Cronenworth, L OBP: 0.316, SLG: 0.388										4 1 1 0 0 2 2												
12 Luis Campusano, R OBP: 0.326, SLG: 0.486										3 0 0 0 0 0 1												
24 Garrett Cooper, R OBP: 0.296, SLG: 0.431										3 0 1 0 0 2 1												
1 Trent Grisham, L OBP: 0.317, SLG: 0.381										3 0 1 1 0 2 1												
<b>Inning Stats</b>	R: 0 E: 0 K: 0 S: 8	H: 0 LOB: 0 BB: 0 P: 12	R: 0 E: 0 K: 0 S: 6	H: 0 LOB: 0 BB: 0 P: 9	R: 0 E: 0 K: 1 S: 8	H: 1 LOB: 1 BB: 0 P: 13	R: 0 E: 0 K: 1 S: 11	H: 0 LOB: 1 BB: 1 P: 21	R: 1 E: 0 K: 1 S: 17	H: 2 LOB: 1 BB: 0 P: 29	R: 0 E: 0 K: 0 S: 8	H: 0 LOB: 0 BB: 0 P: 13	R: 0 E: 0 K: 1 S: 7	H: 0 LOB: 0 BB: 0 P: 12	R: 0 E: 0 K: 3 S: 9	H: 0 LOB: 0 BB: 0 P: 11	R: 0 E: 0 K: 2 S: 12	H: 0 LOB: 2 BB: 2 P: 25	1B: 1 2B: 2 3B: 0 HR: 0	SF: 0 SAC: 0 DP: 0 HBP: 0	WP: 0 PB: 0 SB: 0 CS: 0	PA: 33
<b>PITCHER</b>	IP WLS BF H R ER SO BB IBB HBP BLK WP HR S P ERA WHIP											IP WLS BF H R ER SO BB IBB HBP BLK WP HR S P ERA WHIP										
23 Zac Gallen, R ERA: 3.17	(1, 1) 6.1 W 23 3 1 1 3 0 0 0 0 0 0 12 16 0.00 0.632																					
24 Kyle Nelson, L ERA: 3.0	(7, 1) 1.1 H 4 0 0 0 3 0 0 0 0 0 0 12 16 0.00 0.000																					
63 Justin Martinez, R ERA: 13.5	(8, 1) 1.1 S 6 0 0 0 3 2 0 0 0 0 0 0 15 29 0.00 1.500																					



Batter	1	2	3	4	5	6	7	8	9	AB	R	H	RBI	BB	SO	LOB	TOP										
7 Corbin Carroll, L (1, 9) OBP: 0.349, SLG: 0.499	F7		G4-3		FC5-6		F7-4			4	0	0	0	0	0	3	<b>Arizona Diamondbacks @ San Diego Padres</b> Petco Park, San Diego, CA Fri Aug 18 2023, 6:40 PM - 9:09 PM PDT Att: 40,945 - Clear - 72 F <a href="http://livebaseballscorecards.com">livebaseballscorecards.com</a>										
4 Ketel Marte, S (1, 4) OBP: 0.354, SLG: 0.480	BB		K		BB		L9			2	0	0	0	2	1	0											
28 Tommy Pham, R (1, 7) OBP: 0.340, SLG: 0.464	K			1B	K		K			4	0	1	0	0	3	3											
53 Christian Walker, R (1, 3) OBP: 0.346, SLG: 0.536	F8						G5-3			3	0	0	0	1	1	1											
12 Lourdes Gurriel Jr., R (1, 10) OBP: 0.303, SLG: 0.465	L8		F9				K			4	0	1	0	0	1	2											
6 Jace Peterson, L (1, 5) OBP: 0.310, SLG: 0.309	G3						2B			3	0	0	0	0	2	3											
16 Buddy Kennedy, R (9, PH) OBP: 0.400, SLG: 0.182							K			1	0	0	0	0	1	0											
5 Alek Thomas, L (1, 8) OBP: 0.271, SLG: 0.406										3	0	1	0	0	2	3											
1 Kyle Lewis, R (9, PH) OBP: 0.224, SLG: 0.283							K			1	0	0	0	0	1	0											
14 Gabriel Moreno, R (1, 2) OBP: 0.315, SLG: 0.374	G6-3									3	0	2	0	0	0	1											
2 Geraldo Perdomo, S (1, 6) OBP: 0.367, SLG: 0.402							FC5-6			3	0	1	0	0	1	1											
<b>Inning Stats</b>	R: 0 E: 0 K: 1 S: 8	H: 0 LOB: 1 BB: 1 P: 16	R: 0 E: 0 K: 0 S: 14	H: 1 LOB: 1 BB: 0 P: 21	R: 0 E: 0 K: 2 S: 10	H: 0 LOB: 0 BB: 0 P: 14	R: 0 E: 0 K: 2 S: 11	H: 1 LOB: 2 BB: 1 P: 19	R: 0 E: 0 K: 3 S: 12	H: 1 LOB: 1 BB: 0 P: 14	R: 0 E: 0 K: 0 S: 6	H: 1 LOB: 0 BB: 0 P: 8	R: 0 E: 0 K: 1 S: 7	H: 0 LOB: 0 BB: 0 P: 9	R: 0 E: 0 K: 3 S: 9	H: 0 LOB: 0 BB: 0 P: 11	1B: 5 2B: 2 3B: 0 HR: 0	SF: 0 SAC: 0 DP: 1 HBP: 0	WP: 0 PB: 2 SB: 0 CS: 2	PA: 34							
<b>PITCHER</b>	IP	WLS	BF	H	R	ER	SO	BB	IBB	HBP	BLK	WP	HR	S	P	ERA	WHIP										
67 Seth Lugo, R (1, 1) ERA: 3.92	6.0		25	5	0	0	9	3	0	0	0	0	0	66	104	0.00	1.333										
58 Scott Barlow, R (7, 1) ERA: 5.7	1.0		3	1	0	0	0	0	0	0	0	0	0	6	8	0.00	1.000										
75 Robert Suarez, R (8, 1) ERA: 5.11	1.0	W	3	0	0	0	1	0	0	0	0	0	0	7	9	0.00	0.000										
71 Josh Hader, L (9, 1) ERA: 0.82	1.0		3	0	0	0	3	0	0	0	0	0	0	9	11	0.00	0.000										

Batter	1	2	3	4	5	6	7	8	9	AB	R	H	RBI	BB	SO	LOB	BOTTOM										
7 Ha-Seong Kim, R (1, 5) OBP: 0.372, SLG: 0.438	E6		F7				P6			4	1	1	2	0	0	0	<b>Arizona Diamondbacks @ San Diego Padres</b> Petco Park, San Diego, CA Fri Aug 18 2023, 6:40 PM - 9:09 PM PDT Att: 40,945 - Clear - 72 F <a href="http://livebaseballscorecards.com">livebaseballscorecards.com</a>										
23 Fernando Tatis Jr., R (1, 9) OBP: 0.300, SLG: 0.470	K		G6-3				P6			4	1	1	2	0	1	1											
22 Juan Soto, L (1, 7) OBP: 0.403, SLG: 0.495	F9		F8							4	0	1	0	0	0	1											
13 Manny Machado, R (1, 10) OBP: 0.317, SLG: 0.443										1	0	0	0	3	1	0											
2 Xander Bogaerts, R (1, 6) OBP: 0.342, SLG: 0.393	P4									4	0	0	0	0	2	4											
9 Jake Cronenworth, L (1, 4) OBP: 0.314, SLG: 0.385	F8									3	0	0	0	0	0	3											
99 Gary Sánchez, R (1, 2) OBP: 0.293, SLG: 0.490										2	0	0	0	0	1	1											
28 José Azocar, R (8, PR) OBP: 0.250, SLG: 0.291										0	1	0	0	0	0	0											
12 Luis Campusano, R (9, 2) OBP: 0.326, SLG: 0.488										0	0	0	0	0	0	0											
24 Garrett Cooper, R (1, 3) OBP: 0.297, SLG: 0.430										1	0	0	0	1	0	0											
16 Ben Gamel, L (8, PH) OBP: 0.250, SLG: 0.375										1	1	1	0	0	0	0											
14 Matt Carpenter, L (9, 3) OBP: 0.295, SLG: 0.300										0	0	0	0	0	0	0											
1 Trent Grisham, L (1, 8) OBP: 0.316, SLG: 0.379										2	0	0	0	0	0	1											
<b>Inning Stats</b>	R: 0 E: 1 K: 1 S: 14	H: 0 LOB: 0 BB: 0 P: 21	R: 0 E: 0 K: 1 S: 7	H: 0 LOB: 0 BB: 0 P: 9	R: 0 E: 0 K: 1 S: 8	H: 0 LOB: 0 BB: 0 P: 13	R: 0 E: 0 K: 0 S: 7	H: 0 LOB: 0 BB: 0 P: 9	R: 0 E: 0 K: 0 S: 9	H: 0 LOB: 1 BB: 1 P: 16	R: 0 E: 0 K: 1 S: 15	H: 1 LOB: 2 BB: 1 P: 25	R: 4 E: 0 K: 0 S: 13	H: 3 LOB: 1 BB: 1 P: 22	1B: 2 2B: 3 3B: 0 HR: 1	SF: 0 SAC: 1 DP: 2 HBP: 1	WP: 0 PB: 0 SB: 0 CS: 1	PA: 32									
<b>PITCHER</b>	IP	WLS	BF	H	R	ER	SO	BB	IBB	HBP	BLK	WP	HR	S	P	ERA	WHIP										
32 Brandon Pfaadt, R (1, 1) ERA: 6.13	7.0		24	1	0	0	5	3	0	0	0	0	0	68	107	0.00	0.571										
50 Miguel Castro, R (8, 1) ERA: 5.19	0.1	L	5	3	4	4	0	0	0	1	0	0	1	7	8	108.00	9.000										
35 Joe Mantiply, L (8, 1) ERA: 6.65	0.2		3	0	0	0	0	1	0	0	0	0	0	6	14	0.00	1.500										



Batter	1	2	3	4	5	6	7	8	9	AB	R	H	RBI	BB	SO	LOB	TOP			
7 Corbin Carroll, L OBP: 0.349, SLG: 0.500										5	1	2	0	0	1	2	<b>Arizona Diamondbacks @ San Diego Padres</b> Petco Park, San Diego, CA Sat Aug 19 2023, 12:12 PM - 3:34 PM PDT Att: 34,220 - Overcast - 71 F			
4 Ketel Marte, S OBP: 0.354, SLG: 0.476										3	1	0	0	2	3	2				
28 Tommy Pham, R OBP: 0.341, SLG: 0.481										5	2	2	2	0	1	3				
53 Christian Walker, R OBP: 0.346, SLG: 0.533										4	1	1	1	1	2	2				
12 Lourdes Gurriel Jr., R OBP: 0.302, SLG: 0.462										5	0	1	1	0	1	3				
5 Alek Thomas, L OBP: 0.276, SLG: 0.412										4	1	3	1	0	0	0				
6 Jace Peterson, L OBP: 0.309, SLG: 0.306										3	0	0	0	1	1	3				
11 Jose Herrera, S OBP: 0.316, SLG: 0.262										3	0	0	0	0	1	1				
2 Geraldo Perdomo, S OBP: 0.366, SLG: 0.399										2	0	0	1	1	2	1				
<b>Inning Stats</b>	R: 2 H: 3 E: 0 K: 1 S: 19	H: 3 LOB: 2 BB: 1 P: 30	R: 0 H: 0 E: 0 K: 1 S: 13	H: 0 LOB: 1 BB: 2 P: 20	R: 1 H: 1 E: 0 K: 0 S: 9	H: 1 LOB: 0 BB: 0 P: 13	R: 0 H: 0 E: 0 K: 1 S: 8	H: 0 LOB: 0 BB: 0 P: 13	R: 2 H: 1 E: 0 K: 2 S: 14	H: 1 LOB: 1 BB: 1 P: 20	R: 0 H: 1 E: 0 K: 1 S: 12	H: 1 LOB: 1 BB: 0 P: 18	R: 0 H: 1 E: 0 K: 3 S: 15	H: 1 LOB: 2 BB: 2 P: 22	R: 0 H: 1 E: 0 K: 3 S: 17	H: 1 LOB: 2 BB: 1 P: 27		1B: 6 2B: 1 3B: 1 HR: 1	SF: 1 2B: 1 DP: 0 HBP: 0	WP: 0 PB: 0 SB: 1 CS: 0
<b>PITCHER</b>	IP WLS BF H R ER SO BB IBB HBP BLK WP HR S P ERA WHIP	IP WLS BF H R ER SO BB IBB HBP BLK WP HR S P ERA WHIP	IP WLS BF H R ER SO BB IBB HBP BLK WP HR S P ERA WHIP	IP WLS BF H R ER SO BB IBB HBP BLK WP HR S P ERA WHIP	IP WLS BF H R ER SO BB IBB HBP BLK WP HR S P ERA WHIP	IP WLS BF H R ER SO BB IBB HBP BLK WP HR S P ERA WHIP	IP WLS BF H R ER SO BB IBB HBP BLK WP HR S P ERA WHIP	IP WLS BF H R ER SO BB IBB HBP BLK WP HR S P ERA WHIP	IP WLS BF H R ER SO BB IBB HBP BLK WP HR S P ERA WHIP	IP WLS BF H R ER SO BB IBB HBP BLK WP HR S P ERA WHIP	IP WLS BF H R ER SO BB IBB HBP BLK WP HR S P ERA WHIP	IP WLS BF H R ER SO BB IBB HBP BLK WP HR S P ERA WHIP	IP WLS BF H R ER SO BB IBB HBP BLK WP HR S P ERA WHIP	IP WLS BF H R ER SO BB IBB HBP BLK WP HR S P ERA WHIP	IP WLS BF H R ER SO BB IBB HBP BLK WP HR S P ERA WHIP	IP WLS BF H R ER SO BB IBB HBP BLK WP HR S P ERA WHIP	IP WLS BF H R ER SO BB IBB HBP BLK WP HR S P ERA WHIP			
Matt Waldron, R ERA: 6.52	5.0	L	23	5	5	5	5	3	0	0	0	0	0	0	13	21	9.00	1.600		
59 Tom Cosgrove, L ERA: 1.79	1.0	H	4	1	1	1	0	1	0	0	0	0	0	0	13	21	9.00	2.000		
58 Scott Barlow, R ERA: 5.47	2.0	H	8	2	0	0	4	0	0	0	0	0	0	27	40	0.00	1.000			
36 Steven Wilson, R ERA: 3.38	1.0	S	5	1	0	0	3	1	0	0	0	0	0	17	27	0.00	2.000			

AB	34
R	6
H	9
RBI	6
BB	5
SO	12
LOB	17



**BOTTOM**

AB	32
R	4
H	7
RBI	4
BB	6
SO	6
LOB	16



WP	0	PA	39
PB	0		
SB	0		
CS	0		



Batter	1	2	3	4	5	6	7	8	9	AB	R	H	RBI	BB	SO	LOB	TOP				
7 Corbin Carroll, L OBP: 0.354, SLG: 0.502										4	1	3	1	0	0	0	Arizona Diamondbacks @ San Diego Padres Petco Park, San Diego, CA Sat Aug 19 2023, 5:41 PM - 8:47 PM PDT Att: 41,074 - Overcast - 72 F				
4 Ketel Marte, S OBP: 0.351, SLG: 0.471										5	0	0	0	0	0	6					
28 Tommy Pham, R OBP: 0.338, SLG: 0.479										5	1	1	0	0	3	3					
53 Christian Walker, R OBP: 0.351, SLG: 0.535										4	2	3	1	1	0	1					
1 Kyle Lewis, R OBP: 0.204, SLG: 0.255										5	0	0	0	0	4	5					
5 Alek Thomas, L OBP: 0.287, SLG: 0.419										3	3	2	0	2	0	1					
14 Gabriel Moreno, R OBP: 0.317, SLG: 0.387										5	1	2	5	0	0	2					
13 Nick Ahmed, R OBP: 0.270, SLG: 0.335										4	0	2	0	0	1	2					
2 Geraldo Perdomo, S OBP: 0.364, SLG: 0.396										3	0	0	0	1	2	3					
<b>Inning Stats</b>	R: 0 H: 0 E: 0 K: 1 S: 7	H: 0 LOB: 0 BB: 13 P: 13	R: 2 H: 3 E: 1 K: 1 S: 18	H: 3 LOB: 1 BB: 26 P: 26	R: 0 H: 1 E: 0 K: 1 S: 10	H: 1 LOB: 1 BB: 0 P: 16	R: 0 H: 2 E: 0 K: 2 S: 15	H: 2 LOB: 2 BB: 21 P: 21	R: 1 H: 2 E: 0 K: 2 S: 14	H: 2 LOB: 1 BB: 0 P: 21	R: 4 H: 2 E: 1 K: 2 S: 22	H: 2 LOB: 0 BB: 38 P: 38	R: 0 H: 0 E: 0 K: 0 S: 5	H: 0 LOB: 0 BB: 5 P: 5	R: 0 H: 1 E: 0 K: 0 S: 11	H: 1 LOB: 1 BB: 0 P: 16	1B: 10 2B: 3 3B: 0 HR: 1	SF: 0 SAC: 0 DP: 1 HBP: 1	WP: 1 PB: 0 SB: 0 CS: 0	PA: 43	
<b>PITCHER</b>	IP WLS BF H R ER SO BB IBB HBP BLK WP HR S P ERA WHIP	IP WLS BF H R ER SO BB IBB HBP BLK WP HR S P ERA WHIP	IP WLS BF H R ER SO BB IBB HBP BLK WP HR S P ERA WHIP	IP WLS BF H R ER SO BB IBB HBP BLK WP HR S P ERA WHIP	IP WLS BF H R ER SO BB IBB HBP BLK WP HR S P ERA WHIP	IP WLS BF H R ER SO BB IBB HBP BLK WP HR S P ERA WHIP	IP WLS BF H R ER SO BB IBB HBP BLK WP HR S P ERA WHIP	IP WLS BF H R ER SO BB IBB HBP BLK WP HR S P ERA WHIP	IP WLS BF H R ER SO BB IBB HBP BLK WP HR S P ERA WHIP	IP WLS BF H R ER SO BB IBB HBP BLK WP HR S P ERA WHIP	IP WLS BF H R ER SO BB IBB HBP BLK WP HR S P ERA WHIP	IP WLS BF H R ER SO BB IBB HBP BLK WP HR S P ERA WHIP	IP WLS BF H R ER SO BB IBB HBP BLK WP HR S P ERA WHIP	IP WLS BF H R ER SO BB IBB HBP BLK WP HR S P ERA WHIP	IP WLS BF H R ER SO BB IBB HBP BLK WP HR S P ERA WHIP	IP WLS BF H R ER SO BB IBB HBP BLK WP HR S P ERA WHIP	IP WLS BF H R ER SO BB IBB HBP BLK WP HR S P ERA WHIP	IP WLS BF H R ER SO BB IBB HBP BLK WP HR S P ERA WHIP	IP WLS BF H R ER SO BB IBB HBP BLK WP HR S P ERA WHIP	IP WLS BF H R ER SO BB IBB HBP BLK WP HR S P ERA WHIP	IP WLS BF H R ER SO BB IBB HBP BLK WP HR S P ERA WHIP
11 Yu Darvish, R ERA: 4.35	5.0	L	25	9	4	4	7	1	0	0	1	0	0	0	0	0	0	67	104	7.20	2.000
21 Nick Martinez, R ERA: 3.99	2.0	11	3	4	4	3	3	0	0	0	0	0	0	1	37	59	18.00	3.000			
66 Luis Garcia, R ERA: 4.84	2.0	7	1	0	0	0	0	0	0	0	0	0	0	1	16	21	0.00	0.500			

Batter	1	2	3	4	5	6	7	8	9	AB	R	H	RBI	BB	SO	LOB	BOTTOM					
7 Ha-Seong Kim, R OBP: 0.365, SLG: 0.439										3	0	0	0	1	0	1	Arizona Diamondbacks @ San Diego Padres Petco Park, San Diego, CA Sat Aug 19 2023, 5:41 PM - 8:47 PM PDT Att: 41,074 - Overcast - 72 F					
23 Fernando Tatis Jr., R OBP: 0.324, SLG: 0.468										4	0	0	0	0	2	2						
22 Juan Soto, L OBP: 0.404, SLG: 0.491										2	0	0	0	2	0	2						
13 Manny Machado, R OBP: 0.316, SLG: 0.454										4	0	0	0	0	0	2						
2 Xander Bogaerts, R OBP: 0.339, SLG: 0.395										4	1	1	1	0	0	0						
9 Jake Cronin, L OBP: 0.313, SLG: 0.383										4	0	2	0	0	0	0						
99 Gary Sánchez, R OBP: 0.293, SLG: 0.485										4	0	1	0	0	1	2						
16 Ben Gamel, L OBP: 0.273, SLG: 0.364										3	0	1	0	0	0	1						
1 Trent Grisham, L OBP: 0.318, SLG: 0.377										2	0	0	0	1	1	2						
<b>Inning Stats</b>	R: 0 H: 0 E: 0 K: 1 S: 14	H: 0 LOB: 1 BB: 1 P: 22	R: 0 H: 0 E: 0 K: 0 S: 6	H: 0 LOB: 0 BB: 0 P: 11	R: 0 H: 1 E: 0 K: 1 S: 6	H: 1 LOB: 0 BB: 0 P: 11	R: 0 H: 0 E: 0 K: 0 S: 7	H: 0 LOB: 0 BB: 1 P: 13	R: 1 H: 2 E: 0 K: 0 S: 11	H: 2 LOB: 1 BB: 0 P: 19	R: 0 H: 0 E: 0 K: 0 S: 8	H: 0 LOB: 0 BB: 0 P: 14	R: 0 H: 1 E: 0 K: 0 S: 14	H: 1 LOB: 1 BB: 0 P: 20	R: 0 H: 0 E: 0 K: 1 S: 11	H: 0 LOB: 2 BB: 2 P: 27	R: 0 H: 1 E: 0 K: 1 S: 10	H: 1 LOB: 1 BB: 0 P: 13	1B: 4 2B: 1 3B: 0 HR: 1	SF: 0 SAC: 0 DP: 2 HBP: 0	WP: 1 PB: 0 SB: 0 CS: 0	PA: 34
<b>PITCHER</b>	IP WLS BF H R ER SO BB IBB HBP BLK WP HR S P ERA WHIP	IP WLS BF H R ER SO BB IBB HBP BLK WP HR S P ERA WHIP	IP WLS BF H R ER SO BB IBB HBP BLK WP HR S P ERA WHIP	IP WLS BF H R ER SO BB IBB HBP BLK WP HR S P ERA WHIP	IP WLS BF H R ER SO BB IBB HBP BLK WP HR S P ERA WHIP	IP WLS BF H R ER SO BB IBB HBP BLK WP HR S P ERA WHIP	IP WLS BF H R ER SO BB IBB HBP BLK WP HR S P ERA WHIP	IP WLS BF H R ER SO BB IBB HBP BLK WP HR S P ERA WHIP	IP WLS BF H R ER SO BB IBB HBP BLK WP HR S P ERA WHIP	IP WLS BF H R ER SO BB IBB HBP BLK WP HR S P ERA WHIP	IP WLS BF H R ER SO BB IBB HBP BLK WP HR S P ERA WHIP	IP WLS BF H R ER SO BB IBB HBP BLK WP HR S P ERA WHIP	IP WLS BF H R ER SO BB IBB HBP BLK WP HR S P ERA WHIP	IP WLS BF H R ER SO BB IBB HBP BLK WP HR S P ERA WHIP	IP WLS BF H R ER SO BB IBB HBP BLK WP HR S P ERA WHIP	IP WLS BF H R ER SO BB IBB HBP BLK WP HR S P ERA WHIP	IP WLS BF H R ER SO BB IBB HBP BLK WP HR S P ERA WHIP	IP WLS BF H R ER SO BB IBB HBP BLK WP HR S P ERA WHIP	IP WLS BF H R ER SO BB IBB HBP BLK WP HR S P ERA WHIP	IP WLS BF H R ER SO BB IBB HBP BLK WP HR S P ERA WHIP	IP WLS BF H R ER SO BB IBB HBP BLK WP HR S P ERA WHIP	
30 Scott McGough, R ERA: 4.58	2.1	9	1	0	0	2	1	0	0	0	0	0	0	0	0	0	0	24	40	0.00	0.857	
40 Bryce Jarvis, R ERA: 2.7	3.2	W	12	2	1	1	0	1	0	0	0	0	0	1	28	50	2.46	0.818				
Peter Strzelecki, R ERA: 4.36	1.1	7	1	0	0	0	2	0	0	0	0	0	0	0	18	34	0.00	2.250				
63 Justin Martinez, R ERA: 9.95	1.2	6	1	0	0	2	0	0	0	0	1	0	0	17	26	0.00	6.000					

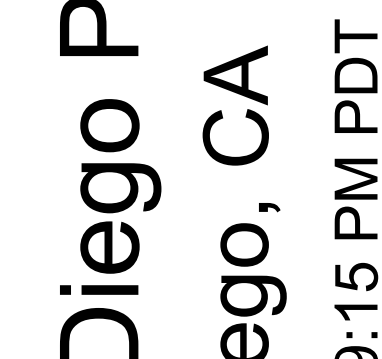


Batter	1	2	3	4	5	6	7	8	9	AB	R	H	RBI	BB	SO	LOB	TOP			
12 Jorge Soler, R OBP: 0.331, SLG: 0.505	 C FF 92 B SI 93 F CH 81 B SI 93 C CH 82		 B FC 87 C FC 86 B SI 93 S CH 82 F SI 92 B CU 75 S CH 82			 C CU 74 B FC 88 C CH 80 X SI 94		 C ST 82 X FF 95			4	0	0	0	0	3	0	<b>Miami Marlins @ San Diego Padres</b> Petco Park, San Diego, CA Mon Aug 21, 2023, 6:43 PM - 9:15 PM PDT Att: 32,192 - Overcast - 72 F		
3 Luis Aráez, L OBP: 0.401, SLG: 0.460	 C FF 91 X FF 93		 C CU 74 F FC 88 X CH 82			 B FF 93 C FC 88 F CH 80 X SI 94		 C ST 82 B ST 81 B ST 81 F ST 84 F ST 82 S ST 82		2	0	1	0	0	0	0				
5 Jon Berti, R OBP: 0.318, SLG: 0.367	 X CU 74		 S CH 83 S CH 82 B CH 81					 F FF 92 B CH 88 F CH 87 B SI 98 S FF 98		2	0	0	0	0	1	0				
9 Josh Bell, S OBP: 0.326, SLG: 0.427	 C CU 74		 S CH 83 S CH 82 B CH 81			 C CH 79 C FC 87 B CH 80 F CH 80 B SI 92 F FF 92 F CH 80 X CH 80		 F FF 92 B CH 88 F CH 87 B SI 98 S FF 98		4	1	2	1	0	2	0				
2 Jazz Chisholm Jr., L OBP: 0.297, SLG: 0.445	 S CH 82 D CH 81 F FC 87 B SI 93 B FF 93 S CH 84		 B CU 73 D CH 82 C FC 82 C CH 83 S CH 83			 B CU 73 D CH 82 X CH 81		 C FF 97 X FF 98		4	0	0	0	0	2	2				
36 Jake Burger, R OBP: 0.309, SLG: 0.532	 B SI 94 S CH 84 C FC 82 C SI 95		 C FC 88 X SI 92	 B SI 91 S CH 84 X CU 76		 S SI 93 C FC 84 X CH 84		 B SI 98 B SI 98 B FC 90 B FF 99		3	1	2	0	1	1	2				
14 Bryan De La Cruz, R OBP: 0.305, SLG: 0.453		 F FF 93 X SI 91	 D CU 76 B FC 88 C FC 82 F FC 90	 B CH 83 B CH 82 B FF 93 B FF 92		 S SI 93 C FC 84 X CH 84		 X SI 98		3	0	1	0	1	0	2				
7 Jesús Sánchez, L OBP: 0.332, SLG: 0.466		 1 SAFE B CU 74 S CH 82 X CH 81	 B CH 83 B CH 82 B FF 93 B FF 92	 1-2 2-3		 C CH 84 X CH 84		 C ST 76 X FF 91		2	0	1	1	1	0	1				
10 Yuli Gurriel, R OBP: 0.313, SLG: 0.370		 C FC 91 F FC 82 1 SAFE X FF 92	 B FF 95 X CH 83	 1-2 2-3		 C SI 94 B SI 91 F FF 94 F FF 96 F ST 77 S ST 76 S ST 76		 F ST 77 S ST 76		1	0	0	0	0	0	0				
18 Joey Wendle, L OBP: 0.266, SLG: 0.325		 C FC 91 F FC 82 1 SAFE X FF 92	 B FF 95 X CH 83	 1-2		 C FC 86 X CH 80		 F FF 94 C FC 82 B ST 81 B ST 81 F FF 94 S ST 79		3	0	0	0	0	1	5				
24 Avisail García, R OBP: 0.246, SLG: 0.321		 C FC 91 F FC 82 1 SAFE X FF 92	 B FF 95 X CH 83	 1-2		 F FF 94 C FC 82 B ST 81 B ST 81 F FF 94 S ST 79		 F ST 77 S ST 76		1	0	0	0	0	1	0				
4 Nick Fortes, R OBP: 0.266, SLG: 0.303		 B FC 88 S FC 88 B CU 73 X CH 80	 C FC 86 X CH 80	 1-1		 F FF 94 C FC 82 B ST 81 B ST 81 F FF 94 S ST 79		 F SI 90 X ST 76		4	0	0	0	0	1	1				
<b>Inning Stats</b>	R: 0 E: 0 K: 3 S: 15	H: 2 LOB: 2 BB: 0 P: 21	R: 0 E: 0 K: 0 S: 9	H: 1 LOB: 1 BB: 0 P: 14	R: 0 E: 0 K: 2 S: 10	H: 0 LOB: 0 BB: 0 P: 14	R: 0 E: 0 K: 1 S: 11	H: 1 LOB: 1 BB: 2 P: 23	R: 0 E: 0 K: 1 S: 8	H: 0 LOB: 0 BB: 0 P: 11	R: 2 E: 0 K: 1 S: 22	H: 3 LOB: 1 BB: 0 P: 26	R: 0 E: 0 K: 2 S: 9	H: 0 LOB: 1 BB: 1 P: 15	R: 0 E: 0 K: 1 S: 7	H: 0 LOB: 0 BB: 0 P: 7	1B: 4 2B: 2 HR: 1	SF: 0 SAC: 0 DP: 1 HBP: 0	WP: 0 PB: 0 SB: 0 CS: 0	PA: 36
<b>PITCHER</b>	IP WLS BF H R ER SO BB IBB HBP BLK WP HR S P ERA WHIP	5.1 W 22 5 1 1 7 2 0 0 0 0 0 1 61 94 1.69 1.312	0.2 4 2 1 1 1 0 0 0 0 0 0 0 14 15 13.50 3.000	1.0 3 0 0 0 2 0 0 0 0 0 0 0 9 15 0.00 0.000	1.0 4 0 0 0 1 1 0 0 0 0 0 0 9 15 0.00 1.000	1.0 3 0 0 0 1 0 0 0 0 0 0 0 7 7 0.00 0.000	<b>PITCHER</b>										IP WLS BF H R ER SO BB IBB HBP BLK WP HR S P ERA WHIP			
52 Michael Wacha, R ERA: 2.63	5.1 W 22 5 1 1 7 2 0 0 0 0 0 0 1 61 94 1.69 1.312	0.2 4 2 1 1 1 0 0 0 0 0 0 0 14 15 13.50 3.000	1.0 3 0 0 0 2 0 0 0 0 0 0 0 9 15 0.00 0.000	1.0 4 0 0 0 1 1 0 0 0 0 0 0 9 15 0.00 1.000	1.0 3 0 0 0 1 0 0 0 0 0 0 0 7 7 0.00 0.000	<b>PITCHER</b>										IP WLS BF H R ER SO BB IBB HBP BLK WP HR S P ERA WHIP				
60 Pedro Avila, R ERA: 1.17	0.2 4 2 1 1 1 0 0 0 0 0 0 0 14 15 13.50 3.000	1.0 3 0 0 0 2 0 0 0 0 0 0 0 9 15 0.00 0.000	1.0 4 0 0 0 1 1 0 0 0 0 0 0 9 15 0.00 1.000	1.0 3 0 0 0 1 0 0 0 0 0 0 0 7 7 0.00 0.000	<b>PITCHER</b>										IP WLS BF H R ER SO BB IBB HBP BLK WP HR S P ERA WHIP					
36 Steven Wilson, R ERA: 3.31	1.0 3 0 0 0 2 0 0 0 0 0 0 0 9 15 0.00 0.000	1.0 4 0 0 0 1 1 0 0 0 0 0 0 9 15 0.00 1.000	1.0 3 0 0 0 1 0 0 0 0 0 0 0 7 7 0.00 0.000	<b>PITCHER</b>										IP WLS BF H R ER SO BB IBB HBP BLK WP HR S P ERA WHIP						
75 Robert Suarez, R ERA: 4.73	1.0 4 0 0 0 1 1 0 0 0 0 0 0 9 15 0.00 1.000	1.0 3 0 0 0 1 0 0 0 0 0 0 0 7 7 0.00 0.000	<b>PITCHER</b>										IP WLS BF H R ER SO BB IBB HBP BLK WP HR S P ERA WHIP							
59 Tom Cosgrove, L ERA: 1.73	1.0 3 0 0 0 1 0 0 0 0 0 0 0 7 7 0.00 0.000	<b>PITCHER</b>										IP WLS BF H R ER SO BB IBB HBP BLK WP HR S P ERA WHIP								

AB 33  
R 2  
H 7  
RBI 2  
BB 3  
SO 12  
LOB 13



AB 28  
R 6  
H 7  
RBI 6  
BB 6  
SO 6  
LOB 11









Batter	1	2	3	4	5	6	7	8	9	AB	R	H	RBI	BB	SO	LOB	TOP			
12 Jorge Soler, R OBP: 0.327, SLG: 0.503										4	0	0	0	0	2	2	<b>Miami Marlins @ San Diego Padres</b> Petco Park, San Diego, CA Wed Aug 23 2023, 1:11 PM - 3:33 PM PDT Att: 33,640 - Sunny - 74 F			
3 Luis Arzate, L OBP: 0.395, SLG: 0.456										4	0	1	0	0	1	0				
9 Josh Bell, S OBP: 0.328, SLG: 0.426										4	0	1	0	0	1	1				
2 Jazz Chisholm Jr., L OBP: 0.303, SLG: 0.444										3	0	1	0	1	1	1				
36 Jake Burger, R OBP: 0.305, SLG: 0.523										4	0	0	0	0	1	4				
14 Bryan De La Cruz, R OBP: 0.304, SLG: 0.419										3	0	0	0	1	1	1				
7 Jesús Sánchez, L OBP: 0.329, SLG: 0.461										3	0	0	0	0	0	1				
1 Garrett Hampson, R OBP: 0.344, SLG: 0.381										1	0	0	0	0	1	3				
18 Joey Wendle, L OBP: 0.266, SLG: 0.328										3	0	1	0	0	0	2				
10 Yuli Gurriel, R OBP: 0.315, SLG: 0.368										1	0	0	0	0	1	3				
58 Jacob Stallings, R OBP: 0.283, SLG: 0.257										1	0	0	0	1	0	0				
5 Jon Berti, R OBP: 0.317, SLG: 0.366										1	0	0	0	0	0	0				
4 Nick Fortes, R OBP: 0.262, SLG: 0.298										0	0	0	0	0	0	0				
<b>Inning Stats</b>	R: 0 E: 0 K: 1 S: 9	H: 0 LOB: 0 BB: 0 P: 15	R: 0 E: 1 K: 0 S: 13	H: 1 LOB: 2 BB: 0 P: 21	R: 0 E: 0 K: 0 S: 4	H: 0 LOB: 0 BB: 0 P: 5	R: 0 E: 0 K: 0 S: 6	H: 0 LOB: 0 BB: 0 P: 10	R: 0 E: 0 K: 1 S: 10	H: 1 LOB: 2 BB: 1 P: 22	R: 0 E: 0 K: 2 S: 12	H: 1 LOB: 1 BB: 0 P: 20	R: 0 E: 0 K: 1 S: 7	H: 0 LOB: 0 BB: 0 P: 11	R: 0 E: 0 K: 3 S: 8	H: 0 LOB: 3 BB: 2 P: 28	1B: 3 2B: 1 3B: 0 HR: 0	SF: 0 SAC: 0 DP: 0 HBP: 0	WP: 0 PB: 0 SB: 1 CS: 0	PA: 35
<b>PITCHER</b>	IP	WLS	BF	H	R	ER	SO	BB	IBB	HBP	BLK	WP	HR	S	P	ERA	WHIP			
67 Seth Lugo, R ERA: 3.7	6.0	W	23	3	0	0	4	1	0	0	0	0	0	54	93	0.00	0.667			
36 Steven Wilson, R ERA: 3.25	1.0	H	3	0	0	0	1	0	0	0	0	0	0	7	11	0.00	0.000			
75 Robert Suarez, R ERA: 4.73	0.0	0	0	0	0	0	0	0	0	0	0	0	0	0	0	∞	∞			
59 Tom Cosgrove, L ERA: 1.69	1.0	3	0	0	0	1	0	0	0	0	0	0	0	8	12	0.00	0.000			
71 Josh Hader, L ERA: 0.81	1.0	6	1	0	0	3	2	0	0	0	0	0	0	15	28	0.00	3.000			

Batter	1	2	3	4	5	6	7	8	9	AB	R	H	RBI	BB	SO	LOB	BOTTOM			
7 Ha-Seong Kim, R OBP: 0.368, SLG: 0.448										4	1	1	0	0	0	2	<b>Miami Marlins @ San Diego Padres</b> Petco Park, San Diego, CA Wed Aug 23 2023, 1:11 PM - 3:33 PM PDT Att: 33,640 - Sunny - 74 F			
23 Fernando Tatis Jr., R OBP: 0.304, SLG: 0.461										4	0	1	1	0	1	2				
22 Juan Soto, L OBP: 0.399, SLG: 0.482										4	0	1	1	0	1	1				
13 Manny Machado, R OBP: 0.318, SLG: 0.458										2	1	1	0	2	1	0				
2 Xander Bogaerts, R OBP: 0.335, SLG: 0.397										4	1	1	2	0	0	3				
9 Jake Cronenworth, L OBP: 0.310, SLG: 0.376										4	0	0	0	0	0	1				
99 Gary Sánchez, R OBP: 0.285, SLG: 0.471										3	0	0	0	0	0	1				
24 Garrett Cooper, R OBP: 0.304, SLG: 0.430										3	1	2	0	0	0	0				
1 Trent Grisham, L OBP: 0.319, SLG: 0.372										2	0	0	0	1	1	2				
<b>Inning Stats</b>	R: 1 E: 0 K: 0 S: 9	H: 2 LOB: 1 BB: 1 P: 16	R: 0 E: 0 K: 1 S: 10	H: 1 LOB: 0 BB: 0 P: 15	R: 0 E: 0 K: 1 S: 6	H: 0 LOB: 0 BB: 0 P: 8	R: 0 E: 0 K: 0 S: 8	H: 1 LOB: 1 BB: 0 P: 9	R: 0 E: 0 K: 1 S: 11	H: 0 LOB: 1 BB: 1 P: 19	R: 2 E: 0 K: 0 S: 13	H: 1 LOB: 0 BB: 1 P: 22	R: 1 E: 0 K: 0 S: 11	H: 2 LOB: 1 BB: 0 P: 17	R: 0 E: 0 K: 1 S: 7	H: 0 LOB: 0 BB: 0 P: 10		1B: 5 2B: 1 3B: 0 HR: 1	SF: 0 SAC: 0 DP: 1 HBP: 0	WP: 0 PB: 0 SB: 0 CS: 0
<b>PITCHER</b>	IP	WLS	BF	H	R	ER	SO	BB	IBB	HBP	BLK	WP	HR	S	P	ERA	WHIP			
22 Sandy Alcantara, R ERA: 4.16	6.2	L	29	7	4	4	3	3	0	0	0	0	0	67	105	5.40	1.500			
35 A.J. Puk, L ERA: 4.32	1.1	4	0	0	0	1	0	0	0	0	0	0	0	8	11	0.00	0.000			

AB 32  
R 0  
H 4  
RBI 0  
BB 3  
SO 9  
LOB 18



AB 30  
R 4  
H 7  
RBI 4  
BB 3  
SO 4  
LOB 12




WP: 0  
PB: 0  
SB: 0  
CS: 0



Batter	1	2	3	4	5	6	7	8	9	AB R H RBI BB SO LOB	TOP									
7 Ha-Seong Kim, R OBP: 0.369, SLG: 0.445	G4-3		BB			BB	K		FC5-4	3 0 0 0 2 1 3	<b>San Diego Padres @ Milwaukee Brewers</b> American Family Field, Milwaukee, WI Fri Aug 25 2023, 7:11 PM - 9:56 PM CDT Att: 33,089 - Partly Cloudy - 75 F									
23 Fernando Tatis Jr., R OBP: 0.326, SLG: 0.453	2B		1B			K		K	4 0 2 0 0 2 1											
22 Juan Soto, L OBP: 0.396, SLG: 0.478	K		G1-6-3			K		G3-1	4 0 0 0 0 2 3											
13 Manny Machado, R OBP: 0.320, SLG: 0.464	BB					K		K	3 1 1 1 1 2 0											
2 Xander Bogaerts, R OBP: 0.333, SLG: 0.393	K		HR			K		K	4 0 0 0 0 3 2											
9 Jake Cronenworth, L OBP: 0.372, SLG: 0.378	F7		G3						3 0 1 1 0 0 0 0											
28 José Azocar, R OBP: 0.250, SLG: 0.291								99 HR	0 1 0 0 0 0 0 0											
99 Gary Sánchez, R OBP: 0.285, SLG: 0.481	K					K		HR	4 1 1 2 0 3 1											
24 Garrett Cooper, R OBP: 0.306, SLG: 0.431	K							1 FC1-6	4 0 2 0 0 2 0											
1 Trent Grisham, L OBP: 0.316, SLG: 0.368			K			G3-1		FC1-6 FC5-4	4 0 0 0 0 2 3											
<b>Inning Stats</b>	R: 0 H: 1 E: 0 K: 2 S: 11	H: 1 LOB: 2 BB: 1 P: 20	R: 0 H: 0 E: 0 K: 2 S: 9	H: 0 LOB: 0 BB: 0 P: 10	R: 0 H: 1 E: 0 K: 1 S: 19	H: 1 LOB: 1 BB: 1 P: 29	R: 1 H: 1 E: 0 K: 1 S: 10	H: 1 LOB: 0 BB: 0 P: 14	R: 0 H: 0 E: 0 K: 3 S: 10	H: 0 LOB: 0 BB: 0 P: 15	R: 0 H: 2 E: 0 K: 3 S: 14	H: 2 LOB: 2 BB: 0 P: 19	R: 0 H: 0 E: 0 K: 2 S: 10	H: 0 LOB: 0 BB: 0 P: 14	R: 2 H: 2 E: 0 K: 1 S: 13	H: 2 LOB: 1 BB: 0 P: 26	1B: 4 2B: 1 3B: 0 HR: 2	SF: 0 SAC: 0 DP: 1 HBP: 1	WP: 0 PB: 0 SB: 1 CS: 0	PA: 37
<b>PITCHER</b>	IP WLS BF H R ER SO BB IBB HBP BLK WP HR S P ERA WHIP											IP WLS BF H R ER SO BB IBB HBP BLK WP HR S P ERA WHIP								
53 Brandon Woodruff, R ERA: 2.65	(1, 1) 6.0 W 23 3 1 1 11 3 0 0 0 0 0 1 71 107 1.50 1.000																			
45 Abner Uribe, R ERA: 0.96	(7, 1) 1.0 5 2 0 0 3 0 0 0 0 0 0 0 14 19 0.00 2.000																			
29 Trevor Megill, R ERA: 3.91	(8, 1) 1.0 3 0 0 0 2 0 0 0 0 0 0 0 10 14 0.00 0.000																			
32 Andrew Chafin, L ERA: 5.53	(9, 1) 1.0 6 2 2 2 1 0 0 1 0 0 0 1 13 26 18.00 2.000																			

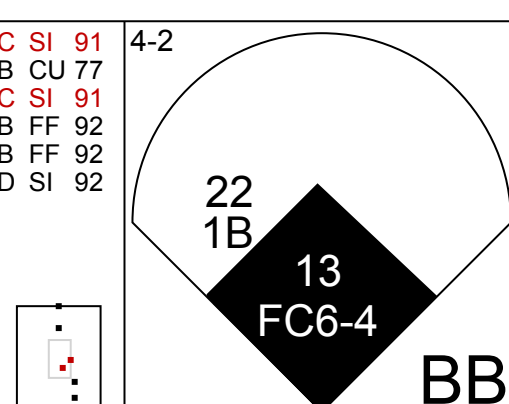
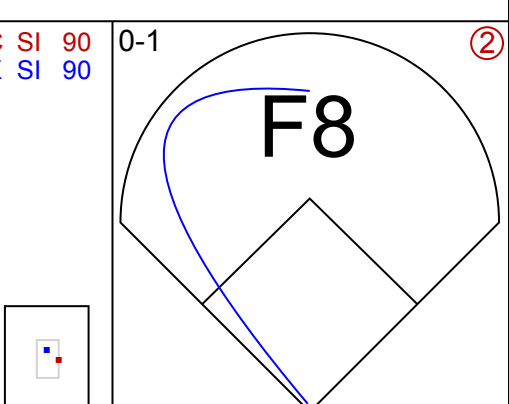


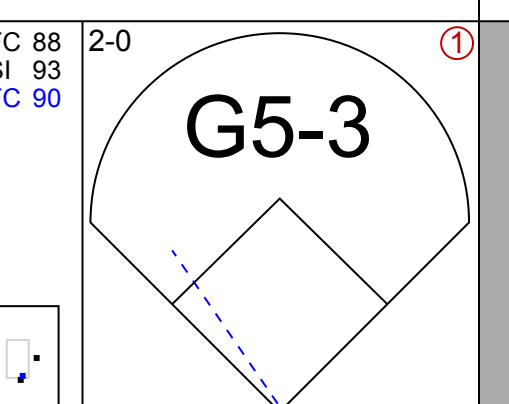

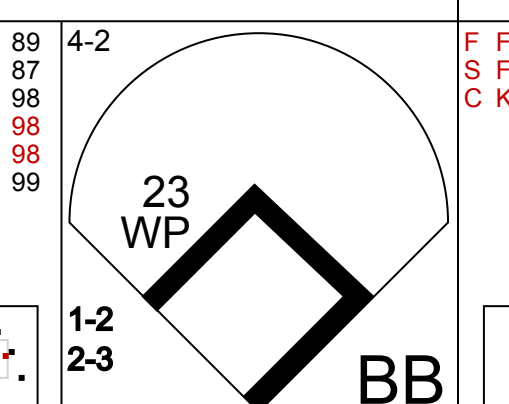
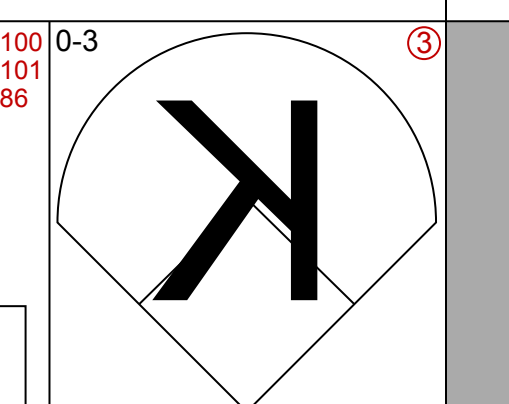

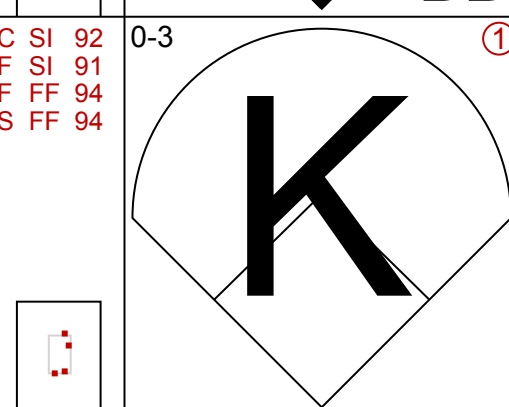
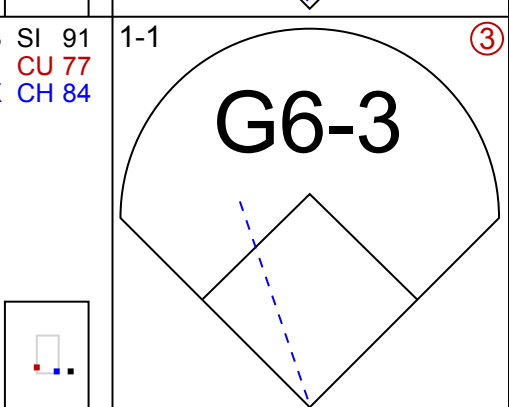


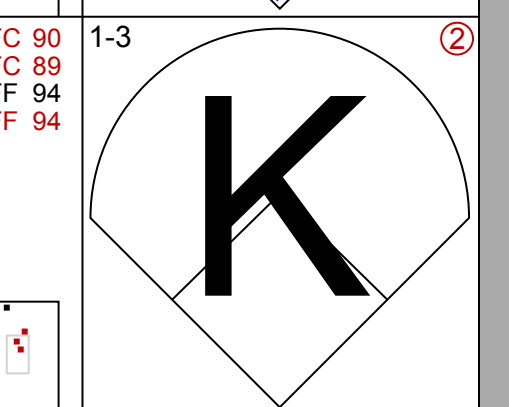

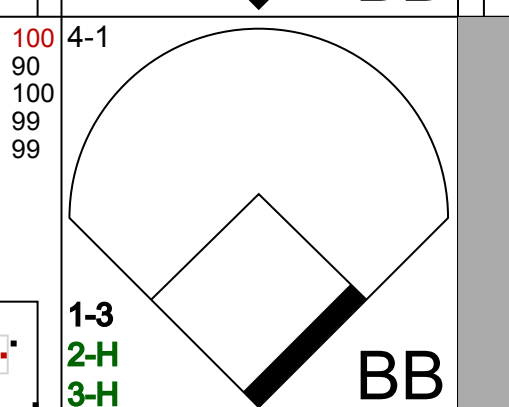

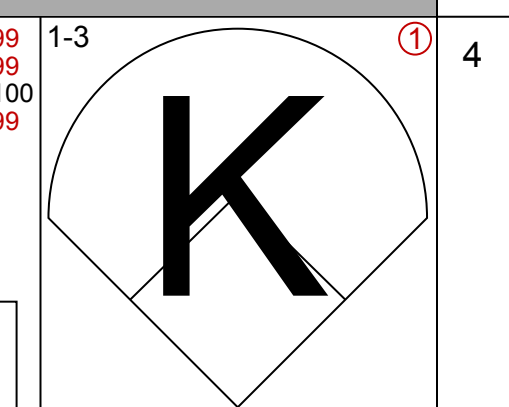
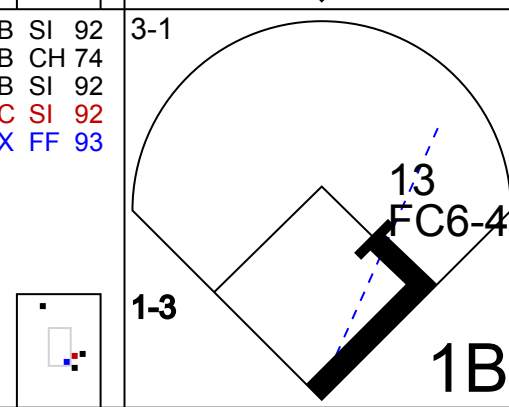

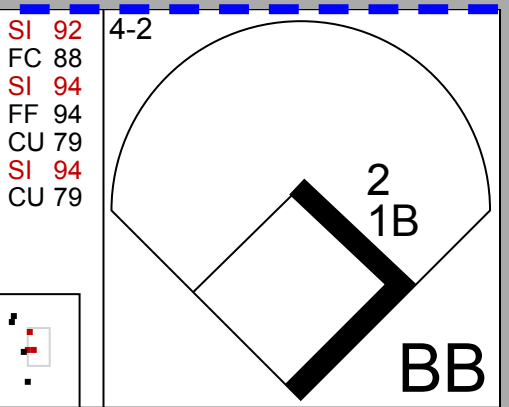

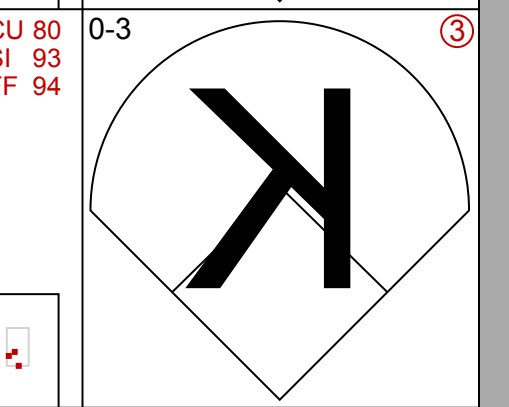

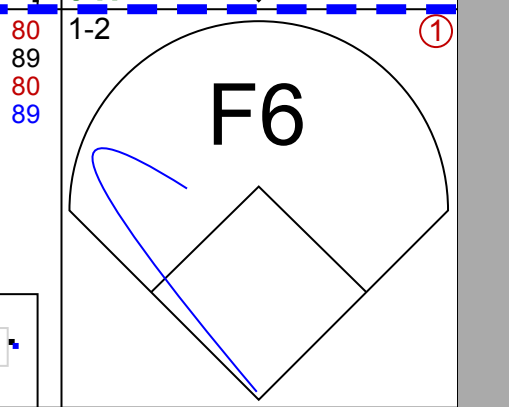

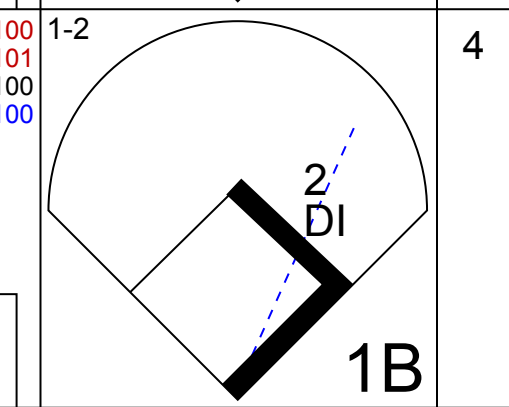
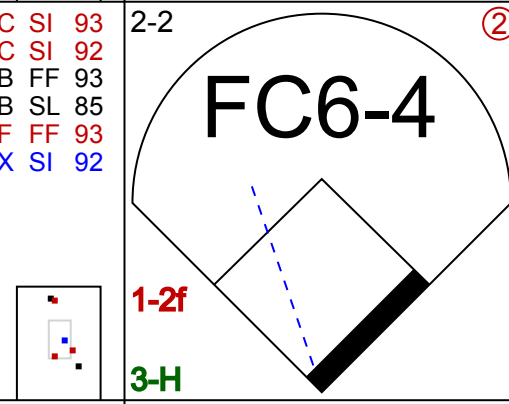

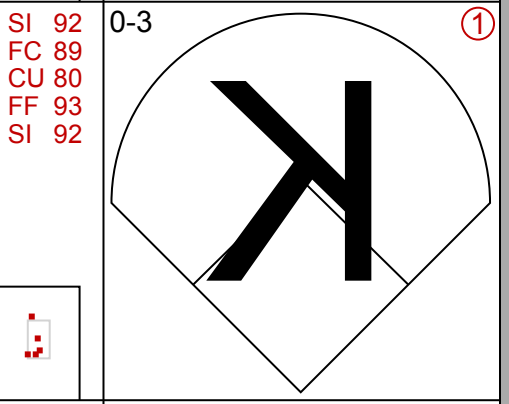


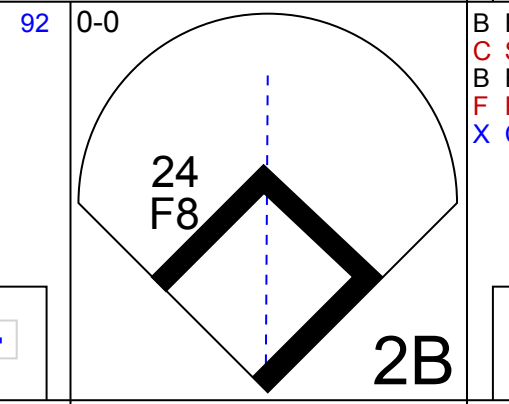
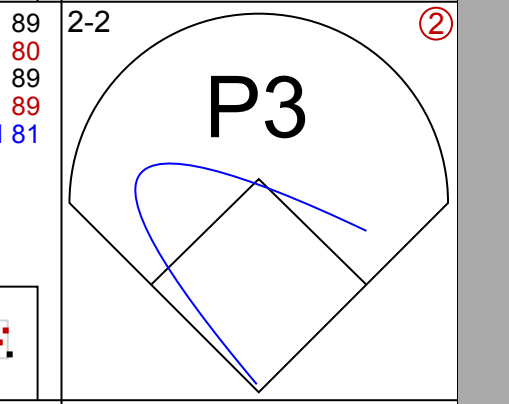

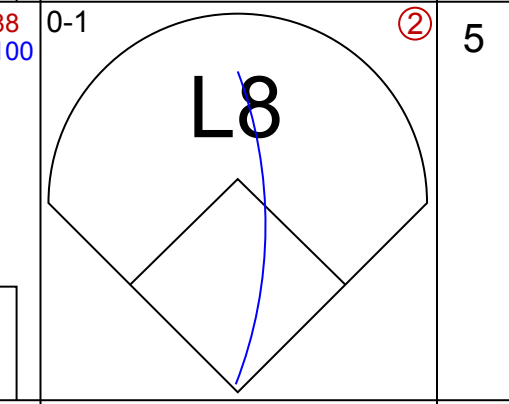
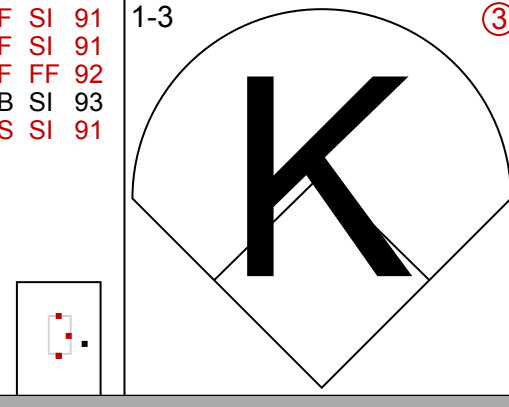

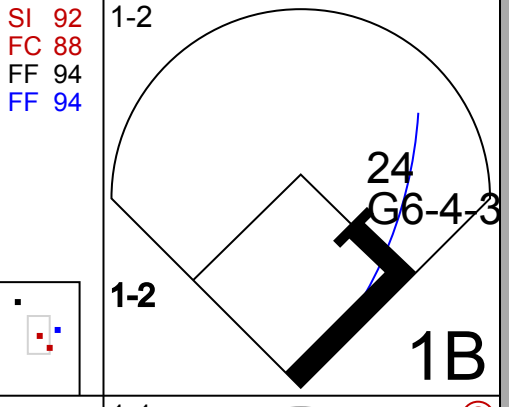


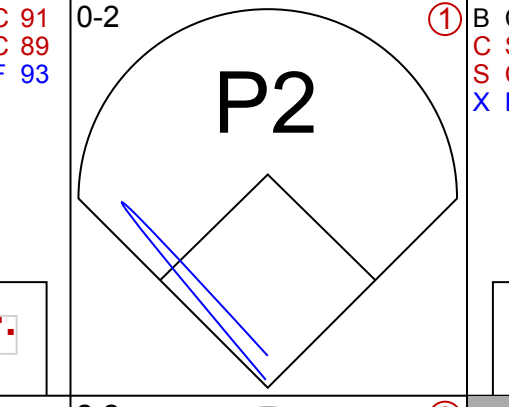
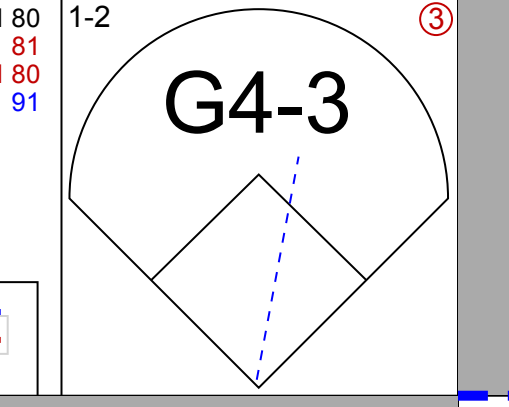

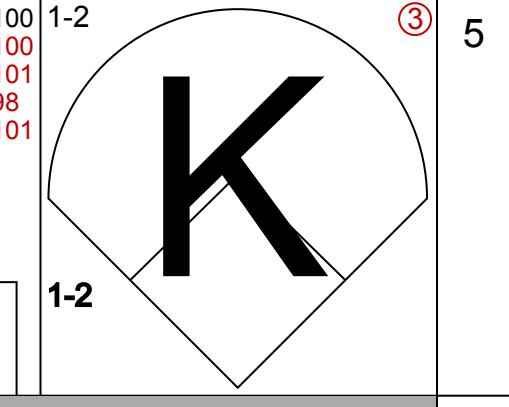

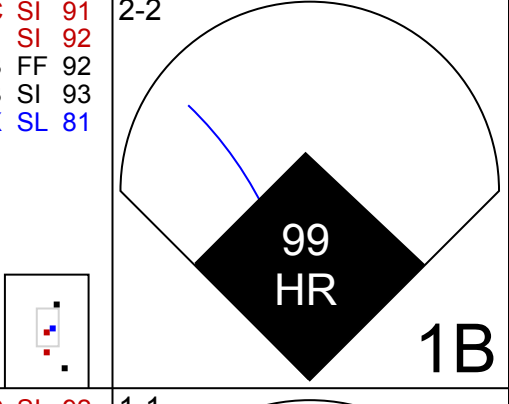
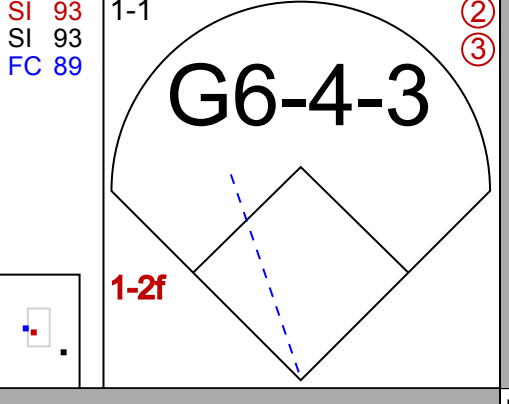


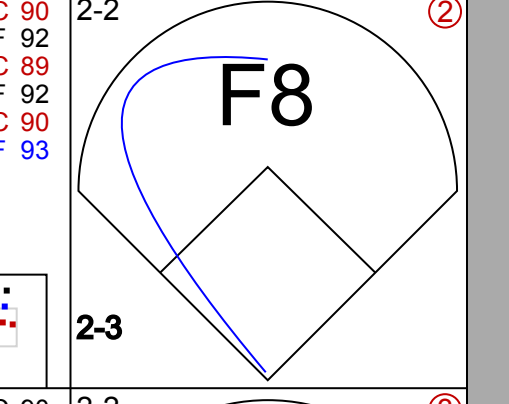

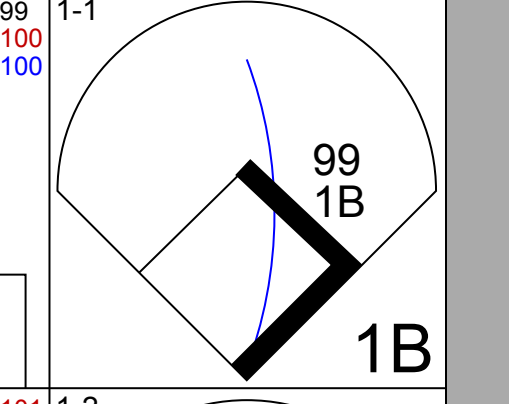


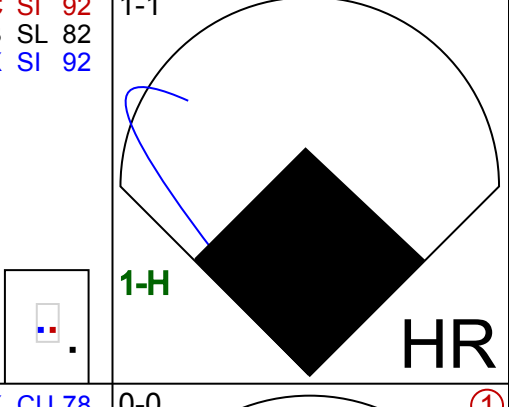

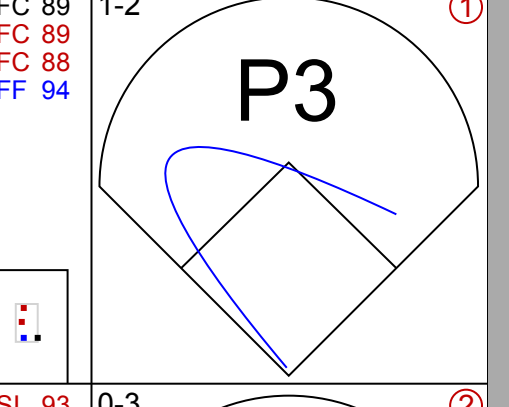

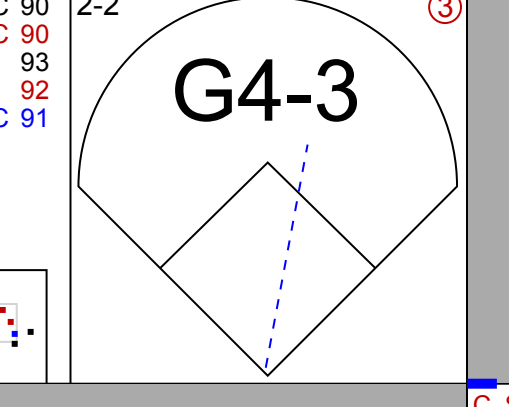

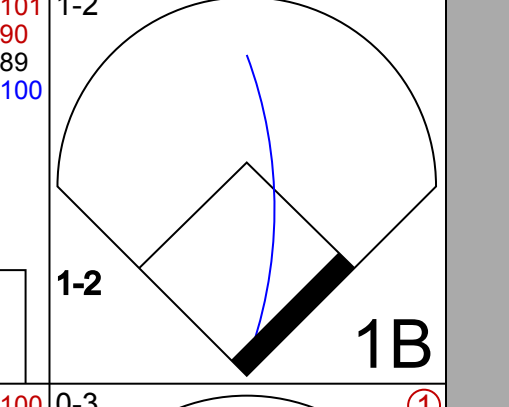


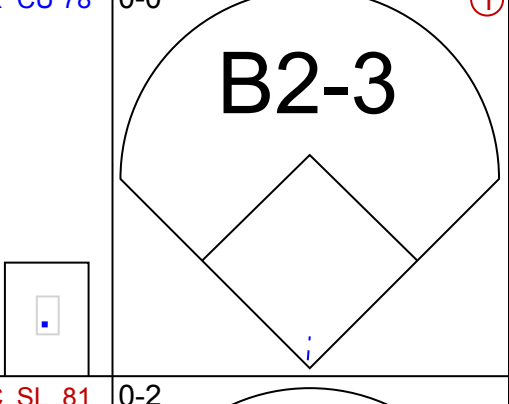

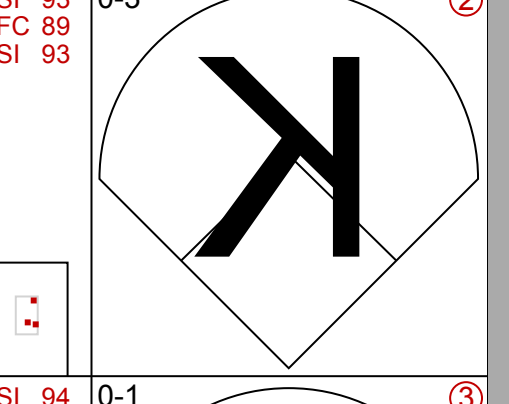


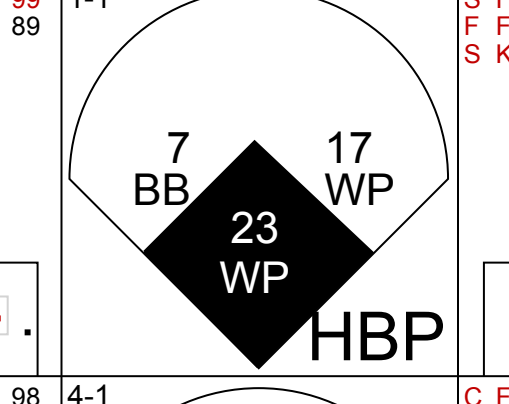
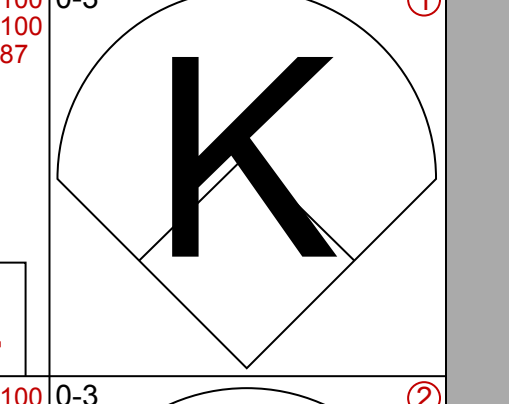


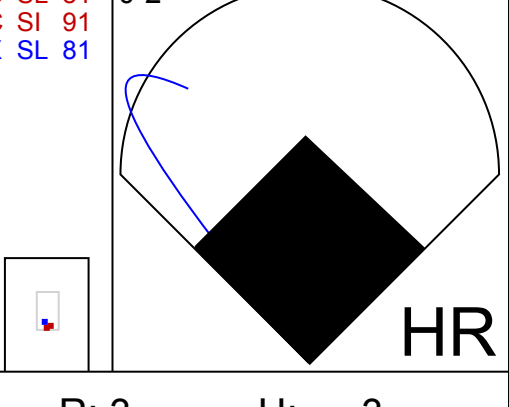

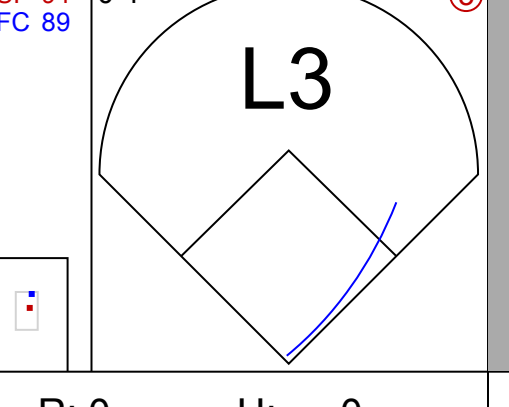


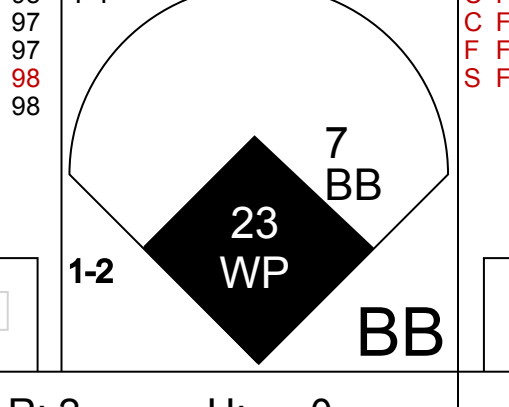
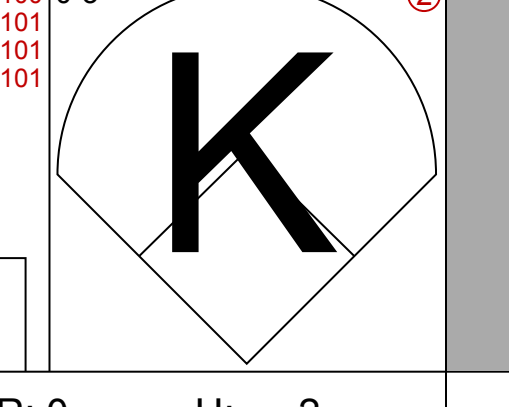

Batter	1	2	3	4	5	6	7	8	9	AB R H RBI BB SO LOB	BOTTOM									
22 Christian Yelich, L OBP: 0.371, SLG: 0.451	BB		G3			K		G4-3		3 0 0 0 1 1 2	<b>San Diego Padres @ Milwaukee Brewers</b> American Family Field, Milwaukee, WI Fri Aug 25 2023, 7:11 PM - 9:56 PM CDT Att: 33,089 - Partly Cloudy - 75 F									
24 William Contreras, R OBP: 0.353, SLG: 0.445	G5-4-3		1B			BB		G4-3		3 1 1 1 1 0 1										
41 Carlos Santana, S OBP: 0.306, SLG: 0.411	K		P6			1B		27 1B		4 1 2 0 0 1 2										
27 Willy Adames, R OBP: 0.298, SLG: 0.401	F9		1B			FC6-4		E9		4 2 2 1 0 0 2										
11 Rowdy Tellez, L OBP: 0.291, SLG: 0.395	K		HR			G4-6-3		11 1B		4 1 2 4 0 1 2										
21 Mark Canha, R OBP: 0.342, SLG: 0.378	1B		HR					21 WP		4 0 2 0 0 0 1										
28 Joey Wiemer, R OBP: 0.289, SLG: 0.375	1B		1B			G6-3		G6-3		0 0 0 0 0 0 0										
14 Andruw Monasterio, R OBP: 0.335, SLG: 0.355	P4		G4-3			FC4-6		F9		3 0 0 0 1 0 2										
0 Brice Turang, L OBP: 0.297, SLG: 0.328			G3-1			FC4-6		15 G5-4-3		3 1 1 0 1 0 1										
15 Tyrone Taylor, R OBP: 0.255, SLG: 0.397			1B			L6		G5-4-3		3 1 0 0 0 0 2										
<b>Inning Stats</b>	R: 0 H: 0 E: 0 K: 1 S: 7	H: 0 LOB: 0 BB: 1 P: 13	R: 0 H: 1 E: 0 K: 1 S: 15	H: 1 LOB: 0 BB: 0 P: 19	R: 5 H: 5 E: 0 K: 0 S: 19	H: 5 LOB: 1 BB: 0 P: 26	R: 0 H: 0 E: 0 K: 1 S: 13	H: 0 LOB: 0 BB: 0 P: 18	R: 0 H: 1 E: 0 K: 0 S: 7	H: 1 LOB: 1 BB: 1 P: 12	R: 0 H: 0 E: 0 K: 0 S: 11	H: 0 LOB: 1 BB: 1 P: 18	R: 2 H: 3 E: 1 K: 0 S: 12	H: 3 LOB: 1 BB: 0 P: 21	R: 0 H: 0 E: 0 K: 0 S: 4	H: 0 LOB: 0 BB: 1 P: 10	1B: 9 2B: 0 3B: 0 HR: 1	SF: 0 SAC: 0 DP: 3 HBP: 1	WP: 1 PB: 0 SB: 0 CS: 0	PA: 36
<b>PITCHER</b>	IP WLS BF H R ER SO BB IBB HBP BLK WP HR S P ERA WHIP											IP WLS BF H R ER SO BB IBB HBP BLK WP HR S P ERA WHIP								
11 Yu Darvish, R ERA: 4.56	(1, 1) 4.0 L 19 4 2 2 0 2 0 0 0 0 0 0 27 45 6.75 2.250																			
41 Rich Hill, L ERA: 5.21	(5, 1) 2.2 13 4 2 2 0 2 0 0 0 0 0 0 27 45 6.75 2.250																			
66 Luis García, R ERA: 4.6	(7, 1) 1.1 4 0 0 0 0 1 0 0 0 0 0 0 7 16 0.00 0.750																			









Batter	1	2	3	4	5	6	7	8	9	AB	R	H	RBI	BB	SO	LOB	TOP				
7 Ha-Seong Kim, R OBP: 0.368, SLG: 0.439										3	1	0	0	2	1	2					
23 Fernando Tatis Jr., R OBP: 0.324, SLG: 0.457										4	0	0	0	1	3	1					
22 Juan Soto, L OBP: 0.400, SLG: 0.485										4	0	2	0	1	1	2					
13 Manny Machado, R OBP: 0.318, SLG: 0.462										5	0	1	1	0	1	5					
2 Xander Bogaerts, R OBP: 0.331, SLG: 0.396										5	0	1	0	0	2	5					
24 Garrett Cooper, R OBP: 0.307, SLG: 0.430										4	1	2	0	0	0	3					
99 Gary Sánchez, R OBP: 0.287, SLG: 0.493										4	1	2	2	0	0	1					
1 Trent Grisham, L OBP: 0.313, SLG: 0.363										3	1	0	0	0	2	2					
17 Matthew Batten, R OBP: 0.345, SLG: 0.500										3	2	1	1	1	1	2					
<b>Inning Stats</b>	R: 1 E: 0 K: 2 S: 16	H: 1 LOB: 1 BB: 1 P: 26	R: 3 E: 0 K: 0 S: 13	H: 3 LOB: 0 BB: 0 P: 17	R: 0 E: 0 K: 1 S: 13	H: 1 LOB: 1 BB: 1 P: 19	R: 0 E: 0 K: 1 S: 8	H: 0 LOB: 0 BB: 0 P: 9	R: 0 E: 0 K: 2 S: 7	H: 1 LOB: 1 BB: 0 P: 15	R: 2 E: 0 K: 0 S: 14	H: 0 LOB: 2 BB: 3 P: 31	R: 0 E: 0 K: 3 S: 15	H: 2 LOB: 2 BB: 0 P: 17	R: 0 E: 0 K: 2 S: 12	H: 1 LOB: 1 BB: 0 P: 15	1B: 6 2B: 1 3B: 0 HR: 2	SF: 0 SAC: 0 DP: 1 HBP: 1	WP: 3 PB: 0 SB: 0 CS: 0	PA: 41	
<b>PITCHER</b>	IP WLS BF H R ER SO BB IBB HBP BLK WP HR S P ERA WHIP	IP WLS BF H R ER SO BB IBB HBP BLK WP HR S P ERA WHIP	IP WLS BF H R ER SO BB IBB HBP BLK WP HR S P ERA WHIP	IP WLS BF H R ER SO BB IBB HBP BLK WP HR S P ERA WHIP	IP WLS BF H R ER SO BB IBB HBP BLK WP HR S P ERA WHIP	IP WLS BF H R ER SO BB IBB HBP BLK WP HR S P ERA WHIP	IP WLS BF H R ER SO BB IBB HBP BLK WP HR S P ERA WHIP	IP WLS BF H R ER SO BB IBB HBP BLK WP HR S P ERA WHIP	IP WLS BF H R ER SO BB IBB HBP BLK WP HR S P ERA WHIP	IP WLS BF H R ER SO BB IBB HBP BLK WP HR S P ERA WHIP	IP WLS BF H R ER SO BB IBB HBP BLK WP HR S P ERA WHIP	IP WLS BF H R ER SO BB IBB HBP BLK WP HR S P ERA WHIP	IP WLS BF H R ER SO BB IBB HBP BLK WP HR S P ERA WHIP	IP WLS BF H R ER SO BB IBB HBP BLK WP HR S P ERA WHIP	IP WLS BF H R ER SO BB IBB HBP BLK WP HR S P ERA WHIP	IP WLS BF H R ER SO BB IBB HBP BLK WP HR S P ERA WHIP	IP WLS BF H R ER SO BB IBB HBP BLK WP HR S P ERA WHIP	IP WLS BF H R ER SO BB IBB HBP BLK WP HR S P ERA WHIP	IP WLS BF H R ER SO BB IBB HBP BLK WP HR S P ERA WHIP	IP WLS BF H R ER SO BB IBB HBP BLK WP HR S P ERA WHIP	IP WLS BF H R ER SO BB IBB HBP BLK WP HR S P ERA WHIP
37 Adrian Houser, R ERA: 4.58	2.0	11	4	4	4	2	1	0	0	0	0	0	0	2	29	43	18.00	2.500			
46 Bryce Wilson, R ERA: 2.95	4.0	W	14	2	0	0	4	1	0	0	0	0	0	0	39	53	0.00	0.750			
45 Abner Uribe, R ERA: 1.93	0.0	L	4	0	2	2	0	3	0	1	0	0	0	2	0	5	18	∞			
55 Hoby Milner, L ERA: 2.22	1.0	H	3	0	0	0	0	0	0	0	0	0	0	0	9	13	0.00	0.000			
29 Trevor Megill, R ERA: 3.6	2.0		9	3	0	0	5	0	0	0	0	0	0	0	27	32	0.00	1.500			

San Diego Padres @ Milwaukee Brewers  
American Family Field, Milwaukee, WI  
Sun Aug 27 2023, 1:12 PM - 4:17 PM CDT  
Att: 36,528 - Sunny - 71 F

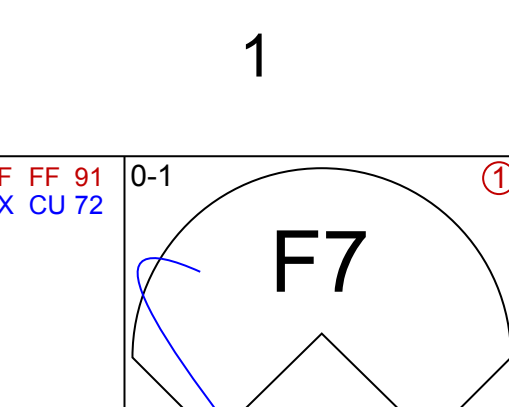

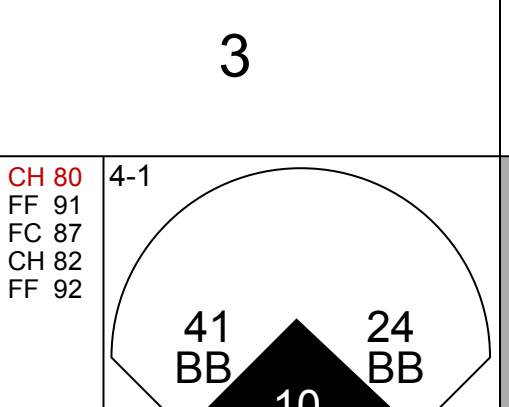
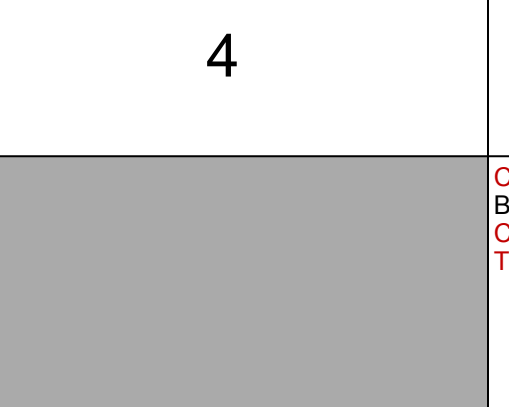
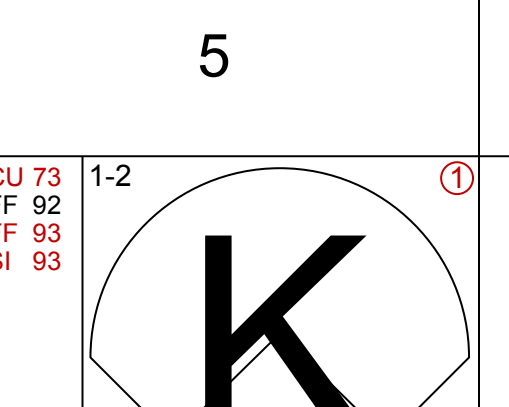
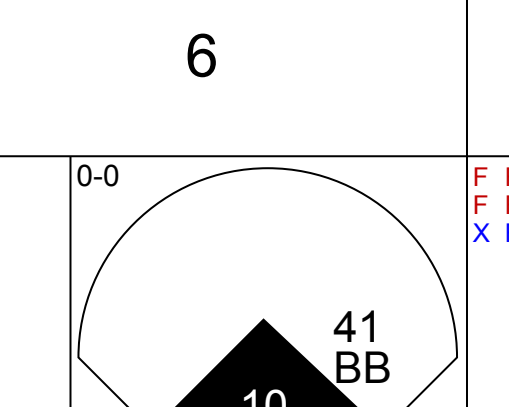
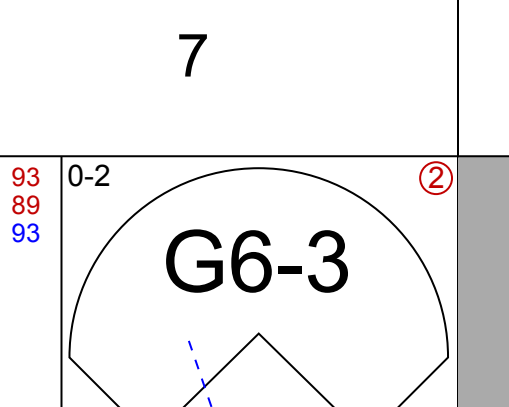


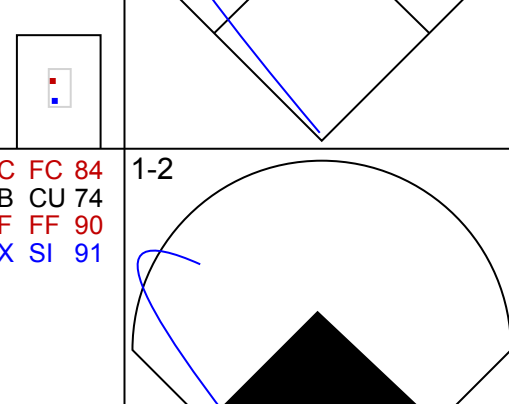

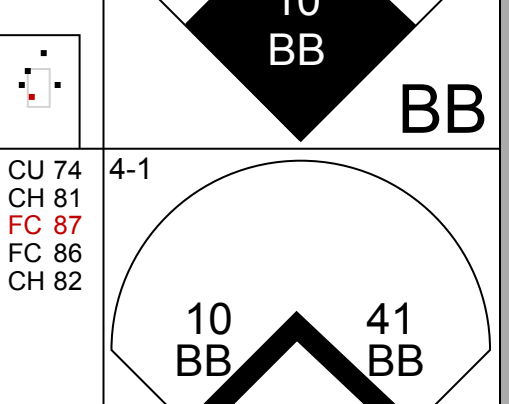

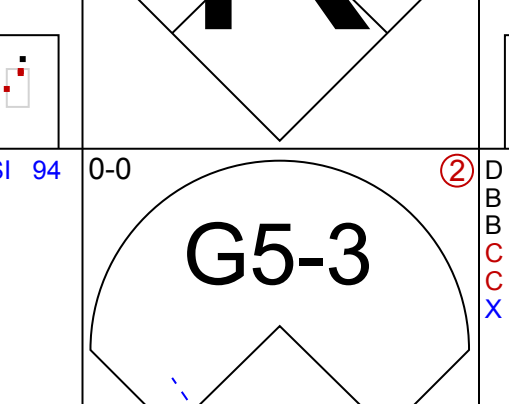
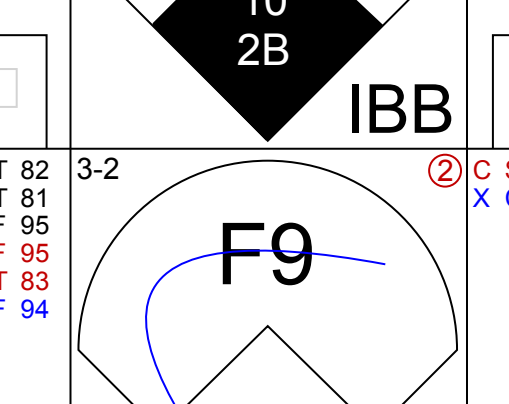
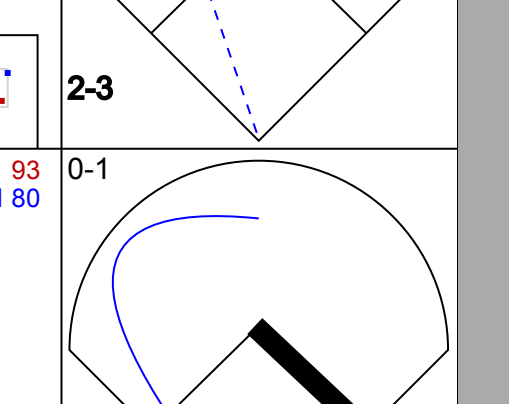


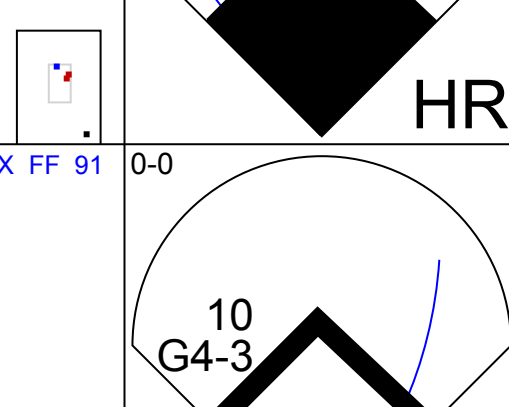

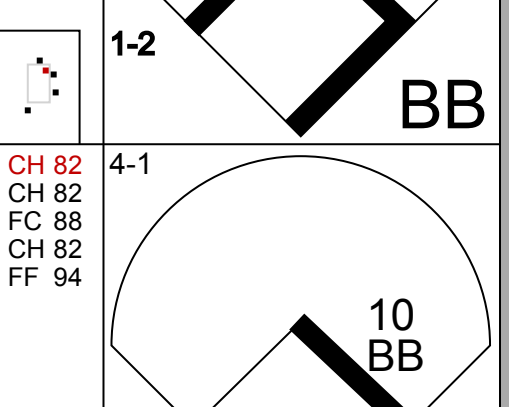
AB 35  
R 6  
H 9  
RBI 4  
BB 5  
SO 11  
LOB 23



<b>Inning Stats</b>	R: 1 E: 0 K: 1 S: 20	H: 3 LOB: 2 BB: 0 P: 23	R: 0 E: 0 K: 1 S: 11	H: 0 LOB: 0 BB: 0 P: 14	R: 0 E: 0 K: 0 S: 8	H: 0 LOB: 2 BB: 4 P: 25	R: 0 E: 0 K: 1 S: 8	H: 0 LOB: 0 BB: 0 P: 9	R: 0 E: 1 K: 2 S: 9	H: 0 LOB: 1 BB: 0 P: 13	R: 7 E: 0 K: 1 S: 22	H: 4 LOB: 3 BB: 5 P: 49	R: 1 E: 0 K: 1 S: 14	H: 2 LOB: 1 BB: 0 P: 23	R: 0 E: 0 K: 0 S: 7	H: 1 LOB: 1 BB: 0 P: 10	1B: 5 2B: 5 3B: 0 HR: 1	SF: 0 SAC: 0 DP: 1 HBP: 0	WP: 0 PB: 0 SB: 1 CS: 0	PA: 43
---------------------	-------------------------------	----------------------------------	-------------------------------	----------------------------------	------------------------------	----------------------------------	------------------------------	---------------------------------	------------------------------	----------------------------------	-------------------------------	----------------------------------	-------------------------------	----------------------------------	------------------------------	----------------------------------	----------------------------------	------------------------------------	----------------------------------	--------

<b>PITCHER</b>	IP WLS BF H R ER SO BB IBB HBP BLK WP HR S P ERA WHIP	IP WLS BF H R ER SO BB IBB HBP BLK WP HR S P ERA WHIP	IP WLS BF H R ER SO BB IBB HBP BLK WP HR S P ERA WHIP	IP WLS BF H R ER SO BB IBB HBP BLK WP HR S P ERA WHIP	IP WLS BF H R ER SO BB IBB HBP BLK WP HR S P ERA WHIP	IP WLS BF H R ER SO BB IBB HBP BLK WP HR S P ERA WHIP	IP WLS BF H R ER SO BB IBB HBP BLK WP HR S P ERA WHIP	IP WLS BF H R ER SO BB IBB HBP BLK WP HR S P ERA WHIP	IP WLS BF H R ER SO BB IBB HBP BLK WP HR S P ERA WHIP	IP WLS BF H R ER SO BB IBB HBP BLK WP HR S P ERA WHIP	IP WLS BF H R ER SO BB IBB HBP BLK WP HR S P ERA WHIP	IP WLS BF H R ER SO BB IBB HBP BLK WP HR S P ERA WHIP	IP WLS BF H R ER SO BB IBB HBP BLK WP HR S P ERA WHIP	IP WLS BF H R ER SO BB IBB HBP BLK WP HR S P ERA WHIP	IP WLS BF H R ER SO BB IBB HBP BLK WP HR S P ERA WHIP	IP WLS BF H R ER SO BB IBB HBP BLK WP HR S P ERA WHIP	IP WLS BF H R ER SO BB IBB HBP BLK WP HR S P ERA WHIP	IP WLS BF H R ER SO BB IBB HBP BLK WP HR S P ERA WHIP	IP WLS BF H R ER SO BB IBB HBP BLK WP HR S P ERA WHIP	IP WLS BF H R ER SO BB IBB HBP BLK WP HR S P ERA WHIP	IP WLS BF H R ER SO BB IBB HBP BLK WP HR S P ERA WHIP
----------------	---	---	---	---	---	---	---	---	---	---	---	---	---	---	---	---	---	---	---	---	---

37 Adrian Houser, R ERA: 4.58	2.0	11	4	4	4	2	1	0	0	0	0	0	0	2	29	43	18.00	2.500
46 Bryce Wilson, R ERA: 2.95	4.0	W	14	2	0	0	4	1	0	0	0	0	0	0	39	53	0.00	0.750
45 Abner Uribe, R ERA: 1.93	0.0	L	4	0	2	2	0	3	0	1	0	0	0	2	0	5	18	∞
55 Hoby Milner, L ERA: 2.22	1.0	H	3	0	0	0	0	0	0	0	0	0	0	0	9	13	0.00	0.000
29 Trevor Megill, R ERA: 3.6	2.0		9	3	0	0	5	0	0	0	0	0	0	0	27	32	0.00	1.500

Batter	1	2	3	4	5	6	7	8	9	AB	R	H	RBI	BB	SO	LOB	BOTTOM
22 Christian Yelich, L OBP: 0.370, SLG: 0.445										3	2	0	0	2	1	1	
24 William Contreras, R OBP: 0.355, SLG: 0.459										3	1	1	1	2	0	1	
41 Carlos Santana, S OBP: 0.311, SLG: 0.415																	



Batter	1	2	3	4	5	6	7	8	9	AB	R	H	RBI	BB	SO	LOB	TOP							
7 Ha-Seong Kim, R OBP: 0.367, SLG: 0.437			SH5-3 1-2		F8	FC5-4 1-2		G6-3		4	0	1	0	0	0	3								
22 Juan Soto, L OBP: 0.400, SLG: 0.483	F9		F7		F8		G4-3		2 23 1B HBP	4	1	1	0	1	0	2								
13 Manny Machado, R OBP: 0.317, SLG: 0.459	P3		G1-3		F8		FC5-4 2 23 BB		F9	5	0	1	0	0	0	4								
23 Fernando Tatis Jr., R OBP: 0.327, SLG: 0.458	FC4-6		F8		F8	24 14 1B	2 24 1B BB		2 24 1B HBP	4	3	2	0	1	0	1								
2 Xander Bogaerts, R OBP: 0.308, SLG: 0.395		G5-3		P3		14 1B	FC5-4 24 1B		14 14 1B HBP	4	0	1	0	0	0	2								
24 Garrett Cooper, R OBP: 0.311, SLG: 0.432	K				14 BB		F7		14 G3	5	0	3	3	0	1	2								
14 Matt Carpenter, L OBP: 0.308, SLG: 0.309					99 FC5-4		G5-3		G3	4	0	2	1	1	0	4								
99 Gary Sánchez, R OBP: 0.285, SLG: 0.491					99 FC6-4		G5-3		G5-3	5	0	1	0	0	0	5								
1 Trent Grisham, L OBP: 0.315, SLG: 0.361					7 SH5-3		G4-3		P5	2	0	0	0	2	0	0								
<b>Inning Stats</b>	R: 0 H: 1 E: 0 K: 0 S: 8	H: 1 LOB: 1 BB: 0 P: 10	R: 0 H: 0 E: 0 K: 1 S: 7	H: 1 LOB: 1 BB: 0 P: 10	R: 0 H: 0 E: 0 K: 0 S: 8	H: 0 LOB: 1 BB: 1 P: 17	R: 0 H: 1 E: 0 K: 0 S: 10	H: 1 LOB: 2 BB: 1 P: 18	R: 0 H: 1 E: 0 K: 0 S: 8	H: 1 LOB: 3 BB: 0 P: 12	R: 1 H: 4 E: 0 K: 0 S: 15	H: 4 LOB: 3 BB: 1 P: 26	R: 1 H: 2 E: 0 K: 0 S: 14	H: 2 LOB: 2 BB: 1 P: 19	R: 0 H: 0 E: 0 K: 0 S: 4	H: 0 LOB: 0 BB: 0 P: 8	R: 2 H: 2 E: 0 K: 0 S: 15	H: 2 LOB: 2 BB: 1 P: 21	1B: 11 2B: 1 3B: 0 HR: 0	SF: 0 DP: 0 HBP: 1	WP: 0 PB: 0 SB: 0 CS: 0	PA: 44		
<b>PITCHER</b>	IP WLS BF H R ER SO BB IBB HBP BLK WP HR S P ERA WHIP	IP WLS BF H R ER SO BB IBB HBP BLK WP HR S P ERA WHIP	IP WLS BF H R ER SO BB IBB HBP BLK WP HR S P ERA WHIP	IP WLS BF H R ER SO BB IBB HBP BLK WP HR S P ERA WHIP	IP WLS BF H R ER SO BB IBB HBP BLK WP HR S P ERA WHIP	IP WLS BF H R ER SO BB IBB HBP BLK WP HR S P ERA WHIP	IP WLS BF H R ER SO BB IBB HBP BLK WP HR S P ERA WHIP	IP WLS BF H R ER SO BB IBB HBP BLK WP HR S P ERA WHIP	IP WLS BF H R ER SO BB IBB HBP BLK WP HR S P ERA WHIP	IP WLS BF H R ER SO BB IBB HBP BLK WP HR S P ERA WHIP	IP WLS BF H R ER SO BB IBB HBP BLK WP HR S P ERA WHIP	IP WLS BF H R ER SO BB IBB HBP BLK WP HR S P ERA WHIP	IP WLS BF H R ER SO BB IBB HBP BLK WP HR S P ERA WHIP	IP WLS BF H R ER SO BB IBB HBP BLK WP HR S P ERA WHIP	IP WLS BF H R ER SO BB IBB HBP BLK WP HR S P ERA WHIP	IP WLS BF H R ER SO BB IBB HBP BLK WP HR S P ERA WHIP	IP WLS BF H R ER SO BB IBB HBP BLK WP HR S P ERA WHIP	IP WLS BF H R ER SO BB IBB HBP BLK WP HR S P ERA WHIP	IP WLS BF H R ER SO BB IBB HBP BLK WP HR S P ERA WHIP	IP WLS BF H R ER SO BB IBB HBP BLK WP HR S P ERA WHIP	IP WLS BF H R ER SO BB IBB HBP BLK WP HR S P ERA WHIP	IP WLS BF H R ER SO BB IBB HBP BLK WP HR S P ERA WHIP	IP WLS BF H R ER SO BB IBB HBP BLK WP HR S P ERA WHIP	IP WLS BF H R ER SO BB IBB HBP BLK WP HR S P ERA WHIP

San Diego Padres @ St. Louis Cardinals  
 Busch Stadium, St. Louis, MO  
 Mon Aug 28 2023, 6:47 PM - 9:31 PM CDT  
 Att: 35,917 - Clear - 79 F

AB	37
R	4
H	12
RBI	4
BB	5
SO	1
LOB	23



Batter	1	2	3	4	5	6	7	8	9	AB	R	H	RBI	BB	SO	LOB	BOTTOM							
19 Tommy Edman, S OBP: 0.297, SLG: 0.405	F9		K		L7		G6-3			4	0	0	0	0	1	3								
27 Tyler O'Neill, R OBP: 0.323, SLG: 0.405	46 S BB		K2-3		F8				K	3	0	0	0	1	2	2								
46 Paul Goldschmidt, R OBP: 0.366, SLG: 0.462	28 G6-4-3 BB				16 BB 28 WP				HR	3	1	2	1	1	1	1								
28 Nolan Arenado, R OBP: 0.325, SLG: 0.495	G6-4-3				P4		L8		G4-3	4	0	0	0	0	0	3								
40 Wilson Contreras, R OBP: 0.347, SLG: 0.420		G1-3			16 BB		G3-1		L7	3	0	0	0	1	0	0								
16 Nolan Gorman, L OBP: 0.324, SLG: 0.475		F8			BB		K		K	3	0	0	0	1	2	0								
7 Andrew Knizner, R OBP: 0.298, SLG: 0.469		F8			BB		K		K	4	0	0	0	0	3	3								
18 Jordan Walker, R OBP: 0.328, SLG: 0.412					19 WP					3	0	2	0	1	1	3								
0 Masyn Winn, R OBP: 0.152, SLG: 0.182					K				G6-3	4	0	0	0	0	2	3								
<b>Inning Stats</b>	R: 0 H: 0 E: 0 K: 0 S: 4	H: 0 LOB: 0 BB: 2 P: 14	R: 0 H: 0 E: 0 K: 0 S: 4	H: 0 LOB: 0 BB: 0 P: 8	R: 0 H: 1 E: 0 K: 3 S: 10	H: 1 LOB: 0 BB: 0 P: 13	R: 0 H: 1 E: 0 K: 2 S: 15	H: 1 LOB: 2 BB: 2 P: 32	R: 0 H: 0 E: 1 K: 1 S: 8	H: 0 LOB: 0 BB: 0 P: 11	R: 0 H: 0 E: 0 K: 1 S: 7	H: 0 LOB: 0 BB: 0 P: 12	R: 0 H: 0 E: 0 K: 2 S: 11	H: 0 LOB: 1 BB: 1 P: 19	R: 1 H: 1 E: 0 K: 1 S: 10	H: 1 LOB: 0 BB: 0 P: 11	R: 0 H: 1 E: 0 K: 2 S: 12	H: 1 LOB: 1 BB: 0 P: 18	1B: 3 2B: 0 3B: 0 HR: 1	SF: 0 DP: 1 HBP: 0	WP: 2 PB: 0 SB: 1 CS: 0	PA: 36		
<b>PITCHER</b>	IP WLS BF H R ER SO BB IBB HBP BLK WP HR S P ERA WHIP	IP WLS BF H R ER SO BB IBB HBP BLK WP HR S P ERA WHIP	IP WLS BF H R ER SO BB IBB HBP BLK WP HR S P ERA WHIP	IP WLS BF H R ER SO BB IBB HBP BLK WP HR S P ERA WHIP	IP WLS BF H R ER SO BB IBB HBP BLK WP HR S P ERA WHIP	IP WLS BF H R ER SO BB IBB HBP BLK WP HR S P ERA WHIP	IP WLS BF H R ER SO BB IBB HBP BLK WP HR S P ERA WHIP	IP WLS BF H R ER SO BB IBB HBP BLK WP HR S P ERA WHIP	IP WLS BF H R ER SO BB IBB HBP BLK WP HR S P ERA WHIP	IP WLS BF H R ER SO BB IBB HBP BLK WP HR S P ERA WHIP	IP WLS BF H R ER SO BB IBB HBP BLK WP HR S P ERA WHIP	IP WLS BF H R ER SO BB IBB HBP BLK WP HR S P ERA WHIP	IP WLS BF H R ER SO BB IBB HBP BLK WP HR S P ERA WHIP	IP WLS BF H R ER SO BB IBB HBP BLK WP HR S P ERA WHIP	IP WLS BF H R ER SO BB IBB HBP BLK WP HR S P ERA WHIP	IP WLS BF H R ER SO BB IBB HBP BLK WP HR S P ERA WHIP	IP WLS BF H R ER SO BB IBB HBP BLK WP HR S P ERA WHIP	IP WLS BF H R ER SO BB IBB HBP BLK WP HR S P ERA WHIP	IP WLS BF H R ER SO BB IBB HBP BLK WP HR S P ERA WHIP	IP WLS BF H R ER SO BB IBB HBP BLK WP HR S P ERA WHIP	IP WLS BF H R ER SO BB IBB HBP BLK WP HR S P ERA WHIP	IP WLS BF H R ER SO BB IBB HBP BLK WP HR S P ERA WHIP	IP WLS BF H R ER SO BB IBB HBP BLK WP HR S P ERA WHIP	IP WLS BF H R ER SO BB IBB HBP BLK WP HR S P ERA WHIP

San Diego Padres @ St. Louis Cardinals  
 Busch Stadium, St. Louis, MO  
 Mon Aug 28 2023, 6:47 PM - 9:31 PM CDT  
 Att: 35,917 - Clear - 79 F

AB	31
R	1
H	4
RBI	1
BB	5
SO	12
LOB	18













Batter	1	2	3	4	5	6	7	8	9	AB	R	H	RBI	BB	SO	LOB	TOP					
31 LaMonte Wade Jr., L OBP: 0.369, SLG: 0.401	G4-3		E3			F8		L3		5	1	0	0	0	0	2						
39 Thairo Estrada, R OBP: 0.322, SLG: 0.420	K		F7	K					K	5	1	2	0	0	3	0						
17 Mitch Haniger, R OBP: 0.278, SLG: 0.372	BB		K	K		P4				4	0	1	0	1	2	3						
23 Joc Pederson, L OBP: 0.359, SLG: 0.428	E5		K	L9			F9			4	1	2	1	0	0	0						
18 Pau DeJong, R OBP: 0.297, SLG: 0.355	1B		K	L9				F7		1	0	0	0	0	0	1						
5 Mike Yastrzemski, L OBP: 0.323, SLG: 0.450	BB		K	HR			F7			3	2	2	2	1	0	0						
13 Austin Slater, R OBP: 0.345, SLG: 0.401	BB		K	L9			G5-3			1	0	0	0	0	0	1						
7 J.D. Davis, R OBP: 0.321, SLG: 0.401	FC6-4		E5	L9						4	1	0	0	0	0	4						
53 Wade Meckler, L OBP: 0.367, SLG: 0.286		K	K	G3				K		4	1	1	1	0	2	0						
2 Blake Sabol, L OBP: 0.302, SLG: 0.399		K	K	P5						4	0	2	1	0	1	0						
6 Casey Schmitt, R OBP: 0.251, SLG: 0.295		K	SF7					P3		3	0	0	1	0	2	1						
<b>Inning Stats</b>	R: 0 H: 1 E: 1 K: 1 S: 16	H: 0 LOB: 3 BB: 2 P: 29	R: 0 H: 0 E: 0 K: 3 S: 11	H: 0 LOB: 0 BB: 1 P: 17	R: 6 H: 5 E: 2 K: 1 S: 24	H: 5 LOB: 1 BB: 0 P: 31	R: 0 H: 0 E: 0 K: 2 S: 13	H: 0 LOB: 0 BB: 0 P: 16	R: 1 H: 1 E: 0 K: 0 S: 13	H: 1 LOB: 1 BB: 0 P: 21	R: 0 H: 1 E: 0 K: 1 S: 7	H: 1 LOB: 1 BB: 0 P: 11	R: 0 H: 0 E: 0 K: 0 S: 9	H: 0 LOB: 0 BB: 0 P: 13	R: 0 H: 1 E: 0 K: 1 S: 10	H: 1 LOB: 1 BB: 0 P: 15	R: 0 H: 1 E: 0 K: 1 S: 13	H: 1 LOB: 0 BB: 0 P: 16	1B: 7 RBI: 1 SF: 1 2B: 1 3B: 1 HR: 1	SF: 1 SAC: 0 DP: 0 HBP: 0	WP: 0 PA: 41 PB: 0 SB: 0 CS: 0	
<b>PITCHER</b>	IP WLS BF H R ER SO BB IBB HBP BLK WP HR S P ERA WHIP	IP WLS BF H R ER SO BB IBB HBP BLK WP HR S P ERA WHIP	IP WLS BF H R ER SO BB IBB HBP BLK WP HR S P ERA WHIP	IP WLS BF H R ER SO BB IBB HBP BLK WP HR S P ERA WHIP	IP WLS BF H R ER SO BB IBB HBP BLK WP HR S P ERA WHIP	IP WLS BF H R ER SO BB IBB HBP BLK WP HR S P ERA WHIP	IP WLS BF H R ER SO BB IBB HBP BLK WP HR S P ERA WHIP	IP WLS BF H R ER SO BB IBB HBP BLK WP HR S P ERA WHIP	IP WLS BF H R ER SO BB IBB HBP BLK WP HR S P ERA WHIP	IP WLS BF H R ER SO BB IBB HBP BLK WP HR S P ERA WHIP	IP WLS BF H R ER SO BB IBB HBP BLK WP HR S P ERA WHIP	IP WLS BF H R ER SO BB IBB HBP BLK WP HR S P ERA WHIP	IP WLS BF H R ER SO BB IBB HBP BLK WP HR S P ERA WHIP	IP WLS BF H R ER SO BB IBB HBP BLK WP HR S P ERA WHIP	IP WLS BF H R ER SO BB IBB HBP BLK WP HR S P ERA WHIP	IP WLS BF H R ER SO BB IBB HBP BLK WP HR S P ERA WHIP	IP WLS BF H R ER SO BB IBB HBP BLK WP HR S P ERA WHIP	IP WLS BF H R ER SO BB IBB HBP BLK WP HR S P ERA WHIP	IP WLS BF H R ER SO BB IBB HBP BLK WP HR S P ERA WHIP	IP WLS BF H R ER SO BB IBB HBP BLK WP HR S P ERA WHIP	IP WLS BF H R ER SO BB IBB HBP BLK WP HR S P ERA WHIP	
60 Pedro Avila, R ERA: 2.67	3.0	L	19	6	6	1	5	2	0	0	0	0	0	0	0	0	0	0	51	77	3.00	2.667
61 Matt Waldron, R ERA: 4.91	5.0		18	3	1	1	4	0	0	0	0	0	0	0	1	52	76	1.80	0.600			
56 Ray Kerr, L ERA: 5.87	1.0		4	1	0	0	1	0	0	0	0	0	0	0	0	13	16	0.00	1.000			

**San Francisco Giants @ San Diego Padres**  
 Petco Park, San Diego, CA  
 Thu Aug 31 2023, 6:42 PM - 9:32 PM PDT  
 Att: 36,639 - Partly Cloudy - 71 F

**livebaseballscorecards.com**

**GIANTS**

AB 38  
R 7  
H 10  
RBI 6  
BB 2  
SO 10  
LOB 12

Batter	1	2	3	4	5	6	7	8	9	AB	R	H	RBI	BB	SO	LOB	BOTTOM				
7 Ha-Seong Kim, R OBP: 0.365, SLG: 0.436	G3		G1-3			F9	F8			5	0	1	1	0	0	1					
22 Juan Soto, L OBP: 0.403, SLG: 0.480	K			HBP		BB			G4-6-3	2	1	0	0	2	1	1					
13 Manny Machado, R OBP: 0.313, SLG: 0.450	G2-3			K		F7		L7		4	0	0	0	0	1	3					
23 Fernando Tatis Jr., R OBP: 0.328, SLG: 0.456		F8		G6-4-3		BB				4	0	2	0	0	0	1					
2 Xander Bogaerts, R OBP: 0.329, SLG: 0.391		G6-3			K			K		3	0	0	0	1	2	2					
14 Matt Carpenter, L OBP: 0.314, SLG: 0.303							BB			0	0	0	0	2	0	0					
24 Garrett Cooper, R OBP: 0.305, SLG: 0.425										2	0	1	1	0	1	3					
99 Gary Sánchez, R OBP: 0.287, SLG: 0.489										4	0	1	0	0	2	4					
17 Matthew Batten, R OBP: 0.447, SLG: 0.606										3	0	1	0	1	0	0					
1 Trent Grisham, L OBP: 0.310, SLG: 0.355										3	0	0	0	0	0	4					
28 José Azocar, R OBP: 0.283, SLG: 0.339										1	1	1	0	0	0	0					
<b>Inning Stats</b>	R: 0 H: 0 E: 0 K: 1 S: 7	H: 0 LOB: 0 BB: 0 P: 10	R: 0 H: 0 E: 0 K: 1 S: 11	H: 0 LOB: 1 BB: 1 P: 17	R: 0 H: 0 E: 0 K: 0 S: 8	H: 0 LOB: 0 BB: 0 P: 11	R: 0 H: 0 E: 0 K: 1 S: 12	H: 0 LOB: 0 BB: 0 P: 20	R: 0 H: 1 E: 0 K: 1 S: 16	H: 1 LOB: 2 BB: 1 P: 27	R: 0 H: 1 E: 0 K: 1 S: 17	H: 1 LOB: 3 BB: 2 P: 31	R: 0 H: 1 E: 0 K: 0 S: 8	H: 1 LOB: 1 BB: 1 P: 14	R: 1 H: 2 E: 0 K: 2 S: 19	H: 2 LOB: 2 BB: 1 P: 30	R: 1 H: 2 E: 0 K: 0 S: 4	H: 2 LOB: 0 BB: 0 P: 7	1B: 5 RBI: 2 SF: 0 2B: 2 3B: 0 HR: 0	SF: 0 SAC: 0 DP: 3 HBP: 1	WP: 3 PA: 38 PB: 0 SB: 0 CS: 0
<b>PITCHER</b>	IP WLS BF H R ER SO BB IBB HBP BLK WP HR S P ERA WHIP	IP WLS BF H R ER SO BB IBB HBP BLK WP HR S P ERA WHIP	IP WLS BF H R ER SO BB IBB HBP BLK WP HR S P ERA WHIP	IP WLS BF H R ER SO BB IBB HBP BLK WP HR S P ERA WHIP	IP WLS BF H R ER SO BB IBB HBP BLK WP HR S P ERA WHIP	IP WLS BF H R ER SO BB IBB HBP BLK WP HR S P ERA WHIP	IP WLS BF H R ER SO BB IBB HBP BLK WP HR S P ERA WHIP	IP WLS BF H R ER SO BB IBB HBP BLK WP HR S P ERA WHIP	IP WLS BF H R ER SO BB IBB HBP BLK WP HR S P ERA WHIP	IP WLS BF H R ER SO BB IBB HBP BLK WP HR S P ERA WHIP	IP WLS BF H R ER SO BB IBB HBP BLK WP HR S P ERA WHIP	IP WLS BF H R ER SO BB IBB HBP BLK WP HR S P ERA WHIP	IP WLS BF H R ER SO BB IBB HBP BLK WP HR S P ERA WHIP	IP WLS BF H R ER SO BB IBB HBP BLK WP HR S P ERA WHIP	IP WLS BF H R ER SO BB IBB HBP BLK WP HR S P ERA WHIP	IP WLS BF H R ER SO BB IBB HBP BLK WP HR S P ERA WHIP	IP WLS BF H R ER SO BB IBB HBP BLK WP HR S P ERA WHIP	IP WLS BF H R ER SO BB IBB HBP BLK WP HR S P ERA WHIP	IP WLS BF H R ER SO BB IBB HBP BLK WP HR S P ERA WHIP	IP WLS BF H R ER SO BB IBB HBP BLK WP HR S P ERA WHIP	IP WLS BF H R ER SO BB IBB HBP BLK WP HR S P ERA WHIP
34 Jakob Junis, R ERA: 3.87	4.0	W	17	3	1	1	2	5	0	0	0	0	1	0	49	86	2.70	2.400			
52 Sean Manaea, L ERA: 4.95	0.2		4	2	0	0	2	0	0	0	0	0	0	11	16	0.00	3.000				
74 Ryan Walker, R ERA: 2.16	1.0		4	2	1	1	0	0	0	0	0	0	0	4	7	9.00	2.000				

**San Francisco Giants @ San Diego Padres**  
 Petco Park, San Diego, CA  
 Thu Aug 31 2023, 6:42 PM - 9:32 PM PDT  
 Att: 36,639 - Partly Cloudy - 71 F

**livebaseballscorecards.com**

**SD**

AB 31  
R 2  
H 7  
RBI 2  
BB 6  
SO 7  
LOB 19



Batter	1	2	3	4	5	6	7	8	9	AB R H RBI BB SO LOB	TOP									
31 LaMonte Wade Jr., L (1, 3) OBP: 0.370, SLG: 0.399	G4-3		L7		G4-3		1B		HBP	4 0 1 1 0 0 1	<b>San Francisco Giants @ San Diego Padres</b> Petco Park, San Diego, CA Fri Sep 01 2023, 6:43 PM - 9:32 PM PDT Att: 40,326 - Partly Cloudy - 72 F									
41 Wilmer Flores, R (1, 10) OBP: 0.322, SLG: 0.533	HR		BB		L7		L3		G6-4-3	4 1 1 1 1 0 4										
23 Joc Pederson, L (1, 7) OBP: 0.355, SLG: 0.422	K		G4-3				K		K	4 0 0 0 0 3 2										
5 Mike Yastrzemski, L (1, 9) OBP: 0.322, SLG: 0.450	P6				K		35 1B		K	4 0 1 0 0 2 0										
14 Patrick Bailey, S (1, 2) OBP: 0.313, SLG: 0.406		K			39 2B		35 1B		G3-1	3 1 1 0 1 1 0										
39 Thairo Estrada, R (1, 4) OBP: 0.324, SLG: 0.423					2B		K		31 1B	4 1 2 0 0 1 2										
35 Brandon Crawford, L (1, 6) OBP: 0.297, SLG: 0.322					SF8				31 1B	3 0 2 1 0 1 0										
53 Wade Meckler, L (1, 8) OBP: 0.340, SLG: 0.261			G3		F9		P6		K	4 0 0 0 0 1 6										
6 Casey Schmitt, R (1, 5) OBP: 0.252, SLG: 0.300					F8		G1-3		31 HBP	3 0 1 0 0 0 0										
2 Blake Sabol, L (9, PH) OBP: 0.305, SLG: 0.399					2B				HBP	0 0 0 0 0 0 0										
<b>Inning Stats</b>	R: 1 E: 0 K: 1 S: 8	H: 1 LOB: 0 BB: 0 P: 14	R: 0 E: 0 K: 2 S: 8	H: 0 LOB: 0 BB: 1 P: 11	R: 0 E: 0 K: 0 S: 14	H: 1 LOB: 2 BB: 1 P: 22	R: 0 E: 0 K: 1 S: 12	H: 2 LOB: 1 BB: 0 P: 18	R: 0 E: 0 K: 2 S: 10	H: 0 LOB: 0 BB: 0 P: 15	R: 0 E: 0 K: 0 S: 18	H: 1 LOB: 0 BB: 0 P: 5	R: 0 E: 0 K: 2 S: 8	H: 0 LOB: 0 BB: 0 P: 12	R: 1 E: 0 K: 1 S: 13	H: 2 LOB: 2 BB: 0 P: 20	1B: 5 2B: 4 3B: 0 HR: 1	SF: 1 SAC: 0 DP: 2 HBP: 2	WP: 0 PB: 0 SB: 0 CS: 0	PA: 38
<b>PITCHER</b>	IP WLS BF H R ER SO BB IBB HBP BLK WP HR S P ERA WHIP											IP WLS BF H R ER SO BB IBB HBP BLK WP HR S P ERA WHIP								
52 Michael Wacha, R (1, 1) ERA: 2.85	6.0 W 26 6 2 2 6 2 0 0 0 0 0 1 70 108 3.00 1.333																			
21 Nick Martinez, R (7, 1) ERA: 3.95	2.0 6 1 0 0 2 0 0 0 0 0 0 0 13 17 0.00 0.500																			
58 Scott Barlow, R (9, 1) ERA: 5.04	1.0 6 2 1 1 1 0 0 0 2 0 0 0 13 20 9.00 2.000																			

Batter	1	2	3	4	5	6	7	8	9	AB R H RBI BB SO LOB	BOTTOM									
7 Ha-Seong Kim, R (1, 4) OBP: 0.367, SLG: 0.434	23 HR		G4-3		G4-3		G5-3			5 1 1 0 0 0 5	<b>San Francisco Giants @ San Diego Padres</b> Petco Park, San Diego, CA Fri Sep 01 2023, 6:43 PM - 9:32 PM PDT Att: 40,326 - Partly Cloudy - 72 F									
23 Fernando Tatis Jr., R (1, 9) OBP: 0.329, SLG: 0.463	HR		FC5-4		G1-3		22 2B		K	5 2 2 2 0 1 1										
22 Juan Soto, L (1, 7) OBP: 0.402, SLG: 0.484	HR		F7		L8		E4		13 FC6-4	4 1 1 1 0 0 0										
13 Manny Machado, R (1, 10) OBP: 0.312, SLG: 0.448	L6		FC4-6		G1-3		FC6-4		12 BLK	4 0 1 0 0 0 1										
2 Xander Bogaerts, R (1, 6) OBP: 0.329, SLG: 0.390	F9		FC4-6		K		12 G5-3		12 BLK	4 1 1 0 0 1 1										
24 Garrett Cooper, R (1, 3) OBP: 0.305, SLG: 0.423	F9		17 2B		G4-3		K		K	4 1 1 0 0 1 1										
12 Luis Campusano, R (1, 2) OBP: 0.351, SLG: 0.505		1 1B	17 2B		1B		G5-3		1B	4 1 3 1 0 0 1										
17 Matthew Batten, R (1, 5) OBP: 0.429, SLG: 0.595		F8	17 2B		F9		K		K	4 0 1 1 0 1 3										
1 Trent Grisham, L (1, 8) OBP: 0.314, SLG: 0.357		23 FC5-4			7 G4-3				K	3 0 2 1 1 1 0										
<b>Inning Stats</b>	R: 3 E: 0 K: 0 S: 11	H: 3 LOB: 0 BB: 0 P: 19	R: 1 E: 0 K: 0 S: 14	H: 2 LOB: 1 BB: 0 P: 18	R: 2 E: 0 K: 0 S: 22	H: 4 LOB: 3 BB: 1 P: 31	R: 0 E: 0 K: 0 S: 10	H: 0 LOB: 0 BB: 0 P: 12	R: 0 E: 0 K: 1 S: 12	H: 1 LOB: 1 BB: 0 P: 16	R: 1 E: 0 K: 0 S: 18	H: 2 LOB: 1 BB: 0 P: 26	R: 0 E: 0 K: 2 S: 14	H: 1 LOB: 0 BB: 0 P: 20	R: 0 E: 0 K: 2 S: 12	H: 0 LOB: 0 BB: 0 P: 16	1B: 8 2B: 3 3B: 0 HR: 2	SF: 0 SAC: 0 DP: 1 HBP: 0	WP: 0 PB: 1 SB: 0 CS: 0	PA: 38
<b>PITCHER</b>	IP WLS BF H R ER SO BB IBB HBP BLK WP HR S P ERA WHIP											IP WLS BF H R ER SO BB IBB HBP BLK WP HR S P ERA WHIP								
43 Tristan Beck, R (1, 1) ERA: 4.12	2.2 L 17 9 6 6 0 0 0 0 0 0 0 0 49 70 0.00 1.333																			
57 Alex Wood, L (3, 1) ERA: 4.35	3.0 13 3 1 0 1 1 0 0 0 0 0 0 49 70 0.00 1.333																			
77 Luke Jackson, R (6, 1) ERA: 2.19	1.1 5 1 0 0 2 0 0 0 0 1 0 0 17 23 0.00 0.750																			
54 Scott Alexander, L (8, 1) ERA: 4.46	1.0 3 0 0 0 2 0 0 0 0 0 0 0 12 16 0.00 0.000																			





Batter	1	2	3	4	5	6	7	8	9	AB R H RBI BB SO LOB	TOP											
13 Austin Slater, R OBP: 0.347, SLG: 0.404	G6-3		K				F9			4 0 1 1 1 1 1	<b>San Francisco Giants @ San Diego Padres</b> Petco Park, San Diego, CA Sat Sep 02 2023, 5:43 PM - 8:08 PM PDT Att: 41,983 - Clear - 76 F <a href="http://livebaseballscorecards.com">livebaseballscorecards.com</a>											
39 Thairo Estrada, R OBP: 0.325, SLG: 0.421	G4-3					F8				4 0 1 0 1 1 4												
41 Wilmer Flores, R OBP: 0.350, SLG: 0.527	F9		P3							4 0 0 0 1 0 5												
17 Mitch Haniger, R OBP: 0.273, SLG: 0.365		K								3 0 0 0 0 2 1												
5 Mike Vastrzanski, L OBP: 0.321, SLG: 0.449										1 0 0 0 0 0 1 2												
14 Patrick Bailey, S OBP: 0.312, SLG: 0.401	L8									3 0 0 0 1 1 2												
7 J.D. Davis, R OBP: 0.320, SLG: 0.400										4 0 1 0 0 1 4												
18 Paul DeJong, R OBP: 0.295, SLG: 0.351										4 0 0 0 0 3 3												
6 Casey Schmitt, R OBP: 0.256, SLG: 0.300										3 1 1 0 1 2 0												
53 Wade Meckler, L OBP: 0.351, SLG: 0.265										3 0 1 0 0 0 1												
<b>Inning Stats</b>	R: 0 E: 0 K: 0 S: 9	H: 0 LOB: 0 BB: 0 P: 16	R: 0 E: 0 K: 2 S: 12	H: 1 LOB: 1 BB: 0 P: 19	R: 0 E: 0 K: 2 S: 11	H: 1 LOB: 2 BB: 1 P: 20	R: 0 E: 0 K: 3 S: 9	H: 0 LOB: 0 BB: 0 P: 11	R: 0 E: 0 K: 1 S: 13	H: 1 LOB: 2 BB: 1 P: 20	R: 0 E: 0 K: 0 S: 12	H: 0 LOB: 0 BB: 0 P: 27	R: 0 E: 0 K: 1 S: 8	H: 0 LOB: 0 BB: 0 P: 11	R: 0 E: 1 K: 1 S: 17	H: 1 LOB: 2 BB: 0 P: 24	R: 1 E: 0 K: 2 S: 11	H: 1 LOB: 2 BB: 1 P: 19	1B: 4 2B: 1 3B: 0 HR: 0	SF: 0 SAC: 0 DP: 0 HBP: 1	WP: 0 PB: 0 SB: 0 CS: 0	PA: 39
<b>PITCHER</b>	IP WLS BF H R ER SO BB IBB HBP BLK WP HR S P ERA WHIP											IP WLS BF H R ER SO BB IBB HBP BLK WP HR S P ERA WHIP										
4 Blake Snell, L ERA: 2.5	6.0 W 25 3 0 0 8 4 0 0 0 0 0 0 66 113 0.00 1.167																					
59 Tom Cosgrove, L ERA: 1.59	1.0 3 0 0 0 1 0 0 0 0 0 0 0 8 11 0.00 0.000																					
66 Luis Garcia, R ERA: 4.24	1.0 5 1 0 0 1 0 0 0 0 0 0 0 17 24 0.00 1.000																					
56 Ray Kerr, L ERA: 6.06	1.0 6 1 1 1 2 1 0 1 0 0 0 0 11 19 9.00 2.000																					

Batter	1	2	3	4	5	6	7	8	9	AB R H RBI BB SO LOB	BOTTOM									
7 Ha-Seong Kim, R OBP: 0.364, SLG: 0.430	G5-3		L9							4 0 0 0 0 1 1	<b>San Francisco Giants @ San Diego Padres</b> Petco Park, San Diego, CA Sat Sep 02 2023, 5:43 PM - 8:08 PM PDT Att: 41,983 - Clear - 76 F <a href="http://livebaseballscorecards.com">livebaseballscorecards.com</a>									
23 Fernando Tatis Jr., R OBP: 0.329, SLG: 0.462	K		G5-3							4 0 1 0 0 1 0										
22 Juan Soto, L OBP: 0.401, SLG: 0.489			F8							4 2 1 1 0 0 1										
13 Manny Machado, R OBP: 0.310, SLG: 0.445	F8									4 0 0 0 0 0 1										
2 Xander Bogaerts, R OBP: 0.332, SLG: 0.399										2 2 2 1 1 0 0										
24 Garrett Cooper, R OBP: 0.305, SLG: 0.430										3 1 1 3 0 1 1										
99 Gary Sánchez, R OBP: 0.288, SLG: 0.500										3 1 1 1 0 0 1										
17 Matthew Batten, R OBP: 0.400, SLG: 0.550										3 0 0 0 0 3 0										
2B José Azocar, R OBP: 0.286, SLG: 0.328										2 0 0 0 1 1 0										
<b>Inning Stats</b>	R: 1 E: 0 K: 1 S: 11	H: 1 LOB: 0 BB: 0 P: 17	R: 2 E: 0 K: 2 S: 12	H: 2 LOB: 0 BB: 0 P: 16	R: 0 E: 0 K: 0 S: 9	H: 0 LOB: 0 BB: 0 P: 14	R: 0 E: 0 K: 0 S: 9	H: 1 LOB: 1 BB: 0 P: 13	R: 0 E: 0 K: 2 S: 6	H: 0 LOB: 0 BB: 1 P: 12	R: 3 E: 0 K: 0 S: 10	H: 2 LOB: 0 BB: 1 P: 20	R: 0 E: 0 K: 2 S: 7	H: 0 LOB: 0 BB: 0 P: 9	R: 0 E: 0 K: 0 S: 6	H: 0 LOB: 0 BB: 0 P: 10	1B: 2 2B: 0 3B: 0 HR: 4	SF: 0 SAC: 0 DP: 0 HBP: 0	WP: 0 PB: 0 SB: 0 CS: 1	PA: 31
<b>PITCHER</b>	IP WLS BF H R ER SO BB IBB HBP BLK WP HR S P ERA WHIP											IP WLS BF H R ER SO BB IBB HBP BLK WP HR S P ERA WHIP								
45 Kyle Harrison, L ERA: 4.7	5.2 L 24 6 6 6 5 2 0 0 0 0 0 0 4 56 9.53 1.412																			
77 Luke Jackson, R ERA: 2.09	1.1 4 0 0 0 2 0 0 0 0 0 0 0 8 10 0.00 0.000																			
33 Taylor Rogers, L ERA: 2.72	1.0 3 0 0 0 0 0 0 0 0 0 0 0 6 10 0.00 0.000																			



Batter	1	2	3	4	5	6	7	8	9	AB	R	H	RBI	BB	SO	LOB	TOP			
31 LaMonte Wade Jr., L OBP: 0.369, SLG: 0.398	F8		1B			P2		P5		4	0	1	0	0	0	0	<b>San Francisco Giants @ San Diego Padres</b> Petco Park, San Diego, CA Sun Sep 03 2023, 1:12 PM - 3:46 PM PDT Att: 41,050 - Partly Cloudy - 75 F			
39 Thairo Estrada, R OBP: 0.324, SLG: 0.420	1B		F9			P5		K		4	0	1	0	0	1					
41 Wilmer Flores, R OBP: 0.352, SLG: 0.528	FC6-4				G5-3			BB		3	0	1	0	1	0					
23 Joc Pederson, L OBP: 0.351, SLG: 0.416	G6-3				K			F7		4	0	0	0	1	3					
14 Patrick Bailey, S OBP: 0.308, SLG: 0.396	K				F8			K		4	0	0	0	3	0					
5 Mike Yastrzemski, L OBP: 0.351, SLG: 0.445 13 Austin Slater, R OBP: 0.345, SLG: 0.401	L6					BB		K		2	0	0	0	1	0	0				
7 J.D. Davis, R OBP: 0.322, SLG: 0.399	G6-3					FC5-4				1	0	0	0	0	1	0				
35 Brandon Crawford, L OBP: 0.289, SLG: 0.320 17 Mitch Haniger, R OBP: 0.272, SLG: 0.363					F7			FC6-4		3	0	1	0	1	0	1				
53 Wade Meckler, L OBP: 0.333, SLG: 0.250						FC6-4		1B		2	0	0	0	0	1	1				
								HBP		3	0	0	0	2	3					
<b>Inning Stats</b>	R: 0 E: 0 K: 10 S: 10	H: 1 LOB: 1 BB: 0 P: 14	R: 0 E: 0 K: 1 S: 6	H: 0 LOB: 0 BB: 0 P: 12	R: 0 E: 0 K: 1 S: 13	H: 1 LOB: 1 BB: 0 P: 18	R: 0 E: 0 K: 1 S: 9	H: 0 LOB: 0 BB: 0 P: 15	R: 0 E: 0 K: 1 S: 8	H: 1 LOB: 1 BB: 1 P: 15	R: 0 E: 0 K: 1 S: 12	H: 1 LOB: 2 BB: 0 P: 18	R: 0 E: 0 K: 1 S: 11	H: 0 LOB: 1 BB: 1 P: 20	R: 0 E: 0 K: 3 S: 12	H: 0 LOB: 1 BB: 1 P: 22	1B: 3 2B: 1 3B: 0 HR: 0	SF: 0 SAC: 0 DP: 0 HBP: 1	WP: 0 PB: 0 SB: 0 CS: 0	PA: 35
<b>PITCHER</b>	IP WLS BF H R ER SO BB IBB HBP BLK WP HR S P ERA WHIP	IP WLS BF H R ER SO BB IBB HBP BLK WP HR S P ERA WHIP	IP WLS BF H R ER SO BB IBB HBP BLK WP HR S P ERA WHIP	IP WLS BF H R ER SO BB IBB HBP BLK WP HR S P ERA WHIP	IP WLS BF H R ER SO BB IBB HBP BLK WP HR S P ERA WHIP	IP WLS BF H R ER SO BB IBB HBP BLK WP HR S P ERA WHIP	IP WLS BF H R ER SO BB IBB HBP BLK WP HR S P ERA WHIP	IP WLS BF H R ER SO BB IBB HBP BLK WP HR S P ERA WHIP	IP WLS BF H R ER SO BB IBB HBP BLK WP HR S P ERA WHIP	IP WLS BF H R ER SO BB IBB HBP BLK WP HR S P ERA WHIP	IP WLS BF H R ER SO BB IBB HBP BLK WP HR S P ERA WHIP	IP WLS BF H R ER SO BB IBB HBP BLK WP HR S P ERA WHIP	IP WLS BF H R ER SO BB IBB HBP BLK WP HR S P ERA WHIP	IP WLS BF H R ER SO BB IBB HBP BLK WP HR S P ERA WHIP	IP WLS BF H R ER SO BB IBB HBP BLK WP HR S P ERA WHIP	IP WLS BF H R ER SO BB IBB HBP BLK WP HR S P ERA WHIP	IP WLS BF H R ER SO BB IBB HBP BLK WP HR S P ERA WHIP			
67 Seth Lugo, R ERA: 3.49	6.0	W	22	3	0	0	4	1	0	0	0	0	0	0	0	0	0.00	0.667		
21 Nick Martinez, R ERA: 3.91	1.0		5	1	0	0	1	0	0	1	0	0	0	0	0	0	0.00	1.000		
58 Scott Barlow, R ERA: 4.95	1.0		4	0	0	0	1	1	0	0	0	0	0	0	0	0	0.00	1.000		
71 Josh Hader, L ERA: 1.13	1.0		4	0	0	0	3	1	0	0	0	0	0	0	0	0	0.00	1.000		

Batter	1	2	3	4	5	6	7	8	9	AB	R	H	RBI	BB	SO	LOB	BOTTOM			
7 Ha-Seong Kim, R OBP: 0.365, SLG: 0.429	FC6-5					F7				3	0	1	0	1	2	0	<b>San Francisco Giants @ San Diego Padres</b> Petco Park, San Diego, CA Sun Sep 03 2023, 1:12 PM - 3:46 PM PDT Att: 41,050 - Partly Cloudy - 75 F			
23 Fernando Tatis Jr., R OBP: 0.320, SLG: 0.458	FC6-5				G6-3			K		4	1	0	0	0	3					
22 Juan Soto, L OBP: 0.400, SLG: 0.493	HR				G6-3			F8		4	1	1	2	0	1	0				
13 Manny Machado, R OBP: 0.313, SLG: 0.454	2B				G5-3			G4-3		4	2	3	1	0	0	0				
2 Xander Bogaerts, R OBP: 0.337, SLG: 0.406	2B				G6-4-3			2B		4	0	4	1	0	0	0				
12 Luis Campusano, R OBP: 0.345, SLG: 0.495 99 Gary Sánchez, R OBP: 0.286, SLG: 0.496	E3				G6-4-3			1B		2	0	0	0	0	2	2				
14 Matt Carpenter, L OBP: 0.313, SLG: 0.308	K							FC5		4	0	1	0	0	2	4				
17 Matthew Batten, R OBP: 0.383, SLG: 0.524	FC6-4				SH1-3			L8		2	0	0	0	0	2					
1 Trent Grisham, L OBP: 0.312, SLG: 0.354	G3				G4-3			P4		3	0	0	0	0	1					
<b>Inning Stats</b>	R: 3 E: 1 K: 1 S: 23	H: 4 LOB: 2 BB: 0 P: 31	R: 0 E: 0 K: 1 S: 9	H: 0 LOB: 0 BB: 0 P: 13	R: 1 E: 0 K: 1 S: 11	H: 2 LOB: 0 BB: 0 P: 14	R: 0 E: 0 K: 0 S: 7	H: 1 LOB: 2 BB: 1 P: 16	R: 0 E: 0 K: 1 S: 8	H: 0 LOB: 0 BB: 0 P: 14	R: 0 E: 0 K: 1 S: 9	H: 0 LOB: 0 BB: 0 P: 13	R: 0 E: 0 K: 1 S: 9	H: 0 LOB: 0 BB: 0 P: 12	R: 0 E: 0 K: 0 S: 11	H: 2 LOB: 2 BB: 0 P: 15		1B: 6 2B: 2 3B: 0 HR: 2	SF: 0 SAC: 1 DP: 1 HBP: 0	WP: 0 PB: 1 SB: 3 CS: 0
<b>PITCHER</b>	IP WLS BF H R ER SO BB IBB HBP BLK WP HR S P ERA WHIP	IP WLS BF H R ER SO BB IBB HBP BLK WP HR S P ERA WHIP	IP WLS BF H R ER SO BB IBB HBP BLK WP HR S P ERA WHIP	IP WLS BF H R ER SO BB IBB HBP BLK WP HR S P ERA WHIP	IP WLS BF H R ER SO BB IBB HBP BLK WP HR S P ERA WHIP	IP WLS BF H R ER SO BB IBB HBP BLK WP HR S P ERA WHIP	IP WLS BF H R ER SO BB IBB HBP BLK WP HR S P ERA WHIP	IP WLS BF H R ER SO BB IBB HBP BLK WP HR S P ERA WHIP	IP WLS BF H R ER SO BB IBB HBP BLK WP HR S P ERA WHIP	IP WLS BF H R ER SO BB IBB HBP BLK WP HR S P ERA WHIP	IP WLS BF H R ER SO BB IBB HBP BLK WP HR S P ERA WHIP	IP WLS BF H R ER SO BB IBB HBP BLK WP HR S P ERA WHIP	IP WLS BF H R ER SO BB IBB HBP BLK WP HR S P ERA WHIP	IP WLS BF H R ER SO BB IBB HBP BLK WP HR S P ERA WHIP	IP WLS BF H R ER SO BB IBB HBP BLK WP HR S P ERA WHIP	IP WLS BF H R ER SO BB IBB HBP BLK WP HR S P ERA WHIP	IP WLS BF H R ER SO BB IBB HBP BLK WP HR S P ERA WHIP			
38 Alex Cobb, R ERA: 3.74	3.0	L	15	6	4	4	3	0	0	0	0	0	0	0	0	0	12.00	2.000		
67 Keaton Winn, R ERA: 3.53	5.0		20	4	0	0	2	1	0	0	0	0	0	0	0	0	0.00	1.000		











Batter	1	2	3	4	5	6	7	8	9	AB	R	H	RBI	BB	SO	LOB	TOP					
12 Kyle Schwarber, L (1, 10) OBP: 0.345, SLG: 0.475										4	2	2	1	1	1	2						
28 Alec Bohm, R (1, 5) OBP: 0.335, SLG: 0.439										5	0	1	0	0	2	5						
3 Bryce Harper, L (1, 3) OBP: 0.388, SLG: 0.478											4	0	1	2	1	1	0					
8 Nick Castellanos, R (1, 9) OBP: 0.308, SLG: 0.466										4	0	1	0	1	1	1						
5 Bryson Stott, L (1, 4) OBP: 0.338, SLG: 0.440											4	0	2	0	1	0	3					
10 J.T. Realmuto, R (1, 2) OBP: 0.320, SLG: 0.472											4	1	2	1	1	1	5					
16 Brandon Marsh, L (1, 8) OBP: 0.383, SLG: 0.466											5	1	1	0	0	3	9					
33 Edmundo Sosa, R (1, 6) OBP: 0.300, SLG: 0.436												4	1	1	0	1	2					
44 Jake Cave, L (1, 7) OBP: 0.283, SLG: 0.386												5	0	1	1	0	2					
18 Johan Rojas, R (9, 8) OBP: 0.330, SLG: 0.402												0	0	0	0	0	0					
<b>Inning Stats</b>	R: 1 E: 0 K: 2 S: 18	H: 3 LOB: 3 BB: 1 P: 28	R: 0 E: 0 K: 2 S: 13	H: 1 LOB: 1 BB: 0 P: 17	R: 0 E: 0 K: 1 S: 15	H: 1 LOB: 2 BB: 1 P: 26	R: 2 E: 0 K: 1 S: 17	H: 2 LOB: 1 BB: 1 P: 23	R: 2 E: 0 K: 0 S: 15	H: 3 LOB: 2 BB: 1 P: 25	R: 0 E: 0 K: 2 S: 12	H: 1 LOB: 0 BB: 0 P: 21	R: 0 E: 0 K: 1 S: 9	H: 0 LOB: 0 BB: 0 P: 12	R: 0 E: 0 K: 1 S: 9	H: 1 LOB: 2 BB: 1 P: 23	1B: 8 2B: 2 3B: 0 HR: 2	SF: 0 SAC: 0 DP: 0 HBP: 0	WP: 0 PB: 1 SB: 1 CS: 0	PA: 45		
<b>PITCHER</b>	IP WLS BF H R ER SO BB IBB HBP BLK WP HR S P ERA WHIP																					
52 Michael Wacha, R (1, 1) ERA: 2.99	4.0 L 22 7 3 3 6 3 0 0 0 0 1 63 94 6.75 2.500																					
25 Tim Hill, L (5, 1) ERA: 4.47	0.2 6 3 2 2 0 1 0 0 0 0 1 13 22 27.00 6.000																					
21 Nick Martinez, R (5, 1) ERA: 3.82	2.1 9 1 0 0 4 1 0 0 0 0 0 23 36 0.00 0.857																					
58 Scott Barlow, R (8, 1) ERA: 4.87	1.0 3 0 0 0 1 0 0 0 0 0 0 9 13 0.00 0.000																					
66 Luis Garcia, R (9, 1) ERA: 4.05	1.0 5 1 0 0 1 1 0 0 0 0 0 15 23 0.00 2.000																					
<b>Batter</b>	<b>1</b>	<b>2</b>	<b>3</b>	<b>4</b>	<b>5</b>	<b>6</b>	<b>7</b>	<b>8</b>	<b>9</b>	<b>AB</b>	<b>R</b>	<b>H</b>	<b>RBI</b>	<b>BB</b>	<b>SO</b>	<b>LOB</b>	<b>BOTTOM</b>					
7 Ha-Seong Kim, R (1, 4) OBP: 0.361, SLG: 0.422										3	0	0	0	1	3	2						
23 Fernando Tatis Jr., R (1, 9) OBP: 0.377, SLG: 0.465										4	0	0	0	0	1	3						
22 Juan Soto, L (1, 7) OBP: 0.398, SLG: 0.485											3	0	0	0	1	1						
13 Manny Machado, R (1, 10) OBP: 0.317, SLG: 0.452										4	0	1	0	0	1	0						
2 Xander Bogaerts, R (1, 6) OBP: 0.341, SLG: 0.414										4	1	1	0	0	0	2						
24 Garrett Cooper, R (1, 3) OBP: 0.303, SLG: 0.425										4	0	1	1	0	1	0						
99 Gary Sánchez, R (1, 2) ERA: 3.48										2	0	0	0	0	1	0						
28 José Azocar, R (9, 9) OBP: 0.281, SLG: 0.323										1	0	0	0	0	1	1						
17 Matthew Batten, R (1, 5) OBP: 0.345, SLG: 0.442										2	0	0	0	0	0	0						
12 Luis Campusano, R (8, PH) OBP: 0.345, SLG: 0.465										1	0	0	0	0	1	1						
1 Trent Grisham, L (1, 8) OBP: 0.313, SLG: 0.355										2	0	0	0	1	1	0						
<b>Inning Stats</b>	R: 0 E: 0 K: 1 S: 8	H: 0 LOB: 0 BB: 0 P: 13	R: 0 E: 0 K: 2 S: 15	H: 0 LOB: 0 BB: 0 P: 19	R: 0 E: 0 K: 2 S: 10	H: 0 LOB: 0 BB: 0 P: 14	R: 0 E: 0 K: 1 S: 15	H: 1 LOB: 2 BB: 1 P: 27	R: 0 E: 0 K: 0 S: 8	H: 0 LOB: 0 BB: 0 P: 13	R: 0 E: 0 K: 1 S: 10	H: 0 LOB: 1 BB: 1 P: 19	R: 0 E: 0 K: 0 S: 7	H: 0 LOB: 0 BB: 0 P: 11	R: 0 E: 0 K: 2 S: 13	H: 0 LOB: 2 BB: 1 P: 25	R: 1 E: 0 K: 2 S: 15	H: 2 LOB: 1 BB: 0 P: 20	1B: 2 2B: 1 3B: 0 HR: 0	SF: 0 SAC: 0 DP: 0 HBP: 1	WP: 0 PB: 0 SB: 0 CS: 0	PA: 34
<b>PITCHER</b>	IP WLS BF H R ER SO BB IBB HBP BLK WP HR S P ERA WHIP																					
45 Zack Wheeler, R (1, 1) ERA: 3.54	6.0 W 21 2 0 0 7 2 0 0 0 0 0 105 100 0.00 0.500																					
58 Seranthony Dominguez, R (1, 1) ERA: 3.54	1.0 3 0 0 0 0 0 0 0 0 0 0 7 11 0.00 0.000																					
68 Jeff Hoffman, R (8, 1) ERA: 2.44	1.0 5 0 0 0 2 1 0 1 0 0 0 13 25 0.00 1.000																					
25 Matt Strahm, L (9, 1) ERA: 3.3	1.0 5 2 1 1 2 0 0 0 0 0 0 15 20 9.00 2.000																					

Philadelphia Phillies @ San Diego Padres  
 Petco Park, San Diego, CA  
 Wed Sep 06 2023, 1:12 PM - 4:11 PM PDT  
 Att: 34,317 - Sunny - 74 F

AB 39  
 R 5  
 H 12  
 RBI 5  
 BB 6  
 SO 12  
 LOB 30



WP: 0 PA: 45  
 PB: 1  
 SB: 1  
 CS: 0

Philadelphia Phillies @ San Diego Padres  
 Petco Park, San Diego, CA  
 Wed Sep 06 2023, 1:12 PM - 4:11 PM PDT  
 Att: 34,317 - Sunny - 74 F

AB 30  
 R 1  
 H 3  
 RBI 1  
 BB 3  
 SO 11  
 LOB 10



WP: 0 PA: 34  
 PB: 0  
 SB: 0  
 CS: 0







Batter	1	2	3	4	5	6	7	8	9	AB	R	H	RBI	BB	SO	LOB	TOP										
7 Ha-Seong Kim, R OBP: 0.362, SLG: 0.419										4	0	0	0	1	3	4	<b>San Diego Padres @ Houston Astros</b> Minute Maid Park, Houston, TX Sat Sep 09 2023, 6:13 PM - 9:14 PM CDT Att: 39,452 - Roof Closed - 73 F										
23 Fernando Tatis Jr., R OBP: 0.321, SLG: 0.455										5	0	0	0	0	1	4											
22 Juan Soto, L OBP: 0.398, SLG: 0.483										4	1	1	0	1	2	0											
13 Manny Machado, R (1, 10) OBP: 0.315, SLG: 0.448										5	0	0	0	0	1	3											
2 Xander Bogaerts, R OBP: 0.339, SLG: 0.417										5	0	1	0	0	1	3											
12 Luis Campusano, R OBP: 0.322, SLG: 0.479										3	2	2	1	1	1	0											
10 Jurickson Profar, S OBP: 0.316, SLG: 0.377										4	1	3	2	0	0	2											
17 Matthew Batten, R OBP: 0.364, SLG: 0.431										3	1	1	1	1	1	3											
1 Trent Grisham, L OBP: 0.316, SLG: 0.366										3	0	1	1	1	0	1											
<b>Inning Stats</b>	R: 0 E: 0 K: 2 S: 7	H: 0 LOB: 0 BB: 0 P: 13	R: 0 E: 0 K: 1 S: 16	H: 1 LOB: 2 BB: 1 P: 24	R: 0 E: 0 K: 1 S: 8	H: 0 LOB: 0 BB: 0 P: 12	R: 4 E: 0 K: 1 S: 18	H: 3 LOB: 1 BB: 2 P: 33	R: 0 E: 0 K: 0 S: 8	H: 0 LOB: 0 BB: 0 P: 13	R: 1 E: 0 K: 0 S: 13	H: 3 LOB: 3 BB: 1 P: 23	R: 0 E: 0 K: 1 S: 10	H: 1 LOB: 1 BB: 0 P: 14	R: 0 E: 0 K: 3 S: 11	H: 1 LOB: 2 BB: 1 P: 18	1B: 5 2B: 3 3B: 0 HR: 1	SF: 0 SAC: 0 DP: 0 HBP: 0	WP: 0 PB: 0 SB: 2 CS: 0	PA: 41							
<b>PITCHER</b>	IP	WLS	BF	H	R	ER	SO	BB	IBB	HBP	BLK	WP	HR	S	P	ERA	WHIP										
53 Cristian Javier, R ERA: 4.76	(1, 1)	4.0	19	4	4	4	5	3	0	0	0	0	1	49	82	9.00	1.750										
88 Phil Maton, R ERA: 3.2	(5, 1)	1.0	W	3	0	0	0	0	0	0	0	0	0	8	13	0.00	0.000										
31 Kendall Graveman, R ERA: 3.38	(6, 1)	0.1	H	5	3	1	1	0	0	0	0	0	0	8	15	27.00	12.000										
50 Héctor Neris, R ERA: 1.84	(6, 1)	0.2	H	2	0	0	0	0	0	0	0	0	0	5	8	0.00	0.000										
47 Rafael Montero, R ERA: 4.98	(7, 1)	1.0	H	3	0	0	1	0	0	0	0	0	0	10	16	0.00	0.000										
52 Bryan Abreu, R ERA: 1.97	(8, 1)	1.0	H	4	1	0	1	0	0	0	0	0	0	9	14	0.00	1.000										
55 Ryan Pressly, R ERA: 3.2	(9, 1)	1.0	S	5	1	0	3	1	0	0	0	0	0	11	18	0.00	2.000										

AB	36
R	5
H	9
RBI	5
BB	5
SO	10
LOB	20



Batter	1	2	3	4	5	6	7	8	9	AB	R	H	RBI	BB	SO	LOB	BOTTOM										
27 Jose Altuve, R OBP: 0.398, SLG: 0.544										5	1	1	0	0	1	3	<b>San Diego Padres @ Houston Astros</b> Minute Maid Park, Houston, TX Sat Sep 09 2023, 6:13 PM - 9:14 PM CDT Att: 39,452 - Roof Closed - 73 F										
3 Jeremy Peña, R OBP: 0.324, SLG: 0.391										4	1	1	0	0	0	0											
44 Yordan Alvarez, L OBP: 0.414, SLG: 0.588										3	2	2	2	1	0	0											
2 Alex Bregman, R OBP: 0.368, SLG: 0.449										4	0	1	0	0	0	2											
30 Kyle Tucker, L OBP: 0.372, SLG: 0.504										4	1	1	2	0	0	2											
79 José Abreu, R OBP: 0.298, SLG: 0.367										3	2	1	1	1	1	0											
23 Michael Brantley, L OBP: 0.333, SLG: 0.662										4	0	2	0	0	0	0											
20 Chas McCormick, R OBP: 0.367, SLG: 0.521										0	0	0	0	0	0	0											
14 Mauricio Dubón, R OBP: 0.305, SLG: 0.403										3	0	1	1	1	0	1											
15 Martín Maldonado, R OBP: 0.254, SLG: 0.337										4	0	1	1	0	2	2											
<b>Inning Stats</b>	R: 0 E: 0 K: 1 S: 16	H: 1 LOB: 2 BB: 1 P: 27	R: 0 E: 0 K: 0 S: 12	H: 0 LOB: 1 BB: 1 P: 22	R: 1 E: 0 K: 0 S: 7	H: 1 LOB: 0 BB: 0 P: 7	R: 1 E: 0 K: 1 S: 13	H: 1 LOB: 1 BB: 1 P: 21	R: 5 E: 0 K: 0 S: 21	H: 8 LOB: 2 BB: 0 P: 34	R: 0 E: 0 K: 0 S: 9	H: 0 LOB: 0 BB: 0 P: 11	R: 0 E: 0 K: 1 S: 11	H: 0 LOB: 0 BB: 0 P: 14	R: 0 E: 0 K: 1 S: 11	H: 0 LOB: 0 BB: 0 P: 14	1B: 7 2B: 3 3B: 0 HR: 1	SF: 0 SAC: 0 DP: 1 HBP: 0	WP: 1 PB: 0 SB: 0 CS: 0	PA: 37							
<b>PITCHER</b>	IP	WLS	BF	H	R	ER	SO	BB	IBB	HBP	BLK	WP	HR	S	P	ERA	WHIP										
67 Seth Lugo, R ERA: 3.8	(1, 1)	4.1	L	23	7	6	6	2	0	0	0	0	0	56	90	12.46	2.308										
21 Nick Martinez, R ERA: 3.88	(5, 1)	0.2	5	4	1	1	0	0	0	0	0	0	0	13	21	13.50	6.000										
59 Tom Cosgrove, L ERA: 1.47	(6, 1)	2.0	6	0	0	0	1	0	0	0	0	0	0	20	25	0.00	0.000										
66 Luis García, R ERA: 3.98	(8, 1)	1.0	3	0	0	0	1	0	0	0	0	0	0	11	14	0.00	0.000										

AB	34
R	7
H	11
RBI	7
BB	3
SO	4
LOB	10










Batter	1	2	3	4	5	6	7	8	9	AB R H RBI BB SO LOB	TOP											
7 Ha-Seong Kim, R OBP: 0.361, SLG: 0.416										4 1 1 1 0 1 3	<b>San Diego Padres @ Los Angeles Dodgers</b> Dodger Stadium, Los Angeles, CA Mon Sep 11 2023, 7:10 PM - 10:17 PM PDT Att: 40,072 - Partly Cloudy - 76 F											
23 Fernando Tatis Jr., R OBP: 0.319, SLG: 0.451										5 1 0 0 0 2 3												
22 Juan Soto, L OBP: 0.400, SLG: 0.488										5 2 3 4 0 1 1												
13 Manny Machado, R (1, 10) OBP: 0.315, SLG: 0.460										5 2 2 3 0 2 0												
2 Xander Bogaerts, R OBP: 0.341, SLG: 0.425										5 2 3 1 0 0 0												
10 Jurickson Profar, S OBP: 0.324, SLG: 0.379										4 1 1 0 0 0 2												
28 José Azocar, R OBP: 0.277, SLG: 0.317										0 0 0 0 0 0 0												
24 Garrett Cooper, R OBP: 0.299, SLG: 0.419										1 0 0 0 0 1 0												
12 Luis Campusano, R OBP: 0.338, SLG: 0.457										4 0 1 1 0 0 1												
17 Matthew Batten, R OBP: 0.366, SLG: 0.435										3 1 1 1 1 0 2												
1 Trent Grisham, L OBP: 0.317, SLG: 0.365										4 1 1 0 0 0 2												
<b>Inning Stats</b>	R: 1 K: 2 S: 8	H: 2 LOB: 0 BB: 0 P: 13	R: 0 K: 0 S: 6	H: 0 LOB: 0 BB: 0 P: 10	R: 1 K: 0 S: 8	H: 1 LOB: 1 BB: 1 P: 12	R: 2 K: 0 S: 6	H: 2 LOB: 0 BB: 0 P: 8	R: 0 K: 0 S: 6	H: 0 LOB: 0 BB: 0 P: 9	R: 3 K: 1 S: 19	H: 5 LOB: 2 BB: 0 P: 24	R: 0 K: 3 S: 10	H: 0 LOB: 0 BB: 0 P: 17	R: 0 K: 0 S: 12	H: 1 LOB: 2 BB: 0 P: 17	R: 4 K: 1 S: 21	H: 2 LOB: 0 BB: 0 P: 28	1B: 6 2B: 3 3B: 0 HR: 4	SF: 0 SAC: 1 DP: 0 HBP: 0	WP: 0 PB: 0 CS: 2 SB: 0	PA: 42
<b>PITCHER</b>	IP WLS BF H R ER SO BB IBB HBP BLK WP HR S P ERA WHIP											IP WLS BF H R ER SO BB IBB HBP BLK WP HR S P ERA WHIP										
71 Gavin Stone, R ERA: 10.8	(1, 1) 5.1 25 9 7 7 2 1 0 0 0 0 0 2 44 65 11.81 1.875																					
64 Caleb Ferguson, L ERA: 2.52	(6, 1) 0.2 B 3 1 0 0 1 0 0 0 0 0 0 0 9 11 0.00 1.500																					
57 Ryan Brasier, R ERA: 3.31	(7, 1) 1.0 3 0 0 0 3 0 0 0 0 0 0 0 10 17 0.00 0.000																					
18 Shelby Miller, R ERA: 2.06	(8, 1) 1.0 4 1 0 0 0 0 0 0 0 0 0 0 12 17 0.00 1.000																					
59 Evan Phillips, R ERA: 2.14	(9, 1) 1.0 L 7 2 4 0 1 0 0 0 0 0 0 2 21 28 0.00 2.000																					

Batter	1	2	3	4	5	6	7	8	9	AB R H RBI BB SO LOB	BOTTOM											
50 Mookie Betts, R OBP: 0.411, SLG: 0.611										4 1 2 4 0 0 3	<b>San Diego Padres @ Los Angeles Dodgers</b> Dodger Stadium, Los Angeles, CA Mon Sep 11 2023, 7:10 PM - 10:17 PM PDT Att: 40,072 - Partly Cloudy - 76 F											
5 Freddie Freeman, L OBP: 0.413, SLG: 0.570										5 1 1 0 0 0 5												
16 Will Smith, R OBP: 0.363, SLG: 0.439										4 0 0 0 1 1 1												
13 Max Muncy, L OBP: 0.331, SLG: 0.493										5 1 1 1 0 1 2												
28 J.D. Martinez, R OBP: 0.316, SLG: 0.556										4 2 2 1 1 2 0												
25 Kolten Wong, L (9, PR) OBP: 0.241, SLG: 0.239										0 0 0 0 0 0 0												
23 Jason Heyward, L OBP: 0.351, SLG: 0.486										3 1 1 0 0 0 1												
8 Enrique Hernández, R OBP: 0.294, SLG: 0.354										1 0 0 0 1 0 0												
3 Chris Taylor, R OBP: 0.327, SLG: 0.441										5 1 2 1 0 1 3												
33 James Outman, L OBP: 0.362, SLG: 0.434										3 0 0 0 1 1 2												
11 Miguel Rojas, R OBP: 0.291, SLG: 0.311										2 1 0 1 1 0 0												
<b>Inning Stats</b>	R: 1 K: 1 S: 15	H: 1 LOB: 0 BB: 2 P: 20	R: 1 K: 0 S: 13	H: 1 LOB: 3 BB: 2 P: 26	R: 5 K: 1 S: 22	H: 5 LOB: 1 BB: 1 P: 41	R: 0 K: 0 S: 11	H: 0 LOB: 0 BB: 0 P: 16	R: 0 K: 0 S: 7	H: 0 LOB: 0 BB: 0 P: 11	R: 0 K: 0 S: 12	H: 0 LOB: 1 BB: 0 P: 18	R: 0 K: 1 S: 9	H: 0 LOB: 0 BB: 0 P: 14	R: 0 K: 1 S: 7	H: 0 LOB: 0 BB: 0 P: 8	R: 1 K: 0 S: 26	H: 2 LOB: 3 BB: 2 P: 43	1B: 5 2B: 2 3B: 0 HR: 2	SF: 0 SAC: 0 DP: 0 HBP: 2	WP: 3 PB: 0 CS: 0	PA: 43
<b>PITCHER</b>	IP WLS BF H R ER SO BB IBB HBP BLK WP HR S P ERA WHIP											IP WLS BF H R ER SO BB IBB HBP BLK WP HR S P ERA WHIP										
60 Pedro Avila, R ERA: 3.63	(1, 1) 2.2 18 6 7 7 2 3 0 0 0 0 0 0 25 38 0.00 0.429																					
56 Ray Kerr, L ERA: 4.37	(3, 1) 2.1 8 1 0 0 1 0 0 0 0 0 0 0 25 38 0.00 0.429																					
66 Luis García, R ERA: 3.9	(6, 1) 1.0 4 0 0 0 0 0 0 0 1 0 0 0 12 18 0.00 0.000																					
59 Tom Cosgrove, L ERA: 1.43	(7, 1) 1.0 3 0 0 0 1 0 0 0 0 0 0 0 9 14 0.00 0.000																					
75 Robert Suarez, R ERA: 5.19	(8, 1) 1.0 W 3 0 0 0 1 0 0 0 0 0 0 0 7 8 0.00 0.000																					





Batter	1	2	3	4	5	6	7	8	9	AB	R	H	RBI	BB	SO	LOB	TOP			
10 Jurickson Profar, S OBP: 0.328, SLG: 0.379										3	0	1	0	1	0	1				
23 Fernando Tatis Jr., R OBP: 0.320, SLG: 0.457										4	1	2	1	0	0	1				
22 Juan Soto, L OBP: 0.399, SLG: 0.488										4	1	1	0	0	1	2				
13 Manny Machado, R (1, 10) OBP: 0.315, SLG: 0.458										4	0	1	0	0	0	2				
2 Xander Bogaerts, R OBP: 0.341, SLG: 0.423										2	0	0	0	1	1	2				
24 Garrett Cooper, R OBP: 0.299, SLG: 0.418										1	0	0	0	0	1	0				
1 Trent Grisham, L OBP: 0.315, SLG: 0.362										4	0	0	1	0	1	2				
17 Matthew Batten, R OBP: 0.347, SLG: 0.409										4	0	0	0	0	1	2				
29 Brett Sullivan, L OBP: 0.189, SLG: 0.294										3	0	0	0	0	0	2				
5 Eguay Rosario, R OBP: 0.143, SLG: 0.571										3	0	0	0	0	1	0				
<b>Inning Stats</b>	R: 0 H: 1 E: 0 K: 1 S: 13	H: 1 LOB: 2 BB: 1 P: 26	R: 0 H: 0 E: 0 K: 0 S: 7	H: 0 LOB: 0 BB: 0 P: 12	R: 0 H: 1 E: 0 K: 1 S: 8	H: 1 LOB: 0 BB: 0 P: 12	R: 1 H: 2 E: 0 K: 0 S: 13	H: 2 LOB: 2 BB: 1 P: 25	R: 1 H: 1 E: 0 K: 1 S: 8	H: 1 LOB: 0 BB: 0 P: 13	R: 0 H: 0 E: 0 K: 0 S: 8	H: 0 LOB: 1 BB: 0 P: 12	R: 0 H: 0 E: 0 K: 0 S: 7	H: 0 LOB: 0 BB: 0 P: 9	R: 0 H: 0 E: 0 K: 3 S: 12	H: 0 LOB: 0 BB: 0 P: 15	1B: 3 2B: 1 3B: 0 HR: 1	SF: 0 SAC: 0 DP: 1 HBP: 0	WP: 0 PB: 0 SB: 0 CS: 0	PA: 34
<b>PITCHER</b>	IP WLS BF H R ER SO BB IBB HBP BLK WP HR S P ERA WHIP																			
35 Lance Lynn, R ERA: 5.94	(1, 1) 7.0 W 28 5 2 2 3 2 0 0 0 0 0 1 64 111 2.57 1.000																			
Kyle Hurt, R ERA:	(8, 1) 2.0 6 0 0 0 3 0 0 0 0 0 0 0 19 24 0.00 0.000																			

**San Diego Padres @ Los Angeles Dodgers**  
 Dodger Stadium, Los Angeles, CA  
 Tue Sep 12 2023, 7:12 PM - 9:47 PM PDT  
 Att. 42,194 - Clear - 73 F

**AB 32**  
**R 2**  
**H 5**  
**RBI 2**  
**BB 2**  
**SO 6**  
**LOB 14**



Batter	1	2	3	4	5	6	7	8	9	AB	R	H	RBI	BB	SO	LOB	BOTTOM			
50 Mookie Betts, R OBP: 0.411, SLG: 0.607										3	1	0	0	2	1	2				
5 Freddie Freeman, L OBP: 0.416, SLG: 0.579										5	4	4	2	0	1	1				
16 Will Smith, R OBP: 0.387, SLG: 0.450										3	3	2	3	1	0	2				
13 Max Muncy, L OBP: 0.332, SLG: 0.492										3	1	1	1	1	1	2				
28 J.D. Martinez, R OBP: 0.319, SLG: 0.555										3	0	1	2	2	0	1				
6 David Peralta, L OBP: 0.305, SLG: 0.391										3	0	0	1	0	1	2				
31 Amed Rosario, R OBP: 0.302, SLG: 0.376										1	0	0	0	0	1	3				
23 Jason Heyward, L OBP: 0.348, SLG: 0.481										3	0	0	0	0	1	2				
3 Chris Taylor, R OBP: 0.329, SLG: 0.443										1	0	1	1	0	0	0				
33 James Outman, L OBP: 0.359, SLG: 0.431										3	0	0	1	0	2	0				
8 Enrique Hernández, R OBP: 0.296, SLG: 0.355										4	2	2	0	0	0	2				
<b>Inning Stats</b>	R: 1 H: 2 E: 0 K: 0 S: 12	H: 2 LOB: 1 BB: 0 P: 16	R: 0 H: 0 E: 0 K: 2 S: 11	H: 0 LOB: 0 BB: 0 P: 14	R: 3 H: 2 E: 0 K: 0 S: 15	H: 2 LOB: 3 BB: 0 P: 28	R: 3 H: 3 E: 0 K: 1 S: 18	H: 3 LOB: 0 BB: 0 P: 28	R: 0 H: 0 E: 0 K: 1 S: 14	H: 0 LOB: 0 BB: 0 P: 19	R: 0 H: 0 E: 0 K: 2 S: 9	H: 0 LOB: 1 BB: 1 P: 17	R: 2 H: 2 E: 0 K: 1 S: 15	H: 2 LOB: 2 BB: 1 P: 26	R: 2 H: 2 E: 0 K: 1 S: 12	H: 2 LOB: 2 BB: 1 P: 19	1B: 7 2B: 2 3B: 0 HR: 2	SF: 2 SAC: 0 DP: 0 HBP: 1	WP: 0 PB: 0 SB: 0 CS: 0	PA: 41
<b>PITCHER</b>	IP WLS BF H R ER SO BB IBB HBP BLK WP HR S P ERA WHIP																			
52 Michael Wacha, R ERA: 3.43	(1, 1) 4.0 L 22 7 7 7 3 2 0 0 0 0 0 2 56 86 15.75 2.500																			
48 Nick Hernandez, R ERA: 9.0	(5, 1) 2.0 10 1 2 2 3 2 0 1 0 0 0 0 27 48 9.00 1.500																			
41 Rich Hill, L ERA: 5.53	(7, 1) 2.0 9 3 2 2 2 1 0 0 0 0 0 0 23 33 9.00 2.000																			

**San Diego Padres @ Los Angeles Dodgers**  
 Dodger Stadium, Los Angeles, CA  
 Tue Sep 12 2023, 7:12 PM - 9:47 PM PDT  
 Att. 42,194 - Clear - 73 F

**AB 32**  
**R 11**  
**H 11**  
**RBI 11**  
**BB 6**  
**SO 8**  
**LOB 17**













Batter	1	2	3	4	5	6	7	8	9	AB	R	H	RBI	BB	SO	LOB	TOP										
7 Ha-Seong Kim, R OBP: 0.356, SLG: 0.407										4	1	1	0	1	2	1	<b>San Diego Padres @ Oakland Athletics</b> Oakland Coliseum, Oakland, CA Sat Sep 16 2023, 1:09 PM - 4:21 PM PDT Att: 14,876 - Overcast - 68 F										
23 Fernando Tatis Jr., R OBP: 0.326, SLG: 0.447										4	1	1	0	1	1	0											
22 Juan Soto, L OBP: 0.401, SLG: 0.492										3	0	1	2	1	0	1											
2 Xander Bogaerts, R OBP: 0.344, SLG: 0.425										5	0	2	1	0	2	4											
12 Luis Campusano, R OBP: 0.333, SLG: 0.464										4	1	0	0	0	2	3											
91 Ji Man Choi, L OBP: 0.242, SLG: 0.430										2	0	0	0	1	1	2											
24 Garrett Cooper, R OBP: 0.303, SLG: 0.416										1	0	0	0	1	0	0											
1 Trent Grisham, L OBP: 0.315, SLG: 0.357										3	1	0	0	2	1	1											
17 Matthew Batten, R OBP: 0.330, SLG: 0.392										4	0	0	0	0	3	5											
29 Brett Sullivan, L OBP: 0.211, SLG: 0.296										3	1	1	0	1	0	0											
<b>Inning Stats</b>	R: 2 H: 2 E: 0 K: 2 S: 17	WLS: 2 BF: 3 LOB: 3 P: 33	R: 0 H: 0 E: 0 K: 1 S: 7	H: 0 LOB: 0 BB: 12	R: 0 H: 1 E: 0 K: 1 S: 12	H: 1 LOB: 1 BB: 18	R: 1 H: 1 E: 0 K: 3 S: 22	H: 1 LOB: 3 BB: 43	R: 2 H: 1 E: 1 K: 3 S: 21	H: 1 LOB: 1 BB: 1 P: 36	R: 0 H: 1 E: 0 K: 0 S: 10	H: 1 LOB: 1 BB: 0 P: 17	R: 0 H: 0 E: 0 K: 0 S: 4	H: 0 LOB: 0 BB: 5	R: 0 H: 0 E: 1 K: 1 S: 11	H: 0 LOB: 1 BB: 18	S: 11	R: 0 H: 0 E: 0 K: 1 S: 11	H: 0 LOB: 1 BB: 21	S: 11	1B: 4 2B: 2 HR: 0	SF: 1 SAC: 0 DP: 1 HBP: 1	WP: 0 PB: 0 SB: 0 CS: 0	PA: 43			
<b>PITCHER</b>	IP	WLS	BF	H	R	ER	SO	BB	IBB	HBP	BLK	WP	HR	S	P	ERA	WHIP										
57 Mason Miller, R ERA: 3.42	1.0	L	8	2	2	2	2	3	0	0	0	0	0	17	33	18.00	5.000										
46 Luis Medina, R ERA: 5.96	3.2		18	2	3	1	7	4	0	1	0	0	0	53	96	2.46	1.636										
67 Easton Lucas, L ERA: 3.6	2.0		8	2	0	0	1	0	0	0	0	0	0	22	34	0.00	1.000										
70 Lucas Erceg, R ERA: 5.29	1.1		5	0	0	0	1	0	0	0	0	0	0	12	19	0.00	0.000										
56 Dany Jiménez, R ERA: 3.57	1.0		4	0	0	0	1	1	0	0	0	0	0	11	21	0.00	1.000										
<b>Batter</b>	<b>1</b>	<b>2</b>	<b>3</b>	<b>4</b>	<b>5</b>	<b>6</b>	<b>7</b>	<b>8</b>	<b>9</b>	<b>AB</b>	<b>R</b>	<b>H</b>	<b>RBI</b>	<b>BB</b>	<b>SO</b>	<b>LOB</b>	<b>BOTTOM</b>										
5 Tony Kemp, L OBP: 0.308, SLG: 0.313										3	0	2	0	1	0	1	<b>San Diego Padres @ Oakland Athletics</b> Oakland Coliseum, Oakland, CA Sat Sep 16 2023, 1:09 PM - 4:21 PM PDT Att: 14,876 - Overcast - 68 F										
23 Shea Langeliers, R OBP: 0.268, SLG: 0.406										1	0	0	0	0	1	1											
49 Ryan Noda, L OBP: 0.376, SLG: 0.429										2	0	0	1	1	2	2											
20 Zack Gelof, R OBP: 0.333, SLG: 0.525										4	1	1	1	0	1	4											
15 Seth Brown, L OBP: 0.286, SLG: 0.408										4	0	0	0	0	1	1											
12 Aledmys Díaz, R OBP: 0.283, SLG: 0.338										4	0	1	0	0	1	0											
2 Lawrence Butler, L OBP: 0.253, SLG: 0.379										3	0	2	0	1	1	0											
44 Carlos Pérez, R OBP: 0.291, SLG: 0.366										4	0	1	0	0	0	4											
21 Tyler Soderstrom, L OBP: 0.232, SLG: 0.262										3	0	1	0	0	1	0											
25 Brent Rooker, R OBP: 0.323, SLG: 0.465										4	1	1	0	0	0	2											
<b>Inning Stats</b>	R: 0 H: 1 E: 0 K: 1 S: 16	WLS: 1 BF: 23 LOB: 0 P: 22	R: 0 H: 0 E: 0 K: 0 S: 4	H: 0 LOB: 1 BB: 11	R: 1 H: 2 E: 0 K: 1 S: 11	H: 2 LOB: 0 BB: 14	R: 0 H: 1 E: 0 K: 1 S: 12	H: 1 LOB: 1 BB: 19	R: 0 H: 3 E: 0 K: 1 S: 11	H: 3 LOB: 1 BB: 0 P: 17	R: 0 H: 0 E: 0 K: 1 S: 10	H: 0 LOB: 2 BB: 2 P: 22	R: 0 H: 0 E: 0 K: 1 S: 5	H: 0 LOB: 0 BB: 8	R: 0 H: 1 E: 0 K: 1 S: 16	H: 1 LOB: 1 BB: 20	S: 16	R: 0 H: 1 E: 0 K: 1 S: 16	H: 1 LOB: 0 BB: 20	S: 16	1B: 7 2B: 1 3B: 0 HR: 1	SF: 1 SAC: 0 DP: 1 HBP: 0	WP: 0 PB: 0 SB: 1 CS: 0	PA: 37			
<b>PITCHER</b>	IP	WLS	BF	H	R	ER	SO	BB	IBB	HBP	BLK	WP	HR	S	P	ERA	WHIP										
61 Matt Waldron, R ERA: 5.16	5.1	W	23	7	2	2	5	1	0	0	0	0	0	55	85	3.38	1.500										
58 Scott Barlow, R ERA: 4.6	1.1	H	6	1	0	0	1	2	0	0	0	0	0	14	27	0.00	2.250										
75 Robert Suarez, R ERA: 4.35	1.1	H	4	0	0	0	1	0	0	0	0	0	0	7	12	0.00	0.000										
71 Josh Hader, L ERA: 1.27	1.0	S	4	1	0	0	1	0	0	0	0	0	0	16	20	0.00	1.000										

AB 33  
R 5  
H 6  
RBI 3  
BB 8  
SO 12  
LOB 17



AB 33  
R 2  
H 9  
RBI 2  
BB 3  
SO 8  
LOB 16





Batter	1	2	3	4	5	6	7	8	9	AB	R	H	RBI	BB	SO	LOB	TOP	
10 Jurickson Profar, S OBP: 0.325, SLG: 0.373										3	1	0	0	2	1	3		
23 Fernando Tatis Jr., R OBP: 0.325, SLG: 0.454										5	1	1	0	0	3	4		
22 Juan Soto, L OBP: 0.311, SLG: 0.362										5	2	3	6	0	0	1		
24 Garrett Cooper, R OBP: 0.303, SLG: 0.416										0	0	0	0	0	0	0		
13 Manny Machado, R OBP: 0.315, SLG: 0.456										5	1	2	0	0	0	1		
2 Xander Bogaerts, R OBP: 0.344, SLG: 0.425										5	2	2	0	0	1	1		
12 Luis Campusano, R OBP: 0.335, SLG: 0.462										5	1	2	1	0	0	0		
28 José Azocar, R OBP: 0.311, SLG: 0.362										2	1	0	0	1	1	2		
17 Matthew Batten, R OBP: 0.333, SLG: 0.393										5	1	2	2	0	0	3		
5 Eguv Rosario, R OBP: 0.200, SLG: 0.400										4	0	1	1	0	2	3		
<b>Inning Stats</b>	R: 0 H: 1 E: 0 K: 1 S: 12	H: 1 LOB: 1 BB: 0 P: 18	R: 0 H: 0 E: 0 K: 1 S: 11	H: 0 LOB: 1 BB: 1 P: 21	R: 0 H: 0 E: 0 K: 2 S: 12	H: 0 LOB: 1 BB: 1 P: 19	R: 2 H: 4 E: 0 K: 2 S: 16	H: 3 LOB: 1 BB: 0 P: 27	R: 2 H: 2 E: 0 K: 0 S: 13	H: 2 LOB: 0 BB: 0 P: 17	R: 4 H: 3 E: 0 K: 2 S: 19	H: 3 LOB: 1 BB: 1 P: 34	R: 0 H: 0 E: 0 K: 0 S: 9	H: 0 LOB: 0 BB: 0 P: 11	1B: 10 2B: 1 3B: 0 HR: 2	SF: 0 SAC: 1 DP: 0 HBP: 1	WP: 1 PA: 44 PB: 0 SB: 1 CS: 0	
<b>PITCHER</b>	IP WLS BF H R ER SO BB IBB HBP BLK WP HR S P ERA WHIP																	
35 Joe Boyle, R ERA: 5.4	3.0	12	1	0	0	4	2	0	0	0	0	0	0	0	35	58	0.00	1.000
Ken Waldichuk, L ERA: 5.4	4.0	L 21	9	6	6	2	0	0	0	0	1	1	56	80	13.50	2.250		
17 Devin Sweet, R ERA: 11.57	1.0	8	3	4	4	2	1	0	1	0	0	1	19	34	36.00	4.000		
60 Francisco Pérez, L ERA: 5.02	1.0	3	0	0	0	0	0	0	0	0	0	0	9	11	0.00	0.000		

San Diego Padres @ Oakland Athletics  
Oakland Coliseum, Oakland, CA  
Sun Sep 17 2023, 1:08 PM - 3:57 PM PDT  
Att: 8,680 - Partly Cloudy - 70 F

AB 39  
R 10  
H 13  
RBI 10  
BB 3  
SO 8  
LOB 18



Batter	1	2	3	4	5	6	7	8	9	AB	R	H	RBI	BB	SO	LOB	BOTTOM		
49 Ryan Noda, L OBP: 0.372, SLG: 0.424										4	0	0	0	0	4	0			
20 Zack Gelof, R OBP: 0.326, SLG: 0.523										3	0	1	0	1	2	0			
25 Brent Rooker, R OBP: 0.324, SLG: 0.473										4	1	2	1	0	1	1			
15 Seth Brown, L OBP: 0.287, SLG: 0.407										3	0	1	0	0	1	3			
13 Jordan Diaz, R OBP: 0.292, SLG: 0.382										1	0	0	0	0	1	0			
23 Shea Langeliers, R OBP: 0.265, SLG: 0.402										4	0	0	0	0	3	3			
2 Lawrence Butler, L OBP: 0.253, SLG: 0.374										4	0	1	0	0	2	2			
4 Kevin Smith, R OBP: 0.226, SLG: 0.345										4	0	0	0	0	2	2			
10 Nick Allen, R OBP: 0.257, SLG: 0.278										3	0	1	0	0	0	0			
1 Esteyru Ruiz, R OBP: 0.303, SLG: 0.337										3	0	0	0	0	0	3			
<b>Inning Stats</b>	R: 0 H: 1 E: 0 K: 2 S: 10	H: 0 LOB: 0 BB: 0 P: 16	R: 0 H: 0 E: 0 K: 1 S: 9	H: 0 LOB: 0 BB: 0 P: 13	R: 0 H: 0 E: 0 K: 1 S: 6	H: 0 LOB: 0 BB: 0 P: 11	R: 0 H: 1 E: 0 K: 1 S: 13	H: 1 LOB: 2 BB: 1 P: 24	R: 0 H: 0 E: 0 K: 3 S: 9	H: 0 LOB: 0 BB: 0 P: 14	R: 0 H: 3 E: 0 K: 1 S: 11	H: 3 LOB: 3 BB: 0 P: 19	R: 1 H: 1 E: 0 K: 3 S: 10	H: 1 LOB: 0 BB: 0 P: 11	R: 0 H: 0 E: 0 K: 2 S: 8	H: 0 LOB: 0 BB: 0 P: 12	1B: 5 2B: 0 3B: 0 HR: 1	SF: 0 SAC: 0 DP: 0 HBP: 0	WP: 1 PA: 34 PB: 0 SB: 0 CS: 0
<b>PITCHER</b>	IP WLS BF H R ER SO BB IBB HBP BLK WP HR S P ERA WHIP																		
21 Nick Martinez, R ERA: 3.73	3.0	10	1	0	0	5	1	0	0	0	0	0	35	57	0.00	0.667			
60 Pedro Avila, R ERA: 3.39	3.0	W 11	1	0	0	5	1	0	0	0	0	0	35	57	0.00	0.667			
59 Tom Cosgrove, L ERA: 1.57	1.0	6	3	0	0	1	0	0	0	0	0	0	11	19	0.00	3.000			
56 Ray Kerr, L ERA: 4.38	2.0	7	1	1	1	5	0	0	0	0	0	1	18	23	4.50	0.500			

San Diego Padres @ Oakland Athletics  
Oakland Coliseum, Oakland, CA  
Sun Sep 17 2023, 1:08 PM - 3:57 PM PDT  
Att: 8,680 - Partly Cloudy - 70 F

AB 33  
R 1  
H 6  
RBI 1  
BB 1  
SO 16  
LOB 14





Batter	1	2	3	4	5	6	7	8	9	AB	R	H	RBI	BB	SO	LOB	TOP		
19 Charlie Blackmon, L OBP: 0.373, SLG: 0.445	G4-3		14 2B		K					4	1	2	2	0	1	0	<b>Colorado Rockies @ San Diego Padres</b> Petco Park, San Diego, CA Mon Sep 18 2023, 6:43 PM - 9:55 PM PDT Att: 42,062 - Clear - 70 F		
14 Ezequiel Tovar, R OBP: 0.290, SLG: 0.418	G5-3		22 1B		K	G4-3		F7		5	1	1	1	0	1	4			
23 Kris Bryant, R OBP: 0.332, SLG: 0.388	G6-3								G6-3	5	0	0	0	0	2	1			
22 Nolan Jones, L OBP: 0.366, SLG: 0.520		G4-1								5	2	3	2	0	1	0			
44 Elehuris Montero, R OBP: 0.293, SLG: 0.404										5	1	1	0	0	4	2			
35 Elias Diaz, R OBP: 0.318, SLG: 0.420										4	2	1	1	1	0	2			
24 Ryan McMahon, L OBP: 0.327, SLG: 0.443										5	0	1	0	0	2	3			
7 Brendan Rodgers, R OBP: 0.317, SLG: 0.315										4	1	3	2	1	0	0			
9 Brenton Doyle, R OBP: 0.244, SLG: 0.328										4	1	1	1	1	2	4			
<b>Inning Stats</b>	R: 0 E: 0 K: 0 S: 10	H: 0 LOB: 0 BB: 0 P: 11	R: 1 E: 0 K: 1 S: 13	H: 2 LOB: 2 BB: 0 P: 21	R: 2 E: 0 K: 2 S: 17	H: 3 LOB: 1 BB: 0 P: 24	R: 0 E: 0 K: 1 S: 11	H: 0 LOB: 0 BB: 0 P: 16	R: 0 E: 0 K: 3 S: 10	H: 0 LOB: 0 BB: 0 P: 15	R: 2 E: 0 K: 1 S: 16	H: 2 LOB: 1 BB: 1 P: 26	R: 2 E: 0 K: 1 S: 16	H: 4 LOB: 2 BB: 0 P: 25	1B: 9 2B: 2 3B: 1 HR: 1	SF: 0 SAC: 0 DP: 0 HBP: 1	WP: 0 PB: 0 SB: 0 CS: 0	PA: 45	
<b>PITCHER</b>	IP	WLS	BF	H	R	ER	SO	BB	IBB	HBP	BLK	WP	HR	S	P	ERA	WHIP		
52 Michael Wacha, R ERA: 3.44	5.0	W	21	5	3	2	6	0	0	0	0	0	0	61	91	3.60	1.000		
48 Nick Hernandez, R ERA: 12.0	1.0		8	2	2	2	2	2	0	1	0	0	1	19	33	18.00	4.000		
58 Scott Barlow, R ERA: 4.52	1.0		3	0	0	0	3	0	0	0	0	0	0	10	15	0.00	0.000		
59 Tom Cosgrove, L ERA: 1.91	1.0		6	2	2	2	1	1	0	0	0	0	0	16	26	18.00	3.000		
66 Luis Garcia, R ERA: 4.11	0.2		4	2	2	2	1	0	0	0	0	0	0	11	17	27.00	3.000		

Batter	1	2	3	4	5	6	7	8	9	AB	R	H	RBI	BB	SO	LOB	BOTTOM			
2 Xander Bogaerts, R OBP: 0.348, SLG: 0.433	F7		12 HR	23 1B	23 S					4	3	3	0	1	0	0	<b>Colorado Rockies @ San Diego Padres</b> Petco Park, San Diego, CA Mon Sep 18 2023, 6:43 PM - 9:55 PM PDT Att: 42,062 - Clear - 70 F			
23 Fernando Tatis Jr., R OBP: 0.327, SLG: 0.464										4	1	2	0	1	1	2				
22 Juan Soto, L OBP: 0.404, SLG: 0.505										4	1	2	2	1	0	1				
13 Manny Machado, R OBP: 0.314, SLG: 0.453										4	0	0	0	1	1	4				
12 Luis Campusano, R OBP: 0.344, SLG: 0.487										5	2	3	3	0	0	3				
24 Garrett Cooper, R OBP: 0.301, SLG: 0.421										5	1	1	2	0	2	1				
17 Matthew Batten, R OBP: 0.340, SLG: 0.409										4	1	2	0	0	1	0				
28 José Azocar, R OBP: 0.295, SLG: 0.342										4	0	0	0	0	1	2				
5 Eguv Rosario, R OBP: 0.263, SLG: 0.579										4	2	2	2	0	0	0				
<b>Inning Stats</b>	R: 0 E: 0 K: 0 S: 9	H: 0 LOB: 1 BB: 1 P: 16	R: 2 E: 0 K: 0 S: 16	H: 3 LOB: 0 BB: 0 P: 21	R: 3 E: 0 K: 2 S: 15	H: 2 LOB: 0 BB: 1 P: 26	R: 2 E: 0 K: 1 S: 19	H: 4 LOB: 3 BB: 1 P: 34	R: 4 E: 0 K: 1 S: 24	H: 4 LOB: 1 BB: 1 P: 43	R: 0 E: 0 K: 1 S: 9	H: 0 LOB: 0 BB: 0 P: 11	R: 0 E: 0 K: 0 S: 10	H: 1 LOB: 1 BB: 0 P: 13	R: 0 E: 0 K: 1 S: 10	H: 1 LOB: 1 BB: 0 P: 16	1B: 9 2B: 2 3B: 1 HR: 3	SF: 0 SAC: 0 DP: 1 HBP: 0	WP: 0 PB: 0 SB: 2 CS: 0	PA: 42
<b>PITCHER</b>	IP	WLS	BF	H	R	ER	SO	BB	IBB	HBP	BLK	WP	HR	S	P	ERA	WHIP			
50 Ty Blach, L ERA: 5.32	3.2	L	21	9	7	7	3	2	0	0	0	0	0	24	46	27.00	6.000			
60 Victor Vodnik, R ERA: 17.18	1.0		9	4	4	3	1	0	0	0	0	0	0	13	18	0.00	0.000			
52 Daniel Bard, R ERA: 4.56	1.1		4	0	0	0	1	0	0	0	0	0	0	10	13	0.00	1.000			
46 Nick Mears, R ERA: 2.3	1.0		4	1	0	0	0	0	0	0	0	0	0	10	16	0.00	1.000			
59 Jake Bird, R ERA: 4.34	1.0		4	1	0	0	1	0	0	0	0	0	0	10	16	0.00	1.000			

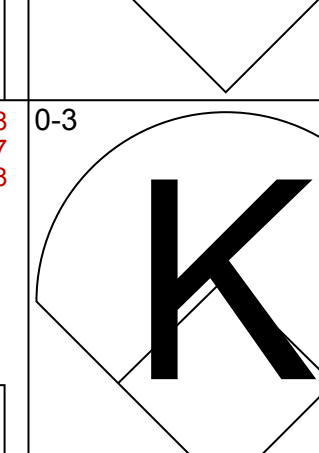
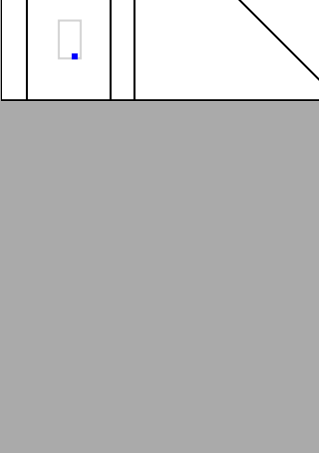
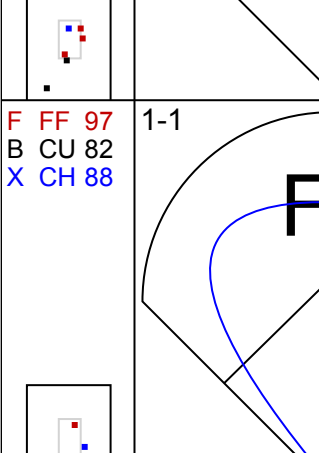





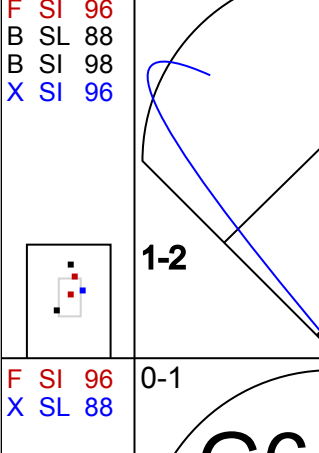

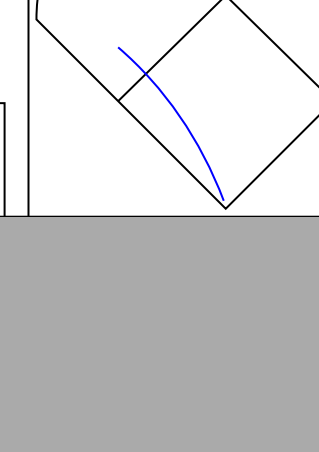

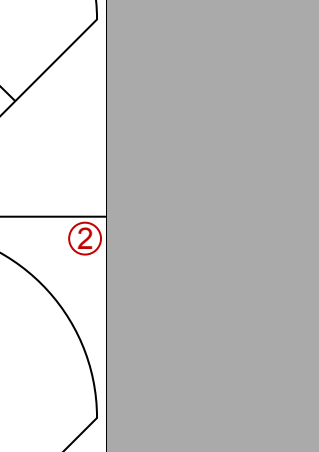
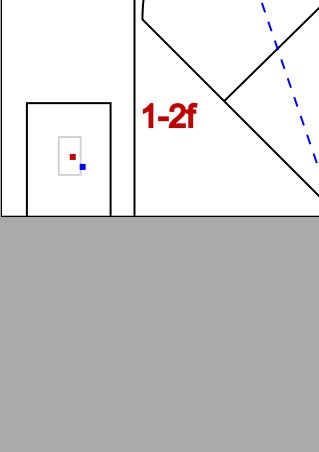
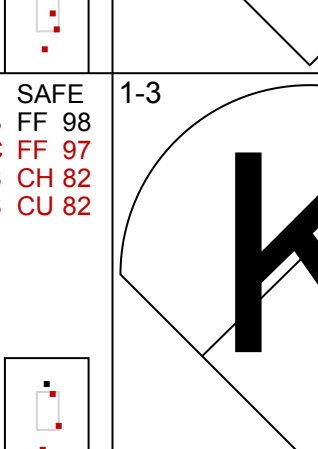


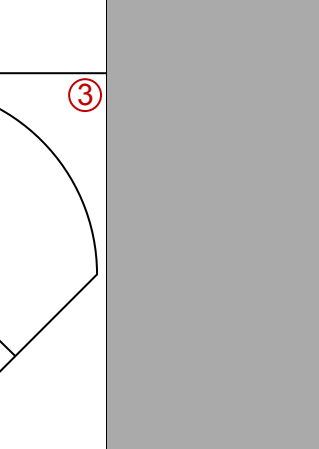

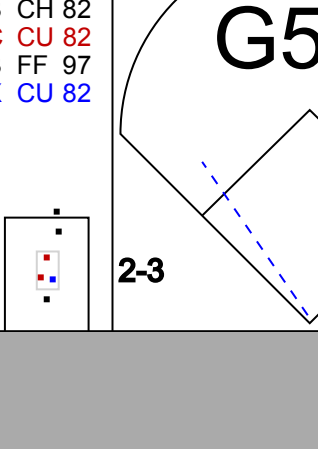


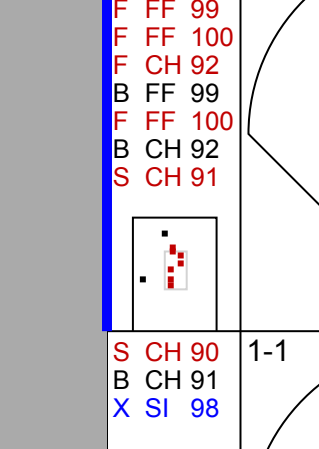



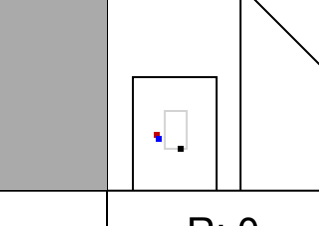
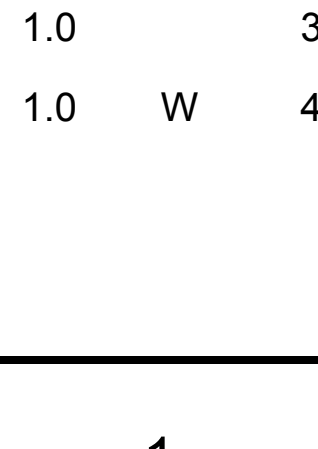


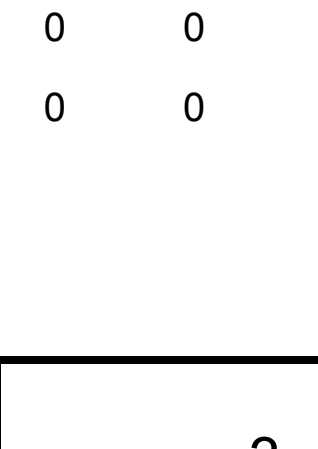






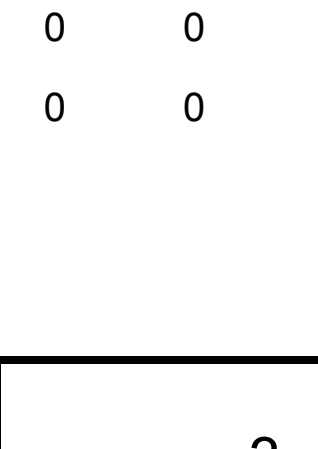


AB 41  
R 9  
H 13  
RBI 9  
BB 3  
SO 13  
LOB 16

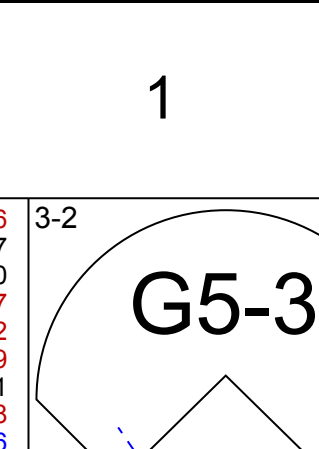
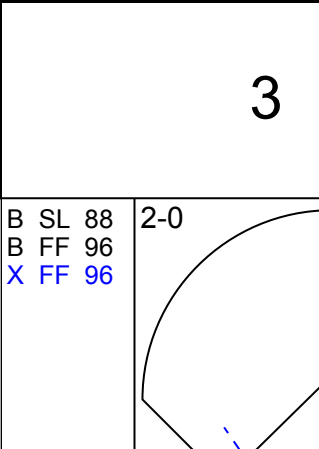
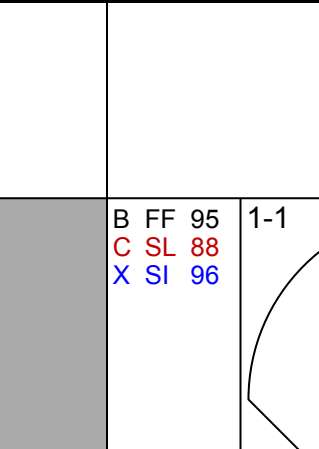
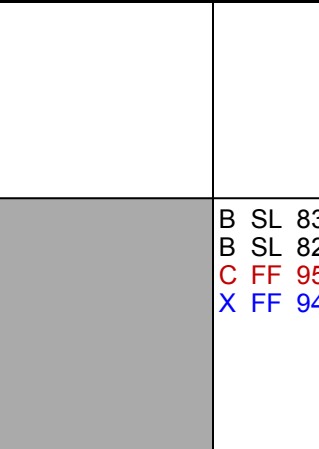

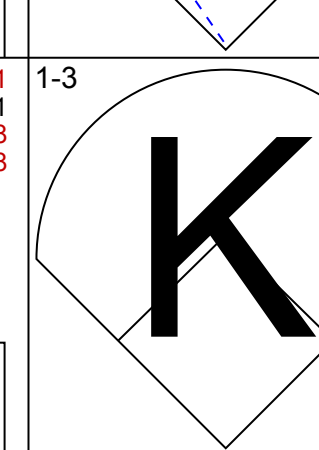
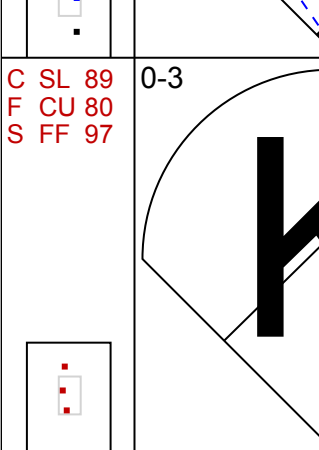
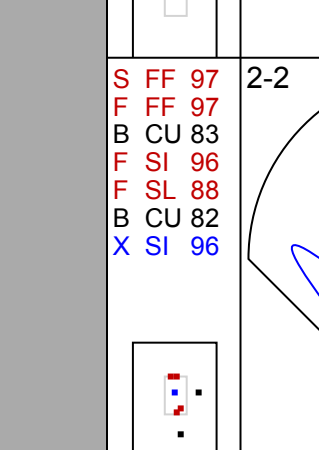

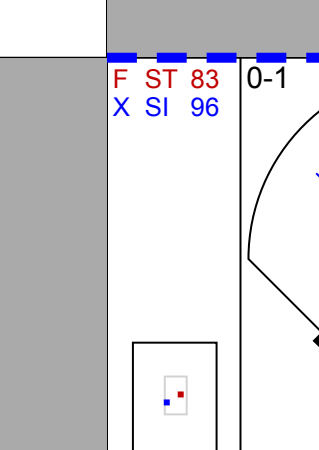

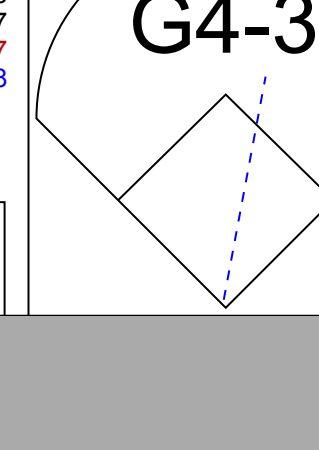
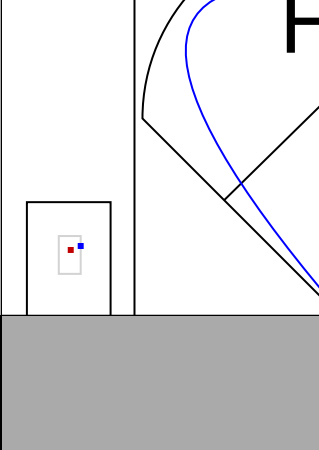
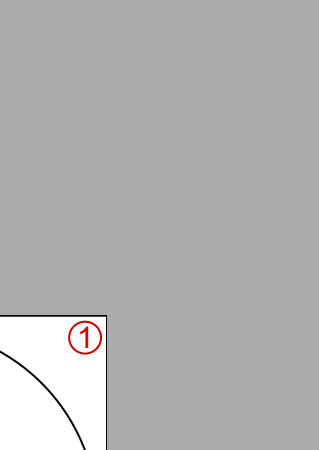
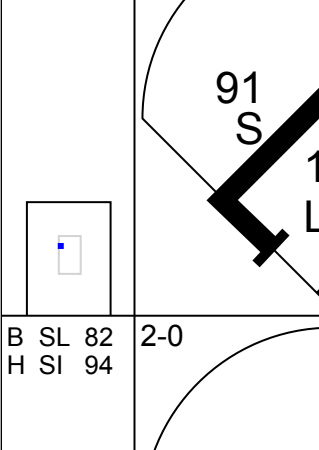

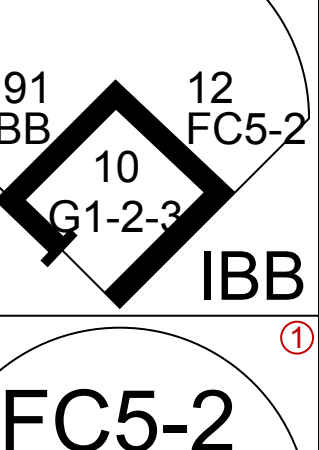
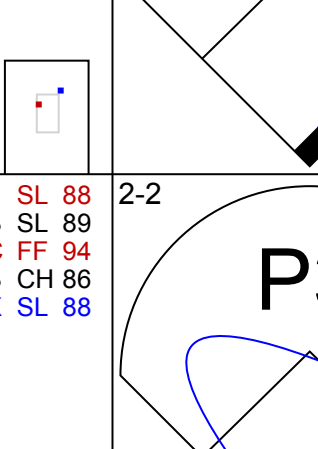
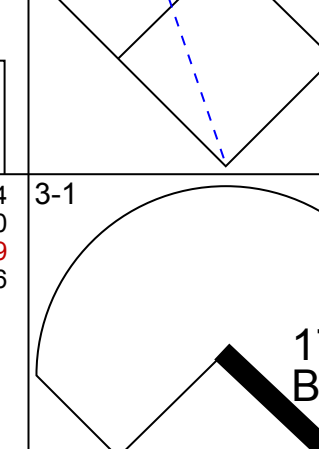
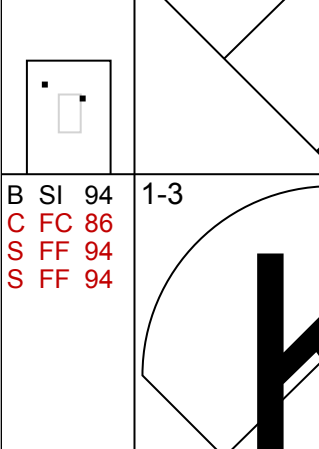
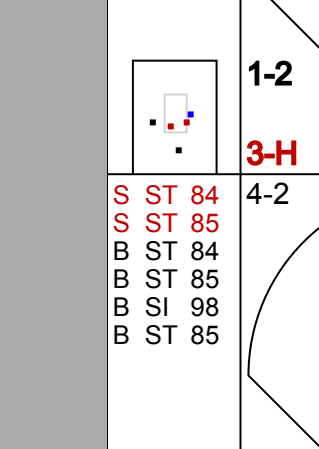



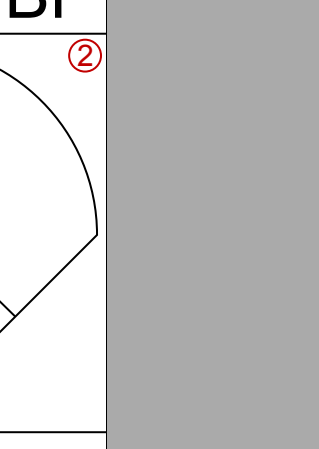
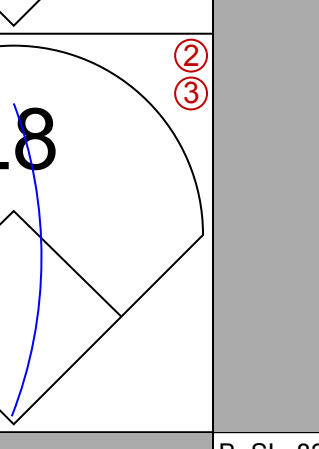
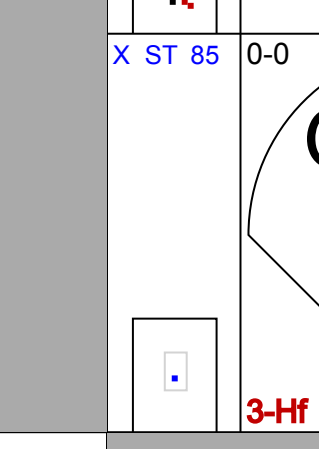



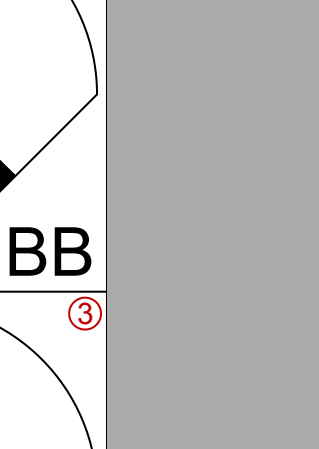
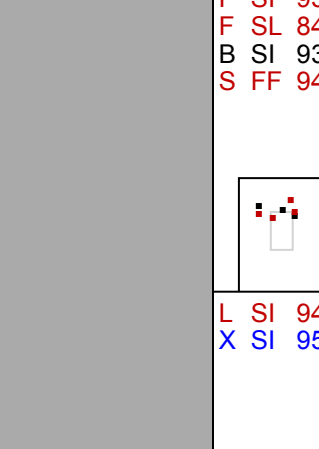
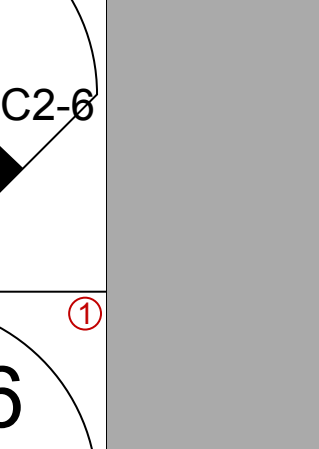
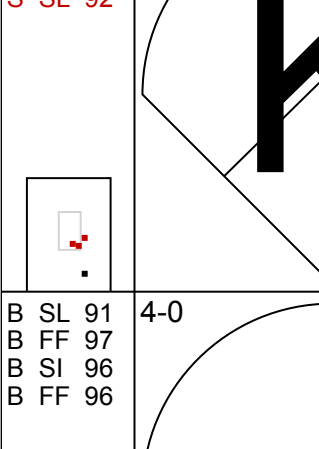

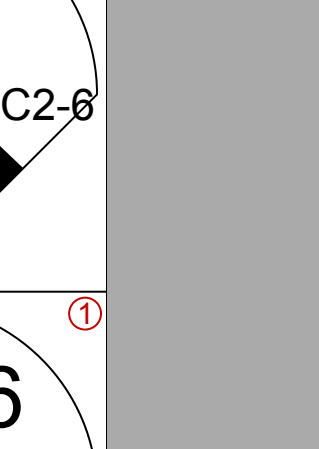
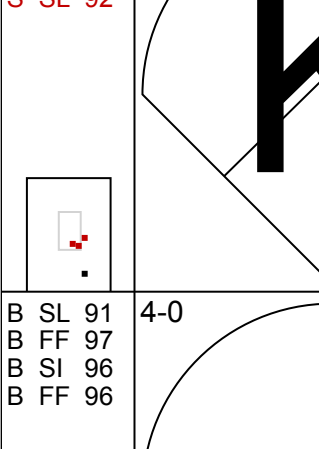

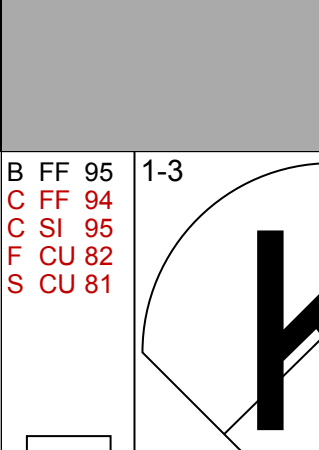
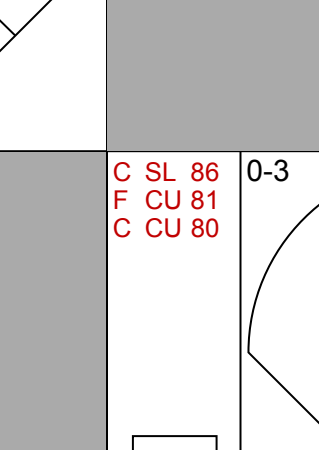
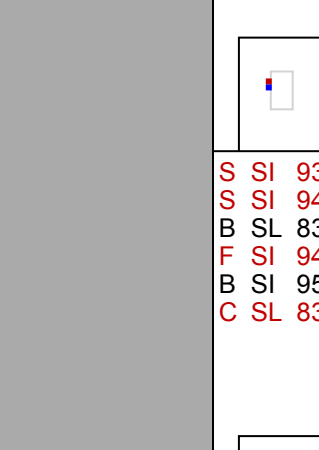
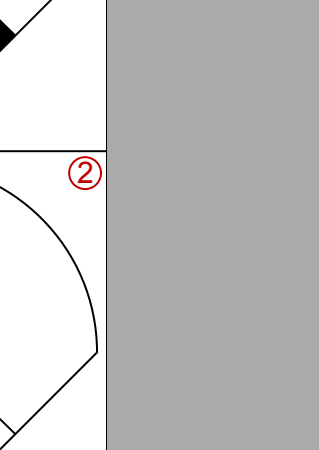
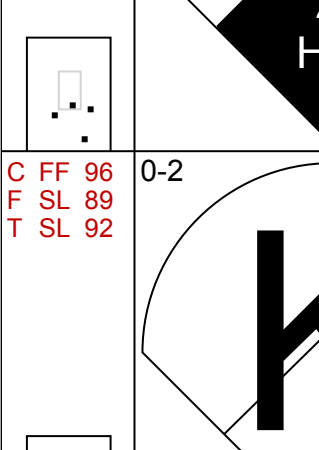
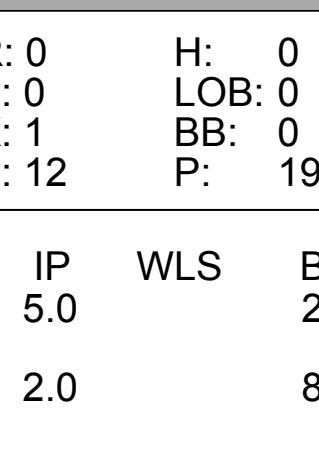
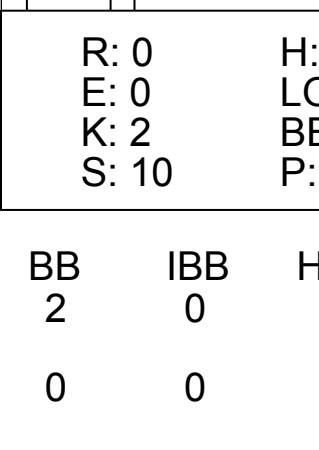
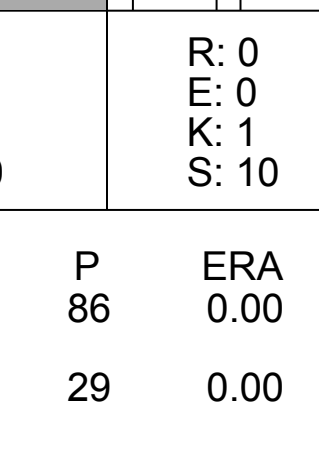
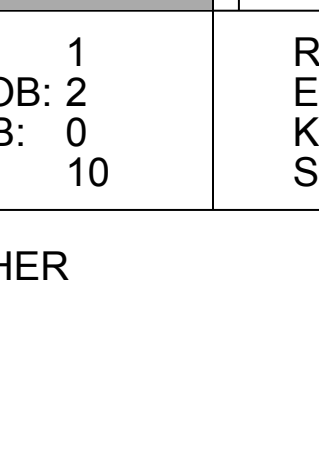
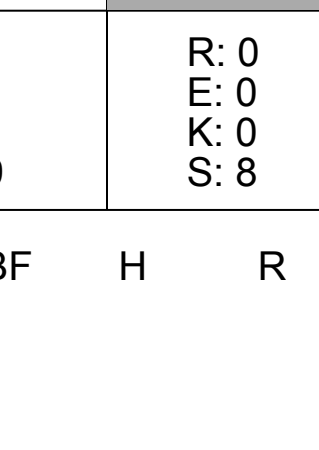
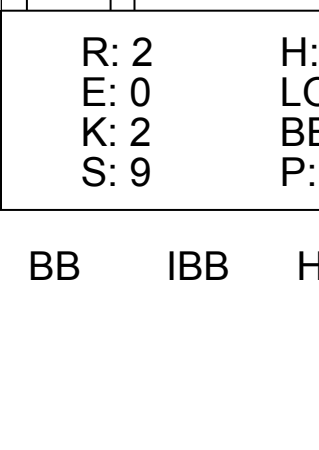

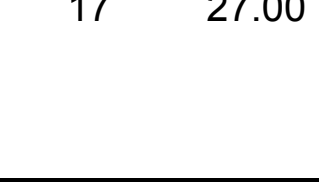





AB 38  
R 11  
H 15  
RBI 9  
BB 4  
SO 6  
LOB 13





Batter	1	2	3	4	5	6	7	8	9	AB	R	H	RBI	BB	SO	LOB	TOP								
14 Ezequiel Tovar, R OBP: 0.288, SLG: 0.415										4	0	0	0	0	2	0	<p><b>Colorado Rockies @ San Diego Padres</b> Petco Park, San Diego, CA Tue Sep 19 2023, 6:41 PM - 9:23 PM PDT Att: 39,809 - Partly Cloudy - 69 F</p> <p>livebaseballscorecards.com</p>								
7 Brendan Rodgers, R OBP: 0.315, SLG: 0.313										4	0	1	0	0	1	0									
23 Kris Bryant, R OBP: 0.328, SLG: 0.383										4	0	0	0	0	1	1									
22 Nolan Jones, L OBP: 0.370, SLG: 0.520										2	0	1	0	2	0	0									
35 Elias Diaz, R OBP: 0.317, SLG: 0.417										3	0	0	0	1	0	3									
44 Elehuris Montero, R OBP: 0.290, SLG: 0.399										3	0	0	0	0	3	3									
15 Hunter Goodman, R OBP: 0.277, SLG: 0.458										3	0	0	0	0	3	3									
13 Alan Trejo, R OBP: 0.267, SLG: 0.320										1	0	0	0	1	0	2									
19 Charlie Blackmon, L OBP: 0.372, SLG: 0.444										1	0	0	0	0	1	0									
24 Ryan McMahon, L OBP: 0.327, SLG: 0.443										0	0	0	0	0	0	0									
9 Brenton Doyle, R OBP: 0.242, SLG: 0.325										3	0	0	0	0	1	1									
<b>Inning Stats</b>	R: 0 E: 0 K: 3 S: 9	H: 0 LOB: 0 BB: 0 P: 12	R: 0 E: 0 K: 2 S: 13	H: 0 LOB: 2 BB: 2 P: 25	R: 0 E: 0 K: 1 S: 5	H: 0 LOB: 0 BB: 0 P: 7	R: 0 E: 0 K: 0 S: 7	H: 0 LOB: 0 BB: 0 P: 12	R: 0 E: 0 K: 2 S: 11	H: 0 LOB: 1 BB: 1 P: 20	R: 0 E: 0 K: 0 S: 8	H: 0 LOB: 0 BB: 0 P: 13	R: 0 E: 0 K: 2 S: 9	H: 0 LOB: 1 BB: 1 P: 15	R: 0 E: 0 K: 2 S: 15	H: 0 LOB: 0 BB: 0 P: 21	R: 0 E: 0 K: 0 S: 8	H: 2 LOB: 1 BB: 0 P: 13	1B: 2 2B: 0 3B: 0 HR: 0	SF: 0 SAC: 0 DP: 1 HBP: 0	WP: 1 PB: 0 SB: 3 CS: 0	PA: 32			
<b>PITCHER</b>	IP	WLS	BF	H	R	ER	SO	BB	IBB	HBP	BLK	WP	HR	S	P	ERA	WHIP								
4 Blake Snell, L ERA: 2.33	7.0		25	0	0	0	10	4	0	0	0	1	0	62	104	0.00	0.571								
75 Robert Suarez, R ERA: 4.15	1.0		3	0	0	0	2	0	0	0	0	0	0	15	21	0.00	0.000								
71 Josh Hader, L ERA: 1.24	1.0	W	4	2	0	0	0	0	0	0	0	0	0	8	13	0.00	2.000								

Batter	1	2	3	4	5	6	7	8	9	AB	R	H	RBI	BB	SO	LOB	BOTTOM								
2 Xander Bogaerts, R OBP: 0.348, SLG: 0.438										5	1	2	2	0	0	1	<p><b>Colorado Rockies @ San Diego Padres</b> Petco Park, San Diego, CA Tue Sep 19 2023, 6:41 PM - 9:23 PM PDT Att: 39,809 - Partly Cloudy - 69 F</p> <p>livebaseballscorecards.com</p>								
23 Fernando Tatis Jr., R OBP: 0.327, SLG: 0.465										4	0	1	0	0	2	1									
22 Juan Soto, L OBP: 0.405, SLG: 0.506										3	0	1	0	1	0	1									
12 Luis Campusano, R OBP: 0.348, SLG: 0.484										3	0	1	0	0	0	2									
91 Ji Man Choi, L OBP: 0.253, SLG: 0.420										2	0	0	0	1	1	3									
10 Jurickson Profar, S OBP: 0.321, SLG: 0.370										4	0	0	0	0	0	7									
28 José Azocar, R OBP: 0.295, SLG: 0.342										0	0	0	0	0	0	0									
17 Matthew Batten, R OBP: 0.347, SLG: 0.400										2	0	0	0	2	2	0									
1 Trent Grisham, L OBP: 0.314, SLG: 0.355										3	1	0	0	1	1	5									
5 Eguv Rosario, R OBP: 0.217, SLG: 0.478										4	0	0	0	0	4	2									
<b>Inning Stats</b>	R: 0 E: 0 K: 1 S: 12	H: 1 LOB: 0 BB: 0 P: 19	R: 0 E: 0 K: 0 S: 12	H: 1 LOB: 2 BB: 1 P: 21	R: 0 E: 0 K: 2 S: 10	H: 1 LOB: 0 BB: 0 P: 13	R: 0 E: 0 K: 1 S: 11	H: 0 LOB: 2 BB: 1 P: 20	R: 0 E: 0 K: 1 S: 10	H: 0 LOB: 0 BB: 0 P: 13	R: 0 E: 0 K: 1 S: 5	H: 1 LOB: 1 BB: 0 P: 10	R: 0 E: 0 K: 2 S: 12	H: 0 LOB: 0 BB: 0 P: 19	R: 0 E: 0 K: 0 S: 8	H: 1 LOB: 2 BB: 2 P: 16	R: 2 E: 0 K: 2 S: 9	H: 1 LOB: 0 BB: 1 P: 17	1B: 2 2B: 2 3B: 0 HR: 1	SF: 0 SAC: 0 DP: 1 HBP: 2	WP: 0 PB: 1 SB: 2 CS: 0	PA: 37			
<b>PITCHER</b>	IP	WLS	BF	H	R	ER	SO	BB	IBB	HBP	BLK	WP	HR	S	P	ERA	WHIP								
18 Ryan Felner, R ERA: 5.13	5.0		20	2	0	0	5	2	0	0	0	0	0	55	86	0.00	0.800								
64 Gavin Hollowell, R ERA: 5.02	2.0		8	1	0	0	3	0	0	1	0	0	0	17	29	0.00	0.500								
61 Justin Lawrence, R ERA: 3.89	1.0		5	1	0	0	0	1	1	0	0	0	0	8	16	0.00	2.000								
40 Tyler Kinley, R ERA: 6.75	0.2	L	4	1	2	2	2	1	0	0	0	0	1	9	17	27.00	3.000								







Batter	1	2	3	4	5	6	7	8	9	AB	R	H	RBI	BB	SO	LOB	TOP								
21 Lars Nootbaar, L (1, 8) OBP: 0.369, SLG: 0.424	G4-3		K			K	K		F7	5	0	1	0	0	2	2	<b>St. Louis Cardinals @ San Diego Padres</b> Petco Park, San Diego, CA Fri Sep 22 2023, 6:44 PM - 9:25 PM PDT Att: 42,983 - Cloudy - 67 F								
19 Tommy Edman, S (1, 4) OBP: 0.299, SLG: 0.390	G3		K			K	FC5			5	0	2	0	0	1	3									
46 Paul Goldschmidt, R (1, 3) OBP: 0.363, SLG: 0.450	K				G6-3	K			F7	5	1	1	0	0	2	2									
18 Jordan Walker, R (1, 9)		K			K					3	0	1	1	1	2	0									
67 Richie Palacios, L (1, 7)					G1-3					3	0	1	0	1	1	1									
48 Iván Herrera, R (1, 2) OBP: 0.419, SLG: 0.346					K					3	0	0	0	1	1	4									
26 Luken Baker, R (1, 10) 63 Michael Siani, L (7, PR)					K					3	0	1	0	0	1	1									
15 José Fermín, R (1, 5) OBP: 0.286, SLG: 0.211					K					3	0	0	0	1	1	2									
0 Masyn Winn, R (1, 6) OBP: 0.219, SLG: 0.255					P4					4	1	1	1	0	0	2									
<b>Inning Stats</b>	R: 0 H: 0 E: 0 K: 1 S: 7	H: 0 LOB: 0 BB: 0 P: 11	R: 0 H: 0 E: 0 K: 3 S: 12	H: 0 LOB: 1 BB: 1 P: 25	R: 0 H: 1 E: 0 K: 2 S: 15	H: 1 LOB: 0 BB: 0 P: 18	R: 0 H: 0 E: 0 K: 1 S: 8	H: 0 LOB: 0 BB: 0 P: 12	R: 0 H: 0 E: 0 K: 0 S: 3	H: 0 LOB: 0 BB: 0 P: 6	R: 1 H: 3 E: 0 K: 2 S: 15	H: 3 LOB: 3 BB: 1 P: 31	R: 0 H: 1 E: 0 K: 1 S: 9	H: 1 LOB: 2 BB: 1 P: 19	R: 1 H: 2 E: 0 K: 2 S: 14	H: 2 LOB: 2 BB: 1 P: 26		R: 0 H: 1 E: 0 K: 0 S: 7	H: 1 LOB: 1 BB: 0 P: 10	1B: 5 2B: 1 3B: 1 HR: 1	SF: 0 SAC: 0 DP: 0 HBP: 0	WP: 0 PB: 0 SB: 2 CS: 0	PA: 39		
<b>PITCHER</b>	IP	WLS	BF	H	R	ER	SO	BB	IBB	HBP	BLK	WP	HR	S	P	ERA	WHIP								
61 Matt Waldron, R (1, 1) ERA: 4.58	5.2		22	3	1	1	9	2	0	0	0	0	1	57	96	1.59	0.882								
58 Scott Barlow, R (6, 1) ERA: 4.41	0.2		5	2	0	0	0	1	0	0	0	0	0	7	18	0.00	4.500								
59 Tom Cosgrove, L (7, 1) ERA: 1.89	0.2	H	2	0	0	0	1	0	0	0	0	0	0	5	8	0.00	0.000								
66 Luis García, R (8, 1) ERA: 4.17	0.1	B	4	2	1	1	1	1	0	0	0	0	0	10	20	27.00	9.000								
75 Robert Suarez, R (8, 1) ERA: 3.86	1.2	W	6	1	0	0	1	0	0	0	0	0	0	11	16	0.00	0.600								

Batter	1	2	3	4	5	6	7	8	9	AB	R	H	RBI	BB	SO	LOB	BOTTOM								
2 Xander Bogaerts, R (1, 6) OBP: 0.349, SLG: 0.439	K				FC5-4		G1-3			4	0	0	0	0	2	2	<b>St. Louis Cardinals @ San Diego Padres</b> Petco Park, San Diego, CA Fri Sep 22 2023, 6:44 PM - 9:25 PM PDT Att: 42,983 - Cloudy - 67 F								
23 Fernando Tatis Jr., R (1, 9) OBP: 0.324, SLG: 0.460	G6-3		G6-3							4	0	1	0	0	0	0									
22 Juan Soto, L (1, 7) OBP: 0.407, SLG: 0.507										4	1	3	0	0	0	2									
13 Manny Machado, R (1, 10) OBP: 0.316, SLG: 0.465										4	2	4	3	0	0	0									
91 Ji Man Choi, L (1, 3) 24 Garrett Cooper, R (8, PH)										3	0	0	0	0	0	4									
7 Ha-Seong Kim, R (1, 4) OBP: 0.265, SLG: 0.408										1	0	0	0	0	0	0									
1 Trent Grisham, L (1, 8) OBP: 0.315, SLG: 0.353										2	1	0	0	1	0	1									
17 Matthew Batten, R (1, 5) OBP: 0.336, SLG: 0.385										3	0	0	0	0	1	1									
29 Brett Sullivan, L (1, 2) OBP: 0.226, SLG: 0.305										3	0	2	1	0	0	0									
<b>Inning Stats</b>	R: 0 H: 2 E: 0 K: 1 S: 10	H: 1 LOB: 2 BB: 0 P: 15	R: 1 H: 1 E: 0 K: 1 S: 9	H: 1 LOB: 1 BB: 1 P: 18	R: 0 H: 2 E: 0 K: 0 S: 9	H: 2 LOB: 0 BB: 0 P: 14	R: 0 H: 1 E: 0 K: 0 S: 5	H: 1 LOB: 0 BB: 0 P: 6	R: 0 H: 2 E: 0 K: 0 S: 8	H: 2 LOB: 1 BB: 0 P: 13	R: 1 H: 1 E: 0 K: 0 S: 11	H: 1 LOB: 0 BB: 0 P: 18	R: 0 H: 0 E: 0 K: 1 S: 7	H: 0 LOB: 0 BB: 0 P: 11	R: 2 H: 2 E: 0 K: 1 S: 11	H: 2 LOB: 0 BB: 0 P: 16		R: 0 H: 1 E: 0 K: 0 S: 7	H: 1 LOB: 1 BB: 0 P: 10	1B: 7 2B: 3 3B: 0 HR: 2	SF: 0 SAC: 0 DP: 3 HBP: 0	WP: 2 PB: 0 SB: 0 CS: 0	PA: 33		
<b>PITCHER</b>	IP	WLS	BF	H	R	ER	SO	BB	IBB	HBP	BLK	WP	HR	S	P	ERA	WHIP								
43 Dakota Hudson, R (1, 1) ERA: 4.95	6.0		25	9	2	2	2	1	0	0	0	0	0	52	84	3.00	1.667								
34 Drew VerHagen, R (7, 1) ERA: 4.01	1.1		4	0	0	0	1	0	0	0	0	0	0	8	12	0.00	0.000								
52 Matthew Liberatore, L (8, 1) ERA: 5.52	0.2	L	4	2	2	2	1	0	0	0	0	0	1	10	15	27.00	3.000								

AB	35
R	2
H	8
RBI	2
BB	4
SO	12
LOB	19



WP	0
PA	39

AB	32
R	4
H	11
RBI	4
BB	1
SO	4
LOB	10



WP	2
PA	33




Batter	1	2	3	4	5	6	7	8	9	10	11	AB R H RBI BB SO LOB	TOP											
21 Lars Nootbaar, L OBP: 0.367, SLG: 0.420	G4-3		G4-3		G4-6-3					F9		4 0 0 0 1 0 1	<b>St. Louis Cardinals @ San Diego Padres</b> Petco Park, San Diego, CA Sat Sep 23 2023, 5:41 PM - 9:24 PM PDT Att: 42,525 - Clear - 70 F											
19 Tommy Edman, S OBP: 0.300, SLG: 0.392						G3-1	G4-3					5 1 2 0 0 1 3												
46 Paul Goldschmidt, R OBP: 0.365, SLG: 0.448												2 1 0 0 3 0 0												
18 Jordan Walker, R OBP: 0.343, SLG: 0.448												5 1 1 0 0 2 4												
67 Richie Palacios, L OBP: 0.297, SLG: 0.500												4 0 0 1 0 0 2												
26 Luke Baker, R OBP: 0.279, SLG: 0.273												3 1 1 1 2 0 0												
63 Michael Siani, L (11, PR)												0 0 0 0 0 0 0												
7 Andrew Knizner, R OBP: 0.281, SLG: 0.431												4 1 1 1 0 2 1												
55 Irving Lopez, L (9, PH)												3 0 0 0 0 2 2												
13 Juan Yezzer, R OBP: 0.255, SLG: 0.340												1 0 0 0 0 1 0												
62 Juniel Querecuto, S (9, S)												1 0 0 0 0 0 2												
0 Masyn Winn, R OBP: 0.229, SLG: 0.257												3 0 1 2 1 1 0												
<b>Inning Stats</b>	R: 0 E: 0 K: 1 S: 14	H: 1 LOB: 2 BB: 1 P: 19	R: 0 E: 0 K: 2 S: 8	H: 0 LOB: 0 BB: 0 P: 13	R: 0 E: 0 K: 0 S: 8	H: 1 LOB: 2 BB: 1 P: 17	R: 0 E: 0 K: 0 S: 7	H: 0 LOB: 0 BB: 1 P: 13	R: 0 E: 0 K: 1 S: 8	H: 0 LOB: 0 BB: 0 P: 14	R: 2 E: 0 K: 1 S: 17	H: 2 LOB: 2 BB: 2 P: 30	R: 0 E: 0 K: 0 S: 8	H: 0 LOB: 0 BB: 0 P: 13	R: 0 E: 0 K: 2 S: 10	H: 0 LOB: 0 BB: 0 P: 15	R: 0 E: 0 K: 2 S: 13	H: 0 LOB: 1 BB: 0 P: 19	R: 3 E: 0 K: 0 S: 12	H: 2 LOB: 2 BB: 1 P: 18	1B: 4 2B: 2 3B: 0 HR: 0	SF: 2 SAC: 0 DP: 2 HBP: 0	WP: 0 PB: 0 SB: 2 CS: 0	PA: 44
21 Nick Martinez, R ERA: 3.59	IP: 4.0	WLS: 0	BF: 16	H: 2	R: 0	ER: 0	SO: 3	BB: 3	IBB: 0	HBP: 0	BLK: 0	WP: 0	HR: 0	S: 37	P: 62	ERA: 0.00	WHIP: 1.250							
60 Pedro Avila, R ERA: 3.57	2.2	11	2	2	2	2	2	2	0	0	0	0	0	27	47	6.75	1.500							
59 Tom Cosgrove, L ERA: 1.85	0.1	2	0	0	0	0	0	1	0	0	0	0	0	5	10	0.00	3.000							
75 Robert Suarez, R ERA: 3.7	1.0	3	0	0	0	0	0	0	0	0	0	0	0	8	13	0.00	0.000							
71 Josh Hader, L ERA: 1.19	1.0	3	0	0	0	2	0	0	0	0	0	0	0	10	15	0.00	0.000							

Batter	1	2	3	4	5	6	7	8	9	10	11	AB R H RBI BB SO LOB	BOTTOM									
2 Xander Bogaerts, R OBP: 0.349, SLG: 0.437												5 1 1 1 1 1 2	<b>St. Louis Cardinals @ San Diego Padres</b> Petco Park, San Diego, CA Sat Sep 23 2023, 5:41 PM - 9:24 PM PDT Att: 42,525 - Clear - 70 F									
23 Fernando Tatis Jr., R OBP: 0.326, SLG: 0.459												3 0 1 0 2 1 3										
22 Juan Soto, L OBP: 0.407, SLG: 0.506												4 0 1 0 1 1 6										
13 Manny Machado, R OBP: 0.317, SLG: 0.483												4 0 1 1 1 1 4										
12 Luis Campusano, R OBP: 0.347, SLG: 0.478												5 0 1 0 0 0 4										
7 Ha-Seong Kim, R OBP: 0.338, SLG: 0.406												2 0 0 0 3 0 0										
91 Ji Man Choi, L OBP: 0.238, SLG: 0.398												2 0 0 0 0 0 0										
24 Garrett Cooper, R OBP: 0.304, SLG: 0.420												1 0 0 0 1 0 1										
5 Eguo Rosario, R OBP: 0.222, SLG: 0.444												1 1 0 0 0 1 2										
17 Matthew Batten, R OBP: 0.348, SLG: 0.384												3 0 1 0 2 0 1										
1 Trent Grisham, L OBP: 0.313, SLG: 0.352												2 0 0 0 0 0 2										
26 José Azocar, R OBP: 0.284, SLG: 0.329												1 0 0 0 0 0 0										
10 Jurickson Profar, S OBP: 0.322, SLG: 0.389												1 0 0 0 1 0 0										
<b>Inning Stats</b>	R: 1 E: 0 K: 0 S: 11	H: 1 LOB: 1 BB: 1 P: 21	R: 0 E: 0 K: 0 S: 16	H: 0 LOB: 1 BB: 1 P: 27	R: 0 E: 0 K: 1 S: 10	H: 2 LOB: 2 BB: 0 P: 15	R: 0 E: 0 K: 0 S: 11	H: 1 LOB: 1 BB: 0 P: 18	R: 0 E: 0 K: 0 S: 5	H: 1 LOB: 1 BB: 1 P: 11	R: 0 E: 0 K: 1 S: 5	H: 0 LOB: 0 BB: 0 P: 10	R: 1 E: 0 K: 2 S: 14	H: 0 LOB: 3 BB: 3 P: 29	R: 0 E: 0 K: 1 S: 6	H: 0 LOB: 2 BB: 2 P: 10	R: 0 E: 0 K: 0 S: 7	H: 0 LOB: 0 BB: 0 P: 11	1B: 6 2B: 0 3B: 0 HR: 0	SF: 0 SAC: 0 DP: 3 HBP: 0	WP: 2 PB: 0 SB: 1 CS: 1	PA: 47
44 Jake Woodford, R ERA: 5.09	IP: 3.2	WLS: 1	BF: 17	H: 4	R: 1	ER: 1	SO: 0	BB: 2	IBB: 0	HBP: 0	BLK: 0	WP: 1	HR: 0	S: 46	P: 78	ERA: 2.46	WHIP: 1.636					
53 Andre Pallante, R ERA: 4.82	1.1	5	0	0	0	0	0	2	0	0	0	0	0	7	16	0.00	1.500					
61 Jacob Barnes, R ERA: 6.75	1.0	4	1	0	0	0	0	1	0	0	0	0	0	11	21	0.00	2.000					
47 John King, L ERA: 3.82	1.0	H: 4	4	1	0	0	0	1	0	0	0	0	0	5	11	0.00	2.000					
34 Drew VerHagen, R ERA: 3.97	0.2	H: 3	3	0	0	0	1	1	0	0	0	0	0	4	9	0.00	1.500					
56 Ryan Helsley, R ERA: 2.6	IP: 1.1	WLS: 0	BF: 6	H: 0	R: 1	ER: 0	SO: 2	BB: 3	IBB: 0	HBP: 0	BLK: 0	WP: 0	HR: 0	S: 15	P: 30	ERA: 6.75	WHIP: 2.250					
72 Casey Lawrence, R (10, 1) ERA: 5.64	2.0	W: 7	7	0	0	0	1	0	2	0	0	0	0	13	21	0.00	0.000					

AB	35
R	5
H	6
RBI	5
BB	7
SO	9
LOB	15

AB	34
R	2
H	6
RBI	2
BB	12
SO	5
LOB	25





Batter	1	2	3	4	5	6	7	8	9	AB	R	H	RBI	BB	SO	LOB	TOP					
21 Lars Nootbaar, L (1,8) 63 Michael Siani, L (5,8)										2	0	1	0	0	0	0						
19 Tommy Edman, S (1,4) 15 José Fermín, R (5,4)										2	0	0	0	0	0	1						
46 Paul Goldschmidt, R (1,10) 13 Juan Ypez, R (6,PH) (6,10)										2	0	0	0	0	1	1						
18 Jordan Walker, R (1,9)										3	0	1	0	1	1	3						
67 Richie Palacios, L (1,7)										4	1	2	0	0	1	2						
26 Luken Baker, R (1,3)										3	1	1	2	1	0	1						
48 Iván Herrera, R (1,2)										4	0	0	0	0	0	3						
55 Irving Lopez, L (1,5)										4	0	0	0	0	3	3						
0 Masyn Winn, R (1,6)										2	0	0	0	1	1	0						
<b>Inning Stats</b>	R: 0 E: 0 K: 0 S: 9	H: 1 LOB: 1 BB: 0 P: 12	R: 0 E: 0 K: 1 S: 10	H: 1 LOB: 1 BB: 0 P: 12	R: 0 E: 0 K: 0 S: 9	H: 0 LOB: 0 BB: 0 P: 13	R: 0 E: 0 K: 1 S: 8	H: 1 LOB: 0 BB: 0 P: 12	R: 0 E: 0 K: 0 S: 4	H: 0 LOB: 0 BB: 0 P: 8	R: 0 E: 0 K: 2 S: 13	H: 1 LOB: 2 BB: 1 P: 22	R: 2 E: 0 K: 2 S: 16	H: 2 LOB: 0 BB: 0 P: 25	R: 0 E: 0 K: 1 S: 6	H: 0 LOB: 0 BB: 2 P: 9	R: 0 E: 0 K: 2 S: 11	H: 0 LOB: 2 BB: 2 P: 25	1B: 3 2B: 2 3B: 0 HR: 1	SF: 0 SAC: 0 DP: 1 HBP: 0	WP: 0 PB: 0 SB: 0 CS: 0	PA: 35
<b>PITCHER</b>	IP WLS BF H R ER SO BB IBB HBP BLK WP HR S P ERA WHIP																					
52 Michael Wacha, R (1,1) ERA: 3.39	7.0 W 27 6 2 2 6 1 0 0 0 0 0 1 69 104 2.57 1.000																					
41 Rich Hill, L (8,1) ERA: 5.49	1.0 3 0 0 0 1 0 0 0 0 0 0 0 6 9 0.00 0.000																					
40 Jose Espada, R (9,1) ERA:	1.0 5 0 0 0 2 2 0 0 0 0 0 0 11 25 0.00 2.000																					

St. Louis Cardinals @ San Diego Padres  
Petco Park, San Diego, CA  
Sun Sep 24 2023, 1:13 PM - 3:50 PM PDT  
Att: 42,505 - Sunny - 72 F

AB 32  
R 2  
H 6  
RBI 2  
BB 3  
SO 9  
LOB 17



Batter	1	2	3	4	5	6	7	8	9	AB	R	H	RBI	BB	SO	LOB	BOTTOM			
2 Xander Bogaerts, R (1,10)										5	2	2	1	0	1	2				
7 Ha-Seong Kim, R (1,6)										5	2	2	0	0	0	1				
22 Juan Soto, L (1,7) 1 Trent Grisham, L (8,8)										5	2	3	4	0	0	2				
23 Fernando Tatis Jr., R (1,9) 10 Jurickson Proffar, S (7,PH) (8,7)										4	2	2	1	0	0	1				
12 Luis Campusano, R (1,2) 29 Brett Sullivan, L (7,2)										4	1	3	0	0	0	0				
24 Garrett Cooper, R (1,3)										4	1	1	1	1	1	2				
17 Matthew Batten, R (1,4) 5 Eguý Rosario, R (1,5)										4	0	2	1	1	1	0				
2B José Azocar, R (1,8) (8,9)										4	1	1	1	0	1	6				
<b>Inning Stats</b>	R: 3 E: 1 K: 1 S: 13	H: 2 LOB: 0 BB: 0 P: 21	R: 2 E: 1 K: 2 S: 21	H: 2 LOB: 1 BB: 0 P: 27	R: 1 E: 0 K: 0 S: 11	H: 3 LOB: 2 BB: 1 P: 19	R: 2 E: 0 K: 1 S: 14	H: 5 LOB: 0 BB: 0 P: 19	R: 1 E: 0 K: 0 S: 10	H: 1 LOB: 0 BB: 0 P: 15	R: 3 E: 0 K: 0 S: 23	H: 4 LOB: 2 BB: 1 P: 35	R: 0 E: 0 K: 1 S: 10	H: 1 LOB: 1 BB: 0 P: 12	R: 0 E: 0 K: 0 S: 7	H: 0 LOB: 0 BB: 0 P: 8	1B: 9 2B: 5 3B: 2 HR: 2	SF: 0 SAC: 0 DP: 1 HBP: 0	WP: 0 PB: 0 SB: 0 CS: 0	PA: 44
<b>PITCHER</b>	IP WLS BF H R ER SO BB IBB HBP BLK WP HR S P ERA WHIP																			
38 Drew Rom, L (1,1) ERA: 7.98	3.1 L 23 11 8 6 4 1 0 0 0 0 0 0 1 55 80 16.20 3.600																			
72 Casey Lawrence, R (4,1) ERA: 5.63	1.2 6 2 1 1 0 0 0 0 0 0 0 1 14 21 5.40 1.200																			
31 Andrew Suárez, L (6,1) ERA: 7.5	3.0 15 5 3 3 1 1 0 0 0 0 0 0 40 55 9.00 2.000																			

St. Louis Cardinals @ San Diego Padres  
Petco Park, San Diego, CA  
Sun Sep 24 2023, 1:13 PM - 3:50 PM PDT  
Att: 42,505 - Sunny - 72 F

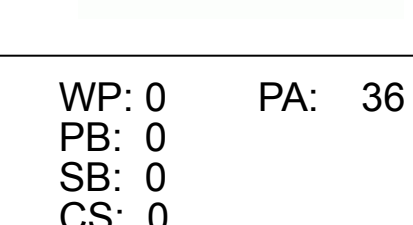
AB 42  
R 12  
H 18  
RBI 11  
BB 2  
SO 5  
LOB 19





Batter	1	2	3	4	5	6	7	8	9	AB	R	H	RBI	BB	SO	LOB	TOP					
2 Xander Bogaerts, R (1, 6) OBP: 0.350, SLG: 0.442										4	1	2	0	0	1	1	San Diego Padres @ San Francisco Giants Oracle Park, San Francisco, CA Mon Sep 25 2023, 6:46 PM - 9:10 PM PDT Att: 28,557 - Clear - 68 F					
23 Fernando Tatis Jr., R (1, 9) OBP: 0.328, SLG: 0.451										4	0	2	0	0	0	2						
22 Juan Soto, L (1, 7) OBP: 0.408, SLG: 0.512										4	0	1	0	0	1	3						
13 Manny Machado, R (1, 10) OBP: 0.318, SLG: 0.463										4	0	2	1	0	0	1						
7 Ha-Seong Kim, R (1, 5) OBP: 0.356, SLG: 0.405										4	0	0	0	0	2	4						
91 Ji Man Choi, L (1, 3) OBP: 0.229, SLG: 0.381										4	0	0	0	0	0	2						
28 José Azocar, R (9, PR) OBP: 0.282, SLG: 0.363										2	0	0	0	0	1	0						
17 Matthew Batten, R (1, 4) OBP: 0.330, SLG: 0.501										1	0	0	0	0	0	2						
10 Jurickson Profar, S (9, PH) OBP: 0.321, SLG: 0.367										3	0	0	0	0	2	1						
1 Trent Grisham, L (1, 8) OBP: 0.312, SLG: 0.349										3	0	0	0	0	2	1						
29 Brett Sullivan, L (1, 2) OBP: 0.242, SLG: 0.317										3	0	2	0	0	0	1						
<b>Inning Stats</b>	R: 1 E: 0 K: 0 S: 11	H: 3 LOB: 1 BB: 0 P: 15	R: 0 E: 0 K: 1 S: 9	H: 0 LOB: 1 BB: 0 P: 16	R: 0 E: 0 K: 1 S: 5	H: 0 LOB: 0 BB: 0 P: 6	R: 0 E: 0 K: 1 S: 8	H: 0 LOB: 0 BB: 0 P: 13	R: 0 E: 0 K: 1 S: 8	H: 1 LOB: 1 BB: 0 P: 12	R: 0 E: 0 K: 0 S: 4	H: 1 LOB: 0 BB: 0 P: 4	R: 0 E: 0 K: 2 S: 10	H: 0 LOB: 0 BB: 0 P: 14	R: 0 E: 0 K: 1 S: 9	H: 2 LOB: 1 BB: 0 P: 13	R: 0 E: 0 K: 0 S: 12	H: 2 LOB: 2 BB: 0 P: 17	1B: 8 2B: 2 3B: 0 HR: 0	SF: 0 SAC: 0 DP: 3 HBP: 1	WP: 0 PB: 0 SB: 0 CS: 0	PA: 34
<b>PITCHER</b> 62 Logan Webb, R (1, 1) ERA: 3.25	IP: 9.0 WLS: W BF: 34	H: 9 R: 1 ER: 1 SO: 7	BB: 0 IBB: 0 HBP: 1 BLK: 0	WP: 0 HR: 0 S: 76 P: 110	ERA: 1.00 WHIP: 1.000	<b>PITCHER</b> IP: WLS: BF: H: R: ER: SO: BB: IBB: HBP: BLK: WP: HR: S: P: ERA: WHIP																

Batter	1	2	3	4	5	6	7	8	9	AB	R	H	RBI	BB	SO	LOB	BOTTOM			
13 Austin Slater, R (1, 8) OBP: 0.347, SLG: 0.398										3	0	3	0	0	0	0	San Diego Padres @ San Francisco Giants Oracle Park, San Francisco, CA Mon Sep 25 2023, 6:46 PM - 9:10 PM PDT Att: 28,557 - Clear - 68 F			
39 Thairo Estrada, R (1, 4) OBP: 0.316, SLG: 0.417										4	0	0	0	0	1	4				
29 Luis Matos, R (1, 7) OBP: 0.317, SLG: 0.347										3	0	0	0	0	0	2				
5 Mike Yastrzemski, L (9, 9) OBP: 0.333, SLG: 0.462										1	0	0	0	0	0	0				
7 J.D. Davis, R (1, 3) OBP: 0.324, SLG: 0.409										3	0	1	0	0	1	1				
31 LaMonte Wade Jr., L (9, PH) OBP: 0.377, SLG: 0.428										0	0	0	0	1	0	0				
37 Marco Luciano, R (1, 6) OBP: 0.419, SLG: 0.444										2	1	1	0	2	0	1				
17 Mitch Haniger, R (1, 10) OBP: 0.286, SLG: 0.365										3	0	1	0	0	1	2				
23 Joc Pederson, L (8, PH) OBP: 0.355, SLG: 0.432										0	1	0	0	1	0	0				
14 Patrick Bailey, S (1, 2) OBP: 0.291, SLG: 0.367										4	0	0	0	0	2	7				
12 Heliot Ramos, R (1, 9) OBP: 0.250, SLG: 0.327										3	0	0	0	0	1	1				
8 Michael Conforto, L (8, PH) OBP: 0.341, SLG: 0.393										1	0	1	2	0	0	0				
49 Tyler Fitzgerald, R (1, 5) OBP: 0.294, SLG: 0.500										4	0	0	0	0	1	2				
<b>Inning Stats</b>	R: 0 E: 0 K: 1 S: 9	H: 1 LOB: 1 BB: 0 P: 14	R: 0 E: 0 K: 1 S: 11	H: 0 LOB: 1 BB: 1 P: 18	R: 0 E: 0 K: 1 S: 11	H: 1 LOB: 1 BB: 0 P: 15	R: 0 E: 0 K: 1 S: 10	H: 1 LOB: 1 BB: 0 P: 17	R: 0 E: 0 K: 2 S: 13	H: 0 LOB: 1 BB: 0 P: 18	R: 0 E: 0 K: 1 S: 11	H: 1 LOB: 2 BB: 1 P: 18	R: 0 E: 0 K: 0 S: 12	H: 1 LOB: 1 BB: 0 P: 19	R: 2 E: 0 K: 0 S: 18	H: 2 LOB: 2 BB: 2 P: 28	1B: 5 2B: 2 3B: 0 HR: 0	SF: 0 SAC: 0 DP: 0 HBP: 1	WP: 0 PB: 0 SB: 0 CS: 0	PA: 36
<b>PITCHER</b> 4 Blake Snell, L (1, 1) ERA: 2.25	IP: 6.0 WLS: H BF: 25	H: 4 R: 0 ER: 0 SO: 7	BB: 2 IBB: 0 HBP: 0 BLK: 0	WP: 0 HR: 0 S: 65 P: 100	ERA: 0.00 WHIP: 1.000	<b>PITCHER</b> IP: WLS: BF: H: R: ER: SO: BB: IBB: HBP: BLK: WP: HR: S: P: ERA: WHIP														
59 Tom Cosgrove, L (7, 1) ERA: 1.85	0.2 H 3	1 0 0 0	0 0 0 0	0 0 0 0	0 0 7 12	0.00 1.500														
75 Robert Suarez, R (7, 1) ERA: 4.21	1.1 L 8	2 2 2 0	1 1 0 0	0 0 23 35	13.50 2.250															



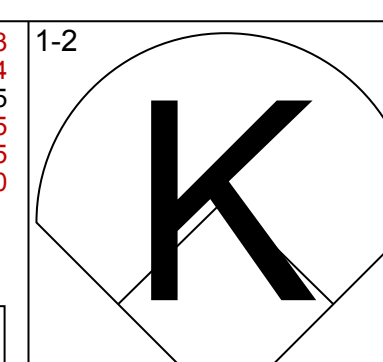
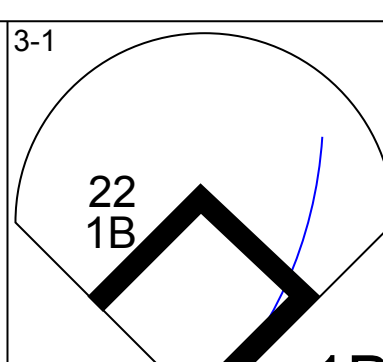
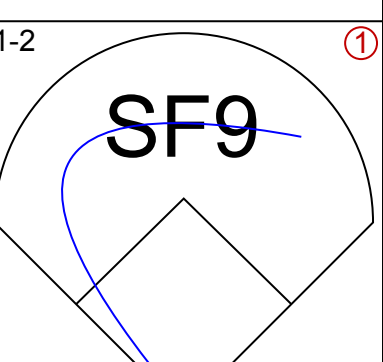
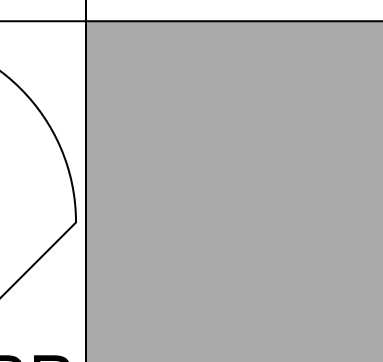
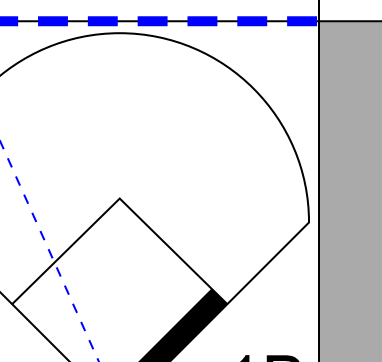
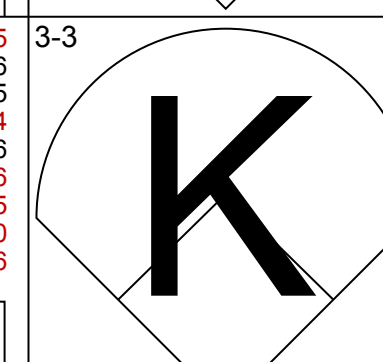
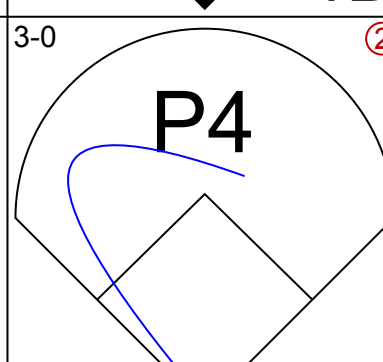
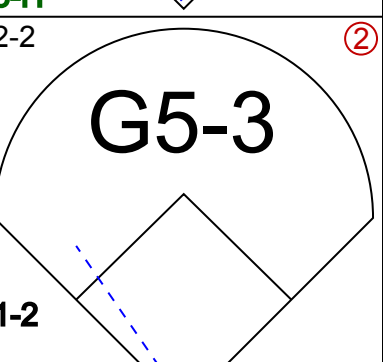
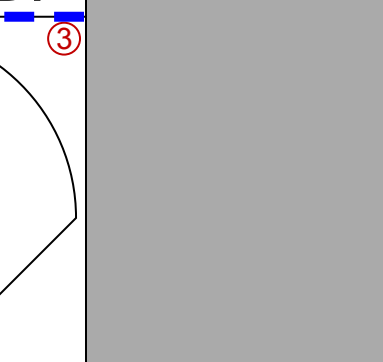
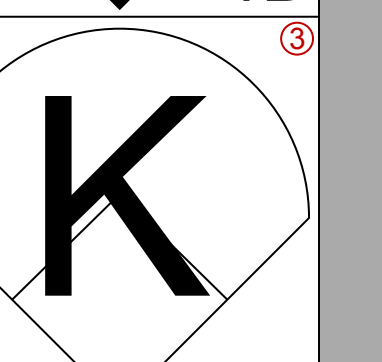
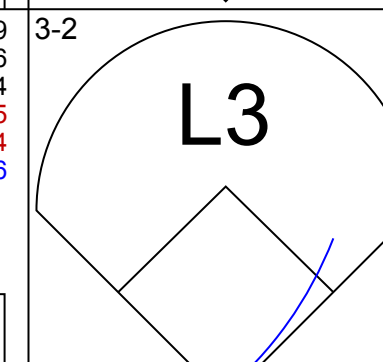
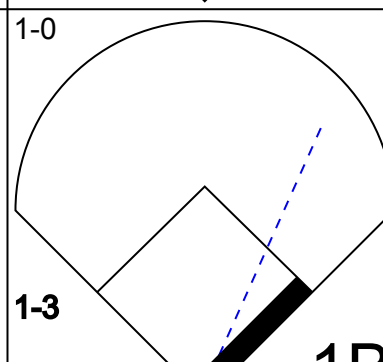
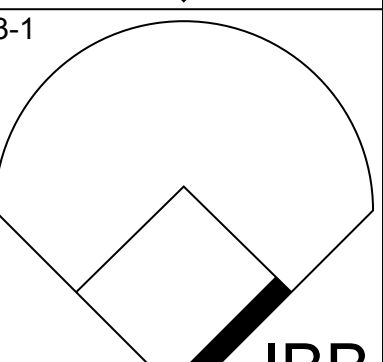
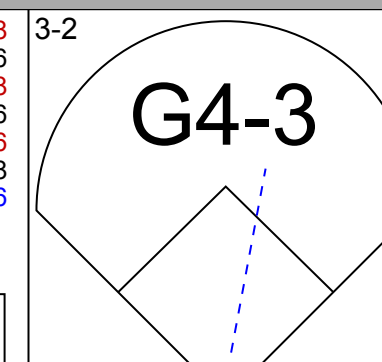
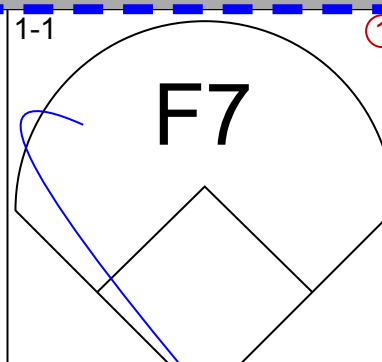
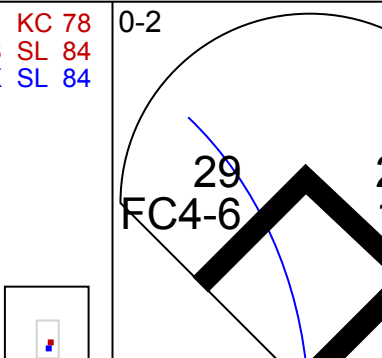
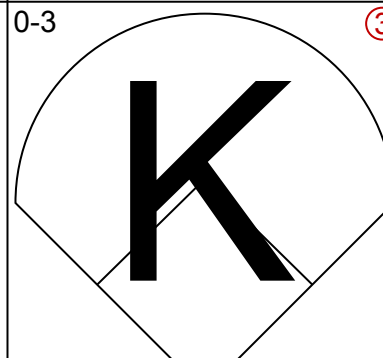
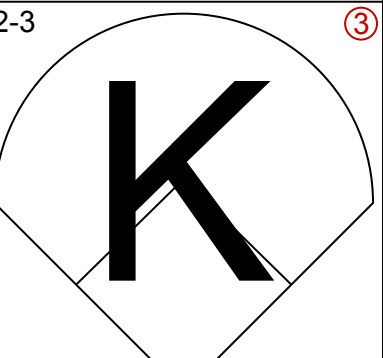
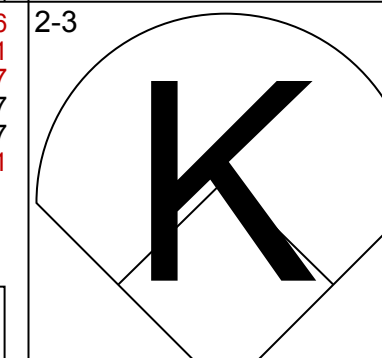
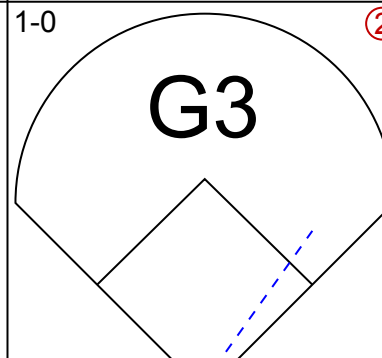

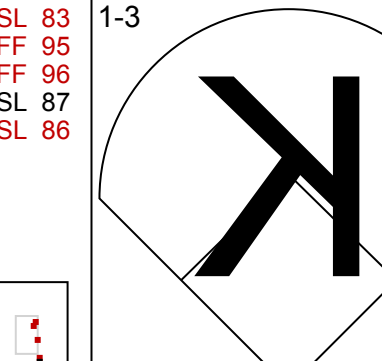
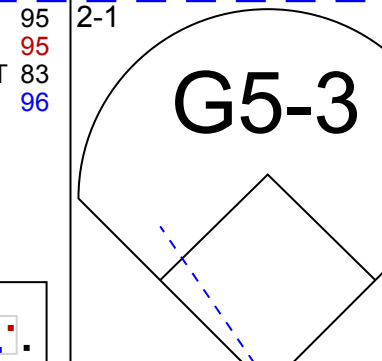
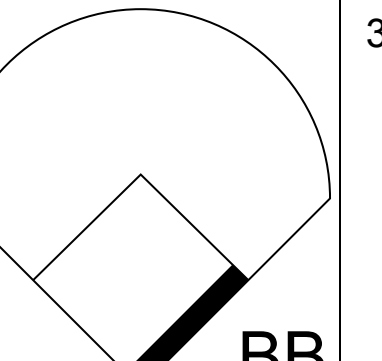

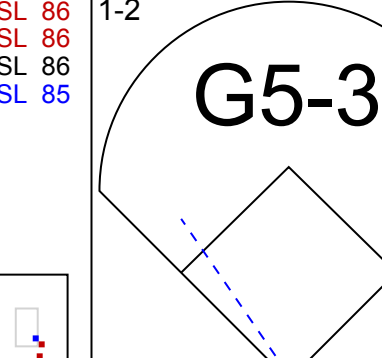
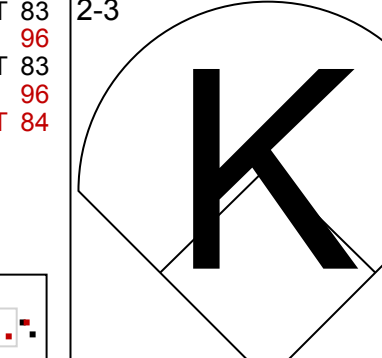
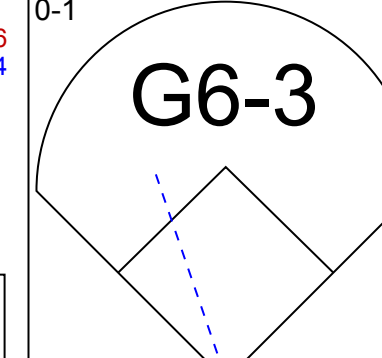
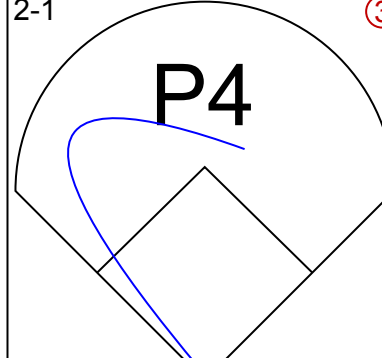
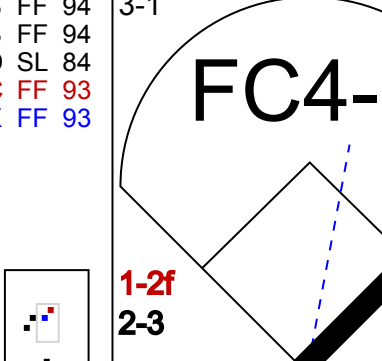
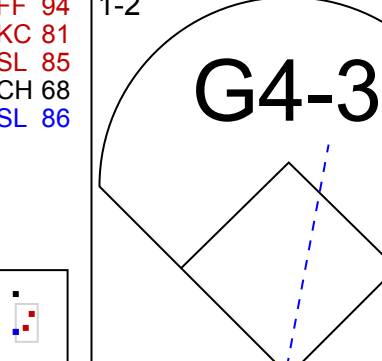
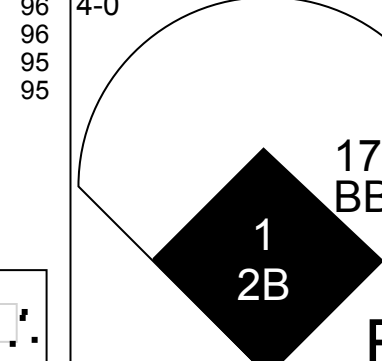
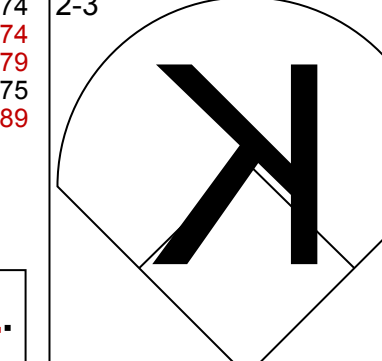

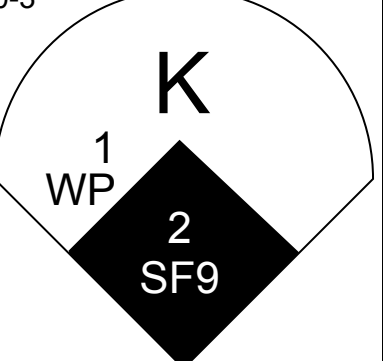
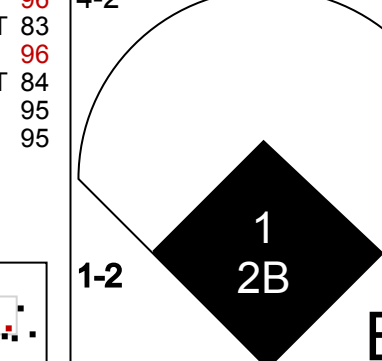
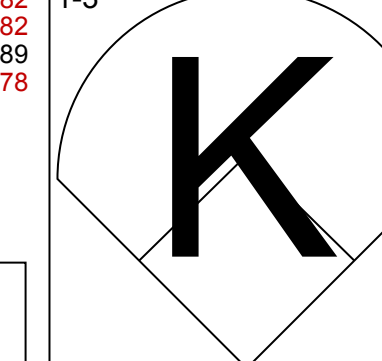
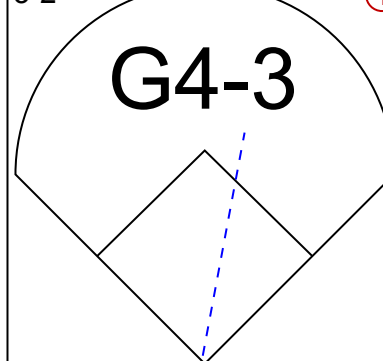
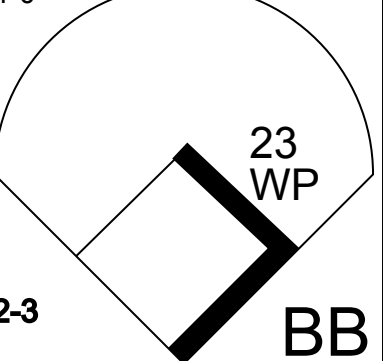
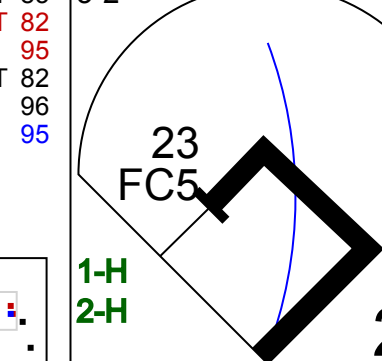
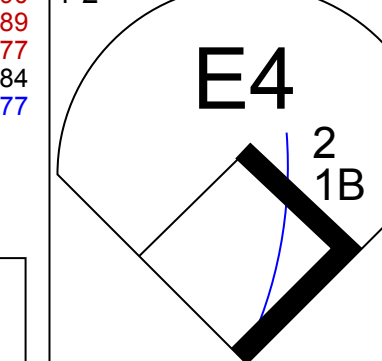


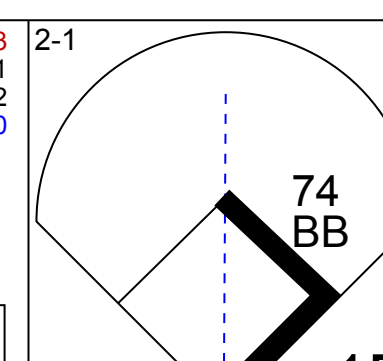
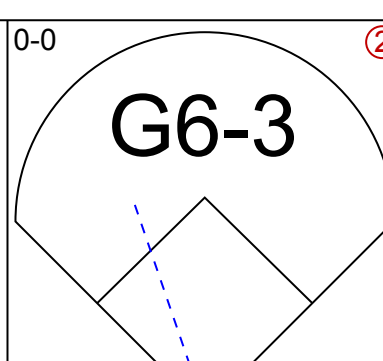
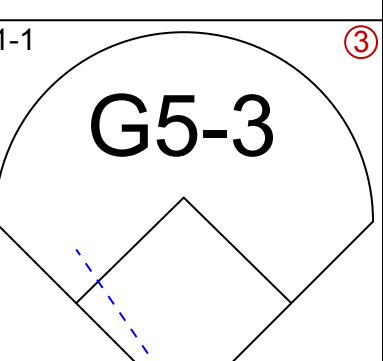
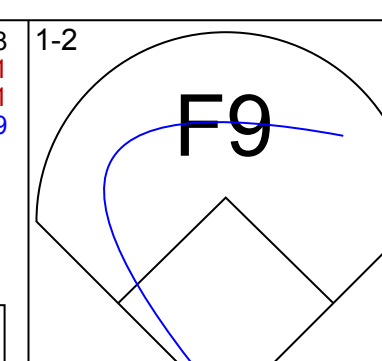
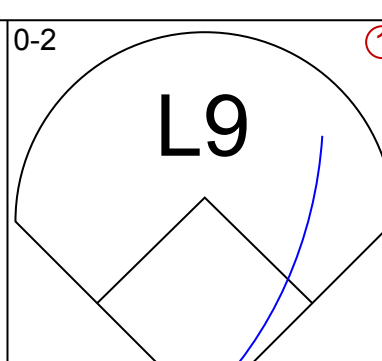
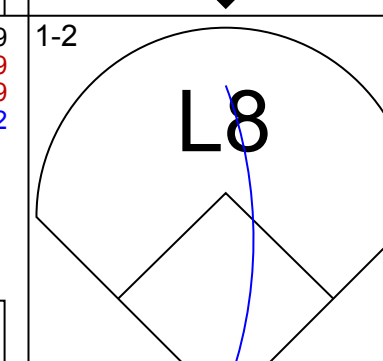
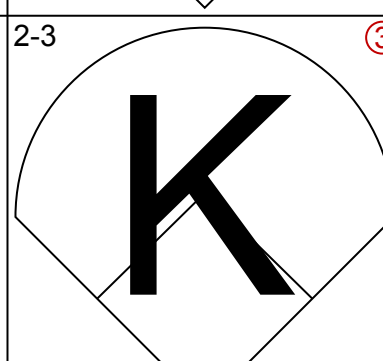
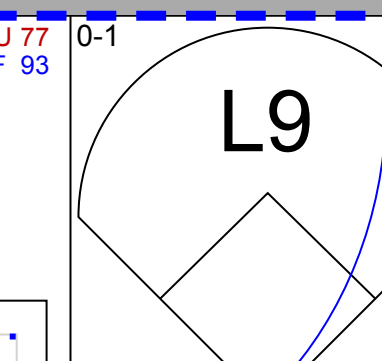
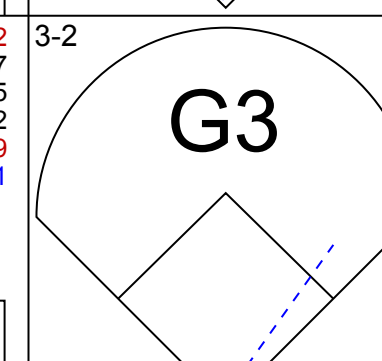
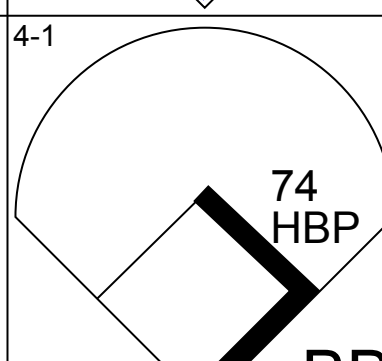
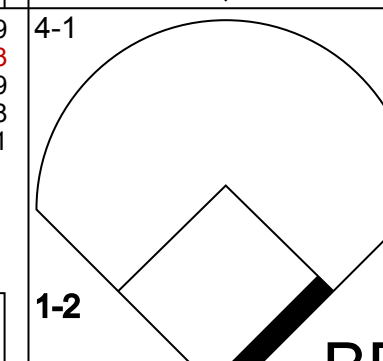
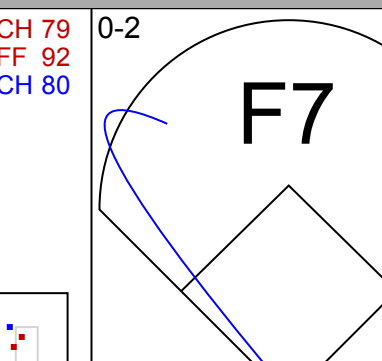
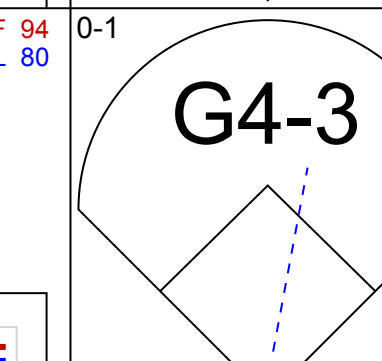
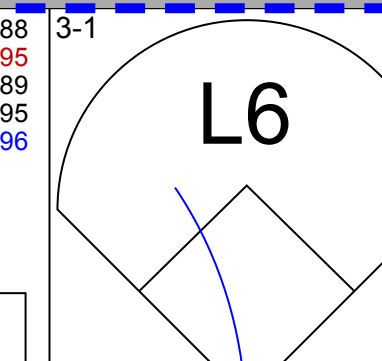
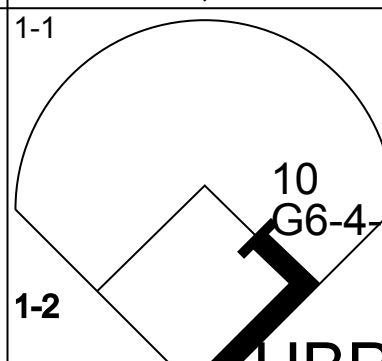
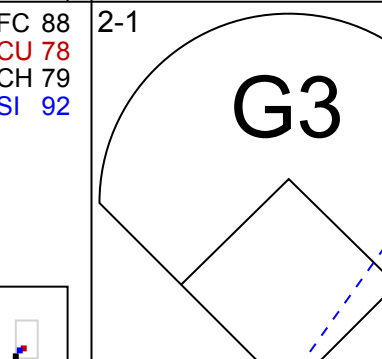
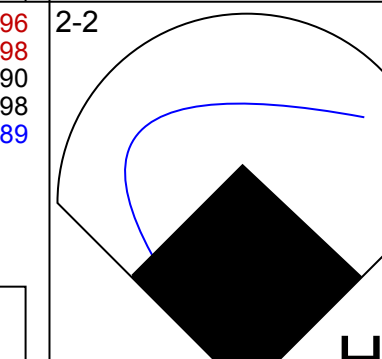
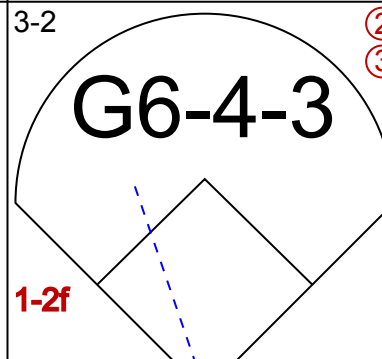
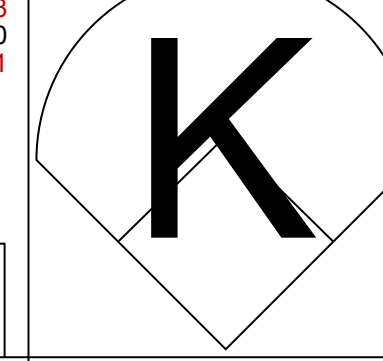
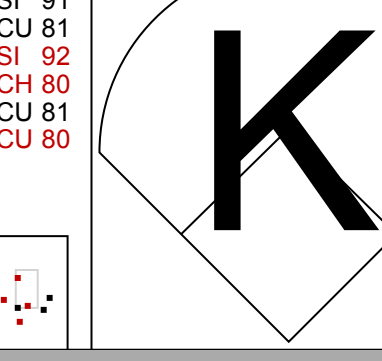
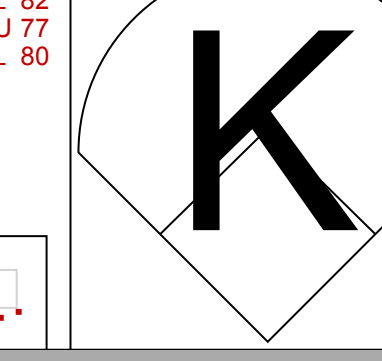
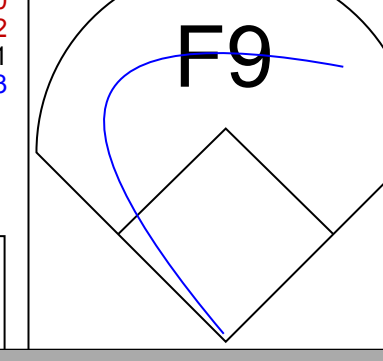


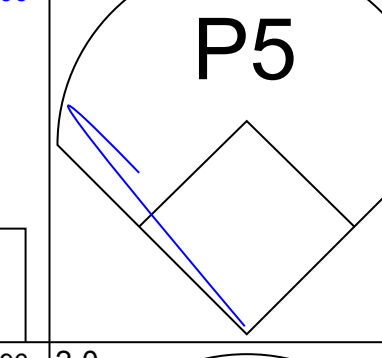


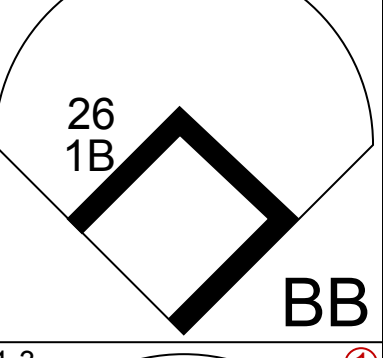
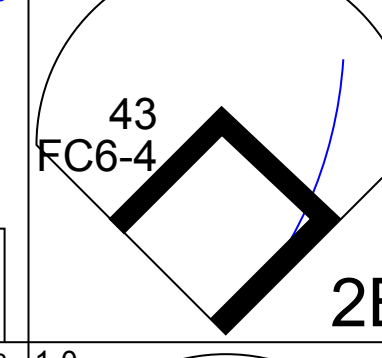
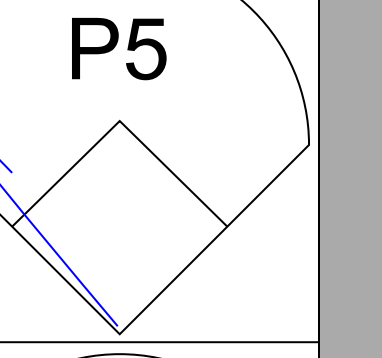


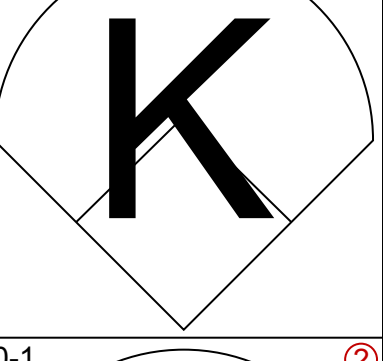
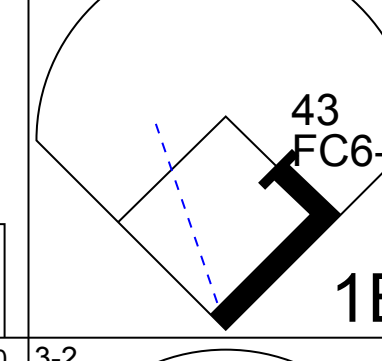
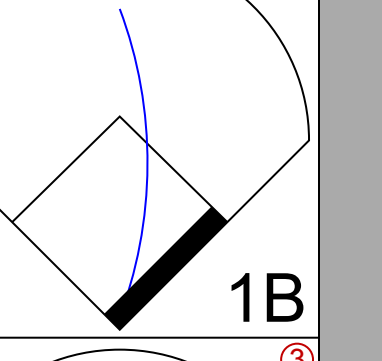


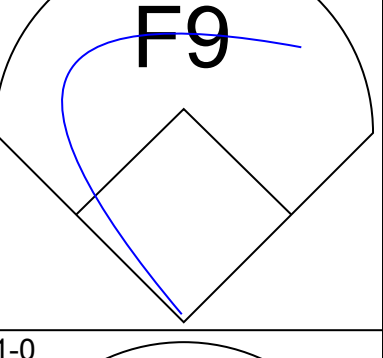
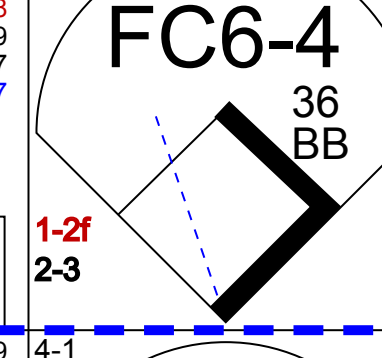
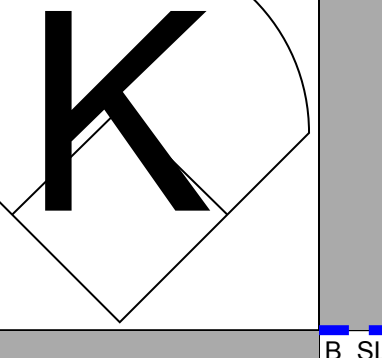
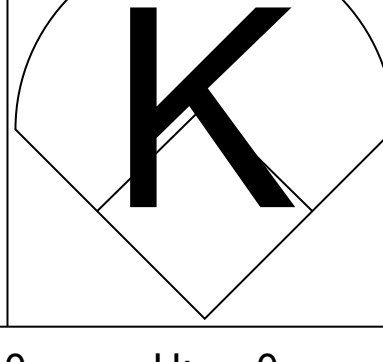
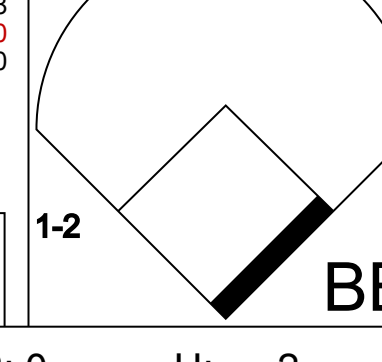
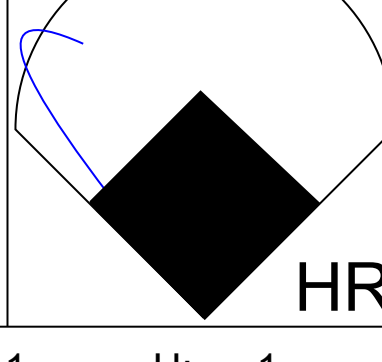








Batter	1	2	3	4	5	6	7	8	9	AB	R	H	RBI	BB	SO	LOB	TOP			
2 Xander Bogaerts, R (1, 6) OBP: 0.351, SLG: 0.441										3	0	2	1	0	1	0	<b>San Diego Padres @ Chicago White Sox</b> Guaranteed Rate Field, Chicago, IL Fri Sep 29 2023, 6:42 PM - 9:45 PM CDT Att: 20,491 - Clear - 68 F			
23 Fernando Tatis Jr., R (1, 9) OBP: 0.323, SLG: 0.452										5	0	0	0	0	2	6				
22 Juan Soto, L (1, 7) OBP: 0.409, SLG: 0.519										4	0	1	0	1	0	0				
13 Manny Machado, R (1, 10) OBP: 0.319, SLG: 0.462										5	0	1	0	0	3	4				
7 Ha-Seong Kim, R (1, 4) OBP: 0.350, SLG: 0.395										3	0	0	0	2	1	1				
24 Garrett Cooper, R (1, 3) OBP: 0.305, SLG: 0.423										5	0	1	0	0	1	2				
29 Brett Sullivan, L (1, 2) OBP: 0.289, SLG: 0.315										3	1	0	0	1	1	2				
17 Matthew Batten, R (1, 5) OBP: 0.351, SLG: 0.360										3	2	0	0	1	3	2				
1 Trent Grisham, L (1, 8) OBP: 0.312, SLG: 0.351										3	0	1	2	1	0	0				
<b>Inning Stats</b>	R: 0 E: 0 K: 2 S: 14	H: 0 LOB: 0 BB: 0 P: 21	R: 0 E: 0 K: 1 S: 13	H: 2 LOB: 2 BB: 0 P: 21	R: 0 E: 0 K: 1 S: 12	H: 2 LOB: 2 BB: 0 P: 22	R: 0 E: 0 K: 1 S: 11	H: 0 LOB: 0 BB: 0 P: 14	R: 1 E: 0 K: 2 S: 14	H: 0 LOB: 2 BB: 2 P: 26	R: 2 E: 0 K: 1 S: 13	H: 1 LOB: 2 BB: 2 P: 30	R: 0 E: 0 K: 3 S: 15	H: 1 LOB: 2 BB: 0 P: 21	R: 0 E: 0 K: 0 S: 7	H: 0 LOB: 1 BB: 1 P: 15		1B: 5 2B: 1 3B: 0 HR: 0	SF: 1 SAC: 0 DP: 0 HBP: 1	WP: 4 PB: 0 SB: 0 CS: 0
<b>PITCHER</b>	IP WLS BF H R ER SO	IP WLS BF H R ER SO	IP WLS BF H R ER SO	IP WLS BF H R ER SO	IP WLS BF H R ER SO	IP WLS BF H R ER SO	IP WLS BF H R ER SO	IP WLS BF H R ER SO	IP WLS BF H R ER SO	IP WLS BF H R ER SO	IP WLS BF H R ER SO	IP WLS BF H R ER SO	IP WLS BF H R ER SO	IP WLS BF H R ER SO	IP WLS BF H R ER SO	IP WLS BF H R ER SO	ERA WHIP	ERA WHIP	ERA WHIP	
84 Dylan Cease, R (1, 1) ERA: 4.98	5.0 L 22 4 1 1 7																1.80 1.000			
48 Yohan Ramirez, R (6, 1) ERA: 4.34	0.2 6 1 2 2 1																29.00 4.500			
64 Deivi García, R (6, 1) ERA: 2.57	1.1 5 0 0 0 1																0.00 0.750			
67 Sammy Peralta, L (8, 1) ERA: 4.42	0.2 3 0 0 0 2																0.00 0.000			
68 Lane Ramsey, R (8, 1) ERA: 5.65	0.1 2 1 0 0 1																0.00 3.000			

Batter	1	2	3	4	5	6	7	8	9	AB	R	H	RBI	BB	SO	LOB	BOTTOM					
7 Tim Anderson, R (1, 6) OBP: 0.287, SLG: 0.297										5	0	1	0	0	0	5	<b>San Diego Padres @ Chicago White Sox</b> Guaranteed Rate Field, Chicago, IL Fri Sep 29 2023, 6:42 PM - 9:45 PM CDT Att: 20,491 - Clear - 68 F					
23 Andrew Benintendi, L (1, 7) OBP: 0.306, SLG: 0.396										4	0	0	0	1	4							
74 Eloy Jiménez, R (1, 10) OBP: 0.320, SLG: 0.445										3	0	0	0	1	0	0						
28 Zach Remillard, R (9, PR) OBP: 0.287, SLG: 0.312										5	1	2	1	0	1	4						
10 Yoán Moncada, S (1, 5) OBP: 0.303, SLG: 0.426										3	0	0	0	1	2	3						
25 Andrew Vaughn, R (1, 3) OBP: 0.315, SLG: 0.433										3	0	0	0	1	2	3						
32 Gavin Sheets, L (1, 9) OBP: 0.289, SLG: 0.334										3	0	1	0	1	1	1						
1 Elvis Andrus, R (1, 4) OBP: 0.308, SLG: 0.363										4	0	2	0	0	2	1						
43 Trayce Thompson, R (1, 8) OBP: 0.288, SLG: 0.308										4	0	0	0	0	2	5						
26 Korey Lee, R (1, 2) OBP: 0.143, SLG: 0.138										2	0	1	0	0	1	0						
46 Tyler Naquin, L (7, PH)										0	0	0	0	0	0	0						
36 Carlos Pérez, R (7, PH) (8, 2)										1	1	1	1	1	0	0						
<b>Inning Stats</b>	R: 0 E: 0 K: 1 S: 13	H: 1 LOB: 2 BB: 1 P: 22	R: 0 E: 0 K: 3 S: 9	H: 0 LOB: 0 BB: 0 P: 13	R: 0 E: 0 K: 2 S: 8	H: 0 LOB: 0 BB: 0 P: 10	R: 0 E: 0 K: 1 S: 9	H: 0 LOB: 0 BB: 0 P: 14	R: 0 E: 0 K: 1 S: 10	H: 1 LOB: 2 BB: 1 P: 17	R: 0 E: 0 K: 1 S: 8	H: 1 LOB: 1 BB: 0 P: 11	R: 0 E: 0 K: 0 S: 13	H: 2 LOB: 3 BB: 1 P: 25	R: 1 E: 0 K: 1 S: 12	H: 2 LOB: 2 BB: 1 P: 23	R: 1 E: 0 K: 0 S: 10	H: 1 LOB: 2 BB: 1 P: 20	1B: 4 2B: 2 3B: 0 HR: 2	SF: 0 SAC: 0 DP: 1 HBP: 1	WP: 0 PB: 0 SB: 0 CS: 0	PA: 40
<b>PITCHER</b>	IP WLS BF H R ER SO	IP WLS BF H R ER SO	IP WLS BF H R ER SO	IP WLS BF H R ER SO	IP WLS BF H R ER SO	IP WLS BF H R ER SO	IP WLS BF H R ER SO	IP WLS BF H R ER SO	IP WLS BF H R ER SO	IP WLS BF H R ER SO	IP WLS BF H R ER SO	IP WLS BF H R ER SO	IP WLS BF H R ER SO	IP WLS BF H R ER SO	IP WLS BF H R ER SO	IP WLS BF H R ER SO	ERA WHIP	ERA WHIP	ERA WHIP			
21 Nick Martinez, R (1, 1) ERA: 3.43	5.0 W 19 2 0 0 8																0.00 0.800					
58 Scott Barlow, R (6, 1) ERA: 4.14	1.0 H 4 1 0 0 1																0.00 1.000					
66 Luis García, R (7, 1) ERA: 4.14	0.1 H 3 2 0 0 0																0.00 6.000					
59 Tom Cosgrove, L (7, 1) ERA: 1.79	0.2 H 3 0 0 0 0																0.00 1.500					
75 Robert Suarez, R (8, 1) ERA: 4.23	1.0 H 6 2 1 1 1																9.00 3.000					



Batter	1	2	3	4	5	6	7	8	9	AB	R	H	RBI	BB	SO	LOB	TOP					
2 Xander Bogaerts, R (1, 6) OBP: 0.350, SLG: 0.439	G3-1	1B	G4-3			L7		G1-3		5	1	1	0	0	0	1	<b>San Diego Padres @ Chicago White Sox</b> Guaranteed Rate Field, Chicago, IL Sat Sep 30 2023, 6:12 PM - 8:37 PM CDT Att: 30,118 - Clear - 76 F					
7 Ha-Seong Kim, R (1, 4) OBP: 0.354, SLG: 0.401	2B	1B				2B		G3		5	1	4	0	0	0	0						
22 Juan Soto, L (1, 10) OBP: 0.409, SLG: 0.519	1B	1B								3	2	1	1	1	2	2						
45 Chandler Seagle, R (9, PH) (9, 10)	2B	2B								1	0	0	0	0	0	0						
23 Fernando Tatis Jr., R (1, 9) OBP: 0.322, SLG: 0.449	2B	2B								3	1	0	0	0	1	4						
28 José Azocar, R (8, 9) OBP: 0.289, SLG: 0.352	2B	2B								1	0	0	0	0	0	0						
10 Jurickson Profar, S (1, 7) OBP: 0.320, SLG: 0.368	2B	1B								5	1	2	4	0	0	1						
91 Ji Man Choi, L (1, 3) OBP: 0.239, SLG: 0.396	2B	2B								4	0	2	1	0	2	2						
17 Matthew Batten, R (1, 5) OBP: 0.348, SLG: 0.356	2B									4	0	1	0	0	2	2						
1 Trent Grisham, L (1, 8) OBP: 0.314, SLG: 0.353	G4-3									3	0	1	0	1	0	2						
29 Brett Sullivan, L (1, 2) OBP: 0.256, SLG: 0.299	2B									4	0	0	0	0	2	3						
<b>Inning Stats</b>	R: 4 H: 3 E: 0 K: 1 S: 19	H: 3 LOB: 1 BB: 2 P: 32	R: 2 H: 4 E: 0 K: 2 S: 17	H: 4 LOB: 2 BB: 0 P: 21	R: 0 H: 1 E: 0 K: 0 S: 8	H: 1 LOB: 1 BB: 1 P: 16	R: 0 H: 1 E: 0 K: 2 S: 11	H: 1 LOB: 1 BB: 0 P: 19	R: 0 H: 1 E: 0 K: 3 S: 15	H: 1 LOB: 1 BB: 0 P: 20	R: 0 H: 1 E: 0 K: 1 S: 11	H: 1 LOB: 1 BB: 0 P: 15	R: 0 H: 1 E: 0 K: 0 S: 6	H: 0 LOB: 0 BB: 0 P: 12	R: 0 H: 0 E: 0 K: 0 S: 9	H: 0 LOB: 0 BB: 0 P: 11	R: 0 H: 0 E: 0 K: 0 S: 8	H: 0 LOB: 0 BB: 0 P: 12	1B: 7 2B: 5 3B: 0 HR: 0	SF: 0 SAC: 0 DP: 1 HBP: 0	WP: 1 PB: 0 SB: 3 CS: 0	PA: 41
<b>PITCHER</b>	IP WLS BF H R ER SO BB IBB HBP BLK WP HR S P ERA WHIP	IP WLS BF H R ER SO BB IBB HBP BLK WP HR S P ERA WHIP	IP WLS BF H R ER SO BB IBB HBP BLK WP HR S P ERA WHIP	IP WLS BF H R ER SO BB IBB HBP BLK WP HR S P ERA WHIP	IP WLS BF H R ER SO BB IBB HBP BLK WP HR S P ERA WHIP	IP WLS BF H R ER SO BB IBB HBP BLK WP HR S P ERA WHIP	IP WLS BF H R ER SO BB IBB HBP BLK WP HR S P ERA WHIP	IP WLS BF H R ER SO BB IBB HBP BLK WP HR S P ERA WHIP	IP WLS BF H R ER SO BB IBB HBP BLK WP HR S P ERA WHIP	IP WLS BF H R ER SO BB IBB HBP BLK WP HR S P ERA WHIP	IP WLS BF H R ER SO BB IBB HBP BLK WP HR S P ERA WHIP	IP WLS BF H R ER SO BB IBB HBP BLK WP HR S P ERA WHIP	IP WLS BF H R ER SO BB IBB HBP BLK WP HR S P ERA WHIP	IP WLS BF H R ER SO BB IBB HBP BLK WP HR S P ERA WHIP	IP WLS BF H R ER SO BB IBB HBP BLK WP HR S P ERA WHIP	IP WLS BF H R ER SO BB IBB HBP BLK WP HR S P ERA WHIP	IP WLS BF H R ER SO BB IBB HBP BLK WP HR S P ERA WHIP	IP WLS BF H R ER SO BB IBB HBP BLK WP HR S P ERA WHIP	IP WLS BF H R ER SO BB IBB HBP BLK WP HR S P ERA WHIP			
52 Mike Clevinger, R (1, 1) ERA: 3.77	1.2	L	14	7	6	6	2	2	0	0	0	0	0	0	0	0	32.40	5.400				
57 Tanner Banks, L (2, 1) ERA: 4.43	2.1	9	2	0	0	3	1	0	0	0	0	0	0	22	39	0.00	1.286					
67 Sammy Peralta, L (5, 1) ERA: 4.05	1.2	7	2	0	0	4	0	0	0	0	0	0	0	25	34	0.00	1.200					
77 Luis Patiño, R (6, 1) ERA: 4.57	2.1	8	1	0	0	0	0	0	0	0	0	0	0	16	24	0.00	0.429					
41 Bryan Shaw, R (9, 1) ERA: 4.23	1.0	3	0	0	0	0	0	0	0	0	0	0	0	8	12	0.00	0.000					
<b>Batter</b>	1	2	3	4	5	6	7	8	9	AB	R	H	RBI	BB	SO	LOB	BOTTOM					
7 Tim Anderson, R (1, 6) OBP: 0.286, SLG: 0.296	G6-3		L7					L8		4	0	1	0	0	0	0	<b>San Diego Padres @ Chicago White Sox</b> Guaranteed Rate Field, Chicago, IL Sat Sep 30 2023, 6:12 PM - 8:37 PM CDT Att: 30,118 - Clear - 76 F					
10 Yadir Moncada, S (1, 5) OBP: 0.305, SLG: 0.425	1B							2B		3	0	1	0	1	1	2						
74 Eloy Jiménez, R (1, 10) OBP: 0.317, SLG: 0.441	2B									4	0	0	0	0	1	4						
25 Andrew Vaughn, R (1, 3) OBP: 0.315, SLG: 0.431	2B									4	0	1	0	0	1	4						
32 Gavin Sheets, L (1, 9) OBP: 0.268, SLG: 0.333	F7									4	0	1	0	0	0	1						
24 Yasmani Grandal, S (1, 2) OBP: 0.310, SLG: 0.341										2	0	0	0	0	0	0						
36 Carlos Pérez, R (6, 2) OBP: 0.286, SLG: 0.378	G4-3									2	0	0	0	0	1	2						
43 Trayce Thompson, R (1, 8) OBP: 0.282, SLG: 0.300	2B									4	0	0	0	0	2	2						
46 Tyler Naquin, L (1, 7) OBP: 0.285, SLG: 0.310										2	0	0	0	0	2	0						
28 Zach Remillard, R (8, PH) (9, 7)										1	0	0	0	0	1	0						
50 Lenyn Sosa, R (1, 4) OBP: 0.212, SLG: 0.348	L3									3	1	2	1	0	0	0						
<b>Inning Stats</b>	R: 0 H: 1 E: 0 K: 2 S: 13	H: 0 LOB: 0 BB: 0 P: 10	R: 0 H: 0 E: 0 K: 1 S: 9	H: 0 LOB: 0 BB: 0 P: 13	R: 0 H: 0 E: 0 K: 0 S: 6	H: 0 LOB: 1 BB: 1 P: 15	R: 0 H: 0 E: 0 K: 1 S: 7	H: 0 LOB: 0 BB: 0 P: 10	R: 0 H: 2 E: 0 K: 0 S: 8	H: 2 LOB: 0 BB: 0 P: 11	R: 0 H: 1 E: 0 K: 2 S: 9	H: 1 LOB: 0 BB: 0 P: 11	R: 0 H: 2 E: 0 K: 0 S: 7	H: 2 LOB: 2 BB: 0 P: 10	1B: 5 2B: 0 3B: 0 HR: 1	SF: 0 SAC: 0 DP: 0 HBP: 0	WP: 0 PB: 0 SB: 0 CS: 0	PA: 34				
<b>PITCHER</b>	IP WLS BF H R ER SO BB IBB HBP BLK WP HR S P ERA WHIP	IP WLS BF H R ER SO BB IBB HBP BLK WP HR S P ERA WHIP	IP WLS BF H R ER SO BB IBB HBP BLK WP HR S P ERA WHIP	IP WLS BF H R ER SO BB IBB HBP BLK WP HR S P ERA WHIP	IP WLS BF H R ER SO BB IBB HBP BLK WP HR S P ERA WHIP	IP WLS BF H R ER SO BB IBB HBP BLK WP HR S P ERA WHIP	IP WLS BF H R ER SO BB IBB HBP BLK WP HR S P ERA WHIP	IP WLS BF H R ER SO BB IBB HBP BLK WP HR S P ERA WHIP	IP WLS BF H R ER SO BB IBB HBP BLK WP HR S P ERA WHIP	IP WLS BF H R ER SO BB IBB HBP BLK WP HR S P ERA WHIP	IP WLS BF H R ER SO BB IBB HBP BLK WP HR S P ERA WHIP	IP WLS BF H R ER SO BB IBB HBP BLK WP HR S P ERA WHIP	IP WLS BF H R ER SO BB IBB HBP BLK WP HR S P ERA WHIP	IP WLS BF H R ER SO BB IBB HBP BLK WP HR S P ERA WHIP	IP WLS BF H R ER SO BB IBB HBP BLK WP HR S P ERA WHIP	IP WLS BF H R ER SO BB IBB HBP BLK WP HR S P ERA WHIP	IP WLS BF H R ER SO BB IBB HBP BLK WP HR S P ERA WHIP	IP WLS BF H R ER SO BB IBB HBP BLK WP HR S P ERA WHIP	IP WLS BF H R ER SO BB IBB HBP BLK WP HR S P ERA WHIP			
52 Michael Wacha, R (1, 1) ERA: 3.22	7.0	W	25	3	0	0	7	1	0	0	0	0	0	0	0	0	0.00	0.571				
56 Ray Kerr, L (8, 1) ERA: 4.5	1.0	4	1	1	1	2	0	0	0	0	1	9	11	9.00	1.000							
66 Luis García, R (9, 1) ERA: 4.07	1.0	5	2	0	0	0	0	0	0	0	0	7	10	0.00	2.000							



Batter	1	2	3	4	5	6	7	8	9	10	11	AB	R	H	RBI	BB	SO	LOB	TOP							
2 Xander Bogaerts, R OBP: 0.350, SLG: 0.440 17 Matthew Batten, R OBP: 0.355, SLG: 0.358	(1, 6) 3 SI 96 0-1 X SI 96 7 CS 1B		C FF 97 0-3 S SL 96 K			B SI 94 2-2 C FF 95 B SL 87 S SL 88 X SI 96 2B 1B	B SI 92 3-3 C FF 95 B SL 91 S SL 95 X SI 95		B CU 76 4-1 C FF 96 B CU 78 B FF 96 B FF 96 2B 91 BB BB			2 0 1 0 0 1 0 2 0 1 0 1 1 2														
7 Ha-Seong Kim, R OBP: 0.351, SLG: 0.398	(1, 4) C SI 95 1-2 B SI 94 S SL 97 X SI 98 F8			B SI 94 2-2 F SI 94 B CH 88 X SI 87 G6-3		B SI 94 0-2 C SI 95 B SL 88 X SI 96 L7		B FF 95 2-1 C FF 97 S FF 97 X FF 97 P3		D CU 78 1-0 X FF 96 SF9		4 0 0 1 0 0 2														
22 Juan Soto, L OBP: 0.410, SLG: 0.519 91 Ji Man Choi, L OBP: 0.239, SLG: 0.385	(1, 10) B CH 89 4-2 T SI 95 C CH 89 B CH 87 B SL 87 BB			B CH 86 2-2 C SI 95 B CH 88 X SI 94 G3-1		B SI 90 3-1 B CH 88 B SI 95 X SI 94 F7		B FF 97 2-3 C FF 97 B FF 96 S FF 97 C SL 87 K		B CH 86 4-2 F FF 96 B CU 82 B CH 86 F CH 86 B FF 96 2B BB		0 0 0 0 1 0 0 3 0 0 0 1 1 1														
23 Fernando Tatis Jr., R OBP: 0.322, SLG: 0.449 26 José Azocar, R OBP: 0.278, SLG: 0.363	(1, 9) B SI 96 1-2 S SI 87 C SL 88 X SI 88 G6-3			S SI 97 2-2 B CH 86 B CH 88 X SI 88 2B		B SI 89 4-0 B SI 89 B SI 95 X SI 95 BB		S FF 97 2-3 B FF 94 S FF 96 S FF 94 S FF 97 K		C FF 96 1-3 B SI 96 C FF 97 C FF 97 10 BB 1B		1 0 0 0 0 0 1 3 1 1 0 1 2 2														
10 Jurickson Profar, S OBP: 0.321, SLG: 0.368	(1, 7) C CH 84 1-2 C CH 87 B CH 87 X SI 96 24 G5-4-3 1B			B CH 88 3-2 B CH 88 B CH 87 X SI 96 G5-3		X CH 90 0-0 G4-3		B CU 94 2-2 B SL 82 B FC 93 B FC 93 X SL 95 F7		X SI 93 0-0 24 G1-4-3 1B		5 0 2 1 0 0 3														
24 Garrett Cooper, R OBP: 0.351, SLG: 0.419	(1, 3) B SI 95 1-1 F SL 87 X SI 99 G5-4-3			C SI 94 0-2 S SI 96 G5-3		B SI 94 2-2 C SI 94 C SI 94 X SI 94 G5-3		B FC 94 4-2 B SL 82 B FC 93 B FC 93 BB		F SI 88 2-2 B SI 87 F SI 96 F SI 96 F SI 96 1 SAFE B SI 96 X SI 96 G1-4-3		4 0 0 0 1 0 2														
1 Trent Grisham, L OBP: 0.315, SLG: 0.352	(1, 8) B FF 98 3-1 C SI 96 B CH 90 B SI 96 X SI 96 G4-3			C SI 95 1-3 B CH 89 B CH 89 X SI 96 K		B SI 96 4-0 B SI 94 B SI 93 B SI 95 5 1B BB		C FC 94 0-1 C CH 94 L9		C SI 88 1-1 B SI 97 X SL 89 5 1B		4 0 1 0 1 1 1														
5 Eguv Rosario, R OBP: 0.270, SLG: 0.500	(1, 5) B SI 96 1-3 S SI 87 C SL 88 X SI 88 K			B SI 96 4-2 B SI 88 B SI 88 X SI 88 BB		B SI 95 2-2 B SI 89 B SI 88 X SI 80 1-2 1B		B FC 92 2-0 X FC 92 P4		B SI 96 2-2 B SI 87 B SI 93 X SL 89 29 G3 7 SF9 L9		4 1 1 0 1 1 2														
29 Brett Sullivan, L OBP: 0.244, SLG: 0.284	(1, 2) B SI 96 3-2 B CH 89 B CH 89 X SI 96 G4-3			B CH 90 1-1 1 SAFE B SI 94 X SI 94 G4-3		C SI 96 1-3 B SI 96 C SI 96 X SI 96 K		S FF 96 2-2 F FF 96 F FF 96 B CH 86 X CH 86 G3				4 0 0 0 0 1 3														
<b>Inning Stats</b>	R: 0 E: 1 K: 0 S: 10	H: 1 LOB: 1 P: 16	R: 0 E: 0 K: 0 S: 7	H: 1 LOB: 0 P: 12	R: 0 E: 0 K: 2 S: 10	H: 0 LOB: 0 BB: 0 P: 14	R: 0 E: 0 K: 1 S: 12	H: 1 LOB: 1 BB: 1 P: 21	R: 0 E: 0 K: 1 S: 12	H: 0 LOB: 1 BB: 1 P: 18	R: 0 E: 0 K: 2 S: 9	H: 1 LOB: 2 BB: 1 P: 18	R: 0 E: 0 K: 2 S: 10	H: 0 LOB: 1 BB: 1 P: 16	R: 0 E: 0 K: 0 S: 9	H: 0 LOB: 1 BB: 1 P: 17	R: 1 E: 1 K: 1 S: 11	H: 0 LOB: 2 BB: 2 P: 23	R: 1 E: 0 K: 0 S: 12	H: 2 LOB: 1 BB: 0 P: 17	1B: 6 2B: 1 3B: 0 HR: 0	SF: 1 SAC: 0 DP: 2 HBP: 0	WP: 0 PB: 1 SB: 2 CS: 1	PA: 44		
<b>PITCHER</b>	54 José Ureña, R ERA: 6.45	(1, 1) IP 6.0 WLS 23 BF 5	WLS 1 R 0 ER 0 SO 3	BB 4 IBB 0 HBP 0 BLK 0	WP 0 HR 0 S 60 P 99	ERA 0.00 WHIP 1.167	59 Declan Cronin, R ERA: 9.0	(11, 1) IP 1.0 WLS 4 BF 2	H 2 R 1 ER 0 SO 0	BB 0 IBB 0 HBP 0 BLK 0	WP 0 HR 0 S 12 P 17	ERA 0.00 WHIP 2.000														
48 Yohan Ramirez, R ERA: 4.23	(7, 1) 1.0 3 0 0 0 2	1 0 0 0 2	1 0 0 0 0	0 0 0 0 0	0 0 10 16	0.00 0.000	41 Bryan Shaw, R ERA: 3.95	(9, 1) 1.0 4 0 0 0 0	0 0 9 17	0 0 1 1.000																
64 Deliv Garcia, R ERA: 2.4	(10, 1) 1.0 5 0 1 0 1	2 0 0 0 0	0 0 0 0 0	0 0 0 0 0	0 0 11 23	0.00 2.000																				

San Diego Padres @ Chicago White Sox  
Guaranteed Rate Field, Chicago, IL  
Sun Oct 01 2023, 2:11 PM - 5:17 PM CDT  
Att. 20,588 - Sunny - 80 F

livebaseballscorecards.com

AB 36  
R 2  
H 7  
RBI 2  
BB 7  
SO 8  
LOB 19



Batter	1	2	3	4	5	6	7	8	9	10	11	AB	R	H	RBI	BB	SO	LOB	BOTTOM						
1 Elvis Andrus, R OBP: 0.304, SLG: 0.358	(1, 6) B FF 92 2-0 B SI 92 X SI 93 G6-3		B CU 76 2-1 B SI 92 X CH 84 G5-3		C FF 96 2-3 B CU 76 F SI 92 S CH 83 K		C SI 83 1-3 B SI 92 C SI 94 X SI 94 K		B SI 97 3-1 B SI 96 B SI 96 X SI 96 P5			5 1 0 0 0 2 1													
28 Zach Remillard, R OBP: 0.295, SLG: 0.320	(1, 4) F SI 93 0-1 X SI 93 32 E 1B		S CH 83 0-1 X CU 76 25 G4-3 1B		B CU 77 3-3 D CU 78 C SI 82 F SI 80 S CH 83 K		D SL 83 3-1 D CU 78 B SL 83 X SL 82 G6-3		2 SAFE C FF 89 X CU 74 32 1B			5 0 3 1 0 1 1													
25 Andrew Vaughn, R OBP: 0.314, SLG: 0.429	(1, 3) B SI 93 2-3 F CU 76 F CH 83 B ST 81 S CH 84 K		C SI 92 0-2 CU 76 F CH 83 F ST 80 G4-3		C SI 81 2-3 B SI 81 F SI 96 S FF 96 K2-3		X SI 92 0-0 24 G5-3 1B		F FF 90 1-2 B SI 90 F CU 74 T FF 91 K			5 0 1 0 0 3 3													
32 Gavin Sheets, L OBP: 0.267, SLG: 0.331	(1, 9) X SI 94 0-0 E1		B FF 96 3-2 D CU 76 F CH 85 C FF 96 X FF 94 G3		B FF 94 2-3 C SI 82 C SI 82 C SI 82 X SI 82 K		C ST 79 0-1 1 SAFE X SI 91 F7		B CU 74 3-2 C FF 91 B CU 74 B CU 75 C SI 89 X FF 90 24 G6-4-3 1B			5 0 1 0 0 1 3													
24 Yasmani Grandal, S OBP: 0.309, SLG: 0.339 26 Korey Lee, R OBP: 0.143, SLG: 0.138	(1, 10) B SI 92 3-3 F CH 82 F SI 84 D CH 83 C CH 84 K		C CU 76 3-2 S CU 77 B FF 93 B FF 93 S CH 84 X CH 94 P5		X FF 95 0-0 50 BB 1B		B SI 90 1-2 C SI 78 X SI 78 G5-3		S SL 76 1-1 B CU 75 X SL 79 46 G4-3 1B			5 0 1 0 0 1 5 0 0 0 0 0 0 0													
50 Loryn Sosa, R OBP: 0.224, SLG: 0.348	(1, 5) B CU 76 2-3 F SI 93 B CH 83 S CH 84 C SI 94 K		B SI 91 1-0 X SI 92 1B		B SI 80 4-2 C SI 80 C FF 95 B CU 82 BB		B SI 90 3-0 B ST 77 IBB		F FC 86 0-2 S FF 90 T FF 90 K			3 0 1 0 2 2 0													
46 Tyler Naquin, L OBP: 0.285, SLG: 0.294	(1, 7) S CH 84 1-3 B FF 93 S FF 93 K		C SI 94 1-3 B CH 83 S CH 84 1B		B FF 96 2-3 D CU 80 C SI 80 S CH 83 K		B ST 79 1-3 S SI 91 F ST 77 C FF 92 K		B CU 75 2-1 B SI 86 C CU 75 X CU 74 G4-3			5 0 0 0 0 4 5													
43 Trayce Thompson, R OBP: 0.285, SLG: 0.294	(1, 8) C FF 93 3-2 B CU 76 B ST 81 F CH 84 F CH 84 H CU 76 HBP		B FF 95 1-0 X CH 83 G5-3		C FF 94 4-2 B CU 77 B CU 77 B SI 93 F FF 92 B CU 78 1 S 36 G5-3 BB		B SI 96 1-3 C SI 96 S SI 96 S SI 96 X SI 96 K		B SI 96 1-3 B SI 96 B SI 96 X SI 96 P3			3 0 0 0 1 2 2													
36 Carlos Pérez, R OBP: 0.264, SLG: 0.347	(1, 2) C SI 93 3-2 S CH 82 D CH 83 B CH 83 C CH 84 X SI 93 G6-3		X FF 95 0-0 F9		X SI 93 0-0 G5-3		B SI 96 3-2 B SI 96 B SI 96 X SI 96 P3					4 0 0 0 0 0 2													
<b>Inning Stats</b>	R: 0 E: 1 K: 2 S: 10	H: 1 LOB: 2 BB: 0 P: 17	R: 0 E: 0 K: 2 S: 13	H: 1 LOB: 1 BB: 0 P: 22	R: 0 E: 0 K: 0 S: 11	H: 1 LOB: 1 BB: 0 P: 16	R: 0 E: 0 K: 1 S: 8	H: 1 LOB: 1 BB: 0 P: 14	R: 0 E: 0 K: 2 S: 7	H: 0 LOB: 0 BB: 0 P: 12	R: 0 E: 0 K: 3 S: 13	H: 0 LOB: 2 BB: 1 P: 23	R: 0 E: 0 K: 1 S: 9	H: 0 LOB: 1 BB: 1 P: 17	R: 0 E: 0 K: 1 S: 9	H: 0 LOB: 0 BB: 0 P: 16	R: 1 E: 0 K: 1 S: 11	H: 2 LOB: 1 BB: 0 P: 16	R: 0 E: 0 K: 2 S: 8	H: 0 LOB: 1 BB: 0 P: 11	1B: 7 2B: 0 3B: 0 HR: 0	SF: 0 SAC: 0 DP: 1 HBP: 1	WP: 0 PB: 0 SB: 1 CS: 0	PA: 44	
<b>PITCHER</b>	60 Pedro Avila, R ERA: 3.22	(1, 1) IP 5.0 WLS 20 BF 5	WLS 1 R 0 ER 0 SO 7	BB 3 IBB 0 HBP 1 BLK 0	WP 0 HR 0 S 49 P 81	ERA 0.00 WHIP 0.600	41 Rich Hill, L ERA: 5.41	(10, 1) IP 2.0 WLS 7 BF 7	H 2 R 1 ER 0 SO 3	BB 0 IBB 0 HBP 0 BLK 0	WP 0 HR 0 S 19 P 27	ERA 0.00 WHIP 1.000													
56 Ray Kerr, L ERA: 4.33	(6, 1) 1.0 5 1 0 0 3	1 0 0 0 1	1 0 0 0 0	0 0 0 0 0	0 0 9 17	0.00 1.000	59 Tom Cosgrove, L ERA: 1.75	(8, 1) 1.0 5 1 0 0 1	0 0 9 14	0 0 9 1.000															
71 Josh Hader, L ERA: 1.26	(9, 1) 1.0 3 0 0 0 1	0 0 0 0 1	0 0 0 0 0	0 0 0 0 0	0 0 9 16	0.00 0.000																			

San Diego Padres @ Chicago White Sox  
Guaranteed Rate Field, Chicago, IL  
Sun Oct 01 2023, 2:11 PM - 5:17 PM CDT  
Att. 20,588 - Sunny - 80 F

livebaseballscorecards.com

AB 40  
R 1  
H 7  
RBI 1  
BB 3  
SO 16  
LOB 22

